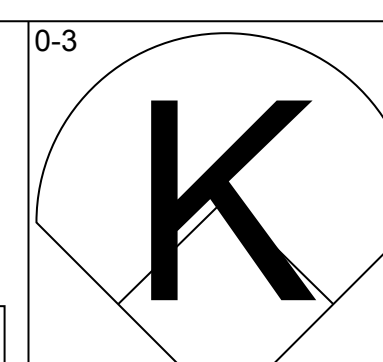
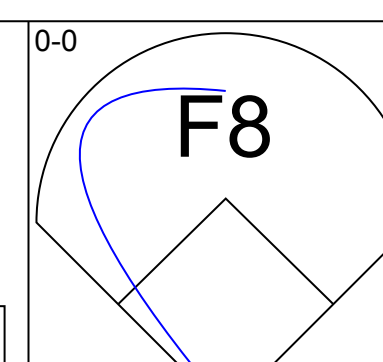
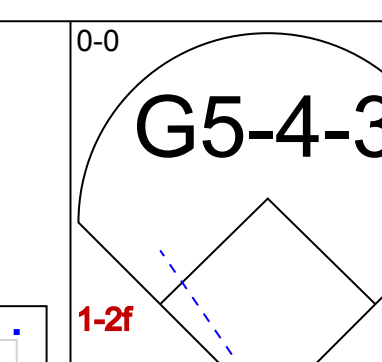
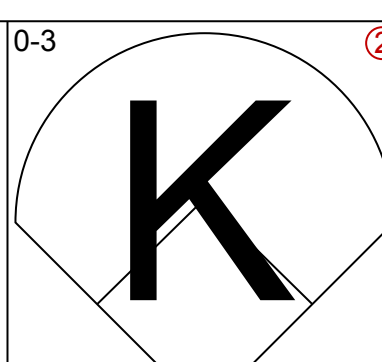
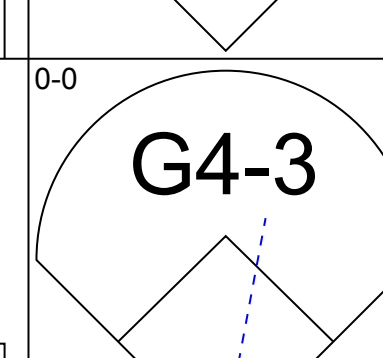
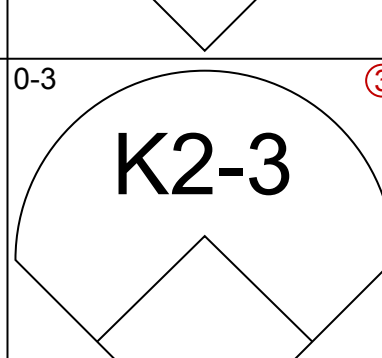
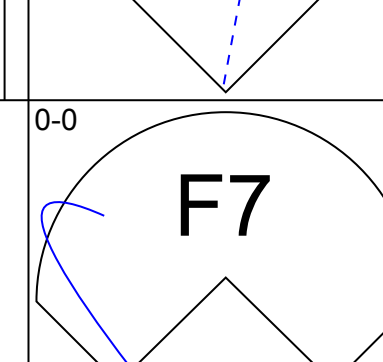
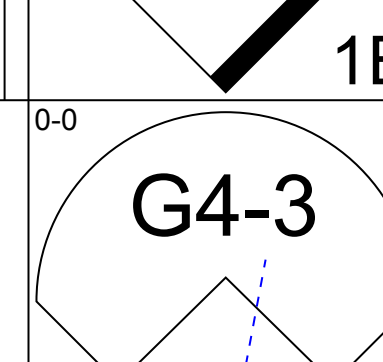
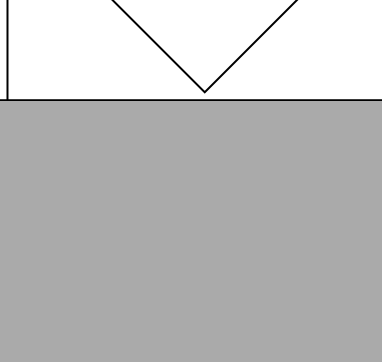
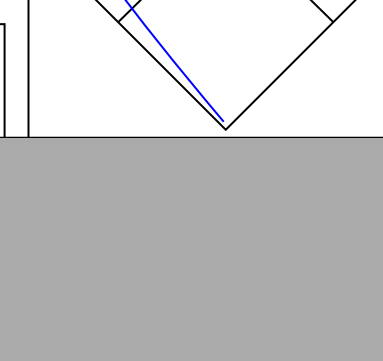
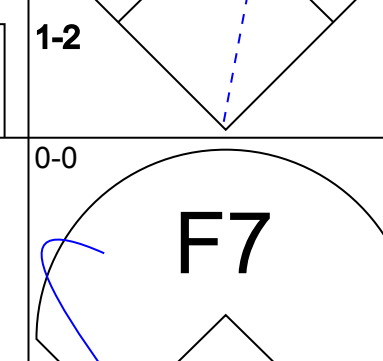

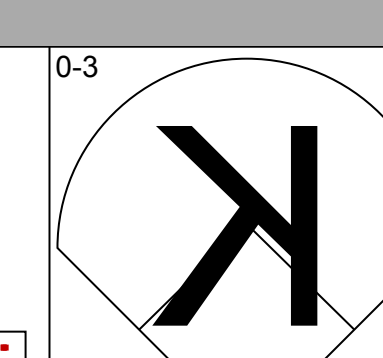
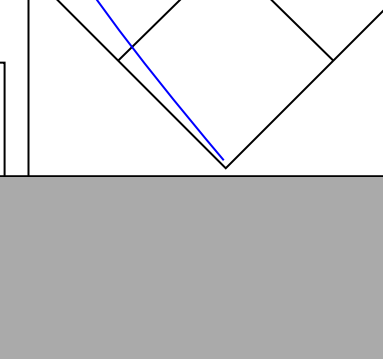

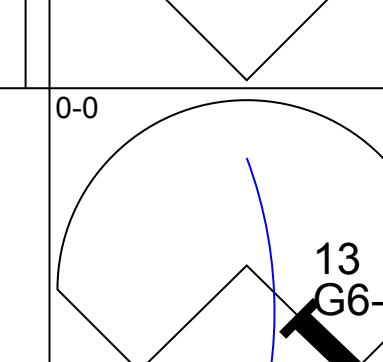

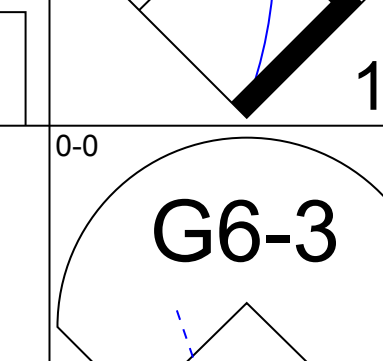

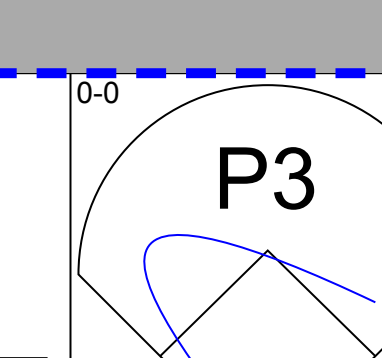

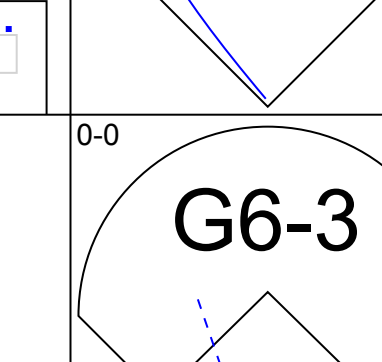
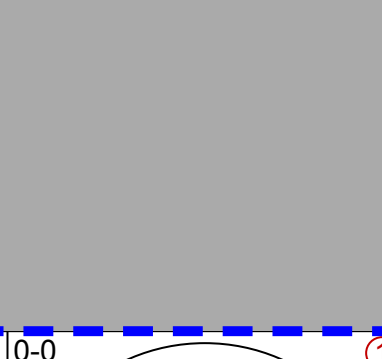
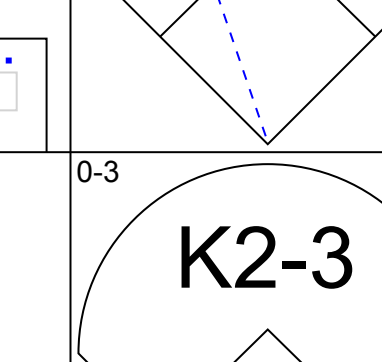
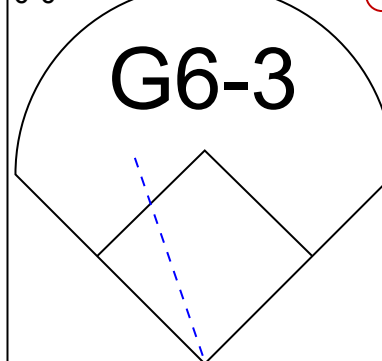
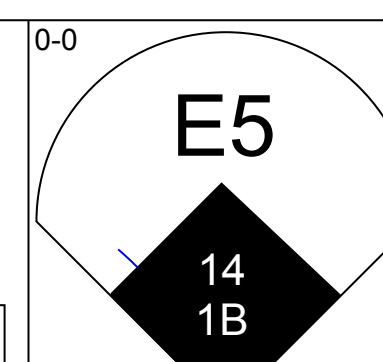
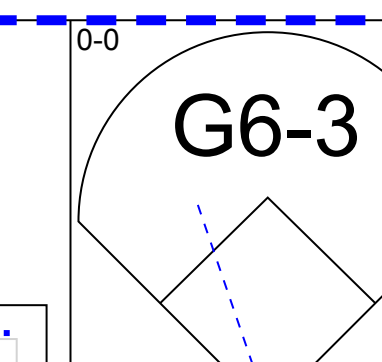
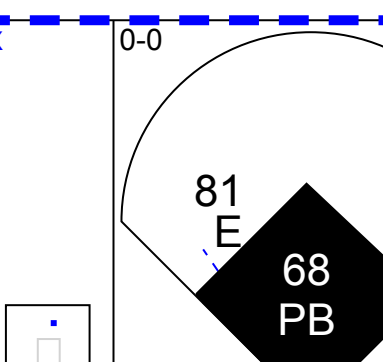
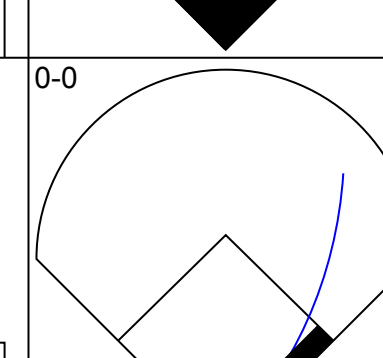
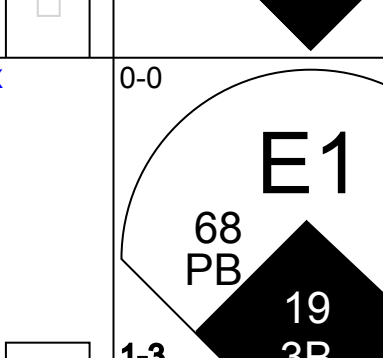
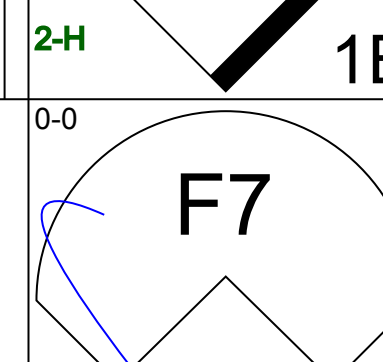
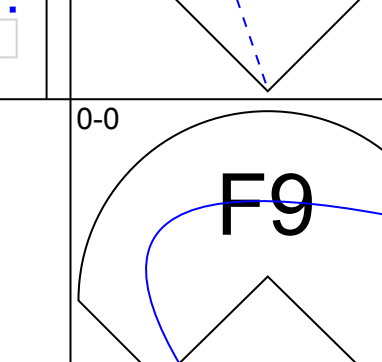
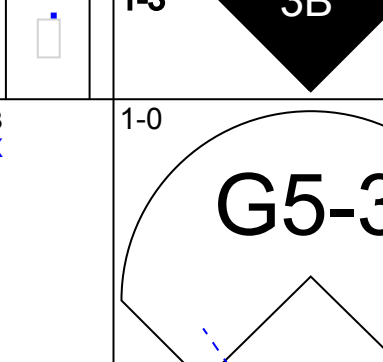
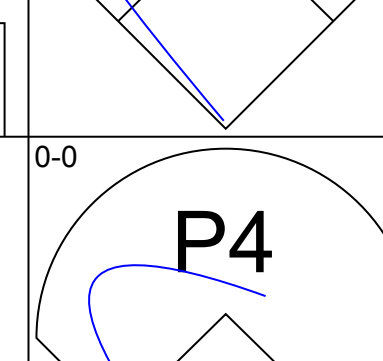
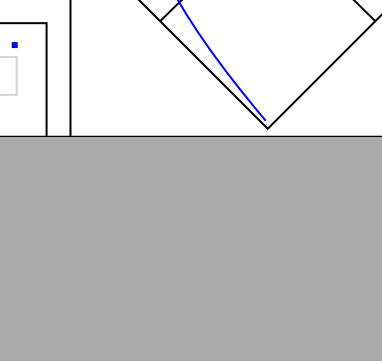
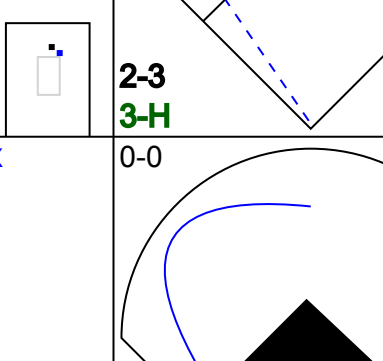
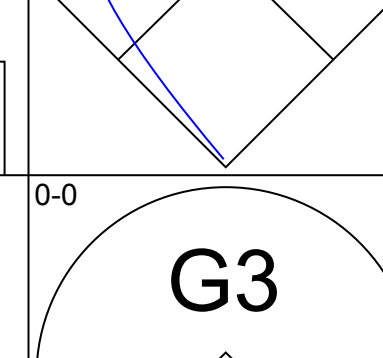
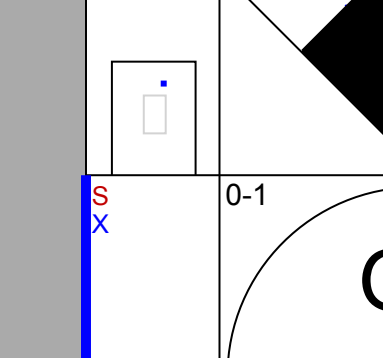
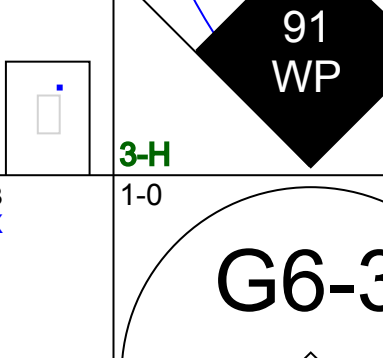
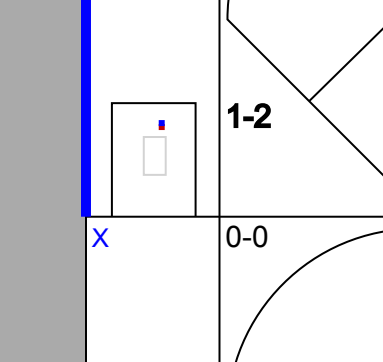
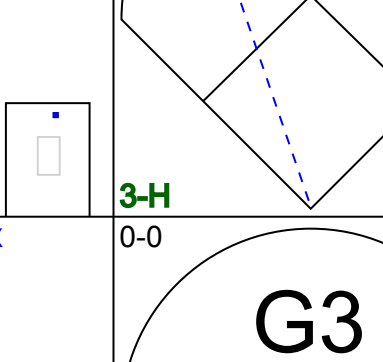
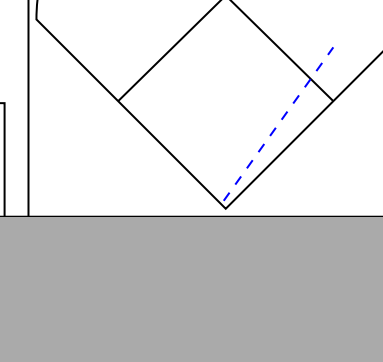
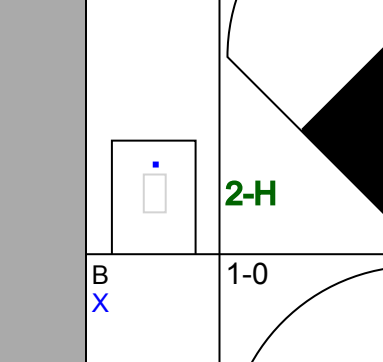
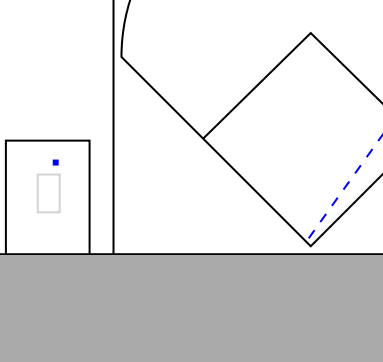
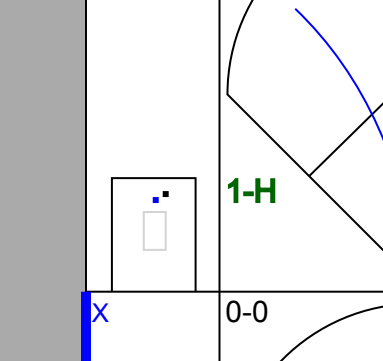

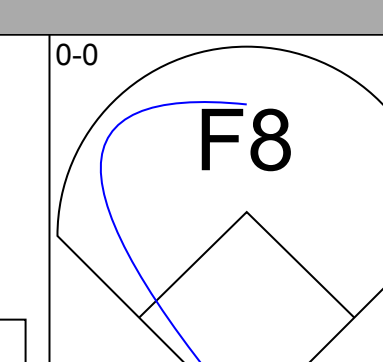
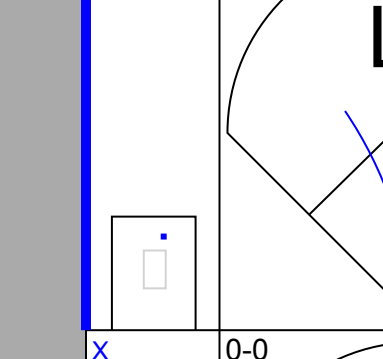

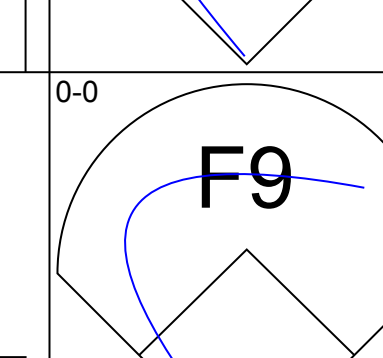
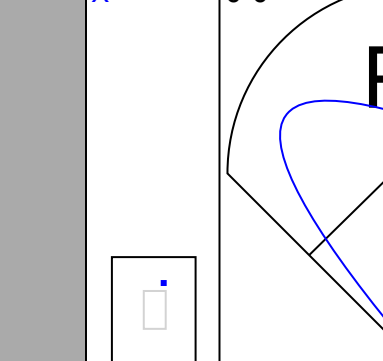
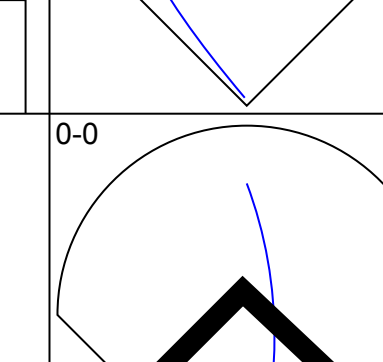
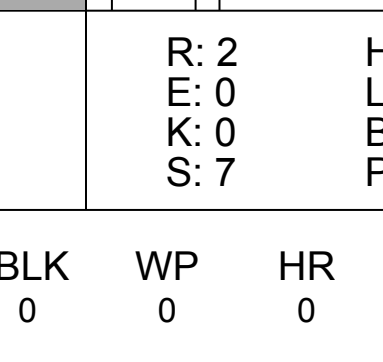
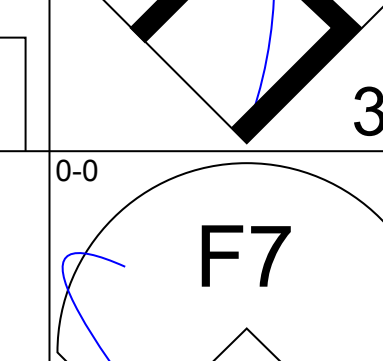



# New York Yankees - 2012

Batter	1	2	3	4	5	6	7	8	9	AB	R	H	RBI	BB	SO	LOB	TOP																			
9 Alex Mendez, L (1, 7)										2	0	0	0	0	1	0	<b>South Florida Bulls @ New York Yankees</b> George M. Steinbrenner Field, Tampa, FL Fri Mar 02 2012, 1:08 PM - 3:23 PM EST Att: 7,972 - Partly Cloudy - 79 F																			
7 Austin Lueck, R (6, PH) (6, 7)										2	0	0	0	0	1	1																				
29 Chad Taylor, R OBP: 0.500, SLG: 0.500 22 Anthony Diaz, S (1, 8) (6, 8)										2	0	1	0	0	0	0																				
40 James Ramsay, L (1, 9) 10 Jordan Strittmatter, R (5, 9)										2	0	0	0	0	0	1																				
33 Todd Brazeal, R (1, 10) 44 Matt Hart, R (7, PH) (7, 10)										2	0	0	0	0	1	1																				
18 Daniel Rockhold, R OBP: 1.000, SLG: 1.000 12 Kyle Copack, R (1, 5) (5, 5)										2	0	2	0	0	0	0																				
13 Buddy Putnam, R (1, 3) 39 Jimmy Falla, R (5, 3)										2	0	0	0	0	1	2																				
14 Drew Longley, R (1, 2) 25 Blake Sydeski, R (4, 2) 31 Chris Norton, S (7, 2)										1	0	0	0	0	0	0																				
3 Kyle Teaf, R OBP: 0.333, SLG: 0.333 (1, 6)										3	0	1	0	0	0	1																				
2 Luis Llerena, R (1, 4)										3	0	0	0	0	2	1																				
<b>Inning Stats</b>	R: 0 E: 0 K: 1 S: 5	H: 0 LOB: 0 BB: 0 P: 5	R: 0 E: 0 K: 1 S: 5	H: 1 LOB: 0 BB: 0 P: 5	R: 0 E: 0 K: 1 S: 5	H: 0 LOB: 0 BB: 0 P: 5	R: 0 E: 0 K: 0 S: 4	H: 1 LOB: 1 BB: 0 P: 4	R: 0 E: 0 K: 2 S: 7	H: 1 LOB: 0 BB: 0 P: 7	R: 0 E: 0 K: 1 S: 5	H: 1 LOB: 0 BB: 0 P: 5	R: 0 E: 0 K: 1 S: 5	H: 0 LOB: 1 BB: 0 P: 6	R: 0 E: 0 K: 2 S: 7	H: 0 LOB: 0 BB: 0 P: 7	1B: 4 2B: 1 3B: 0 HR: 0	SF: 0 SAC: 0 DP: 3 HBP: 1	WP: 0 PB: 0 SB: 0 CS: 1	PA: 29																
<b>PITCHER</b>	IP	WLS	BF	H	R	ER	SO	BB	IBB	HBP	BLK	WP	HR	S	P	ERA	WHIP	<b>PITCHER</b>		IP	WLS	BF	H	R	ER	SO	BB	IBB	HBP	BLK	WP	HR	S	P	ERA	WHIP
86 Adam Warren, R ERA: (1, 1)	2.0	W	6	1	0	0	2	0	0	0	0	0	0	10	10	0.00	0.500	94 Ryan Pope, R ERA: (8, 1)		1.0		4	0	0	0	1	0	0	0	0	5	6	0.00	0.000		
93 Brett Marshall, R ERA: (3, 1)	2.0	H	7	1	0	0	1	0	0	0	0	0	0	9	9	0.00	0.500	75 Kevin Whelan, R ERA: (9, 1)		1.0		3	0	0	0	2	0	0	0	0	7	7	0.00	0.000		
92 Danny Burawa, R ERA: (5, 1)	1.0	H	3	1	0	0	2	0	0	0	0	0	0	7	7	0.00	1.000																			
97 Juan Cedeno, L ERA: (6, 1)	1.0		3	1	0	0	1	0	0	0	0	0	0	5	5	0.00	1.000																			
95 Graham Stoneburner, R ERA: (7, 1)	1.0		3	0	0	0	1	0	0	0	0	0	0	5	5	0.00	0.000																			

Batter	1	2	3	4	5	6	7	8	9	AB	R	H	RBI	BB	SO	LOB	BOTTOM																			
2 Derek Jeter, R (1, 6)										2	1	0	0	0	0	0	<b>South Florida Bulls @ New York Yankees</b> George M. Steinbrenner Field, Tampa, FL Fri Mar 02 2012, 1:08 PM - 3:23 PM EST Att: 7,972 - Partly Cloudy - 79 F																			
74 Doug Bernier, R OBP: 1.000, SLG: 1.000 (4, 6)										2	1	2	0	0	0	0																				
14 Curtis Granderson, L OBP: 1.000, SLG: 1.000 81 Melky Mesa, R (1, 8) (2, 8)										1	0	1	1	0	0	0																				
25 Mark Teixeira, S (1, 3) 68 Brandon Laird, R OBP: 0.333, SLG: 0.333 (4, 3)										2	0	0	0	0	1	1																				
13 Alex Rodriguez, R OBP: 0.500, SLG: 0.500 19 Ramiro Pena, S OBP: 1.000, SLG: 2.000 (4, PR) (5, 5)										2	0	1	0	0	1	0																				
82 Corban Joseph, L (8, 5)										1	0	0	0	0	0	0																				
27 Raul Ibanez, L (1, 10) 91 Jorge Vazquez, R (4, PH) (5, 10)										1	0	0	0	0	1	1																				
73 Cole Garner, R OBP: 1.000, SLG: 1.000 (7, PH) (8, 10)										1	1	1	1	1	0	0																				
33 Nick Swisher, S (1, 9) 67 Colin Curtis, L OBP: 0.500, SLG: 0.500 (3, 9)										1	0	0	0	0	0	0																				
11 Brett Gardner, L (1, 7) 83 Zoilo Almonte, S OBP: 1.000, SLG: 2.000 (3, 7)										1	0	0	0	0	0	0																				
26 Eduardo Núñez, R OBP: 1.000, SLG: 3.000 80 David Adams, R OBP: 0.333, SLG: 0.500 (1, 4) (4, 4)										1	0	1	0	0	0	0																				
66 Gustavo Molina, R (1, 2) 87 Jose Gil, R (5, 2)										2	0	0	0	0	0	2																				
<b>Inning Stats</b>	R: 1 E: 1 K: 0 S: 5	H: 1 LOB: 1 BB: 0 P: 5	R: 0 E: 0 K: 0 S: 4	H: 1 LOB: 1 BB: 0 P: 4	R: 0 E: 0 K: 0 S: 3	H: 0 LOB: 0 BB: 0 P: 3	R: 2 E: 0 K: 0 S: 7	H: 3 LOB: 2 BB: 0 P: 8	R: 3 E: 1 K: 0 S: 6	H: 2 LOB: 0 BB: 0 P: 8	R: 0 E: 0 K: 0 S: 4	H: 2 LOB: 1 BB: 1 P: 8	R: 5 E: 0 K: 0 S: 8	H: 5 LOB: 1 BB: 0 P: 9	R: 0 E: 0 K: 0 S: 3	H: 0 LOB: 1 BB: 1 P: 7	1B: 11 2B: 0 3B: 3 HR: 0	SF: 1 SAC: 0 DP: 1 HBP: 1	WP: 2 PB: 1 SB: 1 CS: 0	PA: 42																
<b>PITCHER</b>	IP	WLS	BF	H	R	ER	SO	BB	IBB	HBP	BLK	WP	HR	S	P	ERA	WHIP	<b>PITCHER</b>		IP	WLS	BF	H	R	ER	SO	BB	IBB	HBP	BLK	WP	HR	S	P	ERA	WHIP
21 Matthew Reed, L ERA: (1, 1)	2.0	L	9	3	2	2	0	0	0	0	0	0	0	10	11	9.00	1.500	40 Adrian Puig, R ERA: (8, 1)		1.0		4	0	0	0	0	1	0	0	3	7	0.00	1.000			
20 Devin Smith, R ERA: 9.0 (3, 1)	2.0		9	3	2	2	0	0	0	0	0	0	0	10	11	9.00	1.500																			
24 Michael Clarkson, R ERA: 18.0 (5, 1)	1.0		6	2	3	2	0	0	0	0	0	0	0	6	8	18.00	2.000																			
17 Janick Serralonga, L ERA: (6, 1)	1.0		5	2	0	0	0	1	0	0	0	0	0	4	8	0.00	3.000																			
26 Andrew Loinaz, R ERA: 45.0 (7, 1)	1.0		9	5	5	5	0	0	0	1	0	0	0	8	9	45.00	5.000																			

AB 28  
R 0  
H 4  
RBI 0  
BB 0  
SO 10  
LOB 8



AB 38  
R 11  
H 14  
RBI 9  
BB 2  
SO 0  
LOB 18











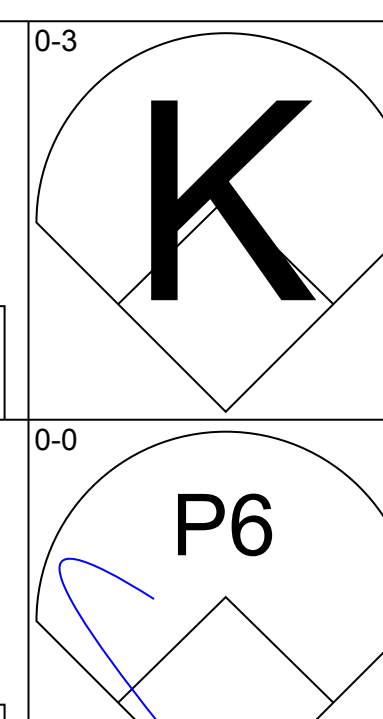
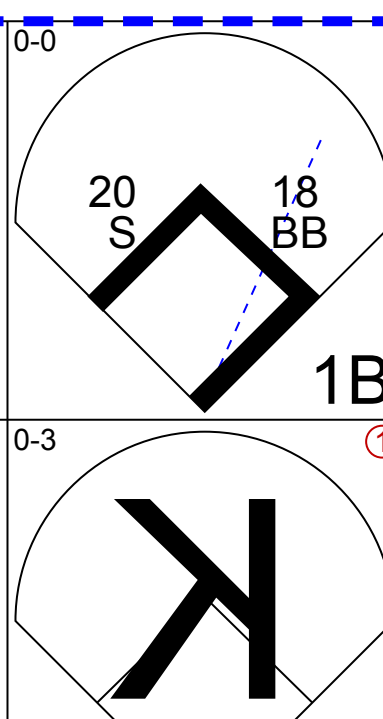
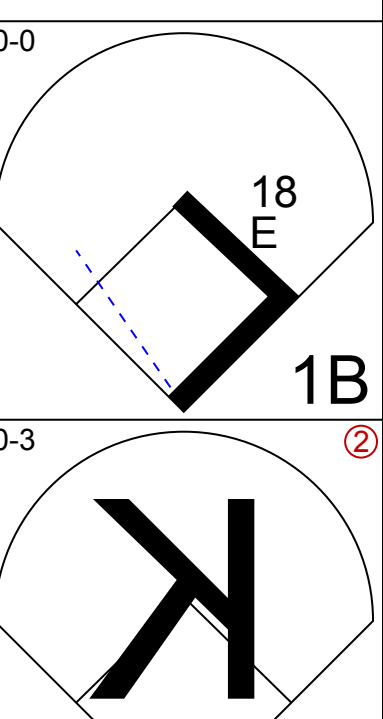
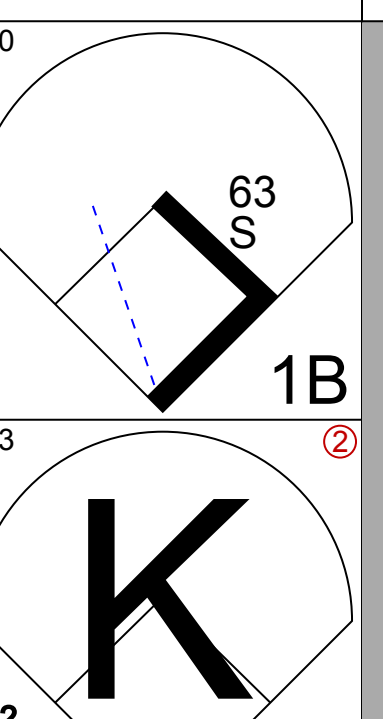
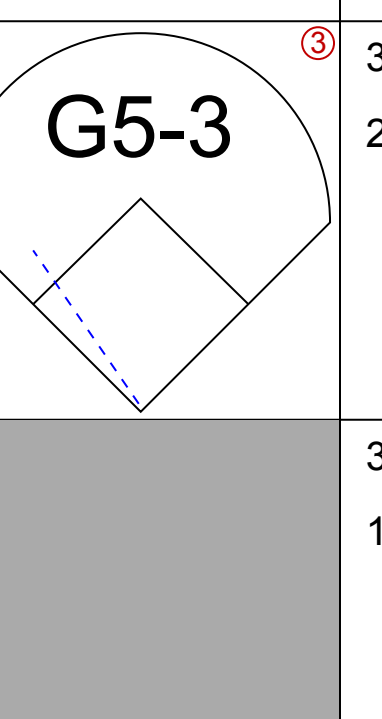
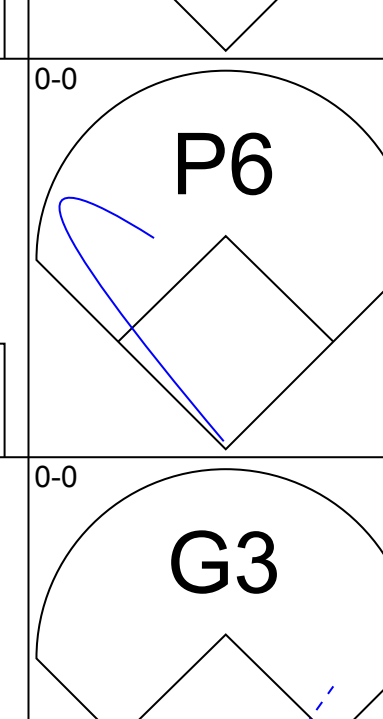
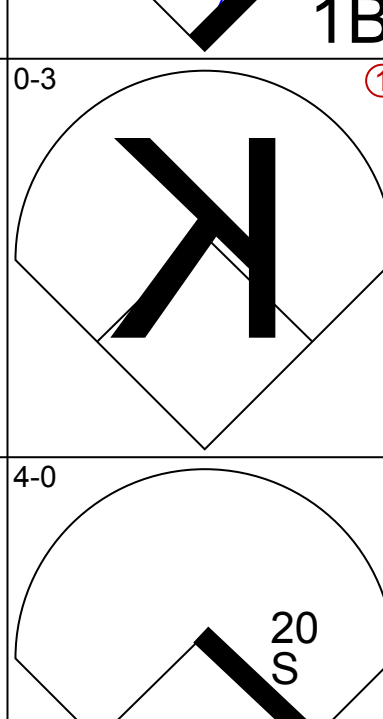
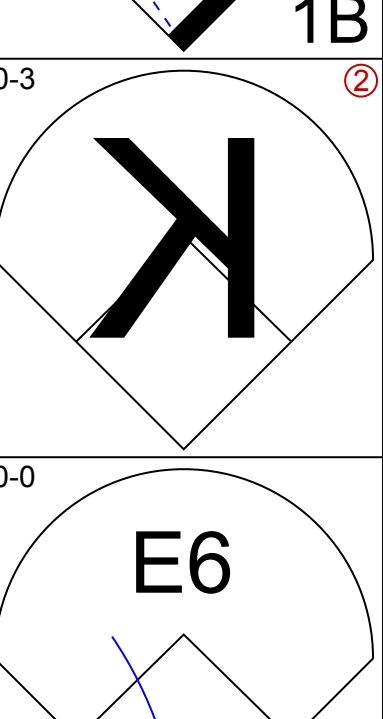
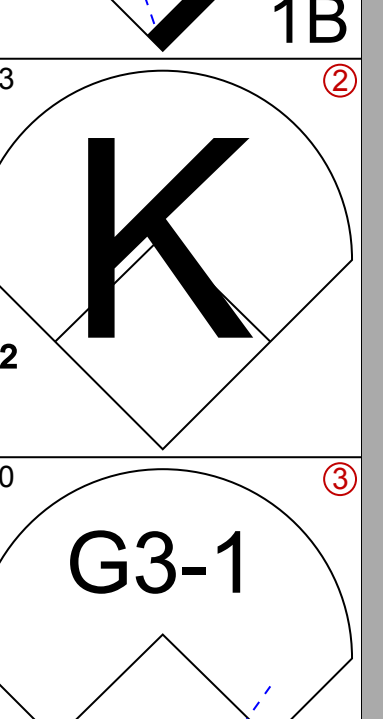
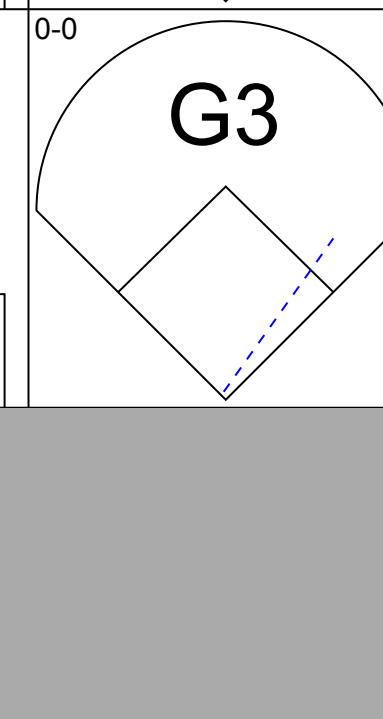
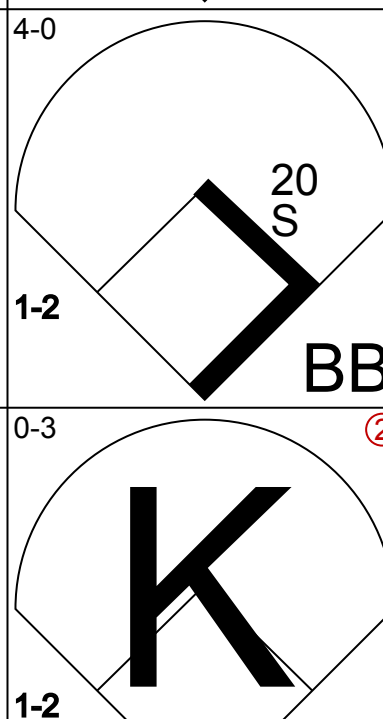
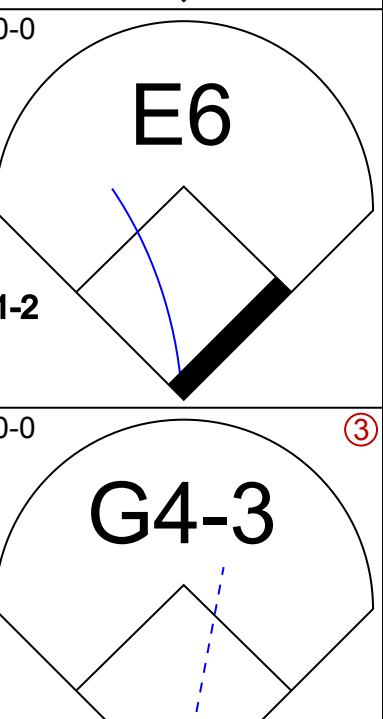
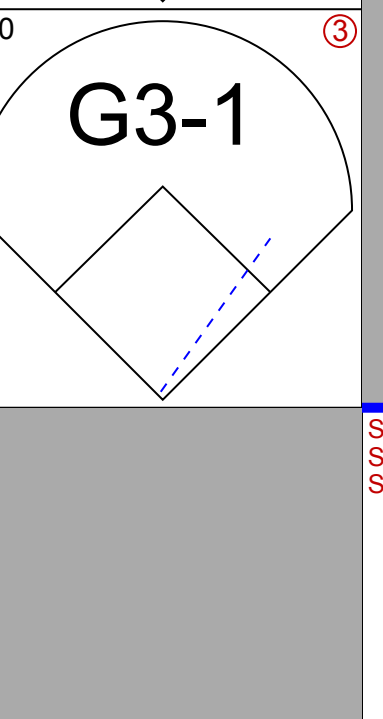
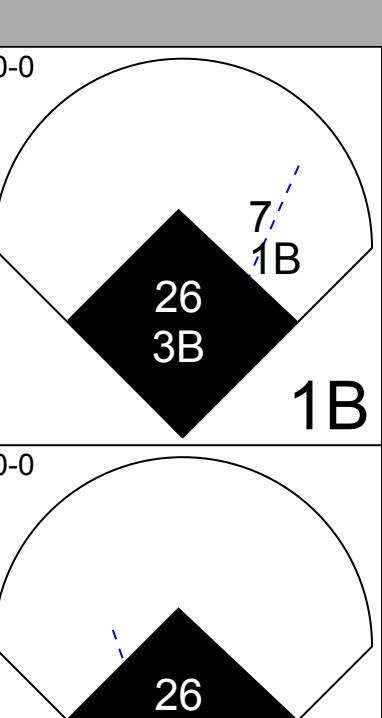
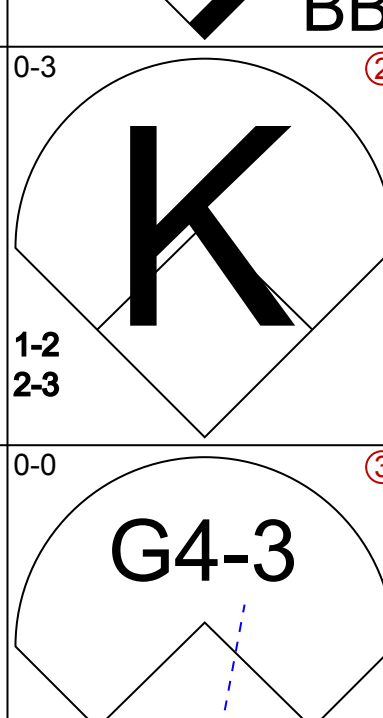
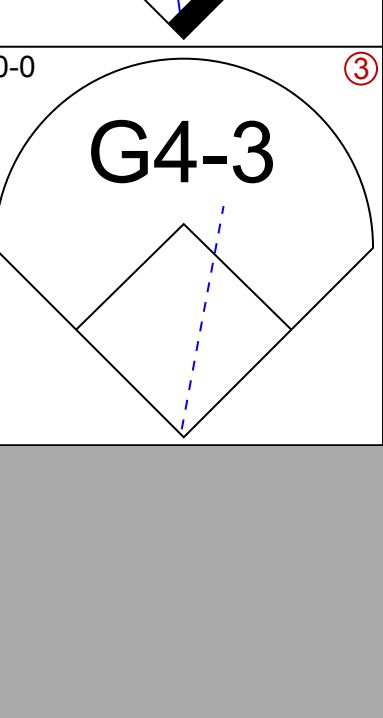

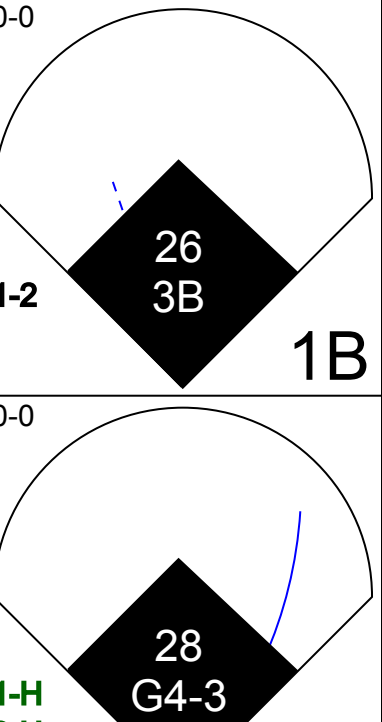
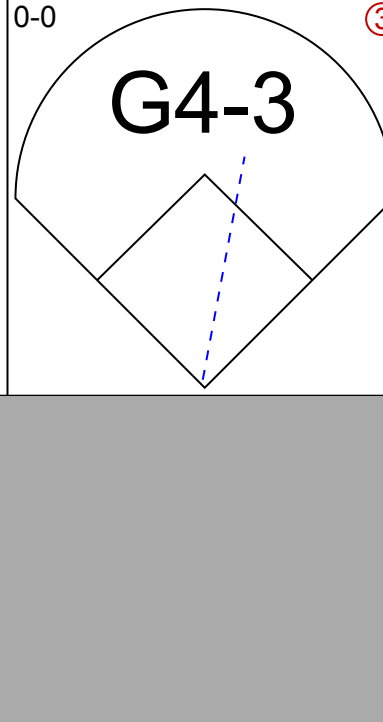
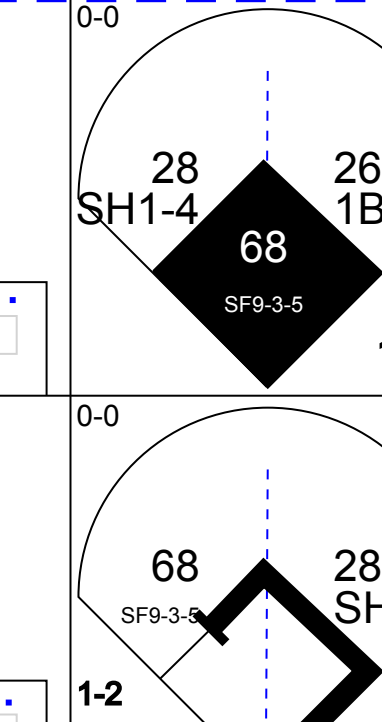

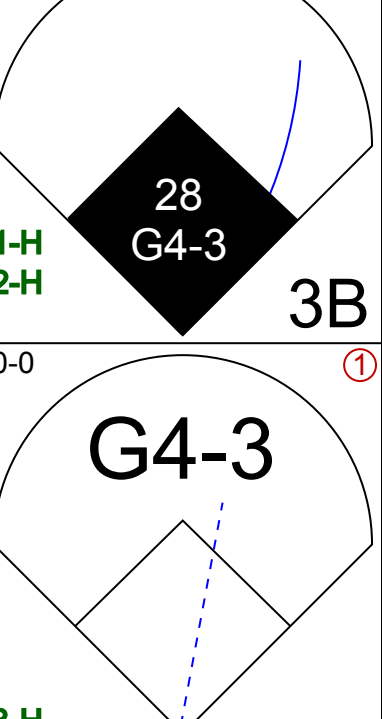
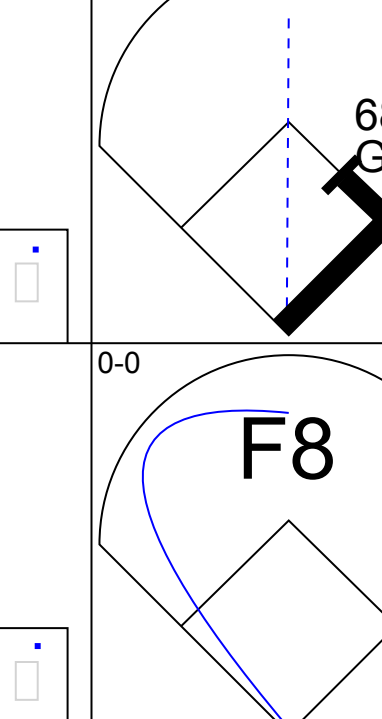
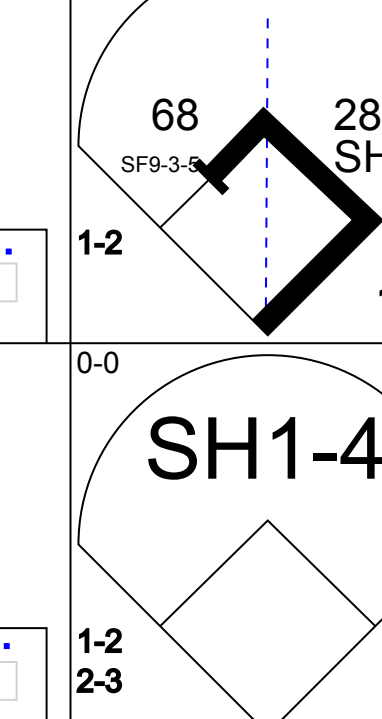

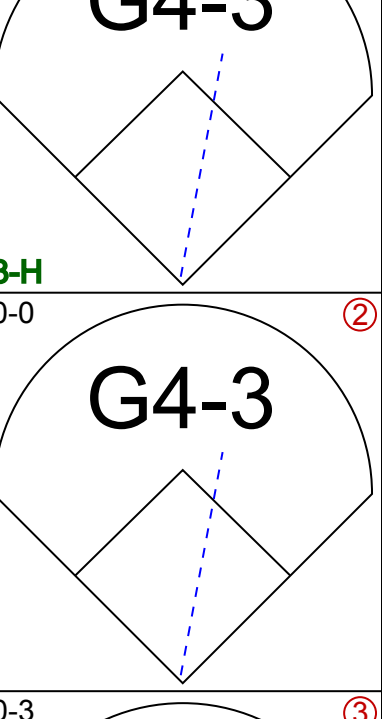
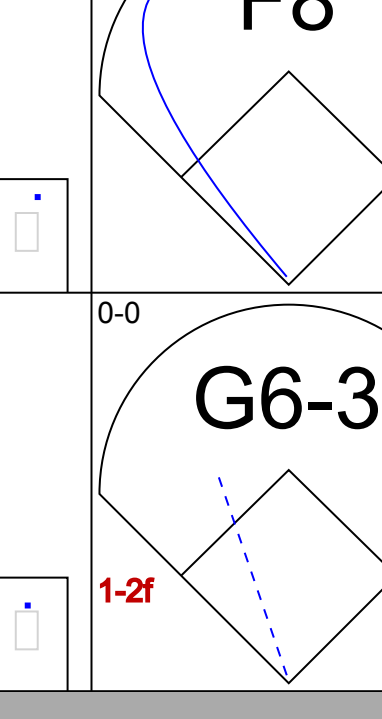
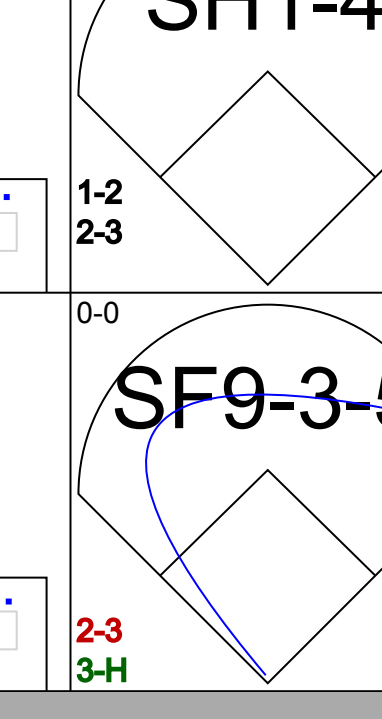

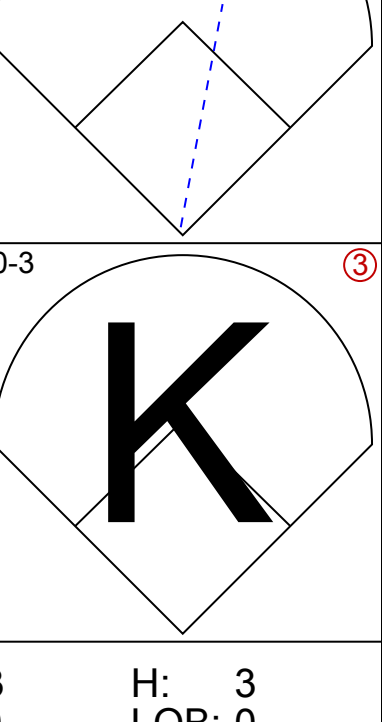
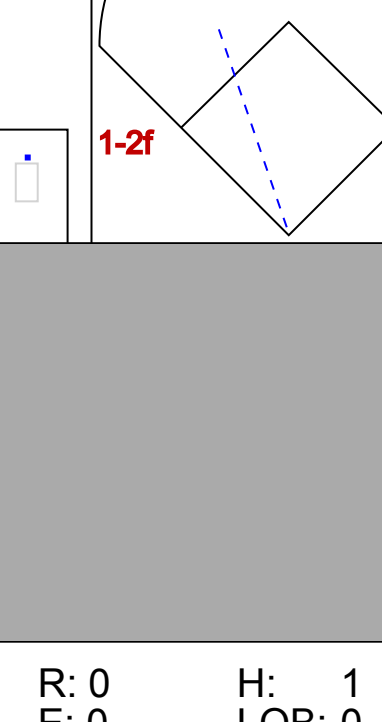
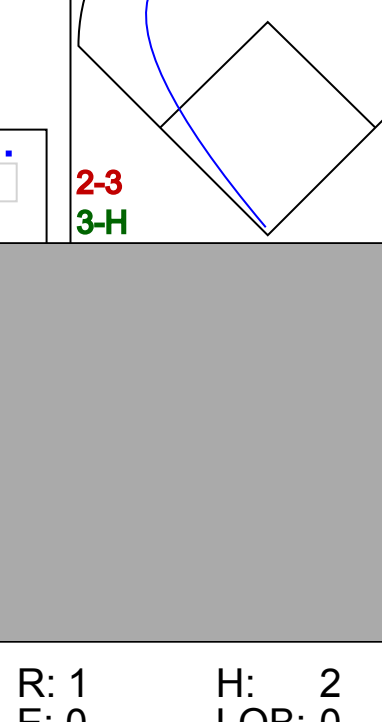
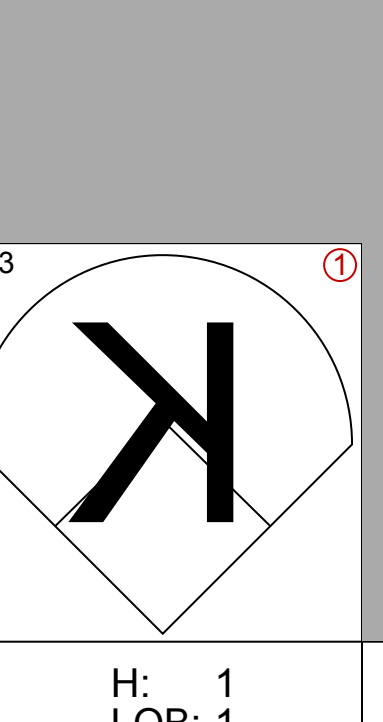
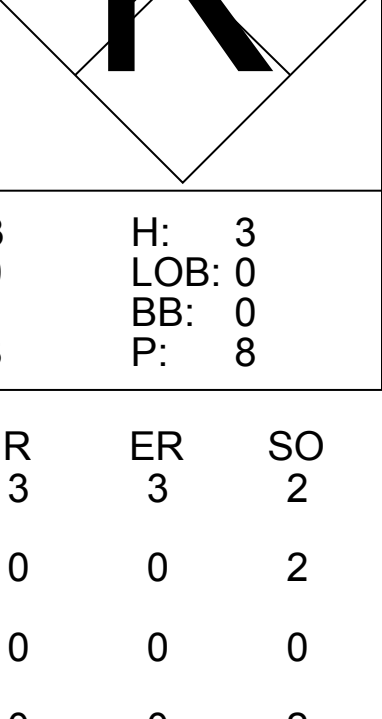
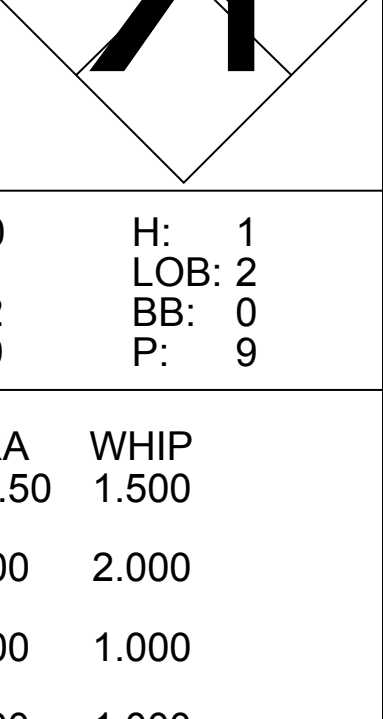
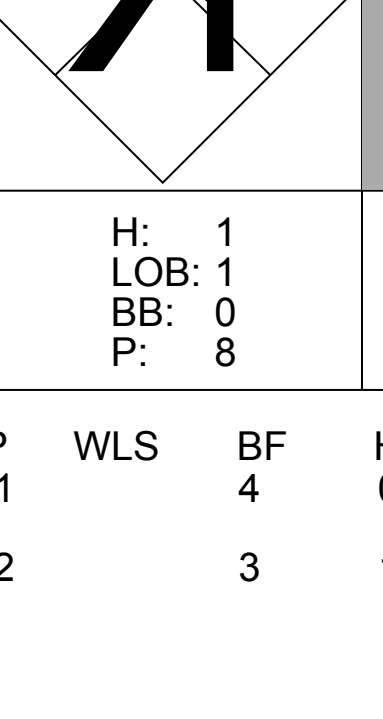


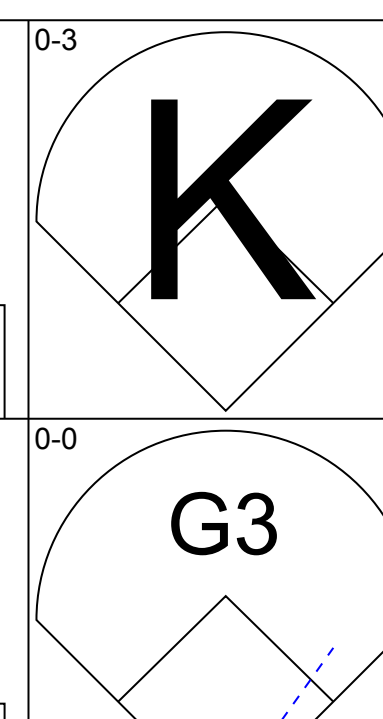
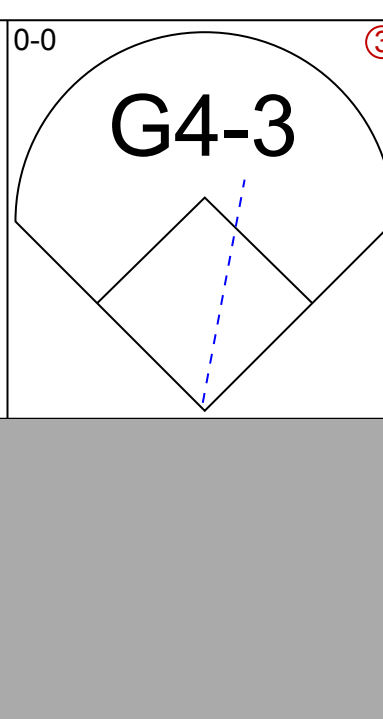
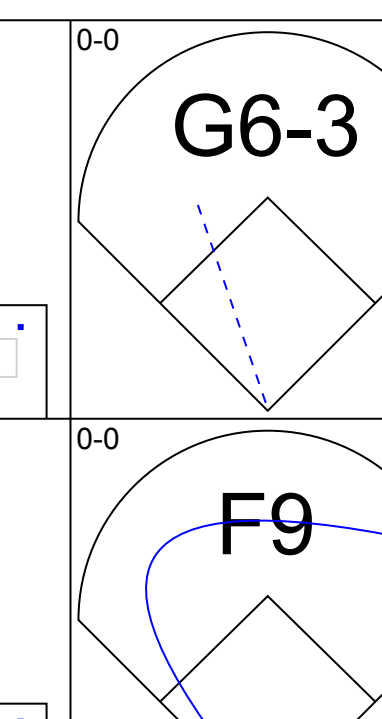
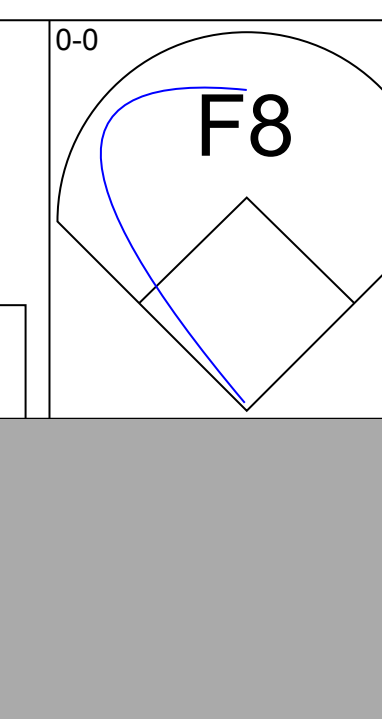
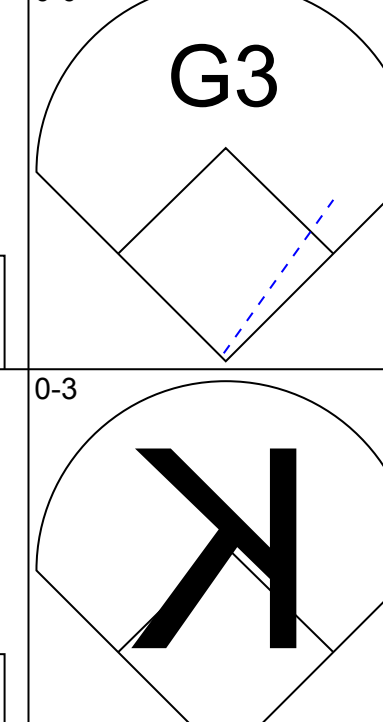
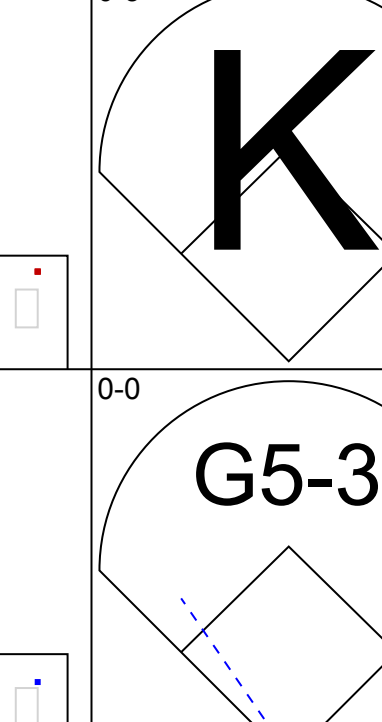
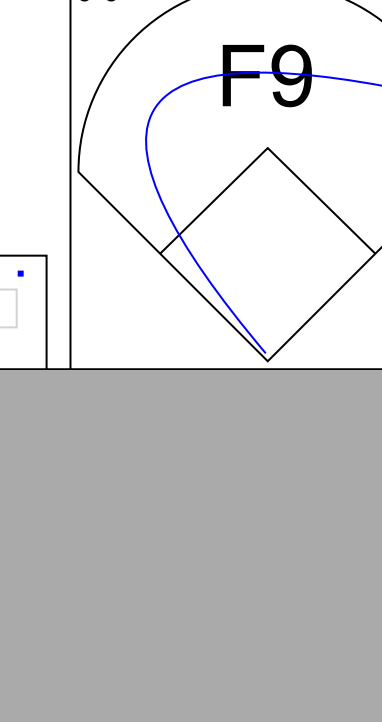

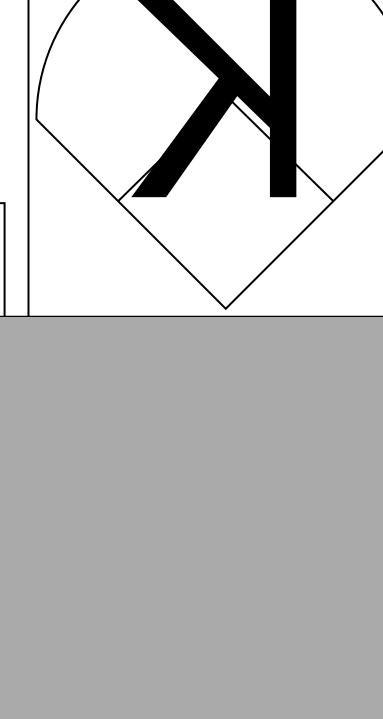
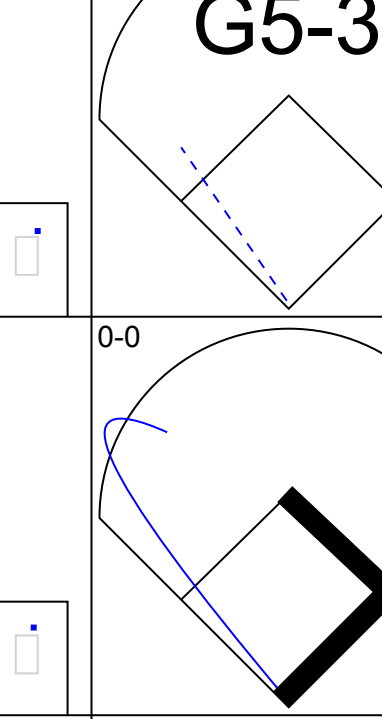
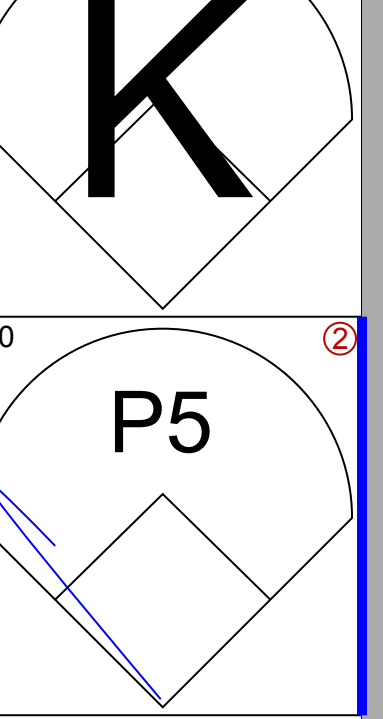


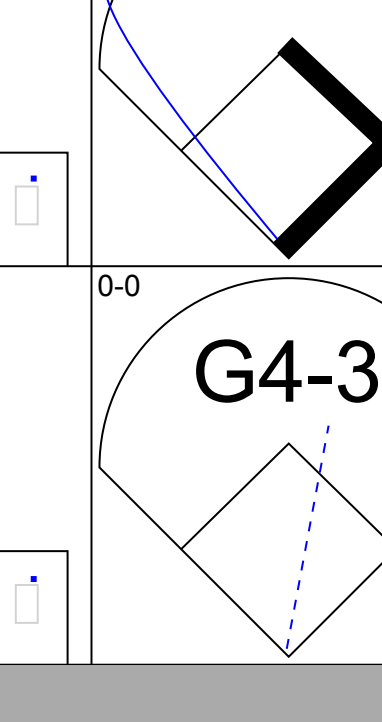
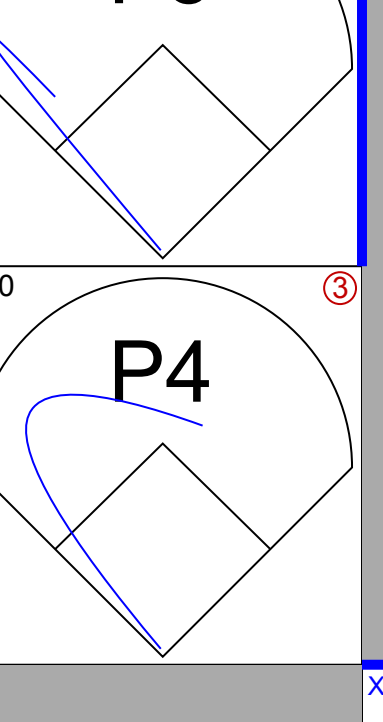


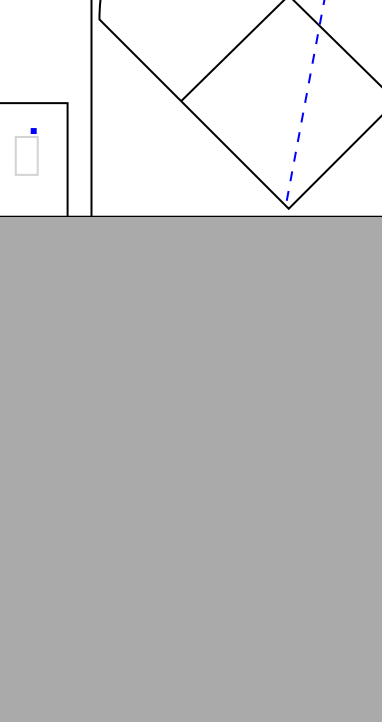
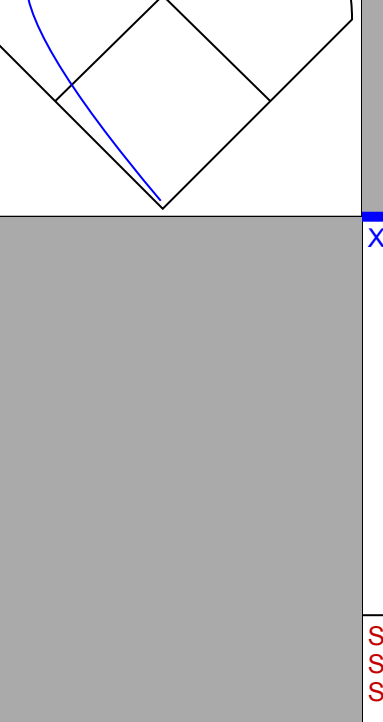

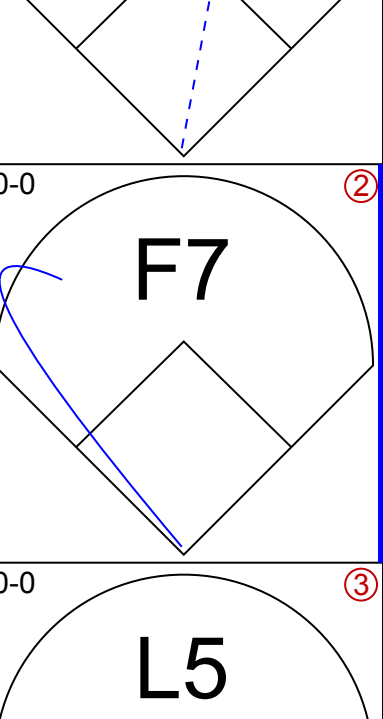
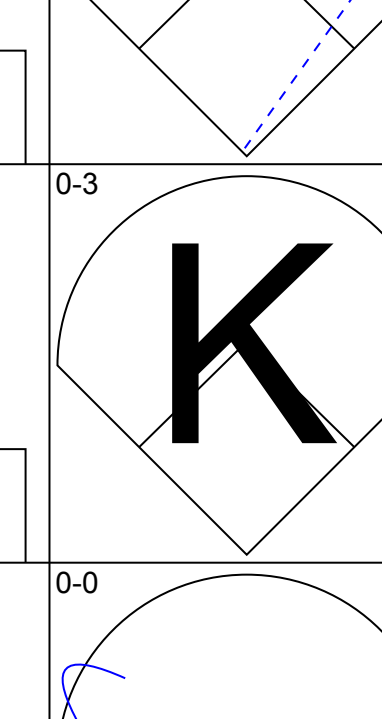
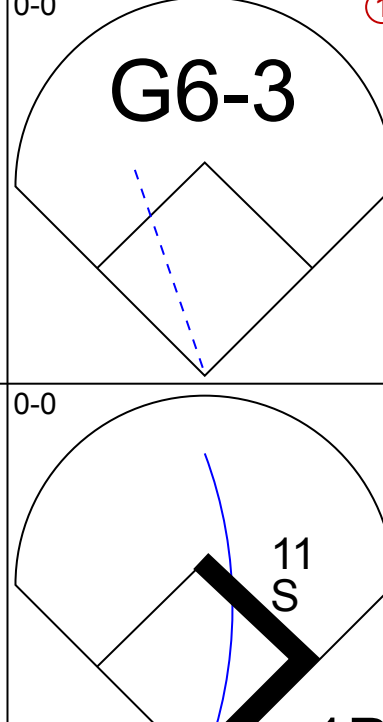
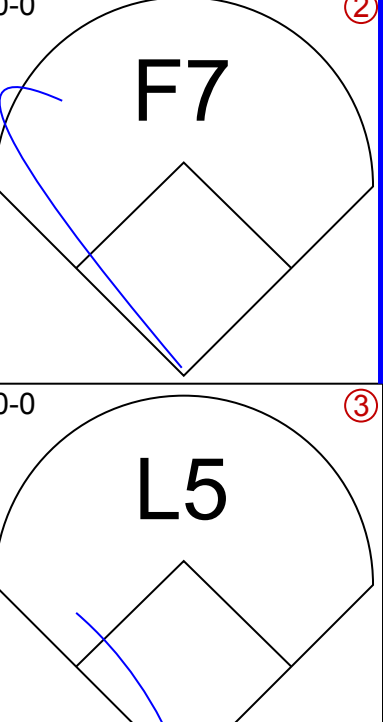
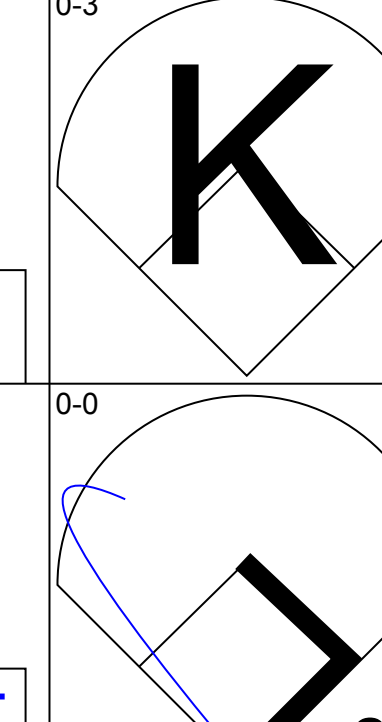
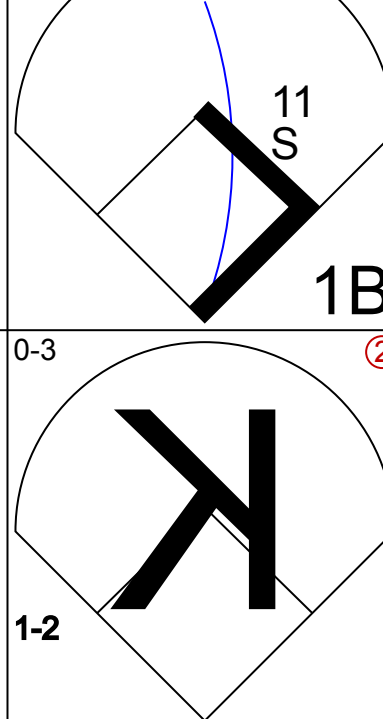
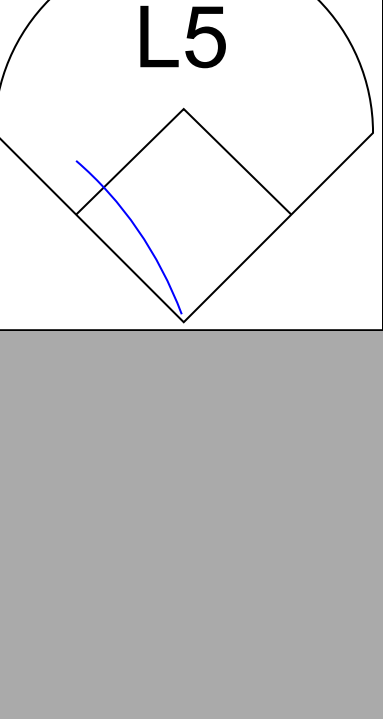
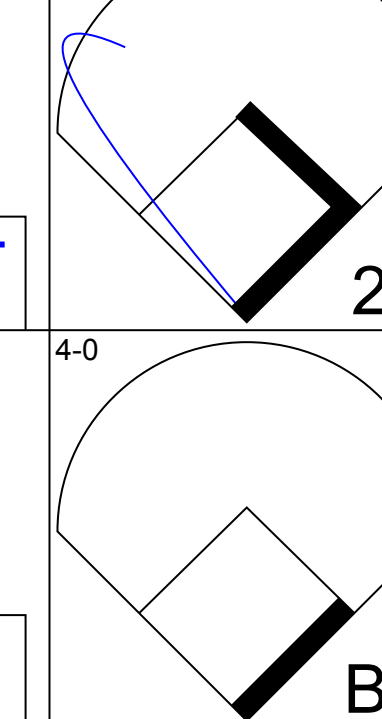
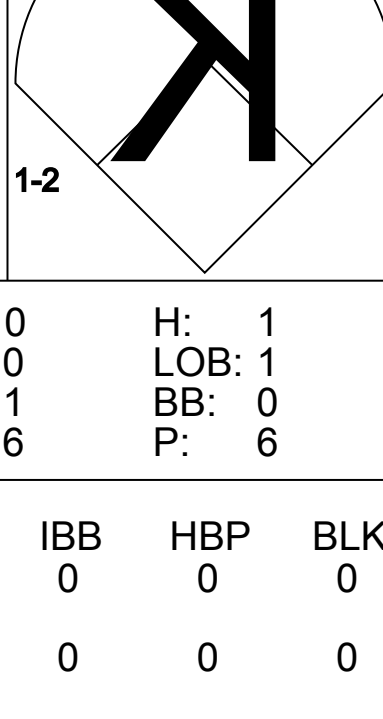
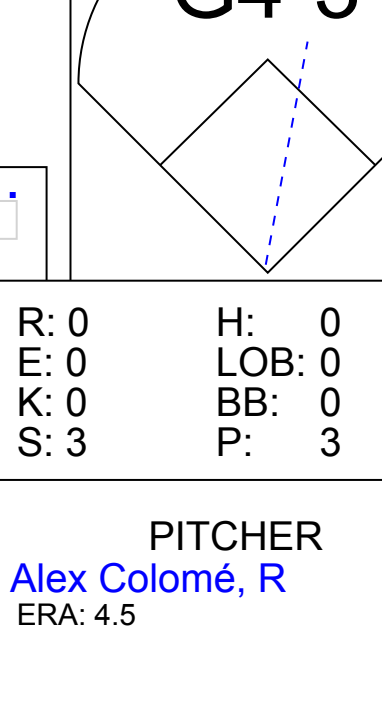
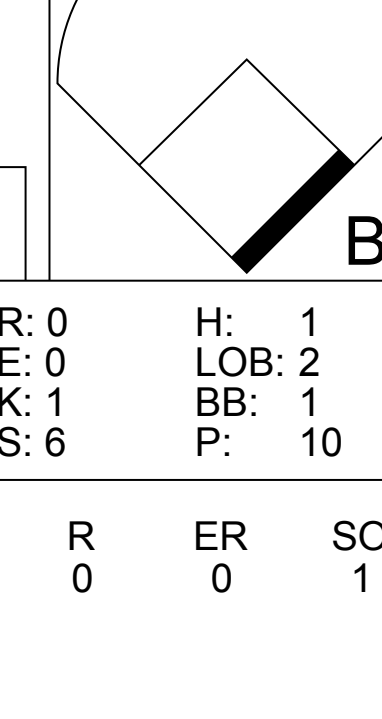








Batter	1	2	3	4	5	6	7	8	9	AB	R	H	RBI	BB	SO	LOB	TOP						
15 Reid Brignac, L (1,6) OBP: 0.428, SLG: 0.333 11 Brandon Guyer, R (6,7) OBP: 0.125, SLG: 0.125										3	0	2	0	0	1	0	<p><b>Tampa Bay Rays @ New York Yankees</b> George M. Steinbrenner Field, Tampa, FL Wed Mar 07 2012, 1:07 PM - 3:37 PM EST Att: 10,846 - Partly Cloudy - 77 F</p>						
2 B.J. Upton, R (1,8) OBP: 0.286, SLG: 0.714 63 Chris Gimenez, R (6,5) OBP: 0.111, SLG: 0.222										3	0	0	0	0	2	2							
18 Ben Zobrist, S (1,4) OBP: 0.286, SLG: 0.333 61 Juan Miranda, L (6,3)										2	0	0	0	1	0	1							
20 Matt Joyce, L (1,9) OBP: 0.350, SLG: 0.600 38 Robinson Chirinos, R (6,2) OBP: 0.333, SLG: 0.333										3	1	1	0	0	1	4							
7 Jeff Keppinger, R (1,3) OBP: 0.375, SLG: 0.286 29 Tim Beckham, R (6,4) OBP: 0.200, SLG: 0.111										3	2	2	0	0	0	2							
26 Stephen Vogt, L (1,10) OBP: 0.583, SLG: 0.909 41 Nevin Ashley, R (8,10)										3	1	3	2	0	0	0							
28 José Molina, R (1,2) 65 Brad Coon, L (6,9)										2	0	0	1	0	0	1							
68 Jesús Feliciano, L (1,7) OBP: 0.273, SLG: 0.400 26 Ty Morrison, L (6,8) OBP: 1.000, SLG: 1.000										2	0	0	1	0	0	1							
9 Elliot Johnson, S (1,5) OBP: 0.273, SLG: 0.111 66 Hak-Ju Lee, L (6,6)										2	0	0	0	0	2	0							
<b>Inning Stats</b>	R: 0 E: 0 K: 1 S: 5	H: 0 LOB: 0 BB: 0 P: 5	R: 3 E: 0 K: 1 S: 8	H: 3 LOB: 0 BB: 0 P: 8	R: 0 E: 0 K: 2 S: 8	H: 1 LOB: 2 BB: 1 P: 12	R: 0 E: 0 K: 0 S: 3	H: 1 LOB: 0 BB: 0 P: 3	R: 0 E: 1 K: 2 S: 9	H: 1 LOB: 2 BB: 0 P: 9	R: 1 E: 0 K: 0 S: 4	H: 2 LOB: 0 BB: 0 P: 4	R: 0 E: 0 K: 2 S: 8	H: 1 LOB: 1 BB: 0 P: 8	R: 0 E: 0 K: 1 S: 5	H: 0 LOB: 0 BB: 0 P: 5		R: 0 E: 1 K: 2 S: 8	H: 1 LOB: 1 BB: 0 P: 8	1B: 9 2B: 1 3B: 1 HR: 0	SF: 1 SAC: 1 DP: 2 HBP: 0	WP: 0 PB: 0 SB: 3 CS: 0	PA: 37
<b>PITCHER</b>	IP	WLS	BF	H	R	ER	SO	BB	IBB	HBP	BLK	WP	HR	S	P	ERA	WHIP						
18 Hiroki Kuroda, R (1,1) ERA: 13.5	2.0	L	9	3	3	3	2	0	0	0	0	0	0	8	13	13.50	1.500						
29 Rafael Soriano, R (3,1) ERA:	1.0		5	1	0	0	2	1	0	0	0	0	0	8	12	0.00	2.000						
53 Cory Wade, R (4,1) ERA: 4.5	1.0		3	1	0	0	0	0	0	0	0	0	0	3	3	0.00	1.000						
48 Boone Logan, L (5,1) ERA:	1.0		5	1	0	0	2	0	0	0	0	0	0	9	9	0.00	1.000						
86 Adam Warren, R (6,1) ERA: 4.5	2.0		8	3	1	1	2	0	0	0	0	0	0	12	12	4.50	1.500						
<b>PITCHER</b>	IP	WLS	BF	H	R	ER	SO	BB	IBB	HBP	BLK	WP	HR	S	P	ERA	WHIP						
39 Clay Rapada, L (8,1) ERA:	1.1		4	0	0	0	2	0	0	0	0	0	0	8	8	0.00	0.000						
75 Kevin Whelan, R (9,1) ERA: 5.4	0.2		3	1	0	0	1	0	0	0	0	0	0	5	5	0.00	1.500						

Batter	1	2	3	4	5	6	7	8	9	AB	R	H	RBI	BB	SO	LOB	BOTTOM						
2 Derek Jeter, R (1,6) OBP: 0.125, SLG: 0.125 60 Jayson Nix, R (6,6) OBP: 0.250, SLG: 0.286										2	0	0	0	0	1	1	<p><b>Tampa Bay Rays @ New York Yankees</b> George M. Steinbrenner Field, Tampa, FL Wed Mar 07 2012, 1:07 PM - 3:37 PM EST Att: 10,846 - Partly Cloudy - 77 F</p>						
14 Curtis Granderson, L (1,8) OBP: 0.250, SLG: 0.750 38 Dewayne Wise, L (7,8) OBP: 0.333, SLG: 0.556										3	0	0	0	0	1	0							
24 Robinson Canó, L (1,4) OBP: 0.125, SLG: 0.125 40 Bill Hall, R (7,4) OBP: 0.143, SLG: 0.143										2	0	0	0	0	1	0							
33 Nick Swisher, S (1,3) OBP: 0.250, SLG: 0.375 91 Jorge Vazquez, R (8,3) OBP: 0.333, SLG: 0.200										3	0	1	0	0	0	0							
27 Raul Ibanez, L (1,10) OBP: 0.125, SLG: 0.250 73 Cole Garner, R (7,PH) OBP: 0.667, SLG: 2.000										2	0	0	0	0	0	1							
12 Eric Chavez, L (1,5) OBP: 0.143, SLG: 0.143 82 Corban Joseph, L (7,5)										2	0	0	0	0	0	0							
22 Andrew Jones, R (1,9) OBP: 0.250, SLG: 0.143 67 Colin Curtis, L (6,9) OBP: 0.500, SLG: 0.333										2	0	0	0	0	0	0							
55 Russell Martin, R (1,2) OBP: 0.429, SLG: 0.200 87 Jose Gil, R (7,2) OBP: 1.000, SLG: 2.000										2	0	1	0	0	0	0							
11 Brett Gardner, L (1,7) OBP: 0.125, SLG: 0.375 68 Brandon Laird, R (7,7)										2	0	0	0	0	1	1							
<b>Inning Stats</b>	R: 0 E: 0 K: 2 S: 7	H: 0 LOB: 0 BB: 0 P: 7	R: 0 E: 0 K: 0 S: 3	H: 0 LOB: 0 BB: 0 P: 3	R: 0 E: 0 K: 1 S: 6	H: 1 LOB: 1 BB: 0 P: 6	R: 0 E: 0 K: 1 S: 6	H: 1 LOB: 0 BB: 0 P: 6	R: 0 E: 0 K: 0 S: 3	H: 0 LOB: 0 BB: 0 P: 3	R: 0 E: 0 K: 1 S: 5	H: 0 LOB: 0 BB: 0 P: 5	R: 0 E: 0 K: 1 S: 6	H: 1 LOB: 1 BB: 1 P: 10	R: 0 E: 0 K: 1 S: 5	H: 1 LOB: 0 BB: 0 P: 5		1B: 2 2B: 2 3B: 0 HR: 0	SF: 0 SAC: 0 DP: 1 HBP: 0	WP: 0 PB: 0 SB: 1 CS: 0	PA: 31		
<b>PITCHER</b>	IP	WLS	BF	H	R	ER	SO	BB	IBB	HBP	BLK	WP	HR	S	P	ERA	WHIP						
33 James Shields, R (1,1) ERA:	2.0	W	6	2	0	0	2	0	0	0	0	0	0	12	12	0.00	1.000						
31 Burke Badenhop, R (3,1) ERA:	2.0	H	6	0	0	0	0	0	0	0	0	0	0	6	6	0.00	0.000						
52 Josh Lueke, R (5,1) ERA: 6.0	1.0		3	0	0	0	1	0	0	0	0	0	0	5	5	0.00	0.000						
75 Romulo Sanchez, R (7,1) ERA:	1.0		5	1	0	0	1	1	0	0	0	0	0	6	10	0.00	2.000						
49 Dane De La Rosa, R (8,1) ERA:	1.0		5	1	0	0	1	1	0	0	0	0	0	6	10	0.00	2.000						
<b>PITCHER</b>	IP	WLS	BF	H	R	ER	SO	BB	IBB	HBP	BLK	WP	HR	S	P	ERA	WHIP						
37 Alex Colomé, R (9,1) ERA: 4.5	1.0		3	1	0	0	1	0	0	0	0	0	0	5	5	0.00	1.000						



Batter	1	2	3	4	5	6	7	8	9	AB	R	H	RBI	BB	SO	LOB	TOP			
11 Brett Gardner, L (1,8) OBP: 0.182, SLG: 0.364										3	0	1	0	0	0	1	<b>New York Yankees @ Toronto Blue Jays</b> Florida Auto Exchange Stadium, Dunedin, FL Thu Mar 08 2012, 1:09 PM - 3:57 PM EST Att.: 5,509 - Sunny - 82 F <a href="http://livebaseballscorecards.com">livebaseballscorecards.com</a>			
81 Melky Mesa, R (5,8) OBP: 0.167, SLG: 0.167										3	0	0	0	0	0	2				
17 Francisco Cervelli, R (1,2) 88 John Ryan Murphy, R (7,2) OBP: 0.250, SLG: 0.250										2	0	0	0	1	0	2				
13 Alex Rodriguez, R (1,5) 41 Chris Dickerson, L (6, PR) OBP: 0.444, SLG: 0.429										3	0	1	0	0	0	2				
25 Mark Teixeira, S (1,3) 68 Brandon Laird, R (6,3) OBP: 0.286, SLG: 0.167										3	0	0	0	0	1	3				
27 Raul Ibanez, L (1,9) 91 Jorge Vazquez, R (6,5) OBP: 0.091, SLG: 0.182										3	0	0	0	0	1	3				
40 Bill Hall, R (1,7) 83 Zolito Almonte, S (6,7) OBP: 0.100, SLG: 0.100										1	0	1	0	1	0	0				
64 Justin Maxwell, R (1,10) 67 Colin Curtis, L (7, PH) OBP: 0.500, SLG: 1.000										2	1	1	1	0	0	0				
60 Jayson Nix, R (1,4) 80 David Adams, R (6,4) OBP: 0.167, SLG: 0.333										2	0	0	0	0	0	3				
19 Ramiro Pena, S (1,6) 74 Doug Bernier, R (7,6) OBP: 0.200, SLG: 0.200										3	0	2	0	0	0	0				
<b>Inning Stats</b>	R: 0 E: 0 K: 0 S: 7	H: 1 LOB: 1 BB: 0 P: 9	R: 0 E: 0 K: 1 S: 5	H: 0 LOB: 1 BB: 1 P: 9	R: 0 E: 0 K: 0 S: 4	H: 1 LOB: 0 BB: 0 P: 4	R: 0 E: 0 K: 1 S: 7	H: 2 LOB: 2 BB: 0 P: 7	R: 0 E: 0 K: 0 S: 3	H: 0 LOB: 0 BB: 1 P: 7	R: 0 E: 0 K: 0 S: 4	H: 1 LOB: 1 BB: 0 P: 4	R: 0 E: 0 K: 1 S: 6	H: 1 LOB: 1 BB: 0 P: 6	R: 1 E: 0 K: 1 S: 8	H: 2 LOB: 1 BB: 0 P: 10	1B: 6 2B: 1 3B: 0 HR: 1	SF: 0 SAC: 0 DP: 0 HBP: 0	WP: 0 PB: 0 SB: 0 CS: 0	PA: 37
<b>PITCHER</b>	IP WLS BF H R ER SO BB IBB HBP BLK WP HR S P ERA WHIP	2.0 W 8 1 0 0 1 1 0 0 0 0 0 12 18 0.00 1.000	2.0 H 9 3 0 0 1 0 0 0 0 0 0 11 11 0.00 1.500	1.0 3 0 0 0 0 0 0 0 0 0 0 3 3 0.00 0.000	1.0 4 0 0 0 0 1 0 0 0 0 0 3 7 0.00 1.000	1.0 4 1 0 0 0 0 0 0 0 0 0 4 4 0.00 1.000	1.0 4 1 0 0 1 0 0 0 0 0 0 5 2 1 1 1 0 0 0 0 0 0 1 8 10 9.00 2.000	8.1 1.0 4 1 0 0 1 0 0 0 0 0 0 0 6 6 0.00 1.000	9.1 1.0 5 2 1 1 1 0 0 0 0 0 0 0 0 0 0 0 0 0 0 0 0 1 8 10 9.00 2.000	ERA: 4.5										

Batter	1	2	3	4	5	6	7	8	9	AB	R	H	RBI	BB	SO	LOB	BOTTOM			
5 Yuliel Escobar, R (1,10) 14 Eric Thames, L (4, PR) OBP: 0.167, SLG: 0.500										3	0	1	0	0	0	0	<b>New York Yankees @ Toronto Blue Jays</b> Florida Auto Exchange Stadium, Dunedin, FL Thu Mar 08 2012, 1:09 PM - 3:57 PM EST Att.: 5,509 - Sunny - 82 F <a href="http://livebaseballscorecards.com">livebaseballscorecards.com</a>			
2 Kelly Johnson, L (1,4) 18 Mike McCoy, R (3, PR) OBP: 0.384, SLG: 0.500										2	0	1	0	0	0	0				
19 José Bautista, R (1,9) 8 Ben Francisco, R (4, PR) OBP: 0.500, SLG: 0.444										2	1	1	0	1	0	0				
26 Adam Lind, L (1,3) 66 Mike McDade, S (5,3) OBP: 0.417, SLG: 0.500										3	1	2	1	0	0	2				
13 Brett Lawrie, R (1,5) 39 Brian Bocoock, R (4,5) OBP: 0.500, SLG: 0.714										2	0	1	0	0	0	0				
28 Colby Rasmus, L (1,8) 43 Anthony Gose, L (6,8) OBP: 0.417, SLG: 0.333										2	0	0	1	1	0	1				
9 J.P. Arencibia, R (1,2) 71 A.J. Jimenez, R (6,2) OBP: 0.182, SLG: 0.400										2	1	1	2	1	0	0				
45 Travis Snider, L (1,7) 81 Jake Marsnick, R (7,7) OBP: 0.267, SLG: 0.733										3	1	1	1	0	0	3				
1 Luis Valbuena, L (1,6) 3 Adeiny Hechavarría, R (7,6) OBP: 0.500, SLG: 0.889										3	0	0	0	0	0	0				
<b>Inning Stats</b>	R: 0 E: 0 K: 0 S: 3	H: 0 LOB: 0 BB: 0 P: 3	R: 3 E: 0 K: 0 S: 6	H: 3 LOB: 0 BB: 0 P: 8	R: 2 E: 0 K: 0 S: 6	H: 3 LOB: 3 BB: 2 P: 14	R: 0 E: 0 K: 1 S: 6	H: 1 LOB: 2 BB: 1 P: 10	R: 0 E: 0 K: 0 S: 3	H: 0 LOB: 0 BB: 0 P: 3	R: 1 E: 0 K: 0 S: 5	H: 2 LOB: 1 BB: 0 P: 5	R: 0 E: 0 K: 0 S: 4	H: 2 LOB: 2 BB: 0 P: 5	R: 0 E: 1 K: 1 S: 5	H: 1 LOB: 1 BB: 1 P: 9		1B: 9 2B: 1 3B: 0 HR: 2	SF: 0 SAC: 0 DP: 2 HBP: 1	WP: 0 PB: 1 SB: 0 CS: 0
<b>PITCHER</b>	IP WLS BF H R ER SO BB IBB HBP BLK WP HR S P ERA WHIP	2.2 L 15 6 5 5 0 1 2 0 0 0 0 0 10 18 16.88 2.625	2.1 10 1 0 0 1 2 0 0 0 0 0 0 10 18 0.00 1.286	1.0 5 2 1 1 0 0 0 0 0 0 1 5 5 9.00 2.000	1.0 5 2 0 0 0 0 0 0 1 0 0 0 4 5 0.00 2.000	1.0 4 1 0 0 1 1 0 0 0 0 0 5 9 0.00 2.000	11.57													



Batter	1	2	3	4	5	6	7	8	9	AB	R	H	RBI	BB	SO	LOB	TOP																			
24 Michael Bourn, L (1, 8) OBP: 0.250, SLG: 0.333 74 Jordan Parraz, R (6, 8) OBP: 0.571, SLG: 0.500	F7		B2-3			G6-3 23 WP 1B		L7 1B		3	0	1	0	0	0	0	<b>Atlanta Braves @ New York Yankees</b> George M. Steinbrenner Field, Tampa, FL Fri Mar 09 2012, 1:06 PM - 3:28 PM EST Att: 10,739 - Partly Cloudy - 79 F																			
1 Tyler Pastornicky, R (1, 6) OBP: 0.150, SLG: 0.195	G6-3		G4-3			K		L7		4	0	0	0	0	1	2																				
23 Matt Diaz, R (1, 9) OBP: 0.188, SLG: 0.200	L8			G6-3		G6-3		L6		4	0	0	0	0	0	2																				
5 Freddie Freeman, L (1, 3) OBP: 0.167, SLG: 0.091				G4-3		K		K		4	0	0	0	0	3	1																				
8 David Ross, R (1, 2) OBP: 0.273, SLG: 0.200 7 J.C. Boscan, R (7, 2) OBP: 0.571, SLG: 0.400 90 Elmer Reyes, R (9, PR)				F8			G4-3			3	0	1	0	0	0	0																				
68 Christian Bethancourt, R (10)										4	0	0	0	0	0	2																				
4 Drew Sutton, S (1, 4) OBP: 0.500, SLG: 0.600										2	0	0	0	2	1	1																				
19 Brandon Hicks, R (1, 5) OBP: 0.200, SLG: 0.222 73 Joey Tordella, S (5, 5) OBP: 0.417, SLG: 0.545										2	0	1	0	0	1	2																				
17 Jose Constanza, L (1, 7) OBP: 0.100, SLG: 0.100				G6-3		K		F8		3	0	0	0	0	1	1																				
<b>Inning Stats</b>	R: 0 E: 0 K: 0 S: 3	H: 0 LOB: 0 BB: 0 P: 4	R: 0 E: 0 K: 2 S: 8	H: 1 LOB: 2 BB: 1 P: 12	R: 0 E: 0 K: 0 S: 3	H: 0 LOB: 0 BB: 0 P: 3	R: 0 E: 0 K: 0 S: 3	H: 0 LOB: 0 BB: 0 P: 3	R: 0 E: 0 K: 1 S: 6	H: 1 LOB: 1 BB: 0 P: 6	R: 0 E: 0 K: 2 S: 8	H: 0 LOB: 1 BB: 0 P: 9	R: 0 E: 0 K: 1 S: 5	H: 0 LOB: 1 BB: 1 P: 9	R: 0 E: 0 K: 0 S: 4	H: 1 LOB: 1 BB: 0 P: 4		R: 0 E: 0 K: 2 S: 8	H: 1 LOB: 1 BB: 0 P: 8	1B: 4 2B: 1 3B: 0 HR: 0	SF: 0 SAC: 0 DP: 0 HBP: 0	WP: 2 PB: 0 SB: 0 CS: 0	PA: 34													
<b>PITCHER</b>	IP	WLS	BF	H	R	ER	SO	BB	IBB	HBP	BLK	WP	HR	S	P	ERA	WHIP	<b>PITCHER</b>		IP	WLS	BF	H	R	ER	SO	BB	IBB	HBP	BLK	WP	HR	S	P	ERA	WHIP
36 Freddy Garcia, R (1, 1) ERA: 3.6	3.0	W	11	1	0	0	2	1	0	0	0	1	0	14	19	0.00	0.667	75 Kevin Whelan, R (9, 1) ERA: 3.86		0.2		3	1	0	0	1	0	0	0	0	0	5	5	0.00	1.500	
29 Rafael Soriano, R (4, 1) ERA:	1.0	H	3	0	0	0	0	0	0	0	0	0	0	3	3	0.00	0.000																			
85 Manny Bañuelos, L (5, 1) ERA:	2.0	H	8	2	0	0	3	0	0	0	0	1	0	14	15	0.00	1.000																			
78 D.J. Mitchell, R (7, 1) ERA:	2.0	H	8	1	0	0	1	1	0	0	0	0	0	9	13	0.00	1.000																			
97 Juan Cedeno, L (9, 1) ERA: 20.25	0.1	H	1	0	0	0	1	0	0	0	0	0	0	3	3	0.00	0.000																			

Batter	1	2	3	4	5	6	7	8	9	AB	R	H	RBI	BB	SO	LOB	BOTTOM																			
2 Derek Jeter, R (1, 6) OBP: 0.273, SLG: 0.200 74 Doug Bernier, R (6, 6) OBP: 0.333, SLG: 0.500			G6-3			14 1B 24 SF8 BB		81 1B 2B		2	2	1	0	1	0	0	<b>Atlanta Braves @ New York Yankees</b> George M. Steinbrenner Field, Tampa, FL Fri Mar 09 2012, 1:06 PM - 3:28 PM EST Att: 10,739 - Partly Cloudy - 79 F																			
14 Curtis Granderson, L (1, 8) OBP: 0.364, SLG: 0.700 81 Melky Mesa, R (7, 8) OBP: 0.286, SLG: 0.286	P6									2	0	1	0	1	0	1																				
24 Robinson Cano, L (1, 4) OBP: 0.091, SLG: 0.100 82 Corban Joseph, L (7, 4)	G3									2	0	0	1	0	1	2																				
33 Nick Swisher, S (1, 9) OBP: 0.273, SLG: 0.455 67 Colin Curtis, L (7, 9) OBP: 0.429, SLG: 0.833										3	0	1	1	0	0	2																				
12 Eric Chavez, L (1, 5) OBP: 0.200, SLG: 0.300 19 Ramiro Pena, S (7, 5) OBP: 0.444, SLG: 0.556										3	0	1	0	0	2	1																				
55 Russell Martin, R (1, 2) OBP: 0.400, SLG: 0.375 66 Gustavo Molina, R (7, 2) OBP: 1.000, SLG: 1.000										3	0	1	0	0	1	1																				
22 Andrew Jones, R (1, 7) OBP: 0.182, SLG: 0.100 73 Cole Garner, R (7, 7) OBP: 0.500, SLG: 1.500										3	0	0	0	0	2																					
41 Chris Dickerson, L (1, 10) OBP: 0.364, SLG: 0.333 83 Zoilo Almonte, S (7, PH) OBP: 0.500, SLG: 0.667 (8, 10)										2	0	0	0	0	2	2																				
91 Jorge Vazquez, R (1, 3) OBP: 0.222, SLG: 0.125 87 Jose Gil, R (7, 3) OBP: 0.750, SLG: 1.333										2	0	0	0	0	1																					
<b>Inning Stats</b>	R: 1 E: 0 K: 1 S: 7	H: 2 LOB: 1 BB: 0 P: 7	R: 0 E: 0 K: 1 S: 6	H: 1 LOB: 0 BB: 0 P: 6	R: 0 E: 0 K: 1 S: 5	H: 0 LOB: 1 BB: 1 P: 9	R: 0 E: 0 K: 1 S: 6	H: 1 LOB: 1 BB: 0 P: 7	R: 1 E: 0 K: 0 S: 4	H: 1 LOB: 1 BB: 1 P: 8	R: 0 E: 0 K: 2 S: 7	H: 0 LOB: 0 BB: 0 P: 7	R: 1 E: 0 K: 2 S: 9	H: 2 LOB: 1 BB: 0 P: 9	R: 0 E: 0 K: 0 S: 4	H: 1 LOB: 1 BB: 0 P: 4		1B: 4 2B: 4 3B: 0 HR: 0	SF: 1 SAC: 0 DP: 0 HBP: 0	WP: 0 PB: 0 SB: 1 CS: 0	PA: 34															
<b>PITCHER</b>	IP	WLS	BF	H	R	ER	SO	BB	IBB	HBP	BLK	WP	HR	S	P	ERA	WHIP	<b>PITCHER</b>		IP	WLS	BF	H	R	ER	SO	BB	IBB	HBP	BLK	WP	HR	S	P	ERA	WHIP
27 Julio Teheran, R (1, 1) ERA: 14.4	3.0	L	13	3	1	1	3	1	0	0	0	0	0	18	22	3.00	1.333	PITCHER																		
50 Cristian Martinez, R (4, 1) ERA: 1.8	2.0		9	2	1	1	1	1	0	0	0	0	0	10	15	4.50	1.500																			
62 Todd Redmond, R (6, 1) ERA: 0.0	1.0		3	0	0	0	2	0	0	0	0	0	0	7	7	0.00	0.000																			
72 Adam Russell, R (7, 1) ERA: 3.0	1.0		5	2	1	1	2	0	0	0	0	0	0	9	9	9.00	2.000																			
57 Jairo Asencio, R (8, 1) ERA: 3.0	1.0		4	1	0	0	0	0	0	0	0	0	0	4	4	0.00	1.000																			





Batter	1	2	3	4	5	6	7	8	9	AB	R	H	RBI	BB	SO	LOB	TOP								
11 Brett Gardner, L OBP: 0.267, SLG: 0.357 81 Melky Mesa, R OBP: 0.222, SLG: 0.250										3	1	1	0	1	0	4									
22 Andrew Jones, R OBP: 0.200, SLG: 0.077 89 Kyle Higashioka, R OBP: 0.500, SLG: 0.500										3	1	0	0	1	2	2									
13 Alex Rodriguez, R OBP: 0.383, SLG: 1.000 68 Brandon Laird, R OBP: 0.300, SLG: 0.222										3	0	1	2	0	1	1									
25 Mark Teixeira, S OBP: 0.500, SLG: 0.333 87 Jose Gil, R OBP: 0.533, SLG: 1.200										1	0	1	1	2	0	0									
27 Raul Ibanez, L OBP: 0.133, SLG: 0.200 67 Colin Curtis, L OBP: 0.375, SLG: 0.833										4	0	1	0	0	0	4									
17 Francisco Cervelli, R OBP: 0.500, SLG: 0.500 90 Gary Sanchez, R OBP: 0.500, SLG: 0.500										3	1	0	0	0	2	2									
40 Bill Hall, R OBP: 0.091, SLG: 0.091 80 David Adams, R OBP: 0.125, SLG: 0.250										1	0	0	0	2	1	1									
64 Justin Maxwell, R OBP: 0.385, SLG: 0.364 83 Zolito Almonte, S OBP: 0.500, SLG: 0.750										2	0	1	1	1	1	3									
74 Doug Bernier, R OBP: 0.444, SLG: 0.500 60 Jayson Nix, R OBP: 0.333, SLG: 0.455										2	0	2	0	0	0	0									
<b>Inning Stats</b>	R: 2 H: 2 E: 0 K: 2 S: 9	H: 2 LOB: 3 BB: 3 P: 21	R: 1 H: 3 E: 0 K: 0 S: 5	LOB: 3 BB: 1 P: 9	R: 0 H: 0 E: 0 K: 1 S: 4	LOB: 2 BB: 1 P: 13	R: 0 H: 0 E: 0 K: 2 S: 7	LOB: 1 BB: 1 P: 11	R: 1 H: 1 E: 1 K: 1 S: 7	LOB: 1 BB: 0 P: 9	R: 0 H: 1 E: 0 K: 1 S: 6	LOB: 1 BB: 0 P: 6	R: 0 H: 1 E: 0 K: 1 S: 5	LOB: 0 BB: 0 P: 5	R: 3 H: 5 E: 0 K: 0 S: 8	H: 5 LOB: 2 BB: 0 P: 8	R: 1 H: 2 E: 0 K: 0 S: 5	LOB: 2 BB: 0 P: 5	1B: 12 2B: 3 3B: 0 HR: 0	SF: 2 SAC: 0 DP: 3 HBP: 1	WP: 1 PB: 0 SB: 1 CS: 0	PA: 48			
<b>PITCHER</b>	IP	WLS	BF	H	R	ER	SO	BB	IBB	HBP	BLK	WP	HR	S	P	ERA	WHIP								
49 Jair Jurrjens, R ERA: 10.38	2.1	L	17	5	3	3	3	6	0	0	0	0	0	17	41	11.57	4.714								
53 Cory Gearrin, R ERA: 2.25	1.2		6	0	0	0	2	1	0	1	0	0	0	8	13	0.00	0.600								
63 Erik Cordier, R ERA: 2.25	2.0		9	2	1	0	2	0	0	0	0	1	0	13	15	0.00	1.000								
70 Dusty Hughes, L ERA: 7.2	1.0		3	1	0	0	1	0	0	0	0	0	0	5	5	0.00	1.000								
81 Zeke Spruill, R ERA: 7.2	2.0		13	7	4	4	0	0	0	0	0	0	0	13	13	18.00	3.500								

New York Yankees @ Atlanta Braves  
Champion Stadium, Lake Buena Vista, FL  
Sat Mar 10 2012, 1:11 PM - 4:26 PM EST  
Att: 10,755 - Partly Cloudy - 75 F

AB 38  
R 8  
H 15  
RBI 8  
BB 7  
SO 8  
LOB 24



Batter	1	2	3	4	5	6	7	8	9	AB	R	H	RBI	BB	SO	LOB	BOTTOM								
24 Michael Bourn, L OBP: 0.316, SLG: 0.444 74 Jordan Parraz, R OBP: 0.556, SLG: 0.500										3	1	2	0	0	1	0									
14 Martin Prado, R OBP: 0.455, SLG: 0.474 30 Luis Durango, S OBP: 0.692, SLG: 0.500									1	0	1	1	2	0	0										
16 Brian McCann, L OBP: 0.353, SLG: 0.286 23 Matt Diaz, R OBP: 0.316, SLG: 0.294									2	0	0	0	0	0	3										
26 Dan Uggla, R OBP: 0.471, SLG: 0.692 4 Drew Sutton, S OBP: 0.500, SLG: 0.545									2	0	0	0	1	1	3										
10 Chipper Jones, S OBP: 0.364, SLG: 0.500 67 Andrelton Simmons, R OBP: 0.364, SLG: 0.500									2	0	0	0	1	1	2										
5 Freddie Freeman, L OBP: 0.133, SLG: 0.071 73 Joey Terdoslavich, S OBP: 0.462, SLG: 0.583									3	0	0	0	0	2	2										
1 Tyler Pastornicky, R OBP: 0.193, SLG: 0.091 71 Ernesto Mejia, R OBP: 0.182, SLG: 0.300									3	0	0	0	0	0	0										
7 J.C. Boscan, R OBP: 0.400, SLG: 0.250 69 Evan Gattis, R OBP: 0.400, SLG: 0.250										3	0	0	0	0	0										
17 Jose Constanza, L OBP: 0.143, SLG: 0.143									4	0	1	0	0	1	0										
<b>Inning Stats</b>	R: 1 H: 2 E: 1 K: 1 S: 7	H: 1 LOB: 0 BB: 0 P: 11	R: 0 H: 1 E: 0 K: 0 S: 4	LOB: 0 BB: 0 P: 4	R: 0 H: 1 E: 0 K: 1 S: 5	LOB: 2 BB: 2 P: 14	R: 0 H: 0 E: 0 K: 1 S: 5	LOB: 0 BB: 0 P: 5	R: 0 H: 0 E: 0 K: 2 S: 7	LOB: 2 BB: 2 P: 15	R: 0 H: 0 E: 0 K: 1 S: 5	LOB: 0 BB: 0 P: 5	R: 0 H: 0 E: 0 K: 1 S: 3	LOB: 0 BB: 0 P: 3	R: 2 H: 2 E: 0 K: 1 S: 7	H: 2 LOB: 2 BB: 2 P: 15	R: 0 H: 2 E: 0 K: 1 S: 7	LOB: 2 BB: 0 P: 7	1B: 7 2B: 1 3B: 0 HR: 0	SF: 0 SAC: 0 DP: 2 HBP: 0	WP: 3 PB: 0 SB: 0 CS: 1	PA: 41			
<b>PITCHER</b>	IP	WLS	BF	H	R	ER	SO	BB	IBB	HBP	BLK	WP	HR	S	P	ERA	WHIP								
35 Michael Pineda, R ERA: 1.95	2.2	W	13	4	1	1	1	3	0	0	0	1	0	13	25	3.38	2.625								
76 Cesar Cabral, L ERA: 2.08	1.1	H	4	0	0	0	2	0	0	0	0	1	0	8	9	0.00	0.000								
93 Brett Marshall, L ERA: 13.5	2.0	H	8	0	0	0	3	2	0	0	0	1	0	12	20	0.00	1.000								
63 Michael O'Connor, R ERA: 13.5	1.0	H	3	0	0	0	0	0	0	0	0	0	0	3	3	0.00	0.000								
84 Ryan Pope, R ERA: 6.75	1.0		7	2	2	2	1	2	0	0	0	0	0	7	15	18.00	4.000								
92 Danny Burawa, R ERA: 1.0	1.0		5	2	0	0	1	0	0	0	0	0	0	7	7	0.00	2.000								

New York Yankees @ Atlanta Braves  
Champion Stadium, Lake Buena Vista, FL  
Sat Mar 10 2012, 1:11 PM - 4:26 PM EST  
Att: 10,755 - Partly Cloudy - 75 F

AB 33  
R 3  
H 8  
RBI 3  
BB 7  
SO 8  
LOB 20





Batter	1	2	3	4	5	6	7	8	9	AB	R	H	RBI	BB	SO	LOB	TOP										
11 Brett Gardner, L (1, 7) OBP: 0.333, SLG: 0.333 83 Zoilo Almonte, S (6, 7) OBP: 0.444, SLG: 0.667	G5-3		HBP				K			1	0	0	0	1	0	0	<b>New York Yankees @ Minnesota Twins</b> Hammond Stadium, Fort Myers, FL Sun Mar 11 2012, 1:07 PM - 3:36 PM EDT Att: 8,115 - Partly Cloudy - 82 F										
14 Curtis Granderson, L (1, 8) OBP: 0.357, SLG: 0.692 81 Melky Mesa, R (6, 8)	G3		H				K	F9		3	0	1	0	0	1	1											
33 Nick Swisher, S (1, 9) OBP: 0.286, SLG: 0.500 80 Raymond Kruml, L (6, PR) (6, 9)	F8		F9					G3		3	0	1	0	0	0	1											
27 Raul Ibanez, L (1, 10) OBP: 0.111, SLG: 0.167 90 Gary Sanchez, R (8, PH) (8, 10)	K							G3		3	0	0	0	0	1	1											
17 Francisco Cervelli, R (1, 2) OBP: 0.267, SLG: 0.308 89 Kyle Higashioka, R (6, 2) (6, 2)								F9		3	0	3	1	0	0	0											
91 Jorge Vazquez, R (1, 5) OBP: 0.167, SLG: 0.091 96 Walter Ibarra, S (6, 6) (6, 6)								1B		1	0	0	0	0	0	0											
60 Jayson Nix, R (1, 4) OBP: 0.333, SLG: 0.429 93 Luke Murton, R (6, 3)								1B		3	0	1	0	0	0	1											
68 Brandon Laird, R (1, 3) OBP: 0.250, SLG: 0.182 82 Corban Joseph, L (6, 4) (6, 4)								1B		2	0	0	0	0	0	2											
19 Ramiro Pena, S (1, 6) OBP: 0.364, SLG: 0.455 88 John Ryan Murphy, R (6, 5) (6, 5)								1B		2	0	0	0	0	0	0											
										1	0	0	0	0	0	1											
<b>Inning Stats</b>	R: 0 E: 0 K: 0 S: 3	H: 0 LOB: 0 BB: 0 P: 3	R: 0 E: 0 K: 1 S: 7	H: 2 LOB: 2 BB: 0 P: 7	R: 0 E: 0 K: 0 S: 3	H: 1 LOB: 1 BB: 0 P: 4	R: 0 E: 0 K: 1 S: 6	H: 1 LOB: 1 BB: 0 P: 6	R: 0 E: 0 K: 1 S: 5	H: 0 LOB: 1 BB: 1 P: 9	R: 1 E: 0 K: 0 S: 5	H: 2 LOB: 2 BB: 0 P: 5	R: 0 E: 0 K: 1 S: 5	H: 1 LOB: 1 BB: 0 P: 5	R: 0 E: 0 K: 1 S: 6	H: 1 LOB: 1 BB: 0 P: 6	R: 0 E: 0 K: 0 S: 3	H: 1 LOB: 0 BB: 0 P: 3	1B: 6 2B: 3 3B: 0 HR: 0	SF: 0 SAC: 0 DP: 1 HBP: 1	WP: 0 PB: 0 SB: 1 CS: 1	PA: 35					
<b>PITCHER</b>	IP	WLS	BF	H	R	ER	SO	BB	IBB	HBP	BLK	WP	HR	S	P	ERA	WHIP										
53 Nick Blackburn, R (1, 1) ERA: 0.00	3.0		12	3	0	0	1	0	0	0	0	0	0	13	14	0.00	1.000										
52 Brian Duensing, L (4, 1) ERA: 2.25	1.0		4	1	0	0	1	0	0	0	0	0	0	6	6	0.00	1.000										
55 Matt Capps, R (5, 1) ERA: 4.5	1.0		4	0	0	0	1	1	0	0	0	0	0	5	9	0.00	1.000										
65 Aaron Thompson, L (6, 1) ERA: 2.7	1.0	B	5	2	1	1	0	0	0	0	0	0	0	5	5	9.00	2.000										
49 Jeff ManSHIP, R (7, 1) ERA: 2.7	1.0	W	3	1	0	0	1	0	0	0	0	0	0	5	5	0.00	1.000										
<b>PITCHER</b>	IP	WLS	BF	H	R	ER	SO	BB	IBB	HBP	BLK	WP	HR	S	P	ERA	WHIP										
72 Carlos Gutierrez, R (8, 1) ERA: 0.00	1.0	H	4	1	0	0	1	0	0	0	0	0	0	6	6	0.00	1.000										
66 Brendan Wise, R (9, 1) ERA: 0.00	1.0		3	1	0	0	0	0	0	0	0	0	0	3	3	0.00	1.000										

Batter	1	2	3	4	5	6	7	8	9	AB	R	H	RBI	BB	SO	LOB	BOTTOM										
11 Ben Revere, L (1, 7) OBP: 0.429, SLG: 0.333 78 Wilkin Ramirez, R (7, 7) OBP: 0.375, SLG: 0.286	F7		G6-3							3	0	1	0	0	0	1	<b>New York Yankees @ Minnesota Twins</b> Hammond Stadium, Fort Myers, FL Sun Mar 11 2012, 1:07 PM - 3:36 PM EDT Att: 8,115 - Partly Cloudy - 82 F										
8 Jamey Carroll, R (1, 6) OBP: 0.176, SLG: 0.067 71 Pedro Florimon, S (7, 6)	F7									3	0	0	0	0	2	2											
7 Joe Mauer, L (1, 2) OBP: 0.231, SLG: 0.231 5 J.R. Towles, R (7, 2) OBP: 0.400, SLG: 1.000	FC5-4									3	0	0	0	0	1	1											
33 Justin Morneau, L (1, 3) OBP: 0.267, SLG: 0.214 70 Aaron Bates, R (6, PR) (6, 3)	FC5-4									2	0	1	0	1	0	1											
16 Josh Willingham, R (1, 9) OBP: 0.444, SLG: 0.231 26 Brian Dinkelman, L (7, 9) OBP: 0.400, SLG: 0.385										2	0	0	0	0	1	1											
18 Ryan Doumit, S (1, 10) OBP: 0.467, SLG: 0.364 38 Luke Hughes, R (8, PH) (8, 10)										2	0	0	0	1	0	4											
22 Danny Valencia, R (1, 5) OBP: 0.553, SLG: 0.654 73 Michael Hollimon, S (8, 5) OBP: 0.714, SLG: 1.167										1	1	1	0	0	0	0											
63 Joe Benson, R (1, 8) OBP: 0.250, SLG: 0.429 19 Darin Mastroianni, R (8, 8) OBP: 0.250, SLG: 0.286										3	1	2	1	0	1	0											
12 Alexi Casilla, S (1, 4) OBP: 0.471, SLG: 0.500 83 Ray Chang, R (7, 4) OBP: 0.429, SLG: 0.200										1	0	0	0	0	0	1											
										1	0	0	0	0	0	1											
<b>Inning Stats</b>	R: 0 E: 0 K: 0 S: 4	H: 1 LOB: 1 BB: 0 P: 4	R: 0 E: 0 K: 0 S: 2	H: 0 LOB: 1 BB: 1 P: 6	R: 0 E: 0 K: 1 S: 5	H: 0 LOB: 0 BB: 0 P: 5	R: 0 E: 0 K: 0 S: 3	H: 0 LOB: 2 BB: 1 P: 8	R: 0 E: 0 K: 0 S: 4	H: 1 LOB: 2 BB: 0 P: 4	R: 1 E: 0 K: 0 S: 5	H: 2 LOB: 1 BB: 0 P: 6	R: 1 E: 0 K: 0 S: 5	H: 2 LOB: 1 BB: 1 P: 13	R: 3 E: 0 K: 0 S: 7	H: 2 LOB: 0 BB: 1 P: 14	R: 0 E: 0 K: 0 S: 3	H: 2 LOB: 0 BB: 1 P: 14	1B: 4 2B: 1 3B: 0 HR: 3	SF: 0 SAC: 0 DP: 1 HBP: 1	WP: 1 PB: 0 SB: 0 CS: 1	PA: 35					
<b>PITCHER</b>	IP	WLS	BF	H	R	ER	SO	BB	IBB	HBP	BLK	WP	HR	S	P	ERA	WHIP										
65 Phil Hughes, R (1, 1) ERA: 3.6	3.0		10	1	0	0	1	1	0	0	0	1	1	12	18	3.00	1.333										
86 Adam Warren, R (4, 1) ERA: 3.6	3.0		14	3	1	1	0	1	0	1	0	1	1	12	18	3.00	1.333										
95 Graham Stoneburner, R (7, 1) ERA: 9.0	1.0	L	5	2	1	1	0	1	0	0	0	0	1	5	13	9.00	3.000										
84 Adam Miller, R (8, 1) ERA: 54.0	1.0		6	2	3	3	0	1	0	0	0	0	1	7	14	27.00	3.000										
<b>PITCHER</b>	IP	WLS	BF	H	R	ER	SO	BB	IBB	HBP	BLK	WP	HR	S	P	ERA	WHIP										
72 Carlos Gutierrez, R (8, 1) ERA: 0.00	1.0	H	4	1	0	0	1	0	0	0	0	0	0	6	6	0.00	1.000										
66 Brendan Wise, R (9, 1) ERA: 0.00	1.0		3	1	0	0	0	0	0	0	0	0	0	3	3	0.00	1.000										















Batter	1	2	3	4	5	6	7	8	9	AB	R	H	RBI	BB	SO	LOB	TOP										
3 Mike Aviles, R OBP: 0.318, SLG: 0.500	G4-3		F9			F8		G3		3	0	0	0	0	0	0	<b>Boston Red Sox @ New York Yankees</b> George M. Steinbrenner Field, Tampa, FL Tue Mar 13 2012, 7:06 PM - 9:52 PM EDT Att: 11,048 - Clear - 77 F  <b>AB 32</b> <b>R 1</b> <b>H 4</b> <b>RBI 0</b> <b>BB 0</b> <b>SO 10</b> <b>LOB 8</b> 										
84 Oscar Tejada, R OBP: 0.231, SLG: 0.333										1	0	0	0	0	1												
15 Dustin Pedroia, R OBP: 0.471, SLG: 0.533	F9					F9			E9	3	0	1	0	0	0												
77 Pedro Ciriaco, R OBP: 0.583, SLG: 0.917									1B	1	1	1	0	0	0												
2 Jacoby Ellsbury, L OBP: 0.176, SLG: 0.294										4	0	1	0	0	3												
39 Jarrod Saltalamacchia, R OBP: 0.250, SLG: 0.111										2	0	0	0	0	1												
60 Ryan Lavarnway, R OBP: 0.333, SLG: 0.222	F8									2	0	0	0	0	1												
83 Will Middlebrooks, R OBP: 0.316, SLG: 0.368										3	0	0	0	0	1												
71 Nate Spears, R OBP: 0.462, SLG: 0.455										1	0	0	0	0	0												
62 Lars Anderson, L OBP: 0.471, SLG: 0.643										3	0	0	0	0	2												
86 J.C. Linares, R OBP: 0.176, SLG: 0.176										2	0	0	0	0	0												
54 Darnell McDonald, R OBP: 0.429, SLG: 0.929										1	0	1	0	0	0												
73 Josh Kroeger, L OBP: 0.278, SLG: 0.353										3	0	0	0	0	1												
85 Che-Hsuan Lin, R OBP: 0.182, SLG: 0.100										0	0	0	0	0	0												
82 Alex Hassan, R OBP: 0.188, SLG: 0.071										2	0	0	0	0	1												
16 Jason Repko, R OBP: 0.188, SLG: 0.071										1	0	0	0	0	1												
<b>Inning Stats</b>	R: 0 E: 0 K: 0 S: 4	H: 1 LOB: 1 BB: 0 P: 4	R: 0 E: 0 K: 1 S: 5	H: 0 LOB: 0 BB: 0 P: 5	R: 0 E: 0 K: 0 S: 3	H: 0 LOB: 0 BB: 0 P: 3	R: 0 E: 0 K: 2 S: 8	H: 1 LOB: 1 BB: 0 P: 8	R: 0 E: 1 K: 1 S: 6	H: 0 LOB: 1 BB: 0 P: 7	R: 0 E: 0 K: 2 S: 7	H: 0 LOB: 0 BB: 0 P: 7	R: 0 E: 0 K: 1 S: 6	H: 1 LOB: 1 BB: 0 P: 6	R: 1 E: 1 K: 2 S: 8	H: 1 LOB: 0 BB: 0 P: 8	1B: 3 2B: 1 3B: 0 HR: 0	SF: 0 SAC: 0 DP: 0 HBP: 0	WP: 0 PB: 0 SB: 1 CS: 0	PA: 32							
<b>PITCHER</b>	IP	WLS	BF	H	R	ER	SO	BB	IBB	HBP	BLK	WP	HR	S	P	ERA	WHIP										
47 Ivan Nova, R ERA: 6.23	4.0		14	2	0	0	3	0	0	0	0	0	0	20	20	0.00	0.500										
42 Mariano Rivera, R ERA:	1.0		4	0	0	0	1	0	0	0	0	0	0	6	7	0.00	0.000										
48 Boone Logan, L ERA:	1.0		3	0	0	0	1	0	0	0	0	0	0	5	5	0.00	0.000										
79 David Phelps, R ERA:	2.2	L	10	2	1	0	5	0	0	0	1	0	0	20	20	0.00	0.750										
39 Clay Rapada, L ERA:	0.1		1	0	0	0	0	0	0	0	0	0	0	1	1	0.00	0.000										

Batter	1	2	3	4	5	6	7	8	9	AB	R	H	RBI	BB	SO	LOB	BOTTOM										
11 Brett Gardner, L OBP: 0.286, SLG: 0.278	L6									3	0	0	0	0	0	0	<b>Boston Red Sox @ New York Yankees</b> George M. Steinbrenner Field, Tampa, FL Tue Mar 13 2012, 7:06 PM - 9:52 PM EDT Att: 11,048 - Clear - 77 F  <b>AB 30</b> <b>R 0</b> <b>H 4</b> <b>RBI 0</b> <b>BB 1</b> <b>SO 13</b> <b>LOB 9</b> 										
81 Melky Mesa, R OBP: 0.250, SLG: 0.200										1	0	0	0	0	1												
55 Russell Martin, R OBP: 0.375, SLG: 0.308										3	0	1	0	0	2												
66 Gustavo Molina, R OBP: 0.800, SLG: 0.800	25 BLK 13 BB									1	0	0	0	0	1												
13 Alex Rodriguez, R OBP: 0.500, SLG: 0.733										2	0	1	0	1	1												
82 Corban Joseph, L OBP: 0.182, SLG: 0.182	25 BLK									1	0	1	0	0	0												
25 Mark Teixeira, S OBP: 0.353, SLG: 0.214										2	0	0	0	0	3												
91 Jorge Vazquez, R OBP: 0.125, SLG: 0.087										2	0	0	0	0	2												
27 Raul Ibanez, L OBP: 0.095, SLG: 0.143										3	0	0	0	0	2												
22 Andrew Jones, R OBP: 0.250, SLG: 0.118										2	0	1	0	0	0												
83 Zoilo Almonte, S OBP: 0.400, SLG: 0.600										1	0	0	0	0	1												
40 Bill Hall, R OBP: 0.100, SLG: 0.200										2	0	0	0	0	2												
80 David Adams, R OBP: 0.100, SLG: 0.200										1	0	0	0	0	0												
60 Jayson Nix, R OBP: 0.294, SLG: 0.375										2	0	0	0	0	1												
64 Justin Maxwell, R OBP: 0.375, SLG: 0.429										1	0	0	0	0	0												
74 Doug Bernier, R OBP: 0.333, SLG: 0.364										2	0	0	0	0	2												
19 Ramiro Pena, S OBP: 0.357, SLG: 0.385										1	0	0	0	0	0												
<b>Inning Stats</b>	R: 0 E: 0 K: 0 S: 4	H: 1 LOB: 2 BB: 1 P: 8	R: 0 E: 0 K: 1 S: 5	H: 0 LOB: 0 BB: 0 P: 5	R: 0 E: 0 K: 2 S: 7	H: 0 LOB: 0 BB: 0 P: 7	R: 0 E: 0 K: 0 S: 3	H: 1 LOB: 0 BB: 0 P: 3	R: 0 E: 0 K: 3 S: 10	H: 1 LOB: 1 BB: 0 P: 10	R: 0 E: 0 K: 2 S: 7	H: 0 LOB: 0 BB: 0 P: 7	R: 0 E: 0 K: 2 S: 7	H: 0 LOB: 0 BB: 0 P: 8	R: 0 E: 0 K: 0 S: 3	H: 0 LOB: 0 BB: 0 P: 3	R: 0 E: 0 K: 3 S: 10	H: 1 LOB: 1 BB: 0 P: 10	1B: 4 2B: 0 3B: 0 HR: 0	SF: 0 SAC: 0 DP: 1 HBP: 0	WP: 0 PB: 0 SB: 0 CS: 0	PA: 31					
<b>PITCHER</b>	IP	WLS	BF	H	R	ER	SO	BB	IBB	HBP	BLK	WP	HR	S	P	ERA	WHIP										
61 Felix Doubront, L ERA: 3.0	4.0		14	2	0	0	3	1	0	0	0	0	0	10	10	0.00	1.000										
64 Michael Bowden, R ERA:	1.0		4	1	0	0	3	0	0	0	0	0	0	10	10	0.00	1.000										
44 Vicente Padilla, R ERA: 5.14	3.0	W	9	0	0	0	4	0	0	0	0	0	0	17	18	0.00	0.000										
63 Junichi Tazawa, R ERA:	1.0	S	4	1	0	0	3	0	0	0	0	0	0	10	10	0.00	1.000										



Batter	1	2	3	4	5	6	7	8	9	AB	R	H	RBI	BB	SO	LOB	TOP										
2 Derek Jeter, R (1, 6) 74 Doug Bernier, R (6, 6) OBP: 0.350, SLG: 0.278 OBP: 0.357, SLG: 0.462	G4-3		1B		G5-3		2B		K	3	1	1	0	0	0	1	<b>New York Yankees @ Toronto Blue Jays</b> Florida Auto Exchange Stadium, Dunedin, FL Wed Mar 14, 2012, 1:07 PM - 3:59 PM EDT Att: 5,509 - Sunny - 77 F <a href="http://livebaseballscorecards.com">livebaseballscorecards.com</a>										
14 Curtis Granderson, L (1, 8) 38 Dewayne Wise, L (6, PR) OBP: 0.350, SLG: 0.694 OBP: 0.462, SLG: 0.615	K		2B			2B	1B		1B	3	0	2	1	0	1	0											
24 Robinson Cano, L (1, 4) 82 Corban Joseph, L (6, 4) OBP: 0.200, SLG: 0.167 OBP: 0.231, SLG: 0.231	G4-3		G4-3			BB	K		1B	2	0	0	0	1	0	1											
13 Alex Rodriguez, R (1, 10) 89 Kyle Higashioka, R (6, PR) OBP: 0.429, SLG: 0.611 OBP: 0.200, SLG: 0.290		F7		G6-3		FC5-4	G5-3		K	3	0	0	0	0	0	2											
25 Mark Teixeira, S (1, 3) 68 Brandon Laird, R (6, 3) OBP: 0.350, SLG: 0.235 OBP: 0.200, SLG: 0.143		1B		G4-3		L3			K	3	0	1	0	0	0	3											
27 Raul Ibanez, L (1, 7) 67 Colin Curtis, L (7, 7) OBP: 0.083, SLG: 0.125 OBP: 0.250, SLG: 0.500		K		G4-3			G3-1		G3	3	0	0	0	0	1	1											
33 Nick Swisher, S (1, 9) 73 Cole Garner, R (5, 9) OBP: 0.600, SLG: 1.143		K		G4-3			BB		2B	2	0	1	0	0	1	1											
12 Eric Chavez, L (1, 5) 60 Jayson Nix, R (6, 5) OBP: 0.167, SLG: 0.222 OBP: 0.316, SLG: 0.389			1B	G6-4-3		K	1B		K	2	1	1	0	0	1	1											
17 Francisco Cervelli, R (1, 2) 90 Gary Sanchez, R (6, 2) OBP: 0.250, SLG: 0.333 OBP: 0.429, SLG: 0.429			G6-4-3		2B		FC5		G6-3	2	0	1	0	0	0	1											
										2	1	0	0	0	0	2											
<b>Inning Stats</b>	R: 0 E: 0 K: 1 S: 5	H: 0 LOB: 0 BB: 0 P: 5	R: 0 E: 0 K: 2 S: 8	H: 1 LOB: 1 BB: 0 P: 8	R: 1 E: 0 K: 0 S: 5	H: 3 LOB: 1 BB: 0 P: 5	R: 0 E: 0 K: 0 S: 3	H: 0 LOB: 0 BB: 0 P: 3	R: 0 E: 0 K: 1 S: 6	H: 1 LOB: 1 BB: 0 P: 6	R: 0 E: 0 K: 0 S: 3	H: 1 LOB: 3 BB: 1 P: 7	R: 4 E: 1 K: 1 S: 9	H: 3 LOB: 1 BB: 1 P: 13	R: 0 E: 0 K: 2 S: 8	H: 1 LOB: 1 BB: 0 P: 8	R: 0 E: 0 K: 2 S: 9	H: 2 LOB: 2 BB: 0 P: 9	1B: 7 2B: 8 3B: 0 HR: 0	SF: 0 SAC: 0 DP: 2 HBP: 0	WP: 0 PB: 0 SB: 0 CS: 0	PA: 40					
<b>PITCHER</b>	IP	WLS	BF	H	R	ER	SO	BB	IBB	HBP	BLK	WP	HR	S	P	ERA	WHIP										
37 Henderson Alvarez III, R (1, 1) ERA: 3.0	3.0		12	4	1	1	3	0	0	0	0	0	0	18	18	3.00	1.333										
33 Carlos Villanueva, R (4, 1) ERA: 2.0	2.0	W	7	1	0	0	1	0	0	0	0	0	0	9	9	0.00	0.500										
54 Jason Frasor, R (6, 1) ERA: 6.75	1.0		4	1	0	0	0	1	0	0	0	0	0	3	7	0.00	2.000										
34 Joel Carreno, R (7, 1) ERA: 5.4	2.0		12	4	4	3	3	1	0	0	0	0	0	17	21	13.50	2.500										
59 Jim Hoey, R (9, 1) ERA: 0.00	1.0	S	5	2	0	0	2	0	0	0	0	0	0	9	9	0.00	2.000										

Batter	1	2	3	4	5	6	7	8	9	AB	R	H	RBI	BB	SO	LOB	BOTTOM											
5 Yunel Escobar, R (1, 6) 17 Omar Vizquel, S (6, 6) OBP: 0.292, SLG: 0.238 OBP: 0.429, SLG: 0.462	F9		G6-3		BB	K			G3	2	1	0	0	1	0	0	<b>New York Yankees @ Toronto Blue Jays</b> Florida Auto Exchange Stadium, Dunedin, FL Wed Mar 14, 2012, 1:07 PM - 3:59 PM EDT Att: 5,509 - Sunny - 77 F <a href="http://livebaseballscorecards.com">livebaseballscorecards.com</a>											
2 Kelly Johnson, L (1, 4) 43 Anthony Gose, L (6, 8) OBP: 0.348, SLG: 0.350 OBP: 0.287, SLG: 0.333	K		1B		K	G4-3				3	0	1	0	0	2	1												
19 José Bautista, R (1, 9) 8 Ben Francisco, R (6, 9) OBP: 0.476, SLG: 0.824 OBP: 0.222, SLG: 0.188	P6		BB		F7		G6-3			2	0	0	0	1	0	1												
26 Adam Lind, L (1, 3) 1 Luis Valbuena, L (6, PR) OBP: 0.429, SLG: 0.444 OBP: 0.395, SLG: 0.667		G3-1	P2		BB	G4-3				2	0	0	0	1	0	2												
10 Edwin Encarnación, R (1, 7) Michael Crouse, R (6, 7) OBP: 0.385, SLG: 0.667		HR		G6-3	1B	HR			K	3	3	3	4	0	0	0												
13 Brett Lawrie, R (1, 5) 25 Chris Woodward, R (6, 5) OBP: 0.609, SLG: 0.955 OBP: 0.429, SLG: 0.200			2B		HR	3B			HBP	3	1	2	0	0	0	1												
28 Colby Rasmus, L (1, 8) 66 Mike McDade, S (6, 3) OBP: 0.333, SLG: 0.316 OBP: 0.333, SLG: 0.111			1B		1B				HBP	0	0	0	0	0	0	0												
9 J.P. Arencibia, R (1, 10) 15 Travis d'Arnaud, R (8, PH) OBP: 0.200, SLG: 0.526 OBP: 0.250, SLG: 0.533			K		HR	G4-3			K	3	1	1	2	0	1	2												
6 Jeff Mathis, R (1, 2) 71 A.J. Jimenez, R (7, 2) OBP: 0.200, SLG: 0.143 OBP: 0.500, SLG: 0.400			K		K		P6		K	3	0	0	0	0	2	0												
										1	0	0	0	0	1	2												
<b>Inning Stats</b>	R: 0 E: 0 K: 1 S: 5	H: 0 LOB: 0 BB: 0 P: 5	R: 1 E: 0 K: 1 S: 8	H: 2 LOB: 1 BB: 0 P: 10	R: 0 E: 0 K: 1 S: 6	H: 1 LOB: 2 BB: 1 P: 10	R: 2 E: 0 K: 2 S: 9	H: 2 LOB: 0 BB: 0 P: 9	R: 4 E: 0 K: 1 S: 9	H: 3 LOB: 1 BB: 2 P: 19	R: 0 E: 0 K: 1 S: 5	H: 0 LOB: 0 BB: 0 P: 5	R: 0 E: 0 K: 1 S: 5	H: 0 LOB: 0 BB: 0 P: 5	R: 0 E: 0 K: 2 S: 7	H: 0 LOB: 2 BB: 0 P: 9	1B: 3 2B: 1 3B: 1 HR: 3	SF: 0 SAC: 0 DP: 0 HBP: 2	WP: 0 PB: 0 SB: 0 CS: 0	PA: 37								
<b>PITCHER</b>	IP	WLS	BF	H	R	ER	SO	BB	IBB	HBP	BLK	WP	HR	S	P	ERA	WHIP											
36 Freddy Garcia, R (1, 1) ERA: 4.5	3.0	L	14	4	2	2	3	1	0	0	0	0	0	1	20	26	6.00	1.667										
53 Cory Wade, R (4, 1) ERA: 4.5	1.0		4	1	1	1	2	0	0	0	0	0	0	1	8	8	9.00	1.000										
85 Manny Bañuelos, L (5, 1) ERA: 7.2	1.0		8	3	4	4	1	2	0	0	0	0	0	1	9	19	36.00	5.000										
78 D.J. Mitchell, R (6, 1) ERA: 0.00	3.0		11	0	0	0	4	0	0	2	0	0	0	0	17	19	0.00	0.000										

AB 38  
R 5  
H 12  
RBI 5  
BB 2  
SO 9  
LOB 17



AB 32  
R 7  
H 8  
RBI 7  
BB 3  
SO 10  
LOB 15









Batter	1	2	3	4	5	6	7	8	9	10	AB	R	H	RBI	BB	SO	LOB	
20 Ian Desmond, R OBP: 0.207, SLG: 0.310 Seth Byrum, R (5, 6)											3	1	1	0	0	0	1	
1 Steve Lombardozzi, S OBP: 0.267, SLG: 0.481 30 Mark Teahen, L OBP: 0.222, SLG: 0.167											3	2	3	1	0	0	0	
7 Mark DeRosa, R OBP: 0.632, SLG: 0.667 57 Tyler Moore, R OBP: 0.273, SLG: 0.333											2	0	1	0	1	0	0	
3 Wilson Ramos, R OBP: 0.222, SLG: 0.333 18 Chad Tracy, L OBP: 0.267, SLG: 0.393											4	0	1	0	0	1	4	
26 Jesus Flores, R OBP: 0.391, SLG: 0.773 64 Carlos Maldonado, R OBP: 0.556, SLG: 1.000											3	0	1	1	0	1	3	
12 Jason Michaels, R OBP: 0.346, SLG: 0.273 2 Roger Bernadina, L OBP: 0.417, SLG: 0.278											3	0	0	0	0	0	2	
15 Brett Carroll, R OBP: 0.323, SLG: 0.286											4	0	1	0	0	1	0	
34 Bryce Harper, L OBP: 0.384, SLG: 0.300											4	0	1	0	0	2	1	
13 Andrés Blanco, S OBP: 0.100, SLG: 0.222											4	0	0	0	0	1	2	
<b>Inning Stats</b>	R: 2 E: 0 K: 0 S: 5	H: 3 LOB: 1 BB: 1 P: 9	R: 0 E: 0 K: 2 S: 8	H: 1 LOB: 1 BB: 0 P: 8	R: 1 E: 0 K: 0 S: 7	H: 2 LOB: 0 BB: 0 P: 7	R: 0 E: 0 K: 2 S: 9	H: 0 LOB: 0 BB: 0 P: 9	R: 0 E: 0 K: 2 S: 4	H: 1 LOB: 1 BB: 0 P: 4	R: 0 E: 0 K: 1 S: 5	H: 0 LOB: 0 BB: 0 P: 5	R: 0 E: 0 K: 2 S: 7	H: 0 LOB: 0 BB: 0 P: 7	R: 0 E: 0 K: 0 S: 4	H: 1 LOB: 1 BB: 0 P: 4	1B: 6 2B: 3 3B: 0 HR: 1	SF: 0 SAC: 0 DP: 1 HBP: 0

**TOP**

**Washington Nationals @ New York Yankees**  
George M. Steinbrenner Field, Tampa, FL  
Fri Mar 16 2012, 1:06 PM - 4:10 PM EDT  
Att: 10,962 - Partly Cloudy - 81 F

livebaseballscorecards.com

AB 39  
R 3  
H 10  
RBI 2  
BB 1  
SO 7  
LOB 15

WP: 0 PA: 40  
PB: 0  
SB: 0  
CS: 0

Batter	1	2	3	4	5	6	7	8	9	10	AB	R	H	RBI	BB	SO	LOB					
14 Curtis Granderson, L OBP: 0.348, SLG: 0.636 64 Justin Maxwell, R OBP: 0.500, SLG: 0.529											3	1	1	0	0	1	1					
24 Robinson Canó, L OBP: 0.217, SLG: 0.238 Corban Joseph, L OBP: 0.214, SLG: 0.214 Melky Mesa, R OBP: 0.286, SLG: 0.333											3	0	1	1	0	0	1					
13 Alex Rodriguez, R OBP: 0.417, SLG: 0.714 88 John Ryan Murphy, R OBP: 0.273, SLG: 0.273											3	1	1	2	0	1	1					
25 Mark Teixeira, S OBP: 0.391, SLG: 0.222 68 Brandon Laird, R OBP: 0.167, SLG: 0.125											1	0	0	0	2	0	1					
22 Andruw Jones, R OBP: 0.269, SLG: 0.095 67 Colin Curtis, L OBP: 0.231, SLG: 0.455											2	0	0	0	1	1	2					
27 Raul Ibanez, L OBP: 0.111, SLG: 0.115 12 Eric Chavez, L OBP: 0.158, SLG: 0.211											2	0	0	0	1	2	2					
17 Francisco Cervelli, R OBP: 0.217, SLG: 0.286 66 Gustavo Molina, R OBP: 0.667, SLG: 0.667											3	0	0	0	0	2	2					
40 Bill Hall, R OBP: 0.304, SLG: 0.250 73 Cole Gamel, R OBP: 0.500, SLG: 0.889											3	0	0	0	0	2	2					
74 Doug Bernier, R OBP: 0.389, SLG: 0.471 60 Jayson Nix, R OBP: 0.333, SLG: 0.364											2	1	1	0	0	1	0					
<b>Inning Stats</b>	R: 1 E: 0 K: 2 S: 9	H: 2 LOB: 2 BB: 1 P: 13	R: 0 E: 0 K: 2 S: 7	H: 0 LOB: 0 BB: 0 P: 7	R: 0 E: 0 K: 1 S: 5	H: 0 LOB: 0 BB: 0 P: 5	R: 0 E: 0 K: 3 S: 9	H: 0 LOB: 2 BB: 2 P: 17	R: 2 E: 0 K: 0 S: 6	H: 2 LOB: 1 BB: 1 P: 10	R: 0 E: 0 K: 2 S: 7	H: 0 LOB: 0 BB: 0 P: 7	R: 0 E: 0 K: 1 S: 6	H: 1 LOB: 1 BB: 1 P: 10	R: 0 E: 0 K: 1 S: 5	H: 0 LOB: 0 BB: 0 P: 5	R: 0 E: 0 K: 2 S: 7	H: 0 LOB: 0 BB: 0 P: 7	R: 1 E: 1 K: 0 S: 3	H: 0 LOB: 1 BB: 1 P: 7	1B: 3 2B: 1 3B: 0 HR: 1	SF: 1 SAC: 0 DP: 0 HBP: 0

**BOTTOM**

**Washington Nationals @ New York Yankees**  
George M. Steinbrenner Field, Tampa, FL  
Fri Mar 16 2012, 1:06 PM - 4:10 PM EDT  
Att: 10,962 - Partly Cloudy - 81 F

livebaseballscorecards.com

AB 33  
R 4  
H 5  
RBI 4  
BB 6  
SO 14  
LOB 17

WP: 0 PA: 40  
PB: 0  
SB: 1  
CS: 1

PITCHER	IP	WLS	BF	H	R	ER	SO	BB	IBB	HBP	BLK	WP	HR	S	P	ERA	WHIP
52 CC Sabathia, L ERA: 4.5	3.0		15	6	3	2	2	1	0	0	0	0	0	20	24	9.00	2.333
29 Rafael Soriano, R ERA: 2.45	1.0	3	0	0	0	0	0	0	0	0	0	0	0	3	3	0.00	0.000
65 Phil Hughes, R ERA: 1.08	4.0	15	3	0	0	3	0	0	0	0	0	0	0	21	21	0.00	0.750
76 Cesar Cabral, L ERA: 2.84	1.0	3	0	0	0	2	0	0	0	0	0	0	0	7	7	0.00	0.000
96 Chase Whitley, R ERA: 6.75	1.0	W	4	1	0	0	0	0	0	0	0	0	0	4	4	0.00	1.000
47 Gio González, L ERA: 1.42	3.1		11	2	1	1	6	3	0	0	0	0	0	24	36	2.70	1.500
35 Craig Stammen, R ERA: 2.35	2.2	B	15	2	2	2	4	1	0	0	0	0	1	19	23	6.75	1.125
17 Sean Burnett, L ERA: 2.35	1.0	4	1	0	0	1	1	0	0	0	0	0	0	6	10	0.00	2.000
36 Tyler Clippard, R ERA: 3.6	1.0	3	0	0	0	1	0	0	0	0	0	0	0	5	5	0.00	0.000
45 Ryan Perry, R ERA: 3.6	1.0	3	0	0	0	2	0	0	0	0	0	0	0	7	7	0.00	0.000
59 Atahualpa Severino, L ERA: 5.4	0.2	L	4	0	1	0	0	1	0	0	0	0	0	3	7	0.00	1.500



Batter	1	2	3	4	5	6	7	8	9	AB	R	H	RBI	BB	SO	LOB	TOP										
11 Jason Bourgeois, R OBP: 0.240, SLG: 0.250 8 JB Shuck, L OBP: 0.421, SLG: 0.471	G6-3		G4-3			G6-3 14 CS 1B		G1 16 E 3B	G1	3	0	1	0	0	0	0											
16 Matt Downs, R OBP: 0.286, SLG: 0.421	K			P3		F7		E5 14 1B		4	0	0	1	0	1	2											
14 J.D. Martinez, R OBP: 0.385, SLG: 0.667 6 Travis Buck, L OBP: 0.333, SLG: 0.667	G1				23 2B	L5				4	1	2	0	0	0	1											
9 Jack Cust, L 38 Jimmy Paredes, S OBP: 0.187, SLG: 0.250		G3		F8			F8	K		3	0	0	0	0	0	1											
23 Chris Johnson, R OBP: 0.348, SLG: 0.652 46 Scott Moore, L OBP: 0.385, SLG: 0.111		47 WP 2B			2H 2B		K	P6		3	0	2	1	0	1	0											
47 Brad Snyder, L OBP: 0.238, SLG: 0.316 17 Justin Ruggiano, R		F8		F7					G5-3	2	0	0	0	0	0	2											
18 Chris Snyder, R OBP: 0.421, SLG: 0.785 78 Landon Powell, S OBP: 0.250, SLG: 0.375		G1-3				9 G6-4-3 HBP		G3	K	1	0	0	0	0	0	1											
29 Brett Wallace, L OBP: 0.346, SLG: 0.375 3 Joe Thurston, L OBP: 0.231, SLG: 0.385			G4-3					G4-3		2	0	0	0	0	1	1											
9 Marwin Gonzalez, S OBP: 0.190, SLG: 0.158 36 Angel Sanchez, R OBP: 0.700, SLG: 0.625			K		G6-4-3					3	0	1	0	0	1	1											
						1-2		8 3B		1	1	1	0	0	0	0											
<b>Inning Stats</b>	R: 0 E: 0 K: 1 S: 5	H: 0 LOB: 0 BB: 0 P: 5	R: 0 E: 0 K: 0 S: 4	H: 1 LOB: 1 BB: 0 P: 5	R: 0 E: 0 K: 1 S: 5	H: 0 LOB: 0 BB: 0 P: 5	R: 1 E: 0 K: 0 S: 5	H: 2 LOB: 1 BB: 0 P: 5	R: 0 E: 0 K: 1 S: 4	H: 0 LOB: 0 BB: 0 P: 5	R: 0 E: 0 K: 1 S: 5	H: 0 LOB: 1 BB: 0 P: 6	R: 2 E: 1 K: 1 S: 9	H: 3 LOB: 2 BB: 0 P: 9	R: 0 E: 0 K: 1 S: 7	H: 2 LOB: 2 BB: 0 P: 8	1B: 4 2B: 4 3B: 1 HR: 0	SF: 0 SAC: 0 DP: 1 HBP: 2	WP: 1 PB: 0 SB: 0 CS: 1	PA: 37							
<b>PITCHER</b>	IP	WLS	BF	H	R	ER	SO	BB	IBB	HBP	BLK	WP	HR	S	P	ERA	WHIP										
18 Hiroki Kuroda, R ERA: 4.0	4.0	W	15	3	0	1	2	0	0	0	0	1	0	19	20	2.25	0.750										
42 Mariano Rivera, R ERA: 3.0	1.0		3	0	0	0	1	0	0	1	0	0	0	4	5	0.00	0.000										
53 Cory Wade, R ERA: 3.0	2.0		7	1	0	0	1	0	0	1	0	0	0	9	10	0.00	0.500										
48 Boone Logan, L ERA: 3.6	1.0		7	3	2	2	1	0	0	0	0	0	0	9	9	18.00	3.000										
71 Dellin Betances, R ERA: 3.6	1.0	S	5	2	0	0	1	0	0	0	0	0	0	7	8	0.00	2.000										

Houston Astros @ New York Yankees  
George M. Steinbrenner Field, Tampa, FL  
Sat Mar 17 2012, 1:07 PM - 3:53 PM EDT  
Att: 10,776 - Sunny - 79 F

AB 35  
R 3  
H 9  
RBI 3  
BB 0  
SO 6  
LOB 16



Batter	1	2	3	4	5	6	7	8	9	AB	R	H	RBI	BB	SO	LOB	BOTTOM										
11 Brett Gardner, L OBP: 0.286, SLG: 0.217 74 Doug Bernier, R OBP: 0.389, SLG: 0.471	14 2B	14 S		K		G6-3				2	2	0	0	2	1	1											
14 Curtis Granderson, L OBP: 0.385, SLG: 0.907 38 Dewayne Wise, L OBP: 0.412, SLG: 0.529	22 1B	24 HR		F8				K		2	2	1	1	1	0	0											
24 Robinson Cano, L OBP: 0.231, SLG: 0.375 73 Cole Garner, R OBP: 0.462, SLG: 0.800	F9	24 HR						G3-1		3	1	1	3	0	1	1											
13 Alex Rodriguez, R OBP: 0.370, SLG: 0.625 40 Bill Hall, R OBP: 0.333, SLG: 0.429	K	F7				F8		HR		3	0	0	0	0	1	1											
27 Raul Ibanez, L OBP: 0.133, SLG: 0.107 67 Colin Curtis, L OBP: 0.286, SLG: 0.455	22 1B			F7		P6		41 CS		2	0	0	0	1	0	0											
22 Andrew Jones, R OBP: 0.310, SLG: 0.167 41 Chris Dickerson, L OBP: 0.353, SLG: 0.333						K		CS		3	0	2	1	0	1	0											
12 Eric Chavez, L OBP: 0.186, SLG: 0.182 91 Jorge Vazquez, R OBP: 0.158, SLG: 0.059	FC6-4			F9		G3-1		G6-3		3	0	0	0	0	0	3											
26 Eduardo Núñez, R OBP: 0.500, SLG: 0.400 60 Jayson Nix, R OBP: 0.346, SLG: 0.375				P3		87 G4-3 87 S		K		2	0	1	0	0	0	0											
17 Francisco Cervelli, R OBP: 0.200, SLG: 0.281 87 Jose Gil, R OBP: 0.636, SLG: 0.889				F7		G4-3				2	0	0	0	0	1	2											
<b>Inning Stats</b>	R: 2 E: 0 K: 1 S: 7	H: 2 LOB: 2 BB: 2 P: 15	R: 3 E: 0 K: 0 S: 6	H: 1 LOB: 2 BB: 2 P: 14	R: 0 E: 0 K: 1 S: 7	H: 2 LOB: 2 BB: 0 P: 7	R: 0 E: 0 K: 2 S: 7	H: 0 LOB: 0 BB: 0 P: 7	R: 0 E: 0 K: 0 S: 4	H: 1 LOB: 1 BB: 0 P: 5	R: 1 E: 0 K: 1 S: 7	H: 1 LOB: 0 BB: 1 P: 13	R: 0 E: 0 K: 2 S: 7	H: 0 LOB: 0 BB: 0 P: 7	1B: 4 2B: 1 3B: 0 HR: 2	SF: 0 SAC: 0 DP: 0 HBP: 0	WP: 0 PB: 0 SB: 2 CS: 1	PA: 36									
<b>PITCHER</b>	IP	WLS	BF	H	R	ER	SO	BB	IBB	HBP	BLK	WP	HR	S	P	ERA	WHIP										
20 Bud Norris, R ERA: 7.5	3.0	L	18	5	5	5	2	4	0	0	0	0	1	20	36	15.00	3.000										
63 Xavier Cedeño, L ERA: 3.86	1.0		3	0	0	0	2	0	0	0	0	0	0	7	7	0.00	0.000										
39 Brett Myers, R ERA: 7.71	2.0		7	1	0	0	1	0	0	0	0	0	0	9	10	0.00	0.500										
55 Rhiner Cruz, R ERA: 33.75	1.0		4	1	1	1	1	1	0	0	0	0	1	7	13	9.00	2.000										
43 Fernando Rodriguez Jr., R ERA: 3.6	1.0		3	0	0	0	2	0	0	0	0	0	0	7	7	0.00	0.000										

Houston Astros @ New York Yankees  
George M. Steinbrenner Field, Tampa, FL  
Sat Mar 17 2012, 1:07 PM - 3:53 PM EDT  
Att: 10,776 - Sunny - 79 F

AB 30  
R 6  
H 7  
RBI 6  
BB 5  
SO 8  
LOB 9





Batter	1	2	3	4	5	6	7	8	9	AB	R	H	RBI	BB	SO	LOB	TOP				
11 Brett Gardner, L OBP: 0.290, SLG: 0.231 91 Jorge Vazquez, R OBP: 0.143, SLG: 0.053	G4-3		G3		PO	25 E 24 S 1B	F7		K	3	0	1	0	0	0	0	New York Yankees @ Baltimore Orioles Ed Smith Stadium, Sarasota, FL Sun Mar 18 2012, 7:07 PM - 10:08 PM EDT Att: 8,686 - Cloudy - 79 F				
26 Eduardo Nunez, R OBP: 0.444, SLG: 0.375 74 Doug Bernier, R OBP: 0.368, SLG: 0.444	25 CS 1B		F9			K		F8		3	0	1	0	0	1	1					
24 Robinson Cano, L OBP: 0.297, SLG: 0.333 90 Kevin Russo, R OBP: 0.297, SLG: 0.333	P4		G3-1			K		K		3	0	0	0	0	1	2					
25 Mark Teixeira, S OBP: 0.385, SLG: 0.286 85 Mason Williams, L OBP: 1.000, SLG: 1.000	CS	27 F7 64 G3 2B		K		E6 27 CS 2B		1B		3	1	1	0	0	1	1					
27 Raul Ibanez, L OBP: 0.121, SLG: 0.097 73 Cole Garner, R OBP: 0.429, SLG: 0.727		F7		P5		CS		F9		3	0	0	0	0	0	1					
40 Bill Hall, R OBP: 0.370, SLG: 0.435 68 Brandon Laird, R OBP: 0.158, SLG: 0.118		64 G3 HBP		K				41 BB 38 2B 1B		2	1	1	0	0	1	0					
64 Justin Maxwell, R OBP: 0.455, SLG: 0.474 41 Chris Dickerson, L OBP: 0.368, SLG: 0.313	G3				G4-3			38 2B 87 SF7 BB		2	0	0	1	0	0	1					
38 Dewayne Wise, L OBP: 0.500, SLG: 0.632 67 Colin Curtis, L OBP: 0.333, SLG: 0.455					11 PO 66 S 1B			81 1B BB		2	0	2	1	1	0	0					
66 Gustavo Molina, R OBP: 0.500, SLG: 0.500 87 Jose Gil, R OBP: 0.553, SLG: 0.889 81 Romnier Mustelier, R OBP: 1.000, SLG: 1.000	G6-3				K			SF7		2	0	0	0	0	1	3					
<b>Inning Stats</b>	R: 0 E: 0 K: 0 S: 4	H: 1 LOB: 0 BB: 0 P: 4	R: 1 E: 0 K: 0 S: 4	H: 1 LOB: 2 BB: 1 P: 9	R: 0 E: 0 K: 2 S: 3	H: 0 LOB: 0 BB: 0 P: 3	R: 0 E: 0 K: 1 S: 7	H: 1 LOB: 0 BB: 0 P: 6	R: 0 E: 1 K: 2 S: 9	H: 1 LOB: 2 BB: 0 P: 9	R: 2 E: 0 K: 0 S: 5	H: 2 LOB: 1 BB: 1 P: 9	R: 0 E: 0 K: 1 S: 6	H: 1 LOB: 1 BB: 0 P: 6	R: 0 E: 0 K: 3 S: 10	H: 1 LOB: 2 BB: 1 P: 14		1B: 6 2B: 2 3B: 0 HR: 0	SF: 1 SAC: 0 DP: 0 HBP: 1	WP: 0 PB: 0 SB: 2 CS: 2	PA: 40
<b>PITCHER</b>	IP WLS BF H R ER SO BB IBB HBP BLK WP HR S P ERA WHIP	55 Alfredo Simon, R ERA: 1.29 38 Luis Ayala, R ERA: 3.0 98 Mike Wright Jr., R ERA: 40 Troy Patton, L ERA: 79 Jon Link, R ERA: 4.26	2.0 W 9 2 1 1 0 0 0 0 0 0 0 0 8 13 4.50 1.500	1.0 3 0 0 0 0 0 0 0 0 0 0 0 3 3 0.00 0.000	2.1 8 2 0 0 4 0 0 0 0 0 0 0 17 17 0.00 0.857	1.0 3 0 0 0 1 0 0 0 0 0 0 0 6 6 0.00 0.000	0.2 5 2 2 2 0 1 0 0 0 0 0 0 4 8 27.00 4.500	<b>PITCHER</b>	IP WLS BF H R ER SO BB IBB HBP BLK WP HR S P ERA WHIP	98 Robert Hinton, R ERA: 95 Stu Pomeranz, R ERA: 1.93	1.0 H 4 1 0 0 1 0 0 0 0 0 0 3 6 0.00 0.000	1.0 S 5 1 0 0 3 1 0 0 0 0 0 10 14 0.00 2.000									

AB	32
R	3
H	8
RBI	3
BB	3
SO	9
LOB	13



Batter	1	2	3	4	5	6	7	8	9	AB	R	H	RBI	BB	SO	LOB	BOTTOM		
9 Endy Chavez, L OBP: 0.500, SLG: 0.615 60 John Hester, R	2 2B 10 HR 1B	2' F8-3 1B			21 E 1B	K				4	1	3	1	0	1	1	New York Yankees @ Baltimore Orioles Ed Smith Stadium, Sarasota, FL Sun Mar 18 2012, 7:07 PM - 10:08 PM EDT Att: 8,686 - Cloudy - 79 F		
2 J.J. Hardy, R OBP: 0.393, SLG: 0.435 86 Buck Britton, L OBP: 0.500, SLG: 0.500	10 HR 2B	F8-3			F8			1B		3	1	1	0	0	0	2			
21 Nick Markakis, L OBP: 0.400, SLG: 0.375	K				1 SAFE 4-0 1-3 BB			F7		3	0	0	0	1	2	3			
10 Adam Jones, R OBP: 0.296, SLG: 0.360 95 Trent Mummey, L	2H 3H HR				F9			K		3	1	1	3	0	1	2			
86 Blake Davis, L Joe Mahoney, L OBP: 0.174, SLG: 0.217	G3				K			F7		4	0	0	0	0	1	3			
32 Matt Wieters, S OBP: 0.200, SLG: 0.261 92 Jason Esposito, R	HR				K			G4-3		3	1	1	1	0	1	0			
12 Mark Reynolds, R OBP: 0.407, SLG: 0.350 70 Xavier Avery, L OBP: 0.261, SLG: 0.250	G4-3				P3			11 3B 1B BB		2	0	0	0	1	0	0			
3 Ryan Flaherty, L OBP: 0.344, SLG: 0.483 87 Nicky Delmonico, L OBP: 0.333, SLG: 0.333					11 SH1-3 9 1B 1B			K		3	1	2	0	0	1	1			
11 Robert Andino, R OBP: 0.367, SLG: 0.400 89 Mychal Givens, R					11 FC6-4 1B			K		1	0	0	0	0	1	0			
<b>Inning Stats</b>	R: 4 E: 0 K: 1 S: 13	H: 4 LOB: 0 BB: 0 P: 15	R: 1 E: 0 K: 0 S: 4	H: 2 LOB: 0 BB: 0 P: 4	R: 0 E: 0 K: 2 S: 7	H: 0 LOB: 0 BB: 0 P: 7	R: 0 E: 0 K: 1 S: 6	H: 1 LOB: 1 BB: 0 P: 6	R: 0 E: 1 K: 1 S: 6	H: 1 LOB: 2 BB: 1 P: 10	R: 1 E: 0 K: 2 S: 8	H: 1 LOB: 1 BB: 1 P: 12	R: 0 E: 0 K: 1 S: 5	H: 0 LOB: 0 BB: 0 P: 5	1B: 7 2B: 2 3B: 0 HR: 2	SF: 0 SAC: 1 DP: 1 HBP: 0		WP: 0 PB: 0 SB: 1 CS: 0	PA: 35
<b>PITCHER</b>	IP WLS BF H R ER SO BB IBB HBP BLK WP HR S P ERA WHIP	47 Ivan Nova, R ERA: 7.82 79 David Phelps, R ERA: 39 Clay Rapada, L ERA: 78 D.J. Mitchell, R ERA: 1.0 70 George Kontos, R ERA:	4.0 L 18 7 5 5 4 0 0 0 0 0 0 2 30 32 11.25 1.750	0.2 4 1 0 0 1 1 0 0 0 0 0 0 5 9 0.00 3.000	0.1 1 0 0 0 0 0 0 0 0 0 0 0 1 1 0.00 0.000	2.0 9 2 1 1 3 1 0 0 0 0 0 0 14 18 4.50 1.500	1.0 3 0 0 0 1 0 0 0 0 0 0 0 5 5 0.00 0.000	<b>PITCHER</b>	IP WLS BF H R ER SO BB IBB HBP BLK WP HR S P ERA WHIP										

AB	32
R	6
H	10
RBI	6
BB	2
SO	9
LOB	14





Batter	1	2	3	4	5	6	7	8	9	AB	R	H	RBI	BB	SO	LOB	TOP		
7 Alex Presley, L (1.7) OBP: 0.378, SLG: 0.514 49 Brandon Boggs, S (6.7) OBP: 0.250, SLG: 0.100	G6-3		G4-3			F8		K		3	0	0	0	0	0	0	<b>Pittsburgh Pirates @ New York Yankees</b> George M. Steinbrenner Field, Tampa, FL Tue Mar 20 2012, 7:08 PM - 10:17 PM EDT Att: 10,908 - Partly Cloudy - 84 F <a href="http://livebaseballscorecards.com">livebaseballscorecards.com</a>		
31 Jose Tabata, R (1.9) OBP: 0.276, SLG: 0.357 36 Yamaico Navarro, R (6.9) OBP: 0.321, SLG: 0.308	22 HR		K			22 1B 18 1B		P3		3	2	0	0	1	0	0			
22 Andrew McCutchen, R (1.8) OBP: 0.467, SLG: 0.778 65 Matt Hague, R (6.3) OBP: 0.400, SLG: 0.640	1B		K			18 1B		1B		3	1	2	2	0	1	0			
18 Neil Walker, S (1.4) OBP: 0.280, SLG: 0.280 5 Josh Harrison, R (6.4) OBP: 0.632, SLG: 1.000	46 CS		K			1-2 1B		F9		3	0	2	1	0	1	0			
46 Garrett Jones, L (1.3) OBP: 0.355, SLG: 0.571 Mel Rojas Jr., S (6.8)	1-2 BB		L3			3-H 1B		K		2	0	0	0	1	1	2			
26 Rod Barajas, R (1.2) OBP: 0.250, SLG: 0.350 68 Eric Fryer, R (6.2) OBP: 0.421, SLG: 0.313	P3		P5			K		K		3	0	0	0	0	1	3			
24 Pedro Alvarez, L (1.5) OBP: 0.172, SLG: 0.370 57 Daniel Moskos, R (7.1) OBP: 0.370, SLG: 0.462 48 Jared Hughes, R (8.1) OBP: 0.300, SLG: 0.278	K		K			41 G3-6-3 1B		F7		3	0	0	0	0	1	0			
45 Erik Bedard, L (1.1) OBP: 0.348, SLG: 0.350 23 Jo-Jo Reyes, L (4.1) OBP: 0.350, SLG: 0.360 66 Shairon Martis, R (4.1) OBP: 0.375, SLG: 0.500 41 Jake Fox, R (5.9) OBP: 0.350, SLG: 0.294 17 Ryota Igarashi, R (5.1) OBP: 0.375, SLG: 0.400 25 Daniel McCutchen, R (6.1) OBP: 0.375, SLG: 0.400	K		K			G3-6-3		L8		1	0	0	0	0	1	0			
12 Clint Barnes, R (1.6) OBP: 0.370, SLG: 0.462 69 Jordy Mercer, R (6.6) OBP: 0.300, SLG: 0.278	K		K			1-2 1B		1B		2	0	1	0	0	1	0			
35 Michael Pineda, R (1.1) ERA: 3.97 42 Mariano Rivera, R (4.1) ERA: 3.0 48 Boone Logan, L (5.1) ERA: 3.0 53 Cory Wade, R (6.1) ERA: 3.86 97 Juan Cedeno, L (7.1) ERA: 8.31	R: 2 H: 3 E: 0 LOB: 1 K: 0 BB: 1 S: 8 P: 15	R: 0 H: 0 E: 0 LOB: 0 K: 3 BB: 0 S: 9 P: 9	R: 0 H: 0 E: 0 LOB: 0 K: 2 BB: 0 S: 7 P: 7	R: 0 H: 0 E: 0 LOB: 0 K: 1 BB: 0 S: 5 P: 5	R: 0 H: 1 E: 0 LOB: 0 K: 0 BB: 0 S: 3 P: 3	R: 1 H: 3 E: 0 LOB: 2 K: 2 BB: 0 S: 10 P: 10	R: 0 H: 0 E: 0 LOB: 0 K: 0 BB: 0 S: 3 P: 3	R: 0 H: 1 E: 0 LOB: 1 K: 1 BB: 0 S: 6 P: 6	R: 0 H: 2 E: 0 LOB: 2 K: 0 BB: 0 S: 5 P: 5	1B: 9 SF: 0 2B: 0 SAC: 0 3B: 0 DP: 1 HR: 1 HBP: 0	WP: 0 PA: 36 PB: 0 CS: 1								
PITCHER	IP	WLS	BF	H	R	ER	SO	BB	IBB	HBP	BLK	WP	HR	S	P	ERA	WHIP		
George Kontos, R (8.1) ERA: 3.96 63 Branden Pinder, R (9.1) ERA: 3.96	3.0		12	3	2	2	5	1	0	0	0	0	1	24	31	6.00	1.333		
35 Michael Pineda, R (1.1) ERA: 3.97 42 Mariano Rivera, R (4.1) ERA: 3.0 48 Boone Logan, L (5.1) ERA: 3.0 53 Cory Wade, R (6.1) ERA: 3.86 97 Juan Cedeno, L (7.1) ERA: 8.31	1.0	W	3	0	0	0	1	0	0	0	0	0	0	5	5	0.00	0.000		
35 Michael Pineda, R (1.1) ERA: 3.97 42 Mariano Rivera, R (4.1) ERA: 3.0 48 Boone Logan, L (5.1) ERA: 3.0 53 Cory Wade, R (6.1) ERA: 3.86 97 Juan Cedeno, L (7.1) ERA: 8.31	1.0		3	1	0	0	0	0	0	0	0	0	0	3	3	0.00	1.000		
35 Michael Pineda, R (1.1) ERA: 3.97 42 Mariano Rivera, R (4.1) ERA: 3.0 48 Boone Logan, L (5.1) ERA: 3.0 53 Cory Wade, R (6.1) ERA: 3.86 97 Juan Cedeno, L (7.1) ERA: 8.31	1.0		6	3	1	1	2	0	0	0	0	0	0	10	10	9.00	3.000		
35 Michael Pineda, R (1.1) ERA: 3.97 42 Mariano Rivera, R (4.1) ERA: 3.0 48 Boone Logan, L (5.1) ERA: 3.0 53 Cory Wade, R (6.1) ERA: 3.86 97 Juan Cedeno, L (7.1) ERA: 8.31	1.0		3	0	0	0	0	0	0	0	0	0	0	3	3	0.00	0.000		
14 Curtis Granderson, L (1.8) OBP: 0.467, SLG: 0.731 40 Bill Hall, R (7.7) OBP: 0.357, SLG: 0.417	24 G6-4-3 2B		24 FC3-6 13 1B 33 E	24 BB 13 1B 64 WP	64 2B			G6-3		2	3	2	0	2	0	0	<b>Pittsburgh Pirates @ New York Yankees</b> George M. Steinbrenner Field, Tampa, FL Tue Mar 20 2012, 7:08 PM - 10:17 PM EDT Att: 10,908 - Partly Cloudy - 84 F <a href="http://livebaseballscorecards.com">livebaseballscorecards.com</a>		
33 Nick Swisher, S (1.9) OBP: 0.286, SLG: 0.500 64 Justin Maxwell, R (3.9) OBP: 0.520, SLG: 0.619	24 G6-4-3 BB		E5 24 FC3-6	24 BB 13 1B	24 BB			67 1B		1	0	0	0	1	0	1			
24 Robinson Cano, L (1.4) OBP: 0.212, SLG: 0.300 67 Colin Curtis, L (7.9) OBP: 0.375, SLG: 0.500	24 G6-4-3		FC3-6 25 FB 13 1B	13 1B	L7			12 G3-6-1 60 E		3	1	0	1	1	0	5			
13 Alex Rodriguez, R (1.5) OBP: 0.419, SLG: 0.630 60 Jayson Nix, R (7.5) OBP: 0.333, SLG: 0.360	BB		1-2 2-3 3-H 1B	25 1B	K			FC6 12 G3-6-1		3	1	2	3	1	1	1			
25 Mark Teixeira, S (1.3) OBP: 0.379, SLG: 0.292 12 Eric Chavez, L (6.3) OBP: 0.125, SLG: 0.167	G6-3		F8 2-3 3-H 1B	22 2B	1B			G3-6-1 1-2 2-3		3	0	1	1	0	0	4			
22 Andrew Jones, R (1.10) OBP: 0.303, SLG: 0.214 41 Chris Dickerson, L (8.9) OBP: 0.350, SLG: 0.294	P3		K 2-3 3-H 1B	22 2B	2B			G4-3		4	0	1	1	0	2	2			
55 Russell Martin, R (1.2) OBP: 0.348, SLG: 0.350 19 Ramiro Pena, S (7.4) OBP: 0.375, SLG: 0.400	K		1-2 2-3 3-H 1B	11 PB 64 2B	K			G6-3		4	1	1	0	0	1	2			
26 Eduardo Núñez, R (1.6) OBP: 0.417, SLG: 0.364 74 Doug Bernier, R (7.6) OBP: 0.350, SLG: 0.421	K		G6-3	G5-3	K			G6-3		0	0	0	0	0	0	0			
11 Brett Gardner, L (1.7) OBP: 0.294, SLG: 0.241 17 Francisco Cervelli, R (7.2) OBP: 0.152, SLG: 0.250	K		G3	G3-1	K			G3-1		3	1	1	0	0	1	2			
45 Erik Bedard, L (1.1) ERA: 12.86 66 Shairon Martis, R (4.1) ERA: 3.96 17 Ryota Igarashi, R (5.1) ERA: 6.43 25 Daniel McCutchen, R (6.1) ERA: 1.93	R: 0 H: 1 E: 0 LOB: 2 K: 0 BB: 2 S: 3 P: 11	R: 0 H: 0 E: 0 LOB: 0 K: 2 BB: 0 S: 7 P: 7	R: 2 H: 3 E: 1 LOB: 2 K: 1 BB: 0 S: 9 P: 9	R: 5 H: 4 E: 0 LOB: 3 K: 0 BB: 3 S: 7 P: 19	R: 2 H: 2 E: 0 LOB: 1 K: 2 BB: 1 S: 9 P: 14	R: 0 H: 0 E: 0 LOB: 0 K: 1 BB: 0 S: 5 P: 5	R: 0 H: 0 E: 0 LOB: 0 K: 1 BB: 0 S: 5 P: 5	R: 1 H: 2 E: 1 LOB: 1 K: 0 BB: 0 S: 5 P: 5	R: 0 H: 0 E: 0 LOB: 0 K: 0 BB: 0 S: 5 P: 5	1B: 7 SF: 0 2B: 5 SAC: 0 3B: 0 DP: 2 HR: 0 HBP: 0	WP: 1 PA: 42 PB: 1 CS: 0								
PITCHER	IP	WLS	BF	H	R	ER	SO	BB	IBB	HBP	BLK	WP	HR	S	P	ERA	WHIP		
57 Daniel Moskos, L (7.1) ERA: 12.86 48 Jared Hughes, R (8.1) ERA: 3.96	3.2	L	19	5	4	4	3	3	0	0	0	1	0	3	11	9.82	2.182		
57 Daniel Moskos, L (7.1) ERA: 12.86 48 Jared Hughes, R (8.1) ERA: 3.96	0.0		5	3	3	3	0	2	0	0	0	1	0	3	11	9.82	2.182		
57 Daniel Moskos, L (7.1) ERA: 12.86 48 Jared Hughes, R (8.1) ERA: 3.96	0.1		1	0	0	0	0	0	0	0	0	0	0	1	1	0.00	0.000		
57 Daniel Moskos, L (7.1) ERA: 12.86 48 Jared Hughes, R (8.1) ERA: 3.96	1.0		6	2	2	2	2	1	0	0	0	0	0	9	14	18.00	3.000		
57 Daniel Moskos, L (7.1) ERA: 12.86 48 Jared Hughes, R (8.1) ERA: 3.96	1.0		3	0	0	0	1	0	0	0	0	0	0	5	5	0.00	0.000		



Batter	1	2	3	4	5	6	7	8	9	AB	R	H	RBI	BB	SO	LOB	TOP									
55 Russell Martin, R (1, 2) OBP: 0.346, SLG: 0.348 64 Justin Maxwell, R (6, PR) OBP: 0.519, SLG: 0.652 (6, 8)	F9		G5-4-3			13 2B 27 G3 1B	K		66 HR 2B	3	0	1	0	0	0	1	<b>New York Yankees @ Tampa Bay Rays</b> Charlotte Sports Park, Port Charlotte, FL Wed Mar 21 2012, 1:11 PM - 4:07 PM EDT Att: 7,011 - Sunny - 82 F <a href="http://livebaseballscorecards.com">livebaseballscorecards.com</a>									
24 Robinson Cano, L (1, 4) OBP: 0.222, SLG: 0.333 66 Gustavo Molina, R (6, 2)	2B			K		P5	G5-3		2B HR	3	0	1	0	0	1	1										
13 Alex Rodriguez, R (1, 5) OBP: 0.441, SLG: 0.655 19 Ramiro Pena, S (6, PR) OBP: 0.389, SLG: 0.375 (6, 5)	K			25 2B 26 BB		27 G3 2B		G6-3	BB BB	2	0	1	0	1	1	1										
25 Mark Teixeira, S (1, 3) OBP: 0.406, SLG: 0.346 67 Colin Curtis, L (7, 9) OBP: 0.333, SLG: 0.429	F8			2B		27 G3 BB		K	K	2	0	1	0	1	0	1										
27 Raul Ibanez, L (1, 10) OBP: 0.111, SLG: 0.088 87 Jose Gil, R (8, PH) OBP: 0.571, SLG: 0.818 (8, 10)	F7			F7		G3		74 BB 1B	K	3	0	0	1	0	0	4										
26 Eduardo Nunez, R (1, 6) OBP: 0.333, SLG: 0.286 74 Doug Bernier, R (7, 6) OBP: 0.381, SLG: 0.421	G5-3			G5-3		F8		40 FC6-4 BB		3	0	0	0	0	0	5										
38 Dewayne Wise, L (1, 8) OBP: 0.333, SLG: 0.619 40 Bill Hall, R (6, 4) OBP: 0.333, SLG: 0.385	F8					73 4-3 1B		F8	FC6-4	2	0	1	0	0	0	0										
73 Cole Garner, R (1, 7) OBP: 0.444, SLG: 0.714			E5 55 G5-4-3			L4-3		91 2B BB	91 FB 64 2B 2B	3	2	1	0	1	0	1										
41 Chris Dickerson, L (1, 9) OBP: 0.318, SLG: 0.263 91 Jorge Vazquez, R (7, PH) OBP: 0.174, SLG: 0.143 (7, 3)	K			K				1-H 2B	F8	2	0	0	0	0	2	1										
<b>Inning Stats</b>	R: 0 E: 0 K: 1 S: 6	H: 1 LOB: 1 BB: 0 P: 6	R: 0 E: 0 K: 0 S: 3	H: 0 LOB: 0 BB: 0 P: 3	R: 0 E: 1 K: 1 S: 5	H: 0 LOB: 0 BB: 0 P: 5	R: 0 E: 0 K: 1 S: 6	H: 1 LOB: 2 BB: 1 P: 10	R: 0 E: 0 K: 1 S: 5	H: 1 LOB: 0 BB: 0 P: 5	R: 1 E: 0 K: 0 S: 5	H: 2 LOB: 3 BB: 1 P: 9	R: 1 E: 0 K: 1 S: 6	H: 1 LOB: 1 BB: 1 P: 10	R: 0 E: 0 K: 1 S: 6	H: 1 LOB: 2 BB: 1 P: 10		R: 3 E: 0 K: 2 S: 12	H: 3 LOB: 1 BB: 1 P: 16	1B: 3 2B: 7 3B: 0 HR: 1	SF: 0 SAC: 0 DP: 2 HBP: 0	WP: 0 PB: 0 SB: 0 CS: 0	PA: 41			
<b>PITCHER</b>	IP	WLS	BF	H	R	ER	SO	BB	IBB	HBP	BLK	WP	HR	S	P	ERA		WHIP								
43 Kyle Farnsworth, R (1, 1) ERA: 0.00	1.1		5	1	0	0	1	0	0	0	0	0	0	7	7	0.00		0.750								
39 J.P. Howell, L (2, 1) ERA: 3.18	1.2		5	0	0	0	1	0	0	0	0	0	0	7	7	0.00		0.000								
31 Burke Badenhop, R (4, 1) ERA: 2.7	2.0	H	8	2	0	0	2	1	0	0	0	0	0	11	15	0.00		1.500								
27 Cesar Ramos, L (6, 1) ERA: 5.19	1.2	B	10	3	2	2	1	2	0	0	0	0	0	10	18	10.80	3.000									
57 Jake McGee, L (7, 1) ERA:	1.1		6	1	0	0	1	1	0	0	0	0	0	7	11	0.00	1.500									
47 Brandon Gomes, R (9, 1) ERA: 6.75	1.0	L	7	3	3	3	2	1	0	0	0	0	0	1	12	16	27.00	4.000								

Batter	1	2	3	4	5	6	7	8	9	AB	R	H	RBI	BB	SO	LOB	BOTTOM									
18 Ben Zobrist, S (1, 9) OBP: 0.241, SLG: 0.231 45 Jeff Salazar, L (8, 7) OBP: 0.423, SLG: 0.524	G4-3		F8					K		3	0	0	0	0	0	0	<b>New York Yankees @ Tampa Bay Rays</b> Charlotte Sports Park, Port Charlotte, FL Wed Mar 21 2012, 1:11 PM - 4:07 PM EDT Att: 7,011 - Sunny - 82 F <a href="http://livebaseballscorecards.com">livebaseballscorecards.com</a>									
30 Luke Scott, L (1, 10) OBP: 0.250, SLG: 0.421	F9		K				K		K	4	0	0	0	0	3	1										
3 Evan Longoria, R (1, 5) OBP: 0.222, SLG: 0.333 63 Chris Gimenez, R (8, 5) OBP: 0.281, SLG: 0.267	F8			F7			G6-3		60 S IBB	3	0	0	0	0	0	0										
23 Carlos Pena, L (1, 3) OBP: 0.308, SLG: 0.238 60 Matt Mangini, L (7, 3) OBP: 0.361, SLG: 0.333				7 E BB			K		K	2	1	1	0	1	1	0										
20 Matt Joyce, L (1, 7) OBP: 0.278, SLG: 0.500 65 Brad Coon, L (8, 8) OBP: 0.321, SLG: 0.304				K			K		K	1	0	0	0	0	1	2										
7 Jeff Keppinger, R (1, 4) OBP: 0.400, SLG: 0.407 10 Will Rhymes, L (7, PR) OBP: 0.194, SLG: 0.176 (8, 4)				HR			K		L3	3	1	1	2	0	2	1										
28 Jose Molina, R (1, 2) OBP: 0.250, SLG: 0.261 7 Shawn O'Malley, S (9, PR)				K			E9 1B		F8	3	0	2	0	0	0	0										
68 Jesus Feliciano, L (1, 8) OBP: 0.308, SLG: 0.324 KD Kang, L (8, 9) OBP: 0.500, SLG: 0.500				K			68 WP 28 S 1B		F8	1	0	0	0	0	0	0										
1 Sean Rodriguez, R (1, 6) OBP: 0.348, SLG: 0.263 9 Elliot Johnson, S (8, 6) OBP: 0.235, SLG: 0.194				F8			K		2B	4	0	1	0	0	1	3										
<b>Inning Stats</b>	R: 0 E: 0 K: 0 S: 3	H: 0 LOB: 0 BB: 0 P: 3	R: 2 E: 0 K: 0 S: 5	H: 2 LOB: 0 BB: 0 P: 5	R: 0 E: 0 K: 1 S: 5	H: 0 LOB: 0 BB: 0 P: 5	R: 0 E: 1 K: 1 S: 6	H: 1 LOB: 2 BB: 1 P: 10	R: 0 E: 0 K: 2 S: 7	H: 0 LOB: 0 BB: 0 P: 7	R: 0 E: 0 K: 3 S: 10	H: 1 LOB: 2 BB: 0 P: 11	R: 0 E: 0 K: 3 S: 10	H: 1 LOB: 2 BB: 1 P: 14	R: 0 E: 0 K: 1 S: 6	H: 1 LOB: 1 BB: 0 P: 6		1B: 3 2B: 2 3B: 0 HR: 1	SF: 0 SAC: 0 DP: 0 HBP: 0	WP: 1 PB: 0 SB: 2 CS: 0	PA: 35					
<b>PITCHER</b>	IP	WLS	BF	H	R	ER	SO	BB	IBB	HBP	BLK	WP	HR	S	P	ERA		WHIP								
65 Phil Hughes, R (1, 1) ERA: 2.09	5.0		19	3	2	2	3	1	0	0	0	0	0	24	28	3.60		0.800								
39 Clay Rapada, L (6, 1) ERA:	1.0		3	0	0	0	2	0	0	0	0	0	0	7	7	0.00		0.000								
76 Cesar Cabral, L (7, 1) ERA: 2.16	2.0	W	9	2	0	0	6	0	1	0	1	1	0	20	25	0.00		1.000								
63 Michael O'Connor, L (9, 1) ERA: 9.64	1.0	S	4	1	0	0	1	0	0	0	0	0	0	6	6	0.00	1.000									







Batter	1	2	3	4	5	6	7	8	9	AB	R	H	RBI	BB	SO	LOB	TOP																					
2 Denard Span, L (1, 8) OBP: 0.395, SLG: 0.324 63 Joe Benson, R (6, 8) OBP: 0.359, SLG: 0.500	F8			G4-3	FC6-4		P2			3	0	0	0	0	0	2	<b>Minnesota Twins @ New York Yankees</b> George M. Steinbrenner Field, Tampa, FL Fri Mar 23 2012, 1:10 PM - 3:17 PM EDT Att: 10,688 - Partly Cloudy - 78 F																					
71 Pedro Florimón, S (1, 4) OBP: 0.240, SLG: 0.182	F7			G3			G4-3			4	0	0	0	0	1	0																						
18 Ryan Doumit, S (1, 3) OBP: 0.395, SLG: 0.333 38 Luke Hughes, R (6, 3) OBP: 0.324, SLG: 0.516	K			G1-3						3	1	1	0	0	1	0																						
33 Justin Morneau, L (1, 10) OBP: 0.175, SLG: 0.135		F7								4	1	1	0	0	0	1																						
16 Josh Willingham, R (1, 7) OBP: 0.410, SLG: 0.484 27 Chris Parmelee, L (6, 9) OBP: 0.395, SLG: 0.588		K								3	2	2	2	0	1	0																						
37 Sean Burroughs, L (1, 5) OBP: 0.498, SLG: 0.370 73 Michael Hollimon, S (7, 5) OBP: 0.534, SLG: 0.722 5 J.R. Towles, R (8, 5) OBP: 0.231, SLG: 0.417										3	0	2	2	0	1	0																						
77 Brian Dozier, R (1, 6) OBP: 0.281, SLG: 0.379										4	0	0	0	0	1	2																						
26 Brian Dinkelman, L (1, 9) OBP: 0.333, SLG: 0.375										3	0	1	0	0	1	0																						
41 Drew Butera, R (1, 2) OBP: 0.214, SLG: 0.286										3	0	0	0	0	0	2																						
<b>Inning Stats</b>	R: 0 E: 0 K: 1 S: 5	H: 0 LOB: 0 BB: 0 P: 5	R: 0 E: 0 K: 2 S: 7	H: 0 LOB: 0 BB: 0 P: 7	R: 0 E: 0 K: 1 S: 5	H: 0 LOB: 0 BB: 0 P: 5	R: 0 E: 0 K: 0 S: 3	H: 0 LOB: 0 BB: 0 P: 3	R: 2 E: 0 K: 0 S: 6	H: 4 LOB: 2 BB: 0 P: 10	R: 0 E: 0 K: 0 S: 3	H: 0 LOB: 0 BB: 0 P: 3	R: 0 E: 0 K: 1 S: 5	H: 0 LOB: 0 BB: 0 P: 5	R: 0 E: 0 K: 1 S: 5	H: 0 LOB: 0 BB: 0 P: 5		1B: 4 2B: 2 3B: 0 HR: 1	SF: 0 SAC: 0 DP: 0 HBP: 0	WP: 0 PB: 0 CS: 0	PA: 34																	
<b>PITCHER</b>	IP	WLS	BF	H	R	ER	SO	BB	IBB	HBP	BLK	WP	HR	S	P	ERA	WHIP	<b>PITCHER</b>				IP	WLS	BF	H	R	ER	SO	BB	IBB	HBP	BLK	WP	HR	S	P	ERA	WHIP
47 Iván Nova, R (1, 1) ERA: 6.86	7.0	W	28	7	4	4	5	0	0	0	0	0	1	38	39	5.14	1.000																					
42 Mariano Rivera, R (8, 1) ERA: 1.93	1.0	H	3	0	0	0	1	0	0	0	0	0	0	5	5	0.00	0.000																					
29 Rafael Soriano, R (9, 1) ERA: 1.93	1.0	S	3	0	0	0	1	0	0	0	0	0	0	5	5	0.00	0.000																					

AB	34
R	4
H	7
RBI	4
BB	0
SO	7
LOB	7



Batter	1	2	3	4	5	6	7	8	9	AB	R	H	RBI	BB	SO	LOB	BOTTOM																					
2 Derek Jeter, R (1, 6) OBP: 0.364, SLG: 0.300 19 Ramiro Pena, S (4, 6) OBP: 0.364, SLG: 0.500			G6-4-3							2	0	1	0	0	0	1	<b>Minnesota Twins @ New York Yankees</b> George M. Steinbrenner Field, Tampa, FL Fri Mar 23 2012, 1:10 PM - 3:17 PM EDT Att: 10,688 - Partly Cloudy - 78 F																					
14 Curtis Granderson, L (1, 8) OBP: 0.444, SLG: 0.710 85 Mason Williams, L (7, PH) OBP: 1.000, SLG: 1.000										3	0	0	0	0	1	1																						
25 Mark Teixeira, S (1, 3) OBP: 0.389, SLG: 0.310 80 Reymond Nunez, R(7, PR) (8, 3)										3	0	0	1	1	1	2																						
13 Alex Rodriguez, R (1, 5) OBP: 0.405, SLG: 0.594 60 Jayson Nix, R (7, PH) OBP: 0.321, SLG: 0.346										3	0	0	0	0	2	2																						
55 Russell Martin, R (1, 2) OBP: 0.345, SLG: 0.346 66 Gustavo Molina, R (8, 2) OBP: 0.500, SLG: 0.750										3	1	1	0	0	0	1																						
22 Andrew Jones, R (1, 10) OBP: 0.282, SLG: 0.206 81 Romnier Mustelier, R (7, PR) OBP: 0.500, SLG: 0.500										3	0	0	0	0	1	1																						
26 Eduardo Núñez, R (1, 4) OBP: 0.529 96 Walter Ibarra, S (8, 4) OBP: 0.500, SLG: 0.500										3	1	3	2	0	0	0																						
40 Bill Hall, R (1, 7) OBP: 0.333, SLG: 0.357										2	1	0	0	1	1	2																						
64 Justin Maxwell, R (1, 9) OBP: 0.516, SLG: 0.630 79 Dan Brewer, R (8, 9)										3	1	2	1	0	0	1																						
<b>Inning Stats</b>	R: 0 E: 0 K: 2 S: 8	H: 1 LOB: 1 BB: 0 P: 8	R: 0 E: 0 K: 1 S: 6	H: 1 LOB: 1 BB: 0 P: 6	R: 0 E: 0 K: 0 S: 3	H: 1 LOB: 0 BB: 0 P: 3	R: 0 E: 0 K: 1 S: 4	H: 0 LOB: 0 BB: 1 P: 8	R: 0 E: 0 K: 1 S: 7	H: 1 LOB: 1 BB: 0 P: 7	R: 1 E: 0 K: 1 S: 6	H: 1 LOB: 0 BB: 0 P: 6	R: 5 E: 1 K: 1 S: 10	H: 4 LOB: 1 BB: 1 P: 14	R: 0 E: 0 K: 0 S: 3	H: 0 LOB: 0 BB: 0 P: 3		1B: 6 2B: 2 3B: 0 HR: 1	SF: 0 SAC: 1 DP: 2 HBP: 0	WP: 0 PB: 0 CS: 0	PA: 34																	
<b>PITCHER</b>	IP	WLS	BF	H	R	ER	SO	BB	IBB	HBP	BLK	WP	HR	S	P	ERA	WHIP	<b>PITCHER</b>				IP	WLS	BF	H	R	ER	SO	BB	IBB	HBP	BLK	WP	HR	S	P	ERA	WHIP
47 Francisco Liriano, L (1, 1) ERA: 2.0	5.0			4	0	0	5	1	0	0	0	0	1	28	32	0.00	1.000																					
49 Jeff Manship, R (6, 1) ERA: 6.14	1.0	L	9	4	6	4	1	1	0	0	0	0	1	10	14	36.00	5.000																					
61 Jared Burton, R (7, 1) ERA: 1.29	1.0		4	1	0	0	1	0	0	0	0	0	0	6	6	0.00	1.000																					
57 Kyle Waldrop, R (8, 1) ERA: 1.5	1.0		3	0	0	0	0	0	0	0	0	0	0	3	3	0.00	0.000																					

AB	31
R	6
H	9
RBI	6
BB	2
SO	7
LOB	12





Batter	1	2	3	4	5	6	7	8	9	AB	R	H	RBI	BB	SO	LOB	TOP					
11 Brett Gardner, L (1, 7) OBP: 0.293, SLG: 0.278																	<b>New York Yankees @ Philadelphia Phillies</b> Bright House Field, Clearwater, FL Fri Mar 23 2012, 1:08 PM - 3:55 PM EDT Att: 10,812 - Partly Cloudy - 84 F					
73 Cole Garner, R (8, 7) OBP: 0.400, SLG: 0.625										4	1	1	0	0	1	2						
17 Francisco Cervelli, R (1, 2) OBP: 0.233, SLG: 0.236										4	1	2	0	0	1	0						
24 Robinson Cano, L (1, 4) OBP: 0.275, SLG: 0.432										4	1	3	2	0	1	0						
92 José Pirela, R (8, PR) (8, 4)										0	1	0	0	0	0	0						
12 Eric Chavez, L (1, 3) OBP: 0.167, SLG: 0.200										3	0	1	1	0	1	2						
Addison Maruszak, R (7, 3)										1	0	0	0	0	1	1						
Brandon Laird, R (1, 5) OBP: 0.192, SLG: 0.208										4	0	1	1	0	1	3						
83 Dante Bichette, R (8, PR) (8, 5)										0	0	0	0	0	0	0						
41 Chris Dickerson, L (1, 9) OBP: 0.308, SLG: 0.261										4	0	1	0	0	1	1						
38 Dewayne Wise, L (1, 8) OBP: 0.462, SLG: 0.560										4	0	1	0	0	2	3						
67 Colin Curtis, L (1, 10) OBP: 0.304, SLG: 0.333										3	1	0	0	1	0	1						
74 Doug Bernier, R (1, 6) OBP: 0.429, SLG: 0.538										4	0	2	1	0	2	1						
<b>Inning Stats</b>	R: 3 E: 0 K: 2 S: 11	H: 4 LOB: 1 BB: 0 P: 11	R: 0 E: 0 K: 2 S: 6	H: 0 LOB: 0 BB: 1 P: 10	R: 0 E: 0 K: 1 S: 6	H: 2 LOB: 1 BB: 0 P: 6	R: 0 E: 0 K: 1 S: 5	H: 0 LOB: 0 BB: 0 P: 5	R: 0 E: 0 K: 0 S: 3	H: 1 LOB: 0 BB: 0 P: 3	R: 0 E: 0 K: 1 S: 5	H: 0 LOB: 0 BB: 0 P: 5	R: 1 E: 0 K: 0 S: 5	H: 2 LOB: 1 BB: 0 P: 5	R: 1 E: 0 K: 3 S: 12	H: 3 LOB: 0 BB: 0 P: 10	R: 0 E: 0 K: 2 S: 7	H: 0 LOB: 0 BB: 0 P: 7	1B: 8 2B: 5 3B: 0 HR: 0	SF: 0 SAC: 0 DP: 3 HBP: 0	WP: 0 PB: 0 CS: 1	PA: 37
<b>PITCHER</b>	IP WLS BF H R ER SO BB IBB HBP BLK WP HR S P ERA WHIP																					
49 Vance Worley, R (1, 1) ERA: 2.81	6.0 L 23 7 3 3 7 1 0 0 0 0 0 0 36 40 4.50 1.333																					
57 David Herndon, R (7, 1) ERA: 3.0	1.0 5 2 1 1 0 0 0 0 0 0 0 0 5 5 9.00 2.000																					
40 Michael Stutes, R (8, 1) ERA: 4.5	1.0 6 3 1 1 3 0 0 0 0 0 0 0 12 12 9.00 3.000																					
58 Jonathan Papelbon, R (9, 1) ERA: 1.29	1.0 3 0 0 0 2 0 0 0 0 0 0 0 7 7 0.00 0.000																					

Batter	1	2	3	4	5	6	7	8	9	AB	R	H	RBI	BB	SO	LOB	BOTTOM					
11 Jimmy Rollins, S (1, 6) OBP: 0.319, SLG: 0.405										3	0	1	0	0	0	0	<b>New York Yankees @ Philadelphia Phillies</b> Bright House Field, Clearwater, FL Fri Mar 23 2012, 1:08 PM - 3:55 PM EDT Att: 10,812 - Partly Cloudy - 84 F					
11 Miguel Abreu, R (7, 6) OBP: 0.400, SLG: 0.600										2	0	1	1	0	0	0						
8 Shane Bieber, S (1, 8) OBP: 0.271, SLG: 0.271										3	0	1	0	0	0	2						
25 Jim Thome, L (7, 1) OBP: 0.390, SLG: 0.339										0	0	0	0	0	0	0						
12 Troy Hanson, R (7, 1) OBP: 0.285, SLG: 0.285										0	0	0	0	0	0	0						
40 Michael Stutes, R (8, 1) ERA: 4.5										0	0	0	0	0	0	0						
58 Jonathan Papelbon, R (9, 1) ERA: 1.29										0	0	0	0	0	0	0						
77 Tuffy Gosewisch, R (8, 1) OBP: 0.294, SLG: 0.313										1	0	0	0	0	0	0						
24 Ty Wigginton, R (1, 5) OBP: 0.333, SLG: 0.317										3	0	1	0	0	0	1						
4 Pete Orr, L (7, 5) OBP: 0.342, SLG: 0.364										1	0	0	0	0	0	2						
3 Hunter Pence, R (1, 9) OBP: 0.309, SLG: 0.453										2	1	1	0	1	0	1						
16 Luis Montanez, R (7, 9) OBP: 0.305, SLG: 0.543										1	0	0	0	0	0	2						
19 Lavnce Nix, L (1, 7) OBP: 0.263, SLG: 0.185										3	0	0	0	0	1	3						
68 Tim Kennelly, R (7, 7) OBP: 0.500, SLG: 0.500										1	0	0	0	0	0	0						
15 John Mayberry Jr., R (1, 3) OBP: 0.286, SLG: 0.308										3	0	1	1	0	1	2						
29 Hector Luna, R (7, 3) OBP: 0.333, SLG: 0.515										1	0	0	0	0	0	0						
23 Brian Schneider, L (1, 2) OBP: 0.263, SLG: 0.222										3	0	0	0	0	0	1						
31 Erik Kratz, R (7, 2) OBP: 0.389, SLG: 0.722										1	1	1	1	0	0	0						
13 Freddy Galvis, S (1, 4) OBP: 0.263, SLG: 0.412										4	0	0	0	0	0	0						
49 Vance Worley, R (1, 1) ERA: 3.07										2	0	1	0	0	1	0						
22 Scott Podsednik, L (7, 8) OBP: 0.455, SLG: 0.513										2	1	1	0	0	0	0						
<b>Inning Stats</b>	R: 0 E: 0 K: 0 S: 4	H: 1 LOB: 1 BB: 0 P: 4	R: 0 E: 0 K: 1 S: 5	H: 0 LOB: 0 BB: 0 P: 5	R: 0 E: 0 K: 1 S: 5	H: 0 LOB: 0 BB: 0 P: 5	R: 0 E: 0 K: 0 S: 5	H: 2 LOB: 2 BB: 0 P: 5	R: 0 E: 0 K: 0 S: 3	H: 2 LOB: 2 BB: 0 P: 5	R: 1 E: 0 K: 1 S: 6	H: 1 LOB: 1 BB: 1 P: 11	R: 1 E: 0 K: 0 S: 5	H: 2 LOB: 2 BB: 1 P: 9	R: 1 E: 0 K: 0 S: 5	H: 1 LOB: 0 BB: 0 P: 7	R: 0 E: 0 K: 0 S: 3	H: 0 LOB: 0 BB: 0 P: 3	1B: 7 2B: 1 3B: 0 HR: 1	SF: 0 SAC: 0 DP: 0 HBP: 0	WP: 0 PB: 0 CS: 0	PA: 38
<b>PITCHER</b>	IP WLS BF H R ER SO BB IBB HBP BLK WP HR S P ERA WHIP																					
18 Hiroki Kuroda, R (1, 1) ERA: 3.07	5.2 W 24 6 1 1 3 1 0 0 0 0 0 1 29 34 1.59 1.235																					
David Phelps, R (6, 1) ERA: 1.64	3.1 S 14 3 2 2 0 1 0 0 0 0 0 1 14 20 5.40 1.200																					



Batter	1	2	3	4	5	6	7	8	9	10	AB	R	H	RBI	BB	SO	LOB	TOP	
26 Eduardo Núñez, R OBP: 0.381, SLG: 0.450 60 Jayson Nix, R OBP: 0.333, SLG: 0.333	K			K		G6-3			K		3	0	0	0	0	2	1	<b>New York Yankees @ Detroit Tigers</b> Joker Marchant Stadium, Lakeland, FL Sat Mar 24 2012, 1:10 PM - 4:04 PM EDT Att: 10,115 - Partly Cloudy - 81 F	
17 Francisco Cervelli, R OBP: 0.242, SLG: 0.267 87 Jose Cui, R OBP: 0.526, SLG: 0.750	F9			G5-3					F8	IBB	2	0	0	0	0	0	0		
24 Robinson Cano, L OBP: 0.258, SLG: 0.400 Addison Maruszak, R OBP: 0.343, SLG: 0.345	F7			K					F8	F7	3	0	0	0	0	1	1		
25 Mark Teixeira, S OBP: 0.365, SLG: 0.313 Brandon Laird, R OBP: 0.185, SLG: 0.200	F8					P5			K		3	0	1	0	0	0	0		
27 Raul Ibanez, L OBP: 0.119, SLG: 0.175 64 Justin Maxwell, R OBP: 0.500, SLG: 0.607	P5					F7					3	1	1	2	0	0	0		
41 Chris Dickerson, L OBP: 0.286, SLG: 0.240 40 Bill Hall, R OBP: 0.343, SLG: 0.345	K					K					2	0	0	0	0	2	0		
73 Cole Garner, R OBP: 0.348, SLG: 0.526 91 Austin Krum, L OBP: 0.333, SLG: 0.333						K					1	0	0	0	0	2			
67 Colin Curtis, L OBP: 0.333, SLG: 0.333						G5-3					3	0	1	0	1	0	0		
19 Ramiro Pena, S OBP: 0.333, SLG: 0.455 38 Dewayne Wise, L OBP: 0.464, SLG: 0.593						K2-3					2	0	0	0	0	1	1		
											2	0	1	2	0	0	0		
<b>Inning Stats</b>	R: 0 E: 0 K: 1 S: 5	H: 0 LOB: 0 BB: 0 P: 5	R: 0 E: 0 K: 1 S: 5	H: 0 LOB: 0 BB: 0 P: 5	R: 0 E: 0 K: 2 S: 7	H: 0 LOB: 0 BB: 0 P: 7	R: 0 E: 0 K: 1 S: 5	H: 1 LOB: 1 BB: 0 P: 4	R: 2 E: 0 K: 1 S: 6	H: 2 LOB: 1 BB: 0 P: 7	R: 0 E: 0 K: 1 S: 5	H: 0 LOB: 0 BB: 0 P: 5	R: 0 E: 0 K: 2 S: 8	H: 1 LOB: 1 BB: 0 P: 8	R: 2 E: 1 K: 1 S: 7	H: 3 LOB: 3 BB: 3 P: 20	1B: 2 2B: 2 3B: 0 HR: 1	SF: 0 SAC: 0 DP: 1 HBP: 1	WP: 0 PA: 39 PB: 0 SB: 2 CS: 0
<b>PITCHER</b>	IP 7.0	WLS 24	BF 3	H 2	R 2	ER 2	SO 8	BB 0	IBB 0	HBP 1	BLK 0	WP 0	HR 1	S 39	P 40	ERA 2.57	WHIP 0.429		

Batter	1	2	3	4	5	6	7	8	9	10	AB	R	H	RBI	BB	SO	LOB	BOTTOM	
14 Austin Jackson, R OBP: 0.333, SLG: 0.381 43 Daniel Fields, L OBP: 0.500, SLG: 0.667 29 Dixon Machado, R OBP: 0.286, SLG: 0.571	K		F9			G5-3				K2-3	3	0	0	0	0	1	1	<b>New York Yankees @ Detroit Tigers</b> Joker Marchant Stadium, Lakeland, FL Sat Mar 24 2012, 1:10 PM - 4:04 PM EDT Att: 10,115 - Partly Cloudy - 81 F	
26 Brennan Boesch, L OBP: 0.261, SLG: 0.452 21 Steven Moya, L OBP: 0.250, SLG: 0.500 39 Ramon Santiago, S OBP: 0.382, SLG: 0.429						K				F8	1	0	0	0	2	1	0		
32 Don Kelly, L OBP: 0.400, SLG: 0.486 65 Audy Cirincio, R OBP: 0.400, SLG: 0.556	F7										3	0	0	0	0	0	3		
28 Prince Fielder, L OBP: 0.381, SLG: 0.526 63 Ryan Strieby, R OBP: 0.333, SLG: 0.320	P5										2	1	1	1	0	0	0		
21 Delmon Young, R OBP: 0.422, SLG: 0.567 66 Quintin Berry, L OBP: 0.462, SLG: 0.652	K										3	0	0	0	0	2	0		
13 Alex Avila, L OBP: 0.359, SLG: 0.375 67 Omir Santos, R OBP: 0.333, SLG: 0.357	L7										0	0	0	0	0	0	0		
25 Ryan Raburn, R OBP: 0.400, SLG: 1.063	F9										3	0	0	0	1	1	1		
27 Jhonny Peralta, R OBP: 0.325, SLG: 0.333 29 Danny Worth, R OBP: 0.357, SLG: 0.542											3	0	1	0	0	0	0		
15 Brandon Inge, R OBP: 0.225, SLG: 0.316 70 Argenis Diaz, R OBP: 0.353, SLG: 0.357											3	0	0	0	0	0	1		
											1	0	0	0	0	2			
<b>Inning Stats</b>	R: 0 E: 0 K: 1 S: 5	H: 0 LOB: 1 BB: 1 P: 9	R: 0 E: 0 K: 1 S: 5	H: 0 LOB: 0 BB: 0 P: 5	R: 0 E: 0 K: 0 S: 4	H: 1 LOB: 2 BB: 1 P: 8	R: 0 E: 0 K: 1 S: 5	H: 0 LOB: 0 BB: 0 P: 5	R: 0 E: 0 K: 1 S: 5	H: 1 LOB: 1 BB: 0 P: 4	R: 0 E: 0 K: 1 S: 5	H: 0 LOB: 1 BB: 1 P: 9	R: 2 E: 0 K: 0 S: 7	H: 2 LOB: 2 BB: 2 P: 17	R: 0 E: 0 K: 1 S: 5	H: 0 LOB: 0 BB: 0 P: 5	1B: 3 2B: 0 3B: 0 HR: 1	SF: 1 SAC: 1 DP: 0 HBP: 0	WP: 0 PA: 39 PB: 0 SB: 0 CS: 0
<b>PITCHER</b>	IP 4.1	WLS 16	BF 1	H 0	R 0	ER 0	SO 4	BB 2	IBB 0	HBP 0	BLK 0	WP 0	HR 0	S 22	P 30	ERA 0.00	WHIP 0.692		




Batter	1	2	3	4	5	6	7	8	9	10	AB	R	H	RBI	BB	SO	LOB								
14 Austin Jackson, R OBP: 0.353, SLG: 0.386 26 Michael Rockett, R (6, 8)	4-1 BB 39 G4-3 1B		0-0 P3		0-0 1B			0-3 K		0-3 K	2	0	1	0	1	0	1								
39 Ramon Santiago, S OBP: 0.378, SLG: 0.484 29 Dixon Machado, R Eugenio Suárez, R (6, 6) (9, 6)	0-0 G4-3		0-0		0-3 K			0-0 48 F7-4 1B			3	0	1	1	0	1	2								
36 Clete Thomas, L OBP: 0.239, SLG: 0.442 48 Brent Wyatt, S (1, 9) (6, 9)	0-0 F7		0-3 K		0-0 G4-3			0-0 F7-4			3	0	0	0	0	1	2								
13 Alex Avila, L OBP: 0.357, SLG: 0.371 67 Omir Santos, R OBP: 0.313, SLG: 0.333 (1, 2) (6, 2)	0-0 1B		0-3 K		0-0 G6-3			0-0 F9			3	0	1	0	0	1	1								
21 Delmon Young, R Tony Plagman, L OBP: 0.438, SLG: 0.967 OBP: 0.200, SLG: 0.400 (1, 10) (9, PH) (9, 10)		0-0 63 1B		0-0 G5-3		0-0 63 WP 2B		0-0 44 L8-4 2B			3	0	2	0	0	0	0								
63 Ryan Striety, R 44 Jordan Lennerton, L (1, 3) (6, 3)		0-0 66 G1-6-3 1B		0-0 P4		0-1 P4		0-0 L8-4			3	0	1	0	0	0	1								
15 Brandon Inge, R OBP: 0.209, SLG: 0.293 28 Brandon Loy, R (1, 4) (7, 4)		0-0 L7		0-0 F8				0-0 F9			3	0	0	0	0	0	2								
66 Quintin Berry, L OBP: 0.400, SLG: 0.556 (1, 7)		0-0 G1-6-3		0-0 G4-3				0-3 K			4	0	0	0	0	1	2								
29 Danny Worth, R OBP: 0.375, SLG: 0.556 (1, 5)			4-0 39 3B BB		0-3 K			0-0 G1-3			3	1	1	0	1	1	0								
<b>Inning Stats</b>	R: 0 E: 0 K: 0 S: 4	H: 1 LOB: 2 BB: 1 P: 8	R: 0 E: 0 K: 0 S: 4	H: 2 LOB: 1 BB: 0 P: 4	R: 1 E: 0 K: 2 S: 8	H: 1 LOB: 1 BB: 1 P: 12	R: 0 E: 0 K: 0 S: 3	H: 0 LOB: 0 BB: 0 P: 3	R: 0 E: 0 K: 2 S: 5	H: 1 LOB: 1 BB: 0 P: 5	R: 0 E: 0 K: 1 S: 5	H: 0 LOB: 0 BB: 0 P: 5	R: 0 E: 0 K: 1 S: 5	H: 1 LOB: 0 BB: 0 P: 5	R: 0 E: 0 K: 0 S: 6	H: 1 LOB: 1 BB: 0 P: 6	1B: 5 2B: 5 3B: 1 HR: 0	SF: 0 SAC: 0 DP: 3 HBP: 0	WP: 1 PB: 0 SB: 0 CS: 0	PA: 37					
<b>PITCHER</b>	IP 5.0	WLS 20	BF 5	H 1	R 1	ER 1	SO 4	BB 2	IBB 0	HBP 0	BLK 0	WP 0	HR 0	S 27	P 35	ERA 1.80	WHIP 1.400								
35 Michael Pineda, R ERA: 3.31																									
42 Mariano Rivera, R ERA: 1.59																									
29 Rafael Soriano, R ERA: 4.5																									
30 David Robertson, R ERA: 4.5																									
43 Manny Delcarmen, R ERA: 4.5																									

**TOP**

**Detroit Tigers @ New York Yankees**  
George M. Steinbrenner Field, Tampa, FL  
Sun Mar 25 2012, 1:09 PM - 4:16 PM EDT  
Att: 11,011 - Partly Cloudy - 77 F

AB	35
R	1
H	9
RBI	1
BB	2
SO	7
LOB	14




Batter	1	2	3	4	5	6	7	8	9	10	AB	R	H	RBI	BB	SO	LOB								
2 Derek Jeter, R OBP: 0.400, SLG: 0.522 74 Doug Bernier, R OBP: 0.453, SLG: 0.519 (1, 6) (6, 6)	2-2 HR		0-0 24 G3 2B		0-0 G6-3			1-0 40 C4-6-3 14 BB HBP		0-3 K	3	1	2	1	0	0	3								
14 Curtis Granderson, L OBP: 0.450, SLG: 0.667 38 Dewayne Wise, L OBP: 0.448, SLG: 0.571 (1, 8) (7, PR) (8, 8)	0-3 K		0-0 L3		4-0 24 CS BB		4-0 40 C4-6-3 BB		0-0 F7		2	0	0	0	2	1	1								
24 Robinson Canó, L OBP: 0.239, SLG: 0.372 40 Bill Hall, R OBP: 0.324, SLG: 0.323 (1, 4) (6, 4)	0-0 F7		0-0 G3		1-0 G4-3		1-0 G4-6-3		0-0 K		3	0	0	0	0	0	2								
13 Alex Rodriguez, R OBP: 0.415, SLG: 0.559 Ramiro Pena, S OBP: 0.320, SLG: 0.435 (1, 5) (7, PR) (8, 5)	0-0 G6-3		0-0 G6-3		4-0 25 BB BB		1-0 HBP		0-0 L8		2	0	0	0	1	0	1								
25 Mark Teixeira, S OBP: 0.405, SLG: 0.353 Brandon Laird, R OBP: 0.172, SLG: 0.185 (1, 3) (5, PR) (6, 3)		0-0 22 F8 2B		0-0 G5-3		4-0 55 FC6-4 BB		0-0 G6-3		0-3 K	2	0	1	0	1	0	0								
55 Russell Martin, R OBP: 0.344, SLG: 0.321 87 Jose Gil, R OBP: 0.500, SLG: 0.706 (1, 2) (8, 2)		4-0 22 F8 BB		0-0 G1-3		0-0 FC6-4		0-3 K			2	0	0	0	1	0	2								
22 Andruw Jones, R OBP: 0.286, SLG: 0.216 64 Justin Maxwell, R OBP: 0.485, SLG: 0.586 (1, 10) (8, PH) (9, 10)		0-0 F8		0-0 G1-3		0-0 F9		0-0 G4-3			3	0	1	0	0	0	2								
26 Eduardo Núñez, R OBP: 0.375, SLG: 0.478 41 Chris Dickerson, L OBP: 0.276, SLG: 0.231 (1, 9) (8, 9)		0-3 K		0-0 G4-3		0-0 G4-3		0-0 F7			3	0	1	0	0	1	2								
11 Brett Gardner, L OBP: 0.295, SLG: 0.263 60 Jayson Nix, R OBP: 0.323, SLG: 0.321 (1, 7) (8, 7)		0-0 G1-3		4-0 BB		0-3 K		0-0 G5-3			2	0	0	0	1	1	2								
<b>Inning Stats</b>	R: 1 E: 0 K: 1 S: 8	H: 1 LOB: 0 BB: 10	R: 0 E: 0 K: 1 S: 6	H: 1 LOB: 2 BB: 10	R: 0 E: 0 K: 0 S: 4	H: 1 LOB: 1 BB: 4	R: 0 E: 0 K: 0 S: 5	H: 2 LOB: 3 BB: 9	R: 0 E: 0 K: 0 S: 2	H: 0 LOB: 2 BB: 3 P: 15	R: 0 E: 0 K: 0 S: 5	H: 0 LOB: 0 BB: 0 P: 5	R: 0 E: 0 K: 1 S: 5	H: 0 LOB: 0 BB: 0 P: 5	R: 0 E: 0 K: 2 S: 7	H: 0 LOB: 0 BB: 0 P: 7	1B: 1 2B: 3 3B: 0 HR: 1	SF: 0 SAC: 0 DP: 1 HBP: 2	WP: 0 PB: 0 SB: 0 CS: 1	PA: 41					
<b>PITCHER</b>	IP 3.2	WLS 15	BF 3	H 1	R 1	ER 1	SO 2	BB 1	IBB 0	HBP 0	BLK 0	WP 0	HR 0	S 20	P 26	ERA 2.46	WHIP 1.091								
64 Duane Below, L ERA: 4.38																									
31 Colin Balester, R ERA: 3.97																									
60 Brayan Villarreal, R ERA: 3.97																									
49 Luis Marte, R ERA: 3.97																									
43 Luke Putkonen, R ERA: 3.97																									

**BOTTOM**

**Detroit Tigers @ New York Yankees**  
George M. Steinbrenner Field, Tampa, FL  
Sun Mar 25 2012, 1:09 PM - 4:16 PM EDT  
Att: 11,011 - Partly Cloudy - 77 F

AB	33
R	1
H	5
RBI	1
BB	6
SO	7
LOB	19










Batter	1	2	3	4	5	6	7	8	9	10	AB	R	H	RBI	BB	SO	LOB	
26 Eduardo Núñez, R OBP: 0.414, SLG: 0.536 88 Cito Culver, R (8, 6)	L7		24 E 2B		G6-3			74 SH2-4 60 1B 40 G4-3	G6-3		4	1	2	0	0	0	0	
24 Robinson Canó, L OBP: 0.231, SLG: 0.347 60 Jayson Nix, R OBP: 0.353, SLG: 0.355	P5		27 F9 12 1B		F7			40 G4-3 74 SH2-4 12 2B		74 SH2-3 74 S 1B	3	1	1	1	0	0	0	
25 Mark Teixeira, S OBP: 0.356, SLG: 0.375 74 Doug Bernier, R OBP: 0.433, SLG: 0.519	27 1B 12 1B		L6		F7			SH2-4		SH2-3	3	1	1	0	0	0	1	
27 Raul Ibanez, L OBP: 0.146, SLG: 0.178 40 Bill Hall, R OBP: 0.350, SLG: 0.313	12 1B		F9		F7			G4-3		66 S BB	3	0	1	0	0	0	1	
12 Eric Chavez, L OBP: 0.235, SLG: 0.294 Addison Maruszak, R (8, 3)	1-3 2-H 1B				F9			2-3 3-H 0-0 2B		K	4	0	3	3	0	0	0	
17 Francisco Cervelli, R OBP: 0.273, SLG: 0.235 66 Gustavo Molina, R OBP: 0.429, SLG: 0.643	F7		3-H 1B		F9			3-H 0-0 F9		L8	4	0	0	0	0	1	5	
38 Dewayne Wise, L OBP: 0.394, SLG: 0.500 83 Abraham Almonte, S (8, 8)		F8			K			G3-1		G4-3	3	0	0	0	0	1	0	
41 Chris Dickerson, L OBP: 0.273, SLG: 0.207 96 Walter Ibarra, S OBP: 0.667, SLG: 0.667		F7			F7			G3-1		83 FC4-6 1B	3	0	0	0	0	0	0	
64 Justin Maxwell, R OBP: 0.410, SLG: 0.488 83 Tyler Austin, R (8, 9)		G5-3			G6-3			K		FC4-6	2	0	0	0	0	0	0	
<b>Inning Stats</b>	R: 1 E: 0 K: 0 S: 6	H: 3 LOB: 2 BB: 0 P: 6	R: 0 E: 0 K: 0 S: 3	H: 0 LOB: 0 BB: 0 P: 3	R: 2 E: 1 K: 0 S: 6	H: 3 LOB: 1 BB: 0 P: 6	R: 0 E: 0 K: 1 S: 5	H: 0 LOB: 0 BB: 0 P: 5	R: 0 E: 0 K: 1 S: 5	H: 0 LOB: 0 BB: 0 P: 5	R: 2 E: 0 K: 0 S: 6	H: 3 LOB: 2 BB: 0 P: 6	R: 0 E: 1 K: 0 S: 4	H: 1 LOB: 1 BB: 0 P: 4	R: 0 E: 0 K: 1 S: 6	H: 1 LOB: 2 BB: 1 P: 12	1B: 9 2B: 2 3B: 0 HR: 0	SF: 0 SAC: 2 DP: 0 HBP: 0
<b>PITCHER</b>	IP WLS BF H R ER SO ERA WHIP	IP WLS BF H R ER SO ERA WHIP	IP WLS BF H R ER SO ERA WHIP	IP WLS BF H R ER SO ERA WHIP	IP WLS BF H R ER SO ERA WHIP	IP WLS BF H R ER SO ERA WHIP	IP WLS BF H R ER SO ERA WHIP	IP WLS BF H R ER SO ERA WHIP	IP WLS BF H R ER SO ERA WHIP	IP WLS BF H R ER SO ERA WHIP	IP WLS BF H R ER SO ERA WHIP	IP WLS BF H R ER SO ERA WHIP	IP WLS BF H R ER SO ERA WHIP	IP WLS BF H R ER SO ERA WHIP	IP WLS BF H R ER SO ERA WHIP	IP WLS BF H R ER SO ERA WHIP	IP WLS BF H R ER SO ERA WHIP	IP WLS BF H R ER SO ERA WHIP

**TOP**

**New York Yankees @ Atlanta Braves**  
Champion Stadium, Lake Buena Vista, FL  
Wed Mar 28 2012, 1:09 PM - 4:05 PM EDT  
Att: 9,510 - Sunny - 78 F

livebaseballscorecards.com

AB 39  
R 5  
H 11  
RBI 5  
BB 1  
SO 4  
LOB 15



WP: 0 PA: 42  
PB: 0  
SB: 2  
CS: 0


Batter	1	2	3	4	5	6	7	8	9	10	AB	R	H	RBI	BB	SO	LOB	
24 Michael Bourn, L OBP: 0.324, SLG: 0.478 30 Luis Durango, S OBP: 0.571, SLG: 0.565	L9		K			16 G6-4-3 1B		G4-3		K	4	0	1	0	0	1	2	
14 Martín Prado, R OBP: 0.414, SLG: 0.460	G5-3		K			F9		F9		P6	5	0	1	1	0	1	2	
16 Brian McCann, L OBP: 0.389, SLG: 0.444 89 Chris Jones, L Mark Lamm, R (10, 1)	1B				G4-3			G6-4-3		F8	4	0	1	0	0	0	2	
26 Dan Uggla, R OBP: 0.393, SLG: 0.712 11 Josh Wilson, R OBP: 0.214, SLG: 0.182	F7				G1-6-3 1B			1-2r		K	4	0	1	0	0	2	1	
5 Freddie Freeman, L OBP: 0.316, SLG: 0.563 1 Tyler Pastornicky, R OBP: 0.230, SLG: 0.237 7 J.C. Boscan, R OBP: 0.400, SLG: 0.313	G3				G1-6-3			HR		22 HR BB	3	1	1	1	1	0	1	
22 Jason Heyward, L OBP: 0.284, SLG: 0.373	K					17 F8 37 WP 1B		K		HR	4	2	2	2	0	2	0	
67 Andrelton Simmons, R OBP: 0.271, SLG: 0.233	G5-3							K		P2	4	0	0	0	0	1	2	
17 Jose Constanza, L OBP: 0.216, SLG: 0.194										F7	4	0	1	0	0	1	2	
37 Brandon Beachy, R OBP: 0.316, SLG: 0.563 46 Craig Kimbrel, R OBP: 0.230, SLG: 0.237 20 Eric Hinske, L OBP: 0.296, SLG: 0.417 75 José Yépez, R OBP: 0.206, SLG: 0.385	SH1-4									F9	1	0	0	0	0	0	0	
<b>Inning Stats</b>	R: 0 E: 0 K: 0 S: 4	H: 1 LOB: 1 BB: 0 P: 4	R: 0 E: 0 K: 1 S: 5	H: 0 LOB: 0 BB: 0 P: 5	R: 0 E: 0 K: 2 S: 8	H: 1 LOB: 1 BB: 0 P: 8	R: 0 E: 0 K: 0 S: 3	H: 1 LOB: 0 BB: 0 P: 3	R: 1 E: 0 K: 3 S: 12	H: 1 LOB: 0 BB: 0 P: 14	R: 1 E: 0 K: 0 S: 5	H: 2 LOB: 1 BB: 0 P: 5	R: 2 E: 0 K: 2 S: 10	H: 1 LOB: 1 BB: 1 P: 17	R: 0 E: 0 K: 1 S: 5	H: 0 LOB: 0 BB: 0 P: 5	1B: 6 2B: 1 3B: 0 HR: 2	SF: 0 SAC: 1 DP: 2 HBP: 0
<b>PITCHER</b>	IP WLS BF H R ER SO ERA WHIP	IP WLS BF H R ER SO ERA WHIP	IP WLS BF H R ER SO ERA WHIP	IP WLS BF H R ER SO ERA WHIP	IP WLS BF H R ER SO ERA WHIP	IP WLS BF H R ER SO ERA WHIP	IP WLS BF H R ER SO ERA WHIP	IP WLS BF H R ER SO ERA WHIP	IP WLS BF H R ER SO ERA WHIP	IP WLS BF H R ER SO ERA WHIP	IP WLS BF H R ER SO ERA WHIP	IP WLS BF H R ER SO ERA WHIP	IP WLS BF H R ER SO ERA WHIP	IP WLS BF H R ER SO ERA WHIP	IP WLS BF H R ER SO ERA WHIP	IP WLS BF H R ER SO ERA WHIP	IP WLS BF H R ER SO ERA WHIP	IP WLS BF H R ER SO ERA WHIP

**BOTTOM**

**New York Yankees @ Atlanta Braves**  
Champion Stadium, Lake Buena Vista, FL  
Wed Mar 28 2012, 1:09 PM - 4:05 PM EDT  
Att: 9,510 - Sunny - 78 F

livebaseballscorecards.com

AB 36  
R 5  
H 9  
RBI 4  
BB 1  
SO 9  
LOB 12



WP: 1 PA: 38  
PB: 0  
SB: 1  
CS: 0




Batter	1	2	3	4	5	6	7	8	9	AB	R	H	RBI	BB	SO	LOB	TOP										
14 Nolan Reimold, R OBP: 0.245, SLG: 0.360 72 Caleb Joseph, R OBP: 0.333, SLG: 0.286	G6-3		G6-3		G6-3		F9		F9	4	0	2	0	0	0	0	<p>Baltimore Orioles @ New York Yankees</p> <p>George M. Steinbrenner Field, Tampa, FL</p> <p>Thu Mar 29 2012, 7:08 PM - 9:54 PM EDT</p> <p>Att: 10,659 - Partly Cloudy - 79 F</p>										
36 Nick Johnson, L OBP: 0.367, SLG: 0.395 28 Ronny Paulino, R OBP: 0.242, SLG: 0.250	F7		G6-3		G6-3		F9		F9	4	0	1	0	0	0	1											
21 Nick Markakis, L OBP: 0.333, SLG: 0.429 86 Buck Britton, L OBP: 0.364, SLG: 0.300	F8		K		K		F8		K	4	0	0	0	0	2	2											
10 Adam Jones, R OBP: 0.367, SLG: 0.574 70 Xavier Avery, L OBP: 0.313, SLG: 0.357		G3-1		G6-3		K		K	K	3	0	0	0	0	1	2											
32 Matt Wieters, S OBP: 0.362, SLG: 0.535 85 Manny Machado, R OBP: 0.261, SLG: 0.190		G3-1		G6-3		K		K	K	1	0	0	0	1	1	3											
12 Mark Reynolds, R OBP: 0.314, SLG: 0.286 89 John Ruettinger, L OBP: 0.417, SLG: 0.455		G3-1		G6-3		K		K	K	3	2	2	0	0	1	2											
19 Chris Davis, L OBP: 0.278, SLG: 0.453 Brandon Waring, R		G3-1		G6-3		K		K	K	2	0	0	0	0	4												
11 Robert Andino, R OBP: 0.386, SLG: 0.440 71 L.J. Hoes, R OBP: 0.253, SLG: 0.278		G3-1		G6-3		K		K	K	3	0	1	1	0	0	2											
3 Ryan Flaherty, L OBP: 0.304, SLG: 0.423 68 Steve Tolleson, R OBP: 0.344, SLG: 0.310		G3-1		G6-3		K		K	K	1	0	0	0	0	1	1											
Inning Stats	R: 0 E: 0 K: 0 S: 3	H: 0 LOB: 0 BB: 0 P: 3	R: 1 E: 1 K: 0 S: 6	H: 2 LOB: 2 BB: 0 P: 6	R: 0 E: 0 K: 1 S: 5	H: 1 LOB: 0 BB: 0 P: 5	R: 2 E: 1 K: 0 S: 6	H: 2 LOB: 1 BB: 0 P: 6	R: 0 E: 0 K: 3 S: 11	H: 2 LOB: 2 BB: 0 P: 11	R: 0 E: 0 K: 0 S: 4	H: 1 LOB: 1 BB: 0 P: 5	R: 0 E: 0 K: 0 S: 3	H: 0 LOB: 0 BB: 0 P: 3	R: 0 E: 0 K: 1 S: 5	H: 0 LOB: 1 BB: 1 P: 9		R: 1 E: 0 K: 2 S: 9	H: 2 LOB: 3 BB: 1 P: 14	1B: 6 2B: 3 3B: 1 HR: 0	SF: 0 SAC: 0 DP: 1 HBP: 1	WP: 0 PB: 1 SB: 0 CS: 0	PA: 41				
PITCHER	IP	WLS	BF	H	R	ER	SO	BB	IBB	HBP	BLK	WP	HR	S	P	ERA	WHIP										
David Phelps, R ERA: 2.25	5.0		23	7	3	2	4	0	0	0	0	0	0	31	31	3.60	1.400										
42 Mariano Rivera, R ERA:	1.0		4	1	0	0	0	0	0	0	0	0	0	4	5	0.00	1.000										
48 Boone Logan, L ERA: 2.45	0.2		2	0	0	0	0	0	0	0	0	0	0	2	2	0.00	0.000										
78 D.J. Mitchell, R ERA: 2.51	2.1	L	12	2	1	1	3	1	1	1	0	0	0	15	24	3.86	1.286										

Batter	1	2	3	4	5	6	7	8	9	AB	R	H	RBI	BB	SO	LOB	BOTTOM											
2 Derek Jeter, R OBP: 0.333, SLG: 0.419 74 Doug Bernier, R OBP: 0.419, SLG: 0.500	G3		K		G3-4-1		G5-3		F9	4	0	0	1	0	1	1	<p>Baltimore Orioles @ New York Yankees</p> <p>George M. Steinbrenner Field, Tampa, FL</p> <p>Thu Mar 29 2012, 7:08 PM - 9:54 PM EDT</p> <p>Att: 10,659 - Partly Cloudy - 79 F</p>											
14 Curtis Granderson, L OBP: 0.432, SLG: 0.622 Melky Mesa, R OBP: 0.287, SLG: 0.308	F7		K		G1-3		F8		K	4	0	1	0	0	0	2												
13 Alex Rodriguez, R OBP: 0.404, SLG: 0.550 12 Eric Chavez, L OBP: 0.257, SLG: 0.294			F8							3	0	1	0	0	1	1												
25 Mark Teixeira, S OBP: 0.392, SLG: 0.395 87 Jose Gil, R OBP: 0.476, SLG: 0.667			F8							0	0	0	0	1	0	0												
27 Raul Ibanez, L OBP: 0.176, SLG: 0.271 38 Dewayne Wise, L OBP: 0.412, SLG: 0.500										3	0	1	0	0	1	1												
22 Andruw Jones, R OBP: 0.292, SLG: 0.214 41 Chris Dickerson, L OBP: 0.265, SLG: 0.200										1	1	0	0	0	1	2												
11 Brett Gardner, L OBP: 0.320, SLG: 0.295 40 Bill Hall, R OBP: 0.366, SLG: 0.333										2	0	0	0	0	0	2												
26 Eduardo Núñez, R OBP: 0.406, SLG: 0.516 66 Gustavo Molina, R OBP: 0.400, SLG: 0.600										1	0	0	0	0	0	1												
17 Francisco Cervelli, R OBP: 0.225, SLG: 0.222 64 Justin Maxwell, R OBP: 0.460, SLG: 0.472										3	1	1	0	0	1	2												
Inning Stats	R: 0 E: 0 K: 1 S: 6	H: 1 LOB: 1 BB: 0 P: 6	R: 1 E: 0 K: 0 S: 6	H: 1 LOB: 0 BB: 0 P: 8	R: 0 E: 0 K: 1 S: 6	H: 1 LOB: 1 BB: 0 P: 6	R: 0 E: 0 K: 2 S: 8	H: 1 LOB: 2 BB: 0 P: 9	R: 0 E: 0 K: 0 S: 3	H: 0 LOB: 0 BB: 0 P: 3	R: 1 E: 0 K: 1 S: 7	H: 2 LOB: 2 BB: 0 P: 7	R: 1 E: 0 K: 1 S: 6	H: 1 LOB: 2 BB: 2 P: 14	R: 0 E: 0 K: 0 S: 3	H: 1 LOB: 1 BB: 1 P: 8		R: 0 E: 0 K: 2 S: 7	H: 0 LOB: 0 BB: 0 P: 7	1B: 6 2B: 1 3B: 0 HR: 1	SF: 0 SAC: 0 DP: 0 HBP: 1	WP: 1 PB: 0 SB: 1 CS: 1	PA: 38					
PITCHER	IP	WLS	BF	H	R	ER	SO	BB	IBB	HBP	BLK	WP	HR	S	P	ERA	WHIP											
39 Jason Hammel, R ERA: 3.18	5.1		22	5	2	2	5	0	0	0	0	0	0	1	0	3	3.38	0.938										
40 Troy Patton, L ERA:	0.2	H	3	1	0	0	0	0	0	0	0	0	0	3	3	0.00	1.500											
56 Darren O'Day, R ERA: 1.8	1.0	B	6	1	1	1	1	2	0	0	0	1	0	6	14	9.00	3.000											
47 Pedro Strop, R ERA: 2.16	1.0	W	4	1	0	0	0	1	0	0	0	0	0	3	8	0.00	2.000											
48 Pat Neshek, R ERA:	1.0	S	3	0	0	0	2	0	0	0	0	0	0	7	7	0.00	0.000											

AB	38
R	4
H	10
RBI	4
BB	2
SO	7
LOB	25



AB	34
R	3
H	8
RBI	3
BB	3
SO	8
LOB	15









Batter	1	2	3	4	5	6	7	8	9	AB	R	H	RBI	BB	SO	LOB	TOP					
26 Eduardo Núñez, R OBP: 0.368, SLG: 0.459 83 Dante Bichette, R OBP: 1.000, SLG: 4.000	G5-3	F8		G1-3				HR		3	0	0	0	0	0	1	<b>New York Yankees @ Houston Astros</b> Osceola County Stadium, Kissimmee, FL Sat Mar 31 2012, 1:05 PM - 3:53 PM EDT Att: 5,774 - Sunny - 79 F					
14 Curtis Granderson, L OBP: 0.460, SLG: 0.739 85 Mason Williams, L OBP: 0.500, SLG: 0.500	24 1B 25 1B			24 FC6-4 1B		24 HR 2B	K	G6-3		3	1	3	0	0	0	0						
24 Robinson Cano, L OBP: 0.259, SLG: 0.418 40 Bill Hall, R OBP: 0.356, SLG: 0.306	25 1B 27 FC4-6 1B			25 PB 27 1B FC6-4		24 HR 2B	K	K		3	3	2	2	0	0	1						
25 Mark Teixeira, S OBP: 0.426, SLG: 0.444 67 Ben Gamel, L	27 FC4-6 1B			27 1B 17 SF9 BB		27 HR 2B	K	K		2	2	2	1	1	0	0						
27 Raul Ibanez, L OBP: 0.204, SLG: 0.353 64 Justin Maxwell, R OBP: 0.400, SLG: 0.450	FC4-6 1B			17 SF9 1B		27 HR 2B		K		2	2	2	4	0	0	1						
17 Francisco Cervelli, R OBP: 0.250, SLG: 0.283 96 Walter Ibarra, S OBP: 0.750, SLG: 0.750	FC6-4			SF9		87 FC6-4 HBP				2	0	1	1	0	0	1						
41 Chris Dickerson, L OBP: 0.286, SLG: 0.243				F9						2	0	1	0	0	0	0						
74 Doug Bernier, R OBP: 0.417, SLG: 0.469 38 Dewayne Wise, L OBP: 0.432, SLG: 0.656 66 Gustavo Molina, R OBP: 0.375, SLG: 0.563		K		87 G5-4-3 1B						3	0	1	0	0	1	3						
87 Jose Gil, R OBP: 0.440, SLG: 0.727	G4-3			G5-4-3						4	1	1	1	0	0	4						
<b>Inning Stats</b>	R: 2 E: 0 K: 0 S: 7	H: 3 LOB: 1 BB: 0 P: 7	R: 0 E: 0 K: 1 S: 6	H: 1 LOB: 1 BB: 1 P: 6	R: 2 E: 0 K: 0 S: 5	H: 2 LOB: 1 BB: 1 P: 9	R: 0 E: 0 K: 0 S: 3	H: 1 LOB: 0 BB: 0 P: 3	R: 4 E: 0 K: 0 S: 9	H: 4 LOB: 2 BB: 0 P: 11	R: 1 E: 0 K: 3 S: 10	H: 1 LOB: 0 BB: 0 P: 10	R: 0 E: 0 K: 2 S: 8	H: 1 LOB: 1 BB: 0 P: 8	R: 2 E: 0 K: 2 S: 10	H: 2 LOB: 0 BB: 0 P: 11		R: 0 E: 0 K: 2 S: 7	H: 1 LOB: 1 BB: 0 P: 7	1B: 8 2B: 3 3B: 0 HR: 5	SF: 1 SAC: 0 DP: 1 HBP: 1	WP: 0 PB: 1 SB: 0 CS: 0
<b>PITCHER</b>	IP WLS BF H R ER SO BB IBB HBP BLK WP HR S P ERA WHIP																					
41 Jordan Lyles, R ERA: 3.41	(1, 1) 4.2 L 26 11 8 8 1 1 0 0 1 0 0 2 29 35 15.43 2.571																					
28 David Carpenter, R ERA: 5.4	(5, 1) 0.1 0 0 0 0 0 0 0 0 0 0 0 0 1 1 0.00 0.000																					
R.J. Alaniz, R ERA: 4.5	(6, 1) 2.0 8 2 1 1 5 0 0 0 0 0 0 1 18 18 4.50 1.000																					
37 Brandon Lyon, R ERA: 3.6	(8, 1) 1.0 5 2 2 2 2 0 0 0 0 0 0 2 10 11 18.00 2.000																					
43 Fernando Rodriguez Jr., Jr. ERA: 2.35	(9, 1) 0.2 3 1 0 0 2 0 0 0 0 0 0 0 7 7 0.00 1.500																					
<b>Batter</b>	<b>1</b>	<b>2</b>	<b>3</b>	<b>4</b>	<b>5</b>	<b>6</b>	<b>7</b>	<b>8</b>	<b>9</b>	<b>AB</b>	<b>R</b>	<b>H</b>	<b>RBI</b>	<b>BB</b>	<b>SO</b>	<b>LOB</b>	<b>BOTTOM</b>					
19 Brian Bogusevic, L OBP: 0.373, SLG: 0.408 8 JB Shuck, L OBP: 0.264, SLG: 0.314	G6-3	G4-3		27 G4-3 1B				HR		4	1	2	2	0	0	0	<b>New York Yankees @ Houston Astros</b> Osceola County Stadium, Kissimmee, FL Sat Mar 31 2012, 1:05 PM - 3:53 PM EDT Att: 5,774 - Sunny - 79 F					
27 Jose Altuve, R OBP: 0.382, SLG: 0.300 36 Angel Sanchez, R OBP: 0.480, SLG: 0.368	14 FC6-4 1B	L6		G4-3			G5-3			4	0	1	0	0	0	1						
14 J.D. Martinez, R OBP: 0.268, SLG: 0.377	FC6-4			F7			G6-3			4	0	0	0	0	0	1						
45 Carlos Lee, R OBP: 0.388, SLG: 0.591 29 Brett Wallace, L OBP: 0.308, SLG: 0.417	K			G1-3			F8			3	1	1	1	0	1	1						
6 Travis Buck, L OBP: 0.386, SLG: 0.537 87 Collin Delome, L OBP: 0.400, SLG: 0.250		23 1B 17 HR 1B		23 1B 18 1B 1B			G3			4	2	2	0	0	0	0						
23 Chris Johnson, R OBP: 0.375, SLG: 0.745 46 Scott Moore, L OBP: 0.286, SLG: 0.348		17 HR 1B		18 1B 1B			G6-3			4	2	3	1	0	0	0						
18 Chris Snyder, R OBP: 0.333, SLG: 0.600 78 Landon Powell, S OBP: 0.235, SLG: 0.313		K		1-2 2H 1B			G6-3			3	0	1	1	0	1	2						
17 Justin Ruggiano, R OBP: 0.243, SLG: 0.457		17 HR 1B		18 1B 1B			G4-3			4	1	2	4	0	1	2						
9 Marwin Gonzalez, S OBP: 0.306, SLG: 0.268 12 Brian Bixler, R OBP: 0.324, SLG: 0.667		19 G4-3 3B		G3			G6-3			3	1	1	0	0	0	0						
<b>Inning Stats</b>	R: 0 E: 0 K: 1 S: 6	H: 1 LOB: 0 BB: 0 P: 6	R: 4 E: 0 K: 1 S: 11	H: 4 LOB: 0 BB: 0 P: 14	R: 1 E: 0 K: 1 S: 8	H: 3 LOB: 2 BB: 0 P: 8	R: 0 E: 0 K: 0 S: 3	H: 1 LOB: 0 BB: 0 P: 3	R: 1 E: 0 K: 0 S: 8	H: 1 LOB: 0 BB: 0 P: 10	R: 0 E: 0 K: 0 S: 3	H: 0 LOB: 0 BB: 0 P: 3	R: 1 E: 0 K: 0 S: 5	H: 1 LOB: 0 BB: 0 P: 5	R: 2 E: 0 K: 2 S: 11	H: 3 LOB: 1 BB: 0 P: 12		R: 0 E: 0 K: 2 S: 7	H: 1 LOB: 1 BB: 0 P: 7	1B: 7 2B: 2 3B: 1 HR: 4	SF: 0 SAC: 0 DP: 1 HBP: 0	WP: 0 PB: 0 SB: 0 CS: 0
<b>PITCHER</b>	IP WLS BF H R ER SO BB IBB HBP BLK WP HR S P ERA WHIP																					
86 Adam Warren, R ERA: 4.8	(1, 1) 5.2 W 26 10 6 6 3 0 0 0 0 0 0 2 38 43 9.53 1.765																					
39 Clay Rapada, L ERA: 0.93	(6, 1) 0.1 H 2 1 1 1 0 0 0 0 0 0 0 1 3 3 27.00 3.000																					
63 Preston Claiborne, R ERA: 9.0	(7, 1) 2.0 S 9 3 2 2 2 0 0 0 0 1 0 1 14 15 9.00 1.500																					



Batter	1	2	3	4	5	6	7	8	9	AB	R	H	RBI	BB	SO	LOB	TOP					
2 Derek Jeter, R OBP: 0.390, SLG: 0.474 74 Doug Bernier, R OBP: 0.405, SLG: 0.455										4	1	2	1	0	0	1	New York Yankees @ Miami Marlins Marlins Park, Miami, FL Sun Apr 01 2012, 1:13 PM - 4:33 PM EDT Att. 1 - Roof Closed - 72 F					
14 Curtis Granderson, L OBP: 0.472, SLG: 0.439 38 Dewayne Wise, L OBP: 0.410, SLG: 0.649										3	1	1	1	0	0	1						
24 Robinson Cano, L OBP: 0.271, SLG: 0.439 26 Eduardo Núñez, R OBP: 0.375, SLG: 0.487										2	1	1	2	0	0	0						
13 Alex Rodriguez, R OBP: 0.396, SLG: 0.511 40 Bill Hall, R OBP: 0.383, SLG: 0.351										2	0	1	1	1	0	0						
25 Mark Teixeira, S OBP: 0.404, SLG: 0.417 12 Eric Chavez, L OBP: 0.293, SLG: 0.350 Ramiro Pena, S OBP: 0.320, SLG: 0.435										3	0	0	0	0	2	2						
33 Nick Swisher, S OBP: 0.333, SLG: 0.370 64 Justin Maxwell, R OBP: 0.404, SLG: 0.439										3	2	2	1	0	0	0						
27 Raul Ibanez, L OBP: 0.271, SLG: 0.370 88 John Ryan Murphy, R OBP: 0.231, SLG: 0.231										3	1	1	0	0	1	0						
55 Russell Martin, R OBP: 0.429, SLG: 0.371 17 Francisco Cervelli, R OBP: 0.261, SLG: 0.256										3	1	1	1	0	1	0						
11 Brett Gardner, L OBP: 0.304, SLG: 0.300 41 Chris Dickerson, L OBP: 0.279, SLG: 0.237										3	0	1	0	0	0	2						
<b>Inning Stats</b>	R: 1 H: 1 E: 0 K: 1 S: 8	L: 1 BB: 1 P: 15	R: 0 H: 0 E: 0 K: 1 S: 12	L: 0 BB: 0 P: 17	R: 0 H: 0 E: 0 K: 0 S: 6	L: 0 BB: 0 P: 8	R: 0 H: 0 E: 0 K: 0 S: 6	L: 0 BB: 0 P: 7	R: 5 H: 6 E: 0 K: 1 S: 19	L: 6 BB: 1 P: 30	R: 1 H: 3 E: 0 K: 1 S: 16	L: 3 BB: 2 P: 26	R: 1 H: 1 E: 0 K: 1 S: 17	L: 3 BB: 3 P: 39	R: 0 H: 0 E: 0 K: 2 S: 12	L: 0 BB: 0 P: 14		R: 2 H: 2 E: 0 K: 1 S: 14	L: 2 BB: 0 P: 23	1B: 5 2B: 7 3B: 0 HR: 1	SF: 1 SAC: 0 DP: 0 HBP: 0	WP: 1 PB: 0 SB: 0 CS: 0
<b>PITCHER</b>	IP: 5.2 WLS: 2 BF: 26 ERA: 5.47	H: 8 R: 7 ER: 7 SO: 4	BB: 1 IBB: 0 HBP: 0 BLK: 0	WP: 0 HR: 1 S: 59 P: 89	ERA: 11.12 WHIP: 1.588	<b>PITCHER</b>	IP: 1.0 WLS: 0 BF: 5 ERA: 2.35	H: 2 R: 2 ER: 2 SO: 1	BB: 0 IBB: 0 HBP: 0 BLK: 0	WP: 1 HR: 0 S: 14 P: 23	ERA: 18.00 WHIP: 2.000											
47 Ricky Nolasco, R ERA: 5.47	36 Randy Choate, L ERA: 4.26	40 Mike Dunn, L ERA: 4.26	49 Gary Glover, R ERA: 4.26	34 Edward Mujica, R ERA: 1.29	57 Chad Gaudin, R ERA: 2.35																	

Batter	1	2	3	4	5	6	7	8	9	AB	R	H	RBI	BB	SO	LOB	BOTTOM			
7 José Reyes, S OBP: 0.328, SLG: 0.458 73 Donovan Solano, R OBP: 0.477, SLG: 0.550										4	0	1	1	0	0	3	New York Yankees @ Miami Marlins Marlins Park, Miami, FL Sun Apr 01 2012, 1:13 PM - 4:33 PM EDT Att. 1 - Roof Closed - 72 F			
1 Emilio Bonifacio, S OBP: 0.237, SLG: 0.296 22 Donnie Murphy, R OBP: 0.267, SLG: 0.317										3	2	1	0	1	0	3				
2 Hanley Ramirez, R OBP: 0.402, SLG: 0.627 80 Marcell Ozuna, R										2	1	0	1	1	0	1				
27 Giancarlo Stanton, R OBP: 0.333, SLG: 0.222 99 Isaac Galloway, R										4	1	2	2	0	1	1				
5 Logan Morrison, L OBP: 0.429, SLG: 0.538										5	1	2	0	0	2	3				
15 Gaby Sanchez, R OBP: 0.311, SLG: 0.333 8 Chris Coghlan, L OBP: 0.320, SLG: 0.261										2	1	1	1	1	1	1				
12 Omar Infante, R OBP: 0.400, SLG: 0.531 24 Danny Black, L										4	1	1	1	0	0	3				
26 Austin Keams, R OBP: 0.420, SLG: 0.622										4	0	2	0	0	1	1				
14 John Buck, R OBP: 0.340, SLG: 0.457 10 J.T. Realmuto, R OBP: 0.500, SLG: 0.500										3	1	2	1	0	0	2				
<b>Inning Stats</b>	R: 1 H: 1 E: 0 K: 1 S: 11	L: 1 BB: 1 P: 23	R: 2 H: 3 E: 0 K: 0 S: 13	L: 3 BB: 0 P: 21	R: 0 H: 0 E: 0 K: 1 S: 4	L: 0 BB: 0 P: 11	R: 1 H: 2 E: 0 K: 0 S: 13	L: 2 BB: 0 P: 18	R: 1 H: 3 E: 0 K: 1 S: 15	L: 2 BB: 1 P: 24	R: 3 H: 2 E: 0 K: 1 S: 13	L: 2 BB: 2 P: 26	R: 0 H: 1 E: 0 K: 0 S: 6	L: 1 BB: 0 P: 13	R: 0 H: 1 E: 0 K: 1 S: 10	L: 1 BB: 0 P: 12		1B: 11 2B: 1 3B: 0 HR: 1	SF: 1 SAC: 0 DP: 1 HBP: 0	WP: 0 PB: 0 SB: 0 CS: 0
<b>PITCHER</b>	IP: 4.0 WLS: 5 BF: 17 ERA: 5.0	H: 4 R: 3 ER: 3 SO: 3	BB: 2 IBB: 0 HBP: 0 BLK: 0	WP: 0 HR: 1 S: 34 P: 69	ERA: 6.75 WHIP: 1.500	<b>PITCHER</b>	IP: 0.2 WLS: 0 BF: 3 ERA: 8.44	H: 1 R: 0 ER: 0 SO: 1	BB: 0 IBB: 0 HBP: 0 BLK: 0	WP: 0 HR: 0 S: 7 P: 9	ERA: 0.00 WHIP: 1.500									
52 CC Sabathia, L ERA: 5.0	42 Mariano Rivera, R ERA: 1.13	29 Rafael Soriano, R ERA: 2.7	53 Cory Wade, R ERA: 7.71	George Kontos, R ERA: 2.84	97 Juan Cedeño, L ERA: 8.44															

AB	39
R	10
H	13
RBI	9
BB	4
SO	8
LOB	19


AB	38
R	8
H	13
RBI	7
BB	4
SO	6
LOB	22










Batter	1	2	3	4	5	6	7	8	9	AB	R	H	RBI	BB	SO	LOB	TOP								
11 Brett Gardner, L (1, 7) OBP: 0.306, SLG: 0.278	F8		G6-3		P4	1B			F7	3	0	0	0	0	0	2									
41 Chris Dickerson, L (6, PH) OBP: 0.283, SLG: 0.244										2	0	1	1	0	0	0									
33 Nick Swisher, S (1, 10) OBP: 0.397, SLG: 0.759	G4-3									3	1	2	1	0	0	0									
66 Gustavo Molina, R (6, PR) OBP: 0.389, SLG: 0.556										2	1	1	0	0	0	2									
Jose Toussien, R (9, PR) (9, 10)				HR						0	0	0	0	0	0	0									
12 Eric Chavez, L (1, 3) OBP: 0.295, SLG: 0.349	K									3	0	1	0	0	1	0									
96 Kyle Roller, L (6, PR) (6, 3)										2	1	0	0	0	0	1									
22 Andrew Jones, R (1, 9) OBP: 0.333, SLG: 0.229										3	0	1	1	0	0	0									
64 Justin Maxwell, R (6, PR) OBP: 0.417, SLG: 0.439										0	1	0	0	1	0	0									
26 Eduardo Núñez, R (1, 6) OBP: 0.372, SLG: 0.476										3	0	1	0	0	1	2									
Ramiro Pena, S (6, 6)										1	0	0	0	0	1	1									
17 Francisco Cervelli, R (1, 2) OBP: 0.265, SLG: 0.282										3	0	1	0	0	0	1									
88 John Ryan Murphy, R (6, PR) OBP: 0.214, SLG: 0.214										1	1	0	0	0	0	1									
38 Dewayne Wise, L (1, 8) OBP: 0.373, SLG: 0.350										2	0	0	1	0	2	1									
83 Abraham Almonte, S (6, PR) (6, 8)										1	1	0	0	0	0	0									
40 Bill Hall, R (1, 4) OBP: 0.373, SLG: 0.350										2	0	1	1	0	1	0									
95 Kelvin Castro, R (6, 4)										1	0	0	0	0	1	0									
74 Doug Bernier, R (1, 5) OBP: 0.425, SLG: 0.472										3	0	2	1	0	1	0									
72 Zach Wilson, R (6, PR) (6, 5)										1	0	0	0	0	0	0									
<b>Inning Stats</b>	R: 0 E: 0 K: 1 S: 5	H: 0 LOB: 0 BB: 0 P: 5	R: 0 E: 0 K: 1 S: 6	H: 1 LOB: 1 BB: 0 P: 7	R: 0 E: 0 K: 2 S: 7	H: 0 LOB: 0 BB: 0 P: 7	R: 1 E: 0 K: 1 S: 7	H: 1 LOB: 0 BB: 0 P: 10	R: 0 E: 0 K: 1 S: 7	H: 2 LOB: 2 BB: 0 P: 7	R: 5 E: 0 K: 0 S: 9	H: 6 LOB: 2 BB: 0 P: 10	R: 0 E: 0 K: 1 S: 5	H: 0 LOB: 1 BB: 1 P: 10	R: 0 E: 0 K: 1 S: 5	H: 0 LOB: 0 BB: 0 P: 5	R: 0 E: 0 K: 0 S: 4	H: 1 LOB: 1 BB: 0 P: 4	1B: 9 2B: 1 3B: 0 HR: 1	SF: 1 SAC: 0 DP: 0 HBP: 1	WP: 0 PB: 0 SB: 2 CS: 1	PA: 40			
<b>PITCHER</b>	IP	WLS	BF	H	R	ER	SO	BB	IBB	HBP	BLK	WP	HR	S	P	ERA	WHIP	<b>PITCHER</b>							
34 Mike Pelfrey, R (1, 1) ERA: 7.62	4.0		14	2	1	1	5	0	0	0	0	0	1	25	29	2.25	4.800								
49 Jonathon Niese, L (5, 1) ERA: 5.73	1.2		14	8	5	5	1	0	0	1	0	0	0	15	16	27.00	4.800								
69 Jeff Stevens, R (6, 1) ERA:	1.2		6	0	0	0	1	1	0	0	0	0	0	7	12	0.00	0.600								
40 Tim Byrdak, L (8, 1) ERA:	1.0		3	0	0	0	1	0	0	0	0	0	0	5	5	0.00	0.000								
Justin Hampson, L (9, 1) ERA: 13.5	0.2	W	2	1	0	0	0	0	0	0	0	0	0	3	3	0.00	1.500								

New York Yankees @ New York Mets  
 Digital Domain Park, Port St. Lucie, FL  
 Tue Apr 03 2012, 2:12 PM - 5:11 PM EDT  
 Att: 7,644 - Sunny - 85 F

AB 36  
 R 6  
 H 11  
 RBI 6  
 BB 1  
 SO 8  
 LOB 11



Batter	1	2	3	4	5	6	7	8	9	AB	R	H	RBI	BB	SO	LOB	BOTTOM								
56 Andres Torres, S (1, 8) OBP: 0.346, SLG: 0.375	5 1B									1	2	1	0	0	0	0									
23 Mike Baxter, L (3, 8) OBP: 0.339, SLG: 0.309										2	1	0	0	1	1	4									
28 Daniel Murphy, L (1, 4) OBP: 0.386, SLG: 0.333										4	1	2	1	0	1	3									
94 Wilfredo Tovar, R (7, 4) OBP: 0.375, SLG: 0.500										1	0	0	0	0	2										
5 David Wright, R (1, 5) OBP: 0.316, SLG: 0.438										2	1	2	1	1	0	0									
2 Justin Turner, R (6, 5) OBP: 0.254, SLG: 0.273										2	0	1	1	0	1	0									
29 Ike Davis, L (1, 3) OBP: 0.303, SLG: 0.404										4	1	1	2	0	2	4									
44 Jason Bay, R (1, 7) OBP: 0.357, SLG: 0.244										4	0	1	0	0	2	3									
91 Cory Vaughn, R (8, 9) OBP: 0.333, SLG: 0.200										0	0	0	0	0	0	0									
21 Lucas Duda, L (1, 9) OBP: 0.397, SLG: 0.603										4	1	2	1	0	0	0									
87 Brandon Nimmo, L (8, 8)										0	0	0	0	0	0	0									
12 Scott Hairston, R (1, 10) OBP: 0.111, SLG: 0.059										3	0	0	0	1	0	1									
30 Josh Thole, L (1, 2) OBP: 0.404, SLG: 0.478										3	0	2	1	0	0	2									
Francisco Peña, R (8, PH) OBP: 0.500, SLG: 0.500										1	0	1	0	0	0	0									
11 Rubén Tejada, R (1, 6) OBP: 0.352, SLG: 0.435										2	0	0	0	1	0	1									
4 Phillip Evans, R (8, PR) (9, 6)										0	0	0	0	0	0	0									
<b>Inning Stats</b>	R: 3 E: 0 K: 0 S: 7	H: 5 LOB: 2 BB: 1 P: 11	R: 1 E: 0 K: 2 S: 8	H: 1 LOB: 2 BB: 1 P: 13	R: 1 E: 0 K: 1 S: 7	H: 2 LOB: 2 BB: 0 P: 8	R: 0 E: 0 K: 2 S: 7	H: 1 LOB: 0 BB: 0 P: 8	R: 0 E: 0 K: 0 S: 4	H: 1 LOB: 1 BB: 0 P: 4	R: 1 E: 0 K: 1 S: 5	H: 1 LOB: 0 BB: 1 P: 10	R: 0 E: 0 K: 0 S: 3	H: 0 LOB: 0 BB: 0 P: 3	R: 0 E: 0 K: 0 S: 3	H: 1 LOB: 2 BB: 1 P: 7	R: 1 E: 0 K: 1 S: 5	H: 1 LOB: 0 BB: 0 P: 7	1B: 10 2B: 2 3B: 0 HR: 1	SF: 1 SAC: 0 DP: 2 HBP: 2	WP: 0 PB: 0 SB: 1 CS: 1	PA: 40			
<b>PITCHER</b>	IP	WLS	BF	H	R	ER	SO	BB	IBB	HBP	BLK	WP	HR	S	P	ERA	WHIP	<b>PITCHER</b>							
47 Iván Nova, R (1, 1) ERA: 8.06	2.2		19	8	5	5	3	2	0	0	0	0	0	8	9	16.88	3.750								
David Phelps, R (3, 1) ERA: 2.09	1.1		4	1	0	0	2	0	0	0	0	0	0	8	9	0.00	0.750								
D.J. Mitchell, R (5, 1) ERA: 2.6	3.0		11	2	1	1	1	1	0	0	0	0	0	12	17	3.00	1.000								
85 Pat Venditte, S (8, 1) ERA:	0.2		3	1	0	0	0	1	0	0	0	0	0	2	6	0.00	3.000								
63 Branden Pinder, R (8, 1) ERA:	0.2		2	0	0	0	1	0	0	0	0	0	0	4	4	0.00	0.000								
95 Mark Montgomery, R (9, 1) ERA:	0.0																								

New York Yankees @ New York Mets  
 Digital Domain Park, Port St. Lucie, FL  
 Tue Apr 03 2012, 2:12 PM - 5:11 PM EDT  
 Att: 7,644 - Sunny - 85 F

AB 33  
 R 7  
 H 13  
 RBI 7  
 BB 4  
 SO 7  
 LOB 20









Batter	1	2	3	4	5	6	7	8	9	AB	R	H	RBI	BB	SO	LOB	TOP						
2 Derek Jeter, R OBP: 0.400, SLG: 0.250										4	0	1	0	1	0	4							
14 Curtis Granderson, L (1.8)										5	0	0	0	0	2	4							
24 Robinson Cano, L OBP: 0.400, SLG: 0.400										5	1	2	0	0	0	0							
13 Alex Rodriguez, R OBP: 0.800, SLG: 1.000										3	2	2	0	2	0	0							
25 Mark Teixeira, S (1.3)										2	1	0	0	2	1	4							
33 Nick Swisher, S OBP: 0.200, SLG: 0.200										5	1	1	1	0	1	6							
26 Eduardo Núñez, R (9.9)										0	0	0	0	0	0	0							
27 Raul Ibanez, L (1.10)										5	1	1	4	0	0	5							
55 Russell Martin, R (1.2)										4	0	0	0	1	1	1							
11 Brett Gardner, L OBP: 0.600, SLG: 0.500										4	0	2	0	1	1	0							
<b>Inning Stats</b>	R: 0 H: 1 E: 0 K: 0 S: 14	H: 1 LOB: 0 BB: 0 P: 20	R: 2 H: 2 E: 0 K: 1 S: 13	H: 2 LOB: 3 BB: 2 P: 24	R: 4 H: 4 E: 0 K: 0 S: 14	H: 4 LOB: 1 BB: 0 P: 21	R: 0 H: 2 E: 0 K: 1 S: 14	H: 2 LOB: 3 BB: 1 P: 22	R: 0 H: 0 E: 0 K: 0 S: 11	H: 0 LOB: 0 BB: 0 P: 17	R: 0 H: 0 E: 0 K: 0 S: 6	H: 0 LOB: 0 BB: 0 P: 7	R: 0 H: 0 E: 0 K: 0 S: 14	H: 0 LOB: 2 BB: 2 P: 29	R: 0 H: 0 E: 0 K: 2 S: 16	H: 0 LOB: 2 BB: 2 P: 29	R: 0 H: 0 E: 0 K: 1 S: 9	H: 0 LOB: 0 BB: 0 P: 16	1B: 7 2B: 1 3B: 0 HR: 1	SF: 0 SAC: 0 DP: 1 HBP: 1	WP: 1 PB: 0 SB: 0 CS: 0	PA: 45	
<b>PITCHER</b>	IP WLS BF H R ER SO BB IBB HBP BLK WP HR S P ERA WHIP	5.0 10.8 28 9 6 6 3 3 0 1 0 1 1 66 104 10.80 2.400	0.2 2 0 0 0 0 0 0 0 0 0 0 5 5 0.00 0.000	1.0 4 0 0 0 0 1 0 0 0 0 0 9 19 0.00 1.000	0.0 1 0 0 0 0 0 0 0 0 0 0 1 1 ∞ ∞	1.0 4 0 0 0 1 1 0 0 0 0 0 9 17 0.00 1.000	0.1 3 0 0 0 0 1 2 0 0 0 0 0 0 0 0 0.00 6.000	1.0 W 3 0 0 0 1 0 0 0 0 0 0 9 16 0.00 0.000															

**New York Yankees @ Tampa Bay Rays**  
Tropicana Field, St. Petersburg, FL  
Fri Apr 06 2012, 3:13 PM - 6:54 PM EDT  
Att: 34,078 - Dome - 72 F

AB	37
R	6
H	9
RBI	5
BB	7
SO	6
LOB	24



Batter	1	2	3	4	5	6	7	8	9	AB	R	H	RBI	BB	SO	LOB	BOTTOM				
8 Desmond Jennings, R OBP: 0.600, SLG: 0.500										4	2	2	0	1	0	1					
18 Ben Zobrist, S OBP: 0.200, SLG: 0.600										5	1	1	1	0	3	2					
3 Evan Longoria, R OBP: 1.000, SLG: 2.000										3	2	3	1	2	0	0					
7 Jeff Keppinger, R OBP: 0.667, SLG: 0.667										3	0	2	0	0	0	2					
30 Luke Scott, L (7, PH) (8, 10)										1	0	0	0	1	0	1					
1 Sean Rodriguez, R OBP: 0.750, SLG: 0.500										2	1	1	0	2	1	3					
23 Carlos Pena, L OBP: 0.600, SLG: 1.200										5	1	3	5	0	2	4					
9 Elliot Johnson, S (1.4)										3	0	0	0	0	0	4					
26 Stephen Vogt, L (8, PH) (9.7)										1	0	0	0	0	1	2					
28 José Molina, R (1.2)										3	0	0	0	1	1	2					
20 Matt Joyce, L (9.9)										4	0	0	0	0	4	3					
<b>Inning Stats</b>	R: 4 H: 2 E: 0 K: 0 S: 12	H: 2 LOB: 2 BB: 2 P: 27	R: 0 H: 0 E: 0 K: 1 S: 10	H: 0 LOB: 0 BB: 0 P: 17	R: 1 H: 3 E: 0 K: 2 S: 12	H: 3 LOB: 0 BB: 0 P: 16	R: 0 H: 0 E: 0 K: 2 S: 10	H: 0 LOB: 2 BB: 1 P: 18	R: 0 H: 1 E: 0 K: 1 S: 7	H: 1 LOB: 0 BB: 0 P: 9	R: 0 H: 0 E: 0 K: 1 S: 8	H: 0 LOB: 0 BB: 1 P: 17	R: 0 H: 1 E: 0 K: 3 S: 15	H: 1 LOB: 2 BB: 1 P: 25	R: 2 H: 3 E: 0 K: 1 S: 10	H: 3 LOB: 3 BB: 2 P: 23	1B: 9 2B: 0 3B: 1 HR: 2	SF: 0 SAC: 1 DP: 1 HBP: 0	WP: 0 PB: 0 SB: 0 CS: 0	PA: 42	
<b>PITCHER</b>	IP WLS BF H R ER SO BB IBB HBP BLK WP HR S P ERA WHIP	6.0 7.5 3 0 0 0 1 1 0 0 0 0 8 17 0.00 1.000	1.0 H 3 0 0 0 1 1 0 0 0 0 15 25 0.00 2.000	0.1 L 6 3 2 2 1 0 2 0 0 0 10 23 54.00 9.000																	

**New York Yankees @ Tampa Bay Rays**  
Tropicana Field, St. Petersburg, FL  
Fri Apr 06 2012, 3:13 PM - 6:54 PM EDT  
Att: 34,078 - Dome - 72 F

AB	34
R	7
H	12
RBI	7
BB	7
SO	12
LOB	24





Batter	1	2	3	4	5	6	7	8	9	AB	R	H	RBI	BB	SO	LOB	TOP						
2 Derek Jeter, R OBP: 0.400, SLG: 0.333										5	0	2	0	0	1	5	<b>New York Yankees @ Tampa Bay Rays</b> Tropicana Field, St. Petersburg, FL Sat Apr 07 2012, 7:12 PM - 10:32 PM EDT Att: 34,078 - Dome - 72 F <a href="http://livebaseballscorecards.com">livebaseballscorecards.com</a>						
33 Nick Swisher, S OBP: 0.400, SLG: 0.625										3	1	1	3	2	0	2							
24 Robinson Cano, L OBP: 0.400, SLG: 0.444										4	0	1	0	1	0	3							
13 Alex Rodriguez, R OBP: 0.500, SLG: 0.429											4	0	0	0	1	1		3					
25 Mark Teixeira, S											4	0	0	0	0	1		4					
14 Curtis Granderson, L OBP: 0.222, SLG: 0.444										4	2	2	0	0	0	0							
22 Andrew Jones, R OBP: 0.333, SLG: 0.333										3	1	1	1	0	1	0							
27 Raul Ibanez, L OBP: 0.167, SLG: 0.800										0	0	0	1	0	0	0							
55 Russell Martin, R										1	1	0	0	3	1	0							
26 Eduardo Núñez, R OBP: 0.333, SLG: 0.333										3	0	1	1	0	1	1							
12 Eric Chavez, L OBP: 1.000, SLG: 1.000										1	1	1	0	0	0	0							
<b>Inning Stats</b>	R: 0 E: 0 K: 1 S: 10	H: 1 LOB: 2 BB: 1 P: 20	R: 0 E: 0 K: 2 S: 10	H: 0 LOB: 0 BB: 0 P: 16	R: 0 E: 0 K: 0 S: 6	H: 1 LOB: 1 BB: 0 P: 10	R: 2 E: 0 K: 0 S: 15	H: 3 LOB: 2 BB: 1 P: 29	R: 0 E: 0 K: 1 S: 5	H: 0 LOB: 0 BB: 0 P: 12	R: 0 E: 0 K: 0 S: 8	H: 0 LOB: 0 BB: 1 P: 9	R: 0 E: 0 K: 1 S: 7	H: 0 LOB: 0 BB: 1 P: 12	R: 0 E: 0 K: 0 S: 8	H: 1 LOB: 1 BB: 1 P: 17	R: 4 E: 0 K: 1 S: 15	H: 3 LOB: 1 BB: 2 P: 30	1B: 6 2B: 2 3B: 1 HR: 1	SF: 1 SAC: 0 DP: 3 HBP: 0	WP: 1 PB: 0 SB: 0 CS: 0	PA: 40	
<b>PITCHER</b>	IP: 6.1 WLS: W BF: 27 ERA: 2.84	H: 5 R: 2 ER: 2 SO: 5	BB: 4 IBB: 0 HBP: 0 BLK: 0	WP: 1 HR: 0 S: 60 P: 107	ERA: 2.84 WHIP: 1.421	<b>PITCHER</b>	IP: 0.1 WLS: S BF: 1 ERA: 0.00	H: 0 R: 0 ER: 0 SO: 0	BB: 0 IBB: 0 HBP: 0 BLK: 0	WP: 0 HR: 0 S: 1 P: 1	ERA: 0.00 WHIP: 0.000												
14 David Price, L ERA: 2.84	6.1	W	27	5	2	2	5	4	0	0	0	0	0	0	0	0	1	0	60	107	2.84	1.421	
31 Burke Badenhop, R ERA: 2.84	0.2		1	0	0	0	0	0	0	0	0	0	0	0	0	0	0	0	1	1	0.00	0.000	
52 Josh Lueke, R ERA: 20.25	1.1		8	3	3	3	0	2	0	0	0	0	0	0	0	0	0	0	15	33	20.25	3.750	
62 Joel Peralta, R ERA: 13.5	0.1		2	1	1	1	1	0	0	0	0	0	0	0	0	0	0	0	1	4	6	27.00	3.000
57 Jake McGee, L ERA: 13.5	0.0		1	0	0	0	0	1	0	0	0	0	0	0	0	0	0	0	0	3	7	∞	∞
<b>Batter</b>	<b>1</b>	<b>2</b>	<b>3</b>	<b>4</b>	<b>5</b>	<b>6</b>	<b>7</b>	<b>8</b>	<b>9</b>	<b>AB</b>	<b>R</b>	<b>H</b>	<b>RBI</b>	<b>BB</b>	<b>SO</b>	<b>LOB</b>	<b>BOTTOM</b>						
8 Desmond Jennings, R OBP: 0.400, SLG: 0.333										5	1	1	1	0	2	1	<b>New York Yankees @ Tampa Bay Rays</b> Tropicana Field, St. Petersburg, FL Sat Apr 07 2012, 7:12 PM - 10:32 PM EDT Att: 34,078 - Dome - 72 F <a href="http://livebaseballscorecards.com">livebaseballscorecards.com</a>						
23 Carlos Pena, L OBP: 0.600, SLG: 0.875									3	1	1	1	2	2	1								
3 Evan Longoria, R OBP: 0.667, SLG: 1.143									4	1	1	0	0	0	3								
20 Matt Joyce, L OBP: 0.375, SLG: 0.714									3	2	2	3	1	0	0								
18 Ben Zobrist, S OBP: 0.444, SLG: 0.714									2	1	1	0	2	0	0								
30 Luke Scott, L OBP: 0.667, SLG: 0.800									4	1	3	3	0	0	2								
7 Jeff Keppinger, R OBP: 0.333, SLG: 0.333									3	0	0	0	0	0	4								
1 Sean Rodriguez, R OBP: 0.600, SLG: 0.333									1	0	0	0	0	0	2								
21 Jose Lobaton, S OBP: 0.250, SLG: 0.500									4	1	1	0	0	1	3								
15 Reid Brignac, L									3	0	0	0	1	0	1								
<b>Inning Stats</b>	R: 2 E: 1 K: 1 S: 14	H: 1 LOB: 2 BB: 2 P: 27	R: 1 E: 0 K: 0 S: 8	H: 2 LOB: 1 BB: 0 P: 14	R: 1 E: 0 K: 0 S: 6	H: 2 LOB: 0 BB: 0 P: 9	R: 0 E: 0 K: 1 S: 8	H: 0 LOB: 0 BB: 0 P: 11	R: 0 E: 0 K: 0 S: 6	H: 0 LOB: 0 BB: 1 P: 14	R: 2 E: 0 K: 0 S: 13	H: 3 LOB: 1 BB: 1 P: 21	R: 2 E: 0 K: 1 S: 14	H: 2 LOB: 2 BB: 2 P: 27	R: 0 E: 0 K: 2 S: 9	H: 0 LOB: 0 BB: 0 P: 15	1B: 5 2B: 4 3B: 0 HR: 1	SF: 0 SAC: 0 DP: 2 HBP: 0	WP: 0 PB: 0 SB: 1 CS: 0	PA: 39			
<b>PITCHER</b>	IP: 5.2 WLS: L BF: 28 ERA: 6.35	H: 5 R: 2 ER: 2 SO: 0	BB: 4 IBB: 0 HBP: 0 BLK: 0	WP: 0 HR: 1 S: 55 P: 95	ERA: 6.35 WHIP: 2.118	<b>PITCHER</b>	IP: 0.0 WLS: 0 BF: 0 ERA: 0.00	H: 0 R: 0 ER: 0 SO: 0	BB: 0 IBB: 0 HBP: 0 BLK: 0	WP: 0 HR: 0 S: 0 P: 0	ERA: 0.00 WHIP: 0.000												
18 Hiroki Kuroda, R ERA: 6.35	5.2	L	28	5	2	2	0	4	0	0	0	0	0	0	0	0	1	55	95	6.35	2.118		
39 Clay Rapada, L ERA: 27.0	0.2		5	2	2	2	0	2	0	0	0	0	0	0	0	0	0	9	20	27.00	6.000		
53 Cory Wade, R ERA: 27.0	1.2		5	0	0	0	3	0	0	0	0	0	0	0	0	0	0	14	23	0.00	0.000		



Batter	1	2	3	4	5	6	7	8	9	AB	R	H	RBI	BB	SO	LOB	TOP	
2 Derek Jeter, R OBP: 0.286, SLG: 0.231	G4-3		F9		G6-3			G6-3		4	0	0	0	0	0	0	<b>New York Yankees @ Tampa Bay Rays</b> Tropicana Field, St. Petersburg, FL Sun Apr 08 2012, 1:42 PM - 4:42 PM EDT Att: 30,413 - Dome - 72 F	
14 Curtis Granderson, L OBP: 0.231, SLG: 0.333	BB		K			K		G4-3		3	0	0	0	1	2	0		
24 Robinson Cano, L OBP: 0.286, SLG: 0.308	FC3-6				G1-3			G1-3		4	0	0	0	0	0	1		
13 Alex Rodriguez, R OBP: 0.500, SLG: 0.500	G6-3				BB					3	0	1	0	1	0	1		
25 Mark Teixeira, S OBP: 0.385, SLG: 0.222	P4				2B			G6-3		3	0	1	0	1	0	0		
33 Nick Swisher, S OBP: 0.428, SLG: 0.636	G4-3				P5					3	0	1	0	1	1	4		
27 Raul Ibanez, L OBP: 0.100, SLG: 0.444	G4-3				F8					4	0	0	0	0	0	4		
11 Brett Gardner, L OBP: 0.375, SLG: 0.286	F7					K		L4		3	0	0	0	0	1	1		
19 Chris Stewart, R					L6					2	0	0	0	0	0	0		
12 Eric Chavez, L 55 Russell Martin, R					B1-3			F7		1	0	0	0	0	0	0		
										0	0	0	0	0	0	0		
<b>Inning Stats</b>	R: 0 H: 0 E: 0 K: 0 S: 9	H: 0 LOB: 1 BB: 1 P: 16	R: 0 H: 1 E: 0 K: 0 S: 5	H: 1 LOB: 1 BB: 0 P: 9	R: 0 H: 0 E: 0 K: 1 S: 7	H: 0 LOB: 0 BB: 0 P: 12	R: 0 H: 1 E: 0 K: 0 S: 8	H: 1 LOB: 2 BB: 1 P: 19	R: 0 H: 0 E: 0 K: 2 S: 10	H: 0 LOB: 0 BB: 0 P: 9	R: 0 H: 0 E: 0 K: 0 S: 7	H: 0 LOB: 0 BB: 0 P: 11	R: 0 H: 0 E: 0 K: 0 S: 10	H: 0 LOB: 1 BB: 1 P: 19	1B: 0 2B: 3 3B: 0 HR: 0	SF: 0 SAC: 0 DP: 0 HBP: 0	WP: 0 PB: 0 SB: 1 CS: 0	PA: 34
<b>PITCHER</b>	IP WLS BF H R ER SO BB IBB HBP BLK WP HR S P ERA WHIP	IP WLS BF H R ER SO BB IBB HBP BLK WP HR S P ERA WHIP	IP WLS BF H R ER SO BB IBB HBP BLK WP HR S P ERA WHIP	IP WLS BF H R ER SO BB IBB HBP BLK WP HR S P ERA WHIP	IP WLS BF H R ER SO BB IBB HBP BLK WP HR S P ERA WHIP	IP WLS BF H R ER SO BB IBB HBP BLK WP HR S P ERA WHIP	IP WLS BF H R ER SO BB IBB HBP BLK WP HR S P ERA WHIP	IP WLS BF H R ER SO BB IBB HBP BLK WP HR S P ERA WHIP	IP WLS BF H R ER SO BB IBB HBP BLK WP HR S P ERA WHIP	IP WLS BF H R ER SO BB IBB HBP BLK WP HR S P ERA WHIP	IP WLS BF H R ER SO BB IBB HBP BLK WP HR S P ERA WHIP	IP WLS BF H R ER SO BB IBB HBP BLK WP HR S P ERA WHIP	IP WLS BF H R ER SO BB IBB HBP BLK WP HR S P ERA WHIP	IP WLS BF H R ER SO BB IBB HBP BLK WP HR S P ERA WHIP	IP WLS BF H R ER SO BB IBB HBP BLK WP HR S P ERA WHIP	IP WLS BF H R ER SO BB IBB HBP BLK WP HR S P ERA WHIP	IP WLS BF H R ER SO BB IBB HBP BLK WP HR S P ERA WHIP	

AB	30
R	0
H	3
RBI	0
BB	4
SO	4
LOB	11



Batter	1	2	3	4	5	6	7	8	9	AB	R	H	RBI	BB	SO	LOB	BOTTOM			
8 Desmond Jennings, R OBP: 0.286, SLG: 0.231	F8		K		P5			K		4	0	0	0	0	2	0	<b>New York Yankees @ Tampa Bay Rays</b> Tropicana Field, St. Petersburg, FL Sun Apr 08 2012, 1:42 PM - 4:42 PM EDT Att: 30,413 - Dome - 72 F			
23 Carlos Pena, L OBP: 0.571, SLG: 1.083	G3		HR		2B			K		4	1	2	1	0	1	0				
3 Evan Longoria, R OBP: 0.692, SLG: 1.100	2B		F9		BB			SH5-3		3	1	2	0	1	0	0				
20 Matt Joyce, L OBP: 0.455, SLG: 0.889	3B		BB		K			SH5-3		2	0	1	1	1	1	2				
18 Ben Zobrist, S OBP: 0.385, SLG: 0.500	F7		K					IBB		3	0	0	0	1	2	2				
30 Luke Scott, L OBP: 0.571, SLG: 0.667	P6				F9			K		1	0	0	0	0	0	0				
26 Stephen Vogt, L								K		2	0	0	0	0	0	0				
9 Elliot Johnson, S								K		1	0	0	0	0	1	2				
7 Jeff Keppinger, R 15 Reid Brignac, L					G6-3			G4-3		3	1	2	1	0	0	0				
										1	0	0	0	0	0	2				
28 José Molina, R					K			K		3	0	0	0	0	3	1				
1 Sean Rodriguez, R OBP: 0.375, SLG: 0.167	K				P3			P3		3	0	0	0	0	1	1				
<b>Inning Stats</b>	R: 1 H: 2 E: 0 K: 0 S: 17	H: 2 LOB: 1 BB: 0 P: 27	R: 0 H: 1 E: 0 K: 2 S: 10	H: 1 LOB: 0 BB: 0 P: 11	R: 1 H: 1 E: 0 K: 2 S: 18	H: 1 LOB: 1 BB: 1 P: 31	R: 0 H: 0 E: 0 K: 1 S: 9	H: 0 LOB: 0 BB: 0 P: 13	R: 0 H: 1 E: 0 K: 1 S: 15	H: 1 LOB: 2 BB: 1 P: 21	R: 1 H: 1 E: 0 K: 2 S: 10	H: 1 LOB: 0 BB: 0 P: 16	R: 0 H: 0 E: 0 K: 2 S: 9	H: 0 LOB: 0 BB: 0 P: 11	R: 0 H: 1 E: 0 K: 1 S: 7	H: 1 LOB: 2 BB: 1 P: 14	1B: 2 2B: 2 3B: 1 HR: 2	SF: 0 SAC: 1 DP: 0 HBP: 0	WP: 0 PB: 0 SB: 0 CS: 0	PA: 34
<b>PITCHER</b>	IP WLS BF H R ER SO BB IBB HBP BLK WP HR S P ERA WHIP	IP WLS BF H R ER SO BB IBB HBP BLK WP HR S P ERA WHIP	IP WLS BF H R ER SO BB IBB HBP BLK WP HR S P ERA WHIP	IP WLS BF H R ER SO BB IBB HBP BLK WP HR S P ERA WHIP	IP WLS BF H R ER SO BB IBB HBP BLK WP HR S P ERA WHIP	IP WLS BF H R ER SO BB IBB HBP BLK WP HR S P ERA WHIP	IP WLS BF H R ER SO BB IBB HBP BLK WP HR S P ERA WHIP	IP WLS BF H R ER SO BB IBB HBP BLK WP HR S P ERA WHIP	IP WLS BF H R ER SO BB IBB HBP BLK WP HR S P ERA WHIP	IP WLS BF H R ER SO BB IBB HBP BLK WP HR S P ERA WHIP	IP WLS BF H R ER SO BB IBB HBP BLK WP HR S P ERA WHIP	IP WLS BF H R ER SO BB IBB HBP BLK WP HR S P ERA WHIP	IP WLS BF H R ER SO BB IBB HBP BLK WP HR S P ERA WHIP	IP WLS BF H R ER SO BB IBB HBP BLK WP HR S P ERA WHIP	IP WLS BF H R ER SO BB IBB HBP BLK WP HR S P ERA WHIP	IP WLS BF H R ER SO BB IBB HBP BLK WP HR S P ERA WHIP	IP WLS BF H R ER SO BB IBB HBP BLK WP HR S P ERA WHIP			





Batter	1	2	3	4	5	6	7	8	9	AB	R	H	RBI	BB	SO	LOB	TOP					
2 Derek Jeter, R OBP: 0.444, SLG: 0.471										4	1	4	1	0	0	0	<b>New York Yankees @ Baltimore Orioles</b> Oriole Park at Camden Yards, Baltimore, MD Mon Apr 09 2012, 7:08 PM - 10:13 PM EDT Att: 25,478 - Cloudy - 65 F					
33 Nick Swisher, S OBP: 0.421, SLG: 0.500										3	0	0	0	2	0	4						
24 Robinson Cano, L OBP: 0.316, SLG: 0.294										4	0	1	0	1	0	6						
13 Alex Rodriguez, R OBP: 0.421, SLG: 0.357										4	0	0	0	1	1	5						
25 Mark Teixeira, S OBP: 0.333, SLG: 0.214										5	0	1	1	0	0	0						
14 Curtis Granderson, L OBP: 0.276, SLG: 0.375										4	2	1	0	1	0	2						
22 Andrew Jones, R OBP: 0.500, SLG: 1.000										2	2	1	1	1	0	0						
11 Brett Gardner, L OBP: 0.400, SLG: 0.333										2	0	1	1	0	0	0						
55 Russell Martin, R OBP: 0.462, SLG: 0.125										3	1	1	1	1	1	1						
26 Eduardo Núñez, R OBP: 0.429, SLG: 0.400										2	0	1	1	0	0	0						
<b>Inning Stats</b>	R: 1 E: 0 K: 0 S: 17	H: 2 LOB: 2 BB: 1 P: 30	R: 0 E: 0 K: 0 S: 6	H: 0 LOB: 0 BB: 0 P: 11	R: 0 E: 0 K: 1 S: 14	H: 2 LOB: 2 BB: 0 P: 23	R: 3 E: 1 K: 0 S: 15	H: 2 LOB: 3 BB: 3 P: 32	R: 0 E: 0 K: 0 S: 7	H: 0 LOB: 0 BB: 0 P: 13	R: 1 E: 0 K: 0 S: 7	H: 2 LOB: 1 BB: 2 P: 19	R: 1 E: 0 K: 1 S: 16	H: 2 LOB: 1 BB: 0 P: 22	R: 0 E: 0 K: 0 S: 10	H: 1 LOB: 2 BB: 1 P: 19	R: 0 E: 0 K: 0 S: 7	H: 0 LOB: 0 BB: 0 P: 13	1B: 8 2B: 3 3B: 0 HR: 1	SF: 1 SAC: 1 DP: 3 HBP: 1	WP: 0 PB: 0 SB: 1 CS: 1	PA: 43
<b>PITCHER</b>	IP WLS BF H R ER SO BB IBB HBP BLK WP HR S P ERA WHIP																					
17 Brian Matusz, L ERA: 9.0	(1, 1) 4.0 L 21 6 4 4 1 4 0 0 0 0 0 0 52 96 9.00 2.500																					
56 Darren O'Day, R ERA: 8.75	(5, 1) 1.1 8 2 1 1 0 2 0 0 0 0 0 1 11 27 6.75 3.000																					
40 Troy Patton, L ERA: 16.2	(6, 1) 1.1 5 2 1 1 0 0 0 0 0 0 0 0 16 21 6.75 1.500																					
63 Kevin Gregg, R ERA:	(7, 1) 1.1 6 1 0 0 1 1 0 1 0 0 0 0 13 25 0.00 1.500																					
47 Pedro Strop, R ERA:	(9, 1) 1.0 3 0 0 0 0 0 0 0 0 0 0 0 7 13 0.00 0.000																					
<b>Batter</b>	<b>1</b>	<b>2</b>	<b>3</b>	<b>4</b>	<b>5</b>	<b>6</b>	<b>7</b>	<b>8</b>	<b>9</b>	<b>AB</b>	<b>R</b>	<b>H</b>	<b>RBI</b>	<b>BB</b>	<b>SO</b>	<b>LOB</b>	<b>BOTTOM</b>					
14 Nolan Reimold, R OBP: 0.214, SLG: 0.214										5	0	1	0	0	1	3	<b>New York Yankees @ Baltimore Orioles</b> Oriole Park at Camden Yards, Baltimore, MD Mon Apr 09 2012, 7:08 PM - 10:13 PM EDT Att: 25,478 - Cloudy - 65 F					
2 J.J. Hardy, R OBP: 0.235, SLG: 0.333										5	0	0	0	1	4							
21 Nick Markakis, L OBP: 0.500, SLG: 1.000										4	0	0	0	0	2							
10 Adam Jones, R OBP: 0.313, SLG: 0.563										4	0	1	0	0	2							
32 Matt Wieters, S OBP: 0.467, SLG: 0.923										4	1	4	1	0	0							
12 Mark Reynolds, R OBP: 0.273, SLG: 0.300										4	0	2	0	0	1							
24 Wilson Betemit, S OBP: 0.273, SLG: 0.455										4	1	1	0	0	1							
19 Chris Davis, L OBP: 0.300, SLG: 0.400										4	0	2	1	0	1							
11 Robert Andino, R OBP: 0.429, SLG: 0.538										4	0	2	0	0	2							
<b>Inning Stats</b>	R: 0 E: 0 K: 0 S: 9	H: 0 LOB: 0 BB: 0 P: 11	R: 1 E: 0 K: 3 S: 11	H: 2 LOB: 1 BB: 0 P: 18	R: 0 E: 0 K: 1 S: 9	H: 2 LOB: 1 BB: 0 P: 12	R: 0 E: 0 K: 1 S: 9	H: 1 LOB: 1 BB: 0 P: 13	R: 0 E: 0 K: 1 S: 6	H: 1 LOB: 0 BB: 0 P: 8	R: 0 E: 0 K: 0 S: 11	H: 2 LOB: 2 BB: 0 P: 15	R: 1 E: 0 K: 1 S: 10	H: 2 LOB: 1 BB: 0 P: 15	R: 0 E: 0 K: 2 S: 17	H: 2 LOB: 2 BB: 0 P: 28		R: 0 E: 0 K: 1 S: 9	H: 1 LOB: 1 BB: 0 P: 17	1B: 6 2B: 6 3B: 0 HR: 1	SF: 0 SAC: 0 DP: 2 HBP: 0	WP: 0 PB: 0 SB: 0 CS: 0
<b>PITCHER</b>	IP WLS BF H R ER SO BB IBB HBP BLK WP HR S P ERA WHIP																					
47 Iván Nova, R ERA: 2.57	(1, 1) 7.0 W 29 10 2 2 2 0 0 0 0 0 0 1 65 92 2.57 1.429																					
30 David Robertson, R ERA:	(8, 1) 1.0 5 2 0 0 2 0 0 0 0 0 0 0 17 28 0.00 2.000																					
42 Mariano Rivera, R ERA: 13.5	(9, 1) 1.0 4 1 0 0 1 0 0 0 0 0 0 0 9 17 0.00 1.000																					



Batter	1	2	3	4	5	6	7	8	9	10	11	12	AB	R	H	RBI	BB	SO	LOB	TOP
2 Derek Jeter, R OBP: 0.417, SLG: 0.565			G4-3		G5-3	G6-3			G4-3		K			6	1	2	1	0	1	6
33 Nick Swisher, S OBP: 0.400, SLG: 0.474			K		F8				K		G6-3			5	0	1	0	0	2	5
24 Robinson Cano, L OBP: 0.360, SLG: 0.435			L7						G4-3					6	2	3	0	0	0	2
13 Alex Rodriguez, R OBP: 0.360, SLG: 0.263									P3					5	0	0	0	0	2	4
25 Mark Teixeira, S OBP: 0.292, SLG: 0.200									F9					6	1	1	0	0	1	4
14 Curtis Granderson, L OBP: 0.266, SLG: 0.300														4	1	0	0	2	2	2
22 Andruw Jones, R OBP: 0.333, SLG: 0.714									G3					4	1	0	0	2	2	2
27 Raul Ibanez, L OBP: 0.231, SLG: 0.583														3	0	2	1	0	0	0
55 Russell Martin, R OBP: 0.444, SLG: 0.167														4	0	1	0	1	2	2
26 Eduardo Núñez, R (11, PR)														0	0	0	0	0	0	0
19 Chris Stewart, R (11, 2)														1	0	0	0	0	1	2
11 Brett Gardner, L OBP: 0.429, SLG: 0.385														4	0	2	1	0	2	1
<b>Inning Stats</b>	R: 1 E: 0 K: 13	H: 2 LOB: 2 BB: 24	R: 0 E: 0 K: 7	H: 0 LOB: 0 BB: 10	R: 0 E: 0 K: 9	H: 0 LOB: 0 BB: 16	R: 0 E: 0 K: 9	H: 2 LOB: 2 BB: 14	R: 0 E: 0 K: 13	H: 1 LOB: 1 BB: 20	R: 0 E: 0 K: 11	H: 0 LOB: 0 BB: 17	R: 0 E: 0 K: 8	H: 2 LOB: 2 BB: 13	R: 1 E: 0 K: 11	H: 2 LOB: 2 BB: 17	1B: 7 2B: 4 3B: 0 HR: 1	SF: 1 SAC: 1 DP: 0 HBP: 2	WP: 0 PB: 0 SB: 1 CS: 0	PA: 53
<b>PITCHER</b>	IP 5.2	WLS 1.1	BF 27	H 7	R 4	ER 2	SO 6	BB 0	IBB 0	HBP 1	BLK 0	WP 0	HR 1	S 59	P 101	ERA 3.18	WHIP 1.412			
16 Wei-Yin Chen, L ERA: 3.18	1.1	5	1	0	0	2	0	0	1	0	0	0	0	15	25	0.00	0.750			
27 Matt Lindstrom, R ERA:	1.0	4	1	0	0	2	0	0	0	0	0	0	0	14	18	0.00	1.000			
38 Luis Ayala, R ERA:	1.0	4	1	0	0	1	0	0	0	0	0	0	0	8	14	0.00	1.000			
43 Jim Johnson, R ERA:	1.0	3	0	0	0	1	0	0	0	0	0	0	0	11	17	0.00	0.000			
40 Troy Patton, L ERA: 10.13																				

New York Yankees @ Baltimore Orioles  
Oriole Park at Camden Yards, Baltimore, MD  
Tue Apr 10 2012, 7:08 PM - 11:43 PM EDT  
Att: 24,659 - Clear - 62 F

AB 46  
R 5  
H 12  
RBI 4  
BB 3  
SO 14  
LOB 28



Batter	1	2	3	4	5	6	7	8	9	10	11	12	AB	R	H	RBI	BB	SO	LOB	BOTTOM
9 Endy Chavez, L OBP: 0.222, SLG: 0.125			L8		SH2-4									4	0	0	0	1	1	0
2 J.J. Hardy, R OBP: 0.217, SLG: 0.429			G3-1		G6-3				P6					6	1	1	1	0	1	4
21 Nick Markakis, L OBP: 0.455, SLG: 0.765			P4						F8					4	1	0	0	1	2	0
10 Adam Jones, R OBP: 0.381, SLG: 0.579														3	1	1	0	1	0	2
32 Matt Wieters, S OBP: 0.450, SLG: 0.765														4	0	1	0	1	1	2
36 Nick Johnson, L (11, 10)														3	0	0	0	0	1	2
14 Nolan Reimold, R (9, PH)														2	0	1	0	0	1	1
12 Mark Reynolds, R OBP: 0.250, SLG: 0.214														4	0	0	0	1	3	2
19 Chris Davis, L OBP: 0.267, SLG: 0.333														5	0	1	0	0	2	2
11 Robert Andino, R OBP: 0.366, SLG: 0.500														5	1	1	0	0	3	3
<b>Inning Stats</b>	R: 2 E: 0 K: 19	H: 2 LOB: 1 BB: 36	R: 0 E: 0 K: 7	H: 0 LOB: 0 BB: 13	R: 0 E: 0 K: 10	H: 0 LOB: 0 BB: 15	R: 1 E: 1 K: 10	H: 1 LOB: 1 BB: 20	R: 1 E: 0 K: 12	H: 1 LOB: 1 BB: 14	R: 0 E: 0 K: 12	H: 0 LOB: 0 BB: 19	R: 0 E: 0 K: 15	R: 0 E: 0 K: 13	H: 0 LOB: 0 BB: 18	1B: 3 2B: 2 3B: 0 HR: 1	SF: 0 SAC: 1 DP: 0 HBP: 2	WP: 5 PB: 0 SB: 1 CS: 1	PA: 49	
<b>PITCHER</b>	IP 4.2	WLS 2.1	BF 21	H 4	R 4	ER 3	SO 3	BB 3	IBB 0	HBP 1	BLK 0	WP 4	HR 1	S 52	P 98	ERA 5.79	WHIP 1.500			
36 Freddy Garcia, R (11, 1)	2.0	7	0	0	0	4	0	0	0	0	0	0	0	22	32	0.00	0.000			
41 David Phelps, R ERA:	1.0	4	0	0	0	1	1	0	0	0	0	0	0	12	19	0.00	1.000			
30 David Robertson, R (8, 1)	0.0	1	1	0	0	0	0	0	0	0	0	0	0	2	2	∞	∞			
48 Boone Logan, L (9, 1)	2.1	10	1	0	0	4	0	1	1	0	0	0	0	26	42	0.00	0.429			
53 Cory Wade, R (9, 1)																				
<b>PITCHER</b>	IP 0.2	WLS 0	BF 2	H 0	R 0	ER 0	SO 1	BB 0	IBB 0	HBP 0	BLK 0	WP 0	HR 0	S 7	P 12	ERA 0.00	WHIP 0.000			
39 Clay Rapada, L (11, 1)	1.0	3	0	0	0	2	0	0	0	0	0	0	0	13	18	0.00	0.000			
42 Mariano Rivera, R (12, 1)																				

New York Yankees @ Baltimore Orioles  
Oriole Park at Camden Yards, Baltimore, MD  
Tue Apr 10 2012, 7:08 PM - 11:43 PM EDT  
Att: 24,659 - Clear - 62 F

AB 40  
R 4  
H 6  
RBI 1  
BB 5  
SO 15  
LOB 18









Batter	1	2	3	4	5	6	7	8	9	AB	R	H	RBI	BB	SO	LOB	TOP			
2 Erick Aybar, S OBP: 0.292, SLG: 0.348										4	0	2	0	0	0	2				
53 Bobby Abreu, L OBP: 0.394, SLG: 0.556										4	0	1	0	0	0	2				
5 Albert Pujols, R OBP: 0.300, SLG: 0.296										4	0	1	0	0	1	2				
8 Kendrys Morales, S OBP: 0.240, SLG: 0.280											4	0	0	0	2	2				
44 Mark Trumbo, R OBP: 0.467, SLG: 0.615										2	0	0	0	1	0	1				
10 Vernon Wells, R OBP: 0.192, SLG: 0.346										3	0	0	0	0	2	1				
13 Maicer Izturis, S OBP: 0.444, SLG: 0.286										2	0	0	0	1	0	1				
17 Chris Iannetta, R OBP: 0.333, SLG: 0.471										3	0	0	0	0	1	1				
25 Peter Bourjos, R OBP: 0.300, SLG: 0.500										3	0	1	0	0	1	0				
<b>Inning Stats</b>	R: 0 E: 0 K: 1 S: 14	H: 1 LOB: 1 BB: 0 P: 19	R: 0 E: 0 K: 1 S: 5	H: 0 LOB: 0 BB: 0 P: 11	R: 0 E: 0 K: 2 S: 10	H: 1 LOB: 1 BB: 0 P: 13	R: 0 E: 0 K: 0 S: 9	H: 1 LOB: 0 BB: 0 P: 12	R: 0 E: 0 K: 1 S: 7	H: 0 LOB: 0 BB: 0 P: 11	R: 0 E: 0 K: 1 S: 10	H: 0 LOB: 0 BB: 0 P: 15	R: 0 E: 0 K: 0 S: 6	H: 0 LOB: 0 BB: 0 P: 8	R: 0 E: 0 K: 1 S: 9	H: 1 LOB: 0 BB: 0 P: 13	1B: 5 2B: 0 3B: 0 HR: 0	SF: 0 SAC: 0 DP: 3 HBP: 0	WP: 0 PB: 0 SB: 1 CS: 0	PA: 31
<b>PITCHER</b>	IP WLS BF H R ER SO BB IBB HBP BLK WP HR S P ERA WHIP																			
18 Hiroki Kuroda, R ERA: 2.63	8.0 W 29 5 0 0 6 2 0 0 0 0 0 0 71 109 0.00 0.875																			
30 David Robertson, R ERA:	1.0 2 0 0 0 1 0 0 0 0 0 0 0 6 8 0.00 0.000																			

Los Angeles Angels @ New York Yankees  
Yankee Stadium, Bronx, NY  
Fri Apr 13 2012, 1:11 PM - 3:44 PM EDT  
Att: 49,386 - Sunny - 59 F

AB	29
R	0
H	5
RBI	0
BB	2
SO	7
LOB	12



Batter	1	2	3	4	5	6	7	8	9	AB	R	H	RBI	BB	SO	LOB	BOTTOM			
2 Derek Jeter, R OBP: 0.394, SLG: 0.548										4	0	1	0	0	1	2				
14 Curtis Granderson, L OBP: 0.303, SLG: 0.517										4	1	1	1	0	3	2				
13 Alex Rodriguez, R OBP: 0.394, SLG: 0.444										4	2	3	1	0	0	1				
24 Robinson Cano, L OBP: 0.294, SLG: 0.323										3	1	0	0	1	0	1				
25 Mark Teixeira, S OBP: 0.303, SLG: 0.250										3	1	0	0	1	0	1				
33 Nick Swisher, S OBP: 0.382, SLG: 0.571										4	0	2	3	0	1	0				
27 Raul Ibanez, L OBP: 0.227, SLG: 0.368										4	0	0	0	0	1	2				
55 Russell Martin, R OBP: 0.440, SLG: 0.222										3	0	1	0	0	0	0				
11 Brett Gardner, L OBP: 0.381, SLG: 0.316										2	0	0	0	1	0	0				
<b>Inning Stats</b>	R: 3 E: 0 K: 2 S: 14	H: 2 LOB: 1 BB: 2 P: 28	R: 0 E: 0 K: 1 S: 7	H: 1 LOB: 1 BB: 1 P: 14	R: 1 E: 0 K: 1 S: 7	H: 1 LOB: 0 BB: 0 P: 12	R: 0 E: 0 K: 0 S: 12	H: 0 LOB: 0 BB: 0 P: 18	R: 1 E: 0 K: 0 S: 7	H: 2 LOB: 1 BB: 0 P: 14	R: 0 E: 0 K: 1 S: 8	H: 0 LOB: 0 BB: 0 P: 14	R: 0 E: 0 K: 1 S: 10	H: 1 LOB: 0 BB: 0 P: 13	R: 0 E: 0 K: 0 S: 8	H: 1 LOB: 1 BB: 0 P: 16	1B: 4 2B: 2 3B: 0 HR: 2	SF: 0 SAC: 0 DP: 0 HBP: 0	WP: 0 PB: 1 SB: 2 CS: 0	PA: 34
<b>PITCHER</b>	IP WLS BF H R ER SO BB IBB HBP BLK WP HR S P ERA WHIP																			
54 Ervin Santana, R ERA: 7.71	6.0 L 26 6 5 5 5 3 0 0 0 0 0 0 2 55 100 7.50 1.500																			
55 Jason Isringhausen, R ERA:	1.0 4 1 0 0 1 0 0 0 0 0 0 0 10 13 0.00 1.000																			
52 David Carpenter, R ERA:	1.0 4 1 0 0 0 0 0 0 0 0 0 0 8 16 0.00 1.000																			

Los Angeles Angels @ New York Yankees  
Yankee Stadium, Bronx, NY  
Fri Apr 13 2012, 1:11 PM - 3:44 PM EDT  
Att: 49,386 - Sunny - 59 F

AB	31
R	5
H	8
RBI	5
BB	3
SO	6
LOB	9





Batter	1	2	3	4	5	6	7	8	9	AB R H RBI BB SO LOB	TOP												
<b>2 Erick Aybar, S</b> OBP: 0.276, SLG: 0.321										5 1 1 0 0 1 0	<b>Los Angeles Angels @ New York Yankees</b> Yankee Stadium, Bronx, NY Sat Apr 14 2012, 1:09 PM - 4:14 PM EDT Att: 46,829 - Partly Cloudy - 68 F												
<b>47 Howie Kendrick, R</b> OBP: 0.325, SLG: 0.448										5 2 3 3 0 1 0													
<b>5 Albert Pujols, R</b> OBP: 0.314, SLG: 0.344										5 0 2 1 0 0 0													
<b>8 Kendrys Morales, S</b> OBP: 0.200, SLG: 0.233										5 0 0 0 0 1 3													
<b>48 Tori Hunter, R</b> OBP: 0.333, SLG: 0.357										3 0 0 0 1 3 3													
<b>6 Alberto Callaspo, S</b> OBP: 0.150, SLG: 0.105										3 0 0 0 1 1 1													
<b>10 Vernon Wells, R</b> OBP: 0.233, SLG: 0.467										4 2 2 1 0 0 3													
<b>17 Chris Iannetta, R</b> OBP: 0.409, SLG: 0.632										2 2 1 2 2 0 0													
<b>25 Peter Bourjos, R</b> OBP: 0.250, SLG: 0.417										4 0 0 0 0 3 2													
<b>Inning Stats</b>	R: 0 E: 0 K: 2 S: 15	H: 2 LOB: 2 BB: 0 P: 25	R: 2 E: 0 K: 2 S: 14	H: 2 LOB: 0 BB: 21 P: 21	R: 1 E: 0 K: 1 S: 13	H: 2 LOB: 2 BB: 1 P: 22	R: 3 E: 0 K: 1 S: 17	H: 2 LOB: 0 BB: 1 P: 27	R: 1 E: 0 K: 2 S: 10	H: 1 LOB: 1 BB: 1 P: 17	R: 0 E: 0 K: 1 S: 7	H: 0 LOB: 0 BB: 0 P: 8	R: 0 E: 0 K: 0 S: 8	H: 0 LOB: 1 BB: 1 P: 18	R: 0 E: 0 K: 1 S: 9	H: 0 LOB: 0 BB: 0 P: 12	R: 0 E: 0 K: 0 S: 12	H: 0 LOB: 0 BB: 0 P: 19	1B: 5 2B: 1 3B: 0 HR: 3	SF: 0 SAC: 0 DP: 0 HBP: 0	WP: 1 PB: 0 SB: 0 CS: 0	PA: 40	
<b>PITCHER</b>	IP WLS BF H R ER SO BB IBB HBP BLK WP HR S P ERA WHIP											<b>PITCHER</b>	IP WLS BF H R ER SO BB IBB HBP BLK WP HR S P ERA WHIP										
<b>65 Phil Hughes, R</b> ERA: 9.0	3.1 L 20 8 6 6 6 2 0 0 0 0 2 52 84 16.20 3.000																						
<b>41 David Phelps, R</b> ERA: 1.08	5.1 19 1 1 1 4 2 0 0 0 1 1 49 78 1.69 0.562																						
<b>39 Clay Rapada, L</b> ERA: 9.0	0.1 1 0 0 0 0 0 0 0 0 0 0 4 7 0.00 0.000																						

Batter	1	2	3	4	5	6	7	8	9	AB R H RBI BB SO LOB	BOTTOM												
<b>2 Derek Jeter, R</b> OBP: 0.395, SLG: 0.528										5 0 2 0 0 0 2	<b>Los Angeles Angels @ New York Yankees</b> Yankee Stadium, Bronx, NY Sat Apr 14 2012, 1:09 PM - 4:14 PM EDT Att: 46,829 - Partly Cloudy - 68 F												
<b>33 Nick Swisher, S</b> OBP: 0.359, SLG: 0.515										5 0 1 0 0 2 3													
<b>24 Robinson Canó, L</b> OBP: 0.289, SLG: 0.314										4 0 1 1 0 2 2													
<b>13 Alex Rodriguez, R</b> OBP: 0.351, SLG: 0.387										4 0 0 0 0 0 4													
<b>25 Mark Teixeira, S</b> OBP: 0.297, SLG: 0.250										4 0 1 0 0 0 4													
<b>14 Curtis Granderson, L</b> OBP: 0.297, SLG: 0.469										3 0 0 0 1 0 0													
<b>22 Andrew Jones, R</b> OBP: 0.231, SLG: 0.455										4 0 0 0 0 1 2													
<b>55 Russell Martin, R</b> OBP: 0.448, SLG: 0.200										2 0 0 0 1 0 2													
<b>26 Eduardo Núñez, R</b> OBP: 0.455, SLG: 0.444										3 1 1 0 0 0 2													
<b>12 Eric Chavez, L</b> (9, PH) OBP: 0.333, SLG: 0.333										1 0 0 0 0 1 0													
<b>Inning Stats</b>	R: 0 E: 0 K: 1 S: 13	H: 2 LOB: 2 BB: 0 P: 21	R: 0 E: 0 K: 0 S: 7	H: 0 LOB: 1 BB: 1 P: 14	R: 0 E: 0 K: 1 S: 9	H: 0 LOB: 0 BB: 0 P: 15	R: 0 E: 0 K: 0 S: 8	H: 1 LOB: 2 BB: 1 P: 16	R: 1 E: 0 K: 0 S: 13	H: 3 LOB: 2 BB: 0 P: 20	R: 0 E: 1 K: 0 S: 13	H: 0 LOB: 2 BB: 0 P: 19	R: 0 E: 0 K: 1 S: 8	H: 0 LOB: 0 BB: 0 P: 12	R: 0 E: 0 K: 1 S: 5	H: 0 LOB: 0 BB: 0 P: 8	R: 0 E: 0 K: 2 S: 9	H: 0 LOB: 1 BB: 0 P: 12	1B: 6 2B: 0 3B: 0 HR: 0	SF: 0 SAC: 0 DP: 0 HBP: 1	WP: 0 PB: 0 SB: 0 CS: 0	PA: 38	
<b>PITCHER</b>	IP WLS BF H R ER SO BB IBB HBP BLK WP HR S P ERA WHIP											<b>PITCHER</b>	IP WLS BF H R ER SO BB IBB HBP BLK WP HR S P ERA WHIP										
<b>33 C.J. Wilson, L</b> ERA: 1.38	6.0 W 28 6 1 1 2 2 0 0 0 0 0 0 8 12 0.00 0.000																						
<b>40 Kevin Jepsen, R</b> ERA: 7.35	1.0 3 0 0 0 1 0 0 0 0 0 0 0 8 12 0.00 0.000																						
<b>32 LaTroy Hawkins, R</b> ERA:	1.0 3 0 0 0 1 0 0 0 0 0 0 0 5 8 0.00 0.000																						
<b>51 Jordan Walden, R</b> ERA:	1.0 4 0 0 0 2 0 0 0 0 0 0 0 9 12 0.00 0.000																						







Batter	1	2	3	4	5	6	7	8	9	AB	R	H	RBI	BB	SO	LOB	TOP					
<b>2 Denard Span, L</b> OBP: 0.408, SLG: 0.512										5	0	1	0	0	2	3	<b>Minnesota Twins @ New York Yankees</b> Yankee Stadium, Bronx, NY Mon Apr 16 2012, 7:09 PM - 10:12 PM EDT Att: 40,218 - Partly Cloudy - 77 F					
<b>8 Jamey Carroll, R</b> OBP: 0.349, SLG: 0.250										5	1	2	1	0	0	1						
<b>7 Joe Mauer, L</b> OBP: 0.395, SLG: 0.432										4	1	3	1	1	0	0						
<b>16 Josh Willingham, R</b> OBP: 0.476, SLG: 0.778										5	1	1	1	0	3	3						
<b>33 Justin Morneau, L</b> OBP: 0.286, SLG: 0.436										5	1	2	1	0	0	2						
<b>18 Ryan Doumit, S</b> OBP: 0.276, SLG: 0.250										5	1	2	1	0	0	1						
<b>22 Danny Valencia, R</b> OBP: 0.278, SLG: 0.324										4	1	1	1	0	2	2						
<b>36 Clete Thomas, L</b> OBP: 0.429, SLG: 0.833										3	0	1	1	0	0	0						
<b>12 Alexi Casilla, S</b> OBP: 0.240, SLG: 0.250										3	1	1	0	1	0	1						
<b>Inning Stats</b>	R: 2 H: 5 E: 0 K: 2 S: 22	H: 5 LOB: 2 BB: 0 P: 30	R: 0 H: 0 E: 0 K: 0 S: 7	H: 0 LOB: 0 BB: 0 P: 11	R: 0 H: 0 E: 0 K: 1 S: 10	H: 0 LOB: 0 BB: 0 P: 16	R: 0 H: 0 E: 0 K: 0 S: 6	H: 0 LOB: 0 BB: 0 P: 10	R: 2 H: 3 E: 0 K: 1 S: 12	H: 3 LOB: 1 BB: 0 P: 16	R: 1 H: 1 E: 0 K: 1 S: 15	H: 1 LOB: 2 BB: 1 P: 24	R: 0 H: 0 E: 0 K: 1 S: 11	H: 0 LOB: 1 BB: 1 P: 19	R: 2 H: 4 E: 0 K: 0 S: 13	H: 4 LOB: 1 BB: 0 P: 19		R: 0 H: 1 E: 0 K: 1 S: 7	H: 1 LOB: 1 BB: 0 P: 14	1B: 9 2B: 5 HR: 1	SF: 0 SAC: 0 DP: 1 HBP: 1	WP: 0 PB: 0 SB: 1 CS: 1
<b>PITCHER</b>	IP WLS BF H R ER SO BB IBB HBP BLK WP HR S P ERA WHIP																					
<b>36 Freddy Garcia, R</b> ERA: 6.97	5.2 L 25 9 5 5 5 0 0 0 0 0 0 1 65 94 7.94 1.588																					
<b>48 Boone Logan, L</b> ERA: 1.93	0.2 5 0 0 0 0 2 0 0 1 0 0 0 13 23 0.00 3.000																					
<b>53 Cory Wade, R</b> ERA: 2.7	1.2 8 4 2 2 1 0 0 0 0 0 0 0 18 28 10.80 2.400																					
<b>39 Clay Rapada, L</b> ERA: 6.0	1.0 4 1 0 0 1 0 0 0 0 0 0 0 7 14 0.00 1.000																					

Batter	1	2	3	4	5	6	7	8	9	AB	R	H	RBI	BB	SO	LOB	BOTTOM					
<b>2 Derek Jeter, R</b> OBP: 0.404, SLG: 0.667										4	1	2	1	0	0	0	<b>Minnesota Twins @ New York Yankees</b> Yankee Stadium, Bronx, NY Mon Apr 16 2012, 7:09 PM - 10:12 PM EDT Att: 40,218 - Partly Cloudy - 77 F					
<b>14 Curtis Granderson, L</b> OBP: 0.326, SLG: 0.555										4	1	2	1	0	1	1						
<b>13 Alex Rodriguez, R</b> OBP: 0.348, SLG: 0.375										4	1	2	0	0	0	1						
<b>24 Robinson Cano, L</b> OBP: 0.340, SLG: 0.341										3	0	0	0	1	1	3						
<b>25 Mark Teixeira, S</b> OBP: 0.348, SLG: 0.325										4	0	2	1	0	0	1						
<b>33 Nick Swisher, S</b> OBP: 0.318, SLG: 0.450										4	0	0	0	0	1	3						
<b>27 Raul Ibanez, L</b> OBP: 0.287, SLG: 0.481										4	0	1	0	0	0	3						
<b>55 Russell Martin, R</b> OBP: 0.417, SLG: 0.160										3	0	0	0	0	2	0						
<b>12 Eric Chavez, L</b> OBP: 0.250, SLG: 0.250										1	0	0	0	0	0	1						
<b>11 Brett Gardner, L</b> OBP: 0.345, SLG: 0.269										4	0	0	0	0	1	1						
<b>Inning Stats</b>	R: 3 H: 4 E: 1 K: 1 S: 14	H: 4 LOB: 1 BB: 0 P: 23	R: 0 H: 1 E: 0 K: 0 S: 10	H: 1 LOB: 0 BB: 0 P: 15	R: 0 H: 1 E: 0 K: 0 S: 5	H: 1 LOB: 0 BB: 0 P: 10	R: 0 H: 0 E: 0 K: 1 S: 8	H: 0 LOB: 0 BB: 0 P: 12	R: 0 H: 0 E: 0 K: 1 S: 5	H: 0 LOB: 0 BB: 0 P: 9	R: 0 H: 1 E: 0 K: 1 S: 10	H: 1 LOB: 2 BB: 1 P: 18	R: 0 H: 0 E: 0 K: 2 S: 7	H: 0 LOB: 0 BB: 0 P: 10	R: 0 H: 1 E: 0 K: 0 S: 8	H: 1 LOB: 0 BB: 0 P: 11	R: 0 H: 1 E: 0 K: 0 S: 10	H: 1 LOB: 1 BB: 0 P: 14	1B: 7 2B: 0 3B: 0 HR: 2	SF: 0 SAC: 0 DP: 1 HBP: 0	WP: 0 PB: 0 SB: 0 CS: 0	PA: 36
<b>PITCHER</b>	IP WLS BF H R ER SO BB IBB HBP BLK WP HR S P ERA WHIP																					
<b>48 Carl Pavano, R</b> ERA: 5.23	7.0 W 28 7 3 3 3 1 0 0 0 0 0 2 59 97 3.86 1.143																					
<b>52 Brian Duensing, L</b> ERA: 4.5	1.0 4 1 0 0 0 0 0 0 0 0 0 0 8 11 0.00 1.000																					
<b>55 Matt Capps, R</b> ERA: 4.5	1.0 4 1 0 0 0 0 0 0 0 0 0 0 10 14 0.00 1.000																					



Batter	1	2	3	4	5	6	7	8	9	AB	R	H	RBI	BB	SO	LOB	TOP				
2 Denard Span, L (1, 8) OBP: 0.400, SLG: 0.500 36 Clete Thomas, L (3, FH) OBP: 0.400, SLG: 0.778	G3		8 1B 2B		F8			K2-3		1	0	0	0	0	0	0					
8 Jamey Carroll, R (1, 6) OBP: 0.340, SLG: 0.250	G6-3		2H 1B			K		F9		4	0	1	1	0	1	0					
7 Joe Mauer, L (1, 10) OBP: 0.383, SLG: 0.415	G4-3		K			G4-3		1B		4	0	1	0	0	1	1					
16 Josh Willingham, R (1, 7) OBP: 0.457, SLG: 0.800		HR	L7			G6-3		K		4	1	1	1	0	1	2					
18 Ryan Doumit, S (1, 2) OBP: 0.242, SLG: 0.219	K				K			G6-3		4	0	0	0	0	2	0					
22 Danny Valencia, R (1, 5) OBP: 0.250, SLG: 0.289	F9				G6-3			F9		4	0	0	0	0	0	0					
24 Trevor Plouffe, R (1, 9) OBP: 0.182, SLG: 0.200	F8				K			38 E BB		3	0	0	0	1	2	0					
38 Luke Hughes, R (1, 3) OBP: 0.182, SLG: 0.200			P3		K			E5 12 FC6		3	0	0	0	0	1	1					
12 Alexi Casilla, S (1, 4) OBP: 0.250, SLG: 0.259			36 BLK 2B 1B		P4			FC6		3	1	1	0	0	0	2					
<b>Inning Stats</b>	R: 0 E: 0 K: 0 S: 10	H: 0 LOB: 0 BB: 0 P: 14	R: 1 E: 0 K: 1 S: 12	H: 1 LOB: 0 BB: 0 P: 17	R: 2 E: 0 K: 1 S: 18	H: 3 LOB: 1 BB: 0 P: 29	R: 0 E: 0 K: 2 S: 8	H: 0 LOB: 0 BB: 0 P: 10	R: 0 E: 0 K: 1 S: 5	H: 0 LOB: 0 BB: 0 P: 8	R: 0 E: 0 K: 1 S: 7	H: 0 LOB: 0 BB: 0 P: 12	R: 0 E: 0 K: 0 S: 10	H: 1 LOB: 1 BB: 0 P: 18	R: 0 E: 0 K: 1 S: 12	H: 0 LOB: 0 BB: 0 P: 12	1B: 3 2B: 1 3B: 0 HR: 1	SF: 0 SAC: 0 DP: 0 HBP: 0	WP: 0 PB: 0 CS: 0	PA: 34	
<b>PITCHER</b>	IP	WLS	BF	H	R	ER	SO	BB	IBB	HBP	BLK	WP	HR	S	P	ERA	WHIP				
52 CC Sabathia, L (1, 1) ERA: 5.99	7.1	W	28	4	3	3	7	1	0	0	1	0	1	73	112	3.68	0.682				
30 David Robertson, R (8, 1) ERA:	0.2		3	1	0	0	1	0	0	0	0	0	0	9	13	0.00	1.500				
53 Cory Wade, R (9, 1) ERA: 2.35	1.0		3	0	0	0	1	0	0	0	0	0	0	8	12	0.00	0.000				

Minnesota Twins @ New York Yankees  
Yankee Stadium, Bronx, NY  
Tue Apr 17 2012, 7:08 PM - 10:07 PM EDT  
Att: 40,194 - Partly Cloudy - 73 F

AB	33
R	3
H	5
RBI	3
BB	1
SO	9
LOB	6



Batter	1	2	3	4	5	6	7	8	9	AB	R	H	RBI	BB	SO	LOB	BOTTOM				
2 Derek Jeter, R (1, 10) OBP: 0.385, SLG: 0.633	G4-3		SF9		2H 1B			FC6-4 33 1B		4	0	1	2	0	1	3					
33 Nick Swisher, S (1, 3) OBP: 0.346, SLG: 0.477	2B		G5-3		G5-3			1B		4	0	2	0	1	0	2					
24 Robinson Cano, L (1, 4) OBP: 0.327, SLG: 0.348	L3		G4-3		F9			L7		5	0	1	0	0	0	6					
13 Alex Rodriguez, R (1, 5) OBP: 0.333, SLG: 0.341	BB		L8		G1-3			K		4	0	0	0	1	1	1					
22 Andruw Jones, R (1, 9) OBP: 0.278, SLG: 0.625	K		14 E 26 1B		HR			L8		5	2	2	1	0	1	3					
14 Curtis Granderson, L (1, 8) OBP: 0.333, SLG: 0.500		26 1B 11 2B BB	E9 11 BB 19 1B		G3			F8		4	2	1	0	1	0	1					
26 Eduardo Núñez, R (1, 6) OBP: 0.467, SLG: 0.462		11 2B 1B	11 BB 19 1B		P6			G6-3		4	1	2	1	0	0	0					
11 Brett Gardner, L (1, 7) OBP: 0.424, SLG: 0.393		19 1B 2 SF9 BB	19 1B 2 SF9 BB		2B			19 S 19 1B BB		2	3	2	1	2	0	0					
19 Chris Stewart, R (1, 2) OBP: 0.286, SLG: 0.286	G5-3		2 SF9 1B		P5			2 FC6-4 1B		4	0	2	3	0	0	3					
<b>Inning Stats</b>	R: 0 E: 0 K: 1 S: 13	H: 1 LOB: 2 BB: 1 P: 24	R: 1 E: 0 K: 1 S: 10	H: 2 LOB: 3 BB: 2 P: 25	R: 4 E: 0 K: 0 S: 17	H: 4 LOB: 1 BB: 1 P: 31	R: 1 E: 0 K: 0 S: 9	H: 1 LOB: 0 BB: 0 P: 15	R: 1 E: 0 K: 0 S: 9	H: 2 LOB: 1 BB: 0 P: 13	R: 0 E: 0 K: 0 S: 8	H: 1 LOB: 1 BB: 0 P: 8	R: 1 E: 0 K: 0 S: 12	H: 2 LOB: 2 BB: 1 P: 22	R: 0 E: 0 K: 1 S: 7	H: 0 LOB: 0 BB: 0 P: 9	1B: 8 2B: 4 3B: 0 HR: 1	SF: 1 SAC: 0 DP: 0 HBP: 0	WP: 0 PB: 0 CS: 0	PA: 42	
<b>PITCHER</b>	IP	WLS	BF	H	R	ER	SO	BB	IBB	HBP	BLK	WP	HR	S	P	ERA	WHIP				
47 Francisco Liriano, L (1, 1) ERA: 11.91	2.1	L	18	7	5	5	2	4	0	0	0	0	0	37	76	19.29	4.714				
44 Matt Maloney, L (3, 1) ERA: 4.91	3.2		15	4	2	2	0	0	0	0	0	0	1	29	40	4.91	1.091				
60 Jeff Gray, R (7, 1) ERA: 2.25	1.0		6	2	1	1	0	1	0	0	0	0	0	12	22	9.00	3.000				
31 Alex Burnett, R (8, 1) ERA:	1.0		3	0	0	0	1	0	0	0	0	0	0	7	9	0.00	0.000				

Minnesota Twins @ New York Yankees  
Yankee Stadium, Bronx, NY  
Tue Apr 17 2012, 7:08 PM - 10:07 PM EDT  
Att: 40,194 - Partly Cloudy - 73 F

AB	36
R	8
H	13
RBI	8
BB	5
SO	3
LOB	19





















Batter	1	2	3	4	5	6	7	8	9	AB	R	H	RBI	BB	SO	LOB	TOP				
2 Derek Jeter, R OBP: 0.436, SLG: 0.644										5	2	4	1	0	1	0	<b>New York Yankees @ Texas Rangers</b> Rangers Ballpark in Arlington, Arlington, TX Mon Apr 23 2012, 7:08 PM - 9:58 PM EDT Att: 48,234 - Clear - 75 F <a href="http://livebaseballscorecards.com">livebaseballscorecards.com</a>				
33 Nick Swisher, S OBP: 0.347, SLG: 0.547										4	0	0	1	0	1	3					
24 Robinson Cano, L OBP: 0.333, SLG: 0.403										5	2	2	0	0	0	1					
13 Alex Rodriguez, R OBP: 0.366, SLG: 0.433										2	1	1	3	2	0	0					
25 Mark Teixeira, S OBP: 0.333, SLG: 0.476										4	0	0	0	0	1	4					
14 Curtis Granderson, L OBP: 0.387, SLG: 0.609										3	0	1	2	1	1	0					
22 Andrew Jones, R OBP: 0.233, SLG: 0.385										4	0	0	0	0	1	3					
26 Eduardo Núñez, R OBP: 0.433, SLG: 0.423										4	0	0	0	0	0	0					
19 Chris Stewart, R OBP: 0.364, SLG: 0.400										3	2	1	0	1	1	0					
<b>Inning Stats</b>	R: 2 H: 3 E: 0 K: 1 S: 19	H: 3 R: 0 ER: 0 BB: 1 P: 26	R: 0 H: 1 E: 0 K: 0 S: 12	H: 0 R: 0 ER: 0 BB: 1 P: 13	R: 0 H: 0 E: 0 K: 0 S: 6	H: 0 R: 0 ER: 0 BB: 2 P: 10	R: 4 H: 3 E: 1 K: 0 S: 15	H: 3 R: 0 ER: 0 BB: 0 P: 32	R: 1 H: 2 E: 0 K: 1 S: 8	H: 2 R: 0 ER: 0 BB: 0 P: 12	R: 0 H: 0 E: 0 K: 2 S: 10	H: 0 R: 0 ER: 0 BB: 0 P: 14	R: 0 H: 0 E: 0 K: 2 S: 9	H: 0 R: 0 ER: 0 BB: 0 P: 14	R: 0 H: 0 E: 0 K: 2 S: 10	H: 0 R: 0 ER: 0 BB: 0 P: 14	1B: 6 2B: 2 3B: 0 HR: 1	SF: 1 SAC: 0 DP: 1 HBP: 0	WP: 0 PB: 0 SB: 0 CS: 0	PA: 39	
<b>PITCHER</b>	IP WLS BF H R ER SO BB IBB HBP BLK WP HR S P ERA WHIP	IP WLS BF H R ER SO BB IBB HBP BLK WP HR S P ERA WHIP	IP WLS BF H R ER SO BB IBB HBP BLK WP HR S P ERA WHIP	IP WLS BF H R ER SO BB IBB HBP BLK WP HR S P ERA WHIP	IP WLS BF H R ER SO BB IBB HBP BLK WP HR S P ERA WHIP	IP WLS BF H R ER SO BB IBB HBP BLK WP HR S P ERA WHIP	IP WLS BF H R ER SO BB IBB HBP BLK WP HR S P ERA WHIP	IP WLS BF H R ER SO BB IBB HBP BLK WP HR S P ERA WHIP	IP WLS BF H R ER SO BB IBB HBP BLK WP HR S P ERA WHIP	IP WLS BF H R ER SO BB IBB HBP BLK WP HR S P ERA WHIP	IP WLS BF H R ER SO BB IBB HBP BLK WP HR S P ERA WHIP	IP WLS BF H R ER SO BB IBB HBP BLK WP HR S P ERA WHIP	IP WLS BF H R ER SO BB IBB HBP BLK WP HR S P ERA WHIP	IP WLS BF H R ER SO BB IBB HBP BLK WP HR S P ERA WHIP	IP WLS BF H R ER SO BB IBB HBP BLK WP HR S P ERA WHIP	IP WLS BF H R ER SO BB IBB HBP BLK WP HR S P ERA WHIP	IP WLS BF H R ER SO BB IBB HBP BLK WP HR S P ERA WHIP	IP WLS BF H R ER SO BB IBB HBP BLK WP HR S P ERA WHIP	IP WLS BF H R ER SO BB IBB HBP BLK WP HR S P ERA WHIP	IP WLS BF H R ER SO BB IBB HBP BLK WP HR S P ERA WHIP	IP WLS BF H R ER SO BB IBB HBP BLK WP HR S P ERA WHIP
45 Derek Holland, L ERA: 4.78	6.0	30	9	7	7	1	4	0	0	0	0	0	0	0	0	0	10.50	2.167			
57 Mark Lowe, R ERA:	2.0	6	0	0	0	3	0	0	0	0	0	0	0	0	0	0	0.00	0.000			
19 Koji Uehara, R ERA: 3.6	1.0	3	0	0	0	2	0	0	0	0	0	0	0	0	0	0.00	0.000				

Batter	1	2	3	4	5	6	7	8	9	AB	R	H	RBI	BB	SO	LOB	BOTTOM				
5 Ian Kinsler, R OBP: 0.378, SLG: 0.577										4	1	1	0	0	2	1	<b>New York Yankees @ Texas Rangers</b> Rangers Ballpark in Arlington, Arlington, TX Mon Apr 23 2012, 7:08 PM - 9:58 PM EDT Att: 48,234 - Clear - 75 F <a href="http://livebaseballscorecards.com">livebaseballscorecards.com</a>				
1 Elvis Andrus, R OBP: 0.324, SLG: 0.354										4	0	2	0	0	0	1					
32 Josh Hamilton, L OBP: 0.429, SLG: 0.789										4	1	1	1	0	1	2					
10 Michael Young, R OBP: 0.406, SLG: 0.500										4	0	0	0	0	0	0					
25 Mike Napoli, R OBP: 0.344, SLG: 0.623										4	0	0	0	0	2	0					
17 Nelson Cruz, R OBP: 0.324, SLG: 0.418										3	1	1	0	1	0	0					
8 Yorvit Torrealba, R OBP: 0.293, SLG: 0.297										4	0	0	0	0	0	3					
21 Brandon Snyder, R OBP: 0.385, SLG: 0.417										3	1	1	0	0	2	1					
18 Mitch Moreland, L OBP: 0.243, SLG: 0.242										1	0	0	0	0	0	0					
23 Craig Gentry, R OBP: 0.308, SLG: 0.320										3	0	1	2	0	1	0					
<b>Inning Stats</b>	R: 1 H: 2 E: 0 K: 0 S: 7	H: 2 R: 0 ER: 0 BB: 0 P: 10	R: 0 H: 0 E: 1 K: 2 S: 10	H: 0 R: 0 ER: 0 BB: 0 P: 15	R: 0 H: 1 E: 0 K: 2 S: 10	H: 1 R: 0 ER: 0 BB: 0 P: 13	R: 0 H: 1 E: 0 K: 3 S: 12	H: 0 R: 0 ER: 0 BB: 0 P: 15	R: 1 H: 1 E: 0 K: 1 S: 12	H: 1 R: 0 ER: 0 BB: 0 P: 18	R: 2 H: 2 E: 0 K: 0 S: 15	H: 2 R: 0 ER: 0 BB: 0 P: 23	R: 0 H: 0 E: 0 K: 0 S: 5	R: 0 H: 0 E: 0 K: 0 S: 8	R: 0 H: 0 E: 0 K: 0 S: 13	R: 0 H: 0 E: 0 K: 0 S: 13	1B: 3 2B: 3 3B: 0 HR: 1	SF: 0 SAC: 0 DP: 1 HBP: 0	WP: 0 PB: 0 SB: 0 CS: 0	PA: 35	
<b>PITCHER</b>	IP WLS BF H R ER SO BB IBB HBP BLK WP HR S P ERA WHIP	IP WLS BF H R ER SO BB IBB HBP BLK WP HR S P ERA WHIP	IP WLS BF H R ER SO BB IBB HBP BLK WP HR S P ERA WHIP	IP WLS BF H R ER SO BB IBB HBP BLK WP HR S P ERA WHIP	IP WLS BF H R ER SO BB IBB HBP BLK WP HR S P ERA WHIP	IP WLS BF H R ER SO BB IBB HBP BLK WP HR S P ERA WHIP	IP WLS BF H R ER SO BB IBB HBP BLK WP HR S P ERA WHIP	IP WLS BF H R ER SO BB IBB HBP BLK WP HR S P ERA WHIP	IP WLS BF H R ER SO BB IBB HBP BLK WP HR S P ERA WHIP	IP WLS BF H R ER SO BB IBB HBP BLK WP HR S P ERA WHIP	IP WLS BF H R ER SO BB IBB HBP BLK WP HR S P ERA WHIP	IP WLS BF H R ER SO BB IBB HBP BLK WP HR S P ERA WHIP	IP WLS BF H R ER SO BB IBB HBP BLK WP HR S P ERA WHIP	IP WLS BF H R ER SO BB IBB HBP BLK WP HR S P ERA WHIP	IP WLS BF H R ER SO BB IBB HBP BLK WP HR S P ERA WHIP	IP WLS BF H R ER SO BB IBB HBP BLK WP HR S P ERA WHIP	IP WLS BF H R ER SO BB IBB HBP BLK WP HR S P ERA WHIP	IP WLS BF H R ER SO BB IBB HBP BLK WP HR S P ERA WHIP	IP WLS BF H R ER SO BB IBB HBP BLK WP HR S P ERA WHIP	IP WLS BF H R ER SO BB IBB HBP BLK WP HR S P ERA WHIP	IP WLS BF H R ER SO BB IBB HBP BLK WP HR S P ERA WHIP
52 CC Sabathia, L ERA: 5.27	8.0	32	7	4	4	0	1	0	0	0	0	0	0	0	0	0	4.50	1.000			
42 Mariano Rivera, R ERA: 2.44	1.0	3	0	0	0	0	0	0	0	0	0	0	0	0	0	0	0.00	0.000			







Batter	1	2	3	4	5	6	7	8	9	AB	R	H	RBI	BB	SO	LOB	TOP					
2 Derek Jeter, R OBP: 0.442, SLG: 0.642										4	0	2	0	0	1	0	<b>New York Yankees @ Texas Rangers</b> Rangers Ballpark in Arlington, Arlington, TX Wed Apr 25 2012, 8:08 PM - 11:03 PM EDT Att. 47,942 - Clear - 88 F					
14 Curtis Granderson, L OBP: 0.373, SLG: 0.937										3	0	0	0	1	2	1						
13 Alex Rodriguez, R OBP: 0.329, SLG: 0.382										4	0	0	0	0	1	3						
24 Robinson Cano, L OBP: 0.337, SLG: 0.413										4	1	1	0	0	1	1						
25 Mark Teixeira, S OBP: 0.325, SLG: 0.451										4	1	2	0	0	1	0						
33 Nick Swisher, S OBP: 0.337, SLG: 0.528										4	0	1	0	0	1	3						
27 Raul Ibanez, L OBP: 0.294, SLG: 0.500										4	1	2	2	0	0	2						
12 Eric Chavez, L OBP: 0.294, SLG: 0.688										3	0	0	1	0	1	1						
55 Russell Martin, R OBP: 0.379, SLG: 0.273										3	0	0	0	0	0	1						
<b>Inning Stats</b>	R: 0 E: 0 K: 2 S: 12	H: 1 LOB: 1 BB: 0 P: 18	R: 0 E: 0 K: 0 S: 8	H: 1 LOB: 0 BB: 0 P: 13	R: 0 E: 0 K: 1 S: 12	H: 1 LOB: 2 BB: 1 P: 19	R: 2 E: 0 K: 0 S: 13	H: 3 LOB: 1 BB: 0 P: 17	R: 0 E: 0 K: 0 S: 6	H: 0 LOB: 0 BB: 0 P: 10	R: 0 E: 0 K: 2 S: 9	H: 0 LOB: 0 BB: 0 P: 15	R: 1 E: 0 K: 1 S: 12	H: 1 LOB: 0 BB: 0 P: 16	R: 0 E: 0 K: 1 S: 7	H: 0 LOB: 0 BB: 0 P: 10		R: 0 E: 0 K: 1 S: 12	H: 1 LOB: 1 BB: 0 P: 18	1B: 5 2B: 3 HR: 1	SF: 1 SAC: 0 HBP: 0	WP: 0 PB: 0 SB: 1 CS: 0
<b>PITCHER</b>	IP WLS BF H R ER SO BB IBB HBP BLK WP HR S P ERA WHIP	IP WLS BF H R ER SO BB IBB HBP BLK WP HR S P ERA WHIP																				
39 Scott Feldman, R ERA: 3.18	3.1	16	6	2	2	3	1	0	0	0	0	0	0	0	41	62	5.40	2.100				
28 Robbie Ross Jr., L ERA: 2.25	2.2	8	0	0	0	2	0	0	0	0	0	0	0	19	30	0.00	0.000					
30 Neftali Feliz, R ERA: 3.0	1.0	4	1	1	1	1	0	0	0	0	0	0	1	12	16	9.00	1.000					
37 Mike Adams, R ERA: 1.0	1.0	3	0	0	0	1	0	0	0	0	0	0	0	7	10	0.00	0.000					
36 Joe Nathan, R ERA: 3.72	1.0	4	1	0	0	1	0	0	0	0	0	0	0	12	18	0.00	1.000					

Batter	1	2	3	4	5	6	7	8	9	AB	R	H	RBI	BB	SO	LOB	BOTTOM			
5 Ian Kinsler, R OBP: 0.396, SLG: 0.620										5	2	3	0	0	0	0	<b>New York Yankees @ Texas Rangers</b> Rangers Ballpark in Arlington, Arlington, TX Wed Apr 25 2012, 8:08 PM - 11:03 PM EDT Att. 47,942 - Clear - 88 F			
1 Elvis Andrus, R OBP: 0.321, SLG: 0.338										3	0	1	1	0	1	1				
32 Josh Hamilton, L OBP: 0.430, SLG: 0.740										2	1	0	0	2	0	1				
29 Adrian Beltré, R OBP: 0.348, SLG: 0.516										5	1	3	3	0	0	4				
10 Michael Young, R OBP: 0.382, SLG: 0.479										4	0	1	1	0	0	5				
17 Nelson Cruz, R OBP: 0.321, SLG: 0.397										3	0	0	0	0	1	0				
7 David Murphy, L OBP: 0.358, SLG: 0.457										4	0	0	0	0	0	3				
23 Craig Gentry, R OBP: 0.308, SLG: 0.320										0	0	0	0	0	0	0				
25 Mike Napoli, R OBP: 0.353, SLG: 0.644										3	1	1	1	1	1	0				
18 Mitch Moreland, L OBP: 0.273, SLG: 0.333										3	2	2	1	1	0	1				
<b>Inning Stats</b>	R: 0 E: 0 K: 1 S: 9	H: 0 LOB: 0 BB: 0 P: 11	R: 1 E: 0 K: 0 S: 9	H: 1 LOB: 0 BB: 0 P: 14	R: 3 E: 0 K: 1 S: 21	H: 4 LOB: 3 BB: 0 P: 31	R: 1 E: 0 K: 0 S: 17	H: 2 LOB: 3 BB: 2 P: 28	R: 0 E: 0 K: 1 S: 8	H: 0 LOB: 0 BB: 0 P: 12	R: 2 E: 0 K: 0 S: 8	H: 3 LOB: 1 BB: 1 P: 16	R: 0 E: 0 K: 0 S: 8	H: 0 LOB: 1 BB: 1 P: 16	R: 0 E: 0 K: 0 S: 12	H: 1 LOB: 1 BB: 0 P: 18	1B: 6 2B: 2 3B: 0 HR: 3	SF: 0 SAC: 2 DP: 1 HBP: 2	WP: 0 PB: 0 SB: 1 CS: 0	PA: 40
<b>PITCHER</b>	IP WLS BF H R ER SO BB IBB HBP BLK WP HR S P ERA WHIP	IP WLS BF H R ER SO BB IBB HBP BLK WP HR S P ERA WHIP																		
65 Phil Hughes, R ERA: 7.88	1.1	15	5	4	4	2	0	0	0	0	0	0	0	3	4	0.00	0.000			
39 Clay Rapada, L ERA: 4.79	0.1	1	0	0	0	0	0	0	0	0	0	0	0	3	4	0.00	0.000			
41 David Phelps, R ERA: 4.3	2.1	15	5	3	3	1	1	2	0	0	0	2	31	53	11.57	2.571				
38 Cody Eppley, R ERA	1.1	4	0	0	0	0	1	0	0	0	0	0	9	17	0.00	0.750				
48 Boone Logan, L ERA: 1.0	0.1	1	0	0	0	0	0	0	0	0	0	0	1	2	0.00	0.000				

AB 33  
R 3  
H 8  
RBI 3  
BB 1  
SO 8  
LOB 12



AB 32  
R 7  
H 11  
RBI 7  
BB 4  
SO 3  
LOB 15






Batter	1	2	3	4	5	6	7	8	9	AB	R	H	RBI	BB	SO	LOB	TOP					
14 Austin Jackson, R OBP: 0.388, SLG: 0.527										5	2	4	2	0	0	1						
26 Brennan Boesch, L OBP: 0.233, SLG: 0.321										5	1	1	0	0	1	4						
24 Miguel Cabrera, R OBP: 0.368, SLG: 0.539										3	0	1	1	2	0	1						
28 Prince Fielder, L OBP: 0.388, SLG: 0.427										4	0	2	2	1	0	2						
32 Don Kelly, L OBP: 0.345, SLG: 0.240										3	1	0	0	2	2	4						
34 Brad Eldred, R OBP: 0.400, SLG: 0.800										5	0	2	1	0	2	5						
13 Alex Avila, L OBP: 0.306, SLG: 0.436										5	0	0	0	0	1	8						
27 Jhonny Peralta, R OBP: 0.274, SLG: 0.353										5	1	1	0	0	3	1						
25 Ryan Raburn, R OBP: 0.232, SLG: 0.196										4	1	2	0	0	0	1						
39 Ramon Santiago, S OBP: 0.235, SLG: 0.258										1	0	0	0	0	0	0						
<b>Inning Stats</b>	R: 0 E: 0 K: 1 S: 8	H: 1 LOB: 1 BB: 0 P: 13	R: 1 E: 0 K: 0 S: 9	H: 1 LOB: 1 BB: 1 P: 16	R: 2 E: 0 K: 2 S: 18	H: 4 LOB: 2 BB: 0 P: 27	R: 0 E: 0 K: 1 S: 8	H: 1 LOB: 1 BB: 0 P: 14	R: 0 E: 0 K: 1 S: 12	H: 1 LOB: 2 BB: 1 P: 19	R: 3 E: 1 K: 0 S: 13	H: 4 LOB: 3 BB: 2 P: 27	R: 0 E: 0 K: 1 S: 13	H: 1 LOB: 1 BB: 0 P: 18	R: 0 E: 0 K: 2 S: 11	H: 0 LOB: 1 BB: 1 P: 20	R: 0 E: 0 K: 1 S: 8	H: 0 LOB: 0 BB: 0 P: 11	1B: 9 2B: 3 3B: 1 HR: 0	SF: 0 SAC: 0 DP: 0 HBP: 0	WP: 1 PB: 0 SB: 1 CS: 0	PA: 45
<b>PITCHER</b>	IP WLS BF H R ER SO BB IBB HBP BLK WP HR S P ERA WHIP																					
47 Iván Nova, R ERA: 5.18	5.1 30 11 6 6 5 2 1 0 0 1 0 60 101 10.12 2.438																					
48 Boone Logan, L ERA: 0.99	0.1 2 1 0 0 0 1 0 0 0 0 0 4 9 0.00 6.000																					
53 Cory Wade, R ERA: 1.69	1.1 6 1 0 0 1 0 0 0 0 0 0 17 24 0.00 0.750																					
30 David Robertson, R ERA: 2.45	1.0 4 0 0 0 2 1 0 0 0 0 0 11 20 0.00 1.000																					
42 Mariano Rivera, R ERA: 2.45	1.0 W 3 0 0 0 1 0 0 0 0 0 0 8 11 0.00 0.000																					

**Detroit Tigers @ New York Yankees**  
 Yankee Stadium, Bronx, NY  
 Fri Apr 27 2012, 7:11 PM - 10:40 PM EDT  
 Att: 41,200 - Partly Cloudy - 47 F


AB 40  
 R 6  
 H 13  
 RBI 6  
 BB 5  
 SO 9  
 LOB 27



Batter	1	2	3	4	5	6	7	8	9	AB	R	H	RBI	BB	SO	LOB	BOTTOM					
2 Derek Jeter, R OBP: 0.429, SLG: 0.612										4	1	0	0	1	1	0						
14 Curtis Granderson, L OBP: 0.376, SLG: 0.554										4	1	1	0	1	1	0						
13 Alex Rodriguez, R OBP: 0.349, SLG: 0.444										5	2	3	2	0	0	1						
24 Robinson Canó, L OBP: 0.333, SLG: 0.405										4	0	1	0	0	0	1						
25 Mark Teixeira, S OBP: 0.309, SLG: 0.432										3	0	0	1	0	0	1						
33 Nick Swisher, S OBP: 0.345, SLG: 0.553										4	1	2	0	0	2	1						
27 Raul Ibanez, L OBP: 0.291, SLG: 0.471										3	0	0	0	1	1	1						
12 Eric Chavez, L OBP: 0.286, SLG: 0.600										4	1	1	0	0	1	3						
55 Russell Martin, R OBP: 0.371, SLG: 0.333										4	1	1	2	0	2	0						
<b>Inning Stats</b>	R: 1 E: 0 K: 0 S: 11	H: 2 LOB: 1 BB: 0 P: 17	R: 0 E: 0 K: 1 S: 11	H: 0 LOB: 0 BB: 0 P: 17	R: 0 E: 0 K: 2 S: 9	H: 0 LOB: 0 BB: 0 P: 14	R: 1 E: 0 K: 1 S: 11	H: 2 LOB: 1 BB: 0 P: 18	R: 2 E: 0 K: 0 S: 9	H: 2 LOB: 0 BB: 0 P: 11	R: 1 E: 1 K: 0 S: 14	H: 1 LOB: 1 BB: 0 P: 25	R: 0 E: 0 K: 2 S: 7	H: 0 LOB: 0 BB: 0 P: 8	R: 1 E: 0 K: 2 S: 13	H: 2 LOB: 1 BB: 1 P: 23	R: 1 E: 0 K: 0 S: 8	H: 0 LOB: 1 BB: 2 P: 22	1B: 4 2B: 3 3B: 0 HR: 2	SF: 1 SAC: 0 DP: 0 HBP: 0	WP: 1 PB: 1 SB: 0 CS: 0	PA: 39
<b>PITCHER</b>	IP WLS BF H R ER SO BB IBB HBP BLK WP HR S P ERA WHIP																					
35 Justin Verlander, R ERA: 2.41	6.0 26 7 5 4 4 0 0 0 0 0 0 65 102 6.00 1.167																					
20 Octavio Dotel, R ERA: 2.25	0.2 H 2 0 0 0 1 0 0 0 0 0 0 4 5 0.00 0.000																					
40 Phil Coke, L ERA: 3.86	0.1 H 1 0 0 0 1 0 0 0 0 0 0 3 3 0.00 0.000																					
53 Joaquin Benoit, R ERA: 3.86	1.0 B 6 2 1 1 2 0 1 0 0 0 0 13 23 0.00 2.000																					
60 Erayn Villarreal, R ERA: 2.45	0.1 L 4 0 1 0 0 2 0 0 0 0 1 0 8 22 0.00 6.000																					

**Detroit Tigers @ New York Yankees**  
 Yankee Stadium, Bronx, NY  
 Fri Apr 27 2012, 7:11 PM - 10:40 PM EDT  
 Att: 41,200 - Partly Cloudy - 47 F

AB 35  
 R 7  
 H 9  
 RBI 5  
 BB 3  
 SO 8  
 LOB 8





Batter	1	2	3	4	5	6	7	8	9	AB	R	H	RBI	BB	SO	LOB	TOP				
14 Austin Jackson, R OBP: 0.393, SLG: 0.519										3	2	1	0	1	1	0					
26 Brennan Boesch, L OBP: 0.244, SLG: 0.333										3	1	1	1	1	2	1					
32 Don Kelly, L OBP: 0.345, SLG: 0.240										4	1	2	3	0	1	2					
24 Miguel Cabrera, R OBP: 0.374, SLG: 0.575										2	1	0	0	2	0	2					
28 Prince Fielder, L OBP: 0.393, SLG: 0.416										4	1	1	3	0	1	1					
12 Andy Dirks, L OBP: 0.313, SLG: 0.548										4	1	1	3	0	1	1					
34 Brad Eldred, R OBP: 0.222, SLG: 0.444										4	0	0	0	0	2	1					
13 Alex Avila, L OBP: 0.303, SLG: 0.424										4	1	1	0	0	1	0					
27 Jhonny Peralta, R OBP: 0.273, SLG: 0.347										4	0	1	0	0	0	1					
39 Ramon Santiago, S OBP: 0.211, SLG: 0.229										4	0	0	0	0	0	2					
<b>Inning Stats</b>	R: 3 H: 1 E: 0 K: 3 S: 15	H: 1 LOB: 0 BB: 2 P: 30	R: 3 H: 4 E: 0 K: 0 S: 13	H: 4 LOB: 1 BB: 0 P: 19	R: 0 H: 0 E: 0 K: 0 S: 4	H: 0 LOB: 0 BB: 0 P: 7	R: 0 H: 0 E: 0 K: 1 S: 7	H: 0 LOB: 0 BB: 0 P: 13	R: 0 H: 0 E: 0 K: 1 S: 6	H: 0 LOB: 0 BB: 0 P: 8	R: 0 H: 1 E: 0 K: 0 S: 10	H: 1 LOB: 0 BB: 0 P: 14	R: 1 H: 1 E: 0 K: 2 S: 12	H: 1 LOB: 1 BB: 1 P: 17	R: 0 H: 0 E: 0 K: 1 S: 5	H: 0 LOB: 0 BB: 0 P: 7	1B: 4 2B: 1 3B: 0 HR: 2	SF: 0 SAC: 0 DP: 2 HBP: 0	WP: 0 PB: 0 SB: 1 CS: 0	PA: 36	
<b>PITCHER</b>	IP WLS BF H R ER SO BB IBB HBP BLK WP HR S P ERA WHIP	IP WLS BF H R ER SO BB IBB HBP BLK WP HR S P ERA WHIP	IP WLS BF H R ER SO BB IBB HBP BLK WP HR S P ERA WHIP	IP WLS BF H R ER SO BB IBB HBP BLK WP HR S P ERA WHIP	IP WLS BF H R ER SO BB IBB HBP BLK WP HR S P ERA WHIP	IP WLS BF H R ER SO BB IBB HBP BLK WP HR S P ERA WHIP	IP WLS BF H R ER SO BB IBB HBP BLK WP HR S P ERA WHIP	IP WLS BF H R ER SO BB IBB HBP BLK WP HR S P ERA WHIP	IP WLS BF H R ER SO BB IBB HBP BLK WP HR S P ERA WHIP	IP WLS BF H R ER SO BB IBB HBP BLK WP HR S P ERA WHIP	IP WLS BF H R ER SO BB IBB HBP BLK WP HR S P ERA WHIP	IP WLS BF H R ER SO BB IBB HBP BLK WP HR S P ERA WHIP	IP WLS BF H R ER SO BB IBB HBP BLK WP HR S P ERA WHIP	IP WLS BF H R ER SO BB IBB HBP BLK WP HR S P ERA WHIP	IP WLS BF H R ER SO BB IBB HBP BLK WP HR S P ERA WHIP	IP WLS BF H R ER SO BB IBB HBP BLK WP HR S P ERA WHIP	IP WLS BF H R ER SO BB IBB HBP BLK WP HR S P ERA WHIP	IP WLS BF H R ER SO BB IBB HBP BLK WP HR S P ERA WHIP	IP WLS BF H R ER SO BB IBB HBP BLK WP HR S P ERA WHIP	IP WLS BF H R ER SO BB IBB HBP BLK WP HR S P ERA WHIP	IP WLS BF H R ER SO BB IBB HBP BLK WP HR S P ERA WHIP

**Detroit Tigers @ New York Yankees**  
 Yankee Stadium, Bronx, NY  
 Sat Apr 28 2012, 4:10 PM - 6:57 PM EDT  
 Att: 44,686 - Partly Cloudy - 58 F

AB	32
R	7
H	7
RBI	7
BB	4
SO	8
LOB	10



Batter	1	2	3	4	5	6	7	8	9	AB	R	H	RBI	BB	SO	LOB	BOTTOM					
2 Derek Jeter, R OBP: 0.421, SLG: 0.591										3	0	0	0	1	2	0						
33 Nick Swisher, S OBP: 0.352, SLG: 0.625										4	2	2	2	0	0	1						
24 Robinson Cano, L OBP: 0.319, SLG: 0.386										4	0	0	0	0	1	0						
13 Alex Rodriguez, R OBP: 0.356, SLG: 0.440										3	1	1	0	1	2	0						
25 Mark Teixeira, S OBP: 0.294, SLG: 0.410										4	0	0	0	0	0	2						
14 Curtis Granderson, L OBP: 0.380, SLG: 0.590										4	2	2	2	0	1	0						
22 Andrew Jones, R OBP: 0.354, SLG: 0.357										2	0	0	0	1	1	0						
27 Raul Ibanez, L OBP: 0.304, SLG: 0.500										1	0	1	1	0	0	0						
55 Russell Martin, R OBP: 0.354, SLG: 0.314										3	0	0	0	0	0	1						
12 Eric Chavez, L OBP: 0.273, SLG: 0.571										3	0	0	0	0	2	1						
26 Eduardo Núñez, R OBP: 0.394, SLG: 0.379										3	0	0	0	0	2	1						
<b>Inning Stats</b>	R: 1 H: 1 E: 0 K: 1 S: 9	H: 1 LOB: 0 BB: 0 P: 15	R: 0 H: 0 E: 0 K: 1 S: 9	H: 0 LOB: 0 BB: 0 P: 15	R: 0 H: 0 E: 0 K: 2 S: 10	H: 0 LOB: 1 BB: 1 P: 17	R: 0 H: 0 E: 0 K: 2 S: 10	H: 0 LOB: 0 BB: 0 P: 15	R: 0 H: 0 E: 0 K: 2 S: 11	H: 0 LOB: 0 BB: 1 P: 19	R: 0 H: 0 E: 0 K: 1 S: 7	H: 0 LOB: 0 BB: 0 P: 11	R: 1 H: 2 E: 0 K: 0 S: 5	H: 2 LOB: 0 BB: 0 P: 8	R: 0 H: 0 E: 0 K: 2 S: 9	H: 0 LOB: 0 BB: 0 P: 13	R: 3 H: 3 E: 0 K: 0 S: 18	H: 3 LOB: 1 BB: 1 P: 31	1B: 2 2B: 1 3B: 0 HR: 3	SF: 0 SAC: 0 DP: 1 HBP: 0	WP: 0 PB: 0 SB: 0 CS: 0	PA: 35
<b>PITCHER</b>	IP WLS BF H R ER SO BB IBB HBP BLK WP HR S P ERA WHIP	IP WLS BF H R ER SO BB IBB HBP BLK WP HR S P ERA WHIP	IP WLS BF H R ER SO BB IBB HBP BLK WP HR S P ERA WHIP	IP WLS BF H R ER SO BB IBB HBP BLK WP HR S P ERA WHIP	IP WLS BF H R ER SO BB IBB HBP BLK WP HR S P ERA WHIP	IP WLS BF H R ER SO BB IBB HBP BLK WP HR S P ERA WHIP	IP WLS BF H R ER SO BB IBB HBP BLK WP HR S P ERA WHIP	IP WLS BF H R ER SO BB IBB HBP BLK WP HR S P ERA WHIP	IP WLS BF H R ER SO BB IBB HBP BLK WP HR S P ERA WHIP	IP WLS BF H R ER SO BB IBB HBP BLK WP HR S P ERA WHIP	IP WLS BF H R ER SO BB IBB HBP BLK WP HR S P ERA WHIP	IP WLS BF H R ER SO BB IBB HBP BLK WP HR S P ERA WHIP	IP WLS BF H R ER SO BB IBB HBP BLK WP HR S P ERA WHIP	IP WLS BF H R ER SO BB IBB HBP BLK WP HR S P ERA WHIP	IP WLS BF H R ER SO BB IBB HBP BLK WP HR S P ERA WHIP	IP WLS BF H R ER SO BB IBB HBP BLK WP HR S P ERA WHIP	IP WLS BF H R ER SO BB IBB HBP BLK WP HR S P ERA WHIP	IP WLS BF H R ER SO BB IBB HBP BLK WP HR S P ERA WHIP	IP WLS BF H R ER SO BB IBB HBP BLK WP HR S P ERA WHIP	IP WLS BF H R ER SO BB IBB HBP BLK WP HR S P ERA WHIP	IP WLS BF H R ER SO BB IBB HBP BLK WP HR S P ERA WHIP	

**Detroit Tigers @ New York Yankees**  
 Yankee Stadium, Bronx, NY  
 Sat Apr 28 2012, 4:10 PM - 6:57 PM EDT  
 Att: 44,686 - Partly Cloudy - 58 F

AB	32
R	5
H	6
RBI	5
BB	3
SO	9
LOB	6





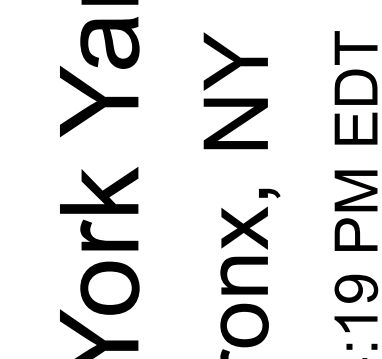
Batter	1	2	3	4	5	6	7	8	9	AB	R	H	RBI	BB	SO	LOB	TOP	
14 Austin Jackson, R OBP: 0.376, SLG: 0.494										4	0	0	0	0	2	1	<b>Detroit Tigers @ New York Yankees</b> Yankee Stadium, Bronx, NY Sun Apr 29 2012, 1:10 PM - 4:19 PM EDT Att: 43,084 - Sunny - 57 F	
26 Brennan Boesch, L OBP: 0.255, SLG: 0.352										4	1	2	0	0	2	1		
24 Miguel Cabrera, R OBP: 0.368, SLG: 0.571										4	0	1	1	0	0	2		
28 Prince Fielder, L OBP: 0.387, SLG: 0.444										4	1	1	1	0	1	2		
34 Brad Eldred, R OBP: 0.154, SLG: 0.308										4	0	0	0	0	1	1		
25 Ryan Raburn, R OBP: 0.220, SLG: 0.185										3	0	0	0	0	1	0		
12 Andy Dirks, L OBP: 0.303, SLG: 0.531										1	0	0	0	0	1	0		
39 Ramon Santiago, S OBP: 0.195, SLG: 0.211										3	0	0	0	0	1	0		
9 Gerald Laird, R OBP: 0.381, SLG: 0.526										2	0	0	0	1	0	0		
29 Danny Worth, R OBP: 0.250, SLG: 0.143										2	0	0	0	1	1	1		
<b>Inning Stats</b>	R: 0 E: 0 K: 2 S: 9	H: 1 LOB: 1 BB: 0 P: 13	R: 0 E: 0 K: 2 S: 9	H: 0 LOB: 0 BB: 0 P: 16	R: 0 E: 0 K: 1 S: 9	H: 0 LOB: 0 BB: 0 P: 12	R: 1 E: 0 K: 1 S: 9	H: 2 LOB: 1 BB: 0 P: 11	R: 0 E: 0 K: 0 S: 6	H: 0 LOB: 0 BB: 0 P: 7	R: 0 E: 0 K: 2 S: 11	H: 0 LOB: 1 BB: 1 P: 18	R: 0 E: 0 K: 2 S: 13	H: 0 LOB: 0 BB: 0 P: 14	1B: 1 2B: 2 3B: 0 HR: 1	SF: 0 SAC: 0 DP: 0 HBP: 0	WP: 0 PB: 0 SB: 0 CS: 0	PA: 33
<b>PITCHER</b>	IP WLS BF H R ER SO BB IBB HBP BLK WP HR S P ERA WHIP																	
52 CC Sabathia, L ERA: 4.58	8.0 W 30 4 2 2 8 2 0 0 0 0 0 1 70 106 2.25 0.750																	
30 David Robertson, R ERA:	1.0 3 0 0 0 2 0 0 0 0 0 0 0 13 14 0.00 0.000																	

Batter	1	2	3	4	5	6	7	8	9	AB	R	H	RBI	BB	SO	LOB	BOTTOM	
2 Derek Jeter, R OBP: 0.440, SLG: 0.593									3	1	2	0	2	1	0			
14 Curtis Granderson, L OBP: 0.386, SLG: 0.617									3	1	1	2	1	0	5			
13 Alex Rodriguez, R OBP: 0.359, SLG: 0.430									4	0	1	2	1	1	1			
24 Robinson Cano, L OBP: 0.323, SLG: 0.391									4	0	2	1	0	1	5			
25 Mark Teixeira, S OBP: 0.278, SLG: 0.386									5	0	0	0	0	0	5			
33 Nick Swisher, S OBP: 0.355, SLG: 0.617									1	0	0	0	1	1	0			
22 Andrew Jones, R OBP: 0.306, SLG: 0.500									2	1	2	1	1	0	0			
27 Raul Ibanez, L OBP: 0.311, SLG: 0.473									3	1	0	0	2	1	2			
12 Eric Chavez, L OBP: 0.333, SLG: 0.560									4	1	2	0	1	0	3			
19 Chris Stewart, R OBP: 0.313, SLG: 0.333									5	1	1	0	0	0	6			
<b>Inning Stats</b>	R: 0 E: 0 K: 0 S: 9	H: 0 LOB: 2 BB: 2 P: 22	R: 2 E: 0 K: 2 S: 20	H: 3 LOB: 3 BB: 2 P: 36	R: 0 E: 0 K: 0 S: 8	H: 0 LOB: 2 BB: 2 P: 20	R: 1 E: 0 K: 2 S: 13	H: 2 LOB: 1 BB: 0 P: 20	R: 0 E: 0 K: 0 S: 14	H: 2 LOB: 3 BB: 1 P: 23	R: 0 E: 0 K: 0 S: 18	H: 1 LOB: 1 BB: 1 P: 30	R: 1 E: 0 K: 1 S: 14	H: 1 LOB: 0 BB: 0 P: 23	1B: 9 2B: 0 3B: 0 HR: 2	SF: 1 SAC: 1 DP: 0 HBP: 0	WP: 0 PB: 0 SB: 0 CS: 0	PA: 45
<b>PITCHER</b>	IP WLS BF H R ER SO BB IBB HBP BLK WP HR S P ERA WHIP																	
37 Max Scherzer, R ERA: 7.77	4.2 L 28 7 3 2 2 0 2 0 0 0 0 0 0 30 52 10.80 3.000																	
36 Luke Pulkonen, R ERA: 10.8	1.2 11 3 2 2 0 2 0 0 0 0 0 0 30 52 10.80 3.000																	
31 Collin Balester, R ERA: 4.3	1.2 6 1 1 1 1 0 0 0 0 0 0 1 17 26 5.40 0.600																	

AB 31  
R 2  
H 4  
RBI 2  
BB 2  
SO 10  
LOB 8



AB 34  
R 6  
H 11  
RBI 6  
BB 9  
SO 5  
LOB 27





Batter	1	2	3	4	5	6	7	8	9	AB	R	H	RBI	BB	SO	LOB	TOP				
14 Nolan Reimold, R OBP: 0.333, SLG: 0.627	L7		K			G6-3			G4-3	4	0	0	0	0	1	0	<p><b>Baltimore Orioles @ New York Yankees</b>  <b>Yankee Stadium, Bronx, NY</b>            Mon Apr 30 2012, 7:09 PM - 9:32 PM EDT            Att: 36,890 - Partly Cloudy - 52 F</p>				
2 J.J. Hardy, R OBP: 0.247, SLG: 0.322 9 Endy Chavez, L OBP: 0.205, SLG: 0.167	G5-3				F9	G1-3			G6-4-3 1B	4	0	1	0	0	0	0					
21 Nick Markakis, L OBP: 0.323, SLG: 0.384	L7				P3				G6-4-3 1B	4	0	1	0	0	0	1					
10 Adam Jones, R OBP: 0.368, SLG: 0.611		BB 32 1B 19 SF7								2	1	1	0	1	0	1					
32 Matt Wieters, S OBP: 0.364, SLG: 0.574		1B 24 G6-3								2	0	1	0	0	0	0					
19 Chris Davis, L OBP: 0.359, SLG: 0.563		1B SF7								2	0	0	1	0	1	2					
24 Wilson Betemit, S OBP: 0.268, SLG: 0.481		1B G6-3								3	0	1	0	0	1	1					
12 Mark Reynolds, R OBP: 0.260, SLG: 0.206			L3							3	0	0	0	0	2	1					
11 Robert Andino, R OBP: 0.338, SLG: 0.419			L7							3	0	0	0	0	1	0					
<b>Inning Stats</b>	R: 0 H: 0 E: 0 K: 0 S: 7	H: 0 LOB: 0 BB: 0 P: 9	R: 1 H: 1 E: 0 K: 0 S: 6	H: 1 LOB: 0 BB: 1 P: 13	R: 0 H: 0 E: 0 K: 1 S: 7	H: 0 LOB: 0 BB: 0 P: 11	R: 0 H: 1 E: 0 K: 0 S: 8	H: 1 LOB: 0 BB: 0 P: 13	R: 0 H: 1 E: 0 K: 1 S: 10	H: 1 LOB: 1 BB: 0 P: 17	R: 0 H: 0 E: 0 K: 0 S: 7	H: 0 LOB: 0 BB: 0 P: 10	R: 0 H: 1 E: 0 K: 1 S: 7	H: 2 LOB: 2 BB: 0 P: 14	R: 0 H: 0 E: 0 K: 3 S: 11	H: 0 LOB: 0 BB: 0 P: 17	R: 0 H: 1 E: 0 K: 0 S: 6	H: 1 LOB: 1 BB: 0 P: 9	1B: 5 SF: 1 2B: 0 3B: 0 HR: 0	SF: 1 SAC: 0 DP: 2 HBP: 1	WP: 1 PA: 31 PB: 0 SB: 0 CS: 1
<b>PITCHER</b>	IP	WLS	BF	H	R	ER	SO	BB	IBB	HBP	BLK	WP	HR	S	P	ERA	WHIP				
18 Hiroki Kuroda, R ERA: 3.69	7.0	W	25	4	1	1	3	1	0	1	0	1	0	52	87	1.29	0.714				
30 David Robertson, R ERA:	1.0	H	3	0	0	0	3	0	0	0	0	0	0	11	17	0.00	0.000				
42 Mariano Rivera, R ERA: 2.16	1.0	S	3	1	0	0	0	0	0	0	0	0	0	6	9	0.00	1.000				

Batter	1	2	3	4	5	6	7	8	9	AB	R	H	RBI	BB	SO	LOB	BOTTOM				
2 Derek Jeter, R OBP: 0.433, SLG: 0.579	G4-3		G1-3						G6-3	4	0	1	0	0	0	0	<p><b>Baltimore Orioles @ New York Yankees</b>  <b>Yankee Stadium, Bronx, NY</b>            Mon Apr 30 2012, 7:09 PM - 9:32 PM EDT            Att: 36,890 - Partly Cloudy - 52 F</p>				
14 Curtis Granderson, L OBP: 0.360, SLG: 0.695	F7								G2-3	3	0	0	0	1	1	1					
13 Alex Rodriguez, R OBP: 0.354, SLG: 0.415									G6-3	3	0	0	0	1	1	1					
24 Robinson Cano, L OBP: 0.323, SLG: 0.389										3	0	1	0	0	1	2					
25 Mark Teixeira, S OBP: 0.290, SLG: 0.395										3	1	2	0	0	1	0					
27 Raul Ibanez, L OBP: 0.297, SLG: 0.448 22 Andruw Jones, R OBP: 0.306, SLG: 0.500										3	0	0	0	0	0	3					
12 Eric Chavez, L OBP: 0.333, SLG: 0.643										3	1	1	2	0	0	0					
55 Russell Martin, R OBP: 0.338, SLG: 0.296										3	0	0	0	0	2	0					
26 Eduardo Núñez, R OBP: 0.361, SLG: 0.344										3	0	0	0	0	0	0					
<b>Inning Stats</b>	R: 0 H: 0 E: 0 K: 1 S: 7	H: 0 LOB: 1 BB: 1 P: 16	R: 2 H: 2 E: 0 K: 0 S: 14	H: 2 LOB: 0 BB: 0 P: 23	R: 0 H: 0 E: 0 K: 0 S: 10	H: 0 LOB: 1 BB: 1 P: 19	R: 0 H: 0 E: 0 K: 1 S: 11	H: 0 LOB: 0 BB: 0 P: 14	R: 0 H: 1 E: 0 K: 2 S: 10	H: 1 LOB: 1 BB: 0 P: 17	R: 0 H: 2 E: 0 K: 1 S: 8	H: 2 LOB: 1 BB: 0 P: 12	R: 0 H: 0 E: 0 K: 1 S: 8	H: 0 LOB: 0 BB: 0 P: 11	R: 0 H: 0 E: 0 K: 0 S: 5	H: 0 LOB: 0 BB: 0 P: 12	R: 0 H: 0 E: 0 K: 0 S: 6	H: 0 LOB: 0 BB: 0 P: 12	1B: 4 SF: 0 2B: 0 3B: 0 HR: 1	SF: 0 SAC: 0 DP: 1 HBP: 0	WP: 0 PA: 30 PB: 0 SB: 0 CS: 0
<b>PITCHER</b>	IP	WLS	BF	H	R	ER	SO	BB	IBB	HBP	BLK	WP	HR	S	P	ERA	WHIP				
39 Jason Hammel, R ERA: 1.97	6.0	L	24	5	2	2	5	2	0	0	0	0	0	60	101	3.00	1.167				
27 Matt Lindstrom, R ERA:	1.0		3	0	0	0	1	0	0	0	0	0	0	8	11	0.00	0.000				
43 Jim Johnson, R ERA:	1.0		3	0	0	0	0	0	0	0	0	0	0	5	12	0.00	0.000				



Batter	1	2	3	4	5	6	7	8	9	AB R H RBI BB SO LOB	TOP											
9 Endy Chavez, L (1,7) OBP: 0.182, SLG: 0.146										5 0 0 0 0 2 5	<p><b>Baltimore Orioles @ New York Yankees</b>  Yankee Stadium, Bronx, NY  Tue May 01 2012, 7:10 PM - 10:10 PM EDT  Att: 37,790 - Partly Cloudy - 66 F</p>											
2 J.J. Hardy, R (1,6) OBP: 0.245, SLG: 0.348									5 1 1 2 0 2 1													
21 Nick Markakis, L (1,9) OBP: 0.327, SLG: 0.385									5 0 2 0 0 0 0													
10 Adam Jones, R (1,8) OBP: 0.360, SLG: 0.600									5 0 1 0 0 0 2													
32 Matt Wieters, S (1,2)									4 1 1 0 0 2 1													
19 Chris Davis, L (1,3) OBP: 0.378, SLG: 0.627									4 3 3 1 0 0 0													
24 Wilson Betemit, S (1,5) OBP: 0.267, SLG: 0.466									4 1 1 1 0 3 1													
36 Nick Johnson, L (1,10)									4 0 2 3 0 1 0													
11 Robert Andino, R (1,4) OBP: 0.358, SLG: 0.421									2 1 1 0 2 0 1													
<b>Inning Stats</b>	R: 0 H: 1 E: 0 K: 1 S: 16	H: 1 LOB: 1 BB: 0 P: 21	R: 1 H: 1 E: 0 K: 2 S: 11	H: 1 LOB: 0 BB: 0 P: 17	R: 2 H: 1 E: 0 K: 1 S: 11	H: 1 LOB: 0 BB: 1 P: 17	R: 0 H: 0 E: 0 K: 1 S: 8	H: 0 LOB: 0 BB: 0 P: 12	R: 0 H: 1 E: 0 K: 1 S: 8	H: 1 LOB: 1 BB: 0 P: 17		R: 3 H: 3 E: 0 K: 0 S: 23	H: 3 LOB: 2 BB: 1 P: 37	R: 0 H: 1 E: 0 K: 2 S: 12	H: 1 LOB: 1 BB: 0 P: 17	R: 1 H: 2 E: 0 K: 1 S: 13	H: 2 LOB: 1 BB: 0 P: 15	R: 0 H: 2 E: 0 K: 1 S: 11	H: 2 LOB: 2 BB: 0 P: 15	1B: 6 2B: 4 3B: 0 HR: 2	SF: 0 SAC: 0 DP: 0 HBP: 1	WP: 0 PA: 41 PB: 0 SB: 0 CS: 0
<b>PITCHER</b>	IP WLS BF H R ER SO BB IBB HBP BLK WP HR S P ERA WHIP											IP WLS BF H R ER SO BB IBB HBP BLK WP HR S P ERA WHIP										
65 Phil Hughes, R (1,1) ERA: 7.48	5.2 L 23 4 4 4 6 1 0 1 0 0 2 65 100 6.35 0.882																					
48 Boone Logan, L (6,1) ERA: 2.89	0.0 3 3 2 2 0 0 0 0 0 0 0 9 14 ∞ ∞																					
53 Cory Wade, R (6,1) ERA: 1.5	1.1 6 1 0 0 2 1 0 0 0 0 0 15 24 0.00 1.500																					
29 Rafael Soriano, R (8,1) ERA: 2.25	1.0 5 2 1 1 1 0 0 0 0 0 0 13 15 9.00 2.000																					
43 D.J. Mitchell, R (9,1) ERA:	1.0 4 2 0 0 1 0 0 0 0 0 0 11 15 0.00 2.000																					

Batter	1	2	3	4	5	6	7	8	9	AB R H RBI BB SO LOB	BOTTOM											
2 Derek Jeter, R (1,6) OBP: 0.440, SLG: 0.590										5 0 3 0 0 0 0	<p><b>Baltimore Orioles @ New York Yankees</b>  Yankee Stadium, Bronx, NY  Tue May 01 2012, 7:10 PM - 10:10 PM EDT  Att: 37,790 - Partly Cloudy - 66 F</p>											
14 Curtis Granderson, L (1,8) OBP: 0.394, SLG: 0.632										3 1 2 1 0 0 1												
13 Alex Rodriguez, R (1,5) OBP: 0.360, SLG: 0.419										4 0 2 0 0 0 5												
24 Robinson Canó, L (1,4) OBP: 0.311, SLG: 0.372										4 0 0 0 0 2 4												
25 Mark Teixeira, S (1,3) OBP: 0.278, SLG: 0.378										4 0 0 0 0 0 2												
22 Andrew Jones, R (1,9) OBP: 0.300, SLG: 0.455										3 0 0 0 1 2 1												
55 Russell Martin, R (1,10) OBP: 0.333, SLG: 0.281										3 0 0 0 1 1 1												
26 Eduardo Núñez, R (1,7) OBP: 0.325, SLG: 0.306										4 0 0 0 0 1 1												
19 Chris Stewart, R (1,2) OBP: 0.278, SLG: 0.294										2 0 0 0 0 0 0												
12 Eric Chavez, L (7,PH) OBP: 0.323, SLG: 0.621										1 0 0 0 0 0 1												
29 Rafael Soriano, R (8,1) ERA: 0.71										0 0 0 0 0 0 0												
43 D.J. Mitchell, R (9,1) ERA:										0 0 0 0 0 0 0												
27 Raul Ibanez, L (9,PH) OBP: 0.292, SLG: 0.441										1 0 0 0 0 0 0												
<b>Inning Stats</b>	R: 1 H: 2 E: 0 K: 1 S: 16	H: 2 LOB: 1 BB: 0 P: 23	R: 0 H: 0 E: 0 K: 2 S: 9	H: 0 LOB: 0 BB: 0 P: 12	R: 0 H: 2 E: 0 K: 0 S: 15	H: 2 LOB: 0 BB: 0 P: 22	R: 0 H: 0 E: 0 K: 1 S: 5	H: 0 LOB: 0 BB: 0 P: 8	R: 0 H: 1 E: 0 K: 0 S: 11	H: 1 LOB: 1 BB: 0 P: 17	R: 0 H: 1 E: 0 K: 0 S: 6	H: 1 LOB: 3 BB: 1 P: 8	R: 0 H: 1 E: 0 K: 0 S: 7	H: 1 LOB: 3 BB: 1 P: 17	R: 0 H: 0 E: 0 K: 1 S: 12	H: 0 LOB: 1 BB: 1 P: 20	R: 0 H: 0 E: 0 K: 1 S: 9	H: 0 LOB: 0 BB: 0 P: 14	1B: 5 2B: 1 3B: 0 HR: 1	SF: 0 SAC: 0 DP: 0 HBP: 1	WP: 0 PA: 37 PB: 0 SB: 0 CS: 0	
<b>PITCHER</b>	IP WLS BF H R ER SO BB IBB HBP BLK WP HR S P ERA WHIP											IP WLS BF H R ER SO BB IBB HBP BLK WP HR S P ERA WHIP										
17 Brian Matusz, L (1,1) ERA: 4.67	6.1 W 26 6 1 0 0 1 1 0 0 0 0 18 30 0.00 1.200																					
56 Darren O'Day, R (7,1) ERA: 0.71	1.2 8 1 0 0 1 1 0 1 0 0 0 18 30 0.00 1.200																					
3B Luis Ayala, R (9,1) ERA:	1.0 3 0 0 0 1 0 0 0 0 0 0 9 14 0.00 0.000																					

AB 38  
R 7  
H 12  
RBI 7  
BB 2  
SO 10  
LOB 11



AB 34  
R 1  
H 7  
RBI 1  
BB 2  
SO 6  
LOB 16





Batter	1	2	3	4	5	6	7	8	9	AB	R	H	RBI	BB	SO	LOB	TOP	
9 Endy Chavez, L OBP: 0.163, SLG: 0.130	G3	P5		P4		L5-3		FC6-4		5	0	0	0	0	0	6	<p><b>Baltimore Orioles @ New York Yankees</b>  <b>Yankee Stadium, Bronx, NY</b>  Wed May 02 2012, 7:09 PM - 10:06 PM EDT  Att: 39,360 - Cloudy - 53 F</p>	
2 J.J. Hardy, R OBP: 0.252, SLG: 0.361	1B		G5-3		2B		P4	G6-4-3		5	0	2	0	0	0	1		
21 Nick Markakis, L OBP: 0.330, SLG: 0.427	2B		G6-3		L9		HR		G3	5	1	2	1	0	0	1		
10 Adam Jones, R OBP: 0.362, SLG: 0.582	P4				G6-3			HR		3	1	0	0	1	1	3		
32 Matt Wieters, S OBP: 0.391, SLG: 0.618	BB				G6-3			HR		4	2	3	2	1	0	1		
19 Chris Davis, L OBP: 0.368, SLG: 0.595	K				G3					4	1	0	0	1	2	6		
36 Nick Johnson, L OBP: 0.205, SLG: 0.200		G4-3								5	0	2	1	0	0	3		
12 Mark Reynolds, R OBP: 0.260, SLG: 0.197	F8				K					3	0	0	0	1	1	2		
11 Robert Andino, R OBP: 0.388, SLG: 0.443										3	0	3	1	1	0	0		
<b>Inning Stats</b>	R: 0 H: 2 E: 0 K: 1 S: 12	H: 0 R: 0 ER: 0 LOB: 1 P: 14	R: 0 H: 0 E: 0 K: 1 S: 7	R: 1 H: 3 E: 0 K: 1 S: 9	R: 0 H: 1 E: 0 K: 0 S: 7	R: 1 H: 1 E: 0 K: 0 S: 11	R: 3 H: 3 E: 0 K: 1 S: 18	R: 0 H: 1 E: 0 K: 0 S: 8	R: 0 H: 1 E: 0 K: 0 S: 12	1B: 6 2B: 5 3B: 0 HR: 2	SF: 0 SAC: 0 DP: 2 HBP: 1	WP: 1 PB: 0 SB: 0 CS: 0	PA: 43					
<b>PITCHER</b>	IP: 6.1 WLS: L BF: 32 ERA: 5.88	H: 9 R: 5 ER: 5 LOB: 3 P: 24	H: 0 R: 0 ER: 0 LOB: 0 P: 14	H: 3 R: 2 ER: 0 LOB: 2 P: 17	H: 1 R: 0 ER: 0 LOB: 1 P: 12	H: 1 R: 0 ER: 0 LOB: 1 P: 22	H: 3 R: 0 ER: 0 LOB: 1 P: 26	H: 1 R: 0 ER: 0 LOB: 0 P: 10	H: 1 R: 0 ER: 0 LOB: 2 P: 21	1B: 6 2B: 5 3B: 0 HR: 2	SF: 0 SAC: 0 DP: 2 HBP: 1	WP: 1 PB: 0 SB: 0 CS: 0	PA: 43					
47 Iván Nova, R ERA: 5.88	6.1	9	5	5	3	4	0	1	0	0	0	0	0	0	0	0	7.11	2.053
39 Clay Rapada, L ERA: 3.69	0.1	2	1	0	0	1	0	0	0	0	0	0	0	0	0	0	0.00	3.000
53 Cory Wade, R ERA: 1.46	0.1	1	0	0	0	0	0	0	0	0	0	0	0	0	0	0	0.00	0.000
36 Freddy Garcia, R ERA: 10.91	2.0	8	2	0	0	1	0	0	0	0	0	20	31	0.00	1.500			

Batter	1	2	3	4	5	6	7	8	9	AB	R	H	RBI	BB	SO	LOB	BOTTOM
2 Derek Jeter, R OBP: 0.425, SLG: 0.567	K		L9			G6-3		K		4	0	0	0	0	2	0	<p><b>Baltimore Orioles @ New York Yankees</b>  <b>Yankee Stadium, Bronx, NY</b>  Wed May 02 2012, 7:09 PM - 10:06 PM EDT  Att: 39,360 - Cloudy - 53 F</p>
14 Curtis Granderson, L OBP: 0.389, SLG: 0.615	F8				G6-3				P5	4	0	1	0	0	0	0	
13 Alex Rodriguez, R OBP: 0.365, SLG: 0.422	1B									4	0	2	0	0	1	1	
24 Robinson Canó, L OBP: 0.308, SLG: 0.367	K				K					4	0	1	0	0	2	2	
25 Mark Teixeira, S OBP: 0.270, SLG: 0.366	G4-3				G1-3					3	0	0	0	0	1	2	
27 Raul Ibanez, L OBP: 0.294, SLG: 0.435	F8									3	0	1	0	0	0	1	
12 Eric Chavez, L OBP: 0.303, SLG: 0.581										1	0	0	0	0	1	0	
26 Eduardo Núñez, R OBP: 0.317, SLG: 0.297	K									2	0	0	0	0	1	2	
22 Andruw Jones, R OBP: 0.279, SLG: 0.417										3	0	0	0	0	2	1	
55 Russell Martin, R OBP: 0.320, SLG: 0.267	F8									3	0	0	0	0	0	1	
<b>Inning Stats</b>	R: 0 H: 1 E: 0 K: 2 S: 12	H: 0 R: 0 ER: 0 LOB: 0 P: 16	R: 0 H: 0 E: 0 K: 1 S: 7	R: 0 H: 1 E: 0 K: 1 S: 9	R: 0 H: 1 E: 0 K: 1 S: 10	R: 0 H: 1 E: 0 K: 0 S: 7	R: 0 H: 1 E: 0 K: 0 S: 12	R: 0 H: 1 E: 0 K: 2 S: 12	R: 0 H: 0 E: 0 K: 1 S: 9	1B: 5 2B: 0 3B: 0 HR: 0	SF: 0 SAC: 0 DP: 1 HBP: 0	WP: 0 PB: 0 SB: 0 CS: 0	PA: 31				
<b>PITCHER</b>	IP: 8.0 WLS: W BF: 28 ERA: 3.52	H: 5 R: 0 ER: 0 LOB: 0 P: 18	H: 0 R: 0 ER: 0 LOB: 0 P: 16	H: 1 R: 0 ER: 0 LOB: 1 P: 10	H: 1 R: 0 ER: 0 LOB: 1 P: 12	H: 1 R: 0 ER: 0 LOB: 0 P: 10	H: 1 R: 0 ER: 0 LOB: 0 P: 18	H: 0 R: 0 ER: 0 LOB: 0 P: 18	H: 0 R: 0 ER: 0 LOB: 0 P: 16	1B: 5 2B: 0 3B: 0 HR: 0	SF: 0 SAC: 0 DP: 1 HBP: 0	WP: 0 PB: 0 SB: 0 CS: 0	PA: 31				
34 Jake Arrieta, R ERA: 3.52	8.0	5	0	0	0	1	0	0	0	0	0	9	16	0.00	0.625		
43 Jim Johnson, R ERA:	1.0	3	0	0	0	1	0	0	0	0	0	9	16	0.00	0.000		











Batter	1	2	3	4	5	6	7	8	9	AB	R	H	RBI	BB	SO	LOB	TOP					
<b>2 Derek Jeter, R</b> OBP: 0.425, SLG: 0.585	G4-3			G6-3	G6-3		G5-3			4	0	0	0	0	0	4	<b>New York Yankees @ Kansas City Royals</b> Kauffman Stadium, Kansas City, MO Sat May 05 2012, 6:11 PM - 9:13 PM CDT Att: 29,121 - Clear - 87 F <a href="http://livebaseballscorecards.com">livebaseballscorecards.com</a>					
<b>14 Curtis Granderson, L</b> OBP: 0.365, SLG: 0.599	K			K						4	0	2	0	0	2	0						
<b>13 Alex Rodriguez, R</b> OBP: 0.368, SLG: 0.400	K									3	0	0	0	1	1	2						
<b>24 Robinson Cano, L</b> OBP: 0.303, SLG: 0.355		G4-3								4	0	1	0	0	0	2						
<b>25 Mark Teixeira, S</b> OBP: 0.265, SLG: 0.390		G1-3								4	0	0	0	0	2	2						
<b>27 Raul Ibanez, L</b> OBP: 0.288, SLG: 0.418		G4-3								4	0	1	0	0	0	0						
<b>55 Russell Martin, R</b> OBP: 0.349, SLG: 0.368										4	1	3	1	0	1	0						
<b>45 Dewayne Wise, L</b> OBP: 0.250, SLG: 0.500										3	0	0	0	0	1	2						
<b>22 Andrew Jones, R</b> OBP: 0.308, SLG: 0.422										1	0	0	0	0	1	1						
<b>26 Eduardo Núñez, R</b> OBP: 0.321, SLG: 0.348										3	0	1	0	1	1	1						
<b>Inning Stats</b>	R: 0 E: 0 K: 2 S: 9	H: 0 LOB: 0 BB: 0 P: 16	R: 0 E: 0 K: 0 S: 6	H: 0 LOB: 0 BB: 0 P: 12	R: 0 E: 0 K: 2 S: 12	H: 0 LOB: 0 BB: 0 P: 16	R: 0 E: 0 K: 1 S: 7	H: 2 LOB: 1 BB: 1 P: 13	R: 0 E: 0 K: 0 S: 16	H: 2 LOB: 3 BB: 1 P: 25	R: 0 E: 0 K: 0 S: 9	H: 2 LOB: 1 BB: 0 P: 14	R: 1 E: 0 K: 1 S: 13	H: 2 LOB: 1 BB: 0 P: 20	R: 0 E: 0 K: 1 S: 10	H: 1 LOB: 1 BB: 0 P: 14	R: 0 E: 0 K: 1 S: 10	H: 1 LOB: 1 BB: 0 P: 15	1B: 3 2B: 5 3B: 0 HR: 1	SF: 0 SAC: 0 DP: 1 HBP: 0	WP: 0 PB: 0 CS: 0	PA: 36
<b>PITCHER</b>	IP	WLS	BF	H	R	ER	SO	BB	IBB	HBP	BLK	WP	HR	S	P	ERA	WHIP					
<b>59 Felipe Paulino, R</b> ERA: 2.32	6.0	W	23	4	0	0	6	2	0	0	0	0	0	59	96	0.00	1.000					
<b>50 Jose Mijares, L</b> ERA: 3.38	0.2		4	2	1	1	1	0	0	0	0	0	1	10	17	13.50	3.000					
<b>40 Kelvin Herrera, R</b> ERA: 2.3	1.1		5	1	0	0	1	0	0	0	0	0	0	13	17	0.00	0.750					
<b>55 Tim Collins, L</b> ERA: 2.3	1.0		4	1	0	0	1	0	0	0	0	0	0	10	15	0.00	1.000					

Batter	1	2	3	4	5	6	7	8	9	AB	R	H	RBI	BB	SO	LOB	BOTTOM					
<b>1 Jarrod Dyson, L</b> OBP: 0.300, SLG: 0.361	E6			G6-3		SF7		G2-3		4	1	0	1	0	1	0	<b>New York Yankees @ Kansas City Royals</b> Kauffman Stadium, Kansas City, MO Sat May 05 2012, 6:11 PM - 9:13 PM CDT Att: 29,121 - Clear - 87 F <a href="http://livebaseballscorecards.com">livebaseballscorecards.com</a>					
<b>4 Alex Gordon, L</b> OBP: 0.353, SLG: 0.451										5	2	4	1	0	1	0						
<b>16 Billy Butler, R</b> OBP: 0.342, SLG: 0.519										4	0	2	3	1	0	1						
<b>35 Eric Hosmer, L</b> OBP: 0.270, SLG: 0.385										3	0	0	0	1	0	4						
<b>21 Jeff Francoeur, R</b> OBP: 0.296, SLG: 0.337										3	0	1	0	1	0	4						
<b>8 Mike Moustakas, L</b> OBP: 0.360, SLG: 0.533										3	0	0	0	1	0	4						
<b>33 Humberto Quintero, R</b> OBP: 0.269, SLG: 0.326										4	0	0	0	0	1	7						
<b>17 Chris Getz, L</b> OBP: 0.364, SLG: 0.471										2	1	0	0	2	0	0						
<b>2 Alcides Escobar, R</b> OBP: 0.303, SLG: 0.421										4	1	1	0	0	0	1						
<b>Inning Stats</b>	R: 2 E: 1 K: 1 S: 16	H: 2 LOB: 2 BB: 1 P: 26	R: 0 E: 0 K: 1 S: 9	H: 0 LOB: 0 BB: 0 P: 14	R: 0 E: 0 K: 0 S: 13	H: 1 LOB: 2 BB: 2 P: 28	R: 0 E: 0 K: 0 S: 5	H: 0 LOB: 0 BB: 0 P: 9	R: 1 E: 0 K: 0 S: 16	H: 3 LOB: 2 BB: 0 P: 23	R: 2 E: 0 K: 0 S: 12	H: 2 LOB: 2 BB: 2 P: 24	R: 0 E: 0 K: 0 S: 12	H: 0 LOB: 1 BB: 1 P: 17	R: 0 E: 0 K: 1 S: 8	H: 0 LOB: 0 BB: 0 P: 12		1B: 5 2B: 3 3B: 0 HR: 0	SF: 1 SAC: 0 DP: 0 HBP: 0	WP: 1 PB: 0 CS: 0	PA: 39	
<b>PITCHER</b>	IP	WLS	BF	H	R	ER	SO	BB	IBB	HBP	BLK	WP	HR	S	P	ERA	WHIP					
<b>18 Hiroki Kuroda, R</b> ERA: 3.75	1.1		1	0	0	0	0	0	0	0	0	0	0	2	4	0.00	0.000					
<b>39 Clay Rapada, L</b> ERA: 4.5	0.1		3	1	2	2	0	1	0	0	0	0	0	8	15	54.00	6.000					
<b>38 Cody Eppley, R</b> ERA: 4.76	1.0		5	1	0	0	0	0	1	0	0	0	0	7	14	0.00	1.000					
<b>48 Boone Logan, L</b> ERA: 2.38	2.0		7	0	0	0	1	1	0	0	0	0	0	20	29	0.00	0.500					



Batter	1	2	3	4	5	6	7	8	9	AB	R	H	RBI	BB	SO	LOB	TOP								
2 Derek Jeter, R OBP: 0.439, SLG: 0.595										3	2	2	0	2	0	0									
14 Curtis Granderson, L OBP: 0.386, SLG: 0.957										5	1	2	1	0	1	4									
13 Alex Rodriguez, R OBP: 0.377, SLG: 0.433										4	2	2	3	0	0	2									
24 Robinson Cano, L OBP: 0.306, SLG: 0.383											5	1	2	4	0	1	3								
25 Mark Teixeira, S OBP: 0.271, SLG: 0.380											3	1	0	0	2	0	1								
33 Nick Swisher, S OBP: 0.347, SLG: 0.628											5	1	1	1	0	1	2								
27 Raul Ibanez, L OBP: 0.308, SLG: 0.437											4	0	2	1	1	1	0								
17 Jayson Nix, R (9, 7)											0	0	0	0	0	0	0								
55 Russell Martin, R OBP: 0.330, SLG: 0.342											5	0	0	0	0	1	4								
45 Dewayne Wise, L OBP: 0.375, SLG: 0.429											3	2	1	0	1	0	0								
<b>Inning Stats</b>	R: 0 E: 0 K: 0 S: 11	H: 1 LOB: 1 BB: 0 P: 15	R: 1 E: 0 K: 0 S: 9	H: 1 LOB: 0 BB: 1 P: 19	R: 6 E: 0 K: 1 S: 18	H: 5 LOB: 0 BB: 0 P: 28	R: 0 E: 0 K: 0 S: 7	H: 1 LOB: 1 BB: 2 P: 13	R: 0 E: 0 K: 1 S: 10	H: 0 LOB: 2 BB: 1 P: 18	R: 0 E: 0 K: 1 S: 10	H: 1 LOB: 2 BB: 1 P: 16	R: 0 E: 0 K: 0 S: 5	H: 1 LOB: 1 BB: 0 P: 8	R: 3 E: 0 K: 1 S: 13	H: 2 LOB: 0 BB: 2 P: 26	R: 0 E: 0 K: 1 S: 6	H: 0 LOB: 0 BB: 0 P: 9	1B: 7 2B: 2 3B: 0 HR: 3	SF: 0 SAC: 0 DP: 2 HBP: 1	WP: 0 PB: 0 SB: 1 CS: 0	PA: 44			
<b>PITCHER</b>	IP: 2.1 WLS: L BF: 15 ERA: 9.0	IP: 4.2 WLS: 22 BF: 3 ERA: 5.95	IP: 2.0 WLS: 7 BF: 2 ERA: 3.38	IP: 2.1 WLS: 7 BF: 7 ERA: 9.0	IP: 3.1 WLS: 3 BF: 5 ERA: 3.86	IP: 1.2 WLS: 40 BF: 77 ERA: 4.50	IP: 1.0 WLS: 16 BF: 24 ERA: 1.000	IP: 2.1 WLS: 7 BF: 7 ERA: 9.0	IP: 3.2 WLS: 3 BF: 5 ERA: 3.86	IP: 2.0 WLS: 7 BF: 2 ERA: 3.38	IP: 4.2 WLS: 22 BF: 3 ERA: 5.95	IP: 2.0 WLS: 7 BF: 2 ERA: 3.38	IP: 2.1 WLS: 7 BF: 7 ERA: 9.0	IP: 3.1 WLS: 3 BF: 5 ERA: 3.86	IP: 1.2 WLS: 40 BF: 77 ERA: 4.50	IP: 1.0 WLS: 16 BF: 24 ERA: 1.000	IP: 2.1 WLS: 7 BF: 7 ERA: 9.0	IP: 3.2 WLS: 3 BF: 5 ERA: 3.86	IP: 2.0 WLS: 7 BF: 2 ERA: 3.38	IP: 4.2 WLS: 22 BF: 3 ERA: 5.95	IP: 2.0 WLS: 7 BF: 2 ERA: 3.38	IP: 2.1 WLS: 7 BF: 7 ERA: 9.0	IP: 3.1 WLS: 3 BF: 5 ERA: 3.86	IP: 1.2 WLS: 40 BF: 77 ERA: 4.50	IP: 1.0 WLS: 16 BF: 24 ERA: 1.000

New York Yankees @ Kansas City Royals  
Kauffman Stadium, Kansas City, MO  
Sun May 06 2012, 1:12 PM - 4:18 PM CDT  
Att. 20,434 - Rain - 72 F

AB 37  
R 10  
H 12  
RBI 10  
BB 6  
SO 5  
LOB 16



Batter	1	2	3	4	5	6	7	8	9	AB	R	H	RBI	BB	SO	LOB	BOTTOM										
1 Jarrod Dyson, L OBP: 0.311, SLG: 0.366											5	0	2	1	0	2	1										
4 Alex Gordon, L OBP: 0.355, SLG: 0.443											4	1	1	1	1	1	2										
16 Billy Butler, R OBP: 0.339, SLG: 0.519											4	0	1	1	0	1	1										
35 Eric Hosmer, L OBP: 0.261, SLG: 0.370											4	0	0	0	0	0	1										
8 Mike Moustakas, L OBP: 0.365, SLG: 0.537											3	0	1	0	1	0	1										
12 Mitch Maier, L OBP: 0.318, SLG: 0.350											4	0	0	0	0	2	2										
17 Chris Getz, L OBP: 0.339, SLG: 0.436											4	0	0	0	0	0	1										
19 Irving Falu, S OBP: 0.500, SLG: 1.000											4	1	2	0	0	1	0										
33 Humberto Quintero, R OBP: 0.291, SLG: 0.388											3	1	1	1	0	1	2										
27 Brayan Peña, S OBP: 0.256, SLG: 0.362											1	1	1	0	0	0	0										
<b>Inning Stats</b>	R: 1 E: 0 K: 1 S: 11	H: 1 LOB: 1 BB: 1 P: 20	R: 0 E: 0 K: 1 S: 8	H: 1 LOB: 0 BB: 0 P: 13	R: 0 E: 0 K: 2 S: 13	H: 0 LOB: 0 BB: 0 P: 21	R: 0 E: 0 K: 1 S: 11	H: 1 LOB: 1 BB: 0 P: 20	R: 1 E: 0 K: 0 S: 11	H: 2 LOB: 1 BB: 0 P: 15	R: 0 E: 0 K: 1 S: 11	H: 0 LOB: 0 BB: 0 P: 14	R: 1 E: 0 K: 0 S: 15	H: 2 LOB: 1 BB: 0 P: 21	R: 0 E: 0 K: 0 S: 8	H: 0 LOB: 1 BB: 1 P: 15	R: 1 E: 0 K: 1 S: 15	H: 2 LOB: 1 BB: 0 P: 23	1B: 5 2B: 2 3B: 1 HR: 1	SF: 0 SAC: 0 DP: 0 HBP: 0	WP: 1 PB: 1 SB: 1 CS: 0	PA: 38					
<b>PITCHER</b>	IP: 6.2 WLS: W BF: 27 ERA: 6.67	IP: 0.1 WLS: 2 BF: 1 ERA: 2.31	IP: 1.0 WLS: 4 BF: 0 ERA: 1.8	IP: 1.0 WLS: 5 BF: 2 ERA: 1.35	IP: 6.2 WLS: 27 BF: 3 ERA: 4.05	IP: 0.1 WLS: 2 BF: 1 ERA: 9.00	IP: 1.0 WLS: 4 BF: 0 ERA: 1.8	IP: 1.0 WLS: 5 BF: 2 ERA: 1.35	IP: 6.2 WLS: 27 BF: 3 ERA: 4.05	IP: 0.1 WLS: 2 BF: 1 ERA: 9.00	IP: 1.0 WLS: 4 BF: 0 ERA: 1.8	IP: 1.0 WLS: 5 BF: 2 ERA: 1.35	IP: 6.2 WLS: 27 BF: 3 ERA: 4.05	IP: 0.1 WLS: 2 BF: 1 ERA: 9.00	IP: 1.0 WLS: 4 BF: 0 ERA: 1.8	IP: 1.0 WLS: 5 BF: 2 ERA: 1.35	IP: 6.2 WLS: 27 BF: 3 ERA: 4.05	IP: 0.1 WLS: 2 BF: 1 ERA: 9.00	IP: 1.0 WLS: 4 BF: 0 ERA: 1.8	IP: 1.0 WLS: 5 BF: 2 ERA: 1.35	IP: 6.2 WLS: 27 BF: 3 ERA: 4.05	IP: 0.1 WLS: 2 BF: 1 ERA: 9.00	IP: 1.0 WLS: 4 BF: 0 ERA: 1.8	IP: 1.0 WLS: 5 BF: 2 ERA: 1.35	IP: 6.2 WLS: 27 BF: 3 ERA: 4.05	IP: 0.1 WLS: 2 BF: 1 ERA: 9.00	IP: 1.0 WLS: 4 BF: 0 ERA: 1.8

New York Yankees @ Kansas City Royals  
Kauffman Stadium, Kansas City, MO  
Sun May 06 2012, 1:12 PM - 4:18 PM CDT  
Att. 20,434 - Rain - 72 F

AB 36  
R 4  
H 9  
RBI 4  
BB 2  
SO 8  
LOB 11





Batter	1	2	3	4	5	6	7	8	9	AB	R	H	RBI	BB	SO	LOB	TOP										
18 Ben Zobrist, S OBP: 0.361, SLG: 0.433										3	1	2	0	2	0	0	<p><b>Tampa Bay Rays @ New York Yankees</b>  <b>Yankee Stadium, Bronx, NY</b>            Tue May 08 2012, 7:09 PM - 10:16 PM EDT            Att: 37,086 - Cloudy - 61 F</p>										
23 Carlos Pena, L OBP: 0.383, SLG: 0.426										5	0	0	0	0	4	6											
2 B.J. Upton, R OBP: 0.350, SLG: 0.500										4	0	0	0	0	2	2											
20 Matt Joyce, L OBP: 0.377, SLG: 0.576										3	0	0	0	1	1	0											
30 Luke Scott, L OBP: 0.299, SLG: 0.551										4	1	1	1	0	3	1											
7 Jeff Keppinger, R OBP: 0.338, SLG: 0.453										3	0	1	0	1	0	0											
10 Will Rhymes, L OBP: 0.381, SLG: 0.400										3	0	2	0	1	0	0											
1 Sean Rodriguez, R OBP: 0.281, SLG: 0.306										4	0	1	0	0	1	4											
28 José Molina, R OBP: 0.262, SLG: 0.386										3	1	1	1	0	1	2											
19 Brandon Allen, L OBP: 0.143, SLG: 0.211										1	0	0	0	0	1	2											
<b>Inning Stats</b>	R: 0 H: 1 E: 0 K: 2 S: 9	H: 1 LOB: 1 BB: 0 P: 16	R: 0 H: 0 E: 0 K: 2 S: 7	H: 0 LOB: 0 BB: 0 P: 9	R: 0 H: 0 E: 0 K: 0 S: 7	H: 0 LOB: 0 BB: 0 P: 9	R: 0 H: 0 E: 0 K: 1 S: 6	H: 0 LOB: 0 BB: 0 P: 7	R: 0 H: 2 E: 0 K: 2 S: 12	H: 2 LOB: 2 BB: 0 P: 18	R: 1 H: 1 E: 0 K: 0 S: 7	H: 1 LOB: 0 BB: 1 P: 14	R: 1 H: 2 E: 0 K: 1 S: 11	H: 2 LOB: 2 BB: 1 P: 20	R: 1 H: 1 E: 0 K: 3 S: 16	H: 1 LOB: 1 BB: 1 P: 26	R: 0 H: 1 E: 0 K: 2 S: 14	H: 1 LOB: 3 BB: 2 P: 25	1B: 4 2B: 2 3B: 1 HR: 2	SF: 0 SAC: 0 DP: 2 HBP: 0	WP: 1 PB: 0 SB: 0 CS: 1	PA: 38					
<b>PITCHER</b>	IP	WLS	BF	H	R	ER	SO	BB	IBB	HBP	BLK	WP	HR	S	P	ERA	WHIP										
47 Iván Nova, R ERA: 5.02	7.0	W	27	6	2	2	8	2	0	0	0	0	2	59	93	2.57	1.143										
29 Rafael Soriano, R ERA: 2.45	1.0	H	5	1	1	1	3	1	0	0	0	1	0	16	26	9.00	2.000										
30 David Robertson, R ERA:	1.0	S	6	1	0	0	2	2	0	0	0	0	0	14	25	0.00	3.000										

Batter	1	2	3	4	5	6	7	8	9	AB	R	H	RBI	BB	SO	LOB	BOTTOM										
2 Derek Jeter, R OBP: 0.434, SLG: 0.584										4	0	1	0	0	0	1	<p><b>Tampa Bay Rays @ New York Yankees</b>  <b>Yankee Stadium, Bronx, NY</b>            Tue May 08 2012, 7:09 PM - 10:16 PM EDT            Att: 37,086 - Cloudy - 61 F</p>										
14 Curtis Granderson, L OBP: 0.362, SLG: 0.602										4	1	1	1	0	0	2											
13 Alex Rodriguez, R OBP: 0.381, SLG: 0.430										3	1	1	0	1	2	1											
24 Robinson Canó, L OBP: 0.313, SLG: 0.390										3	0	1	0	1	1	1											
25 Mark Teixeira, S OBP: 0.279, SLG: 0.387										3	0	1	1	1	0	3											
33 Nick Swisher, S OBP: 0.333, SLG: 0.600										4	1	0	0	0	1	3											
27 Raul Ibanez, L OBP: 0.317, SLG: 0.520										4	2	2	3	0	0	1											
55 Russell Martin, R OBP: 0.319, SLG: 0.329										3	0	0	0	0	0	0											
26 Eduardo Núñez, R OBP: 0.321, SLG: 0.347										3	0	1	0	0	1	0											
45 Dewayne Wise, L OBP: 0.375, SLG: 0.429										0	0	0	0	0	0	0											
<b>Inning Stats</b>	R: 0 H: 0 E: 0 K: 0 S: 12	H: 0 LOB: 2 BB: 2 P: 24	R: 0 H: 0 E: 0 K: 1 S: 9	H: 0 LOB: 0 BB: 0 P: 14	R: 0 H: 1 E: 0 K: 1 S: 14	H: 1 LOB: 0 BB: 0 P: 18	R: 2 H: 2 E: 0 K: 0 S: 11	H: 2 LOB: 0 BB: 0 P: 18	R: 1 H: 1 E: 0 K: 2 S: 18	H: 1 LOB: 0 BB: 0 P: 26	R: 0 H: 0 E: 0 K: 0 S: 5	H: 0 LOB: 1 BB: 1 P: 9	R: 1 H: 2 E: 0 K: 0 S: 11	H: 2 LOB: 1 BB: 0 P: 20	R: 1 H: 1 E: 0 K: 1 S: 16	H: 2 LOB: 1 BB: 0 P: 24	1B: 3 2B: 2 3B: 0 HR: 3	SF: 0 SAC: 0 DP: 1 HBP: 0	WP: 2 PB: 0 SB: 0 CS: 0	PA: 34							
<b>PITCHER</b>	IP	WLS	BF	H	R	ER	SO	BB	IBB	HBP	BLK	WP	HR	S	P	ERA	WHIP										
33 James Shields, R ERA: 3.23	6.0	L	24	4	3	3	4	3	0	0	0	0	1	10	19	13.50	3.000										
31 Burke Badenhop, R ERA: 5.52	0.2		4	2	1	1	0	0	0	0	0	0	0	9	12	13.50	1.500										
57 Jake McGee, L ERA: 2.89	0.2		3	1	1	1	1	0	0	0	0	0	0	8	13	0.00	1.500										
62 Joel Peralta, R ERA: 5.4	0.2		3	1	0	0	0	0	0	0	0	1	0	8	13	0.00	1.500										

AB	33
R	3
H	8
RBI	2
BB	5
SO	13
LOB	17



AB	31
R	5
H	8
RBI	5
BB	3
SO	5
LOB	12









Batter	1	2	3	4	5	6	7	8	9	AB	R	H	RBI	BB	SO	LOB	TOP					
18 Ben Zobrist, S OBP: 0.356, SLG: 0.434	G6-3	K		F7			FC4-6		F8	5	0	0	0	0	1	4	<b>Tampa Bay Rays @ New York Yankees</b> Yankee Stadium, Bronx, NY Thu May 10 2012, 7:09 PM - 9:56 PM EDT Att: 37,720 - Partly Cloudy - 61 F					
1 Sean Rodriguez, R OBP: 0.298, SLG: 0.315	HBP	1B		G6-3			1B			3	1	2	1	0	0	0						
2 B.J. Upton, R OBP: 0.333, SLG: 0.458	K	K		G6-3			K			4	0	0	0	0	3	5						
7 Jeff Keppinger, R OBP: 0.333, SLG: 0.441	1B			G1-3			G5-3			4	0	1	0	0	1	0						
11 Brandon Guyer, R (1, 7)	FC5			G6-3			G5-3			4	0	0	0	0	1	2						
23 Carlos Pena, L OBP: 0.380, SLG: 0.409	1B			F9			K			4	0	1	1	0	2	0						
9 Elliot Johnson, S OBP: 0.306, SLG: 0.326		1B		G6-3			K			3	2	2	0	1	1	0						
16 Chris Gimenez, R OBP: 0.262, SLG: 0.268	FC5			G6-3			1B			3	0	2	0	0	0	1						
20 Matt Joyce, L OBP: 0.375, SLG: 0.592	1B			G6-3			1B			1	0	0	0	0	0	1						
10 Will Rhymes, L OBP: 0.267, SLG: 0.276	B5			G6-3			K			4	0	0	1	0	1	5						
<b>Inning Stats</b>	R: 1 E: 1 K: 1 S: 13	H: 2 LOB: 2 BB: 0 P: 19	R: 1 E: 1 K: 2 S: 14	H: 2 LOB: 2 BB: 0 P: 19	R: 0 E: 0 K: 0 S: 7	H: 0 LOB: 0 BB: 0 P: 10	R: 0 E: 0 K: 0 S: 11	H: 1 LOB: 1 BB: 1 P: 20	R: 0 E: 0 K: 3 S: 11	H: 0 LOB: 0 BB: 0 P: 15	R: 0 E: 0 K: 2 S: 12	H: 2 LOB: 2 BB: 0 P: 15	R: 0 E: 0 K: 1 S: 6	H: 0 LOB: 0 BB: 0 P: 10	R: 1 E: 0 K: 0 S: 10	H: 1 LOB: 0 BB: 0 P: 12	1B: 8 2B: 0 3B: 0 HR: 0	SF: 0 SAC: 0 DP: 1 HBP: 1	WP: 0 PB: 0 SB: 1 CS: 0	PA: 37		
<b>PITCHER</b>	IP WLS BF H R ER SO BB IBB HBP BLK WP HR S P ERA WHIP	IP WLS BF H R ER SO BB IBB HBP BLK WP HR S P ERA WHIP	IP WLS BF H R ER SO BB IBB HBP BLK WP HR S P ERA WHIP	IP WLS BF H R ER SO BB IBB HBP BLK WP HR S P ERA WHIP	IP WLS BF H R ER SO BB IBB HBP BLK WP HR S P ERA WHIP	IP WLS BF H R ER SO BB IBB HBP BLK WP HR S P ERA WHIP	IP WLS BF H R ER SO BB IBB HBP BLK WP HR S P ERA WHIP	IP WLS BF H R ER SO BB IBB HBP BLK WP HR S P ERA WHIP	IP WLS BF H R ER SO BB IBB HBP BLK WP HR S P ERA WHIP	IP WLS BF H R ER SO BB IBB HBP BLK WP HR S P ERA WHIP	IP WLS BF H R ER SO BB IBB HBP BLK WP HR S P ERA WHIP	IP WLS BF H R ER SO BB IBB HBP BLK WP HR S P ERA WHIP	IP WLS BF H R ER SO BB IBB HBP BLK WP HR S P ERA WHIP	IP WLS BF H R ER SO BB IBB HBP BLK WP HR S P ERA WHIP	IP WLS BF H R ER SO BB IBB HBP BLK WP HR S P ERA WHIP	IP WLS BF H R ER SO BB IBB HBP BLK WP HR S P ERA WHIP	IP WLS BF H R ER SO BB IBB HBP BLK WP HR S P ERA WHIP	IP WLS BF H R ER SO BB IBB HBP BLK WP HR S P ERA WHIP	IP WLS BF H R ER SO BB IBB HBP BLK WP HR S P ERA WHIP	IP WLS BF H R ER SO BB IBB HBP BLK WP HR S P ERA WHIP	IP WLS BF H R ER SO BB IBB HBP BLK WP HR S P ERA WHIP	IP WLS BF H R ER SO BB IBB HBP BLK WP HR S P ERA WHIP
52 CC Sabathia, L ERA: 3.51	8.0	W	33	7	2	0	10	1	0	0	0	0	0	0	0	0	0.00	1.000				
29 Rafael Soriano, R ERA: 2.77	1.0	S	4	1	1	1	0	0	0	0	0	0	0	0	0	0	9.00	1.000				

AB	35
R	3
H	8
RBI	3
BB	1
SO	10
LOB	18



Batter	1	2	3	4	5	6	7	8	9	AB	R	H	RBI	BB	SO	LOB	BOTTOM					
2 Derek Jeter, R OBP: 0.421, SLG: 0.556	G5-3	BB		G4-3			G5-3		K	4	0	0	0	1	1	2	<b>Tampa Bay Rays @ New York Yankees</b> Yankee Stadium, Bronx, NY Thu May 10 2012, 7:09 PM - 9:56 PM EDT Att: 37,720 - Partly Cloudy - 61 F					
33 Nick Swisher, S OBP: 0.362, SLG: 0.582	K	L1-3		L1-3			G6-3			4	1	1	0	0	1	2						
24 Robinson Cano, L OBP: 0.331, SLG: 0.437	1B			1B			F7			4	1	3	2	0	0	0						
13 Alex Rodriguez, R OBP: 0.388, SLG: 0.443	1B			L5			1B			4	1	2	0	0	1	1						
25 Mark Teixeira, S OBP: 0.269, SLG: 0.364	F8			FC6-4			BB			3	0	0	0	1	0	3						
14 Curtis Granderson, L OBP: 0.397, SLG: 0.595	HR			F8			G4-6-3			4	1	1	1	0	1	3						
22 Andrew Jones, R OBP: 0.304, SLG: 0.429	G5-3			G5-3			2B			4	0	1	1	0	1	0						
45 Dewayne Wise, L OBP: 0.250, SLG: 0.273				G5-3			2B			0	0	0	0	0	0	0						
26 Eduardo Núñez, R OBP: 0.356, SLG: 0.373				1B			1B			2	1	2	0	1	0	0						
17 Jayson Nix, R (6, 5)				1B			1B			1	0	0	0	0	0	0						
19 Chris Stewart, R OBP: 0.269, SLG: 0.280	E1			K			G5-3			4	0	1	1	0	1	3						
<b>Inning Stats</b>	R: 0 E: 0 K: 1 S: 10	H: 2 LOB: 2 BB: 0 P: 12	R: 2 E: 1 K: 0 S: 13	H: 2 LOB: 1 BB: 2 P: 23	R: 0 E: 0 K: 0 S: 10	H: 1 LOB: 1 BB: 0 P: 16	R: 0 E: 0 K: 1 S: 7	H: 1 LOB: 1 BB: 0 P: 10	R: 3 E: 0 K: 0 S: 14	H: 5 LOB: 2 BB: 1 P: 24	R: 0 E: 0 K: 0 S: 9	H: 0 LOB: 0 BB: 0 P: 15	R: 0 E: 0 K: 2 S: 7	H: 0 LOB: 0 BB: 0 P: 10	R: 0 E: 1 K: 2 S: 13	H: 0 LOB: 1 BB: 0 P: 18	1B: 7 2B: 3 3B: 0 HR: 2	SF: 0 SAC: 0 DP: 2 HBP: 0	WP: 0 PB: 0 SB: 2 CS: 0	PA: 37		
<b>PITCHER</b>	IP WLS BF H R ER SO BB IBB HBP BLK WP HR S P ERA WHIP	IP WLS BF H R ER SO BB IBB HBP BLK WP HR S P ERA WHIP	IP WLS BF H R ER SO BB IBB HBP BLK WP HR S P ERA WHIP	IP WLS BF H R ER SO BB IBB HBP BLK WP HR S P ERA WHIP	IP WLS BF H R ER SO BB IBB HBP BLK WP HR S P ERA WHIP	IP WLS BF H R ER SO BB IBB HBP BLK WP HR S P ERA WHIP	IP WLS BF H R ER SO BB IBB HBP BLK WP HR S P ERA WHIP	IP WLS BF H R ER SO BB IBB HBP BLK WP HR S P ERA WHIP	IP WLS BF H R ER SO BB IBB HBP BLK WP HR S P ERA WHIP	IP WLS BF H R ER SO BB IBB HBP BLK WP HR S P ERA WHIP	IP WLS BF H R ER SO BB IBB HBP BLK WP HR S P ERA WHIP	IP WLS BF H R ER SO BB IBB HBP BLK WP HR S P ERA WHIP	IP WLS BF H R ER SO BB IBB HBP BLK WP HR S P ERA WHIP	IP WLS BF H R ER SO BB IBB HBP BLK WP HR S P ERA WHIP	IP WLS BF H R ER SO BB IBB HBP BLK WP HR S P ERA WHIP	IP WLS BF H R ER SO BB IBB HBP BLK WP HR S P ERA WHIP	IP WLS BF H R ER SO BB IBB HBP BLK WP HR S P ERA WHIP	IP WLS BF H R ER SO BB IBB HBP BLK WP HR S P ERA WHIP	IP WLS BF H R ER SO BB IBB HBP BLK WP HR S P ERA WHIP	IP WLS BF H R ER SO BB IBB HBP BLK WP HR S P ERA WHIP	IP WLS BF H R ER SO BB IBB HBP BLK WP HR S P ERA WHIP	IP WLS BF H R ER SO BB IBB HBP BLK WP HR S P ERA WHIP
14 David Price, L ERA: 2.98	7.0	L	33	11	5	5	4	3	0	0	0	0	0	0	0	0	6.43	2.000				
31 Burke Badenhop, R ERA: 5.17	1.0		4	0	0	0	2	0	0	0	0	0	0	0	0	0	0.00	0.000				

AB	34
R	5
H	11
RBI	5
BB	3
SO	6
LOB	14





Batter	1	2	3	4	5	6	7	8	9	AB	R	H	RBI	BB	SO	LOB	TOP										
13 Dustin Ackley, L (1,4) OBP: 0.310, SLG: 0.357										3	1	1	1	1	0	1	<b>Seattle Mariners @ New York Yankees</b> Yankee Stadium, Bronx, NY Fri May 11 2012, 7:09 PM - 10:00 PM EDT Att: 37,226 - Clear - 68 F										
26 Brendan Ryan, R (1,6) OBP: 0.267, SLG: 0.230										4	0	0	0	0	1	3											
51 Ichiro Suzuki, L (1,9) OBP: 0.336, SLG: 0.393										4	0	0	0	0	0	3											
63 Jesus Montero, R (1,2) OBP: 0.281, SLG: 0.440										4	1	1	1	0	0	0											
15 Kyle Seager, L (1,5) OBP: 0.315, SLG: 0.500										4	0	1	0	0	1	0											
27 John Jaso, L (1,10) OBP: 0.333, SLG: 0.488										3	0	0	0	1	2	0											
17 Justin Smoak, S (1,3) OBP: 0.246, SLG: 0.281										4	0	3	0	0	0	2											
20 Mike Carp, L (1,7) OBP: 0.179, SLG: 0.269										3	0	0	0	0	0	4											
33 Casper Wells, R (9,PH) OBP: 0.291, SLG: 0.345										1	0	0	0	0	0	1											
55 Michael Saunders, L (1,8) OBP: 0.316, SLG: 0.436										3	0	1	0	1	0	3											
<b>Inning Stats</b>	R: 1 H: 1 E: 0 K: 0 S: 10	H: 1 LOB: 0 BB: 0 P: 15	R: 0 H: 1 E: 0 K: 0 S: 6	H: 1 LOB: 2 BB: 1 P: 14	R: 0 H: 0 E: 0 K: 0 S: 8	H: 0 LOB: 0 BB: 0 P: 14	R: 0 H: 0 E: 0 K: 0 S: 9	H: 0 LOB: 0 BB: 0 P: 15	R: 0 H: 2 E: 0 K: 1 S: 11	H: 2 LOB: 3 BB: 1 P: 18	R: 1 H: 2 E: 0 K: 1 S: 11	H: 2 LOB: 1 BB: 0 P: 17	R: 0 H: 0 E: 0 K: 0 S: 4	H: 0 LOB: 0 BB: 1 P: 12	R: 0 H: 0 E: 0 K: 1 S: 9	H: 1 LOB: 1 BB: 0 P: 15	1B: 5 2B: 0 3B: 0 HR: 2	SF: 0 SAC: 0 DP: 0 HBP: 0	WP: 0 PB: 0 SB: 1 CS: 1	PA: 36							
<b>PITCHER</b>	IP	WLS	BF	H	R	ER	SO	BB	IBB	HBP	BLK	WP	HR	S	P	ERA	WHIP										
18 Hiroki Kuroda, R (1,1) ERA: 3.56	7.0	W	29	6	2	2	2	3	0	0	0	0	0	2	105	2.57	1.286										
39 Clay Rapada, L (8,1) ERA: 4.15	0.1	H	1	0	0	0	0	0	0	0	0	0	0	3	3	0.00	0.000										
53 Cory Wade, R (8,1) ERA: 1.2	0.1	H	1	0	0	0	0	0	0	0	0	0	0	3	4	0.00	0.000										
48 Boone Logan, L (8,1) ERA: 2.03	0.2	H	3	1	0	0	2	0	0	0	0	0	0	9	12	0.00	1.500										
30 David Robertson, R (9,1) ERA: 2.51	0.2		2	0	0	0	0	0	0	0	0	0	0	3	6	0.00	0.000										
2 Derek Jeter, R (1,6) OBP: 0.420, SLG: 0.547										4	0	1	0	1	0	0	<b>Seattle Mariners @ New York Yankees</b> Yankee Stadium, Bronx, NY Fri May 11 2012, 7:09 PM - 10:00 PM EDT Att: 37,226 - Clear - 68 F										
14 Curtis Granderson, L (1,8) OBP: 0.364, SLG: 0.564										4	1	1	0	0	1	2											
13 Alex Rodriguez, R (1,5) OBP: 0.399, SLG: 0.449										3	1	2	0	1	1	1											
24 Robinson Cano, L (1,4) OBP: 0.350, SLG: 0.462										4	0	4	1	0	0	0											
25 Mark Teixeira, S (1,3) OBP: 0.276, SLG: 0.369										4	1	2	0	0	0	4											
33 Nick Swisher, S (1,9) OBP: 0.333, SLG: 0.569										4	1	1	0	0	1	5											
27 Raul Ibanez, L (1,7) OBP: 0.322, SLG: 0.537										4	1	1	3	0	1	4											
45 Dewayne Wise, L (9,7) OBP: 0.250, SLG: 0.273										0	0	0	0	0	0	0											
12 Eric Chavez, L (1,10) OBP: 0.306, SLG: 0.559										3	0	1	0	0	2	1											
22 Andrew Jones, R (9,PH) OBP: 0.316, SLG: 0.550										1	1	1	2	0	0	0											
55 Russell Martin, R (1,2) OBP: 0.303, SLG: 0.310										4	0	0	0	0	2	1											
<b>Inning Stats</b>	R: 1 H: 2 E: 0 K: 1 S: 9	H: 2 LOB: 1 BB: 0 P: 13	R: 0 H: 1 E: 0 K: 1 S: 7	H: 1 LOB: 1 BB: 0 P: 12	R: 0 H: 0 E: 0 K: 0 S: 7	H: 0 LOB: 0 BB: 0 P: 11	R: 0 H: 3 E: 0 K: 1 S: 11	H: 3 LOB: 2 BB: 0 P: 17	R: 0 H: 0 E: 0 K: 2 S: 14	H: 0 LOB: 1 BB: 1 P: 20	R: 3 H: 3 E: 0 K: 2 S: 14	H: 3 LOB: 1 BB: 1 P: 23	R: 0 H: 3 E: 0 K: 0 S: 11	H: 3 LOB: 2 BB: 0 P: 16	R: 2 H: 2 E: 0 K: 1 S: 12	H: 2 LOB: 0 BB: 0 P: 20	1B: 11 2B: 1 3B: 0 HR: 2	SF: 0 SAC: 0 DP: 1 HBP: 0	WP: 0 PB: 0 SB: 1 CS: 0	PA: 37							
<b>PITCHER</b>	IP	WLS	BF	H	R	ER	SO	BB	IBB	HBP	BLK	WP	HR	S	P	ERA	WHIP										
34 Félix Hernández, R (1,1) ERA: 2.29	6.2	L	30	11	4	4	7	2	0	0	0	0	1	65	101	5.40	1.950										
41 Charlie Furbush, L (7,1) ERA: 5.06	0.2		4	2	1	1	0	0	0	0	0	0	0	12	18	13.50	3.000										
35 Steve Delabar, R (8,1) ERA: 4.32	0.2		3	1	1	1	1	0	0	0	0	0	1	8	13	13.50	1.500										



Batter	1	2	3	4	5	6	7	8	9	AB	R	H	RBI	BB	SO	LOB	TOP										
13 Dustin Ackley, L (1,4) OBP: 0.315, SLG: 0.361										4	0	2	0	0	0	1	Seattle Mariners @ New York Yankees Yankee Stadium, Bronx, NY Sat May 12 2012, 4:09 PM - 6:44 PM EDT Att: 43,954 - Partly Cloudy - 77 F										
27 John Jaso, L (1,2) OBP: 0.327, SLG: 0.468										4	0	1	0	0	0	1											
51 Ichiro Suzuki, L (1,9) OBP: 0.333, SLG: 0.388										4	0	1	0	0	1	2											
63 Jesus Montero, R (1,10) OBP: 0.280, SLG: 0.429										3	0	0	0	1	2	0											
15 Kyle Seager, L (1,5) OBP: 0.313, SLG: 0.491										4	1	1	0	0	0	2											
20 Mike Carp, L (1,7) OBP: 0.219, SLG: 0.433										4	1	2	2	0	1	2											
17 Justin Smoak, S (1,3) OBP: 0.246, SLG: 0.280										4	0	1	0	0	2	1											
55 Michael Saunders, L (1,8) OBP: 0.305, SLG: 0.419										4	0	0	0	0	2	2											
61 Munenori Kawasaki, L (1,6) OBP: 0.286, SLG: 0.194										3	0	0	0	0	0	1											
<b>Inning Stats</b>	R: 0 E: 0 K: 0 S: 6	H: 0 LOB: 0 BB: 0 P: 9	R: 0 E: 0 K: 1 S: 8	H: 0 LOB: 0 BB: 0 P: 13	R: 0 E: 0 K: 1 S: 8	H: 1 LOB: 1 BB: 0 P: 13	R: 0 E: 0 K: 1 S: 15	H: 1 LOB: 2 BB: 1 P: 28	R: 0 E: 0 K: 1 S: 6	H: 0 LOB: 0 BB: 0 P: 11	R: 0 E: 0 K: 0 S: 10	H: 1 LOB: 0 BB: 0 P: 13	R: 1 E: 0 K: 0 S: 7	H: 1 LOB: 0 BB: 0 P: 11	R: 0 E: 0 K: 2 S: 13	H: 2 LOB: 2 BB: 0 P: 17	R: 1 E: 0 K: 3 S: 13	H: 2 LOB: 1 BB: 0 P: 23	1B: 6 2B: 1 3B: 0 HR: 1	SF: 0 SAC: 0 DP: 1 HBP: 0	WP: 0 PB: 0 SB: 0 CS: 0	PA: 35					
<b>PITCHER</b>	IP	WLS	BF	H	R	ER	SO	BB	IBB	HBP	BLK	WP	HR	S	P	ERA	WHIP										
65 Phil Hughes, R (1,1) ERA: 5.5	7.2	W	29	6	1	1	4	1	0	0	0	0	1	70	112	1.17	0.913										
48 Boone Logan, L (8,1) ERA: 2.45	1.1	S	6	2	1	1	4	0	0	0	0	0	0	16	26	6.75	1.500										

Batter	1	2	3	4	5	6	7	8	9	AB	R	H	RBI	BB	SO	LOB	BOTTOM										
2 Derek Jeter, R (1,10) OBP: 0.422, SLG: 0.546										4	1	2	0	0	0	0	Seattle Mariners @ New York Yankees Yankee Stadium, Bronx, NY Sat May 12 2012, 4:09 PM - 6:44 PM EDT Att: 43,954 - Partly Cloudy - 77 F										
14 Curtis Granderson, L (1,8) OBP: 0.354, SLG: 0.566										4	0	0	0	0	2	2											
13 Alex Rodriguez, R (1,5) OBP: 0.387, SLG: 0.434										4	0	0	0	0	2	2											
24 Robinson Cano, L (1,4) OBP: 0.347, SLG: 0.455										4	0	1	1	0	0	0											
25 Mark Teixeira, S (1,3) OBP: 0.275, SLG: 0.373										4	1	1	0	0	0	1											
33 Nick Swisher, S (1,9) OBP: 0.325, SLG: 0.552										3	0	0	0	0	0	1											
27 Raul Ibanez, L (1,7) OBP: 0.333, SLG: 0.588										3	2	2	2	0	0	0											
45 Dewayne Wise, L (9,7) OBP: 0.250, SLG: 0.273										0	0	0	0	0	0	0											
55 Russell Martin, R (1,2) OBP: 0.304, SLG: 0.322										3	1	1	1	0	1	0											
17 Jayson Nix, R (1,6) OBP: 0.100, SLG: 0.400										3	1	1	2	0	1	0											
<b>Inning Stats</b>	R: 0 E: 0 K: 0 S: 6	H: 0 LOB: 0 BB: 0 P: 10	R: 4 E: 0 K: 0 S: 18	H: 4 LOB: 0 BB: 0 P: 23	R: 0 E: 0 K: 1 S: 10	H: 0 LOB: 0 BB: 0 P: 13	R: 1 E: 0 K: 0 S: 11	H: 1 LOB: 0 BB: 0 P: 16	R: 0 E: 0 K: 1 S: 9	H: 1 LOB: 1 BB: 0 P: 15	R: 0 E: 0 K: 0 S: 6	H: 0 LOB: 0 BB: 0 P: 11	R: 0 E: 0 K: 2 S: 8	H: 0 LOB: 0 BB: 0 P: 10	R: 1 E: 0 K: 2 S: 13	H: 2 LOB: 1 BB: 0 P: 19	1B: 3 2B: 3 3B: 0 HR: 2	SF: 0 SAC: 0 DP: 0 HBP: 0	WP: 0 PB: 0 SB: 1 CS: 0	PA: 32							
<b>PITCHER</b>	IP	WLS	BF	H	R	ER	SO	BB	IBB	HBP	BLK	WP	HR	S	P	ERA	WHIP										
45 Hector Noesi, R (1,1) ERA: 6.32	7.0	L	27	6	5	5	4	0	0	0	0	0	0	13	19	9.00	2.000										
54 Tom Wilhelmson, R (8,1) ERA: 3.35	1.0		5	2	1	1	2	0	0	0	0	0	0	13	19	9.00	2.000										

AB	34
R	2
H	8
RBI	2
BB	1
SO	8
LOB	12



AB	32
R	6
H	8
RBI	6
BB	0
SO	6
LOB	6





Batter	1	2	3	4	5	6	7	8	9	AB	R	H	RBI	BB	SO	LOB	TOP										
13 Dustin Ackley, L (1,4) OBP: 0.318, SLG: 0.358	F9		K		CS	33 WP HR	K		BB	4	1	1	0	1	2	0	<b>Seattle Mariners @ New York Yankees</b> Yankee Stadium, Bronx, NY Sun May 13, 2012, 1:11 PM - 4:11 PM EDT Att: 41,631 - Partly Cloudy - 79 F										
33 Casper Wells, R (1,7) OBP: 0.324, SLG: 0.455	BB			G1-3		HR	K		E1	4	1	2	3	1	1	0											
51 Ichiro Suzuki, L (1,9) OBP: 0.329, SLG: 0.389	G6-3			G4-3		G4-3			P4	5	0	1	0	0	0	3											
63 Jesus Montero, R (1,2)		L6		BB		17 HR		G5-3		3	1	1	0	1	0	1											
17 Justin Smoak, S (1,3) OBP: 0.254, SLG: 0.311	G6-3			HR		16 1B		K		4	1	2	2	0	1	1											
16 Alex Liddi, R (1,5) OBP: 0.356, SLG: 0.444				F9		16 1B				3	1	2	0	1	0	0											
20 Mike Carp, L (1,10) OBP: 0.194, SLG: 0.382	G4-3					16 1B			BB	4	0	0	0	0	1	5											
55 Michael Saunders, L (1,8) OBP: 0.303, SLG: 0.413			G4-3			13 CS		G3		4	0	1	0	0	0	1											
26 Brendan Ryan, R (1,6) OBP: 0.266, SLG: 0.222			G3		K			G3		3	1	0	0	1	1	1											
									BB	3	1	0	0	1	1	1											
<b>Inning Stats</b>	R: 0 E: 0 K: 0 S: 6	H: 0 LOB: 0 BB: 1 P: 11	R: 0 E: 0 K: 0 S: 8	H: 0 LOB: 1 BB: 1 P: 16	R: 0 E: 0 K: 1 S: 6	H: 0 LOB: 0 BB: 0 P: 8	R: 2 E: 0 K: 0 S: 9	H: 1 LOB: 0 BB: 1 P: 16	R: 0 E: 0 K: 1 S: 8	H: 1 LOB: 0 BB: 0 P: 12	R: 2 E: 0 K: 0 S: 20	H: 5 LOB: 2 BB: 0 P: 26	R: 0 E: 0 K: 1 S: 9	H: 0 LOB: 0 BB: 0 P: 13	R: 0 E: 0 K: 2 S: 13	H: 1 LOB: 1 BB: 0 P: 20	R: 2 E: 1 K: 1 S: 18	H: 2 LOB: 2 BB: 2 P: 27	1B: 6 2B: 2 3B: 0 HR: 2	SF: 0 SAC: 0 DP: 2 HBP: 0	WP: 1 PB: 0 CS: 1	PA: 40					
<b>PITCHER</b>	IP	WLS	BF	H	R	ER	SO	BB	IBB	HBP	BLK	WP	HR	S	P	ERA	WHIP										
46 Andy Pettitte, L (1,1) ERA: 5.68	6.1	L	26	7	4	4	2	3	0	0	0	1	2	60	94	5.68	1.579										
53 Cory Wade, R (7,1) ERA: 1.52	1.2		7	2	1	1	3	0	0	0	0	0	0	20	29	5.40	1.200										
39 Clay Rapada, L (9,1) ERA: 3.72	1.0		6	1	1	0	1	2	0	0	0	0	0	17	26	0.00	3.000										

Batter	1	2	3	4	5	6	7	8	9	AB	R	H	RBI	BB	SO	LOB	BOTTOM										
2 Derek Jeter, R (1,6) OBP: 0.418, SLG: 0.538	K		G5-4-3		G6-3					4	0	1	0	0	1	5	<b>Seattle Mariners @ New York Yankees</b> Yankee Stadium, Bronx, NY Sun May 13, 2012, 1:11 PM - 4:11 PM EDT Att: 41,631 - Partly Cloudy - 79 F										
14 Curtis Granderson, L (1,8) OBP: 0.351, SLG: 0.553	P6			K		13 BB		K		3	0	0	0	1	2	2											
13 Alex Rodriguez, R (1,5) OBP: 0.384, SLG: 0.424	G5-3			K		G6-4-3		BB		3	0	0	0	1	1	1											
24 Robinson Cano, L (1,4) OBP: 0.345, SLG: 0.445		F7		G6-3						3	0	0	1	1	1	0											
25 Mark Teixeira, S (1,3) OBP: 0.275, SLG: 0.369		F7				33 1B		P6		4	1	1	0	0	1	3											
33 Nick Swisher, S (1,9) OBP: 0.331, SLG: 0.560		G6-3				55 BB		F8		4	0	2	0	0	0	0											
27 Raul Ibanez, L (1,7) OBP: 0.330, SLG: 0.568				F8		55 BB		K		3	0	0	0	1	1	0											
12 Eric Chavez, L (1,10) OBP: 0.325, SLG: 0.579						55 BB				4	1	2	0	0	1	3											
55 Russell Martin, R (1,2) OBP: 0.314, SLG: 0.318						27 BB				1	0	0	1	2	1	1											
										1	0	0	1	2	1	1											
<b>Inning Stats</b>	R: 0 E: 0 K: 1 S: 9	H: 0 LOB: 0 BB: 0 P: 13	R: 0 E: 0 K: 0 S: 7	H: 0 LOB: 0 BB: 0 P: 11	R: 0 E: 0 K: 0 S: 10	H: 1 LOB: 1 BB: 1 P: 19	R: 0 E: 0 K: 2 S: 9	H: 0 LOB: 0 BB: 0 P: 11	R: 1 E: 0 K: 3 S: 14	H: 2 LOB: 3 BB: 2 P: 27	R: 0 E: 0 K: 0 S: 5	H: 1 LOB: 0 BB: 0 P: 7	1B: 4 2B: 2 3B: 0 HR: 0	SF: 0 SAC: 0 DP: 3 HBP: 0	WP: 0 PB: 0 SB: 0 CS: 0	PA: 35											
<b>PITCHER</b>	IP	WLS	BF	H	R	ER	SO	BB	IBB	HBP	BLK	WP	HR	S	P	ERA	WHIP										
25 Kevin Millwood, R (1,1) ERA: 5.09	7.0	W	25	3	1	1	1	4	0	0	0	0	0	5	7	27.00	6.000										
54 Tom Wilhelmsen, R (8,1) ERA: 3.79	0.1	H	3	2	1	1	1	0	0	0	0	0	0	5	7	27.00	6.000										
44 Lucas Luetge, L (8,1) ERA:	0.1	H	1	0	0	0	1	0	0	0	0	0	0	4	6	0.00	0.000										
35 Steve Delabar, R (8,1) ERA: 4.32	0.0		1	0	0	0	0	1	0	0	0	0	0	2	6	∞	∞										
41 Charlie Furbush, L (8,1) ERA: 4.91	0.1	H	2	0	0	0	1	1	0	0	0	0	0	3	8	0.00	3.000										
<b>PITCHER</b>	IP	WLS	BF	H	R	ER	SO	BB	IBB	HBP	BLK	WP	HR	S	P	ERA	WHIP										
43 Brandon League, R (9,1) ERA: 2.12	1.0		3	1	0	0	0	0	0	0	0	0	0	5	7	0.00	1.000										

AB	34
R	6
H	10
RBI	5
BB	5
SO	6
LOB	12



AB	29
R	2
H	6
RBI	2
BB	6
SO	9
LOB	15





Batter	1	2	3	4	5	6	7	8	9	AB	R	H	RBI	BB	SO	LOB	TOP								
2 Derek Jeter, R OBP: 0.411, SLG: 0.527	G1-3		1B		G4-6-3	K		G5-4-3		5	0	1	0	0	1	6	<b>New York Yankees @ Baltimore Orioles</b> Oriole Park at Camden Yards, Baltimore, MD Mon May 14 2012, 7:20 PM - 11:01 PM EDT Att: 16,492 - Drizzlie - 66 F								
14 Curtis Granderson, L OBP: 0.353, SLG: 0.599	K		G6-3		HR	F9		BB		4	1	1	1	1	1	4									
13 Alex Rodriguez, R OBP: 0.391, SLG: 0.431	1B				G4-3			FC6-4		5	2	3	0	0	0	2									
24 Robinson Cano, L OBP: 0.346, SLG: 0.451	K				1B					5	2	2	0	0	1	2									
25 Mark Teixeira, S OBP: 0.286, SLG: 0.403		F7			G3-1					4	3	2	2	1	0	2									
33 Nick Swisher, S OBP: 0.241, SLG: 0.563	K				2B					3	0	1	2	2	1	0									
27 Raul Ibanez, L OBP: 0.250, SLG: 0.273	F7				G3					4	0	0	1	0	0	2									
45 Dewayne Wise, L OBP: 0.250, SLG: 0.273										0	0	0	0	0	0	0									
12 Eric Chavez, L OBP: 0.311, SLG: 0.548			G4-3		G5-3					4	0	1	1	0	0	3									
55 Russell Martin, R OBP: 0.327, SLG: 0.311	F7									2	0	0	0	2	1	2									
<b>Inning Stats</b>	R: 0 H: 1 E: 0 K: 2 S: 11	H: 1 LOB: 1 BB: 0 P: 13	R: 0 H: 0 E: 0 K: 1 S: 8	H: 0 LOB: 0 BB: 0 P: 11	R: 0 H: 1 E: 0 K: 0 S: 7	H: 1 LOB: 1 BB: 0 P: 11	R: 2 H: 3 E: 0 K: 0 S: 18	H: 3 LOB: 1 BB: 0 P: 27	R: 1 H: 1 E: 0 K: 0 S: 10	H: 1 LOB: 0 BB: 1 P: 17	R: 2 H: 1 E: 1 K: 1 S: 17	H: 1 LOB: 3 BB: 3 P: 37	R: 2 H: 2 E: 0 K: 0 S: 14	H: 2 LOB: 0 BB: 0 P: 20	R: 0 H: 1 E: 0 K: 0 S: 13	H: 1 LOB: 2 BB: 1 P: 21	R: 1 H: 1 E: 0 K: 1 S: 8	H: 1 LOB: 2 BB: 1 P: 19	1B: 6 2B: 3 3B: 0 HR: 2	SF: 1 2B: 3 DP: 2 HBP: 2	WP: 0 PB: 0 SB: 0 CS: 0	PA: 45			
<b>PITCHER</b>	IP	WLS	BF	H	R	ER	SO	BB	IBB	HBP	BLK	WP	HR	S	P	ERA	WHIP								
39 Jason Hammel, R ERA: 2.68	5.0		24	7	5	4	3	3	0	0	0	0	1	60	95	7.20	2.000								
36 Luis Ayala, R ERA: 1.95	2.0	L	10	2	2	2	1	1	0	0	0	0	1	25	41	9.00	1.500								
37 Dana Eveland, L ERA: 4.7	1.2		10	2	1	1	0	1	1	2	0	0	0	18	34	5.40	1.800								
56 Darren O'Day, R ERA: 1.56	0.1		1	0	0	0	1	0	0	0	0	0	0	3	6	0.00	0.000								

Batter	1	2	3	4	5	6	7	8	9	AB	R	H	RBI	BB	SO	LOB	BOTTOM								
13 Xavier Avery, L OBP: 0.222, SLG: 0.556	2B		G3		HR	F7			F8	5	2	2	1	0	0	2	<b>New York Yankees @ Baltimore Orioles</b> Oriole Park at Camden Yards, Baltimore, MD Mon May 14 2012, 7:20 PM - 11:01 PM EDT Att: 16,492 - Drizzlie - 66 F								
2 J.J. Hardy, R OBP: 0.294, SLG: 0.483	2B		P5		HR			K		5	2	2	3	0	1	0									
21 Nick Markakis, L OBP: 0.342, SLG: 0.446	1B		G3-1		L6			E5		5	0	1	0	0	1	1									
10 Adam Jones, R OBP: 0.340, SLG: 0.568	2B		FC6-4		K			G5-3		5	0	2	1	0	1	2									
32 Matt Wieters, S OBP: 0.360, SLG: 0.542	K				G4-3					3	0	1	0	1	1	1									
24 Wilson Betemit, S OBP: 0.296, SLG: 0.449	F7									4	0	1	0	0	1	3									
19 Chris Davis, L OBP: 0.317, SLG: 0.462	K		G6-3		L3			K		4	0	0	0	0	2	2									
36 Nick Johnson, L OBP: 0.286, SLG: 0.354					K			K2-3		2	0	0	0	2	2	1									
11 Robert Andino, R OBP: 0.333, SLG: 0.407			G4-3					K		3	1	1	0	1	1	1									
<b>Inning Stats</b>	R: 2 H: 3 E: 0 K: 1 S: 15	H: 3 LOB: 1 BB: 0 P: 20	R: 0 H: 0 E: 0 K: 1 S: 9	H: 0 LOB: 0 BB: 1 P: 17	R: 0 H: 1 E: 0 K: 0 S: 10	H: 1 LOB: 1 BB: 0 P: 14	R: 0 H: 1 E: 0 K: 1 S: 7	H: 1 LOB: 1 BB: 1 P: 15	R: 3 H: 2 E: 0 K: 1 S: 13	H: 2 LOB: 0 BB: 1 P: 25	R: 0 H: 1 E: 0 K: 0 S: 13	H: 1 LOB: 2 BB: 1 P: 23	R: 0 H: 2 E: 0 K: 2 S: 13	H: 2 LOB: 0 BB: 0 P: 20	R: 0 H: 0 E: 0 K: 3 S: 10	H: 0 LOB: 0 BB: 0 P: 14		R: 0 H: 0 E: 1 K: 1 S: 12	H: 0 LOB: 1 BB: 0 P: 15	1B: 6 2B: 2 3B: 1 HR: 1	SF: 0 2B: 2 DP: 2 HBP: 0	WP: 0 PB: 0 SB: 0 CS: 0	PA: 40		
<b>PITCHER</b>	IP	WLS	BF	H	R	ER	SO	BB	IBB	HBP	BLK	WP	HR	S	P	ERA	WHIP								
47 Ivan Nova, R ERA: 5.44	5.1		24	7	5	5	4	3	0	0	0	0	6	12	92	8.44	1.875								
39 Clay Rapada, L ERA: 3.5	0.1		2	0	0	0	0	1	0	0	0	0	0	6	12	0.00	3.000								
41 David Phelps, R ERA: 2.96	1.0	W	6	3	0	0	1	0	0	0	0	0	0	16	26	0.00	3.000								
48 Boone Logan, L ERA: 2.3	1.0	H	3	0	0	0	3	0	0	0	0	0	0	10	15	0.00	0.000								
53 Cory Wade, R ERA: 1.59	0.1	H	1	0	0	0	1	0	0	0	0	0	0	3	3	0.00	0.000								
29 Rafael Soriano, R ERA: 2.57	1.0		4	0	0	0	1	0	0	0	0	0	0	12	15	0.00	0.000								

AB 36  
R 8  
H 11  
RBI 7  
BB 6  
SO 5  
LOB 23



AB 36  
R 5  
H 10  
RBI 5  
BB 4  
SO 10  
LOB 13





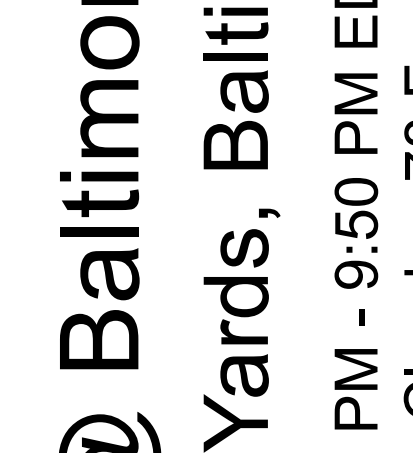
Batter	1	2	3	4	5	6	7	8	9	AB	R	H	RBI	BB	SO	LOB	TOP					
2 Derek Jeter, R OBP: 0.413, SLG: 0.523										3	0	1	0	1	0	0	<b>New York Yankees @ Baltimore Orioles</b> Oriole Park at Camden Yards, Baltimore, MD Tue May 15 2012, 7:07 PM - 9:50 PM EDT Att: 24,055 - Partly Cloudy - 78 F					
33 Nick Swisher, S OBP: 0.331, SLG: 0.543										4	0	0	0	0	0	4						
24 Robinson Cano, L OBP: 0.344, SLG: 0.452										4	1	1	0	0	1	2						
13 Alex Rodriguez, R OBP: 0.387, SLG: 0.421										3	0	0	0	1	0	1						
25 Mark Teixeira, S OBP: 0.285, SLG: 0.399										4	0	1	0	0	1	2						
14 Curtis Granderson, L OBP: 0.350, SLG: 0.579										4	1	1	2	0	0	2						
22 Andruw Jones, R OBP: 0.317, SLG: 0.481										2	0	0	0	1	1	1						
17 Jayson Nix, R OBP: 0.154, SLG: 0.385										3	0	1	0	0	0	1						
19 Chris Stewart, R OBP: 0.250, SLG: 0.259										2	0	0	0	0	1	1						
55 Russell Martin, R OBP: 0.333, SLG: 0.311										0	0	0	0	1	0	0						
<b>Inning Stats</b>	R: 0 E: 0 K: 1 S: 7	H: 0 LOB: 0 BB: 0 P: 11	R: 0 E: 0 K: 0 S: 13	H: 0 LOB: 1 BB: 1 P: 20	R: 0 E: 0 K: 0 S: 7	H: 2 LOB: 1 BB: 0 P: 11	R: 0 E: 0 K: 0 S: 4	H: 0 LOB: 0 BB: 0 P: 9	R: 0 E: 0 K: 1 S: 11	H: 0 LOB: 0 BB: 0 P: 17	R: 0 E: 0 K: 1 S: 9	H: 0 LOB: 0 BB: 0 P: 12	R: 2 E: 0 K: 1 S: 14	H: 2 LOB: 1 BB: 1 P: 25	R: 0 E: 0 K: 0 S: 7	H: 0 LOB: 1 BB: 2 P: 16	R: 0 E: 0 K: 0 S: 7	H: 1 LOB: 0 BB: 0 P: 8	1B: 3 2B: 1 HR: 1	SF: 0 SAC: 0 HBP: 0	WP: 0 PB: 0 SB: 1 CS: 0	PA: 33
<b>PITCHER</b>	IP WLS BF H R ER SO BB IBB HBP BLK WP HR S P ERA WHIP																					
16 Wei-Yin Chen, L ERA: 2.45	(1, 1) 7.0 W 26 4 2 2 4 2 0 0 0 0 0 1 65 105 2.57 0.857																					
47 Pedro Strop, R ERA: 1.29	(8, 1) 1.0 H 4 0 0 0 0 2 0 0 0 0 0 0 7 16 0.00 2.000																					
43 Jim Johnson, R ERA: 0.54	(9, 1) 1.0 S 3 1 0 0 0 0 0 0 0 0 0 0 7 8 0.00 1.000																					

Batter	1	2	3	4	5	6	7	8	9	AB	R	H	RBI	BB	SO	LOB	BOTTOM			
11 Robert Andino, R OBP: 0.338, SLG: 0.405										3	0	1	0	0	2	0	<b>New York Yankees @ Baltimore Orioles</b> Oriole Park at Camden Yards, Baltimore, MD Tue May 15 2012, 7:07 PM - 9:50 PM EDT Att: 24,055 - Partly Cloudy - 78 F			
2 J.J. Hardy, R OBP: 0.299, SLG: 0.490										4	0	2	2	0	0	2				
21 Nick Markakis, L OBP: 0.333, SLG: 0.434										4	0	0	0	0	1	5				
10 Adam Jones, R OBP: 0.350, SLG: 0.591										3	2	2	1	1	0	0				
32 Matt Wieters, S OBP: 0.357, SLG: 0.540										4	0	1	0	0	0	3				
24 Wilson Betemit, S OBP: 0.294, SLG: 0.435										3	0	0	0	1	2	1				
35 Bill Hall, R OBP: 0.400, SLG: 0.800										2	1	0	0	1	2	2				
36 Nick Johnson, L OBP: 0.281, SLG: 0.347										1	0	0	0	0	0	0				
6 Steve Tolleson, R OBP: 0.400, SLG: 0.800										3	1	2	0	0	0	2				
3 Ryan Flaherty, L OBP: 0.190, SLG: 0.250										1	0	0	0	0	1	0				
13 Xavier Avery, L OBP: 0.308, SLG: 0.500										3	1	1	0	1	1	2				
<b>Inning Stats</b>	R: 0 E: 0 K: 1 S: 8	H: 0 LOB: 0 BB: 0 P: 10	R: 1 E: 0 K: 2 S: 8	H: 1 LOB: 0 BB: 0 P: 10	R: 1 E: 0 K: 0 S: 8	H: 2 LOB: 1 BB: 0 P: 14	R: 0 E: 0 K: 1 S: 16	H: 1 LOB: 2 BB: 1 P: 24	R: 1 E: 0 K: 0 S: 10	H: 1 LOB: 2 BB: 2 P: 22	R: 1 E: 0 K: 2 S: 14	H: 3 LOB: 3 BB: 1 P: 23	R: 0 E: 0 K: 1 S: 8	H: 1 LOB: 0 BB: 0 P: 14	R: 0 E: 0 K: 2 S: 9	H: 0 LOB: 0 BB: 0 P: 14	1B: 5 2B: 3 HR: 1	SF: 0 SAC: 1 HBP: 1	WP: 0 PB: 2 SB: 1 CS: 0	PA: 37
<b>PITCHER</b>	IP WLS BF H R ER SO BB IBB HBP BLK WP HR S P ERA WHIP																			
52 CC Sabathia, L ERA: 3.77	(1, 1) 6.0 L 30 8 4 4 6 4 0 0 0 0 0 0 64 103 6.00 2.000																			
36 Freddy Garcia, R ERA: 6.69	(7, 1) 2.0 7 1 1 0 3 0 0 0 0 0 0 0 17 28 0.00 0.500																			

AB 29  
R 2  
H 5  
RBI 2  
BB 4  
SO 4  
LOB 14



AB 31  
R 5  
H 9  
RBI 3  
BB 4  
SO 9  
LOB 17

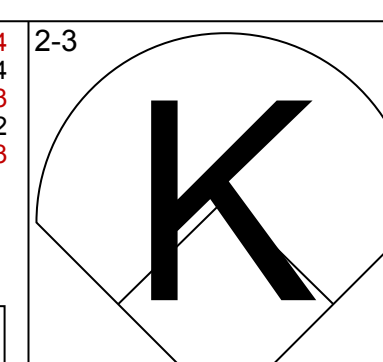
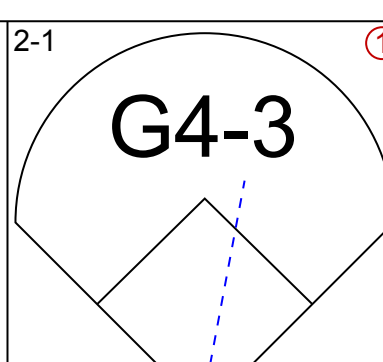
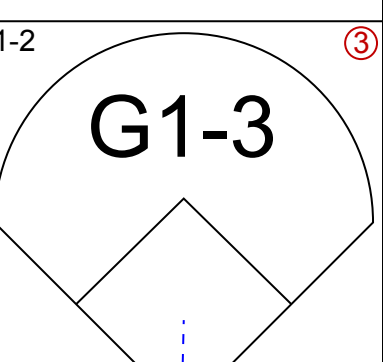
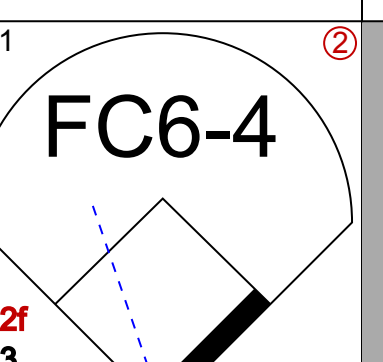
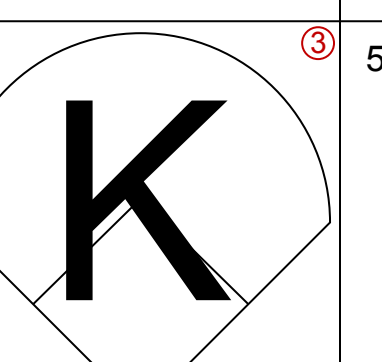
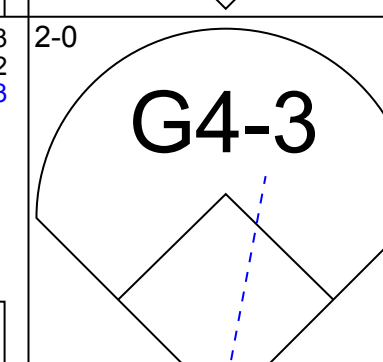
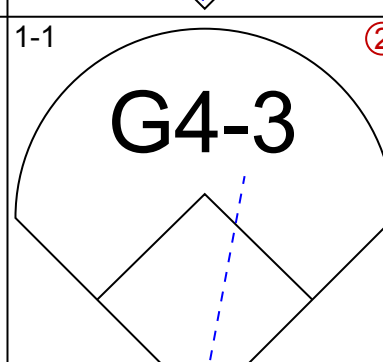
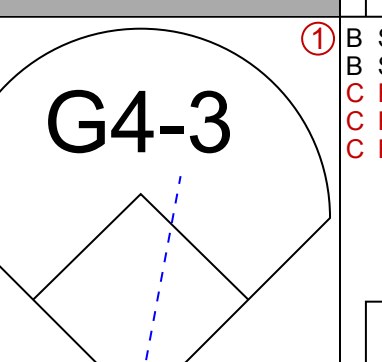
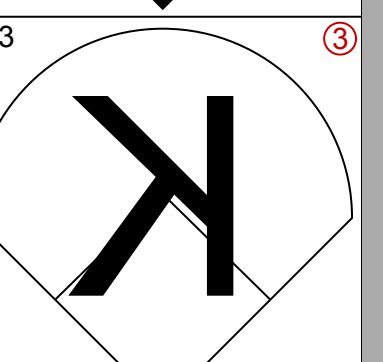
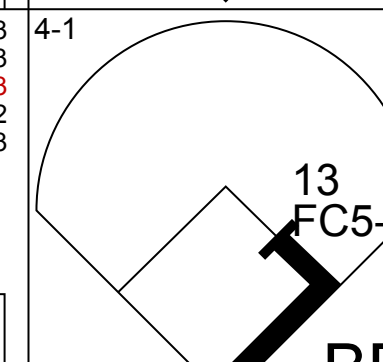
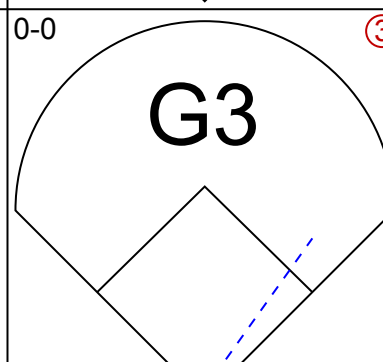
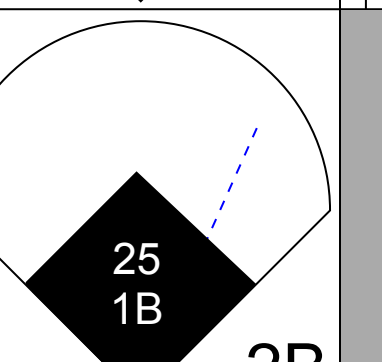

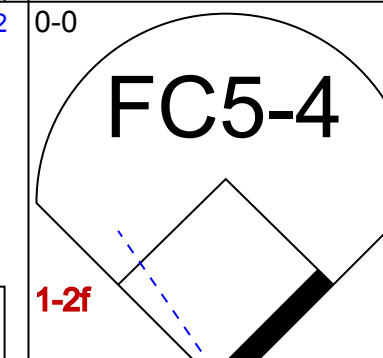
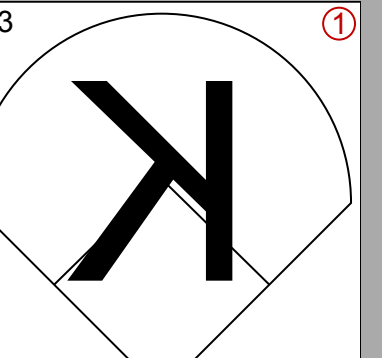
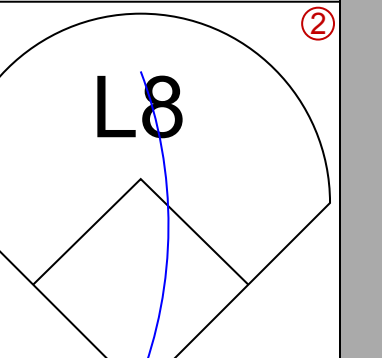
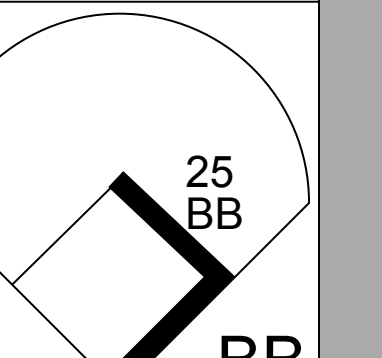
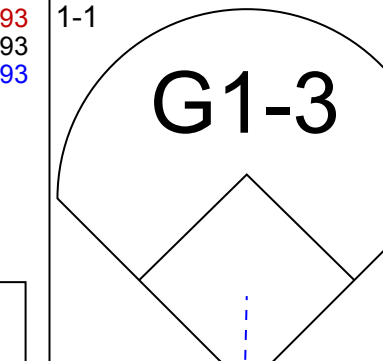
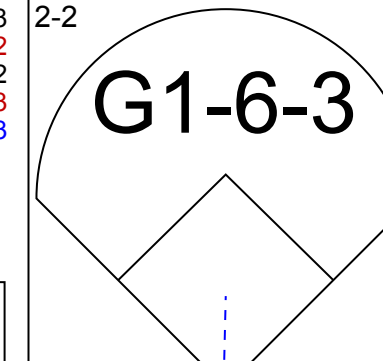
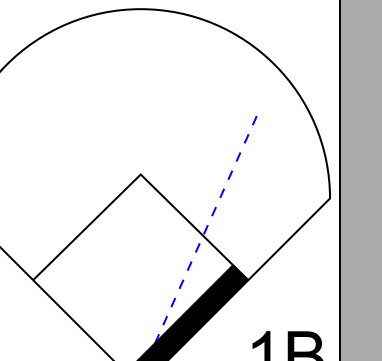
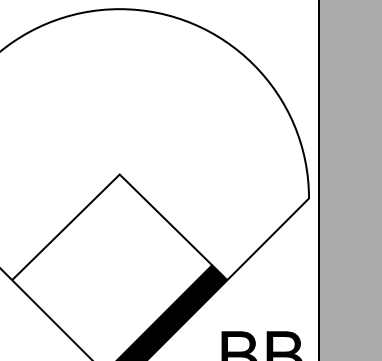
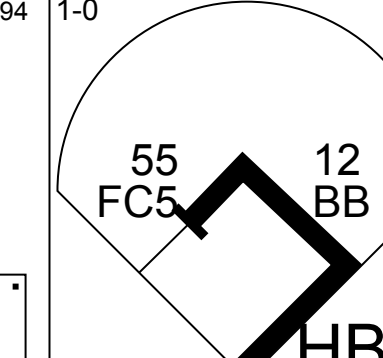
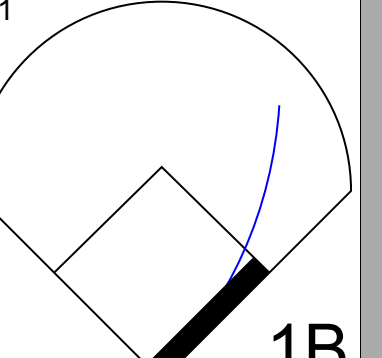
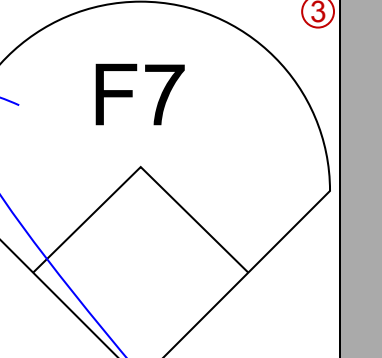
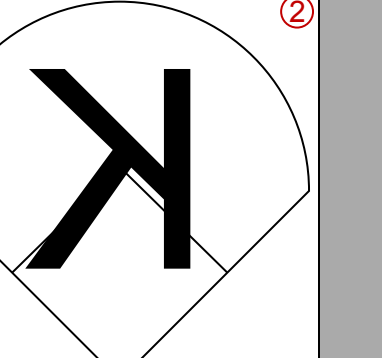
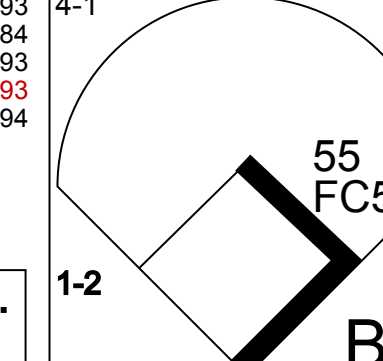
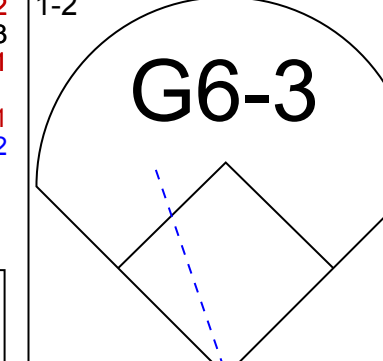
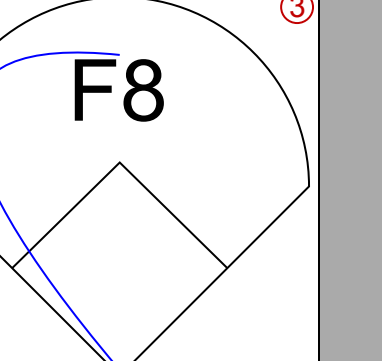
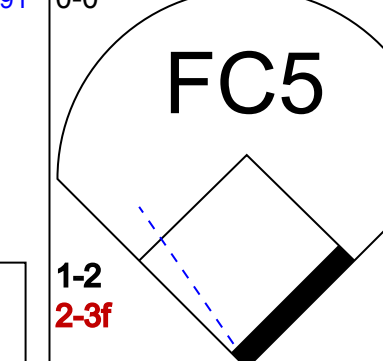
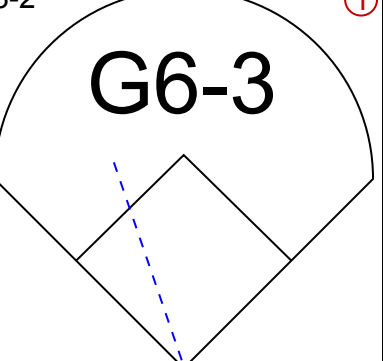
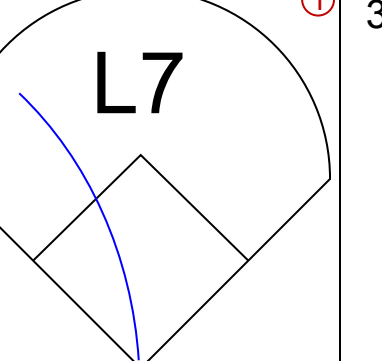

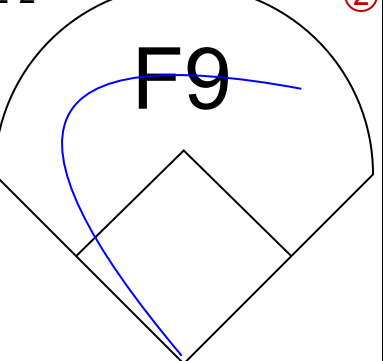
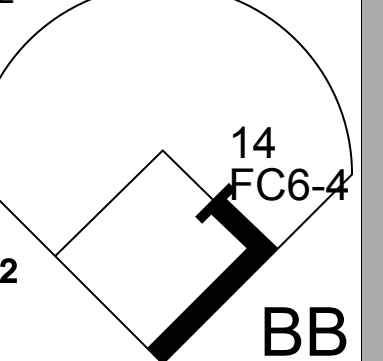
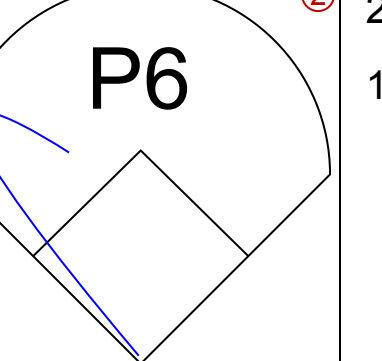


WP: 0 PA: 33  
PB: 0  
SB: 1  
CS: 0

WP: 0 PA: 37  
PB: 2  
SB: 1  
CS: 0

livebaseballscores.com

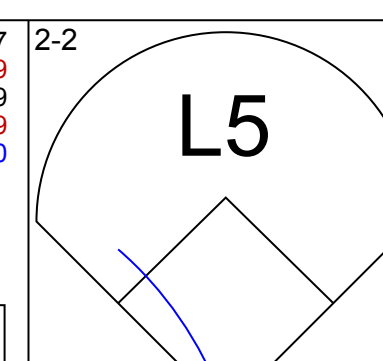
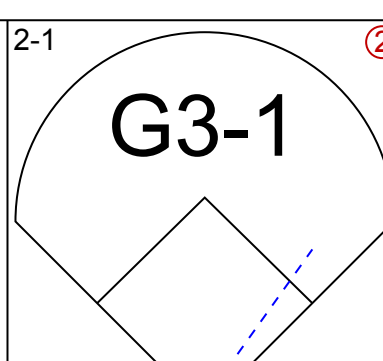
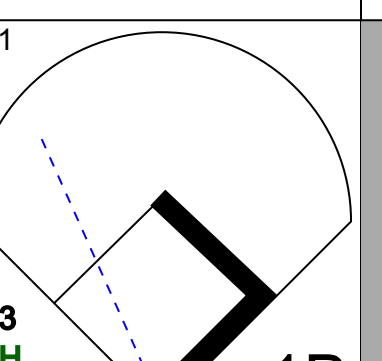
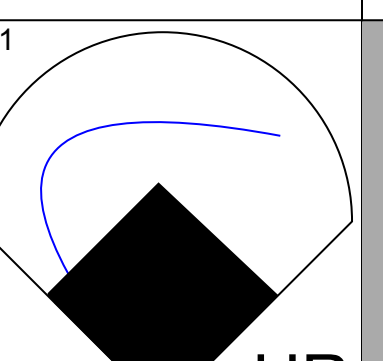
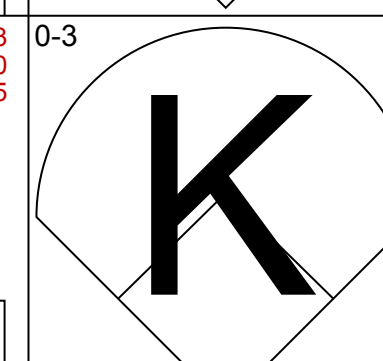
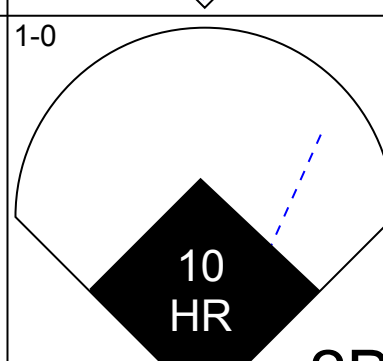
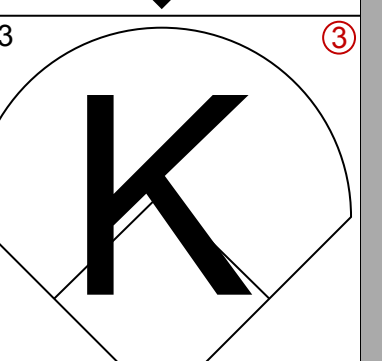
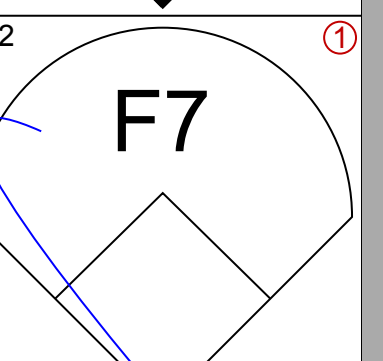
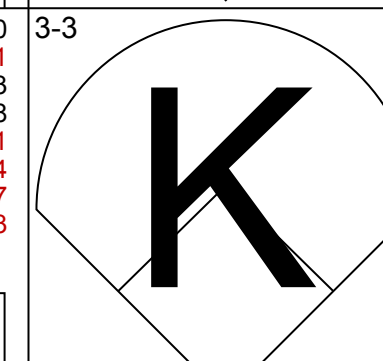
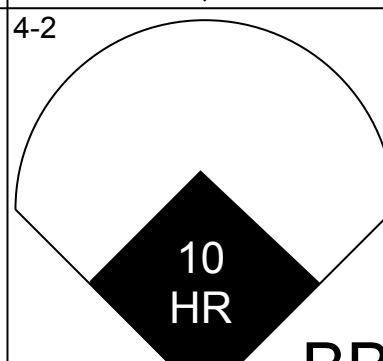

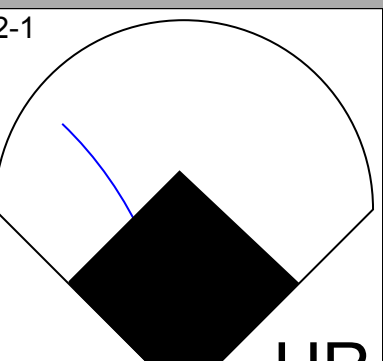
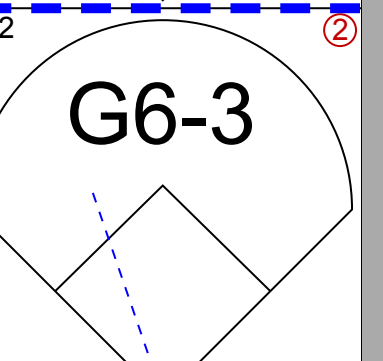
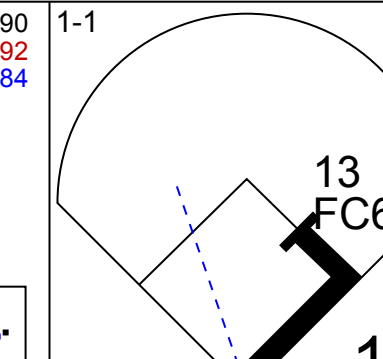
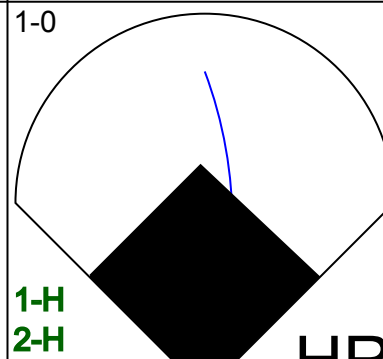
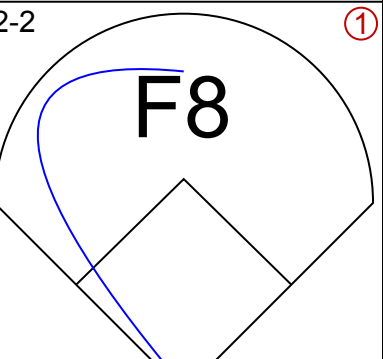
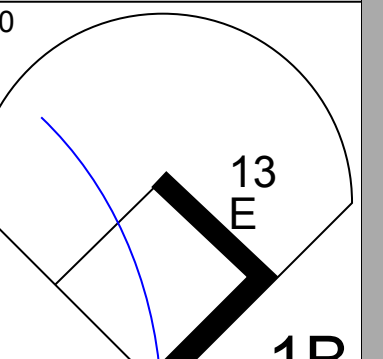
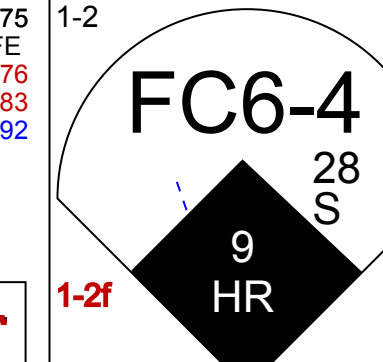
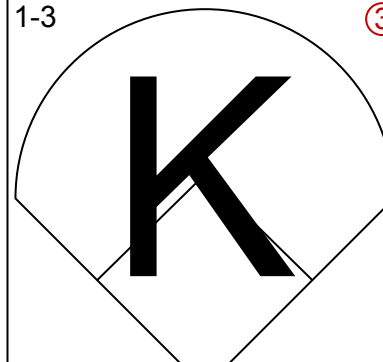

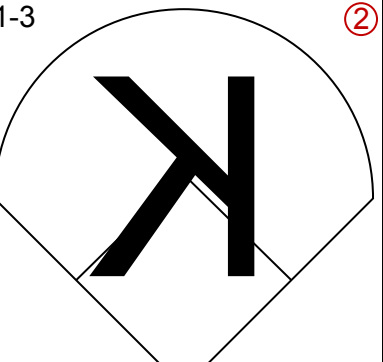
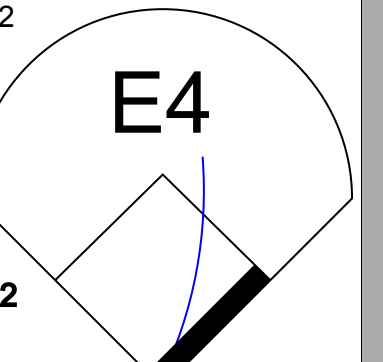

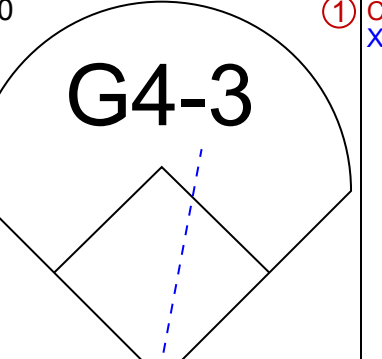
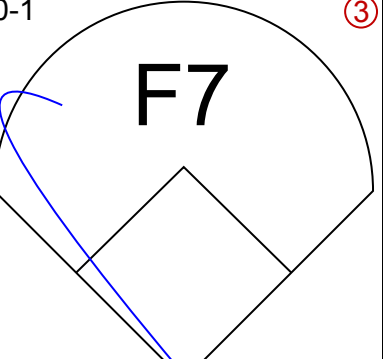
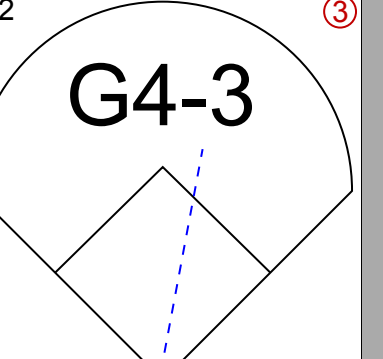

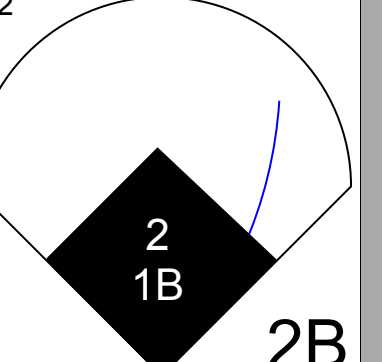



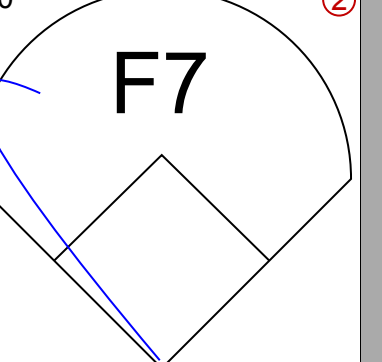



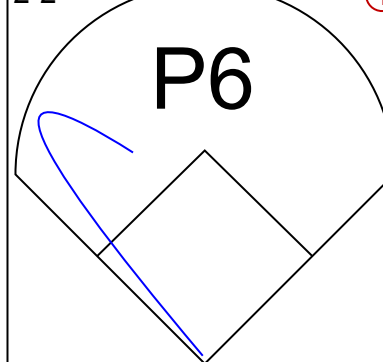
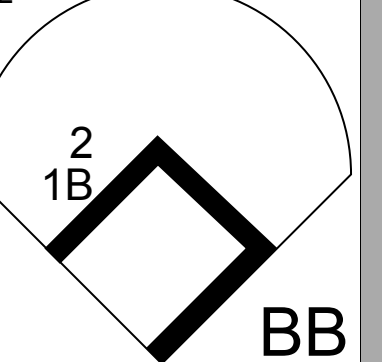
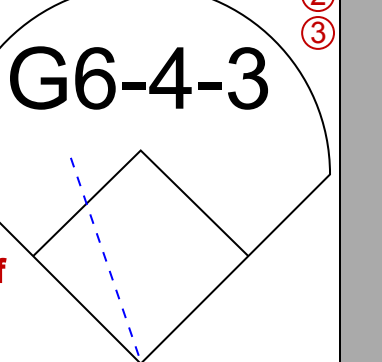



Batter	1	2	3	4	5	6	7	8	9	AB	R	H	RBI	BB	SO	LOB	TOP					
14 Curtis Granderson, L (1, 8) OBP: 0.339, SLG: 0.559										5	0	0	0	0	2	2						
33 Nick Swisher, S (1, 9) OBP: 0.321, SLG: 0.525										4	0	0	0	0	1	2						
24 Robinson Cano, L (1, 4) OBP: 0.348, SLG: 0.456										3	1	1	0	1	1	0						
13 Alex Rodriguez, R (1, 5) OBP: 0.384, SLG: 0.412										3	0	0	0	1	1	2						
25 Mark Teixeira, S (1, 3)										3	0	1	1	1	0	0						
27 Raul Ibanez, L (1, 7) OBP: 0.380, SLG: 0.537										3	0	1	0	0	1	3						
12 Eric Chavez, L (1, 10) 22 Andruw Jones, R (8, PH) OBP: 0.311, SLG: 0.472										2	0	0	0	1	1	1						
55 Russell Martin, R (1, 2) OBP: 0.330, SLG: 0.301										3	0	0	0	1	0	2						
17 Jayson Nix, R (1, 6) 45 Dewayne Wise, L (9, PH) OBP: 0.231, SLG: 0.250										2	0	0	0	1	1	2						
<b>Inning Stats</b>	R: 0 E: 0 K: 1 S: 6	H: 0 LOB: 1 BB: 1 P: 14	R: 0 E: 0 K: 1 S: 7	H: 0 LOB: 2 BB: 1 P: 14	R: 0 E: 0 K: 0 S: 5	H: 0 LOB: 0 BB: 0 P: 8	R: 0 E: 0 K: 1 S: 12	H: 1 LOB: 1 BB: 0 P: 19	R: 0 E: 0 K: 0 S: 10	H: 0 LOB: 0 BB: 0 P: 16	R: 1 E: 0 K: 0 S: 10	H: 2 LOB: 1 BB: 0 P: 20	R: 0 E: 0 K: 2 S: 10	H: 0 LOB: 2 BB: 2 P: 22	R: 0 E: 0 K: 2 S: 11	H: 0 LOB: 2 BB: 2 P: 22	R: 0 E: 0 K: 1 S: 5	H: 0 LOB: 0 BB: 0 P: 7	1B: 2 2B: 1 3B: 0 HR: 0	SF: 0 SAC: 0 DP: 0 HBP: 1	WP: 0 PB: 0 SB: 0 CS: 0	PA: 37
<b>PITCHER</b>	IP WLS BF H R ER SO BB IBB HBP BLK WP HR S P ERA WHIP																					
4 Kyle Drabek, R (1, 1) ERA: 3.3	7.0 W 29 3 1 1 5 4 0 1 0 0 0 60 113 1.29 1.000																					
47 Luis Perez, L (8, 1) ERA: 2.33	1.0 5 0 0 0 2 2 0 0 0 0 0 11 22 0.00 2.000																					
48 Francisco Cordero, R (9, 1) ERA: 7.53	1.0 3 0 0 0 1 0 0 0 0 0 0 5 7 0.00 0.000																					

New York Yankees @ Toronto Blue Jays  
Rogers Centre, Toronto, ON  
Wed May 16 2012, 7:09 PM - 9:53 PM EDT  
Att: 28,915 - Roof Closed - 68 F

AB	30
R	1
H	3
RBI	1
BB	6
SO	8
LOB	16



Batter	1	2	3	4	5	6	7	8	9	AB	R	H	RBI	BB	SO	LOB	BOTTOM					
2 Kelly Johnson, L (1, 4) OBP: 0.364, SLG: 0.441										4	1	2	2	0	0	0						
14 Eric Thames, L (1, 7) OBP: 0.306, SLG: 0.398										4	1	1	0	0	2	2						
19 José Bautista, R (1, 9) OBP: 0.325, SLG: 0.419										3	2	1	1	1	1	0						
10 Edwin Encarnación, R (1, 3) OBP: 0.340, SLG: 0.614										4	1	3	3	0	0	0						
13 Brett Lawrie, R (1, 5) OBP: 0.325, SLG: 0.384										4	1	0	0	0	2	2						
28 Colby Rasmus, L (1, 8) OBP: 0.273, SLG: 0.346										4	0	0	0	0	1	3						
9 J.P. Arencibia, R (1, 2) OBP: 0.282, SLG: 0.417										4	2	3	2	0	1	0						
26 Adam Lind, L (1, 10) OBP: 0.273, SLG: 0.314										4	0	1	0	0	1	2						
17 Omar Vizquel, S (1, 6) OBP: 0.190, SLG: 0.105										3	0	0	0	1	0	2						
<b>Inning Stats</b>	R: 0 E: 0 K: 2 S: 11	H: 2 LOB: 0 BB: 0 P: 16	R: 2 E: 0 K: 1 S: 14	H: 2 LOB: 0 BB: 0 P: 21	R: 3 E: 0 K: 1 S: 13	H: 2 LOB: 1 BB: 1 P: 24	R: 1 E: 0 K: 1 S: 12	H: 2 LOB: 2 BB: 1 P: 21	R: 1 E: 0 K: 1 S: 10	H: 1 LOB: 0 BB: 0 P: 15	R: 0 E: 0 K: 1 S: 7	H: 1 LOB: 0 BB: 0 P: 9	R: 1 E: 1 K: 0 S: 17	H: 2 LOB: 2 BB: 0 P: 24	R: 0 E: 0 K: 1 S: 11	H: 1 LOB: 0 BB: 0 P: 17	R: 0 E: 0 K: 1 S: 5	H: 0 LOB: 0 BB: 0 P: 7	1B: 5 2B: 2 3B: 0 HR: 4	SF: 0 SAC: 0 DP: 2 HBP: 0	WP: 0 PB: 0 SB: 1 CS: 0	PA: 36
<b>PITCHER</b>	IP WLS BF H R ER SO BB IBB HBP BLK WP HR S P ERA WHIP																					
18 Hiroki Kuroda, R (1, 1) ERA: 4.5	5.0 L 25 8 7 7 6 2 0 0 0 0 0 3 62 10 12.60 2.000																					
39 Clay Rapada, L (6, 1) ERA: 3.97	1.1 4 1 1 1 1 0 0 0 0 0 1 10 10 6.75 0.750																					
38 Cody Eppley, R (7, 1) ERA: 3.68	1.2 7 2 0 0 1 0 0 0 0 0 0 23 36 0.00 1.200																					

New York Yankees @ Toronto Blue Jays  
Rogers Centre, Toronto, ON  
Wed May 16 2012, 7:09 PM - 9:53 PM EDT  
Att: 28,915 - Roof Closed - 68 F

AB	34
R	8
H	11
RBI	8
BB	2
SO	8
LOB	11





Batter	1	2	3	4	5	6	7	8	9	AB	R	H	RBI	BB	SO	LOB	TOP																					
2 Derek Jeter, R OBP: 0.409, SLG: 0.516	B1-3		K				G6-3			4	0	1	0	0	1	0	<b>New York Yankees @ Toronto Blue Jays</b> Rogers Centre, Toronto, ON Thu May 17 2012, 7:08 PM - 9:45 PM EDT Att: 31,266 - Clear - 63 F																					
14 Curtis Granderson, L OBP: 0.349, SLG: 0.569	24 BB		2B				K			3	1	2	0	1	1	0																						
24 Robinson Cano, L OBP: 0.352, SLG: 0.461	1-H 2B		BB				L9		L5	3	0	1	1	1	0	2																						
25 Mark Teixeira, S OBP: 0.283, SLG: 0.386	K		F9				P5		L9	4	0	0	0	0	1	5																						
27 Raul Ibanez, L OBP: 0.327, SLG: 0.520	G4-3						F7		G3-1	3	0	0	0	1	0	1																						
33 Nick Swisher, S OBP: 0.318, SLG: 0.512	F7						G1-3		G4-3	3	0	0	0	1	0	0																						
12 Eric Chavez, L OBP: 0.308, SLG: 0.521	G6-3						G4-3		G4-3	4	0	1	0	0	0	2																						
22 Andruw Jones, R OBP: 0.292, SLG: 0.439	F7						P3		K	4	0	0	0	0	2	2																						
55 Russell Martin, R OBP: 0.322, SLG: 0.292	G6-3						G3		F9	3	0	0	0	0	0	0																						
<b>Inning Stats</b>	R: 1 H: 1 E: 0 K: 1 S: 10	H: 1 LOB: 1 BB: 1 P: 17	R: 0 H: 0 E: 0 K: 0 S: 11	LOB: 0 BB: 0 P: 14	R: 0 H: 1 E: 0 K: 1 S: 11	H: 1 LOB: 2 BB: 1 P: 19	R: 0 H: 0 E: 0 K: 1 S: 10	H: 0 LOB: 2 BB: 2 P: 20	R: 0 H: 2 E: 0 K: 0 S: 9	H: 1 LOB: 1 BB: 0 P: 12	R: 0 H: 0 E: 0 K: 1 S: 8	H: 0 LOB: 0 BB: 0 P: 15	R: 0 H: 0 E: 0 K: 0 S: 5	H: 0 LOB: 0 BB: 0 P: 7	R: 0 H: 0 E: 0 K: 1 S: 7	H: 0 LOB: 0 BB: 0 P: 9		1B: 2 2B: 3 3B: 0 HR: 0	SF: 0 SAC: 0 DP: 1 HBP: 0	WP: 0 PB: 0 SB: 0 CS: 0	PA: 35																	
<b>PITCHER</b>	IP	WLS	BF	H	R	ER	SO	BB	IBB	HBP	BLK	WP	HR	S	P	ERA	WHIP	<b>PITCHER</b>				IP	WLS	BF	H	R	ER	SO	BB	IBB	HBP	BLK	WP	HR	S	P	ERA	WHIP
36 Drew Hutchison, R ERA: 4.81	6.0	W	26	5	1	1	3	4	0	0	0	0	0	58	95	1.50	1.500					6.0	W	26	5	1	1	3	4	0	0	0	0	0	58	95	1.50	1.500
54 Jason Frasor, R ERA: 2.93	1.0	H	3	0	0	0	1	0	0	0	0	0	0	8	15	0.00	0.000					1.0	H	3	0	0	0	1	0	0	0	0	0	8	15	0.00	0.000	
38 Darren Oliver, L ERA: 1.38	1.0	H	3	0	0	0	0	0	0	0	0	0	0	5	7	0.00	0.000					1.0	H	3	0	0	0	0	0	0	0	0	5	7	0.00	0.000		
44 Casey Janssen, R ERA: 3.77	1.0	S	3	0	0	0	1	0	0	0	0	0	0	7	9	0.00	0.000					1.0	S	3	0	0	0	1	0	0	0	0	7	9	0.00	0.000		

Batter	1	2	3	4	5	6	7	8	9	AB	R	H	RBI	BB	SO	LOB	BOTTOM																					
2 Kelly Johnson, L OBP: 0.361, SLG: 0.432	5 BB		F7				P4			3	0	0	0	1	0	6	<b>New York Yankees @ Toronto Blue Jays</b> Rogers Centre, Toronto, ON Thu May 17 2012, 7:08 PM - 9:45 PM EDT Att: 31,266 - Clear - 63 F																					
5 Yunel Escobar, R OBP: 0.296, SLG: 0.312	1B		19 HR				L4		K	4	1	2	0	0	1	2																						
19 José Bautista, R OBP: 0.329, SLG: 0.443	K		HR				K		9 HR	4	2	2	2	0	2	2																						
10 Edwin Encarnación, R OBP: 0.331, SLG: 0.597	K		F8				P3		F7	4	0	0	0	0	1	3																						
9 J.P. Arencibia, R OBP: 0.281, SLG: 0.439	P3		P3				K		HR	4	1	1	2	0	1	2																						
8 Ben Francisco, R OBP: 0.267, SLG: 0.286	F9		F7				G5-3			4	0	1	0	0	0	0																						
28 Colby Rasmus, L OBP: 0.272, SLG: 0.538	11 BB		F9				G1-3		F8	3	0	0	0	1	0	1																						
68 Yan Gomes, R OBP: 0.667, SLG: 0.667	K		11 BB				FC1-2		L8	3	0	2	0	0	1	1																						
17 Omar Vizquel, S OBP: 0.192, SLG: 0.100	K		11 BB				1B		1B	1	0	0	0	0	0	0																						
11 Rajai Davis, R OBP: 0.326, SLG: 0.405	E6						FC1-2		P3	4	0	1	0	0	0	3																						
<b>Inning Stats</b>	R: 0 H: 1 E: 0 K: 2 S: 11	H: 0 LOB: 2 BB: 1 P: 20	R: 0 H: 0 E: 1 K: 1 S: 14	LOB: 1 BB: 1 P: 22	R: 2 H: 2 E: 0 K: 0 S: 13	H: 2 LOB: 0 BB: 0 P: 22	R: 0 H: 2 E: 0 K: 0 S: 13	H: 2 LOB: 2 BB: 0 P: 16	R: 0 H: 0 E: 0 K: 2 S: 10	H: 0 LOB: 0 BB: 0 P: 19	R: 0 H: 2 E: 0 K: 1 S: 11	H: 2 LOB: 0 BB: 0 P: 15	R: 2 H: 2 E: 0 K: 1 S: 11	H: 0 LOB: 0 BB: 0 P: 15	R: 0 H: 0 E: 0 K: 0 S: 6	H: 0 LOB: 0 BB: 0 P: 9	1B: 5 2B: 2 3B: 0 HR: 2	SF: 0 SAC: 0 DP: 0 HBP: 0	WP: 0 PB: 0 SB: 0 CS: 0	PA: 36																		
<b>PITCHER</b>	IP	WLS	BF	H	R	ER	SO	BB	IBB	HBP	BLK	WP	HR	S	P	ERA	WHIP	<b>PITCHER</b>				IP	WLS	BF	H	R	ER	SO	BB	IBB	HBP	BLK	WP	HR	S	P	ERA	WHIP
65 Phil Hughes, R ERA: 5.23	5.1	L	26	7	2	2	5	2	0	0	0	0	0	66	107	3.38	1.688					5.1	L	26	7	2	2	5	2	0	0	0	0	66	107	3.38	1.688	
53 Cory Wade, R ERA: 2.41	1.2		7	2	2	2	1	0	0	0	0	0	1	15	22	10.80	1.200					1.2		7	2	2	2	1	0	0	0	0	1	15	22	10.80	1.200	
36 Freddy Garcia, R ERA: 8.27	1.0		3	0	0	0	0	0	0	0	0	0	0	6	9	0.00	0.000					1.0		3	0	0	0	0	0	0	0	0	6	9	0.00	0.000		

AB	31
R	1
H	5
RBI	1
BB	4
SO	5
LOB	12



AB	34
R	4
H	9
RBI	4
BB	2
SO	6
LOB	20






Batter	1	2	3	4	5	6	7	8	9	AB	R	H	RBI	BB	SO	LOB	TOP										
<b>2 Zack Cozart, R</b> OBP: 0.283, SLG: 0.385										4	0	0	0	0	3	1	<b>Cincinnati Reds @ New York Yankees</b> Yankee Stadium, Bronx, NY Fri May 18 2012, 7:09 PM - 9:32 PM EDT Att. 42,015 - Clear - 66 F										
<b>6 Drew Stubbs, R</b> OBP: 0.278, SLG: 0.340										3	0	1	0	0	1	1											
<b>19 Joey Votto, L</b> OBP: 0.455, SLG: 0.577										4	0	0	0	0	3	3											
<b>4 Brandon Phillips, R</b> OBP: 0.290, SLG: 0.358										4	0	0	0	0	1	2											
<b>32 Jay Bruce, L</b> OBP: 0.322, SLG: 0.594										4	0	0	0	0	2	0											
<b>28 Chris Heisey, R</b> OBP: 0.311, SLG: 0.369										2	0	1	0	1	0	0											
<b>21 Todd Frazier, R</b> OBP: 0.353, SLG: 0.638										3	0	1	0	0	2												
<b>43 Miguel Cairo, R</b> OBP: 0.238, SLG: 0.350										3	0	0	0	0	2												
<b>29 Ryan Hanigan, R</b> OBP: 0.368, SLG: 0.363										3	0	1	0	0	0	0											
<b>Inning Stats</b>	R: 0 E: 1 K: 3 S: 11	H: 0 LOB: 1 BB: 0 P: 14	R: 0 E: 0 K: 0 S: 11	H: 1 LOB: 1 BB: 0 P: 15	R: 0 E: 0 K: 3 S: 10	H: 1 LOB: 1 BB: 0 P: 15	R: 0 E: 0 K: 1 S: 13	H: 1 LOB: 0 BB: 0 P: 20	R: 0 E: 0 K: 1 S: 8	H: 0 LOB: 0 BB: 0 P: 12	R: 0 E: 0 K: 0 S: 8	H: 1 LOB: 1 BB: 1 P: 12	R: 0 E: 0 K: 1 S: 11	H: 0 LOB: 1 BB: 1 P: 18	R: 0 E: 0 K: 0 S: 6	H: 0 LOB: 0 BB: 0 P: 9		R: 0 E: 0 K: 1 S: 8	H: 0 LOB: 0 BB: 0 P: 12	1B: 4 2B: 0 3B: 0 HR: 0	SF: 0 SAC: 1 DP: 0 HBP: 0	WP: 0 PB: 1 SB: 0 CS: 1	PA: 32				
<b>PITCHER</b>	IP	WLS	BF	H	R	ER	SO	BB	IBB	HBP	BLK	WP	HR	S	P	ERA	WHIP										
<b>46 Andy Pettitte, L</b> ERA: 2.51	(1, 1)	8.0	W	29	4	0	9	1	0	0	0	0	0	78	115	0.00	0.625										
<b>48 Boone Logan, L</b> ERA: 2.16	(9, 1)	1.0		3	0	0	1	0	0	0	0	0	0	8	12	0.00	0.000										

AB	30
R	0
H	4
RBI	0
BB	1
SO	10
LOB	11



Batter	1	2	3	4	5	6	7	8	9	AB	R	H	RBI	BB	SO	LOB	BOTTOM										
<b>2 Derek Jeter, R</b> OBP: 0.406, SLG: 0.509										4	0	1	0	0	0	0	<b>Cincinnati Reds @ New York Yankees</b> Yankee Stadium, Bronx, NY Fri May 18 2012, 7:09 PM - 9:32 PM EDT Att. 42,015 - Clear - 66 F										
<b>14 Curtis Granderson, L</b> OBP: 0.353, SLG: 0.596										4	1	2	0	0	0	0											
<b>24 Robinson Cano, L</b> OBP: 0.361, SLG: 0.484										3	1	2	1	1	0	0											
<b>13 Alex Rodriguez, R</b> OBP: 0.387, SLG: 0.421										4	1	2	1	0	0	3											
<b>27 Raul Ibanez, L</b> OBP: 0.325, SLG: 0.539										4	1	1	2	0	1	4											
<b>33 Nick Swisher, S</b> OBP: 0.317, SLG: 0.504										4	0	1	0	0	2	4											
<b>12 Eric Chavez, L</b> OBP: 0.291, SLG: 0.490										3	0	0	0	0	1	2											
<b>45 Dewayne Wise, L</b> OBP: 0.188, SLG: 0.200										3	0	0	0	0	1	1											
<b>19 Chris Stewart, R</b> OBP: 0.226, SLG: 0.233										3	0	0	0	0	1	1											
<b>Inning Stats</b>	R: 0 E: 0 K: 0 S: 5	H: 1 LOB: 1 BB: 0 P: 11	R: 0 E: 0 K: 1 S: 9	H: 0 LOB: 0 BB: 0 P: 18	R: 0 E: 0 K: 1 S: 5	H: 0 LOB: 0 BB: 0 P: 6	R: 1 E: 0 K: 1 S: 10	H: 2 LOB: 0 BB: 0 P: 14	R: 0 E: 0 K: 0 S: 9	H: 2 LOB: 3 BB: 1 P: 18	R: 0 E: 0 K: 0 S: 4	H: 0 LOB: 0 BB: 0 P: 5	R: 3 E: 0 K: 1 S: 14	H: 3 LOB: 0 BB: 0 P: 24	R: 0 E: 0 K: 1 S: 14	H: 0 LOB: 0 BB: 0 P: 24		1B: 6 2B: 1 3B: 0 HR: 2	SF: 0 SAC: 0 DP: 0 HBP: 0	WP: 0 PB: 0 SB: 0 CS: 0	PA: 33						
<b>PITCHER</b>	IP	WLS	BF	H	R	ER	SO	BB	IBB	HBP	BLK	WP	HR	S	P	ERA	WHIP										
<b>61 Bronson Arroyo, R</b> ERA: 3.46	(1, 1)	7.2	L	32	9	4	4	1	0	0	0	0	0	60	101	4.70	1.304										
<b>33 Jose Arredondo, R</b> ERA: 2.37	(8, 1)	0.1		1	0	0	1	0	0	0	0	0	0	4	6	0.00	0.000										

AB	32
R	4
H	9
RBI	4
BB	1
SO	5
LOB	15





Batter	1	2	3	4	5	6	7	8	9	AB	R	H	RBI	BB	SO	LOB	TOP					
28 Chris Heisey, R OBP: 0.316, SLG: 0.382										5	0	2	1	0	2	0	<b>Cincinnati Reds @ New York Yankees</b> Yankee Stadium, Bronx, NY Sat May 19 2012, 1:09 PM - 4:22 PM EDT Att: 45,302 - Sunny - 74 F					
6 Drew Stubbs, R OBP: 0.282, SLG: 0.333										3	2	0	0	2	2	3						
19 Joey Votto, L OBP: 0.456, SLG: 0.594										3	1	1	3	1	1	1						
4 Brandon Phillips, R OBP: 0.296, SLG: 0.362										4	1	2	1	0	1	0						
32 Jay Bruce, L OBP: 0.321, SLG: 0.582										3	0	0	0	1	3	2						
21 Todd Frazier, R OBP: 0.327, SLG: 0.588										4	0	0	0	0	2	4						
2 Zack Cozart, R OBP: 0.283, SLG: 0.385										0	0	0	0	0	0	0						
25 Mike Costanzo, L OBP: 0.111, SLG: 0.143										3	0	1	1	0	2	0						
39 Devin Mesoraco, R OBP: 0.317, SLG: 0.315										3	1	1	0	0	0	1						
15 Wilson Valdez, R OBP: 0.190, SLG: 0.244										4	1	1	0	0	2	3						
<b>Inning Stats</b>	R: 1 E: 0 K: 3 S: 15	H: 1 LOB: 2 BB: 2 P: 28	R: 1 E: 0 K: 3 S: 13	H: 2 LOB: 1 BB: 0 P: 19	R: 0 E: 0 K: 2 S: 8	H: 0 LOB: 0 BB: 0 P: 8	R: 0 E: 0 K: 1 S: 9	H: 0 LOB: 0 BB: 0 P: 12	R: 3 E: 0 K: 2 S: 14	H: 3 LOB: 0 BB: 0 P: 23	R: 0 E: 0 K: 1 S: 9	H: 1 LOB: 1 BB: 0 P: 13	R: 0 E: 0 K: 0 S: 8	H: 0 LOB: 0 BB: 1 P: 14	R: 1 E: 1 K: 0 S: 16	H: 1 LOB: 1 BB: 1 P: 25	R: 0 E: 0 K: 3 S: 9	H: 0 LOB: 0 BB: 0 P: 15	1B: 5 2B: 2 3B: 0 HR: 1	SF: 1 SAC: 0 DP: 1 HBP: 1	WP: 0 PB: 0 SB: 1 CS: 0	PA: 38
<b>PITCHER</b>	IP WLS BF H R ER SO BB IBB HBP BLK WP HR S P ERA WHIP																					
47 Ivan Nova, R ERA: 5.69	6.0 L 27 7 5 5 12 2 0 1 0 0 1 68 103 7.50 1.500																					
38 Cody Eppley, R ERA: 3.52	0.1 2 0 0 0 0 1 0 0 0 0 0 5 9 0.00 3.000																					
39 Clay Rapada, L ERA: 3.75	0.2 1 0 0 0 0 0 0 0 0 0 0 3 5 0.00 0.000																					
41 David Phelps, R ERA: 2.76	2.0 8 1 1 0 3 1 0 0 0 0 0 25 40 0.00 1.000																					
<b>Batter</b>	<b>1</b>	<b>2</b>	<b>3</b>	<b>4</b>	<b>5</b>	<b>6</b>	<b>7</b>	<b>8</b>	<b>9</b>	<b>AB</b>	<b>R</b>	<b>H</b>	<b>RBI</b>	<b>BB</b>	<b>SO</b>	<b>LOB</b>	<b>BOTTOM</b>					
2 Derek Jeter, R OBP: 0.400, SLG: 0.500										5	0	1	0	0	0	5	<b>Cincinnati Reds @ New York Yankees</b> Yankee Stadium, Bronx, NY Sat May 19 2012, 1:09 PM - 4:22 PM EDT Att: 45,302 - Sunny - 74 F					
14 Curtis Granderson, L OBP: 0.346, SLG: 0.551										4	0	0	0	1	2	3						
24 Robinson Cano, L OBP: 0.353, SLG: 0.472										4	1	0	0	0	2	1						
13 Alex Rodriguez, R OBP: 0.377, SLG: 0.410										4	0	0	0	0	1	1						
27 Raul Ibanez, L OBP: 0.331, SLG: 0.557										4	1	2	1	0	0	0						
33 Nick Swisher, S OBP: 0.322, SLG: 0.504										4	1	2	1	0	1	1						
55 Russell Martin, R OBP: 0.320, SLG: 0.320										4	1	1	1	0	2	2						
45 Deweyane Wise, L OBP: 0.167, SLG: 0.176										2	0	0	0	0	2	0						
12 Eric Chavez, L OBP: 0.304, SLG: 0.500										1	0	1	0	0	0	0						
22 Andrew Jones, R OBP: 0.303, SLG: 0.448										1	0	1	0	0	0	0						
17 Jayson Nix, R OBP: 0.300, SLG: 0.579										4	1	3	2	0	0	2						
<b>Inning Stats</b>	R: 0 E: 0 K: 0 S: 10	H: 0 LOB: 0 BB: 0 P: 14	R: 0 E: 0 K: 0 S: 6	H: 0 LOB: 0 BB: 0 P: 8	R: 1 E: 0 K: 1 S: 9	H: 2 LOB: 0 BB: 0 P: 12	R: 1 E: 0 K: 1 S: 12	H: 1 LOB: 1 BB: 1 P: 20	R: 1 E: 0 K: 2 S: 13	H: 2 LOB: 0 BB: 0 P: 18	R: 0 E: 0 K: 2 S: 8	H: 0 LOB: 0 BB: 0 P: 13	R: 0 E: 0 K: 1 S: 17	H: 2 LOB: 2 BB: 0 P: 22	R: 0 E: 0 K: 2 S: 8	H: 0 LOB: 0 BB: 0 P: 17	R: 2 E: 0 K: 1 S: 19	H: 4 LOB: 2 BB: 0 P: 27	1B: 7 2B: 2 3B: 0 HR: 2	SF: 0 SAC: 0 DP: 0 HBP: 0	WP: 0 PB: 0 SB: 1 CS: 1	PA: 38
<b>PITCHER</b>	IP WLS BF H R ER SO BB IBB HBP BLK WP HR S P ERA WHIP																					
34 Homer Bailey, R ERA: 4.34	6.1 W 26 7 3 3 3 1 0 0 0 0 0 2 67 97 4.26 1.263																					
66 Logan Ondrusek, R ERA: 2.55	0.2 H 2 0 0 0 0 0 0 0 0 0 0 8 10 0.00 0.000																					
54 Aroldis Chapman, L ERA: 5.02	1.0 H 3 0 0 0 2 0 0 0 0 0 0 8 17 0.00 0.000																					
51 Sean Marshall, L ERA: 5.02	0.1 H 5 4 2 2 1 0 0 0 0 0 0 15 20 54.00 12.000																					
33 Jose Arredondo, R ERA: 2.29	0.2 S 2 0 0 0 0 0 0 0 0 0 0 4 7 0.00 0.000																					







Batter	1	2	3	4	5	6	7	8	9	AB	R	H	RBI	BB	SO	LOB	TOP
1 Jarrod Dyson, L (1, 8) OBP: 0.340, SLG: 0.308	G4-3		35 S 2B BB	K		G5-3		G3-1		4	1	0	0	1	1	3	<b>Kansas City Royals @ New York Yankees</b> Yankee Stadium, Bronx, NY Mon May 21 2012, 7:10 PM - 10:18 PM EDT Att: 39,229 - Overcast - 61 F
35 Eric Hosmer, L (1, 3) OBP: 0.243, SLG: 0.316	K		16 G3 2B	G6-3		G1-3		16 BB		4	0	1	1	1	1	0	
16 Billy Butler, R (1, 10) OBP: 0.369, SLG: 0.528	8 HR 1B		G3	G4-3		8 G4-3 1B		21 HR BB		4	2	3	0	1	0	1	
8 Mike Moustakas, L (1, 5) OBP: 0.351, SLG: 0.525	1-H HR		2 FC5 4 BB IBB	G4-3		G4-3		K		4	1	1	2	1	1	4	
21 Jeff Francoeur, R (1, 9) OBP: 0.302, SLG: 0.380	G5-3		P4	P4		K		HR		5	1	1	2	0	1	3	
4 Alex Gordon, L (1, 7) OBP: 0.328, SLG: 0.372	K		2 FC5 BB	SH1-4 2B		SH1-4 2B		1B		4	0	2	0	1	1	0	
2 Alcides Escobar, R (1, 6) OBP: 0.342, SLG: 0.418	17 G3 1B		FC5	SH1-4		SH1-4		P3		4	0	2	0	0	0	4	
17 Chris Getz, L (1, 4) OBP: 0.322, SLG: 0.386	G3		G3	FC3 33 G3 1B		FC3 33 G3 1B		G3		2	0	1	0	0	0	1	
19 Irving Falu, S (5, 4) OBP: 0.419, SLG: 0.581	G3		G3	G3		G3		G3		3	1	1	0	0	0	2	
33 Humberto Quintero, R (1, 2) OBP: 0.279, SLG: 0.375	G6-3		P4	P4		G3		F8		4	0	0	0	0	0	4	
<b>Inning Stats</b>	R: 2 H: 2 E: 0 K: 1 S: 17	WLS: 2 BF: 26 LOB: 0 P: 28	H: 0 R: 0 ER: 0 K: 1 S: 10	H: 1 R: 0 LOB: 1 BB: 0 P: 16	R: 1 H: 1 E: 0 K: 0 S: 13	H: 1 R: 0 LOB: 3 BB: 3 P: 28	R: 0 H: 1 E: 0 K: 1 S: 7	H: 1 R: 0 LOB: 0 BB: 0 P: 11	R: 0 H: 1 E: 0 K: 0 S: 9	H: 1 R: 0 LOB: 2 BB: 0 P: 12	R: 2 H: 2 E: 0 K: 1 S: 11	H: 2 R: 0 LOB: 1 BB: 1 P: 19	R: 1 H: 2 E: 0 K: 0 S: 12	H: 2 R: 0 LOB: 2 BB: 1 P: 25	R: 0 H: 1 E: 0 K: 0 S: 8	H: 1 R: 0 LOB: 1 BB: 0 P: 13	1B: 7 R: 6 H: 12 RBI: 5 BB: 5 SO: 5 LOB: 22
<b>PITCHER</b>	IP WLS BF H R ER SO BB IBB HBP BLK WP HR S P ERA WHIP	IP WLS BF H R ER SO BB IBB HBP BLK WP HR S P ERA WHIP	IP WLS BF H R ER SO BB IBB HBP BLK WP HR S P ERA WHIP	IP WLS BF H R ER SO BB IBB HBP BLK WP HR S P ERA WHIP	IP WLS BF H R ER SO BB IBB HBP BLK WP HR S P ERA WHIP	IP WLS BF H R ER SO BB IBB HBP BLK WP HR S P ERA WHIP	IP WLS BF H R ER SO BB IBB HBP BLK WP HR S P ERA WHIP	IP WLS BF H R ER SO BB IBB HBP BLK WP HR S P ERA WHIP	IP WLS BF H R ER SO BB IBB HBP BLK WP HR S P ERA WHIP	IP WLS BF H R ER SO BB IBB HBP BLK WP HR S P ERA WHIP	IP WLS BF H R ER SO BB IBB HBP BLK WP HR S P ERA WHIP	IP WLS BF H R ER SO BB IBB HBP BLK WP HR S P ERA WHIP	IP WLS BF H R ER SO BB IBB HBP BLK WP HR S P ERA WHIP	IP WLS BF H R ER SO BB IBB HBP BLK WP HR S P ERA WHIP	IP WLS BF H R ER SO BB IBB HBP BLK WP HR S P ERA WHIP	IP WLS BF H R ER SO BB IBB HBP BLK WP HR S P ERA WHIP	WP: 1 PA: 44 FB: 0 CS: 1

Batter	1	2	3	4	5	6	7	8	9	AB	R	H	RBI	BB	SO	LOB	BOTTOM
2 Derek Jeter, R (1, 6) OBP: 0.386, SLG: 0.480	G1-3		14 BB 1B	L8		L8		F8		5	0	1	0	0	0	2	<b>Kansas City Royals @ New York Yankees</b> Yankee Stadium, Bronx, NY Mon May 21 2012, 7:10 PM - 10:18 PM EDT Att: 39,229 - Overcast - 61 F
14 Curtis Granderson, L (1, 8) OBP: 0.356, SLG: 0.540	K		24 FC5 BB	K		K		24 FC5 BB		2	0	0	0	2	0		
24 Robinson Cano, L (1, 4) OBP: 0.359, SLG: 0.473	13 BB BB		K	G4-3		G4-3		FC5		3	0	0	0	1	1	5	
13 Alex Rodriguez, R (1, 10) OBP: 0.371, SLG: 0.408	1B		K	K		K		G5-3		4	0	2	0	0	1	3	
27 Raul Ibanez, L (1, 7) OBP: 0.325, SLG: 0.561	P3		F7	F7		F7		K		4	0	0	0	0	1	6	
33 Nick Swisher, S (1, 9) OBP: 0.305, SLG: 0.475	K		L8	L8		K		K		4	0	0	0	0	3	1	
25 Mark Teixeira, S (1, 3) OBP: 0.280, SLG: 0.387	K		G3-1	G3-1		K		K		4	0	1	0	0	2	1	
12 Eric Chavez, L (1, 5) OBP: 0.306, SLG: 0.500	G3		55 WP 2B	L5		L5		K		3	0	1	0	0	0	0	
22 Andruw Jones, R (9, PH) OBP: 0.234, SLG: 0.433	G3		2B	K		K		K		1	0	0	0	0	1	1	
55 Russell Martin, R (1, 2) OBP: 0.323, SLG: 0.333	G4-3		14 BB 2 BB 1B	G4-3		G4-3		G6-3		4	0	2	0	0	0	2	
<b>Inning Stats</b>	R: 0 H: 1 E: 0 K: 1 S: 10	WLS: 2 BF: 28 LOB: 1 P: 23	H: 0 R: 0 ER: 0 K: 2 S: 8	H: 0 R: 0 LOB: 0 BB: 0 P: 12	R: 0 H: 2 E: 0 K: 2 S: 13	H: 2 R: 0 LOB: 3 BB: 1 P: 22	R: 0 H: 1 E: 0 K: 0 S: 10	H: 1 R: 0 LOB: 1 BB: 0 P: 13	R: 0 H: 0 E: 0 K: 1 S: 7	H: 0 R: 0 LOB: 0 BB: 0 P: 13	R: 0 H: 1 E: 0 K: 2 S: 10	H: 1 R: 0 LOB: 2 BB: 1 P: 14	R: 0 H: 1 E: 0 K: 0 S: 10	H: 0 R: 0 LOB: 0 BB: 0 P: 20	R: 0 H: 0 E: 0 K: 2 S: 8	H: 0 R: 0 LOB: 0 BB: 0 P: 14	1B: 3 R: 0 H: 7 RBI: 0 BB: 3 SO: 11 LOB: 21
<b>PITCHER</b>	IP WLS BF H R ER SO BB IBB HBP BLK WP HR S P ERA WHIP	IP WLS BF H R ER SO BB IBB HBP BLK WP HR S P ERA WHIP	IP WLS BF H R ER SO BB IBB HBP BLK WP HR S P ERA WHIP	IP WLS BF H R ER SO BB IBB HBP BLK WP HR S P ERA WHIP	IP WLS BF H R ER SO BB IBB HBP BLK WP HR S P ERA WHIP	IP WLS BF H R ER SO BB IBB HBP BLK WP HR S P ERA WHIP	IP WLS BF H R ER SO BB IBB HBP BLK WP HR S P ERA WHIP	IP WLS BF H R ER SO BB IBB HBP BLK WP HR S P ERA WHIP	IP WLS BF H R ER SO BB IBB HBP BLK WP HR S P ERA WHIP	IP WLS BF H R ER SO BB IBB HBP BLK WP HR S P ERA WHIP	IP WLS BF H R ER SO BB IBB HBP BLK WP HR S P ERA WHIP	IP WLS BF H R ER SO BB IBB HBP BLK WP HR S P ERA WHIP	IP WLS BF H R ER SO BB IBB HBP BLK WP HR S P ERA WHIP	IP WLS BF H R ER SO BB IBB HBP BLK WP HR S P ERA WHIP	IP WLS BF H R ER SO BB IBB HBP BLK WP HR S P ERA WHIP	IP WLS BF H R ER SO BB IBB HBP BLK WP HR S P ERA WHIP	WP: 1 PA: 37 FB: 0 CS: 0







Batter	1	2	3	4	5	6	7	8	9	AB	R	H	RBI	BB	SO	LOB	TOP									
4 Alex Gordon, L OBP: 0.330, SLG: 0.371	G4-3		G3-6-3		G3			FC4-6 BB		3	0	0	0	1	0	2	<b>Kansas City Royals @ New York Yankees</b> Yankee Stadium, Bronx, NY Wed May 23 2012, 7:08 PM - 10:00 PM EDT Att: 40,407 - Cloudy - 71 F									
9 Johnny Giavotella, R OBP: 0.233, SLG: 0.214	G6-3			K	G6-3			FC4-6 16 G5-3		4	0	0	0	0	1	1										
16 Billy Butler, R OBP: 0.359, SLG: 0.527	G5-3			HR	L4			G5-3		4	1	1	1	0	0	1										
21 Jeff Francoeur, R OBP: 0.305, SLG: 0.398	G4-3			1B				K		4	0	1	0	0	1	1										
8 Mike Moustakas, L OBP: 0.333, SLG: 0.497	K			K				G1-3		4	0	0	0	0	3	1										
2 Alcides Escobar, R OBP: 0.344, SLG: 0.422	K			1B				F9		4	1	2	0	0	1	0										
35 Eric Hosmer, L OBP: 0.260, SLG: 0.333			1B					G6-3		4	0	3	1	0	0	0										
33 Humberto Quintero, R OBP: 0.269, SLG: 0.368			F9		K			K		4	0	0	0	0	2	5										
12 Mitch Maier, L OBP: 0.309, SLG: 0.396			1B					K		4	1	2	1	0	2	1										
Inning Stats	R: 0 H: 0 E: 0 K: 0 S: 12	H: 0 LOB: 0 BB: 0 P: 16	R: 0 H: 0 E: 0 K: 2 S: 10	H: 0 LOB: 0 BB: 0 P: 14	R: 0 H: 2 E: 0 K: 0 S: 8	H: 2 LOB: 1 BB: 0 P: 9	R: 1 H: 4 E: 0 K: 3 S: 19	H: 4 LOB: 3 BB: 0 P: 24	R: 1 H: 1 E: 0 K: 0 S: 5	H: 1 LOB: 0 BB: 0 P: 7	R: 0 H: 0 E: 0 K: 1 S: 8	H: 0 LOB: 0 BB: 0 P: 10	R: 0 H: 0 E: 0 K: 2 S: 8	H: 0 LOB: 0 BB: 0 P: 13	R: 0 H: 0 E: 0 K: 1 S: 11	H: 0 LOB: 1 BB: 0 P: 19		R: 1 H: 2 E: 0 K: 1 S: 14	H: 2 LOB: 1 BB: 0 P: 26	1B: 5 2B: 2 3B: 0 HR: 2	SF: 0 SAC: 0 DP: 1 HBP: 0	WP: 0 PB: 0 SB: 1 CS: 0	PA: 36			
PITCHER	IP	WLS	BF	H	R	ER	SO	BB	IBB	HBP	BLK	WP	HR	S	P	ERA		WHIP								
46 Andy Pettitte, L ERA: 2.53	7.0	W	28	7	2	2	8	1	0	0	0	0	2	71	98	2.57		1.143								
41 David Phelps, R ERA: 2.87	2.0		8	2	1	1	2	0	0	0	0	0	0	24	40	4.50	1.000									

Batter	1	2	3	4	5	6	7	8	9	AB	R	H	RBI	BB	SO	LOB	BOTTOM									
2 Derek Jeter, R OBP: 0.389, SLG: 0.484	G6-3		14 25 G4-6-3 2B		E5 25 FC5-2 1B	L8		1B		5	1	3	0	0	0	0	<b>Kansas City Royals @ New York Yankees</b> Yankee Stadium, Bronx, NY Wed May 23 2012, 7:08 PM - 10:00 PM EDT Att: 40,407 - Cloudy - 71 F									
14 Curtis Granderson, L OBP: 0.359, SLG: 0.545	HR		25 G4-6-3 1B		13 24 FC6 BB	K		K		4	2	2	1	1	2	1										
25 Mark Teixeira, S OBP: 0.291, SLG: 0.381	13 HR BB		G4-6-3		24 FC6 22 FC5-2 BB		24 FC4-6 BB	G3		2	2	0	1	3	0	2										
13 Alex Rodriguez, R OBP: 0.372, SLG: 0.444	HR		HR		FC5-2 24 FC6					4	2	2	3	0	1	4										
24 Robinson Cano, L OBP: 0.354, SLG: 0.477	G5-3		L6		FC6 22 BB 33 HBP		FC4-6 22 BB 33 BB			4	0	0	1	0	0	3										
33 Nick Swisher, S OBP: 0.304, SLG: 0.458	P3				L8		22 BB HBP			2	0	0	0	1	0	0										
22 Andrew Jones, R OBP: 0.319, SLG: 0.435		P5			55 G6-3 1B		BB			2	0	1	1	2	0	0										
55 Russell Martin, R OBP: 0.321, SLG: 0.318	K		G6-3		F8		F9			4	0	0	0	0	1	7										
17 Jayson Nix, R OBP: 0.292, SLG: 0.500	G5-3				2 E 2 BB HBP		K			3	1	0	0	0	1	0										
Inning Stats	R: 3 H: 2 E: 0 K: 0 S: 14	H: 2 LOB: 1 BB: 0 P: 24	R: 2 H: 3 E: 0 K: 0 S: 7	H: 3 LOB: 0 BB: 0 P: 14	R: 0 H: 1 E: 0 K: 0 S: 3	H: 1 LOB: 0 BB: 0 P: 6	R: 3 H: 1 E: 1 K: 0 S: 15	H: 1 LOB: 3 BB: 3 P: 34	R: 0 H: 0 E: 0 K: 2 S: 10	H: 0 LOB: 0 BB: 0 P: 13	R: 0 H: 0 E: 0 K: 1 S: 10	H: 0 LOB: 3 BB: 3 P: 26	R: 0 H: 1 E: 0 K: 1 S: 14	H: 1 LOB: 1 BB: 0 P: 23	R: 0 H: 0 E: 0 K: 1 S: 14	H: 0 LOB: 0 BB: 0 P: 23		1B: 4 2B: 1 3B: 0 HR: 3	SF: 0 SAC: 0 DP: 2 HBP: 2	WP: 0 PB: 0 SB: 0 CS: 0	PA: 39					
PITCHER	IP	WLS	BF	H	R	ER	SO	BB	IBB	HBP	BLK	WP	HR	S	P	ERA		WHIP								
53 Will Smith, L ERA: 13.5	3.1	L	16	6	5	5	1	1	0	0	0	0	0	8	21	27.00		3.000								
39 Luis Mendoza, R ERA: 5.66	1.0		6	1	3	3	0	2	0	1	0	0	0	8	21	27.00	3.000									
50 Jose Mijares, L ERA: 2.37	0.1		2	0	0	0	0	0	0	1	0	0	0	4	8	0.00	0.000									
31 Louis Coleman, R ERA: 2.83	1.1		5	0	0	0	2	1	0	0	0	0	0	14	21	0.00	0.750									
56 Greg Holland, R ERA: 7.59	1.0		6	0	0	0	1	3	0	0	0	0	0	10	26	0.00	3.000									
PITCHER	IP	WLS	BF	H	R	ER	SO	BB	IBB	HBP	BLK	WP	HR	S	P	ERA	WHIP									
51 Jonathan Broxton, R ERA: 2.16	1.0		4	1	0	0	1	0	0	0	0	0	0	14	23	0.00	1.000									











Batter	1	2	3	4	5	6	7	8	9	AB	R	H	RBI	BB	SO	LOB	TOP				
<b>2 Derek Jeter, R</b> OBP: 0.380, SLG: 0.465										5	0	1	0	0	0	1					
<b>14 Curtis Granderson, L</b> OBP: 0.364, SLG: 0.531										3	1	1	0	1	0	1					
<b>25 Mark Teixeira, S</b> OBP: 0.312, SLG: 0.467										4	0	2	1	0	1	2					
<b>13 Alex Rodriguez, R</b> OBP: 0.365, SLG: 0.430										4	0	1	0	0	0	2					
<b>24 Robinson Canó, L</b> OBP: 0.316, SLG: 0.514										3	0	0	0	1	0	3					
<b>33 Nick Swisher, S</b> OBP: 0.310, SLG: 0.484										4	0	1	0	0	1	5					
<b>22 Andrew Jones, R</b> OBP: 0.316, SLG: 0.470										4	1	1	1	0	1	3					
<b>17 Jayson Nix, R</b> OBP: 0.286, SLG: 0.500										4	0	1	0	0	0	1					
<b>45 Dewayne Wise, L</b> OBP: 0.187, SLG: 0.174										0	0	0	0	0	0	0					
<b>19 Chris Stewart, R</b> OBP: 0.244, SLG: 0.250										4	0	0	0	0	2	1					
<b>Inning Stats</b>	R: 0 H: 2 E: 0 K: 0 S: 16	H: 2 BB: 1 P: 27	R: 1 H: 2 E: 0 K: 0 S: 11	H: 2 BB: 0 P: 15	R: 0 H: 1 E: 0 K: 1 S: 9	H: 1 BB: 1 P: 18	R: 0 H: 0 E: 0 K: 1 S: 7	H: 0 BB: 0 P: 9	R: 0 H: 0 E: 0 K: 1 S: 9	H: 0 BB: 0 P: 13	R: 0 H: 1 E: 0 K: 0 S: 7	H: 1 BB: 0 P: 8	R: 1 H: 2 E: 0 K: 0 S: 14	H: 2 BB: 0 P: 21	R: 0 H: 0 E: 0 K: 1 S: 10	H: 0 BB: 0 P: 15	R: 0 H: 0 E: 0 K: 1 S: 7	H: 0 BB: 0 P: 11	1B: 4 2B: 3 HR: 1	SF: 0 SAC: 0 DP: 0	WP: 0 PA: 37 CS: 0
<b>PITCHER</b>	IP WLS BF H R ER SO BB IBB HBP BLK WP HR S P ERA WHIP																				
<b>57 Tommy Milone, L</b> ERA: 3.84	(1, 1)	6.2	L	30	8	2	2	3	2	0	0	0	0	0	0	1	71	108	2.70	1.500	
<b>48 Ryan Cook, R</b> ERA:	(7, 1)	0.1		1	0	0	0	0	0	0	0	0	0	0	0	0	2	3	0.00	0.000	
<b>50 Grant Balfour, R</b> ERA: 3.91	(8, 1)	1.0		3	0	0	0	1	0	0	0	0	0	0	0	0	10	15	0.00	0.000	
<b>40 Brian Fuentes, L</b> ERA: 2.84	(9, 1)	1.0		3	0	0	0	1	0	0	0	0	0	0	0	0	7	11	0.00	0.000	

**New York Yankees @ Oakland Athletics**  
Oakland Coliseum, Oakland, CA  
Sun May 27 2012, 1:10 PM - 4:00 PM PDT  
Att: 25,078 - Overcast - 56 F

livebaseballscores.com

AB 35  
R 2  
H 8  
RBI 2  
BB 2  
SO 5  
LOB 19

Batter	1	2	3	4	5	6	7	8	9	AB	R	H	RBI	BB	SO	LOB	BOTTOM				
<b>19 Jemile Weeks, S</b> OBP: 0.289, SLG: 0.310										4	0	1	0	0	1	0					
<b>4 Coco Crisp, S</b> OBP: 0.216, SLG: 0.176										4	0	1	0	0	0	1					
<b>16 Josh Reddick, L</b> OBP: 0.332, SLG: 0.541										4	0	1	0	0	1	2					
<b>15 Seth Smith, L</b> OBP: 0.353, SLG: 0.354										3	0	1	0	1	1	1					
<b>25 Kila Ka'aihue, L</b> OBP: 0.291, SLG: 0.379										3	0	0	0	0	1	3					
<b>20 Josh Donaldson, R</b> OBP: 0.145, SLG: 0.244										3	0	1	0	0	1	2					
<b>10 Daric Barton, L</b> OBP: 0.333, SLG: 0.291										3	0	0	0	0	0	1					
<b>8 Kurt Suzuki, R</b> OBP: 0.248, SLG: 0.266										3	0	0	0	0	0	0					
<b>2 Cliff Pennington, S</b> OBP: 0.262, SLG: 0.282										3	0	0	0	0	0	0					
<b>Inning Stats</b>	R: 0 H: 1 E: 0 K: 1 S: 9	H: 0 BB: 0 P: 14	R: 0 H: 0 E: 0 K: 1 S: 6	H: 0 BB: 0 P: 12	R: 0 H: 0 E: 0 K: 0 S: 7	H: 0 BB: 0 P: 12	R: 0 H: 0 E: 0 K: 0 S: 9	H: 0 BB: 0 P: 13	R: 0 H: 2 E: 0 K: 0 S: 14	H: 1 BB: 0 P: 20	R: 0 H: 0 E: 0 K: 0 S: 6	H: 0 BB: 0 P: 8	R: 0 H: 1 E: 0 K: 1 S: 10	H: 1 BB: 1 P: 18	R: 0 H: 0 E: 0 K: 0 S: 6	H: 0 BB: 0 P: 7	R: 0 H: 1 E: 0 K: 2 S: 12	H: 1 BB: 0 P: 20	1B: 5 2B: 0 3B: 0 HR: 0	SF: 0 SAC: 0 DP: 1	WP: 0 PA: 32 CS: 1
<b>PITCHER</b>	IP WLS BF H R ER SO BB IBB HBP BLK WP HR S P ERA WHIP																				
<b>18 Hiroki Kuroda, R</b> ERA: 3.96	(1, 1)	8.0	W	27	4	0	0	0	3	1	0	0	0	0	0	0	67	104	0.00	0.625	
<b>29 Rafael Soriano, R</b> ERA: 2.08	(9, 1)	1.0	S	4	1	0	0	2	0	0	0	0	0	0	0	0	12	20	0.00	1.000	

**New York Yankees @ Oakland Athletics**  
Oakland Coliseum, Oakland, CA  
Sun May 27 2012, 1:10 PM - 4:00 PM PDT  
Att: 25,078 - Overcast - 56 F

livebaseballscores.com

AB 30  
R 0  
H 5  
RBI 0  
BB 1  
SO 5  
LOB 10



Batter	1	2	3	4	5	6	7	8	9	AB	R	H	RBI	BB	SO	LOB	TOP					
2 Derek Jeter, R OBP: 0.379, SLG: 0.458										5	1	1	0	1	0	4						
14 Curtis Granderson, L OBP: 0.364, SLG: 0.543										5	2	2	1	0	2	2						
13 Alex Rodriguez, R OBP: 0.361, SLG: 0.424										5	1	1	0	0	2	2						
24 Robinson Cano, L OBP: 0.356, SLG: 0.511										5	1	1	0	0	2	4						
25 Mark Teixeira, S OBP: 0.329, SLG: 0.491										2	2	2	1	3	0	0						
27 Raul Ibanez, L OBP: 0.313, SLG: 0.527										4	1	1	1	0	0	2						
33 Nick Swisher, S OBP: 0.302, SLG: 0.472										4	0	0	1	0	1	3						
12 Eric Chavez, L OBP: 0.320, SLG: 0.471										3	0	0	0	2	1	3						
55 Russell Martin, R OBP: 0.329, SLG: 0.339										5	0	2	2	0	0	3						
<b>Inning Stats</b>	R: 3 H: 2 E: 2 K: 1 S: 16	H: 2 LOB: 3 P: 33	R: 1 H: 1 E: 0 K: 0 S: 7	H: 1 LOB: 0 BB: 1 P: 13	R: 0 H: 0 E: 0 K: 1 S: 7	LOB: 0 BB: 1 P: 14	R: 0 H: 1 E: 0 K: 2 S: 14	H: 1 LOB: 2 BB: 1 P: 21	R: 1 H: 1 E: 0 K: 1 S: 14	H: 1 LOB: 0 BB: 0 P: 22	R: 0 H: 0 E: 0 K: 1 S: 11	H: 0 LOB: 1 BB: 1 P: 17	R: 3 H: 3 E: 0 K: 0 S: 12	H: 3 LOB: 1 BB: 1 P: 24	R: 0 H: 0 E: 0 K: 2 S: 8	H: 0 LOB: 0 BB: 0 P: 10	R: 0 H: 2 E: 0 K: 0 S: 15	H: 2 LOB: 3 BB: 1 P: 22	1B: 6 2B: 2 3B: 0 HR: 2	SF: 2 SAC: 0 DP: 0 HBP: 0	WP: 0 PB: 0 SB: 0 CS: 0	PA: 46
<b>PITCHER</b>	IP WLS BF H R ER SO BB IBB HBP BLK WP HR S P ERA WHIP	36 Jered Weaver, R ERA: 2.61	38 Bobby Cassevah, R ERA: 2.7	21 Hisanori Takahashi, L ERA: 4.8	52 David Carpenter, R ERA: 5.65	55 Jason Istringhausen, R ERA: 2.55	51 Jordan Walden, R ERA: 2.7	IP WLS BF H R ER SO BB IBB HBP BLK WP HR S P ERA WHIP	2.0 W 9 2 0 0 2 1 0 0 0 0 0 0 0 0.00 1.500													

**New York Yankees @ Los Angeles Angels**  
 Angel Stadium of Anaheim, Anaheim, CA  
 Mon May 28 2012, 6:09 PM - 9:47 PM PDT  
 Att: 44,016 - Clear - 74 F

livebaseballscores.com

AB 38  
 R 8  
 H 10  
 RBI 6  
 BB 6  
 SO 8  
 LOB 23

Batter	1	2	3	4	5	6	7	8	9	AB	R	H	RBI	BB	SO	LOB	BOTTOM					
27 Mike Trout, R OBP: 0.368, SLG: 0.514										5	2	2	1	0	0	4						
13 Maicer Izturis, S OBP: 0.325, SLG: 0.262										5	1	1	0	0	0	2						
5 Albert Pujols, R OBP: 0.276, SLG: 0.389										4	1	2	0	1	2	0						
8 Kendrys Morales, S OBP: 0.329, SLG: 0.420										5	1	2	3	0	1	2						
44 Mark Trumbo, R OBP: 0.388, SLG: 0.592										5	3	3	2	0	1	2						
47 Howie Kendrick, R OBP: 0.294, SLG: 0.364										3	0	2	3	0	0	0						
2 Erick Aybar, S OBP: 0.247, SLG: 0.275										4	0	1	0	0	0	2						
25 Peter Bourjos, R OBP: 0.275, SLG: 0.280										4	1	1	0	0	0	2						
46 Bobby Wilson, R OBP: 0.247, SLG: 0.179										2	0	1	0	1	1	0						
<b>Inning Stats</b>	R: 4 H: 5 E: 0 K: 0 S: 23	H: 5 LOB: 1 BB: 0 P: 28	R: 0 H: 2 E: 0 K: 0 S: 15	H: 2 LOB: 0 BB: 0 P: 16	R: 1 H: 1 E: 0 K: 0 S: 6	H: 1 LOB: 0 BB: 0 P: 9	R: 1 H: 1 E: 0 K: 2 S: 10	H: 1 LOB: 0 BB: 0 P: 16	R: 0 H: 1 E: 0 K: 1 S: 10	H: 1 LOB: 1 BB: 0 P: 16	R: 2 H: 3 E: 0 K: 0 S: 11	H: 3 LOB: 2 BB: 1 P: 17	R: 0 H: 1 E: 1 K: 0 S: 9	H: 1 LOB: 2 BB: 1 P: 18	R: 0 H: 0 E: 0 K: 2 S: 11	H: 0 LOB: 0 BB: 0 P: 15	R: 1 H: 1 E: 0 K: 0 S: 2	H: 1 LOB: 0 BB: 0 P: 3	1B: 10 2B: 2 3B: 1 HR: 2	SF: 1 SAC: 1 DP: 0 HBP: 0	WP: 0 PB: 0 SB: 0 CS: 0	PA: 41
<b>PITCHER</b>	IP WLS BF H R ER SO BB IBB HBP BLK WP HR S P ERA WHIP	65 Phil Hughes, R ERA: 5.64	36 Cody Eppley, R ERA: 3.72	41 David Phelps, R ERA: 2.7	48 Boone Logan, L ERA: 2.89	53 Cory Wade, R ERA: 2.49	PITCHER	IP WLS BF H R ER SO BB IBB HBP BLK WP HR S P ERA WHIP	5.1 W 27 11 7 7 3 0 0 0 0 0 0 5 10 0.00 6.000													

**New York Yankees @ Los Angeles Angels**  
 Angel Stadium of Anaheim, Anaheim, CA  
 Mon May 28 2012, 6:09 PM - 9:47 PM PDT  
 Att: 44,016 - Clear - 74 F

livebaseballscores.com

AB 37  
 R 9  
 H 15  
 RBI 9  
 BB 2  
 SO 5  
 LOB 14



Batter	1	2	3	4	5	6	7	8	9	AB	R	H	RBI	BB	SO	LOB	TOP			
2 Derek Jeter, R OBP: 0.384, SLG: 0.459	G6-3		13 1B		G6-3		1B		13 HBP	4	0	2	0	1	0	0	<b>New York Yankees @ Los Angeles Angels</b> Angel Stadium of Anaheim, Anaheim, CA Tue May 29 2012, 7:09 PM - 9:44 PM PDT Att: 42,065 - Clear - 72 F <a href="http://livebaseballscorecards.com">livebaseballscorecards.com</a>			
14 Curtis Granderson, L OBP: 0.356, SLG: 0.529	K		K		G3		G3		F7	5	0	0	0	0	2	6				
13 Alex Rodriguez, R OBP: 0.372, SLG: 0.431	1B		1B		K				25 1B	4	0	3	0	0	1	0				
24 Robinson Cano, L OBP: 0.347, SLG: 0.497	F7		K		L3				G3-4	5	0	0	0	0	2	8				
25 Mark Teixeira, S OBP: 0.328, SLG: 0.486	F7				G3-1				1B	4	0	1	0	0	1	0				
27 Raul Ibanez, L OBP: 0.313, SLG: 0.530	K				33 1B				K	3	1	1	0	0	2	0				
22 Andrew Jones, R OBP: 0.312, SLG: 0.463	K				2B				K	1	0	0	0	0	1	2				
33 Nick Swisher, S OBP: 0.301, SLG: 0.467	F7				12 G1				F8	4	0	1	1	0	0	2				
12 Eric Chavez, L OBP: 0.308, SLG: 0.451	F7				G1				K	3	0	0	0	0	0	1				
17 Jayson Nix, R OBP: 0.276, SLG: 0.481					1-2				K	1	0	0	0	0	1	0				
55 Russell Martin, R OBP: 0.333, SLG: 0.339	E5 13 1B				G4-3				13 HBP	3	0	1	0	1	0	1				
<b>Inning Stats</b>	R: 0 H: 1 E: 0 K: 1 S: 7	WLS: 1 BF: 11 LOB: 1 BB: 0 P: 11	R: 0 H: 0 E: 0 K: 1 S: 8	WLS: 0 BF: 10 LOB: 0 BB: 0 P: 10	R: 0 H: 2 E: 0 K: 2 S: 18	WLS: 2 BF: 26 LOB: 0 BB: 0 P: 26	R: 1 H: 2 E: 0 K: 0 S: 9	WLS: 2 BF: 14 LOB: 1 BB: 0 P: 14	R: 0 H: 0 E: 0 K: 2 S: 8	WLS: 0 BF: 12 LOB: 0 BB: 0 P: 12	R: 0 H: 2 E: 0 K: 0 S: 10	WLS: 2 BF: 14 LOB: 2 BB: 0 P: 14	R: 0 H: 0 E: 0 K: 1 S: 11	WLS: 2 BF: 17 LOB: 2 BB: 0 P: 17	R: 0 H: 0 E: 0 K: 2 S: 14	WLS: 3 BF: 24 LOB: 3 BB: 2 P: 24	1B: 8 2B: 1 3B: 0 HR: 0	SF: 0 SAC: 0 DP: 0 HBP: 1	WP: 0 PB: 0 SB: 0 CS: 0	PA: 40
<b>PITCHER</b>	IP WLS BF H R ER SO BB IBB HBP BLK WP HR S P ERA WHIP	IP WLS BF H R ER SO BB IBB HBP BLK WP HR S P ERA WHIP	IP WLS BF H R ER SO BB IBB HBP BLK WP HR S P ERA WHIP	IP WLS BF H R ER SO BB IBB HBP BLK WP HR S P ERA WHIP	IP WLS BF H R ER SO BB IBB HBP BLK WP HR S P ERA WHIP	IP WLS BF H R ER SO BB IBB HBP BLK WP HR S P ERA WHIP	IP WLS BF H R ER SO BB IBB HBP BLK WP HR S P ERA WHIP	IP WLS BF H R ER SO BB IBB HBP BLK WP HR S P ERA WHIP	IP WLS BF H R ER SO BB IBB HBP BLK WP HR S P ERA WHIP	IP WLS BF H R ER SO BB IBB HBP BLK WP HR S P ERA WHIP	IP WLS BF H R ER SO BB IBB HBP BLK WP HR S P ERA WHIP	IP WLS BF H R ER SO BB IBB HBP BLK WP HR S P ERA WHIP	IP WLS BF H R ER SO BB IBB HBP BLK WP HR S P ERA WHIP	IP WLS BF H R ER SO BB IBB HBP BLK WP HR S P ERA WHIP	IP WLS BF H R ER SO BB IBB HBP BLK WP HR S P ERA WHIP	IP WLS BF H R ER SO BB IBB HBP BLK WP HR S P ERA WHIP	IP WLS BF H R ER SO BB IBB HBP BLK WP HR S P ERA WHIP	IP WLS BF H R ER SO BB IBB HBP BLK WP HR S P ERA WHIP	IP WLS BF H R ER SO BB IBB HBP BLK WP HR S P ERA WHIP	IP WLS BF H R ER SO BB IBB HBP BLK WP HR S P ERA WHIP
24 Dan Haren, R ERA: 3.52	7.0	W	30	8	1	1	7	0	0	0	0	0	0	0	0	0	1.29	1.143		
37 Scott Downs, L ERA: 1.14	1.0	H	4	1	0	0	1	0	0	0	0	0	0	0	0	0	0.00	1.000		
49 Ernesto Frieri, R ERA: 1.14	1.0		6	0	0	0	2	2	0	1	0	0	0	0	0	0	0.00	2.000		

Batter	1	2	3	4	5	6	7	8	9	AB	R	H	RBI	BB	SO	LOB	BOTTOM			
27 Mike Trout, R OBP: 0.364, SLG: 0.522	F8		13 FC5-2 3B		G5-3		K			4	0	1	1	0	1	0	<b>New York Yankees @ Los Angeles Angels</b> Angel Stadium of Anaheim, Anaheim, CA Tue May 29 2012, 7:09 PM - 9:44 PM PDT Att: 42,065 - Clear - 72 F <a href="http://livebaseballscorecards.com">livebaseballscorecards.com</a>			
13 Maicer Izturis, S OBP: 0.322, SLG: 0.262	5 FC1-4 1B		5 HR		G5-3		L5			4	1	1	0	0	0	1				
5 Albert Pujols, R OBP: 0.282, SLG: 0.406	FC1-4		HR		K2-3				44 G5-3 47 1B	4	2	2	2	0	1	1				
44 Mark Trumbo, R OBP: 0.390, SLG: 0.609	K		47 S 1B		HR		G5-3		G5-3	4	1	2	1	0	1	2				
47 Howie Kendrick, R OBP: 0.293, SLG: 0.391	G5-3		G1-3		G6-3		G6-3		2 1B	4	0	1	1	0	0	1				
48 Torii Hunter, R OBP: 0.326, SLG: 0.408	F8				G6-3		2 1B		G6-3	4	0	1	0	0	0	1				
2 Erick Aybar, S OBP: 0.253, SLG: 0.281	G5-3				G4-3		1B		1B	4	0	2	0	0	0	0				
25 Peter Bourjos, R OBP: 0.274, SLG: 0.279			46 SH1-4 27 3B		G6-3				F8	4	1	1	0	0	1	4				
46 Bobby Wilson, R OBP: 0.240, SLG: 0.174	SH1-4				P4		F9			2	0	0	0	0	0	0				
<b>Inning Stats</b>	R: 0 H: 1 E: 0 K: 1 S: 11	WLS: 1 BF: 16 LOB: 1 BB: 0 P: 16	R: 3 H: 4 E: 0 K: 0 S: 11	WLS: 4 BF: 17 LOB: 0 BB: 0 P: 17	R: 0 H: 0 E: 0 K: 0 S: 8	WLS: 0 BF: 16 LOB: 0 BB: 0 P: 16	R: 0 H: 0 E: 0 K: 1 S: 10	WLS: 3 BF: 13 LOB: 2 BB: 0 P: 13	R: 0 H: 0 E: 0 K: 1 S: 9	WLS: 0 BF: 11 LOB: 0 BB: 0 P: 11	R: 1 H: 3 E: 0 K: 1 S: 14	WLS: 3 BF: 20 LOB: 2 BB: 0 P: 20	R: 1 H: 0 E: 0 K: 1 S: 11	WLS: 0 BF: 17 LOB: 2 BB: 0 P: 17	R: 1 H: 3 E: 0 K: 1 S: 14	WLS: 3 BF: 20 LOB: 2 BB: 0 P: 20		1B: 8 2B: 0 3B: 1 HR: 2	SF: 0 SAC: 1 DP: 0 HBP: 0	WP: 0 PB: 0 SB: 1 CS: 0
<b>PITCHER</b>	IP WLS BF H R ER SO BB IBB HBP BLK WP HR S P ERA WHIP	IP WLS BF H R ER SO BB IBB HBP BLK WP HR S P ERA WHIP	IP WLS BF H R ER SO BB IBB HBP BLK WP HR S P ERA WHIP	IP WLS BF H R ER SO BB IBB HBP BLK WP HR S P ERA WHIP	IP WLS BF H R ER SO BB IBB HBP BLK WP HR S P ERA WHIP	IP WLS BF H R ER SO BB IBB HBP BLK WP HR S P ERA WHIP	IP WLS BF H R ER SO BB IBB HBP BLK WP HR S P ERA WHIP	IP WLS BF H R ER SO BB IBB HBP BLK WP HR S P ERA WHIP	IP WLS BF H R ER SO BB IBB HBP BLK WP HR S P ERA WHIP	IP WLS BF H R ER SO BB IBB HBP BLK WP HR S P ERA WHIP	IP WLS BF H R ER SO BB IBB HBP BLK WP HR S P ERA WHIP	IP WLS BF H R ER SO BB IBB HBP BLK WP HR S P ERA WHIP	IP WLS BF H R ER SO BB IBB HBP BLK WP HR S P ERA WHIP	IP WLS BF H R ER SO BB IBB HBP BLK WP HR S P ERA WHIP	IP WLS BF H R ER SO BB IBB HBP BLK WP HR S P ERA WHIP	IP WLS BF H R ER SO BB IBB HBP BLK WP HR S P ERA WHIP	IP WLS BF H R ER SO BB IBB HBP BLK WP HR S P ERA WHIP	IP WLS BF H R ER SO BB IBB HBP BLK WP HR S P ERA WHIP	IP WLS BF H R ER SO BB IBB HBP BLK WP HR S P ERA WHIP	IP WLS BF H R ER SO BB IBB HBP BLK WP HR S P ERA WHIP
46 Andy Pettitte, L ERA: 3.49	7.0	L	30	9	5	5	3	0	0	0	0	0	0	0	0	0	6.43	1.286		
38 Cody Eppley, R ERA: 3.35	1.0		5	2	0	0	1	0	0	0	0	0	0	0	0	0	0.00	2.000		



Batter	1	2	3	4	5	6	7	8	9	AB	R	H	RBI	BB	SO	LOB	TOP										
2 Derek Jeter, R OBP: 0.382, SLG: 0.455	G4-3		14 HR	F9			F8			4	1	1	0	0	0	0											
14 Curtis Granderson, L OBP: 0.359, SLG: 0.549	2B		HR		G3		K2-3			4	1	2	3	0	1	0											
13 Alex Rodriguez, R OBP: 0.370, SLG: 0.424	K		24 HR	K			F9			3	1	0	0	0	2	1											
24 Robinson Cano, L OBP: 0.346, SLG: 0.508	K		HR	G4-3			G3-1			4	1	1	2	0	1	1											
25 Mark Teixeira, S OBP: 0.299, SLG: 0.475	G3-1	G4-3			F9		G1-3			4	0	0	0	0	0	0											
27 Raul Ibanez, L OBP: 0.318, SLG: 0.543	3B	P6					F7			4	1	2	0	0	0	0											
45 Dewayne Wise, L OBP: 0.167, SLG: 0.174	1B						F8			0	0	0	0	0	0	0											
33 Nick Swisher, S OBP: 0.299, SLG: 0.464	1B	K			SF7		F8			3	0	1	1	0	1	0											
12 Eric Chavez, L OBP: 0.293, SLG: 0.427	G3-6-3			P5			K			4	0	0	0	0	1	2											
55 Russell Martin, R OBP: 0.333, SLG: 0.333	2B		14 HR	F8			G6-3			2	1	0	0	1	0	0											
<b>Inning Stats</b>	R: 0 H: 1 E: 0 K: 2 S: 10	H: 1 LOB: 1 BB: 0 P: 15	R: 0 H: 2 E: 0 K: 0 S: 11	H: 1 LOB: 1 BB: 0 P: 18	R: 5 H: 3 E: 0 K: 1 S: 26	H: 3 LOB: 0 BB: 1 P: 48	R: 0 H: 0 E: 0 K: 0 S: 6	H: 0 LOB: 0 BB: 0 P: 7	R: 0 H: 0 E: 0 K: 1 S: 11	H: 0 LOB: 0 BB: 0 P: 19	R: 1 H: 1 E: 0 K: 1 S: 9	H: 1 LOB: 0 BB: 0 P: 14	R: 0 H: 0 E: 0 K: 1 S: 7	H: 0 LOB: 0 BB: 0 P: 11	R: 0 H: 0 E: 0 K: 0 S: 5	H: 0 LOB: 0 BB: 0 P: 7	R: 0 H: 0 E: 0 K: 0 S: 9	H: 0 LOB: 0 BB: 0 P: 14	1B: 3 2B: 1 3B: 1 HR: 2	SF: 1 SAC: 0 DP: 1 HBP: 1	WP: 0 PB: 0 SB: 1 CS: 0	PA: 35					
<b>PITCHER</b>	IP	WLS	BF	H	R	ER	SO	BB	IBB	HBP	BLK	WP	HR	S	P	ERA	WHIP										
54 Ervin Santana, R ERA: 4.78	5.0		22	6	5	5	4	1	0	1	0	0	2	64	107	9.00	1.400										
21 Hisanori Takahashi, L ERA: 5.06	1.0	L	4	1	1	1	1	0	0	0	0	0	0	9	14	9.00	1.000										
55 Jason Iseringhausen, R ERA: 2.41	1.0		3	0	0	0	1	0	0	0	0	0	0	7	11	0.00	0.000										
37 Scott Downs, L ERA:	1.0		3	0	0	0	0	0	0	0	0	0	0	5	7	0.00	0.000										
43 Garrett Richards, R ERA:	1.0		3	0	0	0	0	0	0	0	0	0	0	9	14	0.00	0.000										

New York Yankees @ Los Angeles Angels  
Angel Stadium of Anaheim, Anaheim, CA  
Wed May 30 2012, 7:08 PM - 10:14 PM PDT  
Att: 40,111 - Clear - 68 F

AB 32  
R 6  
H 7  
RBI 6  
BB 1  
SO 6  
LOB 4



Batter	1	2	3	4	5	6	7	8	9	AB	R	H	RBI	BB	SO	LOB	BOTTOM										
27 Mike Trout, R OBP: 0.366, SLG: 0.521	44 SF9		F8	2B		G5-3			G6-3	4	1	1	2	0	0	1											
6 Alberto Callaspo, S OBP: 0.292, SLG: 0.308	5 BB		F8	5 BB		G4-3			48 FC5	3	0	1	0	2	0	1											
5 Albert Pujols, R OBP: 0.290, SLG: 0.408	44 SF9		G6-4-3			G5-3			48 FC5	4	0	2	0	1	0	1											
8 Kendrys Morales, S OBP: 0.333, SLG: 0.418	K		44 HR	BB		K			FC5	3	1	1	0	1	2	4											
48 Tori Hunter, R OBP: 0.324, SLG: 0.405	K		44 HR	BB		K			FC5	1	0	0	0	0	0	2											
44 Mark Trumbo, R OBP: 0.396, SLG: 0.632	SF9		47 G6-4-3	HR		1B			F7	4	1	3	3	0	0	2											
47 Howie Kendrick, R OBP: 0.287, SLG: 0.383	F9		G5-3	1B		G6-4-3			K	4	0	0	0	0	1	6											
2 Erick Aybar, S OBP: 0.233, SLG: 0.280	G5-3		46 1B	2B		G5-3			G3	4	1	1	0	0	0	0											
25 Peter Bourjos, R OBP: 0.273, SLG: 0.278	G6-3		F8	1B		K			K	4	0	1	0	0	1	1											
46 Bobby Wilson, R OBP: 0.244, SLG: 0.181	F7		27 2B	1B		F7			K	3	1	1	0	0	0	1											
13 Maicer Izturis, S OBP: 0.320, SLG: 0.259	F7		27 2B	1B		F7			K	1	0	0	0	0	1	0											
41 John Hester, R OBP: 0.353, SLG: 0.267			27 2B	1B					K	0	0	0	0	0	0	0											
<b>Inning Stats</b>	R: 1 H: 1 E: 0 K: 1 S: 9	H: 1 LOB: 2 BB: 1 P: 19	R: 0 H: 0 E: 0 K: 0 S: 4	H: 0 LOB: 0 BB: 0 P: 7	R: 0 H: 0 E: 0 K: 0 S: 6	H: 0 LOB: 1 BB: 1 P: 11	R: 4 H: 4 E: 0 K: 0 S: 18	H: 4 LOB: 1 BB: 1 P: 26	R: 0 H: 2 E: 0 K: 1 S: 7	H: 2 LOB: 1 BB: 0 P: 10	R: 0 H: 1 E: 0 K: 0 S: 9	H: 1 LOB: 1 BB: 0 P: 14	R: 0 H: 2 E: 0 K: 1 S: 16	H: 2 LOB: 2 BB: 0 P: 25	R: 0 H: 0 E: 0 K: 2 S: 8	H: 0 LOB: 0 BB: 0 P: 11	R: 0 H: 1 E: 0 K: 0 S: 14	H: 1 LOB: 2 BB: 1 P: 22	1B: 9 2B: 1 3B: 0 HR: 1	SF: 1 SAC: 0 DP: 2 HBP: 1	WP: 0 PB: 0 SB: 0 CS: 0	PA: 41					
<b>PITCHER</b>	IP	WLS	BF	H	R	ER	SO	BB	IBB	HBP	BLK	WP	HR	S	P	ERA	WHIP										
47 Ivan Nova, R ERA: 5.6	6.2	W	30	8	5	5	2	3	0	1	0	0	1	58	95	6.75	1.650										
48 Boone Logan, L ERA: 2.89	0.0		2	2	0	0	0	0	0	0	0	0	0	5	8												
53 Cory Wade, R ERA: 2.35	1.1	H	4	0	0	0	3	0	0	0	0	0	0	14	20	0.00	0.000										
29 Rafael Soriano, R ERA: 1.96	1.0	S	5	1	0	0	0	1	0	0	0	0	0	14	22	0.00	2.000										

New York Yankees @ Los Angeles Angels  
Angel Stadium of Anaheim, Anaheim, CA  
Wed May 30 2012, 7:08 PM - 10:14 PM PDT  
Att: 40,111 - Clear - 68 F

AB 35  
R 5  
H 11  
RBI 5  
BB 4  
SO 5  
LOB 19













Batter	1	2	3	4	5	6	7	8	9	AB R H RBI BB SO LOB	TOP											
2 Derek Jeter, R OBP: 0.384, SLG: 0.462										5 1 2 1 0 1 3	<b>New York Yankees @ Detroit Tigers</b> Comerica Park, Detroit, MI Sun Jun 03 2012, 1:14 PM - 3:53 PM EDT Att: 42,419 - Sunny - 77 F											
14 Curtis Granderson, L OBP: 0.357, SLG: 0.551										4 2 1 0 1 2 2												
13 Alex Rodriguez, R OBP: 0.372, SLG: 0.447										4 1 2 1 1 2 2												
24 Robinson Cano, L OBP: 0.342, SLG: 0.498										4 1 1 1 0 1 4												
25 Mark Teixeira, S OBP: 0.319, SLG: 0.458										3 0 0 1 0 0 2												
27 Raul Ibanez, L OBP: 0.300, SLG: 0.510										4 0 0 0 0 0 1												
45 Dewayne Wise, L OBP: 0.167, SLG: 0.174										0 0 0 0 0 0 0												
33 Nick Swisher, S OBP: 0.307, SLG: 0.452										3 0 1 0 1 0 0												
12 Eric Chavez, L OBP: 0.318, SLG: 0.457										4 0 2 0 0 0 1												
55 Russell Martin, R OBP: 0.342, SLG: 0.341										3 0 1 0 1 0 3												
<b>Inning Stats</b>	R: 2 H: 1 E: 0 K: 1 S: 12	H: 1 LOB: 1 BB: 2 P: 26	R: 0 H: 1 E: 0 K: 0 S: 6	H: 1 LOB: 1 BB: 1 P: 13	R: 1 H: 1 E: 0 K: 1 S: 10	H: 1 LOB: 0 BB: 0 P: 18	R: 0 H: 1 E: 0 K: 0 S: 6	H: 1 LOB: 1 BB: 1 P: 10	R: 2 H: 2 E: 1 K: 1 S: 15	H: 2 LOB: 0 BB: 0 P: 22	R: 0 H: 1 E: 0 K: 0 S: 10	H: 1 LOB: 0 BB: 0 P: 13	R: 0 H: 2 E: 0 K: 1 S: 11	H: 2 LOB: 2 BB: 0 P: 18	R: 0 H: 0 E: 0 K: 0 S: 7	H: 0 LOB: 0 BB: 0 P: 10	R: 0 H: 1 E: 0 K: 2 S: 14	H: 1 LOB: 1 BB: 0 P: 19	1B: 5 2B: 3 3B: 1 HR: 2	SF: 1 SAC: 0 DP: 2 HBP: 0	WP: 0 PB: 1 SB: 0 CS: 0	PA: 39
<b>PITCHER</b>	IP WLS BF H R ER SO BB IBB HBP BLK WP HR S P ERA WHIP	6.1 L 30 9 5 3 4 4 0 0 0 0 2 66 114 4.26 2.053	7.1 1.2 5 0 0 0 0 0 0 0 0 0 11 16 0.00 0.000	9.1 1.0 4 1 0 0 2 0 0 0 0 0 0 14 19 0.00 1.000	<b>PITCHER</b>										IP WLS BF H R ER SO BB IBB HBP BLK WP HR S P ERA WHIP							
35 Justin Verlander, R ERA: 2.67											6.1 L 30 9 5 3 4 4 0 0 0 0 2 66 114 4.26 2.053											
64 Duane Below, L ERA: 2.63											7.1 1.2 5 0 0 0 0 0 0 0 0 0 11 16 0.00 0.000											
60 Brayan Villarreal, R ERA: 0.82											9.1 1.0 4 1 0 0 2 0 0 0 0 0 0 14 19 0.00 1.000											

Batter	1	2	3	4	5	6	7	8	9	AB R H RBI BB SO LOB	BOTTOM											
52 Quintin Berry, L OBP: 0.393, SLG: 0.471										4 0 0 0 0 1 0	<b>New York Yankees @ Detroit Tigers</b> Comerica Park, Detroit, MI Sun Jun 03 2012, 1:14 PM - 3:53 PM EDT Att: 42,419 - Sunny - 77 F											
29 Danny Worth, R OBP: 0.289, SLG: 0.211										3 0 0 0 1 1 0												
24 Miguel Cabrera, R OBP: 0.371, SLG: 0.536										3 0 0 0 1 2 1												
28 Prince Fielder, L OBP: 0.382, SLG: 0.517										4 1 1 1 0 0 1												
21 Delmon Young, R OBP: 0.309, SLG: 0.398										4 0 1 0 0 2 0												
26 Brennan Boesch, L OBP: 0.264, SLG: 0.346										4 0 0 0 0 2 1												
27 Jhonny Peralta, R OBP: 0.328, SLG: 0.373										3 0 2 0 0 0 0												
32 Don Kelly, L OBP: 0.278, SLG: 0.174										2 0 0 0 1 0 2												
18 Omar Santos, R OBP: 0.111, SLG: 0.125										3 0 0 0 0 0 1												
<b>Inning Stats</b>	R: 0 H: 0 E: 0 K: 0 S: 8	H: 0 LOB: 1 BB: 1 P: 17	R: 0 H: 1 E: 0 K: 1 S: 10	H: 1 LOB: 0 BB: 0 P: 15	R: 0 H: 0 E: 0 K: 0 S: 9	H: 0 LOB: 1 BB: 1 P: 14	R: 1 H: 1 E: 0 K: 1 S: 9	H: 1 LOB: 0 BB: 0 P: 9	R: 0 H: 0 E: 0 K: 1 S: 12	H: 0 LOB: 0 BB: 1 P: 20		R: 0 H: 0 E: 0 K: 2 S: 10	H: 0 LOB: 0 BB: 0 P: 12	R: 0 H: 1 E: 0 K: 1 S: 9	H: 1 LOB: 1 BB: 0 P: 11	R: 0 H: 0 E: 0 K: 0 S: 4	H: 0 LOB: 0 BB: 0 P: 8	R: 0 H: 1 E: 0 K: 2 S: 11	H: 1 LOB: 1 BB: 0 P: 17	1B: 3 2B: 0 3B: 0 HR: 1	SF: 0 SAC: 0 DP: 1 HBP: 0	WP: 0 PB: 1 SB: 0 CS: 0
<b>PITCHER</b>	IP WLS BF H R ER SO BB IBB HBP BLK WP HR S P ERA WHIP	9.0 W 33 4 1 1 8 3 0 0 0 0 1 82 123 1.00 0.778	<b>PITCHER</b>										IP WLS BF H R ER SO BB IBB HBP BLK WP HR S P ERA WHIP									
65 Phil Hughes, R ERA: 4.96											9.0 W 33 4 1 1 8 3 0 0 0 0 1 82 123 1.00 0.778											






Batter	1	2	3	4	5	6	7	8	9	AB	R	H	RBI	BB	SO	LOB	TOP										
8 Desmond Jennings, R OBP: 0.331, SLG: 0.593										4	0	1	0	0	2	0	<b>Tampa Bay Rays @ New York Yankees</b> Yankee Stadium, Bronx, NY Tue Jun 05 2012, 7:08 PM - 9:52 PM EDT Att: 40,537 - Cloudy - 62 F										
2 B.J. Upton, R OBP: 0.329, SLG: 0.416										4	0	1	0	0	1	2											
18 Ben Zobrist, S OBP: 0.335, SLG: 0.385										4	0	0	0	0	1												
35 Hideki Matsui, L OBP: 0.150, SLG: 0.450										4	0	0	0	0	1	0											
1 Sean Rodriguez, R OBP: 0.281, SLG: 0.356										3	0	0	0	1	0	0											
23 Carlos Pena, L OBP: 0.345, SLG: 0.375										3	0	1	0	0	2	1											
30 Luke Scott, L OBP: 0.282, SLG: 0.426										3	0	0	0	0	2	2											
28 José Molina, R OBP: 0.270, SLG: 0.300										2	0	1	0	1	1	0											
9 Elliot Johnson, S OBP: 0.325, SLG: 0.354										3	0	0	0	0	2	3											
<b>Inning Stats</b>	R: 0 E: 0 K: 1 S: 7	H: 0 LOB: 0 BB: 0 P: 10	R: 0 E: 0 K: 2 S: 12	H: 0 LOB: 1 BB: 1 P: 20	R: 0 E: 0 K: 3 S: 12	H: 0 LOB: 0 BB: 0 P: 16	R: 0 E: 0 K: 0 S: 6	H: 1 LOB: 0 BB: 0 P: 11	R: 0 E: 0 K: 1 S: 12	H: 1 LOB: 2 BB: 1 P: 17	R: 0 E: 0 K: 1 S: 11	H: 0 LOB: 0 BB: 0 P: 15	R: 0 E: 0 K: 1 S: 7	H: 0 LOB: 0 BB: 0 P: 10	R: 0 E: 0 K: 1 S: 10	H: 2 LOB: 2 BB: 0 P: 15	R: 0 E: 0 K: 1 S: 7	H: 0 LOB: 0 BB: 0 P: 12	1B: 4 2B: 0 3B: 0 HR: 0	SF: 0 SAC: 0 DP: 1 HBP: 0	WP: 0 PB: 0 SB: 1 CS: 0	PA: 32					
<b>PITCHER</b>	IP	WLS	BF	H	R	ER	SO	BB	IBB	HBP	BLK	WP	HR	S	P	ERA	WHIP										
46 Andy Pettitte, L ERA: 2.78	(1, 1)	7.1	W	25	2	0	0	10	2	0	0	0	0	70	103	0.00	0.545										
36 Freddy Garcia, R ERA: 7.56	(8, 1)	1.2		7	2	0	0	1	0	0	0	0	0	14	23	0.00	1.200										

AB	30
R	0
H	4
RBI	0
BB	2
SO	11
LOB	9



Batter	1	2	3	4	5	6	7	8	9	AB	R	H	RBI	BB	SO	LOB	BOTTOM										
2 Derek Jeter, R OBP: 0.377, SLG: 0.452										5	0	0	0	0	0	2	<b>Tampa Bay Rays @ New York Yankees</b> Yankee Stadium, Bronx, NY Tue Jun 05 2012, 7:08 PM - 9:52 PM EDT Att: 40,537 - Cloudy - 62 F										
14 Curtis Granderson, L OBP: 0.354, SLG: 0.542										5	1	1	0	0	1	2											
13 Alex Rodriguez, R OBP: 0.368, SLG: 0.438										4	1	0	0	1	2	2											
24 Robinson Canó, L OBP: 0.349, SLG: 0.505										3	1	2	0	0	0	0											
17 Jayson Nix, R OBP: 0.333, SLG: 0.517										0	0	0	0	0	0	0											
25 Mark Teixeira, S OBP: 0.313, SLG: 0.448										4	0	0	0	0	1	5											
27 Raul Ibanez, L OBP: 0.305, SLG: 0.503										2	1	0	0	2	1	3											
45 Dewayne Wise, L OBP: 0.167, SLG: 0.174										0	0	0	0	0	0	0											
33 Nick Swisher, S OBP: 0.310, SLG: 0.459										4	1	2	1	0	1	4											
12 Eric Chavez, L OBP: 0.319, SLG: 0.446										2	1	0	0	1	0	2											
22 Andrew Jones, R OBP: 0.310, SLG: 0.459										1	0	0	0	0	0	2											
55 Russell Martin, R OBP: 0.352, SLG: 0.376										4	1	3	4	0	0	2											
<b>Inning Stats</b>	R: 2 E: 1 K: 2 S: 15	H: 2 LOB: 2 BB: 1 P: 28	R: 0 E: 0 K: 0 S: 8	H: 1 LOB: 0 BB: 0 P: 13	R: 0 E: 0 K: 0 S: 9	H: 0 LOB: 0 BB: 0 P: 12	R: 4 E: 1 K: 0 S: 16	H: 2 LOB: 1 BB: 2 P: 29	R: 1 E: 0 K: 0 S: 15	H: 2 LOB: 2 BB: 1 P: 27	R: 0 E: 0 K: 1 S: 6	H: 0 LOB: 0 BB: 0 P: 10	R: 0 E: 0 K: 1 S: 12	H: 0 LOB: 2 BB: 0 P: 15	R: 0 E: 0 K: 2 S: 12	H: 1 LOB: 1 BB: 0 P: 20	1B: 5 2B: 2 3B: 0 HR: 1	SF: 0 SAC: 0 DP: 1 HBP: 1	WP: 1 PB: 0 SB: 0 CS: 0	PA: 39							
<b>PITCHER</b>	IP	WLS	BF	H	R	ER	SO	BB	IBB	HBP	BLK	WP	HR	S	P	ERA	WHIP										
33 James Shields, R ERA: 4.27	(1, 1)	5.0	L	27	7	7	5	2	3	0	0	0	0	63	109	9.00	2.000										
27 Cesar Ramos, L ERA: 1.64	(6, 1)	3.0		12	1	0	0	4	0	0	1	0	0	30	45	0.00	0.333										













Batter	1	2	3	4	5	6	7	8	9	AB	R	H	RBI	BB	SO	LOB	TOP	
9 Kirk Nieuwenhuis, L OBP: 0.347, SLG: 0.385	K2-3			F7		G3			K	4	0	0	0	0	2	2		
30 Josh Thole, L OBP: 0.342, SLG: 0.339	G4-3			E6		G1-3			21 2B	3	0	0	0	1	0	0		
5 David Wright, R OBP: 0.452, SLG: 0.578 1 Jordany Valdespin, L OBP: 0.167, SLG: 0.379	F9			G5-4-3		G6-3			K	3	0	0	0	0	0	1		
21 Lucas Duda, L OBP: 0.353, SLG: 0.454		K				K				3	0	1	1	1	2	0		
28 Daniel Murphy, L OBP: 0.335, SLG: 0.361 33 Vinny Rottino, R OBP: 0.259, SLG: 0.417	G3			F7		L1-5			G1-3	3	0	0	0	0	0	1		
12 Scott Hairston, R OBP: 0.325, SLG: 0.585	G6-3					K				3	0	0	0	0	1	0		
29 Ike Davis, L OBP: 0.234, SLG: 0.273				K					G4-3	3	0	0	0	0	2	0		
44 Jason Bay, R OBP: 0.300, SLG: 0.434				K		G5-3			F8	3	0	0	0	0	1	0		
6 Omar Quintanilla, L OBP: 0.457, SLG: 0.464				G5-3					30 BB	2	1	1	0	1	0	0		
<b>Inning Stats</b>	R: 0 E: 0 K: 1 S: 9	H: 0 LOB: 0 BB: 0 P: 15	R: 0 E: 0 K: 1 S: 5	H: 0 LOB: 0 BB: 0 P: 10	R: 0 E: 0 K: 2 S: 8	H: 0 LOB: 0 BB: 0 P: 15	R: 0 E: 1 K: 0 S: 5	H: 1 LOB: 1 BB: 0 P: 16	R: 0 E: 0 K: 0 S: 6	H: 0 LOB: 0 BB: 1 P: 13	R: 0 E: 0 K: 0 S: 6	H: 0 LOB: 0 BB: 0 P: 8	R: 1 E: 0 K: 2 S: 17	H: 1 LOB: 2 BB: 2 P: 27	1B: 0 2B: 2 3B: 0 HR: 0	SF: 0 SAC: 0 DP: 1 HBP: 0	WP: 0 PB: 0 SB: 0 CS: 0	PA: 32
<b>PITCHER</b>	IP WLS BF H R ER SO BB IBB HBP BLK WP HR S P ERA WHIP																	
18 Hiroki Kuroda, R ERA: 3.46	7.0 W 23	1 0 0 7	1 0 0 0	0 0 0 0	0 0 0 0	0 0 0 0	0 0 6 8	0.00 0.000										
38 Cody Eppley, R ERA: 3.65	1.0	3 0 0 0	0 0 0 0	0 0 0 0	0 0 0 0	0 0 0 0	0 0 17 27	9.00 3.000										
43 Ryota Igarashi, R ERA: 22.5	1.0	6 1 1 1 2	2 2 0 0 0	0 0 0 0	0 0 0 0	0 0 0 0												

New York Mets @ New York Yankees  
Yankee Stadium, Bronx, NY  
Fri Jun 08 2012, 7:10 PM - 9:49 PM EDT  
Att: 48,566 - Cloudy - 77 F

AB 29  
R 1  
H 2  
RBI 1  
BB 3  
SO 9  
LOB 8



Batter	1	2	3	4	5	6	7	8	9	AB	R	H	RBI	BB	SO	LOB	BOTTOM
2 Derek Jeter, R OBP: 0.365, SLG: 0.431 17 Jayson Nix, R OBP: 0.324, SLG: 0.485	K	G1-3		L9		G4-6-3			45 G4-6-3	4	0	0	0	0	1	5	
14 Curtis Granderson, L OBP: 0.340, SLG: 0.513 45 Dewayne Wise, L OBP: 0.160, SLG: 0.167	F7			G5-3					25 2B	3	1	0	0	1	1	0	
25 Mark Teixeira, S OBP: 0.314, SLG: 0.456	K			G5-3		G6-3			24 G3	4	1	1	0	0	1	0	
13 Alex Rodriguez, R OBP: 0.370, SLG: 0.431 12 Eric Chavez, L OBP: 0.316, SLG: 0.448		24 HR		24 HR		F8			SF8	2	2	1	1	1	0	0	
24 Robinson Cano, L OBP: 0.350, SLG: 0.538		1-H		1-H		P4			G3	4	2	2	4	0	0	1	
33 Nick Swisher, S OBP: 0.318, SLG: 0.482	K			HR					G3	3	2	2	2	1	1	0	
22 Andruw Jones, R OBP: 0.330, SLG: 0.494	K			HR					27 F9	3	1	2	2	1	1	0	
27 Raul Ibanez, L OBP: 0.308, SLG: 0.497		55 2B		F7		F9			P6	4	0	1	0	0	0	3	
55 Russell Martin, R OBP: 0.351, SLG: 0.397				F9					G6-3	3	0	1	0	1	0	0	
<b>Inning Stats</b>	R: 0 E: 0 K: 2 S: 7	H: 3 LOB: 2 BB: 1 P: 31	R: 4 E: 0 K: 1 S: 18	H: 4 LOB: 0 BB: 0 P: 28	R: 0 E: 0 K: 0 S: 5	H: 0 LOB: 0 BB: 0 P: 9	R: 0 E: 0 K: 0 S: 8	H: 0 LOB: 2 BB: 3 P: 23	R: 3 E: 0 K: 0 S: 15	H: 3 LOB: 1 BB: 1 P: 29	R: 0 E: 0 K: 0 S: 8	H: 1 LOB: 0 BB: 0 P: 9	1B: 4 2B: 3 3B: 0 HR: 4	SF: 1 SAC: 0 DP: 2 HBP: 0	WP: 0 PB: 0 SB: 0 CS: 0	PA: 38	
<b>PITCHER</b>	IP WLS BF H R ER SO BB IBB HBP BLK WP HR S P ERA WHIP																
57 Johan Santana, L ERA: 2.96	5.0 L 23	3 3 3 0	4 0 0 0	0 0 0 0	0 0 4 51	16.20 1.600											
62 Elvin Ramirez, R ERA: 13.5	1.2	11 3 3 3 0	4 0 0 0	0 0 0 0	0 0 21 49	16.20 4.200											
47 Miguel Batista, R ERA: 3.48	0.1	1 0 0 0 0	0 0 0 0	0 0 0 0	0 0 2 3	0.00 0.000											
60 Jon Rauch, R ERA: 4.56	1.0	3 1 0 0 0	0 0 0 0	0 0 0 0	0 0 8 9	0.00 1.000											

New York Mets @ New York Yankees  
Yankee Stadium, Bronx, NY  
Fri Jun 08 2012, 7:10 PM - 9:49 PM EDT  
Att: 48,566 - Cloudy - 77 F

AB 32  
R 9  
H 11  
RBI 9  
BB 5  
SO 5  
LOB 10





Batter	1	2	3	4	5	6	7	8	9	AB	R	H	RBI	BB	SO	LOB	TOP										
9 Kirk Nieuwenhuis, L (1.9) OBP: 0.352, SLG: 0.392										2	0	1	0	1	0	0	<b>New York Mets @ New York Yankees</b> Yankee Stadium, Bronx, NY Sat Jun 09 2012, 7:19 PM - 10:06 PM EDT Att: 48,575 - Cloudy - 75 F										
12 Scott Hairston, R (7.9) OBP: 0.330, SLG: 0.369										1	0	1	0	0	0	0											
1 Jordany Valdespin, L (8.9) OBP: 0.161, SLG: 0.367										1	0	0	0	0	0	2											
56 Andres Torres, S (1.8) OBP: 0.324, SLG: 0.313										4	0	0	0	0	3	4											
5 David Wright, R (1.5) OBP: 0.495, SLG: 0.586										4	1	1	1	0	1	1											
21 Lucas Duda, L (1.10) OBP: 0.351, SLG: 0.449										4	0	1	0	0	0	0											
28 Daniel Murphy, L (1.4) OBP: 0.329, SLG: 0.355										4	0	0	0	0	0	1											
29 Ike Davis, L (1.3) OBP: 0.244, SLG: 0.276										2	0	1	0	2	0	0											
44 Jason Bay, R (1.7) OBP: 0.281, SLG: 0.404										4	0	0	0	0	0	4											
30 Josh Thole, L (1.2) OBP: 0.339, SLG: 0.336										4	0	1	0	0	1	1											
6 Omar Quintanilla, L (1.6) OBP: 0.462, SLG: 0.563										4	1	2	1	0	1	1											
<b>Inning Stats</b>	R: 0 E: 0 K: 1 S: 10	H: 0 LOB: 1 BB: 1 P: 18	R: 0 E: 0 K: 0 S: 14	H: 1 LOB: 1 BB: 0 P: 18	R: 1 E: 0 K: 1 S: 10	H: 1 LOB: 0 BB: 0 P: 16	R: 0 E: 0 K: 1 S: 11	H: 1 LOB: 2 BB: 1 P: 19	R: 0 E: 0 K: 0 S: 13	H: 2 LOB: 2 BB: 0 P: 20	R: 0 E: 0 K: 0 S: 7	H: 0 LOB: 0 BB: 0 P: 10	R: 0 E: 0 K: 0 S: 12	H: 1 LOB: 2 BB: 1 P: 20	1B: 5 2B: 1 3B: 0 HR: 2	SF: 0 SAC: 0 DP: 0 HBP: 0	WP: 0 PB: 0 SB: 1 CS: 1	PA: 38									
<b>PITCHER</b>	IP	WLS	BF	H	R	ER	SO	BB	IBB	HBP	BLK	WP	HR	S	P	ERA	WHIP										
65 Phil Hughes, R (1.1) ERA: 4.76	6.1	W	26	6	2	2	6	2	0	0	0	0	2	71	108	2.84	1.263										
48 Boone Logan, L (7.1) ERA: 2.75	0.1	H	1	0	0	0	0	0	0	0	0	0	0	3	4	0.00	0.000										
53 Cory Wade, R (7.1) ERA: 2.77	0.2	H	3	1	0	0	0	0	0	0	0	0	0	8	14	0.00	1.500										
39 Clay Rapada, L (8.1) ERA: 4.11	0.2	H	2	0	0	0	0	0	0	0	0	0	0	5	6	0.00	0.000										
29 Rafael Soriano, R (9.1) ERA: 1.71	1.0	S	5	1	0	0	0	1	0	0	0	0	0	12	20	0.00	2.000										

Batter	1	2	3	4	5	6	7	8	9	AB	R	H	RBI	BB	SO	LOB	BOTTOM										
2 Derek Jeter, R (1.6) OBP: 0.367, SLG: 0.430										3	1	1	0	1	2	0	<b>New York Mets @ New York Yankees</b> Yankee Stadium, Bronx, NY Sat Jun 09 2012, 7:19 PM - 10:06 PM EDT Att: 48,575 - Cloudy - 75 F										
14 Curtis Granderson, L (1.8) OBP: 0.342, SLG: 0.504										3	2	1	1	1	0	2											
13 Alex Rodriguez, R (1.10) OBP: 0.368, SLG: 0.427										4	0	1	1	0	1	2											
24 Robinson Cano, L (1.4) OBP: 0.348, SLG: 0.533										4	0	1	0	0	1	2											
25 Mark Teixeira, S (1.3) OBP: 0.322, SLG: 0.471										2	1	1	2	1	0	0											
27 Raul Ibanez, L (1.7) OBP: 0.309, SLG: 0.494										3	0	1	0	0	0	4											
45 Dewayne Wise, L (9.7) OBP: 0.160, SLG: 0.167										0	0	0	0	0	0	0											
33 Nick Swisher, S (1.9) OBP: 0.313, SLG: 0.474										3	0	0	0	0	1	1											
12 Eric Chavez, L (1.5) OBP: 0.306, SLG: 0.433										3	0	0	0	0	1	0											
55 Russell Martin, R (1.2) OBP: 0.345, SLG: 0.389										3	0	0	0	0	1	0											
<b>Inning Stats</b>	R: 1 E: 0 K: 0 S: 13	H: 3 LOB: 2 BB: 0 P: 19	R: 0 E: 0 K: 0 S: 9	H: 0 LOB: 0 BB: 0 P: 13	R: 0 E: 0 K: 1 S: 9	H: 0 LOB: 1 BB: 1 P: 14	R: 0 E: 0 K: 2 S: 8	H: 2 LOB: 1 BB: 1 P: 25	R: 0 E: 0 K: 2 S: 10	H: 0 LOB: 0 BB: 0 P: 14	R: 1 E: 0 K: 2 S: 9	H: 1 LOB: 0 BB: 0 P: 12	1B: 4 2B: 0 3B: 0 HR: 2	SF: 0 SAC: 0 DP: 2 HBP: 1	WP: 0 PB: 0 SB: 0 CS: 0	PA: 32											
<b>PITCHER</b>	IP	WLS	BF	H	R	ER	SO	BB	IBB	HBP	BLK	WP	HR	S	P	ERA	WHIP										
35 Dillon Gee, R (1.1) ERA: 4.42	7.0	L	28	5	3	3	5	3	0	0	0	0	1	70	109	3.86	1.143										
39 Bobby Parnell, R (8.1) ERA: 3.04	1.0		4	1	1	1	2	0	0	0	0	0	1	9	12	9.00	1.000										



Batter	1	2	3	4	5	6	7	8	9	AB	R	H	RBI	BB	SO	LOB	TOP										
56 Andres Torres, S OBP: 0.324, SLG: 0.308 9 Kirk Nieuwenhuis, L OBP: 0.349, SLG: 0.399	G6-3							F9	G4-3	2	0	0	0	1	1	0	<b>New York Mets @ New York Yankees</b> Yankee Stadium, Bronx, NY Sun Jun 10 2012, 1:09 PM - 4:12 PM EDT Att: 49,010 - Partly Cloudy - 81 F										
44 Jason Bay, R OBP: 0.265, SLG: 0.377	F7							G5-3		4	0	0	0	0	1	3											
5 David Wright, R OBP: 0.495, SLG: 0.583	G4-3									3	0	1	0	1	1	3											
12 Scott Hairston, R OBP: 0.336, SLG: 0.595										4	1	2	0	0	1	1											
21 Lucas Duda, L OBP: 0.349, SLG: 0.450										4	1	1	0	0	3	2											
33 Vinny Rottino, R OBP: 0.287, SLG: 0.407 29 Ike Davis, L OBP: 0.248, SLG: 0.285										3	1	1	1	0	1	1											
6 Omar Quintanilla, L OBP: 0.442, SLG: 0.514										3	1	0	0	1	1	1											
4 Mike Nickeas, R OBP: 0.216, SLG: 0.209 28 Daniel Murphy, L OBP: 0.332, SLG: 0.359										3	0	0	0	0	0	2											
1 Jordany Valdespin, L OBP: 0.176, SLG: 0.394 30 Josh Thole, L OBP: 0.336, SLG: 0.333										3	0	1	2	0	1	0											
										1	0	0	0	0	1	2											
<b>Inning Stats</b>	R: 0 E: 0 K: 0 S: 5	H: 0 LOB: 0 BB: 0 P: 7	R: 3 E: 1 K: 3 S: 19	H: 3 LOB: 3 BB: 2 P: 36	R: 0 E: 0 K: 2 S: 11	H: 1 LOB: 0 BB: 0 P: 16	R: 0 E: 0 K: 1 S: 8	H: 0 LOB: 0 BB: 0 P: 11	R: 0 E: 0 K: 1 S: 7	H: 1 LOB: 0 BB: 0 P: 10	R: 0 E: 0 K: 1 S: 10	H: 0 LOB: 0 BB: 0 P: 15	R: 0 E: 0 K: 1 S: 15	H: 0 LOB: 1 BB: 1 P: 21	R: 1 E: 0 K: 1 S: 15	H: 3 LOB: 2 BB: 0 P: 27	1B: 4 2B: 4 3B: 0 HR: 0	SF: 0 SAC: 0 DP: 0 HBP: 0	WP: 0 PB: 0 SB: 1 CS: 2	PA: 38							
<b>PITCHER</b>	IP	WLS	BF	H	R	ER	SO	BB	IBB	HBP	BLK	WP	HR	S	P	ERA	WHIP										
46 Andy Pettitte, L ERA: 2.81	6.0		24	5	3	2	8	2	0	0	0	0	0	60	95	3.00	1.167										
39 Clay Rapada, L ERA: 3.89	1.0		3	0	0	0	1	0	0	0	0	0	0	8	11	0.00	0.000										
53 Cory Wade, R ERA: 2.67	1.0		4	0	0	0	1	1	0	0	0	0	0	15	21	0.00	1.000										
29 Rafael Soriano, R ERA: 2.11	0.1	B	4	3	1	1	0	0	0	0	0	0	0	9	16	27.00	9.000										
48 Boone Logan, L ERA: 2.66	0.2	W	2	0	0	0	1	0	0	0	0	0	0	6	11	0.00	0.000										
<b>Batter</b>	<b>1</b>	<b>2</b>	<b>3</b>	<b>4</b>	<b>5</b>	<b>6</b>	<b>7</b>	<b>8</b>	<b>9</b>	<b>AB</b>	<b>R</b>	<b>H</b>	<b>RBI</b>	<b>BB</b>	<b>SO</b>	<b>LOB</b>	<b>BOTTOM</b>										
2 Derek Jeter, R OBP: 0.369, SLG: 0.431	G6-3		G4-6-3					E6		4	1	2	0	0	0	1	<b>New York Mets @ New York Yankees</b> Yankee Stadium, Bronx, NY Sun Jun 10 2012, 1:09 PM - 4:12 PM EDT Att: 49,010 - Partly Cloudy - 81 F										
14 Curtis Granderson, L OBP: 0.345, SLG: 0.504	P5		F8							4	1	2	0	0	0	0											
25 Mark Teixeira, S OBP: 0.325, SLG: 0.471	F8									4	0	2	1	0	0	2											
13 Alex Rodriguez, R OBP: 0.371, SLG: 0.426										3	0	1	1	1	0	3											
24 Robinson Cano, L OBP: 0.350, SLG: 0.532										4	0	2	0	0	1	3											
33 Nick Swisher, S OBP: 0.308, SLG: 0.465										4	0	0	0	0	0	6											
22 Andrew Jones, R OBP: 0.319, SLG: 0.476 27 Raul Ibanez, L OBP: 0.307, SLG: 0.491 45 Dewayne Wise, L OBP: 0.160, SLG: 0.167										3	1	0	0	0	2	2											
55 Russell Martin, R OBP: 0.348, SLG: 0.432										1	0	0	0	0	1	2											
17 Jayson Nix, R OBP: 0.325, SLG: 0.472										0	0	0	0	0	0	0											
										4	2	2	3	0	2	2											
<b>Inning Stats</b>	R: 0 E: 0 K: 0 S: 6	H: 0 LOB: 0 BB: 0 P: 11	R: 0 E: 0 K: 2 S: 11	H: 1 LOB: 2 BB: 1 P: 21	R: 0 E: 0 K: 0 S: 5	H: 1 LOB: 0 BB: 0 P: 9	R: 0 E: 0 K: 1 S: 10	H: 1 LOB: 1 BB: 0 P: 16	R: 0 E: 0 K: 3 S: 9	H: 0 LOB: 0 BB: 0 P: 14	R: 0 E: 0 K: 0 S: 12	H: 2 LOB: 1 BB: 0 P: 16	R: 2 E: 1 K: 0 S: 9	H: 2 LOB: 0 BB: 0 P: 13	R: 2 E: 1 K: 1 S: 15	H: 4 LOB: 2 BB: 0 P: 25	R: 1 E: 0 K: 0 S: 3	H: 1 LOB: 0 BB: 0 P: 6	1B: 10 2B: 0 3B: 0 HR: 2	SF: 0 SAC: 0 DP: 3 HBP: 0	WP: 0 PB: 0 SB: 0 CS: 0	PA: 35					
<b>PITCHER</b>	IP	WLS	BF	H	R	ER	SO	BB	IBB	HBP	BLK	WP	HR	S	P	ERA	WHIP										
49 Jonathon Niese, L ERA: 3.69	7.0		27	7	2	0	6	1	0	0	0	0	0	9	14	0.00	1.143										
39 Bobby Parnell, R ERA: 3.71	0.0	B	4	4	2	2	0	0	0	0	0	0	0	3	6	0.00	0.000										
40 Tim Lincecum, L ERA: 3.78	0.2		2	0	0	0	0	0	0	0	0	0	0	3	6	0.00	0.000										
60 Jon Rauch, R ERA: 4.88	0.1	L	2	1	1	1	1	0	0	0	0	0	1	6	11	27.00	3.000										




Batter	1	2	3	4	5	6	7	8	9	AB	R	H	RBI	BB	SO	LOB	TOP			
2 Derek Jeter, R OBP: 0.366, SLG: 0.426	G6-3	K		G6-3		G6-3 14 1B		G4-3		5	0	1	0	0	1	1	New York Yankees @ Atlanta Braves Turner Field, Atlanta, GA Mon Jun 11 2012, 7:12 PM - 10:12 PM EDT Att: 42,669 - Cloudy - 79 F			
14 Curtis Granderson, L OBP: 0.346, SLG: 0.519	K		G3			G4-3 13 1B		F7		4	0	1	0	1	1	0				
13 Alex Rodriguez, R OBP: 0.371, SLG: 0.427	24 1B			G5-3		G4-3 1-2			G5-3	4	2	1	0	1	0	3				
24 Robinson Canó, L OBP: 0.355, SLG: 0.536	2H		33 WP							4	0	2	1	1	1	0				
25 Mark Teixeira, S OBP: 0.326, SLG: 0.467	L7									4	0	1	0	1	1	2				
27 Raul Ibanez, L OBP: 0.311, SLG: 0.506										3	1	1	1	1	1	5				
45 Dewayne Wise, L OBP: 0.160, SLG: 0.167										0	0	0	0	0	0	0				
33 Nick Swisher, S OBP: 0.311, SLG: 0.460										2	0	0	0	2	1	2				
55 Russell Martin, R OBP: 0.341, SLG: 0.421										4	0	0	0	0	0	8				
47 Iván Nova, R OBP: 0.333, SLG: 0.333										3	0	1	0	0	2	0				
12 Eric Chavez, L OBP: 0.295, SLG: 0.429										1	0	0	0	0	1	0				
36 Cody Eppley, R ERA: 3.65										0	0	0	0	0	0	0				
39 Clay Rapada, R ERA: 3.71										0	0	0	0	0	0	0				
53 Cory Wade, R ERA: 2.63										0	0	0	0	0	0	0				
48 Boone Logan, R ERA: 2.57										0	0	0	0	0	0	0				
<b>Inning Stats</b>	R: 1 E: 0 K: 1 S: 12	H: 2 LOB: 1 BB: 0 P: 18	R: 1 E: 0 K: 1 S: 12	H: 2 LOB: 1 BB: 0 P: 16	R: 1 E: 0 K: 1 S: 14	H: 1 LOB: 3 BB: 3 P: 32	R: 0 E: 0 K: 1 S: 10	H: 0 LOB: 2 BB: 2 P: 21	R: 0 E: 0 K: 1 S: 9	H: 2 LOB: 1 BB: 0 P: 13	R: 0 E: 0 K: 1 S: 6	H: 0 LOB: 0 BB: 0 P: 12	R: 0 E: 0 K: 2 S: 8	H: 0 LOB: 0 BB: 0 P: 12	R: 0 E: 0 K: 2 S: 8	H: 0 LOB: 0 BB: 0 P: 12	1B: 5 2B: 2 3B: 0 HR: 1	SF: 0 SAC: 0 DP: 2 HBP: 0	WP: 1 PB: 0 CS: 0	PA: 41
<b>PITCHER</b>	IP WLS BF H R ER SO BB IBB HBP BLK WP HR S P ERA WHIP																			
40 Randall Delgado, R ERA: 4.34	5.0 L 26 5 3 3 5 6 0 0 0 0 1 1 58 110 5.40 2.200																			
53 Cory Gearrin, R ERA: 4.24	2.0 9 3 0 0 1 1 0 0 0 0 0 0 18 32 0.00 2.000																			
32 Chad Durbin, R ERA: 4.24	1.0 3 0 0 0 1 0 0 0 0 0 0 0 6 12 0.00 0.000																			
39 Jonny Venters, L ERA: 3.0	1.0 3 0 0 0 2 0 0 0 0 0 0 0 8 12 0.00 0.000																			

AB	34
R	3
H	8
RBI	2
BB	7
SO	9
LOB	21



Batter	1	2	3	4	5	6	7	8	9	AB	R	H	RBI	BB	SO	LOB	BOTTOM			
24 Michael Bourn, L OBP: 0.370, SLG: 0.465	G6-4-3 14 1B		K			K		G4-3		4	0	1	0	0	2	1	New York Yankees @ Atlanta Braves Turner Field, Atlanta, GA Mon Jun 11 2012, 7:12 PM - 10:12 PM EDT Att: 42,669 - Cloudy - 79 F			
14 Martín Prado, R OBP: 0.386, SLG: 0.472	G6-4-3 1-2					G5-3 5 BLK 1B			K	4	0	1	0	0	1	1				
16 Brian McCann, L OBP: 0.316, SLG: 0.386	F8					G3-1			L3	4	0	0	0	0	0	1				
26 Dan Uggla, R OBP: 0.385, SLG: 0.477		F8				K			K	3	0	0	0	1	2	1				
5 Freddie Freeman, L OBP: 0.301, SLG: 0.442						G4-3				3	0	0	0	0	2	2				
10 Chipper Jones, S OBP: 0.372, SLG: 0.467										3	0	1	0	0	0	1				
22 Jason Heyward, L OBP: 0.329, SLG: 0.438										3	0	1	0	0	0	2				
19 Andrelton Simmons, R OBP: 0.286, SLG: 0.406										3	0	0	0	0	0	2				
40 Randall Delgado, R ERA: 4.64										1	0	1	0	0	0	0				
25 Justin Fergieson, L ERA: 3.55										0	0	0	0	0	0	0				
32 Chad Durbin, R ERA: 3.65										0	0	0	0	0	0	0				
20 Eric Hinske, L OBP: 0.295, SLG: 0.275										0	0	0	0	0	0	0				
23 Matt Diaz, R OBP: 0.305, SLG: 0.382										1	0	0	0	0	1	0				
39 Jonny Venters, L ERA: 2.57										0	0	0	0	0	0	0				
<b>Inning Stats</b>	R: 0 E: 0 K: 0 S: 5	H: 1 LOB: 0 BB: 0 P: 9	R: 0 E: 0 K: 1 S: 8	H: 0 LOB: 0 BB: 0 P: 12	R: 0 E: 0 K: 1 S: 9	H: 2 LOB: 1 BB: 0 P: 15	R: 0 E: 0 K: 1 S: 13	H: 1 LOB: 1 BB: 0 P: 22	R: 0 E: 0 K: 1 S: 8	H: 0 LOB: 0 BB: 0 P: 15	R: 0 E: 0 K: 1 S: 10	H: 0 LOB: 1 BB: 1 P: 19	R: 0 E: 0 K: 1 S: 10	H: 0 LOB: 0 BB: 0 P: 13	R: 0 E: 0 K: 2 S: 9	H: 0 LOB: 0 BB: 0 P: 11	1B: 5 2B: 1 3B: 0 HR: 0	SF: 0 SAC: 0 DP: 2 HBP: 0	WP: 0 PB: 0 CS: 0	PA: 31
<b>PITCHER</b>	IP WLS BF H R ER SO BB IBB HBP BLK WP HR S P ERA WHIP																			
47 Iván Nova, R ERA: 4.64	7.0 W 25 5 0 0 0 1 0 0 0 0 0 0 5 8 0.00 0.857																			
36 Cody Eppley, R ERA: 3.65	0.1 H 1 0 0 0 0 0 0 0 0 0 0 0 5 8 0.00 0.000																			
39 Clay Rapada, L ERA: 3.71	0.2 H 2 0 0 0 1 0 0 0 0 0 0 0 5 5 0.00 0.000																			
53 Cory Wade, R ERA: 2.63	0.1 H 1 0 0 0 1 0 0 0 0 0 0 0 4 4 0.00 0.000																			
48 Boone Logan, L ERA: 2.57	0.2 2 0 0 0 1 0 0 0 0 0 0 0 5 7 0.00 0.000																			

AB	30
R	0
H	5
RBI	0
BB	1
SO	9
LOB	12





Batter	1	2	3	4	5	6	7	8	9	AB	R	H	RBI	BB	SO	LOB	TOP								
2 Derek Jeter, R OBP: 0.367, SLG: 0.426										5	1	2	0	0	0	1									
14 Curtis Granderson, L OBP: 0.367, SLG: 0.517										5	1	2	0	0	1	2									
25 Mark Teixeira, S OBP: 0.332, SLG: 0.463										2	1	0	0	3	0	1									
13 Alex Rodriguez, R OBP: 0.368, SLG: 0.436										5	1	1	4	0	0	3									
24 Robinson Cano, L OBP: 0.354, SLG: 0.531										4	1	1	0	0	0	2									
33 Nick Swisher, S OBP: 0.314, SLG: 0.480										4	1	2	2	0	1	0									
22 Andrew Jones, R OBP: 0.316, SLG: 0.459										3	0	0	0	0	1	1									
45 Dewayne Wise, L OBP: 0.160, SLG: 0.167										3	0	1	0	0	1	0									
19 Chris Stewart, R OBP: 0.260, SLG: 0.265										3	0	1	0	0	1	0									
12 Eric Chavez, L OBP: 0.300, SLG: 0.424										1	0	0	0	0	0	0									
39 Clay Rapada, R										0	0	0	0	0	0	0									
29 Rafael Soriano, R										0	0	0	0	0	0	0									
52 CC Sabathia, L										2	0	0	0	0	1	1									
55 Russell Martin, R OBP: 0.337, SLG: 0.416										2	0	0	0	0	1	1									
<b>Inning Stats</b>	R: 0 E: 0 K: 0 S: 11	H: 1 LOB: 2 BB: 1 P: 19	R: 0 E: 0 K: 2 S: 12	H: 0 LOB: 0 BB: 0 P: 18	R: 0 E: 0 K: 1 S: 10	H: 1 LOB: 1 BB: 0 P: 14	R: 0 E: 0 K: 0 S: 7	H: 1 LOB: 1 BB: 0 P: 11	R: 0 E: 0 K: 0 S: 8	H: 0 LOB: 0 BB: 0 P: 9	R: 0 E: 0 K: 0 S: 9	H: 0 LOB: 0 BB: 0 P: 14	R: 0 E: 0 K: 1 S: 7	H: 0 LOB: 0 BB: 0 P: 10	R: 6 E: 0 K: 1 S: 21	H: 5 LOB: 2 BB: 1 P: 42	R: 0 E: 0 K: 1 S: 10	H: 0 LOB: 1 BB: 1 P: 21	1B: 6 2B: 1 3B: 0 HR: 2	SF: 0 SAC: 0 DP: 0 HBP: 1	WP: 1 PB: 0 SB: 1 CS: 0	PA: 40			
<b>PITCHER</b>	IP WLS BF H R ER SO BB IBB HBP BLK WP HR S P ERA WHIP	IP WLS BF H R ER SO BB IBB HBP BLK WP HR S P ERA WHIP	IP WLS BF H R ER SO BB IBB HBP BLK WP HR S P ERA WHIP	IP WLS BF H R ER SO BB IBB HBP BLK WP HR S P ERA WHIP	IP WLS BF H R ER SO BB IBB HBP BLK WP HR S P ERA WHIP	IP WLS BF H R ER SO BB IBB HBP BLK WP HR S P ERA WHIP	IP WLS BF H R ER SO BB IBB HBP BLK WP HR S P ERA WHIP	IP WLS BF H R ER SO BB IBB HBP BLK WP HR S P ERA WHIP	IP WLS BF H R ER SO BB IBB HBP BLK WP HR S P ERA WHIP	IP WLS BF H R ER SO BB IBB HBP BLK WP HR S P ERA WHIP	IP WLS BF H R ER SO BB IBB HBP BLK WP HR S P ERA WHIP	IP WLS BF H R ER SO BB IBB HBP BLK WP HR S P ERA WHIP	IP WLS BF H R ER SO BB IBB HBP BLK WP HR S P ERA WHIP	IP WLS BF H R ER SO BB IBB HBP BLK WP HR S P ERA WHIP	IP WLS BF H R ER SO BB IBB HBP BLK WP HR S P ERA WHIP	IP WLS BF H R ER SO BB IBB HBP BLK WP HR S P ERA WHIP	IP WLS BF H R ER SO BB IBB HBP BLK WP HR S P ERA WHIP	IP WLS BF H R ER SO BB IBB HBP BLK WP HR S P ERA WHIP	IP WLS BF H R ER SO BB IBB HBP BLK WP HR S P ERA WHIP	IP WLS BF H R ER SO BB IBB HBP BLK WP HR S P ERA WHIP	IP WLS BF H R ER SO BB IBB HBP BLK WP HR S P ERA WHIP	IP WLS BF H R ER SO BB IBB HBP BLK WP HR S P ERA WHIP	IP WLS BF H R ER SO BB IBB HBP BLK WP HR S P ERA WHIP	IP WLS BF H R ER SO BB IBB HBP BLK WP HR S P ERA WHIP	
36 Mike Minor, L ERA: 6.01	7.1	28	5	1	1	4	1	0	0	0	0	0	0	68	100	1.23	0.818								
39 Jonny Venters, L ERA: 4.5	0.0	L	4	3	3	3	0	1	0	0	0	0	1	8	19	∞	∞								
53 Cory Gearrin, R ERA: 3.38	0.2		4	1	2	2	1	0	0	1	0	1	1	9	18	27.00	1.500								
50 Cristhian Martinez, R ERA: 4.13	1.0		4	0	0	0	1	1	0	0	0	0	0	10	21	0.00	1.000								

New York Yankees @ Atlanta Braves  
Turner Field, Atlanta, GA  
Tue Jun 12 2012, 7:11 PM - 10:14 PM EDT  
Att: 41,452 - Partly Cloudy - 84 F

AB 36  
R 6  
H 9  
RBI 6  
BB 3  
SO 6  
LOB 13



Batter	1	2	3	4	5	6	7	8	9	AB	R	H	RBI	BB	SO	LOB	BOTTOM								
24 Michael Bourn, L OBP: 0.367, SLG: 0.460										5	1	1	0	0	2	3									
14 Martin Prado, R OBP: 0.383, SLG: 0.466										5	1	1	0	0	0	3									
16 Brian McCann, L OBP: 0.318, SLG: 0.398										5	1	2	0	0	2	0									
26 Dan Uggla, R OBP: 0.390, SLG: 0.479										3	1	1	0	2	1	0									
23 Matt Diaz, R OBP: 0.325, SLG: 0.394										3	0	1	3	0	0	1									
22 Jason Heyward, L OBP: 0.328, SLG: 0.436										1	0	0	1	0	0	2									
10 Chipper Jones, S OBP: 0.376, SLG: 0.468										4	0	2	0	0	0	3									
5 Freddie Freeman, L OBP: 0.296, SLG: 0.434										4	0	0	0	0	2	4									
19 Andrelton Simmons, R OBP: 0.333, SLG: 0.457										3	0	2	0	1	0	1									
36 Mike Minor, R OBP: 0.042, SLG: 0.042										2	0	0	0	0	2	2									
39 Jonny Venters, L										0	0	0	0	0	0	0									
53 Cory Gearrin, R										0	0	0	0	0	0	0									
8 David Ross, R OBP: 0.339, SLG: 0.407										1	0	0	0	0	0	1									
50 Cristhian Martinez, R										0	0	0	0	0	0	0									
<b>Inning Stats</b>	R: 3 E: 0 K: 0 S: 11	H: 3 LOB: 1 BB: 1 P: 24	R: 0 E: 0 K: 1 S: 11	H: 1 LOB: 0 BB: 0 P: 14	R: 0 E: 0 K: 1 S: 12	H: 2 LOB: 2 BB: 0 P: 16	R: 0 E: 0 K: 1 S: 10	H: 1 LOB: 1 BB: 0 P: 16	R: 0 E: 0 K: 0 S: 4	H: 0 LOB: 0 BB: 0 P: 7	R: 0 E: 0 K: 2 S: 8	H: 1 LOB: 1 BB: 0 P: 10	R: 1 E: 0 K: 1 S: 13	H: 2 LOB: 2 BB: 1 P: 22	R: 0 E: 0 K: 1 S: 10	H: 0 LOB: 1 BB: 1 P: 19	R: 0 E: 0 K: 2 S: 9	H: 0 LOB: 0 BB: 0 P: 12	1B: 5 2B: 5 3B: 0 HR: 0	SF: 0 SAC: 1 DP: 0 HBP: 0	WP: 0 PB: 0 SB: 1 CS: 0	PA: 40			
<b>PITCHER</b>	IP WLS BF H R ER SO BB IBB HBP BLK WP HR S P ERA WHIP	IP WLS BF H R ER SO BB IBB HBP BLK WP HR S P ERA WHIP	IP WLS BF H R ER SO BB IBB HBP BLK WP HR S P ERA WHIP	IP WLS BF H R ER SO BB IBB HBP BLK WP HR S P ERA WHIP	IP WLS BF H R ER SO BB IBB HBP BLK WP HR S P ERA WHIP	IP WLS BF H R ER SO BB IBB HBP BLK WP HR S P ERA WHIP	IP WLS BF H R ER SO BB IBB HBP BLK WP HR S P ERA WHIP	IP WLS BF H R ER SO BB IBB HBP BLK WP HR S P ERA WHIP	IP WLS BF H R ER SO BB IBB HBP BLK WP HR S P ERA WHIP	IP WLS BF H R ER SO BB IBB HBP BLK WP HR S P ERA WHIP	IP WLS BF H R ER SO BB IBB HBP BLK WP HR S P ERA WHIP	IP WLS BF H R ER SO BB IBB HBP BLK WP HR S P ERA WHIP	IP WLS BF H R ER SO BB IBB HBP BLK WP HR S P ERA WHIP	IP WLS BF H R ER SO BB IBB HBP BLK WP HR S P ERA WHIP	IP WLS BF H R ER SO BB IBB HBP BLK WP HR S P ERA WHIP	IP WLS BF H R ER SO BB IBB HBP BLK WP HR S P ERA WHIP	IP WLS BF H R ER SO BB IBB HBP BLK WP HR S P ERA WHIP	IP WLS BF H R ER SO BB IBB HBP BLK WP HR S P ERA WHIP	IP WLS BF H R ER SO BB IBB HBP BLK WP HR S P ERA WHIP	IP WLS BF H R ER SO BB IBB HBP BLK WP HR S P ERA WHIP	IP WLS BF H R ER SO BB IBB HBP BLK WP HR S P ERA WHIP	IP WLS BF H R ER SO BB IBB HBP BLK WP HR S P ERA WHIP	IP WLS BF H R ER SO BB IBB HBP BLK WP HR S P ERA WHIP	IP WLS BF H R ER SO BB IBB HBP BLK WP HR S P ERA WHIP	
52 CC Sabathia, L ERA: 3.7	7.0	33	10	4	4	6	1	1	0	0	0	0	0	69	109	0.00	1.571								
39 Clay Rapada, L ERA: 3.5	1.0	H	4	0	0	0	1	1	0	0	0	0	0	10	19	0.00	1.000								
29 Rafael Soriano, R ERA: 2.01	1.0	S	3	0	0	0	2	0	0	0	0	0	0	9	12	0.00	0.000								

New York Yankees @ Atlanta Braves  
Turner Field, Atlanta, GA  
Tue Jun 12 2012, 7:11 PM - 10:14 PM EDT  
Att: 41,452 - Partly Cloudy - 84 F

AB 36  
R 4  
H 10  
RBI 4  
BB 3  
SO 9  
LOB 20









Batter	1	2	3	4	5	6	7	8	9	AB	R	H	RBI	BB	SO	LOB	TOP					
2 Derek Jeter, R OBP: 0.369, SLG: 0.434										5	2	2	1	0	1	1	<b>New York Yankees @ Washington Nationals</b> Nationals Park, Washington, DC Fri Jun 15 2012, 7:07 PM - 10:07 PM EDT Att: 41,406 - Clear - 80 F <a href="http://livebaseballscorecards.com">livebaseballscorecards.com</a>					
14 Curtis Granderson, L OBP: 0.346, SLG: 0.539										5	1	2	3	0	2	1						
25 Mark Teixeira, S OBP: 0.328, SLG: 0.451										4	1	0	0	1	0	2						
13 Alex Rodriguez, R OBP: 0.368, SLG: 0.431										4	0	1	1	0	2	2						
33 Nick Swisher, S OBP: 0.316, SLG: 0.476										4	0	2	1	0	0	0						
22 Andrew Jones, R OBP: 0.317, SLG: 0.455										3	0	1	0	0	1	1						
45 Dewayne Wise, L OBP: 0.185, SLG: 0.192										1	1	0	0	0	0	0						
55 Russell Martin, R OBP: 0.339, SLG: 0.406										2	1	1	0	2	0	0						
17 Jayson Nix, R OBP: 0.310, SLG: 0.447										2	0	0	0	0	2	2						
38 Cody Eppley, R										0	0	0	0	0	0	0						
12 Eric Chavez, L										1	0	0	0	0	1	1						
39 Clay Rapada, R										0	0	0	0	0	0	0						
30 David Robertson, R										0	0	0	0	0	0	0						
65 Phil Hughes, R										2	0	0	0	0	1	0						
24 Robinson Cano, L										1	1	1	0	1	0	0						
<b>Inning Stats</b>	R: 0 K: 2 S: 8	H: 0 LOB: 0 BB: 0 P: 15	R: 0 K: 3 S: 15	H: 1 LOB: 2 BB: 1 P: 26	R: 2 K: 0 S: 10	H: 3 LOB: 1 BB: 1 P: 22	R: 0 K: 1 S: 9	H: 0 LOB: 0 BB: 0 P: 16	R: 0 K: 2 S: 8	H: 0 LOB: 0 BB: 0 P: 14	R: 0 K: 0 S: 7	H: 0 LOB: 0 BB: 0 P: 14	R: 4 K: 1 S: 19	H: 3 LOB: 2 BB: 2 P: 33	R: 0 K: 1 S: 11	H: 1 LOB: 1 BB: 0 P: 17	R: 1 K: 0 S: 9	H: 2 LOB: 0 BB: 0 P: 14	1B: 7 2B: 2 3B: 0 HR: 1	SF: 0 SAC: 1 DP: 1 HBP: 0	WP: 0 PB: 0 SB: 1 CS: 0	PA: 39
<b>PITCHER</b>	IP WLS BF H R ER SO BB IBB HBP BLK WP HR S P ERA WHIP																					
47 Gio González, L ERA: 2.52	6.0 L 24 5 3 3 8 2 0 0 0 0 0 0 59 109 4.50 1.167																					
54 Brad Lidge, R ERA: 8.31	0.1 4 1 1 1 0 1 1 0 0 0 0 0 9 20 27.00 6.000																					
51 Michael Gonzalez, L ERA:	0.2 3 1 2 2 1 0 0 0 0 0 0 0 8 11 27.00 1.500																					
32 Tom Gorzelanny, L ERA: 3.34	2.0 8 3 1 1 1 0 0 0 0 0 0 1 20 31 4.50 1.500																					

Batter	1	2	3	4	5	6	7	8	9	AB	R	H	RBI	BB	SO	LOB	BOTTOM					
1 Steve Lombardozzi, S OBP: 0.342, SLG: 0.355										3	1	1	0	1	1	0	<b>New York Yankees @ Washington Nationals</b> Nationals Park, Washington, DC Fri Jun 15 2012, 7:07 PM - 10:07 PM EDT Att: 41,406 - Clear - 80 F <a href="http://livebaseballscorecards.com">livebaseballscorecards.com</a>					
34 Bryce Harper, L OBP: 0.381, SLG: 0.541										4	0	1	0	0	1	1						
11 Ryan Zimmerman, R OBP: 0.310, SLG: 0.339										4	0	1	0	0	1	2						
25 Adam LaRoche, L OBP: 0.344, SLG: 0.495										3	0	0	0	1	2	2						
38 Michael Morse, R OBP: 0.269, SLG: 0.313										4	1	2	1	0	2	2						
20 Ian Desmond, R OBP: 0.295, SLG: 0.441										4	0	1	0	0	0	4						
8 Danny Espinosa, S OBP: 0.314, SLG: 0.387										4	0	0	1	0	2	1						
26 Jesus Flores, R OBP: 0.294, SLG: 0.348										4	0	2	0	0	0	0						
47 Gio González, R ERA: 4.5	6.0 W 25 6 1 1 9 2 0 0 0 0 0 0 6 71 1.50 1.333																					
38 Cody Eppley, R ERA: 3.07	1.0 3 0 0 0 0 0 0 0 0 0 0 0 6 8 0.00 0.000																					
39 Clay Rapada, L ERA: 3.32	1.0 3 0 0 0 2 0 0 0 0 0 0 0 8 13 0.00 0.000																					
30 David Robertson, R ERA: 2.93	1.0 5 2 1 1 1 0 0 0 0 0 0 0 12 16 9.00 2.000																					
<b>Inning Stats</b>	R: 0 K: 2 S: 14	H: 1 LOB: 1 BB: 0 P: 20	R: 0 K: 1 S: 11	H: 1 LOB: 0 BB: 0 P: 14	R: 1 K: 0 S: 11	H: 3 LOB: 1 BB: 1 P: 18	R: 0 K: 2 S: 7	H: 0 LOB: 0 BB: 0 P: 11	R: 0 K: 2 S: 10	H: 0 LOB: 0 BB: 0 P: 16	R: 0 K: 0 S: 18	H: 1 LOB: 1 BB: 0 P: 28	R: 0 K: 0 S: 6	H: 0 LOB: 0 BB: 0 P: 8	R: 0 K: 2 S: 8	H: 0 LOB: 0 BB: 0 P: 13	R: 1 K: 1 S: 12	H: 2 LOB: 1 BB: 0 P: 16	1B: 6 2B: 2 3B: 0 HR: 0	SF: 0 SAC: 0 DP: 1 HBP: 0	WP: 0 PB: 0 SB: 0 CS: 0	PA: 36
<b>PITCHER</b>	IP WLS BF H R ER SO BB IBB HBP BLK WP HR S P ERA WHIP																					
65 Phil Hughes, R ERA: 4.5	6.0 W 25 6 1 1 9 2 0 0 0 0 0 0 6 71 1.50 1.333																					
38 Cody Eppley, R ERA: 3.07	1.0 3 0 0 0 0 0 0 0 0 0 0 0 6 8 0.00 0.000																					
39 Clay Rapada, L ERA: 3.32	1.0 3 0 0 0 2 0 0 0 0 0 0 0 8 13 0.00 0.000																					
30 David Robertson, R ERA: 2.93	1.0 5 2 1 1 1 0 0 0 0 0 0 0 12 16 9.00 2.000																					











Batter	1	2	3	4	5	6	7	8	9	AB	R	H	RBI	BB	SO	LOB	TOP							
24 Michael Bourn, L OBP: 0.365, SLG: 0.456										4	1	2	1	0	1	2	<b>Atlanta Braves @ New York Yankees</b> Yankee Stadium, Bronx, NY Mon Jun 18 2012, 7:09 PM - 9:53 PM EDT Att: 42,709 - Partly Cloudy - 67 F							
14 Martin Prado, R OBP: 0.372, SLG: 0.445										4	0	0	1	0	1	3								
16 Brian McCann, L OBP: 0.316, SLG: 0.422										3	0	0	0	1	2	2								
26 Dan Uggla, R OBP: 0.380, SLG: 0.451										4	0	1	0	0	0	0								
23 Matt Diaz, R OBP: 0.312, SLG: 0.369										4	0	0	0	0	1	2								
10 Chipper Jones, S OBP: 0.352, SLG: 0.421										4	0	0	0	0	1	1								
22 Jason Heyward, L OBP: 0.331, SLG: 0.441										4	1	1	0	0	3	0								
19 Andrelton Simmons, R OBP: 0.393, SLG: 0.529										3	0	1	0	0	0	0								
8 David Ross, R OBP: 0.353, SLG: 0.417										3	0	2	0	0	1	2								
<b>Inning Stats</b>	R: 1 E: 0 K: 1 S: 8	H: 1 LOB: 0 BB: 0 P: 8	R: 0 E: 0 K: 1 S: 5	H: 0 LOB: 0 BB: 0 P: 7	R: 0 E: 0 K: 1 S: 11	H: 1 LOB: 1 BB: 0 P: 16	R: 0 E: 0 K: 0 S: 6	H: 1 LOB: 1 BB: 1 P: 12	R: 1 E: 0 K: 1 S: 12	H: 3 LOB: 2 BB: 0 P: 15	R: 0 E: 0 K: 1 S: 10	H: 0 LOB: 0 BB: 0 P: 11	R: 0 E: 0 K: 1 S: 12	H: 1 LOB: 0 BB: 0 P: 19	R: 0 E: 0 K: 2 S: 10	H: 0 LOB: 0 BB: 0 P: 13	R: 0 E: 0 K: 2 S: 10	H: 0 LOB: 0 BB: 0 P: 15	R: 0 E: 0 K: 2 S: 10	H: 0 LOB: 0 BB: 0 P: 15	1B: 6 2B: 2 3B: 1 HR: 0	SF: 0 SAC: 0 DP: 1 HBP: 0	WP: 0 PB: 0 SB: 0 CS: 0	PA: 34
<b>PITCHER</b> 52 CC Sabathia, L ERA: 3.55	IP: 9.0 WLS: W BF: 34	H: 7 R: 2 ER: 2 SO: 10	BB: 1 IBB: 0 HBP: 0 BLK: 0	WP: 0 HR: 0 S: 84 P: 116	ERA: 2.00 WHIP: 0.889	<b>PITCHER</b>					IP: 9.0 WLS: W BF: 34	H: 7 R: 2 ER: 2 SO: 10	BB: 1 IBB: 0 HBP: 0 BLK: 0	WP: 0 HR: 0 S: 84 P: 116	ERA: 2.00 WHIP: 0.889	<b>PITCHER</b>								


Batter	1	2	3	4	5	6	7	8	9	AB	R	H	RBI	BB	SO	LOB	BOTTOM					
2 Derek Jeter, R OBP: 0.363, SLG: 0.423										4	0	2	3	0	0	0	<b>Atlanta Braves @ New York Yankees</b> Yankee Stadium, Bronx, NY Mon Jun 18 2012, 7:09 PM - 9:53 PM EDT Att: 42,709 - Partly Cloudy - 67 F					
14 Curtis Granderson, L OBP: 0.351, SLG: 0.535										3	0	0	0	1	2	2						
25 Mark Teixeira, S OBP: 0.331, SLG: 0.471										4	1	1	1	0	2	2						
13 Alex Rodriguez, R OBP: 0.362, SLG: 0.419										3	1	1	0	1	1	0						
24 Robinson Cano, L OBP: 0.368, SLG: 0.543										3	2	1	1	1	0	1						
22 Andrew Jones, R OBP: 0.306, SLG: 0.417										4	0	0	0	0	3	2						
55 Russell Martin, R OBP: 0.332, SLG: 0.490										4	1	2	1	0	2	0						
17 Jayson Nix, R OBP: 0.326, SLG: 0.439										1	0	0	0	1	0	0						
27 Raul Ibanez, L OBP: 0.230, SLG: 0.469										1	0	0	0	0	0	1						
45 Dewayne Wise, L OBP: 0.167, SLG: 0.172										0	0	0	0	0	0	0						
19 Chris Stewart, R OBP: 0.276, SLG: 0.316										3	1	1	0	0	0	3						
<b>Inning Stats</b>	R: 0 E: 0 K: 2 S: 10	H: 0 LOB: 0 BB: 0 P: 14	R: 0 E: 0 K: 1 S: 5	H: 0 LOB: 1 BB: 1 P: 12	R: 0 E: 0 K: 1 S: 7	H: 0 LOB: 0 BB: 0 P: 13	R: 0 E: 0 K: 0 S: 7	H: 0 LOB: 0 BB: 0 P: 11	R: 3 E: 0 K: 2 S: 19	H: 3 LOB: 2 BB: 2 P: 38	R: 1 E: 0 K: 1 S: 11	H: 1 LOB: 0 BB: 0 P: 16	R: 1 E: 0 K: 1 S: 11	H: 3 LOB: 1 BB: 1 P: 21	R: 1 E: 0 K: 2 S: 11	H: 1 LOB: 0 BB: 0 P: 16	R: 1 E: 0 K: 2 S: 11	H: 1 LOB: 0 BB: 0 P: 16	1B: 4 2B: 2 3B: 0 HR: 2	SF: 0 SAC: 0 DP: 2 HBP: 0	WP: 1 PB: 0 SB: 0 CS: 0	PA: 34
<b>PITCHER</b> 36 Mike Minor, L ERA: 6.04	IP: 5.2 WLS: L	H: 4 R: 4 ER: 4 SO: 7	BB: 3 IBB: 0 HBP: 0 BLK: 0	WP: 1 HR: 0 S: 55 P: 99	ERA: 6.35 WHIP: 1.235	<b>PITCHER</b>					IP: 5.2 WLS: L	H: 4 R: 4 ER: 4 SO: 7	BB: 3 IBB: 0 HBP: 0 BLK: 0	WP: 1 HR: 0 S: 55 P: 99	ERA: 6.35 WHIP: 1.235	<b>PITCHER</b>						
54 Kris Medlen, R ERA: 3.45	IP: 1.0	H: 3 R: 1 ER: 1 SO: 0	BB: 0 IBB: 0 HBP: 0 BLK: 0	WP: 0 HR: 0 S: 11 P: 16	ERA: 9.00 WHIP: 3.000	<b>PITCHER</b>					IP: 1.0	H: 3 R: 1 ER: 1 SO: 0	BB: 0 IBB: 0 HBP: 0 BLK: 0	WP: 0 HR: 0 S: 11 P: 16	ERA: 9.00 WHIP: 3.000	<b>PITCHER</b>						
39 Jonny Venters, L ERA: 4.21	IP: 0.1	H: 2 R: 0 ER: 0 SO: 1	BB: 1 IBB: 0 HBP: 0 BLK: 0	WP: 0 HR: 0 S: 4 P: 10	ERA: 0.00 WHIP: 3.000	<b>PITCHER</b>					IP: 0.1	H: 2 R: 0 ER: 0 SO: 1	BB: 1 IBB: 0 HBP: 0 BLK: 0	WP: 0 HR: 0 S: 4 P: 10	ERA: 0.00 WHIP: 3.000	<b>PITCHER</b>						
38 Anthony Varvaro, R ERA: 8.1	IP: 1.0	H: 4 R: 1 ER: 1 SO: 2	BB: 0 IBB: 0 HBP: 0 BLK: 0	WP: 0 HR: 0 S: 11 P: 16	ERA: 9.00 WHIP: 1.000	<b>PITCHER</b>					IP: 1.0	H: 4 R: 1 ER: 1 SO: 2	BB: 0 IBB: 0 HBP: 0 BLK: 0	WP: 0 HR: 0 S: 11 P: 16	ERA: 9.00 WHIP: 1.000	<b>PITCHER</b>						





Batter	1	2	3	4	5	6	7	8	9	AB	R	H	RBI	BB	SO	LOB	TOP			
24 Michael Bourn, L (1, 8) OBP: 0.360, SLG: 0.450										4	0	0	0	0	2	0	<b>Atlanta Braves @ New York Yankees</b> Yankee Stadium, Bronx, NY Tue Jun 19 2012, 7:09 PM - 10:05 PM EDT Att: 41,219 - Cloudy - 72 F			
14 Martin Prado, R (1, 7) OBP: 0.370, SLG: 0.442										4	1	1	0	0	0	0				
16 Brian McCann, L (1, 2) OBP: 0.315, SLG: 0.423										4	1	1	0	0	0	1				
26 Dan Uggla, R (1, 4) OBP: 0.375, SLG: 0.444										4	0	0	0	0	4	2				
5 Freddie Freeman, L (1, 3) OBP: 0.295, SLG: 0.428										3	1	0	0	1	0	1				
10 Chipper Jones, S (1, 5) OBP: 0.356, SLG: 0.426										3	0	1	1	1	0	0				
22 Jason Heyward, L (1, 9) OBP: 0.337, SLG: 0.453										3	1	2	1	1	1	0				
19 Andrelton Simmons, R (1, 6) OBP: 0.400, SLG: 0.527										4	0	2	2	0	1	2				
20 Eric Hinske, L (1, 10) OBP: 0.265, SLG: 0.250										4	0	0	0	0	0	1				
<b>Inning Stats</b>	R: 0 E: 0 K: 1 S: 8	H: 0 LOB: 0 BB: 0 P: 10	R: 0 E: 0 K: 1 S: 6	H: 0 LOB: 0 BB: 0 P: 8	R: 1 E: 0 K: 0 S: 7	H: 1 LOB: 0 BB: 0 P: 13	R: 2 E: 0 K: 1 S: 17	H: 3 LOB: 2 BB: 2 P: 31	R: 0 E: 0 K: 2 S: 11	H: 0 LOB: 0 BB: 0 P: 11	R: 1 E: 0 K: 2 S: 11	H: 2 LOB: 2 BB: 1 P: 18	R: 0 E: 0 K: 1 S: 11	H: 0 LOB: 0 BB: 0 P: 16	R: 0 E: 0 K: 1 S: 7	H: 1 LOB: 1 BB: 0 P: 8		1B: 4 2B: 2 3B: 1 HR: 0	SF: 0 SAC: 0 DP: 0 HBP: 0	WP: 1 PB: 0 SB: 0 CS: 0
<b>PITCHER</b>	IP WLS BF H R ER SO BB IBB HBP BLK WP HR S P ERA WHIP																			
18 Hiroki Kuroda, R (1, 1) ERA: 3.57	7.0 L 29 6 4 4 6 3 0 0 0 0 1 0 61 97 5.14 1.286																			
48 Boone Logan, L (8, 1) ERA: 2.19	1.0 3 0 0 0 1 0 0 0 0 0 0 0 11 16 0.00 0.000																			
30 David Robertson, R (9, 1) ERA: 2.76	1.0 4 1 0 0 1 0 0 0 0 0 0 0 7 8 0.00 1.000																			

Batter	1	2	3	4	5	6	7	8	9	AB	R	H	RBI	BB	SO	LOB	BOTTOM					
2 Derek Jeter, R (1, 6) OBP: 0.364, SLG: 0.419										3	0	0	0	2	1	1	<b>Atlanta Braves @ New York Yankees</b> Yankee Stadium, Bronx, NY Tue Jun 19 2012, 7:09 PM - 10:05 PM EDT Att: 41,219 - Cloudy - 72 F					
14 Curtis Granderson, L (1, 8) OBP: 0.369, SLG: 0.532										5	0	1	0	0	3	4						
13 Alex Rodriguez, R (1, 10) OBP: 0.359, SLG: 0.412										4	0	0	0	1	2	1						
24 Robinson Cano, L (1, 4) OBP: 0.363, SLG: 0.535										4	0	0	0	0	0	3						
25 Mark Teixeira, S (1, 3) OBP: 0.333, SLG: 0.469										3	1	1	0	1	0	2						
27 Raul Ibanez, L (1, 7) OBP: 0.294, SLG: 0.472										3	2	1	0	1	1	2						
33 Nick Swisher, S (1, 9) OBP: 0.332, SLG: 0.493										3	0	2	2	1	0	0						
12 Eric Chavez, L (1, 5) OBP: 0.297, SLG: 0.412										3	0	0	0	0	1	3						
22 Andrew Jones, R (8, PH) OBP: 0.313, SLG: 0.417										0	0	0	0	0	0	0						
17 Jayson Nix, R (8, PR) OBP: 0.326, SLG: 0.439										0	0	0	0	0	0	0						
55 Russell Martin, R (1, 2) OBP: 0.325, SLG: 0.391										4	0	0	0	0	0	3						
<b>Inning Stats</b>	R: 0 E: 0 K: 2 S: 14	H: 0 LOB: 1 BB: 1 P: 22	R: 2 E: 0 K: 0 S: 14	H: 3 LOB: 1 BB: 0 P: 22	R: 0 E: 0 K: 1 S: 6	H: 0 LOB: 0 BB: 0 P: 9	R: 1 E: 2 K: 2 S: 23	H: 0 LOB: 3 BB: 2 P: 38	R: 0 E: 0 K: 0 S: 8	H: 1 LOB: 2 BB: 2 P: 18	R: 0 E: 0 K: 0 S: 6	H: 0 LOB: 0 BB: 0 P: 7	R: 0 E: 0 K: 1 S: 11	H: 1 LOB: 2 BB: 1 P: 22	R: 0 E: 0 K: 0 S: 4	H: 0 LOB: 1 BB: 0 P: 10	R: 0 E: 0 K: 2 S: 8	H: 0 LOB: 0 BB: 0 P: 9	1B: 3 2B: 2 3B: 0 HR: 0	SF: 0 SAC: 0 DP: 1 HBP: 1	WP: 0 PB: 0 SB: 0 CS: 0	PA: 39
<b>PITCHER</b>	IP WLS BF H R ER SO BB IBB HBP BLK WP HR S P ERA WHIP																					
15 Tim Hudson, R (1, 1) ERA: 3.88	5.0 W 25 4 3 2 5 5 0 0 0 0 0 0 65 109 3.60 1.800																					
32 Chad Durbin, R (6, 1) ERA: 3.62	1.0 H 3 0 0 0 0 0 0 0 0 0 0 6 7 0.00 0.000																					
39 Jonny Venters, L (7, 1) ERA: 4.05	1.0 H 5 1 0 0 1 1 0 0 0 0 0 0 11 22 0.00 2.000																					
34 Eric O'Flaherty, L (8, 1) ERA: 3.75	1.0 H 3 0 0 0 0 0 0 0 1 0 0 0 4 10 0.00 0.000																					
46 Craig Kimbrel, R (9, 1) ERA: 1.38	1.0 S 3 0 0 0 2 0 0 0 0 0 0 0 8 9 0.00 0.000																					





Batter	1	2	3	4	5	6	7	8	9	AB R H RBI BB SO LOB	TOP												
24 Michael Bourn, L OBP: 0.358, SLG: 0.446										5 1 1 0 0 2 2	<p>Atlanta Braves @ New York Yankees Yankee Stadium, Bronx, NY Wed Jun 20 2012, 1:08 PM - 4:28 PM EDT Att: 45,094 - Sunny - 94 F</p> <p>livebaseballscores.com</p> <p>AB 38 R 10 H 11 RBI 10 BB 1 SO 12 LOB 8</p>												
14 Martin Prado, R OBP: 0.374, SLG: 0.460										5 2 3 2 0 0 1													
16 Brian McCann, L OBP: 0.308, SLG: 0.413										5 0 0 0 0 2 3													
26 Dan Uggla, R OBP: 0.376, SLG: 0.442										3 2 1 1 1 1 0													
5 Freddie Freeman, L OBP: 0.295, SLG: 0.438										4 1 1 3 0 1 1													
22 Jason Heyward, L OBP: 0.340, SLG: 0.460										4 2 2 3 0 1 0													
19 Andrelton Simmons, R OBP: 0.375, SLG: 0.492										4 0 0 0 0 2 0													
25 Juan Francisco, L OBP: 0.243, SLG: 0.417										4 1 1 0 0 2 0													
8 David Ross, R OBP: 0.361, SLG: 0.469										4 1 2 1 0 1 1													
<b>Inning Stats</b>	R: 3 H: 3 E: 0 K: 0 S: 14	H: 3 LOB: 0 BB: 0 P: 21	R: 0 H: 0 E: 0 K: 1 S: 9	H: 0 LOB: 0 BB: 0 P: 12	R: 1 H: 1 E: 0 K: 2 S: 9	H: 1 LOB: 0 BB: 0 P: 15	R: 1 H: 1 E: 0 K: 1 S: 19	H: 1 LOB: 0 BB: 0 P: 28	R: 1 H: 1 E: 0 K: 2 S: 12	H: 1 LOB: 0 BB: 0 P: 16	R: 0 H: 0 E: 0 K: 2 S: 14	H: 0 LOB: 0 BB: 0 P: 18	R: 0 H: 1 E: 0 K: 2 S: 17	H: 1 LOB: 1 BB: 0 P: 25	R: 3 H: 2 E: 0 K: 0 S: 12	H: 2 LOB: 0 BB: 0 P: 23	R: 1 H: 2 E: 0 K: 2 S: 15	H: 2 LOB: 1 BB: 0 P: 21	1B: 5 2B: 1 3B: 0 HR: 5	SF: 0 SAC: 0 DP: 0 HBP: 0	WP: 0 PB: 0 SB: 2 CS: 0	PA: 39	
<b>PITCHER</b>	IP WLS BF H R ER SO BB IBB HBP BLK WP HR S P ERA WHIP											IP WLS BF H R ER SO BB IBB HBP BLK WP HR S P ERA WHIP											
65 Phil Hughes, R ERA: 4.94	(1, 1) 4.1 L 19 6 6 6 5 0 0 0 0 0 0 4 57 83 12.46 1.385											36 Freddy Garcia, R ERA: 7.16	(9, 1) 1.0 5 2 1 1 2 0 0 0 0 0 0 12 17 9.00 2.000										
36 Cody Eppley, R ERA: 2.5	(5, 1) 1.0 3 0 0 0 1 0 0 0 0 0 0 12 17 0.00 0.000											39 Clay Rapada, L ERA: 3.05	(6, 1) 1.1 4 0 0 0 4 0 0 0 0 0 0 14 20 0.00 0.000										
53 Cory Wade, R ERA: 3.18	(7, 1) 0.1 3 2 1 1 0 0 0 0 0 0 0 14 20 27.00 6.000											48 Boone Logan, L ERA: 2.81	(8, 1) 1.0 5 1 2 2 0 0 1 0 0 0 1 9 18 18.00 1.000										


Batter	1	2	3	4	5	6	7	8	9	AB R H RBI BB SO LOB	BOTTOM												
2 Derek Jeter, R OBP: 0.364, SLG: 0.427										4 1 1 1 1 1 1	<p>Atlanta Braves @ New York Yankees Yankee Stadium, Bronx, NY Wed Jun 20 2012, 1:08 PM - 4:28 PM EDT Att: 45,094 - Sunny - 94 F</p> <p>livebaseballscores.com</p> <p>AB 33 R 5 H 8 RBI 5 BB 5 SO 8 LOB 13</p>												
14 Curtis Granderson, L OBP: 0.346, SLG: 0.509										5 0 1 1 0 1 1													
13 Alex Rodriguez, R OBP: 0.358, SLG: 0.422										4 1 1 1 0 1 2													
24 Robinson Canó, L OBP: 0.365, SLG: 0.545										4 1 2 1 0 1 0													
33 Nick Swisher, S OBP: 0.331, SLG: 0.486										3 0 0 0 1 1 1													
27 Raul Ibanez, L OBP: 0.290, SLG: 0.464										3 0 0 0 0 0 1													
22 Andruw Jones, R OBP: 0.310, SLG: 0.412										1 0 0 0 0 1 1													
12 Eric Chávez, L OBP: 0.307, SLG: 0.442										2 1 1 1 1 1 0													
25 Mark Teixeira, S OBP: 0.336, SLG: 0.475										1 0 1 0 0 0 0													
55 Russell Martin, R OBP: 0.333, SLG: 0.398										2 1 1 0 2 0 2													
17 Jayson Nix, R OBP: 0.300, SLG: 0.400										4 0 0 0 0 1 4													
<b>Inning Stats</b>	R: 1 H: 1 E: 0 K: 2 S: 11	H: 1 LOB: 0 BB: 0 P: 17	R: 0 H: 1 E: 0 K: 1 S: 14	H: 1 LOB: 1 BB: 1 P: 22	R: 0 H: 0 E: 0 K: 0 S: 7	H: 0 LOB: 0 BB: 0 P: 12	R: 0 H: 0 E: 0 K: 0 S: 7	H: 0 LOB: 0 BB: 0 P: 9	R: 1 H: 1 E: 0 K: 2 S: 13	H: 1 LOB: 1 BB: 1 P: 23	R: 2 H: 2 E: 0 K: 1 S: 13	H: 2 LOB: 0 BB: 1 P: 22	R: 1 H: 1 E: 0 K: 0 S: 10	H: 1 LOB: 1 BB: 2 P: 20	R: 0 H: 2 E: 0 K: 1 S: 14	H: 2 LOB: 2 BB: 0 P: 23	R: 0 H: 0 E: 0 K: 1 S: 9	H: 0 LOB: 0 BB: 0 P: 12	1B: 2 2B: 2 3B: 0 HR: 4	SF: 0 SAC: 0 DP: 2 HBP: 0	WP: 0 PB: 0 SB: 0 CS: 0	PA: 38	
<b>PITCHER</b>	IP WLS BF H R ER SO BB IBB HBP BLK WP HR S P ERA WHIP											IP WLS BF H R ER SO BB IBB HBP BLK WP HR S P ERA WHIP											
48 Tommy Hanson, R ERA: 3.54	(1, 1) 5.0 W 22 4 4 4 5 2 0 0 0 0 0 8 16 7.20 1.400											39 Jonny Venters, L ERA: 3.5	(6, 1) 1.0 H 3 0 0 0 1 1 0 0 0 0 0 8 16 0.00 1.000										
32 Chad Durbin, R ERA: 3.81	(7, 1) 1.0 H 5 1 1 1 0 2 0 0 0 0 0 10 20 9.00 3.000											34 Eric O'Flaherty, L ERA: 3.6	(8, 1) 1.0 5 2 0 0 1 0 0 0 0 0 0 14 23 0.00 2.000										
54 Kris Medlen, R ERA: 3.34	(9, 1) 1.0 3 0 0 0 1 0 0 0 0 0 0 9 12 0.00 0.000																						



Batter	1	2	3	4	5	6	7	8	9	AB	R	H	RBI	BB	SO	LOB	TOP					
2 Derek Jeter, R OBP: 0.362, SLG: 0.423	G1-3	G6-3			G6-3		FC6-4			5	0	1	0	0	0	3						
14 Curtis Granderson, L OBP: 0.344, SLG: 0.500	K				L9		K			5	0	1	0	0	3	3						
25 Mark Teixeira, S OBP: 0.337, SLG: 0.474					F8		K			5	1	2	0	0	1	3						
13 Alex Rodriguez, R OBP: 0.360, SLG: 0.435					G6-4-3					4	1	2	1	0	1	2						
24 Robinson Canó, L OBP: 0.364, SLG: 0.552	K				G4-3		K			4	1	1	2	0	2	2						
33 Nick Swisher, S OBP: 0.325, SLG: 0.482					G5-3		F9			4	0	1	0	0	0	0						
22 Andrew Jones, R OBP: 0.316, SLG: 0.440					P4		HR			3	1	1	1	1	0	1						
55 Russell Martin, R OBP: 0.327, SLG: 0.389					L9		F9			4	0	0	0	0	0	2						
46 Andy Pettite, L OBP: 0.280, SLG: 0.250							K			2	0	1	0	0	1	0						
17 Jason Nix, R OBP: 0.134, SLG: 0.413										1	0	1	0	0	0	0						
53 Cory Wade, R OBP: 0.134, SLG: 0.413										0	0	0	0	0	0	0						
39 Clay Rapada, R OBP: 0.134, SLG: 0.413										0	0	0	0	0	0	0						
38 Cody Eppley, R OBP: 0.134, SLG: 0.413										0	0	0	0	0	0	0						
27 Raul Ibanez, L OBP: 0.204, SLG: 0.464										0	0	0	0	1	0	0						
<b>Inning Stats</b>	R: 0 E: 0 K: 2 S: 14	H: 2 LOB: 2 BB: 0 P: 19	R: 0 E: 0 K: 0 S: 12	H: 1 LOB: 2 BB: 1 P: 22	R: 0 E: 0 K: 0 S: 5	H: 1 LOB: 0 BB: 0 P: 8	R: 0 E: 0 K: 0 S: 12	H: 1 LOB: 1 BB: 0 P: 17	R: 0 E: 0 K: 1 S: 10	H: 0 LOB: 0 BB: 0 P: 14	R: 1 E: 0 K: 2 S: 10	H: 1 LOB: 0 BB: 0 P: 13	R: 1 E: 0 K: 1 S: 9	H: 2 LOB: 1 BB: 0 P: 16	R: 2 E: 0 K: 1 S: 18	H: 2 LOB: 0 BB: 0 P: 24	R: 0 E: 0 K: 1 S: 11	H: 1 LOB: 2 BB: 1 P: 20	1B: 8 2B: 0 3B: 0 HR: 3	SF: 0 SAC: 0 DP: 1 HBP: 0	WP: 1 PB: 0 SB: 0 CS: 0	PA: 39
<b>PITCHER</b>	IP WLS BF H R ER SO BB IBB HBP BLK WP HR S P ERA WHIP																					
49 Jonathon Niese, L ERA: 3.75	6.1 W 27 8 2 2 5 1 0 0 0 0 1 2 68 102 2.84 1.421																					
39 Bobby Parnell, R ERA: 3.3	0.2 H 2 0 0 0 1 0 0 0 0 0 0 4 7 0.00 0.000																					
47 Miguel Batista, R ERA: 4.08	1.0 S 5 2 2 2 1 0 0 0 0 0 0 1 18 24 18.00 2.000																					
48 Frank Francisco, R ERA: 4.97	1.0 S 5 1 0 0 1 1 0 0 0 0 0 0 11 20 0.00 2.000																					

New York Yankees @ New York Mets  
Citi Field, Flushing, NY  
Fri Jun 22 2012, 8:04 PM - 10:56 PM EDT  
Att: 40,191 - Cloudy - 71 F

AB 37  
R 4  
H 11  
RBI 4  
BB 2  
SO 8  
LOB 16



Batter	1	2	3	4	5	6	7	8	9	AB	R	H	RBI	BB	SO	LOB	BOTTOM			
56 Andres Torres, S OBP: 0.325, SLG: 0.304					G5-3		G3			3	0	0	0	1	0	2				
13 Ronny Cedeno, R OBP: 0.350, SLG: 0.309					K					3	1	1	0	0	2	0				
6 Omar Quintanilla, L OBP: 0.361, SLG: 0.361										1	1	1	0	0	0	0				
5 David Wright, R OBP: 0.457, SLG: 0.574										4	1	2	1	0	1	2				
12 Scott Hairston, R OBP: 0.322, SLG: 0.569										3	1	0	0	1	0	2				
21 Lucas Duda, L OBP: 0.354, SLG: 0.448										4	0	1	0	0	1	4				
Justin Turner, R OBP: 0.317, SLG: 0.347										4	1	2	2	0	0	1				
1 Jordany Valdespin, L OBP: 0.250, SLG: 0.431										0	0	0	0	0	0	0				
29 Ike Davis, L OBP: 0.276, SLG: 0.336										4	1	1	3	0	1	1				
4 Mike Nickes, R OBP: 0.235, SLG: 0.231										3	0	1	0	0	0	0				
28 Daniel Murphy, L OBP: 0.216, SLG: 0.342										0	0	0	0	1	0	0				
48 Frank Francisco, R ERA: 4.97										0	0	0	0	0	0	0				
49 Jonathon Niese, L OBP: 0.273, SLG: 0.200										3	0	1	0	0	1	0				
39 Bobby Parnell, R ERA: 3.3										0	0	0	0	0	0	0				
47 Miguel Batista, R ERA: 4.08										0	0	0	0	0	0	0				
30 Josh Thole, L OBP: 0.316, SLG: 0.319										1	0	0	0	0	0	2				
<b>Inning Stats</b>	R: 5 E: 0 K: 0 S: 20	H: 5 LOB: 2 BB: 2 P: 33	R: 0 E: 0 K: 2 S: 11	H: 1 LOB: 0 BB: 0 P: 17	R: 0 E: 0 K: 0 S: 7	H: 0 LOB: 0 BB: 0 P: 11	R: 0 E: 0 K: 2 S: 10	H: 0 LOB: 0 BB: 0 P: 13	R: 0 E: 0 K: 1 S: 9	H: 1 LOB: 1 BB: 0 P: 16	R: 0 E: 0 K: 1 S: 7	H: 0 LOB: 0 BB: 0 P: 12	R: 1 E: 0 K: 0 S: 12	H: 2 LOB: 0 BB: 0 P: 20	R: 0 E: 0 K: 0 S: 9	H: 1 LOB: 2 BB: 1 P: 15	1B: 7 2B: 3 3B: 0 HR: 1	SF: 0 SAC: 0 DP: 1 HBP: 0	WP: 0 PB: 0 SB: 0 CS: 0	PA: 36
<b>PITCHER</b>	IP WLS BF H R ER SO BB IBB HBP BLK WP HR S P ERA WHIP																			
46 Andy Pettite, L ERA: 3.29	6.0 L 27 8 2 1 1 0 2 0 0 0 0 0 12 20 9.00 2.000																			
53 Cory Wade, R ERA: 3.33	1.0 4 2 1 1 0 0 0 0 0 0 0 7 9 0.00 1.500																			
39 Clay Rapada, L ERA: 2.95	0.2 3 1 0 0 0 0 0 0 0 0 0 7 9 0.00 1.500																			
38 Cody Eppley, R ERA: 2.55	0.1 2 0 0 0 0 0 0 1 0 0 0 0 2 6 0.00 0.000																			

New York Yankees @ New York Mets  
Citi Field, Flushing, NY  
Fri Jun 22 2012, 8:04 PM - 10:56 PM EDT  
Att: 40,191 - Cloudy - 71 F

AB 33  
R 6  
H 10  
RBI 6  
BB 3  
SO 6  
LOB 14





Batter	1	2	3	4	5	6	7	8	9	AB	R	H	RBI	BB	SO	LOB	TOP					
2 Derek Jeter, R OBP: 0.360, SLG: 0.421										4	0	1	0	0	1	0	New York Yankees @ New York Mets Citi Field, Flushing, NY Sat Jun 23 2012, 7:18 PM - 10:31 PM EDT Att: 42,122 - Partly Cloudy - 82 F					
14 Curtis Granderson, L OBP: 0.343, SLG: 0.514										3	0	0	0	1	0	1						
13 Alex Rodriguez, R OBP: 0.355, SLG: 0.428										4	0	0	0	0	0	2						
24 Robinson Cano, L OBP: 0.362, SLG: 0.546										3	0	0	0	1	0	2						
25 Mark Teixeira, S OBP: 0.336, SLG: 0.468										3	1	0	0	1	0	1						
33 Nick Swisher, S OBP: 0.332, SLG: 0.487										4	1	2	0	0	1	0						
27 Raul Ibanez, L OBP: 0.293, SLG: 0.476										4	1	1	3	0	1	1						
29 Rafael Soriano, R OBP: 0.332, SLG: 0.487										0	0	0	0	0	0	0						
55 Russell Martin, R OBP: 0.323, SLG: 0.383										3	0	0	0	0	1	1						
45 Dewayne Wise, L OBP: 0.161, SLG: 0.167										1	0	0	0	0	0	0						
47 Ivan Nova, R OBP: 0.140, SLG: 0.140										2	0	0	0	0	0	2						
39 Clay Rapada, R OBP: 0.313, SLG: 0.486										0	0	0	0	0	0	0						
12 Eric Chavez, L OBP: 0.313, SLG: 0.486										1	1	1	1	0	0	0						
38 Cody Eppley, R OBP: 0.285, SLG: 0.385										0	0	0	0	0	0	0						
48 Boone Logan, R OBP: 0.273, SLG: 0.342										0	0	0	0	0	0	0						
30 David Robertson, R OBP: 0.273, SLG: 0.342										0	0	0	0	0	0	0						
19 Chris Stewart, R OBP: 0.273, SLG: 0.342										0	0	0	0	0	0	0						
<b>Inning Stats</b>	R: 0 E: 0 K: 0 S: 11	H: 1 LOB: 1 BB: 0 P: 16	R: 0 E: 0 K: 1 S: 9	H: 0 LOB: 0 BB: 0 P: 14	R: 0 E: 0 K: 1 S: 7	H: 0 LOB: 0 BB: 0 P: 9	R: 0 E: 0 K: 0 S: 10	H: 0 LOB: 1 BB: 1 P: 19	R: 0 E: 0 K: 1 S: 11	H: 1 LOB: 1 BB: 0 P: 13	R: 0 E: 0 K: 1 S: 7	H: 0 LOB: 1 BB: 1 P: 15	R: 4 E: 0 K: 1 S: 19	H: 3 LOB: 0 BB: 1 P: 29	R: 0 E: 0 K: 0 S: 9	H: 0 LOB: 0 BB: 0 P: 17	R: 0 E: 0 K: 1 S: 11	H: 0 LOB: 0 BB: 0 P: 18	1B: 2 2B: 1 3B: 0 HR: 2	SF: 0 SAC: 0 DP: 0 HBP: 0	WP: 0 PB: 0 SB: 2 CS: 0	PA: 35
<b>PITCHER</b>	IP WLS BF H R ER SO BB IBB HBP BLK WP HR S P ERA WHIP																					
55 Chris Young, R ERA: 3.42	(1, 1) 6.0 25 4 3 3 4 3 0 0 0 0 1 60 95 4.50 1.167																					
60 Jon Rauch, R ERA: 4.4	(7, 1) 1.1 L 5 1 1 1 1 0 0 0 0 0 1 17 25 6.75 0.750																					
40 Tim Lincecum, L ERA: 3.26	(8, 1) 0.2 2 0 0 0 0 0 0 0 0 0 0 6 12 0.00 0.000																					
53 Jeremy Hefner, R ERA: 5.61	(9, 1) 1.0 3 0 0 0 1 0 0 0 0 0 0 11 18 0.00 0.000																					

Batter	1	2	3	4	5	6	7	8	9	AB	R	H	RBI	BB	SO	LOB	BOTTOM					
9 Kirk Nieuwenhuis, L OBP: 0.340, SLG: 0.426										5	1	1	1	0	3	5	New York Yankees @ New York Mets Citi Field, Flushing, NY Sat Jun 23 2012, 7:18 PM - 10:31 PM EDT Att: 42,122 - Partly Cloudy - 82 F					
53 Jeremy Hefner, R OBP: 0.333, SLG: 1.333										0	0	0	0	0	0	0						
1 Jordany Valdespin, L OBP: 0.246, SLG: 0.429										5	0	1	0	0	2	0						
5 David Wright, R OBP: 0.452, SLG: 0.566										5	0	1	0	0	2	1						
21 Lucas Duda, L OBP: 0.352, SLG: 0.443										5	0	1	0	0	2	2						
28 Daniel Murphy, L OBP: 0.317, SLG: 0.345										4	1	1	0	1	1	3						
12 Scott Hairston, R OBP: 0.313, SLG: 0.553										4	1	0	0	0	2	2						
6 Omar Quintanilla, L OBP: 0.369, SLG: 0.594										3	0	1	0	1	1	3						
30 Josh Thole, L OBP: 0.327, SLG: 0.317										1	0	0	1	3	0	1						
56 Andres Torres, S OBP: 0.325, SLG: 0.394										0	0	0	0	0	0	0						
55 Chris Young, R OBP: 0.333, SLG: 0.200										3	0	1	1	0	1	4						
60 Jon Rauch, R ERA: 2.91	(7, 1) 5.2 27 5 3 2 7 2 0 0 0 0 0 61 99 3.18 1.235																					
40 Tim Byrdak, L ERA: 2.5	(8, 1) 0.1 W 1 0 0 0 1 0 0 0 0 0 0 3 5 0.00 0.000																					
Justin Turner, R OBP: 0.313, SLG: 0.342	(8, PH) 0.1 H 2 1 0 0 0 0 0 0 0 0 0 5 7 0.00 3.000																					
4 Mike Nickes, R OBP: 0.235, SLG: 0.231	(9, 2) 0.2 H 2 0 0 0 2 0 0 0 0 0 0 6 7 0.00 0.000																					
30 David Robertson, R ERA: 2.6	(8, 1) 1.0 H 5 0 0 0 3 2 0 0 0 0 0 0 15 25 0.00 2.000																					
<b>Inning Stats</b>	R: 0 E: 0 K: 1 S: 7	H: 0 LOB: 0 BB: 0 P: 8	R: 0 E: 1 K: 1 S: 15	H: 0 LOB: 3 BB: 2 P: 26	R: 1 E: 0 K: 1 S: 12	H: 2 LOB: 1 BB: 0 P: 17	R: 1 E: 1 K: 2 S: 11	H: 1 LOB: 1 BB: 0 P: 18	R: 0 E: 0 K: 1 S: 7	H: 0 LOB: 0 BB: 0 P: 11	R: 1 E: 0 K: 2 S: 12	H: 2 LOB: 2 BB: 1 P: 24	R: 0 E: 0 K: 2 S: 11	H: 1 LOB: 1 BB: 0 P: 14	R: 0 E: 0 K: 3 S: 15	H: 0 LOB: 2 BB: 2 P: 25	R: 0 E: 0 K: 2 S: 9	H: 1 LOB: 1 BB: 0 P: 12	1B: 3 2B: 3 3B: 0 HR: 1	SF: 0 SAC: 0 DP: 0 HBP: 0	WP: 0 PB: 0 SB: 0 CS: 0	PA: 41
<b>PITCHER</b>	IP WLS BF H R ER SO BB IBB HBP BLK WP HR S P ERA WHIP																					
29 Rafael Soriano, R ERA: 1.71	(9, 1) 1.0 S 4 1 0 0 2 0 0 0 0 0 0 9 12 0.00 1.000																					
39 Clay Rapada, L ERA: 2.91	(6, 1) 0.1 W 1 0 0 0 1 0 0 0 0 0 0 3 5 0.00 0.000																					
38 Cody Eppley, R ERA: 2.5	(7, 1) 0.1 H 2 1 0 0 0 0 0 0 0 0 0 5 7 0.00 3.000																					
48 Boone Logan, R ERA: 2.73	(7, 1) 0.2 H 2 0 0 0 2 0 0 0 0 0 0 6 7 0.00 0.000																					
30 David Robertson, R ERA: 2.6	(8, 1) 1.0 H 5 0 0 0 3 2 0 0 0 0 0 0 15 25 0.00 2.000																					

New York Yankees @ New York Mets  
Citi Field, Flushing, NY  
Sat Jun 23 2012, 7:18 PM - 10:31 PM EDT  
Att: 42,122 - Partly Cloudy - 82 F

AB 32  
R 4  
H 5  
RBI 4  
BB 3  
SO 6  
LOB 9



New York Yankees @ New York Mets  
Citi Field, Flushing, NY  
Sat Jun 23 2012, 7:18 PM - 10:31 PM EDT  
Att: 42,122 - Partly Cloudy - 82 F

AB 36  
R 3  
H 7  
RBI 3  
BB 5  
SO 15  
LOB 23









Batter	1	2	3	4	5	6	7	8	9	AB	R	H	RBI	BB	SO	LOB	TOP				
17 Shin-Soo Choo, L (1.9) OBP: 0.360, SLG: 0.443	F7		1B		K			2B		4	0	2	0	0	1	0	<b>Cleveland Indians @ New York Yankees</b> Yankee Stadium, Bronx, NY Mon Jun 25 2012, 7:11 PM - 9:56 PM EDT Att: 42,290 - Cloudy - 64 F				
13 Asdrúbal Cabrera, S (1.6) OBP: 0.376, SLG: 0.476	K		P6			K		L9		4	0	0	0	0	2	3					
22 Jason Kipnis, L (1.4) OBP: 0.329, SLG: 0.432	G4-3			BB		G3		SF9		2	0	0	1	1	0	0					
41 Carlos Santana, S (1.2) OBP: 0.346, SLG: 0.347	G4-3			BB		K		F9		3	0	0	0	1	1	1					
23 Michael Brantley, L (1.8) OBP: 0.315, SLG: 0.384 2 Aaron Cunningham, R (8.8) OBP: 0.253, SLG: 0.217	1B		FC3-6			G4-3		K		3	0	1	0	0	0	2					
33 Johnny Damon, L (1.7) OBP: 0.289, SLG: 0.323	G3		P5			G6-3		G6-3		4	0	1	0	0	0	3					
35 Casey Kotchman, L (1.3) OBP: 0.284, SLG: 0.341	K		P4			G6-3		G4-3		4	0	0	0	0	1	4					
9 Jack Hannahan, L (1.5) OBP: 0.328, SLG: 0.377	G6-3				K			K		3	0	0	0	0	2	1					
8 Lonnie Chisenhall, L (1.10) OBP: 0.273, SLG: 0.462	F9		F7					1B		3	1	1	0	0	0	0					
<b>Inning Stats</b>	R: 0 H: 0 E: 0 K: 1 S: 8	H: 0 LOB: 0 BB: 0 P: 13	R: 0 H: 1 E: 0 K: 1 S: 8	H: 1 LOB: 1 BB: 0 P: 13	R: 0 H: 1 E: 0 K: 0 S: 10	H: 1 LOB: 1 BB: 0 P: 17	R: 0 H: 0 E: 0 K: 0 S: 11	H: 0 LOB: 2 BB: 2 P: 21	R: 0 H: 0 E: 0 K: 2 S: 9	H: 0 LOB: 0 BB: 0 P: 15	R: 0 H: 1 E: 0 K: 1 S: 9	H: 1 LOB: 1 BB: 0 P: 10	R: 1 H: 2 E: 0 K: 0 S: 10	H: 2 LOB: 1 BB: 0 P: 17	R: 0 H: 0 E: 0 K: 1 S: 9	H: 0 LOB: 0 BB: 0 P: 13	1B: 3 2B: 2 HR: 0	SF: 1 SAC: 0 HBP: 0	WP: 0 PB: 0 CS: 0	PA: 34	
<b>PITCHER</b>	IP	WLS	BF	H	R	ER	SO	BB	IBB	HBP	BLK	WP	HR	S	P	ERA	WHIP				
18 Hiroki Kuroda, R (1.1) ERA: 3.4	7.0	W	28	5	1	1	7	2	0	0	0	0	0	67	103	1.29	1.000				
39 Clay Rapada, L (8.1) ERA: 2.73	1.0		3	0	0	0	0	0	0	0	0	0	0	8	14	0.00	0.000				
36 Freddy Garcia, R (9.1) ERA: 6.91	1.0		3	0	0	0	1	0	0	0	0	0	0	9	13	0.00	0.000				

Batter	1	2	3	4	5	6	7	8	9	AB	R	H	RBI	BB	SO	LOB	BOTTOM				
2 Derek Jeter, R (1.6) OBP: 0.353, SLG: 0.412	G4-3	G6-3		L3			1B			4	0	1	0	0	0	1	<b>Cleveland Indians @ New York Yankees</b> Yankee Stadium, Bronx, NY Mon Jun 25 2012, 7:11 PM - 9:56 PM EDT Att: 42,290 - Cloudy - 64 F				
14 Curtis Granderson, L (1.10) OBP: 0.343, SLG: 0.504	25 BB		P5		K		K			3	1	0	0	1	2	1					
25 Mark Teixeira, S (1.3) OBP: 0.333, SLG: 0.461	24 BB		G3-1		F8		G1-6-3			3	1	1	0	0	0	0					
24 Robinson Canó, L (1.4) OBP: 0.369, SLG: 0.572	24 BB		G3-1		G3-1		G1-6-3			4	1	2	3	0	0	2					
33 Nick Swisher, S (1.9) OBP: 0.333, SLG: 0.506	K		HR		HR		K			4	1	1	1	0	3	0					
27 Raul Ibanez, L (1.7) OBP: 0.300, SLG: 0.474	K		BB		G3-1		G4-3			3	0	0	0	1	1	0					
12 Eric Chavez, L (1.5) OBP: 0.317, SLG: 0.468	45 HR		P2		45 BB		G6-3			3	2	1	0	1	0	1					
45 Dewayne Wise, L (1.8) OBP: 0.206, SLG: 0.364	HR		K		K		3B			3	1	2	3	0	1	0					
19 Chris Stewart, R (1.2) OBP: 0.262, SLG: 0.286	K		HR		K		K			2	0	0	0	0	2	1					
<b>Inning Stats</b>	R: 2 H: 2 E: 0 K: 1 S: 21	H: 2 LOB: 0 BB: 1 P: 35	R: 2 H: 2 E: 0 K: 2 S: 17	H: 2 LOB: 0 BB: 0 P: 24	R: 2 H: 2 E: 0 K: 0 S: 12	H: 2 LOB: 1 BB: 1 P: 21	R: 0 H: 0 E: 0 K: 1 S: 7	H: 0 LOB: 0 BB: 0 P: 12	R: 0 H: 0 E: 0 K: 1 S: 6	H: 0 LOB: 0 BB: 0 P: 10	R: 1 H: 1 E: 0 K: 2 S: 13	H: 1 LOB: 1 BB: 1 P: 24	R: 0 H: 1 E: 0 K: 1 S: 11	H: 1 LOB: 0 BB: 0 P: 19	R: 0 H: 0 E: 0 K: 1 S: 7	H: 0 LOB: 0 BB: 0 P: 12	1B: 3 2B: 2 HR: 3	SF: 0 SAC: 0 HBP: 2	WP: 0 PB: 0 CS: 0	PA: 34	
<b>PITCHER</b>	IP	WLS	BF	H	R	ER	SO	BB	IBB	HBP	BLK	WP	HR	S	P	ERA	WHIP				
43 Josh Tomlin, R (1.1) ERA: 5.7	3.0	L	16	6	6	3	3	2	0	0	0	0	0	3	50	18.00	2.667				
51 Scott Barnes, L (4.1) ERA: 7.71	2.2		10	1	1	1	3	1	0	1	0	0	0	23	43	3.38	0.750				
32 Esmil Rogers, R (6.1) ERA: 6.82	1.1		5	1	0	0	2	0	0	1	0	0	0	14	22	0.00	0.750				
57 Jeremy Accardo, R (8.1) ERA: 4.12	1.0		3	0	0	0	1	0	0	0	0	0	0	7	12	0.00	0.000				

AB	31
R	1
H	5
RBI	1
BB	2
SO	8
LOB	14

AB	29
R	7
H	8
RBI	7
BB	3
SO	9
LOB	6

1B:	3	SF:	0
2B:	2	SAC:	0
3B:	1	DP:	2
HR:	3	HBP:	2



Batter	1	2	3	4	5	6	7	8	9	AB	R	H	RBI	BB	SO	LOB	TOP				
17 Shin-Soo Choo, L (1,9) OBP: 0.362, SLG: 0.442										3	0	1	0	1	0	2	<p>Cleveland Indians @ New York Yankees Yankee Stadium, Bronx, NY Tue Jun 26 2012, 7:10 PM - 9:45 PM EDT Att: 43,006 - Cloudy - 72 F</p>				
13 Asdrúbal Cabrera, S (1,6) OBP: 0.376, SLG: 0.474										4	0	1	0	0	0	2					
22 Jason Kipnis, L (1,4) OBP: 0.328, SLG: 0.433										4	1	1	0	0	2	3					
41 Carlos Santana, S (1,2) OBP: 0.341, SLG: 0.341										4	0	0	0	0	2	4					
23 Michael Brantley, L (1,8) OBP: 0.314, SLG: 0.386										4	0	1	0	0	0	1					
33 Johnny Damon, L (1,7) OBP: 0.294, SLG: 0.328										4	1	2	1	0	0	1					
35 Casey Kotchman, L (1,3) OBP: 0.283, SLG: 0.339										4	1	1	0	0	0	2					
9 Jack Hannahan, L (1,5) OBP: 0.329, SLG: 0.376											3	0	1	0	0	0		1			
4 Jose Lopez, R (8,5) OBP: 0.266, SLG: 0.397										1	1	1	3	0	0	0					
8 Lonnie Chisenhall, L (1,10) OBP: 0.271, SLG: 0.449										4	0	1	0	0	0	0					
<b>Inning Stats</b>	R: 0 H: 0 E: 0 K: 0 S: 9	H: 0 LOB: 1 BB: 1 P: 15	R: 0 H: 0 E: 0 K: 0 S: 6	H: 0 LOB: 0 BB: 0 P: 10	R: 0 H: 2 E: 0 K: 0 S: 10	H: 1 LOB: 1 BB: 0 P: 16	R: 0 H: 0 E: 0 K: 2 S: 11	H: 0 LOB: 0 BB: 0 P: 16	R: 0 H: 1 E: 0 K: 0 S: 6	H: 2 LOB: 2 BB: 0 P: 23	R: 0 H: 1 E: 0 K: 0 S: 9	H: 0 LOB: 1 BB: 0 P: 12	R: 0 H: 0 E: 0 K: 0 S: 7	H: 0 LOB: 0 BB: 0 P: 10	R: 4 H: 4 E: 0 K: 0 S: 16	H: 4 LOB: 0 BB: 0 P: 23	1B: 7 2B: 2 3B: 0 HR: 1	SF: 0 SAC: 0 DP: 2 HBP: 0	WP: 0 PB: 0 CS: 0	PA: 36	
<b>PITCHER</b>	IP WLS BF H R ER SO BB IBB HBP BLK WP HR S P ERA WHIP	8.0 W 29 6 0 0 4 1 0 0 0 0 0 74 111 0.00 0.875	0.2 6 4 4 4 0 0 0 0 0 0 1 15 21 54.00 6.000	0.1 S 1 0 0 0 0 0 0 0 0 0 0 0 1 2 0.00 0.000																	

Batter	1	2	3	4	5	6	7	8	9	AB	R	H	RBI	BB	SO	LOB	BOTTOM				
2 Derek Jeter, R (1,6) OBP: 0.354, SLG: 0.412										5	0	2	0	0	1	1	<p>Cleveland Indians @ New York Yankees Yankee Stadium, Bronx, NY Tue Jun 26 2012, 7:10 PM - 9:45 PM EDT Att: 43,006 - Cloudy - 72 F</p>				
14 Curtis Granderson, L (1,8) OBP: 0.343, SLG: 0.500										4	1	1	2	1	0	2					
13 Alex Rodriguez, R (1,5) OBP: 0.355, SLG: 0.436										3	1	1	1	1	0	3					
24 Robinson Canó, L (1,4) OBP: 0.367, SLG: 0.567										4	0	1	0	0	0	1					
25 Mark Teixeira, S (1,3) OBP: 0.332, SLG: 0.457										2	0	0	1	1	0	0					
33 Nick Swisher, S (1,9) OBP: 0.336, SLG: 0.506										4	2	2	0	0	0	1					
27 Raul Ibanez, L (1,10) ERA: 4.09										3	0	0	0	0	1	3					
22 Andruw Jones, R (8,PH) OBP: 0.322, SLG: 0.446										1	0	1	0	0	0	0					
45 Dewayne Wise, L (1,7) OBP: 0.211, SLG: 0.351										4	1	1	0	0	1	2					
19 Chris Stewart, R (1,2) OBP: 0.275, SLG: 0.303										3	1	2	2	0	0	0					
<b>Inning Stats</b>	R: 0 H: 0 E: 0 K: 0 S: 11	H: 4 LOB: 2 BB: 1 P: 37	R: 3 H: 0 E: 0 K: 0 S: 24	H: 0 LOB: 0 BB: 0 P: 11	R: 0 H: 1 E: 0 K: 1 S: 9	H: 1 LOB: 0 BB: 0 P: 10	R: 1 H: 2 E: 0 K: 0 S: 14	H: 2 LOB: 2 BB: 1 P: 24	R: 0 H: 0 E: 0 K: 0 S: 6	H: 0 LOB: 0 BB: 0 P: 11	R: 1 H: 1 E: 0 K: 0 S: 9	H: 1 LOB: 0 BB: 0 P: 12	R: 1 H: 3 E: 0 K: 1 S: 15	H: 3 LOB: 2 BB: 0 P: 26	1B: 10 2B: 0 3B: 0 HR: 1	SF: 2 SAC: 0 DP: 0 HBP: 0	WP: 0 PB: 1 CS: 0	PA: 38			
<b>PITCHER</b>	IP WLS BF H R ER SO BB IBB HBP BLK WP HR S P ERA WHIP	6.0 L 28 7 4 1 1 0 3 0 0 0 0 0 1 9 12 9.00 1.667	1.0 4 1 1 1 0 0 0 0 0 0 0 1 9 12 9.00 1.000	1.0 6 3 1 1 1 0 0 0 0 0 0 0 15 26 9.00 3.000																	







Batter	1	2	3	4	5	6	7	8	9	AB	R	H	RBI	BB	SO	LOB	TOP										
30 Alejandro De Aza, L (1, 8) OBP: 0.368, SLG: 0.414										5	1	4	1	0	0	1											
20 Kevin Youkilis, R (1, 5) OBP: 0.315, SLG: 0.377										4	0	0	0	0	1	3											
44 Adam Dunn, L (1, 10) OBP: 0.359, SLG: 0.523										2	0	0	0	2	0	2											
14 Paul Konerko, R (1, 3) OBP: 0.410, SLG: 0.548										4	0	1	0	0	2	3											
51 Alex Rios, R (1, 9) OBP: 0.342, SLG: 0.496										4	1	2	0	0	2	1											
12 J. Pierzynski, L (1, 2) OBP: 0.327, SLG: 0.489										4	0	0	0	0	0	4											
38 Eduardo Escobar, Sr, PR (9, PR) OBP: 0.311, SLG: 0.262										4	0	0	0	0	1	2											
17 Tyler Flowers, R (9, 2) OBP: 0.293, SLG: 0.333										4	0	0	0	0	1	2											
24 Dayan Viciedo, R (1, 7) OBP: 0.290, SLG: 0.449										4	0	0	0	0	1	2											
10 Alexei Ramirez, R (1, 6) OBP: 0.265, SLG: 0.298										4	0	0	0	0	1	2											
15 Gordon Beckham, R (1, 4) OBP: 0.293, SLG: 0.376										4	0	0	0	0	1	1											
<b>Inning Stats</b>	R: 0 E: 0 K: 1 S: 9	H: 1 LOB: 1 BB: 1 P: 17	R: 0 E: 0 K: 1 S: 6	H: 0 LOB: 1 BB: 1 P: 12	R: 0 E: 0 K: 0 S: 6	H: 1 LOB: 1 BB: 0 P: 8	R: 0 E: 0 K: 0 S: 8	H: 2 LOB: 1 BB: 0 P: 10	R: 1 E: 0 K: 1 S: 11	H: 1 LOB: 0 BB: 0 P: 20	R: 0 E: 0 K: 1 S: 6	H: 0 LOB: 1 BB: 1 P: 13	R: 0 E: 0 K: 0 S: 6	H: 0 LOB: 0 BB: 0 P: 8	R: 0 E: 0 K: 2 S: 12	H: 1 LOB: 1 BB: 0 P: 17	R: 3 E: 1 K: 1 S: 16	H: 2 LOB: 1 BB: 0 P: 21	1B: 5 2B: 2 3B: 0 HR: 2	SF: 0 SAC: 0 DP: 1 HBP: 0	WP: 1 PB: 0 CS: 1	PA: 37					
<b>PITCHER</b>	IP	WLS	BF	H	R	ER	SO	BB	IBB	HBP	BLK	WP	HR	S	P	ERA	WHIP										
47 Ivan Nova, R (1, 1) ERA: 4.03	7.1		29	6	1	1	5	3	0	0	0	1	1	58	98	1.23	1.227										
48 Boone Logan, L (8, 1) ERA: 2.57	0.1	H	1	0	0	0	0	0	0	0	0	0	0	3	3	0.00	0.000										
38 Cody Eppley, R (8, 1) ERA: 3.38	0.1	H	2	1	1	1	1	0	0	0	0	0	0	5	7	27.00	3.000										
39 Clay Rapada, L (9, 1) ERA: 2.74	0.0		1	0	0	0	0	0	0	0	0	0	0	3	3	∞	∞										
30 David Robertson, R (9, 1) ERA: 2.7	1.0	L	4	1	2	1	1	0	0	0	0	0	1	11	15	9.00	1.000										

Chicago White Sox @ New York Yankees  
 Yankee Stadium, Bronx, NY  
 Thu Jun 28 2012, 7:09 PM - 10:02 PM EDT  
 Att: 44,041 - Partly Cloudy - 88 F

AB	34
R	4
H	8
RBI	4
BB	3
SO	7
LOB	19



Batter	1	2	3	4	5	6	7	8	9	AB	R	H	RBI	BB	SO	LOB	BOTTOM										
2 Derek Jeter, R (1, 6) OBP: 0.352, SLG: 0.408										5	0	1	0	0	0	2											
14 Curtis Granderson, L (1, 8) OBP: 0.344, SLG: 0.493										3	1	1	0	1	1	2											
13 Alex Rodriguez, R (1, 10) OBP: 0.359, SLG: 0.446										4	1	2	1	0	2	1											
24 Robinson Canó, L (1, 4) OBP: 0.371, SLG: 0.579										4	0	1	1	0	1	2											
25 Mark Teixeira, S (1, 3) OBP: 0.327, SLG: 0.459										4	1	1	1	0	1	2											
33 Nick Swisher, S (1, 9) OBP: 0.330, SLG: 0.492										3	0	0	0	1	0	0											
27 Raul Ibanez, L (1, 7) OBP: 0.300, SLG: 0.460										2	0	0	0	1	1	0											
45 Dewayne Wise, L (9, 7) OBP: 0.231, SLG: 0.368										1	0	1	0	0	0	0											
12 Eric Chavez, L (1, 5) OBP: 0.320, SLG: 0.466										4	0	0	0	0	0	4											
19 Chris Stewart, R (1, 2) OBP: 0.278, SLG: 0.304										3	0	1	0	0	0	0											
22 Andrew Jones, R (9, PH) OBP: 0.319, SLG: 0.441										1	0	0	0	0	1	1											
<b>Inning Stats</b>	R: 0 E: 0 K: 1 S: 12	H: 0 LOB: 1 BB: 1 P: 20	R: 0 E: 0 K: 1 S: 9	H: 0 LOB: 0 BB: 0 P: 15	R: 0 E: 0 K: 0 S: 7	H: 1 LOB: 1 BB: 0 P: 9	R: 0 E: 0 K: 0 S: 5	H: 1 LOB: 3 BB: 2 P: 15	R: 2 E: 0 K: 0 S: 16	H: 3 LOB: 1 BB: 0 P: 26	R: 0 E: 0 K: 1 S: 8	H: 0 LOB: 0 BB: 0 P: 13	R: 0 E: 0 K: 1 S: 12	H: 1 LOB: 1 BB: 0 P: 17	R: 1 E: 0 K: 2 S: 11	H: 1 LOB: 0 BB: 0 P: 21	R: 0 E: 0 K: 1 S: 11	H: 1 LOB: 1 BB: 0 P: 15	1B: 4 2B: 4 3B: 0 HR: 1	SF: 0 SAC: 0 DP: 1 HBP: 0	WP: 0 PB: 0 CS: 1	PA: 37					
<b>PITCHER</b>	IP	WLS	BF	H	R	ER	SO	BB	IBB	HBP	BLK	WP	HR	S	P	ERA	WHIP										
39 Dylan Axelrod, R (1, 1) ERA: 4.5	7.0		29	6	2	2	4	3	0	0	0	0	1	69	115	2.57	1.286										
53 Héctor Santiago, L (8, 1) ERA: 4.61	1.0	W	4	1	1	1	2	0	0	0	0	0	1	11	21	9.00	1.000										
43 Addison Reed, R (9, 1) ERA: 4.18	1.0	S	4	1	0	0	1	0	0	0	0	0	0	11	15	0.00	1.000										

Chicago White Sox @ New York Yankees  
 Yankee Stadium, Bronx, NY  
 Thu Jun 28 2012, 7:09 PM - 10:02 PM EDT  
 Att: 44,041 - Partly Cloudy - 88 F

AB	34
R	3
H	8
RBI	3
BB	3
SO	7
LOB	14





Batter	1	2	3	4	5	6	7	8	9	AB R H RBI BB SO LOB	TOP											
30 Alejandro De Aza, L (1, 8) OBP: 0.415, SLG: 0.413										6 1 1 2 0 2 4	<p>Chicago White Sox @ New York Yankees Yankee Stadium, Bronx, NY Fri Jun 29 2012, 7:11 PM - 10:33 PM EDT Att: 44,265 - Clear - 95 F</p> <p>livebaseballscorecards.com</p> <p>AB 46 R 14 H 19 RBI 14 BB 4 SO 9 LOB 17</p>											
20 Kevin Youkilis, R (1, 5) OBP: 0.310, SLG: 0.370										3 0 0 1 0 1 0 3 0 0 0 0 1 2												
38 Eduardo Escobar, S (5, 5) OBP: 0.299, SLG: 0.250										4 1 1 1 2 2 1												
44 Adam Dunn, L (1, 10) OBP: 0.361, SLG: 0.519										4 1 1 1 2 2 1												
14 Paul Konerko, R (1, 3) OBP: 0.415, SLG: 0.561										5 1 3 1 1 0 1												
51 Alex Rios, R (1, 9) OBP: 0.342, SLG: 0.493										6 1 2 1 0 2 4												
12 A.J. Pierzynski, L (1, 2) OBP: 0.274, SLG: 0.517										5 2 3 3 0 0 2												
24 Dayan Viciedo, R (1, 7) OBP: 0.296, SLG: 0.454										4 3 2 0 1 0 1												
10 Alexei Ramirez, R (1, 6) OBP: 0.274, SLG: 0.321										5 3 4 3 0 0 0												
15 Gordon Beckham, R (1, 4) OBP: 0.298, SLG: 0.388										5 2 3 2 0 1 2												
<b>Inning Stats</b>	R: 0 E: 0 K: 1 S: 13	H: 0 LOB: 2 BB: 2 P: 25	R: 4 E: 0 K: 0 S: 20	H: 4 LOB: 0 BB: 0 P: 29	R: 2 E: 0 K: 1 S: 21	H: 4 LOB: 2 BB: 0 P: 30	R: 0 E: 0 K: 3 S: 11	H: 1 LOB: 1 BB: 0 P: 16	R: 1 E: 0 K: 0 S: 8	H: 1 LOB: 0 BB: 0 P: 16	R: 1 E: 0 K: 1 S: 17	H: 2 LOB: 2 BB: 1 P: 29	R: 2 E: 0 K: 2 S: 17	H: 2 LOB: 1 BB: 1 P: 27	R: 0 E: 0 K: 1 S: 10	H: 0 LOB: 0 BB: 0 P: 15	R: 4 E: 0 K: 0 S: 15	H: 5 LOB: 1 BB: 0 P: 23	1B: 10 2B: 5 3B: 0 HR: 4	SF: 0 SAC: 0 DP: 0 HBP: 0	WP: 0 PB: 0 SB: 1 CS: 0	PA: 50
<b>PITCHER</b>	IP WLS BF H R ER SO BB IBB HBP BLK WP HR S P ERA WHIP											IP WLS BF H R ER SO BB IBB HBP BLK WP HR S P ERA WHIP										
43 Adam Warren, R (1, 1) ERA: 23.14	2.1 17 8 6 6 1 2 0 0 0 0 0 2 47 77 23.14 4.286																					
41 David Phelps, R (3, 1) ERA: 3.16	3.1 L 15 4 2 2 5 1 0 0 0 0 0 1 41 64 5.40 1.500																					
39 Clay Rapada, L (6, 1) ERA: 2.7	0.1 1 0 0 0 0 0 0 0 0 0 0 0 2 4 0.00 0.000																					
53 Cory Wade, R (7, 1) ERA: 5.79	2.1 15 7 6 6 3 1 0 0 0 0 0 1 38 58 23.14 3.429																					
45 Dewayne Wise, L (9, 1) ERA:	0.2 2 0 0 0 0 0 0 0 0 0 0 0 4 7 0.00 0.000																					

Batter	1	2	3	4	5	6	7	8	9	AB R H RBI BB SO LOB	BOTTOM											
2 Derek Jeter, R (1, 6) OBP: 0.353, SLG: 0.409										4 1 1 0 1 0 3	<p>Chicago White Sox @ New York Yankees Yankee Stadium, Bronx, NY Fri Jun 29 2012, 7:11 PM - 10:33 PM EDT Att: 44,265 - Clear - 95 F</p> <p>livebaseballscorecards.com</p> <p>AB 37 R 7 H 11 RBI 7 BB 4 SO 10 LOB 13</p>											
14 Curtis Granderson, L (1, 8) OBP: 0.346, SLG: 0.500										4 1 1 2 1 3 1												
25 Mark Teixeira, S (1, 3) OBP: 0.325, SLG: 0.458										5 1 1 0 0 1 2												
13 Alex Rodriguez, R (1, 5) OBP: 0.360, SLG: 0.444										4 1 1 0 1 2 0												
24 Robinson Canó, L (1, 4) OBP: 0.368, SLG: 0.573										5 0 1 1 0 1 2												
33 Nick Swisher, S (1, 9) OBP: 0.336, SLG: 0.494										3 2 2 0 1 1 1												
22 Andrew Jones, R (1, 10) OBP: 0.325, SLG: 0.462										4 1 2 2 0 0 2												
17 Jayson Nix, R (1, 7) OBP: 0.298, SLG: 0.404										3 0 1 2 0 1 1 1 0 0 0 0 1 0												
27 Raul Ibanez, L (8, PH) OBP: 0.299, SLG: 0.458										3 0 1 0 0 0 1 1 0 0 0 0 0 0 0 0 0 0 0 0 0												
19 Chris Stewart, R (1, 2) OBP: 0.280, SLG: 0.306										3 0 1 0 0 0 1												
12 Eric Chavez, L (8, PH) OBP: 0.318, SLG: 0.462										1 0 0 0 0 0 0												
55 Russell Martin, R (9, 2) OBP: 0.317, SLG: 0.374										0 0 0 0 0 0 0												
<b>Inning Stats</b>	R: 4 E: 0 K: 1 S: 13	H: 4 LOB: 1 BB: 1 P: 22	R: 0 E: 0 K: 1 S: 7	H: 1 LOB: 0 BB: 0 P: 10	R: 0 E: 0 K: 0 S: 4	H: 0 LOB: 0 BB: 0 P: 9	R: 2 E: 0 K: 0 S: 15	H: 2 LOB: 2 BB: 2 P: 32	R: 0 E: 0 K: 2 S: 9	H: 1 LOB: 0 BB: 0 P: 15	R: 0 E: 1 K: 1 S: 10	H: 0 LOB: 1 BB: 0 P: 13	R: 1 E: 0 K: 1 S: 11	H: 3 LOB: 2 BB: 0 P: 13	R: 0 E: 0 K: 2 S: 11	H: 0 LOB: 1 BB: 1 P: 19	R: 0 E: 0 K: 2 S: 9	H: 0 LOB: 0 BB: 0 P: 14	1B: 5 2B: 5 3B: 0 HR: 1	SF: 0 SAC: 0 DP: 0 HBP: 0	WP: 0 PB: 0 SB: 0 CS: 1	PA: 41
<b>PITCHER</b>	IP WLS BF H R ER SO BB IBB HBP BLK WP HR S P ERA WHIP											IP WLS BF H R ER SO BB IBB HBP BLK WP HR S P ERA WHIP										
62 Jose Quintana, L (1, 1) ERA: 2.19	6.0 W 28 8 6 6 5 3 0 0 0 0 0 0 1 58 101 9.00 1.833																					
37 Matt Thornton, L (7, 1) ERA: 3.24	1.0 6 3 1 1 1 0 0 0 0 0 0 0 11 13 9.00 3.000																					
65 Nate Jones, R (8, 1) ERA: 2.97	1.0 H 4 0 0 0 2 1 0 0 0 0 0 0 11 19 0.00 1.000																					
52 Leyson Septimo, L (9, 1) ERA:	1.0 3 0 0 0 2 0 0 0 0 0 0 0 9 14 0.00 0.000																					



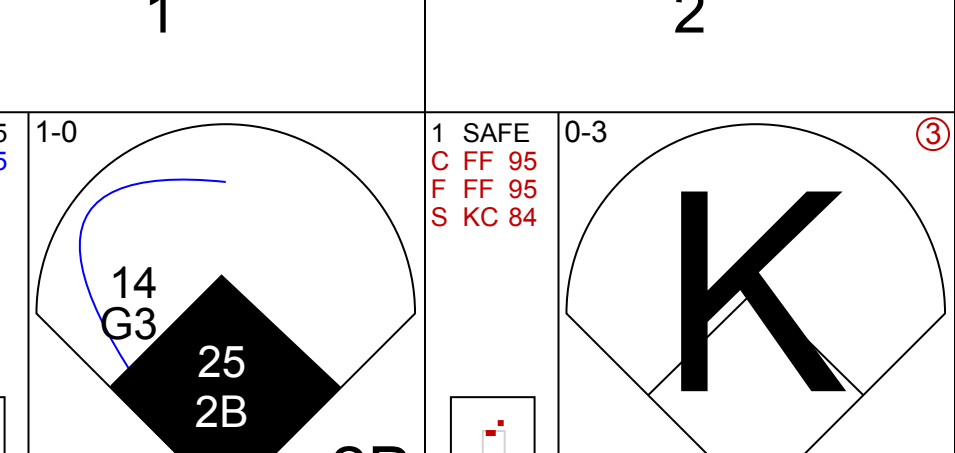
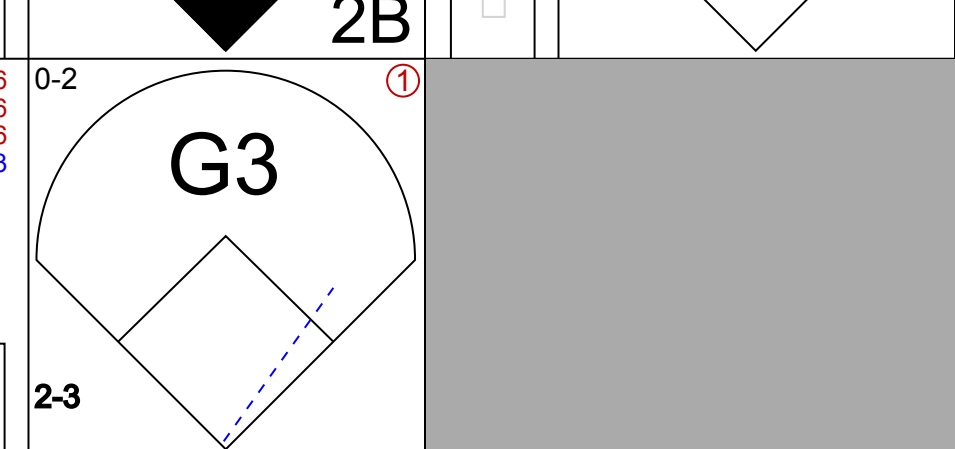
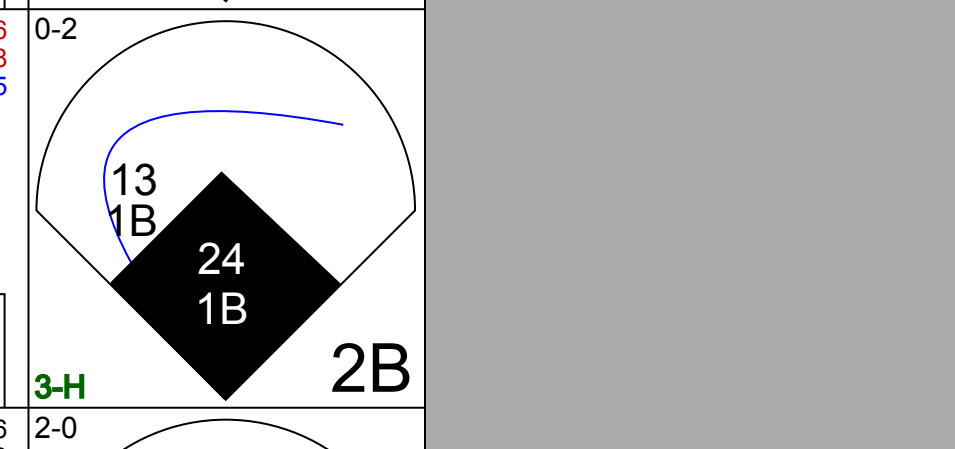
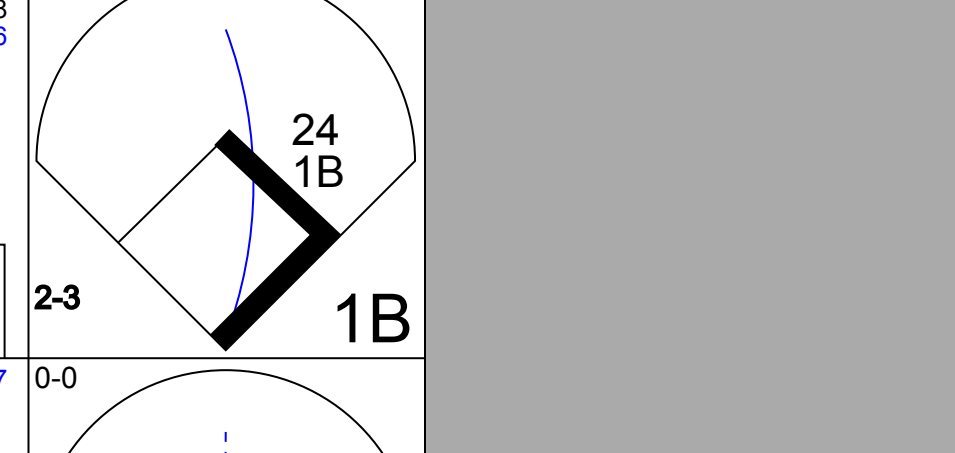
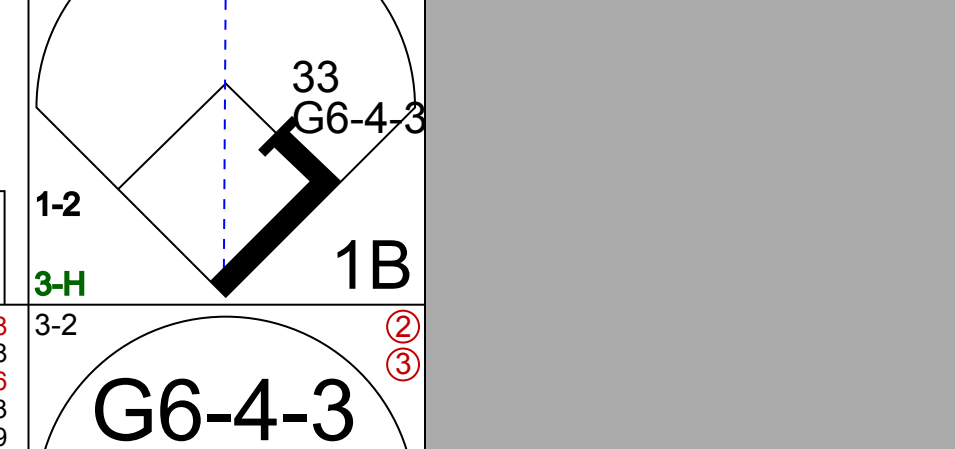
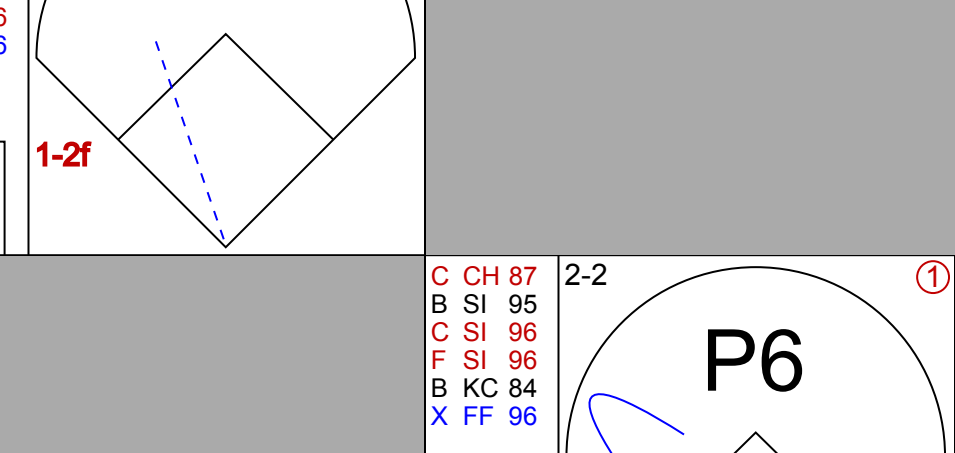
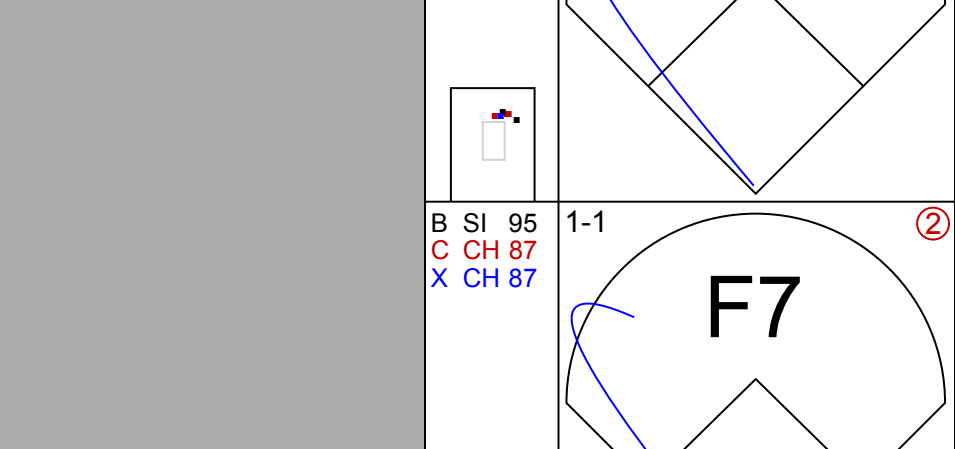
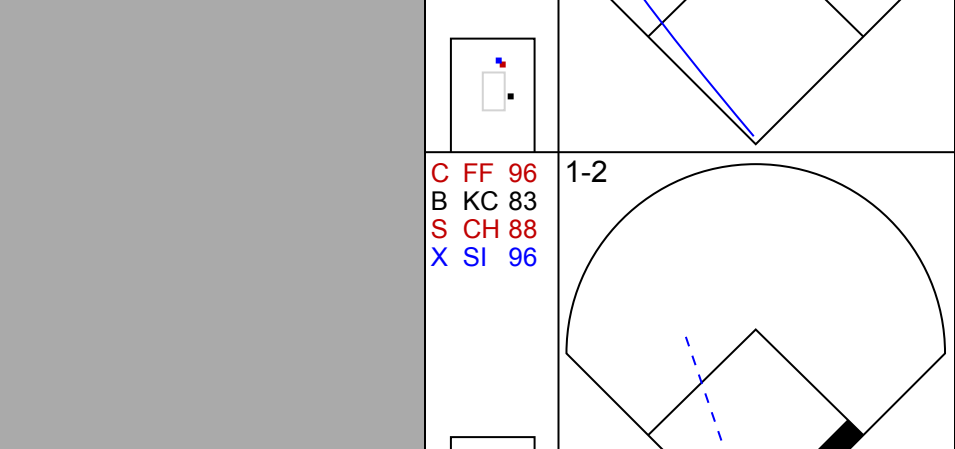
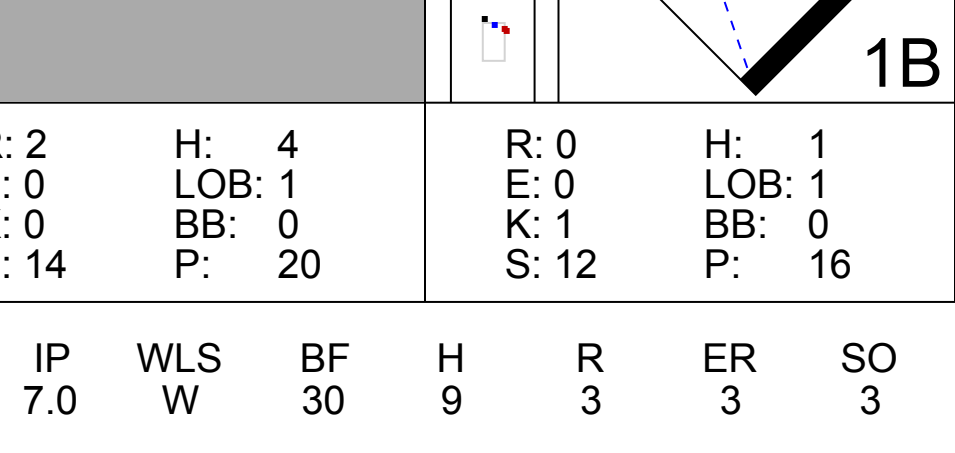

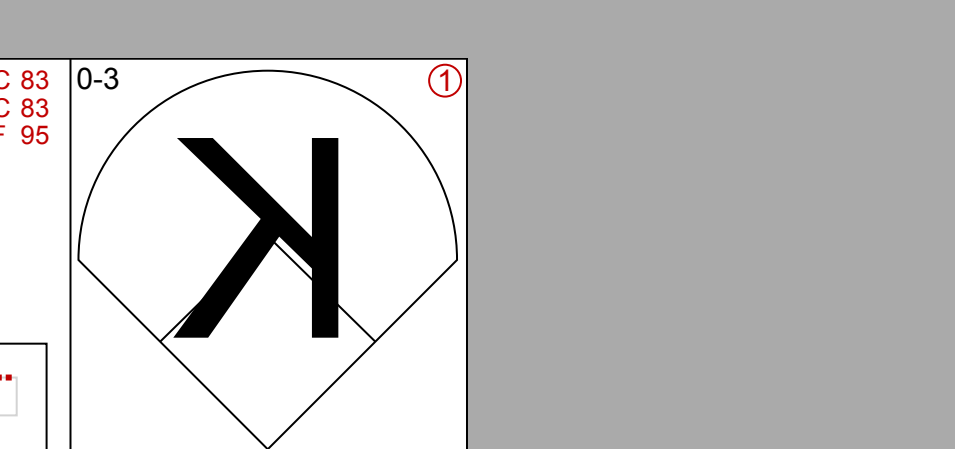
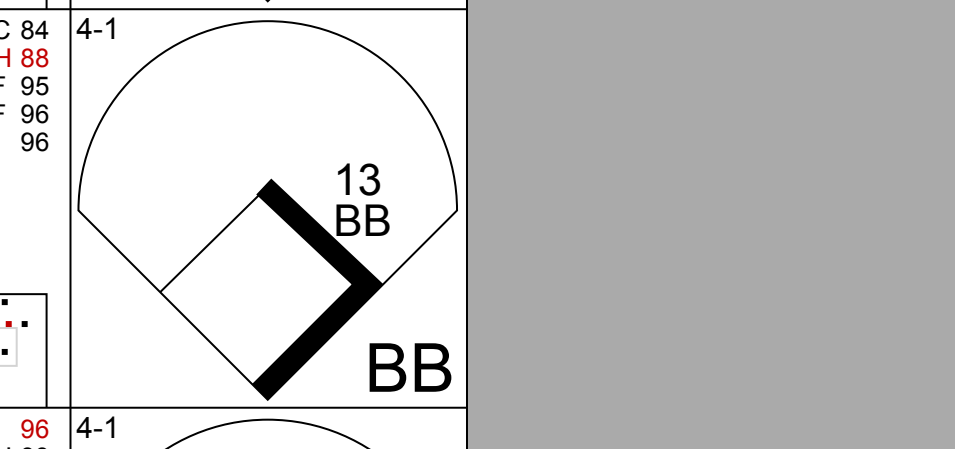
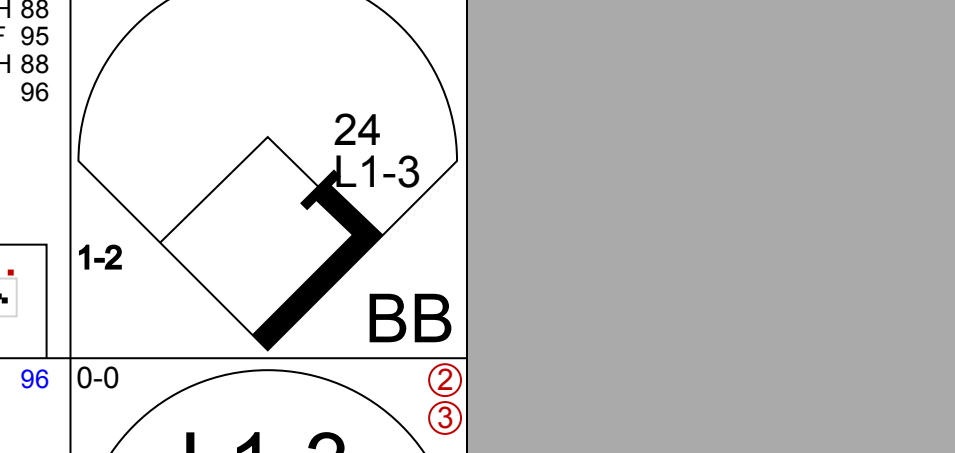
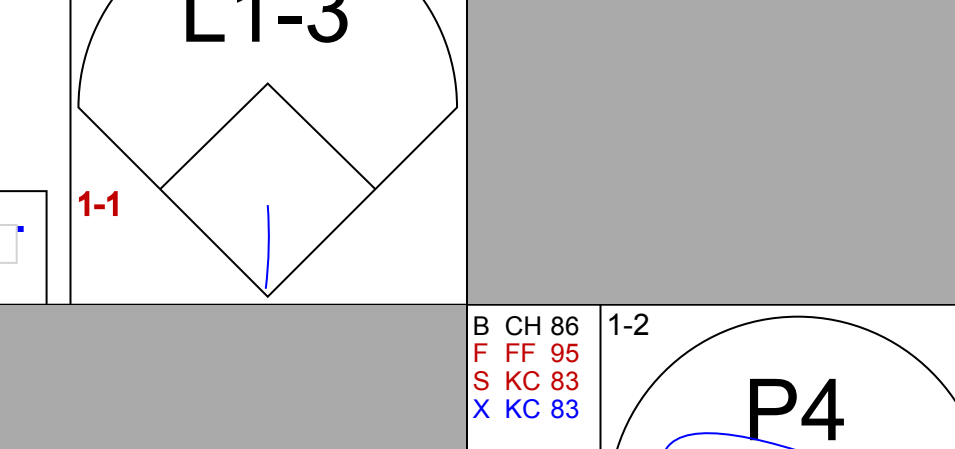
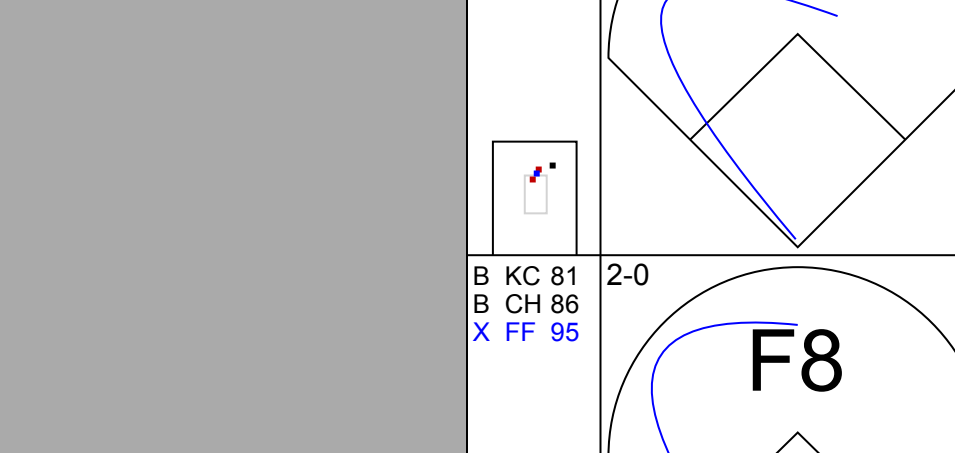
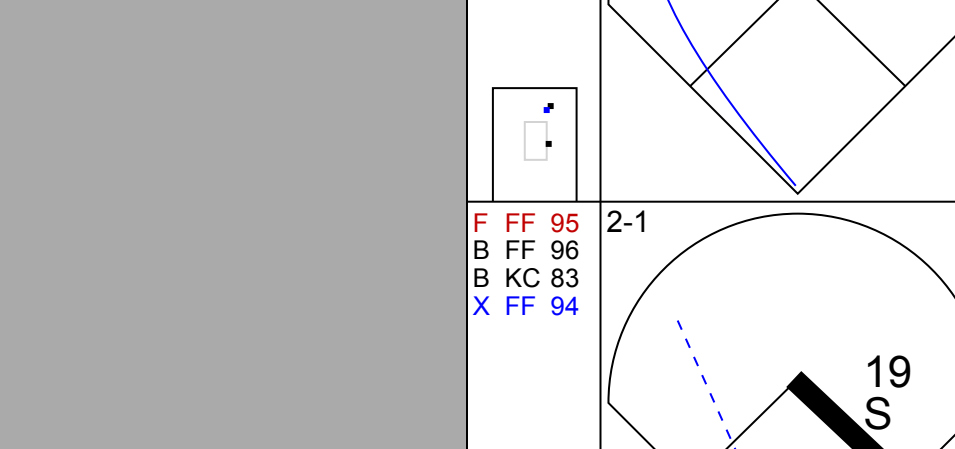
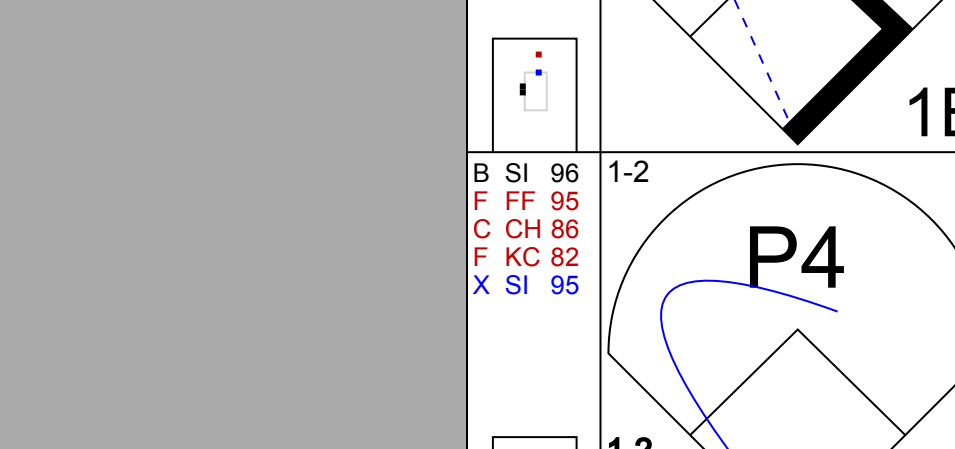
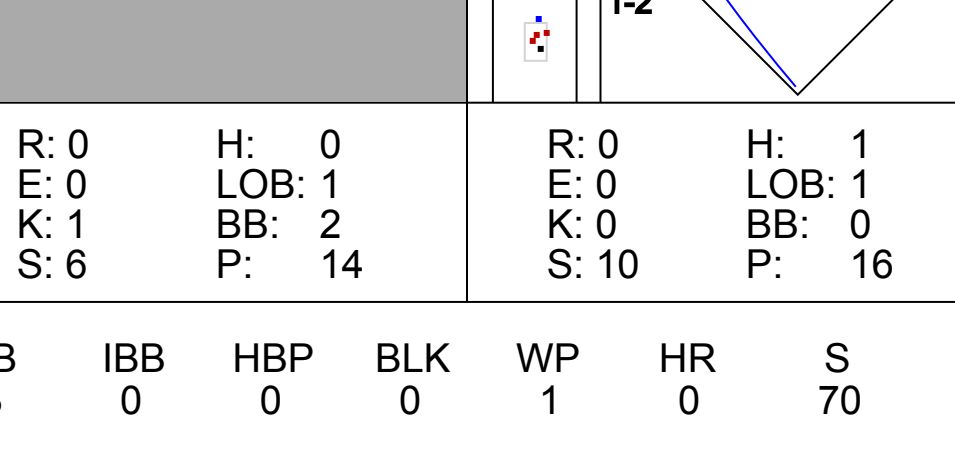
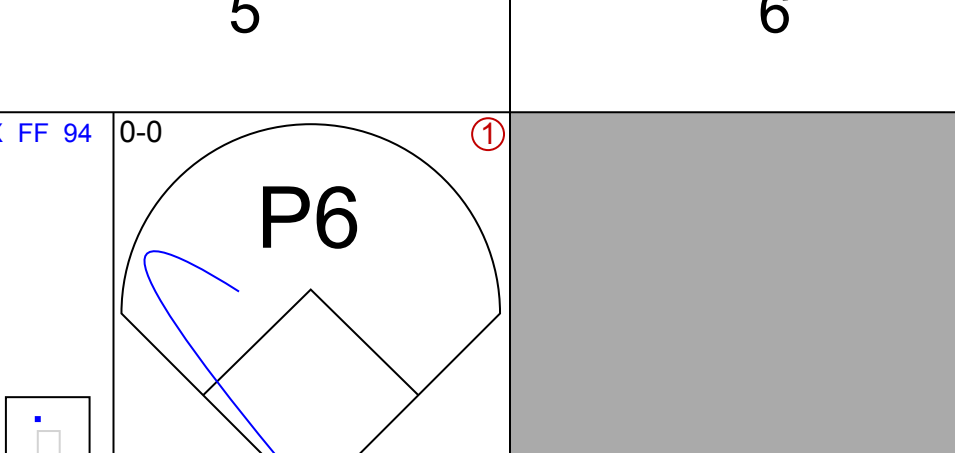
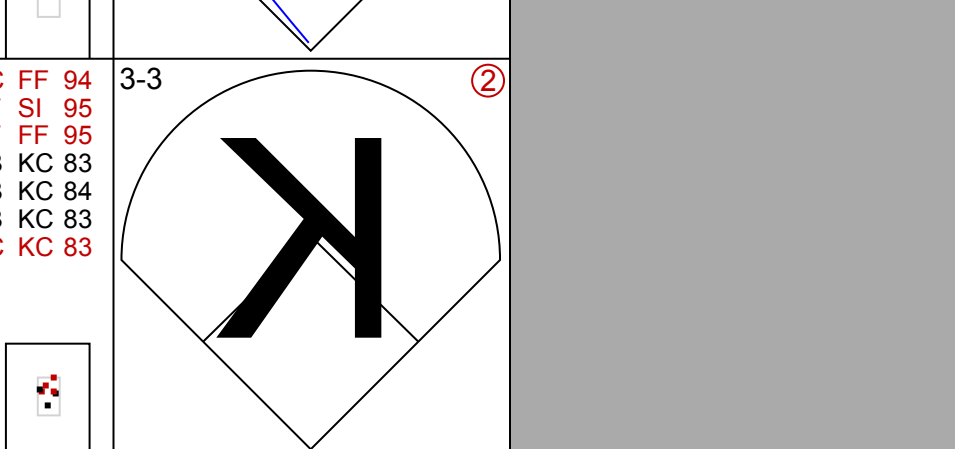
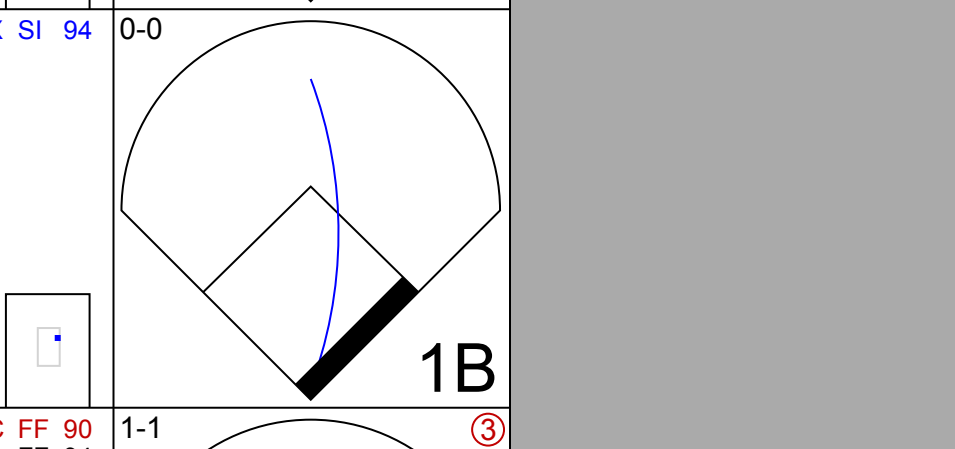
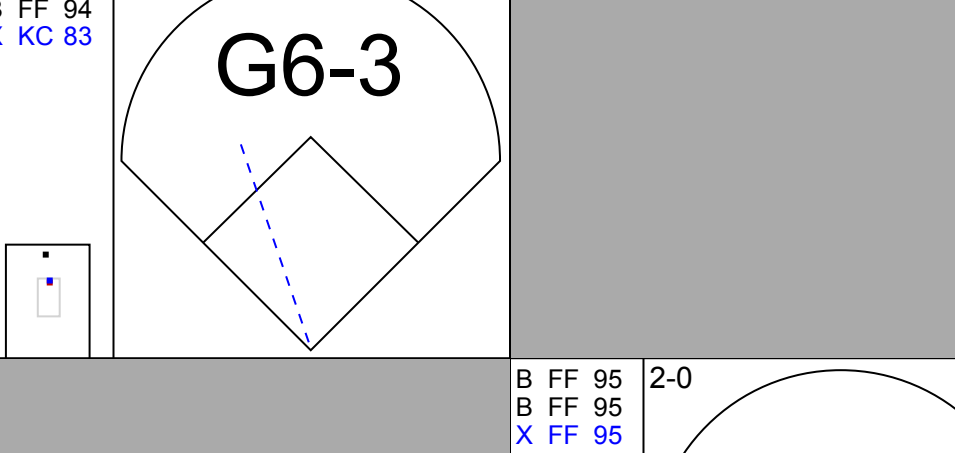
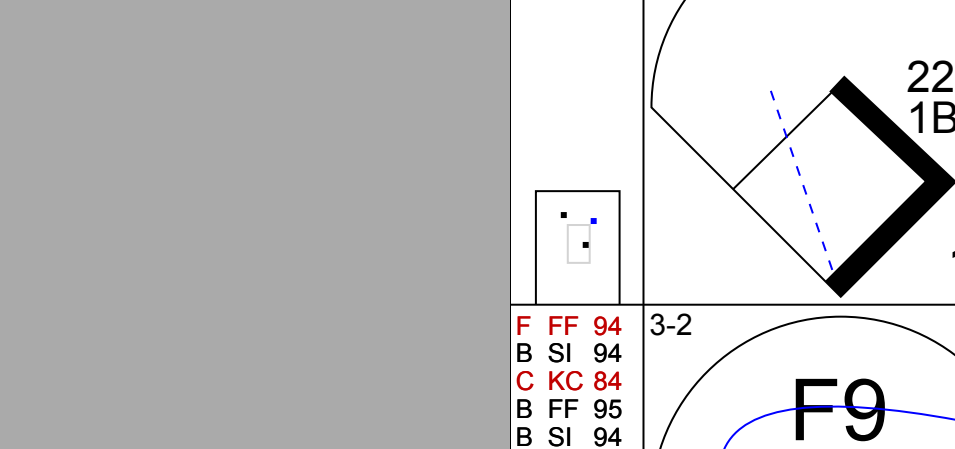
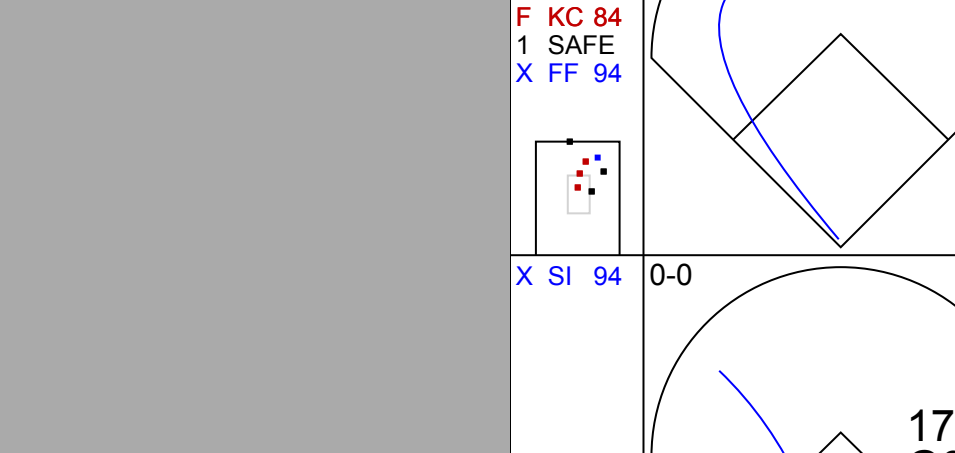
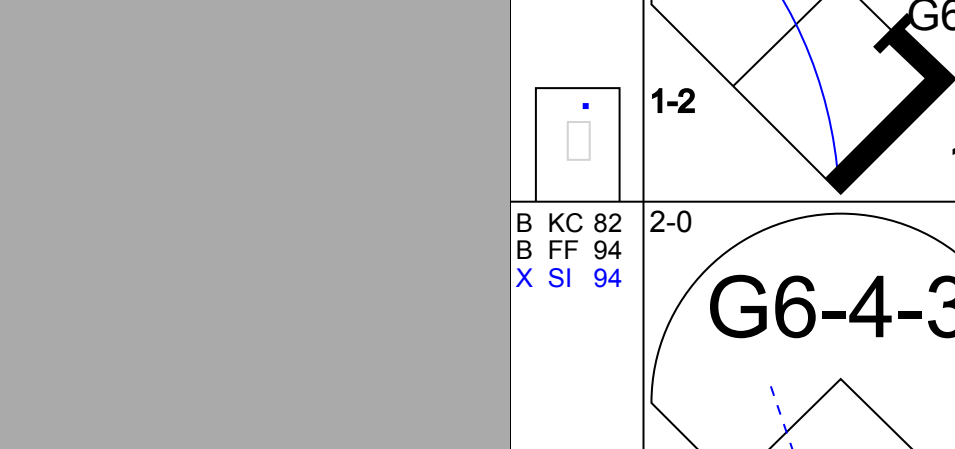
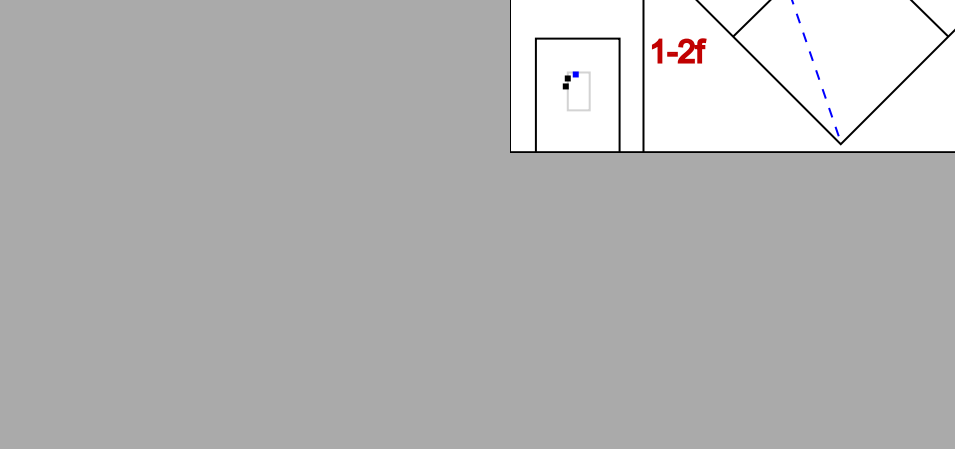
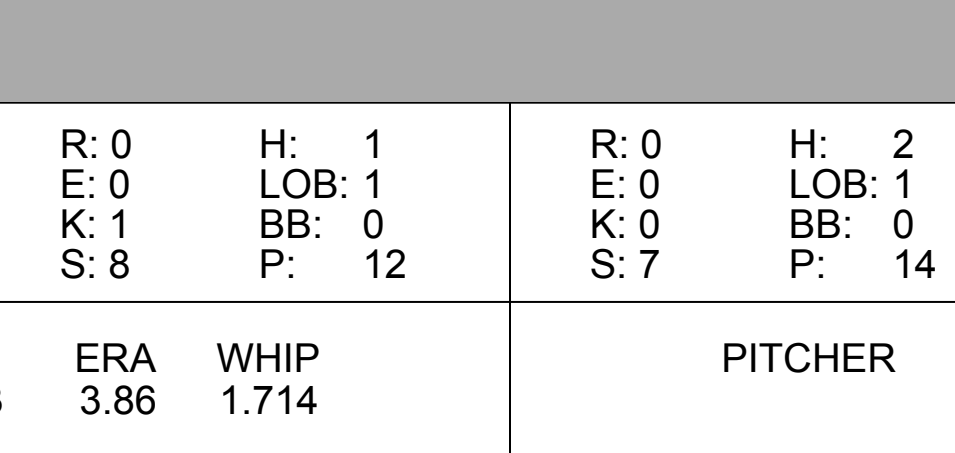
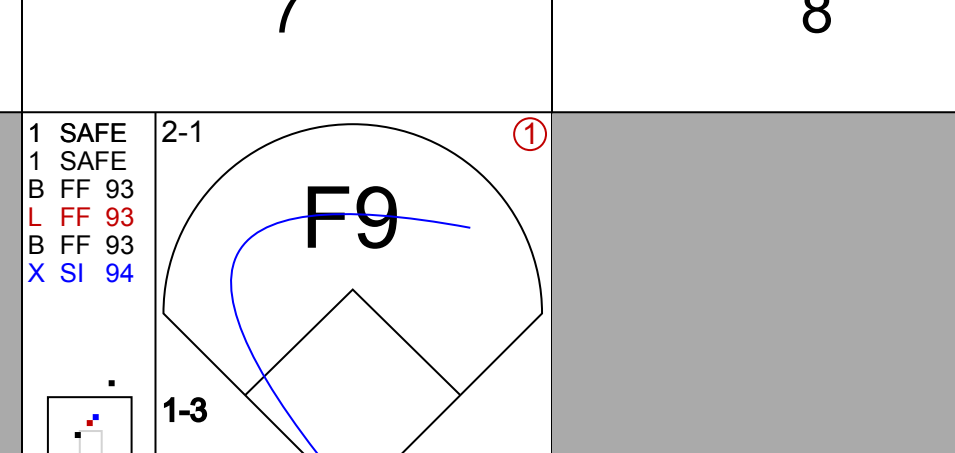
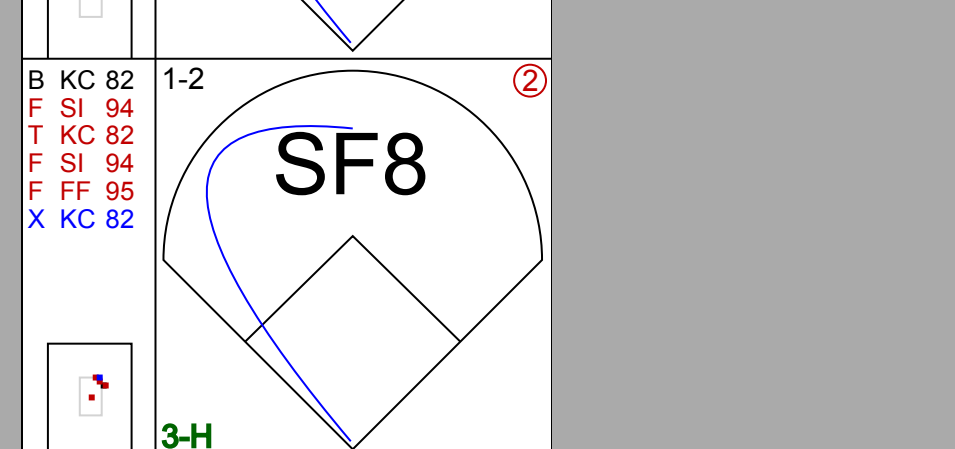
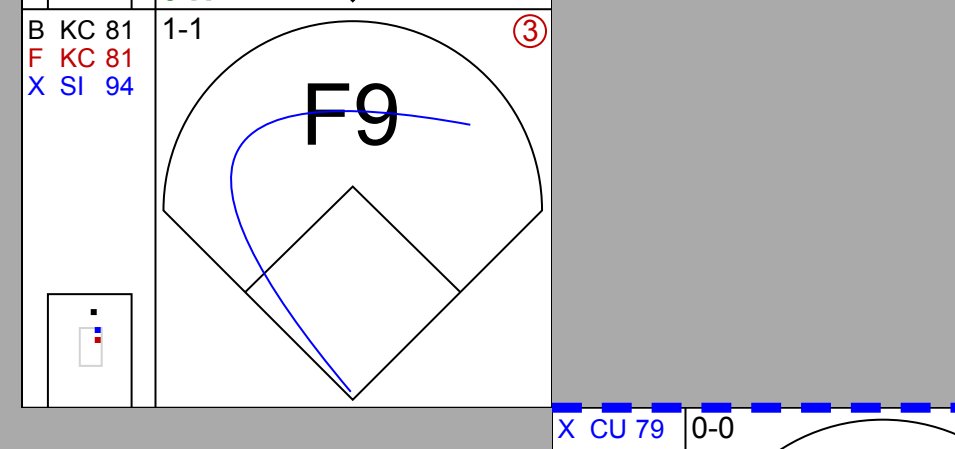
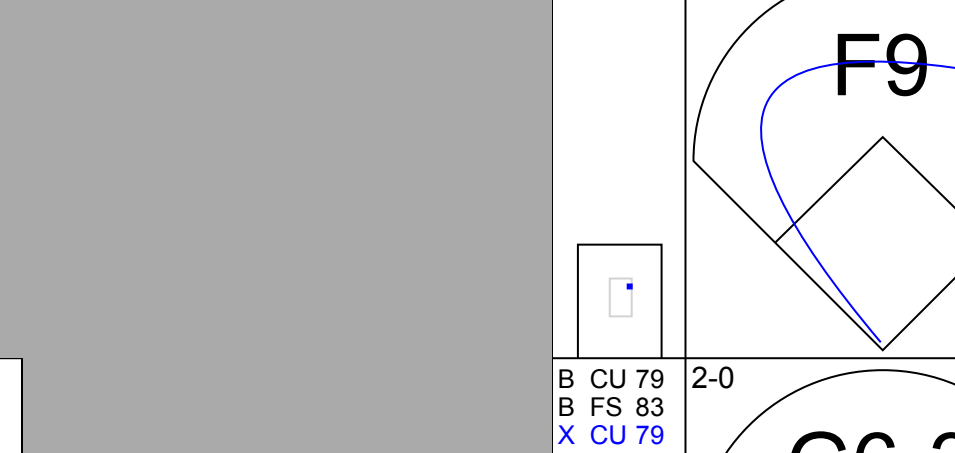
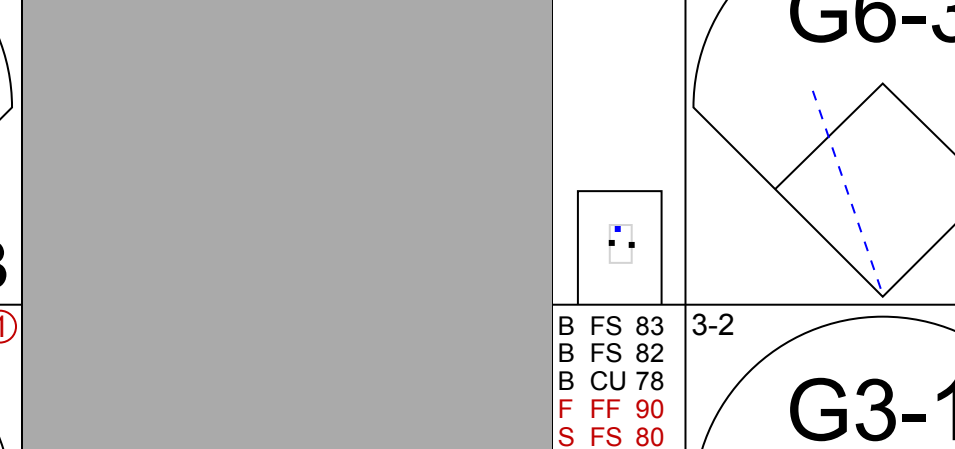
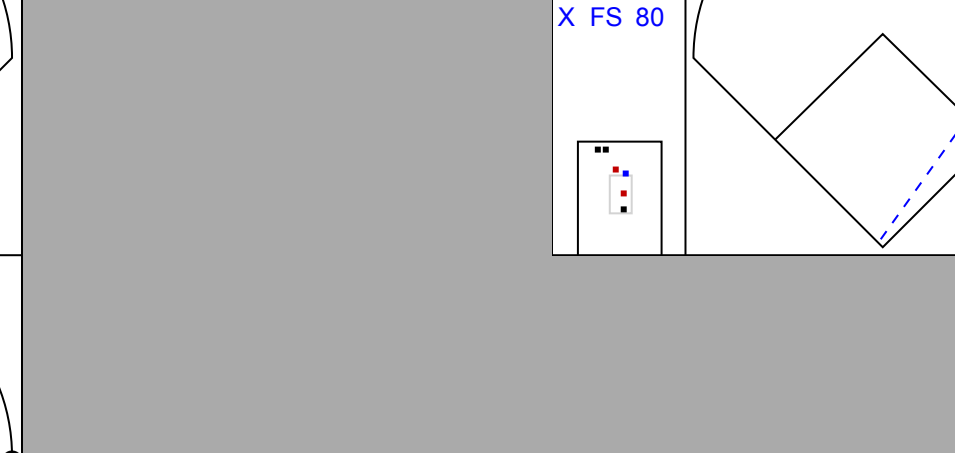

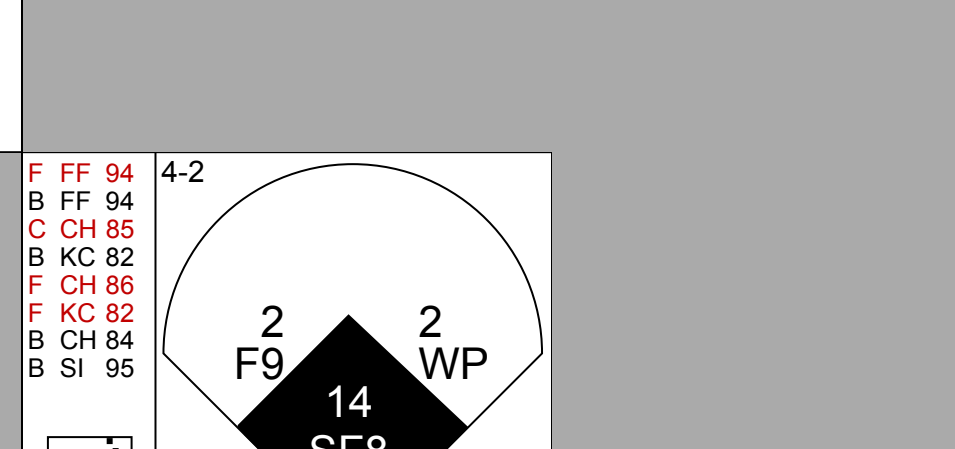
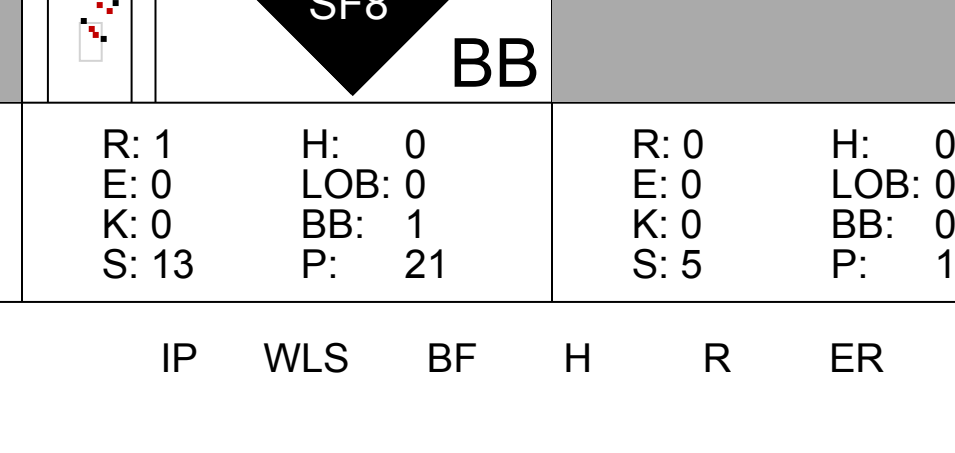
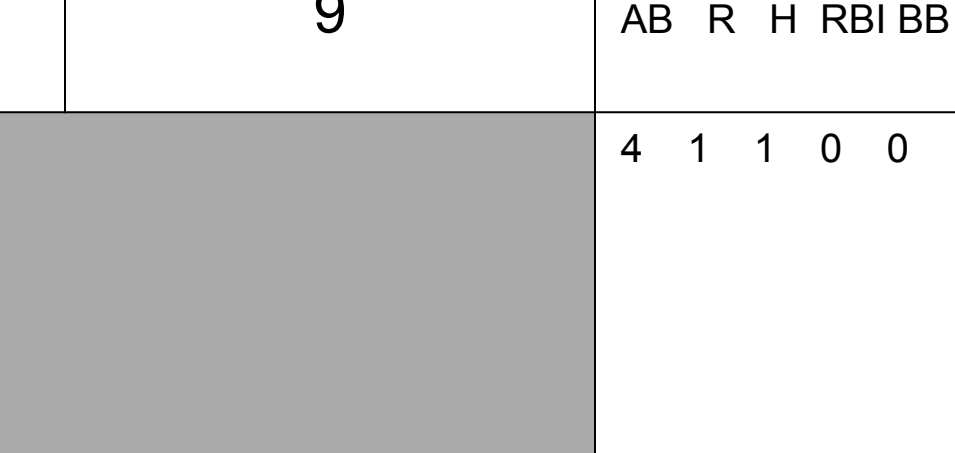




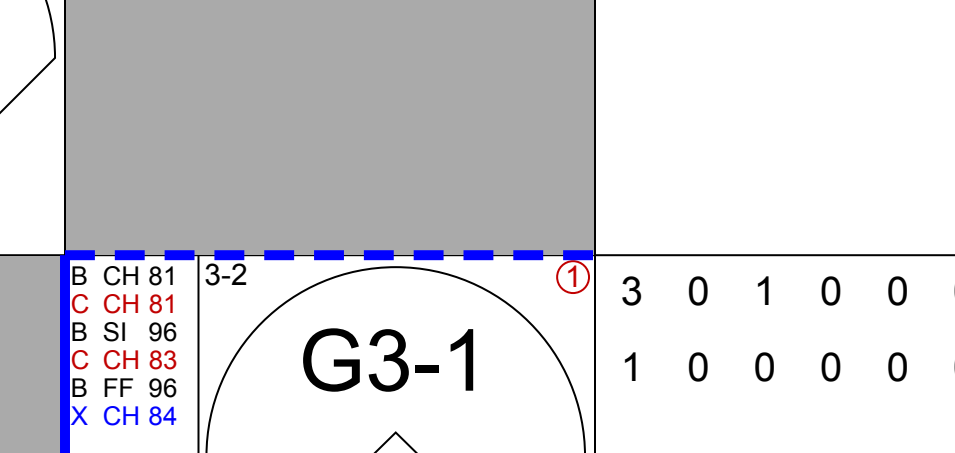
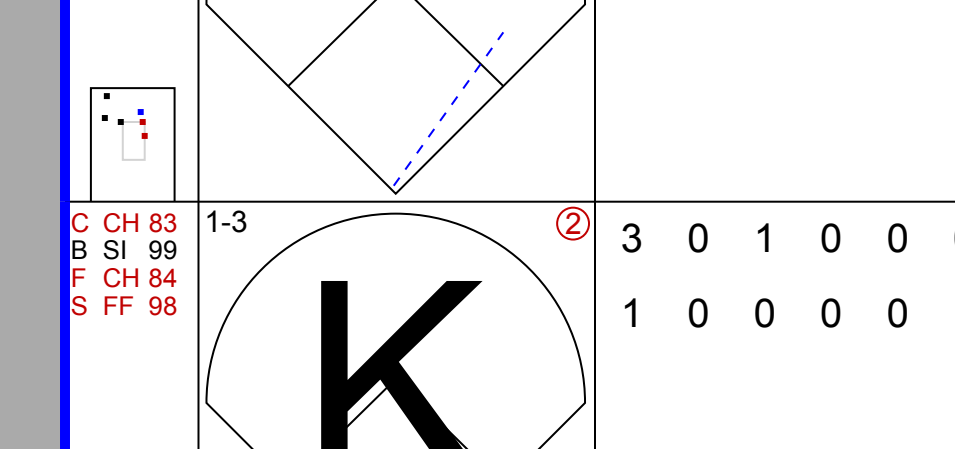
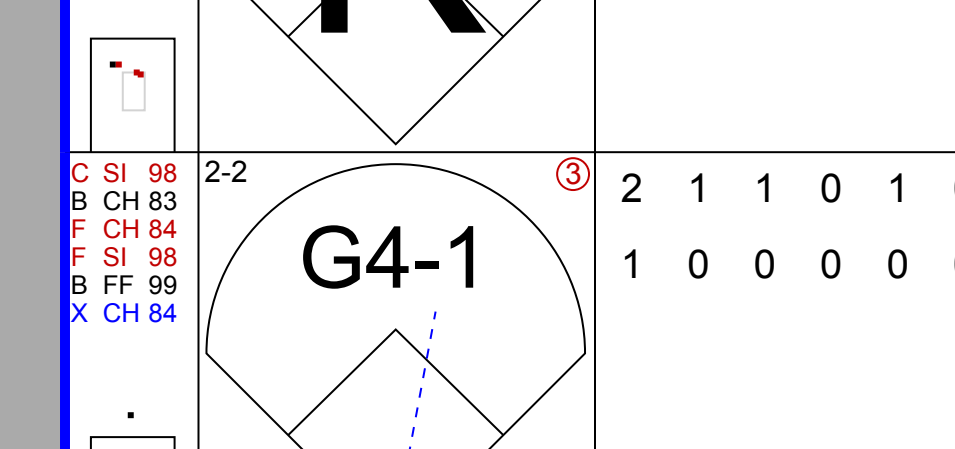
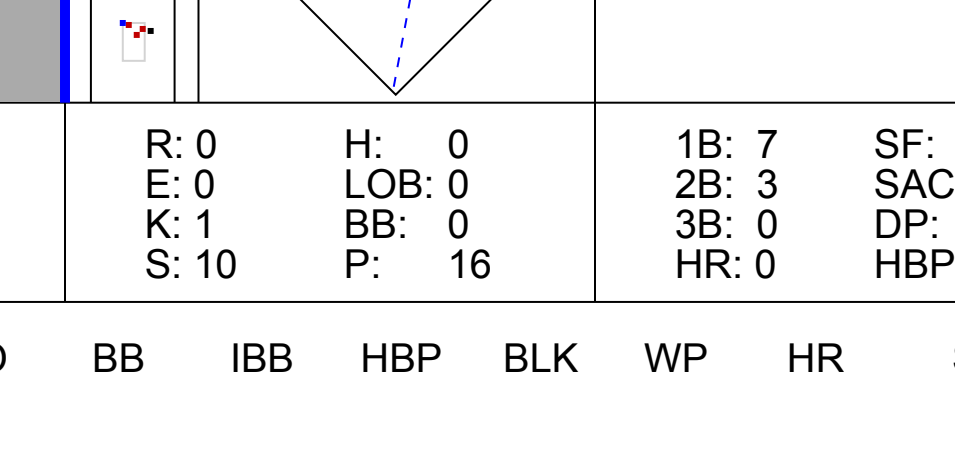
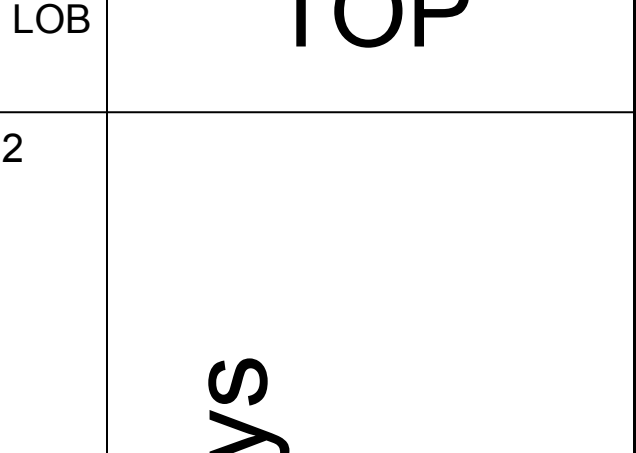

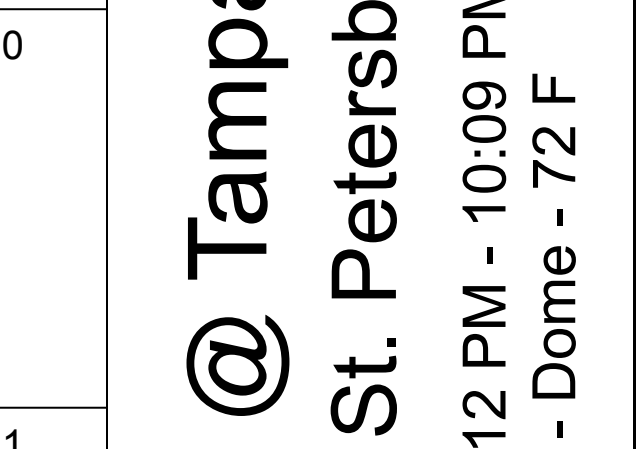
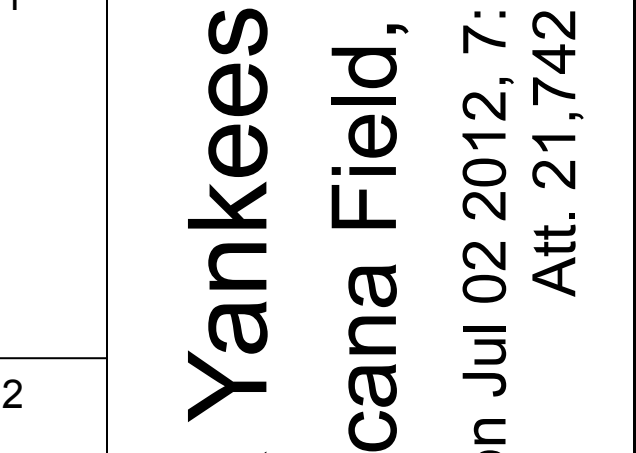
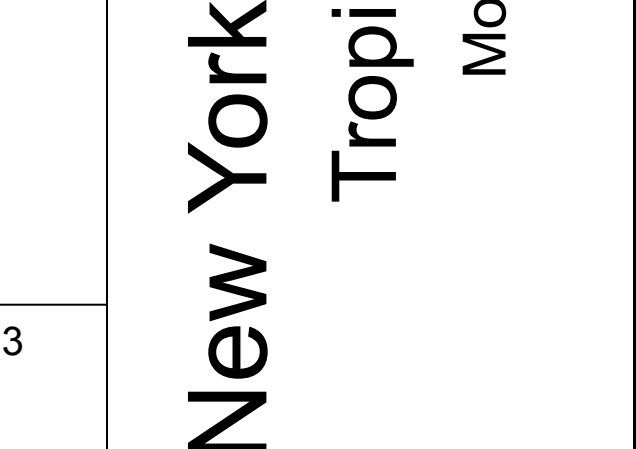
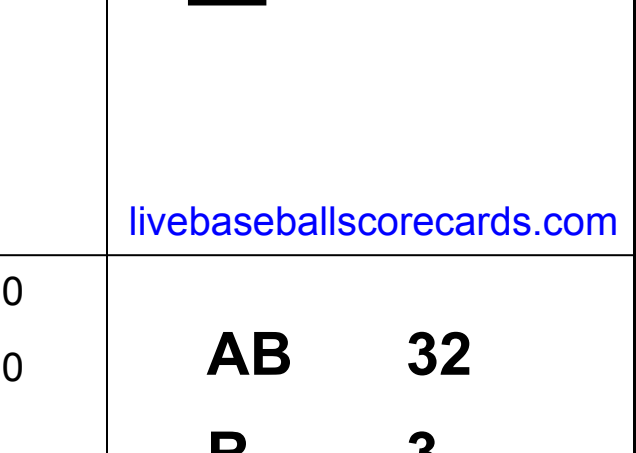
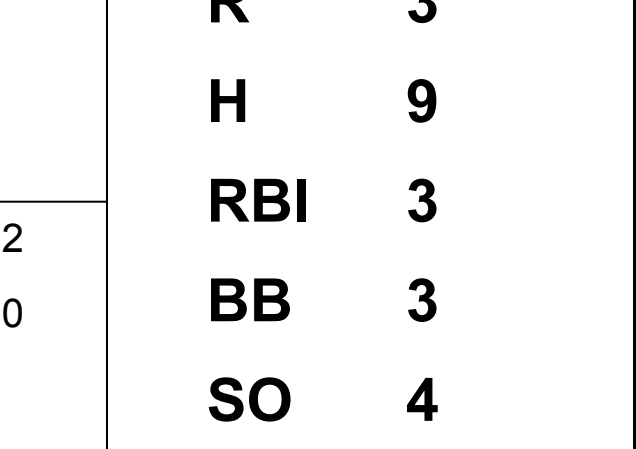

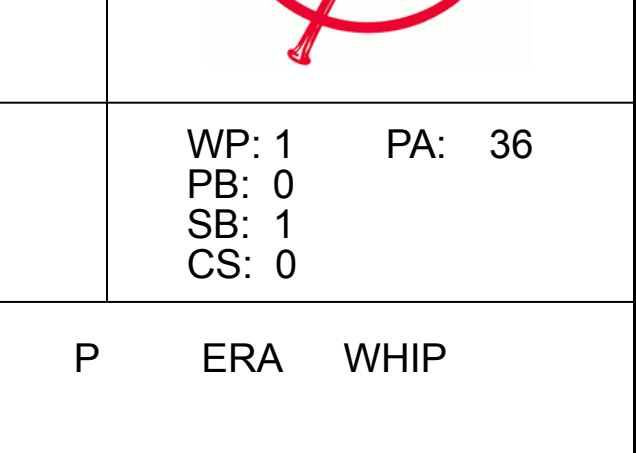
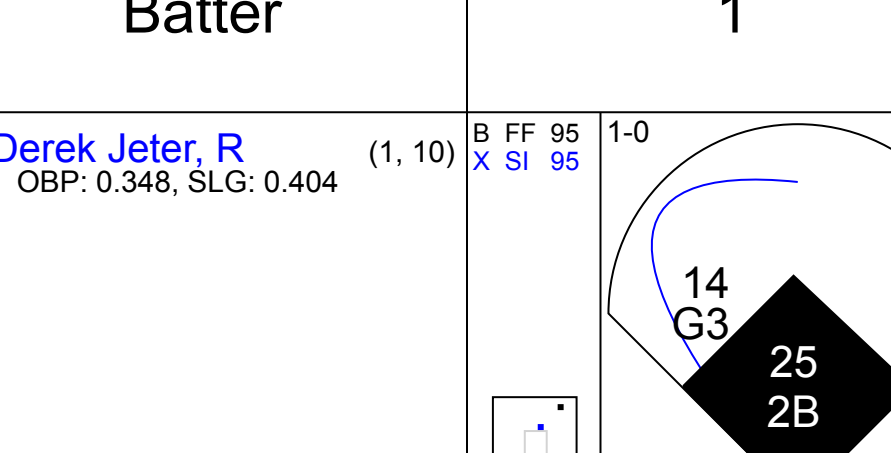
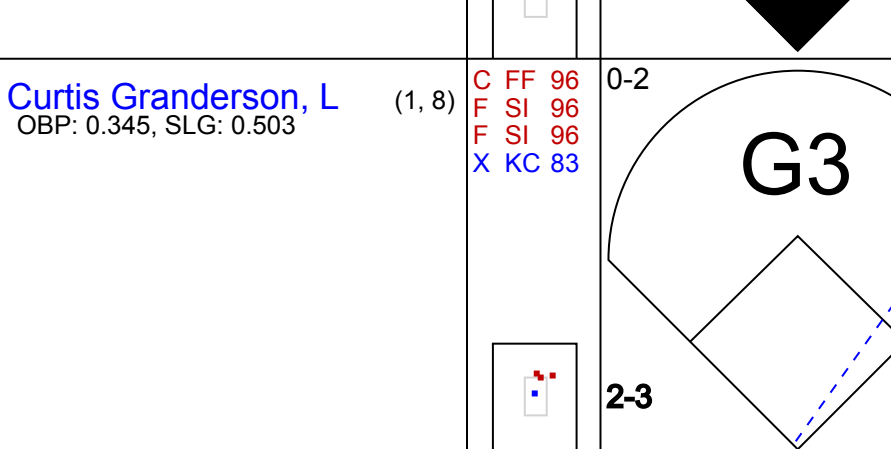
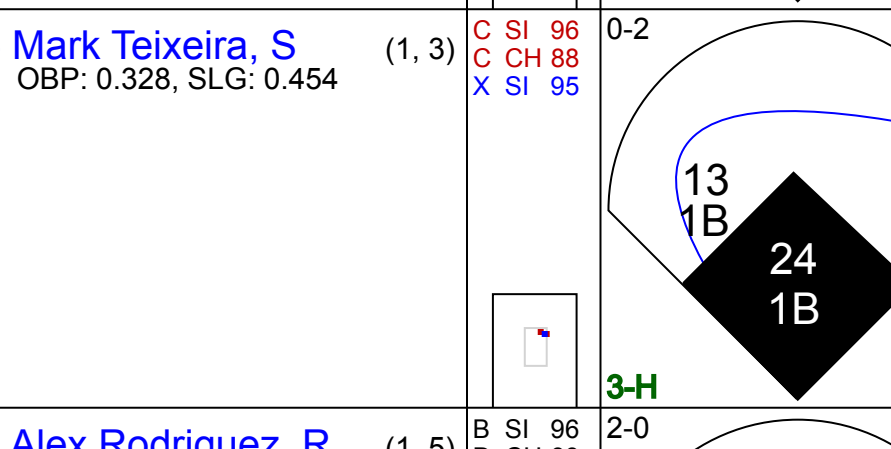
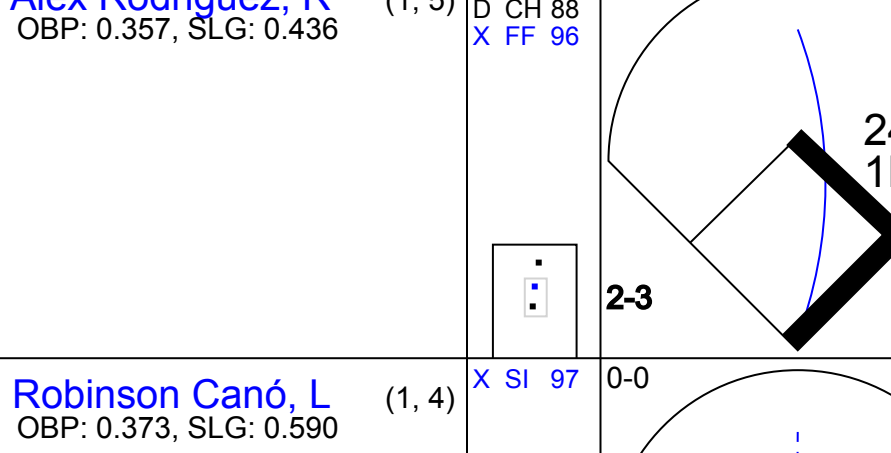
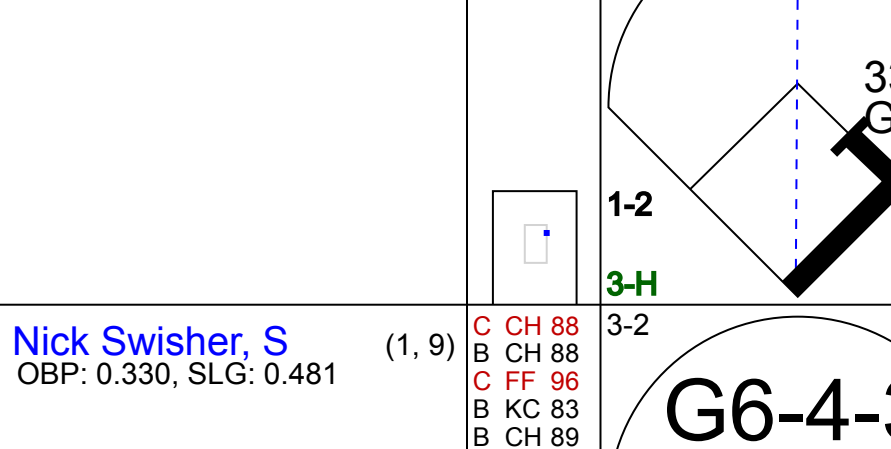
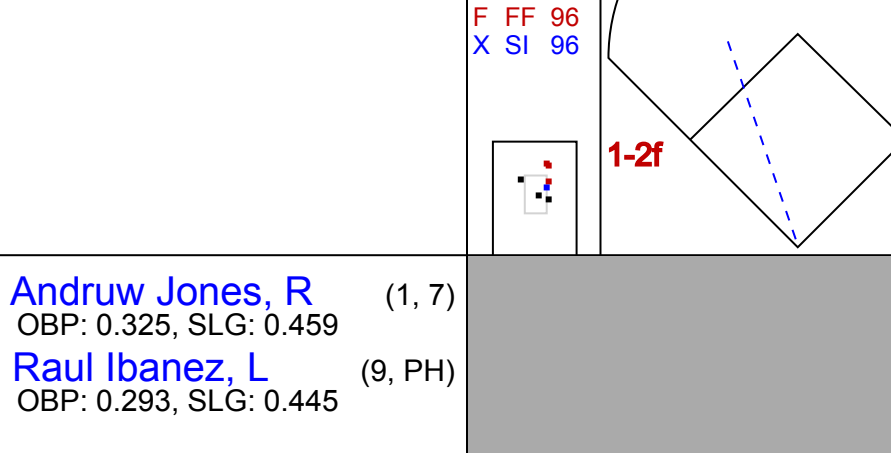
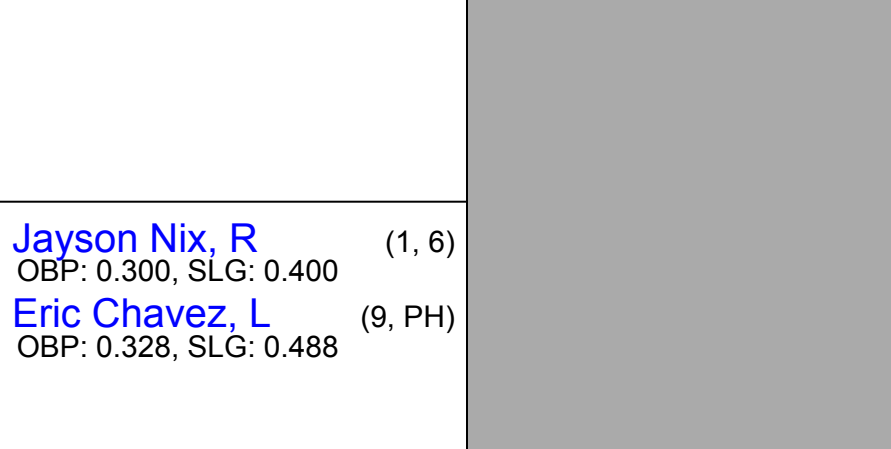
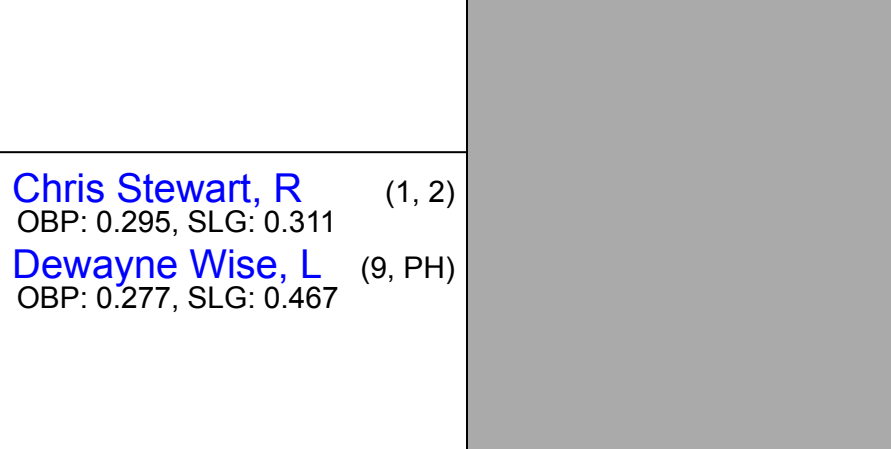
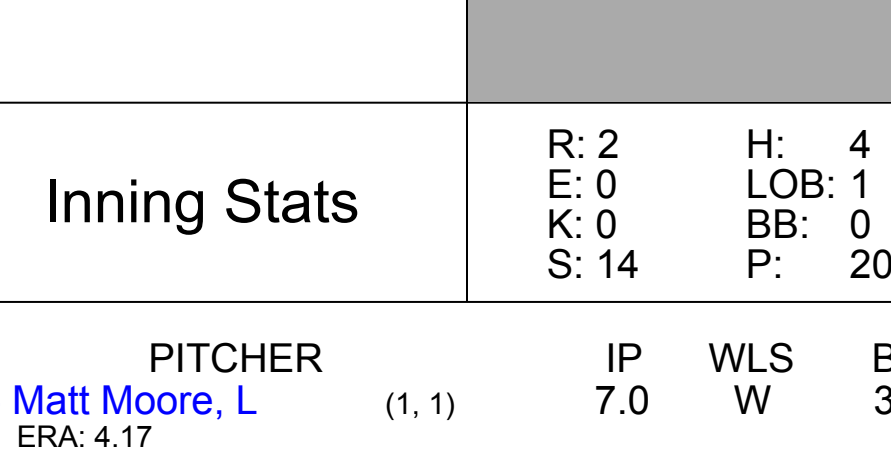
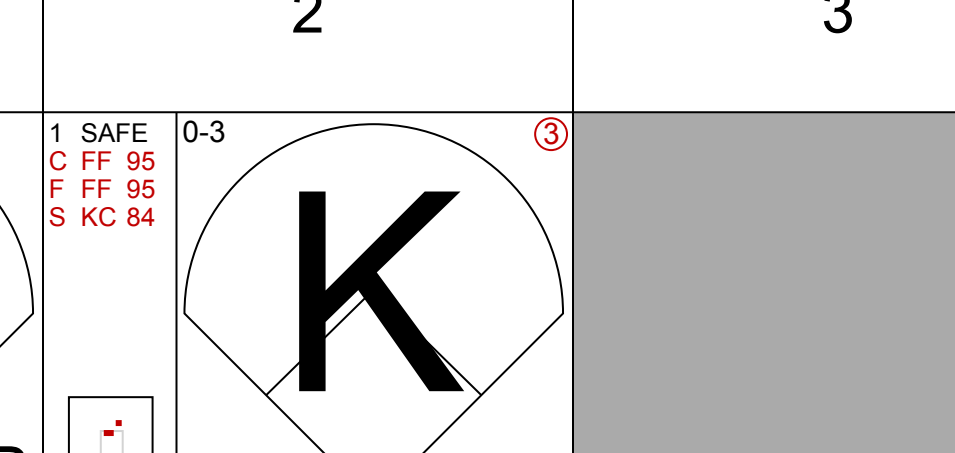
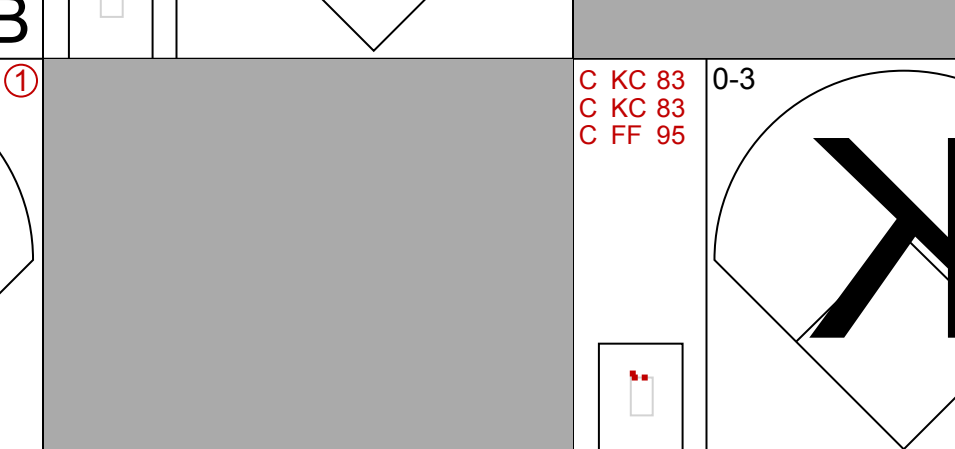
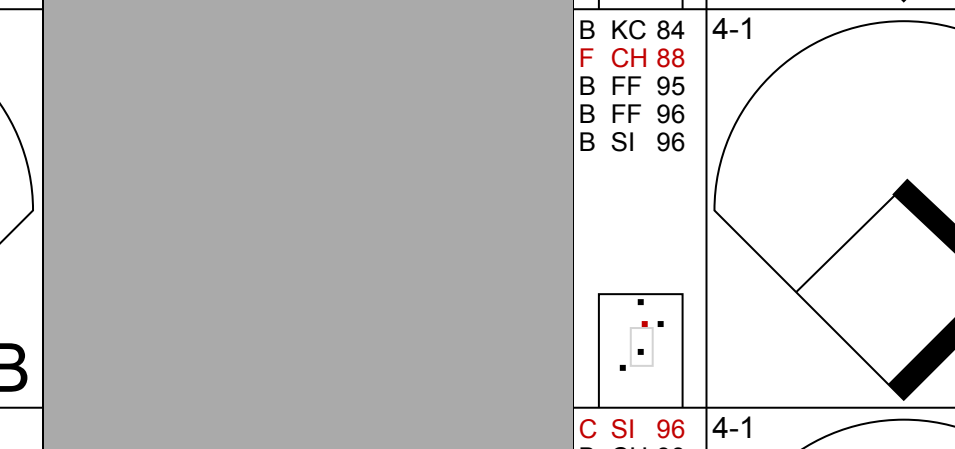
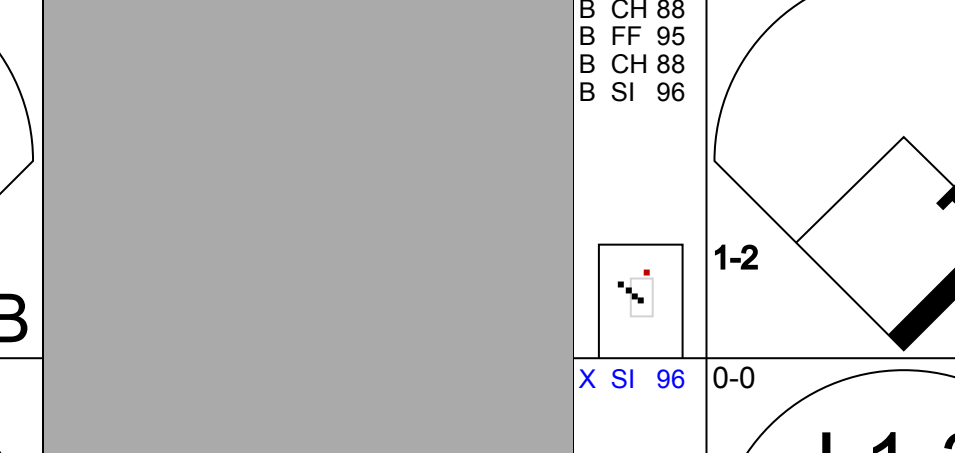
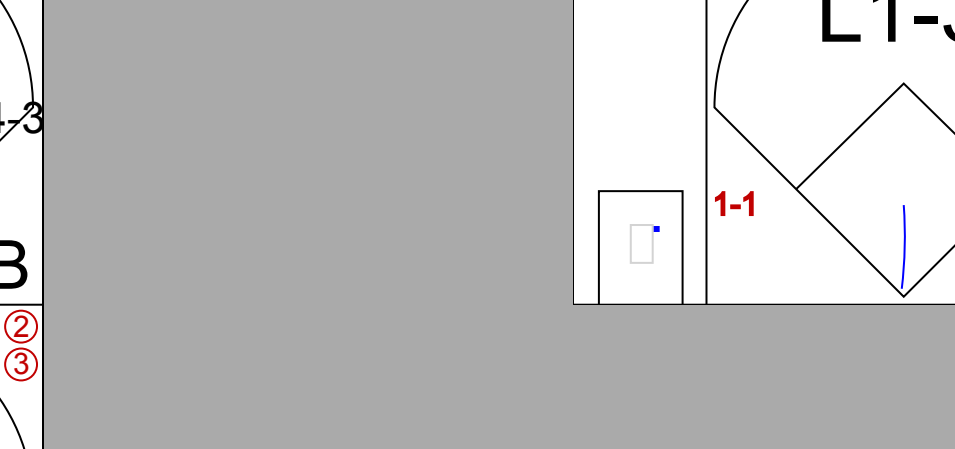
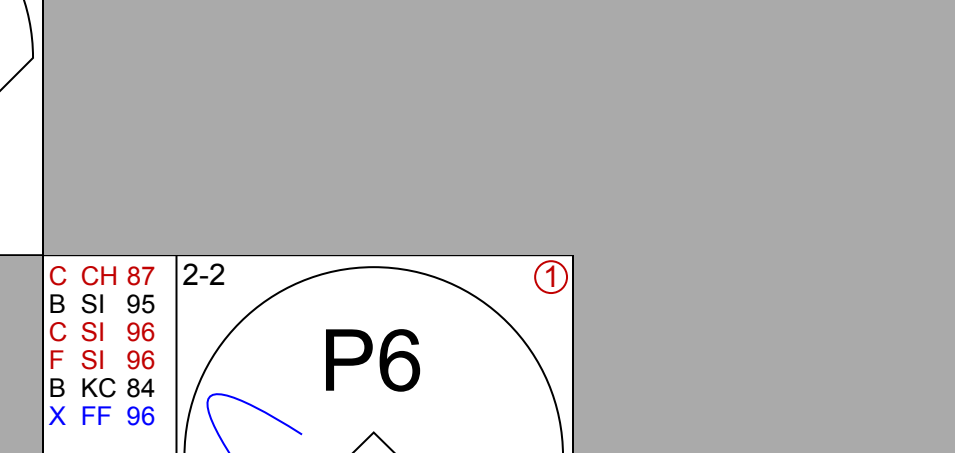
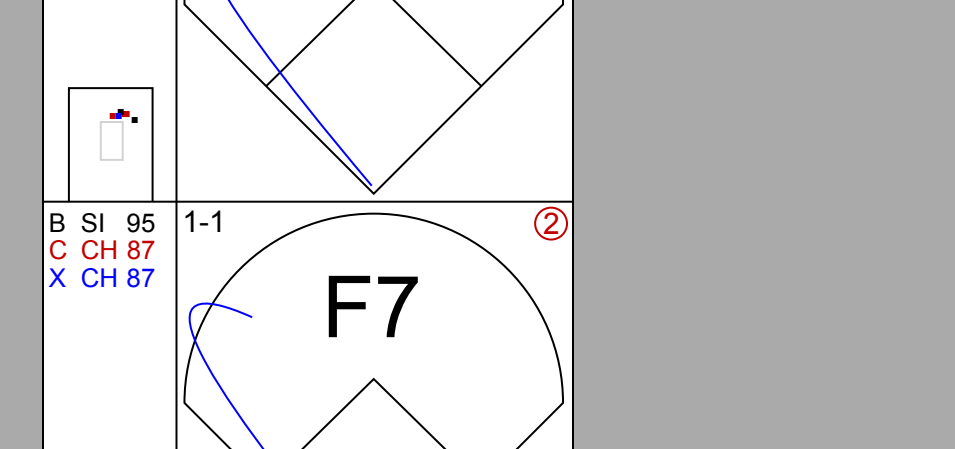
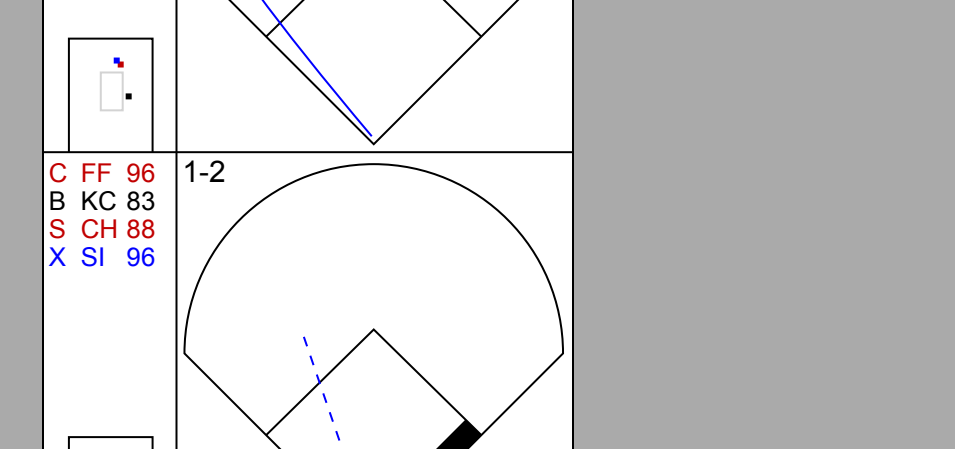
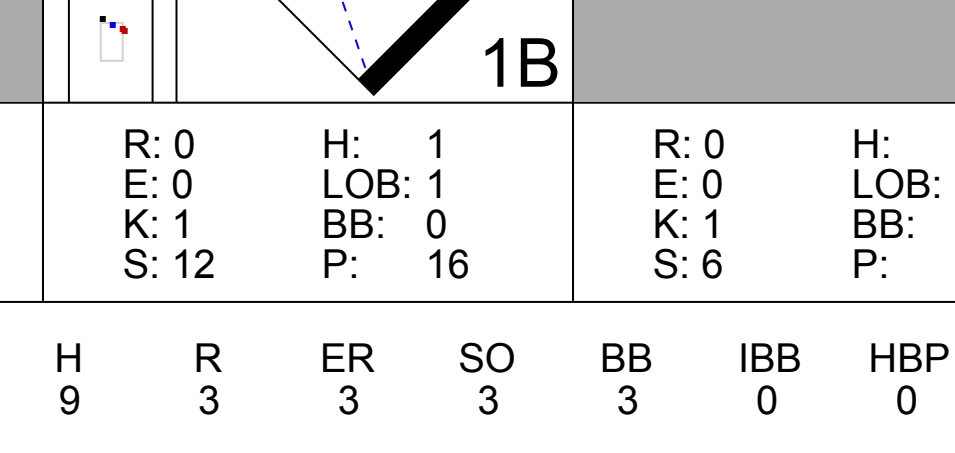
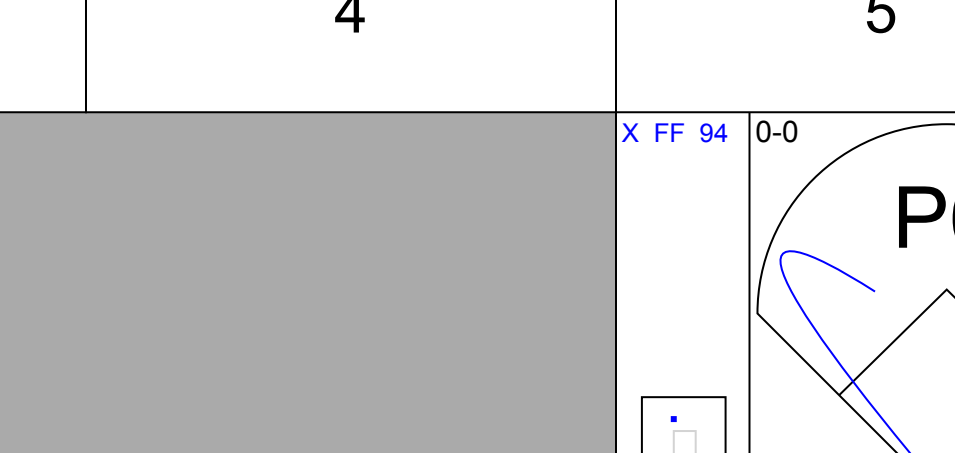
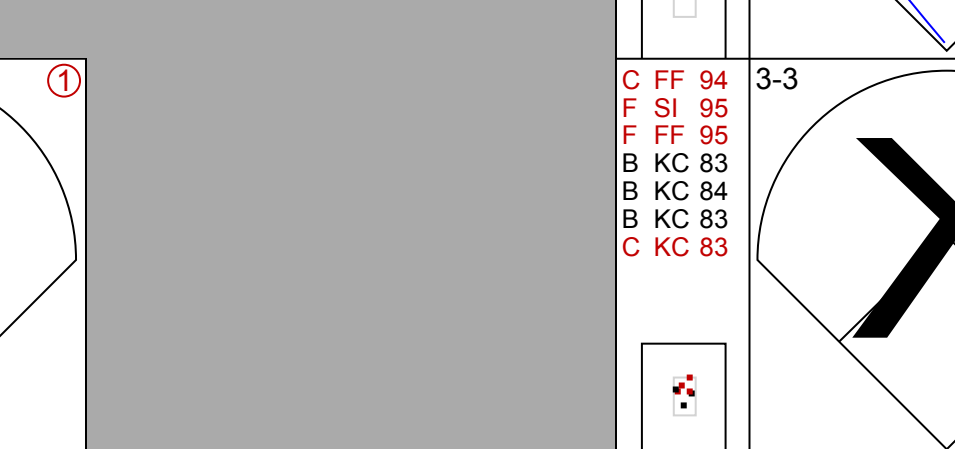
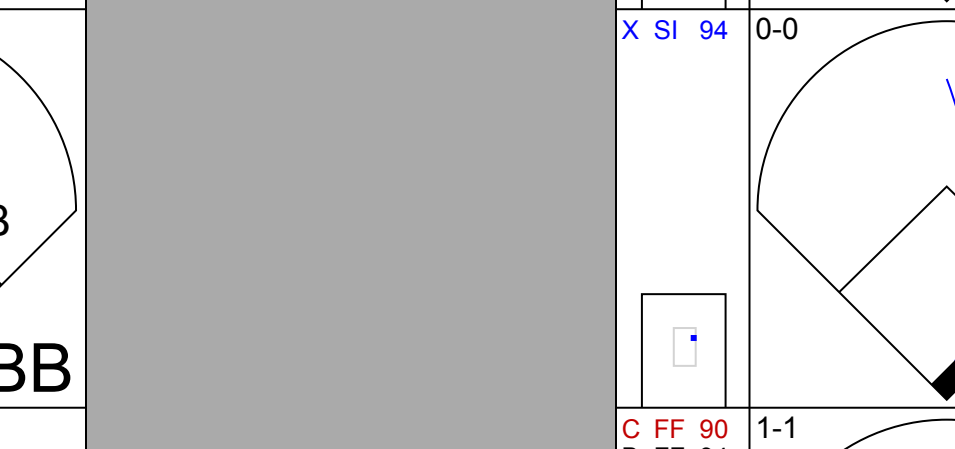
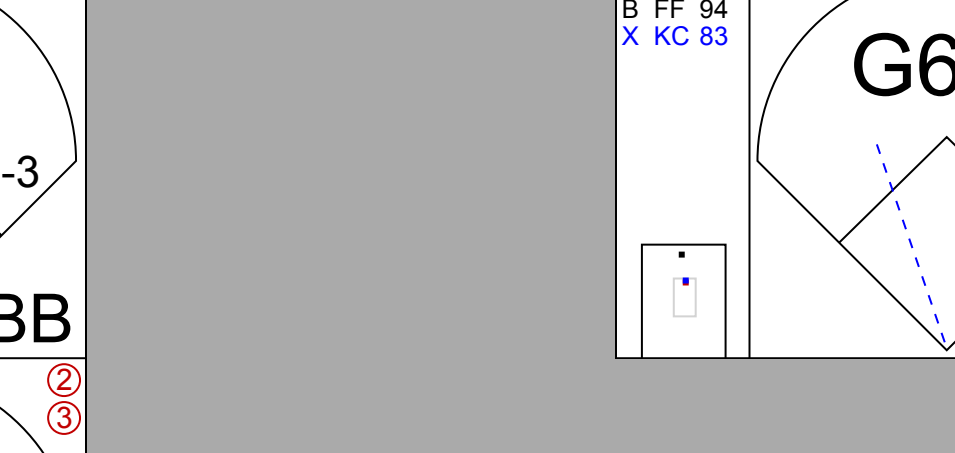
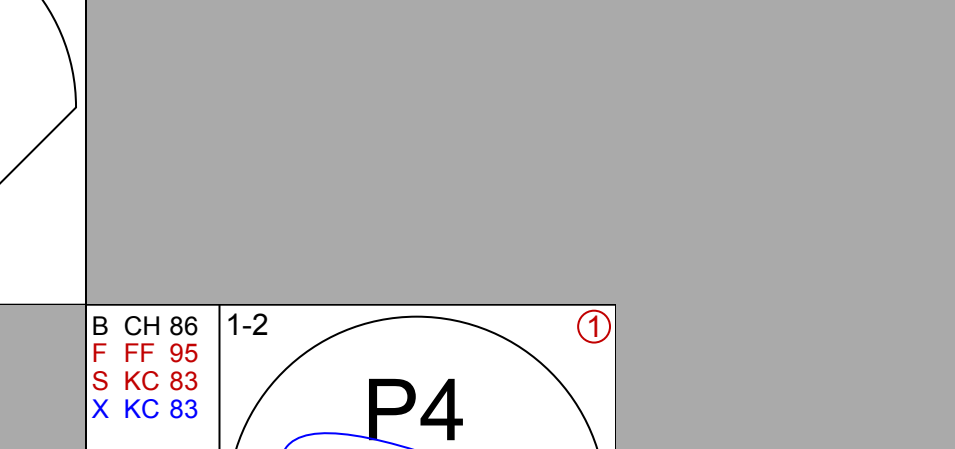
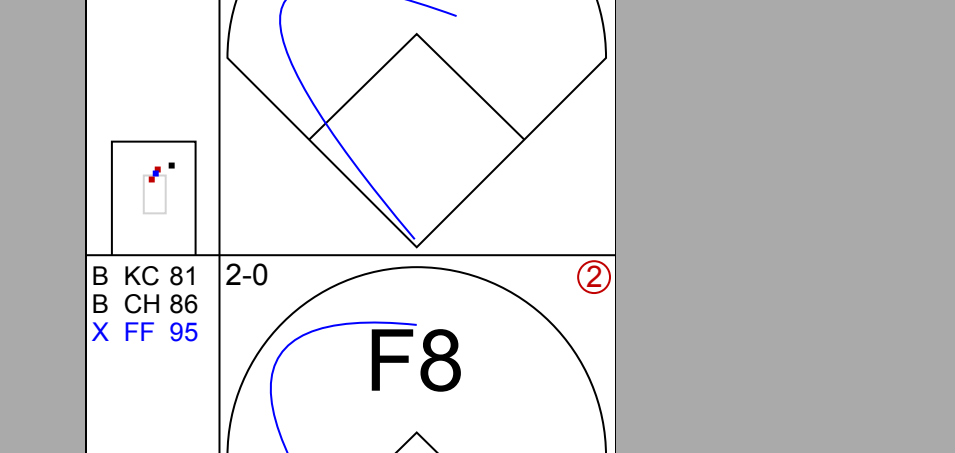
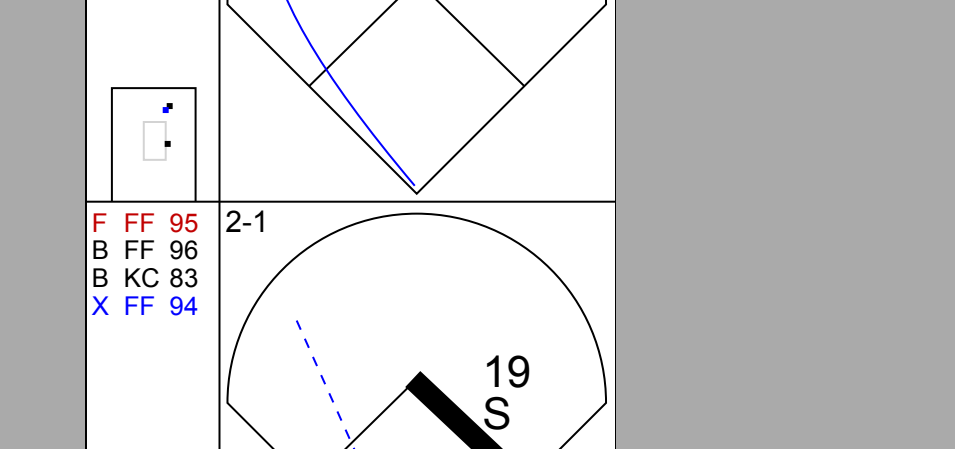
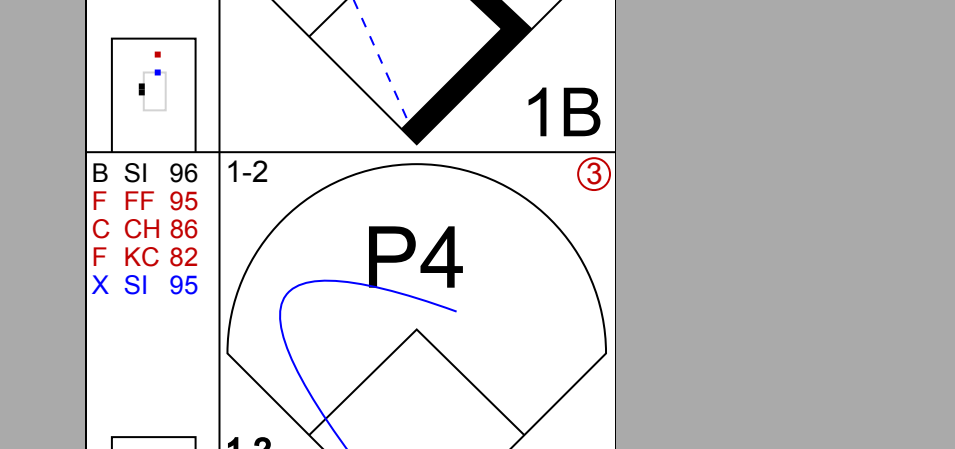
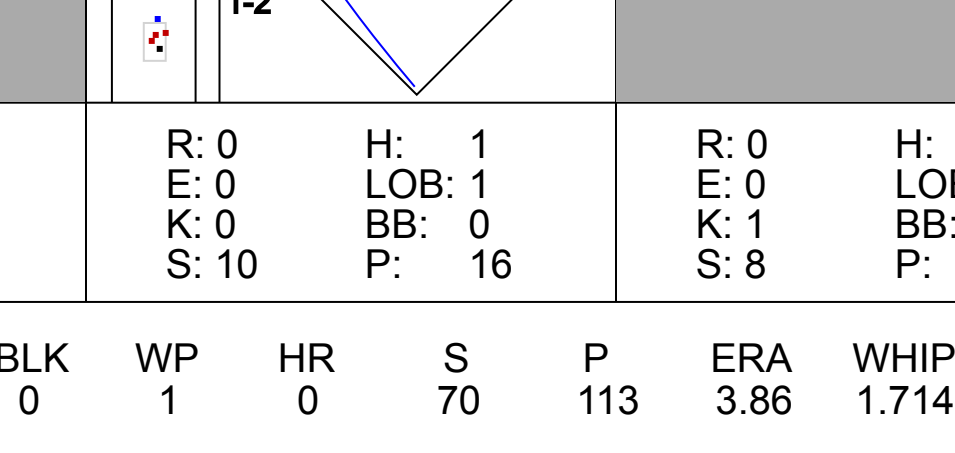
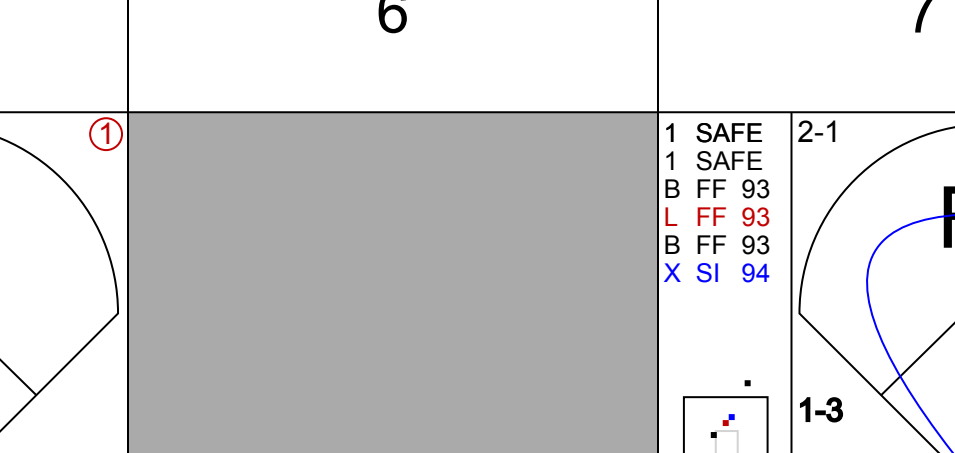


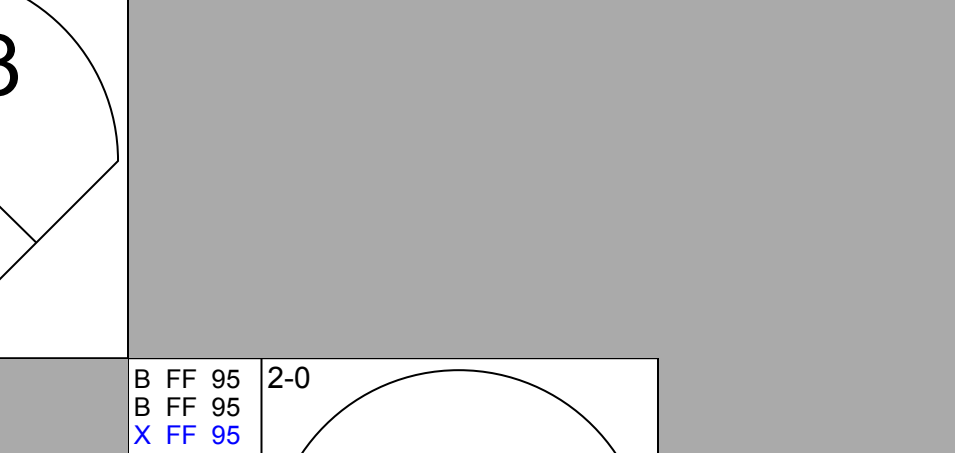
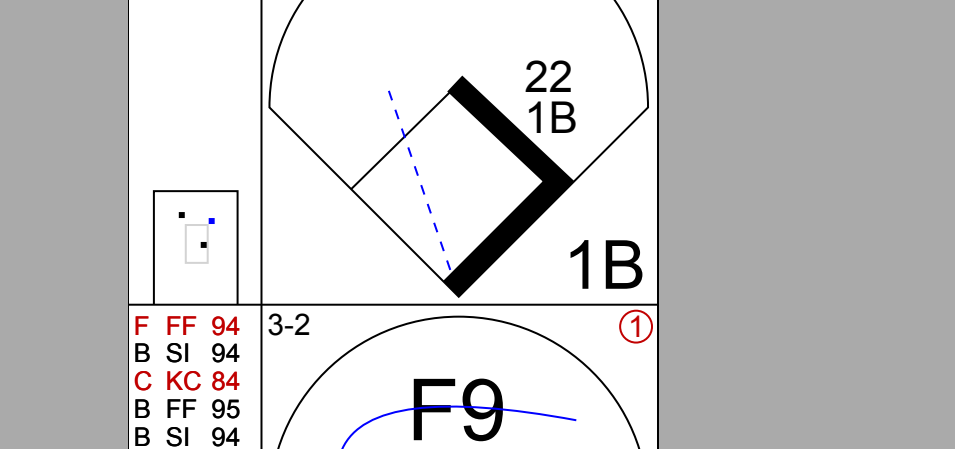
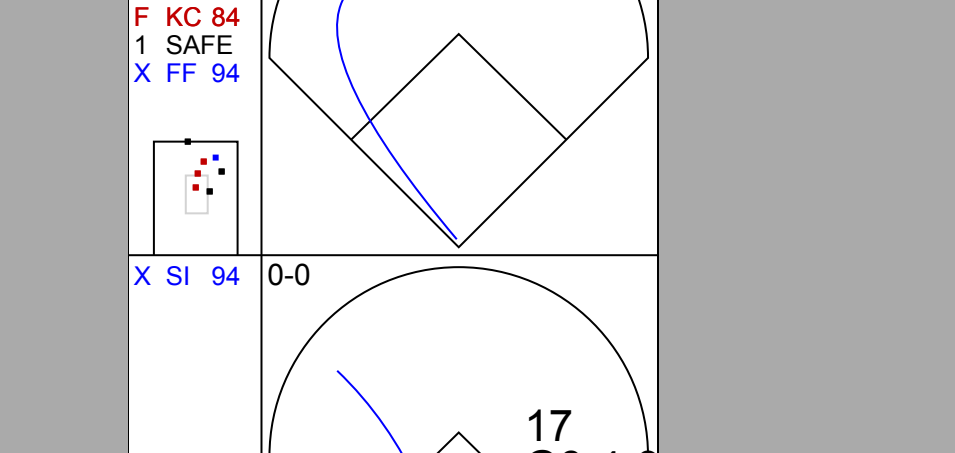
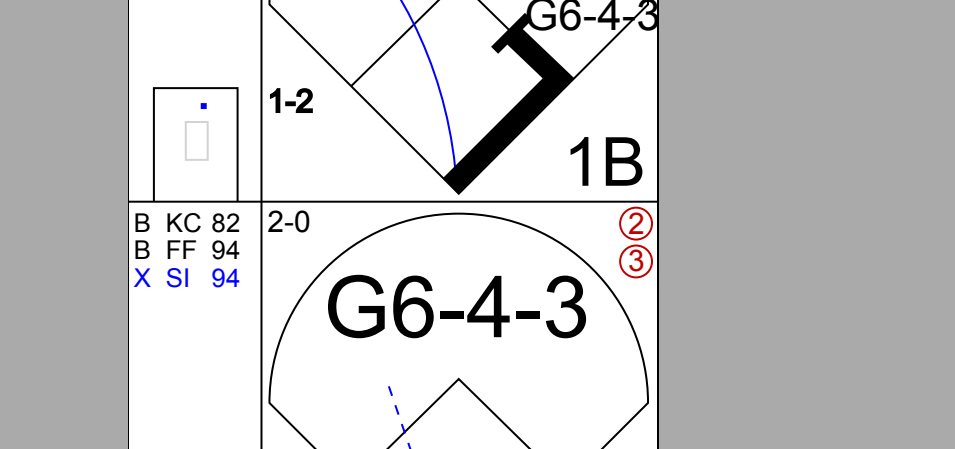
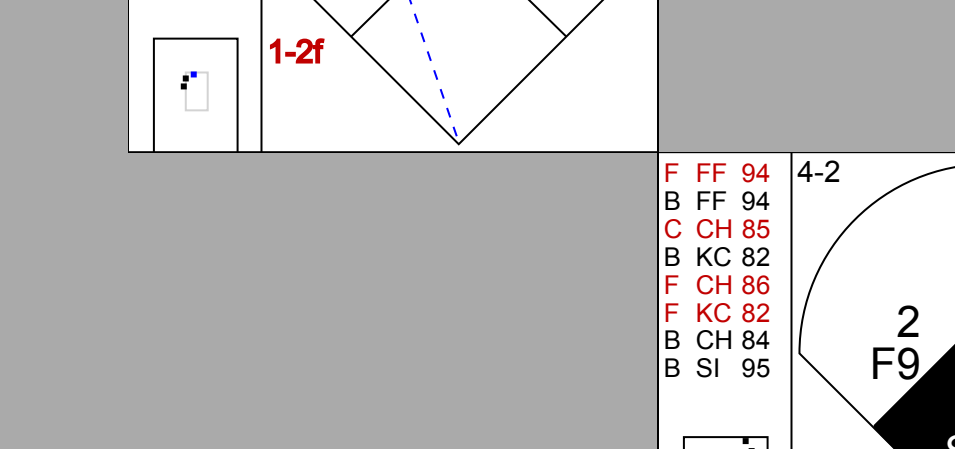
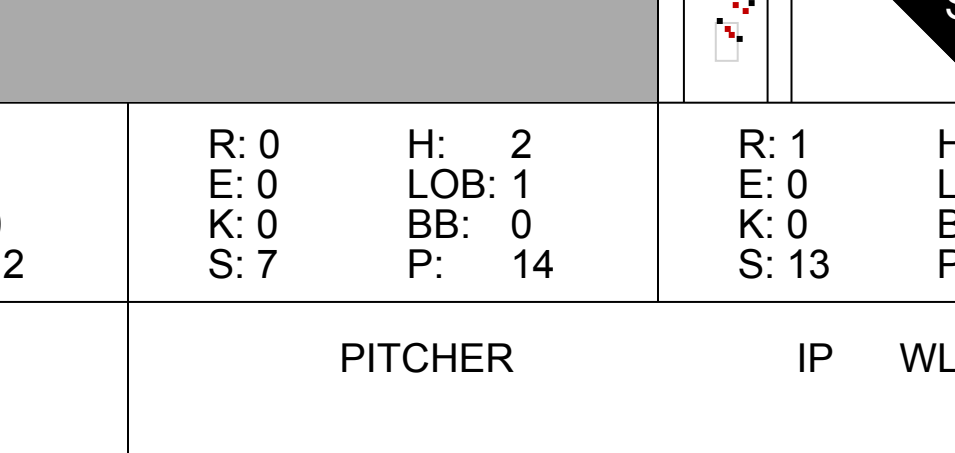


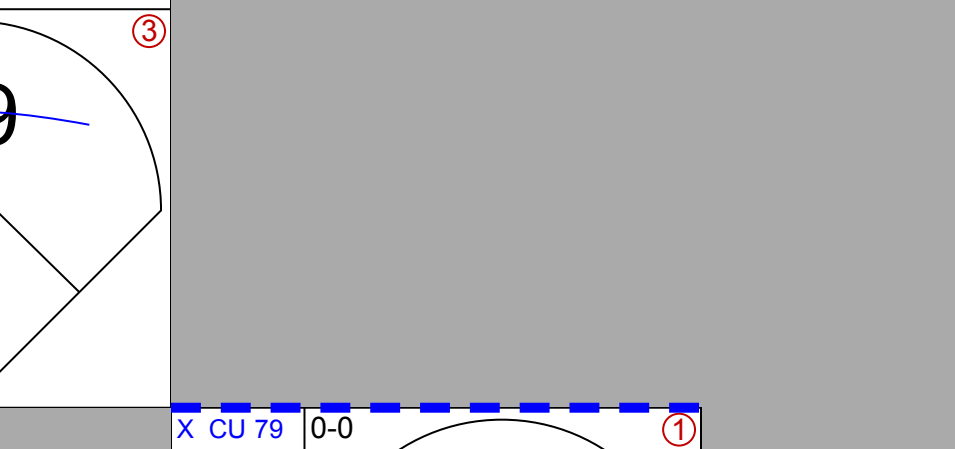
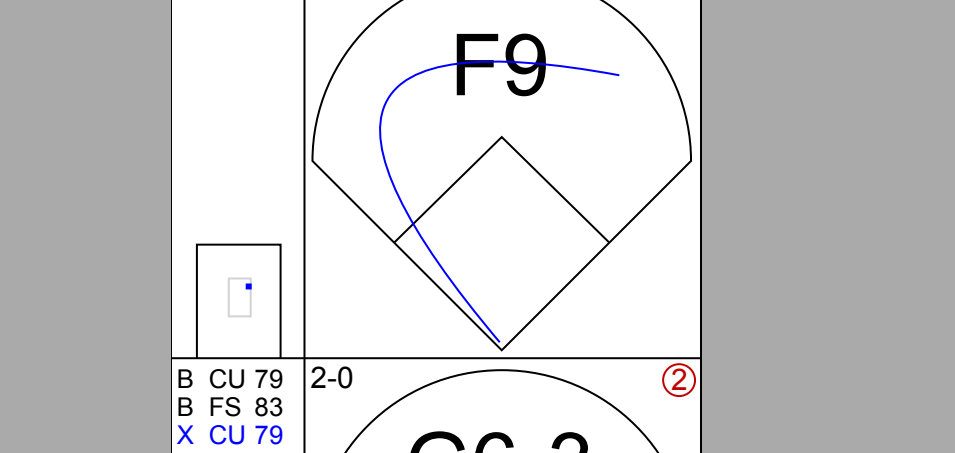
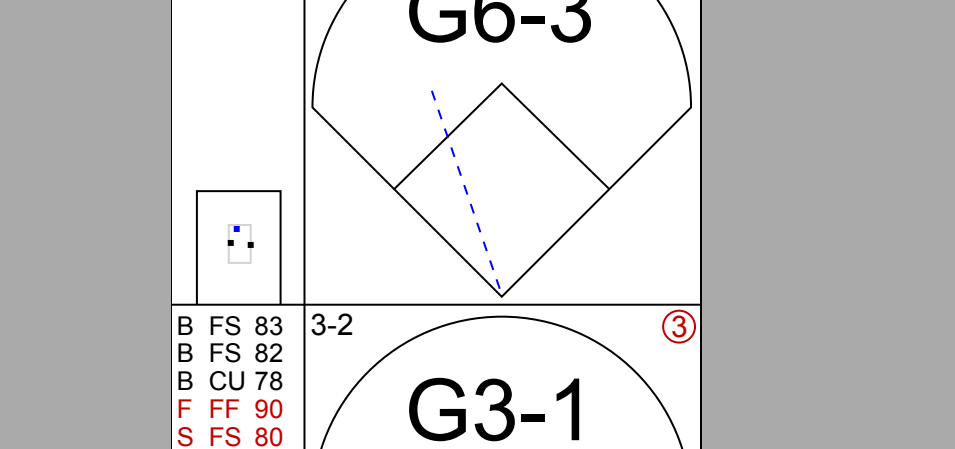
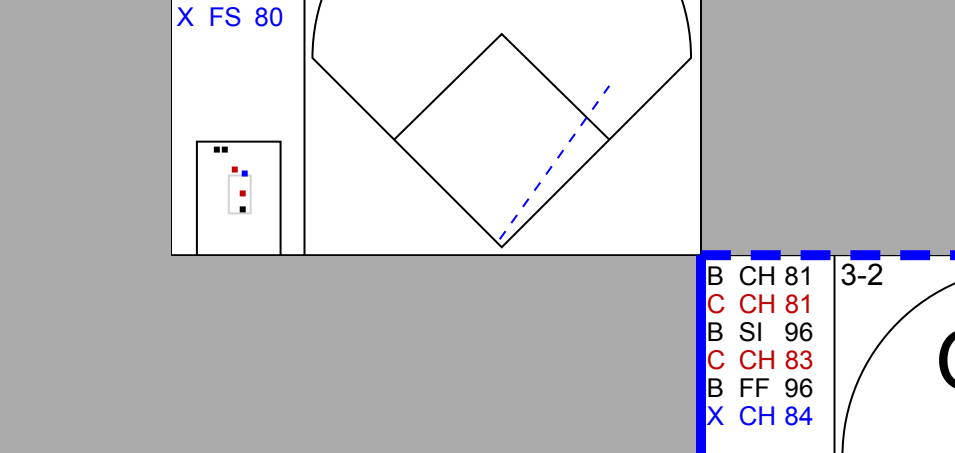


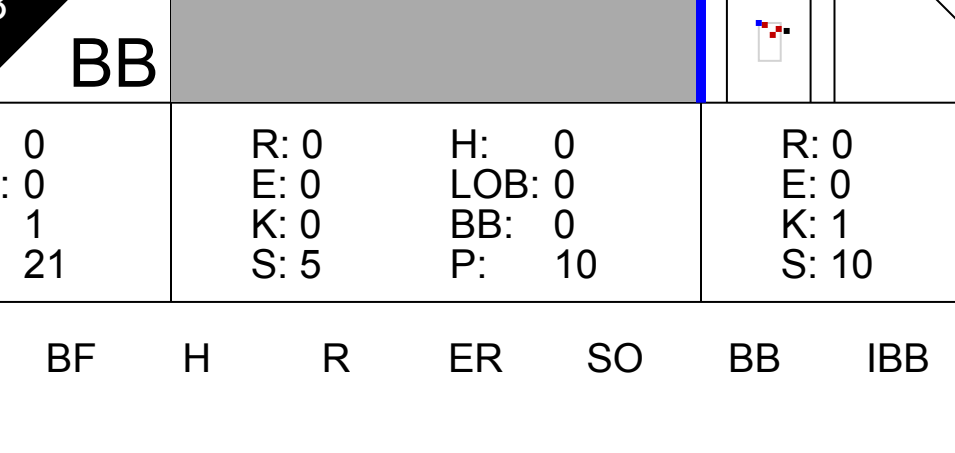
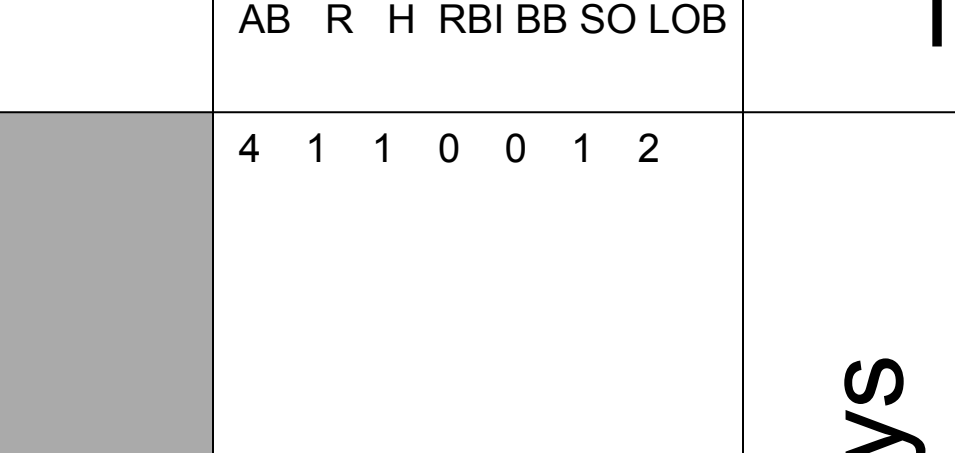
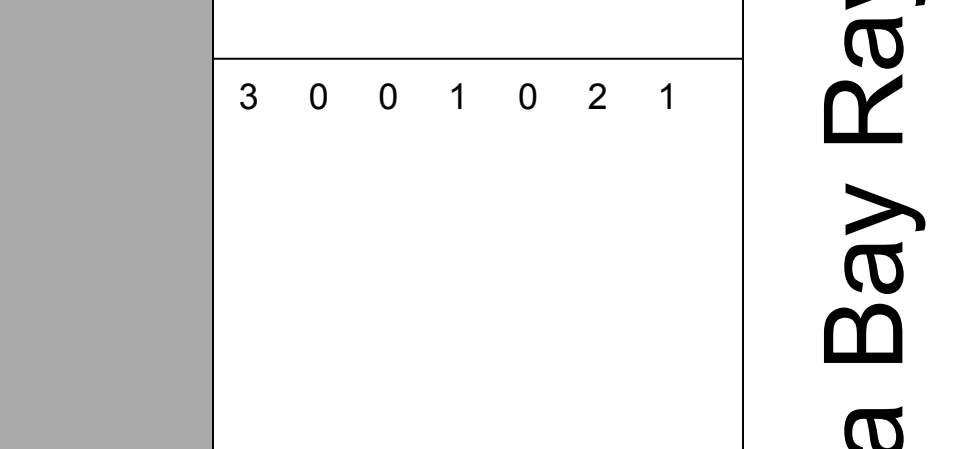

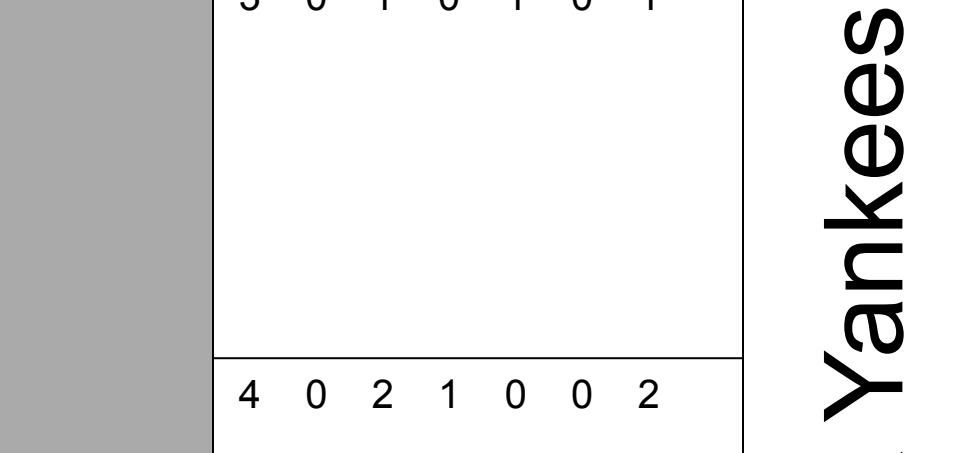
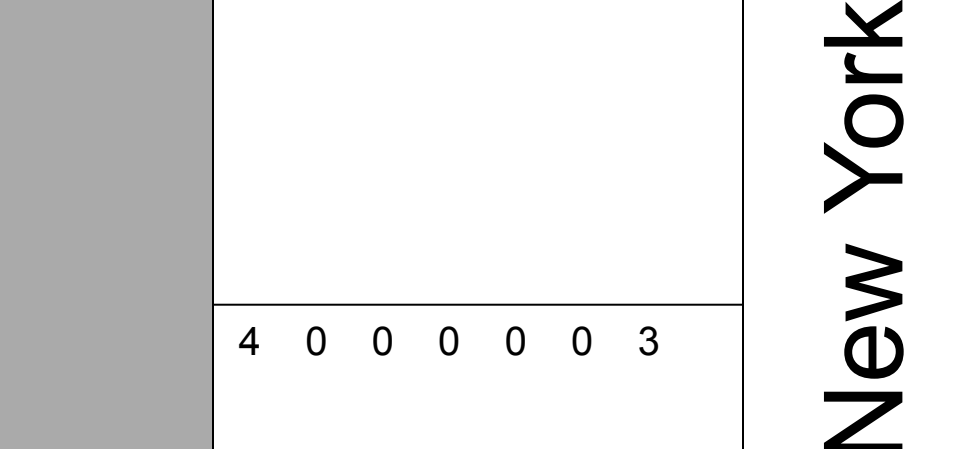



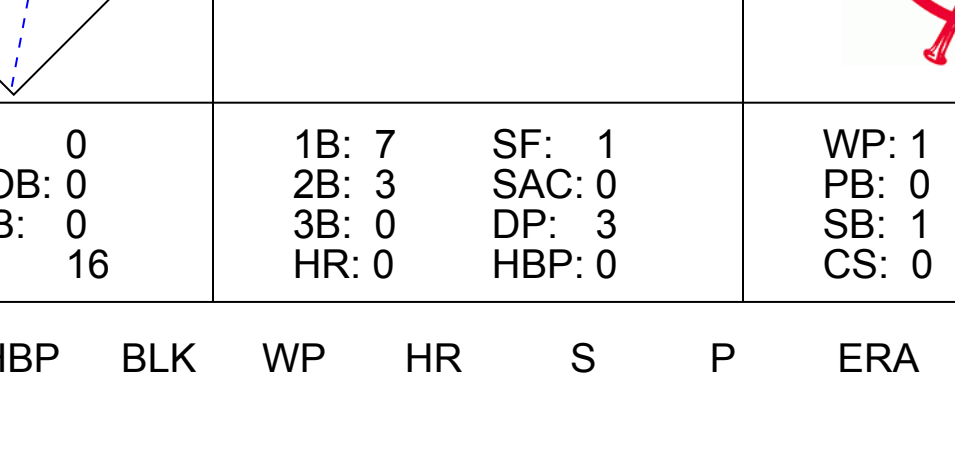
Batter	1	2	3	4	5	6	7	8	9	AB	R	H	RBI	BB	SO	LOB	TOP					
30 Alejandro De Aza, L (1, 8) OBP: 0.363, SLG: 0.411										4	0	1	0	0	1	0	Chicago White Sox @ New York Yankees Yankee Stadium, Bronx, NY Sat Jun 30 2012, 1:09 PM - 3:35 PM EDT Att: 46,895 - Partly Cloudy - 93 F					
20 Kevin Youkilis, R (1, 5) OBP: 0.309, SLG: 0.363										3	0	0	0	0	1	1						
44 Adam Dunn, L (1, 3) OBP: 0.363, SLG: 0.515										2	0	0	0	2	2	1						
38 Eduardo Escobar, S (9, PR) OBP: 0.299, SLG: 0.250										0	0	0	0	0	0	0						
14 Paul Konerko, R (1, 10) OBP: 0.413, SLG: 0.556										4	0	1	0	0	1	1						
51 Alex Rios, R (1, 9) OBP: 0.342, SLG: 0.491										3	0	1	0	0	2	2						
24 Davan Vicedo, R (1, 7) OBP: 0.293, SLG: 0.449										3	0	0	0	0	3	1						
10 Alexei Ramirez, R (1, 6) OBP: 0.271, SLG: 0.317										3	0	0	0	0	1	1						
17 Tyler Flowers, R (1, 2) OBP: 0.250, SLG: 0.315										3	0	0	0	0	2	0						
15 Gordon Beckham, R (1, 4) OBP: 0.295, SLG: 0.384										3	0	0	0	0	0	0						
<b>Inning Stats</b>	R: 0 H: 2 E: 0 K: 2 S: 16	H: 2 LOB: 2 BB: 1 P: 26	R: 0 H: 0 E: 0 K: 2 S: 7	H: 0 LOB: 0 BB: 0 P: 12	R: 0 H: 0 E: 0 K: 0 S: 12	H: 0 LOB: 0 BB: 0 P: 19	R: 0 H: 0 E: 0 K: 3 S: 9	H: 0 LOB: 0 BB: 0 P: 13	R: 0 H: 0 E: 0 K: 1 S: 7	H: 0 LOB: 0 BB: 0 P: 11	R: 0 H: 0 E: 0 K: 1 S: 9	H: 0 LOB: 1 BB: 0 P: 15	R: 0 H: 1 E: 0 K: 2 S: 8	H: 0 LOB: 0 BB: 0 P: 11	R: 0 H: 0 E: 0 K: 2 S: 10	H: 0 LOB: 1 BB: 0 P: 12	R: 0 H: 0 E: 0 K: 0 S: 9	H: 0 LOB: 1 BB: 1 P: 16	1B: 3 2B: 0 3B: 0 HR: 0	SF: 0 SAC: 0 DP: 1 HBP: 1	WP: 1 PB: 0 SB: 1 CS: 1	PA: 31
<b>PITCHER</b>	IP WLS BF H R ER SO BB IBB HBP BLK WP HR S P ERA WHIP	7.0 W 25 3 0 0 11 1 0 1 0 1 0 68 107 0.00 0.571	1.0 0 0 0 0 2 0 0 0 0 0 0 0 10 12 0.00 0.000	0.1 0 0 0 0 0 1 0 0 0 0 0 0 6 10 0.00 3.000	0.2 1 0 0 0 0 0 0 0 0 0 0 0 3 6 0.00 0.000	<b>PITCHER</b>										IP WLS BF H R ER SO BB IBB HBP BLK WP HR S P ERA WHIP						

Batter	1	2	3	4	5	6	7	8	9	AB	R	H	RBI	BB	SO	LOB	BOTTOM			
2 Derek Jeter, R (1, 6) OBP: 0.351, SLG: 0.406										3	0	0	0	0	1	2	Chicago White Sox @ New York Yankees Yankee Stadium, Bronx, NY Sat Jun 30 2012, 1:09 PM - 3:35 PM EDT Att: 46,895 - Partly Cloudy - 93 F			
14 Curtis Granderson, L (1, 8) OBP: 0.347, SLG: 0.510										4	1	2	1	0	0	2				
13 Alex Rodriguez, R (1, 5) OBP: 0.355, SLG: 0.437										4	0	0	0	0	2	2				
24 Robinson Cano, L (1, 4) OBP: 0.370, SLG: 0.582										4	1	2	1	0	1	0				
25 Mark Teixeira, S (1, 3) OBP: 0.321, SLG: 0.451										4	0	0	0	0	3	1				
33 Nick Swisher, S (1, 10) OBP: 0.336, SLG: 0.492										3	1	1	0	0	2	0				
27 Raul Ibanez, L (1, 9) OBP: 0.295, SLG: 0.451										3	0	0	0	0	0	1				
55 Russell Martin, R (1, 2) OBP: 0.313, SLG: 0.368										3	0	0	0	0	2	1				
45 Dewayne Wise, L (1, 7) OBP: 0.286, SLG: 0.512										3	1	3	2	0	0	0				
<b>Inning Stats</b>	R: 1 H: 2 E: 0 K: 3 S: 12	H: 2 LOB: 1 BB: 0 P: 17	R: 1 H: 2 E: 0 K: 1 S: 12	H: 2 LOB: 1 BB: 0 P: 18	R: 0 H: 1 E: 0 K: 1 S: 10	H: 0 LOB: 0 BB: 0 P: 13	R: 0 H: 0 E: 0 K: 1 S: 7	H: 0 LOB: 0 BB: 0 P: 9	R: 1 H: 1 E: 0 K: 2 S: 12	H: 1 LOB: 0 BB: 0 P: 14	R: 0 H: 1 E: 0 K: 0 S: 7	H: 1 LOB: 0 BB: 0 P: 9	R: 0 H: 1 E: 0 K: 2 S: 9	H: 0 LOB: 0 BB: 0 P: 15	R: 0 H: 0 E: 0 K: 2 S: 9	H: 0 LOB: 0 BB: 0 P: 15	1B: 4 2B: 1 3B: 0 HR: 3	SF: 0 SAC: 0 DP: 1 HBP: 1	WP: 0 PB: 0 SB: 0 CS: 0	PA: 32
<b>PITCHER</b>	IP WLS BF H R ER SO BB IBB HBP BLK WP HR S P ERA WHIP	8.0 L 32 8 4 4 11 0 0 1 0 0 3 78 109 4.50 1.000	<b>PITCHER</b>										IP WLS BF H R ER SO BB IBB HBP BLK WP HR S P ERA WHIP							





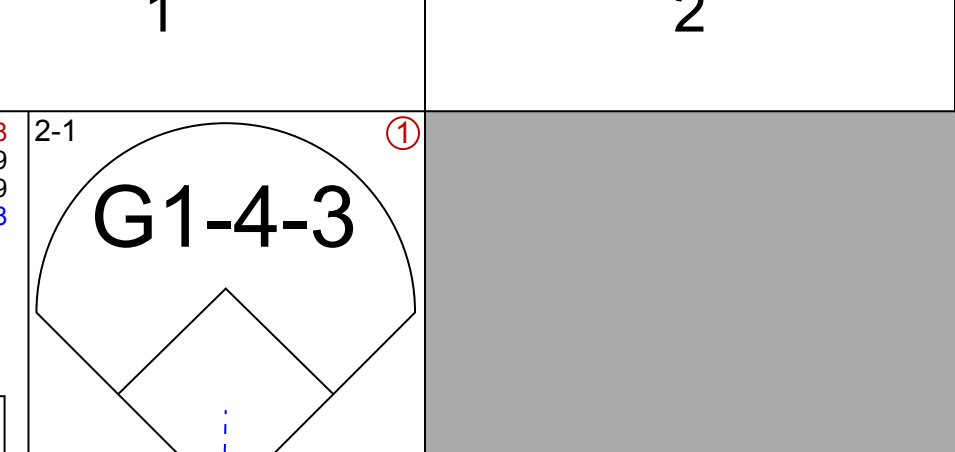
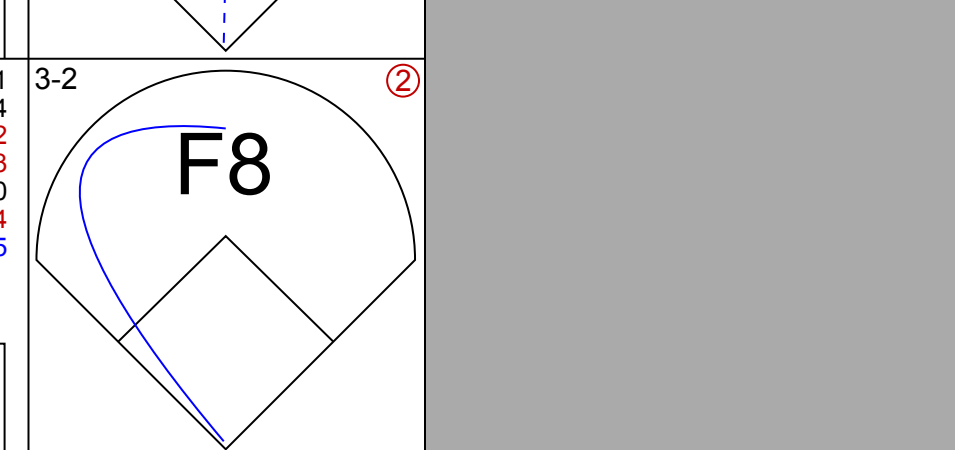
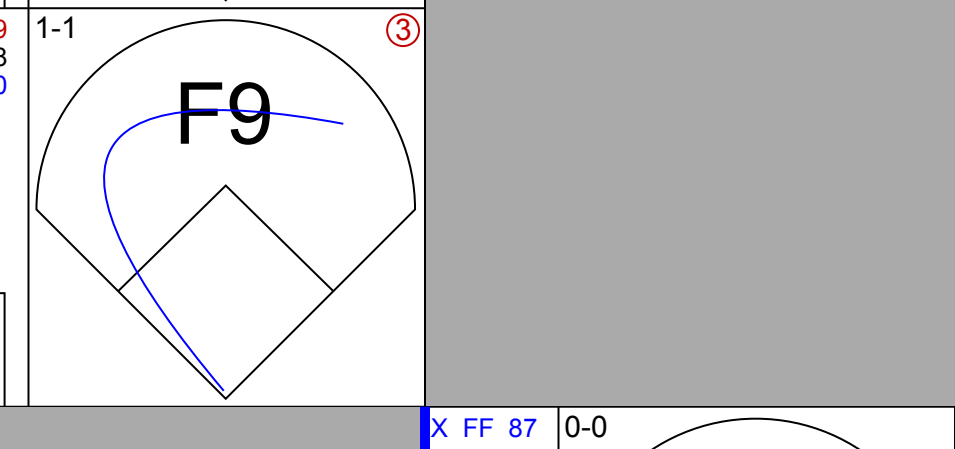
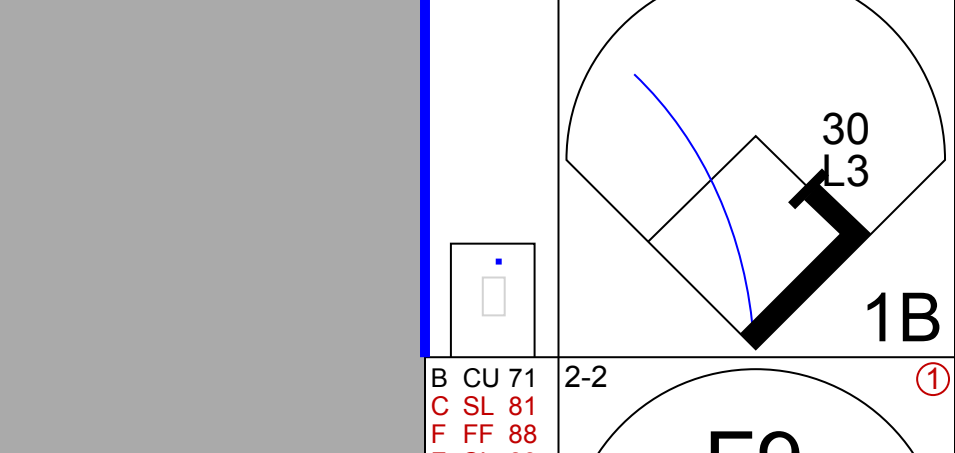
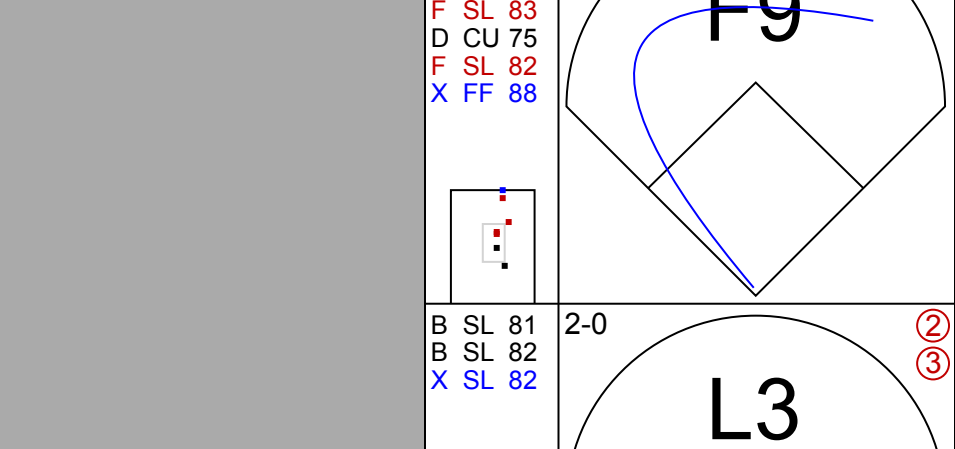
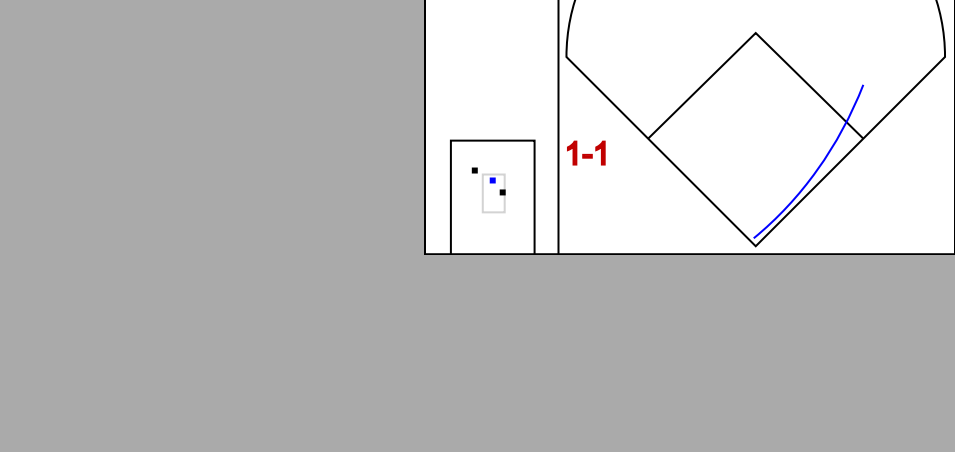


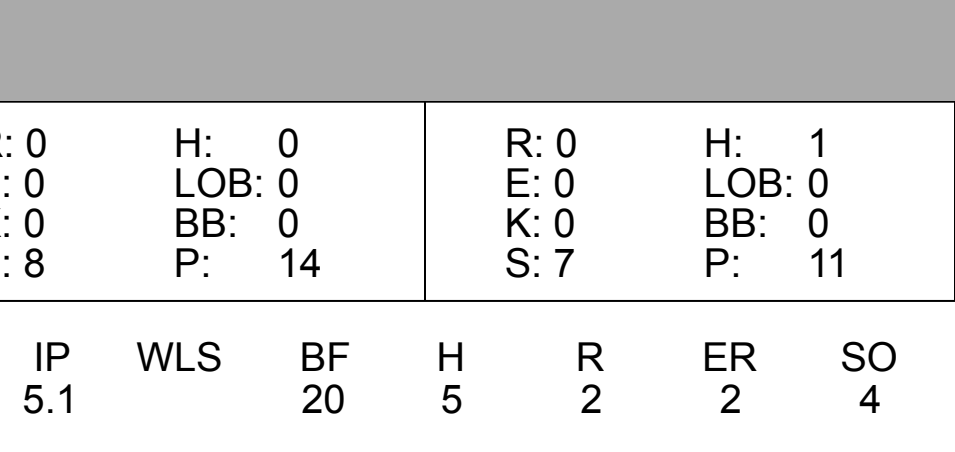
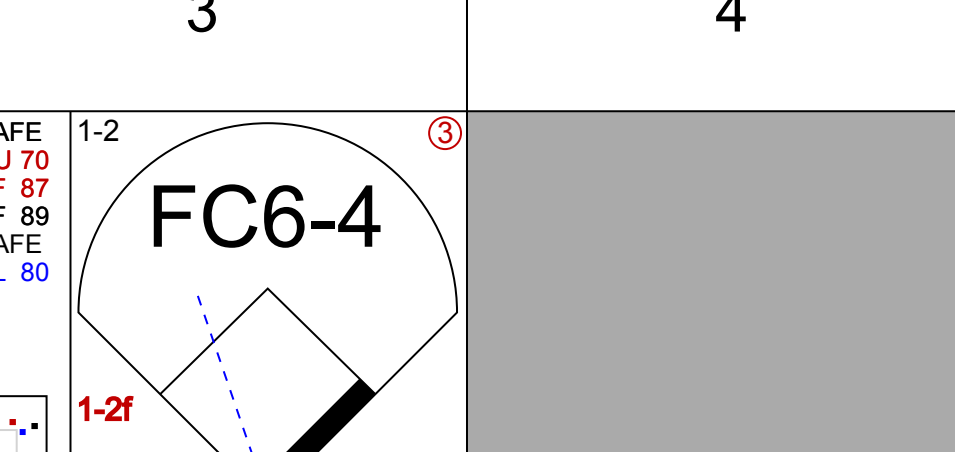
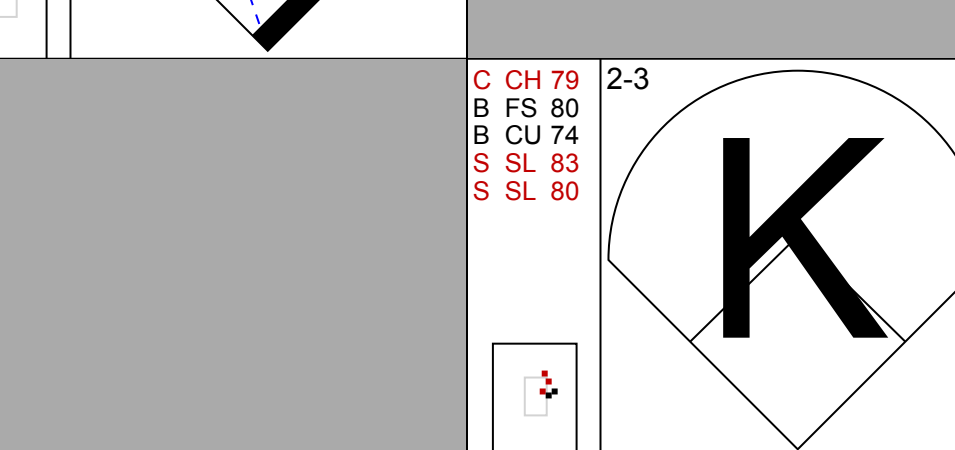
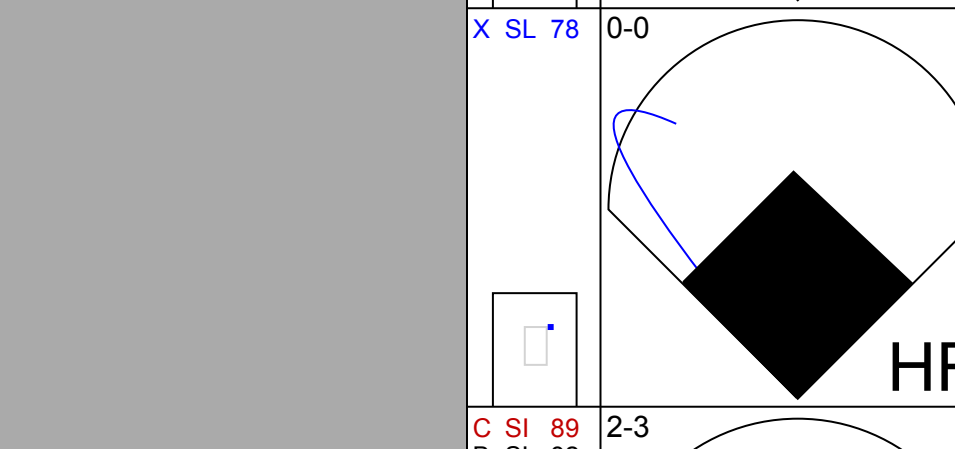
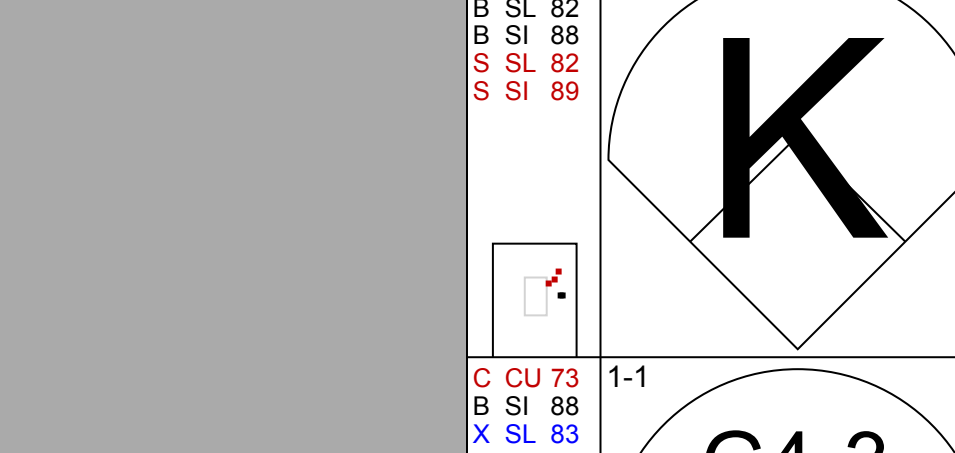
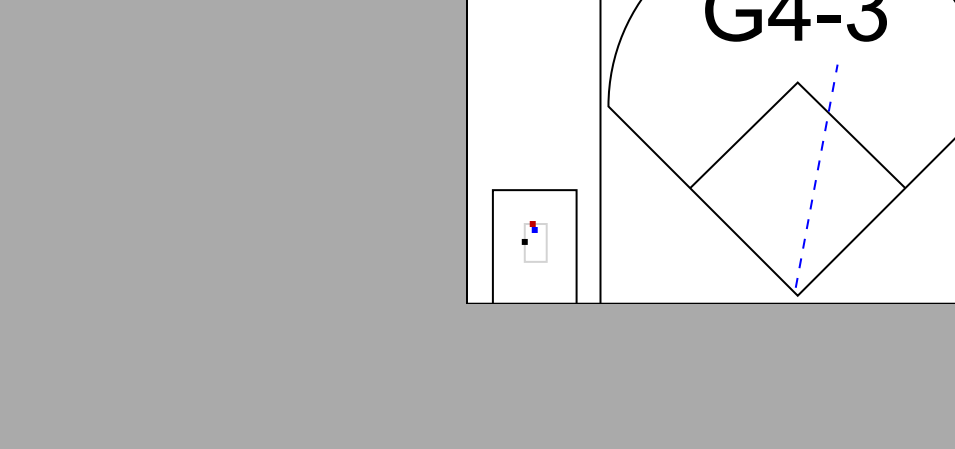
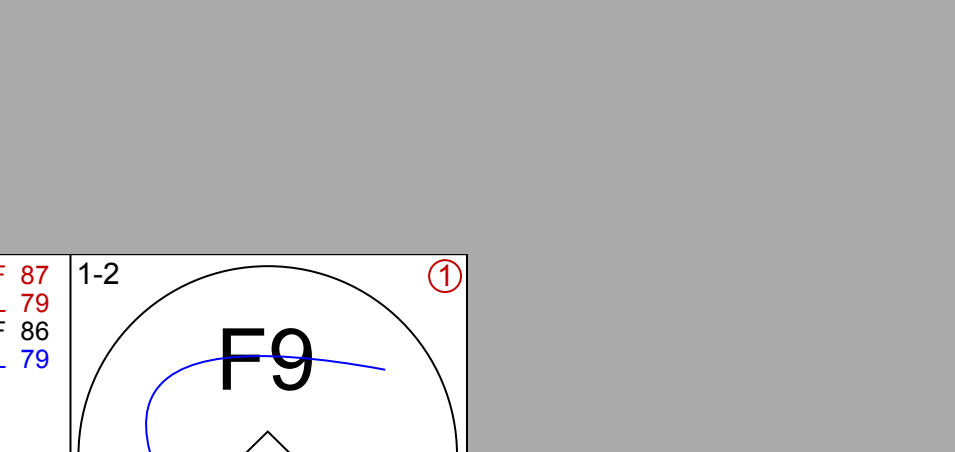
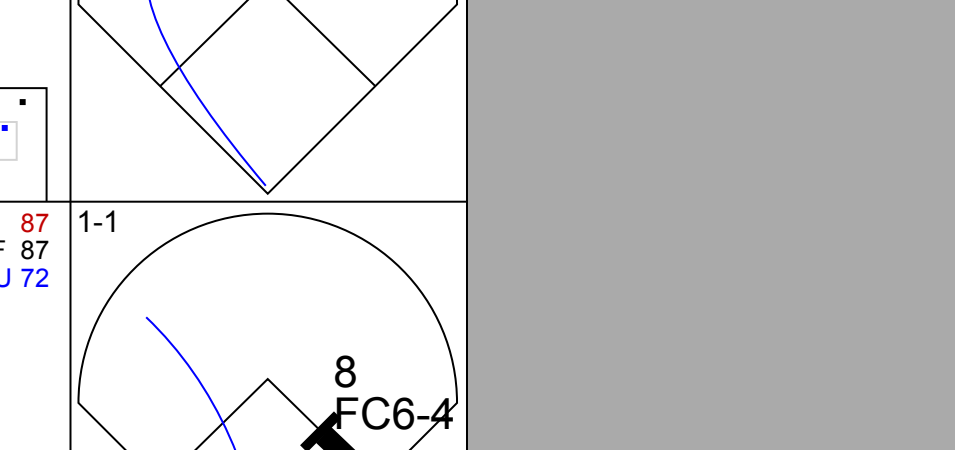
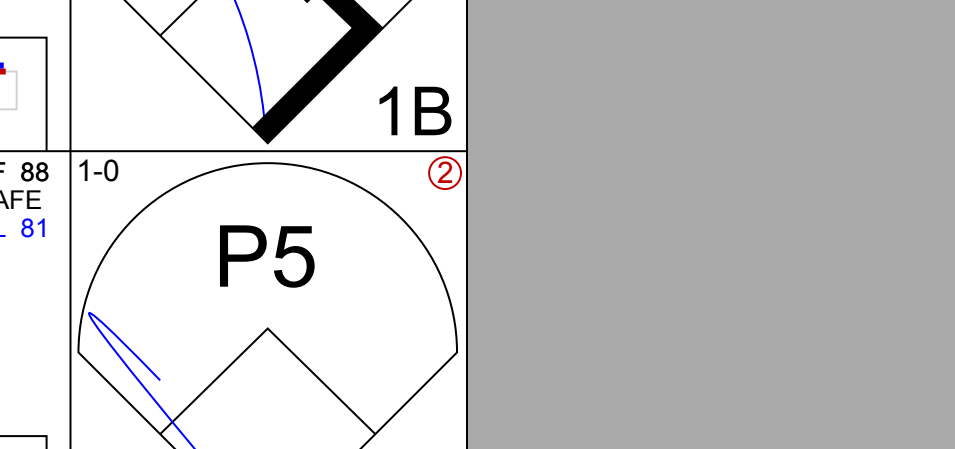
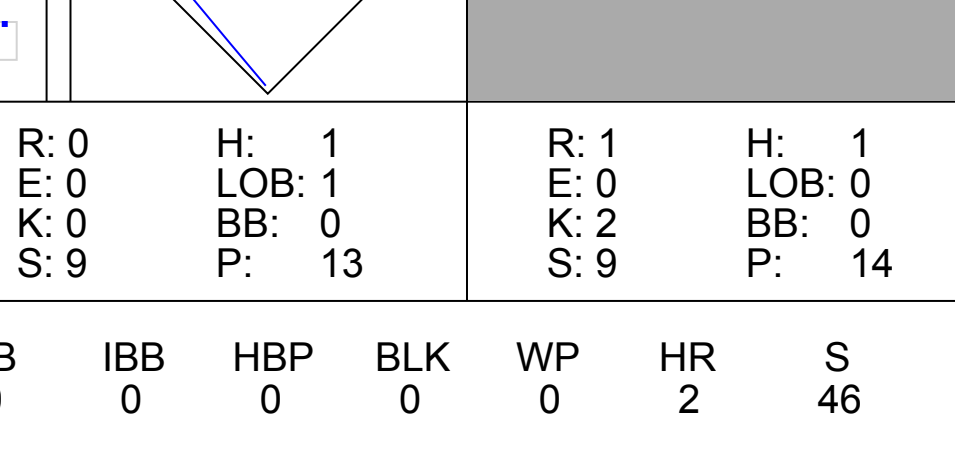
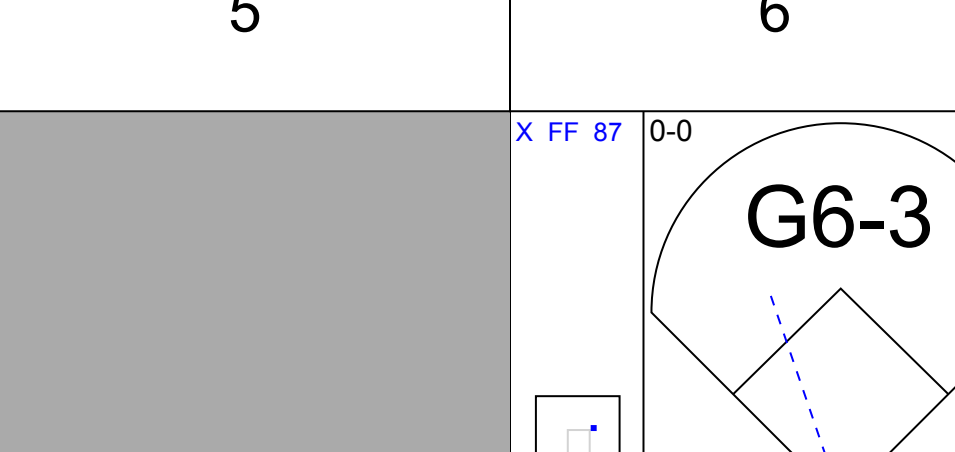
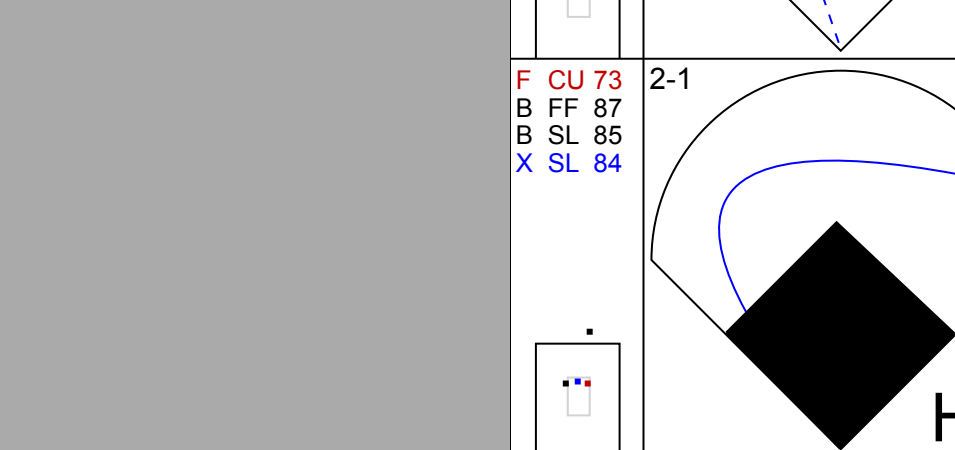
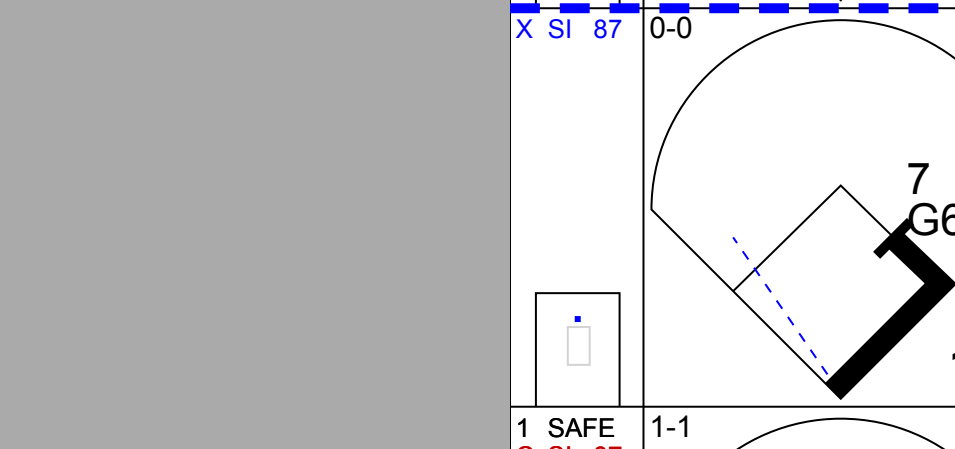
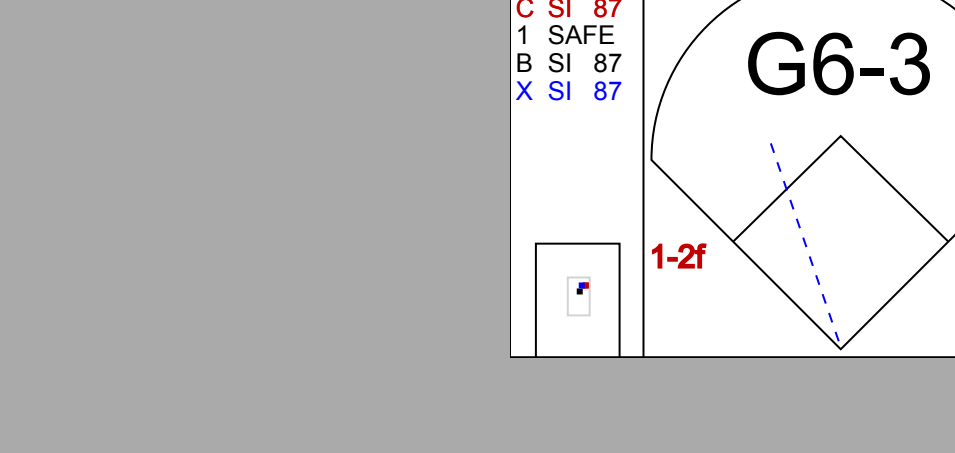
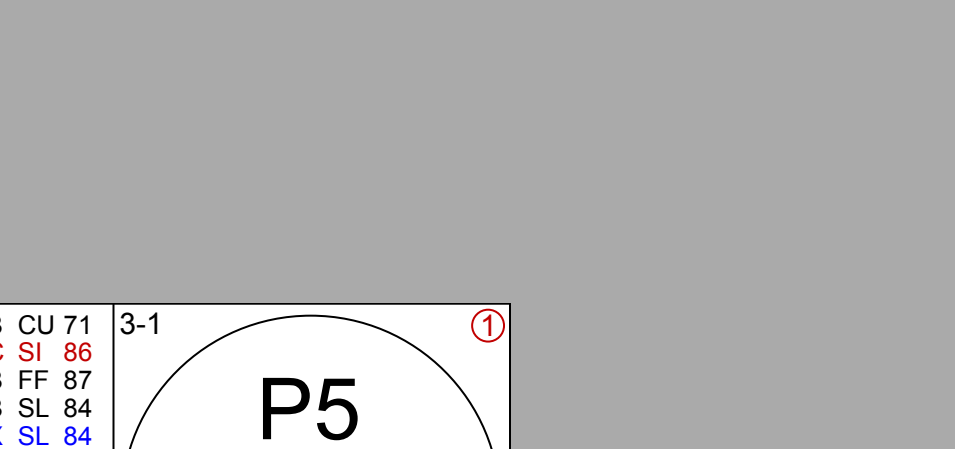
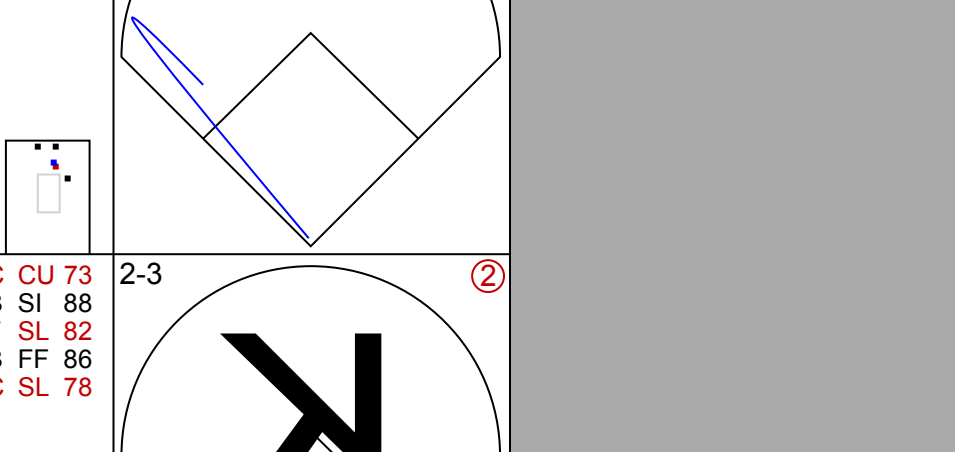
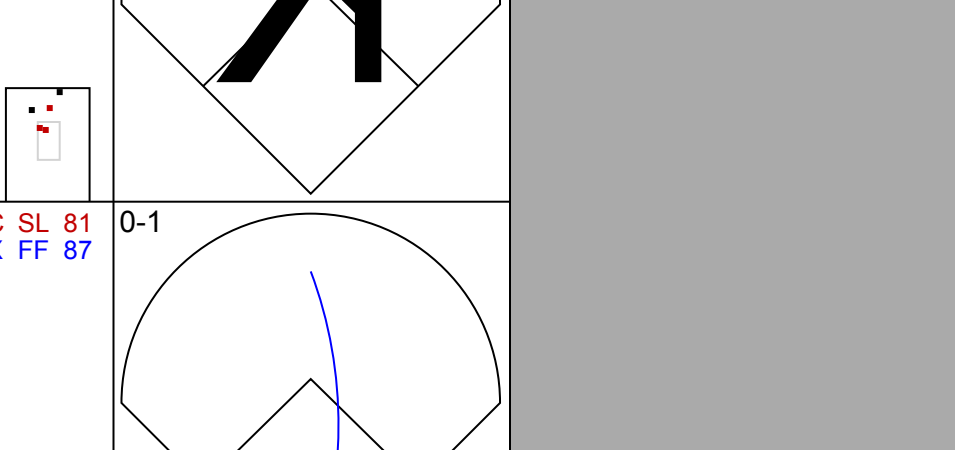
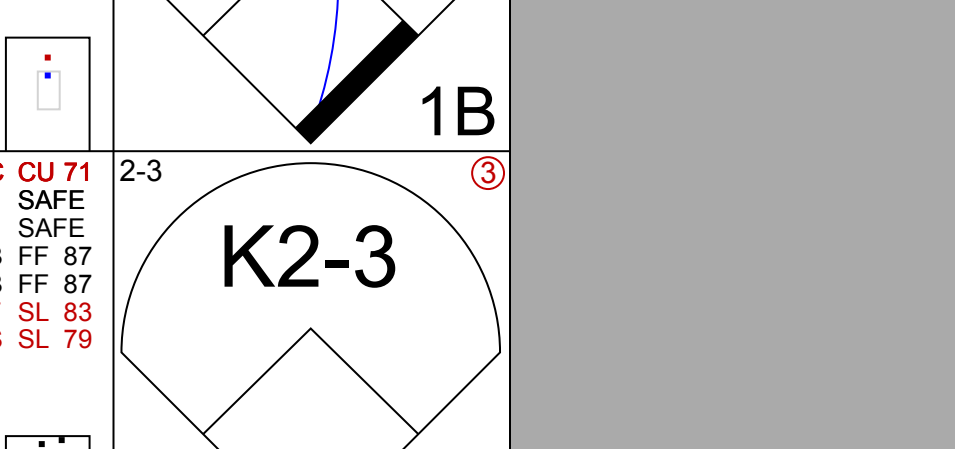
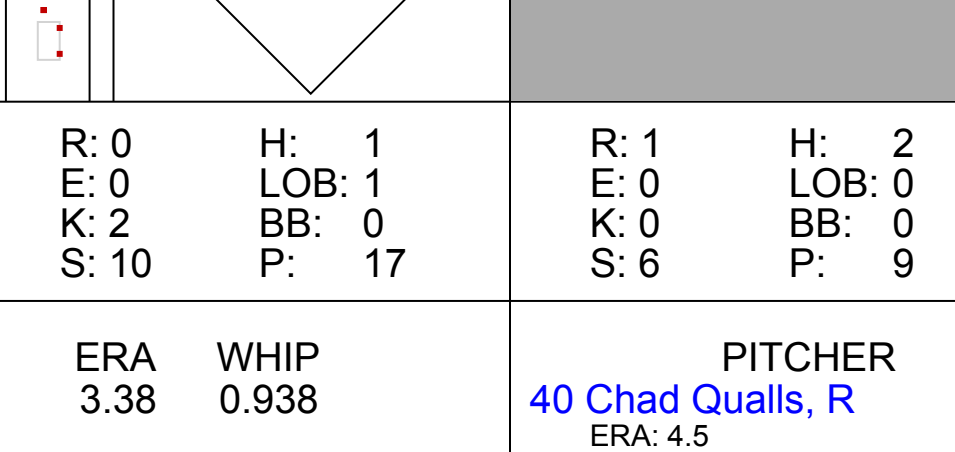
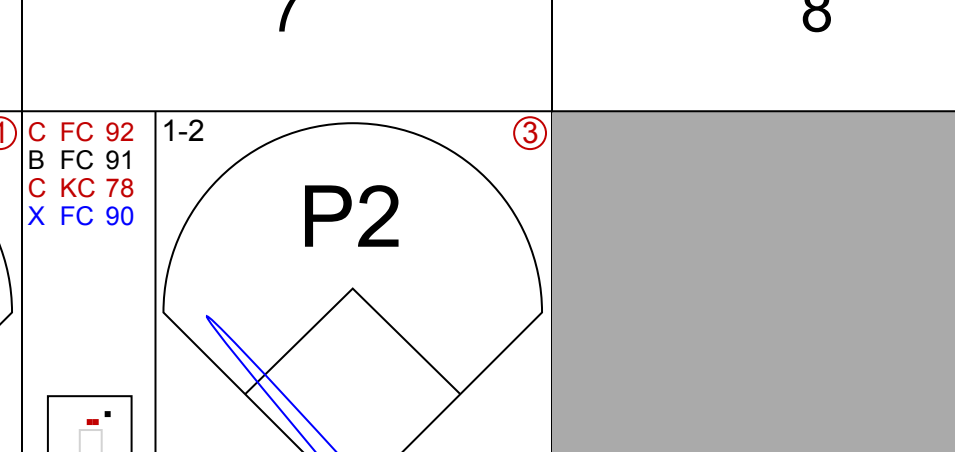
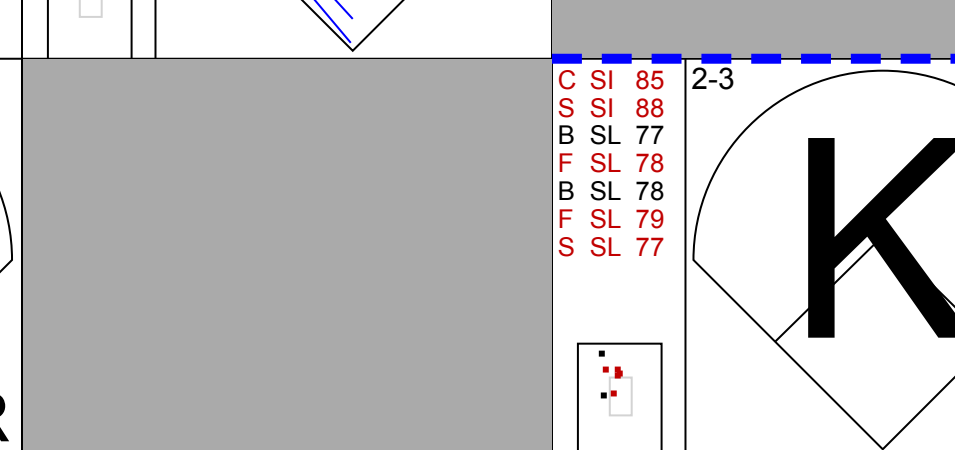
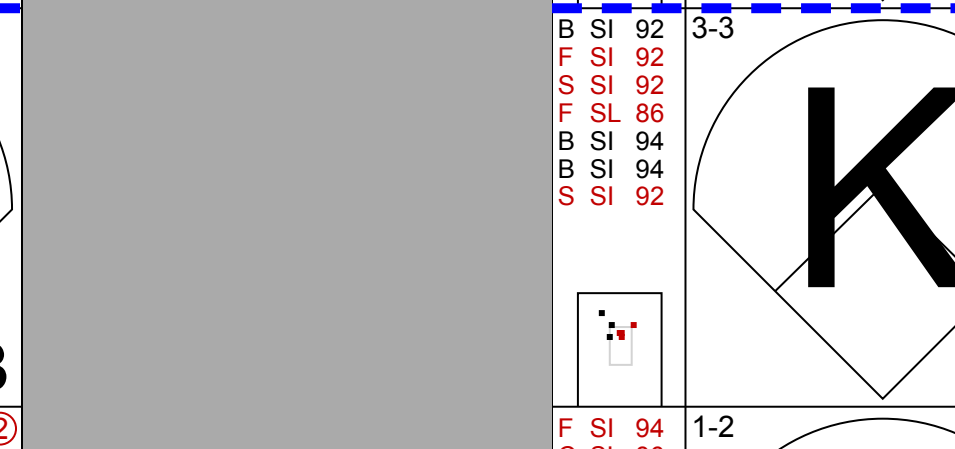
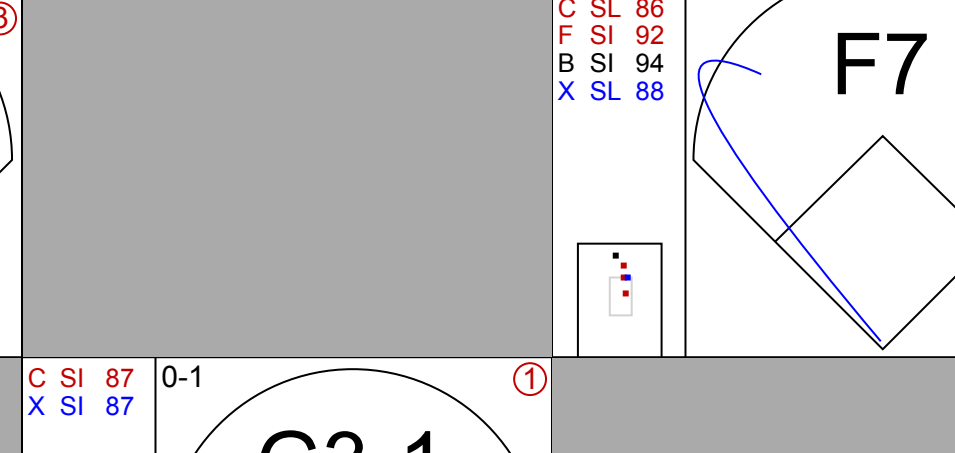
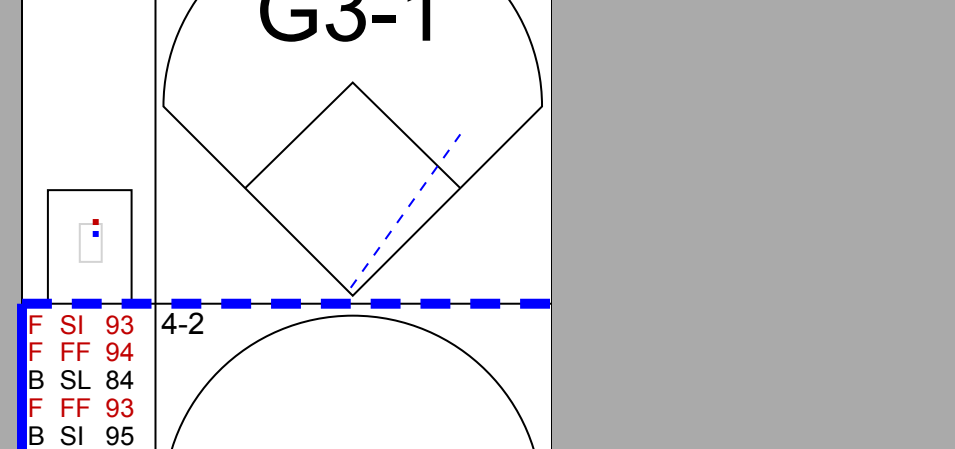
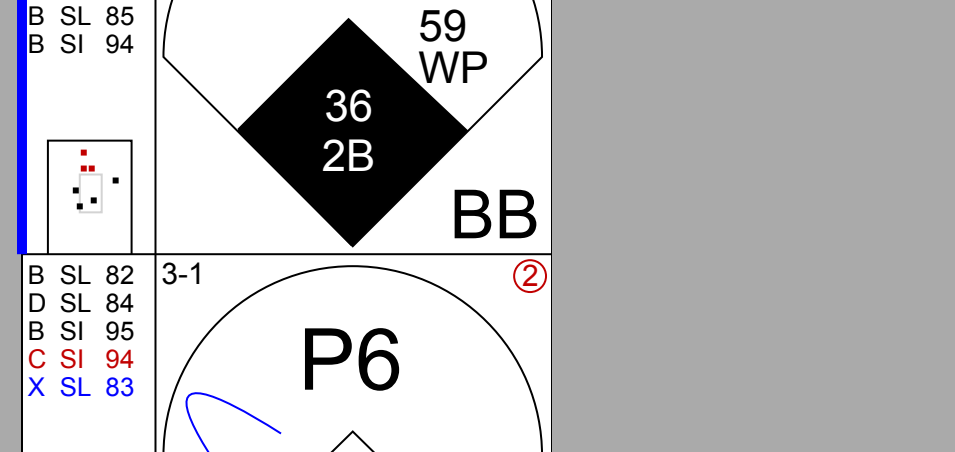
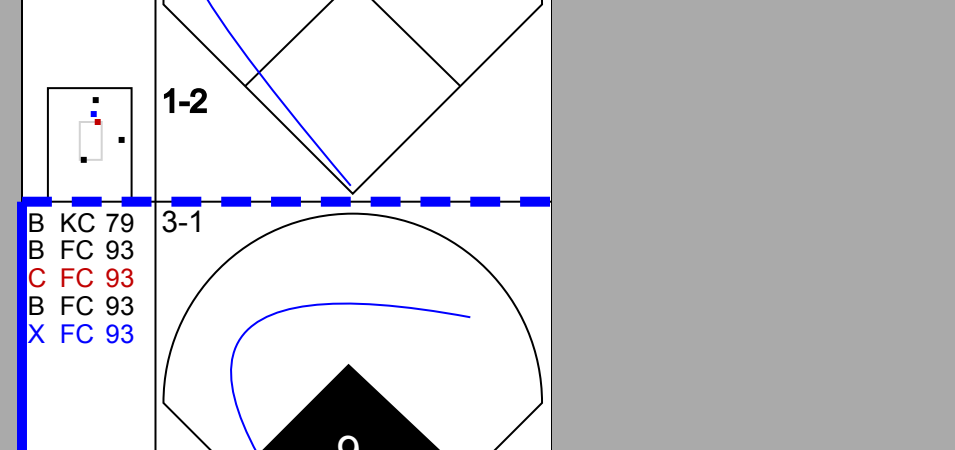
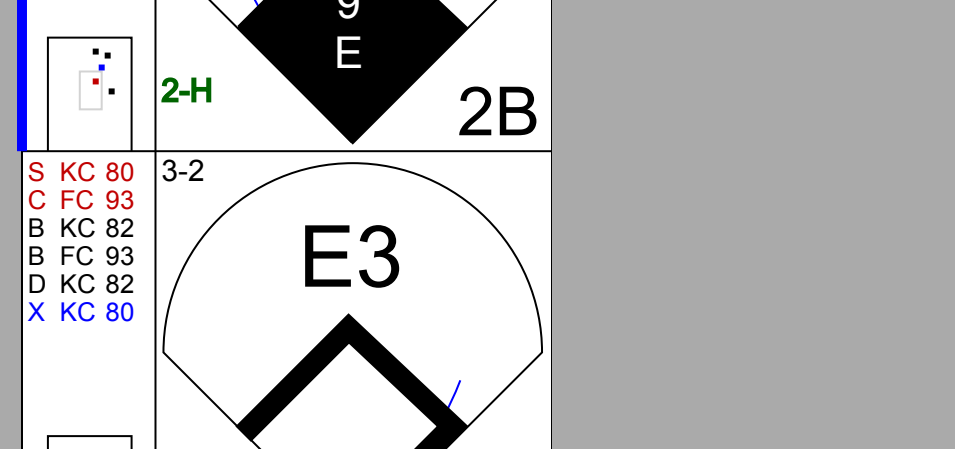
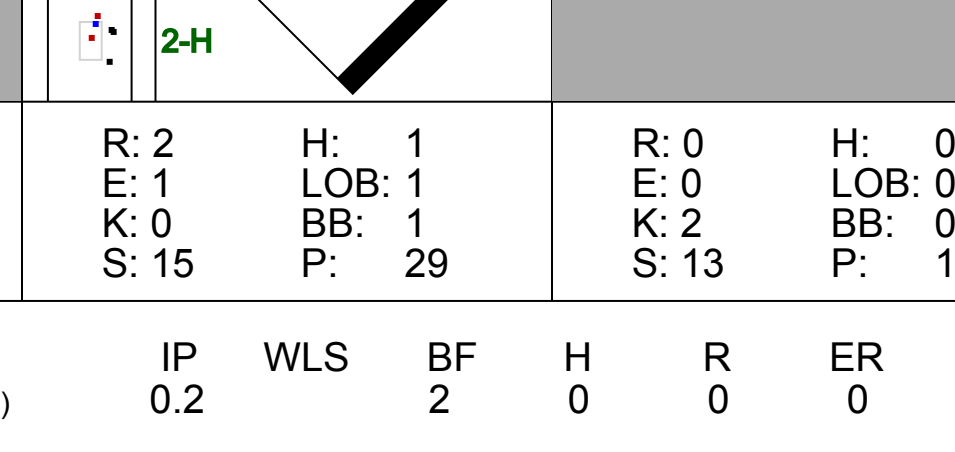
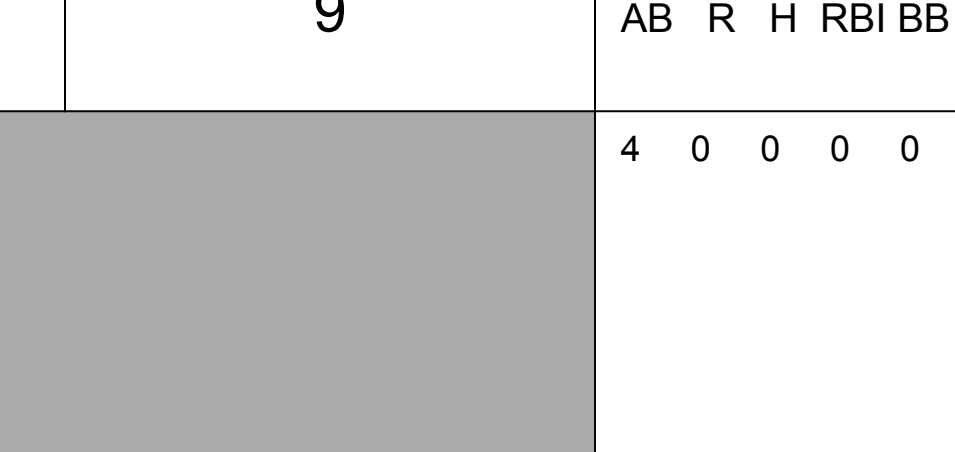








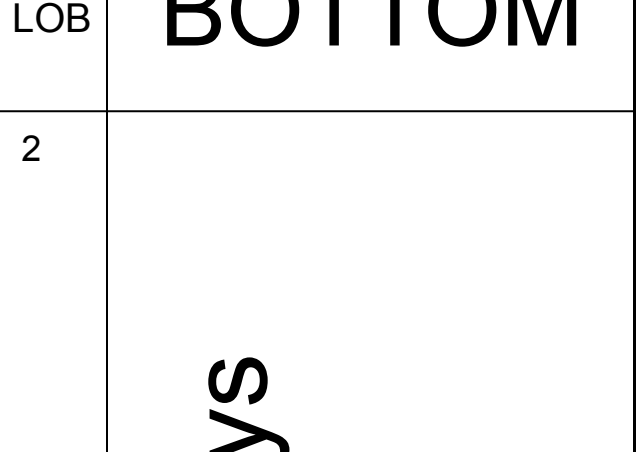

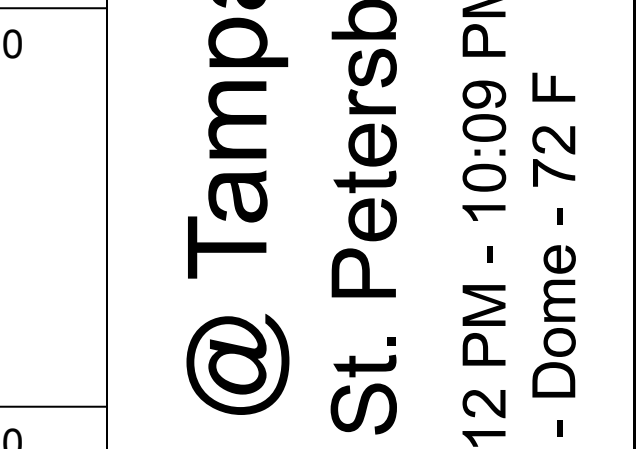
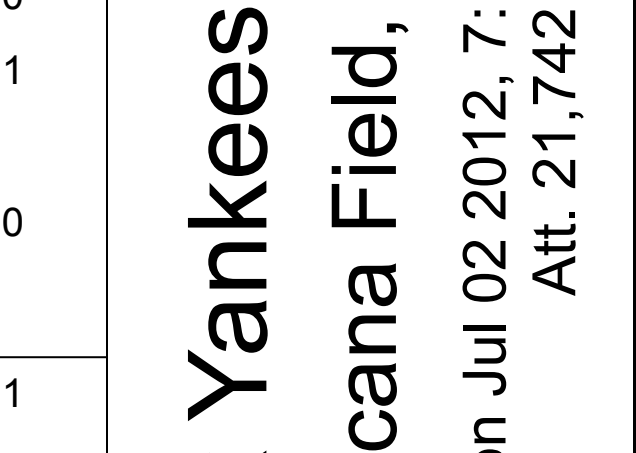
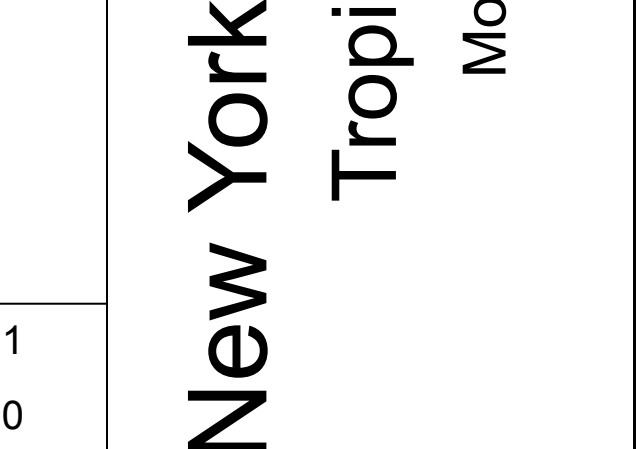
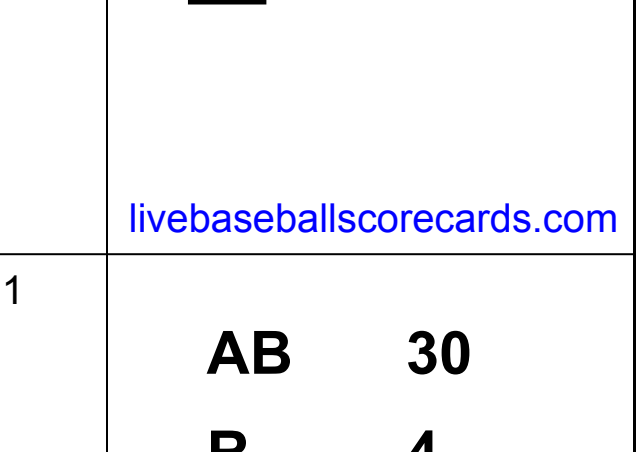
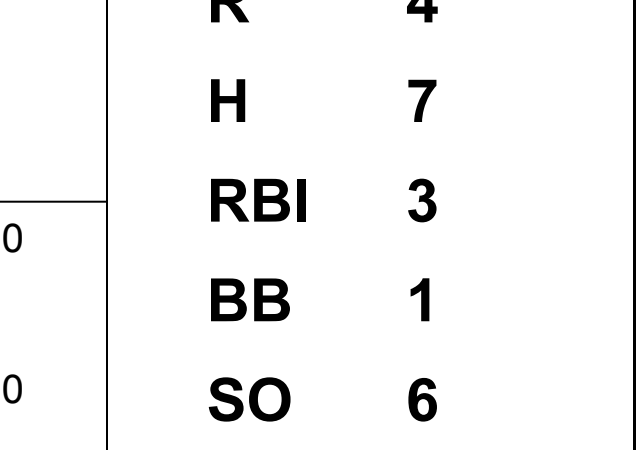

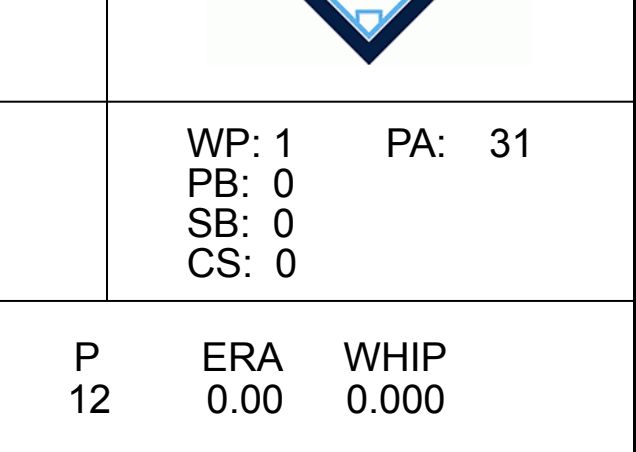
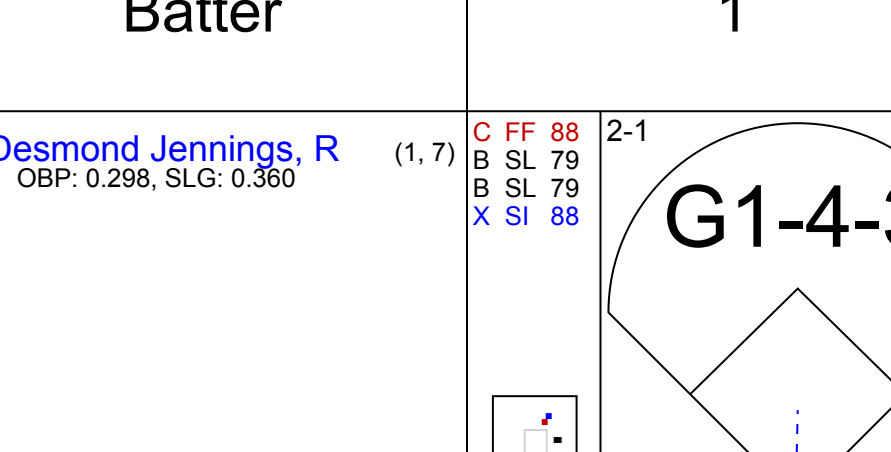
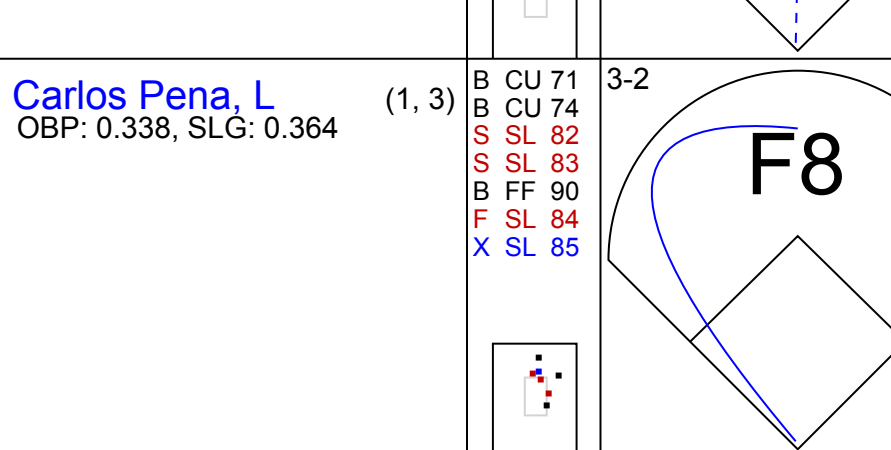
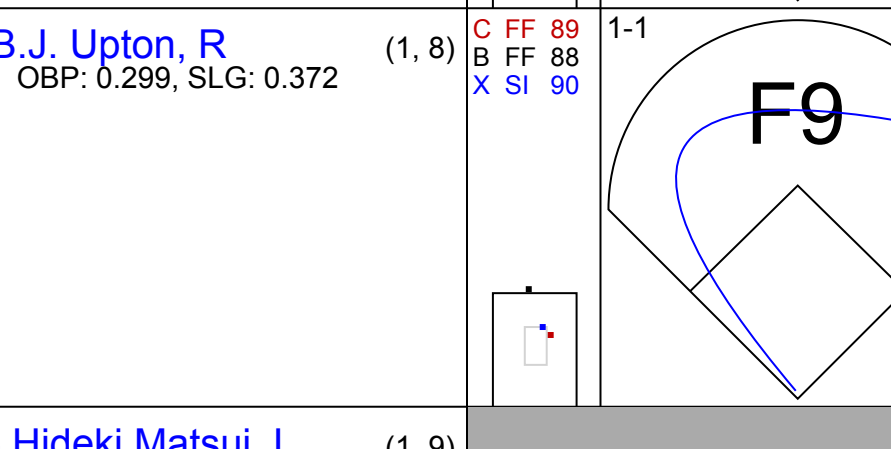
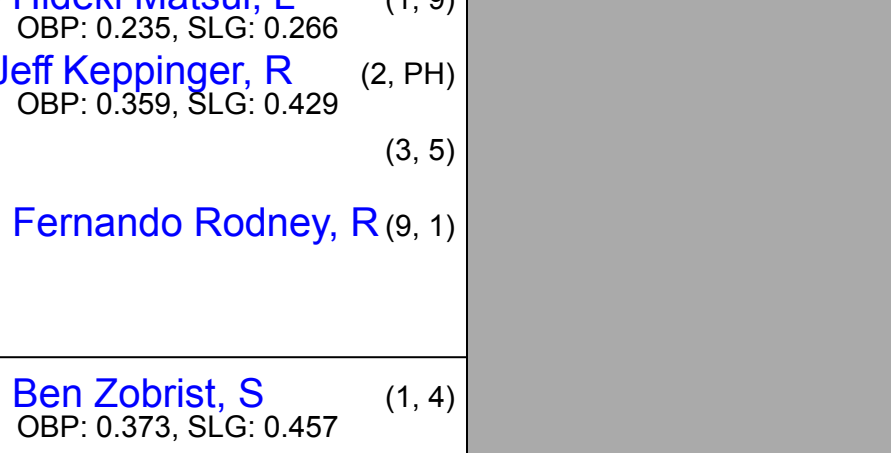
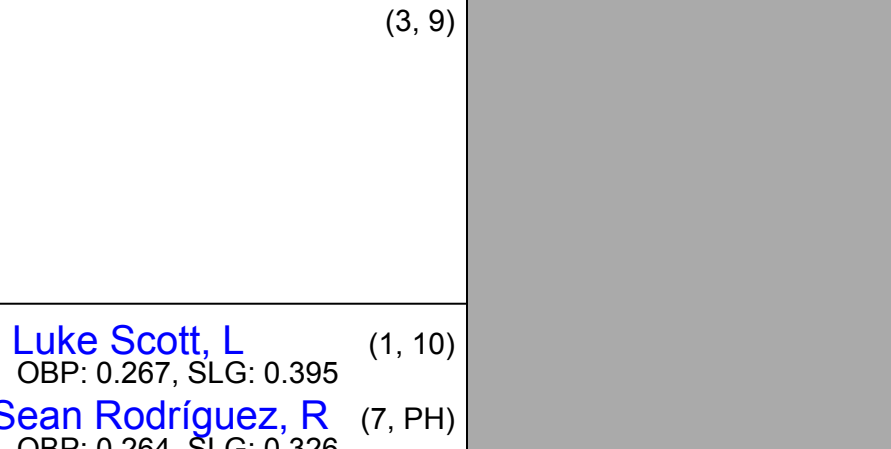
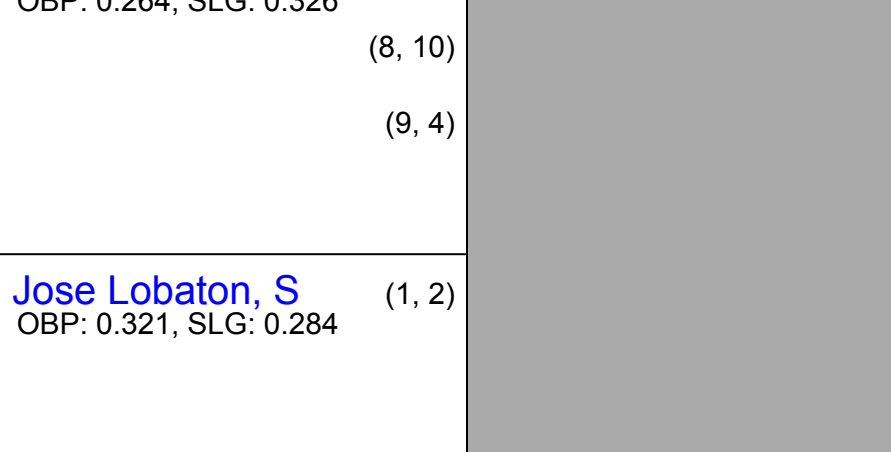

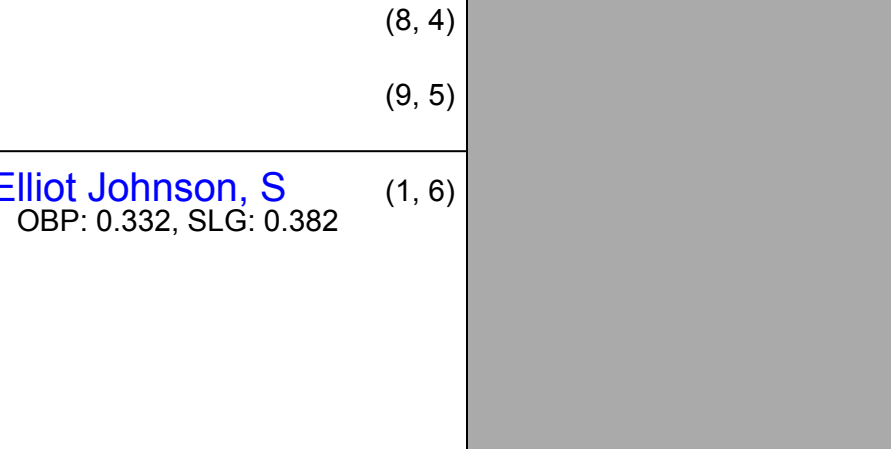
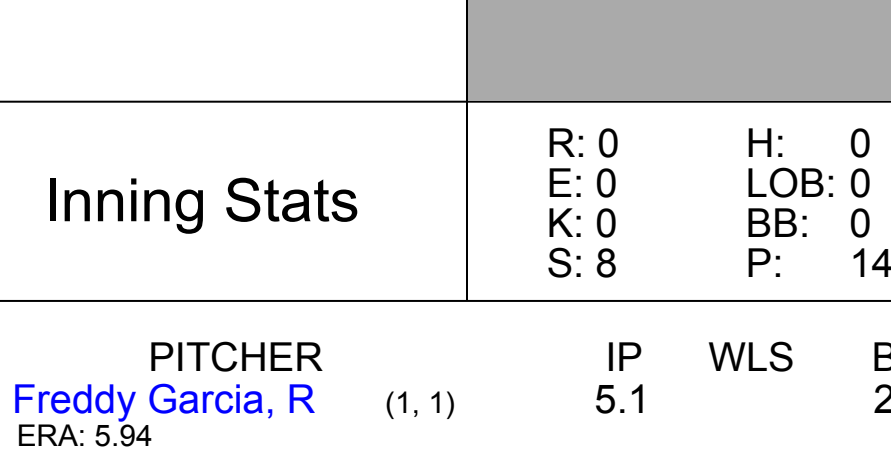
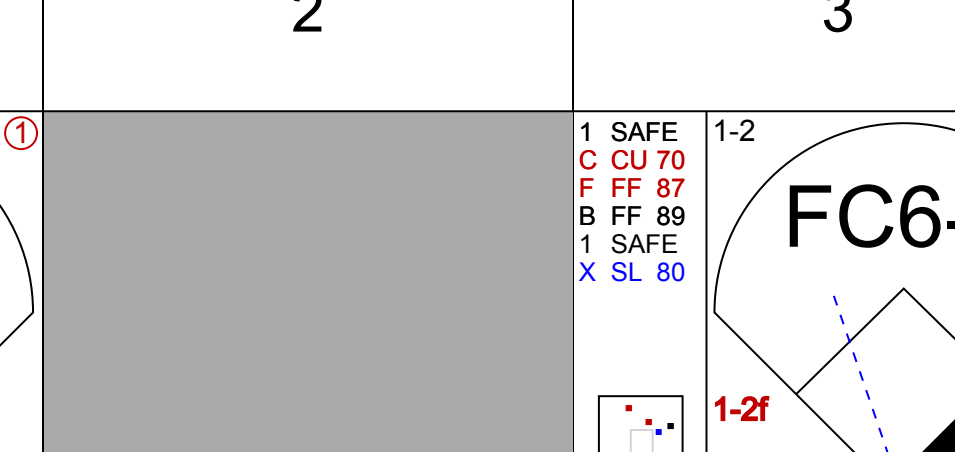


Batter	1	2	3	4	5	6	7	8	9	AB	R	H	RBI	BB	SO	LOB	TOP				
2 Derek Jeter, R OBP: 0.348, SLG: 0.404										4	1	1	0	0	1	2					
14 Curtis Granderson, L OBP: 0.346, SLG: 0.503										3	0	0	1	0	2	1					
25 Mark Teixeira, S OBP: 0.328, SLG: 0.454										3	1	2	1	1	0	0					
13 Alex Rodriguez, R OBP: 0.357, SLG: 0.436										3	0	1	0	1	0	1					
24 Robinson Cano, L OBP: 0.373, SLG: 0.590										4	0	2	1	0	0	2					
33 Nick Swisher, S OBP: 0.330, SLG: 0.481										4	0	0	0	0	0	3					
22 Andrew Jones, R OBP: 0.325, SLG: 0.459										3	0	1	0	0	0	0					
27 Raul Ibanez, L OBP: 0.293, SLG: 0.445										1	0	0	0	0	0	0					
17 Jayson Nix, R OBP: 0.300, SLG: 0.400										3	0	1	0	0	0	2					
12 Eric Chavez, L OBP: 0.326, SLG: 0.488										1	0	0	0	0	1	0					
19 Chris Stewart, R OBP: 0.295, SLG: 0.311										2	1	1	0	1	0	1					
45 Dewayne Wise, L OBP: 0.277, SLG: 0.467										1	0	0	0	0	0	0					
<b>Inning Stats</b>	R: 2 H: 4 E: 0 K: 0 S: 14	H: 4 LOB: 1 BB: 0 P: 20	R: 0 H: 1 E: 0 K: 1 S: 12	H: 1 LOB: 1 BB: 0 P: 16	R: 0 H: 0 E: 0 K: 1 S: 6	H: 0 LOB: 1 BB: 2 P: 14	R: 0 H: 1 E: 0 K: 1 S: 10	H: 1 LOB: 1 BB: 0 P: 12	R: 0 H: 2 E: 0 K: 0 S: 7	H: 2 LOB: 0 BB: 1 P: 14	R: 1 H: 0 E: 0 K: 0 S: 13	H: 0 LOB: 0 BB: 1 P: 21	R: 0 H: 0 E: 0 K: 0 S: 5	H: 0 LOB: 0 BB: 0 P: 10	R: 0 H: 0 E: 0 K: 1 S: 10	H: 0 LOB: 0 BB: 0 P: 16	1B: 7 2B: 3 3B: 0 HR: 0	SF: 1 SAC: 0 DP: 3 HBP: 0	WP: 1 PB: 0 SB: 1 CS: 0	PA: 36	
<b>PITCHER</b>	IP WLS BF H R ER SO BB IBB HBP BLK WP HR S P ERA WHIP	7.0 W 30 9 3 3 3 3 0 0 0 0 0 0 70 113 3.86 1.714	1.0 H 3 0 0 0 0 0 0 0 0 0 0 0 5 10 0.00 0.000	1.0 S 3 0 0 0 1 0 0 0 0 0 0 0 10 16 0.00 0.000	<b>PITCHER</b>																
55 Matt Moore, L ERA: 4.17																					
62 Joel Peralta, R ERA: 4.73																					
56 Fernando Rodney, R ERA: 0.98																					

**New York Yankees @ Tampa Bay Rays**  
Tropicana Field, St. Petersburg, FL  
Mon Jul 02 2012, 7:12 PM - 10:09 PM EDT  
Att: 21,742 - Dome - 72 F

AB 32  
R 3  
H 9  
RBI 3  
BB 3  
SO 4  
LOB 12




Batter	1	2	3	4	5	6	7	8	9	AB	R	H	RBI	BB	SO	LOB	BOTTOM
8 Desmond Jennings, R OBP: 0.299, SLG: 0.380										4	0	0	0	0	0	2	
23 Carlos Pena, L OBP: 0.338, SLG: 0.364										4	1	1	1	0	2	0	
2 B.J. Upton, R OBP: 0.299, SLG: 0.372										4	1	2	1	0	1	0	
35 Hideki Matsui, L OBP: 0.235, SLG: 0.266										0	0	0	0	0	0	0	
7 Jeff Keppinger, R OBP: 0.359, SLG: 0.429										4	0	1	0	0	1	1	
56 Fernando Rodney, R OBP: 0.373, SLG: 0.457										0	0	0	0	0	0	0	
18 Ben Zobrist, S OBP: 0.373, SLG: 0.457										3	0	0	0	0	0	1	
30 Luke Scott, L OBP: 0.287, SLG: 0.395																	




Batter	1	2	3	4	5	6	7	8	9	AB	R	H	RBI	BB	SO	LOB	TOP			
2 Derek Jeter, R OBP: 0.391, SLG: 0.409										3	1	2	0	0	0	0	<b>New York Yankees @ Tampa Bay Rays</b> Tropicana Field, St. Petersburg, FL Tue Jul 03 2012, 7:11 PM - 10:06 PM EDT Att: 26,453 - Dome - 72 F			
14 Curtis Granderson, L OBP: 0.343, SLG: 0.503										4	1	1	1	0	0	2				
13 Alex Rodriguez, R OBP: 0.393, SLG: 0.430										4	0	0	0	0	2	2				
24 Robinson Canó, L OBP: 0.374, SLG: 0.588										4	0	2	1	0	1	0				
33 Nick Swisher, S OBP: 0.297, SLG: 0.473										4	0	0	0	0	1	2				
27 Raul Ibanez, L OBP: 0.297, SLG: 0.456										4	1	2	0	0	1	0				
12 Eric Chavez, L OBP: 0.326, SLG: 0.480										4	0	1	1	0	1	1				
55 Russell Martin, R OBP: 0.302, SLG: 0.354										4	0	0	0	0	1	1				
45 Dewayne Wise, L OBP: 0.300, SLG: 0.542										3	1	2	1	0	0	0				
<b>Inning Stats</b>	R: 2 H: 3 E: 0 K: 1 S: 13	H: 3 LOB: 0 BB: 0 P: 18	R: 0 H: 0 E: 0 K: 1 S: 9	H: 0 LOB: 0 BB: 0 P: 13	R: 1 H: 1 E: 0 K: 1 S: 9	H: 1 LOB: 0 BB: 0 P: 14	R: 1 H: 2 E: 0 K: 2 S: 13	H: 2 LOB: 1 BB: 0 P: 20	R: 0 H: 1 E: 0 K: 0 S: 6	H: 2 LOB: 1 BB: 0 P: 10	R: 0 H: 1 E: 0 K: 0 S: 5	H: 1 LOB: 0 BB: 0 P: 12	R: 0 H: 0 E: 0 K: 0 S: 6	H: 0 LOB: 0 BB: 0 P: 8	R: 0 H: 0 E: 0 K: 2 S: 8	H: 0 LOB: 0 BB: 0 P: 13	1B: 5 2B: 5 3B: 0 HR: 1	SF: 0 SAC: 1 DP: 1 HBP: 0	WP: 0 PB: 0 SB: 0 CS: 0	PA: 35
<b>PITCHER</b>	IP	WLS	BF	H	R	ER	SO	BB	IBB	HBP	BLK	WP	HR	S	P	ERA	WHIP			
33 James Shields, R ERA: 4.11	7.0	W	29	10	4	4	5	0	0	0	0	0	1	61	100	5.14	1.429			
31 Burke Badenhop, R ERA: 3.74	0.1	H	1	0	0	0	0	0	0	0	0	0	0	2	2	0.00	0.000			
62 Joel Peralta, R ERA: 4.68	0.2	H	2	0	0	0	0	0	0	0	0	0	0	4	6	0.00	0.000			
56 Fernando Rodney, R ERA: 0.96	1.0	S	3	0	0	0	2	0	0	0	0	0	0	8	13	0.00	0.000			

Batter	1	2	3	4	5	6	7	8	9	AB	R	H	RBI	BB	SO	LOB	BOTTOM			
8 Desmond Jennings, R OBP: 0.304, SLG: 0.384										3	2	1	0	1	0	1	<b>New York Yankees @ Tampa Bay Rays</b> Tropicana Field, St. Petersburg, FL Tue Jul 03 2012, 7:11 PM - 10:06 PM EDT Att: 26,453 - Dome - 72 F			
23 Carlos Pena, L OBP: 0.324, SLG: 0.359										4	0	0	0	0	2	4				
2 B.J. Upton, R OBP: 0.301, SLG: 0.374										4	2	2	0	0	0	1				
7 Jeff Keppinger, R OBP: 0.356, SLG: 0.423										4	0	1	2	0	0	2				
18 Ben Zobrist, S OBP: 0.375, SLG: 0.456										3	0	1	1	1	0	1				
30 Luke Scott, L OBP: 0.282, SLG: 0.387										4	0	0	0	0	1	4				
28 José Molina, R OBP: 0.268, SLG: 0.338										4	1	1	0	0	2	0				
1 Sean Rodriguez, R OBP: 0.272, SLG: 0.351										4	1	3	2	0	1	0				
9 Elliot Johnson, S OBP: 0.330, SLG: 0.379										4	1	1	0	0	0	2				
<b>Inning Stats</b>	R: 0 H: 0 E: 0 K: 1 S: 12	H: 0 LOB: 1 BB: 0 P: 19	R: 0 H: 0 E: 0 K: 1 S: 8	H: 0 LOB: 0 BB: 0 P: 13	R: 3 H: 3 E: 2 K: 1 S: 17	H: 3 LOB: 2 BB: 1 P: 29	R: 2 H: 2 E: 0 K: 0 S: 9	H: 2 LOB: 0 BB: 0 P: 15	R: 0 H: 1 E: 0 K: 1 S: 7	H: 0 LOB: 1 BB: 1 P: 10	R: 2 H: 3 E: 0 K: 1 S: 14	H: 3 LOB: 1 BB: 0 P: 20	R: 0 H: 1 E: 0 K: 0 S: 15	H: 1 LOB: 0 BB: 0 P: 23	1B: 7 2B: 3 3B: 0 HR: 1	SF: 0 SAC: 0 DP: 1 HBP: 1	WP: 0 PB: 0 SB: 5 CS: 0	PA: 37		
<b>PITCHER</b>	IP	WLS	BF	H	R	ER	SO	BB	IBB	HBP	BLK	WP	HR	S	P	ERA	WHIP			
47 Iván Nova, R ERA: 4.05	6.0	L	28	7	7	3	5	2	0	1	0	0	1	65	102	4.50	1.500			
39 Clay Rapada, L ERA: 2.63	0.1		1	0	0	0	1	0	0	0	0	0	0	3	4	0.00	0.000			
40 Chad Qualls, R ERA: 4.54	1.2		8	3	1	1	0	0	0	0	0	0	0	23	36	5.40	1.800			

AB	34
R	4
H	10
RBI	4
BB	0
SO	7
LOB	8



AB	34
R	7
H	10
RBI	5
BB	2
SO	6
LOB	15





















Batter	1	2	3	4	5	6	7	8	9	AB	R	H	RBI	BB	SO	LOB	TOP							
2 Derek Jeter, R OBP: 0.354, SLG: 0.411										5	1	3	0	0	2	0								
14 Curtis Granderson, L OBP: 0.352, SLG: 0.502										4	1	2	0	0	1	1								
25 Mark Teixeira, S OBP: 0.334, SLG: 0.473										5	1	2	1	0	2	4								
13 Alex Rodriguez, R OBP: 0.357, SLG: 0.436										5	1	1	1	0	0	6								
24 Robinson Canó, L OBP: 0.374, SLG: 0.578										4	0	1	0	1	1	1								
33 Nick Swisher, S OBP: 0.336, SLG: 0.477										3	1	2	1	2	0	2								
45 Dewayne Wise, L OBP: 0.288, SLG: 0.520										0	0	0	0	0	0	0								
22 Andrew Jones, R OBP: 0.326, SLG: 0.535										5	1	2	3	0	1	5								
17 Jayson Nix, R OBP: 0.284, SLG: 0.412										5	1	1	0	0	2	5								
19 Chris Stewart, R OBP: 0.276, SLG: 0.293										4	0	0	1	0	1	4								
<b>Inning Stats</b>	R: 2 H: 3 E: 0 K: 1 S: 17	LOB: 2 BB: 1 P: 29	R: 1 H: 2 E: 0 K: 1 S: 10	LOB: 2 BB: 0 P: 20	R: 0 H: 1 E: 0 K: 0 S: 8	LOB: 1 BB: 0 P: 13	R: 0 H: 0 E: 0 K: 3 S: 11	LOB: 0 BB: 0 P: 19	R: 2 H: 3 E: 0 K: 2 S: 14	LOB: 2 BB: 1 P: 26	R: 0 H: 1 E: 0 K: 0 S: 15	LOB: 1 BB: 0 P: 20	R: 2 H: 2 E: 0 K: 1 S: 13	LOB: 2 BB: 0 P: 20	R: 0 H: 1 E: 0 K: 2 S: 9	LOB: 1 BB: 0 P: 14	R: 0 H: 1 E: 0 K: 0 S: 10	LOB: 2 BB: 1 P: 18	1B: 8 2B: 4 3B: 1 HR: 1	SF: 1 SAC: 0 DP: 0 HBP: 0	WP: 0 PB: 1 CS: 0	PA: 45		
<b>PITCHER</b>	IP WLS BF H R ER SO BB IBB HBP BLK WP HR S P ERA WHIP	IP WLS BF H R ER SO BB IBB HBP BLK WP HR S P ERA WHIP	IP WLS BF H R ER SO BB IBB HBP BLK WP HR S P ERA WHIP	IP WLS BF H R ER SO BB IBB HBP BLK WP HR S P ERA WHIP	IP WLS BF H R ER SO BB IBB HBP BLK WP HR S P ERA WHIP	IP WLS BF H R ER SO BB IBB HBP BLK WP HR S P ERA WHIP	IP WLS BF H R ER SO BB IBB HBP BLK WP HR S P ERA WHIP	IP WLS BF H R ER SO BB IBB HBP BLK WP HR S P ERA WHIP	IP WLS BF H R ER SO BB IBB HBP BLK WP HR S P ERA WHIP	IP WLS BF H R ER SO BB IBB HBP BLK WP HR S P ERA WHIP	IP WLS BF H R ER SO BB IBB HBP BLK WP HR S P ERA WHIP	IP WLS BF H R ER SO BB IBB HBP BLK WP HR S P ERA WHIP	IP WLS BF H R ER SO BB IBB HBP BLK WP HR S P ERA WHIP	IP WLS BF H R ER SO BB IBB HBP BLK WP HR S P ERA WHIP	IP WLS BF H R ER SO BB IBB HBP BLK WP HR S P ERA WHIP	IP WLS BF H R ER SO BB IBB HBP BLK WP HR S P ERA WHIP	IP WLS BF H R ER SO BB IBB HBP BLK WP HR S P ERA WHIP	IP WLS BF H R ER SO BB IBB HBP BLK WP HR S P ERA WHIP	IP WLS BF H R ER SO BB IBB HBP BLK WP HR S P ERA WHIP	IP WLS BF H R ER SO BB IBB HBP BLK WP HR S P ERA WHIP	IP WLS BF H R ER SO BB IBB HBP BLK WP HR S P ERA WHIP	IP WLS BF H R ER SO BB IBB HBP BLK WP HR S P ERA WHIP	IP WLS BF H R ER SO BB IBB HBP BLK WP HR S P ERA WHIP	IP WLS BF H R ER SO BB IBB HBP BLK WP HR S P ERA WHIP

New York Yankees @ Boston Red Sox  
Fenway Park, Boston, MA  
Sun Jul 08 2012, 8:09 PM - 12:09 AM EDT  
Att: 38,270 - Partly Cloudy - 87 F

AB 40  
R 7  
H 14  
RBI 7  
BB 3  
SO 10  
LOB 28




Batter	1	2	3	4	5	6	7	8	9	AB	R	H	RBI	BB	SO	LOB	BOTTOM					
66 Daniel Nava, S OBP: 0.388, SLG: 0.427										4	0	0	0	1	2	2						
23 Pedro Ciriaco, R OBP: 0.571, SLG: 0.692										4	2	3	0	1	0	2						
34 David Ortiz, L OBP: 0.406, SLG: 0.607										4	0	1	1	1	2	4						
28 Adrián González, L OBP: 0.329, SLG: 0.416										1	0	0	0	0	1	2						
5 Nick Punto, S OBP: 0.322, SLG: 0.293										3	0	2	0	1	0	2						
7 Cody Ross, R OBP: 0.345, SLG: 0.537										4	0	0	0	1	2	4						
39 Jarrod Saltalamacchia, R OBP: 0.289, SLG: 0.517										4	1	0	0	1	3	7						
12 Ryan Sweeney, L OBP: 0.319, SLG: 0.490										4	0	0	0	0	2	4						
50 Mauro Gomez, R OBP: 0.391, SLG: 0.500										3	0	0	0	1	2	0						
3 Mike Aviles, R OBP: 0.283, SLG: 0.410										3	0	1	1	1	1	0						
<b>Inning Stats</b>	R: 1 H: 1 E: 1 K: 2 S: 17	LOB: 2 BB: 1 P: 28	R: 0 H: 0 E: 0 K: 3 S: 12	LOB: 0 BB: 0 P: 15	R: 1 H: 3 E: 0 K: 1 S: 18	LOB: 3 BB: 1 P: 29	R: 0 H: 0 E: 0 K: 1 S: 7	LOB: 0 BB: 0 P: 10	R: 0 H: 2 E: 0 K: 1 S: 10	LOB: 2 BB: 0 P: 15	R: 0 H: 0 E: 0 K: 2 S: 9	LOB: 0 BB: 0 P: 14	R: 0 H: 0 E: 0 K: 1 S: 12	LOB: 2 BB: 2 P: 23	R: 1 H: 1 E: 0 K: 1 S: 15	LOB: 2 BB: 2 P: 27	R: 0 H: 0 E: 0 K: 3 S: 17	LOB: 2 BB: 2 P: 31	1B: 5 2B: 2 3B: 0 HR: 0	SF: 0 SAC: 0 DP: 1 HBP: 0	WP: 2 PB: 0 CS: 0	PA: 42
<b>PITCHER</b>	IP WLS BF H R ER SO BB IBB HBP BLK WP HR S P ERA WHIP	IP WLS BF H R ER SO BB IBB HBP BLK WP HR S P ERA WHIP	IP WLS BF H R ER SO BB IBB HBP BLK WP HR S P ERA WHIP	IP WLS BF H R ER SO BB IBB HBP																		



Batter	1	2	3	4	5	6	7	8	9	AB	R	H	RBI	BB	SO	LOB	TOP				
27 Mike Trout, R OBP: 0.398, SLG: 0.565 (1, 8)										4	1	2	0	0	0	0					
48 Toni Hunter, R OBP: 0.329, SLG: 0.421 (1, 9)										4	0	0	0	0	0	1	2				
5 Albert Pujols, R OBP: 0.336, SLG: 0.464 (1, 3)										4	1	2	1	0	1	0					
8 Kendrys Morales, S OBP: 0.326, SLG: 0.426 (1, 10)										3	1	0	0	0	0	1					
44 Mark Trumbo, R OBP: 0.360, SLG: 0.616 25 Peter Bourjos, R OBP: 0.291, SLG: 0.349 (8, 8)										4	1	2	3	0	0	1					
6 Alberto Callaspo, S OBP: 0.329, SLG: 0.368 (1, 5)										3	0	0	0	1	2	1					
47 Howie Kendrick, R OBP: 0.316, SLG: 0.387 (1, 4)										4	0	2	0	0	0	1					
2 Erick Aybar, S OBP: 0.297, SLG: 0.373 (1, 6)										4	1	1	1	0	2	2					
41 John Hester, R OBP: 0.282, SLG: 0.346 13 Maicer Izturis, S OBP: 0.309, SLG: 0.268 (9, PH)										3	0	0	0	0	1	1					
<b>Inning Stats</b>	R: 0 E: 0 K: 1 S: 6	H: 0 LOB: 0 BB: 0 P: 9	R: 0 E: 0 K: 0 S: 5	H: 1 LOB: 0 BB: 0 P: 8	R: 1 E: 0 K: 0 S: 11	H: 2 LOB: 1 BB: 0 P: 18	R: 0 E: 0 K: 0 S: 6	H: 0 LOB: 0 BB: 0 P: 11	R: 0 E: 0 K: 1 S: 5	H: 0 LOB: 0 BB: 0 P: 9	R: 3 E: 0 K: 3 S: 18	H: 3 LOB: 1 BB: 0 P: 26	R: 1 E: 0 K: 1 S: 12	H: 2 LOB: 1 BB: 0 P: 17	R: 0 E: 0 K: 1 S: 10	H: 1 LOB: 1 BB: 0 P: 16	1B: 4 2B: 3 3B: 0 HR: 2	SF: 0 SAC: 0 DP: 0 HBP: 1	WP: 0 PB: 0 SB: 2 CS: 2	PA: 35	
<b>PITCHER</b>	IP	WLS	BF	H	R	ER	SO	BB	IBB	HBP	BLK	WP	HR	S	P	ERA	WHIP				
18 Hiroki Kuroda, R ERA: 3.67 (1, 1)	7.1		30	8	5	5	6	1	0	1	0	0	2	63	101	6.14	1.227				
40 Chad Qualls, R ERA: 4.33 (8, 1)	0.2	W	2	0	0	0	0	0	0	0	0	0	0	5	6	0.00	0.000				
29 Rafael Soriano, R ERA: 1.56 (9, 1)	1.0	S	4	1	0	0	1	0	0	0	0	0	0	10	16	0.00	1.000				

Los Angeles Angels @ New York Yankees  
Yankee Stadium, Bronx, NY  
Fri Jul 13 2012, 7:10 PM - 10:08 PM EDT  
Att: 47,873 - Cloudy - 81 F


AB 33  
R 5  
H 9  
RBI 5  
BB 1  
SO 7  
LOB 9



Batter	1	2	3	4	5	6	7	8	9	AB	R	H	RBI	BB	SO	LOB	BOTTOM				
2 Derek Jeter, R OBP: 0.355, SLG: 0.415 (1, 6)										4	2	2	0	0	1	0					
14 Curtis Granderson, L OBP: 0.353, SLG: 0.599 (1, 8)										3	1	1	0	1	2	1					
25 Mark Teixeira, S OBP: 0.336, SLG: 0.493 (1, 3)										4	2	2	5	0	0	1					
13 Alex Rodriguez, R OBP: 0.353, SLG: 0.430 (1, 5)										4	0	0	0	0	1	1					
24 Robinson Canó, L OBP: 0.373, SLG: 0.574 (1, 4)										4	0	1	0	0	0	1					
33 Nick Swisher, S OBP: 0.342, SLG: 0.480 45 Dewayne Wise, L OBP: 0.288, SLG: 0.520 (8, FR)										2	0	1	0	2	0	1					
22 Andruw Jones, R OBP: 0.300, SLG: 0.533 27 Raul Ibanez, L OBP: 0.300, SLG: 0.457 26 Darrell McDonald, R OBP: 0.297, SLG: 0.352 (8, PH)										3	0	0	0	0	2	3					
55 Russell Martin, R OBP: 0.304, SLG: 0.348 (1, 2)										3	0	1	1	1	0	3					
17 Jayson Nix, R OBP: 0.273, SLG: 0.394 12 Eric Chavez, L OBP: 0.333, SLG: 0.500 (8, PH)										3	0	0	0	0	1	2					
<b>Inning Stats</b>	R: 0 E: 0 K: 1 S: 9	H: 0 LOB: 0 BB: 0 P: 12	R: 0 E: 1 K: 2 S: 11	H: 0 LOB: 2 BB: 1 P: 19	R: 2 E: 0 K: 1 S: 10	H: 2 LOB: 0 BB: 0 P: 15	R: 0 E: 0 K: 1 S: 8	H: 1 LOB: 0 BB: 0 P: 12	R: 0 E: 0 K: 1 S: 8	H: 0 LOB: 0 BB: 0 P: 16	R: 0 E: 0 K: 0 S: 8	H: 1 LOB: 1 BB: 0 P: 11	R: 0 E: 0 K: 1 S: 11	H: 1 LOB: 1 BB: 0 P: 16	R: 4 E: 0 K: 0 S: 18	H: 3 LOB: 2 BB: 3 P: 35	1B: 3 2B: 2 3B: 1 HR: 2	SF: 0 SAC: 0 DP: 2 HBP: 0	WP: 0 PB: 0 SB: 1 CS: 0	PA: 36	
<b>PITCHER</b>	IP	WLS	BF	H	R	ER	SO	BB	IBB	HBP	BLK	WP	HR	S	P	ERA	WHIP				
33 C.J. Wilson, L ERA: 2.43 (1, 1)	7.0		27	5	2	2	7	2	0	0	0	0	1	65	101	2.57	1.000				
37 Scott Downs, L ERA: 1.47 (8, 1)	0.2	L	6	2	4	4	0	2	0	0	0	0	1	14	25	54.00	6.000				
40 Kevin Jepsen, R ERA: 6.97 (8, 1)	0.1		3	1	0	0	0	0	1	0	0	0	0	4	10	0.00	3.000				

Los Angeles Angels @ New York Yankees  
Yankee Stadium, Bronx, NY  
Fri Jul 13 2012, 7:10 PM - 10:08 PM EDT  
Att: 47,873 - Cloudy - 81 F

AB 31  
R 6  
H 8  
RBI 6  
BB 5  
SO 7  
LOB 15





Batter	1	2	3	4	5	6	7	8	9	AB	R	H	RBI	BB	SO	LOB	TOP										
27 Mike Trout, R OBP: 0.401, SLG: 0.569										5	1	3	0	0	1	1	<b>Los Angeles Angels @ New York Yankees</b> Yankee Stadium, Bronx, NY Sat Jul 14 2012, 1:10 PM - 4:02 PM EDT Att: 47,789 - Cloudy - 85 F										
2 Erick Aybar, S OBP: 0.298, SLG: 0.372										4	1	1	0	1	0	2											
5 Albert Pujols, R OBP: 0.334, SLG: 0.458										4	0	0	0	1	1	4											
8 Kendrys Morales, S OBP: 0.325, SLG: 0.421										3	0	0	0	1	1	3											
44 Mark Trumbo, R OBP: 0.358, SLG: 0.610										3	0	0	0	1	1	2											
6 Alberto Callaspo, S OBP: 0.328, SLG: 0.366										4	0	1	2	0	1	2											
47 Howie Kendrick, R OBP: 0.315, SLG: 0.383										3	1	0	0	1	1	3											
25 Peter Bourjos, R OBP: 0.290, SLG: 0.346										4	0	1	0	0	1	1											
46 Bobby Wilson, R OBP: 0.258, SLG: 0.218										3	0	1	1	0	1	0											
13 Maicer Izturis, S OBP: 0.307, SLG: 0.266										1	0	0	0	0	0	1											
41 John Hester, R OBP: 0.282, SLG: 0.346										0	0	0	0	0	0	0											
<b>Inning Stats</b>	R: 2 H: 3 E: 0 K: 1 S: 17	H: 3 LOB: 2 BB: 1 P: 28	R: 0 H: 1 E: 0 K: 2 S: 10	H: 1 LOB: 1 BB: 0 P: 14	R: 0 H: 0 E: 0 K: 1 S: 8	H: 0 LOB: 1 BB: 1 P: 16	R: 1 H: 1 E: 0 K: 0 S: 14	H: 1 LOB: 2 BB: 2 P: 28	R: 0 H: 0 E: 0 K: 0 S: 6	H: 0 LOB: 1 BB: 1 P: 12	R: 0 H: 1 E: 0 K: 0 S: 9	H: 1 LOB: 0 BB: 0 P: 13	R: 0 H: 0 E: 0 K: 0 S: 11	H: 0 LOB: 0 BB: 0 P: 17	R: 0 H: 1 E: 0 K: 2 S: 13	H: 1 LOB: 1 BB: 0 P: 15	R: 0 H: 0 E: 0 K: 2 S: 9	H: 0 LOB: 0 BB: 0 P: 13	1B: 6 2B: 1 3B: 0 HR: 0	SF: 0 SAC: 0 DP: 0 HBP: 0	WP: 1 PB: 0 SB: 3 CS: 0	PA: 39					
<b>PITCHER</b>	IP	WLS	BF	H	R	ER	SO	BB	IBB	HBP	BLK	WP	HR	S	P	ERA	WHIP										
36 Freddy Garcia, R ERA: 5.25	5.0	W	25	5	3	3	4	5	0	0	0	1	0	55	98	5.40	2.000										
38 Cody Eppley, R ERA: 2.49	2.0	H	7	1	0	0	0	0	0	0	0	0	0	20	30	0.00	0.500										
30 David Robertson, R ERA: 2.45	1.0	H	4	1	0	0	2	0	0	0	0	0	0	13	15	0.00	1.000										
29 Rafael Soriano, R ERA: 1.51	1.0	S	3	0	0	0	2	0	0	0	0	0	0	9	13	0.00	0.000										

Batter	1	2	3	4	5	6	7	8	9	AB	R	H	RBI	BB	SO	LOB	BOTTOM										
2 Derek Jeter, R OBP: 0.354, SLG: 0.413										4	1	1	0	0	0	1	<b>Los Angeles Angels @ New York Yankees</b> Yankee Stadium, Bronx, NY Sat Jul 14 2012, 1:10 PM - 4:02 PM EDT Att: 47,789 - Cloudy - 85 F										
14 Curtis Granderson, L OBP: 0.332, SLG: 0.512										4	1	1	2	0	1	1											
13 Alex Rodriguez, R OBP: 0.355, SLG: 0.435										4	1	2	0	0	0	1											
24 Robinson Cano, L OBP: 0.374, SLG: 0.582										4	1	2	3	0	1	1											
25 Mark Teixeira, S OBP: 0.333, SLG: 0.489										3	0	0	0	0	0	1											
33 Nick Swisher, S OBP: 0.342, SLG: 0.477										2	0	0	0	1	1	0											
27 Raul Ibanez, L ERA: 4.87										3	0	1	0	0	1	1											
45 Dewayne Wise, L OBP: 0.288, SLG: 0.520										0	0	0	0	0	0	0											
12 Eric Chavez, L OBP: 0.327, SLG: 0.489										3	0	0	0	0	1	1											
19 Chris Stewart, R OBP: 0.278, SLG: 0.294										3	1	1	0	0	1	0											
<b>Inning Stats</b>	R: 2 H: 2 E: 0 K: 0 S: 12	H: 2 LOB: 0 BB: 0 P: 21	R: 0 H: 0 E: 0 K: 1 S: 8	H: 0 LOB: 0 BB: 1 P: 16	R: 2 H: 2 E: 0 K: 0 S: 15	H: 2 LOB: 0 BB: 0 P: 24	R: 0 H: 1 E: 0 K: 2 S: 12	H: 1 LOB: 1 BB: 0 P: 17	R: 0 H: 0 E: 0 K: 1 S: 7	H: 0 LOB: 0 BB: 0 P: 11	R: 1 H: 2 E: 0 K: 0 S: 7	H: 2 LOB: 0 BB: 0 P: 12	R: 0 H: 0 E: 0 K: 1 S: 5	H: 0 LOB: 0 BB: 0 P: 6	R: 0 H: 1 E: 0 K: 1 S: 9	H: 1 LOB: 1 BB: 0 P: 15	1B: 5 2B: 3 3B: 0 HR: 2	SF: 0 SAC: 0 DP: 2 HBP: 0	WP: 1 PB: 0 SB: 1 CS: 1	PA: 31							
<b>PITCHER</b>	IP	WLS	BF	H	R	ER	SO	BB	IBB	HBP	BLK	WP	HR	S	P	ERA	WHIP										
57 Jerome Williams, R ERA: 4.87	6.0	L	24	7	5	5	4	1	0	0	0	1	2	61	101	7.50	1.333										
21 Hisanori Takahashi, L ERA: 4.02	1.0		3	0	0	0	1	0	0	0	0	0	0	5	6	0.00	0.000										
32 LaTroy Hawkins, R ERA: 1.29	1.0		4	1	0	0	1	0	0	0	0	0	0	9	15	0.00	1.000										

AB	34
R	3
H	7
RBI	3
BB	5
SO	8
LOB	19



AB	30
R	5
H	8
RBI	5
BB	1
SO	6
LOB	7





Batter	1	2	3	4	5	6	7	8	9	AB	R	H	RBI	BB	SO	LOB	TOP					
27 Mike Trout, R OBP: 0.493, SLG: 0.574	F9		F8		G6-3		G6-4-3	SH1-3		5	1	2	1	1	0	0						
2 Erick Aybar, S OBP: 0.393, SLG: 0.383	HR		G3				G6-4-3	SH1-3	G4-3	4	1	2	2	1	0	3						
5 Albert Pujols, R OBP: 0.338, SLG: 0.468	HR				F7		G6-4-3			4	1	2	1	1	0	2						
8 Kendrys Morales, S OBP: 0.326, SLG: 0.420	K				FC6-4			L5		5	1	2	0	0	1	3						
44 Mark Trumbo, R OBP: 0.362, SLG: 0.620	K									5	2	3	1	0	1	1						
48 Tori Hunter, R OBP: 0.329, SLG: 0.421	K									0	0	0	0	0	0	0						
6 Alberto Callaspo, S OBP: 0.322, SLG: 0.360	F8				F7		SF8	G3	P5	4	0	0	1	0	0	2						
13 Maicer Izturis, S OBP: 0.315, SLG: 0.286	K						HR		F9	3	2	1	2	2	1	0						
25 Peter Bourjos, R OBP: 0.293, SLG: 0.348	F8				F7		F9			5	1	2	0	0	0	3						
46 Bobby Wilson, R OBP: 0.284, SLG: 0.219	F9				P4		G5-3			4	1	1	1	1	0	0						
<b>Inning Stats</b>	R: 2 H: 2 K: 2 S: 12	H: 2 LOB: 0 BB: 0 P: 18	R: 0 H: 0 K: 1 S: 8	H: 0 LOB: 0 BB: 0 P: 8	R: 0 H: 0 K: 0 S: 6	H: 2 LOB: 3 BB: 1 P: 11	R: 0 H: 0 K: 0 S: 10	H: 2 LOB: 3 BB: 1 P: 20	R: 0 H: 0 K: 0 S: 6	H: 0 LOB: 1 BB: 1 P: 15	R: 3 H: 3 K: 0 S: 15	H: 3 LOB: 1 BB: 0 P: 22	R: 1 H: 3 K: 0 S: 11	H: 3 LOB: 1 BB: 0 P: 16	R: 3 H: 3 K: 0 S: 14	H: 3 LOB: 2 BB: 2 P: 28	R: 1 H: 2 K: 0 S: 11	H: 2 LOB: 3 BB: 2 P: 21	1B: 9 2B: 2 3B: 0 HR: 4	SF: 1 SAC: 1 DP: 1 HBP: 0	WP: 2 PB: 0 CS: 0	PA: 47
<b>PITCHER</b>	IP WLS BF H R ER SO BB IBB HBP BLK WP HR S P ERA WHIP																					
47 Iván Nova, R ERA: 4.18	6.0 L 29 9 6 6 3 2 0 0 0 0 0 3 62 101 9.00 1.833																					
40 Chad Qualls, R ERA: 4.91	1.1 8 4 3 3 0 1 0 0 0 1 0 17 28 20.25 3.750																					
48 Boone Logan, L ERA: 3.69	0.2 3 0 0 0 0 0 1 0 0 0 0 0 3 9 0.00 0.000																					
43 D.J. Mitchell, R ERA: 3.86	1.0 7 2 1 1 0 2 0 0 0 1 1 11 21 9.00 4.000																					

Los Angeles Angels @ New York Yankees  
Yankee Stadium, Bronx, NY  
Sun Jul 15 2012, 1:09 PM - 4:39 PM EDT  
Att: 46,679 - Cloudy - 87 F


AB 39  
R 10  
H 15  
RBI 9  
BB 6  
SO 3  
LOB 14



Batter	1	2	3	4	5	6	7	8	9	AB	R	H	RBI	BB	SO	LOB	BOTTOM					
2 Derek Jeter, R OBP: 0.355, SLG: 0.411	L8				B1-3		F8		FC6-4	4	0	1	1	1	0	0						
14 Curtis Granderson, L OBP: 0.356, SLG: 0.551					F8		F8			4	2	2	2	1	0	0						
13 Alex Rodriguez, R OBP: 0.355, SLG: 0.443	HR						HR			5	1	2	2	0	1	3						
24 Robinson Canó, L OBP: 0.378, SLG: 0.583	1B									3	1	2	0	1	1	0						
25 Mark Teixeira, S OBP: 0.332, SLG: 0.495	K				CS		K			4	1	1	2	0	1	1						
33 Nick Swisher, S OBP: 0.343, SLG: 0.474	K						G3			2	1	0	0	2	1	1						
27 Raul Ibanez, L OBP: 0.300, SLG: 0.452					G5-3					4	0	1	0	0	0	1						
12 Eric Chavez, L OBP: 0.340, SLG: 0.522										3	2	3	1	0	0	0						
22 Andrew Jones, R OBP: 0.316, SLG: 0.519										1	0	0	0	0	1	2						
55 Russell Martin, R OBP: 0.299, SLG: 0.341										4	0	0	0	0	0	4						
<b>Inning Stats</b>	R: 2 H: 3 K: 2 S: 17	H: 3 LOB: 1 BB: 0 P: 26	R: 1 H: 2 K: 0 S: 8	H: 2 LOB: 1 BB: 0 P: 9	R: 0 H: 2 K: 0 S: 8	H: 2 LOB: 1 BB: 0 P: 13	R: 0 H: 0 K: 0 S: 5	H: 0 LOB: 0 BB: 1 P: 9	R: 0 H: 1 K: 0 S: 4	H: 1 LOB: 0 BB: 0 P: 7	R: 1 H: 1 K: 2 S: 13	H: 1 LOB: 0 BB: 0 P: 17	R: 1 H: 1 K: 0 S: 12	H: 1 LOB: 0 BB: 0 P: 18	R: 0 H: 0 K: 0 S: 7	H: 0 LOB: 0 BB: 0 P: 11	R: 3 H: 2 K: 1 S: 23	H: 2 LOB: 3 BB: 4 P: 46	1B: 8 2B: 2 3B: 0 HR: 4	SF: 0 SAC: 0 DP: 3 HBP: 0	WP: 0 PB: 0 SB: 0 CS: 1	PA: 40
<b>PITCHER</b>	IP WLS BF H R ER SO BB IBB HBP BLK WP HR S P ERA WHIP																					
36 Jered Weaver, R ERA: 2.28	7.0 W 27 10 5 5 4 1 0 0 0 0 0 0 7 11 6.43 1.571																					
55 Jason Istringhausen, R ERA: 3.19	1.0 3 0 0 0 0 0 0 0 0 0 0 0 7 11 0.00 0.000																					
49 Ernesto Frieri, R ERA: 1.42	0.0 3 1 3 3 0 2 0 0 0 0 0 1 9 19 * * *																					
37 Scott Downs, L ERA: 1.44	0.2 H 5 1 0 0 1 2 0 0 0 0 0 0 11 22 0.00 4.500																					
40 Kevin Jepsen, R ERA: 6.76	0.1 S 1 0 0 0 0 0 0 0 0 0 0 0 3 5 0.00 0.000																					

Los Angeles Angels @ New York Yankees  
Yankee Stadium, Bronx, NY  
Sun Jul 15 2012, 1:09 PM - 4:39 PM EDT  
Att: 46,679 - Cloudy - 87 F

AB 34  
R 8  
H 12  
RBI 8  
BB 5  
SO 5  
LOB 12





Batter	1	2	3	4	5	6	7	8	9	AB	R	H	RBI	BB	SO	LOB	TOP										
13 Brett Lawrie, R OBP: 0.326, SLG: 0.413	G3-1		G1-3		F7		P4		P3	5	0	0	0	0	0	4	Toronto Blue Jays @ New York Yankees Yankee Stadium, Bronx, NY Mon Jul 16 2012, 7:08 PM - 10:13 PM EDT Att: 42,819 - Partly Cloudy - 89 F										
28 Colby Rasmus, L OBP: 0.317, SLG: 0.472	K		G3			F9		G3-4-1	K	5	0	0	0	0	2	2											
19 Jose Bautista, R OBP: 0.360, SLG: 0.534	F8				F9					2	1	0	0	1	0	0											
8 Ben Francisco, R OBP: 0.308, SLG: 0.396						10 2B				0	0	0	0	1	0	0											
10 Edwin Encarnación, R OBP: 0.386, SLG: 0.579					L7					4	0	2	1	0	0	1											
26 Adam Lind, L OBP: 0.311, SLG: 0.422						26 WP			L7	3	1	1	1	1	1	2											
5 Yunel Escobar, R OBP: 0.292, SLG: 0.335					HR				G4-3	4	0	0	0	0	2	3											
2 Kelly Johnson, L OBP: 0.333, SLG: 0.382										3	1	0	0	1	0	2											
11 Rajai Davis, R OBP: 0.303, SLG: 0.383										4	0	2	0	0	1	2											
9 J.P. Arencibia, R OBP: 0.270, SLG: 0.431									E7	3	0	1	0	1	0	1											
<b>Inning Stats</b>	R: 0 H: 0 E: 0 K: 1 S: 8	H: 0 LOB: 0 BB: 0 P: 14	R: 0 H: 1 E: 0 K: 0 S: 11	H: 1 LOB: 2 BB: 1 P: 19	R: 0 H: 0 E: 0 K: 0 S: 6	H: 0 LOB: 0 BB: 0 P: 12	R: 1 H: 1 E: 0 K: 1 S: 11	H: 1 LOB: 0 BB: 0 P: 21	R: 0 H: 0 E: 0 K: 1 S: 7	H: 0 LOB: 1 BB: 1 P: 15	R: 1 H: 1 E: 0 K: 1 S: 12	H: 1 LOB: 1 BB: 0 P: 19	R: 0 H: 1 E: 0 K: 0 S: 6	H: 0 LOB: 1 BB: 0 P: 17	R: 0 H: 0 E: 0 K: 0 S: 9	H: 0 LOB: 2 BB: 1 P: 27	R: 1 H: 2 E: 1 K: 2 S: 16	H: 2 LOB: 2 BB: 1 P: 27	1B: 2 2B: 3 3B: 0 HR: 1	SF: 0 SAC: 0 DP: 0 HBP: 0	WP: 1 PB: 0 CS: 0	PA: 38					
<b>PITCHER</b>	IP	WLS	BF	H	R	ER	SO	BB	IBB	HBP	BLK	WP	HR	S	P	ERA	WHIP										
65 Phil Hughes, R ERA: 4.22	7.0		28	4	2	2	4	3	0	0	0	1	1	61	106	2.57	1.000										
30 David Robertson, R ERA: 2.35	1.0	W	4	0	0	0	0	1	0	0	0	0	0	9	17	0.00	1.000										
38 Cody Eppley, R ERA: 2.45	0.1		3	1	1	0	1	1	0	0	0	0	0	9	15	0.00	6.000										
29 Rafael Soriano, R ERA: 1.49	0.2	S	3	1	0	0	1	0	0	0	0	0	0	7	12	0.00	1.500										

Batter	1	2	3	4	5	6	7	8	9	AB	R	H	RBI	BB	SO	LOB	BOTTOM										
2 Derek Jeter, R OBP: 0.351, SLG: 0.407	G1-3				F9		G6-3			4	0	0	0	0	1	0	Toronto Blue Jays @ New York Yankees Yankee Stadium, Bronx, NY Mon Jul 16 2012, 7:08 PM - 10:13 PM EDT Att: 42,819 - Partly Cloudy - 89 F										
14 Curtis Granderson, L OBP: 0.354, SLG: 0.519										4	0	1	0	0	2	0											
13 Alex Rodriguez, R OBP: 0.357, SLG: 0.447										4	2	2	0	0	1	1											
24 Robinson Canó, L OBP: 0.382, SLG: 0.587										3	1	2	1	1	0	0											
25 Mark Teixeira, S OBP: 0.337, SLG: 0.494										1	1	0	0	2	0	1											
33 Nick Swisher, S OBP: 0.342, SLG: 0.471										4	0	1	0	0	2	7											
27 Raul Ibanez, L ERA: 4.25										3	1	1	4	1	0	2											
45 Dewayne Wise, L OBP: 0.288, SLG: 0.520										0	0	0	0	0	0	0											
12 Eric Chavez, L OBP: 0.338, SLG: 0.511										3	0	0	0	1	1	1											
55 Russell Martin, R OBP: 0.298, SLG: 0.353										4	1	1	1	0	1	1											
<b>Inning Stats</b>	R: 0 H: 1 E: 0 K: 1 S: 14	H: 1 LOB: 3 BB: 2 P: 25	R: 1 H: 1 E: 0 K: 1 S: 12	H: 1 LOB: 1 BB: 1 P: 22	R: 1 H: 2 E: 0 K: 1 S: 13	H: 2 LOB: 0 BB: 0 P: 21	R: 0 H: 0 E: 0 K: 1 S: 5	H: 0 LOB: 0 BB: 0 P: 7	R: 0 H: 0 E: 0 K: 2 S: 13	H: 0 LOB: 0 BB: 0 P: 19	R: 0 H: 1 E: 0 K: 0 S: 5	H: 1 LOB: 1 BB: 1 P: 11	R: 0 H: 0 E: 0 K: 1 S: 7	H: 0 LOB: 0 BB: 0 P: 9	R: 4 H: 3 E: 0 K: 1 S: 20	H: 3 LOB: 1 BB: 1 P: 38	R: 4 H: 8 E: 0 K: 1 S: 20	R: 4 H: 3 E: 0 K: 1 S: 20	1B: 4 2B: 2 3B: 0 HR: 2	SF: 0 SAC: 0 DP: 2 HBP: 1	WP: 0 PB: 1 CS: 0	PA: 36					
<b>PITCHER</b>	IP	WLS	BF	H	R	ER	SO	BB	IBB	HBP	BLK	WP	HR	S	P	ERA	WHIP										
37 Henderson Alvarez III, R ERA: 2.84	6.0		25	5	2	2	6	4	0	0	0	0	0	7	9	0.00	0.000										
62 Aaron Lous, L ERA: 7.71	0.1	L	3	2	2	2	0	0	0	0	0	0	0	7	12	54.00	6.000										
54 Jason Frasor, R ERA: 4.0	0.1		4	1	2	2	1	1	0	1	0	0	1	12	25	54.00	6.000										
48 Francisco Cordero, R ERA: 5.94	0.1		1	0	0	0	0	0	0	0	0	0	0	1	1	0.00	0.000										







Batter	1	2	3	4	5	6	7	8	9	AB	R	H	RBI	BB	SO	LOB	TOP
43 Anthony Gose, L OBP: 0.200, SLG: 0.200			G4-3							3	0	0	0	0	2	0	<p>Toronto Blue Jays @ New York Yankees</p> <p>Yankee Stadium, Bronx, NY</p> <p>Wed Jul 18 2012, 1:59 PM - 6:13 PM EDT</p> <p>Att: 45,986 - Partly Cloudy - 94 F</p> <p>livebaseballscores.com</p>
13 Brett Lawrie, R OBP: 0.324, SLG: 0.407			G5-3							2	0	0	0	0	0	0	
5 Yuliel Escobar, R OBP: 0.294, SLG: 0.335			G4-3							1	0	1	0	0	0	0	
28 Colby Rasmus, L OBP: 0.311, SLG: 0.464			G4-3							3	0	0	0	0	0	2	
10 Edwin Encarnación, R OBP: 0.384, SLG: 0.579			F7							3	0	0	0	0	0	2	
26 Adam Lind, L OBP: 0.310, SLG: 0.417			G6-3							3	0	0	0	0	1	0	
9 J.P. Arencibia, R OBP: 0.273, SLG: 0.436			G6-3							3	0	2	0	0	1	0	
2 Kelly Johnson, L OBP: 0.333, SLG: 0.379			G6-3							2	0	1	0	0	0	1	
11 Rajai Davis, R OBP: 0.298, SLG: 0.380			G6-3							3	0	0	0	0	1	4	
17 Omar Vizquel, S OBP: 0.250, SLG: 0.200			G1-3							3	0	0	0	0	0	3	
<b>Inning Stats</b>	R: 0 H: 0 E: 1 K: 1 S: 12	H: 0 LOB: 1 BB: 0 P: 15	R: 0 H: 1 E: 0 K: 3 S: 13	H: 1 LOB: 1 BB: 0 P: 18	R: 0 H: 0 E: 0 K: 0 S: 6	H: 0 LOB: 0 BB: 0 P: 9	R: 0 H: 0 E: 0 K: 0 S: 9	H: 0 LOB: 1 BB: 0 P: 12	R: 0 H: 1 E: 0 K: 0 S: 12	H: 1 LOB: 1 BB: 0 P: 16	R: 0 H: 1 E: 0 K: 1 S: 12	H: 1 LOB: 2 BB: 0 P: 20	R: 0 H: 1 E: 0 K: 0 S: 14	H: 1 LOB: 0 BB: 0 P: 18	1B: 3 2B: 1 3B: 0 HR: 0	SF: 0 SAC: 0 DP: 0 HBP: 1	WP: 0 PA: 27 CS: 0
<b>PITCHER</b> 18 Hiroki Kuroda, R ERA: 3.46	IP: 7.0 WLS: W BF: 27 H: 4 R: 0 ER: 0 SO: 5 BB: 0 IBB: 0 HBP: 1 BLK: 0 WP: 0 HR: 0 S: 78 P: 108 ERA: 0.00 WHIP: 0.571																

Batter	1	2	3	4	5	6	7	8	9	AB	R	H	RBI	BB	SO	LOB	BOTTOM
2 Derek Jeter, R OBP: 0.357, SLG: 0.415		G6-4-3								3	1	2	0	1	0	1	<p>Toronto Blue Jays @ New York Yankees</p> <p>Yankee Stadium, Bronx, NY</p> <p>Wed Jul 18 2012, 1:59 PM - 6:13 PM EDT</p> <p>Att: 45,986 - Partly Cloudy - 94 F</p> <p>livebaseballscores.com</p>
33 Nick Swisher, S OBP: 0.343, SLG: 0.464					G5-4-3					4	1	1	1	0	2	5	
25 Mark Teixeira, S OBP: 0.341, SLG: 0.506					G5-3					4	1	2	2	0	0	0	
13 Alex Rodriguez, R OBP: 0.350, SLG: 0.438		G4-3		F9	G5-3					3	0	0	0	0	0	1	
24 Robinson Canó, L OBP: 0.380, SLG: 0.584			L8		G3					3	1	1	0	0	0	1	
22 Andruw Jones, R OBP: 0.318, SLG: 0.533			G5-3		G5-3					3	0	1	1	0	0	0	
17 Jayson Nix, R OBP: 0.310, SLG: 0.449		FC5-4			G5-3					3	2	2	0	0	0	1	
55 Russell Martin, R OBP: 0.302, SLG: 0.355		CS			G5-3					2	0	1	0	1	0	1	
45 Dewayne Wise, L OBP: 0.304, SLG: 0.537		F7			G5-3					3	0	2	2	0	0	1	
<b>Inning Stats</b>	R: 4 H: 5 E: 0 K: 0 S: 16	H: 5 LOB: 0 BB: 0 P: 25	R: 0 H: 1 E: 0 K: 0 S: 5	H: 1 LOB: 0 BB: 0 P: 6	R: 0 H: 1 E: 0 K: 1 S: 10	H: 1 LOB: 1 BB: 0 P: 16	R: 1 H: 2 E: 0 K: 0 S: 11	H: 2 LOB: 2 BB: 2 P: 21	R: 0 H: 0 E: 0 K: 0 S: 7	H: 0 LOB: 0 BB: 0 P: 13	R: 1 H: 3 E: 0 K: 1 S: 11	H: 3 LOB: 2 BB: 0 P: 16	R: 0 H: 0 E: 0 K: 0 S: 0	H: 0 LOB: 0 BB: 0 P: 0	1B: 7 2B: 4 3B: 0 HR: 1	SF: 0 SAC: 0 DP: 2 HBP: 0	WP: 0 PA: 31 CS: 1
<b>PITCHER</b> 24 Ricky Romero, L ERA: 5.22	IP: 6.0 WLS: L BF: 29 H: 12 R: 6 ER: 6 SO: 2 BB: 2 IBB: 0 HBP: 0 BLK: 0 WP: 0 HR: 1 S: 60 P: 97 ERA: 9.00 WHIP: 2.333																
<b>PITCHER</b> 58 Chad Beck, R ERA: 2.84	IP: 0.0 WLS: 1 BF: 1 H: 0 R: 0 ER: 0 SO: 0 BB: 0 IBB: 0 HBP: 0 BLK: 0 WP: 0 HR: 0 S: 0 P: 0 ERA: ∞ WHIP: ∞																

AB	26
R	0
H	4
RBI	0
BB	0
SO	5
LOB	12





Batter	1	2	3	4	5	6	7	8	9	AB	R	H	RBI	BB	SO	LOB	TOP								
2 Derek Jeter, R OBP: 0.358, SLG: 0.416										4	1	2	0	0	0	0									
14 Curtis Granderson, L OBP: 0.350, SLG: 0.509										4	0	0	0	0	2	2									
13 Alex Rodriguez, R OBP: 0.352, SLG: 0.438										4	1	2	0	0	0	0									
24 Robinson Canó, L OBP: 0.379, SLG: 0.580										4	0	1	0	0	0	2									
25 Mark Teixeira, S OBP: 0.338, SLG: 0.502										3	0	0	1	0	0	2									
33 Nick Swisher, S OBP: 0.345, SLG: 0.475										4	1	2	2	0	1	0									
27 Raul Ibanez, L OBP: 0.302, SLG: 0.460										4	0	1	0	0	2	2									
12 Eric Chavez, L OBP: 0.333, SLG: 0.503										2	0	0	0	0	1	1									
55 Russell Martin, R OBP: 0.316, SLG: 0.529										2	0	0	0	0	0	0									
17 Jayson Nix, R OBP: 0.310, SLG: 0.449										2	0	0	0	0	0	1									
19 Chris Stewart, R OBP: 0.271, SLG: 0.297										1	0	0	0	0	0	0									
22 Andrew Jones, R OBP: 0.316, SLG: 0.529										0	0	0	0	0	0	0									
Inning Stats	R: 0 H: 2 E: 0 K: 0 S: 14	H: 2 LOB: 2 BB: 0 P: 25	R: 0 H: 1 E: 0 K: 1 S: 13	LOB: 1 BB: 0 P: 19	R: 0 H: 0 E: 0 K: 1 S: 8	LOB: 0 BB: 0 P: 12	R: 0 H: 0 E: 0 K: 1 S: 5	LOB: 0 BB: 0 P: 7	R: 0 H: 0 E: 0 K: 0 S: 6	LOB: 0 BB: 0 P: 7	R: 2 H: 4 E: 0 K: 2 S: 14	LOB: 2 BB: 0 P: 20	R: 0 H: 0 E: 0 K: 0 S: 6	LOB: 0 BB: 0 P: 10	R: 0 H: 0 E: 0 K: 1 S: 6	LOB: 0 BB: 0 P: 7	R: 1 H: 1 E: 0 K: 1 S: 10	LOB: 0 BB: 0 P: 15	1B: 7 2B: 0 3B: 0 HR: 1	SF: 1 SAC: 0 DP: 0 HBP: 0	WP: 0 PB: 0 SB: 0 CS: 0	PA: 35			
PITCHER	IP	WLS	BF	H	R	ER	SO	BB	IBB	HBP	BLK	WP	HR	S	P	ERA	WHIP								
64 A.J. Griffin, R ERA: 2.7	6.0	W	25	7	2	2	4	0	0	0	0	0	0	60	90	3.00	1.167								
62 Sean Doolittle, L ERA: 1.95	1.0	H	3	0	0	0	0	0	0	0	0	0	0	6	10	0.00	0.000								
50 Grant Balfour, R ERA: 3.0	1.0	H	3	0	0	0	1	0	0	0	0	0	0	6	7	0.00	0.000								
48 Ryan Cook, R ERA: 1.52	1.0	S	4	1	1	1	1	0	0	0	0	0	1	10	15	9.00	1.000								

New York Yankees @ Oakland Athletics  
Oakland Coliseum, Oakland, CA  
Thu Jul 19 2012, 7:09 PM - 9:38 PM PDT  
Att: 23,382 - Clear - 65 F

AB 34  
R 3  
H 8  
RBI 3  
BB 0  
SO 6  
LOB 10



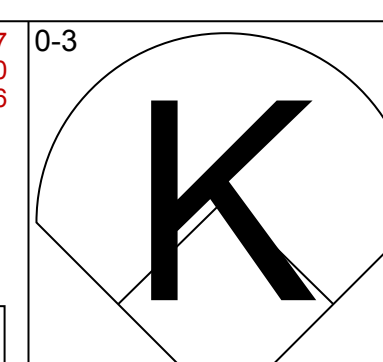
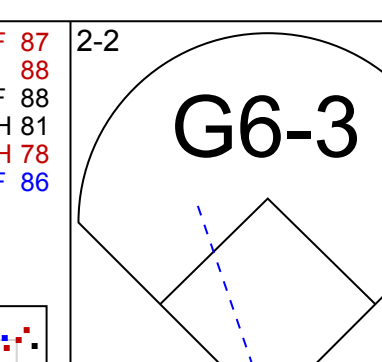
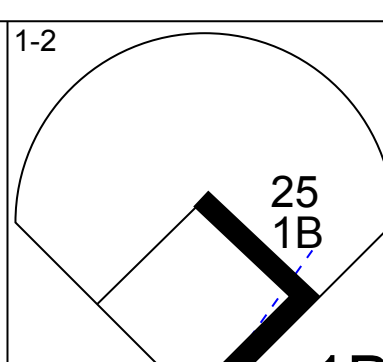
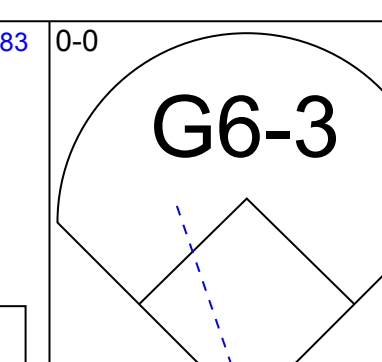
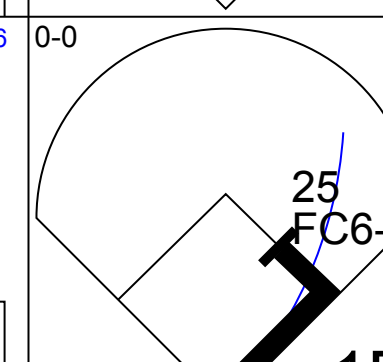
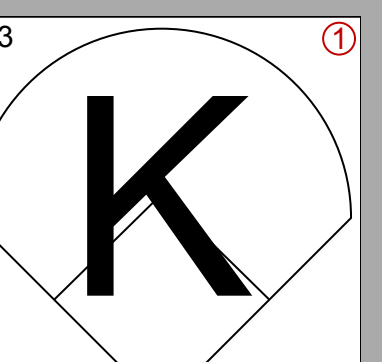
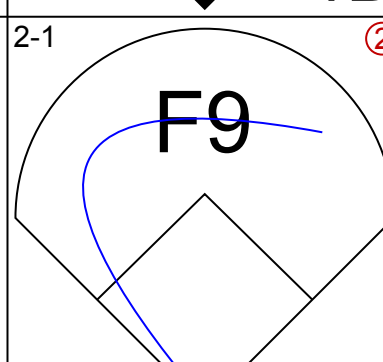
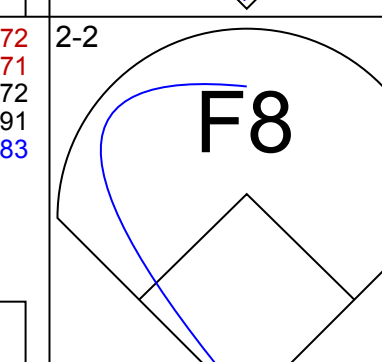
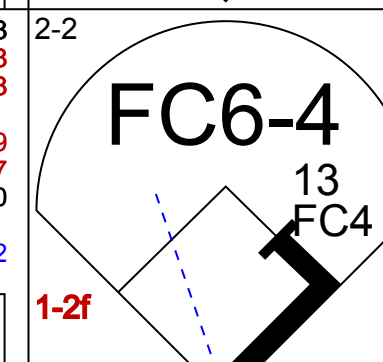
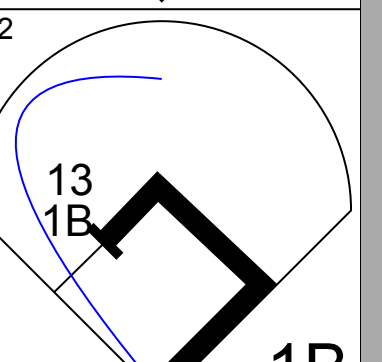
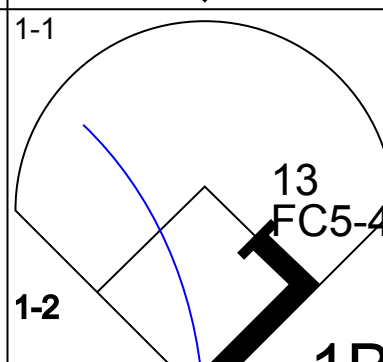
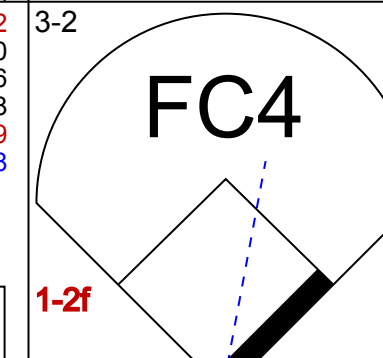
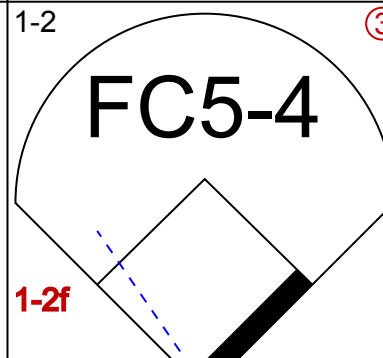
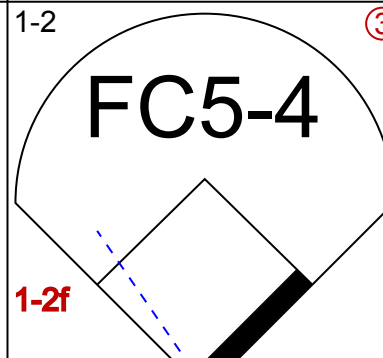
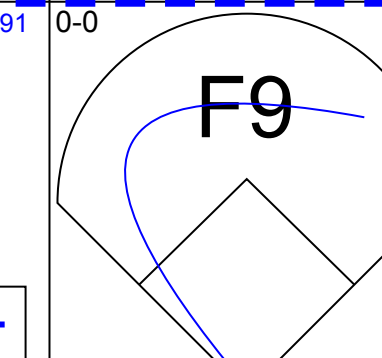
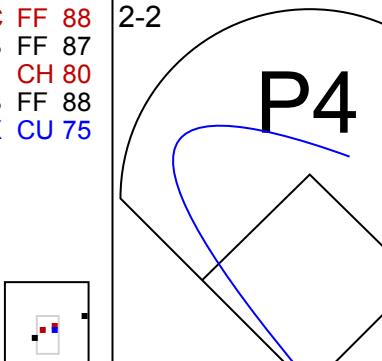
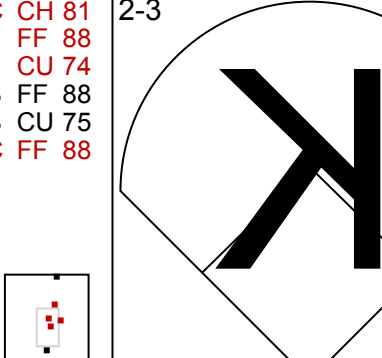

Batter	1	2	3	4	5	6	7	8	9	AB	R	H	RBI	BB	SO	LOB	BOTTOM								
4 Coco Crisp, S OBP: 0.304, SLG: 0.320										4	1	3	0	0	0	0									
19 Jemile Weeks, S OBP: 0.311, SLG: 0.307										4	2	2	0	0	1	2									
16 Josh Reddick, L OBP: 0.348, SLG: 0.527										3	0	0	0	1	1	3									
52 Yoenis Cespedes, R OBP: 0.352, SLG: 0.523										3	1	2	2	1	0	0									
15 Seth Smith, L OBP: 0.354, SLG: 0.442										4	0	1	2	0	3	2									
37 Brandon Moss, L OBP: 0.324, SLG: 0.630										4	0	1	0	0	1	4									
7 Brandon Inge, R OBP: 0.258, SLG: 0.353										4	0	0	0	0	1	5									
36 Derek Norris, R OBP: 0.242, SLG: 0.281										4	0	0	0	0	2	1									
2 Cliff Pennington, S OBP: 0.299, SLG: 0.282										3	0	0	0	0	1	1									
Inning Stats	R: 2 H: 2 E: 0 K: 1 S: 15	H: 2 LOB: 0 BB: 0 P: 20	R: 0 H: 1 E: 0 K: 2 S: 11	LOB: 1 BB: 0 P: 16	R: 2 H: 3 E: 0 K: 1 S: 16	LOB: 2 BB: 1 P: 28	R: 0 H: 1 E: 0 K: 1 S: 7	LOB: 1 BB: 0 P: 9	R: 0 H: 1 E: 0 K: 1 S: 12	LOB: 2 BB: 1 P: 20	R: 0 H: 1 E: 0 K: 1 S: 10	LOB: 1 BB: 0 P: 16	R: 0 H: 0 E: 0 K: 1 S: 7	LOB: 0 BB: 0 P: 8	R: 0 H: 0 E: 0 K: 2 S: 9	LOB: 0 BB: 0 P: 15	1B: 7 2B: 1 3B: 0 HR: 1	SF: 0 SAC: 0 DP: 0 HBP: 0	WP: 1 PB: 0 SB: 1 CS: 0	PA: 35					
PITCHER	IP	WLS	BF	H	R	ER	SO	BB	IBB	HBP	BLK	WP	HR	S	P	ERA	WHIP								
36 Freddy Garcia, R ERA: 5.37	5.2	L	28	9	4	4	6	2	0	0	0	0	0	68	105	6.35	1.941								
41 David Phelps, R ERA: 2.89	2.1		7	0	0	0	4	0	0	0	0	0	0	19	27	0.00	0.000								

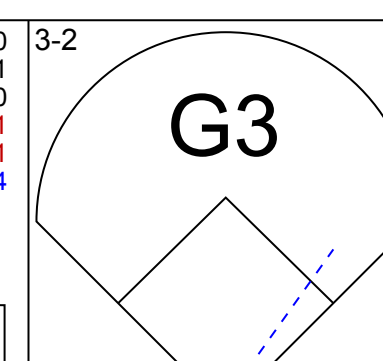
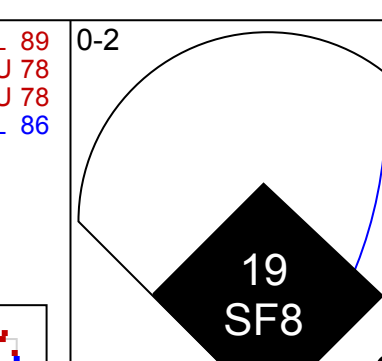
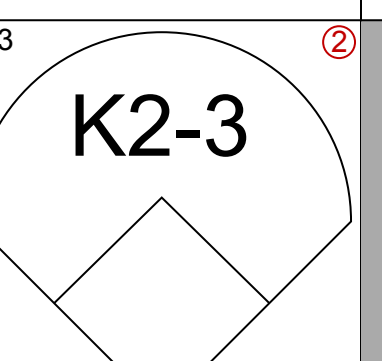
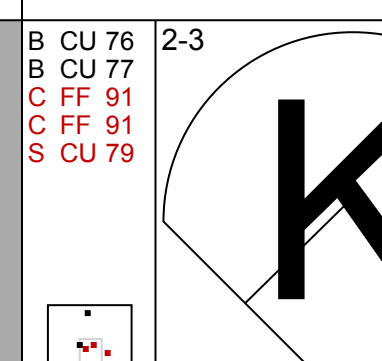
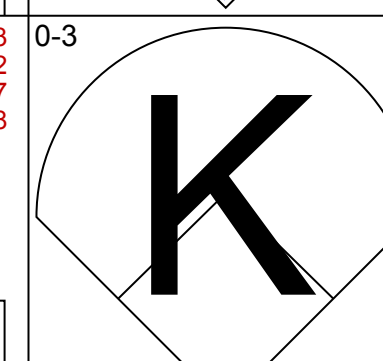
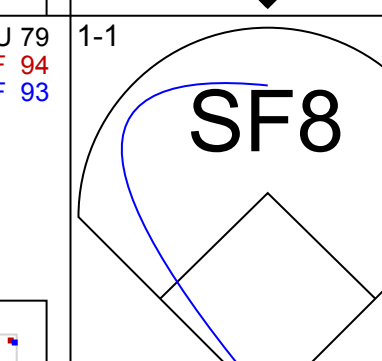
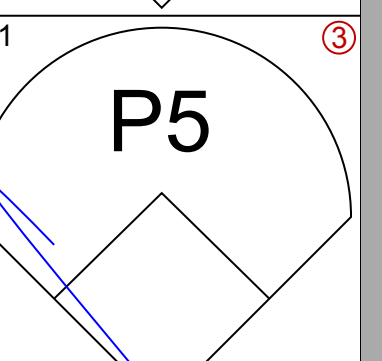
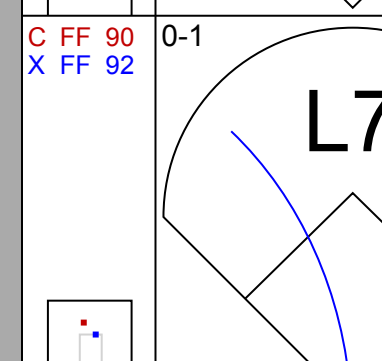
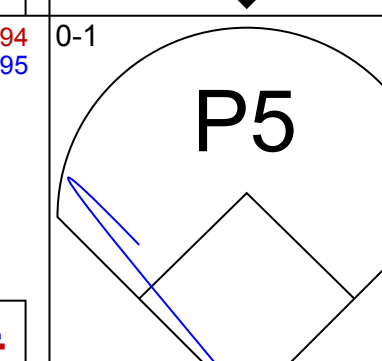
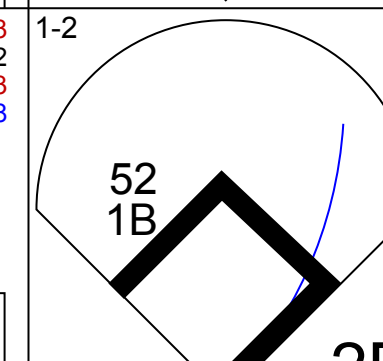
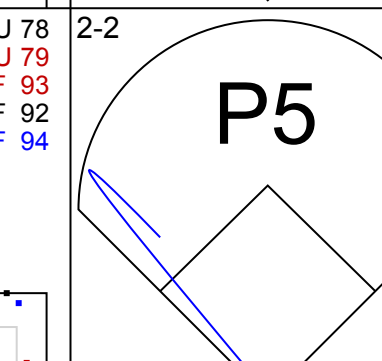
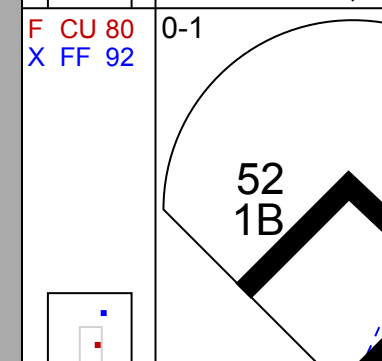
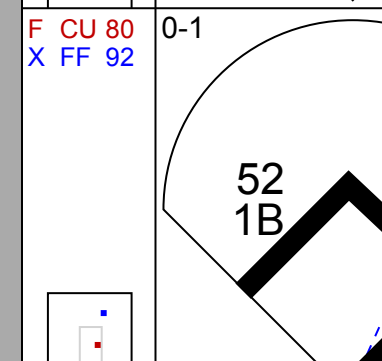
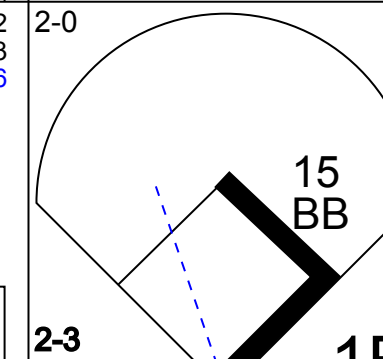
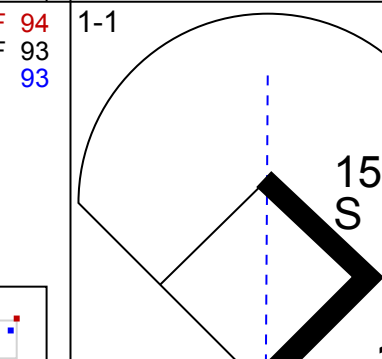
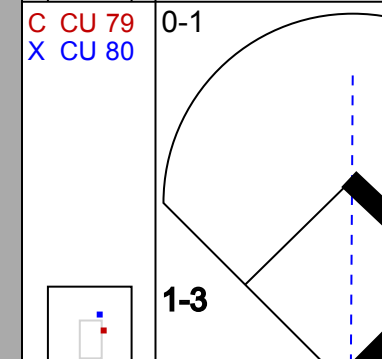
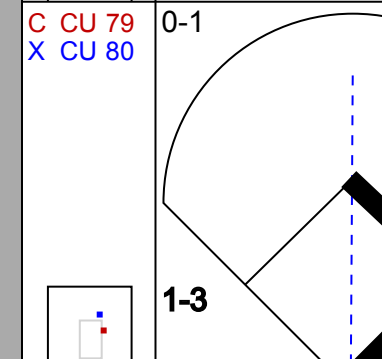
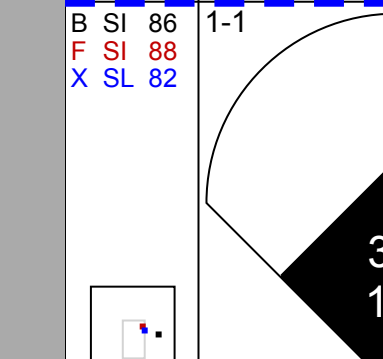
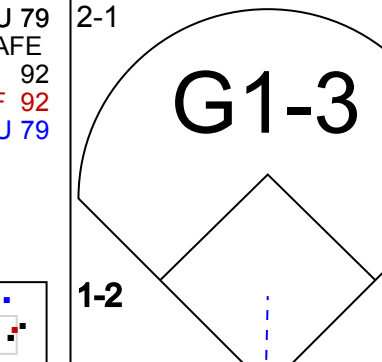
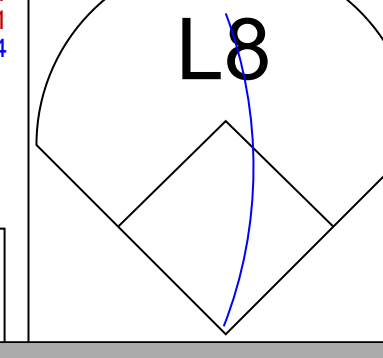
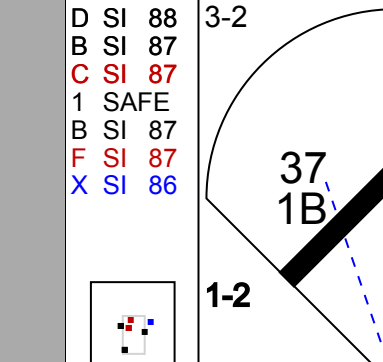
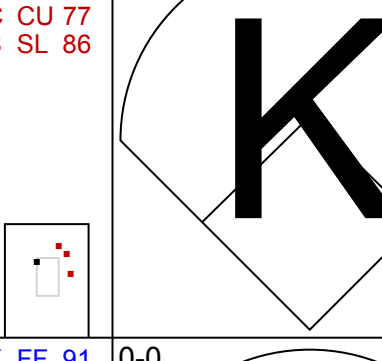
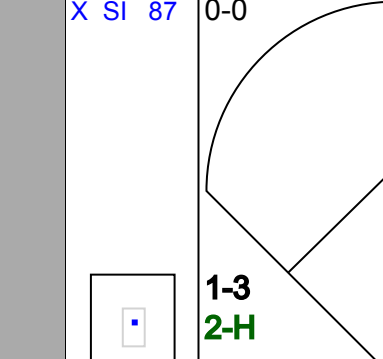
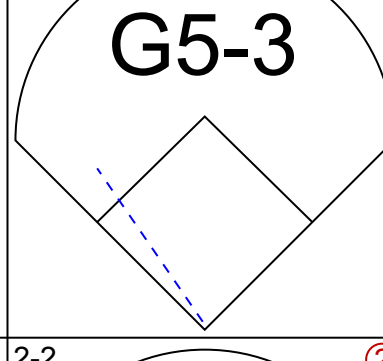
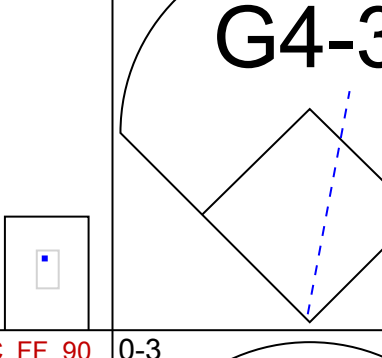
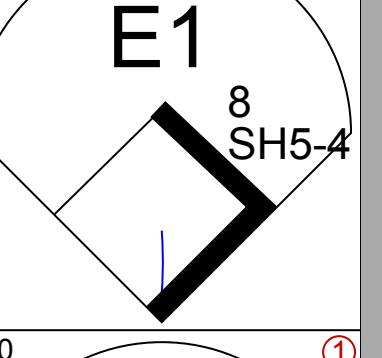
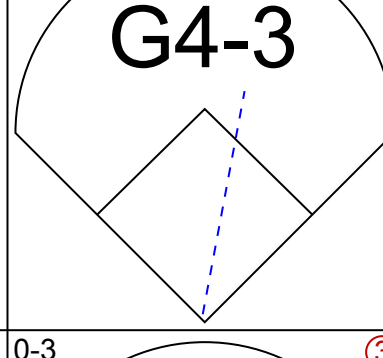
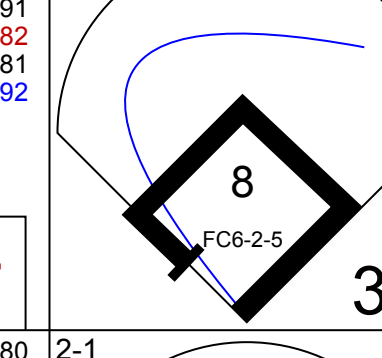
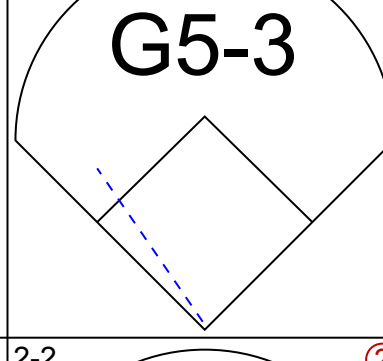
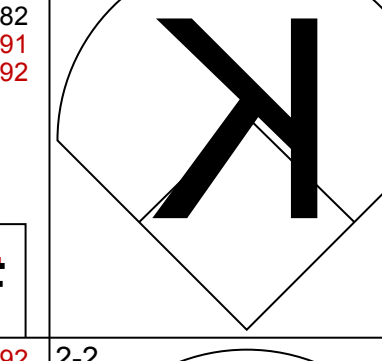
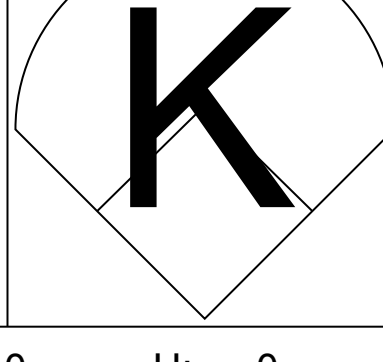
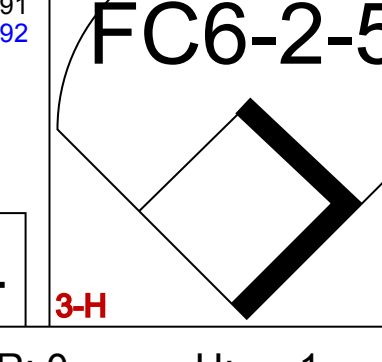
New York Yankees @ Oakland Athletics  
Oakland Coliseum, Oakland, CA  
Thu Jul 19 2012, 7:09 PM - 9:38 PM PDT  
Att: 23,382 - Clear - 65 F

AB 33  
R 4  
H 9  
RBI 4  
BB 2  
SO 10  
LOB 18






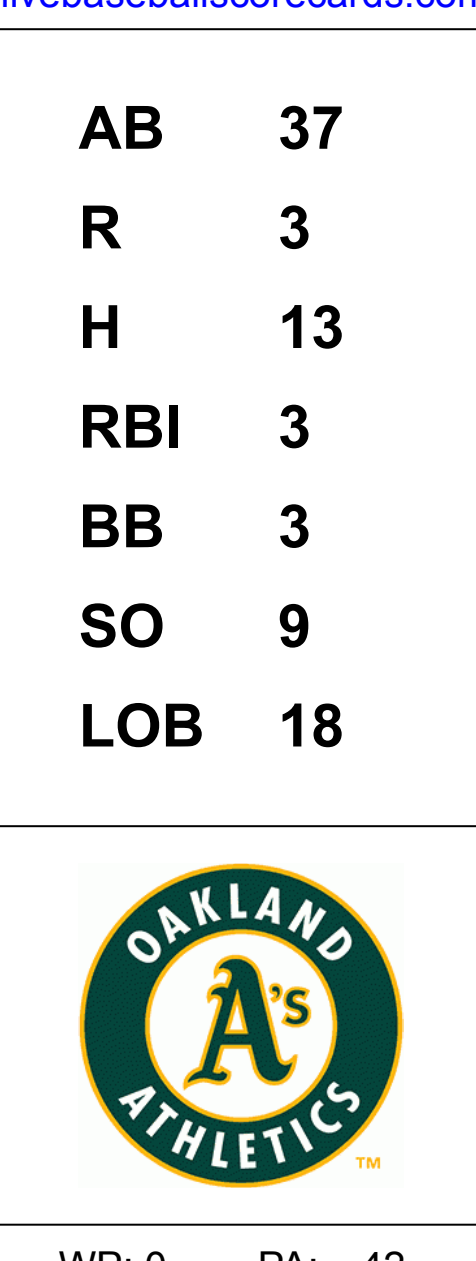
Batter	1	2	3	4	5	6	7	8	9	AB	R	H	RBI	BB	SO	LOB	TOP			
2 Derek Jeter, R OBP: 0.357, SLG: 0.414										4	0	1	0	0	1	0	New York Yankees @ Oakland Athletics Oakland Coliseum, Oakland, CA Fri Jul 20 2012, 7:08 PM - 10:11 PM PDT Att: 24,148 - Clear - 70 F			
14 Curtis Granderson, L OBP: 0.349, SLG: 0.509										4	0	1	0	0	1	1				
25 Mark Teixeira, S OBP: 0.342, SLG: 0.503										3	0	2	0	0	0	1				
13 Alex Rodriguez, R OBP: 0.351, SLG: 0.436										4	0	1	0	0	0	4				
24 Robinson Cano, L OBP: 0.380, SLG: 0.587										4	1	2	1	0	1	1				
33 Nick Swisher, S OBP: 0.342, SLG: 0.470										3	0	0	0	0	2	1				
27 Raul Ibanez, L OBP: 0.301, SLG: 0.458										1	0	0	0	0	0	0				
22 Andrew Jones, R OBP: 0.308, SLG: 0.514										4	0	0	0	0	4	1				
17 Jayson Nix, R OBP: 0.299, SLG: 0.432										3	0	0	0	0	2	1				
12 Eric Chavez, L OBP: 0.331, SLG: 0.500										1	0	0	0	0	0	0				
39 Clay Rapada, R										0	0	0	0	0	0	0				
38 Cody Eppley, R										0	0	0	0	0	0	0				
55 Russell Martin, R OBP: 0.300, SLG: 0.364										3	1	1	1	0	0	0				
<b>Inning Stats</b>	R: 0 H: 1 E: 0 K: 1 S: 12	H: 1 LOB: 1 BB: 0 P: 17	R: 0 H: 0 E: 0 K: 2 S: 10	H: 0 LOB: 0 BB: 0 P: 15	R: 0 H: 0 E: 0 K: 0 S: 7	H: 0 LOB: 0 BB: 0 P: 9	R: 0 H: 2 E: 0 K: 2 S: 12	H: 2 LOB: 1 BB: 0 P: 14	R: 0 H: 0 E: 0 K: 3 S: 10	H: 0 LOB: 0 BB: 0 P: 14	R: 0 H: 2 E: 0 K: 0 S: 15	H: 2 LOB: 2 BB: 0 P: 22	R: 0 H: 1 E: 0 K: 2 S: 12	H: 1 LOB: 1 BB: 0 P: 19	R: 1 H: 1 E: 0 K: 0 S: 7	H: 1 LOB: 0 BB: 0 P: 11	1B: 6 2B: 0 3B: 0 HR: 2	SF: 0 SAC: 0 DP: 0 HBP: 1	WP: 0 PB: 0 SB: 0 CS: 0	PA: 35
<b>PITCHER</b>	IP WLS BF H R ER SO BB IBB HBP BLK WP HR S P ERA WHIP	7.0 0.2 0.1 1.0	0.0 0.1 0.1 1.0	0.0 0.1 0.0 1.0	0.0 0.0 0.0 1.0	0.0 0.0 0.0 1.0	0.0 0.0 0.0 1.0	0.0 0.0 0.0 1.0	0.0 0.0 0.0 1.0	0.0 0.0 0.0 1.0	0.0 0.0 0.0 1.0	0.0 0.0 0.0 1.0	0.0 0.0 0.0 1.0	0.0 0.0 0.0 1.0	0.0 0.0 0.0 1.0	0.0 0.0 0.0 1.0	0.00 13.50 0.00 9.00	0.857 1.500 0.000 1.000		

Batter	1	2	3	4	5	6	7	8	9	AB	R	H	RBI	BB	SO	LOB	BOTTOM			
4 Coco Crisp, S OBP: 0.306, SLG: 0.328										4	1	1	0	1	2	2	New York Yankees @ Oakland Athletics Oakland Coliseum, Oakland, CA Fri Jul 20 2012, 7:08 PM - 10:11 PM PDT Att: 24,148 - Clear - 70 F			
19 Jemile Weeks, S OBP: 0.307, SLG: 0.304										4	0	0	1	0	1	4				
16 Josh Reddick, L OBP: 0.351, SLG: 0.534										5	0	3	0	0	1	0				
52 Yoenis Cespedes, R OBP: 0.361, SLG: 0.529										5	1	4	0	0	0	1				
15 Seth Smith, L OBP: 0.354, SLG: 0.439										2	0	0	0	1	0	2				
31 Jonny Gomes, R OBP: 0.372, SLG: 0.484										1	0	1	0	1	0	0				
37 Brandon Moss, L OBP: 0.328, SLG: 0.629										5	1	2	1	0	1	7				
7 Brandon Inge, R OBP: 0.258, SLG: 0.356										4	0	1	1	0	2	0				
28 Eric Sogard, L OBP: 0.195, SLG: 0.274										4	0	1	0	0	0	1				
8 Kurt Suzuki, R OBP: 0.245, SLG: 0.259										3	0	0	0	0	2	1				
<b>Inning Stats</b>	R: 0 H: 2 E: 0 K: 1 S: 16	H: 2 LOB: 3 BB: 1 P: 26	R: 0 H: 0 E: 0 K: 2 S: 7	H: 0 LOB: 0 BB: 0 P: 8	R: 1 H: 2 E: 0 K: 0 S: 13	H: 2 LOB: 1 BB: 0 P: 19	R: 1 H: 2 E: 1 K: 1 S: 13	H: 2 LOB: 2 BB: 0 P: 16	R: 0 H: 0 E: 0 K: 0 S: 10	H: 0 LOB: 0 BB: 0 P: 13	R: 0 H: 2 E: 0 K: 1 S: 10	H: 2 LOB: 3 BB: 0 P: 14	R: 0 H: 2 E: 0 K: 2 S: 17	H: 2 LOB: 1 BB: 1 P: 23	R: 0 H: 1 E: 0 K: 1 S: 15	H: 1 LOB: 2 BB: 1 P: 25	1B: 7 2B: 4 3B: 2 HR: 0	SF: 1 SAC: 1 DP: 0 HBP: 0	WP: 0 PB: 0 SB: 1 CS: 0	PA: 42
<b>PITCHER</b>	IP WLS BF H R ER SO BB IBB HBP BLK WP HR S P ERA WHIP	6.2 0.1 1.0 0.0	0.0 0.0 0.0 1.0	0.0 0.0 0.0 1.0	0.0 0.0 0.0 1.0	0.0 0.0 0.0 1.0	0.0 0.0 0.0 1.0	0.0 0.0 0.0 1.0	0.0 0.0 0.0 1.0	0.0 0.0 0.0 1.0	0.0 0.0 0.0 1.0	0.0 0.0 0.0 1.0	0.0 0.0 0.0 1.0	0.0 0.0 0.0 1.0	0.0 0.0 0.0 1.0	0.0 0.0 0.0 1.0	2.70 0.00 0.00 0.00	1.500 3.000 2.000 0.000		

AB	34
R	2
H	8
RBI	2
BB	0
SO	11
LOB	10



AB	37
R	3
H	13
RBI	3
BB	3
SO	9
LOB	18














Batter	1	2	3	4	5	6	7	8	9	AB	R	H	RBI	BB	SO	LOB	TOP										
2 Derek Jeter, R OBP: 0.353, SLG: 0.409										5	0	1	0	0	1	2											
14 Curtis Granderson, L OBP: 0.347, SLG: 0.503										4	0	0	0	0	3	2											
13 Alex Rodriguez, R OBP: 0.354, SLG: 0.449										4	2	2	1	0	0	1											
24 Robinson Cano, L OBP: 0.377, SLG: 0.575										3	1	1	0	1	0	0											
25 Mark Teixeira, S OBP: 0.345, SLG: 0.506										4	1	3	1	0	0	1											
27 Raul Ibanez, L OBP: 0.301, SLG: 0.448										3	0	1	1	1	0	2											
22 Andruw Jones, R OBP: 0.303, SLG: 0.500										4	0	1	1	0	1	3											
31 Ichiro Suzuki, L OBP: 0.288, SLG: 0.352										4	0	1	0	0	0	2											
55 Russell Martin, R OBP: 0.296, SLG: 0.358										4	0	1	0	0	1	3											
<b>Inning Stats</b>	R: 0 E: 0 K: 1 S: 10	H: 1 LOB: 0 BB: 0 P: 13	R: 0 E: 0 K: 0 S: 9	H: 1 LOB: 0 BB: 0 P: 11	R: 0 E: 0 K: 1 S: 9	H: 1 LOB: 1 BB: 0 P: 14	R: 3 E: 0 K: 1 S: 14	H: 4 LOB: 2 BB: 1 P: 24	R: 0 E: 0 K: 0 S: 9	H: 1 LOB: 1 BB: 0 P: 16	R: 0 E: 0 K: 1 S: 10	H: 1 LOB: 1 BB: 0 P: 15	R: 1 E: 0 K: 0 S: 12	H: 2 LOB: 1 BB: 0 P: 19	R: 0 E: 0 K: 1 S: 11	H: 0 LOB: 0 BB: 0 P: 15	1B: 7 2B: 3 3B: 0 HR: 1	SF: 0 SAC: 0 DP: 3 HBP: 0	WP: 0 PB: 0 CS: 0	PA: 37							
<b>PITCHER</b>	IP	WLS	BF	H	R	ER	SO	BB	IBB	HBP	BLK	WP	HR	S	P	ERA	WHIP										
25 Kevin Millwood, R ERA: 4.13	7.0	L	29	9	3	3	5	2	0	0	0	0	0	68	102	3.86	1.571										
35 Steve Delabar, R ERA: 4.29	1.0		5	2	1	1	0	0	0	0	0	0	1	12	19	9.00	2.000										
53 Josh Kinney, R ERA: 1.59	1.0		3	0	0	0	1	0	0	0	0	0	0	11	15	0.00	0.000										

**New York Yankees @ Seattle Mariners**  
Safeco Field, Seattle, WA  
Mon Jul 23 2012, 7:10 PM - 9:53 PM PDT  
Att: 29,911 - Cloudy - 65 F


AB 35  
R 4  
H 11  
RBI 4  
BB 2  
SO 6  
LOB 16



Batter	1	2	3	4	5	6	7	8	9	AB	R	H	RBI	BB	SO	LOB	BOTTOM										
13 Dustin Ackley, L OBP: 0.303, SLG: 0.322										3	1	0	0	1	2	0											
33 Casper Wells, R OBP: 0.331, SLG: 0.447										4	0	1	0	0	3	1											
27 John Jaso, L OBP: 0.390, SLG: 0.474										4	0	2	1	0	0	1											
63 Jesus Montero, R OBP: 0.296, SLG: 0.395										4	0	0	0	0	1	3											
15 Kyle Seager, L OBP: 0.303, SLG: 0.407										3	0	0	0	0	1	2											
55 Michael Saunders, L OBP: 0.318, SLG: 0.420										3	0	0	0	0	1	0											
17 Justin Smoak, S OBP: 0.253, SLG: 0.320										3	0	0	0	0	2	0											
4 Carlos Peguero, L OBP: 0.240, SLG: 0.417										3	0	0	0	0	2	0											
26 Brendan Ryan, R OBP: 0.279, SLG: 0.283										3	0	0	0	0	0	0											
<b>Inning Stats</b>	R: 0 E: 1 K: 0 S: 11	H: 0 LOB: 2 BB: 0 P: 16	R: 0 E: 0 K: 1 S: 9	H: 0 LOB: 0 BB: 0 P: 15	R: 1 E: 0 K: 2 S: 12	H: 1 LOB: 1 BB: 1 P: 24	R: 0 E: 0 K: 2 S: 8	H: 0 LOB: 0 BB: 0 P: 12	R: 0 E: 0 K: 1 S: 8	H: 0 LOB: 0 BB: 0 P: 14	R: 0 E: 0 K: 1 S: 7	H: 1 LOB: 0 BB: 0 P: 10	R: 0 E: 0 K: 2 S: 10	H: 0 LOB: 0 BB: 0 P: 16	R: 0 E: 0 K: 2 S: 9	H: 0 LOB: 0 BB: 0 P: 11	R: 0 E: 0 K: 1 S: 6	H: 0 LOB: 0 BB: 0 P: 11	1B: 2 2B: 1 3B: 0 HR: 0	SF: 0 SAC: 0 DP: 1 HBP: 0	WP: 0 PB: 0 CS: 0	PA: 31					
<b>PITCHER</b>	IP	WLS	BF	H	R	ER	SO	BB	IBB	HBP	BLK	WP	HR	S	P	ERA	WHIP										
18 Hiroki Kuroda, R ERA: 3.34	7.0		25	3	1	1	9	1	0	0	0	0	0	65	107	1.29	0.571										
30 David Robertson, R ERA: 2.12	1.0	H	3	0	0	0	2	0	0	0	0	0	0	9	11	0.00	0.000										
29 Rafael Soriano, R ERA: 1.62	1.0	S	3	0	0	0	1	0	0	0	0	0	0	6	11	0.00	0.000										

**New York Yankees @ Seattle Mariners**  
Safeco Field, Seattle, WA  
Mon Jul 23 2012, 7:10 PM - 9:53 PM PDT  
Att: 29,911 - Cloudy - 65 F

AB 30  
R 1  
H 3  
RBI 1  
BB 1  
SO 12  
LOB 7





Batter	1	2	3	4	5	6	7	8	9	AB	R	H	RBI	BB	SO	LOB	TOP					
2 Derek Jeter, R OBP: 0.353, SLG: 0.406	G4-3		G6-3		G6-3			24 1B 14 WP 25 SF8 HBP		3	1	0	0	0	0	2	<b>New York Yankees @ Seattle Mariners</b> Safeco Field, Seattle, WA Tue Jul 24 2012, 7:10 PM - 10:00 PM PDT Att: 31,908 - Clear - 68 F					
14 Curtis Granderson, L OBP: 0.348, SLG: 0.511	HR			13 1B 13 S	K			K		4	1	2	1	0	2	2						
13 Alex Rodriguez, R OBP: 0.358, SLG: 0.449				25 BB 1B				24 1B HBP		2	0	1	0	1	1	0						
17 Jayson Nix, R OBP: 0.286, SLG: 0.412	G1-6-3			1B						0	0	0	0	0	0	0						
24 Robinson Canó, L OBP: 0.376, SLG: 0.571	G1-6-3			P5				1B		4	0	1	0	0	0	3						
25 Mark Teixeira, S OBP: 0.344, SLG: 0.503	F8			BB				SF8		2	0	0	1	1	0	0						
27 Raul Ibanez, L OBP: 0.297, SLG: 0.440	F9			K				K		4	0	0	0	0	2	5						
12 Eric Chavez, L OBP: 0.324, SLG: 0.474	L1-3			L8						4	0	0	0	0	1	3						
31 Ichiro Suzuki, L OBP: 0.290, SLG: 0.355			P5		G6-3 2B			G4-3		3	0	1	0	0	0	0						
19 Chris Stewart, R OBP: 0.269, SLG: 0.286				BB				G5-3		2	0	0	0	1	0	2						
55 Russell Martin, R OBP: 0.295, SLG: 0.356					F8			K		1	0	0	0	0	1	0						
<b>Inning Stats</b>	R: 1 E: 0 K: 0 S: 8	H: 1 LOB: 0 BB: 1 P: 12	R: 0 E: 0 K: 0 S: 5	H: 0 LOB: 0 BB: 0 P: 9	R: 0 E: 0 K: 0 S: 4	H: 0 LOB: 0 BB: 1 P: 9	R: 0 E: 0 K: 1 S: 21	H: 2 LOB: 3 BB: 1 P: 34	R: 0 E: 0 K: 1 S: 11	H: 1 LOB: 0 BB: 0 P: 15	R: 0 E: 0 K: 1 S: 8	H: 0 LOB: 0 BB: 0 P: 10	R: 0 E: 0 K: 0 S: 8	H: 0 LOB: 1 BB: 0 P: 14	R: 1 E: 0 K: 2 S: 14	H: 1 LOB: 2 BB: 0 P: 27	R: 0 E: 0 K: 2 S: 10	H: 0 LOB: 0 BB: 0 P: 16	1B: 3 2B: 1 3B: 0 HR: 1	SF: 1 SAC: 0 DP: 2 HBP: 3	WP: 1 PB: 0 SB: 1 CS: 0	PA: 36
<b>PITCHER</b>	IP WLS BF H R ER SO BB IBB HBP BLK WP HR S P ERA WHIP																					
34 Félix Hernández, R ERA: 2.8	7.1 W 30 4 2 2 4 3 0 3 0 1 1 72 117 2.46 0.955																					
44 Lucas Luetge, L ERA: 1.33	0.2 H 3 1 0 0 1 0 0 0 0 0 0 7 13 0.00 1.500																					
54 Tom Wilhelmson, R ERA: 2.31	1.0 S 3 0 0 0 2 0 0 0 0 0 0 10 16 0.00 0.000																					

Batter	1	2	3	4	5	6	7	8	9	AB	R	H	RBI	BB	SO	LOB	BOTTOM					
13 Dustin Ackley, L OBP: 0.303, SLG: 0.319	G3-1		F9		F9			27 BB 63 S 15 1B BB		3	1	0	0	1	0	1	<b>New York Yankees @ Seattle Mariners</b> Safeco Field, Seattle, WA Tue Jul 24 2012, 7:10 PM - 10:00 PM PDT Att: 31,908 - Clear - 68 F					
55 Michael Saunders, L OBP: 0.300, SLG: 0.430	HR		63 1B 27 SF8 1B		G4-3			L4		4	2	2	1	0	0	1						
63 Jesus Montero, R OBP: 0.299, SLG: 0.395								15 1B 27 BB IBB		3	0	1	1	1	0	0						
9 Chone Figgins, S OBP: 0.248, SLG: 0.268	G3-1									0	0	0	0	0	0	0						
27 John Jaso, L OBP: 0.387, SLG: 0.468	K		SF8					15 1B BB		2	0	0	1	1	1	0						
15 Kyle Seager, L OBP: 0.305, SLG: 0.408			F8							4	0	2	1	0	1	1						
33 Casper Wells, R OBP: 0.324, SLG: 0.436	K				K			P4		4	0	0	0	0	2	4						
20 Mike Carp, L OBP: 0.277, SLG: 0.326	K				K			G6-3		3	0	0	0	0	2	1						
4 Carlos Peguero, L OBP: 0.214, SLG: 0.370	K				G3			P4		3	0	0	0	0	1	1						
26 Brendan Ryan, R OBP: 0.280, SLG: 0.284			55 1B 63 1B 1B		G5-3			K		3	1	1	0	0	1	0						
<b>Inning Stats</b>	R: 1 E: 0 K: 1 S: 8	H: 1 LOB: 0 BB: 0 P: 14	R: 0 E: 0 K: 3 S: 13	H: 1 LOB: 0 BB: 0 P: 16	R: 2 E: 0 K: 0 S: 9	H: 3 LOB: 1 BB: 0 P: 15	R: 0 E: 0 K: 2 S: 8	H: 0 LOB: 0 BB: 0 P: 14	R: 0 E: 0 K: 0 S: 6	H: 0 LOB: 0 BB: 0 P: 7	R: 0 E: 0 K: 1 S: 7	H: 0 LOB: 0 BB: 0 P: 9	R: 0 E: 0 K: 0 S: 6	H: 0 LOB: 0 BB: 0 P: 8	R: 1 E: 0 K: 1 S: 21	H: 1 LOB: 3 BB: 3 P: 40	R: 0 E: 0 K: 1 S: 0	H: 0 LOB: 0 BB: 0 P: 16	1B: 5 2B: 0 3B: 0 HR: 1	SF: 1 SAC: 0 DP: 0 HBP: 0	WP: 0 PB: 0 SB: 1 CS: 0	PA: 33
<b>PITCHER</b>	IP WLS BF H R ER SO BB IBB HBP BLK WP HR S P ERA WHIP																					
36 Freddy García, R ERA: 5.16	7.1 L 27 5 3 3 3 8 1 0 0 0 0 0 60 89 3.68 0.682																					
39 Clayton Kershaw, L ERA: 2.77	0.1 2 0 0 0 0 1 0 0 0 0 0 8 13 0.00 3.000																					
40 Chad Qualls, R ERA: 4.97	0.0 1 0 0 0 0 0 1 0 0 0 0 1 5 ∞ ∞																					
48 Boone Logan, L ERA: 3.55	0.0 2 1 1 1 0 1 0 0 0 0 0 7 13 ∞ ∞																					
38 Cody Eppley, R ERA: 3.04	0.1 1 0 0 0 0 0 0 0 0 0 0 2 3 0.00 0.000																					







Batter	1	2	3	4	5	6	7	8	9	AB	R	H	RBI	BB	SO	LOB	TOP			
2 Jacoby Ellsbury, L OBP: 0.322, SLG: 0.370	P5		F9					G6-3		3	0	0	0	1	0	0	<b>Boston Red Sox @ New York Yankees</b> Yankee Stadium, Bronx, NY Fri Jul 27 2012, 7:10 PM - 9:49 PM EDT Att: 49,571 - Cloudy - 86 F			
13 Carl Crawford, L OBP: 0.323, SLG: 0.306	F7		HR					G6-3		4	1	1	1	0	1	1				
15 Dustin Pedroia, R OBP: 0.325, SLG: 0.409	HR		G5-3					F9		4	1	2	1	0	0	1				
28 Adrián González, L OBP: 0.325, SLG: 0.430	1B		L8					P3		4	0	1	0	0	0	1				
7 Cody Ross, R OBP: 0.335, SLG: 0.534	2B		P3					F8		4	0	1	0	0	1	0				
39 Jairo Sotomayor, R OBP: 0.265, SLG: 0.515	K		HR					K		4	1	1	1	0	3	2				
64 Will Middlebrooks, R OBP: 0.325, SLG: 0.516	F9		P3					K		4	0	1	0	0	1	0				
66 Daniel Nava, S OBP: 0.374, SLG: 0.398	L4		G6-3					P5		4	0	1	0	0	0	0				
3 Mike Aviles, R OBP: 0.278, SLG: 0.399	G6-3		K					P3		4	0	0	0	0	1	2				
<b>Inning Stats</b>	R: 1 H: 3 E: 0 K: 1 S: 19	H: 3 LOB: 2 BB: 0 P: 28	R: 0 H: 0 E: 0 K: 0 S: 7	H: 0 LOB: 0 BB: 0 P: 8	R: 1 H: 1 E: 0 K: 0 S: 12	H: 1 LOB: 0 BB: 0 P: 18	R: 1 H: 1 E: 0 K: 0 S: 9	H: 1 LOB: 0 BB: 0 P: 13	R: 0 H: 0 E: 0 K: 2 S: 15	H: 0 LOB: 1 BB: 1 P: 23	R: 0 H: 0 E: 0 K: 1 S: 8	H: 0 LOB: 0 BB: 0 P: 11	R: 0 H: 0 E: 0 K: 1 S: 7	H: 0 LOB: 0 BB: 0 P: 9	R: 0 H: 1 E: 0 K: 2 S: 14	H: 2 LOB: 2 BB: 0 P: 18	1B: 4 2B: 1 3B: 0 HR: 3	SF: 0 SAC: 0 DP: 0 HBP: 0	WP: 0 PB: 0 SB: 0 CS: 0	PA: 36
<b>PITCHER</b>	IP	WLS	BF	H	R	ER	SO	BB	IBB	HBP	BLK	WP	HR	S	P	ERA	WHIP			
65 Phil Hughes, R ERA: 4.08	7.0	W	27	5	3	3	5	1	0	0	0	0	3	77	110	3.86	0.857			
30 David Robertson, R ERA: 1.99	1.0	H	4	1	0	0	0	0	0	0	0	0	0	7	9	0.00	1.000			
38 Cody Eppley, R ERA: 2.93	1.0	5	2	0	0	0	2	0	0	0	0	0	0	14	18	0.00	2.000			

Batter	1	2	3	4	5	6	7	8	9	AB	R	H	RBI	BB	SO	LOB	BOTTOM			
2 Derek Jeter, R OBP: 0.358, SLG: 0.415	G4-3		14 1B 25 SF7					K		4	2	1	0	1	1	1	<b>Boston Red Sox @ New York Yankees</b> Yankee Stadium, Bronx, NY Fri Jul 27 2012, 7:10 PM - 9:49 PM EDT Att: 49,571 - Cloudy - 86 F			
14 Curtis Granderson, L OBP: 0.350, SLG: 0.500	24 1B 25 FC4-6		24 G3					F7		5	2	3	4	0	0	0				
24 Robinson Cano, L OBP: 0.376, SLG: 0.570	25 FC4-6		G3					L8		5	0	2	0	0	0	2				
25 Mark Teixeira, S OBP: 0.342, SLG: 0.496	27 HR		SF7					K		3	1	0	2	0	2	2				
27 Raul Ibanez, L OBP: 0.300, SLG: 0.447	HR		IBB					K		2	1	1	2	2	1	1				
22 Andruw Jones, R OBP: 0.295, SLG: 0.487	G1-3		K					L8		4	0	1	0	0	1	3				
12 Eric Chavez, L ERA: 4.5	G6-3		F8					P6		3	0	0	0	0	0	0				
17 Jayson Nix, R OBP: 0.293, SLG: 0.430			55 HR					L7		0	0	0	0	0	0	0				
31 Ichiro Suzuki, L OBP: 0.289, SLG: 0.352	F8		HR					L7		4	2	1	0	0	0	2				
55 Russell Martin, R OBP: 0.301, SLG: 0.368	G5-3		HR					BB		3	2	1	2	1	0	2				
<b>Inning Stats</b>	R: 3 H: 3 E: 0 K: 0 S: 13	H: 3 LOB: 0 BB: 0 P: 17	R: 0 H: 0 E: 0 K: 0 S: 11	H: 0 LOB: 0 BB: 0 P: 12	R: 1 H: 2 E: 0 K: 1 S: 13	H: 2 LOB: 1 BB: 1 P: 23	R: 2 H: 2 E: 0 K: 0 S: 8	H: 2 LOB: 0 BB: 0 P: 13	R: 0 H: 0 E: 0 K: 1 S: 8	H: 0 LOB: 1 BB: 1 P: 14	R: 0 H: 0 E: 0 K: 1 S: 9	H: 0 LOB: 1 BB: 1 P: 16	R: 0 H: 1 E: 0 K: 2 S: 9	H: 1 LOB: 0 BB: 0 P: 16	R: 4 H: 2 E: 0 K: 0 S: 11	H: 2 LOB: 0 BB: 1 P: 18	1B: 5 2B: 2 3B: 0 HR: 3	SF: 1 SAC: 0 DP: 0 HBP: 1	WP: 0 PB: 0 SB: 0 CS: 0	PA: 39
<b>PITCHER</b>	IP	WLS	BF	H	R	ER	SO	BB	IBB	HBP	BLK	WP	HR	S	P	ERA	WHIP			
35 Aaron Cook, R ERA: 4.5	4.0	L	20	7	6	6	1	0	1	0	0	0	2	45	65	13.50	1.750			
46 Franklin Morales, L ERA: 3.34	2.0	8	0	0	0	2	2	2	0	0	0	0	0	17	30	0.00	1.000			
30 Andrew Miller, L ERA: 2.63	1.0	4	1	0	0	2	0	0	0	0	0	0	0	9	16	0.00	1.000			
37 Mark Melancon, R ERA: 8.59	1.0	7	2	4	4	0	1	0	1	0	0	1	11	18	36.00	3.000				













Batter	1	2	3	4	5	6	7	8	9	AB	R	H	RBI	BB	SO	LOB	TOP					
21 Nick Markakis, L (1, 9) OBP: 0.353, SLG: 0.460	G4-3		FC4 1B		SF9		2B		FC1-4 1B	4	1	3	2	0	0	0	<b>Baltimore Orioles @ New York Yankees</b> Yankee Stadium, Bronx, NY Mon Jul 30 2012, 7:10 PM - 10:12 PM EDT Att: 43,052 - Partly Cloudy - 77 F					
2 J.J. Hardy, R (1, 6) OBP: 0.275, SLG: 0.375	F8		FC4 1B		FC4 1B		1B		FC1-4 1B	5	0	2	1	0	0	3						
19 Chris Davis, L (1, 10) OBP: 0.310, SLG: 0.462	K				F8 1B		K		G4-3	5	0	1	0	0	2	4						
10 Adam Jones, R (1, 8) OBP: 0.336, SLG: 0.539		L4-6 2B			G6-4-3 1B		G6-3		G5-3	4	0	1	0	0	0	1						
32 Matt Wieters, S (1, 2) OBP: 0.319, SLG: 0.409		L4-6 2B			1B		G3		FC1-4 BB	3	0	1	0	1	0	1						
51 Lew Ford, R (1, 7) 9 Endy Chavez, L (8, 7) OBP: 0.221, SLG: 0.274		K			P3		P4		FC1-4 1B	4	0	0	0	0	1	2						
24 Wilson Betemit, S (1, 5) OBP: 0.316, SLG: 0.419					HR		K		F7	4	2	2	1	0	1	1						
12 Mark Reynolds, R (1, 3) OBP: 0.325, SLG: 0.365					1B		K		G6-3	4	1	2	0	0	1	0						
35 Omar Quintanilla, L (1, 4) OBP: 0.373, SLG: 0.449					G3-6 1B		SF8		FC1-4 1B	2	1	1	1	1	0	1						
							BB															
<b>Inning Stats</b>	R: 0 E: 0 K: 1 S: 10	H: 0 LOB: 0 BB: 0 P: 15	R: 0 E: 0 K: 1 S: 8	H: 1 LOB: 0 BB: 0 P: 13	R: 1 E: 0 K: 0 S: 10	H: 3 LOB: 1 BB: 0 P: 14	R: 0 E: 0 K: 0 S: 10	H: 2 LOB: 1 BB: 0 P: 15	R: 2 E: 0 K: 0 S: 18	H: 3 LOB: 1 BB: 0 P: 28	R: 0 E: 0 K: 0 S: 5	H: 0 LOB: 0 BB: 0 P: 8	R: 2 E: 0 K: 3 S: 19	H: 2 LOB: 1 BB: 1 P: 33	R: 0 E: 0 K: 0 S: 7	H: 0 LOB: 1 BB: 0 P: 17	R: 0 E: 0 K: 0 S: 14	H: 2 LOB: 2 BB: 0 P: 21	1B: 9 2B: 4 HR: 1	SF: 2 SAC: 0 HBP: 0	WP: 0 PB: 1 CS: 0	PA: 39
<b>PITCHER</b>	IP WLS BF H R ER SO BB IBB HBP BLK WP HR S P ERA WHIP	IP WLS BF H R ER SO BB IBB HBP BLK WP HR S P ERA WHIP	IP WLS BF H R ER SO BB IBB HBP BLK WP HR S P ERA WHIP	IP WLS BF H R ER SO BB IBB HBP BLK WP HR S P ERA WHIP	IP WLS BF H R ER SO BB IBB HBP BLK WP HR S P ERA WHIP	IP WLS BF H R ER SO BB IBB HBP BLK WP HR S P ERA WHIP	IP WLS BF H R ER SO BB IBB HBP BLK WP HR S P ERA WHIP	IP WLS BF H R ER SO BB IBB HBP BLK WP HR S P ERA WHIP	IP WLS BF H R ER SO BB IBB HBP BLK WP HR S P ERA WHIP	IP WLS BF H R ER SO BB IBB HBP BLK WP HR S P ERA WHIP	IP WLS BF H R ER SO BB IBB HBP BLK WP HR S P ERA WHIP	IP WLS BF H R ER SO BB IBB HBP BLK WP HR S P ERA WHIP	IP WLS BF H R ER SO BB IBB HBP BLK WP HR S P ERA WHIP	IP WLS BF H R ER SO BB IBB HBP BLK WP HR S P ERA WHIP	IP WLS BF H R ER SO BB IBB HBP BLK WP HR S P ERA WHIP	IP WLS BF H R ER SO BB IBB HBP BLK WP HR S P ERA WHIP	IP WLS BF H R ER SO BB IBB HBP BLK WP HR S P ERA WHIP					
36 Freddy Garcia, R (1, 1) ERA: 5.1	6.0 L	24 9	3 3	2 3	2 2	0 0	0 0	0 0	0 0	0 0	0 0	1 1	61 20	93 20	4.50 27.00	1.500 3.000						
48 Boone Logan, L (7, 1) ERA: 4.01	0.2 4	1 1	2 0	2 1	2 0	1 0	0 0	0 0	0 0	0 0	0 0	0 0	10 20	36 36	0.00 0.00	1.200 1.200						
41 David Phelps, R (7, 1) ERA: 2.5	1.2 7	1 1	0 0	0 1	0 2	0 0	0 0	0 0	0 0	0 0	0 0	0 0	6 9	9 9	∞ ∞	∞ ∞						
39 Clay Rapada, L (9, 1) ERA: 2.7	0.0 2	2 0	0 0	0 0	0 0	0 0	0 0	0 0	0 0	0 0	0 0	0 0	4 6	6 6	0.00 0.00	0.000 0.000						
Chad Qualls, R (9, 1) ERA: 4.89	0.2 2	0 0	0 0	0 0	0 0	0 0	0 0	0 0	0 0	0 0	0 0	0 0	4 6	6 6	0.00 0.00	0.000 0.000						
<b>Batter</b>	<b>1</b>	<b>2</b>	<b>3</b>	<b>4</b>	<b>5</b>	<b>6</b>	<b>7</b>	<b>8</b>	<b>9</b>	<b>AB</b>	<b>R</b>	<b>H</b>	<b>RBI</b>	<b>BB</b>	<b>SO</b>	<b>LOB</b>	<b>BOTTOM</b>					
2 Derek Jeter, R (1, 6) OBP: 0.354, SLG: 0.409	G1-3		G6-3							4	0	2	0	0	0	0	<b>Baltimore Orioles @ New York Yankees</b> Yankee Stadium, Bronx, NY Mon Jul 30 2012, 7:10 PM - 10:12 PM EDT Att: 43,052 - Partly Cloudy - 77 F					
14 Curtis Granderson, L (1, 8) OBP: 0.342, SLG: 0.504	F7		K2-3							4	0	0	0	0	2	2						
25 Mark Teixeira, S (1, 3) OBP: 0.337, SLG: 0.493										3	0	0	0	0	3	1						
17 Jayson Nix, R (8, 5) OBP: 0.296, SLG: 0.451	K									1	0	0	0	0	0	1						
24 Robinson Canó, L (1, 4) OBP: 0.365, SLG: 0.551		L7								4	0	0	0	0	0	2						
33 Nick Swisher, S (1, 10) OBP: 0.344, SLG: 0.469										4	0	1	0	0	2	0						
26 Ramiro Pena, S (9, PR)										0	0	0	0	0	0	0						
27 Raul Ibanez, L (1, 7) OBP: 0.304, SLG: 0.460										4	2	2	1	0	2	1						
12 Eric Chavez, L (1, 5) OBP: 0.330, SLG: 0.473										3	1	2	2	1	0	0						
31 Ichiro Suzuki, L (1, 9) OBP: 0.288, SLG: 0.357										4	1	1	1	0	0	3						
19 Chris Stewart, R (1, 2) OBP: 0.271, SLG: 0.317										2	0	0	0	0	0	0						
55 Russell Martin, R (7, PH) OBP: 0.308, SLG: 0.378										2	0	0	0	0	1	3						
<b>Inning Stats</b>	R: 0 E: 0 K: 1 S: 11	H: 0 LOB: 0 BB: 0 P: 17	R: 1 E: 0 K: 1 S: 12	H: 2 LOB: 1 BB: 0 P: 21	R: 0 E: 0 K: 1 S: 7	H: 0 LOB: 0 BB: 0 P: 13	R: 0 E: 0 K: 2 S: 9	H: 0 LOB: 0 BB: 0 P: 10	R: 1 E: 0 K: 0 S: 11	H: 1 LOB: 0 BB: 0 P: 16	R: 0 E: 0 K: 2 S: 11	H: 1 LOB: 1 BB: 0 P: 17	R: 2 E: 0 K: 1 S: 12	H: 2 LOB: 0 BB: 0 P: 19	R: 0 E: 0 K: 0 S: 5	H: 1 LOB: 0 BB: 0 P: 7	R: 0 E: 0 K: 2 S: 10	H: 1 LOB: 2 BB: 1 P: 20	1B: 4 2B: 1 HR: 3	SF: 0 SAC: 0 HBP: 0	WP: 0 PB: 1 CS: 0	PA: 36
<b>PITCHER</b>	IP WLS BF H R ER SO BB IBB HBP BLK WP HR S P ERA WHIP	IP WLS BF H R ER SO BB IBB HBP BLK WP HR S P ERA WHIP	IP WLS BF H R ER SO BB IBB HBP BLK WP HR S P ERA WHIP	IP WLS BF H R ER SO BB IBB HBP BLK WP HR S P ERA WHIP	IP WLS BF H R ER SO BB IBB HBP BLK WP HR S P ERA WHIP	IP WLS BF H R ER SO BB IBB HBP BLK WP HR S P ERA WHIP	IP WLS BF H R ER SO BB IBB HBP BLK WP HR S P ERA WHIP	IP WLS BF H R ER SO BB IBB HBP BLK WP HR S P ERA WHIP	IP WLS BF H R ER SO BB IBB HBP BLK WP HR S P ERA WHIP	IP WLS BF H R ER SO BB IBB HBP BLK WP HR S P ERA WHIP	IP WLS BF H R ER SO BB IBB HBP BLK WP HR S P ERA WHIP	IP WLS BF H R ER SO BB IBB HBP BLK WP HR S P ERA WHIP	IP WLS BF H R ER SO BB IBB HBP BLK WP HR S P ERA WHIP	IP WLS BF H R ER SO BB IBB HBP BLK WP HR S P ERA WHIP	IP WLS BF H R ER SO BB IBB HBP BLK WP HR S P ERA WHIP	IP WLS BF H R ER SO BB IBB HBP BLK WP HR S P ERA WHIP						
50 Miguel González, R (1, 1) ERA: 4.46	6.2 W	26 4	4 4	0 0	0 0	0 0	0 0	0 0	0 0	0 0	0 0	1 1	3 72	11 11	5.40 5.40	0.900 0.900						
56 Darren O'Day, R (7, 1) ERA: 2.88	0.1 H	1 0	0 0	0 0	0 0	0 0	0 0	0 0	0 0	0 0	0 0	1 2	0 0	0 0	0.00 0.00	0.000 0.000						
47 Pedro Strop, R (8, 1) ERA: 1.34	1.0 H	4 1	0 0	0 0	0 0	0 0	0 0	0 0	0 0	0 0	0 0	5 7	0 0	0 0	0.00 1.000	1.000 1.000						
43 Jim Johnson, R (9, 1) ERA: 3.63	1.0 S	5 1	0 0	0 2	1 0	0 0	0 0	0 0	0 0	0 0	0 0	10 20	0 0	0 0	0.00 2.000	2.000 2.000						



Batter	1	2	3	4	5	6	7	8	9	AB	R	H	RBI	BB	SO	LOB	TOP										
21 Nick Markakis, L OBP: 0.357, SLG: 0.473	L7	19 HR	G3	F8	F9	G6-3	G6-3	HR	G6-3	5	2	3	2	0	0	0	<p><b>Baltimore Orioles @ New York Yankees</b>  Yankee Stadium, Bronx, NY  Tue Jul 31 2012, 7:07 PM - 10:13 PM EDT  Att: 42,821 - Cloudy - 76 F</p> <p>livebaseballscorecards.com</p> <p>AB 40 R 11 H 13 RBI 11 BB 1 SO 7 LOB 14</p> 										
2 J.J. Hardy, R OBP: 0.272, SLG: 0.372	G4-3	19 HR	F8	F9	F9	G6-3	G6-3	G6-3	G4-3	4	1	0	0	1	0	2											
19 Chris Davis, L OBP: 0.308, SLG: 0.467	K	HR	K	K	K	K	K	F8	F8	5	1	1	4	0	3	1											
10 Adam Jones, R OBP: 0.336, SLG: 0.540	L7	L8	F9	F9	F9	G6-3	G6-3	L7	L7	5	2	2	0	0	0	0											
32 Matt Wieters, S OBP: 0.318, SLG: 0.406	12 2B	12 2B	F7	F9	F9	G6-3	G6-3	G4-3	G4-3	5	1	1	0	0	0	1											
51 Lew Ford, R OBP: 0.167, SLG: 0.182	K	K	K	24 WP	F9	G6-3	G6-3	G6-3	G6-3	4	1	1	0	0	1	3											
9 Endy Chavez, L OBP: 0.221, SLG: 0.274	K	K	K	24 2B	F9	G6-3	G6-3	G6-3	G6-3	0	0	0	0	0	0	0											
24 Wilson Betemit, S OBP: 0.322, SLG: 0.430	K	K	K	2H	K	K	K	35 G4-3	21 HR	4	0	3	2	0	1	2											
11 Robert Andino, R OBP: 0.292, SLG: 0.325	K	K	K	2B	K	K	K	2B	2B	0	1	0	0	0	0	0											
12 Mark Reynolds, R OBP: 0.324, SLG: 0.367	K	K	K	2B	K	K	K	G1-3	G1-3	4	1	1	1	0	1	3											
35 Omar Quintanilla, L OBP: 0.368, SLG: 0.441	K	K	K	2B	K	K	K	G4-3	G4-3	4	1	1	2	0	1	2											
<b>Inning Stats</b>	R: 0 E: 0 K: 1 S: 6	H: 0 LOB: 0 BB: 0 P: 6	R: 7 E: 0 K: 2 S: 20	H: 6 LOB: 0 BB: 1 P: 32	R: 1 E: 0 K: 0 S: 12	H: 2 LOB: 1 BB: 0 P: 17	R: 0 E: 0 K: 1 S: 8	H: 0 LOB: 0 BB: 0 P: 11	R: 1 E: 0 K: 1 S: 20	H: 2 LOB: 1 BB: 0 P: 27	R: 0 E: 0 K: 2 S: 13	H: 1 LOB: 1 BB: 0 P: 20	R: 0 E: 0 K: 0 S: 8	H: 0 LOB: 0 BB: 0 P: 13	R: 2 E: 0 K: 0 S: 12	H: 2 LOB: 1 BB: 0 P: 17	R: 0 E: 0 K: 0 S: 6	H: 0 LOB: 0 BB: 0 P: 9	1B: 6 2B: 5 3B: 0 HR: 2	SF: 0 SAC: 0 DP: 0 HBP: 0	WP: 1 PB: 0 SB: 0 CS: 0	PA: 41					
<b>PITCHER</b>	IP	WLS	BF	H	R	ER	SO	BB	IBB	HBP	BLK	WP	HR	S	P	ERA	WHIP	<b>PITCHER</b>									
47 Ivan Nova, R ERA: 4.53	5.0	L	26	10	9	9	5	1	0	0	0	1	1	66	93	16.20	2.200										
48 Boone Logan, L ERA: 3.89	1.0		4	1	0	0	2	0	0	0	0	0	0	13	20	0.00	1.000										
38 Cody Eppley, R ERA: 3.07	1.2		6	1	2	2	0	0	0	0	0	0	0	16	24	10.80	0.600										
39 Clay Rapada, L ERA: 2.89	1.1		5	1	0	0	0	0	0	0	0	0	1	10	15	0.00	0.750										
<b>Batter</b>	<b>1</b>	<b>2</b>	<b>3</b>	<b>4</b>	<b>5</b>	<b>6</b>	<b>7</b>	<b>8</b>	<b>9</b>	<b>AB</b>	<b>R</b>	<b>H</b>	<b>RBI</b>	<b>BB</b>	<b>SO</b>	<b>LOB</b>	<b>BOTTOM</b>										
2 Derek Jeter, R OBP: 0.357, SLG: 0.414	14 1B	F8	P4	P4	P4	G3	G6-3	G6-3	G4-6-3	5	1	3	0	0	0	1	<p><b>Baltimore Orioles @ New York Yankees</b>  Yankee Stadium, Bronx, NY  Tue Jul 31 2012, 7:07 PM - 10:13 PM EDT  Att: 42,821 - Cloudy - 76 F</p> <p>livebaseballscorecards.com</p> <p>AB 37 R 5 H 11 RBI 5 BB 0 SO 6 LOB 15</p> 										
14 Curtis Granderson, L OBP: 0.341, SLG: 0.500	24 HR	K	K	K	K	K	K	K	G4-6-3	5	1	1	1	0	3	3											
24 Robinson Cano, L OBP: 0.367, SLG: 0.557	HR	P6	G3	G3	G3	G6-3	G6-3	G6-3	G6-3	3	1	1	2	0	0	0											
33 Nick Swisher, S OBP: 0.343, SLG: 0.467	27 FC1-6	G4-3	G4-3	G4-3	K	K	K	G6-3	G6-3	4	0	1	0	0	1	2											
27 Raul Ibanez, L OBP: 0.304, SLG: 0.461	12 1B	FC1-6	G4-3	G4-3	G4-3	G4-3	G4-3	K	K	4	1	1	0	0	1	3											
12 Eric Chavez, L OBP: 0.330, SLG: 0.471	31 E	P4	P4	P4	P4	P5	P5	G6-3	G6-3	3	1	1	0	0	0	1											
17 Jayson Nix, R OBP: 0.293, SLG: 0.446	55 1B	P4	P4	P4	P4	P5	P5	G6-3	G6-3	1	0	0	0	0	0	0											
31 Ichiro Suzuki, L OBP: 0.288, SLG: 0.356	55 1B	E1	G3	G3	G3	G3	G3	F8	F8	4	0	1	1	0	0	2											
55 Russell Martin, R OBP: 0.307, SLG: 0.376	G6-3	G6-3	G6-3	G6-3	G6-3	K	K	G6-3	G6-3	4	0	1	1	0	1	1											
26 Ramiro Pena, S OBP: 0.250, SLG: 0.250	G4-3	G4-3	G4-3	G4-3	G4-3	F9	F9	G4-3	G4-3	4	0	1	0	0	0	2											
<b>Inning Stats</b>	R: 5 E: 1 K: 0 S: 17	H: 6 LOB: 1 BB: 0 P: 36	R: 0 E: 0 K: 1 S: 5	H: 0 LOB: 0 BB: 0 P: 10	R: 0 E: 0 K: 0 S: 11	H: 1 LOB: 1 BB: 0 P: 16	R: 0 E: 0 K: 1 S: 15	H: 1 LOB: 1 BB: 0 P: 18	R: 0 E: 0 K: 1 S: 11	H: 0 LOB: 0 BB: 0 P: 15	R: 0 E: 0 K: 1 S: 9	H: 1 LOB: 1 BB: 0 P: 11	R: 0 E: 0 K: 2 S: 11	H: 1 LOB: 2 BB: 0 P: 14	R: 0 E: 0 K: 0 S: 8	H: 0 LOB: 0 BB: 0 P: 13	R: 0 E: 0 K: 0 S: 5	H: 1 LOB: 0 BB: 0 P: 8	1B: 8 2B: 2 3B: 0 HR: 1	SF: 0 SAC: 0 DP: 1 HBP: 1	WP: 0 PB: 0 SB: 0 CS: 0	PA: 38					
<b>PITCHER</b>	IP	WLS	BF	H	R	ER	SO	BB	IBB	HBP	BLK	WP	HR	S	P	ERA	WHIP	<b>PITCHER</b>									
30 Chris Tillman, R ERA: 2.7	5.0	W	23	8	5	4	3	0	0	0	0	0	0	59	95	7.20	1.600										
40 Troy Patton, L ERA: 2.85	2.0		9	2	0	0	3	0	0	1	0	0	0	20	25	0.00	1.000										
27 Matt Lindstrom, R ERA: 3.04	1.0		3	0	0	0	0	0	0	0	0	0	0	8	13	0.00	0.000										
38 Luis Ayala, R ERA: 2.83	1.0		3	1	0	0	0	0	0	0	0	0	0	5	8	0.00	1.000										



Batter	1	2	3	4	5	6	7	8	9	AB	R	H	RBI	BB	SO	LOB	TOP
21 Nick Markakis, L (1.9) OBP: 0.354, SLG: 0.469 11 Robert Andino, R (8.4) OBP: 0.292, SLG: 0.325	G6-3		19 G4-3 2 1B		K	F9		L6		5	0	1	0	0	1	3	
2 J.J. Hardy, R (1.6) OBP: 0.276, SLG: 0.385 3 Ryan Flaherty, L (7.4) OBP: 0.242, SLG: 0.308		2B			F9		HR	K		4	1	3	1	0	0	0	
19 Chris Davis, L (1.10) OBP: 0.307, SLG: 0.463	F9		G4-3			10 1B		G6-3		5	0	1	0	0	1	3	
10 Adam Jones, R (1.8) OBP: 0.338, SLG: 0.540 51 Lew Ford, R (7.7) OBP: 0.154, SLG: 0.167	P3		L7			1B				4	0	2	0	0	0	2	
32 Matt Wieters, S (1.2) OBP: 0.319, SLG: 0.407 31 Taylor Teagarden, R (7.2) OBP: 0.120, SLG: 0.203	F8				P4					4	0	2	0	0	0	2	
24 Wilson Betemit, S (1.5) OBP: 0.327, SLG: 0.432		12 2B 9 G3						G4-6-3		3	1	2	0	1	0	2	
12 Mark Reynolds, R (1.3) OBP: 0.326, SLG: 0.370					F9					3	1	1	0	1	0	3	
9 Endy Chavez, L (1.7) OBP: 0.222, SLG: 0.281					F8			G1-5-3		4	0	1	2	0	0	4	
35 Omar Quintanilla, L (1.4) OBP: 0.364, SLG: 0.429	F8									3	0	0	0	1	1	4	
<b>Inning Stats</b>	R: 0 H: 1 E: 0 K: 0 S: 9	L: 1 BB: 0 P: 12	R: 1 H: 2 E: 0 K: 0 S: 16	L: 2 BB: 0 P: 22	R: 0 H: 2 E: 0 K: 1 S: 15	L: 2 BB: 0 P: 22	R: 0 H: 2 E: 0 K: 1 S: 10	L: 2 BB: 0 P: 15	R: 1 H: 3 E: 0 K: 0 S: 9	L: 3 BB: 0 P: 13	R: 1 H: 1 E: 0 K: 1 S: 10	L: 1 BB: 1 P: 19	R: 0 H: 0 E: 0 K: 2 S: 7	L: 0 BB: 0 P: 9	1B: 9 2B: 3 3B: 0 HR: 1	SF: 0 SAC: 0 DP: 2 HBP: 0	WP: 0 PA: 41 PB: 0 SB: 0 CS: 0
<b>PITCHER</b>	IP	WLS	BF	H	R	ER	SO	BB	IBB	HBP	BLK	WP	HR	S	P	ERA	WHIP
65 Phil Hughes, R (1.1) ERA: 3.98	6.0	W	28	9	1	1	2	2	0	0	0	0	0	70	107	1.50	1.833
62 Joba Chamberlain, R (7.1) ERA: 10.8	1.2		9	4	2	2	0	1	0	0	0	0	1	16	28	10.80	3.000
39 Clay Rapada, L (8.1) ERA: 2.83	0.2		2	0	0	0	2	0	0	0	0	0	0	6	7	0.00	0.000
30 David Robertson, R (9.1) ERA: 2.16	0.2		2	0	0	0	1	0	0	0	0	0	0	4	6	0.00	0.000

Baltimore Orioles @ New York Yankees  
Yankee Stadium, Bronx, NY  
Wed Aug 01 2012, 1:10 PM - 4:23 PM EDT  
Att. 44,593 - Overcast - 80 F

AB 38  
R 3  
H 13  
RBI 3  
BB 3  
SO 5  
LOB 24



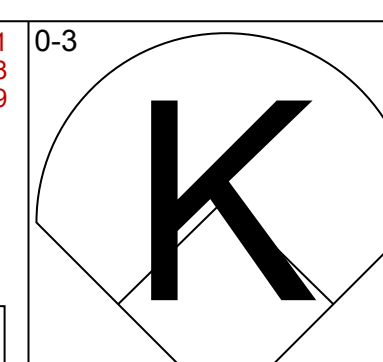
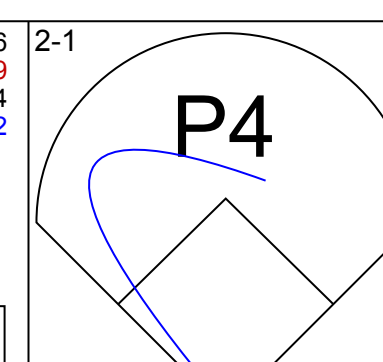
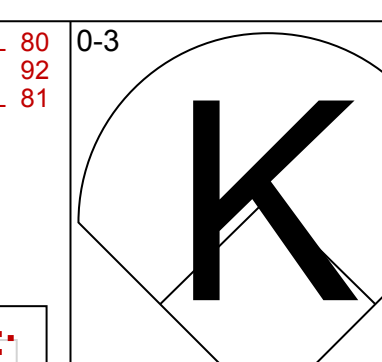
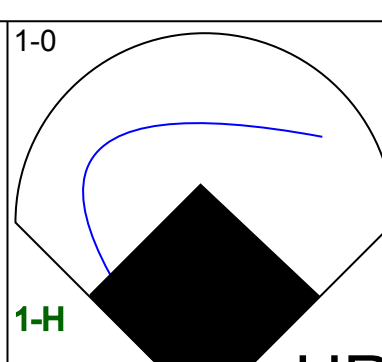
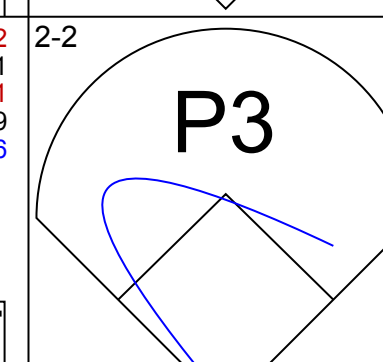
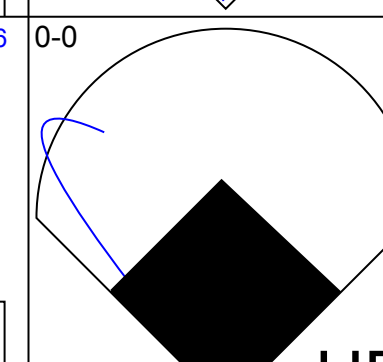
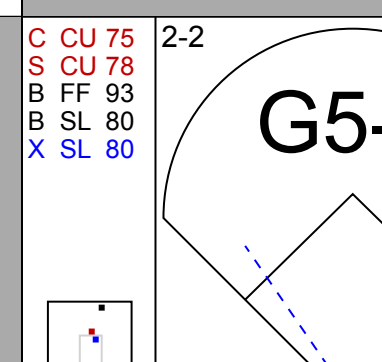
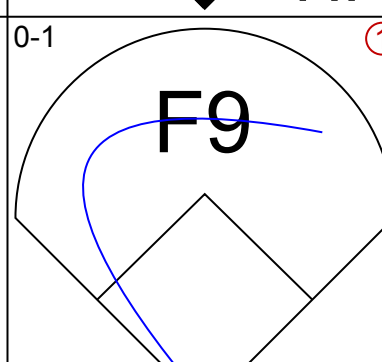
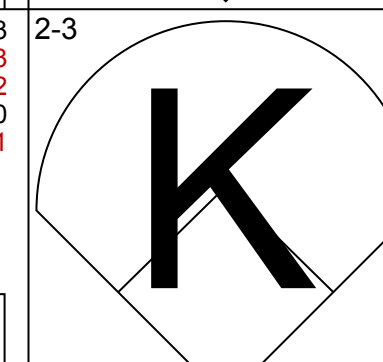
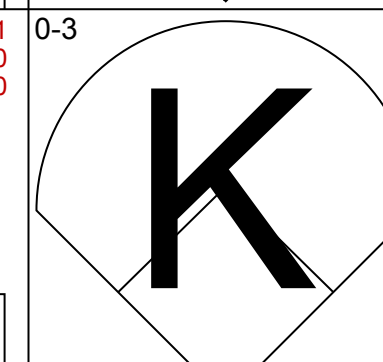
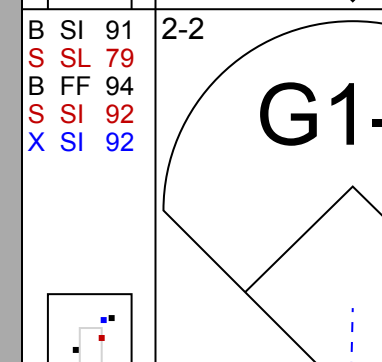
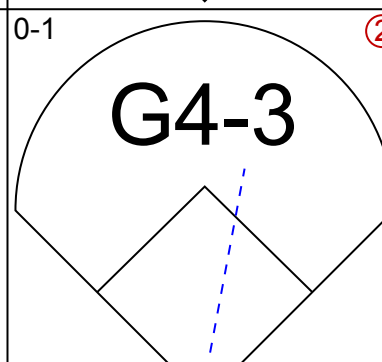
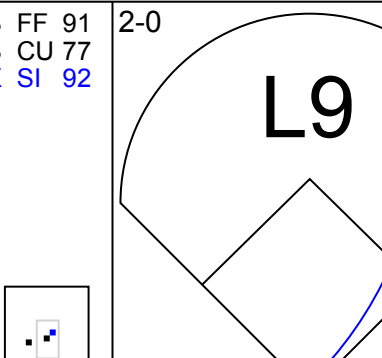
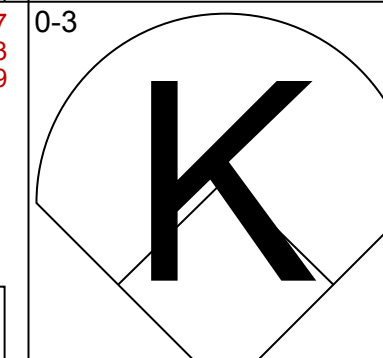
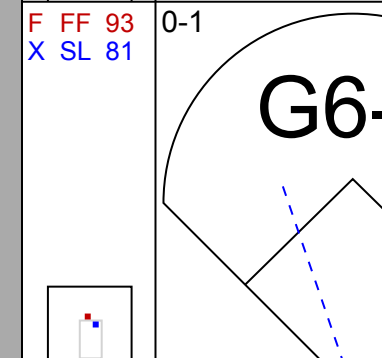
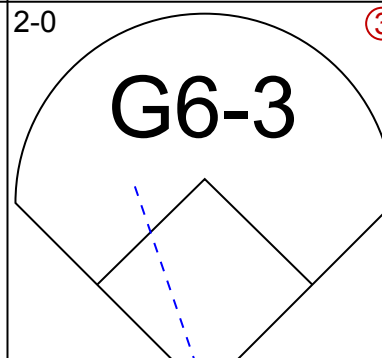
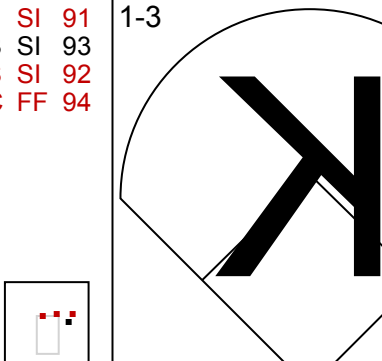
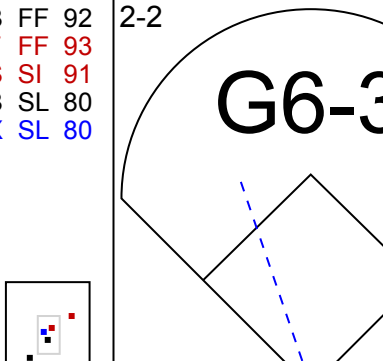
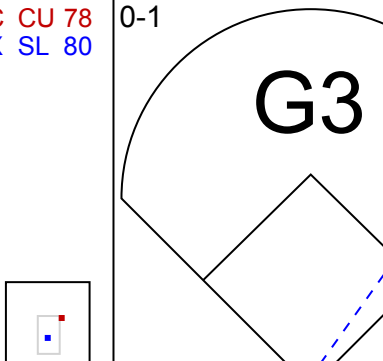
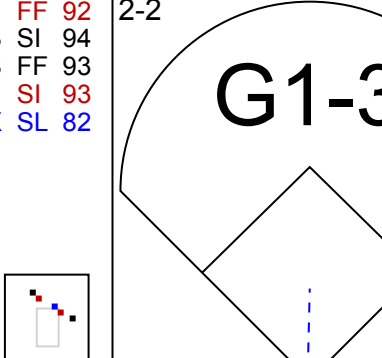
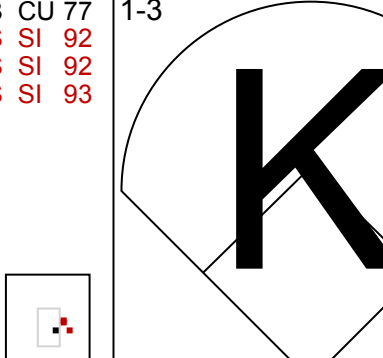
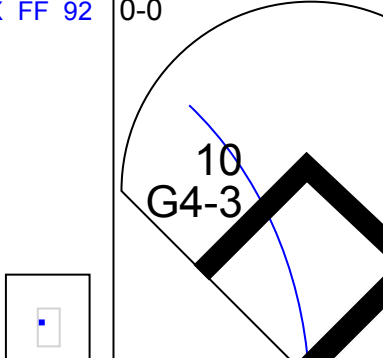
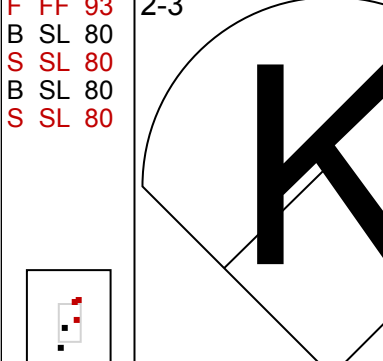
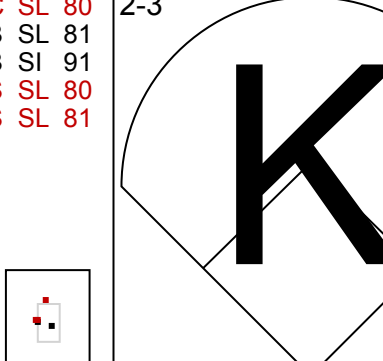
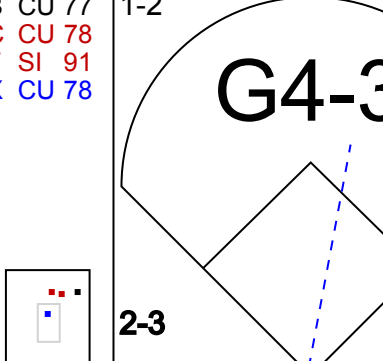
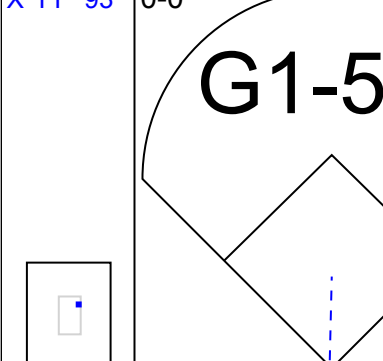
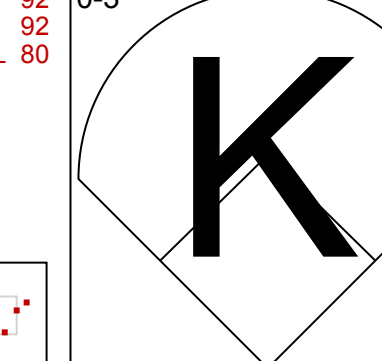
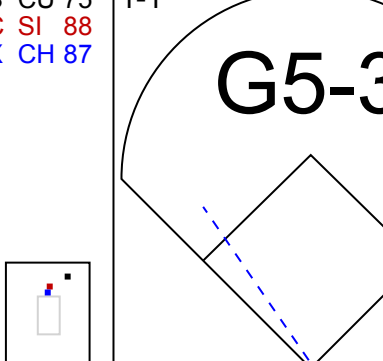
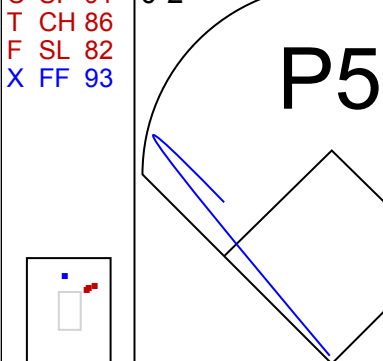
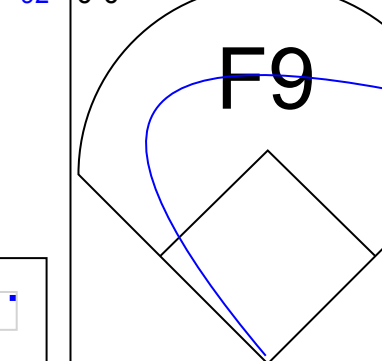
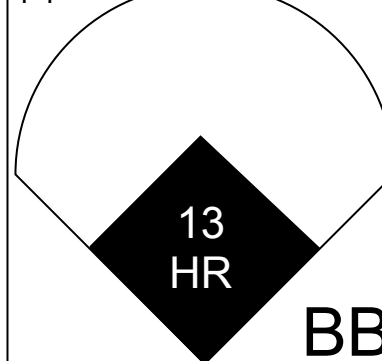
Batter	1	2	3	4	5	6	7	8	9	AB	R	H	RBI	BB	SO	LOB	BOTTOM	
2 Derek Jeter, R (1.6) OBP: 0.361, SLG: 0.417 12 Eric Chavez, L (7.7) OBP: 0.328, SLG: 0.468	G6-3		33 1B 24 HR					FC1-6		4	1	3	3	0	0	0		
14 Curtis Granderson, L (1.8) OBP: 0.341, SLG: 0.509								F7		5	2	2	1	0	2	4		
33 Nick Swisher, S (1.10) OBP: 0.346, SLG: 0.470										4	2	2	1	1	0	1		
24 Robinson Cano, L (1.4) OBP: 0.371, SLG: 0.565										3	2	2	4	1	0	2		
22 Andruw Jones, R (1.9) OBP: 0.303, SLG: 0.482	SF8									3	0	1	1	0	2	0		
55 Russell Martin, R (1.2) OBP: 0.312, SLG: 0.375	K									3	1	1	0	2	1	3		
45 Casey McGehee, R (1.3) OBP: 0.299, SLG: 0.375										2	2	0	1	2	0	3		
31 Ichiro Suzuki, L (1.7) OBP: 0.287, SLG: 0.354										5	0	1	0	0	0	5		
17 Jayson Nix, R (1.5) OBP: 0.311, SLG: 0.469										4	2	3	1	0	0	1		
<b>Inning Stats</b>	R: 2 H: 3 E: 0 K: 1 S: 12	L: 3 LOB: 1 BB: 0 P: 18	R: 2 H: 3 E: 0 K: 1 S: 24	L: 3 LOB: 2 BB: 1 P: 41	R: 7 H: 4 E: 0 K: 2 S: 18	L: 0 LOB: 0 BB: 3 P: 39	R: 0 H: 2 E: 0 K: 0 S: 8	L: 2 LOB: 1 BB: 0 P: 13	R: 0 H: 1 E: 0 K: 0 S: 7	L: 1 LOB: 0 BB: 0 P: 15	R: 0 H: 1 E: 0 K: 0 S: 7	L: 1 LOB: 1 BB: 0 P: 9	R: 1 H: 0 E: 0 K: 0 S: 10	L: 0 LOB: 2 BB: 2 P: 24	1B: 11 2B: 3 3B: 0 HR: 2	SF: 2 SAC: 0 DP: 3 HBP: 2	WP: 0 PA: 44 PB: 1 SB: 0 CS: 0	
<b>PITCHER</b>	IP	WLS	BF	H	R	ER	SO	BB	IBB	HBP	BLK	WP	HR	S	P	ERA	WHIP	
53 Zack Britton, L (1.1) ERA: 8.35	2.2	L	18	7	7	7	3	3	0	0	0	0	0	1	44	80	23.62	3.750
63 Kevin Gregg, R (3.1) ERA: 4.29	1.1		9	5	4	4	1	1	0	0	0	0	1	18	31	27.00	4.500	
27 Matt Lindstrom, R (5.1) ERA: 2.83	2.0		7	2	0	0	1	0	0	1	0	0	0	13	24	0.00	1.000	
38 Luis Ayala, R (7.1) ERA: 2.73	1.1		7	1	1	1	0	1	0	1	0	0	0	11	19	6.75	1.500	
29 Tommy Hunter, R (8.1) ERA: 5.68	0.2		3	0	0	0	0	1	0	0	0	0	0	6	14	0.00	1.500	

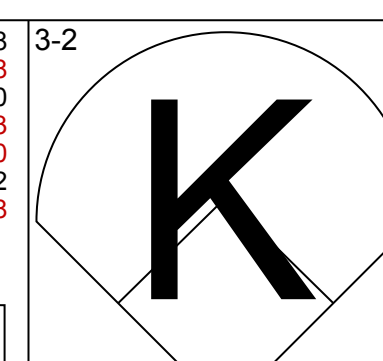
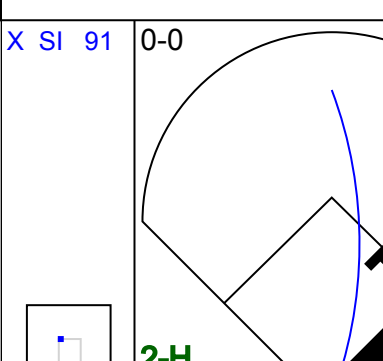
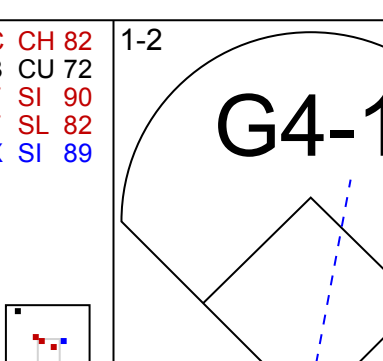
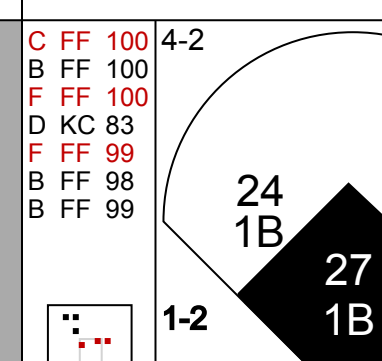

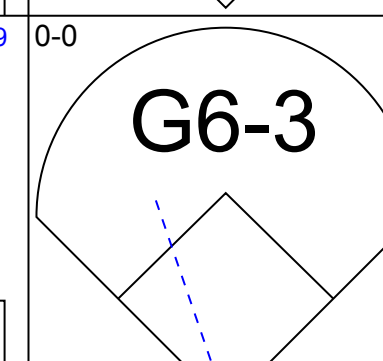
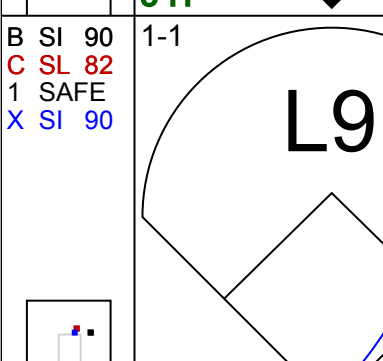
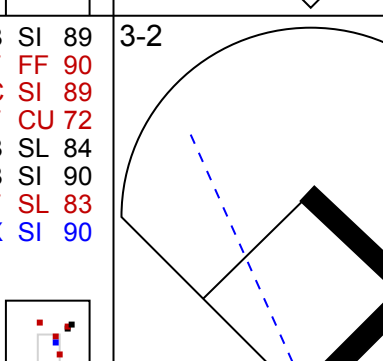
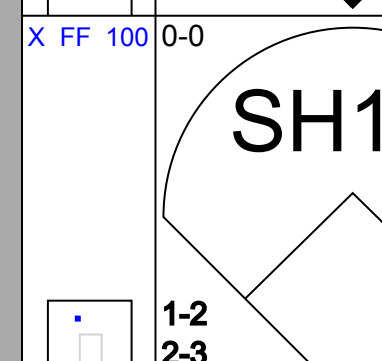

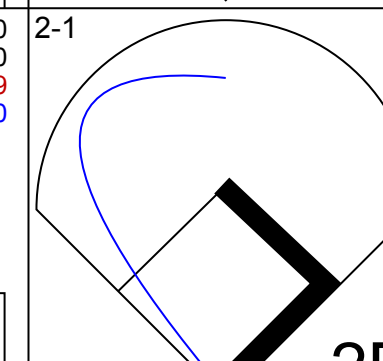
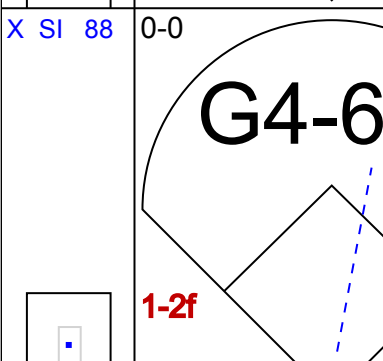
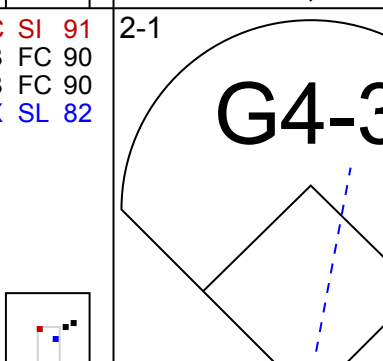
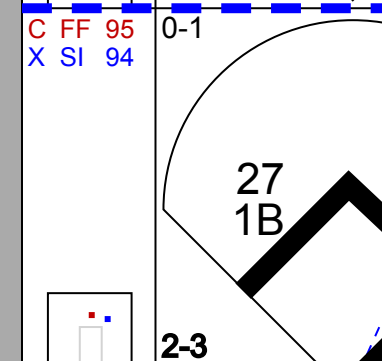

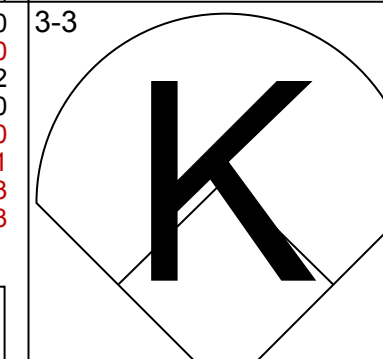
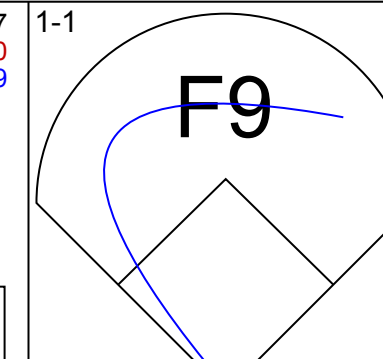
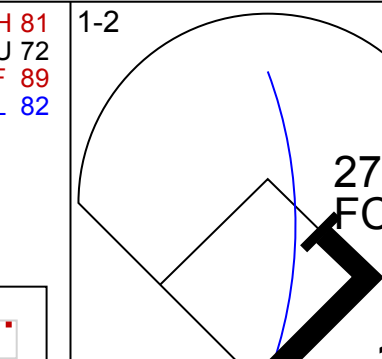

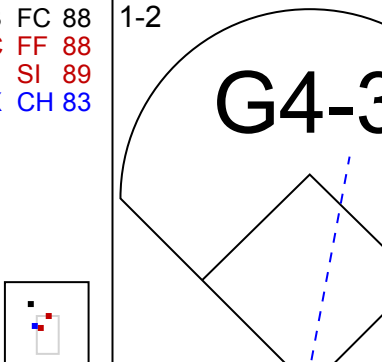
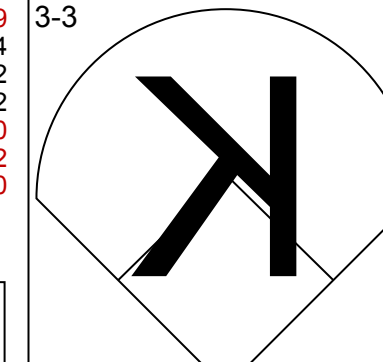
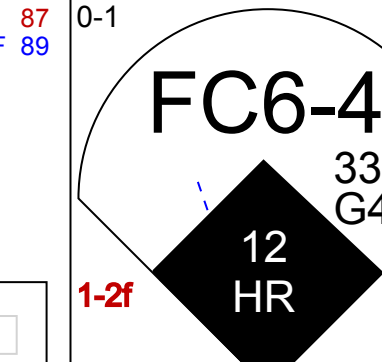

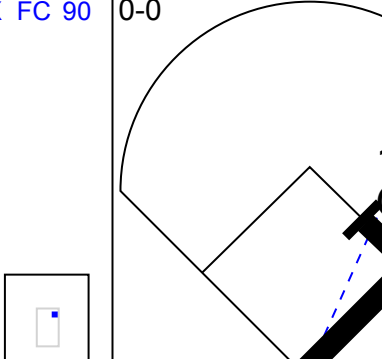


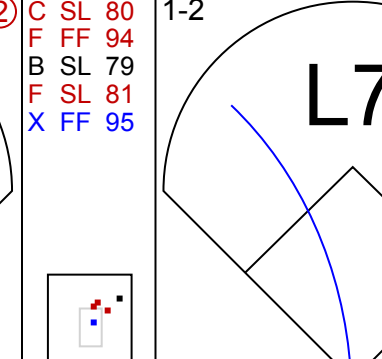

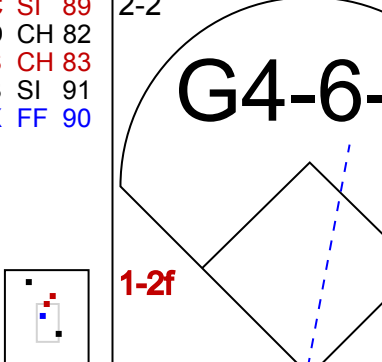
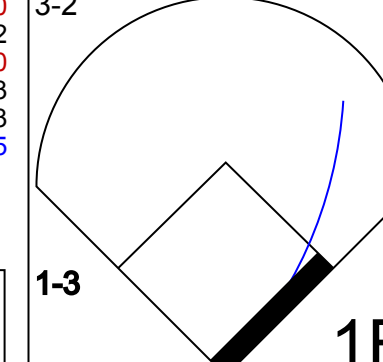
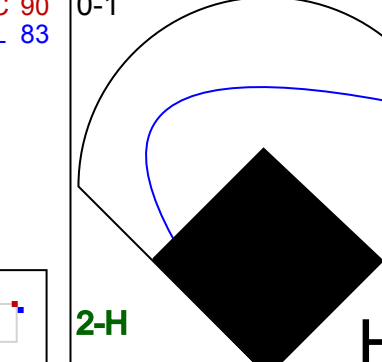
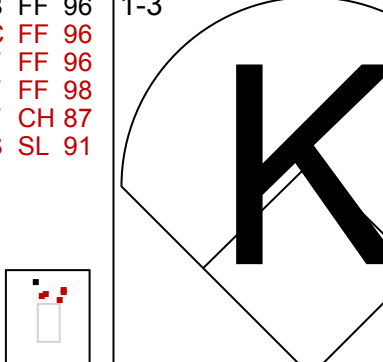
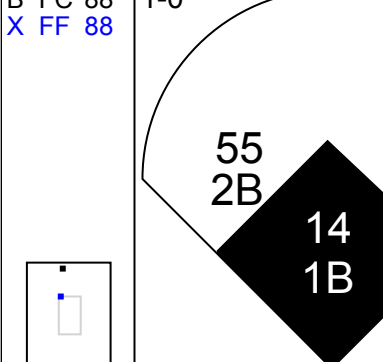



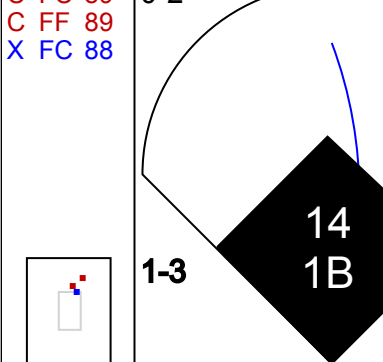
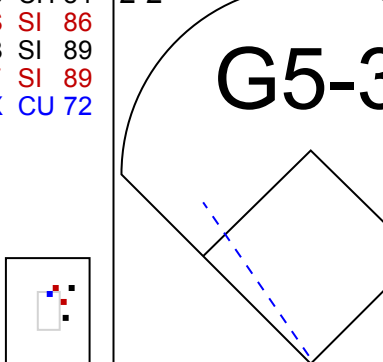
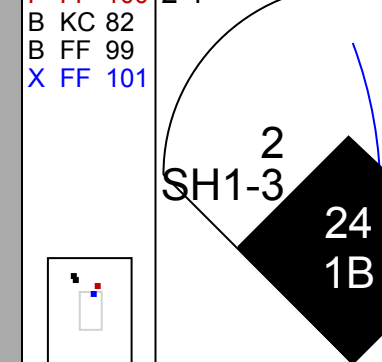

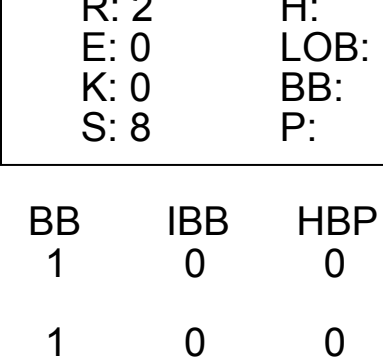
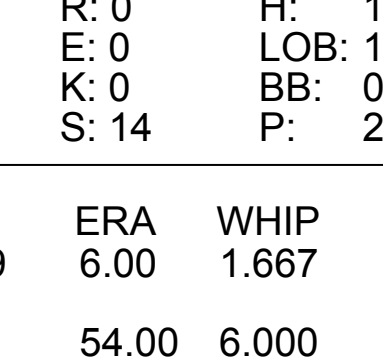
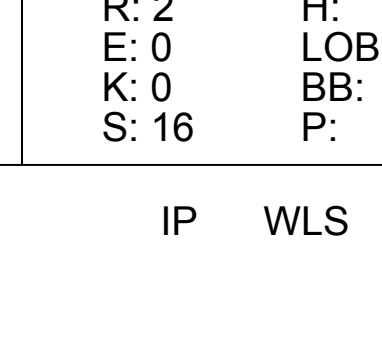

Baltimore Orioles @ New York Yankees  
Yankee Stadium, Bronx, NY  
Wed Aug 01 2012, 1:10 PM - 4:23 PM EDT  
Att. 44,593 - Overcast - 80 F

AB 34  
R 12  
H 15  
RBI 12  
BB 6  
SO 5  
LOB 20





Batter	1	2	3	4	5	6	7	8	9	AB	R	H	RBI	BB	SO	LOB	TOP					
13 Dustin Ackley, L (1,4) OBP: 0.305, SLG: 0.338										4	1	1	2	0	2	0	<b>Seattle Mariners @ New York Yankees</b> Yankee Stadium, Bronx, NY Fri Aug 03 2012, 7:09 PM - 9:49 PM EDT Att: 45,872 - Cloudy - 84 F					
33 Casper Wells, R (1,8) OBP: 0.309, SLG: 0.405										4	1	1	1	0	0	0						
15 Kyle Seager, L (1,5) OBP: 0.313, SLG: 0.404										4	0	0	0	0	2	0						
63 Jesus Montero, R (1,10) OBP: 0.302, SLG: 0.391										4	0	0	0	0	1	0						
20 Mike Carp, L (1,3) OBP: 0.311, SLG: 0.379										3	0	0	0	0	1	0						
30 Miguel Olivo, R (1,2) OBP: 0.224, SLG: 0.349										3	0	1	0	0	1	0						
10 Eric Thames, L (1,9) OBP: 0.283, SLG: 0.377										3	0	0	0	0	2	1						
12 Trayvon Robinson, S (1,7) OBP: 0.357, SLG: 0.462										3	0	0	0	0	1	1						
26 Brendan Ryan, R (1,6) OBP: 0.294, SLG: 0.300										2	1	0	0	1	0	0						
<b>Inning Stats</b>	R: 0 E: 0 K: 2 S: 9	H: 0 LOB: 0 BB: 0 P: 13	R: 0 E: 0 K: 1 S: 7	H: 0 LOB: 0 BB: 0 P: 12	R: 0 E: 0 K: 1 S: 8	H: 0 LOB: 0 BB: 0 P: 10	R: 1 E: 0 K: 2 S: 9	H: 1 LOB: 0 BB: 0 P: 11	R: 0 E: 0 K: 2 S: 9	H: 0 LOB: 0 BB: 0 P: 14	R: 0 E: 0 K: 0 S: 7	H: 0 LOB: 0 BB: 0 P: 7	R: 0 E: 0 K: 0 S: 8	H: 0 LOB: 1 BB: 1 P: 12	R: 0 E: 0 K: 0 S: 8	H: 1 LOB: 1 BB: 1 P: 10	R: 2 E: 0 K: 0 S: 7	H: 1 LOB: 0 BB: 1 P: 14	1B: 0 2B: 1 3B: 0 HR: 2	SF: 0 SAC: 0 DP: 0 HBP: 0	WP: 0 PB: 0 SB: 0 CS: 0	PA: 31
<b>PITCHER</b> 52 CC Sabathia, L (1,1) ERA: 3.53	IP: 9.0 WLS: W BF: 31 H: 3 R: 3 ER: 3 SO: 10 BB: 1 IBB: 0 HBP: 0 BLK: 0 WP: 0 HR: 2 S: 72 P: 103 ERA: 3.00 WHIP: 0.444															<b>PITCHER</b>						

Batter	1	2	3	4	5	6	7	8	9	AB	R	H	RBI	BB	SO	LOB	BOTTOM			
14 Curtis Granderson, L (1,8) OBP: 0.343, SLG: 0.505										3	1	1	2	1	1	0	<b>Seattle Mariners @ New York Yankees</b> Yankee Stadium, Bronx, NY Fri Aug 03 2012, 7:09 PM - 9:49 PM EDT Att: 45,872 - Cloudy - 84 F			
2 Derek Jeter, R (1,6) OBP: 0.340, SLG: 0.419										3	0	1	0	0	0	1				
24 Robinson Cano, L (1,4) OBP: 0.373, SLG: 0.567										4	0	2	1	0	0	2				
25 Mark Teixeira, S (1,3) OBP: 0.336, SLG: 0.490										4	0	1	0	0	1	3				
27 Raul Ibanez, L (1,10) OBP: 0.303, SLG: 0.458										4	1	1	1	0	1	1				
33 Nick Swisher, S (1,9) OBP: 0.348, SLG: 0.469										3	0	1	0	1	0	3				
12 Eric Chavez, L (1,5) ERA: 54.0										4	1	2	2	0	1	1				
17 Jayson Nix, R (9,5) OBP: 0.311, SLG: 0.469										0	0	0	0	0	0	0				
31 Ichiro Suzuki, L (1,7) OBP: 0.287, SLG: 0.353										4	1	1	0	0	0	2				
55 Russell Martin, R (1,2) OBP: 0.315, SLG: 0.381										4	2	2	0	0	1	0				
<b>Inning Stats</b>	R: 0 E: 0 K: 2 S: 12	H: 1 LOB: 1 BB: 0 P: 20	R: 0 E: 0 K: 0 S: 7	H: 1 LOB: 0 BB: 0 P: 10	R: 2 E: 0 K: 0 S: 8	H: 3 LOB: 0 BB: 0 P: 10	R: 0 E: 0 K: 1 S: 15	H: 1 LOB: 2 BB: 1 P: 29	R: 0 E: 0 K: 0 S: 14	H: 1 LOB: 1 BB: 0 P: 22	R: 2 E: 0 K: 0 S: 13	H: 2 LOB: 0 BB: 0 P: 18	R: 2 E: 0 K: 0 S: 16	H: 3 LOB: 2 BB: 1 P: 26	R: 0 E: 0 K: 2 S: 9	H: 0 LOB: 0 BB: 0 P: 11	1B: 8 2B: 3 3B: 0 HR: 1	SF: 0 SAC: 1 DP: 2 HBP: 0	WP: 0 PB: 0 SB: 1 CS: 0	PA: 36
<b>PITCHER</b> 25 Kevin Millwood, R (1,1) ERA: 4.01	IP: 6.0 WLS: L BF: 26 H: 9 R: 4 ER: 4 SO: 4 BB: 1 IBB: 0 HBP: 0 BLK: 0 WP: 0 HR: 1 S: 69 P: 109 ERA: 6.00 WHIP: 1.667															<b>PITCHER</b>				
58 Carter Capps, R (7,1) ERA: 54.0	0.1	3	1	2	2	0	1	0	0	0	0	6	12	54.00	6.000					
36 Oliver Pérez, L (7,1) ERA: 2.45	0.2	4	2	0	0	0	0	0	0	0	10	14	0.00	3.000						
46 Stephen Pryor, R (8,1) ERA: 1.42	1.0	3	0	0	0	2	0	0	0	0	9	11	0.00	0.000						

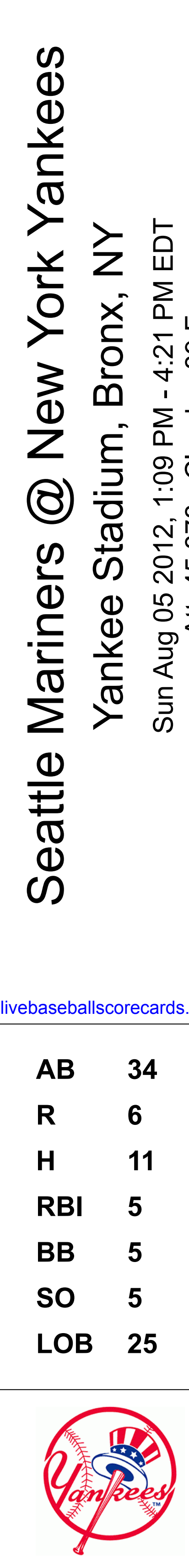






Batter	1	2	3	4	5	6	7	8	9	AB	R	H	RBI	BB	SO	LOB	TOP				
13 Dustin Ackley, L OBP: 0.302, SLG: 0.334										4	1	1	0	0	0	2	<b>Seattle Mariners @ New York Yankees</b> Yankee Stadium, Bronx, NY Sun Aug 05 2012, 1:09 PM - 4:21 PM EDT Att: 45,878 - Cloudy - 89 F				
55 Michael Saunders, L OBP: 0.312, SLG: 0.419										3	1	1	0	0	1	0					
63 Jesus Montero, R OBP: 0.306, SLG: 0.393										4	0	2	2	0	0	0					
27 John Jaso, L OBP: 0.391, SLG: 0.463										2	0	0	0	2	0	1					
15 Kyle Seager, L OBP: 0.312, SLG: 0.399										3	0	1	0	1	0	3					
10 Eric Thames, L OBP: 0.282, SLG: 0.377										4	0	0	0	0	0	1					
12 Trayvon Robinson, S OBP: 0.279, SLG: 0.353										4	0	0	0	0	1	0					
61 Munenori Kawasaki, L OBP: 0.259, SLG: 0.195										3	0	0	0	1	0	0					
9 Chone Figgins, S OBP: 0.249, SLG: 0.263										3	0	0	0	1	1	0					
<b>Inning Stats</b>	R: 1 E: 0 K: 0 S: 8	H: 3 LOB: 2 BB: 0 P: 11	R: 0 E: 0 K: 1 S: 12	H: 0 LOB: 2 BB: 2 P: 25	R: 0 E: 0 K: 1 S: 11	H: 0 LOB: 1 BB: 1 P: 22	R: 0 E: 0 K: 0 S: 5	H: 0 LOB: 0 BB: 0 P: 6	R: 1 E: 0 K: 0 S: 11	H: 2 LOB: 2 BB: 1 P: 21	R: 0 E: 0 K: 0 S: 8	H: 0 LOB: 0 BB: 0 P: 12	R: 0 E: 0 K: 0 S: 12	H: 0 LOB: 1 BB: 1 P: 20	R: 0 E: 0 K: 1 S: 6	H: 0 LOB: 0 BB: 0 P: 10	1B: 4 2B: 1 3B: 0 HR: 0	SF: 0 SAC: 1 DP: 0 HBP: 0	WP: 1 PB: 0 SB: 0 CS: 0	PA: 36	
<b>PITCHER</b>	IP WLS BF H R ER SO BB IBB HBP BLK WP HR S P ERA WHIP	5.0 W 23 5 2 2 2 4 0 0 0 0 1 0 47 85 3.60 1.800	2.0 H 6 0 0 0 0 0 0 0 0 0 0 0 16 24 0.00 0.000	1.0 4 0 0 0 0 1 0 0 0 0 0 0 12 20 0.00 1.000	1.0 3 0 0 0 1 0 0 0 0 0 0 0 6 10 0.00 0.000	<b>PITCHER</b>															

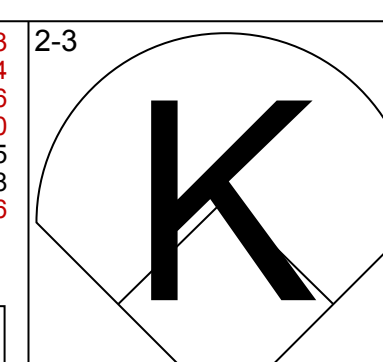
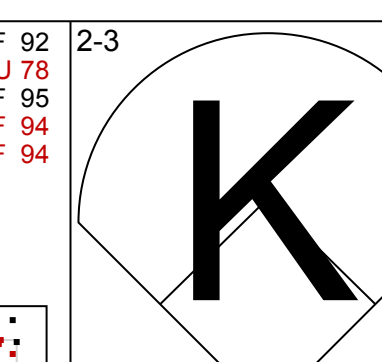
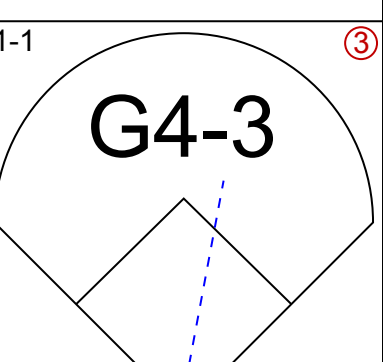
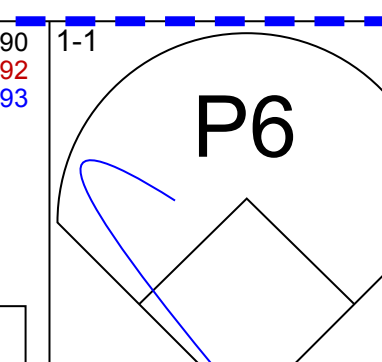
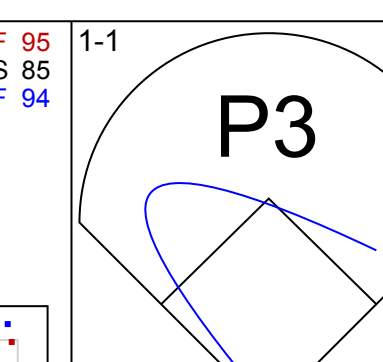
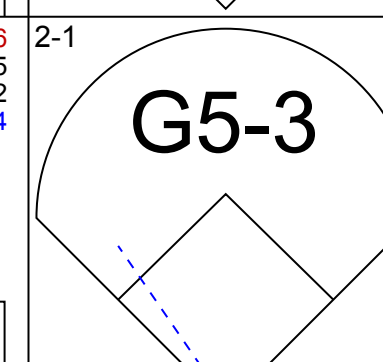
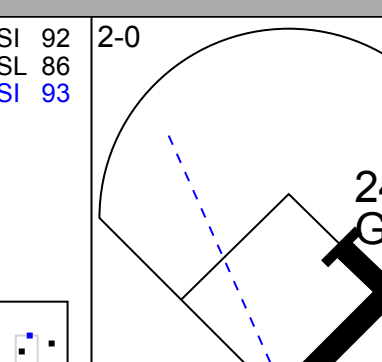
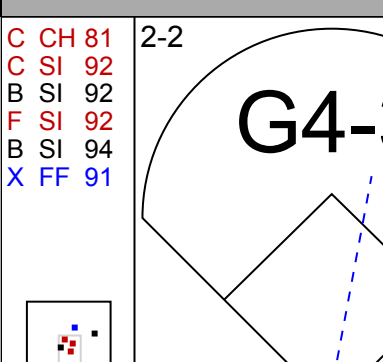
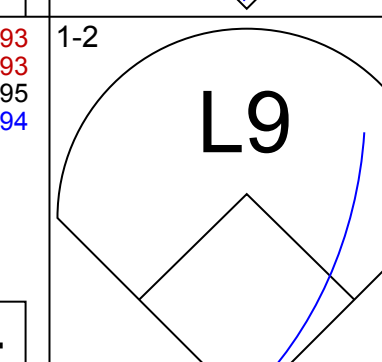
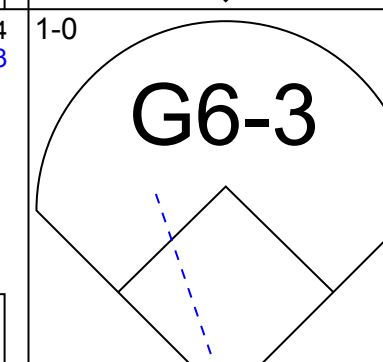
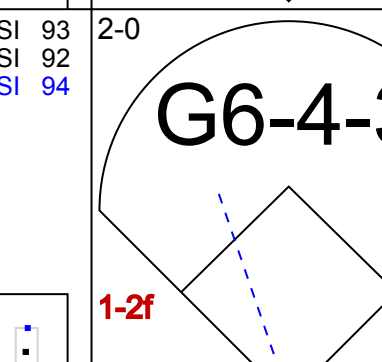
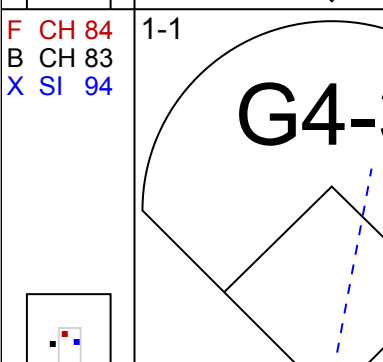
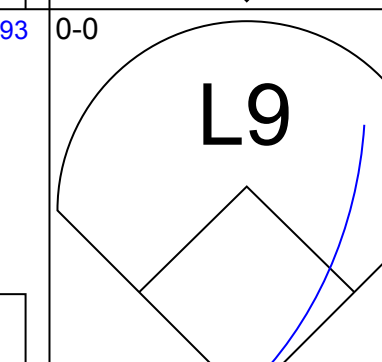
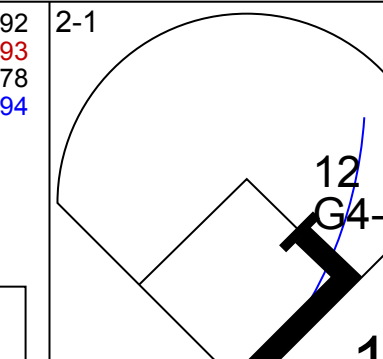
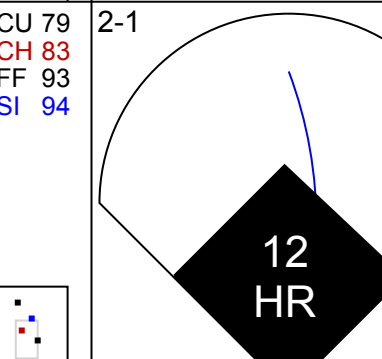
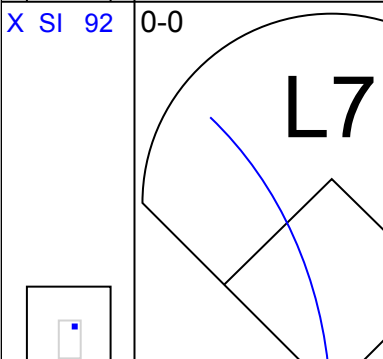
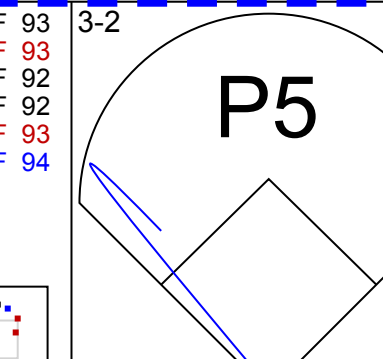
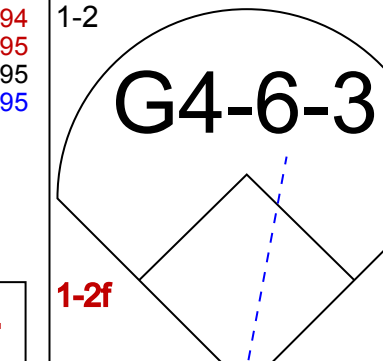
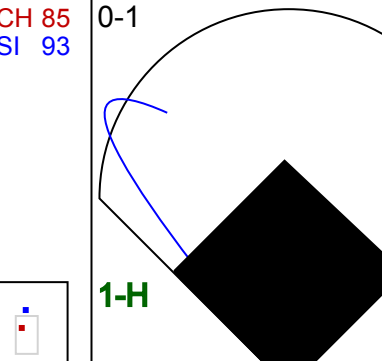
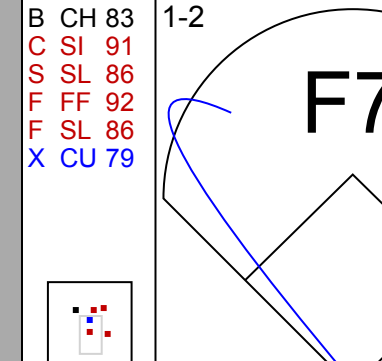
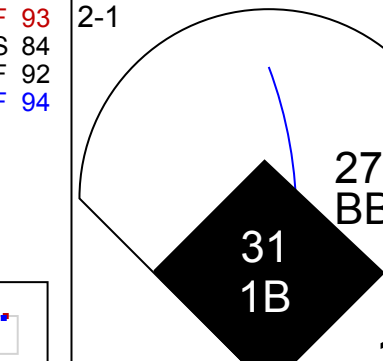
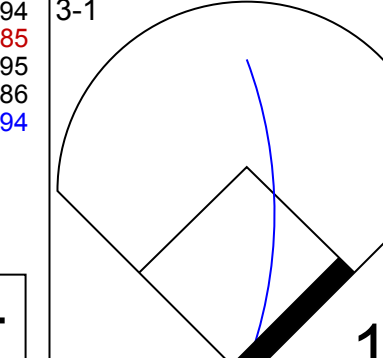
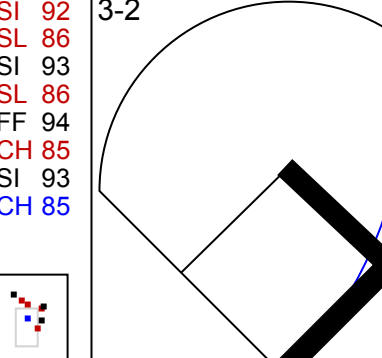
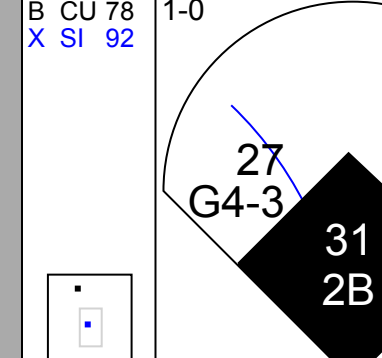
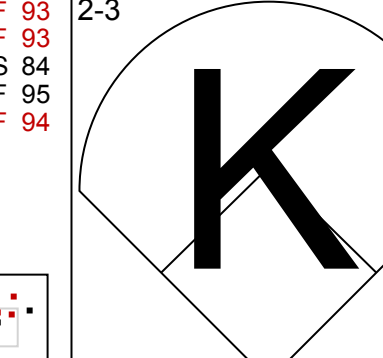
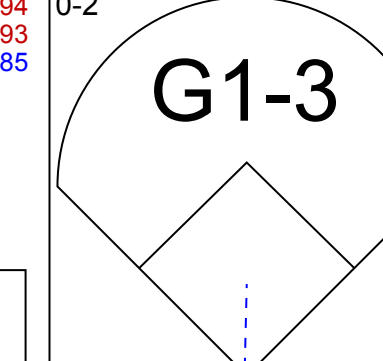
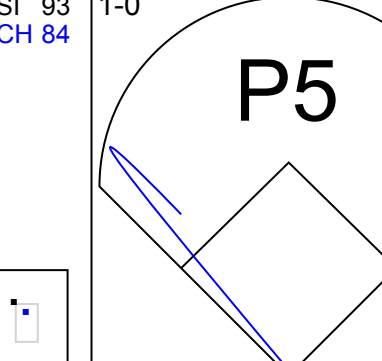
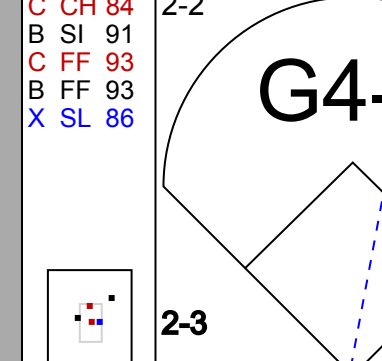

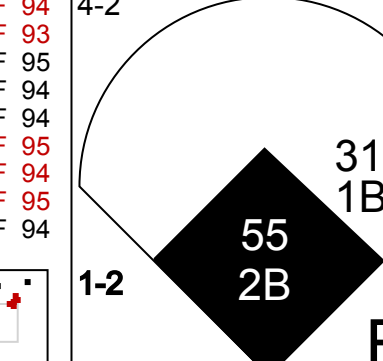
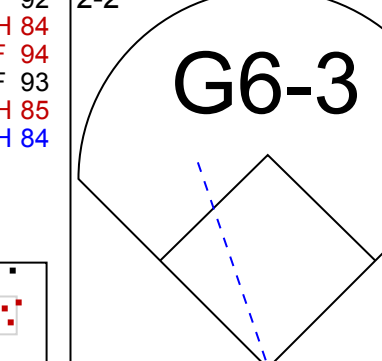
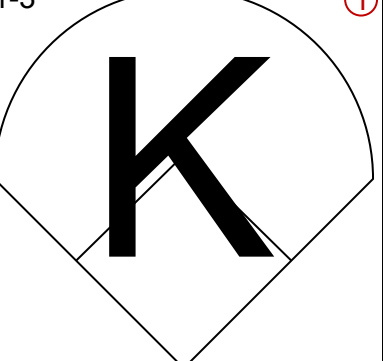

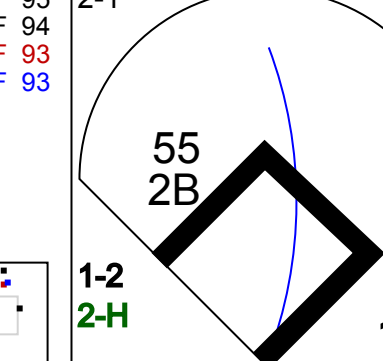
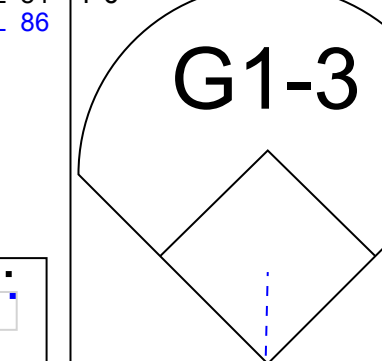
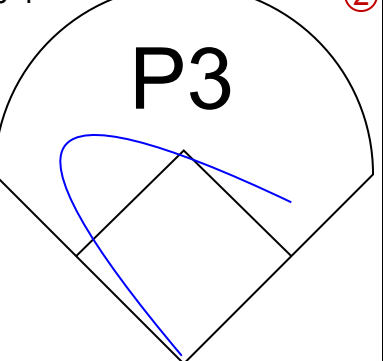
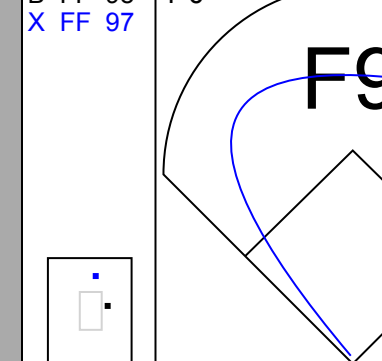
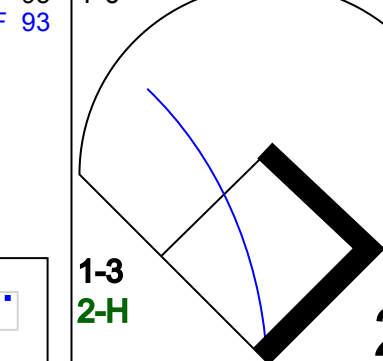
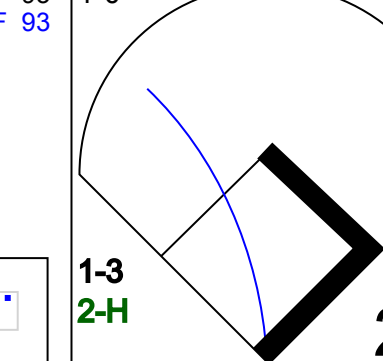
Batter	1	2	3	4	5	6	7	8	9	AB	R	H	RBI	BB	SO	LOB	BOTTOM				
14 Curtis Granderson, L OBP: 0.342, SLG: 0.499										4	1	1	0	1	0	2	<b>Seattle Mariners @ New York Yankees</b> Yankee Stadium, Bronx, NY Sun Aug 05 2012, 1:09 PM - 4:21 PM EDT Att: 45,878 - Cloudy - 89 F				
2 Derek Jeter, R OBP: 0.355, SLG: 0.415										5	1	2	1	0	1	4					
24 Robinson Cano, L OBP: 0.372, SLG: 0.564										5	0	2	0	0	1	4					
25 Mark Teixeira, S OBP: 0.339, SLG: 0.486										2	0	1	1	3	1	0					
27 Raul Ibanez, L OBP: 0.306, SLG: 0.466										4	1	2	3	0	1	4					
22 Andrew Jones, R OBP: 0.301, SLG: 0.479										1	0	0	0	0	0	1					
33 Nick Swisher, S OBP: 0.341, SLG: 0.459										4	0	0	0	0	0	6					
31 Ichiro Suzuki, L OBP: 0.289, SLG: 0.355										3	0	1	0	0	0	2					
17 Jayson Nix, R OBP: 0.302, SLG: 0.455										3	0	0	0	0	1	1					
19 Chris Stewart, R OBP: 0.288, SLG: 0.337										3	3	2	0	1	0	1					
<b>Inning Stats</b>	R: 1 E: 0 K: 1 S: 16	H: 2 LOB: 2 BB: 1 P: 28	R: 1 E: 1 K: 1 S: 10	H: 1 LOB: 0 BB: 0 P: 15	R: 0 E: 0 K: 0 S: 6	H: 1 LOB: 1 BB: 1 P: 12	R: 1 E: 0 K: 1 S: 20	H: 2 LOB: 1 BB: 0 P: 28	R: 1 E: 0 K: 1 S: 12	H: 1 LOB: 1 BB: 0 P: 18	R: 2 E: 0 K: 1 S: 14	H: 2 LOB: 2 BB: 2 P: 28	R: 0 E: 0 K: 0 S: 8	H: 1 LOB: 1 BB: 1 P: 15	R: 0 E: 0 K: 0 S: 8	H: 1 LOB: 1 BB: 1 P: 15	1B: 8 2B: 2 3B: 0 HR: 1	SF: 0 SAC: 1 DP: 1 HBP: 1	WP: 0 PB: 1 SB: 1 CS: 0	PA: 41	
<b>PITCHER</b>	IP WLS BF H R ER SO BB IBB HBP BLK WP HR S P ERA WHIP	5.0 L 26 7 4 3 4 1 1 0 0 0 0 0 6 10 54.00 6.000	0.1 3 1 2 2 1 1 0 0 0 0 0 0 6 10 20 0.00 3.000	0.2 5 2 0 0 0 0 0 1 0 0 0 0 9 13 0.00 1.000	1.0 4 1 0 0 0 0 0 0 0 0 0 0 5 11 0.00 1.000	<b>PITCHER</b>															







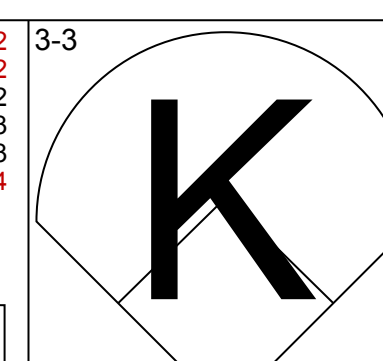
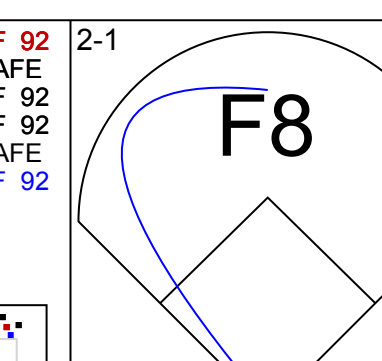
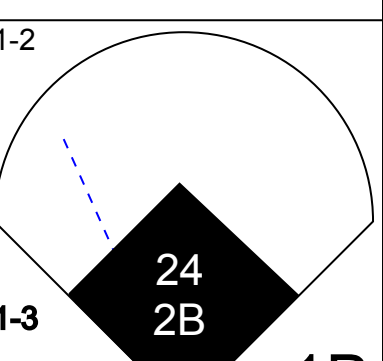
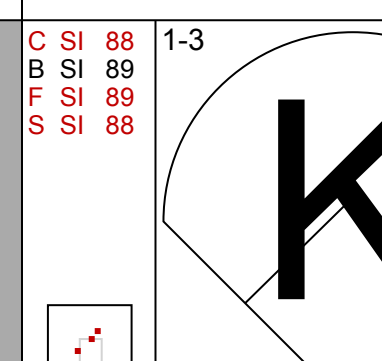
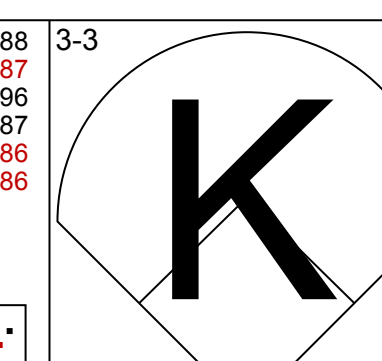
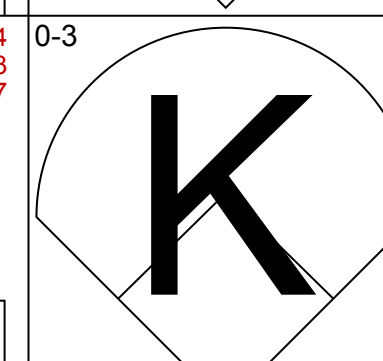
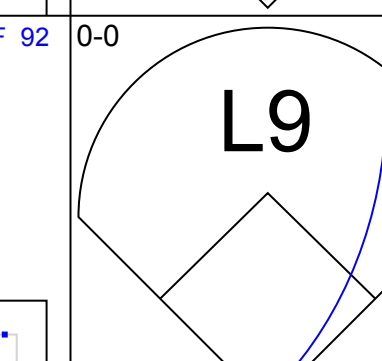
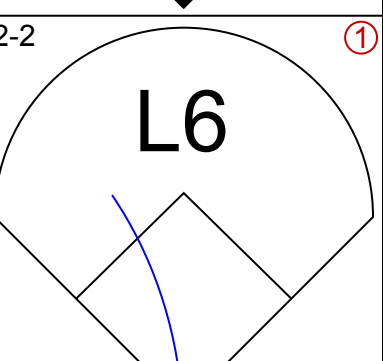
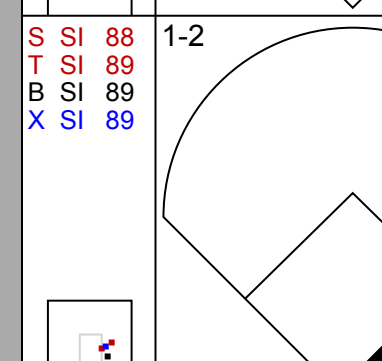
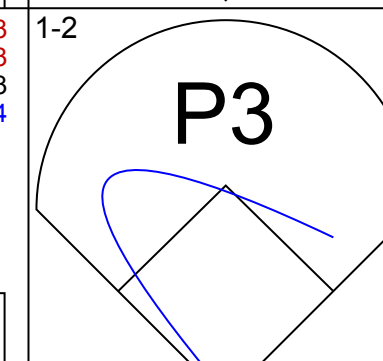
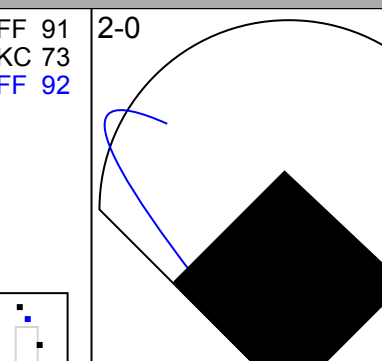
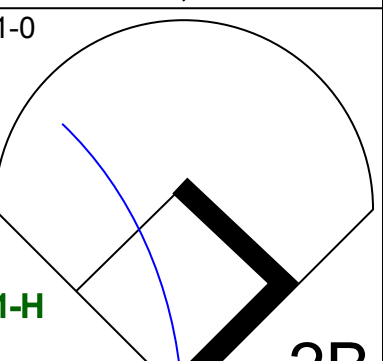
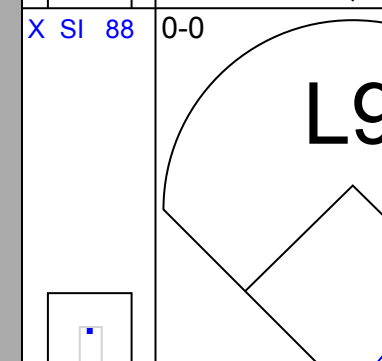
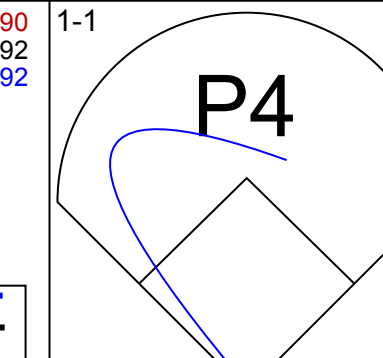
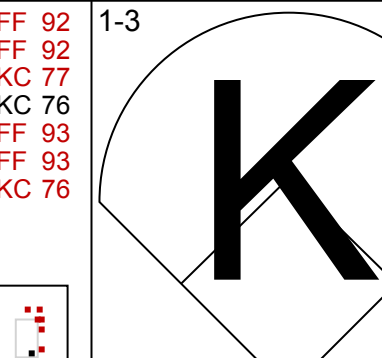
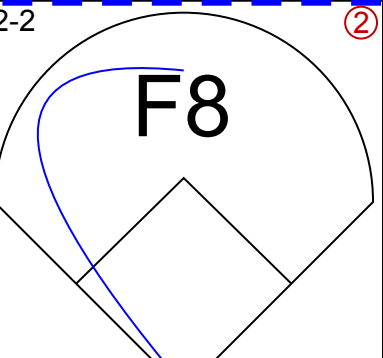
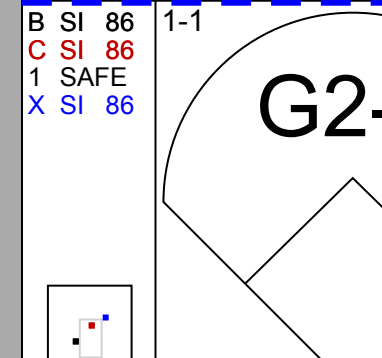
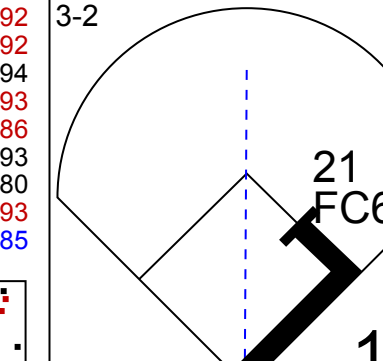
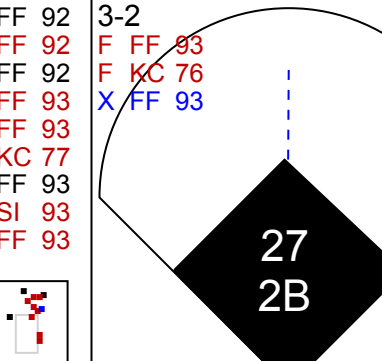
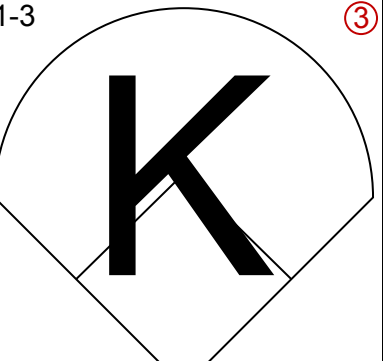
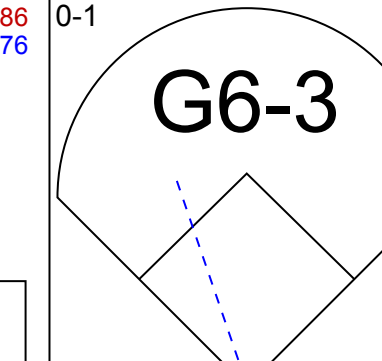
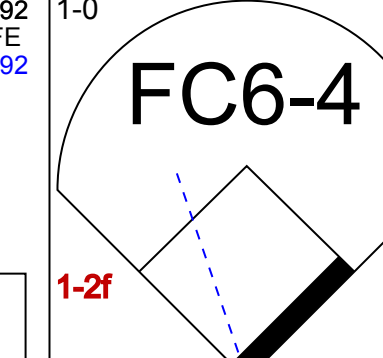
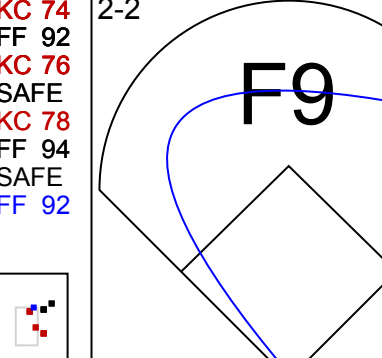
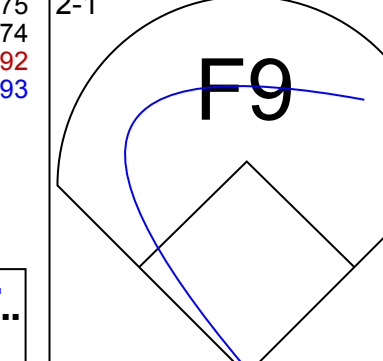
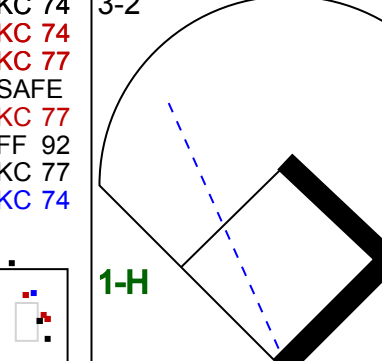
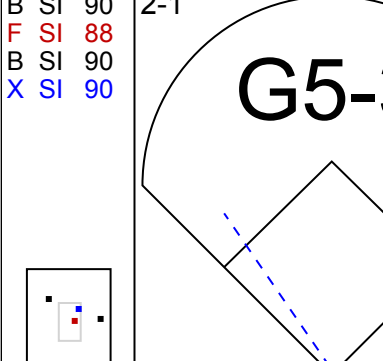
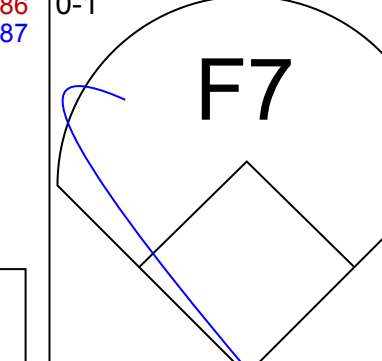


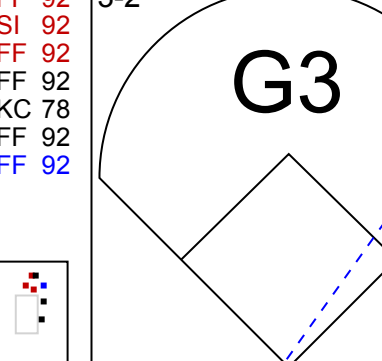
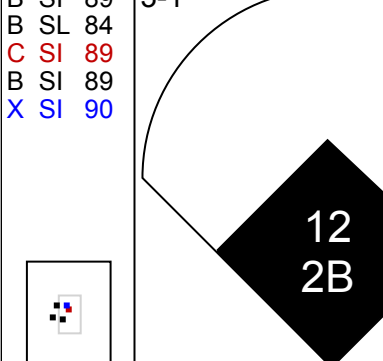
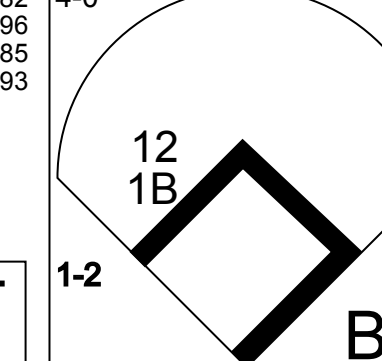
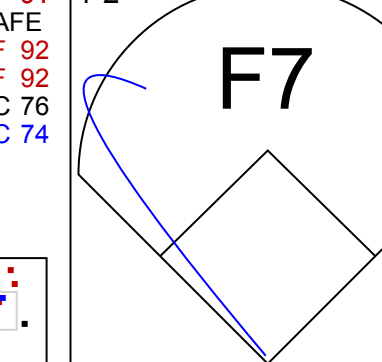
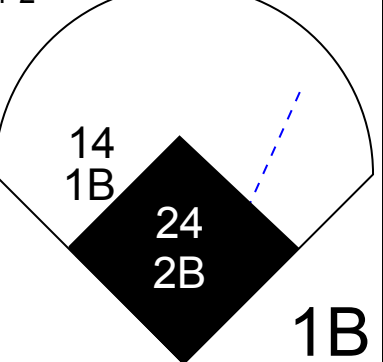

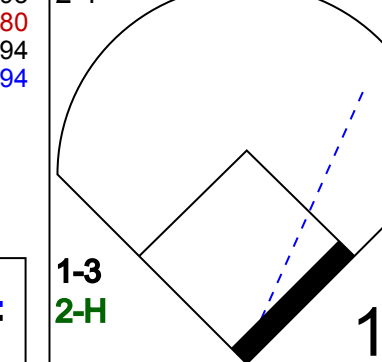

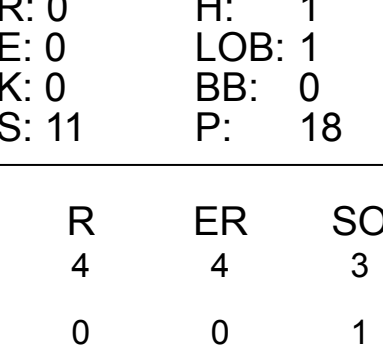
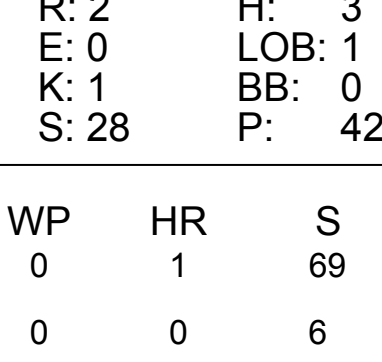
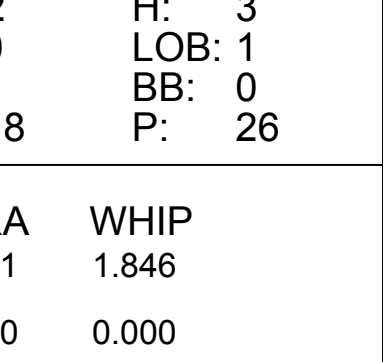
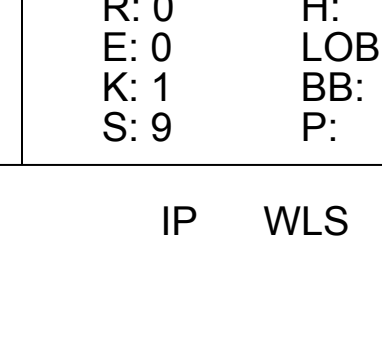




Batter	1	2	3	4	5	6	7	8	9	AB	R	H	RBI	BB	SO	LOB	TOP						
14 Curtis Granderson, L OBP: 0.335, SLG: 0.487										5	0	0	0	0	2	2							
2 Derek Jeter, R OBP: 0.357, SLG: 0.413										4	0	1	0	0	0	0							
24 Robinson Cano, L OBP: 0.370, SLG: 0.558										4	0	0	0	0	0	1							
25 Mark Teixeira, S OBP: 0.337, SLG: 0.481										4	1	2	0	0	0	0							
12 Eric Chavez, L OBP: 0.338, SLG: 0.511										4	2	2	2	0	0	1							
33 Nick Swisher, S OBP: 0.342, SLG: 0.463										4	1	3	0	0	1	1							
27 Raul Ibanez, L OBP: 0.304, SLG: 0.456										3	1	0	0	1	0	3							
31 Ichiro Suzuki, L OBP: 0.288, SLG: 0.355										4	0	2	2	0	1	0							
55 Russell Martin, R OBP: 0.313, SLG: 0.381										4	0	1	1	0	0	1							
<b>Inning Stats</b>	R: 0 E: 0 K: 1 S: 8	H: 0 LOB: 0 BB: 0 P: 13	R: 0 E: 0 K: 0 S: 10	H: 2 LOB: 1 BB: 0 P: 16	R: 0 E: 0 K: 1 S: 8	H: 0 LOB: 0 BB: 0 P: 13	R: 2 E: 0 K: 0 S: 12	H: 4 LOB: 1 BB: 0 P: 22	R: 0 E: 0 K: 1 S: 7	H: 0 LOB: 0 BB: 0 P: 9	R: 0 E: 0 K: 0 S: 7	H: 0 LOB: 0 BB: 0 P: 10	R: 1 E: 0 K: 0 S: 13	H: 2 LOB: 1 BB: 0 P: 20	R: 0 E: 0 K: 0 S: 6	H: 0 LOB: 0 BB: 0 P: 8	R: 2 E: 0 K: 1 S: 18	H: 3 LOB: 2 BB: 1 P: 33	1B: 6 2B: 4 3B: 0 HR: 1	SF: 0 SAC: 0 DP: 2 HBP: 0	WP: 0 PB: 0 SB: 0 CS: 0	PA: 37	
<b>PITCHER</b>	IP WLS BF H R ER SO BB IBB HBP BLK WP HR S P ERA WHIP	IP WLS BF H R ER SO BB IBB HBP BLK WP HR S P ERA WHIP	IP WLS BF H R ER SO BB IBB HBP BLK WP HR S P ERA WHIP	IP WLS BF H R ER SO BB IBB HBP BLK WP HR S P ERA WHIP	IP WLS BF H R ER SO BB IBB HBP BLK WP HR S P ERA WHIP	IP WLS BF H R ER SO BB IBB HBP BLK WP HR S P ERA WHIP	IP WLS BF H R ER SO BB IBB HBP BLK WP HR S P ERA WHIP	IP WLS BF H R ER SO BB IBB HBP BLK WP HR S P ERA WHIP	IP WLS BF H R ER SO BB IBB HBP BLK WP HR S P ERA WHIP	IP WLS BF H R ER SO BB IBB HBP BLK WP HR S P ERA WHIP	IP WLS BF H R ER SO BB IBB HBP BLK WP HR S P ERA WHIP	IP WLS BF H R ER SO BB IBB HBP BLK WP HR S P ERA WHIP	IP WLS BF H R ER SO BB IBB HBP BLK WP HR S P ERA WHIP	IP WLS BF H R ER SO BB IBB HBP BLK WP HR S P ERA WHIP	IP WLS BF H R ER SO BB IBB HBP BLK WP HR S P ERA WHIP	IP WLS BF H R ER SO BB IBB HBP BLK WP HR S P ERA WHIP	IP WLS BF H R ER SO BB IBB HBP BLK WP HR S P ERA WHIP	IP WLS BF H R ER SO BB IBB HBP BLK WP HR S P ERA WHIP	IP WLS BF H R ER SO BB IBB HBP BLK WP HR S P ERA WHIP	IP WLS BF H R ER SO BB IBB HBP BLK WP HR S P ERA WHIP	IP WLS BF H R ER SO BB IBB HBP BLK WP HR S P ERA WHIP	IP WLS BF H R ER SO BB IBB HBP BLK WP HR S P ERA WHIP	IP WLS BF H R ER SO BB IBB HBP BLK WP HR S P ERA WHIP

New York Yankees @ Detroit Tigers  
Comerica Park, Detroit, MI  
Tue Aug 07 2012, 7:09 PM - 10:24 PM EDT  
Att: 39,760 - Clear - 87 F

AB 36  
R 5  
H 11  
RBI 5  
BB 1  
SO 4  
LOB 9



Batter	1	2	3	4	5	6	7	8	9	AB	R	H	RBI	BB	SO	LOB	BOTTOM						
14 Austin Jackson, R OBP: 0.405, SLG: 0.510										5	1	1	0	0	3	3							
4 Omar Infante, R OBP: 0.309, SLG: 0.445										4	0	1	0	0	1	3							
24 Miguel Cabrera, R OBP: 0.386, SLG: 0.592										4	1	2	3	0	0	1							
28 Prince Fielder, L OBP: 0.397, SLG: 0.514										4	0	0	0	0	1	2							
26 Brennan Boesch, L OBP: 0.287, SLG: 0.395										3	1	2	0	0	1	1							
52 Quintin Berry, L OBP: 0.363, SLG: 0.386										1	0	0	0	0	0	0							
21 Delmon Young, R OBP: 0.297, SLG: 0.398										4	1	1	0	0	0	2							
27 Jhonny Peralta, R OBP: 0.331, SLG: 0.418										4	0	1	1	0	0	2							
13 Alex Avila, L OBP: 0.354, SLG: 0.390										3	1	2	0	1	0	1							
12 Andy Dirks, L OBP: 0.396, SLG: 0.524										4	1	3	2	0	0	1							
<b>Inning Stats</b>	R: 0 E: 0 K: 2 S: 9	H: 1 LOB: 1 BB: 0 P: 18	R: 0 E: 0 K: 0 S: 9	H: 1 LOB: 1 BB: 0 P: 12	R: 2 E: 0 K: 1 S: 28	H: 3 LOB: 1 BB: 0 P: 42	R: 2 E: 0 K: 1 S: 18	H: 3 LOB: 1 BB: 0 P: 26	R: 1 E: 0 K: 0 S: 8	H: 2 LOB: 1 BB: 0 P: 18	R: 0 E: 0 K: 1 S: 9	H: 1 LOB: 0 BB: 0 P: 12	R: 1 E: 0 K: 1 S: 11	H: 2 LOB: 2 BB: 1 P: 23	R: 1 E: 0 K: 1 S: 11	H: 2 LOB: 1 BB: 1 P: 23	R: 1 E: 0 K: 1 S: 11	H: 2 LOB: 2 BB: 1 P: 23	1B: 9 2B: 3 3B: 0 HR: 1	SF: 0 SAC: 0 DP: 0 HBP: 0	WP: 0 PB: 0 SB: 0 CS: 0	PA: 37	
<b>PITCHER</b>	IP WLS BF H R ER SO BB IBB HBP BLK WP HR S P ERA WHIP	IP WLS BF H R ER SO BB IBB HBP BLK WP HR S P ERA WHIP	IP WLS BF H R ER SO BB IBB HBP BLK WP HR S P ERA WHIP	IP WLS BF H R ER SO BB IBB HBP BLK WP HR S P ERA WHIP	IP WLS BF H R ER SO BB IBB HBP BLK WP HR S P ERA WHIP	IP WLS BF H R ER SO BB IBB HBP BLK WP HR S P ERA WHIP	IP WLS BF H R ER SO BB IBB HBP BLK WP HR S P ERA WHIP	IP WLS BF H R ER SO BB IBB HBP BLK WP HR S P ERA WHIP	IP WLS BF H R ER SO BB IBB HBP BLK WP HR S P ERA WHIP	IP WLS BF H R ER SO BB IBB HBP BLK WP HR S P ERA WHIP	IP WLS BF H R ER SO BB IBB HBP BLK WP HR S P ERA WHIP	IP WLS BF H R ER SO BB IBB HBP BLK WP HR S P ERA WHIP	IP WLS BF H R ER SO BB IBB HBP BLK WP HR S P ERA WHIP	IP WLS BF H R ER SO BB IBB HBP BLK WP HR S P ERA WHIP	IP WLS BF H R ER SO BB IBB HBP BLK WP HR S P ERA WHIP	IP WLS BF H R ER SO BB IBB HBP BLK WP HR S P ERA WHIP	IP WLS BF H R ER SO BB IBB HBP BLK WP HR S P ERA WHIP	IP WLS BF H R ER SO BB IBB HBP BLK WP HR S P ERA WHIP	IP WLS BF H R ER SO BB IBB HBP BLK WP HR S P ERA WHIP	IP WLS BF H R ER SO BB IBB HBP BLK WP HR S P ERA WHIP	IP WLS BF H R ER SO BB IBB HBP BLK WP HR S P ERA WHIP	IP WLS BF H R ER SO BB IBB HBP BLK WP HR S P ERA WHIP	IP WLS BF H R ER SO BB IBB HBP BLK WP HR S P ERA WHIP

New York Yankees @ Detroit Tigers  
Comerica Park, Detroit, MI  
Tue Aug 07 2012, 7:09 PM - 10:24 PM EDT  
Att: 39,760 - Clear - 87 F

AB 36  
R 6  
H 13  
RBI 6  
BB 1  
SO 6  
LOB 16









Batter	1	2	3	4	5	6	7	8	9	AB	R	H	RBI	BB	SO	LOB	TOP			
2 Derek Jeter, R OBP: 0.355, SLG: 0.410	G4-3	G6-3			33 CS 1B		G3		E5	5	0	1	0	0	0	3	<b>New York Yankees @ Detroit Tigers</b> Comerica Park, Detroit, MI Thu Aug 09 2012, 1:34 PM - 4:51 PM EDT Att. 40,940 - Rain - 64 F			
33 Nick Swisher, S OBP: 0.345, SLG: 0.458	L9		L6		K		K		G3	5	0	0	0	0	2	3				
24 Robinson Cano, L OBP: 0.372, SLG: 0.558	L6		G6-3		2B				G4-3	4	0	1	0	0	0	0				
25 Mark Teixeira, S OBP: 0.339, SLG: 0.487		K	G4-3		G4-3				HR	4	1	1	1	0	1	1				
12 Eric Chavez, L OBP: 0.347, SLG: 0.526		27 3B 1B		G4-3		G4-3			HR	4	2	2	1	0	0	0				
14 Curtis Granderson, L OBP: 0.337, SLG: 0.494		P6		K		K			HR	3	0	0	0	1	2	1				
27 Raul Ibanez, L OBP: 0.307, SLG: 0.467		31 1B 3B			2B		G4-3		G4-6-3 BB	4	1	2	1	0	0	1				
31 Ichiro Suzuki, L OBP: 0.289, SLG: 0.353		19 1B 1B			BB		G3		G6-3	3	0	1	1	1	0	0				
19 Chris Stewart, R OBP: 0.296, SLG: 0.352		3-H 1B		FC6-4			G3		K	4	0	2	0	0	1	2				
<b>Inning Stats</b>	R: 0 E: 0 K: 0 S: 5	H: 0 LOB: 0 BB: 0 P: 9	R: 2 E: 0 K: 1 S: 18	H: 4 LOB: 2 BB: 0 P: 31	R: 0 E: 0 K: 0 S: 8	H: 0 LOB: 0 BB: 0 P: 11	R: 0 E: 0 K: 1 S: 11	H: 1 LOB: 2 BB: 1 P: 19	R: 0 E: 0 K: 1 S: 13	H: 0 LOB: 0 BB: 0 P: 10	R: 0 E: 0 K: 1 S: 13	H: 1 LOB: 0 BB: 0 P: 19	R: 2 E: 0 K: 0 S: 13	H: 2 LOB: 0 BB: 1 P: 22	R: 0 E: 1 K: 1 S: 8	H: 0 LOB: 0 BB: 0 P: 12	1B: 4 2B: 4 3B: 1 HR: 2	SF: 0 SAC: 0 DP: 2 HBP: 0	WP: 0 PB: 0 SB: 0 CS: 1	PA: 38
<b>PITCHER</b>	IP	WLS	BF	H	R	ER	SO	BB	IBB	HBP	BLK	WP	HR	S	P	ERA	WHIP			
58 Doug Fister, R ERA: 3.48	6.1		27	8	2	2	4	1	0	0	0	0	0	67	109	2.84	1.421			
20 Octavio Dotel, R ERA: 3.11	0.2	H	2	0	0	0	1	0	0	0	0	0	0	8	11	0.00	0.000			
53 Joaquin Benoit, R ERA: 3.4	1.0	L	5	2	2	2	0	1	0	0	0	0	2	13	22	18.00	3.000			
46 Jose Valverde, R ERA: 3.86	1.0		4	0	0	0	1	0	0	0	0	0	0	8	12	0.00	0.000			

AB	36
R	4
H	10
RBI	4
BB	2
SO	6
LOB	11



Batter	1	2	3	4	5	6	7	8	9	AB	R	H	RBI	BB	SO	LOB	BOTTOM			
52 Quintin Berry, L OBP: 0.356, SLG: 0.378	G6-3		K		FC6-4 12 2B 1-2F		K		P6	5	1	0	0	0	2	5	<b>New York Yankees @ Detroit Tigers</b> Comerica Park, Detroit, MI Thu Aug 09 2012, 1:34 PM - 4:51 PM EDT Att. 40,940 - Rain - 64 F			
12 Andy Dirks, L OBP: 0.398, SLG: 0.526	K			1B	1-H 2B		F7		F8	5	0	2	1	0	1	4				
24 Miguel Cabrera, R OBP: 0.383, SLG: 0.583		28 1B 1B		P6	G4-3				F7	4	0	1	0	0	0	2				
28 Prince Fielder, L OBP: 0.400, SLG: 0.513		1B		P5			L8		14 BLK 1B	4	0	2	0	0	0	1				
26 Brennan Boesch, L OBP: 0.289, SLG: 0.394		K		F7					F9	3	0	1	0	0	1	1				
14 Austin Jackson, R OBP: 0.401, SLG: 0.504										1	0	0	0	0	0	1				
27 Jhonny Peralta, R OBP: 0.330, SLG: 0.419		G5-3			13 HR 2B		K		F9	4	1	1	0	0	1	2				
13 Alex Avila, L OBP: 0.358, SLG: 0.409		G4-3			HR		F7			4	1	2	2	0	0	1				
9 Gerald Laird, R OBP: 0.349, SLG: 0.395					2-H HR				4 1B 2B	0	0	0	0	0	0	0				
4 Omar Infante, R OBP: 0.313, SLG: 0.453				39 CS 1B	G6-3					4	0	3	0	0	0	0				
39 Ramon Santiago, S OBP: 0.295, SLG: 0.284				52 FC6-4 1B			SH3-4 1B		L4	3	0	1	0	0	1	4				
<b>Inning Stats</b>	R: 0 E: 0 K: 1 S: 11	H: 2 LOB: 2 BB: 0 P: 15	R: 0 E: 0 K: 1 S: 10	H: 0 LOB: 0 BB: 0 P: 15	R: 0 E: 0 K: 2 S: 8	H: 1 LOB: 0 BB: 0 P: 13	R: 0 E: 0 K: 0 S: 7	H: 1 LOB: 1 BB: 0 P: 12	R: 3 E: 0 K: 0 S: 13	H: 4 LOB: 1 BB: 0 P: 22	R: 0 E: 0 K: 1 S: 12	H: 1 LOB: 1 BB: 0 P: 21	R: 0 E: 0 K: 1 S: 13	H: 1 LOB: 1 BB: 0 P: 15	R: 0 E: 0 K: 0 S: 8	H: 2 LOB: 3 BB: 0 P: 11	1B: 9 2B: 4 3B: 0 HR: 1	SF: 0 SAC: 1 DP: 1 HBP: 0	WP: 0 PB: 0 SB: 0 CS: 1	PA: 38
<b>PITCHER</b>	IP	WLS	BF	H	R	ER	SO	BB	IBB	HBP	BLK	WP	HR	S	P	ERA	WHIP			
18 Hiroki Kuroda, R ERA: 3.24	6.1		27	10	3	3	5	0	0	0	0	0	0	65	102	4.26	1.579			
39 Clay Rapada, L ERA: 2.64	0.2	W	2	0	0	0	1	0	0	0	0	0	0	9	11	0.00	0.000			
41 David Phelps, R ERA: 2.42	0.2	H	3	1	0	0	0	0	0	0	0	0	0	6	12	0.00	1.500			
29 Rafael Soriano, R ERA: 1.79	1.1	S	6	2	0	0	0	0	0	0	0	0	0	10	14	0.00	1.500			

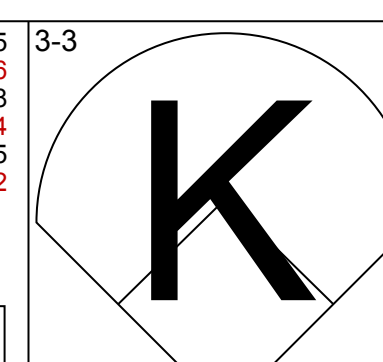
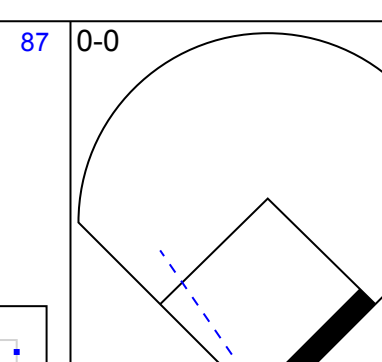
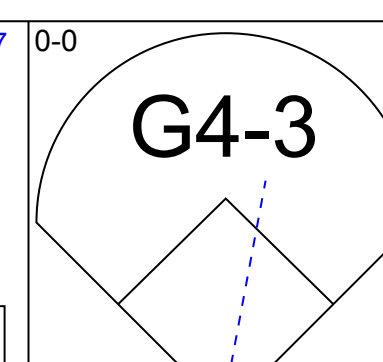
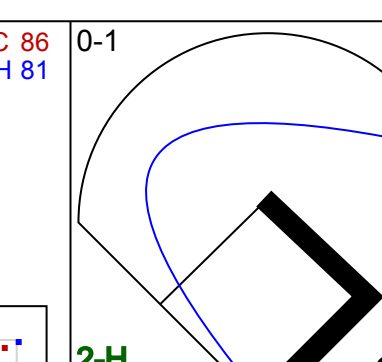
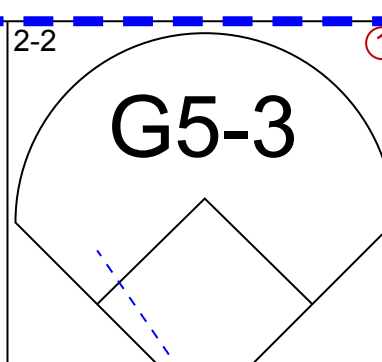
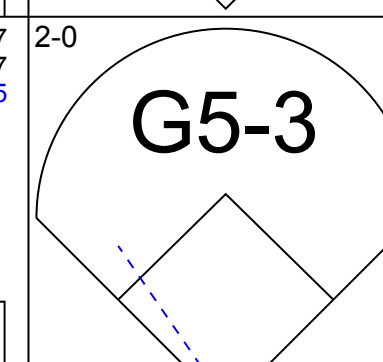
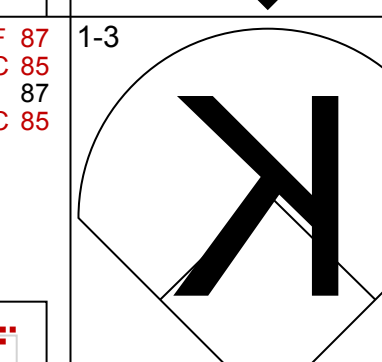
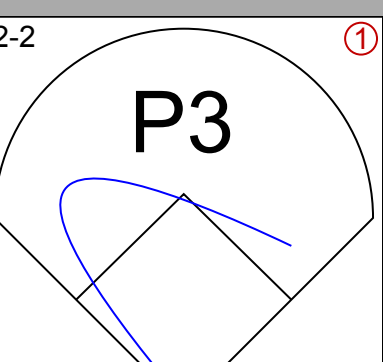
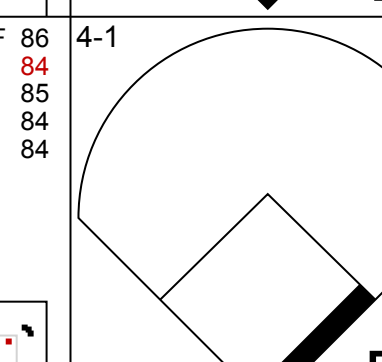
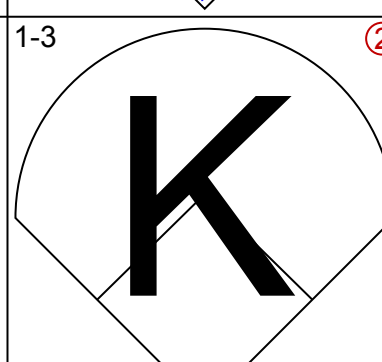
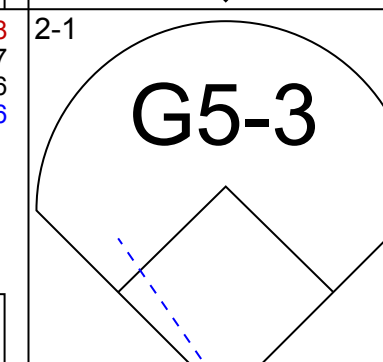
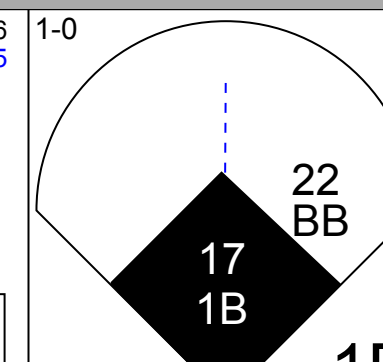
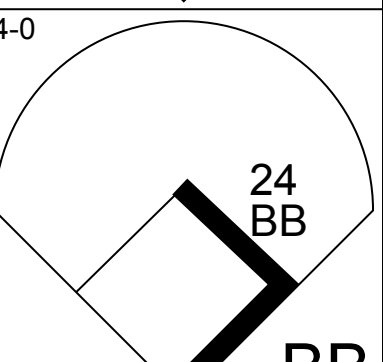
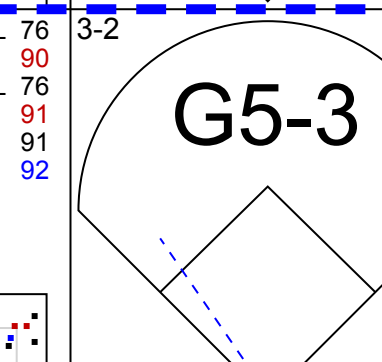
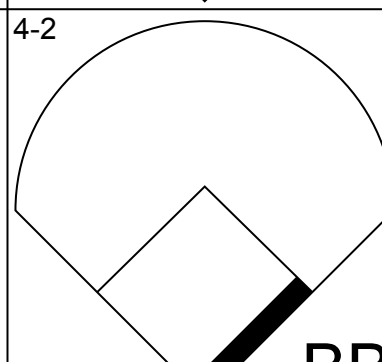
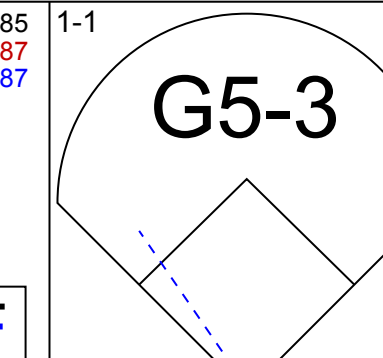
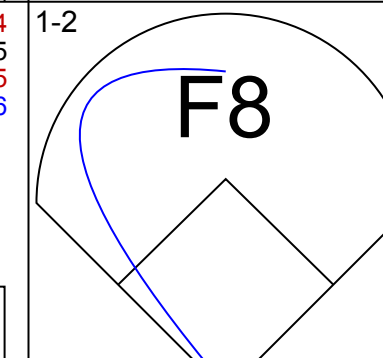
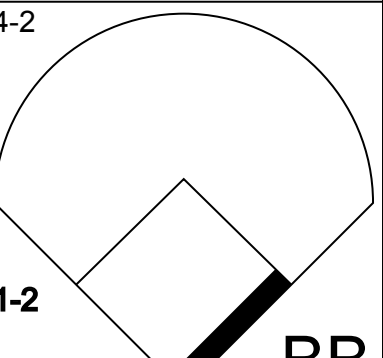
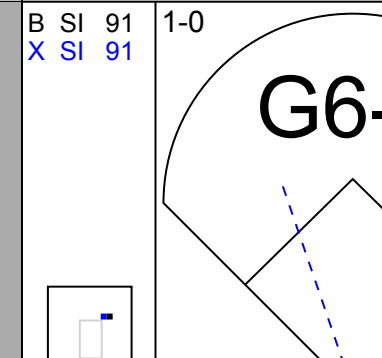
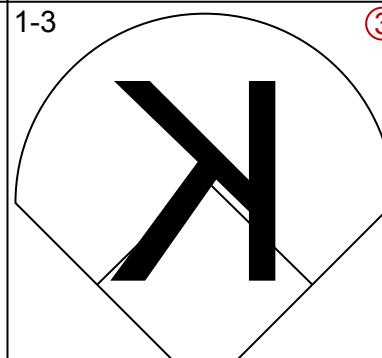
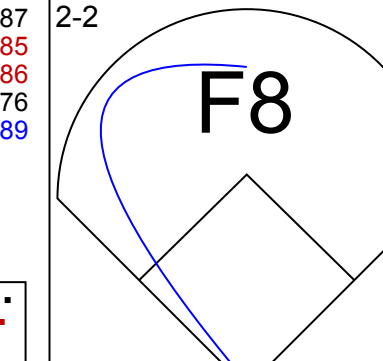
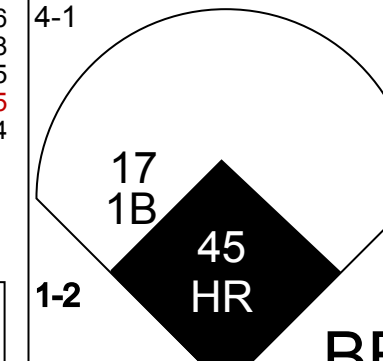
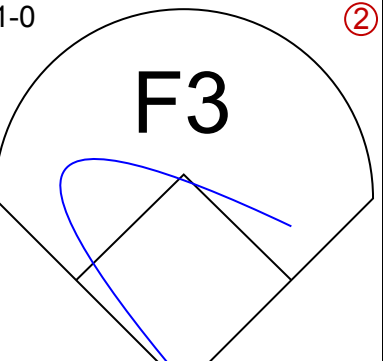
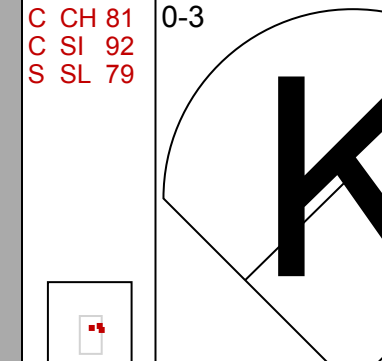
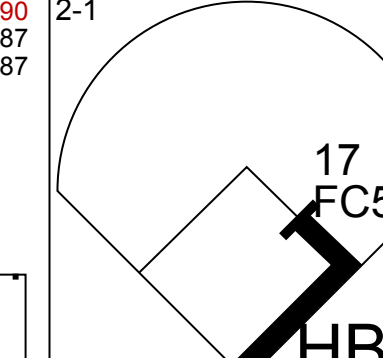
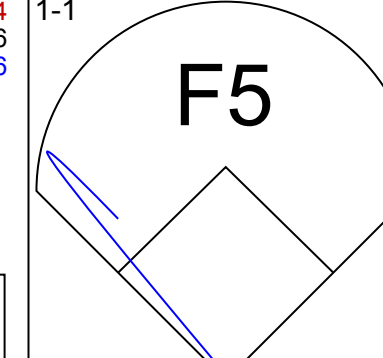
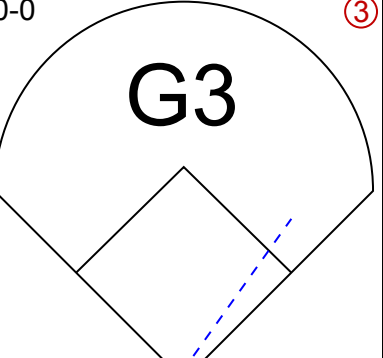
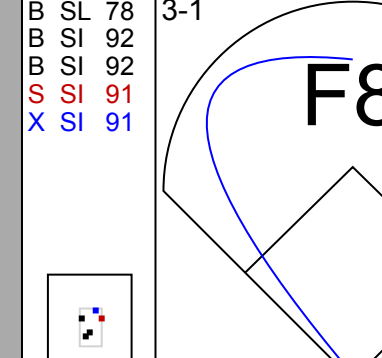
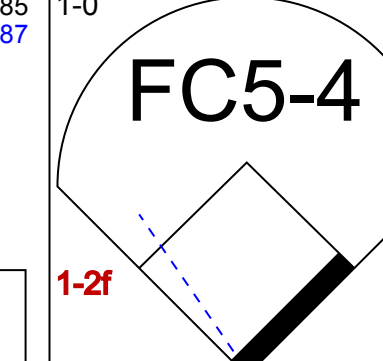
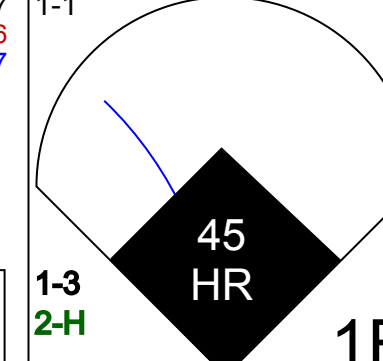



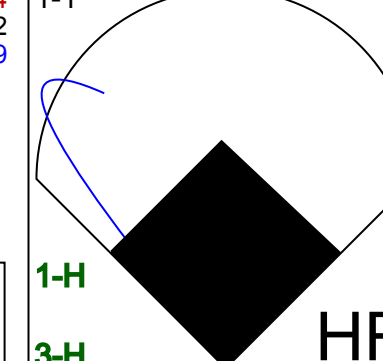


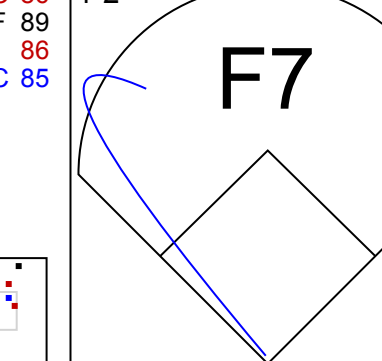
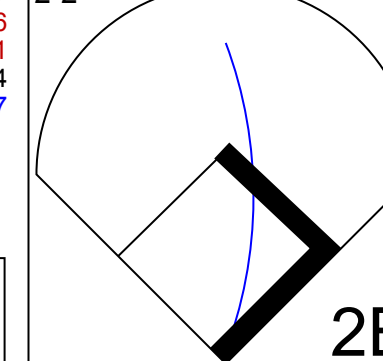
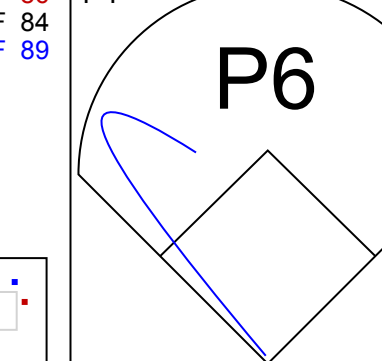
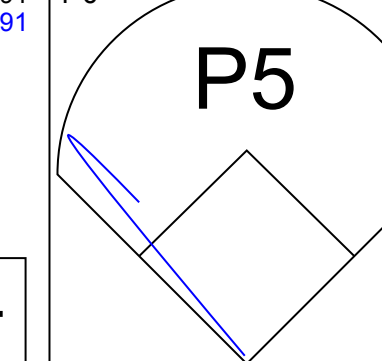
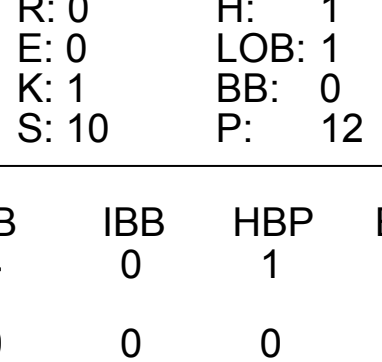
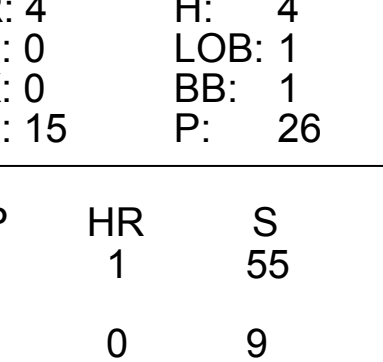
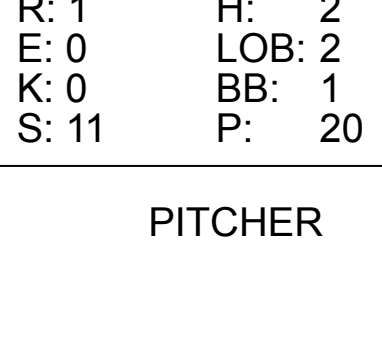
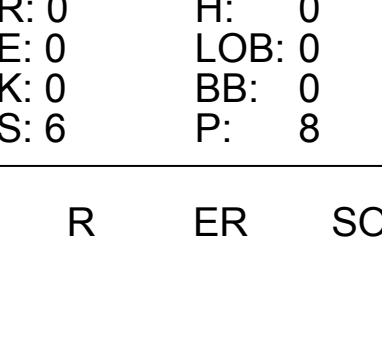
AB	37
R	3
H	13
RBI	3
BB	0
SO	6
LOB	21

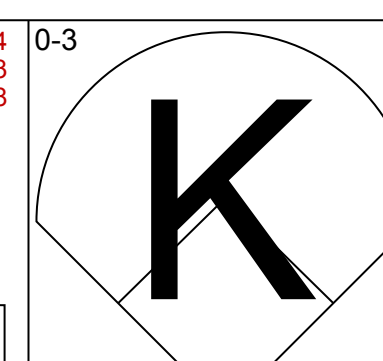
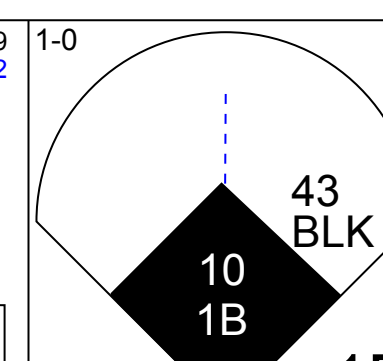
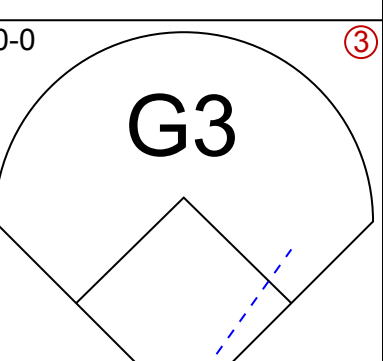
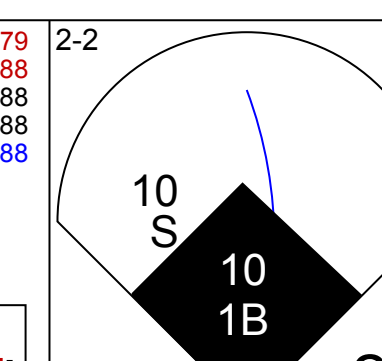
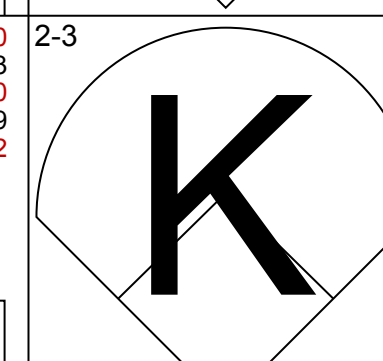
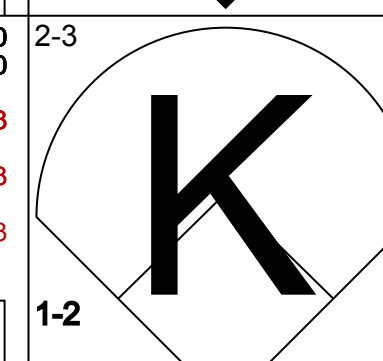
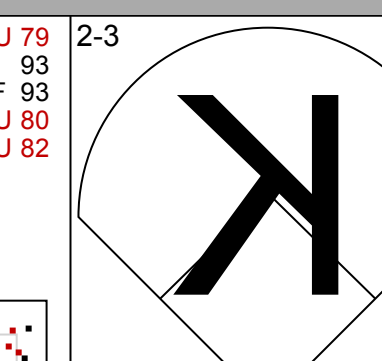
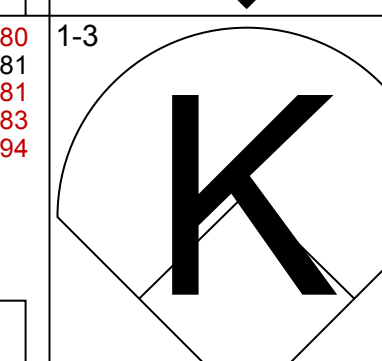
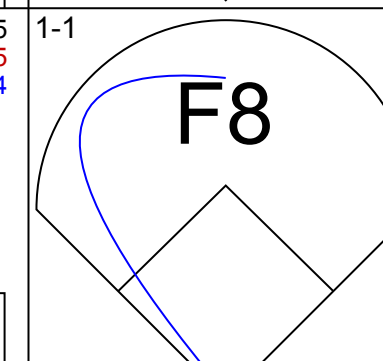
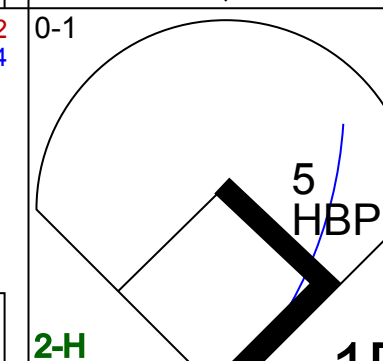

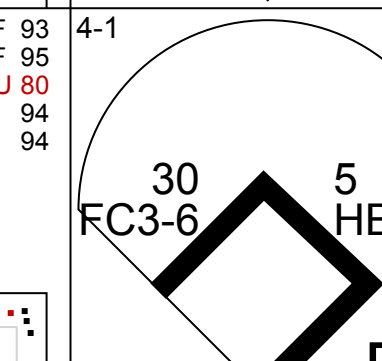
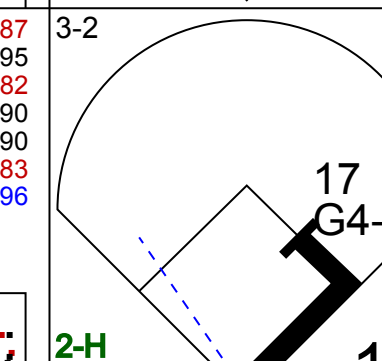
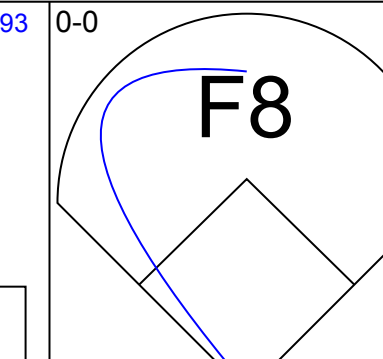
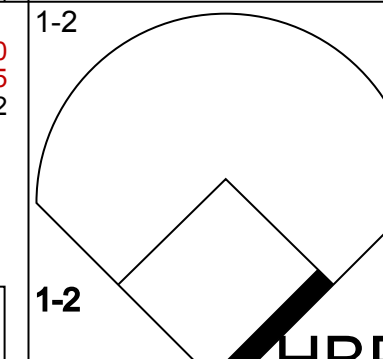

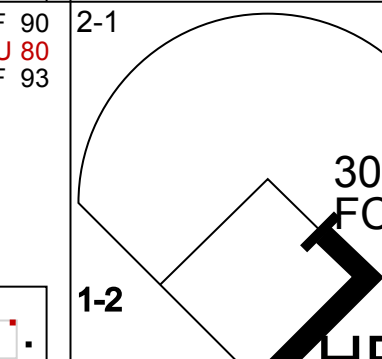
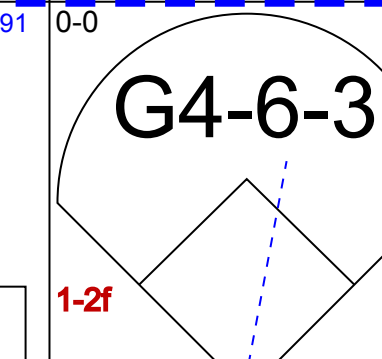
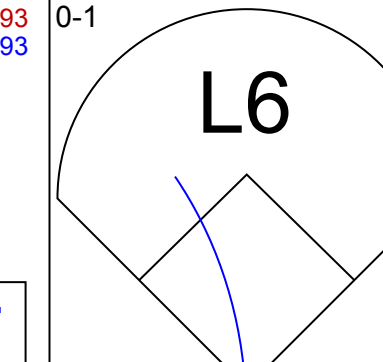
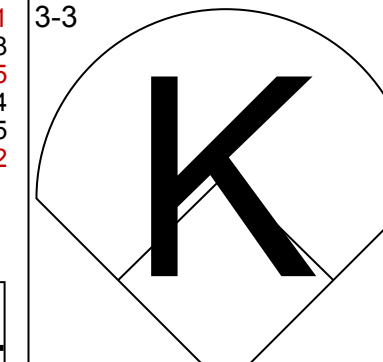

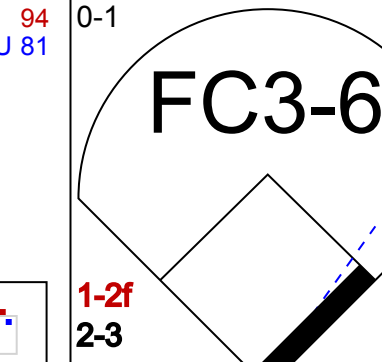

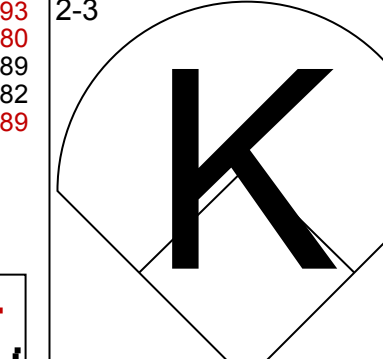
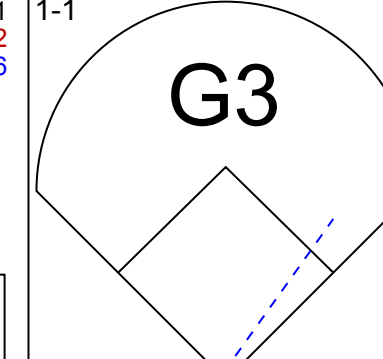

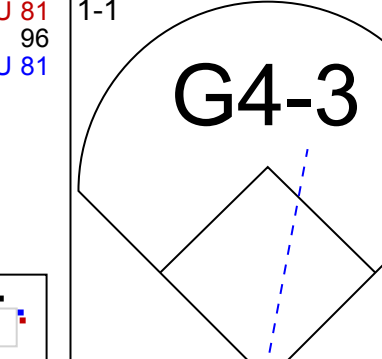



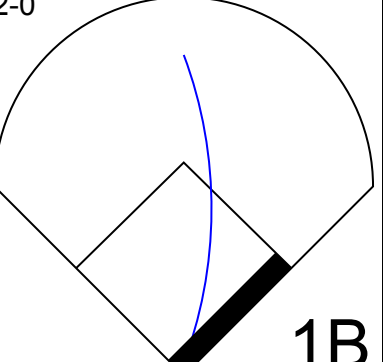


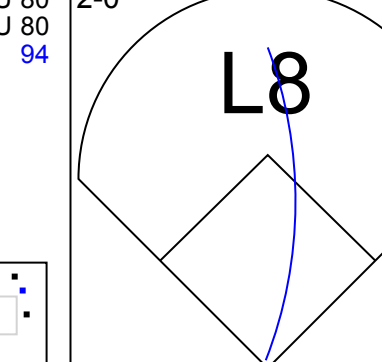

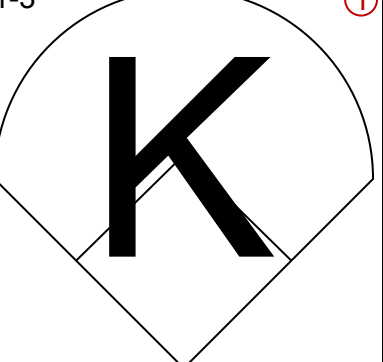

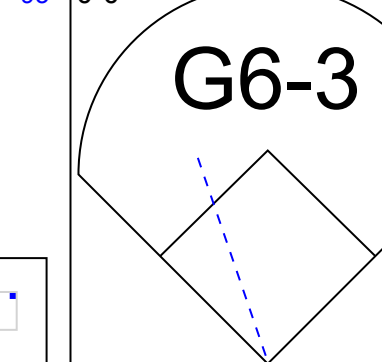

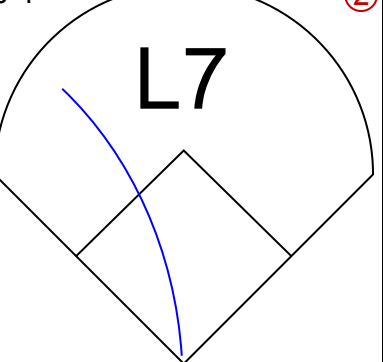

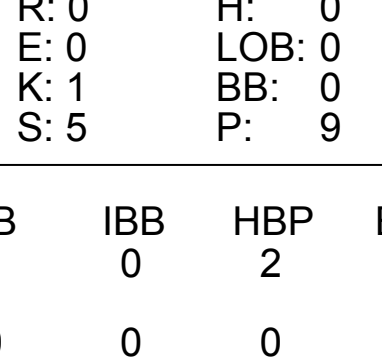
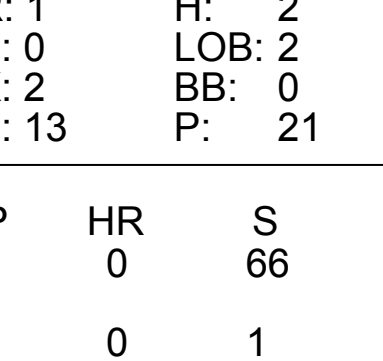
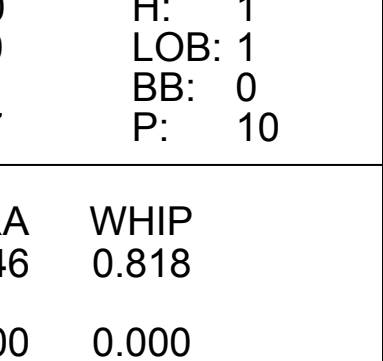
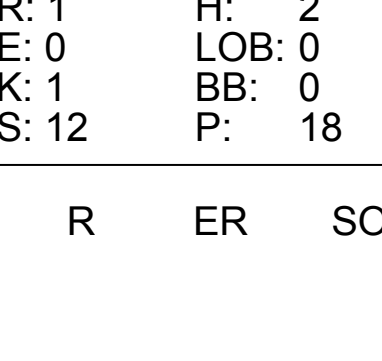








Batter	1	2	3	4	5	6	7	8	9	AB	R	H	RBI	BB	SO	LOB	TOP							
2 Derek Jeter, R OBP: 0.356, SLG: 0.412										5	0	2	1	0	1	1	<p>New York Yankees @ Toronto Blue Jays</p> <p>Rogers Centre, Toronto, ON</p> <p>Sat Aug 11 2012, 1:10 PM - 3:55 PM EDT</p> <p>Att. 45,582 - Roof Closed - 68 F</p>							
33 Nick Swisher, S OBP: 0.344, SLG: 0.455										4	0	0	0	1	2	1								
25 Mark Teixeira, S OBP: 0.340, SLG: 0.490										3	1	1	0	2	0	2								
24 Robinson Cano, L OBP: 0.373, SLG: 0.553										4	0	0	0	1	1	2								
22 Andrew Jones, R OBP: 0.299, SLG: 0.462										3	1	0	0	1	1	2								
31 Ichiro Suzuki, L OBP: 0.290, SLG: 0.356										0	0	0	0	0	0	0								
14 Curtis Granderson, L OBP: 0.336, SLG: 0.490										3	0	0	0	0	0	4								
17 Jayson Nix, R OBP: 0.304, SLG: 0.444										4	1	1	1	0	0	1								
45 Casey McGehee, R OBP: 0.300, SLG: 0.388										4	2	2	3	0	0	0								
19 Chris Stewart, R OBP: 0.294, SLG: 0.357										4	0	1	0	0	0	1								
<b>Inning Stats</b>	R: 0 E: 0 K: 1 S: 6	H: 0 LOB: 0 BB: 0 P: 13	R: 0 E: 0 K: 0 S: 7	H: 0 LOB: 1 BB: 0 P: 13	R: 0 E: 0 K: 1 S: 10	H: 1 LOB: 1 BB: 0 P: 12	R: 4 E: 0 K: 0 S: 15	H: 4 LOB: 2 BB: 1 P: 26	R: 0 E: 0 K: 0 S: 9	H: 0 LOB: 2 BB: 2 P: 20	R: 1 E: 0 K: 0 S: 11	H: 2 LOB: 2 BB: 1 P: 20	R: 0 E: 0 K: 1 S: 6	H: 0 LOB: 0 BB: 0 P: 10	R: 0 E: 0 K: 0 S: 6	H: 0 LOB: 0 BB: 0 P: 8	R: 0 E: 0 K: 2 S: 11	H: 0 LOB: 1 BB: 1 P: 19	1B: 3 2B: 3 HR: 1	SF: 0 SAC: 0 HBP: 1	WP: 0 PB: 0 SB: 0 CS: 0	PA: 40		
<b>PITCHER</b>	IP WLS BF H R ER SO BB IBB HBP BLK WP HR S P ERA WHIP	IP WLS BF H R ER SO BB IBB HBP BLK WP HR S P ERA WHIP	IP WLS BF H R ER SO BB IBB HBP BLK WP HR S P ERA WHIP	IP WLS BF H R ER SO BB IBB HBP BLK WP HR S P ERA WHIP	IP WLS BF H R ER SO BB IBB HBP BLK WP HR S P ERA WHIP	IP WLS BF H R ER SO BB IBB HBP BLK WP HR S P ERA WHIP	IP WLS BF H R ER SO BB IBB HBP BLK WP HR S P ERA WHIP	IP WLS BF H R ER SO BB IBB HBP BLK WP HR S P ERA WHIP	IP WLS BF H R ER SO BB IBB HBP BLK WP HR S P ERA WHIP	IP WLS BF H R ER SO BB IBB HBP BLK WP HR S P ERA WHIP	IP WLS BF H R ER SO BB IBB HBP BLK WP HR S P ERA WHIP	IP WLS BF H R ER SO BB IBB HBP BLK WP HR S P ERA WHIP	IP WLS BF H R ER SO BB IBB HBP BLK WP HR S P ERA WHIP	IP WLS BF H R ER SO BB IBB HBP BLK WP HR S P ERA WHIP	IP WLS BF H R ER SO BB IBB HBP BLK WP HR S P ERA WHIP	IP WLS BF H R ER SO BB IBB HBP BLK WP HR S P ERA WHIP	IP WLS BF H R ER SO BB IBB HBP BLK WP HR S P ERA WHIP	IP WLS BF H R ER SO BB IBB HBP BLK WP HR S P ERA WHIP	IP WLS BF H R ER SO BB IBB HBP BLK WP HR S P ERA WHIP	IP WLS BF H R ER SO BB IBB HBP BLK WP HR S P ERA WHIP	IP WLS BF H R ER SO BB IBB HBP BLK WP HR S P ERA WHIP	IP WLS BF H R ER SO BB IBB HBP BLK WP HR S P ERA WHIP	IP WLS BF H R ER SO BB IBB HBP BLK WP HR S P ERA WHIP	IP WLS BF H R ER SO BB IBB HBP BLK WP HR S P ERA WHIP
32 Aaron Laffey, L ERA: 4.72	5.2	L	29	7	5	5	2	4	0	0	1	0	0	0	0	0	0	0	0	9	16	0.00	0.000	
62 Aaron Loup, L ERA: 2.97	1.1		4	0	0	0	1	0	0	0	0	0	0	0	0	0	0	0	0	9	6	0.00	0.000	
64 Chad Jenkins, R ERA:	1.0		3	0	0	0	0	0	0	0	0	0	0	0	0	0	0	0	0	6	8	0.00	0.000	
31 Brandon Lyon, R ERA: 2.8	1.0		4	0	0	0	2	1	0	0	0	0	0	0	0	0	0	0	0	11	19	0.00	1.000	

Batter	1	2	3	4	5	6	7	8	9	AB	R	H	RBI	BB	SO	LOB	BOTTOM							
11 Rajai Davis, R OBP: 0.314, SLG: 0.408										4	2	2	0	0	1	1	<p>New York Yankees @ Toronto Blue Jays</p> <p>Rogers Centre, Toronto, ON</p> <p>Sat Aug 11 2012, 1:10 PM - 3:55 PM EDT</p> <p>Att. 45,582 - Roof Closed - 68 F</p>							
43 Anthony Gose, L OBP: 0.242, SLG: 0.254										4	0	0	0	0	4	2								
10 Edwin Encarnación, R OBP: 0.385, SLG: 0.559										3	0	2	2	1	0	0								
5 Yunel Escobar, R OBP: 0.300, SLG: 0.337										1	0	0	0	0	0	0								
17 Omar Vizquel, S OBP: 0.246, SLG: 0.240										1	0	0	0	0	0	1								
30 David Cooper, L OBP: 0.309, SLG: 0.457										4	0	0	0	0	1	4								
14 Moisés Sierra, R OBP: 0.292, SLG: 0.333										4	0	0	0	0	2	4								
2 Kelly Johnson, L OBP: 0.319, SLG: 0.381										4	0	1	0	0	2	0								
68 Yan Gomes, R OBP: 0.225, SLG: 0.338										3	0	0	0	0	1	1								
3 Adeiny Hechavarria, R OBP: 0.158, SLG: 0.059										3	0	0	0	0	0	1								
<b>Inning Stats</b>	R: 0 E: 0 K: 2 S: 8	H: 0 LOB: 0 BB: 0 P: 11	R: 0 E: 0 K: 1 S: 6	H: 0 LOB: 0 BB: 0 P: 8	R: 0 E: 0 K: 1 S: 5	H: 0 LOB: 0 BB: 0 P: 9	R: 1 E: 0 K: 2 S: 13	H: 2 LOB: 2 BB: 0 P: 21	R: 0 E: 0 K: 1 S: 7	H: 1 LOB: 1 BB: 0 P: 10	R: 0 E: 0 K: 1 S: 9	H: 0 LOB: 2 BB: 1 P: 18	R: 0 E: 0 K: 1 S: 7	H: 0 LOB: 0 BB: 0 P: 11	R: 1 E: 0 K: 1 S: 12	H: 2 LOB: 0 BB: 0 P: 18	R: 0 E: 0 K: 1 S: 7	H: 0 LOB: 0 BB: 0 P: 15	1B: 4 2B: 1 HR: 0	SF: 0 SAC: 0 HBP: 2	WP: 0 PB: 0 SB: 1 CS: 0	PA: 34		
<b>PITCHER</b>	IP WLS BF H R ER SO BB IBB HBP BLK WP HR S P ERA WHIP	IP WLS BF H R ER SO BB IBB HBP BLK WP HR S P ERA WHIP	IP WLS BF H R ER SO BB IBB HBP BLK WP HR S P ERA WHIP	IP WLS BF H R ER SO BB IBB HBP BLK WP HR S P ERA WHIP	IP WLS BF H R ER SO BB IBB HBP BLK WP HR S P ERA WHIP	IP WLS BF H R ER SO BB IBB HBP BLK WP HR S P ERA WHIP	IP WLS BF H R ER SO BB IBB HBP BLK WP HR S P ERA WHIP	IP WLS BF H R ER SO BB IBB HBP BLK WP HR S P ERA WHIP	IP WLS BF H R ER SO BB IBB HBP BLK WP HR S P ERA WHIP	IP WLS BF H R ER SO BB IBB HBP BLK WP HR S P ERA WHIP	IP WLS BF H R ER SO BB IBB HBP BLK WP HR S P ERA WHIP	IP WLS BF H R ER SO BB IBB HBP BLK WP HR S P ERA WHIP	IP WLS BF H R ER SO BB IBB HBP BLK WP HR S P ERA WHIP	IP WLS BF H R ER SO BB IBB HBP BLK WP HR S P ERA WHIP	IP WLS BF H R ER SO BB IBB HBP BLK WP HR S P ERA WHIP	IP WLS BF H R ER SO BB IBB HBP BLK WP HR S P ERA WHIP	IP WLS BF H R ER SO BB IBB HBP BLK WP HR S P ERA WHIP	IP WLS BF H R ER SO BB IBB HBP BLK WP HR S P ERA WHIP	IP WLS BF H R ER SO BB IBB HBP BLK WP HR S P ERA WHIP	IP WLS BF H R ER SO BB IBB HBP BLK WP HR S P ERA WHIP	IP WLS BF H R ER SO BB IBB HBP BLK WP HR S P ERA WHIP	IP WLS BF H R ER SO BB IBB HBP BLK WP HR S P ERA WHIP	IP WLS BF H R ER SO BB IBB HBP BLK WP HR S P ERA WHIP	IP WLS BF H R ER SO BB IBB HBP BLK WP HR S P ERA WHIP
47 Iván Nova, R ERA: 4.7	7.1	W	30	5	2	2	10	1	0	2	2	1	0	0	0	0	0	0	0	1	1	0.00	0.000	
30 David Robertson, R ERA: 2.58	0.2	H	1	0	0	0	0	0	0	0	0	0	0	0	0	0	0	0	0	1	1	0.00	0.000	
29 Rafael Soriano, R ERA: 1.75	1.0	S	3	0	0	0	1	0	0	0	0	0	0	0	0	0	0	0	0	7	15	0.00	0.000	

livebaseballscorecards.com

Yankees

livebaseballscorecards.com

Toronto Blue Jays

AB	34
R	5
H	7
RBI	5
BB	5
SO	5
LOB	14

AB	31
R	2
H	5
RBI	2
BB	1
SO	11
LOB	14



Batter	1	2	3	4	5	6	7	8	9	AB	R	H	RBI	BB	SO	LOB	TOP			
2 Derek Jeter, R OBP: 0.359, SLG: 0.422										5	2	3	2	0	0	0				
33 Nick Swisher, S OBP: 0.345, SLG: 0.454										5	1	2	1	0	0	1				
25 Mark Teixeira, S OBP: 0.339, SLG: 0.490										4	0	1	0	0	0	1				
24 Robinson Canó, L OBP: 0.374, SLG: 0.558										3	1	1	2	0	0	0				
22 Andrew Jones, R OBP: 0.298, SLG: 0.463										4	1	1	0	0	0	3				
14 Curtis Granderson, L OBP: 0.335, SLG: 0.487										4	1	1	0	0	2	1				
45 Casey McGehee, R OBP: 0.299, SLG: 0.390										4	0	1	1	0	1	1				
55 Russell Martin, R OBP: 0.312, SLG: 0.371										4	0	0	0	0	1	2				
17 Jayson Nix, R OBP: 0.305, SLG: 0.450										3	1	1	1	0	2	0				
31 Ichiro Suzuki, L OBP: 0.289, SLG: 0.355										1	0	0	0	0	0	0				
<b>Inning Stats</b>	R: 0 E: 0 K: 10 S: 10	H: 1 LOB: 0 BB: 0 P: 12	R: 0 E: 0 K: 8 S: 8	H: 0 LOB: 0 BB: 0 P: 14	R: 0 E: 0 K: 11 S: 8	H: 0 LOB: 0 BB: 0 P: 14	R: 1 E: 0 K: 2 S: 12	H: 2 LOB: 1 BB: 0 P: 21	R: 3 E: 0 K: 1 S: 14	H: 3 LOB: 0 BB: 0 P: 23	R: 3 E: 0 K: 0 S: 16	H: 5 LOB: 3 BB: 0 P: 23	R: 0 E: 0 K: 2 S: 9	H: 0 LOB: 0 BB: 0 P: 12	R: 0 E: 0 K: 0 S: 7	H: 0 LOB: 0 BB: 0 P: 9	1B: 4 2B: 5 HR: 2	SF: 0 SAC: 0 DP: 1 HBP: 1	WP: 1 PB: 0 SB: 0 CS: 0	PA: 38
<b>PITCHER</b>	IP WLS BF H R ER SO BB IBB HBP BLK WP HR S P ERA WHIP																			
48 J.A. Happ, L ERA: 5.04	5.2 W 22 6 4 4 4 0 0 0 0 1 2 56 88 6.35 1.059																			
49 Brad Lincoln, R ERA: 2.55	1.0 7 4 3 3 0 0 0 0 0 0 0 15 23 27.00 4.000																			
38 Darren Oliver, L ERA: 1.27	1.1 H 6 1 0 0 2 0 0 0 1 0 0 0 13 18 0.00 0.750																			
44 Casey Janssen, R ERA: 2.22	1.0 S 3 0 0 0 0 0 0 0 0 0 0 7 9 0.00 0.000																			

New York Yankees @ Toronto Blue Jays  
Rogers Centre, Toronto, ON  
Sun Aug 12 2012, 1:09 PM - 3:57 PM EDT  
Att. 43,924 - Roof Closed - 68 F

AB	37
R	7
H	11
RBI	7
BB	0
SO	6
LOB	9



Batter	1	2	3	4	5	6	7	8	9	AB	R	H	RBI	BB	SO	LOB	BOTTOM			
11 Rajai Davis, R OBP: 0.315, SLG: 0.415										5	1	2	5	0	1	0				
18 Mike McCoy, R OBP: 0.357, SLG: 0.308										5	1	1	1	0	2	1				
10 Edwin Encarnación, R OBP: 0.389, SLG: 0.571										4	2	3	2	1	0	0				
30 David Cooper, L OBP: 0.313, SLG: 0.455										5	0	2	1	0	0	1				
14 Moisés Sierra, R OBP: 0.345, SLG: 0.379										5	1	3	0	0	0	2				
6 Jeff Mathis, R OBP: 0.252, SLG: 0.424										4	2	1	1	0	0	3				
68 Yan Gomes, R OBP: 0.238, SLG: 0.338										3	1	1	0	1	0	1				
43 Anthony Gose, L OBP: 0.242, SLG: 0.242										3	1	0	0	1	2	3				
3 Adeiny Hechavarria, R OBP: 0.182, SLG: 0.100										3	1	1	0	0	2	2				
2 Kelly Johnson, L OBP: 0.318, SLG: 0.380										1	0	0	0	0	1	1				
<b>Inning Stats</b>	R: 1 E: 0 K: 1 S: 15	H: 3 LOB: 2 BB: 0 P: 18	R: 0 E: 0 K: 1 S: 10	H: 0 LOB: 0 BB: 0 P: 16	R: 0 E: 0 K: 1 S: 10	H: 1 LOB: 1 BB: 0 P: 14	R: 6 E: 0 K: 1 S: 17	H: 5 LOB: 0 BB: 1 P: 32	R: 3 E: 0 K: 1 S: 18	H: 3 LOB: 1 BB: 1 P: 28	R: 0 E: 0 K: 0 S: 6	H: 0 LOB: 0 BB: 0 P: 7	R: 0 E: 0 K: 2 S: 10	H: 1 LOB: 1 BB: 0 P: 15	R: 0 E: 0 K: 1 S: 12	H: 1 LOB: 2 BB: 1 P: 24	1B: 9 2B: 4 HR: 1	SF: 0 SAC: 0 DP: 0 HBP: 0	WP: 0 PB: 1 SB: 1 CS: 0	PA: 41
<b>PITCHER</b>	IP WLS BF H R ER SO BB IBB HBP BLK WP HR S P ERA WHIP																			
65 Phil Hughes, R ERA: 4.48	4.0 L 22 9 7 7 4 1 0 0 0 0 0 0 24 35 13.50 2.000																			
53 Ryota Igarashi, R ERA: 18.0	2.0 10 3 3 3 1 1 0 0 0 0 0 0 24 35 13.50 2.000																			
38 Cody Eppley, R ERA: 3.0	1.2 7 1 0 0 3 1 0 0 0 0 0 0 18 31 0.00 1.200																			
39 Clay Rapada, L ERA: 2.87	0.0 1 1 0 0 0 0 0 0 0 0 0 0 1 2 0.00 0.000																			
62 Joba Chamberlain, R ERA: 7.71	0.1 1 0 0 0 0 0 0 0 0 0 0 0 3 6 0.00 0.000																			

New York Yankees @ Toronto Blue Jays  
Rogers Centre, Toronto, ON  
Sun Aug 12 2012, 1:09 PM - 3:57 PM EDT  
Att. 43,924 - Roof Closed - 68 F

AB	38
R	10
H	14
RBI	10
BB	3
SO	8
LOB	14









Batter	1	2	3	4	5	6	7	8	9	AB	R	H	RBI	BB	SO	LOB	TOP			
5 Ian Kinsler, R (1,4) OBP: 0.338, SLG: 0.433	G5-3		FC6-4			K			F7	4	0	0	0	0	1	1				
1 Elvis Andrus, R (1,6) OBP: 0.370, SLG: 0.399	G3-6-1 BB			G4-3			1B		G4-3	3	0	1	0	1	0	0				
32 Josh Hamilton, L (1,8) OBP: 0.356, SLG: 0.581	G3-6-1			K			F9			3	0	0	0	0	1	2				
29 Adrián Beltré, R (1,5) OBP: 0.338, SLG: 0.484		G1-3			F8		K			3	0	0	0	0	1	1				
17 Nelson Cruz, R (1,9) OBP: 0.330, SLG: 0.464		K				P3			G4-3	3	0	0	0	0	1	1				
10 Michael Young, R (1,3) OBP: 0.300, SLG: 0.343				K			F9			3	0	1	0	0	1	0				
7 David Murphy, L (1,7) OBP: 0.379, SLG: 0.475			G4-3		G6-3				G4-6-3 1B	3	0	0	0	0	0	1				
15 Luis Martínez, R (1,2)			G4-3			G4-3			G6-3	3	0	0	0	0	0	0				
18 Mitch Moreland, L (1,10) OBP: 0.336, SLG: 0.512			G4-3			G4-3			G3	2	0	0	0	1	0	0				
<b>Inning Stats</b>	R: 0 E: 0 K: 0 S: 4	H: 0 LOB: 0 BB: 1 P: 8	R: 0 E: 0 K: 2 S: 10	H: 0 LOB: 0 BB: 0 P: 13	R: 0 E: 0 K: 0 S: 11	H: 0 LOB: 1 BB: 1 P: 21	R: 0 E: 0 K: 1 S: 9	H: 0 LOB: 0 BB: 0 P: 12	R: 0 E: 0 K: 1 S: 7	H: 0 LOB: 0 BB: 0 P: 12	R: 0 E: 0 K: 1 S: 8	H: 1 LOB: 0 BB: 0 P: 11	R: 0 E: 0 K: 0 S: 9	H: 1 LOB: 0 BB: 0 P: 9	R: 0 E: 0 K: 0 S: 8	H: 0 LOB: 0 BB: 0 P: 12	1B: 2 2B: 0 3B: 0 HR: 0	SF: 0 SAC: 0 DP: 2 HBP: 0	WP: 1 PB: 0 SB: 0 CS: 0	PA: 29
<b>PITCHER</b> 18 Hiroki Kuroda, R (1,1) ERA: 3.06	IP: 9.0 WLS: W BF: 29	H: 2 R: 0 ER: 0 SO: 5	BB: 2 IBB: 0 HBP: 0 BLK: 0	WP: 1 HR: 0 S: 74 P: 109	ERA: 0.00 WHIP: 0.444	<b>PITCHER</b> IP: WLS: BF: H: R: ER: SO: BB: IBB: HBP: BLK: WP: HR: S: P: ERA: WHIP														

Texas Rangers @ New York Yankees  
Yankee Stadium, Bronx, NY  
Tue Aug 14 2012, 7:08 PM - 9:43 PM EDT  
Att: 44,533 - Cloudy - 78 F


AB 27  
R 0  
H 2  
RBI 0  
BB 2  
SO 5  
LOB 6



Batter	1	2	3	4	5	6	7	8	9	AB	R	H	RBI	BB	SO	LOB	BOTTOM												
2 Derek Jeter, R (1,10) OBP: 0.361, SLG: 0.424	G6-3 1B		G6-3	FC6-4			1B			4	1	2	0	0	0	1													
33 Nick Swisher, S (1,9) OBP: 0.345, SLG: 0.469	P5		P4		G4-3		HR		HR	4	1	1	2	0	0	1													
25 Mark Teixeira, S (1,3) OBP: 0.340, SLG: 0.498	FC3-6		2B		F9		HR			4	1	2	1	0	0	1													
24 Robinson Canó, L (1,4) OBP: 0.372, SLG: 0.551	P5		BB		G4-3		G3-1			3	0	0	0	1	0	1													
22 Andrew Jones, R (1,7) OBP: 0.297, SLG: 0.455	L7		BB			G5-3	G1-3			3	0	0	0	1	0	0													
31 Ichiro Suzuki, L (8,7) OBP: 0.290, SLG: 0.360										0	0	0	0	0	0	0													
14 Curtis Granderson, L (1,8) OBP: 0.330, SLG: 0.490	F8		F8			K2-3			K	4	0	0	0	0	2	3													
45 Casey McGehee, R (1,5) OBP: 0.302, SLG: 0.392	1B			1B		E6			K	4	0	2	0	0	1	0													
55 Russell Martin, R (1,2) OBP: 0.313, SLG: 0.369		F7				G6-3				3	0	1	0	1	0	2													
17 Jayson Nix, R (1,6) OBP: 0.295, SLG: 0.435	K				P3		F7		G1-3	4	0	0	0	0	1	4													
<b>Inning Stats</b>	R: 0 E: 0 K: 0 S: 7	H: 1 LOB: 1 BB: 0 P: 15	R: 0 E: 0 K: 1 S: 11	H: 1 LOB: 2 BB: 1 P: 22	R: 0 E: 0 K: 0 S: 15	H: 1 LOB: 3 BB: 2 P: 29	R: 0 E: 0 K: 0 S: 10	H: 1 LOB: 1 BB: 0 P: 15	R: 0 E: 0 K: 0 S: 4	H: 0 LOB: 0 BB: 0 P: 6	R: 0 E: 1 K: 1 S: 7	H: 0 LOB: 1 BB: 0 P: 12	R: 3 E: 0 K: 0 S: 16	H: 3 LOB: 0 BB: 0 P: 26	R: 0 E: 0 K: 2 S: 10	H: 1 LOB: 1 BB: 0 P: 14	1B: 5 2B: 1 3B: 0 HR: 2	SF: 0 SAC: 0 DP: 0 HBP: 0	WP: 0 PB: 0 SB: 0 CS: 0	PA: 36									
<b>PITCHER</b> 54 Matt Harrison, L (1,1) ERA: 3.24	IP: 6.1 WLS: L BF: 28	H: 1 R: 1 ER: 1 SO: 2	BB: 3 IBB: 0 HBP: 0 BLK: 0	WP: 0 HR: 0 S: 106 P: 106	ERA: 1.42 WHIP: 1.263	<b>PITCHER</b> IP: WLS: BF: H: R: ER: SO: BB: IBB: HBP: BLK: WP: HR: S: P: ERA: WHIP																							
41 Alexi Ogando, R (7,1) ERA: 2.96	0.2	4	2	2	2	0	0	0	0	0	2	11	19	27.00	3.000														
52 Tanner Scheppers, R (8,1) ERA: 4.84	1.0	4	1	0	0	2	0	0	0	0	0	10	14	0.00	1.000														

Texas Rangers @ New York Yankees  
Yankee Stadium, Bronx, NY  
Tue Aug 14 2012, 7:08 PM - 9:43 PM EDT  
Att: 44,533 - Cloudy - 78 F

AB 33  
R 3  
H 8  
RBI 3  
BB 3  
SO 4  
LOB 13





Batter	1	2	3	4	5	6	7	8	9	AB	R	H	RBI	BB	SO	LOB	TOP										
5 Ian Kinsler, R (1,4) OBP: 0.336, SLG: 0.430 37 Mike Adams, R (8,1)										4	0	0	0	0	2	1	<p><b>Texas Rangers @ New York Yankees</b>  <b>Yankee Stadium, Bronx, NY</b>            Wed Aug 15 2012, 8:52 PM - 11:56 PM EDT            Att: 45,921 - Overcast - 71 F</p>										
1 Elvis Andrus, R (1,6) OBP: 0.397, SLG: 0.395										4	0	0	0	0	1	0											
32 Josh Hamilton, L (1,8) OBP: 0.358, SLG: 0.595										4	2	2	2	0	1	0											
29 Adrián Beltré, R (1,5) OBP: 0.337, SLG: 0.482										4	0	1	0	0	2	0											
17 Nelson Cruz, R (1,9) OBP: 0.328, SLG: 0.460										4	0	0	0	0	0	1											
7 David Murphy, L (1,7) OBP: 0.378, SLG: 0.470										3	0	0	0	1	0	1											
8 Geovany Soto, R (1,2) OBP: 0.275, SLG: 0.335										3	0	0	0	0	2	3											
18 Mitch Moreland, L (1,10) OBP: 0.336, SLG: 0.517 10 Michael Young, R (7,PH) OBP: 0.300, SLG: 0.342										2	0	1	0	0	0	0											
9 Mike Olt, R (1,3) OBP: 0.333, SLG: 0.231										3	0	0	0	0	1	1											
<b>Inning Stats</b>	R: 0 E: 0 K: 1 S: 9	H: 0 LOB: 0 BB: 0 P: 12	R: 0 E: 0 K: 1 S: 6	H: 0 LOB: 0 BB: 0 P: 9	R: 0 E: 0 K: 1 S: 10	H: 1 LOB: 1 BB: 0 P: 16	R: 1 E: 0 K: 0 S: 13	H: 2 LOB: 2 BB: 0 P: 22	R: 0 E: 0 K: 1 S: 11	H: 0 LOB: 0 BB: 0 P: 15	R: 1 E: 0 K: 1 S: 10	H: 1 LOB: 0 BB: 0 P: 15	R: 0 E: 0 K: 1 S: 8	H: 0 LOB: 0 BB: 0 P: 15	R: 0 E: 1 K: 1 S: 10	H: 0 LOB: 1 BB: 0 P: 15		1B: 1 2B: 1 3B: 0 HR: 2	SF: 0 SAC: 0 DP: 1 HBP: 0	WP: 0 PB: 0 SB: 0 CS: 0	PA: 33						
<b>PITCHER</b>	IP	WLS	BF	H	R	ER	SO	BB	IBB	HBP	BLK	WP	HR	S	P	ERA	WHIP										
36 Freddy Garcia, R (1,1) ERA: 4.68	6.2	W	25	4	2	2	6	1	0	0	0	0	2	64	100	2.70	0.750										
48 Boone Logan, L (7,1) ERA: 3.43	0.1	H	1	0	0	0	0	0	0	0	0	0	0	3	4	0.00	0.000										
30 David Robertson, R (8,1) ERA: 2.52	1.0	H	3	0	0	0	2	0	0	0	0	0	0	8	10	0.00	0.000										
29 Rafael Soriano, R (9,1) ERA: 1.71	1.0	S	4	0	0	0	1	0	0	0	0	0	0	10	15	0.00	0.000										

Batter	1	2	3	4	5	6	7	8	9	AB	R	H	RBI	BB	SO	LOB	BOTTOM										
2 Derek Jeter, R (1,6) OBP: 0.361, SLG: 0.423										4	1	1	0	1	1	2	<p><b>Texas Rangers @ New York Yankees</b>  <b>Yankee Stadium, Bronx, NY</b>            Wed Aug 15 2012, 8:52 PM - 11:56 PM EDT            Att: 45,921 - Overcast - 71 F</p>										
33 Nick Swisher, S (1,3) OBP: 0.344, SLG: 0.468										5	1	1	1	0	2	3											
14 Curtis Granderson, L (1,8) OBP: 0.329, SLG: 0.478										2	0	0	1	1	1	0											
25 Mark Teixeira, S (1,10) OBP: 0.337, SLG: 0.493										4	0	0	0	0	3	2											
12 Eric Chavez, L (1,5) OBP: 0.362, SLG: 0.547										3	0	3	1	1	0	0											
27 Raul Ibanez, L (1,7) OBP: 0.317, SLG: 0.469										2	0	1	0	2	0	1											
55 Russell Martin, R (1,2) OBP: 0.313, SLG: 0.366										3	0	0	0	1	1	7											
31 Ichiro Suzuki, L (1,9) OBP: 0.292, SLG: 0.361										4	0	2	0	0	0	3											
17 Jayson Nix, R (1,4) OBP: 0.302, SLG: 0.437										4	1	2	0	0	0	2											
<b>Inning Stats</b>	R: 0 E: 0 K: 2 S: 8	H: 0 LOB: 0 BB: 0 P: 13	R: 0 E: 0 K: 0 S: 15	H: 1 LOB: 2 BB: 1 P: 25	R: 3 E: 0 K: 1 S: 19	H: 4 LOB: 1 BB: 0 P: 29	R: 0 E: 0 K: 1 S: 8	H: 0 LOB: 2 BB: 2 P: 18	R: 0 E: 0 K: 2 S: 13	H: 1 LOB: 0 BB: 0 P: 21	R: 0 E: 0 K: 1 S: 7	H: 1 LOB: 0 BB: 0 P: 11	R: 0 E: 0 K: 1 S: 13	H: 1 LOB: 3 BB: 2 P: 24	R: 0 E: 0 K: 0 S: 9	H: 2 LOB: 1 BB: 0 P: 14		1B: 9 2B: 1 3B: 0 HR: 0	SF: 1 SAC: 0 DP: 2 HBP: 0	WP: 0 PB: 0 SB: 1 CS: 0	PA: 38						
<b>PITCHER</b>	IP	WLS	BF	H	R	ER	SO	BB	IBB	HBP	BLK	WP	HR	S	P	ERA	WHIP										
39 Scott Feldman, R (1,1) ERA: 4.63	6.0	L	28	7	3	3	7	4	0	0	0	0	0	70	117	4.50	1.833										
28 Robbie Ross Jr., L (7,1) ERA: 1.79	0.2	5	1	0	0	1	2	0	0	0	0	0	0	12	23	0.00	4.500										
41 Alexi Ogando, R (7,1) ERA: 2.94	0.1	1	0	0	0	0	0	0	0	0	0	0	0	1	1	0.00	0.000										
37 Mike Adams, R (8,1) ERA: 2.84	1.0	4	2	0	0	0	0	0	0	0	0	0	0	9	14	0.00	2.000										







Batter	1	2	3	4	5	6	7	8	9	AB	R	H	RBI	BB	SO	LOB	TOP										
2 Jacoby Ellsbury, L (1.8) OBP: 0.318, SLG: 0.371	G6-3		15 HR BB		15 FC4 1B			G6-3		3	1	1	0	1	0	0	<b>Boston Red Sox @ New York Yankees</b> Yankee Stadium, Bronx, NY Fri Aug 17 2012, 7:09 PM - 9:58 PM EDT Att: 49,422 - Partly Cloudy - 78 F										
13 Carl Crawford, L (1.7) OBP: 0.313, SLG: 0.500	K		P5		F7			2B		4	0	1	0	0	1	3											
15 Dustin Pedroia, R (1.4) OBP: 0.337, SLG: 0.429	F8		HR		FC4			F8		4	1	1	3	0	0	2											
28 Adrián González, L (1.3) OBP: 0.349, SLG: 0.470		P2	L3					G3		4	0	0	0	0	0	1											
7 Cody Ross, R (1.10) OBP: 0.341, SLG: 0.523	F9				K			G6-3		4	0	0	0	0	2	0											
39 Jairo Delfino, R (1.2) OBP: 0.262, SLG: 0.462	K				K			P4		4	0	0	0	0	2	0											
3 Mike Aviles, R (1.6) OBP: 0.285, SLG: 0.393								P5		4	1	2	0	0	0	0											
26 Scott Podsednik, L (1.9) OBP: 0.395, SLG: 0.461										3	0	0	0	0	0	2											
23 Pedro Ciriaco, R (1.5) OBP: 0.330, SLG: 0.446										3	1	0	1	0	0	1											
<b>Inning Stats</b>	R: 0 E: 0 K: 1 S: 9	H: 0 LOB: 0 BB: 0 P: 13	R: 0 E: 0 K: 1 S: 8	H: 0 LOB: 0 BB: 0 P: 13	R: 4 E: 1 K: 0 S: 22	H: 2 LOB: 0 BB: 1 P: 33	R: 0 E: 0 K: 2 S: 13	H: 1 LOB: 1 BB: 0 P: 16	R: 0 E: 0 K: 0 S: 5	H: 0 LOB: 0 BB: 0 P: 9	R: 0 E: 0 K: 0 S: 10	H: 0 LOB: 0 BB: 0 P: 17	R: 0 E: 0 K: 0 S: 7	H: 1 LOB: 1 BB: 0 P: 11	R: 0 E: 0 K: 1 S: 11	H: 0 LOB: 0 BB: 0 P: 14		1B: 3 2B: 1 3B: 0 HR: 1	SF: 0 SAC: 0 DP: 0 HBP: 0	WP: 0 PB: 0 SB: 0 CS: 0	PA: 34						
<b>PITCHER</b>	IP	WLS	BF	H	R	ER	SO	BB	IBB	HBP	BLK	WP	HR	S	P	ERA	WHIP										
65 Phil Hughes, R (1.1) ERA: 4.23	7.0	W	27	4	4	0	4	1	0	0	0	0	1	72	106	0.00	0.714										
30 David Robertson, R (8.1) ERA: 2.45	1.0	H	4	1	0	0	0	0	0	0	0	0	0	7	11	0.00	1.000										
29 Rafael Soriano, R (9.1) ERA: 1.68	1.0	S	3	0	0	0	1	0	0	0	0	0	0	11	14	0.00	0.000										

AB	33
R	4
H	5
RBI	4
BB	1
SO	5
LOB	9



Batter	1	2	3	4	5	6	7	8	9	AB	R	H	RBI	BB	SO	LOB	BOTTOM										
2 Derek Jeter, R (1.10) OBP: 0.361, SLG: 0.427	G6-3		E6		HR			G5-3		4	1	1	1	0	0	0	<b>Boston Red Sox @ New York Yankees</b> Yankee Stadium, Bronx, NY Fri Aug 17 2012, 7:09 PM - 9:58 PM EDT Att: 49,422 - Partly Cloudy - 78 F										
33 Nick Swisher, S (1.3) OBP: 0.348, SLG: 0.483	HR		F7		BB			HR		3	2	2	2	1	0	1											
24 Robinson Cano, L (1.4) OBP: 0.370, SLG: 0.546	K		F9		F8			G4-3		4	0	0	0	0	1	2											
22 Andruw Jones, R (1.9) OBP: 0.295, SLG: 0.462	G5-3		F8					1B		4	0	1	0	0	0	1											
45 Casey McGehee, R (1.5) OBP: 0.298, SLG: 0.386	G5-3		K					G4-3		4	1	1	0	0	1	1											
14 Curtis Granderson, L (1.8) OBP: 0.330, SLG: 0.483	HR		G5-3		17 1B			K		4	1	2	1	0	1	0											
55 Russell Martin, R (1.2) OBP: 0.311, SLG: 0.372	HR		G6-3		K			F7		4	1	1	1	0	1	2											
17 Jayson Nix, R (1.6) OBP: 0.301, SLG: 0.429	K		K		F9			K		4	0	1	1	0	2	0											
31 Ichiro Suzuki, L (1.7) OBP: 0.294, SLG: 0.365	F8		P4		P4			K2-3		3	0	0	0	0	1	2											
<b>Inning Stats</b>	R: 1 E: 0 K: 1 S: 13	H: 1 LOB: 0 BB: 0 P: 16	R: 2 E: 0 K: 1 S: 10	H: 2 LOB: 0 BB: 0 P: 18	R: 0 E: 1 K: 0 S: 5	H: 0 LOB: 1 BB: 0 P: 9	R: 0 E: 0 K: 1 S: 9	H: 0 LOB: 0 BB: 0 P: 15	R: 1 E: 0 K: 2 S: 21	H: 3 LOB: 2 BB: 0 P: 29	R: 1 E: 0 K: 0 S: 8	H: 2 LOB: 1 BB: 0 P: 13	R: 0 E: 0 K: 2 S: 11	H: 0 LOB: 0 BB: 0 P: 15	1B: 4 2B: 0 3B: 0 HR: 5	SF: 0 SAC: 0 DP: 0 HBP: 0		WP: 0 PB: 0 SB: 0 CS: 0	PA: 35								
<b>PITCHER</b>	IP	WLS	BF	H	R	ER	SO	BB	IBB	HBP	BLK	WP	HR	S	P	ERA	WHIP										
46 Franklin Morales, L (1.1) ERA: 3.67	5.1	L	24	6	5	5	3	1	0	0	0	0	4	57	92	8.44	1.312										
59 Clayton Mortensen, R (6.1) ERA: 1.84	1.0		5	2	1	1	2	0	0	0	0	0	1	12	20	9.00	2.000										
30 Andrew Miller, L (7.1) ERA: 2.9	1.0		4	1	0	0	1	0	0	0	0	0	0	11	14	0.00	1.000										
40 Andrew Bailey, R (8.1) ERA:	0.2		2	0	0	0	1	0	0	0	0	0	0	6	9	0.00	0.000										

AB	34
R	6
H	9
RBI	6
BB	1
SO	7
LOB	9





Batter	1	2	3	4	5	6	7	8	9	AB	R	H	RBI	BB	SO	LOB	TOP										
2 Jacoby Ellsbury, L OBP: 0.309, SLG: 0.360	G3		L5		G3		K		G3	5	0	0	0	0	1	4	<b>Boston Red Sox @ New York Yankees</b> Yankee Stadium, Bronx, NY Sat Aug 18 2012, 4:08 PM - 7:20 PM EDT Att: 49,466 - Sunny - 78 F										
13 Carl Crawford, L OBP: 0.358, SLG: 0.487	1B		K		G3-1			F8	FC4-2	5	1	1	0	0	1	3											
15 Dustin Pedroia, R OBP: 0.336, SLG: 0.428	F7		F9		G4-3				G4-3	5	0	1	0	0	0	3											
28 Adrián González, L OBP: 0.352, SLG: 0.477	HR		G4-3		1B			20 FC4	IBB	3	1	2	2	1	0	0											
7 Cody Ross, R OBP: 0.337, SLG: 0.517	K		K		K		K		K	4	0	0	0	0	4	3											
20 Ryan Lavarnway, R OBP: 0.187, SLG: 0.143	G4-3		F8		K		K		FC4	4	0	0	0	0	1	3											
26 Scott Podsednik, L OBP: 0.388, SLG: 0.450	F7		K		G6-3				23 2B 5 WP	4	1	1	0	0	1	0											
23 Pedro Ciriaco, R OBP: 0.355, SLG: 0.476	1B		5 WP		K				5 WP 13 FC4-2	4	1	4	0	0	0	0											
5 Nick Punto, S OBP: 0.301, SLG: 0.270	K		E9		G3				13 FC4-2 2 S	3	0	1	1	1	1	2											
<b>Inning Stats</b>	R: 2 H: 2 E: 0 K: 1 S: 11	H: 2 LOB: 0 BB: 0 P: 20	R: 0 H: 1 E: 0 K: 1 S: 8	H: 1 LOB: 1 BB: 0 P: 11	R: 0 H: 0 E: 0 K: 1 S: 6	H: 0 LOB: 0 BB: 0 P: 10	R: 0 H: 0 E: 0 K: 1 S: 7	H: 0 LOB: 0 BB: 0 P: 9	R: 1 H: 2 E: 1 K: 1 S: 13	H: 2 LOB: 1 BB: 0 P: 17	R: 0 H: 1 E: 0 K: 2 S: 12	H: 1 LOB: 1 BB: 0 P: 17	R: 0 H: 1 E: 0 K: 1 S: 10	H: 1 LOB: 1 BB: 0 P: 14	R: 0 H: 1 E: 0 K: 1 S: 11	H: 1 LOB: 2 BB: 1 P: 17		R: 1 H: 2 E: 0 K: 0 S: 12	H: 2 LOB: 2 BB: 1 P: 23	1B: 6 2B: 3 3B: 0 HR: 1	SF: 0 SAC: 0 DP: 0 HBP: 0	WP: 1 PB: 0 SB: 3 CS: 0	PA: 39				
<b>PITCHER</b>	IP	WLS	BF	H	R	ER	SO	BB	IBB	HBP	BLK	WP	HR	S	P	ERA	WHIP										
41 David Phelps, R ERA: 2.69	6.2	L	27	7	3	3	7	0	0	0	0	0	1	64	95	4.05	1.050										
48 Boone Logan, L ERA: 3.79	0.2		4	1	0	0	1	0	1	0	0	0	0	7	12	0.00	1.500										
38 Cody Eppley, R ERA: 3.44	0.2		5	2	1	1	1	1	0	0	0	1	0	11	17	13.50	4.500										
39 Clay Rapada, L ERA: 2.97	0.2		2	0	0	0	0	0	0	0	0	0	0	5	9	0.00	0.000										
34 Derek Lowe, R ERA: 5.53	0.1		1	0	0	0	0	0	0	0	0	0	0	3	5	0.00	0.000										

Batter	1	2	3	4	5	6	7	8	9	AB	R	H	RBI	BB	SO	LOB	BOTTOM										
2 Derek Jeter, R OBP: 0.360, SLG: 0.425	BB		G6-3		G5-3		K		K	3	0	0	0	1	1	1	<b>Boston Red Sox @ New York Yankees</b> Yankee Stadium, Bronx, NY Sat Aug 18 2012, 4:08 PM - 7:20 PM EDT Att: 49,466 - Sunny - 78 F										
33 Nick Swisher, S OBP: 0.352, SLG: 0.486	1B		24 WP		K			24 G3-6-3	1B	4	0	3	0	0	1	1											
24 Robinson Canó, L OBP: 0.367, SLG: 0.541	K		F8		G4-3			G3-6-3	1B	4	0	0	0	0	1	4											
22 Andruw Jones, R OBP: 0.291, SLG: 0.455	G5-3		G6-3		F7				27 FC3-6	3	0	0	0	0	0	2											
12 Eric Chavez, L OBP: 0.363, SLG: 0.547	1B		G5-3		G4-3				1B	1	0	1	0	0	0	0											
45 Casey McGehee, R OBP: 0.296, SLG: 0.382	K		K		G4-3				FC3-6	3	0	0	0	0	2	2											
27 Raul Ibanez, L OBP: 0.314, SLG: 0.465	K		K		G4-3				1B	1	0	0	0	0	0	1											
14 Curtis Granderson, L OBP: 0.331, SLG: 0.493	BB		55 G5-4-3		HR		55 G5-3		K	3	1	2	1	1	1	1											
55 Russell Martin, R OBP: 0.308, SLG: 0.368	G5-4-3		G5-3		G5-3		G5-3		F9	4	0	0	0	0	0	3											
17 Jayson Nix, R OBP: 0.294, SLG: 0.419	G5-3		G5-3		G5-3		F9			3	0	0	0	0	0	1											
31 Ichiro Suzuki, L OBP: 0.295, SLG: 0.365	G5-3		G5-3		G3-1					3	0	1	0	0	0	1											
<b>Inning Stats</b>	R: 0 H: 1 E: 0 K: 2 S: 13	H: 0 LOB: 0 BB: 1 P: 24	R: 0 H: 0 E: 0 K: 0 S: 4	H: 0 LOB: 0 BB: 1 P: 10	R: 0 H: 1 E: 0 K: 0 S: 8	H: 1 LOB: 1 BB: 0 P: 15	R: 1 H: 1 E: 0 K: 1 S: 10	H: 1 LOB: 1 BB: 0 P: 15	R: 0 H: 0 E: 0 K: 0 S: 5	H: 0 LOB: 0 BB: 0 P: 9	R: 0 H: 1 E: 0 K: 0 S: 11	H: 1 LOB: 1 BB: 0 P: 18	R: 0 H: 1 E: 0 K: 1 S: 12	H: 1 LOB: 0 BB: 0 P: 19	R: 0 H: 1 E: 0 K: 1 S: 9	H: 1 LOB: 1 BB: 0 P: 13	1B: 5 2B: 1 3B: 0 HR: 1	SF: 0 SAC: 0 DP: 2 HBP: 0	WP: 1 PB: 0 SB: 1 CS: 0	PA: 34							
<b>PITCHER</b>	IP	WLS	BF	H	R	ER	SO	BB	IBB	HBP	BLK	WP	HR	S	P	ERA	WHIP										
31 Jon Lester, L ERA: 5.03	7.0	W	27	5	1	1	4	2	0	0	0	0	0	11	17	0.00	3.000										
40 Andrew Bailey, R ERA	0.1	H	2	1	0	0	1	0	0	0	0	0	0	1	2	0.00	0.000										
32 Craig Breslow, L ERA: 2.66	0.2	H	1	0	0	0	0	0	0	0	0	0	0	1	2	0.00	0.000										
91 Alfredo Aceves, R ERA: 4.01	1.0	S	4	1	0	0	1	0	0	0	0	0	0	9	13	0.00	1.000										





Batter	1	2	3	4	5	6	7	8	9	AB	R	H	RBI	BB	SO	LOB	TOP					
2 Jacoby Ellsbury, L (1, 8) OBP: 0.302, SLG: 0.351	G4-3		K			F8		F8		4	0	0	0	0	1	1						
13 Carl Crawford, L (1, 7) OBP: 0.306, SLG: 0.479	G4-3				G4-3	F9			G6-4-3 1B	4	0	1	0	0	0	0						
15 Dustin Pedroia, R (1, 4) OBP: 0.333, SLG: 0.424	G5-3			G4-3			G5-3		G6-4-3 1-2	4	0	0	0	0	0	1						
28 Adrián González, L (1, 3) OBP: 0.352, SLG: 0.482		P6		G3			HR		K	4	1	1	1	0	1	0						
20 Ryan Lavarnway, R (1, 2) OBP: 0.182, SLG: 0.161		K			G6-3				1B	3	0	1	0	0	1	0						
39 Jairo Delfino, R (1, 10) OBP: 0.262, SLG: 0.461					G4-3				1B	3	0	1	0	0	0	1						
26 Scott Podsednik, L (1, 9) OBP: 0.375, SLG: 0.434					G4-3				F7	3	0	0	0	0	0	2						
23 Pedro Ciriaco, R (1, 6) OBP: 0.345, SLG: 0.463			K		G6-3				F8	3	0	0	0	0	1	1						
5 Nick Punto, S (1, 5) OBP: 0.301, SLG: 0.272					G4-3				L8	3	0	0	0	0	1	1						
<b>Inning Stats</b>	R: 0 E: 0 K: 0 S: 9	H: 0 LOB: 0 BB: 0 P: 12	R: 0 E: 0 K: 1 S: 6	H: 0 LOB: 0 BB: 0 P: 9	R: 0 E: 0 K: 2 S: 11	H: 1 LOB: 1 BB: 0 P: 16	R: 0 E: 0 K: 0 S: 12	H: 0 LOB: 0 BB: 0 P: 17	R: 0 E: 0 K: 0 S: 7	H: 1 LOB: 1 BB: 0 P: 12	R: 0 E: 0 K: 0 S: 11	H: 0 LOB: 0 BB: 0 P: 18	R: 1 E: 0 K: 0 S: 11	H: 2 LOB: 1 BB: 0 P: 17	R: 0 E: 0 K: 1 S: 8	H: 0 LOB: 0 BB: 0 P: 11	R: 0 E: 0 K: 1 S: 11	H: 1 LOB: 0 BB: 0 P: 14	1B: 4 2B: 0 3B: 0 HR: 1	SF: 0 SAC: 0 DP: 1 HBP: 0	WP: 0 PB: 0 CS: 0	PA: 31
<b>PITCHER</b>	IP WLS BF H R ER SO BB IBB HBP BLK WP HR S P ERA WHIP	8.0 W 28 4 1 1 4 0 0 0 0 0 1 75 112 1.12 0.500	1.0 S 3 1 0 0 1 0 0 0 0 0 0 11 14 0.00 1.000	<b>PITCHER</b>	IP WLS BF H R ER SO BB IBB HBP BLK WP HR S P ERA WHIP	8.0 L 28 4 0 0 0 0 0 0 0 0 0 12 25 0.00 0.750	0.2 S 3 1 0 0 0 0 0 0 0 0 0 9 13 0.00 1.500															

**Boston Red Sox @ New York Yankees**  
 Yankee Stadium, Bronx, NY  
 Sun Aug 19 2012, 8:07 PM - 10:58 PM EDT  
 Att: 48,620 - Cloudy - 72 F

AB 31  
 R 1  
 H 5  
 RBI 1  
 BB 0  
 SO 5  
 LOB 6



Batter	1	2	3	4	5	6	7	8	9	AB	R	H	RBI	BB	SO	LOB	BOTTOM					
2 Derek Jeter, R (1, 6) OBP: 0.363, SLG: 0.431	G4-3 2B		G4-3 2B			G6-3				4	2	3	0	0	0	0						
33 Nick Swisher, S (1, 3) OBP: 0.351, SLG: 0.482	G4-3		G4-3 BB		K			F9		3	0	0	0	1	1	2						
24 Robinson Canó, L (1, 4) OBP: 0.368, SLG: 0.540	K		K		1B				BB	3	0	1	0	1	2	2						
14 Curtis Granderson, L (1, 8) OBP: 0.337, SLG: 0.496	G4-3 2B		IBB		BB				K	2	0	1	1	2	1	1						
12 Eric Chavez, L (1, 5) OBP: 0.357, SLG: 0.536	F7		K		P3				K	4	0	0	0	0	2	7						
27 Raul Ibanez, L (1, 7) OBP: 0.310, SLG: 0.458	G4-3		G3		F8				F8	4	0	0	0	0	3							
55 Russell Martin, R (1, 2) OBP: 0.304, SLG: 0.363		K		G5-3		P6			G5-3	4	0	0	0	0	1	0						
31 Ichiro Suzuki, L (1, 9) OBP: 0.298, SLG: 0.380	F9		HR		HR				G5-3 1B	4	2	3	2	0	0	0						
45 Casey McGehee, R (1, 10) OBP: 0.292, SLG: 0.377			G6-3		G5-3				FC5-4 1-2	4	0	0	0	0	1	1						
<b>Inning Stats</b>	R: 1 E: 0 K: 1 S: 10	H: 2 LOB: 1 BB: 0 P: 19	R: 0 E: 0 K: 1 S: 9	H: 0 LOB: 0 BB: 0 P: 11	R: 1 E: 0 K: 3 S: 13	H: 1 LOB: 2 BB: 2 P: 28	R: 1 E: 0 K: 0 S: 9	H: 1 LOB: 0 BB: 0 P: 10	R: 0 E: 0 K: 1 S: 11	H: 2 LOB: 3 BB: 1 P: 22	R: 1 E: 0 K: 0 S: 6	H: 1 LOB: 0 BB: 0 P: 8	R: 0 E: 0 K: 2 S: 9	H: 0 LOB: 1 BB: 1 P: 19	R: 0 E: 0 K: 0 S: 12	H: 1 LOB: 1 BB: 0 P: 19	R: 0 E: 0 K: 0 S: 12	H: 1 LOB: 1 BB: 0 P: 19	1B: 3 2B: 3 3B: 0 HR: 2	SF: 0 SAC: 0 DP: 0 HBP: 0	WP: 1 PB: 0 SB: 2 CS: 0	PA: 36
<b>PITCHER</b>	IP WLS BF H R ER SO BB IBB HBP BLK WP HR S P ERA WHIP	6.0 L 28 4 0 0 0 0 0 0 0 0 0 12 25 0.00 0.750	0.2 S 3 1 0 0 0 0 0 0 0 0 0 9 13 0.00 1.500	<b>PITCHER</b>	IP WLS BF H R ER SO BB IBB HBP BLK WP HR S P ERA WHIP	6.0 L 28 4 0 0 0 0 0 0 0 0 0 12 25 0.00 0.750	0.2 S 3 1 0 0 0 0 0 0 0 0 0 9 13 0.00 1.500															

**Boston Red Sox @ New York Yankees**  
 Yankee Stadium, Bronx, NY  
 Sun Aug 19 2012, 8:07 PM - 10:58 PM EDT  
 Att: 48,620 - Cloudy - 72 F

AB 32  
 R 4  
 H 8  
 RBI 3  
 BB 4  
 SO 8  
 LOB 16





Batter	1	2	3	4	5	6	7	8	9	AB	R	H	RBI	BB	SO	LOB	TOP													
2 Derek Jeter, R OBP: 0.367, SLG: 0.442										5	2	4	1	0	0	0	<b>New York Yankees @ Chicago White Sox</b> U.S. Cellular Field, Chicago, IL Mon Aug 20 2012, 8:11 PM - 11:55 PM EDT Att: 27,561 - Partly Cloudy - 71 F													
33 Nick Swisher, S OBP: 0.356, SLG: 0.482										2	2	1	0	3	0	1														
24 Robinson Cano, L OBP: 0.369, SLG: 0.537										4	2	1	0	1	0	4														
25 Mark Teixeira, S OBP: 0.338, SLG: 0.489										4	0	2	2	1	0	2														
14 Curtis Granderson, L OBP: 0.337, SLG: 0.493										4	0	1	1	1	2	2														
12 Eric Chavez, L OBP: 0.352, SLG: 0.529										3	0	0	1	0	1	2														
45 Casey McGehee, R (6, PH) OBP: 0.293, SLG: 0.377										2	0	1	1	0	0	0														
27 Raul Ibanez, L OBP: 0.315, SLG: 0.457										3	0	1	0	1	1	2														
31 Ichiro Suzuki, L OBP: 0.297, SLG: 0.379										5	0	1	0	0	0	5														
19 Chris Stewart, R OBP: 0.280, SLG: 0.339										4	0	0	0	0	1	1														
55 Russell Martin, R (9, PH) OBP: 0.303, SLG: 0.362										1	0	0	0	0	1	1														
<b>Inning Stats</b>	R: 2 E: 0 K: 0 S: 16	H: 2 LOB: 3 BB: 2 P: 34	R: 1 E: 0 K: 0 S: 10	H: 3 LOB: 2 BB: 1 P: 16	R: 0 E: 0 K: 2 S: 11	H: 0 LOB: 1 BB: 1 P: 17	R: 0 E: 0 K: 0 S: 13	H: 1 LOB: 1 BB: 1 P: 26	R: 0 E: 0 K: 1 S: 9	H: 1 LOB: 0 BB: 0 P: 14	R: 3 E: 0 K: 2 S: 23	H: 3 LOB: 2 BB: 2 P: 39	R: 0 E: 0 K: 0 S: 7	H: 0 LOB: 0 BB: 0 P: 11	R: 0 E: 0 K: 1 S: 9	H: 1 LOB: 1 BB: 0 P: 16	1B: 10 2B: 1 3B: 0 HR: 1	SF: 0 SAC: 0 DP: 1 HBP: 1	WP: 2 PB: 0 SB: 0 CS: 0	PA: 45										
<b>PITCHER</b>	IP: 2.1 WLS: 0 BF: 16 ERA: 4.56	H: 3 R: 0 ER: 0 SO: 1	IP: 1.0 WLS: 0 BF: 4 ERA: 3.74	H: 1 R: 0 ER: 0 SO: 1	IP: 1.0 WLS: 0 BF: 4 ERA: 3.74	H: 1 R: 0 ER: 0 SO: 1	IP: 1.0 WLS: 0 BF: 4 ERA: 3.74	H: 1 R: 0 ER: 0 SO: 1	IP: 1.0 WLS: 0 BF: 4 ERA: 3.74	H: 1 R: 0 ER: 0 SO: 1	IP: 1.0 WLS: 0 BF: 4 ERA: 3.74	H: 1 R: 0 ER: 0 SO: 1	IP: 1.0 WLS: 0 BF: 4 ERA: 3.74	H: 1 R: 0 ER: 0 SO: 1	IP: 1.0 WLS: 0 BF: 4 ERA: 3.74	H: 1 R: 0 ER: 0 SO: 1	IP: 1.0 WLS: 0 BF: 4 ERA: 3.74	ERA: 11.57 WHIP: 3.857	ERA: 9.00 WHIP: 2.333	ERA: 0.00 WHIP: 1.000	ERA: 0.00 WHIP: 1.500	ERA: 0.00 WHIP: 0.000	ERA: 0.00 WHIP: 1.000	ERA: 0.00 WHIP: 1.000	ERA: 0.00 WHIP: 1.000	ERA: 0.00 WHIP: 1.000	ERA: 0.00 WHIP: 1.000	ERA: 0.00 WHIP: 1.000	ERA: 0.00 WHIP: 1.000	ERA: 0.00 WHIP: 1.000
34 Gavin Floyd, R ERA: 4.56	53 Hector Santiago, L ERA: 3.95	46 Donnie Veal, L ERA: 3.43	39 Brett Myers, R ERA: 3.43	37 Matt Thornton, L ERA: 3.59	43 Addison Reed, R ERA: 3.74																									
28 Dewayne Wise, L OBP: 0.287, SLG: 0.533										5	1	2	2	0	3	1	<b>New York Yankees @ Chicago White Sox</b> U.S. Cellular Field, Chicago, IL Mon Aug 20 2012, 8:11 PM - 11:55 PM EDT Att: 27,561 - Partly Cloudy - 71 F													
20 Kevin Youkilis, R OBP: 0.342, SLG: 0.420										4	1	1	0	0	2	1														
44 Adam Dunn, L OBP: 0.342, SLG: 0.495										3	2	1	1	2	1	1														
14 Paul Konerko, R OBP: 0.382, SLG: 0.509										4	0	1	0	1	2	3														
66 Ray Olmedo, S (6, PR) OBP: 0.214, SLG: 0.214										0	0	0	0	0	0	0														
51 Alex Rios, R OBP: 0.329, SLG: 0.513										5	1	1	1	0	1	3														
12 A.J. Pierzynski, L OBP: 0.347, SLG: 0.544										5	1	3	1	0	0	2														
24 Dayan Viciedo, R OBP: 0.294, SLG: 0.437										4	0	1	1	0	1	3														
10 Alexei Ramirez, R OBP: 0.282, SLG: 0.362										3	1	1	2	1	1	2														
15 Gordon Beckham, R (1, 4) OBP: 0.279, SLG: 0.359																														








Batter	1	2	3	4	5	6	7	8	9	AB	R	H	RBI	BB	SO	LOB	TOP					
2 Derek Jeter, R OBP: 0.364, SLG: 0.450	G1-3		F9			HR		G4-3		4	1	1	1	0	0	0						
33 Nick Swisher, S OBP: 0.352, SLG: 0.475	K			F9			F9		K	4	0	0	0	0	2	0						
24 Robinson Cano, L OBP: 0.367, SLG: 0.535	K				2B				K	4	0	2	0	0	2	0						
25 Mark Teixeira, S OBP: 0.341, SLG: 0.489		2B			P4				K	4	0	1	0	0	2	2						
22 Andrew Jones, R OBP: 0.297, SLG: 0.451 12 Eric Chavez, L OBP: 0.353, SLG: 0.526	F7				K				FC6	2	0	0	0	1	1	2						
14 Curtis Granderson, L OBP: 0.335, SLG: 0.488	K									1	0	0	0	0	0	1						
55 Russell Martin, R OBP: 0.303, SLG: 0.369							P6			3	0	0	0	0	2	2						
45 Casey McGehee, R OBP: 0.288, SLG: 0.370										3	0	0	0	0	1	2						
31 Ichiro Suzuki, L OBP: 0.295, SLG: 0.376										3	0	0	0	0	2	0						
										3	0	0	0	0	3	0						
<b>Inning Stats</b>	R: 0 E: 0 K: 2 S: 7	H: 0 LOB: 0 BB: 0 P: 11	R: 0 E: 0 K: 1 S: 11	H: 1 LOB: 1 BB: 0 P: 16	R: 0 E: 0 K: 2 S: 9	H: 0 LOB: 0 BB: 0 P: 13	R: 0 E: 0 K: 1 S: 9	H: 1 LOB: 1 BB: 0 P: 13	R: 0 E: 0 K: 1 S: 8	H: 0 LOB: 0 BB: 0 P: 11	R: 1 E: 0 K: 2 S: 11	H: 1 LOB: 0 BB: 0 P: 18	R: 0 E: 0 K: 2 S: 9	H: 0 LOB: 1 BB: 1 P: 19	R: 0 E: 0 K: 2 S: 8	H: 0 LOB: 0 BB: 0 P: 11	R: 0 E: 0 K: 2 S: 11	H: 1 LOB: 1 BB: 0 P: 16	1B: 1 2B: 2 3B: 0 HR: 1	SF: 0 SAC: 0 DP: 0 HBP: 0	WP: 0 PB: 0 CS: 0	PA: 32
<b>PITCHER</b>	IP	WLS	BF	H	R	ER	SO	BB	IBB	HBP	BLK	WP	HR	S	P	ERA	WHIP					
49 Chris Sale, L ERA: 2.65	7.2	W	27	3	1	1	13	1	0	0	0	0	1	70	109	1.17	0.522					
39 Brett Myers, R ERA: 3.53	0.1	H	1	0	0	0	0	0	0	0	0	0	0	2	3	0.00	0.000					
43 Addison Reed, R ERA: 3.65	1.0	S	4	1	0	0	2	0	0	0	0	0	0	11	16	0.00	1.000					

New York Yankees @ Chicago White Sox  
U.S. Cellular Field, Chicago, IL  
Wed Aug 22 2012, 8:11 PM - 10:37 PM EDT  
Att: 26,319 - Clear - 76 F

livebaseballscorecards.com

AB 31  
R 1  
H 4  
RBI 1  
BB 1  
SO 15  
LOB 9




Batter	1	2	3	4	5	6	7	8	9	AB	R	H	RBI	BB	SO	LOB	BOTTOM					
28 Dewayne Wise, L OBP: 0.311, SLG: 0.535	F9		44 PB					G4-3		4	0	1	0	0	0	0						
20 Kevin Youkilis, R OBP: 0.344, SLG: 0.426			SF9							1	0	0	1	1	1	0						
44 Adam Dunn, L OBP: 0.338, SLG: 0.487	G4-3									4	0	0	0	0	1	3						
14 Paul Konerko, R OBP: 0.384, SLG: 0.515 7 Jordan Danks, L OBP: 0.275, SLG: 0.347										3	0	1	0	1	0	1						
										0	0	0	0	0	0	0						
51 Alex Rios, R OBP: 0.330, SLG: 0.521	L3									4	1	2	1	0	0	4						
12 A.J. Pierzynski, L OBP: 0.343, SLG: 0.543										3	0	0	0	0	0	1						
24 Dayan Viciedo, R OBP: 0.289, SLG: 0.429										3	0	0	0	0	2	1						
10 Alexei Ramirez, R OBP: 0.282, SLG: 0.363										3	0	1	0	0	1	0						
15 Gordon Beckham, R OBP: 0.284, SLG: 0.363										3	1	1	0	0	0	2						
<b>Inning Stats</b>	R: 0 E: 0 K: 0 S: 12	H: 0 LOB: 2 BB: 2 P: 23	R: 0 E: 0 K: 0 S: 6	H: 0 LOB: 0 BB: 0 P: 7	R: 1 E: 0 K: 1 S: 13	H: 2 LOB: 1 BB: 0 P: 18	R: 0 E: 0 K: 1 S: 16	H: 2 LOB: 2 BB: 0 P: 19	R: 0 E: 0 K: 1 S: 7	H: 0 LOB: 0 BB: 0 P: 9	R: 1 E: 0 K: 0 S: 10	H: 1 LOB: 0 BB: 0 P: 12	R: 0 E: 0 K: 1 S: 8	H: 0 LOB: 0 BB: 0 P: 10	R: 0 E: 0 K: 0 S: 8	H: 1 LOB: 2 BB: 0 P: 15	R: 0 E: 0 K: 0 S: 8	H: 1 LOB: 0 BB: 0 P: 15	1B: 4 2B: 1 3B: 0 HR: 1	SF: 1 SAC: 0 DP: 1 HBP: 1	WP: 0 PB: 1 SB: 0 CS: 0	PA: 32
<b>PITCHER</b>	IP	WLS	BF	H	R	ER	SO	BB	IBB	HBP	BLK	WP	HR	S	P	ERA	WHIP					
65 Phil Hughes, R ERA: 4.15	7.0	L	28	5	2	2	5	2	0	0	0	0	1	72	98	2.57	1.000					
30 David Robertson, R ERA: 2.4	1.0		4	1	0	0	0	0	0	1	0	0	0	8	15	0.00	1.000					

New York Yankees @ Chicago White Sox  
U.S. Cellular Field, Chicago, IL  
Wed Aug 22 2012, 8:11 PM - 10:37 PM EDT  
Att: 26,319 - Clear - 76 F

livebaseballscorecards.com

AB 28  
R 2  
H 6  
RBI 2  
BB 2  
SO 5  
LOB 12





Batter	1	2	3	4	5	6	7	8	9	AB	R	H	RBI	BB	SO	LOB	TOP		
2 Derek Jeter, R OBP: 0.397, SLG: 0.452										4	2	2	0	0	1	0	<b>New York Yankees @ Cleveland Indians</b> Progressive Field, Cleveland, OH Fri Aug 24 2012, 7:08 PM - 10:08 PM EDT Att: 27,986 - Clear - 79 F		
33 Nick Swisher, S OBP: 0.357, SLG: 0.488										4	1	3	3	1	0	0			
24 Robinson Cano, L OBP: 0.368, SLG: 0.535										3	0	1	0	1	0	3			
25 Mark Teixeira, S OBP: 0.338, SLG: 0.485										4	0	0	0	0	2	4			
14 Curtis Granderson, L OBP: 0.334, SLG: 0.486										4	0	1	0	0	1	2			
12 Eric Chavez, L OBP: 0.347, SLG: 0.516										4	0	0	0	0	3	3			
55 Russell Martin, R OBP: 0.302, SLG: 0.368										4	0	1	0	0	0	3			
27 Raul Ibanez, L OBP: 0.310, SLG: 0.450										4	0	0	0	0	2	1			
31 Ichiro Suzuki, L OBP: 0.295, SLG: 0.375										4	0	1	0	0	0	1			
<b>Inning Stats</b>	R: 1 H: 3 E: 0 K: 1 S: 15	H: 3 LOB: 3 BB: 1 P: 30	R: 0 H: 1 E: 0 K: 1 S: 9	H: 1 LOB: 2 BB: 1 P: 19	R: 0 H: 0 E: 0 K: 2 S: 9	H: 0 LOB: 0 BB: 0 P: 14	R: 0 H: 0 E: 0 K: 0 S: 10	H: 2 LOB: 2 BB: 0 P: 15	R: 0 H: 1 E: 1 K: 0 S: 9	H: 1 LOB: 1 BB: 0 P: 14	R: 2 H: 2 E: 1 K: 1 S: 14	H: 2 LOB: 0 BB: 0 P: 20	R: 0 H: 0 E: 0 K: 2 S: 7	H: 0 LOB: 0 BB: 0 P: 13	R: 0 H: 0 E: 0 K: 0 S: 10	H: 0 LOB: 0 BB: 0 P: 15	1B: 5 2B: 3 3B: 0 HR: 1	SF: 0 SAC: 0 DP: 1 HBP: 1	WP: 0 PA: 38 PB: 0 SB: 0 CS: 0
<b>PITCHER</b>	IP WLS BF H R ER SO BB IBB HBP BLK WP HR S P ERA WHIP																		
28 Corey Kluber, R ERA: 5.32	(1, 1) 5.0 23 6 1 1 6 2 0 1 0 0 0 54 93 1.80 1.600																		
49 Tony Sipp, L ERA: 4.54	(6, 1) 1.0 4 1 0 0 0 0 0 0 0 0 0 9 14 0.00 1.000																		
37 Cody Allen, R ERA: 1.23	(7, 1) 1.0 L 5 2 2 2 1 0 0 0 0 0 0 1 14 20 18.00 2.000																		
32 Esmil Rogers, R ERA: 4.87	(8, 1) 1.0 3 0 0 0 2 0 0 0 0 0 0 7 13 0.00 0.000																		
54 Chris Perez, R ERA: 3.55	(9, 1) 1.0 3 0 0 0 0 0 0 0 0 0 0 10 15 0.00 0.000																		

Batter	1	2	3	4	5	6	7	8	9	AB	R	H	RBI	BB	SO	LOB	BOTTOM				
22 Jason Kipnis, L OBP: 0.327, SLG: 0.379										4	0	0	0	0	1	3	<b>New York Yankees @ Cleveland Indians</b> Progressive Field, Cleveland, OH Fri Aug 24 2012, 7:08 PM - 10:08 PM EDT Att: 27,986 - Clear - 79 F				
13 Asdrubal Cabrera, S OBP: 0.340, SLG: 0.437										3	1	1	1	1	0						
17 Shin-Soo Choo, L OBP: 0.366, SLG: 0.465										4	0	0	0	0	2	1					
41 Carlos Santana, S OBP: 0.363, SLG: 0.406										4	0	2	0	0	0	0					
23 Michael Brantley, L OBP: 0.341, SLG: 0.415										4	0	1	0	0	2	2					
7 Matt LaPorta, R OBP: 0.200, SLG: 0.200										4	0	1	0	0	2	4					
1 Brent Lillibridge, R OBP: 0.217, SLG: 0.222										3	0	0	0	0	2	1					
12 Ezequiel Carrera, L OBP: 0.345, SLG: 0.481										1	0	0	0	0	0	2					
47 Shelley Duncan, R OBP: 0.292, SLG: 0.396										3	0	1	0	0	1	0					
35 Casey Kotchman, L OBP: 0.300, SLG: 0.355										0	0	0	0	1	0	0					
16 Jason Donald, R OBP: 0.261, SLG: 0.272										2	0	0	0	0	0	0					
9 Jack Hannahan, L OBP: 0.288, SLG: 0.318										1	0	0	0	0	0	3					
<b>Inning Stats</b>	R: 0 H: 0 E: 0 K: 1 S: 8	H: 0 LOB: 0 BB: 0 P: 12	R: 0 H: 0 E: 0 K: 1 S: 8	H: 0 LOB: 0 BB: 0 P: 12	R: 0 H: 0 E: 0 K: 2 S: 9	H: 0 LOB: 0 BB: 0 P: 13	R: 1 H: 1 E: 0 K: 0 S: 7	H: 1 LOB: 0 BB: 0 P: 14	R: 0 H: 2 E: 0 K: 1 S: 8	H: 2 LOB: 3 BB: 0 P: 14	R: 0 H: 1 E: 0 K: 3 S: 13	H: 1 LOB: 2 BB: 1 P: 21	R: 0 H: 0 E: 0 K: 0 S: 7	H: 0 LOB: 0 BB: 0 P: 11	R: 0 H: 0 E: 0 K: 2 S: 8	H: 0 LOB: 0 BB: 0 P: 9	R: 0 H: 2 E: 0 K: 1 S: 16	H: 2 LOB: 3 BB: 1 P: 28	1B: 5 2B: 0 3B: 0 HR: 1	SF: 0 SAC: 0 DP: 0 HBP: 1	WP: 1 PA: 36 PB: 0 SB: 0 CS: 0
<b>PITCHER</b>	IP WLS BF H R ER SO BB IBB HBP BLK WP HR S P ERA WHIP																				
52 CC Sabathia, L ERA: 3.44	(1, 1) 7.1 W 28 4 1 1 9 0 1 0 1 0 0 63 100 1.23 0.682																				
30 David Robertson, R ERA: 2.36	(8, 1) 0.2 H 2 0 0 0 1 0 0 0 0 0 0 5 6 0.00 0.000																				
29 Rafael Soriano, R ERA: 1.61	(9, 1) 1.0 S 6 2 0 0 1 0 0 1 0 0 0 1 0 16 28 0.00 2.000																				

AB 35  
R 3  
H 9  
RBI 3  
BB 2  
SO 9  
LOB 17



AB 33  
R 1  
H 6  
RBI 1  
BB 2  
SO 11  
LOB 16



livebaseballscores.com

livebaseballscores.com



Batter	1	2	3	4	5	6	7	8	9	AB	R	H	RBI	BB	SO	LOB	TOP																			
2 Derek Jeter, R OBP: 0.367, SLG: 0.452	F9			K		SF8			K	5	1	2	0	0	2	0	<b>New York Yankees @ Cleveland Indians</b> Progressive Field, Cleveland, OH Sat Aug 25 2012, 7:06 PM - 9:39 PM EDT Att: 34,374 - Partly Cloudy - 82 F																			
33 Nick Swisher, S OBP: 0.356, SLG: 0.486	K			G3-1						3	0	1	0	1	1	0																				
24 Robinson Cano, L OBP: 0.371, SLG: 0.538	G4-3									3	0	2	0	1	0	0																				
25 Mark Teixeira, S OBP: 0.335, SLG: 0.481		L7		K		SF8			P5	3	0	0	1	0	1	4																				
14 Curtis Granderson, L OBP: 0.333, SLG: 0.483	E5								K	3	0	0	0	1	1	0																				
12 Eric Chavez, L OBP: 0.346, SLG: 0.511	G4-6-3								G4-3	4	0	1	0	0	0	4																				
55 Russell Martin, R OBP: 0.302, SLG: 0.366				K					G5-3	4	0	1	0	0	1	3																				
27 Raul Ibanez, L OBP: 0.306, SLG: 0.444				K					K	4	0	0	0	0	2	2																				
31 Ichiro Suzuki, L OBP: 0.292, SLG: 0.372	G4-3								G6-3	4	0	0	0	0	1	2																				
<b>Inning Stats</b>	R: 0 H: 0 E: 0 K: 1 S: 7	H: 0 LOB: 0 BB: 0 P: 12	R: 0 H: 0 E: 1 K: 0 S: 8	H: 0 LOB: 0 BB: 0 P: 10	R: 0 H: 0 E: 0 K: 2 S: 7	H: 0 LOB: 0 BB: 0 P: 10	R: 0 H: 1 E: 0 K: 2 S: 11	H: 1 LOB: 1 BB: 0 P: 15	R: 0 H: 2 E: 0 K: 0 S: 14	H: 2 LOB: 2 BB: 2 P: 20	R: 1 H: 2 E: 0 K: 0 S: 14	H: 2 LOB: 3 BB: 2 P: 24	R: 0 H: 2 E: 0 K: 1 S: 17	H: 2 LOB: 3 BB: 1 P: 27	R: 0 H: 0 E: 0 K: 1 S: 11	H: 0 LOB: 0 BB: 0 P: 17	R: 0 H: 0 E: 0 K: 2 S: 10	H: 0 LOB: 0 BB: 0 P: 13	1B: 6 2B: 1 3B: 0 HR: 0	SF: 1 SAC: 0 DP: 1 HBP: 0	WP: 0 PB: 0 SB: 0 CS: 0	PA: 37														
<b>PITCHER</b>	IP	WLS	BF	H	R	ER	SO	BB	IBB	HBP	BLK	WP	HR	S	P	ERA	WHIP	<b>PITCHER</b>	IP	WLS	BF	H	R	ER	SO	BB	IBB	HBP	BLK	WP	HR	S	P	ERA	WHIP	
63 Justin Masterson, R ERA: 4.8	(1, 1)	6.2	W	29	7	1	1	6	2	0	0	0	0	0	72	106	1.35	1.350																		
52 Vinny Pustano, R ERA: 1.79	(7, 1)	1.1	H	5	0	0	0	1	1	0	0	0	0	0	17	29	0.00	0.750																		
54 Chris Perez, R ERA: 3.47	(9, 1)	1.0	S	3	0	0	0	2	0	0	0	0	0	0	10	13	0.00	0.000																		

AB	33
R	1
H	7
RBI	1
BB	3
SO	9
LOB	15



Batter	1	2	3	4	5	6	7	8	9	AB	R	H	RBI	BB	SO	LOB	BOTTOM																				
22 Jason Kipnis, L OBP: 0.326, SLG: 0.377	FC3-6				K				K	3	1	0	0	0	2	3	<b>New York Yankees @ Cleveland Indians</b> Progressive Field, Cleveland, OH Sat Aug 25 2012, 7:06 PM - 9:39 PM EDT Att: 34,374 - Partly Cloudy - 82 F																				
13 Adruel Cabrera, S OBP: 0.340, SLG: 0.453	G4-3				F9				F7	4	0	0	0	0	0	3																					
17 Shin-Soo Choo, L OBP: 0.365, SLG: 0.462									G6-3	3	1	0	0	1	1	0																					
41 Carlos Santana, S OBP: 0.361, SLG: 0.403					G4-3				K	3	0	0	0	0	2	2																					
23 Michael Brantley, L OBP: 0.341, SLG: 0.421					G4-3				G4-3	3	1	1	3	0	0	0																					
35 Casey Kotchman, L OBP: 0.298, SLG: 0.355	G5-3				P4				G4-3	3	0	0	0	0	0	0																					
12 Ezequiel Carrera, L OBP: 0.344, SLG: 0.414										3	0	1	0	0	1	0																					
9 Jack Hannahan, L OBP: 0.292, SLG: 0.319					G1-3					2	0	1	0	0	0	0																					
6 Lou Marson, R OBP: 0.339, SLG: 0.315									G6-4-3	2	0	1	0	1	0	2																					
<b>Inning Stats</b>	R: 3 H: 1 E: 0 K: 1 S: 11	H: 1 LOB: 1 BB: 1 P: 21	R: 0 H: 1 E: 0 K: 0 S: 12	H: 1 LOB: 2 BB: 1 P: 22	R: 0 H: 0 E: 0 K: 1 S: 7	H: 0 LOB: 0 BB: 0 P: 11	R: 0 H: 0 E: 0 K: 1 S: 8	H: 0 LOB: 0 BB: 0 P: 8	R: 0 H: 1 E: 0 K: 1 S: 7	H: 1 LOB: 0 BB: 0 P: 13	R: 0 H: 0 E: 0 K: 1 S: 8	H: 0 LOB: 0 BB: 0 P: 12	R: 0 H: 1 E: 0 K: 0 S: 7	H: 1 LOB: 1 BB: 0 P: 11	R: 0 H: 0 E: 0 K: 1 S: 8	H: 0 LOB: 0 BB: 0 P: 10	R: 0 H: 0 E: 0 K: 1 S: 8	H: 0 LOB: 0 BB: 0 P: 10	1B: 2 2B: 1 3B: 0 HR: 1	SF: 0 SAC: 0 DP: 1 HBP: 2	WP: 0 PB: 0 SB: 0 CS: 0	PA: 30															
<b>PITCHER</b>	IP	WLS	BF	H	R	ER	SO	BB	IBB	HBP	BLK	WP	HR	S	P	ERA	WHIP	<b>PITCHER</b>	IP	WLS	BF	H	R	ER	SO	BB	IBB	HBP	BLK	WP	HR	S	P	ERA	WHIP		
18 Hiroki Kuroda, R ERA: 2.98	(1, 1)	8.0	L	30	4	3	3	6	2	0	2	0	0	1	68	108	3.38	0.750																			

AB	26
R	3
H	4
RBI	3
BB	2
SO	6
LOB	10





Batter	1	2	3	4	5	6	7	8	9	AB R H RBI BB SO LOB	TOP		
2 Derek Jeter, R OBP: 0.364, SLG: 0.448	G4-3	G5-3		CS	K		G5-3		G4-6-3	5 0 0 1 0 1 2	<b>New York Yankees @ Cleveland Indians</b> Progressive Field, Cleveland, OH Sun Aug 26 2012, 1:09 PM - 4:17 PM EDT Att: 26,166 - Sunny - 83 F		
33 Nick Swisher, S OBP: 0.391, SLG: 0.491	24 1B	1B			P6		2B			4 0 3 1 0 0 0			
24 Robinson Cano, L OBP: 0.374, SLG: 0.541	1B	F9			2B		IBB			3 0 2 0 1 0 1			
25 Mark Teixeira, S OBP: 0.335, SLG: 0.479	K				P6		K			4 0 1 0 0 2 5			
14 Curtis Granderson, L OBP: 0.333, SLG: 0.487	F7				K			G1-3		4 1 1 1 0 1 3			
12 Eric Chavez, L OBP: 0.344, SLG: 0.507		27 BB 31 1B			G3-6-3		G3-1	G4-3		4 1 1 0 0 0 1			
27 Raul Ibanez, L OBP: 0.306, SLG: 0.440		19 SH5-4 2 G5-3 31 1B			K		K	P5		3 1 0 0 1 2 0			
31 Ichiro Suzuki, L OBP: 0.294, SLG: 0.373		2 G5-3 33 1B 19 SH5-4			CS		F8	G4-3		4 1 2 1 0 0 0			
19 Chris Stewart, R OBP: 0.281, SLG: 0.339		SH5-4			F8		F9	G4-6-3 1B		3 0 1 0 0 0 1			
<b>Inning Stats</b>	R: 0 H: 2 E: 0 K: 1 S: 14	H: 3 R: 3 ER: 0 LOB: 1 BB: 0 P: 24	R: 0 H: 1 E: 0 K: 1 S: 9	H: 1 R: 0 ER: 0 LOB: 0 BB: 0 P: 16	R: 0 H: 1 E: 0 K: 1 S: 10	H: 1 R: 0 ER: 0 LOB: 0 BB: 0 P: 17	R: 1 H: 1 E: 0 K: 1 S: 13	H: 1 R: 0 ER: 0 LOB: 2 BB: 1 P: 21	R: 0 H: 0 E: 0 K: 0 S: 6	H: 1 R: 0 ER: 0 LOB: 0 BB: 0 P: 13		1B: 8 2B: 2 3B: 0 HR: 1	SF: 0 SAC: 1 DP: 2 HBP: 0
<b>PITCHER</b>	IP WLS BF H R ER SO BB IBB HBP BLK WP HR S P ERA WHIP											IP WLS BF H R ER SO BB IBB HBP BLK WP HR S P ERA WHIP	
30 Ubaldo Jiménez, R ERA: 5.58	5.0 L 22 8 3 3 4 1 0 0 0 0 0 59 100 5.40 1.800												
49 Tony Sipp, L ERA: 4.74	1.0 4 1 1 1 1 0 0 0 0 0 1 13 15 9.00 1.000												
38 Joe Smith, R ERA: 3.35	1.0 5 1 0 0 1 0 1 0 0 0 0 14 21 0.00 1.000												
32 Esmil Rogers, R ERA: 4.71	2.0 6 1 0 0 0 0 0 0 0 0 0 14 21 0.00 0.500												

Batter	1	2	3	4	5	6	7	8	9	AB R H RBI BB SO LOB	BOTTOM				
22 Jason Kipnis, L OBP: 0.329, SLG: 0.381	13 S 1B		E4 13 S		17 BB 41 1B		17 S 1B		L1-3	5 1 3 0 0 0 2	<b>New York Yankees @ Cleveland Indians</b> Progressive Field, Cleveland, OH Sun Aug 26 2012, 1:09 PM - 4:17 PM EDT Att: 26,166 - Sunny - 83 F				
13 Adrián Cabrera, S OBP: 0.336, SLG: 0.430	P5		K		17 BB 41 1B		F8	L3	4 1 0 0 0 1 5						
17 Shin-Soo Choo, L OBP: 0.366, SLG: 0.460	F9		BB		41 BB 1B		G1-3		2 0 0 0 2 0 2						
41 Carlos Santana, S OBP: 0.360, SLG: 0.401	P2		F9		1B		K		4 0 1 2 0 1 4						
23 Michael Brantley, L OBP: 0.341, SLG: 0.420		K 7 CS		G6-3	G3		1B		4 0 1 0 0 1 2						
35 Casey Ketchum, L OBP: 0.295, SLG: 0.351		P4		K		G4-3	K		4 0 0 0 0 2 2						
7 Matt LaPorta, R OBP: 0.158, SLG: 0.158		P5		K		G6-3	F7		4 0 0 0 0 1 2						
9 Jack Hannahan, L OBP: 0.295, SLG: 0.326			22 F 2B		P4		K		4 0 2 0 0 1 0						
12 Ezequiel Carrera, L OBP: 0.323, SLG: 0.443			K		K		K	FC6-4 22 L1-3	4 0 0 0 0 3 2						
<b>Inning Stats</b>	R: 0 H: 1 E: 0 K: 0 S: 13	H: 0 R: 0 ER: 0 LOB: 0 BB: 0 P: 13	R: 0 H: 1 E: 1 K: 2 S: 16	H: 0 R: 0 ER: 0 LOB: 0 BB: 0 P: 9	R: 2 H: 2 E: 0 K: 1 S: 11	H: 2 R: 0 ER: 0 LOB: 2 BB: 1 P: 24	R: 0 H: 0 E: 0 K: 1 S: 8	H: 0 R: 0 ER: 0 LOB: 1 BB: 0 P: 12	R: 0 H: 1 E: 0 K: 2 S: 9	H: 1 R: 0 ER: 0 LOB: 0 BB: 0 P: 14		R: 0 H: 1 E: 0 K: 0 S: 10	H: 1 R: 0 ER: 0 LOB: 1 BB: 0 P: 15	1B: 5 2B: 2 3B: 0 HR: 0	SF: 0 SAC: 0 DP: 0 HBP: 1
<b>PITCHER</b>	IP WLS BF H R ER SO BB IBB HBP BLK WP HR S P ERA WHIP											IP WLS BF H R ER SO BB IBB HBP BLK WP HR S P ERA WHIP			
36 Freddy Garcia, R ERA: 4.9	4.2 W 22 4 2 2 2 2 0 0 0 0 0 17 27 0.00 0.600														
48 Boone Logan, L ERA: 3.92	1.2 W 6 1 0 0 2 0 0 0 0 0 0 11 17 0.00 0.750														
30 David Robertson, R ERA: 2.28	1.1 H 5 1 0 0 2 0 0 0 0 0 0 11 16 0.00 0.750														
29 Rafael Soriano, R ERA: 1.57	1.1 S 5 1 0 0 0 0 0 0 0 0 0 11 16 0.00 0.750														



Batter	1	2	3	4	5	6	7	8	9	10	11	AB	R	H	RBI	BB	SO	LOB	TOP							
11 Rajai Davis, R OBP: 0.307, SLG: 0.388	F8		FC4-6		G6-3		K				P5	6	1	1	0	0	1	3								
28 Colby Rasmus, L OBP: 0.296, SLG: 0.432	K		K						L8		HR	5	1	2	3	0	2	1								
10 Edwin Encarnación, R OBP: 0.385, SLG: 0.568	F8				G4-3		K		F8		K	5	0	0	0	0	2	1								
26 Adam Lind, L OBP: 0.300, SLG: 0.409		HR			L7		F8				K	5	1	2	1	0	1	1								
5 Yunel Escobar, R OBP: 0.293, SLG: 0.327		L8			G5-3		K				G6-3	5	0	1	0	0	1	1								
2 Kelly Johnson, L OBP: 0.299, SLG: 0.362		K			K		G3				F7	4	1	0	0	1	2	2								
8 Yorvit Torrealba, R OBP: 0.314, SLG: 0.387					HR																					
18 Mike McCoy, R OBP: 0.289, SLG: 0.314					HR																					
6 Jeff Mathis, R OBP: 0.290, SLG: 0.415																										
14 Moisés Sierra, R OBP: 0.299, SLG: 0.400			G1-3		G4-3		G1-3				K	5	1	1	0	0	1	2								
3 Adeiny Hechavarría, R OBP: 0.294, SLG: 0.259					K						G5-3	5	0	2	2	0	1	2								
<b>Inning Stats</b>	R: 0 E: 0 K: 1 S: 7	H: 0 LOB: 0 BB: 0 P: 8	R: 1 E: 0 K: 2 S: 10	H: 1 LOB: 0 BB: 0 P: 12	R: 0 E: 0 K: 1 S: 13	H: 1 LOB: 1 BB: 0 P: 20	R: 0 E: 0 K: 0 S: 6	H: 0 LOB: 0 BB: 0 P: 10	R: 2 E: 0 K: 1 S: 9	H: 1 LOB: 0 BB: 1 P: 16	R: 0 E: 0 K: 2 S: 9	H: 1 LOB: 1 BB: 0 P: 14	R: 1 E: 0 K: 1 S: 14	H: 2 LOB: 1 BB: 0 P: 17	R: 0 E: 0 K: 1 S: 9	H: 2 LOB: 2 BB: 0 P: 13	R: 3 E: 0 K: 2 S: 15	H: 3 LOB: 0 BB: 0 P: 24	R: 0 E: 0 K: 1 S: 8	H: 0 LOB: 0 BB: 0 P: 11	R: 1 E: 1 K: 1 S: 8	H: 1 LOB: 1 BB: 0 P: 11	1B: 9 2B: 0 3B: 0 HR: 3	SF: 0 SAC: 0 DP: 0 HBP: 0	WP: 0 PB: 0 SB: 0 CS: 0	PA: 46
<b>PITCHER</b>	IP: 6.1 WLS: 25 BF: 5 H: 4 R: 4 ER: 4 SO: 7 BB: 1 IBB: 0 HBP: 0 BLK: 0 WP: 0 HR: 2 S: 60 P: 88 ERA: 2.96 WHIP: 0.947	IP: 7.1 WLS: 3 BF: 1 H: 0 R: 0 ER: 0 SO: 1 BB: 0 IBB: 0 HBP: 0 BLK: 0 WP: 0 HR: 0 S: 8 P: 9 ERA: 3.34 WHIP: 1.500	IP: 8.1 WLS: 5 BF: 2 H: 0 R: 0 ER: 0 SO: 1 BB: 0 IBB: 0 HBP: 0 BLK: 0 WP: 0 HR: 0 S: 9 P: 13 ERA: 2.05 WHIP: 2.000	IP: 9.1 WLS: 6 BF: 3 H: 3 R: 3 ER: 2 SO: 2 BB: 0 IBB: 0 HBP: 0 BLK: 0 WP: 1 HR: 15 S: 24 P: 27 ERA: 2.05 WHIP: 3.000	IP: 10.1 WLS: 1 BF: 0 H: 0 R: 0 ER: 0 SO: 1 BB: 0 IBB: 0 HBP: 0 BLK: 0 WP: 0 HR: 3 S: 5 P: 5 ERA: 2.34 WHIP: 0.000	<b>PITCHER</b>	IP: 10.1 WLS: 6 BF: 1 H: 1 R: 1 ER: 0 SO: 1 BB: 0 IBB: 0 HBP: 0 BLK: 0 WP: 0 HR: 0 S: 6 P: 17 ERA: 5.27 WHIP: 0.600	IP: 1.2 WLS: 6 BF: 6 H: 1 R: 1 ER: 0 SO: 1 BB: 0 IBB: 0 HBP: 0 BLK: 0 WP: 0 HR: 0 S: 13 P: 17 ERA: 0.00 WHIP: 0.600																		

Toronto Blue Jays @ New York Yankees  
Yankee Stadium, Bronx, NY  
Mon Aug 27 2012, 7:10 PM - 10:53 PM EDT  
Att: 42,962 - Cloudy - 78 F

livebaseballscorecards.com

AB 45  
R 8  
H 12  
RBI 8  
BB 1  
SO 13  
LOB 13



Batter	1	2	3	4	5	6	7	8	9	10	11	AB	R	H	RBI	BB	SO	LOB	BOTTOM							
2 Derek Jeter, R OBP: 0.363, SLG: 0.451	G6-3		F8		HR		G1-3				FC4-6	5	2	1	1	1	0	1								
33 Nick Swisher, S OBP: 0.359, SLG: 0.494	G3		G4-3		HR		K				K	6	1	1	2	0	3	1								
24 Robinson Canó, L OBP: 0.376, SLG: 0.553		HR			G6-3						G3-1	4	2	2	2	1	0	0								
25 Mark Teixeira, S OBP: 0.335, SLG: 0.478		L7			HR																					
17 Jayson Nix, R OBP: 0.299, SLG: 0.403					HR																					
14 Curtis Granderson, L OBP: 0.330, SLG: 0.492		G4-3			F8		F8				K	5	0	0	0	0	1	3								
12 Eric Chavez, L OBP: 0.353, SLG: 0.511					HR						K	4	1	3	0	1	1	0								
55 Russell Martin, R OBP: 0.301, SLG: 0.365		L9			HR		L9				G6-3	4	0	1	1	0	0	3								
27 Raul Ibanez, L OBP: 0.364, SLG: 0.437					HR																					
22 Andrew Jones, R OBP: 0.293, SLG: 0.444					HR																					
31 Ichiro Suzuki, L OBP: 0.293, SLG: 0.370					L9		G5-3																			
<b>Inning Stats</b>	R: 1 E: 0 K: 0 S: 10	H: 1 LOB: 0 BB: 0 P: 17	R: 0 E: 0 K: 1 S: 8	H: 1 LOB: 1 BB: 0 P: 11	R: 0 E: 0 K: 0 S: 4	H: 0 LOB: 0 BB: 0 P: 8	R: 3 E: 0 K: 0 S: 17	H: 3 LOB: 1 BB: 1 P: 28	R: 2 E: 0 K: 0 S: 14	H: 1 LOB: 2 BB: 3 P: 30	R: 0 E: 0 K: 0 S: 7	H: 0 LOB: 1 BB: 0 P: 10	R: 0 E: 0 K: 1 S: 10	H: 0 LOB: 1 BB: 0 P: 17	R: 0 E: 0 K: 0 S: 8	H: 1 LOB: 1 BB: 0 P: 14	R: 1 E: 0 K: 2 S: 11	H: 1 LOB: 0 BB: 0 P: 16	R: 0 E: 0 K: 2 S: 12	H: 0 LOB: 0 BB: 0 P: 17	R: 0 E: 0 K: 1 S: 9	H: 0 LOB: 1 BB: 1 P: 16	1B: 4 2B: 0 3B: 0 HR: 4	SF: 0 SAC: 1 DP: 0 HBP: 0	WP: 0 PB: 0 SB: 0 CS: 0	PA: 47
<b>PITCHER</b>	IP: 3.1 WLS: 16 BF: 5 H: 4 R: 4 ER: 4 SO: 1 BB: 3 IBB: 0 HBP: 0 BLK: 0 WP: 0 HR: 2 S: 34 P: 59 ERA: 4.97 WHIP: 1.800	IP: 4.1 WLS: 12 BF: 2 H: 2 R: 2 ER: 2 SO: 3 BB: 0 IBB: 0 HBP: 0 BLK: 0 WP: 0 HR: 1 S: 26 P: 45 ERA: 4.04 WHIP: 1.500	IP: 7.1 WLS: 3 BF: 0 H: 0 R: 0 ER: 0 SO: 1 BB: 0 IBB: 0 HBP: 0 BLK: 0 WP: 0 HR: 0 S: 8 P: 15 ERA: 3.96 WHIP: 1.500	IP: 7.1 WLS: 2 BF: 1 H: 0 R: 0 ER: 0 SO: 0 BB: 0 IBB: 0 HBP: 0 BLK: 0 WP: 0 HR: 0 S: 5 P: 7 ERA: 2.18 WHIP: 3.000	IP: 8.1 WLS: 3 BF: 0 H: 0 R: 0 ER: 0 SO: 0 BB: 0 IBB: 0 HBP: 0 BLK: 0 WP: 0 HR: 5 S: 9 P: 9 ERA: 3.16 WHIP: 0.000	<b>PITCHER</b>	IP: 9.1 WLS: 4 BF: 1 H: 1 R: 1 ER: 0 SO: 2 BB: 0 IBB: 0 HBP: 0 BLK: 0 WP: 0 HR: 0 S: 6 P: 16 ERA: 2.36 WHIP: 1.000	IP: 1.0 WLS: 7 BF: 0 H: 0 R: 0 ER: 0 SO: 3 BB: 0 IBB: 0 HBP: 0 BLK: 0 WP: 0 HR: 0 S: 21 P: 33 ERA: 1.75 WHIP: 0.500																		

Toronto Blue Jays @ New York Yankees  
Yankee Stadium, Bronx, NY  
Mon Aug 27 2012, 7:10 PM - 10:53 PM EDT  
Att: 42,962 - Cloudy - 78 F

livebaseballscorecards.com

AB 40  
R 7  
H 8  
RBI 7  
BB 6  
SO 7  
LOB 14





Batter	1	2	3	4	5	6	7	8	9	AB	R	H	RBI	BB	SO	LOB	TOP										
11 Rajai Davis, R OBP: 0.309, SLG: 0.386										2	0	0	0	1	0	0											
28 Colby Rasmus, L OBP: 0.296, SLG: 0.430										3	0	0	0	1	1	3											
10 Edwin Encarnación, R OBP: 0.394, SLG: 0.564										3	0	0	0	1	0	0											
26 Adam Lind, L OBP: 0.295, SLG: 0.401										4	0	0	0	0	1	2											
5 Yunel Escobar, R OBP: 0.292, SLG: 0.328										4	0	1	0	0	0	2											
8 Yonni Torresalba, R OBP: 0.307, SLG: 0.358										4	0	0	0	0	3	1											
18 Mike McCoy, R OBP: 0.268, SLG: 0.289										3	0	0	0	0	0	0	AB 29										
14 Moisés Sierra, R OBP: 0.314, SLG: 0.412										3	0	2	0	0	0	0	R 1										
3 Adeiny Hechavarria, R OBP: 0.240, SLG: 0.319										3	1	1	1	0	2	2	H 4										
<b>Inning Stats</b>	R: 0 E: 0 K: 1 S: 9	H: 0 LOB: 0 BB: 1 P: 16	R: 0 E: 0 K: 1 S: 13	H: 0 LOB: 0 BB: 0 P: 19	R: 0 E: 0 K: 1 S: 14	H: 1 LOB: 2 BB: 0 P: 18	R: 0 E: 0 K: 1 S: 9	H: 1 LOB: 1 BB: 0 P: 13	R: 1 E: 0 K: 0 S: 12	H: 1 LOB: 0 BB: 0 P: 15	R: 0 E: 0 K: 0 S: 8	H: 0 LOB: 1 BB: 2 P: 16	R: 0 E: 0 K: 1 S: 8	H: 1 LOB: 1 BB: 0 P: 13	R: 0 E: 0 K: 0 S: 5	H: 0 LOB: 0 BB: 0 P: 5	R: 0 E: 0 K: 2 S: 7	H: 0 LOB: 0 BB: 0 P: 11	1B: 2 2B: 2 3B: 0 HR: 1	SF: 0 SAC: 0 DP: 1 HBP: 1	WP: 0 PB: 0 SB: 0 CS: 1	PA: 33					
<b>PITCHER</b>	IP	WLS	BF	H	R	ER	SO	BB	IBB	HBP	BLK	WP	HR	S	P	ERA	WHIP										
65 Phil Hughes, R ERA: 4.02	7.0	W	27	4	1	1	5	3	0	1	0	0	1	73	110	1.29	1.000										
30 David Robertson, R ERA: 2.19	1.0	H	3	0	0	0	0	0	0	0	0	0	0	5	5	0.00	0.000										
29 Rafael Soriano, R ERA: 2.01	1.0	S	3	0	0	0	2	0	0	0	0	0	0	7	11	0.00	0.000										

Toronto Blue Jays @ New York Yankees  
Yankee Stadium, Bronx, NY  
Tue Aug 28 2012, 7:10 PM - 9:37 PM EDT  
Att. 42,472 - Clear - 83 F

AB	29
R	1
H	4
RBI	1
BB	3
SO	7
LOB	10



Batter	1	2	3	4	5	6	7	8	9	AB	R	H	RBI	BB	SO	LOB	BOTTOM										
2 Derek Jeter, R OBP: 0.363, SLG: 0.450										4	0	1	0	0	1	3											
33 Nick Swisher, S OBP: 0.360, SLG: 0.493										3	0	1	1	1	2	1											
24 Robinson Canó, L OBP: 0.373, SLG: 0.549										4	0	0	0	0	0	4											
43 Steve Pearce, R OBP: 0.333, SLG: 0.390										2	1	0	0	1	1	0											
55 Russell Martin, R OBP: 0.299, SLG: 0.362										3	0	0	0	0	1	1											
14 Curtis Granderson, L OBP: 0.328, SLG: 0.480										2	0	0	1	0	1	0											
22 Andrew Jones, R OBP: 0.289, SLG: 0.437										3	0	0	0	0	1	0	AB 27										
17 Jayson Nix, R OBP: 0.297, SLG: 0.409										3	1	2	0	0	0	0	RBI 2										
31 Ichiro Suzuki, L OBP: 0.293, SLG: 0.369										3	0	1	0	0	0	1	H 5										
<b>Inning Stats</b>	R: 0 E: 0 K: 1 S: 6	H: 1 LOB: 0 BB: 0 P: 11	R: 0 E: 0 K: 2 S: 10	H: 0 LOB: 0 BB: 0 P: 12	R: 1 E: 0 K: 1 S: 18	H: 3 LOB: 2 BB: 0 P: 28	R: 1 E: 0 K: 0 S: 10	H: 0 LOB: 0 BB: 1 P: 17	R: 0 E: 0 K: 1 S: 9	H: 1 LOB: 2 BB: 1 P: 16	R: 0 E: 0 K: 1 S: 6	H: 0 LOB: 0 BB: 0 P: 7	R: 0 E: 0 K: 0 S: 10	H: 0 LOB: 0 BB: 0 P: 15	R: 0 E: 0 K: 1 S: 8	H: 0 LOB: 0 BB: 0 P: 14	1B: 5 2B: 1 3B: 0 HR: 0	SF: 1 SAC: 0 DP: 1 HBP: 0	WP: 1 PB: 0 SB: 1 CS: 1	PA: 30							
<b>PITCHER</b>	IP	WLS	BF	H	R	ER	SO	BB	IBB	HBP	BLK	WP	HR	S	P	ERA	WHIP										
24 Ricky Romero, L ERA: 5.5	7.0	L	27	5	2	2	6	2	0	0	0	1	0	69	106	2.57	1.000										
31 Brandon Lyon, R ERA: 2.86	1.0		3	0	0	0	1	0	0	0	0	0	0	8	14	0.00	0.000										

Toronto Blue Jays @ New York Yankees  
Yankee Stadium, Bronx, NY  
Tue Aug 28 2012, 7:10 PM - 9:37 PM EDT  
Att. 42,472 - Clear - 83 F

AB	27
R	2
H	5
RBI	2
BB	2
SO	7
LOB	10









Batter	1	2	3	4	5	6	7	8	9	AB	R	H	RBI	BB	SO	LOB	TOP														
21 Nick Markakis, L OBP: 0.360, SLG: 0.477										5	0	3	1	0	0	0	<p><b>Baltimore Orioles @ New York Yankees</b>  <b>Yankee Stadium, Bronx, NY</b>            Fri Aug 31 2012, 7:09 PM - 9:47 PM EDT            Att: 43,352 - Clear - 87 F</p>														
2 J.J. Hardy, R OBP: 0.276, SLG: 0.386										5	1	1	1	0	0	5															
9 Nate McLouth, L OBP: 0.277, SLG: 0.312										4	0	0	0	0	1	2															
10 Adam Jones, R OBP: 0.332, SLG: 0.505										4	1	1	0	0	0	2															
32 Matt Wieters, S OBP: 0.315, SLG: 0.411										4	1	1	0	0	0	0															
19 Chris Davis, L OBP: 0.307, SLG: 0.461										3	0	1	1	0	1	0															
12 Mark Reynolds, R OBP: 0.344, SLG: 0.416										4	2	2	3	0	0	1															
35 Omar Quintanilla, L OBP: 0.318, SLG: 0.379										3	0	0	0	0	1	1															
11 Robert Andino, R OBP: 0.294, SLG: 0.310										1	1	1	0	0	0	0															
13 Manny Machado, R OBP: 0.260, SLG: 0.471										4	0	2	0	0	1	0															
<b>Inning Stats</b>	R: 0 E: 0 K: 1 S: 6	H: 1 LOB: 0 BB: 0 P: 9	R: 3 E: 0 K: 1 S: 12	H: 3 LOB: 0 BB: 0 P: 18	R: 0 E: 0 K: 0 S: 7	H: 0 LOB: 0 BB: 0 P: 8	R: 0 E: 0 K: 1 S: 8	H: 0 LOB: 0 BB: 0 P: 14	R: 0 E: 0 K: 1 S: 6	H: 1 LOB: 1 BB: 0 P: 7	R: 1 E: 0 K: 0 S: 7	H: 1 LOB: 0 BB: 0 P: 9	R: 0 E: 0 K: 0 S: 9	H: 1 LOB: 0 BB: 0 P: 15	R: 0 E: 0 K: 0 S: 9	H: 2 LOB: 2 BB: 0 P: 15	R: 2 E: 0 K: 0 S: 17	H: 4 LOB: 2 BB: 0 P: 27	1B: 9 2B: 0 3B: 0 HR: 3	SF: 1 SAC: 0 DP: 1 HBP: 0	WP: 0 PB: 0 SB: 0 CS: 0	PA: 38									
<b>PITCHER</b>	IP WLS BF H R ER SO BB IBB HBP BLK WP HR S P ERA WHIP	8.1 L 32 8 4 4 4 0 0 0 0 0 2 66 99 4.32 0.960	(1, 1)	18 Hiroki Kuroda, R ERA: 3.04	0.1 1 0 0 0 0 0 0 0 0 0 0 0 3 5 0.00 0.000	(9, 1)	39 Clay Rapada, L ERA: 2.91	0.1 5 4 2 2 0 0 0 0 0 0 0 0 1 12 18 54.00 12.000	(9, 1)	34 Derek Lowe, R ERA: 5.47											<b>PITCHER</b>	IP WLS BF H R ER SO BB IBB HBP BLK WP HR S P ERA WHIP	8.1 L 32 8 4 4 4 0 0 0 0 0 2 66 99 4.32 0.960	(1, 1)	18 Hiroki Kuroda, R ERA: 3.04	0.1 1 0 0 0 0 0 0 0 0 0 0 0 3 5 0.00 0.000	(9, 1)	39 Clay Rapada, L ERA: 2.91	0.1 5 4 2 2 0 0 0 0 0 0 0 0 1 12 18 54.00 12.000	(9, 1)	34 Derek Lowe, R ERA: 5.47

Batter	1	2	3	4	5	6	7	8	9	AB	R	H	RBI	BB	SO	LOB	BOTTOM														
2 Derek Jeter, R OBP: 0.362, SLG: 0.447										4	0	1	0	0	0	2	<p><b>Baltimore Orioles @ New York Yankees</b>  <b>Yankee Stadium, Bronx, NY</b>            Fri Aug 31 2012, 7:09 PM - 9:47 PM EDT            Att: 43,352 - Clear - 87 F</p>														
33 Nick Swisher, S OBP: 0.357, SLG: 0.485										4	0	0	0	0	4	3															
24 Robinson Canó, L OBP: 0.369, SLG: 0.543										4	0	0	0	0	2	3															
14 Curtis Granderson, L OBP: 0.327, SLG: 0.485										4	1	1	1	0	1	1															
12 Eric Chavez, L OBP: 0.349, SLG: 0.502										4	0	1	0	0	2	0															
27 Raul Ibanez, L OBP: 0.303, SLG: 0.437										4	0	0	0	0	1	1															
55 Russell Martin, R OBP: 0.301, SLG: 0.366										3	0	1	0	0	1	0															
31 Ichiro Suzuki, L OBP: 0.293, SLG: 0.370										3	0	1	0	0	1	2															
17 Jayson Nix, R OBP: 0.305, SLG: 0.411										2	0	0	0	1	0	0															
<b>Inning Stats</b>	R: 0 E: 0 K: 1 S: 6	H: 0 LOB: 0 BB: 0 P: 9	R: 0 E: 0 K: 1 S: 7	H: 0 LOB: 0 BB: 0 P: 12	R: 0 E: 0 K: 1 S: 7	H: 0 LOB: 0 BB: 0 P: 8	R: 0 E: 0 K: 2 S: 10	H: 1 LOB: 1 BB: 0 P: 13	R: 0 E: 0 K: 2 S: 9	H: 0 LOB: 0 BB: 0 P: 13	R: 0 E: 0 K: 1 S: 14	H: 1 LOB: 2 BB: 1 P: 24	R: 0 E: 0 K: 1 S: 13	H: 2 LOB: 2 BB: 0 P: 18	R: 0 E: 0 K: 1 S: 8	H: 0 LOB: 0 BB: 0 P: 12		R: 1 E: 0 K: 2 S: 12	H: 1 LOB: 0 BB: 0 P: 13	1B: 4 2B: 0 3B: 0 HR: 1	SF: 0 SAC: 0 DP: 0 HBP: 0	WP: 1 PB: 0 SB: 0 CS: 0	PA: 33								
<b>PITCHER</b>	IP WLS BF H R ER SO BB IBB HBP BLK WP HR S P ERA WHIP	7.0 W 26 4 0 0 0 1 0 0 0 0 0 8 12 0.00 0.000	(1, 1)	50 Miguel González, R ERA: 3.31	1.0 3 0 0 0 1 0 0 0 0 0 0 0 8 12 0.00 0.000	(8, 1)	56 Darren O'Day, R ERA: 2.39	1.0 4 1 1 1 2 0 0 0 0 0 0 0 1 12 13 9.00 1.000	(9, 1)	17 Brian Matusz, L ERA: 5.32											<b>PITCHER</b>	IP WLS BF H R ER SO BB IBB HBP BLK WP HR S P ERA WHIP	7.0 W 26 4 0 0 0 1 0 0 0 0 0 8 12 0.00 0.000	(1, 1)	50 Miguel González, R ERA: 3.31	1.0 3 0 0 0 1 0 0 0 0 0 0 0 8 12 0.00 0.000	(8, 1)	56 Darren O'Day, R ERA: 2.39	1.0 4 1 1 1 2 0 0 0 0 0 0 0 1 12 13 9.00 1.000	(9, 1)	17 Brian Matusz, L ERA: 5.32

AB	37
R	6
H	12
RBI	6
BB	0
SO	4
LOB	11



AB	32
R	1
H	5
RBI	1
BB	1
SO	12
LOB	12









Batter	1	2	3	4	5	6	7	8	9	AB	R	H	RBI	BB	SO	LOB	TOP											
21 Nick Markakis, L OBP: 0.364, SLG: 0.476	P6		L3														5	0	3	2	0	0	1					
2 J.J. Hardy, R OBP: 0.275, SLG: 0.382	F8			F8	K		G5-3	FC6-4									5	0	0	0	0	1	5					
9 Nate McLouth, L OBP: 0.280, SLG: 0.304	K																4	1	1	0	1	2	3					
10 Adam Jones, R OBP: 0.330, SLG: 0.499		P3		F8													5	1	1	0	0	0	2					
32 Matt Wieters, S OBP: 0.317, SLG: 0.416		K		G3													4	2	1	1	1	1	1					
12 Mark Reynolds, R OBP: 0.345, SLG: 0.434																	5	3	3	4	0	1	0					
19 Chris Davis, L OBP: 0.308, SLG: 0.457																	3	0	1	0	1	1	2					
13 Manny Machado, R OBP: 0.284, SLG: 0.474																	4	1	2	0	0	0	2					
11 Robert Andino, R OBP: 0.292, SLG: 0.306																	3	0	0	1	1	2	2					
<b>Inning Stats</b>	R: 0 E: 0 K: 1 S: 7	H: 0 LOB: 0 BB: 0 P: 10	R: 0 E: 0 K: 2 S: 9	H: 0 LOB: 0 BB: 0 P: 14	R: 0 E: 0 K: 1 S: 11	H: 1 LOB: 1 BB: 0 P: 15	R: 0 E: 0 K: 0 S: 14	H: 1 LOB: 1 BB: 0 P: 20	R: 1 E: 0 K: 2 S: 18	H: 3 LOB: 2 BB: 0 P: 28	R: 4 E: 0 K: 0 S: 15	H: 3 LOB: 0 BB: 2 P: 26	R: 0 E: 0 K: 1 S: 10	H: 1 LOB: 1 BB: 0 P: 17	R: 3 E: 0 K: 1 S: 15	H: 3 LOB: 2 BB: 2 P: 28	R: 0 E: 0 K: 0 S: 8	H: 0 LOB: 0 BB: 0 P: 11	1B: 10 2B: 0 3B: 0 HR: 2	SF: 0 SAC: 0 DP: 1 HBP: 0	WP: 0 PB: 0 CS: 0	PA: 42						
<b>PITCHER</b>	IP	WLS	BF	H	R	ER	SO	BB	IBB	HBP	BLK	WP	HR	S	P	ERA	WHIP											
65 Phil Hughes, R ERA: 4.18	5.0	L	24	8	5	5	6	1	0	0	0	0	2	67	99	9.00	1.800											
38 Cody Eppley, R ERA: 3.35	1.1		5	1	0	0	0	1	0	0	0	0	0	10	20	0.00	1.500											
39 Clay Rapada, L ERA: 2.88	0.1		1	0	0	0	1	0	0	0	0	0	0	3	5	0.00	0.000											
62 Joba Chamberlain, R ERA: 10.57	0.1		3	1	2	2	0	1	0	0	0	0	0	7	14	54.00	6.000											
63 Justin Thomas, L ERA: 7.2	0.1		1	0	0	0	1	0	0	0	0	0	0	3	5	0.00	0.000											
34 Derek Lowe, R ERA: 5.54	0.0		2	1	0	0	0	1	0	0	0	0	0	0	2	6												
48 Boone Logan, L ERA: 3.72	0.0		1	1	1	1	0	0	0	0	0	0	0	0	2	2												
53 Cory Wade, R ERA: 6.17	1.2		5	0	0	0	0	0	0	0	0	0	0	0	13	18	0.00	0.000										

**Baltimore Orioles @ New York Yankees**  
 Yankee Stadium, Bronx, NY  
 Sun Sep 02 2012, 1:10 PM - 4:28 PM EDT  
 Att: 46,501 - Cloudy - 80 F

AB	38
R	8
H	12
RBI	8
BB	4
SO	8
LOB	18



Batter	1	2	3	4	5	6	7	8	9	AB	R	H	RBI	BB	SO	LOB	BOTTOM										
2 Derek Jeter, R OBP: 0.361, SLG: 0.442			K														3	0	0	0	1	1	4				
33 Nick Swisher, S OBP: 0.356, SLG: 0.480	F9		G4-3														4	0	1	1	0	0	1				
24 Robinson Cano, L OBP: 0.367, SLG: 0.544	P5		F8														4	0	1	0	0	1	2				
12 Eric Chavez, L OBP: 0.347, SLG: 0.498	K		G4-3														4	0	1	0	0	2	2				
27 Raul Ibanez, L OBP: 0.298, SLG: 0.430		G4-3															4	0	0	0	0	0	2				
55 Russell Martin, R OBP: 0.300, SLG: 0.360																	2	1	0	0	2	0	1				
31 Ichiro Suzuki, L OBP: 0.293, SLG: 0.368																	4	0	1	0	0	0	2				
60 Chris Dickerson, L OBP: 1.000, SLG: 4.000																	1	2	1	2	1	0	0				
22 Andrew Jones, R OBP: 0.294, SLG: 0.421																	2	0	0	0	0	0	1				
17 Jayson Nix, R OBP: 0.321, SLG: 0.420																	1	0	1	0	0	0	0				
<b>Inning Stats</b>	R: 0 E: 0 K: 1 S: 8	H: 2 LOB: 1 BB: 1 P: 16	R: 2 E: 0 K: 1 S: 10	H: 2 LOB: 1 BB: 1 P: 18	R: 0 E: 0 K: 0 S: 6	H: 0 LOB: 0 BB: 0 P: 10	R: 0 E: 0 K: 0 S: 7	H: 0 LOB: 0 BB: 0 P: 14	R: 1 E: 0 K: 1 S: 10	H: 1 LOB: 1 BB: 1 P: 16	R: 0 E: 0 K: 0 S: 7	H: 1 LOB: 0 BB: 0 P: 11	R: 0 E: 0 K: 1 S: 8	H: 1 LOB: 1 BB: 0 P: 11	R: 0 E: 0 K: 1 S: 6	H: 0 LOB: 0 BB: 0 P: 13	1B: 4 2B: 1 3B: 0 HR: 1	SF: 0 SAC: 1 DP: 3 HBP: 1	WP: 2 PB: 0 CS: 0	PA: 35							
<b>PITCHER</b>	IP	WLS	BF	H	R	ER	SO	BB	IBB	HBP	BLK	WP	HR	S	P	ERA	WHIP										
30 Chris Tillman, R ERA: 3.39	3.0		13	2	2	2	2	2	0	0	0	0	0	24	44	6.00	1.333										
28 Randy Wolf, L ERA: 5.62	3.1	W	13	3	1	1	1	1	0	0	0	0	0	30	49	2.70	1.200										
38 Luis Ayala, R ERA: 2.67	1.0	H	4	1	0	0	0	0	0	1	0	0	0	9	15	0.00	1.000										
17 Brian Matusz, L ERA: 5.26	0.2		2	0	0	0	1	0	0	0	0	0	0	4	4	0.00	0.000										
56 Darren O'Day, R ERA: 2.3	1.0		3	0	0	0	0	1	0	0	0	0	0	6	13	0.00	1.000										

**Baltimore Orioles @ New York Yankees**  
 Yankee Stadium, Bronx, NY  
 Sun Sep 02 2012, 1:10 PM - 4:28 PM EDT  
 Att: 46,501 - Cloudy - 80 F

AB	29
R	3
H	6
RBI	3
BB	4
SO	4
LOB	15





Batter	1	2	3	4	5	6	7	8	9	AB	R	H	RBI	BB	SO	LOB	TOP			
2 Derek Jeter, R OBP: 0.360, SLG: 0.440	F9		G6-3		G6-3			G3-6-3 BB		3	0	0	0	1	0	0	New York Yankees @ Tampa Bay Rays Tropicana Field, St. Petersburg, FL Mon Sep 03 2012, 1:13 PM - 4:11 PM EDT Att: 28,585 - Dome - 72 F			
33 Nick Swisher, S OBP: 0.353, SLG: 0.476	K		G4-3		K			G3-6-3 1-2		4	0	0	0	0	2	1				
24 Robinson Cano, L OBP: 0.366, SLG: 0.544	G4-3				F8			L5-3		4	1	1	0	0	0	0				
13 Alex Rodriguez, R OBP: 0.356, SLG: 0.447		P6			SF7 2B			K		4	1	1	0	0	1	0				
12 Eric Chavez, L OBP: 0.346, SLG: 0.494 26 Eduardo Núñez, R (9, PR) OBP: 0.355, SLG: 0.370	FC4-6 BB				SF7 1B			E5 27 G3 27 S		2	0	0	1	1	0	0				
27 Raul Ibanez, L OBP: 0.301, SLG: 0.435	FC4-6 BB				SF7 3B			G3		3	1	1	1	1	0	1				
55 Russell Martin, R OBP: 0.303, SLG: 0.363 14 Curtis Granderson, L (9, PH) OBP: 0.326, SLG: 0.483	FC4-6				SF7 3B			K		3	0	2	1	0	0	2				
31 Ichiro Suzuki, L OBP: 0.292, SLG: 0.366	K				SF7 1B			K		1	0	0	0	0	1	2				
60 Chris Dickerson, L OBP: 0.400, SLG: 1.000			G4-3		K			K		3	0	0	0	0	1	2				
<b>Inning Stats</b>	R: 0 E: 0 K: 1 S: 7	H: 0 LOB: 0 BB: 0 P: 11	R: 0 E: 0 K: 1 S: 9	H: 0 LOB: 2 BB: 2 P: 20	R: 0 E: 0 K: 0 S: 9	H: 0 LOB: 0 BB: 0 P: 11	R: 3 E: 0 K: 2 S: 15	H: 4 LOB: 1 BB: 0 P: 25	R: 0 E: 0 K: 0 S: 7	H: 0 LOB: 0 BB: 0 P: 10	R: 0 E: 0 K: 0 S: 7	H: 1 LOB: 0 BB: 0 P: 10	R: 0 E: 0 K: 0 S: 13	H: 0 LOB: 0 BB: 1 P: 21	R: 0 E: 1 K: 2 S: 8	H: 0 LOB: 2 BB: 0 P: 13	1B: 3 2B: 1 3B: 1 HR: 0	SF: 1 SAC: 0 DP: 2 HBP: 0	WP: 0 PB: 0 SB: 2 CS: 0	PA: 34
<b>PITCHER</b>	IP WLS BF H R ER SO BB IBB HBP BLK WP HR S P ERA WHIP	IP WLS BF H R ER SO BB IBB HBP BLK WP HR S P ERA WHIP	IP WLS BF H R ER SO BB IBB HBP BLK WP HR S P ERA WHIP	IP WLS BF H R ER SO BB IBB HBP BLK WP HR S P ERA WHIP	IP WLS BF H R ER SO BB IBB HBP BLK WP HR S P ERA WHIP	IP WLS BF H R ER SO BB IBB HBP BLK WP HR S P ERA WHIP	IP WLS BF H R ER SO BB IBB HBP BLK WP HR S P ERA WHIP	IP WLS BF H R ER SO BB IBB HBP BLK WP HR S P ERA WHIP	IP WLS BF H R ER SO BB IBB HBP BLK WP HR S P ERA WHIP	IP WLS BF H R ER SO BB IBB HBP BLK WP HR S P ERA WHIP	IP WLS BF H R ER SO BB IBB HBP BLK WP HR S P ERA WHIP	IP WLS BF H R ER SO BB IBB HBP BLK WP HR S P ERA WHIP	IP WLS BF H R ER SO BB IBB HBP BLK WP HR S P ERA WHIP	IP WLS BF H R ER SO BB IBB HBP BLK WP HR S P ERA WHIP	IP WLS BF H R ER SO BB IBB HBP BLK WP HR S P ERA WHIP	IP WLS BF H R ER SO BB IBB HBP BLK WP HR S P ERA WHIP	IP WLS BF H R ER SO BB IBB HBP BLK WP HR S P ERA WHIP			
33 James Shields, R ERA: 3.88 56 Fernando Rodney, R (9, 1) ERA: 0.72	8.0 W 30 5 3 3 5 3 0 0 0 0 0 0 74 121 3.38 1.000	1.0 S 4 0 0 0 2 0 0 0 0 0 0 0 0 8 13 0.00 0.000																		

AB	30
R	3
H	5
RBI	3
BB	3
SO	7
LOB	12



Batter	1	2	3	4	5	6	7	8	9	AB	R	H	RBI	BB	SO	LOB	BOTTOM			
8 Desmond Jennings, R OBP: 0.317, SLG: 0.400	F7				G1-3			P4		4	0	1	0	0	0	4	New York Yankees @ Tampa Bay Rays Tropicana Field, St. Petersburg, FL Mon Sep 03 2012, 1:13 PM - 4:11 PM EDT Att: 28,585 - Dome - 72 F			
2 B.J. Upton, R OBP: 0.302, SLG: 0.422	P4				G1-3			K		3	2	1	1	1	1	1				
18 Ben Zobrist, S OBP: 0.375, SLG: 0.464	K				F8			G4-3		4	0	1	0	0	1	1				
3 Evan Longoria, R OBP: 0.365, SLG: 0.497 15 Reid Brignac, L OBP: 0.156, SLG: 0.111	L6				F8			G4-3		4	0	1	1	0	0	2				
7 Jeff Keppinger, R OBP: 0.381, SLG: 0.451 24 Rich Thompson, L (8, PR) OBP: 0.190, SLG: 0.105 23 Carlos Pena, L OBP: 0.321, SLG: 0.347	L6				G6-3			G4-3		0	0	0	0	0	0	0				
13 Ben Francisco, R OBP: 0.299, SLG: 0.396					G6-3			G4-3		4	1	2	0	0	0	2				
19 Ryan Roberts, R OBP: 0.303, SLG: 0.356					G6-3			G4-3		0	0	0	0	0	0	0				
16 Chris Gimenez, R OBP: 0.273, SLG: 0.236 28 José Molina, R OBP: 0.274, SLG: 0.308					G6-3			G4-3		4	1	2	0	0	0	2				
9 Elliot Johnson, S OBP: 0.309, SLG: 0.347					G6-3			G4-3		0	0	0	0	0	0	0				
<b>Inning Stats</b>	R: 0 E: 0 K: 1 S: 9	H: 1 LOB: 1 BB: 0 P: 13	R: 1 E: 0 K: 1 S: 16	H: 3 LOB: 2 BB: 0 P: 23	R: 1 E: 0 K: 0 S: 7	H: 2 LOB: 1 BB: 0 P: 12	R: 0 E: 0 K: 0 S: 7	H: 1 LOB: 1 BB: 0 P: 13	R: 1 E: 0 K: 1 S: 12	H: 1 LOB: 1 BB: 1 P: 21	R: 0 E: 0 K: 0 S: 6	H: 0 LOB: 1 BB: 1 P: 13	R: 0 E: 0 K: 1 S: 15	H: 0 LOB: 0 BB: 0 P: 21	R: 1 E: 0 K: 1 S: 11	H: 3 LOB: 1 BB: 0 P: 18	1B: 9 2B: 1 3B: 0 HR: 1	SF: 0 SAC: 0 DP: 0 HBP: 0	WP: 0 PB: 0 SB: 3 CS: 1	PA: 36
<b>PITCHER</b>	IP WLS BF H R ER SO BB IBB HBP BLK WP HR S P ERA WHIP	IP WLS BF H R ER SO BB IBB HBP BLK WP HR S P ERA WHIP	IP WLS BF H R ER SO BB IBB HBP BLK WP HR S P ERA WHIP	IP WLS BF H R ER SO BB IBB HBP BLK WP HR S P ERA WHIP	IP WLS BF H R ER SO BB IBB HBP BLK WP HR S P ERA WHIP	IP WLS BF H R ER SO BB IBB HBP BLK WP HR S P ERA WHIP	IP WLS BF H R ER SO BB IBB HBP BLK WP HR S P ERA WHIP	IP WLS BF H R ER SO BB IBB HBP BLK WP HR S P ERA WHIP	IP WLS BF H R ER SO BB IBB HBP BLK WP HR S P ERA WHIP	IP WLS BF H R ER SO BB IBB HBP BLK WP HR S P ERA WHIP	IP WLS BF H R ER SO BB IBB HBP BLK WP HR S P ERA WHIP	IP WLS BF H R ER SO BB IBB HBP BLK WP HR S P ERA WHIP	IP WLS BF H R ER SO BB IBB HBP BLK WP HR S P ERA WHIP	IP WLS BF H R ER SO BB IBB HBP BLK WP HR S P ERA WHIP	IP WLS BF H R ER SO BB IBB HBP BLK WP HR S P ERA WHIP	IP WLS BF H R ER SO BB IBB HBP BLK WP HR S P ERA WHIP	IP WLS BF H R ER SO BB IBB HBP BLK WP HR S P ERA WHIP			
52 CC Sabathia, L ERA: 3.42 30 David Robertson, R ERA: 2.26	7.0 L 5 3 1 1 1 0 0 0 0 0 0 0 0 11 18 9.00 3.000																			





Batter	1	2	3	4	5	6	7	8	9	AB	R	H	RBI	BB	SO	LOB	TOP
2 Derek Jeter, R OBP: 0.361, SLG: 0.440	G4-3		14 HBP 1B		G6-3			1B		4	0	2	0	0	0	0	<b>New York Yankees @ Tampa Bay Rays</b> Tropicana Field, St. Petersburg, FL Tue Sep 04 2012, 7:12 PM - 10:11 PM EDT Att: 17,652 - Dome - 72 F <a href="http://livebaseballscorecards.com">livebaseballscorecards.com</a>
14 Curtis Granderson, L OBP: 0.355, SLG: 0.490	G6-3		24 HBP G1-6-3		F8			K		3	0	0	0	0	1		
33 Nick Swisher, S OBP: 0.352, SLG: 0.473	24 HR BB		K		K			K		3	1	0	0	1	3		
24 Robinson Cano, L OBP: 0.365, SLG: 0.547	1-H HR		G1-6-3		G3			K		4	1	1	2	0	1	2	
13 Alex Rodriguez, R OBP: 0.355, SLG: 0.444	G4-3				G5-3			27 DI 1B		4	0	1	0	0	0		
27 Raul Ibanez, L OBP: 0.297, SLG: 0.430	K				G4-3			F7		4	0	0	0	0	1		
17 Jayson Nix, R OBP: 0.321, SLG: 0.418	G4-3							K		3	0	1	0	0	1	0	
12 Eric Chavez, L OBP: 0.345, SLG: 0.492	G4-3				1B			G4-3		1	0	0	0	0	0	1	
60 Chris Dickerson, L OBP: 0.375, SLG: 0.714	19 WP 19 S 1B				K			G3-1		3	0	1	0	0	1	1	
19 Chris Stewart, R OBP: 0.273, SLG: 0.328	G4-3							K		2	0	0	0	0	0	1	
31 Ichiro Suzuki, L OBP: 0.291, SLG: 0.365					G6-3					1	0	0	0	0	1	0	
40 Francisco Cervelli, R OBP: 0.291, SLG: 0.365										0	0	0	0	0	0	0	
<b>Inning Stats</b>	R: 2 H: 1 E: 0 K: 0 S: 11	H: 1 R: 0 ER: 0 SO: 1 BB: 1 P: 18	H: 1 R: 0 ER: 0 SO: 1 BB: 0 P: 14	H: 1 R: 0 ER: 0 SO: 1 BB: 0 P: 18	H: 1 R: 0 ER: 0 SO: 1 BB: 0 P: 15	H: 0 R: 0 ER: 0 SO: 1 BB: 0 P: 15	H: 0 R: 0 ER: 0 SO: 1 BB: 0 P: 9	H: 0 R: 0 ER: 0 SO: 1 BB: 0 P: 8	H: 1 R: 0 ER: 0 SO: 1 BB: 0 P: 16	1B: 5 2B: 0 3B: 0 HR: 1	SF: 0 SAC: 0 DP: 1 HBP: 1	WP: 1 PB: 0 SB: 1 CS: 0	PA: 34				
<b>PITCHER</b>	IP WLS BF H R ER SO BB IBB HBP BLK WP HR S P ERA WHIP																
53 Alex Cobb, R ERA: 4.28	7.0 W 26 4 2 2 5 1 0 1 0 1 1 68 97 2.57 0.714																
62 Joel Peralta, R ERA: 3.7	1.0 H 4 1 0 0 3 0 0 0 0 0 0 12 17 0.00 1.000																
56 Fernando Rodney, R ERA: 0.71	1.0 S 4 1 0 0 1 0 0 0 0 0 0 0 12 16 0.00 1.000																


Batter	1	2	3	4	5	6	7	8	9	AB	R	H	RBI	BB	SO	LOB	BOTTOM
8 Desmond Jennings, R OBP: 0.318, SLG: 0.406	2 S 2B		G6-3		HR			G5-3		3	2	1	1	1	0	0	<b>New York Yankees @ Tampa Bay Rays</b> Tropicana Field, St. Petersburg, FL Tue Sep 04 2012, 7:12 PM - 10:11 PM EDT Att: 17,652 - Dome - 72 F <a href="http://livebaseballscorecards.com">livebaseballscorecards.com</a>
2 B.J. Upton, R OBP: 0.304, SLG: 0.432	18 G4-3 2B		G5-3		HR			G5-3		4	1	2	2	0	0		
18 Ben Zobrist, S OBP: 0.374, SLG: 0.461	G4-3		3 HR BB		G3			F7		3	1	0	0	1	0	1	
3 Evan Longoria, R OBP: 0.368, SLG: 0.511	K		20 G3-6-3 BB		G3			G3		3	1	1	2	1	1	1	
20 Matt Joyce, L OBP: 0.350, SLG: 0.452	K		P3		G3-6-3			K		4	0	0	0	0	2	2	
7 Jeff Keppinger, R OBP: 0.376, SLG: 0.445	G5-3		F7		K			K		4	0	0	0	0	2	0	
23 Carlos Pena, L OBP: 0.323, SLG: 0.346	K		BB		BB			BB		1	0	0	0	2	1	0	
19 Ryan Roberts, R OBP: 0.303, SLG: 0.355	1B		L7		K			K		3	0	1	0	0	1	2	
2B José Molina, R OBP: 0.270, SLG: 0.304	K		G5-3		K			K		3	0	0	0	0	2	3	
<b>Inning Stats</b>	R: 1 H: 1 E: 0 K: 2 S: 12	H: 1 R: 0 ER: 0 SO: 1 BB: 0 P: 14	H: 1 R: 2 ER: 0 SO: 1 BB: 0 P: 21	H: 0 R: 0 ER: 0 SO: 6 BB: 1 P: 11	H: 2 R: 2 ER: 0 SO: 17 BB: 1 P: 29	H: 0 R: 0 ER: 0 SO: 12 BB: 1 P: 19	H: 0 R: 0 ER: 0 SO: 8 BB: 0 P: 14	H: 0 R: 0 ER: 0 SO: 9 BB: 0 P: 11	H: 0 R: 0 ER: 0 SO: 11 BB: 0 P: 11	1B: 1 2B: 1 3B: 0 HR: 3	SF: 0 SAC: 0 DP: 1 HBP: 0	WP: 0 PB: 0 SB: 1 CS: 0	PA: 33				
<b>PITCHER</b>	IP WLS BF H R ER SO BB IBB HBP BLK WP HR S P ERA WHIP																
36 Freddy Garcia, R ERA: 5.05	5.1 L 24 5 5 5 5 4 0 0 0 0 0 3 62 101 8.44 1.688																
39 Clay Rapada, L ERA: 2.88	0.0 1 0 0 0 0 1 0 0 0 0 0 0 3 7 - - -																
38 Cody Eppley, R ERA: 3.2	1.2 5 0 0 0 2 0 0 0 0 0 0 0 14 23 0.00 0.000																
62 Joba Chamberlain, R ERA: 9.35	1.0 3 0 0 0 2 0 0 0 0 0 0 0 9 11 0.00 0.000																




Batter	1	2	3	4	5	6	7	8	9	AB	R	H	RBI	BB	SO	LOB	TOP										
<b>2 Derek Jeter, R</b> OBP: 0.363, SLG: 0.443										5	1	3	0	0	1	1	<b>New York Yankees @ Tampa Bay Rays</b> Tropicana Field, St. Petersburg, FL Wed Sep 05 2012, 7:12 PM - 10:19 PM EDT Att: 16,711 - Dome - 72 F  <b>AB 34</b> <b>R 6</b> <b>H 8</b> <b>RBI 4</b> <b>BB 2</b> <b>SO 15</b> <b>LOB 11</b>										
<b>33 Nick Swisher, S</b> OBP: 0.343, SLG: 0.468										4	0	0	0	0	2	5											
<b>24 Robinson Cano, L</b> OBP: 0.366, SLG: 0.545										2	1	0	0	2	1	1											
<b>13 Alex Rodriguez, R</b> OBP: 0.354, SLG: 0.445										4	1	1	1	0	2	2											
<b>55 Russell Martin, R</b> OBP: 0.305, SLG: 0.376										4	1	2	3	0	1	0											
<b>14 Curtis Granderson, L</b> OBP: 0.323, SLG: 0.476										4	0	0	0	0	2	1											
<b>22 Andrew Jones, R</b> OBP: 0.285, SLG: 0.420										3	0	1	0	0	1	1											
<b>31 Ichiro Suzuki, L</b> OBP: 0.291, SLG: 0.364										1	1	0	0	0	0	0											
<b>43 Steve Pearce, R</b> OBP: 0.329, SLG: 0.382										3	1	1	0	0	1	0											
<b>12 Eric Chavez, L</b> OBP: 0.343, SLG: 0.490										1	0	0	0	0	1	0											
<b>60 Chris Dickerson, L</b> OBP: 0.375, SLG: 0.714										0	0	0	0	0	0	0											
<b>17 Jayson Nix, R</b> OBP: 0.315, SLG: 0.409										3	0	0	0	0	3	0											
<b>Inning Stats</b>	R: 0 E: 0 K: 1 S: 8	H: 1 LOB: 0 BB: 0 P: 12	R: 0 E: 0 K: 2 S: 8	H: 0 LOB: 0 BB: 0 P: 14	R: 0 E: 0 K: 3 S: 10	H: 0 LOB: 0 BB: 0 P: 14	R: 3 E: 0 K: 0 S: 14	H: 3 LOB: 1 BB: 1 P: 23	R: 0 E: 0 K: 1 S: 11	H: 1 LOB: 0 BB: 0 P: 17	R: 1 E: 0 K: 2 S: 13	H: 1 LOB: 0 BB: 0 P: 17	R: 2 E: 1 K: 1 S: 11	H: 2 LOB: 2 BB: 1 P: 22	R: 0 E: 0 K: 2 S: 7	H: 0 LOB: 0 BB: 0 P: 8		R: 0 E: 0 K: 3 S: 10	H: 0 LOB: 0 BB: 0 P: 12	1B: 4 2B: 3 3B: 0 HR: 1	SF: 0 SAC: 1 DP: 1 HBP: 0	WP: 0 PB: 0 SB: 1 CS: 0	PA: 37				
<b>PITCHER</b>	IP	WLS	BF	H	R	ER	SO	BB	IBB	HBP	BLK	WP	HR	S	P	ERA	WHIP										
<b>55 Matt Moore, L</b> ERA: 3.66	6.1	L	27	8	6	4	9	1	0	0	0	0	1	68	103	5.68	1.421										
<b>43 Kyle Farnsworth, R</b> ERA: 2.91	0.2		4	0	0	0	1	0	1	0	0	0	0	7	16	0.00	0.000										
<b>57 Jake McGee, L</b> ERA: 2.01	1.0		3	0	0	0	2	0	0	0	0	0	0	7	8	0.00	0.000										
<b>40 Wade Davis, R</b> ERA: 2.29	1.0		3	0	0	0	3	0	0	0	0	0	0	10	12	0.00	0.000										

Batter	1	2	3	4	5	6	7	8	9	AB	R	H	RBI	BB	SO	LOB	BOTTOM										
<b>5 Sam Fuld, L</b> OBP: 0.363, SLG: 0.405										2	2	1	0	1	0	2	<b>New York Yankees @ Tampa Bay Rays</b> Tropicana Field, St. Petersburg, FL Wed Sep 05 2012, 7:12 PM - 10:19 PM EDT Att: 16,711 - Dome - 72 F  <b>AB 34</b> <b>R 4</b> <b>H 9</b> <b>RBI 4</b> <b>BB 3</b> <b>SO 7</b> <b>LOB 12</b>										
<b>13 Ben Francisco, R</b> OBP: 0.295, SLG: 0.390										2	0	0	0	0	1	0											
<b>8 Desmond Jennings, R</b> OBP: 0.320, SLG: 0.426										3	1	1	0	1	0	0											
<b>18 Ben Zobrist, S</b> OBP: 0.373, SLG: 0.464										4	0	1	2	0	2	2											
<b>3 Evan Longoria, R</b> OBP: 0.370, SLG: 0.511										4	0	2	1	0	0	1											
<b>20 Matt Joyce, L</b> OBP: 0.349, SLG: 0.449										4	0	1	0	0	1	3											
<b>30 Luke Scott, L</b> OBP: 0.274, SLG: 0.439										4	1	1	1	0	0	1											
<b>7 Jeff Keppinger, R</b> OBP: 0.375, SLG: 0.443										4	0	1	0	0	1	0											
<b>59 Jose Lobaton, S</b> OBP: 0.333, SLG: 0.327										2	0	1	0	1	1	0											
<b>2 J.J. Upton, R</b> OBP: 0.303, SLG: 0.431										1	0	0	0	0	1	0											
<b>16 Chris Gimenez, R</b> OBP: 0.273, SLG: 0.236										0	0	0	0	0	0	0											
<b>9 Elliot Johnson, S</b> OBP: 0.306, SLG: 0.344										3	0	0	0	0	3	0											
<b>23 Carlos Pena, L</b> OBP: 0.323, SLG: 0.345										1	0	0	0	0	0	0											
<b>Inning Stats</b>	R: 1 E: 0 K: 2 S: 13	H: 2 LOB: 1 BB: 0 P: 18	R: 0 E: 0 K: 0 S: 10	H: 2 LOB: 2 BB: 0 P: 16	R: 0 E: 0 K: 0 S: 8	H: 0 LOB: 0 BB: 0 P: 15	R: 0 E: 0 K: 0 S: 6	H: 1 LOB: 0 BB: 0 P: 9	R: 2 E: 0 K: 1 S: 16	H: 2 LOB: 1 BB: 1 P: 28	R: 1 E: 0 K: 0 S: 8	H: 1 LOB: 0 BB: 1 P: 15	R: 0 E: 0 K: 2 S: 10	H: 1 LOB: 2 BB: 1 P: 17	R: 0 E: 0 K: 2 S: 8	H: 0 LOB: 0 BB: 0 P: 14	R: 0 E: 0 K: 0 S: 7	H: 0 LOB: 0 BB: 0 P: 12	1B: 6 2B: 1 3B: 1 HR: 1	SF: 0 SAC: 1 DP: 1 HBP: 0	WP: 0 PB: 0 SB: 0 CS: 0	PA: 38					
<b>PITCHER</b>	IP	WLS	BF	H	R	ER	SO	BB	IBB	HBP	BLK	WP	HR	S	P	ERA	WHIP										
<b>18 Hiroki Kuroda, R</b> ERA: 3.14	6.0	W	27	8	4	4	3	2	0	0	0	0	0	61	101	6.00	1.667										
<b>48 Boone Logan, L</b> ERA: 3.66	0.2	H	3	0	0	0	2	1	0	0	0	0	0	7	13	0.00	1.500										
<b>30 David Robertson, R</b> ERA: 2.22	1.1	H	5	1	0	0	2	0	0	0	0	0	0	11	18	0.00	0.750										
<b>29 Rafael Soriano, R</b> ERA: 1.94	1.0	S	3	0	0	0	0	0	0	0	0	0	0	7	12	0.00	0.000										



Batter	1	2	3	4	5	6	7	8	9	AB	R	H	RBI	BB	SO	LOB	TOP										
2 Derek Jeter, R OBP: 0.361, SLG: 0.441	G6-3		1B					G4-3		5	0	1	0	0	1	3	<p><b>New York Yankees @ Baltimore Orioles</b>  <b>Oriole Park at Camden Yards, Baltimore, MD</b>            Thu Sep 06 2012, 7:19 PM - 10:28 PM EDT            Att: 46,298 - Partly Cloudy - 80 F</p> <p>livebaseballscorecards.com</p> <p>AB 34 R 6 H 10 RBI 6 BB 6 SO 7 LOB 16</p> 										
33 Nick Swisher, S OBP: 0.350, SLG: 0.465	G6-3		K					BB	G3-1	3	1	0	0	2	1	2											
24 Robinson Cano, L OBP: 0.367, SLG: 0.544	G4-3							F8		5	1	2	0	0	1	3											
13 Alex Rodriguez, R OBP: 0.355, SLG: 0.446	G5-3							BB	L5	4	1	1	1	1	0	2											
12 Eric Chavez, L OBP: 0.341, SLG: 0.482	G4-3							BB	K	4	1	0	0	1	2	3											
14 Curtis Granderson, L OBP: 0.324, SLG: 0.476	K							BB	K	4	1	2	2	0	1	0											
55 Russell Martin, R OBP: 0.307, SLG: 0.375								BB	BB	3	1	1	0	1	1	1											
27 Raul Ibanez, L OBP: 0.296, SLG: 0.427								BB	BB	2	0	0	0	0	0	1											
22 Andrew Jones, R OBP: 0.286, SLG: 0.420								BB	BB	0	0	0	0	0	0	0											
60 Chris Dickerson, L OBP: 0.444, SLG: 0.714								BB	BB	0	0	0	1	1	0	0											
31 Ichiro Suzuki, L OBP: 0.294, SLG: 0.367								BB	BB	4	0	3	2	0	0	1											
<b>Inning Stats</b>	R: 0 E: 0 K: 0 S: 6	H: 0 LOB: 0 BB: 0 P: 10	R: 0 E: 0 K: 1 S: 9	H: 0 LOB: 1 BB: 1 P: 13	R: 0 E: 0 K: 1 S: 13	H: 3 LOB: 2 BB: 0 P: 19	R: 1 E: 0 K: 2 S: 11	H: 2 LOB: 1 BB: 0 P: 13	R: 0 E: 0 K: 2 S: 13	H: 1 LOB: 2 BB: 1 P: 21	R: 0 E: 0 K: 0 S: 7	H: 0 LOB: 0 BB: 0 P: 14	R: 0 E: 0 K: 0 S: 5	H: 0 LOB: 0 BB: 0 P: 11	R: 5 E: 0 K: 0 S: 17	H: 3 LOB: 2 BB: 4 P: 35	R: 0 E: 0 K: 1 S: 12	H: 1 LOB: 1 BB: 0 P: 18	1B: 9 2B: 2 3B: 0 HR: 0	SF: 0 SAC: 0 DP: 3 HBP: 1	WP: 0 PB: 1 SB: 1 CS: 0	PA: 41					
<b>PITCHER</b>	IP	WLS	BF	H	R	ER	SO	BB	IBB	HBP	BLK	WP	HR	S	P	ERA	WHIP										
39 Jason Hammel, R ERA: 3.46	5.0		22	6	1	1	6	2	0	0	0	0	0	54	82	1.80	1.600										
28 Randy Wolf, L ERA: 5.7	2.2		10	1	3	3	0	2	0	1	0	0	0	19	37	10.12	1.125										
47 Pedro Strop, R ERA: 2.14	0.0	B	4	2	2	2	0	2	0	0	0	0	0	6	15	∞	∞										
56 Darren O'Day, R ERA: 2.29	0.1	W	1	0	0	0	0	0	0	0	0	0	0	2	2	0.00	0.000										
43 Jim Johnson, R ERA: 2.53	1.0		4	1	0	0	1	0	0	0	0	0	0	12	18	0.00	1.000										

Batter	1	2	3	4	5	6	7	8	9	AB	R	H	RBI	BB	SO	LOB	BOTTOM										
21 Nick Markakis, L OBP: 0.364, SLG: 0.476	G4-3	F7						G4-3	G3-1	5	0	1	0	0	0	0	<p><b>New York Yankees @ Baltimore Orioles</b>  <b>Oriole Park at Camden Yards, Baltimore, MD</b>            Thu Sep 06 2012, 7:19 PM - 10:28 PM EDT            Att: 46,298 - Partly Cloudy - 80 F</p> <p>livebaseballscorecards.com</p> <p>AB 35 R 10 H 11 RBI 10 BB 2 SO 7 LOB 4</p> 										
2 J.J. Hardy, R OBP: 0.276, SLG: 0.383	10 BLK 10 1B							F8		3	1	1	0	1	1	1											
9 Nate McLouth, L OBP: 0.283, SLG: 0.309	10 BLK 32 HR	G4-3						F8		4	1	1	0	0	1	1											
10 Adam Jones, R OBP: 0.336, SLG: 0.511	32 HR 1B							HR		4	2	2	2	0	1	0											
32 Matt Wieters, S OBP: 0.320, SLG: 0.419								12 HR 1B		4	2	2	3	0	1	0											
12 Mark Reynolds, R OBP: 0.353, SLG: 0.465								HR		3	2	2	3	1	0	0											
19 Chris Davis, L OBP: 0.313, SLG: 0.464								HR		4	1	1	1	1	0	2											
13 Manny Machado, R OBP: 0.296, SLG: 0.495	G4-3							K		4	0	0	0	0	1	1											
11 Robert Andino, R OBP: 0.290, SLG: 0.311								L7		4	1	1	1	0	0	0											
<b>Inning Stats</b>	R: 4 E: 0 K: 1 S: 17	H: 4 LOB: 1 BB: 1 P: 29	R: 0 E: 0 K: 0 S: 7	H: 0 LOB: 1 BB: 1 P: 14	R: 0 E: 0 K: 1 S: 9	H: 0 LOB: 0 BB: 0 P: 13	R: 1 E: 0 K: 1 S: 11	H: 2 LOB: 1 BB: 0 P: 17	R: 0 E: 0 K: 2 S: 8	H: 1 LOB: 0 BB: 0 P: 14	R: 1 E: 0 K: 1 S: 9	H: 0 LOB: 0 BB: 0 P: 15	R: 0 E: 0 K: 0 S: 7	H: 0 LOB: 0 BB: 0 P: 13	R: 4 E: 0 K: 1 S: 16	H: 4 LOB: 0 BB: 0 P: 21		R: 4 E: 0 K: 1 S: 16	H: 4 LOB: 0 BB: 0 P: 21	1B: 5 2B: 0 3B: 0 HR: 6	SF: 0 SAC: 0 DP: 0 HBP: 0	WP: 0 PB: 0 SB: 0 CS: 0	PA: 37				
<b>PITCHER</b>	IP	WLS	BF	H	R	ER	SO	BB	IBB	HBP	BLK	WP	HR	S	P	ERA	WHIP										
41 David Phelps, R ERA: 3.55	4.0		20	6	5	5	3	2	0	0	0	0	0	44	73	11.25	2.000										
39 Clay Rapada, L ERA: 2.86	0.1		1	0	0	0	1	0	0	0	0	0	0	3	6	0.00	0.000										
62 Joba Chamberlain, R ERA: 0.71	1.2		6	1	1	1	2	0	0	0	0	0	1	14	23	5.40	0.600										
63 Justin Thomas, L ERA: 6.0	1.0		3	0	0	0	0	0	0	0	0	0	0	7	13	0.00	0.000										
30 David Robertson, R ERA: 2.77	0.0	L	3	3	3	3	0	0	0	0	0	0	2	9	13	∞	∞										
<b>PITCHER</b>	IP	WLS	BF	H	R	ER	SO	BB	IBB	HBP	BLK	WP	HR	S	P	ERA	WHIP										
48 Boone Logan, L ERA: 3.86	0.0		1	1	1	1	0	0	0	0	0	0	0	1	1	1	1										
34 Derek Lowe, R ERA: 5.5	1.0		3	0	0	0	1	0	0	0	0	0	0	6	7	0.00	0.000										



Batter	1	2	3	4	5	6	7	8	9	AB	R	H	RBI	BB	SO	LOB	TOP					
2 Derek Jeter, R OBP: 0.363, SLG: 0.442	G6-3		G1-3																			
33 Nick Swisher, S OBP: 0.348, SLG: 0.461	L5																					
24 Robinson Cano, L OBP: 0.366, SLG: 0.541	K																					
13 Alex Rodriguez, R OBP: 0.356, SLG: 0.454																						
55 Russell Martin, R OBP: 0.306, SLG: 0.382																						
14 Curtis Granderson, L OBP: 0.352, SLG: 0.473																						
22 Andruw Jones, R OBP: 0.289, SLG: 0.421																						
27 Raul Ibanez, L OBP: 0.294, SLG: 0.425																						
60 Chris Dickerson, L OBP: 0.444, SLG: 0.714																						
43 Steve Pearce, R OBP: 0.331, SLG: 0.404																						
31 Ichiro Suzuki, L OBP: 0.295, SLG: 0.368																						
45 Casey McGehee, R OBP: 0.287, SLG: 0.368																						
12 Eric Chavez, L OBP: 0.339, SLG: 0.480																						
17 Jayson Nix, R OBP: 0.313, SLG: 0.407																						
<b>Inning Stats</b>	R: 0 E: 0 K: 1 S: 6	H: 0 LOB: 0 BB: 0 P: 10	R: 0 E: 0 K: 1 S: 11	H: 1 LOB: 1 BB: 0 P: 18	R: 0 E: 0 K: 0 S: 6	H: 0 LOB: 0 BB: 0 P: 7	R: 5 E: 0 K: 2 S: 12	H: 3 LOB: 0 BB: 1 P: 24	R: 2 E: 0 K: 0 S: 10	H: 2 LOB: 0 BB: 0 P: 11	R: 0 E: 0 K: 0 S: 10	H: 0 LOB: 0 BB: 0 P: 14	R: 0 E: 0 K: 2 S: 12	H: 1 LOB: 1 BB: 0 P: 16	R: 0 E: 0 K: 2 S: 8	H: 0 LOB: 0 BB: 0 P: 10	R: 1 E: 0 K: 0 S: 9	H: 2 LOB: 1 BB: 0 P: 12	1B: 6 2B: 0 3B: 0 HR: 3	SF: 0 SAC: 0 DP: 0 HBP: 1	WP: 0 PB: 0 SB: 0 CS: 0	PA: 38
<b>PITCHER</b>	IP WLS BF H R ER SO BB IBB HBP BLK WP HR S P ERA WHIP	<b>PITCHER</b>																				
16 Wei-Yin Chen, L ERA: 4.06	4.2 L 22 6 7 7 4 1 0 1 0 0 3 43 68 13.50 1.500																					
52 Steve Johnson, R ERA: 2.57	3.0 10 1 0 0 3 0 0 0 0 0 0 29 38 0.00 0.333																					
17 Brian Matusz, L ERA: 5.28	0.2 3 1 1 1 0 0 0 0 0 0 0 7 9 13.50 1.500																					
38 Luis Ayala, R ERA: 2.62	0.2 3 1 0 0 0 0 0 0 0 0 0 5 7 0.00 1.500																					

New York Yankees @ Baltimore Orioles  
Oriole Park at Camden Yards, Baltimore, MD

livebaseballscorecards.com



AB 36  
R 8  
H 9  
RBI 8  
BB 1  
SO 8  
LOB 11

Fri Sep 07 2012, 7:09 PM - 9:53 PM EDT  
Att. 40,861 - Clear - 83 F

Batter	1	2	3	4	5	6	7	8	9	AB	R	H	RBI	BB	SO	LOB	BOTTOM					
21 Nick Markakis, L OBP: 0.361, SLG: 0.471	F8		F9																			
2 J.J. Hardy, R OBP: 0.276, SLG: 0.382			G6-3																			
9 Nate McLouth, L OBP: 0.293, SLG: 0.331																						
10 Adam Jones, R OBP: 0.335, SLG: 0.515																						
32 Matt Wieters, S OBP: 0.318, SLG: 0.415																						
12 Mark Reynolds, R OBP: 0.350, SLG: 0.460																						
19 Chris Davis, L OBP: 0.310, SLG: 0.460																						
13 Manny Machado, R OBP: 0.304, SLG: 0.525																						
11 Robert Andino, R OBP: 0.290, SLG: 0.319																						
<b>Inning Stats</b>	R: 0 E: 0 K: 0 S: 14	H: 2 LOB: 2 BB: 0 P: 23	R: 0 E: 0 K: 2 S: 8	H: 1 LOB: 1 BB: 0 P: 12	R: 0 E: 0 K: 1 S: 12	H: 1 LOB: 1 BB: 0 P: 18	R: 0 E: 0 K: 1 S: 7	H: 0 LOB: 0 BB: 0 P: 10	R: 0 E: 0 K: 0 S: 6	H: 0 LOB: 0 BB: 0 P: 8	R: 3 E: 1 K: 1 S: 16	H: 2 LOB: 0 BB: 0 P: 24	R: 1 E: 0 K: 0 S: 12	H: 1 LOB: 0 BB: 0 P: 15	R: 0 E: 0 K: 1 S: 6	H: 0 LOB: 0 BB: 0 P: 6	R: 1 E: 0 K: 2 S: 12	H: 1 LOB: 0 BB: 0 P: 13	1B: 3 2B: 2 3B: 0 HR: 3	SF: 0 SAC: 0 DP: 0 HBP: 0	WP: 0 PB: 0 SB: 0 CS: 0	PA: 36
<b>PITCHER</b>	IP WLS BF H R ER SO BB IBB HBP BLK WP HR S P ERA WHIP	<b>PITCHER</b>																				
65 Phil Hughes, R ERA: 4.13	6.0 W 25 6 3 2 5 0 0 0 0 0 1 63 95 3.00 1.000																					
38 Cody Eppley, R ERA: 3.4	0.1 2 1 1 1 0 0 0 0 0 0 0 3 4 27.00 3.000																					
48 Boone Logan, L ERA: 3.78	1.0 H 3 0 0 0 0 0 0 0 0 0 0 11 13 0.00 0.000																					
30 David Robertson, R ERA: 2.74	0.2 H 2 0 0 0 1 0 0 0 0 0 0 4 4 0.00 0.000																					
29 Rafael Soriano, R ERA: 2.08	1.0 4 1 1 1 2 0 0 0 0 0 0 1 12 13 9.00 1.000																					

New York Yankees @ Baltimore Orioles  
Oriole Park at Camden Yards, Baltimore, MD

livebaseballscorecards.com



AB 36  
R 5  
H 8  
RBI 5  
BB 0  
SO 8  
LOB 6

Fri Sep 07 2012, 7:09 PM - 9:53 PM EDT  
Att. 40,861 - Clear - 83 F



Batter	1	2	3	4	5	6	7	8	9	AB	R	H	RBI	BB	SO	LOB	TOP		
2 Derek Jeter, R OBP: 0.365, SLG: 0.444										5	1	3	0	0	0	1	<b>New York Yankees @ Baltimore Orioles</b> Oriole Park at Camden Yards, Baltimore, MD Sat Sep 08 2012, 7:08 PM - 10:18 PM EDT Att. 46,067 - Rain - 67 F		
33 Nick Swisher, S OBP: 0.345, SLG: 0.456										5	0	0	1	0	0	4			
25 Mark Teixeira, S OBP: 0.336, SLG: 0.478										4	0	1	0	1	1	2			
13 Alex Rodriguez, R OBP: 0.355, SLG: 0.461										3	1	1	2	0	0	1			
24 Robinson Canó, L OBP: 0.367, SLG: 0.539										3	0	1	0	1	0	1			
55 Russell Martin, R OBP: 0.308, SLG: 0.382										3	1	1	0	1	1	2			
26 Eduardo Núñez, R (6, PR) OBP: 0.355, SLG: 0.370										0	0	0	0	0	0	0			
19 Chris Stewart, R OBP: 0.273, SLG: 0.328										0	0	0	0	0	0	0			
22 Andruw Jones, R OBP: 0.297, SLG: 0.417										2	0	0	0	0	1	1			
14 Curtis Granderson, L (6, PH) OBP: 0.321, SLG: 0.471										2	0	0	0	0	1	4			
31 Ichiro Suzuki, L (6, 7) OBP: 0.296, SLG: 0.371										4	1	2	1	0	0	0			
17 Jayson Nix, R (1, 5) OBP: 0.309, SLG: 0.401										2	0	0	0	0	1	1			
12 Eric Chavez, L (7, PH) OBP: 0.341, SLG: 0.480										2	0	1	0	0	1	0			
60 Chris Dickerson, L (6, PR) OBP: 0.444, SLG: 0.714										0	0	0	0	0	0	0			
<b>Inning Stats</b>	R: 1 E: 0 K: 0 S: 16	H: 2 LOB: 1 BB: 0 P: 23	R: 1 E: 0 K: 2 S: 16	H: 1 LOB: 1 BB: 1 P: 25	R: 0 E: 0 K: 0 S: 9	H: 0 LOB: 0 BB: 0 P: 13	R: 0 E: 0 K: 0 S: 6	H: 0 LOB: 0 BB: 0 P: 10	R: 0 E: 0 K: 2 S: 16	H: 1 LOB: 2 BB: 1 P: 14	R: 0 E: 0 K: 1 S: 10	H: 0 LOB: 0 BB: 0 P: 15	R: 1 E: 0 K: 1 S: 15	H: 2 LOB: 2 BB: 1 P: 30	R: 1 E: 0 K: 0 S: 10	H: 3 LOB: 2 BB: 0 P: 14	1B: 7 2B: 2 HR: 1	SF: 1 SAC: 0 DP: 1 HBP: 0	WP: 0 PA: 39
<b>PITCHER</b>	IP WLS BF H R ER SO BB IBB HBP BLK WP HR S P ERA WHIP																		
48 Joe Saunders, L ERA: 4.22	5.1 W 23 5 2 2 2 2 2 0 0 0 0 0 0 65 101 3.38 1.312																		
56 Darren O'Day, R ERA: 2.22	1.2 H 5 0 0 0 3 0 0 0 0 0 0 1 17 25 0.00 0.000																		
47 Pedro Strop, R ERA: 2.26	0.2 H 5 2 1 1 1 1 0 0 0 0 0 0 1 13 26 13.50 4.500																		
17 Brian Matusz, L ERA: 5.26	0.1 H 1 0 0 0 0 0 0 0 0 0 0 0 2 4 0.00 0.000																		
43 Jim Johnson, R ERA: 2.93	1.0 S 5 3 1 1 0 0 0 0 0 0 0 0 10 14 9.00 3.000																		

Batter	1	2	3	4	5	6	7	8	9	AB	R	H	RBI	BB	SO	LOB	BOTTOM		
21 Nick Markakis, L OBP: 0.363, SLG: 0.471										2	1	1	0	0	1	0	<b>New York Yankees @ Baltimore Orioles</b> Oriole Park at Camden Yards, Baltimore, MD Sat Sep 08 2012, 7:08 PM - 10:18 PM EDT Att. 46,067 - Rain - 67 F		
9 Nate McLouth, L (5, PR) OBP: 0.297, SLG: 0.341										1	0	1	0	0	0	0			
11 Robert Andino, R OBP: 0.286, SLG: 0.315										4	0	0	0	0	1	3			
2 J.J. Hardy, R OBP: 0.280, SLG: 0.390										4	1	2	2	0	0	1			
10 Adam Jones, R OBP: 0.334, SLG: 0.514										4	1	1	0	0	0	1			
12 Mark Reynolds, R OBP: 0.352, SLG: 0.467										3	1	1	1	1	0	1			
51 Lew Ford, R OBP: 0.255, SLG: 0.431										4	1	2	2	0	0	1			
13 Manny Machado, R OBP: 0.292, SLG: 0.505										4	0	0	0	0	1	2			
6 Steve Tolleson, R OBP: 0.222, SLG: 0.309										3	0	0	0	0	1	1			
31 Taylor Teagarden, R OBP: 0.199, SLG: 0.310										3	0	0	0	0	2	0			
<b>Inning Stats</b>	R: 0 E: 0 K: 1 S: 8	H: 0 LOB: 0 BB: 0 P: 12	R: 2 E: 0 K: 1 S: 13	H: 2 LOB: 0 BB: 0 P: 20	R: 1 E: 0 K: 1 S: 11	H: 2 LOB: 1 BB: 0 P: 17	R: 0 E: 0 K: 1 S: 11	H: 0 LOB: 0 BB: 0 P: 17	R: 0 E: 0 K: 0 S: 9	H: 0 LOB: 1 BB: 1 P: 15	R: 2 E: 0 K: 0 S: 12	H: 3 LOB: 1 BB: 0 P: 16	R: 0 E: 0 K: 1 S: 14	H: 1 LOB: 1 BB: 0 P: 21	R: 0 E: 0 K: 0 S: 6	H: 0 LOB: 1 BB: 1 P: 13	1B: 2 2B: 3 HR: 3	SF: 0 SAC: 0 DP: 0 HBP: 1	WP: 0 PA: 34
<b>PITCHER</b>	IP WLS BF H R ER SO BB IBB HBP BLK WP HR S P ERA WHIP																		
52 CC Sabathia, L ERA: 3.56	6.1 L 28 8 5 5 5 0 0 0 0 0 3 72 109 7.11 1.263																		
36 Cody Eppley, R ERA: 3.27	1.2 6 0 0 0 1 1 0 0 0 0 0 12 22 0.00 0.600																		

AB 35  
R 4  
H 10  
RBI 4  
BB 3  
SO 6  
LOB 17



AB 32  
R 5  
H 8  
RBI 5  
BB 1  
SO 6  
LOB 10


















Batter	1	2	3	4	5	6	7	8	9	AB	R	H	RBI	BB	SO	LOB	TOP				
2 Derek Jeter, R OBP: 0.366, SLG: 0.447 (1, 10)	G1-3		F9		G6-3		1-2 2-H 1B		L9	5	0	1	1	0	0	1					
33 Nick Swisher, S OBP: 0.345, SLG: 0.456 (8, 3)	K		G6-3		G6-3		K		13 E BB	4	0	0	0	1	2	3					
13 Alex Rodriguez, R OBP: 0.355, SLG: 0.452 (1, 5)	1B				55 BB 22 SF9		K		FC6	5	1	2	0	0	1	3					
24 Robinson Canó, L OBP: 0.370, SLG: 0.540 (1, 4)	G3				22 SF9 55 BB		22 FC6-4 BB		E4 22 BB	3	0	0	0	2	0	3					
55 Russell Martin, R OBP: 0.313, SLG: 0.383 (1, 2)	G5-3				14 L3 BB		K		F8	3	0	0	0	1	1	2					
22 Andrew Jones, R OBP: 0.297, SLG: 0.410 60 Chris Dickerson, L (8, PR) OBP: 0.400, SLG: 0.625 (8, 7)	BB				SF9		FC6-4		BB	1	0	0	1	2	0	1					
14 Curtis Granderson, L OBP: 0.322, SLG: 0.486 (1, 8)	K				L3		1-2		BB	0	0	0	0	0	0	0					
43 Steve Pearce, R OBP: 0.330, SLG: 0.386 31 Ichiro Suzuki, L OBP: 0.295, SLG: 0.369 (8, 9)	F8				G5-3		K		F8	3	1	0	0	1	0	3					
26 Eduardo Núñez, R OBP: 0.358, SLG: 0.390 (1, 6)	K				G6-3 2 2B		26 1B BB		P6	4	0	2	0	0	1	0					
<b>Inning Stats</b>	R: 0 E: 0 K: 1 S: 12	H: 1 LOB: 1 BB: 0 P: 20	R: 0 E: 0 K: 1 S: 9	H: 0 LOB: 1 BB: 1 P: 17	R: 0 E: 0 K: 1 S: 6	H: 0 LOB: 0 BB: 0 P: 8	R: 1 E: 0 K: 0 S: 8	H: 1 LOB: 2 BB: 0 P: 22	R: 0 E: 0 K: 1 S: 7	H: 0 LOB: 1 BB: 1 P: 14	R: 1 E: 0 K: 3 S: 16	H: 2 LOB: 2 BB: 1 P: 29	R: 0 E: 1 K: 1 S: 7	H: 0 LOB: 2 BB: 1 P: 14	R: 0 E: 1 K: 0 S: 15	H: 0 LOB: 2 BB: 1 P: 26	1B: 4 2B: 2 3B: 0 HR: 0	SF: 1 2B: 2 3B: 0 HBP: 0	WP: 0 PB: 0 SB: 1 CS: 0	PA: 40	
<b>PITCHER</b>	IP WLS BF H R ER SO BB IBB HBP BLK WP HR S P ERA WHIP	IP WLS BF H R ER SO BB IBB HBP BLK WP HR S P ERA WHIP	IP WLS BF H R ER SO BB IBB HBP BLK WP HR S P ERA WHIP	IP WLS BF H R ER SO BB IBB HBP BLK WP HR S P ERA WHIP	IP WLS BF H R ER SO BB IBB HBP BLK WP HR S P ERA WHIP	IP WLS BF H R ER SO BB IBB HBP BLK WP HR S P ERA WHIP	IP WLS BF H R ER SO BB IBB HBP BLK WP HR S P ERA WHIP	IP WLS BF H R ER SO BB IBB HBP BLK WP HR S P ERA WHIP	IP WLS BF H R ER SO BB IBB HBP BLK WP HR S P ERA WHIP	IP WLS BF H R ER SO BB IBB HBP BLK WP HR S P ERA WHIP	IP WLS BF H R ER SO BB IBB HBP BLK WP HR S P ERA WHIP	IP WLS BF H R ER SO BB IBB HBP BLK WP HR S P ERA WHIP	IP WLS BF H R ER SO BB IBB HBP BLK WP HR S P ERA WHIP	IP WLS BF H R ER SO BB IBB HBP BLK WP HR S P ERA WHIP	IP WLS BF H R ER SO BB IBB HBP BLK WP HR S P ERA WHIP	IP WLS BF H R ER SO BB IBB HBP BLK WP HR S P ERA WHIP	IP WLS BF H R ER SO BB IBB HBP BLK WP HR S P ERA WHIP	IP WLS BF H R ER SO BB IBB HBP BLK WP HR S P ERA WHIP	IP WLS BF H R ER SO BB IBB HBP BLK WP HR S P ERA WHIP	IP WLS BF H R ER SO BB IBB HBP BLK WP HR S P ERA WHIP	IP WLS BF H R ER SO BB IBB HBP BLK WP HR S P ERA WHIP

**New York Yankees @ Boston Red Sox**  
Fenway Park, Boston, MA  
Thu Sep 13 2012, 7:14 PM - 10:23 PM EDT  
Att: 38,134 - Partly Cloudy - 79 F

AB 32  
R 2  
H 5  
RBI 2  
BB 7  
SO 8  
LOB 21



Batter	1	2	3	4	5	6	7	8	9	AB	R	H	RBI	BB	SO	LOB	BOTTOM					
2 Jacoby Ellsbury, L OBP: 0.305, SLG: 0.371 (1, 8)	G6-3		F9		22 1B		F9		F9	4	0	1	0	0	0	1						
26 Scott Podsednik, L (1, 10) OBP: 0.329, SLG: 0.358 20 Ryan Lavamway, R (8, PH) OBP: 0.227, SLG: 0.239 (9, 10)	F8		7 BB		K		F9		F9	2	0	0	0	1	1	1						
22 James Loney, L OBP: 0.299, SLG: 0.346 (1, 3)	F8		L7		L7		1B		G3	4	0	1	0	0	0	1						
7 Cody Ross, R OBP: 0.340, SLG: 0.505 (1, 9)	G6-3		1 SAFE K KC-4		1B		F9		K	4	0	1	0	0	1	2						
29 Daniel Nava, S OBP: 0.363, SLG: 0.388 (1, 7)	F8		G4-3		G4-3		L9		39 DI 1B	4	0	1	0	0	0	2						
39 Jarrod Saltalamacchia, R (1, 2) OBP: 0.290, SLG: 0.475 (9, 4)	K		K		K		K		G4-3	4	0	0	0	0	3	1						
3 Mike Aviles, R OBP: 0.284, SLG: 0.389 (9, 4)	K		K		23 G4-3 1B		P3		G4-3	3	0	1	0	0	1	0						
23 Pedro Ciriaco, R OBP: 0.315, SLG: 0.409 (1, 5)	P6		G4-3		G4-3		2B		F8	3	0	1	0	0	0	1						
56 Iván De Jesús Jr., R OBP: 0.286, SLG: 0.316 50 Mauro Gomez, R OBP: 0.329, SLG: 0.429 10 Jose Iglesias, R OBP: 0.154, SLG: 0.125 (8, 6)	K		K		K		F8		F8	2	0	0	0	0	2	0						
<b>Inning Stats</b>	R: 0 E: 0 K: 0 S: 8	H: 0 LOB: 0 BB: 0 P: 8	R: 0 E: 0 K: 1 S: 6	H: 0 LOB: 0 BB: 0 P: 9	R: 0 E: 0 K: 2 S: 7	H: 0 LOB: 0 BB: 0 P: 9	R: 0 E: 0 K: 0 S: 14	H: 1 LOB: 2 BB: 1 P: 23	R: 0 E: 0 K: 1 S: 5	H: 1 LOB: 0 BB: 0 P: 8	R: 0 E: 0 K: 2 S: 14	H: 2 LOB: 2 BB: 0 P: 17	R: 0 E: 0 K: 1 S: 12	H: 0 LOB: 0 BB: 0 P: 18	R: 0 E: 0 K: 0 S: 8	H: 1 LOB: 1 BB: 0 P: 11	R: 0 E: 0 K: 1 S: 9	H: 1 LOB: 1 BB: 0 P: 12	1B: 5 2B: 1 3B: 0 HR: 0	SF: 0 2B: 1 3B: 0 HBP: 0	WP: 0 PB: 0 SB: 0 CS: 0	PA: 33
<b>PITCHER</b>	IP WLS BF H R ER SO BB IBB HBP BLK WP HR S P ERA WHIP	IP WLS BF H R ER SO BB IBB HBP BLK WP HR S P ERA WHIP	IP WLS BF H R ER SO BB IBB HBP BLK WP HR S P ERA WHIP	IP WLS BF H R ER SO BB IBB HBP BLK WP HR S P ERA WHIP	IP WLS BF H R ER SO BB IBB HBP BLK WP HR S P ERA WHIP	IP WLS BF H R ER SO BB IBB HBP BLK WP HR S P ERA WHIP	IP WLS BF H R ER SO BB IBB HBP BLK WP HR S P ERA WHIP	IP WLS BF H R ER SO BB IBB HBP BLK WP HR S P ERA WHIP	IP WLS BF H R ER SO BB IBB HBP BLK WP HR S P ERA WHIP	IP WLS BF H R ER SO BB IBB HBP BLK WP HR S P ERA WHIP	IP WLS BF H R ER SO BB IBB HBP BLK WP HR S P ERA WHIP	IP WLS BF H R ER SO BB IBB HBP BLK WP HR S P ERA WHIP	IP WLS BF H R ER SO BB IBB HBP BLK WP HR S P ERA WHIP	IP WLS BF H R ER SO BB IBB HBP BLK WP HR S P ERA WHIP	IP WLS BF H R ER SO BB IBB HBP BLK WP HR S P ERA WHIP	IP WLS BF H R ER SO BB IBB HBP BLK WP HR S P ERA WHIP	IP WLS BF H R ER SO BB IBB HBP BLK WP HR S P ERA WHIP	IP WLS BF H R ER SO BB IBB HBP BLK WP HR S P ERA WHIP	IP WLS BF H R ER SO BB IBB HBP BLK WP HR S P ERA WHIP	IP WLS BF H R ER SO BB IBB HBP BLK WP HR S P ERA WHIP	IP WLS BF H R ER SO BB IBB HBP BLK WP HR S P ERA WHIP	IP WLS BF H R ER SO BB IBB HBP BLK WP HR S P ERA WHIP

**New York Yankees @ Boston Red Sox**  
Fenway Park, Boston, MA  
Thu Sep 13 2012, 7:14 PM - 10:23 PM EDT  
Att: 38,134 - Partly Cloudy - 79 F

AB 32  
R 0  
H 6  
RBI 0  
BB 1  
SO 8  
LOB 11









Batter	1	2	3	4	5	6	7	8	9	AB	R	H	RBI	BB	SO	LOB	TOP					
8 Desmond Jennings, R OBP: 0.315, SLG: 0.596										4	0	1	0	0	0	3	1					
18 Ben Zobrist, S OBP: 0.368, SLG: 0.453										4	0	0	0	0	0	1	1					
3 Evan Longoria, R OBP: 0.361, SLG: 0.495										4	1	1	1	0	1	1						
2 B.J. Upton, R OBP: 0.300, SLG: 0.444										4	0	0	0	0	2	0						
7 Jeff Keppinger, R OBP: 0.368, SLG: 0.428										4	0	1	0	0	0	0						
20 Matt Joyce, L OBP: 0.335, SLG: 0.446																						
13 Ben Francisco, R OBP: 0.287, SLG: 0.380																						
19 Ryan Roberts, R OBP: 0.305, SLG: 0.359																						
23 Carlos Pena, L OBP: 0.324, SLG: 0.344																						
16 Chris Gimenez, R OBP: 0.294, SLG: 0.268																						
5 Sam Fuld, L OBP: 0.326, SLG: 0.360																						
59 Jose Lobaton, S OBP: 0.332, SLG: 0.325																						
26 Stephen Vogt, L OBP: 0.278, SLG: 0.330																						
28 José Molina, R OBP: 0.265, SLG: 0.309																						
30 Luke Scott, L OBP: 0.267, SLG: 0.425																						
1 Sean Rodriguez, R OBP: 0.278, SLG: 0.330																						
9 Elliot Johnson, S OBP: 0.306, SLG: 0.353																						
<b>Inning Stats</b>	R: 0 E: 0 K: 1 S: 6	H: 1 LOB: 0 BB: 0 P: 7	R: 0 E: 0 K: 0 S: 10	H: 0 LOB: 1 BB: 1 P: 17	R: 0 E: 0 K: 2 S: 8	H: 0 LOB: 0 BB: 0 P: 10	R: 0 E: 0 K: 2 S: 7	H: 0 LOB: 0 BB: 0 P: 10	R: 0 E: 0 K: 1 S: 11	H: 1 LOB: 1 BB: 1 P: 22	R: 1 E: 0 K: 2 S: 10	H: 1 LOB: 0 BB: 0 P: 17	R: 2 E: 0 K: 1 S: 12	H: 3 LOB: 1 BB: 0 P: 16	R: 0 E: 0 K: 0 S: 7	H: 0 LOB: 0 BB: 0 P: 8	R: 0 E: 0 K: 1 S: 11	H: 1 LOB: 2 BB: 1 P: 20	1B: 4 2B: 2 3B: 0 HR: 1	SF: 0 SAC: 0 DP: 1 HBP: 0	WP: 0 PB: 0 SB: 0 CS: 0	PA: 36
<b>PITCHER</b>	IP WLS BF H R ER SO BB IBB HBP BLK WP HR S P ERA WHIP																					
47 Ivan Nova, R ERA: 4.85	(1, 1) 6.0 W 23 4 2 2 8 2 0 0 0 0 0 1 53 85 3.00 1.000																					
48 Boone Logan, L ERA: 4.01	(7, 1) 0.1 H 2 1 0 0 0 0 0 0 0 0 0 0 0 3 4 0.00 3.000																					
62 Joba Chamberlain, R ERA: 6.0	(7, 1) 0.2 H 3 1 1 1 1 0 0 0 0 0 0 0 8 10 13.50 1.500																					
30 David Robertson, R ERA: 2.73	(8, 1) 1.0 H 3 0 0 0 0 0 0 0 0 0 0 0 7 8 0.00 0.000																					
29 Rafael Soriano, R ERA: 2.1	(9, 1) 1.0 S 5 1 0 0 1 1 0 0 0 0 0 0 0 11 20 0.00 2.000																					

Tampa Bay Rays @ New York Yankees  
Yankee Stadium, Bronx, NY  
Sat Sep 15 2012, 4:06 PM - 6:59 PM EDT  
Att: 46,856 - Partly Cloudy - 72 F

AB 33  
R 3  
H 7  
RBI 3  
BB 3  
SO 10  
LOB 13



Batter	1	2	3	4	5	6	7	8	9	AB	R	H	RBI	BB	SO	LOB	BOTTOM			
31 Ichiro Suzuki, L OBP: 0.295, SLG: 0.367										4	1	1	0	0	1	1				
2 Derek Jeter, R OBP: 0.356, SLG: 0.445										4	0	1	1	0	0	0				
24 Robinson Cano, L OBP: 0.369, SLG: 0.535										4	1	1	0	0	1	1				
13 Alex Rodriguez, R OBP: 0.358, SLG: 0.459										4	0	2	1	0	0	1				
27 Raul Ibanez, L OBP: 0.296, SLG: 0.419										2	1	0	0	1	0	1				
33 Nick Swisher, S OBP: 0.344, SLG: 0.452										1	0	0	0	0	0	1				
12 Eric Chavez, L OBP: 0.340, SLG: 0.484										3	0	0	0	0	0	1				
22 Andruw Jones, R OBP: 0.292, SLG: 0.403										1	0	0	0	0	0	1				
60 Chris Dickerson, L OBP: 0.400, SLG: 0.625										0	0	0	0	0	0	0				
14 Curtis Granderson, L OBP: 0.322, SLG: 0.494										3	1	1	2	0	0	0				
26 Eduardo Núñez, R OBP: 0.356, SLG: 0.431										3	1	1	1	0	1	0				
19 Chris Stewart, R OBP: 0.279, SLG: 0.321										2	0	0	0	1	2	0				
<b>Inning Stats</b>	R: 0 E: 0 K: 1 S: 11	H: 1 LOB: 1 BB: 0 P: 16	R: 3 E: 0 K: 1 S: 12	H: 2 LOB: 0 BB: 1 P: 21	R: 0 E: 0 K: 1 S: 13	H: 0 LOB: 0 BB: 0 P: 18	R: 0 E: 0 K: 0 S: 5	H: 0 LOB: 0 BB: 0 P: 8	R: 1 E: 0 K: 1 S: 15	H: 2 LOB: 1 BB: 0 P: 24	R: 0 E: 0 K: 0 S: 8	H: 1 LOB: 0 BB: 0 P: 12	R: 0 E: 0 K: 1 S: 12	H: 0 LOB: 1 BB: 1 P: 23	R: 1 E: 1 K: 0 S: 13	H: 1 LOB: 1 BB: 0 P: 18	1B: 5 2B: 0 3B: 0 HR: 2	SF: 0 SAC: 0 DP: 1 HBP: 0	WP: 1 PB: 0 SB: 1 CS: 0	PA: 33
<b>PITCHER</b>	IP WLS BF H R ER SO BB IBB HBP BLK WP HR S P ERA WHIP																			
33 James Shields, R ERA: 3.77	(1, 1) 6.1 L 25 6 4 4 4 4 1 0 0 0 0 1 0 10 19 0.00 1.500																			
43 Kyle Farnsworth, R ERA: 3.38	(7, 1) 0.2 3 0 0 0 1 1 0 0 0 0 1 0 10 19 0.00 1.500																			
57 Jake McGee, L ERA: 1.88	(8, 1) 1.0 5 1 1 0 0 0 0 0 0 0 0 0 13 18 0.00 1.000																			

Tampa Bay Rays @ New York Yankees  
Yankee Stadium, Bronx, NY  
Sat Sep 15 2012, 4:06 PM - 6:59 PM EDT  
Att: 46,856 - Partly Cloudy - 72 F

AB 31  
R 5  
H 7  
RBI 5  
BB 2  
SO 5  
LOB 7





Batter	1	2	3	4	5	6	7	8	9	AB	R	H	RBI	BB	SO	LOB	TOP								
8 Desmond Jennings, R OBP: 0.315, SLG: 0.395										4	1	1	0	0	2	2	<b>Tampa Bay Rays @ New York Yankees</b> Yankee Stadium, Bronx, NY Sun Sep 16 2012, 1:10 PM - 4:15 PM EDT Att: 43,489 - Partly Cloudy - 72 F								
18 Ben Zobrist, S OBP: 0.371, SLG: 0.462										3	2	2	1	1	0	0									
3 Evan Longoria, R OBP: 0.359, SLG: 0.491										4	0	1	2	0	1	1									
20 Matt Joyce, L OBP: 0.351, SLG: 0.441										4	0	0	0	0	2	2									
2 B.J. Upton, R OBP: 0.298, SLG: 0.441										4	0	0	0	0	4	0									
30 Luke Scott, L OBP: 0.286, SLG: 0.422										2	0	0	0	0	2	0									
19 Ryan Roberts, R OBP: 0.304, SLG: 0.357										2	0	0	0	0	0	0									
7 Jeff Keppinger, R OBP: 0.364, SLG: 0.423										4	0	0	0	0	1	1									
5 Sam Fuld, L OBP: 0.319, SLG: 0.352										2	0	0	0	0	0	0									
13 Ben Francisco, R OBP: 0.291, SLG: 0.390										1	0	1	0	0	0	0									
59 Jose Lobaton, S OBP: 0.333, SLG: 0.323										1	1	0	0	1	1	0									
23 Carlos Pena, L OBP: 0.326, SLG: 0.344										0	0	0	0	1	0	0									
28 José Molina, R OBP: 0.265, SLG: 0.309										0	0	0	0	0	0	0									
<b>Inning Stats</b>	R: 0 E: 0 K: 3 S: 12	H: 1 LOB: 1 BB: 0 P: 20	R: 0 E: 0 K: 3 S: 10	H: 0 LOB: 0 BB: 0 P: 14	R: 0 E: 0 K: 1 S: 8	H: 0 LOB: 0 BB: 0 P: 14	R: 1 E: 0 K: 1 S: 8	H: 1 LOB: 2 BB: 0 P: 11	R: 0 E: 0 K: 1 S: 6	H: 0 LOB: 0 BB: 0 P: 9	R: 3 E: 0 K: 1 S: 18	H: 2 LOB: 0 BB: 2 P: 33	R: 0 E: 0 K: 1 S: 9	H: 1 LOB: 2 BB: 1 P: 15	R: 0 E: 0 K: 1 S: 9	H: 0 LOB: 0 BB: 0 P: 14	R: 0 E: 1 K: 1 S: 8	H: 0 LOB: 0 BB: 0 P: 9	1B: 2 2B: 2 3B: 0 HR: 1	SF: 0 SAC: 0 DP: 2 HBP: 0	WP: 0 PB: 0 SB: 0 CS: 0	PA: 34			
<b>PITCHER</b>	IP	WLS	BF	H	R	ER	SO	BB	IBB	HBP	BLK	WP	HR	S	P	ERA	WHIP								
18 Hiroki Kuroda, R ERA: 3.26	6.0	W	23	4	4	4	10	2	0	0	0	0	1	62	101	6.00	1.000								
48 Boone Logan, L ERA: 3.59	0.1	H	1	0	0	0	0	0	0	0	0	0	0	2	3	0.00	0.000								
41 David Phelps, R ERA: 3.39	0.2	H	4	1	0	0	1	1	0	0	0	0	0	7	12	0.00	3.000								
30 David Robertson, R ERA: 2.88	1.0	H	3	0	0	0	1	0	0	0	0	0	0	9	14	0.00	0.000								
29 Rafael Soriano, R ERA: 2.07	1.0	S	3	0	0	0	1	0	0	0	0	0	0	8	9	0.00	0.000								

Batter	1	2	3	4	5	6	7	8	9	AB	R	H	RBI	BB	SO	LOB	BOTTOM								
2 Derek Jeter, R OBP: 0.366, SLG: 0.444										4	1	1	1	1	2	1	<b>Tampa Bay Rays @ New York Yankees</b> Yankee Stadium, Bronx, NY Sun Sep 16 2012, 1:10 PM - 4:15 PM EDT Att: 43,489 - Partly Cloudy - 72 F								
33 Nick Swisher, S OBP: 0.344, SLG: 0.450										2	0	0	0	1	1	2									
13 Alex Rodriguez, R OBP: 0.357, SLG: 0.458										3	1	1	2	0	2	1									
24 Robinson Canó, L OBP: 0.369, SLG: 0.536										3	1	1	0	1	1	1									
55 Russell Martin, R OBP: 0.312, SLG: 0.388										4	1	1	3	0	1	2									
22 Andrew Jones, R OBP: 0.293, SLG: 0.399										2	0	0	0	0	1	0									
27 Raul Ibanez, L OBP: 0.295, SLG: 0.417										1	0	0	0	0	0	0									
60 Chris Dickerson, L OBP: 0.400, SLG: 0.625										0	0	0	0	0	0	0									
14 Curtis Granderson, L OBP: 0.323, SLG: 0.493										3	0	1	0	1	1	1									
43 Steve Pearce, R OBP: 0.330, SLG: 0.380										2	0	0	0	1	1	2									
31 Ichiro Suzuki, L OBP: 0.295, SLG: 0.367										0	0	0	0	0	0	0									
26 Eduardo Núñez, R OBP: 0.351, SLG: 0.412										3	2	0	0	1	0	2									
<b>Inning Stats</b>	R: 0 E: 0 K: 3 S: 13	H: 0 LOB: 1 BB: 1 P: 17	R: 0 E: 0 K: 1 S: 12	H: 0 LOB: 0 BB: 0 P: 18	R: 5 E: 1 K: 0 S: 23	H: 3 LOB: 1 BB: 3 P: 45	R: 1 E: 1 K: 0 S: 11	H: 1 LOB: 2 BB: 1 P: 16	R: 0 E: 0 K: 2 S: 9	H: 0 LOB: 1 BB: 1 P: 15	R: 0 E: 0 K: 3 S: 9	H: 0 LOB: 0 BB: 0 P: 13	R: 0 E: 0 K: 1 S: 8	H: 0 LOB: 0 BB: 0 P: 9	R: 0 E: 0 K: 0 S: 7	H: 1 LOB: 1 BB: 0 P: 9	1B: 3 2B: 1 3B: 0 HR: 1	SF: 1 SAC: 2 DP: 0 HBP: 1	WP: 1 PB: 0 SB: 4 CS: 0	PA: 37					
<b>PITCHER</b>	IP	WLS	BF	H	R	ER	SO	BB	IBB	HBP	BLK	WP	HR	S	P	ERA	WHIP								
55 Matt Moore, L ERA: 3.88	3.0	L	17	3	5	5	4	4	0	0	0	0	0	14	21	0.00	1.500								
47 Brandon Gomes, R ERA: 6.23	1.1		7	1	1	0	1	1	0	0	0	0	0	6	10	0.00	1.500								
27 César Ramos, L ERA: 2.25	0.2		3	0	0	0	1	1	0	0	0	0	0	15	19	0.00	0.000								
40 Wade Davis, R ERA: 2.25	1.2		5	0	0	0	4	0	0	0	0	0	0	4	5	0.00	1.500								
39 J.P. Howell, L ERA: 2.96	0.2		3	1	0	0	0	0	0	0	0	0	0	4	5	0.00	1.500								

AB	31
R	4
H	5
RBI	3
BB	3
SO	13
LOB	6



AB	27
R	6
H	5
RBI	6
BB	6
SO	10
LOB	12









Batter	1	2	3	4	5	6	7	8	9	AB	R	H	RBI	BB	SO	LOB	TOP			
11 Rajai Davis, R (1,9) OBP: 0.297, SLG: 0.361 (7,7)	F9		1B			G5-3		K		4	0	1	0	0	1	0	Toronto Blue Jays @ New York Yankees Yankee Stadium, Bronx, NY Wed Sep 19 2012, 7:09 PM - 10:15 PM EDT Att: 39,997 - Partly Cloudy - 67 F			
28 Colby Rasmus, L (1,8) OBP: 0.292, SLG: 0.411	F7		P6			K		K		4	0	0	0	0	2	1				
13 Brett Lawrie, R (1,5) OBP: 0.320, SLG: 0.405	F9		L9			G6-3		K		4	0	0	0	0	1	0				
26 Adam Lind, L (1,10) OBP: 0.293, SLG: 0.397	F8				K	G6-3		F9		4	0	0	0	0	1	0				
9 J.P. Arencibia, R (1,2) OBP: 0.268, SLG: 0.433					F9	E6		P6		2	1	0	0	1	0	0				
18 Mike McCoy, R (7, PR)										0	0	0	0	0	0	0				
6 Jeff Mathis, R (7,2) OBP: 0.250, SLG: 0.394										1	0	0	0	0	0	0				
2 Kelly Johnson, L (1,4) OBP: 0.313, SLG: 0.354										3	0	0	0	1	2	1				
68 Yan Gomes, R (1,3) OBP: 0.232, SLG: 0.318										3	0	1	0	0	1	2				
3 Adeiny Hechavarria, R (1,6) OBP: 0.287, SLG: 0.375										2	0	1	1	1	0	0				
8 Anthony Gose, L (1,7) OBP: 0.285, SLG: 0.305										2	0	0	0	0	2	2				
14 Moisés Sierra, R (7, PH) (7,9)										1	0	0	0	0	0	3				
<b>Inning Stats</b>	R: 0 E: 0 K: 0 S: 7	H: 0 LOB: 0 BB: 0 P: 10	R: 1 E: 0 K: 2 S: 20	H: 1 LOB: 2 BB: 2 P: 35	R: 0 E: 0 K: 0 S: 5	H: 0 LOB: 0 BB: 0 P: 11	R: 0 E: 0 K: 2 S: 11	H: 0 LOB: 0 BB: 0 P: 16	R: 0 E: 0 K: 1 S: 7	H: 0 LOB: 0 BB: 0 P: 11	R: 0 E: 0 K: 1 S: 8	H: 1 LOB: 3 BB: 1 P: 19	R: 0 E: 0 K: 3 S: 10	H: 0 LOB: 0 BB: 0 P: 13	R: 0 E: 0 K: 1 S: 7	H: 0 LOB: 0 BB: 0 P: 9	1B: 3 2B: 0 3B: 0 HR: 0	SF: 0 SAC: 0 DP: 0 HBP: 0	WP: 0 PB: 0 SB: 0 CS: 1	PA: 33
<b>PITCHER</b>	IP WLS BF H R ER SO BB IBB HBP BLK WP HR S P ERA WHIP	IP WLS BF H R ER SO BB IBB HBP BLK WP HR S P ERA WHIP	IP WLS BF H R ER SO BB IBB HBP BLK WP HR S P ERA WHIP	IP WLS BF H R ER SO BB IBB HBP BLK WP HR S P ERA WHIP	IP WLS BF H R ER SO BB IBB HBP BLK WP HR S P ERA WHIP	IP WLS BF H R ER SO BB IBB HBP BLK WP HR S P ERA WHIP	IP WLS BF H R ER SO BB IBB HBP BLK WP HR S P ERA WHIP	IP WLS BF H R ER SO BB IBB HBP BLK WP HR S P ERA WHIP	IP WLS BF H R ER SO BB IBB HBP BLK WP HR S P ERA WHIP	IP WLS BF H R ER SO BB IBB HBP BLK WP HR S P ERA WHIP	IP WLS BF H R ER SO BB IBB HBP BLK WP HR S P ERA WHIP	IP WLS BF H R ER SO BB IBB HBP BLK WP HR S P ERA WHIP	IP WLS BF H R ER SO BB IBB HBP BLK WP HR S P ERA WHIP	IP WLS BF H R ER SO BB IBB HBP BLK WP HR S P ERA WHIP	IP WLS BF H R ER SO BB IBB HBP BLK WP HR S P ERA WHIP	IP WLS BF H R ER SO BB IBB HBP BLK WP HR S P ERA WHIP	IP WLS BF H R ER SO BB IBB HBP BLK WP HR S P ERA WHIP			
41 David Phelps, R (1,1) ERA: 3.24	6.2	26	3	1	1	6	3	0	0	0	0	0	0	0	65	110	1.35	0.900		
48 Boone Logan, L (7,1) ERA: 3.89	1.0	3	0	0	0	2	0	0	0	0	0	0	0	8	10	0.00	0.000			
38 Cody Eppley, R (8,1) ERA: 3.59	0.1	W	1	0	0	1	0	0	0	0	0	0	0	3	5	0.00	0.000			
29 Rafael Soriano, R (9,1) ERA: 1.99	1.0	S	3	0	0	1	0	0	0	0	0	0	0	7	9	0.00	0.000			

Toronto Blue Jays @ New York Yankees  
Yankee Stadium, Bronx, NY  
Wed Sep 19 2012, 7:09 PM - 10:15 PM EDT  
Att: 39,997 - Partly Cloudy - 67 F

AB	30
R	1
H	3
RBI	1
BB	3
SO	10
LOB	9



Batter	1	2	3	4	5	6	7	8	9	AB	R	H	RBI	BB	SO	LOB	BOTTOM			
2 Derek Jeter, R (1,6) OBP: 0.366, SLG: 0.443	F9	K			G1-3	G5-3				4	0	1	0	1	1	4	Toronto Blue Jays @ New York Yankees Yankee Stadium, Bronx, NY Wed Sep 19 2012, 7:09 PM - 10:15 PM EDT Att: 39,997 - Partly Cloudy - 67 F			
33 Nick Swisher, S (1,9) OBP: 0.247, SLG: 0.449 (9,3)										3	0	1	0	2	2	3				
24 Robinson Cano, L (1,10) OBP: 0.369, SLG: 0.535	F9		G4-3							4	0	1	0	0	0	3				
13 Alex Rodriguez, R (1,5) OBP: 0.351, SLG: 0.450	G6-4-3		K							4	0	0	0	0	3	5				
14 Curtis Granderson, L (1,8) OBP: 0.321, SLG: 0.489	F7		K							3	1	0	0	1	2	3				
17 Jayson Nix, R (1,4) OBP: 0.302, SLG: 0.388					G5-3	L5		SH1-3		2	0	0	0	1	0	0				
45 Casey McGehee, R (1,3) OBP: 0.266, SLG: 0.364										2	1	0	0	1	0	0				
27 Raul Ibanez, L (8, PH) OBP: 0.294, SLG: 0.415					G5-3	G5-3		K		0	0	0	0	0	0	0				
43 Steve Pearce, R (8, PH) OBP: 0.328, SLG: 0.377										1	0	0	0	0	1	1				
60 Chris Dickerson, L (9,7) OBP: 0.400, SLG: 0.625										0	0	0	0	0	0	0				
31 Ichiro Suzuki, L (1,7) (8,9) OBP: 0.302, SLG: 0.378										4	0	4	1	0	0	0				
19 Chris Stewart, R (1,2) OBP: 0.292, SLG: 0.331										2	0	1	1	2	0	1				
<b>Inning Stats</b>	R: 0 E: 0 K: 0 S: 7	H: 1 LOB: 1 BB: 1 P: 12	R: 1 E: 0 K: 1 S: 15	H: 2 LOB: 2 BB: 2 P: 27	R: 0 E: 0 K: 2 S: 12	H: 0 LOB: 1 BB: 1 P: 21	R: 0 E: 0 K: 0 S: 5	H: 1 LOB: 1 BB: 0 P: 8	R: 0 E: 0 K: 2 S: 11	H: 2 LOB: 2 BB: 0 P: 16	R: 0 E: 0 K: 0 S: 9	H: 1 LOB: 2 BB: 1 P: 15	R: 0 E: 0 K: 2 S: 9	H: 0 LOB: 0 BB: 0 P: 14	R: 1 E: 0 K: 2 S: 13	H: 1 LOB: 3 BB: 3 P: 29	1B: 6 2B: 2 3B: 0 HR: 0	SF: 0 SAC: 1 DP: 1 HBP: 0	WP: 0 PB: 0 SB: 7 CS: 0	PA: 38
<b>PITCHER</b>	IP WLS BF H R ER SO BB IBB HBP BLK WP HR S P ERA WHIP	IP WLS BF H R ER SO BB IBB HBP BLK WP HR S P ERA WHIP	IP WLS BF H R ER SO BB IBB HBP BLK WP HR S P ERA WHIP	IP WLS BF H R ER SO BB IBB HBP BLK WP HR S P ERA WHIP	IP WLS BF H R ER SO BB IBB HBP BLK WP HR S P ERA WHIP	IP WLS BF H R ER SO BB IBB HBP BLK WP HR S P ERA WHIP	IP WLS BF H R ER SO BB IBB HBP BLK WP HR S P ERA WHIP	IP WLS BF H R ER SO BB IBB HBP BLK WP HR S P ERA WHIP	IP WLS BF H R ER SO BB IBB HBP BLK WP HR S P ERA WHIP	IP WLS BF H R ER SO BB IBB HBP BLK WP HR S P ERA WHIP	IP WLS BF H R ER SO BB IBB HBP BLK WP HR S P ERA WHIP	IP WLS BF H R ER SO BB IBB HBP BLK WP HR S P ERA WHIP	IP WLS BF H R ER SO BB IBB HBP BLK WP HR S P ERA WHIP	IP WLS BF H R ER SO BB IBB HBP BLK WP HR S P ERA WHIP	IP WLS BF H R ER SO BB IBB HBP BLK WP HR S P ERA WHIP	IP WLS BF H R ER SO BB IBB HBP BLK WP HR S P ERA WHIP				
24 Ricky Romero, L (1,1) ERA: 5.72	6.0	28	7	1	1	5	5	0	0	0	0	0	0	0	59	99	1.50	2.000		
50 Steve Delabar, R (7,1) ERA: 3.65	1.1	L	5	0	1	1	1	0	0	0	0	0	0	12	21	6.75	0.750			
62 Aaron Loup, L (8,1) ERA: 3.2	0.1		2	1	0	0	1	0	0	0	0	0	0	5	8	0.00	3.000			
31 Brandon Lyon, R (8,1) ERA: 3.02	0.1		3	0	0	0	1	2	0	0	0	0	0	5	14	0.00	6.000			

Toronto Blue Jays @ New York Yankees  
Yankee Stadium, Bronx, NY  
Wed Sep 19 2012, 7:09 PM - 10:15 PM EDT  
Att: 39,997 - Partly Cloudy - 67 F

AB	29
R	2
H	8
RBI	2
BB	8
SO	9
LOB	20









Batter	1	2	3	4	5	6	7	8	9	10	AB	R	H	RBI	BB	SO	LOB	TOP									
12 Collin Cowgill, R OBP: 0.336, SLG: 0.317 2 Cliff Pennington, S OBP: 0.274, SLG: 0.309	K2-3		G3			FC1-4				F8	4	0	1	0	0	1	1										
31 Jonny Gomes, R OBP: 0.371, SLG: 0.480	BB			P6						F8	3	0	0	0	1	1	1										
16 Josh Reddick, L OBP: 0.311, SLG: 0.469	K			K						K	5	0	0	0	0	4	4										
52 Yoenis Cespedes, R OBP: 0.351, SLG: 0.484	K			P6						K	4	0	0	0	0	2	1										
22 Chris Carter, R OBP: 0.355, SLG: 0.518 37 Brandon Moss, L OBP: 0.332, SLG: 0.572	P3					K					2	0	0	0	1	1	0										
20 Josh Donaldson, R OBP: 0.288, SLG: 0.400	L7					K					4	0	0	0	0	1	1										
36 Derek Norris, R OBP: 0.274, SLG: 0.317 4 Coco Crisp, S OBP: 0.318, SLG: 0.402 14 George Kottaras, L OBP: 0.365, SLG: 0.425	F7					K					3	0	0	0	1	1	0										
5 Stephen Drew, L OBP: 0.291, SLG: 0.326				G1-3							3	0	2	0	1	0	0										
17 Adam Rosales, R OBP: 0.307, SLG: 0.337 15 Seth Smith, L OBP: 0.346, SLG: 0.439				K							3	0	0	0	0	1	2										
Inning Stats	R: 0 E: 0 K: 3 S: 16	H: 0 LOB: 1 BB: 1 P: 24	R: 0 E: 0 K: 0 S: 6	H: 0 LOB: 0 BB: 0 P: 7	R: 0 E: 0 K: 1 S: 6	H: 0 LOB: 0 BB: 0 P: 11	R: 0 E: 0 K: 1 S: 6	H: 0 LOB: 0 BB: 0 P: 8	R: 0 E: 0 K: 3 S: 10	H: 0 LOB: 0 BB: 0 P: 15	R: 0 E: 0 K: 1 S: 8	H: 1 LOB: 1 BB: 0 P: 11	R: 0 E: 0 K: 2 S: 10	H: 0 LOB: 1 BB: 1 P: 21	R: 0 E: 0 K: 0 S: 9	H: 2 LOB: 3 BB: 0 P: 16	R: 1 E: 0 K: 1 S: 14	H: 1 LOB: 2 BB: 2 P: 29	R: 0 E: 0 K: 1 S: 10	H: 0 LOB: 0 BB: 0 P: 16	1B: 3 2B: 0 3B: 0 HR: 1	SF: 0 SAC: 0 DP: 0 HBP: 1	WP: 0 PB: 0 SB: 1 CS: 0	PA: 39			
PITCHER	IP	WLS	BF	H	R	ER	SO	BB	IBB	HBP	BLK	WP	HR	S	P	ERA	WHIP										
52 CC Sabathia, L ERA: 3.47 29 Rafael Soriano, R ERA: 2.1 30 David Robertson, R ERA: 2.88	8.0		30	3	0	0	11	2	0	1	0	0	0	14	29	0.00	0.625										

Oakland Athletics @ New York Yankees  
Yankee Stadium, Bronx, NY  
Fri Sep 21 2012, 7:09 PM - 10:09 PM EDT  
Att: 40,759 - Clear - 68 F


AB	34
R	1
H	4
RBI	1
BB	4
SO	13
LOB	12



Batter	1	2	3	4	5	6	7	8	9	10	AB	R	H	RBI	BB	SO	LOB	BOTTOM									
2 Derek Jeter, R OBP: 0.366, SLG: 0.442	G6-3										4	0	1	0	0	2	2										
33 Nick Swisher, S OBP: 0.347, SLG: 0.452	G3										4	1	1	0	0	0	1										
24 Robinson Cano, L OBP: 0.366, SLG: 0.528	K										4	0	0	0	0	2	2										
13 Alex Rodriguez, R OBP: 0.351, SLG: 0.447	K										4	0	2	0	0	1	0										
14 Curtis Granderson, L OBP: 0.320, SLG: 0.487	K										3	0	0	1	0	3	1										
55 Russell Martin, R OBP: 0.310, SLG: 0.388	G5-3										4	1	1	1	0	0	1										
12 Eric Chavez, L OBP: 0.333, SLG: 0.473 60 Chris Dickerson, L OBP: 0.400, SLG: 0.625	G2-3										3	0	0	0	0	0	0										
31 Ichiro Suzuki, L OBP: 0.306, SLG: 0.387											3	0	2	0	0	0	0										
26 Eduardo Núñez, R OBP: 0.337, SLG: 0.392	K										3	0	1	0	0	1	1										
Inning Stats	R: 0 E: 0 K: 1 S: 7	H: 0 LOB: 0 BB: 0 P: 7	R: 0 E: 0 K: 2 S: 11	H: 0 LOB: 0 BB: 0 P: 16	R: 0 E: 0 K: 2 S: 11	H: 1 LOB: 1 BB: 0 P: 17	R: 1 E: 0 K: 0 S: 16	H: 2 LOB: 1 BB: 0 P: 22	R: 0 E: 0 K: 0 S: 5	H: 1 LOB: 0 BB: 0 P: 7	R: 0 E: 0 K: 1 S: 8	H: 0 LOB: 0 BB: 0 P: 11	R: 0 E: 0 K: 1 S: 11	H: 1 LOB: 1 BB: 0 P: 17	R: 0 E: 0 K: 2 S: 10	H: 1 LOB: 1 BB: 0 P: 14	R: 1 E: 0 K: 0 S: 2	H: 1 LOB: 0 BB: 0 P: 2	1B: 7 2B: 0 3B: 0 HR: 1	SF: 1 SAC: 0 DP: 1 HBP: 0	WP: 0 PB: 0 SB: 2 CS: 0	PA: 33					
PITCHER	IP	WLS	BF	H	R	ER	SO	BB	IBB	HBP	BLK	WP	HR	S	P	ERA	WHIP										
11 Jarrod Parker, R ERA: 3.4 62 Sean Doolittle, L ERA: 3.4	8.0		28	6	1	1	7	0	0	0	0	0	0	12	16	9.00	2.000										

Oakland Athletics @ New York Yankees  
Yankee Stadium, Bronx, NY  
Fri Sep 21 2012, 7:09 PM - 10:09 PM EDT  
Att: 40,759 - Clear - 68 F

AB	32
R	2
H	8
RBI	2
BB	0
SO	9
LOB	8





Batter	1	2	3	4	5	6	7	8	9	10	11	12	13	14	AB	R	H	RBI	BB	SO	LOB	TOP		
5 Stephen Drew, L OBP: 0.287, SLG: 0.348 (1, 6)															8	3	4	1	0	1	4			
15 Seth Smith, L OBP: 0.345, SLG: 0.439 (1, 7)															4	1	1	1	0	2	2			
31 Jonny Gomes, R OBP: 0.370, SLG: 0.494 (8, PH)															0	0	0	0	0	0	0			
12 Collin Cowgill, R OBP: 0.336, SLG: 0.317 (13, 7)															5	2	2	2	2	0	6			
52 Yoenis Cespedes, R OBP: 0.354, SLG: 0.492 (1, 8)															6	0	3	0	1	1				
37 Brandon Moss, L OBP: 0.339, SLG: 0.570 (1, 3)															6	0	3	0	1	1				
22 Chris Carter, R OBP: 0.357, SLG: 0.527 (1, 10)															4	1	1	2	2	2				
16 Josh Reddick, L OBP: 0.305, SLG: 0.463 (1, 9)															7	0	0	0	0	1	9			
20 Josh Donaldson, R OBP: 0.289, SLG: 0.398 (1, 5)															6	1	1	0	0	1				
14 George Kottaras, L OBP: 0.365, SLG: 0.423 (1, 2)															3	0	1	0	0	1				
36 Derek Norris, R OBP: 0.268, SLG: 0.310 (8, 2)															4	0	0	0	0	2	0			
2 Cliff Pennington, S OBP: 0.274, SLG: 0.337 (1, 4)															6	0	1	1	1	0	0			
<b>Inning Stats</b>	R: 2 E: 0 K: 1 S: 14	H: 3 LOB: 1 BB: 0 P: 21	R: 0 E: 0 K: 0 S: 7	H: 0 LOB: 0 BB: 0 P: 12	R: 1 E: 0 K: 1 S: 15	H: 2 LOB: 2 BB: 2 P: 29	R: 1 E: 0 K: 1 S: 13	H: 2 LOB: 2 BB: 0 P: 19	R: 0 E: 0 K: 1 S: 7	H: 1 LOB: 1 BB: 0 P: 26	R: 0 E: 0 K: 1 S: 16	H: 0 LOB: 0 BB: 0 P: 12	R: 0 E: 0 K: 1 S: 10	H: 1 LOB: 3 BB: 2 P: 22	R: 0 E: 0 K: 0 S: 4	H: 0 LOB: 0 BB: 0 P: 6	R: 4 E: 0 K: 1 S: 13	H: 4 LOB: 0 BB: 0 P: 23	R: 0 E: 0 K: 0 S: 8	H: 0 LOB: 0 BB: 0 P: 11	1B: 7 2B: 4 3B: 0 HR: 4	SF: 1 SAC: 1 DP: 1 HBP: 2	WP: 0 PB: 0 SB: 0 CS: 0	PA: 64
<b>PITCHER</b>	IP WLS BF H R ER SO BB IBB HBP BLK WP HR S P ERA WHIP	47 Ivan Nova, R ERA: 4.94	39 Clay Rapada, L ERA: 3.92	34 Derek Lowe, R ERA: 5.29	48 Boone Logan, L ERA: 3.78	38 Cody Eppley, R ERA: 3.56	62 Joa Chamberlain, R ERA: 5.19	36 Freddy Garcia, R ERA: 5.3	63 Justin Thomas, L ERA: 6.43	53 Cory Wade, R ERA: 6.34	IP WLS BF H R ER SO BB IBB HBP BLK WP HR S P ERA WHIP	47 Ivan Nova, R ERA: 4.94	39 Clay Rapada, L ERA: 3.92	34 Derek Lowe, R ERA: 5.29	48 Boone Logan, L ERA: 3.78	38 Cody Eppley, R ERA: 3.56	62 Joa Chamberlain, R ERA: 5.19	36 Freddy Garcia, R ERA: 5.3	63 Justin Thomas, L ERA: 6.43	53 Cory Wade, R ERA: 6.34	IP WLS BF H R ER SO BB IBB HBP BLK WP HR S P ERA WHIP			

Oakland Athletics @ New York Yankees  
Yankee Stadium, Bronx, NY  
Sat Sep 22 2012, 1:09 PM - 6:51 PM EDT  
Att. 44,026 - Cloudy - 75 F

livebaseballscorecards.com

AB 54  
R 9  
H 15  
RBI 9  
BB 6  
SO 11  
LOB 26

Batter	1	2	3	4	5	6	7	8	9	10	11	12	13	14	AB	R	H	RBI	BB	SO	LOB	BOTTOM		
2 Derek Jeter, R OBP: 0.364, SLG: 0.439 (1, 6)															7	0	1	0	0	1	3			
31 Ichiro Suzuki, L OBP: 0.310, SLG: 0.394 (4, 7)															5	3	3	1	2	1	0			
13 Alex Rodriguez, R OBP: 0.356, SLG: 0.448 (1, 10)															6	3	3	0	2	1	1			
24 Robinson Cano, L OBP: 0.364, SLG: 0.524 (1, 4)															8	2	2	1	0	0	7			
33 Nick Swisher, S OBP: 0.340, SLG: 0.450 (1, 8)															4	0	2	0	1	0	1			
60 Chris Dickerson, L OBP: 0.317, SLG: 0.400 (8, PH)															0	0	0	0	0	0	0			
26 Eduardo Nunez, R OBP: 0.326, SLG: 0.382 (13, 5)															2	0	0	0	0	0	2			
45 Casey McGehee, R OBP: 0.284, SLG: 0.358 (5, PH)															2	0	0	0	0	1	2			
27 Raul Ibanez, L OBP: 0.300, SLG: 0.439 (6, 9)															4	2	3	3	0	1	1			
17 Jayson Nix, R OBP: 0.317, SLG: 0.400 (1, 5)															3	0	2	0	0	0	0			
55 Russell Martin, R OBP: 0.308, SLG: 0.385 (8, 2)															3	0	0	0	0	0	3			
22 Andrew Jones, R OBP: 0.284, SLG: 0.324 (1, 3)															0	0	0	1	1	0	0			
14 Curtis Granderson, L OBP: 0.320, SLG: 0.484 (4, 8)															4	0	0	0	2	1	3			
19 Chris Stewart, R OBP: 0.286, SLG: 0.471 (8, 5)															3	0	0	0	0	0	5			
12 Eric Chavez, L OBP: 0.336, SLG: 0.471 (13, 3)															3	0	1	0	1	1	2			
67 Melky Mesa, R (14, PR)															0	0	0	0	0	0	0			
<b>Inning Stats</b>	R: 3 E: 0 K: 1 S: 17	H: 3 LOB: 3 BB: 3 P: 40	R: 1 E: 1 K: 0 S: 13	H: 2 LOB: 1 BB: 0 P: 19	R: 0 E: 0 K: 0 S: 10	H: 0 LOB: 1 BB: 1 P: 16	R: 0 E: 0 K: 0 S: 7	H: 1 LOB: 1 BB: 1 P: 11	R: 1 E: 0 K: 1 S: 14	H: 2 LOB: 1 BB: 0 P: 20	R: 0 E: 0 K: 1 S: 6	H: 1 LOB: 2 BB: 0 P: 14	R: 0 E: 0 K: 1 S: 10	H: 0 LOB: 0 BB: 0 P: 11	R: 0 E: 0 K: 1 S: 16	H: 1 LOB: 2 BB: 2 P: 31	R: 4 E: 0 K: 0 S: 23	H: 4 LOB: 0 BB: 0 P: 35	R: 1 E: 1 K: 0 S: 12	H: 2 LOB: 3 BB: 1 P: 20	1B: 13 2B: 4 3B: 0 HR: 3	SF: 1 SAC: 3 DP: 1 HBP: 1	WP: 3 PB: 1 SB: 1 CS: 0	PA: 68
<b>PITCHER</b>	IP WLS BF H R ER SO BB IBB HBP BLK WP HR S P ERA WHIP	54 Travis Blackley, L ERA: 3.84	53 Jim Miller, R ERA: 2.79	13 Jerry Blevins, L ERA: 2.86	48 Ryan Cook, R ERA: 2.31	50 Grant Balfour, R ERA: 2.79	58 Evan Scribner, R ERA: 3.14	65 Pedro Figueroa, L ERA: 3.79	40 Pat Neshek, R ERA: 1.04	66 Tyson Ross, R ERA: 6.41	IP WLS BF H R ER SO BB IBB HBP BLK WP HR S P ERA WHIP	54 Travis Blackley, L ERA: 3.84	53 Jim Miller, R ERA: 2.79	13 Jerry Blevins, L ERA: 2.86	48 Ryan Cook, R ERA: 2.31	50 Grant Balfour, R ERA: 2.79	58 Evan Scribner, R ERA: 3.14	65 Pedro Figueroa, L ERA: 3.79	40 Pat Neshek, R ERA: 1.04	66 Tyson Ross, R ERA: 6.41	IP WLS BF H R ER SO BB IBB HBP BLK WP HR S P ERA WHIP			

Oakland Athletics @ New York Yankees  
Yankee Stadium, Bronx, NY  
Sat Sep 22 2012, 1:09 PM - 6:51 PM EDT  
Att. 44,026 - Cloudy - 75 F

livebaseballscorecards.com

AB 54  
R 10  
H 17  
RBI 7  
BB 9  
SO 8  
LOB 30



Batter	1	2	3	4	5	6	7	8	9	AB	R	H	RBI	BB	SO	LOB	TOP							
5 Stephen Drew, L (1,6) OBP: 0.299, SLG: 0.347										4	1	1	0	1	1	1								
15 Seth Smith, L (1,7) OBP: 0.342, SLG: 0.434										4	0	0	0	0	3	3								
19 Jemile Weeks, S (9,PH) OBP: 0.305, SLG: 0.305										1	0	0	0	0	1	0								
10 Daric Barton, L (9,3) OBP: 0.333, SLG: 0.282										0	0	0	0	0	0	0								
52 Yoenis Cespedes, R (1,8) OBP: 0.353, SLG: 0.489										5	0	1	1	0	1	1								
37 Brandon Moss, L (1,3) OBP: 0.341, SLG: 0.571										3	0	1	0	1	1	3								
31 Jonny Gomes, R (1,10) OBP: 0.377, SLG: 0.490										2	0	0	0	2	0	3								
16 Josh Reddick, L (1,9) OBP: 0.285, SLG: 0.460										4	0	0	0	0	0	4								
20 Josh Donaldson, R (1,5) OBP: 0.292, SLG: 0.400										4	2	2	0	0	1	0								
14 George Kottaras, L (1,2) OBP: 0.357, SLG: 0.413										4	0	0	0	0	0	3								
2 Cliff Pennington, S (1,4) OBP: 0.279, SLG: 0.319										4	2	3	3	0	0	1								
<b>Inning Stats</b>	R: 1 E: 0 K: 1 S: 14	H: 2 LOB: 2 BB: 1 P: 23	R: 2 E: 0 K: 1 S: 9	H: 2 LOB: 0 BB: 0 P: 14	R: 0 E: 0 K: 0 S: 5	H: 0 LOB: 0 BB: 1 P: 10	R: 0 E: 0 K: 1 S: 6	H: 0 LOB: 0 BB: 0 P: 8	R: 1 E: 0 K: 2 S: 16	H: 2 LOB: 2 BB: 1 P: 26	R: 0 E: 1 K: 0 S: 14	H: 1 LOB: 2 BB: 0 P: 20	R: 0 E: 0 K: 1 S: 15	H: 0 LOB: 2 BB: 1 P: 25	R: 0 E: 0 K: 0 S: 8	H: 1 LOB: 0 BB: 0 P: 11	R: 0 E: 0 K: 2 S: 8	H: 0 LOB: 0 BB: 0 P: 10	1B: 6 2B: 2 3B: 0 HR: 1	SF: 0 SAC: 0 DP: 2 HBP: 0	WP: 2 PB: 0 SB: 0 CS: 0	PA: 39		
<b>PITCHER</b>	IP WLS BF ERA WHIP	WLS BF ERA WHIP	IP WLS BF ERA WHIP	IP WLS BF ERA WHIP	IP WLS BF ERA WHIP	IP WLS BF ERA WHIP	IP WLS BF ERA WHIP	IP WLS BF ERA WHIP	IP WLS BF ERA WHIP	IP WLS BF ERA WHIP	IP WLS BF ERA WHIP	IP WLS BF ERA WHIP	IP WLS BF ERA WHIP	IP WLS BF ERA WHIP	IP WLS BF ERA WHIP	IP WLS BF ERA WHIP	IP WLS BF ERA WHIP	IP WLS BF ERA WHIP	IP WLS BF ERA WHIP	IP WLS BF ERA WHIP	IP WLS BF ERA WHIP	IP WLS BF ERA WHIP	IP WLS BF ERA WHIP	
18 Hiroki Kuroda, R (1,1) ERA: 3.34	5.2 L 27	7 5 4 5	3 0 0 0	0 0 0 0	2 1 62 102	6.35 1.765																		
39 Clay Rapada, L (6,1) ERA: 2.97	0.2 2 0 0	0 0 0 1	0 0 0 0	0 0 0 0	0 0 6 11	0.00 0.000																		
41 David Phelps, R (7,1) ERA: 3.21	1.0 6 1 0	0 0 0 0	1 0 0 0	0 0 0 0	0 0 17 27	0.00 2.000																		
48 Boone Logan, L (8,1) ERA: 3.89	1.1 3 0 0	0 0 0 2	0 0 0 0	0 0 0 0	0 0 8 11	0.00 0.000																		
38 Cody Eppley, R (9,1) ERA: 3.53	0.1 1 0 0	0 0 0 0	0 0 0 0	0 0 0 0	0 0 2 2	0.00 0.000																		
<b>Batter</b>	<b>1</b>	<b>2</b>	<b>3</b>	<b>4</b>	<b>5</b>	<b>6</b>	<b>7</b>	<b>8</b>	<b>9</b>	<b>AB</b>	<b>R</b>	<b>H</b>	<b>RBI</b>	<b>BB</b>	<b>SO</b>	<b>LOB</b>	<b>BOTTOM</b>							
2 Derek Jeter, R (1,10) OBP: 0.366, SLG: 0.439										4	0	2	0	1	0	3								
31 Ichiro Suzuki, L (1,7) OBP: 0.305, SLG: 0.393										5	0	1	0	0	0	4								
13 Alex Rodriguez, R (1,5) OBP: 0.352, SLG: 0.443										5	0	0	0	0	3	2								
24 Robinson Cano, L (1,4) OBP: 0.365, SLG: 0.522										4	1	1	0	1	2	1								
33 Nick Swisher, S (1,3) OBP: 0.352, SLG: 0.460										3	1	2	2	1	1	2								
14 Curtis Granderson, L (1,8) OBP: 0.320, SLG: 0.482										4	1	1	0	0	1	4								
55 Russell Martin, R (1,2) ERA: 2.51										3	1	1	0	1	0	1								
60 Chris Dickerson, L (6,PR) OBP: 0.400, SLG: 0.625										0	0	0	0	0	0	0								
19 Chris Stewart, R (9,2) OBP: 0.286, SLG: 0.324										0	0	0	0	0	0	0								
27 Raul Ibanez, L (1,9) OBP: 0.302, SLG: 0.442										4	0	2	1	0	1	1								
26 Eduardo Núñez, R (1,6) OBP: 0.311, SLG: 0.363										4	0	0	1	0	1	3								
<b>Inning Stats</b>	R: 0 E: 0 K: 1 S: 14	H: 0 LOB: 1 BB: 1 P: 23	R: 0 E: 0 K: 0 S: 12	H: 0 LOB: 0 BB: 1 P: 20	R: 0 E: 0 K: 1 S: 13	H: 1 LOB: 0 BB: 0 P: 16	R: 4 E: 1 K: 1 S: 21	H: 5 LOB: 1 BB: 0 P: 32	R: 0 E: 0 K: 3 S: 15	H: 1 LOB: 2 BB: 1 P: 24	R: 0 E: 0 K: 0 S: 10	H: 2 LOB: 2 BB: 0 P: 14	R: 0 E: 0 K: 1 S: 13	H: 1 LOB: 0 BB: 0 P: 16	R: 0 E: 1 K: 1 S: 13	H: 0 LOB: 2 BB: 1 P: 18	R: 0 E: 0 K: 1 S: 8	H: 0 LOB: 0 BB: 0 P: 12	1B: 8 2B: 1 3B: 0 HR: 1	SF: 0 SAC: 0 DP: 1 HBP: 0	WP: 0 PB: 0 SB: 1 CS: 0	PA: 40		
<b>PITCHER</b>	IP WLS BF ERA WHIP	IP WLS BF ERA WHIP	IP WLS BF ERA WHIP	IP WLS BF ERA WHIP	IP WLS BF ERA WHIP	IP WLS BF ERA WHIP	IP WLS BF ERA WHIP	IP WLS BF ERA WHIP	IP WLS BF ERA WHIP	IP WLS BF ERA WHIP	IP WLS BF ERA WHIP	IP WLS BF ERA WHIP	IP WLS BF ERA WHIP	IP WLS BF ERA WHIP	IP WLS BF ERA WHIP	IP WLS BF ERA WHIP	IP WLS BF ERA WHIP	IP WLS BF ERA WHIP	IP WLS BF ERA WHIP	IP WLS BF ERA WHIP	IP WLS BF ERA WHIP	IP WLS BF ERA WHIP	IP WLS BF ERA WHIP	
64 A.J. Griffin, R (1,1) ERA: 2.8	4.1 W 5	4 4 4 4	3 0 0 0	0 0 0 0	0 0 16 22	0.00 0.750																		
13 Jerry Blevins, L (5,1) ERA: 2.51	1.1 H 6	2 0 0 1	0 0 0 0	0 0 0 0	0 0 15 20	0.00 1.500																		
48 Ryan Cook, R (6,1) ERA: 2.26	1.1 H 4	0 0 0 1	1 0 0 0	0 0 0 0	0 0 13 18	0.00 1.000																		
62 Sean Doolittle, L (8,1) ERA: 3.32	1.0 S 3	0 0 0 1	0 0 0 0	0 0 0 0	0 0 8 12	0.00 0.000																		
50 Grant Balfour, R (9,1) ERA: 2.75	1.0 S 3	0 0 0 1	0 0 0 0	0 0 0 0	0 0 8 12	0.00 0.000																		

Oakland Athletics @ New York Yankees  
Yankee Stadium, Bronx, NY  
Sun Sep 23 2012, 1:10 PM - 4:54 PM EDT  
Att: 43,867 - Sunny - 67 F

AB	35
R	5
H	8
RBI	4
BB	4
SO	8
LOB	19



Oakland Athletics @ New York Yankees  
Yankee Stadium, Bronx, NY  
Sun Sep 23 2012, 1:10 PM - 4:54 PM EDT  
Att: 43,867 - Sunny - 67 F

AB	36
R	4
H	10
RBI	4
BB	4
SO	9
LOB	21





Batter	1	2	3	4	5	6	7	8	9	AB	R	H	RBI	BB	SO	LOB	TOP					
2 Derek Jeter, R OBP: 0.368, SLG: 0.439										3	1	1	0	2	1	1						
31 Ichiro Suzuki, L OBP: 0.304, SLG: 0.393										5	1	1	0	0	0	3						
13 Alex Rodriguez, R OBP: 0.350, SLG: 0.440										5	0	1	0	0	0	5						
24 Robinson Cano, L OBP: 0.362, SLG: 0.519										4	0	0	1	0	0	2						
33 Nick Swisher, S OBP: 0.351, SLG: 0.464										4	1	1	2	0	1	1						
14 Curtis Granderson, L OBP: 0.331, SLG: 0.487										3	1	1	1	1	1	1						
27 Raul Ibanez, L OBP: 0.400, SLG: 0.625										4	1	2	1	0	1	1						
60 Chris Dickerson, L OBP: 0.400, SLG: 0.625										0	0	0	0	0	0	0						
55 Russell Martin, R OBP: 0.307, SLG: 0.381										4	0	0	0	0	0	1						
12 Eric Chavez, L OBP: 0.341, SLG: 0.487										4	1	3	1	0	1	0						
<b>Inning Stats</b>	R: 3 E: 0 K: 1 S: 16	H: 2 LOB: 1 BB: 1 P: 26	R: 0 E: 0 K: 0 S: 10	H: 2 LOB: 1 BB: 0 P: 14	R: 0 E: 0 K: 0 S: 6	H: 0 LOB: 0 BB: 0 P: 7	R: 1 E: 0 K: 1 S: 10	H: 1 LOB: 0 BB: 0 P: 13	R: 0 E: 0 K: 2 S: 7	H: 0 LOB: 1 BB: 0 P: 11	R: 0 E: 0 K: 0 S: 9	H: 1 LOB: 1 BB: 0 P: 12	R: 2 E: 0 K: 0 S: 13	H: 2 LOB: 1 BB: 1 P: 21	R: 0 E: 0 K: 1 S: 13	H: 0 LOB: 1 BB: 1 P: 23	R: 0 E: 0 K: 0 S: 11	H: 2 LOB: 2 BB: 0 P: 17	1B: 5 2B: 1 3B: 0 HR: 4	SF: 0 SAC: 0 DP: 1 HBP: 0	WP: 0 PB: 0 CS: 0	PA: 39
<b>PITCHER</b>	IP WLS BF H R ER SO BB IBB HBP BLK WP HR S P ERA WHIP																					
62 Liam Hendriks, R ERA: 6.09	6.1 L 27 8 6 6 4 1 0 0 0 0 0 4 65 92 8.53 1.421																					
67 Luis Perdomo, R ERA: 4.05	0.2 3 0 0 0 0 1 0 0 0 0 0 0 6 12 0.00 1.500																					
64 Tyler Robertson, L ERA: 5.4	1.0 4 0 0 0 1 1 0 0 0 0 0 0 13 23 0.00 1.000																					
55 Matt Capps, R ERA: 3.88	1.0 5 2 0 0 0 0 0 0 0 0 0 0 11 17 0.00 2.000																					

New York Yankees @ Minnesota Twins  
Target Field, Minneapolis, MN  
Mon Sep 24 2012, 7:12 PM - 9:57 PM CDT  
Att: 33,720 - Clear - 75 F

livebaseballscores.com

AB 36  
R 6  
H 10  
RBI 6  
BB 3  
SO 5  
LOB 15

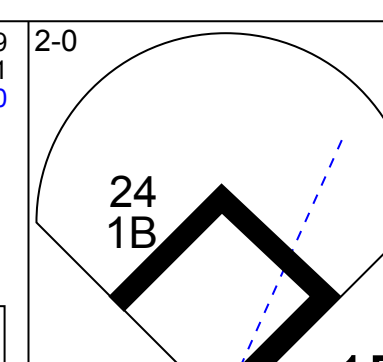
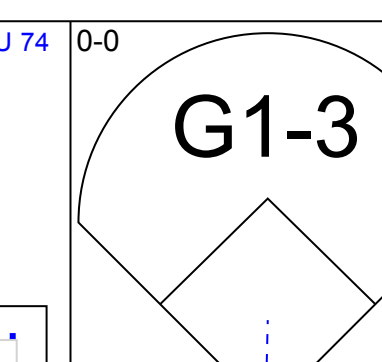
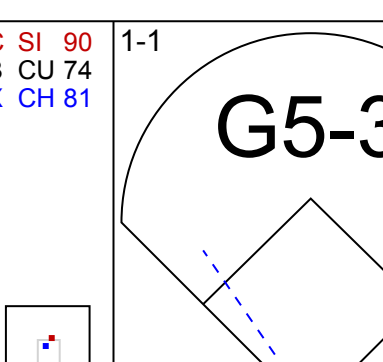
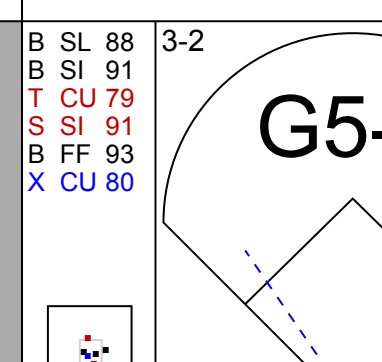
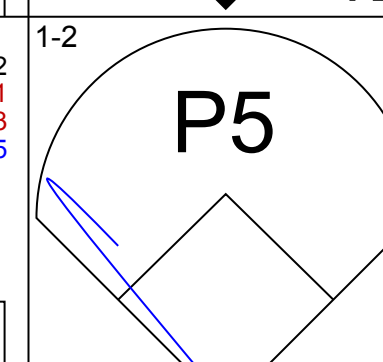
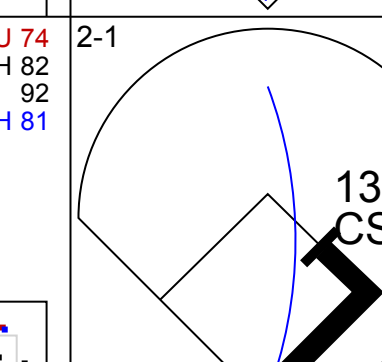
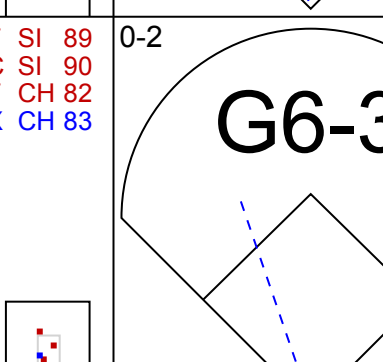
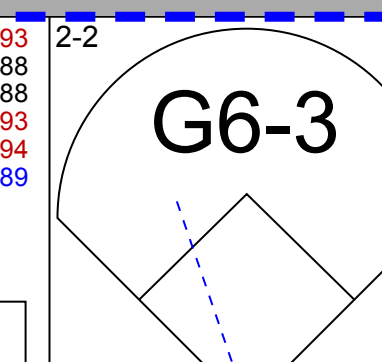
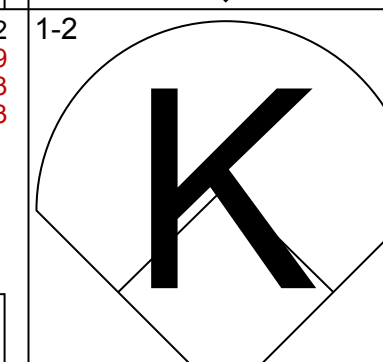
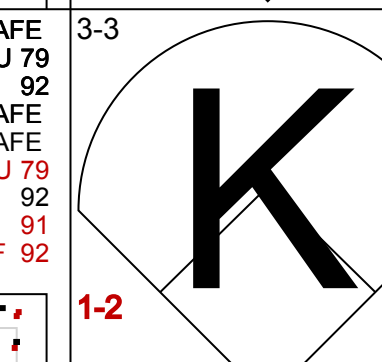
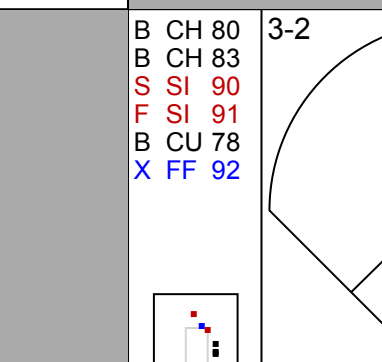
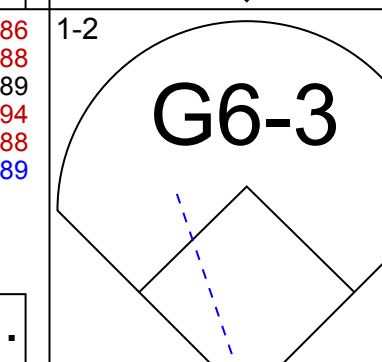
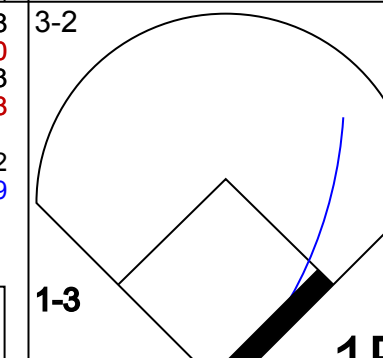
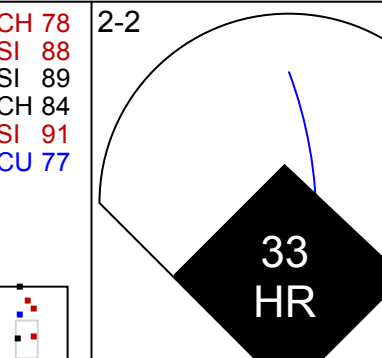
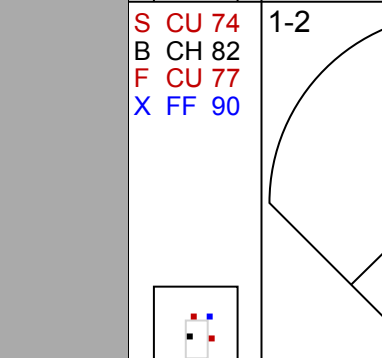
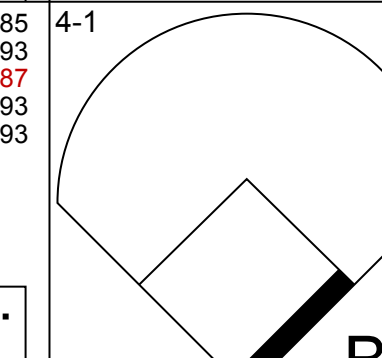
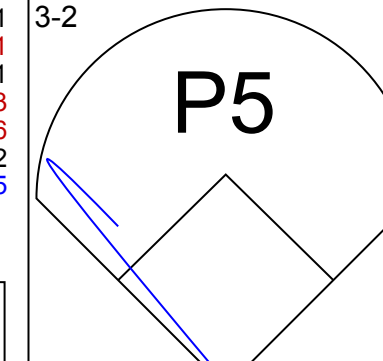
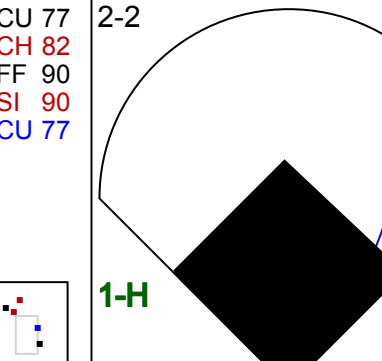
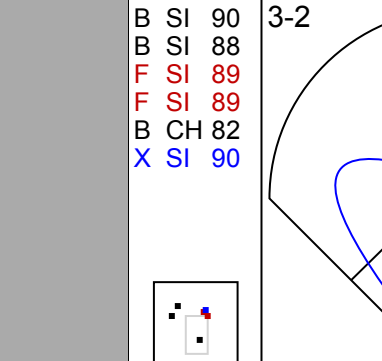
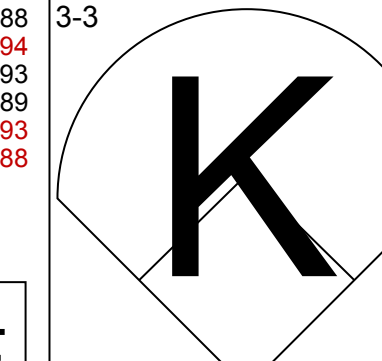

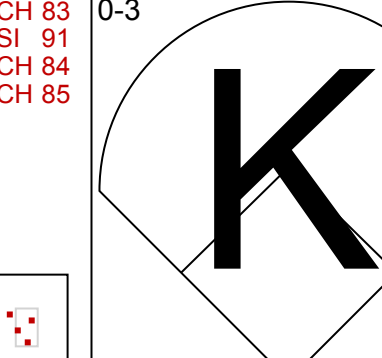
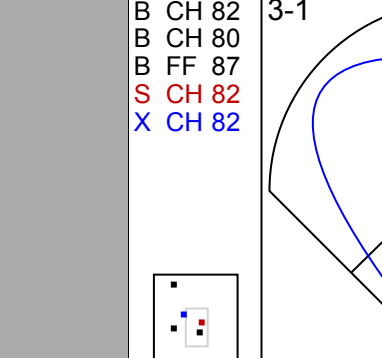
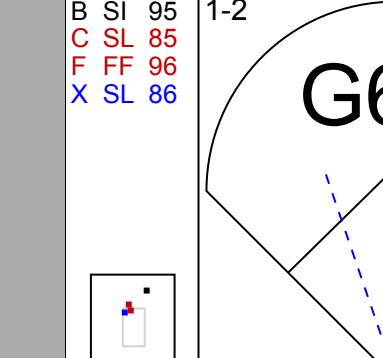

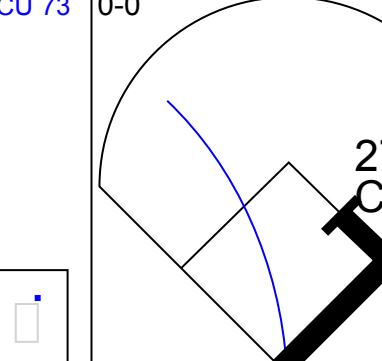
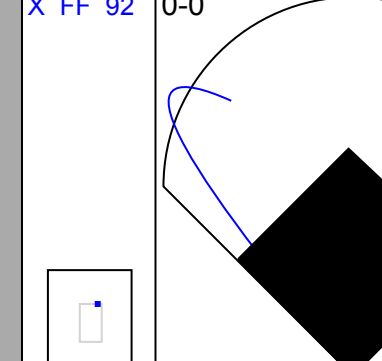
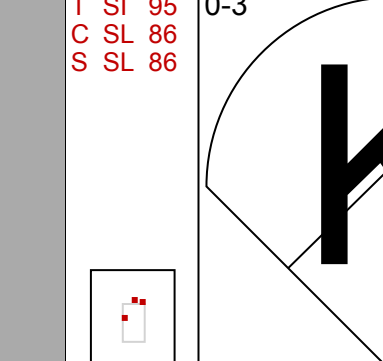
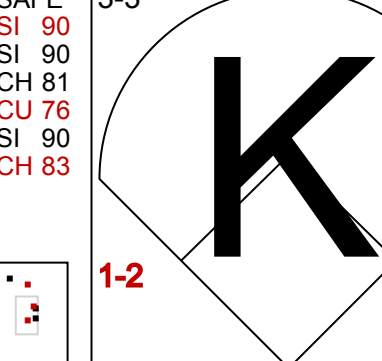
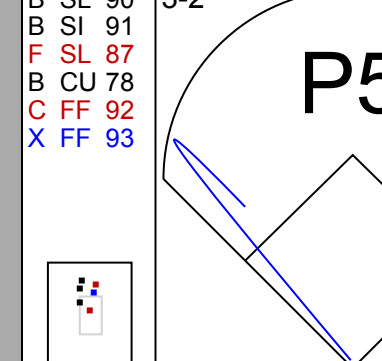
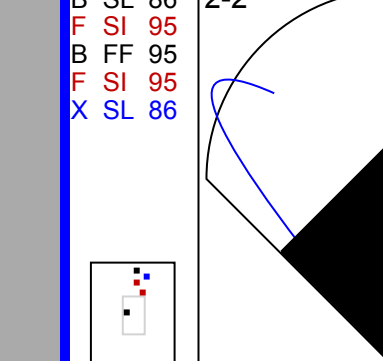

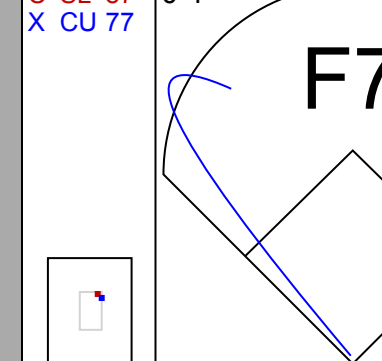
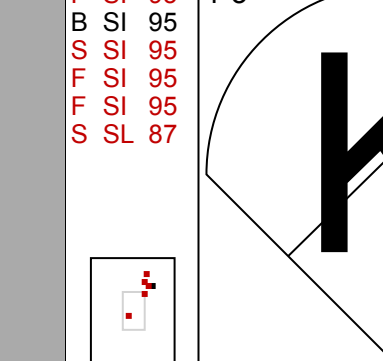
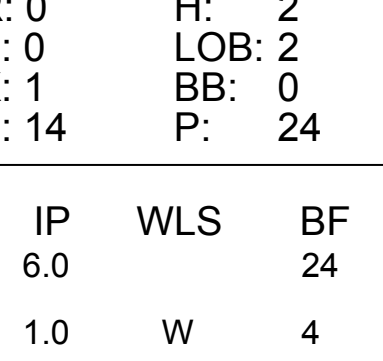
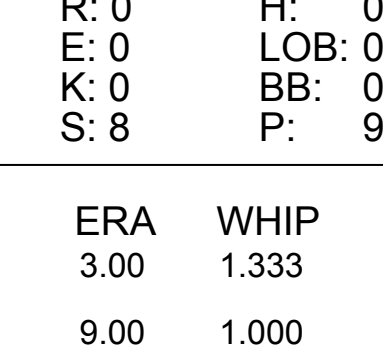
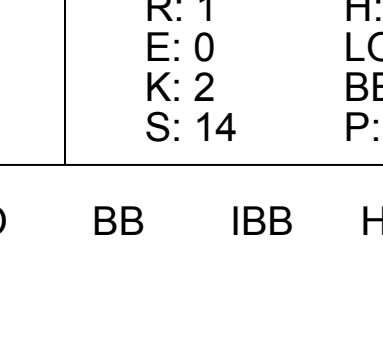
Batter	1	2	3	4	5	6	7	8	9	AB	R	H	RBI	BB	SO	LOB	BOTTOM			
2 Denard Span, L OBP: 0.347, SLG: 0.398										4	0	2	0	0	0	1				
11 Ben Revere, L OBP: 0.331, SLG: 0.344										4	0	1	0	0	0	1				
7 Joe Mauer, L OBP: 0.415, SLG: 0.456										4	0	1	0	0	1	2				
16 Josh Willingham, R OBP: 0.366, SLG: 0.524										2	0	0	0	1	1	2				
23 Chris Herrmann, L										1	0	0	0	0	0	0				
33 Justin Morneau, L OBP: 0.340, SLG: 0.453										4	1	1	0	0	1	3				
18 Ryan Doumit, S OBP: 0.321, SLG: 0.453										3	1	1	0	1	0	3				
24 Trevor Plouffe, R OBP: 0.298, SLG: 0.450										4	0	0	0	0	2	3				
8 Jamey Carroll, R OBP: 0.339, SLG: 0.311										3	0	1	0	0	0	0				
27 Chris Parmelee, L OBP: 0.304, SLG: 0.406										1	0	1	2	0	0	0				
25 Pedro Florimon, S OBP: 0.303, SLG: 0.354										4	1	2	1	0	0	1				
<b>Inning Stats</b>	R: 0 E: 0 K: 1 S: 14	H: 2 LOB: 3 BB: 1 P: 23	R: 0 E: 0 K: 1 S: 8	H: 0 LOB: 0 BB: 0 P: 12	R: 0 E: 0 K: 0 S: 10	H: 2 LOB: 1 BB: 0 P: 15	R: 0 E: 0 K: 0 S: 8	H: 2 LOB: 2 BB: 0 P: 12	R: 0 E: 0 K: 1 S: 6	H: 0 LOB: 0 BB: 0 P: 12	R: 0 E: 0 K: 0 S: 8	H: 0 LOB: 0 BB: 0 P: 11	R: 1 E: 0 K: 1 S: 15	H: 1 LOB: 1 BB: 0 P: 21	R: 2 E: 0 K: 1 S: 12	H: 2 LOB: 1 BB: 1 P: 21	1B: 7 2B: 1 3B: 1 HR: 1	SF: 0 SAC: 0 DP: 2 HBP: 0	WP: 0 PB: 0 CS: 0	PA: 36
<b>PITCHER</b>	IP WLS BF H R ER SO BB IBB HBP BLK WP HR S P ERA WHIP																			
46 Andy Pettitte, L ERA: 2.71	6.0 W 23 7 0 0 0 3 1 0 0 0 0 0 8 11 0.00 0.000																			
62 Joba Chamberlain, R ERA: 4.91	1.0 3 0 0 0 0 0 0 0 0 0 0 0 8 11 0.00 0.000																			
53 Cory Wade, R ERA: 4.46	0.2 3 1 1 1 0 0 0 0 0 0 0 1 8 12 13.50 1.500																			
63 Justin Thomas, L ERA: 8.22	0.2 4 1 2 2 1 1 0 0 0 0 0 0 12 20 27.00 3.000																			
30 David Robertson, R ERA: 2.84	0.2 3 1 0 0 1 0 0 0 0 0 0 0 7 10 0.00 1.500																			

New York Yankees @ Minnesota Twins  
Target Field, Minneapolis, MN  
Mon Sep 24 2012, 7:12 PM - 9:57 PM CDT  
Att: 33,720 - Clear - 75 F

livebaseballscores.com

AB 34  
R 3  
H 10  
RBI 3  
BB 2  
SO 5  
LOB 16

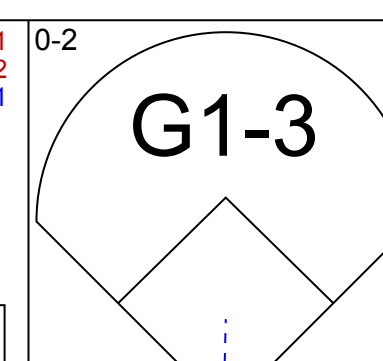
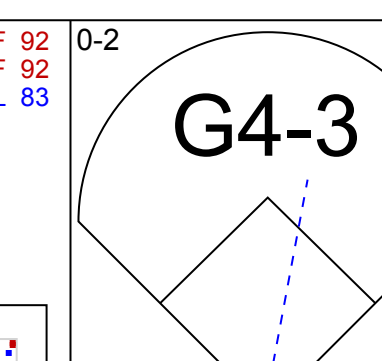
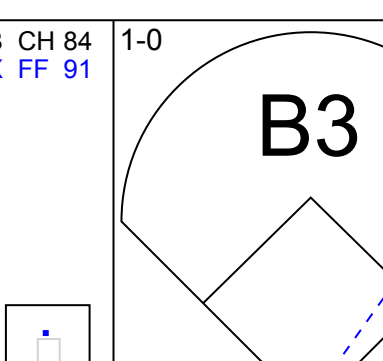
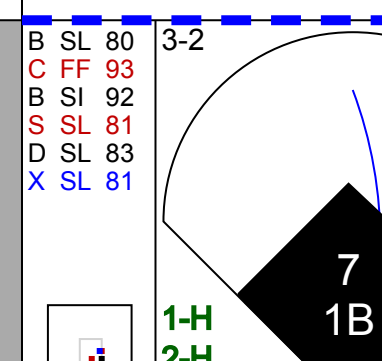
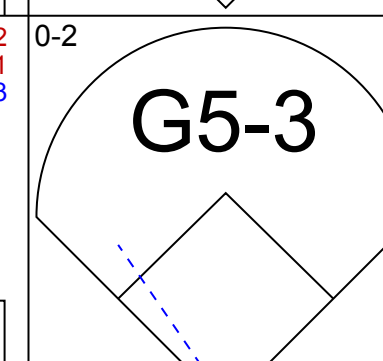
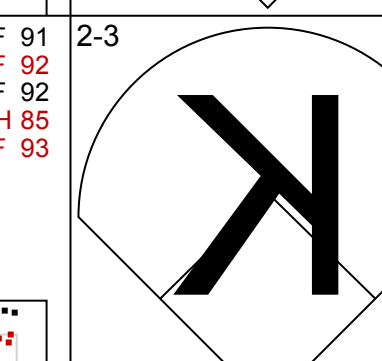
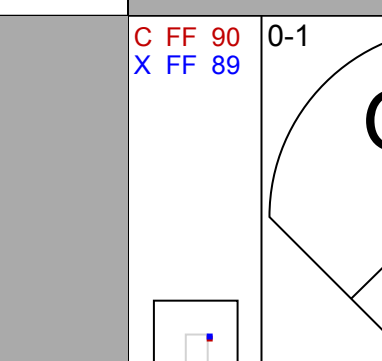
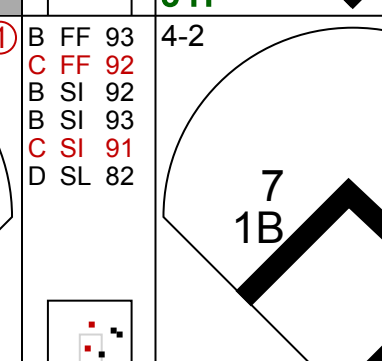
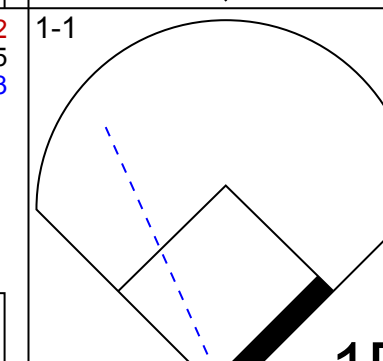
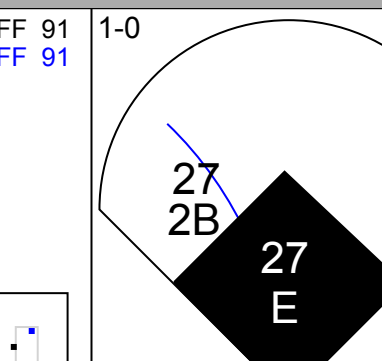
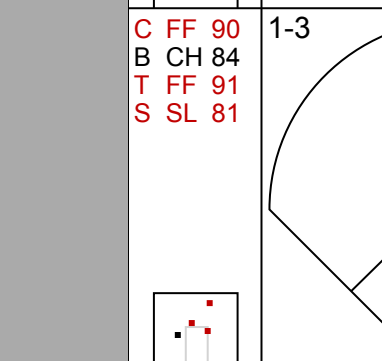
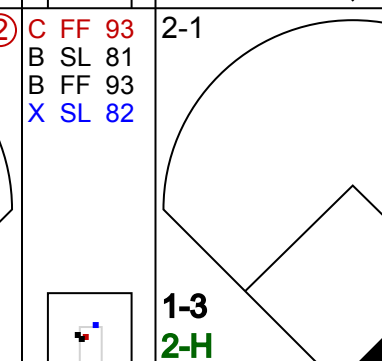
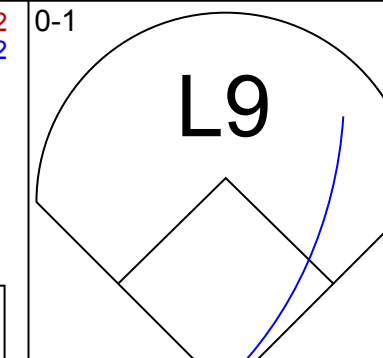
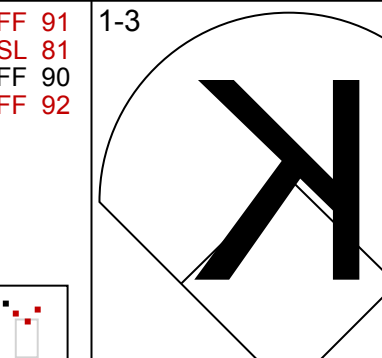
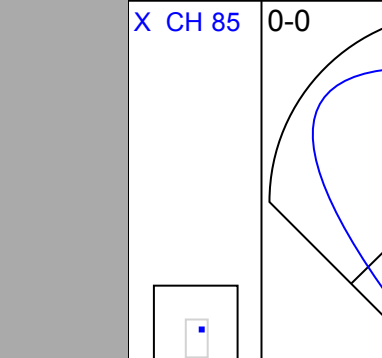
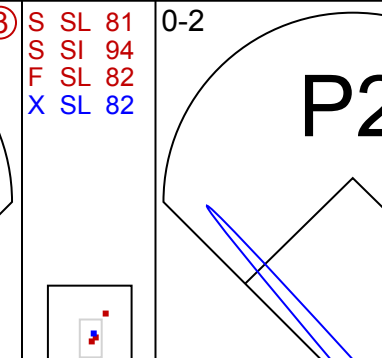
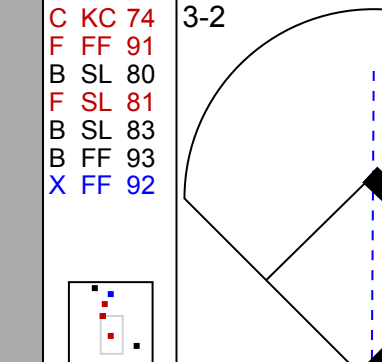
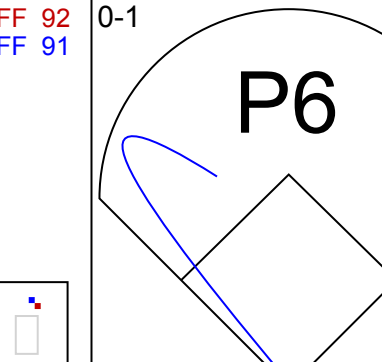
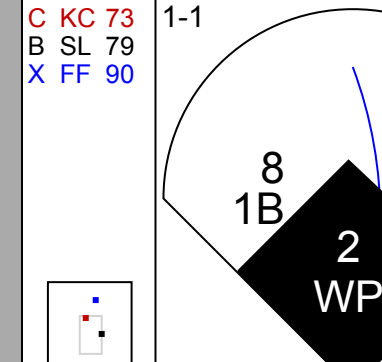
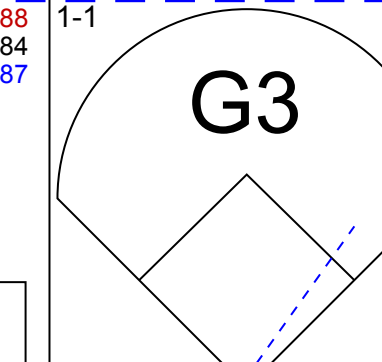
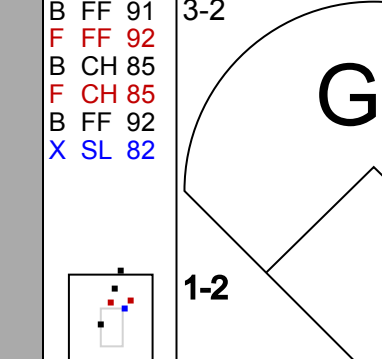
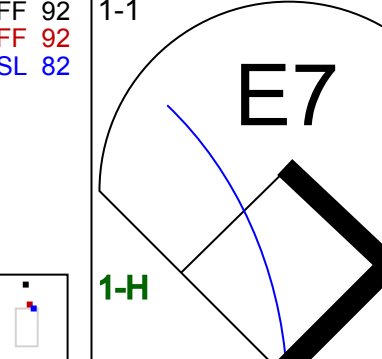
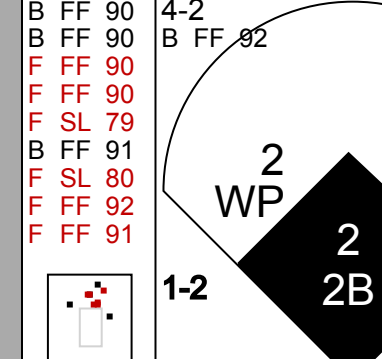
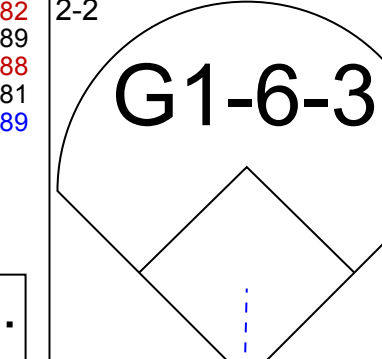
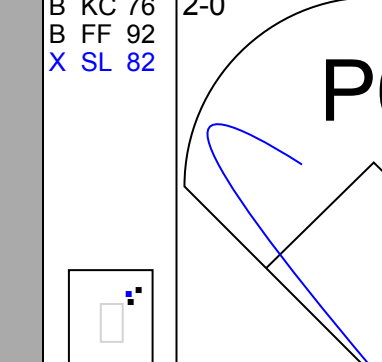
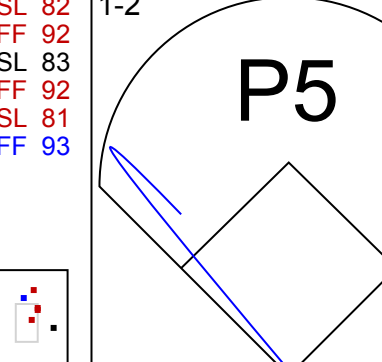
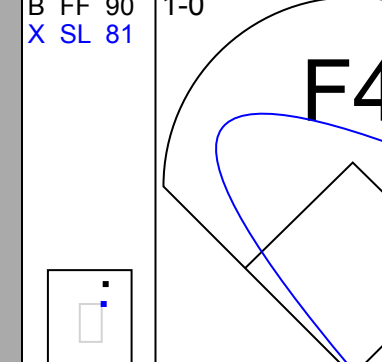
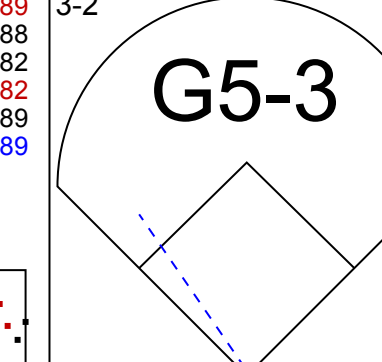
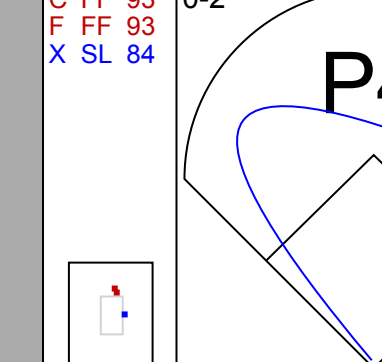

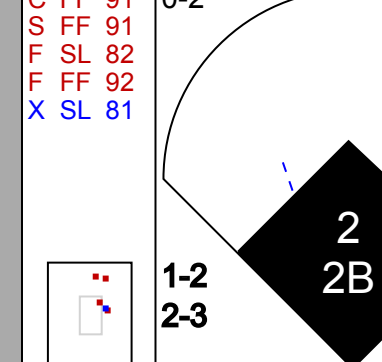


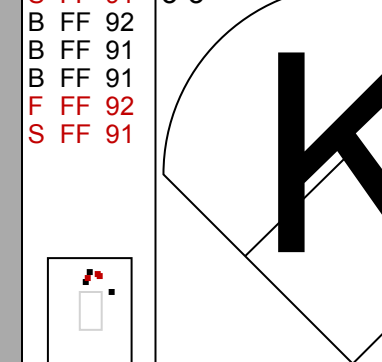

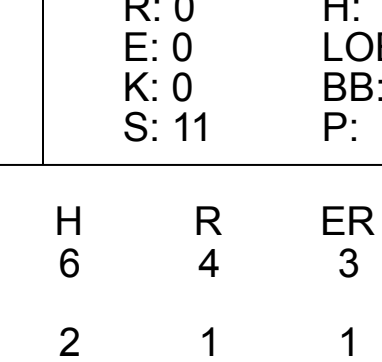
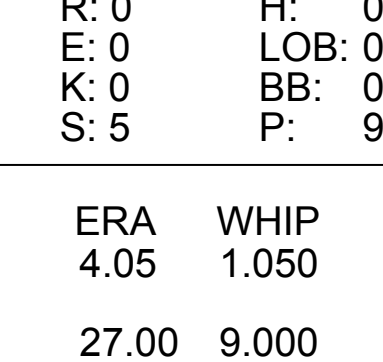
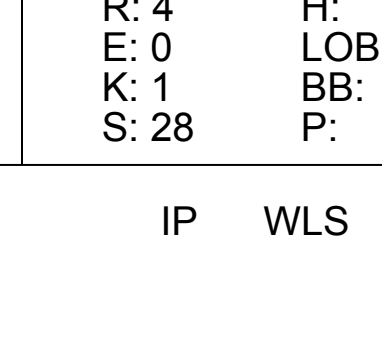





Batter	1	2	3	4	5	6	7	8	9	AB	R	H	RBI	BB	SO	LOB	TOP																			
2 Derek Jeter, R OBP: 0.367, SLG: 0.437										4	0	1	0	0	0	0																				
31 Ichiro Suzuki, L OBP: 0.306, SLG: 0.392										4	0	1	0	0	0	1																				
13 Alex Rodriguez, R OBP: 0.347, SLG: 0.436										4	0	0	0	0	2	2																				
24 Robinson Cano, L OBP: 0.366, SLG: 0.521										3	1	3	0	1	0	0																				
33 Nick Swisher, S OBP: 0.350, SLG: 0.469										4	1	1	2	0	1	4																				
14 Curtis Granderson, L OBP: 0.319, SLG: 0.483										4	0	0	0	0	2	1																				
55 Russell Martin, R OBP: 0.309, SLG: 0.389										4	1	2	1	0	1	0																				
27 Raul Ibanez, L OBP: 0.304, SLG: 0.449										2	0	0	0	1	1																					
22 Andrew Jones, R OBP: 0.297, SLG: 0.413										1	1	1	1	0	0																					
17 Jayson Nix, R OBP: 0.311, SLG: 0.391										4	0	0	0	0	1	1																				
<b>Inning Stats</b>	R: 0 E: 0 K: 1 S: 14	H: 2 LOB: 2 BB: 0 P: 24	R: 0 E: 0 K: 1 S: 9	H: 0 LOB: 1 BB: 1 P: 15	R: 0 E: 0 K: 1 S: 6	H: 1 LOB: 1 BB: 0 P: 11	R: 2 E: 0 K: 2 S: 15	H: 3 LOB: 1 BB: 0 P: 22	R: 0 E: 0 K: 0 S: 8	H: 0 LOB: 0 BB: 0 P: 9	R: 0 E: 0 K: 0 S: 11	H: 1 LOB: 1 BB: 0 P: 21	R: 1 E: 0 K: 0 S: 9	H: 1 LOB: 0 BB: 0 P: 15	R: 0 E: 0 K: 1 S: 13	H: 0 LOB: 1 BB: 1 P: 23	R: 1 E: 0 K: 2 S: 14	H: 1 LOB: 0 BB: 0 P: 18	1B: 6 2B: 2 3B: 0 HR: 3	SF: 0 SAC: 0 DP: 2 HBP: 0	WP: 0 PB: 0 CS: 2	PA: 36														
<b>PITCHER</b>	IP WLS BF H R ER SO BB IBB HBP BLK WP HR S P ERA WHIP																																			
59 Esmerling Vasquez, R ERA: 5.88	6.0	24	7	2	2	5	1	0	0	0	0	0	1	63	102	3.00	1.333																			
50 Casey Fien, R ERA: 1.62	1.0	4	1	1	0	0	0	0	0	0	0	0	1	9	15	9.00	1.000																			
61 Jared Burton, R ERA: 1.97	1.0	4	0	0	0	1	1	0	0	0	0	0	0	13	23	0.00	1.000																			
15 Glen Perkins, L ERA: 2.54	1.0	4	1	1	1	2	0	0	0	0	0	0	1	14	18	9.00	1.000																			

New York Yankees @ Minnesota Twins  
Target Field, Minneapolis, MN  
Tue Sep 25 2012, 7:11 PM - 10:08 PM CDT  
Att: 33,346 - Partly Cloudy - 64 F

AB 34  
R 4  
H 9  
RBI 4  
BB 2  
SO 8  
LOB 10



Batter	1	2	3	4	5	6	7	8	9	AB	R	H	RBI	BB	SO	LOB	BOTTOM																			
2 Denard Span, L OBP: 0.346, SLG: 0.398										4	1	1	2	0	0																					
11 Ben Revere, L OBP: 0.331, SLG: 0.342										3	0	0	0	1	1	0																				
7 Joe Mauer, L OBP: 0.417, SLG: 0.458										4	1	3	1	0	1	0																				
33 Justin Morneau, L OBP: 0.338, SLG: 0.449										4	0	0	0	0	1	4																				
18 Ryan Doumit, S OBP: 0.322, SLG: 0.453										4	1	2	0	0	0	1																				
27 Chris Parmelee, L OBP: 0.308, SLG: 0.411										3	1	1	0	1	0	1																				
22 Matt Carson, R OBP: 0.271, SLG: 0.267										0	0	0	0	0	0	0																				
24 Trevor Plouffe, R OBP: 0.296, SLG: 0.445										4	0	0	0	0	0	4																				
12 Alexi Casilla, S OBP: 0.270, SLG: 0.309										0	0	0	0	0	0	0																				
8 Jamey Carroll, R OBP: 0.338, SLG: 0.312										3	1	1	0	0	0	1																				
25 Pedro Florimón, S OBP: 0.296, SLG: 0.345										3	0	0	0	0	1	3																				
<b>Inning Stats</b>	R: 0 E: 0 K: 0 S: 10	H: 1 LOB: 1 BB: 0 P: 11	R: 0 E: 0 K: 0 S: 11	H: 1 LOB: 0 BB: 0 P: 19	R: 0 E: 0 K: 1 S: 7	H: 0 LOB: 0 BB: 0 P: 10	R: 1 E: 1 K: 1 S: 13	H: 2 LOB: 1 BB: 0 P: 17	R: 0 E: 0 K: 0 S: 5	H: 0 LOB: 0 BB: 0 P: 9	R: 0 E: 0 K: 1 S: 6	H: 0 LOB: 0 BB: 0 P: 7	R: 4 E: 0 K: 1 S: 28	H: 4 LOB: 2 BB: 2 P: 46	R: 0 E: 0 K: 0 S: 8	H: 0 LOB: 0 BB: 0 P: 14	1B: 6 2B: 2 3B: 0 HR: 0	SF: 0 SAC: 0 DP: 2 HBP: 0	WP: 1 PB: 0 CS: 0	PA: 34																
<b>PITCHER</b>	IP WLS BF H R ER SO BB IBB HBP BLK WP HR S P ERA WHIP																																			
65 Phil Hughes, R ERA: 4.05	6.2	27	4	2	1	1	0	1	0	0	0	1	0	11	20	27.00	9.000																			
48 Boone Logan, L ERA: 3.53	0.1	4	2	1	1	0	0	0	0	0	0	0	0	8	14	0.00	0.000																			
34 Derek Lowe, R ERA: 5.26	1.0	3	0	0	0	0	0	0	0	0	0	0	0	8	14	0.00	0.000																			

New York Yankees @ Minnesota Twins  
Target Field, Minneapolis, MN  
Tue Sep 25 2012, 7:11 PM - 10:08 PM CDT  
Att: 33,346 - Partly Cloudy - 64 F

AB 32  
R 5  
H 8  
RBI 3  
BB 2  
SO 4  
LOB 14





Batter	1	2	3	4	5	6	7	8	9	AB	R	H	RBI	BB	SO	LOB	TOP
31 Ichiro Suzuki, L (1,9) OBP: 0.309, SLG: 0.392 11 Brett Gardner, L (9,7) OBP: 0.424, SLG: 0.393										5	1	2	0	0	1	2	<b>New York Yankees @ Minnesota Twins</b> Target Field, Minneapolis, MN Wed Sep 26 2012, 12:13 PM - 3:06 PM CDT Att: 33,251 - Sunny - 59 F
2 Derek Jeter, R (1,6) OBP: 0.366, SLG: 0.435										4	1	0	0	1	1		
24 Robinson Cano, L (1,4) OBP: 0.367, SLG: 0.523										5	1	2	2	0	2		
33 Nick Swisher, S (1,3) OBP: 0.351, SLG: 0.467										4	1	1	1	1	1		
14 Curtis Granderson, L (1,8) OBP: 0.318, SLG: 0.484										5	1	1	2	0	1	2	
12 Eric Chavez, L (1,5) OBP: 0.343, SLG: 0.483										2	0	0	0	2	1	0	
27 Raul Ibanez, L (1,10) OBP: 0.306, SLG: 0.452										4	1	2	0	0	1	2	
19 Chris Stewart, R (1,2) OBP: 0.291, SLG: 0.324										3	0	1	0	1	0	1	
60 Chris Dickerson, L (1,7) OBP: 0.429, SLG: 0.833										4	2	2	2	0	1	4	
<b>Inning Stats</b>	R: 0 E: 0 K: 2 S: 8	H: 0 LOB: 0 BB: 0 P: 13	R: 0 E: 0 K: 1 S: 10	H: 0 LOB: 1 BB: 2 P: 21	R: 6 E: 0 K: 1 S: 21	H: 5 LOB: 3 BB: 3 P: 37	R: 0 E: 0 K: 0 S: 7	H: 0 LOB: 0 BB: 0 P: 9	R: 0 E: 0 K: 2 S: 9	H: 3 LOB: 0 BB: 0 P: 10	R: 0 E: 0 K: 1 S: 12	H: 2 LOB: 2 BB: 0 P: 21	R: 0 E: 0 K: 1 S: 12	H: 1 LOB: 1 BB: 0 P: 18	1B: 6 2B: 3 3B: 1 HR: 1	SF: 0 SAC: 0 DP: 1 HBP: 0	
<b>PITCHER</b>	IP WLS BF H R ER SO BB IBB HBP BLK WP HR S P ERA WHIP																
21 Samuel Deduno, R (1,1) ERA: 4.44	1.2	6	0	0	0	2	2	0	0	0	0	0	15	30	0.00	1.200	
52 Brian Duensing, L (2,1) ERA: 5.15	1.0	L 10	5	6	6	1	2	0	0	0	1	0	19	31	54.00	7.000	
51 Anthony Swarzak, R (3,1) ERA: 4.91	3.1	13	3	2	2	3	1	0	0	0	0	1	28	37	5.40	1.200	
57 Kyle Waldrop, R (7,1) ERA: 2.79	2.0	8	2	0	0	2	0	0	0	0	0	0	19	30	0.00	1.000	
67 Luis Perdomo, R (9,1) ERA: 3.77	1.0	4	1	0	0	1	0	0	0	0	1	0	12	18	0.00	1.000	

Batter	1	2	3	4	5	6	7	8	9	AB	R	H	RBI	BB	SO	LOB	BOTTOM		
2 Denard Span, L (1,8) OBP: 0.344, SLG: 0.395										4	0	0	0	0	0	4	<b>New York Yankees @ Minnesota Twins</b> Target Field, Minneapolis, MN Wed Sep 26 2012, 12:13 PM - 3:06 PM CDT Att: 33,251 - Sunny - 59 F		
11 Ben Revere, L (1,9) OBP: 0.326, SLG: 0.340										4	0	0	0	0	2	0			
7 Joe Mauer, L (1,10) OBP: 0.414, SLG: 0.454										4	0	0	0	0	3	0			
18 Ryan Doumit, S (1,2) OBP: 0.322, SLG: 0.451										4	1	1	0	0	1	0			
27 Chris Parmelee, L (1,3) OBP: 0.302, SLG: 0.401										4	0	0	0	0	2	1			
22 Matt Carson, R (1,7) OBP: 0.265, SLG: 0.265										4	0	1	1	0	2	0			
8 Jamey Carroll, R (1,5) OBP: 0.340, SLG: 0.312										2	1	1	0	1	0	1			
23 Chris Herrmann, L (9,PH) OBP: 0.091, SLG: 0.091										1	0	1	0	0	0	0			
12 Alexi Casilla, S (1,4) OBP: 0.273, SLG: 0.312										4	0	2	0	0	0	2			
25 Pedro Florimón, S (1,6) OBP: 0.297, SLG: 0.345										3	0	1	1	0	1	2			
<b>Inning Stats</b>	R: 0 E: 0 K: 1 S: 8	H: 2 LOB: 0 BB: 0 P: 11	R: 1 E: 0 K: 0 S: 16	H: 2 LOB: 1 BB: 0 P: 20	R: 0 E: 0 K: 1 S: 8	H: 0 LOB: 0 BB: 0 P: 13	R: 0 E: 0 K: 3 S: 9	H: 0 LOB: 0 BB: 0 P: 10	R: 0 E: 0 K: 2 S: 8	H: 0 LOB: 0 BB: 0 P: 10	R: 1 E: 0 K: 1 S: 18	H: 3 LOB: 2 BB: 0 P: 21	R: 0 E: 0 K: 1 S: 7	H: 0 LOB: 0 BB: 0 P: 10	R: 0 E: 0 K: 1 S: 10	H: 1 LOB: 1 BB: 0 P: 17	1B: 7 2B: 0 3B: 0 HR: 0	SF: 0 SAC: 0 DP: 0 HBP: 0	WP: 0 PA: 35 CS: 0
<b>PITCHER</b>	IP WLS BF H R ER SO BB IBB HBP BLK WP HR S P ERA WHIP																		
52 CC Sabathia, L (1,1) ERA: 3.42	8.0	W 31	6	2	2	10	1	0	0	0	0	0	89	118	2.25	0.875			
38 Cody Eppley, R (9,1) ERA: 3.45	1.0	4	1	0	0	1	0	0	0	0	0	0	10	17	0.00	1.000			

AB	36
R	8
H	11
RBI	7
BB	5
SO	9
LOB	13





Batter	1	2	3	4	5	6	7	8	9	AB	R	H	RBI	BB	SO	LOB	TOP																					
2 Derek Jeter, R OBP: 0.365, SLG: 0.433	G4-3		F9			BB		F9		3	0	0	0	1	0	0	<b>New York Yankees @ Toronto Blue Jays</b> Rogers Centre, Toronto, ON Thu Sep 27 2012, 7:09 PM - 9:44 PM EDT Att: 23,060 - Roof Closed - 68 F																					
31 Ichiro Suzuki, L OBP: 0.307, SLG: 0.389	G4-3		G6-3			F8		G1-3		4	0	0	0	0	0	1																						
13 Alex Rodriguez, R OBP: 0.349, SLG: 0.434				K		F8			HBP	2	0	0	0	1	1																							
24 Robinson Cano, L OBP: 0.369, SLG: 0.527	G6-3			F7-4-3					1B	4	0	3	0	0	0	1																						
33 Nick Swisher, S OBP: 0.310, SLG: 0.464	G4-3			F7-4-3					F9	3	0	0	0	1	0	3																						
14 Curtis Granderson, L OBP: 0.316, SLG: 0.481	G3-1				P4				F8	4	0	0	0	0	1	4																						
55 Russell Martin, R OBP: 0.310, SLG: 0.393									F7	4	0	2	0	0	0	4																						
27 Raul Ibanez, L OBP: 0.304, SLG: 0.448									F9	3	0	0	0	0	1	4																						
17 Jayson Nix, R OBP: 0.306, SLG: 0.384			G5-3			P3			K	3	0	0	0	0	1	0																						
<b>Inning Stats</b>	R: 0 E: 0 K: 0 S: 10	H: 0 LOB: 1 BB: 1 P: 16	R: 0 E: 0 K: 1 S: 8	H: 1 LOB: 1 BB: 0 P: 9	R: 0 E: 0 K: 1 S: 6	H: 0 LOB: 0 BB: 0 P: 10	R: 0 E: 0 K: 1 S: 9	H: 1 LOB: 0 BB: 0 P: 10	R: 0 E: 0 K: 0 S: 8	H: 0 LOB: 1 BB: 0 P: 11	R: 0 E: 0 K: 0 S: 9	H: 0 LOB: 1 BB: 1 P: 19	R: 0 E: 0 K: 1 S: 13	H: 1 LOB: 2 BB: 1 P: 21	R: 0 E: 0 K: 1 S: 5	H: 0 LOB: 0 BB: 0 P: 8	R: 0 E: 0 K: 0 S: 21	H: 1 LOB: 2 BB: 0 P: 29	1B: 3 2B: 3 3B: 0 HR: 0	SF: 0 SAC: 0 DP: 2 HBP: 1	WP: 0 PB: 0 SB: 0 CS: 0	PA: 34																
<b>PITCHER</b>	IP	WLS	BF	H	R	ER	SO	BB	IBB	HBP	BLK	WP	HR	S	P	ERA	WHIP	<b>PITCHER</b>				IP	WLS	BF	H	R	ER	SO	BB	IBB	HBP	BLK	WP	HR	S	P	ERA	WHIP
23 Brandon Morrow, R ERA: 3.09	7.0	W	26	4	0	0	3	3	0	0	0	0	0	0	63	96	0.00	1.000																				
49 Brad Lincoln, R ERA: 3.75	1.0		3	0	0	0	1	0	0	0	0	0	0	5	8	0.00	0.000																					
38 Darren Oliver, L ERA: 1.78	1.0		5	1	0	0	0	0	0	1	0	0	0	21	29	0.00	1.000																					



Batter	1	2	3	4	5	6	7	8	9	AB	R	H	RBI	BB	SO	LOB	BOTTOM																					
13 Brett Lawrie, R OBP: 0.317, SLG: 0.400	G6-3		HR			G6-3				4	2	2	2	0	0	1	<b>New York Yankees @ Toronto Blue Jays</b> Rogers Centre, Toronto, ON Thu Sep 27 2012, 7:09 PM - 9:44 PM EDT Att: 23,060 - Roof Closed - 68 F																					
28 Colby Rasmus, L OBP: 0.291, SLG: 0.400	G6-3		K			1B				4	1	2	0	0	1	0																						
10 Edwin Encarnación, R OBP: 0.386, SLG: 0.567						1B				4	0	3	3	0	0	1																						
5 Yunel Escobar, R OBP: 0.295, SLG: 0.343	L6		F9			2B				4	0	0	0	0	0	4																						
26 Adam Lind, L OBP: 0.299, SLG: 0.398		F7		G3		P4				4	0	0	0	0	0	1																						
9 J.P. Arencibia, R OBP: 0.280, SLG: 0.450		K		F9						4	1	2	1	0	1	0																						
2 Kelly Johnson, L OBP: 0.312, SLG: 0.358		K								3	0	0	0	1	2	1																						
14 Moisés Sierra, R OBP: 0.289, SLG: 0.402			K		FC6-4					3	0	0	0	1	1	2																						
8 Anthony Gose, L OBP: 0.294, SLG: 0.311										3	2	1	0	1	0	1																						
<b>Inning Stats</b>	R: 0 E: 0 K: 0 S: 8	H: 1 LOB: 1 BB: 0 P: 12	R: 0 E: 0 K: 2 S: 8	H: 0 LOB: 0 BB: 0 P: 8	R: 2 E: 0 K: 2 S: 15	H: 2 LOB: 1 BB: 1 P: 25	R: 0 E: 0 K: 0 S: 8	H: 0 LOB: 1 BB: 1 P: 14	R: 2 E: 0 K: 0 S: 14	H: 3 LOB: 1 BB: 0 P: 19	R: 0 E: 0 K: 0 S: 5	H: 1 LOB: 0 BB: 0 P: 7	R: 1 E: 0 K: 0 S: 11	H: 2 LOB: 1 BB: 0 P: 19	R: 1 E: 0 K: 1 S: 14	H: 1 LOB: 1 BB: 1 P: 24	1B: 7 2B: 2 3B: 0 HR: 2	SF: 0 SAC: 0 DP: 1 HBP: 0	WP: 1 PB: 0 SB: 0 CS: 0	PA: 36																		
<b>PITCHER</b>	IP	WLS	BF	H	R	ER	SO	BB	IBB	HBP	BLK	WP	HR	S	P	ERA	WHIP	<b>PITCHER</b>				IP	WLS	BF	H	R	ER	SO	BB	IBB	HBP	BLK	WP	HR	S	P	ERA	WHIP
47 Iván Nova, R ERA: 5.02	4.2	L	22	6	4	4	4	2	0	0	0	0	0	1	1	0.00	0.000																					
39 Clay Rapada, L ERA: 2.94	0.1		1	0	0	0	0	0	0	0	0	0	0	1	1	0.00	0.000																					
34 Derek Lowe, R ERA: 5.24	2.0		8	3	1	1	0	0	0	0	0	1	0	16	26	4.50	1.500																					
35 David Aardsma, R ERA: 9.0	1.0		5	1	1	1	1	1	0	0	0	0	1	14	24	9.00	2.000																					





Batter	1	2	3	4	5	6	7	8	9	AB	R	H	RBI	BB	SO	LOB	TOP							
2 Derek Jeter, R OBP: 0.363, SLG: 0.430										6	0	1	0	0	1	2								
31 Ichiro Suzuki, L OBP: 0.308, SLG: 0.391										5	1	2	1	0	0	1								
11 Brett Gardner, L OBP: 0.424, SLG: 0.393										0	0	0	0	0	0	0								
13 Alex Rodriguez, R OBP: 0.347, SLG: 0.431										5	1	1	0	0	0	3								
24 Robinson Cano, L OBP: 0.371, SLG: 0.526										4	2	2	1	0	0	0								
33 Nick Swisher, S OBP: 0.352, SLG: 0.466										4	2	2	2	1	1	1								
14 Curtis Granderson, L OBP: 0.377, SLG: 0.481										4	0	1	0	1	1	3								
27 Raul Ibanez, L OBP: 0.303, SLG: 0.446										4	1	1	1	0	1	4								
60 Chris Dickerson, L OBP: 0.467, SLG: 0.833										0	1	0	0	1	0	0								
55 Russell Martin, R OBP: 0.313, SLG: 0.401										4	1	2	3	1	0	2								
12 Eric Chavez, L OBP: 0.348, SLG: 0.493										3	2	1	2	2	0	3								
<b>Inning Stats</b>	R: 2 H: 3 E: 0 K: 1 S: 14	H: 3 LOB: 1 BB: 0 P: 20	R: 1 H: 1 E: 0 K: 0 S: 13	H: 1 LOB: 1 BB: 2 P: 24	R: 0 H: 0 E: 0 K: 1 S: 8	H: 0 LOB: 0 BB: 0 P: 12	R: 0 H: 0 E: 0 K: 0 S: 5	H: 0 LOB: 1 BB: 1 P: 13	R: 0 H: 0 E: 0 K: 0 S: 5	H: 0 LOB: 0 BB: 0 P: 8	R: 4 H: 4 E: 0 K: 2 S: 21	H: 4 LOB: 2 BB: 1 P: 39	R: 1 H: 2 E: 1 K: 0 S: 20	H: 2 LOB: 2 BB: 1 P: 32	R: 1 H: 2 E: 0 K: 0 S: 12	H: 2 LOB: 1 BB: 0 P: 19	R: 2 H: 1 E: 0 K: 0 S: 13	H: 1 LOB: 0 BB: 1 P: 21	1B: 8 2B: 3 3B: 0 HR: 2	SF: 0 SAC: 0 DP: 1 HBP: 1	WP: 0 PB: 0 SB: 1 CS: 0	PA: 46		
<b>PITCHER</b>	IP WLS BF ERA WHIP	IP WLS BF ERA WHIP	IP WLS BF ERA WHIP	IP WLS BF ERA WHIP	IP WLS BF ERA WHIP	IP WLS BF ERA WHIP	IP WLS BF ERA WHIP	IP WLS BF ERA WHIP	IP WLS BF ERA WHIP	IP WLS BF ERA WHIP	IP WLS BF ERA WHIP	IP WLS BF ERA WHIP	IP WLS BF ERA WHIP	IP WLS BF ERA WHIP	IP WLS BF ERA WHIP	IP WLS BF ERA WHIP	IP WLS BF ERA WHIP	IP WLS BF ERA WHIP	IP WLS BF ERA WHIP	IP WLS BF ERA WHIP	IP WLS BF ERA WHIP	IP WLS BF ERA WHIP	IP WLS BF ERA WHIP	IP WLS BF ERA WHIP
64 Chad Jenkins, R ERA: 4.67	27 Brett Cecil, L ERA: 5.49	54 Jason Frasor, R ERA: 3.77	34 Joel Carreno, R ERA: 6.14	58 Chad Beck, R ERA: 6.91	62 Aaron Loup, L ERA: 2.86	20 Bobby Korecky, R ERA: 16.0																		
13 Brett Lawrie, R OBP: 0.320, SLG: 0.401										3	0	1	0	2	1	2								
28 Colby Rasmus, L OBP: 0.290, SLG: 0.404										5	1	1	1	0	3	6								
10 Edwin Encarnación, R OBP: 0.386, SLG: 0.563										3	1	0	0	2	0	1								
9 J.P. Arencibia, R OBP: 0.279, SLG: 0.446										5	0	1	0	0	2	2								
26 Adam Lind, L OBP: 0.304, SLG: 0.409										4	1	2	2	1	0	3								
5 Yunel Escobar, R OBP: 0.295, SLG: 0.343										5	0	1	0	0	0	2								
2 Kelly Johnson, L OBP: 0.312, SLG: 0.359										4	1	1	0	0	1	1								
11 Rajai Davis, R OBP: 0.306, SLG: 0.372										4	0	4	0	0	0	0								
8 Anthony Gose, L OBP: 0.293, SLG: 0.316										4	0	1	1	0	0	3								
<b>Inning Stats</b>	R: 0 H: 2 E: 0 K: 0 S: 10	H: 2 LOB: 2 BB: 0 P: 15	R: 0 H: 3 E: 0 K: 2 S: 17	H: 3 LOB: 1 BB: 1 P: 28	R: 0 H: 1 E: 0 K: 0 S: 10	H: 1 LOB: 0 BB: 0 P: 19	R: 0 H: 1 E: 0 K: 1 S: 9	H: 1 LOB: 1 BB: 0 P: 13	R: 1 H: 1 E: 0 K: 1 S: 8	H: 1 LOB: 0 BB: 1 P: 14	R: 1 H: 2 E: 0 K: 0 S: 9	H: 2 LOB: 1 BB: 0 P: 11	R: 2 H: 1 E: 0 K: 1 S: 14	H: 1 LOB: 0 BB: 1 P: 24	R: 0 H: 1 E: 0 K: 1 S: 9	H: 1 LOB: 2 BB: 1 P: 20	R: 0 H: 0 E: 0 K: 1 S: 10	H: 0 LOB: 1 BB: 1 P: 17	1B: 5 2B: 6 3B: 0 HR: 2	SF: 0 SAC: 0 DP: 2 HBP: 0	WP: 1 PB: 0 SB: 0 CS: 0	PA: 42		
<b>PITCHER</b>	IP WLS BF ERA WHIP	IP WLS BF ERA WHIP	IP WLS BF ERA WHIP	IP WLS BF ERA WHIP	IP WLS BF ERA WHIP	IP WLS BF ERA WHIP	IP WLS BF ERA WHIP	IP WLS BF ERA WHIP	IP WLS BF ERA WHIP	IP WLS BF ERA WHIP	IP WLS BF ERA WHIP	IP WLS BF ERA WHIP	IP WLS BF ERA WHIP	IP WLS BF ERA WHIP	IP WLS BF ERA WHIP	IP WLS BF ERA WHIP	IP WLS BF ERA WHIP	IP WLS BF ERA WHIP	IP WLS BF ERA WHIP	IP WLS BF ERA WHIP	IP WLS BF ERA WHIP	IP WLS BF ERA WHIP	IP WLS BF ERA WHIP	
18 Hiroki Kuroda, R ERA: 3.34	41 David Phelps, R ERA: 3.34	30 David Robertson, R ERA: 2.79	38 Cody Eppley, R ERA: 3.4	29 Rafael Soriano, R ERA: 2.09	62 Aaron Loup, L ERA: 2.86	20 Bobby Korecky, R ERA: 16.0																		

New York Yankees @ Toronto Blue Jays  
Rogers Centre, Toronto, ON  
Fri Sep 28 2012, 7:09 PM - 10:51 PM EDT  
Att: 25,785 - Partly Cloudy - 55 F

AB 39  
R 11  
H 13  
RBI 10  
BB 6  
SO 4  
LOB 19



New York Yankees @ Toronto Blue Jays  
Rogers Centre, Toronto, ON  
Fri Sep 28 2012, 7:09 PM - 10:51 PM EDT  
Att: 25,785 - Partly Cloudy - 55 F

AB 37  
R 4  
H 12  
RBI 4  
BB 5  
SO 7  
LOB 20





























Batter	1	2	3	4	5	6	7	8	9	AB	R	H	RBI	BB	SO	LOB	TOP					
2 Derek Jeter, R OBP: 0.444, SLG: 0.444										5	0	2	1	0	1	3	<b>New York Yankees @ Baltimore Orioles</b> Oriole Park at Camden Yards, Baltimore, MD Mon Oct 08 2012, 8:49 PM - 11:59 PM EDT Att: 48,187 - Cloudy - 51 F					
31 Ichiro Suzuki, L OBP: 0.300, SLG: 0.400										5	1	1	0	0	0	2						
13 Alex Rodriguez, R OBP: 0.200, SLG: 0.111										5	0	1	0	0	2	3						
24 Robinson Cano, L OBP: 0.333, SLG: 0.500										3	0	1	1	1	0	2						
33 Nick Swisher, S OBP: 0.333, SLG: 0.167										4	0	0	0	0	1	3						
25 Mark Teixeira, S OBP: 0.556, SLG: 0.500										4	0	2	0	0	0	0						
55 Russell Martin, R OBP: 0.375, SLG: 0.667										3	0	0	0	1	1	1						
14 Curtis Granderson, L OBP: 0.250, SLG: 0.143										4	0	1	0	0	2	2						
26 Eduardo Núñez, R OBP: 0.250, SLG: 0.500										4	1	1	0	0	0	4						
<b>Inning Stats</b>	R: 1 E: 1 K: 0 S: 16	H: 2 LOB: 1 BB: 0 P: 21	R: 0 E: 0 K: 1 S: 8	H: 0 LOB: 0 BB: 0 P: 13	R: 0 E: 0 K: 1 S: 12	H: 2 LOB: 2 BB: 0 P: 17	R: 0 E: 0 K: 1 S: 15	H: 2 LOB: 3 BB: 0 P: 24	R: 0 E: 0 K: 0 S: 3	H: 0 LOB: 0 BB: 0 P: 4	R: 0 E: 1 K: 0 S: 11	H: 0 LOB: 1 BB: 0 P: 17	R: 1 E: 0 K: 1 S: 19	H: 2 LOB: 2 BB: 1 P: 33	R: 0 E: 0 K: 2 S: 13	H: 1 LOB: 1 BB: 0 P: 19	R: 0 E: 0 K: 1 S: 8	H: 0 LOB: 0 BB: 0 P: 12	1B: 7 2B: 3 3B: 0 HR: 0	SF: 0 SAC: 0 DP: 1 HBP: 0	WP: 1 PB: 0 SB: 1 CS: 0	PA: 39
<b>PITCHER</b>	IP WLS BF H R ER SO BB IBB HBP BLK WP HR S P ERA WHIP																					
16 Wei-Yin Chen, L ERA: 1.42	6.1 W 29 8 2 1 3 1 0 0 0 0 0 0 77 112 1.42 1.421																					
56 Darren O'Day, R ERA:	0.1 H 1 0 0 0 1 0 0 0 0 0 0 4 7 0.00 0.000																					
17 Brian Matusz, L ERA:	1.1 H 6 1 0 0 2 0 1 0 0 1 0 16 29 0.00 0.750																					
43 Jim Johnson, R ERA: 15.43	1.0 S 3 0 0 0 1 0 0 0 0 0 0 8 12 0.00 0.000																					

Batter	1	2	3	4	5	6	7	8	9	AB	R	H	RBI	BB	SO	LOB	BOTTOM					
9 Nate McLouth, L OBP: 0.231, SLG: 0.250										4	1	1	0	0	0	0	<b>New York Yankees @ Baltimore Orioles</b> Oriole Park at Camden Yards, Baltimore, MD Mon Oct 08 2012, 8:49 PM - 11:59 PM EDT Att: 48,187 - Cloudy - 51 F					
2 J.J. Hardy, R OBP: 0.308, SLG: 0.333										3	0	0	0	1	1	1						
19 Chris Davis, L OBP: 0.417, SLG: 0.417										4	0	2	2	0	1	1						
27 Endy Chavez, L (6, PR)										4	0	1	0	0	0	2						
10 Adam Jones, R OBP: 0.083, SLG: 0.091										4	0	1	0	0	0	2						
32 Matt Wieters, S OBP: 0.083, SLG: 0.167										4	1	1	0	0	0	5						
12 Mark Reynolds, R OBP: 0.333, SLG: 0.200										4	0	1	1	0	2	2						
25 Jim Thome, L OBP: 0.286, SLG: 0.167										3	0	0	0	0	2	2						
13 Manny Machado, R OBP: 0.100, SLG: 0.100										3	0	0	0	0	0	2						
11 Robert Andino, R OBP: 0.500, SLG: 0.667										3	1	1	0	0	0	1						
<b>Inning Stats</b>	R: 0 E: 0 K: 1 S: 7	H: 0 LOB: 0 BB: 0 P: 10	R: 0 E: 0 K: 1 S: 8	H: 0 LOB: 0 BB: 0 P: 12	R: 2 E: 0 K: 0 S: 15	H: 4 LOB: 3 BB: 1 P: 25	R: 0 E: 1 K: 1 S: 11	H: 0 LOB: 1 BB: 0 P: 17	R: 0 E: 1 K: 0 S: 9	H: 0 LOB: 0 BB: 0 P: 11	R: 1 E: 0 K: 0 S: 8	H: 2 LOB: 0 BB: 0 P: 12	R: 0 E: 0 K: 0 S: 5	H: 0 LOB: 0 BB: 0 P: 10	R: 0 E: 0 K: 1 S: 12	H: 1 LOB: 2 BB: 0 P: 14	R: 0 E: 0 K: 1 S: 8	H: 0 LOB: 0 BB: 0 P: 12	1B: 6 2B: 1 3B: 0 HR: 0	SF: 0 SAC: 0 DP: 1 HBP: 0	WP: 0 PB: 0 SB: 0 CS: 0	PA: 33
<b>PITCHER</b>	IP WLS BF H R ER SO BB IBB HBP BLK WP HR S P ERA WHIP																					
46 Andy Pettitte, L ERA: 3.86	7.0 L 30 7 3 3 5 1 0 0 0 0 0 0 64 98 3.86 1.143																					
30 David Robertson, R ERA:	1.0 3 0 0 0 1 0 0 0 0 0 0 11 13 0.00 0.000																					



Batter	1	2	3	4	5	6	7	8	9	10	11	12	AB	R	H	RBI	BB	SO	LOB	TOP									
9 Nate McLouth, L OBP: 0.278, SLG: 0.294													5	0	2	0	0	0	1										
2 J.J. Hardy, R OBP: 0.222, SLG: 0.235														5	0	0	0	0	2	2									
19 Chris Davis, L OBP: 0.438, SLG: 0.357														2	0	0	0	1	0	1									
27 Endy Chavez, L (8.9)														1	0	0	0	0	1	0									
10 Adam Jones, R OBP: 0.118, SLG: 0.125														5	0	1	0	0	1	1									
32 Matt Wieters, S OBP: 0.059, SLG: 0.118														5	0	0	0	0	0	2									
25 Jim Thome, L OBP: 0.167, SLG: 0.091														5	0	0	0	0	1	2									
12 Mark Reynolds, R OBP: 0.353, SLG: 0.214														4	0	1	0	0	1	0									
3 Ryan Flaherty, L OBP: 0.286, SLG: 0.714														3	1	1	1	0	0	3									
11 Robert Andino, R OBP: 0.500, SLG: 0.625														2	0	1	0	0	0	1									
13 Manny Machado, R OBP: 0.154, SLG: 0.365														3	1	1	1	0	1	0									
<b>Inning Stats</b>	R: 0 E: 0 K: 0 S: 6	H: 1 LOB: 0 BB: 0 P: 9	R: 0 E: 0 K: 0 S: 10	H: 0 LOB: 0 BB: 0 P: 16	R: 1 E: 0 K: 1 S: 10	H: 2 LOB: 1 BB: 0 P: 18	R: 0 E: 0 K: 0 S: 10	H: 1 LOB: 3 BB: 0 P: 19	R: 1 E: 0 K: 1 S: 7	H: 1 LOB: 1 BB: 0 P: 10	R: 0 E: 0 K: 0 S: 4	H: 0 LOB: 0 BB: 0 P: 5	R: 0 E: 0 K: 0 S: 6	H: 0 LOB: 0 BB: 0 P: 13	R: 0 E: 0 K: 1 S: 8	H: 0 LOB: 0 BB: 0 P: 10	R: 0 E: 0 K: 0 S: 5	R: 0 E: 0 K: 2 S: 11	H: 0 LOB: 0 BB: 0 P: 13	R: 0 E: 0 K: 0 S: 8	R: 0 E: 0 K: 0 S: 11	H: 1 LOB: 1 BB: 0 P: 11	H: 0 LOB: 0 BB: 0 P: 13	R: 0 E: 0 K: 0 S: 8	H: 1 LOB: 1 BB: 0 P: 11	1B: 5 2B: 1 3B: 0 HR: 2	SF: 0 SAC: 1 DP: 1 HBP: 2	WP: 0 PB: 0 SB: 1 CS: 1	PA: 44
<b>PITCHER</b>	IP WLS BF H R ER SO BB IBB HBP BLK WP HR S P ERA WHIP	18 Hiroki Kuroda, R ERA: 2.18	48 Boone Logan, L ERA:	29 Rafael Soriano, R ERA:	30 David Robertson, R ERA:																								

Baltimore Orioles @ New York Yankees  
Yankee Stadium, Bronx, NY  
Wed Oct 10 2012, 7:40 PM - 11:10 PM EDT  
Att. 50,497 - Partly Cloudy - 62 F

AB	40
R	2
H	7
RBI	2
BB	1
SO	7
LOB	13



Batter	1	2	3	4	5	6	7	8	9	10	11	12	AB	R	H	RBI	BB	SO	LOB	BOTTOM					
2 Derek Jeter, R OBP: 0.462, SLG: 0.615													4	0	2	1	0	2	0						
17 Jayson Nix, R (9.6)													1	0	0	0	0	0	0						
31 Ichiro Suzuki, L OBP: 0.200, SLG: 0.267													5	0	0	0	0	0	2						
13 Alex Rodriguez, R OBP: 0.154, SLG: 0.083														3	0	0	0	0	2	1					
27 Raul Ibanez, L OBP: 0.667, SLG: 1.000														2	2	2	2	0	0	0					
24 Robinson Cano, L OBP: 0.291, SLG: 0.333														4	0	0	0	0	1	1					
33 Nick Swisher, S OBP: 0.308, SLG: 0.200														4	0	1	0	0	1	0					
25 Mark Teixeira, S OBP: 0.389, SLG: 0.333														4	0	0	0	0	1	1					
14 Curtis Granderson, L OBP: 0.167, SLG: 0.091														4	0	0	0	0	3	0					
55 Russell Martin, R OBP: 0.417, SLG: 0.700														4	1	2	0	0	0	0					
12 Eric Chavez, L (1.5)														4	0	0	0	0	2	2					
<b>Inning Stats</b>	R: 0 E: 0 K: 1 S: 8	H: 0 LOB: 0 BB: 0 P: 13	R: 0 E: 0 K: 0 S: 6	H: 1 LOB: 0 BB: 0 P: 10	R: 1 E: 0 K: 1 S: 15	H: 2 LOB: 1 BB: 0 P: 19	R: 0 E: 0 K: 1 S: 10	H: 0 LOB: 0 BB: 0 P: 13	R: 0 E: 0 K: 0 S: 11	H: 1 LOB: 1 BB: 0 P: 20	R: 0 E: 0 K: 2 S: 9	H: 0 LOB: 0 BB: 0 P: 12	R: 0 E: 0 K: 1 S: 8	H: 0 LOB: 0 BB: 0 P: 12	R: 1 E: 0 K: 0 S: 8	H: 1 LOB: 0 BB: 0 P: 11	R: 0 E: 0 K: 0 S: 8	R: 0 E: 0 K: 1 S: 7	H: 0 LOB: 0 BB: 0 P: 11	R: 0 E: 0 K: 0 S: 11	H: 1 LOB: 0 BB: 0 P: 11	1B: 3 2B: 1 3B: 1 HR: 2	SF: 0 SAC: 0 DP: 1 HBP: 0	WP: 0 PB: 0 SB: 0 CS: 0	PA: 39
<b>PITCHER</b>	IP WLS BF H R ER SO BB IBB HBP BLK WP HR S P ERA WHIP	50 Miguel González, R ERA: 1.29	56 Darren O'Day, R ERA:	43 Jim Johnson, R ERA: 10.39	17 Brian Matusz, L ERA: 2.45																				

Baltimore Orioles @ New York Yankees  
Yankee Stadium, Bronx, NY  
Wed Oct 10 2012, 7:40 PM - 11:10 PM EDT  
Att. 50,497 - Partly Cloudy - 62 F

AB	39
R	3
H	7
RBI	3
BB	0
SO	11
LOB	7





Batter	1	2	3	4	5	6	7	8	9	10	11	12	13	AB	R	H	RBI	BB	SO	LOB	TOP
9 Nate McLouth, L OBP: 0.333, SLG: 0.500														5	1	2	1	1	0	1	
2 J.J. Hardy, R OBP: 0.250, SLG: 0.304														6	0	2	1	0	1	2	
19 Chris Davis, L OBP: 0.310, SLG: 0.250														6	0	0	0	0	3	5	
27 Endy Chavez, L														0	0	0	0	0	0	0	
10 Adam Jones, R OBP: 0.087, SLG: 0.091														6	0	0	0	0	2	5	
32 Matt Wieters, S OBP: 0.136, SLG: 0.143														4	0	1	0	1	0	2	
25 Jim Thome, L OBP: 0.188, SLG: 0.133														4	0	1	0	0	1	1	
51 Lew Ford, R OBP: 0.400, SLG: 0.600														5	0	0	0	0	2	3	
12 Mark Reynolds, R OBP: 0.273, SLG: 0.158														4	0	1	0	0	0	0	
3 Ryan Flaherty, L OBP: 0.273, SLG: 0.545														4	0	1	0	0	0	0	
11 Robert Andino, R OBP: 0.444, SLG: 0.556														1	0	0	0	0	1	1	
13 Manny Machado, R OBP: 0.222, SLG: 0.412														4	1	1	0	1	2	2	
<b>Inning Stats</b>	R: 0 E: 0 K: 0 S: 12	H: 1 LOB: 21 BB: 1 P: 2	R: 0 E: 0 K: 1 S: 6	H: 0 LOB: 0 BB: 0 P: 8	R: 0 E: 0 K: 1 S: 9	H: 1 LOB: 2 BB: 1 P: 19	R: 0 E: 0 K: 3 S: 13	H: 1 LOB: 0 BB: 0 P: 18	R: 0 E: 0 K: 1 S: 7	H: 0 LOB: 0 BB: 0 P: 11	R: 0 E: 0 K: 1 S: 11	H: 0 LOB: 0 BB: 0 P: 17	R: 0 E: 0 K: 1 S: 12	H: 1 LOB: 1 BB: 0 P: 20	R: 1 E: 0 K: 0 S: 11	H: 2 LOB: 1 BB: 0 P: 16	1B: 4 2B: 3 3B: 0 HR: 1	SF: 0 SAC: 0 DP: 0 HBP: 0	W/P: 0 PB: 0 SB: 0 CS: 0	PA: 49	
<b>PITCHER</b>	IP 6.2	WLS 0.1	BF 27	H 4	R 1	ER 1	SO 8	BB 3	IBB 0	HBP 0	BLK 0	W/P 0	HR 1	S 58	P 95	ERA 1.35	WHIP 1.050				
65 Phil Hughes, R ERA: 1.35																					
48 Boone Logan, L ERA:																					
30 David Robertson, R ERA:																					
29 Rafael Soriano, R ERA:																					
62 Joba Chamberlain, R ERA:																					
<b>PITCHER</b>	IP 12.1	WLS 1.1	BF 66	H 2	R 1	ER 1	SO 11	BB 0	IBB 0	HBP 0	BLK 0	W/P 0	HR 0	S 135	P 195	ERA 6.75	WHIP 1.500				
41 David Phelps, R ERA: 6.75																					
39 Clay Rapada, L ERA:																					
34 Derek Lowe, R ERA:																					

Baltimore Orioles @ New York Yankees  
Yankee Stadium, Bronx, NY  
Thu Oct 11 2012, 7:39 PM - 12:08 AM EDT  
Att. 49,307 - Clear - 56 F

AB 46  
R 2  
H 8  
RBI 2  
BB 3  
SO 12  
LOB 23




Batter	1	2	3	4	5	6	7	8	9	10	11	12	13	AB	R	H	RBI	BB	SO	LOB	BOTTOM
2 Derek Jeter, R OBP: 0.421, SLG: 0.576														6	1	2	0	0	2	3	
31 Ichiro Suzuki, L OBP: 0.200, SLG: 0.250														5	0	1	0	0	1	2	
25 Mark Teixeira, S OBP: 0.474, SLG: 0.333														3	0	1	0	3	2	1	
24 Robinson Cano, L OBP: 0.158, SLG: 0.222														6	0	0	1	0	0	5	
13 Alex Rodriguez, R OBP: 0.222, SLG: 0.125														4	0	1	0	1	2	3	
12 Eric Chavez, L (13, PH)														1	0	0	0	0	0	0	
33 Nick Swisher, S OBP: 0.222, SLG: 0.133														5	0	0	0	0	0	4	
55 Russell Martin, R OBP: 0.353, SLG: 0.500														4	0	0	0	1	1	1	
14 Curtis Granderson, L OBP: 0.118, SLG: 0.083														5	0	0	0	0	3	3	
17 Jayson Nix, R OBP: 0.500, SLG: 0.750														3	0	2	0	0	0	1	
27 Raul Ibanez, L OBP: 0.371, SLG: 1.500														1	0	0	0	0	0	0	
26 Eduardo Nunez, R OBP: 0.200, SLG: 0.400														1	0	0	0	0	0	0	
<b>Inning Stats</b>	R: 0 E: 0 K: 0 S: 10	H: 0 LOB: 1 BB: 1 P: 17	R: 0 E: 0 K: 1 S: 7	H: 0 LOB: 1 BB: 1 P: 13	R: 0 E: 0 K: 0 S: 8	H: 1 LOB: 1 BB: 0 P: 23	R: 0 E: 0 K: 1 S: 6	H: 0 LOB: 0 BB: 1 P: 12	R: 0 E: 1 K: 1 S: 11	H: 1 LOB: 2 BB: 0 P: 16	R: 0 E: 0 K: 0 S: 6	H: 0 LOB: 1 BB: 1 P: 10	R: 0 E: 0 K: 1 S: 9	H: 1 LOB: 0 BB: 0 P: 14	R: 0 E: 0 K: 1 S: 10	H: 0 LOB: 0 BB: 0 P: 14	1B: 5 2B: 3 3B: 0 HR: 0	SF: 0 SAC: 1 DP: 2 HBP: 0	W/P: 0 PB: 0 SB: 0 CS: 0	PA: 50	
<b>PITCHER</b>	IP 5.2	WLS 0.2	BF 22	H 3	R 1	ER 1	SO 5	BB 4	IBB 0	HBP 0	BLK 0	W/P 0	HR 0	S 56	P 88	ERA 1.59	WHIP 1.235				
48 Joe Saunders, L ERA: 1.59																					
29 Tommy Hunter, R ERA:																					
40 Troy Patton, L ERA:																					
38 Luis Ayala, R ERA:																					
17 Brian Matusz, L ERA: 2.25																					
<b>PITCHER</b>	IP 2.2	WLS 0.0	BF 9	H 0	R 0	ER 0	SO 1	BB 1	IBB 0	HBP 0	BLK 0	W/P 0	HR 0	S 19	P 30	ERA 0.00	WHIP 0.375				
56 Darren O'Day, R ERA:																					
47 Pedro Strop, R ERA:																					
43 Jim Johnson, R ERA: 8.44																					


Baltimore Orioles @ New York Yankees  
Yankee Stadium, Bronx, NY  
Thu Oct 11 2012, 7:39 PM - 12:08 AM EDT  
Att. 49,307 - Clear - 56 F

AB 44  
R 1  
H 7  
RBI 1  
BB 5  
SO 11  
LOB 23





Batter	1	2	3	4	5	6	7	8	9	AB	R	H	RBI	BB	SO	LOB	TOP			
9 Nate McLouth, L (1.7)	L8			19 S 1B		K		K		4	0	1	0	0	2	3	<p><b>Baltimore Orioles @ New York Yankees</b>            Yankee Stadium, Bronx, NY            Fri Oct 12 2012, 5:07 PM - 8:00 PM EDT            Att: 47,081 - Cloudy - 52 F</p> <p>livebaseballscorecards.com</p> <p>AB 30 R 1 H 4 RBI 1 BB 2 SO 9 LOB 13</p> 			
2 J.J. Hardy, R (1.6)	F9			F9		G4-3		G6-3		4	0	0	0	0	4					
10 Adam Jones, R (1.8)	K			F8		K		K		4	0	0	0	0	2	1				
19 Chris Davis, L (1.9)		G2-3		F8		F8		K		4	0	0	0	0	1	1				
32 Matt Wieters, S (1.2)		K			12 G4-3 BB			51 1B	G1-3	3	1	1	0	1	1	0				
13 Manny Machado, R (1.5)		K			P4			11 1B	51 1B	2	0	0	0	1	1	1				
12 Mark Reynolds, R (1.3)		K			G4-3			K		3	0	0	0	0	2	3				
51 Lew Ford, R (1.10)				F7		G3			11 1B	3	0	1	1	0	0	0				
11 Robert Andino, R (1.4)				F9		F9			1-2 2-3 1B	3	0	1	0	0	0	0				
<b>Inning Stats</b>	R: 0 E: 0 K: 1 S: 6	H: 0 LOB: 0 BB: 0 P: 10	R: 0 E: 0 K: 2 S: 7	H: 0 LOB: 0 BB: 0 P: 9	R: 0 E: 0 K: 1 S: 11	H: 0 LOB: 0 BB: 0 P: 18	R: 0 E: 0 K: 0 S: 10	H: 1 LOB: 1 BB: 0 P: 11	R: 0 E: 0 K: 1 S: 9	H: 0 LOB: 0 BB: 0 P: 17	R: 0 E: 0 K: 1 S: 6	H: 0 LOB: 0 BB: 0 P: 8	R: 1 E: 0 K: 2 S: 16	H: 3 LOB: 3 BB: 1 P: 29	R: 0 E: 0 K: 1 S: 9	H: 0 LOB: 0 BB: 0 P: 10		1B: 4 2B: 0 3B: 0 HR: 0	SF: 0 SAC: 0 DP: 1 HBP: 0	WP: 0 PB: 0 SB: 1 CS: 0
<b>PITCHER</b> 52 CC Sabathia, L (1.1) ERA: 1.53	IP: 9.0 WLS: W BF: 32 H: 4 R: 1 ER: 1 SO: 9	BB: 2 IBB: 0 HBP: 0 BLK: 0	WP: 0 HR: 0 S: 78 P: 121 ERA: 1.00 WHIP: 0.667	<b>PITCHER</b>																

Batter	1	2	3	4	5	6	7	8	9	AB	R	H	RBI	BB	SO	LOB	BOTTOM			
2 Derek Jeter, R (1.6)	K			K		31 2B		G3-1		3	1	0	0	1	2	0	<p><b>Baltimore Orioles @ New York Yankees</b>            Yankee Stadium, Bronx, NY            Fri Oct 12 2012, 5:07 PM - 8:00 PM EDT            Att: 47,081 - Cloudy - 52 F</p> <p>livebaseballscorecards.com</p> <p>AB 27 R 3 H 5 RBI 3 BB 3 SO 9 LOB 6</p> 			
31 Ichiro Suzuki, L (1.7) (8.9)	G4-3			G4-3		BB		24 G4-6-3 BB		3	0	1	1	1	0	0				
24 Robinson Cano, L (1.4)	G3			K		2B		G4-6-3		4	0	0	0	0	2	2				
25 Mark Teixeira, S (1.3)		G5-3			27 1B					2	1	1	0	1	0	0				
27 Raul Ibanez, L (1.10)		L8			33 G6-4-3 1B			K		3	0	1	1	0	1	2				
33 Nick Swisher, S (1.9) 11 Brett Gardner, L (8.7)		K2-3			G6-4-3			K		3	0	0	0	0	2	1				
14 Curtis Granderson, L (1.8)				F9		55 1B		HR		3	1	2	1	0	0	0				
55 Russell Martin, R (1.2)		F8			F8			G5-3		3	0	0	0	0	0	1				
12 Eric Chavez, L (1.5)		L8				K		K		3	0	0	0	0	2	0				
<b>Inning Stats</b>	R: 0 E: 0 K: 1 S: 10	H: 0 LOB: 0 BB: 0 P: 16	R: 0 E: 0 K: 1 S: 7	H: 0 LOB: 0 BB: 0 P: 11	R: 0 E: 0 K: 0 S: 8	H: 0 LOB: 0 BB: 0 P: 10	R: 0 E: 0 K: 2 S: 11	H: 0 LOB: 0 BB: 0 P: 14	R: 1 E: 0 K: 0 S: 16	H: 3 LOB: 1 BB: 0 P: 25	R: 1 E: 0 K: 3 S: 13	H: 1 LOB: 2 BB: 2 P: 26	R: 1 E: 0 K: 2 S: 14	H: 1 LOB: 0 BB: 0 P: 19	R: 0 E: 0 K: 0 S: 5	H: 0 LOB: 0 BB: 1 P: 12		1B: 3 2B: 1 3B: 0 HR: 1	SF: 0 SAC: 0 DP: 2 HBP: 0	WP: 0 PB: 0 SB: 2 CS: 0
<b>PITCHER</b> 39 Jason Hammel, R (1.1) ERA: 3.18 40 Troy Patton, L (6.1) ERA: 4.5 47 Pedro Strop, R (8.1) ERA: 17 Brian Matusz, L (8.1) ERA: 1.93	IP: 5.2 WLS: L BF: 22 H: 4 R: 2 ER: 2 SO: 6	BB: 1 IBB: 0 HBP: 0 BLK: 0	WP: 0 HR: 0 S: 62 P: 97 ERA: 3.18 WHIP: 0.882	<b>PITCHER</b>																



Batter	1	2	3	4	5	6	7	8	9	10	11	12	AB	R	H	RBI	BB	SO	LOB	TOP				
14 Austin Jackson, R OBP: 0.296, SLG: 0.462	L4		G6-4-3			28 1B 3B	G6-3		G5-3		K		6	1	2	0	0	1	2					
4 Omar Infante, R OBP: 0.333, SLG: 0.318	G5-3			G5-3		F9			K		F8		5	0	0	0	1	1	3					
24 Miguel Cabrera, R OBP: 0.357, SLG: 0.333				G6-3		28 1B 21 1B IBB			G5-3			28 G3 21 2B BB	4	2	1	0	2	1	2					
28 Prince Fielder, L OBP: 0.250, SLG: 0.333	K					27 BB 21 1B 1B			G3-1			G3	6	0	2	1	0	2	3					
21 Delmon Young, R OBP: 0.333, SLG: 0.478 32 Don Kelly, L (12, PR) (12, 10)	K			P2		27 BB 1B					G6-3	27 1B 12 1B 2B	6	1	3	3	0	1	1					
27 Jhonny Peralta, R OBP: 0.417, SLG: 0.409	K					1-2 2-H 1B					F8	12 1B 1B	5	1	3	0	1	1	0					
12 Andy Dirks, L (11, 9)	G5-3					F7	F6		G3		G3		6	0	1	1	0	0	5					
34 Avisail Garcia, R OBP: 0.250, SLG: 0.182 52 Quintin Berry, L (11, PH) (11, 7)			F9			K	P4				G6-3		4	0	1	1	0	1	4					
9 Gerald Laird, R OBP: 0.200, SLG: 0.111 13 Alex Avila, L (11, PH) (11, 2)						L6			P6			G3-1	4	0	1	0	0	1	2					
<b>Inning Stats</b>	R: 0 E: 0 K: 1 S: 9	H: 1 LOB: 1 BB: 0 P: 12	R: 0 E: 0 K: 2 S: 8	H: 0 LOB: 0 BB: 0 P: 11	R: 0 E: 0 K: 0 S: 9	H: 1 LOB: 0 BB: 0 P: 13	R: 0 E: 0 K: 1 S: 10	H: 1 LOB: 1 BB: 0 P: 12	R: 0 E: 0 K: 1 S: 10	H: 1 LOB: 3 BB: 2 P: 17	R: 2 E: 0 K: 0 S: 14	H: 3 LOB: 3 BB: 1 P: 21	R: 0 E: 0 K: 2 S: 14	H: 1 LOB: 1 BB: 0 P: 20	R: 0 E: 0 K: 0 S: 10	H: 0 LOB: 0 BB: 0 P: 13	R: 0 E: 0 K: 1 S: 12	H: 1 LOB: 1 BB: 0 P: 19	R: 2 E: 0 K: 1 S: 17	H: 3 LOB: 2 BB: 1 P: 30	1B: 10 2B: 3 3B: 1 HR: 1	SF: 0 SAC: 0 DP: 1 HBP: 0	WP: 0 PB: 0 SB: 0 CS: 0	PA: 54
<b>PITCHER</b>	IP 6.2	WLS 29	BF 29	H 7	R 2	ER 2	SO 5	BB 2	IBB 1	HBP 0	BLK 0	WP 0	HR 0	S 71	P 107	ERA 2.70	WHIP 1.350							
46 Andy Pettitte, L ERA: 3.29	IP 6.2	WLS 29	BF 29	H 7	R 2	ER 2	SO 5	BB 2	IBB 1	HBP 0	BLK 0	WP 0	HR 0	S 71	P 107	ERA 2.70	WHIP 1.350							
34 Derek Lowe, R ERA: 18.0	IP 7.1	WLS 4	BF 2	H 2	R 2	ER 2	SO 1	BB 0	IBB 0	HBP 0	BLK 0	WP 0	HR 1	S 8	P 12	ERA 27.00	WHIP 3.000							
48 Boone Logan, L ERA: 18.0	IP 8.1	WLS 3	BF 1	H 0	R 0	ER 0	SO 0	BB 0	IBB 0	HBP 0	BLK 0	WP 0	HR 0	S 8	P 11	ERA 0.00	WHIP 1.500							
38 Cody Epley, R ERA: 18.0	IP 9.1	WLS 3	BF 1	H 0	R 0	ER 0	SO 1	BB 0	IBB 0	HBP 0	BLK 0	WP 0	HR 0	S 11	P 16	ERA 0.00	WHIP 1.500							
39 Clay Rapada, L ERA: 11.57	IP 9.1	WLS 1	BF 0	H 0	R 0	ER 0	SO 1	BB 0	IBB 0	HBP 0	BLK 0	WP 0	HR 0	S 3	P 4	ERA 0.00	WHIP 0.000							
<b>PITCHER</b>	IP 1.0	WLS 3	BF 4	H 1	R 0	ER 0	SO 1	BB 0	IBB 0	HBP 0	BLK 0	WP 0	HR 0	S 13	P 10	ERA 2.70	WHIP 1.000							
29 Rafael Soriano, R ERA: 11.57	IP 1.0	WLS 3	BF 4	H 1	R 0	ER 0	SO 1	BB 0	IBB 0	HBP 0	BLK 0	WP 0	HR 0	S 13	P 10	ERA 2.70	WHIP 1.000							
30 David Robertson, R ERA: 11.57	IP 1.0	WLS 4	BF 1	H 0	R 0	ER 0	SO 1	BB 0	IBB 0	HBP 0	BLK 0	WP 0	HR 0	S 12	P 19	ERA 0.00	WHIP 1.000							
41 David Phelps, R ERA: 11.57	IP 1.0	WLS 7	BF 3	H 2	R 2	ER 2	SO 1	BB 1	IBB 0	HBP 0	BLK 0	WP 0	HR 0	S 17	P 30	ERA 18.00	WHIP 4.000							

Detroit Tigers @ New York Yankees  
Yankee Stadium, Bronx, NY  
Sat Oct 13 2012, 8:10 PM - 1:02 AM EDT  
Alt. 47,122 - Cloudy - 49 F

AB 50  
R 6  
H 15  
RBI 6  
BB 4  
SO 10  
LOB 26



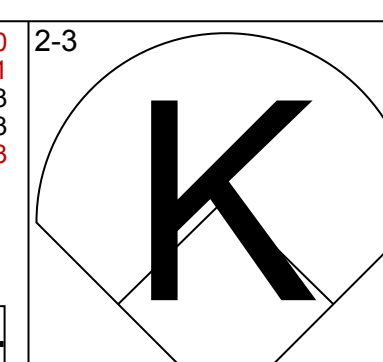
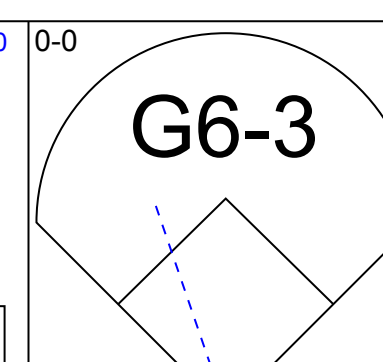
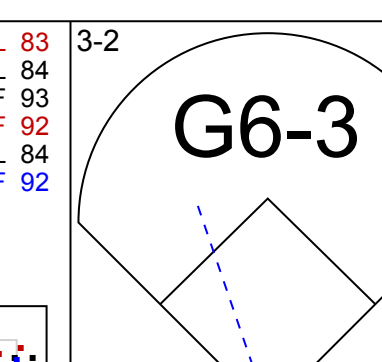
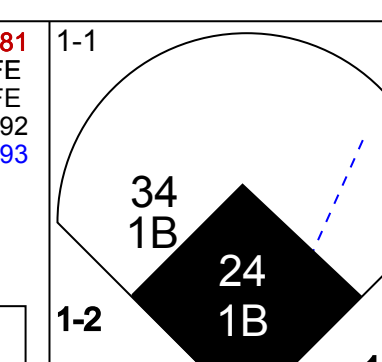
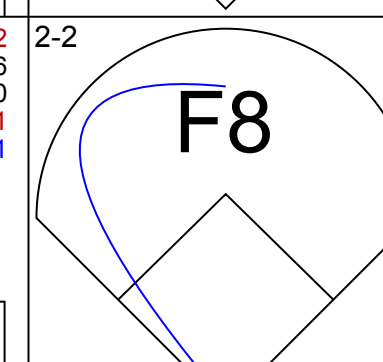
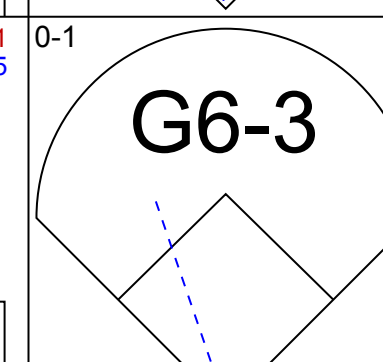
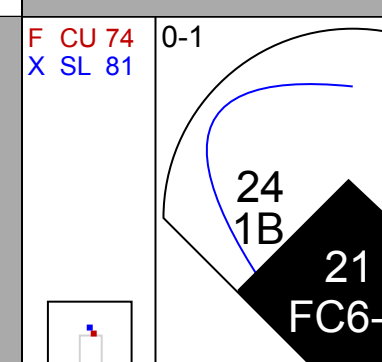
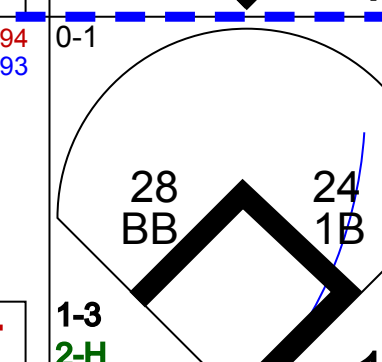
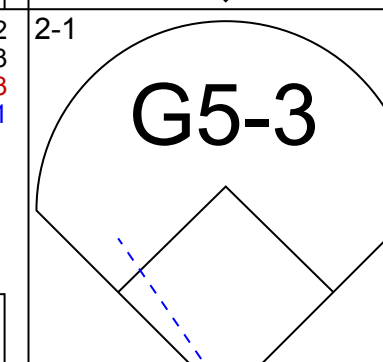
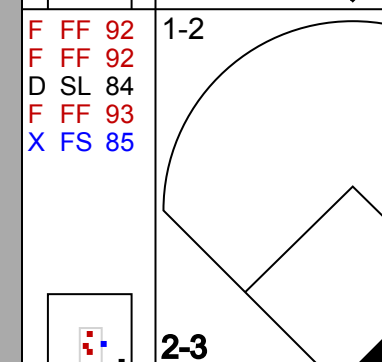
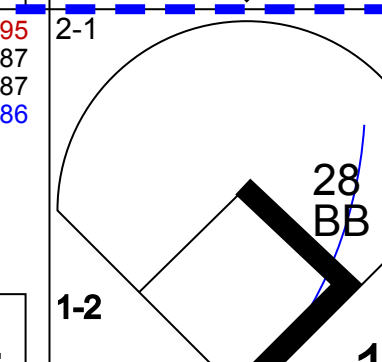


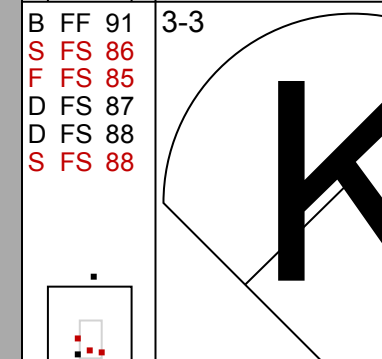
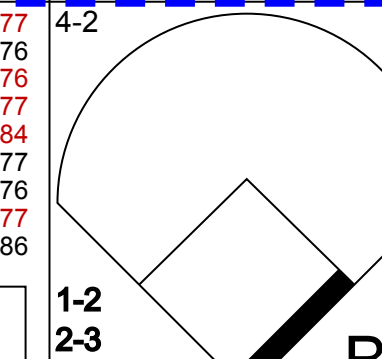
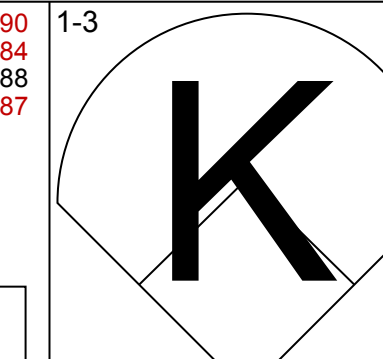
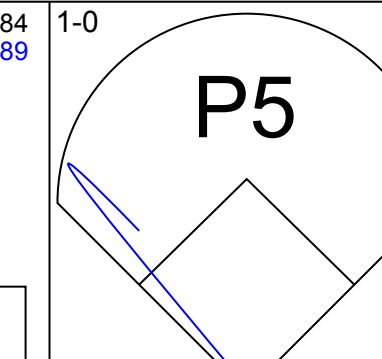
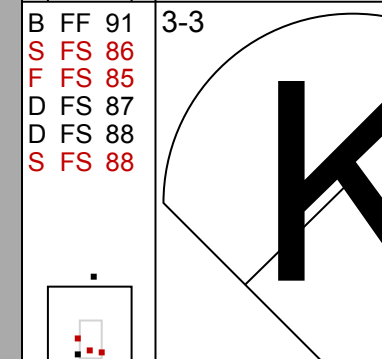
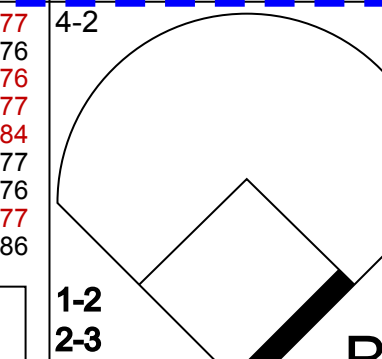
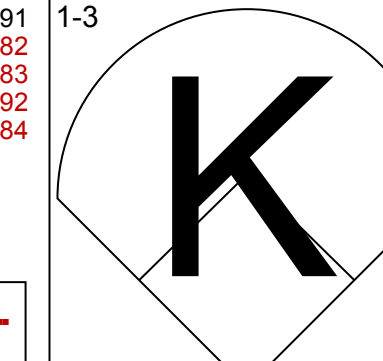
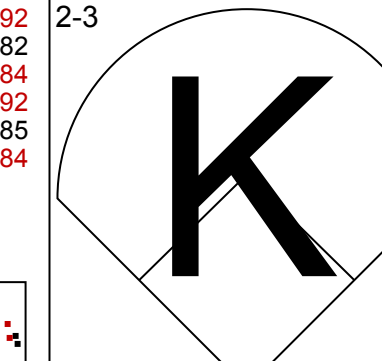
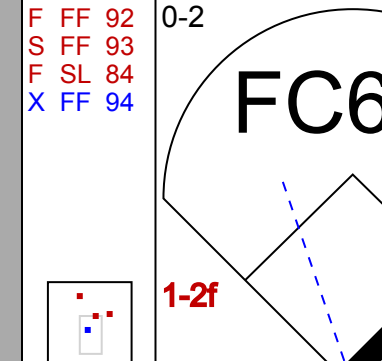
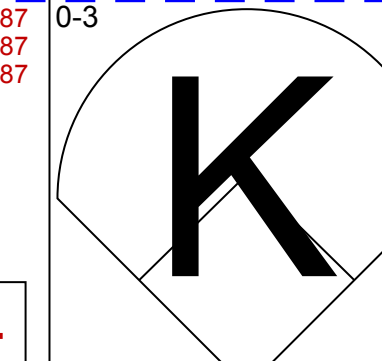
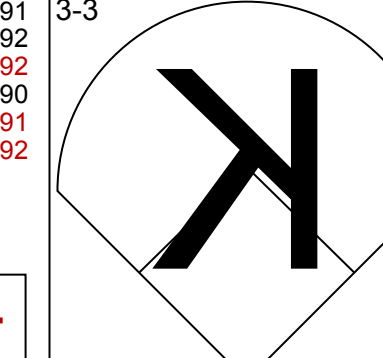
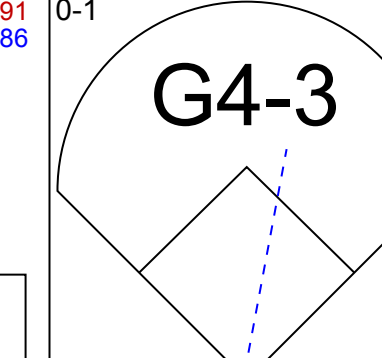
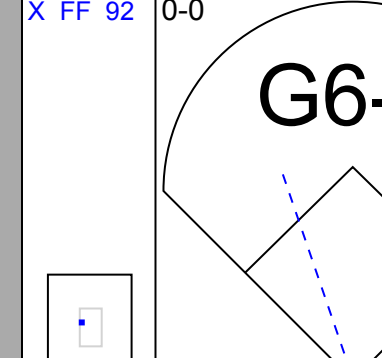
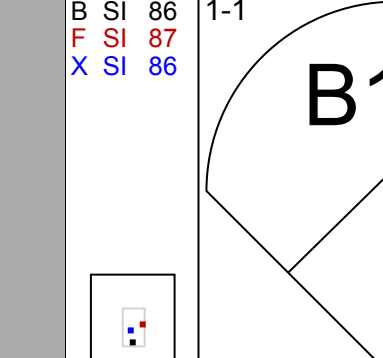
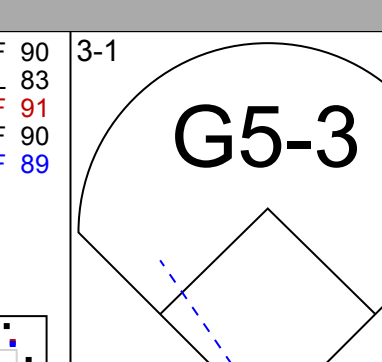
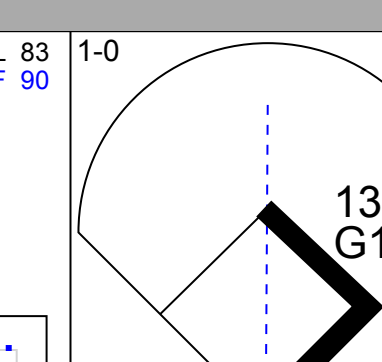
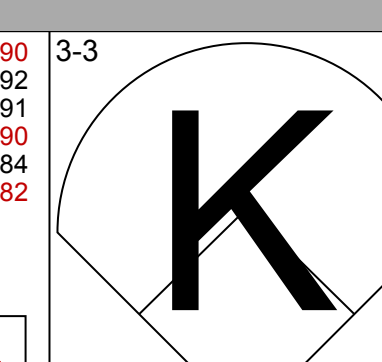
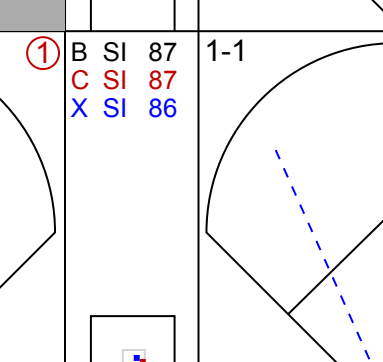
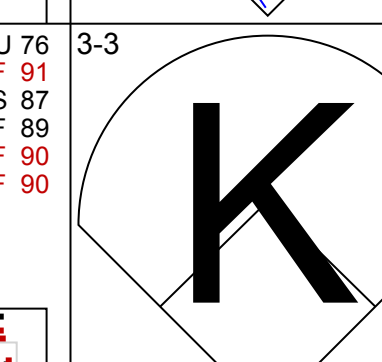
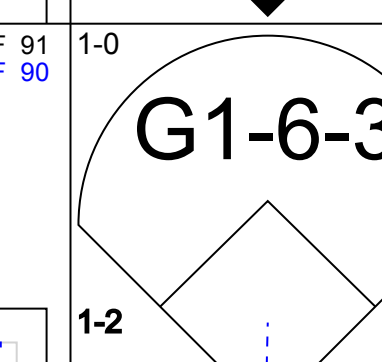
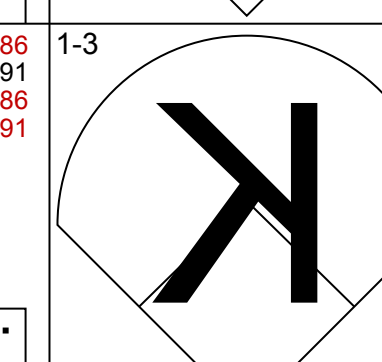
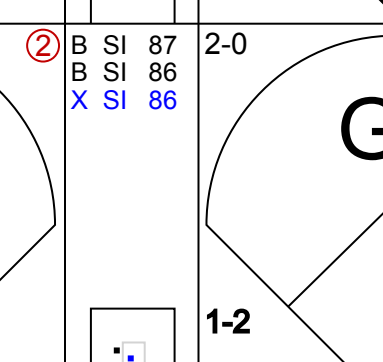
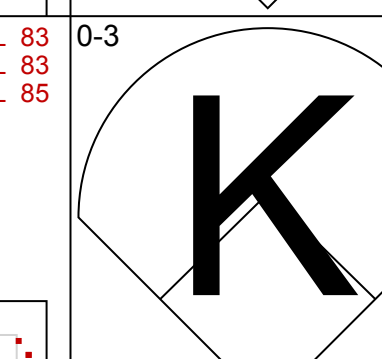
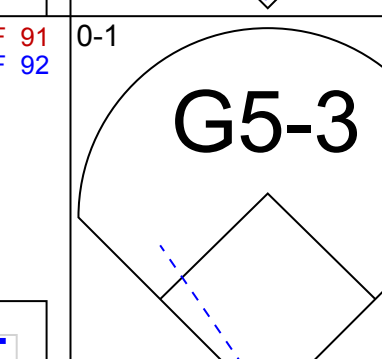
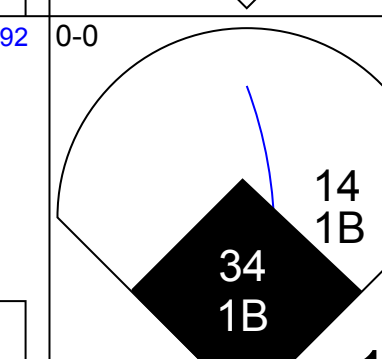
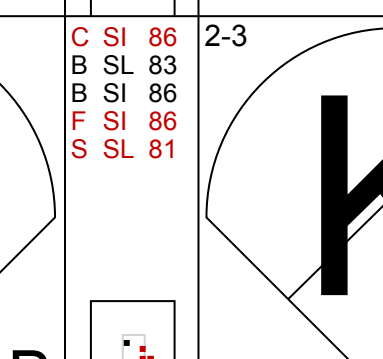
Batter	1	2	3	4	5	6	7	8	9	10	11	12	AB	R	H	RBI	BB	SO	LOB	BOTTOM				
2 Derek Jeter, R OBP: 0.370, SLG: 0.444 17 Jayson Nix, R OBP: 0.500, SLG: 0.750	27 BB 25 BB BB	31 1B			G3		K		K		F9		5	0	1	0	1	2	3					
31 Ichiro Suzuki, L OBP: 0.333, SLG: 0.483	F7				L8		24 G2-3 1B						6	1	4	2	0	0	1					
24 Robinson Cano, L OBP: 0.103, SLG: 0.143	L7	L1-6-3			G3-1		G2-3		HR				6	0	0	0	0	1	6					
25 Mark Teixeira, S OBP: 0.500, SLG: 0.333	27 BB				13 G6-4-3 1B		G1-3		27 DI HR		P6		4	1	1	0	2	0	2					
27 Raul Ibanez, L OBP: 0.500, SLG: 1.143	13 FC6-4 BB				P6				G3		P4		5	1	2	2	1	0	2					
13 Alex Rodriguez, R OBP: 0.190, SLG: 0.105 12 Eric Chavez, L (8, PH) (9, 5)	FC6-4				G6-4-3		K		F8		K		3	0	0	0	0	1	6					
33 Nick Swisher, S OBP: 0.222, SLG: 0.174	P5				F7								5	0	1	0	1	1	0					
14 Curtis Granderson, L OBP: 0.200, SLG: 0.261 11 Brett Gardner, L (10, PR) (11, 8)	K				F8		K		G4-3		2 S 55 S BB		4	0	0	0	1	2	4					
55 Russell Martin, R OBP: 0.320, SLG: 0.409	31 1B 2 1B 1B				G4-3		K				F8		5	1	2	0	0	1	4					
<b>Inning Stats</b>	R: 0 E: 0 K: 1 S: 11	H: 0 LOB: 3 BB: 3 P: 24	R: 0 E: 0 K: 1 S: 15	H: 3 LOB: 3 BB: 0 P: 23	R: 0 E: 0 K: 0 S: 15	H: 1 LOB: 0 BB: 0 P: 7	R: 0 E: 0 K: 0 S: 5	H: 0 LOB: 0 BB: 0 P: 12	R: 0 E: 0 K: 3 S: 15	H: 1 LOB: 1 BB: 1 P: 20	R: 0 E: 0 K: 0 S: 9	H: 1 LOB: 1 BB: 1 P: 12	R: 4 E: 0 K: 0 S: 21	H: 3 LOB: 2 BB: 1 P: 31	R: 0 E: 0 K: 0 S: 12	H: 0 LOB: 2 BB: 1 P: 24	R: 0 E: 0 K: 1 S: 12	H: 1 LOB: 1 BB: 0 P: 18	R: 0 E: 0 K: 2 S: 9	H: 0 LOB: 0 BB: 0 P: 11	1B: 7 2B: 2 3B: 0 HR: 2	SF: 0 SAC: 0 DP: 1 HBP: 0	WP: 0 PB: 0 SB: 2 CS: 0	PA: 53
<b>PITCHER</b>	IP 6.1	WLS 3	BF 29	H 6	R 0	ER 0	SO 5	BB 4	IBB 0	HBP 0	BLK 0	WP 0	HR 0	S 63	P 106	ERA 0.00	WHIP 1.579							
58 Doug Fister, R ERA: 1.35	IP 6.1	WLS 3	BF 29	H 6	R 0	ER 0	SO 5	BB 4	IBB 0	HBP 0	BLK 0	WP 0	HR 0	S 63	P 106	ERA 0.00	WHIP 1.579							
40 Phil Coke, L ERA: 1.35	IP 7.1	WLS 1	BF 3	H 0	R 0	ER 0	SO 0	BB 0	IBB 0	HBP 0	BLK 0	WP 0	HR 0	S 15	P 16	ERA 0.00	WHIP 0.000							
53 Joaquin Benoit, R ERA: 1.35	IP 8.1	WLS 3	BF 1	H 0	R 0	ER 0	SO 0	BB 0	IBB 0	HBP 0	BLK 0	WP 0	HR 0	S 5	P 7	ERA 0.00	WHIP 1.500							
46 Jose Valverde, R ERA: 27.0	IP 9.1	WLS 6	BF 3	H 4	R 4	ER 4	SO 2	BB 1	IBB 0	HBP 0	BLK 0	WP 0	HR 2	S 18	P 28	ERA 54.00	WHIP 6.000							
20 Octavio Dotel, R ERA: 11.57	IP 9.1	WLS 5	BF 0	H 0	R 0	ER 0	SO 1	BB 1	IBB 0	HBP 0	BLK 0	WP 0	HR 0	S 15	P 27	ERA 0.00	WHIP 0.750							
<b>PITCHER</b>	IP 2.0	WLS 7	BF 1	H 0	R 0	ER 0	SO 2	BB 0	IBB 0	HBP 0	BLK 0	WP 0	HR 0	S 21	P 29	ERA 0.00	WHIP 0.500							
33 Drew Smyly, L ERA: 11.57	IP 2.0	WLS 7	BF 1	H 0	R 0	ER 0	SO 2	BB 0	IBB 0	HBP 0	BLK 0	WP 0	HR 0	S 21	P 29	ERA 0.00	WHIP 0.500							

Detroit Tigers @ New York Yankees  
Yankee Stadium, Bronx, NY  
Sat Oct 13 2012, 8:10 PM - 1:02 AM EDT  
Alt. 47,122 - Cloudy - 49 F

AB 47  
R 4  
H 11  
RBI 4  
BB 6  
SO 10  
LOB 28



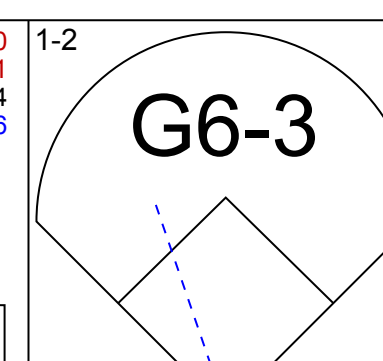
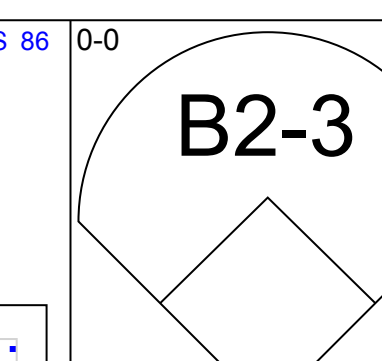
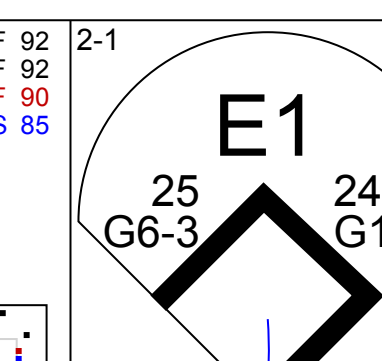
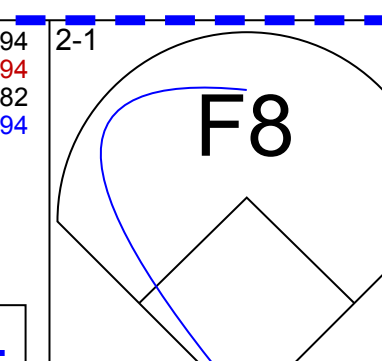
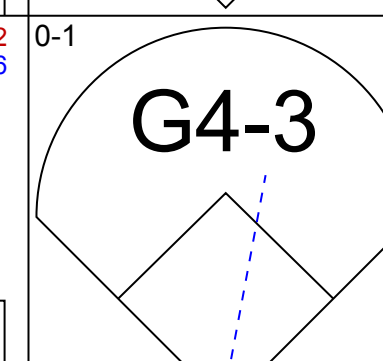
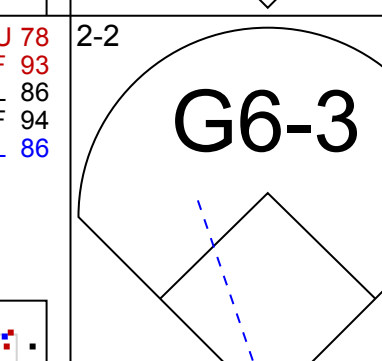
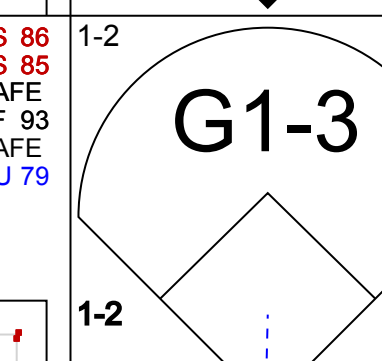
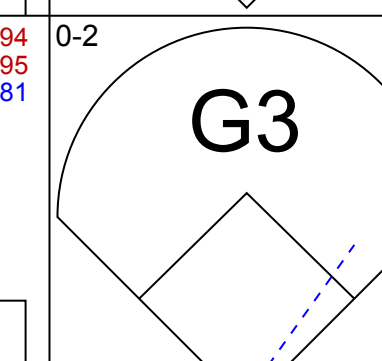
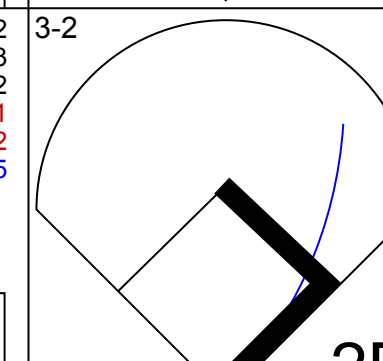
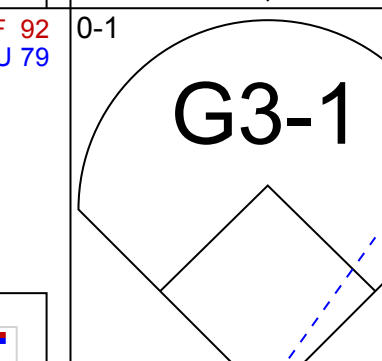
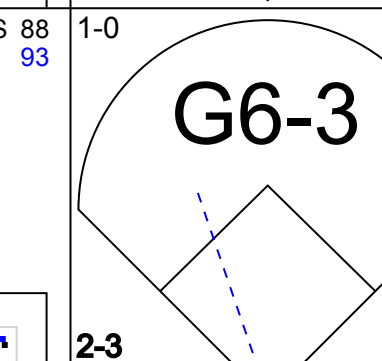
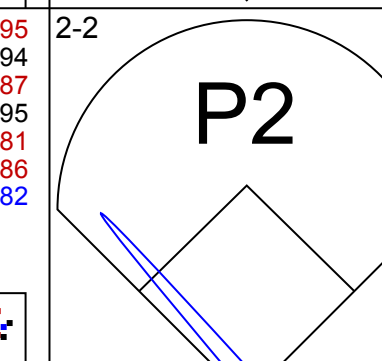
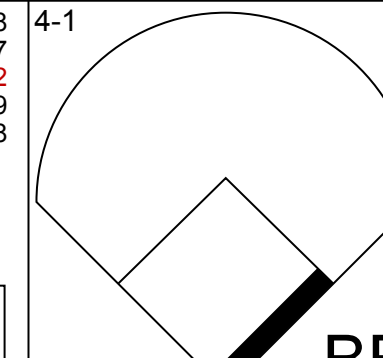
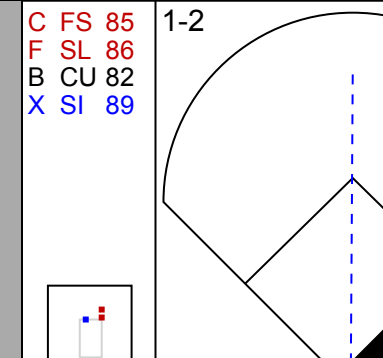
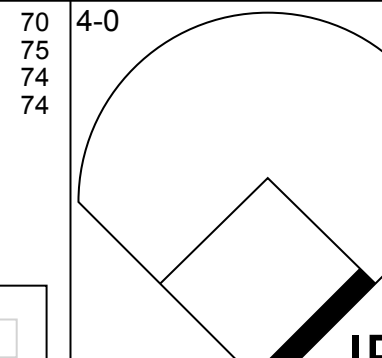
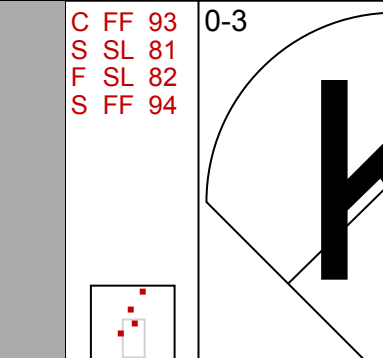
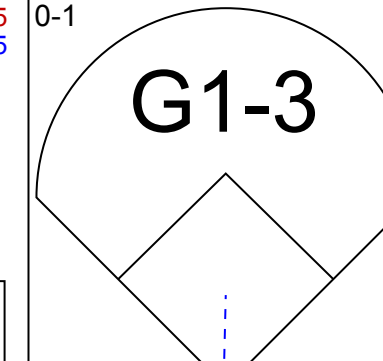
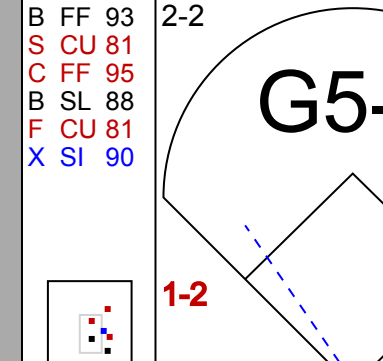
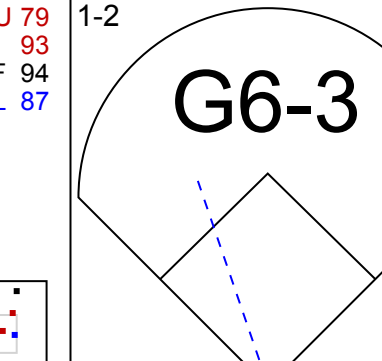
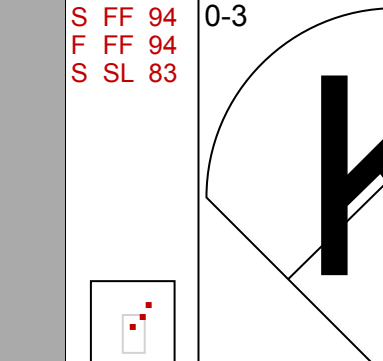
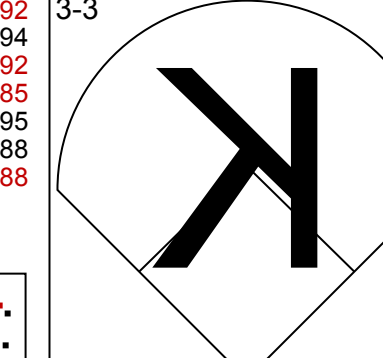
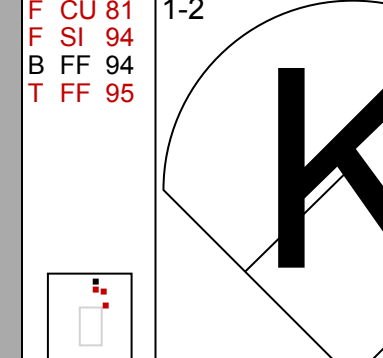
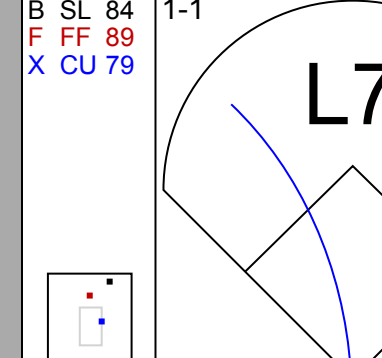
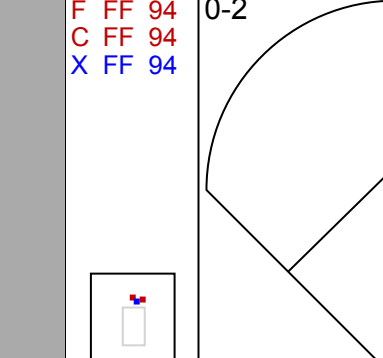
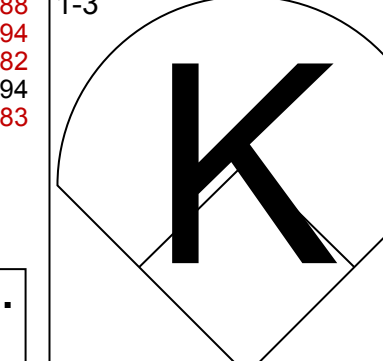
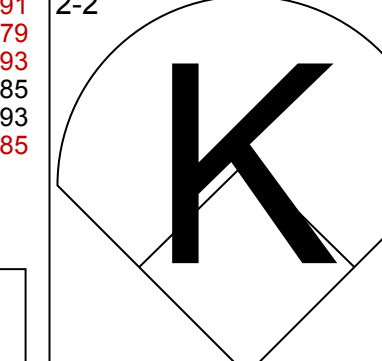
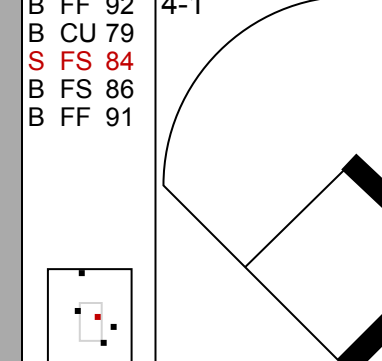
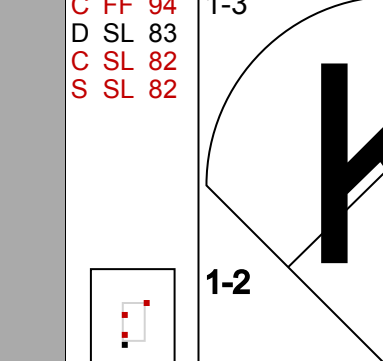
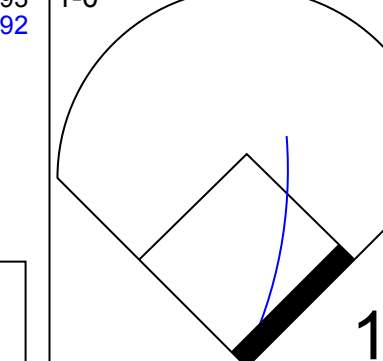
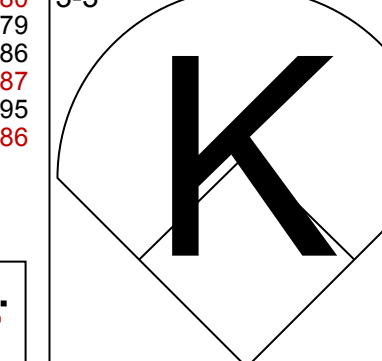
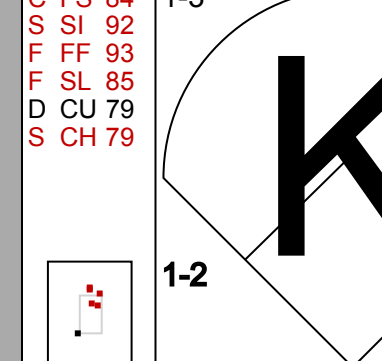

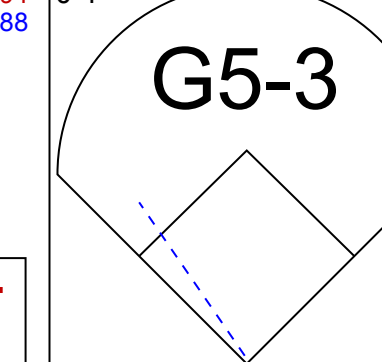
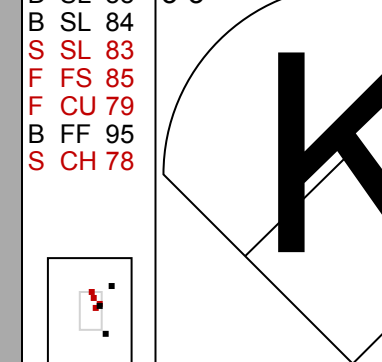


Batter	1	2	3	4	5	6	7	8	9	AB	R	H	RBI	BB	SO	LOB	TOP							
14 Austin Jackson, R OBP: 0.290, SLG: 0.433										4	1	1	0	0	1	1								
52 Quintin Berry, L OBP: 0.313, SLG: 0.400										3	1	1	0	0	0	0								
34 Avisail Garcia, R OBP: 0.308, SLG: 0.250										1	0	1	1	0	0	0								
24 Miguel Cabrera, R OBP: 0.375, SLG: 0.357										4	0	2	1	0	1	0								
28 Prince Fielder, L OBP: 0.250, SLG: 0.300										3	0	0	0	1	2	2								
21 Delmon Young, R OBP: 0.286, SLG: 0.407										4	0	0	1	0	3	4								
12 Andy Dirks, L OBP: 0.222, SLG: 0.259										4	0	0	0	0	1	1								
27 Jhonny Peralta, R OBP: 0.429, SLG: 0.423										4	0	2	0	0	1	0								
13 Alex Avila, L OBP: 0.222, SLG: 0.444										4	0	0	0	0	2	2								
4 Omar Infante, R OBP: 0.321, SLG: 0.308										4	1	1	0	0	2	2								
<b>Inning Stats</b>	R: 0 H: 0 E: 0 K: 2 S: 9	H: 0 LOB: 0 BB: 0 P: 13	R: 0 H: 0 E: 0 K: 3 S: 10	H: 0 LOB: 0 BB: 0 P: 15	R: 0 H: 0 E: 0 K: 2 S: 8	H: 0 LOB: 0 BB: 0 P: 14	R: 0 H: 0 E: 0 K: 0 S: 5	H: 0 LOB: 0 BB: 0 P: 7	R: 0 H: 0 E: 0 K: 1 S: 7	H: 0 LOB: 0 BB: 0 P: 10	R: 0 H: 1 E: 0 K: 0 S: 7	H: 1 LOB: 1 BB: 0 P: 12	R: 1 H: 2 E: 0 K: 1 S: 14	H: 2 LOB: 1 BB: 0 P: 18	R: 2 H: 4 E: 0 K: 3 S: 21	H: 4 LOB: 3 BB: 1 P: 32	R: 0 H: 1 E: 0 K: 1 S: 8	H: 1 LOB: 1 BB: 0 P: 14	1B: 7 2B: 1 3B: 0 HR: 0	SF: 0 SAC: 0 DP: 0 HBP: 0	WP: 0 PB: 0 SB: 0 CS: 0	PA: 36		
<b>PITCHER</b>	IP WLS BF H R ER SO BB IBB HBP BLK WP HR S P ERA WHIP	IP WLS BF H R ER SO BB IBB HBP BLK WP HR S P ERA WHIP	IP WLS BF H R ER SO BB IBB HBP BLK WP HR S P ERA WHIP	IP WLS BF H R ER SO BB IBB HBP BLK WP HR S P ERA WHIP	IP WLS BF H R ER SO BB IBB HBP BLK WP HR S P ERA WHIP	IP WLS BF H R ER SO BB IBB HBP BLK WP HR S P ERA WHIP	IP WLS BF H R ER SO BB IBB HBP BLK WP HR S P ERA WHIP	IP WLS BF H R ER SO BB IBB HBP BLK WP HR S P ERA WHIP	IP WLS BF H R ER SO BB IBB HBP BLK WP HR S P ERA WHIP	IP WLS BF H R ER SO BB IBB HBP BLK WP HR S P ERA WHIP	IP WLS BF H R ER SO BB IBB HBP BLK WP HR S P ERA WHIP	IP WLS BF H R ER SO BB IBB HBP BLK WP HR S P ERA WHIP	IP WLS BF H R ER SO BB IBB HBP BLK WP HR S P ERA WHIP	IP WLS BF H R ER SO BB IBB HBP BLK WP HR S P ERA WHIP	IP WLS BF H R ER SO BB IBB HBP BLK WP HR S P ERA WHIP	IP WLS BF H R ER SO BB IBB HBP BLK WP HR S P ERA WHIP	IP WLS BF H R ER SO BB IBB HBP BLK WP HR S P ERA WHIP	IP WLS BF H R ER SO BB IBB HBP BLK WP HR S P ERA WHIP	IP WLS BF H R ER SO BB IBB HBP BLK WP HR S P ERA WHIP	IP WLS BF H R ER SO BB IBB HBP BLK WP HR S P ERA WHIP	IP WLS BF H R ER SO BB IBB HBP BLK WP HR S P ERA WHIP	IP WLS BF H R ER SO BB IBB HBP BLK WP HR S P ERA WHIP	IP WLS BF H R ER SO BB IBB HBP BLK WP HR S P ERA WHIP	IP WLS BF H R ER SO BB IBB HBP BLK WP HR S P ERA WHIP
18 Hiroki Kuroda, R ERA: 2.81	7.2	L	28	5	3	3	11	0	0	0	0	0	0	0	0	0	0	0	0	69	103	3.52	0.652	
48 Boone Logan, L ERA:	0.0		1	1	0	0	0	0	0	0	0	0	0	0	0	0	0	0	0	0	2	2	*	*
62 Joba Chamberlain, R ERA:	0.0		1	1	0	0	0	0	0	0	0	0	0	0	0	0	0	0	0	0	2	4	*	*
39 Clay Rapada, L ERA:	0.0		1	0	0	0	0	1	0	0	0	0	0	0	0	0	0	0	0	0	5	9	*	*
36 Cody Eppley, R ERA:	1.1		5	1	0	0	2	0	0	0	0	0	0	0	0	0	0	0	0	0	11	17	0.00	0.750

Detroit Tigers @ New York Yankees  
Yankee Stadium, Bronx, NY  
Sun Oct 14 2012, 4:09 PM - 7:26 PM EDT  
Att: 47,082 - Sunny - 72 F

AB 35  
R 3  
H 8  
RBI 3  
BB 1  
SO 13  
LOB 12



Batter	1	2	3	4	5	6	7	8	9	AB	R	H	RBI	BB	SO	LOB	BOTTOM						
31 Ichiro Suzuki, L OBP: 0.294, SLG: 0.424										4	0	0	0	0	0	0							
24 Robinson Cano, L OBP: 0.091, SLG: 0.125										4	0	0	0	0	0	1							
25 Mark Teixeira, S OBP: 0.469, SLG: 0.360										4	0	1	0	0	0	1							
27 Raul Ibanez, L OBP: 0.550, SLG: 1.063										2	0	1	0	2	1	0							
55 Russell Martin, R OBP: 0.276, SLG: 0.346										4	0	0	0	0	1	5							
13 Alex Rodriguez, R OBP: 0.200, SLG: 0.130										4	0	1	0	0	2	0							
14 Curtis Granderson, L OBP: 0.207, SLG: 0.231										3	0	0	0	1	3	1							
33 Nick Swisher, S OBP: 0.233, SLG: 0.192										3	0	1	0	0	2	1							
17 Jayson Nix, R OBP: 0.286, SLG: 0.429										3	0	0	0	0	1	2							
<b>Inning Stats</b>	R: 0 H: 1 E: 0 K: 0 S: 11	H: 1 LOB: 2 BB: 1 P: 19	R: 0 H: 1 E: 0 K: 2 S: 10	H: 1 LOB: 0 BB: 0 P: 16	R: 0 H: 0 E: 0 K: 0 S: 6	H: 0 LOB: 0 BB: 0 P: 8	R: 0 H: 1 E: 0 K: 1 S: 10	H: 1 LOB: 0 BB: 0 P: 14	R: 0 H: 0 E: 0 K: 2 S: 9	H: 0 LOB: 2 BB: 1 P: 18	R: 0 H: 0 E: 0 K: 2 S: 12	H: 0 LOB: 1 BB: 1 P: 21	R: 0 H: 0 E: 0 K: 0 S: 10	H: 0 LOB: 0 BB: 0 P: 14	R: 0 H: 1 E: 0 K: 3 S: 13	H: 1 LOB: 1 BB: 0 P: 14	1B: 3 2B: 1 3B: 0 HR: 0	SF: 0 SAC: 0 DP: 0 HBP: 0	WP: 0 PB: 0 SB: 1 CS: 1	PA: 34			
<b>PITCHER</b>	IP WLS BF H R ER SO BB IBB HBP BLK WP HR S P ERA WHIP	IP WLS BF H R ER SO BB IBB HBP BLK WP HR S P ERA WHIP	IP WLS BF H R ER SO BB IBB HBP BLK WP HR S P ERA WHIP	IP WLS BF H R ER SO BB IBB HBP BLK WP HR S P ERA WHIP	IP WLS BF H R ER SO BB IBB HBP BLK WP HR S P ERA WHIP	IP WLS BF H R ER SO BB IBB HBP BLK WP HR S P ERA WHIP	IP WLS BF H R ER SO BB IBB HBP BLK WP HR S P ERA WHIP	IP WLS BF H R ER SO BB IBB HBP BLK WP HR S P ERA WHIP	IP WLS BF H R ER SO BB IBB HBP BLK WP HR S P ERA WHIP	IP WLS BF H R ER SO BB IBB HBP BLK WP HR S P ERA WHIP	IP WLS BF H R ER SO BB IBB HBP BLK WP HR S P ERA WHIP	IP WLS BF H R ER SO BB IBB HBP BLK WP HR S P ERA WHIP	IP WLS BF H R ER SO BB IBB HBP BLK WP HR S P ERA WHIP	IP WLS BF H R ER SO BB IBB HBP BLK WP HR S P ERA WHIP	IP WLS BF H R ER SO BB IBB HBP BLK WP HR S P ERA WHIP	IP WLS BF H R ER SO BB IBB HBP BLK WP HR S P ERA WHIP	IP WLS BF H R ER SO BB IBB HBP BLK WP HR S P ERA WHIP	IP WLS BF H R ER SO BB IBB HBP BLK WP HR S P ERA WHIP	IP WLS BF H R ER SO BB IBB HBP BLK WP HR S P ERA WHIP	IP WLS BF H R ER SO BB IBB HBP BLK WP HR S P ERA WHIP	IP WLS BF H R ER SO BB IBB HBP BLK WP HR S P ERA WHIP	IP WLS BF H R ER SO BB IBB HBP BLK WP HR S P ERA WHIP	IP WLS BF H R ER SO BB IBB HBP BLK WP HR S P ERA WHIP
19 Anibal Sanchez, R ERA: 1.35	7.0	W	27	3	0	0	3	0	0	0	0	0	0	0	0	0	0	0	0	67	110	0.00	0.714
40 Phil Coke, L ERA:	2.0	S	7	1	0	0	3	0	0	0	0	0	0	0	0	0	0	0	0	23	28	0.00	0.500

Detroit Tigers @ New York Yankees  
Yankee Stadium, Bronx, NY  
Sun Oct 14 2012, 4:09 PM - 7:26 PM EDT  
Att: 47,082 - Sunny - 72 F

AB 31  
R 0  
H 4  
RBI 0  
BB 3  
SO 10  
LOB 11









Batter	1	2	3	4	5	6	7	8	9	AB	R	H	RBI	BB	SO	LOB	TOP					
31 Ichiro Suzuki, L OBP: 0.310, SLG: 0.400										3	0	0	0	1	1	1						
33 Nick Swisher, S OBP: 0.235, SLG: 0.233										4	0	1	1	0	2	2						
24 Robinson Cano, L OBP: 0.098, SLG: 0.125										4	0	0	0	0	1	1						
25 Mark Teixeira, S OBP: 0.425, SLG: 0.313										3	0	0	0	1	1	0						
27 Raul Ibanez, L OBP: 0.423, SLG: 0.773										2	0	0	0	0	2	0						
13 Alex Rodriguez, R OBP: 0.185, SLG: 0.120										2	0	0	0	0	2	0						
12 Eric Chavez, L OBP: 0.333, SLG: 0.375										2	0	0	0	0	2	0						
17 Jayson Nix, R OBP: 0.333, SLG: 0.375										1	0	0	0	1	0	0						
55 Russell Martin, R OBP: 0.233, SLG: 0.230											2	0	0	0	1	0						
14 Curtis Granderson, L OBP: 0.182, SLG: 0.200											1	0	0	0	1	1						
11 Brett Gardner, L OBP: 0.333, SLG: 0.375											3	0	0	0	1	1						
19 Chris Stewart, R OBP: 0.273, SLG: 0.314											0	0	0	0	0	0						
26 Eduardo Núñez, R OBP: 0.273, SLG: 0.314											3	1	1	0	0	1						
<b>Inning Stats</b>	R: 0 E: 0 K: 2 S: 14	H: 0 LOB: 0 BB: 0 P: 19	R: 0 E: 0 K: 2 S: 8	H: 0 LOB: 0 BB: 0 P: 11	R: 0 E: 1 K: 1 S: 16	H: 0 LOB: 2 BB: 1 P: 25	R: 0 E: 0 K: 2 S: 11	H: 0 LOB: 0 BB: 0 P: 14	R: 0 E: 0 K: 2 S: 12	H: 0 LOB: 0 BB: 0 P: 15	R: 1 E: 0 K: 1 S: 11	H: 2 LOB: 2 BB: 1 P: 18	R: 0 E: 0 K: 2 S: 11	H: 0 LOB: 1 BB: 1 P: 17	R: 0 E: 0 K: 0 S: 8	H: 0 LOB: 0 BB: 0 P: 12	R: 0 E: 0 K: 0 S: 7	H: 0 LOB: 0 BB: 0 P: 13	1B: 0 2B: 1 3B: 1 HR: 0	SF: 0 SAC: 0 DP: 0 HBP: 0	WP: 0 PB: 0 SB: 1 CS: 0	PA: 33
<b>PITCHER</b>	IP	WLS	BF	H	R	ER	SO	BB	IBB	HBP	BLK	WP	HR	S	P	ERA	WHIP					
37 Max Scherzer, R ERA: 0.82	5.2	W	22	2	1	1	10	2	0	0	0	0	0	69	98	1.59	0.706					
33 Drew Smyly, L ERA:	0.1		1	0	0	0	0	0	0	0	0	0	0	3	4	0.00	0.000					
20 Octavio Dotel, R ERA:	1.0		4	0	0	0	2	1	0	0	0	0	0	11	17	0.00	1.000					
40 Phil Coke, L ERA:	2.0		6	0	0	0	0	0	0	0	0	0	0	15	25	0.00	0.000					

**New York Yankees @ Detroit Tigers**  
Comerica Park, Detroit, MI  
Thu Oct 18 2012, 4:11 PM - 7:35 PM EDT  
Att: 42,477 - Partly Cloudy - 59 F

AB 30  
R 1  
H 2  
RBI 1  
BB 3  
SO 12  
LOB 9



Batter	1	2	3	4	5	6	7	8	9	AB	R	H	RBI	BB	SO	LOB	BOTTOM					
14 Austin Jackson, R OBP: 0.350, SLG: 0.514										4	1	2	1	1	1	0						
4 Omar Infante, R OBP: 0.324, SLG: 0.314										5	2	2	0	0	0	3						
24 Miguel Cabrera, R OBP: 0.366, SLG: 0.444										5	1	1	2	0	0	2						
28 Prince Fielder, L OBP: 0.268, SLG: 0.289										5	1	2	0	0	1	2						
21 Delmon Young, R OBP: 0.351, SLG: 0.500										4	1	2	1	1	0	0						
27 Jhonny Peralta, R OBP: 0.378, SLG: 0.543										5	2	2	3	0	1	4						
12 Andy Dirks, L OBP: 0.278, SLG: 0.314										5	0	3	0	0	1	2						
34 Avisaíl García, R OBP: 0.368, SLG: 0.389										5	0	2	1	0	0	2						
9 Gerald Laird, R OBP: 0.143, SLG: 0.077										4	0	0	0	0	0	6						
<b>Inning Stats</b>	R: 1 E: 0 K: 1 S: 14	H: 3 LOB: 2 BB: 0 P: 23	R: 0 E: 0 K: 0 S: 12	H: 1 LOB: 1 BB: 1 P: 18	R: 1 E: 1 K: 0 S: 19	H: 2 LOB: 3 BB: 1 P: 32	R: 4 E: 0 K: 2 S: 17	H: 5 LOB: 1 BB: 0 P: 23	R: 0 E: 0 K: 0 S: 13	H: 1 LOB: 2 BB: 0 P: 21	R: 0 E: 0 K: 0 S: 16	H: 2 LOB: 2 BB: 0 P: 23	R: 1 E: 0 K: 0 S: 9	H: 1 LOB: 0 BB: 0 P: 13	R: 1 E: 0 K: 1 S: 11	H: 1 LOB: 0 BB: 0 P: 14	1B: 10 2B: 2 3B: 0 HR: 4	SF: 0 SAC: 0 DP: 0 HBP: 0	WP: 0 PB: 0 SB: 1 CS: 0	PA: 44		
<b>PITCHER</b>	IP	WLS	BF	H	R	ER	SO	BB	IBB	HBP	BLK	WP	HR	S	P	ERA	WHIP					
52 CC Sabathia, L ERA: 3.38	3.2	L	25	11	6	5	3	2	0	0	0	0	0	59	93	12.27	3.545					
38 Cody Eppley, R ERA:	1.0		5	1	0	0	0	0	0	0	0	0	0	15	22	0.00	1.000					
39 Clay Rapada, L ERA:	0.1		1	0	0	0	0	0	0	0	0	0	0	1	2	0.00	0.000					
62 Joba Chamberlain, R ERA:	1.0		5	2	0	0	0	0	0	0	0	0	0	16	23	0.00	2.000					
34 Derek Lowe, R ERA: 13.5	1.0		4	1	1	1	0	0	0	0	0	0	1	9	13	9.00	1.000					

**New York Yankees @ Detroit Tigers**  
Comerica Park, Detroit, MI  
Thu Oct 18 2012, 4:11 PM - 7:35 PM EDT  
Att: 42,477 - Partly Cloudy - 59 F

AB 42  
R 8  
H 16  
RBI 8  
SO 4  
LOB 21

