New York Yankees - 2013

Batter	1	2	3	4	5	6	7	8	9	AB	R	H	RBI	BB	SO	LOB
26 Eduardo Núñez, R (1, 6) OBP: 0.333, SLG: 0.667	G6-3		24 E 25 G3-1 2B		L5		76 BB 97 1B 66 1B 1B	F8		3	1	1	0	0	0	0
85 Gil Velazquez, R (6, 6) OBP: 0.500, SLG: 0.500										2	1	1	0	0	0	0
24 Robinson Canó, L (1, 4) OBP: 0.333, SLG: 1.333	E3 25 G5-4-3		E4 54 1B 25 G3-1 22 WP		HR		76 BB 66 1B 1B	1B		3	2	1	1	0	0	1
97 José Pirela, R (6, 4) OBP: 1.000, SLG: 1.000										2	1	2	1	0	0	0
25 Mark Teixeira, S (1, 3)	G5-4-3		G3-1		G5-3		F7	G6-3		3	0	0	1	0	0	2
94 Luke Murton, R (5, 3)										2	0	0	0	0	0	3
54 Juan Rivera, R (1, 10) OBP: 0.667, SLG: 0.500		P3	22 WP 1B				22 G4-6-3 BB	66 1B BB	P4	2	0	1	0	1	0	0
76 John Ryan Murphy, R (7, PH)										1	0	0	0	1	0	0
(7, 10)																
22 Matt Diaz, R (1, 7)		F9	G5-3			G4-6-3	F9		G4-3	3	0	0	0	0	0	2
79 Ramón Flores, L (6, 7)										2	0	0	0	0	0	3
29 Francisco Cervelli, R (1, 2)		G6-3		P3		63 1B BB			G5-3	2	0	0	0	1	0	0
66 Austin Romine, R (6, 2) OBP: 0.500, SLG: 0.500										2	0	1	2	0	0	0
63 Melky Mesa, R (1, 8) OBP: 0.333, SLG: 0.333			E5 78 PB 78 S 78 HR	P4		78 FC6 1B				3	1	1	0	0	0	0
92 Slade Heathcott, L (6, 8)										0	0	0	0	1	0	0
78 Zoilo Almonte, S (1, 9) OBP: 0.333, SLG: 1.333			HR	K		FC6	F9			3	1	1	2	0	1	2
88 Tyler Austin, R (6, 9)										1	0	0	0	0	0	3
77 Corban Joseph, L (1, 5)			P6		L6		85 1B 97 1B BB	K		2	0	0	0	0	0	0
12 Dan Johnson, L (6, 5)										1	1	0	0	1	1	0
Inning Stats	R: 0 E: 1 K: 0 S: 3 H: 0 LOB: 0 BB: 0 P: 3	R: 0 E: 0 K: 0 S: 3 H: 0 LOB: 0 BB: 0 P: 3	R: 4 E: 2 K: 0 S: 10 H: 3 LOB: 1 BB: 0 P: 12	R: 0 E: 0 K: 1 S: 5 H: 0 LOB: 0 BB: 0 P: 5	R: 1 E: 0 K: 0 S: 4 H: 1 LOB: 0 BB: 0 P: 5	R: 0 E: 0 K: 0 S: 3 H: 1 LOB: 2 BB: 2 P: 11	R: 3 E: 0 K: 0 S: 6 H: 3 LOB: 3 BB: 3 P: 18	R: 0 E: 0 K: 1 S: 6 H: 1 LOB: 1 BB: 0 P: 6	R: 0 E: 0 K: 0 S: 3 H: 0 LOB: 0 BB: 0 P: 3	1B: 6 2B: 1 3B: 0 HR: 2	SF: 0 SAC: 0 DP: 2 HBP: 0						

TOP

New York Yankees @ Atlanta Braves

Champion Stadium, Lake Buena Vista, FL

Sat Feb 23 2013, 1:08 PM - 3:47 PM EST

Att. 9,187 - Partly Cloudy - 85 F

livebaseballscorecards.com

AB	37
R	8
H	9
RBI	7
BB	5
SO	2
LOB	16

WP: 1 PB: 1 SB: 1 CS: 0 PA: 42

PITCHER		IP	WLS	BF	H	R	ER	SO	BB	IBB	HBP	BLK	WP	HR	S	P	ERA	WHIP
28 Paul Maholm, L ERA:	(1, 1)	2.0		6	0	0	0	0	0	0	0	0	0	0	6	6	0.00	0.000
52 Jordan Walden, R ERA: 9.0	(3, 1)	1.0	L	8	3	4	1	0	0	0	0	0	1	1	10	12	9.00	3.000
38 Anthony Varvaro, R ERA:	(4, 1)	1.0		3	0	0	0	1	0	0	0	0	0	0	5	5	0.00	0.000
70 Yohan Flande, L ERA: 9.0	(5, 1)	1.0		4	1	1	1	0	0	0	0	0	0	1	4	5	9.00	1.000
83 J.R. Graham, R ERA:	(6, 1)	1.0		5	1	0	0	0	2	0	0	0	0	0	3	11	0.00	3.000

PITCHER		IP	WLS	BF	H	R	ER	SO	BB	IBB	HBP	BLK	WP	HR	S	P	ERA	WHIP
59 Daniel Rodriguez, L ERA: 27.0	(7, 1)	1.0		9	3	3	3	0	3	0	0	0	0	0	6	18	27.00	6.000
65 Cory Rasmus, R ERA:	(8, 1)	1.0		4	1	0	0	1	0	0	0	0	0	0	6	6	0.00	1.000
82 Alex Wood, L ERA:	(9, 1)	1.0		3	0	0	0	0	0	0	0	0	0	0	3	3	0.00	0.000

Batter	1	2	3	4	5	6	7	8	9	AB	R	H	RBI	BB	SO	LOB
19 Andrelton Simmons, R (1, 6) 14 Ramiro Pena, S (7, 4)	G5-3		K		F8		K		G4-3	3 2	0 0	0 0	0 0	0 0	1 1	2 2
7 Reed Johnson, R (1, 7) OBP: 0.333, SLG: 0.333 74 Jordan Parraz, R (6, 7) OBP: 0.333, SLG: 0.333 (7, 9)	5 1B		G1-3		F8		FC6-4 1-2f			3 1	0 0	1 0	0 0	0 0	0 0	2 1
5 Freddie Freeman, L (1, 3) OBP: 0.600, SLG: 0.600 58 Ernesto Mejia, R (7, 3) OBP: 0.333, SLG: 0.333	1-3			K		68 HR		G5-3		3 1	1 0	2 0	0 0	0 0	1 0	0 0
26 Dan Uggla, R (1, 4) OBP: 0.400, SLG: 0.250 75 Elmer Reyes, R (7, 6)	F9			68 2B 23 G4-3 BB		K		F8		2 1	1 0	0 0	0 0	1 0	1 0	2 0
68 Evan Gattis, R (1, 10) OBP: 0.750, SLG: 2.000		G4-3		23 G4-3 1-3 2B		1-H HR		HBP		3	1	2	2	0	0	0
23 Chris Johnson, R (1, 5) 76 Joe Leonard, R (7, 5)		G6-3		G4-3 2-3 3-H		G4-3		P6		3 1	0 0	0 0	1 0	0 0	0 0	1 1
72 Todd Cunningham, S (1, 9) OBP: 0.400, SLG: 0.400 73 Joey Terdoslavich, S (7, 7) OBP: 0.500, SLG: 2.000		57 CS 1B		G4-3		G6-3			F8	3 1	0 0	1 0	0 0	0 0	0 0	1 0
57 Christian Bethancourt, R (1, 2) OBP: 0.500, SLG: 1.000 67 José Yépez, R (7, 2) OBP: 0.500, SLG: 0.500	CS 1-2		E5 17 G3		2B		74 FC6-4 1B		G6-3	2 2	0 0	1 1	0 0	0 0	0 0	0 0
17 Jordan Schafer, L (1, 8) 1 Tyler Pastornicky, R (8, 8)			G3 1-2		K		F8		BB	3 0	0 0	0 0	0 0	0 1	1 0	3 0
Inning Stats	R: 0 E: 0 K: 0 S: 4 H: 2 LOB: 1 BB: 0 P: 4	R: 0 E: 0 K: 0 S: 3 H: 1 LOB: 0 BB: 0 P: 4	R: 0 E: 1 K: 1 S: 6 H: 0 LOB: 1 BB: 0 P: 6	R: 1 E: 0 K: 1 S: 6 H: 1 LOB: 1 BB: 1 P: 10	R: 0 E: 0 K: 1 S: 6 H: 1 LOB: 1 BB: 0 P: 6	R: 2 E: 0 K: 1 S: 7 H: 2 LOB: 0 BB: 0 P: 8	R: 0 E: 0 K: 1 S: 6 H: 1 LOB: 1 BB: 0 P: 6	R: 0 E: 0 K: 0 S: 3 H: 0 LOB: 1 BB: 0 P: 4	R: 0 E: 0 K: 0 S: 3 H: 0 LOB: 1 BB: 1 P: 7	1B: 5 2B: 2 3B: 0 HR: 1 SF: 0 SAC: 0 DP: 0 HBP: 1						

PITCHER		IP	WLS	BF	H	R	ER	SO	BB	IBB	HBP	BLK	WP	HR	S	P	ERA	WHIP
41 David Phelps, R ERA:	(1, 1)	2.0	W	7	3	0	0	0	0	0	0	0	0	0	7	8	0.00	1.500
70 Brett Marshall, R ERA: 4.5	(3, 1)	2.0		9	1	1	1	2	1	0	0	0	0	0	12	16	4.50	1.000
75 Nik Turley, L ERA:	(5, 1)	1.0		4	1	0	0	1	0	0	0	0	0	0	6	6	0.00	1.000
97 Mikey O'Brien, R ERA: 18.0	(6, 1)	1.0		5	2	2	2	1	0	0	0	0	0	1	7	8	18.00	2.000
98 Kelvin Perez, R ERA:	(7, 1)	1.0		4	1	0	0	1	0	0	0	0	0	0	6	6	0.00	1.000

PITCHER		IP	WLS	BF	H	R	ER	SO	BB	IBB	HBP	BLK	WP	HR	S	P	ERA	WHIP
99 Branden Pinder, R ERA:	(8, 1)	1.0		4	0	0	0	0	0	0	1	0	0	0	3	4	0.00	0.000
82 Chase Whitley, R ERA:	(9, 1)	1.0		4	0	0	0	0	1	0	0	0	0	0	3	7	0.00	1.000

BOTTOM

New York Yankees @ Atlanta Braves

Champion Stadium, Lake Buena Vista, FL

Sat Feb 23 2013, 1:08 PM - 3:47 PM EST

Att. 9,187 - Partly Cloudy - 85 F

livebaseballscorecards.com

AB	34
R	3
H	8
RBI	3
BB	2
SO	5
LOB	15

WP: 0 PB: 0 SB: 0 CS: 1 PA: 38

Batter	1	2	3	4	5	6	7	8	9	AB	R	H	RBI	BB	SO	LOB
8 Anthony Gose, L (1, 8) OBP: 0.429, SLG: 0.667	B C C C 1-3 ① K		X 0-0 ② 1 1B 3B		X 0-0 ② G6-3 1-2		C C C 0-3 ③ K			4	1	1	0	0	2	2
1 Emilio Bonifácio, S (1, 4) OBP: 0.286, SLG: 0.286	X 0-0 ② G3-1		X 0-0 ③ 3-H 1B		X 0-0 ③ G4-3			S S S 0-3 ① K		4	0	1	1	0	1	1
53 Melky Cabrera, S (1, 7) 14 Moisés Sierra, R (6, 7) OBP: 0.667, SLG: 0.667	C C C 0-3 ③ K		X 0-0 ③ F8			X 0-0 ① F9		X 0-0 69 2B 1B		3 1	0 1	0 1	0 0	0 0	1 0	1 0
13 Brett Lawrie, R (1, 10) OBP: 0.667, SLG: 0.750 69 Sean Ochinko, R (8, PH) OBP: 1.000, SLG: 2.000 (8, 10)		B H 2-0 58 PB HBP		X 0-0 2B		X 0-0 ② L3		X 0-0 ② 1-H 2B		2 1	0 0	1 1	0 1	0 0	0 0	0 0
58 Luis Jimenez, L (1, 3) OBP: 0.167, SLG: 0.167		B X 1-0 ① G6-3 1-2		X 0-0 ① F8		X 0-0 1B		S S S 0-3 ③ K		4	0	1	0	0	1	2
22 Henry Blanco, R (1, 2)		X 0-0 ② F9		C C C 0-3 ② K		X 0-0 ③ F7			X 0-0 ① F8	4	0	0	0	0	1	3
17 Ryan Langerhans, L (1, 9) OBP: 0.286, SLG: 0.286		X 0-0 ③ L7		S S S 0-3 ③ K			X 0-0 70 CS 1B		C C C 0-3 ② K	4	0	1	0	0	2	2
70 Andy LaRoche, R (1, 5)			S S S 0-3 ① K		X 0-0 ① G5-3		S S S 0-3 ① ② K 1-2		X 0-0 ③ G6-3	4	0	0	0	0	2	1
73 Lance Zawadzki, L (1, 6) OBP: 0.600, SLG: 1.400			X 0-0 ② G3-1		X 0-0 8 G6-3 1B		X 0-0 2B			3	0	2	0	0	0	0
Inning Stats	R: 0 E: 0 K: 2 S: 7 H: 0 LOB: 0 BB: 0 P: 8	R: 0 E: 0 K: 0 S: 3 H: 0 LOB: 1 BB: 0 P: 6	R: 1 E: 0 K: 1 S: 7 H: 2 LOB: 1 BB: 0 P: 7	R: 0 E: 0 K: 2 S: 8 H: 1 LOB: 1 BB: 0 P: 8	R: 0 E: 0 K: 0 S: 4 H: 1 LOB: 1 BB: 0 P: 4	R: 0 E: 0 K: 0 S: 4 H: 1 LOB: 1 BB: 0 P: 4	R: 0 E: 0 K: 2 S: 8 H: 2 LOB: 1 BB: 0 P: 8	R: 1 E: 0 K: 2 S: 8 H: 2 LOB: 0 BB: 0 P: 8	R: 0 E: 0 K: 1 S: 5 H: 0 LOB: 0 BB: 0 P: 5	1B: 5 2B: 4 3B: 1 HR: 0 SF: 0 SAC: 0 DP: 1 HBP: 1						

PITCHER		IP	WLS	BF	H	R	ER	SO	BB	IBB	HBP	BLK	WP	HR	S	P	ERA	WHIP
43 Adam Warren, R ERA:	(1, 1)	2.0		7	0	0	0	2	0	0	1	0	0	0	10	14	0.00	0.000
38 Cody Eppley, R ERA: 9.0	(3, 1)	1.0	L	5	2	1	1	1	0	0	0	0	0	0	7	7	9.00	2.000
54 Matt Daley, R ERA:	(4, 1)	1.0		4	1	0	0	2	0	0	0	0	0	0	8	8	0.00	1.000
74 Francisco Rondon, L ERA:	(5, 1)	1.1		5	1	0	0	0	0	0	0	0	0	0	5	5	0.00	0.750
89 Preston Claiborne, R ERA:	(6, 1)	1.2		7	3	0	0	2	0	0	0	0	0	0	11	11	0.00	1.800

PITCHER		IP	WLS	BF	H	R	ER	SO	BB	IBB	HBP	BLK	WP	HR	S	P	ERA	WHIP
88 Juan Cedeno, L ERA: 9.0	(8, 1)	1.0		4	2	1	1	2	0	0	0	0	0	0	8	8	9.00	2.000
43 Jim Miller, R ERA:	(9, 1)	1.0		3	0	0	0	1	0	0	0	0	0	0	5	5	0.00	0.000

TOP

Toronto Blue Jays @ New York Yankees

George M. Steinbrenner Field, Tampa, FL

Sun Feb 24 2013, 1:08 PM - 3:54 PM EST

Att. 10,184 - Partly Cloudy - 75 F

livebaseballscorecards.com

AB	34
R	2
H	9
RBI	2
BB	0
SO	10
LOB	12

WP: 0 PB: 1 SB: 0 CS: 1 PA: 35

Batter	1	2	3	4	5	6	7	8	9	AB	R	H	RBI	BB	SO	LOB
11 Brett Gardner, L (1, 8) OBP: 0.333, SLG: 0.333	0-0 31 FC6-4 1B	0-0 F7		0-3 K			0-0 17 E 17 1B 1B		0-0 F8	3	0	1	0	0	1	2
91 Adonis García, R (6, 8) OBP: 0.500, SLG: 0.500										2	0	1	0	0	0	0
31 Ichiro Suzuki, L (1, 9) OBP: 0.333, SLG: 0.333	0-0 FC6-4 14 HBP 25 1B 1-2f		0-0 95 1B 1B		0-0 G4-3		0-0 F8		0-0 17 S 1B	3	0	1	0	0	0	1
60 Thomas Neal, R (6, 9) OBP: 0.500, SLG: 0.500										2	0	1	0	0	0	1
24 Robinson Canó, L (1, 4) OBP: 0.333, SLG: 0.833	0-0 L7		0-0 F7		0-0 1B		0-0 E6 1-3 1B		4-0 1-2 BB	3	0	1	0	0	0	2
17 Jayson Nix, R (5, PR) OBP: 1.000, SLG: 1.000 (6, 4)										1	0	1	0	1	0	0
25 Mark Teixeira, S (1, 3) OBP: 0.167, SLG: 0.167	0-0 14 HBP 1-2 1B		0-3 K		0-3 K		0-0 F7		0-0 F7	3	0	1	0	0	2	2
96 Addison Maruszak, R (6, 3)										2	0	0	0	0	0	4
14 Curtis Granderson, L (1, 7)	2-0 1-2 2-3 HBP		0-0 1-2 1B		0-3 K			0-0 G4-3		0	0	0	0	0	0	0
95 Ronnier Mustelier, R (1, PR) OBP: 0.333, SLG: 0.333 (2, 7)										3	0	1	0	0	1	1
36 Kevin Youkilis, R (1, 5)	0-0 F9		0-0 L5			0-0 F8		0-0 G1-3		3	0	0	0	0	0	5
99 Rob Segedin, R (7, 5)										1	0	0	0	0	0	0
33 Travis Hafner, L (1, 10) OBP: 0.500, SLG: 1.000		0-3 K		0-0 26 G4-3 2B		0-0 G4-3		0-0 1B		2	0	1	0	0	1	0
80 Gary Sánchez, R (6, PH) OBP: 0.500, SLG: 0.500 (7, 10)										2	0	1	0	0	0	0
26 Eduardo Núñez, R (1, 6) OBP: 0.200, SLG: 0.400		0-0 G4-3		0-0 2-3 G4-3		0-0 F7		0-0 G4-3		2	0	0	0	0	0	1
90 Cito Culver, R (6, 6)										2	0	0	0	0	0	1
19 Chris Stewart, R (1, 2) OBP: 0.500, SLG: 0.500		0-0 1B		0-0 P4			0-3 K		0-0 P2	2	0	1	0	0	0	1
45 Bobby Wilson, R (6, 2)										2	0	0	0	0	1	0
Inning Stats	R: 0 E: 0 K: 0 S: 5 H: 2 LOB: 3 BB: 0 P: 7	R: 0 E: 0 K: 1 S: 6 H: 1 LOB: 1 BB: 0 P: 6	R: 0 E: 0 K: 1 S: 7 H: 2 LOB: 2 BB: 0 P: 7	R: 0 E: 0 K: 1 S: 6 H: 1 LOB: 1 BB: 0 P: 6	R: 0 E: 0 K: 2 S: 8 H: 1 LOB: 1 BB: 0 P: 8	R: 0 E: 0 K: 0 S: 3 H: 0 LOB: 0 BB: 0 P: 3	R: 0 E: 1 K: 1 S: 7 H: 2 LOB: 2 BB: 0 P: 7	R: 0 E: 0 K: 0 S: 4 H: 1 LOB: 1 BB: 0 P: 4	R: 0 E: 0 K: 0 S: 4 H: 1 LOB: 2 BB: 1 P: 8	1B: 10 2B: 1 3B: 0 HR: 0	SF: 0 SAC: 0 DP: 0 HBP: 1						

BOTTOM

Toronto Blue Jays @ New York Yankees

George M. Steinbrenner Field, Tampa, FL

Sun Feb 24 2013, 1:08 PM - 3:54 PM EST

Att. 10,184 - Partly Cloudy - 75 F

livebaseballscorecards.com

AB	38
R	0
H	11
RBI	0
BB	1
SO	6
LOB	21

PITCHER		IP	WLS	BF	H	R	ER	SO	BB	IBB	HBP	BLK	WP	HR	S	P	ERA	WHIP
48 J.A. Happ, L	(1, 1)	2.0	W	10	3	0	0	1	0	0	1	0	0	0	11	13	0.00	1.500
ERA:																		
27 Brett Cecil, L	(3, 1)	2.0	H	9	3	0	0	2	0	0	0	0	0	0	13	13	0.00	1.500
ERA:																		
52 Justin Germano, R	(5, 1)	2.0	H	7	1	0	0	2	0	0	0	0	0	0	11	11	0.00	0.500
ERA:																		
45 Claudio Vargas, R	(7, 1)	2.0	H	9	3	0	0	1	0	0	0	0	0	0	11	11	0.00	1.500
ERA:																		
66 Rich Thompson, R	(9, 1)	1.0	S	5	1	0	0	0	1	0	0	0	0	0	4	8	0.00	2.000
ERA:																		

PITCHER	IP	WLS	BF	H	R	ER	SO	BB	IBB	HBP	BLK	WP	HR	S	P	ERA	WHIP

New York Yankees @ Baltimore Orioles

Ed Smith Stadium, Sarasota, FL

Mon Feb 25 2013, 1:08 PM - 3:39 PM EST

Att. 7,335 - Cloudy - 75 F

TOP

livebaseballscorecards.com

Batter	1	2	3	4	5	6	7	8	9	AB	R	H	RBI	BB	SO	LOB
11 Brett Gardner, L (1, 8) OBP: 0.667, SLG: 0.667	B X 1-0 22 G5-4-3 17 1B 1B		X 0-0 1-2 1B		X 0-0 22 FC5 17 1B 1B		X 0-0 G6-3			3	0	3	0	0	0	0
92 Slade Heathcott, L (6, 8)										1	0	0	0	0	0	1
17 Jayson Nix, R (1, 4) OBP: 0.800, SLG: 0.750	X 0-0 22 G5-4-3 1-2 1B		S S S 0-3 ② K		X 0-0 1-2 1B			X 0-0 ① G4-3		3	0	2	0	0	1	2
97 José Pirela, R (5, 4) OBP: 0.667, SLG: 0.667										1	0	0	0	0	0	0
22 Matt Diaz, R (1, 10)	X 0-0 ① ② G5-4-3 1-2f 2-3		X 0-0 ③ G4-3		X 0-0 ③ FC5 2-3f			X 0-0 ② G1-3		3	0	0	0	0	0	6
78 Zoilo Almonte, S (8, PH) OBP: 0.250, SLG: 1.000 (8, 10)										1	0	0	0	0	0	0
54 Juan Rivera, R (1, 9) OBP: 0.333, SLG: 0.200	S S S 0-3 ③ K			X 0-0 ① F7		X 0-0 ① G5-3		S S S 0-3 ③ K		3	0	0	0	0	1	1
88 Tyler Austin, R (6, 9)										1	0	0	0	0	1	0
29 Francisco Cervelli, R (1, 2)		X 0-0 ① G5-3		X 0-0 ② G1-4-3		C C C 0-3 ② K			X 0-0 ① G6-3	3	0	0	0	0	1	0
66 Austin Romine, R (6, 2) OBP: 0.333, SLG: 0.333										1	0	0	0	0	0	0
63 Melky Mesa, R (1, 7) OBP: 0.333, SLG: 0.200		X 0-0 ② P4		B B B B 4-0 BB		X 0-0 ③ L9			X 0-0 ② G3	2	0	0	0	1	0	0
79 Ramón Flores, L (6, 7)										1	0	0	0	0	0	0
12 Dan Johnson, L (1, 5)		X 0-0 ③ G6-3		C C C 0-3 ③ K			X 0-0 ① G3		B B B B 4-0 93 S 93 1B BB	2	0	0	0	0	1	1
77 Corban Joseph, L (6, 5)										1	1	0	0	1	0	0
85 Gil Velazquez, R (1, 6) OBP: 0.500, SLG: 0.500			X 0-0 11 1B 1B		S S S 0-3 ① K		X 0-0 ② F7		B X 1-0 1-H 1B	2	0	1	0	0	1	0
93 Walter Ibarra, S (6, 6) OBP: 0.500, SLG: 0.500										2	0	1	1	0	0	0
98 Kyle Roller, L (1, 3)			S S S 0-3 ① K		X 0-0 ② G6-3		X 0-0 1B		C C C 0-3 ③ K	2	0	0	0	0	1	1
89 Greg Bird, L (6, 3) OBP: 0.500, SLG: 0.500										2	0	1	0	0	1	1

	AB	34
	R	1
	H	8
	RBI	1
	BB	2
	SO	8
	LOB	13

Inning Stats	1	2	3	4	5	6	7	8	9
	R: 0 E: 0 K: 1 S: 6	R: 0 E: 0 K: 0 S: 3	R: 0 E: 0 K: 2 S: 9	R: 0 E: 0 K: 1 S: 5	R: 0 E: 0 K: 1 S: 7	R: 0 E: 0 K: 1 S: 5	R: 0 E: 0 K: 0 S: 4	R: 0 E: 0 K: 1 S: 5	R: 1 E: 0 K: 1 S: 6
	H: 2 LOB: 1 BB: 0 P: 7	H: 0 LOB: 0 BB: 0 P: 3	H: 2 LOB: 2 BB: 0 P: 9	H: 0 LOB: 1 BB: 1 P: 9	H: 2 LOB: 2 BB: 0 P: 7	H: 0 LOB: 0 BB: 0 P: 5	H: 1 LOB: 1 BB: 0 P: 4	H: 0 LOB: 0 BB: 0 P: 5	H: 1 LOB: 1 BB: 1 P: 11

1B: 8	SF: 0
2B: 0	SAC: 0
3B: 0	DP: 1
HR: 0	HBP: 0

WP: 0	PA: 36
PB: 0	
SB: 1	
CS: 0	

PITCHER		IP	WLS	BF	H	R	ER	SO	BB	IBB	HBP	BLK	WP	HR	S	P	ERA	WHIP
17 Brian Matusz, L ERA:	(1, 1)	2.0	W	7	2	0	0	1	0	0	0	0	0	0	9	10	0.00	1.000
29 Tommy Hunter, R ERA: 9.0	(3, 1)	1.0	H	5	2	0	0	2	0	0	0	0	0	0	9	9	0.00	2.000
47 Pedro Strop, R ERA:	(4, 1)	1.0		4	0	0	0	1	1	0	0	0	0	0	5	9	0.00	1.000
27 Mark Hendrickson, L ERA:	(5, 1)	1.0		5	2	0	0	1	0	0	0	0	0	0	7	7	0.00	2.000
85 Mike Wright Jr., R ERA:	(6, 1)	2.0		7	1	0	0	1	0	0	0	0	0	0	9	9	0.00	0.500

PITCHER		IP	WLS	BF	H	R	ER	SO	BB	IBB	HBP	BLK	WP	HR	S	P	ERA	WHIP
64 Zach Clark, R ERA:	(8, 1)	1.0		3	0	0	0	1	0	0	0	0	0	0	5	5	0.00	0.000
61 Adam Russell, R ERA: 4.5	(9, 1)	1.0		5	1	1	1	1	1	0	0	0	0	0	6	11	9.00	2.000

Batter	1	2	3	4	5	6	7	8	9	AB	R	H	RBI	BB	SO	LOB
14 Nolan Reimold, R (1, 7)	G6-3		G4-3	1-H 2-H 2B		F7				2	0	0	0	0	0	0
9 Nate McLouth, L (4, PH) (5, 7) OBP: 0.400, SLG: 0.800										2	0	1	2	0	0	1
71 L.J. Hoes, R (8, 7)										0	0	0	0	0	0	0
1 Brian Roberts, S (1, 4) OBP: 0.400, SLG: 0.800	21 BLK 10 2B 2B		21 1B 2B	G4-3			BBBB 59 G5-3 60 1B BB			3	2	2	0	0	0	1
58 Yamaico Navarro, R (6, 4) OBP: 1.000, SLG: 1.500										0	0	0	0	1	0	0
21 Nick Markakis, L (1, 10) OBP: 0.333, SLG: 0.333	CCC K 2-3		10 G5-3 2-H 1B		10 FC6-4 1B		1-2 1B			3	0	2	1	0	1	1
60 Chris Dickerson, L (7, PH) (8, 10) OBP: 0.500, SLG: 0.500										1	0	1	0	0	0	0
10 Adam Jones, R (1, 8) OBP: 0.200, SLG: 0.400	3-H 2B		G5-3 1-2		FC6-4 32 G6-3 1-2f		CCC K			3	0	1	1	0	0	2
70 Xavier Avery, L (5, PR) (6, 8)										1	0	0	0	0	1	2
32 Matt Wieters, S (1, 2) OBP: 0.200, SLG: 0.400	CCC K		F7		G6-3 1-2f		G5-3 2-3f			3	0	0	0	0	1	3
59 Luis Exposito, R (6, 2) OBP: 0.500, SLG: 1.000										1	0	0	0	0	0	2
2 J.J. Hardy, R (1, 6)		E5		G6-3		45 G4-3 45 S 6 1B 1B		G6-3		2	0	0	0	0	0	0
25 Trayvon Robinson, S (6, 9) OBP: 0.500, SLG: 1.167										2	1	1	0	0	0	0
19 Chris Davis, L (1, 3) OBP: 0.750, SLG: 0.667	CCC K		BBBB 36 FC5-4 BB		BX G4-3 1-3			G6-3		1	0	0	0	1	1	1
45 Travis Ishikawa, L (6, 3)										2	0	0	0	0	0	1
36 Conor Jackson, R (1, 9)	CCC K		FC5-4 13 S 9 2B 1-2f		69 FC6-4 3-H 1B			P4		2	1	0	0	0	1	2
6 Russ Canzler, R (6, 5) OBP: 0.400, SLG: 0.250										2	0	1	1	0	0	0
13 Manny Machado, R (1, 5) OBP: 0.750, SLG: 0.500	CCC K		BBBB 9 2B 1-2 BB		FC6-4 1-2f					1	1	0	0	1	1	1
69 Niuman Romero, S (6, 6)										1	0	0	0	0	0	1
Inning Stats	R: 1 H: 2 E: 0 LOB: 1 K: 2 BB: 0 S: 9 P: 10	R: 0 H: 0 E: 1 LOB: 1 K: 3 BB: 0 S: 10 P: 10	R: 1 H: 2 E: 0 LOB: 1 K: 0 BB: 0 S: 5 P: 5	R: 2 H: 1 E: 0 LOB: 1 K: 0 BB: 2 S: 4 P: 12	R: 0 H: 1 E: 0 LOB: 1 K: 0 BB: 0 S: 3 P: 3	R: 1 H: 2 E: 0 LOB: 1 K: 0 BB: 0 S: 5 P: 6	R: 0 H: 1 E: 0 LOB: 1 K: 1 BB: 1 S: 5 P: 9	R: 0 H: 0 E: 0 LOB: 0 K: 0 BB: 0 S: 3 P: 3		1B: 5 SF: 0 2B: 4 SAC: 0 3B: 0 DP: 2 HR: 0 HBP: 0						

BOTTOM

New York Yankees @ Baltimore Orioles

Ed Smith Stadium, Sarasota, FL

Mon Feb 25 2013, 1:08 PM - 3:39 PM EST

Att. 7,335 - Cloudy - 75 F

livebaseballscorecards.com

AB	32
R	5
H	9
RBI	5
BB	3
SO	6
LOB	18

WP: 0 PA: 35
PB: 0
SB: 2
CS: 0

PITCHER		IP	WLS	BF	H	R	ER	SO	BB	IBB	HBP	BLK	WP	HR	S	P	ERA	WHIP
96 Vidal Nuño, L ERA: 4.5	(1, 1)	2.0	L	9	2	1	1	5	0	0	0	1	0	0	19	20	4.50	1.000
93 Bryan Mitchell, R ERA: 9.0	(3, 1)	1.0		5	2	1	1	0	0	0	0	0	0	0	5	5	9.00	2.000
87 Corey Black, R ERA: 18.0	(4, 1)	1.0		6	1	2	2	0	2	0	0	0	0	0	4	12	18.00	3.000
91 Shane Greene, R ERA:	(5, 1)	1.0		3	1	0	0	0	0	0	0	0	0	0	3	3	0.00	1.000
82 Ryan Pope, R ERA: 9.0	(6, 1)	1.0		5	2	1	1	0	0	0	0	0	0	0	5	6	9.00	2.000

PITCHER		IP	WLS	BF	H	R	ER	SO	BB	IBB	HBP	BLK	WP	HR	S	P	ERA	WHIP
98 Kelvin Perez, R ERA:	(7, 1)	1.0		4	1	0	0	1	1	0	0	0	0	0	5	9	0.00	2.000
53 Josh Spence, L ERA:	(8, 1)	1.0		3	0	0	0	0	0	0	0	0	0	0	3	3	0.00	0.000

Batter	1	2	3	4	5	6	7	8	9	AB	R	H	RBI	BB	SO	LOB
26 Eduardo Núñez, R (1, 6) OBP: 0.125, SLG: 0.250	G1-3		G5-3		G5-3		G4-3		F9	3	0	0	0	0	0	0
90 Cito Culver, R (6, 6)										2	0	0	0	0	0	2
31 Ichiro Suzuki, L (1, 9) OBP: 0.667, SLG: 0.667	25 S 25 2B		1B			24 FC4-6 1B		G6-3		3	1	3	0	0	0	0
95 Ronnier Mustelier, R (6, 9) OBP: 0.250, SLG: 0.250										1	0	0	0	0	0	0
24 Robinson Canó, L (1, 4) OBP: 0.222, SLG: 0.556	F8		G1-3			FC4-6 99 FC5-4 1-2f		K		3	0	0	0	0	0	3
85 Gil Velazquez, R (6, PR) OBP: 0.400, SLG: 0.400 (6, 4)										1	0	0	0	0	1	0
25 Mark Teixeira, S (1, 3) OBP: 0.333, SLG: 0.375	1-H 2B			BB 33 1B		K		99 FC6-4 1B		2	0	1	1	1	1	1
94 Luke Murton, R (6, 3) OBP: 0.333, SLG: 0.333										1	0	1	0	0	0	0
33 Travis Hafner, L (1, 10) OBP: 0.500, SLG: 0.750	G6-3			1-2 22 L3 1B		FC5-4 1-2f		FC6-4 1-2f		2	0	1	0	0	0	1
99 Rob Segedin, R (6, PH) (6, 10)										2	0	0	0	0	0	2
22 Matt Diaz, R (1, 7) OBP: 0.125, SLG: 0.125		63 K2 1B		L3 1-1			G5-3		F8	2	0	1	0	0	0	2
60 Thomas Neal, R (6, 7) OBP: 0.250, SLG: 0.250										2	0	0	0	0	0	0
63 Melky Mesa, R (1, 8) OBP: 0.250, SLG: 0.143		K2 1-1f		G5-3			76 HR 1B		G6-3	2	0	0	0	0	1	2
91 Adonis García, R (6, 8) OBP: 0.500, SLG: 0.500										2	1	1	0	0	0	0
45 Bobby Wilson, R (1, 2) OBP: 0.250, SLG: 0.250		F8			96 G5-4-3 1B		1-H HR		93 1B 2B	2	0	1	0	0	0	0
76 John Ryan Murphy, R (6, 2) OBP: 0.750, SLG: 2.000										2	1	2	2	0	0	0
96 Addison Maruszak, R (1, 5)			G1-3		G5-4-3 1-2f		K		2-3 1B	2	0	0	0	0	0	1
93 Walter Ibarra, S (6, 5) OBP: 0.500, SLG: 0.500										2	0	1	0	0	1	0
Inning Stats	R: 1 E: 0 K: 0 S: 5 H: 2 LOB: 1 BB: 0 P: 7	R: 0 E: 0 K: 1 S: 5 H: 1 LOB: 0 BB: 0 P: 5	R: 0 E: 0 K: 0 S: 4 H: 1 LOB: 1 BB: 0 P: 4	R: 0 E: 0 K: 0 S: 3 H: 1 LOB: 1 BB: 1 P: 7	R: 0 E: 0 K: 0 S: 3 H: 1 LOB: 0 BB: 0 P: 3	R: 0 E: 0 K: 1 S: 6 H: 1 LOB: 1 BB: 0 P: 7	R: 2 E: 0 K: 1 S: 8 H: 2 LOB: 0 BB: 0 P: 8	R: 0 E: 0 K: 1 S: 6 H: 1 LOB: 1 BB: 0 P: 6	R: 0 E: 0 K: 0 S: 5 H: 2 LOB: 2 BB: 0 P: 5	1B: 9 2B: 4 3B: 0 HR: 1 SF: 0 SAC: 0 DP: 3 HBP: 0						

TOP

New York Yankees @ Philadelphia Phillies

Bright House Field, Clearwater, FL

Tue Feb 26 2013, 1:41 PM - 3:30 PM EST

Att. 6,225 - Cloudy - 69 F

livebaseballscorecards.com

AB	36
R	3
H	12
RBI	3
BB	1
SO	4
LOB	14

WP: 0 PB: 0 SB: 1 CS: 0 PA: 37

PITCHER	IP	WLS	BF	H	R	ER	SO	BB	IBB	HBP	BLK	WP	HR	S	P	ERA	WHIP
38 Kyle Kendrick, R (1, 1) ERA: 4.5	2.0		8	3	1	1	1	0	0	0	0	0	0	10	12	4.50	1.500
29 Aaron Cook, R (3, 1) ERA:	2.0		8	2	0	0	0	1	0	0	0	0	0	7	11	0.00	1.500
45 Chad Durbin, R (5, 1) ERA:	1.0		3	1	0	0	0	0	0	0	0	0	0	3	3	0.00	1.000
60 Zach Miner, R (6, 1) ERA: 9.0	2.0	W	9	3	2	2	2	0	0	0	0	0	1	14	15	9.00	1.500
76 Cesar Jimenez, L (8, 1) ERA:	1.0	H	4	1	0	0	1	0	0	0	0	0	0	6	6	0.00	1.000

PITCHER	IP	WLS	BF	H	R	ER	SO	BB	IBB	HBP	BLK	WP	HR	S	P	ERA	WHIP
47 Jeremy Horst, L (9, 1) ERA: 3.0	1.0	S	5	2	0	0	0	0	0	0	0	0	0	5	5	0.00	2.000

Batter	1	2	3	4	5	6	7	8	9	AB	R	H	RBI	BB	SO	LOB
11 Jimmy Rollins, S (1, 6) OBP: 0.333, SLG: 0.200	L4		G3			BB: 28 2B; 2 G1-3	K			2	1	0	0	1	0	1
13 Freddy Galvis, S (7, 6) OBP: 0.400, SLG: 0.600										1	0	0	0	0	1	0
2 Ben Revere, L (1, 8) OBP: 0.167, SLG: 0.167	F7			K2-3		G1-3; 1-2		K		3	0	0	0	0	1	1
15 John Mayberry Jr., R (7, 8)										1	0	0	0	0	1	0
28 Kevin Frandsen, R (1, 4) OBP: 0.333, SLG: 0.778	G6-3			K		2B: 2-H		F8		3	0	1	1	0	1	0
4 Pete Orr, L (7, 4) OBP: 0.333, SLG: 1.333						G4-3		K		1	0	0	0	0	0	0
6 Ryan Howard, L (1, 3) OBP: 0.500, SLG: 0.700		BB: 10 G6-4-3		1B						2	0	1	0	1	0	1
24 Josh Fields, R (7, 3) OBP: 0.250, SLG: 0.250										1	0	0	0	0	1	0
10 Michael Young, R (1, 10)		G6-4-3; 1-2f		G6-3			G6-3			3	0	0	0	0	0	2
9 Domonic Brown, L (1, 7) OBP: 0.500, SLG: 1.286		G3			HBP: 19 FC4-6		HR: 2-2			2	1	1	1	0	0	0
19 Laynce Nix, L (1, 9) OBP: 0.333, SLG: 0.200			L7		FC4-6; 72 L4-3; 1-2f		G3-1			3	0	0	0	0	0	1
72 Cody Asche, L (1, 5) OBP: 0.167, SLG: 0.333			G3		L4-3; 1-1		2B: 73 HR			3	1	1	0	0	0	1
39 Steven Lerud, L (1, 2)			BB			P5	HR: 2-H			1	0	0	0	1	0	0
73 Tommy Joseph, R (7, 2) OBP: 0.333, SLG: 1.333										1	1	1	2	0	0	0
Inning Stats	R: 0 E: 0 K: 0 S: 3 H: 0 LOB: 0 BB: 0 P: 3	R: 0 E: 0 K: 0 S: 2 H: 0 LOB: 0 BB: 1 P: 6	R: 0 E: 0 K: 0 S: 3 H: 0 LOB: 1 BB: 1 P: 7	R: 0 E: 0 K: 2 S: 8 H: 1 LOB: 1 BB: 0 P: 8	R: 0 E: 0 K: 0 S: 2 H: 0 LOB: 0 BB: 0 P: 4	R: 1 E: 0 K: 0 S: 4 H: 1 LOB: 1 BB: 1 P: 8	R: 3 E: 0 K: 1 S: 10 H: 3 LOB: 0 BB: 0 P: 12	R: 0 E: 0 K: 2 S: 7 H: 0 LOB: 0 BB: 0 P: 7		1B: 1 2B: 3 3B: 0 HR: 2	SF: 0 SAC: 0 DP: 2 HBP: 1						

BOTTOM

New York Yankees @ Philadelphia Phillies

Bright House Field, Clearwater, FL

Tue Feb 26 2013, 1:41 PM - 3:30 PM EST

Att. 6,225 - Cloudy - 69 F

livebaseballscorecards.com

AB	27
R	4
H	5
RBI	4
BB	3
SO	5
LOB	7

WP: 0 PB: 0 SB: 0 CS: 0 PA: 31

PITCHER		IP	WLS	BF	H	R	ER	SO	BB	IBB	HBP	BLK	WP	HR	S	P	ERA	WHIP
72 José Ramirez, R ERA:	(1, 1)	2.0		6	0	0	0	0	1	0	0	0	0	0	5	9	0.00	0.500
30 David Robertson, R ERA:	(3, 1)	1.0	H	4	0	0	0	0	1	0	0	0	0	0	3	7	0.00	1.000
62 Joba Chamberlain, R ERA:	(4, 1)	1.0	H	4	1	0	0	2	0	0	0	0	0	0	8	8	0.00	1.000
88 Juan Cedeno, L ERA: 4.5	(5, 1)	1.0	H	3	0	0	0	0	0	0	1	0	0	0	2	4	0.00	0.000
43 Jim Miller, R ERA: 4.5	(6, 1)	1.0	B	5	1	1	1	0	1	0	0	0	0	0	4	8	9.00	2.000

PITCHER		IP	WLS	BF	H	R	ER	SO	BB	IBB	HBP	BLK	WP	HR	S	P	ERA	WHIP
95 Zach Nuding, R ERA: 27.0	(7, 1)	1.0	L	6	3	3	3	1	0	0	0	0	0	2	10	12	27.00	3.000
99 Branden Pinder, R ERA:	(8, 1)	1.0		3	0	0	0	2	0	0	0	0	0	0	7	7	0.00	0.000

Batter	1	2	3	4	5	6	7	8	9	AB	R	H	RBI	BB	SO	LOB
26 Eduardo Núñez, R (1, 6) OBP: 0.182, SLG: 0.273 90 Cito Culver, R (6, PR) (6, 6)	0-0 17 G6-4-3 1B		0-0 ③ P4			0-0 FC1 17 FC5-4 1-2	0-0 ③ F9		4-0 B B B B 93 FC6-4 1-2 BB	3 1	0 0	1 0	0 0	0 1	0 0	1 1
17 Jayson Nix, R (1, 4) OBP: 0.455, SLG: 0.400 93 Walter Ibarra, S (6, PR) OBP: 0.429, SLG: 0.429 (6, 4)	0-0 ① ② G6-4-3 1-2f			0-0 78 G4-3 1B		0-0 ② FC5-4 78 1B 22 1B 1-2f 2-3		0-0 ① F8	0-0 ③ FC6-4 1-2f	3 2	0 1	1 0	0 0	0 0	0 0	3 2
78 Zoilo Almonte, S (1, 9) OBP: 0.400, SLG: 0.700 88 Tyler Austin, R (6, 9) OBP: 0.600, SLG: 1.000	0-0 1B			0-0 ① ② G4-3 1-2f		0-0 22 1B 63 HR 1-3 3-H 1B		0-0 91 1B 3B		3 1	1 1	2 1	1 0	0 0	0 0	1 0
22 Matt Diaz, R (1, 7) OBP: 0.182, SLG: 0.182 79 Ramón Flores, L (6, PR) (6, 7)	0-0 ③ G6-3			0-0 ③ G5-3		0-0 63 HR 1-3 3-H 1B		C C C 0-3 ② K		3 1	0 1	1 0	1 0	0 0	0 1	1 1
63 Melky Mesa, R (1, 8) OBP: 0.364, SLG: 0.600 91 Adonis García, R (6, 8) OBP: 0.429, SLG: 0.429		0-0 29 G4-3 1B			0-0 ① P3	B S B S B X 3-2 1-H 3-H HR		0-0 3-H 1B		3 1	1 0	2 1	3 1	0 0	0 0	0 0
29 Francisco Cervelli, R (1, 2) OBP: 0.182, SLG: 0.100 66 Austin Romine, R (6, 2) OBP: 0.250, SLG: 0.250		0-0 ① ② G4-3 1-2f			0-0 ② F9	0-0 ③ G6-3		0-0 ③ L6		3 1	0 0	0 0	0 0	0 0	0 0	2 1
77 Corban Joseph, L (1, 5) 99 Kevin Mahoney, L (6, 5)		0-0 ③ F7			0-0 ③ L3		S S S 0-3 ① K		F X 0-1 ① F8	2 2	0 0	0 0	0 0	0 0	0 1	0 0
94 Luke Murton, R (1, 3) OBP: 0.400, SLG: 0.250 89 Greg Bird, L (6, 3) OBP: 0.250, SLG: 0.250			S S S 0-3 ① K			H 1-0 17 FC5-4 26 E 78 1B HBP	0-0 ② G4-3		0-0 ② G3-1	1 2	1 0	0 0	0 0	0 0	1 0	0 0
76 John Ryan Murphy, R (1, 10) OBP: 0.500, SLG: 1.200 87 Francisco Arcia, L (7, PH) OBP: 1.000, SLG: 1.000 (7, 10)			0-0 ② G5-3			0-0 ① F9	0-0 1B		0-0 90 WP 1B	2 2	0 0	0 2	0 0	0 0	0 0	1 0
Inning Stats	R: 0 E: 0 K: 0 S: 4 H: 2 LOB: 1 BB: 0 P: 4	R: 0 E: 0 K: 0 S: 3 H: 1 LOB: 0 BB: 0 P: 3	R: 0 E: 0 K: 1 S: 5 H: 0 LOB: 0 BB: 0 P: 5	R: 0 E: 0 K: 0 S: 3 H: 1 LOB: 0 BB: 0 P: 3	R: 0 E: 0 K: 0 S: 3 H: 0 LOB: 0 BB: 0 P: 3	R: 5 E: 1 K: 0 S: 9 H: 3 LOB: 1 BB: 0 P: 13	R: 0 E: 0 K: 1 S: 6 H: 1 LOB: 1 BB: 0 P: 6	R: 1 E: 0 K: 1 S: 7 H: 2 LOB: 1 BB: 0 P: 7	R: 0 E: 0 K: 0 S: 5 H: 1 LOB: 2 BB: 1 P: 9	1B: 9 2B: 0 3B: 1 HR: 1 SF: 0 SAC: 0 DP: 3 HBP: 1	WP: 1 PB: 0 SB: 0 CS: 0 PA: 38					

TOP

New York Yankees @ Houston Astros

Osceola County Stadium, Kissimmee, FL

Thu Feb 28 2013, 1:08 PM - 4:17 PM EST

Att. 3,213 - Partly Cloudy - 70 F

livebaseballscorecards.com

AB	36
R	6
H	11
RBI	6
BB	1
SO	3
LOB	14

PITCHER		IP	WLS	BF	H	R	ER	SO	BB	IBB	HBP	BLK	WP	HR	S	P	ERA	WHIP
64 Lucas Harrell, R ERA: 3.6	(1, 1)	3.0		10	3	0	0	1	0	0	0	0	0	0	12	12	0.00	1.000
43 Brad Peacock, R ERA: 9.0	(4, 1)	2.0		6	1	0	0	0	0	0	0	0	0	0	6	6	0.00	0.500
61 Ross Seaton, R ERA:	(6, 1)	0.2	B	5	1	3	2	0	0	0	1	0	0	0	4	5	27.00	1.500
19 Sam Demel, R ERA: 40.5	(6, 1)	0.1	W	3	2	2	0	0	0	0	0	0	0	1	5	8	0.00	6.000
65 Brett Oberholtzer, L ERA: 4.91	(7, 1)	1.2	H	8	3	1	1	2	0	0	0	0	0	0	12	12	5.40	1.800

PITCHER		IP	WLS	BF	H	R	ER	SO	BB	IBB	HBP	BLK	WP	HR	S	P	ERA	WHIP
52 Sergio Escalona, L ERA: 3.86	(8, 1)	1.1	S	6	1	0	0	0	1	0	0	0	1	0	6	10	0.00	1.500

BOTTOM

Batter	1	2	3	4	5	6	7	8	9	AB	R	H	RBI	BB	SO	LOB
27 Jose Altuve, R (1, 4) OBP: 0.444, SLG: 0.286 73 Jose Martinez, R (5, PR) OBP: 0.500, SLG: 0.833 (6, 4)	E6 23 CS			15 BB 23 WP HBP	44 FC6-4 1B	77 2B 3B		77 S 1B		2 0 1 0 0 0 0 2 1 2 0 0 0 0						
44 Justin Maxwell, R (1, 8) OBP: 0.182, SLG: 0.273 78 Robbie Grossman, S (6, 8) OBP: 0.538, SLG: 0.727	K			F9	FC6-4 1-2f	77 2B BB		F7		3 0 0 0 0 1 3 1 0 0 0 1 0 1						
12 Carlos Pena, L (1, 3) OBP: 0.222, SLG: 0.222 77 Jake Goebbert, L (6, PR) OBP: 0.750, SLG: 1.000 (7, 7)	F7			K	14 HBP 6 BB 74 BB 1B 1-3 3-H 2B K			K 1-2		3 0 1 0 0 1 2 2 1 1 1 0 1 1						
23 Chris Carter, R (1, 7) OBP: 0.250, SLG: 0.100 56 Nate Freiman, R (6, PH) OBP: 0.333, SLG: 0.467 (7, 3)	CS 1-2	G5-3		15 BB 1-2 BB	K K			P4		2 0 0 0 1 1 1 2 0 0 0 0 1 4						
15 Jason Castro, L (1, 2) OBP: 0.667, SLG: 1.800 6 Jason Jaramillo, S (6, 2) OBP: 0.429, SLG: 0.200		K		1-2 2-3 BB	74 BB 14 HBP 4 HR 1-2 BB	L5				1 0 0 0 1 1 0 1 1 0 0 1 0 0						
14 J.D. Martinez, R (1, 9) OBP: 0.308, SLG: 0.333 38 Jimmy Paredes, S (6, PR) OBP: 0.091, SLG: 0.091 (7, 9)		K		K	74 BB 4 HR 1-2 2-3 HBP	P6				2 0 0 0 0 2 3 1 1 0 0 0 0 0						
46 Rick Ankiel, L (1, 10) OBP: 0.667, SLG: 1.333 74 Marc Krauss, L (6, PH) OBP: 0.750, SLG: 0.600 (7, 10) 2 Brandon Barnes, R (7, PH) OBP: 0.455, SLG: 0.800 (8, 10)			9 CS 1B		HR	4 HR 1-2 2-3 3-H BB	2B			2 1 2 1 0 0 0 0 1 0 1 1 0 0 1 0 1 0 0 0 0						
9 Marwin Gonzalez, S (1, 5) OBP: 0.462, SLG: 0.538 4 Brandon Laird, R (6, 5) OBP: 0.583, SLG: 0.750			G4-3 1-2		G6-3	1-H 2-H 3-H HR	BB			2 0 0 0 0 0 1 1 1 1 4 1 0 0						
76 Jonathan Villar, S (1, 6) OBP: 0.200, SLG: 0.077			G3		G5-3	F7	G3			4 0 0 0 0 0 3						
Inning Stats	R: 0 H: 0 E: 1 LOB: 0 K: 1 BB: 0 S: 5 P: 6	R: 0 H: 0 E: 0 LOB: 0 K: 2 BB: 0 S: 7 P: 7	R: 0 H: 1 E: 0 LOB: 0 K: 0 BB: 0 S: 3 P: 4	R: 0 H: 0 E: 0 LOB: 3 K: 2 BB: 2 S: 7 P: 16	R: 1 H: 2 E: 0 LOB: 1 K: 0 BB: 0 S: 6 P: 9	R: 6 H: 4 E: 0 LOB: 3 K: 2 BB: 3 S: 12 P: 25	R: 0 H: 1 E: 0 LOB: 2 K: 0 BB: 1 S: 4 P: 8	R: 0 H: 1 E: 0 LOB: 1 K: 1 BB: 0 S: 6 P: 6		1B: 4 SF: 0 2B: 2 SAC: 0 3B: 1 DP: 0 HR: 2 HBP: 2				WP: 1 PA: 41 PB: 0 SB: 1 CS: 2		

PITCHER		IP	WLS	BF	H	R	ER	SO	BB	IBB	HBP	BLK	WP	HR	S	P	ERA	WHIP
70 Brett Marshall, R ERA: 1.8	(1, 1)	3.0		9	1	0	0	3	0	0	0	0	0	0	15	17	0.00	0.333
68 Dellin Betances, R ERA:	(4, 1)	1.0		6	0	0	0	2	2	0	1	0	1	0	7	16	0.00	2.000
97 Mikey O'Brien, R ERA: 19.29	(5, 1)	1.1		8	3	3	3	1	1	0	0	0	0	1	10	17	20.25	3.000
91 Shane Greene, R ERA: 27.0	(6, 1)	0.1	L	7	3	4	4	0	2	0	1	0	0	1	5	14	108.00	15.000
97 Shaeffer Hall, L ERA:	(6, 1)	1.1		6	1	0	0	1	1	0	0	0	0	0	7	11	0.00	1.500

PITCHER		IP	WLS	BF	H	R	ER	SO	BB	IBB	HBP	BLK	WP	HR	S	P	ERA	WHIP
98 Kelvin Perez, R ERA:	(8, 1)	1.0		4	1	0	0	1	0	0	0	0	0	0	6	6	0.00	1.000

New York Yankees @ Houston Astros

Osceola County Stadium, Kissimmee, FL

Thu Feb 28 2013, 1:08 PM - 4:17 PM EST

Att. 3,213 - Partly Cloudy - 70 F

livebaseballscorecards.com

AB	32
R	7
H	9
RBI	7
BB	6
SO	8
LOB	19

Toronto Blue Jays @ New York Yankees

George M. Steinbrenner Field, Tampa, FL

Thu Feb 28 2013, 1:06 PM - 3:33 PM EST

Att. 7,964 - Sunny - 71 F

livebaseballscorecards.com

TOP

Batter	1	2	3	4	5	6	7	8	9	AB	R	H	RBI	BB	SO	LOB
7 José Reyes, S (1, 6) OBP: 0.583, SLG: 0.545	F8		53 S 1B			F8		79 WP 8 BB 1B		3	0	1	0	0	0	0
2 Ryan Goins, L (6, 6) OBP: 0.500, SLG: 1.000			1-2							1	0	1	0	0	0	0
53 Melky Cabrera, S (1, 7) OBP: 0.250, SLG: 0.417	G4-3		F8			F8		K		3	0	0	0	0	0	1
73 Lance Zawadzki, L (6, 7) OBP: 0.600, SLG: 1.000			1-2							1	0	0	0	0	1	1
19 José Bautista, R (1, 9) OBP: 0.167, SLG: 0.364	BB			F8		K		79 WP 1-2 BB		2	0	0	0	1	1	0
8 Ricardo Nanita, L (6, 9)										0	0	0	0	1	0	0
10 Edwin Encarnación, R (1, 3) OBP: 0.167, SLG: 0.417	K			G4-3			F9	1-2 2-3 BB		3	0	0	0	0	1	1
79 Lars Anderson, L (8, PH) (8, 3)										0	0	0	0	1	0	0
9 J.P. Arencibia, R (1, 10) OBP: 0.417, SLG: 0.727		11 G4-3 1B		K			K	K		2	0	1	0	0	1	0
58 Luis Jimenez, L (7, PH) OBP: 0.100, SLG: 0.100 (7, 10)										2	0	0	0	0	2	3
13 Brett Lawrie, R (1, 5) OBP: 0.417, SLG: 0.400		F9			11 FC3-6 1B		2-0 HR		F8	2	0	1	0	0	0	1
70 Andy LaRoche, R (6, 5) OBP: 0.333, SLG: 0.917										2	1	1	1	0	0	0
11 Rajai Davis, R (1, 8) OBP: 0.250, SLG: 0.250		G4-3 1-2f			FC3-6 1-2f		1B		P5	2	0	0	0	0	0	2
17 Ryan Langerhans, L (6, 8) OBP: 0.308, SLG: 0.250										2	0	1	0	0	0	0
22 Henry Blanco, R (1, 2) OBP: 0.111, SLG: 0.111			G5-3		F8		P3		K	2	0	0	0	0	0	1
15 Mike Nickeas, R (6, 2) OBP: 0.375, SLG: 0.167										2	0	0	0	0	1	1
3 Maicer Izturis, S (1, 4)			E6 7 CS		G3			G3-1		2	0	0	0	0	0	1
59 Jim Negrych, L (6, 4)										1	0	0	0	0	0	0
Inning Stats	R: 0 E: 0 K: 1 S: 5 H: 0 LOB: 1 BB: 1 P: 9	R: 0 E: 0 K: 0 S: 3 H: 1 LOB: 0 BB: 0 P: 3	R: 0 E: 1 K: 0 S: 5 H: 1 LOB: 1 BB: 0 P: 6	R: 0 E: 0 K: 1 S: 5 H: 0 LOB: 0 BB: 0 P: 5	R: 0 E: 0 K: 0 S: 4 H: 1 LOB: 1 BB: 0 P: 4	R: 0 E: 0 K: 1 S: 5 H: 0 LOB: 0 BB: 0 P: 5	R: 1 E: 0 K: 1 S: 7 H: 2 LOB: 1 BB: 0 P: 9	R: 0 E: 0 K: 2 S: 8 H: 1 LOB: 3 BB: 2 P: 16	R: 0 E: 0 K: 1 S: 5 H: 0 LOB: 0 BB: 0 P: 5	1B: 5 2B: 0 3B: 0 HR: 1 SF: 0 SAC: 0 DP: 1 HBP: 0							

AB	32
R	1
H	6
RBI	1
BB	3
SO	7
LOB	12

WP: 1 PB: 0 SB: 1 CS: 1 PA: 35

PITCHER		IP	WLS	BF	H	R	ER	SO	BB	IBB	HBP	BLK	WP	HR	S	P	ERA	WHIP
41 David Phelps, R ERA:	(1, 1)	3.0		11	2	0	0	1	1	0	0	0	0	0	13	18	0.00	1.000
34 David Aardsma, R ERA:	(4, 1)	1.0		3	0	0	0	1	0	0	0	0	0	0	5	5	0.00	0.000
99 Branden Pinder, R ERA:	(5, 1)	1.0		4	1	0	0	0	0	0	0	0	0	0	4	4	0.00	1.000
39 Clay Rapada, L ERA:	(6, 1)	1.0		3	0	0	0	1	0	0	0	0	0	0	5	5	0.00	0.000
82 Chase Whitley, R ERA: 3.86	(7, 1)	1.1	L	7	3	1	1	1	0	0	0	0	0	1	9	11	6.75	2.250
88 Juan Cedeno, L ERA: 3.38	(8, 1)	0.2		4	0	0	0	2	2	0	0	0	1	0	6	14	0.00	3.000
43 Jim Miller, R ERA: 3.0	(9, 1)	1.0		3	0	0	0	1	0	0	0	0	0	0	5	5	0.00	0.000

BOTTOM

Batter	1	2	3	4	5	6	7	8	9	AB	R	H	RBI	BB	SO	LOB
11 Brett Gardner, L (1, 8) OBP: 0.583, SLG: 0.727 92 Slade Heathcott, L (6, PR) OBP: 0.333, SLG: 0.200 (7, 8)	F7		P6			31 CS 1B		G4-6-3 1-2f		3	0	1	0	0	0	0
										1	0	0	0	0	0	1
31 Ichiro Suzuki, L (1, 9) OBP: 0.556, SLG: 0.556 95 Ronnier Mustelier, R (7, 9) OBP: 0.400, SLG: 0.400	1B		G4-3			B, 1-0, 1-2 G1-3			80 G6-4-3 1B	3	0	1	0	0	0	1
										1	0	1	0	0	0	0
25 Mark Teixeira, S (1, 3) OBP: 0.333, SLG: 0.364 98 Kyle Roller, L (7, 3) OBP: 0.200, SLG: 0.200	K			G4-3		1B			F9	3	0	1	0	0	1	1
										1	0	0	0	0	0	1
33 Travis Hafner, L (1, 10) OBP: 0.286, SLG: 0.429 80 Gary Sánchez, R (9, PH) OBP: 0.333, SLG: 0.333	G3-5-3			P6		F9			G6-4-3 1-2f	3	0	0	0	0	0	2
										1	0	0	0	0	0	1
54 Juan Rivera, R (1, 7) OBP: 0.455, SLG: 0.600 60 Thomas Neal, R (7, 7) OBP: 0.200, SLG: 0.200		2B		1B			G5-3			2	0	2	0	0	0	0
										1	0	0	0	0	0	0
19 Chris Stewart, R (1, 2) OBP: 0.400, SLG: 0.400 45 Bobby Wilson, R (3, 2) OBP: 0.167, SLG: 0.167		G6-3		K			G4-3			1	0	0	0	0	0	1
										2	0	0	0	0	1	1
12 Dan Johnson, L (1, 5) 99 Rob Segedin, R (7, 5)		F9			F8		G5-3			2	0	0	0	0	0	1
										1	0	0	0	0	0	0
97 José Pirela, R (1, 4) OBP: 0.500, SLG: 0.500		F9			G1-3			92 G4-6-3 1B		3	0	1	0	0	0	1
85 Gil Velazquez, R (1, 6) OBP: 0.286, SLG: 0.286 96 Addison Maruszak, R (7, 6)			K		G1-4-3			F8		2	0	0	0	0	1	0
										1	0	0	0	0	0	1
Inning Stats	R: 0 E: 0 K: 1 S: 6 H: 1 LOB: 1 BB: 0 P: 6	R: 0 E: 0 K: 0 S: 4 H: 1 LOB: 1 BB: 0 P: 4	R: 0 E: 0 K: 1 S: 5 H: 0 LOB: 0 BB: 0 P: 5	R: 0 E: 0 K: 1 S: 6 H: 1 LOB: 1 BB: 0 P: 6	R: 0 E: 0 K: 0 S: 3 H: 0 LOB: 0 BB: 0 P: 3	R: 0 E: 0 K: 0 S: 4 H: 2 LOB: 1 BB: 0 P: 5	R: 0 E: 0 K: 0 S: 3 H: 0 LOB: 0 BB: 0 P: 3	R: 0 E: 0 K: 0 S: 3 H: 1 LOB: 0 BB: 0 P: 3	R: 0 E: 0 K: 0 S: 3 H: 1 LOB: 0 BB: 0 P: 3	1B: 6 2B: 1 3B: 0 HR: 0 SF: 0 SAC: 0 DP: 2 HBP: 0						

PITCHER		IP	WLS	BF	H	R	ER	SO	BB	IBB	HBP	BLK	WP	HR	S	P	ERA	WHIP
23 Brandon Morrow, R ERA: 6.0	(1, 1)	2.0		8	2	0	0	1	0	0	0	0	0	0	10	10	0.00	1.000
48 J.A. Happ, L ERA:	(3, 1)	1.0		3	0	0	0	1	0	0	0	0	0	0	5	5	0.00	0.000
21 Sergio Santos, R ERA:	(4, 1)	1.0		4	1	0	0	1	0	0	0	0	0	0	6	6	0.00	1.000
62 Aaron Loup, L ERA:	(5, 1)	1.0		3	0	0	0	0	0	0	0	0	0	0	3	3	0.00	0.000
27 Brett Cecil, L ERA:	(6, 1)	1.0	W	4	2	0	0	0	0	0	0	0	0	0	4	5	0.00	2.000
46 Evan Crawford, L ERA:	(7, 1)	1.0	H	3	0	0	0	0	0	0	0	0	0	0	3	3	0.00	0.000
74 John Stilson, R ERA:	(8, 1)	1.0	H	3	1	0	0	0	0	0	0	0	0	0	3	3	0.00	1.000
60 Chad Beck, R ERA: 3.0	(9, 1)	1.0	S	3	1	0	0	0	0	0	0	0	0	0	3	3	0.00	1.000

Toronto Blue Jays @ New York Yankees

George M. Steinbrenner Field, Tampa, FL

Thu Feb 28 2013, 1:06 PM - 3:33 PM EST

Att. 7,964 - Sunny - 71 F

livebaseballscorecards.com

AB	31
R	0
H	7
RBI	0
BB	0
SO	3
LOB	12

WP: 0 PA: 31
PB: 0
SB: 0
CS: 1

Philadelphia Phillies @ New York Yankees

George M. Steinbrenner Field, Tampa, FL

Fri Mar 01 2013, 1:07 PM - 4:12 PM EST

Att. 9,498 - Cloudy - 59 F

TOP

livebaseballscorecards.com

Batter	1	2	3	4	5	6	7	8	9	AB	R	H	RBI	BB	SO	LOB
11 Jimmy Rollins, S (1, 6) OBP: 0.385, SLG: 0.300	BBBB					BBBB			SSS	2	1	1	2	2	0	0
13 Freddy Galvis, S (6, 6) OBP: 0.357, SLG: 0.500	4-0 2 26 E 1B BB	0-0 1-H 3-H 2B		0-0 E5 26 CS		4-0 BB	0-0 1-3 3-H 1B		0-3 ③ K	2	0	1	1	0	1	1
2 Ben Revere, L (1, 8) OBP: 0.412, SLG: 0.438	X	SSS		X		CCC	SSS			3	1	1	0	0	1	2
64 Tyson Gillies, L (5, 8) OBP: 0.143, SLG: 0.286	0-0 26 E 6 G4-6-3 1-2 1B	0-3 ③ K		0-0 ① F7		0-3 ③ K	0-3 ③ K			2	0	0	0	0	2	3
26 Chase Utley, L (1, 4) OBP: 0.400, SLG: 0.444	X		X	X			X	X		3	0	0	0	0	1	2
28 Kevin Frandsen, R (5, 4) OBP: 0.333, SLG: 0.600	0-0 E3 6 G4-6-3 1-3 2-H		0-0 ① G4-3	CCC 0-3 ②③ K 1-2			0-0 ① B2-3	0-0 ① G1-3		2	0	0	0	0	0	0
6 Ryan Howard, L (1, 3) OBP: 0.476, SLG: 0.778	X		X		CCC		X	SSS		3	0	0	0	0	1	1
24 Josh Fields, R (5, 3) OBP: 0.286, SLG: 0.286	0-0 ①② G4-6-3 1-2f 3-H	0-0 ② G5-3			0-3 ① K		0-0 72 1B 18 E 1B	0-3 ② K		2	1	1	0	0	1	0
10 Michael Young, R (1, 5) OBP: 0.267, SLG: 0.154	CCC 0-3 ③ K		X		X		X	X		3	1	1	0	0	1	0
72 Cody Asche, L (5, 5) OBP: 0.400, SLG: 0.444			0-0 18 BB 9 BB 15 1B 1B		0-0 ② G5-3		0-0 18 E 9 BB 15 BB 1-3 1B	0-0 1B		2	1	2	0	0	0	0
9 Domonic Brown, L (1, 7) OBP: 0.600, SLG: 0.923		X	BBBB		BBBB	BBBB	BBBB	X		1	2	0	0	3	0	0
22 Joe Mather, R (7, 9)		0-0 ① G3	4-0 18 BB 15 1B 1-2 BB		4-0 BB		4-0 15 BB 18 E 12 SF9 1-2 BB	0-0 ③ F8		1	0	0	0	0	0	1
18 Darin Ruf, R (1, 10) OBP: 0.278, SLG: 0.250		SSS 0-3 ② K	BBBB 4-0 15 1B 1-2 2-3 BB		SSS 0-3 ③ K		X 0-0 E5 12 SF9 15 BB 13 1B 1-2 2-3 3-H		X 0-0 1B	4	1	1	1	1	2	3
15 John Mayberry Jr., R (1, 9) OBP: 0.313, SLG: 0.500	X	X		X		BBBB	4-0 13 1B 1-2 2-3 3-H BB		X 0-0 ① F7	3	1	1	3	1	0	0
43 Ender Inciarte, L (7, 7) OBP: 0.667, SLG: 0.333		0-0 E5 39 1B 11 2B	0-0 1-3 2-H 3-H 1B							1	0	0	0	0	0	1
39 Steven Lerud, L (1, 2) OBP: 0.400, SLG: 0.250	X	SSS				X	X		CCC	3	1	1	0	0	1	2
12 Humberto Quintero, R (6, 2)	0-0 1-3 11 2B 1B	0-3 ③ K				0-0 ② G4-3	0-0 ② SF9 2-3 3-H		0-3 ② K	1	0	0	1	0	1	1
Inning Stats	R: 2 E: 1 K: 1 S: 6 H: 1 LOB: 0 BB: 1 P: 10	R: 2 E: 1 K: 2 S: 10 H: 2 LOB: 1 BB: 0 P: 10	R: 2 E: 0 K: 1 S: 7 H: 2 LOB: 2 BB: 2 P: 15	R: 0 E: 1 K: 1 S: 5 H: 0 LOB: 1 BB: 0 P: 5	R: 0 E: 0 K: 2 S: 7 H: 0 LOB: 1 BB: 1 P: 11	R: 0 E: 0 K: 1 S: 5 H: 0 LOB: 1 BB: 1 P: 9	R: 4 E: 1 K: 1 S: 9 H: 3 LOB: 2 BB: 2 P: 17	R: 0 E: 0 K: 1 S: 6 H: 1 LOB: 1 BB: 0 P: 6	R: 0 E: 0 K: 2 S: 8 H: 1 LOB: 1 BB: 0 P: 8	1B: 9 2B: 2 3B: 0 HR: 0	SF: 1 SAC: 0 DP: 2 HBP: 0						

	AB	38
	R	10
	H	10
	RBI	8
	BB	7
	SO	12
	LOB	17

WP: 0 PB: 0 SB: 0 CS: 1 PA: 46

PITCHER		IP	WLS	BF	H	R	ER	SO	BB	IBB	HBP	BLK	WP	HR	S	P	ERA	WHIP
18 Hiroki Kuroda, R ERA: 5.4	(1, 1)	1.2	L	10	3	4	1	2	1	0	0	0	0	0	13	17	5.40	2.400
30 David Robertson, R ERA:	(2, 1)	0.1		1	0	0	0	1	0	0	0	0	0	0	3	3	0.00	0.000
62 Joba Chamberlain, R ERA: 9.0	(3, 1)	1.0		7	2	2	2	1	2	0	0	0	0	0	7	15	18.00	4.000
96 Vidal Nuño, L ERA: 1.8	(4, 1)	3.0		11	0	0	0	4	2	0	0	0	0	0	17	25	0.00	0.667
38 Cody Eppley, R ERA: 12.0	(7, 1)	0.2		7	2	4	1	0	2	0	0	0	0	0	5	13	13.50	6.000
89 Preston Claiborne, R ERA:	(7, 1)	1.1		6	2	0	0	2	0	0	0	0	0	0	10	10	0.00	1.500
92 Tommy Kahnle, R ERA:	(9, 1)	1.0		4	1	0	0	2	0	0	0	0	0	0	8	8	0.00	1.000

Batter	1	2	3	4	5	6	7	8	9	AB	R	H	RBI	BB	SO	LOB
26 Eduardo Núñez, R (1, 6) OBP: 0.143, SLG: 0.214 85 Gil Velazquez, R (6, 6) OBP: 0.222, SLG: 0.222	K		G6-3	F8		K		G6-4-3 1-2f		3 2	0 0	0 0	0 0	0 0	1 1	1 1
29 Francisco Cervelli, R (1, 2) OBP: 0.357, SLG: 0.333 80 Gary Sánchez, R (6, PH) OBP: 0.200, SLG: 0.200 (7, 2)	54 1B 36 WP 1B		24 1B 2B		24 1B 96 2B BB	K			K	2 2	2 0	2 0	0 0	1 0	0 2	0 0
24 Robinson Canó, L (1, 4) OBP: 0.267, SLG: 0.467 93 Walter Ibarra, S (5, PR) OBP: 0.444, SLG: 0.444 (6, 4)	F7		54 2B 2-H 1B		96 2B 1-2 1B	K2-3			96 1B 1B	3 2	0 1	2 1	1 0	0 0	0 1	1 0
36 Kevin Youkilis, R (1, 5) 96 Addison Maruszak, R (4, 5) OBP: 0.250, SLG: 0.375	54 1B 1-2 BB		K		63 E 1-H 2-H 2B		F7		1-2 1B	1 3	0 0	0 2	0 2	1 0	1 0	1 0
54 Juan Rivera, R (1, 10) OBP: 0.500, SLG: 0.692 45 Bobby Wilson, R (7, PH) OBP: 0.125, SLG: 0.125 (8, 10)	1-2 2-3 1B		1-3 2B		L6		G5-3		P6	3 2	0 0	2 0	0 0	0 0	0 0	2 2
63 Melky Mesa, R (1, 7) OBP: 0.313, SLG: 0.667 (6, 8)	K		K		E4 60 S 2-3		HR		F8	5	1	1	1	0	2	9
60 Thomas Neal, R (1, 9) OBP: 0.125, SLG: 0.125 78 Zoilo Almonte, S (6, 9) OBP: 0.364, SLG: 0.636		L7		K 1-2			F9			3 1	0 0	0 0	0 0	0 0	2 0	2 0
98 Kyle Roller, L (1, 3) OBP: 0.125, SLG: 0.125 89 Greg Bird, L (6, 3) OBP: 0.200, SLG: 0.200		K		G6-3	K			G4-3		3 1	0 0	0 0	0 0	0 0	2 0	3 0
91 Adonis García, R (1, 8) OBP: 0.444, SLG: 0.444 95 Ronnier Mustelier, R (6, 7) OBP: 0.571, SLG: 1.000		G5-3		1B		HR		85 G6-4-3 BB		2 1	0 1	1 1	0 1	0 1	0 0	0 0
Inning Stats	R: 0 E: 0 K: 2 S: 9 H: 2 LOB: 3 BB: 1 P: 13	R: 0 E: 0 K: 1 S: 5 H: 0 LOB: 0 BB: 0 P: 5	R: 1 E: 0 K: 2 S: 10 H: 3 LOB: 2 BB: 0 P: 10	R: 0 E: 0 K: 1 S: 6 H: 1 LOB: 1 BB: 0 P: 6	R: 2 E: 1 K: 2 S: 11 H: 2 LOB: 3 BB: 1 P: 17	R: 1 E: 0 K: 3 S: 11 H: 1 LOB: 0 BB: 0 P: 13	R: 1 E: 0 K: 0 S: 5 H: 1 LOB: 0 BB: 0 P: 5	R: 0 E: 0 K: 0 S: 2 H: 0 LOB: 0 BB: 1 P: 6	R: 0 E: 0 K: 1 S: 7 H: 2 LOB: 2 BB: 0 P: 7	1B: 7 2B: 3 3B: 0 HR: 2 SF: 0 SAC: 0 DP: 1 HBP: 0						

PITCHER		IP	WLS	BF	H	R	ER	SO	BB	IBB	HBP	BLK	WP	HR	S	P	ERA	WHIP
34 Roy Halladay, R ERA: 4.15	(1, 1)	2.1	W	11	3	1	1	3	1	0	0	0	1	0	16	20	3.86	1.714
76 Cesar Jimenez, L ERA:	(3, 1)	0.2		4	2	0	0	2	0	0	0	0	0	0	8	8	0.00	3.000
48 Phillippe Aumont, R ERA:	(4, 1)	1.0		4	1	0	0	1	0	0	0	0	0	0	6	6	0.00	1.000
58 Jonathan Papelbon, R ERA: 43.2	(5, 1)	1.0		7	2	2	2	2	1	0	0	0	0	0	11	17	18.00	3.000
46 Raul Valdes, L ERA: 9.0	(6, 1)	2.0	H	8	2	2	2	3	0	0	0	0	0	2	16	18	9.00	1.000

PITCHER		IP	WLS	BF	H	R	ER	SO	BB	IBB	HBP	BLK	WP	HR	S	P	ERA	WHIP
16 Rodrigo Lopez, R ERA:	(8, 1)	2.0		8	2	0	0	1	1	0	0	0	0	0	9	13	0.00	1.500

BOTTOM

Philadelphia Phillies @ New York Yankees

George M. Steinbrenner Field, Tampa, FL

Fri Mar 01 2013, 1:07 PM - 4:12 PM EST

Att. 9,498 - Cloudy - 59 F

livebaseballscorecards.com

AB	39
R	5
H	12
RBI	5
BB	3
SO	12
LOB	22

WP: 1 PA: 42
PB: 0
SB: 1
CS: 0

Batter	1	2	3	4	5	6	7	8	9	AB	R	H	RBI	BB	SO	LOB
4 Omar Infante, R (1, 4) OBP: 0.333, SLG: 0.429 18 Hernán Pérez, R (7, 4) OBP: 0.200, SLG: 0.250	F8		SF7 3-H			BB 48 1B 12 1B		F8		1 1	1 0	0 0	1 0	1 0	0 0	0 0
48 Torii Hunter, R (1, 9) OBP: 0.200, SLG: 0.267 21 Steven Moya, L (6, PR) (6, 9)	F8		F9			1B 32 FC3-6 12 1B 1-2		K		3 1	0 0	1 0	0 0	0 0	0 1	0 0
12 Andy Dirks, L (1, 8) OBP: 0.333, SLG: 0.333 28 Brandon Loy, R (6, PR) OBP: 1.000, SLG: 1.000 (6, 5)	1B			K		1B 32 FC3-6 1-2 2-H			1B 30 FC4-6	3 1	0 0	2 1	1 0	0 0	1 0	0 0
32 Don Kelly, L (1, 3) OBP: 0.353, SLG: 0.667 30 Aaron Westlake, L (6, 3)	G4-3			3B 67 SF7		FC3-6 55 CS 1-2f 2-3			FC4-6 81 E 1-2f	3 1	1 0	1 0	0 0	0 0	0 0	3 1
67 Kevin Russo, R (1, 5) OBP: 0.375, SLG: 0.733 (6, 8)		K		SF7 3-H		K			F9	3	0	0	1	0	2	3
55 Brayan Peña, S (1, 2) OBP: 0.100, SLG: 0.400 81 James McCann, R (6, 2)		G6-3		G6-3		CS 1-2	K		E5 45 FC6-4 1-3	2 2	0 0	0 0	0 0	0 0	0 1	0 1
79 Nick Castellanos, R (1, 7) OBP: 0.667, SLG: 0.818 45 Danry Vasquez, L (7, PH) (7, 7)		G6-3			G6-3		K		FC6-4 1-2f	2 2	0 0	0 0	0 0	0 0	0 1	0 2
29 Danny Worth, R (1, 6) OBP: 0.357, SLG: 0.417 77 Eugenio Suárez, R (7, PH) (7, 6)			2B 25 G3-1 4 SF7		G1-3		F8			2 1	1 0	1 0	0 0	0 0	0 0	0 0
25 Ramón Cabrera, S (1, 10)			G3-1 2-3		G6-3			K		3	0	0	0	0	1	1
Inning Stats	R: 0 E: 0 K: 0 S: 4 H: 1 LOB: 1 BB: 0 P: 4	R: 0 E: 0 K: 1 S: 5 H: 0 LOB: 0 BB: 0 P: 5	R: 1 E: 0 K: 0 S: 4 H: 1 LOB: 0 BB: 0 P: 4	R: 1 E: 0 K: 1 S: 6 H: 1 LOB: 0 BB: 0 P: 6	R: 0 E: 0 K: 0 S: 3 H: 0 LOB: 0 BB: 0 P: 3	R: 1 E: 0 K: 1 S: 6 H: 2 LOB: 2 BB: 1 P: 11	R: 0 E: 0 K: 2 S: 7 H: 0 LOB: 0 BB: 0 P: 7	R: 0 E: 0 K: 2 S: 7 H: 0 LOB: 0 BB: 0 P: 7	R: 0 E: 1 K: 0 S: 5 H: 1 LOB: 2 BB: 0 P: 5	1B: 4 2B: 1 3B: 1 HR: 0	SF: 2 SAC: 0 DP: 0 HBP: 0					

PITCHER	IP	WLS	BF	H	R	ER	SO	BB	IBB	HBP	BLK	WP	HR	S	P	ERA	WHIP
47 Iván Nova, R (1, 1) ERA:	2.0		7	1	0	0	1	0	0	0	0	0	0	9	9	0.00	0.500
34 David Aardsma, R (3, 1) ERA: 4.5	1.0		4	1	1	1	0	0	0	0	0	0	0	4	4	9.00	1.000
39 Clay Rapada, L (4, 1) ERA: 4.5	1.0	W	4	1	1	1	1	0	0	0	0	0	0	6	6	9.00	1.000
27 Shawn Kelley, R (5, 1) ERA:	1.0	H	3	0	0	0	0	0	0	0	0	0	0	3	3	0.00	0.000
94 Mark Montgomery, R (6, 1) ERA: 4.5	1.0	H	5	2	1	1	1	1	0	0	0	0	0	6	11	9.00	3.000

PITCHER	IP	WLS	BF	H	R	ER	SO	BB	IBB	HBP	BLK	WP	HR	S	P	ERA	WHIP
54 Matt Daley, R (7, 1) ERA:	1.0		3	0	0	0	2	0	0	0	0	0	0	7	7	0.00	0.000
74 Francisco Rondon, L (8, 1) ERA:	1.0		3	0	0	0	2	0	0	0	0	0	0	7	7	0.00	0.000
43 Jim Miller, R (9, 1) ERA: 2.25	1.0		5	1	0	0	0	0	0	0	0	0	0	5	5	0.00	1.000

TOP

Detroit Tigers @ New York Yankees

George M. Steinbrenner Field, Tampa, FL

Sat Mar 02 2013, 1:07 PM - 3:47 PM EST

Att. 10,921 - Partly Cloudy - 58 F

livebaseballscorecards.com

AB	31
R	3
H	6
RBI	3
BB	1
SO	7
LOB	11

BOTTOM

Batter	1	2	3	4	5	6	7	8	9	AB	R	H	RBI	BB	SO	LOB
11 Brett Gardner, L (1, 8) OBP: 0.600, SLG: 0.714 91 Adonis García, R (6, 8) OBP: 0.455, SLG: 0.400	0-0 31 F8 31 S 1B		0-0 31 S 24 1B 1B	0-3 K ①		4-0 77 G3-1 88 BB 94 WP 1-2 BB		0-0 F9 ②		3 1	1 1	2 0	0 0	0 1	1 0	0 1
31 Ichiro Suzuki, L (1, 9) OBP: 0.417, SLG: 0.417 88 Tyler Austin, R (6, 9) OBP: 0.714, SLG: 1.200	1-0 F8 ① 1-3		0-3 K ② 1-2	0-0 F7 ②		4-0 94 WP 77 G3-1 1-2 2-3 3-H BB		0-0 77 1B 1-H 2B		3 1	0 1	0 1	0 2	0 1	1 0	2 0
24 Robinson Canó, L (1, 4) OBP: 0.278, SLG: 0.444 77 Corban Joseph, L (6, 4) OBP: 0.273, SLG: 0.111	0-0 G4-3 ②		0-0 36 E 25 1B 33 BB 2-H 1B	0-0 G1-3 ③		0-0 G3-1 ② 1-2 2-3 3-H		0-0 94 WP 94 1B 2-H 1B		3 2	1 1	1 1	1 2	0 0	0 0	1 2
25 Mark Teixeira, S (1, 3) OBP: 0.333, SLG: 0.357 94 Luke Murton, R (6, 3) OBP: 0.429, SLG: 0.333	0-0 L3 ③		0-0 33 BB 36 E 1-2 1B		0-3 K ①	1-3 K ③ 2-3 3-H		1-0 1B ③ 1-H		3 2	0 0	1 1	0 1	0 1	1 1	1 1
36 Kevin Youkilis, R (1, 5) 12 Dan Johnson, L (5, PH) (6, 5)		0-0 G4-3 ①	0-0 E5 33 BB 1-2 2-3		0-3 K ②		0-0 F8 ①			2 2	0 0	0 0	0 0	0 0	0 1	2 0
33 Travis Hafner, L (1, 10) OBP: 0.300, SLG: 0.333 87 Francisco Arcia, L (7, PH) OBP: 0.667, SLG: 0.667 (8, 10)		0-3 K ②	4-0 1-2 2-3 3-H BB		0-3 K ③		0-0 P6 ②			2 1	0 0	0 0	1 0	1 0	2 0	0 0
22 Matt Diaz, R (1, 7) OBP: 0.231, SLG: 0.231 79 Ramón Flores, L (6, 7) OBP: 0.375, SLG: 0.167	0-0 17 S 1B	0-3 K ③				0-0 83 1B 85 WP 88 BB 1B	0-0 G3 ③			2 2	0 1	1 1	0 0	0 0	1 0	3 0
17 Jayson Nix, R (1, 6) OBP: 0.462, SLG: 0.417 85 Gil Velazquez, R (6, 6) OBP: 0.273, SLG: 0.273	1-0 G5-3 ③ 1-2			0-0 19 HR 1B		1-0 L4 ① 1-2		0-0 88 2B 1B		2 2	1 1	1 1	0 0	0 0	0 0	1 1
19 Chris Stewart, R (1, 2) OBP: 0.429, SLG: 0.857 83 Kyle Higashioka, R (6, PH) OBP: 0.500, SLG: 0.333 (7, 2)			0-0 G6-3 ①	1-2 1-H HR		0-0 88 BB 91 BB 77 G3-1 2-3 1B		0-0 F8 ①		2 2	1 1	1 1	2 0	0 0	0 0	0 1
Inning Stats	R: 0 E: 0 K: 0 S: 4 H: 1 LOB: 1 BB: 0 P: 5	R: 0 E: 0 K: 1 S: 6 H: 1 LOB: 1 BB: 0 P: 7	R: 2 E: 1 K: 2 S: 11 H: 3 LOB: 3 BB: 1 P: 15	R: 2 E: 0 K: 1 S: 9 H: 2 LOB: 0 BB: 0 P: 10	R: 0 E: 0 K: 3 S: 9 H: 0 LOB: 0 BB: 0 P: 9	R: 3 E: 0 K: 1 S: 7 H: 2 LOB: 1 BB: 2 P: 17	R: 0 E: 0 K: 0 S: 3 H: 0 LOB: 0 BB: 0 P: 3	R: 3 E: 0 K: 0 S: 6 H: 4 LOB: 1 BB: 0 P: 7		1B: 11 2B: 1 3B: 0 HR: 1	SF: 0 SAC: 0 DP: 0 HBP: 0			WP: 3 PB: 0 SB: 3 CS: 0	PA: 40	

PITCHER		IP	WLS	BF	H	R	ER	SO	BB	IBB	HBP	BLK	WP	HR	S	P	ERA	WHIP
66 Shawn Hill, R ERA: 9.0	(1, 1)	2.2		13	5	2	1	2	0	0	0	0	0	0	17	19	3.38	1.875
73 Kenny Faulk, L ERA:	(3, 1)	0.1		3	0	0	0	1	1	0	0	0	0	0	4	8	0.00	3.000
31 Kyle Lobstein, L ERA: 9.53	(4, 1)	2.0	L	8	2	2	2	4	0	0	0	0	0	1	18	19	9.00	1.000
75 Michael Morrison, R ERA: 9.0	(6, 1)	1.0		7	2	3	3	1	2	0	0	0	2	0	7	17	27.00	4.000
63 Trevor Bell, R ERA: 5.79	(7, 1)	1.2		8	3	3	3	0	0	0	0	0	0	0	8	8	16.20	1.800

PITCHER		IP	WLS	BF	H	R	ER	SO	BB	IBB	HBP	BLK	WP	HR	S	P	ERA	WHIP
56 Jose Ortega, R ERA:	(8, 1)	0.1		1	1	0	0	0	0	0	0	0	1	0	1	2	0.00	3.000

Detroit Tigers @ New York Yankees
George M. Steinbrenner Field, Tampa, FL
Sat Mar 02 2013, 1:07 PM - 3:47 PM EST
Att. 10,921 - Partly Cloudy - 58 F

livebaseballscorecards.com

AB	37
R	10
H	13
RBI	9
BB	3
SO	8
LOB	16

New York Yankees @ Boston Red Sox

JetBlue Park, Ft. Myers, FL

Sun Mar 03 2013, 1:38 PM - 4:18 PM EST

Att. 9,395 - Sunny - 59 F

TOP

livebaseballscorecards.com

Batter	1	2	3	4	5	6	7	8	9	AB	R	H	RBI	BB	SO	LOB
11 Brett Gardner, L (1, 7) OBP: 0.611, SLG: 0.688 95 Ronnier Mustelier, R (6, PR) OBP: 0.444, SLG: 0.750 (6, 7)	0-0 26 G4-3 1B			0-0 F9		4-0 17 FC6-4 26 1B 54 E 1-2 2-3 BB		0-3 K	0-0 F7	2 0 1 0 1 0 0 2 1 0 0 0 1 2						
26 Eduardo Núñez, R (1, 6) OBP: 0.176, SLG: 0.235 96 Addison Maruszak, R (6, PR) OBP: 0.200, SLG: 0.300 (6, 6)	0-0 G4-3 1-2f			0-0 G4-3		0-0 17 FC6-4 1-2 2-3 3-H 1B		0-3 K	0-0 F8	3 0 1 1 0 0 1 2 0 0 0 0 1 2						
17 Jayson Nix, R (1, 4) OBP: 0.375, SLG: 0.333 97 José Pirela, R (6, PR) OBP: 0.556, SLG: 0.667 (6, 4)	0-0 F8			0-0 F8		0-0 FC6-4 12 BB 54 E 1-2f 2-3 3-H		0-0 76 2B 2B		3 0 0 1 0 0 2 1 1 1 0 0 0 0						
54 Juan Rivera, R (1, 10) OBP: 0.412, SLG: 0.563 76 John Ryan Murphy, R (6, PR) OBP: 0.571, SLG: 1.333 (6, 10)		0-0 G6-3			0-3 K	0-0 E5 12 BB 1-2 3-H		0-0 2-H 2B		3 0 0 0 0 1 1 1 0 1 1 0 0 0						
12 Dan Johnson, L (1, 3) 94 Luke Murton, R (6, PR) OBP: 0.375, SLG: 0.286 (6, 3)		0-3 K			0-3 K	4-0 1-2 2-3 BB		0-3 K		2 0 0 0 1 2 0 1 0 0 0 0 1 1						
63 Melky Mesa, R (1, 8) OBP: 0.263, SLG: 0.556 60 Thomas Neal, R (7, 8) OBP: 0.222, SLG: 0.556		0-0 G5-3			0-3 K	0-3 K			1-0 HR	3 0 0 0 0 2 3 1 1 1 1 0 0 0						
78 Zoilo Almonte, S (1, 9) OBP: 0.308, SLG: 0.538 88 Tyler Austin, R (6, 9) OBP: 0.667, SLG: 1.143			0-0 G1-3			0-3 K	0-3 K		0-0 2B	2 0 0 0 0 1 0 2 0 1 0 0 1 0						
77 Corban Joseph, L (1, 5) OBP: 0.308, SLG: 0.182 99 Rob Segedin, R (6, 5)			0-3 K			0-0 11 WP 45 E 26 1B 1B		0-3 K	4-0 BB	2 1 1 0 0 1 0 1 0 0 0 1 1 0						
45 Bobby Wilson, R (1, 2) OBP: 0.100, SLG: 0.100 66 Austin Romine, R (6, PR) OBP: 0.167, SLG: 0.167 (6, 2)			0-0 G5-3			0-0 E5 26 1B 11 WP 17 FC6-4 1-2	0-0 G4-3		0-3 K	2 0 0 0 0 0 1 2 1 0 0 0 1 2						

AB	35
R	5
H	7
RBI	4
BB	3
SO	13
LOB	15

Inning Stats	1	2	3	4	5	6	7	8	9
	R: 0 H: 1 E: 0 LOB: 0 K: 0 BB: 0 S: 3 P: 3	R: 0 H: 0 E: 0 LOB: 0 K: 1 BB: 0 S: 5 P: 5	R: 0 H: 0 E: 0 LOB: 0 K: 1 BB: 0 S: 5 P: 5	R: 0 H: 0 E: 0 LOB: 0 K: 0 BB: 0 S: 3 P: 3	R: 0 H: 0 E: 0 LOB: 0 K: 3 BB: 0 S: 9 P: 9	R: 3 H: 2 E: 2 LOB: 3 K: 2 BB: 2 S: 11 P: 19	R: 0 H: 0 E: 0 LOB: 0 K: 2 BB: 0 S: 7 P: 7	R: 1 H: 2 E: 0 LOB: 1 K: 3 BB: 0 S: 11 P: 11	R: 1 H: 2 E: 0 LOB: 2 K: 1 BB: 1 S: 7 P: 12

1B: 3	SF: 0	WP: 1	PA: 38
2B: 3	SAC: 0	PB: 0	
3B: 0	DP: 1	SB: 0	
HR: 1	HBP: 0	CS: 0	

PITCHER		IP	WLS	BF	H	R	ER	SO	BB	IBB	HBP	BLK	WP	HR	S	P	ERA	WHIP
46 Ryan Dempster, R ERA:	(1, 1)	3.0		9	1	0	0	2	0	0	0	0	0	0	13	13	0.00	0.333
19 Koji Uehara, R ERA:	(4, 1)	1.0	H	3	0	0	0	0	0	0	0	0	0	0	3	3	0.00	0.000
30 Andrew Miller, L ERA:	(5, 1)	1.0	H	3	0	0	0	3	0	0	0	0	0	0	9	9	0.00	0.000
52 Joel Hanrahan, R ERA: 6.75	(6, 1)	0.2	L	8	2	3	1	1	2	0	0	0	1	0	8	16	13.50	6.000
36 Junichi Tazawa, R ERA: 5.4	(6, 1)	1.1		4	0	0	0	3	0	0	0	0	0	0	10	10	0.00	0.000
40 Andrew Bailey, R ERA: 9.0	(8, 1)	1.0		5	2	1	1	3	0	0	0	0	0	0	11	11	9.00	2.000
57 Pete Ruiz, R ERA: 4.5	(9, 1)	1.0		6	2	1	1	1	1	0	0	0	0	1	7	12	9.00	3.000

BOTTOM

New York Yankees @ Boston Red Sox

JetBlue Park, Ft. Myers, FL

Sun Mar 03 2013, 1:38 PM - 4:18 PM EST

Att. 9,395 - Sunny - 59 F

livebaseballscorecards.com

Batter	1	2	3	4	5	6	7	8	9	AB	R	H	RBI	BB	SO	LOB
2 Jacoby Ellsbury, L (1, 8) OBP: 0.313, SLG: 0.286	G4-3		G6-3		G4-1			E6 81 FC3-6 1-2		3	0	0	0	0	0	2
48 Mitch Maier, L (6, 8) OBP: 0.357, SLG: 0.250										1	0	0	0	0	0	1
15 Dustin Pedroia, R (1, 4) OBP: 0.500, SLG: 0.615	G4-3			29 F8 7 1B 1B		G5-3		FC3-6 1-2f 2-3		3	0	1	0	0	0	0
81 Justin Henry, L (7, 4) OBP: 0.125, SLG: 0.125										1	0	0	0	0	0	2
7 Stephen Drew, L (1, 6) OBP: 0.214, SLG: 0.231	G1-3			16 FC6-4 1-2 1B		L9		G4-3		3	0	1	0	0	0	0
26 Brock Holt, L (7, 6) OBP: 0.375, SLG: 0.333										1	0	0	0	0	0	2
12 Mike Napoli, R (1, 3) OBP: 0.500, SLG: 1.250		HR		K		L6			44 G3-1 80 WP 20 WP BB	2	1	1	1	0	1	2
50 Mauro Gomez, R (5, 3) OBP: 0.533, SLG: 0.455										1	1	0	0	1	0	0
29 Daniel Nava, S (1, 7) OBP: 0.294, SLG: 0.267		F7		F8 2-3			G3		F8 1-2	3	0	0	0	0	0	2
80 Jeremy Hazelbaker, L (8, 7) OBP: 0.500, SLG: 0.500										1	0	0	0	0	0	1
16 Will Middlebrooks, R (1, 5) OBP: 0.300, SLG: 0.222		39 G3-6-3 BB		FC6-4 1-2f			G6-3		G3-1 2-3	1	0	0	0	1	0	2
44 Drew Sutton, S (6, 5) OBP: 0.467, SLG: 0.200										2	0	0	0	0	0	1
39 Jarrod Saltalamacchia, S (3, 10) OBP: 0.500, SLG: 0.625		G3-6-3 1-2f			74 F8 2B		K		20 WP 20 DI BB	2	0	1	0	0	0	1
37 Mike Carp, L (5, PR) OBP: 0.400, SLG: 0.444 (6, 10)										1	0	0	0	1	1	0
3 David Ross, R (1, 2)			K		F7			E5 23 FC5-4	P4 1-3 3-H	2	0	0	0	0	1	1
20 Ryan Lavarnway, R (6, 2) OBP: 0.200, SLG: 0.214										2	0	0	0	0	0	1
74 Jackie Bradley Jr., L (1, 9) OBP: 0.526, SLG: 0.529			K		F8 2-3			FC5-4 81 FC3-6 48 S 1-2f		2	0	0	0	0	1	1
23 Pedro Ciriaco, R (7, 9) OBP: 0.286, SLG: 0.462										1	0	0	0	0	0	1

Inning Stats	1	2	3	4	5	6	7	8	9
R:	0	1	0	0	0	0	0	0	1
E:	0	0	0	0	0	0	0	2	0
K:	0	0	2	1	0	0	0	0	0
S:	3	4	7	7	4	3	5	5	3
H:	0	1	0	2	1	0	0	0	0
LOB:	0	0	0	2	2	0	0	2	1
BB:	0	1	0	0	0	0	0	0	2
P:	3	10	7	7	4	3	5	6	14

AB	32
R	2
H	4
RBI	1
BB	3
SO	4
LOB	20

1B:	2	SF:	0	WP:	2	PA:	35
2B:	1	SAC:	0	PB:	0		
3B:	0	DP:	1	SB:	1		
HR:	1	HBP:	0	CS:	0		

PITCHER		IP	WLS	BF	H	R	ER	SO	BB	IBB	HBP	BLK	WP	HR	S	P	ERA	WHIP
43 Adam Warren, R ERA: 1.8	(1, 1)	3.0		10	1	1	1	2	1	0	0	0	0	1	14	20	3.00	0.667
72 José Ramirez, R ERA:	(4, 1)	3.0	W	12	3	0	0	1	0	0	0	0	0	0	14	14	0.00	1.000
82 Chase Whitley, R ERA: 2.7	(7, 1)	1.0	H	3	0	0	0	1	0	0	0	0	0	0	5	5	0.00	0.000
89 Preston Claiborne, R ERA:	(8, 1)	0.1	H	3	0	0	0	0	0	0	0	0	0	0	3	4	0.00	0.000
53 Josh Spence, L ERA:	(8, 1)	0.2	H	2	0	0	0	0	0	0	0	0	0	0	2	2	0.00	0.000

PITCHER		IP	WLS	BF	H	R	ER	SO	BB	IBB	HBP	BLK	WP	HR	S	P	ERA	WHIP
98 Kelvin Perez, R ERA: 2.25	(9, 1)	1.0		5	0	1	1	0	2	0	0	0	2	0	3	14	9.00	2.000

Batter	1	2	3	4	5	6	7	8	9	AB	R	H	RBI	BB	SO	LOB
17 Jordan Schafer, L (1, 8) OBP: 0.400, SLG: 0.409	B X 1-0 22 F7 8 G6-3 2B		B B B B 4-0 22 G3 22 S BB		X 0-0 ③ G1-3		B B B B 4-0 68 HBP 1-2 BB	X 0-0 ③ G4-3		2	1	1	0	2	0	0
72 Todd Cunningham, S (7, 8) OBP: 0.364, SLG: 0.300										1	0	0	0	0	0	2
22 Jason Heyward, L (1, 9) OBP: 0.280, SLG: 0.609	X 0-0 ① F7 2-3		B X 1-0 ① G3 1-3			S S S 0-3 ① K	X 0-0 ① L9		X 0-0 ① F8	3	0	0	0	0	1	2
73 Joey Terdoslavich, S (6, 9) OBP: 0.571, SLG: 0.789										2	0	0	0	0	0	2
8 Justin Upton, R (1, 7) OBP: 0.320, SLG: 0.625	X 0-0 ② G6-3 3-H		S S S 0-3 ② K			X 0-0 ② F7	H 1-0 1-2 2-3 HBP		S S S 0-3 ② K	3	0	0	1	0	1	1
68 Evan Gattis, R (6, 7) OBP: 0.455, SLG: 0.684										1	0	0	0	0	1	0
5 Freddie Freeman, L (1, 3) OBP: 0.385, SLG: 0.577	X 0-0 1B		X 0-0 ③ G3-1			X 0-0 26 HBP 2 1B 1B	S S S 0-3 ② K		S S S 0-3 ③ K	3	0	2	0	0	0	1
58 Ernesto Mejia, R (7, PH) OBP: 0.300, SLG: 0.235										2	0	0	0	0	2	3
(7, 3)																
2 B.J. Upton, R (1, 10) OBP: 0.320, SLG: 0.560	X 0-0 ③ P4			X 0-0 ① G6-3		X 0-0 26 HBP 1-2 1B	X 0-0 ③ G6-3			3	0	1	0	0	0	1
74 Jordan Parraz, R (7, PH) OBP: 0.313, SLG: 0.533										1	0	0	0	0	0	3
(7, 10)																
26 Dan Uggla, R (1, 4) OBP: 0.259, SLG: 0.261		S S T 0-2 ① K		X 0-0 ② G5-3		H 1-0 1-2 2-3 HBP		X 0-0 ① G6-3		2	0	0	0	0	1	0
23 Blake DeWitt, L (6, PR) OBP: 0.316, SLG: 0.313										1	0	0	0	0	0	0
(6, 4)																
23 Chris Johnson, R (1, 5) OBP: 0.348, SLG: 0.636		X 0-0 ② G1-3		X 0-0 ③ F9		X 0-0 ③ F9		X 0-0 75 BB 1B		3	0	0	0	0	0	3
25 Juan Francisco, L (7, 5) OBP: 0.360, SLG: 0.560										1	0	1	0	0	0	0
1 Tyler Pastornicky, R (1, 6) OBP: 0.435, SLG: 0.682		X 0-0 E5 20 FC6-4			X 0-0 E5 20 G4-6-3		X 0-0 20 E 20 BLK 1B	B B B B 4-0 1-2 BB		3	1	1	0	0	0	0
75 Elmer Reyes, R (7, 6)										0	0	0	0	1	0	0
20 Matt Pagnozzi, R (1, 2) OBP: 0.364, SLG: 0.333		X 0-0 ③ FC6-4 1-2f			X 0-0 ①② G4-6-3 1-2f		S B B B B 4-1 68 HBP 17 BB 1-H BB	S S S 0-3 ② K		2	0	0	0	1	0	2
67 José Yépez, R (7, 2) OBP: 0.400, SLG: 0.400										1	0	0	0	0	1	2

Inning Stats	1	2	3	4	5	6	7	8	9
	R: 1 E: 0 K: 0 S: 5	R: 0 E: 1 K: 1 S: 6	R: 0 E: 0 K: 1 S: 5	R: 0 E: 0 K: 0 S: 3	R: 0 E: 1 K: 0 S: 3	R: 0 E: 0 K: 1 S: 7	R: 1 E: 0 K: 1 S: 7	R: 0 E: 0 K: 1 S: 6	R: 0 E: 0 K: 2 S: 7
	H: 2 LOB: 1 BB: 0 P: 6	H: 0 LOB: 1 BB: 0 P: 6	H: 0 LOB: 1 BB: 1 P: 10	H: 0 LOB: 0 BB: 0 P: 3	H: 0 LOB: 0 BB: 0 P: 3	H: 2 LOB: 3 BB: 0 P: 8	H: 1 LOB: 3 BB: 2 P: 16	H: 1 LOB: 2 BB: 1 P: 10	H: 0 LOB: 0 BB: 0 P: 7

PITCHER		IP	WLS	BF	H	R	ER	SO	BB	IBB	HBP	BLK	WP	HR	S	P	ERA	WHIP
41 David Phelps, R ERA: 1.0	(1, 1)	4.0	L	16	2	1	1	2	1	0	0	0	0	0	19	25	2.25	0.750
62 Joba Chamberlain, R ERA: 6.0	(5, 1)	1.0		3	0	0	0	0	0	0	0	0	0	0	3	3	0.00	0.000
99 Branden Pinder, R ERA:	(6, 1)	1.0		6	2	0	0	1	0	0	1	0	0	0	7	8	0.00	2.000
94 Mark Montgomery, R ERA: 7.71	(7, 1)	0.1		5	1	1	1	0	2	0	1	1	0	0	3	12	27.00	9.000
74 Francisco Rondon, L ERA:	(7, 1)	1.2		7	1	0	0	2	1	0	0	0	0	0	10	14	0.00	1.200

PITCHER		IP	WLS	BF	H	R	ER	SO	BB	IBB	HBP	BLK	WP	HR	S	P	ERA	WHIP
27 Shawn Kelley, R ERA:	(9, 1)	1.0		3	0	0	0	2	0	0	0	0	0	0	7	7	0.00	0.000

TOP

Atlanta Braves @ New York Yankees

George M. Steinbrenner Field, Tampa, FL

Tue Mar 05 2013, 7:06 PM - 10:04 PM EST

Att. 9,890 - Clear - 64 F

livebaseballscorecards.com

AB	34
R	2
H	6
RBI	1
BB	4
SO	7
LOB	22

1B: 5	SF: 0	WP: 0	PA: 40
2B: 1	SAC: 0	PB: 0	
3B: 0	DP: 1	SB: 1	
HR: 0	HBP: 2	CS: 0	

BOTTOM

Atlanta Braves @ New York Yankees

George M. Steinbrenner Field, Tampa, FL

Tue Mar 05 2013, 7:06 PM - 10:04 PM EST

Att. 9,890 - Clear - 64 F

livebaseballscorecards.com

Batter	1	2	3	4	5	6	7	8	9	AB	R	H	RBI	BB	SO	LOB
11 Brett Gardner, L (1, 8) OBP: 0.619, SLG: 0.684 63 Melky Mesa, R (7, 8) OBP: 0.250, SLG: 0.526	0-0 31 FC4-6 1B	0-0 1-3 1B			0-0 ① F7		0-0 ② G5-3			3 0 2 0 0 0 0 1 0 0 0 0 0 0						
31 Ichiro Suzuki, L (1, 7) OBP: 0.400, SLG: 0.467 79 Ramón Flores, L (7, 7) OBP: 0.333, SLG: 0.143	0-0 ① FC4-6 26 BB 33 BB 1-2f	B 3 SAFE 1-0 ③ PO 3-H	0-0 ① G6-3		0-0 2B		0-3 ③ K			3 0 1 0 0 0 1 1 0 0 0 0 1 0						
17 Jayson Nix, R (1, 4) OBP: 0.368, SLG: 0.294 97 José Pirela, R (7, 4) OBP: 0.500, SLG: 0.600	0-0 ② F8		B B B 4-0 26 S BB		S S S 0-3 ② K			0-0 ① F8		2 0 0 0 1 1 2 1 0 0 0 0 0 0						
33 Travis Hafner, L (1, 10) OBP: 0.385, SLG: 0.300 95 Ronnier Mustelier, R (5, PR) OBP: 0.500, SLG: 0.778 (6, 10)	B B B B 4-0 26 BB 1-2 BB		0-0 ② P4		B B B 4-0 BB			0-0 96 G4-3 1B		1 0 0 0 2 0 1 1 0 1 0 0 0 0						
26 Eduardo Núñez, R (1, 6) OBP: 0.250, SLG: 0.222 96 Addison Maruszak, R (7, 6) OBP: 0.182, SLG: 0.273	B B B B 4-0 1-2 2-3 BB	B B B B 4-0 1-2 BB			0-0 ③ L3			0-0 ② G4-3 1-2		1 0 0 0 2 0 2 1 0 0 0 0 0 1						
19 Chris Stewart, R (1, 2) OBP: 0.300, SLG: 0.600 76 John Ryan Murphy, R (7, 2) OBP: 0.500, SLG: 1.143	0-0 ③ L7	0-0 ③ L7				0-0 ① P4		S S T 0-2 ③ K		3 0 0 0 0 0 5 1 0 0 0 0 1 1						
12 Dan Johnson, L (1, 3) 94 Luke Murton, R (7, 3) OBP: 0.333, SLG: 0.250		0-0 ① L9		C F C 0-3 ① K		0-0 ② G4-3			0-0 ① G6-3	3 0 0 0 0 1 0 1 0 0 0 0 0 0						
78 Zoilo Almonte, S (1, 9) OBP: 0.250, SLG: 0.438 60 Thomas Neal, R (7, 9) OBP: 0.200, SLG: 0.500		0-0 ② P4		S S S 0-3 ② K2-3		0-0 ③ G5-3			0-0 ② G6-3	3 0 0 0 0 1 0 1 0 0 0 0 0 0						
77 Corban Joseph, L (1, 5) OBP: 0.294, SLG: 0.200		0-0 11 1B 31 PO 1B		0-0 ③ G1-3			0-0 ① G5-3		0-0 ③ G1-4-3	4 0 1 0 0 0 0						
Inning Stats	R: 0 H: 1 E: 0 LOB: 3 K: 0 BB: 2 S: 4 P: 12	R: 0 H: 2 E: 0 LOB: 1 K: 0 BB: 0 S: 4 P: 5	R: 0 H: 0 E: 0 LOB: 2 K: 0 BB: 2 S: 3 P: 11	R: 0 H: 0 E: 0 LOB: 0 K: 2 BB: 0 S: 7 P: 7	R: 0 H: 1 E: 0 LOB: 2 K: 1 BB: 1 S: 6 P: 10	R: 0 H: 0 E: 0 LOB: 0 K: 0 BB: 0 S: 3 P: 3	R: 0 H: 0 E: 0 LOB: 0 K: 1 BB: 0 S: 5 P: 5	R: 0 H: 1 E: 0 LOB: 1 K: 1 BB: 0 S: 6 P: 6	R: 0 H: 0 E: 0 LOB: 0 K: 0 BB: 0 S: 3 P: 3	1B: 4 SF: 0 2B: 1 SAC: 0 3B: 0 DP: 0 HR: 0 HBP: 0						

	AB	31
	R	0
	H	5
	RBI	0
	BB	5
	SO	5
	LOB	13

WP: 0 PA: 37
PB: 0
SB: 1
CS: 0

PITCHER		IP	WLS	BF	H	R	ER	SO	BB	IBB	HBP	BLK	WP	HR	S	P	ERA	WHIP
28 Paul Maholm, L ERA: 5.4	(1, 1)	3.2	W	17	3	0	0	2	4	0	0	0	0	0	17	34	0.00	1.909
50 Cristhian Martinez, R ERA: 5.06	(4, 1)	1.1	H	6	1	0	0	1	1	0	0	0	0	0	7	11	0.00	1.500
48 Dusty Hughes, L ERA: 2.25	(6, 1)	1.0	H	3	0	0	0	0	0	0	0	0	0	0	3	3	0.00	0.000
65 Cory Rasmus, R ERA: 13.5	(7, 1)	1.0	H	3	0	0	0	1	0	0	0	0	0	0	5	5	0.00	0.000
83 J.R. Graham, R ERA:	(8, 1)	2.0	S	7	1	0	0	1	0	0	0	0	0	0	9	9	0.00	0.500

PITCHER	IP	WLS	BF	H	R	ER	SO	BB	IBB	HBP	BLK	WP	HR	S	P	ERA	WHIP

Batter	1	2	3	4	5	6	7	8	9	AB	R	H	RBI	BB	SO	LOB
7 José Reyes, S (1, 10) OBP: 0.556, SLG: 0.875	K		1B		2 BB 24 1B	2 FC4-6 BB	G5-3 1-2 2-3 3-H		G3-1 2-3	5	1	2	1	1	1	3
2 Erick Aybar, S (1, 6) (5, 5) (7, 6) OBP: 0.400, SLG: 0.250	K		K		24 1B 1-2 BB	FC4-6 25 BB 52 BB 1-2f 3-H	G1-3		52 FC4 3-H 1B	5	0	1	2	1	2	4
24 Robinson Canó, L (1, 4) OBP: 0.571, SLG: 1.000 52 Leury García, S (6, PH) (6, 4) OBP: 0.500, SLG: 0.400	F7			G3	1-3 2-H 1B	25 BB 1-2 BB		G4-3	FC4 1-2f	0 2	0 0	0 0	0 0	0 1	0 0	0 1
10 Edwin Encarnación, R (1, 3) OBP: 0.750, SLG: 0.857 25 Francisco Peña, R (6, PH) (6, 2) OBP: 0.600, SLG: 0.500		2B		13 FC5-4 1B	13 G6-4-3 1-2 BB	1-2 2-3 BB		K		2 1	0 0	2 0	0 0	1 1	0 1	0 0
13 Hanley Ramirez, R (1, 5) OBP: 0.400, SLG: 0.900 (5, 6) 4 Miguel Tejada, R (7, 5) OBP: 0.714, SLG: 0.833	G6-3			FC5-4 17 BB 41 1B 1-2f	G6-4-3 1-2f	F9		14 1B 14 E BB		4 0	1 1	0 0	0 0	0 1	0 0	8 0
17 Nelson Cruz, R (1, 9) 14 Moisés Sierra, R (6, 9) OBP: 0.750, SLG: 0.750	F9			41 1B 1-2 BB		K	K	E5 1-H 1B		2 2	0 0	0 1	0 0	1 0	1 1	1 0
41 Carlos Santana, S (1, 2) OBP: 0.500, SLG: 0.429 (6, 3)	K			1-3 2-H 1B		32 2B BB	22 E 32 1B 7 G5-3 1B	F8		4	2	2	1	1	1	2
32 Ricardo Nanita, L (1, 7) OBP: 0.625, SLG: 0.875		G6-3	G3			30 3B 1-H 2B	7 G5-3 22 E 1-2 1B		7 G3-1 2 1B 2B	5	2	3	1	0	0	2
30 Alejandro De Aza, L (1, 8) OBP: 0.222, SLG: 0.667 22 Eury Pérez, R (6, PR) (6, 8) OBP: 0.200, SLG: 0.200		F7			P4	2 FC4-6 2-H 3B	E5 7 G5-3 1-2 2-3		K	3 2	0 1	1 0	1 0	0 0	0 1	0 3

Inning Stats										
	R: 0	H: 0	R: 0	H: 1	R: 0	H: 1	R: 1	H: 2	R: 1	H: 2
	E: 0	LOB: 0	E: 0	LOB: 1	E: 0	LOB: 1	E: 0	LOB: 2	E: 0	LOB: 2
	K: 2	BB: 0	K: 1	BB: 0	K: 1	BB: 0	K: 0	BB: 1	K: 0	BB: 2
	S: 7	P: 7	S: 6	P: 6	S: 6	P: 6	S: 5	P: 9	S: 4	P: 12

Inning Stats										
	R: 3	H: 2	R: 1	H: 2	R: 1	H: 1	R: 1	H: 2	1B: 9	SF: 0
	E: 0	LOB: 3	E: 1	LOB: 2	E: 1	LOB: 1	E: 0	LOB: 1	2B: 3	SAC: 0
	K: 1	BB: 4	K: 1	BB: 0	K: 1	BB: 1	K: 1	BB: 0	3B: 1	DP: 1
	S: 7	P: 23	S: 8	P: 8	S: 6	P: 10	S: 7	P: 7	HR: 0	HBP: 0

PITCHER		IP	WLS	BF	H	R	ER	SO	BB	IBB	HBP	BLK	WP	HR	S	P	ERA	WHIP
18 Hiroki Kuroda, R ERA:	(1, 1)	3.0		11	2	0	0	4	0	0	0	0	0	0	19	19	0.00	0.667
38 Cody Eppley, R ERA: 9.0	(4, 1)	1.0	L	6	2	1	1	0	1	0	0	0	0	0	5	9	9.00	3.000
39 Clay Rapada, L ERA: 27.0	(5, 1)	0.1		5	2	1	1	0	2	0	0	0	0	0	3	11	27.00	12.000
43 Jim Miller, R ERA: 20.25	(5, 1)	1.1		8	2	3	3	1	3	0	0	0	0	0	7	19	20.25	3.750
92 Tommy Kahnle, R ERA:	(6, 1)	1.1		8	2	1	0	1	1	0	0	0	0	0	9	13	0.00	2.250

PITCHER		IP	WLS	BF	H	R	ER	SO	BB	IBB	HBP	BLK	WP	HR	S	P	ERA	WHIP
89 Preston Claiborne, R ERA:	(8, 1)	1.0		5	1	1	0	1	1	0	0	0	0	0	6	10	0.00	2.000
82 Chase Whitley, R ERA: 9.0	(9, 1)	0.0		0	0	0	0	0	0	0	0	0	0	0	0	0	∞	∞

TOP

Dominican Republic @ New York Yankees

George M. Steinbrenner Field, Tampa, FL

Wed Mar 06 2013, 1:07 PM - 4:20 PM EST

Att. 8,146 - Sunny - 62 F

livebaseballscorecards.com

AB	37
R	8
H	12
RBI	6
BB	8
SO	8
LOB	24

WP: 0 PA: 48
PB: 0
SB: 0
CS: 0

Batter	1	2	3	4	5	6	7	8	9	AB	R	H	RBI	BB	SO	LOB
26 Eduardo Núñez, R (1, 6) 96 Addison Maruszak, R (7, 6)	G6-3		G5-3			G5-3		F9		3 1	0 0	0 0	0 0	0 0	0 0	0 0
17 Jayson Nix, R (1, 4) 97 José Pirela, R (7, 4)	F7			F8			K		K	2 2	0 0	0 0	0 0	0 0	0 2	0 0
33 Travis Hafner, L (1, 10) 95 Ronnier Mustelier, R (9, PH)	K			L9			K		G6-3	3 1	0 0	0 0	0 0	0 0	2 0	0 0
36 Kevin Youkilis, R (1, 5) 12 Dan Johnson, L (7, 5)		F9		K			78 HR BB		78 DI BB	2 0	0 1	0 0	0 0	0 2	1 0	0 0
54 Juan Rivera, R (1, 9) 78 Zoilo Almonte, S (7, 9) OBP: 0.500, SLG: 2.000		G5-3			G6-3		1-H HR		F7 1-2	2 2	0 1	0 1	0 2	0 0	0 0	0 1
29 Francisco Cervelli, R (1, 2) 45 Bobby Wilson, R (7, 2) OBP: 1.000, SLG: 2.000		BB			G5-3			2B		1 1	0 0	0 1	0 0	1 0	0 0	0 0
22 Matt Diaz, R (1, 7) 60 Thomas Neal, R (7, 7)		G5-3			K		K			2 1	0 0	0 0	0 0	0 0	1 1	1 1
63 Melky Mesa, R (1, 8)			K			94 G6-4-3 BB		P2		2	0	0	0	1	1	0
94 Luke Murton, R (1, 3)			K			G6-4-3 1-2f		G5-3		3	0	0	0	0	1	1
Inning Stats	R: 0 E: 0 K: 1 S: 5 H: 0 LOB: 0 BB: 0 P: 5	R: 0 E: 0 K: 0 S: 3 H: 0 LOB: 1 BB: 1 P: 7	R: 0 E: 0 K: 2 S: 7 H: 0 LOB: 0 BB: 0 P: 7	R: 0 E: 0 K: 1 S: 5 H: 0 LOB: 0 BB: 0 P: 5	R: 0 E: 0 K: 1 S: 5 H: 0 LOB: 0 BB: 0 P: 5	R: 0 E: 0 K: 0 S: 2 H: 0 LOB: 0 BB: 1 P: 6	R: 2 E: 0 K: 3 S: 12 H: 2 LOB: 1 BB: 1 P: 17	R: 0 E: 0 K: 0 S: 3 H: 0 LOB: 0 BB: 0 P: 3	R: 0 E: 0 K: 1 S: 6 H: 0 LOB: 1 BB: 1 P: 10	1B: 0 2B: 1 3B: 0 HR: 1 SF: 0 SAC: 0 DP: 1 HBP: 0						

PITCHER		IP	WLS	BF	H	R	ER	SO	BB	IBB	HBP	BLK	WP	HR	S	P	ERA	WHIP
94 Vidal Nuño, L ERA:	(1, 1)	4.0	W	13	0	0	0	4	1	0	0	0	0	0	20	24	0.00	0.250
48 Jose Veras, R ERA:	(5, 1)	1.0	H	3	0	0	0	1	0	0	0	0	0	0	5	5	0.00	0.000
36 Juan Cedeno, L ERA:	(6, 1)	1.0		3	0	0	0	0	1	0	0	0	0	0	2	6	0.00	1.000
65 Atahualpa Severino, L ERA: 27.0	(7, 1)	0.2		5	2	2	2	2	1	0	0	0	0	1	9	14	27.00	4.500
75 Lorenzo Barcelo, R ERA:	(7, 1)	1.1		4	0	0	0	1	0	0	0	0	0	0	6	6	0.00	0.000

PITCHER		IP	WLS	BF	H	R	ER	SO	BB	IBB	HBP	BLK	WP	HR	S	P	ERA	WHIP
Josh Spence, L ERA:	(9, 1)	1.0		4	0	0	0	1	1	0	0	0	0	0	6	10	0.00	1.000

BOTTOM

Dominican Republic @ New York Yankees

George M. Steinbrenner Field, Tampa, FL

Wed Mar 06 2013, 1:07 PM - 4:20 PM EST

Att. 8,146 - Sunny - 62 F

livebaseballscorecards.com

AB	28
R	2
H	2
RBI	2
BB	4
SO	9
LOB	4

New York Yankees @ St. Louis Cardinals

Roger Dean Stadium, Jupiter, FL

Thu Mar 07 2013, 1:08 PM - 3:58 PM EST

Att. 7,481 - Sunny - 68 F

TOP

livebaseballscorecards.com

Batter	1	2	3	4	5	6	7	8	9	AB	R	H	RBI	BB	SO	LOB
11 Brett Gardner, L (1, 8) OBP: 0.560, SLG: 0.591	B B B B 4-0 31 1B BB	X 0-0 ② F7			X 0-0 ① G6-3		S S C 0-3 ② K		X 0-0 76 WP 76 2B 2-H 1B	3	0	0	0	1	1	1
79 Ramón Flores, L (7, 8) OBP: 0.400, SLG: 0.250										1	1	1	1	0	0	0
31 Ichiro Suzuki, L (1, 9) OBP: 0.444, SLG: 0.471	1 SAFE X 0-0 ① 54 G4-3 29 1B 1-2 1B	B B B B 4-0 1-2 BB			X 0-0 ② G5-3		X 0-0 ③ G1-3		S S S 0-3 ① K	2	1	1	0	1	0	0
78 Zoilo Almonte, S (7, PH) OBP: 0.222, SLG: 0.389										2	0	0	0	0	1	1
54 Juan Rivera, R (1, 3) OBP: 0.350, SLG: 0.474	X 0-0 ② G4-3 1-2	X 0-0 ③ G6-3			X 0-0 ③ F9			X 0-0 66 PB 60 1B 66 1B 1B	X 0-0 ② F9	3	0	0	0	0	0	3
12 Dan Johnson, L (6, 3) OBP: 0.263, SLG: 0.067										2	1	1	0	0	0	1
29 Francisco Cervelli, R (1, 10) OBP: 0.412, SLG: 0.357	X 0-0 22 S 2-H 1B	X 0-0 ① F8			B B B B 4-0 19 2B 95 G4-3 BB			X 0-0 ① F9	B X 1-0 1-H 2B	2	1	1	1	1	0	0
76 John Ryan Murphy, R (8, PH) OBP: 0.500, SLG: 1.111										2	0	1	1	0	0	1
22 Matt Diaz, R (1, 7) OBP: 0.313, SLG: 0.267	B B B B 4-0 1-2 BB	X 0-0 19 CS 1B			X 0-0 ① F9			X 0-0 66 1B 66 PB 1-2 1B	X 0-0 ③ G5-3	2	0	1	0	1	0	1
60 Thomas Neal, R (6, 7) OBP: 0.250, SLG: 0.500										2	0	1	0	0	0	1
19 Chris Stewart, R (1, 2) OBP: 0.308, SLG: 0.615	X 0-0 ③ G5-3	B X 1-0 ② ③ F8 1-2			X 0-0 95 G4-3 1-3 2B			B X 1-0 95 G4-3 1-3 2-H 1B		3	0	1	0	0	0	3
66 Austin Romine, R (7, 2) OBP: 0.286, SLG: 0.286										1	0	1	1	0	0	0
95 Ronnier Mustelier, R (1, 5) OBP: 0.500, SLG: 0.667	H 1-0 97 S 96 E HBP	X 0-0 96 G4-6-3 1B			X 0-0 ② G4-3 2-3 3-H			X 0-0 ② G4-3 1-2		3	1	1	1	0	0	3
97 José Pirela, R (1, 4) OBP: 0.385, SLG: 0.462	S S S 0-3 ① K 1-2	S S C 0-3 ① K			X 0-0 ③ G6-3			X 0-0 ③ F8		3	0	0	0	0	2	3
77 Corban Joseph, L (7, 4) OBP: 0.278, SLG: 0.188										1	0	0	0	0	0	2
96 Addison Maruszak, R (1, 6) OBP: 0.200, SLG: 0.333	X 0-0 E4 31 BB 2-H	X 0-0 ② ③ G4-6-3 1-2f					X 0-0 ① G6-3		X 0-0 79 1B 2B	4	1	1	0	0	0	1

	AB	36
	R	6
	H	11
	RBI	5
	BB	4
	SO	4
	LOB	21

Inning Stats	1	2	3	4	5	6	7	8	9	1B: 8	SF: 0	WP: 1	PA: 41
R:	1	1	0	0	0	1	0	1	2	2B: 3	SAC: 0	PB: 1	
E:	0	1	0	0	0	0	0	0	0	3B: 0	DP: 1	SB: 2	
K:	0	1	0	1	0	1	1	0	1	HR: 0	HBP: 1	CS: 1	
S:	4	6	3	5	3	4	5	6	8				
H:	2	0	1	1	0	1	0	3	3				
LOB:	2	2	0	0	0	1	0	2	1				
BB:	2	1	0	0	0	1	0	0	0				
P:	12	11	4	5	3	8	5	7	9				

PITCHER		IP	WLS	BF	H	R	ER	SO	BB	IBB	HBP	BLK	WP	HR	S	P	ERA	WHIP
58 Joe Kelly, R ERA: 2.25	(1, 1)	2.0		12	2	2	1	1	3	0	1	0	0	0	10	23	4.50	2.500
73 Seth Maness, R ERA:	(3, 1)	3.0		9	2	0	0	1	0	0	0	0	0	0	11	12	0.00	0.667
30 Jason Motte, R ERA: 11.25	(6, 1)	1.0		5	1	1	1	0	1	0	0	0	0	0	4	8	9.00	2.000
34 Marc Rzepczynski, L ERA: 2.25	(7, 1)	1.0		3	0	0	0	1	0	0	0	0	0	0	5	5	0.00	0.000
36 Randy Choate, L ERA: 2.45	(8, 1)	0.0	B	1	1	1	0	0	0	0	0	0	0	0	1	1	∞	∞
68 Jorge Rondon, R ERA: 6.0	(8, 1)	1.0	B	5	2	0	0	0	0	0	0	0	0	0	5	6	0.00	2.000
44 Edward Mujica, R ERA: 9.0	(9, 1)	1.0	W	6	3	2	2	1	0	0	0	0	1	0	8	9	18.00	3.000

Batter	1	2	3	4	5	6	7	8	9	AB	R	H	RBI	BB	SO	LOB
19 Jon Jay, L (1, 8) OBP: 0.360, SLG: 0.435	K		G4-3 1-2 2-3		K		G1-6-3 1-2f		1B 1-3 3-H	3	0	0	0	0	2	2
56 Adron Chambers, L (7, 9) OBP: 0.310, SLG: 0.440										2	0	1	1	0	0	1
87 Oscar Taveras, L (1, 9) OBP: 0.323, SLG: 0.567	G4-3		G6-3 2-3 3-H		K			G6-3		3	0	0	1	0	1	1
60 Justin Christian, R (7, 8) OBP: 0.286, SLG: 0.350										1	0	0	0	0	0	0
21 Allen Craig, R (1, 10) OBP: 0.619, SLG: 0.733	1B		BB			K		G5-3		2	0	1	0	1	1	0
32 Rob Johnson, R (8, PH) OBP: 0.133, SLG: 0.286 (9, 10)										1	0	0	0	0	0	0
53 Matt Adams, L (1, 3) OBP: 0.455, SLG: 0.700	K		G4-3			G4-3		G5-3		3	0	0	0	0	1	3
16 Ronny Cedeno, R (7, 3) OBP: 0.250, SLG: 0.389										1	0	0	0	0	0	0
12 Ty Wigginton, R (1, 5) OBP: 0.290, SLG: 0.192		P2		43 G5-4-3 1B		G5-3			K	3	0	1	0	0	0	0
92 Patrick Wisdom, R (7, 5)										1	0	0	0	0	1	0
43 Shane Robinson, R (1, 7) OBP: 0.560, SLG: 0.909		F9		G5-4-3 1-2f			33 S 33 HR		79 HR	3	0	1	0	0	0	1
91 C.J. McElroy, R (7, PR) OBP: 1.000, SLG: 1.000 (8, 7)							1B		1B	1	2	1	0	0	0	0
33 Daniel Descalso, L (1, 4) OBP: 0.385, SLG: 0.600		G6-3		F9			HR 1-H		HR 1-H	3	1	1	2	0	0	0
79 Kolten Wong, L (8, 4) OBP: 0.250, SLG: 0.563										1	1	1	2	0	0	0
48 Tony Cruz, R (1, 2) OBP: 0.368, SLG: 0.353			19 G4-3 38 1B 87 G6-3 1B		G5-3		38 FC6-4 1B		E9 13 E 56 1B	3	1	2	0	0	0	0
46 J.R. Towles, R (8, 2) OBP: 0.462, SLG: 0.300										1	1	0	0	0	0	0
38 Pete Kozma, R (1, 6) OBP: 0.467, SLG: 0.714			87 G6-3 19 G4-3 1-2 1B		HR		FC6-4 56 G1-6-3 1-2f		E3 56 1B 56 DI 2-3	3	1	2	1	0	0	1
8 Ryan Jackson, R (7, PR) OBP: 0.250, SLG: 0.143 (8, 6)										0	0	0	0	0	0	0
13 Matt Carpenter, L (9, PH) OBP: 0.440, SLG: 0.400										1	0	0	0	0	0	1
Inning Stats	R: 0 E: 0 K: 2 S: 8 H: 1 LOB: 1 BB: 0 P: 8	R: 0 E: 0 K: 0 S: 3 H: 0 LOB: 0 BB: 0 P: 3	R: 1 E: 0 K: 0 S: 5 H: 2 LOB: 2 BB: 1 P: 9	R: 0 E: 0 K: 0 S: 3 H: 1 LOB: 0 BB: 0 P: 3	R: 1 E: 0 K: 2 S: 9 H: 1 LOB: 0 BB: 0 P: 10	R: 0 E: 0 K: 1 S: 5 H: 0 LOB: 0 BB: 0 P: 5	R: 2 E: 0 K: 0 S: 5 H: 3 LOB: 1 BB: 0 P: 8	R: 0 E: 0 K: 0 S: 3 H: 0 LOB: 0 BB: 0 P: 3	R: 3 E: 2 K: 1 S: 8 H: 3 LOB: 2 BB: 0 P: 10	1B: 8 2B: 0 3B: 0 HR: 3	SF: 0 SAC: 0 DP: 2 HBP: 0					WP: 0 PB: 0 SB: 1 CS: 0	PA: 37

PITCHER		IP	WLS	BF	H	R	ER	SO	BB	IBB	HBP	BLK	WP	HR	S	P	ERA	WHIP
47 Iván Nova, R ERA: 1.8	(1, 1)	3.0		13	3	1	1	2	1	0	0	0	0	0	16	20	3.00	1.333
70 Brett Marshall, R ERA: 4.0	(4, 1)	4.0	B	15	5	3	3	3	0	0	0	0	0	2	22	26	6.75	1.250
84 Matt Tracy, L ERA:	(8, 1)	1.0		3	0	0	0	0	0	0	0	0	0	0	3	3	0.00	0.000
98 Kelvin Perez, R ERA: 6.23	(9, 1)	0.1	L	4	2	3	2	1	0	0	0	0	0	1	6	7	54.00	6.000
53 Josh Spence, L ERA:	(9, 1)	0.0		2	1	0	0	0	0	0	0	0	0	0	2	3	∞	∞

PITCHER	IP	WLS	BF	H	R	ER	SO	BB	IBB	HBP	BLK	WP	HR	S	P	ERA	WHIP

BOTTOM

New York Yankees @ St. Louis Cardinals

Roger Dean Stadium, Jupiter, FL

Thu Mar 07 2013, 1:08 PM - 3:58 PM EST

Att. 7,481 - Sunny - 68 F

livebaseballscorecards.com

AB	36
R	7
H	11
RBI	7
BB	1
SO	6
LOB	10

Batter	1	2	3	4	5	6	7	8	9	AB	R	H	RBI	BB	SO	LOB
11 Brett Gardner, L (1, 10) OBP: 0.536, SLG: 0.542	B B B B 4-0 26 1B BB	X 0-0 ③ FC5 1-2 2-3f			S S S 0-3 ① K		B B B B 4-0 1-2 BB			2	0	0	0	1	1	3
45 Bobby Wilson, R (7, PH) OBP: 0.182, SLG: 0.100 (7, 10)										0	0	0	0	1	0	0
26 Eduardo Núñez, R (1, 6) OBP: 0.292, SLG: 0.238	X 0-0 29 G6-3 1-2 1B		B B B B 4-0 36 CS BB		S S S 0-3 ② K		X 0-0 ③ L3			3	0	1	0	1	1	2
96 Addison Maruszak, R (7, 6) OBP: 0.200, SLG: 0.333										0	0	0	0	0	0	0
36 Kevin Youkilis, R (1, 5)	X 0-0 ① F8		1 SAFE X 0-0 ① ② F9 1-2		X 0-0 ③ G6-3			X 0-0 ① F7		3	0	0	0	0	0	3
77 Corban Joseph, L (7, 5) OBP: 0.263, SLG: 0.176										1	0	0	0	0	0	0
29 Francisco Cervelli, R (1, 2) OBP: 0.350, SLG: 0.294	X 0-0 ② ③ G6-3 1-2f		X 0-0 ③ G4-3			X 0-0 ① G6-3		X 0-0 ② P6		3	0	0	0	0	0	2
76 John Ryan Murphy, R (7, 2) OBP: 0.455, SLG: 1.000										1	0	0	0	0	0	0
17 Jayson Nix, R (1, 4) OBP: 0.318, SLG: 0.250		X 0-0 ① F9		X 0-0 ① F7		X 0-0 ② L5		X 0-0 ③ P4		3	0	0	0	0	0	0
97 José Pirela, R (7, 4) OBP: 0.357, SLG: 0.429										1	0	0	0	0	0	0
12 Dan Johnson, L (1, 3) OBP: 0.273, SLG: 0.059		H 1-0 95 BB 63 1B HBP		X 0-0 ② P6		X 0-0 ③ P2			X 0-0 63 G4-6-3 1B	2	0	0	0	0	0	0
94 Luke Murton, R (7, 3) OBP: 0.400, SLG: 0.333										1	0	1	0	0	0	0
63 Melky Mesa, R (1, 8) OBP: 0.292, SLG: 0.522		X 0-0 11 FC5 95 BB 1-2 1B		X 0-0 60 2B 1B			X 0-0 ① F8		X 0-0 ① ② G4-6-3 1-2f	4	1	2	0	0	0	1
60 Thomas Neal, R (1, 7) OBP: 0.333, SLG: 0.571		X 0-0 ② F9		X 0-0 1-H 2B			B B B B 4-0 45 BB BB		X 0-0 ③ G6-3	2	0	1	1	1	0	2
79 Ramón Flores, L (7, 7) OBP: 0.364, SLG: 0.222										1	0	0	0	0	0	0
95 Ronnier Mustelier, R (1, 9) OBP: 0.471, SLG: 0.571		B B B B 4-0 11 FC5 1-2 2-3 BB		X 0-0 ③ G4-3			S S C 0-3 ② K			2	0	0	0	1	1	2
78 Zoilo Almonte, S (8, 9) OBP: 0.222, SLG: 0.389										0	0	0	0	0	0	0
Inning Stats	R: 0 E: 0 K: 0 S: 3 H: 1 LOB: 1 BB: 1 P: 7	R: 0 E: 0 K: 0 S: 4 H: 1 LOB: 3 BB: 1 P: 9	R: 0 E: 0 K: 0 S: 2 H: 0 LOB: 0 BB: 1 P: 6	R: 1 E: 0 K: 0 S: 5 H: 2 LOB: 1 BB: 0 P: 5	R: 0 E: 0 K: 2 S: 7 H: 0 LOB: 0 BB: 0 P: 7	R: 0 E: 0 K: 0 S: 3 H: 0 LOB: 0 BB: 0 P: 3	R: 0 E: 0 K: 1 S: 5 H: 0 LOB: 2 BB: 2 P: 13	R: 0 E: 0 K: 0 S: 3 H: 0 LOB: 0 BB: 0 P: 3	R: 0 E: 0 K: 0 S: 3 H: 1 LOB: 0 BB: 0 P: 3	1B: 4 2B: 1 3B: 0 HR: 0 SF: 0 SAC: 0 DP: 2 HBP: 1						

PITCHER		IP	WLS	BF	H	R	ER	SO	BB	IBB	HBP	BLK	WP	HR	S	P	ERA	WHIP
24 Nathan Eovaldi, R ERA: 4.15	(1, 1)	4.0	W	18	4	1	1	0	3	0	1	0	0	0	14	27	2.25	1.750
73 John Maine, R ERA: 1.8	(5, 1)	2.0	H	6	0	0	0	2	0	0	0	0	0	0	10	10	0.00	0.000
40 Mike Dunn, L ERA: 2.25	(7, 1)	1.0		5	0	0	0	1	2	0	0	0	0	0	5	13	0.00	2.000
60 Jon Rauch, R ERA: 5.4	(8, 1)	1.0		3	0	0	0	0	0	0	0	0	0	0	3	3	0.00	0.000
66 Zach Phillips, L ERA: 6.75	(9, 1)	1.0		3	1	0	0	0	0	0	0	0	0	0	3	3	0.00	1.000

PITCHER	IP	WLS	BF	H	R	ER	SO	BB	IBB	HBP	BLK	WP	HR	S	P	ERA	WHIP

TOP

New York Yankees @ Miami Marlins

Roger Dean Stadium, Jupiter, FL

Fri Mar 08 2013, 1:09 PM - 3:36 PM EST

Att. 6,934 - Sunny - 73 F

livebaseballscorecards.com

AB	29
R	1
H	5
RBI	1
BB	5
SO	3
LOB	15

WP: 0	PA: 35		
PB: 0			
SB: 0			
CS: 1			

BOTTOM

Batter	1	2	3	4	5	6	7	8	9	AB	R	H	RBI	BB	SO	LOB
9 Juan Pierre, L (1, 7) OBP: 0.350, SLG: 0.450	0-0 17 G3 12 SF8 17 WP 1B	0-0 L6 ③		0-0 B5-3 ③		0-0 F9 ②		0-0 G6-4-3 ②③ 1-2f		3	1	1	0	0	0	1
11 Bryan Petersen, L (6, 9) OBP: 0.182, SLG: 0.100										2	0	0	0	0	0	3
17 Donovan Solano, R (1, 4) OBP: 0.524, SLG: 0.526	B X 1-0 G3 ① 1-3		0-0 19 1B 12 2B 1B		0-0 19 2B 76 G3-1 1B	B S S S 1-3 K ③ 1-2				4	2	2	0	0	1	2
64 Ed Lucas, R (7, 4) OBP: 0.250, SLG: 0.250										0	0	0	0	0	0	0
19 Rob Brantly, L (1, 2) OBP: 0.350, SLG: 0.333	B B B B 4-0 BB		0-0 12 2B 3 SF9 1-2 1B		0-0 76 G3-1 3 3B 1-3 2B	S S S 0-3 K ①				2	2	2	0	1	0	0
53 Kyle Skipworth, L (7, 2) OBP: 0.286, SLG: 0.364										1	0	0	0	0	1	0
12 Matt Downs, R (1, 5) OBP: 0.227, SLG: 0.571	0-0 SF8 ② 3-H		0-0 3 SF9 1-3 2-H 2B		0-0 F9 ①		0-0 F9 ②			2	0	1	2	0	0	2
13 Chris Valaika, R (7, 5) OBP: 0.111, SLG: 0.176										1	0	0	0	0	0	0
76 Christian Yelich, L (1, 10) OBP: 0.462, SLG: 0.727	0-0 G5-3 ③		0-0 G1-3 ①		0-0 G3-1 ② 2-3 3-H	B B B B 4-0 22 WP BB				3	0	0	1	1	0	4
3 Adeiny Hechavarría, R (1, 6) OBP: 0.333, SLG: 0.444		0-0 8 G4-3 18 1B 2 G4-3 1B	0-0 SF9 ② 2-3 3-H		0-0 3-H 3B	B X 1-0 G5-3 ③ 1-2				2	1	2	2	0	0	0
22 Nick Green, R (7, 6) OBP: 0.294, SLG: 0.333										1	0	0	0	0	0	1
18 Casey Kotchman, L (1, 3) OBP: 0.500, SLG: 0.706		0-0 2 G4-3 8 G4-3 1-2 1B	0-0 G6-3 ③		0-0 P3 ③			0-0 2 1B 1B		3	0	1	0	0	0	2
15 Kevin Kouzmanoff, R (7, 3) OBP: 0.400, SLG: 1.100										1	0	1	0	0	0	0
8 Chris Coghlan, L (1, 8) OBP: 0.280, SLG: 0.292		0-0 G4-3 ① 1-2 2-3		0-0 G6-3 ①		0-0 G4-3 ①		0-0 P6 ①		4	0	0	0	0	0	3
(6, 7)																
2 Gorkys Hernández, R (1, 9) OBP: 0.167, SLG: 0.176		0-0 G4-3 ② 2-3 3-H		0-0 G6-3 ②		H 1-0 17 S HBP		0-0 11 G6-4-3 1-2 1B		3	0	1	1	0	0	1
(6, 8)																
Inning Stats	R: 1 E: 0 K: 0 S: 4 H: 1 LOB: 1 BB: 1 P: 9	R: 1 E: 0 K: 0 S: 5 H: 2 LOB: 1 BB: 0 P: 5	R: 2 E: 0 K: 0 S: 6 H: 3 LOB: 1 BB: 0 P: 6	R: 0 E: 0 K: 0 S: 3 H: 0 LOB: 0 BB: 0 P: 3	R: 2 E: 0 K: 0 S: 6 H: 3 LOB: 1 BB: 0 P: 6	R: 0 E: 0 K: 1 S: 5 H: 0 LOB: 1 BB: 0 P: 7	R: 0 E: 0 K: 1 S: 5 H: 0 LOB: 1 BB: 1 P: 10	R: 0 E: 0 K: 0 S: 4 H: 2 LOB: 1 BB: 0 P: 4		1B: 8 2B: 2 3B: 1 HR: 0	SF: 2 SAC: 0 DP: 1 HBP: 1			WP: 2 PB: 0 SB: 1 CS: 0	PA: 37			

PITCHER		IP	WLS	BF	H	R	ER	SO	BB	IBB	HBP	BLK	WP	HR	S	P	ERA	WHIP
43 Adam Warren, R	(1, 1)	4.0	L	19	6	4	4	0	1	0	0	0	1	0	18	23	9.00	1.750
ERA: 5.0																		
82 Chase Whitley, R	(5, 1)	1.0		6	3	2	2	0	0	0	0	0	0	0	6	6	18.00	3.000
ERA: 6.23																		
99 Branden Pinder, R	(6, 1)	1.0		4	0	0	0	1	0	0	1	0	0	0	5	7	0.00	0.000
ERA:																		
94 Mark Montgomery, R	(7, 1)	1.0		4	0	0	0	1	1	0	0	0	1	0	5	10	0.00	1.000
ERA: 5.4																		
27 Shawn Kelley, R	(8, 1)	1.0		4	2	0	0	0	0	0	0	0	0	0	4	4	0.00	2.000
ERA:																		

PITCHER	IP	WLS	BF	H	R	ER	SO	BB	IBB	HBP	BLK	WP	HR	S	P	ERA	WHIP

New York Yankees @ Miami Marlins

Roger Dean Stadium, Jupiter, FL

Fri Mar 08 2013, 1:09 PM - 3:36 PM EST

Att. 6,934 - Sunny - 73 F

livebaseballscorecards.com

AB	32
R	6
H	11
RBI	6
BB	2
SO	2
LOB	19

MIAMI

Atlanta Braves @ New York Yankees

George M. Steinbrenner Field, Tampa, FL

Sat Mar 09 2013, 1:08 PM - 3:30 PM EST

Att. 10,973 - Partly Cloudy - 73 F

TOP

livebaseballscorecards.com

Batter	1	2	3	4	5	6	7	8	9	AB	R	H	RBI	BB	SO	LOB
17 Jordan Schafer, L (1, 8) OBP: 0.343, SLG: 0.375	SSS 0-3 ① K			X 0-0 ① F9			X 0-0 ① B1-4		X 0-0 75 SH2-3 74 SF8 2B	4	1	1	0	0	1	0
1 Tyler Pastornicky, R (1, 6) OBP: 0.455, SLG: 0.710 75 Elmer Reyes, R (7, 6)	X 0-0 26 CS 1B			X 0-0 ② G3			X 0-0 26 1B 3B		X 0-0 ① SH2-3 2-3	3 0	1 0	2 0	0 0	0 0	0 0	0 0
5 Freddie Freeman, L (1, 10) OBP: 0.361, SLG: 0.559 74 Jordan Parraz, R (9, PH) OBP: 0.217, SLG: 0.381 (9, 10)	X 0-0 ② F8			X 0-0 ③ F9			SSS 0-3 ② K		X 0-0 ② SF8 3-H	3 0	0 0	0 0	0 1	0 0	1 0	2 0
26 Dan Uggla, R (1, 4) OBP: 0.297, SLG: 0.303 23 Blake DeWitt, L (7, PR) OBP: 0.292, SLG: 0.333 (7, 4)	B 1-0 ③ CS 1-2	SSS 0-3 ① K			X 0-0 ① P4		X 0-0 3-H 1B		X 0-0 ③ G4-3	3 1	0 0	1 0	1 0	0 0	1 0	0 0
25 Juan Francisco, L (1, 5) OBP: 0.355, SLG: 0.600		SSS 0-3 ② K			CCC 0-3 ② K		X 0-0 ③ G4-3			3	0	0	0	0	2	1
23 Chris Johnson, R (1, 3) OBP: 0.333, SLG: 0.586 76 Joe Leonard, R (8, 3) OBP: 0.214, SLG: 0.286		X 0-0 ③ F8			CCC 0-3 ③ K			SSS 0-3 ① K		3 0	0 0	0 0	0 0	0 0	2 0	0 0
11 Gerald Laird, R (1, 2) OBP: 0.231, SLG: 0.091 68 Evan Gattis, R (6, 2) OBP: 0.448, SLG: 0.769			SSS 0-3 ① K			X 0-0 ① G5-3		SSS 0-3 ② K		2 1	0 0	0 0	0 0	0 0	1 1	0 0
72 Todd Cunningham, S (1, 9) OBP: 0.357, SLG: 0.280			X 0-0 ② G3			X 0-0 ② F7		X 0-0 1B		3	0	1	0	0	0	0
73 Joey Terdoslavich, S (1, 7) OBP: 0.483, SLG: 0.667			X 0-0 ③ G4-3			X 0-0 ③ G5-3		X 0-0 ③ G3		3	0	0	0	0	0	1

	AB	R	H	RBI	BB	SO	LOB
	29	2	5	2	0	9	4

Inning Stats	1	2	3	4	5	6	7	8	9
	R: 0 E: 0 K: 1 S: 5	R: 0 E: 0 K: 2 S: 7	R: 0 E: 0 K: 1 S: 5	R: 0 E: 0 K: 0 S: 3	R: 0 E: 0 K: 2 S: 7	R: 0 E: 0 K: 0 S: 3	R: 1 E: 0 K: 1 S: 7	R: 0 E: 0 K: 2 S: 8	R: 1 E: 0 K: 0 S: 4
	H: 1 LOB: 0 BB: 0 P: 6	H: 0 LOB: 0 BB: 0 P: 7	H: 0 LOB: 0 BB: 0 P: 5	H: 0 LOB: 0 BB: 0 P: 3	H: 0 LOB: 0 BB: 0 P: 7	H: 0 LOB: 0 BB: 0 P: 3	H: 2 LOB: 1 BB: 0 P: 7	H: 1 LOB: 1 BB: 0 P: 8	H: 1 LOB: 0 BB: 0 P: 4

1B: 3	SF: 1
2B: 1	SAC: 1
3B: 1	DP: 0
HR: 0	HBP: 0

WP: 0	PA: 32
PB: 0	
SB: 0	
CS: 1	

PITCHER		IP	WLS	BF	H	R	ER	SO	BB	IBB	HBP	BLK	WP	HR	S	P	ERA	WHIP
72 José Ramirez, R ERA:	(1, 1)	4.0		12	1	0	0	4	0	0	0	0	0	0	20	21	0.00	0.250
42 Mariano Rivera, R ERA:	(5, 1)	1.0		3	0	0	0	2	0	0	0	0	0	0	7	7	0.00	0.000
62 Joba Chamberlain, R ERA: 4.5	(6, 1)	1.0		3	0	0	0	0	0	0	0	0	0	0	3	3	0.00	0.000
74 Francisco Rondon, L ERA: 1.29	(7, 1)	1.0	L	5	2	1	1	1	0	0	0	0	0	0	7	7	9.00	2.000
38 Cody Eppley, R ERA: 9.0	(8, 1)	1.0		4	1	0	0	2	0	0	0	0	0	0	8	8	0.00	1.000

PITCHER		IP	WLS	BF	H	R	ER	SO	BB	IBB	HBP	BLK	WP	HR	S	P	ERA	WHIP
43 Jim Miller, R ERA: 3.6	(9, 1)	1.0		4	1	1	1	0	0	0	0	0	0	0	4	4	9.00	1.000

BOTTOM

Batter	1	2	3	4	5	6	7	8	9	AB	R	H	RBI	BB	SO	LOB
2 Derek Jeter, R (1, 10) OBP: 0.500, SLG: 0.500	0-0 31 FC6-4 1B		0-0 ① G5-3		0-0 ② P5		BBBB 4-0 BB		0-0 E1 60 G4-3 1-2 2-3	2	0	1	0	0	0	0
33 Travis Hafner, L (5, PH) OBP: 0.375, SLG: 0.250										2	0	0	0	1	0	2
(6, 10)																
78 Zoilo Almonte, S (9, PR) OBP: 0.222, SLG: 0.389										0	0	0	0	0	0	0
31 Ichiro Suzuki, L (1, 9) OBP: 0.476, SLG: 0.500	0-0 ① FC6-4 26 FC4 1-2f		0-0 54 L4-6 26 S 1B		0-0 1B		SSS 0-3 ③ K		0-0 ② G4-3 1-2 2-3 3-H	3	0	2	0	0	0	1
60 Thomas Neal, R (7, 9) OBP: 0.294, SLG: 0.500										2	0	0	1	0	1	4
26 Eduardo Núñez, R (1, 6) OBP: 0.296, SLG: 0.217	0-0 ② FC4 1-2f		BBBB 4-0 1-2 BB		0-0 ③ G4-3			0-0 ① F8	0-0 ③ G1-3	2	0	0	0	1	0	2
96 Addison Maruszak, R (7, 6) OBP: 0.176, SLG: 0.294										2	0	0	0	0	0	3
54 Juan Rivera, R (1, 3) OBP: 0.304, SLG: 0.409	0-0 ③ F8		0-0 ② ③ L4-6 2-2			0-0 ① G6-3		0-0 ② F8		3	0	0	0	0	0	3
12 Dan Johnson, L (7, 3) OBP: 0.261, SLG: 0.056										1	0	0	0	0	0	0
17 Jayson Nix, R (1, 5) OBP: 0.320, SLG: 0.261		0-0 63 BB 1B		0-0 E3		0-0 ② F7		0-0 1B		3	0	1	0	0	0	0
97 José Pirela, R (7, 5) OBP: 0.400, SLG: 0.467										1	0	1	0	0	0	0
(8, 4)																
22 Matt Diaz, R (1, 7) OBP: 0.263, SLG: 0.222		0-0 ① F8		0-0 ① G5-3		0-0 ③ G6-3		0-0 ③ L5		3	0	0	0	0	0	2
79 Ramón Flores, L (7, 7) OBP: 0.333, SLG: 0.200										1	0	0	0	0	0	1
19 Chris Stewart, R (1, 2) OBP: 0.267, SLG: 0.533		0-0 ② F8		0-0 ② F8			0-0 ① F8		0-0 33 E 92 1B 60 G4-3 1B	2	0	0	0	0	0	2
45 Bobby Wilson, R (7, 2) OBP: 0.231, SLG: 0.167										2	1	1	0	0	0	0
63 Melky Mesa, R (1, 8) OBP: 0.308, SLG: 0.500	BBBB 4-0 1-2 BB		0-0 ③ P3				0-0 ② F9		0-0 60 G4-3 33 E 1-2 1B	1	0	0	0	1	0	1
92 Slade Heathcott, L (7, 8) OBP: 0.375, SLG: 0.286										2	0	1	0	0	0	0
77 Corban Joseph, L (1, 4) OBP: 0.238, SLG: 0.158	0-0 ③ F7				CCC 0-3 ① K		0-0 3B		SSS 0-3 ① K	2	0	0	0	0	1	2
95 Ronnier Mustelier, R (7, PH) OBP: 0.474, SLG: 0.688										2	0	1	0	0	1	2
(8, 5)																
Inning Stats	R: 0 H: 1 E: 1 LOB: 1 K: 0 BB: 0 S: 4 P: 4	R: 0 H: 1 E: 0 LOB: 2 K: 0 BB: 1 S: 4 P: 8	R: 0 H: 1 E: 0 LOB: 1 K: 0 BB: 1 S: 3 P: 7	R: 0 H: 0 E: 1 LOB: 1 K: 0 BB: 0 S: 4 P: 4	R: 0 H: 1 E: 0 LOB: 1 K: 1 BB: 0 S: 6 P: 6	R: 0 H: 0 E: 0 LOB: 0 K: 0 BB: 0 S: 3 P: 3	R: 0 H: 1 E: 0 LOB: 2 K: 1 BB: 1 S: 6 P: 10	R: 0 H: 1 E: 0 LOB: 1 K: 0 BB: 0 S: 4 P: 4	R: 1 H: 2 E: 1 LOB: 3 K: 1 BB: 0 S: 8 P: 8	1B: 7 SF: 0 2B: 1 SAC: 0 3B: 1 DP: 1 HR: 0 HBP: 0							

PITCHER		IP	WLS	BF	H	R	ER	SO	BB	IBB	HBP	BLK	WP	HR	S	P	ERA	WHIP
36 Mike Minor, L ERA: 2.0	(1, 1)	4.0		17	3	0	0	0	2	0	0	0	0	0	15	23	0.00	1.250
43 Luis Avilán, L ERA:	(5, 1)	1.0		4	1	0	0	1	0	0	0	0	0	0	6	6	0.00	1.000
38 Anthony Varvaro, R ERA: 7.5	(6, 1)	1.0	W	3	0	0	0	0	0	0	0	0	0	0	3	3	0.00	0.000
48 Dusty Hughes, L ERA: 1.8	(7, 1)	1.0	H	5	1	0	0	1	1	0	0	0	0	0	6	10	0.00	2.000
82 Alex Wood, L ERA:	(8, 1)	2.0	S	10	3	1	0	1	0	0	0	0	0	0	12	12	0.00	1.500

PITCHER	IP	WLS	BF	H	R	ER	SO	BB	IBB	HBP	BLK	WP	HR	S	P	ERA	WHIP

Atlanta Braves @ New York Yankees

George M. Steinbrenner Field, Tampa, FL

Sat Mar 09 2013, 1:08 PM - 3:30 PM EST

Att. 10,973 - Partly Cloudy - 73 F

livebaseballscorecards.com

AB	36
R	1
H	8
RBI	1
BB	3
SO	3
LOB	25

1B: 7	SF: 0	WP: 0	PA: 39
2B: 1	SAC: 0	PB: 0	
3B: 1	DP: 1	SB: 1	
HR: 0	HBP: 0	CS: 0	

Batter	1	2	3	4	5	6	7	8	9	AB	R	H	RBI	BB	SO	LOB
11 Brett Gardner, L (1, 7) OBP: 0.500, SLG: 0.481 79 Ramón Flores, L (7, 9) OBP: 0.308, SLG: 0.182 (8, 7)	B1-3		G5-3		36 BB / 17 E / 54 2B / BB	K			K	3 1	1 0	0 0	0 0	1 0	1 1	0 1
17 Jayson Nix, R (1, 6) OBP: 0.276, SLG: 0.222 96 Addison Maruszak, R (7, 6) OBP: 0.167, SLG: 0.278	F8		P6		E6 / 36 BB / 54 2B / 1-2		F9		F8	4 1	1 0	0 0	0 0	0 0	0 0	1 1
36 Kevin Youkilis, R (1, 5) OBP: 0.231, SLG: 0.182 95 Ronnier Mustelier, R (6, 5) OBP: 0.450, SLG: 0.647	54 1B / 2B		K		54 2B / 1-2 2-3 / BB		K			2 1	1 0	1 0	0 0	1 0	1 1	0 0
54 Juan Rivera, R (1, 3) OBP: 0.370, SLG: 0.500 94 Luke Murton, R (7, 3) OBP: 0.400, SLG: 0.333	2-3 / 1B			22 G3 / 29 BB / 1B	1-H 2-H 3-H / 2B		G5-3			4 0	0 0	3 0	3 0	0 0	0 0	0 0
29 Francisco Cervelli, R (1, 2) OBP: 0.348, SLG: 0.263 66 Austin Romine, R (7, 2) OBP: 0.250, SLG: 0.250	G6-3			22 G3 / 1-2 / BB	K			G4-3		2 1	0 0	0 0	0 0	1 0	1 0	3 0
22 Matt Diaz, R (1, 10) OBP: 0.227, SLG: 0.190 12 Dan Johnson, L (8, PH) OBP: 0.292, SLG: 0.056 (8, 10)		G1-3		G3 / 1-2 2-3	L4			92 FC4-6 / BB		3 0	0 0	0 0	0 0	0 1	0 0	3 0
63 Melky Mesa, R (1, 8) OBP: 0.276, SLG: 0.444 92 Slade Heathcott, L (7, 8) OBP: 0.333, SLG: 0.250		K		K	F7			FC4-6 / 78 PO / 1-2f		3 1	0 0	0 0	0 0	0 0	2 0	3 1
60 Thomas Neal, R (1, 9) OBP: 0.350, SLG: 0.500 78 Zoilo Almonte, S (7, 7) OBP: 0.211, SLG: 0.368 (8, 9)	1B			BB		G6-3		1 SAFE / PO / 1-2	F8	2 1	0 0	1 0	0 0	1 0	0 0	0 0
97 José Pirela, R (1, 4) OBP: 0.333, SLG: 0.389 77 Corban Joseph, L (6, 4) OBP: 0.273, SLG: 0.158	G4-3		G5-3			K			BB	3 0	0 0	0 0	0 1	0 0	1 0	4 0
Inning Stats	R: 0 E: 0 K: 0 S: 5 H: 2 LOB: 2 BB: 0 P: 5	R: 0 E: 0 K: 1 S: 6 H: 1 LOB: 1 BB: 0 P: 6	R: 0 E: 0 K: 1 S: 5 H: 0 LOB: 0 BB: 0 P: 5	R: 0 E: 0 K: 1 S: 6 H: 1 LOB: 3 BB: 2 P: 14	R: 3 E: 1 K: 1 S: 7 H: 1 LOB: 1 BB: 2 P: 15	R: 0 E: 0 K: 2 S: 7 H: 0 LOB: 0 BB: 0 P: 7	R: 0 E: 0 K: 1 S: 5 H: 0 LOB: 0 BB: 0 P: 5	R: 0 E: 0 K: 0 S: 2 H: 0 LOB: 0 BB: 1 P: 6	R: 0 E: 0 K: 1 S: 5 H: 0 LOB: 1 BB: 1 P: 9	1B: 3 2B: 2 3B: 0 HR: 0	SF: 0 SAC: 0 DP: 0 HBP: 0					

TOP

New York Yankees @ Toronto Blue Jays

Florida Auto Exchange Stadium, Dunedin, FL

Sun Mar 10 2013, 1:06 PM - 3:57 PM EDT

Att. 5,559 - Sunny - 73 F

livebaseballscorecards.com

AB	32
R	3
H	5
RBI	3
BB	6
SO	8
LOB	17

WP: 0 PB: 0 SB: 0 CS: 0 PA: 39

PITCHER		IP	WLS	BF	H	R	ER	SO	BB	IBB	HBP	BLK	WP	HR	S	P	ERA	WHIP
48 J.A. Happ, L ERA: 1.93	(1, 1)	3.1		15	4	0	0	2	1	0	0	0	0	0	18	22	0.00	1.500
27 Brett Cecil, L ERA: 8.59	(4, 1)	1.1	L	9	1	3	2	2	3	0	0	0	0	0	10	22	13.50	3.000
51 Alex Hinshaw, L ERA: 5.06	(5, 1)	1.1		4	0	0	0	2	0	0	0	0	0	0	8	8	0.00	0.000
34 Ramon Ortiz, R ERA: 4.5	(7, 1)	2.0		6	0	0	0	1	1	0	0	0	0	0	7	11	0.00	0.500
78 Tyson Brummett, R ERA:	(9, 1)	1.0		4	0	0	0	1	1	0	0	0	0	0	5	9	0.00	1.000

PITCHER	IP	WLS	BF	H	R	ER	SO	BB	IBB	HBP	BLK	WP	HR	S	P	ERA	WHIP

BOTTOM

Batter	1	2	3	4	5	6	7	8	9	AB	R	H	RBI	BB	SO	LOB
11 Rajai Davis, R (1, 7) OBP: 0.208, SLG: 0.333 17 Ryan Langerhans, L (6, 7) OBP: 0.370, SLG: 0.440 (7, 9)	F7		G5-3		K		G4-3			3	0	0	0	0	1	2
										1	0	0	0	0	0	2
1 Emilio Bonifácio, S (1, 4) OBP: 0.313, SLG: 0.516 59 Jim Negrych, L (7, 4) OBP: 0.444, SLG: 0.625	F8		G4-3			G1-3		F9		3	0	0	0	0	0	1
										1	0	0	0	0	0	0
28 Colby Rasmus, L (1, 10) OBP: 0.400, SLG: 0.182	F8			G1-3		19 G4-3 1B		K		4	0	1	0	0	1	0
19 José Bautista, R (1, 9) OBP: 0.323, SLG: 0.577 68 Ryan Schimpf, L (7, 7) OBP: 0.313, SLG: 0.250		P4		F7		G4-3 1-2		K		3	0	0	0	0	0	1
										1	0	0	0	0	1	0
53 Melky Cabrera, S (1, 8) OBP: 0.300, SLG: 0.433 8 Anthony Gose, L (6, 8) OBP: 0.484, SLG: 0.577		F7		2B		G1-3			70 1B	2	0	1	0	0	0	0
										2	0	1	0	0	0	1
26 Adam Lind, L (1, 3) OBP: 0.484, SLG: 0.680 58 Luis Jimenez, L (6, 3) OBP: 0.174, SLG: 0.217		1B		G1-3			F8		F8	2	0	1	0	0	0	1
										2	0	0	0	0	0	1
16 Mark DeRosa, R (1, 5) OBP: 0.526, SLG: 0.706 70 Andy LaRoche, R (6, 5) OBP: 0.308, SLG: 0.692	K				K		F9		1-2 1B	2	0	0	0	0	2	1
										2	0	1	0	0	0	0
30 Josh Thole, L (1, 2) OBP: 0.286, SLG: 0.222 15 Mike Nickeas, R (6, 2) OBP: 0.273, SLG: 0.158			18 G1-3 1B		4-0 18 SH1-3 BB		73 BB 1B		P5	1	0	1	0	1	0	0
										2	0	1	0	0	0	2
18 Mike McCoy, R (1, 6) 73 Lance Zawadzki, L (7, 6) OBP: 0.455, SLG: 0.579			G1-3 1-2		SH1-3 1-2		4-0 BB 1-2		P3	1	0	0	0	0	0	1
										1	0	0	0	1	0	2
Inning Stats	R: 0 H: 0 E: 0 LOB: 0 K: 0 BB: 0 S: 3 P: 3	R: 0 H: 1 E: 0 LOB: 1 K: 1 BB: 0 S: 6 P: 6	R: 0 H: 1 E: 0 LOB: 1 K: 0 BB: 0 S: 4 P: 4	R: 0 H: 1 E: 0 LOB: 1 K: 0 BB: 0 S: 4 P: 4	R: 0 H: 0 E: 0 LOB: 1 K: 2 BB: 1 S: 7 P: 11	R: 0 H: 1 E: 0 LOB: 1 K: 0 BB: 0 S: 4 P: 4	R: 0 H: 1 E: 0 LOB: 2 K: 0 BB: 1 S: 4 P: 8	R: 0 H: 0 E: 0 LOB: 0 K: 2 BB: 0 S: 7 P: 7	R: 0 H: 2 E: 0 LOB: 2 K: 0 BB: 0 S: 5 P: 5	1B: 6 SF: 0 2B: 1 SAC: 1 3B: 0 DP: 0 HR: 0 HBP: 0						

PITCHER	IP	WLS	BF	H	R	ER	SO	BB	IBB	HBP	BLK	WP	HR	S	P	ERA	WHIP
41 David Phelps, R (1, 1) ERA: 0.64	5.0	W	19	3	0	0	3	1	0	0	0	0	0	24	28	0.00	0.800
89 Preston Claiborne, R (6, 1) ERA:	0.2	H	3	1	0	0	0	0	0	0	0	0	0	3	3	0.00	1.500
53 Josh Spence, L (6, 1) ERA:	0.2	H	2	0	0	0	0	0	0	0	0	0	0	2	2	0.00	0.000
94 Mark Montgomery, R (7, 1) ERA: 4.91	0.1	H	3	1	0	0	0	1	0	0	0	0	0	2	6	0.00	6.000
96 Vidal Nuño, L (7, 1) ERA: 1.23	2.1	S	9	2	0	0	2	0	0	0	0	0	0	13	13	0.00	0.857

PITCHER	IP	WLS	BF	H	R	ER	SO	BB	IBB	HBP	BLK	WP	HR	S	P	ERA	WHIP

New York Yankees @ Toronto Blue Jays

Florida Auto Exchange Stadium, Dunedin, FL

Sun Mar 10 2013, 1:06 PM - 3:57 PM EDT

Att. 5,559 - Sunny - 73 F

livebaseballscorecards.com

AB	33
R	0
H	7
RBI	0
BB	2
SO	5
LOB	15

Batter	1	2	3	4	5	6	7	8	9	AB	R	H	RBI	BB	SO	LOB
19 Jon Jay, L (1, 8) OBP: 0.281, SLG: 0.333	G4-3		G3 1-2		G3			P5		3	0	0	0	0	0	2
96 James Ramsey, L (7, 8) OBP: 0.400, SLG: 0.250										1	0	0	0	0	0	0
13 Matt Carpenter, L (1, 4) OBP: 0.457, SLG: 0.500	G3		K			53 S 1B		G4-3		3	0	1	0	0	1	1
79 Kolten Wong, L (7, 4) OBP: 0.316, SLG: 0.579										1	0	0	0	0	0	0
23 David Freese, R (1, 5) OBP: 0.400, SLG: 0.476	K			43 FC4-6 1B		F9		HBP		3	0	1	0	0	1	1
92 Patrick Wisdom, R (7, 5) OBP: 0.333, SLG: 0.200										0	0	0	0	0	0	0
53 Matt Adams, L (1, 10) OBP: 0.375, SLG: 0.567		K		F7		K 1-2		G6-3		4	0	0	0	0	2	3
43 Shane Robinson, R (1, 7) OBP: 0.559, SLG: 0.967		S 2B		FC4-6 1-2f		G6-3			G4-3	3	0	1	0	0	0	2
91 C.J. McElroy, R (7, 7) OBP: 0.750, SLG: 0.750										1	0	0	0	0	0	0
Jamie Romak, R (1, 3)		K 2-3		K			P4		P6	4	0	0	0	0	2	2
38 Pete Kozma, R (1, 6) OBP: 0.417, SLG: 0.647		K			G3-1		G4-3		K	3	0	0	0	0	1	1
8 Ryan Jackson, R (7, 6) OBP: 0.200, SLG: 0.111										1	0	0	0	0	1	0
60 Justin Christian, R (1, 9) OBP: 0.267, SLG: 0.286			F7		P6		1B			3	0	1	0	0	0	0
46 J.R. Towles, R (1, 2) OBP: 0.500, SLG: 0.400			19 G3 1B		1B		F7			3	0	2	0	0	0	1
82 Audry Pérez, R (7, 2)										0	0	0	0	0	0	0
Inning Stats	R: 0 E: 0 K: 1 S: 5 H: 0 LOB: 0 BB: 0 P: 5	R: 0 E: 0 K: 3 S: 10 H: 1 LOB: 1 BB: 0 P: 10	R: 0 E: 0 K: 1 S: 6 H: 1 LOB: 1 BB: 0 P: 6	R: 0 E: 0 K: 1 S: 6 H: 1 LOB: 1 BB: 0 P: 6	R: 0 E: 0 K: 0 S: 4 H: 1 LOB: 1 BB: 0 P: 4	R: 0 E: 0 K: 1 S: 6 H: 1 LOB: 1 BB: 0 P: 6	R: 0 E: 0 K: 0 S: 4 H: 1 LOB: 1 BB: 0 P: 4	R: 0 E: 0 K: 0 S: 3 H: 0 LOB: 1 BB: 0 P: 4	R: 0 E: 0 K: 1 S: 5 H: 0 LOB: 0 BB: 0 P: 5	1B: 5 2B: 1 3B: 0 HR: 0 SF: 0 SAC: 0 DP: 0 HBP: 1						

PITCHER	IP	WLS	BF	H	R	ER	SO	BB	IBB	HBP	BLK	WP	HR	S	P	ERA	WHIP
18 Hiroki Kuroda, R (1, 1) ERA: 1.59	4.0	W	15	3	0	0	6	0	0	0	0	0	0	27	27	0.00	0.750
62 Joba Chamberlain, R (5, 1) ERA: 3.6	1.0	H	4	1	0	0	0	0	0	0	0	0	0	4	4	0.00	1.000
30 David Robertson, R (6, 1) ERA:	1.0	H	4	1	0	0	1	0	0	0	0	0	0	6	6	0.00	1.000
Dellin Betances, R (7, 1) ERA:	2.0	H	8	1	0	0	0	0	0	1	0	0	0	7	8	0.00	0.500
27 Shawn Kelley, R (9, 1) ERA:	1.0		3	0	0	0	1	0	0	0	0	0	0	5	5	0.00	0.000

PITCHER	IP	WLS	BF	H	R	ER	SO	BB	IBB	HBP	BLK	WP	HR	S	P	ERA	WHIP

TOP

St. Louis Cardinals @ New York Yankees

George M. Steinbrenner Field, Tampa, FL

Mon Mar 11 2013, 1:07 PM - 3:53 PM EDT

Att. 10,984 - Sunny - 75 F

livebaseballscorecards.com

AB	33
R	0
H	6
RBI	0
BB	0
SO	8
LOB	13

BOTTOM

Batter	1	2	3	4	5	6	7	8	9	AB	R	H	RBI	BB	SO	LOB
11 Brett Gardner, L (1, 7) OBP: 0.486, SLG: 0.467	G3		F7			33 1B; 36 SF9; 1B	78 BB; 1-2 2-3 3-H; HBP			3	1	1	0	0	0	2
22 Matt Diaz, R (7, 7) OBP: 0.261, SLG: 0.190										0	0	0	1	0	0	0
2 Derek Jeter, R (1, 10) OBP: 0.250, SLG: 0.250	G4-3		G4-3; 1-2f			1-3; 1B	K			2	0	0	0	0	0	2
33 Travis Hafner, L (6, PH) (7, 10) OBP: 0.389, SLG: 0.286										2	0	1	0	0	1	3
31 Ichiro Suzuki, L (1, 9) OBP: 0.458, SLG: 0.522	2B			G6-3		K	1-2 2-3 3-H; BB			3	0	1	0	0	1	2
78 Zoilo Almonte, S (7, 9) OBP: 0.250, SLG: 0.368										0	0	0	1	1	0	0
36 Kevin Youkilis, R (1, 3) OBP: 0.250, SLG: 0.462	K			HR		SF9; 3-H	F8			2	1	1	2	0	1	1
94 Luke Murton, R (7, 3) OBP: 0.364, SLG: 0.300										1	0	0	0	0	0	3
26 Eduardo Núñez, R (1, 6) OBP: 0.267, SLG: 0.192		G4-3		L5		L4		F9		3	0	0	0	0	0	1
96 Addison Maruszak, R (8, 6) OBP: 0.158, SLG: 0.263										1	0	0	0	0	0	0
19 Chris Stewart, R (1, 2) OBP: 0.278, SLG: 0.500		G4-3		P3			77 1B; 22 HBP; 1B	F9		3	1	1	0	0	0	0
76 John Ryan Murphy, R (8, 2) OBP: 0.417, SLG: 0.909										1	0	0	0	0	0	0
77 Corban Joseph, L (1, 4) OBP: 0.308, SLG: 0.217	G3				F8		22 HBP; 92 BB; 78 BB; 1-3; 1B	1B		4	1	2	0	0	0	0
95 Ronnier Mustelier, R (1, 5) OBP: 0.391, SLG: 0.550			E3; 92 BB		G6-3		K	G6-3		3	0	0	0	0	1	2
97 José Pirela, R (8, 5) OBP: 0.316, SLG: 0.368										1	0	0	0	0	0	1
92 Slade Heathcott, L (1, 8) OBP: 0.417, SLG: 0.222			2 G4-3; 1-2; BB		P6		78 BB; 22 HBP; 1-2; BB			1	0	0	0	2	0	0
Ramón Flores, L (8, 8) OBP: 0.308, SLG: 0.182										0	0	0	0	0	0	0
Inning Stats	R: 0 E: 0 K: 1 S: 6 / H: 1 LOB: 1 BB: 0 P: 6	R: 0 E: 0 K: 0 S: 3 / H: 0 LOB: 0 BB: 0 P: 3	R: 0 E: 1 K: 0 S: 3 / H: 0 LOB: 1 BB: 1 P: 7	R: 1 E: 0 K: 0 S: 6 / H: 1 LOB: 0 BB: 0 P: 8	R: 0 E: 0 K: 0 S: 3 / H: 0 LOB: 0 BB: 0 P: 3	R: 1 E: 0 K: 1 S: 7 / H: 2 LOB: 1 BB: 0 P: 7	R: 2 E: 0 K: 2 S: 9 / H: 2 LOB: 3 BB: 2 P: 18	R: 0 E: 0 K: 0 S: 4 / H: 1 LOB: 1 BB: 0 P: 4		1B: 5 2B: 1 3B: 0 HR: 1	SF: 1 SAC: 0 DP: 1 HBP: 1					

PITCHER	IP	WLS	BF	H	R	ER	SO	BB	IBB	HBP	BLK	WP	HR	S	P	ERA	WHIP
31 Lance Lynn, R (1, 1) ERA: 5.4	4.0	L	15	2	1	1	1	1	0	0	0	0	1	18	24	2.25	0.750
36 Randy Choate, L (5, 1) ERA: 1.69	1.0		3	0	0	0	0	0	0	0	0	0	0	3	3	0.00	0.000
73 Seth Maness, R (6, 1) ERA: 4.76	1.1		10	4	3	3	2	1	0	1	0	0	0	12	17	20.25	3.750
66 Victor Marte, R (7, 1) ERA: 6.23	0.2		3	0	0	0	1	1	0	0	0	0	0	4	8	0.00	1.500
67 Eric Fornataro, R (8, 1) ERA: 1.8	1.0		4	1	0	0	0	0	0	0	0	0	0	4	4	0.00	1.000

PITCHER	IP	WLS	BF	H	R	ER	SO	BB	IBB	HBP	BLK	WP	HR	S	P	ERA	WHIP

St. Louis Cardinals @ New York Yankees

George M. Steinbrenner Field, Tampa, FL

Mon Mar 11 2013, 1:07 PM - 3:53 PM EDT

Att. 10,984 - Sunny - 75 F

livebaseballscorecards.com

AB	30
R	4
H	7
RBI	4
BB	3
SO	4
LOB	17

WP: 0 PB: 0 SB: 0 CS: 0 PA: 35

Batter	1	2	3	4	5	6	7	8	9	AB	R	H	RBI	BB	SO	LOB
26 Eduardo Núñez, R (1, 6) OBP: 0.242, SLG: 0.172 85 Gil Velazquez, R (7, 6) OBP: 0.333, SLG: 0.333	K		G5-3			G5-3		95 1B		3 0 0 0 0 1 1 1 0 1 0 0 0 0						
17 Jayson Nix, R (1, 5) OBP: 0.250, SLG: 0.200 95 Ronnier Mustelier, R (7, 5) OBP: 0.417, SLG: 0.571	K			K			F7	1-2 1B		3 0 0 0 0 2 0 1 0 1 0 0 0 0						
33 Travis Hafner, L (1, 10) OBP: 0.318, SLG: 0.222	G6-3			K			K	K		4 0 0 0 0 3 2						
54 Juan Rivera, R (1, 3) OBP: 0.367, SLG: 0.483 12 Dan Johnson, L (7, 3) OBP: 0.280, SLG: 0.053		29 L4-3 1B		G5-3			P3		P5	3 0 1 0 0 0 0 1 0 0 0 0 0 0						
29 Francisco Cervelli, R (1, 2) OBP: 0.346, SLG: 0.273 93 Walter Ibarra, S (8, PR) OBP: 0.500, SLG: 0.500 (8, 4)		L4-3 1-1			K			60 1B 92 FC6 1B	1B	3 0 1 0 0 1 1 1 1 1 0 0 0 0						
63 Melky Mesa, R (1, 8) OBP: 0.242, SLG: 0.387 (6, 7) (9, 9)		K			G5-3			F8	F8	4 0 0 0 0 1 2						
60 Thomas Neal, R (1, 7) OBP: 0.391, SLG: 0.524 (6, 9) 96 Addison Maruszak, R (9, PH) OBP: 0.150, SLG: 0.250 (9, 7)			77 S 1B		G5-3			92 E 92 FC6 45 1B 1-3 1B	G6-3	3 1 2 0 0 0 0 1 0 0 0 0 0 1						
78 Zoilo Almonte, S (1, 9) OBP: 0.227, SLG: 0.333 92 Slade Heathcott, L (6, 8) OBP: 0.385, SLG: 0.200			P5			K		FC6 45 1B 1-3 3-H		2 0 0 0 0 1 1 1 1 0 1 0 0 1						
77 Corban Joseph, L (1, 4) OBP: 0.286, SLG: 0.200 45 Bobby Wilson, R (8, PH) OBP: 0.286, SLG: 0.231 (8, 2)			F7 1-2			P4		1B 2-H 3-H		2 0 0 0 0 0 1 1 0 1 2 0 0 0						
Inning Stats	R: 0 H: 0 E: 0 LOB: 0 K: 2 BB: 0 S: 7 P: 7	R: 0 H: 1 E: 0 LOB: 0 K: 1 BB: 0 S: 5 P: 5	R: 0 H: 1 E: 0 LOB: 1 K: 0 BB: 0 S: 4 P: 5	R: 0 H: 0 E: 0 LOB: 0 K: 2 BB: 0 S: 7 P: 7	R: 0 H: 0 E: 0 LOB: 0 K: 1 BB: 0 S: 5 P: 5	R: 0 H: 0 E: 0 LOB: 0 K: 1 BB: 0 S: 5 P: 5	R: 0 H: 0 E: 0 LOB: 0 K: 1 BB: 0 S: 5 P: 5	R: 3 H: 5 E: 1 LOB: 2 K: 1 BB: 0 S: 10 P: 10	R: 0 H: 1 E: 0 LOB: 1 K: 0 BB: 0 S: 4 P: 4	1B: 8 SF: 0 2B: 1 SAC: 0 3B: 0 DP: 1 HR: 0 HBP: 0						

TOP

New York Yankees @ Tampa Bay Rays

Charlotte Sports Park, Port Charlotte, FL

Tue Mar 12 2013, 1:09 PM - 3:48 PM EDT

Att. 6,629 - Overcast - 69 F

livebaseballscorecards.com

AB	34
R	3
H	8
RBI	3
BB	0
SO	9
LOB	10

WP: 0 PA: 34
PB: 0
SB: 1
CS: 0

PITCHER		IP	WLS	BF	H	R	ER	SO	BB	IBB	HBP	BLK	WP	HR	S	P	ERA	WHIP
53 Alex Cobb, R ERA: 1.29	(1, 1)	5.0		16	2	0	0	6	0	0	0	0	0	0	28	29	0.00	0.400
27 Cesár Ramos, L ERA: 2.25	(6, 1)	1.0		3	0	0	0	1	0	0	0	0	0	0	5	5	0.00	0.000
47 Brandon Gomes, R ERA:	(7, 1)	1.0		3	0	0	0	1	0	0	0	0	0	0	5	5	0.00	0.000
49 Dane De La Rosa, R ERA: 2.45	(8, 1)	1.0	L	8	5	3	1	1	0	0	0	0	0	0	10	10	9.00	5.000
72 Will Inman, R ERA:	(9, 1)	1.0		4	1	0	0	0	0	0	0	0	0	0	4	4	0.00	1.000

PITCHER	IP	WLS	BF	H	R	ER	SO	BB	IBB	HBP	BLK	WP	HR	S	P	ERA	WHIP

BOTTOM

Batter	1	2	3	4	5	6	7	8	9	AB	R	H	RBI	BB	SO	LOB
8 Desmond Jennings, R (1, 8) OBP: 0.519, SLG: 0.450	F8		K			G6-3		FC6-4 66 1B 1-2f 2-3		3	0	0	0	0	1	0
38 Robinson Chirinos, R (7, 2) OBP: 0.455, SLG: 0.375										1	0	0	0	0	0	2
7 Mike Fontenot, L (1, 4) OBP: 0.371, SLG: 0.286	E6 2 F8		G3			2 WP 1B		SF9 3-H		3	0	1	1	0	0	0
2 Kelly Johnson, L (1, 3) OBP: 0.300, SLG: 0.231	F8 1-2			E9 86 1B 1B		K 1-2		1B 1-3		3	0	1	0	0	1	2
66 Jason Bourgeois, R (7, 8) OBP: 0.478, SLG: 0.421										1	0	1	0	0	0	0
86 Leslie Anderson, L (1, 10) OBP: 0.405, SLG: 0.583		F7		1 K2-3 2-3 1B		F8		F9		4	0	1	0	0	0	3
19 Ryan Roberts, R (1, 5) OBP: 0.250, SLG: 0.538		G5-3		L5			P4		2B	3	0	0	0	0	0	2
87 Cole Figueroa, L (8, 5) OBP: 0.455, SLG: 0.600										1	0	1	0	0	0	0
1 Sean Rodríguez, R (1, 7) OBP: 0.156, SLG: 0.387		60 1B 1B		K2-3 1-2			K		F7	3	0	1	0	0	2	2
26 Stephen Vogt, L (8, 7) OBP: 0.261, SLG: 0.348										1	0	0	0	0	0	1
60 Wil Myers, R (1, 9) OBP: 0.333, SLG: 0.414					G6-3		G5-3		K	3	0	1	0	0	0	0
24 Rich Thompson, L (8, 9) OBP: 0.286, SLG: 0.286										0	0	0	0	0	0	0
10 Brandon Guyer, R (9, PH) OBP: 0.389, SLG: 0.375		1-3 1B								1	0	0	0	0	1	1
16 Chris Gimenez, R (1, 2) OBP: 0.429, SLG: 0.615		F9			G6-3			38 FC6-4 36 E 7 SF9 BB	F7	2	0	0	0	0	0	2
64 Shelley Duncan, R (7, 3) OBP: 0.233, SLG: 0.429										1	1	0	0	1	0	1
36 Hak-Ju Lee, L (1, 6) OBP: 0.300, SLG: 0.176			F7		K			E5 38 FC6-4 1-2		3	0	0	0	0	1	1
Inning Stats	R: 0 E: 1 K: 0 S: 3 H: 0 LOB: 1 BB: 0 P: 4	R: 0 E: 0 K: 0 S: 6 H: 2 LOB: 2 BB: 0 P: 6	R: 0 E: 0 K: 1 S: 5 H: 0 LOB: 0 BB: 0 P: 5	R: 0 E: 1 K: 1 S: 6 H: 2 LOB: 2 BB: 0 P: 7	R: 0 E: 0 K: 1 S: 5 H: 0 LOB: 0 BB: 0 P: 5	R: 0 E: 0 K: 1 S: 6 H: 1 LOB: 1 BB: 0 P: 7	R: 0 E: 0 K: 1 S: 5 H: 0 LOB: 0 BB: 0 P: 5	R: 1 E: 1 K: 0 S: 5 H: 1 LOB: 2 BB: 1 P: 9	R: 0 E: 0 K: 1 S: 6 H: 1 LOB: 1 BB: 0 P: 6	1B: 6 2B: 1 3B: 0 HR: 0 SF: 1 SAC: 0 DP: 0 HBP: 0						

PITCHER	IP	WLS	BF	H	R	ER	SO	BB	IBB	HBP	BLK	WP	HR	S	P	ERA	WHIP
47 Iván Nova, R (1, 1) ERA: 1.0	4.0		15	4	0	0	2	0	0	0	0	0	0	20	22	0.00	1.000
Brett Marshall, R (5, 1) ERA: 2.84	3.2	W	15	2	1	0	3	1	0	0	0	1	0	20	25	0.00	0.818
53 Josh Spence, L (8, 1) ERA:	0.1	H	1	0	0	0	0	0	0	0	0	0	0	1	1	0.00	0.000
84 Matt Tracy, L (9, 1) ERA:	1.0	S	4	1	0	0	1	0	0	0	0	0	0	6	6	0.00	1.000

PITCHER	IP	WLS	BF	H	R	ER	SO	BB	IBB	HBP	BLK	WP	HR	S	P	ERA	WHIP

New York Yankees @ Tampa Bay Rays

Charlotte Sports Park, Port Charlotte, FL

Tue Mar 12 2013, 1:09 PM - 3:48 PM EDT

Att. 6,629 - Overcast - 69 F

livebaseballscorecards.com

AB	33
R	1
H	7
RBI	1
BB	1
SO	6
LOB	17

WP: 1 PA: 35
PB: 0
SB: 0
CS: 0

Batter	1	2	3	4	5	6	7	8	9	AB	R	H	RBI	BB	SO	LOB
2 Ben Revere, L (1, 8) OBP: 0.367, SLG: 0.426	S S S 0-3 ① K		X 0-0 ① G5-3	X 0-0 ② FC6-4 28 S 1-2f 2-3		X 0-0 ③ G5-3		X 0-0 ③ P4		4	0	0	0	0	1	3
4 Pete Orr, L (6, 8) OBP: 0.200, SLG: 0.500										1	0	0	0	0	0	1
28 Kevin Frandsen, R (1, 10) OBP: 0.359, SLG: 0.649	X 0-0 ② G4-3		H 1-0 ① 15 1B 9 1B HBP	B S S S 1-3 ③ K 1-2			X 0-0 ① G4-3		S S S 0-3 ① K	4	1	0	0	0	2	2
26 Chase Utley, L (1, 4) OBP: 0.342, SLG: 0.300	B B B B 4-0 15 1B BB		S S S 0-3 ② K		X 0-0 ① G5-3		X 0-0 19 G4-3 2B		X 0-0 ② G3	2	0	0	0	1	1	1
74 César Hernández, S (6, 4) OBP: 0.389, SLG: 0.375										2	0	1	0	0	0	0
15 John Mayberry Jr., R (1, 3) OBP: 0.320, SLG: 0.370	X 0-0 1-2 1B		X 0-0 9 1B 1-3 1B		X 0-0 ② G5-3		X 0-0 ② G4-3 2-3		C C C 0-3 ③	3	0	2	0	0	0	0
19 Laynce Nix, L (6, 3) OBP: 0.290, SLG: 0.345										2	0	0	0	0	1	1
9 Domonic Brown, L (1, 9) OBP: 0.480, SLG: 0.651	X 0-0 ③ F8		X 0-0 1-2 3-H 1B		X 0-0 ③ G3		B B B B 4-0 43 S BB			3	0	1	1	0	0	2
71 Jermaine Mitchell, L (6, 9) OBP: 0.583, SLG: 1.000										0	0	0	0	1	0	0
18 Darin Ruf, R (1, 7) OBP: 0.317, SLG: 0.371		S S S 0-3 ① K	X 0-0 ③ G5-3			S S X 0-2 HR	B S S S 1-3 ③ K 1-2			3	1	1	1	0	1	2
43 Ender Inciarte, L (6, 7) OBP: 0.444, SLG: 0.286										1	0	0	0	0	1	2
24 Josh Fields, R (1, 5) OBP: 0.269, SLG: 0.333		X 0-0 ② G3		B B B B 4-0 2 FC6-4 13 BB BB		X 0-0 1B		C C C 0-3 ① K		3	0	1	0	1	1	0
13 Freddy Galvis, S (1, 6) OBP: 0.341, SLG: 0.548		X 0-0 12 FC4 1B		B B B B 4-0 2 FC6-4 1-2 BB		S S S 0-3 ① K		X 0-0 ② G6-3		3	0	1	0	1	1	1
12 Humberto Quintero, R (1, 2) OBP: 0.313, SLG: 0.231		X 0-0 ③ FC4 1-2f		S S S 0-3 ① K		X 0-0 ② F8		B B B B 4-0 BB		3	0	0	0	1	1	4

Inning Stats																		
	R: 0	H: 1	R: 0	H: 1	R: 1	H: 2	R: 0	H: 0	R: 0	H: 0	R: 1	H: 2	R: 0	H: 1	R: 0	H: 0	R: 0	H: 0
	E: 0	LOB: 2	E: 0	LOB: 1	E: 0	LOB: 2	E: 0	LOB: 2	E: 0	LOB: 0	E: 0	LOB: 1	E: 0	LOB: 2	E: 0	LOB: 1	E: 0	LOB: 0
	K: 1	BB: 1	K: 1	BB: 0	K: 1	BB: 0	K: 2	BB: 2	K: 0	BB: 0	K: 1	BB: 0	K: 1	BB: 1	K: 2	BB: 1	K: 2	BB: 0
	S: 6	P: 10	S: 6	P: 6	S: 7	P: 8	S: 7	P: 16	S: 3	P: 3	S: 9	P: 9	S: 6	P: 11	S: 5	P: 9	S: 7	P: 7

1B: 5	SF: 0	WP: 0	PA: 40
2B: 1	SAC: 0	PB: 0	
3B: 0	DP: 0	SB: 2	
HR: 1	HBP: 1	CS: 0	

TOP

Philadelphia Phillies @ New York Yankees

George M. Steinbrenner Field, Tampa, FL

Wed Mar 13 2013, 7:07 PM - 9:49 PM EDT

Att. 10,970 - Clear - 67 F

livebaseballscorecards.com

AB	34
R	2
H	7
RBI	2
BB	5
SO	10
LOB	19

PITCHER	IP	WLS	BF	H	R	ER	SO	BB	IBB	HBP	BLK	WP	HR	S	P	ERA	WHIP
46 Andy Pettitte, L (1, 1) ERA: 3.0	3.0	W	17	4	1	1	3	3	0	1	0	0	0	19	32	3.00	2.333
38 Cody Eppley, R (4, 1) ERA: 7.2	1.0	H	3	0	0	0	2	0	0	0	0	0	0	7	8	0.00	0.000
42 Mariano Rivera, R (5, 1) ERA:	1.0		3	0	0	0	0	0	0	0	0	0	0	3	3	0.00	0.000
34 David Aardsma, R (6, 1) ERA: 6.0	1.0		5	2	1	1	1	0	0	0	0	0	1	9	9	9.00	2.000
43 Jim Miller, R (7, 1) ERA: 2.57	2.0		9	1	0	0	2	2	0	0	0	0	0	11	20	0.00	1.500

PITCHER	IP	WLS	BF	H	R	ER	SO	BB	IBB	HBP	BLK	WP	HR	S	P	ERA	WHIP
27 Shawn Kelley, R (9, 1) ERA:	1.0		3	0	0	0	2	0	0	0	0	0	0	7	7	0.00	0.000

BOTTOM

Philadelphia Phillies @ New York Yankees

George M. Steinbrenner Field, Tampa, FL

Wed Mar 13 2013, 7:07 PM - 9:49 PM EDT

Att. 10,970 - Clear - 67 F

livebaseballscorecards.com

Batter	1	2	3	4	5	6	7	8	9	AB	R	H	RBI	BB	SO	LOB
2 Derek Jeter, R (1, 6) OBP: 0.286, SLG: 0.167	G6-3	BB: 31 1B; 1-3	K		1 SAFE; F8; 1-2			K2-3		2	0	0	0	1	1	2
97 José Pirela, R (5, 4) OBP: 0.286, SLG: 0.333 (7, 5)										2	0	0	0	0	1	1
31 Ichiro Suzuki, L (1, 7) OBP: 0.500, SLG: 0.538	G4-3	1B: 1-3; 3-H		54 1B; 36 S		BB: 93 G4-6-3				3	1	2	1	1	0	0
Zoilo Almonte, S (6, PR) OBP: 0.227, SLG: 0.333 (7, 9)										0	0	0	0	0	0	0
36 Kevin Youkilis, R (1, 5) OBP: 0.263, SLG: 0.500	2B: 54 E; 40 2B	F8		K; 1-2		G4-6-3; 1-2f				3	1	1	0	0	1	3
93 Walter Ibarra, S (6, PH) OBP: 0.455, SLG: 0.455 (7, 4)										1	0	0	0	0	0	1
54 Juan Rivera, R (1, 3) OBP: 0.394, SLG: 0.500	E5; 2-3; 40 2B		1B: 22 1B; 63 1B	2-H; 1B		K				3	2	2	1	0	0	1
12 Dan Johnson, L (6, PH) OBP: 0.269, SLG: 0.050 (7, 3)										1	0	0	0	0	1	1
40 Ben Francisco, R (1, 9) OBP: 0.500, SLG: 0.696	1-H; 3-H; 2B		F8	K			G5-3			3	0	1	2	0	1	2
95 Ronnier Mustelier, R (6, 9) OBP: 0.400, SLG: 0.545 (7, 7)										1	0	0	0	0	0	0
22 Matt Diaz, R (1, 10) OBP: 0.269, SLG: 0.208	G1-3		1B: 63 1B; 85 E1; 1-2	G1-3			F8			3	1	1	0	0	0	2
Corban Joseph, L (7, PH) OBP: 0.276, SLG: 0.192 (8, 10)										1	0	0	0	0	0	0
19 Chris Stewart, R (1, 2) OBP: 0.238, SLG: 0.429		K	P3		K		G6-3			3	0	0	0	0	2	2
45 Bobby Wilson, R (7, PH) OBP: 0.267, SLG: 0.214 (8, 2)										1	0	0	0	0	0	0
63 Melky Mesa, R (1, 8) OBP: 0.243, SLG: 0.371		K	1B: 85 E; 85 E; 1-3; 2-H		F8			K		4	0	1	1	0	2	0
85 Gil Velazquez, R (1, 4) (5, 6) OBP: 0.400, SLG: 0.357		BB: 2 E; 31 1B	E1; 1-3; 3-H		97 E; 1B			F7		2	1	1	0	1	0	1
96 Addison Maruszak, R (6, 6) OBP: 0.143, SLG: 0.238										1	0	0	0	0	0	0
Inning Stats	R: 2 E: 1 K: 0 S: 6 H: 2 LOB: 1 BB: 0 P: 6	R: 1 E: 0 K: 2 S: 8 H: 1 LOB: 2 BB: 2 P: 16	R: 2 E: 1 K: 1 S: 9 H: 3 LOB: 2 BB: 0 P: 10	R: 1 E: 0 K: 2 S: 9 H: 2 LOB: 1 BB: 0 P: 10	R: 0 E: 1 K: 1 S: 6 H: 1 LOB: 1 BB: 0 P: 6	R: 0 E: 0 K: 1 S: 4 H: 0 LOB: 1 BB: 1 P: 8	R: 0 E: 0 K: 0 S: 3 H: 0 LOB: 0 BB: 0 P: 3	R: 0 E: 0 K: 2 S: 7 H: 0 LOB: 0 BB: 0 P: 7		1B: 7 2B: 2 3B: 0 HR: 0 SF: 0 SAC: 0 DP: 1 HBP: 0						

AB	34
R	6
H	9
RBI	5
BB	3
SO	9
LOB	16

WP: 0 PB: 0 SB: 1 CS: 0 PA: 37

PITCHER		IP	WLS	BF	H	R	ER	SO	BB	IBB	HBP	BLK	WP	HR	S	P	ERA	WHIP
33 Cliff Lee, L ERA: 5.56	(1, 1)	2.2	L	18	6	5	2	2	2	0	0	0	0	0	20	29	6.75	3.000
60 Zach Miner, R ERA: 10.13	(3, 1)	1.1		6	2	1	1	3	0	0	0	0	0	0	12	13	6.75	1.500
40 Michael Stutes, R ERA: 4.5	(5, 1)	2.0		7	1	0	0	2	1	0	0	0	0	0	10	14	0.00	1.000
79 Justin De Fratus, R ERA: 6.43	(7, 1)	1.0		3	0	0	0	0	0	0	0	0	0	0	3	3	0.00	0.000
45 Chad Durbin, R ERA: 7.2	(8, 1)	1.0		3	0	0	0	2	0	0	0	0	0	0	7	7	0.00	0.000

PITCHER	IP	WLS	BF	H	R	ER	SO	BB	IBB	HBP	BLK	WP	HR	S	P	ERA	WHIP

Batter	1	2	3	4	5	6	7	8	9	AB	R	H	RBI	BB	SO	LOB
11 Brett Gardner, L (1, 8) OBP: 0.447, SLG: 0.424	G6-3		E3 26 2B	K			K	K		3	0	0	0	0	1	1
63 Melky Mesa, R (5, 8) OBP: 0.231, SLG: 0.351										2	0	0	0	0	2	3
26 Eduardo Núñez, R (1, 6) OBP: 0.257, SLG: 0.226	G6-3		2B 1-3		G4-3		FC6-4 12 E1 1-2f		P3	2	0	1	0	0	0	0
93 Walter Ibarra, S (5, PH) (5, 6) OBP: 0.357, SLG: 0.357										3	0	0	0	0	0	1
36 Kevin Youkilis, R (1, 3) OBP: 0.318, SLG: 0.789	HR		K		3B 33 SF8		E3 1-3		HBP 22 WP	3	2	2	1	0	1	2
12 Dan Johnson, L (5, 3) OBP: 0.286, SLG: 0.048										1	0	0	0	0	0	1
33 Travis Hafner, L (1, 10) OBP: 0.280, SLG: 0.200	K		K		SF8 3-H		G6-3		G5-3 1-2	2	0	0	1	0	2	2
22 Matt Diaz, R (7, PH) (7, 10) OBP: 0.250, SLG: 0.192										2	0	0	0	0	0	3
40 Ben Francisco, R (1, 7) OBP: 0.484, SLG: 0.654		K		1B 17 2B	K			K	K	3	1	1	0	0	2	0
95 Ronnier Mustelier, R (6, 7) OBP: 0.370, SLG: 0.500										2	0	0	0	0	2	1
17 Jayson Nix, R (1, 5) OBP: 0.265, SLG: 0.250		P4		2B 60 FC5 1-H		BB 60 G4-3		BB 1B 97 2B		2	0	1	1	0	0	0
85 Gil Velazquez, R (4, 5) OBP: 0.471, SLG: 0.357										0	1	0	0	2	0	0
29 Francisco Cervelli, R (1, 2) OBP: 0.321, SLG: 0.250		E6		K		K		K		2	0	0	0	0	1	1
45 Bobby Wilson, R (5, 2) OBP: 0.235, SLG: 0.188										2	0	0	0	0	2	2
60 Thomas Neal, R (1, 9) OBP: 0.346, SLG: 0.458	K		FC5 2B 2-3			G4-3 1-2f		1B 97 2B 1-2		3	1	0	0	0	1	3
Zoilo Almonte, S (6, 9) OBP: 0.261, SLG: 0.364										1	0	1	0	0	0	0
Corban Joseph, L (1, 4) OBP: 0.290, SLG: 0.250		F7	2B 1-H				1B 93 FC6-4	2B 1-3 2-H		2	0	1	1	0	0	0
97 José Pirela, R (6, 4) OBP: 0.348, SLG: 0.435										2	0	2	1	0	0	0
Inning Stats	R: 1 E: 0 K: 1 S: 6 H: 1 LOB: 0 BB: 0 P: 8	R: 0 E: 1 K: 2 S: 8 H: 0 LOB: 1 BB: 0 P: 8	R: 0 E: 1 K: 2 S: 9 H: 1 LOB: 2 BB: 0 P: 9	R: 2 E: 0 K: 2 S: 10 H: 3 LOB: 1 BB: 0 P: 10	R: 1 E: 0 K: 1 S: 6 H: 1 LOB: 0 BB: 0 P: 6	R: 0 E: 0 K: 1 S: 4 H: 0 LOB: 0 BB: 1 P: 8	R: 0 E: 1 K: 1 S: 7 H: 1 LOB: 2 BB: 0 P: 7	R: 1 E: 0 K: 3 S: 11 H: 2 LOB: 2 BB: 1 P: 15	R: 0 E: 0 K: 1 S: 5 H: 0 LOB: 1 BB: 0 P: 8	1B: 3 2B: 4 3B: 1 HR: 1 SF: 1 SAC: 0 DP: 1 HBP: 1						

TOP

New York Yankees @ Toronto Blue Jays

Florida Auto Exchange Stadium, Dunedin, FL

Thu Mar 14 2013, 1:07 PM - 4:30 PM EDT

Att. 5,559 - Sunny - 61 F

livebaseballscorecards.com

AB	37
R	5
H	9
RBI	5
BB	2
SO	14
LOB	20

PITCHER		IP	WLS	BF	H	R	ER	SO	BB	IBB	HBP	BLK	WP	HR	S	P	ERA	WHIP
55 Josh Johnson, R ERA: 1.69	(1, 1)	3.0	W	13	2	1	1	5	0	0	0	0	0	1	23	25	3.00	0.667
32 Esmil Rogers, R ERA: 11.37	(4, 1)	1.1		8	4	3	3	2	0	0	0	0	0	0	12	12	20.25	3.000
27 Brett Cecil, L ERA: 6.3	(5, 1)	2.2		10	1	0	0	3	1	0	0	0	0	0	15	19	0.00	0.750
75 Tommy Hottovy, L ERA: 6.23	(8, 1)	0.2		5	2	1	1	2	1	0	0	0	0	0	8	12	13.50	4.500
77 Mickey Storey, R ERA: 1.59	(8, 1)	0.1		1	0	0	0	1	0	0	0	0	0	0	3	3	0.00	0.000

PITCHER		IP	WLS	BF	H	R	ER	SO	BB	IBB	HBP	BLK	WP	HR	S	P	ERA	WHIP
51 Alex Hinshaw, L ERA: 4.26	(9, 1)	1.0		4	0	0	0	1	0	0	1	0	1	0	5	8	0.00	0.000

WP: 1	PA: 41				
PB: 0					
SB: 0					
CS: 0					

BOTTOM

New York Yankees @ Toronto Blue Jays

Florida Auto Exchange Stadium, Dunedin, FL

Thu Mar 14 2013, 1:07 PM - 4:30 PM EDT

Att. 5,559 - Sunny - 61 F

livebaseballscorecards.com

Batter	1	2	3	4	5	6	7	8	9	AB	R	H	RBI	BB	SO	LOB
3 Maicer Izturis, S (1, 4)	BB	1B	E5		2B		K			3	3	2	5	1	0	1
59 Jim Negrych, L (5, PH) (6, 4)	2B									2	0	1	0	0	1	3
28 Colby Rasmus, L (1, 8)	BB	BB	F9		K		G6-3			2	3	0	0	3	1	3
67 Eugenio Velez, S (6, 9)										1	0	0	0	0	0	3
53 Melky Cabrera, S (1, 10)	2B	1B		BB	K			G6-3		3	2	3	4	0	0	0
69 Sean Ochinko, R (4, PH) (5, 10)	2B									2	1	0	0	1	1	1
19 José Bautista, R (1, 9)	P4	2B		1B		K		F7		4	0	2	2	0	1	3
68 Ryan Schimpf, L (4, PR) (5, 7)	K									2	0	0	0	0	1	0
26 Adam Lind, L (1, 3)	BB	F7		P6		P4		K		3	1	0	0	1	1	3
58 Luis Jimenez, L (6, 3)		K								2	0	0	0	0	1	0
16 Mark DeRosa, R (1, 5)	BB	BB	HR	1B		K				3	3	3	2	0	0	0
73 Lance Zawadzki, L (4, PH) (5, 5)	1B	1B								2	0	1	0	0	1	0
83 Shane Opitz, L (9, 5)										0	0	0	0	0	0	0
17 Ryan Langerhans, L (1, 7) (5, 9) (6, 8)	BB	K	SF8				G3-1 1B			2	2	1	1	2	1	0
82 Jonathan Jones, R (7, PR) (8, 8)										0	0	0	0	0	0	0
22 Henry Blanco, R (1, 2)	BB	BB	E4	K			FC4			2	2	0	1	2	1	2
30 Josh Thole, L (6, 2)										1	0	0	0	0	0	1
18 Mike McCoy, R (1, 6)	K	G5-3	P3		G6-3		G3-1			4	0	0	1	0	1	6
Ryan Goins, L (7, 6)										1	0	0	0	0	0	2

Inning Stats	1	2	3	4	5	6	7	8	9
	R: 9 E: 0 K: 2 S: 11	H: 4 LOB: 1 BB: 6 P: 36	R: 6 E: 0 K: 1 S: 9	H: 4 LOB: 1 BB: 3 P: 21	R: 1 E: 2 K: 1 S: 10	H: 1 LOB: 2 BB: 0 P: 13	R: 1 E: 0 K: 1 S: 7	H: 2 LOB: 2 BB: 1 P: 11	R: 0 E: 0 K: 2 S: 8	H: 1 LOB: 1 BB: 0 P: 8	R: 0 E: 0 K: 2 S: 7	H: 0 LOB: 0 BB: 0 P: 7	R: 0 E: 1 K: 1 S: 7	H: 1 LOB: 3 BB: 0 P: 7	R: 0 E: 0 K: 1 S: 5	H: 0 LOB: 0 BB: 0 P: 5

AB	39
R	17
H	13
RBI	16
BB	10
SO	11
LOB	28

		1B: 7	SF: 1	WP: 2	PA: 50
		2B: 5	SAC: 0	PB: 1	
		3B: 0	DP: 0	SB: 0	
		HR: 1	HBP: 0	CS: 0	

PITCHER		IP	WLS	BF	H	R	ER	SO	BB	IBB	HBP	BLK	WP	HR	S	P	ERA	WHIP
José Ramirez, R ERA: 5.79	(1, 1)	0.1	L	7	2	6	6	0	4	0	0	0	1	0	3	19	162.00	18.000
43 Adam Warren, R ERA: 11.32	(1, 1)	1.1		13	4	8	8	2	5	0	0	0	1	0	12	33	54.00	6.750
99 Branden Pinder, R ERA: 2.84	(2, 1)	1.1		9	3	2	2	2	0	0	0	0	0	1	15	18	13.50	2.250
89 Preston Claiborne, R ERA: 1.29	(4, 1)	2.0		10	3	1	1	3	1	0	0	0	0	0	15	19	4.50	2.000
53 Josh Spence, L ERA:	(6, 1)	2.0		8	1	0	0	3	0	0	0	0	0	0	14	14	0.00	0.500

PITCHER		IP	WLS	BF	H	R	ER	SO	BB	IBB	HBP	BLK	WP	HR	S	P	ERA	WHIP
92 Graham Stoneburner, R ERA:	(8, 1)	1.0		3	0	0	0	1	0	0	0	0	0	0	5	5	0.00	0.000

Batter	1	2	3	4	5	6	7	8	9	AB	R	H	RBI	BB	SO	LOB
9 Juan Pierre, L (1, 7) OBP: 0.364, SLG: 0.406	x 0-0 17 1B 17 E 26 G5-3 1B	x 0-0 ② FC1-4 1-2f 2-3		F x 0-1 ③ F9			x 0-0 17 1B 1-3 1B		x 0-0 ② FC4-6 1-2f	4	1	2	0	0	0	4
76 Christian Yelich, L (7, 7) OBP: 0.455, SLG: 0.730										1	0	0	0	0	0	1
17 Donovan Solano, R (1, 4) OBP: 0.486, SLG: 0.529	1 SAFE x 0-0 26 G5-3 15 BB 1-3 1B	x 0-0 ③ L4			x 0-0 ① P3		x 0-0 15 G3-6-1 1-2 3-H 1B		x 0-0 ③ F9	4	0	2	1	0	0	2
64 Ed Lucas, R (7, 4) OBP: 0.188, SLG: 0.188										1	0	0	0	0	0	1
15 Kevin Kouzmanoff, R (1, 3) OBP: 0.417, SLG: 0.913	B B B B 4-0 26 G5-3 19 1B 1-2 BB		x 0-0 26 L6-3 1B		x 0-0 ② F8		x 0-0 ② ③ G3-6-1 1-2f			3	1	1	0	1	0	2
26 Austin Kearns, R (1, 9) OBP: 0.200, SLG: 0.077	x 0-0 ① ② G5-3 1-2 2-3f 3-H		x 0-0 ① ② L6-3 1-1		x 0-0 ③ G6-3			x 0-0 2B		3	0	0	0	0	0	3
8 Chris Coghlan, L (7, 9) OBP: 0.317, SLG: 0.400										1	0	1	0	0	0	0
19 Rob Brantly, L (1, 2) OBP: 0.344, SLG: 0.286	x 0-0 2-H 1B		S S S 0-3 ③ K			x 0-0 ① F8		x 0-0 ① P6		3	0	1	1	0	1	0
79 J.T. Realmuto, R (7, 2) OBP: 0.300, SLG: 0.556										1	0	0	0	0	0	1
12 Matt Downs, R (1, 10) OBP: 0.158, SLG: 0.333	x 0-0 ③ F8			S S S 0-3 ① K		x 0-0 ② F8		x 0-0 ② G6-3		4	0	0	0	0	1	2
3 Adeiny Hechavarría, R (1, 6) OBP: 0.229, SLG: 0.258		x 0-0 ① G6-3		x 0-0 ② F8		S S S 0-3 ③ K		x 0-0 ③ G6-3		3	0	0	0	0	1	0
13 Chris Valaika, R (7, 5) OBP: 0.138, SLG: 0.148										1	0	0	0	0	0	1
22 Nick Green, R (1, 5) OBP: 0.367, SLG: 0.370 (7, 6)		x 0-0 9 FC1-4 2 1B 1B		x 0-0 2 1B 1B			x 0-0 9 1B 17 1B 1B		S S S 0-3 ① K	4	1	3	0	0	1	0
2 Gorkys Hernández, R (1, 8) OBP: 0.400, SLG: 0.333		x 0-0 9 FC1-4 1-2 1B		x 0-0 1-3 1B			C C C 0-3 ① K		x 0-0 76 FC4-6 1B	4	0	3	0	0	1	1
Inning Stats	R: 2 E: 1 K: 0 S: 5 / H: 3 LOB: 1 BB: 1 P: 9	R: 0 E: 0 K: 0 S: 5 / H: 2 LOB: 2 BB: 0 P: 5	R: 0 E: 0 K: 1 S: 5 / H: 1 LOB: 0 BB: 0 P: 5	R: 0 E: 0 K: 1 S: 8 / H: 2 LOB: 2 BB: 0 P: 8	R: 0 E: 0 K: 0 S: 3 / H: 0 LOB: 0 BB: 0 P: 3	R: 0 E: 0 K: 1 S: 5 / H: 0 LOB: 0 BB: 0 P: 5	R: 1 E: 0 K: 1 S: 7 / H: 3 LOB: 1 BB: 0 P: 7	R: 0 E: 0 K: 0 S: 4 / H: 1 LOB: 1 BB: 0 P: 4	R: 0 E: 0 K: 1 S: 6 / H: 1 LOB: 1 BB: 0 P: 6	1B: 12 2B: 2 3B: 0 HR: 0	SF: 0 SAC: 0 DP: 3 HBP: 0						

PITCHER		IP	WLS	BF	H	R	ER	SO	BB	IBB	HBP	BLK	WP	HR	S	P	ERA	WHIP
52 CC Sabathia, L ERA: 3.6	(1, 1)	5.0		22	8	2	2	2	1	0	0	0	0	0	26	30	3.60	1.800
62 Joba Chamberlain, R ERA: 4.5	(6, 1)	1.0	H	4	1	1	1	1	0	0	0	0	0	0	6	6	9.00	1.000
30 David Robertson, R ERA:	(7, 1)	1.0	W	4	2	0	0	1	0	0	0	0	0	0	6	6	0.00	2.000
94 Mark Montgomery, R ERA: 3.86	(8, 1)	1.0	H	4	1	0	0	0	0	0	0	0	0	0	4	4	0.00	1.000
96 Vidal Nuño, L ERA: 1.08	(9, 1)	1.0		4	1	0	0	1	0	0	0	0	0	0	6	6	0.00	1.000

PITCHER	IP	WLS	BF	H	R	ER	SO	BB	IBB	HBP	BLK	WP	HR	S	P	ERA	WHIP

TOP

Miami Marlins @ New York Yankees

George M. Steinbrenner Field, Tampa, FL

Fri Mar 15 2013, 1:06 PM - 3:54 PM EDT

Att. 10,650 - Sunny - 66 F

livebaseballscorecards.com

AB	37
R	3
H	13
RBI	2
BB	1
SO	5
LOB	18

WP: 0	PA: 38		
PB: 0			
SB: 0			
CS: 0			

Miami Marlins @ New York Yankees

George M. Steinbrenner Field, Tampa, FL

Fri Mar 15 2013, 1:06 PM - 3:54 PM EDT

Att. 10,650 - Sunny - 66 F

livebaseballscorecards.com

BOTTOM

Batter	1	2	3	4	5	6	7	8	9	AB	R	H	RBI	BB	SO	LOB
11 Brett Gardner, L (1, 8) OBP: 0.405, SLG: 0.378 22 Matt Diaz, R (8, 7) OBP: 0.241, SLG: 0.185	S S S 0-3 K ①	X 0-0 P6 ③			X 0-0 G4-3 ①		B S S S 1-3 K ① 1-2 2-3 3-H	X 0-0 F8 ③		4 0 0 0 0 2 4 1 0 0 0 0 0 1						
2 Derek Jeter, R (1, 6) OBP: 0.300, SLG: 0.222 96 Addison Maruszak, R (6, 6) OBP: 0.136, SLG: 0.227	X 0-0 G6-3 ②		X 0-0 31 FC6 1B		X 0-0 G4-3 ②		X 0-0 FC1-3 ② 31 BB 2-3 3-H			3 0 1 0 0 0 0 1 0 0 0 0 0 2						
31 Ichiro Suzuki, L (1, 7) OBP: 0.500, SLG: 0.500 93 Walter Ibarra, S (8, 4) OBP: 0.357, SLG: 0.357	B B B B 4-0 BB		X 0-0 FC6 ① 33 HR 1-2f		X 0-0 F8 ③		B 1 SAFE B B B 4-0 1-2 3-H BB			2 1 0 0 2 0 1 0 0 0 0 0 0 0						
33 Travis Hafner, L (1, 10) OBP: 0.286, SLG: 0.348 45 Bobby Wilson, R (7, PH) OBP: 0.222, SLG: 0.176 (8, 10)	X 0-0 G1-3 ③		B X 1-0 1-H HR			X 0-0 G3 ①	X 0-0 G4-3 ③			3 1 1 2 0 0 1 1 0 0 0 0 0 2						
54 Juan Rivera, R (1, 9) OBP: 0.361, SLG: 0.457 Zoilo Almonte, S (8, 9) OBP: 0.250, SLG: 0.348		X 0-0 L9 ①	C C C 0-3 K ②			X 0-0 G3 ②		C C C 0-3 K ①		3 0 0 0 0 1 0 1 0 0 0 0 1 0						
29 Francisco Cervelli, R (1, 2) OBP: 0.323, SLG: 0.370 87 Francisco Arcia, L (8, 2) OBP: 0.750, SLG: 0.667		B B B C X 3-2 HR	X 0-0 F9 ③			X 0-0 G6-3 ③		B B B 4-0 97 3B BB		3 1 1 1 0 0 0 0 1 0 0 1 0 0						
95 Ronnier Mustelier, R (1, 5) OBP: 0.357, SLG: 0.480 97 José Pirela, R (4, 5) OBP: 0.385, SLG: 0.615		X 0-0 E6 12 F9 12 S		X 0-0 G5-3 ①			X 0-0 11 PB 3B	X 0-0 60 2B 1-H 3B		1 0 0 0 0 0 0 3 2 2 1 0 0 0						
12 Dan Johnson, L (1, 3) OBP: 0.267, SLG: 0.043 60 Thomas Neal, R (7, PH) OBP: 0.393, SLG: 0.520 (8, 8)	B X 1-0 F9 ② 1-3			X 0-0 P6 ②			H 1-0 11 PB 85 BB 96 FC1-3 HBP	X 0-0 85 G6-3 3-H 2B		2 0 0 0 0 0 1 1 0 1 1 0 0 0						
Corban Joseph, L (1, 4) OBP: 0.303, SLG: 0.241 85 Gil Velazquez, R (7, PH) OBP: 0.474, SLG: 0.333 (8, 3)	B B B B 4-0 BB			X 0-0 F8 ③			B B B B 4-0 96 FC1-3 11 PB 31 E 1-2 BB	X 0-0 G6-3 ② 2-3		1 0 0 0 1 0 0 1 1 0 0 1 0 1						
Inning Stats	R: 0 E: 0 K: 1 S: 5 H: 0 LOB: 1 BB: 1 P: 9	R: 1 E: 1 K: 0 S: 7 H: 1 LOB: 2 BB: 1 P: 15	R: 2 E: 0 K: 1 S: 7 H: 2 LOB: 0 BB: 0 P: 8	R: 0 E: 0 K: 0 S: 3 H: 0 LOB: 0 BB: 0 P: 3	R: 0 E: 0 K: 0 S: 3 H: 0 LOB: 0 BB: 0 P: 3	R: 0 E: 0 K: 0 S: 3 H: 0 LOB: 0 BB: 0 P: 3	R: 2 E: 1 K: 1 S: 6 H: 1 LOB: 2 BB: 2 P: 16	R: 2 E: 0 K: 1 S: 7 H: 2 LOB: 1 BB: 1 P: 11		1B: 1 2B: 1 3B: 2 HR: 2 SF: 0 SAC: 0 DP: 0 HBP: 1						

	AB	31
	R	7
	H	6
	RBI	5
	BB	5
	SO	4
	LOB	13

WP: 0 PB: 1 SB: 1 CS: 0 PA: 37

PITCHER		IP	WLS	BF	H	R	ER	SO	BB	IBB	HBP	BLK	WP	HR	S	P	ERA	WHIP
73 John Maine, R ERA: 4.5	(1, 1)	3.0		15	3	3	3	2	2	0	0	0	0	2	19	32	9.00	1.667
58 Ryan Webb, R ERA: 5.14	(4, 1)	2.0		6	0	0	0	0	0	0	0	0	0	0	6	6	0.00	0.000
44 AJ Ramos, R ERA: 3.86	(6, 1)	1.0		3	0	0	0	0	0	0	0	0	0	0	3	3	0.00	0.000
43 Dan Jennings, L ERA: 6.0	(7, 1)	1.0	L	7	1	2	1	1	2	0	1	0	0	0	6	16	9.00	3.000
34 Tom Koehler, R ERA: 8.38	(8, 1)	1.0		6	2	2	2	1	1	0	0	0	0	0	7	11	18.00	3.000

PITCHER		IP	WLS	BF	H	R	ER	SO	BB	IBB	HBP	BLK	WP	HR	S	P	ERA	WHIP

Batter	1	2	3	4	5	6	7	8	9	AB	R	H	RBI	BB	SO	LOB
26 Eduardo Núñez, R (1, 6) OBP: 0.289, SLG: 0.242	0-0 17 G5-4-3 1B	BBB 4-0 17 FC5-4 BB	SSS 0-3 K						0-0 G5-3	2	0	1	0	1	1	0
90 Cito Culver, R (7, 6)										1	0	0	0	0	0	0
17 Jayson Nix, R (1, 5) OBP: 0.243, SLG: 0.229	0-0 G5-4-3 1-2f	0-0 FC5-4 1-2f				0-0 F7			0-0 F8	3	0	0	0	0	0	2
Corban Joseph, L (7, 5) OBP: 0.294, SLG: 0.233										1	0	0	0	0	0	0
40 Ben Francisco, R (1, 7) OBP: 0.441, SLG: 0.586	0-0 G5-3			0-0 F9		CCC 0-3 K			CCC 0-3 K	3	0	0	0	0	1	0
95 Ben Gamel, L (7, 7)										1	0	0	0	0	1	0
29 Francisco Cervelli, R (1, 2) OBP: 0.294, SLG: 0.333		0-0 G1-3		SSS 0-3 K			0-0 G4-3			3	0	0	0	0	1	0
Austin Romine, R (7, 2) OBP: 0.250, SLG: 0.250										0	0	0	0	0	0	0
63 Melky Mesa, R (1, 8) OBP: 0.214, SLG: 0.325		SSS 0-3 K		0-0 G5-3			0-0 L6			3	0	0	0	0	1	0
60 Thomas Neal, R (1, 9) OBP: 0.355, SLG: 0.464		0-0 E3			0-0 E6 22 G5-4-3		0-0 L7			3	0	0	0	0	0	0
91 Neil Medchill, L (7, 9)										0	0	0	0	0	0	0
22 Matt Diaz, R (1, 10) OBP: 0.250, SLG: 0.200		0-0 F9			0-0 G5-4-3 1-2f			0-0 98 G6-3 1B		3	0	1	0	0	0	2
12 Dan Johnson, L (1, 3) OBP: 0.273, SLG: 0.077			0-0 L6		0-0 97 FC6-4 1B			0-0 F8		3	0	1	0	0	0	1
97 José Pirela, R (1, 4) OBP: 0.357, SLG: 0.571			0-0 F8		0-0 FC6-4 1-2f			0-0 G6-3 1-2f		2	0	0	0	0	0	1
98 Ali Castillo, R (8, PH)										1	0	0	0	0	0	1
(8, 4)																
Inning Stats	R: 0 E: 0 K: 0 S: 3 H: 1 LOB: 0 BB: 0 P: 3	R: 0 E: 1 K: 1 S: 6 H: 0 LOB: 1 BB: 0 P: 6	R: 0 E: 0 K: 0 S: 3 H: 0 LOB: 1 BB: 1 P: 7	R: 0 E: 0 K: 1 S: 5 H: 0 LOB: 0 BB: 0 P: 5	R: 0 E: 1 K: 0 S: 4 H: 1 LOB: 1 BB: 0 P: 4	R: 0 E: 0 K: 2 S: 7 H: 0 LOB: 0 BB: 0 P: 7	R: 0 E: 0 K: 0 S: 3 H: 0 LOB: 0 BB: 0 P: 3	R: 0 E: 0 K: 0 S: 3 H: 1 LOB: 0 BB: 0 P: 3	R: 0 E: 0 K: 1 S: 5 H: 0 LOB: 0 BB: 0 P: 5	1B: 3 2B: 0 3B: 0 HR: 0 SF: 0 SAC: 0 DP: 3 HBP: 0						

TOP

New York Yankees @ Atlanta Braves

Champion Stadium, Lake Buena Vista, FL

Sat Mar 16 2013, 5:07 PM - 7:25 PM EDT

Att. 10,298 - Clear - 79 F

livebaseballscorecards.com

AB	29
R	0
H	3
RBI	0
BB	1
SO	5
LOB	7

WP: 0 PB: 0 SB: 0 CS: 0 PA: 30

PITCHER		IP	WLS	BF	H	R	ER	SO	BB	IBB	HBP	BLK	WP	HR	S	P	ERA	WHIP
28 Paul Maholm, L ERA: 2.33	(1, 1)	6.0	W	21	2	0	0	4	1	0	0	0	0	0	28	32	0.00	0.500
61 David Carpenter, R ERA: 12.79	(7, 1)	1.0		3	0	0	0	0	0	0	0	0	0	0	3	3	0.00	0.000
83 J.R. Graham, R ERA:	(8, 1)	2.0		6	1	0	0	1	0	0	0	0	0	0	8	8	0.00	0.500

PITCHER	IP	WLS	BF	H	R	ER	SO	BB	IBB	HBP	BLK	WP	HR	S	P	ERA	WHIP

New York Yankees @ Atlanta Braves

Champion Stadium, Lake Buena Vista, FL

Sat Mar 16 2013, 5:07 PM - 7:25 PM EDT

Att. 10,298 - Clear - 79 F

BOTTOM

livebaseballscorecards.com

Batter	1	2	3	4	5	6	7	8	9	AB	R	H	RBI	BB	SO	LOB
2 B.J. Upton, R (1, 10) OBP: 0.408, SLG: 0.571	K2-3		G5-3		F7		F8			4	0	0	0	0	1	1
22 Jason Heyward, L (1, 9) 13 Jose Constanza, L (8, 7) OBP: 0.277, SLG: 0.442	P2		8 1B 3-H 1B		8 S 8 E BB		17 FC6-4 BB			2 0	1 0	1 0	1 0	2 0	0 0	0 0
8 Justin Upton, R (1, 7) 17 Jordan Schafer, L (6, 7) (8, 9) OBP: 0.306, SLG: 0.422 OBP: 0.300, SLG: 0.304	K		1-3 1B		E8 25 HR 1-H 1B		FC6-4 1-2f			3 1	1 0	2 0	1 0	0 0	1 0	0 1
25 Juan Francisco, L (1, 5) 23 Blake DeWitt, L (8, 5) OBP: 0.340, SLG: 0.622 OBP: 0.286, SLG: 0.344		1B	K		2-2 HR 3-H			G3		3 1	1 0	2 0	2 0	0 0	1 0	2 0
68 Evan Gattis, R (1, 2) 20 Matt Pagnozzi, R (7, 2) OBP: 0.421, SLG: 0.714 OBP: 0.412, SLG: 0.400		K		F8	K			K		3 1	0 0	0 0	0 0	0 0	2 1	1 0
23 Chris Johnson, R (1, 3) 73 Joey Terdoslavich, S (7, 3) OBP: 0.289, SLG: 0.455 OBP: 0.421, SLG: 0.583		L8		G4-3		E5 1 G6-4-3		1 BB 1B		3 1	0 0	0 1	0 0	0 0	0 0	1 0
1 Tyler Pastornicky, R (1, 4) (8, 6) OBP: 0.429, SLG: 0.568		L8		1B		G6-4-3 1-2f		1-2 BB		3	0	1	0	1	0	2
7 Reed Johnson, R (1, 8) OBP: 0.220, SLG: 0.231			14 SH1-3 22 1B 2B	G1-3		G5-3		G6-3		4	1	1	0	0	0	3
14 Ramiro Pena, S (1, 6) Luis Nunez, R (8, 4) OBP: 0.371, SLG: 0.367 OBP: 0.500, SLG: 0.500			SH1-3 2-3		K		F7			2 0	0 0	0 0	0 0	0 0	1 0	0 0

	AB	31
	R	4
	H	8
	RBI	4
	BB	3
	SO	7
	LOB	11

Inning Stats	1	2	3	4	5	6	7	8	9
	R: 0 H: 0 E: 0 LOB: 0 K: 2 BB: 0 S: 7 P: 7	R: 0 H: 1 E: 0 LOB: 1 K: 1 BB: 0 S: 6 P: 6	R: 1 H: 3 E: 0 LOB: 2 K: 1 BB: 0 S: 8 P: 8	R: 0 H: 1 E: 0 LOB: 1 K: 0 BB: 0 S: 4 P: 4	R: 3 H: 2 E: 1 LOB: 0 K: 2 BB: 1 S: 11 P: 18	R: 0 H: 0 E: 1 LOB: 0 K: 0 BB: 0 S: 3 P: 3	R: 0 H: 0 E: 0 LOB: 1 K: 0 BB: 1 S: 3 P: 7	R: 0 H: 1 E: 0 LOB: 2 K: 1 BB: 1 S: 6 P: 10	

	1B: 6	SF: 0	WP: 0	PA: 35
	2B: 1	SAC: 1	PB: 0	
	3B: 0	DP: 1	SB: 1	
	HR: 1	HBP: 0	CS: 0	

PITCHER		IP	WLS	BF	H	R	ER	SO	BB	IBB	HBP	BLK	WP	HR	S	P	ERA	WHIP
41 David Phelps, R ERA: 2.37	(1, 1)	5.0	L	23	7	4	4	6	1	0	0	0	0	1	36	43	7.20	1.600
89 Preston Claiborne, R ERA: 1.13	(6, 1)	1.0		3	0	0	0	0	0	0	0	0	0	0	3	3	0.00	0.000
92 Tommy Kahnle, R ERA:	(7, 1)	1.0		4	0	0	0	0	1	0	0	0	0	0	3	7	0.00	1.000
96 Jeremy Bleich, L ERA:	(8, 1)	0.1		1	0	0	0	0	0	0	0	0	0	0	1	1	0.00	0.000
43 Jim Miller, R ERA: 2.35	(8, 1)	0.2		4	1	0	0	1	1	0	0	0	0	0	5	9	0.00	3.000

PITCHER		IP	WLS	BF	H	R	ER	SO	BB	IBB	HBP	BLK	WP	HR	S	P	ERA	WHIP

Batter	1	2	3	4	5	6	7	8	9	AB	R	H	RBI	BB	SO	LOB
2 Ben Revere, L (1, 8) OBP: 0.339, SLG: 0.389	G3		L5		B3		G4-6-3 1-2f		G6-3	4	0	0	0	0	0	2
15 John Mayberry Jr., R (7, 8) OBP: 0.291, SLG: 0.333										1	0	0	0	0	0	0
10 Michael Young, R (1, 5) OBP: 0.314, SLG: 0.375	G3			G5-3	G4-3		K		4 3B 2B	4	0	0	0	0	1	0
13 Freddy Galvis, S (7, 5) OBP: 0.308, SLG: 0.500										1	1	1	0	0	0	0
26 Chase Utley, L (1, 4) OBP: 0.356, SLG: 0.333	F8			6 E 9 HR BB	F7			K2-3	2-H 3B	2	1	0	0	1	0	0
4 Pete Orr, L (7, 4) OBP: 0.286, SLG: 0.857										2	0	1	1	0	1	0
6 Ryan Howard, L (1, 3) OBP: 0.340, SLG: 0.646		K		E4 9 HR 1-3		L5		BB	P6	3	1	0	0	1	1	1
43 Ender Inciarte, L (8, PR) (8, 9) OBP: 0.391, SLG: 0.316										1	0	0	0	0	0	1
9 Domonic Brown, L (1, 7) OBP: 0.450, SLG: 0.635		L1		HR 1-H 3-H		L8		HBP 1-2		3	1	1	3	0	0	0
19 Laynce Nix, L (1, 9) (8, 3) OBP: 0.263, SLG: 0.306		G4-3		G3-1		71 2B 1B		F7		4	0	1	0	0	0	1
71 Jermaine Mitchell, L (1, 10) OBP: 0.529, SLG: 1.000			K	25 1B 3B		1-3 2B			F8	4	1	2	0	0	1	0
25 Yuniesky Betancourt, R (1, 6) OBP: 0.421, SLG: 0.471			39 G6-3 1B	1B 3-H	L3				39 HR 2B	4	1	3	1	0	0	2
39 Steven Lerud, L (1, 2) OBP: 0.333, SLG: 0.500			G6-3 1-2	L3			2 G4-6-3 BB		HR 2-H	3	1	1	2	1	0	2
Inning Stats	R: 0 E: 0 K: 0 S: 3 H: 0 LOB: 0 BB: 0 P: 3	R: 0 E: 0 K: 1 S: 5 H: 0 LOB: 0 BB: 0 P: 5	R: 0 E: 0 K: 1 S: 6 H: 1 LOB: 1 BB: 0 P: 6	R: 4 E: 1 K: 0 S: 8 H: 3 LOB: 1 BB: 1 P: 13	R: 0 E: 0 K: 0 S: 3 H: 0 LOB: 0 BB: 0 P: 3	R: 0 E: 0 K: 0 S: 5 H: 2 LOB: 2 BB: 0 P: 5	R: 0 E: 0 K: 1 S: 4 H: 0 LOB: 0 BB: 1 P: 8	R: 0 E: 0 K: 1 S: 5 H: 0 LOB: 1 BB: 1 P: 10	R: 3 E: 0 K: 0 S: 9 H: 4 LOB: 1 BB: 0 P: 10	1B: 3 2B: 3 3B: 2 HR: 2 SF: 0 SAC: 0 DP: 1 HBP: 1						

PITCHER		IP	WLS	BF	H	R	ER	SO	BB	IBB	HBP	BLK	WP	HR	S	P	ERA	WHIP
18 Hiroki Kuroda, R ERA: 2.31	(1, 1)	6.0	L	26	6	4	2	2	1	0	0	0	0	1	30	35	3.00	1.167
42 Mariano Rivera, R ERA:	(7, 1)	1.0		3	0	0	0	1	1	0	0	0	0	0	4	8	0.00	1.000
34 David Aardsma, R ERA: 4.5	(8, 1)	1.0		4	0	0	0	1	1	0	1	0	0	0	5	10	0.00	1.000
27 Shawn Kelley, R ERA: 4.5	(9, 1)	1.0		7	4	3	3	0	0	0	0	0	0	1	9	10	27.00	4.000

PITCHER	IP	WLS	BF	H	R	ER	SO	BB	IBB	HBP	BLK	WP	HR	S	P	ERA	WHIP

TOP

Philadelphia Phillies @ New York Yankees

George M. Steinbrenner Field, Tampa, FL

Sat Mar 16 2013, 12:05 PM - 2:39 PM EDT

Att. 10,943 - Sunny - 80 F

livebaseballscorecards.com

AB	36
R	7
H	10
RBI	7
BB	3
SO	4
LOB	9

WP: 0 PB: 0 SB: 0 CS: 1 PA: 40

BOTTOM

Philadelphia Phillies @ New York Yankees

George M. Steinbrenner Field, Tampa, FL

Sat Mar 16 2013, 12:05 PM - 2:39 PM EDT

Att. 10,943 - Sunny - 80 F

livebaseballscorecards.com

Batter	1	2	3	4	5	6	7	8	9	AB	R	H	RBI	BB	SO	LOB
2 Derek Jeter, R (1, 6) OBP: 0.333, SLG: 0.364	0-0 31 FC6-5 2B		0-3 K			0-0 31 G6-4-3 1B		0-0 1B		2	0	1	0	0	1	2
93 Walter Ibarra, S (5, 4) OBP: 0.438, SLG: 0.438 (9, 6)										2	0	2	0	0	0	0
31 Ichiro Suzuki, L (1, 7) OBP: 0.457, SLG: 0.452	0-0 FC6-5 36 L5-3 2-3		0-0 G4-3			0-0 G6-4-3 1-2f		0-3 K		3	0	0	0	0	0	4
Zoilo Almonte, S (8, 9) OBP: 0.240, SLG: 0.333										1	0	0	0	0	1	1
36 Kevin Youkilis, R (1, 5) OBP: 0.320, SLG: 0.773	0-0 L5-3 1-1			0-0 F8		0-0 2B			0-0 G4-3	3	0	1	0	0	0	1
96 Addison Maruszak, R (7, 5) OBP: 0.130, SLG: 0.217										1	0	0	0	0	0	0
54 Juan Rivera, R (1, 3) OBP: 0.333, SLG: 0.421		0-0 F9		0-0 G5-3		0-0 F7			0-0 76 BB 1B	3	0	0	0	0	0	1
94 Luke Murton, R (7, 3) OBP: 0.417, SLG: 0.364										1	0	1	0	0	0	0
33 Travis Hafner, L (1, 10) OBP: 0.258, SLG: 0.308		0-0 G5-3		0-3 K			0-0 F7		0-0 F8	3	0	0	0	0	1	0
99 Rob Segedin, R (9, PH)										1	0	0	0	0	0	1
22 Brennan Boesch, L (1, 9) OBP: 0.238, SLG: 0.211		0-0 G5-3			0-0 G4-3		0-3 K2-3		4-0 BB 1-2 BB	3	0	0	0	0	1	0
76 Eduardo Sosa, L (8, 7)										0	0	0	0	1	0	0
11 Brett Gardner, L (1, 8) OBP: 0.400, SLG: 0.375			0-0 85 1B 1B		0-0 G4-3		0-0 F7		4-0 1-2 2-3 BB	3	0	1	0	0	0	0
Ramón Flores, L (8, 8) OBP: 0.357, SLG: 0.182										0	0	0	0	1	0	0
19 Chris Stewart, R (1, 2) OBP: 0.250, SLG: 0.391			0-0 P6		4-0 85 FC5-4 BB			0-0 P4	0-0 P4	2	0	0	0	1	0	1
98 Reegie Corona, S (9, 4)										1	0	0	0	0	0	3
85 Gil Velazquez, R (1, 4) OBP: 0.476, SLG: 0.353			0-0 1-3 1B		0-0 FC5-4 1-2f			0-3 K		2	0	1	0	0	0	1
(5, 6)																
45 Bobby Wilson, R (8, PH) OBP: 0.211, SLG: 0.167										1	0	0	0	0	1	0
(9, 2)																

Inning Stats																															
	R: 0	H: 1	E: 0	LOB: 0	K: 0	BB: 0	S: 3	P: 3	R: 0	H: 0	E: 0	LOB: 0	K: 0	BB: 0	S: 3	P: 3	R: 0	H: 2	E: 0	LOB: 2	K: 1	BB: 0	S: 7	P: 7	R: 0	H: 0	E: 0	LOB: 0	K: 1	BB: 0	S: 5	P: 5
	R: 0	H: 0	E: 0	LOB: 1	K: 0	BB: 1	S: 3	P: 7	R: 0	H: 2	E: 0	LOB: 1	K: 0	BB: 0	S: 4	P: 4	R: 0	H: 0	E: 0	LOB: 0	K: 1	BB: 0	S: 5	P: 5	R: 0	H: 1	E: 0	LOB: 1	K: 2	BB: 0	S: 8	P: 8
	R: 0	H: 1	E: 0	LOB: 3	K: 0	BB: 2	S: 4	P: 12	1B: 5	SF: 0	2B: 3	SAC: 0	3B: 0	DP: 2	HR: 0	HBP: 0	WP: 0	PA: 35	PB: 0		SB: 0		CS: 0									

PITCHER		IP	WLS	BF	H	R	ER	SO	BB	IBB	HBP	BLK	WP	HR	S	P	ERA	WHIP
46 Raul Valdes, L ERA: 4.05	(1, 1)	3.0	W	11	3	0	0	1	0	0	0	0	0	0	13	13	0.00	1.000
37 Mike Adams, R ERA:	(4, 1)	1.0		3	0	0	0	1	0	0	0	0	0	0	5	5	0.00	0.000
45 Chad Durbin, R ERA: 4.5	(5, 1)	3.0	H	11	2	0	0	1	1	0	0	0	0	0	12	16	0.00	1.000
40 Michael Stutes, R ERA: 3.86	(8, 1)	1.0		4	1	0	0	2	0	0	0	0	0	0	8	8	0.00	1.000
63 Jake Diekman, L ERA: 4.5	(9, 1)	1.0		6	1	0	0	0	2	0	0	0	0	0	4	12	0.00	3.000

PITCHER	IP	WLS	BF	H	R	ER	SO	BB	IBB	HBP	BLK	WP	HR	S	P	ERA	WHIP

AB	32
R	0
H	7
RBI	0
BB	3
SO	5
LOB	15

New York Yankees @ Pittsburgh Pirates

McKechnie Field, Bradenton, FL

Sun Mar 17 2013, 1:12 PM - 4:33 PM EDT

Att. 8,541 - Cloudy - 74 F

TOP

livebaseballscorecards.com

Batter	1	2	3	4	5	6	7	8	9	AB	R	H	RBI	BB	SO	LOB
26 Eduardo Núñez, R (1, 6) OBP: 0.310, SLG: 0.270	S X	0-1 22 S 36 E 1B	X	0-0 22 1B 36 2B 1B	X	0-0 ② F9		S X	0-1 ① G4-3 1-3	C C C	0-3 ② K		4	2	2	0	0	0	1
93 Walter Ibarra, S (7, 6) OBP: 0.412, SLG: 0.412												1	0	0	0	0	1	2
22 Brennan Boesch, L (1, 9) OBP: 0.280, SLG: 0.273	B X	1-0 36 S 36 HR 1-2 1B	X	0-0 36 2B 1-3 1B	X	0-0 ③ G3		X	0-0 ② SF7 3-H	B S S S	1-3 ③ K 1-2 3-H		3	1	2	1	0	0	0
91 Neil Medchill, L (7, 9)												1	0	0	0	0	1	1
36 Kevin Youkilis, R (1, 5) OBP: 0.345, SLG: 0.885	S B B B X	3-1 1-H 2-H HR	X	0-0 1-3 3-H 2B	S S S	0-3 ① K		X	0-0 ③ P4	X	0-0 97 FC6-4 1B		4	1	2	3	0	1	0
85 Gil Velazquez, R (6, 5) OBP: 0.500, SLG: 0.389												1	0	1	0	0	0	0
54 Juan Rivera, R (1, 3) OBP: 0.302, SLG: 0.381	X	0-0 ① G6-3	X	0-0 ③ G4-3	X	0-0 ② G5-3		X	0-0 ① P4	S S S	0-3 ① K		4	0	0	0	0	0	2
45 Bobby Wilson, R (7, 2) OBP: 0.200, SLG: 0.158												1	0	0	0	0	1	1
17 Jayson Nix, R (1, 4) OBP: 0.268, SLG: 0.216	X	0-0 ② G6-3	B B B B	4-0 60 G3 19 BB 63 HR BB	B B B B	4-0 19 CS BB		X	0-0 ② F7	X	0-0 ② FC6-4 96 WP 96 2B 1-2f		2	1	0	0	2	0	0
97 José Pirela, R (7, 4) OBP: 0.345, SLG: 0.552												1	1	0	0	0	0	1
19 Chris Stewart, R (1, 2) OBP: 0.286, SLG: 0.385	X	0-0 60 FC6-4 1B	B B B B	4-0 60 G3 63 HR 1-2 BB	C	0-1 ③ CS 1-2	X	X	0-0 ① F7	X	0-0 ③ G3-1	D X	1-0 1-H 2B	3	1	1	0	1	0	0
96 Addison Maruszak, R (7, 3) OBP: 0.167, SLG: 0.292												1	0	1	1	0	0	0
60 Thomas Neal, R (1, 7) OBP: 0.343, SLG: 0.419	X	0-0 ③ FC6-4 1-2f	X	0-0 ① G3 1-2 2-3	X	0-0 ② F9		B B B B	4-0 12 F9 12 S 91 PB BB	S S S	0-3 ③ K		3	1	0	0	1	0	3
Shane Brown, R (8, 7)												1	0	0	0	0	1	1
12 Dan Johnson, L (1, 10) OBP: 0.270, SLG: 0.069		X	0-0 ① F8	B B B B	4-0 63 HR BB	X	0-0 ③ F9	B X	1-0 ① F9 1-3				3	1	0	0	1	0	1
63 Melky Mesa, R (1, 8) OBP: 0.239, SLG: 0.395		X	0-0 ② F8	B S X	1-1 1-H 2-H 3-H HR	X	0-0 E5 26 G4-3 26 S 22 SF7	H	1-0 91 PB HBP				3	2	1	4	0	0	0
Exicardo Cayones, L (8, PR) (8, 8)													0	0	0	0	0	0	0
Inning Stats	R: 3 E: 0 K: 0 S: 9 H: 4 LOB: 1 BB: 0 P: 13	R: 1 E: 0 K: 0 S: 6 H: 3 LOB: 2 BB: 0 P: 6	R: 4 E: 0 K: 0 S: 5 H: 1 LOB: 0 BB: 3 P: 18	R: 0 E: 0 K: 1 S: 5 H: 0 LOB: 0 BB: 1 P: 9	R: 0 E: 0 K: 0 S: 3 H: 0 LOB: 0 BB: 0 P: 3	R: 1 E: 1 K: 0 S: 5 H: 0 LOB: 0 BB: 0 P: 5	R: 0 E: 0 K: 0 S: 3 H: 0 LOB: 0 BB: 0 P: 3	R: 1 E: 0 K: 2 S: 7 H: 0 LOB: 2 BB: 1 P: 14	R: 1 E: 0 K: 2 S: 9 H: 2 LOB: 1 BB: 0 P: 10	1B: 6 2B: 2 3B: 0 HR: 2 SF: 1 SAC: 0 DP: 0 HBP: 1	WP: 1 PB: 1 SB: 5 CS: 1 PA: 44					

AB	36
R	11
H	10
RBI	9
BB	5
SO	5
LOB	13

PITCHER		IP	WLS	BF	H	R	ER	SO	BB	IBB	HBP	BLK	WP	HR	S	P	ERA	WHIP
57 Phil Irwin, R ERA: 6.97	(1, 1)	2.1	L	16	7	6	6	0	2	0	0	0	0	1	16	28	23.14	3.857
52 Mike Zagurski, L ERA: 4.05	(3, 1)	1.2		7	1	2	2	1	2	0	0	0	0	1	9	18	10.80	1.800
49 Jeff Locke, L ERA: 3.12	(5, 1)	4.0		15	0	2	0	2	1	0	1	0	0	0	18	25	0.00	0.250
48 Jared Hughes, R ERA: 1.23	(9, 1)	1.0		5	2	1	1	2	0	0	0	0	1	0	9	10	9.00	2.000

PITCHER	IP	WLS	BF	H	R	ER	SO	BB	IBB	HBP	BLK	WP	HR	S	P	ERA	WHIP

BOTTOM

Batter	1	2	3	4	5	6	7	8	9	AB	R	H	RBI	BB	SO	LOB
6 Starling Marte, R (1, 7) OBP: 0.400, SLG: 0.545 26 Felix Pie, L (7, 7) OBP: 0.400, SLG: 0.633	S S S 0-3 K ①		S S S 0-3 K ③		X 0-0 55 G6-3 1B		B B B 4-0 73 S 73 1B BB		D X 1-0 73 1B 7 2B 1-3 2-H 1B	3 0 1 0 0 2 1 1 2 1 1 1 0 0						
55 Russell Martin, R (1, 2) OBP: 0.357, SLG: 0.238 73 Lucas May, R (7, 2) OBP: 0.476, SLG: 0.526	X 0-0 G6-3 ②			B B B 4-0 24 2B BB	X 0-0 ① ② G6-3 1-2f		C X 0-1 1-H 1B		X 0-0 7 2B 43 G6-3 1-2 3-H 1B	2 1 0 0 1 0 1 2 1 2 2 0 0 0						
22 Andrew McCutchen, R (1, 8) OBP: 0.294, SLG: 0.310 7 Alex Presley, L (7, 8) OBP: 0.366, SLG: 0.389	X 0-0 G6-3 ③			S S S 0-3 K ①	X 0-0 F9 ③		X 0-0 G4-3 ③		X 0-0 46 L8 1-3 2-H 2B	3 0 0 0 0 1 1 2 0 1 1 0 0 1						
24 Pedro Alvarez, L (1, 5) OBP: 0.219, SLG: 0.310 43 Jared Goedert, R (7, 5) OBP: 0.333, SLG: 0.385		X 0-0 46 AM BB 2B		X 0-0 1-H 14 2B 2B		B B B 4-0 23 WP 14 PB BB		X 0-0 F9 ①	X 0-0 G6-3 ① 3-H	2 1 2 1 1 0 0 2 0 0 1 0 0 1						
46 Garrett Jones, L (1, 3) OBP: 0.364, SLG: 0.263 46 Matt Curry, L (7, 3) OBP: 0.600, SLG: 0.500		D C C C 1-3 K ① ② 2-3		H 1-0 14 2B 23 SF8 HBP	X 0-0 F7 ①		B B B B 4-0 BB	X 0-0 L8 ② 2-3		2 1 0 0 0 1 2 1 0 0 0 1 0 1						
14 Gaby Sanchez, R (1, 10) OBP: 0.382, SLG: 0.690 79 Gregory Polanco, L (8, PH) OBP: 0.200, SLG: 0.200 (9, 10)		X 0-0 G6-3 ③		X 0-0 1-3 2-H 2B		S S S 0-3 K ② 1-2		X 0-0 F8 ②	X 0-0 G4-3 ③	3 0 1 1 0 1 1 2 0 0 0 0 0 2						
23 Travis Snider, L (1, 9) OBP: 0.297, SLG: 0.387 31 Jose Tabata, R (7, 9) OBP: 0.222, SLG: 0.412		X 0-0 5 FC8-3-6 1B	X 0-0 SF8 ② 3-H			D X 1-0 P1 ③ 2-3		X 0-0 P4 ③		2 0 1 1 0 0 1 1 0 0 0 0 0 1						
5 Josh Harrison, R (1, 4) OBP: 0.323, SLG: 0.333 66 Iván De Jesús Jr., R (8, 4) OBP: 0.429, SLG: 0.556		X 0-0 FC8-3-6 ① 1-2f	X 0-0 G6-3 ③			X 0-0 P3 ①			X 0-0 26 WP 10 1B 26 1B 1B	3 0 0 0 0 0 2 1 1 1 0 0 0 0						
12 Clint Barmes, R (1, 6) OBP: 0.258, SLG: 0.448 10 Jordy Mercer, R (8, 6) OBP: 0.536, SLG: 0.526		X 0-0 P3 ②			C B S X 1-2 HR	X 0-0 F8 ②			X 0-0 26 1B 26 WP 73 1B 1-2 1B	3 1 1 1 0 0 1 1 1 1 0 0 0 0						
Inning Stats	R: 0 H: 0 E: 0 LOB: 0 K: 1 BB: 0 S: 5 P: 5	R: 0 H: 1 E: 0 LOB: 0 K: 1 BB: 0 S: 5 P: 6	R: 0 H: 1 E: 0 LOB: 1 K: 1 BB: 0 S: 6 P: 6	R: 3 H: 2 E: 0 LOB: 1 K: 1 BB: 1 S: 7 P: 12	R: 1 H: 2 E: 0 LOB: 0 K: 0 BB: 0 S: 6 P: 7	R: 0 H: 0 E: 0 LOB: 1 K: 1 BB: 1 S: 5 P: 10	R: 1 H: 1 E: 0 LOB: 1 K: 0 BB: 1 S: 5 P: 9	R: 0 H: 0 E: 0 LOB: 1 K: 0 BB: 1 S: 3 P: 7	R: 4 H: 5 E: 0 LOB: 1 K: 0 BB: 0 S: 8 P: 9	1B: 7 SF: 1 2B: 4 SAC: 0 3B: 0 DP: 1 HR: 1 HBP: 1						

PITCHER		IP	WLS	BF	H	R	ER	SO	BB	IBB	HBP	BLK	WP	HR	S	P	ERA	WHIP
47 Iván Nova, R ERA: 3.21	(1, 1)	5.0	W	21	6	4	4	4	1	0	1	0	0	1	29	36	7.20	1.400
30 David Robertson, R ERA:	(6, 1)	1.0		4	0	0	0	1	1	0	0	0	1	0	5	10	0.00	1.000
99 Branden Pinder, R ERA: 3.68	(7, 1)	1.0		5	1	1	1	0	1	0	0	0	0	0	5	9	9.00	2.000
84 Matt Tracy, L ERA: 12.0	(8, 1)	1.0		9	5	4	4	0	1	0	0	0	1	0	8	13	36.00	6.000
82 Chase Whitley, R ERA: 5.06	(9, 1)	1.0	S	3	0	0	0	0	0	0	0	0	0	0	3	3	0.00	0.000

PITCHER	IP	WLS	BF	H	R	ER	SO	BB	IBB	HBP	BLK	WP	HR	S	P	ERA	WHIP

New York Yankees @ Pittsburgh Pirates

McKechnie Field, Bradenton, FL

Sun Mar 17 2013, 1:12 PM - 4:33 PM EDT

Att. 8,541 - Cloudy - 74 F

livebaseballscorecards.com

AB	36
R	9
H	12
RBI	9
BB	4
SO	5
LOB	16

1B: 7 SF: 1 WP: 2 PA: 42
2B: 4 SAC: 0 PB: 1
3B: 0 DP: 1 SB: 1
HR: 1 HBP: 1 CS: 0

Batter	1	2	3	4	5	6	7	8	9	AB	R	H	RBI	BB	SO	LOB
11 Brett Gardner, L (1, 8) OBP: 0.396, SLG: 0.372	F8			E1 31 2B 1B		K			BB 40 DI	3	1	1	0	0	1	0
63 Melky Mesa, R (7, 8) OBP: 0.255, SLG: 0.395										0	0	0	0	1	0	0
85 Gil Velazquez, R (1, 6) OBP: 0.440, SLG: 0.333	P4			G6-3		F8			K	3	0	0	0	0	0	1
93 Walter Ibarra, S (7, 6) OBP: 0.389, SLG: 0.389										1	0	0	0	0	1	1
31 Ichiro Suzuki, L (1, 7) OBP: 0.447, SLG: 0.471	P2			2-H 2B			P5		F9 1-2	3	0	1	1	0	0	0
40 Ben Francisco, R (7, 7) OBP: 0.429, SLG: 0.567										1	0	0	0	0	0	1
36 Kevin Youkilis, R (1, 3) OBP: 0.313, SLG: 0.793		F8		K			P3			3	0	0	0	0	1	1
12 Dan Johnson, L (7, 3) OBP: 0.270, SLG: 0.069										0	0	0	0	0	0	0
33 Travis Hafner, L (1, 10) OBP: 0.235, SLG: 0.276		P5		K			K			3	0	0	0	0	2	1
22 Brennan Boesch, L (1, 9) OBP: 0.250, SLG: 0.240		G1-3			G4-3			F9		3	0	0	0	0	0	0
60 Thomas Neal, R (8, 9) OBP: 0.343, SLG: 0.419										0	0	0	0	0	0	0
19 Chris Stewart, R (1, 2) OBP: 0.258, SLG: 0.345			E5 95 SH1 L1-5		P4			F7		3	0	0	0	0	0	0
45 Bobby Wilson, R (8, 2) OBP: 0.200, SLG: 0.158										0	0	0	0	0	0	0
95 Ronnier Mustelier, R (1, 5) OBP: 0.333, SLG: 0.444			SH1 2-3		G5-3			F8		2	0	0	0	0	0	0
96 Addison Maruszak, R (8, 5) OBP: 0.167, SLG: 0.292										0	0	0	0	0	0	0
Corban Joseph, L (1, 4) OBP: 0.278, SLG: 0.219			L1-5 3-3			F7			L5	2	0	0	0	0	0	1
97 José Pirela, R (7, 4) OBP: 0.333, SLG: 0.533										1	0	0	0	0	0	0
Inning Stats	R: 0 E: 0 K: 0 S: 3 H: 0 LOB: 0 BB: 0 P: 3	R: 0 E: 0 K: 0 S: 3 H: 0 LOB: 0 BB: 0 P: 3	R: 0 E: 1 K: 0 S: 3 H: 0 LOB: 0 BB: 0 P: 3	R: 1 E: 1 K: 2 S: 9 H: 2 LOB: 1 BB: 0 P: 9	R: 0 E: 0 K: 0 S: 3 H: 0 LOB: 0 BB: 0 P: 3	R: 0 E: 0 K: 1 S: 5 H: 0 LOB: 0 BB: 0 P: 5	R: 0 E: 0 K: 1 S: 5 H: 0 LOB: 0 BB: 0 P: 5	R: 0 E: 0 K: 0 S: 3 H: 0 LOB: 0 BB: 0 P: 3	R: 0 E: 0 K: 1 S: 5 H: 0 LOB: 1 BB: 1 P: 10	1B: 1 2B: 2 3B: 0 HR: 0	SF: 0 SAC: 1 DP: 1 HBP: 0						

TOP

New York Yankees @ Philadelphia Phillies

Bright House Field, Clearwater, FL

Tue Mar 19 2013, 1:08 PM - 3:43 PM EDT

Att. 10,074 - Sunny - 80 F

livebaseballscorecards.com

AB	28
R	1
H	2
RBI	1
BB	1
SO	5
LOB	6

PITCHER		IP	WLS	BF	H	R	ER	SO	BB	IBB	HBP	BLK	WP	HR	S	P	ERA	WHIP
38 Kyle Kendrick, R ERA: 5.14	(1, 1)	6.0	W	20	2	1	0	3	0	0	0	0	0	0	26	26	0.00	0.333
37 Mike Adams, R ERA:	(7, 1)	1.0	H	3	0	0	0	1	0	0	0	0	0	0	5	5	0.00	0.000
58 Jonathan Papelbon, R ERA: 15.43	(8, 1)	1.0	H	3	0	0	0	0	0	0	0	0	0	0	3	3	0.00	0.000
45 Chad Durbin, R ERA: 4.0	(9, 1)	1.0	S	4	0	0	0	1	1	0	0	0	0	0	5	10	0.00	1.000

PITCHER		IP	WLS	BF	H	R	ER	SO	BB	IBB	HBP	BLK	WP	HR	S	P	ERA	WHIP

WP: 0 PB: 0 SB: 0 CS: 0 PA: 30

BOTTOM

New York Yankees @ Philadelphia Phillies

Bright House Field, Clearwater, FL

Tue Mar 19 2013, 1:08 PM - 3:43 PM EDT

Att. 10,074 - Sunny - 80 F

livebaseballscorecards.com

Batter	1	2	3	4	5	6	7	8	9	AB	R	H	RBI	BB	SO	LOB
11 Jimmy Rollins, S (1, 6) OBP: 0.471, SLG: 0.333 28 Kevin Frandsen, R (7, 5) OBP: 0.320, SLG: 0.542	0-0 1B		S S S 0-3 ① K	B B B 4-0 BB		B B B B 4-0 10 1B 2-3 BB		0-0 E5		2 0 1 0 2 1 1 1 0 0 0 0 0 0						
10 Michael Young, R (1, 5) OBP: 0.306, SLG: 0.379 4 Pete Orr, L (7, 4) OBP: 0.313, SLG: 0.813	0-0 ① F7		0-0 ② F9	C C C 0-3 ③ K		0-0 1-2 3-H 1B		S S S 0-3 ③ K		4 0 1 1 0 1 4 1 0 0 0 0 1 1						
26 Chase Utley, L (1, 4) OBP: 0.358, SLG: 0.341 37 Mike Adams, R (7, 1) 15 John Mayberry Jr., R (8, 3) OBP: 0.304, SLG: 0.333	S S S 0-3 ② K		0-0 1-2 1B		0-0 1B	0-0 ③ G3-1				4 0 2 0 0 1 3 0 0 0 0 0 0 0 0 0 0 0 0 0 0						
6 Ryan Howard, L (1, 3) OBP: 0.338, SLG: 0.633 43 Ender Inciarte, L (8, 9) OBP: 0.375, SLG: 0.300	0-0 ③ G4-3		0-0 ③ F8		0-0 ① F9		B S X 1-1 HR			4 1 1 1 0 0 4 0 0 0 0 0 0 0						
9 Domonic Brown, L (1, 7) OBP: 0.465, SLG: 0.714 13 Freddy Galvis, S (7, 6) OBP: 0.293, SLG: 0.518		0-0 ① G4-3		B S S X 1-2 HR	S S S 0-3 ② K		0-0 ① G6-3			3 1 1 1 0 1 1 1 0 0 0 0 0 0						
19 Laynce Nix, L (1, 9) OBP: 0.273, SLG: 0.333 58 Jonathan Papelbon, R (8, 1) 45 Chad Durbin, R (9, 1)		0-0 71 G4-3 2B		0-0 71 G4-3 39 2B 1B	S S S 0-3 ③ K		S S S 0-3 ② K			4 1 2 0 0 2 1 0 0 0 0 0 0 0 0 0 0 0 0 0 0						
71 Jermaine Mitchell, L (1, 8) OBP: 0.391, SLG: 0.714		0-0 ② G4-3 2-3		0-0 ① G4-3 1-2		S S S 0-3 ① K	0-0 ③ G4-3			4 0 0 0 0 1 2						
39 Steven Lerud, L (1, 2) OBP: 0.353, SLG: 0.500		0-0 ③ F9		0-0 38 G4-3 2-H 2B		B B B B 4-0 11 WP 18 G3 10 1B BB		0-0 ① F7		3 1 1 1 1 0 1						
38 Kyle Kendrick, R (1, 1) OBP: 0.500, SLG: 0.500 18 Darin Ruf, R (6, PH) OBP: 0.298, SLG: 0.373 (7, 7)			0-0 26 1B 1B	0-0 ② G4-3 2-3		0-0 ② G3 1-2		C C C 0-3 ② K		2 0 1 0 0 0 1 2 0 0 0 0 1 1						
Inning Stats	R: 0 E: 0 K: 1 S: 6 H: 1 LOB: 1 BB: 0 P: 6	R: 0 E: 0 K: 0 S: 4 H: 1 LOB: 1 BB: 0 P: 4	R: 0 E: 0 K: 1 S: 7 H: 2 LOB: 2 BB: 0 P: 7	R: 2 E: 0 K: 1 S: 10 H: 3 LOB: 2 BB: 1 P: 15	R: 0 E: 0 K: 2 S: 8 H: 1 LOB: 1 BB: 0 P: 8	R: 1 E: 0 K: 1 S: 6 H: 1 LOB: 2 BB: 2 P: 14	R: 1 E: 0 K: 1 S: 7 H: 1 LOB: 0 BB: 0 P: 8	R: 0 E: 1 K: 2 S: 8 H: 0 LOB: 1 BB: 0 P: 8		1B: 6 2B: 2 3B: 0 HR: 2	SF: 0 SAC: 0 DP: 0 HBP: 0					

	AB	35
	R	4
	H	10
	RBI	4
	BB	3
	SO	9
	LOB	20

WP: 1 PB: 0 SB: 0 CS: 0 PA: 38

PITCHER	IP	WLS	BF	H	R	ER	SO	BB	IBB	HBP	BLK	WP	HR	S	P	ERA	WHIP
43 Adam Warren, R (1, 1) ERA: 9.64	3.2	L	19	7	2	2	2	1	0	0	0	0	1	24	29	4.91	2.182
62 Joba Chamberlain, R (4, 1) ERA: 4.26	0.1		1	0	0	0	1	0	0	0	0	0	0	3	3	0.00	0.000
48 Boone Logan, L (5, 1) ERA:	1.0		4	1	0	0	2	0	0	0	0	0	0	8	8	0.00	1.000
27 Shawn Kelley, R (6, 1) ERA: 5.4	0.2		5	1	1	1	1	2	0	0	0	1	0	5	13	13.50	4.500
53 Josh Spence, L (6, 1) ERA: 1.29	1.1		5	1	1	1	1	0	0	0	0	0	1	8	9	6.75	0.750

PITCHER	IP	WLS	BF	H	R	ER	SO	BB	IBB	HBP	BLK	WP	HR	S	P	ERA	WHIP
34 David Aardsma, R (8, 1) ERA: 3.6	1.0		4	0	0	0	2	0	0	0	0	0	0	8	8	0.00	0.000

Boston Red Sox @ New York Yankees

George M. Steinbrenner Field, Tampa, FL

Wed Mar 20 2013, 1:08 PM - 3:24 PM EDT

Att. 10,801 - Overcast - 72 F

TOP

livebaseballscorecards.com

Batter	1	2	3	4	5	6	7	8	9	AB	R	H	RBI	BB	SO	LOB
26 Brock Holt, L (1, 4) OBP: 0.271, SLG: 0.289 76 Jonathan Diaz, R (8, 4) OBP: 0.333, SLG: 0.304	L6		29 BB 1B			CCC K			P6	3 1	0 0	1 0	0 0	0 0	1 0	0 0
29 Daniel Nava, S (1, 3) OBP: 0.435, SLG: 0.359 (5, 7)	G5-3		BBBB 1-2 BB			74 G4-6-3 1B			G3-1	3	0	1	0	1	0	0
74 Jackie Bradley Jr., L (1, 8) OBP: 0.545, SLG: 0.578	2B		L7			G4-6-3 1-2f			1B	4	0	2	0	0	0	3
50 Mauro Gomez, R (1, 10) OBP: 0.267, SLG: 0.225	K			F7			L7		K	4	0	0	0	0	2	2
37 Mike Carp, L (1, 7) OBP: 0.278, SLG: 0.333 (5, 3)		P6		L4			K			3	0	0	0	0	1	0
3 David Ross, R (1, 2) OBP: 0.240, SLG: 0.200 Christian Vázquez, R (7, 2) OBP: 0.263, SLG: 0.235		F8		F7			F8			3 0	0 0	0 0	0 0	0 0	0 0	0 0
25 Ryan Sweeney, L (1, 9) OBP: 0.333, SLG: 0.275		F7			F8			G1-3		3	0	0	0	0	0	0
44 Drew Sutton, S (1, 5) OBP: 0.421, SLG: 0.300			G5-3		E6 10 G6-4-3			F9		3	0	0	0	0	0	0
10 Jose Iglesias, R (1, 6) OBP: 0.250, SLG: 0.413 92 Jonathan Hee, R (8, 6) OBP: 0.167, SLG: 0.167			G5-3		G6-4-3 1-2f			K		3 0	0 0	0 0	0 0	0 0	1 0	1 0

	AB	30
	R	0
	H	4
	RBI	0
	BB	1
	SO	5
	LOB	6

Inning Stats																								
	R: 0 E: 0 K: 1 S: 6	H: 1 LOB: 1 BB: 0 P: 6	R: 0 E: 0 K: 0 S: 3	H: 0 LOB: 0 BB: 0 P: 3	R: 0 E: 0 K: 0 S: 4	H: 1 LOB: 2 BB: 1 P: 8	R: 0 E: 0 K: 0 S: 3	H: 0 LOB: 0 BB: 0 P: 3	R: 0 E: 1 K: 0 S: 3	H: 0 LOB: 0 BB: 0 P: 3	R: 0 E: 0 K: 1 S: 5	H: 1 LOB: 0 BB: 0 P: 5	R: 0 E: 0 K: 1 S: 5	H: 0 LOB: 0 BB: 0 P: 5	R: 0 E: 0 K: 1 S: 5	H: 0 LOB: 0 BB: 0 P: 5	R: 0 E: 0 K: 1 S: 6	H: 1 LOB: 1 BB: 0 P: 6	1B: 3 2B: 1 3B: 0 HR: 0	SF: 0 SAC: 0 DP: 2 HBP: 0	WP: 0 PB: 0 SB: 0 CS: 0	PA: 31		

PITCHER		IP	WLS	BF	H	R	ER	SO	BB	IBB	HBP	BLK	WP	HR	S	P	ERA	WHIP
96 Vidal Nuño, L ERA: 0.68	(1, 1)	5.0	W	18	2	0	0	1	1	0	0	0	0	0	19	23	0.00	0.600
30 David Robertson, R ERA:	(6, 1)	1.0		3	1	0	0	1	0	0	0	0	0	0	5	5	0.00	1.000
62 Joba Chamberlain, R ERA: 3.68	(7, 1)	1.0		3	0	0	0	1	0	0	0	0	0	0	5	5	0.00	0.000
53 Josh Spence, L ERA: 1.23	(8, 1)	0.1		1	0	0	0	0	0	0	0	0	0	0	1	1	0.00	0.000
38 Cody Eppley, R ERA: 6.35	(8, 1)	0.2		2	0	0	0	1	0	0	0	0	0	0	4	4	0.00	0.000

PITCHER		IP	WLS	BF	H	R	ER	SO	BB	IBB	HBP	BLK	WP	HR	S	P	ERA	WHIP
94 Mark Montgomery, R ERA: 3.18	(9, 1)	1.0		4	1	0	0	1	0	0	0	0	0	0	6	6	0.00	1.000

BOTTOM

Boston Red Sox @ New York Yankees

George M. Steinbrenner Field, Tampa, FL

Wed Mar 20 2013, 1:08 PM - 3:24 PM EDT

Att. 10,801 - Overcast - 72 F

livebaseballscorecards.com

Batter	1	2	3	4	5	6	7	8	9	AB	R	H	RBI	BB	SO	LOB
11 Brett Gardner, L (1, 7) OBP: 0.385, SLG: 0.348 92 Mason Williams, L (8, 8)	K	BB 1-2 2-3 3-H		E5 26 1B		CS 1-2	F7			3 0	0 0	0 0	0 0	1 0	1 0	0 0
26 Eduardo Núñez, R (1, 6) OBP: 0.304, SLG: 0.275 85 Gil Velazquez, R (8, 6) OBP: 0.440, SLG: 0.333	K	SF8 3-H		1B 1-2			G4-3			3 0	0 0	1 0	1 0	0 0	1 0	0 0
36 Kevin Youkilis, R (1, 5) OBP: 0.278, SLG: 0.697 Corban Joseph, L (8, 4) OBP: 0.278, SLG: 0.219	G5-3	K		K			P5			4 0	0 0	0 0	0 0	0 0	2 0	4 0
54 Juan Rivera, R (1, 3) OBP: 0.304, SLG: 0.378 12 Dan Johnson, L (8, 3) OBP: 0.289, SLG: 0.069		40 2B 17 SF9 1B	F8		F9			BB 96 G4-3		3 0	1 0	1 0	0 0	0 1	0 0	0 0
40 Ben Francisco, R (1, 9) OBP: 0.421, SLG: 0.576 96 Addison Maruszak, R (8, 7) OBP: 0.160, SLG: 0.280		17 SF9 19 1B 1-3 2B	K		G5-3			G4-3 1-2		3 1	1 0	1 0	0 0	0 0	1 0	0 1
17 Jayson Nix, R (1, 4) OBP: 0.273, SLG: 0.231 97 José Pirela, R (8, 5) OBP: 0.323, SLG: 0.516		SF9 2-3 3-H	1B		K			K		2 1	0 0	1 0	1 0	0 0	1 1	0 1
19 Chris Stewart, R (1, 2) OBP: 0.265, SLG: 0.344 45 Bobby Wilson, R (8, 2) OBP: 0.190, SLG: 0.150		63 1B 60 1B 11 WP 3-H 1B	F7			G4-3		F8		3 1	1 0	1 0	1 0	0 0	0 0	1 1
60 Thomas Neal, R (1, 10) OBP: 0.342, SLG: 0.412		11 WP 63 1B 26 SF8 1-2 1B		G6-3		E3 63 FC5-4				3	1	1	0	0	0	0
63 Melky Mesa, R (1, 8) OBP: 0.260, SLG: 0.391 (8, 9)		11 WP 1-2 2-3 1B		F7		FC5-4 11 CS 1-2f				3	0	1	0	0	0	1
Inning Stats	R: 0 E: 0 K: 2 S: 7 H: 0 LOB: 0 BB: 0 P: 7	R: 4 E: 0 K: 1 S: 10 H: 5 LOB: 2 BB: 1 P: 14	R: 0 E: 0 K: 1 S: 6 H: 1 LOB: 1 BB: 0 P: 6	R: 0 E: 1 K: 1 S: 7 H: 1 LOB: 2 BB: 0 P: 7	R: 0 E: 0 K: 1 S: 5 H: 0 LOB: 0 BB: 0 P: 5	R: 0 E: 1 K: 0 S: 3 H: 0 LOB: 0 BB: 0 P: 4	R: 0 E: 0 K: 0 S: 3 H: 0 LOB: 0 BB: 0 P: 3	R: 0 E: 0 K: 1 S: 5 H: 0 LOB: 1 BB: 1 P: 9		1B: 6 2B: 1 3B: 0 HR: 0 SF: 2 SAC: 0 DP: 0 HBP: 0					WP: 1 PB: 0 SB: 0 CS: 1 PA: 35	

	AB	30
	R	4
	H	7
	RBI	3
	BB	2
	SO	7
	LOB	9

PITCHER		IP	WLS	BF	H	R	ER	SO	BB	IBB	HBP	BLK	WP	HR	S	P	ERA	WHIP
22 Felix Doubront, L ERA: 4.15	(1, 1)	4.1	L	22	7	4	4	5	1	0	0	0	1	0	31	35	8.31	1.846
40 Andrew Bailey, R ERA: 4.05	(5, 1)	0.2		2	0	0	0	1	0	0	0	0	0	0	4	4	0.00	0.000
52 Joel Hanrahan, R ERA: 9.0	(6, 1)	1.0		3	0	0	0	0	0	0	0	0	0	0	3	4	0.00	0.000
59 Clayton Mortensen, R ERA: 3.24	(7, 1)	1.0		3	0	0	0	0	0	0	0	0	0	0	3	3	0.00	0.000
30 Andrew Miller, L ERA: 2.7	(8, 1)	1.0		4	0	0	0	1	1	0	0	0	0	0	5	9	0.00	1.000

PITCHER	IP	WLS	BF	H	R	ER	SO	BB	IBB	HBP	BLK	WP	HR	S	P	ERA	WHIP

Batter	1	2	3	4	5	6	7	8	9	AB	R	H	RBI	BB	SO	LOB
32 Aaron Hicks, S (1, 8) OBP: 0.339, SLG: 0.623	G4-3		2 E 2B	SF8 1-3 3-H		K		F8 1-2		4	0	1	1	0	1	1
2 Brian Dozier, R (1, 4) OBP: 0.308, SLG: 0.383	K		SAFE 27 S BB 2-3	G6-3		K		1B 2-H		3	0	0	0	1	2	1
5 Eduardo Escobar, S (6, 4) OBP: 0.318, SLG: 0.333										1	0	1	1	0	0	0
13 Jeff Clement, L (1, 10) OBP: 0.341, SLG: 0.286	K2-3		P5	27 1B BB		2B		K		3	0	1	0	1	1	2
95 Doug Bernier, R (8, PH) (8, 10)										1	0	0	0	0	1	1
27 Chris Parmelee, L (1, 3) OBP: 0.400, SLG: 0.414		K	K 1-2	1B 1-3 3-H		L6			BB	4	0	1	1	1	2	3
Miguel Sanó, R (1, 5) OBP: 0.400, SLG: 0.400		19 F8 19 E 1B	19 2B 41 2B 1B	K			F9		F8	5	1	2	0	0	1	3
19 Darin Mastroianni, R (1, 9) OBP: 0.469, SLG: 0.607		F8 1-3	41 2B 2B 1-3		41 S 1B		K		P6	3	1	2	0	0	0	1
48 Brandon Boggs, S (6, 9) OBP: 0.205, SLG: 0.419										2	0	0	0	0	1	1
12 Joe Benson, R (1, 7) OBP: 0.286, SLG: 0.283		BB	41 2B BB		K		P3		K	1	1	0	0	2	1	1
22 Wilkin Ramirez, R (6, 7) OBP: 0.389, SLG: 0.471										2	0	0	0	0	1	1
41 Drew Butera, R (1, 2) OBP: 0.400, SLG: 0.385		K	25 1B 32 SF8 1-H 2-H 3-H 2B		K 1-2			P6		4	1	1	3	0	2	3
25 Pedro Florimón, S (1, 6) OBP: 0.283, SLG: 0.262		K	32 E 32 S 27 1B 1B 2-3		K			5 1B BB		3	1	1	0	0	2	1
1 Ray Olmedo, S (6, 6) OBP: 0.389, SLG: 0.576										0	1	0	0	1	0	0
Inning Stats	R: 0 E: 0 K: 2 S: 7 H: 0 LOB: 0 BB: 0 P: 8	R: 0 E: 1 K: 2 S: 8 H: 1 LOB: 2 BB: 1 P: 13	R: 0 E: 1 K: 2 S: 8 H: 1 LOB: 2 BB: 1 P: 13	R: 5 E: 1 K: 1 S: 10 H: 5 LOB: 2 BB: 2 P: 19	R: 0 E: 0 K: 3 S: 10 H: 1 LOB: 1 BB: 0 P: 11	R: 0 E: 0 K: 2 S: 8 H: 1 LOB: 1 BB: 0 P: 8	R: 0 E: 0 K: 1 S: 5 H: 0 LOB: 0 BB: 0 P: 5	R: 1 E: 0 K: 1 S: 6 H: 1 LOB: 1 BB: 1 P: 10	R: 0 E: 0 K: 1 S: 5 H: 0 LOB: 1 BB: 1 P: 9	1B: 6 2B: 4 3B: 0 HR: 0	SF: 1 SAC: 0 DP: 0 HBP: 0						

PITCHER	IP	WLS	BF	H	R	ER	SO	BB	IBB	HBP	BLK	WP	HR	S	P	ERA	WHIP
41 David Phelps, R (1, 1) ERA: 3.97	3.2	L	20	6	5	5	6	3	0	0	0	0	0	29	45	12.27	2.455
88 Juan Cedeno, L (4, 1) ERA: 3.0	0.1		3	1	0	0	1	1	0	0	0	0	0	4	8	0.00	6.000
42 Mariano Rivera, R (5, 1) ERA:	1.0		4	1	0	0	3	0	0	0	0	0	0	10	11	0.00	1.000
30 David Robertson, R (6, 1) ERA:	1.0		4	1	0	0	2	0	0	0	0	0	0	8	8	0.00	1.000
34 David Aardsma, R (7, 1) ERA: 3.0	1.0		3	0	0	0	1	0	0	0	0	0	0	5	5	0.00	0.000

PITCHER	IP	WLS	BF	H	R	ER	SO	BB	IBB	HBP	BLK	WP	HR	S	P	ERA	WHIP
48 Boone Logan, L (8, 1) ERA: 4.5	1.0		5	1	1	1	1	1	0	0	0	0	0	6	10	9.00	2.000
89 Preston Claiborne, R (9, 1) ERA: 1.0	1.0		4	0	0	0	1	1	0	0	0	0	0	5	9	0.00	1.000

TOP

Minnesota Twins @ New York Yankees

George M. Steinbrenner Field, Tampa, FL

Thu Mar 21 2013, 7:06 PM - 10:01 PM EDT

Att. 10,698 - Partly Cloudy - 63 F

livebaseballscorecards.com

AB	36
R	6
H	10
RBI	6
BB	6
SO	15
LOB	19

WP: 0 PB: 0 SB: 3 CS: 0 PA: 43

BOTTOM

Batter	1	2	3	4	5	6	7	8	9	AB	R	H	RBI	BB	SO	LOB
11 Brett Gardner, L (1, 8) OBP: 0.382, SLG: 0.333	G4-3		K		BB			G1-3		2	0	0	0	1	1	0
63 Melky Mesa, R (7, 8) OBP: 0.255, SLG: 0.383										1	0	0	0	0	0	0
31 Ichiro Suzuki, L (1, 7) OBP: 0.415, SLG: 0.432	G6-3			P4	L6			K		3	0	0	0	0	0	1
60 Thomas Neal, R (8, 9) OBP: 0.333, SLG: 0.400										1	0	0	0	0	1	0
24 Robinson Canó, L (1, 4) OBP: 0.300, SLG: 0.450	G6-3			36 BB 33 E 1B		G5-3		F7		2	1	1	0	0	0	0
85 Gil Velazquez, R (6, 4) OBP: 0.407, SLG: 0.304										2	0	0	0	0	0	0
36 Kevin Youkilis, R (1, 3) OBP: 0.289, SLG: 0.676		P4		33 E 1-2 BB		K			F7	1	0	0	0	1	0	0
12 Dan Johnson, L (5, 3) OBP: 0.275, SLG: 0.065										2	0	0	0	0	1	0
33 Travis Hafner, L (1, 10) OBP: 0.243, SLG: 0.258		BB		E7 1-3 2-H		F9			K	2	0	0	0	1	0	1
97 José Pirela, R (9, PH) OBP: 0.313, SLG: 0.500										1	0	0	0	0	1	0
22 Brennan Boesch, L (1, 9) OBP: 0.226, SLG: 0.214		K		P5			F8		G5-3	3	0	0	0	0	1	3
95 Ronnier Mustelier, R (8, 5) OBP: 0.323, SLG: 0.429										1	0	0	0	0	0	0
26 Eduardo Núñez, R (1, 6) OBP: 0.292, SLG: 0.262		F8		G6-3			17 G5-3 17 BLK HBP			2	0	0	0	0	0	3
93 Walter Ibarra, S (7, 6) OBP: 0.421, SLG: 0.389										0	0	0	0	0	0	0
17 Jayson Nix, R (1, 5) OBP: 0.255, SLG: 0.214			G6-3		G5-3		1-3			3	0	0	0	0	0	1
96 Addison Maruszak, R (8, 7) OBP: 0.160, SLG: 0.280										0	0	0	0	0	0	0
29 Francisco Cervelli, R (1, 2) OBP: 0.278, SLG: 0.313			F7		F7		F8			2	0	0	0	0	0	0
Austin Romine, R (7, 2) OBP: 0.222, SLG: 0.222										1	0	0	0	0	0	1
Inning Stats	R: 0 H: 0 E: 0 LOB: 0 K: 0 BB: 0 S: 3 P: 3	R: 0 H: 0 E: 0 LOB: 1 K: 1 BB: 1 S: 5 P: 9	R: 0 H: 0 E: 0 LOB: 0 K: 1 BB: 0 S: 5 P: 5	R: 1 H: 1 E: 1 LOB: 2 K: 0 BB: 1 S: 5 P: 9	R: 0 H: 0 E: 0 LOB: 1 K: 0 BB: 1 S: 3 P: 7	R: 0 H: 0 E: 0 LOB: 0 K: 1 BB: 0 S: 5 P: 5	R: 0 H: 0 E: 0 LOB: 1 K: 0 BB: 0 S: 3 P: 6	R: 0 H: 0 E: 0 LOB: 0 K: 1 BB: 0 S: 5 P: 5	R: 0 H: 0 E: 0 LOB: 0 K: 1 BB: 0 S: 5 P: 5	1B: 1 SF: 0 2B: 0 SAC: 0 3B: 0 DP: 0 HR: 0 HBP: 1						

PITCHER	IP	WLS	BF	H	R	ER	SO	BB	IBB	HBP	BLK	WP	HR	S	P	ERA	WHIP
62 Liam Hendriks, R (1, 1) ERA: 4.74	4.0	W	16	1	1	0	2	2	0	0	0	0	0	18	26	0.00	0.750
38 Cole De Vries, R (5, 1) ERA: 0.64	4.0	H	14	0	0	0	2	1	0	1	1	0	0	16	23	0.00	0.250
60 Pedro Hernandez, L (9, 1) ERA:	1.0		3	0	0	0	1	0	0	0	0	0	0	5	5	0.00	0.000

PITCHER	IP	WLS	BF	H	R	ER	SO	BB	IBB	HBP	BLK	WP	HR	S	P	ERA	WHIP

Minnesota Twins @ New York Yankees

George M. Steinbrenner Field, Tampa, FL

Thu Mar 21 2013, 7:06 PM - 10:01 PM EDT

Att. 10,698 - Partly Cloudy - 63 F

livebaseballscorecards.com

AB	29
R	1
H	1
RBI	0
BB	3
SO	5
LOB	10

WP: 0 PA: 33
PB: 0
SB: 0
CS: 0

New York Yankees @ Minnesota Twins

Hammond Stadium, Fort Myers, FL

Fri Mar 22 2013, 1:07 PM - 3:45 PM EDT

Att. 8,366 - Overcast - 73 F

TOP

livebaseballscorecards.com

Batter	1	2	3	4	5	6	7	8	9	AB	R	H	RBI	BB	SO	LOB
26 Eduardo Núñez, R (1, 6) OBP: 0.308, SLG: 0.283	G4-3 S 24 SF8 1B		3B 1B	G5-3			G6-4-3 1-2f	G5-3		4	2	2	0	0	0	2
85 Gil Velazquez, R (8, PH) OBP: 0.393, SLG: 0.292 (8, 6)										1	0	0	0	0	0	1
Corban Joseph, L (1, 4) OBP: 0.293, SLG: 0.324	G4-3 1-3		24 2B 1-H 3B		54 1B 2B		G1-3		F7	5	2	2	1	0	0	1
24 Robinson Canó, L (1, 10) OBP: 0.304, SLG: 0.500	SF8 3-H		2B 3-H		F7			54 S 40 1B BB	G5-3	2	0	1	2	0	0	1
98 Reegie Corona, S (8, PH) (8, 10)										0	1	0	0	1	0	0
97 José Pirela, R (9, PH) OBP: 0.303, SLG: 0.485 (9, 10)										1	0	0	0	0	0	0
54 Juan Rivera, R (1, 3) OBP: 0.300, SLG: 0.367	G5-3		K		40 G6-4-3 2-H 1B			K 1-2	P5	4	0	1	1	0	2	2
12 Dan Johnson, L (8, 3) OBP: 0.268, SLG: 0.063										1	0	0	0	0	0	0
40 Ben Francisco, R (1, 7) OBP: 0.405, SLG: 0.541		L5	F7		G6-4-3 1-2f			19 2B 2-H 1B		4	1	1	1	0	0	2
Ramón Flores, L (8, 7) OBP: 0.357, SLG: 0.182										0	0	0	0	0	0	0
19 Chris Stewart, R (1, 2) OBP: 0.263, SLG: 0.361		E5 60 2B 63 G6-3	F7			G5-3		2B 1-H		4	1	1	1	0	0	1
87 Francisco Arcia, L (8, 2) OBP: 0.750, SLG: 0.667										0	0	0	0	0	0	0
60 Thomas Neal, R (1, 9) OBP: 0.349, SLG: 0.436		63 G6-3 1-3 2B		F8		G6-3		63 1B 95 2B 1B		4	1	2	0	0	0	0
96 Addison Maruszak, R (8, 9) OBP: 0.160, SLG: 0.280										0	0	0	0	0	0	0
63 Melky Mesa, R (1, 8) OBP: 0.255, SLG: 0.373		G6-3 2-3 3-H		K		F9		95 2B 1-2 1B		4	1	1	1	0	1	1
95 Ronnier Mustelier, R (1, 5) OBP: 0.371, SLG: 0.500		G5-3					26 G6-4-3 1B	1-H 2-H 2B		4	0	3	2	0	0	1
93 Walter Ibarra, S (8, 5) OBP: 0.421, SLG: 0.389				1B						0	0	0	0	0	0	0

Inning Stats	R: 1 E: 0 K: 0 S: 4	H: 1 LOB: 0 BB: 0 P: 5	R: 1 E: 1 K: 0 S: 5	H: 1 LOB: 1 BB: 0 P: 5	R: 2 E: 0 K: 1 S: 8	H: 3 LOB: 1 BB: 0 P: 8	R: 0 E: 0 K: 1 S: 6	H: 1 LOB: 1 BB: 0 P: 6	R: 1 E: 0 K: 0 S: 4	H: 2 LOB: 0 BB: 0 P: 4
	R: 0 E: 0 K: 0 S: 3	H: 0 LOB: 0 BB: 0 P: 3	R: 0 E: 0 K: 0 S: 3	H: 1 LOB: 0 BB: 0 P: 3	R: 4 E: 0 K: 1 S: 9	H: 5 LOB: 1 BB: 1 P: 13	R: 0 E: 0 K: 0 S: 3	H: 0 LOB: 0 BB: 0 P: 3	1B: 8 2B: 5 3B: 1 HR: 0	SF: 1 SAC: 0 DP: 2 HBP: 0

	PITCHER	IP	WLS	BF	H	R	ER	SO	BB	IBB	HBP	BLK	WP	HR	S	P	ERA	WHIP
49 Vance Worley, R (1, 1) ERA: 6.35		5.0		23	8	5	4	2	0	0	0	0	0	0	27	28	7.20	1.600
52 Brian Duensing, L (6, 1) ERA: 4.09		1.0		3	0	0	0	0	0	0	0	0	0	0	3	3	0.00	0.000
57 Ryan Pressly, R (7, 1) ERA: 0.82		1.0		3	1	0	0	0	0	0	0	0	0	0	3	3	0.00	1.000
64 Tyler Robertson, L (8, 1) ERA: 7.71		1.0	L	8	5	4	4	1	1	0	0	0	0	0	9	13	36.00	6.000
20 Josh Roenicke, R (9, 1) ERA: 6.52		1.0		3	0	0	0	0	0	0	0	0	0	0	3	3	0.00	0.000

PITCHER	IP	WLS	BF	H	R	ER	SO	BB	IBB	HBP	BLK	WP	HR	S	P	ERA	WHIP

AB	38
R	9
H	14
RBI	9
BB	1
SO	3
LOB	12

WP: 0 PA: 40
PB: 0
SB: 2
CS: 0

BOTTOM

New York Yankees @ Minnesota Twins

Hammond Stadium, Fort Myers, FL

Fri Mar 22 2013, 1:07 PM - 3:45 PM EDT

Att. 8,366 - Overcast - 73 F

livebaseballscorecards.com

Batter	1	2	3	4	5	6	7	8	9	AB	R	H	RBI	BB	SO	LOB
48 Brandon Boggs, S (1, 8) (8, 7) OBP: 0.224, SLG: 0.417	F7	FC6-4 (8) 1-3 3-H 1B	G4-3	F7		F7		1-3 3-H 1B		5	0	2	2	0	0	3
8 Jamey Carroll, R (1, 4) OBP: 0.333, SLG: 0.293	F7	FC6-4 1-2f			G5-3		K	P3		5	0	0	0	0	1	4
7 Joe Mauer, L (1, 2) OBP: 0.500, SLG: 0.353	G3-1		F8		F9		F9		HR	3	0	0	0	0	0	0
84 Dan Rohlfing, R (6, 2) OBP: 0.375, SLG: 0.667										2	1	1	1	0	0	0
16 Josh Willingham, R (1, 7) OBP: 0.478, SLG: 0.553		K	G5-3		K		BB		G4-3	3	0	0	0	1	2	0
19 Darin Mastroianni, R (7, PR) (8, 8) OBP: 0.455, SLG: 0.586										1	0	0	0	0	0	0
33 Justin Morneau, L (1, 3) OBP: 0.278, SLG: 0.528		HR	G6-3			F7	F7		G4-3	4	1	1	1	0	0	1
13 Jeff Clement, L (8, 3) OBP: 0.333, SLG: 0.278										1	0	0	0	0	0	0
9 Ryan Doumit, S (1, 10) OBP: 0.326, SLG: 0.410		HR		22 2B 1 E BB		24 2B 1 SF8 1B		G6-3	G1	2	3	2	1	1	0	0
27 Chris Parmelee, L (8, PH) (9, 10) OBP: 0.378, SLG: 0.387										2	0	0	0	0	0	0
24 Trevor Plouffe, R (1, 5) OBP: 0.455, SLG: 0.500		22 E 48 1B 1B		K		1-3 2B		G4-3		3	1	2	0	0	1	1
5 Eduardo Escobar, S (7, 5) OBP: 0.311, SLG: 0.326										1	0	0	0	0	0	0
22 Wilkin Ramirez, R (1, 9) OBP: 0.450, SLG: 0.568		E8 1 FC3-6 1-3 1B		1 E 1-3 2B		HBP		1 E 48 1B 2B		3	1	3	0	0	0	0
1 Ray Olmedo, S (1, 6) OBP: 0.350, SLG: 0.528		FC3-6 48 1B 2-2		G1-3 2-3 3-H		SF8 3-H		E3 48 1B 2-3		3	0	0	1	0	0	4

	AB	38
	R	7
	H	11
	RBI	6
	BB	2
	SO	4
	LOB	13

Inning Stats																								
	R: 0	E: 0	K: 0	S: 3	H: 0	LOB: 0	BB: 0	P: 3	R: 3	E: 1	K: 1	S: 11	H: 5	LOB: 2	BB: 0	P: 13	R: 0	E: 0	K: 0	S: 3	H: 0	LOB: 0	BB: 0	P: 3
	R: 1	E: 1	K: 1	S: 6	H: 1	LOB: 1	BB: 1	P: 10	R: 0	E: 0	K: 1	S: 5	H: 0	LOB: 0	BB: 0	P: 5	R: 1	E: 0	K: 0	S: 5	H: 2	LOB: 2	BB: 0	P: 6
	R: 0	E: 0	K: 1	S: 5	H: 0	LOB: 1	BB: 1	P: 9	R: 1	E: 1	K: 0	S: 6	H: 2	LOB: 2	BB: 0	P: 6	R: 1	E: 0	K: 0	S: 5	H: 1	LOB: 0	BB: 0	P: 7
	1B: 5	2B: 3	3B: 0	HR: 3	SF: 1	SAC: 0	DP: 0	HBP: 1	WP: 0	PB: 0	SB: 0	CS: 0	PA: 42											

PITCHER		IP	WLS	BF	H	R	ER	SO	BB	IBB	HBP	BLK	WP	HR	S	P	ERA	WHIP
47 Iván Nova, R ERA: 4.19	(1, 1)	5.1		24	7	5	4	3	1	0	0	0	0	2	30	36	6.75	1.500
43 Jim Miller, R ERA: 1.93	(6, 1)	1.2	W	8	1	0	0	1	1	0	1	0	0	0	8	13	0.00	1.200
99 Branden Pinder, R ERA: 3.24	(8, 1)	1.0		6	2	1	0	0	0	0	0	0	0	0	6	6	0.00	2.000
98 Kelvin Perez, R ERA: 6.75	(9, 1)	1.0	S	4	1	1	1	0	0	0	0	0	0	1	5	7	9.00	1.000

PITCHER	IP	WLS	BF	H	R	ER	SO	BB	IBB	HBP	BLK	WP	HR	S	P	ERA	WHIP

New York Yankees @ Detroit Tigers

Joker Marchant Stadium, Lakeland, FL

Sat Mar 23 2013, 1:06 PM - 3:47 PM EDT

Att. 10,084 - Overcast - 81 F

TOP

Batter	1	2	3	4	5	6	7	8	9	AB	R	H	RBI	BB	SO	LOB
11 Brett Gardner, L (1, 8) OBP: 0.379, SLG: 0.333	C C C 0-3 ① K		X 0-0 ① G6-4-3 1-2		X 0-0 31 G3-1 26 1B 36 2B 1B		X 0-0 ① F7	S S S 0-3 ③ K		3	1	1	0	0	1	1
63 Melky Mesa, R (5, 8) OBP: 0.246, SLG: 0.358										2	0	0	0	0	1	1
26 Eduardo Núñez, R (1, 6) OBP: 0.321, SLG: 0.300	X 0-0 ② F9		B X 1-0 31 G4-3 31 S 2-H 1B		X 0-0 31 G3-1 36 2B 1-2 1B		S S S 0-3 ② K2-3		X 0-0 95 G6-4-3 1B	4	1	2	1	0	1	0
96 Addison Maruszak, R (8, 6) OBP: 0.192, SLG: 0.308										1	0	1	0	0	0	0
31 Ichiro Suzuki, L (1, 7) OBP: 0.400, SLG: 0.415	X 0-0 ③ P5		B X 1-0 ② G4-3 1-3		X 0-0 ② G3-1 1-2 2-3		X 0-0 1B		X 0-0 ① ② G6-4-3 1-2f	4	0	1	0	0	0	3
95 Ronnier Mustelier, R (7, 7) OBP: 0.361, SLG: 0.485										1	0	0	0	0	0	1
36 Kevin Youkilis, R (1, 5) OBP: 0.286, SLG: 0.658		X 0-0 ① F8	X 0-0 ③ F9		X 0-0 2-H 3-H 2B		S S S 0-3 ③ K		X 0-0 1B	4	0	1	2	0	1	2
97 José Pirela, R (7, 5) OBP: 0.324, SLG: 0.500										1	0	1	0	0	0	0
33 Travis Hafner, L (1, 10) OBP: 0.225, SLG: 0.235		X 0-0 ② G4-3		X 0-0 ① G4-3	X 0-0 ③ P5			X 0-0 ① P3	X 0-0 ③ P6	3	0	0	0	0	0	1
Corban Joseph, L (8, PH) OBP: 0.279, SLG: 0.308										2	0	0	0	0	0	1
(8, 10)																
54 Juan Rivera, R (1, 3) OBP: 0.333, SLG: 0.415		X 0-0 40 BB 1B		X 0-0 ② P4		X 0-0 17 F8 2B		X 0-0 40 HR 1B		4	1	3	0	0	0	0
12 Dan Johnson, L (8, 3) OBP: 0.268, SLG: 0.063										0	0	0	0	0	0	0
40 Ben Francisco, R (1, 9) OBP: 0.435, SLG: 0.700		B B B 4-0 1-2 BB		B X 1-0 HR		X 0-0 ① G5-3		B B B S X 3-1 1-H HR		3	2	2	3	1	0	1
60 Thomas Neal, R (8, 9) OBP: 0.349, SLG: 0.436										0	0	0	0	0	0	0
17 Jayson Nix, R (1, 4) OBP: 0.255, SLG: 0.239		X 0-0 ③ G4-3		X 0-0 ③ G6-3		X 0-0 ② F8 2-3		X 0-0 19 WP 2B		4	0	1	0	0	0	3
85 Gil Velazquez, R (8, 4) OBP: 0.393, SLG: 0.292										0	0	0	0	0	0	0
19 Chris Stewart, R (1, 2) OBP: 0.262, SLG: 0.350			X 0-0 26 WP 11 G6-4-3 26 1B 1B		X 0-0 ① F7	X 0-0 ③ G1-3		B X 1-0 ② G5-3 2-3		4	1	1	0	0	0	2
45 Bobby Wilson, R (8, 2) OBP: 0.190, SLG: 0.150										0	0	0	0	0	0	0
Inning Stats	R: 0 E: 0 K: 1 S: 5 H: 0 LOB: 0 BB: 0 P: 5	R: 0 E: 0 K: 0 S: 4 H: 1 LOB: 2 BB: 1 P: 8	R: 1 E: 0 K: 0 S: 5 H: 2 LOB: 1 BB: 0 P: 7	R: 1 E: 0 K: 0 S: 4 H: 1 LOB: 0 BB: 0 P: 5	R: 2 E: 0 K: 0 S: 6 H: 3 LOB: 1 BB: 0 P: 6	R: 0 E: 0 K: 0 S: 4 H: 1 LOB: 1 BB: 0 P: 4	R: 0 E: 0 K: 2 S: 8 H: 1 LOB: 1 BB: 0 P: 8	R: 2 E: 0 K: 1 S: 9 H: 3 LOB: 1 BB: 0 P: 13	R: 0 E: 0 K: 0 S: 4 H: 2 LOB: 1 BB: 0 P: 4	1B: 9 2B: 3 3B: 0 HR: 2	SF: 0 SAC: 0 DP: 1 HBP: 0						

livebaseballscorecards.com

AB	40
R	6
H	14
RBI	6
BB	1
SO	4
LOB	16

WP: 2 PB: 0 SB: 1 CS: 0 PA: 41

PITCHER		IP	WLS	BF	H	R	ER	SO	BB	IBB	HBP	BLK	WP	HR	S	P	ERA	WHIP
19 Aníbal Sánchez, R ERA: 3.27	(1, 1)	6.0		27	8	4	4	1	1	0	0	0	1	1	28	35	6.00	1.500
38 Darin Downs, L ERA: 0.73	(7, 1)	1.0	W	4	1	0	0	2	0	0	0	0	0	0	8	8	0.00	1.000
43 Bruce Rondón, R ERA: 5.06	(8, 1)	1.0		6	3	2	2	1	0	0	0	0	1	1	9	13	18.00	3.000
36 Luke Putkonen, R ERA: 4.26	(9, 1)	1.0		4	2	0	0	0	0	0	0	0	0	0	4	4	0.00	2.000

PITCHER	IP	WLS	BF	H	R	ER	SO	BB	IBB	HBP	BLK	WP	HR	S	P	ERA	WHIP

New York Yankees @ Detroit Tigers

Joker Marchant Stadium, Lakeland, FL

Sat Mar 23 2013, 1:06 PM - 3:47 PM EDT

Att. 10,084 - Overcast - 81 F

BOTTOM

Batter	1	2	3	4	5	6	7	8	9	AB	R	H	RBI	BB	SO	LOB
14 Austin Jackson, R (1, 8) OBP: 0.316, SLG: 0.420 32 Don Kelly, L (8, 8) OBP: 0.348, SLG: 0.487	F9		K		SF9		K	K		3 1	0 0	0 0	1 0	0 0	2 1	0 0
48 Torii Hunter, R (1, 9) OBP: 0.321, SLG: 0.491 28 Jamie Johnson, L (7, PR) (8, 9)	F8			24 G4-3 28 G3-1 2B	24 E 2-H 2B		24 HR 1B	K		4 1	1 1	3 0	1 0	0 0	0 1	0 0
24 Miguel Cabrera, R (1, 5) OBP: 0.333, SLG: 0.585 67 Kevin Russo, R (8, 5) OBP: 0.316, SLG: 0.583	G6-3			G4-3 2-3	2 SAFE L4 2-3		1-H HR	1-2 HR		4 1	1 1	1 1	2 1	0 0	0 0	2 0
28 Prince Fielder, L (1, 3) OBP: 0.404, SLG: 0.467 52 Quintin Berry, L (7, 7) OBP: 0.387, SLG: 0.269 36 Chad Wright, L (9, 7) OBP: 0.333, SLG: 0.333		K		G3-1 3-H	F9		41 2B 1B	1B		3 2 0	0 1 0	0 2 0	1 0 0	0 0 0	1 0 0	1 0 0
41 Victor Martinez, S (1, 10) OBP: 0.381, SLG: 0.411 47 Gustavo Nunez, S (7, PR) (8, 10)		L5		1B		G6-3	68 1B 1-H 2B	F8		4 1	0 1	2 0	1 0	0 0	0 0	0 1
68 Matt Tuiasosopo, R (1, 7) OBP: 0.400, SLG: 0.705 (7, 3)		BB		F8		G5-3	13 1B 13 1B 2-H 1B			3	1	1	1	1	0	1
27 Jhonny Peralta, R (1, 6) OBP: 0.300, SLG: 0.438 39 Ramon Santiago, S (8, 6) OBP: 0.381, SLG: 0.400		K			HR	13 1B	F7			4 0	1 0	2 0	1 0	0 0	1 0	3 0
13 Alex Avila, L (1, 2) OBP: 0.414, SLG: 0.422 81 James McCann, R (8, 2)			K		4 1B 14 SF9 2B	1-2 1B	1-H 1B			4 0	1 0	3 0	1 0	0 0	1 0	0 0
4 Omar Infante, R (1, 4) OBP: 0.316, SLG: 0.333 29 Danny Worth, R (8, 4) OBP: 0.419, SLG: 0.444			G3		48 S 14 SF9 48 2B 2-3 1B	G5-3	P6			4 0	1 0	1 0	0 0	0 0	0 0	4 0
Inning Stats	R: 0 E: 0 K: 0 S: 3 H: 0 LOB: 0 BB: 0 P: 3	R: 0 E: 0 K: 2 S: 7 H: 0 LOB: 1 BB: 1 P: 11	R: 0 E: 0 K: 2 S: 7 H: 0 LOB: 0 BB: 0 P: 7	R: 1 E: 0 K: 0 S: 5 H: 2 LOB: 1 BB: 1 P: 5	R: 3 E: 1 K: 0 S: 9 H: 4 LOB: 1 BB: 0 P: 13	R: 0 E: 0 K: 0 S: 5 H: 2 LOB: 2 BB: 0 P: 5	R: 5 E: 0 K: 1 S: 11 H: 6 LOB: 2 BB: 0 P: 11	R: 1 E: 0 K: 2 S: 11 H: 2 LOB: 1 BB: 0 P: 12		1B: 9 2B: 4 3B: 0 HR: 3 SF: 1 SAC: 0 DP: 0 HBP: 0						

livebaseballscorecards.com

AB	39
R	10
H	16
RBI	10
BB	1
SO	7
LOB	12

PITCHER		IP	WLS	BF	H	R	ER	SO	BB	IBB	HBP	BLK	WP	HR	S	P	ERA	WHIP
46 Andy Pettitte, L ERA: 4.82	(1, 1)	6.1		28	8	4	4	5	1	0	0	0	0	1	39	47	5.68	1.421
38 Cody Eppley, R ERA: 14.29	(7, 1)	0.0	L	5	5	4	4	0	0	0	0	0	0	1	5	5	∞	∞
27 Shawn Kelley, R ERA: 5.63	(7, 1)	1.1		6	2	2	2	2	0	0	0	0	0	1	12	13	13.50	1.500
88 Juan Cedeno, L ERA: 2.7	(8, 1)	0.1		2	1	0	0	0	0	0	0	0	0	0	2	2	0.00	3.000

PITCHER	IP	WLS	BF	H	R	ER	SO	BB	IBB	HBP	BLK	WP	HR	S	P	ERA	WHIP

Batter	1	2	3	4	5	6	7	8	9	10	AB	R	H	RBI	BB	SO	LOB
8 Desmond Jennings, R (1, 8) OBP: 0.418, SLG: 0.378	B X 1-0 2 G4-3 20 1B 2B		X 0-0 ② F9	X 0-0 1-H 2-H 18 1B 2B		X 0-0 ② G4-3		B B B B 4-0 BB	C C C 0-3 ③ K	4	2	2	2	0	0	0
7 Mike Fontenot, L (6, 4) OBP: 0.300, SLG: 0.195											1	0	0	0	1	1	0
2 Kelly Johnson, L (1, 4) OBP: 0.296, SLG: 0.159	X 0-0 ① G4-3 2-3		B B B B 4-0 18 1B BB	B B B B 4-0 18 1B BB		X 0-0 18 1B 1B		X 0-0 ③ L6			2	0	1	0	2	0	1
16 Chris Gimenez, R (6, 2) OBP: 0.390, SLG: 0.526											1	0	0	0	0	0	1
18 Ben Zobrist, S (1, 10) OBP: 0.342, SLG: 0.412	S S S 0-3 ② K		X 0-0 1-2 1B	X 0-0 20 CS 1-3 3-H 1B		X 0-0 1-3 1B			X 0-0 64 F8 66 SH2-3 21 2B 1B		5	0	4	1	0	1	1
40 Kevin Kiermaier, L (9, PR) OBP: 0.300, SLG: 0.556 (9, 10)											0	1	0	0	0	0	0
20 Matt Joyce, L (1, 9) OBP: 0.365, SLG: 0.356	X 0-0 3-H 1B		S S S 0-3 ③ K	B 1-0 ③ CS 1-2	X 0-0 19 1B 64 S 1B	X 0-0 ③ G4-3			X 0-0 ① SH2-3 1-2		4	0	2	1	0	1	4
66 Jason Bourgeois, R (6, 7) OBP: 0.371, SLG: 0.300											0	0	0	0	0	0	0
64 Shelley Duncan, R (1, 3) OBP: 0.255, SLG: 0.500	X 0-0 ③ P3			X 0-0 11 1B 28 E 1B	S S S 0-3 ① K 1-2		X 0-0 ① F8		X 0-0 ② F8 2-3		5	1	1	0	0	1	4
11 Yunel Escobar, R (1, 6) OBP: 0.300, SLG: 0.391		X 0-0 ① G6-3		X 0-0 19 CS 1-3 1B	B B B B 4-0 28 G5-3 19 1B BB		X 0-0 ② G6-3		X 0-0 3-H 2B		3	0	1	0	1	0	0
21 Jake Hager, R (7, 6) OBP: 1.000, SLG: 2.000											1	0	1	1	0	0	0
19 Ryan Roberts, R (1, 5) OBP: 0.196, SLG: 0.333	X 0-0 ② G5-3			B X 1-0 ① ② F8 1-2	X 0-0 28 G5-3 1-2 2-3 1B		S S S 0-3 ③ K		S S S 0-3 ③ K		5	0	1	0	0	2	4
28 José Molina, R (1, 2) OBP: 0.250, SLG: 0.200	X 0-0 ③ F8			X 0-0 E5 1 BB 8 2B 3-H	X 0-0 ②③ G5-3 1-2 2-3f		C C C 0-3 ① K		X 0-0 ① G4-3		3	1	0	0	0	0	3
25 Drew Vettleson, L (6, 9)											2	0	0	0	0	1	0
1 Sean Rodríguez, R (1, 7) OBP: 0.232, SLG: 0.360 (6, 8)			X 0-0 ① G1-3	B B B B 4-0 8 2B 1-2 BB		C C C 0-3 ① K		S S S 0-3 ② K	X 0-0 ② G3		4	1	0	0	1	2	0
Inning Stats	R: 1 H: 2 E: 0 LOB: 1 K: 1 BB: 0 S: 7 P: 8	R: 0 H: 0 E: 0 LOB: 0 K: 0 BB: 0 S: 3 P: 3	R: 0 H: 1 E: 0 LOB: 2 K: 1 BB: 1 S: 6 P: 10	R: 4 H: 4 E: 1 LOB: 1 K: 0 BB: 2 S: 6 P: 16	R: 0 H: 2 E: 0 LOB: 2 K: 1 BB: 1 S: 6 P: 10	R: 0 H: 2 E: 0 LOB: 2 K: 1 BB: 0 S: 7 P: 7	R: 0 H: 0 E: 0 LOB: 0 K: 1 BB: 0 S: 5 P: 5	R: 0 H: 0 E: 0 LOB: 1 K: 2 BB: 1 S: 7 P: 11	R: 1 H: 2 E: 0 LOB: 2 K: 1 BB: 0 S: 7 P: 7	R: 0 H: 0 E: 0 LOB: 0 K: 1 BB: 0 S: 5 P: 5	1B: 10 2B: 3 3B: 0 HR: 0	SF: 0 SAC: 1 DP: 1 HBP: 0					

PITCHER	IP	WLS	BF	H	R	ER	SO	BB	IBB	HBP	BLK	WP	HR	S	P	ERA	WHIP
43 Adam Warren, R (1, 1) ERA: 8.15	3.2		19	6	5	1	2	2	0	0	0	0	0	21	31	2.46	2.182
96 Vidal Nuño, L (4, 1) ERA: 0.66	0.1		3	2	0	0	0	1	0	0	0	0	0	2	7	0.00	9.000
38 Cody Eppley, R (5, 1) ERA: 12.15	1.0		4	1	0	0	1	1	0	0	0	0	0	5	9	0.00	2.000
42 Mariano Rivera, R (6, 1) ERA:	1.0		5	2	0	0	1	0	0	0	0	0	0	7	7	0.00	2.000
62 Joba Chamberlain, R (7, 1) ERA: 3.24	1.0		3	0	0	0	1	0	0	0	0	0	0	5	5	0.00	0.000

PITCHER	IP	WLS	BF	H	R	ER	SO	BB	IBB	HBP	BLK	WP	HR	S	P	ERA	WHIP
48 Boone Logan, L (8, 1) ERA: 3.0	1.0		4	0	0	0	2	1	0	0	0	0	0	7	11	0.00	1.000
34 David Aardsma, R (9, 1) ERA: 3.86	1.0	B	5	2	1	1	1	0	0	0	0	0	0	7	7	9.00	2.000
53 Josh Spence, L (10, 1) ERA: 1.17	0.1		1	0	0	0	0	0	0	0	0	0	0	1	1	0.00	0.000
89 Preston Claiborne, R (10, 1) ERA: 0.93	0.2	W	2	0	0	0	1	0	0	0	0	0	0	4	4	0.00	0.000

TOP

Tampa Bay Rays @ New York Yankees

George M. Steinbrenner Field, Tampa, FL

Sun Mar 24 2013, 1:07 PM - 4:29 PM EDT

Att. 10,984 - Partly Cloudy - 75 F

livebaseballscorecards.com

AB	40
R	6
H	13
RBI	5
BB	5
SO	9
LOB	18

WP: 0 PA: 47
PB: 0
SB: 1
CS: 2

Tampa Bay Rays @ New York Yankees

George M. Steinbrenner Field, Tampa, FL

Sun Mar 24 2013, 1:07 PM - 4:29 PM EDT

Att. 10,984 - Partly Cloudy - 75 F

livebaseballscorecards.com

Batter	1	2	3	4	5	6	7	8	9	10	AB	R	H	RBI	BB	SO	LOB
11 Brett Gardner, L (1, 8) OBP: 0.371, SLG: 0.327	0-0 26 FC6-4 1B		0-0 ① FC3-6 26 WP 26 3B 1-2f		0-0 ① F7		0-0 ③ F7		0-0 ③ G6-3		4	1	1	0	0	0	1
60 Thomas Neal, R (9, 9) OBP: 0.341, SLG: 0.425											1	0	0	0	0	0	0
26 Eduardo Núñez, R (1, 6) OBP: 0.350, SLG: 0.358	0-0 ① FC6-4 31 FC4-6 1-2f		B X 1-0 1-H 3B		0-0 31 CS 1B			B B B B 4-0 31 G3-1 31 S 36 HR BB		B B B C C F X 3-2 HR	3	1	2	1	1	0	1
95 Ronnier Mustelier, R (9, 7) OBP: 0.378, SLG: 0.588											1	1	1	1	0	0	0
31 Ichiro Suzuki, L (1, 9) OBP: 0.388, SLG: 0.400	0-0 ② FC4-6 36 HR 1-2f		0-0 ② G1-3		B X 1-0 ② ③ 1-2 1B			B X 1-0 ① G3-1 1-3			4	1	1	0	0	0	3
63 Melky Mesa, R (9, 8) OBP: 0.246, SLG: 0.358											0	0	0	0	0	0	0
36 Kevin Youkilis, R (1, 5) OBP: 0.304, SLG: 0.786	C X 0-1 1-H HR		S S S 0-3 ③ K			X 0-0 ① F9		B B X 2-0 3-H HR			4	2	2	4	0	1	1
97 José Pirela, R (9, 5) OBP: 0.324, SLG: 0.500											0	0	0	0	0	0	0
33 Travis Hafner, L (1, 10) OBP: 0.233, SLG: 0.324	0-0 ③ F9			X 0-0 ① F9		B C X 1-1 HR		B B B B 4-0 BB			3	1	1	1	0	0	0
12 Dan Johnson, L (8, PH) OBP: 0.286, SLG: 0.063 (9, 10)											0	0	0	0	1	0	0
54 Juan Rivera, R (1, 3) OBP: 0.328, SLG: 0.404		X 0-0 29 G6-4-3 1B		X 0-0 ② F8		X 0-0 ② P5		X 0-0 ② F9			4	0	1	0	0	0	1
85 Gil Velazquez, R (9, 3) OBP: 0.393, SLG: 0.292											0	0	0	0	0	0	0
40 Ben Francisco, R (1, 7) OBP: 0.420, SLG: 0.651		X 0-0 ① F9		B B B B 4-0 29 1B BB		X 0-0 ③ G5-3		X 0-0 ③ G5-3			3	0	0	0	1	0	2
93 Walter Ibarra, S (9, 6) OBP: 0.421, SLG: 0.389											0	0	0	0	0	0	0
29 Francisco Cervelli, R (1, 2) OBP: 0.282, SLG: 0.314		X 0-0 ② ③ G6-4-3 1-2f		X 0-0 17 FC6-4 1-2 1B			X 0-0 ① G6-3		X 0-0 ① G4-3		3	0	1	0	0	0	1
Corban Joseph, L (9, 4) OBP: 0.273, SLG: 0.300											1	0	0	0	0	0	0
17 Jayson Nix, R (1, 4) OBP: 0.259, SLG: 0.229			B B B B 4-0 11 FC3-6 BB	X 0-0 ③ FC6-4 1-2f			X 0-0 ② F7		X 0-0 ② G5-3		2	0	0	0	1	0	2
45 Bobby Wilson, R (9, 2) OBP: 0.182, SLG: 0.143											1	0	0	0	0	0	0
Inning Stats	R: 2 E: 0 K: 0 S: 6 H: 2 LOB: 0 P: 6	R: 0 E: 0 K: 0 S: 3 H: 1 LOB: 0 BB: 0 P: 3	R: 1 E: 0 K: 1 S: 6 H: 1 LOB: 1 BB: 1 P: 11	R: 0 E: 0 K: 0 S: 4 H: 1 LOB: 2 BB: 1 P: 8	R: 0 E: 0 K: 0 S: 3 H: 2 LOB: 1 BB: 0 P: 4	R: 1 E: 0 K: 0 S: 5 H: 1 LOB: 0 BB: 0 P: 6	R: 0 E: 0 K: 0 S: 3 H: 0 LOB: 0 BB: 0 P: 3	R: 2 E: 0 K: 0 S: 4 H: 1 LOB: 1 BB: 2 P: 15	R: 0 E: 0 K: 0 S: 3 H: 0 LOB: 0 BB: 0 P: 3	R: 1 E: 0 K: 0 S: 4 H: 1 LOB: 0 BB: 0 P: 7	1B: 5 2B: 0 3B: 1 HR: 4	SF: 0 SAC: 0 DP: 1 HBP: 0						

BOTTOM

AB	34
R	7
H	10
RBI	7
BB	4
SO	1
LOB	12

WP: 1 PB: 0 SB: 1 CS: 1 PA: 38

PITCHER		IP	WLS	BF	H	R	ER	SO	BB	IBB	HBP	BLK	WP	HR	S	P	ERA	WHIP
58 Jeremy Hellickson, R ERA: 5.03	(1, 1)	7.0		28	8	4	4	1	2	0	0	0	1	2	30	41	5.14	1.429
35 Jamey Wright, R ERA: 6.3	(8, 1)	2.0	B	9	1	2	2	0	2	0	0	0	0	1	7	18	9.00	1.500
Josh Lueke, R ERA: 2.0	(10, 1)	0.0	L	1	1	1	1	0	0	0	0	0	0	1	4	7	∞	∞

PITCHER	IP	WLS	BF	H	R	ER	SO	BB	IBB	HBP	BLK	WP	HR	S	P	ERA	WHIP

Batter	1	2	3	4	5	6	7	8	9	10	AB	R	H	RBI	BB	SO	LOB
27 Jose Altuve, R (1, 4) OBP: 0.406, SLG: 0.426	BBBB 4-0 29 CS BB	x 0-0 1B		x 0-0 E5			x 0-0 8 G3-1 2B		SSC 0-3 K ①		2	0	1	0	1	0	0
73 Jose Martinez, R (6, 4) OBP: 0.367, SLG: 0.517											2	0	1	0	0	1	1
29 Brett Wallace, L (1, 3) OBP: 0.327, SLG: 0.549	CX 0-1 1-2 23 2B 2B	x 0-0 F7 ③		x 0-0 F8 ③			BBBB 4-0 8 G3-1 BB		SSS 0-3 K ②		3	1	1	0	0	0	2
Jon Singleton, L (6, 3) OBP: 0.500, SLG: 1.000											1	0	0	0	1	1	1
23 Chris Carter, R (1, 7) OBP: 0.352, SLG: 0.541	x 0-0 2-H 44 2B 2B		x 0-0 P4 ①		x 0-0 F9 ①		x 0-0 G3-1 ② 1-2 2-3		x 0-0 F9 ③		3	1	1	1	0	0	0
8 Trevor Crowe, S (6, 7) OBP: 0.343, SLG: 0.469											2	0	0	0	0	0	3
12 Carlos Pena, L (1, 10) OBP: 0.317, SLG: 0.500	SSS 0-3 K ②		SSS 0-3 K ②		BBBB 4-0 44 CS BB		x 0-0 G6-3 ③			x 0-0 E4 97 1B 97 BLK 22 FC6-2	3	0	0	0	1	2	3
21 Fernando Martinez, L (10, PH) OBP: 0.382, SLG: 0.531											1	0	0	0	0	0	0
82 Nolan Fontana, L (10, PR) (10, 10)											0	0	0	0	0	0	0
44 Justin Maxwell, R (1, 8) OBP: 0.250, SLG: 0.389	x 0-0 2-H 22 1B 2B		BBBB 4-0 BB		BSSS 1-3 K ②③ 1-2			x 0-0 G3-1 ①		x 0-0 2 WP 1-3 1B	2	1	1	1	1	1	1
97 Michael Burgess, L (6, 9) OBP: 0.250, SLG: 0.250											2	0	1	0	0	0	0
22 Carlos Corporán, S (1, 2) OBP: 0.316, SLG: 0.514	x 0-0 2-H 1B		x 0-0 F9 ③			SSC 0-3 K ①		x 0-0 G3-1 ②		x 0-0 FC6-2 2 WP 3-H	5	0	1	1	0	1	4
30 Matt Dominguez, R (1, 5) OBP: 0.347, SLG: 0.581	x 0-0 G4-3 ③			x 0-0 F9 ①		x 0-0 G5-3 ②		x 0-0 2B		x 0-0 F8 ②	3	0	0	0	0	0	1
4 Brandon Laird, R (6, 5) OBP: 0.404, SLG: 0.667											2	0	1	0	0	0	2
2 Brandon Barnes, R (1, 9) OBP: 0.295, SLG: 0.690		x 0-0 F9 ①		SX 0-1 HR		x 0-0 F8 ③		SSC 0-3 K ③		BX 1-0 1-2 2-3 F9 ③	5	1	1	1	0	1	3
(6, 8)																	
13 Ronny Cedeno, R (1, 6) OBP: 0.341, SLG: 0.432		x 0-0 F7 ②		SSC 0-3 K ②			SSC 0-3 K ①		x 0-0 1B		2	0	0	0	0	1	0
9 Marwin Gonzalez, S (6, 6) OBP: 0.345, SLG: 0.347											2	0	1	0	0	1	0
Inning Stats	R: 3 E: 0 K: 1 S: 9 H: 4 LOB: 1 BB: 1 P: 13	R: 0 E: 0 K: 0 S: 4 H: 1 LOB: 1 BB: 0 P: 4	R: 0 E: 0 K: 1 S: 5 H: 0 LOB: 1 BB: 1 P: 9	R: 1 E: 1 K: 1 S: 8 H: 1 LOB: 1 BB: 0 P: 8	R: 0 E: 0 K: 1 S: 4 H: 0 LOB: 0 BB: 1 P: 9	R: 0 E: 0 K: 1 S: 5 H: 0 LOB: 0 BB: 0 P: 5	R: 0 E: 0 K: 1 S: 6 H: 1 LOB: 2 BB: 1 P: 10	R: 0 E: 0 K: 1 S: 6 H: 1 LOB: 1 BB: 0 P: 6	R: 0 E: 0 K: 2 S: 8 H: 1 LOB: 1 BB: 0 P: 8	R: 0 E: 1 K: 0 S: 5 H: 1 LOB: 3 BB: 0 P: 6	1B: 4 2B: 5 3B: 0 HR: 1 SF: 0 SAC: 0 DP: 0 HBP: 0						

PITCHER		IP	WLS	BF	H	R	ER	SO	BB	IBB	HBP	BLK	WP	HR	S	P	ERA	WHIP
52 CC Sabathia, L ERA: 5.4	(1, 1)	5.0		23	6	4	4	4	3	0	0	0	0	1	30	43	7.20	1.800
42 Mariano Rivera, R ERA:	(6, 1)	1.0		3	0	0	0	1	0	0	0	0	0	0	5	5	0.00	0.000
30 David Robertson, R ERA:	(7, 1)	1.0		5	1	0	0	1	1	0	0	0	0	0	6	10	0.00	2.000
62 Joba Chamberlain, R ERA: 2.89	(8, 1)	1.0		4	1	0	0	1	0	0	0	0	0	0	6	6	0.00	1.000
48 Boone Logan, L ERA: 2.25	(9, 1)	1.0		4	1	0	0	2	0	0	0	0	0	0	8	8	0.00	1.000

PITCHER		IP	WLS	BF	H	R	ER	SO	BB	IBB	HBP	BLK	WP	HR	S	P	ERA	WHIP
96 Vidal Nuño, L ERA: 0.61	(10, 1)	1.0		5	1	0	0	0	0	0	0	1	1	0	5	6	0.00	1.000

TOP

Houston Astros @ New York Yankees

George M. Steinbrenner Field, Tampa, FL

Tue Mar 26 2013, 7:10 PM - 10:21 PM EDT

Att. 10,631 - Clear - 55 F

livebaseballscorecards.com

AB	40
R	4
H	10
RBI	4
BB	4
SO	9
LOB	21

1B: 4 SF: 0
2B: 5 SAC: 0
3B: 0 DP: 0
HR: 1 HBP: 0

WP: 1 PA: 44
PB: 0
SB: 0
CS: 2

Houston Astros @ New York Yankees

George M. Steinbrenner Field, Tampa, FL

Tue Mar 26 2013, 7:10 PM - 10:21 PM EDT

Att. 10,631 - Clear - 55 F

livebaseballscorecards.com

BOTTOM

Batter	1	2	3	4	5	6	7	8	9	10	AB	R	H	RBI	BB	SO	LOB
11 Brett Gardner, L (1, 8) OBP: 0.394, SLG: 0.379 95 Ronnier Mustelier, R (8, 5) OBP: 0.368, SLG: 0.571	S S C 0-3 ① K		B B B B 4-0 31 CS BB		B X 1-0 1-H 3B		X 0-0 31 G5-3 1B		X 0-0 ②③ G6-4-3 1-2f		3 0 2 1 1 1 0 1 0 0 0 0 0 1						
31 Ichiro Suzuki, L (1, 9) OBP: 0.358, SLG: 0.367 45 Bobby Wilson, R (8, 2) OBP: 0.174, SLG: 0.136	X 0-0 ② F9		B 1-0 ③ CS 1-2	X 0-0 ① P4	X 0-0 ③ G3		X 0-0 ① G5-3 1-2			X 0-0 ① P5	4 0 0 0 0 0 2 1 0 0 0 0 0 0						
24 Robinson Canó, L (1, 4) OBP: 0.296, SLG: 0.462 85 Gil Velazquez, R (8, 4) OBP: 0.379, SLG: 0.280	X 0-0 ③ G1-3			X 0-0 ② G4-3		X 0-0 36 2B 1B	S S C 0-3 ② K			X 0-0 ② G6-3	4 1 1 0 0 1 1 1 0 0 0 0 0 0						
36 Kevin Youkilis, R (1, 5) OBP: 0.320, SLG: 0.778 63 Melky Mesa, R (8, 8) OBP: 0.259, SLG: 0.370		H 1-0 HBP		X 0-0 E6 33 1B		X 0-0 33 E 1-H 12 G5-3 2B	S S S 0-3 ③ K			X 0-0 1B	3 1 1 1 0 1 1 1 0 1 0 0 0 0						
33 Travis Hafner, L (1, 10) OBP: 0.277, SLG: 0.390 91 Neil Medchill, L (8, PR) (9, 10)		X 0-0 ① L5		X 0-0 1-2 1B		X 0-0 E9 26 G1-3 19 1B 2-3 1B		X 0-0 55 WP 55 F8-2 2B		X 0-0 ③ F7	4 1 3 0 0 0 1 1 0 0 0 0 0 1						
12 Vernon Wells, R (1, 7) OBP: 0.364, SLG: 0.667 40 Ben Francisco, R (8, 7) OBP: 0.412, SLG: 0.636		X 0-0 ② F8		X 0-0 ③ F9		X 0-0 ① G5-3 3-H		X 0-0 ① B1			3 0 0 1 0 0 4 1 0 0 0 0 0 1						
54 Juan Rivera, R (1, 3) OBP: 0.328, SLG: 0.390 55 Lyle Overbay, L (7, 3) OBP: 0.320, SLG: 0.333		X 0-0 ③ L7			X 0-0 ① F9	B B B B 4-0 26 G1-3 19 1B BB		B X 1-0 ②③ F8-2 2-H			2 0 0 0 1 0 1 1 0 0 0 0 0 1						
26 Eduardo Núñez, R (1, 6) OBP: 0.349, SLG: 0.345 17 Jayson Nix, R (8, 6) OBP: 0.273, SLG: 0.229			X 0-0 ① F8		B B B B 4-0 11 S 11 3B BB	X 0-0 ② G1-3 1-2 2-3			H 1-0 95 G6-4-3 HBP		2 1 0 0 1 0 2 0 0 0 0 0 0 0						
19 Chris Stewart, R (1, 2) OBP: 0.267, SLG: 0.349 60 Thomas Neal, R (8, 9) OBP: 0.333, SLG: 0.415			X 0-0 ② P2		X 0-0 ② P5	X 0-0 ③ 2-H 3-H 1B			S S S 0-3 ① K		3 0 1 1 0 0 1 1 0 0 0 0 1 1						
Inning Stats	R: 0 H: 0 E: 0 LOB: 0 K: 1 BB: 0 S: 5 P: 5	R: 0 H: 0 E: 0 LOB: 1 K: 0 BB: 0 S: 3 P: 4	R: 0 H: 0 E: 0 LOB: 0 K: 0 BB: 1 S: 2 P: 7	R: 0 H: 1 E: 1 LOB: 2 K: 0 BB: 0 S: 5 P: 5	R: 1 H: 1 E: 0 LOB: 1 K: 0 BB: 1 S: 4 P: 9	R: 3 H: 4 E: 1 LOB: 2 K: 0 BB: 1 S: 6 P: 10	R: 0 H: 1 E: 0 LOB: 1 K: 2 BB: 0 S: 8 P: 8	R: 0 H: 1 E: 0 LOB: 1 K: 0 BB: 0 S: 3 P: 4	R: 0 H: 0 E: 0 LOB: 0 K: 1 BB: 0 S: 4 P: 5	R: 0 H: 1 E: 0 LOB: 1 K: 0 BB: 0 S: 4 P: 4	1B: 6 SF: 0 2B: 3 SAC: 0 3B: 1 DP: 2 HR: 0 HBP: 2						

	AB	36
	R	4
	H	9
	RBI	4
	BB	3
	SO	4
	LOB	18

WP: 1 PA: 42
PB: 0
SB: 1
CS: 1

PITCHER		IP	WLS	BF	H	R	ER	SO	BB	IBB	HBP	BLK	WP	HR	S	P	ERA	WHIP
43 Brad Peacock, R ERA: 3.2	(1, 1)	5.0		20	2	1	1	1	2	0	1	0	0	0	19	30	1.80	0.800
53 Wesley Wright, L ERA: 13.5	(6, 1)	0.0		3	3	3	3	0	0	0	0	0	0	0	3	3	∞	∞
28 C.J. Fick, R ERA:	(6, 1)	1.0	B	4	1	0	0	0	1	0	0	0	0	0	3	7	0.00	2.000
50 Josh Fields, R ERA: 2.53	(7, 1)	1.0		4	1	0	0	2	0	0	0	0	0	0	8	8	0.00	1.000
55 Rhiner Cruz, R ERA: 1.35	(8, 1)	1.0		3	1	0	0	0	0	0	0	0	1	0	3	4	0.00	1.000

PITCHER		IP	WLS	BF	H	R	ER	SO	BB	IBB	HBP	BLK	WP	HR	S	P	ERA	WHIP
67 Jose Valdez, R ERA: 1.59	(9, 1)	1.0		3	0	0	0	1	0	0	1	0	0	0	4	5	0.00	0.000
96 Andrew Robinson, R ERA:	(10, 1)	1.0		4	1	0	0	0	0	0	0	0	0	0	4	4	0.00	1.000

Batter	1	2	3	4	5	6	7	8	9	AB	R	H	RBI	BB	SO	LOB
11 Brett Gardner, L (1, 8) OBP: 0.386, SLG: 0.371	0-0 26 BB 1B	0-0 F9 2-3		0-3 K		0-3 K	0-0 2-H 3-H 2B		0-0 E5	4	0	1	0	0	2	3
92 Mason Williams, L (6, 8) OBP: 0.500, SLG: 1.000										2	0	1	2	0	0	0
26 Eduardo Núñez, R (1, 6) OBP: 0.373, SLG: 0.362	4-0 1-2 BB	0-0 55 1B 3-H 1B		1-0 L7 1-2			E1 22 HR 1B 0-3 K		0-3 K	3	1	2	1	1	0	1
85 Gil Velazquez, R (7, PH) OBP: 0.355, SLG: 0.259 (7, 6)										2	0	0	0	0	2	2
55 Lyle Overbay, L (1, 3) OBP: 0.327, SLG: 0.340	0-0 P5	0-0 1-3 1B			0-0 40 G5-4-3 1B		0-0 P6	0-0 G3		5	0	2	0	0	0	3
22 Brennan Boesch, L (1, 9) OBP: 0.229, SLG: 0.313	0-0 P5	0-0 P6			0-0 F9		1-0 2-H HR	0-0 E8 WP 2B		4	1	1	2	0	0	5
63 Melky Mesa, R (7, 9) OBP: 0.271, SLG: 0.400										1	1	1	0	0	0	0
40 Ben Francisco, R (1, 7) OBP: 0.418, SLG: 0.688	0-0 P6		0-0 17 CS 1B		0-0 G5-4-3 1-2f		1-2 HR	1-0 3-H 1B		4	1	2	1	0	0	3
Ramón Flores, L (7, 7) OBP: 0.400, SLG: 0.250										1	0	1	0	0	0	0
17 Jayson Nix, R (1, 4) OBP: 0.288, SLG: 0.235		0-0 E6 60 E 60 1B 96 G4-3	0-3 1-2 K			4-0 45 S 60 BB 45 SF8 BB	0-0 60 WP 96 1B 1B	0-0 F8		3	2	1	0	1	1	1
93 Walter Ibarra, S (7, PR) OBP: 0.400, SLG: 0.368 (7, 4)										1	1	0	0	0	0	1
60 Thomas Neal, R (1, 10) OBP: 0.360, SLG: 0.409		0-0 E6 96 G4-3 1-3 45 2B 1B	0-3 K			4-0 45 SF8 45 S 1-2 BB	4-0 45 WP 96 1B 92 2B 1-2 BB	0-0 F9		3	2	1	0	2	1	1
96 Addison Maruszak, R (1, 5) OBP: 0.200, SLG: 0.300		0-0 G4-3 2-3 3-H		0-0 G4-3		0-0 L9	0-0 45 WP 92 2B 1-2 2-H 1B		0-0 G4-3	4	1	1	2	0	0	3
99 Kevin Mahoney, L (8, 5)										1	0	0	0	0	0	0
45 Bobby Wilson, R (1, 2) OBP: 0.222, SLG: 0.208		0-0 11 F9 26 1B 3-H 2B		4-0 26 PB BB		1-0 SF8 1-3 2-H	1-0 G5-3 1-2 2-3		0-0 L8	2	1	1	2	1	0	2
83 Kyle Higashioka, R (8, 2) OBP: 0.400, SLG: 0.250										1	0	0	0	0	0	0

Inning Stats	1	2	3	4	5	6	7	8	9
	R: 0 E: 0 K: 0 S: 4 H: 1 LOB: 2 BB: 1 P: 8	R: 3 E: 2 K: 0 S: 8 H: 4 LOB: 2 BB: 0 P: 8	R: 0 E: 0 K: 2 S: 7 H: 1 LOB: 0 BB: 0 P: 7	R: 0 E: 0 K: 1 S: 5 H: 0 LOB: 1 BB: 1 P: 10	R: 0 E: 0 K: 0 S: 3 H: 1 LOB: 0 BB: 0 P: 3	R: 1 E: 0 K: 1 S: 5 H: 0 LOB: 1 BB: 2 P: 14	R: 6 E: 1 K: 1 S: 13 H: 6 LOB: 1 BB: 1 P: 20	R: 1 E: 1 K: 0 S: 5 H: 2 LOB: 1 BB: 0 P: 6	R: 0 E: 1 K: 1 S: 6 H: 0 LOB: 1 BB: 0 P: 6

PITCHER		IP	WLS	BF	H	R	ER	SO	BB	IBB	HBP	BLK	WP	HR	S	P	ERA	WHIP
48 Jair Jurrjens, R ERA: 4.91	(1, 1)	1.0		7	2	2	1	0	1	0	0	0	0	0	6	10	9.00	3.000
29 Tommy Hunter, R ERA: 4.38	(2, 1)	1.0		6	3	1	0	0	0	0	0	0	0	0	6	6	0.00	3.000
61 Adam Russell, R ERA: 5.59	(3, 1)	1.0		3	1	0	0	2	0	0	0	0	0	0	7	7	0.00	1.000
40 Troy Patton, L ERA: 6.17	(4, 1)	1.0		4	0	0	0	1	1	0	0	0	0	0	5	10	0.00	1.000
27 Mark Hendrickson, L ERA: 2.35	(5, 1)	2.0	L	8	1	1	1	1	2	0	0	0	0	0	8	17	4.50	1.500

PITCHER		IP	WLS	BF	H	R	ER	SO	BB	IBB	HBP	BLK	WP	HR	S	P	ERA	WHIP
91 Chris Petrini, L ERA: 9.0	(7, 1)	0.2		9	6	6	6	0	1	0	0	0	2	2	10	17	81.00	10.500
85 Andy Loomis, L ERA: 6.75	(7, 1)	1.1		6	2	1	1	1	0	0	0	0	1	0	8	9	6.75	1.500
Zech Zinicola, R ERA:	(9, 1)	1.0		4	0	0	0	1	0	0	0	0	0	0	6	6	0.00	0.000

TOP

New York Yankees @ Baltimore Orioles

Ed Smith Stadium, Sarasota, FL

Wed Mar 27 2013, 7:07 PM - 10:35 PM EDT

Att. 8,660 - Clear - 58 F

livebaseballscorecards.com

AB	41
R	11
H	15
RBI	10
BB	5
SO	6
LOB	25

1B: 10	SF: 1	WP: 3	PA: 47
2B: 4	SAC: 0	PB: 1	
3B: 0	DP: 2	SB: 2	
HR: 2	HBP: 0	CS: 1	

BOTTOM

Batter	1	2	3	4	5	6	7	8	9	AB	R	H	RBI	BB	SO	LOB
21 Nick Markakis, L (1, 9) OBP: 0.286, SLG: 0.286 69 Niuman Romero, S (7, PR) OBP: 0.357, SLG: 0.308 (8, 6)	P6		G5-3		1B		31 HR 1B		P5	4 1	0 1	2 0	2 0	0 0	0 0	0 0
1 Brian Roberts, S (1, 4) OBP: 0.368, SLG: 0.442 81 Buck Britton, L (7, PR) OBP: 0.250, SLG: 0.214 (8, 5)	G2			K	K		31 HR 1B		G5-3	4 1	0 1	1 0	1 0	0 0	2 0	2 0
10 Adam Jones, R (1, 8) OBP: 0.290, SLG: 0.464 36 Conor Jackson, R (8, 9) OBP: 0.340, SLG: 0.549	1B			K	K		K		K	4 1	0 0	1 0	0 0	0 0	3 1	4 0
32 Matt Wieters, S (1, 2) OBP: 0.457, SLG: 0.805 31 Taylor Teagarden, R (7, 2) OBP: 0.407, SLG: 0.560	K			K		K	1-1 1-H 2-H HR			3 1	0 1	0 1	0 3	0 0	3 0	1 0
19 Chris Davis, L (1, 3) OBP: 0.302, SLG: 0.412 60 Chris Dickerson, L (8, 8) OBP: 0.409, SLG: 0.514 88 Mike Ohlman, R (8, 3)		K			G4-3	F9	F7			4 0 0	0 0 0	0 0 0	0 0 0	0 0 0	1 0 0	1 0 0
2 J.J. Hardy, R (1, 10) OBP: 0.240, SLG: 0.432		K			9 HR BB	G1			K	3	1	0	0	1	2	0
9 Nate McLouth, L (1, 7) OBP: 0.353, SLG: 0.553 86 Kyle Hudson, L (8, 7) OBP: 1.000, SLG: 1.000 (8, 8)		G3			1-H HR		12 1B 21 1B 1B		1B	3 1	2 0	2 1	2 0	0 0	0 0	0 0
13 Manny Machado, R (1, 5) OBP: 0.357, SLG: 0.327 3 Ryan Flaherty, L (8, 4) OBP: 0.321, SLG: 0.490			G5-3		12 BB 21 1B 1B		F8		K	3 1	1 0	1 0	0 0	0 0	0 1	1 1
12 Alexi Casilla, S (1, 6) OBP: 0.346, SLG: 0.347 28 Steve Pearce, R (8, 3) OBP: 0.413, SLG: 0.878 (8, 7)			F9		21 1B 1-2 BB		21 1B 1 1B 1-3 1B		P5	2 1	1 0	1 0	0 0	1 0	0 0	0 1
Inning Stats	R: 0 H: 1 E: 0 LOB: 1 K: 1 BB: 0 S: 6 P: 6	R: 0 H: 0 E: 0 LOB: 0 K: 2 BB: 0 S: 7 P: 7	R: 0 H: 0 E: 0 LOB: 0 K: 0 BB: 0 S: 3 P: 3	R: 0 H: 0 E: 0 LOB: 0 K: 3 BB: 0 S: 9 P: 9	R: 3 H: 3 E: 0 LOB: 2 K: 2 BB: 2 S: 12 P: 22	R: 0 H: 0 E: 0 LOB: 0 K: 1 BB: 0 S: 5 P: 5	R: 5 H: 5 E: 0 LOB: 1 K: 1 BB: 0 S: 11 P: 12	R: 0 H: 1 E: 0 LOB: 1 K: 2 BB: 0 S: 8 P: 8	R: 0 H: 0 E: 0 LOB: 0 K: 1 BB: 0 S: 5 P: 5	1B: 8 2B: 0 3B: 0 HR: 2	SF: 0 SAC: 0 DP: 0 HBP: 0						

PITCHER	IP	WLS	BF	H	R	ER	SO	BB	IBB	HBP	BLK	WP	HR	S	P	ERA	WHIP
41 David Phelps, R (1, 1) ERA: 4.18	5.1	W	22	4	3	3	9	2	0	0	0	0	1	40	50	5.06	1.125
53 Josh Spence, L (6, 1) ERA: 2.16	0.2	H	3	1	1	1	0	0	0	0	0	0	0	3	3	13.50	1.500
99 Branden Pinder, R (7, 1) ERA: 7.0	0.2		6	4	4	4	1	0	0	0	0	0	1	9	10	54.00	6.000
88 Juan Cedeno, L (7, 1) ERA: 2.45	0.1	H	1	0	0	0	0	0	0	0	0	0	0	1	1	0.00	0.000
90 Nick Goody, R (8, 1) ERA:	1.0	H	4	1	0	0	2	0	0	0	0	0	0	8	8	0.00	1.000

PITCHER	IP	WLS	BF	H	R	ER	SO	BB	IBB	HBP	BLK	WP	HR	S	P	ERA	WHIP
89 Preston Claiborne, R (9, 1) ERA: 0.84	1.0	S	3	0	0	0	1	0	0	0	0	0	0	5	5	0.00	0.000

New York Yankees @ Baltimore Orioles

Ed Smith Stadium, Sarasota, FL

Wed Mar 27 2013, 7:07 PM - 10:35 PM EDT

Att. 8,660 - Clear - 58 F

livebaseballscorecards.com

AB	37
R	8
H	10
RBI	8
BB	2
SO	13
LOB	11

WP: 0 PA: 39
PB: 0
SB: 0
CS: 0

Batter	1	2	3	4	5	6	7	8	9	AB	R	H	RBI	BB	SO	LOB
6 Starling Marte, R (1, 7) OBP: 0.373, SLG: 0.468	B X 1-0 ① P4			X 0-0 ① G5-3		X 0-0 ③ G6-3		X 0-0 ①② G3-6-1 1-2f		3	0	0	0	0	0	0
35 Mark Melancon, R (7, 1)										0	0	0	0	0	0	0
56 Andrew Lambo, L (8, PH) OBP: 0.429, SLG: 0.571										1	0	0	0	0	0	1
37 Justin Wilson, L (8, 1)										0	0	0	0	0	0	0
49 Ethan Hollingsworth, R (9, 1)										0	0	0	0	0	0	0
46 Garrett Jones, L (1, 9) OBP: 0.354, SLG: 0.366	S S 0-3 ② K			X 0-0 22 FC5-4 1B			B B B B 4-0 31 1B E BB	X 0-0 ③ G3		2	0	1	0	0	1	0
23 Travis Snider, L (7, PH) OBP: 0.333, SLG: 0.362										1	1	0	0	1	0	0
(7, 9)																
22 Andrew McCutchen, R (1, 8) OBP: 0.333, SLG: 0.460	X 0-0 ③ G5-3			X 0-0 ② FC5-4 1-2f			X 0-0 G4-3 80 WP 1B 1-2 1B		X 0-0 ① L8	2	0	0	0	0	0	1
31 Jose Tabata, R (7, PH) OBP: 0.304, SLG: 0.442										2	1	1	0	0	0	0
(7, 8)																
24 Pedro Alvarez, L (1, 5) OBP: 0.263, SLG: 0.444		S S 0-3 ① K		X 0-0 ③ G3			B X 1-0 ① G4-3 1-3 2-H		B B B B 4-0 17 BB BB	2	0	0	0	0	1	1
Stefan Welch, L (7, PH) OBP: 0.667, SLG: 2.000										1	0	0	0	1	0	1
(7, 5)																
14 Gaby Sanchez, R (1, 3) OBP: 0.415, SLG: 0.651		X 0-0 ② G5-3			X 0-0 ① F8		X 0-0 19 WP 1B 3-H		S S S 0-3 ② K	2	0	0	0	0	0	0
80 Jeff Larish, L (7, PH) OBP: 0.500, SLG: 0.625										2	0	1	1	0	1	1
(7, 3)																
18 Neil Walker, S (1, 4) OBP: 0.254, SLG: 0.273		X 0-0 ③ F9			X 0-0 ② F8		X 0-0 ② F7		B B B B 4-0 1-2 BB	2	0	0	0	0	0	0
17 John McDonald, R (7, PH) OBP: 0.333, SLG: 0.270										1	0	0	0	1	0	1
(7, 4)																
55 Russell Martin, R (1, 2) OBP: 0.292, SLG: 0.225			C C 0-3 ① K		X 0-0 ③ G6-3		B B B B 4-0 1-2 BB		X 0-0 ③ F8	2	0	0	0	0	1	0
19 Michael McKenry, R (7, PH) OBP: 0.383, SLG: 0.436										1	0	0	0	1	0	2
(7, 2)																
12 Clint Barmes, R (1, 6) OBP: 0.191, SLG: 0.333			C C 0-3 ② K			X 0-0 ① G6-3	S S S 0-3 ③ K			2	0	0	0	0	1	0
5 Josh Harrison, R (7, PH) OBP: 0.327, SLG: 0.326										1	0	0	0	0	1	2
(7, 6)																
49 Jeff Locke, L (1, 1) OBP: 0.250, SLG: 0.500			X 0-0 ③ G4-3			C C C 0-3 ② K		X 0-0 56 G3-6-1 1B		2	0	0	0	0	1	0
71 Brett Carroll, R (7, 7) OBP: 0.714, SLG: 1.167										1	0	1	0	0	0	0
Inning Stats	R: 0 E: 0 K: 1 S: 5 H: 0 LOB: 0 BB: 0 P: 6	R: 0 E: 0 K: 1 S: 5 H: 0 LOB: 0 BB: 0 P: 5	R: 0 E: 0 K: 2 S: 7 H: 0 LOB: 0 BB: 0 P: 7	R: 0 E: 0 K: 0 S: 4 H: 1 LOB: 1 BB: 0 P: 4	R: 0 E: 0 K: 0 S: 3 H: 0 LOB: 0 BB: 0 P: 3	R: 0 E: 0 K: 1 S: 5 H: 0 LOB: 0 BB: 0 P: 5	R: 2 E: 0 K: 1 S: 7 H: 2 LOB: 2 BB: 2 P: 16	R: 0 E: 0 K: 0 S: 3 H: 1 LOB: 0 BB: 0 P: 3	R: 0 E: 0 K: 1 S: 5 H: 0 LOB: 2 BB: 2 P: 13	1B: 4 2B: 0 3B: 0 HR: 0 SF: 0 SAC: 0 DP: 1 HBP: 0						

PITCHER		IP	WLS	BF	H	R	ER	SO	BB	IBB	HBP	BLK	WP	HR	S	P	ERA	WHIP
18 Hiroki Kuroda, R ERA: 1.53	(1, 1)	6.0		19	1	0	0	5	0	0	0	0	0	0	29	30	0.00	0.167
48 Boone Logan, L ERA: 6.75	(7, 1)	0.0	L	2	1	2	2	0	1	0	0	0	0	0	1	5	∞	∞
34 David Aardsma, R ERA: 3.52	(7, 1)	0.2		4	1	0	0	0	1	0	0	0	2	0	3	8	0.00	3.000
38 Cody Eppley, R ERA: 10.13	(7, 1)	1.1		4	1	0	0	1	0	0	0	0	0	0	6	6	0.00	0.750
43 Jim Miller, R ERA: 1.74	(9, 1)	1.0		5	0	0	0	1	2	0	0	0	0	0	5	13	0.00	2.000

PITCHER	IP	WLS	BF	H	R	ER	SO	BB	IBB	HBP	BLK	WP	HR	S	P	ERA	WHIP

TOP

Pittsburgh Pirates @ New York Yankees

George M. Steinbrenner Field, Tampa, FL

Thu Mar 28 2013, 1:07 PM - 3:38 PM EDT

Att. 11,028 - Sunny - 64 F

livebaseballscorecards.com

AB	30
R	2
H	4
RBI	1
BB	4
SO	7
LOB	10

WP: 2 PA: 34
PB: 0
SB: 0
CS: 0

BOTTOM

Batter	1	2	3	4	5	6	7	8	9	AB	R	H	RBI	BB	SO	LOB
31 Ichiro Suzuki, L (1, 8) OBP: 0.357, SLG: 0.365	0-0 12 CS 1B		0-0 F7 ③			0-0 P6 ②			0-0 G6-3 ①	3	0	1	0	0	0	2
63 Melky Mesa, R (8, 8) OBP: 0.267, SLG: 0.393										1	0	0	0	0	0	0
12 Vernon Wells, R (1, 7) OBP: 0.340, SLG: 0.619	1-0 F9 ①② 1-2			0-0 P6 ①		0-0 F7 ③			0-0 55 2B 2B	3	0	0	0	0	0	2
60 Thomas Neal, R (8, 7) OBP: 0.373, SLG: 0.444										1	1	1	0	0	0	0
24 Robinson Canó, L (1, 4) OBP: 0.300, SLG: 0.448	0-0 G4-3 ③			0-0 36 G6-4-3 1B			0-3 K ①		2-0 55 2B HBP	3	0	1	0	0	1	0
98 Reegie Corona, S (8, 4)										0	0	0	0	0	0	0
33 Travis Hafner, L (9, PH) OBP: 0.292, SLG: 0.390										0	0	0	0	0	0	0
Casey Stevenson, L (9, PR)										0	0	0	0	0	0	0
36 Kevin Youkilis, R (1, 5) OBP: 0.321, SLG: 0.750		0-0 G5-3 ①		0-0 G6-4-3 ②③ 1-2f			0-0 55 G3-4-1 1B		0-3 K ②	3	0	1	0	0	0	1
97 José Pirela, R (7, PR) OBP: 0.314, SLG: 0.486										1	0	0	0	0	1	2
(8, 5)																
Juan Rivera, R (1, 3) OBP: 0.317, SLG: 0.377		0-3 K ②			0-0 G6-3 ①		0-0 G3-4-1 ②③ 1-2f		0-0 1-3 2-H 2B	2	0	0	0	0	1	0
55 Lyle Overbay, L (7, 3) OBP: 0.333, SLG: 0.367										2	0	1	1	0	0	1
40 Ben Francisco, R (1, 10) OBP: 0.397, SLG: 0.647		0-0 G6-3 ③			0-0 P6 ②			0-3 K ①	0-3 ③	3	0	0	0	0	1	0
12 Dan Johnson, L (9, PH) OBP: 0.279, SLG: 0.061										1	0	0	0	0	1	3
22 Brennan Boesch, L (1, 9) OBP: 0.237, SLG: 0.343			0-0 2B		0-3 K ③			0-0 G4-3 ②		3	0	1	0	0	1	0
Zoilo Almonte, S (9, 9) OBP: 0.240, SLG: 0.333										0	0	0	0	0	0	0
17 Jayson Nix, R (1, 6) OBP: 0.290, SLG: 0.226			0-3 K ①			0-0 P3 ①		4-0 BB		2	0	0	0	1	1	1
85 Gil Velazquez, R (8, PR) OBP: 0.355, SLG: 0.259										0	0	0	0	0	0	0
(9, 6)																
29 Francisco Cervelli, R (1, 2) OBP: 0.286, SLG: 0.368			0-0 F8 ②			0-0 3B		0-0 G5-3 ③		3	0	1	0	0	0	2
87 Francisco Arcia, L (9, 2) OBP: 0.750, SLG: 0.667										0	0	0	0	0	0	0
Inning Stats	R: 0 E: 0 K: 0 S: 3 H: 1 LOB: 0 BB: 0 P: 4	R: 0 E: 0 K: 1 S: 5 H: 0 LOB: 0 BB: 0 P: 5	R: 0 E: 0 K: 1 S: 6 H: 1 LOB: 1 BB: 0 P: 6	R: 0 E: 0 K: 0 S: 3 H: 1 LOB: 0 BB: 0 P: 3	R: 0 E: 0 K: 1 S: 5 H: 0 LOB: 0 BB: 0 P: 5	R: 0 E: 0 K: 0 S: 4 H: 1 LOB: 1 BB: 0 P: 4	R: 0 E: 0 K: 1 S: 5 H: 1 LOB: 1 BB: 0 P: 5	R: 0 E: 0 K: 1 S: 5 H: 0 LOB: 1 BB: 1 P: 9	R: 1 E: 0 K: 2 S: 9 H: 2 LOB: 3 BB: 0 P: 11	1B: 3 2B: 3 3B: 1 HR: 0	SF: 0 SAC: 0 DP: 2 HBP: 1						

PITCHER		IP	WLS	BF	H	R	ER	SO	BB	IBB	HBP	BLK	WP	HR	S	P	ERA	WHIP
49 Jeff Locke, L ERA: 2.63	(1, 1)	6.0	W	20	4	0	0	3	0	0	0	0	0	0	26	27	0.00	0.667
35 Mark Melancon, R ERA: 1.64	(7, 1)	1.0	H	3	1	0	0	1	0	0	0	0	0	0	5	5	0.00	1.000
37 Justin Wilson, L ERA: 1.15	(8, 1)	1.0	H	4	0	0	0	1	1	0	0	0	0	0	5	9	0.00	1.000
49 Ethan Hollingsworth, R ERA: 9.0	(9, 1)	1.0	S	6	2	1	1	2	0	0	1	0	0	0	9	11	9.00	2.000

PITCHER	IP	WLS	BF	H	R	ER	SO	BB	IBB	HBP	BLK	WP	HR	S	P	ERA	WHIP

Pittsburgh Pirates @ New York Yankees

George M. Steinbrenner Field, Tampa, FL

Thu Mar 28 2013, 1:07 PM - 3:38 PM EDT

Att. 11,028 - Sunny - 64 F

livebaseballscorecards.com

AB	31
R	1
H	7
RBI	1
BB	1
SO	7
LOB	14

WP: 0 PB: 0 SB: 0 CS: 1 PA: 33

Batter	1	2	3	4	5	6	7	8	9	AB	R	H	RBI	BB	SO	LOB
11 Brett Gardner, L (1, 8) OBP: 0.378, SLG: 0.354 Melky Mesa, R (7, 8) OBP: 0.279, SLG: 0.404	B FF 92 F FF 92 X FF 92 1-1 ① F8		C FF 92 C CH 86 X FF 93 0-2 ① G6-3	F FF 88 B CU 74 B SI 89 F SI 90 F SI 83 X SI 90 2-2 ② G6-3 2-3		B FF 95 C FF 96 B CH 89 B FF 98 B FF 96 4-1 31 S BB			S FF 93 S SI 93 F SI 94 B SL 83 B SL 82 X FF 93 2-2 1B	3 1	0 0	0 1	0 0	1 0	0 0	1 0
31 Ichiro Suzuki, L (1, 9) OBP: 0.333, SLG: 0.339 97 José Pirela, R (6, 4) OBP: 0.306, SLG: 0.472	C FF 92 X FF 94 0-1 ② G3		X FF 92 0-0 ② G4-3	B CU 74 X SI 90 1-0 ③ G1-3		C FF 95 B CH 88 C FF 95 X FF 96 1-2 ③ G4-3 1-2			C FF 93 C SL 83 D CH 88 C SL 82 1-3 ② K	4 1	0 0	0 0	0 0	0 1	0 0	2 1
24 Robinson Canó, L (1, 4) OBP: 0.333, SLG: 0.500 22 Brennan Boesch, L (6, 9) OBP: 0.225, SLG: 0.324	C FF 93 S CU 76 F FF 94 F FF 94 X SL 85 0-2 2B		C CU 74 F FF 94 F FF 93 F FF 93 X FF 93 0-2 ③ F7		B FF 87 C SI 87 S CU 76 F SI 89 F SI 90 F SI 88 F CU 77 F CU 73 X SI 89 1-2 12 1B 1B		B SI 93 X 1-0 ① G3-1		B SI 92 F SI 91 S SL 80 F CH 86 F SL 81 F CH 86 X SI 93 1-2 ③ F7	3 2	0 0	2 0	0 0	0 0	0 0	0 1
36 Kevin Youkilis, R (1, 5) OBP: 0.339, SLG: 0.800 17 Jayson Nix, R (6, 5) OBP: 0.286, SLG: 0.222	C FF 93 B SL 84 B CU 83 B FF 93 B FF 93 4-1 BB			C SL 82 C SL 84 B FF 92 X FF 93 1-2 HR	C SI 89 X SI 83 0-1 ① F8		C SI 92 C SL 84 F SI 93 S FS 81 0-3 ② K			2 1	1 0	1 0	1 0	1 0	0 0	1 0
33 Travis Hafner, L (1, 10) OBP: 0.288, SLG: 0.378	C FF 92 B CH 85 X 1-1 ③ G4-3			S FF 92 B FF 92 S CH 86 F FF 93 B CH 86 X CU 77 2-2 12 2B 26 1B 1B	C CU 76 S SL 77 D CU 76 F SI 90 F CU 77 1 SAFE S CU 71 1-3 ② K		B FF 93 B SL 83 B SI 93 C SI 92 C SI 93 C SI 94 3-3 ③ K			4	1	1	0	0	2	3
12 Vernon Wells, R (1, 7) OBP: 0.360, SLG: 0.644 45 Ben Francisco, R (7, 7) OBP: 0.390, SLG: 0.635		B FF 91 F FF 94 C FF 92 X SL 85 1-2 ① P3		X FF 91 0-0 26 1B 1-3 2B	C CU 73 D SI 83 X SI 87 1-1 55 FC3-6 1-2 1B			C FF 91 B S CH 80 F FF 92 F FF 93 C CH 81 1-3 ① K		3 1	1 0	2 0	0 0	0 0	0 1	0 0
55 Lyle Overbay, L (1, 3) OBP: 0.311, SLG: 0.340		B FF 92 S FF 93 F CH 87 X FF 94 1-2 ② G4-3		B FF 92 S CU 74 B FF 92 F CU 75 S SL 85 2-3 ① K	F FF 88 B SI 89 C CU 75 D CU 72 X SI 89 2-2 ③ FC3-6 1-2f			S FF 93 B FF 92 F FF 93 F FF 93 B CH 80 S CH 80 2-3 ② K		4	0	0	0	0	2	4
26 Eduardo Núñez, R (1, 6) OBP: 0.386, SLG: 0.377 85 Gil Velazquez, R (8, PH) OBP: 0.344, SLG: 0.250 (8, 6)		C FF 93 X SL 87 0-1 19 S 1B		C FF 93 B FF 93 C FF 92 B FF 93 X SL 85 2-2 19 1B 1B 2-H 3-H		S FF 94 C SL 83 X FF 96 0-2 ① F8		C FF 92 B SL 78 S CH 80 F CH 80 C FF 92 1-3 ③ K		3 1	1 0	2 0	2 0	0 0	0 1	0 0
19 Chris Stewart, R (1, 2) OBP: 0.271, SLG: 0.348 29 Francisco Cervelli, R (7, 2) OBP: 0.279, SLG: 0.359		C FF 92 1 SAFE C FF 92 B FF 92 D CU 76 B FF 93 S SL 84 3-3 ③ K 1-2		B FF 93 C SL 85 C FF 92 B FF 92 X SI 93 2-2 11 G6-3 2-H		C FF 95 X FF 96 0-1 ② G5-3			F FF 92 B SI 93 B X SI 93 2-1 ① G6-3	3 1	0 0	1 0	0 0	0 0	1 0	1 0
Inning Stats	R: 0 E: 0 K: 0 S: 12 H: 1 LOB: 2 BB: 1 P: 18	R: 0 E: 0 K: 1 S: 11 H: 1 LOB: 1 BB: 0 P: 16	R: 0 E: 0 K: 0 S: 9 H: 0 LOB: 0 BB: 0 P: 9	R: 4 E: 0 K: 1 S: 22 H: 5 LOB: 1 BB: 0 P: 34	R: 0 E: 0 K: 1 S: 20 H: 2 LOB: 2 BB: 0 P: 25	R: 0 E: 0 K: 0 S: 9 H: 0 LOB: 1 BB: 1 P: 14	R: 0 E: 0 K: 2 S: 8 H: 0 LOB: 0 BB: 0 P: 12	R: 0 E: 0 K: 3 S: 13 H: 0 LOB: 0 BB: 0 P: 17	R: 0 E: 0 K: 1 S: 15 H: 1 LOB: 1 BB: 0 P: 21	1B: 7 2B: 2 3B: 0 HR: 1 SF: 0 SAC: 0 DP: 0 HBP: 0						

PITCHER		IP	WLS	BF	H	R	ER	SO	BB	IBB	HBP	BLK	WP	HR	S	P	ERA	WHIP
27 Jordan Zimmermann, R ERA: 5.28	(1, 1)	3.1	L	18	7	4	4	2	1	0	0	0	0	1	49	69	10.80	2.400
30 Zach Duke, L ERA: 4.5	(4, 1)	1.2		7	2	0	0	1	0	0	0	0	0	0	25	33	0.00	1.200
63 Henry Alberto Rodriguez, R ERA: 3.72	(5, 1)	1.0		4	0	0	0	0	1	0	0	0	0	0	9	14	0.00	1.000
52 Ryan Mattheus, R ERA: 3.46	(7, 1)	1.0		3	0	0	0	2	0	0	0	0	0	0	8	12	0.00	0.000
36 Tyler Clippard, R ERA:	(8, 1)	1.0		3	0	0	0	3	0	0	0	0	0	0	13	17	0.00	0.000

PITCHER		IP	WLS	BF	H	R	ER	SO	BB	IBB	HBP	BLK	WP	HR	S	P	ERA	WHIP
22 Drew Storen, R ERA: 4.63	(9, 1)	1.0		4	1	0	0	1	0	0	0	0	0	0	15	21	0.00	1.000

TOP

New York Yankees @ Washington Nationals

Nationals Park, Washington, DC

Fri Mar 29 2013, 2:07 PM - 4:48 PM EDT

Att. 38,161 - Partly Cloudy - 52 F

livebaseballscorecards.com

AB	37
R	4
H	10
RBI	3
BB	2
SO	9
LOB	14

WP: 0	PA: 39		
PB: 0			
SB: 2			
CS: 0			

BOTTOM

New York Yankees @ Washington Nationals

Nationals Park, Washington, DC

Fri Mar 29 2013, 2:07 PM - 4:48 PM EDT

Att. 38,161 - Partly Cloudy - 52 F

livebaseballscorecards.com

Batter	1	2	3	4	5	6	7	8	9	AB	R	H	RBI	BB	SO	LOB
2 Denard Span, L (1, 8) OBP: 0.347, SLG: 0.270	C FF 88 C FF 88 X SL 81 0-2 ① G4-3		X CU 75 0-0 1B		C SI 88 S SI 88 B FC 87 F SI 88 B SL 82 S SL 79 2-3 ③ K			L FC 90 X FF 90 0-1 ① G4-3		4	0	1	0	0	1	0
28 Jayson Werth, R (1, 9) OBP: 0.350, SLG: 0.364 33 Roger Bernadina, L (7, 9) OBP: 0.471, SLG: 0.500	B FF 88 F CH 79 X FF 89 1-1 ② G3		1 SAFE B CU 73 1 SAFE C SI 88 F SL 82 1 SAFE 1 SAFE B FC 88 C SL 81 2-3 ③ K			B FF 88 C FF 88 C CH 80 X SL 82 1-2 ① P3		C FF 91 S CU 78 B CU 81 X FF 91 1-2 ② P4		3 1	0 0	0 0	0 0	0 0	1 0	1 0
34 Bryce Harper, L (1, 7) OBP: 0.500, SLG: 0.716 12 Tyler Moore, R (7, 7) OBP: 0.246, SLG: 0.469	X SI 89 0-0 1B			C CU 74 M FF 88 X SL 81 0-2 ① G3-1		S SL 80 X SL 81 0-1 ② F8		C FF 91 F CU 78 B FF 90 C FF 90 1-3 ③ K		3 1	0 0	1 0	0 0	0 0	0 1	0 0
11 Ryan Zimmerman, R (1, 5) OBP: 0.293, SLG: 0.579 18 Chad Tracy, L (7, 5) OBP: 0.280, SLG: 0.426	C FF 89 1 SAFE F FF 89 X SL 83 0-2 ③ P3			C CU 72 X CH 82 0-1 E5 20 1B		X FF 88 0-0 25 1B 2B			C FC 90 F FC 89 F FC 89 C FC 89 0-3 ① K	3 1	2 0	1 0	0 0	0 0	0 1	1 0
25 Adam LaRoche, L (1, 3) OBP: 0.290, SLG: 0.418		F SI 89 B FF 88 C SL 81 B SL 79 X SL 78 2-2 ① L3		C SL 80 B FC 88 F FF 88 X CU 76 1-2 ② F7		X FF 88 0-0 20 FC6-4 2-H 1B			B FC 89 C FC 89 F FF 90 X FC 89 1-2 ② G3	4	0	1	1	0	0	1
20 Ian Desmond, R (1, 6) OBP: 0.319, SLG: 0.388 17 Will Rhymes, L (7, 4) OBP: 0.333, SLG: 0.304		B CU 73 C CU 72 F SI 88 S SL 81 1-3 ② K		B CH 79 X SI 89 1-0 2-H 1B		F CU 74 B FF 87 B SL 80 X CH 79 2-1 ③ FC6-4 1-2f			B FC 88 X FC 88 1-0 ③ G6-3	3 1	0 0	1 0	1 0	0 0	1 0	1 0
8 Danny Espinosa, S (1, 4) OBP: 0.358, SLG: 0.474 (7, 6)		B CU 74 F SI 89 B CH 80 X CH 79 2-1 ③ L5		1 SAFE 1 SAFE B SI 88 B CU 74 S SI 87 F FC 88 B SL 79 C SI 87 3-3 ③ K			B FF 93 X FF 91 1-0 ① L8			3	0	0	0	0	1	1
40 Wilson Ramos, R (1, 2) OBP: 0.333, SLG: 0.528 24 Kurt Suzuki, R (6, 2) OBP: 0.356, SLG: 0.421			C SI 88 B FF 89 X FF 88 1-1 ① G4-3		F CU 72 F CH 80 B SI 87 B SL 78 S SL 80 2-3 ① K		C FF 94 B CU 81 X FF 95 1-1 ② G5-3			2 1	0 0	0 0	0 0	0 0	1 0	0 0
1 Steve Lombardozzi, S (1, 10) OBP: 0.191, SLG: 0.227			B FF 87 L SI 89 S CU 74 F SL 82 S FF 89 1-3 ② K		B CH 78 B CH 78 F SI 87 X SI 89 2-1 ② F9		C CU 78 S FF 94 C FF 95 0-3 ③ K			3	0	0	0	0	2	0
Inning Stats	R: 0 H: 1 E: 0 LOB: 1 K: 0 BB: 0 S: 9 P: 10	R: 0 H: 0 E: 0 LOB: 0 K: 1 BB: 0 S: 8 P: 13	R: 0 H: 1 E: 0 LOB: 1 K: 2 BB: 0 S: 10 P: 14	R: 1 H: 1 E: 1 LOB: 1 K: 1 BB: 0 S: 12 P: 17	R: 0 H: 0 E: 0 LOB: 0 K: 2 BB: 0 S: 9 P: 15	R: 1 H: 2 E: 0 LOB: 1 K: 0 BB: 0 S: 9 P: 12	R: 0 H: 0 E: 0 LOB: 0 K: 1 BB: 0 S: 6 P: 8	R: 0 H: 0 E: 0 LOB: 0 K: 1 BB: 0 S: 8 P: 10	R: 0 H: 0 E: 0 LOB: 0 K: 1 BB: 0 S: 8 P: 10	1B: 4 SF: 0 2B: 1 SAC: 0 3B: 0 DP: 0 HR: 0 HBP: 0						

	AB	33
	R	2
	H	5
	RBI	2
	BB	0
	SO	9
	LOB	5

WP: 0 PB: 0 SB: 0 CS: 0 PA: 33

PITCHER		IP	WLS	BF	H	R	ER	SO	BB	IBB	HBP	BLK	WP	HR	S	P	ERA	WHIP
46 Andy Pettitte, L ERA: 3.52	(1, 1)	6.0	W	24	5	2	1	6	0	0	0	0	0	0	57	81	1.50	0.833
62 Joba Chamberlain, R ERA: 2.61	(7, 1)	1.0	H	3	0	0	0	1	0	0	0	0	0	0	6	8	0.00	0.000
30 David Robertson, R ERA:	(8, 1)	1.0	H	3	0	0	0	1	0	0	0	0	0	0	8	10	0.00	0.000
42 Mariano Rivera, R ERA:	(9, 1)	1.0	S	3	0	0	0	1	0	0	0	0	0	0	8	10	0.00	0.000

PITCHER	IP	WLS	BF	H	R	ER	SO	BB	IBB	HBP	BLK	WP	HR	S	P	ERA	WHIP

Batter	1	2	3	4	5	6	7	8	9	AB	R	H	RBI	BB	SO	LOB
11 Brett Gardner, L (1, 8) OBP: 0.333, SLG: 0.333	K	31 FC6-4 1B 1-2 2-3		L7		G4-3	P6		HR	3	0	1	0	0	1	1
Melky Mesa, R (4, 8) OBP: 0.333, SLG: 0.800										3	1	1	1	0	0	2
31 Ichiro Suzuki, L (1, 9) OBP: 0.167, SLG: 0.167	P4	FC6-4 24 1B 1-2f 2-3 3-H		P5		F9	K		24 FC6-4 1B	6	0	1	1	0	1	5
24 Robinson Canó, L (1, 4) OBP: 0.333, SLG: 0.333	F7	1B 1-3 3-H		F8		BB 45 E 36 HBP 1B	K		FC6-4 36 2B 1B 1-2f	6	2	2	1	0	1	4
36 Kevin Youkilis, R (1, 5) OBP: 0.500, SLG: 0.400		HBP 22 HR G5-3			BB 17 BB 45 BB	HBP 45 E BB 1-2		L7	2B 1-3	3	2	1	0	1	0	2
22 Brennan Boesch, L (1, 10) OBP: 0.333, SLG: 1.333	HR 1-H	L3			P4	BB 45 E 1-2 2-3		G4-3	1B 45 WP 2-3 3-H	3	1	1	2	0	0	1
Zoilo Almonte, S (6, PH) OBP: 0.600, SLG: 1.250 (6, 10)										2	0	1	1	1	0	0
12 Vernon Wells, R (1, 7) OBP: 1.000, SLG: 1.000	1B 29 1B 17	1B 17 G4-3			BB 17 BB 1-2	E5 1-3 2-H 3-H		2B 17 1B	K 1-2	2	1	2	0	0	0	0
45 Ben Francisco, R (4, 7) OBP: 0.500, SLG: 0.667										3	1	1	0	1	1	3
17 Jayson Nix, R (1, 3) OBP: 0.375, SLG: 0.286	1B 11 1B 29 1B 31 FC6-4 1-2	G4-3 1-2			BB 1-2 2-3	K		1B 26 1B 2-H	K	5	1	2	1	1	2	5
26 Eduardo Núñez, R (1, 6) OBP: 0.250, SLG: 0.250	P5	G5-3			F7	19 BB 1B		1B 1-2		5	0	2	0	0	0	6
29 Francisco Cervelli, R (1, 2) OBP: 0.750, SLG: 0.500	1B 31 FC6-4 11 1B 24 1B 1-2 2-H			BB	P4	BB 1-2		G5-3		1	1	1	1	1	0	0
19 Chris Stewart, R (4, 2)										2	0	0	0	1	0	5
Inning Stats	R: 0 E: 0 K: 1 S: 5 H: 0 LOB: 0 BB: 0 P: 5	R: 5 E: 0 K: 0 S: 9 H: 6 LOB: 2 BB: 0 P: 11	R: 0 E: 0 K: 0 S: 4 H: 1 LOB: 1 BB: 0 P: 4	R: 0 E: 0 K: 0 S: 3 H: 0 LOB: 1 BB: 1 P: 7	R: 0 E: 0 K: 0 S: 3 H: 0 LOB: 3 BB: 3 P: 15	R: 2 E: 1 K: 1 S: 7 H: 1 LOB: 2 BB: 1 P: 12	R: 0 E: 0 K: 2 S: 8 H: 1 LOB: 2 BB: 1 P: 12	R: 1 E: 0 K: 0 S: 6 H: 3 LOB: 2 BB: 0 P: 6	R: 2 E: 0 K: 2 S: 12 H: 4 LOB: 2 BB: 0 P: 14	1B: 12 2B: 2 3B: 0 HR: 2 SF: 0 SAC: 0 DP: 0 HBP: 2							

TOP

New York Yankees @ Army Black Knights

Johnson Stadium at Doubleday Field, West Point, NY

Sat Mar 30 2013, 3:07 PM - 5:36 PM EDT

Att. 1 - Partly Cloudy - 55 F

livebaseballscorecards.com

AB	44
R	10
H	16
RBI	8
BB	6
SO	6
LOB	34

WP: 1 PB: 0 SB: 0 CS: 0 PA: 52

PITCHER		IP	WLS	BF	H	R	ER	SO	BB	IBB	HBP	BLK	WP	HR	S	P	ERA	WHIP
40 Andrew Flaherty, R	(1, 1)	2.0	L	13	6	5	5	1	0	0	1	0	0	1	14	16	22.50	3.000
ERA: 22.5																		
8 Patrick Gardner, L	(3, 1)	1.0		4	1	0	0	0	0	0	0	0	0	0	4	4	0.00	1.000
ERA:																		
22 John Malcolm, R	(4, 1)	2.2		15	1	2	0	0	5	0	1	0	0	0	9	30	0.00	2.250
ERA:																		
37 Davis Marlar, R	(6, 1)	1.0		6	1	0	0	2	1	0	0	0	0	0	9	13	0.00	2.000
ERA:																		
44 Jonathan Thiess, R	(7, 1)	1.2		11	6	3	3	1	0	0	0	0	0	1	14	15	16.20	3.600
ERA: 16.2																		

PITCHER		IP	WLS	BF	H	R	ER	SO	BB	IBB	HBP	BLK	WP	HR	S	P	ERA	WHIP
31 Blake Burrus, L	(9, 1)	0.2		3	1	0	0	2	0	0	0	0	1	0	7	8	0.00	1.500
ERA:																		

Batter	1	2	3	4	5	6	7	8	9	AB	R	H	RBI	BB	SO	LOB
13 Jon Crucitti, R (1, 8) 23 Jacob Page, R (6, 8)	C C C 0-3 K ①		x 0-0 3 FC4-6 1B 1-3 2-H	x 0-0 G1-3 ③			x 0-0 G4-3 ②		x 0-0 G1-6-3 ②③ 1-2f	3 0 1 1 0 1 0 2 0 0 0 0 0 1						
3 Daniel Cortes, R (1, 7)	x 0-0 G5-3 ②		x 0-0 FC4-6 7 HBP ① 30 1B 1-2f 3-H		x 0-0 G5-3 ①		x 0-0 G5-3 ③			4 1 0 1 0 0 1						
7 Alex Jensen, R (1, 6) OBP: 0.500, SLG: 0.333	x 0-0 G4-3 ③		H 1-0 2 S 30 1B ① 5 SF7 1-2 HBP		x 0-0 30 WP 1B			x 0-0 F7 ①		3 1 1 0 0 0 0						
30 Patrick Mescher, R (1, 3) OBP: 0.667, SLG: 0.500 25 Ryan Levenhagen, R (8, 3) OBP: 1.000, SLG: 2.000		S S S 0-3 K ①	x 0-0 2 S 1-2 2-H 1B	B B B 4-0 2 G1-6-3 1-2 BB				x 0-0 2 1B 26 WP 2B		2 0 1 1 1 1 0 1 1 1 0 0 0 0						
2 Harold Earls, R (1, 5) OBP: 0.500, SLG: 0.333	S S S S 0-3 K ②		B H 2-0 28 FC6-4 1-2 2-3 HBP	x 0-0 G1-6-3 ②③ 1-2f				x 0-0 26 WP 2-3 1B		3 0 1 0 0 1 2						
5 Mark McCants, R (1, 10) OBP: 0.333, SLG: 0.500 26 Brock Davidson, R (8, PH) (9, 10)	x 0-0 28 S 1B	x 0-0 SF7 ② 3-H			x 0-0 P6 ①	B S S S 1-3 K ② 1-2 3-H			2 0 1 1 0 0 0 1 0 0 0 0 1 1							
28 Michael Sands, R (1, 9) 21 Dakari Cooke, R (6, 9)	1 SAFE x 0-0 L5 ③ 1-2	x 0-0 FC6-4 ③ 1-2f			S S S 0-3 K ②	S S S 0-3 K ③			2 0 0 0 0 0 3 2 0 0 0 0 2 1							
35 Andrew Johnson, R (1, 2) OBP: 0.333, SLG: 0.333 33 Connor Love, R (9, 2)		x 0-0 10 1B 13 1B 1B	S S S 0-3 K ①	C C C 0-3 K ③				C C C 0-3 K ①	3 1 1 0 0 2 0 1 0 0 0 0 1 0							
11 Grant Van Orden, R (1, 4) 10 Justin Reece, R (3, PH) OBP: 0.333, SLG: 0.333 (4, 4) 1 Garrison Franklin, R (9, 4) OBP: 1.000, SLG: 1.000		x 0-0 13 1B 3 FC4-6 1-2 1B	x 0-0 G3 ②			x 0-0 L3 ①		x 0-0 23 G1-6-3 1B	0 0 0 0 0 0 0 3 1 1 0 0 0 0 1 0 1 0 0 0 0							
Inning Stats	R: 0 H: 0 E: 0 LOB: 0 K: 1 BB: 0 S: 5 P: 5	R: 0 H: 1 E: 0 LOB: 1 K: 2 BB: 0 S: 8 P: 8	R: 4 H: 4 E: 0 LOB: 2 K: 0 BB: 0 S: 7 P: 10	R: 0 H: 0 E: 0 LOB: 0 K: 1 BB: 0 S: 5 P: 5	R: 0 H: 1 E: 0 LOB: 1 K: 0 BB: 1 S: 3 P: 7	R: 0 H: 0 E: 0 LOB: 0 K: 2 BB: 0 S: 7 P: 7	R: 0 H: 0 E: 0 LOB: 0 K: 0 BB: 0 S: 3 P: 3	R: 1 H: 2 E: 0 LOB: 1 K: 2 BB: 0 S: 9 P: 10	R: 0 H: 1 E: 0 LOB: 0 K: 1 BB: 0 S: 5 P: 5	1B: 8 SF: 1 2B: 1 SAC: 0 3B: 0 DP: 2 HR: 0 HBP: 2					WP: 2 PA: 37 PB: 0 SB: 3 CS: 0	

PITCHER	IP	WLS	BF	H	R	ER	SO	BB	IBB	HBP	BLK	WP	HR	S	P	ERA	WHIP
96 Vidal Nuño, L (1, 1) ERA:	2.0	W	7	1	0	0	3	0	0	0	0	0	0	13	13	0.00	0.500
48 Boone Logan, L (3, 1) ERA: 108.0	0.1		7	4	4	4	0	0	0	2	0	0	0	5	8	108.00	12.000
27 Shawn Kelley, R (3, 1) ERA:	0.2		2	0	0	0	0	0	0	0	0	0	0	2	2	0.00	0.000
38 Cody Eppley, R (4, 1) ERA: 4.5	1.0		3	0	0	0	1	0	0	0	0	0	0	5	5	0.00	0.000
43 Adam Warren, R (5, 1) ERA: 1.8	5.0		18	4	1	1	5	1	0	0	0	2	0	27	32	1.80	1.000

PITCHER	IP	WLS	BF	H	R	ER	SO	BB	IBB	HBP	BLK	WP	HR	S	P	ERA	WHIP

BOTTOM

New York Yankees @ Army Black Knights

Johnson Stadium at Doubleday Field, West Point, NY

Sat Mar 30 2013, 3:07 PM - 5:36 PM EDT

Att. 1 - Partly Cloudy - 55 F

livebaseballscorecards.com

AB	33
R	5
H	9
RBI	4
BB	1
SO	9
LOB	9



Boston Red Sox @ New York Yankees

Yankee Stadium, Bronx, NY

Mon Apr 01 2013, 1:11 PM - 4:48 PM EDT

Att. 49,514 - Partly Cloudy - 62 F

livebaseballscorecards.com

Batter	1	2	3	4	5	6	7	8	9	AB	R	H	RBI	BB	SO	LOB
2 Jacoby Ellsbury, L (1, 8) OBP: 0.500, SLG: 0.833	C FF 88 F SI 89 X SL 79 0-2 ① P6	X SI 88 0-0 ② FC3-2 18 15 1B 1-2 2-3 3-Hf		B FF 90 1 SAFE C SL 80 B FF 90 C FF 90 X SL 80 2-2 18 G1-3 1-2 1B		B KC 78 F SI 88 B CH 82 F FF 90 X SI 91 2-2 15 FC5-2 3B	C SL 81 B SI 93 1 SAFE C SL 82 X FF 94 1-2 ③ L6		X CU 78 0-0 15 WP 18 1B 1-3 2-H 3-H 1B	6	1	3	2	0	0	5
18 Shane Victorino, S (1, 9) OBP: 0.333, SLG: 0.333	B FF 90 C FF 88 F FF 89 B SL 81 F SI 90 S CH 84 2-3 ② K	C CU 76 B FF 89 X FF 90 1-1 15 1B 1-2 2-H 3-H 1B		B CH 84 S CH 84 S SI 89 X CH 84 1-2 ② G1-3 1-2 2-3		X KC 80 0-0 ① G4-3		C FF 91 B SL 81 B SL 80 B FF 91 X FF 91 3-1 ① G5-3	D FF 92 X FF 93 1-0 15 WP 1-2 3-H 1B	6	0	2	3	0	1	3
15 Dustin Pedroia, R (1, 4) OBP: 0.333, SLG: 0.333	B SI 90 X FF 90 1-0 1B	B SI 89 C CH 84 X SI 89 1-1 1-2 2-H 1B		X CH 84 0-0 ③ G6-3		C FF 89 B SL 86 X SI 90 1-1 ② FC5-2 3-H		C FF 91 B FF 92 X FF 92 1-1 ② G6-3	C SI 85 B SL 82 X SI 87 1-1 ③ G6-3 1-2 2-3	6	0	2	1	0	0	5
12 Mike Napoli, R (1, 3)	B CU 74 S FF 89 S CH 83 S CH 83 1-3 ③ K	B SL 81 S CH 84 S FF 91 B CH 84 F SL 82 X CH 84 2-2 ③ F8			C CU 74 B CH 83 B SI 89 X CH 83 2-1 ① G4-3	C FF 91 F SI 90 B FF 91 D KC 81 X SI 90 2-2 ③ F7		F FF 91 F SL 82 B FF 93 S SL 83 1-3 ③ K		5	0	0	0	0	2	4
16 Will Middlebrooks, R (1, 5)		C CU 74 F FF 89 F CH 83 B FF 91 B SL 80 X FF 90 2-2 ① G5-3	B CH 82 C FF 90 B SL 81 F CH 83 S CH 84 2-3 ① K		X FF 90 0-0 ② P3		B FF 89 B SL 85 F FF 90 C SI 90 B KC 80 F FF 92 F SI 92 B SL 86 4-2 5 F9 39 BB 44 G1-4-3 BB		C FF 94 B CU 81 F FF 95 F FF 96 B SL 87 C SL 87 2-3 ① K	4	1	0	0	1	2	0
39 Jarrod Saltalamacchia, S (1, 2) OBP: 0.800, SLG: 1.000		B SI 89 F FF 89 B FF 90 B SI 90 B FF 91 4-1 44 BB 5 10 1B BB	C CU 76 C FF 90 C SL 80 0-3 ② K		C FF 89 B SL 79 S CH 84 F FF 91 B CH 82 B CH 84 X FF 92 3-2 44 BB 2B		F FF 90 S SI 90 B FF 90 D KC 80 1 SAFE F SI 91 F FF 88 B FF 90 1 SAFE 4-2 B SI 91 1-2 10 1B 44 G1-4-3 BB		S CU 79 B FF 95 C CU 80 B FF 95 B FF 95 B SL 85 4-2 44 BB 5 2 1B BB	2	2	1	0	3	1	0
5 Jonny Gomes, R (1, 10) OBP: 0.600, SLG: 0.500		C CU 76 X SI 89 0-1 10 1B 44 BB 2 FC3-2 1-2 1B	F FF 90 S CH 84 F FF 91 X SL 80 0-2 ③ P6		I IN 48 I IN 50 I IN 46 I IN 47 4-0 44 BB IBB		C KC 80 B SI 90 X FF 91 1-1 ① F9 2-3		X FF 95 0-0 44 BB 2 1B 1-2 1B	4	1	2	0	1	0	2
44 Jackie Bradley Jr., L (1, 7)		C SL 80 S SI 89 D SL 80 B SL 81 F FF 91 B SL 81 B FF 92 4-2 2 FC3-2 10 1B 18 1B 1-2 2-3 BB		C FF 88 S SI 88 S SI 90 0-3 ① K	B SL 80 F SI 88 B SI 89 B FF 90 B FF 90 4-1 1-2 2-3 BB		B FF 93 B FF 93 F FF 92 B SI 93 X FF 93 3-1 ② G1-4-3 1-2 3-H		C FF 94 B FF 95 B FF 93 F SL 84 B SL 86 B FF 93 4-2 2 1B 18 1B 1-2 2-3 BB	2	2	0	1	3	1	1
10 Jose Iglesias, R (1, 6) OBP: 0.600, SLG: 0.600		X SI 89 0-0 2 FC3-2 18 1B 1-2 2-3 3-H 1B		C FF 90 X FF 89 0-1 18 G1-3 2 1B 1B	B CH 84 C FF 89 B FF 91 F FF 90 X CH 84 2-2 ③ P3		C FF 94 T FF 94 B FF 95 F FF 93 B SL 84 X FF 95 2-2 2-3 1B		F FF 94 S SL 87 S SL 87 0-3 ② K	5	1	3	1	0	1	6

Inning Stats																								
	R: 0	H: 1	R: 4	H: 4	R: 0	H: 0	R: 0	H: 2	R: 0	H: 1	R: 0	H: 1	R: 1	H: 1	R: 0	H: 0	R: 3	H: 3	1B: 11	SF: 0	WP: 1	PA: 48
	E: 0	LOB: 1	E: 0	LOB: 2	E: 0	LOB: 0	E: 0	LOB: 2	E: 0	LOB: 3	E: 0	LOB: 1	E: 0	LOB: 2	E: 0	LOB: 0	E: 0	LOB: 2	2B: 1	SAC: 0	PB: 0	
	K: 2	BB: 0	K: 0	BB: 2	K: 2	BB: 0	K: 1	BB: 0	K: 0	BB: 2	K: 0	BB: 0	K: 0	BB: 2	K: 1	BB: 0	K: 2	BB: 2	3B: 1	DP: 0	SB: 0	
	S: 11	P: 15	S: 20	P: 34	S: 10	P: 12	S: 12	P: 15	S: 11	P: 26	S: 9	P: 14	S: 19	P: 34	S: 7	P: 12	S: 16	P: 28	HR: 0	HBP: 0	CS: 0	

PITCHER		IP	WLS	BF	H	R	ER	SO	BB	IBB	HBP	BLK	WP	HR	S	P	ERA	WHIP
52 CC Sabathia, L ERA: 7.2	(1, 1)	5.0	L	27	8	4	4	5	3	1	0	0	0	0	64	102	7.20	2.200
41 David Phelps, R ERA: 6.75	(6, 1)	1.1		7	1	1	1	0	2	0	0	0	0	0	19	33	6.75	2.250
48 Boone Logan, L ERA:	(7, 1)	0.2		3	1	0	0	0	0	0	0	0	0	0	9	15	0.00	1.500
27 Shawn Kelley, R ERA:	(8, 1)	1.0		3	0	0	0	1	0	0	0	0	0	0	7	12	0.00	0.000
62 Joba Chamberlain, R ERA: 40.5	(9, 1)	0.2		7	3	3	3	2	2	0	0	0	0	0	14	25	40.50	7.500

PITCHER		IP	WLS	BF	H	R	ER	SO	BB	IBB	HBP	BLK	WP	HR	S	P	ERA	WHIP
38 Cody Eppley, R ERA:	(9, 1)	0.1		1	0	0	0	0	0	0	0	0	1	0	2	3	0.00	0.000

TOP	
AB	40
R	8
H	13
RBI	8
BB	8
SO	8
LOB	26

Boston Red Sox @ New York Yankees

Yankee Stadium, Bronx, NY

Mon Apr 01 2013, 1:11 PM - 4:48 PM EDT

Att. 49,514 - Partly Cloudy - 62 F

livebaseballscorecards.com

BOTTOM

Batter	1	2	3	4	5	6	7	8	9	AB	R	H	RBI	BB	SO	LOB
11 Brett Gardner, L (1, 8) OBP: 0.400, SLG: 0.250	B FF 91 L FF 92 F SI 90 S FC 90 1-3 **K** ①		C FF 92 F FF 91 B CU 74 X FC 87 1-2 24 WP 1B	B CU 73 X FC 89 1-0 L9 ③			B SL 88 C FF 96 C FF 95 B SL 88 B FF 96 B SL 87 4-2 **1-2** BB		B FF 97 B FF 98 C FF 98 S FF 97 F FF 97 B SL 84 X FF 97 3-2 P5 ③	4	0	1	0	1	1	2
26 Eduardo Núñez, R (1, 6)	C FF 93 F FC 91 X FF 94 0-2 G6-3 ②		C FF 91 F FC 88 F CU 75 F FC 89 D CH 83 F FF 92 C FC 88 1-3 **K** ②		L FF 90 B CU 74 F SI 89 F FC 87 S CH 83 1-3 **K** ①		C FF 96 S FF 94 F SL 86 C FF 98 0-3 **K** ①			4	0	0	0	0	3	3
24 Robinson Canó, L (1, 4) OBP: 0.250, SLG: 0.250	C FF 94 B CU 76 F FC 89 B CU 76 B FC 91 F FC 89 S FC 89 3-3 **K**		B CU 75 D CU 75 X FC 89 2-0 F7 ③ **1-2**		B FF 91 X FC 88 1-0 1B		S SL 85 F SL 88 F SL 87 D SL 88 B FF 98 S FF 97 2-3 **K** ②			4	0	1	0	0	2	3
36 Kevin Youkilis, R (1, 3) OBP: 0.250, SLG: 0.500 (7, 5)	C FF 94 B CU 76 X CH 85 1-1 F9 ③			C FF 91 S FC 88 B FF 92 F FC 88 B CU 74 B FC 87 F FC 88 X FF 92 3-2 31 1B 29 1B 2B	C CU 73 X FF 90 0-1 F8 ②		C FF 95 S CU 78 B CU 79 F FF 94 S FF 95 1-3 **K** ③			4	1	1	0	0	1	4
12 Vernon Wells, R (1, 7)		C FF 92 X FC 88 0-1 G6-3 ①		F FF 93 F FC 90 F CU 75 D CU 76 F FC 91 B FF 93 B FC 89 B FF 93 4-2 31 1B 29 1B BB	C FF 91 F CH 84 C FF 92 0-3 **K** ③			X FF 94 0-0 F9 ①		3	1	0	0	1	1	1
45 Ben Francisco, R (1, 10) 33 Travis Hafner, L (6, PH) OBP: 0.500, SLG: 0.500 (7, 10)		C FF 92 F FF 92 B FF 93 B CU 75 B FC 90 B FC 88 4-2 31 FC6-4 BB	C FF 93 B FC 92 X FF 93 1-1 P2 ①			C FF 90 X FF 86 0-1 P6 ①		F FF 94 B SL 80 S FO 88 F FF 96 F FF 95 X FO 89 1-2 31 G1-6-3 1B		1 2	0 0	0 1	0 0	1 0	0 0	2 0
31 Ichiro Suzuki, L (1, 9) OBP: 0.250, SLG: 0.250		1 SAFE C FF 92 C FF 92 1 SAFE X FC 89 0-2 FC6-4 ② **1-2f**	B FF 91 X FF 93 1-0 29 1B **1-2** **2-3** 1B			X FF 90 0-0 P5 ②		C FF 94 X FF 94 0-1 G1-6-3 ②③ **1-2f**		4	0	1	0	0	0	2
17 Jayson Nix, R (1, 5) 55 Lyle Overbay, L (6, PH) (7, 3)		F FF 93 B FC 89 B FF 92 F FC 89 B CU 74 C FC 89 3-3 **K** ③		B FF 94 F FC 90 B CH 84 F FC 89 D CU 75 F FF 92 C FF 92 3-3 **K** ②		C FF 90 X FF 89 0-1 F7 ③			C FF 97 F FF 98 B FF 96 X SL 88 1-2 F9 ①	2 2	0 0	0 0	0 0	0 0	2 0	4 0
29 Francisco Cervelli, R (1, 2) OBP: 0.500, SLG: 0.333			B FF 91 X FF 91 1-0 F8 ①	F FC 90 B FF 93 S FC 91 X FC 91 1-2 **1-3** **2-H** **3-H** 1B			B FF 95 B FF 93 B FF 94 C FF 94 B FF 94 4-1 11 BB BB		X FF 98 0-0 G6-3 ②	3	0	1	2	1	0	0

Inning Stats										
	R: 0 E: 0 K: 2 S: 12	H: 0 LOB: 1 BB: 0 P: 17	R: 0 E: 0 K: 1 S: 10	H: 0 LOB: 1 BB: 1 P: 17	R: 0 E: 0 K: 1 S: 11	H: 1 LOB: 1 BB: 0 P: 16	R: 2 E: 0 K: 1 S: 20	H: 3 LOB: 2 BB: 1 P: 34	R: 0 E: 0 K: 2 S: 10	H: 1 LOB: 1 BB: 0 P: 12
	R: 0 E: 0 K: 0 S: 5	H: 0 LOB: 0 BB: 0 P: 5	R: 0 E: 0 K: 3 S: 15	H: 0 LOB: 2 BB: 2 P: 26	R: 0 E: 0 K: 0 S: 8	H: 1 LOB: 0 BB: 0 P: 9	R: 0 E: 0 K: 0 S: 8	H: 0 LOB: 0 BB: 0 P: 12	1B: 5 2B: 1 3B: 0 HR: 0	SF: 0 SAC: 0 DP: 1 HBP: 0	WP: 2 PB: 0 SB: 0 CS: 0	PA: 37

PITCHER		IP	WLS	BF	H	R	ER	SO	BB	IBB	HBP	BLK	WP	HR	S	P	ERA	WHIP
31 Jon Lester, L ERA: 3.6	(1, 1)	5.0	W	23	5	2	2	7	2	0	0	0	2	0	63	96	3.60	1.400
19 Koji Uehara, R ERA:	(6, 1)	1.0	H	3	0	0	0	0	0	0	0	0	0	0	5	5	0.00	0.000
30 Andrew Miller, L ERA:	(7, 1)	0.2	H	4	0	0	0	2	2	0	0	0	0	0	11	21	0.00	3.000
40 Andrew Bailey, R ERA:	(7, 1)	0.1	H	1	0	0	0	1	0	0	0	0	0	0	4	5	0.00	0.000
36 Junichi Tazawa, R ERA:	(8, 1)	1.0	H	3	1	0	0	0	0	0	0	0	0	0	8	9	0.00	1.000

PITCHER		IP	WLS	BF	H	R	ER	SO	BB	IBB	HBP	BLK	WP	HR	S	P	ERA	WHIP
52 Joel Hanrahan, R ERA:	(9, 1)	1.0		3	0	0	0	0	0	0	0	0	0	0	8	12	0.00	0.000

AB	33
R	2
H	6
RBI	2
BB	4
SO	10
LOB	21

Batter	1	2	3	4	5	6	7	8	9	AB	R	H	RBI	BB	SO	LOB
2 Jacoby Ellsbury, L (1, 8) OBP: 0.455, SLG: 0.600	C SI 89 B FF 89 B FS 85 X SI 88 2-1 P6	B SL 81 B FS 85 B FS 84 B SI 89 4-0 29 HBP 1-2 2-3 BB	C CU 78 F FF 91 B SL 86 X FF 92 1-2 2-H 3-H 1B			X CH 80 0-0 FC4-6 29 2B 15 G6-3 1-2f		F CH 81 B SI 90 C SI 90 D CH 83 X CH 81 2-2 G6-3		4	1	1	2	1	0	1
29 Daniel Nava, S (1, 10) OBP: 0.800, SLG: 1.000	C SI 90 B FS 86 B FS 84 B SI 90 X SI 89 3-1 12 F8 15 1B 39 1B 1B	C CU 78 H SI 90 1-1 15 G6-3 1-2 2-3 3-H HBP	B SI 91 1 SAFE F SI 90 X CH 82 1-1 G4-3			B CU 77 1 SAFE S CH 82 F FF 90 D SL 85 1 SAFE X CH 81 2-2 12 1B 1-3 2B		B SI 90 B SI 89 B SI 89 B FF 90 4-0 BB		3	1	2	1	1	0	1
15 Dustin Pedroia, R (1, 4) OBP: 0.364, SLG: 0.364	C SI 90 B SI 90 S SI 89 X FS 84 1-2 39 1B 1-2 1B	C SI 86 C SI 86 B SI 86 X SI 86 1-2 G6-3 1-2f		C FF 91 F FF 92 F SL 85 X SL 84 0-2 12 G1-4-3 1B		B CU 78 F SL 84 S SI 90 B SL 84 X CH 82 2-2 G6-3 3-H		B FC 89 X CU 81 1-0 F9		5	0	2	1	0	0	5
12 Mike Napoli, R (1, 3) OBP: 0.100, SLG: 0.100	B FS 83 C SI 90 T SI 91 X FF 91 1-2 F8 2-3		C SI 86 X SI 85 0-1 G4-3	D SL 84 B FC 92 F CH 80 C FF 92 B FF 92 X SL 84 3-2 G1-4-3 1-2f		X SI 90 0-0 2-3 1B			C SL 77 B SL 79 B FF 88 F SL 76 C FF 90 2-3	5	0	1	0	0	1	3
39 Jarrod Saltalamacchia, S (1, 2) OBP: 0.600, SLG: 0.571	C CU 77 D FS 86 B SL 84 X SI 90 2-1 1-3 3-H 1B		S SI 86 B CH 80 B SI 85 B SI 86 X SI 86 3-1 16 WP 18 1B 1B	C CU 78 F FF 92 B FF 91 S CH 84 1-3 K		S SL 83 B CH 82 S CH 82 B CH 82 S CH 82 2-3 K			C FF 90 B FF 88 B SL 76 B SL 78 X FF 88 3-1 L8	5	1	2	1	0	2	2
16 Will Middlebrooks, R (1, 5)	B SL 83 S SL 83 F SI 91 S FS 85 1-3 K		B SI 85 C SI 86 C SI 86 B SL 83 S SI 86 2-3 K 1-2		C CU 78 C SL 85 F FF 92 F FF 92 B FF 92 X SL 85 1-2 F9		X SI 88 0-0 L8		B FF 89 B SL 77 C FF 88 B SL 75 F FF 88 D SL 79 4-2 18 2B BB	4	0	0	0	1	2	3
18 Shane Victorino, S (1, 9) OBP: 0.455, SLG: 0.545		C SI 90 B FF 90 X SI 90 1-1 10 FC2-5 44 HBP 1B	C SI 86 X SI 86 0-1 44 S 44 1B 2-H 1B		C SL 85 B CH 85 S CH 82 B FF 92 B CH 84 S CH 82 3-3 K		B SI 89 C SL 83 B FF 90 B FF 90 S SI 89 X CH 81 3-2 P2		C FF 89 B FF 90 B FF 89 X FF 87 2-1 1-3 2B	5	1	3	1	0	1	0
44 Jackie Bradley Jr., L (1, 7) OBP: 0.500, SLG: 0.167		1 SAFE B FS 82 C SL 82 F SI 90 H SI 89 2-2 2 BB 10 FC2-5 29 HBP 1-2 HBP	B SI 85 S SI 85 F SI 86 B SI 86 X SI 86 2-2 10 2B 2 1B 1-H 1B		C SL 84 C SI 90 D CH 84 X FF 91 1-2 L7		B SI 90 S CH 82 B SI 89 B SI 90 F CH 81 F SI 90 X CH 81 3-2 L8		C FF 90 X FF 90 0-1 G4-3	4	2	1	1	0	0	2
10 Jose Iglesias, R (1, 6) OBP: 0.556, SLG: 0.667		L FS 82 L SI 90 X FS 86 0-2 FC2-5 29 HBP 2 BB 1-2 2-3f	1 SAFE C SI 85 F SI 85 F SL 82 B SI 85 X SL 81 1-2 2 1B 1-3 2B			B CU 74 X CU 80 1-0 2 FC4-6 1B		C FF 90 F CU 80 B CU 76 B FF 90 C FF 91 2-3 K		4	1	2	0	0	1	2
Inning Stats	R: 1 E: 0 K: 1 S: 15 H: 3 LOB: 2 BB: 0 P: 25	R: 1 E: 0 K: 0 S: 11 H: 1 LOB: 2 BB: 1 P: 20	R: 4 E: 0 K: 1 S: 21 H: 5 LOB: 1 BB: 0 P: 31	R: 0 E: 0 K: 1 S: 10 H: 1 LOB: 0 BB: 0 P: 14	R: 0 E: 0 K: 1 S: 11 H: 0 LOB: 0 BB: 0 P: 16	R: 1 E: 0 K: 1 S: 12 H: 3 LOB: 2 BB: 0 P: 19	R: 0 E: 0 K: 0 S: 8 H: 0 LOB: 0 BB: 0 P: 14	R: 0 E: 0 K: 1 S: 7 H: 0 LOB: 1 BB: 1 P: 16	R: 0 E: 0 K: 1 S: 11 H: 1 LOB: 2 BB: 1 P: 22	1B: 11 2B: 3 3B: 0 HR: 0 SF: 0 SAC: 0 DP: 2 HBP: 2	WP: 1 PB: 0 SB: 1 CS: 0 PA: 44					

PITCHER		IP	WLS	BF	H	R	ER	SO	BB	IBB	HBP	BLK	WP	HR	S	P	ERA	WHIP
18 Hiroki Kuroda, R ERA: 13.5	(1, 1)	1.1	L	11	4	2	2	1	1	0	2	0	0	0	23	41	13.50	3.750
38 Cody Eppley, R ERA: 21.6	(2, 1)	1.1		7	4	4	4	1	0	0	0	0	1	0	19	28	27.00	3.000
43 Adam Warren, R ERA: 1.69	(3, 1)	5.1		21	5	1	1	4	1	0	0	0	0	0	53	86	1.69	1.125
27 Shawn Kelley, R ERA:	(9, 1)	1.0		5	1	0	0	1	1	0	0	0	0	0	11	22	0.00	2.000

PITCHER	IP	WLS	BF	H	R	ER	SO	BB	IBB	HBP	BLK	WP	HR	S	P	ERA	WHIP

TOP

Boston Red Sox @ New York Yankees

Yankee Stadium, Bronx, NY

Wed Apr 03 2013, 7:11 PM - 10:45 PM EDT

Att. 40,216 - Clear - 43 F

livebaseballscorecards.com

AB	39
R	7
H	14
RBI	7
BB	3
SO	7
LOB	19

BOTTOM

Batter	1	2	3	4	5	6	7	8	9	AB	R	H	RBI	BB	SO	LOB
11 Brett Gardner, L (1, 8) OBP: 0.200, SLG: 0.111	X SI 88 0-0 ① B5-3		B FF 87 C SI 91 C CH 79 B SI 92 S FF 94 2-3 ② K		1 SAFE 1 SAFE X FC 86 0-0 ② F7		B CU 74 B FF 90 B SI 89 C FF 90 C FC 84 F FF 90 X FF 90 3-2 ③ F8		C FF 96 S FF 96 S FF 97 0-3 ② K	5	0	0	0	0	2	4
31 Ichiro Suzuki, L (1, 9) OBP: 0.286, SLG: 0.167 45 Ben Francisco, R (8, PH) (9, 9)	B FF 90 F FF 90 B FC 86 S FF 91 B FC 87 B SI 90 4-2 36 1B BB		C CU 76 X FF 92 0-1 ③ P5		B FF 92 B CU 74 C FF 92 B CH 78 F FF 91 X FF 89 3-2 ③ L8 1-2			B FF 94 B FF 95 H FF 94 3-0 33 G2-3 36 1B 12 HR HBP	C FF 96 S SL 85 B FF 97 B SL 86 X FF 97 2-2 ③ F9	2 1	0 1	0 1	0 0	1 0	0 0	1 1
24 Robinson Canó, L (1, 4) OBP: 0.125, SLG: 0.125	1 SAFE 1 SAFE 1 SAFE B FC 86 1 SAFE X FC 86 1-0 ② F7			B CU 75 X SI 91 1-0 ① G6-3		B FC 85 F FF 90 B FF 91 X CU 75 2-1 ① L8		C FF 95 B FF 95 F SL 85 X SL 88 1-2 ① L8		4	0	0	0	0	0	2
36 Kevin Youkilis, R (1, 5) OBP: 0.375, SLG: 0.500	C SI 90 1 SAFE C CH 78 F SI 90 X CU 76 0-2 1-2 1B			B CU 77 C FC 87 F CH 81 B SI 93 C SI 92 2-3 ② K		F FF 91 F FF 91 F FF 91 X SI 90 0-2 ② G6-3		C FF 92 X FF 93 0-1 33 G2-3 12 HR 1-2 1B		4	1	2	0	0	1	0
33 Travis Hafner, L (1, 10) OBP: 0.333, SLG: 0.833	C FF 91 X FC 86 0-1 ③ F9			X SI 92 0-0 HR		B CU 76 B FF 91 F FC 85 B CH 79 T CH 85 C FF 91 3-3 ③ K		C FF 93 F FF 93 F FS 88 X SI 93 0-2 ② G2-3 1-2 2-3		4	1	1	1	0	1	4
12 Vernon Wells, R (1, 7) OBP: 0.500, SLG: 0.857		B FF 91 X FF 90 1-0 55 G6-4-3 1B		X FF 90 0-0 1B			C FC 84 S CH 78 X FF 91 0-2 ① G6-3	X SI 94 0-0 2-H 3-H HR		4	1	3	3	0	0	0
55 Lyle Overbay, L (1, 3) OBP: 0.167, SLG: 0.167		B SI 91 F FC 87 X CU 76 1-1 ①② G6-4-3 1-2f		X FC 87 0-0 ③ G3			X FC 85 0-0 26 BB 1B	B FF 92 C FF 93 S CU 81 B CU 82 B FF 93 X FF 92 3-2 ③ G6-3		4	0	1	0	0	0	2
26 Eduardo Núñez, R (1, 6) OBP: 0.375, SLG: 0.286		C SI 92 X FC 86 0-1 ③ F9			S CH 78 X FF 91 0-1 31 S 1B		B CH 84 B CH 77 F FF 90 B FF 90 B FF 89 4-1 1-2 BB		C FF 95 C FF 96 B SL 87 B FF 96 X FF 96 2-2 29 FC5-4 1B	3	0	2	0	1	0	0
19 Chris Stewart, R (1, 2) 22 Brennan Boesch, L (7, PH) 29 Francisco Cervelli, R (8, 2) OBP: 0.400, SLG: 0.250			C FF 90 C CU 76 B SI 90 X FC 88 1-2 ① L8		C CU 74 D CU 77 C FC 86 F FF 91 B FC 86 B FC 85 F FF 90 X FF 90 3-2 ① F7		B FC 85 F FC 86 F CU 75 S FF 91 1-3 ② K		C FF 95 B SL 85 C SL 84 B SL 87 B FF 97 F FF 97 F FF 97 X FF 96 3-2 ① FC5-4 1-2f	2 1 1	0 0 0	0 0 0	0 0 0	0 1 0	0 1 0	1 2 1
Inning Stats	R: 0 H: 1 E: 0 LOB: 2 K: 0 BB: 1 S: 10 P: 15	R: 0 H: 1 E: 0 LOB: 0 K: 0 BB: 0 S: 5 P: 7	R: 0 H: 0 E: 0 LOB: 0 K: 1 BB: 0 S: 8 P: 11	R: 1 H: 2 E: 0 LOB: 1 K: 1 BB: 0 S: 7 P: 10	R: 0 H: 1 E: 0 LOB: 1 K: 0 BB: 0 S: 11 P: 17	R: 0 H: 0 E: 0 LOB: 0 K: 1 BB: 0 S: 9 P: 14	R: 0 H: 1 E: 0 LOB: 2 K: 1 BB: 1 S: 12 P: 20	R: 3 H: 2 E: 0 LOB: 0 K: 0 BB: 0 S: 13 P: 20	R: 0 H: 1 E: 0 LOB: 1 K: 1 BB: 0 S: 14 P: 21	1B: 7 2B: 0 3B: 0 HR: 2	SF: 0 SAC: 0 DP: 1 HBP: 1						

PITCHER	IP	WLS	BF	H	R	ER	SO	BB	IBB	HBP	BLK	WP	HR	S	P	ERA	WHIP
11 Clay Buchholz, R (1, 1) ERA: 1.29	7.0	W	28	6	1	1	4	2	0	0	0	0	1	62	94	1.29	1.143
30 Andrew Miller, L (8, 1) ERA: 9.0	0.1		2	0	1	1	0	0	0	1	0	0	0	3	7	27.00	0.000
91 Alfredo Aceves, R (8, 1) ERA: 27.0	0.2		4	2	2	2	0	0	0	0	0	0	1	10	13	27.00	3.000
52 Joel Hanrahan, R (9, 1) ERA:	1.0	S	4	1	0	0	1	0	0	0	0	0	0	14	21	0.00	1.000

PITCHER	IP	WLS	BF	H	R	ER	SO	BB	IBB	HBP	BLK	WP	HR	S	P	ERA	WHIP

Boston Red Sox @ New York Yankees

Yankee Stadium, Bronx, NY

Wed Apr 03 2013, 7:11 PM - 10:45 PM EDT

Att. 40,216 - Clear - 43 F

livebaseballscorecards.com

AB	35
R	4
H	9
RBI	4
BB	2
SO	5
LOB	18

WP: 0 PA: 38
PB: 0
SB: 1
CS: 0

Boston Red Sox @ New York Yankees

Yankee Stadium, Bronx, NY

Thu Apr 04 2013, 7:09 PM - 9:46 PM EDT

Att. 40,611 - Partly Cloudy - 43 F

TOP

livebaseballscorecards.com

Batter	1	2	3	4	5	6	7	8	9	AB	R	H	RBI	BB	SO	LOB
2 Jacoby Ellsbury, L (1, 8) OBP: 0.333, SLG: 0.429	C FF 89 C SL 82 X SL 80 0-2 F8		F SI 89 X FF 89 0-1 G1-6-3 1-2f			C FF 89 X CU 75 0-1 15 FC6-4 1B		C FF 88 X FF 88 0-1 2 G3-6-3 1B		4	0	0	0	0	0	2
18 Shane Victorino, S (1, 9) OBP: 0.400, SLG: 0.467	C FF 90 B SI 91 S SL 84 X FF 90 1-2 12 1B 5 WP 1B		C CU 75 F SL 80 B SI 90 B SI 90 X SL 79 2-2 G1-3			X SL 82 0-0 F8		B FF 88 X SL 82 1-0 G3-6-3 1-2f		4	0	1	0	0	0	1
15 Dustin Pedroia, R (1, 4) OBP: 0.400, SLG: 0.308	C FF 89 X CU 75 0-1 F9			C CU 73 X CH 80 0-1 L6		C FF 89 B SL 79 B CU 73 B CU 73 X SI 89 3-1 F8		B CU 73 C FF 88 S FF 88 B SL 83 F CH 79 X FF 89 2-2 G6-3		2	1	0	0	2	0	2
12 Mike Napoli, R (1, 3) OBP: 0.143, SLG: 0.143	X CU 74 0-0 5 WP 1-2 1B			B CH 79 F CH 79 B SL 82 B CU 77 B FF 89 4-1 BB		B FF 88 B FF 88 C FF 88 C FF 88 X FF 90 2-2 FC6-4 1-2f			C FC 88 B FC 90 F FC 89 B FC 90 B FC 91 F FC 90 B FC 89 4-2 5 2B 16 G3-1 BB	4	0	1	0	0	1	2
5 Jonny Gomes, R (1, 10) OBP: 0.444, SLG: 0.500	B CU 76 1-0 WP 1-2 2-H			C FF 89 1 SAFE S SL 80 D SL 82 1 SAFE B FF 88 S FF 88 2-3 K			C FF 88 B SL 82 X CH 80 1-1 F9		S FC 89 B FC 90 S FC 90 X FC 90 1-2 F9	5	0	1	0	0	1	3
16 Will Middlebrooks, R (1, 5) OBP: 0.286, SLG: 0.167		B FF 88 F SI 88 B FF 89 C CU 74 X FF 90 2-2 P4		X FF 89 0-0 G4-3			C CU 74 S SL 80 B SL 80 F FC 87 S CH 79 1-3 K		C FC 90 X FF 90 0-1 16 G3-1 1-3 2B	4	1	2	1	0	0	1
44 Jackie Bradley Jr., L (1, 7) OBP: 0.429, SLG: 0.300		X SI 89 0-0 44 G4-6-3 1B			B CU 71 C CU 73 B SI 87 B FF 89 F SI 89 X SL 80 3-2 G5-3		C FF 88 X FF 88 0-1 44 2B 1B		F FC 91 C FC 90 B FC 90 X FC 90 1-2 G3-1 2-3 3-H	4	0	1	1	0	1	2
3 David Ross, R (1, 2) OBP: 0.333, SLG: 0.333		B FF 90 X FF 90 1-0 G4-6-3 1-2f			F SI 90 F SL 80 B FF 90 X FF 90 1-2 G5-3		B CU 74 C FF 88 X SL 80 1-1 1-H 2B		C FC 90 F FC 90 C FC 89 0-3 K	3	0	1	0	0	1	1
10 Jose Iglesias, R (1, 6) OBP: 0.583, SLG: 0.667			X FF 88 0-0 10 G1-6-3 1B		B CH 80 C CU 73 F FC 88 S SL 79 1-3 K		C CU 74 S SL 81 D CU 78 X SL 79 1-2 F8			3	0	2	0	0	0	1

	AB	33
	R	2
	H	9
	RBI	2
	BB	2
	SO	4
	LOB	15

Inning Stats	1	2	3	4	5	6	7	8	9
	R: 0 E: 0 K: 0 S: 9	R: 0 E: 0 K: 0 S: 5	R: 0 E: 0 K: 0 S: 6	R: 0 E: 0 K: 1 S: 7	R: 0 E: 0 K: 1 S: 9	R: 0 E: 0 K: 0 S: 8	R: 1 E: 0 K: 1 S: 13	R: 0 E: 0 K: 0 S: 7	R: 1 E: 0 K: 1 S: 14
	H: 2 LOB: 1 BB: 0 P: 11	H: 1 LOB: 0 BB: 0 P: 8	H: 1 LOB: 0 BB: 0 P: 8	H: 0 LOB: 1 BB: 1 P: 13	H: 0 LOB: 0 BB: 0 P: 14	H: 1 LOB: 1 BB: 0 P: 13	H: 2 LOB: 1 BB: 0 P: 17	H: 1 LOB: 0 BB: 0 P: 10	H: 1 LOB: 1 BB: 1 P: 20

	1B: 7	SF: 0	WP: 1	PA: 35
	2B: 2	SAC: 0	PB: 0	
	3B: 0	DP: 3	SB: 0	
	HR: 0	HBP: 0	CS: 0	

PITCHER		IP	WLS	BF	H	R	ER	SO	BB	IBB	HBP	BLK	WP	HR	S	P	ERA	WHIP
46 Andy Pettitte, L	(1, 1)	8.0	W	30	8	1	1	3	1	0	0	0	1	0	64	94	1.12	1.125
ERA: 1.13																		
42 Mariano Rivera, R	(9, 1)	1.0	S	5	1	1	1	1	1	0	0	0	0	0	14	20	9.00	2.000
ERA: 9.0																		

PITCHER	IP	WLS	BF	H	R	ER	SO	BB	IBB	HBP	BLK	WP	HR	S	P	ERA	WHIP

Boston Red Sox @ New York Yankees

Yankee Stadium, Bronx, NY

Thu Apr 04 2013, 7:09 PM - 9:46 PM EDT

Att. 40,611 - Partly Cloudy - 43 F

livebaseballscorecards.com

BOTTOM

Batter	1	2	3	4	5	6	7	8	9	AB	R	H	RBI	BB	SO	LOB
11 Brett Gardner, L (1, 8) OBP: 0.357, SLG: 0.500	C SI 87 B SI 89 S SI 89 B SI 90 B SI 89 B SI 88 4-2 24 CS BB	X FF 87 0-0 HR	C FF 88 D FS 80 C FS 80 B FF 90 B FF 89 S FS 80 3-3 ③ K				B SI 89 F SI 89 C CH 83 F SL 85 X SI 88 1-2 ① 1B			3	1	2	1	1	1	2
24 Robinson Canó, L (1, 4) OBP: 0.167, SLG: 0.091	C FF 88 B SI 89 B SI 90 B FS 82 S SI 91 X FC 86 3-2 ①② G5-3 1-2	B FF 90 B FF 89 B FS 79 B FC 87 4-0 BB			X FS 79 0-0 ① G3-1		C SL 85 B CH 82 X CH 83 1-1 ② G5-3			3	0	0	0	1	0	1
36 Kevin Youkilis, R (1, 5) OBP: 0.333, SLG: 0.500	B SI 90 B SI 90 C FF 89 B FF 90 F SI 91 X FF 91 3-2 ③ G6-3	C SL 85 F FF 89 F FC 86 S FS 80 0-3 ① K			B FF 86 B FF 87 C SL 82 X FF 87 2-1 2B		C SI 90 F SI 90 B CH 83 S CH 82 1-3 ③ K			4	0	1	0	0	2	1
33 Travis Hafner, L (1, 10) OBP: 0.300, SLG: 0.600		C FF 88 B FF 90 B FC 87 F SI 89 X FF 89 2-2 26 2B 55 1B 1B	F FC 88 S FS 80 1 SAFE B FS 80 B FF 89 B FS 80 S FS 80 3-3 ② K		B FF 88 F FF 87 C FF 88 S FS 80 1-3 ② K			B CH 84 C CH 82 F SI 88 B SL 85 B CH 82 X CH 82 3-2 ① F8		4	1	1	0	0	2	2
12 Vernon Wells, R (1, 7) OBP: 0.333, SLG: 0.545		F FF 89 S SL 84 S SL 84 0-3 ① K	B FF 90 B FF 89 S SL 84 D SL 85 X FF 90 3-1 ③ F9		C FF 87 B FS 79 C SI 89 X FC 84 1-2 ③ G2			X SI 88 0-0 ② L6		4	0	0	0	0	1	3
31 Ichiro Suzuki, L (1, 9) OBP: 0.273, SLG: 0.111		C FF 90 B SI 87 C FS 80 S FS 80 1-3 ② K		C SL 82 B FC 87 B FS 79 S FS 78 F FF 89 B SL 85 B FS 80 4-2 26 FC5-4 BB		X FF 94 0-0 ① F7		C SI 88 S SL 84 B CH 83 X SL 85 1-2 ③ G3		3	0	0	0	1	1	1
26 Eduardo Núñez, R (1, 6) OBP: 0.455, SLG: 0.500		C SL 84 B SI 90 X SI 90 1-1 55 1B 1-3 2B	C SL 83 C FF 88 1 SAFE F FS 80 B SL 83 B SI 87 X SL 84 2-2 ① FC5-4 29 BB 1-2f			C FF 94 F FF 94 B FF 94 X FF 94 1-2 55 CS 1B				3	1	2	0	0	0	1
55 Lyle Overbay, L (1, 3) OBP: 0.222, SLG: 0.222		X FF 89 0-0 2-H 3-H 1B	C FF 87 C SL 84 S FS 79 0-3 ② K			C FF 92 S FO 89 B FO 90 X FO 89 1-2 ②③ G4-3 1-2				3	0	1	2	0	1	2
29 Francisco Cervelli, R (1, 2) OBP: 0.500, SLG: 0.833		B FC 88 S FC 85 C SL 84 B SL 82 S SL 85 2-3 ③ K	C SL 84 1 SAFE B SL 82 F SL 82 B SI 88 B FF 90 F FF 87 B FC 84 4-2 1-2 BB				S SL 85 B SI 89 B SI 89 B CH 81 X SI 88 3-1 HR			2	1	1	1	1	1	1

	AB	29
	R	4
	H	8
	RBI	4
	BB	4
	SO	9
	LOB	14

Inning Stats																		
	R: 0	H: 0	R: 2	H: 3	R: 1	H: 1	R: 0	H: 0	R: 0	H: 1	R: 0	H: 1	R: 1	H: 2	R: 0	H: 0	1B: 4	SF: 0
	E: 0	LOB: 0	E: 0	LOB: 1	E: 0	LOB: 1	E: 0	LOB: 2	E: 0	LOB: 1	E: 0	LOB: 0	E: 0	LOB: 0	E: 0	LOB: 0	2B: 2	SAC: 0
	K: 0	BB: 1	K: 3	BB: 0	K: 2	BB: 1	K: 2	BB: 2	K: 1	BB: 0	K: 0	BB: 0	K: 1	BB: 0	K: 0	BB: 0	3B: 0	DP: 0
	S: 8	P: 18	S: 15	P: 21	S: 10	P: 20	S: 16	P: 29	S: 9	P: 13	S: 7	P: 9	S: 11	P: 17	S: 7	P: 11	HR: 2	HBP: 0

	WP: 0	PA: 33
	PB: 0	
	SB: 0	
	CS: 2	

PITCHER		IP	WLS	BF	H	R	ER	SO	BB	IBB	HBP	BLK	WP	HR	S	P	ERA	WHIP
46 Ryan Dempster, R ERA: 5.4	(1, 1)	5.0	L	23	5	3	3	8	4	0	0	0	0	1	58	101	5.40	1.800
36 Junichi Tazawa, R ERA:	(6, 1)	1.0		3	1	0	0	0	0	0	0	0	0	0	7	9	0.00	1.000
59 Clayton Mortensen, R ERA: 4.5	(7, 1)	2.0		7	2	1	1	1	0	0	0	0	0	1	18	28	4.50	1.000

PITCHER	IP	WLS	BF	H	R	ER	SO	BB	IBB	HBP	BLK	WP	HR	S	P	ERA	WHIP

Batter	1	2	3	4	5	6	7	8	9	AB	R	H	RBI	BB	SO	LOB
11 Brett Gardner, L (1, 8) OBP: 0.333, SLG: 0.400	C SI 89 F SI 90 X FF 89 0-2 G1-3		C SI 87 H CU 74 1-1 24 G6-4-3 HBP		X SI 86 0-0 FC4-6 24 1B 36 WP 1-2f		L SI 87 B KC 73 L SI 89 C SI 90 1-3 K			3	1	0	0	0	1	1
24 Robinson Canó, L (1, 4) OBP: 0.188, SLG: 0.133	B CH 80 F SI 89 F FC 88 B SI 87 X CH 82 2-2 G6-3		C CH 80 B SI 88 B FC 85 1 SAFE X SI 87 2-1 G6-4-3 1-2f		C SI 86 X CU 73 0-1 36 WP 36 HR 1-3 1B		B FC 84 F SI 90 F SI 90 S SI 92 1-3 K			4	1	1	0	0	1	1
36 Kevin Youkilis, R (1, 5) OBP: 0.375, SLG: 0.688	C FF 89 X FF 89 0-1 33 BB 1B		B SI 87 B SI 90 X SI 88 2-0 G6-3		B SI 87 F SI 86 B CU 73 B FC 84 X SI 88 3-1 1-H 3-H HR		C SI 90 F SI 91 X KC 78 0-2 F7			4	1	2	2	0	0	0
33 Travis Hafner, L (1, 10) OBP: 0.357, SLG: 0.538	B SI 89 C SI 89 B FC 86 D CU 74 C SI 89 B SI 89 4-2 22 FC1-4-6 1-2 BB			B SI 86 B SI 87 F SI 87 X SI 90 2-1 31 G4-3 22 G6-3 1B	B SI 90 F CH 80 B SI 89 F CH 80 X FC 86 2-2 G4-3			B SI 88 C SI 88 X SI 90 1-1 P3		3	0	1	0	1	0	0
22 Brennan Boesch, L (1, 9) OBP: 0.200, SLG: 0.200	B SI 89 F CH 82 D CU 74 B SI 90 X SI 89 3-1 FC1-4-6 1-2f			F FC 84 B SI 88 B SI 88 S CH 81 B SI 90 X SI 89 3-2 G6-3 1-2	F CU 74 B SI 90 X CH 81 1-1 1B			C SI 90 X FC 84 0-1 G4-3		4	0	1	0	0	0	3
26 Eduardo Núñez, R (1, 6) OBP: 0.462, SLG: 0.455 17 Jayson Nix, R (4, PR) (4, 6)		B SI 87 F SI 88 F SI 88 X FC 87 1-2 L1-3		C CU 73 H SI 88 1-1 31 G4-3 HBP	B SI 87 C CU 72 D CU 74 1 SAFE X SI 86 2-1 L5			B SI 90 B SI 88 C SI 89 S SI 90 C SI 91 2-3 K		1 2	0 0	0 0	0 0	0 1	0 1	0 1
31 Ichiro Suzuki, L (1, 7) OBP: 0.200, SLG: 0.077		B CU 74 C CH 80 F FC 85 X CU 74 1-2 G3-1	B CU 71 B SI 88 F FF 87 B FC 82 X SI 88 3-1 G4-3 1-2 2-3			C FC 84 B KC 75 C SI 89 F FC 82 F SI 91 X FC 84 1-2 P6			B SI 89 F SI 89 B FC 82 B SI 90 X SI 90 3-1 F9	4	0	0	0	0	0	2
55 Lyle Overbay, L (1, 3) OBP: 0.250, SLG: 0.182 45 Ben Francisco, R (9, PH)		B CH 82 B CH 80 B SI 90 C SI 88 F SI 89 B SI 90 4-2 BB	S CH 79 S FC 84 F SI 87 S CU 74 0-3 K			B SI 91 F SI 89 F FC 86 C SI 92 1-3 K			B SI 91 C SI 90 S FC 83 F SI 90 S KC 77 1-3 K	2 1	0 0	0 0	0 0	1 0	2 1	3 0
19 Chris Stewart, R (1, 2) OBP: 0.167, SLG: 0.167		C SI 88 M SI 89 D CU 75 B SI 90 S SI 90 2-3 K			B SI 86 C SI 86 F CU 74 B SI 88 F SI 88 X SI 88 2-2 11 FC4-6 1B	C SI 90 B FC 84 C SI 91 B SI 92 B KC 79 X SI 90 3-2 F7			C SI 90 F SI 91 X SI 92 0-2 G6-3	4	0	1	0	0	1	1
Inning Stats	R: 0 E: 0 K: 0 S: 12 H: 1 LOB: 2 BB: 1 P: 21	R: 0 E: 0 K: 1 S: 11 H: 0 LOB: 1 BB: 1 P: 19	R: 0 E: 0 K: 0 S: 4 H: 0 LOB: 0 BB: 0 P: 9	R: 0 E: 0 K: 1 S: 12 H: 1 LOB: 3 BB: 0 P: 21	R: 3 E: 0 K: 0 S: 16 H: 4 LOB: 1 BB: 0 P: 26	R: 0 E: 0 K: 1 S: 11 H: 0 LOB: 0 BB: 0 P: 16	R: 0 E: 0 K: 2 S: 9 H: 0 LOB: 0 BB: 0 P: 11	R: 0 E: 0 K: 1 S: 7 H: 0 LOB: 0 BB: 0 P: 10	R: 0 E: 0 K: 1 S: 9 H: 0 LOB: 0 BB: 0 P: 13	1B: 5 2B: 0 3B: 0 HR: 1 SF: 0 SAC: 0 DP: 1 HBP: 2						

PITCHER	IP	WLS	BF	H	R	ER	SO	BB	IBB	HBP	BLK	WP	HR	S	P	ERA	WHIP
58 Doug Fister, R (1, 1) ERA: 5.4	5.0	W	24	6	3	3	2	2	0	2	0	1	1	55	96	5.40	1.600
33 Drew Smyly, L (6, 1) ERA: 3.38	4.0	S	12	0	0	0	5	0	0	0	0	0	0	36	50	0.00	0.000

PITCHER	IP	WLS	BF	H	R	ER	SO	BB	IBB	HBP	BLK	WP	HR	S	P	ERA	WHIP

TOP

New York Yankees @ Detroit Tigers

Comerica Park, Detroit, MI

Fri Apr 05 2013, 1:09 PM - 4:07 PM EDT

Att. 45,051 - Sunny - 45 F

livebaseballscorecards.com

AB	32
R	3
H	6
RBI	2
BB	2
SO	7
LOB	12

WP: 1 PA: 36
PB: 0
SB: 0
CS: 0

Batter	1	2	3	4	5	6	7	8	9	AB	R	H	RBI	BB	SO	LOB
14 Austin Jackson, R (1, 8) OBP: 0.474, SLG: 0.438	B SI 92 C FF 91 X SI 92 1-1 48 1B 24 FC5-4 1B	C SL 86 B FF 91 1 SAFE B SI 91 1 SAFE F FF 92 S SL 86 2-3 ③ K			B CU 80 B FF 92 B FF 93 C SI 93 B FF 92 4-1 48 G6-3 1-2 BB	C SL 80 X FF 92 0-1 1B		X FC 90 0-0 ③ P3		4	1	2	0	1	1	1
48 Torii Hunter, R (1, 9) OBP: 0.333, SLG: 0.389	B FF 90 B CU 78 F SI 92 1 SAFE F SI 91 B SL 85 X FF 91 3-2 24 FC5-4 1-3 1B		B CH 84 C SI 92 F SI 90 B CU 80 B SL 85 X SI 93 3-2 1B		X SI 91 0-0 ①② G6-3 1-2f 2-3	1 SAFE C SL 81 D SL 80 1 SAFE S SL 83 1 SAFE 1 SAFE D SL 83 S SL 82 2-3 ③ K				4	0	2	0	0	1	3
24 Miguel Cabrera, R (1, 5) OBP: 0.333, SLG: 0.200	S CU 79 F FF 92 X SL 86 0-2 ① FC5-4 28 WP 1-2f 3-H		1 SAFE C SI 91 X FF 89 0-1 ① F9		C CU 81 D SL 88 F SI 92 D CU 81 F SL 87 H FF 91 3-2 28 HR HBP		B FF 90 F SL 81 B SL 82 B SL 81 B SL 80 4-1 28 HR BB			2	2	0	1	1	0	2
28 Prince Fielder, L (1, 3) OBP: 0.250, SLG: 0.688	B FF 92 D CU 79 B CU 80 C SI 94 F CH 86 C CU 81 3-3 ② K 1-2		B SI 91 C SI 92 1 SAFE X SI 92 1-1 ② L9		C SL 86 X FF 94 0-1 1-H 3-H HR		B SL 77 C FF 89 B FF 91 X SL 80 2-1 1-H HR			4	2	2	5	0	1	2
41 Victor Martinez, S (1, 10) OBP: 0.250, SLG: 0.143	B CU 80 X FF 92 1-0 ③ L5		1 SAFE C SI 91 B FF 92 1 SAFE B CU 79 1 SAFE C CU 79 1 SAFE B CH 88 3-2 ③ X CU 80 F8		C FF 93 B FF 92 S SL 82 B SL 82 B SL 82 B FF 93 4-2 BB		C FF 86 B FF 92 B SL 80 B SL 81 C FF 92 F FF 92 X FF 92 3-2 ① G6-3			3	0	0	0	1	0	2
12 Andy Dirks, L (1, 7)		C SI 92 B SI 91 F FF 90 B CU 82 F FF 93 F CU 81 B SL 87 F FF 93 B SI 93 4-2 27 S 4 1B BB		B CU 77 F SI 90 B SI 90 X CH 83 2-1 ① G6-3	B FF 92 S SL 80 B FF 92 D SL 81 C FF 92 X SL 80 3-2 ③ P4		B FF 91 C FF 91 X SL 83 1-1 ② G3-1			3	1	0	0	1	0	1
27 Jhonny Peralta, R (1, 6) OBP: 0.250, SLG: 0.200		B CU 79 B CU 79 S FF 93 S SI 91 B CU 80 S FF 95 3-3 ① K 1-2		X FF 92 0-0 ② G3		C SL 75 X FF 90 0-1 ① F9	B FF 91 F SL 80 B SL 82 C SL 80 F FF 91 F SL 83 B SL 81 F SL 80 S SL 80 3-3 ③ K			4	0	0	0	0	2	1
13 Alex Avila, L (1, 2) OBP: 0.200, SLG: 0.357		D CU 80 B FF 93 B FF 92 F FF 93 C SI 93 F CU 80 T CU 80 3-2 ② K		B SI 93 F SI 93 B SL 85 F SI 90 C FF 94 2-3 ③ K		C SL 75 X FF 90 0-1 HR		X FC 90 0-0 ① F7		4	1	1	1	0	2	1
4 Omar Infante, R (1, 4) OBP: 0.467, SLG: 0.429		B SL 85 D CU 80 F FF 94 B FF 94 F FF 93 X FF 94 3-2 2-H 1B			B CU 77 C FF 92 B FF 91 X FF 92 2-1 48 G6-3 14 BB 28 HR 1B	B FF 89 S SL 78 S SL 81 C SL 82 1-3 ② K		C FC 89 X CH 88 0-1 ② G5-3		4	1	2	1	0	1	0
Inning Stats	R: 1 E: 0 K: 1 S: 12 H: 2 LOB: 1 BB: 0 P: 20	R: 1 E: 0 K: 3 S: 18 H: 1 LOB: 1 BB: 1 P: 33	R: 0 E: 0 K: 0 S: 10 H: 1 LOB: 1 BB: 0 P: 17	R: 0 E: 0 K: 1 S: 6 H: 0 LOB: 0 BB: 0 P: 10	R: 3 E: 0 K: 0 S: 14 H: 2 LOB: 1 BB: 2 P: 30	R: 1 E: 0 K: 2 S: 12 H: 2 LOB: 1 BB: 0 P: 15	R: 2 E: 0 K: 1 S: 15 H: 1 LOB: 0 BB: 1 P: 28	R: 0 E: 0 K: 0 S: 4 H: 0 LOB: 0 BB: 0 P: 4		1B: 6 2B: 0 3B: 0 HR: 3 SF: 0 SAC: 0 DP: 1 HBP: 1				WP: 1 PB: 0 SB: 1 CS: 0 PA: 37		

PITCHER		IP	WLS	BF	H	R	ER	SO	BB	IBB	HBP	BLK	WP	HR	S	P	ERA	WHIP
47 Iván Nova, R ERA: 7.71	(1, 1)	4.2	L	21	5	4	4	5	2	0	1	0	1	0	53	96	7.71	1.500
48 Boone Logan, L ERA: 9.0	(5, 1)	0.1		3	1	1	1	0	1	0	0	0	0	1	7	14	27.00	6.000
27 Shawn Kelley, R ERA: 6.75	(6, 1)	2.0		10	3	3	3	3	1	0	0	0	0	2	27	43	13.50	2.000
30 David Robertson, R ERA:	(8, 1)	1.0		3	0	0	0	0	0	0	0	0	0	0	4	4	0.00	0.000

PITCHER	IP	WLS	BF	H	R	ER	SO	BB	IBB	HBP	BLK	WP	HR	S	P	ERA	WHIP

BOTTOM

New York Yankees @ Detroit Tigers

Comerica Park, Detroit, MI

Fri Apr 05 2013, 1:09 PM - 4:07 PM EDT

Att. 45,051 - Sunny - 45 F

livebaseballscorecards.com

AB	32
R	8
H	9
RBI	8
BB	4
SO	8
LOB	13

Batter	1	2	3	4	5	6	7	8	9	AB	R	H	RBI	BB	SO	LOB
11 Brett Gardner, L (1, 8) OBP: 0.261, SLG: 0.300	C FF 90 B FF 91 B CH 83 F FF 92 F CH 85 X FF 92 2-2 ① F8		B FF 90 F FF 91 B CU 77 S CH 82 F FF 92 F SL 86 S FF 93 2-3 ① K		X FF 90 0-0 ③ P6		C SI 88 F FC 87 X SI 90 0-2 ① F8		C SI 94 B SI 94 F FF 94 B CH 84 F CH 84 F SI 94 X CH 85 2-2 ③ F8	5	0	0	0	0	1	0
24 Robinson Canó, L (1, 4) OBP: 0.200, SLG: 0.111	C FF 91 F FF 93 B FF 92 F SL 84 B SL 86 F FF 93 F CH 84 T FF 93 2-2 ② K		F CH 83 X CH 86 0-1 ② G4-3			B FF 90 B FF 91 C FF 91 B CH 83 B FF 91 4-1 36 BB 33 1B BB	C CU 74 B FC 88 F FC 86 C SI 92 1-3 ② K			3	1	0	0	1	2	0
36 Kevin Youkilis, R (1, 5) OBP: 0.450, SLG: 0.722	C FF 91 B FF 93 H CH 85 2-1 HBP		X FF 91 0-0 2B			B SL 82 B SL 81 B FF 92 C FF 90 F FF 92 B FF 92 4-2 12 BB 33 1B 55 1B 1-2 BB	C SI 91 S CH 86 S FC 87 0-3 ③ K			2	1	1	0	1	1	0
33 Travis Hafner, L (1, 10) OBP: 0.389, SLG: 0.500	B FF 92 B FF 91 F FF 93 C CH 85 C CH 85 2-3 ③ K		F CU 77 B FF 93 C FF 92 S CH 85 1-3 ③ K			X CH 83 0-0 12 BB 55 1B 1-2 2-H 1B		C SI 90 B FC 86 F CU 74 B FC 86 B SI 92 B SI 90 4-2 22 FC4-6 BB		3	1	1	1	1	2	2
12 Vernon Wells, R (1, 7) OBP: 0.375, SLG: 0.714		B FF 90 B FF 92 X FF 92 2-0 HR	S SL 84 S FF 93 S SL 83 S SL 84 1-3 ① K			B SL 86 D SL 86 D SL 86 B SI 92 4-0 22 L3 1-2 2-3 BB		X SI 90 0-0 ① P4		3	1	1	1	1	1	1
22 Brennan Boesch, L (1, 9) OBP: 0.222, SLG: 0.444		X FF 92 0-0 29 F9-2 3B	B CH 84 C CU 76 B FF 94 F FF 94 X CH 85 2-2 ② G4-3			C SI 94 X SL 84 0-1 ①② L3 1-1		X FC 86 0-0 ② FC4-6 1-2f		4	0	1	0	0	0	4
29 Francisco Cervelli, R (1, 2) OBP: 0.417, SLG: 0.556		F FF 92 X SL 84 0-1 ①② F9-2 3-H	C SL 83 X SL 81 0-1 ③ P6			F SL 84 B SI 93 C SI 93 B SI 94 F SL 85 B SL 84 F SL 84 B SI 92 4-2 55 1B BB		B CH 84 C SI 90 C CU 74 D CH 84 X FC 86 2-2 ③ P4		3	0	0	0	1	0	2
55 Lyle Overbay, L (1, 3) OBP: 0.313, SLG: 0.333		F CH 83 S CH 85 F CH 83 F FF 92 B FF 93 X CH 83 1-2 2B			B FF 91 S CH 82 F FF 91 B CH 83 X CH 83 2-2 ① F7	S SL 83 B SI 94 B SL 85 S SL 85 D SL 84 X SL 84 3-2 17 FC6-4 1-3 2-H 3-H 1B			C FF 92 C SI 93 X SI 95 0-2 ① G6-3	4	0	2	2	0	0	0
17 Jayson Nix, R (1, 6) 31 Ichiro Suzuki, L (9, PH) OBP: 0.188, SLG: 0.071		S SL 84 S SL 84 D SL 85 F FF 93 C SL 85 1-3 ③ K			B FF 90 S SL 83 S FF 92 B SL 84 S SL 84 2-3 ② K	B SI 94 X SI 92 1-0 ③ FC6-4 1-2f			B CH 82 S SI 94 B SI 94 F FF 93 F SI 93 S CH 83 2-3 ② K	3 1	0 0	0 0	0 0	0 0	2 1	3 0
Inning Stats	R: 0 E: 0 K: 2 S: 14 H: 0 LOB: 1 BB: 0 P: 22	R: 1 E: 0 K: 1 S: 13 H: 3 LOB: 1 BB: 0 P: 17	R: 0 E: 0 K: 2 S: 11 H: 1 LOB: 1 BB: 0 P: 14	R: 0 E: 0 K: 1 S: 8 H: 0 LOB: 0 BB: 0 P: 11	R: 0 E: 0 K: 1 S: 7 H: 0 LOB: 0 BB: 0 P: 11	R: 3 E: 0 K: 0 S: 14 H: 2 LOB: 2 BB: 4 P: 34	R: 0 E: 0 K: 2 S: 9 H: 0 LOB: 0 BB: 0 P: 10	R: 0 E: 0 K: 0 S: 7 H: 0 LOB: 1 BB: 1 P: 13	R: 0 E: 0 K: 1 S: 12 H: 0 LOB: 0 BB: 0 P: 16	1B: 2 2B: 4 3B: 1 HR: 1 SF: 0 SAC: 0 DP: 2 HBP: 1						

PITCHER	IP	WLS	BF	H	R	ER	SO	BB	IBB	HBP	BLK	WP	HR	S	P	ERA	WHIP
37 Max Scherzer, R (1, 1) ERA: 7.2	5.0	W	22	5	4	4	7	2	0	1	0	0	1	57	87	7.20	1.400
62 Al Alburquerque, R (6, 1) ERA:	1.0	H	5	1	0	0	0	2	0	0	0	0	0	10	22	0.00	3.000
38 Darin Downs, L (7, 1) ERA: 2.08	2.0	H	7	0	0	0	2	1	0	0	0	0	0	16	23	0.00	0.500
53 Joaquín Benoit, R (9, 1) ERA: 2.7	1.0		3	0	0	0	1	0	0	0	0	0	0	12	16	0.00	0.000

PITCHER	IP	WLS	BF	H	R	ER	SO	BB	IBB	HBP	BLK	WP	HR	S	P	ERA	WHIP

TOP

New York Yankees @ Detroit Tigers

Comerica Park, Detroit, MI

Sat Apr 06 2013, 4:08 PM - 7:35 PM EDT

Att. 42,453 - Cloudy - 48 F

livebaseballscorecards.com

AB	31
R	4
H	6
RBI	4
BB	5
SO	10
LOB	12

BOTTOM

New York Yankees @ Detroit Tigers

Comerica Park, Detroit, MI

Sat Apr 06 2013, 4:08 PM - 7:35 PM EDT

Att. 42,453 - Cloudy - 48 F

livebaseballscorecards.com

Batter	1	2	3	4	5	6	7	8	9	AB	R	H	RBI	BB	SO	LOB
14 Austin Jackson, R (1, 8) OBP: 0.500, SLG: 0.476	C FF 91 B FF 92 X FF 91 1-1 E6 24 1B 28 SF8		B KC 74 X FF 91 1-0 ① G6-3		B SL 79 B FF 89 X FF 90 2-0 48 2B 1B	B FF 88 C KC 79 B SI 88 X FF 88 2-1 24 BB 48 1B 28 FC6-4 1B	B KC 79 C SL 84 B SL 84 X KC 79 2-1 1B			5	3	3	0	0	0	0
48 Torii Hunter, R (1, 9) OBP: 0.391, SLG: 0.478	1 SAFE B FF 90 1 SAFE F FF 90 B CH 82 B FF 92 X FF 91 3-1 ① F9		B SL 80 C SL 78 F FF 91 F FF 91 B FF 91 F SL 81 F FF 91 B CH 85 X FF 91 3-2 24 2B 1B		1 SAFE D SL 77 1 SAFE 1 SAFE 1 SAFE D CH 80 X FF 90 2-0 1-H 24 1B 2B	B SI 89 1 SAFE X SI 87 1-0 28 FC6-4 24 BB 1-2 12 1B 1B	1 SAFE 1 SAFE C FF 89 F FF 88 B FF 87 X SI 90 1-2 ③ G3			5	2	3	1	0	0	2
24 Miguel Cabrera, R (1, 5) OBP: 0.478, SLG: 0.421	1 SAFE C FF 92 X FF 92 0-1 41 1B 1-3 1B		B FF 92 C SI 92 C FF 92 X FF 92 1-2 1-3 2B		C FF 90 B SL 79 F FF 90 D SL 82 B FF 89 X SL 80 3-2 28 1B 41 SF9 2-H 1B	B FF 89 B SL 86 F SI 89 B FF 90 D KC 81 4-1 28 FC6-4 1-2 2-3 BB		B SL 82 X SL 83 1-0 41 WP 28 BB 12 SF7 1B		4	2	4	1	1	0	0
28 Prince Fielder, L (1, 3) OBP: 0.286, SLG: 0.632	C KC 76 X FF 92 0-1 ② SF8 3-H		C CH 84 S CH 85 X CH 85 0-2 ② F7		B FF 94 C SL 80 B SL 82 S SL 81 B FF 96 X SL 81 3-2 12 1B 41 E 27 1B 1-3 1B	S CH 81 X SI 89 0-1 ① FC6-4 12 1B 1-2f 2-3 3-H		B FF 92 B FF 92 B FF 91 B FF 89 4-0 27 CS 41 WP 1-2 BB		3	1	1	2	1	0	4
41 Victor Martinez, S (1, 10) OBP: 0.286, SLG: 0.176	D FF 92 C CH 84 C CH 83 D SL 84 X CH 84 2-2 1-2 1B		B FF 93 C CH 84 B FF 92 X FF 92 2-1 ③ L8		X FF 93 0-0 ① SF9 1-2 3-H	B KC 79 C CH 81 F SI 88 C SL 84 1-3 ② K		C CU 74 C FF 92 B FF 93 B FF 94 F SL 82 B SL 85 D SL 82 4-2 1-2 2-3 BB		3	0	1	1	1	1	4
12 Andy Dirks, L (1, 7) OBP: 0.294, SLG: 0.154	S FF 92 F FF 92 B FF 92 B SL 79 B FF 91 T FF 93 3-2 ③ K			C KC 74 F KC 75 T SL 81 0-2 ① K	S SL 81 X FF 92 0-1 27 1B 2-3 1B	T CH 81 B SI 88 B CH 81 X CH 82 2-1 27 FC6-4 1-3 3-H 1B		X FF 91 0-0 ① SF7 3-H		4	0	2	2	0	2	2
27 Jhonny Peralta, R (1, 6) OBP: 0.286, SLG: 0.300			C SL 80 X SL 80 0-1 ① L7	C FF 91 F FF 90 F SL 81 B FF 91 F CH 84 F SL 81 X CH 84 1-2 2B	B SI 88 F KC 79 1 SAFE X SI 88 1-1 1-2 3-H 1B	B SI 88 X KC 79 1-0 ③ FC6-4 1-2f		F FF 92 B FF 92 S SL 83 B SL 85 D SL 84 F SL 83 S FF 92 3-3 ②③ K 2-3		5	0	2	1	0	1	4
13 Alex Avila, L (1, 2) OBP: 0.211, SLG: 0.333			F FF 91 B CH 84 B CH 83 X FF 90 2-1 ② F7	C KC 76 F FF 90 B FF 90 X SL 81 1-2 ② F9	C KC 78 B KC 78 B SI 88 B CH 81 X FF 87 3-1 ② F9		X SI 87 0-0 39 L9-3 1B			4	0	1	0	0	0	3
39 Ramon Santiago, S (1, 4)			S FF 91 B FF 91 F FF 91 F FF 92 S SL 82 1-3 ③ K	B FF 91 S FF 91 B FF 90 F FF 91 C SL 81 2-3 ③ K	B KC 80 B SI 88 S SI 88 S SI 88 C SI 90 2-3 ③ K		B KC 77 F SI 87 F FF 88 B SL 86 B SI 89 1 SAFE F FF 89 X SI 87 3-2 ①② L9-3 1-1			4	0	0	0	0	3	4
Inning Stats	R: 1 E: 1 K: 1 S: 14 H: 2 LOB: 2 BB: 0 P: 23		R: 0 E: 0 K: 1 S: 8 H: 0 LOB: 0 BB: 0 P: 11	R: 0 E: 0 K: 0 S: 15 H: 2 LOB: 2 BB: 0 P: 22	R: 0 E: 0 K: 2 S: 15 H: 1 LOB: 1 BB: 0 P: 19	R: 4 E: 1 K: 1 S: 18 H: 6 LOB: 2 BB: 0 P: 34	R: 2 E: 0 K: 1 S: 12 H: 3 LOB: 2 BB: 1 P: 23	R: 0 E: 0 K: 0 S: 10 H: 2 LOB: 1 BB: 0 P: 16	R: 1 E: 0 K: 1 S: 9 H: 1 LOB: 2 BB: 2 P: 21		1B: 14 2B: 5 3B: 0 HR: 0 SF: 3 SAC: 0 DP: 2 HBP: 0		WP: 1 PB: 0 SB: 0 CS: 1 PA: 43		

PITCHER		IP	WLS	BF	H	R	ER	SO	BB	IBB	HBP	BLK	WP	HR	S	P	ERA	WHIP
65 Phil Hughes, R ERA: 6.75	(1, 1)	4.0	L	21	8	4	3	4	0	0	0	0	0	0	57	87	6.75	2.000
48 Boone Logan, L ERA: 6.75	(5, 1)	0.1		3	2	0	0	0	0	0	0	0	0	0	6	9	0.00	6.000
41 David Phelps, R ERA: 6.75	(5, 1)	2.2		14	6	3	2	2	1	0	0	0	0	0	29	52	6.75	2.625
62 Joba Chamberlain, R ERA: 21.6	(8, 1)	1.0		5	1	1	1	1	2	0	0	0	1	0	9	21	9.00	3.000

PITCHER		IP	WLS	BF	H	R	ER	SO	BB	IBB	HBP	BLK	WP	HR	S	P	ERA	WHIP

AB	37
R	8
H	17
RBI	8
BB	3
SO	7
LOB	23

Batter	1	2	3	4	5	6	7	8	9	AB	R	H	RBI	BB	SO	LOB
11 Brett Gardner, L (1, 8) OBP: 0.250, SLG: 0.280	F FF 90 X CH 82 0-1 ① F9	C FF 88 F FF 92 X CU 77 0-2 ③ G5-3			B CH 79 B CH 80 S FF 88 F FF 88 F FF 91 F FF 90 B CH 82 X CH 82 3-2 ① P6		1 SAFE L FF 92 1 SAFE 1 SAFE L CH 82 F CU 80 D CH 86 B CH 86 F CU 79 2-2 ① F8		B FF 89 X FF 88 1-0 24 G6-3 36 1B 1-3 1B	5	1	1	0	0	0	1
24 Robinson Canó, L (1, 4) OBP: 0.200, SLG: 0.130	B FF 89 F CH 84 F FF 91 X FF 91 1-2 ② F7		F FF 90 S FF 90 X CU 78 0-2 ① G6-3		X CH 82 0-0 1B		B FF 93 B FF 94 F CH 84 1 SAFE X CH 84 2-1 ②③ G4-6-3 1-2f		F FF 90 X FF 90 0-1 ① G6-3 1-2	5	0	1	0	0	0	3
36 Kevin Youkilis, R (1, 5) OBP: 0.480, SLG: 0.727	B FF 90 F FF 90 X FF 91 1-1 2B		B FF 92 B SL 83 B SL 82 C FF 90 F FF 90 B FF 93 4-2 33 1B BB		F FF 92 1 SAFE C CU 78 X FF 92 0-2 ② F9			C SL 82 B FF 91 X FF 91 1-1 G5-3 ①	C SL 80 F SL 80 F FF 91 B SL 82 F FF 90 X SL 81 1-2 12 BB 2-H 3-H 1B	4	0	2	2	1	0	1
33 Travis Hafner, L (1, 10) OBP: 0.409, SLG: 0.500 26 Eduardo Núñez, R (8, PR) OBP: 0.462, SLG: 0.455 (8, 10) 22 Brennan Boesch, L (9, PH) OBP: 0.200, SLG: 0.400 (9, 10)	B FF 91 S CH 84 B CH 84 C CH 84 F CU 79 B FF 95 T FF 94 3-2 ③ K		B FF 91 C FF 92 1 SAFE X CH 85 1-1 1-2 1B		1 SAFE S CH 84 1 SAFE F CU 77 S CH 84 0-3 ③ K			X SL 78 0-0 12 2B 31 SF9 1B	F FF 90 B FF 91 B CU 75 F FF 90 B CU 76 X FF 89 3-2 ② P4	4 0 1	0 1 0	2 0 0	0 0 0	0 0 0	2 0 1	2 0 1
12 Vernon Wells, R (1, 7) OBP: 0.429, SLG: 0.706		B CU 80 C CU 80 B SL 83 F FF 91 F FF 92 B FF 92 B FF 93 4-2 31 FC6-4 BB	F FF 94 F FF 94 B FF 95 B CU 80 X FF 95 2-2 ② F5		B FF 88 C CU 80 F CU 75 S CH 83 1-3 ① K			F SI 91 D SI 91 B SI 92 S CH 83 X SI 92 2-2 31 SF9 29 1B 1-3 2B	C FF 90 B FF 90 C FF 88 B FF 91 F SL 80 B FF 90 F SL 78 B FF 89 4-2 1-2 BB	3	1	1	0	2	1	2
31 Ichiro Suzuki, L (1, 9) OBP: 0.190, SLG: 0.111		F FF 91 1 SAFE 1 SAFE C FF 91 1 SAFE X FF 91 0-2 ① FC6-4 29 2B 1-2f	F FF 94 F FF 95 X FF 95 0-2 ③ F9		C FF 90 X CU 76 0-1 29 G1 1B			B FF 93 B FF 92 C FF 92 B FF 92 X FF 93 3-1 ② SF9 2-3 3-H	B CU 75 C FF 88 C FF 88 F FF 90 X CU 76 1-2 ③ F7	4	1	1	1	0	0	5
29 Francisco Cervelli, R (1, 2) OBP: 0.438, SLG: 0.615		1 SAFE B FF 90 X FF 91 1-0 17 HR 1-H 2B		X FF 88 0-0 ① F9	C SL 82 1 SAFE C FF 92 X SL 84 0-2 ② G1 1-2			X FF 93 0-0 3-H 1B		4	1	2	2	0	0	1
55 Lyle Overbay, L (1, 3) OBP: 0.250, SLG: 0.263		C FF 93 B CH 84 S CH 84 X FF 94 1-2 ② F7		C FF 89 C FF 89 F CU 77 B CH 82 S CH 83 1-3 ② K	X CH 84 0-0 ③ G4-3			C SL 77 C FF 92 B SL 77 X FF 92 1-2 ③ F8		4	0	0	0	0	1	4
17 Jayson Nix, R (1, 6) OBP: 0.273, SLG: 0.545		S SL 83 B FF 92 B CU 78 X CH 85 2-1 2-H HR		C FF 88 B FF 89 X SL 83 1-1 ③ F9			C FF 89 F CU 74 B SL 83 X SL 83 1-2 24 G4-6-3 1B		F FF 89 X FF 88 0-1 11 1B 36 1B 1B	4	2	3	2	0	0	0
Inning Stats	R: 0 E: 0 K: 1 S: 11 H: 1 LOB: 1 BB: 0 P: 16	R: 3 E: 0 K: 0 S: 15 H: 2 LOB: 0 BB: 1 P: 23	R: 0 E: 0 K: 0 S: 13 H: 1 LOB: 2 BB: 1 P: 20	R: 0 E: 0 K: 1 S: 7 H: 0 LOB: 0 BB: 0 P: 9	R: 0 E: 0 K: 1 S: 12 H: 1 LOB: 1 BB: 0 P: 15	R: 0 E: 0 K: 1 S: 9 H: 1 LOB: 1 BB: 0 P: 10	R: 0 E: 0 K: 0 S: 10 H: 1 LOB: 0 BB: 0 P: 15	R: 2 E: 0 K: 0 S: 12 H: 3 LOB: 2 BB: 0 P: 19	R: 2 E: 0 K: 0 S: 21 H: 3 LOB: 2 BB: 1 P: 31	1B: 9 2B: 3 3B: 0 HR: 1 SF: 1 SAC: 0 DP: 1 HBP: 0	WP: 0 PB: 0 SB: 0 CS: 0 PA: 42					

TOP

New York Yankees @ Detroit Tigers

Comerica Park, Detroit, MI

Sun Apr 07 2013, 1:09 PM - 4:30 PM EDT

Att. 39,829 - Partly Cloudy - 53 F

livebaseballscorecards.com

AB	38
R	7
H	13
RBI	7
BB	3
SO	4
LOB	20

PITCHER		IP	WLS	BF	H	R	ER	SO	BB	IBB	HBP	BLK	WP	HR	S	P	ERA	WHIP
35 Justin Verlander, R ERA: 2.19	(1, 1)	7.1	L	30	7	3	3	4	2	0	0	0	0	1	79	111	3.68	1.227
40 Phil Coke, L ERA: 16.2	(8, 1)	0.2		5	3	2	2	0	0	0	0	0	0	0	10	16	27.00	4.500
20 Octavio Dotel, R ERA: 10.8	(9, 1)	1.0		7	3	2	2	0	1	0	0	0	0	0	21	31	18.00	4.000

PITCHER	IP	WLS	BF	H	R	ER	SO	BB	IBB	HBP	BLK	WP	HR	S	P	ERA	WHIP

New York Yankees @ Detroit Tigers

Comerica Park, Detroit, MI

Sun Apr 07 2013, 1:09 PM - 4:30 PM EDT

Att. 39,829 - Partly Cloudy - 53 F

livebaseballscorecards.com

BOTTOM

Batter	1	2	3	4	5	6	7	8	9	AB	R	H	RBI	BB	SO	LOB
14 Austin Jackson, R (1, 8) OBP: 0.483, SLG: 0.417	F FF 89 B SI 89 B FF 90 X FF 90 2-1 ① F8		B CU 75 F CH 84 B FF 90 B SI 88 B FF 90 4-1 48 FC6-4 BB		B FF 90 C CH 83 S SI 90 B SL 81 B FF 90 B FF 89 4-2 BB		B FF 90 B FF 91 C FF 90 F FF 90 B CH 85 S CH 84 3-3 ③ K		B FC 89 F FC 90 C FC 89 B FC 89 F FC 89 F FC 90 B FC 91 X FC 90 3-2 ② F8 2-3	3	0	0	0	2	1	2
48 Torii Hunter, R (1, 9) OBP: 0.393, SLG: 0.464	B FF 91 B CH 84 F FF 91 X FF 91 2-1 1B		B FF 89 S CH 84 S CH 82 B FF 91 X SL 81 2-2 ② FC6-4 24 FC4-6 1-2f		C FF 90 X FF 91 0-1 ② F9			C FC 90 F FC 91 B FC 89 F FC 91 X FC 90 1-2 28 1B 1B	F FF 91 F FF 91 S FC 90 0-3 ③ K	5	0	2	0	0	1	4
24 Miguel Cabrera, R (1, 5) OBP: 0.407, SLG: 0.348	C FF 90 F CH 84 X FF 90 0-2 ② L9		X CU 76 0-0 ③ FC4-6 1-2f		X FF 90 0-0 ③ G4-3			C FF 92 F FC 91 S KC 80 0-3 ① K		4	0	0	0	0	1	4
28 Prince Fielder, L (1, 3) OBP: 0.280, SLG: 0.565	C FF 90 F FF 92 S SL 79 0-3 ③ K			B SL 80 B SL 80 F FF 90 C FF 91 S SL 80 2-3 ① K		F SL 80 B SL 80 X FF 90 1-1 ① G4-3		S KC 79 C FC 92 F KC 81 X FC 92 0-2 1-3 1B		4	0	1	0	0	2	1
41 Victor Martinez, S (1, 10) OBP: 0.240, SLG: 0.143		C FF 90 S SI 89 X FF 92 0-2 ① F7		B CU 77 B FF 91 C FF 90 B CH 85 X FF 91 3-1 ② F8		F FF 90 X FF 90 0-1 ② L5		B FC 91 F FF 92 D KC 80 C FF 92 X FC 92 2-2 ② F8		4	0	0	0	0	0	2
18 Matt Tuiasosopo, R (1, 7) OBP: 0.600, SLG: 0.500		C FF 90 B FF 92 S CH 85 X CH 86 1-2 55 FC4-6 1B		C CU 76 B SI 91 C SL 79 B SL 81 B SI 90 B CH 84 4-2 55 1B BB		F FF 90 X SI 89 0-1 1B		C FF 91 C FC 91 S FF 93 0-3 ③ K		3	0	2	0	1	1	2
55 Brayan Peña, S (1, 2) OBP: 0.250, SLG: 0.250		D FF 91 B FF 90 B FF 90 C FF 90 C FF 90 X FF 91 3-2 ② FC4-6 1-2f		C FF 91 C FF 92 B SL 81 B FF 91 X FF 91 2-2 1-2 1B		B FF 90 F FF 90 X CH 84 1-1 ③ P3			C FC 89 X FC 88 0-1 ① G4-3	4	0	1	0	0	0	2
4 Omar Infante, R (1, 4) OBP: 0.421, SLG: 0.389		C CU 76 B FF 91 B SI 90 F SI 90 B SL 80 S CH 84 3-3 ③ K		B CU 75 B FF 90 F FF 90 F FF 90 B SL 82 X FF 90 3-2 ③ F7			C FF 89 F CH 84 B FF 90 X SL 80 1-2 ① P6		T FC 89 B FC 90 B FF 89 X FC 90 2-1 14 F8 39 1B 1B	4	0	1	0	0	1	3
39 Ramon Santiago, S (1, 6) OBP: 0.125, SLG: 0.125			F FF 90 C CH 85 B FF 90 X SL 81 1-2 ① L7		B FF 88 X FF 89 1-0 ① F8		B FF 90 T FF 91 B CH 84 B FF 90 C FF 90 F FF 90 F FF 90 X FF 90 3-2 ② G5-3		F FC 89 B FC 88 C FC 89 X FC 90 1-2 1-2 1B	4	0	1	0	0	0	0
Inning Stats	R: 0 E: 0 K: 1 S: 10 H: 1 LOB: 1 BB: 0 P: 14	R: 0 E: 0 K: 1 S: 12 H: 1 LOB: 1 BB: 0 P: 19	R: 0 E: 0 K: 0 S: 8 H: 0 LOB: 1 BB: 1 P: 15	R: 0 E: 0 K: 1 S: 13 H: 1 LOB: 2 BB: 1 P: 27	R: 0 E: 0 K: 0 S: 6 H: 0 LOB: 1 BB: 1 P: 11	R: 0 E: 0 K: 0 S: 8 H: 1 LOB: 1 BB: 0 P: 10	R: 0 E: 0 K: 1 S: 11 H: 0 LOB: 0 BB: 0 P: 18	R: 0 E: 0 K: 2 S: 17 H: 2 LOB: 2 BB: 0 P: 20	R: 0 E: 0 K: 1 S: 15 H: 2 LOB: 2 BB: 0 P: 21	1B: 8 2B: 0 3B: 0 HR: 0 SF: 0 SAC: 0 DP: 0 HBP: 0						WP: 0 PB: 0 SB: 0 CS: 0 PA: 38	

PITCHER	IP	WLS	BF	H	R	ER	SO	BB	IBB	HBP	BLK	WP	HR	S	P	ERA	WHIP
52 CC Sabathia, L (1, 1) ERA: 3.0	7.0	W	28	4	0	0	4	3	0	0	0	0	0	68	114	0.00	1.000
30 David Robertson, R (8, 1) ERA:	1.0		5	2	0	0	2	0	0	0	0	0	0	17	20	0.00	2.000
42 Mariano Rivera, R (9, 1) ERA: 4.5	1.0		5	2	0	0	1	0	0	0	0	0	0	15	21	0.00	2.000

PITCHER	IP	WLS	BF	H	R	ER	SO	BB	IBB	HBP	BLK	WP	HR	S	P	ERA	WHIP

Batter	1	2	3	4	5	6	7	8	9	AB	R	H	RBI	BB	SO	LOB
11 Brett Gardner, L (1, 8) OBP: 0.242, SLG: 0.267	B FS 84 C FS 84 X FS 79 1-1 G3 ①	C FF 90 B FS 82 C FS 79 F SL 82 X FF 90 1-2 G3 ③		C FS 87 B FS 80 C SL 79 B SL 79 F FS 81 X FS 81 2-2 24 CS 1B 1-H		F FF 91 F FF 92 X CU 79 0-2 G3 ②		C FF 92 S KC 82 B KC 82 B FF 92 B FF 92 X FF 92 3-2 G4-3 ①		5	0	1	1	0	0	0
24 Robinson Canó, L (1, 4) OBP: 0.300, SLG: 0.481 17 Jayson Nix, R (8, 4) OBP: 0.273, SLG: 0.545	B FF 88 B FS 79 C FS 85 B SL 82 F FF 87 B FF 90 4-2 33 HR 36 1B BB		X SL 80 0-0 33 1B 2B	B FF 87 1-0 CS ③ 1-2	X FS 84 0-0 HR	X CU 80 0-0 HR		S KC 83 X FF 92 0-1 L8 ②		4 0	4 0	3 0	2 0	1 0	0 0	0 0
36 Kevin Youkilis, R (1, 5) OBP: 0.433, SLG: 0.630	B CU 78 C SI 90 B SL 81 X FF 89 2-1 33 HR 1B 1-2		B FF 89 C SL 79 C FS 81 S CU 78 1-3 K ①		C FS 79 B SL 81 X FF 87 1-1 F9 ①	C SI 92 B SL 86 S SI 91 F SI 90 F SI 93 F CU 78 B SI 91 S SI 91 2-3 K ③		B FF 92 F FF 92 X FF 92 1-1 F9 ③		5	1	1	0	0	2	1
33 Travis Hafner, L (1, 10) OBP: 0.481, SLG: 0.652	B FF 89 B FS 79 X FF 90 2-0 HR 1-H 2-H		B FS 80 B SL 79 B FS 82 C SI 88 F FS 83 X FS 84 3-2 31 FC6-4 1B 2-H		B SI 88 B CU 76 C FS 79 C SL 80 B SI 89 B CU 78 4-2 12 1B 31 1B BB		B SI 88 B SI 88 B CU 73 C SI 88 B CU 73 4-1 31 1B 12 1B 31 E BB		F FF 90 S SL 80 B SL 81 B SL 79 X FF 90 2-2 G4-3 ①	3	3	2	4	2	0	0
12 Vernon Wells, R (1, 7) OBP: 0.500, SLG: 0.762	B FF 89 B FF 89 B FF 89 B FS 86 4-0 31 G4-3 31 S BB		F SL 81 B FF 89 F FS 82 B FF 90 S FS 81 2-3 K ②		C SI 90 X SI 90 0-1 31 1B 1-3		C SI 89 F CU 73 B SI 90 D CU 73 F SI 88 X CU 72 2-2 31 E 26 WP 1B 1-2		C SL 80 B FF 90 X FF 89 1-1 22 PB 2B	4	1	3	0	1	1	1
31 Ichiro Suzuki, L (1, 9) OBP: 0.240, SLG: 0.182 22 Brennan Boesch, L (8, 9) OBP: 0.182, SLG: 0.364	C SI 87 B FF 88 X FS 81 1-1 G4-3 ② 1-3		C FS 86 C SL 80 F FF 90 D FS 78 B FF 88 F FS 78 X SL 79 2-2 FC6-4 ③ 1-2f		1 SAFE F SI 91 B FF 92 X CU 78 1-1 1-2 3-H 1B		B SI 88 B SI 89 C SI 88 B CU 72 X CU 74 3-2 E6 26 WP 26 SF7 1B 1-3 2-H		B FF 90 B FF 89 F FF 89 C FF 90 B SL 79 F FF 90 F FF 89 T FF 90 3-2 K ② 2-3	4 1	1 0	2 0	1 0	0 0	0 1	2 1
26 Eduardo Núñez, R (1, 6) OBP: 0.333, SLG: 0.333	D SL 82 C FF 89 F SL 81 C FF 91 1-3 K ③			B CU 78 F CU 77 X SI 88 1-1 G5-3 ① 3-3 K ②	B SI 92 S SL 86 S SL 86 D CH 84 B SI 93 S SL 87		B SI 89 F SI 88 X CU 73 1-1 SF7 ① 2-H 3-H		B FF 89 F FF 90 X FF 90 1-1 F9 ③	4	0	0	1	0	2	4
55 Lyle Overbay, L (1, 3) OBP: 0.208, SLG: 0.217		F FS 87 B SI 89 C SL 80 S FS 80 1-3 K ①		B FS 76 B FS 79 C FF 87 X SI 90 2-1 L7 ② X SI 91 0-0 L4 ③			B SI 88 B SI 87 C SI 88 C SI 88 B CU 73 X CU 73 3-2 L9 ②			4	0	0	0	0	1	2
19 Chris Stewart, R (1, 2) OBP: 0.200, SLG: 0.200		C FF 88 B SL 81 X FF 88 1-1 F7 ②		C FS 87 B FF 89 B CU 77 F SI 88 X FF 90 2-2 11 S 11 1B 1B		B SL 86 C SI 91 B SL 86 X SI 92 2-1 G5-3 ①	B SI 88 F SI 88 B CU 73 X SI 88 2-1 F9 ③			4	1	1	0	0	0	0
Inning Stats	R: 3 E: 0 K: 1 S: 12 H: 2 LOB: 1 BB: 2 P: 27	R: 0 E: 0 K: 1 S: 9 H: 0 LOB: 0 BB: 0 P: 12	R: 1 E: 0 K: 2 S: 15 H: 2 LOB: 1 BB: 0 P: 23	R: 1 E: 0 K: 0 S: 11 H: 2 LOB: 0 BB: 0 P: 19	R: 2 E: 0 K: 1 S: 13 H: 3 LOB: 2 BB: 1 P: 22	R: 1 E: 0 K: 1 S: 12 H: 1 LOB: 0 BB: 0 P: 16	R: 3 E: 1 K: 0 S: 15 H: 2 LOB: 0 BB: 1 P: 30	R: 0 E: 0 K: 0 S: 7 H: 0 LOB: 0 BB: 0 P: 11	R: 0 E: 0 K: 1 S: 12 H: 1 LOB: 1 BB: 0 P: 19	1B: 8 2B: 2 3B: 0 HR: 3 SF: 1 SAC: 0 DP: 0 HBP: 0						

TOP

New York Yankees @ Cleveland Indians

Progressive Field, Cleveland, OH

Mon Apr 08 2013, 4:09 PM - 8:00 PM EDT

Att. 41,567 - Cloudy - 68 F

livebaseballscorecards.com

AB	38
R	11
H	13
RBI	9
BB	4
SO	7
LOB	11

PITCHER		IP	WLS	BF	H	R	ER	SO	BB	IBB	HBP	BLK	WP	HR	S	P	ERA	WHIP
30 Ubaldo Jiménez, R ERA: 6.97	(1, 1)	4.1	L	22	7	7	7	4	3	0	0	0	0	2	52	91	14.54	2.308
32 Matt Albers, R ERA: 5.4	(5, 1)	1.2		8	3	1	1	2	0	0	0	0	0	1	20	28	5.40	1.800
53 Rich Hill, L ERA: 10.8	(7, 1)	1.0		6	2	3	2	0	1	0	0	0	1	0	15	30	18.00	3.000
37 Cody Allen, R ERA: 6.75	(8, 1)	1.0		3	0	0	0	0	0	0	0	0	0	0	7	11	0.00	0.000
54 Chris Perez, R ERA: 3.0	(9, 1)	1.0		4	1	0	0	1	0	0	0	0	0	0	12	19	0.00	1.000

PITCHER	IP	WLS	BF	H	R	ER	SO	BB	IBB	HBP	BLK	WP	HR	S	P	ERA	WHIP

WP: 1	PB: 1	SB: 2	CS: 1	PA: 44													

BOTTOM

New York Yankees @ Cleveland Indians

Progressive Field, Cleveland, OH

Mon Apr 08 2013, 4:09 PM - 8:00 PM EDT

Att. 41,567 - Cloudy - 68 F

livebaseballscorecards.com

Batter	1	2	3	4	5	6	7	8	9	AB	R	H	RBI	BB	SO	LOB
24 Michael Bourn, L (1, 8) OBP: 0.400, SLG: 0.594	C SI 88 B SL 81 S SL 81 F SL 82 B SL 81 B SI 88 B CU 80 4-2 13 1B 22 SF9 BB	C CU 80 F FF 89 B FS 86 S SL 83 1-3 ② K		F SL 82 C SI 90 B SL 82 F SL 82 B SI 89 X SL 82 2-2 ② G4-3 1-2			B FF 92 X FF 92 1-0 33 BB 13 BB 1B	C FF 91 B SL 80 S SL 82 X SL 81 1-2 9 WP 3B		4	2	2	0	1	1	1
13 Asdrúbal Cabrera, S (1, 6) OBP: 0.226, SLG: 0.259 9 Ryan Raburn, R (8, 9) OBP: 0.333, SLG: 0.375	F SL 80 D 1 SAFE X SI 90 1-1 33 1B 23 1B 1-3 1B	B SI 90 S FS 85 C SI 89 F FS 85 F SI 91 C SI 90 1-3 ③ K		S FS 86 B SI 91 F SI 92 F FS 86 X FS 86 1-2 ③ G3			B SL 81 C SL 79 B FF 90 F FF 91 B FF 92 B FF 90 4-2 33 BB 1-2 BB	F SL 82 S FF 92 B FF 92 D SL 83 B SL 82 S FF 91 3-3 ③ K 3-H		3 1	1 0	1 0	0 0	1 0	1 1	1 0
22 Jason Kipnis, L (1, 4) OBP: 0.148, SLG: 0.269	D CU 74 B FS 85 B SL 81 C SI 90 F SI 89 F SI 90 X SL 83 3-2 ① SF9 3-H		B SI 90 C SL 81 C SI 89 X SI 90 1-2 33 G3-1 2B		C SL 81 F SI 91 S FS 86 0-3 ① K		C SL 79 S FF 91 F SL 81 S SL 80 0-3 ② K		C FF 92 C CU 78 B FF 94 B SL 86 F FF 92 B FF 93 F SL 84 X SL 85 3-2 ① F8	4	0	1	1	0	2	2
33 Nick Swisher, S (1, 3) OBP: 0.375, SLG: 0.240	S SL 81 X SI 91 0-1 23 1B 12 SF7 1-2 1B		S CU 76 F SL 83 D FS 85 D FS 85 X SL 82 2-2 ① G3-1 2-3		F SL 81 B SI 89 C SI 90 B FS 87 F SI 91 B SI 91 S SI 91 3-3 ② K		D SL 78 B SL 77 C SL 79 D SL 78 F FF 90 B SL 76 4-2 1-2 2-3 BB		C FF 94 B FF 94 S CU 80 B FF 95 B CU 80 B SL 86 4-2 23 G3-1 BB	3	1	1	0	2	1	1
23 Michael Brantley, L (1, 7) OBP: 0.423, SLG: 0.318	B SI 90 X SI 89 1-0 41 BB 1-3 2-H 1B		C SL 82 F SI 91 D FS 86 B SI 91 X SI 91 2-2 ② G1-3		X SI 91 0-0 ③ G3		B FF 90 C FF 90 F FF 91 S SL 82 1-3 ③ K		C FF 92 B FF 93 B FF 93 X FF 91 2-1 ② G3-1 1-2	5	0	1	1	0	1	5
41 Carlos Santana, S (1, 2) OBP: 0.567, SLG: 0.885 6 Lou Marson, R (9, 2)	B CU 74 D FS 85 B SL 81 B SI 90 4-0 1-2 BB		B SL 82 B SL 82 B FS 86 B SI 90 4-0 BB			F SI 89 C SI 89 B FS 85 X FS 84 1-2 8 G4-6-3 1B		F FF 89 C FF 90 S SL 81 0-3 ① K	C FF 93 S SL 87 D SL 85 B FF 94 B SL 86 F FF 93 B FF 93 4-2 BB	2 0	0 0	1 0	0 0	2 1	1 0	0 0
12 Mark Reynolds, R (1, 10) OBP: 0.333, SLG: 0.875	B SL 82 F SL 82 B SI 92 B SL 82 S SL 83 X SI 90 3-2 ② SF7 3-H		F FF 91 D SI 92 B SL 83 X SL 84 2-1 ③ F7			S SL 82 B SL 82 B SL 82 C SL 81 X SL 82 2-2 ① F7		C FF 90 B SL 82 S SL 82 B SL 80 X SL 81 2-2 8 WP 4 HR 2B	C FF 94 C SL 85 B FF 94 S CU 81 1-3 ③ K2-3	4	1	1	1	0	1	5
8 Lonnie Chisenhall, L (1, 5) OBP: 0.231, SLG: 0.400	C SL 82 C SI 91 S FS 86 0-3 ③ K			B SI 90 B SL 82 B SI 88 B FF 89 4-0 24 G4-3 BB		C SL 77 X SL 79 0-1 ②③ G4-6-3 1-2f		C SL 80 F FF 91 B FF 91 B SL 82 S SL 82 2-3 ② K 2-3		3	0	0	0	1	2	4
11 Drew Stubbs, R (1, 9) OBP: 0.160, SLG: 0.160 4 Mike Aviles, R (8, 6) OBP: 0.400, SLG: 0.667		B SI 91 S SL 81 B SI 90 B SL 81 X SI 89 3-1 ① G5-3		S SL 82 B SL 82 1 SAFE F SI 90 B SL 84 C SL 83 2-3 ① K			B SL 78 F FF 90 F FF 91 C SL 80 1-3 ① K	C FF 91 C SL 81 F SL 80 B SL 82 F FF 92 X SL 79 2-2 3-H HR		3 1	0 1	0 1	0 2	0 0	2 0	1 0
Inning Stats	R: 3 E: 0 K: 1 S: 18 H: 3 LOB: 2 BB: 2 P: 34	R: 0 E: 0 K: 2 S: 10 H: 0 LOB: 0 BB: 0 P: 15	R: 0 E: 0 K: 0 S: 11 H: 1 LOB: 2 BB: 1 P: 22	R: 0 E: 0 K: 1 S: 11 H: 0 LOB: 1 BB: 1 P: 20	R: 0 E: 0 K: 2 S: 8 H: 0 LOB: 0 BB: 0 P: 11	R: 0 E: 0 K: 0 S: 8 H: 1 LOB: 0 BB: 0 P: 11	R: 0 E: 0 K: 3 S: 15 H: 1 LOB: 3 BB: 2 P: 26	R: 3 E: 0 K: 3 S: 20 H: 3 LOB: 0 BB: 0 P: 30	R: 0 E: 0 K: 1 S: 15 H: 0 LOB: 2 BB: 2 P: 29	1B: 5 2B: 2 3B: 1 HR: 1 SF: 2 SAC: 0 DP: 1 HBP: 0						

	AB	33
	R	6
	H	9
	RBI	5
	BB	8
	SO	13
	LOB	20

WP: 2 PA: 43
PB: 0
SB: 0
CS: 0

PITCHER		IP	WLS	BF	H	R	ER	SO	BB	IBB	HBP	BLK	WP	HR	S	P	ERA	WHIP
18 Hiroki Kuroda, R ERA: 6.75	(1, 1)	5.1	W	25	5	3	3	6	4	0	0	0	0	0	64	111	5.06	1.688
48 Boone Logan, L ERA: 3.38	(6, 1)	1.1		5	1	0	0	2	1	0	0	0	0	0	12	18	0.00	1.500
27 Shawn Kelley, R ERA: 10.13	(7, 1)	1.1		8	3	3	3	4	1	0	0	0	2	1	25	40	20.25	3.000
62 Joba Chamberlain, R ERA: 13.5	(9, 1)	1.0		5	0	0	0	1	2	0	0	0	0	0	15	29	0.00	2.000

PITCHER		IP	WLS	BF	H	R	ER	SO	BB	IBB	HBP	BLK	WP	HR	S	P	ERA	WHIP

Batter	1	2	3	4	5	6	7	8	9	AB	R	H	RBI	BB	SO	LOB
11 Brett Gardner, L (1, 8) OBP: 0.333, SLG: 0.400	B SI 95 F FF 96 F FF 97 B SI 97 B SL 88 F FF 95 F FF 96 X FF 96 3-2 24 E 2B	B CH 86 F SI 94 C CH 87 X CH 88 1-2 24 2B 1B 1-3 2-H 3-H		B CU 79 B CH 91 B SI 91 B CH 90 4-0 24 HR BB		B FF 86 X FF 87 1-0 24 G4-3 36 HR 2B		C FF 87 D CU 76 X FC 87 1-1 ① G1-3 1-2	X FF 88 0-0 24 1B 1B 1-2	5	3	4	2	1	0	1
24 Robinson Canó, L (1, 4) OBP: 0.361, SLG: 0.667	C SI 95 X SL 87 0-1 E1 33 G4-6-3 2-3	B SI 91 1 SAFE B SI 93 B FF 94 C FF 94 X SI 93 3-1 1-H 3-H 2B		F CH 90 B CH 90 X CH 85 1-1 1-H HR		B FF 90 X FF 90 1-0 ② G4-3 2-3		B FC 89 X FF 88 1-0 22 HR 2B 2-H	F SL 82 X CH 81 0-1 1-2 2-3 1B	6	2	4	5	0	0	2
36 Kevin Youkilis, R (1, 5) OBP: 0.441, SLG: 0.700 17 Jayson Nix, R (8, PH) OBP: 0.231, SLG: 0.462 (8, 5)	C SI 97 F SI 95 B SL 88 S SI 94 1-3 ① K	S SL 86 F FF 94 B CH 88 S CH 88 1-3 ③ K		H FF 91 1-0 HBP		C SI 90 D CH 83 B SI 90 F CU 76 B CH 83 X FF 89 3-2 3-H HR		C FF 89 S SL 81 X SL 80 0-2 ② G5-3	F SL 83 F FF 88 D CH 82 B CH 81 C CU 75 2-3 ③ K	3 2	1 0	1 0	2 0	0 0	2 1	3 4
33 Travis Hafner, L (1, 10) OBP: 0.419, SLG: 0.556 22 Brennan Boesch, L (8, PH) OBP: 0.250, SLG: 0.667 (8, 10)	B SI 94 X CH 86 1-0 ② ③ G4-6-3 1-2f	C SI 92 B SI 92 B SL 88 X SI 93 2-1 ① L9	C CU 75 F FF 91 S CU 75 0-3 ③ K		B CH 81 F FF 92 B FF 90 S CH 83 S CH 84 2-3 ③ K		D CH 82 X FF 88 1-0 2-H HR		4 1	0 1	0 1	0 2	0 0	2 0	3 0
12 Vernon Wells, R (1, 7) OBP: 0.467, SLG: 0.720 45 Ben Francisco, R (8, PH) (8, 7)		B FF 95 B SL 87 X SI 94 2-0 E5 31 G3-6-3	C SL 87 X SI 94 0-1 ② F8		B SI 88 F SL 82 F FF 89 B CU 75 X CU 75 2-2 26 G4-3 2B		C SI 86 F CH 81 B FF 89 B CU 76 X SL 82 2-2 ① F9	B SL 81 B SL 82 C SL 81 S CH 81 S CH 82 2-3 ③ K		4 1	0 0	1 0	0 0	0 1	0 0	0 0
31 Ichiro Suzuki, L (1, 9) OBP: 0.233, SLG: 0.296		X SI 94 0-0 ① ② G3-6-3 1-2f	C FF 94 X FF 93 0-1 HR		B CH 83 B FF 87 X FF 88 2-0 ① F7		C FF 87 B CH 82 B CH 81 T SL 82 X CU 77 2-2 ② G4-3		C CH 85 B CU 72 X CH 80 1-1 ① G4-3	5	1	1	1	0	0	2
26 Eduardo Núñez, R (1, 6) OBP: 0.304, SLG: 0.300		B SI 96 X SI 94 1-0 29 BB 55 1B 11 1B 1B	B FF 93 C CH 86 F CU 80 X SL 86 1-2 ③ F7		D CU 76 C SI 88 S SL 82 X SI 90 1-2 ② G4-3 2-3		C SL 82 X FF 89 0-1 ③ G5-3		X SL 79 0-0 ② G6-3	5	1	1	0	0	0	1
55 Lyle Overbay, L (1, 3) OBP: 0.276, SLG: 0.429		1 SAFE B SI 93 B SI 92 X SI 93 2-0 29 BB 11 1B 1-2 1B		X CH 90 0-0 ① G6-3	B CU 77 X CU 77 1-0 ③ G1-3			B FF 88 B CH 81 C FF 87 X CU 73 2-1 HR	X SI 86 0-0 29 1B 2B	5	3	3	1	0	0	1
29 Francisco Cervelli, R (1, 2) OBP: 0.476, SLG: 0.588		C CH 87 B SI 95 B SI 95 B FF 95 B FF 94 4-1 11 1B 24 2B 1-2 2-3 BB		C SI 92 S CH 84 X CU 80 0-2 ② G1-3		X FC 86 0-0 ① F8		F FF 88 B SL 81 F SL 82 B CH 82 X FF 88 2-2 11 G1-3 24 2B 1B	B CH 80 B SI 86 C SL 81 B FF 86 X SL 81 3-1 24 1B 11 1B 2-H 1B	4	2	2	1	1	0	0
Inning Stats	R: 0 E: 1 K: 1 S: 11 H: 1 LOB: 1 BB: 0 P: 16	R: 4 E: 1 K: 1 S: 13 H: 4 LOB: 1 BB: 1 P: 27	R: 1 E: 0 K: 0 S: 9 H: 1 LOB: 0 BB: 0 P: 12	R: 2 E: 0 K: 1 S: 9 H: 1 LOB: 1 BB: 1 P: 15	R: 0 E: 0 K: 0 S: 8 H: 1 LOB: 1 BB: 0 P: 14	R: 2 E: 0 K: 1 S: 9 H: 2 LOB: 0 BB: 0 P: 16	R: 0 E: 0 K: 0 S: 8 H: 0 LOB: 0 BB: 0 P: 12	R: 4 E: 0 K: 1 S: 15 H: 4 LOB: 0 BB: 0 P: 24	R: 1 E: 0 K: 1 S: 12 H: 4 LOB: 3 BB: 0 P: 18	1B: 7 2B: 6 3B: 0 HR: 5 SF: 0 SAC: 0 DP: 2 HBP: 1						

PITCHER		IP	WLS	BF	H	R	ER	SO	BB	IBB	HBP	BLK	WP	HR	S	P	ERA	WHIP
59 Carlos Carrasco, R ERA: 17.18	(1, 1)	3.2	L	21	7	7	7	2	2	0	1	0	0	2	39	67	17.18	2.455
39 Brett Myers, R ERA: 12.19	(4, 1)	5.1		27	11	7	7	4	0	0	0	0	0	3	55	87	11.81	2.062

PITCHER	IP	WLS	BF	H	R	ER	SO	BB	IBB	HBP	BLK	WP	HR	S	P	ERA	WHIP

TOP

New York Yankees @ Cleveland Indians

Progressive Field, Cleveland, OH

Tue Apr 09 2013, 7:08 PM - 9:53 PM EDT

Att. 12,663 - Overcast - 62 F

livebaseballscorecards.com

AB	45
R	14
H	18
RBI	14
BB	2
SO	6
LOB	17

WP: 0 PA: 48
PB: 0
SB: 0
CS: 0

Batter	1	2	3	4	5	6	7	8	9	AB	R	H	RBI	BB	SO	LOB
11 Drew Stubbs, R (1, 8) OBP: 0.207, SLG: 0.276	C FF 90 C SI 91 B SL 84 X FF 91 1-2 13 G6-3 2B		C SI 91 X SI 92 0-1 2B		C FF 89 B FF 86 B CU 73 C SI 88 B FF 89 X FF 90 3-2 ② P2		B CU 72 B CU 72 C SI 85 F CH 81 S SL 79 2-3 ② K			4	0	2	0	0	1	0
22 Jason Kipnis, L (1, 4) OBP: 0.161, SLG: 0.241	L CU 77 S SI 91 F SL 84 S SL 84 0-3 ① K		S SL 84 B SI 91 B SL 83 B SL 82 B FF 91 4-1 13 FC4-6 BB		C SI 90 B SI 90 X SI 90 1-1 ③ G3-1		C CU 77 S CU 78 B CU 76 X CU 74 1-2 ③ G3			3	0	0	0	1	1	1
13 Asdrúbal Cabrera, S (1, 6) OBP: 0.235, SLG: 0.367 8 Lonnie Chisenhall, L (7, 5) OBP: 0.259, SLG: 0.423	B CU 76 X CH 83 1-0 ② G6-3 2-3		B FF 91 B CU 76 C SI 90 X SI 90 2-1 ③ FC4-6 1-2f			X FF 87 0-0 HR		C SI 92 B CH 84 B SI 92 B SI 92 X FF 91 3-1 1B		3 1	1 0	1 1	1 0	0 0	0 0	3 0
33 Nick Swisher, S (1, 3) OBP: 0.400, SLG: 0.286 58 Omir Santos, R (7, 2)	B CU 77 C CH 82 X SL 84 1-1 ③ G6-3			B FF 89 C FF 89 X SI 89 1-1 9 BB 1B		X FF 88 0-0 9 F8 23 BB 1B		B FF 91 X FF 92 1-0 ① P3		3 1	0 0	2 0	0 0	0 0	0 0	1 1
12 Mark Reynolds, R (1, 10) OBP: 0.290, SLG: 0.750		C SI 89 X FC 89 0-1 ① G1-3		B FF 89 C SL 83 S FF 90 X FF 89 1-2 ① P3		C CU 73 X FF 89 0-1 ① P3		B SL 87 S SL 85 C FF 93 D CH 84 C CH 84 2-3 ② K		4	0	0	0	0	1	3
23 Michael Brantley, L (1, 7) OBP: 0.400, SLG: 0.280		B FF 90 T FF 90 B SL 85 S SL 83 X FF 91 2-2 ② G4-3		X SI 90 0-0 ② F9		C CU 74 B SI 89 B SI 89 S SL 82 D SL 83 B CU 78 4-2 1-2 BB		B CU 79 B SI 92 C SI 92 B SI 92 X SI 92 3-1 ③ G1-3		3	0	0	0	1	0	2
9 Ryan Raburn, R (1, 9) OBP: 0.308, SLG: 0.273		C FF 91 B CU 77 X CU 76 1-1 ③ G4-3		B CU 75 F SI 90 B CH 81 B CH 80 B SI 91 4-1 1-2 BB		D CH 81 X FF 90 1-0 ② F8 2-3			X FF 91 0-0 ① P4	3	0	0	0	1	0	2
4 Mike Aviles, R (1, 5) OBP: 0.357, SLG: 0.538 (7, 6)			C SI 90 C CH 83 F SL 84 F FF 91 C FF 92 0-3 ① K	C CU 76 X FF 89 0-1 ③ F7		X FF 89 0-0 ③ F8			C FF 92 B CU 79 B CU 77 X FF 92 2-1 10 G5-4-3 1B	4	0	1	0	0	1	4
10 Yan Gomes, R (1, 2) (7, 3)			C CU 76 F FC 90 F SL 85 B SL 84 X FF 92 1-2 ② G1-3		B CU 75 X FF 88 1-0 ① G5-3		B SI 88 B CU 72 F SI 85 T SL 80 S SL 78 2-3 ① K		S SL 84 S SL 86 B SL 87 X SL 85 1-2 ②③ G5-4-3 1-2f	4	0	0	0	0	1	1
Inning Stats	R: 0 E: 0 K: 1 S: 10 H: 1 LOB: 1 BB: 0 P: 13	R: 0 E: 0 K: 0 S: 7 H: 0 LOB: 0 BB: 0 P: 10	R: 0 E: 0 K: 1 S: 14 H: 1 LOB: 2 BB: 1 P: 21	R: 0 E: 0 K: 0 S: 9 H: 1 LOB: 2 BB: 1 P: 15	R: 0 E: 0 K: 0 S: 6 H: 0 LOB: 0 BB: 0 P: 11	R: 1 E: 0 K: 0 S: 8 H: 2 LOB: 2 BB: 1 P: 13	R: 0 E: 0 K: 2 S: 9 H: 0 LOB: 0 BB: 0 P: 14	R: 0 E: 0 K: 1 S: 8 H: 1 LOB: 1 BB: 0 P: 17	R: 0 E: 0 K: 0 S: 6 H: 1 LOB: 0 BB: 0 P: 9	1B: 4 2B: 2 3B: 0 HR: 1	SF: 0 SAC: 0 DP: 1 HBP: 0			WP: 0 PB: 0 SB: 0 CS: 0	PA: 36		

PITCHER		IP	WLS	BF	H	R	ER	SO	BB	IBB	HBP	BLK	WP	HR	S	P	ERA	WHIP
46 Andy Pettitte, L ERA: 1.2	(1, 1)	7.0	W	29	5	1	1	4	3	0	0	0	0	1	63	97	1.29	1.143
43 Adam Warren, R ERA: 1.23	(8, 1)	2.0		7	2	0	0	1	0	0	0	0	0	0	14	26	0.00	1.000

PITCHER	IP	WLS	BF	H	R	ER	SO	BB	IBB	HBP	BLK	WP	HR	S	P	ERA	WHIP

BOTTOM

New York Yankees @ Cleveland Indians

Progressive Field, Cleveland, OH

Tue Apr 09 2013, 7:08 PM - 9:53 PM EDT

Att. 12,663 - Overcast - 62 F

livebaseballscorecards.com

AB	33
R	1
H	7
RBI	1
BB	3
SO	5
LOB	18

Baltimore Orioles @ New York Yankees

Yankee Stadium, Bronx, NY

Fri Apr 12 2013, 7:10 PM - 9:59 PM EDT

Att. 35,033 - Cloudy - 42 F

TOP

livebaseballscorecards.com

Batter	1	2	3	4	5	6	7	8	9	AB	R	H	RBI	BB	SO	LOB
21 Nick Markakis, L (1, 9) OBP: 0.340, SLG: 0.409	C FF 88 C FF 89 X SI 87 0-2 ① G1-3		C SL 80 F SL 80 S SL 78 0-3 ① K			B SL 79 X FF 88 1-0 ① F7		B FF 89 B FF 89 C FF 90 B SL 79 X FF 90 3-1 13 FC4-6-5-6-5-3 1-2 1B		4	0	1	0	0	1	1
13 Manny Machado, R (1, 5) OBP: 0.326, SLG: 0.395	C FF 88 B FF 89 F CH 83 S FF 90 1-3 ② K		C FF 89 X FF 90 0-1 10 G1-4-3 2-H 1B			C CU 75 B SL 80 F CH 83 B FF 90 B FF 91 X SL 79 3-2 10 G1-4-3 1B		B FF 90 C CH 83 C CH 84 F FF 90 D SL 81 B FF 90 X CH 83 3-2 ① ② ③ FC4-6-5-6-5-3-1 1-2 2-3		4	0	2	1	0	1	2
10 Adam Jones, R (1, 8) OBP: 0.432, SLG: 0.605	C SI 88 X CU 75 0-1 ③ F7		B CH 83 S CH 83 B FF 90 X SI 88 2-1 ② ③ G1-4-3 1-2f			S FF 89 X FF 90 0-1 ② ③ G1-4-3 1-2f			B FC 90 C FC 89 X FF 90 1-1 ① F7	4	0	0	0	0	0	2
32 Matt Wieters, S (1, 2) OBP: 0.333, SLG: 0.333		B FF 89 X SI 88 1-0 ① F8		B CU 73 C SI 88 S CH 84 T SL 81 1-2 ① K			C FF 90 F SI 89 B FF 92 B SL 80 X CH 84 2-2 E5 19 BLK 2 1B		B FC 89 B FC 90 C FC 89 B FC 89 C FC 89 F FC 90 X FC 90 3-2 ② L8	4	1	0	0	0	1	0
19 Chris Davis, L (1, 3) OBP: 0.500, SLG: 1.029		B SL 80 S SL 80 B SI 89 F FF 89 X SL 79 2-2 14 1B 1B		F SL 79 F SL 80 B FF 90 B FF 91 C FF 90 2-3 ② K			C FF 90 F FF 89 S SL 80 0-3 ① K 1-2		X FF 90 0-0 1B	4	0	2	0	0	2	1
2 J.J. Hardy, R (1, 6) OBP: 0.262, SLG: 0.436		C FF 89 X CU 74 0-1 ② P2		C SI 89 B SI 89 F CH 85 S SL 81 1-3 ③ K			X CU 76 0-0 14 G1-4-3 2-H 1B		C FC 90 B FC 90 B FC 89 X FC 89 2-1 ③ F9	4	0	1	1	0	1	2
14 Nolan Reimold, R (1, 7) OBP: 0.333, SLG: 0.217		C CU 74 S FF 90 F FF 89 B SL 79 X FF 90 1-2 1-2 1B			C CU 76 B FF 90 S CH 83 S SL 80 1-3 ① K		X FF 90 0-0 ② G1-4-3 1-2			3	0	1	0	0	1	1
28 Steve Pearce, R (1, 10)		C FF 89 S CH 83 F SL 80 S SL 79 0-3 ③ K			C FF 90 S FF 90 B SL 81 S CH 83 1-3 ② K		S CH 84 B FF 90 D CH 85 B CH 84 C FF 90 X FF 90 3-2 ③ F7			3	0	0	0	0	2	3
12 Alexi Casilla, S (1, 4) OBP: 0.333, SLG: 0.364			X FF 88 0-0 13 1B 2B		F SI 89 X SL 81 0-1 ③ F8			C FF 89 F CH 83 F FF 89 X CU 78 0-2 13 21 1B FC4-6-5-6-5-3-1 1B		3	1	2	0	0	0	0

Inning Stats	1	2	3	4	5	6	7	8	9
	R: 0 E: 0 K: 1 S: 8	R: 0 E: 0 K: 1 S: 14	R: 1 E: 0 K: 1 S: 8	R: 0 E: 0 K: 3 S: 9	R: 0 E: 0 K: 2 S: 8	R: 0 E: 0 K: 0 S: 6	R: 1 E: 1 K: 1 S: 11	R: 0 E: 0 K: 0 S: 10	R: 0 E: 0 K: 0 S: 9
	H: 0 LOB: 0 BB: 0 P: 9	H: 2 LOB: 2 BB: 0 P: 18	H: 2 LOB: 0 BB: 0 P: 10	H: 0 LOB: 0 BB: 0 P: 13	H: 0 LOB: 0 BB: 0 P: 10	H: 1 LOB: 0 BB: 0 P: 10	H: 1 LOB: 1 BB: 0 P: 16	H: 2 LOB: 0 BB: 0 P: 16	H: 1 LOB: 1 BB: 0 P: 15

AB	33
R	2
H	9
RBI	2
BB	0
SO	9
LOB	12

1B: 8	SF: 0	WP: 0
2B: 1	SAC: 0	PB: 0
3B: 1	DP: 2	SB: 0
HR: 0	HBP: 0	CS: 0
		PA: 33

PITCHER		IP	WLS	BF	H	R	ER	SO	BB	IBB	HBP	BLK	WP	HR	S	P	ERA	WHIP
52 CC Sabathia, L	(1, 1)	8.0	W	29	8	2	1	9	0	0	0	1	0	0	74	102	1.12	1.000
ERA: 2.25																		
42 Mariano Rivera, R	(9, 1)	1.0	S	4	1	0	0	0	0	0	0	0	0	0	9	15	0.00	1.000
ERA: 3.0																		

PITCHER	IP	WLS	BF	H	R	ER	SO	BB	IBB	HBP	BLK	WP	HR	S	P	ERA	WHIP

Baltimore Orioles @ New York Yankees

Yankee Stadium, Bronx, NY

Fri Apr 12 2013, 7:10 PM - 9:59 PM EDT

Att. 35,033 - Cloudy - 42 F

livebaseballscorecards.com

BOTTOM

Batter	1	2	3	4	5	6	7	8	9	AB	R	H	RBI	BB	SO	LOB
11 Brett Gardner, L (1, 8) OBP: 0.357, SLG: 0.389	B FF 89 C FF 89 B CU 76 B SI 90 C SI 90 B SI 91 4-2 24 G4-6-3 BB		C SI 89 B CH 82 B CH 84 B SI 90 B FF 90 4-1 24 1B 36 1B BB		X SI 88 0-0 ① SH1-3 1-2		X SI 88 0-0 ① SH1-3 1-2	B SI 93 B CU 80 F SI 94 F FF 96 1 SAFE F SI 93 S FF 96 2-3 ③ K		1	1	0	0	2	1	1
24 Robinson Canó, L (1, 4) OBP: 0.375, SLG: 0.649	X SI 90 0-0 ① ② G4-6-3 1-2f		B FF 89 S CH 82 B SI 89 F SI 90 F FF 90 X CH 82 2-2 36 1B 1-3 1B		X SI 89 0-0 36 1B 2-H 1B		C SL 81 X SI 88 0-1 ② G6-3 2-3			4	0	2	1	0	0	2
36 Kevin Youkilis, R (1, 5) OBP: 0.500, SLG: 0.727	C FF 90 F SL 84 B FF 91 X FF 92 1-2 1B		F FF 89 C SL 84 X CH 83 0-2 ② 1-3 3-H 1B		X FF 89 0-0 33 G1-3 1-3 1B		I I I I 4-0 33 HBP 12 E IBB			3	1	3	1	1	0	0
33 Travis Hafner, L (1, 10) OBP: 0.429, SLG: 0.517	D SI 90 B FF 91 X SI 90 2-0 ③ P5		B CH 83 S CH 83 B SI 90 B CH 84 S FF 90 F SI 91 B FF 90 4-2 BB		X CH 82 0-0 ② G1-3 1-2		B SL 83 C SI 90 D SL 82 S SI 90 F SI 90 B SL 83 H SI 89 4-2 12 E 1-2 HBP			2	1	0	0	1	0	3
12 Vernon Wells, R (1, 7) OBP: 0.412, SLG: 0.621		B SL 84 S FF 91 X FF 91 1-1 ① F9	C SL 84 B SL 84 B FF 90 B SL 84 X SI 91 3-1 ③ F7		B FF 91 X SL 84 1-0 ③ F8		B SL 80 B SI 96 X FF 93 2-0 E8 1-H 2-H 3-H			4	0	0	0	0	0	4
31 Ichiro Suzuki, L (1, 9) OBP: 0.206, SLG: 0.258		B SI 91 F FF 92 S CH 84 X FF 91 1-2 ② P4		C FF 89 C CH 84 S FF 91 0-3 ① K		B SI 90 S FF 90 B CH 82 C CH 82 F SI 90 F FF 90 F CH 81 C CH 82 2-3 ① K	C SI 94 C SL 80 F SI 97 X CH 88 0-2 ③ G5-3			4	0	0	0	0	2	1
26 Eduardo Núñez, R (1, 6) OBP: 0.333, SLG: 0.300 17 Jayson Nix, R (3, 6) OBP: 0.188, SLG: 0.375		B FF 90 T FF 91 B SI 90 F FF 90 F SI 91 H CH 83 3-2 HBP		S FF 90 C FF 91 F SL 87 C FF 90 0-3 ② K		B SL 84 X SL 84 1-0 ② P3		C FF 93 X CH 89 0-1 ① F9		0 3	0 0	0 0	0 0	0 0	0 1	0 0
55 Lyle Overbay, L (1, 3) OBP: 0.273, SLG: 0.406		C SI 90 S CH 80 D CH 83 B CH 82 1 SAFE B FF 91 S CH 79 3-3 ③ K		F CH 83 B FF 91 X SI 91 1-1 ③ G6-3		X FF 89 0-0 ③ F8		X CU 78 0-0 29 FC5-4 1B		4	0	1	0	0	1	1
29 Francisco Cervelli, R (1, 2) OBP: 0.480, SLG: 0.526			X SI 89 0-0 ① G6-3		B CU 77 B SI 90 F SI 90 F FF 90 B CH 83 F FF 91 F FF 91 F FF 91 B SI 90 4-2 11 SH1-3 24 1B BB		C SL 83 B SI 89 F SI 90 B FF 89 B SI 88 B SL 84 4-2 24 G6-3 11 SH1-3 12 E BB	B FF 94 F FF 94 F CH 90 X CU 84 1-2 ② FC5-4 1-2f		2	2	0	0	2	0	1
Inning Stats	R: 0 E: 0 K: 0 S: 7 H: 1 LOB: 1 BB: 1 P: 14	R: 0 E: 0 K: 1 S: 11 H: 0 LOB: 1 BB: 0 P: 19	R: 1 E: 0 K: 0 S: 14 H: 2 LOB: 2 BB: 2 P: 27	R: 0 E: 0 K: 2 S: 9 H: 0 LOB: 0 BB: 0 P: 10	R: 1 E: 0 K: 0 S: 10 H: 2 LOB: 2 BB: 1 P: 15	R: 0 E: 0 K: 1 S: 8 H: 0 LOB: 0 BB: 0 P: 11	R: 3 E: 1 K: 0 S: 13 H: 0 LOB: 1 BB: 2 P: 27	R: 0 E: 0 K: 1 S: 10 H: 1 LOB: 1 BB: 0 P: 13		1B: 6 2B: 0 3B: 0 HR: 0 SF: 0 SAC: 2 DP: 1 HBP: 2			WP: 0 PB: 0 SB: 0 CS: 0 PA: 37	

	AB	27
	R	5
	H	6
	RBI	2
	BB	6
	SO	5
	LOB	13

PITCHER		IP	WLS	BF	H	R	ER	SO	BB	IBB	HBP	BLK	WP	HR	S	P	ERA	WHIP
50 Miguel González, R ERA: 2.92	(1, 1)	6.0	L	27	5	3	2	4	5	0	1	0	0	0	61	102	3.00	1.667
40 Troy Patton, L ERA:	(7, 1)	0.2		4	0	0	0	0	0	1	1	0	0	0	6	14	0.00	0.000
47 Pedro Strop, R ERA: 6.23	(7, 1)	0.1		2	0	2	0	0	0	0	0	0	0	0	5	7	0.00	0.000
29 Tommy Hunter, R ERA: 5.79	(8, 1)	1.0		4	1	0	0	1	0	0	0	0	0	0	10	13	0.00	1.000

PITCHER	IP	WLS	BF	H	R	ER	SO	BB	IBB	HBP	BLK	WP	HR	S	P	ERA	WHIP

Baltimore Orioles @ New York Yankees

Yankee Stadium, Bronx, NY

Sat Apr 13 2013, 4:08 PM - 6:57 PM EDT

Att. 41,851 - Cloudy - 54 F

TOP

livebaseballscorecards.com

Batter	1	2	3	4	5	6	7	8	9	AB	R	H	RBI	BB	SO	LOB
9 Nate McLouth, L (1, 7) OBP: 0.385, SLG: 0.382	C FF 92 X FF 92 0-1 13 SH5-3 10 FC5-4 2B	C FF 92 B CH 85 X CH 84 1-1 13 13 1B 13 1B 1B		C KC 76 B KC 75 X FF 91 1-1 13 G6-3 2B		B SI 91 C FF 91 1 SAFE X CH 82 1-1 ② G5-3 1-2			C FC 91 F FC 91 C KC 81 0-3 ② K	5	1	3	0	0	1	1
13 Manny Machado, R (1, 5) OBP: 0.320, SLG: 0.383	X FF 91 0-0 ① SH5-3 2-3	C FF 92 1 SAFE B SL 82 X FF 92 1-1 ③ 1-H 1B		B SI 89 B SL 85 C FF 90 B SI 90 X KC 78 3-1 ① G6-3 2-3		C SI 90 C SI 91 D KC 80 C SI 92 1-3 ③			B FC 92 X FC 91 1-0 ③ F8	4	0	1	0	0	1	2
21 Nick Markakis, L (1, 9) OBP: 0.353, SLG: 0.468	B KC 77 B FF 92 B SL 80 B FF 91 4-0 10 FC5-4 BB		B KC 74 B CH 84 C FF 90 X FF 90 2-1 HR	C KC 79 B FF 89 C SL 85 C FF 91 1-3 ② K			B SI 88 C KC 79 X SL 86 1-1 ① L7			3	1	1	1	1	1	1
10 Adam Jones, R (1, 8) OBP: 0.438, SLG: 0.596	X SL 81 0-0 ② FC5-4 19 BB 1-2f 3-H		F FF 92 X FF 91 0-1 19 2B 2 G6-3 1B	C SL 85 B FF 91 B SI 90 S KC 81 B SI 92 S KC 81 3-3 ③ K			B KC 80 F FF 90 B SI 89 C FF 91 F KC 79 X SI 91 2-2 ② 1B			4	1	2	1	0	1	2
19 Chris Davis, L (1, 3) OBP: 0.500, SLG: 1.000	B FF 93 B FF 90 1 SAFE B CH 84 1 SAFE B FF 91 4-0 1-2 BB		X FF 91 0-0 1-3 2B		C FF 90 F FF 88 S KC 78 0-3 ① K2-3		X KC 79 0-0 ③ G4-3			3	0	1	0	1	1	0
32 Matt Wieters, S (1, 2) OBP: 0.302, SLG: 0.297	C FF 92 B FF 93 B CH 84 F CH 86 X FF 93 2-2 ③ G4-3		C KC 76 X FF 90 0-1 ① G1-3		C KC 80 S CH 83 F SI 90 S KC 79 0-3 ② K			B FF 93 X FF 92 1-0 ① F9		4	0	0	0	0	1	4
2 J.J. Hardy, R (1, 6) OBP: 0.261, SLG: 0.419		B FF 90 X FF 91 1-0 ① F8	B SL 82 B SL 81 C SL 82 F FF 91 D SL 82 X SL 80 3-2 ② G6-3 3-H		B FF 90 B SL 86 X FF 90 2-0 ③ F9			C FF 94 X CU 81 0-1 3 G3-6-3 1B		4	0	1	1	0	0	1
3 Ryan Flaherty, L (1, 4) OBP: 0.136, SLG: 0.238 12 Alexi Casilla, S (9, 4) OBP: 0.333, SLG: 0.364		C KC 76 B KC 77 B FF 91 S FF 91 X SL 81 2-2 HR	C FF 92 F FF 92 F FF 91 F KC 77 X CH 85 0-2 ③ G2-3			H KC 80 1-0 9 E HBP		X FF 93 0-0 ②③ G3-6-3 1-2f		3 0	1 0	1 0	1 0	0 0	0 0	2 0
14 Nolan Reimold, R (1, 10) OBP: 0.323, SLG: 0.333		C FF 93 C FF 92 X FF 92 0-2 ② P3		F SL 80 B FF 89 B SL 82 X FF 91 2-1 HR		C FF 90 B SI 90 1 SAFE F SL 86 F FF 91 D KC 80 F SI 91 F SI 92 S CH 84 2-3 ① K			B FC 91 C FC 91 B FC 91 F FC 92 X FC 91 2-2 ① F8	4	1	1	1	0	1	1

Inning Stats	1	2	3	4	5	6	7	8	9
	R: 1 E: 0 K: 0 S: 7	R: 1 E: 0 K: 0 S: 11	R: 2 E: 0 K: 0 S: 15	R: 1 E: 0 K: 2 S: 12	R: 0 E: 0 K: 2 S: 8	R: 0 E: 1 K: 2 S: 11	R: 0 E: 0 K: 0 S: 7	R: 0 E: 0 K: 0 S: 4	R: 0 E: 0 K: 1 S: 7
	H: 1 LOB: 2 BB: 2 P: 17	H: 3 LOB: 2 BB: 0 P: 16	H: 3 LOB: 1 BB: 0 P: 20	H: 2 LOB: 1 BB: 0 P: 22	H: 0 LOB: 0 BB: 0 P: 10	H: 0 LOB: 1 BB: 0 P: 16	H: 1 LOB: 0 BB: 0 P: 10	H: 1 LOB: 0 BB: 0 P: 5	H: 0 LOB: 0 BB: 0 P: 10

1B: 5	SF: 0
2B: 3	SAC: 1
3B: 0	DP: 1
HR: 3	HBP: 1

WP: 0	PA: 38
PB: 0	
SB: 0	
CS: 0	

AB	34
R	5
H	11
RBI	5
BB	2
SO	7
LOB	14

PITCHER		IP	WLS	BF	H	R	ER	SO	BB	IBB	HBP	BLK	WP	HR	S	P	ERA	WHIP
65 Phil Hughes, R ERA: 10.29	(1, 1)	3.0	L	19	9	5	5	0	2	0	0	0	0	3	37	60	15.00	3.667
41 David Phelps, R ERA: 3.38	(4, 1)	4.0		13	1	0	0	6	0	0	1	0	0	0	34	51	0.00	0.250
62 Joba Chamberlain, R ERA: 9.82	(8, 1)	1.0		3	1	0	0	0	0	0	0	0	0	0	4	5	0.00	1.000
30 David Robertson, R ERA:	(9, 1)	1.0		3	0	0	0	1	0	0	0	0	0	0	7	10	0.00	0.000

PITCHER		IP	WLS	BF	H	R	ER	SO	BB	IBB	HBP	BLK	WP	HR	S	P	ERA	WHIP

Batter	1	2	3	4	5	6	7	8	9	AB	R	H	RBI	BB	SO	LOB
11 Brett Gardner, L (1, 8) OBP: 0.340, SLG: 0.366	B FF 92 F FF 92 B FF 92 X CH 87 2-1 G6-3 ①		B SI 92 C CU 76 X SI 92 2-1 F7 ①		C SL 85 C SI 92 B SL 84 B SI 93 X SL 84 2-2 G6-3 ①		X SL 86 0-0 36 F8 1B		C SI 92 X SI 93 0-1 G1-3 ①	5	0	1	0	0	0	0
24 Robinson Canó, L (1, 4) (9, 6) OBP: 0.378, SLG: 0.643	C CU 76 F SI 93 X SL 83 0-2 G3 ②		X CH 86 0-0 2B		C FF 93 B SL 85 X SL 85 1-1 36 G5-4-3 1B		S FF 91 B FF 91 B FF 91 X FC 87 2-1 F8 ①		X SI 94 0-0 G4-3 ②	5	0	2	0	0	0	1
36 Kevin Youkilis, R (1, 5) OBP: 0.442, SLG: 0.632	C FF 93 B SL 84 C SL 85 X SI 94 1-2 G4-3 ③		C SI 93 F SI 93 D SL 83 D SL 85 C SL 84 2-3 K ②		B SL 86 C SL 85 B SL 87 X SI 93 2-1 G5-4-3 ②③ 1-2f		C FF 92 B FF 92 X CH 84 1-1 F8 ② 1-2		B SI 92 B SI 93 X SI 93 2-0 G5-3 ③	5	0	0	0	0	1	3
33 Travis Hafner, L (1, 10) OBP: 0.410, SLG: 0.576		B SI 91 B CU 75 F SI 92 B CH 87 X SI 92 3-1 HR	F FF 93 X CU 78 0-1 G3-1 ③			C CU 75 B CH 84 X SI 93 1-1 G6-3 ①	B FF 91 X FF 91 1-0 P6 ③			4	1	1	1	0	0	2
12 Vernon Wells, R (1, 7) OBP: 0.421, SLG: 0.697		F SI 93 C SI 93 F FF 93 F SL 84 B SL 84 S SL 84 1-3 K ①		X SI 92 0-0 29 1B 1B		F SL 84 X SL 84 0-1 HR		B SL 76 S SL 78 F SL 78 X FF 84 1-2 F7 ①		4	1	2	1	0	1	0
31 Ichiro Suzuki, L (1, 9) OBP: 0.237, SLG: 0.265		X SI 94 0-0 G5-3 ②		C SI 92 X FF 92 0-1 P4 ①		B CH 85 B SI 92 B SI 92 B SI 92 4-0 29 1B BB		C FF 85 B FF 85 B FF 84 S SL 78 X SI 84 2-2 55 1B 1B		3	0	1	0	1	0	1
29 Francisco Cervelli, R (1, 2) (9, 4) OBP: 0.483, SLG: 0.522		B FF 94 B FF 94 F SI 93 X SI 93 2-1 E6 55 1B		C SL 85 B SI 93 B SI 93 S SI 93 F SI 93 X SI 93 2-2 1-2 1B		F SI 92 C SI 92 D SL 86 X SI 94 1-2 1-2 1B		X SL 77 0-0 F8 ②		4	1	2	0	0	0	1
55 Lyle Overbay, L (1, 3) OBP: 0.297, SLG: 0.417		F SI 93 F CH 86 X FF 94 0-2 2-H 1B		B SI 93 X SI 92 1-0 F7 ②		B CU 76 F SI 93 F FF 93 F FF 93 F SL 83 B SL 84 S SL 85 2-3 K ②		1 SAFE X SL 78 0-0 1-2 1B		4	0	2	1	0	1	4
17 Jayson Nix, R (1, 6) OBP: 0.158, SLG: 0.316 22 Brennan Boesch, L (8, PH) OBP: 0.231, SLG: 0.615 19 Chris Stewart, R (9, 2) OBP: 0.200, SLG: 0.200		S SL 85 S SI 93 X SI 93 0-2 G1-3 ③		C SL 85 F SI 93 C SL 84 0-3 K ③		S FF 94 F FF 93 B FF 93 X SL 84 1-2 P3 ③		B FF 86 S FF 86 B FF 85 F SL 79 S FF 86 2-3 K ③		3 1 0	0 0 0	0 0 0	0 0 0	0 0 0	1 1 0	5 2 0
Inning Stats	R: 0 E: 0 K: 0 S: 8 H: 0 LOB: 0 BB: 0 P: 11	R: 2 E: 1 K: 1 S: 16 H: 2 LOB: 1 BB: 0 P: 22	R: 0 E: 0 K: 1 S: 8 H: 1 LOB: 1 BB: 0 P: 12	R: 0 E: 0 K: 1 S: 11 H: 2 LOB: 2 BB: 0 P: 14	R: 0 E: 0 K: 0 S: 7 H: 1 LOB: 0 BB: 0 P: 12	R: 1 E: 0 K: 1 S: 15 H: 2 LOB: 2 BB: 1 P: 24	R: 0 E: 0 K: 0 S: 6 H: 1 LOB: 1 BB: 0 P: 10	R: 0 E: 0 K: 1 S: 11 H: 2 LOB: 2 BB: 0 P: 16	R: 0 E: 0 K: 0 S: 4 H: 0 LOB: 0 BB: 0 P: 6	1B: 8 2B: 1 3B: 0 HR: 2	SF: 0 SAC: 0 DP: 1 HBP: 0		WP: 0 PB: 0 SB: 0 CS: 0	PA: 39			

PITCHER		IP	WLS	BF	H	R	ER	SO	BB	IBB	HBP	BLK	WP	HR	S	P	ERA	WHIP
39 Jason Hammel, R ERA: 4.34	(1, 1)	6.0	W	27	8	3	2	4	1	0	0	0	0	2	65	95	3.00	1.500
17 Brian Matusz, L ERA: 2.25	(7, 1)	1.0	H	4	1	0	0	0	0	0	0	0	0	0	6	10	0.00	1.000
56 Darren O'Day, R ERA:	(8, 1)	1.0	H	5	2	0	0	1	0	0	0	0	0	0	11	16	0.00	2.000
43 Jim Johnson, R ERA:	(9, 1)	1.0	S	3	0	0	0	0	0	0	0	0	0	0	4	6	0.00	0.000

PITCHER	IP	WLS	BF	H	R	ER	SO	BB	IBB	HBP	BLK	WP	HR	S	P	ERA	WHIP

BOTTOM

Baltimore Orioles @ New York Yankees

Yankee Stadium, Bronx, NY

Sat Apr 13 2013, 4:08 PM - 6:57 PM EDT

Att. 41,851 - Cloudy - 54 F

livebaseballscorecards.com

AB	38
R	3
H	11
RBI	3
BB	1
SO	5
LOB	19

Batter	1	2	3	4	5	6	7	8	9	AB	R	H	RBI	BB	SO	LOB
9 Nate McLouth, L (1, 7) OBP: 0.349, SLG: 0.342	X SI 90 0-0 ① G3		B SI 91 1 SAFE 1 SAFE X SI 90 1-0 ① F7			B SI 89 C SI 88 X SI 89 1-1 ① F8		B FS 82 C FS 82 B SI 89 X SI 90 2-1 ②③ G6-4-3 1-2f		4	0	0	0	0	0	2
13 Manny Machado, R (1, 5) OBP: 0.296, SLG: 0.353	C SI 88 B SI 91 B SI 91 S SI 90 X SI 92 2-2 ② G3		F SI 90 B SI 91 F SI 91 1 SAFE X SI 92 1-2 ②③ G4-6-3 1-2f			X SL 83 0-0 ② G5-3			C SI 90 C SL 82 B SL 83 X SI 92 1-2 ① G6-3	4	0	0	0	0	0	1
21 Nick Markakis, L (1, 9) OBP: 0.345, SLG: 0.451	C SI 90 X FS 86 0-1 ① 10 FC6-4 1B			B CU 74 B SI 92 C SI 90 C SI 90 C SI 91 2-3 ① K		C SI 89 B SL 83 X SL 82 1-1 ③ G4-3			C SL 81 F SI 91 X FS 86 0-2 ② E6 10 G5-3	4	0	1	0	0	1	0
10 Adam Jones, R (1, 8) OBP: 0.423, SLG: 0.569	C SI 91 X SI 91 0-1 ③ FC6-4 1-2f			X SL 84 0-0 ② G6-3			C FF 89 C SI 92 X FS 84 0-2 1B		B SI 89 C SL 84 X SI 91 1-1 ② G5-3 1-2	4	0	1	0	0	0	2
19 Chris Davis, L (1, 3) OBP: 0.460, SLG: 0.902		X SI 90 0-0 ① G1-3		F SI 92 B FS 87 F FS 86 C SI 91 1-3 ③ K			S FS 84 C SI 90 F FS 85 D FS 84 D FS 84 B SI 90 C SI 89 3-3 ① K		S FS 84 B SI 90 S FS 85 S SL 85 1-3 ③ K	4	0	0	0	0	3	2
32 Matt Wieters, S (1, 2) OBP: 0.304, SLG: 0.300		C SI 89 S FS 85 F FS 86 X FS 85 0-2 ② G4-3			B FS 85 B SI 88 X SI 89 2-0 3 FC4-6 1B		B SI 91 X FS 84 1-0 ② F7			3	0	1	0	0	0	1
2 J.J. Hardy, R (1, 6) OBP: 0.265, SLG: 0.413		B SI 90 C SL 83 F SI 92 F FS 86 B SL 83 F SI 90 X SL 84 2-2 1B			C SL 82 B SI 89 F SI 91 D FS 85 F SI 90 B SI 90 X SI 89 3-2 ① P5		C FS 84 S SL 82 X FS 84 0-2 ③ G4-3			3	0	1	0	0	0	2
3 Ryan Flaherty, L (1, 4) OBP: 0.120, SLG: 0.208		X SI 91 0-0 ③ G1-3			F SI 91 D FS 84 X SI 89 1-1 ② FC4-6 1-2f			B SI 88 X SI 88 1-0 ① G4-3		3	0	0	0	0	0	2
14 Nolan Reimold, R (1, 10) OBP: 0.324, SLG: 0.333			C CU 75 S SL 83 B SI 91 F SL 84 F SL 84 B FS 87 X SI 90 2-2 13 G4-6-3 1B		1 SAFE C SL 83 B SI 92 F SI 91 B SI 91 B SL 83 S SI 90 3-3 ③ K			B CU 78 S FS 82 C FS 82 B SI 91 F SI 91 X SL 83 2-2 E5 9 G6-4-3		3	0	1	0	0	1	1
Inning Stats	R: 0 E: 0 K: 0 S: 8 H: 1 LOB: 1 BB: 0 P: 10	R: 0 E: 0 K: 0 S: 11 H: 1 LOB: 1 BB: 0 P: 13	R: 0 E: 0 K: 0 S: 9 H: 1 LOB: 0 BB: 0 P: 13	R: 0 E: 0 K: 2 S: 7 H: 0 LOB: 0 BB: 0 P: 10	R: 0 E: 0 K: 1 S: 10 H: 1 LOB: 1 BB: 0 P: 19	R: 0 E: 0 K: 0 S: 5 H: 0 LOB: 0 BB: 0 P: 7	R: 0 E: 0 K: 1 S: 11 H: 1 LOB: 1 BB: 0 P: 15	R: 0 E: 1 K: 0 S: 7 H: 0 LOB: 0 BB: 0 P: 12	R: 0 E: 1 K: 1 S: 11 H: 0 LOB: 1 BB: 0 P: 14	1B: 5 2B: 0 3B: 0 HR: 0	SF: 0 SAC: 0 DP: 2 HBP: 0					

TOP

Baltimore Orioles @ New York Yankees

Yankee Stadium, Bronx, NY

Sun Apr 14 2013, 8:06 PM - 10:44 PM EDT

Att. 34,154 - Partly Cloudy - 56 F

livebaseballscorecards.com

AB	32
R	0
H	5
RBI	0
BB	0
SO	5
LOB	13

PITCHER	IP	WLS	BF	H	R	ER	SO	BB	IBB	HBP	BLK	WP	HR	S	P	ERA	WHIP
18 Hiroki Kuroda, R (1, 1) ERA: 2.87	9.0	W	32	5	0	0	5	0	0	0	0	0	0	79	113	0.00	0.556

PITCHER	IP	WLS	BF	H	R	ER	SO	BB	IBB	HBP	BLK	WP	HR	S	P	ERA	WHIP

Batter	1	2	3	4	5	6	7	8	9	AB	R	H	RBI	BB	SO	LOB
11 Brett Gardner, L (1, 8) OBP: 0.333, SLG: 0.422	C FF 92 B SL 82 B FF 92 F FF 91 B FF 92 F FF 91 X FF 91 3-2 ① P6		B FF 90 F FF 89 F SL 80 F FF 90 F FF 90 X SI 90 1-2 ②③ G5-4-3 1-2f		1 SAFE X FF 90 0-0 1-H HR		C SL 78 B SL 79 C SI 86 F SI 86 B FF 88 X SL 78 2-2 ② P5			4	1	1	2	0	0	3
12 Vernon Wells, R (1, 7) OBP: 0.405, SLG: 0.649	B SL 81 X FF 91 1-0 ② P3			C FF 91 X FF 90 0-1 ① P3	B CH 83 X CH 83 1-0 1B		B SI 86 X SI 86 1-0 ③ G4-3			4	0	1	0	0	0	2
24 Robinson Canó, L (1, 4) OBP: 0.367, SLG: 0.600	F FF 92 F FF 92 B FF 92 S SL 81 1-3 ③ K			F SL 82 F FF 91 B SL 84 B FF 90 F FF 91 B FF 91 F FF 90 B CU 72 4-2 BB	C FF 91 F FF 89 B FF 90 F FF 90 F FF 89 S CU 70 1-3 ③ K			X FF 86 0-0 ① F7		3	0	0	0	1	2	1
36 Kevin Youkilis, R (1, 5) OBP: 0.404, SLG: 0.571		C FF 91 B FF 91 X FF 92 1-1 ① F9		B CH 84 C FF 90 B CH 82 X FF 89 2-1 ② P4		B CH 83 C FF 91 F FF 90 B FF 91 X FF 90 2-2 ① F9		C SI 85 F CH 81 C SI 86 0-3 ② K		4	0	0	0	0	1	1
45 Ben Francisco, R (1, 10)		B FF 92 X FF 91 1-0 ② F7		B CH 83 F FF 91 C SL 81 D SL 82 X FF 90 2-2 ③ L8		C CH 83 C SL 83 B SL 83 X FF 90 1-2 ② F7		B CH 81 C SI 87 F SL 78 S SL 76 1-3 ③ K		4	0	0	0	0	1	1
22 Brennan Boesch, L (1, 9) OBP: 0.313, SLG: 0.625		X FF 94 0-0 1B			C FF 90 X FF 90 0-1 55 F9 29 1B 17 SF9 1B	B CU 74 S SL 82 B FF 90 F FF 90 F FF 91 X FF 90 2-2 ③ F7				3	1	2	0	0	0	0
29 Francisco Cervelli, R (1, 2) OBP: 0.500, SLG: 0.520		F FF 92 B CH 84 F FF 91 1 SAFE B FF 91 F SL 81 1 SAFE F FF 90 F SL 80 3-2 ③ F9 B CH 82 X SI 90			C SL 82 F FF 89 X FF 90 0-2 11 HR 1-2 1B		C SI 86 B SI 87 B CH 80 B SI 87 B SI 87 4-1 17 1B BB			2	1	1	0	1	0	1
55 Lyle Overbay, L (1, 3) OBP: 0.300, SLG: 0.410			X FF 91 0-0 11 G5-4-3 1B		F SL 79 X FF 90 0-1 ① F9 2-3		B SI 87 S SL 78 T FF 87 S SI 88 1-3 ① K			3	0	1	0	0	1	3
17 Jayson Nix, R (1, 6) OBP: 0.182, SLG: 0.333			B CH 81 B FF 90 S SI 90 F FF 90 X CH 83 2-2 ① P5		B FF 91 X SL 81 1-0 ② SF9 3-H		B SI 86 X SI 87 1-0 1-2 1B			2	0	1	1	0	0	1
Inning Stats	R: 0 E: 0 K: 1 S: 8 H: 0 LOB: 0 BB: 0 P: 13	R: 0 E: 0 K: 0 S: 10 H: 1 LOB: 1 BB: 0 P: 15	R: 0 E: 0 K: 0 S: 9 H: 1 LOB: 0 BB: 0 P: 12	R: 0 E: 0 K: 0 S: 11 H: 0 LOB: 1 BB: 1 P: 19	R: 3 E: 0 K: 1 S: 15 H: 4 LOB: 1 BB: 0 P: 18	R: 0 E: 0 K: 0 S: 10 H: 0 LOB: 0 BB: 0 P: 15	R: 0 E: 0 K: 1 S: 10 H: 1 LOB: 2 BB: 1 P: 19	R: 0 E: 0 K: 2 S: 7 H: 0 LOB: 0 BB: 0 P: 8		1B: 6 2B: 0 3B: 0 HR: 1 SF: 1 SAC: 0 DP: 1 HBP: 0				WP: 0 PB: 0 SB: 0 CS: 0 PA: 32	

PITCHER		IP	WLS	BF	H	R	ER	SO	BB	IBB	HBP	BLK	WP	HR	S	P	ERA	WHIP
16 Wei-Yin Chen, L ERA: 4.0	(1, 1)	6.0	L	24	6	3	3	2	1	0	0	0	0	1	63	92	4.50	1.167
66 T.J. McFarland, L ERA:	(7, 1)	2.0		8	1	0	0	3	1	0	0	0	0	0	17	27	0.00	1.000

PITCHER	IP	WLS	BF	H	R	ER	SO	BB	IBB	HBP	BLK	WP	HR	S	P	ERA	WHIP

BOTTOM

Baltimore Orioles @ New York Yankees

Yankee Stadium, Bronx, NY

Sun Apr 14 2013, 8:06 PM - 10:44 PM EDT

Att. 34,154 - Partly Cloudy - 56 F

livebaseballscorecards.com

AB	29
R	3
H	7
RBI	3
BB	2
SO	5
LOB	13

Arizona Diamondbacks @ New York Yankees

Yankee Stadium, Bronx, NY

Tue Apr 16 2013, 7:11 PM - 10:12 PM EDT

Att. 34,107 - Partly Cloudy - 60 F

livebaseballscorecards.com

TOP

Batter	1	2	3	4	5	6	7	8	9	AB	R	H	RBI	BB	SO	LOB
8 Gerardo Parra, L (1, 8) OBP: 0.359, SLG: 0.466	B FF 93 C SI 92 X CH 85 1-1 ① L7		B CU 78 B CU 78 B SI 91 C FF 92 F SI 92 X SI 92 3-2 44 1B / 14 S / 26 SF8 1B	X CH 86 0-0 ② G3			C SL 80 F SI 92 B SL 81 X SL 81 1-2 ① G4-3		X FC 90 0-0 ③ G4-3	5	1	1	0	0	0	1
14 Martín Prado, R (1, 4) OBP: 0.333, SLG: 0.439	B FF 93 F FF 93 B CU 78 F FF 93 X FF 94 2-2 44 G4-3 1B		1 SAFE C CU 78 B SI 91 B SI 92 C CU 81 F CU 80 B CU 80 F FF 95 B SL 87 4-2 26 SF8 / 44 1B / 7 1B 1-2 BB	C FF 94 B CU 81 B SI 92 C CU 81 S CU 82 2-3 ③ K			C FF 94 B SL 82 X CU 80 1-1 ② F9			3	1	1	0	1	1	1
44 Paul Goldschmidt, R (1, 3) OBP: 0.414, SLG: 0.560	C FF 92 X SI 91 0-1 ② G4-3 1-2		C CU 80 S SI 92 F SL 87 D CU 81 B SI 92 B CU 82 X FF 95 3-2 7 1B 1-2 2-3 1B		C FF 92 S FF 92 S SL 87 0-3 ① K		B CU 79 X SL 85 1-0 ③ G6-3			4	0	1	0	0	1	1
26 Miguel Montero, L (1, 2) OBP: 0.364, SLG: 0.357	B CU 79 S CU 81 F SI 92 F CU 81 B FF 93 D CU 82 B SI 93 4-2 BB		F SI 94 X CU 82 0-1 ① SF8 2-3 3-H		B SI 92 B CH 83 X SI 92 2-0 ② G4-3			B FC 90 C FC 91 C FC 91 F FC 94 B KC 83 X FF 93 2-2 1B		2	0	1	1	1	0	0
7 Cody Ross, R (1, 9) OBP: 0.250, SLG: 0.250	C CU 80 S SL 87 D SL 87 B FF 92 C SL 87 2-3 ③ K		F SI 93 B SL 86 X CU 80 1-1 1-2 3-H 1B		B SL 86 X FF 93 1-0 1B			C FC 93 C FC 93 X KC 82 0-2 ① P3		4	0	2	1	0	1	3
12 Eric Chavez, L (1, 5) OBP: 0.259, SLG: 0.200		C SI 91 B FF 92 C CH 86 S CU 80 1-3 ① K	D CH 88 F FF 89 B FF 93 F SI 93 F SI 93 S CU 83 2-3 ② K		F CU 80 F SI 93 X CU 82 0-2 ③ F8			B FC 93 B FC 92 C FC 91 X FF 93 2-1 ② F7		4	0	0	0	0	2	4
22 Eric Hinske, L (1, 10) OBP: 0.286, SLG: 0.462		C CU 80 F SI 92 B CU 81 X SI 92 1-2 ② G4-3	F CH 87 X SI 93 0-1 ③ G4-3			C SL 78 C SL 82 S SL 80 0-3 ① K		B KC 79 B FC 92 B FC 92 X FC 91 3-0 ③ G4-3		4	0	0	0	0	1	3
11 AJ Pollock, R (1, 7) OBP: 0.306, SLG: 0.639		C FF 94 C CU 80 F SL 86 B SL 86 X SI 92 1-2 2B		C CU 80 X FF 92 0-1 4 SH2-4 2B		B SL 79 X FF 92 1-0 ② F9			C FC 91 C FC 90 B FC 91 F FC 91 F FC 91 B FC 89 F FC 91 S FC 91 2-3 ① K	4	0	2	0	0	1	0
4 Cliff Pennington, S (1, 6) OBP: 0.315, SLG: 0.292		C CU 80 S SI 92 S SI 94 0-3 ③ K	L SI 91 B SI 92 X SI 92 1-1 ① SH2-4 2-3			C FF 94 F SL 80 B SL 81 B FF 94 B FF 95 C SL 80 3-3 ③ K			B FC 90 B FC 89 C FC 88 X FC 89 2-1 ② P3	3	0	0	0	0	2	1
Inning Stats	R: 0 E: 0 K: 1 S: 13 H: 1 LOB: 2 BB: 1 P: 22	R: 0 E: 0 K: 2 S: 13 H: 1 LOB: 1 BB: 0 P: 16	R: 2 E: 0 K: 1 S: 21 H: 3 LOB: 2 BB: 1 P: 34	R: 0 E: 0 K: 1 S: 8 H: 1 LOB: 1 BB: 0 P: 11	R: 0 E: 0 K: 1 S: 8 H: 1 LOB: 1 BB: 0 P: 11	R: 0 E: 0 K: 2 S: 7 H: 0 LOB: 0 BB: 0 P: 11	R: 0 E: 0 K: 0 S: 6 H: 0 LOB: 0 BB: 0 P: 9	R: 0 E: 0 K: 0 S: 10 H: 1 LOB: 1 BB: 0 P: 17	R: 0 E: 0 K: 1 S: 9 H: 0 LOB: 0 BB: 0 P: 13	1B: 6 2B: 2 3B: 0 HR: 0 SF: 1 SAC: 1 DP: 0 HBP: 0						

	AB	33
	R	2
	H	8
	RBI	2
	BB	2
	SO	9
	LOB	14

WP: 0 PA: 37
PB: 0
SB: 1
CS: 0

PITCHER		IP	WLS	BF	H	R	ER	SO	BB	IBB	HBP	BLK	WP	HR	S	P	ERA	WHIP
47 Iván Nova, R ERA: 5.59	(1, 1)	5.0	W	24	7	2	2	6	2	0	0	0	0	0	63	94	3.60	1.800
48 Boone Logan, L ERA: 2.25	(6, 1)	1.1	H	4	0	0	0	2	0	0	0	0	0	0	10	15	0.00	0.000
62 Joba Chamberlain, R ERA: 8.31	(7, 1)	0.2	H	2	0	0	0	0	0	0	0	0	0	0	3	5	0.00	0.000
30 David Robertson, R ERA:	(8, 1)	1.0	H	4	1	0	0	0	0	0	0	0	0	0	10	17	0.00	1.000
42 Mariano Rivera, R ERA: 2.25	(9, 1)	1.0	S	3	0	0	0	1	0	0	0	0	0	0	9	13	0.00	0.000

PITCHER	IP	WLS	BF	H	R	ER	SO	BB	IBB	HBP	BLK	WP	HR	S	P	ERA	WHIP

BOTTOM

Arizona Diamondbacks @ New York Yankees

Yankee Stadium, Bronx, NY

Tue Apr 16 2013, 7:11 PM - 10:12 PM EDT

Att. 34,107 - Partly Cloudy - 60 F

livebaseballscorecards.com

Batter	1	2	3	4	5	6	7	8	9	AB	R	H	RBI	BB	SO	LOB
11 Brett Gardner, L (1, 8) OBP: 0.321, SLG: 0.420	B SI 91 C SI 92 B FS 86 F SI 92 F FC 91 S CU 75 2-3 ① **K**	F SI 91 1 SAFE B SI 92 D FS 85 X SI 92 2-1 1-3 **2B**		B FS 83 F FC 91 C SI 92 F FC 90 F CU 75 S FS 85 1-3 ① **K**		C KC 77 X FF 88 0-1 ② **B1-3**		C FF 92 B FF 93 B CU 81 C FF 92 F FF 93 S CU 79 2-3 ② **K**		5	0	1	0	0	3	2
24 Robinson Canó, L (1, 4) OBP: 0.389, SLG: 0.653	C SI 92 F FC 90 B SI 93 F FC 91 B FS 85 B FS 84 X FC 91 3-2 12 BB 36 1B **1B**	B FS 86 B FS 86 I IN 72 I IN 73 4-0 **IBB**		B FC 91 D FC 90 B FS 84 C FS 85 F CU 79 X FS 84 3-2 1-H 2-H **HR**		B KC 79 C KC 79 F FF 88 C FF 88 1-3 ③ **K**		S FF 93 S FF 93 B CU 79 S CU 79 1-3 ③ **K**		4	1	2	3	1	2	0
36 Kevin Youkilis, R (1, 5) OBP: 0.412, SLG: 0.565	B SI 92 B FC 91 C SI 92 F SI 92 F FC 91 F CU 76 X SI 92 2-2 12 BB 1-2 **1B**	B FC 90 B FC 90 C SI 92 F SI 93 X SI 92 2-2 ③ **G5-3**		B FC 88 F SI 89 B CU 78 S SI 90 S FC 90 2-3 ② **K**			C SI 85 B SI 86 B SI 85 X SI 85 2-1 33 2B 26 SF8 **1B**			4	1	2	0	0	1	3
33 Travis Hafner, L (1, 10) OBP: 0.419, SLG: 0.622	B FS 86 C FS 86 X FS 86 1-1 ② **P4**		B SI 89 B FS 84 C SI 91 X FC 90 2-1 ① **G4-3**	B FS 85 X FS 85 1-0 **2B**			B SI 85 B SI 85 C SI 86 X SI 86 2-1 1-3 **2B**			4	0	2	0	0	0	2
12 Vernon Wells, R (1, 7) OBP: 0.391, SLG: 0.600	F SI 91 B FC 91 B FC 91 B CU 76 B FC 91 4-1 1-2 2-3 **BB**		B FC 89 B FC 89 X SI 90 2-0 ② **F8**	C SI 92 F CU 78 F CU 76 B SI 92 B SI 92 F SI 92 S FS 85 2-3 ③ **K**			B SI 86 F SI 86 B CU 73 F SI 86 F SI 85 X CU 74 2-2 ① **G6-3**			3	0	0	0	1	1	3
31 Ichiro Suzuki, L (1, 9) OBP: 0.262, SLG: 0.270	B FC 91 X SI 92 1-0 ③ **G3-1**		C SI 89 X FC 90 0-1 **1B**		B FF 87 S KC 78 B KC 78 F FF 88 F FF 89 S KC 79 2-3 ① **K**		I IN 67 I IN 70 I IN 72 I IN 66 4-0 **IBB**			3	0	1	0	1	1	3
26 Eduardo Núñez, R (1, 6) OBP: 0.321, SLG: 0.304		C SI 91 B CU 80 X CU 78 1-1 ① **G6-3**	C FC 88 1 SAFE X FC 88 0-1 ③ **L8**		C FF 90 F KC 79 F FF 88 B CH 82 X CH 82 1-2 55 G3-6-3 **1B**		F SI 86 X SI 86 0-1 ② 3-H **SF8**			3	0	1	1	0	0	1
55 Lyle Overbay, L (1, 3) OBP: 0.295, SLG: 0.395		C SI 92 B FC 90 F FS 86 B SI 93 B FC 91 F FC 92 X CU 77 3-2 ② **G3**		F SI 89 X SI 90 0-1 19 1B 24 HR **1B**	1 SAFE 1 SAFE 1 SAFE B FF 88 1 SAFE X KC 77 1-0 ② ③ **G3-6-3** 1-2f		X CH 79 0-0 ③ **G1-3**			4	1	1	0	0	0	3
19 Chris Stewart, R (1, 2) OBP: 0.286, SLG: 0.286		B CU 79 C CU 75 B FC 90 F FC 89 F SI 92 X CU 77 2-2 11 2B **1B**		C FC 89 B SI 90 B SI 91 X FC 89 2-1 1-2 24 HR **1B**		C CH 80 C CH 81 B FF 87 B FF 88 X CH 81 2-2 ① **G2-3**		B CU 77 C CU 78 B CU 80 C FF 92 B FF 91 T FF 92 3-2 ① **K**		4	1	2	0	0	1	0
Inning Stats	R: 0 E: 0 K: 1 S: 17 H: 2 LOB: 3 BB: 1 P: 30	R: 0 E: 0 K: 0 S: 15 H: 2 LOB: 3 BB: 1 P: 29	R: 0 E: 0 K: 0 S: 7 H: 1 LOB: 1 BB: 0 P: 11	R: 3 E: 0 K: 3 S: 21 H: 4 LOB: 1 BB: 0 P: 32	R: 0 E: 0 K: 1 S: 9 H: 1 LOB: 0 BB: 0 P: 13	R: 0 E: 0 K: 0 S: 8 H: 0 LOB: 0 BB: 0 P: 11	R: 1 E: 0 K: 0 S: 11 H: 2 LOB: 2 BB: 1 P: 21	R: 0 E: 0 K: 3 S: 10 H: 0 LOB: 0 BB: 0 P: 16		1B: 8 2B: 3 3B: 0 HR: 1 SF: 1 SAC: 0 DP: 1 HBP: 0			WP: 0 PB: 0 SB: 0 CS: 0 PA: 38	

	AB	34
	R	4
	H	12
	RBI	4
	BB	3
	SO	9
	LOB	17

PITCHER		IP	WLS	BF	H	R	ER	SO	BB	IBB	HBP	BLK	WP	HR	S	P	ERA	WHIP
32 Brandon McCarthy, R ERA: 7.47	(1, 1)	4.0	L	23	9	3	3	4	1	1	0	0	0	1	60	102	6.75	2.500
45 Matt Reynolds, L ERA:	(5, 1)	2.0		6	1	0	0	2	0	0	0	0	0	0	17	24	0.00	0.500
29 Brad Ziegler, R ERA: 2.0	(7, 1)	1.0		6	2	1	1	0	0	1	0	0	0	0	11	21	9.00	2.000
21 Heath Bell, R ERA: 7.2	(8, 1)	1.0		3	0	0	0	3	0	0	0	0	0	0	10	16	0.00	0.000

PITCHER	IP	WLS	BF	H	R	ER	SO	BB	IBB	HBP	BLK	WP	HR	S	P	ERA	WHIP

Batter	1	2	3	4	5	6	7	8	9	AB	R	H	RBI	BB	SO	LOB
11 AJ Pollock, R (1, 7) OBP: 0.300, SLG: 0.641	C FF 88 B SI 88 B SI 88 C FF 89 B SL 80 X SI 89 3-2 44 HR 2B	C CU 75 B FF 90 S SL 79 X FF 90 1-2 G6-3 ③			X FF 89 0-0 SF9 ① 3-H		B SI 88 X CH 82 1-0 G6-3 ③			3	1	1	1	0	0	0
14 Martín Prado, R (1, 5) OBP: 0.313, SLG: 0.410	C FF 88 F FF 89 X FF 89 0-2 G5-3 ①	C CU 73 F SI 88 X SL 78 0-2 F7 ①			C FF 90 C FF 90 F SL 79 B FF 90 B CH 84 X CH 84 2-2 F9 ②			C FF 88 X CH 84 0-1 G2-3 ①		4	0	0	0	0	0	1
44 Paul Goldschmidt, R (1, 3) OBP: 0.403, SLG: 0.593	B CU 74 X CH 82 1-0 2-H HR	B FF 89 B FF 90 C CH 84 X FF 90 2-1 F8 ②			S SI 88 C SL 79 B SL 79 B SL 79 F SI 89 X FF 90 2-2 P2 ③			B CU 72 B CU 77 F SI 88 C SI 89 X SL 80 2-2 F9 ②		4	1	1	2	0	0	0
26 Miguel Montero, L (1, 2) OBP: 0.356, SLG: 0.333	B FF 90 B SL 78 B FF 89 C FF 89 B FF 90 4-1 7 1B BB	B SI 88 F FF 90 C SL 79 S SL 80 1-3 K ③				S CU 78 F SI 89 X SL 80 0-2 G4-3 ①		S SL 79 F SL 80 B SL 79 S SL 79 1-3 K ③		3	0	0	0	1	2	0
7 Cody Ross, R (1, 9) OBP: 0.333, SLG: 0.333	C FF 89 F FF 90 F SL 79 B SL 79 F FF 90 F CH 83 X CH 84 1-2 1-2 1B			B FF 88 B CH 83 X FF 89 2-0 G5-3 ①		C CU 74 X FF 89 0-1 8 E 17 G2-3 1B			B FC 91 B FC 92 B FC 90 C FC 91 X FC 90 3-1 F9 ①	4	0	2	0	0	0	0
17 Alfredo Marte, R (1, 10) OBP: 0.321, SLG: 0.292 12 Eric Chavez, L (9, PH) OBP: 0.250, SLG: 0.192	C CU 76 B FF 89 S SI 89 B SI 89 S SL 80 2-3 K ②			B SI 88 B CH 83 X FF 90 2-0 F8 ②		X CH 83 0-0 G2-3 ② 1-2			C FC 91 B FC 90 B FC 92 C FC 91 X FC 91 2-2 G6-3 ②	3 1	0 0	0 0	0 0	0 0	1 0	3 0
8 Gerardo Parra, L (1, 8) OBP: 0.353, SLG: 0.452	C SL 78 D SL 80 X FF 89 1-1 F9 ③			X FF 88 0-0 1B		S SL 78 C SL 78 2 SAFE S SL 79 0-3 K ③ 2-3			C FC 91 F FC 90 F FC 90 F FC 90 B FC 90 B FC 90 X FC 90 2-2 G4-3 ③	4	0	1	0	0	1	3
4 Cliff Pennington, S (1, 6) OBP: 0.298, SLG: 0.275		C FF 88 F FF 88 F SL 78 X FF 90 0-2 F8 ①		C FF 89 F FF 89 F FF 90 1 SAFE C SL 79 0-3 K ③			X CU 74 0-0 G1-3 ①			3	0	0	0	0	1	1
10 Josh Wilson, R (1, 4) OBP: 0.357, SLG: 0.417		B FF 90 B CH 83 F FF 88 F FF 89 B CH 84 C FF 89 3-3 K ②			F FF 89 X SI 88 0-1 11 SF9 3B		C FF 88 F CH 83 X SL 79 0-2 F7 ②			3	1	1	0	0	1	0
Inning Stats	R: 2 E: 0 K: 1 S: 19 H: 3 LOB: 2 BB: 1 P: 31	R: 0 E: 0 K: 1 S: 10 H: 0 LOB: 0 BB: 0 P: 14	R: 0 E: 0 K: 1 S: 8 H: 0 LOB: 0 BB: 0 P: 11	R: 0 E: 0 K: 1 S: 7 H: 1 LOB: 1 BB: 0 P: 11	R: 1 E: 0 K: 0 S: 11 H: 1 LOB: 0 BB: 0 P: 15	R: 0 E: 1 K: 1 S: 9 H: 1 LOB: 1 BB: 0 P: 9	R: 0 E: 0 K: 0 S: 5 H: 0 LOB: 0 BB: 0 P: 6	R: 0 E: 0 K: 1 S: 8 H: 0 LOB: 0 BB: 0 P: 11	R: 0 E: 0 K: 0 S: 10 H: 0 LOB: 0 BB: 0 P: 17	1B: 3 2B: 1 3B: 1 HR: 1 SF: 1 SAC: 0 DP: 0 HBP: 0						

PITCHER		IP	WLS	BF	H	R	ER	SO	BB	IBB	HBP	BLK	WP	HR	S	P	ERA	WHIP
52 CC Sabathia, L ERA: 2.57	(1, 1)	8.0	W	31	6	3	3	6	1	0	0	0	0	1	77	108	3.38	0.875
42 Mariano Rivera, R ERA: 1.8	(9, 1)	1.0	S	3	0	0	0	0	0	0	0	0	0	0	10	17	0.00	0.000

PITCHER	IP	WLS	BF	H	R	ER	SO	BB	IBB	HBP	BLK	WP	HR	S	P	ERA	WHIP

TOP

Arizona Diamondbacks @ New York Yankees

Yankee Stadium, Bronx, NY

Wed Apr 17 2013, 7:10 PM - 9:37 PM EDT

Att. 34,369 - Clear - 68 F

livebaseballscorecards.com

AB	32
R	3
H	6
RBI	3
BB	1
SO	6
LOB	8

WP: 0 PA: 34
PB: 0
SB: 0
CS: 0

BOTTOM

Arizona Diamondbacks @ New York Yankees

Yankee Stadium, Bronx, NY

Wed Apr 17 2013, 7:10 PM - 9:37 PM EDT

Att. 34,369 - Clear - 68 F

livebaseballscorecards.com

Batter	1	2	3	4	5	6	7	8	9	AB	R	H	RBI	BB	SO	LOB
11 Brett Gardner, L (1, 8) OBP: 0.333, SLG: 0.426	B FF 88 C FF 88 B SI 89 X SI 90 2-1 12 G4-6-3 1B	C FF 91 C SL 81 B SL 80 B SL 82 X FF 92 2-2 ③ FC5-4 1-2f	B FF 92 C FF 92 B SI 91 C SI 91 F FF 93 X SL 84 2-2 ② G6-3	C SL 78 B SL 79 D FF 90 C FF 90 X FF 90 2-2 1-3 2-H 3-H 1B						4	0	2	2	0	0	1
12 Vernon Wells, R (1, 7) OBP: 0.380, SLG: 0.591	C SI 89 X SI 89 0-1 ①② G4-6-3 1-2f	X SI 90 0-0 ① P2	B SI 92 X CH 84 1-0 2B	X SI 86 0-0 ③ G6-3						4	0	1	0	0	0	3
24 Robinson Canó, L (1, 4) OBP: 0.362, SLG: 0.604	B FF 92 C SI 92 F SL 83 S SL 83 1-3 ③ K	B SI 92 F FF 93 X FF 92 1-1 ② G4-3	B SL 84 X SL 82 1-0 ③ G3-1	B CU 80 C CU 80 F CU 81 X CU 82 1-2 ① L4						4	0	0	0	0	1	1
36 Kevin Youkilis, R (1, 3) OBP: 0.400, SLG: 0.531	B FF 89 B SI 88 B SI 90 C SI 90 C SI 90 X SI 92 3-2 ① F9	C SI 91 F CH 84 H FF 93 1-2 HBP	X FF 90 0-0 ① G5-3	C FF 95 F SI 96 F FF 95 C CU 83 0-3 ② K						3	0	0	0	0	1	0
45 Ben Francisco, R (1, 10) OBP: 0.231, SLG: 0.091 33 Travis Hafner, L (8, PH) OBP: 0.432, SLG: 0.711 (9, 10)	B CH 84 X SI 91 1-0 ② F8	C SI 92 X CH 84 0-1 ③ F9	C FF 89 X SL 82 0-1 22 2B 17 BB 1B	X SI 96 0-0 HR						3 1	1 1	1 1	0 1	0 0	0 0	1 0
29 Francisco Cervelli, R (1, 2) OBP: 0.444, SLG: 0.448	F SI 91 B FF 91 F FF 91 X FF 92 1-2 ③ F9	C FF 88 B SL 81 B CH 82 X FF 90 2-1 ① L7	S CH 82 S CH 82 B CH 81 B CH 82 F SI 89 S CH 82 2-3 ② K	S FF 95 B CU 83 B CU 82 F FF 95 B FF 94 C FF 94 3-3 ③ K						4	0	0	0	0	2	1
22 Brennan Boesch, L (1, 9) OBP: 0.316, SLG: 0.632 31 Ichiro Suzuki, L (9, 9) OBP: 0.262, SLG: 0.270	B SI 91 X SI 90 1-0 ① G3	B SL 82 B SI 89 C FF 93 X SI 92 2-1 ② G5-3	X SI 90 0-0 17 BB 11 1B 1-3 2B							3 0	1 0	1 0	0 0	0 0	0 0	0 0
26 Eduardo Núñez, R (1, 6) OBP: 0.323, SLG: 0.280	C SI 89 T CH 82 B SL 82 B SL 82 F SI 93 F SL 82 B FF 93 S SI 93 3-3 ② K	F SI 90 X FF 90 0-1 ③ L9	C CH 83 B FF 92 S SI 93 B SL 83 B CH 83 D CH 84 4-2 17 BB 11 1B BB							2	1	0	0	1	1	0
17 Jayson Nix, R (1, 5) OBP: 0.240, SLG: 0.318	B SI 92 B CH 85 S SI 93 F SI 94 F FF 94 B SL 84 B SI 92 4-2 11 FC5-4 BB	F SI 90 B FF 90 C CH 84 X FF 92 1-2 ① G5-3	B SI 92 B SI 92 S SI 93 B SI 94 B FF 92 4-1 11 1B 1-2 2-3 3-H BB							1	0	0	1	2	0	0
Inning Stats	R: 0 E: 0 K: 1 S: 7 H: 1 LOB: 0 BB: 0 P: 10	R: 0 E: 0 K: 0 S: 7 H: 0 LOB: 0 BB: 0 P: 12	R: 0 E: 0 K: 1 S: 12 H: 0 LOB: 1 BB: 1 P: 22	R: 0 E: 0 K: 0 S: 7 H: 0 LOB: 1 BB: 0 P: 9	R: 0 E: 0 K: 0 S: 6 H: 0 LOB: 0 BB: 0 P: 10	R: 0 E: 0 K: 0 S: 9 H: 1 LOB: 1 BB: 0 P: 14	R: 3 E: 0 K: 1 S: 15 H: 3 LOB: 2 BB: 2 P: 27	R: 1 E: 0 K: 2 S: 11 H: 1 LOB: 0 BB: 0 P: 15		1B: 3 2B: 2 3B: 0 HR: 1 SF: 0 SAC: 0 DP: 1 HBP: 1					

AB	29
R	4
H	6
RBI	4
BB	3
SO	5
LOB	7

WP: 0 PB: 0 SB: 0 CS: 0 PA: 33

PITCHER		IP	WLS	BF	H	R	ER	SO	BB	IBB	HBP	BLK	WP	HR	S	P	ERA	WHIP
36 Wade Miley, L ERA: 2.79	(1, 1)	6.2		27	4	3	3	3	3	0	1	0	0	0	59	98	4.05	1.050
49 Tony Sipp, L ERA: 3.6	(7, 1)	0.0	B	1	1	0	0	0	0	0	0	0	0	0	3	5	∞	∞
29 Brad Ziegler, R ERA: 1.93	(7, 1)	0.1		1	0	0	0	0	0	0	0	0	0	0	1	1	0.00	0.000
30 David Hernandez, R ERA: 1.29	(8, 1)	1.0	L	4	1	1	1	2	0	0	0	0	0	1	11	15	9.00	1.000

PITCHER	IP	WLS	BF	H	R	ER	SO	BB	IBB	HBP	BLK	WP	HR	S	P	ERA	WHIP

Batter	1	2	3	4	5	6	7	8	9	10	11	12	AB	R	H	RBI	BB	SO	LOB
8 Gerardo Parra, L (1, 8) OBP: 0.338, SLG: 0.441	B FF 91 C FF 92 B CH 85 X FF 92 2-1 F7 ①		C KC 75 F FF 92 X FF 93 0-2 L5-3 ②		C FF 93 X SL 81 0-1 F8 ③			X FF 94 0-0 G3 ②		C FC 91 S KC 79 B KC 82 B FC 93 X FC 93 2-2 G4-3 ①		C KC 80 X SI 89 0-1 14 F8 7 1B 2B	6	1	1	0	0	0	2
14 Martín Prado, R (1, 5) OBP: 0.301, SLG: 0.433	B FF 93 C FF 94 C FF 93 X FF 94 1-2 F9 ②		C FF 92 B SL 83 X FF 93 1-1 L4-3 ③			B KC 74 C SL 79 X FF 91 1-1 HR		C FF 94 C FF 95 B FF 95 X FF 94 1-2 E6		C FC 92 C FC 92 B KC 79 B FC 93 B FC 90 X FC 91 3-2 G6-3 ②		2 SAFE B SI 90 F SI 90 C SI 90 F SI 91 B FF 93 X SI 91 2-2 F8 ① 2-3	6	1	1	1	0	0	1
44 Paul Goldschmidt, R (1, 3) OBP: 0.418, SLG: 0.593	B FF 94 C FF 93 C SL 83 B FF 94 X SL 84 2-2 1B			B KC 74 C SL 80 F FF 92 X FF 92 1-2 26 G4-6-3 1B		C SL 81 C FF 92 B SL 81 B FF 92 B FF 92 F FF 93 F SL 81 F FF 93 S FF 91 3-3 K ①		X CU 78 0-0 P5 ③		B FC 92 B FC 91 X FC 92 2-0 1B		C FF 92 F SI 90 0-2 CI 7 1B 26 HBP 12 2B	5	1	3	0	0	1	1
26 Miguel Montero, L (1, 2) OBP: 0.354, SLG: 0.340	C FF 94 F FF 92 F FF 94 B KC 76 F SL 81 F FF 94 X CH 86 1-2 G1-3 ③			B KC 76 1 SAFE X FF 92 1-0 G4-6-3 ①② 1-2f		C SL 80 F FF 92 B SL 81 B SL 81 X SL 80 2-2 G5-3 ②			X CU 78 0-0 7 1B 11 FC1-5 2B	D FC 92 S KC 82 C FC 83 X FC 92 1-2 G5-3 ③		F CH 84 H FF 90 1-1 7 1B 12 2B 1-2 HBP	5	1	1	0	0	0	3
7 Cody Ross, R (1, 9) OBP: 0.389, SLG: 0.444		B FF 91 B SL 80 X FF 92 2-0 F9 ①		C KC 75 F FF 92 B SL 82 X FF 92 1-2 L9 ③		F FF 92 X SL 79 0-1 G5-3 ③			X SL 87 0-0 11 FC1-5 2-3 1B		B KC 81 C FF 90 B SL 85 X KC 80 2-1 11 FC2-5 2B	F X SI 91 0-1 12 2B 1-2 2-3 3-H 1B	6	1	3	1	0	0	0
12 Eric Chavez, L (1, 10) OBP: 0.294, SLG: 0.258		B FF 92 C FF 92 B CH 86 F CH 85 S SL 83 2-3 K ②			B CH 83 F CH 84 B FF 92 X CH 85 2-1 1 2B 1B		C KC 74 F FF 91 B SL 79 X SL 80 1-2 G6-3 ①		C FF 93 C FF 95 S FF 95 0-3 K ①		B SI 92 F SL 86 F FF 80 F KC 81 F SL 87 F KC 80 B CH 84 F CH 83 B SI 91 4-2 B SL 87 1 11 G3 FC2-5 BB	X CH 84 0-0 1-H 2-H 3-H 2B	5	0	2	3	1	2	2
11 AJ Pollock, R (1, 7) OBP: 0.261, SLG: 0.556		B FF 94 C FF 92 C SL 83 B SL 82 S FF 93 2-3 K ③			B KC 74 F FF 92 S FF 92 B FF 92 X SL 81 2-2 F7 ①		F FF 93 F FF 92 F FF 91 B FF 93 F FF 93 B SL 80 B SL 78 X SL 81 3-2 F9 ②		F SL 88 1 SAFE F FF 97 X FF 96 0-2 FC1-5 1 S 1-3 3-H	L FF 90 L SI 90 B SL 86 X SI 90 1-2 FC2-5 1 G3 1-2 2-3f	C FF 91 C FF 91 S FF 92 0-3 K ②	6	0	0	0	0	2	6
1 Didi Gregorius, L (1, 6) OBP: 0.400, SLG: 1.200			X FF 92 0-0 HR		B CH 84 X CH 83 1-0 1-3 2B		B KC 74 C KC 75 T FF 91 F SL 80 S FF 93 1-3 K ③		B CU 80 F CU 78 B SL 86 F SL 86 F FF 95 2-2 CI 1-2		C SL 85 C SI 90 X KC 80 0-2 G3 ② 1-2 2-3	F KC 80 B SI 92 S SL 87 B SI 92 F SL 87 C SI 91 2-3 K ③	5	1	2	1	0	2	3
4 Cliff Pennington, S (1, 4) OBP: 0.279, SLG: 0.255 22 Eric Hinske, L (11, PH) OBP: 0.267, SLG: 0.429 10 Josh Wilson, R (11, 4) OBP: 0.357, SLG: 0.417			C FF 92 F FF 92 S SL 80 0-3 K ①		F FF 92 C FF 93 B FF 93 F FF 93 D SL 83 F FF 93 S SL 82 2-3 K ②			F FF 93 B SI 92 B FF 93 B FF 93 F FF 94 X FF 94 3-2 P3 ①	X FF 94 0-0 F9 ③		B KC 81 C KC 80 X SL 85 1-1 F7 ③	4 0 0 0 0 2 5 1 0 0 0 0 0 2 0 0 0 0 0 0 0						
Inning Stats	R: 0 E: 0 K: 0 S: 14 H: 1 LOB: 1 BB: 0 P: 20	R: 0 E: 0 K: 2 S: 7 H: 0 LOB: 0 BB: 0 P: 13	R: 1 E: 0 K: 1 S: 9 H: 1 LOB: 0 BB: 0 P: 10	R: 0 E: 0 K: 0 S: 7 H: 1 LOB: 0 BB: 0 P: 10	R: 0 E: 0 K: 1 S: 13 H: 2 LOB: 2 BB: 0 P: 20	R: 1 E: 0 K: 1 S: 13 H: 1 LOB: 0 BB: 0 P: 19	R: 0 E: 0 K: 1 S: 12 H: 0 LOB: 0 BB: 0 P: 17	R: 0 E: 1 K: 0 S: 8 H: 0 LOB: 1 BB: 0 P: 12	R: 0 E: 1 K: 1 S: 12 H: 2 LOB: 3 BB: 0 P: 14	R: 0 E: 0 K: 0 S: 10 H: 1 LOB: 1 BB: 0 P: 18	R: 0 E: 0 K: 0 S: 16 H: 1 LOB: 2 BB: 1 P: 24	R: 4 E: 1 K: 2 S: 19 H: 3 LOB: 1 BB: 0 P: 24	1B: 6 2B: 5 3B: 0 HR: 2 SF: 0 SAC: 0 DP: 1 HBP: 1	WP: 0 PB: 0 SB: 1 CS: 0 PA: 53					

PITCHER		IP	WLS	BF	H	R	ER	SO	BB	IBB	HBP	BLK	WP	HR	S	P	ERA	WHIP
65 Phil Hughes, R ERA: 6.43	(1, 1)	7.0		26	6	2	2	6	0	0	0	0	0	2	75	109	2.57	0.857
48 Boone Logan, L ERA: 1.93	(8, 1)	0.2		2	0	0	0	0	0	0	0	0	0	0	4	7	0.00	0.000
62 Joba Chamberlain, R ERA: 6.35	(8, 1)	1.1		8	2	0	0	1	0	0	0	0	0	0	16	19	0.00	1.500
30 David Robertson, R ERA:	(10, 1)	1.0		4	1	0	0	0	0	0	0	0	0	0	10	18	0.00	1.000
41 David Phelps, R ERA: 5.4	(11, 1)	2.0	L	13	4	4	3	2	1	0	1	0	0	0	35	48	13.50	2.500

PITCHER	IP	WLS	BF	H	R	ER	SO	BB	IBB	HBP	BLK	WP	HR	S	P	ERA	WHIP

TOP

Arizona Diamondbacks @ New York Yankees

Yankee Stadium, Bronx, NY

Thu Apr 18 2013, 7:09 PM - 11:19 PM EDT

Att. 36,033 - Cloudy - 55 F

livebaseballscorecards.com

AB	49
R	6
H	13
RBI	6
BB	1
SO	9
LOB	25

Batter	1	2	3	4	5	6	7	8	9	10	11	12	AB	R	H	RBI	BB	SO	LOB
11 Brett Gardner, L (1, 8) OBP: 0.318, SLG: 0.400	C SI 92 B SI 91 F SI 92 B SL 81 C FF 93 2-3 ① K		X FF 92 0-0 ② G4-3			C FF 90 B SI 91 C SI 91 S SL 81 1-3 ① K		C FF 94 S SI 94 F SI 94 F CU 83 B SI 95 X CU 82 1-2 12 BB 1B		B FF 87 X FF 87 1-0 ① P6		C FF 90 B FF 89 B SI 88 B FF 89 C FF 88 X FF 90 3-2 ② P4	6	0	1	0	0	2	0
12 Vernon Wells, R (1, 7) OBP: 0.375, SLG: 0.542	C SI 92 C FF 93 B FF 92 F SI 94 S SL 81 1-3 ② K		B SI 91 B CH 82 S SI 92 F SI 93 B SI 92 B SI 92 4-2 BB			S SI 91 X SI 92 0-1 ② P3		B CU 81 B SI 94 D FF 96 B FF 95 4-0 1-2 2-3 BB		C FF 90 S FF 88 X CH 83 0-2 ② G6-3		B FF 88 C FF 89 T FF 90 B SL 79 F FF 90 X FF 90 2-2 ③ F8	4	0	0	0	2	1	0
24 Robinson Canó, L (1, 4) OBP: 0.365, SLG: 0.632	B FF 93 F SI 92 B SL 80 B SL 77 B FF 93 4-1 36 FC6-4 BB		B SL 78 B SI 92 C SI 91 S SI 92 B FF 93 X SI 92 3-2 ③ G4-3			C SI 91 X SL 78 0-1 HR		B FF 93 F SI 94 F FF 94 S CU 83 1-3 ② K		C FF 89 F KC 79 B KC 80 B CH 83 B FF 88 S CH 83 3-3 ③ K			4	1	1	1	1	2	4
36 Kevin Youkilis, R (1, 3) OBP: 0.383, SLG: 0.500 (9, 5)	B SI 91 S SI 92 B SI 92 S SI 92 X SI 94 2-2 ③ FC6-4 1-2f			B SI 91 C CH 80 C SI 90 B SL 82 B SL 82 X SI 91 3-2 ① G5-3		C SI 90 B SI 90 B FF 89 F FF 90 X SI 92 2-2 ③ G1-4-3		C SI 96 F CU 82 F CU 84 B SI 96 F FF 95 B CU 82 S CU 81 2-3 ③ K			B FF 92 F FF 93 X FF 92 1-1 22 FC3-6 1B		5	0	1	0	0	1	4
45 Ben Francisco, R (1, 10) OBP: 0.313, SLG: 0.154 22 Brennan Boesch, L (9, PH) OBP: 0.286, SLG: 0.571 (10, 10)		C SI 91 B SI 91 X CH 80 1-1 1B	X SI 92 0-0 ② P4				B SI 90 C SI 90 F SI 90 F FF 90 B SL 80 B SL 80 F SI 91 B SI 91 4-2 31 L3 BB		C SI 92 B FS 86 B SI 92 X SI 92 2-1 ① F8		1 SAFE X FF 91 0-0 ① FC3-6 31 1B 1-2f		2	0	1	0	1	0	0
29 Francisco Cervelli, R (1, 2) OBP: 0.415, SLG: 0.500		L SI 90 B CH 80 1 SAFE X SI 90 1-1 ① F9	C SI 92 S SI 92 B SL 82 X SI 91 1-2 ③ F9				X SI 91 0-0 ① F7		C FF 92 C FF 92 B FS 86 X FS 85 1-2 HR		F FF 93 F FF 93 F FF 91 F CU 78 B FF 92 F FF 94 S CU 79 1-3 ② K		2	0	0	0	0	0	1
31 Ichiro Suzuki, L (1, 9) OBP: 0.255, SLG: 0.262		C SI 90 D SL 78 S SL 78 S SL 80 1-3 ② K			C SL 76 B SL 78 X SL 76 1-1 ① G3		D SI 90 C SL 76 X SL 77 1-1 ② ③ L3 1-1		B FF 91 C SI 92 B FS 86 C SI 92 B FS 86 X FS 86 3-2 ② G6-3		B FF 93 B FF 93 X SI 93 2-0 1-2 1B		5	0	1	0	0	1	2
26 Eduardo Núñez, R (1, 6) OBP: 0.306, SLG: 0.267		C SI 90 B SI 90 C SI 92 S SL 81 1-3 ③ K			S SI 90 F SI 92 B SI 91 C FF 90 1-3 ② K			C SI 93 B FF 93 X SI 93 1-1 ① G5-3	L FF 90 B SL 85 B SI 93 X FF 91 2-1 1B		B FF 93 F FF 94 F FF 93 B FF 93 X FF 92 2-2 ③ L9		5	0	1	0	0	2	3
17 Jayson Nix, R (1, 5) OBP: 0.222, SLG: 0.292 33 Travis Hafner, L (8, PH) OBP: 0.444, SLG: 0.711 55 Lyle Overbay, L (8, PR) OBP: 0.283, SLG: 0.378 (9, 3)			C SI 91 C SL 77 S SL 81 0-3 ① K		X SI 91 0-0 ③ G1-3			C CU 81 B CU 81 B FF 94 S CU 82 B CU 82 B CU 81 4-2 12 BB 11 1B BB	1 SAFE 1 SAFE 1 SAFE B SI 90 X SI 91 1-0 ③ G1-3			B FF 89 C FF 89 B FF 90 F FF 89 S FF 89 2-3 ① K	2	0	0	0	1	0	
													0	0	0	0	1	0	
													2	0	0	0	0	1	
Inning Stats	R: 0 E: 0 K: 2 S: 11 H: 0 LOB: 1 BB: 1 P: 20	R: 0 E: 0 K: 2 S: 10 H: 1 LOB: 1 BB: 0 P: 14	R: 0 E: 0 K: 1 S: 9 H: 0 LOB: 1 BB: 1 P: 16	R: 0 E: 0 K: 0 S: 7 H: 0 LOB: 0 BB: 0 P: 11	R: 0 E: 0 K: 1 S: 6 H: 0 LOB: 0 BB: 0 P: 8	R: 1 E: 0 K: 1 S: 10 H: 1 LOB: 0 BB: 0 P: 13	R: 0 E: 0 K: 0 S: 7 H: 0 LOB: 0 BB: 1 P: 12	R: 0 E: 0 K: 2 S: 17 H: 1 LOB: 3 BB: 2 P: 30	R: 1 E: 0 K: 0 S: 11 H: 2 LOB: 1 BB: 0 P: 20	R: 0 E: 0 K: 1 S: 7 H: 0 LOB: 0 BB: 0 P: 11	R: 0 E: 0 K: 1 S: 13 H: 2 LOB: 2 BB: 0 P: 19	R: 0 E: 0 K: 1 S: 10 H: 0 LOB: 0 BB: 0 P: 17							

PITCHER		IP	WLS	BF	H	R	ER	SO	BB	IBB	HBP	BLK	WP	HR	S	P	ERA	WHIP
46 Patrick Corbin, L ERA: 1.42	(1, 1)	7.0		25	2	1	1	7	3	0	0	0	0	1	60	94	1.29	0.714
30 David Hernandez, R ERA: 1.13	(8, 1)	1.0	H	6	1	0	0	2	2	0	0	0	0	0	17	30	0.00	3.000
40 J.J. Putz, R ERA: 3.86	(9, 1)	1.0	B	5	2	1	1	0	0	0	0	0	0	1	11	20	9.00	2.000
45 Matt Reynolds, L ERA:	(10, 1)	1.0		3	0	0	0	1	0	0	0	0	0	0	7	11	0.00	0.000
21 Heath Bell, R ERA: 6.0	(11, 1)	1.0	W	5	2	0	0	1	0	0	0	0	0	0	13	19	0.00	2.000

PITCHER		IP	WLS	BF	H	R	ER	SO	BB	IBB	HBP	BLK	WP	HR	S	P	ERA	WHIP
49 Tony Sipp, L ERA: 3.0	(12, 1)	1.0		3	0	0	0	1	0	0	0	0	0	0	10	17	0.00	0.000

BOTTOM

Arizona Diamondbacks @ New York Yankees

Yankee Stadium, Bronx, NY

Thu Apr 18 2013, 7:09 PM - 11:19 PM EDT

Att. 36,033 - Cloudy - 55 F

livebaseballscorecards.com

AB	42
R	2
H	7
RBI	2
BB	5
SO	12
LOB	18

1B: 5	SF: 0	WP: 0	PA: 47
2B: 1	SAC: 0	PB: 0	
3B: 0	DP: 1	SB: 0	
HR: 2	HBP: 0	CS: 0	

Batter	1	2	3	4	5	6	7	8	9	AB	R	H	RBI	BB	SO	LOB
11 Brett Gardner, L (1, 8) OBP: 0.324, SLG: 0.422	B SL 88 B SL 88 C FF 89 B SL 88 S FF 90 X SI 91 3-2 ① F9	B SL 84 B FF 93 B FF 93 B FF 91 4-0 BB		B KC 78 B FF 93 S FF 93 F SI 92 S FF 95 2-3 ② K		B SI 92 B CU 81 F FF 94 X FF 91 2-1 24 G4-3 2-H 3B		C FF 95 X CH 90 0-1 ① L8		4	1	1	1	1	1	1
24 Robinson Canó, L (1, 4) OBP: 0.382, SLG: 0.645	C FF 90 X SI 91 0-1 33 2B 2B	C SL 87 B FF 94 X FF 94 1-1 ③ F8		X FF 94 0-0 1B		T SI 92 B SI 93 X CU 82 1-1 ② G4-3 3-H		F CH 90 X CH 88 0-1 1-2 1B		5	1	3	1	0	0	2
36 Kevin Youkilis, R (1, 5) OBP: 0.369, SLG: 0.466	H FF 90 1-0 33 2B 12 G4-3 HBP		C FF 91 X SL 86 0-1 ① F9	C SL 87 C SL 86 D SL 89 F FF 95 S FF 97 1-3 ③ K		B FF 94 B CU 82 B FF 94 C FF 91 C SI 92 F CU 82 X FF 93 3-2 ③ F7		X FF 95 0-0 ② L9		4	1	0	0	0	1	3
33 Travis Hafner, L (1, 10) OBP: 0.440, SLG: 0.767	B FS 83 F FC 92 X FS 83 1-1 12 G4-3 1-3 2-H 2B		B SL 87 C FF 94 B SL 86 B FS 86 X FF 94 3-1 HR		B SL 90 B SL 83 B SL 82 C FF 93 X FC 93 3-1 ① P2		F SI 92 B CH 86 C FF 93 F SI 92 B CU 82 S FF 92 2-3 ① K	F FF 96 B FF 96 F FF 97 S CH 89 1-3 ③ K		5	1	2	2	0	2	2
12 Vernon Wells, R (1, 7) OBP: 0.377, SLG: 0.585	B FF 93 B FF 93 X FF 93 2-0 ② G4-3 2-3 3-H		C FS 85 X SI 96 0-1 31 2B 26 E 1B		X FF 94 0-0 ② G4-3		B SI 93 F FF 93 F CH 85 X SI 93 1-2 HR		X FF 88 0-0 ① L8	5	2	2	2	0	0	1
31 Ichiro Suzuki, L (1, 9) OBP: 0.269, SLG: 0.319	B FF 91 F FF 92 F FF 93 F FF 90 B FS 84 X FF 93 2-2 ③ G4-3		B FF 91 X SL 83 1-0 26 E 1-3 2B		C FF 93 F FF 94 X FF 97 0-2 ③ F7		B CU 80 C SI 89 B FC 88 B FF 92 X FF 90 3-1 ② L9		B FF 89 X FF 89 1-0 2B	5	1	2	0	0	0	1
26 Eduardo Núñez, R (1, 6) OBP: 0.293, SLG: 0.235		F SI 92 S SL 83 X SL 84 0-2 ① P2	B SL 87 B SL 86 C FS 84 S SL 87 X SL 87 2-2 ② F8 2-H 3-H			B FF 91 F FF 92 B FF 92 X FF 94 2-1 ① P4	B SI 93 B FF 92 B FF 92 C FF 91 B FF 92 4-1 BB		C FF 88 C SL 75 B FF 87 B FF 87 F SL 75 X FF 88 2-2 ② G6-3	4	0	0	0	1	0	1
55 Lyle Overbay, L (1, 3) OBP: 0.275, SLG: 0.420		X FF 91 0-0 ② F7	B FF 95 S SL 86 B FF 95 F SL 87 C FF 95 2-3 ③ K			X FF 93 0-0 HR	B CU 81 B CU 82 X SI 92 2-0 ③ P2		C FF 88 X FF 89 0-1 ③ G4-3	5	1	1	1	0	1	2
29 Francisco Cervelli, R (1, 2) OBP: 0.444, SLG: 0.568		B FF 90 B FF 92 F FF 92 B FF 92 X FF 91 3-1 2B		F FF 90 F SL 85 B FF 95 S SL 86 1-3 ① K		B SL 86 X SL 87 1-0 11 3B 2B		B FF 94 S FF 95 F FF 96 B FF 97 B SL 88 B FF 95 4-2 24 1B BB		3	1	2	0	1	1	0
Inning Stats	R: 2 H: 2 E: 0 LOB: 1 K: 0 BB: 0 S: 12 P: 21	R: 0 H: 1 E: 0 LOB: 2 K: 0 BB: 1 S: 8 P: 16	R: 3 H: 3 E: 1 LOB: 0 K: 1 BB: 0 S: 13 P: 21	R: 0 H: 1 E: 0 LOB: 1 K: 3 BB: 0 S: 11 P: 15	R: 0 H: 0 E: 0 LOB: 0 K: 0 BB: 0 S: 6 P: 9	R: 3 H: 3 E: 0 LOB: 0 K: 0 BB: 0 S: 12 P: 21	R: 1 H: 1 E: 0 LOB: 1 K: 1 BB: 1 S: 11 P: 23	R: 0 H: 1 E: 0 LOB: 2 K: 1 BB: 1 S: 10 P: 15	R: 0 H: 1 E: 0 LOB: 1 K: 0 BB: 0 S: 8 P: 11	1B: 3 SF: 0 2B: 6 SAC: 0 3B: 1 DP: 0 HR: 3 HBP: 1						

PITCHER		IP	WLS	BF	H	R	ER	SO	BB	IBB	HBP	BLK	WP	HR	S	P	ERA	WHIP
23 Brandon Morrow, R ERA: 5.57	(1, 1)	5.1	L	27	9	7	5	4	1	0	1	0	0	2	54	89	8.44	1.875
27 Brett Cecil, L ERA: 2.08	(6, 1)	1.2		8	2	2	2	1	1	0	0	0	0	1	19	37	10.80	1.800
50 Steve Delabar, R ERA: 2.79	(8, 1)	1.0		5	1	0	0	1	1	0	0	0	0	0	10	15	0.00	2.000
38 Darren Oliver, L ERA: 4.5	(9, 1)	1.0		4	1	0	0	0	0	0	0	0	0	0	8	11	0.00	1.000

PITCHER	IP	WLS	BF	H	R	ER	SO	BB	IBB	HBP	BLK	WP	HR	S	P	ERA	WHIP

TOP

New York Yankees @ Toronto Blue Jays

Rogers Centre, Toronto, ON

Fri Apr 19 2013, 7:09 PM - 9:45 PM EDT

Att. 40,028 - Roof Closed - 68 F

livebaseballscorecards.com

AB	40
R	9
H	13
RBI	7
BB	3
SO	6
LOB	13



BOTTOM

Batter	1	2	3	4	5	6	7	8	9	AB	R	H	RBI	BB	SO	LOB
11 Rajai Davis, R (1, 9) OBP: 0.306, SLG: 0.429 1 Emilio Bonifácio, S (8, PH) (9, 9) OBP: 0.232, SLG: 0.346	B FF 90 X FF 90 1-0 53 G4-3 3B		C CU 76 F FC 89 B SL 82 S SL 84 1-3 ② K			X CU 75 0-0 ② F8		C FF 92 B FF 92 B FF 92 B FF 92 C FF 92 S FF 92 3-3 ② K		3 1	1 0	1 0	0 0	0 0	1 1	0 0
53 Melky Cabrera, S (1, 7) OBP: 0.301, SLG: 0.273	B FF 90 X CU 74 1-0 ① G4-3 3-H		F CU 76 F FF 89 X SL 84 0-2 ③ G5-3			B FF 90 B SI 89 C SI 90 X FF 86 2-1 19 HR 1B		C SL 81 X FF 92 0-1 ③ F7		4	1	1	1	0	0	0
19 José Bautista, R (1, 10) OBP: 0.302, SLG: 0.553	B FF 91 C FF 90 B FC 86 B FF 92 B FF 91 4-1 10 L1-3 BB			C SI 88 B SL 85 X FF 90 1-1 ① F9		C CU 76 S SL 81 D SL 78 F SL 79 X FF 88 1-2 1-H HR			C SL 80 B FF 92 B FF 92 C SL 82 B SL 81 S SL 80 3-3 ① K	3	1	1	2	1	1	0
10 Edwin Encarnación, R (1, 3) OBP: 0.310, SLG: 0.349	C FF 91 B FF 89 B SL 83 B FF 91 S SL 84 X FF 92 3-2 ②③ L1-3 1-1			B FF 91 C CU 78 F SL 84 F FF 91 F SL 83 F SL 82 B FF 91 F CU 76 B SL 82 3-2 X FF 80 ② F8		C FF 89 B SL 80 B SI 89 X FF 88 2-1 ③ L5			B FF 91 C SL 80 F SL 82 F FF 93 X FF 95 1-2 ② F9	4	0	0	0	0	0	1
9 J.P. Arencibia, R (1, 2) OBP: 0.266, SLG: 0.603		B CU 75 X FF 90 1-0 ① G1-3		C FF 92 B SL 82 F SL 84 S FC 89 1-3 ③ K			B CU 73 F SL 78 X SL 78 1-2 1B		S SL 82 B FF 94 S SL 84 F FF 94 X SL 84 1-2 HR	4	1	2	1	0	1	0
13 Brett Lawrie, R (1, 5) OBP: 0.133, SLG: 0.143		B FF 90 F CU 75 C FF 90 B SL 82 X SL 80 2-2 1B			X CH 80 0-0 3 G1-6-3 1B		X CU 74 0-0 ① F9		S SL 83 B SL 83 B SL 86 X FF 93 2-1 ③ F9	4	0	2	0	0	0	1
28 Colby Rasmus, L (1, 8) OBP: 0.296, SLG: 0.531		S SL 84 F FF 90 B SL 83 S SL 82 1-3 ② K			S CU 76 C SL 84 D SL 80 X SL 80 1-2 ① P5		X SL 82 0-0 ② F8			3	0	0	0	0	1	3
3 Maicer Izturis, S (1, 4) OBP: 0.196, SLG: 0.306		C FC 88 C FF 90 S SL 83 0-3 ③ K			B CH 80 F FF 88 S CH 79 1 SAFE X SL 80 1-2 ②③ G1-6-3 1-2f		X CU 74 0-0 ③ L7			3	0	0	0	0	1	3
66 Munenori Kawasaki, L (1, 6) OBP: 0.364, SLG: 0.353			C FF 91 B SL 82 L SL 80 T SL 80 1-2 ① K			B FF 90 X SI 89 1-0 ① G5-3		X FF 88 0-0 ① G4-3		3	0	0	0	0	1	0
Inning Stats	R: 1 E: 0 K: 0 S: 6 H: 1 LOB: 0 BB: 1 P: 15	R: 0 E: 0 K: 2 S: 10 H: 1 LOB: 1 BB: 0 P: 14	R: 0 E: 0 K: 2 S: 9 H: 0 LOB: 0 BB: 0 P: 11	R: 0 E: 0 K: 1 S: 12 H: 0 LOB: 0 BB: 0 P: 17	R: 0 E: 0 K: 0 S: 7 H: 1 LOB: 0 BB: 0 P: 9	R: 2 E: 0 K: 0 S: 10 H: 2 LOB: 0 BB: 0 P: 16	R: 0 E: 0 K: 0 S: 6 H: 1 LOB: 1 BB: 0 P: 7	R: 0 E: 0 K: 1 S: 6 H: 0 LOB: 0 BB: 0 P: 9	R: 1 E: 0 K: 1 S: 13 H: 1 LOB: 0 BB: 0 P: 20	1B: 4 2B: 1 3B: 1 HR: 2 SF: 0 SAC: 0 DP: 2 HBP: 0						

PITCHER		IP	WLS	BF	H	R	ER	SO	BB	IBB	HBP	BLK	WP	HR	S	P	ERA	WHIP
46 Andy Pettitte, L ERA: 2.01	(1, 1)	7.1	W	27	6	3	3	5	1	0	0	0	0	1	61	90	3.68	0.955
27 Shawn Kelley, R ERA: 9.0	(8, 1)	1.2		6	1	1	1	2	0	0	0	0	0	1	18	28	5.40	0.600

PITCHER	IP	WLS	BF	H	R	ER	SO	BB	IBB	HBP	BLK	WP	HR	S	P	ERA	WHIP

New York Yankees @ Toronto Blue Jays

Rogers Centre, Toronto, ON

Fri Apr 19 2013, 7:09 PM - 9:45 PM EDT

Att. 40,028 - Roof Closed - 68 F

livebaseballscorecards.com

AB	32
R	4
H	7
RBI	4
BB	1
SO	7
LOB	8

WP: 0 PA: 33
PB: 0
SB: 0
CS: 0

Batter	1	2	3	4	5	6	7	8	9	10	11	AB	R	H	RBI	BB	SO	LOB
11 Brett Gardner, L (1, 8) OBP: 0.325, SLG: 0.429	C FF 84 B FF 85 F FC 81 B FF 86 X CH 80 2-2 ① G3-1	X FC 82 0-0 1B	X FF 84 0-0 1-3 36 E 2B	B FF 81 X CH 78 1-0 ① G3	B FC 89 C FF 90 B CU 73 F FC 90 B FC 89 X FC 90 3-2 ③ G3		C FF 95 B FF 96 S FF 95 S FF 96 1-3 ③ K	6	1	2	0	0	1	1
45 Ben Francisco, R (1, 10) OBP: 0.238, SLG: 0.111	C CU 73 B SI 84 S CH 79 B FF 85 S CU 73 2-3 ② K	X SI 84 0-0 ③ L8	C FC 81 B FF 83 C FF 82 D CU 74 B FC 82 C CU 76 3-3 ① K	B CU 70 C FC 79 B FF 82 C FC 82 X SI 85 2-2 ② G5-3			C SI 91 B SI 92 B SI 91 X SI 91 2-1 ① F7			5	0	0	0	0	2	3
24 Robinson Canó, L (1, 4) OBP: 0.384, SLG: 0.621	C FF 86 F FC 80 B CU 75 S FF 88 1-3 ③ K	X CU 73 0-0 31 1B 12 E 1B	I IN 74 I IN 74 I IN 74 I IN 75 4-0 12 1B 36 E IBB	B FF 85 B SI 84 F FC 80 X FF 86 2-1 ③ L4			C SI 90 F SI 91 F SI 94 X SI 93 0-2 ② G1-3			4	0	1	0	1	1	0
36 Kevin Youkilis, R (1, 3) OBP: 0.353, SLG: 0.443 55 Lyle Overbay, L (6, 3) OBP: 0.283, SLG: 0.442		B FF 84 F FC 82 F SI 85 S CH 80 1-3 ① K	B FC 82 B CH 80 C FF 85 F FC 83 S CU 74 2-3 ① K	S CH 80 X FF 83 0-1 E5 12 1B 1-2 2-H 3-H			S FF 95 X FF 95 0-1 12 G5-3 2B	B SL 76 F SI 92 F SL 78 X SI 93 1-2 ③ L5		3 2	0 0	0 1	0 0	0 0	2 0	2 0
12 Vernon Wells, R (1, 7) OBP: 0.394, SLG: 0.638		B FC 82 C SI 84 B SI 85 B SI 85 S FF 80 X SI 81 3-2 HR	C FF 85 F FF 86 B FF 85 F SI 82 X SI 86 1-2 FC6 31 1B 1-2	B SI 85 S CU 74 X SI 85 1-1 29 G4-6-3 1-2 2-3 1B			C FF 96 B FF 95 S FF 96 D SL 87 F FF 97 B FF 97 X SL 86 3-2 ① G5-3 2-3		B SI 89 X SI 90 1-0 29 1B 31 SH 1B		5	2	3	1	0	0	2
29 Francisco Cervelli, R (1, 2) OBP: 0.420, SLG: 0.524		B FF 85 C FC 82 B FC 81 X SI 85 2-1 ② L8	B CH 79 S CH 80 B FF 83 F CH 80 C CU 75 2-3 ② K	C SI 82 X FC 78 0-1 ② G4-6-3 1-2f			X FF 96 0-0 ② G6-3		B SI 91 X SI 92 1-0 31 SH 31 SH 1B 1-2	5	1	1	0	0	1	6
31 Ichiro Suzuki, L (1, 9) OBP: 0.268, SLG: 0.314		B FC 80 S FF 86 B FC 81 F FF 84 B SI 86 X FC 83 3-2 ③ F8	B SI 85 C FC 82 X SI 86 1-1 1-2 2-3 1B		C FF 85 X CH 78 0-1 ① F8		C FF 96 F FF 96 B FF 96 X SL 86 1-2 ③ G4-3		X SI 92 0-0 SH 26 SH1 1-H 2-H	4	0	1	0	0	0	1
26 Eduardo Núñez, R (1, 6) OBP: 0.267, SLG: 0.211			C FF 84 S FF 81 F FF 85 B SI 83 S CH 79 1-3 ① K	C SI 83 X CH 79 0-1 ③ P4	C SI 84 X CH 78 0-1 ② F8			X FC 89 0-0 ① G4-3	X FF 94 0-0 SH1 2-3	4	0	0	0	0	1	3
17 Jayson Nix, R (1, 5) OBP: 0.219, SLG: 0.276			C SI 86 B FF 87 S CU 74 F CH 79 F FC 82 F FF 84 F FF 87 X CU 74 1-2 ② G4-3	B SI 83 X SI 84 1-0 11 2B 36 E 1B	C CU 72 B CU 71 X CH 78 1-1 ③ L6			C FC 89 F FF 89 S SL 86 0-3 ② K	B FF 94 F FF 94 B SL 87 S FF 95 B CH 89 S FF 95 3-3 ② K	5	1	1	0	0	2	1
Inning Stats	R: 0 E: 0 K: 2 S: 9 H: 0 LOB: 0 BB: 0 P: 14	R: 1 E: 0 K: 1 S: 11 H: 1 LOB: 0 BB: 0 P: 20	R: 0 E: 0 K: 1 S: 13 H: 1 LOB: 1 BB: 0 P: 15	R: 0 E: 1 K: 2 S: 15 H: 2 LOB: 3 BB: 0 P: 21	R: 2 E: 1 K: 1 S: 11 H: 3 LOB: 2 BB: 1 P: 20	R: 0 E: 0 K: 0 S: 6 H: 0 LOB: 0 BB: 0 P: 7	R: 0 E: 0 K: 0 S: 6 H: 0 LOB: 0 BB: 0 P: 11	R: 0 E: 0 K: 0 S: 10 H: 1 LOB: 1 BB: 0 P: 14	R: 0 E: 0 K: 1 S: 7 H: 0 LOB: 0 BB: 0 P: 10	R: 0 E: 0 K: 0 S: 9 H: 0 LOB: 0 BB: 0 P: 12	R: 2 E: 1 K: 2 S: 10 H: 2 LOB: 1 BB: 0 P: 16	1B: 7 2B: 2 3B: 0 HR: 1	SF: 0 SAC: 2 DP: 1 HBP: 0		WP: 0 PB: 0 SB: 0 CS: 0		PA: 46		

PITCHER	IP	WLS	BF	H	R	ER	SO	BB	IBB	HBP	BLK	WP	HR	S	P	ERA	WHIP
56 Mark Buehrle, L (1, 1) ERA: 5.87	7.0		30	7	3	2	7	0	1	0	0	0	1	71	108	2.57	1.000
32 Esmil Rogers, R (8, 1) ERA: 3.86	1.0		4	1	0	0	0	0	0	0	0	0	0	10	14	0.00	1.000
44 Casey Janssen, R (9, 1) ERA: 1.29	1.0		3	0	0	0	1	0	0	0	0	0	0	7	10	0.00	0.000
62 Aaron Loup, L (10, 1) ERA: 1.93	1.0	L	6	2	2	0	0	0	0	0	0	0	0	12	17	0.00	2.000
50 Steve Delabar, R (11, 1) ERA: 2.53	1.0		3	0	0	0	2	0	0	0	0	0	0	7	11	0.00	0.000

PITCHER	IP	WLS	BF	H	R	ER	SO	BB	IBB	HBP	BLK	WP	HR	S	P	ERA	WHIP

TOP

New York Yankees @ Toronto Blue Jays

Rogers Centre, Toronto, ON

Sat Apr 20 2013, 1:07 PM - 4:30 PM EDT

Att. 46,095 - Roof Closed - 68 F

livebaseballscorecards.com

AB	43
R	5
H	10
RBI	1
BB	1
SO	10
LOB	19

Batter	1	2	3	4	5	6	7	8	9	10	11	AB	R	H	RBI	BB	SO	LOB
11 Rajai Davis, R (1, 9) OBP: 0.293, SLG: 0.400	F SI 89 B FS 85 B SI 88 F SI 90 X SL 83 2-2 G6-3 ①		X CU 77 0-0 G3 ③			X SI 90 0-0 G5-4-3 ①② 1-2f		C KC 83 F FC 92 X KC 83 0-2 53 S, 53 1B 1B 1-3 2-H		X SL 81 0-0 P5 ②		5	1	1	1	0	0	2
53 Melky Cabrera, S (1, 7) OBP: 0.308, SLG: 0.296	B SI 90 S FS 85 X SI 91 1-1 19 G5-3 2B			F SL 82 B SL 84 X SI 92 1-1 L4 ①		C CU 76 F SL 84 B FS 88 B SL 85 F SL 83 B SL 86 F SI 92 X SI 92 3-2 G4-3 ③		C FF 93 B FC 94 F FF 93 B FC 94 F FC 95 X FC 93 2-2 19 BB 1B 1-H 3-H		B SL 80 X SL 79 1-0 G3-1 ③		5	0	2	2	0	0	1
19 José Bautista, R (1, 10) OBP: 0.313, SLG: 0.548	B FS 85 B SI 90 S SL 83 X SI 91 2-1 G5-3 ② 2-3			C SI 92 S FS 86 B SI 88 S SL 85 1-3 K ②			C CU 74 F SI 93 B SI 93 B FS 87 S SL 85 2-3 K ①	B KC 81 B FC 93 F FF 93 B KC 81 C KC 81 B KC 81 4-2 BB 1-2			B FC 92 X FF 91 1-0 2B	4	0	1	0	1	2	1
10 Edwin Encarnación, R (1, 3) OBP: 0.303, SLG: 0.328	B SI 93 B SL 83 F SI 92 B SI 92 F SL 83 X SI 91 3-2 P6 ③			B SI 92 B FS 88 B SL 87 B SI 93 4-0 BB			B SL 83 S SI 92 B SL 84 X SI 92 2-1 G5-3 ②	C FC 93 B FC 94 B FC 95 S FC 93 1-3 K ③			F FC 92 X FC 91 0-1 L9 ①	4	0	0	0	1	1	4
9 J.P. Arencibia, R (1, 2) OBP: 0.246, SLG: 0.559		C CU 74 S FS 84 B FS 87 F SI 91 B FF 90 B SI 92 C SL 83 3-3 K ①		F SL 83 1 SAFE F FF 93 D FS 87 1 SAFE S FS 87 1-3 K ③			C SL 82 F SI 94 B FS 88 B FS 88 S FS 86 2-3 K ③		B FF 96 S SL 82 S FF 98 F FF 97 X FF 98 1-2 G5-3 ①		S FC 93 F FC 92 S FC 92 0-3 K ②	5	0	0	0	0	4	2
13 Brett Lawrie, R (1, 5) OBP: 0.100, SLG: 0.105		X FS 87 0-0 G6-3 ②		B CU 75 X SL 84 1-0 P5 ①				C CU 74 S SL 83 B SL 85 S SL 84 1-3 K ① S SL 88 S SL 89 B SL 90 B FF 98 B SL 84 S SL 88 3-3 K ②			C FC 92 S FC 92 C FC 92 0-3 K ③	5	0	0	0	0	3	1
28 Colby Rasmus, L (1, 8) OBP: 0.293, SLG: 0.509		S FS 86 B FF 90 B FS 87 C SL 84 F SI 91 B FS 87 S FS 86 3-3 K ③		B CU 74 B FS 86 B SI 90 C SI 90 X SI 90 3-1 F7 ②				C CU 75 B FS 86 B FS 86 C SL 82 X SI 92 2-2 26 BB, 11 1B 1B 3-3 K ②	C SL 81 C SL 83 B SL 80 B SL 82 F FF 96 B SL 82 F SL 81 S FF 96 3-3 K ③			4	1	1	0	0	2	0
3 Maicer Izturis, S (1, 4) OBP: 0.200, SLG: 0.302 (9, 6)			C SI 90 B SL 81 B SI 91 S SI 89 X FS 87 2-2 G6-3 ①	F SI 92 B FS 87 X SL 83 1-1 F7 ③				D FC 94 C FC 93 S FC 93 B KC 83 F FC 94 B FF 94 S FC 94 3-3 K ②		B FF 94 B FF 94 B FF 94 C SI 94 X FF 94 3-1 1 SH3-4 1B		4	0	1	0	0	1	1
66 Munenori Kawasaki, L (1, 6) OBP: 0.375, SLG: 0.368 26 Adam Lind, L (8, PH) OBP: 0.310, SLG: 0.306 1 Emilio Bonifácio, S (8, PR) OBP: 0.232, SLG: 0.346 (9, 4)			C SI 93 B FS 87 F SI 93 B SI 92 F SI 92 F FS 87 X SL 85 2-2 L5 ②			C SI 91 B FF 91 F SL 86 B SI 92 X SI 91 2-2 11 G5-4-3 1B		B FC 94 C FC 94 B FF 94 B FC 94 B FC 94 4-1 11 1B, 53 1B 1-2 BB		1 SAFE B FF 94 X FF 93 1-0 SH3-4 ① 1-2		2 0 0	0 0 1	1 0 0	0 0 0	0 1 0	0 0 0	0 0 0
Inning Stats	R: 0 E: 0 K: 0 S: 10 H: 1 LOB: 1 BB: 0 P: 18	R: 0 E: 0 K: 2 S: 9 H: 0 LOB: 0 BB: 0 P: 15	R: 0 E: 0 K: 0 S: 9 H: 0 LOB: 0 BB: 0 P: 13	R: 0 E: 0 K: 2 S: 8 H: 0 LOB: 1 BB: 1 P: 15	R: 0 E: 0 K: 0 S: 5 H: 0 LOB: 0 BB: 0 P: 10	R: 0 E: 0 K: 0 S: 9 H: 1 LOB: 0 BB: 0 P: 14	R: 0 E: 0 K: 2 S: 8 H: 0 LOB: 0 BB: 0 P: 14	R: 3 E: 0 K: 3 S: 23 H: 3 LOB: 2 BB: 2 P: 40	R: 0 E: 0 K: 2 S: 12 H: 0 LOB: 0 BB: 0 P: 19	R: 0 E: 0 K: 0 S: 5 H: 1 LOB: 1 BB: 0 P: 10	R: 0 E: 0 K: 2 S: 9 H: 1 LOB: 1 BB: 0 P: 10	1B: 5 2B: 2 3B: 0 HR: 0 SF: 0 SAC: 1 DP: 1 HBP: 0	WP: 0 PB: 0 SB: 1 CS: 0 PA: 42					

PITCHER		IP	WLS	BF	H	R	ER	SO	BB	IBB	HBP	BLK	WP	HR	S	P	ERA	WHIP
18 Hiroki Kuroda, R ERA: 2.35	(1, 1)	7.1		25	3	1	1	7	1	0	0	0	0	0	64	108	1.23	0.545
30 David Robertson, R ERA: 3.18	(8, 1)	0.2	B	6	2	2	2	2	2	0	0	0	0	0	17	31	27.00	6.000
62 Joba Chamberlain, R ERA: 5.68	(9, 1)	0.2		2	0	0	0	1	0	0	0	0	0	0	7	11	0.00	0.000
48 Boone Logan, L ERA: 1.69	(9, 1)	0.2		3	1	0	0	1	0	0	0	0	0	0	8	15	0.00	1.500
27 Shawn Kelley, R ERA: 8.22	(10, 1)	0.2	W	2	0	0	0	0	0	0	0	0	0	0	2	3	0.00	0.000

PITCHER		IP	WLS	BF	H	R	ER	SO	BB	IBB	HBP	BLK	WP	HR	S	P	ERA	WHIP
42 Mariano Rivera, R ERA: 1.5	(11, 1)	1.0	S	4	1	0	0	2	0	0	0	0	0	0	9	10	0.00	1.000

BOTTOM

New York Yankees @ Toronto Blue Jays

Rogers Centre, Toronto, ON

Sat Apr 20 2013, 1:07 PM - 4:30 PM EDT

Att. 46,095 - Roof Closed - 68 F

livebaseballscorecards.com

AB	38
R	3
H	7
RBI	3
BB	3
SO	13
LOB	12

Batter	1	2	3	4	5	6	7	8	9	AB	R	H	RBI	BB	SO	LOB
11 Brett Gardner, L (1, 8) OBP: 0.329, SLG: 0.432	X FF 93 0-0 24 FC4-6 1B		C FF 94 B FF 94 X FF 94 1-1 12 F8 12 S 1B		D CU 81 X SI 93 1-0 ① F7	C FF 90 C CU 81 F FF 93 F SI 93 X CU 82 0-2 ② SF9 3-H			C SI 89 C SI 88 X SL 77 0-2 ① G4-3	4	0	2	1	0	0	1
24 Robinson Canó, L (1, 4) OBP: 0.385, SLG: 0.620	1 SAFE 1 SAFE B FF 92 C FF 93 X FF 92 2-1 ① FC4-6 1-2f		F SL 85 1 SAFE 1 SAFE C FF 92 S FF 92 0-3 ① K		B SI 94 S CU 82 D SL 86 F FF 94 X SI 93 2-2 55 BB 12 1B 26 BB 1-2 1B	B FC 89 X SI 92 1-0 ③ G4-3			B FF 88 B SL 76 C SI 89 X FF 89 2-1 33 DI 2B	5	1	2	0	0	1	2
12 Vernon Wells, R (1, 7) OBP: 0.394, SLG: 0.619	X SI 92 0-0 ② F8		B FF 93 B SL 85 S FF 94 D SL 88 X FF 93 3-1 ② F8 1-3		B SI 93 S SL 87 D SL 83 X FF 92 2-1 26 BB 55 BB 1-2 2-3 1B		B SI 91 X FC 88 1-0 33 BLK 1B		B SL 74 C FF 89 S SL 74 F SL 75 B FF 89 B FF 88 X SL 74 3-2 ② G5-3	5	0	2	0	0	0	3
33 Travis Hafner, L (1, 10) OBP: 0.418, SLG: 0.702	B FF 93 C SL 86 C FF 94 S FF 94 1-3 ③ K		S CU 81 B SL 85 B FF 93 D CU 81 B SI 94 4-1 55 S BB		F FF 93 X SL 84 0-1 ② P2		B SI 90 B SI 91 C CU 83 C CU 82 S CU 82 2-3 ① K 1-2		B FF 88 C SL 75 X SL 75 1-1 ③ B1-3 2-3	4	0	0	0	1	2	6
55 Lyle Overbay, L (1, 3) OBP: 0.298, SLG: 0.436		S SL 86 B SL 86 X FF 94 1-1 26 SH1-3 1B	S CU 80 S CU 80 D SL 86 X CU 81 1-2 ③ G4-3 1-2		F FF 92 B SL 85 F FF 92 D CU 80 D CU 80 B CU 79 4-2 26 BB 1-2 2-3 3-H BB		C CU 81 S SI 91 S CU 83 0-3 ② K			3	0	1	1	1	1	3
26 Eduardo Núñez, R (1, 6) OBP: 0.271, SLG: 0.200		C SL 84 B SI 93 X FF 93 1-1 ① SH1-3 1-2		C SL 86 B CU 77 X FF 93 1-1 ① F9	B SL 88 B FF 92 B FF 93 B FF 93 4-0 31 FC4-6 1-2 2-3 3-H BB		C SL 87 B SL 88 X FF 97 1-1 ③ F8			2	0	0	1	1	0	1
31 Ichiro Suzuki, L (1, 9) OBP: 0.250, SLG: 0.291		C FF 94 B FF 93 F FF 94 F FF 94 T CU 80 1-2 ② K		C SI 93 B FF 94 C FF 93 C CU 80 F FF 94 X SL 87 1-2 ② G3	X FF 92 0-0 ③ FC4-6 1-2f			C FF 96 C FF 95 X FF 94 0-2 ① B1-3		4	0	0	0	0	1	4
17 Jayson Nix, R (1, 5) OBP: 0.250, SLG: 0.303		F FF 94 S SL 84 X CU 78 0-2 ③ F8		C FF 94 S FF 94 S FF 94 0-3 ③ K		X CH 89 0-0 19 SH5-3 19 WP 11 SF9 1B		F SL 88 B CU 84 B SL 86 X FF 96 2-1 19 G5-4-3 1B		4	1	2	0	0	1	1
19 Chris Stewart, R (1, 2) OBP: 0.353, SLG: 0.529			B FF 92 B FF 93 C FF 94 C FF 94 B SL 86 X FF 95 3-2 HR		B FF 92 B SI 92 X FF 93 2-0 12 1B 24 1B 55 BB 1B	1 SAFE C SL 84 B SL 82 X CH 90 1-1 ① SH5-3 1-3		B FF 97 B FF 95 C FF 97 F FF 96 F FF 97 B SL 88 X FF 97 3-2 ②③ G5-4-3 1-2f		3	2	2	1	0	0	1

Inning Stats																								
	R: 0	H: 1	R: 0	H: 1	R: 1	H: 2	R: 0	H: 0	R: 2	H: 3	R: 1	H: 1	R: 0	H: 1	R: 0	H: 1	R: 0	H: 1	1B: 9	SF: 1	WP: 1	PA: 40
	E: 0	LOB: 1	E: 0	LOB: 1	E: 0	LOB: 2	E: 0	LOB: 0	E: 0	LOB: 3	E: 0	LOB: 0	E: 0	LOB: 1	E: 0	LOB: 0	E: 0	LOB: 1	2B: 1	SAC: 2	PB: 0	
	K: 1	BB: 0	K: 1	BB: 0	K: 1	BB: 1	K: 1	BB: 0	K: 0	BB: 2	K: 0	BB: 0	K: 2	BB: 0	K: 0	BB: 0	K: 0	BB: 0	3B: 0	DP: 1	SB: 2	
	S: 7	P: 10	S: 11	P: 14	S: 14	P: 26	S: 10	P: 12	S: 12	P: 27	S: 9	P: 11	S: 9	P: 13	S: 9	P: 14	S: 11	P: 17	HR: 1	HBP: 0	CS: 0	

PITCHER		IP	WLS	BF	H	R	ER	SO	BB	IBB	HBP	BLK	WP	HR	S	P	ERA	WHIP
55 Josh Johnson, R ERA: 6.86	(1, 1)	5.1		27	8	4	4	4	3	0	0	0	1	1	57	93	6.75	2.062
27 Brett Cecil, L ERA: 1.8	(6, 1)	1.1	W	5	1	0	0	2	0	0	0	1	0	0	13	17	0.00	0.750
32 Esmil Rogers, R ERA: 3.38	(7, 1)	1.1	H	4	1	0	0	0	0	0	0	0	0	0	11	17	0.00	0.750
38 Darren Oliver, L ERA: 3.86	(9, 1)	1.0		4	1	0	0	0	0	0	0	0	0	0	11	17	0.00	1.000

PITCHER	IP	WLS	BF	H	R	ER	SO	BB	IBB	HBP	BLK	WP	HR	S	P	ERA	WHIP

TOP

New York Yankees @ Toronto Blue Jays

Rogers Centre, Toronto, ON

Sun Apr 21 2013, 1:08 PM - 4:23 PM EDT

Att. 45,575 - Roof Closed - 68 F

livebaseballscorecards.com

AB	34
R	4
H	11
RBI	4
BB	3
SO	6
LOB	22

Batter	1	2	3	4	5	6	7	8	9	AB	R	H	RBI	BB	SO	LOB
66 Munenori Kawasaki, L (1, 6) OBP: 0.345, SLG: 0.348	C FF 94 B FF 94 B CU 80 F SI 93 B CU 82 X SI 94 3-2 53 1B 10 FC4-6 1B	B CU 82 B CU 82 X SI 95 2-0 ② SF7 3-H			B FF 94 C SI 93 X SI 93 1-1 ① G6-3	C SL 85 B SI 91 C SI 91 D KC 81 T SI 92 2-2 ② K		C SL 86 C SI 90 C SI 91 0-3 ② K		4	1	1	1	0	2	1
53 Melky Cabrera, S (1, 7) OBP: 0.337, SLG: 0.320	B SI 95 D CU 80 F SI 95 1 SAFE F SI 95 X CU 82 2-2 10 FC4-6 1-3 1B	1 SAFE C CU 81 F SI 95 S SL 87 0-3 ③ K			X FF 94 0-0 19 CS 1B	C SI 92 B SI 92 X SL 88 1-1 19 FC6-4 2-H 1B		F SI 90 B SI 90 F SL 86 B KC 80 B SI 92 B SI 90 4-2 BB		4	0	3	1	1	1	1
19 José Bautista, R (1, 9) OBP: 0.321, SLG: 0.522	B CU 81 D SL 87 C CU 81 C FF 96 C CU 83 2-3 ① K		C FF 95 F FF 95 B SI 94 X SL 87 1-2 10 F7-4-3 1B		C CU 81 B CU 81 S CU 81 D CU 84 F CU 80 B FF 96 B CU 82 4-2 ② 1-2 BB	C KC 81 C SI 91 F FF 90 X KC 83 0-2 ③ FC6-4 1-2f		B FF 92 C SL 87 F KC 81 B KC 82 X SI 91 2-2 ③ F7		4	0	1	0	1	1	4
10 Edwin Encarnación, R (1, 3) OBP: 0.288, SLG: 0.310	B FF 94 C FF 94 1 SAFE X CU 83 1-1 ② FC4-6 1-2f 3-H		B FF 94 X FF 93 1-0 ①② F7-4-3 1-1		F FF 94 B FF 96 S CU 82 F FF 96 B CU 84 F CU 82 B SI 95 S FF 96 3-3 ③ K		X FF 90 0-0 ① F7			4	0	0	1	0	1	3
26 Adam Lind, L (1, 10) OBP: 0.370, SLG: 0.306	B SI 95 C SI 95 B CU 82 D SI 94 F SI 95 B CU 82 4-2 BB		B SI 94 B FF 92 B SI 94 C FF 94 B SI 93 4-1 BB			C CU 81 B SI 93 C FF 94 B CU 83 B FF 94 B FF 94 4-2 9 2B 28 1B BB	C SI 91 B FF 90 B SI 87 B SI 90 F SI 91 B SI 92 4-2 9 HR BB			0	2	0	0	4	0	0
9 J.P. Arencibia, R (1, 2) OBP: 0.260, SLG: 0.611	D CU 81 B FF 97 S FF 96 S FF 96 F CU 83 F FF 96 C SL 89 2-3 ③ K		X FF 95 0-0 ③ P3			C CU 80 S FF 94 B FF 95 B CU 82 X FF 93 2-2 28 1B 1-3 13 2B 2B	B FF 91 D KC 81 F SL 87 C FF 91 X FF 92 2-2 1-H HR			4	2	2	2	0	1	3
28 Colby Rasmus, L (1, 8) OBP: 0.323, SLG: 0.536		B CU 80 S SI 94 X FF 94 1-1 13 1B 66 SF7 2B		B CU 81 C CU 82 S CU 81 B CU 83 B FF 95 H CU 81 4-2 13 G5-4-3 HBP		C SL 79 B FF 95 B SL 82 S SL 81 X SL 82 2-2 13 2B 2-3 3-H 1B	C KC 80 B SI 91 C FF 91 B SI 91 S KC 81 2-3 ② K			3	2	2	1	0	1	0
13 Brett Lawrie, R (1, 5) OBP: 0.167, SLG: 0.217		C CU 81 X SI 95 0-1 3 FC1-6 2-3 1B		C FF 94 X SI 93 0-1 ①② G5-4-3 1-2f		B KC 80 S SL 88 B SI 91 X SI 91 2-1 53 1B 1-H 3-H 2B	C FF 91 B SL 86 F KC 81 B FF 91 X SL 86 2-2 ③ G4-3			4	1	2	2	0	0	1
3 Maicer Izturis, S (1, 4) OBP: 0.186, SLG: 0.281		B CU 82 X SI 95 1-0 ① FC1-6 1-2f		C FF 94 C SI 95 B SL 85 B CU 82 B SI 94 S FF 94 3-3 ③ K		C SI 91 L SL 88 B KC 82 F SI 92 X SI 93 1-2 ① L8		B KC 78 B CH 82 C FF 88 F CH 81 X KC 80 2-2 ① G3		4	0	0	0	0	1	3
Inning Stats	R: 1 H: 2 E: 1 LOB: 2 K: 2 BB: 1 S: 18 P: 32	R: 1 H: 2 E: 0 LOB: 1 K: 1 BB: 0 S: 9 P: 13	R: 0 H: 1 E: 0 LOB: 1 K: 0 BB: 1 S: 6 P: 12	R: 0 H: 0 E: 0 LOB: 0 K: 1 BB: 0 S: 7 P: 14	R: 0 H: 1 E: 0 LOB: 1 K: 1 BB: 1 S: 11 P: 19	R: 4 H: 4 E: 0 LOB: 1 K: 1 BB: 1 S: 23 P: 37	R: 2 H: 1 E: 0 LOB: 0 K: 1 BB: 1 S: 12 P: 22	R: 0 H: 0 E: 0 LOB: 1 K: 1 BB: 1 S: 11 P: 19		1B: 7 SF: 1 2B: 4 SAC: 0 3B: 0 DP: 2 HR: 1 HBP: 1						WP: 0 PA: 39 PB: 0 SB: 0 CS: 1	

BOTTOM

New York Yankees @ Toronto Blue Jays

Rogers Centre, Toronto, ON

Sun Apr 21 2013, 1:08 PM - 4:23 PM EDT

Att. 45,575 - Roof Closed - 68 F

livebaseballscorecards.com

AB	31
R	8
H	11
RBI	8
BB	6
SO	8
LOB	16

PITCHER		IP	WLS	BF	H	R	ER	SO	BB	IBB	HBP	BLK	WP	HR	S	P	ERA	WHIP
47 Iván Nova, R ERA: 6.14	(1, 1)	5.0		24	7	4	4	5	4	0	1	0	0	0	56	101	7.20	2.200
48 Boone Logan, L ERA: 3.38	(6, 1)	0.0	L	1	1	0	0	0	0	0	0	0	0	0	3	5	∞	∞
41 David Phelps, R ERA: 6.23	(6, 1)	3.0	B	14	3	4	4	3	2	0	0	0	0	1	38	62	12.00	1.667

PITCHER	IP	WLS	BF	H	R	ER	SO	BB	IBB	HBP	BLK	WP	HR	S	P	ERA	WHIP

Batter	1	2	3	4	5	6	7	8	9	AB	R	H	RBI	BB	SO	LOB
11 Brett Gardner, L (1, 8) OBP: 0.337, SLG: 0.421	B SI 94 B FF 93 B FF 93 C FF 92 C SI 94 B FF 95 4-2 24 FC4-6 BB		C SI 93 B FF 93 C KC 82 F SI 92 C KC 81 1-3 ③ K			B FF 93 C SI 93 B CH 85 B FF 93 C SI 93 F SI 93 F SI 94 B FF 92 4-2 24 E 24 1B BB		C FF 93 B KC 82 B KC 80 X SI 92 2-1 ② G3-1		2	0	0	0	2	1	0
45 Ben Francisco, R (1, 10) OBP: 0.200, SLG: 0.091	C FF 93 C FF 92 B FF 94 S KC 82 1-3 ① K			B CH 84 C CH 85 F SI 94 S KC 81 1-3 ① K		B SI 91 T SI 90 B KC 80 F FF 92 F SI 91 B CH 83 X CH 85 3-2 ① L7		B KC 80 S SI 94 X SI 93 2-1 ③ G5-3		4	0	0	0	0	2	2
24 Robinson Canó, L (1, 4) OBP: 0.390, SLG: 0.653	D FF 92 B FF 92 C FF 94 1 SAFE X FF 93 2-1 ② FC4-6 1-2f			B SI 92 C CH 86 F FF 94 F KC 83 X KC 83 1-2 HR		C FF 92 X SI 92 0-1 E6 1-3 1B			X SI 91 0-0 ① G4-3	4	1	2	1	0	0	1
12 Vernon Wells, R (1, 7) OBP: 0.373, SLG: 0.582	C SI 92 S KC 81 F SI 92 S CH 84 0-3 ③ K			F CH 84 F FF 94 B FF 94 B KC 83 S CH 86 2-3 ② K		B KC 80 F KC 81 F SI 93 S CH 85 1-3 ② K			X FF 94 0-0 ② F9	4	0	0	0	0	3	3
29 Francisco Cervelli, R (1, 2) OBP: 0.389, SLG: 0.478		X FF 92 0-0 ① P3		B KC 81 S CH 84 C KC 82 B SI 94 S CH 87 2-3 ③ K		C CH 84 B FF 91 X CH 85 1-1 ③ F8			C FF 93 C FC 90 B FF 94 B SL 84 X SL 84 2-2 ③ G5-3	4	0	0	0	0	1	2
22 Brennan Boesch, L (1, 9) OBP: 0.250, SLG: 0.500		C SI 93 F SI 93 X SI 93 0-2 ② G5-3			X SI 92 0-0 ① P1		B FF 92 X SI 92 1-0 ① P4			3	0	0	0	0	0	0
26 Eduardo Núñez, R (1, 6) OBP: 0.275, SLG: 0.190		B SI 92 F SI 92 B SI 93 X CH 85 2-1 ③ F8			B SI 92 B SI 92 C SI 92 B CH 86 C SI 93 F SI 94 B SI 95 4-2 BB		C SI 92 B FF 94 F SI 92 X FF 93 1-2 ② P3			2	0	0	0	1	0	0
55 Lyle Overbay, L (1, 3) OBP: 0.283, SLG: 0.414			C FF 93 B KC 82 B KC 81 B FF 93 X SI 92 3-1 ① F9		1 SAFE B KC 80 B FF 94 S FF 94 1 SAFE 1 SAFE X FF 92 2-1 ② P5		X SI 93 0-0 ③ G1-6-3			3	0	0	0	0	0	1
17 Jayson Nix, R (1, 5) OBP: 0.231, SLG: 0.278			X SI 93 0-0 ② F9		T FF 90 B SI 91 B KC 80 1 SAFE S SI 93 B FF 93 C FF 93 3-3 ③ K			F SI 91 C KC 81 B SI 94 T FF 94 1-2 ① K		3	0	0	0	0	2	1
Inning Stats	R: 0 E: 0 K: 2 S: 11 H: 0 LOB: 1 BB: 1 P: 18	R: 0 E: 0 K: 0 S: 6 H: 0 LOB: 0 BB: 0 P: 8	R: 0 E: 0 K: 1 S: 7 H: 0 LOB: 0 BB: 0 P: 11	R: 1 E: 0 K: 3 S: 13 H: 1 LOB: 0 BB: 0 P: 19	R: 0 E: 0 K: 1 S: 9 H: 0 LOB: 1 BB: 1 P: 18	R: 0 E: 1 K: 1 S: 15 H: 1 LOB: 2 BB: 1 P: 24	R: 0 E: 0 K: 0 S: 5 H: 0 LOB: 0 BB: 0 P: 7	R: 0 E: 0 K: 1 S: 7 H: 0 LOB: 0 BB: 0 P: 12	R: 0 E: 0 K: 0 S: 5 H: 0 LOB: 0 BB: 0 P: 7	1B: 1 2B: 0 3B: 0 HR: 1	SF: 0 SAC: 0 DP: 0 HBP: 0					

PITCHER	IP	WLS	BF	H	R	ER	SO	BB	IBB	HBP	BLK	WP	HR	S	P	ERA	WHIP
55 Matt Moore, L (1, 1) ERA: 1.04	8.0	W	29	2	1	1	9	3	0	0	0	0	1	73	117	1.12	0.625
43 Kyle Farnsworth, R (9, 1) ERA: 3.6	1.0		3	0	0	0	0	0	0	0	0	0	0	5	7	0.00	0.000

PITCHER	IP	WLS	BF	H	R	ER	SO	BB	IBB	HBP	BLK	WP	HR	S	P	ERA	WHIP

TOP

New York Yankees @ Tampa Bay Rays

Tropicana Field, St. Petersburg, FL

Mon Apr 22 2013, 7:12 PM - 9:40 PM EDT

Att. 15,331 - Dome - 72 F

livebaseballscorecards.com

AB	29
R	1
H	2
RBI	1
BB	3
SO	9
LOB	10

WP: 0 PA: 32
PB: 0
SB: 0
CS: 0

BOTTOM

New York Yankees @ Tampa Bay Rays

Tropicana Field, St. Petersburg, FL

Mon Apr 22 2013, 7:12 PM - 9:40 PM EDT

Att. 15,331 - Dome - 72 F

livebaseballscorecards.com

Batter	1	2	3	4	5	6	7	8	9	AB	R	H	RBI	BB	SO	LOB
8 Desmond Jennings, R (1, 8) OBP: 0.293, SLG: 0.392	B SI 89 C SI 88 C SI 88 S SL 81 1-3 K ①	F CU 76 C SI 90 C SI 91 0-3 K ②		1 SAFE F CH 84 F CH 83 F SI 92 F SL 80 X SL 79 0-2 G5-3 ③			X SI 90 0-0 SH1-3 ② 1-2			3	0	0	0	0	2	2
19 Ryan Roberts, R (1, 4) OBP: 0.341, SLG: 0.487	C SI 89 F SI 88 X SL 79 0-2 HR	1 SAFE 0-0 CS ③ 1-2	B CU 73 B FF 89 B SI 88 C FF 90 X FF 89 3-1 HR		C FF 89 X SI 88 0-1 18 FC6-4 1B		C CH 84 X SI 92 0-1 G5-3 ③			4	2	3	2	0	0	1
18 Ben Zobrist, S (1, 9) OBP: 0.354, SLG: 0.368	C SI 90 B FF 90 F CH 83 B SI 90 S SL 78 2-3 K ②		X CH 84 0-0 F7 ①		L FF 90 B SI 91 X SI 90 1-1 FC6-4 ① 3 G5-4-3 1-2f			B SI 92 B SI 91 B FF 92 C SI 92 C CH 83 X SI 93 3-2 G3 ①		4	0	0	0	0	1	1
3 Evan Longoria, R (1, 5) OBP: 0.364, SLG: 0.493	B FF 89 X CH 84 1-0 1 3B 1B		B SI 90 B SI 90 B SL 78 C SI 89 S SI 90 B SI 90 4-2 BB		B FF 90 B SI 90 C CH 83 F SI 88 B SL 79 X SL 78 3-2 G5-4-3 ②③ 1-2f			B CU 79 F SL 83 S FF 93 B SI 91 B CH 85 X CH 85 3-2 G6-3 ②		3	1	1	0	1	0	1
1 Sean Rodríguez, R (1, 3) OBP: 0.346, SLG: 0.364 21 James Loney, L (7, 3) OBP: 0.367, SLG: 0.477	D CU 75 X SI 90 1-0 11 HR 1-H 3B		C FF 92 B CH 84 C SI 92 X SI 91 1-2 F9 ②			C CH 82 B CH 83 X CH 82 1-1 E1 11 G6-4-3		B SI 92 C CH 83 F FF 93 X CH 84 1-2 G1-3 ③		3 1	1 0	1 0	1 0	0 0	0 0	1 0
11 Yunel Escobar, R (1, 6) OBP: 0.236, SLG: 0.303	X SI 88 0-0 HR 3-H		B SI 92 F CH 83 C SI 91 F FF 92 B SL 80 F CH 80 B FF 91 X SL 79 3-2 F8 ③			X SI 90 0-0 G6-4-3 ①② 1-2f				3	1	1	2	0	0	2
15 Shelley Duncan, R (1, 10) OBP: 0.327, SLG: 0.364	B CU 75 B CU 73 X FF 90 2-0 G5-3 ③			B CU 73 B FF 90 S CH 84 F FF 90 B SL 80 B SL 80 4-2 BB		B CH 83 F SI 91 S CH 84 B CH 83 F SI 92 S FF 90 2-3 K ③				2	0	0	0	1	1	0
59 Jose Lobaton, S (1, 2) OBP: 0.160, SLG: 0.200		F SI 88 B CH 83 F CH 84 C SI 90 1-3 K ①		F SI 91 B FF 90 T SI 90 S SI 91 1-3 K ①			S SI 89 B SI 90 F FF 90 B SL 79 S FF 90 2-3 K ①			3	0	0	0	0	3	1
5 Sam Fuld, L (1, 7) OBP: 0.194, SLG: 0.138		H SI 91 1-0 19 CS HBP		C SL 79 B SL 80 C SI 92 C FF 91 1-3 K ②			B CU 78 S FF 89 X SI 91 1-1 8 SH1-3 1B			2	0	1	0	0	1	1
Inning Stats	R: 4 H: 4 E: 0 LOB: 0 K: 2 BB: 0 S: 13 P: 20	R: 0 H: 0 E: 0 LOB: 0 K: 2 BB: 0 S: 6 P: 8	R: 1 H: 1 E: 0 LOB: 1 K: 0 BB: 1 S: 13 P: 24	R: 0 H: 0 E: 0 LOB: 1 K: 2 BB: 1 S: 13 P: 19	R: 0 H: 1 E: 0 LOB: 0 K: 0 BB: 0 S: 8 P: 12	R: 0 H: 0 E: 1 LOB: 0 K: 1 BB: 0 S: 7 P: 10	R: 0 H: 1 E: 0 LOB: 1 K: 1 BB: 0 S: 8 P: 11	R: 0 H: 0 E: 0 LOB: 0 K: 0 BB: 0 S: 9 P: 16		1B: 3 SF: 0 2B: 0 SAC: 1 3B: 1 DP: 2 HR: 3 HBP: 1				WP: 0 PA: 33 PB: 0 SB: 0 CS: 1		

PITCHER	IP	WLS	BF	H	R	ER	SO	BB	IBB	HBP	BLK	WP	HR	S	P	ERA	WHIP
52 CC Sabathia, L (1, 1) ERA: 3.34	7.0	L	29	7	5	5	8	2	0	1	0	0	3	68	104	6.43	1.286
43 Adam Warren, R (8, 1) ERA: 1.08	1.0		3	0	0	0	0	0	0	0	0	0	0	9	16	0.00	0.000

PITCHER	IP	WLS	BF	H	R	ER	SO	BB	IBB	HBP	BLK	WP	HR	S	P	ERA	WHIP

AB	28
R	5
H	7
RBI	5
BB	2
SO	8
LOB	10

Batter	1	2	3	4	5	6	7	8	9	AB	R	H	RBI	BB	SO	LOB
11 Brett Gardner, L (1, 8) OBP: 0.322, SLG: 0.400	B SI 92 C SI 92 F SI 94 S KC 80 1-3 ① K		B SI 93 1 SAFE X SI 93 1-0 ②③ G6-3 1-2f			C SI 91 T SI 92 C SI 94 0-3 ① K		X SI 92 0-0 ② G4-3 1-2 3-H		4	0	0	1	0	2	2
26 Eduardo Núñez, R (1, 6) OBP: 0.273, SLG: 0.196	C SI 93 C SI 94 B KC 80 X SI 94 1-2 24 S 1B			C SI 92 C SI 92 S KC 81 0-3 K 24 1B 12 1B		C KC 79 B KC 79 S FC 88 X SI 94 1-2 ② F8		B FC 88 F CH 84 B SI 93 F FC 88 X KC 78 2-2 ③ P3		4	1	1	0	0	1	1
24 Robinson Canó, L (1, 4) OBP: 0.395, SLG: 0.646	C SI 93 C SI 94 T SI 94 0-2 ② K 1-2			1 SAFE S SI 92 1 SAFE 1 SAFE 1 SAFE B SI 92 C SI 93 B SI 94 B SI 94 3-2 1 SAFE X SI 93 1-3 12 1B 1B		X SI 94 0-0 ③ F7			C SI 92 C SI 92 F SI 92 F SI 92 B SI 92 B KC 77 X SI 92 2-2 55 BB 12 S 31 1B 1B	4	1	2	0	0	1	1
12 Vernon Wells, R (1, 7) OBP: 0.367, SLG: 0.563	F SI 93 B SI 94 X CH 85 1-1 ③ L7			F SI 94 X SI 93 0-1 55 G4-6-3 1-2 3-H 1B			B KC 79 S CH 83 X FC 88 1-1 ① F8		C SI 96 F SI 96 S FF 98 0-3 ① K 1-2	4	0	1	1	0	1	2
45 Ben Francisco, R (1, 10) OBP: 0.179, SLG: 0.080 33 Travis Hafner, L (9, PH) OBP: 0.429, SLG: 0.702 (9, 10)		B CH 82 X SI 92 1-0 ① G1-3		C FC 88 C SI 94 X FC 89 0-2 ① F8			B CH 84 B CH 83 C FC 87 F FC 88 F SI 94 B KC 78 X FC 89 3-2 ② F9		I IN 71 I IN 64 I IN 74 I IN 71 4-0 55 BB 31 1B IBB	3 0	0 1	0 0	0 1	0 0	0 1	2 0
55 Lyle Overbay, L (1, 3) OBP: 0.281, SLG: 0.393		B SI 93 C SI 92 S SI 93 X SI 94 1-2 ② G4-3		S SI 93 X SI 95 0-1 ②③ G4-6-3 1-2f			S KC 80 B KC 79 B SI 94 X SI 93 2-1 ③ F8		B CH 83 C SI 98 T SI 97 B CH 86 B SI 97 F CH 86 B CH 85 4-2 31 1B 1-2 2-3 BB	3	0	0	0	1	0	2
19 Chris Stewart, R (1, 2) OBP: 0.333, SLG: 0.476		C SI 93 B KC 80 X SI 94 1-1 ③ G5-3			B CH 83 X SI 92 1-0 31 FC6-4 1B			B SI 91 X CH 82 1-0 ① P4	C SI 97 X SI 98 0-1 ② P3	4	0	1	0	0	0	3
31 Ichiro Suzuki, L (1, 9) OBP: 0.266, SLG: 0.305			C KC 79 F SI 92 X KC 79 0-2 ① L7		C SI 93 X SI 93 0-1 ① FC6-4 17 CS 1-2f			B KC 78 F SI 91 X SI 91 1-1 17 1B 11 G4-3 1B	X SI 99 0-0 1-2 2-H 3-H 1B	4	1	2	2	0	0	1
17 Jayson Nix, R (1, 5) OBP: 0.256, SLG: 0.300			C SI 92 B KC 79 X SI 94 1-1 11 G6-3 1B		1 SAFE B SI 92 B CH 83 B FC 88 C SI 93 F SI 94 S FC 89 3-3 ②③ K 1-2			C FC 88 X FF 89 0-1 11 G4-3 1-3 1B	B SI 97 C CH 86 B SI 98 S SI 97 B FF 98 F CH 86 F CH 85 C SI 97 3-3 ③ K	4	0	2	0	0	2	3
Inning Stats	R: 0 H: 1 E: 0 LOB: 1 K: 2 BB: 0 S: 11 P: 14	R: 0 H: 0 E: 0 LOB: 0 K: 0 BB: 0 S: 6 P: 9	R: 0 H: 1 E: 0 LOB: 0 K: 0 BB: 0 S: 6 P: 8	R: 1 H: 2 E: 0 LOB: 1 K: 1 BB: 0 S: 13 P: 16	R: 0 H: 1 E: 0 LOB: 1 K: 1 BB: 0 S: 6 P: 10	R: 0 H: 0 E: 0 LOB: 0 K: 1 BB: 0 S: 7 P: 8	R: 0 H: 0 E: 0 LOB: 0 K: 0 BB: 0 S: 8 P: 14	R: 1 H: 2 E: 0 LOB: 1 K: 0 BB: 0 S: 9 P: 13	R: 2 H: 2 E: 0 LOB: 2 K: 2 BB: 2 S: 19 P: 32	1B: 9 SF: 0 2B: 1 SAC: 0 3B: 0 DP: 3 HR: 0 HBP: 0						

PITCHER	IP	WLS	BF	H	R	ER	SO	BB	IBB	HBP	BLK	WP	HR	S	P	ERA	WHIP
14 David Price, L (1, 1) ERA: 5.52	8.0	L	30	8	3	3	5	0	0	0	0	1	0	71	99	3.38	1.000
56 Fernando Rodney, R (9, 1) ERA: 5.4	1.0		6	1	1	1	2	1	1	0	0	0	0	14	25	9.00	2.000

PITCHER	IP	WLS	BF	H	R	ER	SO	BB	IBB	HBP	BLK	WP	HR	S	P	ERA	WHIP

TOP

New York Yankees @ Tampa Bay Rays

Tropicana Field, St. Petersburg, FL

Tue Apr 23 2013, 7:12 PM - 10:04 PM EDT

Att. 17,644 - Dome - 72 F

livebaseballscorecards.com

AB	34
R	4
H	9
RBI	4
BB	2
SO	7
LOB	17

WP: 1 PA: 36
PB: 0
SB: 2
CS: 1

Batter	1	2	3	4	5	6	7	8	9	AB	R	H	RBI	BB	SO	LOB
8 Desmond Jennings, R (1, 8) OBP: 0.302, SLG: 0.390	F FF 92 B FF 93 S FF 93 B SL 83 F FF 92 F FF 94 B SL 83 B FF 93 4-2 19 2B 18 SF8 BB		C KC 73 B SL 81 B CH 85 X FF 92 2-1 3 CS 1B		1 SAFE B FF 92 C FF 92 1 SAFE S FF 92 F SL 80 1 SAFE X SL 80 1-2 ③ G4-3			C FC 90 B FC 90 F FC 91 F FC 91 B KC 81 S KC 81 2-3 ① K		3	1	1	0	1	1	1
19 Ryan Roberts, R (1, 4) OBP: 0.333, SLG: 0.488	C FF 93 1 SAFE F FF 93 B SL 82 1 SAFE X SL 82 1-2 18 SF8 1-3 2B		1 SAFE C FF 92 1 SAFE 1 SAFE X SL 80 0-1 ① P6			C FF 92 F FF 93 B FF 92 B FF 93 B FF 93 F FF 92 X FF 92 3-2 ① F8		X FC 88 0-0 ② F9		4	0	1	0	0	0	1
18 Ben Zobrist, S (1, 9) OBP: 0.337, SLG: 0.352	C KC 76 F FF 93 F FF 93 F SL 83 X FF 94 0-2 ① SF8 2-3 3-H		C KC 74 S FF 91 1 SAFE 1 SAFE B FF 92 S SL 81 1-3 ② K			X FF 92 0-0 ② G3		C KC 78 B FC 91 S KC 80 B KC 83 S KC 80 2-3 ③ K		3	0	0	1	0	2	1
3 Evan Longoria, R (1, 5) OBP: 0.358, SLG: 0.521	C KC 75 B FF 93 C FF 92 F FF 92 B SL 83 F KC 76 F FF 94 F FF 93 F FF 94 3-2 ② D KC 76 T SL 82 K		1 SAFE 1 SAFE C FF 91 D SL 82 B CH 84 F FF 92 B SL 80 3-2 ③ CS 1-2	X FF 91 0-0 ① F8		C KC 73 B SL 80 S SL 79 X FF 93 1-2 ③ F9		X FC 90 0-0 HR		4	1	1	1	0	1	1
20 Matt Joyce, L (1, 7) OBP: 0.236, SLG: 0.327	F KC 75 F SL 81 F FF 93 C SL 82 0-3 ③ K			X FF 91 0-0 ② P4			B CH 83 B KC 73 T CH 84 B FF 91 B SL 78 4-1 21 1B 28 1B BB		C FC 91 B FC 90 B FC 91 F FC 90 X FC 90 2-2 ① G3-1	3	1	0	0	1	1	1
11 Yunel Escobar, R (1, 6) OBP: 0.224, SLG: 0.286		C KC 74 F FF 93 B SL 82 X FF 93 1-2 ① F8		B FF 92 X FF 92 1-0 ③ F7			C SL 79 1 SAFE F SL 79 B FF 92 X FF 92 1-2 ① F8		F FC 91 X FC 91 0-1 ② F9	4	0	0	0	0	0	1
21 James Loney, L (1, 3) OBP: 0.377, SLG: 0.479		F FF 93 X CH 85 0-1 1B			C FF 91 X FF 91 0-1 ① P5		C FF 91 1 SAFE X FF 91 0-1 28 1B 1-2 1B		C FC 92 X FC 91 0-1 ③ F7	4	0	2	0	0	0	0
28 José Molina, R (1, 2) OBP: 0.293, SLG: 0.359		C FF 92 S FF 92 B FF 93 S SL 80 1-3 ② K			B FF 91 C SL 79 F FF 92 S SL 82 1-3 ② K		C SL 80 B FF 92 B FF 92 X FF 92 2-1 ② 1-3 2-H 1B			3	0	1	1	0	2	1
2 Kelly Johnson, L (1, 10) OBP: 0.316, SLG: 0.383		C FF 93 X CH 85 0-1 ③ G3			F FF 92 B FF 92 F FF 91 F SL 81 X CH 85 1-2 1B		S SL 80 C SL 80 C SL 81 0-3 ③ K			3	0	1	0	0	1	2
Inning Stats	R: 1 H: 1 E: 0 LOB: 1 K: 2 BB: 1 S: 24 P: 32	R: 0 H: 1 E: 0 LOB: 1 K: 1 BB: 0 S: 10 P: 12	R: 0 H: 1 E: 0 LOB: 0 K: 1 BB: 0 S: 9 P: 15	R: 0 H: 0 E: 0 LOB: 0 K: 0 BB: 0 S: 3 P: 4	R: 0 H: 1 E: 0 LOB: 1 K: 1 BB: 0 S: 13 P: 16	R: 0 H: 0 E: 0 LOB: 0 K: 0 BB: 0 S: 8 P: 12	R: 1 H: 2 E: 0 LOB: 1 K: 1 BB: 1 S: 11 P: 18	R: 0 H: 0 E: 0 LOB: 0 K: 2 BB: 0 S: 8 P: 12	R: 1 H: 1 E: 0 LOB: 0 K: 0 BB: 0 S: 8 P: 10	1B: 5 SF: 1 2B: 1 SAC: 0 3B: 0 DP: 0 HR: 1 HBP: 0						WP: 0 PA: 35 PB: 0 SB: 0 CS: 1

PITCHER		IP	WLS	BF	H	R	ER	SO	BB	IBB	HBP	BLK	WP	HR	S	P	ERA	WHIP
65 Phil Hughes, R ERA: 5.14	(1, 1)	7.0		27	6	2	2	6	2	0	0	0	0	0	78	109	2.57	1.143
30 David Robertson, R ERA: 2.7	(8, 1)	1.0	W	3	0	0	0	2	0	0	0	0	0	0	8	12	0.00	0.000
42 Mariano Rivera, R ERA: 2.57	(9, 1)	1.0	S	4	1	1	1	0	0	0	0	0	0	1	8	10	9.00	1.000

PITCHER	IP	WLS	BF	H	R	ER	SO	BB	IBB	HBP	BLK	WP	HR	S	P	ERA	WHIP

BOTTOM

New York Yankees @ Tampa Bay Rays

Tropicana Field, St. Petersburg, FL

Tue Apr 23 2013, 7:12 PM - 10:04 PM EDT

Att. 17,644 - Dome - 72 F

livebaseballscorecards.com

AB	31
R	3
H	7
RBI	3
BB	2
SO	8
LOB	9

Batter	1	2	3	4	5	6	7	8	9	AB	R	H	RBI	BB	SO	LOB
11 Brett Gardner, L (1, 8) OBP: 0.319, SLG: 0.393	C SI 89 C KC 78 C FF 91 0-3 ① K		B KC 78 C KC 79 C SI 91 X CH 87 1-2 ② G1-3			B SI 90 1 SAFE X CH 84 1-0 ①② G6-3 1-2f			B SI 91 C FF 90 F SI 91 B FF 91 X CH 86 2-2 24 G4-3 31 1B 1B	4	0	1	0	0	1	1
31 Ichiro Suzuki, L (1, 7) OBP: 0.265, SLG: 0.302	B KC 78 X SI 90 1-0 ② F9		B KC 78 B SI 89 B FF 90 C FF 88 C FF 89 F SI 89 X CH 85 3-2 ③ G4-3			C FF 90 S KC 80 F FF 92 X CH 86 0-2 ③ G3			B CH 82 B CH 82 X SI 94 2-0 24 G4-3 1-2 1B	4	0	1	0	0	0	0
24 Robinson Canó, L (1, 4) OBP: 0.378, SLG: 0.614	C KC 79 B FF 90 S CH 86 B KC 82 B SI 91 S CH 87 3-3 ③ K			B FF 90 X FF 90 1-0 ① G6-3 F FF 90 F CH 85 F CH 85 C SI 91 0-3 ② K B KC 79 B FF 91 C FF 90 F CH 85 X KC 80 2-2 ③ G6-3			F CH 84 B CU 81 B KC 79 X CH 84 2-1 ① G3 C FF 91 C SI 90 X SI 90 0-2 ② F9 B KC 78 B KC 79 C SI 91 C SI 90 F CH 86 C SI 92 2-3 ③ K		C CH 85 B SI 96 B SI 95 B CH 85 F SI 97 X CH 86 3-2 ② G4-3 1-2 2-3 S CH 84 S CH 85 B CH 85 F CH 86 X FF 98 1-2 ③ P6	4 3	0 0	0 0	0 0	0 1	1 1	2 2
33 Travis Hafner, L (1, 10) OBP: 0.417, SLG: 0.660		B KC 79 B FF 90 B FF 90 C FF 90 B SI 89 4-1 26 1B BB								3	0	0	0	1	1	2
29 Francisco Cervelli, R (1, 2) OBP: 0.368, SLG: 0.449		F FF 89 F CH 85 C FF 90 0-3 ① K								3	0	0	0	0	2	1
55 Lyle Overbay, L (1, 3) OBP: 0.269, SLG: 0.375		S CH 84 D KC 80 B CH 84 S CH 84 F FF 89 F FF 91 D CH 84 S CH 84 3-3 ② K			X SI 89 0-0 ① F8			C SI 90 B CH 86 S CH 86 B SI 91 X FF 90 2-2 ① G4-3		3	0	0	0	0	1	1
26 Eduardo Núñez, R (1, 6) OBP: 0.276, SLG: 0.204		C KC 77 F CH 85 X CH 85 0-2 1-2 1B			B KC 79 C SI 90 C FF 90 B FF 90 X CH 86 2-2 ② F8			X KC 78 0-0 ② G6-3		3	0	1	0	0	0	0
22 Brennan Boesch, L (1, 9) OBP: 0.222, SLG: 0.444		X CH 85 0-0 ③ F9			C KC 79 B CH 86 B FF 89 B CH 86 X FF 89 3-1 ③ F8			C KC 78 B KC 80 S CH 85 S CH 86 1-3 ③ K		3	0	0	0	0	1	2
17 Jayson Nix, R (1, 5) OBP: 0.261, SLG: 0.302			X FF 89 0-0 ① P4			C SI 89 B KC 81 F FF 91 F CH 87 X FF 91 1-2 11 G6-3 1B			C SI 91 X KC 80 0-1 ① G5-3	3	0	1	0	0	0	0
Inning Stats	R: 0 E: 0 K: 2 S: 7 H: 0 LOB: 0 BB: 0 P: 11	R: 0 E: 0 K: 2 S: 13 H: 1 LOB: 2 BB: 1 P: 20	R: 0 E: 0 K: 0 S: 8 H: 0 LOB: 0 BB: 0 P: 12	R: 0 E: 0 K: 1 S: 8 H: 0 LOB: 0 BB: 0 P: 11	R: 0 E: 0 K: 0 S: 6 H: 0 LOB: 0 BB: 0 P: 11	R: 0 E: 0 K: 0 S: 9 H: 1 LOB: 0 BB: 0 P: 11	R: 0 E: 0 K: 1 S: 9 H: 0 LOB: 0 BB: 0 P: 13	R: 0 E: 0 K: 1 S: 7 H: 0 LOB: 0 BB: 0 P: 10	R: 0 E: 0 K: 0 S: 13 H: 2 LOB: 2 BB: 0 P: 21	1B: 4 2B: 0 3B: 0 HR: 0 SF: 0 SAC: 0 DP: 1 HBP: 0						

PITCHER	IP	WLS	BF	H	R	ER	SO	BB	IBB	HBP	BLK	WP	HR	S	P	ERA	WHIP
53 Alex Cobb, R (1, 1) ERA: 1.82	8.1	W	28	3	0	0	7	1	0	0	0	0	0	72	106	0.00	0.480
56 Fernando Rodney, R (9, 1) ERA: 4.91	0.2	S	3	1	0	0	0	0	0	0	0	0	0	8	14	0.00	1.500

PITCHER	IP	WLS	BF	H	R	ER	SO	BB	IBB	HBP	BLK	WP	HR	S	P	ERA	WHIP

TOP

New York Yankees @ Tampa Bay Rays

Tropicana Field, St. Petersburg, FL

Wed Apr 24 2013, 7:11 PM - 9:55 PM EDT

Att. 19,177 - Dome - 72 F

livebaseballscorecards.com

AB	30
R	0
H	4
RBI	0
BB	1
SO	7
LOB	9

PA: 31

WP: 0
PB: 0
SB: 0
CS: 0

Batter	1	2	3	4	5	6	7	8	9	AB	R	H	RBI	BB	SO	LOB
8 Desmond Jennings, R (1, 8) OBP: 0.300, SLG: 0.383	B SI 87 C SI 89 S SI 91 S FF 86 1-3 K ①		X SI 89 0-0 1B		C CU 76 B FF 88 F SL 84 S SL 82 1-3 K ①		C SL 78 F SL 80 B FF 91 B FF 92 C FF 93 2-3 K ①			4	0	1	0	0	3	2
19 Ryan Roberts, R (1, 4) OBP: 0.306, SLG: 0.447	X SI 90 0-0 F9 ②		C SI 90 C SI 89 1 SAFE B SI 90 S FF 86 1-3 K ②		F SI 89 S SL 84 D SL 83 B FF 88 F FF 88 B SL 82 C SL 82 3-3 K ②		C SL 80 B SL 83 F FF 92 C FF 92 1-3 K ②			4	0	0	0	0	3	3
18 Ben Zobrist, S (1, 9) (7, 6) OBP: 0.345, SLG: 0.373	C SI 91 F CU 76 X SI 90 0-2 1B		B SI 91 1 SAFE C SI 88 B CH 82 F SI 89 S SI 90 2-3 K ③		B SI 89 B SL 82 C SL 81 X CU 76 2-1 2-H 3-H 2B		F FF 92 B FF 92 F FF 92 B SL 83 X SL 81 2-2 P5 ③			4	0	2	2	0	1	1
3 Evan Longoria, R (1, 5) OBP: 0.341, SLG: 0.493	B SI 91 B SI 90 X SI 90 2-0 G5-3 ③			C CU 75 S CH 83 S SL 83 0-3 K ①	B FF 89 B SI 88 C SI 86 X SI 85 2-1 G5-3 ③			B FF 91 B FF 91 C FF 91 X SL 82 2-1 F8 ①		4	0	0	0	0	1	2
1 Sean Rodríguez, R (1, 3) OBP: 0.379, SLG: 0.520 21 James Loney, L (7, 3) OBP: 0.389, SLG: 0.479		F CU 74 S SI 88 B SL 84 C SL 83 1-3 K ①		B CU 74 B CU 74 F SI 89 C CH 82 F SL 82 B SL 83 F SI 90 F SI 89 F SI 87 3-2 X SL 82 1B		X CH 84 0-0 HR		C FF 92 B FF 92 B SL 82 B SL 80 F FF 91 B FF 91 4-2 5 1B BB		3 0	1 0	2 0	1 0	0 1	1 0	0 0
11 Yunel Escobar, R (1, 6) OBP: 0.228, SLG: 0.288 5 Sam Fuld, L (7, 9) OBP: 0.219, SLG: 0.167		B SI 89 B CU 74 X SI 88 2-0 G6-3 ②		X SI 90 0-0 L6 ②		C CU 72 F CH 79 B FF 86 F CH 79 B SL 80 B SL 80 X FF 88 3-2 28 G6-3 1B		F FF 92 C FF 93 X FF 92 0-2 1-2 1B		3 1	0 0	1 1	0 0	0 0	0 0	1 0
15 Shelley Duncan, R (1, 10) OBP: 0.327, SLG: 0.348 20 Matt Joyce, L (8, PH) OBP: 0.232, SLG: 0.321 (9, 10)		B SI 90 F CU 75 B SI 90 B SI 90 B SI 90 4-1 BB		1 SAFE 1 SAFE F SI 88 F SI 88 S FF 88 0-3 K ③		C CU 73 F FF 87 S CH 80 0-3 K ①		C FF 92 C SL 82 B FF 92 S SL 82 1-3 K ②		2 1	0 0	0 0	0 0	1 0	2 1	2 2
28 José Molina, R (1, 2) OBP: 0.289, SLG: 0.333		S SI 91 C FF 86 X SL 83 0-2 G1-3 ③			C CU 75 F SI 88 B FF 86 H SL 82 2-2 2 E 2 1B 18 2B HBP	D CH 80 X CH 79 1-0 G6-3 ② 1-2		B FF 92 X FF 91 1-0 P4 ③		3	1	0	0	0	0	4
2 Kelly Johnson, L (1, 7) OBP: 0.317, SLG: 0.380			B SI 88 S SL 83 F CH 81 S SL 83 1-3 K ①		C SL 82 B SI 88 B SI 89 B CH 82 X SI 87 3-1 E9 18 2B 1-3 1B	S CH 83 F CH 82 B FF 87 B SI 88 F SL 80 D SL 80 X SL 78 3-2 G4-3 ③				3	1	1	0	0	1	1
Inning Stats	R: 0 E: 0 K: 1 S: 8 H: 1 LOB: 1 BB: 0 P: 11	R: 0 E: 0 K: 1 S: 8 H: 0 LOB: 1 BB: 1 P: 15	R: 0 E: 0 K: 3 S: 10 H: 1 LOB: 1 BB: 0 P: 14	R: 0 E: 0 K: 2 S: 14 H: 1 LOB: 1 BB: 0 P: 17	R: 2 E: 1 K: 2 S: 15 H: 2 LOB: 1 BB: 0 P: 28	R: 1 E: 0 K: 1 S: 13 H: 2 LOB: 1 BB: 0 P: 20	R: 0 E: 0 K: 2 S: 9 H: 0 LOB: 0 BB: 0 P: 14	R: 0 E: 0 K: 1 S: 11 H: 1 LOB: 2 BB: 1 P: 19		1B: 6 2B: 1 3B: 0 HR: 1 SF: 0 SAC: 0 DP: 0 HBP: 1				WP: 0 PB: 0 SB: 0 CS: 0 PA: 35		

PITCHER	IP	WLS	BF	H	R	ER	SO	BB	IBB	HBP	BLK	WP	HR	S	P	ERA	WHIP
46 Andy Pettitte, L (1, 1) ERA: 2.22	6.0	L	27	7	3	2	10	1	0	1	0	0	1	68	105	3.00	1.333
27 Shawn Kelley, R (7, 1) ERA: 6.52	2.0		8	1	0	0	3	1	0	0	0	0	0	20	33	0.00	1.000

PITCHER	IP	WLS	BF	H	R	ER	SO	BB	IBB	HBP	BLK	WP	HR	S	P	ERA	WHIP

BOTTOM

New York Yankees @ Tampa Bay Rays

Tropicana Field, St. Petersburg, FL

Wed Apr 24 2013, 7:11 PM - 9:55 PM EDT

Att. 19,177 - Dome - 72 F

livebaseballscorecards.com

AB	32
R	3
H	8
RBI	3
BB	2
SO	13
LOB	18

Batter	1	2	3	4	5	6	7	8	9	AB	R	H	RBI	BB	SO	LOB
11 Rajai Davis, R (1, 10) OBP: 0.275, SLG: 0.420	C SI 89 X SL 83 0-1 66 G4-3 1B	X SI 91 0-0 ② P4		C SL 82 B SI 91 F SI 91 X SI 92 1-2 ③ L3			1 SAFE X CU 79 0-0 ② F8			4	0	1	0	0	0	2
66 Munenori Kawasaki, L (1, 6) OBP: 0.317, SLG: 0.324	P PO 83 1 SAFE C SI 88 C SI 88 X SI 90 1-2 ①② G4-3 1-2f	B SI 89 B SI 91 X SI 89 2-0 2B			B SI 89 L SI 90 B SI 88 C SI 88 X SI 91 2-2 ① G5-3		X FF 93 0-0 ③ FC3-6 1-2f			4	0	1	0	0	0	2
19 José Bautista, R (1, 9) OBP: 0.286, SLG: 0.459	B CU 76 C SI 91 B SI 92 B SL 85 B SL 84 4-1 10 HR BB	B SL 84 B FS 87 F SI 92 C SI 91 S SL 85 2-3 ③ K			S SL 84 F SI 92 B SL 85 X SL 84 1-2 ② P4			B FC 92 B FC 90 X FC 92 2-0 ① G6-3		3	1	0	0	1	1	1
10 Edwin Encarnación, R (1, 3) OBP: 0.309, SLG: 0.412	X SI 91 0-0 1-H HR		C FF 91 B FS 87 C FS 84 B FS 87 X SI 90 2-2 ① G5-3		B SL 83 F SL 84 F SL 85 B FS 88 X SL 84 2-2 ③ F8			C FC 91 C FC 93 F FC 92 B KC 79 X FC 91 1-2 ② F7		4	1	1	2	0	0	0
53 Melky Cabrera, S (1, 7) OBP: 0.310, SLG: 0.308	B SI 91 B SI 91 F SI 91 X SI 91 2-1 9 1B 1B		C CU 75 B SI 91 F SL 84 X FS 86 1-2 ② F7			C SI 90 F FS 85 B FS 85 X FS 86 1-2 ① F7		C FC 93 B KC 80 F KC 81 F FC 93 B FC 93 C FC 93 2-3 ③ K		4	0	1	0	0	1	0
9 J.P. Arencibia, R (1, 2) OBP: 0.284, SLG: 0.616	S FS 84 B FF 91 X FS 86 1-1 1-2 1B		F SI 92 S SL 84 S SL 84 0-3 ③ K			B SL 84 F SL 84 B FF 91 F SL 83 B SL 84 X SL 83 3-2 ② F8			B FC 90 B FC 91 C FC 90 T FC 90 S FC 91 2-3 ① K	4	0	1	0	0	2	0
28 Colby Rasmus, L (1, 8) OBP: 0.286, SLG: 0.465	B FS 86 X SI 91 1-0 ③ P4			C CU 74 B FS 86 B FS 84 B SI 90 F SI 90 F SI 89 F SI 89 F SI 90 X SI 90 3-2 ① P5		B FS 83 F SL 82 S FS 85 B FS 87 S FS 84 2-3 ③ K			B FC 90 S FC 91 B FC 90 S FC 90 X FC 90 2-2 ② P4	4	0	0	0	0	1	2
13 Brett Lawrie, R (1, 5) OBP: 0.225, SLG: 0.278		B CU 75 B SI 90 B SI 90 C FF 89 X SI 90 3-1 HR		C SL 85 C SI 92 B SL 85 F SL 84 B SL 84 F SI 92 X SL 85 2-2 ② G3			C FF 96 B CU 82 X SL 87 1-1 66 FC3-6 1B		C FC 91 F FC 91 C FC 90 0-3 ③ K	4	1	2	1	0	1	0
3 Maicer Izturis, S (1, 4) OBP: 0.197, SLG: 0.265		C SI 90 B FF 89 X FS 86 1-1 ① G3		B SI 91 F SI 91 F FS 85 X SL 82 1-2 E3			C FF 94 B FF 95 1 SAFE C FF 93 F FF 96 X FF 96 1-2 ① L8			3	0	0	0	0	0	1

Inning Stats	1	2	3	4	5	6	7	8	9
	R: 2 E: 0 K: 0 S: 13	H: 4 LOB: 2 BB: 1 P: 21	R: 1 E: 0 K: 1 S: 9	H: 2 LOB: 1 BB: 0 P: 17	R: 0 E: 0 K: 1 S: 9	H: 0 LOB: 0 BB: 0 P: 12	R: 0 E: 1 K: 0 S: 17	H: 0 LOB: 1 BB: 0 P: 24	R: 0 E: 0 K: 0 S: 9	H: 0 LOB: 0 BB: 0 P: 14	R: 0 E: 0 K: 1 S: 9	H: 0 LOB: 0 BB: 0 P: 15	R: 0 E: 0 K: 0 S: 8	H: 1 LOB: 1 BB: 0 P: 10	R: 0 E: 0 K: 1 S: 9	H: 0 LOB: 0 BB: 0 P: 14	R: 0 E: 0 K: 2 S: 9	H: 0 LOB: 0 BB: 0 P: 13

1B: 4 SF: 0
2B: 1 SAC: 0
3B: 0 DP: 1
HR: 2 HBP: 0

WP: 0 PA: 35
PB: 0
SB: 0
CS: 0

PITCHER		IP	WLS	BF	H	R	ER	SO	BB	IBB	HBP	BLK	WP	HR	S	P	ERA	WHIP
18 Hiroki Kuroda, R ERA: 2.79	(1, 1)	6.0	W	25	6	3	3	3	1	0	0	0	0	2	66	103	4.50	1.167
62 Joba Chamberlain, R ERA: 4.91	(7, 1)	1.0	H	4	1	0	0	0	0	0	0	0	0	0	8	10	0.00	1.000
30 David Robertson, R ERA: 2.35	(8, 1)	1.0	H	3	0	0	0	1	0	0	0	0	0	0	9	14	0.00	0.000
42 Mariano Rivera, R ERA: 2.25	(9, 1)	1.0	S	3	0	0	0	2	0	0	0	0	0	0	9	13	0.00	0.000

PITCHER	IP	WLS	BF	H	R	ER	SO	BB	IBB	HBP	BLK	WP	HR	S	P	ERA	WHIP

TOP

Toronto Blue Jays @ New York Yankees

Yankee Stadium, Bronx, NY

Thu Apr 25 2013, 7:10 PM - 9:56 PM EDT
Att. 31,445 - Clear - 65 F

livebaseballscorecards.com

AB	34
R	3
H	7
RBI	3
BB	1
SO	6
LOB	8

BOTTOM

Toronto Blue Jays @ New York Yankees

Yankee Stadium, Bronx, NY

Thu Apr 25 2013, 7:10 PM - 9:56 PM EDT

Att. 31,445 - Clear - 65 F

livebaseballscorecards.com

Batter	1	2	3	4	5	6	7	8	9	AB	R	H	RBI	BB	SO	LOB
11 Brett Gardner, L (1, 8) OBP: 0.327, SLG: 0.391	B FF 81 B FF 82 C FF 82 F FF 83 S FF 82 2-3 K ①		F CH 78 F CU 74 1 SAFE X SI 84 0-2 1-2 24 HR 1B		D FF 81 C FF 80 1 SAFE X FF 83 1-1 F8 ①		B FF 94 B FF 93 B FF 93 C FF 92 F FF 93 F FF 93 B FF 93 4-2 45 1B BB			3	1	1	0	1	1	1
45 Ben Francisco, R (1, 10) OBP: 0.188, SLG: 0.103	C FF 82 B SI 82 S FC 79 C FF 80 1-3 K ②		B FC 80 C CU 73 F FF 82 X FF 85 1-2 F7 ②		1 SAFE F SI 83 1 SAFE F FF 84 B SI 84 B FF 80 F FC 81 D CH 79 1 SAFE 3-2 F CU 74 X CU 74 P3 ②		X FF 93 0-0 1-2 1B			4	0	1	0	0	1	3
24 Robinson Canó, L (1, 4) OBP: 0.372, SLG: 0.632	F FF 80 F CH 77 F FF 83 F CH 77 B FF 83 X FF 84 1-2 G5-3 ③		C SI 85 B FF 85 B SI 86 B SI 85 X FF 86 3-1 1-H 2-H HR		B FF 86 B FF 80 C FF 85 X FF 85 2-1 F8 ③		X SI 92 0-0 F8 ②			4	1	1	3	0	0	3
12 Vernon Wells, R (1, 7) OBP: 0.361, SLG: 0.587		C FF 81 B CU 74 X SI 83 1-1 HR	B FC 82 F FF 83 S CH 79 F CH 79 X FF 83 1-2 L7 ③			X SI 82 0-0 P4 ①	C FF 92 B SI 92 S CU 82 B FF 93 S CU 83 2-3 K2-3 ③			4	1	1	1	0	1	2
29 Francisco Cervelli, R (1, 2) OBP: 0.377, SLG: 0.500		C SI 84 B CH 78 X FC 81 1-1 F8 ①		C CU 71 F FF 81 B CH 77 F FF 80 B FF 84 F CU 75 B SI 85 X CH 79 3-2 HR		B FF 83 F FC 80 F FF 85 H FF 83 2-2 31 1B HBP		C CU 80 X CH 84 0-1 G6-3 ①		3	1	1	1	0	0	0
31 Ichiro Suzuki, L (1, 9) OBP: 0.278, SLG: 0.313		B FC 81 C FF 85 X SI 84 1-1 G3-1 ②		C FF 86 F CH 79 F FF 85 F FC 79 B CU 74 F SI 84 X CH 79 1-2 P6 ①		B FF 81 C FF 84 C FF 84 B FF 86 F FF 85 X FF 79 2-2 1-2 1B		X SI 91 0-0 26 S 1B		4	0	2	0	0	0	0
26 Eduardo Núñez, R (1, 6) OBP: 0.274, SLG: 0.192		B FF 84 X FF 82 1-0 G3 ③		C CH 78 B FF 82 X FF 84 1-1 G1-3 ②		F FF 93 X FF 93 0-1 F7 ②		B SI 91 D CU 81 1 SAFE 1 SAFE B SI 90 B FF 90 4-0 55 G4-6-3 1-2 BB		3	0	0	0	1	0	2
55 Lyle Overbay, L (1, 3) OBP: 0.254, SLG: 0.353			S FF 81 F FF 81 B FF 84 S CH 78 1-3 K ① B FC 82 X FF 86 1-0 F8 ③			X CU 83 0-0 G5-3 ③		X FC 89 0-0 G4-6-3 1-2f ②③		4	0	0	0	0	1	4
17 Jayson Nix, R (1, 5) OBP: 0.286, SLG: 0.326			C CH 78 B CH 77 X CU 74 1-1 11 1B 24 HR 1B		F CU 71 B SI 82 X CU 71 1-1 1B		C CH 84 X FF 93 0-1 F8 ①			3	1	2	0	0	0	0
Inning Stats	R: 0 E: 0 K: 2 S: 11 H: 0 LOB: 0 BB: 0 P: 15	R: 1 E: 0 K: 0 S: 7 H: 1 LOB: 0 BB: 0 P: 11	R: 3 E: 0 K: 1 S: 17 H: 3 LOB: 0 BB: 0 P: 24	R: 1 E: 0 K: 0 S: 14 H: 1 LOB: 0 BB: 0 P: 20	R: 0 E: 0 K: 0 S: 11 H: 1 LOB: 1 BB: 0 P: 18	R: 0 E: 0 K: 0 S: 10 H: 1 LOB: 2 BB: 0 P: 14	R: 0 E: 0 K: 1 S: 10 H: 1 LOB: 2 BB: 1 P: 16	R: 0 E: 0 K: 0 S: 4 H: 1 LOB: 1 BB: 1 P: 8		1B: 6 2B: 0 3B: 0 HR: 3 SF: 0 SAC: 0 DP: 1 HBP: 1						

	AB	32
	R	5
	H	9
	RBI	5
	BB	2
	SO	4
	LOB	15

PITCHER		IP	WLS	BF	H	R	ER	SO	BB	IBB	HBP	BLK	WP	HR	S	P	ERA	WHIP
56 Mark Buehrle, L ERA: 6.35	(1, 1)	5.1	L	24	7	5	5	3	0	0	1	0	0	3	67	99	8.44	1.312
49 Brad Lincoln, R ERA:	(6, 1)	1.0		5	1	0	0	0	1	0	0	0	0	0	9	13	0.00	2.000
27 Brett Cecil, L ERA: 1.38	(7, 1)	1.2		6	1	0	0	1	1	0	0	0	0	0	8	14	0.00	1.200

PITCHER	IP	WLS	BF	H	R	ER	SO	BB	IBB	HBP	BLK	WP	HR	S	P	ERA	WHIP

Batter	1	2	3	4	5	6	7	8	9	AB	R	H	RBI	BB	SO	LOB
11 Rajai Davis, R (1, 10) OBP: 0.286, SLG: 0.418	C FF 94 F SI 92 B CU 82 F FF 94 F FF 88 F CU 80 F FF 94 F FF 92 S CU 83 1-3 ① K		B CU 78 F FF 91 F SI 90 X CU 80 1-2 10 CS 28 1B 1-3 1B		C FF 90 B SI 89 F SL 84 F KC 79 B FF 89 C FF 92 2-3 ② K		S FF 95 F SL 88 X FF 96 0-2 ③ L3		F FC 90 X FF 91 0-1 1-2 2-3 1B	5	0	2	0	0	2	0
28 Colby Rasmus, L (1, 8) OBP: 0.293, SLG: 0.453	C CU 80 S SI 93 B CU 83 B SI 94 S FF 92 2-3 ② K		C SI 89 X KC 78 0-1 1-2 3-H 1B		B FF 90 B SI 90 B FF 90 C SI 88 B FF 88 4-1 BB			B FC 92 C FC 90 L FF 93 X FF 92 1-2 ① P5	B FC 92 B FC 91 C FC 90 S FC 91 F FC 90 S FC 90 2-3 ③ K	4	0	1	1	1	2	3
19 José Bautista, R (1, 9) OBP: 0.284, SLG: 0.492	C FF 94 F CU 82 B CU 82 B FF 94 F FF 93 X CU 81 2-2 ③ L8		2 SAFE C FF 90 D KC 80 D KC 81 F CH 82 B FF 91 S FF 92 3-3 ① K		C KC 80 F SI 90 B FF 92 B KC 82 B KC 81 F FF 92 S KC 81 3-3 ③ K			X FC 90 0-0 HR		4	1	1	1	0	2	3
10 Edwin Encarnación, R (1, 3) OBP: 0.317, SLG: 0.483		B FF 92 B FF 93 B SI 93 C FF 92 X SI 93 3-1 HR	C SL 85 B SI 90 F SL 85 B FF 92 2 SAFE B SL 85 S SL 85 3-3 ② ③ K 2-3			C KC 79 B FF 90 X SI 89 1-1 HR		F FC 92 F FF 91 X FC 92 0-2 ② G4-3		4	2	2	2	0	1	2
53 Melky Cabrera, S (1, 7) OBP: 0.308, SLG: 0.305		C FF 92 B SI 92 X FF 92 1-1 13 CS 1B		B KC 76 C SI 88 C SI 88 X SI 90 1-2 ① P2		C CH 83 B SI 89 F SL 85 S KC 80 1-3 ① K		X FC 94 0-0 ③ G6-3		4	0	1	0	0	1	0
9 J.P. Arencibia, R (1, 2) OBP: 0.272, SLG: 0.589		C FF 93 B CU 79 S CU 81 F FF 91 1 SAFE X SL 86 1-2 ① F8		F FF 89 C FF 90 B FF 90 B SL 85 F FF 91 B KC 82 S SL 85 3-3 ② K		B KC 81 S KC 80 B FF 90 S FF 91 B FF 90 C FF 92 3-3 ② K			F FC 91 F FC 91 B FC 89 B FC 89 F FC 90 X FC 89 2-2 ① L5	4	0	0	0	0	2	1
13 Brett Lawrie, R (1, 5) OBP: 0.273, SLG: 0.308		B CU 80 F FF 92 F SI 91 1 SAFE F CU 81 F SL 88 B FF 94 B CU 83 X FF 91 3-2 ② 3 PB 1-2 1B		B SL 85 C FF 90 B KC 80 B SL 84 C SL 84 B FF 91 4-2 BB		B FF 90 B KC 81 C FF 91 B SL 85 S FF 90 F SL 84 S FF 92 3-3 ③ K			F FC 91 B FC 91 S FC 91 X FC 91 1-2 11 1B 3 1B 1B	3	0	2	0	1	1	0
3 Maicer Izturis, S (1, 4) OBP: 0.200, SLG: 0.264 1 Emilio Bonifácio, S (9, PR) OBP: 0.219, SLG: 0.305		B FF 92 F CH 87 B SI 93 F FF 93 X CU 82 2-2 ③ G4-3 1-2		1 SAFE C FF 88 S CH 80 T FF 90 0-2 ③ K			B FF 93 F FF 93 X CU 78 1-1 ① G6-3		C FC 90 B FC 90 X FC 91 1-1 11 1B 1-2 1B	4 0	0 0	1 0	0 0	0 0	1 0	2 0
66 Munenori Kawasaki, L (1, 6) OBP: 0.311, SLG: 0.297			B SI 91 C FF 90 C FF 90 H CU 81 2-2 11 1B 28 1B HBP		B SI 87 B SI 90 C FF 88 S SI 89 X SI 90 2-2 ① L5		X FF 94 0-0 ② F9		B FC 91 S FC 90 F FC 90 B FC 90 S FC 89 2-3 ② K	3	1	0	0	0	1	2
Inning Stats	R: 0 E: 0 K: 2 S: 15 H: 0 LOB: 0 BB: 0 P: 20	R: 1 E: 0 K: 0 S: 16 H: 3 LOB: 1 BB: 0 P: 26	R: 1 E: 0 K: 2 S: 13 H: 2 LOB: 2 BB: 0 P: 22	R: 0 E: 0 K: 2 S: 12 H: 0 LOB: 1 BB: 1 P: 20	R: 0 E: 0 K: 2 S: 12 H: 0 LOB: 1 BB: 1 P: 23	R: 1 E: 0 K: 3 S: 12 H: 1 LOB: 0 BB: 0 P: 20	R: 0 E: 0 K: 0 S: 6 H: 0 LOB: 0 BB: 0 P: 7	R: 1 E: 0 K: 0 S: 8 H: 1 LOB: 0 BB: 0 P: 9	R: 0 E: 0 K: 2 S: 18 H: 3 LOB: 3 BB: 0 P: 26	1B: 7 2B: 1 3B: 0 HR: 3 SF: 0 SAC: 0 DP: 1 HBP: 1						

PITCHER		IP	WLS	BF	H	R	ER	SO	BB	IBB	HBP	BLK	WP	HR	S	P	ERA	WHIP
47 Iván Nova, R ERA: 6.48	(1, 1)	2.0		10	4	2	2	2	0	0	1	0	0	1	36	54	9.00	2.000
41 David Phelps, R ERA: 5.29	(3, 1)	4.0	W	15	2	1	1	9	2	0	0	0	0	1	44	77	2.25	1.000
62 Joba Chamberlain, R ERA: 4.32	(7, 1)	1.0	H	3	0	0	0	0	0	0	0	0	0	0	6	7	0.00	0.000
30 David Robertson, R ERA: 3.12	(8, 1)	1.0	H	4	1	1	1	0	0	0	0	0	0	1	8	9	9.00	1.000
42 Mariano Rivera, R ERA: 2.0	(9, 1)	1.0	S	6	3	0	0	2	0	0	0	0	0	0	18	26	0.00	3.000

PITCHER	IP	WLS	BF	H	R	ER	SO	BB	IBB	HBP	BLK	WP	HR	S	P	ERA	WHIP

TOP

Toronto Blue Jays @ New York Yankees

Yankee Stadium, Bronx, NY

Fri Apr 26 2013, 7:14 PM - 10:31 PM EDT

Att. 36,151 - Clear - 64 F

livebaseballscorecards.com

AB	35
R	4
H	10
RBI	4
BB	2
SO	13
LOB	13

BOTTOM

Toronto Blue Jays @ New York Yankees

Yankee Stadium, Bronx, NY

Fri Apr 26 2013, 7:14 PM - 10:31 PM EDT

Att. 36,151 - Clear - 64 F

livebaseballscorecards.com

Batter	1	2	3	4	5	6	7	8	9	AB	R	H	RBI	BB	SO	LOB
11 Brett Gardner, L (1, 8) OBP: 0.333, SLG: 0.422	B FF 86 C FF 87 B FF 85 B FF 87 X FF 86 3-1 ① F7		B FF 86 1 SAFE X FF 85 1-0 ① SH1-3 1-2	C FF 92 F FF 93 F FF 92 B CU 84 X FF 93 1-2 ① F7		C SI 90 B SI 89 F SI 90 B SI 92 F SI 90 F SI 92 B SL 77 B SI 91 4-2 1-2 BB		B SL 74 X FF 87 1-0 HR		3	1	1	1	1	0	1
17 Jayson Nix, R (1, 5) OBP: 0.296, SLG: 0.306	B FF 88 X SI 86 1-0 ② F9		B SI 86 B FF 86 B SI 84 B FF 88 4-0 19 BB 24 BB BB	C CU 81 B CU 82 S FF 93 S CU 83 1-3 ② K		B FF 94 B FF 95 C FF 95 S FF 96 S FF 96 2-3 ③ K		B FF 87 F SI 87 B SL 74 C FF 85 B FF 86 B FF 85 4-2 BB		3	0	0	0	2	2	3
24 Robinson Canó, L (1, 4) OBP: 0.374, SLG: 0.626	B FF 88 B FF 89 X FF 88 2-0 ③ G4-3		B FF 86 B FF 88 C FF 87 B FF 86 D FF 84 4-1 19 BB 1-2 2-3 BB	B SL 75 L SI 89 F SL 77 D SL 79 F SI 92 X SI 91 2-2 ③ G4-3			F FF 95 B FF 96 B FF 95 B FF 97 F FF 96 X SL 87 3-2 12 G4-3 26 PB 2B	X FF 87 0-0 ③ F7		4	1	1	0	1	0	2
12 Vernon Wells, R (1, 7) OBP: 0.368, SLG: 0.590		C SI 85 B FF 86 F SI 85 X FF 85 1-2 31 1B 19 BB 26 FC4-6 1B	D SI 85 D SI 85 C FF 86 B FF 86 F FF 86 F FF 86 X FF 86 3-2 ② SF7 3-H		B SI 91 C SI 90 B CH 80 X SI 93 2-1 19 G5-4-3 1B		B FF 96 X FF 95 1-0 ① G4-3 2-3			3	1	2	1	0	0	1
29 Francisco Cervelli, R (1, 2) OBP: 0.377, SLG: 0.500 19 Chris Stewart, R (1, 2) OBP: 0.360, SLG: 0.435		B SI 85 B FF 85 B SI 83 B FF 86 4-0 26 FC4-6 31 1B 1-2 BB	B FF 87 B FF 84 B SI 82 B FF 85 4-0 1-2 2-3 BB		B SI 90 C SI 92 B SI 91 X SI 92 2-1 ① ② G5-4-3 1-2f		C FF 95 F FF 94 F FF 96 D SL 88 F FF 95 F CH 89 F FF 95 S CH 86 1-3 ② K		0 0 0 0 0 0 0 2 0 0 0 2 1 2						
31 Ichiro Suzuki, L (1, 9) OBP: 0.289, SLG: 0.314		M FF 85 X FF 86 0-1 26 FC4-6 1-2 2-3 1B	B FF 91 F FF 91 F FF 92 B FF 94 S CH 84 2-3 ③ K		C SI 92 F SI 91 C SI 92 0-3 ③ K		I IN 79 I IN 78 I IN 80 I IN 79 4-0 26 PB IBB			3	0	1	0	1	2	3
26 Eduardo Núñez, R (1, 6) OBP: 0.273, SLG: 0.182		F FF 87 B FF 87 X FF 86 1-1 ① FC4-6 55 G5-4-3 1-2f 2-3 3-H	C FF 93 C FF 93 H FF 93 1-2 55 3B HBP		B SI 89 F SI 89 X SI 90 1-1 ① P3	B FF 94 B FF 94 F FF 93 F FF 94 B FF 96 C FF 94 3-3 ③ K 1-2 3-H			3	1	0	1	0	1	3
55 Lyle Overbay, L (1, 3) OBP: 0.253, SLG: 0.375		F SI 85 1 SAFE F FF 87 X FF 88 0-2 ② ③ G5-4-3 1-2f	B FF 92 1 SAFE 1 SAFE B CH 84 F FF 93 X FF 91 2-1 33 WP 1-H 3B		X SI 89 0-0 ② G4-3			C FF 88 B SL 75 X SL 75 1-1 ① F9	4	1	1	1	0	0	2
45 Ben Francisco, R (1, 10) OBP: 0.212, SLG: 0.103 33 Travis Hafner, L (4, PH) OBP: 0.429, SLG: 0.647 (5, 10)			C SI 85 C SI 85 B FF 88 F FF 84 B SI 84 B FF 86 B SI 84 4-2 24 BB 11 SH1-3 12 SF7 BB	B CH 85 B CH 86 B FF 92 B FF 92 4-0 3-H BB		B SI 89 C SI 90 B SL 76 S SI 90 B SI 92 F SI 92 B SI 92 4-2 11 BB BB		C FF 87 C FF 88 B FF 87 B FF 87 C SL 73 2-3 ② K		0 1 0 0 1 0 0 1 0 0 0 2 1 0						
Inning Stats	R: 0 E: 0 K: 0 S: 4 H: 0 LOB: 0 BB: 0 P: 10	R: 1 E: 0 K: 0 S: 10 H: 2 LOB: 1 BB: 1 P: 16	R: 1 E: 0 K: 1 S: 12 H: 0 LOB: 3 BB: 4 P: 34	R: 2 E: 0 K: 1 S: 15 H: 1 LOB: 1 BB: 1 P: 26	R: 0 E: 0 K: 1 S: 7 H: 1 LOB: 0 BB: 0 P: 11	R: 0 E: 0 K: 1 S: 13 H: 0 LOB: 2 BB: 2 P: 24	R: 1 E: 0 K: 2 S: 14 H: 1 LOB: 1 BB: 1 P: 26	R: 1 E: 0 K: 1 S: 9 H: 1 LOB: 1 BB: 1 P: 17		1B: 3 2B: 1 3B: 1 HR: 1 SF: 1 SAC: 1 DP: 2 HBP: 1						

	AB	26
	R	6
	H	6
	RBI	4
	BB	10
	SO	7
	LOB	17

WP: 1 PA: 39
PB: 1
SB: 0
CS: 0

PITCHER		IP	WLS	BF	H	R	ER	SO	BB	IBB	HBP	BLK	WP	HR	S	P	ERA	WHIP
37 Aaron Laffey, L ERA: 7.11	(1, 1)	2.2		14	2	2	2	0	5	0	0	0	0	0	23	55	6.75	2.625
49 Brad Lincoln, R ERA: 9.0	(3, 1)	1.0	L	6	1	2	2	2	1	0	1	0	1	0	14	25	18.00	2.000
62 Aaron Loup, L ERA: 2.13	(4, 1)	2.0		8	1	0	0	1	2	0	0	0	0	0	21	36	0.00	1.500
50 Steve Delabar, R ERA: 1.93	(6, 1)	1.1		6	1	1	0	3	0	1	0	0	0	0	17	31	0.00	0.750
38 Darren Oliver, L ERA: 3.6	(8, 1)	1.0		5	1	1	1	1	1	0	0	0	0	1	9	17	9.00	2.000

PITCHER	IP	WLS	BF	H	R	ER	SO	BB	IBB	HBP	BLK	WP	HR	S	P	ERA	WHIP

Toronto Blue Jays @ New York Yankees

Yankee Stadium, Bronx, NY

Sat Apr 27 2013, 4:10 PM - 7:02 PM EDT

Att. 40,258 - Sunny - 68 F

livebaseballscorecards.com

TOP

Batter	1	2	3	4	5	6	7	8	9	AB	R	H	RBI	BB	SO	LOB
11 Rajai Davis, R (1, 8) OBP: 0.279, SLG: 0.400	C FF 90 F FF 90 F FF 89 F CH 84 S SL 78 0-3 ① K	S CH 84 C FF 91 X FF 91 0-2 ② G6-3 2-3 3-H	C CU 74 S CH 83 X FF 90 0-2 53 1B 1B	B CH 82 X CH 83 1-0 ① G5-3	C SL 86 B FF 97 S FF 95 X SL 87 1-2 ② F9	5	0	1	1	0	1	3
53 Melky Cabrera, S (1, 7) OBP: 0.303, SLG: 0.300	B SI 89 F FF 88 B FF 89 B FF 89 X FF 89 3-1 ② P4	C SL 81 B FF 91 C FF 91 D SL 80 X SL 80 2-2 ③ G3	S FF 90 B SL 80 1 SAFE F SI 88 X SL 79 1-2 1-2 1B	B FF 90 B FF 90 F FF 90 S SI 88 F FF 91 S FF 91 2-3 ② K	C CU 80 F FF 96 B FF 96 F FF 95 F SL 87 X CU 82 1-2 ③ FC5 1-2 2-3f	5	0	1	0	0	1	3
19 José Bautista, R (1, 9) OBP: 0.282, SLG: 0.522	B SL 80 X FF 90 1-0 ③ F7	X FF 89 0-0 HR	C SL 80 B FF 90 X FF 90 1-1 ① F8	C FF 92 B SL 80 S SL 82 F SL 82 B FF 92 X SL 80 2-2 ③ F8	4	1	1	1	0	0	2
10 Edwin Encarnación, R (1, 3) OBP: 0.314, SLG: 0.473	S FF 89 B FF 89 B FF 90 B SI 89 F FF 90 X SL 80 3-2 ① F7	B CU 75 B CH 83 C FF 91 X CH 85 2-1 13 PB 9 G4-3 13 E 1B	C FF 90 X FF 91 0-1 ② F7	B CU 75 X FF 90 1-0 ① L8	4	1	1	0	0	0	2
9 J.P. Arencibia, R (1, 2) OBP: 0.260, SLG: 0.564	C FF 90 S SI 89 B FF 90 X CH 84 1-2 ② F7	X SI 89 0-0 ① G4-3 1-2	C SL 81 S FF 92 F FF 92 F FF 92 D SL 80 F FF 92 B FF 92 T FF 92 2-2 ③ K	B CH 83 X CH 84 1-0 ② G6-3	4	0	0	0	0	1	3
13 Brett Lawrie, R (1, 5) OBP: 0.271, SLG: 0.372	C FF 90 C SL 81 X FF 91 0-2 ③ F8	S SL 80 X FF 91 0-1 ② F9 2-H	B SI 89 C FF 91 F CH 85 B FF 91 X FF 92 2-2 HR	F FF 91 B SL 80 B CH 84 X CH 85 2-1 ③ P4	4	1	1	1	0	0	0
16 Mark DeRosa, R (1, 10) OBP: 0.263, SLG: 0.323 28 Colby Rasmus, L (9, PH) OBP: 0.289, SLG: 0.447	C FF 90 F FF 90 F SL 79 B FF 90 X SL 80 1-2 ① P6	X SI 89 0-0 3 1B 1B	C CU 75 X CH 84 0-1 ① G6-3	B CU 79 B FF 94 B FF 92 C FF 92 F FF 94 S SL 87 3-3 ① K	3	0	1	0	0	0	0
					1	0	0	0	0	1	0
3 Maicer Izturis, S (1, 6) OBP: 0.228, SLG: 0.289 66 Munenori Kawasaki, L (9, PR) OBP: 0.311, SLG: 0.297	C FF 90 B SI 90 F FF 90 X CH 84 1-2 1 2B 11 G6-3 1B	B SI 88 B CU 75 X FF 90 2-0 1-2 1B	C CU 75 X FF 90 0-1 ② G6-3	B FF 96 C FF 93 X FF 94 1-1 53 FC5 1 1B 1B	4	1	3	0	0	0	0
					0	0	0	0	0	0	0
1 Emilio Bonifácio, S (1, 4) OBP: 0.235, SLG: 0.333	X FF 89 0-0 11 G6-3 1-3 2B	C CH 84 X SL 80 0-1 ③ F8	F FF 89 F FF 90 B FF 88 B CU 77 S SL 79 2-3 ③ K	C FF 93 1 SAFE C FF 92 B FF 97 B FF 95 X SL 85 2-2 53 FC5 1-2 1B	4	0	2	0	0	1	2

	AB	38
	R	4
	H	11
	RBI	3
	BB	0
	SO	5
	LOB	15

Inning Stats																								
	R: 0	H: 0	R: 0	H: 0	R: 1	H: 2	R: 2	H: 4	R: 0	H: 2	R: 1	H: 1	R: 0	H: 0	R: 0	H: 0	R: 0	H: 2	1B: 8	SF: 0	WP: 0	PA: 38		
	E: 0	LOB: 0	E: 0	LOB: 0	E: 0	LOB: 1	E: 1	LOB: 2	E: 0	LOB: 2	E: 0	LOB: 0	E: 0	LOB: 0	E: 0	LOB: 0	E: 0	LOB: 2	2B: 1	SAC: 0	PB: 1			
	K: 1	BB: 0	K: 0	BB: 0	K: 0	BB: 0	K: 0	BB: 0	K: 1	BB: 0	K: 1	BB: 0	K: 1	BB: 0	K: 0	BB: 0	K: 1	BB: 0	3B: 0	DP: 0	SB: 0			
	S: 8	P: 12	S: 9	P: 13	S: 14	P: 18	S: 10	P: 14	S: 16	P: 20	S: 10	P: 14	S: 9	P: 14	S: 4	P: 8	S: 16	P: 24	HR: 2	HBP: 0	CS: 0			

PITCHER		IP	WLS	BF	H	R	ER	SO	BB	IBB	HBP	BLK	WP	HR	S	P	ERA	WHIP
52 CC Sabathia, L ERA: 3.35	(1, 1)	8.0	W	33	9	4	3	4	0	0	0	0	0	2	80	113	3.38	1.125
62 Joba Chamberlain, R ERA: 3.86	(9, 1)	1.0	S	5	2	0	0	1	0	0	0	0	0	0	16	24	0.00	2.000

PITCHER	IP	WLS	BF	H	R	ER	SO	BB	IBB	HBP	BLK	WP	HR	S	P	ERA	WHIP

Batter	1	2	3	4	5	6	7	8	9	AB	R	H	RBI	BB	SO	LOB
11 Brett Gardner, L (1, 8) OBP: 0.327, SLG: 0.411	B FF 89 C FF 89 C FF 90 B SL 85 F FF 90 B FF 90 T FF 90 3-2 ① **K**		C FF 88 B SL 84 X FF 88 1-1 ① **G6-3** B FF 90 C FF 90 1 SAFE B SL 82 T FF 91 X SI 92 2-2 **1-2** **1B**			C FF 91 B FF 91 C FF 91 S FF 93 1-3 ③ **K**		C FF 90 C FC 89 S CU 81 0-3 ③ **K2-3**		5	0	1	0	0	3	2
17 Jayson Nix, R (1, 5) OBP: 0.293, SLG: 0.302	F FF 90 X FF 90 0-1 12 F8 24 1B **1B**		X FF 89 0-0 ② **F8** X CH 81 0-0 ③ **L6**				C SL 86 F FF 96 B SL 86 F SL 86 X FF 95 1-2 ① **L9**			4	0	1	0	0	0	2
24 Robinson Canó, L (1, 4) OBP: 0.379, SLG: 0.632	B FF 90 B FF 90 B FF 90 C FF 91 1 SAFE C FF 91 F FF 92 F FF 91 X FF 92 3-2 36 FC5-4 **1-2** **1B**		B FF 90 F FF 90 C FF 91 B SL 85 F FF 90 F FF 91 F SL 84 S FF 90 2-3 ③ **K**		B FF 90 X SL 83 1-0 ① **F8**		B FF 97 B FF 96 X SL 86 2-0 12 1B **2B**			4	1	2	0	0	1	0
12 Vernon Wells, R (1, 7) OBP: 0.374, SLG: 0.580	C CH 82 S CH 83 X FF 91 0-2 ② **F8** **2-3**			B FF 89 C FF 89 B FF 89 B FF 90 B FF 89 4-1 36 BB 33 HR **BB**	X FF 90 0-0 ② **P4**		B SL 86 C SL 86 B CU 82 X FF 96 2-1 33 S 36 G5-3 33 3B **2-H** **1B**			3	2	1	1	1	0	2
36 Kevin Youkilis, R (1, 3) OBP: 0.347, SLG: 0.422	B CH 82 B FF 91 C FF 91 B FF 91 X FF 92 3-1 ③ **FC5-4** **1-2f**			D CH 82 B FF 89 B SI 90 B FF 89 4-0 33 HR **1-2** **BB**	B FF 88 B CH 81 C FF 89 F FF 90 C FF 89 2-3 ③ **K**		F FF 95 B FF 96 C SL 85 B FF 94 B FF 95 X SL 85 3-2 ② **G5-3** **1-2**			3	1	0	0	1	1	3
33 Travis Hafner, L (1, 10) OBP: 0.433, SLG: 0.727		F FF 90 F FF 90 F CH 82 X SL 84 0-2 ① **F7**		B FF 92 C FF 92 B FF 92 X FF 92 2-1 **1-H** **2-H** **HR**		S SL 82 B SL 82 X FF 90 1-1 ① **F8**	C SI 92 X CU 80 0-1 **2-H** **3B**			4	1	2	4	0	0	0
31 Ichiro Suzuki, L (1, 9) OBP: 0.300, SLG: 0.324		C FF 90 B SI 90 F FF 90 B FF 90 F FF 89 X FF 90 2-2 **1B**	X FF 91 0-0 ① **F9**			B FF 90 F FF 90 F SL 84 X FF 90 1-2 19 1B **1B**	D CU 82 B SI 91 C FC 88 D CU 81 S FC 88 F SI 91 X FC 87 3-2 ③ **G4-3**			4	0	2	0	0	0	1
26 Eduardo Núñez, R (1, 6) OBP: 0.271, SLG: 0.186		C FF 90 B FF 89 B CH 81 1 SAFE B FF 90 F FF 90 F FF 90 C FF 91 3-3 ② **K**	B SI 91 B CH 83 X FF 90 2-0 11 1B **1B**			B SL 81 X FF 89 1-0 ② **P3**		B CU 80 S CH 85 L CH 85 B CU 80 X SI 92 2-2 ① **L9**		4	0	1	0	0	1	2
19 Chris Stewart, R (1, 2) OBP: 0.345, SLG: 0.407		C FF 89 1 SAFE B SI 90 X FF 90 1-1 ③ **L6**	C CH 82 S CH 81 X CH 82 0-2 ② **F8**			X SI 90 0-0 **1-2** **1B**		C CH 86 X SI 90 0-1 ② **G5-3**		4	0	1	0	0	0	2
Inning Stats	R: 0 E: 0 K: 1 S: 16 H: 2 LOB: 2 BB: 0 P: 25	R: 0 E: 0 K: 1 S: 14 H: 1 LOB: 1 BB: 0 P: 20	R: 0 E: 0 K: 1 S: 9 H: 0 LOB: 0 BB: 0 P: 12	R: 3 E: 0 K: 0 S: 12 H: 3 LOB: 2 BB: 2 P: 26	R: 0 E: 0 K: 1 S: 5 H: 0 LOB: 0 BB: 0 P: 8	R: 0 E: 0 K: 1 S: 10 H: 2 LOB: 2 BB: 0 P: 14	R: 2 E: 0 K: 0 S: 16 H: 3 LOB: 1 BB: 0 P: 27	R: 0 E: 0 K: 1 S: 8 H: 0 LOB: 0 BB: 0 P: 10		1B: 8 2B: 1 3B: 1 HR: 1	SF: 0 SAC: 0 DP: 0 HBP: 0			WP: 0 PB: 0 SB: 1 CS: 0	PA: 37	

PITCHER		IP	WLS	BF	H	R	ER	SO	BB	IBB	HBP	BLK	WP	HR	S	P	ERA	WHIP
48 J.A. Happ, L ERA: 3.86	(1, 1)	6.0		28	8	3	3	5	2	0	0	0	0	1	66	105	4.50	1.667
32 Esmil Rogers, R ERA: 4.15	(7, 1)	0.2	L	4	2	2	2	0	0	0	0	0	0	0	10	18	27.00	3.000
27 Brett Cecil, L ERA: 1.26	(7, 1)	1.1		5	1	0	0	1	0	0	0	0	0	0	14	19	0.00	0.750

PITCHER	IP	WLS	BF	H	R	ER	SO	BB	IBB	HBP	BLK	WP	HR	S	P	ERA	WHIP

BOTTOM

Toronto Blue Jays @ New York Yankees

Yankee Stadium, Bronx, NY

Sat Apr 27 2013, 4:10 PM - 7:02 PM EDT

Att. 40,258 - Sunny - 68 F

livebaseballscorecards.com

AB	35
R	5
H	11
RBI	5
BB	2
SO	6
LOB	14

Toronto Blue Jays @ New York Yankees

Yankee Stadium, Bronx, NY

Sun Apr 28 2013, 1:10 PM - 3:39 PM EDT

Att. 36,872 - Sunny - 66 F

TOP

livebaseballscorecards.com

Batter	1	2	3	4	5	6	7	8	9	AB	R	H	RBI	BB	SO	LOB
13 Brett Lawrie, R (1, 5) OBP: 0.269, SLG: 0.362	B FF 91 S FF 92 C FF 92 F SL 82 S FF 93 1-3 ① K		1 SAFE B FF 93 S FF 92 1 SAFE 1 SAFE C FF 93 F FF 93 F FF 94 D SL 82 2-3 ③ S SL 82 K		C FF 93 F FF 92 B SL 82 B FF 92 X FF 91 2-2 1B		C FF 93 B FF 94 C SL 79 B SL 80 X FF 95 2-2 ② F8			4	0	1	0	0	2	1
28 Colby Rasmus, L (1, 8) OBP: 0.287, SLG: 0.438	B FF 92 C FF 92 B FF 93 B FF 93 X FF 92 3-1 ② L7			C KC 73 X FF 92 0-1 ① F9	S CH 83 F FF 92 1 SAFE F SL 81 B FF 92 B FF 92 1 SAFE X FF 91 2-2 ③ F8		X FF 94 0-0 1B			4	0	1	0	0	0	1
19 José Bautista, R (1, 9) OBP: 0.280, SLG: 0.521	F FF 94 S FF 93 F FF 93 S SL 82 0-3 ③ K			B FF 92 C KC 72 B FF 92 C SL 77 S FF 92 2-3 ② K	B KC 72 B CH 84 X FF 91 2-0 3 S 3 2B 2B		S FF 94 D SL 80 C SL 81 B FF 94 C FF 94 2-3 ③ K			4	1	1	0	0	3	1
10 Edwin Encarnación, R (1, 10) OBP: 0.312, SLG: 0.464		S FF 92 X FF 91 0-1 ① P4		C FF 92 B FF 93 F SL 80 X FF 92 1-2 53 1B 26 1B 1B	C FF 92 S FF 92 B FF 92 S SL 79 1-3 ① K			X FC 90 0-0 ① G6-3		4	1	1	0	0	1	1
53 Melky Cabrera, S (1, 7) OBP: 0.301, SLG: 0.298		C KC 74 B FF 91 B FF 92 C FF 91 F SL 82 F FF 93 B FF 93 X FF 93 3-2 ② G3		F FF 92 1 SAFE X FF 92 0-1 26 1B 1-2 1B	C FF 92 F FF 91 C SL 80 0-3 ② K			C FC 92 S KC 82 T FC 93 0-2 ② K		4	0	1	0	0	2	1
26 Adam Lind, L (1, 3) OBP: 0.404, SLG: 0.318		C FF 93 B FF 94 B KC 75 F FF 93 C SL 83 2-3 ③ K		B FF 92 C FF 92 F FF 93 F SL 80 X FF 93 1-2 1-3 2-H 1B	I IN 69 I IN 70 I IN 69 I IN 68 4-0 3 2B IBB			B KC 80 C FC 92 X FC 92 1-1 ③ G6-3		3	0	1	1	1	1	0
3 Maicer Izturis, S (1, 4) OBP: 0.229, SLG: 0.300			C FF 91 X FF 91 0-1 ① F8	X FF 94 0-0 ③ P4		B FF 91 X FF 92 1-0 1-3 2-H 2B			C FC 90 X FC 90 0-1 ① L7	4	0	1	1	0	0	2
22 Henry Blanco, R (1, 2) OBP: 0.188, SLG: 0.133 1 Emilio Bonifácio, S (9, PH) OBP: 0.232, SLG: 0.328			B FF 92 S FF 92 F FF 93 B FF 93 B FF 92 F FF 94 F FF 94 S FF 93 3-3 ② K		F FF 91 X FF 92 0-1 ① F9	F FF 93 S FF 92 B FF 92 F FF 91 S FF 92 1-3 ③ K			C FC 90 F FC 90 S FC 91 0-3 ② K	3 1	0 0	0 0	0 0	0 0	2 1	2 0
66 Munenori Kawasaki, L (1, 6) OBP: 0.313, SLG: 0.300 9 J.P. Arencibia, R (9, PH) OBP: 0.258, SLG: 0.558			C FF 93 C FF 94 B SL 81 B SL 82 B FF 94 X FF 94 3-2 1B		B KC 74 F FF 91 C FF 92 F SL 80 F FF 91 X FF 91 1-2 ② P4		B FF 93 C SI 94 F FF 93 B SL 78 B SL 79 F FF 94 C FF 95 3-3 ① K		S FC 93 F FC 92 B FC 92 B FC 91 X FC 91 2-2 ③ G3	3 1	0 0	1 0	0 0	0 0	1 0	0 0

Inning Stats																								
	R: 0	H: 0		R: 0	H: 0		R: 0	H: 1		R: 1	H: 3		R: 0	H: 1		R: 1	H: 2		R: 0	H: 1		R: 0	H: 0		1B: 6	SF: 0		WP: 0	PA: 36
	E: 0	LOB: 0		E: 0	LOB: 0		E: 0	LOB: 1		E: 0	LOB: 2		E: 0	LOB: 1		E: 0	LOB: 2		E: 0	LOB: 1		E: 0	LOB: 0		2B: 2	SAC: 0		PB: 0	
	K: 2	BB: 0		K: 1	BB: 0		K: 2	BB: 0		K: 1	BB: 2		K: 0	BB: 0		K: 3	BB: 1		K: 2	BB: 0		K: 1	BB: 0		3B: 0	DP: 0		SB: 1	
	S: 10	P: 14		S: 10	P: 15		S: 15	P: 23		S: 15	P: 19		S: 14	P: 19		S: 12	P: 21		S: 11	P: 18		S: 6	P: 7		HR: 0	HBP: 0		CS: 0	

PITCHER		IP	WLS	BF	H	R	ER	SO	BB	IBB	HBP	BLK	WP	HR	S	P	ERA	WHIP
65 Phil Hughes, R ERA: 4.67	(1, 1)	6.0		26	7	2	2	9	0	1	0	0	0	0	76	111	3.00	1.167
48 Boone Logan, L ERA: 2.84	(7, 1)	1.0	W	4	1	0	0	2	0	0	0	0	0	0	11	18	0.00	1.000
30 David Robertson, R ERA: 2.79	(8, 1)	1.0	H	3	0	0	0	1	0	0	0	0	0	0	6	7	0.00	0.000
42 Mariano Rivera, R ERA: 1.8	(9, 1)	1.0	S	3	0	0	0	1	0	0	0	0	0	0	8	10	0.00	0.000

PITCHER	IP	WLS	BF	H	R	ER	SO	BB	IBB	HBP	BLK	WP	HR	S	P	ERA	WHIP

Batter	1	2	3	4	5	6	7	8	9	AB	R	H	RBI	BB	SO	LOB
31 Ichiro Suzuki, L (1, 8) (8, 9) OBP: 0.298, SLG: 0.312	C KN 71 B KN 76 S KN 74 B KN 76 B KN 74 F KN 74 X KN 74 3-2 ① G5-3		B KN 72 X KN 73 1-0 ② L6			C KN 73 B KN 76 B KN 75 X KN 72 2-1 ① G1-3		B FF 95 B FF 96 B FF 95 C FF 94 B FF 94 4-1 12 F7 24 BB BB		3	0	0	0	1	0	0
24 Robinson Canó, L (1, 4) OBP: 0.374, SLG: 0.612	X KN 74 0-0 ② F7		C KN 72 F KN 76 X KN 77 0-2 ③ F8			B KN 76 X KN 75 1-0 ② P2		B FF 95 B FF 94 C FF 95 T FF 96 B FF 96 1 SAFE F FF 95 D FF 96 4-2 1-2 BB		3	0	0	0	1	0	0
12 Vernon Wells, R (1, 7) OBP: 0.358, SLG: 0.553	C KN 77 S KN 71 X KN 73 0-2 ③ G6-3			S KN 73 X KN 75 0-1 ① G6-3		B KN 75 F KN 74 F KN 75 C EP 64 1-3 ③ K		F FF 95 C FF 96 X FF 96 0-2 2-3 ② F7		4	0	0	0	0	1	2
33 Travis Hafner, L (1, 10) OBP: 0.423, SLG: 0.695		B EP 68 B KN 70 B KN 70 C KN 70 X KN 71 3-1 ① F8		B KN 74 B KN 74 F KN 74 F KN 75 B KN 76 X KN 76 3-2 ② P6			B KN 75 C KN 73 X KN 75 1-1 55 HR 1B	T FF 92 B FC 88 B FF 92 F FF 90 S FF 93 2-3 ③ K		4	1	1	0	0	1	2
22 Brennan Boesch, L (1, 9) 11 Brett Gardner, L (8, 8) OBP: 0.233, SLG: 0.533 OBP: 0.327, SLG: 0.411		F KN 69 B KN 72 F KN 71 X KN 74 1-2 HR		F KN 75 X KN 76 0-1 ③ F8			X KN 74 0-0 ① F9			3 0	1 0	1 0	1 0	0 0	0 0	1 0
17 Jayson Nix, R (1, 5) OBP: 0.279, SLG: 0.286		B KN 69 C KN 72 X KN 72 1-1 ② F7			B KN 73 X KN 72 1-0 ① G6-3		B KN 74 B KN 73 F KN 73 C KN 73 X KN 76 2-2 ② F8			3	0	0	0	0	0	1
55 Lyle Overbay, L (1, 3) OBP: 0.269, SLG: 0.427		C KN 69 C EP 64 B KN 75 F KN 72 B KN 68 X KN 74 2-2 1B			C KN 74 B KN 75 X KN 74 1-1 ② G4-3		F KN 75 B KN 76 X KN 75 1-1 1-H HR			3	1	2	2	0	0	0
26 Eduardo Núñez, R (1, 6) OBP: 0.274, SLG: 0.180		C KN 70 B KN 74 C KN 74 S KN 76 1-3 ③ K			B KN 73 B KN 74 C KN 72 S KN 75 B KN 76 B KN 74 4-2 BB		B KN 72 X KN 72 1-0 ③ F7			2	0	0	0	1	1	1
19 Chris Stewart, R (1, 2) OBP: 0.313, SLG: 0.367			C KN 70 B KN 73 F KN 74 B KN 75 S KN 74 2-3 ① K		1 SAFE B KN 75 B KN 75 C KN 75 1 SAFE B KN 74 C KN 75 S KN 76 3-3 ③ K			B FF 93 X FF 93 1-0 ① F7		3	0	0	0	0	2	1
Inning Stats	R: 0 E: 0 K: 0 S: 8 H: 0 LOB: 0 BB: 0 P: 11	R: 1 E: 0 K: 1 S: 14 H: 2 LOB: 1 BB: 0 P: 22	R: 0 E: 0 K: 1 S: 7 H: 0 LOB: 0 BB: 0 P: 10	R: 0 E: 0 K: 0 S: 7 H: 0 LOB: 0 BB: 0 P: 10	R: 0 E: 0 K: 1 S: 8 H: 0 LOB: 1 BB: 1 P: 17	R: 0 E: 0 K: 1 S: 6 H: 0 LOB: 0 BB: 0 P: 10	R: 2 E: 0 K: 0 S: 9 H: 2 LOB: 0 BB: 0 P: 14	R: 0 E: 0 K: 1 S: 11 H: 0 LOB: 2 BB: 2 P: 22		1B: 2 2B: 0 3B: 0 HR: 2 SF: 0 SAC: 0 DP: 0 HBP: 0						

PITCHER		IP	WLS	BF	H	R	ER	SO	BB	IBB	HBP	BLK	WP	HR	S	P	ERA	WHIP
43 R.A. Dickey, R ERA: 4.5	(1, 1)	7.0	L	26	4	3	3	4	1	0	0	0	0	2	59	94	3.86	0.714
50 Steve Delabar, R ERA: 1.84	(8, 1)	0.2		4	0	0	0	0	2	0	0	0	0	0	8	17	0.00	3.000
27 Brett Cecil, L ERA: 1.23	(8, 1)	0.1		1	0	0	0	1	0	0	0	0	0	0	3	5	0.00	0.000

PITCHER	IP	WLS	BF	H	R	ER	SO	BB	IBB	HBP	BLK	WP	HR	S	P	ERA	WHIP

BOTTOM

Toronto Blue Jays @ New York Yankees

Yankee Stadium, Bronx, NY

Sun Apr 28 2013, 1:10 PM - 3:39 PM EDT

Att. 36,872 - Sunny - 66 F

livebaseballscorecards.com

AB	28
R	3
H	4
RBI	3
BB	3
SO	5
LOB	8

Batter	1	2	3	4	5	6	7	8	9	AB	R	H	RBI	BB	SO	LOB
27 Jose Altuve, R (1, 4) OBP: 0.373, SLG: 0.430	C FF 89 X SI 89 0-1 ① F9	C FC 88 C CU 75 B FF 88 X SL 81 1-2 ①② G6-4-3 1-2f		F CU 74 D CH 80 F SL 80 1 SAFE B FC 86 X FC 86 2-2 2 2B 1-3 2B	C SL 86 S SL 87 B FF 93 T SL 85 1-2 ② K		C CU 74 X CH 80 0-1 ③ 1-3 1B		X SI 88 0-0 ③ F9	6	1	2	0	0	1	4
2 Brandon Barnes, R (1, 9) (8, 7) OBP: 0.488, SLG: 0.568	C FF 89 B SI 90 F FF 90 S FC 85 1-3 ② K	C FF 88 L CH 82 X SL 81 0-2 ③ G6-3		C CU 75 S CH 82 X SL 82 0-2 4 S 2B 2-H 3-H	X SI 93 0-0 1-3 1B 2-H			C CU 74 B CH 81 X SL 81 1-1 4 1B 2B		5	0	3	3	0	1	0
4 Brandon Laird, R (1, 3) OBP: 0.300, SLG: 0.536	C CU 75 X FF 90 0-1 23 12 1B 1B		C FF 87 B CH 80 S CH 80 B SL 82 X FF 89 2-2 ① G5-3	B FF 88 C CU 75 D CH 82 B SL 81 S CH 79 X FC 87 3-2 ③ G6-3 2-3	B SL 88 C SL 85 B SI 92 B CH 84 X FF 94 3-1 ③ F8			C FF 88 X CU 73 0-1 2-3 1B		5	1	2	0	0	0	3
23 Chris Carter, R (1, 7) OBP: 0.305, SLG: 0.430 28 Rick Ankiel, L (8, 9) OBP: 0.220, SLG: 0.571	B CU 74 C CU 74 1 SAFE X FC 89 1-1 12 1B 22 2B 1-2 1B		B FF 90 F FF 88 X FF 89 1-1 ② F8		S SI 88 X FF 88 0-1 13 2B 22 WP 1B	B CU 79 C FF 92 B SI 91 F SL 84 X SL 85 2-2 ① F8		B SL 82 B SL 81 F SI 86 S SL 83 S SL 82 2-3 ① K		5 0	2 0	2 0	0 0	0 0	1 0	2 0
12 Carlos Pena, L (1, 10) OBP: 0.324, SLG: 0.364	B SI 91 F SI 90 X SL 84 1-1 13 BB 22 2B 1-3 1B 2-H		C FF 89 B CU 75 X FF 89 1-1 3B		C SI 89 F SI 89 S SL 82 0-3 ① K	B CH 85 C SI 93 S CH 84 B FF 93 B SI 92 F CH 84 S SI 92 3-3 ② K		B FF 89 S FF 87 C SL 80 C SL 81 1-3 ② K		5	1	2	1	0	3	3
13 Ronny Cedeno, R (1, 6) OBP: 0.333, SLG: 0.475	B FF 89 B FF 89 B SI 88 B FF 90 4-0 22 2B 1-2 BB		C FF 89 B CU 77 B FF 88 S CU 75 F SL 83 D SL 84 X SL 81 3-2 ③ F7		F SI 88 D CH 82 B FF 88 F SI 87 X FF 89 2-2 22 WP 22 HR 2B 1-3	C CU 78 F SI 93 B FF 92 X SL 87 1-2 ③ G1-3		B FF 89 X SL 81 1-0 ③ F9		4	1	1	0	1	0	3
22 Carlos Corporán, S (1, 2) OBP: 0.448, SLG: 0.520	B CU 76 F CU 75 X FF 90 1-1 1-3 2-H 3-H 2B			C FF 88 C FC 88 B SL 83 F SL 82 B FC 86 F SL 81 X CU 74 2-2 27 2B 2 2B 1B	T SI 91 S FF 93 B FF 93 B SL 88 F SI 94 F FF 94 X CH 82 2-2 2-H 3-H HR		F FF 88 B FF 89 C SL 82 F SL 82 B FF 89 F SL 80 X CU 76 2-2 27 1B 1B		X SI 85 0-0 E6 19 FC4-6	5	2	4	4	0	0	0
30 Matt Dominguez, R (1, 5) OBP: 0.305, SLG: 0.318	C FF 89 X SL 83 0-1 ③ L6			C FC 87 D CH 82 F FC 88 F SL 81 F FC 89 X SL 83 1-2 ① F8	B FF 93 B FF 93 B SL 85 C FC 92 B SI 92 4-1 19 1B 2 1B BB		B SI 87 C CU 74 X FF 89 1-1 ① F8		B SI 85 S SL 81 D CH 81 X SL 79 2-1 ① F7	4	1	0	0	1	0	5
19 Robbie Grossman, S (1, 8) OBP: 0.179, SLG: 0.192		C FF 88 H FC 87 1-1 27 G6-4-3 HBP		1 SAFE S CH 81 B FF 88 F FC 87 C FC 88 1-3 ② K	B SI 92 F SI 92 B SI 92 X SI 92 2-1 2 1B 1-2 1B		C FF 90 X SL 81 0-1 ② F9		F SI 88 X FF 88 0-1 ② FC4-6 1-2f	4	0	1	0	0	1	3
Inning Stats	R: 3 E: 0 K: 1 S: 15 H: 4 LOB: 2 BB: 1 P: 23	R: 0 E: 0 K: 0 S: 7 H: 0 LOB: 0 BB: 0 P: 9	R: 0 E: 0 K: 0 S: 11 H: 1 LOB: 1 BB: 0 P: 18	R: 2 E: 0 K: 1 S: 22 H: 3 LOB: 1 BB: 0 P: 31	R: 4 E: 0 K: 2 S: 22 H: 5 LOB: 2 BB: 1 P: 36	R: 0 E: 0 K: 1 S: 10 H: 0 LOB: 0 BB: 0 P: 16	R: 0 E: 0 K: 0 S: 11 H: 2 LOB: 2 BB: 0 P: 14	R: 0 E: 0 K: 2 S: 11 H: 2 LOB: 2 BB: 0 P: 16	R: 0 E: 1 K: 0 S: 6 H: 0 LOB: 1 BB: 0 P: 8	1B: 10 2B: 5 3B: 1 HR: 1	SF: 0 SAC: 0 DP: 1 HBP: 1	WP: 1 PB: 0 SB: 1 CS: 0	PA: 46				

PITCHER		IP	WLS	BF	H	R	ER	SO	BB	IBB	HBP	BLK	WP	HR	S	P	ERA	WHIP
46 Andy Pettitte, L ERA: 3.86	(1, 1)	4.1	L	24	10	7	7	3	1	0	1	0	0	0	63	91	14.54	2.538
43 Adam Warren, R ERA: 2.7	(5, 1)	1.2		9	3	2	2	2	1	0	0	0	1	1	24	42	10.80	2.400
34 Vidal Nuño, L ERA:	(7, 1)	3.0		13	4	0	0	2	0	0	0	0	0	0	28	38	0.00	1.333

PITCHER	IP	WLS	BF	H	R	ER	SO	BB	IBB	HBP	BLK	WP	HR	S	P	ERA	WHIP

TOP

Houston Astros @ New York Yankees

Yankee Stadium, Bronx, NY

Mon Apr 29 2013, 7:09 PM - 10:07 PM EDT

Att. 34,262 - Cloudy - 57 F

livebaseballscorecards.com

AB	43
R	9
H	17
RBI	8
BB	2
SO	7
LOB	23

Batter	1	2	3	4	5	6	7	8	9	AB	R	H	RBI	BB	SO	LOB
11 Brett Gardner, L (1, 8) OBP: 0.333, SLG: 0.414	C SI 90 C SI 92 F SI 91 B FF 92 F CH 82 B SL 88 C SI 93 2-3 ① K			B SI 91 B SI 91 C SI 91 X SI 90 2-1 24 G4-6-3 1B		C CH 83 F SI 91 F SL 88 F SI 92 X SI 92 0-2 12 WP 24 1B 12 1B 1B	B FC 86 C FF 90 D FC 87 X SI 88 2-1 ②③ G4-6-3 1-2f			4	1	2	0	0	1	2
24 Robinson Canó, L (1, 4) OBP: 0.378, SLG: 0.608	C SI 92 X CH 84 0-1 12 G6-4-3 1B			C SI 91 B FF 91 1 SAFE X SI 90 1-1 ①② G4-6-3 1-2f		C SI 92 B SI 91 B SI 92 D FF 89 S CH 83 X SI 93 3-2 22 BB 12 1B 1-2 1B		X SI 91 0-0 ① P5		4	0	2	0	0	0	1
12 Vernon Wells, R (1, 7) OBP: 0.374, SLG: 0.557 45 Ben Francisco, R (9, 7) OBP: 0.212, SLG: 0.103	B SI 92 B SI 92 X SL 88 2-0 ②③ G6-4-3 1-2f			X SI 93 0-0 1B		B SI 92 X SI 93 1-0 22 BB 1-2 2-H 1B		C SI 88 B CH 81 F SL 91 F FC 89 B CU 78 B SI 92 B SI 91 4-2 22 WP 22 DI BB		3 0	0 0	2 0	1 0	1 0	0 0	1 0
33 Travis Hafner, L (1, 10) OBP: 0.413, SLG: 0.661		B SI 92 C SI 92 B SI 92 H SL 88 3-1 22 G4-3-6 HBP		B SI 91 D SI 91 S CH 82 X SI 92 2-1 ③ G4-3		C SI 90 B FF 91 B SI 90 F SI 92 S CH 81 2-3 ② K		X SI 92 0-0 ② F8		3	0	0	0	0	1	4
22 Brennan Boesch, L (1, 9) OBP: 0.265, SLG: 0.500		C SI 92 B SI 91 B SI 91 X SI 92 2-1 ①② G4-3-6 1-2f			C SI 90 X CH 81 0-1 ① G3	B CH 80 D CH 82 D SI 92 B SI 91 4-0 1-2 2-3 BB		B SI 91 B SI 90 B SI 90 B SI 90 4-0 1-3 BB		2	0	0	0	2	0	1
17 Jayson Nix, R (1, 5) OBP: 0.262, SLG: 0.267		B SL 89 C SI 92 F SI 93 X SL 88 1-2 ③ G1-3			C SI 92 B SL 87 B SL 87 F SI 92 F SL 92 X SI 92 2-2 ② G5-3	S SI 92 C SI 92 F FF 89 X SI 92 0-2 ③ G5-3		C SI 88 S SI 91 B SI 91 X CH 82 1-2 ③ F8		4	0	0	0	0	0	5
55 Lyle Overbay, L (1, 3) OBP: 0.268, SLG: 0.418			B CU 78 B SI 90 B SI 93 C SI 92 F SI 92 S FF 92 3-3 ① K		F FF 92 X CU 81 0-1 26 FC6-4 1B		B SI 91 B SI 90 F SI 90 B SI 90 S SI 92 F FF 93 X SI 93 3-2 ① L8		C SI 93 C SI 95 B CH 87 B FF 95 X SI 96 2-2 ① P5	4	0	1	0	0	1	0
26 Eduardo Núñez, R (1, 6) OBP: 0.273, SLG: 0.185			C SI 92 B SI 92 B SL 88 S SI 92 F SI 92 X SI 93 2-2 ② G6-3		C SI 92 B SI 92 B SI 91 X SL 88 2-1 ③ FC6-4 1-2f		B SI 92 X FF 88 1-0 53 HBP 1B		X FF 96 0-0 ② P2	4	0	1	0	0	0	1
53 Austin Romine, R (1, 2)			X SI 93 0-0 ③ G6-3			C SI 92 B SI 92 B SL 86 F SI 93 C SI 92 2-3 ① K	C SI 93 H SI 91 1-1 11 G4-6-3 1-2 HBP		C FF 96 F FF 97 B FF 97 F FF 96 X SI 95 1-2 ③ F8	3	0	0	0	0	1	0
Inning Stats	R: 0 E: 0 K: 1 S: 8 H: 1 LOB: 0 BB: 0 P: 12	R: 0 E: 0 K: 0 S: 6 H: 0 LOB: 0 BB: 0 P: 12	R: 0 E: 0 K: 1 S: 8 H: 0 LOB: 0 BB: 0 P: 13	R: 0 E: 0 K: 0 S: 7 H: 2 LOB: 1 BB: 0 P: 12	R: 0 E: 0 K: 0 S: 10 H: 1 LOB: 1 BB: 0 P: 14	R: 1 E: 0 K: 2 S: 19 H: 3 LOB: 3 BB: 1 P: 31	R: 0 E: 0 K: 0 S: 8 H: 1 LOB: 1 BB: 0 P: 15	R: 0 E: 0 K: 0 S: 8 H: 0 LOB: 2 BB: 2 P: 17	R: 0 E: 0 K: 0 S: 8 H: 0 LOB: 0 BB: 0 P: 11	1B: 8 2B: 0 3B: 0 HR: 0	SF: 0 SAC: 0 DP: 4 HBP: 2	WP: 2 PB: 0 SB: 0 CS: 0	PA: 36			

BOTTOM

Houston Astros @ New York Yankees

Yankee Stadium, Bronx, NY

Mon Apr 29 2013, 7:09 PM - 10:07 PM EDT

Att. 34,262 - Cloudy - 57 F

livebaseballscorecards.com

AB	31
R	1
H	8
RBI	1
BB	3
SO	4
LOB	15

PITCHER		IP	WLS	BF	H	R	ER	SO	BB	IBB	HBP	BLK	WP	HR	S	P	ERA	WHIP
64 Lucas Harrell, R ERA: 3.6	(1, 1)	6.1	W	27	8	1	1	4	1	0	2	0	1	0	64	105	1.42	1.421
54 Travis Blackley, L ERA: 4.7	(7, 1)	1.2		6	0	0	0	0	2	0	0	0	1	0	10	21	0.00	1.200
55 Rhiner Cruz, R ERA: 4.73	(9, 1)	1.0		3	0	0	0	0	0	0	0	0	0	0	8	11	0.00	0.000

PITCHER	IP	WLS	BF	H	R	ER	SO	BB	IBB	HBP	BLK	WP	HR	S	P	ERA	WHIP

Batter	1	2	3	4	5	6	7	8	9	AB	R	H	RBI	BB	SO	LOB
19 Robbie Grossman, S (1, 8) OBP: 0.242, SLG: 0.207	B SI 89 B SI 89 B SI 88 B SI 88 4-0 15 1B BB	B SI 92 S SL 84 S SI 93 B FS 88 B FS 86 F SI 93 B SI 92 4-2 27 FC6-4 BB	X SI 91 0-0 ③ F7				C SI 91 T SI 92 F SI 92 X SI 90 0-2 ③ G3		X FF 92 0-0 27 DI 27 2B 1-3 1B	3	1	1	0	2	0	0
27 Jose Altuve, R (1, 4) OBP: 0.374, SLG: 0.438	1 SAFE C SI 89 B SL 83 S SL 83 T FS 84 1-2 ① K	B SL 83 X SL 84 1-0 ③ FC6-4 1-2f			B SI 90 X SI 89 1-0 23 CS 1B			C FC 92 C FC 92 X FC 92 0-2 ① G4-3	D SL 81 C SL 80 F FF 93 X SL 82 1-2 1-H 3-H 2B	5	0	2	2	0	1	4
15 Jason Castro, L (1, 2) OBP: 0.315, SLG: 0.405	B SI 92 F SI 90 1 SAFE X SI 89 1-1 1-3 1B		C CU 75 X SI 90 0-1 28 FC3-6 2B		D FS 85 F FS 84 X FF 89 1-1 ① F9			C FC 93 S FC 93 S FC 94 0-3 ② K	B FC 90 F FC 90 S FC 90 B FC 90 S FC 90 2-3 ③ K	5	0	2	0	0	2	2
12 Carlos Pena, L (1, 3) OBP: 0.330, SLG: 0.363	B SL 82 B FS 86 F SL 84 F SI 91 F FS 86 S FS 86 2-3 ② K		D SL 83 D SI 90 S FS 84 B SI 91 B SL 82 4-1 28 FC3-6 BB		1 SAFE B FS 85 F SI 91 F FF 90 B FF 91 B FS 87 C SL 84 3-3 ② K			B KC 81 B FC 92 X FC 92 2-0 23 HR 1B		3	1	1	0	1	2	3
23 Chris Carter, R (1, 10) OBP: 0.303, SLG: 0.454	S FS 84 X SL 85 0-1 ③ G6-3		B SL 83 C SL 83 F FF 92 D FS 88 C SL 84 2-3 ① K		S SL 84 1 SAFE S SL 84 0-2 ③ CS 1-2	S SL 81 S SI 91 S SL 82 0-3 ① K		C FC 92 C FC 93 X FC 93 0-2 1-H HR		4	1	1	2	0	2	4
28 Rick Ankiel, L (1, 9) OBP: 0.204, SLG: 0.528		S SI 91 B FF 89 S FS 86 F FS 86 S FF 91 1-3 ① K	F FS 85 X FS 86 0-1 ② FC3-6 1-2f 2-3			F FF 90 F SI 91 S FF 91 0-3 ② K		B FC 92 F FC 92 S FC 92 B FC 93 F FC 93 S FC 93 2-3 ③ K		4	0	0	0	0	3	2
30 Matt Dominguez, R (1, 5) OBP: 0.303, SLG: 0.315		C FF 90 X SL 84 0-1 ② P5	S SL 84 B SI 92 F SL 85 X SL 86 1-2 ③ G4-3			B SI 91 B SL 83 C SI 91 X SL 84 2-1 ③ P6			B FF 91 C SL 79 F SL 81 F FF 92 B SL 82 X SL 81 2-2 9 FC3-6 1B	4	0	1	0	0	0	2
2 Brandon Barnes, R (1, 7) OBP: 0.468, SLG: 0.525		B SL 84 B SL 84 S SL 83 F SI 91 F SL 84 F FS 86 B SL 85 F SL 82 F SI 90 4-2 B SI 91 9 2B BB	C SL 80 S SI 90 T SI 91 0-2 ① K				C FF 91 C SL 83 B SL 83 X SL 83 1-2 ① P3		B SL 82 S SL 80 C FF 91 D SL 80 F FF 92 B FF 94 S SL 81 3-3 ① K	3	0	0	0	1	2	1
9 Marwin Gonzalez, S (1, 6) OBP: 0.338, SLG: 0.516		B SI 91 C SI 91 B FS 85 1 SAFE 1 SAFE X SI 92 2-1 1-3 2B	C SL 82 X SI 90 0-1 ② G4-3				B SI 92 B SL 82 C SI 90 X SI 91 2-1 ② G4-3		B FF 92 X FF 92 1-0 ② FC3-6 19 1B 27 2B 1-2f	4	1	1	0	0	0	1

Inning Stats																				
	R: 0	H: 1	R: 0	H: 1	R: 0	H: 1	R: 0	H: 0	R: 0	H: 0	R: 0	H: 1	R: 2	H: 2	R: 2	H: 3	1B: 5	SF: 0	WP: 0	PA: 40
	E: 0	LOB: 2	E: 0	LOB: 3	E: 0	LOB: 2	E: 0	LOB: 0	E: 0	LOB: 0	E: 0	LOB: 0	E: 0	LOB: 0	E: 0	LOB: 1	2B: 3	SAC: 0	PB: 0	
	K: 2	BB: 1	K: 1	BB: 2	K: 1	BB: 1	K: 1	BB: 0	K: 2	BB: 0	K: 0	BB: 0	K: 2	BB: 0	K: 2	BB: 0	3B: 0	DP: 0	SB: 0	
	S: 11	P: 19	S: 18	P: 30	S: 11	P: 18	S: 6	P: 6	S: 8	P: 13	S: 8	P: 10	S: 9	P: 12	S: 14	P: 18	HR: 1	HBP: 0	CS: 1	

PITCHER		IP	WLS	BF	H	R	ER	SO	BB	IBB	HBP	BLK	WP	HR	S	P	ERA	WHIP
18 Hiroki Kuroda, R ERA: 2.25	(1, 1)	7.0	W	28	4	0	0	8	4	0	0	0	0	0	71	108	0.00	1.143
30 David Robertson, R ERA: 4.22	(8, 1)	1.0		5	2	2	2	2	0	0	0	0	0	1	14	18	18.00	2.000
27 Shawn Kelley, R ERA: 7.84	(9, 1)	0.2		5	3	2	2	1	0	0	0	0	0	0	13	20	27.00	4.500
42 Mariano Rivera, R ERA: 1.74	(9, 1)	0.1	S	1	0	0	0	1	0	0	0	0	0	0	3	5	0.00	0.000

PITCHER	IP	WLS	BF	H	R	ER	SO	BB	IBB	HBP	BLK	WP	HR	S	P	ERA	WHIP

TOP

Houston Astros @ New York Yankees

Yankee Stadium, Bronx, NY

Tue Apr 30 2013, 7:09 PM - 10:31 PM EDT

Att. 34,301 - Clear - 61 F

livebaseballscorecards.com

AB	35
R	4
H	9
RBI	4
BB	4
SO	12
LOB	19

BOTTOM

Batter	1	2	3	4	5	6	7	8	9	AB	R	H	RBI	BB	SO	LOB
11 Brett Gardner, L (1, 8) OBP: 0.328, SLG: 0.398	B FF 89 C FF 90 B CH 84 B FF 90 B FF 90 4-1 31 1B 31 S 33 1B BB	B FF 90 F CH 85 C CH 84 X CH 85 1-2 ③ P4			B FF 89 X FF 89 1-0 ① P3	C CH 86 B CH 86 P PO 87 S CH 85 X CH 86 2-2 ② FC3-2-5-3 3-H		C SI 93 F CH 83 B SI 94 F CH 86 T SI 95 1-2 ① K		4	1	0	0	1	1	4
31 Ichiro Suzuki, L (1, 7) (8, 9) OBP: 0.315, SLG: 0.329	C FF 91 L FF 90 X CU 79 0-2 24 G3 1-3 1B	F SI 89 C CH 84 F CU 80 S SL 82 0-3 K 33 S 33 1B			C SI 89 F CH 86 X SI 90 0-2 33 WP 24 1B 22 FC4-6 1B	B CU 79 X FF 90 1-0 ③ F9		B SL 82 B SI 96 X FF 95 2-0 33 1B 1-2 1B		5	2	3	0	0	1	1
24 Robinson Canó, L (1, 4) OBP: 0.379, SLG: 0.598	1 SAFE C CU 78 X SI 90 0-1 ① G3 1-2	B CU 80 B FF 90 1 SAFE X CH 84 2-0 ① F8			X SI 90 0-0 22 FC4-6 33 WP 17 1B 1-2 1B		B SL 81 B FF 90 C FF 89 C FF 90 X FF 90 2-2 33 G4-1 1B	X SI 94 0-0 ② F8		5	1	2	0	0	0	5
33 Travis Hafner, L (1, 10) OBP: 0.438, SLG: 0.667	F FF 91 X SI 91 0-1 22 G4-6-3 3-H 1B	B CU 79 S FF 90 D SL 84 C FF 89 X CU 79 2-2 22 FC3-6 1-H 1B			B SL 82 I IN 87 I IN 86 I IN 85 4-0 22 FC4-6 1-2 2-3 IBB		B FF 89 1 SAFE B FF 88 C SL 81 B SL 82 1 SAFE S FF 89 X SL 81 3-2 ① G4-1 1-2	X SI 93 0-0 1-3 2-H 1B		4	0	3	3	1	0	1
22 Brennan Boesch, L (1, 9) 12 Vernon Wells, R (7, PH) (8, 7) OBP: 0.243, SLG: 0.457 OBP: 0.366, SLG: 0.544	X CH 84 0-0 ②③ G4-6-3 1-2f	B SI 89 S CH 84 X CH 84 1-1 ② FC3-6 17 FC5-4 1-2f			X CH 85 0-0 ② FC4-6 17 1B 17 WP 1-2f 2-3 3-H		B KC 74 X FF 93 1-0 ② F9	B SL 80 S FF 96 T FF 97 X FF 97 1-2 ③ P3		3 2	0 0	0 0	1 0	0 0	0 0	5 3
17 Jayson Nix, R (1, 5) OBP: 0.261, SLG: 0.266		C FF 89 B FF 90 F FF 89 F CH 84 B FF 90 X SI 90 2-2 ① P3	X FF 90 0-0 ③ FC5-4 1-2f		C FF 90 S CU 80 D CU 81 X FF 90 1-2 1-3 3-H 1B		X FF 92 0-0 ③ L7			4	0	1	1	0	0	2
55 Lyle Overbay, L (1, 3) OBP: 0.267, SLG: 0.446		B CU 78 B SI 90 C SI 90 S CH 85 B SI 90 F SI 90 X SI 91 3-2 ② F8	F SI 88 B CH 84 S CH 84 B FF 90 F CU 80 X SI 90 2-2 ① F7	X CH 86 0-0 ③ G5-3				B FF 92 T CH 80 X CH 80 1-1 HR		4	1	1	1	0	0	2
26 Eduardo Núñez, R (1, 6) OBP: 0.296, SLG: 0.246		F FF 90 F FF 91 X CH 86 0-2 19 1B 1B	X SI 90 0-0 ② P4			C SI 89 F FF 88 B SL 83 X FF 89 1-2 19 WP 11 FC3-2-6-3 2B		B FF 91 C FF 92 X FF 91 1-1 19 1B 2B		4	1	3	0	0	0	0
19 Chris Stewart, R (1, 2) OBP: 0.333, SLG: 0.382		B FF 91 1 SAFE 1 SAFE X FF 89 1-0 1-2 1B	C SI 91 S SL 84 F SL 82 S SL 82 0-3 ③ K			B FF 90 L FF 89 C CU 78 B SL 83 X CU 80 2-2 ① G5-3 2-3		C FF 92 C CH 81 F KC 75 X CH 80 0-2 31 1B 33 1B 2-H 1B		4	1	2	1	0	1	1
Inning Stats	R: 1 H: 2 E: 0 LOB: 1 K: 0 BB: 1 S: 9 P: 13	R: 0 H: 2 E: 0 LOB: 2 K: 0 BB: 0 S: 15 P: 22	R: 1 H: 1 E: 0 LOB: 1 K: 1 BB: 0 S: 11 P: 16	R: 0 H: 0 E: 0 LOB: 0 K: 1 BB: 0 S: 9 P: 11	R: 2 H: 3 E: 0 LOB: 2 K: 0 BB: 1 S: 10 P: 16	R: 0 H: 1 E: 0 LOB: 1 K: 0 BB: 0 S: 11 P: 16	R: 0 H: 1 E: 0 LOB: 1 K: 0 BB: 0 S: 8 P: 14	R: 3 H: 5 E: 0 LOB: 2 K: 1 BB: 0 S: 18 P: 24		1B: 12 SF: 0 2B: 2 SAC: 0 3B: 0 DP: 1 HR: 1 HBP: 0						WP: 4 PA: 41 PB: 0 SB: 2 CS: 0	

Houston Astros @ New York Yankees
Yankee Stadium, Bronx, NY
Tue Apr 30 2013, 7:09 PM - 10:31 PM EDT
Att. 34,301 - Clear - 61 F

livebaseballscorecards.com

AB	39
R	7
H	15
RBI	7
BB	2
SO	3
LOB	24

PITCHER		IP	WLS	BF	H	R	ER	SO	BB	IBB	HBP	BLK	WP	HR	S	P	ERA	WHIP
59 Philip Humber, R ERA: 7.58	(1, 1)	6.0	L	29	9	4	4	2	1	1	0	0	4	0	65	94	6.00	1.667
53 Wesley Wright, L ERA: 2.92	(7, 1)	0.1		2	1	0	0	0	0	0	0	0	0	0	6	11	0.00	3.000
43 Brad Peacock, R ERA: 9.41	(7, 1)	0.2		5	3	3	3	0	0	0	0	0	0	1	10	13	40.50	4.500
55 Rhiner Cruz, R ERA: 4.4	(8, 1)	1.0		5	2	0	0	1	0	0	0	0	0	0	10	14	0.00	2.000

PITCHER	IP	WLS	BF	H	R	ER	SO	BB	IBB	HBP	BLK	WP	HR	S	P	ERA	WHIP

Houston Astros @ New York Yankees

Yankee Stadium, Bronx, NY

Wed May 01 2013, 7:08 PM - 10:16 PM EDT

Att. 34,117 - Clear - 61 F

livebaseballscorecards.com

TOP

Batter	1	2	3	4	5	6	7	8	9	AB	R	H	RBI	BB	SO	LOB
19 Robbie Grossman, S (1, 8) OBP: 0.243, SLG: 0.212	C SI 89 C SL 86 X KC 80 0-2 G3-1			F SL 84 C SI 90 B SI 90 S KC 79 1-3 K2-3	C FF 88 F SI 88 B KC 78 C SI 89 1-3 K	B FF 92 C FF 93 B FF 93 X SI 93 2-1 27 G4-6-3 1B			4	0	1	0	0	2	0
27 Jose Altuve, R (1, 4) OBP: 0.378, SLG: 0.440	S FF 91 B SI 90 X SL 86 1-1 G6-3			C KC 80 C FF 91 X KC 79 0-2 15 2B 12 1B 1B	B SL 84 X KC 79 1-0 15 2B 1B		C SL 79 C FF 93 X SL 81 0-2 G4-6-3 1-2f		4	1	2	0	0	0	1
15 Jason Castro, L (1, 2) OBP: 0.323, SLG: 0.432	B FF 90 B SI 91 X SL 85 2-0 G3			S KC 79 B SI 91 X SL 85 1-1 12 1B 21 HBP 1-3 2B	1 SAFE C SI 89 B SI 89 1 SAFE S SI 89 X KC 80 1-2 1-2 2B		C FF 94 S SL 81 S SL 81 0-3 K2-3		4	1	2	0	0	1	0
12 Carlos Pena, L (1, 3) OBP: 0.345, SLG: 0.372		B KC 78 C SL 85 X SI 90 1-1 23 G6-4-3 1B		X SL 86 0-0 21 HBP 2 FC6-4 23 HBP 2-3 3-H 1B	D CH 82 B KC 79 B CH 82 I IN 74 4-0 IBB			C KC 81 S FF 93 S KC 81 0-3 K		3	1	2	1	1	1	0
23 Chris Carter, R (1, 10) OBP: 0.301, SLG: 0.440		B SL 85 C SL 85 B FF 90 X SL 85 2-1 G6-4-3 1-2f		F KC 80 H SI 90 1-1 2 FC6-4 21 HBP 30 1B 1-2 HBP	B SL 84 F FF 89 C SL 86 X SL 85 1-2 G1-3			B KC 81 C FF 92 S KC 81 C FC 93 1-3 K		3	1	0	0	0	1	3
21 Fernando Martinez, L (1, 9) OBP: 0.286, SLG: 0.346		C FF 90 C SI 89 B KC 81 S FF 90 1-3 K		B CH 84 F SL 86 C SI 91 D KC 80 H FF 92 3-2 2 FC6-4 1-2 2-3 3-H HBP		C KC 78 X SI 88 0-1 2 SH1-4 1B		C KC 80 B FF 94 B FF 94 C FC 92 X FF 94 2-2 G4-3		3	0	1	1	0	1	0
2 Brandon Barnes, R (1, 7) OBP: 0.460, SLG: 0.512			C SL 82 C SI 88 B FF 90 C FF 90 1-3 K	B SL 86 B FF 91 S SL 85 F FF 91 X SL 85 2-2 FC6-4 30 1B 1-2f 2-3 3-H		L FF 90 1 SAFE X SL 85 0-1 SH1-4 1-2			T FC 90 X FC 90 0-1 30 L4 1B	3	0	1	1	0	1	2
30 Matt Dominguez, R (1, 5) OBP: 0.301, SLG: 0.313			B FF 90 B FF 89 C FF 90 F SL 84 F FF 91 X KC 81 2-2 G5-3	X SL 86 0-0 1-2 3-H 1B		X KC 81 0-0 F9			C FC 91 X FC 90 0-1 L4 1-1	4	0	1	1	0	0	2
9 Marwin Gonzalez, S (1, 6) OBP: 0.319, SLG: 0.485			B SI 89 C SI 89 B SI 90 X SI 89 2-1 G5-3	C KC 80 F FF 90 D KC 81 F KC 80 F SI 90 S SL 85 1-3 K		C SL 79 X FF 93 0-1 G5-3			C FC 91 C FC 91 S FC 90 0-3 K	4	0	0	0	0	2	3

Inning Stats	1	2	3	4	5	6	7	8	9
	R: 0 E: 0 K: 0 S: 6 H: 0 LOB: 0 BB: 0 P: 9	R: 0 E: 0 K: 1 S: 7 H: 1 LOB: 0 BB: 0 P: 11	R: 0 E: 0 K: 1 S: 9 H: 0 LOB: 0 BB: 0 P: 14	R: 4 E: 0 K: 2 S: 21 H: 4 LOB: 2 BB: 0 P: 30	R: 0 E: 0 K: 1 S: 10 H: 2 LOB: 2 BB: 1 P: 18	R: 0 E: 0 K: 0 S: 7 H: 1 LOB: 0 BB: 0 P: 7	R: 0 E: 0 K: 1 S: 8 H: 1 LOB: 0 BB: 0 P: 10	R: 0 E: 0 K: 2 S: 9 H: 0 LOB: 0 BB: 0 P: 12	R: 0 E: 0 K: 1 S: 7 H: 1 LOB: 0 BB: 0 P: 7

1B: 8 SF: 0
2B: 3 SAC: 1
3B: 0 DP: 3
HR: 0 HBP: 2

WP: 0 PA: 36
PB: 0
SB: 0
CS: 0

	AB	32
	R	4
	H	10
	RBI	4
	BB	1
	SO	9
	LOB	11

PITCHER		IP	WLS	BF	H	R	ER	SO	BB	IBB	HBP	BLK	WP	HR	S	P	ERA	WHIP
41 David Phelps, R ERA: 5.56	(1, 1)	5.2		26	8	4	4	5	0	1	2	0	0	0	58	87	6.35	1.412
48 Boone Logan, L ERA: 2.35	(6, 1)	1.1	W	4	1	0	0	1	0	0	0	0	0	0	10	12	0.00	0.750
30 David Robertson, R ERA: 3.86	(8, 1)	1.0	H	3	0	0	0	2	0	0	0	0	0	0	9	12	0.00	0.000
42 Mariano Rivera, R ERA: 1.59	(9, 1)	1.0	S	3	1	0	0	1	0	0	0	0	0	0	7	7	0.00	1.000

PITCHER	IP	WLS	BF	H	R	ER	SO	BB	IBB	HBP	BLK	WP	HR	S	P	ERA	WHIP

Houston Astros @ New York Yankees

Yankee Stadium, Bronx, NY

Wed May 01 2013, 7:08 PM - 10:16 PM EDT

Att. 34,117 - Clear - 61 F

livebaseballscorecards.com

BOTTOM

Batter	1	2	3	4	5	6	7	8	9	AB	R	H	RBI	BB	SO	LOB
31 Ichiro Suzuki, L (1, 8) (6, 9) OBP: 0.330, SLG: 0.360	B FF 86 C FF 87 C SI 90 F FF 89 F CU 76 F FF 90 B FS 80 X FF 88 / 2-2 17 1B 3B	B FF 89 X SI 90 / 1-0 1-2 2-3 1B		B FF 89 B SI 89 B SI 87 C FF 88 X CH 78 / 3-1 ② F9		B FF 90 B SI 89 B FF 90 C FF 90 C SL 82 X SI 90 / 3-2 ②③ G4-3-6 1-2f 3-H		I IN 75 I IN 78 I IN 77 I IN 74 / 4-0 IBB		4	1	2	0	1	0	2
17 Jayson Nix, R (1, 5) OBP: 0.270, SLG: 0.265	B CU 73 B FF 86 X SI 86 / 2-0 24 G4-6-3 1B 3-H	B CH 78 F FF 90 B CH 78 C FF 90 F FC 85 X CH 76 / 2-2 ③ P4		S CH 74 B CH 73 D FF 89 B CH 75 B FF 91 / 4-1 BB			B SI 88 C FF 89 X CH 83 / 1-1 ① G1-3	C CU 75 C SL 85 D SL 88 D SL 86 S FF 94 / 2-3 ③ K		4	0	1	1	1	1	6
24 Robinson Canó, L (1, 4) OBP: 0.375, SLG: 0.613	C SI 89 X CU 76 / 0-1 ①② G4-6-3 1-2f		C FS 82 F FF 89 F FF 90 F SI 90 X CU 70 / 0-2 HR	C FF 89 F FF 88 D FF 87 F FF 85 X FF 90 / 1-2 ③ G5-3			F SL 82 X SL 83 / 0-1 ② G4-3			4	1	1	1	0	0	3
12 Vernon Wells, R (1, 7) OBP: 0.362, SLG: 0.532	B SI 91 X FF 88 / 1-0 ③ L8		B CU 76 B FF 85 C FF 86 T CH 78 C FF 90 / 2-3 ① K		X FF 95 / 0-0 ① G5-3		C CH 85 B CH 85 X SL 83 / 1-1 1B			4	0	1	0	0	1	0
33 Travis Hafner, L (1, 10) OBP: 0.429, SLG: 0.638		C FF 86 S FC 86 B CU 75 B FS 83 F SI 90 B SI 90 F SI 85 B FF 90 / 4-2 26 BB 45 BB 19 SF8 BB	X FF 88 / 0-0 ② P3		B FF 95 X FF 96 / 1-0 ② P6		B SL 83 1 SAFE S FF 89 C FF 90 C SI 90 / 1-3 ③ K			3	1	0	0	1	1	1
45 Ben Francisco, R (1, 9) OBP: 0.257, SLG: 0.233 11 Brett Gardner, L (5, PH) (6, 8) OBP: 0.331, SLG: 0.400		C CU 74 B FF 90 C FF 87 F CU 74 F SI 89 B SI 90 D CU 76 B SI 90 / 4-2 31 1B 26 BB 1-2 BB	B FF 90 B FF 89 X FF 89 / 2-0 HR		B FF 95 C FF 94 B CH 87 S FF 94 T FF 95 / 2-2 ③ K			C SL 82 X SI 89 / 0-1 55 S 26 S 1B		1 2	1 0	1 1	1 0	1 0	0 1	0 0
26 Eduardo Núñez, R (1, 6) OBP: 0.306, SLG: 0.264		B FF 88 B CU 74 B FS 82 B FF 86 / 4-0 31 1B 1-2 2-3 BB	B CU 75 C FF 84 B FS 79 X SI 89 / 2-1 ③ G5-3			C FF 95 X FF 94 / 0-2 55 WP 31 G4-3-6 2B		B SL 84 F FF 93 P PO 88 1 SAFE 1 SAFE 1 SAFE 1 SAFE P PO 85 L FF 92 / 3-3 ① S SL 86 K 1-2		3	1	1	0	1	1	1
55 Lyle Overbay, L (1, 3) OBP: 0.289, SLG: 0.459		F FF 90 C SI 90 S CU 74 / 0-3 ① K		C FF 85 B FF 88 F SI 89 B FF 87 B SI 89 X FF 86 / 3-2 2B		D CU 75 B FF 93 B FF 93 S CH 84 B CH 86 / 4-1 31 G4-3-6 2-3 BB		C CU 76 B SL 82 B SI 92 C CU 77 D SL 87 B SL 86 / 4-2 19 G5-3 2-3 BB		2	0	1	0	2	1	3
19 Chris Stewart, R (1, 2) OBP: 0.300, SLG: 0.351		D CH 78 X FF 90 / 1-0 ② SF8 3-H		F CH 75 F FF 89 X CH 74 / 0-2 ① P4		1 SAFE 1 SAFE S CH 84 S CH 87 C CU 79 / 0-3 ① K		1 SAFE 1 SAFE C SL 84 1 SAFE P PO 87 F SL 84 D SL 87 B FF 94 1 SAFE / 3-2 ② X SL 86 G5-3 1-2		3	0	0	1	0	1	5
Inning Stats	R: 1 E: 0 K: 0 S: 10 H: 2 LOB: 0 BB: 0 P: 15	R: 1 E: 0 K: 1 S: 17 H: 1 LOB: 3 BB: 3 P: 33	R: 2 E: 0 K: 1 S: 12 H: 2 LOB: 0 BB: 0 P: 18	R: 0 E: 0 K: 0 S: 13 H: 1 LOB: 2 BB: 1 P: 24	R: 0 E: 0 K: 1 S: 5 H: 0 LOB: 0 BB: 0 P: 8	R: 1 E: 0 K: 1 S: 10 H: 1 LOB: 0 BB: 1 P: 17	R: 0 E: 0 K: 1 S: 9 H: 1 LOB: 1 BB: 0 P: 12	R: 0 E: 0 K: 2 S: 16 H: 1 LOB: 3 BB: 2 P: 29		1B: 4 2B: 2 3B: 1 HR: 2	SF: 1 SAC: 0 DP: 2 HBP: 0					

	AB	30
	R	5
	H	9
	RBI	4
	BB	7
	SO	7
	LOB	21

WP: 1 PB: 0 SB: 2 CS: 0 PA: 38

PITCHER		IP	WLS	BF	H	R	ER	SO	BB	IBB	HBP	BLK	WP	HR	S	P	ERA	WHIP
45 Erik Bedard, L ERA: 8.2	(1, 1)	4.0		21	6	4	4	2	4	0	0	0	0	2	52	90	9.00	2.500
56 Paul Clemens, R ERA: 4.5	(5, 1)	1.1	L	6	1	1	1	2	1	0	0	0	1	0	12	19	6.75	1.500
53 Wesley Wright, L ERA: 2.57	(6, 1)	1.2		6	2	0	0	1	0	0	0	0	0	0	14	20	0.00	1.200
62 Hector Ambriz, R ERA: 5.02	(8, 1)	1.0		5	0	0	0	2	1	1	0	0	0	0	14	27	0.00	1.000

PITCHER	IP	WLS	BF	H	R	ER	SO	BB	IBB	HBP	BLK	WP	HR	S	P	ERA	WHIP

Batter	1	2	3	4	5	6	7	8	9	AB	R	H	RBI	BB	SO	LOB
17 Adam Rosales, R (1, 6) OBP: 0.400, SLG: 0.519	X FF 89 0-0 HR		B SI 89 X CH 84 1-0 ① G4-3		C SL 79 S FF 90 D SL 82 X FF 90 1-2 1-2 1B		C SL 84 B FF 94 S FF 93 X FF 93 1-2 ① F9		C CU 80 X SI 92 0-1 ① G5-3	5	1	2	1	0	0	0
15 Seth Smith, L (1, 7) OBP: 0.375, SLG: 0.462	B FF 90 B SL 78 F FF 90 F SL 80 B SI 90 S SL 80 3-3 ① K		S SI 89 C FF 90 B FF 89 B SL 81 F SL 80 B SI 90 C SL 79 3-3 ② K		B SI 88 D SL 79 S SL 80 F SI 89 B FF 91 X FF 91 3-2 ② F7		C CU 78 C FF 93 B SI 92 S CH 84 1-3 ② K		B CU 81 B SI 92 C CH 83 F FF 93 B CU 81 F CH 84 T FF 92 3-2 ② K	5	0	0	0	0	4	2
8 Jed Lowrie, S (1, 4) OBP: 0.419, SLG: 0.523	C FF 91 B SI 90 X FF 91 1-1 ② F8		B CH 84 B CH 84 C FF 90 F SI 89 B SL 81 F FF 91 F SL 80 X CH 84 3-2 1B		F SL 80 B FF 90 B FF 90 F CH 83 B FF 90 X SL 81 3-2 ③ G4-3		B SI 92 X SI 92 1-0 1B		B SL 84 C SI 91 C SL 84 X FF 93 1-2 1B	5	0	3	0	0	0	2
52 Yoenis Cespedes, R (1, 8) OBP: 0.329, SLG: 0.476	C FF 91 B FF 91 B FF 91 F CH 84 B FF 91 B FF 91 4-2 BB		C CH 84 F SI 90 F FF 90 S SL 81 0-3 ③ K			F FF 88 B FF 90 B FF 89 B SL 79 S CH 84 F SL 80 B FF 92 4-2 20 1B 36 1B BB	C CU 79 B SI 93 F CH 82 B FF 94 B SL 88 X CH 83 3-2 L5		C SL 83 S SI 92 D CU 80 B SI 92 F SL 84 F SI 93 B CH 84 S FF 92 3-3 ③ K	3	1	0	0	2	2	3
20 Josh Donaldson, R (1, 5) OBP: 0.392, SLG: 0.486	C FF 89 B FF 89 F CH 84 X SL 80 1-2 ③ F9			F CU 74 S CH 83 F SL 80 X FF 90 0-2 ① F8		B SI 88 X CH 84 1-0 ① 1-3 1B		B FF 93 B SL 85 X SI 92 2-0 ① F9		4	0	1	0	0	0	1
36 Derek Norris, R (1, 2) OBP: 0.420, SLG: 0.340		B FF 91 B FF 91 C FF 90 C CH 84 C SL 81 2-3 ① K		B CU 75 S FF 90 B FF 90 F FF 90 S SL 80 2-3 ② K		B FF 90 D SL 80 B FF 90 X FF 89 3-0 7 1B 7 WP 3-H 1B		B CU 81 B SI 92 B FF 93 C FF 93 B SL 83 4-1 16 BB BB		3	0	1	1	1	2	0
16 Josh Reddick, L (1, 9) OBP: 0.260, SLG: 0.238		B SL 80 B FF 92 C FF 91 F FF 91 F SL 79 B SL 81 X FF 92 3-2 ② F7		S FF 91 F FF 91 B FF 92 F SL 80 X SL 80 1-2 ③ G4-3		C SL 79 X FF 89 0-1 ② F8		B SI 91 C CH 83 F FF 91 B FF 91 B CH 80 F CH 83 B SI 93 4-2 1-2 BB		3	0	0	0	1	0	1
7 Nate Freiman, R (1, 3) OBP: 0.333, SLG: 0.394 37 Brandon Moss, L (8, PH) OBP: 0.390, SLG: 0.467 (8, 3)		C CU 76 X FF 91 0-1 1B			B FF 88 X CH 83 1-0 17 1B 1B	C CH 83 B FF 89 C FF 90 1 SAFE B SL 80 F SL 79 X FF 91 2-2 1-3 1B		C FF 92 B CH 84 F FF 92 S CU 81 1-3 ② K		3 1	0 0	3 0	0 0	0 0	0 1	0 2
22 Luke Montz, R (1, 10) OBP: 0.143, SLG: 0.286 5 John Jaso, L (8, PH) OBP: 0.333, SLG: 0.346 (8, 10)		S SI 89 C CH 84 S CH 85 0-3 ③ K			B CH 82 X FF 90 1-0 ① F8	C CH 83 C SL 79 D SL 80 X CH 84 1-2 ③ G5-3		X FF 92 0-0 ③ G4-3		3 1	0 0	0 0	0 0	0 0	1 0	4 2
Inning Stats	R: 1 E: 0 K: 1 S: 11 H: 1 LOB: 1 BB: 1 P: 20	R: 0 E: 0 K: 2 S: 12 H: 1 LOB: 1 BB: 0 P: 17	R: 0 E: 0 K: 2 S: 14 H: 1 LOB: 1 BB: 0 P: 21	R: 0 E: 0 K: 1 S: 11 H: 0 LOB: 0 BB: 0 P: 14	R: 0 E: 0 K: 0 S: 12 H: 2 LOB: 2 BB: 0 P: 21	R: 1 E: 0 K: 0 S: 14 H: 3 LOB: 2 BB: 1 P: 25	R: 0 E: 0 K: 1 S: 10 H: 1 LOB: 1 BB: 0 P: 16	R: 0 E: 0 K: 1 S: 9 H: 0 LOB: 2 BB: 2 P: 20	R: 0 E: 0 K: 2 S: 14 H: 1 LOB: 1 BB: 0 P: 21	1B: 9 2B: 0 3B: 0 HR: 1	SF: 0 SAC: 0 DP: 0 HBP: 0					

PITCHER		IP	WLS	BF	H	R	ER	SO	BB	IBB	HBP	BLK	WP	HR	S	P	ERA	WHIP
52 CC Sabathia, L ERA: 3.31	(1, 1)	6.0	L	27	8	2	2	6	2	0	0	0	1	1	74	118	3.00	1.667
43 Adam Warren, R ERA: 2.08	(7, 1)	3.0		13	2	0	0	4	2	0	0	0	0	0	33	57	0.00	1.333

PITCHER	IP	WLS	BF	H	R	ER	SO	BB	IBB	HBP	BLK	WP	HR	S	P	ERA	WHIP

TOP

Oakland Athletics @ New York Yankees

Yankee Stadium, Bronx, NY

Fri May 03 2013, 7:09 PM - 10:04 PM EDT

Att. 38,090 - Clear - 60 F

livebaseballscorecards.com

AB	36
R	2
H	10
RBI	2
BB	4
SO	10
LOB	17

WP: 1 PA: 40
PB: 0
SB: 0
CS: 0

BOTTOM

Batter	1	2	3	4	5	6	7	8	9	AB	R	H	RBI	BB	SO	LOB
11 Brett Gardner, L (1, 8) OBP: 0.336, SLG: 0.404	C FF 91 B CH 83 X FF 91 1-1 24 G5-3 1B		C FF 90 X CH 82 0-1 ② F7		B CU 68 X FF 89 1-0 ② F8			B CU 66 F FF 90 B SL 85 C FF 89 B FF 90 X FF 90 3-2 12 G5-4-3 1B		4	0	2	0	0	0	2
24 Robinson Canó, L (1, 4) OBP: 0.371, SLG: 0.609	C FF 90 F FF 90 F FF 92 1 SAFE X CH 83 0-2 ① G5-3 1-2		F CU 69 C FF 91 X FF 91 0-2 1-3 2B		S FF 90 X FF 90 0-1 ③ L9			C FF 94 F FF 94 X CU 80 0-2 ① F7		4	0	1	0	0	0	3
12 Vernon Wells, R (1, 7) OBP: 0.349, SLG: 0.510	F FF 90 B CU 69 S FF 90 S CU 70 1-3 ② K		B CU 69 X FF 90 1-0 ③ P3			B SL 82 F FF 88 B FF 88 X FF 89 2-1 ① G5-3		B FF 94 F FF 94 1 SAFE X FF 94 1-1 ②③ G5-4-3 1-2f		4	0	0	0	0	1	4
33 Travis Hafner, L (1, 10) OBP: 0.409, SLG: 0.603	C FF 91 B FF 90 F CU 69 B CH 82 B FF 91 F FF 92 S FF 92 3-3 ③ K			X FF 90 0-0 ① F8		B FF 88 X FF 90 1-0 ② F9			C FF 92 F FF 94 S FF 95 0-3 ① K	4	0	0	0	0	2	1
31 Ichiro Suzuki, L (1, 9) OBP: 0.327, SLG: 0.356		C FF 90 X FF 90 0-1 ① P6		C CH 81 X CH 82 0-1 1B		L CU 68 C FF 89 S CU 67 0-3 ③ K2-3			X FF 94 0-0 ② G6-3	4	0	1	0	0	1	0
26 Eduardo Núñez, R (1, 6) OBP: 0.292, SLG: 0.250		B CU 68 C CU 69 B SL 85 F FF 92 F CU 69 X CU 70 2-2 ② G5-3		C CU 69 1 SAFE B FF 90 1 SAFE F CU 70 X FF 90 1-2 ② F9			B CU 68 C FF 88 X FF 90 1-1 ① F8		B SL 88 C FF 94 S SL 87 B SL 88 B SL 88 S FF 93 3-3 ③ K	4	0	0	0	0	1	1
55 Lyle Overbay, L (1, 3) OBP: 0.280, SLG: 0.443		B FF 92 B FF 92 C FF 91 C FF 91 X FF 93 2-2 ③ G6-3		B FF 91 X FF 88 1-0 ③ G4-3			B FF 90 B CH 81 X FF 90 2-0 ② F8			3	0	0	0	0	0	1
17 Jayson Nix, R (1, 5) OBP: 0.286, SLG: 0.296			F FF 88 B CU 68 S CU 68 B FF 90 X CU 68 2-2 ① G2-3		F SL 84 C CU 68 F CU 67 X CU 67 0-2 19 SH1-3 1B		C CU 68 T FF 89 B CU 68 X FF 90 1-2 2B			3	0	2	0	0	0	0
19 Chris Stewart, R (1, 2) OBP: 0.317, SLG: 0.351 22 Brennan Boesch, L (7, PH) OBP: 0.237, SLG: 0.444 53 Austin Romine, R (8, 2)			B FF 90 C CU 70 C FF 91 B SL 85 B FF 91 B FF 92 4-2 24 2B BB		X FF 89 0-0 ① SH1-3 1-2		B CU 68 C FF 89 B CU 68 C FF 88 B FF 89 S FF 89 3-3 ③ K			0 1 0	0 0 0	0 0 0	0 0 0	1 1 0	0 1 0	0 1 0
Inning Stats	R: 0 E: 0 K: 2 S: 13 H: 1 LOB: 1 BB: 0 P: 18	R: 0 E: 0 K: 0 S: 9 H: 0 LOB: 0 BB: 0 P: 13	R: 0 E: 0 K: 0 S: 11 H: 1 LOB: 2 BB: 1 P: 18	R: 0 E: 0 K: 0 S: 7 H: 1 LOB: 1 BB: 0 P: 9	R: 0 E: 0 K: 0 S: 8 H: 1 LOB: 1 BB: 0 P: 9	R: 0 E: 0 K: 1 S: 6 H: 0 LOB: 0 BB: 0 P: 9	R: 0 E: 0 K: 1 S: 9 H: 1 LOB: 1 BB: 0 P: 16	R: 0 E: 0 K: 0 S: 8 H: 1 LOB: 0 BB: 0 P: 12	R: 0 E: 0 K: 2 S: 7 H: 0 LOB: 0 BB: 0 P: 10	1B: 4 2B: 2 3B: 0 HR: 0 SF: 0 SAC: 1 DP: 1 HBP: 0						

PITCHER		IP	WLS	BF	H	R	ER	SO	BB	IBB	HBP	BLK	WP	HR	S	P	ERA	WHIP
64 A.J. Griffin, R ERA: 3.79	(1, 1)	7.0	W	28	6	0	0	4	1	0	0	0	0	0	66	98	0.00	1.000
62 Sean Doolittle, L ERA: 1.38	(8, 1)	1.2	H	4	0	0	0	1	0	0	0	0	0	0	9	10	0.00	0.000
50 Grant Balfour, R ERA: 2.19	(9, 1)	0.1	S	1	0	0	0	1	0	0	0	0	0	0	3	6	0.00	0.000

PITCHER	IP	WLS	BF	H	R	ER	SO	BB	IBB	HBP	BLK	WP	HR	S	P	ERA	WHIP

Oakland Athletics @ New York Yankees

Yankee Stadium, Bronx, NY

Fri May 03 2013, 7:09 PM - 10:04 PM EDT

Att. 38,090 - Clear - 60 F

livebaseballscorecards.com

AB	31
R	0
H	6
RBI	0
BB	1
SO	6
LOB	13

WP: 0 PA: 33
PB: 0
SB: 0
CS: 0

Batter	1	2	3	4	5	6	7	8	9	AB	R	H	RBI	BB	SO	LOB
5 John Jaso, L (1, 2) OBP: 0.340, SLG: 0.345	C FF 92 F FF 92 X FF 92 0-2 ① F9		C KC 74 B CH 83 C FF 92 B SL 81 B FF 93 B SL 84 4-2 BB		1 SAFE X FF 91 0-0 1-2 1B			C KC 73 B CH 83 B FF 91 B FF 92 C FF 91 X FF 92 3-2 ② F9		3	0	1	0	1	0	0
8 Jed Lowrie, S (1, 10) OBP: 0.406, SLG: 0.504	T FF 93 B FF 93 B KC 75 X FF 94 2-1 ② P5		B FF 92 F FF 93 F FF 93 S SL 81 1-3 ② K		F FF 93 C FF 93 X FF 93 0-2 ③ F8			B KC 72 F FF 92 X FF 93 1-1 ③ G4-3		4	0	0	0	0	1	3
52 Yoenis Cespedes, R (1, 8) OBP: 0.338, SLG: 0.478	B FF 94 X FF 93 1-0 1B		B SL 81 1 SAFE S SL 80 S FF 93 S FF 93 1-3 ③ K			F FF 92 C FF 92 F SL 80 B FF 93 F FF 93 B FF 93 B SL 80 F FF 93 S FF 93 3-3 ① K			C FF 93 B FF 93 B SL 82 S FF 92 X SL 82 2-2 20 FC6-4 37 BB 15 1B	4	1	2	0	0	2	1
37 Brandon Moss, L (1, 3) OBP: 0.394, SLG: 0.462	S FF 93 S FF 94 1 SAFE F FF 93 F FF 95 F SL 83 B FF 93 D KC 76 S KC 77 2-3 ③ K			F FF 93 B FF 92 F FF 92 F KC 76 F FF 93 X FF 94 1-2 20 G4-6-3 1B		X FF 93 0-0 ② F7			C FC 88 B FC 89 S FC 89 B FC 90 F FC 90 B FC 89 F FC 90 B FC 90 4-2 20 FC6-4 1-2 BB	3	0	1	0	1	1	1
20 Josh Donaldson, R (1, 5) OBP: 0.380, SLG: 0.469		S FF 91 F FF 92 B FF 93 B FF 94 F FF 94 C SL 82 2-3 ① K		S FF 93 1 SAFE B FF 93 1 SAFE S FF 93 F FF 93 X FF 93 1-2 ② G4-6-3 1-2f		C FF 93 C FF 93 B FF 94 X FF 93 1-2 ③ F8			X FF 91 0-0 ① FC6-4 15 1B 16 FC6-4 1-2f 2-3	4	1	0	0	0	1	3
15 Seth Smith, L (1, 7) OBP: 0.380, SLG: 0.474		B KC 76 C KC 75 X FF 93 1-1 2B		C FF 93 B CH 85 S FF 93 B FF 93 F FF 93 S SL 82 2-3 ③ K			X FF 92 0-0 ① F8		B FC 90 X FC 91 1-0 16 FC6-4 1-3 3-H 1B	4	0	2	1	0	1	0
16 Josh Reddick, L (1, 9) OBP: 0.260, SLG: 0.230		X FF 93 0-0 ② L7			C KC 73 F FF 91 B SL 81 B KC 74 F FF 93 B FF 92 F FF 92 B FF 92 4-2 5 1B BB		C FF 92 F FF 92 S SL 79 0-3 ② K		C FC 91 C FC 92 X FC 91 0-2 ② FC6-4 17 DI 1-2f 3-H	3	0	0	1	1	1	2
17 Adam Rosales, R (1, 6) OBP: 0.353, SLG: 0.452		B FF 93 S FF 92 C FF 94 B SL 81 S FF 94 2-3 ③ K			F FF 92 1 SAFE F FF 92 B SL 80 B FF 93 S FF 93 2-3 ① K		C FF 92 X FF 92 0-1 ③ L7		B FC 91 F FC 91 X FC 91 1-1 ③ F9 1-2	4	0	0	0	0	2	3
28 Eric Sogard, L (1, 4) OBP: 0.300, SLG: 0.288			X FF 92 0-0 ① L9		1 SAFE B KC 74 S CH 83 F FF 92 F SL 81 X SL 80 1-2 ② P5			B KC 72 C FF 90 X FF 91 1-1 ① G4-3		3	0	0	0	0	0	1
Inning Stats	R: 0 E: 0 K: 1 S: 12 H: 1 LOB: 1 BB: 0 P: 17	R: 0 E: 0 K: 2 S: 10 H: 1 LOB: 1 BB: 0 P: 15	R: 0 E: 0 K: 2 S: 9 H: 0 LOB: 1 BB: 1 P: 15	R: 0 E: 0 K: 1 S: 13 H: 1 LOB: 0 BB: 0 P: 17	R: 0 E: 0 K: 1 S: 15 H: 1 LOB: 2 BB: 1 P: 22	R: 0 E: 0 K: 1 S: 10 H: 0 LOB: 0 BB: 0 P: 14	R: 0 E: 0 K: 1 S: 6 H: 0 LOB: 0 BB: 0 P: 6	R: 0 E: 0 K: 0 S: 7 H: 0 LOB: 0 BB: 0 P: 12	R: 2 E: 0 K: 0 S: 14 H: 2 LOB: 1 BB: 1 P: 22	1B: 5 2B: 1 3B: 0 HR: 0 SF: 0 SAC: 0 DP: 1 HBP: 0						

PITCHER		IP	WLS	BF	H	R	ER	SO	BB	IBB	HBP	BLK	WP	HR	S	P	ERA	WHIP
65 Phil Hughes, R ERA: 3.6	(1, 1)	8.0	W	29	4	0	0	9	2	0	0	0	0	0	82	118	0.00	0.750
27 Shawn Kelley, R ERA: 8.71	(9, 1)	0.0		1	1	1	1	0	0	0	0	0	0	0	3	5	∞	∞
42 Mariano Rivera, R ERA: 2.19	(9, 1)	1.0		5	1	1	1	0	1	0	0	0	0	0	11	17	9.00	2.000

PITCHER	IP	WLS	BF	H	R	ER	SO	BB	IBB	HBP	BLK	WP	HR	S	P	ERA	WHIP

TOP

Oakland Athletics @ New York Yankees

Yankee Stadium, Bronx, NY

Sat May 04 2013, 1:08 PM - 3:44 PM EDT

Att. 41,349 - Sunny - 64 F

livebaseballscorecards.com

AB	32
R	2
H	6
RBI	2
BB	3
SO	9
LOB	14

WP: 0	PA: 35		
PB: 0			
SB: 0			
CS: 0			

BOTTOM

Batter	1	2	3	4	5	6	7	8	9	AB	R	H	RBI	BB	SO	LOB
11 Brett Gardner, L (1, 8) OBP: 0.333, SLG: 0.398	B FF 90 B FF 90 F FF 89 B FF 91 X SI 89 3-1 G3 ①		X SI 89 0-0 F9 ①		C FF 93 B FF 92 S CH 82 F SI 91 F FF 92 T FF 94 1-2 K ③		F SI 93 D CH 81 B CH 83 X FF 92 2-1 3-H 1B			4	0	1	1	0	1	0
24 Robinson Canó, L (1, 4) OBP: 0.367, SLG: 0.605	B FF 90 X SI 90 1-0 G4-3 ②		B SI 90 B SI 90 B FF 91 C FF 90 X SI 90 3-1 F9 ②			X SI 90 0-0 12 F9 33 1B 2B	1 SAFE B SI 90 1 SAFE C FF 92 X CH 83 1-1 F7 ③			4	1	1	0	0	0	1
12 Vernon Wells, R (1, 7) OBP: 0.345, SLG: 0.500	B SI 90 X SI 89 1-0 1B		B FF 92 X SI 90 1-0 G4-3 ③			S SL 82 B SL 82 D SL 83 X SI 89 2-1 F9 ① 2-3		B FF 88 B CU 69 X FF 87 2-0 G3 ①		4	0	1	0	0	0	1
33 Travis Hafner, L (1, 10) OBP: 0.402, SLG: 0.584	C SI 87 B SI 89 X SI 88 1-1 G4-3 ③			C SL 82 S CH 83 B CH 84 S CH 84 1-3 K ①		B SI 91 X SI 91 1-0 31 G1-3 3-H 1B		C FF 88 B FF 88 B CH 79 C FF 88 F CU 69 S CU 71 2-3 K ②		4	0	1	1	0	2	1
31 Ichiro Suzuki, L (1, 9) OBP: 0.314, SLG: 0.340		F FF 89 F FF 92 B SI 89 F FF 93 F SL 83 X SI 92 1-2 G1-3 ①		B CH 83 X SI 90 1-0 G4-3 ②		B SI 89 B SI 89 B SI 89 C SI 88 X SI 88 3-1 G1-3 ② 1-2		B FF 90 F FF 88 X FF 90 1-1 E5 39 FC6-4		4	0	0	0	0	0	1
39 Chris Nelson, R (1, 5) OBP: 0.267, SLG: 0.300		C FF 90 B FF 91 C SI 90 B SI 91 F SI 90 X FF 93 2-2 F8 ②		F SL 82 F CH 84 S SL 82 0-3 K ③		C CH 83 F CH 83 B SL 84 B SL 84 F SL 82 S CU 72 2-3 K ③		B FF 88 1 SAFE F FF 87 X CU 70 1-1 FC6-4 ③ 1-2f		4	0	0	0	0	2	2
55 Lyle Overbay, L (1, 3) OBP: 0.292, SLG: 0.495		B SI 90 T SI 90 X SI 90 1-1 2B			X FF 89 0-0 HR		F SI 89 S SL 84 B SL 86 B SL 83 S CU 71 2-3 K ①			3	1	2	1	0	1	0
26 Eduardo Núñez, R (1, 6) OBP: 0.293, SLG: 0.278		B SI 89 X SI 89 1-0 G6-3 ③			B SI 89 B SI 88 C SI 87 F SI 88 X SI 89 2-2 G6-3 ①		C SL 85 B FF 93 X FF 92 1-1 11 1B 3B			3	1	1	0	0	0	1
19 Chris Stewart, R (1, 2) OBP: 0.318, SLG: 0.425			B SI 88 X SI 88 1-0 HR		B FF 91 B FF 91 B SI 89 C SI 89 C SI 89 X SI 89 3-2 G2-3 ②		B SI 93 S SL 88 B SI 90 X SL 86 2-1 F9 ②			3	1	1	1	0	0	1
Inning Stats	R: 0 E: 0 K: 0 S: 6 H: 1 LOB: 1 BB: 0 P: 12	R: 0 E: 0 K: 0 S: 12 H: 1 LOB: 1 BB: 0 P: 17	R: 1 E: 0 K: 0 S: 5 H: 1 LOB: 0 BB: 0 P: 10	R: 0 E: 0 K: 2 S: 7 H: 0 LOB: 0 BB: 0 P: 9	R: 1 E: 0 K: 1 S: 12 H: 1 LOB: 0 BB: 0 P: 18	R: 1 E: 0 K: 1 S: 10 H: 2 LOB: 1 BB: 0 P: 18	R: 1 E: 0 K: 1 S: 11 H: 2 LOB: 1 BB: 0 P: 19	R: 0 E: 1 K: 1 S: 9 H: 0 LOB: 1 BB: 0 P: 15		1B: 3 2B: 2 3B: 1 HR: 2 SF: 0 SAC: 0 DP: 0 HBP: 0						

PITCHER		IP	WLS	BF	H	R	ER	SO	BB	IBB	HBP	BLK	WP	HR	S	P	ERA	WHIP
40 Bartolo Colon, R ERA: 3.62	(1, 1)	5.1	L	22	6	3	3	3	0	0	0	0	0	2	46	73	5.06	1.125
13 Jerry Blevins, L ERA: 1.56	(6, 1)	1.0		3	0	0	0	2	0	0	0	0	0	0	9	16	0.00	0.000
44 Chris Resop, R ERA: 4.73	(7, 1)	0.2		4	2	1	1	0	0	0	0	0	0	0	8	14	13.50	3.000
58 Evan Scribner, R ERA: 5.02	(8, 1)	1.0		4	0	0	0	1	0	0	0	0	0	0	9	15	0.00	0.000

PITCHER	IP	WLS	BF	H	R	ER	SO	BB	IBB	HBP	BLK	WP	HR	S	P	ERA	WHIP

Oakland Athletics @ New York Yankees

Yankee Stadium, Bronx, NY

Sat May 04 2013, 1:08 PM - 3:44 PM EDT

Att. 41,349 - Sunny - 64 F

livebaseballscorecards.com

AB	33
R	4
H	8
RBI	4
BB	0
SO	6
LOB	8

Oakland Athletics @ New York Yankees

Yankee Stadium, Bronx, NY

Sun May 05 2013, 1:09 PM - 4:28 PM EDT

Att. 38,134 - Sunny - 58 F

TOP

livebaseballscorecards.com

Batter	1	2	3	4	5	6	7	8	9	AB	R	H	RBI	BB	SO	LOB
17 Adam Rosales, R (1, 6) OBP: 0.333, SLG: 0.417	B SI 87 C FF 88 X CH 79 1-1 20 BB 8 BB 1B	B SL 79 C CH 80 X FC 88 1-1 ③ F9		B SI 88 C FF 88 X SL 82 1-1 ③ G5-3			C SL 84 C FF 93 X FF 94 0-2 ① F9		D SL 79 C FF 91 L FF 91 C FF 92 1-3 ① K	5	0	1	0	0	1	2
36 Derek Norris, R (1, 2) OBP: 0.405, SLG: 0.316	C CU 75 B SI 90 X SL 84 1-1 ① P3		B CU 71 B CU 70 B FF 87 C FF 87 C FF 88 F FF 88 F FF 89 B FF 88 4-2 8 HBP 52 E BB		C FF 87 B SI 86 B CU 74 X FF 87 2-1 ① F9		B FF 94 C FF 93 B SL 83 X FF 93 2-1 ② G6-3		B FF 92 C SL 81 F FF 92 B FF 91 F SL 82 S SL 83 2-3 ② K	4	1	0	0	1	1	2
8 Jed Lowrie, S (1, 4) OBP: 0.414, SLG: 0.496	B SI 90 B FF 89 F CU 76 B FF 90 B FF 87 4-1 20 BB 1-2 BB		B SL 80 F CH 80 1 SAFE C SI 88 H SL 82 2-2 52 FC5-4 1-2 HBP		B FF 86 B CU 74 F SI 88 B SL 80 B FF 88 4-1 52 HR BB		B SI 94 F CH 88 B FF 94 X SI 94 2-1 ③ F8		B FF 92 C SL 82 X SL 83 1-1 ③ F9	2	1	0	0	2	0	1
52 Yoenis Cespedes, R (1, 8) OBP: 0.333, SLG: 0.507	B SI 90 X CH 79 1-0 ② F8		S FF 89 B FF 88 F SL 84 X FF 89 1-2 ① FC5-4 1-2f 2-H		B CH 79 X SI 87 1-0 1-H HR			B FF 93 B FF 93 X FF 93 2-0 ① F7		4	1	1	2	0	0	3
20 Josh Donaldson, R (1, 5) OBP: 0.383, SLG: 0.491	B FF 89 F FF 89 S SI 89 B FC 85 B FF 90 B SI 89 4-2 1-2 2-3 BB		B CH 78 B SL 81 B FF 88 C SI 88 T FF 88 C FF 88 3-3 ② K		B FF 86 X FF 87 1-0 ② G1-3			F FF 93 B FF 95 B FF 93 X FF 93 2-1 HR		3	1	1	1	1	1	1
7 Nate Freiman, R (1, 3) OBP: 0.326, SLG: 0.378 37 Brandon Moss, L (8, PR) OBP: 0.394, SLG: 0.462 (8, 3)	B FF 90 B FF 89 C FF 88 F FF 89 S SL 84 2-3 ③ K		C FF 88 F FF 88 F FC 84 B SI 88 F SL 83 1 SAFE X SL 81 1-2 ③ P5		C CU 73 F SL 81 X FF 87 0-2 ③ L6			S FF 92 X FF 93 0-1 1B		4 0	0 0	1 0	0 0	1 0	4 0	0 0
22 Luke Montz, R (1, 10) OBP: 0.273, SLG: 0.727		B FF 86 C CU 73 S FF 87 B SL 82 B FF 88 X SL 81 3-2 2B		C CH 78 B SI 87 F FF 88 B SL 81 F FF 88 F FF 88 X FF 88 3-2 HR		B FF 92 B FF 92 X FF 92 2-0 ① G6-3		C SL 78 C SL 78 S FF 93 0-3 ② K		4	1	2	1	0	1	1
15 Seth Smith, L (1, 7) OBP: 0.366, SLG: 0.455		C CU 76 B SI 89 X SI 89 1-1 ① G1-3		B SL 82 S SL 82 X FF 88 1-1 ① F8		S CH 87 F SI 94 F CH 88 F CH 88 B FF 94 X FF 94 1-2 ② G3		B SL 77 B SL 79 X FF 93 2-0 ③ G4-3		4	0	0	0	0	0	2
23 Michael Taylor, R (1, 9) 16 Josh Reddick, L (8, 9) OBP: 0.267, SLG: 0.250		C SI 89 B FF 90 C SL 83 X FF 90 1-2 ② F9		C CU 75 X SI 88 0-1 ② G4-3		B SL 84 C FF 93 X SI 94 1-1 ③ P1			X FF 93 0-0 2B	3 1	0 0	0 1	0 0	0 0	0 0	1 0
Inning Stats	R: 0 E: 0 K: 1 S: 11 H: 1 LOB: 3 BB: 2 P: 24	R: 0 E: 0 K: 0 S: 10 H: 1 LOB: 1 BB: 0 P: 16	R: 1 E: 1 K: 1 S: 17 H: 0 LOB: 1 BB: 1 P: 28	R: 1 E: 0 K: 0 S: 11 H: 1 LOB: 0 BB: 0 P: 16	R: 2 E: 0 K: 0 S: 8 H: 1 LOB: 0 BB: 1 P: 16	R: 0 E: 0 K: 0 S: 8 H: 0 LOB: 0 BB: 0 P: 12	R: 0 E: 0 K: 0 S: 7 H: 0 LOB: 0 BB: 0 P: 11	R: 1 E: 0 K: 1 S: 9 H: 2 LOB: 1 BB: 0 P: 15	R: 0 E: 0 K: 2 S: 10 H: 1 LOB: 1 BB: 0 P: 14	1B: 2 2B: 2 3B: 0 HR: 3 SF: 0 SAC: 0 DP: 0 HBP: 1						

	AB	34
	R	5
	H	7
	RBI	4
	BB	4
	SO	5
	LOB	17

WP: 0 PA: 39
PB: 0
SB: 0
CS: 0

PITCHER		IP	WLS	BF	H	R	ER	SO	BB	IBB	HBP	BLK	WP	HR	S	P	ERA	WHIP
46 Andy Pettitte, L ERA: 4.06	(1, 1)	5.0		24	4	4	3	2	4	0	1	0	0	2	57	100	5.40	1.600
38 Preston Claiborne, R ERA:	(6, 1)	2.0		6	0	0	0	0	0	0	0	0	0	0	15	23	0.00	0.000
48 Boone Logan, L ERA: 3.12	(8, 1)	1.0	L	6	3	1	1	1	0	0	0	0	0	1	10	16	9.00	3.000
27 Shawn Kelley, R ERA: 7.94	(9, 1)	1.0		3	0	0	0	2	0	0	0	0	0	0	9	13	0.00	0.000

PITCHER		IP	WLS	BF	H	R	ER	SO	BB	IBB	HBP	BLK	WP	HR	S	P	ERA	WHIP

BOTTOM

Batter	1	2	3	4	5	6	7	8	9	AB	R	H	RBI	BB	SO	LOB
11 Brett Gardner, L (1, 8) OBP: 0.336, SLG: 0.407	C FF 91 C SI 91 X SL 84 0-2 ① G3-1		B SL 85 S CH 82 B FF 91 X FF 90 2-1 24 1B 2B		F FF 91 C FF 89 X FF 90 0-2 ③ F8		C FF 93 B CU 80 S FF 93 B FF 94 B FF 94 X FF 93 3-2 ② P5		C FF 93 B SL 85 B FF 92 X FF 93 2-1 24 WP 1B	5	1	2	0	0	0	0
24 Robinson Canó, L (1, 4) OBP: 0.376, SLG: 0.602	B FF 91 X SI 91 1-0 ② L8		D CH 84 S FF 91 X CH 83 1-1 ③ 2-H 1B			X FF 90 0-0 12 FC6-4 1B	X FF 92 0-0 ③ G6-3		C FF 94 D CU 81 I IN 70 I IN 72 I IN 71 4-1 1-2 IBB	4	0	2	1	1	0	0
12 Vernon Wells, R (1, 7) OBP: 0.339, SLG: 0.486	B SL 83 S SL 83 F FF 91 S SL 83 1-3 ③ K			F FF 90 X SL 84 0-1 31 S 1B		S SL 82 1 SAFE B SI 90 X FF 90 1-1 ① 1-2f FC6-4 33 BB 31 2B		C SL 83 X SL 82 0-1 ① G5-3	C SL 86 D SL 85 B FF 92 F FF 93 F FF 92 S FF 92 2-3 ③ K	5	1	1	0	0	2	3
33 Travis Hafner, L (1, 10) OBP: 0.417, SLG: 0.582 45 Ben Francisco, R (8, PR) OBP: 0.257, SLG: 0.233 (9, 10)		S FF 91 F FF 91 B FF 89 F CH 83 B CH 82 B FF 91 F FF 92 B FF 91 4-2 31 FC1-6 BB		D SI 91 1 SAFE B FF 91 F FF 91 F SI 91 X FF 91 2-2 ① F7		1 SAFE B SI 90 B FF 90 F FF 89 B SI 89 F FF 90 F FF 90 B FF 90 4-2 31 2B 55 1B 1-2 BB		C SI 94 B CH 85 X FF 95 1-1 31 1B 1B		2 0	1 0	1 0	0 0	2 0	0 0	1 0
31 Ichiro Suzuki, L (1, 9) OBP: 0.330, SLG: 0.361		S SL 84 F CH 82 F CH 83 F CH 83 B FF 92 F CH 82 X FF 91 1-2 ① 1-2f FC1-6		D CH 83 1 SAFE 1 SAFE F SI 90 C FF 90 D CH 83 B FF 91 F FF 90 B SL 85 4-2 1-2 BB		C SL 84 B SL 83 X CU 71 1-1 1-3 2-H 55 1B 2B		X FF 94 0-0 1-2 1B		3	1	2	1	1	0	1
17 Jayson Nix, R (1, 5) OBP: 0.272, SLG: 0.280 (5, 6)		C FF 90 1 SAFE F SL 82 X SL 83 0-2 ② P6		X SL 84 0-0 ② F6		C SL 83 D SL 84 F SI 90 F SL 84 F SI 90 F SL 85 B CH 82 S SI 90 2-3 ② K		S SL 83 F FF 95 D SL 86 S FF 96 1-3 ② K		4	0	0	0	0	2	7
55 Lyle Overbay, L (1, 3) OBP: 0.290, SLG: 0.484		1 SAFE F FF 91 S FF 90 F FF 91 1 SAFE X FF 91 0-2 ③ F8		B CH 82 X FF 89 1-0 ③ P3		B CU 70 C SI 90 F CU 70 B SI 92 F SL 82 F SL 83 F SI 91 X SL 83 2-2 2-H 3-H 39 FC6-4 1B		F SI 95 F SI 95 X FF 96 0-2 ③ F8		4	0	1	2	0	0	5
26 Eduardo Núñez, R (1, 6) OBP: 0.290, SLG: 0.275 39 Chris Nelson, R (5, 5) OBP: 0.256, SLG: 0.288			C SL 83 B SL 84 F CH 82 T FF 92 1-2 ① K		C FF 90 F SL 83 F SL 84 S SL 84 0-3 ① K	C SL 83 B CH 83 F SI 90 1 SAFE B SL 84 X SL 79 2-2 ③ 1-2f FC6-4			C FF 94 B SL 87 F FF 93 B FF 93 X FF 93 2-2 ① L9	1 3	0 0	0 0	0 0	0 0	1 1	0 1
19 Chris Stewart, R (1, 2) OBP: 0.298, SLG: 0.395 22 Brennan Boesch, L (9, PH) OBP: 0.231, SLG: 0.432			B SL 85 C FF 91 F FF 91 F CH 83 B SL 84 C FF 91 2-3 ② K		F FF 90 X FF 90 0-1 ② G5-3		C FF 92 S CH 83 X FF 94 0-2 ① P4		C FF 93 F FF 91 B SL 85 S CU 82 1-3 ② K	3 1	0 0	0 0	0 0	0 0	1 1	0 0
Inning Stats	R: 0 E: 0 K: 1 S: 7 H: 0 LOB: 0 BB: 0 P: 9	R: 0 E: 0 K: 0 S: 17 H: 0 LOB: 1 BB: 1 P: 22	R: 1 E: 0 K: 2 S: 11 H: 2 LOB: 1 BB: 0 P: 17	R: 0 E: 0 K: 0 S: 10 H: 1 LOB: 2 BB: 1 P: 17	R: 0 E: 0 K: 1 S: 9 H: 0 LOB: 0 BB: 0 P: 9	R: 3 E: 0 K: 1 S: 23 H: 3 LOB: 1 BB: 1 P: 35	R: 0 E: 0 K: 0 S: 7 H: 0 LOB: 0 BB: 0 P: 10	R: 0 E: 0 K: 1 S: 11 H: 2 LOB: 2 BB: 0 P: 13	R: 0 E: 0 K: 2 S: 13 H: 1 LOB: 2 BB: 1 P: 24	1B: 7 2B: 2 3B: 0 HR: 0 SF: 0 SAC: 0 DP: 0 HBP: 0						

PITCHER		IP	WLS	BF	H	R	ER	SO	BB	IBB	HBP	BLK	WP	HR	S	P	ERA	WHIP
67 Dan Straily, R ERA: 5.94	(1, 1)	5.1		22	4	3	3	4	3	0	0	0	0	0	60	85	5.06	1.312
13 Jerry Blevins, L ERA: 2.0	(6, 1)	0.2	B	4	2	1	1	1	0	0	0	0	0	0	17	24	13.50	3.000
62 Sean Doolittle, L ERA: 1.29	(7, 1)	1.0	W	3	0	0	0	0	0	0	0	0	0	0	7	10	0.00	0.000
48 Ryan Cook, R ERA: 1.8	(8, 1)	1.0	H	5	2	0	0	1	0	0	0	0	0	0	11	13	0.00	2.000
50 Grant Balfour, R ERA: 2.03	(9, 1)	1.0	S	5	1	0	0	2	0	1	0	0	1	0	13	24	0.00	1.000

PITCHER	IP	WLS	BF	H	R	ER	SO	BB	IBB	HBP	BLK	WP	HR	S	P	ERA	WHIP

Oakland Athletics @ New York Yankees

Yankee Stadium, Bronx, NY

Sun May 05 2013, 1:09 PM - 4:28 PM EDT

Att. 38,134 - Sunny - 58 F

livebaseballscorecards.com

AB	35
R	4
H	9
RBI	4
BB	4
SO	8
LOB	18

WP: 1 PA: 39
PB: 0
SB: 1
CS: 0

Batter	1	2	3	4	5	6	7	8	9	AB	R	H	RBI	BB	SO	LOB
31 Ichiro Suzuki, L (1, 8) (7, 9) OBP: 0.327, SLG: 0.356	C FF 91 B FF 92 B SL 85 X FF 92 2-1 L6		C FF 92 B SL 84 B SL 84 B FF 91 X FF 92 3-1 17 S 1B		S SL 84 B FF 92 F FF 91 B FF 92 X FS 83 2-2 G5-3 ③			B SL 83 X FF 93 1-0 G4-3 ③		4	0	1	0	0	0	1
17 Jayson Nix, R (1, 6) OBP: 0.282, SLG: 0.291	B FF 92 S FS 84 B FF 92 X FF 92 2-1 24 G4-3 24 S 1B		1 SAFE 1 SAFE B FF 91 B FF 91 D FS 83 C FF 92 F FS 82 C FF 92 3-3 K 1-3 ③			X SI 86 0-0 G6-3 ①			B FC 88 X FC 88 1-0 24 FC4-6 1B	4	0	2	0	0	1	1
24 Robinson Canó, L (1, 4) OBP: 0.365, SLG: 0.583	C FF 92 B FF 91 F SL 86 F FS 84 B FF 92 X FS 84 2-2 G4-3 ② 1-3			F SL 82 F FF 90 B FF 91 X FF 91 1-2 G4-3 ①		F SL 81 B SL 81 X FS 82 1-1 G6-3 ②			B FC 89 X FF 88 1-0 FC4-6 ① 1-2f	4	0	0	0	0	0	2
12 Vernon Wells, R (1, 7) OBP: 0.328, SLG: 0.468	C FS 84 S FS 84 X FS 84 0-2 F7 ③			X FF 89 0-0 G5-3 ②		B FF 88 B FF 90 F FS 81 S FS 82 X FF 92 2-2 L4 ③			F FC 89 S FC 90 F FC 89 S FC 88 0-3 K ②	4	0	0	0	0	1	2
45 Ben Francisco, R (1, 9) OBP: 0.270, SLG: 0.226 11 Brett Gardner, L (7, PH) (7, 8) OBP: 0.338, SLG: 0.403		B CU 73 C FS 83 B FF 91 B FS 83 X FF 91 3-1 F8 ①		B CU 73 B FS 83 C FF 92 B FS 84 B FS 83 4-1 55 FC4-6 BB			C FF 88 B CH 85 B FF 89 B FF 88 C FF 90 B FF 88 4-2 39 G1-6-3 BB		C SL 78 S SL 79 S SL 78 0-3 K2-3 ③	1 1	0 0	0 0	0 0	1 1	0 1	0 1
55 Lyle Overbay, L (1, 3) OBP: 0.282, SLG: 0.469		S FF 91 F FF 91 B SL 84 S FS 84 1-3 K ②		B FF 90 X FF 92 1-0 FC4-6 ③ 1-2f			T FF 90 C FF 90 F FF 90 B FF 89 1 SAFE D FF 89 F FF 89 B FF 89 F SL 86 3-2 F8 ①			3	0	0	0	0	1	2
39 Chris Nelson, R (1, 5) OBP: 0.247, SLG: 0.276		B FF 92 B FF 91 C FS 83 F FF 92 B FS 84 F FS 83 X FS 84 3-2 G5-3 ③			B FF 87 C FS 82 B FF 91 B FF 91 F FF 90 X FF 91 3-2 L9 ①		B FF 90 1 SAFE 1 SAFE B SL 85 F FF 90 C SL 84 X SL 86 2-2 G1-6-3 ② ③ 1-2f			3	0	0	0	0	0	1
19 Chris Stewart, R (1, 2) OBP: 0.300, SLG: 0.391			C FF 88 B FF 91 X FF 91 1-1 G5-3 ①		C CU 72 B FS 83 S FS 83 B FF 91 X FF 91 2-2 18 G3 18 S 1B			C FF 92 X FF 92 0-1 P4 ①		3	0	1	0	0	0	0
18 Hiroki Kuroda, R (1, 1) 33 Travis Hafner, L (8, PH) OBP: 0.412, SLG: 0.575 27 Shawn Kelley, R (8, 1)			B FF 89 C FF 89 B FF 92 X FF 91 2-1 G4-3 ②		C FF 90 B FF 92 C FF 91 F FF 92 B FF 92 B FF 92 X FF 93 3-2 G3 ② 1-3			C SL 83 C SL 84 F SL 84 B FF 93 F FF 93 X FF 94 1-2 G6-3 ②		2 1 0	0 0 0	0 0 0	0 0 0	0 0 0	0 0 0	1 0 0
Inning Stats	R: 0 H: 1 E: 0 LOB: 1 K: 0 BB: 0 S: 11 P: 17	R: 0 H: 0 E: 0 LOB: 0 K: 1 BB: 0 S: 9 P: 16	R: 0 H: 1 E: 0 LOB: 1 K: 1 BB: 0 S: 9 P: 18	R: 0 H: 0 E: 0 LOB: 1 K: 0 BB: 1 S: 6 P: 12	R: 0 H: 1 E: 0 LOB: 1 K: 0 BB: 0 S: 13 P: 23	R: 0 H: 0 E: 0 LOB: 0 K: 0 BB: 0 S: 6 P: 9	R: 0 H: 0 E: 0 LOB: 0 K: 0 BB: 1 S: 13 P: 22	R: 0 H: 0 E: 0 LOB: 0 K: 0 BB: 0 S: 8 P: 10	R: 0 H: 1 E: 0 LOB: 1 K: 2 BB: 0 S: 9 P: 11	1B: 4 SF: 0 2B: 0 SAC: 0 3B: 0 DP: 1 HR: 0 HBP: 0						

PITCHER		IP	WLS	BF	H	R	ER	SO	BB	IBB	HBP	BLK	WP	HR	S	P	ERA	WHIP
29 Jorge De La Rosa, L ERA: 3.52	(1, 1)	6.0	W	22	3	0	0	2	1	0	0	0	0	0	54	95	0.00	0.667
34 Matt Belisle, R ERA: 3.44	(7, 1)	1.0	H	3	0	0	0	0	1	0	0	0	0	0	13	22	0.00	1.000
49 Rex Brothers, L ERA: 0.59	(8, 1)	1.0	H	3	0	0	0	0	0	0	0	0	0	0	8	10	0.00	0.000
63 Rafael Betancourt, R ERA: 1.35	(9, 1)	1.0	S	4	1	0	0	2	0	0	0	0	0	0	9	11	0.00	1.000

PITCHER	IP	WLS	BF	H	R	ER	SO	BB	IBB	HBP	BLK	WP	HR	S	P	ERA	WHIP

TOP

New York Yankees @ Colorado Rockies

Coors Field, Denver, CO

Tue May 07 2013, 6:42 PM - 9:28 PM MDT

Att. 41,595 - Cloudy - 64 F

livebaseballscorecards.com

AB	30
R	0
H	4
RBI	0
BB	2
SO	4
LOB	11

Batter	1	2	3	4	5	6	7	8	9	AB	R	H	RBI	BB	SO	LOB
Dexter Fowler, S (1, 8) OBP: 0.398, SLG: 0.565	C FS 87 X FF 89 0-1 ① F7		S SL 82 B FF 89 F FF 90 F FS 86 B FF 90 B SI 91 B SL 82 4-2 BB			X SI 90 0-0 ② F7		C SL 78 X FF 89 0-1 ① G4-1		3	0	0	0	1	0	0
14 Josh Rutledge, R (1, 4) OBP: 0.315, SLG: 0.383	X SI 89 0-0 5 G4-3 1B		C SL 83 B SI 90 F FF 90 1 SAFE B SL 84 X SL 83 2-2 ③ G6-3			B FS 88 X FF 91 1-0 5 HR 1B		F FF 92 X SL 81 0-1 1B		4	1	3	0	0	0	2
5 Carlos González, L (1, 7) OBP: 0.404, SLG: 0.593	B SI 88 B FF 89 1 SAFE B FS 88 C SI 89 X SI 88 3-1 ② G4-3 1-2 ③			C CU 72 F FF 90 B FF 90 S FF 90 1-3 ① K		B FF 90 B FF 89 F SI 91 F FF 90 1 SAFE D FS 85 X FF 90 3-2 1-H HR		B FF 90 C SL 80 B FF 91 S SL 82 S SL 82 2-3 ② K		4	1	1	2	0	2	2
3 Michael Cuddyer, R (1, 9) OBP: 0.388, SLG: 0.591		B FF 90 C FF 89 F SL 82 B FS 86 S SL 83 2-3 ① K		B FF 92 B SI 91 B SL 82 C SI 89 C SI 89 F SL 84 C SI 89 3-3 ② K		X SL 81 0-0 17 1B 1B		1 SAFE C FF 91 C FF 92 1 SAFE 1 SAFE D SL 82 X SL 80 1-2 ③ F9		4	0	1	0	0	2	1
17 Todd Helton, L (1, 3) OBP: 0.327, SLG: 0.396		X SI 90 0-0 ② F7		C CU 72 S FS 85 B FF 90 B SI 91 F SI 91 X SL 83 2-2 ③ F7		X FS 84 0-0 28 WP 1-3 1B				3	0	1	0	0	0	0
28 Nolan Arenado, R (1, 5) OBP: 0.333, SLG: 0.618		B FF 91 F SL 84 S SI 91 B FF 90 X FS 86 2-2 ③ G6-3			F FF 90 F SI 89 B SL 84 X SL 83 1-2 ① G6-3	B FF 89 X SL 83 1-0 ③ L9 1-2				3	0	0	0	0	0	2
8 Yorvit Torrealba, R (1, 2) OBP: 0.410, SLG: 0.290			X FF 89 0-0 ① G5-3		S SL 84 B SI 91 F SI 91 B FF 92 X SL 83 2-2 ② F8		C FF 89 X FF 90 0-1 ① F9			3	0	0	0	0	0	0
18 Jonathan Herrera, S (1, 6) OBP: 0.318, SLG: 0.381			C SI 88 B FS 85 X FF 91 1-1 29 G4-3 2B		C CU 73 B SL 82 B FS 84 B SI 90 C SI 89 X SI 88 3-2 ③ G3		L SI 90 F FF 91 B FS 85 B FS 84 F FF 90 B SL 83 F FS 88 F SI 88 X FS 87 3-2 16 G3-6-1 1B			3	0	2	0	0	0	0
29 Jorge De La Rosa, L (1, 1) 1 Eric Young Jr., S (6, PH) OBP: 0.333, SLG: 0.453 34 Matt Belisle, R (7, 1) 16 Reid Brignac, L (7, PH) OBP: 0.310, SLG: 0.308 49 Rex Brothers, L (8, 1) 63 Rafael Betancourt, R (9, 1)			F SI 89 F SL 87 F FF 88 D FS 85 D FS 86 X SI 90 2-2 ② G4-3 2-3			X CU 74 0-0 ① G4-3	F CU 72 D FS 85 1 SAFE X SI 89 1-1 ② ③ G3-6-1 1-2f			1 1 0 1 0 0	0 0 0 0 0 0	0 0 0 0 0 0	0 0 0 0 0 0	0 0 0 0 0 0	0 0 0 0 0 0	1 0 0 1 0 0
Inning Stats	R: 0 E: 0 K: 0 S: 5 H: 1 LOB: 0 BB: 0 P: 8	R: 0 E: 0 K: 1 S: 7 H: 0 LOB: 0 BB: 0 P: 11	R: 0 E: 0 K: 0 S: 13 H: 1 LOB: 2 BB: 1 P: 22	R: 0 E: 0 K: 2 S: 11 H: 0 LOB: 0 BB: 0 P: 17	R: 0 E: 0 K: 0 S: 9 H: 0 LOB: 0 BB: 0 P: 15	R: 2 E: 0 K: 0 S: 9 H: 4 LOB: 2 BB: 0 P: 14	R: 0 E: 0 K: 0 S: 10 H: 1 LOB: 0 BB: 0 P: 14	R: 0 E: 0 K: 1 S: 10 H: 1 LOB: 1 BB: 0 P: 13		1B: 6 2B: 1 3B: 0 HR: 1 SF: 0 SAC: 0 DP: 1 HBP: 0				WP: 1 PB: 0 SB: 0 CS: 0 PA: 31		

PITCHER		IP	WLS	BF	H	R	ER	SO	BB	IBB	HBP	BLK	WP	HR	S	P	ERA	WHIP
18 Hiroki Kuroda, R ERA: 2.3	(1, 1)	7.0	L	27	7	2	2	3	1	0	0	0	1	1	64	101	2.57	1.143
27 Shawn Kelley, R ERA: 7.3	(8, 1)	1.0		4	1	0	0	1	0	0	0	0	0	0	10	13	0.00	1.000

PITCHER	IP	WLS	BF	H	R	ER	SO	BB	IBB	HBP	BLK	WP	HR	S	P	ERA	WHIP

BOTTOM

New York Yankees @ Colorado Rockies

Coors Field, Denver, CO

Tue May 07 2013, 6:42 PM - 9:28 PM MDT

Att. 41,595 - Cloudy - 64 F

livebaseballscorecards.com

AB	30
R	2
H	8
RBI	2
BB	1
SO	4
LOB	9

Batter	1	2	3	4	5	6	7	8	9	AB	R	H	RBI	BB	SO	LOB
11 Brett Gardner, L (1, 8) OBP: 0.343, SLG: 0.402	C FF 91 F FF 93 F FF 93 B FF 93 X FF 92 1-2 24 S 12 HR 1B		F FF 91 F SL 84 B SL 84 F FF 94 F FF 93 B SL 85 B FF 94 F FF 95 F FF 94 4-2 B FF 94 24 G6-3 24 BLK BB			B FF 93 C FF 92 B FF 93 X SI 89 2-1 ① L8		B FF 90 X FF 90 1-0 ② P4		3	1	1	0	1	0	0
24 Robinson Canó, L (1, 4) OBP: 0.355, SLG: 0.565	1 SAFE C FF 90 B FF 92 F FF 92 F FF 92 B CH 85 B FF 93 X FF 92 3-2 ① F7 1-2		1 SAFE F SL 83 F FF 89 B FF 91 1 SAFE F FF 91 B CH 85 B SL 85 X SL 81 3-2 ② G6-3 1-3			B SL 80 S SL 81 F SI 94 F SL 82 B FF 95 S SL 82 2-3 ② K		B SL 81 B FF 91 F SL 81 F SL 84 B FF 93 S SL 87 3-3 ③ K		4	0	0	0	0	2	2
12 Vernon Wells, R (1, 7) (9, 5) OBP: 0.341, SLG: 0.504	B FF 93 B FF 92 C FF 91 B FF 92 C SL 84 X FF 94 3-2 2-H HR		X FF 92 0-0 ③ G6-3			X FF 94 0-0 E8 1B			X FC 89 0-0 31 SH1-4 55 CS 22 1B 1B	4	2	3	2	0	0	1
55 Lyle Overbay, L (1, 3) OBP: 0.280, SLG: 0.455	B FF 93 C FF 92 B CH 85 X FF 93 2-1 ② G3-1			F FF 91 B CH 86 B FF 92 C SL 83 F SL 82 B FF 92 X FF 92 3-2 ① G3		F FF 94 B FF 94 C SL 81 B SL 82 S SL 82 2-3 ③ K			C CH 82 B FC 88 D CH 83 D FC 88 B FC 89 4-1 22 1B 31 SH1-4 1-2 BB	3	0	0	0	1	1	1
31 Ichiro Suzuki, L (1, 9) (9, 7) OBP: 0.319, SLG: 0.346	F SL 84 C FF 93 F SL 87 B FF 92 X FF 93 1-2 ③ G5-3			C FF 90 B FF 94 S FF 90 F FF 90 F FF 92 F FF 89 X FF 92 1-2 ② F8			C CH 79 S SL 83 S SL 83 0-3 ① K		X FF 88 0-0 ① SH1-4 1-2 2-3	3	0	0	0	0	1	0
17 Jayson Nix, R (1, 6) OBP: 0.281, SLG: 0.280		C FF 92 B FF 94 C FF 92 B FF 94 F FF 93 C FF 94 2-3 ① K		B FF 90 X FF 88 1-0 ③ F9			B FF 92 C CH 81 B FF 93 X FF 94 2-1 ② G5-3		B SL 79 B SL 78 P PO 81 I IN 74 4-0 22 1B IBB	3	0	0	0	1	1	0
39 Chris Nelson, R (1, 5) OBP: 0.250, SLG: 0.278 33 Travis Hafner, L (9, PH) OBP: 0.408, SLG: 0.568 42 Mariano Rivera, R (9, 1)		B FF 94 X SL 84 1-0 ② G6-3			C SL 88 B SL 86 B FF 90 X FF 92 2-1 ① G4-3		S CH 81 B FF 94 B SI 90 C CH 83 F SL 84 B FF 95 X CH 82 3-2 E8 1B		C FC 89 B SL 78 B FC 90 F SL 78 S FC 90 2-3 ② K	3 1 0	0 0 0	1 0 0	0 0 0	0 0 0	0 1 0	0 3 0
41 David Phelps, R (1, 1) 45 Ben Francisco, R (7, PH) OBP: 0.263, SLG: 0.219 38 Preston Claiborne, R (7, 1) 30 David Robertson, R (8, 1) 22 Brennan Boesch, L (9, PH) OBP: 0.250, SLG: 0.447 (9, 9)		C FF 93 B FF 94 F FF 92 S FF 94 1-3 ③ K		B FF 91 B FF 92 C FF 90 S FF 92 S FF 93 2-3 ② K		B CH 82 B FF 91 C CH 81 F SI 92 D SL 86 X FF 92 3-2 ③ G5-3		F SL 80 B FC 90 X FC 90 1-1 ③ 1-3 2-3 3-H 1B	2 1 0 0 1	0 0 0 0 0	0 0 0 0 1	0 0 0 0 1	0 0 0 0 0	2 0 0 0 0	0 1 0 0 0
53 Austin Romine, R (1, 2) 19 Chris Stewart, R (9, 2) OBP: 0.300, SLG: 0.391			F FF 91 F FF 94 B FF 94 S SL 82 1-3 ① K		B SL 87 C FF 92 F SL 83 B FF 92 S SL 83 2-3 ③ K			B FF 90 C FF 91 X SL 84 1-1 ① G4-3		3 0	0 0	0 0	0 0	0 0	2 0	0 0

Inning Stats									
	R: 2 E: 0 K: 0 S: 17	H: 2 LOB: 0 BB: 0 P: 27	R: 0 E: 0 K: 2 S: 8	H: 0 LOB: 0 BB: 0 P: 12	R: 0 E: 0 K: 1 S: 14	H: 0 LOB: 1 BB: 1 P: 22	R: 0 E: 0 K: 0 S: 11	H: 0 LOB: 0 BB: 0 P: 16	R: 0 E: 0 K: 2 S: 8	H: 0 LOB: 0 BB: 0 P: 14
	R: 0 E: 1 K: 2 S: 10	H: 1 LOB: 1 BB: 0 P: 16	R: 0 E: 1 K: 1 S: 12	H: 1 LOB: 1 BB: 0 P: 20	R: 0 E: 0 K: 1 S: 6	H: 0 LOB: 0 BB: 0 P: 11	R: 1 E: 0 K: 1 S: 9	H: 2 LOB: 3 BB: 2 P: 19	1B: 5 2B: 0 3B: 0 HR: 1	SF: 0 SAC: 1 DP: 0 HBP: 0

PITCHER		IP	WLS	BF	H	R	ER	SO	BB	IBB	HBP	BLK	WP	HR	S	P	ERA	WHIP
44 Juan Nicasio, R ERA: 4.72	(1, 1)	5.0		18	2	2	2	5	1	0	0	1	0	1	58	91	3.60	0.600
88 Josh Outman, L ERA: 3.75	(6, 1)	2.0		8	2	0	0	3	0	0	0	0	0	0	22	36	0.00	1.000
49 Rex Brothers, L ERA: 0.55	(8, 1)	1.0		3	0	0	0	1	0	0	0	0	0	0	6	11	0.00	0.000
63 Rafael Betancourt, R ERA: 1.26	(9, 1)	1.0	L	6	2	1	0	1	1	1	0	0	0	0	9	19	0.00	3.000

PITCHER — IP — WLS — BF — H — R — ER — SO — BB — IBB — HBP — BLK — WP — HR — S — P — ERA — WHIP

TOP

New York Yankees @ Colorado Rockies

Coors Field, Denver, CO

Wed May 08 2013, 6:44 PM - 9:35 PM MDT

Att. 40,148 - Overcast - 45 F

livebaseballscorecards.com

AB	31
R	3
H	6
RBI	3
BB	3
SO	10
LOB	8

WP: 0	PA: 35								
PB: 0									
SB: 1									
CS: 1									

Batter	1	2	3	4	5	6	7	8	9	AB	R	H	RBI	BB	SO	LOB
Dexter Fowler, S (1, 8) OBP: 0.394, SLG: 0.550	B SI 88 F SI 88 C KC 78 B FF 89 X KC 78 2-2 ① G3		B SI 89 B KC 81 B FF 88 B SI 88 4-0 14 G6-4-3 BB			X KC 80 0-0 ② F8		B FC 92 F FC 92 B FC 92 X FC 93 2-1 ③ G3		3	0	0	0	1	0	2
14 Josh Rutledge, R (1, 4) OBP: 0.313, SLG: 0.378	B FF 90 C FF 88 F SI 89 X FF 91 1-2 ② G3-1		B KC 79 X FF 89 1-0 ②③ G6-4-3 1-2f			C FF 88 B SL 84 B FF 87 B SL 83 X FF 88 3-1 1B			C FC 90 X FC 89 0-1 ① F8	4	0	1	0	0	0	1
5 Carlos González, L (1, 7) OBP: 0.393, SLG: 0.574	B SI 90 B SI 89 B SI 89 C SI 88 X SI 88 3-1 ③ G3-1			B FF 88 X KC 81 1-0 ① G5-3		1 SAFE S SI 88 1 SAFE 1 SAFE S KC 80 B FF 89 S KC 81 1-3 ③ K			C FC 90 B FC 89 C FC 88 X FC 89 1-2 ② G5-3	4	0	0	0	0	1	1
3 Michael Cuddyer, R (1, 9) OBP: 0.383, SLG: 0.580		B FF 89 B SI 89 C FF 89 F SL 85 S FF 91 2-3 ① K		B KC 78 B FF 89 X FF 89 2-0 ② F9			C FF 92 F SL 83 X SL 85 0-2 ① G6-3		C FC 90 B FC 89 X FC 90 1-1 20 S 1B	4	0	1	0	0	1	0
20 Wilin Rosario, R (1, 2) OBP: 0.324, SLG: 0.554		X CH 84 0-0 17 HR 2B		B FF 90 C FF 90 B SL 84 F SI 90 F SL 85 X FF 90 2-2 ③ F9			B SL 82 X SI 93 1-0 ② F8		C FC 89 S FC 90 F FC 90 B FC 88 F FC 88 B FC 88 X FC 88 2-2 ③ F8 1-2	4	1	1	0	0	0	1
17 Todd Helton, L (1, 3) OBP: 0.327, SLG: 0.451		B SI 89 C SL 84 B FF 89 B SL 85 X FF 90 3-1 2-H HR		B SI 88 B SL 86 C SI 88 X KC 81 2-1 ① G4-3			C SI 94 B SI 92 T CH 86 S SI 93 1-3 ③ K			3	1	1	2	0	1	0
28 Nolan Arenado, R (1, 5) OBP: 0.308, SLG: 0.568		C KC 78 X FF 89 0-1 ② G4-3		F FF 90 B FF 88 X SL 84 1-1 ② G5-3				B KC 77 B FC 90 X FC 91 2-0 ① F8		3	0	0	0	0	0	0
16 Reid Brignac, L (1, 6) OBP: 0.295, SLG: 0.293 88 Josh Outman, L (6, 1) 49 Rex Brothers, L (8, 1) 2 Troy Tulowitzki, R (8, PH) OBP: 0.440, SLG: 0.663 1 Eric Young Jr., S (8, PR) OBP: 0.338, SLG: 0.453 63 Rafael Betancourt, R (9, 1)		C SI 89 B KC 81 S KC 81 B SI 90 S KC 82 2-3 ③ K		B FF 87 C KC 80 F KC 80 B SI 90 F SI 89 B KC 79 X KC 81 3-2 ③ F8				H KC 78 1-0 18 S HBP		2 0 0 0 0 0	0 0 0 0 0 0	0 0 0 0 0 0	0 0 0 0 0 0	1 0 0 0 0 0	0 0 0 0 0 0	0 0 0 0 0 0
44 Juan Nicasio, R (1, 1) OBP: 0.333, SLG: 0.143 18 Jonathan Herrera, S (6, 6) OBP: 0.304, SLG: 0.364			C FF 89 B FF 90 B FF 89 T FF 88 C FF 90 2-3 ① K			B SL 87 C SL 86 C SL 84 F SI 88 X KC 78 1-2 ① G3-1		B FC 93 C FC 92 1 SAFE D FC 92 C FC 93 X FC 92 2-2 ② L4 1-2		1 2	0 0	0 0	0 0	0 0	1 0	0 1
Inning Stats	R: 0 E: 0 K: 0 S: 8 H: 0 LOB: 0 BB: 0 P: 14	R: 2 E: 0 K: 2 S: 11 H: 2 LOB: 0 BB: 0 P: 18	R: 0 E: 0 K: 1 S: 4 H: 0 LOB: 0 BB: 1 P: 11	R: 0 E: 0 K: 0 S: 6 H: 0 LOB: 0 BB: 0 P: 11	R: 0 E: 0 K: 0 S: 9 H: 0 LOB: 0 BB: 0 P: 15	R: 0 E: 0 K: 1 S: 10 H: 1 LOB: 1 BB: 0 P: 15	R: 0 E: 0 K: 1 S: 7 H: 0 LOB: 0 BB: 0 P: 9	R: 0 E: 0 K: 0 S: 6 H: 0 LOB: 2 BB: 0 P: 13	R: 0 E: 0 K: 0 S: 12 H: 1 LOB: 1 BB: 0 P: 16	1B: 2 2B: 1 3B: 0 HR: 1	SF: 0 SAC: 0 DP: 1 HBP: 1			WP: 0 PB: 0 SB: 2 CS: 0	PA: 32		

PITCHER		IP	WLS	BF	H	R	ER	SO	BB	IBB	HBP	BLK	WP	HR	S	P	ERA	WHIP
41 David Phelps, R ERA: 5.02	(1, 1)	6.0		21	3	2	2	4	1	0	0	0	0	1	48	84	3.00	0.667
38 Preston Claiborne, R ERA:	(7, 1)	1.0		3	0	0	0	1	0	0	0	0	0	0	7	9	0.00	0.000
30 David Robertson, R ERA: 3.55	(8, 1)	1.0	W	4	0	0	0	0	0	0	1	0	0	0	6	13	0.00	0.000
42 Mariano Rivera, R ERA: 2.03	(9, 1)	1.0	S	4	1	0	0	0	0	0	0	0	0	0	12	16	0.00	1.000

PITCHER	IP	WLS	BF	H	R	ER	SO	BB	IBB	HBP	BLK	WP	HR	S	P	ERA	WHIP

BOTTOM

New York Yankees @ Colorado Rockies

Coors Field, Denver, CO

Wed May 08 2013, 6:44 PM - 9:35 PM MDT

Att. 40,148 - Overcast - 45 F

livebaseballscorecards.com

AB	30
R	2
H	4
RBI	2
BB	1
SO	5
LOB	6

Batter	1	2	3	4	5	6	7	8	9	AB	R	H	RBI	BB	SO	LOB
11 Brett Gardner, L (1, 8) OBP: 0.333, SLG: 0.389	B SI 86 F SI 84 C CU 69 F CU 69 F SI 87 B SI 87 T SI 86 2-2 ① **K**		B CU 68 X SI 84 1-0 ① **G3**		X FF 91 0-0 ① **G6-3**		B FF 92 C FF 91 B ST 82 X FF 91 2-1 ③ **F8**			4	0	0	0	0	1	0
17 Jayson Nix, R (1, 6) OBP: 0.280, SLG: 0.271	C SI 87 T SI 85 B SI 85 B CU 70 B SI 85 B SI 89 4-2 **BB** 24 G4-3 12 1B		C CU 68 F CH 78 B CU 69 B SI 87 X CH 79 2-2 ② **G5-3**		C FF 91 F FF 92 B FF 92 B ST 82 F ST 83 S ST 82 2-3 ② **K**			C FS 87 F SL 79 C SL 81 0-3 ① **K**		3	1	0	0	1	2	0
24 Robinson Canó, L (1, 4) OBP: 0.359, SLG: 0.585	C SI 86 B SI 86 F CH 78 F SI 86 B SI 84 B CH 79 1 SAFE X SI 86 3-2 ② **G4-3** **1-2**		X CH 78 0-0 **12** **1B** **1B**		B ST 81 B SI 90 X ST 80 2-0 **HR**			X SI 89 0-0 ② **G4-3**		4	1	2	1	0	0	1
12 Vernon Wells, R (1, 7) OBP: 0.346, SLG: 0.504	C SI 84 S CH 77 B SI 82 X CH 77 1-2 **45** **FC5-4** **2-H** **1B**		X SI 84 0-0 **1-2** **1B**		C ST 81 B FF 88 C FF 92 X ST 82 1-2 ③ **F7**			C FF 91 S FS 83 X SL 81 0-2 ③ **G4-3**		4	0	2	1	0	0	0
45 Ben Francisco, R (1, 9) OBP: 0.244, SLG: 0.200 48 Boone Logan, R (6, 1) 38 Preston Claiborne, R (7, 1) 22 Brennan Boesch, L (7, 9) OBP: 0.244, SLG: 0.436	C CU 68 B SI 83 C SI 86 D CU 67 X SI 82 2-2 ③ **FC5-4** **1-2f**		X CU 67 0-0 ③ **F8**			F FF 91 S ST 82 B ST 82 B FF 92 S ST 82 2-3 ① **K**			S SI 87 F FS 82 X FF 92 0-2 ① **G4-3**	3 0 0 1	0 0 0 0	0 0 0 0	0 0 0 0	0 0 0 0	1 0 0 0	3 0 0 0
39 Chris Nelson, R (1, 5) OBP: 0.261, SLG: 0.293		C SI 84 B SI 82 B CU 70 B SI 84 B SI 83 4-1 **19** **FC5-4** **BB**	B SI 85 S SI 84 X SI 84 1-1 **55** **G4-3** **19** **SF8** **2B**		B FF 91 C FF 92 S ST 82 F FF 93 B ST 85 S ST 82 2-3 ② **K**			X FS 82 0-0 ② **G5-3**	3	1	1	0	1	1	0
55 Lyle Overbay, L (1, 3) OBP: 0.279, SLG: 0.448		X SI 85 0-0 ① **L9**	B CU 69 C SI 85 X CU 68 1-1 ① **G4-3** **2-3**		X FF 92 0-0 ③ **L8**				B SI 90 X FF 91 1-0 **1B**	4	0	1	0	0	0	2
19 Chris Stewart, R (1, 2) OBP: 0.278, SLG: 0.367		C SI 83 B CH 78 X SI 84 1-1 ② **FC5-4** **1-2f**	F CH 79 B CH 79 X SI 84 1-1 ② **SF8** **3-H**				B FF 90 X FF 91 1-0 ① **G5-3**		B FF 90 L FS 82 F SL 79 X SI 88 1-2 ③ **G5-3**	3	0	0	1	0	0	2
52 CC Sabathia, L (1, 1) 43 Adam Warren, R (5, 1) 31 Ichiro Suzuki, L (6, 9) OBP: 0.316, SLG: 0.343 30 David Robertson, R (7, 1) 42 Mariano Rivera, R (9, 1)		S SI 84 B CU 69 F SI 85 S CU 68 1-3 ③ **K**	F CU 70 S CU 68 S CU 66 0-3 ③ **K2-3**				F FF 92 B ST 82 X FF 91 1-1 ② **G6-3**			2 0 1 0 0	0 0 0 0 0	0 0 0 0 0	0 0 0 0 0	2 0 0 0 0	0 0 0 0 0	1 0 0 0 0

TOP

New York Yankees @ Colorado Rockies

Coors Field, Denver, CO

Thu May 09 2013, 1:20 PM - 5:58 PM MDT

Att. 40,972 - Overcast - 55 F

livebaseballscorecards.com

AB	32
R	3
H	6
RBI	3
BB	2
SO	7
LOB	9

Inning Stats	1	2	3	4	5	6	7	8	9
	R: 1 E: 0 K: 1 S: 17	R: 0 E: 0 K: 1 S: 7	R: 0 E: 0 K: 0 S: 7	R: 1 E: 0 K: 1 S: 9	R: 1 E: 0 K: 1 S: 9	R: 0 E: 0 K: 2 S: 8	R: 0 E: 0 K: 0 S: 5	R: 0 E: 0 K: 1 S: 7	R: 0 E: 0 K: 0 S: 8
	H: 1 LOB: 1 BB: 1 P: 29	H: 0 LOB: 1 BB: 1 P: 13	H: 2 LOB: 2 BB: 0 P: 10	H: 1 LOB: 0 BB: 0 P: 12	H: 1 LOB: 0 BB: 0 P: 14	H: 0 LOB: 0 BB: 0 P: 12	H: 0 LOB: 0 BB: 0 P: 9	H: 0 LOB: 0 BB: 0 P: 7	H: 1 LOB: 1 BB: 0 P: 10

1B: 4 SF: 1
2B: 1 SAC: 0
3B: 0 DP: 0
HR: 1 HBP: 0

WP: 0 PA: 35
PB: 0
SB: 0
CS: 0

PITCHER		IP	WLS	BF	H	R	ER	SO	BB	IBB	HBP	BLK	WP	HR	S	P	ERA	WHIP
26 Jeff Francis, L ERA: 6.9	(1, 1)	4.0	L	18	4	2	2	3	2	0	0	0	0	0	40	64	4.50	1.500
0 Adam Ottavino, R ERA: 1.93	(5, 1)	3.0		10	1	1	1	3	0	0	0	0	0	1	22	35	3.00	0.333
59 Wilton Lopez, R ERA: 4.32	(8, 1)	2.0		7	1	0	0	1	0	0	0	0	0	0	15	17	0.00	0.500

PITCHER		IP	WLS	BF	H	R	ER	SO	BB	IBB	HBP	BLK	WP	HR	S	P	ERA	WHIP

New York Yankees @ Colorado Rockies

Coors Field, Denver, CO

Thu May 09 2013, 1:20 PM - 5:58 PM MDT

Att. 40,972 - Overcast - 55 F

livebaseballscorecards.com

BOTTOM

Batter	1	2	3	4	5	6	7	8	9	AB	R	H	RBI	BB	SO	LOB
1 Eric Young Jr., S (1, 9) OBP: 0.340, SLG: 0.443	B FF 88 B FF 88 C FF 89 B FF 89 F FF 89 B FF 89 4-2 FC6-4 BB		S CU 76 X FF 90 0-1 ② B3-4			C CU 79 X FC 92 0-1 ② G4-3		B FC 92 B FC 93 B FC 93 B FC 92 4-0 2 S BB		2	0	0	0	2	0	0
Dexter Fowler, S (1, 8) OBP: 0.390, SLG: 0.535	L CH 82 X SI 90 0-1 ① FC6-4 2 1B 5 SF7 1-2f		C FF 91 B FF 90 S SL 81 F FF 90 B SL 79 X SI 90 2-2 ③ F7			B SI 92 B SI 92 F SI 92 S SL 84 B FC 92 B CH 82 4-2 2 BB BB		B FC 94 C FC 93 1 SAFE F FC 93 S KC 83 1-3 ① K		3	1	0	0	1	1	2
2 Troy Tulowitzki, R (1, 6) OBP: 0.442, SLG: 0.652	F CU 75 X CH 83 0-1 5 SF7 1-3 1B			F FF 90 C FF 90 B SL 81 B SL 80 B FF 89 X FF 91 3-2 ① G6-3		F SL 84 B SI 91 B CH 82 D CH 83 F FC 90 B SI 90 4-2 1-2 BB		1 SAFE 1 SAFE S FC 93 X FC 92 0-1 ② G4-3 1-2		3	0	1	0	1	0	1
5 Carlos González, L (1, 7) OBP: 0.382, SLG: 0.560	B FF 91 F FF 91 T SI 90 X FF 91 1-2 ② SF7 1-2 3-H			C SI 90 S SL 80 S SL 80 0-3 ② K		C FF 93 X SI 92 0-1 ③ G3		C FF 92 S FC 93 F KC 81 S KC 82 0-3 ③ K		3	0	0	1	0	2	3
20 Wilin Rosario, R (1, 2) OBP: 0.321, SLG: 0.543	C SL 81 B FF 90 X FF 90 1-1 ③ F8			S CH 84 X SI 89 0-1 ③ G6-3			F SL 83 X SI 92 0-1 28 G1-4-3 1B		C FC 90 B FC 90 S FC 91 F FC 90 X FC 91 1-2 ① P5	4	0	1	0	0	0	1
28 Nolan Arenado, R (1, 5) OBP: 0.279, SLG: 0.512		F CU 75 B SI 89 C FF 90 F FF 91 X SL 80 1-2 ① F8	B FF 92 X FF 91 1-0 ① F9				B FF 92 F CH 86 F FF 92 B FF 94 X CH 86 2-2 ①② G1-4-3 1-2f		C FC 89 F FC 90 F FC 90 F FC 90 B FC 89 X FC 89 1-2 ② L7	4	0	0	0	0	0	1
15 Jordan Pacheco, R (1, 3) OBP: 0.364, SLG: 0.366		C FF 90 B FF 91 X CH 84 1-1 ② G5-3	X SL 84 0-0 ② G5-3				C SI 94 B FF 94 B SL 85 S FF 94 X SL 85 2-2 14 1B 1B		C FC 90 C FF 91 F FC 91 H FC 90 1-2 HBP	3	0	1	0	0	0	0
14 Josh Rutledge, R (1, 4) OBP: 0.311, SLG: 0.374	C FF 90 S SL 80 F SI 91 S SL 80 0-3 ③ K		C FC 92 F SI 92 F CH 83 X SL 86 0-2 ③ G4-3				B SL 83 B FF 93 F FF 93 B FF 92 X FF 93 3-1 1-2 1B		C FC 91 X FC 90 0-1 ③ G6-3	4	0	1	0	0	1	1
26 Jeff Francis, L (1, 1) 0 Adam Ottavino, S (5, 1) 17 Todd Helton, L (7, PH) OBP: 0.321, SLG: 0.442 59 Wilton Lopez, R (8, 1)			C FF 89 B FF 89 X FF 89 1-1 ① G1-3			C SI 91 B CH 83 F SI 91 F FF 92 B SI 91 F SI 91 F CH 81 F SI 91 X FF 90 2-2 ① G6-3	C KC 79 B FC 93 C FC 92 S KC 82 1-3 ③ K2-3			1 1 1 0	0 0 0 0	0 0 0 0	0 0 0 0	0 0 1 0	0 0 2 0	0 0 2 0
Inning Stats	R: 1 H: 1 E: 0 LOB: 1 K: 0 BB: 1 S: 11 P: 17	R: 0 H: 0 E: 0 LOB: 0 K: 1 BB: 0 S: 10 P: 12	R: 0 H: 0 E: 0 LOB: 0 K: 0 BB: 0 S: 8 P: 11	R: 0 H: 0 E: 0 LOB: 0 K: 1 BB: 0 S: 8 P: 11	R: 0 H: 0 E: 0 LOB: 0 K: 0 BB: 0 S: 6 P: 7	R: 0 H: 0 E: 0 LOB: 2 K: 0 BB: 2 S: 15 P: 25	R: 0 H: 3 E: 0 LOB: 2 K: 1 BB: 0 S: 13 P: 21	R: 0 H: 0 E: 0 LOB: 1 K: 2 BB: 1 S: 9 P: 14	R: 0 H: 0 E: 0 LOB: 1 K: 0 BB: 0 S: 14 P: 17	1B: 4 SF: 1 2B: 0 SAC: 0 3B: 0 DP: 1 HR: 0 HBP: 1						

AB	29
R	1
H	4
RBI	1
BB	4
SO	5
LOB	11

WP: 0 PB: 0 SB: 1 CS: 0 PA: 35

PITCHER		IP	WLS	BF	H	R	ER	SO	BB	IBB	HBP	BLK	WP	HR	S	P	ERA	WHIP
52 CC Sabathia, L ERA: 3.23	(1, 1)	4.0		14	1	1	1	2	1	0	0	0	0	0	37	51	2.25	0.500
43 Adam Warren, R ERA: 1.84	(5, 1)	1.2	W	7	0	0	0	0	2	0	0	0	0	0	19	30	0.00	1.200
48 Boone Logan, L ERA: 3.0	(6, 1)	0.1	H	1	0	0	0	0	0	0	0	0	0	0	2	2	0.00	0.000
38 Preston Claiborne, R ERA:	(7, 1)	0.2	H	4	3	0	0	0	0	0	0	0	0	0	10	17	0.00	4.500
30 David Robertson, R ERA: 3.21	(7, 1)	1.1	H	5	0	0	0	3	1	0	0	0	0	0	12	18	0.00	0.750

PITCHER		IP	WLS	BF	H	R	ER	SO	BB	IBB	HBP	BLK	WP	HR	S	P	ERA	WHIP
42 Mariano Rivera, R ERA: 1.88	(9, 1)	1.0	S	4	0	0	0	0	0	0	1	0	0	0	14	17	0.00	0.000

New York Yankees @ Kansas City Royals

Kauffman Stadium, Kansas City, MO

Fri May 10 2013, 7:12 PM - 10:18 PM CDT

Att. 24,521 - Clear - 66 F

TOP

livebaseballscorecards.com

Batter	1	2	3	4	5	6	7	8	9	AB	R	H	RBI	BB	SO	LOB
11 Brett Gardner, L (1, 8) OBP: 0.333, SLG: 0.409	C FF 89 C FF 91 B FF 91 F FF 93 X KC 82 1-2 ① G4-3	C FF 91 F FC 91 F FC 90 F KC 81 F FC 90 B FF 92 F KC 80 S FF 93 1-3 ③ K			B FF 89 C FF 88 C FF 91 X FC 86 1-2 2B	C SI 84 C CU 75 B EP 70 X FF 85 1-2 24 1B 1-H 3B		C SI 96 C CU 84 F FF 96 F CU 81 B SI 96 C SI 96 1-3 ① K	X CU 84 0-0 ③ G3-1	6	1	2	1	0	2	3
24 Robinson Canó, L (1, 4) OBP: 0.360, SLG: 0.579	X FF 92 0-0 ② L8		C KC 79 S KC 81 B KC 81 X FC 90 1-2 ① P5		X FC 91 0-0 ① P2	C SL 81 X SI 85 0-1 33 S 3-H 1B		B SI 96 F CU 83 F FF 96 X FF 96 1-2 1-2 1B		5	0	2	1	0	0	1
12 Vernon Wells, R (1, 7) OBP: 0.333, SLG: 0.484	C FF 92 B FF 93 X KC 81 1-1 ③ G5-3		C FC 88 B KC 81 X FF 93 1-1 ② G4-3		B FC 91 S FC 92 F FF 92 B FF 90 X KC 81 2-2 ② G5-3	B SL 82 X CH 77 1-0 ② L7		B CU 85 C CU 84 F FF 94 F CU 85 D CU 85 B FF 96 F FF 94 F FF 95 X FF 95 3-2 ② F8 2-3		5	0	0	0	0	0	4
33 Travis Hafner, L (1, 10) OBP: 0.398, SLG: 0.541		B FF 91 B KC 80 F FF 90 B SI 89 F FF 93 B FF 93 4-2 31 HR BB	B KC 82 C FF 92 X FC 90 1-1 ③ G3		C FC 90 B FF 93 S FF 92 B FC 89 F FF 93 D KC 83 F FF 93 X KC 81 3-2 ③ L7	B SL 80 C SI 85 C CU 75 B CU 76 B CU 75 F SI 84 S SI 84 3-3 ③ K 1-2		B SI 94 B CU 81 X SI 96 2-0 ③ G6-3		4	1	0	0	1	1	4
31 Ichiro Suzuki, L (1, 9) OBP: 0.328, SLG: 0.391		X FF 92 0-0 1-H HR		C FF 89 B FF 90 B FC 89 C FF 92 X FC 88 2-2 ① G1-3		F KC 78 B KC 78 X FF 91 1-1 17 1B 55 2B 2B	C SI 84 B CU 76 X SI 83 1-1 ① G5-3		C CU 80 F SI 94 X CU 78 0-2 17 S 55 1B 1B	5	3	3	2	0	0	0
17 Jayson Nix, R (1, 6) OBP: 0.306, SLG: 0.295		C KC 80 B FF 92 X SI 91 1-1 55 HR 2B		C FF 90 B KC 81 C KC 80 F FC 89 B FC 87 B FF 93 B FF 90 4-2 55 2B BB		B FF 92 C KC 80 X FC 88 1-1 55 2B 39 1B 2-3 1B	F SI 86 B CU 76 H CH 76 2-1 HBP		C FF 95 F CU 83 T FF 94 0-2 ① K 1-2	3	3	2	0	1	1	1
55 Lyle Overbay, L (1, 3) OBP: 0.302, SLG: 0.509		B FF 93 B FF 92 C FF 92 B FF 90 X FC 90 3-1 2-H HR		B FF 93 X SI 91 1-0 1-H 2B		C CU 74 X SI 84 0-1 39 1B 1-3 3-H 2B	C SI 84 X CU 76 0-1 ② P5		B CU 83 C CU 83 B FF 94 X SI 94 2-1 39 1B 2-H 1B	5	2	4	5	0	0	1
39 Chris Nelson, R (1, 5) OBP: 0.269, SLG: 0.299		B FF 94 F FF 94 B FC 89 F FF 94 B KC 82 S FF 93 3-3 ① K		C KC 82 S FF 94 S FC 90 0-3 ② K		C SL 82 D CU 76 X SL 82 1-1 19 FC4-6 2-H 3-H 1B	F FF 95 C CU 83 S CU 84 0-3 ③ K		B SI 94 X FF 94 1-0 1-2 1B	5	0	2	2	0	3	2
19 Chris Stewart, R (1, 2) OBP: 0.271, SLG: 0.352		B KC 82 X FF 90 1-0 ② P2		F FF 93 C FF 89 F KC 82 X FF 93 0-2 ③ F9		C FF 85 X CH 76 0-1 ① FC4-6 11 3B 1-2f		B FF 95 B FF 95 S SI 95 L SI 95 X CU 84 2-2 12 F8 24 1B 1B	C FF 95 D CU 84 B CU 84 F FF 94 F SI 94 B SI 94 X SI 94 3-2 ② L6	5	1	1	0	0	0	4
Inning Stats	R: 0 E: 0 K: 0 S: 7 H: 0 LOB: 0 BB: 0 P: 9	R: 4 E: 0 K: 2 S: 18 H: 3 LOB: 0 BB: 1 P: 31	R: 0 E: 0 K: 0 S: 7 H: 0 LOB: 0 BB: 0 P: 10	R: 1 E: 0 K: 1 S: 14 H: 1 LOB: 1 BB: 1 P: 21	R: 0 E: 0 K: 0 S: 12 H: 1 LOB: 1 BB: 0 P: 18	R: 5 E: 0 K: 1 S: 20 H: 6 LOB: 1 BB: 0 P: 28	R: 0 E: 0 K: 1 S: 8 H: 0 LOB: 1 BB: 0 P: 11	R: 0 E: 0 K: 1 S: 18 H: 2 LOB: 2 BB: 0 P: 27	R: 1 E: 0 K: 1 S: 14 H: 3 LOB: 2 BB: 0 P: 20	1B: 8 2B: 5 3B: 1 HR: 2 SF: 0 SAC: 0 DP: 0 HBP: 1						

	AB	43
	R	11
	H	16
	RBI	11
	BB	2
	SO	7
	LOB	20

	WP: 0	PA: 46
	PB: 0	
	SB: 2	
	CS: 0	

PITCHER		IP	WLS	BF	H	R	ER	SO	BB	IBB	HBP	BLK	WP	HR	S	P	ERA	WHIP
22 Wade Davis, R ERA: 5.86	(1, 1)	5.0	L	24	7	7	7	3	2	0	0	0	0	2	62	95	12.60	1.800
52 Bruce Chen, L ERA: 2.03	(6, 1)	1.2		10	4	3	3	1	0	0	1	0	0	0	21	30	16.20	2.400
27 Juan Gutierrez, R ERA: 5.59	(7, 1)	2.1		12	5	1	1	3	0	0	0	0	0	0	35	50	3.86	2.143

PITCHER	IP	WLS	BF	H	R	ER	SO	BB	IBB	HBP	BLK	WP	HR	S	P	ERA	WHIP

Batter	1	2	3	4	5	6	7	8	9	AB	R	H	RBI	BB	SO	LOB
2 Alcides Escobar, R (1, 6) OBP: 0.296, SLG: 0.373	C FF 92 C FF 92 F FF 93 B SL 83 X SL 83 1-2 ① G6-3	B FF 94 C FF 94 B CH 86 X FF 93 2-1 ③ G6-3			S FF 92 F FF 92 F FF 92 X SL 81 0-2 6 1B 4 2B 1B		C FF 90 S SL 81 B SL 80 B SL 81 T SL 81 2-2 ① K			4	1	1	0	0	1	0
6 Lorenzo Cain, R (1, 9) OBP: 0.382, SLG: 0.444	X FF 93 0-0 ② G4-3		C FF 92 F FF 92 H FF 91 1-2 HBP		1 SAFE C FF 92 X FF 92 0-1 4 2B 1-3 1B		C FF 92 F FF 92 B FF 92 B SL 84 B SL 84 F SL 82 S FF 93 3-3 ② K			3	1	1	0	0	1	0
4 Alex Gordon, L (1, 7) OBP: 0.345, SLG: 0.529	C FF 93 C FF 93 F FF 93 F SL 83 F FF 94 F KC 77 F FF 94 B SL 84 B SL 82 2-2 X FF 83 16 FC6-4 1B		B KC 74 C CH 83 1 SAFE B CH 82 1 SAFE C FF 92 X CH 83 2-2 ① F9		X FF 91 0-0 1-H 3-H 2B		C FF 92 B SL 82 F SL 81 S SL 83 1-3 ③ K			4	0	2	2	0	1	1
16 Billy Butler, R (1, 10) OBP: 0.364, SLG: 0.368	X FF 93 0-0 ③ FC6-4 1-2f		C FF 92 B FF 92 1 SAFE X FF 92 1-1 ② F9		C FF 94 D SL 82 X FF 93 1-1 ② G5-3			C FF 92 B SL 82 S SL 83 B SL 84 C FF 94 2-3 ① K		4	0	0	0	0	1	3
35 Eric Hosmer, L (1, 3) OBP: 0.342, SLG: 0.356		B FF 91 B FF 91 C FF 91 B CH 84 B FF 91 4-1 13 1B 1 HR BB	C FF 92 B CH 84 X CH 82 1-1 ③ F8		X KC 76 0-0 ③ G3			B FF 93 B FF 92 B SL 82 C FF 93 F FF 92 X SL 81 3-2 ② G3-1		3	1	0	0	1	0	2
13 Salvador Perez, R (1, 2) OBP: 0.299, SLG: 0.366		F FF 93 1 SAFE F FF 92 D SL 82 X SL 80 1-2 1 HR 1-2 1B		C FF 91 F FF 91 B FF 91 X FF 92 1-2 ① L8		C FF 90 B FF 91 F FF 90 X KC 73 1-2 ① P6		C FF 93 F SL 83 C FF 94 0-3 ③ K		4	1	1	0	0	1	0
8 Mike Moustakas, L (1, 5) OBP: 0.308, SLG: 0.392		C FF 93 B FF 94 C FF 92 F FF 93 S FF 94 1-3 ① K		C KC 74 B FF 92 F FF 92 B FF 93 B SL 81 F FF 93 F FF 92 B SL 82 4-2 23 P4-3 BB		C KC 72 B CH 83 X FF 91 1-1 HR			B FF 94 F FF 92 X SI 94 1-1 ① P6	3	1	1	1	1	1	2
23 Elliot Johnson, S (1, 4) OBP: 0.286, SLG: 0.353 24 Miguel Tejada, R (9, PH) OBP: 0.381, SLG: 0.400		F FF 93 C FF 94 S FF 92 0-3 ② K		C FF 92 X FF 92 0-1 ② ③ P4-3 1-1f		C KC 73 T FF 92 C FF 92 0-3 ② K			B FF 93 B SI 93 F FF 93 B SI 93 F FF 93 S SL 80 3-3 ② K	3 1	0 0	0 0	0 0	0 0	2 1	3 0
1 Jarrod Dyson, L (1, 8) OBP: 0.259, SLG: 0.556 21 Jeff Francoeur, R (9, PH) OBP: 0.271, SLG: 0.330		C FF 94 F FF 94 F FF 94 B FF 94 D SL 84 X FF 94 2-2 1-H 2-H HR			C FF 90 C KC 75 B SL 80 B SL 80 X FF 92 2-2 ① F7		C SL 77 C FF 92 B FF 92 S SL 82 1-3 ③ K		C FF 93 F SI 93 F FF 95 B FF 94 S SL 80 1-3 ③ K	3 1	1 0	1 0	3 0	0 0	1 1	0 0
Inning Stats	R: 0 E: 0 K: 0 S: 14 H: 1 LOB: 1 BB: 0 P: 17	R: 3 E: 0 K: 2 S: 17 H: 2 LOB: 0 BB: 1 P: 27	R: 0 E: 0 K: 0 S: 9 H: 0 LOB: 1 BB: 0 P: 14	R: 0 E: 0 K: 0 S: 9 H: 0 LOB: 0 BB: 1 P: 14	R: 2 E: 0 K: 0 S: 13 H: 3 LOB: 1 BB: 0 P: 16	R: 1 E: 0 K: 2 S: 11 H: 1 LOB: 0 BB: 0 P: 14	R: 0 E: 0 K: 3 S: 10 H: 0 LOB: 0 BB: 0 P: 16	R: 0 E: 0 K: 2 S: 9 H: 0 LOB: 0 BB: 0 P: 14	R: 0 E: 0 K: 2 S: 9 H: 0 LOB: 0 BB: 0 P: 14	1B: 4 2B: 2 3B: 0 HR: 2	SF: 0 SAC: 0 DP: 1 HBP: 1					WP: 0 PB: 0 SB: 0 CS: 0	PA: 36

PITCHER	IP	WLS	BF	H	R	ER	SO	BB	IBB	HBP	BLK	WP	HR	S	P	ERA	WHIP
65 Phil Hughes, R (1, 1) ERA: 4.43	5.2	W	26	7	6	6	3	2	0	1	0	0	2	70	98	9.53	1.588
27 Shawn Kelley, R (6, 1) ERA: 6.14	2.1		7	0	0	0	6	0	0	0	0	0	0	22	34	0.00	0.000
48 Boone Logan, L (9, 1) ERA: 2.7	1.0		3	0	0	0	2	0	0	0	0	0	0	9	14	0.00	0.000

PITCHER	IP	WLS	BF	H	R	ER	SO	BB	IBB	HBP	BLK	WP	HR	S	P	ERA	WHIP

BOTTOM

New York Yankees @ Kansas City Royals

Kauffman Stadium, Kansas City, MO

Fri May 10 2013, 7:12 PM - 10:18 PM CDT

Att. 24,521 - Clear - 66 F

livebaseballscorecards.com

AB	33
R	6
H	7
RBI	6
BB	2
SO	11
LOB	11

Batter	1	2	3	4	5	6	7	8	9	AB	R	H	RBI	BB	SO	LOB
11 Brett Gardner, L (1, 8) OBP: 0.331, SLG: 0.400	B FF 93 B FF 93 B FF 90 C FF 91 B FF 92 4-1 24 CS BB		B FC 89 B FF 93 X FF 92 2-0 ② P5		B SI 91 C FC 88 F CH 86 F FC 90 B SI 91 B SI 91 S FF 91 3-3 ① K		B FF 89 C FF 90 X CH 85 1-1 ② L7			3	0	0	0	1	1	2
24 Robinson Canó, L (1, 4) OBP: 0.351, SLG: 0.563	B FF 92 1 SAFE B FC 89 C FC 89 X KC 80 2-1 ①② G4-3 1-2		D KC 82 C KC 80 X KC 79 1-1 E5 2-H		C KC 80 F FF 90 X FF 91 0-2 ② F8		S KC 80 F KC 80 B FC 88 B SI 92 B KC 80 C FC 88 3-3 ③ K			4	0	0	0	0	1	2
12 Vernon Wells, R (1, 7) OBP: 0.331, SLG: 0.500	C FF 94 B SI 92 X FC 87 1-1 ③ F9		X KC 79 0-0 ③ F8		B FF 93 B FF 92 B FC 89 C FF 91 X FF 92 3-1 1-H HR			C KC 78 B KC 79 C FC 89 X FC 88 1-2 ① G4-3		4	1	1	2	0	0	1
33 Travis Hafner, L (1, 10) OBP: 0.393, SLG: 0.528		X FF 93 0-0 ① F9		C CH 85 X CH 86 0-1 31 FC6-4 1B	B KC 79 S CH 86 X CH 85 1-1 ③ F9			F CH 85 B KC 81 C FC 88 B CH 84 S FC 88 2-3 ② K		4	0	1	0	0	1	0
31 Ichiro Suzuki, L (1, 9) OBP: 0.317, SLG: 0.377		C FF 92 B FF 92 B FF 92 X FF 91 2-1 ② P4		B CH 85 B SI 92 F CH 84 L SI 91 X FC 89 2-2 ① FC6-4 17 1B 1-2f		F FF 90 C FF 91 B FC 87 F FC 87 S CH 84 1-3 ① K		B FF 92 B CH 86 F FF 91 S FF 91 B FF 92 X FF 91 3-2 ③ F7		4	0	0	0	0	1	1
17 Jayson Nix, R (1, 6) OBP: 0.324, SLG: 0.319		X FF 91 0-0 2B		B KC 79 1 SAFE 1 SAFE 1 SAFE B FC 88 1 SAFE F FC 88 X CH 86 2-1 1-2 1B		B KC 79 B FC 88 C FC 88 B KC 78 B FC 87 4-1 55 1B BB			C FF 97 X CU 77 0-1 ① F8	3	0	2	0	1	0	0
55 Lyle Overbay, L (1, 3) OBP: 0.300, SLG: 0.500		B KC 80 B CH 86 X SI 93 2-0 ③ F8		S KC 79 S CH 86 B CH 86 C FC 89 1-3 ② K		F CH 85 X CH 83 0-1 39 G4-3 1-2 1B			C FF 98 B FF 99 F FF 98 F CH 89 S CH 88 1-3 ② K	4	0	1	0	0	2	3
39 Chris Nelson, R (1, 5) OBP: 0.268, SLG: 0.308			B FF 92 B FF 92 C FF 92 C CH 84 B FC 89 X FC 87 3-2 24 E 2B	B FF 92 C KC 80 D KC 81 C FF 94 X FF 93 2-2 ③ F9		X SI 92 0-0 ②③ G4-3 1-2f			C CU 81 B SI 98 X SI 98 1-1 ③ G6-3	4	1	1	0	0	0	4
19 Chris Stewart, R (1, 2) OBP: 0.274, SLG: 0.339			L SI 91 X KC 80 0-1 ① B1		B FF 91 C FF 91 C FC 88 H CH 85 2-2 12 HR HBP		X FF 90 0-0 ① F8			2	1	0	0	0	0	1
Inning Stats	R: 0 E: 0 K: 0 S: 5 H: 0 LOB: 0 BB: 1 P: 12	R: 0 E: 0 K: 0 S: 5 H: 1 LOB: 1 BB: 0 P: 9	R: 1 E: 1 K: 0 S: 9 H: 1 LOB: 1 BB: 0 P: 15	R: 0 E: 0 K: 1 S: 13 H: 2 LOB: 2 BB: 0 P: 20	R: 2 E: 0 K: 1 S: 13 H: 1 LOB: 0 BB: 0 P: 22	R: 0 E: 0 K: 1 S: 8 H: 1 LOB: 1 BB: 1 P: 13	R: 0 E: 0 K: 1 S: 6 H: 0 LOB: 0 BB: 0 P: 10	R: 0 E: 0 K: 1 S: 9 H: 0 LOB: 0 BB: 0 P: 15	R: 0 E: 0 K: 1 S: 8 H: 0 LOB: 0 BB: 0 P: 10	1B: 3 2B: 2 3B: 0 HR: 1 SF: 0 SAC: 0 DP: 1 HBP: 1						

TOP

New York Yankees @ Kansas City Royals

Kauffman Stadium, Kansas City, MO

Sat May 11 2013, 6:12 PM - 8:41 PM CDT

Att. 30,910 - Clear - 66 F

livebaseballscorecards.com

AB	32
R	3
H	6
RBI	2
BB	2
SO	6
LOB	14

WP: 0 PB: 0 SB: 0 CS: 1 PA: 35

PITCHER		IP	WLS	BF	H	R	ER	SO	BB	IBB	HBP	BLK	WP	HR	S	P	ERA	WHIP
33 James Shields, R ERA: 2.48	(1, 1)	8.0	L	32	6	3	2	5	2	0	1	0	0	1	68	116	2.25	1.000
40 Kelvin Herrera, R ERA: 4.41	(9, 1)	1.0		3	0	0	0	1	0	0	0	0	0	0	8	10	0.00	0.000

PITCHER	IP	WLS	BF	H	R	ER	SO	BB	IBB	HBP	BLK	WP	HR	S	P	ERA	WHIP

BOTTOM

New York Yankees @ Kansas City Royals

Kauffman Stadium, Kansas City, MO

Sat May 11 2013, 6:12 PM - 8:41 PM CDT

Att. 30,910 - Clear - 66 F

livebaseballscorecards.com

Batter	1	2	3	4	5	6	7	8	9	AB	R	H	RBI	BB	SO	LOB
2 Alcides Escobar, R (1, 6) OBP: 0.295, SLG: 0.370	C FC 88 X FF 89 0-1 ① L3		B SI 90 1 SAFE D SL 85 B FF 89 C FF 89 X SL 85 3-1 ① G5-3 1-3		B FF 89 X FF 90 1-0 6 BB 1B			C FC 92 S FF 92 C FC 93 0-3 ① K		4	0	1	0	0	1	1
6 Lorenzo Cain, R (1, 8) OBP: 0.378, SLG: 0.432	C FF 89 B CH 82 F CH 82 B SL 85 F SL 82 F SI 90 X SL 83 2-2 ② G6-3		B FF 89 B SL 84 X CH 82 2-0 ② G6-3 3-H		1 SAFE 1 SAFE 1 SAFE C SI 89 F CH 80 1 SAFE F SL 83 B FC 86 B SL 84 3-2 F FF 89 D SL 84 1-2 BB			B FF 93 C FC 91 F FC 93 B KC 82 C FC 92 2-3 ② K		3	0	0	1	1	1	0
4 Alex Gordon, L (1, 7) OBP: 0.336, SLG: 0.514	B FF 90 C FF 90 F SI 91 F SL 84 B CU 78 C SL 81 2-3 ③ K		C CU 76 B SI 89 S SL 83 S SL 82 S FF 89 1-3 ③ K		X SI 91 0-0 ③ G4-3			C FC 93 F FC 92 B FF 93 S KC 82 1-3 ③ K		4	0	0	0	0	3	2
16 Billy Butler, R (1, 10) OBP: 0.361, SLG: 0.391		B FF 88 F FF 88 B SI 90 B CU 76 F FF 90 F FF 90 S FC 86 3-3 ① K		B CU 76 B SL 83 C FF 88 X FF 88 2-1 HR		C FF 88 C SL 83 T FF 90 0-2 ① K			X FC 90 0-0 ① G6-3	4	1	1	1	0	2	0
35 Eric Hosmer, L (1, 3) OBP: 0.339, SLG: 0.352		X FF 91 0-0 8 FC4-6 13 1B 1B		C CU 76 F SI 90 S SL 82 0-3 ① K		F SL 84 X SI 89 0-1 ② G4-3			C FC 91 S FC 90 B FC 90 B FC 91 X FC 90 2-2 ② G6-3	4	0	1	0	0	1	0
13 Salvador Perez, R (1, 2) OBP: 0.306, SLG: 0.379 1 Jarrod Dyson, L (9, PR) OBP: 0.259, SLG: 0.556		B CU 75 1 SAFE X FF 89 1-0 8 FC4-6 1-2 1B		B FF 89 B CH 79 X CH 79 2-0 ② G6-3		B FF 89 C FF 90 C SI 89 F SL 84 X SL 83 1-2 ③ G5-3			C FC 91 B FC 90 B FC 91 X FC 91 2-1 2B	4 0	0 0	2 0	0 0	0 0	0 0	0 0
8 Mike Moustakas, L (1, 5) OBP: 0.298, SLG: 0.377		B SI 91 B SI 91 C SL 85 S SL 85 X SL 83 2-2 ② FC4-6 1-2f 2-3		F SI 88 B SI 90 S SL 83 S SL 82 1-3 ③ K			X SI 88 0-0 ① G1-4-3		B FC 90 B FC 90 F FC 90 B FC 92 F FC 92 F FC 91 F FC 92 X FC 91 3-2 ③ F7	4	0	0	0	0	1	3
21 Jeff Francoeur, R (1, 9) OBP: 0.264, SLG: 0.322		B FC 89 F FF 90 X CH 83 1-1 ③ G1-3			C FF 88 F FC 87 F SL 85 X SL 81 0-2 ① F7		B CH 80 F CH 79 X FF 88 1-1 ② P5			3	0	0	0	0	0	2
23 Elliot Johnson, S (1, 4) OBP: 0.289, SLG: 0.351			B FF 88 F FF 88 F FF 88 X SL 84 1-2 2 G5-3 2 S 6 G6-3 1B		B CU 74 B CH 80 C FF 88 F FF 88 F SL 82 S SL 83 2-3 ② K		C FF 89 X FF 89 0-1 ③ G4-3			3	1	1	0	0	1	0
Inning Stats	R: 0 E: 0 K: 1 S: 11 H: 0 LOB: 0 BB: 0 P: 15	R: 0 E: 0 K: 1 S: 11 H: 2 LOB: 2 BB: 0 P: 18	R: 1 E: 0 K: 1 S: 10 H: 1 LOB: 0 BB: 0 P: 17	R: 1 E: 0 K: 2 S: 9 H: 1 LOB: 0 BB: 0 P: 14	R: 0 E: 0 K: 1 S: 14 H: 1 LOB: 2 BB: 1 P: 20	R: 0 E: 0 K: 1 S: 9 H: 0 LOB: 0 BB: 0 P: 10	R: 0 E: 0 K: 0 S: 5 H: 0 LOB: 0 BB: 0 P: 6	R: 0 E: 0 K: 3 S: 9 H: 0 LOB: 0 BB: 0 P: 12	R: 0 E: 0 K: 0 S: 11 H: 1 LOB: 1 BB: 0 P: 18	1B: 4 2B: 1 3B: 0 HR: 1	SF: 0 SAC: 0 DP: 0 HBP: 0			WP: 0 PB: 0 SB: 1 CS: 0	PA: 34		

	AB	33
	R	2
	H	6
	RBI	2
	BB	1
	SO	10
	LOB	8

PITCHER	IP	WLS	BF	H	R	ER	SO	BB	IBB	HBP	BLK	WP	HR	S	P	ERA	WHIP
46 Andy Pettitte, L (1, 1) ERA: 3.83	7.0	W	27	5	2	2	7	1	0	0	0	0	1	69	100	2.57	0.857
30 David Robertson, R (8, 1) ERA: 3.0	1.0	H	3	0	0	0	3	0	0	0	0	0	0	9	12	0.00	0.000
42 Mariano Rivera, R (9, 1) ERA: 1.76	1.0	S	4	1	0	0	0	0	0	0	0	0	0	11	18	0.00	1.000

PITCHER	IP	WLS	BF	H	R	ER	SO	BB	IBB	HBP	BLK	WP	HR	S	P	ERA	WHIP

Batter	1	2	3	4	5	6	7	8	9	AB	R	H	RBI	BB	SO	LOB
11 Brett Gardner, L (1, 8) OBP: 0.329, SLG: 0.403	X FF 90 0-0 ① F7		C FF 90 B FF 92 B SL 82 1 SAFE C SL 82 F FF 92 F FF 93 X CH 84 2-2 ② L4		L FF 90 F FF 92 F FF 91 B SL 81 F FF 93 F SL 83 F SL 83 B SI 92 X SI 93 2-2 12 1B 2B		S FF 93 B CU 72 F FF 93 1 SAFE B CH 84 F FF 94 D CU 74 S FF 94 3-3 ② ③ K 1-2			4	1	1	0	0	1	2
24 Robinson Canó, L (1, 4) OBP: 0.354, SLG: 0.581	B FF 92 L FF 88 X FF 92 1-1 ② L5		X SL 83 0-0 1-H HR		X FF 93 0-0 ② G5-3			B FF 93 C FF 93 B CU 73 B FF 94 F FF 94 X FF 94 3-2 1B		4	1	2	2	0	0	1
12 Vernon Wells, R (1, 7) OBP: 0.343, SLG: 0.530	X FF 92 0-0 1B		B SL 84 X SL 82 1-0 HR		F FF 93 B SL 84 B SL 85 X SL 85 2-1 33 E 33 S 2-H 1B			X FF 94 0-0 ① F7		4	1	3	2	0	0	1
33 Travis Hafner, L (1, 10) OBP: 0.387, SLG: 0.527	B FF 92 B SL 80 B SL 81 X FF 92 3-0 ③ F8		B FF 91 C SL 83 F CH 84 F FF 93 X SL 86 1-2 2B		F FF 94 B FF 94 B SI 94 S FF 94 B SL 85 F SL 85 X FF 93 3-2 ③ G4-3 1-3			C CU 73 F FF 94 C FF 94 0-3 ② K		4	0	1	0	0	1	3
31 Ichiro Suzuki, L (1, 9) OBP: 0.307, SLG: 0.364		X FF 90 0-0 ① G1-3	B FF 92 S SL 82 F SI 93 F SL 84 F SL 84 F FF 92 B FF 93 X SL 83 2-2 ③ G1-3			C CH 87 C CH 82 F CH 88 B SL 78 S SL 83 1-3 ① K		B FF 94 D CH 84 X FF 93 2-0 ③ F7		4	0	0	0	0	1	2
17 Jayson Nix, R (1, 6) OBP: 0.311, SLG: 0.305		C FF 92 X CH 83 0-1 ② F7		B SL 84 S SL 83 X FF 92 1-1 E5 39 L8-4		S SL 84 C FF 93 F FF 93 B FF 91 S SL 84 1-3 ② K			B FF 92 C FF 95 F SL 88 B SL 87 C SL 88 2-3 ① K	4	0	0	0	0	2	0
55 Lyle Overbay, L (1, 3) OBP: 0.290, SLG: 0.483		B FF 92 C CH 83 B SL 83 F FF 91 S SL 83 2-3 ③ K		X FF 91 0-0 ① F7		X CH 85 0-0 ③ G3-1			B FF 96 F FF 95 F FF 96 X FS 87 1-2 ② G4-3	4	0	0	0	0	1	1
39 Chris Nelson, R (1, 5) OBP: 0.257, SLG: 0.295			B FF 92 B FF 91 C FF 92 F FF 93 F FF 93 F SL 82 S SL 84 2-3 ① K	B SL 84 S SL 84 D SL 84 F FF 94 F FF 93 X SL 85 2-2 ② ③ L8-4 2-2			X SL 82 0-0 ① G5-3		B FF 95 B FF 96 S FF 95 B FF 95 S FF 96 F FF 96 F FF 96 S FF 97 3-3 ③ K	4	0	0	0	0	2	1
19 Chris Stewart, R (1, 2) OBP: 0.292, SLG: 0.356			B FF 91 X FF 91 1-0 24 HR 1B		B FF 90 C FF 90 X FF 92 1-1 ① P4		C FF 91 C SI 92 B SL 83 B SL 82 F FF 92 B FF 92 X FF 93 3-2 11 K 1B			3	1	2	0	0	0	0
Inning Stats	R: 0 E: 0 K: 0 S: 5 H: 1 LOB: 1 BB: 0 P: 9	R: 0 E: 0 K: 1 S: 6 H: 0 LOB: 0 BB: 0 P: 8	R: 3 E: 0 K: 1 S: 23 H: 4 LOB: 1 BB: 0 P: 32	R: 0 E: 1 K: 0 S: 7 H: 0 LOB: 0 BB: 0 P: 10	R: 1 E: 0 K: 0 S: 16 H: 2 LOB: 1 BB: 0 P: 24	R: 0 E: 0 K: 2 S: 9 H: 0 LOB: 0 BB: 0 P: 11	R: 0 E: 0 K: 1 S: 9 H: 1 LOB: 1 BB: 0 P: 15	R: 0 E: 0 K: 1 S: 8 H: 1 LOB: 1 BB: 0 P: 13	R: 0 E: 0 K: 2 S: 11 H: 0 LOB: 0 BB: 0 P: 17	1B: 5 2B: 3 3B: 0 HR: 2 SF: 0 SAC: 0 DP: 1 HBP: 0						

PITCHER		IP	WLS	BF	H	R	ER	SO	BB	IBB	HBP	BLK	WP	HR	S	P	ERA	WHIP
54 Ervin Santana, R ERA: 2.79	(1, 1)	6.1	L	27	8	4	4	4	0	0	0	0	0	2	71	102	5.68	1.263
55 Tim Collins, L ERA: 4.26	(7, 1)	1.2		5	1	0	0	2	0	0	0	0	0	0	12	20	0.00	0.600
56 Greg Holland, R ERA: 3.46	(9, 1)	1.0		3	0	0	0	2	0	0	0	0	0	0	11	17	0.00	0.000

PITCHER	IP	WLS	BF	H	R	ER	SO	BB	IBB	HBP	BLK	WP	HR	S	P	ERA	WHIP

TOP

New York Yankees @ Kansas City Royals

Kauffman Stadium, Kansas City, MO

Sun May 12 2013, 1:12 PM - 3:48 PM CDT

Att. 29,515 - Sunny - 64 F

livebaseballscorecards.com

AB	35
R	4
H	9
RBI	4
BB	0
SO	8
LOB	11

BOTTOM

New York Yankees @ Kansas City Royals

Kauffman Stadium, Kansas City, MO

Sun May 12 2013, 1:12 PM - 3:48 PM CDT

Att. 29,515 - Sunny - 64 F

livebaseballscorecards.com

Batter	1	2	3	4	5	6	7	8	9	AB	R	H	RBI	BB	SO	LOB
1 Jarrod Dyson, L (1, 8) OBP: 0.258, SLG: 0.548	C SI 88 B SI 89 X SI 88 1-1 2 SH1-3 4 SF8 2B		B SI 90 X SI 90 1-0 ③ G1-3			B SL 81 C SL 83 X SI 91 1-1 ① G4-3		C SI 90 B SL 84 B SI 90 X SI 90 2-1 ① F8 2-3		4	1	1	0	0	0	1
2 Alcides Escobar, R (1, 6) OBP: 0.289, SLG: 0.362	X FF 89 0-0 ① SH1-3 2-3			B SI 91 S FS 84 B SI 91 F SI 91 X SL 84 2-2 ① F8		C SI 92 X FS 85 0-1 ② G4-3		C SI 92 X SI 92 0-1 ② G6-3 3-H		3	0	0	1	0	0	0
4 Alex Gordon, L (1, 7) OBP: 0.340, SLG: 0.524	C SL 82 S FS 84 F SI 90 B SI 91 X FS 85 1-2 ② SF8 3-H			B SI 93 F SI 93 X SI 93 1-1 ② G6-3		B CU 76 F SI 93 B FF 91 X SI 92 2-1 1B		B SL 83 B SI 92 B SI 91 C SI 90 C SI 92 X SI 92 3-2 2B		3	0	2	1	0	0	0
16 Billy Butler, R (1, 10) OBP: 0.350, SLG: 0.377	B SI 91 C SI 91 F SL 84 X FS 86 1-2 ③ G4-3			X SI 92 0-0 ③ G5-3		S SL 84 F SI 92 B SI 91 X FS 84 1-2 ③ P4		B FC 91 X FC 92 1-0 ③ F8		4	0	0	0	0	0	2
35 Eric Hosmer, L (1, 3) OBP: 0.344, SLG: 0.351		C SL 81 B SI 90 X SI 90 1-1 ① G5-3			B SI 91 C SL 83 B FS 86 B FS 86 B SI 88 4-1 21 1B BB		X FS 81 0-0 ① P6		C FC 91 B FC 90 F FC 90 B FC 91 X FC 92 2-2 13 G6-3 1B	3	0	1	0	1	0	0
13 Salvador Perez, R (1, 2) OBP: 0.304, SLG: 0.375		C SI 90 B SI 90 X SI 91 1-1 ② G1-3			S SL 84 X SI 91 0-1 ① P5		B SI 91 C FS 84 X FS 84 1-1 1B		X FC 90 0-0 ①② G6-3 1-2f	4	0	1	0	0	0	2
8 Mike Moustakas, L (1, 5) OBP: 0.288, SLG: 0.364		C SI 91 S FS 84 S FS 86 0-3 ③ K			B SL 83 F SI 90 X FS 85 1-1 ② F9		B SI 90 B SL 83 X SI 90 2-0 ② F8		C FC 91 X FC 91 0-1 ③ F9	4	0	0	0	0	1	2
21 Jeff Francoeur, R (1, 9) OBP: 0.266, SLG: 0.322			B SI 90 F SI 90 X SL 82 1-1 ① P3		F SI 92 X FS 84 0-1 1-2 1B		C SI 92 F SI 92 D FS 85 X FS 85 1-2 ③ G1-3			3	0	1	0	0	0	1
23 Elliot Johnson, S (1, 4) OBP: 0.293, SLG: 0.375			F SI 89 B FS 84 S FS 85 X SI 91 1-2 ② G4-3		S FS 84 F SI 91 F FS 86 B FF 91 D FS 87 F FS 86 X SL 85 2-2 ③ F7			B SI 91 C SI 88 X SI 91 1-1 1 F8 2 G6-3 2B		3	1	1	0	0	0	2
Inning Stats	R: 1 H: 1 E: 0 LOB: 0 K: 0 BB: 0 S: 10 P: 13	R: 0 H: 0 E: 0 LOB: 0 K: 1 BB: 0 S: 7 P: 9	R: 0 H: 0 E: 0 LOB: 0 K: 0 BB: 0 S: 6 P: 9	R: 0 H: 0 E: 0 LOB: 0 K: 0 BB: 0 S: 6 P: 9	R: 0 H: 1 E: 0 LOB: 2 K: 0 BB: 1 S: 12 P: 19	R: 0 H: 1 E: 0 LOB: 1 K: 0 BB: 0 S: 9 P: 13	R: 0 H: 1 E: 0 LOB: 1 K: 0 BB: 0 S: 7 P: 11	R: 1 H: 2 E: 0 LOB: 1 K: 0 BB: 0 S: 10 P: 17	R: 0 H: 1 E: 0 LOB: 0 K: 0 BB: 0 S: 7 P: 9	1B: 4 SF: 1 2B: 3 SAC: 1 3B: 0 DP: 1 HR: 0 HBP: 0						

	AB	31
	R	2
	H	7
	RBI	2
	BB	1
	SO	1
	LOB	10

PITCHER	IP	WLS	BF	H	R	ER	SO	BB	IBB	HBP	BLK	WP	HR	S	P	ERA	WHIP
18 Hiroki Kuroda, R (1, 1) ERA: 2.31	7.2	W	30	6	2	2	1	1	0	0	0	0	0	66	98	2.35	0.913
30 David Robertson, R (8, 1) ERA: 2.93	0.1	H	1	0	0	0	0	0	0	0	0	0	0	1	2	0.00	0.000
42 Mariano Rivera, R (9, 1) ERA: 1.65	1.0	S	3	1	0	0	0	0	0	0	0	0	0	7	9	0.00	1.000

PITCHER	IP	WLS	BF	H	R	ER	SO	BB	IBB	HBP	BLK	WP	HR	S	P	ERA	WHIP

Batter	1	2	3	4	5	6	7	8	9	AB	R	H	RBI	BB	SO	LOB
11 Brett Gardner, L (1, 8) OBP: 0.327, SLG: 0.399	C FF 93 C FF 95 B FF 95 F FF 95 T FF 96 1-2 K ①		C FF 91 F SL 82 F FF 95 B FF 96 B FF 96 B SL 85 S FF 90 3-3 K ①			S FF 92 X FF 92 0-1 31 FC1-6 1B		X FF 92 0-0 P6 ②		4	0	1	0	0	2	1
31 Ichiro Suzuki, L (1, 7) OBP: 0.298, SLG: 0.352	C SI 93 C SL 84 X FF 95 0-2 G6-3 ②		F SI 93 F FF 96 B FF 95 F SL 88 B FF 94 X FF 96 2-2 P6 ②			1 SAFE X FF 91 0-0 FC1-6 33 WP 1-2f ①		C SI 90 B SI 91 F SI 88 S SL 84 1-3 K ③		4	0	0	0	0	1	2
24 Robinson Canó, L (1, 4) OBP: 0.346, SLG: 0.566	B FF 95 B SL 82 X FF 95 2-0 G4-3 ③		B FF 95 B SL 84 B SI 90 C SI 92 C SL 81 F FF 94 C SI 91 3-3 K ③			F FF 92 X FF 93 0-1 F8 ②			B SI 86 C SL 78 X FF 93 1-1 F8 ①	4	0	0	0	0	1	1
33 Travis Hafner, L (1, 10) OBP: 0.383, SLG: 0.510		S SI 91 S SL 84 C SL 85 0-3 K ①		B SL 78 B SL 80 B FF 94 C SI 87 B SI 90 4-1 39 G1-6-3 BB		B FF 93 2 SAFE X SL 83 1-0 G4-3 ③ 1-2			F SL 80 X SI 92 0-1 G1 ②	3	0	0	0	1	1	1
22 Brennan Boesch, L (1, 9) OBP: 0.244, SLG: 0.419		S SL 82 B FF 95 X FF 94 1-1 G1-3 ②		C SI 88 X FF 93 0-1 P4 ①			C SL 81 X FF 93 1-1 G3 ①		B SI 86 F SL 79 X SI 91 1-1 1B	4	0	1	0	0	0	1
39 Chris Nelson, R (1, 5) OBP: 0.260, SLG: 0.296 12 Vernon Wells, R (9, PH) OBP: 0.340, SLG: 0.526	C FF 94 X SI 93 0-1 19 1B 61 BB 1B			C SL 82 X SI 90 0-1 G1-6-3 ②③ 1-2f			C SI 89 B SL 83 X SI 90 1-1 G6-3 ②		F SI 90 B SL 84 S SL 83 S SL 84 1-3 K ③	3 1	0 0	1 0	0 0	0 0	0 1	1 1
61 Corban Joseph, L (1, 3)		B FF 93 B SI 89 B FF 91 B FF 92 4-0 19 1B 1-2 BB			C SI 87 C SL 82 S FF 93 0-3 K ①		B SI 87 F FF 92 B SL 81 F SI 88 X SL 84 2-2 G3 ③			2	0	0	0	1	1	0
19 Chris Stewart, R (1, 2) OBP: 0.294, SLG: 0.355		C FF 93 B SL 83 F SI 94 B SL 85 X FF 94 2-2 1-2 2-3 1B			B SI 91 X FF 92 1-0 F9 ②			C SI 87 S SL 85 F SL 84 F SI 93 F FF 94 T SL 85 0-2 K ①		3	0	1	0	0	1	0
40 Alberto Gonzalez, R (1, 6) OBP: 0.250, SLG: 0.360 55 Lyle Overbay, L (8, PH) OBP: 0.296, SLG: 0.483 17 Jayson Nix, R (8, PR) OBP: 0.311, SLG: 0.305 (8, 6)		C SL 84 B SL 85 B FF 94 F SL 84 S SI 92 2-3 K ③			B SI 88 X FF 93 1-0 F9 ③			B SI 91 F FF 94 S SI 92 B SL 86 F SL 84 B FF 96 B SL 82 4-2 BB		2 0 0	0 0 0	0 0 0	0 1 0	0 0 0	1 0 0	3 0 0
Inning Stats	R: 0 E: 0 K: 1 S: 8 H: 0 LOB: 0 BB: 0 P: 11	R: 0 E: 0 K: 2 S: 14 H: 2 LOB: 3 BB: 1 P: 23	R: 0 E: 0 K: 2 S: 12 H: 0 LOB: 0 BB: 0 P: 20	R: 0 E: 0 K: 0 S: 5 H: 0 LOB: 0 BB: 1 P: 9	R: 0 E: 0 K: 1 S: 5 H: 0 LOB: 0 BB: 0 P: 7	R: 0 E: 0 K: 0 S: 6 H: 1 LOB: 1 BB: 0 P: 7	R: 0 E: 0 K: 0 S: 7 H: 0 LOB: 0 BB: 0 P: 11	R: 0 E: 0 K: 2 S: 13 H: 0 LOB: 1 BB: 1 P: 18	R: 0 E: 0 K: 1 S: 9 H: 1 LOB: 1 BB: 0 P: 12	1B: 4 2B: 0 3B: 0 HR: 0	SF: 0 SAC: 0 DP: 1 HBP: 0			WP: 1 PB: 0 SB: 0 CS: 0	PA: 33		

PITCHER	IP	WLS	BF	H	R	ER	SO	BB	IBB	HBP	BLK	WP	HR	S	P	ERA	WHIP
63 Justin Masterson, R (1, 1) ERA: 3.14	9.0	W	33	4	0	0	9	3	0	0	0	1	0	79	118	0.00	0.778

PITCHER	IP	WLS	BF	H	R	ER	SO	BB	IBB	HBP	BLK	WP	HR	S	P	ERA	WHIP

TOP

New York Yankees @ Cleveland Indians

Progressive Field, Cleveland, OH

Mon May 13 2013, 12:09 PM - 2:33 PM EDT

Sunny - 44 F

livebaseballscorecards.com

AB	30
R	0
H	4
RBI	0
BB	3
SO	9
LOB	11

Batter	1	2	3	4	5	6	7	8	9	AB	R	H	RBI	BB	SO	LOB
24 Michael Bourn, L (1, 8) OBP: 0.359, SLG: 0.500	B SI 89 B SI 88 C SI 88 B FF 88 B FF 88 4-1 22 CS BB		C KC 78 C CH 84 B SI 90 S KC 79 1-3 ① K		C SL 82 C FF 89 C SI 89 0-3 ① K		B SL 84 B CH 82 F KC 79 B SL 84 S CH 83 F KC 82 F CH 84 F KC 81 B SL 86 4-2 22 WP BB			2	0	0	0	2	2	0
22 Jason Kipnis, L (1, 4) OBP: 0.286, SLG: 0.433	C SL 84 B SL 84 1 SAFE S FF 90 F KC 79 B FF 89 X SI 88 2-2 ① 1-2 HR		C KC 78 B CH 82 X CH 80 1-1 ② F8		B SI 89 C SL 84 F SL 84 C FF 90 1-3 ② K		C SL 80 S SL 80 D SL 81 B SL 80 B SL 80 S SL 80 3-3 ③ K 1-2 2-3			4	1	1	1	0	2	2
13 Asdrúbal Cabrera, S (1, 6) OBP: 0.303, SLG: 0.431	S SL 84 L SI 90 B FF 90 C CH 83 1-3 ② K		C SI 90 B FF 90 B SL 85 F CH 81 B SI 91 X CH 81 3-2 2B		F SI 89 C SI 90 F FF 91 B KC 80 X KC 81 1-2 ③ G3			S CH 86 F FF 94 S SI 95 0-3 ① K		4	0	1	0	0	2	0
33 Nick Swisher, S (1, 3) OBP: 0.366, SLG: 0.471	C KC 83 F SI 90 B FF 89 B SI 92 F CH 82 B KC 81 S CH 81 3-3 ③ K		F CH 83 B SL 85 D KC 82 F SL 85 D KC 82 S SL 87 3-3 ③ K			F KC 78 F SI 89 B SI 89 X SL 84 1-2 ① G4-3		X SI 95 0-0 ① 25 G3-6-1 1B		4	0	1	0	0	2	1
25 Jason Giambi, L (1, 10) OBP: 0.280, SLG: 0.409		B SI 88 X SL 84 1-0 ① G3-1		B KC 79 B CH 82 B CH 81 C SI 90 X KC 80 3-1 ① G4-3		C SL 84 B SI 89 C SI 90 S KC 79 1-3 ② K2-3		C CH 88 B SI 94 X CH 87 1-1 ②③ G3-6-1 1-2f		4	0	0	0	0	1	1
41 Carlos Santana, S (1, 2) OBP: 0.442, SLG: 0.620		B SI 88 B SL 83 B SI 89 B FF 88 4-0 23 1B BB		B KC 80 B KC 80 F SI 89 F SL 84 B KC 80 F SL 84 B FF 91 4-2 23 FC4-6 12 BB BB		X SI 88 0-0 ③ F7				1	0	0	0	2	0	0
12 Mark Reynolds, R (1, 5) OBP: 0.371, SLG: 0.613		X FF 89 0-0 ② L7		B SL 83 B CH 82 C CH 84 B FF 90 D KC 82 4-1 23 FC4-6 1-2 BB			C FF 89 B SI 89 S SL 83 F FF 91 X KC 81 1-2 ① G5-3			2	0	0	0	1	0	1
23 Michael Brantley, L (1, 7) OBP: 0.364, SLG: 0.387		B SI 88 X FF 89 1-0 ② 1-3 1B		B SI 90 C SL 83 F FF 90 D KC 82 X KC 81 2-2 ② FC4-6 1-2f 2-3			B FF 88 X SI 89 1-0 ② F7			3	0	1	0	0	0	2
11 Drew Stubbs, R (1, 9) OBP: 0.297, SLG: 0.370		F SL 84 B SL 85 1 SAFE X CH 81 1-1 ③ G1-3		B FF 90 X SI 89 1-0 ③ G5-3			X SL 82 0-0 22 WP 2B			3	0	1	0	0	0	4
Inning Stats	R: 1 E: 0 K: 2 S: 12 H: 1 LOB: 0 BB: 1 P: 22	R: 0 E: 0 K: 0 S: 5 H: 1 LOB: 2 BB: 1 P: 12	R: 0 E: 0 K: 2 S: 11 H: 1 LOB: 1 BB: 0 P: 19	R: 0 E: 0 K: 0 S: 10 H: 0 LOB: 2 BB: 2 P: 24	R: 0 E: 0 K: 2 S: 10 H: 0 LOB: 0 BB: 0 P: 12	R: 0 E: 0 K: 1 S: 7 H: 0 LOB: 0 BB: 0 P: 9	R: 0 E: 0 K: 1 S: 14 H: 1 LOB: 2 BB: 1 P: 23	R: 0 E: 0 K: 1 S: 6 H: 1 LOB: 0 BB: 0 P: 7		1B: 2 2B: 2 3B: 0 HR: 1 SF: 0 SAC: 0 DP: 1 HBP: 0						

PITCHER		IP	WLS	BF	H	R	ER	SO	BB	IBB	HBP	BLK	WP	HR	S	P	ERA	WHIP
41 David Phelps, R ERA: 4.33	(1, 1)	6.2	L	28	4	1	1	7	5	0	0	0	0	1	66	115	1.35	1.350
48 Boone Logan, L ERA: 2.61	(7, 1)	0.1		1	0	0	0	1	0	0	0	0	1	0	3	6	0.00	0.000
38 Preston Claiborne, R ERA:	(8, 1)	1.0		3	1	0	0	1	0	0	0	0	0	0	6	7	0.00	1.000

PITCHER	IP	WLS	BF	H	R	ER	SO	BB	IBB	HBP	BLK	WP	HR	S	P	ERA	WHIP

BOTTOM

New York Yankees @ Cleveland Indians

Progressive Field, Cleveland, OH

Mon May 13 2013, 12:09 PM - 2:33 PM EDT

Sunny - 44 F

livebaseballscorecards.com

AB	27
R	1
H	5
RBI	1
BB	5
SO	9
LOB	11

WP: 1 PA: 32
PB: 0
SB: 0
CS: 1

Batter	1	2	3	4	5	6	7	8	9	AB	R	H	RBI	BB	SO	LOB
11 Brett Gardner, L (1, 8) OBP: 0.323, SLG: 0.388	B FF 91 C FF 90 F FF 91 S SL 82 1-3 K		B CH 85 X CH 86 1-0 G4-3		B SI 90 B FF 90 C CH 85 X CH 85 2-1 G3		B FF 92 B FF 91 F FF 93 B FF 93 B FF 93 4-1 17 1B 12 1B BB	B FF 93 F FF 93 F FF 91 F FF 92 B FF 93 S SL 82 2-3 K		4	1	0	0	1	2	1
17 Jayson Nix, R (1, 5) OBP: 0.324, SLG: 0.313	C FF 92 X FF 91 0-1 24 E 24 1B 12 FC6-4 1B		F CH 85 B CH 83 B FF 92 B FF 92 F CH 85 B SL 85 4-2 24 G1-3 BB		B SL 81 C CH 86 F SL 81 C KC 74 1-3 K		B FF 92 B FF 93 C FF 92 B FF 91 X FF 91 3-1 12 1B 55 2B 1-3 2-H 1B	B FF 94 S FF 93 C FF 94 F SL 82 B FF 93 S CH 84 2-3 K		4	2	2	1	1	2	1
24 Robinson Canó, L (1, 10) OBP: 0.341, SLG: 0.554	B CH 86 F FF 91 F FF 91 D KC 76 1 SAFE B CH 84 X CH 83 3-2 E3 12 FC6-4 1-3 1B		B CH 84 B FF 91 1 SAFE 1 SAFE C CH 86 B CH 84 F CH 85 X FF 93 3-2 G1-3 1-2		F CH 85 F SL 83 S KC 79 0-3 K2-3		F FF 93 1 SAFE C FF 92 1 SAFE F FF 94 F SL 82 F FF 92 S FF 93 0-3 K		C FF 90 X FF 92 0-1 G4-3	5	0	1	0	0	2	3
12 Vernon Wells, R (1, 7) OBP: 0.349, SLG: 0.526	F FF 92 B FF 93 X SL 84 1-1 FC6-4 1-2f 3-H		D FF 93 B SL 84 F CH 86 B SL 82 F FF 92 B CH 88 4-2 BB			F FF 90 B CH 83 X SL 79 1-1 P6 X FF 90 0-0 P4	X FF 93 0-0 55 2B 1-2 3-H 1B C SL 81 B FF 93 F FF 93 F SL 81 B FF 94 B FF 92 X FF 93 3-2 45 E 1-H 2-H 2B		X FF 93 0-0 55 G4-6-3 1B B SI 89 X FF 90 1-0 G4-6-3 1-2f	4	1	2	2	1	0	1
55 Lyle Overbay, L (1, 3) OBP: 0.292, SLG: 0.480	1 SAFE B CH 85 C FF 91 D CH 81 C FF 92 B KC 76 X FF 93 3-2 F8		B CH 83 B FF 92 C FF 92 X CH 86 2-1 F7							5	1	1	2	0	0	4
45 Ben Francisco, R (1, 9) OBP: 0.244, SLG: 0.205		C FF 92 B KC 75 B FF 92 B FF 92 C FF 93 X FF 93 3-2 F9	S CH 85 B SL 79 X FF 92 1-1 1B		B CH 83 B CH 84 X FF 90 2-0 F8	B SL 87 X SI 94 1-0 E5 2-H				4	0	1	0	0	0	0
61 Corban Joseph, L (1, 4) OBP: 0.286, SLG: 0.333		X CH 86 0-0 G3	B CH 84 B FF 91 B CH 85 C FF 91 X CH 86 3-1 F8				X CH 84 0-0 53 2B 2B X SI 94 0-0 F8			4	1	1	0	0	0	2
40 Alberto Gonzalez, R (1, 6) OBP: 0.281, SLG: 0.379		C FF 92 B FF 91 B SL 84 B FF 92 C CH 87 F CH 87 X FF 94 3-2 1B	L CH 85 B SL 82 B SL 82 S CH 86 X SL 82 2-2 P3				X FF 91 0-0 B2	B SI 94 X SI 94 1-0 53 WP 1B		4	0	2	0	0	0	2
53 Austin Romine, R (1, 2) OBP: 0.182, SLG: 0.200		C FF 91 S CH 86 T SL 85 0-2 K	D SL 85 B CH 86 S CH 86 F CH 84 B KC 77 X FF 93 3-2 P3				C SL 82 X CH 86 0-1 17 1B 2-H 2B	B SI 92 C SI 92 S SI 92 B CU 82 F SI 93 C SI 93 2-3 1-2		4	1	1	1	0	2	3
Inning Stats	R: 1 E: 1 K: 1 S: 13 H: 2 LOB: 1 BB: 0 P: 21	R: 0 E: 0 K: 1 S: 11 H: 1 LOB: 1 BB: 0 P: 17	R: 0 E: 0 K: 0 S: 10 H: 0 LOB: 2 BB: 2 P: 24	R: 0 E: 0 K: 0 S: 10 H: 1 LOB: 1 BB: 0 P: 19	R: 0 E: 0 K: 2 S: 8 H: 0 LOB: 0 BB: 0 P: 11	R: 0 E: 0 K: 0 S: 4 H: 0 LOB: 0 BB: 0 P: 7	R: 6 E: 1 K: 1 S: 20 H: 5 LOB: 1 BB: 1 P: 31	R: 0 E: 0 K: 3 S: 13 H: 1 LOB: 1 BB: 0 P: 20	R: 0 E: 0 K: 0 S: 4 H: 1 LOB: 0 BB: 0 P: 5	1B: 8 2B: 3 3B: 0 HR: 0 SF: 0 SAC: 0 DP: 1 HBP: 0						

TOP

New York Yankees @ Cleveland Indians

Progressive Field, Cleveland, OH

Mon May 13 2013, 3:15 PM - 6:10 PM EDT

Att. 23,300 - Sunny - 47 F

livebaseballscorecards.com

AB	38
R	7
H	11
RBI	6
BB	3
SO	8
LOB	17

PITCHER		IP	WLS	BF	H	R	ER	SO	BB	IBB	HBP	BLK	WP	HR	S	P	ERA	WHIP
47 Trevor Bauer, R ERA: 2.76	(1, 1)	6.1	L	27	6	3	2	4	2	0	0	0	0	0	60	103	2.84	1.263
50 Nick Hagadone, L ERA: 8.0	(7, 1)	0.1		5	3	3	3	1	1	0	0	0	0	0	14	24	81.00	12.000
32 Matt Albers, R ERA: 3.97	(7, 1)	0.2		4	1	1	0	1	0	0	0	0	1	0	7	11	0.00	1.500
31 David Huff, L ERA:	(8, 1)	1.2		5	1	0	0	2	0	0	0	0	0	0	12	17	0.00	0.600

PITCHER	IP	WLS	BF	H	R	ER	SO	BB	IBB	HBP	BLK	WP	HR	S	P	ERA	WHIP

BOTTOM

New York Yankees @ Cleveland Indians

Progressive Field, Cleveland, OH

Mon May 13 2013, 3:15 PM - 6:10 PM EDT

Att. 23,300 - Sunny - 47 F

livebaseballscorecards.com

Batter	1	2	3	4	5	6	7	8	9	AB	R	H	RBI	BB	SO	LOB
11 Drew Stubbs, R (1, 8) OBP: 0.303, SLG: 0.369	C FF 89 B SL 83 B SL 82 X SI 87 2-1 G4-3 ①		C CU 74 B FF 88 B FF 87 B FF 88 B SL 80 4-1 1-2 BB		B SI 87 C CH 82 X FF 88 1-1 23 1B 1B		C CU 80 F FF 93 S FF 94 0-3 K ③			3	0	1	0	1	1	1
23 Michael Brantley, L (1, 7) OBP: 0.361, SLG: 0.383	C FF 90 B SL 82 F FF 90 B SL 82 B FF 89 X SL 80 3-2 F9 ②		B FF 89 C CU 78 B FF 89 X SL 81 2-1 P5 ③		X FF 88 0-0 1-3 1B			C FF 91 B CH 83 X FF 93 1-1 G4-3 ①		4	0	1	0	0	0	2
13 Asdrúbal Cabrera, S (1, 6) OBP: 0.295, SLG: 0.418	L SI 89 F CU 77 F SL 81 B FF 88 F CU 75 B CH 82 C FF 89 2-3 K ③			X SI 85 0-0 G1-3 ①	F CU 77 1 SAFE F SL 85 F SL 84 C FF 89 0-3 K ③			B CH 85 B SI 93 X SI 93 2-0 G4-3 ②		4	0	0	0	0	2	2
33 Nick Swisher, S (1, 10) OBP: 0.370, SLG: 0.476		C SL 82 X FF 86 0-1 G6-3 ①		B SI 88 B CH 80 B SI 86 C SL 84 B SL 82 4-1 12 BB BB		B CU 80 F SI 93 X SL 84 1-1 F7 ①		B SI 94 B SI 94 X SI 94 2-0 2B		3	0	1	0	1	0	0
41 Carlos Santana, S (1, 3) OBP: 0.429, SLG: 0.598		C CU 76 B SL 85 C SL 84 F SL 83 B FF 89 F FF 89 C CH 82 2-3 K ②		B FF 86 X FF 87 1-0 L8 ②		C CU 80 B CH 85 C CU 81 S SL 87 1-3 K ②		D SL 83 F SI 94 C CH 86 X SL 88 1-2 G1-3 ③		4	0	0	0	0	2	2
12 Mark Reynolds, R (1, 5) OBP: 0.368, SLG: 0.598		C CU 76 B FF 89 C SL 83 B SL 82 X SL 82 2-2 F8 ③		C CU 76 B SL 83 B FF 89 B SL 80 B FF 87 4-1 1-2 BB		B SL 86 S FF 94 X SI 94 1-1 P3 ③			B FF 94 C SL 85 S FF 94 F SL 88 F FF 93 S CH 86 1-3 K ①	3	0	0	0	1	1	0
9 Ryan Raburn, R (1, 9) OBP: 0.372, SLG: 0.544			C SI 86 X FF 89 0-1 F9 ① F FF 87 B SL 82 F FF 88 X SL 82 1-2 G6-3 ③				C FF 92 X SI 92 0-1 4 FC4-6 1B		C FF 94 S SL 85 B FF 92 F SL 86 F CH 84 S FF 94 1-3 K ②	4	0	1	0	0	1	2
4 Mike Aviles, R (1, 4) OBP: 0.288, SLG: 0.400			C SI 87 B SL 82 C CH 80 X SL 84 1-2 P3 ②		C CU 75 F CU 74 X SL 82 0-2 F9 ①		B FF 93 F SL 86 F SI 92 F FF 93 F CU 81 X SL 86 1-2 FC4-6 10 FC5-4 1-2f ①		C CU 81 F FF 94 X FF 94 0-2 P2 ③	4	0	0	0	0	0	1
10 Yan Gomes, R (1, 2) OBP: 0.283, SLG: 0.545			C CU 76 B SL 81 B SI 87 C FF 89 B SL 81 X FF 89 3-2 11 BB 1B		C CU 76 F FF 88 F CU 72 B FF 88 B FF 89 B SL 80 F SL 81 F FF 88 X SL 82 3-2 G6-3 ②		S FF 93 X SL 86 0-1 FC5-4 1-2f ②			3	0	1	0	0	0	1
Inning Stats	R: 0 E: 0 K: 1 S: 10 H: 0 LOB: 0 P: 17	R: 0 E: 0 K: 1 S: 10 H: 0 LOB: 0 BB: 0 P: 14	R: 0 E: 0 K: 0 S: 11 H: 1 LOB: 2 BB: 1 P: 21	R: 0 E: 0 K: 0 S: 7 H: 0 LOB: 2 BB: 2 P: 17	R: 0 E: 0 K: 1 S: 16 H: 2 LOB: 2 BB: 0 P: 20	R: 0 E: 0 K: 1 S: 7 H: 0 LOB: 0 BB: 0 P: 10	R: 0 E: 0 K: 1 S: 12 H: 1 LOB: 1 BB: 0 P: 13	R: 0 E: 0 K: 0 S: 7 H: 1 LOB: 1 BB: 0 P: 13	R: 0 E: 0 K: 2 S: 13 H: 0 LOB: 0 BB: 0 P: 15	1B: 4 2B: 1 3B: 0 HR: 0	SF: 0 SAC: 0 DP: 0 HBP: 0			WP: 0 PB: 0 SB: 0 CS: 0	PA: 35		

	AB	32
	R	0
	H	5
	RBI	0
	BB	3
	SO	7
	LOB	11

PITCHER		IP	WLS	BF	H	R	ER	SO	BB	IBB	HBP	BLK	WP	HR	S	P	ERA	WHIP
34 Vidal Nuño, L ERA:	(1, 1)	5.0	W	21	3	0	0	3	3	0	0	0	0	0	54	89	0.00	1.200
43 Adam Warren, R ERA: 1.45	(6, 1)	4.0	S	14	2	0	0	4	0	0	0	0	0	0	39	51	0.00	0.500

PITCHER	IP	WLS	BF	H	R	ER	SO	BB	IBB	HBP	BLK	WP	HR	S	P	ERA	WHIP

Batter	1	2	3	4	5	6	7	8	9	AB	R	H	RBI	BB	SO	LOB
55 Michael Saunders, L (1, 8) OBP: 0.345, SLG: 0.480	C FF 90 C SI 88 B SL 79 X SL 79 1-2 G4-3		C SL 81 C SL 81 X SL 81 0-2 E3 15 2B	S FF 91 D SL 81 F SL 81 F SL 82 S SI 90 1-3 K ③		C FF 91 D FF 91 F SI 88 S SL 80 1-3 K ②		C FC 93 C FF 94 S KC 82 0-3 K ①		5	1	0	0	0	3	6
12 Jason Bay, R (1, 7) OBP: 0.344, SLG: 0.430 17 Justin Smoak, S (8, PH) OBP: 0.355, SLG: 0.311 9 Endy Chavez, L (8, 7) OBP: 0.294, SLG: 0.318	B FF 89 S FF 90 B SI 90 S CH 84 F FF 90 S SL 80 2-3 K ②		C FF 90 X FF 90 0-1 L7 ②		C CH 82 F FF 90 S SL 80 0-3 K ①	B FF 91 S SL 81 B SL 81 D CH 85 S CH 84 3-3 K ③		D KC 85 B FC 93 C FF 94 B FF 93 C FC 93 F FF 93 F FF 94 X FF 94 3-2 L6 ②③ 2-2		4 1 0	0 0 0	0 0 0	0 0 0	0 0 0	3 0 0	2 2 0
15 Kyle Seager, L (1, 5) OBP: 0.348, SLG: 0.462	C FF 90 B SL 82 C SL 80 B FF 90 S SL 82 2-3 K ③		B FF 91 B SL 81 F FF 91 1 SAFE B FF 91 F FF 91 X FF 91 3-2 1-H 2B		C FF 90 B SI 90 B SL 82 B SI 90 C SL 81 S SL 82 3-3 K ②		X FF 89 0-0 G3 ①		B FC 91 C FC 91 X FC 91 1-1 F8 ①	5	0	1	1	0	2	0
8 Kendrys Morales, S (1, 3) OBP: 0.353, SLG: 0.418		B SI 89 B SI 89 X SI 90 2-0 G6-3 ① X SL 81 0-0 G6-3 ③			C FF 91 X CH 84 0-1 2B		C SI 89 B FF 89 S FF 91 B SL 81 B SL 81 B FF 92 4-2 38 1B BB		F FC 91 B FC 91 X FC 91 1-1 F7 ②	4	0	1	0	1	0	1
38 Michael Morse, R (1, 9) OBP: 0.303, SLG: 0.481		X CU 76 0-0 28 1B 2B		B SI 89 B FF 90 B CH 84 F FF 90 X FF 91 3-1 26 1B 3 1B 1B	B FF 91 B FF 90 C SL 82 S CH 83 X SL 82 2-2 F9 ③		F SL 81 X SL 82 0-1 1-3 1B		B FF 92 C FC 92 F FC 94 B FC 91 C FC 90 2-3 K ③	5	0	3	0	0	1	1
7 Kelly Shoppach, R (1, 2) OBP: 0.364, SLG: 0.456		X FF 89 0-0 F9 ②		S SL 82 X FF 91 0-1 P4 ①		X FF 89 0-0 28 HR 1B	B SL 82 B SL 81 C SL 81 C FF 92 1 SAFE B FF 93 C FF 91 3-3 K ②			4	1	1	0	0	1	4
28 Raul Ibanez, L (1, 10) OBP: 0.263, SLG: 0.451		S FF 90 X SL 82 0-1 2-3 1B		S SL 82 C SL 81 S SL 81 0-3 K ②		F FF 90 X FF 91 0-1 1-H HR	B FF 92 C FF 93 X FF 92 1-1 F7 ③			4	1	2	2	0	1	3
3 Robert Andino, R (1, 4) OBP: 0.239, SLG: 0.215 13 Dustin Ackley, L (8, PH) OBP: 0.273, SLG: 0.281 (8, 4)		B CU 76 C FF 91 F SL 82 C CH 85 1-3 K ③		B CU 75 B CH 84 X FF 91 2-0 26 1B 1-2 1B		B CU 77 B FF 89 B SI 90 C FF 90 C CH 83 B SL 81 4-2 BB		B FF 93 B FC 91 B FC 92 B FF 92 4-0 17 L6 26 SH BB		2 0	0 0	1 0	0 0	1 1	1 0	2 0
26 Brendan Ryan, R (1, 6) OBP: 0.202, SLG: 0.129			X FF 89 0-0 P4 ①	C FF 91 B FF 92 B SL 82 X CH 84 2-1 1-2 2-3 1B		L FF 90 L SL 81 F FF 91 1 SAFE F SL 80 B SL 80 F CH 84 S FF 90 1-3 K ①		D KC 81 1 SAFE 1 SAFE C FF 93 1 SAFE B FF 93 X FF 94 2-1 SH 1-2		3	0	1	0	0	1	1
Inning Stats	R: 0 E: 0 K: 2 S: 10 H: 0 LOB: 0 BB: 0 P: 15	R: 0 E: 0 K: 1 S: 8 H: 2 LOB: 2 BB: 0 P: 11	R: 1 E: 1 K: 0 S: 10 H: 1 LOB: 1 BB: 0 P: 13	R: 0 E: 0 K: 2 S: 14 H: 3 LOB: 3 BB: 0 P: 22	R: 0 E: 0 K: 2 S: 11 H: 1 LOB: 1 BB: 0 P: 16	R: 2 E: 0 K: 3 S: 17 H: 2 LOB: 2 BB: 1 P: 26	R: 0 E: 0 K: 1 S: 10 H: 1 LOB: 2 BB: 1 P: 18	R: 0 E: 0 K: 1 S: 10 H: 0 LOB: 1 BB: 1 P: 19	R: 0 E: 0 K: 1 S: 7 H: 0 LOB: 0 BB: 0 P: 11	1B: 6 2B: 4 3B: 0 HR: 1 SF: 0 SAC: 1 DP: 1 HBP: 0						

PITCHER	IP	WLS	BF	H	R	ER	SO	BB	IBB	HBP	BLK	WP	HR	S	P	ERA	WHIP
52 CC Sabathia, L (1, 1) ERA: 3.19	6.1		32	10	3	2	10	2	0	0	0	0	1	75	112	2.84	1.895
27 Shawn Kelley, R (7, 1) ERA: 5.87	0.2	W	2	0	0	0	1	0	0	0	0	0	0	5	9	0.00	0.000
30 David Robertson, R (8, 1) ERA: 2.76	1.0	H	4	0	0	0	1	1	0	0	0	0	0	10	19	0.00	1.000
42 Mariano Rivera, R (9, 1) ERA: 1.56	1.0	S	3	0	0	0	1	0	0	0	0	0	0	7	11	0.00	0.000

PITCHER	IP	WLS	BF	H	R	ER	SO	BB	IBB	HBP	BLK	WP	HR	S	P	ERA	WHIP

TOP

Seattle Mariners @ New York Yankees

Yankee Stadium, Bronx, NY

Tue May 14 2013, 7:09 PM - 10:29 PM EDT

Att. 41,267 - Partly Cloudy - 61 F

livebaseballscorecards.com

AB	37
R	3
H	10
RBI	3
BB	3
SO	13
LOB	22

WP: 0	PB: 0	SB: 0	CS: 0
PA: 41			

Batter	1	2	3	4	5	6	7	8	9	AB	R	H	RBI	BB	SO	LOB
11 Brett Gardner, L (1, 8) OBP: 0.327, SLG: 0.387	B FF 90 C FF 91 B FF 91 B CU 79 F FF 92 X FF 93 3-2 24 S 1B		C CU 80 C SI 88 F SI 89 B FF 94 F CU 82 F FF 92 B FF 89 C FF 93 2-3 ② K		C FF 91 C CU 80 B CU 81 B SL 85 X SI 90 2-2 ③ G3		B SI 92 C CU 78 D SL 80 S FF 91 B SL 80 B SL 79 4-2 24 2B BB			3	1	1	0	1	1	1
24 Robinson Canó, L (1, 4) OBP: 0.351, SLG: 0.563	D FF 92 B SI 88 B FF 92 C FF 91 B SI 88 4-1 14 G6-3 1-2 BB		C FF 93 F CU 82 D SI 89 S SI 89 1-3 ③ K			C CU 78 B FF 91 B CU 80 F FF 91 B FF 92 X FF 92 3-2 14 FC1-6 1B	S SI 92 B SI 92 S CU 78 B SL 80 X SL 79 2-2 14 BB 55 SF8 1-H 2-H 2B			3	1	2	2	1	1	1
12 Vernon Wells, R (1, 10) OBP: 0.353, SLG: 0.521	X FF 93 0-0 ① F9			C FF 90 X SL 83 0-1 55 E 1B		F SI 90 X SI 88 0-1 ① P6	I IN 79 I IN 84 I IN 84 I IN 86 4-0 55 SF8 14 BB IBB			3	0	1	0	1	0	3
14 Curtis Granderson, L (1, 7)	B FF 92 B CU 81 F FF 93 B CU 81 X FF 93 3-1 ② ③ G6-3 1-2f			C FF 91 F SI 87 1 SAFE B FF 92 F SI 87 S SL 84 1-3 ① K		F FF 91 X FF 91 0-1 ② FC1-6 55 2B 1-2f	B CU 78 B SI 91 S FF 90 B CU 77 B FF 91 4-1 1-2 2-3 BB			3	1	0	0	1	1	4
55 Lyle Overbay, L (1, 3) OBP: 0.293, SLG: 0.488		F FF 91 B SI 88 C SI 87 S SI 88 1-3 ① K		1 SAFE B F D X 2-1 E1 1-2		B FF 91 X CU 80 1-0 1-H 2B	B FF 91 F FF 91 C FF 90 F CU 78 B FF 92 B FF 92 X FF 91 3-2 ② SF8 2-3 3-H			3	0	1	2	0	1	1
17 Jayson Nix, R (1, 6) OBP: 0.322, SLG: 0.304		X FF 92 0-0 ② G6-3		F FF 91 S SI 88 F SI 89 D SI 89 B SL 85 B FF 93 F SI 89 C FF 93 3-3 ② K		C FF 92 B FF 92 S CU 80 D SI 90 B FF 93 D CU 82 4-2 BB	S SL 84 S SL 86 C SL 84 0-3 ③ K			3	0	0	0	1	2	4
31 Ichiro Suzuki, L (1, 9) OBP: 0.289, SLG: 0.341		C FF 92 B FF 92 B SI 89 F FF 92 C FF 93 2-3 ③ K		B SI 89 F FF 94 S SL 83 S SI 90 1-3 ③ K		B FF 92 X FF 92 1-0 ③ F8		B FF 94 B FF 94 X FF 94 2-0 ① G1-3		4	0	0	0	0	2	4
39 Chris Nelson, R (1, 5) OBP: 0.269, SLG: 0.304			C SI 90 F SL 83 B FF 92 S SI 88 1-3 K 53 G3		B SL 82 X SL 83 1-0 53 G6-4-3 1B		B FF 95 C FF 94 F CU 85 X SI 95 1-2 53 WP 24 2B 1B	C FF 95 S SL 85 B SL 86 C FF 96 1-3 ② K		4	1	2	0	0	2	0
53 Austin Romine, R (1, 2) OBP: 0.133, SLG: 0.143			F FF 92 X CU 81 0-1 ① G3 2-3		X SI 90 0-0 ① ② G6-4-3 1-2f		B SI 94 F SI 94 S CU 84 F CU 85 S CU 83 1-3 ① K 1-2	F SL 82 C SL 88 S SL 84 0-3 ③ K		4	0	0	0	0	2	3
Inning Stats	R: 0 E: 0 K: 0 S: 7 H: 1 LOB: 1 BB: 1 P: 17	R: 0 E: 0 K: 2 S: 7 H: 0 LOB: 0 BB: 0 P: 10	R: 0 E: 1 K: 3 S: 14 H: 0 LOB: 1 BB: 0 P: 18	R: 0 E: 1 K: 3 S: 17 H: 1 LOB: 2 BB: 0 P: 24	R: 0 E: 0 K: 0 S: 5 H: 1 LOB: 0 BB: 0 P: 8	R: 1 E: 0 K: 0 S: 11 H: 2 LOB: 2 BB: 1 P: 20	R: 3 E: 0 K: 2 S: 20 H: 2 LOB: 2 BB: 3 P: 39	R: 0 E: 0 K: 2 S: 7 H: 0 LOB: 0 BB: 0 P: 10		1B: 5 2B: 2 3B: 0 HR: 0 SF: 1 SAC: 0 DP: 2 HBP: 0					WP: 2 PB: 0 SB: 1 CS: 0 PA: 36	

PITCHER		IP	WLS	BF	H	R	ER	SO	BB	IBB	HBP	BLK	WP	HR	S	P	ERA	WHIP
34 Félix Hernández, R ERA: 1.53	(1, 1)	6.0		25	5	1	1	8	2	0	0	0	1	0	61	97	1.50	1.167
31 Yoervis Medina, R ERA: 2.7	(7, 1)	0.1	H	2	1	1	1	1	0	0	0	0	1	0	7	9	27.00	3.000
41 Charlie Furbush, L ERA: 5.4	(7, 1)	0.1	L	5	1	2	2	0	2	1	0	0	0	0	10	27	54.00	9.000
58 Carter Capps, R ERA: 4.66	(7, 1)	1.1		4	0	0	0	3	0	0	0	0	0	0	10	13	0.00	0.000

PITCHER	IP	WLS	BF	H	R	ER	SO	BB	IBB	HBP	BLK	WP	HR	S	P	ERA	WHIP

BOTTOM

Seattle Mariners @ New York Yankees

Yankee Stadium, Bronx, NY

Tue May 14 2013, 7:09 PM - 10:29 PM EDT

Att. 41,267 - Partly Cloudy - 61 F

livebaseballscorecards.com

AB	30
R	4
H	7
RBI	4
BB	5
SO	12
LOB	21

Seattle Mariners @ New York Yankees

Yankee Stadium, Bronx, NY

Wed May 15 2013, 7:08 PM - 9:57 PM EDT

Att. 34,081 - Partly Cloudy - 67 F

livebaseballscorecards.com

Batter	1	2	3	4	5	6	7	8	9	AB	R	H	RBI	BB	SO	LOB
55 Michael Saunders, L (1, 8) OBP: 0.359, SLG: 0.506	F7			F8		15 WP / 13 1B / 15 HR — BB	2B		G6-4-3	4	1	2	1	1	0	0
9 Endy Chavez, L (7, 8) OBP: 0.290, SLG: 0.313	1-H 2B								1-2f 2-3	1	0	0	0	0	0	2
13 Dustin Ackley, L (1, 4) OBP: 0.291, SLG: 0.282	8 1B — BB K			L6		15 WP / 15 HR — 1B	BB		BB	3	2	1	0	3	1	1
15 Kyle Seager, L (1, 5) OBP: 0.355, SLG: 0.483	8 1B / 38 E — 1B L3			BB		HR	G4-3		F9	4	2	2	3	1	0	2
3 Robert Andino, R (8, 5) OBP: 0.236, SLG: 0.212						1-H 2-H				1	0	0	0	0	0	2
8 Kendrys Morales, S (1, 10) OBP: 0.354, SLG: 0.417	38 E / 28 HR — 1B K			G6-3		G4-3		17 G4-6-3 / 38 1B — 1B		5	1	2	1	0	1	1
38 Michael Morse, R (1, 9) OBP: 0.313, SLG: 0.481	E9 / 28 HR — 1B F9				28 HR — BB	G5-3		17 G4-6-3 — 1B		4	2	2	1	1	0	0
17 Justin Smoak, S (1, 3) OBP: 0.363, SLG: 0.317	28 HR — BB		63 G5-3 — 1B		K	1B	G4-6-3			4	1	2	0	1	1	3
28 Raul Ibanez, L (1, 7) OBP: 0.272, SLG: 0.526	1-H 2-H 3-H — HR		F7		1-H — HR	P5		F7		5	2	2	6	0	0	3
63 Jesus Montero, R (1, 2) OBP: 0.258, SLG: 0.344	26 FC6-4 — 1B		G5-3		G6-3		G5-3		9 G6-4-3 / 26 1B — 1B	5	0	2	0	0	0	1
26 Brendan Ryan, R (1, 6) OBP: 0.202, SLG: 0.133	FC6-4 / 55 2B		G3-1		G5-3		F7		9 G6-4-3 — 1B	5	1	1	0	0	0	2

	AB	R	H	RBI	BB	SO	LOB
	41	12	16	12	7	3	17

| Inning Stats | | | | | | | |

BOTTOM

Batter	1	2	3	4	5	6	7	8	9	AB	R	H	RBI	BB	SO	LOB
11 Brett Gardner, L (1, 8) OBP: 0.327, SLG: 0.386	C FF 86 C FF 87 B FS 85 B SL 77 F FF 89 T FS 86 2-2 ① **K**		C FF 89 B SL 78 X FS 86 1-1 **12 S 1B**		B SI 88 B SL 81 X SI 89 2-0 ①② **G5-4-3** 1-2f		C SL 79 F FF 89 S SL 78 0-3 ③ **K**			3	0	1	0	0	1	1
45 Ben Francisco, R (7, 7) OBP: 0.239, SLG: 0.200										1	0	0	0	0	1	0
24 Robinson Canó, L (1, 4) OBP: 0.345, SLG: 0.552	C FF 90 B FS 85 T FS 85 F FF 91 B FS 85 X FF 90 2-2 ② **G6-3**		1 SAFE B FF 88 X FF 89 1-0 ② **F8**		C FF 89 X FS 87 0-1 ③ **G4-3**			B FF 91 C FF 90 B SL 79 B FF 91 F FF 90 S FF 91 3-3 ① **K**		3	0	0	0	0	0	1
17 Jayson Nix, R (7, 4) OBP: 0.319, SLG: 0.301										1	0	0	0	0	1	0
12 Vernon Wells, R (1, 10) OBP: 0.357, SLG: 0.538	S FF 90 B SL 80 S SL 81 X SL 80 1-2 **HR**		B SI 89 S FF 89 B FF 90 X SL 81 2-1 ③ **G5-3** 1-2			C FF 88 B CU 69 C FF 89 B FS 84 X FS 85 2-2 ① **F8**		C FF 91 B FF 91 B SL 80 B FF 92 B SI 92 4-1 **14 FC3-6 BB**		3	1	1	1	1	0	1
(9, 4)																
14 Curtis Granderson, L (1, 7) OBP: 0.250, SLG: 0.143	X FF 88 0-0 **1B**			C SL 77 B FS 85 X SI 88 1-1 ① **G6-3**		F FF 90 B SL 79 F FS 84 S FS 86 1-3 ② **K**		X SI 91 0-0 ② **FC3-6 53 DI** 1-2f		4	0	1	0	0	1	1
(7, 8)																
55 Lyle Overbay, L (1, 3) OBP: 0.301, SLG: 0.500	B FF 89 F FF 89 B FF 91 F FF 90 X FS 84 2-2 ③ **G3**			C SL 77 X FF 89 0-1 **39 G6-3 2B**		B FF 90 B FF 88 B SI 89 C FF 89 X FF 89 3-1 **39 1B 1B**		F SI 92 C FF 92 C FF 93 0-3 ③ **K** 1-2		3	0	2	0	0	0	1
53 Austin Romine, R (7, 2) OBP: 0.125, SLG: 0.133										1	0	0	0	0	1	1
39 David Adams, R (1, 5) OBP: 0.250, SLG: 0.250		C FF 87 X SL 78 0-1 ① **G1-3**		C SL 81 X SI 90 0-1 ② **G6-3** 2-3		S SL 82 C FF 91 D FS 85 X FS 85 1-2 1-2 **1B**			B FF 97 S FF 96 F FF 96 S CU 79 1-3 ① **K**	4	0	1	0	0	1	1
31 Ichiro Suzuki, L (1, 9) OBP: 0.281, SLG: 0.331		C FF 88 X SL 79 0-1 ② **F8**		B FF 90 B FF 89 X FF 90 2-0 ③ **G4-3**		F FF 91 X FS 86 0-1 ③ **G4-3**			F FF 97 S CH 90 X FF 97 0-2 ② **G1-3**	4	0	0	0	0	0	3
19 Chris Stewart, R (1, 2) OBP: 0.292, SLG: 0.394		B FF 89 C FF 89 C SL 79 B FF 90 S FS 85 2-3 ③ **K**			X FF 87 0-0 **HR**		X SL 80 0-0 ① **F8**		B FF 98 B FF 98 X FF 97 2-0 ③ **G6-3**	4	1	1	1	0	1	0
(7, 3)																
40 Alberto Gonzalez, R (1, 6) OBP: 0.286, SLG: 0.375			B FF 89 X FF 89 1-0 ① **G6-3**		B SL 78 B FF 88 C FF 89 X SI 89 2-1 **11 G5-4-3 1B**		B FF 86 C SI 87 X SL 80 1-1 ② **P3**			3	0	1	0	0	0	0
(9, 1)																

Inning Stats	1	2	3	4	5	6	7	8	9
	R: 1 E: 0 K: 1 S: 15	H: 2 LOB: 1 BB: 0 P: 22	R: 0 E: 0 K: 1 S: 7	H: 0 LOB: 0 BB: 0 P: 9	R: 0 E: 0 K: 0 S: 6	H: 1 LOB: 1 BB: 0 P: 11	R: 0 E: 0 K: 0 S: 7	H: 1 LOB: 1 BB: 0 P: 10	R: 1 E: 0 K: 0 S: 6	H: 2 LOB: 0 BB: 0 P: 10	R: 0 E: 0 K: 1 S: 13	H: 2 LOB: 2 BB: 0 P: 20	R: 0 E: 0 K: 1 S: 6	H: 0 LOB: 0 BB: 0 P: 7	R: 0 E: 0 K: 2 S: 8	H: 0 LOB: 1 BB: 1 P: 15	R: 0 E: 0 K: 1 S: 7	H: 0 LOB: 0 BB: 0 P: 10

	AB	R	H	RBI	BB	SO	LOB
	34	2	8	2	1	7	10

	1B	SF	WP	PA
	5	0	0	35
	2B: 1	SAC: 0	PB: 0	
	3B: 0	DP: 1	SB: 1	
	HR: 2	HBP: 0	CS: 0	

PITCHER	IP	WLS	BF	H	R	ER	SO	BB	IBB	HBP	BLK	WP	HR	S	P	ERA	WHIP
18 Hisashi Iwakuma, R (1, 1) ERA: 1.84	7.0	W	28	8	2	2	4	0	0	0	0	0	2	60	89	2.57	1.143
59 Oliver Pérez, L (8, 1) ERA: 1.17	1.0		4	0	0	0	2	1	0	0	0	0	0	8	15	0.00	1.000
54 Tom Wilhelmsen, R (9, 1) ERA: 0.53	1.0		3	0	0	0	1	0	0	0	0	0	0	7	10	0.00	0.000

PITCHER	IP	WLS	BF	H	R	ER	SO	BB	IBB	HBP	BLK	WP	HR	S	P	ERA	WHIP

Seattle Mariners @ New York Yankees

Yankee Stadium, Bronx, NY

Wed May 15 2013, 7:08 PM - 9:57 PM EDT

Att. 34,081 - Partly Cloudy - 67 F

livebaseballscorecards.com

Batter	1	2	3	4	5	6	7	8	9	AB	R	H	RBI	BB	SO	LOB
55 Michael Saunders, L (1, 8) OBP: 0.340, SLG: 0.476	F FF 88 X FF 90 0-1 F7		C CU 74 B SI 89 F FF 89 S SL 84 1-3 K	D FC 85 F CU 76 B FF 89 X FC 88 2-1 G6-3			C SL 83 B FF 93 B FF 93 S SL 82 C FF 94 2-3 K		C SI 92 1 SAFE C SL 84 X SI 93 0-2 G6-3	5	0	0	0	0	2	4
12 Jason Bay, R (1, 7) OBP: 0.340, SLG: 0.434	B FF 90 C FF 90 C FF 90 B SL 85 B SL 84 X FF 90 3-2 G6-3		C CU 75 F FC 87 S FC 86 0-3 K		F SI 87 B CH 78 S CH 77 B CU 77 S CH 78 2-3 K		B SL 81 C SL 83 X FF 93 1-1 2B			4	0	1	0	0	2	0
15 Kyle Seager, L (1, 5) OBP: 0.347, SLG: 0.470	B FF 92 C SL 84 S SL 84 B SL 84 X FF 91 2-2 F9		B FC 86 S SL 81 F SI 89 F SL 82 X FF 89 1-2 G4-3		S CU 76 B CH 83 F CH 76 S CU 77 1-3 K		C SL 80 D SL 81 C SL 80 X SL 81 1-2 P2			4	0	0	0	0	1	1
8 Kendrys Morales, S (1, 3) OBP: 0.358, SLG: 0.415		B FF 89 B FF 89 B FF 88 B FF 89 4-0 38 1B 13 2B BB	C CU 75 X FC 87 0-1 63 BB 38 WP 13 FC3-2 1B	C FF 89 B FF 92 F SL 81 C FF 93 1-3 K			B FF 90 B FF 92 C SL 79 C FF 92 B SL 81 X SL 81 3-2 G5-3		3	1	1	0	1	1	0
38 Michael Morse, R (1, 9) OBP: 0.325, SLG: 0.507		B FF 90 B FC 86 C SI 90 F SL 84 X SL 82 2-2 13 2B 1-2 1B	F FC 88 B SL 85 B SI 89 F SL 83 B SI 90 D SL 85 4-2 13 FC3-2 63 BB 26 1B 1-2 BB	B SL 77 C FF 92 X FF 92 1-1 HR			B FF 93 B FF 92 C SL 82 X SL 81 2-1 G6-3		3	2	2	1	1	0	0
28 Raul Ibanez, L (1, 10) OBP: 0.259, SLG: 0.500		S SL 78 S SL 84 S SL 83 0-3 K	X SI 89 0-0 P1	C FF 92 C SL 82 S FF 93 0-3 K			B FF 95 C SL 81 S SL 82 S SL 82 1-3 K		4	0	0	0	0	3	4
63 Jesus Montero, R (1, 2) OBP: 0.257, SLG: 0.333		B FC 90 B SL 82 C CU 76 X FF 88 2-1 F7	B SI 88 B FC 86 B FF 88 B FC 88 4-0 26 1B 13 FC3-2 1-2 2-3 BB	C SL 81 C SL 82 S SL 83 0-3 K				B SL 84 X FF 92 1-0 L3	3	0	0	0	1	1	2
13 Dustin Ackley, L (1, 4) OBP: 0.290, SLG: 0.289		C SL 82 F SI 90 D SL 84 X SL 81 1-2 1-3 2-H 2B	C SI 90 B SI 90 D SL 84 X SL 84 2-1 FC3-2 26 1B 1-2 2-3 3-Hf	C FF 93 B FF 94 B SL 82 F SL 80 B FF 93 T FF 92 3-2 K				C SI 94 B CH 83 X SI 92 1-1 L8	4	0	1	1	0	1	3
26 Brendan Ryan, R (1, 6) OBP: 0.214, SLG: 0.149		X CU 76 0-0 L9	F SI 89 F FC 89 X SL 84 0-2 1-2 2-3 3-H 1B				C FF 93 S FF 94 X FF 94 0-2 F8		S SL 85 B SI 93 C SL 86 B CU 81 X SI 94 2-2 1B	4	0	2	1	0	0	2
Inning Stats	R: 0 E: 0 K: 0 S: 8 H: 0 LOB: 0 BB: 0 P: 13	R: 1 E: 0 K: 1 S: 12 H: 2 LOB: 2 BB: 1 P: 21	R: 0 E: 0 K: 2 S: 10 H: 0 LOB: 0 BB: 0 P: 12	R: 1 E: 0 K: 0 S: 12 H: 2 LOB: 3 BB: 2 P: 24	R: 0 E: 0 K: 3 S: 9 H: 0 LOB: 0 BB: 0 P: 13	R: 1 E: 0 K: 3 S: 11 H: 1 LOB: 0 BB: 0 P: 15	R: 0 E: 0 K: 1 S: 11 H: 1 LOB: 1 BB: 0 P: 15	R: 0 E: 0 K: 1 S: 8 H: 0 LOB: 0 BB: 0 P: 14	R: 0 E: 0 K: 0 S: 9 H: 1 LOB: 1 BB: 0 P: 13	1B: 4 2B: 2 3B: 0 HR: 1 SF: 0 SAC: 0 DP: 0 HBP: 0						

PITCHER		IP	WLS	BF	H	R	ER	SO	BB	IBB	HBP	BLK	WP	HR	S	P	ERA	WHIP
46 Andy Pettitte, L ERA: 3.83	(1, 1)	4.2	L	21	4	2	2	5	3	0	0	0	1	0	48	79	3.86	1.500
27 Shawn Kelley, R ERA: 5.71	(5, 1)	2.0		8	2	1	1	5	0	0	0	0	0	1	22	30	4.50	1.000
48 Boone Logan, L ERA: 2.31	(7, 1)	1.1		4	0	0	0	1	0	0	0	0	0	0	11	18	0.00	0.000
43 Adam Warren, R ERA: 1.37	(9, 1)	1.0		4	1	0	0	0	0	0	0	0	0	0	9	13	0.00	1.000

PITCHER	IP	WLS	BF	H	R	ER	SO	BB	IBB	HBP	BLK	WP	HR	S	P	ERA	WHIP

Seattle Mariners @ New York Yankees

Yankee Stadium, Bronx, NY

Thu May 16 2013, 7:08 PM - 10:34 PM EDT

Att. 35,392 - Partly Cloudy - 75 F

TOP

livebaseballscorecards.com

AB	34
R	3
H	7
RBI	3
BB	3
SO	11
LOB	16

WP: 1 PA: 37
PB: 0
SB: 0
CS: 0

Batter	1	2	3	4	5	6	7	8	9	AB	R	H	RBI	BB	SO	LOB
11 Brett Gardner, L (1, 8) OBP: 0.324, SLG: 0.380	L FF 94 F FF 95 F SI 95 B CH 90 B CH 90 B FF 94 X FF 94 3-2 ① F7		B FF 92 B FF 93 X FF 94 2-1 ② F8		C FF 91 B SI 91 B FF 90 C SL 80 F SI 92 S FF 92 2-3 ② K		B SI 93 F FF 94 S CU 85 C CU 85 1-3 ① K		B SI 96 F FF 96 B CH 89 B FF 96 L FF 96 X FF 96 3-2 17 S 1B	5	0	1	0	0	2	4
17 Jayson Nix, R (1, 6) OBP: 0.306, SLG: 0.287	C FF 94 X FF 95 0-1 ② G6-3		C FF 93 B SL 87 B SL 88 F FF 93 F FF 93 C CH 85 2-3 ③ K		B FF 92 C SL 77 F FF 91 X SI 91 1-2 ③ P4		B SI 94 C CU 84 B SI 95 B CU 85 X SI 95 3-1 ② G5-3 1-2 2-3		1 SAFE B FF 94 B FF 96 T SI 97 B CU 78 S FF 95 T FF 96 3-2 ② K 1-3	5	0	0	0	0	2	5
24 Robinson Canó, L (1, 4) OBP: 0.341, SLG: 0.542	C SI 96 B SI 96 S CH 89 X CH 89 1-2 ③ F8			F FF 90 B FF 93 B FF 93 S CH 86 X FF 94 2-2 ① G5-3		B SI 90 B SI 90 F SL 79 F SL 80 S SL 80 2-3 ① K	X SL 86 0-0 1B 2-3 3-H		B FF 96 F SI 95 F CU 77 F FF 98 F CH 89 X SI 96 1-2 ③ G6-3	5	0	1	1	0	1	1
12 Vernon Wells, R (1, 7) OBP: 0.354, SLG: 0.527		B FF 93 C FF 92 C SI 94 S SL 88 1-3 ① K		B SL 85 B FF 92 C FF 90 S SL 86 F FF 93 B CH 86 F SL 86 B CH 83 4-2 BB		C FF 91 C FF 93 S SL 82 0-3 ② K	X SL 85 0-0 ③ P4			3	0	0	0	1	2	2
55 Lyle Overbay, L (1, 3) OBP: 0.300, SLG: 0.489		F FF 94 B FF 94 B FF 94 S FF 93 B CH 87 S CH 86 3-3 ② K		B FF 91 B CH 85 X FF 93 2-0 ② P6		C FF 93 B FF 92 B SL 80 B SL 80 S SL 80 B SI 92 4-2 14 1B BB		C FF 97 B SL 85 F FF 97 B CH 85 F FF 96 F SL 84 F FF 97 B KC 78 F FF 96 3-2 ① F7 X FF 98		3	0	0	0	1	1	1
14 Curtis Granderson, L (1, 10) OBP: 0.417, SLG: 0.364		B FF 94 B FF 94 F FF 94 C FF 94 B CH 88 F FF 94 X CH 86 3-2 E1 39 2B 1B		F FF 93 S FF 92 D CH 86 S CH 85 1 SAFE C FF 93 2-3 ③ K		C SL 80 S FF 92 F SL 82 X SL 80 0-2 39 FC5-4 1B 1-2		S FF 98 B SL 84 C SL 82 F FF 97 B KC 80 X FF 98 2-2 39 S 1B		4	1	3	0	0	1	1
39 David Adams, R (1, 5) OBP: 0.375, SLG: 0.429		B FF 92 X FF 92 1-0 2-H 2B			B CU 75 C SL 86 H CU 76 2-1 19 1B HBP	D SI 94 X SI 94 1-0 ③ FC5-4 1-2f		B FF 96 B FF 97 F FF 97 S FF 98 F SL 83 X FF 96 2-2 ② P6 1-2		3	0	1	1	0	0	3
31 Ichiro Suzuki, L (1, 9) OBP: 0.280, SLG: 0.328		X SI 92 0-0 ③ G4-3			C FF 90 B FF 92 D CH 85 X FF 92 2-1 ① F7		B FF 94 X SI 94 1-0 17 G5-3 19 BB 24 1B 1B	B FF 97 C FF 98 F FF 97 S SL 85 1-3 ③ K		4	1	1	0	0	1	3
19 Chris Stewart, R (1, 2) OBP: 0.307, SLG: 0.397 53 Austin Romine, R (8, 2) OBP: 0.118, SLG: 0.125			C SI 91 B SL 88 B SL 88 X FF 92 2-1 ① F8		C FF 90 B FF 92 L SL 86 X FF 93 1-2 1-3 1B		B SI 95 D SI 94 C SI 95 B SI 95 F SI 94 F SI 94 1 SAFE F SI 94 D SI 94 4-2 24 1B 17 G5-3 BB 1-2		B FF 96 B FF 96 B FF 94 C FF 95 X FF 96 3-1 ① L4-3	2 1	0 0	1 0	0 0	1 0	0 0	0 0
Inning Stats	R: 0 E: 0 K: 0 S: 9 H: 0 LOB: 0 BB: 0 P: 13	R: 1 E: 1 K: 2 S: 12 H: 2 LOB: 1 BB: 0 P: 20	R: 0 E: 0 K: 1 S: 8 H: 0 LOB: 0 BB: 0 P: 14	R: 0 E: 0 K: 1 S: 11 H: 0 LOB: 1 BB: 1 P: 21	R: 0 E: 0 K: 1 S: 13 H: 1 LOB: 2 BB: 0 P: 21	R: 0 E: 0 K: 2 S: 13 H: 1 LOB: 2 BB: 1 P: 20	R: 1 E: 0 K: 1 S: 12 H: 2 LOB: 2 BB: 1 P: 21	R: 0 E: 0 K: 1 S: 18 H: 1 LOB: 1 BB: 0 P: 26	R: 0 E: 0 K: 1 S: 13 H: 1 LOB: 1 BB: 0 P: 23	1B: 7 2B: 1 3B: 0 HR: 0 SF: 0 SAC: 0 DP: 0 HBP: 1						

PITCHER		IP	WLS	BF	H	R	ER	SO	BB	IBB	HBP	BLK	WP	HR	S	P	ERA	WHIP
45 Hector Noesí, R ERA: 2.63	(1, 1)	4.1		18	3	1	0	4	1	0	1	0	0	0	46	79	0.00	0.923
59 Oliver Pérez, L ERA: 1.08	(5, 1)	1.1	W	6	1	0	0	3	1	0	0	0	0	0	19	28	0.00	1.500
31 Yoervis Medina, R ERA: 3.27	(6, 1)	1.0	H	5	1	1	1	1	1	0	0	0	0	0	11	21	9.00	2.000
44 Lucas Luetge, L ERA: 6.35	(7, 1)	0.0		1	1	0	0	0	0	0	0	0	0	0	1	1	∞	∞
58 Carter Capps, R ERA: 4.35	(7, 1)	1.1	H	5	1	0	0	1	0	0	0	0	0	0	19	27	0.00	0.750

PITCHER		IP	WLS	BF	H	R	ER	SO	BB	IBB	HBP	BLK	WP	HR	S	P	ERA	WHIP
54 Tom Wilhelmsen, R ERA: 0.5	(9, 1)	1.0	S	4	1	0	0	1	0	0	0	0	0	0	13	23	0.00	1.000

BOTTOM

Seattle Mariners @ New York Yankees

Yankee Stadium, Bronx, NY

Thu May 16 2013, 7:08 PM - 10:34 PM EDT

Att. 35,392 - Partly Cloudy - 75 F

livebaseballscorecards.com

AB	35
R	2
H	8
RBI	2
BB	3
SO	10
LOB	20

WP: 0 PB: 0 SB: 3 CS: 0 PA: 39

Batter	1	2	3	4	5	6	7	8	9	AB	R	H	RBI	BB	SO	LOB
53 Melky Cabrera, S (1, 7) OBP: 0.320, SLG: 0.373	B SI 89 B SI 89 X SI 89 2-0 2B		C SL 83 F FS 84 1 SAFE 1 SAFE B SL 85 X FS 85 1-2 ②③ F7 1-2			C SI 92 T FF 91 X FF 91 0-2 ③ F8			X SI 94 0-0 10 2B 1B	4	0	2	0	0	0	1
19 José Bautista, R (1, 9) OBP: 0.366, SLG: 0.532	C CU 73 B SI 91 B SL 83 C SL 83 B SL 84 S SL 84 3-3 ① K			B SL 82 B SI 90 C SL 83 B FS 83 C SI 91 X SL 83 3-2 ① G5-3			B SL 82 B SL 82 C SI 90 X FS 84 2-1 ① P6		C SL 84 F SL 86 B FF 94 D SL 87 D SL 86 X FF 93 3-2 ② F7	4	0	0	0	0	1	2
10 Edwin Encarnación, R (1, 3) OBP: 0.328, SLG: 0.481	C CU 75 F SI 93 S FS 85 0-3 ② K			S SI 93 B SI 93 C SI 92 X SI 93 1-2 ② G5-3			S FF 92 F SI 91 B FS 85 B SI 92 F FS 83 B SI 92 X SI 92 3-2 1B		S FF 93 B SL 85 B SL 84 X FF 93 2-1 1-3 2B	4	0	2	0	0	1	1
9 J.P. Arencibia, R (1, 2) OBP: 0.245, SLG: 0.480	C FF 92 S FS 84 X FF 92 0-2 ③ L1			B FF 93 S SL 84 B SI 93 F SI 92 F FS 86 F FS 84 B SI 93 X SI 92 3-2 ③ F8			S SL 84 F SI 91 D FS 85 B FS 83 S SL 84 2-3 ② K		X FF 94 0-0 ③ P2	4	0	0	0	0	1	4
26 Adam Lind, L (1, 10) OBP: 0.398, SLG: 0.450		B SI 91 C SI 90 X SL 82 1-1 ① G1-3			B CU 72 B FS 82 B SI 90 C SI 89 X SI 90 3-1 ① F7		B FS 84 X SI 92 1-0 ③ G1-3			3	0	0	0	0	0	1
13 Brett Lawrie, R (1, 5) OBP: 0.265, SLG: 0.358		C SL 82 X SI 92 0-1 ② G5-3			C CU 75 S FS 84 B FS 85 X SL 84 1-2 ② F7			S SL 82 B SL 83 S SL 83 B SL 84 S SL 83 2-3 ① K		3	0	0	0	0	1	0
28 Colby Rasmus, L (1, 8) OBP: 0.308, SLG: 0.419		C CU 73 F FS 82 B FS 85 S SI 91 1-3 ③ K			B SL 83 B FS 86 X SI 92 2-0 ③ F8			B SI 92 C FS 84 X FS 83 1-1 ② G3-1		3	0	0	0	0	1	0
1 Emilio Bonifácio, S (1, 4) OBP: 0.223, SLG: 0.327			X SI 90 0-0 ① P6			C SI 89 B FS 84 X SI 91 1-1 ① G4-3		B SI 90 L FS 81 B FS 85 F SI 91 B SI 91 F SI 90 F SI 91 X SI 90 3-2 ③ G4-3		3	0	0	0	0	0	0
66 Munenori Kawasaki, L (1, 6) OBP: 0.337, SLG: 0.271			C SI 89 B FS 83 B SI 92 B SI 90 C SI 89 F SI 90 B SI 90 4-2 53 F7 BB			C SI 90 B FS 85 X SI 90 1-1 ② F9			C SI 93 C SI 93 B FF 94 S SI 94 1-3 ① K	2	0	0	0	1	1	0
Inning Stats	R: 0 E: 0 K: 2 S: 10 H: 1 LOB: 1 BB: 0 P: 15	R: 0 E: 0 K: 1 S: 7 H: 0 LOB: 0 BB: 0 P: 9	R: 0 E: 0 K: 0 S: 7 H: 0 LOB: 0 BB: 1 P: 12	R: 0 E: 0 K: 0 S: 11 H: 0 LOB: 0 BB: 0 P: 18	R: 0 E: 0 K: 0 S: 6 H: 0 LOB: 0 BB: 0 P: 12	R: 0 E: 0 K: 0 S: 7 H: 0 LOB: 0 BB: 0 P: 9	R: 0 E: 0 K: 1 S: 10 H: 1 LOB: 1 BB: 0 P: 18	R: 0 E: 0 K: 1 S: 10 H: 0 LOB: 0 BB: 0 P: 16	R: 0 E: 0 K: 1 S: 10 H: 2 LOB: 2 BB: 0 P: 16	1B: 2 2B: 2 3B: 0 HR: 0 SF: 0 SAC: 0 DP: 0 HBP: 0						

PITCHER		IP	WLS	BF	H	R	ER	SO	BB	IBB	HBP	BLK	WP	HR	S	P	ERA	WHIP
18 Hiroki Kuroda, R ERA: 1.99	(1, 1)	8.0	W	26	2	0	0	5	1	0	0	0	0	0	68	109	0.00	0.375
38 Preston Claiborne, R ERA:	(9, 1)	1.0		5	2	0	0	1	0	0	0	0	0	0	10	16	0.00	2.000

PITCHER	IP	WLS	BF	H	R	ER	SO	BB	IBB	HBP	BLK	WP	HR	S	P	ERA	WHIP

TOP

Toronto Blue Jays @ New York Yankees

Yankee Stadium, Bronx, NY

Fri May 17 2013, 7:12 PM - 9:39 PM EDT

Att. 40,008 - Clear - 72 F

livebaseballscorecards.com

AB	30
R	0
H	4
RBI	0
BB	1
SO	6
LOB	9

Batter	1	2	3	4	5	6	7	8	9	AB	R	H	RBI	BB	SO	LOB
11 Brett Gardner, L (1, 8) OBP: 0.333, SLG: 0.398	F FF 82 X FF 83 0-1 24 G4-3 3B		C FF 85 S CH 78 X FF 85 0-2 ② F7		B FF 84 B FC 80 B FF 85 C FF 86 S FF 81 B FF 81 4-2 1-2 2-3 BB		B SI 90 B SI 91 F SI 92 X SI 92 2-1 24 L1-3 1B 2-3 3-H			3	1	2	1	1	0	0
17 Jayson Nix, R (1, 6) OBP: 0.312, SLG: 0.287	B FC 80 B CH 78 B FF 83 B FF 84 4-0 24 G4-3 BB		B FF 86 C FC 80 C FF 86 B FC 81 B CH 80 B FF 87 4-2 24 S BB		B FF 82 C FF 85 X FF 82 1-1 ② SF7 3-H		X SI 91 0-0 ① SF8 3-H			0	0	0	2	2	0	0
24 Robinson Canó, L (1, 4) OBP: 0.333, SLG: 0.529	S FC 80 X FF 85 0-1 ① G4-3 1-2 3-H		F FF 86 1 SAFE B FF 85 F FF 85 B FC 82 D CH 80 F FF 86 S CH 80 3-3 ③ K 1-2		B FC 79 B FF 84 B FC 81 C FF 85 C FF 85 X FF 85 3-2 ③ G1-3		B SL 76 S SI 92 1 SAFE X SI 91 1-1 ② ③ L1-3 1-1			4	0	0	1	0	1	5
12 Vernon Wells, R (1, 7) OBP: 0.345, SLG: 0.513	C FC 79 F FF 82 B FC 79 F CH 78 B FF 84 S CH 78 2-3 ② K			B FC 79 X FF 82 1-0 ① G6-3		B SI 83 B CH 78 F FC 80 B FF 82 F FF 81 X FC 80 3-2 ① P6		B FF 94 F FF 94 B FF 95 B FF 94 S SL 87 3-3 ① K		4	0	0	0	0	2	1
45 Ben Francisco, R (1, 10) OBP: 0.220, SLG: 0.182	C FF 83 B FC 78 F FF 84 D CH 78 F FC 79 D CU 72 S CH 79 3-3 ③ K			B SI 84 X SI 84 1-0 ② G5-3		B SI 84 C FF 85 X SI 83 1-1 ② G4-3		C SL 86 F FF 95 B FF 95 F SL 87 F SL 86 B SL 87 B SL 88 X FF 95 3-2 ② F8		4	0	0	0	0	1	1
55 Lyle Overbay, L (1, 3) OBP: 0.299, SLG: 0.481		B FC 81 S FC 81 X FF 85 1-1 ① L5		B FF 85 B CH 79 C FF 85 F CH 78 B CH 79 X CH 79 3-2 ③ F8		S FC 79 S FC 77 S FC 81 0-3 ③ K		C SL 86 B FF 95 S SL 88 X FF 94 1-2 39 WP 1B		4	0	1	0	0	1	0
39 David Adams, R (1, 5) OBP: 0.417, SLG: 0.545		B SI 85 C CH 80 B SI 85 C FC 80 X CH 79 2-2 ② G3-1			B CH 78 X SI 83 1-0 11 BB 53 1B 17 SF7 1B		X SI 82 0-0 31 1B 53 2B 2B	B SL 88 S SL 88 S SL 87 F SL 88 C FF 96 1-3 ③ K 1-2		4	2	2	0	0	1	1
31 Ichiro Suzuki, L (1, 9) OBP: 0.281, SLG: 0.328		C FF 85 C CH 80 X FC 78 0-2 ③ G6-3			X FF 84 0-0 ① F7		X CU 76 0-0 53 2B 11 1B 1B 2-3			3	1	1	0	0	0	1
53 Austin Romine, R (1, 2) OBP: 0.200, SLG: 0.263			B SI 83 F FF 85 X SI 83 1-1 ① G6-3		X FF 82 0-0 11 BB 1-2 1B		B FC 80 B FF 80 F FC 81 1 SAFE 1 SAFE 1 SAFE F FC 78 F FF 85 X FC 78 2-2 11 1B 17 SF8 2B 1-3 3-H			3	1	2	1	0	0	0
Inning Stats	R: 1 H: 1 E: 0 LOB: 1 K: 2 BB: 1 S: 12 P: 21	R: 0 H: 0 E: 0 LOB: 0 K: 0 BB: 0 S: 8 P: 11	R: 0 H: 0 E: 0 LOB: 1 K: 1 BB: 1 S: 11 P: 19	R: 0 H: 0 E: 0 LOB: 0 K: 0 BB: 0 S: 5 P: 10	R: 1 H: 2 E: 0 LOB: 2 K: 0 BB: 1 S: 10 P: 19	R: 0 H: 0 E: 0 LOB: 0 K: 1 BB: 0 S: 8 P: 12	R: 3 H: 4 E: 0 LOB: 0 K: 0 BB: 0 S: 11 P: 16	R: 0 H: 1 E: 0 LOB: 1 K: 2 BB: 0 S: 15 P: 23		1B: 5 SF: 2 2B: 3 SAC: 0 3B: 1 DP: 1 HR: 0 HBP: 0						

PITCHER		IP	WLS	BF	H	R	ER	SO	BB	IBB	HBP	BLK	WP	HR	S	P	ERA	WHIP
56 Mark Buehrle, L ERA: 6.33	(1, 1)	6.0	L	27	6	5	5	4	3	0	0	0	0	0	60	100	7.50	1.500
62 Aaron Loup, L ERA: 2.86	(7, 1)	1.0		3	1	0	0	0	0	0	0	0	0	0	5	8	0.00	1.000
32 Esmil Rogers, R ERA: 5.95	(8, 1)	1.0		4	1	0	0	2	0	0	0	0	1	0	15	23	0.00	1.000

PITCHER	IP	WLS	BF	H	R	ER	SO	BB	IBB	HBP	BLK	WP	HR	S	P	ERA	WHIP

BOTTOM

Toronto Blue Jays @ New York Yankees

Yankee Stadium, Bronx, NY

Fri May 17 2013, 7:12 PM - 9:39 PM EDT

Att. 40,008 - Clear - 72 F

livebaseballscorecards.com

AB	29
R	5
H	8
RBI	5
BB	3
SO	6
LOB	9

Batter	1	2	3	4	5	6	7	8	9	AB	R	H	RBI	BB	SO	LOB
53 Melky Cabrera, S (1, 7) OBP: 0.319, SLG: 0.376	C SI 89 C SL 84 B SI 90 S KC 80 1-3 ① K		L SL 84 B SI 88 X SL 84 1-1 ①② G4-6-3 1-2f 2-3		F KC 80 X SL 83 0-1 19 F8 2B		B SI 90 B SI 89 F SI 88 B SL 83 F FF 88 X SI 90 3-2 ③ G4-3			4	0	1	0	0	1	2
19 José Bautista, R (1, 9) OBP: 0.369, SLG: 0.523	B FF 91 B SL 84 B SL 84 C FF 90 B KC 80 4-1 26 PO 10 BB BB		B FF 91 B SL 84 C KC 82 B SI 91 C SL 85 B KC 82 4-2 BB		C SL 82 X SL 81 0-1 ② F8 2-3			C FC 91 S FC 92 F FC 92 X FC 92 0-2 ① G5-3		2	0	0	0	2	0	1
10 Edwin Encarnación, R (1, 10) OBP: 0.332, SLG: 0.497	B FF 90 B FF 90 C KC 80 C FF 92 B SL 85 F FF 92 B SL 84 4-2 1-2 BB		S SL 84 B SI 90 B KC 81 C FF 91 B FF 93 S SL 84 3-3 ③ K		B FF 90 X KC 80 1-0 ③ G6-3			X FC 91 0-0 HR		3	1	1	1	1	1	3
9 J.P. Arencibia, R (1, 2) OBP: 0.245, SLG: 0.474	B FF 91 C KC 80 F FF 90 S FF 90 1-3 ② K			X FF 88 0-0 ① F7		C FF 88 F SI 87 B FF 89 F FF 90 B KC 79 B SL 82 C FF 90 3-3 ① K		B KC 82 B FC 91 X FC 92 2-0 1B		4	0	1	0	0	2	2
26 Adam Lind, L (1, 3) OBP: 0.402, SLG: 0.476	B SI 90 B FF 90 F FF 90 B SL 84 2 SAFE 3-1 ③ PO 2-3	C SI 88 B CH 80 B SI 88 C SL 82 C SI 90 2-3 ① K		B SI 88 F SI 89 X SI 88 1-1 28 1B 2B		B FF 90 C CH 80 B SI 90 X KC 79 2-1 2B		C FC 93 B FC 93 S KC 81 D KC 83 F KC 80 C FC 93 2-3 ② K		4	1	2	0	0	2	1
13 Brett Lawrie, R (1, 5) OBP: 0.256, SLG: 0.345		C KC 78 F FF 90 X FF 92 0-2 ② G1-3		S FF 89 X SL 84 0-1 ② F7		B SL 83 B FF 89 C SL 84 S FF 90 F FF 91 S KC 80 2-3 ② K		C KC 80 F KC 83 X KC 82 0-2 ③ F8		4	0	0	0	0	1	3
28 Colby Rasmus, L (1, 8) OBP: 0.306, SLG: 0.414		X SI 89 0-0 ③ F9		B SL 84 X CH 81 1-0 2-H 1B		B FF 88 B FF 90 C FF 89 X SI 91 2-1 ③ F7			B FF 94 B FF 94 F FF 94 B SL 80 S FF 94 S FF 95 3-3 ① K	4	0	1	1	0	1	1
3 Maicer Izturis, S (1, 6) OBP: 0.242, SLG: 0.331			B SI 88 X SI 87 1-0 53 G4-6-3 1 1B 1B	F FF 89 C SI 90 B KC 79 C SI 90 1-3 ③ K			C SI 89 B CH 80 S SL 82 B SI 89 X CH 82 2-2 ① G1		B FF 93 F FF 95 S FF 94 F FF 94 C SL 82 1-3 ② K	4	0	1	0	0	2	1
1 Emilio Bonifácio, S (1, 4) OBP: 0.224, SLG: 0.324			X SI 86 0-0 53 G4-6-3 1-2 1B		L SI 89 F SI 89 B FF 90 B KC 79 B SI 89 X SI 88 3-2 ① G4-3		F SI 88 B SI 89 B CH 81 T SI 88 F SI 91 S SL 85 2-3 ② K		X FF 94 0-0 ③ F9	4	0	1	0	0	1	0

Inning Stats	1	2	3	4	5	6	7	8	9
	R: 0 E: 0 K: 2 S: 11 H: 0 LOB: 1 BB: 2 P: 24	R: 0 E: 0 K: 1 S: 7 H: 0 LOB: 0 BB: 0 P: 9	R: 0 E: 0 K: 1 S: 9 H: 2 LOB: 2 BB: 1 P: 18	R: 1 E: 0 K: 1 S: 9 H: 2 LOB: 1 BB: 0 P: 12	R: 0 E: 0 K: 0 S: 8 H: 1 LOB: 1 BB: 0 P: 12	R: 0 E: 0 K: 2 S: 12 H: 1 LOB: 1 BB: 0 P: 21	R: 0 E: 0 K: 1 S: 10 H: 0 LOB: 0 BB: 0 P: 17	R: 1 E: 0 K: 1 S: 13 H: 2 LOB: 1 BB: 0 P: 17	R: 0 E: 0 K: 2 S: 8 H: 0 LOB: 0 BB: 0 P: 12

1B: 4 SF: 0 WP: 0 PA: 37
2B: 3 SAC: 0 PB: 0
3B: 0 DP: 1 SB: 0
HR: 1 HBP: 0 CS: 0

PITCHER	IP	WLS	BF	H	R	ER	SO	BB	IBB	HBP	BLK	WP	HR	S	P	ERA	WHIP
41 David Phelps, R (1, 1) ERA: 3.83	7.0	W	28	6	1	1	8	3	0	0	0	0	0	66	113	1.29	1.286
30 David Robertson, R (8, 1) ERA: 3.12	1.0		5	2	1	1	1	0	0	0	0	0	1	13	17	9.00	2.000
48 Boone Logan, L (9, 1) ERA: 2.13	1.0		3	0	0	0	2	0	0	0	0	0	0	8	12	0.00	0.000

PITCHER	IP	WLS	BF	H	R	ER	SO	BB	IBB	HBP	BLK	WP	HR	S	P	ERA	WHIP

TOP

Toronto Blue Jays @ New York Yankees

Yankee Stadium, Bronx, NY

Sat May 18 2013, 1:11 PM - 3:46 PM EDT

Att. 45,577 - Cloudy - 66 F

livebaseballscorecards.com

AB	33
R	2
H	8
RBI	2
BB	3
SO	11
LOB	14

Batter	1	2	3	4	5	6	7	8	9	AB	R	H	RBI	BB	SO	LOB
11 Brett Gardner, L (1, 8) OBP: 0.332, SLG: 0.394	C FF 90 F FF 92 X FF 93 0-2 ① F7		X FF 93 0-0 24 HR 2-H 1B		B SL 84 C FF 91 B SL 84 F FF 92 F SL 86 B SL 86 F SL 85 F FF 93 X FF 93 3-2 ② F7		S FF 95 B FF 96 B FF 94 F FF 95 F FF 96 B FF 94 X FF 95 3-2 ③ F8			4	1	1	1	0	0	1
24 Robinson Canó, L (1, 4) OBP: 0.337, SLG: 0.563	C FF 92 X SL 87 0-1 ② F8		X FS 82 0-0 1-H HR		B FF 92 B FF 92 F FF 93 S SL 87 F SL 87 F SL 89 X SL 88 2-2 1-H HR			B FF 88 C FF 88 C FF 89 S FF 87 1-3 ① K		4	2	2	4	0	1	0
12 Vernon Wells, R (1, 7) OBP: 0.343, SLG: 0.506	C FF 93 C FF 93 X FF 93 0-2 ③ G5-3		B SL 89 B FF 93 X SL 89 2-0 ③ L8		B FF 93 B FS 88 X FF 94 2-0 1B			X CH 82 0-0 E6 33 HR		4	1	1	0	0	0	0
33 Travis Hafner, L (1, 10) OBP: 0.378, SLG: 0.530		C FF 92 C FF 92 X FF 95 0-2 ① G6-3		C FS 81 F SL 87 S SL 88 0-3 ① K	C FF 93 S FS 84 B SL 88 B FS 83 F SL 85 F FF 93 B FF 92 F SL 85 X FS 83 3-2 ③ F8			B FF 88 B FF 87 1 SAFE X FF 87 2-0 1-H HR		4	1	1	2	0	1	1
55 Lyle Overbay, L (1, 3) OBP: 0.297, SLG: 0.475		B FF 94 B SL 86 F FF 94 B FF 94 X FF 94 3-1 ② G4-3		B SL 84 X SL 86 1-0 1B		C FC 87 X FC 88 0-1 ① G4-3		C FF 87 X SI 88 0-1 E3 14 FC3-6		4	0	1	0	0	0	0
14 Curtis Granderson, L (1, 9) OBP: 0.313, SLG: 0.267		B FF 95 F SL 87 B FS 84 B FS 83 S FF 95 X FF 95 3-2 ③ G3		B FF 93 B FS 84 X FF 94 2-0 ② F7		B FC 87 S FC 88 S FC 87 X FC 89 1-2 ② G6-3		C SL 74 B SL 74 B FF 87 S SL 73 X SL 74 2-2 ② FC3-6 1-2f		4	0	0	0	0	0	2
17 Jayson Nix, R (1, 6) OBP: 0.310, SLG: 0.286			X FF 91 0-0 39 G1-3 11 1B 1B	X SL 85 0-0 ③ F7		S CU 82 C FC 87 S CU 80 0-3 ③ K		C SL 73 C FF 85 C FF 86 0-3 ③ K		4	1	1	0	0	2	2
39 David Adams, R (1, 5) OBP: 0.333, SLG: 0.429			B FF 92 X SL 86 1-0 ① G1-3 1-2		C FF 91 B SL 86 X SL 86 1-1 ① G6-3		C FF 93 C FF 95 C FF 95 0-3 ① K			3	0	0	0	0	1	1
53 Austin Romine, R (1, 2) OBP: 0.217, SLG: 0.273			B FF 92 B SL 87 F FF 94 X FF 93 2-1 ② L9		X FF 91 0-0 24 HR 1B		C FF 94 B FF 95 F FF 95 B FF 96 F SL 86 T FF 95 2-2 ② K			3	1	1	0	0	1	1
Inning Stats	R: 0 E: 0 K: 0 S: 8 H: 0 LOB: 0 BB: 0 P: 8	R: 0 E: 0 K: 0 S: 8 H: 0 LOB: 0 BB: 0 P: 14	R: 3 E: 0 K: 0 S: 7 H: 3 LOB: 0 BB: 0 P: 12	R: 0 E: 0 K: 1 S: 6 H: 1 LOB: 1 BB: 0 P: 9	R: 2 E: 0 K: 0 S: 21 H: 3 LOB: 1 BB: 0 P: 32	R: 0 E: 0 K: 1 S: 8 H: 0 LOB: 0 BB: 0 P: 9	R: 0 E: 0 K: 2 S: 11 H: 0 LOB: 0 BB: 0 P: 16	R: 2 E: 2 K: 2 S: 13 H: 1 LOB: 1 BB: 0 P: 18		1B: 5 2B: 0 3B: 0 HR: 3 SF: 0 SAC: 0 DP: 0 HBP: 0						

PITCHER	IP	WLS	BF	H	R	ER	SO	BB	IBB	HBP	BLK	WP	HR	S	P	ERA	WHIP
23 Brandon Morrow, R (1, 1) ERA: 5.16	5.0	L	22	7	5	5	1	0	0	0	0	0	2	50	75	9.00	1.400
27 Brett Cecil, L (6, 1) ERA: 2.45	1.0		3	0	0	0	1	0	0	0	0	0	0	8	9	0.00	0.000
50 Steve Delabar, R (7, 1) ERA: 1.96	1.0		3	0	0	0	2	0	0	0	0	0	0	11	16	0.00	0.000
38 Darren Oliver, L (8, 1) ERA: 3.18	1.0		6	1	2	1	2	0	0	0	0	0	1	13	18	9.00	1.000

PITCHER	IP	WLS	BF	H	R	ER	SO	BB	IBB	HBP	BLK	WP	HR	S	P	ERA	WHIP

BOTTOM

Toronto Blue Jays @ New York Yankees

Yankee Stadium, Bronx, NY

Sat May 18 2013, 1:11 PM - 3:46 PM EDT

Att. 45,577 - Cloudy - 66 F

livebaseballscorecards.com

AB	34
R	7
H	8
RBI	7
BB	0
SO	6
LOB	8

Batter	1	2	3	4	5	6	7	8	9	10	AB	R	H	RBI	BB	SO	LOB
11 Brett Gardner, L (1, 8) OBP: 0.330, SLG: 0.387	X FF 85 0-0 F8 ①		C SI 86 C FS 77 F CH 81 B FF 86 X CH 81 1-2 L4 ②			C SI 87 B CU 74 C CH 81 B SI 87 B FS 79 B FS 81 4-2 24 BB BB		B SI 86 S SL 80 F SI 86 B FF 86 T SI 87 2-2 K ③		B SL 80 F SI 95 X FF 95 1-1 G4-3 ②	3	0	0	0	1	1	0
17 Jayson Nix, R (8, 6) OBP: 0.308, SLG: 0.283											1	0	0	0	0	0	1
24 Robinson Canó, L (1, 4) OBP: 0.344, SLG: 0.575	B SI 86 F SI 87 B SI 86 F SL 78 X SI 87 2-2 HR		S FS 79 B FF 87 X CH 82 1-1 G3 ③			B CH 81 1 SAFE B FF 88 1 SAFE B CH 82 B CH 81 4-0 33 G4-6-3 1-2 BB			S SI 94 S SI 94 F SI 95 B SI 96 F CH 90 B SI 95 B CH 90 X SI 91 3-2 G4-3 ① !	I IN 86 I IN 88 I IN 88 I IN 85 4-0 33 1B IBB	3	1	1	1	2	0	0
33 Travis Hafner, L (1, 10) OBP: 0.379, SLG: 0.552	B CH 80 B CH 80 C SI 87 X CU 72 2-1 F9 ②			B CH 81 S FS 79 X CH 82 1-1 P5 ①		F CH 83 B CH 82 F SL 79 B FF 88 X CH 82 2-2 G4-6-3 ②③ 1-2f			B SI 96 F SI 94 B CH 89 B SI 95 X SI 94 3-1 HR	S SL 85 X SL 83 0-1 55 S 1-3 3-H 1B	5	1	2	2	0	0	2
55 Lyle Overbay, L (1, 3) OBP: 0.301, SLG: 0.493	C CU 72 F SI 86 B FF 86 S CH 81 1-3 K ③			T FS 78 B SI 87 B CH 81 S CH 82 X SI 88 2-2 F8 ②			B SI 89 C CU 79 S SL 82 B SI 90 X CU 77 2-2 HR		B CU 80 X SI 93 1-0 1B	C SI 92 B FF 91 S SL 84 F FF 92 D SL 86 B FF 92 S SL 87 3-3 K ③ 1-2	5	1	2	1	0	2	2
14 Curtis Granderson, L (1, 7) OBP: 0.250, SLG: 0.211 (8, 8)		B CU 71 X CH 79 1-0 P6 ①		C SL 81 X SL 81 0-1 G4-3 ③			C SL 82 X SL 82 0-1 P6 ①		B SI 94 S CH 88 D CH 88 B SI 93 F SI 93 S SI 95 3-3 K ②		4	0	0	0	0	1	1
39 David Adams, R (1, 5) OBP: 0.368, SLG: 0.611		C SI 88 X CU 71 0-1 HR			B FS 77 X SI 87 1-0 40 G3-6-1 1B		B SI 90 B CH 83 B SI 89 C SI 89 F SI 89 C SL 80 3-3 K ②		B FF 92 S SI 93 X SI 92 1-1 G4-3 ③		4	1	2	1	0	1	1
31 Ichiro Suzuki, L (1, 9) OBP: 0.280, SLG: 0.333		X SI 87 0-0 F7 ②			C SI 85 B SI 87 X CH 80 1-1 P6 ①		C SL 82 C SI 89 S SL 81 0-3 K ③			B SL 81 X SI 94 1-0 12 2B 2B	4	1	1	0	0	1	1
40 Reid Brignac, L (1, 6) 12 Vernon Wells, R (8, PH) OBP: 0.345, SLG: 0.513 (8, 7)		F SL 78 B SI 87 S FS 81 S CH 81 1-3 K ③			X CH 80 0-0 G3-6-1 ②③ 1-2f			C SL 78 X SL 80 0-1 G6-3 ①		B SI 94 S SL 83 F SI 95 X SL 83 1-2 53 SH3-4 33 1B 2-H 2B	2	0	0	0	0	1	1
53 Austin Romine, R (1, 2) OBP: 0.192, SLG: 0.240			C CU 74 X SI 87 0-1 G6-3 ①			X FF 87 0-0 L7 ①		C SL 79 B SL 79 S SL 79 B SL 79 B SL 80 C SL 79 3-3 K ②		X SI 95 0-0 SH3-4 ① 2-3	2	1	1	0	0	1	1
											3	0	0	0	0	1	0
Inning Stats	R: 1 H: 1 E: 0 LOB: 0 K: 1 BB: 0 S: 10 P: 15	R: 1 H: 1 E: 0 LOB: 0 K: 1 BB: 0 S: 7 P: 9	R: 0 H: 0 E: 0 LOB: 0 K: 0 BB: 0 S: 8 P: 10	R: 0 H: 0 E: 0 LOB: 0 K: 0 BB: 0 S: 7 P: 10	R: 0 H: 1 E: 0 LOB: 0 K: 0 BB: 0 S: 4 P: 6	R: 0 H: 0 E: 0 LOB: 1 K: 0 BB: 2 S: 6 P: 16	R: 1 H: 1 E: 0 LOB: 0 K: 2 BB: 0 S: 11 P: 16	R: 0 H: 0 E: 0 LOB: 0 K: 2 BB: 0 S: 8 P: 13	R: 1 H: 2 E: 0 LOB: 1 K: 1 BB: 0 S: 13 P: 24	R: 2 H: 3 E: 0 LOB: 2 K: 1 BB: 1 S: 13 P: 23	1B: 3 SF: 0 2B: 2 SAC: 1 3B: 0 DP: 2 HR: 4 HBP: 0						

PITCHER		IP	WLS	BF	H	R	ER	SO	BB	IBB	HBP	BLK	WP	HR	S	P	ERA	WHIP
38 Freddy Garcia, R ERA: 4.84	(1, 1)	6.0		21	3	2	2	2	2	0	0	0	0	2	42	66	3.00	0.833
40 Troy Patton, L ERA: 4.05	(7, 1)	1.0		4	1	1	1	2	0	0	0	0	0	1	11	16	9.00	1.000
56 Darren O'Day, R ERA: 1.74	(8, 1)	1.0	H	3	0	0	0	2	0	0	0	0	0	0	8	13	0.00	0.000
43 Jim Johnson, R ERA: 4.22	(9, 1)	1.0	B	5	2	1	1	1	0	0	0	0	0	1	13	24	9.00	2.000
47 Pedro Strop, R ERA: 5.19	(10, 1)	0.2	L	5	2	2	2	0	0	1	0	0	0	0	7	14	27.00	3.000

PITCHER		IP	WLS	BF	H	R	ER	SO	BB	IBB	HBP	BLK	WP	HR	S	P	ERA	WHIP
17 Brian Matusz, L ERA: 2.65	(10, 1)	0.1		2	1	0	0	1	0	0	0	0	0	0	6	9	0.00	3.000

TOP

New York Yankees @ Baltimore Orioles

Oriole Park at Camden Yards, Baltimore, MD

Mon May 20 2013, 7:11 PM - 10:39 PM EDT
Att. 24,133 - Partly Cloudy - 80 F

livebaseballscorecards.com

AB	36
R	6
H	9
RBI	6
BB	3
SO	8
LOB	9

WP: 0	PA: 40		
PB: 0			
SB: 1			
CS: 0			

Batter	1	2	3	4	5	6	7	8	9	10	AB	R	H	RBI	BB	SO	LOB
21 Nick Markakis, L (1, 9) OBP: 0.342, SLG: 0.397	X FF 90 0-0 ① L8		X SI 89 0-0 ① G1-3		C SL 81 F SI 88 F SL 80 B FF 92 X SL 81 1-2 2 2B 2-H 1B		C FF 91 C FF 91 D SL 81 X SL 81 1-2 2 2B 1-H 2B	C SL 81 B SI 92 F SI 92 F SI 94 B FF 93 B FF 96 X SL 82 3-2 ③ G3 2-3			5	1	2	2	0	0	1
13 Manny Machado, R (1, 5) OBP: 0.353, SLG: 0.513	B FF 89 C SI 88 B SI 90 B SL 81 C FF 91 X CH 85 3-2 ② F9		B FF 90 B SI 90 B SL 82 X FF 91 3-0 ② F9		X SL 81 0-0 ② P4		X FF 91 0-0 ① G6-3		B KC 81 F FC 90 X FC 92 1-1 ① F9		5	0	0	0	0	0	2
2 J.J. Hardy, R (1, 6) OBP: 0.272, SLG: 0.427	B FF 91 B SI 89 X FF 90 2-0 ③ G5-3		C FF 91 C FF 91 X SL 81 0-2 ③ P3		B FF 90 B CH 85 X CH 84 2-0 1-3 2B		C CU 77 X CH 83 0-1 2-H 2B		C FC 92 B FC 93 S FC 92 S KC 82 1-3 ② K2-3		5	0	2	1	0	1	0
10 Adam Jones, R (1, 8) OBP: 0.354, SLG: 0.492		B FF 91 C FF 91 S FF 91 F SL 82 B SI 90 F SL 81 S CH 85 2-3 ① K	B CU 78 B FF 90 X SI 90 2-0 ① G5-3	F FF 91 B SI 92 X SL 83 1-1 ③ G5-3	S SL 82 S FF 92 D SL 82 F SL 82 S SL 83 1-3 ② K		F KC 82 X KC 82 0-1 19 S 1B			5	0	1	0	0	2	3
19 Chris Davis, L (1, 3) OBP: 0.411, SLG: 0.675		B SL 82 S SL 82 B SI 89 B SL 81 C FF 92 F SL 81 X SL 81 3-2 HR	S SI 89 B FF 91 F FF 92 S SL 82 1-3 ② K		S FF 90 B SL 81 X FF 90 1-1 32 G5-3 1B	I IN 47 I I I 4-0 IBB	C KC 80 1 SAFE F FC 94 D KC 82 B FC 94 S KC 83 2-3 ③ K 1-2			4	1	2	1	1	2	1
32 Matt Wieters, S (1, 2) OBP: 0.301, SLG: 0.410		C CU 76 F CH 84 B SL 80 X FF 91 1-2 ② P4	B SI 90 C CH 85 X SI 91 1-1 2B			C SL 82 D CH 85 B SI 89 C FF 91 X CH 84 2-2 ① G5-3 1-2 B FF 91 F FF 92 F FF 91 B SL 85 S SL 84 2-3 ③ K		B FC 91 B FC 90 C FC 90 B FC 91 C FC 90 F FC 90 F FC 90 X FC 90 3-2 ① G3	5	0	1	0	0	1	3
35 Danny Valencia, R (1, 10) OBP: 0.250, SLG: 0.375		B SI 90 B FF 91 S CH 84 X SI 90 2-1 28 1B 1B	B CU 77 C FF 90 B CH 84 C SL 81 D SL 81 X CH 85 3-2 ③ F9			C CU 76 X FF 89 0-1 ② L5		F FF 91 C SL 84 F FF 93 B FF 94 B FF 93 S SL 83 2-3 ① K	S FF 91 X FC 90 0-1 ② F9		5	0	1	0	0	1	2
28 Steve Pearce, R (1, 7) OBP: 0.339, SLG: 0.429 36 Chris Dickerson, L (8, PH) OBP: 0.344, SLG: 0.484 (9, 7)		B FF 90 C FF 90 X CH 84 1-1 1-2 1B			C FF 91 B SI 91 X FF 90 1-1 21 1B 2B	S CH 84 X SI 92 0-1 ③ G6-3		C SL 79 B SI 92 X SL 80 1-1 21 WP 12 G4-3 1B	C FC 91 B FC 90 B FC 90 F FC 90 B FC 90 S FC 90 3-3 ③ K		3 2	1 0	2 1	0 0	0 1	0 0	1 0
12 Alexi Casilla, S (1, 4) OBP: 0.245, SLG: 0.255		X CU 77 0-0 ③ F8			B FF 90 S CH 84 B FF 91 X CH 85 2-1 ① G1-3		B CU 75 C SI 90 F CH 84 X SL 81 1-2 21 2B 1B	C SI 93 1 SAFE X SI 92 0-1 ② G4-3 1-2			4	1	1	0	0	0	4
Inning Stats	R: 0 E: 0 K: 0 S: 5 H: 0 LOB: 0 BB: 0 P: 10	R: 1 E: 0 K: 1 S: 17 H: 3 LOB: 2 BB: 0 P: 26	R: 0 E: 0 K: 0 S: 5 H: 0 LOB: 0 BB: 0 P: 8	R: 0 E: 0 K: 1 S: 9 H: 1 LOB: 1 BB: 0 P: 16	R: 1 E: 0 K: 0 S: 12 H: 3 LOB: 2 BB: 0 P: 19	R: 0 E: 0 K: 0 S: 9 H: 1 LOB: 1 BB: 0 P: 12	R: 2 E: 0 K: 2 S: 16 H: 3 LOB: 2 BB: 1 P: 25	R: 0 E: 0 K: 1 S: 12 H: 1 LOB: 1 BB: 0 P: 18	R: 0 E: 0 K: 2 S: 10 H: 1 LOB: 1 BB: 0 P: 14	R: 0 E: 0 K: 1 S: 10 H: 0 LOB: 0 BB: 0 P: 16	1B: 7 2B: 5 3B: 0 HR: 1 SF: 0 SAC: 0 DP: 0 HBP: 0	WP: 1 PB: 0 SB: 1 CS: 0 PA: 44					

PITCHER		IP	WLS	BF	H	R	ER	SO	BB	IBB	HBP	BLK	WP	HR	S	P	ERA	WHIP
52 CC Sabathia, L ERA: 3.43	(1, 1)	6.1		30	11	4	4	2	0	0	0	0	0	1	66	102	5.68	1.737
27 Shawn Kelley, R ERA: 5.4	(7, 1)	1.0		4	0	0	0	3	0	1	0	0	0	0	11	20	0.00	0.000
48 Boone Logan, L ERA: 2.03	(8, 1)	0.2		3	1	0	0	0	0	0	0	0	1	0	8	12	0.00	1.500
30 David Robertson, R ERA: 2.95	(9, 1)	1.0	W	4	1	0	0	2	0	0	0	0	0	0	10	14	0.00	1.000
42 Mariano Rivera, R ERA: 1.47	(10, 1)	1.0	S	3	0	0	0	1	0	0	0	0	0	0	10	16	0.00	0.000

PITCHER	IP	WLS	BF	H	R	ER	SO	BB	IBB	HBP	BLK	WP	HR	S	P	ERA	WHIP

BOTTOM

New York Yankees @ Baltimore Orioles

Oriole Park at Camden Yards, Baltimore, MD

Mon May 20 2013, 7:11 PM - 10:39 PM EDT

Att. 24,133 - Partly Cloudy - 80 F

livebaseballscorecards.com

AB	43
R	4
H	13
RBI	4
BB	1
SO	8
LOB	17

Batter	1	2	3	4	5	6	7	8	9	10	AB	R	H	RBI	BB	SO	LOB
11 Brett Gardner, L (1, 8) OBP: 0.328, SLG: 0.390	B FF 91 B SI 91 X SI 92 2-0 12 F8 33 1B 2B		C SI 91 C CU 77 X FF 91 0-2 ② G6-3		B SI 90 B CH 83 X SI 91 2-0 ③ G4-3			B CU 78 C CU 77 F FF 96 F FF 98 X CU 79 1-2 ② F7			4	1	1	0	0	0	0
24 Robinson Canó, L (1, 4) OBP: 0.337, SLG: 0.563	F CH 83 B FF 92 X FF 92 1-1 ① F7		F CH 83 C FF 91 S FF 91 0-3 ③ K			B FF 89 B FF 90 X CH 84 2-0 ① G3		C FF 95 B FF 94 T FF 95 B FF 98 F FF 98 B FC 94 X FF 97 3-2 ③ F7			4	0	0	0	0	1	1
12 Vernon Wells, R (1, 7) OBP: 0.343, SLG: 0.513	C FF 92 F FF 92 B FF 92 X SL 85 1-2 ② F8 2-3			X SL 84 0-0 33 1B 2B		B FF 90 F FF 90 B FF 91 X CH 82 2-1 ② L6			C FC 89 X FF 95 0-1 ① G6-3		4	1	1	0	0	0	1
33 Travis Hafner, L (1, 10) OBP: 0.383, SLG: 0.550	D CH 84 S CH 82 X FF 92 1-1 3-H 1B			C SI 91 X SL 85 0-1 14 G1-3 55 G5-3 2-H 1B		S CH 83 B CH 85 F CH 82 B FF 90 B CH 82 F CH 82 S CH 82 3-3 ③ K			B CU 76 F SI 93 B CH 86 B CH 86 F SI 95 X FC 90 3-2 ② G3		4	0	2	2	0	1	0
55 Lyle Overbay, L (1, 3) OBP: 0.293, SLG: 0.480	C SI 91 C FF 93 B FF 92 F SI 92 X CH 82 1-2 ③ L3			X CH 83 0-0 ① G5-3 1-2			X FF 89 0-0 ① F8		B FC 91 X FF 94 1-0 ③ P5		4	0	0	0	0	0	2
14 Curtis Granderson, L (1, 9) OBP: 0.208, SLG: 0.174		C CU 77 F CH 84 B CH 85 S CH 82 1-3 ① K		C SI 91 D SL 85 B CH 81 S CH 81 X CH 83 2-2 ② G1-3 2-3			B CH 82 B CH 80 B FF 89 F FF 90 X SL 83 3-1 ② F8			B SI 92 C CH 87 B SI 93 F SI 93 X SI 92 2-2 ① L4	4	0	0	0	0	1	1
39 David Adams, R (1, 5) OBP: 0.348, SLG: 0.545	B FF 91 C FF 92 X SL 85 1-1 ② G4-3			C SI 91 C SI 91 B CH 84 F SI 91 D CH 81 F SI 91 S FF 92 2-3 ③ K			B FF 91 F SI 90 C CH 84 F FF 90 X SI 89 1-2 1B			X SI 93 0-0 ② F8	4	0	1	0	0	1	1
17 Jayson Nix, R (1, 6) OBP: 0.299, SLG: 0.274	B SL 83 C SL 84 F FF 92 F FF 92 B FF 91 B SL 83 S SL 85 3-3 ③ K				F FF 90 B FF 90 F FF 91 X CH 83 1-2 ① G1-3		X FF 89 0-0 ③ L9			B FF 94 X SI 91 1-0 ③ P4	4	0	0	0	0	1	1
53 Austin Romine, R (1, 2) OBP: 0.172, SLG: 0.214			B SL 83 X FF 90 1-0 ① L4		C SL 83 X FF 91 0-1 ② F9			C FF 96 F FF 97 C FF 96 0-3 ① K			3	0	0	0	0	1	0
Inning Stats	R: 1 E: 0 K: 0 S: 12 H: 2 LOB: 1 BB: 0 P: 18	R: 0 E: 0 K: 2 S: 10 H: 0 LOB: 0 BB: 0 P: 15	R: 0 E: 0 K: 1 S: 7 H: 0 LOB: 0 BB: 0 P: 8	R: 1 E: 0 K: 1 S: 12 H: 2 LOB: 1 BB: 0 P: 16	R: 0 E: 0 K: 0 S: 6 H: 0 LOB: 0 BB: 0 P: 9	R: 0 E: 0 K: 1 S: 7 H: 0 LOB: 0 BB: 0 P: 14	R: 0 E: 0 K: 0 S: 8 H: 1 LOB: 1 BB: 0 P: 12	R: 0 E: 0 K: 1 S: 11 H: 0 LOB: 0 BB: 0 P: 15	R: 0 E: 0 K: 0 S: 6 H: 0 LOB: 0 BB: 0 P: 10	R: 0 E: 0 K: 0 S: 5 H: 0 LOB: 0 BB: 0 P: 8	1B: 3 2B: 2 3B: 0 HR: 0 SF: 0 SAC: 0 DP: 0 HBP: 0	WP: 0 PB: 0 SB: 0 CS: 0 PA: 35					

PITCHER	IP	WLS	BF	H	R	ER	SO	BB	IBB	HBP	BLK	WP	HR	S	P	ERA	WHIP
50 Miguel González, R (1, 1) ERA: 4.25	7.0		26	5	2	2	5	0	0	0	0	0	0	62	92	2.57	0.714
29 Tommy Hunter, R (8, 1) ERA: 1.42	2.0		6	0	0	0	1	0	0	0	0	0	0	17	25	0.00	0.000
43 Jim Johnson, R (10, 1) ERA: 4.03	1.0	W	3	0	0	0	0	0	0	0	0	0	0	5	8	0.00	0.000

PITCHER	IP	WLS	BF	H	R	ER	SO	BB	IBB	HBP	BLK	WP	HR	S	P	ERA	WHIP

TOP

New York Yankees @ Baltimore Orioles

Oriole Park at Camden Yards, Baltimore, MD

Tue May 21 2013, 7:07 PM - 10:00 PM EDT
Att. 29,040 - Partly Cloudy - 84 F

livebaseballscorecards.com

AB	35
R	2
H	5
RBI	2
BB	0
SO	6
LOB	7

Batter	1	2	3	4	5	6	7	8	9	10	AB	R	H	RBI	BB	SO	LOB
9 Nate McLouth, L (1, 7) OBP: 0.366, SLG: 0.444	B FF 93 B FF 91 C FF 92 F FF 93 B SL 83 X FF 93 3-2 1B		C KC 75 X FF 92 0-1 ② F7		C CH 83 F FF 91 S SL 80 0-3 ① K		1 SAFE C SL 80 F FF 92 1 SAFE F SL 82 X FF 93 0-2 ② F7			B SL 81 C FF 88 X SL 81 1-1 HR	5	1	2	1	0	1	2
13 Manny Machado, R (1, 5) OBP: 0.351, SLG: 0.508	X FF 93 0-0 ① L9		C KC 73 S SL 81 B SL 82 X SL 80 1-2 21 1B 1B		C KC 72 C FF 92 X SL 79 0-2 FC1 1-2		X SL 82 0-0 ③ P4				4	0	1	0	0	0	3
21 Nick Markakis, L (1, 9) OBP: 0.340, SLG: 0.394	C FF 92 1 SAFE B FF 93 X FF 92 1-1 ② F8		X FF 92 0-0 1-2 1B		C FF 93 S SL 80 S SL 83 0-3 ② K			F FC 92 B KC 81 S FC 90 F KC 80 S KC 82 1-3 ① K2-3			4	0	1	0	0	2	3
10 Adam Jones, R (1, 10) OBP: 0.347, SLG: 0.481	X SL 82 0-0 ③ F8		X SL 81 0-0 ③ F8		C FF 92 S FF 92 B SL 82 F SL 81 X SL 81 1-2 ③ G1-3			S KC 81 B FC 93 B FF 92 S KC 82 S KC 81 2-3 ② K			4	0	0	0	0	1	5
19 Chris Davis, L (1, 3) OBP: 0.408, SLG: 0.662		B KC 74 C FF 92 F FF 93 B SL 81 F SL 80 F KC 77 F FF 93 S SL 82 2-3 ① K		S FF 91 S FF 91 B SL 79 B FF 92 B FF 92 4-2 32 G4-6-3 BB		C FF 90 B SL 79 F FF 91 F SL 78 B FF 91 C FF 93 2-3 ① K		S KC 81 B FC 94 B FC 92 S KC 82 S KC 82 2-3 ③ K			3	0	0	0	1	3	0
32 Matt Wieters, S (1, 2) OBP: 0.293, SLG: 0.399	B FF 93 C CH 84 F FF 93 B CH 85 X SL 81 2-2 ② P4		B CH 84 S CH 83 B FF 93 F FF 91 X FF 93 2-2 ①② G4-6-3 1-2f			C KC 74 F CH 83 B FF 92 S FF 92 1-3 ② K			X SI 92 0-0 ① G5-3		4	0	0	0	0	1	1
2 J.J. Hardy, R (1, 6) OBP: 0.266, SLG: 0.417	C FF 92 B FF 93 X SL 82 1-1 ③ F8		B FF 93 C FF 93 B SL 82 X FF 92 2-1 ③ P3			C FF 92 X FF 92 0-1 ③ F9			B SL 84 F SI 92 C FF 93 B SL 85 F FF 94 F SI 93 X SL 85 2-2 ② G5-3		4	0	0	0	0	0	0
36 Chris Dickerson, L (1, 8) OBP: 0.389, SLG: 0.686			C FF 92 S FF 92 F FF 93 B FF 92 B SL 82 F SL 82 F FF 94 B CH 84 F FF 92 3-2 X FF 93 HR		C KC 72 B FF 90 X FF 91 1-1 HR		L FF 92 F SI 94 C SL 82 0-3 ① K		B SI 93 X SI 92 1-0 1B		4	2	3	2	0	1	0
54 Yamaico Navarro, R (1, 4) OBP: 0.429, SLG: 0.500			S FF 93 B FF 94 B FF 92 X FF 92 2-1 ① F7		B FF 92 B FF 91 F FF 92 F FF 91 F KC 80 F FF 92 F FF 91 B SL 81 B FF 92 4-2 13 E BB		C SL 78 C SI 94 B SL 81 B FF 94 B FF 94 X FF 93 3-2 1B		1 SAFE B FF 93 1 SAFE F FF 92 F SI 92 B SI 93 F FF 93 B SL 85 S FF 94 3-3 ③ K		3	0	1	0	1	1	1
Inning Stats	R: 0 E: 0 K: 0 S: 7 H: 1 LOB: 1 BB: 0 P: 11	R: 0 E: 0 K: 1 S: 11 H: 0 LOB: 0 BB: 0 P: 16	R: 1 E: 0 K: 0 S: 16 H: 3 LOB: 2 BB: 0 P: 22	R: 0 E: 0 K: 0 S: 7 H: 0 LOB: 0 BB: 1 P: 15	R: 1 E: 1 K: 2 S: 20 H: 1 LOB: 2 BB: 1 P: 26	R: 0 E: 0 K: 2 S: 9 H: 0 LOB: 0 BB: 0 P: 12	R: 0 E: 0 K: 1 S: 11 H: 1 LOB: 1 BB: 0 P: 14	R: 0 E: 0 K: 3 S: 10 H: 0 LOB: 0 BB: 0 P: 15	R: 0 E: 0 K: 1 S: 11 H: 1 LOB: 1 BB: 0 P: 17	R: 1 E: 0 K: 0 S: 2 H: 1 LOB: 0 BB: 0 P: 3	1B: 5 2B: 0 3B: 0 HR: 3 SF: 0 SAC: 0 DP: 1 HBP: 0	WP: 0 PB: 0 SB: 0 CS: 0 PA: 37					

PITCHER		IP	WLS	BF	H	R	ER	SO	BB	IBB	HBP	BLK	WP	HR	S	P	ERA	WHIP
65 Phil Hughes, R ERA: 5.51	(1, 1)	6.0		25	5	2	2	5	2	0	0	0	0	2	70	102	3.00	1.167
48 Boone Logan, L ERA: 1.93	(7, 1)	0.2		3	1	0	0	1	0	0	0	0	0	0	10	13	0.00	1.500
27 Shawn Kelley, R ERA: 5.3	(7, 1)	0.1		1	0	0	0	0	0	0	0	0	0	0	1	1	0.00	0.000
30 David Robertson, R ERA: 2.79	(8, 1)	1.0		3	0	0	0	3	0	0	0	0	0	0	10	15	0.00	0.000
38 Preston Claiborne, R ERA:	(9, 1)	1.0		4	1	0	0	1	0	0	0	0	0	0	11	17	0.00	1.000

PITCHER		IP	WLS	BF	H	R	ER	SO	BB	IBB	HBP	BLK	WP	HR	S	P	ERA	WHIP
34 Vidal Nuño, L ERA: 1.13	(10, 1)	0.0	L	1	1	1	1	0	0	0	0	0	0	1	2	3	∞	∞

BOTTOM

New York Yankees @ Baltimore Orioles

Oriole Park at Camden Yards, Baltimore, MD

Tue May 21 2013, 7:07 PM - 10:00 PM EDT

Att. 29,040 - Partly Cloudy - 84 F

livebaseballscorecards.com

AB	35
R	3
H	8
RBI	3
BB	2
SO	10
LOB	15

New York Yankees @ Baltimore Orioles

Oriole Park at Camden Yards, Baltimore, MD

Wed May 22 2013, 7:08 PM - 10:11 PM EDT

Att. 26,725 - Partly Cloudy - 83 F

TOP

livebaseballscorecards.com

Batter	1	2	3	4	5	6	7	8	9	AB	R	H	RBI	BB	SO	LOB
14 Curtis Granderson, L (1, 8) OBP: 0.321, SLG: 0.423	X FF 93 0-0 33 BB 1B		B F FF 91 X SL 84 1-1 24 1B 2B		B FF 93 B CH 86 F FF 94 B FF 94 X FF 93 3-1 HR		B SL 86 F FF 92 B CH 87 F SL 87 B SL 84 B FF 94 4-2 BB			3	2	3	1	1	0	0
24 Robinson Canó, L (1, 4) OBP: 0.335, SLG: 0.556	C FF 92 1 SAFE T FF 94 F SL 85 S FF 94 0-3 ① K		F FF 92 F FF 92 B CU 76 F FF 92 F FF 93 B FF 93 X FF 93 2-2 33 BB 2-H 1B		B CU 77 F SI 93 X CH 86 1-1 ② L7		C FF 93 F SL 84 F FF 93 F FF 93 F SL 85 X SL 85 0-2 ③ G4-3			4	0	1	1	0	1	2
12 Vernon Wells, R (1, 7) OBP: 0.341, SLG: 0.506	1 SAFE X FF 94 0-0 ② F8		S FF 92 S CH 86 T FF 93 0-2 ① K		C FF 94 B FF 94 X FF 93 1-1 1B			B FF 90 C FF 91 X FF 92 1-1 ① G4-3		4	0	1	0	0	1	2
33 Travis Hafner, L (1, 10) OBP: 0.386, SLG: 0.541	B FF 94 B FF 93 B CH 86 F FF 94 B FF 94 4-1 1-2 BB		B FF 93 B CH 86 C SL 86 B CH 86 C FF 92 F SL 85 B SL 86 4-2 55 G4-6-3 1-2 BB		X CH 86 0-0 ③ G4-3			B FF 91 F FF 90 X FF 92 1-1 ② L7		2	0	0	0	2	0	1
55 Lyle Overbay, L (1, 3) OBP: 0.286, SLG: 0.467	F CU 77 F FF 93 B FF 94 S FF 93 1-3 ③ K		X CH 86 0-0 ② ③ G4-6-3 1-2f			X CH 85 0-0 ① G3-1		S SL 85 C SI 93 B FF 92 B SL 83 C FF 93 2-3 ③ K		4	0	0	0	0	2	4
39 David Adams, R (1, 5) OBP: 0.333, SLG: 0.615		B FF 92 B FF 93 C FF 92 S FF 91 F FF 92 B CU 78 X FF 92 3-2 ① G5-3	B FF 91 F FF 92 B FF 93 F FF 92 B CH 84 F FF 93 X FF 92 3-2 ① L8			C FF 91 C FF 93 F FF 94 X FF 93 0-2 ② L7			B SI 86 C SL 79 B SL 78 C SL 78 X SL 79 2-2 HR	4	1	1	1	0	0	0
31 Ichiro Suzuki, L (1, 9) OBP: 0.279, SLG: 0.331		T FF 92 T FF 93 F FF 93 B SL 84 X SL 83 1-2 53 FC6-4 1B	B CH 85 F CH 85 B FF 94 B FF 92 S FF 92 X FF 92 3-2 ② F7			B FF 92 X CH 87 1-0 ③ L9			F SI 85 M SL 78 F SI 85 X FF 86 0-2 ① F8	4	0	1	0	0	0	0
40 Reid Brignac, L (1, 6) OBP: 0.263, SLG: 0.333		C FF 92 1 SAFE T SI 92 C FF 93 0-3 ② K	S CH 86 F FF 93 B CU 78 X CH 85 1-2 ③ G4-3				F CH 85 F FF 92 B FF 92 B FF 93 S SL 82 2-3 ① K		C SL 78 B FF 86 F SL 79 B FF 87 F SL 79 F SL 79 F FF 86 T SL 80 2-2 ② K	4	0	0	0	0	3	1
53 Austin Romine, R (1, 2) OBP: 0.156, SLG: 0.194 11 Brett Gardner, L (9, PH) OBP: 0.326, SLG: 0.387		C SL 85 C FF 94 F FF 93 1 SAFE B FF 94 X CU 77 1-2 ③ FC6-4 1-2f			F FF 93 B SL 84 C SL 84 B FF 92 F SL 84 X FF 93 2-2 ① L8		F SL 84 S SL 83 F FF 94 F SL 83 F FF 93 T FF 93 0-2 ② K		C SI 86 B FF 87 C SL 80 F SL 79 F FF 87 T FF 87 1-2 ③ K	3 1	0 0	0 0	0 0	1 0	1 0	1 0
Inning Stats	R: 0 E: 0 K: 2 S: 10 H: 1 LOB: 2 BB: 1 P: 15	R: 0 E: 0 K: 1 S: 15 H: 1 LOB: 1 BB: 0 P: 20	R: 1 E: 0 K: 1 S: 14 H: 2 LOB: 1 BB: 1 P: 21	R: 0 E: 0 K: 0 S: 10 H: 0 LOB: 0 BB: 0 P: 17	R: 1 E: 0 K: 0 S: 11 H: 2 LOB: 1 BB: 0 P: 18	R: 0 E: 0 K: 0 S: 6 H: 0 LOB: 0 BB: 0 P: 7	R: 0 E: 0 K: 2 S: 17 H: 0 LOB: 1 BB: 1 P: 23	R: 0 E: 0 K: 1 S: 7 H: 0 LOB: 0 BB: 0 P: 11	R: 1 E: 0 K: 2 S: 18 H: 1 LOB: 0 BB: 0 P: 23	1B: 4 2B: 1 3B: 0 HR: 2 SF: 0 SAC: 0 DP: 1 HBP: 0						

	AB	33
	R	3
	H	7
	RBI	3
	BB	3
	SO	9
	LOB	11

WP: 0 PA: 36
PB: 0
SB: 0
CS: 0

PITCHER		IP	WLS	BF	H	R	ER	SO	BB	IBB	HBP	BLK	WP	HR	S	P	ERA	WHIP
39 Jason Hammel, R ERA: 5.37	(1, 1)	6.2	W	27	6	2	2	6	2	0	0	0	0	1	75	109	2.70	1.200
17 Brian Matusz, L ERA: 2.45	(7, 1)	1.1		5	0	0	0	1	1	0	0	0	0	0	15	23	0.00	0.750
56 Darren O'Day, R ERA: 2.08	(9, 1)	1.0		4	1	1	1	2	0	0	0	0	0	1	18	23	9.00	1.000

PITCHER		IP	WLS	BF	H	R	ER	SO	BB	IBB	HBP	BLK	WP	HR	S	P	ERA	WHIP

BOTTOM

New York Yankees @ Baltimore Orioles

Oriole Park at Camden Yards, Baltimore, MD

Wed May 22 2013, 7:08 PM - 10:11 PM EDT

Att. 26,725 - Partly Cloudy - 83 F

livebaseballscorecards.com

Batter	1	2	3	4	5	6	7	8	9	AB	R	H	RBI	BB	SO	LOB
9 Nate McLouth, L (1, 7) OBP: 0.364, SLG: 0.438	F SI 89 X FF 90 0-1 ① G1-3	B CU 77 C CU 76 X SL 85 1-1 13 1B 13 S 1B		X SI 92 0-0 ① G1-3		C CU 80 F CH 84 B FC 93 1 SAFE X CU 80 1-2 ②③ G4-6-3 1-2f				4	0	1	0	0	0	1
13 Manny Machado, R (1, 5) OBP: 0.354, SLG: 0.508	X FF 90 0-0 ② F7	B SL 82 B SL 84 C SL 84 X FF 93 2-1 1-3 1B		C SL 84 X SL 86 0-1 ② G4-3			B FF 93 B FC 93 C SL 83 B SL 84 X FC 92 3-1 21 G3-6-3 1B			4	0	2	0	0	0	0
21 Nick Markakis, L (1, 9) OBP: 0.338, SLG: 0.406	C FF 89 B FF 90 X SL 82 1-1 HR	B CU 73 1 SAFE C SI 91 F SI 91 1 SAFE X FF 90 1-2 ③ L9		B FF 93 F CH 88 F FF 94 F SL 85 S FF 93 1-3 ③ K			C CU 79 X CU 80 0-1 ①② G3-6-3 1-2f			4	1	1	1	0	1	3
10 Adam Jones, R (1, 10) OBP: 0.350, SLG: 0.487	X FF 91 0-0 19 HR 1B		C SL 82 B SI 90 B SI 91 X SL 83 2-1 19 1B 32 HR 2B		F FC 94 X SL 86 0-1 ① G1-3		S SL 85 B FF 93 F FC 94 F CU 79 S FC 92 1-3 ③ K			4	2	2	0	0	1	0
19 Chris Davis, L (1, 3) OBP: 0.420, SLG: 0.690	B SI 91 D SI 91 B FF 92 F SI 91 C FF 90 X SI 91 3-2 1-H HR		F FS 86 D SL 85 S SL 86 D SL 85 F SL 86 2 SAFE F FS 85 X SL 87 2-2 2-3 32 HR 1B		B CU 79 B SI 92 X CU 77 2-0 32 G2-3 1B			B CU 81 B FC 92 F SI 92 B FF 93 F CU 81 F SI 93 X CU 80 3-2 36 F8 2 1B 1B		4	2	4	2	0	0	0
32 Matt Wieters, S (1, 2) OBP: 0.298, SLG: 0.428	B CU 75 B SI 90 F SI 91 X FS 86 2-1 2B		F CH 88 X FF 93 0-1 1-H 3-H HR		C CH 83 X CH 83 0-1 ② G2-3 1-2			B CH 84 S SI 92 F CH 83 B FC 92 F CH 84 S FC 91 2-3 ① K		4	1	2	3	0	1	2
2 J.J. Hardy, R (1, 6) OBP: 0.266, SLG: 0.413	B FF 91 B FF 91 S SL 83 C SI 91 F SL 83 X SL 83 2-2 ③ F7		F FF 94 B FF 94 C SL 85 F SL 85 X FF 93 1-2 ① G5-3		B FC 94 C FC 94 B SI 93 X SL 85 2-1 ③ G5-3			B SL 84 C SL 83 B FC 92 B SI 92 C FC 92 X SL 84 3-2 12 FC6-4 1-2 1B		4	0	1	0	0	0	2
36 Chris Dickerson, L (1, 8) OBP: 0.350, SLG: 0.615		B FS 83 C FF 90 S FS 83 B FS 84 B SL 82 X FS 84 3-2 ① G4-3	B SI 92 C SL 84 B CH 88 X CH 87 2-1 ② G3-1			B FF 93 C FF 91 X FC 92 1-1 ① L3		C CU 78 S CH 86 B FC 92 B CU 80 F FF 93 B CH 86 X CH 84 3-2 ② F8 2-3		4	0	0	0	0	0	2
12 Alexi Casilla, S (1, 4) OBP: 0.245, SLG: 0.255		C SI 92 F FF 92 B SI 91 X SI 91 1-2 ② F7	F SI 93 C SI 94 S SL 86 0-3 ③ K2-3			X SI 92 0-0 9 G4-6-3 1B		B CU 80 B SL 84 X FF 92 2-0 ③ FC6-4 1-2f		4	0	1	0	0	1	2
Inning Stats	R: 3 E: 0 K: 0 S: 15 H: 4 LOB: 1 BB: 0 P: 23	R: 0 E: 0 K: 0 S: 13 H: 2 LOB: 2 BB: 0 P: 21	R: 3 E: 0 K: 1 S: 18 H: 3 LOB: 0 BB: 0 P: 25	R: 0 E: 0 K: 1 S: 7 H: 0 LOB: 0 BB: 0 P: 8	R: 0 E: 0 K: 0 S: 7 H: 1 LOB: 1 BB: 0 P: 11	R: 0 E: 0 K: 0 S: 6 H: 1 LOB: 0 BB: 0 P: 8	R: 0 E: 0 K: 1 S: 8 H: 1 LOB: 0 BB: 0 P: 12	R: 0 E: 0 K: 1 S: 16 H: 2 LOB: 2 BB: 0 P: 29		1B: 9 2B: 2 3B: 0 HR: 3	SF: 0 SAC: 0 DP: 2 HBP: 0					

	AB	36
	R	6
	H	14
	RBI	6
	BB	0
	SO	4
	LOB	12

PITCHER		IP	WLS	BF	H	R	ER	SO	BB	IBB	HBP	BLK	WP	HR	S	P	ERA	WHIP
18 Hiroki Kuroda, R ERA: 2.67	(1, 1)	2.0	L	14	8	5	5	0	0	0	0	0	0	2	35	55	22.50	4.000
38 Preston Claiborne, R ERA: 0.82	(3, 1)	2.0		7	1	1	1	2	0	0	0	0	0	1	18	22	4.50	0.500
43 Adam Warren, R ERA: 1.14	(5, 1)	4.0		15	5	0	0	2	0	0	0	0	0	0	37	60	0.00	1.250

PITCHER	IP	WLS	BF	H	R	ER	SO	BB	IBB	HBP	BLK	WP	HR	S	P	ERA	WHIP

Batter	1	2	3	4	5	6	7	8	9	AB	R	H	RBI	BB	SO	LOB
11 Brett Gardner, L (1, 8) OBP: 0.328, SLG: 0.401	C FF 91 B SI 92 B SI 92 B FF 92 F FF 92 X SI 93 3-2 ① G4-3	1 SAFE C SI 90 B CH 83 B CH 83 D SI 92 F FF 92 B SI 90 4-2 24 IBB 1-2 BB		X SI 90 0-0 1-H HR	F FF 90 C SI 89 S FF 90 0-3 ② K		C FC 87 B CH 83 B FC 88 C FC 87 X CU 78 2-2 ③ G3			4	1	1	2	1	1	3
24 Robinson Canó, L (1, 4) OBP: 0.346, SLG: 0.556	C FF 93 X CH 86 0-1 ② L9	I IN 67 I IN 70 I IN 71 I IN 71 4-0 1-2 2-3 IBB		B SL 86 B CH 85 B CH 86 B SI 92 4-0 12 FC6-4 BB	H FF 90 1-0 1-2 2-3 3-H HBP			X CU 76 0-0 12 FC6-4 1B		2	0	1	1	2	0	0
12 Vernon Wells, R (1, 7) OBP: 0.332, SLG: 0.491	C FF 93 X SI 93 0-1 ③ G4-3	F SI 90 F SI 91 X CH 85 0-2 ③ P4		X SI 90 0-0 ③ FC6-4 1-2f	B CH 85 F FF 91 X CH 84 1-1 ③ F9			X SI 90 0-0 ① FC6-4 31 CS 33 BB 1-2f		5	0	0	0	0	0	8
33 Travis Hafner, L (1, 10) OBP: 0.387, SLG: 0.539		B SI 92 B CH 84 C FF 93 B CH 86 X SI 92 3-1 55 2B 2B	C CH 84 B CH 84 S SI 90 B CH 86 C SI 91 2-3 ① K		C FF 90 B SL 83 X FF 91 1-1 ① G4-3	F FC 88 B CH 84 F FC 88 B CU 78 S SI 91 2-3 ① K		D SI 90 F FC 89 F SI 90 B CU 76 1 SAFE B CU 78 F FC 88 F SI 90 D CH 83 4-2 1-2 BB		4	1	1	0	1	2	0
14 Curtis Granderson, L (1, 9) OBP: 0.323, SLG: 0.393 31 Ichiro Suzuki, L (5, 9) OBP: 0.276, SLG: 0.327	F SI 92 C CH 84 D CH 85 S SI 93 1-3 ① K	C SL 83 C CH 84 F CH 85 F CH 85 B SI 91 B CH 86 B SI 92 X SI 91 3-2 ② F7			F FF 90 H FF 90 1-1 55 1B 39 1B 17 BB HBP	B SI 90 B SI 91 F SI 89 X FC 88 2-1 ② G3		C FC 89 B CU 78 F FC 88 B CU 76 X CU 78 2-2 ②③ 2-3 L6		2 2	1 0	0 0	0 0	0 0	1 0	1 2
39 David Adams, R (1, 5) OBP: 0.344, SLG: 0.581		X SI 92 0-0 55 2B 1B	C SL 84 F CH 86 X CH 85 0-2 ③ G6-3		C FF 91 1 SAFE X CH 83 0-1 17 BB 55 1B 19 1B 1-2 1B	C SI 90 B CH 85 B FC 88 X SI 91 2-1 ③ G4-3			C FF 95 B SL 86 X CH 89 1-1 ① G5-3	5	2	2	0	0	0	0
55 Lyle Overbay, L (1, 3) OBP: 0.289, SLG: 0.471		B SI 92 D SI 92 B FF 91 X FF 92 3-0 17 1B 1-H 2-H 2B	C SL 82 B CH 84 B CH 84 B SI 92 X SI 91 3-1 ① G4-3		C FF 90 B CU 68 B FF 90 X FF 90 2-1 19 1B 17 BB 24 HBP 1-2 2-3 1B		C FC 87 B CH 83 B SI 89 F FC 88 S CU 78 2-3 ① K		S CH 90 B CH 86 X SL 88 1-1 ② G3	5	2	2	2	0	1	0
17 Jayson Nix, R (1, 6) OBP: 0.309, SLG: 0.298		C SI 92 B SL 82 X CH 83 1-1 24 IBB 11 S 2-H 1B	B SL 86 C SI 91 F SI 91 B SI 91 S CH 84 2-3 ② K		B FF 91 F FF 91 D CU 69 F FF 91 B FF 91 F FF 92 F FF 92 F FF 91 D FF 91 4-2 24 HBP 19 1B 1-2 2-3 3-H BB		B SI 91 F FC 89 B SI 90 X SI 90 2-1 19 WP 3B		B SI 92 S SL 84 B FF 94 C CH 88 X FC 88 2-2 ③ F8	4	1	2	2	1	1	0
19 Chris Stewart, R (1, 2) OBP: 0.316, SLG: 0.403		C FF 88 B FF 89 C SI 90 B FF 91 D CH 85 X FF 90 3-2 ② F7	C SL 84 S CH 84 B CH 84 F SI 92 B FF 91 X CH 84 2-2 11 HR 1B		C FF 91 F CH 85 B FF 90 X FF 91 1-2 24 HBP 1-2 2-3 3-H 1B		C CU 77 B CU 80 X FC 89 1-1 ② F8 3-H			4	1	2	1	0	0	1

Inning Stats	1	2	3	4	5	6	7	8	9
	R: 0 E: 0 K: 0 S: 7	R: 3 E: 0 K: 1 S: 17	R: 0 E: 0 K: 1 S: 11	R: 2 E: 0 K: 1 S: 11	R: 3 E: 0 K: 1 S: 20	R: 0 E: 0 K: 1 S: 7	R: 1 E: 0 K: 1 S: 10	R: 0 E: 0 K: 0 S: 9	R: 0 E: 0 K: 0 S: 7
	H: 0 LOB: 0 BB: 0 P: 10	H: 4 LOB: 3 BB: 2 P: 36	H: 0 LOB: 0 BB: 0 P: 16	H: 2 LOB: 1 BB: 1 P: 22	H: 3 LOB: 3 BB: 1 P: 31	H: 0 LOB: 0 BB: 0 P: 13	H: 1 LOB: 0 BB: 0 P: 17	H: 1 LOB: 1 BB: 1 P: 15	H: 0 LOB: 0 BB: 0 P: 11

PITCHER		IP	WLS	BF	H	R	ER	SO	BB	IBB	HBP	BLK	WP	HR	S	P	ERA	WHIP
40 Roberto Hernandez, R ERA: 5.73	(1, 1)	4.0	L	21	6	5	5	3	2	1	0	0	0	1	46	84	11.25	2.000
27 Cesár Ramos, L ERA: 4.66	(5, 1)	1.0		9	3	3	3	1	1	0	2	0	0	0	20	31	27.00	4.000
35 Jamey Wright, R ERA: 3.98	(6, 1)	3.0		11	2	1	1	2	1	0	0	0	1	0	26	45	3.00	1.000
43 Kyle Farnsworth, R ERA: 7.71	(9, 1)	1.0		3	0	0	0	0	0	0	0	0	0	0	7	11	0.00	0.000

PITCHER	IP	WLS	BF	H	R	ER	SO	BB	IBB	HBP	BLK	WP	HR	S	P	ERA	WHIP

TOP

New York Yankees @ Tampa Bay Rays

Tropicana Field, St. Petersburg, FL

Fri May 24 2013, 7:12 PM - 10:07 PM EDT

Att. 17,825 - Dome - 72 F

livebaseballscorecards.com

AB	37
R	9
H	11
RBI	8
BB	5
SO	6
LOB	15

1B: 7	SF: 0	WP: 1	PA: 44
2B: 2	SAC: 0	PB: 0	
3B: 1	DP: 0	SB: 1	
HR: 1	HBP: 2	CS: 1	

New York Yankees @ Tampa Bay Rays

Tropicana Field, St. Petersburg, FL

Fri May 24 2013, 7:12 PM - 10:07 PM EDT

Att. 17,825 - Dome - 72 F

livebaseballscorecards.com

BOTTOM

Batter	1	2	3	4	5	6	7	8	9	AB	R	H	RBI	BB	SO	LOB
20 Matt Joyce, L (1, 9) OBP: 0.336, SLG: 0.488	C FF 88 X KC 78 0-1 ① F9			C SL 83 B FF 88 C FF 88 B KC 79 F SL 85 X FF 90 2-2 ① P5		B CH 81 X SL 84 1-0 18 G6-3 30 SF8 1-3 2-H 2B		B KC 78 F KC 78 B CH 79 B SI 87 X SI 87 3-1 ② F9		4	1	1	1	0	0	0
18 Ben Zobrist, S (1, 4) OBP: 0.340, SLG: 0.380	C KC 77 B SI 88 C FF 88 B KC 79 C FF 90 2-3 ② K			B SL 84 C CH 80 B FF 89 X CH 80 2-1 ② L8		B FF 88 X FF 89 1-0 ① G6-3 2-3 3-H		F FF 88 B SL 84 X KC 78 1-1 1B		4	0	1	1	0	1	1
30 Luke Scott, L (1, 10) OBP: 0.392, SLG: 0.448	C FF 89 B FF 90 X CH 81 1-1 ③ P6			B FF 89 B SL 82 X FF 88 2-0 ③ L3		C FF 89 B FF 88 X FF 88 1-1 ② SF8 3-H		C SL 81 1 SAFE F FF 94 F SL 82 S SL 82 0-3 ③ K		3	0	0	1	0	1	1
3 Evan Longoria, R (1, 5) OBP: 0.391, SLG: 0.572		C FF 87 F SI 87 B KC 79 F FF 90 B SL 83 F KC 78 F FF 90 F CH 82 X FF 90 2-2 ① G5-3			C KC 78 X SL 88 0-1 ① F9	B SL 85 B SL 83 B KC 79 X FF 89 3-0 ③ F8			C FF 92 X FF 92 0-1 ① F8	4	0	0	0	0	0	0
21 James Loney, L (1, 3) OBP: 0.401, SLG: 0.497		X SI 89 0-0 ② F8			C SL 84 B SI 88 B SI 88 F FF 88 B SI 89 X FF 89 3-2 2B		C KC 76 B CH 79 B SI 87 B CH 79 X FF 87 3-1 ① G4-3		B SL 78 S SL 79 F FF 92 B SL 80 F SL 83 F SL 80 X FF 94 2-2 ② G6-3	4	0	1	0	0	0	0
2 Kelly Johnson, L (1, 7) OBP: 0.340, SLG: 0.507		X FF 89 0-0 ③ F9			B KC 78 X SL 84 1-0 ② F8		B SI 87 C SL 83 B SI 87 F CH 80 X FF 90 2-2 5 SF9 3B		B SL 76 X FF 92 1-0 1B	4	1	2	0	0	0	1
5 Sam Fuld, L (1, 8) OBP: 0.257, SLG: 0.200			C FF 87 C SL 83 C SI 89 0-3 ① K		C SL 83 F FF 89 B FF 90 B FF 89 C SL 84 2-3 ③ K		F FF 89 F KC 80 X FF 90 0-2 ② SF9 3-H		X FF 92 0-0 ③ G4-3	3	0	0	1	0	2	2
59 Jose Lobaton, S (1, 2) OBP: 0.302, SLG: 0.367			X SL 84 0-0 ② P6			C FF 88 X SL 84 0-1 11 1B 20 2B 1B	B KC 78 X SI 88 1-0 ③ L7			3	1	1	0	0	0	0
11 Yunel Escobar, R (1, 6) OBP: 0.278, SLG: 0.352			B FF 90 F FF 88 B SL 83 F FF 88 F FF 91 X SL 83 2-2 ③ F8			C KC 78 X FF 88 0-1 20 2B 18 G6-3 1-2 1B		X SL 87 0-0 ① F8		3	1	1	0	0	0	0
Inning Stats	R: 0 E: 0 K: 1 S: 7 H: 0 LOB: 0 BB: 0 P: 10	R: 0 E: 0 K: 0 S: 9 H: 0 LOB: 0 BB: 0 P: 11	R: 0 E: 0 K: 1 S: 8 H: 0 LOB: 0 BB: 0 P: 10	R: 0 E: 0 K: 0 S: 7 H: 0 LOB: 0 BB: 0 P: 13	R: 0 E: 0 K: 1 S: 9 H: 1 LOB: 1 BB: 0 P: 15	R: 3 E: 0 K: 0 S: 9 H: 3 LOB: 0 BB: 0 P: 15	R: 1 E: 0 K: 0 S: 9 H: 1 LOB: 0 BB: 0 P: 15	R: 0 E: 0 K: 1 S: 9 H: 1 LOB: 1 BB: 0 P: 13	R: 0 E: 0 K: 0 S: 9 H: 1 LOB: 1 BB: 0 P: 12	1B: 4 2B: 2 3B: 1 HR: 0 SF: 2 SAC: 0 DP: 0 HBP: 0						

	AB	32
	R	4
	H	7
	RBI	4
	BB	0
	SO	4
	LOB	5

PITCHER		IP	WLS	BF	H	R	ER	SO	BB	IBB	HBP	BLK	WP	HR	S	P	ERA	WHIP
41 David Phelps, R ERA: 3.96	(1, 1)	7.2	W	29	6	4	4	3	0	0	0	0	0	0	63	98	4.70	0.783
48 Boone Logan, L ERA: 1.88	(8, 1)	0.1		1	0	0	0	1	0	0	0	0	0	0	4	4	0.00	0.000
27 Shawn Kelley, R ERA: 5.03	(9, 1)	1.0		4	1	0	0	0	0	0	0	0	0	0	9	12	0.00	1.000

PITCHER		IP	WLS	BF	H	R	ER	SO	BB	IBB	HBP	BLK	WP	HR	S	P	ERA	WHIP

New York Yankees @ Tampa Bay Rays

Tropicana Field, St. Petersburg, FL

Sat May 25 2013, 4:13 PM - 8:14 PM EDT

Att. 25,874 - Dome - 72 F

livebaseballscorecards.com

TOP

Batter	1	2	3	4	5	6	7	8	9	10	11	AB	R	H	RBI	BB	SO	LOB
11 Brett Gardner, L (1, 8) OBP: 0.335, SLG: 0.409	2-1 24 G4-3 33 1B 2B		4-2 24 G4-6-3 BB		2-0 G6-3		2-3 K		1-2 24 CS 1B 2-H			4	1	2	1	1	1	1
24 Robinson Canó, L (1, 4) OBP: 0.348, SLG: 0.547	1-0 G4-3 2-3		1-2 G4-6-3 1-2f			0-1 G3-1		4-2 BB	0-1 CS 1-2	4-1 BB		3	0	0	0	2	0	2
12 Vernon Wells, R (1, 7) OBP: 0.323, SLG: 0.477	1-1 L4		0-0 G6-3			0-0 P6		1-0 P5		1-2 P3		5	0	0	0	0	0	3
33 Travis Hafner, L (1, 10) OBP: 0.387, SLG: 0.529	2-2 1B 3-H			0-1 L7		4-2 39 E 39 1B BB		0-3 K		0-3 K		4	0	1	1	1	2	2
39 David Adams, R (1, 5) OBP: 0.324, SLG: 0.528	1-1 F7			0-2 F9		3-2 E4 31 FC6-4 1B 1-3		1-3 K		1-0 G1-3		5	0	1	0	0	1	3
31 Ichiro Suzuki, L (1, 9) OBP: 0.280, SLG: 0.329		0-1 55 FC6-4 1B		2-2 1B		2-2 FC6-4 1-2f			1-1 F8		2-0 G4-3	5	0	2	0	0	0	2
17 Jayson Nix, R (1, 6) OBP: 0.306, SLG: 0.294	3-3 K			3-2 P4			0-2 53 S 1B		0-3 K		1-3 K	5	0	1	0	0	3	2
55 Lyle Overbay, L (1, 3) OBP: 0.292, SLG: 0.484	1-1 FC6-4 1-2f				0-3 K		3-2 L6		4-2 22 BLK 22 2B BB		1-0 HR	4	2	1	1	1	1	2
53 Austin Romine, R (1, 2) OBP: 0.143, SLG: 0.176 22 Brennan Boesch, L (9, PH) OBP: 0.261, SLG: 0.455 19 Chris Stewart, R (9, 2) OBP: 0.313, SLG: 0.397	3-2 F7				3-2 F9		3-3 K 1-2		1-0 11 1B 2B 1-H		0-3 K	3 1 1	0 1 0	0 1 0	0 1 0	0 0 0	1 0 1	2 0 0
Inning Stats	R: 1 H: 2 E: 0 LOB: 1 K: 0 BB: 0 S: 10 P: 17	R: 0 H: 1 E: 0 LOB: 1 K: 1 BB: 0 S: 12 P: 19	R: 0 H: 0 E: 0 LOB: 0 K: 0 BB: 1 S: 8 P: 13	R: 0 H: 1 E: 0 LOB: 1 K: 0 BB: 0 S: 17 P: 22	R: 0 H: 1 E: 0 LOB: 1 K: 1 BB: 0 S: 7 P: 12	R: 0 H: 1 E: 1 LOB: 2 K: 0 BB: 1 S: 12 P: 21	R: 0 H: 1 E: 0 LOB: 1 K: 2 BB: 0 S: 14 P: 22	R: 0 H: 0 E: 0 LOB: 1 K: 2 BB: 1 S: 9 P: 15	R: 2 H: 2 E: 0 LOB: 0 K: 1 BB: 1 S: 13 P: 20	R: 0 H: 0 E: 0 LOB: 1 K: 1 BB: 1 S: 8 P: 14	R: 1 H: 1 E: 0 LOB: 0 K: 2 BB: 0 S: 11 P: 15	1B: 6 2B: 2 3B: 0 HR: 1	SF: 0 SAC: 0 DP: 1 HBP: 0		WP: 0 PB: 0 SB: 1 CS: 1	PA: 46		

PITCHER		IP	WLS	BF	H	R	ER	SO	BB	IBB	HBP	BLK	WP	HR	S	P	ERA	WHIP
55 Matt Moore, L ERA: 2.21	(1, 1)	6.0		24	5	1	1	2	2	0	0	0	0	0	66	104	1.50	1.167
57 Jake McGee, L ERA: 7.5	(7, 1)	1.0		4	1	0	0	2	0	0	0	0	0	0	14	22	0.00	1.000
62 Joel Peralta, R ERA: 1.99	(8, 1)	1.0	H	4	0	0	0	2	1	0	0	0	0	0	9	15	0.00	1.000
56 Fernando Rodney, R ERA: 6.05	(9, 1)	1.0	B	5	2	2	2	1	1	0	0	1	0	0	13	20	18.00	3.000
52 Josh Lueke, R ERA: 5.68	(10, 1)	2.0	L	8	1	1	1	3	1	0	0	0	0	1	19	29	4.50	1.000

PITCHER	IP	WLS	BF	H	R	ER	SO	BB	IBB	HBP	BLK	WP	HR	S	P	ERA	WHIP

AB	40
R	4
H	9
RBI	4
BB	5
SO	10
LOB	19

Batter	1	2	3	4	5	6	7	8	9	10	11	AB	R	H	RBI	BB	SO	LOB
8 Desmond Jennings, R (1, 8) OBP: 0.293, SLG: 0.394	C FF 88 L CH 81 C FF 89 0-3 ① K		B FF 87 S CU 75 F FF 88 1 SAFE B FF 88 X SL 80 2-2 ② FC6-4 1-2f		X FF 88 0-0 ① 2-H 2B		B SL 86 F FF 94 B SL 87 L FF 95 X SL 87 2-2 ① FC4-6 19 S 1-2f 2-3		B KC 82 C FC 94 S FC 92 C FC 94 1-3 ③ K		S FC 92 S FC 92 F FC 92 S FC 92 0-3 ③ K	6	0	1	1	0	3	4
19 Ryan Roberts, R (1, 4) OBP: 0.301, SLG: 0.381	B SI 88 B FF 88 B CH 81 C FF 87 X SL 80 3-1 ② G6-3		X SI 87 0-0 ③ F8		B CU 76 X FF 87 1-0 ③ G5-3		1 SAFE S FF 96 S FF 95 1 SAFE S FF 95 0-3 ② K 1-2			B FF 96 C FF 94 B CU 80 F FF 95 F FF 96 B CU 83 X FF 96 3-2 18 BB 3 1B 1B		5	0	1	0	0	1	4
30 Luke Scott, L (1, 10) OBP: 0.380, SLG: 0.419	C FF 90 C SL 81 B SL 81 B FF 89 X SL 79 2-2 ③ L6			X SL 80 0-0 ① G1-3		C FF 87 H SI 87 1-1 18 G6-4-3 HBP	C FF 96 F FF 96 B FF 95 B SL 87 S SL 85 2-3 ③ K			B CU 81 F FF 94 1 SAFE L SI 94 S CU 82 1-3 ① K		4	0	0	0	0	2	3
3 Evan Longoria, R (1, 5) OBP: 0.391, SLG: 0.573		C CU 75 B SI 88 B CH 80 X CU 77 2-1 2B		B SI 88 C SL 82 B SL 80 X CU 78 2-1 ② F9		C CU 75 X SI 87 0-1 ① F8		C SI 93 B SL 86 B SL 86 X FF 93 2-1 ① G5-3		C CU 80 B FF 96 X FF 95 1-1 18 BB 1-2 1B		5	0	2	0	0	0	1
18 Ben Zobrist, S (1, 9) OBP: 0.342, SLG: 0.374		F FF 88 C CH 81 B SL 79 F FF 88 B FF 89 X SL 81 2-2 ① P6		B SI 89 C SI 87 B CH 82 F CU 78 F FF 89 B SL 80 B SL 80 4-2 BB		C SI 87 B FF 87 T SL 79 F FF 88 D SL 80 F SL 79 B FF 88 F SL 78 3-2 ② ③ X FF 87 G6-4-3 1-2f		B SL 83 S SI 93 B FF 94 C SL 85 X FF 94 2-2 ② P5		B SI 94 B SI 94 B CU 81 B FF 94 4-0 1-2 2-3 BB		3	0	0	0	2	0	2
21 James Loney, L (1, 3) OBP: 0.395, SLG: 0.487		B FF 89 C CU 77 X SL 80 1-1 ② F7		B CU 75 S SL 80 B FF 88 1 SAFE X FF 87 2-1 ③ F7			C SL 80 C FF 89 X FF 89 0-2 20 2B 2 1B 1B	B SI 94 B SL 85 X FF 93 2-0 ③ F7		F FF 96 F FF 95 S CU 84 0-3 ② K		5	1	1	0	0	1	5
1 Sean Rodríguez, R (1, 7) OBP: 0.328, SLG: 0.397 20 Matt Joyce, L (7, PH) OBP: 0.342, SLG: 0.496 (8, 7)		B SI 87 X SI 87 1-0 ③ P4			B CU 74 B CH 82 X SI 86 2-0 ① G5-3		B SL 82 C SL 83 B FF 92 B SL 83 X FF 92 3-1 2 1B 11 FC6 1-3 2B		B KC 81 B KC 82 B KC 81 C FC 93 C FC 94 F FC 94 F FC 94 F FC 94 B KC 81 4-2 59 SH1-4 BB	D SI 96 X FF 96 1-0 ③ G4-3		2	0	0	0	0	0	1
												2	1	1	0	1	0	3
28 José Molina, R (1, 2) OBP: 0.281, SLG: 0.349 2 Kelly Johnson, L (7, PH) OBP: 0.344, SLG: 0.511 59 Jose Lobaton, S (8, 2) OBP: 0.299, SLG: 0.363			C FF 87 B FF 89 C SL 82 F SL 79 B FF 89 S FF 88 2-3 ① K		X CH 81 0-0 8 2B 2B		S SI 94 X SL 82 0-1 8 FC4-6 11 FC6 2-3 3-H 1B		B FC 93 1 SAFE 1 SAFE X FC 93 1-0 ① SH1-4 1-2		C FC 92 B FC 92 F FC 91 T FC 92 1-2 ① K	2	1	1	0	0	1	0
												1	0	1	1	0	0	0
												1	0	0	0	0	1	0
11 Yunel Escobar, R (1, 6) OBP: 0.276, SLG: 0.347			C CU 76 S CH 82 F FF 89 F SL 81 B FF 88 X CH 82 1-2 8 FC6-4 1B		B CU 75 X SI 86 1-0 ② G5-3		C FF 94 X FF 94 0-1 FC6 8 FC4-6 1-2 3-H		C FC 93 B FC 94 X FC 92 1-1 ② L9		X FF 92 0-0 ② G6-3	5	0	1	1	0	0	3

Inning Stats	1	2	3	4	5	6	7	8	9	10	11
	R: 0 H: 0 E: 0 LOB: 0 K: 1 BB: 0 S: 8 P: 13	R: 0 H: 1 E: 0 LOB: 1 K: 0 BB: 0 S: 9 P: 15	R: 0 H: 1 E: 0 LOB: 1 K: 1 BB: 0 S: 13 P: 18	R: 0 H: 0 E: 0 LOB: 1 K: 0 BB: 1 S: 8 P: 16	R: 1 H: 2 E: 0 LOB: 1 K: 0 BB: 0 S: 5 P: 9	R: 0 H: 0 E: 0 LOB: 0 K: 0 BB: 0 S: 9 P: 13	R: 2 H: 3 E: 0 LOB: 2 K: 2 BB: 0 S: 18 P: 25	R: 0 H: 0 E: 0 LOB: 0 K: 0 BB: 0 S: 6 P: 12	R: 0 H: 0 E: 0 LOB: 1 K: 1 BB: 1 S: 11 P: 18	R: 0 H: 2 E: 0 LOB: 3 K: 2 BB: 1 S: 13 P: 23	R: 0 H: 0 E: 0 LOB: 0 K: 2 BB: 0 S: 8 P: 9

PITCHER		IP	WLS	BF	H	R	ER	SO	BB	IBB	HBP	BLK	WP	HR	S	P	ERA	WHIP
34 Vidal Nuño, L ERA: 1.93	(1, 1)	6.0		24	5	2	2	2	1	0	1	0	0	0	55	87	3.00	1.000
27 Shawn Kelley, R ERA: 5.49	(7, 1)	0.0		1	1	0	0	0	0	0	0	0	0	0	2	5	∞	∞
48 Boone Logan, L ERA: 1.88	(7, 1)	0.0		2	1	1	1	0	0	0	0	0	0	0	4	4	∞	∞
38 Preston Claiborne, R ERA: 0.69	(7, 1)	2.0		6	0	0	0	2	0	0	0	0	0	0	15	25	0.00	0.000
30 David Robertson, R ERA: 2.66	(9, 1)	1.0		4	0	0	0	1	1	0	0	0	0	0	11	18	0.00	1.000

PITCHER		IP	WLS	BF	H	R	ER	SO	BB	IBB	HBP	BLK	WP	HR	S	P	ERA	WHIP
47 Iván Nova, R ERA: 6.11	(10, 1)	1.0	W	6	2	0	0	2	1	0	0	0	0	0	13	23	0.00	3.000
42 Mariano Rivera, R ERA: 1.4	(11, 1)	1.0	S	3	0	0	0	2	0	0	0	0	0	0	8	9	0.00	0.000

BOTTOM

New York Yankees @ Tampa Bay Rays

Tropicana Field, St. Petersburg, FL

Sat May 25 2013, 4:13 PM - 8:14 PM EDT

Att. 25,874 - Dome - 72 F

livebaseballscorecards.com

AB	41
R	3
H	9
RBI	3
BB	3
SO	9
LOB	26

1B: 5	SF: 0	WP: 0	PA: 46
2B: 4	SAC: 1	PB: 0	
3B: 0	DP: 1	SB: 1	
HR: 0	HBP: 1	CS: 0	

New York Yankees @ Tampa Bay Rays

Tropicana Field, St. Petersburg, FL

Sun May 26 2013, 1:43 PM - 4:40 PM EDT

Att. 24,159 - Dome - 72 F

TOP

livebaseballscorecards.com

Batter	1	2	3	4	5	6	7	8	9	AB	R	H	RBI	BB	SO	LOB
11 Brett Gardner, L (1, 8) OBP: 0.333, SLG: 0.422	X FF 90 0-0 ① F9		D KC 78 C FF 90 S CH 86 X SI 92 1-2 ③ G6-3			C KC 78 B CH 87 X SI 91 1-1 ③ P6			C FF 90 B KC 81 B CH 85 X SI 91 2-1 HR	4	1	1	1	0	0	1
24 Robinson Canó, L (1, 4) OBP: 0.350, SLG: 0.546	C FF 90 B KC 80 F CH 86 B CH 86 F CH 85 C FF 92 2-3 ② K			F SI 90 B FF 91 S CH 85 S CH 85 1-3 ① K			X KC 78 0-0 1B		B FF 92 X CH 86 1-0 33 DI, 12 WP, 39 2B, 1B	4	1	2	0	0	2	0
12 Vernon Wells, R (1, 7) OBP: 0.316, SLG: 0.466	F FF 91 F FF 90 F CH 86 B CH 85 F CH 86 B FF 92 F FF 92 S KC 81 2-3 ③ K			B FF 90 X FF 91 1-0 ② G4-3			F CH 84 B CH 90 F CH 86 C FF 90 1-3 ① K		C FF 91 F FF 90 B FF 91 F CH 87 F SI 91 S CH 87 1-3 ① K 1-2	4	0	0	0	0	3	2
33 Travis Hafner, L (1, 10) OBP: 0.384, SLG: 0.516		C CH 84 B KC 78 X CH 84 1-1 ① G4-3		X KC 80 0-0 ③ G3			B CH 87 C KC 80 B CH 86 S KC 81 S CH 87 2-3 ② K		B FF 90 B CU 70 B FF 91 D FF 91 4-0 55 BB, 39 2B 2-3 BB	3	1	0	0	1	1	1
55 Lyle Overbay, L (1, 3) OBP: 0.291, SLG: 0.476		C FF 90 B CH 85 C FF 91 B CH 86 B SI 91 S CH 85 3-3 ② K			C KC 78 C KC 80 B SI 91 B CH 86 X CH 85 2-2 ① L9		B FF 90 X CH 86 1-0 ③ G1-3		B FF 91 B FF 91 B FF 92 D FF 91 4-0 39 2B 1-2 BB	3	0	0	0	1	1	1
39 David Adams, R (1, 5) OBP: 0.317, SLG: 0.525		B KC 79 B KC 79 C FF 91 B FF 92 C FF 92 F CH 86 F FF 92 F CH 86 X FF 92 3-2 ③ G5-3			B CH 87 X FF 92 1-0 ② F9			C KC 80 X CH 84 0-1 ① G1-3	C CU 71 S FF 92 D CU 70 X FF 91 1-2 1-3 2-H 3-H 2B	4	0	1	2	0	0	0
31 Ichiro Suzuki, L (1, 9) OBP: 0.279, SLG: 0.340			C FF 90 C FF 90 F FF 90 X CH 84 0-2 ① G1-3		C KC 79 F CH 86 B FF 91 X CH 87 1-2 ③ G5-3			C SI 91 S KC 81 B SI 92 X CH 86 1-2 3B	C FF 90 F CU 80 B FF 91 D FS 84 S FS 81 2-3 ② K	4	0	1	0	0	1	2
17 Jayson Nix, R (1, 6) OBP: 0.304, SLG: 0.292			X FF 91 0-0 53 S, 1B			C FF 91 F FF 90 B CH 86 S CH 85 1-3 ① K		C KC 79 B SI 92 B CH 87 X CH 87 2-1 ② G5-3	C CU 78 S FS 82 F FS 82 B FF 91 S FF 91 1-3 ③ K	4	0	1	0	0	2	3
53 Austin Romine, R (1, 2) OBP: 0.132, SLG: 0.162			1 SAFE C CH 84 B FF 91 F CH 85 B FF 92 X CH 84 2-2 ② G5-3 1-2			C KC 80 X FF 91 0-1 ② G4-3		B KC 80 B FF 92 S CH 87 F FF 92 X SI 89 2-2 ③ G6-3		3	0	0	0	0	0	2

	AB	33
	R	3
	H	6
	RBI	3
	BB	2
	SO	10
	LOB	12

Inning Stats										
	R: 0 E: 0 K: 2 S: 11	H: 0 LOB: 0 BB: 0 P: 15	R: 0 E: 0 K: 1 S: 11	H: 0 LOB: 0 BB: 0 P: 18	R: 0 E: 0 K: 0 S: 11	H: 1 LOB: 1 BB: 0 P: 14	R: 0 E: 0 K: 1 S: 5	H: 0 LOB: 0 BB: 0 P: 7	R: 0 E: 0 K: 0 S: 7	H: 0 LOB: 0 BB: 0 P: 11
	R: 0 E: 0 K: 1 S: 7	H: 0 LOB: 0 BB: 0 P: 9	R: 0 E: 0 K: 2 S: 8	H: 1 LOB: 1 BB: 0 P: 12	R: 0 E: 0 K: 0 S: 10	H: 1 LOB: 1 BB: 0 P: 15	R: 3 E: 0 K: 3 S: 18	H: 3 LOB: 2 BB: 2 P: 34	1B: 3 2B: 1 3B: 1 HR: 1	SF: 0 SAC: 0 DP: 0 HBP: 0

WP: 1 PA: 35
PB: 0
SB: 1
CS: 0

PITCHER		IP	WLS	BF	H	R	ER	SO	BB	IBB	HBP	BLK	WP	HR	S	P	ERA	WHIP
53 Alex Cobb, R ERA: 2.66	(1, 1)	8.1	W	30	5	2	2	8	0	0	0	0	1	1	78	113	2.16	0.600
27 Cesár Ramos, L ERA: 5.12	(9, 1)	0.0		3	1	1	1	0	2	0	0	0	0	0	3	12	∞	∞
62 Joel Peralta, R ERA: 1.93	(9, 1)	0.2		2	0	0	0	2	0	0	0	0	0	0	7	10	0.00	0.000

PITCHER		IP	WLS	BF	H	R	ER	SO	BB	IBB	HBP	BLK	WP	HR	S	P	ERA	WHIP

BOTTOM

New York Yankees @ Tampa Bay Rays

Tropicana Field, St. Petersburg, FL

Sun May 26 2013, 1:43 PM - 4:40 PM EDT

Att. 24,159 - Dome - 72 F

livebaseballscorecards.com

Batter	1	2	3	4	5	6	7	8	9	AB	R	H	RBI	BB	SO	LOB
8 Desmond Jennings, R (1, 8) OBP: 0.291, SLG: 0.395	C FF 88 B SI 88 B SI 90 F CH 82 F FF 91 F SI 90 S CH 81 2-3 **K** ①	C SL 82 X SI 91 0-1 **FC1-6-4** 1-2f ③		X CU 75 0-0 **P5** ③		B CU 77 C CH 84 S CH 84 X SI 93 1-2 **F8** ③		B CH 81 S CH 82 F FF 92 B CH 84 X FF 92 2-2 **2B** 1-3 3-H		5	0	1	1	0	1	2
19 Ryan Roberts, R (1, 4) OBP: 0.288, SLG: 0.364	C FF 91 F FF 90 X SI 91 0-2 **F8** ②	B CU 75 C CU 74 X SI 90 1-1 **G6-3** ①	C SI 91 B SL 80 B CH 84 X CH 84 2-1 **G5-3** ①		B CU 75 X SI 90 1-0 **F8** ①	F FF 91 C SL 80 X SL 80 0-2 **F8** ③			5	0	0	0	0	0	2
3 Evan Longoria, R (1, 5) OBP: 0.389, SLG: 0.566	B SI 91 C CU 76 B SI 91 X SL 80 2-1 **G5-3** ③	B CU 76 F SI 89 F SI 91 X SL 82 1-2 **1 HR 1B**	C SI 90 X SI 89 0-1 **F9** ②		F SI 89 S SL 80 F FF 92 B CH 85 S SL 80 1-3 **K** ②				4	1	1	0	0	1	0
18 Ben Zobrist, S (1, 10) OBP: 0.340, SLG: 0.371		B CU 74 B SI 90 X SI 90 2-0 **G3** ①	C FF 90 F CH 84 C SI 92 0-3 **K** ②		F FF 91 B SI 92 F CH 85 B SL 82 S CH 83 2-3 **K** ③		B SI 92 C CH 84 X SI 90 1-1 **1B**			4	0	1	0	0	2	1
1 Sean Rodríguez, R (1, 7) OBP: 0.353, SLG: 0.450		C FF 90 C FF 91 H SL 81 1-2 **21 1B 11 FC5 59 1B HBP**	B SI 90 D SL 78 X FF 91 2-0 **1-H HR**			B CU 76 F FF 91 B CH 84 S CH 84 F CH 80 B CH 84 B CH 85 4-2 **11 2B BB**	C CU 76 S CH 84 B FF 92 X CH 84 1-2 **G5-3** ③			2	3	1	2	1	0	1
11 Yunel Escobar, R (1, 6) OBP: 0.281, SLG: 0.357		B FF 90 B FF 91 B SI 90 X SI 91 3-0 **FC5 59 1B 21 1B 5 SF8** 1-2	S CU 77 B FF 93 B SL 82 S CH 84 X FF 91 2-2 **1B**			X SI 90 0-0 **21 HR 2B** 1-H		B CU 78 B FF 91 S CH 83 S CH 83 B CH 84 F FF 92 F FF 92 S CH 82 3-3 **K** ①		4	2	2	1	0	1	1
21 James Loney, L (1, 3) OBP: 0.404, SLG: 0.510		C SL 81 X SI 89 0-1 **59 1B** 1-2 2-3 **1B**	C FF 92 D SL 83 1 SAFE F SL 81 F SL 82 X FF 92 1-2 **G4-3** ③			S CH 83 B SL 83 S SI 90 S SI 90 X SI 89 1-2 **2-H HR**		C FC 88 S SL 80 B SL 80 F FF 92 B CH 83 B FF 92 B SL 80 4-2 **5 FC6-4 8 2B 59 BB BB**		3	2	2	2	1	0	1
59 Jose Lobaton, S (1, 2) OBP: 0.308, SLG: 0.361		X CU 78 0-0 **8 FC1-6-4** 1-2 2-3 3-H **1B**		B SI 90 F CH 83 X SI 90 1-1 **G6-3** ①		F CU 77 B FF 94 B CH 82 X CH 85 2-1 **G5-3** ①		B FF 91 B FF 91 B CH 83 C FF 91 F FF 91 B FF 92 4-2 **5 FC6-4** 1-2 **BB**		3	0	1	1	1	0	0
5 Sam Fuld, L (1, 9) OBP: 0.244, SLG: 0.191		X FF 91 0-0 **SF8** ② 3-H		C SL 80 S CH 80 T SI 90 0-2 **K** ②		C FF 92 X SL 81 0-1 **G3** ②		X FF 92 0-0 **8 2B FC6-4** 1-2f 2-3 ②		3	0	0	1	0	1	2
Inning Stats	R: 0 E: 0 K: 1 S: 10 H: 0 LOB: 0 BB: 0 P: 14	R: 2 E: 0 K: 0 S: 10 H: 2 LOB: 2 BB: 0 P: 16	R: 2 E: 0 K: 1 S: 16 H: 3 LOB: 1 BB: 0 P: 23	R: 0 E: 0 K: 1 S: 6 H: 0 LOB: 0 BB: 0 P: 7	R: 0 E: 0 K: 1 S: 7 H: 0 LOB: 0 BB: 0 P: 11	R: 3 E: 0 K: 0 S: 15 H: 2 LOB: 0 BB: 1 P: 23	R: 0 E: 0 K: 1 S: 10 H: 1 LOB: 1 BB: 0 P: 14	R: 1 E: 0 K: 1 S: 17 H: 1 LOB: 2 BB: 2 P: 30		1B: 5 2B: 2 3B: 0 HR: 2 SF: 1 SAC: 0 DP: 0 HBP: 1				WP: 0 PB: 0 SB: 0 CS: 0 PA: 38	

	AB	33
	R	8
	H	9
	RBI	8
	BB	3
	SO	6
	LOB	10

PITCHER		IP	WLS	BF	H	R	ER	SO	BB	IBB	HBP	BLK	WP	HR	S	P	ERA	WHIP
52 CC Sabathia, L ERA: 3.96	(1, 1)	7.0	L	32	8	7	7	5	1	0	1	0	0	2	74	108	9.00	1.286
61 David Huff, L ERA: 13.5	(8, 1)	1.0		6	1	1	1	1	2	0	0	0	0	0	17	30	9.00	3.000

PITCHER	IP	WLS	BF	H	R	ER	SO	BB	IBB	HBP	BLK	WP	HR	S	P	ERA	WHIP

Batter	1	2	3	4	5	6	7	8	9	AB	R	H	RBI	BB	SO	LOB
11 Brett Gardner, L (1, 8) OBP: 0.332, SLG: 0.429	B FF 89 B FF 91 C FF 90 C FF 91 C FC 89 2-3 ① K		B FC 86 X FF 87 1-0 ② B3			B FF 87 X FC 86 1-0 17 1B 3B	F SI 90 X SI 89 0-1 ③ G4-3			4	1	1	0	0	1	2
17 Jayson Nix, R (1, 6) OBP: 0.309, SLG: 0.299	F SI 90 C CH 84 F FC 89 B CH 85 B CU 78 B FF 93 F FF 93 F FF 93 C FC 89 3-3 ② K		C FF 90 B CU 76 F FC 88 B CU 75 X FF 93 2-2 1B			F FC 87 B FF 90 D FC 88 F FF 90 B FC 87 X FC 89 3-2 24 G4-6-3 3-H 1B		B FF 87 X FC 86 1-0 ① F8		4	0	2	1	0	1	0
24 Robinson Canó, L (1, 4) OBP: 0.349, SLG: 0.540	C SI 91 B FC 89 C SI 92 T SI 91 1-2 ③ K		X FC 86 0-0 ③ F7			C SI 90 B SI 89 X FC 89 1-1 ①② G4-6-3 1-2f		X FF 87 0-0 12 G5-4-3 1B		4	0	1	0	0	1	2
12 Vernon Wells, R (1, 7) OBP: 0.315, SLG: 0.462		C FF 89 X FC 87 0-1 ① G5-3		C FC 86 F CH 83 S FF 91 0-3 ① K		B SI 90 B CH 84 X FF 88 2-0 1B		X FC 86 0-0 ②③ G5-4-3 1-2f		4	0	1	0	0	1	1
39 David Adams, R (1, 5) OBP: 0.311, SLG: 0.500		C FF 91 B FC 86 B CH 84 B FF 91 X FC 88 3-1 55 BB 31 1B 1B		B FF 91 F FF 92 X FF 92 1-1 ② P4		B CU 74 1 SAFE B FF 90 T FF 90 C CU 73 X FF 90 2-2 ③ F9			F FF 92 S KC 84 S KC 85 0-3 ① K	4	0	1	0	0	1	1
31 Ichiro Suzuki, L (1, 9) OBP: 0.284, SLG: 0.340		C FC 86 S SI 90 F FC 87 D SI 90 1 SAFE X FC 88 1-2 55 BB 1-2 1B		B CU 73 X SI 90 1-0 ③ G4-3			B CU 71 F SI 88 B SI 88 F CU 74 X SI 88 2-2 ① G3		B FF 95 B FF 94 B FF 96 B FF 95 4-0 BB	3	0	1	0	1	0	0
55 Lyle Overbay, L (1, 3) OBP: 0.296, SLG: 0.473		C FF 88 B CU 76 B SI 91 B FF 92 F FC 88 D SI 92 4-2 19 G5-4-3 1-2 2-3 BB			B FF 89 F SI 88 X FF 90 1-1 ① G4-3		F FF 88 S CH 82 B FF 90 B FC 86 X SI 90 2-2 65 SH1-4 19 1B 1B		1 SAFE C KC 83 C FF 96 F KC 86 B FF 96 1 SAFE F KC 83 F FF 96 B FF 96 2-3 ② K 1 SAFE S KC 85	3	0	1	0	1	1	1
19 Chris Stewart, R (1, 2) OBP: 0.313, SLG: 0.395 33 Travis Hafner, L (9, PH) OBP: 0.381, SLG: 0.512		C SI 92 B FC 90 B FF 93 X FF 93 2-1 ②③ G5-4-3 1-2f		B FF 90 B SI 89 X SI 89 2-0 ② G5-3			C FC 86 B SI 88 X FC 86 1-1 65 SH1-4 1-2 1B		S FF 96 F SI 96 B KC 87 D KC 87 X FF 96 2-2 ③ P5	3 1	0 0	1 0	0 0	0 0	0 0	3 1
65 Phil Hughes, R (1, 1) 30 David Robertson, R (8, 1) 48 Boone Logan, R (8, 1)			C FF 88 X FF 90 0-1 ① G5-3		B FF 89 S FF 88 B CH 84 C FC 87 X FF 92 2-2 ③ G4-3		L FF 88 B FF 87 B FF 87 X FF 88 2-1 ② SH1-4 1-2 2-3			2 0 0	0 0 0	0 0 0	0 0 0	0 0 0	0 0 0	0 0 0
Inning Stats	R: 0 E: 0 K: 3 S: 12 H: 0 LOB: 0 BB: 0 P: 18	R: 0 E: 0 K: 0 S: 12 H: 2 LOB: 2 BB: 1 P: 22	R: 0 E: 0 K: 0 S: 7 H: 1 LOB: 1 BB: 0 P: 10	R: 0 E: 0 K: 1 S: 6 H: 0 LOB: 0 BB: 0 P: 8	R: 0 E: 0 K: 0 S: 6 H: 0 LOB: 0 BB: 0 P: 11	R: 1 E: 0 K: 0 S: 10 H: 3 LOB: 1 BB: 0 P: 19	R: 0 E: 0 K: 0 S: 12 H: 2 LOB: 2 BB: 0 P: 19	R: 0 E: 0 K: 0 S: 3 H: 1 LOB: 0 BB: 0 P: 4	R: 0 E: 0 K: 2 S: 12 H: 0 LOB: 1 BB: 1 P: 20	1B: 8 2B: 0 3B: 1 HR: 0 SF: 0 SAC: 1 DP: 3 HBP: 0						

PITCHER		IP	WLS	BF	H	R	ER	SO	BB	IBB	HBP	BLK	WP	HR	S	P	ERA	WHIP
49 Jonathon Niese, L ERA: 4.4	(1, 1)	7.0		28	8	1	1	4	1	0	0	0	0	0	65	107	1.29	1.286
34 Brandon Lyon, R ERA: 3.66	(8, 1)	1.0	W	3	1	0	0	0	0	0	0	0	0	0	3	4	0.00	1.000
39 Bobby Parnell, R ERA: 1.93	(9, 1)	1.0	S	4	0	0	0	2	1	0	0	0	0	0	12	20	0.00	1.000

PITCHER	IP	WLS	BF	H	R	ER	SO	BB	IBB	HBP	BLK	WP	HR	S	P	ERA	WHIP

TOP

New York Yankees @ New York Mets

Citi Field, Flushing, NY

Mon May 27 2013, 7:12 PM - 9:56 PM EDT

Att. 32,911 - Partly Cloudy - 74 F

livebaseballscorecards.com

AB	32
R	1
H	9
RBI	1
BB	2
SO	6
LOB	11

Batter	1	2	3	4	5	6	7	8	9	AB	R	H	RBI	BB	SO	LOB
11 Rubén Tejada, R (1, 6) OBP: 0.275, SLG: 0.270	B FF 92 B FF 91 F FF 92 B FF 92 X FF 93 3-1 G5-3 ①		B FF 92 B FF 92 B FF 92 C FF 91 X FF 91 3-1 G6-4-3 ②③ 1-2f			C FF 90 X SL 78 0-1 F7 ②		C FC 92 B FC 93 B FF 92 S FC 92 X FC 92 2-2 FC4-2 ② 5 HBP 28 1B 1-3 2-H		4	0	0	0	0	0	4
28 Daniel Murphy, L (1, 4) OBP: 0.335, SLG: 0.455	S FF 93 F FF 93 F FF 93 X FF 94 0-2 G3-1 ②			B KC 73 C KC 74 F FF 91 F SL 81 X KC 77 1-2 G3 ①		C FF 90 B FF 91 B SI 91 X CH 84 2-1 F8 ③		B FF 94 C FC 93 D KC 82 B FC 93 X FC 92 3-1 5 HBP 1-2 3-H 1B		4	0	1	1	0	0	1
5 David Wright, R (1, 5) OBP: 0.391, SLG: 0.500	B KC 74 B SL 83 F FF 93 X FF 93 2-1 3B			C FF 91 S SL 81 X FF 92 0-2 G6-3 ②			C KC 76 F FF 91 B FF 90 F SL 77 B FF 90 F FF 92 F FF 92 X FF 91 2-2 HR	C KC 80 H KC 78 1-1 1-2 2-3 HBP		3	1	2	1	0	0	0
21 Lucas Duda, L (1, 7) OBP: 0.352, SLG: 0.471 39 Bobby Parnell, R (9, 1)	C FF 92 B FF 93 B FF 93 X CH 85 2-1 G3 ③			B FF 92 X FF 92 1-0 F7 ③			B KC 72 C CH 84 F FF 92 B SL 80 F FF 92 B SL 80 S CH 83 3-3 K ①	B SL 81 S SL 82 S FF 93 F SL 84 B SL 81 S FF 93 2-3 K ③		4 0	0 0	0 0	0 0	0 0	2 0	4 0
44 John Buck, R (1, 2) OBP: 0.287, SLG: 0.459		S FF 91 B FF 91 X FF 91 1-1 F9 ①			X KC 74 0-0 F8 ①		S FF 92 B FF 91 C SL 79 S FF 92 1-3 K ②			3	0	0	0	0	1	0
16 Rick Ankiel, L (1, 8) OBP: 0.255, SLG: 0.500 (9, 9)		C FF 92 S FF 92 B FF 93 B KC 76 S FF 94 2-3 K ②			S FF 92 F FF 92 S FF 93 0-3 K ②		T FF 92 F FF 91 B KC 75 X FF 90 1-2 P2 ③			3	0	0	0	0	2	0
29 Ike Davis, L (1, 3) OBP: 0.241, SLG: 0.245		T FF 93 B FF 94 S FF 94 B KC 77 F FF 93 C FF 94 2-3 K ③			C KC 74 S FF 92 F FF 93 B SL 81 S SL 80 1-3 K ③			B KC 80 C FC 92 S FC 92 B FC 92 C FC 92 2-3 K ①		3	0	0	0	0	3	0
23 Mike Baxter, L (1, 9) OBP: 0.348, SLG: 0.312 (9, 7)			C FF 91 B FF 92 X FF 93 1-1 P5 ①			C FF 90 B FF 91 T SI 92 X SL 80 1-2 G4-3 ①		B FC 91 C FC 91 X FC 92 1-1 11 PB 11 FC4-2 2B		3	0	1	0	0	0	0
49 Jonathon Niese, L (1, 1) OBP: 0.294, SLG: 0.250 34 Brandon Lyon, R (8, 1) 1 Jordany Valdespin, L (8, PH) OBP: 0.293, SLG: 0.373 12 Juan Lagares, R (9, 8) OBP: 0.200, SLG: 0.279			B FF 92 C FF 92 B FF 93 X FF 92 2-1 11 G6-4-3 1B			C KC 73 F FF 91 B SL 79 F FF 91 B FF 92 X SL 80 2-2 1B		D KC 82 C FC 93 B FC 92 C FC 92 F KC 81 D KC 80 B FC 93 4-2 11 FC4-2 11 PB 28 1B BB		2 0 0 0	0 0 1 0	2 0 0 0	0 0 0 0	0 0 1 0	0 0 0 0	0 0 0 0
Inning Stats	R: 0 E: 0 K: 0 S: 10 H: 1 LOB: 1 BB: 0 P: 17	R: 0 E: 0 K: 2 S: 9 H: 0 LOB: 0 BB: 0 P: 14	R: 0 E: 0 K: 0 S: 6 H: 1 LOB: 0 BB: 0 P: 12	R: 0 E: 0 K: 0 S: 8 H: 0 LOB: 0 BB: 0 P: 10	R: 0 E: 0 K: 2 S: 8 H: 0 LOB: 0 BB: 0 P: 9	R: 0 E: 0 K: 0 S: 11 H: 1 LOB: 1 BB: 0 P: 16	R: 1 E: 0 K: 2 S: 16 H: 1 LOB: 0 BB: 0 P: 23	R: 1 E: 0 K: 2 S: 18 H: 2 LOB: 3 BB: 1 P: 33		1B: 3 2B: 1 3B: 1 HR: 1 SF: 0 SAC: 0 DP: 1 HBP: 1						

PITCHER		IP	WLS	BF	H	R	ER	SO	BB	IBB	HBP	BLK	WP	HR	S	P	ERA	WHIP
65 Phil Hughes, R ERA: 4.97	(1, 1)	7.0		24	4	1	1	6	0	0	0	0	0	1	68	101	1.29	0.571
30 David Robertson, R ERA: 3.0	(8, 1)	0.2	L	6	2	1	1	1	1	0	1	0	0	0	14	27	13.50	4.500
48 Boone Logan, L ERA: 1.84	(8, 1)	0.1		1	0	0	0	1	0	0	0	0	0	0	4	6	0.00	0.000

PITCHER	IP	WLS	BF	H	R	ER	SO	BB	IBB	HBP	BLK	WP	HR	S	P	ERA	WHIP

BOTTOM

New York Yankees @ New York Mets

Citi Field, Flushing, NY

Mon May 27 2013, 7:12 PM - 9:56 PM EDT

Att. 32,911 - Partly Cloudy - 74 F

livebaseballscorecards.com

AB	29
R	2
H	6
RBI	2
BB	1
SO	8
LOB	9

Batter	1	2	3	4	5	6	7	8	9	AB	R	H	RBI	BB	SO	LOB
11 Brett Gardner, L (1, 8) OBP: 0.335, SLG: 0.430	B FF 96 X FF 94 1-0 ① F8		F FF 97 B CU 83 F FF 96 X CU 85 1-2 1-2 1B			X FF 94 0-0 ① E9 24 G3 55 1B 1B		B FF 95 C CH 85 B SL 89 X FF 96 2-1 ② F7		4	1	2	0	0	0	0
24 Robinson Canó, L (1, 4) OBP: 0.347, SLG: 0.534	C FF 96 X CU 86 0-1 ② P4		B FF 96 F CH 87 F FF 96 F FF 98 B SL 92 S SL 90 2-3 ③ K			F FF 96 B FF 93 X CH 87 1-1 ① G3 2-3		C CU 82 B FF 95 S FF 96 F FF 97 F SL 91 F FF 98 X CU 86 1-2 12 1B 1B		4	0	1	0	0	1	3
12 Vernon Wells, R (1, 7) OBP: 0.313, SLG: 0.457	T FF 97 C FF 98 B SL 91 B FF 97 X SL 92 2-2 ③ G4-3			X CU 83 0-0 ① F7		X FF 94 0-0 ② P3		D SL 91 X SL 91 1-0 1-3 1B		4	0	1	0	0	0	1
55 Lyle Overbay, L (1, 3) OBP: 0.295, SLG: 0.468		B FF 94 C FF 94 F SL 90 B CH 87 F CH 87 B SL 91 C FF 96 3-3 ① K		T FF 94 B CU 83 B CH 86 B CH 86 F FF 95 S CH 87 3-3 ② K		B FF 95 X CH 87 1-0 3-H 1B		B FF 95 C SI 96 S FF 95 F FF 97 X SL 92 1-2 ③ L9		4	0	1	1	0	2	2
39 David Adams, R (1, 5) OBP: 0.286, SLG: 0.458		C CU 83 S SL 90 C FF 98 0-3 ② K		B SL 90 X SL 92 1-0 ③ G6-3		C FF 96 B SL 92 C CU 84 S SL 92 1-3 ③ K			C SI 87 S CH 82 B CH 80 F SL 81 X CH 82 1-2 ① G5-3	4	0	0	0	0	2	1
31 Ichiro Suzuki, L (1, 9) OBP: 0.283, SLG: 0.337		B FF 95 X FF 94 1-0 ③ F8			C FF 94 B CH 87 B FF 95 F FF 92 X SL 90 2-2 E6		X FF 93 0-0 ① L1-3		C SL 82 B CH 80 F SL 83 X CH 82 1-2 40 CS 1B	4	0	1	0	0	0	0
40 Reid Brignac, L (1, 6) OBP: 0.262, SLG: 0.328			C FF 98 F FF 95 B FF 97 B FF 97 F SL 90 F CU 83 F FF 98 X SL 89 2-2 11 1B 1B		C FF 95 B CH 86 F FF 95 X FF 94 1-2 ① F7		C FF 96 S CU 85 X FF 97 0-2 ② G1-3		S SL 81 F SL 81 D CH 82 1 SAFE S SL 82 1-3 ②③ K 1-2	4	0	1	0	0	1	2
19 Chris Stewart, R (1, 2) OBP: 0.302, SLG: 0.380			B FF 96 F FF 96 B SL 91 1 SAFE S SL 90 S SL 92 2-3 ① K		B SL 91 C SI 95 1 SAFE F SL 89 S FF 96 1-3 ② K		B FF 96 C SL 91 B CU 85 X FF 97 2-1 ③ G3			3	0	0	0	0	2	2
18 Hiroki Kuroda, R (1, 1) 33 Travis Hafner, L (8, PH) OBP: 0.378, SLG: 0.508 30 David Robertson, R (8, 1) 42 Mariano Rivera, R (9, 1)			C FF 96 F FF 97 M SL 91 0-3 ② K		F FF 96 F SL 92 C FF 98 0-3 ③ K			S FF 95 F SL 88 B SI 96 B FF 96 S CH 86 2-3 ① K		2 1 0 0	0 0 0 0	0 0 0 0	0 0 0 0	0 0 0 0	2 1 0 0	2 0 0 0
Inning Stats	R: 0 E: 0 K: 0 S: 6 H: 0 LOB: 0 BB: 0 P: 9	R: 0 E: 0 K: 2 S: 8 H: 0 LOB: 0 BB: 0 P: 12	R: 0 E: 0 K: 3 S: 19 H: 2 LOB: 2 BB: 0 P: 26	R: 0 E: 0 K: 1 S: 5 H: 0 LOB: 0 BB: 0 P: 9	R: 0 E: 1 K: 2 S: 12 H: 0 LOB: 1 BB: 0 P: 16	R: 1 E: 1 K: 1 S: 8 H: 2 LOB: 1 BB: 0 P: 11	R: 0 E: 0 K: 0 S: 6 H: 0 LOB: 0 BB: 0 P: 8	R: 0 E: 0 K: 1 S: 16 H: 2 LOB: 2 BB: 0 P: 23	R: 0 E: 0 K: 1 S: 10 H: 1 LOB: 0 BB: 0 P: 13	1B: 7 2B: 0 3B: 0 HR: 0 SF: 0 SAC: 0 DP: 0 HBP: 0						WP: 0 PB: 0 SB: 0 CS: 1 PA: 34

TOP

New York Yankees @ New York Mets

Citi Field, Flushing, NY

Tue May 28 2013, 8:41 PM - 11:36 PM EDT

Att. 31,877 - Cloudy - 60 F

livebaseballscorecards.com

AB	34
R	1
H	7
RBI	1
BB	0
SO	11
LOB	13

PITCHER		IP	WLS	BF	H	R	ER	SO	BB	IBB	HBP	BLK	WP	HR	S	P	ERA	WHIP
33 Matt Harvey, R ERA: 1.85	(1, 1)	8.0		31	6	1	1	10	0	0	0	0	0	0	80	114	1.12	0.750
56 Scott Rice, L ERA: 3.38	(9, 1)	1.0	W	3	1	0	0	1	0	0	0	0	0	0	10	13	0.00	1.000

PITCHER	IP	WLS	BF	H	R	ER	SO	BB	IBB	HBP	BLK	WP	HR	S	P	ERA	WHIP

Batter	1	2	3	4	5	6	7	8	9	AB	R	H	RBI	BB	SO	LOB
11 Rubén Tejada, R (1, 6) OBP: 0.269, SLG: 0.264	B SI 91 B SI 90 B SI 90 C SI 90 F SI 90 X SI 89 3-2 ① G6-3		C CU 77 B SI 92 F SI 93 B SL 84 X SI 91 2-2 ② G6-3			B SL 82 C SI 90 F SL 84 B SL 85 F SI 91 B SI 91 X SI 92 3-2 E4 21 PO 5 PB		C KC 80 X FF 92 0-1 ③ G5-3		4	0	0	0	0	0	0
28 Daniel Murphy, L (1, 4) OBP: 0.338, SLG: 0.461	C SI 93 B SI 92 B SL 83 X SI 91 2-1 5 1B 1B		C SI 93 B FF 92 F SI 92 B SL 83 X FS 87 2-2 ③ G4-3			B SL 83 C SL 83 F SI 92 1 SAFE D FS 88 1 SAFE F FS 86 F FS 86 X SL 85 2-2 ① F8			B FC 91 C FC 91 X FC 90 1-1 5 E 2B	4	1	2	0	0	0	1
5 David Wright, R (1, 5) OBP: 0.393, SLG: 0.500	C CU 75 D FS 84 B SL 84 1 SAFE X SI 91 2-1 6 FC5-4 1-2 1B			C FF 92 C SI 93 B SL 85 B SI 92 F SL 84 B SL 85 X SL 84 3-2 ① L7		B SI 93 C SI 92 F FS 87 S FS 88 1-3 ② K 1-2			B FF 92 B FF 92 X FF 92 2-0 E8 21 1B 2-H 1B	4	1	2	1	0	1	1
21 Lucas Duda, L (1, 7) OBP: 0.355, SLG: 0.471	F CU 76 D FS 87 X SL 82 1-1 ② F8			X SI 93 0-0 1B		F FS 88 B FF 92 2 SAFE 1-1 ③ PO 2-3	C SL 82 F FS 86 B FF 92 F FS 88 B FS 87 S FS 87 2-3 ① K		C FC 90 B FC 90 X FC 90 1-1 2-H 1B	4	0	2	1	0	1	2
6 Marlon Byrd, R (1, 9) OBP: 0.280, SLG: 0.410	S SL 85 F SI 93 B SL 85 B SL 84 X SI 93 2-2 ③ FC5-4 1-2f			X SI 92 0-0 ② P3			C SL 83 S SL 83 B SL 83 F SL 84 F SI 93 B SL 83 T FS 87 2-2 ② K			3	0	0	0	0	1	3
16 Rick Ankiel, L (1, 8) OBP: 0.257, SLG: 0.495		C FS 86 X FS 86 0-1 ① G5-3		S FS 86 S SI 92 X SI 92 0-2 ③ P4			X FS 87 0-0 1B			3	0	1	0	0	0	1
44 John Buck, R (1, 2) OBP: 0.282, SLG: 0.450		X FF 92 0-0 ② G6-3			B SL 82 F SL 83 S FF 92 S SI 93 1-3 ① K		S SL 84 S SL 83 B SL 85 B FF 93 F SL 85 X SL 85 2-2 ③ F8			3	0	0	0	0	1	1
29 Ike Davis, L (1, 3) OBP: 0.237, SLG: 0.241		C SI 91 F SI 92 B SI 88 S FS 87 1-3 ③ K			C CU 78 S FS 88 B FS 88 B FS 87 S FS 87 2-3 ② K			B FC 92 C FC 91 C FF 91 X KC 81 1-2 ① G3		3	0	0	0	0	2	0
33 Matt Harvey, R (1, 1) OBP: 0.136, SLG: 0.182 1 Jordany Valdespin, L (8, PH) OBP: 0.290, SLG: 0.369 56 Scott Rice, L (9, 1)			C SI 91 S SL 82 B FF 92 B SL 82 F SL 82 S SL 83 2-3 ① K			B FF 92 B SI 91 C SI 91 X SI 92 2-1 ③ L9		C FF 92 B FC 92 B FC 92 C FF 91 C FC 92 2-3 ② K		2 1 0	0 0 0	0 0 0	0 0 0	0 0 0	1 1 0	0 0 0
Inning Stats	R: 0 E: 0 K: 0 S: 12 H: 2 LOB: 2 BB: 0 P: 22	R: 0 E: 0 K: 1 S: 6 H: 0 LOB: 0 BB: 0 P: 7	R: 0 E: 0 K: 1 S: 10 H: 0 LOB: 0 BB: 0 P: 16	R: 0 E: 0 K: 0 S: 9 H: 1 LOB: 1 BB: 0 P: 12	R: 0 E: 0 K: 2 S: 8 H: 0 LOB: 0 BB: 0 P: 13	R: 0 E: 1 K: 1 S: 13 H: 0 LOB: 0 BB: 0 P: 20	R: 0 E: 0 K: 2 S: 14 H: 1 LOB: 1 BB: 0 P: 20	R: 0 E: 0 K: 1 S: 8 H: 0 LOB: 0 BB: 0 P: 11	R: 2 E: 1 K: 0 S: 5 H: 3 LOB: 1 BB: 0 P: 9	1B: 6 2B: 1 3B: 0 HR: 0 SF: 0 SAC: 0 DP: 0 HBP: 0						

PITCHER		IP	WLS	BF	H	R	ER	SO	BB	IBB	HBP	BLK	WP	HR	S	P	ERA	WHIP
18 Hiroki Kuroda, R ERA: 2.39	(1, 1)	7.0		25	4	0	0	7	0	0	0	0	0	0	72	110	0.00	0.571
30 David Robertson, R ERA: 2.86	(8, 1)	1.0	H	3	0	0	0	1	0	0	0	0	0	0	8	11	0.00	0.000
42 Mariano Rivera, R ERA: 1.86	(9, 1)	0.0	L	3	3	2	1	0	0	0	0	0	0	0	5	9	∞	∞

PITCHER	IP	WLS	BF	H	R	ER	SO	BB	IBB	HBP	BLK	WP	HR	S	P	ERA	WHIP

BOTTOM

New York Yankees @ New York Mets

Citi Field, Flushing, NY

Tue May 28 2013, 8:41 PM - 11:36 PM EDT

Att. 31,877 - Cloudy - 60 F

livebaseballscorecards.com

AB	31
R	2
H	7
RBI	2
BB	0
SO	8
LOB	9

Batter	1	2	3	4	5	6	7	8	9	AB	R	H	RBI	BB	SO	LOB
11 Rubén Tejada, R (1, 6) OBP: 0.267, SLG: 0.262				C FF 92 F FF 92 S SL 86 0-3 K	C CU 82 X FF 96 0-1 FC6-4 1-2f			F FF 96 F SI 96 S CU 83 0-3 K		5	1	1	0	0	2	5
Justin Turner, R (9, 6) OBP: 0.325, SLG: 0.333	1B F7									0	0	0	0	0	0	0
28 Daniel Murphy, L (1, 4) OBP: 0.340, SLG: 0.464	1 SAFE X KC 79 0-0 1-H 44 1B 2B	B SI 94 C SI 94 X SI 93 1-1 F8	B SI 92 B CH 84 F SI 92 F FF 93 S CH 84 2-3 K		B FF 94 X FF 94 1-0 F9		C CU 81 B CU 83 X SI 94 1-1 44 1B 16 1B	5	2	2	1	0	1	1
5 David Wright, R (1, 5) OBP: 0.393, SLG: 0.494	C KC 80 F SI 90 B SL 85 B SI 92 B SI 92 B SL 85 4-2 16 BB 44 1B 6 E BB	B FF 93 C SL 84 B FF 93 B CH 87 F FF 94 S CH 89 3-3 K	B CU 79 F FF 94 F SI 92 1 SAFE B CH 84 X SL 86 2-2 1-2 21 2B 1B		C CU 81 B SI 94 B FF 95 B CU 82 X FF 95 3-1 G6-3		C SI 93 B CU 82 C CU 82 B CU 83 X FF 96 2-2 P4	4	2	1	0	1	1	1
21 Lucas Duda, L (1, 10) OBP: 0.351, SLG: 0.469	C SI 90 B SI 90 C CH 83 T KC 80 1-2 K	S SI 94 B SI 94 X CH 88 1-1 F9	C FF 93 F SI 93 X CH 85 0-2 1-H 2-H 2B		X SI 95 0-0 G3		C CU 82 X FF 95 0-1 F7	5	0	1	2	0	1	3
44 John Buck, R (1, 2) OBP: 0.286, SLG: 0.448	F KC 80 B FF 88 X FF 91 1-1 6 E 16 BB 29 1B 1-2 2-H 1B	F FF 92 B FF 92 B SI 92 X SL 83 2-1 L9	C CU 80 2 SAFE B SI 92 B SI 92 F FF 93 B CH 83 S FF 94 3-3 K			C CU 80 X CU 82 0-1 F9	B FF 95 X FF 96 1-0 6 1B 16 1B 1-3 1B	5	1	2	1	0	1	1
16 Rick Ankiel, L (1, 8) OBP: 0.263, SLG: 0.486	C KC 78 B SI 89 S SI 89 B KC 80 B FF 89 D KC 82 4-2 6 E 29 1B 1-2 2-3 BB	F FF 92 X CH 83 0-1 G3-1		C CU 81 F FF 95 B FF 96 S CU 82 1-3 K		B FF 96 S FF 95 C CH 86 S CU 84 1-3 K	F FF 96 X FF 96 0-1 6 1B 1-2 3-H 1B	4	1	1	1	1	2	0
6 Marlon Byrd, R (1, 9) OBP: 0.285, SLG: 0.433	B FF 91 F SI 90 X SL 84 1-1 E5 23 FC1-6 29 1B 1-2 2-3 3-H	B SI 93 F FF 93 F SI 92 X FF 93 1-2 HR	C FF 96 S FF 97 S FF 96 0-3 K			C SI 96 C SI 96 X CU 83 0-2 P2	X FF 96 0-0 1-2 2-3 1B	5	1	2	2	0	1	2
29 Ike Davis, L (1, 3) OBP: 0.242, SLG: 0.245	F KC 81 F CH 82 B SI 91 B KC 80 B SL 86 X SI 90 3-2 23 FC1-6 1-2 2-H 3-H 1B	S CH 83 B FF 94 B FF 94 S CH 82 X CH 84 2-2 G4-3	B SI 97 X SI 96 1-0 23 BB 1B			S CU 82 C CU 82 S CU 83 0-3 K	F CU 83 X CU 84 0-1 G3-1	5	0	2	2	0	1	3
23 Mike Baxter, L (1, 7) OBP: 0.354, SLG: 0.304	B SI 92 F SI 92 B SI 93 B CH 86 F SI 92 X SI 92 3-2 FC1-6 1-2f 2-3		B CU 80 C SI 93 C SI 93 H SL 87 2-2 5 1B 21 2B HBP	B SI 96 S FF 96 B FF 96 S FF 95 B FF 97 F FF 96 B SI 95 4-2 11 FC6-4 1-2 BB			C CU 82 F SI 95 S CU 84 0-3 K	2	1	0	0	1	1	2

Inning Stats										
	R: 5 E: 1 K: 1 S: 22	H: 4 LOB: 2 BB: 2 P: 41	R: 0 E: 0 K: 1 S: 7	H: 0 LOB: 0 BB: 0 P: 12	R: 1 E: 0 K: 0 S: 10	H: 1 LOB: 0 BB: 0 P: 15	R: 2 E: 0 K: 3 S: 17	H: 2 LOB: 1 BB: 0 P: 26	R: 0 E: 0 K: 2 S: 12	H: 1 LOB: 2 BB: 1 P: 18
	R: 0 E: 0 K: 0 S: 4	H: 0 LOB: 0 BB: 0 P: 8	R: 0 E: 0 K: 1 S: 8	H: 0 LOB: 0 BB: 0 P: 9	R: 0 E: 0 K: 3 S: 9	H: 0 LOB: 0 BB: 0 P: 9	R: 1 E: 0 K: 0 S: 13	H: 4 LOB: 3 BB: 0 P: 17	1B: 9 2B: 2 3B: 0 HR: 1	SF: 0 SAC: 0 DP: 0 HBP: 1	WP: 0 PB: 0 SB: 0 CS: 0	PA: 44

PITCHER		IP	WLS	BF	H	R	ER	SO	BB	IBB	HBP	BLK	WP	HR	S	P	ERA	WHIP
41 David Phelps, R ERA: 4.65	(1, 1)	0.1	L	8	4	5	4	1	2	0	0	0	0	0	16	31	108.00	18.000
38 Preston Claiborne, R ERA: 0.61	(1, 1)	1.2		5	0	0	0	1	0	0	0	0	0	0	13	22	0.00	0.000
43 Adam Warren, R ERA: 2.1	(3, 1)	2.0		10	3	3	3	3	0	0	1	0	0	1	27	41	13.50	1.500
47 Iván Nova, R ERA: 5.16	(5, 1)	5.0		21	5	1	1	6	1	0	0	0	0	0	46	61	1.80	1.200

PITCHER	IP	WLS	BF	H	R	ER	SO	BB	IBB	HBP	BLK	WP	HR	S	P	ERA	WHIP

TOP

New York Mets @ New York Yankees

Yankee Stadium, Bronx, NY

Wed May 29 2013, 7:08 PM - 10:19 PM EDT

Att. 43,681 - Partly Cloudy - 80 F

livebaseballscorecards.com

AB	40
R	9
H	12
RBI	9
BB	3
SO	11
LOB	18

BOTTOM

New York Mets @ New York Yankees

Yankee Stadium, Bronx, NY

Wed May 29 2013, 7:08 PM - 10:19 PM EDT

Att. 43,681 - Partly Cloudy - 80 F

livebaseballscorecards.com

Batter	1	2	3	4	5	6	7	8	9	AB	R	H	RBI	BB	SO	LOB
11 Brett Gardner, L (1, 8) OBP: 0.332, SLG: 0.424	B SI 90 C SI 90 C FF 92 X FF 93 1-2 ① F7		X FF 91 0-0 ① P2		C FF 90 B CH 85 B FF 92 B SI 90 F FF 91 X FF 91 3-2 ② F7		B SL 81 M SI 87 B SI 88 L SI 88 B CH 82 T SI 89 3-2 ① K		B FF 91 B FF 91 C FF 92 F FF 92 B FF 92 F FF 93 F FF 92 X FF 92 3-2 24 DI 24 1B 1B	5	1	1	0	0	1	0
24 Robinson Canó, L (1, 4) OBP: 0.348, SLG: 0.531	B FF 92 B CH 86 C FF 92 F FF 92 F FF 93 F CH 87 X CH 85 2-2 1B		C FF 91 F SL 86 S FF 90 0-3 ② K		B SI 91 C SL 86 X FF 92 1-1 ③ G3		B SI 91 B SI 90 B SL 82 C SI 90 F SI 89 X SI 89 3-2 ② P5		C FF 92 B CU 76 B FF 94 X FF 93 2-1 1-H 33 DI 1B	5	0	2	1	0	1	0
33 Travis Hafner, L (1, 10) OBP: 0.373, SLG: 0.496	C FF 92 F FF 91 B SL 87 B CH 85 C SL 86 2-3 ② K		X CU 77 0-0 ③ F7			F FF 90 B SL 84 B SL 85 S FF 92 B FF 93 X FF 92 3-2 55 2B 22 1B 1B	C SL 82 C SI 90 B SL 81 S SL 81 1-3 ③ K		B FF 93 B FF 94 C FF 93 F SL 87 F SL 89 T SL 87 2-2 ③ 1-3 K	5	1	1	0	0	3	2
55 Lyle Overbay, L (1, 3) OBP: 0.294, SLG: 0.469	C FF 92 S CH 86 B SL 86 F FF 92 B SL 87 X CH 87 2-2 ③ G1-3			B CU 75 B FF 90 C FF 91 S CH 83 B FF 91 S FF 92 3-3 ① K		B FF 91 X SI 90 1-0 22 1B 17 1B 1-3 2B		X SI 88 0-0 ① G4-3		4	1	1	0	0	1	1
22 Brennan Boesch, L (1, 9) OBP: 0.300, SLG: 0.542		B FF 90 B CH 86 C CH 86 F CU 77 B CH 86 X CH 86 3-2 31 FC3-6 1B		C FF 92 B CU 77 X CH 85 1-1 HR		X FF 92 0-0 17 1B 2-3 3-H 1B		C SI 89 B SL 81 F SL 81 S SI 90 1-3 ② K		4	1	3	2	0	1	0
31 Ichiro Suzuki, L (1, 7) OBP: 0.288, SLG: 0.341		B FF 92 B FF 91 F SI 91 X CH 85 2-1 ① FC3-6 40 F9 17 1B 1-2f		C FF 91 B CH 85 F FF 90 B SL 86 X SL 86 2-2 1B		F SI 91 X SI 90 0-1 ① P4		B SI 89 X SL 81 1-0 E9 1B		4	0	2	0	0	0	3
17 Jayson Nix, R (1, 5) OBP: 0.314, SLG: 0.304		B SI 90 B SL 85 F SI 91 X SI 91 2-1 1-2 1B		X SL 85 0-0 ② F8		B SL 86 B SI 91 X SI 91 2-0 1-2 3-H 1B		C FF 93 B SL 87 C FF 94 X SL 88 1-2 ③ G6-3		4	0	2	1	0	0	2
40 Reid Brignac, L (1, 6) OBP: 0.246, SLG: 0.306		B SI 91 C CH 85 B CH 86 X FF 92 2-1 ② F9 2-3		B CH 84 F FF 90 C FF 91 C SL 84 1-3 ③ K		B SI 90 X SI 90 1-0 ② L9			C FF 90 B CH 83 X FF 92 1-1 ① F7	4	0	0	0	0	1	5
19 Chris Stewart, R (1, 2) 39 David Adams, R (9, PH) OBP: 0.292, SLG: 0.366 OBP: 0.280, SLG: 0.449		C SI 92 B SL 87 B FF 93 C SL 88 C SL 87 2-3 ③ K		C SI 90 S SL 86 B SL 85 B SL 86 F FF 92 X SL 86 2-2 ① P6		S SL 85 B SI 91 X SL 85 1-1 ③ F7			C FF 91 X SL 87 0-1 ② G6-3	3 1	0 0	0 0	0 0	0 0	1 0	4 0

	AB	39
	R	4
	H	12
	RBI	4
	BB	0
	SO	9
	LOB	17

Inning Stats	1	2	3	4	5	6	7	8	9	1B: 10	SF: 0	WP: 0	PA: 39
	R: 0 E: 0 K: 1 S: 15 H: 1 LOB: 1 BB: 0 P: 22	R: 0 E: 0 K: 1 S: 12 H: 2 LOB: 2 BB: 0 P: 23	R: 0 E: 0 K: 1 S: 5 H: 0 LOB: 0 BB: 0 P: 5	R: 1 E: 0 K: 2 S: 12 H: 2 LOB: 1 BB: 0 P: 19	R: 0 E: 0 K: 0 S: 9 H: 0 LOB: 0 BB: 0 P: 15	R: 2 E: 0 K: 0 S: 11 H: 4 LOB: 2 BB: 0 P: 19	R: 0 E: 0 K: 2 S: 9 H: 0 LOB: 0 BB: 0 P: 16	R: 0 E: 1 K: 1 S: 8 H: 1 LOB: 1 BB: 0 P: 11	R: 1 E: 0 K: 1 S: 15 H: 2 LOB: 1 BB: 0 P: 23	2B: 1 3B: 0 HR: 1	SAC: 0 DP: 0 HBP: 0	PB: 0 SB: 0 CS: 0	

PITCHER		IP	WLS	BF	H	R	ER	SO	BB	IBB	HBP	BLK	WP	HR	S	P	ERA	WHIP
53 Jeremy Hefner, R ERA: 4.74	(1, 1)	6.0	W	27	9	3	3	5	0	0	0	0	0	1	64	103	4.50	1.500
56 Scott Rice, L ERA: 3.16	(7, 1)	1.2		6	1	0	0	3	0	0	0	0	0	0	14	23	0.00	0.600
32 LaTroy Hawkins, R ERA: 3.47	(8, 1)	1.1		6	2	1	1	1	0	0	0	0	0	0	18	27	6.75	1.500

PITCHER	IP	WLS	BF	H	R	ER	SO	BB	IBB	HBP	BLK	WP	HR	S	P	ERA	WHIP

Batter	1	2	3	4	5	6	7	8	9	AB	R	H	RBI	BB	SO	LOB
Justin Turner, R (1, 3) OBP: 0.321, SLG: 0.342	C FF 88 B FF 89 B CU 77 X SI 87 2-1 2B	C CU 77 C FF 89 B FF 90 B SL 79 X SL 82 2-2 ③ G6-3			B SI 87 C FF 88 C CH 81 B SL 83 F SL 80 X FF 90 2-2 ② F8			1 SAFE C FF 92 1 SAFE S SL 84 1 SAFE B FF 94 1 SAFE 1 SAFE B SL 83 2-2 ① X SL 82 G1-3 1-2		4	0	1	0	0	0	2
28 Daniel Murphy, L (1, 4) OBP: 0.333, SLG: 0.455	C CU 76 X FF 89 0-1 ① P2		C SL 80 X SL 82 0-1 ① F9		C FF 89 C FF 88 B SL 84 T SL 82 1-2 ③ K			C SL 82 B FF 94 F FF 94 S SL 83 1-3 ② K		4	0	0	0	0	2	2
5 David Wright, R (1, 5) OBP: 0.391, SLG: 0.486	C CU 75 X SL 80 0-1 ② F8		B SI 88 C FF 88 B FF 88 X SL 80 2-1 ② L7			B SI 87 F FF 88 B CU 75 F SL 88 X FF 87 2-2 ① L4		I IN 70 I IN 71 I IN 78 I IN 79 4-0 44 1B 44 WP IBB		3	0	0	0	1	0	1
44 John Buck, R (1, 10) OBP: 0.285, SLG: 0.444	B SL 79 F SL 80 B FF 89 C SL 79 F SL 79 S FF 89 2-3 ③ K		X CU 75 0-0 ③ G5-3			C CU 78 B FF 89 S SL 82 X FF 90 1-2 ② P3		F CU 80 S SL 83 F FF 96 B FF 98 B SL 82 X SL 88 2-2 21 S 1B 1-3 2-H		4	0	1	1	0	1	1
21 Lucas Duda, L (1, 7) OBP: 0.354, SLG: 0.463 23 Mike Baxter, L (8, 7) OBP: 0.354, SLG: 0.304		B FF 88 B SL 83 B FF 89 B FF 87 4-0 6 HR BB	B FF 87 B FF 88 B FF 87 S FF 86 C SL 80 F SL 81 B SL 84 4-2 6 FC6-4 BB			C SL 83 F SL 83 F FF 89 B FF 88 X SL 81 1-2 ③ P2		C FF 95 C FF 96 C FF 97 0-3 ③ K 1-2		2 0	1 0	0 0	0 0	2 0	1 0	2 0
6 Marlon Byrd, R (1, 9) OBP: 0.284, SLG: 0.450		C CU 75 T FF 88 F SL 80 B FF 87 X FF 88 1-2 1-H HR	C CU 75 F CU 75 D SL 81 B CU 77 X SI 88 2-2 ① FC6-4 20 FC6-4 1-2f				C SL 82 S SL 83 S FF 94 0-3 ① K		X FF 94 0-0 ① G5-3	4	1	1	2	0	1	1
20 Anthony Recker, R (1, 2) OBP: 0.267, SLG: 0.360		C SI 87 C SL 80 B FF 89 B SL 82 B CH 82 X FF 89 3-2 12 F9 2B	B SI 85 C CU 74 1 SAFE B SI 87 F SL 80 1 SAFE F FF 89 X FF 88 2-2 ② FC6-4 1-2f				C FF 92 B SL 84 C SL 84 S SL 81 1-3 ② K		F FF 95 C SL 90 B FF 97 S FF 96 1-3 ② K	4	0	1	0	0	2	1
12 Juan Lagares, R (1, 8) OBP: 0.184, SLG: 0.255		C FF 87 B FF 88 X SI 87 1-1 ① F9 2-3	B FF 88 F SI 85 B FF 89 X SL 81 2-1 ③ F9				B FF 92 S SL 83 F FF 93 B FF 94 F FF 93 F SL 84 S SL 84 2-3 ③ K		C SL 87 F FF 96 B SL 88 B SL 83 S SL 87 2-3 ③ K	4	0	0	0	0	2	2
3 Omar Quintanilla, L (1, 6)		S FF 89 S SL 83 F FF 90 X SL 81 0-2 ② G4-3			C CU 77 B SL 84 X FF 88 1-1 ① F7			B FF 92 C FF 92 C FF 94 B SL 85 F SL 83 B SL 83 F FF 93 B FF 92 4-2 44 WP G1-3 44 1B BB		2	1	0	0	1	0	1
Inning Stats	R: 0 E: 0 K: 1 S: 10 H: 1 LOB: 1 BB: 0 P: 14	R: 2 E: 0 K: 0 S: 16 H: 2 LOB: 1 BB: 1 P: 27	R: 0 E: 0 K: 0 S: 5 H: 0 LOB: 0 BB: 0 P: 7	R: 0 E: 0 K: 0 S: 12 H: 0 LOB: 1 BB: 1 P: 22	R: 0 E: 0 K: 1 S: 9 H: 0 LOB: 0 BB: 0 P: 13	R: 0 E: 0 K: 0 S: 10 H: 0 LOB: 0 BB: 0 P: 14	R: 0 E: 0 K: 3 S: 11 H: 0 LOB: 0 BB: 0 P: 14	R: 1 E: 0 K: 2 S: 17 H: 1 LOB: 2 BB: 2 P: 30	R: 0 E: 0 K: 2 S: 7 H: 0 LOB: 0 BB: 0 P: 10	1B: 1 2B: 2 3B: 0 HR: 1 SF: 0 SAC: 0 DP: 0 HBP: 0						

PITCHER		IP	WLS	BF	H	R	ER	SO	BB	IBB	HBP	BLK	WP	HR	S	P	ERA	WHIP
34 Vidal Nuño, L ERA: 2.25	(1, 1)	6.0	L	23	3	2	2	2	2	0	0	0	0	1	62	97	3.00	0.833
27 Shawn Kelley, R ERA: 5.57	(7, 1)	1.1		5	0	1	1	3	1	0	0	0	0	0	18	27	6.75	0.750
48 Boone Logan, L ERA: 1.8	(8, 1)	0.1		2	0	0	0	1	0	1	0	0	0	0	3	8	0.00	0.000
62 Joba Chamberlain, R ERA: 3.38	(8, 1)	1.1		5	1	0	0	3	0	0	0	0	1	0	14	19	0.00	0.750

PITCHER	IP	WLS	BF	H	R	ER	SO	BB	IBB	HBP	BLK	WP	HR	S	P	ERA	WHIP

TOP

New York Mets @ New York Yankees

Yankee Stadium, Bronx, NY

Thu May 30 2013, 7:11 PM - 9:55 PM EDT

Att. 44,207 - Clear - 88 F

livebaseballscorecards.com

AB	31
R	3
H	4
RBI	3
BB	4
SO	9
LOB	13

BOTTOM

New York Mets @ New York Yankees

Yankee Stadium, Bronx, NY

Thu May 30 2013, 7:11 PM - 9:55 PM EDT

Att. 44,207 - Clear - 88 F

livebaseballscorecards.com

Batter	1	2	3	4	5	6	7	8	9	AB	R	H	RBI	BB	SO	LOB
11 Brett Gardner, L (1, 8) OBP: 0.330, SLG: 0.421	X SI 88 0-0 24 1B 1B		B FF 89 X SI 89 1-0 ① B2-3		C SI 91 X FF 90 0-1 ③ F8			B SI 90 C SL 82 B SL 81 S SL 81 S CH 83 2-3 ③ K		4	0	1	0	0	1	0
24 Robinson Canó, L (1, 4) OBP: 0.351, SLG: 0.545	1 SAFE X FF 89 0-0 1-2 1B		B FF 90 X SL 82 1-0 HR			C FF 91 F SI 90 F KC 77 B FF 91 B CH 85 S SI 86 2-3 ① K			C FF 95 B FF 96 F FF 96 X KC 86 1-2 ① F7	4	1	2	1	0	1	0
12 Vernon Wells, R (1, 7) OBP: 0.307, SLG: 0.447	C SI 90 S SL 82 S SL 81 0-3 ① K		C FF 91 B FF 90 X SL 82 1-1 ② P6			S FF 90 B FF 91 X SL 83 1-1 ② G6-3			B KC 86 X FF 96 1-0 ② F9	4	0	0	0	0	1	2
33 Travis Hafner, L (1, 10) OBP: 0.363, SLG: 0.481	B FF 91 S FF 90 B FF 91 S SL 82 S CH 84 2-3 ② K		C SI 91 B CH 86 B FF 90 X SI 91 2-1 ③ G5-3			B SI 92 S SI 86 B CH 86 F SI 86 F FF 91 C KC 77 2-3 ③ K			C FF 97 F FF 98 F FF 96 B KC 87 B FF 96 S KC 89 2-3 ③ K	4	0	0	0	0	3	2
55 Lyle Overbay, L (1, 3) OBP: 0.289, SLG: 0.461	B FF 90 X CH 85 1-0 ③ G1-3			X SI 89 0-0 ① F8			B SI 88 F SI 89 S SI 89 B FF 90 T SI 90 2-2 ① K			3	0	0	0	0	1	2
22 Brennan Boesch, L (1, 9) OBP: 0.302, SLG: 0.529		B CH 83 C CH 84 F SI 90 X CH 84 1-2 53 G5-3 39 E 1B		C SI 89 S FF 89 F FF 91 S FF 90 0-3 ② K			C SI 90 B KC 75 B KC 74 T FF 90 F FF 90 S SI 91 2-3 ② K			3	0	1	0	0	2	0
39 David Adams, R (1, 5) OBP: 0.264, SLG: 0.423		C SI 89 B SL 79 X SL 81 1-1 FC6 1-2		C FF 91 B SI 91 C FF 91 S KC 76 1-3 ③ K			C SL 82 F SL 83 C KC 76 0-3 ③ K			3	0	0	0	0	2	1
40 Reid Brignac, L (1, 6) OBP: 0.235, SLG: 0.292		C FF 89 F CH 85 S CH 85 0-3 ① K			C KC 74 S CH 84 B FF 89 F FF 90 B SL 82 F CH 85 C KC 75 2-3 ① K			B SI 88 B SI 88 F CH 83 C SI 89 C KC 74 2-3 ① K		3	0	0	0	0	3	2
53 Austin Romine, R (1, 2) OBP: 0.125, SLG: 0.154 31 Ichiro Suzuki, L (8, PH) OBP: 0.287, SLG: 0.339 19 Chris Stewart, R (9, 2) OBP: 0.292, SLG: 0.366		X SL 81 0-0 ②③ G5-3 2-3f			B SI 90 X SI 90 1-0 ② F9			C SI 89 X CH 80 0-1 ② P2		2 1 0	0 0 0	0 0 0	0 0 0	0 0 0	0 0 0	2 0 0
Inning Stats	R: 0 E: 0 K: 2 S: 9 H: 2 LOB: 2 BB: 0 P: 12	R: 0 E: 1 K: 1 S: 9 H: 1 LOB: 1 BB: 0 P: 11	R: 1 E: 0 K: 0 S: 6 H: 1 LOB: 0 BB: 0 P: 11	R: 0 E: 0 K: 2 S: 8 H: 0 LOB: 0 BB: 0 P: 9	R: 0 E: 0 K: 1 S: 8 H: 0 LOB: 0 BB: 0 P: 11	R: 0 E: 0 K: 2 S: 10 H: 0 LOB: 0 BB: 0 P: 15	R: 0 E: 0 K: 3 S: 10 H: 0 LOB: 0 BB: 0 P: 14	R: 0 E: 0 K: 2 S: 8 H: 0 LOB: 0 BB: 0 P: 12	R: 0 E: 0 K: 1 S: 8 H: 0 LOB: 0 BB: 0 P: 12	1B: 3 2B: 0 3B: 0 HR: 1	SF: 0 SAC: 0 DP: 1 HBP: 0			WP: 0 PB: 0 SB: 0 CS: 0	PA: 31		

	AB	31
	R	1
	H	4
	RBI	1
	BB	0
	SO	14
	LOB	11

PITCHER		IP	WLS	BF	H	R	ER	SO	BB	IBB	HBP	BLK	WP	HR	S	P	ERA	WHIP
35 Dillon Gee, R ERA: 5.68	(1, 1)	7.1	W	26	4	1	1	12	0	0	0	0	0	1	63	88	1.23	0.545
56 Scott Rice, L ERA: 3.08	(8, 1)	0.2	H	2	0	0	0	1	0	0	0	0	0	0	5	7	0.00	0.000
39 Bobby Parnell, R ERA: 1.85	(9, 1)	1.0	S	3	0	0	0	1	0	0	0	0	0	0	8	12	0.00	0.000

PITCHER		IP	WLS	BF	H	R	ER	SO	BB	IBB	HBP	BLK	WP	HR	S	P	ERA	WHIP

Batter	1	2	3	4	5	6	7	8	9	AB	R	H	RBI	BB	SO	LOB
29 Daniel Nava, S (1, 7) OBP: 0.390, SLG: 0.460	C FF 90 B FF 92 S CH 84 B SL 81 F FF 91 F FF 91 F SI 89 C SL 81 2-3 ① K		C CU 76 B FF 92 B FF 92 C FF 92 X CH 85 2-2 ①② G5-4-3 1-2f			B CH 83 F CH 84 F SI 91 S SL 82 1-3 ① K		C KC 81 B KC 82 B FC 93 C FC 92 F KC 83 B KC 82 C FC 93 3-3 ③ K		4	0	0	0	0	3	2
5 Jonny Gomes, R (1, 9) OBP: 0.328, SLG: 0.307	B CU 76 B SI 89 C FF 92 S CH 84 C FF 92 2-3 ② K		X FF 92 0-0 ③ F8			B CH 85 B SI 91 C FF 92 B SL 81 X SI 90 3-1 ②③ G4-3 1-2f			F FC 92 X FC 91 0-1 ① F7	4	0	0	0	0	1	1
15 Dustin Pedroia, R (1, 4) OBP: 0.420, SLG: 0.452	C FF 91 F FF 92 F FF 92 F SL 81 B SL 82 F CH 86 X SI 91 1-2 2B			C CU 76 S CH 85 X FF 93 0-2 ① G1-3			C FF 91 X SI 91 0-1 34 G3 12 2B 2B		C FC 91 B FF 92 X FC 92 1-1 34 1B 1B	4	1	3	0	0	0	0
34 David Ortiz, L (1, 10) OBP: 0.400, SLG: 0.609 23 Pedro Ciriaco, R (9, PR) OBP: 0.321, SLG: 0.391	B SL 79 X FF 91 1-0 ③ F7			C FF 94 B SI 92 B SI 91 B FF 94 X SL 82 3-1 ② G3			B FF 90 B SL 81 S SL 81 S FF 93 X SL 81 2-2 ① G3 2-3		C FC 92 X FC 91 0-1 1-2 1B	4 0	0 0	1 0	0 0	0 0	0 0	2 0
12 Mike Napoli, R (1, 3) OBP: 0.341, SLG: 0.483		B FF 90 B SI 90 B CH 84 C FF 91 F CH 85 S FF 91 3-3 ① K		B CU 77 B SI 93 B FF 93 C FF 93 F SI 91 S CH 86 3-3 ③ K			S FF 92 B FF 93 B SL 83 X CH 85 2-1 3-H 2B		C FC 92 S FC 92 T FC 93 0-2 ② K	4	0	1	1	0	3	2
7 Stephen Drew, L (1, 6) OBP: 0.319, SLG: 0.359		C FF 92 F SI 90 X FF 93 0-2 ② F7			C CU 76 C SL 81 B SL 82 B FF 94 S SL 83 2-3 ① K		B SL 82 C FF 92 F FF 92 S SL 83 1-3 ② K		C FC 92 B FC 92 X FC 92 1-1 ③ G1-3	4	0	0	0	0	2	3
3 David Ross, R (1, 2) OBP: 0.283, SLG: 0.453		X FF 92 0-0 2B			S CU 77 C FF 92 B SL 82 S SL 82 1-3 ② K		C SL 81 B SL 83 C SL 80 X SL 82 1-2 ③ G4-3			3	0	1	0	0	1	1
44 Jackie Bradley Jr., L (1, 8) OBP: 0.256, SLG: 0.139		B SI 89 C SL 82 F SI 90 S SL 82 1-3 ③ K			B SI 91 B SI 91 B FF 92 C FF 91 S SI 90 C SI 91 3-3 ③ K			B CU 77 C FF 90 F SI 89 X FF 92 1-2 ① G3		3	0	0	0	0	2	1
10 Jose Iglesias, R (1, 5) OBP: 0.460, SLG: 0.543			C FF 92 X FF 92 0-1 29 G5-4-3 1B			B CU 75 C SI 90 F CH 84 X SL 80 1-2 5 G4-3 1B		C FC 92 F FC 92 B KC 81 B KC 83 X FC 93 2-2 ② F9		3	0	2	0	0	0	0
Inning Stats	R: 0 E: 0 K: 2 S: 16 H: 1 LOB: 1 BB: 0 P: 22	R: 0 E: 0 K: 2 S: 10 H: 1 LOB: 1 BB: 0 P: 14	R: 0 E: 0 K: 0 S: 6 H: 1 LOB: 0 BB: 0 P: 8	R: 0 E: 0 K: 1 S: 8 H: 0 LOB: 0 BB: 0 P: 14	R: 0 E: 0 K: 3 S: 9 H: 0 LOB: 0 BB: 0 P: 15	R: 0 E: 0 K: 1 S: 8 H: 1 LOB: 0 BB: 0 P: 13	R: 1 E: 0 K: 1 S: 13 H: 2 LOB: 1 BB: 0 P: 19	R: 0 E: 0 K: 1 S: 10 H: 0 LOB: 0 BB: 0 P: 16	R: 0 E: 0 K: 1 S: 11 H: 2 LOB: 2 BB: 0 P: 13	1B: 4 2B: 4 3B: 0 HR: 0	SF: 0 SAC: 0 DP: 2 HBP: 0	WP: 0 PB: 0 SB: 0 CS: 0	PA: 33			

PITCHER		IP	WLS	BF	H	R	ER	SO	BB	IBB	HBP	BLK	WP	HR	S	P	ERA	WHIP
52 CC Sabathia, L ERA: 3.71	(1, 1)	7.1	W	26	6	1	1	10	0	0	0	0	0	0	73	109	1.23	0.818
30 David Robertson, R ERA: 2.78	(8, 1)	0.2	H	2	0	0	0	1	0	0	0	0	0	0	7	12	0.00	0.000
42 Mariano Rivera, R ERA: 1.77	(9, 1)	1.0	S	5	2	0	0	1	0	0	0	0	0	0	11	13	0.00	2.000

PITCHER	IP	WLS	BF	H	R	ER	SO	BB	IBB	HBP	BLK	WP	HR	S	P	ERA	WHIP

TOP

Boston Red Sox @ New York Yankees

Yankee Stadium, Bronx, NY

Fri May 31 2013, 7:10 PM - 10:02 PM EDT

Att. 45,141 - Clear - 86 F

livebaseballscorecards.com

AB	33
R	1
H	8
RBI	1
BB	0
SO	12
LOB	12

BOTTOM

Boston Red Sox @ New York Yankees

Yankee Stadium, Bronx, NY

Fri May 31 2013, 7:10 PM - 10:02 PM EDT

Att. 45,141 - Clear - 86 F

livebaseballscorecards.com

Batter	1	2	3	4	5	6	7	8	9	AB	R	H	RBI	BB	SO	LOB
11 Brett Gardner, L (1, 8) OBP: 0.333, SLG: 0.420	B FF 91 B FF 92 B FF 92 C FF 91 B FF 93 4-1 36 CS BB		B FC 88 F FF 91 B CU 73 B FF 94 X FF 92 3-1 ① F8		F FC 90 F FC 91 B CU 78 C CU 76 1-3 ② K		C SL 85 F FF 93 X FF 95 0-2 1-2 2-H 1B			3	0	1	1	1	1	2
36 Kevin Youkilis, R (1, 10) OBP: 0.342, SLG: 0.412	C FF 93 C CU 75 F FC 90 B FC 90 B FF 93 B CU 74 S FC 90 3-3 ①② K 1-2		C CH 86 X CU 75 0-1 ② G6-3		B CH 86 B FC 91 X FF 91 2-0 ③ 1-3 2-H 1B		C SL 86 C SL 86 C SL 87 0-3 ② K			4	0	1	1	0	2	3
24 Robinson Canó, L (1, 4) OBP: 0.349, SLG: 0.537	B FF 94 C FF 94 B FC 90 C FF 94 X FC 91 2-2 ③ G5-3		B FC 89 C FC 90 B FF 94 F CU 75 C FC 88 2-3 ③ K			B FC 89 B FF 92 C FF 93 B CU 74 B CU 75 4-1 BB	B SL 84 C FF 94 B SL 86 S SL 86 B SL 86 C FF 96 3-3 ③ K			3	0	0	0	1	2	2
25 Mark Teixeira, S (1, 3)		B SI 91 F SI 91 B FC 91 F FC 89 B FC 89 F FC 89 B FF 94 4-2 12 2B 17 1B BB		C FF 92 B CH 86 B CU 74 X FF 92 2-1 ① G6-3		C FF 92 B FF 93 F FF 92 C FF 94 1-3 ① K		B SI 89 B SI 89 C SL 80 F CH 83 B SI 87 S SL 83 3-3 ① K		3	1	0	0	1	2	1
12 Vernon Wells, R (1, 7) OBP: 0.306, SLG: 0.448		C FF 94 S CU 74 F CU 75 B FC 91 F FF 94 F FF 92 X CH 85 1-2 17 1B 31 1B 1-3 2B		C FF 91 X CH 86 0-1 ② G6-3		X FF 93 0-0 ② L8		C SL 85 F CH 82 X SI 90 0-2 ② F9		4	1	1	0	0	0	1
17 Jayson Nix, R (1, 6) OBP: 0.313, SLG: 0.303		F FC 92 X CU 76 0-1 31 1B 2-3 3-H 1B	C FC 90 B FC 90 B CH 86 F FC 90 F CU 76 B CH 86 F CH 84 X FF 93 3-2 ③ G5-3		B FF 92 X FC 90 1-0 ③ F7			C SI 89 B CH 82 X SL 84 1-1 ③ G6-3		4	0	1	1	0	0	1
39 David Adams, R (1, 5) OBP: 0.268, SLG: 0.407		B FF 93 S FF 94 B FF 93 D CH 86 F FC 91 C FC 90 3-3 ① K			C FF 92 C FF 93 H CU 77 1-2 31 FC1-6 HBP		X FC 87 0-0 ① G6-3			2	0	0	0	0	1	2
31 Ichiro Suzuki, L (1, 9) OBP: 0.293, SLG: 0.345		C FF 94 B FF 94 F FC 89 X FC 89 1-2 19 G6-4-3 1-2 3-H 1B			C FF 92 B FF 90 S CU 76 B FF 93 F CU 77 X FF 94 2-2 ① FC1-6 19 BB 36 1B 1-2f		C FF 91 B SI 90 F FF 88 X CH 84 1-2 19 1B 11 1B 1B			3	2	2	1	0	0	1
19 Chris Stewart, R (1, 2) OBP: 0.304, SLG: 0.369		B FF 93 B FF 92 B FF 92 C FF 92 X FC 91 3-1 ②③ G6-4-3 1-2f			B FF 93 C CH 84 B FF 92 B FF 92 B FF 91 4-1 36 1B 1-2 BB		B FF 92 C FC 90 C FC 89 X CU 75 1-2 11 1B 1-2 1B			2	0	1	0	1	0	2
Inning Stats	R: 0 E: 0 K: 1 S: 8 H: 0 LOB: 0 BB: 1 P: 17	R: 2 E: 0 K: 1 S: 19 H: 3 LOB: 1 BB: 1 P: 31	R: 0 E: 0 K: 1 S: 7 H: 0 LOB: 0 BB: 0 P: 12	R: 0 E: 0 K: 0 S: 9 H: 0 LOB: 0 BB: 0 P: 14	R: 1 E: 0 K: 1 S: 11 H: 1 LOB: 2 BB: 1 P: 21	R: 0 E: 0 K: 1 S: 6 H: 0 LOB: 1 BB: 1 P: 12	R: 1 E: 0 K: 2 S: 16 H: 3 LOB: 2 BB: 0 P: 21	R: 0 E: 0 K: 1 S: 8 H: 0 LOB: 0 BB: 0 P: 12		1B: 6 2B: 2 3B: 0 HR: 0 SF: 0 SAC: 0 DP: 2 HBP: 1				WP: 0 PB: 0 SB: 0 CS: 1 PA: 33		

	AB	28
	R	4
	H	7
	RBI	4
	BB	4
	SO	8
	LOB	15

PITCHER		IP	WLS	BF	H	R	ER	SO	BB	IBB	HBP	BLK	WP	HR	S	P	ERA	WHIP
31 Jon Lester, L ERA: 3.53	(1, 1)	6.1	L	27	6	4	4	5	4	0	1	0	0	0	67	116	5.68	1.579
30 Andrew Miller, L ERA: 3.44	(7, 1)	0.2		3	1	0	0	2	0	0	0	0	0	0	9	12	0.00	1.500
59 Clayton Mortensen, R ERA: 5.0	(8, 1)	1.0		3	0	0	0	1	0	0	0	0	0	0	8	12	0.00	0.000

PITCHER	IP	WLS	BF	H	R	ER	SO	BB	IBB	HBP	BLK	WP	HR	S	P	ERA	WHIP

Boston Red Sox @ New York Yankees

Yankee Stadium, Bronx, NY

Sat Jun 01 2013, 7:17 PM - 10:41 PM EDT

Att. 48,784 - Partly Cloudy - 86 F

TOP

livebaseballscorecards.com

Batter	1	2	3	4	5	6	7	8	9	AB	R	H	RBI	BB	SO	LOB
29 Daniel Nava, S (1, 7) OBP: 0.398, SLG: 0.485	G4-3		12 HR 1B	1B		1B		HR	G6-3	6	2	4	4	0	0	1
37 Mike Carp, L (1, 9) 5 Jonny Gomes, R (7, 9) OBP: 0.338, SLG: 0.606 OBP: 0.323, SLG: 0.301	BB		12 HR 2B	K		1B		F8	G1-3	3 2	1 0	2 0	1 0	1 0	1 0	1 1
15 Dustin Pedroia, R (1, 4) OBP: 0.416, SLG: 0.446	F8		K		7 1B 1B	F9		L3		5	0	1	0	0	1	5
34 David Ortiz, L (1, 10) OBP: 0.400, SLG: 0.596	K		12 HR IBB		K		7 G4-6-3 12 1B BB	K		3	1	0	0	2	3	2
12 Mike Napoli, R (1, 3) OBP: 0.346, SLG: 0.500		7 WP 1B	1-H 2-H 3-H HR		K		7 G4-6-3 1B		K	5	1	3	4	0	2	1
7 Stephen Drew, L (1, 6) OBP: 0.322, SLG: 0.381		P5	K		1-2 1B		1-2f 2-3 G4-6-3		HR	5	1	2	1	0	1	3
39 Jarrod Saltalamacchia, S (1, 2) OBP: 0.329, SLG: 0.455		F9	K		K		K		10 1B 2B	5	1	1	0	0	3	4
10 Jose Iglesias, R (1, 5) OBP: 0.455, SLG: 0.529		K	G6-3		G4-3			44 1B 29 HR 1B	2-H 44 2B 29 G6-3 1B	5	2	2	1	0	1	1
44 Jackie Bradley Jr., L (1, 8) OBP: 0.292, SLG: 0.244			29 1B 37 2B 2B	F9		G3		1-3 29 HR 1B	1-3 2B	5	2	3	0	0	0	0
Inning Stats	R: 0 E: 0 K: 1 S: 8 H: 0 LOB: 1 BB: 1 P: 18	R: 0 E: 0 K: 1 S: 15 H: 1 LOB: 1 BB: 0 P: 19	R: 5 E: 0 K: 3 S: 24 H: 4 LOB: 1 BB: 1 P: 36	R: 0 E: 0 K: 1 S: 12 H: 1 LOB: 1 BB: 0 P: 17	R: 0 E: 0 K: 3 S: 17 H: 2 LOB: 2 BB: 0 P: 22	R: 0 E: 0 K: 0 S: 11 H: 2 LOB: 2 BB: 0 P: 16	R: 0 E: 0 K: 1 S: 10 H: 1 LOB: 1 BB: 1 P: 17	R: 3 E: 0 K: 1 S: 18 H: 3 LOB: 0 BB: 0 P: 27	R: 3 E: 0 K: 1 S: 17 H: 4 LOB: 1 BB: 0 P: 26	1B: 11 2B: 4 3B: 0 HR: 3	SF: 0 SAC: 0 DP: 1 HBP: 0						

	AB	44
	R	11
	H	18
	RBI	11
	BB	3
	SO	12
	LOB	19

WP: 1 PB: 0 SB: 0 CS: 0 PA: 47

PITCHER		IP	WLS	BF	H	R	ER	SO	BB	IBB	HBP	BLK	WP	HR	S	P	ERA	WHIP
65 Phil Hughes, R ERA: 5.37	(1, 1)	4.1	L	22	7	5	5	7	1	1	0	0	1	1	67	100	10.38	1.846
38 Preston Claiborne, R ERA: 0.55	(5, 1)	1.2		8	3	0	0	2	0	0	0	0	0	0	20	28	0.00	1.800
43 Adam Warren, R ERA: 3.77	(7, 1)	3.0		17	8	6	6	3	1	0	0	0	0	2	45	70	18.00	3.000

PITCHER	IP	WLS	BF	H	R	ER	SO	BB	IBB	HBP	BLK	WP	HR	S	P	ERA	WHIP

Batter	1	2	3	4	5	6	7	8	9	AB	R	H	RBI	BB	SO	LOB
11 Brett Gardner, L (1, 8) OBP: 0.328, SLG: 0.411	C FF 89 C FC 87 B CU 76 F FF 92 F FF 92 B FF 90 X FC 89 2-2 G4-3 ①	C CU 75 C FF 91 D CU 77 X CH 83 1-2 G2-3 ③		1 SAFE F FF 92 S FF 91 B SI 91 F FC 88 1 SAFE T CU 75 1-2 K ③			C FF 94 C FO 87 F FO 90 B FF 95 F FF 94 B FO 90 X FO 88 2-2 F7 ②			4	0	0	0	0	1	3
36 Kevin Youkilis, R (1, 10) OBP: 0.338, SLG: 0.394	C FF 91 B FC 87 B SI 90 B FC 87 B FF 92 4-1 25 1B BB		C FF 88 B CU 73 F SI 89 C CU 76 1-3 K ①		B FF 89 B FC 84 F FF 90 F FF 91 S CU 73 2-3 K ①		C FF 94 S FO 88 S FO 89 0-3 K ③			3	0	0	0	1	3	0
24 Robinson Canó, L (1, 4) OBP: 0.347, SLG: 0.532	B FF 90 D FC 86 B FF 92 C FF 90 X FC 87 3-1 F9 ②		B FF 91 B FF 90 X FF 90 2-0 12 FC5-4 1B		S CU 72 B CH 82 F CU 73 B FC 87 B FF 91 X FC 85 3-2 G4-3 ②			X SI 88 0-0 G4-3 ①		4	0	1	0	0	0	1
25 Mark Teixeira, S (1, 3) OBP: 0.250, SLG: 0.143	C FF 92 D FC 88 B CU 75 X FF 91 2-1 1-2 1B		C FF 90 S CU 74 C SI 91 0-3 K ②		B CU 75 S FC 88 B CU 76 C FF 93 S FC 86 2-3 K ③			C SI 90 S CH 81 B SL 87 S CH 81 1-3 K ②		4	0	1	0	0	3	1
12 Vernon Wells, R (1, 7) OBP: 0.300, SLG: 0.439	B SI 92 C SI 90 C FC 88 F FC 88 C FF 92 1-3 K ③		X FF 91 0-0 FC5-4 ③ 1-2f	C SI 90 X CH 81 0-1 P4 ①				B SI 91 C SI 90 S SL 83 X FF 91 1-2 G5-3 ③		4	0	0	0	0	1	3
17 Jayson Nix, R (1, 6) OBP: 0.317, SLG: 0.303		B FF 91 B FF 91 C FF 90 B CH 84 B FF 90 4-1 39 G4-6-3 BB	B FF 90 X FF 89 1-0 31 FC3-6 19 SF8 39 1B 1B	B CU 72 B FF 91 S FF 90 X SI 91 2-1 F8 ②					C FF 90 B SL 84 S SL 83 S FS 82 1-3 K ①	3	1	1	0	1	1	0
39 David Adams, R (1, 5) OBP: 0.283, SLG: 0.414		1 SAFE S FF 91 C FF 90 F FF 92 X CU 74 0-2 G4-6-3 ①② 1-2f	C CU 73 X FF 92 0-1 31 FC3-6 1-2 1B	F CU 73 B CU 76 X CH 83 1-1 1B					C SL 84 X SL 85 0-1 F9 ②	4	0	2	0	0	0	1
31 Ichiro Suzuki, L (1, 9) OBP: 0.292, SLG: 0.343		C FF 90 B FF 91 C FF 90 F SI 90 B CH 86 X CH 82 2-2 19 BB 1B	L FF 91 B FF 91 X SI 90 1-1 FC3-6 ① 1-2f 2-3	C FF 91 S FF 92 X CU 76 0-2 F9 ③					B CU 71 B FF 86 C FF 90 S FS 83 F FF 91 S FS 82 2-3 K ③	4	0	1	0	0	1	3
19 Chris Stewart, R (1, 2) OBP: 0.309, SLG: 0.369 53 Austin Romine, R (5, 2) OBP: 0.122, SLG: 0.150		1 SAFE 1 SAFE B FF 92 B FF 91 1 SAFE B FF 91 B FF 91 4-0 1-2 BB	B FF 91 B CH 83 X SI 90 2-0 SF8 ② 3-H				C FF 94 F SL 78 B FO 90 B FO 90 F FF 95 X FO 89 2-2 G5-3 ①			0 1	0 0	0 0	1 0	1 0	0 0	0 0
Inning Stats	R: 0 E: 0 K: 1 S: 14 H: 1 LOB: 2 BB: 1 P: 26	R: 0 E: 0 K: 0 S: 12 H: 1 LOB: 2 BB: 2 P: 23	R: 0 E: 0 K: 2 S: 8 H: 1 LOB: 1 BB: 0 P: 11	R: 1 E: 0 K: 1 S: 10 H: 2 LOB: 1 BB: 0 P: 15	R: 0 E: 0 K: 2 S: 9 H: 0 LOB: 0 BB: 0 P: 16	R: 0 E: 0 K: 0 S: 9 H: 1 LOB: 1 BB: 0 P: 12	R: 0 E: 0 K: 1 S: 12 H: 0 LOB: 0 BB: 0 P: 16	R: 0 E: 0 K: 1 S: 7 H: 0 LOB: 0 BB: 0 P: 9	R: 0 E: 0 K: 2 S: 9 H: 0 LOB: 0 BB: 0 P: 12	1B: 6 2B: 0 3B: 0 HR: 0	SF: 1 SAC: 0 DP: 1 HBP: 0			WP: 0 PB: 0 SB: 0 CS: 0	PA: 35		

PITCHER		IP	WLS	BF	H	R	ER	SO	BB	IBB	HBP	BLK	WP	HR	S	P	ERA	WHIP
22 Felix Doubront, L ERA: 4.88	(1, 1)	6.0	W	26	6	1	1	6	3	0	0	0	0	0	62	103	1.50	1.500
36 Junichi Tazawa, R ERA: 2.59	(7, 1)	1.0		3	0	0	0	1	0	0	0	0	0	0	12	16	0.00	0.000
32 Craig Breslow, L ERA: 1.29	(8, 1)	1.0		3	0	0	0	1	0	0	0	0	0	0	7	9	0.00	0.000
19 Koji Uehara, R ERA: 2.05	(9, 1)	1.0		3	0	0	0	2	0	0	0	0	0	0	9	12	0.00	0.000

PITCHER	IP	WLS	BF	H	R	ER	SO	BB	IBB	HBP	BLK	WP	HR	S	P	ERA	WHIP

BOTTOM

Boston Red Sox @ New York Yankees

Yankee Stadium, Bronx, NY

Sat Jun 01 2013, 7:17 PM - 10:41 PM EDT

Att. 48,784 - Partly Cloudy - 86 F

livebaseballscorecards.com

AB	31
R	1
H	6
RBI	1
BB	3
SO	10
LOB	12

Batter	1	2	3	4	5	6	7	8	9	AB	R	H	RBI	BB	SO	LOB
29 Daniel Nava, S (1, 7) OBP: 0.397, SLG: 0.483	C SI 92 C SL 83 F FS 87 B SI 94 X FS 87 1-2 ① G3		C SL 84 B FF 91 F FS 87 B SL 85 B SI 92 X SI 92 3-2 ② F8		C SL 84 X FS 86 0-1 1B					3	0	1	0	0	0	0
37 Mike Carp, L (1, 9) OBP: 0.324, SLG: 0.580	C SI 93 B SI 93 F SL 84 B FS 88 C SI 93 2-3 ② K		F CU 76 F FS 87 B SI 94 S FS 87 1-3 ③ K2-3		1 SAFE C SI 90 B FS 86 F SL 83 1 SAFE S FS 86 1-3 ② K					3	0	0	0	0	3	1
15 Dustin Pedroia, R (1, 4) OBP: 0.415, SLG: 0.444	C FF 93 F SI 94 X SL 86 0-2 ③ F8			B CU 75 F SI 92 C SI 93 F SI 94 B SI 88 B FS 88 X SI 93 3-2 34 1B 12 FC6-4 1B	B SL 84 X SI 93 1-0 ③ L9					3	1	1	0	0	0	1
34 David Ortiz, L (1, 10) OBP: 0.405, SLG: 0.618		F SI 91 B SI 87 X SL 83 1-1 ① P4		1 SAFE B FS 85 B SL 84 B SL 85 F SI 93 F SI 94 X FS 88 3-2 12 FC6-4 1-3 1B		C FS 85 X FF 92 0-1 HR				3	1	2	1	0	0	0
12 Mike Napoli, R (1, 3) OBP: 0.350, SLG: 0.502		B FF 93 B SI 93 B SL 83 C SI 92 C SI 92 X SL 84 3-2 39 1B 1B		X SL 85 0-0 ① FC6-4 1-2f 3-H		C SL 83 B SI 93 C SI 92 F FS 87 X FS 87 1-2 39 CS 1B				3	0	2	1	0	0	1
7 Stephen Drew, L (1, 6) OBP: 0.316, SLG: 0.373		B SI 92 C SI 92 D FS 87 X SI 92 2-1 ② F7		C SL 84 F FS 86 B FF 92 S SI 93 1-3 ② K		B SL 83 B FS 86 X SI 91 2-0 ① F7				3	0	0	0	0	1	3
39 Jarrod Saltalamacchia, S (1, 2) OBP: 0.329, SLG: 0.453		B CU 75 B SI 93 F SL 84 B SL 84 F SI 94 X SI 94 3-2 1-3 1B		C SL 84 B FS 86 S FS 87 B FS 87 B SL 86 F FS 88 S FS 87 3-3 ③ K		B SL 83 S FF 96 T FF 95 S FF 96 1-3 ② ③ 1-2 K				3	0	1	0	0	2	2
10 Jose Iglesias, R (1, 5) OBP: 0.456, SLG: 0.585		C SI 94 X SI 93 0-1 ③ G1-3			X SI 92 0-0 HR					2	1	1	1	0	0	2
44 Jackie Bradley Jr., L (1, 8) OBP: 0.280, SLG: 0.233			F SI 92 S FS 86 B FS 87 B FS 88 X SI 92 2-2 ① F8		F SI 92 X FS 86 0-1 ① G3					2	0	0	0	0	0	0
Inning Stats	R: 0 E: 0 K: 1 S: 10 H: 0 LOB: 0 BB: 0 P: 13	R: 0 E: 0 K: 0 S: 12 H: 2 LOB: 2 BB: 0 P: 21	R: 0 E: 0 K: 1 S: 9 H: 0 LOB: 0 BB: 0 P: 15	R: 1 E: 0 K: 2 S: 15 H: 2 LOB: 1 BB: 0 P: 25	R: 1 E: 0 K: 1 S: 9 H: 2 LOB: 1 BB: 0 P: 11	R: 1 E: 0 K: 1 S: 10 H: 2 LOB: 0 BB: 0 P: 14				1B: 6 2B: 0 3B: 0 HR: 2 SF: 0 SAC: 0 DP: 0 HBP: 0					WP: 0 PB: 0 SB: 0 CS: 1	PA: 25

PITCHER		IP	WLS	BF	H	R	ER	SO	BB	IBB	HBP	BLK	WP	HR	S	P	ERA	WHIP
18 Hiroki Kuroda, R ERA: 2.59	(1, 1)	5.1	L	24	8	3	3	5	0	0	0	0	0	2	62	95	5.06	1.500
48 Boone Logan, L ERA: 1.72	(6, 1)	0.2		1	0	0	0	1	0	0	0	0	0	0	3	4	0.00	0.000

PITCHER	IP	WLS	BF	H	R	ER	SO	BB	IBB	HBP	BLK	WP	HR	S	P	ERA	WHIP

TOP

Boston Red Sox @ New York Yankees

Yankee Stadium, Bronx, NY

Sun Jun 02 2013, 8:52 PM - 11:23 PM EDT

Att. 43,613 - Cloudy - 81 F

livebaseballscorecards.com

AB	25
R	3
H	8
RBI	3
BB	0
SO	6
LOB	10

Batter	1	2	3	4	5	6	7	8	9	AB	R	H	RBI	BB	SO	LOB
11 Brett Gardner, L (1, 8) OBP: 0.325, SLG: 0.408	B FF 92 B SI 91 B FF 92 C FF 92 C SI 92 F FC 89 X SI 93 3-2 ① G3		B CU 78 S FC 90 1 SAFE F FC 89 B SI 92 B SI 93 F FC 87 X SI 92 3-2 ① L6							2	0	0	0	0	0	1
24 Robinson Canó, L (1, 4) OBP: 0.349, SLG: 0.529	B SI 93 B FC 90 F FC 90 C FF 94 B FS 87 B FC 90 4-2 BB		B CU 79 B CH 80 F FC 88 X FC 90 2-1 ②③ G5-6-3 1-2f							1	0	0	0	1	0	1
25 Mark Teixeira, S (1, 3) OBP: 0.200, SLG: 0.111	B FC 90 1 SAFE T SI 93 F SI 94 B SI 94 C FF 93 2-3 ② K			C CU 76 F CU 79 B SI 92 S FS 87 1-3 ① K						2	0	0	0	0	2	1
33 Travis Hafner, L (1, 10) OBP: 0.358, SLG: 0.474	C FC 90 D FS 87 B CH 80 X SI 93 2-1 ③ F7			C FC 89 F CU 79 C FC 90 0-3 ② K						2	0	0	0	0	1	1
12 Vernon Wells, R (1, 7) OBP: 0.298, SLG: 0.435		B FF 92 T FC 86 B CH 81 X FC 88 2-1 ① G6-3		B CH 83 F SI 93 B FF 93 X FC 88 2-1 ③ G5-3						2	0	0	0	0	0	0
36 Kevin Youkilis, R (1, 5) OBP: 0.329, SLG: 0.384		B FF 93 C FF 93 X SI 93 1-1 ② G5-3			C FC 86 B CH 82 B SI 92 F SI 92 X FC 90 2-2 ① G5-3					2	0	0	0	0	0	0
31 Ichiro Suzuki, L (1, 9) OBP: 0.294, SLG: 0.345		C FF 94 X SI 88 0-1 1B			X FC 88 0-0 ② G3-1					2	0	1	0	0	0	0
17 Jayson Nix, R (1, 6) OBP: 0.313, SLG: 0.299		1 SAFE 1 SAFE S FC 89 B FF 93 X SI 93 1-1 ③ G6-3			B FF 94 C CU 78 C FF 94 B FC 89 C SI 94 2-3 ③ K					2	0	0	0	0	1	1
53 Austin Romine, R (1, 2) OBP: 0.143, SLG: 0.171			C FF 92 S CU 78 B SI 94 X SI 94 1-2 24 G5-6-3 1B							1	0	1	0	0	0	0
Inning Stats	R: 0 E: 0 K: 1 S: 11 H: 0 LOB: 1 BB: 1 P: 22	R: 0 E: 0 K: 0 S: 8 H: 1 LOB: 1 BB: 0 P: 12	R: 0 E: 0 K: 0 S: 9 H: 1 LOB: 0 BB: 0 P: 15	R: 0 E: 0 K: 2 S: 8 H: 0 LOB: 0 BB: 0 P: 11	R: 0 E: 0 K: 1 S: 7 H: 0 LOB: 0 BB: 0 P: 11					1B: 2 2B: 0 3B: 0 HR: 0 SF: 0 SAC: 0 DP: 1 HBP: 0						

PITCHER	IP	WLS	BF	H	R	ER	SO	BB	IBB	HBP	BLK	WP	HR	S	P	ERA	WHIP
11 Clay Buchholz, R (1, 1) ERA: 1.62	5.0	W	17	2	0	0	4	1	0	0	0	0	0	43	71	0.00	0.600

PITCHER	IP	WLS	BF	H	R	ER	SO	BB	IBB	HBP	BLK	WP	HR	S	P	ERA	WHIP

BOTTOM

Boston Red Sox @ New York Yankees

Yankee Stadium, Bronx, NY

Sun Jun 02 2013, 8:52 PM - 11:23 PM EDT

Att. 43,613 - Cloudy - 81 F

livebaseballscorecards.com

AB	16
R	0
H	2
RBI	0
BB	1
SO	4
LOB	5

WP: 0 PA: 17
PB: 0
SB: 0
CS: 0

Cleveland Indians @ New York Yankees

Yankee Stadium, Bronx, NY

Mon Jun 03 2013, 7:09 PM - 10:07 PM EDT

Att. 40,007 - Cloudy - 71 F

TOP

livebaseballscorecards.com

Batter	1	2	3	4	5	6	7	8	9	AB	R	H	RBI	BB	SO	LOB
24 Michael Bourn, L (1, 8) OBP: 0.358, SLG: 0.420	X FF 90 0-0 ① B1-3		C CU 75 X SL 83 0-1 13 SH1-3 4 1B 33 FC5 1B		B SL 82 F FF 89 F SI 90 D SL 84 X SL 82 2-2 33 WP 13 G4-3 41 2B 2-3 1B	C FF 92 B FF 93 F SL 83 B FF 93 S SL 83 2-3 ② K			C FC 90 X FC 91 0-1 4 FC5-4 1B	5	2	3	0	0	1	0
4 Mike Aviles, R (1, 4) OBP: 0.310, SLG: 0.425 (5, 6)	C FF 89 C SI 91 B SL 83 X SL 85 1-2 33 WP 1B		1 SAFE F SI 89 X CH 84 0-1 33 FC5 13 SH1-3 1-2 1B		X CU 76 0-0 ① SF4 3-H	C FF 93 F FF 93 X FF 92 0-2 ③ P4			S FC 91 F FC 91 B FC 91 X FC 90 1-2 ① FC5-4 22 DI 1-2f	4	0	2	1	0	0	1
13 Asdrúbal Cabrera, S (1, 6) OBP: 0.311, SLG: 0.434 22 Jason Kipnis, L (5, 4) OBP: 0.311, SLG: 0.447	S SI 92 F CH 83 B FF 91 F FC 86 S SL 84 1-3 ② K		X CU 75 0-0 ① SH1-3 1-2 2-3		F CU 75 1 SAFE B FF 89 X FF 90 1-1 ② G4-3 1-2		C FF 95 B FF 96 B FF 93 F SL 85 B FF 96 B FF 93 4-2 41 S BB		C FC 91 C FC 91 B FC 91 F FC 92 S FC 91 1-3 ② K 1-2	2	0	0	0	0	1	2
										1	0	0	0	1	1	1
33 Nick Swisher, S (1, 3) OBP: 0.358, SLG: 0.457	C CU 77 F SL 84 D SL 85 B FF 89 F SL 84 C CH 83 2-3 ③ K 1-2		B CU 77 B CH 82 C CH 82 X SI 90 2-1 ② FC5 2-3 3-H		B CU 76 B CU 75 D CH 81 B FF 89 4-0 12 BB 41 2B 2-3 BB		C CU 79 1 SAFE X CU 81 0-1 ① F7		B FC 92 F FC 91 F FC 90 X FC 92 1-2 ③ F7	4	1	0	1	1	1	4
12 Mark Reynolds, R (1, 5) OBP: 0.333, SLG: 0.492		B FF 90 F FF 90 F FF 89 S FC 85 1-3 ① K	B CU 77 X CH 82 1-0 ③ G1-3		B FF 89 B CH 82 D CU 77 B FF 89 4-0 41 2B 1-2 BB		C FF 97 C FF 96 B FF 97 B FF 96 S SL 87 2-3 ② K			3	0	0	0	1	2	2
41 Carlos Santana, S (1, 10) OBP: 0.392, SLG: 0.495		C FF 91 X CH 83 0-1 10 FC5-4 9 BB 1B		B CU 74 C CU 74 B SL 82 B SI 90 C SI 90 X FF 90 3-2 ① G6-3	D CH 82 B FF 89 C FF 90 B FF 88 C FF 89 F SL 83 X SL 83 3-2 1-3 2-H 3-H 2B		B CU 81 C CU 80 B FF 96 F CU 82 S FF 96 2-3 ③ K 1-2			4	0	2	2	0	1	1
9 Ryan Raburn, R (1, 7) OBP: 0.364, SLG: 0.525 23 Michael Brantley, L (5, PH) OBP: 0.354, SLG: 0.376 (5, 7)		B SI 91 B SI 90 1 SAFE F FF 91 F CH 82 D SL 84 B FF 92 4-2 10 FC5-4 1-2 BB		B FC 88 F CH 81 X FF 89 1-1 ② G6-3	F FF 90 B SL 83 D SL 83 C FF 92 D SL 83 D SL 81 4-2 BB			B FC 92 C FC 92 B FF 92 X FC 92 2-1 ① F7		1	0	0	0	1	0	0
										1	0	0	0	1	0	0
10 Yan Gomes, R (1, 2) OBP: 0.301, SLG: 0.582		F FF 91 F SL 85 X SI 90 0-2 ② FC5-4 1-2f 2-3		C SI 89 F FC 88 B SL 81 X FF 90 1-2 ③ G5-3	B SL 81 F FF 92 B FF 93 C FF 92 X SL 85 2-2 ③ F9			B FC 92 B FC 91 X FC 90 2-0 ② G5-3		4	0	0	0	0	0	5
11 Drew Stubbs, R (1, 9) OBP: 0.283, SLG: 0.352		X CU 77 0-0 ③ F7			B CU 73 B CU 74 X SI 88 2-0 24 1B 4 SF4 2B	T FF 91 S FF 92 B SL 84 B SL 83 S SL 84 2-3 ① K		C FC 90 B KC 81 X KC 81 1-1 ③ G6-3		4	1	1	0	0	1	2

Inning Stats	1	2	3	4	5	6	7	8	9
	R: 0 E: 0 K: 2 S: 12 H: 1 LOB: 1 BB: 0 P: 16	R: 0 E: 0 K: 1 S: 11 H: 1 LOB: 2 BB: 1 P: 16	R: 1 E: 0 K: 0 S: 8 H: 2 LOB: 1 BB: 0 P: 11	R: 0 E: 0 K: 0 S: 8 H: 0 LOB: 0 BB: 0 P: 13	R: 3 E: 0 K: 0 S: 16 H: 3 LOB: 3 BB: 3 P: 38	R: 0 E: 0 K: 2 S: 9 H: 0 LOB: 0 BB: 0 P: 13	R: 0 E: 0 K: 2 S: 10 H: 0 LOB: 1 BB: 1 P: 18	R: 0 E: 0 K: 0 S: 5 H: 0 LOB: 0 BB: 0 P: 10	R: 0 E: 0 K: 1 S: 12 H: 1 LOB: 1 BB: 0 P: 15

	AB	33
	R	4
	H	8
	RBI	4
	BB	5
	SO	8
	LOB	18

1B: 6 SF: 1
2B: 2 SAC: 1
3B: 0 DP: 0
HR: 0 HBP: 0

WP: 2 PA: 40
PB: 0
SB: 1
CS: 0

PITCHER		IP	WLS	BF	H	R	ER	SO	BB	IBB	HBP	BLK	WP	HR	S	P	ERA	WHIP
46 Andy Pettitte, L ERA: 4.17	(1, 1)	4.2		24	7	4	4	3	3	0	0	0	2	0	50	83	7.71	2.143
27 Shawn Kelley, R ERA: 5.24	(5, 1)	1.1	W	5	0	0	0	2	1	0	0	0	0	0	14	24	0.00	0.750
62 Joba Chamberlain, R ERA: 3.09	(7, 1)	1.0	H	4	0	0	0	2	1	0	0	0	0	0	10	18	0.00	1.000
30 David Robertson, R ERA: 2.66	(8, 1)	1.0	H	3	0	0	0	0	0	0	0	0	0	0	5	10	0.00	0.000
42 Mariano Rivera, R ERA: 1.69	(9, 1)	1.0	S	4	1	0	0	1	0	0	0	0	0	0	12	15	0.00	1.000

PITCHER		IP	WLS	BF	H	R	ER	SO	BB	IBB	HBP	BLK	WP	HR	S	P	ERA	WHIP

BOTTOM

Cleveland Indians @ New York Yankees

Yankee Stadium, Bronx, NY

Mon Jun 03 2013, 7:09 PM - 10:07 PM EDT

Att. 40,007 - Cloudy - 71 F

livebaseballscorecards.com

Batter	1	2	3	4	5	6	7	8	9	AB	R	H	RBI	BB	SO	LOB
11 Brett Gardner, L (1, 8) OBP: 0.326, SLG: 0.405	F FF 90 B FF 93 X SI 89 1-1 ① G3		B FF 93 B SI 88 B SI 88 B FF 91 4-0 24 FC3-2 25 HR 1-2 2-3 BB	B FF 95 C SI 89 B SL 83 C SL 81 S FF 94 2-3 ③ K		S FF 92 C SL 84 P PO 92 X SL 83 1-2 24 E 1-H 3-H 1B		B FF 89 C SL 81 X SI 88 1-1 ② G4-3		4	1	1	2	1	1	1
24 Robinson Canó, L (1, 4) OBP: 0.346, SLG: 0.522	X FF 94 0-0 ② G6-3		X FF 94 0-0 ① FC3-2 25 HR 1-2 2-3 3-Hf		B FF 94 F SL 83 B FF 94 X FF 93 2-1 1B	2 SAFE C SI 93 X FF 96 0-1 ③ G4-3 2-3		B FF 89 F FF 88 X FF 91 1-1 ③ F9		5	1	1	0	0	0	5
25 Mark Teixeira, S (1, 3) OBP: 0.286, SLG: 0.417	B FF 94 B FF 93 B FF 94 C FF 94 B SI 89 4-1 BB		X SI 92 0-0 1-H 2-H 3-H HR		F FF 91 C SL 84 B FF 93 B SL 85 S FF 93 2-3 ① K		B SL 80 X FF 93 1-0 ① G3-1			3	1	1	4	1	1	1
33 Travis Hafner, L (1, 10) OBP: 0.356, SLG: 0.489	C FF 94 C FF 94 B SL 86 F FF 95 C SL 85 1-3 ③ K		X FF 94 0-0 ② F7		X SL 80 0-0 ② P5		B FF 91 S FF 93 F FF 93 B FF 95 X FF 94 2-2 HR			4	1	1	1	0	1	2
55 Lyle Overbay, L (1, 9) OBP: 0.294, SLG: 0.459 12 Vernon Wells, R (8, 7) OBP: 0.298, SLG: 0.435		C SI 87 X FF 94 0-1 ① F7	B SL 81 C SL 82 B SI 92 X FF 94 2-1 31 1B 1B		X FF 93 0-0 ③ G4-3		C KC 83 B FF 96 B FF 96 C FF 96 F KC 86 B FF 96 F FF 97 B KC 83 4-2 BB			3 0	0 0	1 0	0 0	1 0	0 0	1 0
31 Ichiro Suzuki, L (1, 7) OBP: 0.298, SLG: 0.344 (8, 9)		C FF 94 X SL 81 0-1 ② G6-3	X FF 93 0-0 1-2 1B			B SL 80 B FF 92 F FF 90 F SL 79 B SL 85 F FF 93 B SL 77 4-2 53 1B 39 G5-3 11 1B BB	F FF 96 B KC 83 X FF 96 1-1 ② F9			3	1	1	0	1	0	1
39 David Adams, R (1, 5) OBP: 0.266, SLG: 0.387 17 Jayson Nix, R (8, 5) OBP: 0.313, SLG: 0.299		B FF 94 B SI 88 C FF 92 X SL 80 2-1 ③ G6-3	C SL 81 X FF 94 0-1 ③ L9			X FF 90 0-0 ① G5-3 1-2	S FF 96 1 SAFE S FF 96 B FF 96 F FF 96 F KC 85 S FF 95 1-3 ③ K			4 0	0 0	0 0	0 0	0 0	1 0	4 0
40 Reid Brignac, L (1, 6) OBP: 0.250, SLG: 0.319			B FF 91 F SI 91 F FF 95 X FF 95 1-2 11 BB 53 1B 24 FC3-2 1B	F FF 91 C SL 83 C SL 83 0-3 ① K		B FF 91 S SL 80 C SI 91 S FF 94 1-3 ② K		X FF 89 0-0 53 SH3-4 2B		4	0	2	0	0	2	1
53 Austin Romine, R (1, 2) OBP: 0.178, SLG: 0.205			S SI 89 C SL 83 X SI 91 0-2 24 FC3-2 11 BB 25 HR 1-2 1B	F FF 95 B FF 94 X SI 93 1-1 ② G6-3		C SL 82 X FF 94 0-1 11 S 11 1B 2-3 1B		B FF 88 X SI 87 1-0 ① SH3-4 2-3		3	2	2	0	0	0	0
Inning Stats	R: 0 H: 0 E: 0 LOB: 1 K: 1 BB: 1 S: 8 P: 14	R: 0 H: 0 E: 0 LOB: 0 K: 0 BB: 0 S: 6 P: 8	R: 4 H: 5 E: 0 LOB: 2 K: 0 BB: 1 S: 14 P: 21	R: 0 H: 0 E: 0 LOB: 0 K: 2 BB: 0 S: 8 P: 11	R: 0 H: 1 E: 0 LOB: 1 K: 1 BB: 0 S: 7 P: 11	R: 2 H: 2 E: 1 LOB: 1 K: 1 BB: 1 S: 15 P: 20	R: 1 H: 1 E: 0 LOB: 1 K: 1 BB: 1 S: 15 P: 24	R: 0 H: 1 E: 0 LOB: 1 K: 0 BB: 0 S: 6 P: 9		1B: 7 SF: 0 2B: 1 SAC: 1 3B: 0 DP: 0 HR: 2 HBP: 0				WP: 0 PA: 38 PB: 0 SB: 1 CS: 0		

	AB	33
	R	7
	H	10
	RBI	7
	BB	4
	SO	6
	LOB	16

PITCHER		IP	WLS	BF	H	R	ER	SO	BB	IBB	HBP	BLK	WP	HR	S	P	ERA	WHIP
63 Justin Masterson, R ERA: 3.57	(1, 1)	6.1	L	31	9	7	7	5	3	0	0	0	0	2	62	92	9.95	1.895
37 Cody Allen, R ERA: 2.1	(7, 1)	0.2		3	0	0	0	1	1	0	0	0	0	0	11	17	0.00	1.500
38 Joe Smith, R ERA: 0.95	(8, 1)	1.0		4	1	0	0	0	0	0	0	0	0	0	6	9	0.00	1.000

PITCHER	IP	WLS	BF	H	R	ER	SO	BB	IBB	HBP	BLK	WP	HR	S	P	ERA	WHIP

Cleveland Indians @ New York Yankees

Yankee Stadium, Bronx, NY

Tue Jun 04 2013, 7:09 PM - 10:23 PM EDT

Att. 36,208 - Clear - 74 F

livebaseballscorecards.com

Batter	1	2	3	4	5	6	7	8	9	AB	R	H	RBI	BB	SO	LOB
24 Michael Bourn, L (1, 8) OBP: 0.349, SLG: 0.408	C SI 91 F SL 85 S FF 91 0-3 K		1 SAFE B KC 80 1 SAFE X SL 84 1-0 F9		B KC 79 X CH 82 1-0 F7		B SL 81 C SL 80 C FF 93 S SL 82 1-3 K2-3			4	0	0	0	0	2	3
22 Jason Kipnis, L (1, 4) OBP: 0.310, SLG: 0.440	B FF 90 C SI 90 S SL 86 F FF 92 B KC 81 F SL 86 F SI 92 X CH 84 2-2 G3		1 SAFE C SL 87 B SI 90 1 SAFE 1 SAFE F SI 91 F FF 92 S KC 82 1-3 K			B SI 88 C SI 87 C KC 78 C SI 90 1-3 K		B FC 92 C FC 92 C FF 93 F KC 80 F KC 82 B FF 94 B FC 93 B FC 94 4-2 33 L4-6 23 1B BB		3	0	0	0	1	2	1
23 Michael Brantley, L (1, 7) OBP: 0.357, SLG: 0.376	B SI 91 F SI 90 X SL 87 1-1 L7			B KC 77 B SI 88 B FF 88 C SI 88 B FF 89 4-1 33 CS BB		C KC 78 B FF 88 B SL 82 X KC 78 2-1 L8			B FF 93 C FC 93 1 SAFE F KC 81 1 SAFE X FC 92 1-2 1-2 1B	3	0	1	0	1	0	0
33 Nick Swisher, S (1, 3) OBP: 0.351, SLG: 0.447		S KC 78 F SI 90 B SL 84 S KC 81 1-3 K		C SL 85 C SI 90 B SI 91 B SI 91 F SL 86 B CH 82 1 SAFE S SI 90 3-3 K 1-2		X KC 78 0-0 F7		B KC 81 S KC 84 X FC 92 1-1 L4-6 2-2		4	0	0	0	0	2	3
41 Carlos Santana, S (1, 2) OBP: 0.394, SLG: 0.489		B FF 90 C SI 91 C SI 91 B KC 80 F SI 92 F SL 87 B KC 81 F SI 92 B KC 82 4-2 12 FC6-4 BB		C KC 80 C CH 82 X FF 91 0-2 G3-1			C CU 78 B FF 94 B CU 80 C SL 84 B CU 80 F SL 84 F SL 84 B FF 94 4-2 4 1B 11 HR BB	C FF 93 C FC 91 X KC 82 0-2 G4-3		2	1	0	0	2	0	1
12 Mark Reynolds, R (1, 5) OBP: 0.332, SLG: 0.485		B FF 90 B SL 86 S FF 91 C FF 92 F KC 81 X SL 86 2-2 FC6-4 1-2f			C SL 83 B SI 89 B FF 90 B FF 90 C SL 84 B FF 90 4-2 25 BB BB		B FF 95 F CU 79 F FF 96 B FF 97 F SL 86 B FF 95 C SL 86 3-3 K		B FC 91 B FC 92 S FC 92 C FC 91 S FC 92 2-3 K	3	0	0	0	1	2	2
25 Jason Giambi, L (1, 10) OBP: 0.277, SLG: 0.458		F SL 85 C CH 83 B FF 90 B FF 91 F CH 84 D CH 84 S SL 87 3-3 K			B CH 82 B SI 89 S KC 80 D SL 85 B SI 89 4-1 1-2 BB		F CU 79 D CH 83 F FF 95 F FF 95 X SL 84 1-2 P6		C FC 92 B FC 92 B FC 91 F FC 92 B FC 91 S FC 91 2-3 K	3	0	0	0	1	2	2
4 Mike Aviles, R (1, 6) OBP: 0.308, SLG: 0.418			C FF 92 S FF 91 F FF 91 B FF 92 X KC 79 1-2 P4		C SL 84 B SI 89 C FF 90 F FF 91 C FF 91 1-3 K		X FF 95 0-0 11 HR 1-2 1B		F FC 92 B FC 92 X FC 92 1-1 F9	4	1	1	0	0	1	2
11 Drew Stubbs, R (1, 9) OBP: 0.289, SLG: 0.373			C SI 91 C FF 92 B SI 93 B SL 84 X KC 82 2-2 1B		C FF 90 F SL 83 X SI 91 0-2 P3		F SL 86 B FF 96 X SL 86 1-1 1-H 2-H HR			3	1	2	3	0	0	2
Inning Stats	R: 0 E: 0 K: 1 S: 11 H: 0 LOB: 0 BB: 0 P: 14	R: 0 E: 0 K: 2 S: 16 H: 0 LOB: 1 BB: 1 P: 26	R: 0 E: 0 K: 1 S: 12 H: 1 LOB: 1 BB: 0 P: 17	R: 0 E: 0 K: 1 S: 8 H: 0 LOB: 0 BB: 1 P: 15	R: 0 E: 0 K: 1 S: 11 H: 0 LOB: 2 BB: 2 P: 21	R: 0 E: 0 K: 1 S: 6 H: 0 LOB: 0 BB: 0 P: 9	R: 3 E: 0 K: 2 S: 18 H: 2 LOB: 0 BB: 1 P: 28	R: 0 E: 0 K: 0 S: 12 H: 1 LOB: 1 BB: 1 P: 18	R: 0 E: 0 K: 2 S: 9 H: 0 LOB: 0 BB: 0 P: 14	1B: 3 2B: 2 3B: 0 HR: 1 SF: 0 SAC: 0 DP: 2 HBP: 0						

	AB	29
	R	3
	H	4
	RBI	3
	BB	6
	SO	11
	LOB	16

WP: 0 PB: 0 SB: 0 CS: 1 PA: 35

PITCHER		IP	WLS	BF	H	R	ER	SO	BB	IBB	HBP	BLK	WP	HR	S	P	ERA	WHIP
41 David Phelps, R ERA: 4.15	(1, 1)	6.0	W	22	1	0	0	7	4	0	0	0	0	0	64	102	0.00	0.833
62 Joba Chamberlain, R ERA: 5.11	(7, 1)	0.2		5	2	3	3	1	1	0	0	0	0	1	15	24	40.50	4.500
48 Boone Logan, L ERA: 1.69	(7, 1)	0.1	H	1	0	0	0	1	0	0	0	0	0	0	3	4	0.00	0.000
30 David Robertson, R ERA: 2.55	(8, 1)	1.0	H	4	1	0	0	0	1	0	0	0	0	0	12	18	0.00	2.000
42 Mariano Rivera, R ERA: 1.61	(9, 1)	1.0	S	3	0	0	0	2	0	0	0	0	0	0	9	14	0.00	0.000

PITCHER		IP	WLS	BF	H	R	ER	SO	BB	IBB	HBP	BLK	WP	HR	S	P	ERA	WHIP

BOTTOM

Cleveland Indians @ New York Yankees

Yankee Stadium, Bronx, NY

Tue Jun 04 2013, 7:09 PM - 10:23 PM EDT

Att. 36,208 - Clear - 74 F

livebaseballscorecards.com

Batter	1	2	3	4	5	6	7	8	9	AB	R	H	RBI	BB	SO	LOB
31 Ichiro Suzuki, L (1, 8) (7, 9) OBP: 0.299, SLG: 0.344	B SI 91 C SI 91 B FF 90 X SI 92 2-1 G4-3 ①		B SL 82 X SL 83 1-0 17 1B 25 HR 1B 3-H	C SI 93 F SI 94 F SI 94 F SL 83 S SL 84 0-3 K ③			B FC 95 X FC 94 1-0 SH 17 SH3-4 1-2			3	1	1	1	0	1	2
17 Jayson Nix, R (1, 6) (7, 4) OBP: 0.320, SLG: 0.302	B SI 91 F SI 91 C SI 91 S CU 79 1-3 K ②		C SI 94 D SI 93 X SI 93 1-1 25 HR 1B 1-3		B CU 75 F SI 90 B CU 74 C SI 91 B CU 78 F SI 92 B SI 92 4-2 12 S BB		X FC 94 0-0 SH3-4 ① 1-2 2-3			2	1	1	0	1	1	0
25 Mark Teixeira, S (1, 3) OBP: 0.389, SLG: 0.667	C SI 91 C SI 93 B SI 92 X SL 80 1-2 1B		B CH 82 F SI 95 1 SAFE B SI 94 B SI 94 1 SAFE X CH 82 3-1 HR 1-H 3-H		B SI 92 B SI 91 X SI 92 2-0 L7 ①		B SL 81 C FC 95 S SL 81 F FC 95 B FC 96 D SL 83 F FC 95 F SL 81 B FC 95 4-2 24 G4-6-3 BB			3	1	2	3	1	0	1
24 Robinson Canó, L (1, 10) OBP: 0.340, SLG: 0.513	B SI 92 C SI 93 S SL 83 B SI 94 F SL 83 B SI 92 F SL 83 F SI 93 S SL 84 3-3 K ③		C SI 94 B SI 92 F SL 84 T SI 94 1-2 K ②		X SL 81 0-0 F9 ②		F FF 95 F FF 95 B FF 95 X SL 81 1-2 G4-6-3 ②③ 1-2f			4	0	0	0	0	2	5
12 Vernon Wells, R (1, 7) OBP: 0.292, SLG: 0.426		X SI 92 0-0 L3 ①	C SL 80 S SL 80 B SL 81 C SI 94 1-3 K ③		1 SAFE F SI 92 F SI 92 D SL 79 F CU 79 B CU 78 B SI 93 X CU 78 3-2 F8 ③ 1-2			B KC 82 C KC 83 X FF 95 1-1 F8 ①		4	0	0	0	0	1	1
36 Kevin Youkilis, R (1, 5) OBP: 0.326, SLG: 0.377		C SI 92 C CH 83 B SI 92 X CU 78 1-2 G5-3 ②		B CU 75 C SI 91 F SI 92 X SL 80 1-2 55 FC4-6 1B		B CH 80 C SI 91 B SI 92 B SI 92 F SI 93 F SI 92 X SI 93 3-2 F9 ①		X FF 95 0-0 F7 ②		4	0	1	0	0	0	0
39 David Adams, R (1, 4) OBP: 0.254, SLG: 0.369 11 Brett Gardner, L (7, 8) OBP: 0.329, SLG: 0.412		C SL 90 B SI 94 B CH 82 X SI 92 2-1 G4-3 ③		C SI 91 D CU 77 F SI 92 B CU 78 F SI 92 B SI 90 S SI 93 3-3 K ①		B SL 80 S SI 92 F SI 92 B SI 93 X CU 78 2-2 F8 ②		C FF 95 B KC 83 B KC 84 X FF 95 2-1 2B		3 1	0 0	0 1	0 0	0 0	1 0	1 0
55 Lyle Overbay, L (1, 9) OBP: 0.294, SLG: 0.462 40 Reid Brignac, L (7, 6) OBP: 0.247, SLG: 0.314			X SI 90 0-0 19 1B 31 1B 2B	X SL 83 0-0 FC4-6 19 BB ② 1-2f		S SL 82 B SI 94 F SI 93 S SL 83 1-3 K2-3 ③		C FF 95 D KC 83 B FF 95 B FF 95 S FF 95 F FF 95 T FF 95 3-2 K ③		3 1	1 0	1 0	0 0	0 0	1 1	1 1
19 Chris Stewart, R (1, 2) OBP: 0.330, SLG: 0.376			F SI 92 F SI 91 D CH 81 X SI 92 1-2 2-3 1B ①	B SL 80 C SI 93 B SL 88 C SI 93 F CU 79 1 SAFE B CU 77 B SI 93 4-2 1-2 BB			B FC 93 C FC 94 B SL 79 B FC 94 C FC 94 B FC 95 4-2 17 SH3-4 31 SH BB			1	0	1	0	2	0	0
Inning Stats	R: 0 H: 1 E: 0 LOB: 1 K: 2 BB: 0 S: 14 P: 21	R: 0 H: 0 E: 0 LOB: 0 K: 0 BB: 0 S: 6 P: 9	R: 4 H: 5 E: 0 LOB: 0 K: 2 BB: 0 S: 15 P: 23	R: 0 H: 1 E: 0 LOB: 2 K: 2 BB: 1 S: 16 P: 24	R: 0 H: 0 E: 0 LOB: 1 K: 0 BB: 1 S: 9 P: 18	R: 0 H: 0 E: 0 LOB: 0 K: 1 BB: 0 S: 10 P: 16	R: 0 H: 0 E: 1 LOB: 2 K: 0 BB: 2 S: 12 P: 22	R: 0 H: 1 E: 0 LOB: 1 K: 1 BB: 0 S: 9 P: 15		1B: 5 SF: 0 2B: 2 SAC: 2 3B: 0 DP: 1 HR: 1 HBP: 0					WP: 0 PA: 35 PB: 0 SB: 1 CS: 0	

	AB	29
	R	4
	H	8
	RBI	4
	BB	4
	SO	8
	LOB	12

PITCHER		IP	WLS	BF	H	R	ER	SO	BB	IBB	HBP	BLK	WP	HR	S	P	ERA	WHIP
26 Scott Kazmir, L ERA: 5.24	(1, 1)	6.0	L	26	7	4	4	7	2	0	0	0	0	1	70	111	6.00	1.500
27 Bryan Shaw, R ERA: 3.25	(7, 1)	0.1		4	0	0	0	0	2	0	0	0	0	0	9	18	0.00	6.000
50 Nick Hagadone, L ERA: 6.89	(7, 1)	0.2		1	0	0	0	0	0	0	0	0	0	0	3	4	0.00	0.000
37 Cody Allen, R ERA: 2.03	(8, 1)	1.0		4	1	0	0	1	0	0	0	0	0	0	9	15	0.00	1.000

PITCHER	IP	WLS	BF	H	R	ER	SO	BB	IBB	HBP	BLK	WP	HR	S	P	ERA	WHIP

Batter	1	2	3	4	5	6	7	8	9	AB	R	H	RBI	BB	SO	LOB
24 Michael Bourn, L (1, 8) OBP: 0.346, SLG: 0.404	B FF 89 B FF 89 B FF 89 C FF 89 C FF 90 X FF 90 3-2 G4-3 ①			B CU 75 C SL 79 B FF 92 F FF 92 B SL 81 S SL 80 3-3 K ①		B FF 90 C FF 91 S SI 90 X FF 92 1-2 22 1B, 33 FC5-4, 1-3, 1B		C SL 81 C FF 90 S SL 80 0-3 K ①		4	1	1	0	0	2	0
22 Jason Kipnis, L (1, 4) OBP: 0.309, SLG: 0.437	C FF 90 C FF 90 S SL 81 0-3 K ②			S SL 81 B SI 91 C FF 91 X SL 81 1-2 G3 ②		C FF 91 B SL 82 X SL 80 1-1 33 FC5-4, 1-3, 3-H, 1B		C SL 78 F FF 92 F FF 93 S SI 90 0-3 K ②		4	0	1	1	0	2	0
33 Nick Swisher, S (1, 10) OBP: 0.350, SLG: 0.440	X SI 88 0-0 G6-3 ③			C CU 75 B CH 84 F CH 83 X FF 91 1-2 F8 ③		X CH 84 0-0 FC5-4 ②, 1-2f, 3-H		B SI 90 B SI 90 B CU 76 C FF 92 B CH 85 4-1 BB		3	0	0	1	1	0	1
12 Mark Reynolds, R (1, 5) OBP: 0.326, SLG: 0.475		C FF 90 B SI 88 S CH 84 X FF 91 1-2 G5-3 ①			B CH 84 S CH 84 B FF 91 B FF 91 X FF 91 3-1 F9 ①	S FF 92 F CH 85 C FF 93 0-3 K ③		X FF 92 0-0 F9 ③		4	0	0	0	0	1	2
41 Carlos Santana, S (1, 3) OBP: 0.391, SLG: 0.484		B FF 91 C FF 90 B SI 89 C SI 89 X FF 92 2-2 G4-3 ②			C CU 76 X SI 90 0-1 G6-3 ②		C CU 75 X FF 90 0-1 4 G6-3, 1B		C FF 92 C SI 90 X SL 83 0-2 G5-3 ①	4	0	1	0	0	0	0
4 Mike Aviles, R (1, 6) OBP: 0.306, SLG: 0.412		C CU 76 B CH 84 X SI 89 1-1 G6-3 ③			X CU 76 0-0 1B		C SI 90 F SI 91 F FF 92 B SL 82 X SI 92 1-2 G6-3 ①②, 1-2f		B SI 90 F FF 92 F SL 81 B FF 92 C FF 93 2-3 K ②	4	0	1	0	0	1	1
23 Michael Brantley, L (1, 7) OBP: 0.355, SLG: 0.373			C FF 90 B SI 89 F SI 90 C SL 80 1-3 K ①		C SL 80 X SI 90 0-1 F8 ③		X FF 93 0-0 10 HR, 1B		C SL 82 S SI 91 F SL 81 B SL 81 B SL 82 X SI 92 2-2 G4-3 ③	4	1	1	0	0	1	1
10 Yan Gomes, R (1, 2) OBP: 0.302, SLG: 0.610			C CU 74 B SI 90 F SI 90 F SL 81 B FF 91 C CH 83 2-3 K ②			C SI 88 C FF 91 B SL 80 X SL 81 1-2 G4-3 ①	X CU 78 0-0 1-H HR			3	1	1	2	0	1	0
11 Drew Stubbs, R (1, 9) OBP: 0.289, SLG: 0.372			C FF 90 S FF 91 S SL 81 0-3 K ③			C CU 76 X SI 89 0-1 24 1B, 22 1B, 1B	B FF 93 F CH 84 B FF 93 X FF 93 2-1 G4-3 ③			3	1	1	0	0	1	0
Inning Stats	R: 0 E: 0 K: 1 S: 7 H: 0 LOB: 0 BB: 0 P: 10	R: 0 E: 0 K: 0 S: 8 H: 0 LOB: 0 BB: 0 P: 12	R: 0 E: 0 K: 3 S: 10 H: 0 LOB: 0 BB: 0 P: 13	R: 0 E: 0 K: 1 S: 9 H: 0 LOB: 0 BB: 0 P: 14	R: 0 E: 0 K: 0 S: 7 H: 1 LOB: 1 BB: 0 P: 10	R: 2 E: 0 K: 1 S: 14 H: 3 LOB: 1 BB: 0 P: 17	R: 2 E: 0 K: 0 S: 10 H: 3 LOB: 0 BB: 0 P: 13	R: 0 E: 0 K: 2 S: 9 H: 0 LOB: 1 BB: 1 P: 13	R: 0 E: 0 K: 1 S: 10 H: 0 LOB: 0 BB: 0 P: 14	1B: 6 2B: 0 3B: 0 HR: 1	SF: 0 SAC: 0 DP: 1 HBP: 0						

TOP

Cleveland Indians @ New York Yankees

Yankee Stadium, Bronx, NY

Wed Jun 05 2013, 1:10 PM - 3:52 PM EDT

Att. 42,477 - Partly Cloudy - 70 F

livebaseballscorecards.com

AB	33
R	4
H	7
RBI	4
BB	1
SO	9
LOB	5

PITCHER		IP	WLS	BF	H	R	ER	SO	BB	IBB	HBP	BLK	WP	HR	S	P	ERA	WHIP
52 CC Sabathia, L ERA: 3.74	(1, 1)	9.0	W	34	7	4	4	9	1	0	0	0	0	1	84	116	4.00	0.889

PITCHER	IP	WLS	BF	H	R	ER	SO	BB	IBB	HBP	BLK	WP	HR	S	P	ERA	WHIP

Batter	1	2	3	4	5	6	7	8	9	AB	R	H	RBI	BB	SO	LOB
11 Brett Gardner, L (1, 8) OBP: 0.333, SLG: 0.429	C SI 93 C SI 94 F CU 83 X SI 94 0-2 ① G6-3	C SI 93 S CH 85 B SI 93 1 SAFE X CU 82 1-2 1-H 3-H HR			C SL 87 X SI 92 0-1 1B		B FF 91 1 SAFE X FF 91 1-0 ① SH1-3 1-2			3	1	2	3	0	0	0
24 Robinson Canó, L (1, 4) OBP: 0.339, SLG: 0.506	B SI 94 C SI 93 X SI 94 1-1 E8 33 HR	B SI 94 B SL 91 B SI 92 C SI 93 F SI 92 B SI 94 4-2 25 G6-5-3 BB			B SI 91 F CH 84 C SI 92 S SI 91 1-3 ① K		B FF 90 F FF 90 S SL 82 X CU 74 1-2 ② G4-3 2-3			3	1	0	0	1	1	2
25 Mark Teixeira, S (1, 3) OBP: 0.364, SLG: 0.556	B SI 92 B SI 93 X SI 92 2-0 ② F8	B SI 94 B CU 83 X SI 93 2-0 ② ③ G6-5-3 1-2f			F SL 88 X SI 91 0-1 ② F7		I IN 86 I IN 87 I IN 86 I IN 87 4-0 33 BB IBB			3	0	0	0	1	0	3
33 Travis Hafner, L (1, 10) OBP: 0.359, SLG: 0.507	B SI 94 F SI 92 B SI 93 X SI 92 2-1 2-H HR		S SI 92 C CH 85 C SL 90 0-3 ① K		1 SAFE C SI 91 C SI 91 B SI 93 1 SAFE S CH 83 1-3 ③ K		B SL 84 B SL 81 B FF 91 C FF 91 B FF 91 4-1 1-2 BB			3	1	1	2	1	2	1
12 Vernon Wells, R (1, 7) OBP: 0.287, SLG: 0.418	S SL 90 X SI 93 0-1 ③ G6-3		C SI 93 S SL 90 X SL 92 0-2 ② F9			B CH 85 B SI 93 C SI 93 B SL 90 S SL 90 F SI 95 C SL 90 3-3 ① K	B FF 89 S SI 88 B SI 89 X SI 88 2-1 ③ P4			4	0	0	0	0	1	3
55 Lyle Overbay, L (1, 9) OBP: 0.295, SLG: 0.460 31 Ichiro Suzuki, L (7, 9) OBP: 0.303, SLG: 0.348		S SI 91 B SL 90 S CH 86 X CU 83 1-2 17 2B 19 1B 1B	C CH 85 C SL 90 B SI 94 S CH 86 1-3 ③ K			B SI 94 S CH 86 B SI 93 F SL 90 B SI 94 S CH 86 3-3 ② K		B SI 90 C FF 90 B FF 91 X SI 91 2-1 36 F8 36 WP 1B		3 1	1 0	1 1	0 0	0 0	2 0	0 0
36 Kevin Youkilis, R (1, 5) OBP: 0.322, SLG: 0.383		C SL 88 F SI 92 C CU 82 0-3 ① K		F SI 90 B CH 84 F SI 92 F SL 90 X SI 94 1-2 ① F9		B CH 86 B SI 94 B SI 94 C SI 93 X SL 91 3-1 2B		F FF 91 B SL 79 B SL 78 X FF 91 2-1 ① F8 1-3		4	0	1	0	0	1	2
17 Jayson Nix, R (1, 6) OBP: 0.318, SLG: 0.307		B SL 89 X SI 91 1-0 19 1B 11 HR 1-3 2B		B SL 91 X CU 83 1-0 ② L7		D CU 82 B SI 93 F SL 89 C SL 89 F SL 90 T CH 86 2-2 ③ K		B FF 90 F FF 91 S FF 92 S FF 91 1-3 ② K		4	1	1	0	0	2	2
19 Chris Stewart, R (1, 2) OBP: 0.337, SLG: 0.375		S CU 82 B SI 93 B SI 93 B SL 90 F SI 94 X SI 93 3-2 11 HR 2-3 3-H 1B		C SI 92 F SL 91 X SI 94 0-2 ③ G4-3			B FF 91 B FF 90 B FF 89 B FF 89 4-0 24 G4-3 11 SH1-3 BB	C FF 91 B FF 92 B FF 92 S FF 91 S FF 92 2-3 ③ K		3	1	1	1	1	1	1
Inning Stats	R: 2 E: 1 K: 0 S: 11 H: 1 LOB: 0 BB: 0 P: 16	R: 4 E: 0 K: 1 S: 16 H: 4 LOB: 0 BB: 1 P: 28	R: 0 E: 0 K: 2 S: 9 H: 0 LOB: 0 BB: 0 P: 10	R: 0 E: 0 K: 0 S: 8 H: 0 LOB: 0 BB: 0 P: 10	R: 0 E: 0 K: 2 S: 10 H: 1 LOB: 1 BB: 0 P: 12	R: 0 E: 0 K: 3 S: 13 H: 1 LOB: 1 BB: 0 P: 24	R: 0 E: 0 K: 0 S: 7 H: 0 LOB: 3 BB: 3 P: 23	R: 0 E: 0 K: 2 S: 10 H: 1 LOB: 1 BB: 0 P: 17		1B: 4 2B: 2 3B: 0 HR: 2 SF: 0 SAC: 1 DP: 1 HBP: 0				WP: 1 PB: 0 SB: 0 CS: 0 PA: 36		

PITCHER		IP	WLS	BF	H	R	ER	SO	BB	IBB	HBP	BLK	WP	HR	S	P	ERA	WHIP
28 Corey Kluber, R ERA: 4.56	(1, 1)	6.0	L	26	7	6	4	8	1	0	0	0	0	2	67	100	6.00	1.333
55 Matt Langwell, R ERA: 6.75	(7, 1)	0.0		1	0	0	0	0	1	0	0	0	0	0	0	4	∞	∞
53 Rich Hill, L ERA: 8.1	(7, 1)	0.2		4	0	0	0	0	1	1	0	0	0	0	5	15	0.00	1.500
38 Joe Smith, R ERA: 0.93	(7, 1)	0.1		1	0	0	0	0	0	0	0	0	0	0	2	4	0.00	0.000
52 Vinnie Pestano, R ERA: 4.8	(8, 1)	1.0		4	1	0	0	2	0	0	0	0	1	0	10	17	0.00	1.000

PITCHER	IP	WLS	BF	H	R	ER	SO	BB	IBB	HBP	BLK	WP	HR	S	P	ERA	WHIP

BOTTOM

Cleveland Indians @ New York Yankees

Yankee Stadium, Bronx, NY

Wed Jun 05 2013, 1:10 PM - 3:52 PM EDT

Att. 42,477 - Partly Cloudy - 70 F

livebaseballscorecards.com

AB	31
R	6
H	8
RBI	6
BB	4
SO	10
LOB	14

Batter	1	2	3	4	5	6	7	8	9	AB	R	H	RBI	BB	SO	LOB
11 Brett Gardner, L (1, 8) OBP: 0.332, SLG: 0.426	C SI 89 B FF 89 X SI 90 1-1 ① G4-3		B SI 88 1 SAFE F FF 89 B CU 74 B SI 90 X SI 90 3-1 24 HR 1-3 1B	B SI 88 F SI 90 F FF 90 X SI 89 1-2 ① G3			C SL 78 B CH 83 B SL 80 X SI 89 2-1 ① F8			4	1	1	0	0	0	0
24 Robinson Canó, L (1, 4) OBP: 0.341, SLG: 0.517	B SI 89 C FF 89 F CU 75 F SI 92 H SL 82 2-2 HBP		X SI 89 0-0 1-H 3-H HR	C SI 91 F SI 90 F SL 80 F SI 91 S SL 82 0-3 ② K			X SL 80 0-0 ② G3			3	1	1	3	0	1	0
25 Mark Teixeira, S (1, 3) OBP: 0.346, SLG: 0.636	C SI 89 B CU 75 B CU 75 F SI 90 S SI 91 2-3 ② K		B CU 75 X SI 89 1-0 HR	B SI 91 B CH 84 B FF 90 C SI 90 S FF 90 C SL 80 3-3 ③ K			C CU 72 B SI 90 F CH 84 B SI 90 B SL 81 F SI 90 X SI 91 3-2 ③ P2			4	1	1	1	0	2	1
33 Travis Hafner, L (1, 10) OBP: 0.363, SLG: 0.507	C SI 89 B FF 90 C SI 90 C SI 90 1-3 ③ K		B SI 89 X CH 83 1-0 36 2B 12 1B 1B		B SI 88 F SL 78 C CH 82 S FF 90 1-3 ① K			B SL 78 C SI 88 X SI 90 1-1 36 G6-4-3 1B		4	1	2	0	0	2	1
36 Kevin Youkilis, R (1, 5) OBP: 0.319, SLG: 0.388		C CH 85 B SL 80 B SI 88 C SL 81 X FF 90 2-2 ① F9	C FF 87 X CH 83 0-1 12 1B 31 1B 1-3 2B		B SI 80 B SL 79 B SI 90 C SI 90 F SI 89 X SI 90 3-2 ② F9			C SI 89 X FF 90 0-1 ① ② G6-4-3 1-2f		4	1	1	0	0	0	1
12 Vernon Wells, R (1, 7) OBP: 0.286, SLG: 0.415		B FF 87 X FF 88 1-0 ② F9	C SL 82 S SL 81 B FF 87 X SL 80 1-2 31 1B 2-3 3-H 1B		C SL 79 S SL 80 X SL 80 0-2 ③ G6-3			C SI 90 X SI 90 0-1 ③ F8		4	0	1	1	0	0	0
31 Ichiro Suzuki, L (1, 9) OBP: 0.302, SLG: 0.346		C SI 88 B SI 88 X FF 89 1-1 ③ F9	B CH 83 B SI 88 X SI 89 2-0 53 FC5-4 1-2 3-H 1B			B SL 78 X SI 89 1-0 ① P5			B SL 78 B SI 88 X SI 88 2-0 ① G6-3	4	0	1	1	0	0	0
17 Jayson Nix, R (1, 6) OBP: 0.316, SLG: 0.306			F CU 78 C SI 90 B SL 79 X SL 80 2-2 11 16 24 HR 1B			C SL 78 F CU 73 X SL 79 0-2 ② G6-3			F SL 78 C SI 90 B SL 79 X SL 80 1-2 ② F9	4	1	1	0	0	1	2
53 Austin Romine, R (1, 2) OBP: 0.163, SLG: 0.188			B SI 89 B FF 90 F SI 91 F FF 91 C SL 80 2-3 ② K C FF 88 F SL 81 D SL 80 F FF 90 S CH 80 1-3 ① K F SL 83 B SI 91 F FS 82 F FF 82 X SL 76 1-2 ③ FC5-4 1-2f			S SL 79 X SL 78 0-1 ③ G5-3			B SL 80 F SI 88 B SI 91 X SI 91 2-1 ③ G6-3	4	0	0	0	0	1	3
Inning Stats	R: 0 E: 0 K: 2 S: 11 H: 0 LOB: 1 BB: 0 P: 17	R: 0 E: 0 K: 0 S: 6 H: 0 LOB: 0 BB: 0 P: 10	R: 6 E: 0 K: 2 S: 27 H: 8 LOB: 2 BB: 0 P: 41	R: 0 E: 0 K: 2 S: 11 H: 0 LOB: 0 BB: 0 P: 15	R: 0 E: 0 K: 1 S: 9 H: 0 LOB: 0 BB: 0 P: 13	R: 0 E: 0 K: 0 S: 6 H: 0 LOB: 0 BB: 0 P: 7	R: 0 E: 0 K: 0 S: 7 H: 0 LOB: 0 BB: 0 P: 12	R: 0 E: 0 K: 0 S: 6 H: 1 LOB: 0 BB: 0 P: 7	R: 0 E: 0 K: 0 S: 6 H: 0 LOB: 0 BB: 0 P: 11	1B: 6 2B: 1 3B: 0 HR: 2 SF: 0 SAC: 0 DP: 1 HBP: 1						

PITCHER	IP	WLS	BF	H	R	ER	SO	BB	IBB	HBP	BLK	WP	HR	S	P	ERA	WHIP
39 Aaron Harang, R (1, 1) ERA: 6.7	2.1	L	16	8	6	6	3	0	0	1	0	0	2	35	56	23.14	3.429
49 Blake Beavan, R (3, 1) ERA: 6.26	6.2		20	1	0	0	4	0	0	0	0	0	0	54	77	0.00	0.150

PITCHER	IP	WLS	BF	H	R	ER	SO	BB	IBB	HBP	BLK	WP	HR	S	P	ERA	WHIP

TOP

New York Yankees @ Seattle Mariners

Safeco Field, Seattle, WA

Thu Jun 06 2013, 7:11 PM - 10:04 PM PDT

Att. 18,779 - Partly Cloudy - 77 F

livebaseballscorecards.com

AB	35
R	6
H	9
RBI	6
BB	0
SO	7
LOB	8

WP: 0 PA: 36
PB: 0
SB: 0
CS: 0

BOTTOM

New York Yankees @ Seattle Mariners

Safeco Field, Seattle, WA

Thu Jun 06 2013, 7:11 PM - 10:04 PM PDT

Att. 18,779 - Partly Cloudy - 77 F

livebaseballscorecards.com

Batter	1	2	3	4	5	6	7	8	9	AB	R	H	RBI	BB	SO	LOB
12 Jason Bay, R (1, 9) OBP: 0.311, SLG: 0.414	B FF 90 S FF 93 B SL 79 F FF 92 F SL 82 C SL 80 2-3 K ①		X FF 92 0-0 FC6-4 ③ 1-2f			X FF 91 0-0 F8 ① 1-2		B SI 93 C SL 82 X SI 92 1-1 FC5 15 2B 1-2		4	0	0	0	0	1	3
15 Kyle Seager, L (1, 5) OBP: 0.352, SLG: 0.483	C FF 92 B CH 86 C CH 86 B SL 83 X FF 93 2-2 G4-3 ②			B FF 92 B FF 92 C FF 92 S FF 92 F SL 80 X SL 80 2-2 G5-3 ①		X FF 91 0-0 2-3 1B		B SL 82 F FF 95 S SL 83 X SL 82 1-2 1-3 2-H 2B		4	0	2	1	0	0	0
28 Raul Ibanez, L (1, 7) OBP: 0.273, SLG: 0.514	B FF 93 X FF 93 1-0 L7 ③			C KC 72 B KC 73 F SL 78 X FF 92 1-2 F8 ②		C FF 92 B SL 79 X SL 79 1-1 P6 ②		B SL 82 S FF 95 F SL 82 D SL 82 D SL 83 S FF 96 3-3 K ②		4	0	0	0	0	1	4
8 Kendrys Morales, S (1, 3) OBP: 0.367, SLG: 0.489		C FF 92 B SL 80 F FF 92 B FF 94 X SL 80 2-2 F7 ①		C KC 73 B FF 93 X SL 78 1-1 1B		B KC 77 X KC 78 1-0 P6 ③		C FF 94 F FF 95 B SI 96 S SL 83 1-3 K ③		4	0	1	0	0	1	4
38 Michael Morse, R (1, 10) OBP: 0.314, SLG: 0.458		S FF 93 C FF 94 B FF 94 S SL 81 1-3 K ②		B FF 92 F SL 79 S FF 93 1 SAFE B FF 92 T FF 93 2-2 K ③			S FF 91 S FF 92 B SL 80 B FF 93 S FF 92 2-3 K ①		B FF 92 F FF 93 X FF 92 2-1 L9 ①	4	0	0	0	0	3	1
6 Nick Franklin, S (1, 4) OBP: 0.359, SLG: 0.485		B FF 92 B CH 85 C FF 93 X CH 85 2-1 F8 ③			F FF 92 F FF 92 B FF 91 B SL 79 B SL 77 F FF 92 F KC 77 T FF 92 3-2 K ①		C CH 84 S FF 93 B SL 79 F FF 92 S FF 92 1-3 K ②		B FF 93 S FF 93 X FF 94 2-1 F8 ②	4	0	0	0	0	2	0
55 Michael Saunders, L (1, 8) OBP: 0.297, SLG: 0.344			C FF 91 X SL 80 0-1 G4-3 ①		S FF 92 B CH 85 X SL 78 1-1 F8 ②		C KC 73 B CH 84 B CH 84 F SI 92 X FF 92 2-2 F7 ③		S FF 94 F FF 94 B SL 84 B SL 84 B SL 86 X FF 93 3-2 G4-3 ③	4	0	0	0	0	0	0
7 Kelly Shoppach, R (1, 2) OBP: 0.284, SLG: 0.344			C FF 92 S FF 92 C FF 92 0-3 K ②		C SL 78 F FF 93 B FF 92 B FF 94 B SL 80 X FF 92 3-2 F9 ③			F FF 92 F FF 93 B FF 91 F FF 92 B FF 92 B SL 79 B FF 91 4-2 26 FC6-4 BB		2	0	0	0	1	1	0
26 Brendan Ryan, R (1, 6) OBP: 0.278, SLG: 0.280			C FF 93 S FF 93 B SL 82 B SL 82 B FF 94 X FF 93 3-2 12 FC6-4 1B			C FF 92 B CH 84 C SL 78 F FF 92 B SL 80 B FF 92 F FF 92 F FF 92 B SL 80 4-2 15 1B 12 F8 BB		C SI 94 B SI 93 F SL 84 B SI 94 X CH 87 2-2 FC6-4 ① 1-2f 15 2B 12 E		2	1	1	0	1	0	1
Inning Stats	R: 0 E: 0 K: 1 S: 8 H: 0 LOB: 0 BB: 0 P: 13	R: 0 E: 0 K: 1 S: 8 H: 0 LOB: 0 BB: 0 P: 13	R: 0 E: 0 K: 1 S: 9 H: 1 LOB: 1 BB: 0 P: 12	R: 0 E: 0 K: 1 S: 12 H: 1 LOB: 1 BB: 0 P: 18	R: 0 E: 0 K: 1 S: 10 H: 0 LOB: 0 BB: 0 P: 17	R: 0 E: 0 K: 0 S: 10 H: 1 LOB: 2 BB: 1 P: 16	R: 0 E: 0 K: 2 S: 10 H: 0 LOB: 0 BB: 0 P: 15	R: 1 E: 1 K: 2 S: 17 H: 1 LOB: 2 BB: 1 P: 29	R: 0 E: 0 K: 0 S: 7 H: 0 LOB: 0 BB: 0 P: 13	1B: 3 2B: 1 3B: 0 HR: 0 SF: 0 SAC: 0 DP: 0 HBP: 0						

	AB	32
	R	1
	H	4
	RBI	1
	BB	2
	SO	9
	LOB	13

WP: 0 PB: 0 SB: 0 CS: 0 PA: 34

PITCHER		IP	WLS	BF	H	R	ER	SO	BB	IBB	HBP	BLK	WP	HR	S	P	ERA	WHIP
65 Phil Hughes, R ERA: 4.8	(1, 1)	7.0	W	26	3	1	0	7	2	0	0	0	0	0	70	111	0.00	0.714
38 Preston Claiborne, R ERA: 0.54	(8, 1)	0.1		2	0	0	0	0	0	0	0	0	0	0	5	8	0.00	0.000
48 Boone Logan, L ERA: 1.62	(8, 1)	0.2		3	1	0	0	2	0	0	0	0	0	0	9	14	0.00	1.500
27 Shawn Kelley, R ERA: 5.01	(9, 1)	1.0		3	0	0	0	0	0	0	0	0	0	0	7	13	0.00	0.000

PITCHER	IP	WLS	BF	H	R	ER	SO	BB	IBB	HBP	BLK	WP	HR	S	P	ERA	WHIP

Batter	1	2	3	4	5	6	7	8	9	AB	R	H	RBI	BB	SO	LOB
11 Brett Gardner, L (1, 8) OBP: 0.335, SLG: 0.429	B FF 89 B FF 89 X FF 90 2-0 25 FC5-6 33 G4-3 2B		B CH 81 B CH 82 X SI 90 2-0 ① L3		C SL 79 F FF 91 B FF 91 X SL 82 1-2 ③ G3-1			B FF 96 B FF 94 B FF 96 C FF 95 B FF 95 4-1 BB		3	1	1	0	1	0	1
24 Robinson Canó, L (1, 4) OBP: 0.340, SLG: 0.510	B SI 89 B SI 88 B SI 89 B SI 89 4-0 25 FC5-6 BB		B SL 79 X FF 90 1-0 ② F8			X CH 82 0-0 ① L9		C SL 81 S FF 94 F FF 93 B FF 94 B FF 92 F SL 81 F SL 82 D SL 82 C FF 92 3-3 ③ K		3	0	0	0	1	1	1
25 Mark Teixeira, S (1, 3) OBP: 0.300, SLG: 0.538	B SI 89 C SL 79 2 SAFE S SL 78 X FF 92 1-2 ① FC5-6 33 G4-3 1-2f 2-3		B CH 82 B SL 80 C SL 79 F SI 93 B SL 82 S SI 92 3-3 ③ K			C FF 91 B SL 81 F CH 83 F FF 92 B SL 81 F SI 93 F SI 93 B CH 85 X SL 81 3-2 ② P2			C FF 97 B CU 77 F FF 97 B CU 80 B CH 90 S FF 97 3-3 ① K	4	0	0	0	0	2	2
33 Travis Hafner, L (1, 10) OBP: 0.354, SLG: 0.493	C SI 90 B SI 90 C SL 80 F SL 81 B FF 90 X SI 91 2-2 ② G4-3 1-2 3-H			X SI 89 0-0 ① F7		B CH 84 B SL 79 B SI 91 C FF 93 X SI 92 3-1 ③ G4-3			C FF 97 B CH 90 B CH 89 X FF 97 2-1 ② F7	4	0	0	1	0	0	1
36 Kevin Youkilis, R (1, 5) OBP: 0.316, SLG: 0.393	C FF 90 F FF 92 F FF 93 B SL 80 X SL 80 1-2 ③ G4-3			C FF 90 X SL 80 0-1 ② G5-3			B FF 95 S SI 95 C CU 85 S CU 85 1-3 ① K		B CU 78 X FF 96 1-0 2B	4	0	1	0	0	1	1
12 Vernon Wells, R (1, 7) OBP: 0.281, SLG: 0.407		B FF 90 C FF 90 B SL 80 S SL 79 F SI 92 F FF 91 X SL 79 2-2 E6 40 CS 31 1B		C SL 80 B SI 93 X FF 92 1-1 ③ G6-3			B CU 85 C FF 95 B CU 85 X SI 95 2-1 ② G5-3		B FF 96 S FF 96 F FF 96 F CU 78 X CU 79 1-2 ③ L5	4	0	0	0	0	0	1
31 Ichiro Suzuki, L (1, 9) OBP: 0.302, SLG: 0.346		B FF 92 C FF 91 F SL 80 B FF 91 B FF 92 X FF 91 3-2 1-2 1B			B SI 89 B SI 88 T FF 89 S SL 79 F SL 81 B FF 91 X SL 81 3-2 ① G4-3			C CH 87 S CU 85 B CU 85 B CU 86 B CH 87 F CU 86 X CU 85 3-2 ③ G6-3		3	0	1	0	0	0	0
40 Reid Brignac, L (1, 6) OBP: 0.250, SLG: 0.315		B SI 90 L SI 91 M SL 79 2 SAFE F SL 79 1 SAFE 1 SAFE F FF 91 F SL 81 1-3 ① C FF 91 ② K 2-3			F FF 91 X SI 91 0-1 1B			C FF 94 B CU 86 B SI 94 X FF 94 2-1 ① L8		3	0	1	0	0	1	2
19 Chris Stewart, R (1, 2) OBP: 0.330, SLG: 0.367 55 Lyle Overbay, L (8, PH) OBP: 0.294, SLG: 0.457 53 Austin Romine, R (8, 2) OBP: 0.163, SLG: 0.188		C FF 91 C SL 79 F SL 82 D SI 91 B SL 81 F SI 90 F SL 80 X SL 81 2-2 ③ F7			B SL 81 X SI 91 1-0 ② L8			B FF 94 B FF 94 S SI 95 F CU 84 S SI 95 2-3 ② K		2 1 0	0 0 0	0 0 0	0 0 0	0 0 0	0 1 0	2 0 0
Inning Stats	R: 1 H: 1 E: 0 LOB: 1 K: 0 BB: 1 S: 12 P: 22	R: 0 H: 1 E: 1 LOB: 1 K: 1 BB: 0 S: 20 P: 28	R: 0 H: 0 E: 0 LOB: 0 K: 1 BB: 0 S: 5 P: 11	R: 0 H: 0 E: 0 LOB: 0 K: 0 BB: 0 S: 5 P: 6	R: 0 H: 1 E: 0 LOB: 1 K: 0 BB: 0 S: 10 P: 15	R: 0 H: 0 E: 0 LOB: 0 K: 0 BB: 0 S: 9 P: 15	R: 0 H: 0 E: 0 LOB: 0 K: 1 BB: 0 S: 9 P: 15	R: 0 H: 0 E: 0 LOB: 1 K: 2 BB: 1 S: 12 P: 23	R: 0 H: 1 E: 0 LOB: 1 K: 1 BB: 0 S: 10 P: 17	1B: 2 SF: 0 2B: 2 SAC: 0 3B: 0 DP: 0 HR: 0 HBP: 0						WP: 0 PA: 33 PB: 0 SB: 0 CS: 1

TOP

New York Yankees @ Seattle Mariners

Safeco Field, Seattle, WA

Fri Jun 07 2013, 7:11 PM - 10:17 PM PDT

Att. 26,251 - Cloudy - 66 F

livebaseballscorecards.com

AB	31
R	1
H	4
RBI	1
BB	2
SO	6
LOB	11

PITCHER		IP	WLS	BF	H	R	ER	SO	BB	IBB	HBP	BLK	WP	HR	S	P	ERA	WHIP
32 Jeremy Bonderman, R ERA: 6.75	(1, 1)	6.0	W	22	3	1	1	2	1	0	0	0	0	0	61	97	1.50	0.667
31 Yoervis Medina, R ERA: 2.66	(7, 1)	1.2	H	6	0	0	0	2	1	0	0	0	0	0	15	29	0.00	0.600
41 Charlie Furbush, L ERA: 3.42	(8, 1)	0.1	H	1	0	0	0	1	0	0	0	0	0	0	6	9	0.00	0.000
54 Tom Wilhelmsen, R ERA: 1.98	(9, 1)	1.0	S	4	1	0	0	1	0	0	0	0	0	0	10	17	0.00	1.000

PITCHER	IP	WLS	BF	H	R	ER	SO	BB	IBB	HBP	BLK	WP	HR	S	P	ERA	WHIP

BOTTOM

New York Yankees @ Seattle Mariners

Safeco Field, Seattle, WA

Fri Jun 07 2013, 7:11 PM - 10:17 PM PDT

Att. 26,251 - Cloudy - 66 F

livebaseballscorecards.com

Batter	1	2	3	4	5	6	7	8	9	AB	R	H	RBI	BB	SO	LOB
9 Endy Chavez, L (1, 8) (8, 9) OBP: 0.290, SLG: 0.346	B SI 88 X SI 89 1-0 ① G4-3		C CU 79 B SL 87 C SL 83 S FS 88 1-3 ② K	C CU 80 S SI 95 X SL 88 0-2 12 1B 1-2 2-3 1B		C SI 92 B SI 92 X SL 84 1-1 ③ L6		B SI 93 X CH 87 1-0 ③ F9		5	0	1	0	0	1	2
12 Jason Bay, R (1, 9) (8, 7) OBP: 0.321, SLG: 0.427	B FF 90 B SI 91 C SL 82 S SL 83 B SL 83 F SL 82 B SI 89 4-2 8 FC5-4 BB		S SL 84 X FF 93 0-1 15 WP 2B	B SL 85 X SL 86 1-0 1-2 2-H 3-H 1B			F SI 91 X FF 91 0-1 ① F7			3	0	2	2	1	0	0
15 Kyle Seager, L (1, 5) OBP: 0.350, SLG: 0.479	B SI 90 C SL 83 F SL 82 1 SAFE 1 SAFE F FS 84 F SL 85 D SI 91 C SI 91 2-3 ② K		C SL 85 B FF 92 B SL 85 X FS 86 2-1 ③ G3-1 2-3	X SI 94 0-0 ③ L7			C SL 84 B SI 91 F FS 87 B SI 93 X SI 91 2-2 28 WP 1B		4	0	1	0	0	1	4
8 Kendrys Morales, S (1, 3) OBP: 0.361, SLG: 0.481	X SI 92 0-0 ③ FC5-4 1-2f			B CU 78 C SL 84 B FF 93 B SI 92 S SI 92 F SL 84 X SI 91 3-2 ① G3-1	B SI 91 C SI 92 X SL 84 1-1 ① F7		C SI 93 C SI 93 F SI 94 F CH 88 1 SAFE X FF 94 0-2 ② P6			4	0	0	0	0	0	2
28 Raul Ibanez, L (1, 7) OBP: 0.272, SLG: 0.507 55 Michael Saunders, L (8, 8) OBP: 0.297, SLG: 0.344		C FS 88 C FS 83 B FS 87 S FS 87 1-3 ① K		X CU 78 0-0 ② L4-3	B FF 91 X SI 92 1-0 1B		1 SAFE S CH 87 C CH 89 B SI 94 X SI 94 1-2 ③ F7 1-2			4 0	0 0	1 0	0 0	0 0	1 0	1 0
38 Michael Morse, R (1, 10) OBP: 0.313, SLG: 0.459		B SI 92 X SL 84 1-0 ② P4		F FF 93 X SI 93 0-1 7 BB 26 1B 2B	B SI 92 F SL 85 B SL 85 S SL 84 C SI 93 2-3 ② K			B SI 93 X SI 93 1-0 ① G5-3		4	1	1	0	0	1	1
6 Nick Franklin, S (1, 4) OBP: 0.395, SLG: 0.528		B SI 91 C CU 78 B SI 94 F FS 84 X SI 92 2-2 2B		C SL 85 D FS 88 D CU 79 B SL 87 F SL 84 D SI 89 4-2 7 BB 26 1B BB	C SI 92 B SI 92 T CU 78 X SI 92 1-2 ③ L8			B SI 93 C SI 94 F CH 89 B SI 94 B SL 83 F SI 95 F CH 89 X CH 88 3-2 7 HBP 1B		3	1	2	0	1	0	1
7 Kelly Shoppach, R (1, 2) OBP: 0.292, SLG: 0.337		B SL 85 B FS 85 F SL 84 B SI 92 S FS 85 F SL 86 S SL 86 3-3 ③ K		B FS 86 S SL 85 B FS 86 F SL 86 B SI 94 F FS 87 B FS 86 4-2 9 1B 26 1B 12 1B 1-2 2-3 BB		B SI 90 X SI 92 1-0 ① P4		C SI 92 1 SAFE B SI 92 F SI 93 1 SAFE B SI 92 B SL 83 H SI 93 4-2 1-2 HBP		2	1	0	0	1	1	1
26 Brendan Ryan, R (1, 6) OBP: 0.278, SLG: 0.279			C SI 92 F SI 91 F SI 92 B FS 86 B SL 85 S SL 85 2-3 ① K	B FS 86 X SI 93 1-0 9 1B 12 1B 1-2 2-H 3-H 1B		C SI 91 X SI 92 0-1 ② L6		F SI 93 S SI 93 S SI 93 0-3 ② K		4	1	1	2	0	2	2
Inning Stats	R: 0 E: 0 K: 1 S: 10 H: 0 LOB: 1 BB: 1 P: 17	R: 0 E: 0 K: 2 S: 11 H: 1 LOB: 1 BB: 0 P: 18	R: 0 E: 0 K: 2 S: 11 H: 1 LOB: 1 BB: 0 P: 16	R: 4 E: 0 K: 0 S: 18 H: 4 LOB: 2 BB: 2 P: 31	R: 0 E: 0 K: 1 S: 9 H: 1 LOB: 1 BB: 0 P: 14	R: 0 E: 0 K: 0 S: 5 H: 0 LOB: 0 BB: 0 P: 7	R: 0 E: 0 K: 0 S: 13 H: 1 LOB: 1 BB: 0 P: 16	R: 0 E: 0 K: 1 S: 12 H: 1 LOB: 2 BB: 0 P: 21		1B: 6 2B: 3 3B: 0 HR: 0 SF: 0 SAC: 0 DP: 0 HBP: 1					

AB	33
R	4
H	9
RBI	4
BB	3
SO	7
LOB	14

WP: 2 PB: 0 SB: 0 CS: 0 PA: 37

PITCHER		IP	WLS	BF	H	R	ER	SO	BB	IBB	HBP	BLK	WP	HR	S	P	ERA	WHIP
18 Hiroki Kuroda, R ERA: 2.84	(1, 1)	6.1	L	30	8	4	4	6	3	0	0	0	1	0	69	110	5.68	1.737
38 Preston Claiborne, R ERA: 0.49	(7, 1)	1.2		7	1	0	0	1	0	0	1	0	1	0	20	30	0.00	0.600

PITCHER	IP	WLS	BF	H	R	ER	SO	BB	IBB	HBP	BLK	WP	HR	S	P	ERA	WHIP

Batter	1	2	3	4	5	6	7	8	9	AB	R	H	RBI	BB	SO	LOB
11 Brett Gardner, L (1, 8) OBP: 0.340, SLG: 0.442	C FF 89 X FF 88 0-1 L6		X FF 91 0-0 2B		C CU 78 B FF 91 F SI 91 F SL 84 X FF 90 1-2 FC5-4 17 1B 1-2f 2-3		C CU 74 C FF 89 B FF 90 F SI 90 F SL 81 X SL 79 1-2 17 1B 2B		C SL 81 B SL 81 F SI 94 F SL 82 F SI 94 B SL 80 B FF 94 X SI 94 3-2 17 BB 1B	5	1	3	0	0	0	2
17 Jayson Nix, R (1, 6) (9, 5) OBP: 0.324, SLG: 0.311	F FF 90 X FF 91 0-1 F8		B CH 82 F CH 81 B FF 92 C SL 82 S SL 84 2-3 K		D CH 83 X CH 82 1-0 1-2 3-H 1B		D FC 92 C FC 91 D CU 79 X FC 91 2-1 24 S 2-H 1B		B SL 82 B FF 94 F 1 SAFE 1 SAFE F FF 94 B FF 97 B FF 97 4-2 1-2 BB	4	0	2	2	1	1	1
25 Mark Teixeira, S (1, 10) OBP: 0.286, SLG: 0.516	C FF 91 X CH 82 0-1 24 1B 2B		C FF 92 B SL 83 D CH 83 F FF 92 D SL 81 X FF 92 3-2 G4-3		C SL 83 B SL 82 B FF 92 X FF 91 2-1 G5-3		B SI 95 B FC 90 S FC 90 F FC 90 X FF 95 2-2 P6		X FF 97 0-0 P5	5	1	1	0	0	0	6
24 Robinson Canó, L (1, 4) OBP: 0.338, SLG: 0.506	X CU 76 0-0 12 S 2-H 1B			C FF 89 S FF 92 B FF 89 X FF 92 1-2 G4-3		B SI 89 F FF 90 B SL 81 F FF 90 B SI 91 X SL 79 3-2 F9	F FF 92 S SL 78 1 SAFE B SI 94 F FF 95 S SL 83 1-3 K 1-2			4	0	1	1	0	1	1
12 Vernon Wells, R (1, 7) OBP: 0.285, SLG: 0.409	C FF 91 F SI 90 B CH 82 F SL 81 S SL 80 1-3 K 1-2			B FF 91 B FF 92 X SL 84 2-0 G6-3		C FF 92 B FF 91 X FF 91 1-1 36 BB 1B		X FF 90 0-0 36 G6-4-3 1B		4	0	2	0	0	1	1
36 Kevin Youkilis, R (1, 3) OBP: 0.314, SLG: 0.380		C FF 89 B FF 88 B CH 82 C CU 75 F FF 92 S SL 80 2-3 K		C CU 74 S CH 84 B FF 91 S SL 81 1-3 K		B CU 76 D CU 77 B CH 83 C FF 90 D CH 82 4-1 39 FC6-4 1-2 BB		B FF 92 B FF 91 F FF 94 X FF 92 2-1 G6-4-3 1-2f		3	0	0	0	1	2	1
31 Ichiro Suzuki, L (1, 9) OBP: 0.301, SLG: 0.340		B FF 90 B FF 90 B SI 88 C FF 89 C SI 89 X FF 89 3-2 G3-1			B CU 73 C CU 74 F FF 90 B SL 80 B FF 91 B FF 90 4-2 11 FC5-4 19 1B 17 1B BB	C FF 89 X FF 90 0-1 F6		C FF 94 S SL 81 F SL 81 B FF 94 F SL 82 X FF 94 1-2 G1-3		3	1	0	0	1	0	2
39 David Adams, R (1, 5) OBP: 0.239, SLG: 0.348 40 Reid Brignac, L (9, 6) OBP: 0.250, SLG: 0.315		C FF 90 B CH 84 X FF 90 1-1 G4-3			C CU 73 B CH 83 1 SAFE 1 SAFE B CH 82 B CH 82 X SI 90 3-1 F9 F FF 91 X FF 92 0-1 FC6-4 1-2f			C SL 78 S SL 81 B SL 80 S SL 80 1-3 K	4 0	0 0	0 0	0 0	0 0	1 0	3 0
19 Chris Stewart, R (1, 2) OBP: 0.327, SLG: 0.362			C FF 89 B FF 90 B FF 90 S CH 81 X SL 84 2-2 L7		X SI 89 0-0 11 FC5-4 1-2 1B		C FF 88 B SL 79 B CU 75 X SI 90 2-1 F8		B FF 92 C SI 92 B FF 94 C SL 79 F FF 94 F SL 80 B FF 94 S SL 81 3-3 K	4	0	1	0	0	1	0
Inning Stats	R: 1 E: 0 K: 1 S: 11 H: 2 LOB: 1 BB: 0 P: 12	R: 0 E: 0 K: 1 S: 9 H: 0 LOB: 0 BB: 0 P: 15	R: 0 E: 0 K: 1 S: 10 H: 1 LOB: 1 BB: 0 P: 17	R: 0 E: 0 K: 1 S: 7 H: 0 LOB: 0 BB: 0 P: 11	R: 1 E: 0 K: 0 S: 12 H: 2 LOB: 2 BB: 1 P: 23	R: 0 E: 0 K: 0 S: 10 H: 1 LOB: 2 BB: 1 P: 18	R: 1 E: 0 K: 1 S: 16 H: 2 LOB: 1 BB: 0 P: 24	R: 0 E: 0 K: 0 S: 8 H: 1 LOB: 0 BB: 0 P: 11	R: 0 E: 0 K: 2 S: 16 H: 1 LOB: 2 BB: 1 P: 27	1B: 7 2B: 3 3B: 0 HR: 0 SF: 0 SAC: 0 DP: 1 HBP: 0						

PITCHER		IP	WLS	BF	H	R	ER	SO	BB	IBB	HBP	BLK	WP	HR	S	P	ERA	WHIP
23 Joe Saunders, L ERA: 5.12	(1, 1)	6.1	L	28	7	3	3	4	2	0	0	0	0	0	66	106	4.26	1.421
40 Danny Farquhar, R ERA: 8.44	(7, 1)	0.1		2	1	0	0	0	0	0	0	0	0	0	5	9	0.00	3.000
59 Oliver Pérez, L ERA: 1.17	(7, 1)	2.0		7	2	0	0	3	0	0	0	0	0	0	25	36	0.00	1.000
58 Carter Capps, R ERA: 3.62	(9, 1)	0.1		2	0	0	0	0	1	0	0	0	0	0	3	7	0.00	3.000

PITCHER	IP	WLS	BF	H	R	ER	SO	BB	IBB	HBP	BLK	WP	HR	S	P	ERA	WHIP

TOP

New York Yankees @ Seattle Mariners

Safeco Field, Seattle, WA

Sat Jun 08 2013, 1:11 PM - 3:57 PM PDT

Att. 38,169 - Partly Cloudy - 59 F

livebaseballscorecards.com

AB	36
R	3
H	10
RBI	3
BB	3
SO	7
LOB	17

WP: 0 PA: 39
PB: 0
SB: 2
CS: 0

BOTTOM

New York Yankees @ Seattle Mariners

Safeco Field, Seattle, WA

Sat Jun 08 2013, 1:11 PM - 3:57 PM PDT

Att. 38,169 - Partly Cloudy - 59 F

livebaseballscorecards.com

Batter	1	2	3	4	5	6	7	8	9	AB	R	H	RBI	BB	SO	LOB
12 Jason Bay, R (1, 9) OBP: 0.320, SLG: 0.422	C SI 88 F FF 88 B SL 81 B FF 90 X FF 90 2-2 ① F8			B CH 80 C SI 87 B SL 83 X SI 88 2-1 8 G6-3 15 1B 38 SF8 1B		X FC 88 0-0 ② F7		B FF 93 X FC 93 1-0 ③ F9		4	1	1	0	0	0	2
15 Kyle Seager, L (1, 5) OBP: 0.352, SLG: 0.479	C FF 90 B FF 90 F SL 82 B SL 82 S SL 81 2-3 ② K			X SL 84 0-0 8 G6-3 1-2 1B		C FC 88 B CH 81 S SL 82 X FF 89 1-2 ③ P6			X FC 90 0-0 28 DI 1B	4	0	2	0	0	1	0
8 Kendrys Morales, S (1, 3) OBP: 0.358, SLG: 0.477 16 Alex Liddi, R (6, 3)	B SI 90 C FF 89 X CH 81 1-1 ③ G5-3			B CH 82 C FF 90 S SL 82 X FF 90 1-2 ① G6-3 1-2 2-3			C CU 75 B FC 86 F SI 87 B SL 81 F SL 80 B FF 87 X FF 89 3-2 ① P4		B FC 91 S FC 92 F FC 91 C 1-3 ① K	2 2	0 0	0 0	0 0	0 0	0 1	2 1
38 Michael Morse, R (1, 10) OBP: 0.307, SLG: 0.451		F SI 88 B FF 88 S SL 82 B SL 82 B FC 89 X SL 80 3-2 ① F7		X FF 90 0-0 ② SF8 3-H			S CH 81 B FC 87 F SI 89 C FF 90 1-3 ② K		C FC 92 B FC 93 B FF 90 F FC 93 S FC 93 2-3 ② K	3	0	0	1	0	2	1
28 Raul Ibanez, L (1, 7) OBP: 0.272, SLG: 0.497		C FF 90 X FF 89 0-1 ② G3		C SL 81 F SL 82 B SI 90 S SL 82 1-3 ③ K			C SI 89 F FF 89 B SL 80 X SL 80 1-2 ③ L8		B FC 92 B FC 92 B FC 91 B FC 92 4-0 1-2 BB	3	0	0	0	1	1	1
6 Nick Franklin, S (1, 4) OBP: 0.383, SLG: 0.500		C FF 90 C FF 88 S SL 84 0-3 ③ K			C CU 73 X FF 88 0-1 ① G5-3			B SI 87 C CU 74 X FF 87 1-1 9 FC4-6 26 BB 1B	C FC 92 F FC 91 S 0-3 ③ K	4	0	1	0	0	2	2
55 Michael Saunders, L (1, 8) OBP: 0.291, SLG: 0.338		X CU 77 0-0 ① F8			B FF 88 F FC 88 X SL 81 1-1 ② F9			B FF 88 B FC 89 X FF 89 2-0 ① P5		3	0	0	0	0	0	1
26 Brendan Ryan, R (1, 6) OBP: 0.279, SLG: 0.275		B SI 88 B FF 88 C FF 87 X FF 89 2-1 ② G6-3			B CU 74 C FF 88 F SL 80 F FC 88 S SL 80 1-3 ③ K2-3			F FC 94 B FF 93 B FF 93 B FF 93 B FF 92 4-1 9 FC4-6 1-2 BB		2	0	0	0	1	1	0
65 Brandon Bantz, R (1, 2) 9 Endy Chavez, L (8, PH) OBP: 0.288, SLG: 0.344 7 Kelly Shoppach, R (9, 2) OBP: 0.292, SLG: 0.337		F SI 89 X CH 80 0-1 ③ G6-3				C SI 88 B SI 89 C FC 88 S SL 82 1-3 ① K		B KC 82 C FC 93 S KC 82 X KC 82 1-2 ② FC4-6 1-2f 2-3		2 1 0	0 0 0	0 0 0	0 0 0	0 0 0	1 0 0	0 2 0
Inning Stats	R: 0 E: 0 K: 1 S: 8 H: 0 LOB: 0 BB: 0 P: 13	R: 0 E: 0 K: 1 S: 8 H: 0 LOB: 0 BB: 0 P: 11	R: 0 E: 0 K: 0 S: 5 H: 0 LOB: 0 BB: 0 P: 7	R: 1 E: 0 K: 1 S: 10 H: 2 LOB: 1 BB: 0 P: 14	R: 0 E: 0 K: 1 S: 8 H: 0 LOB: 0 BB: 0 P: 10	R: 0 E: 0 K: 1 S: 7 H: 0 LOB: 0 BB: 0 P: 9	R: 0 E: 0 K: 1 S: 10 H: 0 LOB: 0 BB: 0 P: 15	R: 0 E: 0 K: 0 S: 8 H: 1 LOB: 2 BB: 1 P: 17	R: 0 E: 0 K: 3 S: 10 H: 1 LOB: 2 BB: 1 P: 17	1B: 4 2B: 0 3B: 0 HR: 0	SF: 1 SAC: 0 DP: 0 HBP: 0			WP: 0 PB: 0 SB: 0 CS: 0	PA: 33		

PITCHER	IP	WLS	BF	H	R	ER	SO	BB	IBB	HBP	BLK	WP	HR	S	P	ERA	WHIP
46 Andy Pettitte, L (1, 1) ERA: 3.82	7.1	W	25	3	1	1	6	0	0	0	0	0	0	59	85	1.23	0.409
30 David Robertson, R (8, 1) ERA: 2.49	0.2	H	3	0	0	0	0	1	0	0	0	0	0	5	11	0.00	1.500
42 Mariano Rivera, R (9, 1) ERA: 1.54	1.0	S	5	1	0	0	3	1	0	0	0	0	0	10	17	0.00	2.000

PITCHER	IP	WLS	BF	H	R	ER	SO	BB	IBB	HBP	BLK	WP	HR	S	P	ERA	WHIP

AB	30
R	1
H	4
RBI	1
BB	2
SO	9
LOB	12

Batter	1	2	3	4	5	6	7	8	9	AB	R	H	RBI	BB	SO	LOB
11 Brett Gardner, L (1, 8) OBP: 0.349, SLG: 0.453	B FF 92 X FF 92 1-0 12 BB 25 S 1B	C SI 89 F FF 93 F SL 86 B SI 90 B SL 84 X FF 91 2-2 24 G4-6-3 1-2 3-H 1B			C FF 91 B SI 90 B FF 93 B FF 92 F FF 92 F FF 94 F FF 94 X FF 94 3-2 2B		F FF 93 S SL 83 S FF 93 0-3 ③ K		F SI 91 D SI 92 F SL 81 B SI 94 X SL 82 2-2 24 BB 2-3 1B	5	0	4	1	0	1	0
24 Robinson Canó, L (1, 4) OBP: 0.339, SLG: 0.500	X FF 92 0-0 ① L7	X SI 89 0-0 ② ③ G4-6-3 1-2f			B SI 90 C FF 93 X FF 92 1-1 ② P5			B SL 81 F SL 80 H SL 80 2-1 25 WP HBP	D FF 94 C SI 94 B FF 94 S SL 83 B FF 94 B FF 94 4-2 1-2 BB	3	0	0	0	1	0	4
25 Mark Teixeira, S (1, 3) OBP: 0.250, SLG: 0.444	B FF 92 C SI 90 F SI 89 B FF 94 F FF 91 S FF 94 2-3 ② K 1-2	C FF 91 B CU 80 B SL 82 F FF 92 F FF 92 F SI 90 X SI 90 2-2 ① G4-3			F FF 94 S SI 92 B FC 94 S SL 86 1-3 ③ K			C FF 92 B FF 92 D SL 81 F FF 93 B SL 82 F FF 94 S FF 92 3-3 ① K 1-2	F FF 93 B SI 93 F FF 94 B SL 82 F C SL 84 2-3 ③ K	5	0	0	0	0	4	6
33 Travis Hafner, L (1, 10) OBP: 0.352, SLG: 0.484	B FF 94 B CU 81 C FF 93 F FF 93 B FF 94 F FF 94 B SL 86 4-2 12 BB BB	B FF 92 S FF 92 X FF 92 1-1 ② P5			B SI 88 B SI 90 X FF 93 2-0 ① G3			B FF 92 D FF 94 C FF 92 X SL 81 2-1 ② P5		3	0	0	0	1	0	1
12 Vernon Wells, R (1, 7) OBP: 0.285, SLG: 0.404	F SL 86 D FC 88 F FF 94 B FF 95 D FF 91 B FF 94 4-2 1-2 2-3 BB	X SL 86 0-0 ③ G5-3				C SL 85 B SI 89 F FF 93 B SI 90 F FF 94 B FF 91 X FF 94 3-2 E6		B SI 95 C CU 85 B FF 95 B SI 96 X FF 96 3-1 ③ G1-3		3	0	0	0	1	0	1
31 Ichiro Suzuki, L (1, 9) OBP: 0.300, SLG: 0.335	B FF 94 S FF 93 F FF 94 S SL 83 1-3 ③ K			C FF 92 B SI 89 B SI 89 S FF 92 S FF 93 2-3 ① K		B FF 92 1 SAFE X SI 88 1-0 ② F9			B FF 96 B FF 96 B FF 96 C FF 96 B FF 92 4-1 17 SH1-3 19 1B BB	3	1	0	0	1	2	4
17 Jayson Nix, R (1, 5) OBP: 0.324, SLG: 0.311		X FF 91 0-0 19 1B 40 S 11 1B 1B		X FF 93 0-0 ② G5-3		C SL 86 B SL 86 1 SAFE B FF 91 X SL 85 2-1 ③ P6			F CU 85 X CU 86 0-1 ① SH1-3 1-2	3	1	1	0	0	0	1
40 Reid Brignac, L (1, 6) OBP: 0.238, SLG: 0.299		F FF 92 1 SAFE F SI 89 D SL 82 B FF 94 1 SAFE B FF 90 T SI 90 3-2 ① K 1-2		B FF 92 B FF 93 S FF 93 B FF 93 X FF 94 3-1 ③ G4-3			B CU 78 F FF 91 X FF 91 1-1 ① G4-3		B CU 86 B FF 97 F F FF 96 X CU 87 2-2 ② F7	4	0	0	0	0	1	2
19 Chris Stewart, R (1, 2) OBP: 0.333, SLG: 0.367		B SL 85 F FF 94 X SL 86 1-1 11 1B 2-3 1B			X FF 91 0-0 ① F8		B FF 91 B FF 93 C FF 93 F FF 92 S SI 90 2-3 ② K		D CU 86 X FF 97 1-0 11 1B 2-H 1B	4	0	2	1	0	1	0
Inning Stats	R: 0 E: 0 K: 2 S: 14 H: 1 LOB: 3 BB: 2 P: 26	R: 1 E: 0 K: 1 S: 11 H: 3 LOB: 1 BB: 0 P: 17	R: 0 E: 0 K: 0 S: 8 H: 0 LOB: 0 BB: 0 P: 11	R: 0 E: 0 K: 1 S: 6 H: 0 LOB: 0 BB: 0 P: 11	R: 0 E: 0 K: 1 S: 11 H: 1 LOB: 1 BB: 0 P: 16	R: 0 E: 1 K: 0 S: 8 H: 0 LOB: 1 BB: 0 P: 16	R: 0 E: 0 K: 2 S: 8 H: 0 LOB: 0 BB: 0 P: 11	R: 0 E: 0 K: 1 S: 9 H: 0 LOB: 1 BB: 0 P: 19	R: 1 E: 0 K: 1 S: 16 H: 2 LOB: 3 BB: 2 P: 31	1B: 6 2B: 1 3B: 0 HR: 0 SF: 0 SAC: 1 DP: 1 HBP: 1						

PITCHER		IP	WLS	BF	H	R	ER	SO	BB	IBB	HBP	BLK	WP	HR	S	P	ERA	WHIP
34 Félix Hernández, R ERA: 2.49	(1, 1)	7.0		28	5	1	1	7	2	0	0	0	0	0	66	108	1.29	1.000
41 Charlie Furbush, L ERA: 3.33	(8, 1)	0.2		3	0	0	0	1	0	0	1	0	1	0	7	14	0.00	0.000
31 Yoervis Medina, R ERA: 2.95	(8, 1)	1.0	L	5	1	1	1	0	1	0	0	0	0	0	9	19	9.00	2.000
59 Oliver Pérez, L ERA: 1.16	(9, 1)	0.1		3	1	0	0	1	1	0	0	0	0	0	9	17	0.00	6.000

PITCHER	IP	WLS	BF	H	R	ER	SO	BB	IBB	HBP	BLK	WP	HR	S	P	ERA	WHIP

TOP

New York Yankees @ Seattle Mariners

Safeco Field, Seattle, WA

Sun Jun 09 2013, 1:11 PM - 4:23 PM PDT

Att. 43,392 - Cloudy - 61 F

livebaseballscorecards.com

AB	33
R	2
H	7
RBI	2
BB	4
SO	9
LOB	19

WP: 1 PA: 39
PB: 0
SB: 2
CS: 0

BOTTOM

New York Yankees @ Seattle Mariners

Safeco Field, Seattle, WA

Sun Jun 09 2013, 1:11 PM - 4:23 PM PDT

Att. 43,392 - Cloudy - 61 F

livebaseballscorecards.com

Batter	1	2	3	4	5	6	7	8	9	AB	R	H	RBI	BB	SO	LOB
12 Jason Bay, R (1, 9) OBP: 0.318, SLG: 0.417	B FF 88 C FF 89 C FF 90 B FF 91 B CH 85 F FF 91 X FF 91 3-2 6 G4-3 1B	C FF 91 B SL 86 S SL 86 2 SAFE C FF 92 1-3 ③ K			C SL 85 S SI 90 B KC 82 S SL 84 1-3 ③ K			C KC 82 C KC 83 D KC 84 S KC 81 1-3 ② K		4	0	1	0	0	3	3
6 Nick Franklin, S (1, 4) OBP: 0.353, SLG: 0.455	C FF 91 C KC 80 D KC 80 B FF 92 1 SAFE X KC 81 2-2 ①② G4-3 1-2	B SL 86 X SI 90 1-0 ① F8				C SI 90 B SL 86 B CH 82 C SI 90 B KC 81 F SI 89 F KC 80 F KC 80 S SI 91 3-3 ① K		B FF 94 C KC 84 C FC 95 F KC 82 S KC 84 1-3 ③ K		4	0	0	0	0	2	2
15 Kyle Seager, L (1, 5) OBP: 0.358, SLG: 0.479	B FF 90 B FF 88 C SL 85 B CH 82 B FF 90 4-1 BB	B KC 80 S CH 82 F SI 90 B KC 81 B SL 86 B SI 87 4-2 8 G4-6-3 BB				B SI 90 F SI 90 F KC 80 B SI 92 X CH 83 2-2 ② L9			X FC 92 0-0 8 G3-6 1B	2	0	1	0	2	0	0
8 Kendrys Morales, S (1, 10) OBP: 0.352, SLG: 0.469	F SL 86 X SI 90 0-1 ③ P4	C FF 90 D CH 82 B CH 82 X SL 87 2-1 ②③ G4-6-3 1-2f				C CH 83 F FF 91 B KC 80 F SL 88 B SI 93 S CH 83 2-3 ③ K			C FC 93 X FC 90 0-1 ①② G3-6 1-2f	4	0	0	0	0	1	3
28 Raul Ibanez, L (1, 7) OBP: 0.271, SLG: 0.487		C FF 89 B SL 85 F KC 79 F FF 92 X KC 80 1-2 ① G4-3		C SL 85 F FF 90 B KC 81 B SI 90 S SL 86 2-3 ① K			F FF 96 C SL 83 S SL 83 0-3 ① K		B FC 93 B FC 92 B FC 92 C FC 92 B FC 91 4-1 9 1B BB	3	0	0	0	1	2	0
7 Kelly Shoppach, R (1, 2) 9 Endy Chavez, L (9, PH) OBP: 0.293, SLG: 0.349		B FF 90 S KC 79 F FF 92 B KC 81 B SL 84 F SI 92 F KC 81 F FF 92 X SI 92 3-2 55 G4-3 26 1B 2B		F SL 84 B SI 92 S FF 92 F SI 93 S FF 92 1-3 ② K			X FF 96 0-0 ② G5-3		B FC 93 C FC 92 B FC 92 S FC 91 F FC 92 F FC 92 X FC 92 2-2 1-2 1B	3 1	1 0	1 1	0 0	0 0	1 0	0 0
55 Michael Saunders, L (1, 8) OBP: 0.285, SLG: 0.329		C KC 80 X SI 91 0-1 ② G4-3 2-3		X SI 91 0-0 ③ L7			B FF 97 S FF 96 F FF 96 T FF 97 1-2 ③ K		X FC 90 0-0 ③ F7	4	0	0	0	0	1	3
16 Alex Liddi, R (1, 3) OBP: 0.222, SLG: 0.250		B KC 80 B FF 91 B SL 85 B FF 90 4-0 26 1B BB			C FF 92 F SI 90 X KC 79 0-2 ① G5-3			F FC 92 B KC 81 C FC 94 X FC 93 1-2 26 SH1-4 2B		2	0	1	0	1	0	0
26 Brendan Ryan, R (1, 6) OBP: 0.281, SLG: 0.278		F FF 91 X KC 82 0-1 1-2 3-H 1B			B FF 90 C SI 90 F SL 85 X FF 93 1-2 ② L4			X FF 94 0-0 ① SH1-4 2-3		2	0	1	1	0	0	0

	AB	29
	R	1
	H	6
	RBI	1
	BB	4
	SO	10
	LOB	11

Inning Stats	1	2	3	4	5	6	7	8	9
	R: 0 E: 0 K: 0 S: 10 H: 1 LOB: 1 BB: 1 P: 19	R: 1 E: 0 K: 1 S: 17 H: 2 LOB: 2 BB: 1 P: 26	R: 0 E: 0 K: 0 S: 5 H: 0 LOB: 0 BB: 1 P: 12	R: 0 E: 0 K: 2 S: 8 H: 0 LOB: 0 BB: 0 P: 11	R: 0 E: 0 K: 1 S: 9 H: 0 LOB: 0 BB: 0 P: 11	R: 0 E: 0 K: 2 S: 13 H: 0 LOB: 0 BB: 0 P: 20	R: 0 E: 0 K: 2 S: 7 H: 0 LOB: 0 BB: 0 P: 8	R: 0 E: 0 K: 2 S: 11 H: 1 LOB: 1 BB: 0 P: 14	R: 0 E: 0 K: 0 S: 10 H: 2 LOB: 2 BB: 1 P: 16

| | | | |

Batter	1	2	3	4	5	6	7	8	9	AB	R	H	RBI	BB	SO	LOB
11 Brett Gardner, L (1, 8) OBP: 0.350, SLG: 0.452	C FF 89 F FF 91 B FF 91 F SI 90 F FF 94 X SI 91 1-2 25 F8 24 BB 1B	B CH 81 X SI 87 1-0 ③ G3			C SI 89 X FF 91 0-1 ② F7			B SI 90 C SL 83 S SL 86 B CU 72 X SI 90 2-2 24 1B 25 1B 1B	C SI 93 D CH 86 C SL 85 F CH 88 C FF 96 1-3 ② K	5	1	2	0	0	1	2
24 Robinson Canó, L (1, 4) OBP: 0.348, SLG: 0.506	B SI 87 1 SAFE B SI 87 B SI 87 C SI 88 B SI 88 4-1 25 F8 1-2 BB		C SI 90 F FF 91 F FF 94 B FF 91 X SI 91 1-2 ① G5-3		B SI 92 F SL 84 B SL 84 B CH 83 B SI 90 4-1 BB			B SI 87 S SI 90 C SL 86 F SL 86 X SI 89 1-2 36 FC6-4 25 1B 12 1B 1-3 1B	X SI 95 0-0 25 1B 1-3 2B	3	2	2	0	2	0	0
25 Mark Teixeira, S (1, 3) OBP: 0.267, SLG: 0.439	C SI 90 X SI 90 0-1 ① F8 1-2 2-3		F CH 83 X CH 84 0-1 ② F9		C FF 89 B FF 92 X SI 89 1-1 ③ G4-3			C SI 90 C SL 83 B SI 90 B SI 91 X SL 85 2-2 36 FC6-4 1-2 3-H 1B	C FF 91 C FF 92 B FF 94 X FF 94 1-2 2-H 3-H 1B	5	0	2	3	0	0	3
33 Travis Hafner, L (1, 10) OBP: 0.353, SLG: 0.474	T FF 94 B FF 94 B FF 94 F FF 94 B FF 93 F SI 92 B SL 87 4-2 BB		C FF 92 F SL 83 B CH 84 B FF 94 S FF 94 2-3 ③ K			C SL 83 S CH 83 B FF 93 F FF 94 B CH 84 B SI 92 F SI 91 B SL 84 4-2 55 G4-6-3 BB		C SL 86 C SL 85 X SI 91 0-2 ① L9	C FF 92 D SL 87 C FF 92 X FF 92 1-2 ③ F7	3	0	0	0	2	1	3
36 Kevin Youkilis, R (1, 5) OBP: 0.311, SLG: 0.375	B SI 90 B SI 89 C SI 90 S SI 89 X SI 90 2-2 ② P3			C SL 81 B FF 90 B SI 88 F FF 88 B SI 90 F SI 90 F SI 91 F SI 90 X FF 91 3-2 31 FC4-6 1B		C FF 88 B FF 89 F FF 88 B SL 83 X SI 88 2-2 ① L9		X SI 90 0-0 ② FC6-4 12 1B 1-2f 2-3		4	0	1	0	0	0	6
55 Lyle Overbay, L (1, 9) OBP: 0.289, SLG: 0.450 12 Vernon Wells, R (8, PH) OBP: 0.288, SLG: 0.406 (8, 7)	B SI 93 X SI 92 1-0 ③ F7			C SI 88 B CH 81 B SI 89 T SI 89 C FF 89 2-3 ① K		F SI 89 B FF 93 F SI 90 F FF 94 F SI 90 X SL 85 1-2 ②③ G4-6-3 1-2f		C SL 85 F CH 83 B CH 83 B CU 71 B SI 90 X SL 84 3-2 1-2 3-H 1B		3 1	0 0	0 1	0 1	0 0	1 0	5 0
31 Ichiro Suzuki, L (1, 7) OBP: 0.294, SLG: 0.328 (8, 9)		C FF 90 X SI 91 0-1 ① F7		F SI 89 B FF 88 F SI 88 X CH 82 1-2 ② FC4-6 1-2f			C FF 93 F FF 94 F FF 94 X FF 94 0-2 ① L5	B SI 93 F FF 95 F FF 95 X CH 87 1-2 ③ G4-3		4	0	0	0	0	0	3
17 Jayson Nix, R (1, 6) OBP: 0.317, SLG: 0.304		C SI 89 F SI 90 B FF 94 F SL 86 S SL 85 1-3 ② K		1 SAFE 1 SAFE X SI 88 0-0 ③ F9			C FF 94 B CH 86 F FF 94 B CH 85 F FF 94 F FF 94 X FF 94 2-2 ② P4		F FF 94 B SL 84 X SL 84 1-1 ① P2	4	0	0	0	0	1	1
19 Chris Stewart, R (1, 2) OBP: 0.339, SLG: 0.373		C FF 92 C FF 94 F SL 86 B SL 86 X SI 91 1-2 1B			X SI 88 0-0 ① G6-3		C CH 85 C FF 94 B CH 86 F FF 94 B CU 80 F FF 94 F FF 93 F FF 94 B FF 94 3-2 T FF 95 K		B SL 84 X FF 94 1-0 24 2B 25 1B 1B	4	1	2	0	0	1	0
Inning Stats	R: 0 H: 1 E: 0 LOB: 3 K: 0 BB: 2 S: 15 P: 27	R: 0 H: 1 E: 0 LOB: 1 K: 1 BB: 0 S: 11 P: 14	R: 0 H: 0 E: 0 LOB: 0 K: 1 BB: 0 S: 9 P: 12	R: 0 H: 1 E: 0 LOB: 1 K: 1 BB: 0 S: 13 P: 19	R: 0 H: 0 E: 0 LOB: 1 K: 0 BB: 1 S: 6 P: 11	R: 0 H: 0 E: 0 LOB: 0 K: 0 BB: 1 S: 12 P: 19	R: 0 H: 0 E: 0 LOB: 0 K: 1 BB: 0 S: 16 P: 21	R: 2 H: 4 E: 0 LOB: 2 K: 0 BB: 0 S: 20 P: 29	R: 2 H: 3 E: 0 LOB: 1 K: 1 BB: 0 S: 14 P: 19	1B: 9 SF: 0 2B: 1 SAC: 0 3B: 0 DP: 1 HR: 0 HBP: 0						

PITCHER		IP	WLS	BF	H	R	ER	SO	BB	IBB	HBP	BLK	WP	HR	S	P	ERA	WHIP
40 Bartolo Colon, R ERA: 2.92	(1, 1)	6.0	W	24	3	0	0	3	4	0	0	0	0	0	66	102	0.00	1.167
62 Sean Doolittle, L ERA: 3.9	(7, 1)	1.0		3	0	0	0	1	0	0	0	0	0	0	16	21	0.00	0.000
13 Jerry Blevins, L ERA: 2.2	(8, 1)	0.2		6	4	2	2	0	0	0	0	0	0	0	17	25	27.00	6.000
48 Ryan Cook, R ERA: 2.48	(8, 1)	1.0	H	5	2	2	2	1	0	0	0	0	0	0	11	15	18.00	2.000
50 Grant Balfour, R ERA: 1.35	(9, 1)	0.1	S	2	1	0	0	0	0	0	0	0	0	0	6	8	0.00	3.000

PITCHER	IP	WLS	BF	H	R	ER	SO	BB	IBB	HBP	BLK	WP	HR	S	P	ERA	WHIP

TOP

New York Yankees @ Oakland Athletics

O.co Coliseum, Oakland, CA

Tue Jun 11 2013, 10:09 PM - 1:14 AM EDT

Att. 27,118 - Partly Cloudy - 61 F

livebaseballscorecards.com

AB	36
R	4
H	10
RBI	4
BB	4
SO	5
LOB	23

Batter	1	2	3	4	5	6	7	8	9	AB	R	H	RBI	BB	SO	LOB
4 Coco Crisp, S (1, 8) OBP: 0.378, SLG: 0.500	B FF 90 X FF 90 1-0 HR		B FF 91 C CU 75 F CH 83 F SI 92 B SL 82 F SL 80 X FF 92 2-2 ① G3		B CH 83 C CH 84 B SI 88 F FF 91 F SL 80 F SI 90 X CH 84 2-2 ① G6-3		F SI 93 S FF 93 F CH 87 F FF 93 B SL 86 S CH 87 1-3 ② K			4	1	1	1	0	1	0
8 Jed Lowrie, S (1, 4) OBP: 0.376, SLG: 0.415	S FF 90 B SI 90 X CH 84 1-1 ① F7		B CH 84 C SI 90 S FF 92 X FF 92 1-2 15 G4-6-3 1B		X SI 89 0-0 ② G6-3		B SI 92 B SI 92 X SI 93 2-0 ③ G3-1			4	0	1	0	0	0	0
52 Yoenis Cespedes, R (1, 7) OBP: 0.307, SLG: 0.490 15 Seth Smith, L (3, 7) OBP: 0.343, SLG: 0.422	B FF 90 X SI 89 1-0 ② G4-3		C SI 92 B SI 90 S SL 82 D SL 81 X SI 92 2-2 ②③ G4-6-3 1-2f		C SL 80 B SI 88 B FF 90 S SL 80 S SL 80 2-3 ③ K			C CU 78 B FF 95 C FF 95 B FF 96 F SL 86 F FF 95 C CU 80 2-3 ① K		1 3	0 0	0 0	0 0	0 0	0 2	0 1
20 Josh Donaldson, R (1, 5) OBP: 0.391, SLG: 0.521	F FF 91 X FF 90 0-1 ③ F9			F FF 90 S SL 81 B FF 90 X SL 79 1-2 ① F8		X CH 83 0-0 7 G1-4-3 25 WP 2B		S FF 96 F FF 96 F FF 95 S SL 87 0-3 ② K		4	1	1	0	0	1	0
7 Nate Freiman, R (1, 3) OBP: 0.347, SLG: 0.420 37 Brandon Moss, L (9, 3) OBP: 0.324, SLG: 0.420		B FF 90 C FF 91 X SI 88 1-1 16 FC4-6 1B		C SL 80 X FF 92 0-1 25 1B 36 HR 1B		B SI 89 B FF 89 C FF 90 B SL 81 S FF 91 X FF 91 3-2 ① G1-4-3 2-3		X FF 95 0-0 1B		4 0	1 0	3 0	0 0	0 0	0 0	1 0
25 Chris Young, R (1, 10) OBP: 0.263, SLG: 0.342		C FF 90 B CH 83 S CH 84 F FF 90 S SL 81 1-3 ① K		C CU 76 F SI 90 B FF 90 B SL 80 X CH 83 2-2 36 HR 1-2 1B		C CH 83 F SL 82 D SL 81 F SI 91 D SL 82 B CH 84 B CH 85 4-2 3-H BB		C SL 85 1 SAFE X FF 95 0-1 ③ F9		3	1	1	0	1	1	2
16 Josh Reddick, L (1, 9) OBP: 0.280, SLG: 0.292		C FF 91 B FF 91 X SL 80 1-1 ② FC4-6 36 2B 1-2f		B SL 81 B FF 90 C FF 90 S SL 81 X SL 80 2-2 ② F4		C FF 91 B FF 90 B FF 92 D SL 82 1 SAFE X FF 91 3-1 ② F8				3	1	0	0	0	0	4
36 Derek Norris, R (1, 2) OBP: 0.320, SLG: 0.338		B FF 91 B FF 91 F SI 89 B FF 91 X FF 90 3-1 1-H 2B		X CU 76 0-0 1-H 2-H HR		F SI 90 X SI 90 0-1 ③ F9				3	1	2	4	0	0	1
17 Adam Rosales, R (1, 6) OBP: 0.298, SLG: 0.370		C CU 77 D CH 84 C CH 84 T FF 90 1-2 ③ K		X SI 91 0-0 ③ G6-3			C SL 84 C FF 93 F FF 93 B SL 86 B SL 84 X FF 94 2-2 ① F8			3	0	0	0	0	1	1
Inning Stats	R: 1 E: 0 K: 0 S: 6 H: 1 LOB: 0 BB: 0 P: 9	R: 1 E: 0 K: 2 S: 13 H: 2 LOB: 1 BB: 0 P: 20	R: 0 E: 0 K: 0 S: 11 H: 1 LOB: 0 BB: 0 P: 16	R: 3 E: 0 K: 0 S: 13 H: 3 LOB: 0 BB: 0 P: 18	R: 0 E: 0 K: 1 S: 9 H: 0 LOB: 0 BB: 0 P: 13	R: 1 E: 0 K: 0 S: 11 H: 1 LOB: 1 BB: 1 P: 21	R: 0 E: 0 K: 1 S: 10 H: 0 LOB: 0 BB: 0 P: 15	R: 0 E: 0 K: 2 S: 12 H: 1 LOB: 1 BB: 0 P: 14		1B: 5 2B: 2 3B: 0 HR: 2 SF: 0 SAC: 0 DP: 1 HBP: 0				WP: 1 PB: 0 SB: 0 CS: 0 PA: 33		

PITCHER		IP	WLS	BF	H	R	ER	SO	BB	IBB	HBP	BLK	WP	HR	S	P	ERA	WHIP
52 CC Sabathia, L ERA: 4.07	(1, 1)	6.0	L	26	8	6	6	3	1	0	0	0	1	2	63	97	9.00	1.500
38 Preston Claiborne, R ERA: 0.47	(7, 1)	1.0		3	0	0	0	1	0	0	0	0	0	0	10	15	0.00	0.000
62 Joba Chamberlain, R ERA: 4.73	(8, 1)	1.0		4	1	0	0	2	0	0	0	0	0	0	12	14	0.00	1.000

PITCHER	IP	WLS	BF	H	R	ER	SO	BB	IBB	HBP	BLK	WP	HR	S	P	ERA	WHIP

BOTTOM

New York Yankees @ Oakland Athletics

O.co Coliseum, Oakland, CA

Tue Jun 11 2013, 10:09 PM - 1:14 AM EDT

Att. 27,118 - Partly Cloudy - 61 F

livebaseballscorecards.com

AB	32
R	6
H	9
RBI	5
BB	1
SO	6
LOB	10

Batter	1	2	3	4	5	6	7	8	9	AB	R	H	RBI	BB	SO	LOB
11 Brett Gardner, L (1, 8) OBP: 0.348, SLG: 0.447	C FF 90 X FF 92 0-1 ① P5		B CH 83 C CH 82 X FF 90 1-1 ② F7			B SI 90 B CH 82 B SI 90 B FF 90 4-0 24 1B / 25 SF9 BB		C CU 81 T FF 91 S FF 93 0-3 ① K		3	1	0	0	1	1	0
24 Robinson Canó, L (1, 4) OBP: 0.346, SLG: 0.502	C FF 91 X CH 85 0-1 E4		C SI 91 F FF 91 B CH 83 F SI 90 F FF 91 X SL 85 1-2 ③ P6			X FF 89 0-0 1-3 1B		B CU 81 F FF 92 F FF 93 F FF 93 F FF 93 F FF 93 X FF 93 1-2 ② P5		4	0	1	0	0	0	0
25 Mark Teixeira, S (1, 3) OBP: 0.245, SLG: 0.409	B FF 91 B FF 91 C SI 91 S FF 91 X FF 92 2-2 ② L4			X FF 89 0-0 ① G3		B FF 90 S CH 82 D CH 84 X FF 90 2-1 ② SF9 3-H		X FF 91 0-0 ③ L8		3	0	0	1	0	0	1
33 Travis Hafner, L (1, 10) OBP: 0.346, SLG: 0.463	C SI 92 C CH 84 B FF 92 X CU 76 1-2 ③ G4-3			C FF 90 S FF 90 X FF 91 0-2 ② G3		B FF 90 S CH 82 B FF 90 B CH 83 F FF 89 C SL 84 3-3 ③ K			C FF 91 B SL 84 F FF 92 B FF 94 S SL 85 2-3 ① K	4	0	0	0	0	2	2
12 Vernon Wells, R (1, 7) OBP: 0.283, SLG: 0.399		C FF 90 S FF 91 S SL 85 0-3 ① K		C FF 90 X SL 86 0-1 ③ G5-3			C SL 82 X SL 82 0-1 ① G6-3		B FF 93 X FF 93 1-0 ② P4	4	0	0	0	0	1	0
36 Kevin Youkilis, R (1, 5) OBP: 0.318, SLG: 0.367		B FF 91 C SL 85 B SL 84 X FF 91 2-1 ② F9			C FF 90 S SL 83 S SL 83 0-3 ① K		C SL 82 B SL 83 H SL 81 2-1 31 G4-3 / 31 WP / 17 1B HBP		C FF 93 F SL 86 B FF 93 B SL 86 B FF 93 B SL 85 4-2 31 1B BB	2	1	0	0	1	1	0
31 Ichiro Suzuki, L (1, 9) OBP: 0.298, SLG: 0.332		B FF 92 F SI 92 F FF 91 F CH 84 F FF 92 X SL 86 1-2 17 FC6-4 1B			F FF 91 X CH 81 0-1 ② G1-3		C FF 89 C CH 82 B CH 81 X SI 90 1-2 ② G4-3 1-3		F FF 93 X FF 93 0-1 1-2 1B	4	0	2	0	0	0	1
17 Jayson Nix, R (1, 6) OBP: 0.316, SLG: 0.302		F FF 90 X FF 90 0-1 ③ FC6-4 1-2f			B FF 91 B FF 90 X SL 83 2-0 ③ G5-3		C FF 89 C FF 90 B SL 84 X SL 83 1-2 19 S 1B 3-H		C SL 84 B FF 93 X SL 84 1-1 ③ G1-3	4	0	1	1	0	0	3
53 Austin Romine, R (1, 2) OBP: 0.157, SLG: 0.180 55 Lyle Overbay, L (7, PH) OBP: 0.289, SLG: 0.450 19 Chris Stewart, R (7, PH) OBP: 0.336, SLG: 0.369 (7, 2)			C FF 89 B SL 84 F FF 91 X SL 85 1-2 ① F8			C FF 88 X SL 83 0-1 ① P4	B FF 90 B FF 93 C FF 94 F FF 94 B FF 94 T CH 81 3-2 ③ K 1-2			2 0 1	0 0 0	0 0 0	0 0 0	0 0 0	0 0 1	0 0 1
Inning Stats	R: 0 E: 1 K: 0 S: 10 H: 0 LOB: 1 BB: 0 P: 13	R: 0 E: 0 K: 1 S: 12 H: 1 LOB: 1 BB: 0 P: 15	R: 0 E: 0 K: 0 S: 10 H: 0 LOB: 0 BB: 0 P: 13	R: 0 E: 0 K: 0 S: 6 H: 0 LOB: 0 BB: 0 P: 6	R: 0 E: 0 K: 1 S: 6 H: 0 LOB: 0 BB: 0 P: 8	R: 1 E: 0 K: 1 S: 8 H: 1 LOB: 1 BB: 1 P: 17	R: 1 E: 0 K: 1 S: 12 H: 1 LOB: 1 BB: 0 P: 19	R: 0 E: 0 K: 1 S: 10 H: 0 LOB: 0 BB: 0 P: 11	R: 0 E: 0 K: 1 S: 10 H: 1 LOB: 2 BB: 1 P: 18	1B: 4 2B: 0 3B: 0 HR: 0 SF: 1 SAC: 0 DP: 0 HBP: 1						

PITCHER		IP	WLS	BF	H	R	ER	SO	BB	IBB	HBP	BLK	WP	HR	S	P	ERA	WHIP
67 Dan Straily, R ERA: 4.45	(1, 1)	6.2	W	26	3	2	2	3	1	0	1	0	1	0	61	85	2.70	0.600
62 Sean Doolittle, L ERA: 3.72	(7, 1)	1.1	H	4	0	0	0	2	0	0	0	0	0	0	13	17	0.00	0.000
50 Grant Balfour, R ERA: 1.3	(9, 1)	1.0	S	5	1	0	0	1	1	0	0	0	0	0	10	18	0.00	2.000

PITCHER	IP	WLS	BF	H	R	ER	SO	BB	IBB	HBP	BLK	WP	HR	S	P	ERA	WHIP

TOP

New York Yankees @ Oakland Athletics

O.co Coliseum, Oakland, CA

Wed Jun 12 2013, 10:08 PM - 1:14 AM EDT

Att. 25,176 - Clear - 62 F

livebaseballscorecards.com

AB	31
R	2
H	4
RBI	2
BB	2
SO	6
LOB	8

WP: 1 PB: 0 SB: 1 CS: 0 PA: 35

BOTTOM

New York Yankees @ Oakland Athletics

O.co Coliseum, Oakland, CA

Wed Jun 12 2013, 10:08 PM - 1:14 AM EDT

Att. 25,176 - Clear - 62 F

livebaseballscorecards.com

Batter	1	2	3	4	5	6	7	8	9	AB	R	H	RBI	BB	SO	LOB
5 John Jaso, L (1, 2) OBP: 0.368, SLG: 0.353	S FF 91 B FF 91 B CH 85 B FF 92 F FF 91 X FF 93 3-2 ① L6		B KC 70 C FF 91 B SL 78 F SL 78 F FF 92 B SL 78 F FF 91 B FF 91 4-2 8 G4-3 15 BB BB		C KC 73 S FF 90 X SL 79 0-2 8 FC6-4 2-H 2B		C FF 91 C SL 80 B SI 93 S SL 82 1-3 ① K	C CU 79 B FF 94 X FF 93 1-1 15 BB 1-H 1B		4	0	2	2	1	1	0
15 Seth Smith, L (1, 7) OBP: 0.358, SLG: 0.425	S FF 93 B SL 80 X FF 92 1-1 ② 1B		C KC 72 C FF 91 B KC 77 1 SAFE B SL 78 1 SAFE F SL 77 F FF 92 F FF 91 4-2 8 G4-3 1-2 BB		C FF 91 F SL 78 D KC 75 B FF 90 B FF 91 B FF 91 4-2 8 FC6-4 BB		B SL 81 B FF 94 C SI 94 B SI 92 B SL 81 4-1 8 1B BB	B SI 92 F SI 92 B CH 86 B CH 86 S SI 92 B SI 92 4-2 1-2 BB		1	0	1	0	4	0	0
8 Jed Lowrie, S (1, 6) OBP: 0.376, SLG: 0.413	C FF 92 B CH 86 B FF 93 B CH 86 F FF 92 F FF 92 B FF 93 4-2 BB		C KC 73 F FF 91 X SL 80 0-2 ① ② G4-3 1-2f 2-3		X FF 89 0-0 ② FC6-4 20 FC6-4 1-2f 2-3		C SI 92 X SL 82 0-1 1-2 1B	C SI 91 F SI 92 S FF 93 0-3 ③ K		4	0	1	0	1	1	6
20 Josh Donaldson, R (1, 5) OBP: 0.385, SLG: 0.512	F FF 92 S FF 92 1 SAFE B FF 92 B SL 80 T SL 79 2-2 ③ K		B FF 92 F FF 92 X FF 92 1-1 ③ F8		B SL 78 B SL 80 C FF 90 X SL 80 2-1 ③ FC6-4 1-2f		S SL 87 B FF 96 S FF 96 B SL 88 B FF 97 S SL 87 3-3 ② K			4	0	0	0	0	2	6
16 Josh Reddick, L (1, 9) OBP: 0.286, SLG: 0.293		C KC 71 F FF 91 B SL 78 B SL 78 X FF 91 2-2 37 HR 1B		X FF 91 0-0 ① L7		B FF 89 F FF 90 B SL 81 B FF 92 B FF 91 4-1 28 BB BB	C FF 95 B SL 88 B FF 95 S SL 86 D SL 83 X FF 94 3-2 ③ G3-1			3	1	1	0	1	0	2
37 Brandon Moss, L (1, 3) OBP: 0.327, SLG: 0.456		X CH 83 0-0 1-H HR		C FF 91 F FF 91 B KC 75 S KC 74 1-3 ② K		B FF 91 1 SAFE S FF 92 F FF 92 1 SAFE 1 SAFE B FF 92 C FF 93 2-3 ① K		C CU 78 F FF 94 F FF 95 B CU 82 F SL 86 F FF 94 B FF 95 F CU 82 B SL 84 3-2 F SL 85 X FF 94 HR		4	2	2	3	0	2	1
25 Chris Young, R (1, 8) OBP: 0.257, SLG: 0.333		C FF 92 B FF 92 X SL 79 1-1 ① F9		B FF 92 F SL 78 B FF 90 B FF 92 S FF 92 3-3 ③ K		C SL 83 F FF 92 F SL 80 1 SAFE X FF 93 0-2 ② F8		X FF 94 0-0 ① P4		4	0	0	0	0	1	1
28 Eric Sogard, L (1, 4) OBP: 0.336, SLG: 0.328		C FF 93 B FF 91 X SL 79 1-1 ② G3			B FF 91 C FF 90 B CH 83 B FF 91 B FF 90 4-1 7 S 5 2B BB	B FF 92 B FF 92 B SL 81 C FF 91 F FF 92 B FF 92 4-2 1-2 BB		C CU 79 C FF 95 X FF 96 0-2 5 S 5 1B 1B		2	2	1	0	2	0	0
7 Nate Freiman, R (1, 10) OBP: 0.333, SLG: 0.402		C FF 91 S SL 78 B FF 91 B SL 80 B FF 92 F FF 92 X SL 79 3-2 ③ P1			L KC 72 1 SAFE B FF 90 F FF 91 B FF 92 X SL 79 2-2 ① L9 1-2	S FF 92 B FF 94 F FF 92 X FF 93 1-2 ③ F9		F SL 87 1 SAFE 1 SAFE S SL 86 X SL 86 0-2 ② F8		4	0	0	0	0	0	4

Inning Stats																								
	R: 0	H: 1	R: 2	H: 2	R: 0	H: 0	R: 0	H: 0	R: 1	H: 1	R: 0	H: 0	R: 0	H: 1	R: 2	H: 3	1B: 5	SF: 0	WP: 0	PA: 39
	E: 0	LOB: 1	E: 0	LOB: 0	E: 0	LOB: 1	E: 0	LOB: 0	E: 0	LOB: 2	E: 0	LOB: 2	E: 0	LOB: 2	E: 0	LOB: 2	2B: 1	SAC: 0	PB: 0	
	K: 1	BB: 1	K: 0	BB: 0	K: 0	BB: 2	K: 2	BB: 1	K: 0	BB: 2	K: 1	BB: 2	K: 2	BB: 1	K: 1	BB: 1	3B: 0	DP: 1	SB: 2	
	S: 11	P: 21	S: 12	P: 19	S: 16	P: 25	S: 7	P: 11	S: 12	P: 24	S: 13	P: 24	S: 12	P: 23	S: 22	P: 30	HR: 2	HBP: 0	CS: 0	

	AB	30
	R	5
	H	8
	RBI	5
	BB	9
	SO	7
	LOB	20

PITCHER		IP	WLS	BF	H	R	ER	SO	BB	IBB	HBP	BLK	WP	HR	S	P	ERA	WHIP
65 Phil Hughes, R ERA: 4.89	(1, 1)	4.1	L	20	4	3	3	3	5	0	0	0	0	1	55	95	6.23	2.077
27 Shawn Kelley, R ERA: 4.68	(5, 1)	1.2		7	0	0	0	1	2	0	0	0	0	0	16	29	0.00	1.200
48 Boone Logan, L ERA: 1.5	(7, 1)	0.1		3	1	0	0	1	1	0	0	0	0	0	6	11	0.00	6.000
62 Joba Chamberlain, R ERA: 5.52	(7, 1)	1.1		7	3	2	2	1	0	0	0	0	0	1	23	33	13.50	2.250
38 Preston Claiborne, R ERA: 0.46	(8, 1)	0.1		2	0	0	0	1	1	0	0	0	0	0	5	9	0.00	3.000

PITCHER		IP	WLS	BF	H	R	ER	SO	BB	IBB	HBP	BLK	WP	HR	S	P	ERA	WHIP

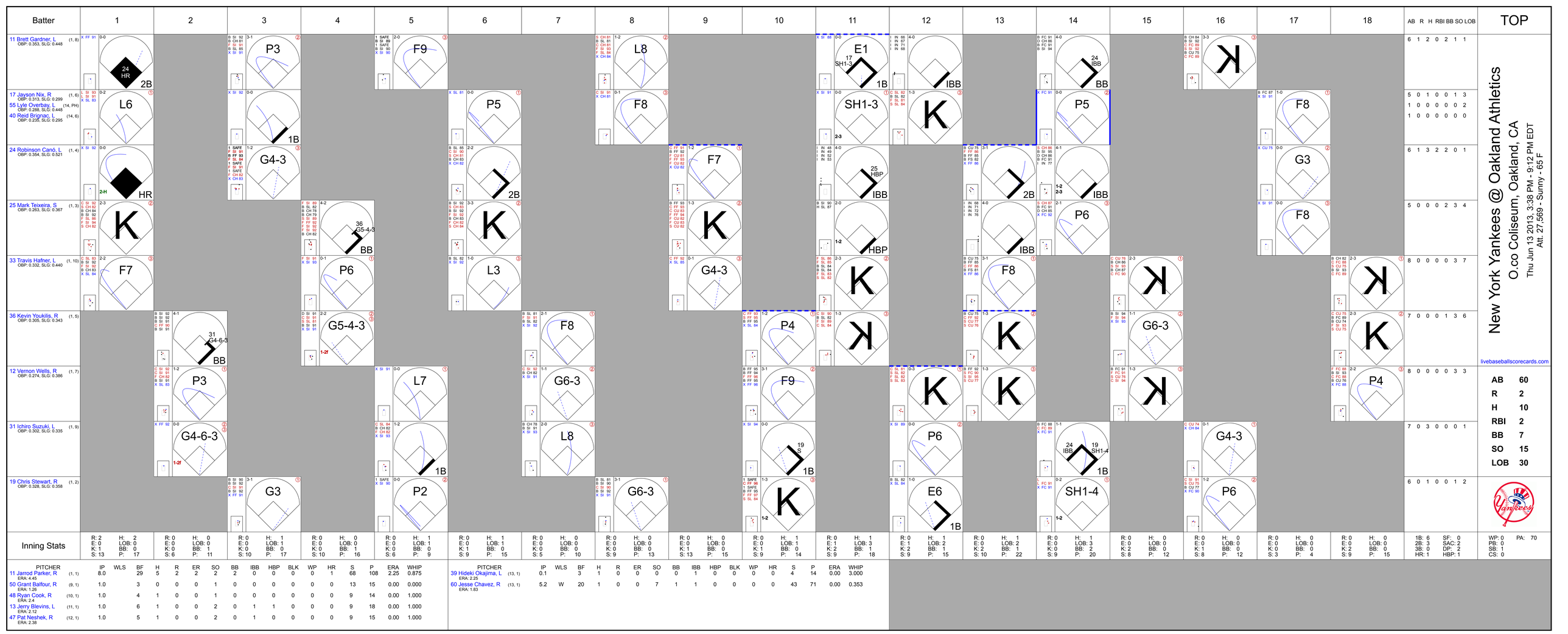
Batter
1
2
3
4
5
6
7
8
9
10
11
12
13
14
15
16
17
18
AB R H RBI BB SO LOB
TOP
11 Brett Gardner, L (1, 8) OBP: 0.353, SLG: 0.448
17 Jayson Nix, R (1, 6) OBP: 0.313, SLG: 0.299
55 Lyle Overbay, L (14, PH) OBP: 0.286, SLG: 0.448
40 Reid Brignac, L (14, 6) OBP: 0.235, SLG: 0.295
24 Robinson Canó, L (1, 4) OBP: 0.354, SLG: 0.521
25 Mark Teixeira, S (1, 3) OBP: 0.263, SLG: 0.367
33 Travis Hafner, L (1, 10) OBP: 0.332, SLG: 0.440
36 Kevin Youkilis, R (1, 5) OBP: 0.305, SLG: 0.343
12 Vernon Wells, R (1, 7) OBP: 0.274, SLG: 0.386
31 Ichiro Suzuki, L (1, 9) OBP: 0.302, SLG: 0.335
19 Chris Stewart, R (1, 2) OBP: 0.328, SLG: 0.358
Inning Stats
PITCHER IP WLS BF H R ER SO BB IBB HBP BLK WP HR S P ERA WHIP
11 Jarrod Parker, R (1, 1) ERA: 4.45 8.0 29 5 2 2 2 2 0 0 0 0 1 68 108 2.25 0.875
50 Grant Balfour, R (9, 1) ERA: 1.26 1.0 3 0 0 0 1 0 0 0 0 0 0 13 15 0.00 0.000
48 Ryan Cook, R (10, 1) ERA: 2.4 1.0 4 1 0 0 1 0 0 0 0 0 0 9 14 0.00 1.000
13 Jerry Blevins, L (11, 1) ERA: 2.12 1.0 6 1 0 0 2 0 1 1 0 0 0 9 18 0.00 1.000
47 Pat Neshek, R (12, 1) ERA: 2.38 1.0 5 1 0 0 2 0 1 0 0 0 0 9 15 0.00 1.000
PITCHER IP WLS BF H R ER SO BB IBB HBP BLK WP HR S P ERA WHIP
39 Hideki Okajima, L (13, 1) ERA: 2.25 0.1 3 1 0 0 0 0 0 1 0 0 0 0 4 14 0.00 3.000
60 Jesse Chavez, R (13, 1) ERA: 1.83 5.2 W 20 1 0 0 7 1 1 0 0 0 0 43 71 0.00 0.353
6 1 2 0 2 1 1
5 0 1 0 0 1 3
1 0 0 0 0 0 2
1 0 0 0 0 0 0
6 1 3 2 2 0 1
5 0 0 0 2 3 4
8 0 0 0 0 3 7
7 0 0 0 1 3 6
8 0 0 0 0 3 3
7 0 3 0 0 0 1
6 0 1 0 0 1 2
1B: 6 SF: 0
2B: 3 SAC: 2
3B: 0 DP: 2
HR: 1 HBP: 1
WP: 0 PA: 70
PB: 0
SB: 1
CS: 0
New York Yankees @ Oakland Athletics
O.co Coliseum, Oakland, CA
Thu Jun 13 2013, 3:38 PM - 9:12 PM EDT
Att. 27,569 - Sunny - 65 F
livebaseballscorecards.com
AB 60
R 2
H 10
RBI 2
BB 7
SO 15
LOB 30

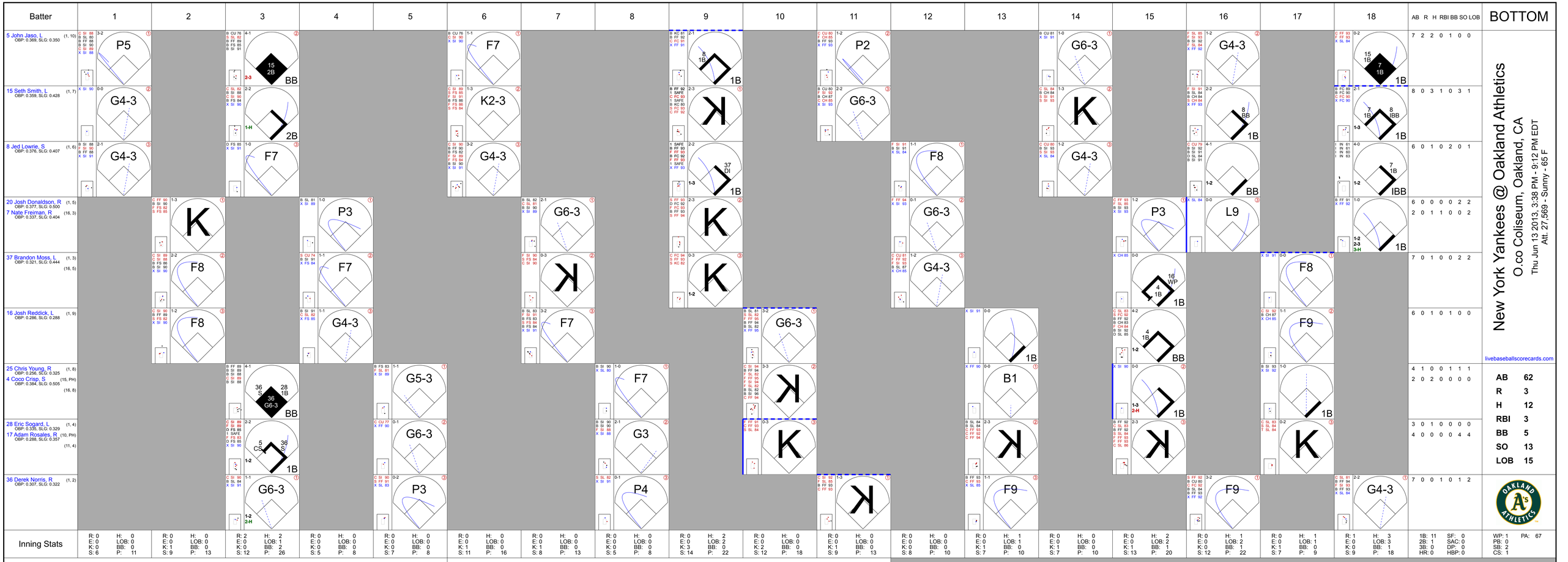
Batter
1
2
3
4
5
6
7
8
9
10
11
12
13
14
15
16
17
18
AB R H RBI BB SO LOB
BOTTOM
5 John Jaso, L (1, 10) OBP: 0.369, SLG: 0.350
15 Seth Smith, L (1, 7) OBP: 0.359, SLG: 0.428
8 Jed Lowrie, S (1, 6) OBP: 0.376, SLG: 0.407
20 Josh Donaldson, R (1, 5) OBP: 0.377, SLG: 0.500
7 Nate Freiman, R (16, 3) OBP: 0.337, SLG: 0.404
37 Brandon Moss, L (1, 3) OBP: 0.321, SLG: 0.444 (16, 5)
16 Josh Reddick, L (1, 9) OBP: 0.286, SLG: 0.288
25 Chris Young, R (1, 8) OBP: 0.256, SLG: 0.325
4 Coco Crisp, S (15, PH) OBP: 0.384, SLG: 0.505 (16, 8)
28 Eric Sogard, L (1, 4) OBP: 0.335, SLG: 0.329
17 Adam Rosales, R (10, PH) OBP: 0.288, SLG: 0.357 (11, 4)
36 Derek Norris, R (1, 2) OBP: 0.307, SLG: 0.322
Inning Stats
PITCHER IP WLS BF H R ER SO BB IBB HBP BLK WP HR S P ERA WHIP
18 Hiroki Kuroda, R (1, 1) ERA: 2.78 8.0 27 2 2 2 3 2 0 0 0 0 0 63 103 2.25 0.500
30 David Robertson, R (9, 1) ERA: 2.3 1.0 5 2 0 0 3 0 0 0 0 0 0 14 22 0.00 2.000
48 Boone Logan, L (10, 1) ERA: 1.45 0.2 2 0 0 0 1 0 0 0 0 0 0 9 15 0.00 0.000
27 Shawn Kelley, R (10, 1) ERA: 4.62 0.1 1 0 0 0 1 0 0 0 0 0 0 3 3 0.00 0.000
43 Adam Warren, R (11, 1) ERA: 3.12 6.0 23 4 0 0 4 2 0 0 0 1 0 56 85 0.00 1.000
PITCHER IP WLS BF H R ER SO BB IBB HBP BLK WP HR S P ERA WHIP
38 Preston Claiborne, R (17, 1) ERA: 0.86 1.1 L 6 2 1 1 1 0 0 0 0 0 0 3 17 6.75 1.500
42 Mariano Rivera, R (18, 1) ERA: 1.48 0.0 3 2 0 0 0 0 1 0 0 0 0 3 10 ∞ ∞
New York Yankees @ Oakland Athletics
O.co Coliseum, Oakland, CA
Thu Jun 13 2013, 3:38 PM - 9:12 PM EDT
Att. 27,569 - Sunny - 65 F
livebaseballscorecards.com
AB 62
R 3
H 12
RBI 3
BB 5
SO 13
LOB 15
1B: 11 SF: 0
2B: 1 SAC: 0
3B: 0 DP: 0
HR: 0 HBP: 0
WP: 1 PA: 67
PB: 0
SB: 2
CS: 1

Batter	1	2	3	4	5	6	7	8	9	AB	R	H	RBI	BB	SO	LOB
11 Brett Gardner, L (1, 8) OBP: 0.351, SLG: 0.445	C SI 91 X SI 92 0-1 ① G3		C SI 92 B FF 92 F FC 88 B CU 80 F FC 88 B CU 78 F FF 91 X SI 91 3-2 ③ F7		B CU 79 C SI 90 F FF 91 X SL 82 1-2 25 FC6-5 17 F8 1B		F SI 90 F SI 91 B CU 79 S FF 90 1-3 ③ K			4	0	1	0	0	1	0
17 Jayson Nix, R (1, 5) OBP: 0.312, SLG: 0.298	B FC 91 F FF 92 B SL 83 S FF 92 X SI 93 1-2 ② F7			C CU 76 C FF 91 B SI 92 F SL 83 B FF 92 X SI 93 2-2 ① G6-3	X FF 91 0-0 ① F8 1-2			C FF 96 X FF 96 0-1 25 BB 1B		4	0	1	0	0	0	1
25 Mark Teixeira, S (1, 3) OBP: 0.279, SLG: 0.353	B FF 93 F SI 93 B SL 83 B FF 92 C SI 92 B SI 93 4-2 24 FC4-6 BB			F SI 92 X SL 82 0-1 ② G5-3	D SI 90 X CU 79 1-0 ② FC6-5 2-3			C FF 92 B FF 95 F SI 95 D CU 82 B SI 94 B SI 95 4-2 1-2 BB		2	0	0	0	2	0	1
24 Robinson Canó, L (1, 10) OBP: 0.353, SLG: 0.517	B SI 91 F FF 90 T SI 92 B SI 94 X SL 82 2-2 ③ FC4-6 1-2f			C SI 92 B SI 94 B SI 91 S FF 92 X FF 92 2-2 12 1B 39 1B 1B	X SL 82 0-0 ③ G6-3			B FF 96 B FF 96 B SI 95 C FF 95 X FF 95 3-1 ① F7		4	1	1	0	0	0	4
12 Vernon Wells, R (1, 7) OBP: 0.273, SLG: 0.383		X SI 87 0-0 ① F7		B SI 91 X SI 88 1-0 22 BB 39 1B 1-3 1B		B SI 91 B FF 90 F FF 90 B FF 90 T FC 87 X SL 83 3-2 ① G5-3		C FC 91 D FF 92 B FF 96 B FF 95 F FF 94 F FC 90 X FF 95 3-2 ② F9		4	1	1	0	0	0	2
22 Thomas Neal, R (1, 9) OBP: 0.667, SLG: 0.500 31 Ichiro Suzuki, L (8, PH) OBP: 0.301, SLG: 0.333 (8, 9)		B SI 91 C FC 89 B SI 91 X SI 90 2-1 ② G1-3		C CU 79 B SI 93 F SI 91 1 SAFE D SL 82 1 SAFE B SL 81 B SI 92 4-2 40 BB 39 1B 1-2 BB		B CU 80 X SI 91 1-0 39 G4-6-3 1B		B FF 94 X FF 95 1-0 ③ F7		2 1	0 0	1 0	0 0	1 0	0 0	0 2
39 David Adams, R (1, 4) OBP: 0.240, SLG: 0.342		B FC 90 C SI 90 S SI 92 F SL 82 F FF 93 B CU 79 C FC 89 2-3 ③ K		S CU 80 B SI 92 D CU 80 X SI 92 2-1 40 BB 1-2 2-H 3-H 1B	C FF 90 D CU 80 1 SAFE B CU 75 X SI 91 2-1 ② ③ G4-6-3 1-2f				B FF 92 F FF 92 C FF 93 B FF 95 S FF 94 2-3 ① K	4	0	1	2	0	2	1
40 Reid Brignac, L (1, 6) OBP: 0.235, SLG: 0.284			S SI 91 F FF 92 F SI 90 B CU 79 F SI 93 X SL 82 1-2 E1 53 G6-4-3	B FF 91 B SI 91 B FF 91 C FF 91 F FC 90 F FF 90 B FF 90 4-2 53 FC6-4 1-2 2-3 BB			C FC 89 B CU 78 F FF 91 S FF 92 1-3 ① K		X FF 94 0-0 ② F7	3	0	0	0	1	1	0
53 Austin Romine, R (1, 2) OBP: 0.148, SLG: 0.170 33 Travis Hafner, L (9, PH) OBP: 0.330, SLG: 0.438			C SI 91 X SI 92 0-1 ① ② G6-4-3 1-2f	X CU 78 0-0 ③ FC6-4 1-2f			F SI 92 F FF 92 B SI 91 F SI 92 B SL 86 F SI 93 S SI 92 2-3 ② K		T FF 95 B FF 95 F SL 87 T FF 95 1-2 ③ K	3 1	0 0	0 0	0 0	0 0	1 1	4 0

Inning Stats	1	2	3	4	5	6	7	8	9
	R: 0 H: 0 E: 0 LOB: 1 K: 0 BB: 1 S: 10 P: 17	R: 0 H: 0 E: 0 LOB: 0 K: 1 BB: 0 S: 8 P: 12	R: 0 H: 0 E: 1 LOB: 0 K: 0 BB: 0 S: 12 P: 16	R: 2 H: 3 E: 0 LOB: 3 K: 0 BB: 2 S: 18 P: 33	R: 0 H: 1 E: 0 LOB: 1 K: 0 BB: 0 S: 6 P: 8	R: 0 H: 1 E: 0 LOB: 0 K: 0 BB: 0 S: 6 P: 12	R: 0 H: 0 E: 0 LOB: 0 K: 3 BB: 0 S: 11 P: 15	R: 0 H: 1 E: 0 LOB: 2 K: 0 BB: 1 S: 11 P: 22	R: 0 H: 0 E: 0 LOB: 0 K: 2 BB: 0 S: 7 P: 10

PITCHER	IP	WLS	BF	H	R	ER	SO	BB	IBB	HBP	BLK	WP	HR	S	P	ERA	WHIP
33 C.J. Wilson, L (1, 1) ERA: 3.9	7.0	W	28	5	2	2	4	3	0	0	0	0	0	71	113	2.57	1.143
40 Kevin Jepsen, R (8, 1) ERA: 2.92	1.0	H	5	1	0	0	0	1	0	0	0	0	0	11	22	0.00	2.000
49 Ernesto Frieri, R (9, 1) ERA: 2.89	1.0	S	3	0	0	0	2	0	0	0	0	0	0	7	10	0.00	0.000

PITCHER	IP	WLS	BF	H	R	ER	SO	BB	IBB	HBP	BLK	WP	HR	S	P	ERA	WHIP

TOP

New York Yankees @ Los Angeles Angels

Angel Stadium of Anaheim, Anaheim, CA

Fri Jun 14 2013, 7:09 PM - 10:01 PM PDT

Att. 40,621 - Clear - 67 F

livebaseballscorecards.com

AB	32
R	2
H	6
RBI	2
BB	4
SO	6
LOB	15

1B: 6	SF: 0	WP: 0	PA: 36
2B: 0	SAC: 0	PB: 0	
3B: 0	DP: 2	SB: 0	
HR: 0	HBP: 0	CS: 0	

BOTTOM

New York Yankees @ Los Angeles Angels

Angel Stadium of Anaheim, Anaheim, CA

Fri Jun 14 2013, 7:09 PM - 10:01 PM PDT

Att. 40,621 - Clear - 67 F

livebaseballscorecards.com

Batter	1	2	3	4	5	6	7	8	9	AB	R	H	RBI	BB	SO	LOB
27 Mike Trout, R (1, 7) OBP: 0.368, SLG: 0.547	C FF 88 B FC 88 X FF 88 1-1 32 FC4-6 1B	C CU 77 B SL 85 F FF 89 B SL 82 B CH 81 X FF 91 3-2 ① G4-3	C FF 89 B CH 83 F CH 82 B SL 84 X FF 89 2-2 ② F9	1 SAFE C CU 76 1 SAFE T FF 90 B FF 89 S FF 87 1-3 ① K	X SL 86 0-0 32 BB 1-2 3-H 1B	5	0	2	1	0	1	1
32 Josh Hamilton, L (1, 9) OBP: 0.272, SLG: 0.383	D SL 82 S SL 82 X FF 89 1-1 ① FC4-6 5 47 2B 1B 1-2f	B FF 92 X CU 77 1-0 ② F9	X FF 89 0-0 ③ F7	T SL 85 S FC 86 S FC 86 0-3 ② K	D SL 86 C FF 90 F SL 85 F SL 84 D CU 80 F FC 88 D SL 84 B FF 89 4-2 1-2 2-3 BB	4	1	0	0	1	1	2
5 Albert Pujols, R (1, 10) OBP: 0.324, SLG: 0.445	B FF 90 F FF 89 X SL 82 1-1 47 2B 1-2 1B	C FF 89 C FF 90 B SL 83 F SL 84 F SL 82 F FF 88 B CH 83 S SL 83 2-3 ③ K	C CU 77 F SL 82 B FF 91 X FF 90 1-2 44 1B 2B	1 SAFE C FF 90 X CH 82 0-1 44 1B 1-2 1B	X FF 88 0-0 ③ P6	5	0	3	0	0	1	3
44 Mark Trumbo, R (1, 3) OBP: 0.344, SLG: 0.506	S CU 76 F FF 89 S SL 84 0-3 ② K	B FF 88 B CH 79 X FF 89 2-0 6 SH1-4 47 1B 17 SF7 1B	F CU 78 X CH 83 0-1 ① 6 F9 17 1B 2-H 1B	B FF 90 B CU 77 X CU 77 2-0 1-2 2-H 1B	4	2	3	1	0	1	2
47 Howie Kendrick, R (1, 4) OBP: 0.370, SLG: 0.480	F FF 90 X FF 89 0-1 1-3 2-H 2B	B CH 79 C FF 90 B FF 88 F FF 89 X FF 90 2-2 6 SH1-4 1-2 1B	I IN 64 I IN 68 I IN 64 I IN 67 4-0 17 1B IBB	S CH 82 B FF 89 X FF 89 1-1 ③ G6-3	3	0	2	1	1	0	2
6 Alberto Callaspo, S (1, 5) OBP: 0.301, SLG: 0.362	C SL 83 X SL 84 0-1 ③ G4-3	X FF 88 0-0 ① SH1-4 1-2 2-3	X CH 82 0-0 ② F9 2-3	B FF 89 C FF 89 S FF 88 B CU 78 B FF 89 F FF 89 F FF 89 D FF 90 4-2 17 1B 25 FC4-2 BB	2	0	0	0	1	0	4
17 Chris Iannetta, R (1, 2) OBP: 0.365, SLG: 0.368	C FF 88 B FF 88 X FF 89 1-1 ① L8	X CU 78 0-0 ② SF7 3-H	B FF 90 C FC 90 B CH 84 C FF 89 X SL 83 2-2 1-3 3-H 1B	F FC 89 1 SAFE C SL 84 B FF 90 B FF 90 B FF 89 F FF 90 X FF 90 3-2 25 FC4-2 2 DI 27 1B 1-3 1B	3	1	2	2	0	0	0
2 Erick Aybar, S (1, 6) OBP: 0.277, SLG: 0.350	C FF 88 X CH 81 0-1 ② G5-3	B FF 89 S CH 81 B SL 82 B CH 80 S FF 89 X FF 90 3-2 ③ G4-3	C FF 90 X FF 89 0-1 ③ G1-3	F FF 89 B FC 90 F FC 89 S SL 86 1-3 ① K 1-2	4	0	0	0	0	1	5
25 Peter Bourjos, R (1, 8) OBP: 0.356, SLG: 0.432	B CU 75 C CU 75 S SL 84 X FF 90 1-2 ③ G1-3	B CU 76 X SL 83 1-0 ① F7	C FF 88 B FF 89 X CH 79 1-1 5 1B 44 1B 1B	X FF 90 0-0 ② FC4-2 32 BB 27 1B 2-3 3-H	4	1	1	0	0	0	2
Inning Stats	R: 1 E: 0 K: 1 S: 13 H: 3 LOB: 2 BB: 0 P: 16	R: 0 E: 0 K: 0 S: 7 H: 0 LOB: 0 BB: 0 P: 9	R: 0 E: 0 K: 1 S: 10 H: 0 LOB: 0 BB: 0 P: 16	R: 1 E: 0 K: 0 S: 9 H: 2 LOB: 1 BB: 0 P: 16	R: 0 E: 0 K: 0 S: 5 H: 0 LOB: 0 BB: 0 P: 8	R: 1 E: 0 K: 0 S: 11 H: 3 LOB: 2 BB: 1 P: 18	R: 1 E: 0 K: 2 S: 13 H: 3 LOB: 2 BB: 0 P: 18	R: 1 E: 0 K: 1 S: 18 H: 2 LOB: 3 BB: 2 P: 30		1B: 11 2B: 2 3B: 0 HR: 0 SF: 1 SAC: 1 DP: 0 HBP: 0				

	AB	34
	R	5
	H	13
	RBI	5
	BB	3
	SO	5
	LOB	21

WP: 0 PB: 0 SB: 0 CS: 0 PA: 39

PITCHER		IP	WLS	BF	H	R	ER	SO	BB	IBB	HBP	BLK	WP	HR	S	P	ERA	WHIP
46 Andy Pettitte, L ERA: 3.95	(1, 1)	7.0	L	32	11	4	4	4	0	1	0	0	0	0	68	101	5.14	1.571
34 Chris Bootcheck, R ERA: 9.0	(8, 1)	1.0		7	2	1	1	1	2	0	0	0	0	0	18	30	9.00	4.000

PITCHER	IP	WLS	BF	H	R	ER	SO	BB	IBB	HBP	BLK	WP	HR	S	P	ERA	WHIP

New York Yankees @ Los Angeles Angels

Angel Stadium of Anaheim, Anaheim, CA

Sat Jun 15 2013, 4:18 PM - 7:26 PM PDT

Att. 40,486 - Sunny - 72 F

TOP

livebaseballscorecards.com

Batter	1	2	3	4	5	6	7	8	9	AB	R	H	RBI	BB	SO	LOB
11 Brett Gardner, L (1, 8) OBP: 0.350, SLG: 0.450	B3		1-0 3B		P5			K		4	1	1	1	0	1	1
17 Jayson Nix, R (1, 5) OBP: 0.311, SLG: 0.297	K		3-2 1B		2-3 K			G1-3		4	0	1	1	0	2	1
24 Robinson Canó, L (1, 4) OBP: 0.351, SLG: 0.511	P5		4-1 IBB			K		G4-3		3	0	0	0	1	1	0
25 Mark Teixeira, S (1, 3) 39 David Adams, R (4, 3) OBP: 0.270, SLG: 0.340 OBP: 0.234, SLG: 0.333		F9	P5			G5-3			K	2 2	0 0	0 0	0 0	0 0	0 1	2 0
55 Lyle Overbay, L (1, 10) OBP: 0.282, SLG: 0.439		K		K		G1-3			K	4	0	0	0	0	3	0
31 Ichiro Suzuki, L (1, 9) OBP: 0.304, SLG: 0.341		F7		1-0 2B			0-1 1B		K	4	0	2	0	0	1	0
22 Thomas Neal, R (1, 7) OBP: 0.333, SLG: 0.200			0-3 K	1-3 K2-3			3-3 K			3	0	0	0	0	3	2
40 Reid Brignac, L (1, 6) OBP: 0.227, SLG: 0.274			0-0 G4-3		0-0 G3-1		2-3 K			3	0	0	0	0	1	1
19 Chris Stewart, R (1, 2) OBP: 0.328, SLG: 0.357			1-1 1B		0-0 E1		0-3 K			3	1	1	0	0	1	1
Inning Stats	R: 0 E: 0 K: 1 S: 7 H: 0 LOB: 0 BB: 0 P: 11	R: 0 E: 0 K: 1 S: 6 H: 0 LOB: 0 BB: 0 P: 11	R: 2 E: 0 K: 1 S: 12 H: 3 LOB: 2 BB: 1 P: 21	R: 0 E: 0 K: 2 S: 7 H: 1 LOB: 0 BB: 0 P: 9	R: 0 E: 1 K: 1 S: 6 H: 0 LOB: 1 BB: 0 P: 8	R: 0 E: 0 K: 1 S: 11 H: 0 LOB: 0 BB: 0 P: 16	R: 0 E: 0 K: 3 S: 12 H: 1 LOB: 1 BB: 0 P: 16	R: 0 E: 0 K: 1 S: 6 H: 0 LOB: 0 BB: 0 P: 10	R: 0 E: 0 K: 3 S: 10 H: 0 LOB: 0 BB: 0 P: 10	1B: 3 2B: 1 3B: 1 HR: 0 SF: 0 SAC: 0 DP: 0 HBP: 0	WP: 0 PB: 0 SB: 4 CS: 1 PA: 33					

	AB	32
	R	2
	H	5
	RBI	2
	BB	1
	SO	14
	LOB	8

PITCHER		IP	WLS	BF	H	R	ER	SO	BB	IBB	HBP	BLK	WP	HR	S	P	ERA	WHIP
48 Tommy Hanson, R ERA: 3.94	(1, 1)	6.1	W	25	5	2	2	8	0	1	0	0	0	0	55	84	2.84	0.789
37 Scott Downs, L ERA: 1.96	(7, 1)	0.1	H	1	0	0	0	1	0	0	0	0	0	0	3	5	0.00	0.000
58 Michael Kohn, R ERA: 1.96	(7, 1)	0.1	H	1	0	0	0	1	0	0	0	0	0	0	3	3	0.00	0.000
40 Kevin Jepsen, R ERA: 2.7	(8, 1)	1.0	H	3	0	0	0	1	0	0	0	0	0	0	6	10	0.00	0.000
49 Ernesto Frieri, R ERA: 2.79	(9, 1)	1.0		3	0	0	0	3	0	0	0	0	0	0	10	10	0.00	0.000

PITCHER	IP	WLS	BF	H	R	ER	SO	BB	IBB	HBP	BLK	WP	HR	S	P	ERA	WHIP

Batter	1	2	3	4	5	6	7	8	9	AB	R	H	RBI	BB	SO	LOB
27 Mike Trout, R (1, 7) OBP: 0.375, SLG: 0.547	C FF 90 B SI 90 B SI 89 F FF 90 X SI 92 2-2 5 F8 32 G4-3 1B		F FF 90 B KC 82 B SL 85 B KC 82 F FF 90 B KC 82 4-2 32 G3-1 32 S 5 1B BB		B KC 80 X FF 90 1-0 ① F8		B SL 82 C FF 92 D SL 83 1 SAFE B FF 93 F FF 92 B FF 93 4-2 32 2B 47 BB 1-2 BB	B CU 80 1 SAFE C SL 87 B FF 95 B FF 96 D SL 87 4-1 5 1B 1-2 BB		2	2	1	0	3	0	0
32 Josh Hamilton, L (1, 9) OBP: 0.271, SLG: 0.384	C CH 83 1 SAFE 1 SAFE B SL 86 1 SAFE X CH 82 1-1 ① G4-3 1-2		B CH 83 1 SAFE 1 SAFE S CH 84 1 SAFE B FF 89 C FF 93 1 SAFE D KC 82 3-2 ② X SL 88 G3-1 1-3		T SI 89 F CH 81 F FF 91 F CH 82 X KC 81 0-2 ② G4-3		C SL 82 B FF 94 X SL 80 1-1 47 BB 1-3 2-H 2B	B SL 85 B FF 96 S CH 86 S SL 86 C FF 96 2-3 ② K		5	0	1	1	0	1	4
5 Albert Pujols, R (1, 10) OBP: 0.329, SLG: 0.446	B FF 91 B FF 91 S KC 81 S SI 91 F SL 86 D KC 82 X SI 93 3-2 ② F8 2-3		B KC 82 X SL 86 1-0 3-H 1B		X FF 91 0-0 ③ P2		I I IN 48 I 4-0 47 BB IBB	D SL 83 D FF 97 C FF 97 C SI 89 X FF 98 2-2 1-3 2-H 1B		4	0	2	2	1	0	1
44 Mark Trumbo, R (1, 3) OBP: 0.341, SLG: 0.498	B SI 90 S KC 82 F SI 90 D KC 83 D KC 83 X SL 85 3-2 ③ F9		S KC 82 C FF 91 S FF 91 0-3 ③ K			B FF 88 B SL 84 B KC 80 C FF 90 C FF 92 B KC 81 4-2 6 FC1-4 47 1B 2 1B BB	S SL 84 X SL 84 0-1 ① F3	B SL 83 C SL 89 F FF 96 B FF 96 B SL 82 S SL 87 3-3 ③ K		4	1	0	0	1	2	7
47 Howie Kendrick, R (1, 4) OBP: 0.379, SLG: 0.486		C FF 89 X FF 89 0-1 6 G3-6-1 1B		B KC 80 B KC 82 X FF 89 2-0 2 FC5-6 6 1B 1B		B SI 89 T SL 85 F FF 90 B KC 82 1 SAFE X SL 87 2-2 6 FC1-4 1-2 1B	S SL 87 B SL 86 B SL 85 S SL 82 B SL 87 F SL 83 B SL 81 4-2 1-2 2-3 3-H BB			3	0	3	1	1	0	0
6 Alberto Callaspo, S (1, 5) OBP: 0.300, SLG: 0.359		C SL 86 X CH 82 0-1 ① ② G3-6-1 1-2f		C SI 90 1 SAFE B FF 90 F SL 87 X SI 92 1-2 2 FC5-6 1-2 1B		B SI 90 L CH 81 X FF 87 1-1 ① FC1-4 2 1B 1-2f 2-3	B SL 79 B FF 92 X FF 93 2-0 ② F9			4	0	1	0	0	0	6
2 Erick Aybar, S (1, 6) OBP: 0.282, SLG: 0.369		L SI 90 B SL 86 F FF 90 B SI 92 B KC 82 X SI 89 3-2 HR		L SI 91 X SL 85 0-1 ① FC5-6 1-2 2-3f		C SL 87 X SI 92 0-1 16 G3-6-1 1-2 3-H 1B	X FF 95 0-0 ③ G3			4	1	2	2	0	0	5
16 Hank Conger, L (1, 2) OBP: 0.299, SLG: 0.451		B KC 80 X SI 91 1-0 ③ G4-3		B SI 90 C SL 86 S KC 81 C SI 92 1-3 ② K		S KC 82 C SI 90 X KC 81 0-2 ②③ G3-6-1 1-2f		B CU 80 F CU 78 X FF 97 1-1 ① F9		4	0	0	0	0	1	4
25 Peter Bourjos, R (1, 8) OBP: 0.361, SLG: 0.434			C FF 90 B FF 89 X SL 84 1-1 ① G1-3	B SI 90 B FF 93 C FF 91 F KC 83 F SI 93 B FF 93 X FF 91 3-2 ③ F8			C FF 89 X SI 88 0-1 27 BB 32 2B 1B	F FF 97 X FF 97 0-1 27 S 5 1B 1B		4	2	2	0	0	0	2
Inning Stats	R: 0 H: 1 E: 0 LOB: 1 K: 0 BB: 0 S: 12 P: 21	R: 1 H: 2 E: 0 LOB: 0 K: 0 BB: 0 S: 8 P: 12	R: 1 H: 1 E: 0 LOB: 1 K: 1 BB: 1 S: 11 P: 20	R: 0 H: 2 E: 0 LOB: 2 K: 1 BB: 0 S: 13 P: 20	R: 0 H: 0 E: 0 LOB: 0 K: 0 BB: 0 S: 7 P: 8	R: 1 H: 2 E: 0 LOB: 1 K: 0 BB: 1 S: 12 P: 19	R: 2 H: 2 E: 0 LOB: 3 K: 0 BB: 3 S: 13 P: 28	R: 1 H: 2 E: 0 LOB: 2 K: 2 BB: 1 S: 14 P: 26		1B: 10 SF: 0 2B: 1 SAC: 0 3B: 0 DP: 2 HR: 1 HBP: 0						

PITCHER		IP	WLS	BF	H	R	ER	SO	BB	IBB	HBP	BLK	WP	HR	S	P	ERA	WHIP
41 David Phelps, R ERA: 4.08	(1, 1)	6.0	L	27	9	4	4	2	2	0	0	0	0	1	65	102	6.00	1.833
27 Shawn Kelley, R ERA: 4.78	(7, 1)	1.0		7	1	1	1	0	2	1	0	0	0	0	11	26	9.00	3.000
62 Joba Chamberlain, R ERA: 5.74	(8, 1)	1.0		6	2	1	1	2	1	0	0	0	0	0	14	26	9.00	3.000

PITCHER	IP	WLS	BF	H	R	ER	SO	BB	IBB	HBP	BLK	WP	HR	S	P	ERA	WHIP

BOTTOM

New York Yankees @ Los Angeles Angels

Angel Stadium of Anaheim, Anaheim, CA

Sat Jun 15 2013, 4:18 PM - 7:26 PM PDT

Att. 40,486 - Sunny - 72 F

livebaseballscorecards.com

AB	34
R	6
H	12
RBI	6
BB	6
SO	4
LOB	29

Batter	1	2	3	4	5	6	7	8	9	AB	R	H	RBI	BB	SO	LOB
11 Brett Gardner, L (1, 8) OBP: 0.352, SLG: 0.454	C SI 86 B SI 88 S CU 73 X FF 91 1-2 24 E 2B		X SI 89 0-0 33 HR 31 S 1-3 1B	B CH 80 C SI 88 F SI 88 X CH 79 1-2 ③ G4-3			B SI 93 F SI 94 B SI 93 F SI 94 B FF 93 X SI 92 3-2 ② F8			4	1	2	0	0	0	0
31 Ichiro Suzuki, L (1, 9) OBP: 0.308, SLG: 0.338	B SI 88 L SI 87 S CU 73 B FF 87 B CH 78 B SI 89 4-2 24 E BB		B CH 80 1 SAFE B SI 88 C SI 87 F SI 89 F CH 78 C FF 89 2-3 ① K 1-2		B SI 84 S CH 81 B SI 87 S CU 69 B FF 87 B SI 86 B FF 87 4-2 33 L4-6 33 S BB		F SI 93 X FF 93 0-1 ③ G6-3			2	0	0	0	2	1	2
24 Robinson Canó, L (1, 4) OBP: 0.350, SLG: 0.511	B CH 79 2 SAFE S CU 74 B CH 80 C SI 90 D SL 81 C SI 90 3-3 ① K 1-2 2-3		X SI 90 0-0 ② F7		B CH 79 1 SAFE B SI 87 1 SAFE X FF 86 2-0 ① L8			B SI 93 B SI 93 X SI 93 2-0 33 G6-3 12 SF8 2B		4	1	1	0	0	1	5
33 Travis Hafner, L (1, 10) OBP: 0.333, SLG: 0.453	B CH 81 B CU 75 B SL 82 C SI 87 B SI 90 4-1 12 G6-4-3 BB		F SI 89 S CU 74 B FF 89 X SL 81 1-2 2-H 3-H HR		B CH 79 1 SAFE B SI 86 1 SAFE S CU 73 B SI 88 X CH 81 3-1 ②③ L4-6 1-2			B SI 93 X SI 93 1-0 ① G6-3 2-3		3	1	1	3	1	0	2
12 Vernon Wells, R (1, 7) OBP: 0.273, SLG: 0.383	F SL 83 B SI 88 X FC 84 1-1 ②③ G6-4-3 1-2f		S CU 72 B CH 78 S SL 83 B FF 90 B SL 84 X CU 72 3-2 55 2B 1B			S FF 87 B CH 76 S FF 88 T SI 86 1-2 ① K		B SI 93 B FF 93 B FC 90 X SI 93 3-0 ② SF8 3-H		3	1	1	1	0	1	3
55 Lyle Overbay, L (1, 3) OBP: 0.282, SLG: 0.440		B SI 86 X SI 87 1-0 ① F7	1 SAFE B SI 88 1 SAFE F CH 80 X CU 72 1-1 17 1B 2B 1-H			S FF 86 B FF 86 S CH 76 S CH 78 1-3 ② K		X SI 93 0-0 ③ G5-3		4	1	1	1	0	1	0
17 Jayson Nix, R (1, 5) OBP: 0.319, SLG: 0.312		B SI 88 F SI 88 F FF 89 C FF 91 1-3 ② K	S SL 81 B FF 88 X SL 82 1-1 40 PO 1B 2-H			X FF 88 0-0 2B			B FF 93 X SI 93 1-0 40 1B 54/3-6-4-6	4	0	3	1	0	1	0
40 Reid Brignac, L (1, 6) OBP: 0.217, SLG: 0.261		B SI 87 X SI 88 1-0 ③ F8	F SI 88 B SI 88 2 SAFE 1-1 ③ PO 2-3	X SI 87 0-0 ① P6		F CH 76 B CH 76 F SI 86 F SI 86 F FF 87 D CU 73 B SI 87 S CH 77 3-3 ③ K			F SI 91 S SI 92 F CH 85 X FC 89 0-2 ①② G4-3-6-4-6 1-2f	4	0	0	0	0	1	2
19 Chris Stewart, R (1, 2) OBP: 0.326, SLG: 0.348			C FF 87 B FF 88 B FF 88 B FF 88 S FF 86 B FF 88 4-2 11 1B 33 HR BB	C FF 87 X FF 88 0-1 ② F7			L FF 93 X FF 93 0-1 ① F9		B FC 89 C FF 93 F FC 89 S FC 89 1-3 ③ K	3	1	0	0	1	1	0
Inning Stats	R: 0 H: 1 E: 1 LOB: 2 K: 1 BB: 2 S: 11 P: 24	R: 0 H: 0 E: 0 LOB: 0 K: 1 BB: 0 S: 5 P: 8	R: 5 H: 5 E: 0 LOB: 0 K: 1 BB: 1 S: 19 P: 32	R: 0 H: 0 E: 0 LOB: 0 K: 0 BB: 0 S: 6 P: 7	R: 0 H: 0 E: 0 LOB: 0 K: 0 BB: 1 S: 6 P: 15	R: 0 H: 1 E: 0 LOB: 1 K: 3 BB: 0 S: 12 P: 17	R: 0 H: 0 E: 0 LOB: 0 K: 0 BB: 0 S: 7 P: 10	R: 1 H: 1 E: 0 LOB: 0 K: 0 BB: 0 S: 4 P: 10	R: 0 H: 1 E: 0 LOB: 0 K: 1 BB: 0 S: 8 P: 10	1B: 4 SF: 1 2B: 5 SAC: 0 3B: 0 DP: 3 HR: 1 HBP: 0						

PITCHER	IP	WLS	BF	H	R	ER	SO	BB	IBB	HBP	BLK	WP	HR	S	P	ERA	WHIP
36 Jered Weaver, R (1, 1) ERA: 4.41	6.0	L	26	7	5	5	6	4	0	0	0	0	1	59	103	7.50	1.833
57 Jerome Williams, R (7, 1) ERA: 3.14	3.0		10	2	1	1	1	0	0	0	0	0	0	19	30	3.00	0.667

PITCHER	IP	WLS	BF	H	R	ER	SO	BB	IBB	HBP	BLK	WP	HR	S	P	ERA	WHIP

TOP

New York Yankees @ Los Angeles Angels

Angel Stadium of Anaheim, Anaheim, CA

Sun Jun 16 2013, 12:40 PM - 3:36 PM PDT

Att. 41,204 - Sunny - 75 F

livebaseballscorecards.com

AB	31
R	6
H	9
RBI	6
BB	4
SO	7
LOB	14

BOTTOM

New York Yankees @ Los Angeles Angels

Angel Stadium of Anaheim, Anaheim, CA

Sun Jun 16 2013, 12:40 PM - 3:36 PM PDT

Att. 41,204 - Sunny - 75 F

livebaseballscorecards.com

Batter	1	2	3	4	5	6	7	8	9	AB	R	H	RBI	BB	SO	LOB
25 Peter Bourjos, R (1, 8) OBP: 0.363, SLG: 0.433	B FF 89 C CH 82 B SI 89 X FF 90 2-1 5 G4-3 27 BB 1B		B SI 92 C FF 91 C CH 84 S FF 92 1-3 ③ K			F FF 92 S CH 85 B CH 86 X FF 93 1-2 ② G6-3		C CH 84 C SI 91 B SL 80 S CH 86 1-3 ③ K	C FC 92 F FC 94 F FC 92 X FC 92 0-2 27 BB 1B 1-2 3-H	5	0	2	1	0	2	1
27 Mike Trout, R (1, 7) OBP: 0.381, SLG: 0.552	B FF 91 B FF 91 F CH 84 B SI 90 B FF 90 4-1 5 G4-3 BB 1-2			C CU 76 C FF 92 F SL 81 B FF 92 C FF 93 1-3 ① K		B FF 92 F SI 91 F FF 94 X FF 94 1-2 1B			C FF 91 B SL 81 X CH 85 1-1 44 1B 2B B FF 93 B FF 93 C FF 93 B FF 94 4-1 1-2 2-3 BB	3	1	2	0	2	1	0
5 Albert Pujols, R (1, 10) OBP: 0.327, SLG: 0.439	B CU 76 B CH 83 X FF 91 2-0 G4-3 ① ② 1-2f 2-3			C FF 92 B FF 92 X SL 81 1-1 F8 ②		C SL 78 F CH 86 X FF 94 0-2 P6 ③			B FF 91 B FF 91 C FF 91 D FF 91 4-1 44 1B 2 G3 BB C FF 94 F FF 93 0-3 ③ K	4	1	0	0	1	1	6
44 Mark Trumbo, R (1, 9) OBP: 0.340, SLG: 0.494	B FF 92 C FF 91 D SL 81 X FF 92 2-1 ③ G6-3			X SI 90 0-0 ③ G4-3			C FF 93 S SL 82 F FF 92 X FF 94 0-2 ① L9		C FF 93 X KC 81 0-1 2 G3 39 BB 6 1B 1-3 2-H 1B	4	1	1	1	0	0	1
47 Howie Kendrick, R (1, 4) OBP: 0.377, SLG: 0.483		C FF 91 F FF 91 X SL 80 0-2 ① L9			C CU 77 S SI 90 B FF 93 X SI 91 1-2 2 FC5-4 17 BB 1B		C SI 92 S SL 82 F SL 82 B FF 91 B SL 82 S CH 85 2-3 ② K		B FF 93 B FF 93 C FF 93 C FF 94 F FF 94 F FF 94 F KC 83 S FC 95 2-3 ① K	4	0	1	0	0	2	2
17 Chris Iannetta, R (1, 2) OBP: 0.365, SLG: 0.363 39 JB Shuck, L (9, PH) OBP: 0.331, SLG: 0.346		B SI 90 C FF 91 S CH 84 B FF 91 C FF 91 2-3 ② K			F CH 85 B SI 91 B FF 93 D CH 86 B FF 92 4-1 2 FC5-4 1-2 BB		C FF 92 S FF 93 S FF 94 0-3 ③ K		B FC 95 B FF 94 B FC 94 C FF 94 C FC 94 B FF 94 4-2 2 G3 6 1B 1-2 BB	2 0	0 1	0 0	0 0	1 1	2 0	0 0
2 Erick Aybar, S (1, 6) OBP: 0.281, SLG: 0.366		X FF 92 0-0 ③ F8			C SL 82 B FF 92 F FF 93 F SL 83 B FF 93 X CH 86 2-2 ① ② FC5-4 1-2 2-3			C FF 91 X FF 92 0-1 1B	C FC 92 C FC 92 B FC 93 X FC 92 1-2 ② G3 1-2 2-3 3-H	4	0	1	1	0	0	4
6 Alberto Callaspo, S (1, 5) OBP: 0.299, SLG: 0.357			B FF 91 C FF 91 X CH 84 1-1 ① G1-3		C CH 85 C FF 93 B FF 94 X CH 85 1-2 ③ G1-3			X CH 83 0-0 ① P5	B FC 91 X FC 91 1-0 10 1B 10 DI 25 1B 2-H 3-H 1B	4	1	1	2	0	0	2
20 Brendan Harris, R (1, 3) OBP: 0.258, SLG: 0.356 10 Brad Hawpe, L (9, PH) OBP: 0.375, SLG: 0.167			B FF 93 X SI 90 1-0 ② G6-3			B CU 78 F FF 92 X SL 82 1-1 ① F7		C SI 90 B FF 93 X CH 85 1-1 ② L8	B FC 91 F FC 92 F FC 91 B FC 92 F FC 92 F FC 92 X FC 93 2-2 27 BB 25 1B 1-3 1B	3 1	0 0	0 1	0 0	0 0	0 0	1 0
Inning Stats	R: 0 H: 1 E: 0 LOB: 1 K: 0 BB: 1 S: 6 P: 16	R: 0 H: 0 E: 0 LOB: 0 K: 1 BB: 0 S: 7 P: 9	R: 0 H: 0 E: 0 LOB: 0 K: 1 BB: 0 S: 6 P: 9	R: 0 H: 0 E: 0 LOB: 0 K: 1 BB: 0 S: 7 P: 9	R: 0 H: 1 E: 0 LOB: 1 K: 0 BB: 1 S: 11 P: 19	R: 0 H: 1 E: 0 LOB: 1 K: 0 BB: 0 S: 11 P: 14	R: 0 H: 0 E: 0 LOB: 0 K: 2 BB: 0 S: 11 P: 13	R: 0 H: 1 E: 0 LOB: 1 K: 1 BB: 0 S: 8 P: 10	R: 5 H: 5 E: 0 LOB: 3 K: 2 BB: 3 S: 30 P: 49	1B: 8 SF: 0 2B: 1 SAC: 0 3B: 0 DP: 2 HR: 0 HBP: 0						WP: 0 PA: 39 PB: 0 SB: 0 CS: 0

	AB	34
	R	5
	H	9
	RBI	5
	BB	5
	SO	8
	LOB	17

PITCHER	IP	WLS	BF	H	R	ER	SO	BB	IBB	HBP	BLK	WP	HR	S	P	ERA	WHIP
52 CC Sabathia, L (1, 1) ERA: 3.93	8.0	W	30	5	2	2	6	3	0	0	0	0	0	70	107	2.25	1.000
30 David Robertson, R (9, 1) ERA: 2.93	0.1		3	1	0	0	1	1	0	0	0	0	0	10	16	0.00	6.000
42 Mariano Rivera, R (9, 1) ERA: 1.8	0.2	S	6	3	3	3	1	1	0	0	0	0	0	17	25	40.50	6.000

PITCHER	IP	WLS	BF	H	R	ER	SO	BB	IBB	HBP	BLK	WP	HR	S	P	ERA	WHIP

Batter	1	2	3	4	5	6	7	8	9	AB	R	H	RBI	BB	SO	LOB
7 Nick Punto, S (1, 6) OBP: 0.335, SLG: 0.321	C SI 90 C FS 82 X SI 90 0-2 G4-3		1 SAFE C SL 82 X SI 90 0-1 F7			C CU 74 C SL 82 F FS 87 B SI 92 F SI 92 X SL 85 1-2 L9	C SL 77 3-3 K		F FC 90 F FC 91 B FC 92 S FC 92 1-3 K	5	0	0	0	0	2	3
66 Yasiel Puig, R (1, 9) OBP: 0.491, SLG: 0.755	B SI 91 B SI 91 B SL 82 C SI 91 X SI 93 3-1 1B		S SL 85 1 SAFE F SI 93 D SL 84 1 SAFE X FS 85 1-2 L8			B SI 95 B SI 93 C FS 84 X SI 94 2-1 G4-3		B SI 94 X SI 93 1-0 23 F9 13 HR 2B	B FF 92 B FC 92 S FC 92 S FC 91 C FC 93 2-3 K	5	1	2	0	0	1	1
23 Adrián González, L (1, 3) OBP: 0.363, SLG: 0.462	B SI 92 X SI 91 1-0 G6-3			B FF 92 B SI 92 X SI 91 2-0 13 2B 16 L1-5 1B		F CU 74 F FS 85 S SI 93 0-3 K		C FF 93 X SI 94 0-1 F9 2-3		4	0	1	0	0	1	1
13 Hanley Ramirez, R (1, 10) OBP: 0.368, SLG: 0.629		B SI 91 C SL 84 X SI 90 1-1 16 FC3-6 1B		F FS 84 B FS 86 B SI 93 X SI 93 2-1 1-3 2B			F SI 92 B SI 93 X SI 92 1-1 3 1B 16 BB 17 SF9 1B	X SI 92 0-0 3-H HR		4	2	4	2	0	0	0
16 Andre Ethier, L (1, 8) OBP: 0.331, SLG: 0.370		X SL 82 0-0 FC3-6 5 FC6-4 1-2f		C SL 84 B FF 91 X FS 86 1-1 L1-5 3-H			C SL 82 B SI 93 F SI 93 B FS 85 B SI 87 B SL 84 4-2 17 SF9 3 1B 6 1B 1-2 BB	B FC 92 B FF 93 C FF 93 B FF 93 B FF 92 4-1 5 BB		2	1	0	0	2	0	3
5 Juan Uribe, R (1, 5) OBP: 0.364, SLG: 0.400		C SI 92 B SI 92 1 SAFE B SL 84 S SL 84 X SI 93 2-2 FC6-4 1-2f		X FS 85 0-0 G6-3			C SL 84 B SI 92 F SI 93 F SL 84 X SL 84 1-2 F6	B FF 93 B FF 92 B FF 92 B FC 92 4-0 17 FC5-4 1-2 BB		3	0	0	0	1	0	4
3 Skip Schumaker, L (1, 4) OBP: 0.331, SLG: 0.305		C SL 82 B SI 93 B SI 91 F SI 92 1 SAFE X SI 91 2-2 G4-3			S FS 83 B SI 93 F FS 84 B FS 86 B SI 91 F SI 91 X SI 90 3-2 F7		C SL 84 B SI 92 X SL 83 1-1 6 1B 1-2 2-3 1B	B KC 82 B FF 92 C FF 94 X FF 92 2-1 P5		4	0	1	0	0	0	3
17 A.J. Ellis, R (1, 2) OBP: 0.354, SLG: 0.355			C SI 90 B SI 92 C SL 83 X FS 87 1-2 FC5-4 1B		C SL 84 F SI 93 C SL 85 0-3 K		C SI 94 B FS 85 B FS 85 C FS 84 X SL 85 2-2 SF9 2-3 3-H	X FF 94 0-0 FC5-4 1-2f		3	0	1	1	0	1	2
Alex Castellanos, R (1, 7) OBP: 0.222, SLG: 0.333 6 Jerry Hairston, R (7, PH) OBP: 0.312, SLG: 0.349 (7, 7)			B FS 82 S SL 82 F SI 92 B SL 83 F FS 82 X FS 84 2-2 FC5-4 1-2f		C SL 83 F SI 93 B SL 86 F SL 85 B SI 91 X SL 84 2-2 L7		B SL 83 D SL 84 B SI 92 C SI 91 X SI 92 3-1 1-2 3-H 1B		X FC 90 0-0 F8	2 2	0 0	0 1	0 1	0 0	0 0	1 0
Inning Stats	R: 0 E: 0 K: 0 S: 6 H: 1 LOB: 0 BB: 0 P: 10	R: 0 E: 0 K: 0 S: 9 H: 1 LOB: 1 BB: 0 P: 14	R: 0 E: 0 K: 0 S: 12 H: 1 LOB: 1 BB: 0 P: 16	R: 0 E: 0 K: 0 S: 6 H: 2 LOB: 1 BB: 0 P: 11	R: 0 E: 0 K: 1 S: 11 H: 0 LOB: 0 BB: 0 P: 16	R: 0 E: 0 K: 1 S: 10 H: 0 LOB: 0 BB: 0 P: 13	R: 2 E: 0 K: 1 S: 18 H: 3 LOB: 2 BB: 1 P: 33	R: 2 E: 0 K: 0 S: 8 H: 2 LOB: 2 BB: 2 P: 19	R: 0 E: 0 K: 2 S: 7 H: 0 LOB: 0 BB: 0 P: 10	1B: 7 2B: 3 3B: 0 HR: 1 SF: 1 SAC: 0 DP: 1 HBP: 0						

PITCHER		IP	WLS	BF	H	R	ER	SO	BB	IBB	HBP	BLK	WP	HR	S	P	ERA	WHIP
18 Hiroki Kuroda, R ERA: 2.78	(1, 1)	6.2	W	27	8	2	2	2	1	0	0	0	0	0	69	107	2.70	1.350
27 Shawn Kelley, R ERA: 4.73	(7, 1)	0.1	H	1	0	0	0	1	0	0	0	0	0	0	3	6	0.00	0.000
38 Preston Claiborne, R ERA: 1.69	(8, 1)	0.1		3	2	2	2	0	0	0	0	0	0	1	4	5	54.00	6.000
30 David Robertson, R ERA: 2.86	(8, 1)	0.2	H	4	0	0	0	0	2	0	0	0	0	0	4	14	0.00	3.000
42 Mariano Rivera, R ERA: 1.73	(9, 1)	1.0	S	3	0	0	0	2	0	0	0	0	0	0	7	10	0.00	0.000

PITCHER	IP	WLS	BF	H	R	ER	SO	BB	IBB	HBP	BLK	WP	HR	S	P	ERA	WHIP

TOP

Los Angeles Dodgers @ New York Yankees

Yankee Stadium, Bronx, NY

Wed Jun 19 2013, 1:11 PM - 4:20 PM EDT

Att. 40,604 - Partly Cloudy - 73 F

livebaseballscorecards.com

AB	34
R	4
H	10
RBI	4
BB	3
SO	5
LOB	18



WP: 0 PA: 38
PB: 0
SB: 0
CS: 0

Batter	1	2	3	4	5	6	7	8	9	AB	R	H	RBI	BB	SO	LOB
11 Brett Gardner, L (1, 8) OBP: 0.349, SLG: 0.449	B FF 86 C FF 88 B SL 83 X SI 89 2-1 F8 ①	C FF 89 B SL 84 C SL 82 B FF 91 X SI 91 2-2 G5-3 ③			F FF 88 C FF 88 B SL 81 F FF 89 B FF 90 X CU 75 2-2 17 SH1-4 1-2 1B		F SI 88 B SI 86 S SI 87 X SI 88 1-2 G4-3 ①	C SI 89 B CH 82 X CH 82 1-1 G4-3 ②		5	0	1	0	0	0	1
17 Jayson Nix, R (1, 6) OBP: 0.318, SLG: 0.311 (8, 5)	B FF 88 F FF 89 C CU 70 S FF 89 1-3 K ②		F CH 75 B SL 79 B FF 89 B CH 79 X FF 88 3-1 F8 ①		X CH 82 0-0 SH1-4 ① 1-2 2-3		B SI 87 B SI 87 C SI 88 F CH 80 F KC 78 F KC 80 F KC 81 X SI 86 2-2 12 E 24 1B 12 E 1B	B FC 87 C FC 86 X CU 78 1-1 P3 ③		4	1	1	0	0	1	0
24 Robinson Canó, L (1, 4) OBP: 0.352, SLG: 0.509	C FF 88 B FF 89 C FF 89 F FF 90 X SL 81 1-2 E4		X SL 83 0-0 E4 12 FC5-4		I IN 57 I IN 57 I IN 59 I IN 58 4-0 IBB		B SI 88 C SI 88 1 SAFE C SI 88 X SI 89 1-2 12 E 1-2 31 1B 1B			3	1	1	0	1	0	0
12 Vernon Wells, R (1, 7) OBP: 0.269, SLG: 0.377	B FF 87 B FF 87 C FF 89 C FF 88 C FF 89 2-3 K ③		F FF 88 C FF 87 F FF 89 X SI 88 0-2 FC5-4 ② 1-2f		S CH 78 F FF 88 S CH 78 0-3 K ②		C SI 95 B SI 95 X SI 95 1-1 E1 22 HBP 31 1B 1-3 2-H			4	1	0	0	0	2	6
22 Thomas Neal, R (1, 10) OBP: 0.400, SLG: 0.250		C FF 86 B CH 74 F FF 87 B CH 76 X SI 89 2-2 39 31 SH2-4 1B 55 2B	B FF 88 1 SAFE C FF 88 F CU 70 C FF 90 1-3 K ③		B FF 91 S FF 91 C FF 93 F FF 92 B FF 93 B FF 93 X SI 93 3-2 G6-3 ③		H SI 94 1-0 31 1B 1-2 HBP			3	1	1	0	0	1	4
31 Ichiro Suzuki, L (1, 9) OBP: 0.315, SLG: 0.359		C FF 86 X CU 71 0-1 39 SH2-4 55 2B 1-2 1B	F SI 87 F FF 88 B FF 90 B SL 82 X FF 91 2-2 P5 ①			B SL 78 X FF 88 1-0 HR	C CU 79 B SI 90 B CU 80 F SL 86 X CU 81 2-2 1-2 2-H 3-H 1B			4	2	3	3	0	0	0
39 David Adams, R (1, 5) OBP: 0.225, SLG: 0.321 40 Reid Brignac, L (8, 6) OBP: 0.217, SLG: 0.261		B FF 86 C FF 89 B CH 74 X CH 76 2-1 SH2-4 ① 1-2 2-3	B CU 70 X FF 89 1-0 G6-3 ②			C CH 77 X SL 81 0-1 G6-3 ①	S SL 89 F SL 88 C CU 80 0-3 K ②			3 0	0 0	0 0	0 0	0 0	1 0	2 0
55 Lyle Overbay, L (1, 3) OBP: 0.281, SLG: 0.441		B FF 90 F FF 89 X FF 89 1-1 19 G4-3 2-H 3-H 2B	B SL 80 C SL 80 B CU 69 B FF 90 C FF 90 X SL 81 3-2 G4-3 ③			B FF 86 T FF 89 C FF 89 B SI 90 B SL 82 X FF 91 3-2 F8 ②	X SL 88 0-0 G5-3 ③			4	0	1	2	0	0	2
19 Chris Stewart, R (1, 2) OBP: 0.323, SLG: 0.339		C CH 78 C FF 89 B CH 79 F CU 69 X CH 76 1-2 G4-3 ② 2-3			B FF 86 C FF 87 S SL 79 B FF 89 B FF 90 B CH 80 4-2 17 11 SH1-4 1B BB	C FF 88 B SI 88 B CU 70 B CH 79 X FF 90 3-1 G5-3 ③		C SI 89 B FF 90 X FF 91 1-1 F9 ①		3	0	0	0	1	0	1
Inning Stats	R: 0 E: 1 K: 2 S: 12 H: 0 LOB: 1 BB: 0 P: 18	R: 2 E: 0 K: 0 S: 16 H: 3 LOB: 1 BB: 0 P: 24	R: 0 E: 1 K: 1 S: 10 H: 0 LOB: 1 BB: 0 P: 14	R: 0 E: 0 K: 0 S: 7 H: 0 LOB: 0 BB: 0 P: 13	R: 0 E: 0 K: 1 S: 14 H: 1 LOB: 3 BB: 2 P: 27	R: 1 E: 0 K: 0 S: 8 H: 1 LOB: 0 BB: 0 P: 15	R: 3 E: 1 K: 1 S: 21 H: 3 LOB: 2 BB: 0 P: 29	R: 0 E: 0 K: 0 S: 6 H: 0 LOB: 0 BB: 0 P: 9		1B: 6 2B: 1 3B: 0 HR: 1 SF: 0 SAC: 2 DP: 0 HBP: 1				WP: 0 PB: 0 SB: 0 CS: 0 PA: 38		

BOTTOM

Los Angeles Dodgers @ New York Yankees

Yankee Stadium, Bronx, NY

Wed Jun 19 2013, 1:11 PM - 4:20 PM EDT

Att. 40,604 - Partly Cloudy - 73 F

livebaseballscorecards.com

AB	33
R	6
H	8
RBI	5
BB	2
SO	5
LOB	16

PITCHER		IP	WLS	BF	H	R	ER	SO	BB	IBB	HBP	BLK	WP	HR	S	P	ERA	WHIP
99 Hyun Jin Ryu, L ERA: 2.96	(1, 1)	6.0	L	27	5	3	3	4	1	1	0	0	0	1	67	111	4.50	1.000
56 J.P. Howell, L ERA: 2.81	(7, 1)	0.1		3	2	2	2	0	0	0	0	0	0	0	12	16	54.00	6.000
51 Ronald Belisario, R ERA: 4.78	(7, 1)	0.0		2	0	0	0	0	0	0	1	0	0	0	2	4	∞	∞
75 Paco Rodríguez, L ERA: 3.28	(7, 1)	0.2		3	1	1	0	1	0	0	0	0	0	0	7	9	0.00	1.500
54 Matt Guerrier, R ERA: 3.45	(8, 1)	1.0		3	0	0	0	0	0	0	0	0	0	0	6	9	0.00	0.000

PITCHER	IP	WLS	BF	H	R	ER	SO	BB	IBB	HBP	BLK	WP	HR	S	P	ERA	WHIP

Batter	1	2	3	4	5	6	7	8	9	AB	R	H	RBI	BB	SO	LOB
3 Skip Schumaker, L (1, 7) OBP: 0.333, SLG: 0.308	B FF 92 C FF 92 F FF 93 X FF 93 1-2 66 23 1B 1B	F FF 93 F FF 92 F FF 93 B SL 78 B SL 82 X FF 93 2-2 1B		C CH 85 X CH 85 0-1 ③ F9		C FF 92 F CH 85 B KC 76 F CH 84 B FF 92 F KC 75 S SL 80 2-3 ③ K			C CU 79 F CH 83 X FF 92 0-2 ① G5-3	5	1	2	0	0	1	0
66 Yasiel Puig, R (1, 9) OBP: 0.500, SLG: 0.789	X FF 93 0-0 23 1B 13 1B 1-2 1B	1 SAFE S SL 81 S SL 81 B SL 80 1 SAFE B FF 92 S SL 80 2-3 ③ K			F FF 91 H FF 90 1-1 23 G4-3 23 S 13 1B HBP		X SL 83 0-0 HR		B SI 92 B FC 93 S CH 82 B SI 93 F FC 92 X CH 83 3-2 ② F7	4	3	2	1	0	1	1
23 Adrián González, L (1, 10) OBP: 0.367, SLG: 0.469	B FF 94 F SL 82 S CH 86 X FF 94 1-2 6 1B 13 1B 1-3 2-H 1B		C KC 74 F FF 92 X SL 81 0-2 13 F8 16 2B 2B		1 SAFE B CH 83 X SL 79 1-0 ① G4-3 1-3		B CH 83 X SI 92 1-0 16 G3-1 13 WP 1B		C CU 80 B SL 84 F CH 83 X FF 93 1-2 ③ F8	5	1	3	1	0	0	1
13 Hanley Ramirez, R (1, 6) OBP: 0.381, SLG: 0.615	B SL 83 B FF 94 C SL 80 X FF 94 2-1 6 1B 1-2 3-H 1B		X FF 92 0-0 ① F8 2-3		X SL 79 0-0 16 1B 6 SF7 3-H 1B		F FF 92 F SI 92 B CU 80 T SL 85 1-2 ① K 1-2			4	1	2	2	0	1	2
16 Andre Ethier, L (1, 8) OBP: 0.333, SLG: 0.377	B FF 94 C FF 94 B FF 94 B FF 94 X FF 94 3-1 ① F7		C KC 75 F FF 93 F FF 93 B FF 92 B SL 81 F CH 85 X CH 84 2-2 3-H 2B		C FF 90 1 SAFE B FF 91 X SL 79 1-1 1-3 1B		B SI 92 S CH 82 B FC 92 F CH 83 X FF 93 2-2 ② G3-1 2-3			4	0	2	1	0	0	3
6 Jerry Hairston, R (1, 3) OBP: 0.309, SLG: 0.348	C FF 94 X FF 94 0-1 18 G5-4-3 1-2 2-3 1B		B SL 80 T SL 79 X FF 93 1-1 ② G5-3		C SL 78 B SL 80 B FF 92 1 SAFE X SL 79 2-1 ② SF7 3-H		B CU 80 C CU 80 B FF 94 X CH 82 2-1 ③ G4-3			3	0	1	1	0	0	2
18 Tim Federowicz, R (1, 2) OBP: 0.227, SLG: 0.333	C KC 75 B SL 82 X FF 94 1-1 ②③ G5-4-3 1-2f		F FF 92 C SL 79 T FF 94 0-2 ③ K		X FF 91 0-0 ③ P2			B FF 92 X FF 92 1-0 ① L7		4	0	0	0	0	1	5
47 Luis Alfonso Cruz, R (1, 5) OBP: 0.175, SLG: 0.169		B FF 92 X FF 92 1-0 ① F8		C FF 91 X FF 91 0-1 ① L9		B KC 74 B FF 91 F FF 91 F FF 91 X FF 92 2-2 ① F8		X FF 93 0-0 ② L9		4	0	0	0	0	0	0
14 Mark Ellis, R (1, 4) OBP: 0.306, SLG: 0.344		C FF 92 B FF 92 B CH 87 X FF 92 2-1 ② F8		B FF 92 C FF 92 S SL 80 B SL 80 B SL 80 X FF 92 3-2 ② F8		C FF 91 B CH 84 F SL 80 X CH 84 1-2 ② F7		C FC 92 B SL 86 C SL 86 F CH 84 X FF 94 1-2 ③ G6-3		4	0	0	0	0	0	0
Inning Stats	R: 2 E: 0 K: 0 S: 15 H: 5 LOB: 2 BB: 0 P: 23	R: 0 E: 0 K: 1 S: 10 H: 1 LOB: 1 BB: 0 P: 17	R: 1 E: 0 K: 1 S: 14 H: 2 LOB: 1 BB: 0 P: 17	R: 0 E: 0 K: 0 S: 7 H: 0 LOB: 0 BB: 0 P: 10	R: 2 E: 0 K: 0 S: 8 H: 2 LOB: 1 BB: 0 P: 13	R: 0 E: 0 K: 1 S: 11 H: 0 LOB: 0 BB: 0 P: 16	R: 1 E: 0 K: 1 S: 10 H: 2 LOB: 1 BB: 0 P: 16	R: 0 E: 0 K: 0 S: 6 H: 0 LOB: 0 BB: 0 P: 8	R: 0 E: 0 K: 0 S: 9 H: 0 LOB: 0 BB: 0 P: 13	1B: 9 2B: 2 3B: 0 HR: 1 SF: 1 SAC: 0 DP: 1 HBP: 1						

PITCHER	IP	WLS	BF	H	R	ER	SO	BB	IBB	HBP	BLK	WP	HR	S	P	ERA	WHIP
65 Phil Hughes, R (1, 1) ERA: 5.09	6.0	L	28	10	5	5	3	0	0	1	0	0	0	65	96	7.50	1.667
43 Adam Warren, R (7, 1) ERA: 3.11	3.0		11	2	1	1	1	0	0	0	0	1	1	25	37	3.00	0.667

PITCHER	IP	WLS	BF	H	R	ER	SO	BB	IBB	HBP	BLK	WP	HR	S	P	ERA	WHIP

TOP

Los Angeles Dodgers @ New York Yankees

Yankee Stadium, Bronx, NY

Wed Jun 19 2013, 7:10 PM - 9:49 PM EDT

Att. 41,320 - Clear - 75 F

livebaseballscorecards.com

AB	37
R	6
H	12
RBI	6
BB	0
SO	4
LOB	14

WP: 1 PA: 39
PB: 0
SB: 1
CS: 0

Batter	1	2	3	4	5	6	7	8	9	AB	R	H	RBI	BB	SO	LOB
11 Brett Gardner, L (1, 8) OBP: 0.344, SLG: 0.443	C SI 88 C SI 87 B SL 82 B SI 90 S SL 83 2-3 ① **K**		B CU 72 C SI 89 B SL 82 F SI 90 1 SAFE B SI 90 X SL 83 3-2 ③ F8			B SI 89 B SL 83 C SI 88 F SI 89 C SI 90 2-3 ② **K**			C SI 93 B SL 85 B SI 94 F SI 92 B FS 85 F SI 93 X SI 93 3-2 ② G6-3	4	0	0	0	0	2	1
17 Jayson Nix, R (1, 6) (9, 5) OBP: 0.321, SLG: 0.311	B SI 90 B SI 90 F SI 88 C SI 89 B CH 78 X CH 78 3-2 ② F8			B SI 87 X SI 87 1-0 24 1B 1B		C SL 82 B CH 78 X CH 79 1-1 ③ G3-1			H SI 93 1-0 24 DI HBP	3	0	1	0	0	0	0
24 Robinson Canó, L (1, 4) OBP: 0.351, SLG: 0.505	B SI 90 B SL 81 F SI 88 S SL 81 X SL 83 2-2 ③ G3-1			X SL 83 0-0 ① **1-3** 1B			C FF 96 B FF 96 F FF 97 B FF 97 F CU 77 X CU 78 2-2 ① L9		F SL 85 B SL 85 D SI 92 B SI 94 X SL 85 3-1 ③ **1-2** F7	4	0	1	0	0	0	1
12 Vernon Wells, R (1, 10) OBP: 0.266, SLG: 0.372		B SI 88 X SI 87 1-0 ① G6-3		B CH 79 F CH 78 B SI 89 F SI 90 B SI 91 X CH 76 3-2 ② F8			F FF 98 F FF 98 F FF 98 B CU 76 F FF 98 F FF 98 B SL 88 X SL 85 2-2 ② F7			3	0	0	0	0	0	1
22 Thomas Neal, R (1, 9) OBP: 0.308, SLG: 0.182		F SI 88 B SI 88 F CH 77 B CH 75 B SI 89 F CH 77 X SI 90 3-2 ② G4-3		F SI 90 B CH 80 S CH 78 B CH 74 X SI 90 2-2 ③ F8			X FF 96 0-0 ③ G3			3	0	0	0	0	0	1
31 Ichiro Suzuki, L (1, 7) OBP: 0.311, SLG: 0.354		C SI 90 C SI 90 B SL 83 F SI 90 B CH 79 X SI 91 2-2 ③ G5-3			C SI 88 B SL 82 X SI 88 1-1 ① B1-3			B FF 96 X FF 96 1-0 ① P5		3	0	0	0	0	0	0
39 David Adams, R (1, 5) OBP: 0.220, SLG: 0.313 40 Reid Brignac, L (8, PH) (9, 6) OBP: 0.215, SLG: 0.258			F SI 88 B SI 88 B CH 77 X SI 89 2-1 ① P4		C CH 78 B SI 89 F SI 89 F SI 91 B CH 77 X CH 78 2-2 ② G5-3			F FF 97 B FF 98 X FF 96 1-1 ② G3		2 1	0 0	0 0	0 0	0 0	0 0	0 0
55 Lyle Overbay, L (1, 3) OBP: 0.282, SLG: 0.440			B SL 85 B SI 88 F SI 89 X SI 89 2-1 1B		F SL 81 S SL 83 S SL 84 0-3 ③ **K**			C FF 95 B CU 79 B FF 97 X FF 95 2-1 ③ L9		3	0	1	0	0	1	0
53 Austin Romine, R (1, 2) OBP: 0.143, SLG: 0.164 45 Zoilo Almonte, S (9, PH)			X SI 88 0-0 ② P4			C SI 87 B CH 78 F SI 88 S CH 78 1-3 ① **K**			C SI 92 F SI 92 B FS 84 X FS 85 1-2 ① G5-3	2 1	0 0	0 0	0 0	0 0	1 0	1 0
Inning Stats	R: 0 E: 0 K: 1 S: 9 H: 0 LOB: 0 BB: 0 P: 16	R: 0 E: 0 K: 0 S: 9 H: 0 LOB: 0 BB: 0 P: 15	R: 0 E: 0 K: 0 S: 8 H: 1 LOB: 1 BB: 0 P: 15	R: 0 E: 0 K: 0 S: 8 H: 2 LOB: 1 BB: 0 P: 14	R: 0 E: 0 K: 1 S: 9 H: 0 LOB: 0 BB: 0 P: 12	R: 0 E: 0 K: 2 S: 8 H: 0 LOB: 0 BB: 0 P: 12	R: 0 E: 0 K: 0 S: 11 H: 0 LOB: 0 BB: 0 P: 15	R: 0 E: 0 K: 0 S: 5 H: 0 LOB: 0 BB: 0 P: 9	R: 0 E: 0 K: 0 S: 9 H: 0 LOB: 1 BB: 0 P: 17	1B: 3 2B: 0 3B: 0 HR: 0 SF: 0 SAC: 0 DP: 0 HBP: 1						

PITCHER	IP	WLS	BF	H	R	ER	SO	BB	IBB	HBP	BLK	WP	HR	S	P	ERA	WHIP
35 Chris Capuano, L (1, 1) ERA: 4.62	6.0	W	20	3	0	0	4	0	0	0	0	0	0	51	84	0.00	0.500
44 Chris Withrow, R (7, 1) ERA: 5.4	2.0		6	0	0	0	0	0	0	0	0	0	0	16	24	0.00	0.000
31 Brandon League, R (9, 1) ERA: 5.33	1.0		4	0	0	0	0	0	0	0	0	0	0	9	17	0.00	0.000

PITCHER	IP	WLS	BF	H	R	ER	SO	BB	IBB	HBP	BLK	WP	HR	S	P	ERA	WHIP

BOTTOM

Los Angeles Dodgers @ New York Yankees

Yankee Stadium, Bronx, NY

Wed Jun 19 2013, 7:10 PM - 9:49 PM EDT

Att. 41,320 - Clear - 75 F

livebaseballscorecards.com

AB	29
R	0
H	3
RBI	0
BB	0
SO	4
LOB	5

Batter	1	2	3	4	5	6	7	8	9	AB	R	H	RBI	BB	SO	LOB
8 Desmond Jennings, R (1, 8) OBP: 0.321, SLG: 0.444	X SI 88 0-0 2B		C CU 74 S SL 82 B SL 83 B SL 81 X FF 90 2-2 E8 1 1B 18 1B 1B		B SI 90 F CH 81 B FF 89 F SI 90 B SL 81 F SL 81 B SI 91 4-2 BB		B FF 88 F SI 88 X FF 88 1-1 1 2B 2B	S SL 82 D FF 95 B SL 83 S SL 82 B FF 94 X FF 94 3-2 ③ G1-3		4	2	3	0	1	0	1
1 Sean Rodríguez, R (1, 7) OBP: 0.341, SLG: 0.410	F FF 88 S FF 89 C SL 85 0-3 ① K		B CU 77 C SI 90 F FF 90 X FC 86 1-2 18 1B 3 SF9 2-3 1B		B FF 90 C CU 76 1 SAFE F FF 89 B SL 84 S SL 84 2-3 ② K		F FF 89 X CH 83 0-1 2-H 2B		B SL 85 B SL 86 B FF 93 C FF 93 C FF 93 X FF 94 3-2 ① G6-3	5	1	2	1	0	2	2
18 Ben Zobrist, S (1, 4) OBP: 0.362, SLG: 0.392	2 SAFE 2 SAFE B CU 76 C FF 90 F FF 89 F FC 86 S FC 87 1-3 ② K		X FF 90 0-0 9 G5-4-3 1-3 3-H 1B		1 SAFE C CU 75 1 SAFE 1 SAFE F FF 89 X FF 90 0-2 ③ F8		B CU 77 C FF 95 B SL 86 F SL 82 C FF 96 2-3 ③ K		X SI 94 0-0 3 BB 1B	5	0	2	1	0	2	3
3 Evan Longoria, R (1, 5) OBP: 0.366, SLG: 0.562	X SI 91 0-0 ③ F8		B CU 76 D CH 83 X SI 89 2-0 ① SF9 3-H			X SI 88 0-0 HR		C CU 80 B FF 94 X FF 95 1-1 HR	C SL 84 F CH 87 D SL 85 D CH 88 F FF 94 B FF 94 F CH 86 B SI 93 4-2 1-2 BB	3	2	2	3	1	0	1
9 Wil Myers, R (1, 9) OBP: 0.176, SLG: 0.235		C SI 89 B SI 89 B CH 79 X FF 89 2-1 59 WP 11 1B 59 SF9 1B	1 SAFE B CU 75 X CU 76 1-0 ②③ G5-4-3 1-2f			F FF 89 C FF 89 X SL 82 0-2 ① G5-3		C SL 85 S SL 87 B SL 88 F SL 85 F FF 97 B SL 82 S SL 86 2-3 ① K	C SL 84 B FF 93 X FF 93 1-1 ② F9	5	1	1	0	0	1	3
28 José Molina, R (1, 10) OBP: 0.294, SLG: 0.331 20 Matt Joyce, L (8, PH) OBP: 0.347, SLG: 0.521 (8, 10)		F CU 76 F SI 91 S FC 85 0-3 ① K		F SI 89 B FF 89 X SL 81 1-1 G5-3		X CU 73 0-0 ② L3		C FF 94 X SI 92 0-1 11 HR 2B	C CH 86 B SL 84 F CH 87 C CH 87 1-3 ③ K	3 2	0 1	0 1	0 0	0 0	1 1	1 2
11 Yunel Escobar, R (1, 6) OBP: 0.301, SLG: 0.366		C CU 77 B FF 87 X FF 89 1-1 59 WP 1-2 1B		C CU 73 X SI 90 0-1 ② G5-3		B FF 88 C CU 74 F SL 81 B SL 80 B SL 82 F SL 81 F SI 89 X FF 90 3-2 ③ F8		B SL 81 D SL 83 X FF 93 2-0 2-H HR		4	1	2	2	0	0	0
59 Jose Lobaton, S (1, 2) OBP: 0.329, SLG: 0.425		C SI 90 B FC 87 D SL 85 X FF 91 2-1 ② SF9 1-2 2-H		B SI 90 B FF 89 X SI 89 2-0 ③ G6-3			B CU 72 C CU 70 X SI 88 1-1 ① F8	B FF 95 B FF 93 F FF 94 F FF 94 X SI 96 2-2 ② F9		3	0	0	1	0	0	0
21 James Loney, L (1, 3) OBP: 0.357, SLG: 0.469		C FF 91 D SL 84 D SL 85 F FF 90 S SL 83 2-3 ③ K			C FF 90 F SI 90 X FF 90 0-2 ① G6-3		B CU 74 B SL 81 F FF 89 F FF 89 S SL 82 2-3 ② K	S SL 82 F FF 94 B FF 95 X SL 82 1-2 1B		4	0	1	0	0	2	1
Inning Stats	R: 0 E: 0 K: 2 S: 9 H: 1 LOB: 1 BB: 0 P: 10	R: 1 E: 0 K: 2 S: 12 H: 2 LOB: 1 BB: 0 P: 19	R: 2 E: 1 K: 0 S: 9 H: 3 LOB: 0 BB: 0 P: 15	R: 0 E: 0 K: 0 S: 5 H: 0 LOB: 0 BB: 0 P: 8	R: 0 E: 0 K: 1 S: 12 H: 0 LOB: 1 BB: 1 P: 18	R: 1 E: 0 K: 0 S: 10 H: 1 LOB: 0 BB: 0 P: 13	R: 1 E: 0 K: 2 S: 12 H: 2 LOB: 1 BB: 0 P: 18	R: 3 E: 0 K: 1 S: 19 H: 4 LOB: 1 BB: 0 P: 30	R: 0 E: 0 K: 1 S: 13 H: 1 LOB: 2 BB: 1 P: 22	1B: 7 2B: 4 3B: 0 HR: 3 SF: 2 SAC: 0 DP: 1 HBP: 0						WP: 1 PB: 0 SB: 0 CS: 0 PA: 42	

PITCHER		IP	WLS	BF	H	R	ER	SO	BB	IBB	HBP	BLK	WP	HR	S	P	ERA	WHIP
46 Andy Pettitte, L ERA: 4.2	(1, 1)	6.2	L	29	9	5	5	6	1	0	0	0	1	1	66	96	6.75	1.500
62 Joba Chamberlain, R ERA: 6.06	(7, 1)	0.2		3	1	1	1	2	0	0	0	0	0	1	10	15	13.50	1.500
48 Boone Logan, L ERA: 2.33	(8, 1)	0.2		5	3	2	2	0	0	0	0	0	0	1	12	20	27.00	4.500
38 Preston Claiborne, R ERA: 1.61	(9, 1)	1.0		5	1	0	0	1	1	0	0	0	0	0	13	22	0.00	2.000

PITCHER	IP	WLS	BF	H	R	ER	SO	BB	IBB	HBP	BLK	WP	HR	S	P	ERA	WHIP

TOP

Tampa Bay Rays @ New York Yankees

Yankee Stadium, Bronx, NY

Thu Jun 20 2013, 7:10 PM - 10:23 PM EDT

Att. 37,649 - Clear - 73 F

livebaseballscorecards.com

AB	38
R	8
H	14
RBI	8
BB	2
SO	9
LOB	14

Tampa Bay Rays @ New York Yankees

Yankee Stadium, Bronx, NY

Thu Jun 20 2013, 7:10 PM - 10:23 PM EDT

Att. 37,649 - Clear - 73 F

BOTTOM

livebaseballscorecards.com

Batter	1	2	3	4	5	6	7	8	9	AB	R	H	RBI	BB	SO	LOB
11 Brett Gardner, L (1, 8) OBP: 0.350, SLG: 0.445	X FF 92 0-0 24 FC6-4 1B		B FF 93 C FF 94 C KC 83 F KC 83 X KC 82 1-2 ③ G4-3			C KC 81 B FF 91 B KC 80 F FF 93 D KC 82 B FF 92 4-2 24 WP 17 BB 24 SF8 1-2 BB		C FC 87 B CH 84 S FC 87 X CU 77 1-2 24 FC4-6 1B		3	1	2	0	1	0	0
17 Jayson Nix, R (1, 5) OBP: 0.320, SLG: 0.307	L FF 92 B FF 91 1 SAFE 1 SAFE F FF 93 F CH 83 S CH 85 1-3 ① K			F FF 93 B KC 81 C CH 85 B FF 94 X CH 85 2-2 ① F7		B FF 93 B FF 92 F FF 92 F FF 93 B FF 91 D FF 93 4-2 24 SF8 24 WP 33 G6-3 1-2 2-3 BB		C SI 89 F FC 87 D SI 90 1 SAFE S SL 83 1-3 ① K		3	1	0	0	1	2	2
24 Robinson Canó, L (1, 4) OBP: 0.346, SLG: 0.500	X FF 92 0-0 ② FC6-4 1-2f			C FF 94 C FF 93 S KC 83 0-3 ② K		F KC 82 S KC 82 B FF 94 D KC 82 F CH 85 F CH 86 X FF 93 2-2 ① SF8 1-3 2-H 3-H		F SI 91 F CU 77 X CU 77 0-2 ② FC4-6 33 DI 1-2f		3	0	0	1	0	1	2
33 Travis Hafner, L (1, 10) OBP: 0.327, SLG: 0.443	B FF 92 C FF 93 D KC 80 X FF 93 2-1 ③ F8			F FF 95 B KC 82 S CH 86 X FF 94 1-2 ③ L4		X FF 94 0-0 ② G6-3 3-H		F CU 76 F FC 88 D CU 80 X CH 84 1-2 ③ G5-3 1-2		4	0	0	1	0	0	2
12 Vernon Wells, R (1, 7) OBP: 0.263, SLG: 0.368 45 Zoilo Almonte, S (9, PH) OBP: 0.500, SLG: 0.500		F FF 91 B FF 93 B FF 90 X FF 93 2-1 ① F9			B FF 93 X CH 85 1-0 ① G6-3	B KC 83 X CH 85 1-0 ③ G1-3			F FF 92 X FF 94 0-1 31 FC4-6 1B	3 1	0 0	0 1	0 0	0 0	0 0	0 0
31 Ichiro Suzuki, L (1, 9) OBP: 0.310, SLG: 0.352		B FF 92 C FF 91 X CH 84 1-1 ② F8			C KC 80 S FF 94 F KC 82 F KC 94 F KC 82 X FF 95 0-2 19 FC5-4 1B		B KC 80 C FF 92 B KC 80 C FF 92 F KC 82 X FF 93 2-2 ① G6-3		B SI 90 B SI 90 X SI 90 2-0 ① FC4-6 55 DI 1-2f	4	0	1	0	0	0	1
55 Lyle Overbay, L (1, 3) OBP: 0.286, SLG: 0.443		B FF 92 C FF 93 S KC 82 B FF 95 C KC 82 2-3 ③ K			1 SAFE S KC 81 F FF 93 F KC 80 1 SAFE S KC 80 0-3 ② K		C FF 93 F FF 94 B FF 94 B FF 92 X KC 81 2-2 19 FC6-5 2B		C SI 93 B FC 89 B FF 94 B SI 91 F SI 92 F SL 88 B FF 94 4-2 19 G6-4-3 1-3 BB	3	0	1	0	1	2	1
19 Chris Stewart, R (1, 2) OBP: 0.321, SLG: 0.331			C FF 90 B FF 94 C FF 92 B KC 82 B CH 85 B FF 94 4-2 40 G6-4-3 BB		B FF 93 C CH 83 B CH 83 1 SAFE X FF 93 2-1 ③ FC5-4 1-2f		C FF 95 C FF 95 X FF 96 0-2 ② FC6-5 2-3		B FF 92 B SL 87 C SI 91 X SI 92 2-1 ②③ G6-4-3 1-2f	3	0	0	0	1	0	4
40 Reid Brignac, L (1, 6) OBP: 0.219, SLG: 0.261			B FF 94 X FF 92 1-0 ①② G6-4-3 1-2f			B FF 93 X FF 94 1-0 17 BB 11 BB 24 WP 1B	S FF 95 B FF 96 X FF 97 1-1 ③ G4-3			3	1	1	0	0	0	2
Inning Stats	R: 0 E: 0 K: 1 S: 8 H: 1 LOB: 1 BB: 0 P: 11	R: 0 E: 0 K: 1 S: 7 H: 0 LOB: 0 BB: 0 P: 12	R: 0 E: 0 K: 0 S: 7 H: 0 LOB: 0 BB: 1 P: 13	R: 0 E: 0 K: 1 S: 9 H: 0 LOB: 0 BB: 0 P: 12	R: 0 E: 0 K: 1 S: 13 H: 1 LOB: 1 BB: 0 P: 16	R: 3 E: 0 K: 0 S: 12 H: 1 LOB: 0 BB: 2 P: 24	R: 0 E: 0 K: 0 S: 12 H: 1 LOB: 1 BB: 0 P: 17	R: 0 E: 0 K: 1 S: 12 H: 1 LOB: 1 BB: 0 P: 15	R: 0 E: 0 K: 0 S: 8 H: 1 LOB: 1 BB: 1 P: 16	1B: 5 2B: 1 3B: 0 HR: 0 SF: 1 SAC: 0 DP: 2 HBP: 0						

	AB	30
	R	3
	H	6
	RBI	2
	BB	4
	SO	5
	LOB	14

WP: 1 PA: 35
PB: 0
SB: 0
CS: 0

PITCHER		IP	WLS	BF	H	R	ER	SO	BB	IBB	HBP	BLK	WP	HR	S	P	ERA	WHIP
55 Matt Moore, L ERA: 4.13	(1, 1)	6.1	W	25	4	3	3	4	3	0	0	0	1	0	63	99	4.26	1.105
57 Jake McGee, L ERA: 5.14	(7, 1)	0.2	H	2	0	0	0	0	0	0	0	0	0	0	5	6	0.00	0.000
35 Jamey Wright, R ERA: 3.38	(8, 1)	1.0		4	1	0	0	1	0	0	0	0	0	0	12	15	0.00	1.000
43 Kyle Farnsworth, R ERA: 5.23	(9, 1)	1.0		4	1	0	0	0	1	0	0	0	0	0	8	16	0.00	2.000

PITCHER	IP	WLS	BF	H	R	ER	SO	BB	IBB	HBP	BLK	WP	HR	S	P	ERA	WHIP

Tampa Bay Rays @ New York Yankees

Yankee Stadium, Bronx, NY

Fri Jun 21 2013, 7:08 PM - 10:02 PM EDT

Att. 41,123 - Partly Cloudy - 75 F

TOP

livebaseballscorecards.com

Batter	1	2	3	4	5	6	7	8	9	AB	R	H	RBI	BB	SO	LOB
20 Matt Joyce, L (1, 7) OBP: 0.340, SLG: 0.509	F8		G3-1	F7		K			G1-3	5	0	0	0	0	1	5
8 Desmond Jennings, R (1, 8) OBP: 0.316, SLG: 0.436	L7		G4-3	F8			K		P2	5	0	0	0	0	1	4
18 Ben Zobrist, S (1, 4) OBP: 0.364, SLG: 0.393	3 FC5-4 1B		3 S 1B		F7		G3			4	0	2	1	0	0	0
3 Evan Longoria, R (1, 5) OBP: 0.361, SLG: 0.554	FC5-4		K		L8		K			4	0	0	0	0	2	2
21 James Loney, L (1, 3) OBP: 0.356, SLG: 0.465		G6-3		30 WP 30 1B 1B	K			F9		4	1	1	0	0	1	0
9 Wil Myers, R (1, 9) OBP: 0.190, SLG: 0.238		G6-3		L9	K			1B		4	0	1	0	0	1	2
30 Luke Scott, L (1, 10) OBP: 0.335, SLG: 0.394		2B		11 BB 28 1B 1B		F9		F7		4	0	2	1	0	0	1
28 José Molina, R (1, 2) OBP: 0.295, SLG: 0.331 2 Kelly Johnson, L (8, PH) OBP: 0.319, SLG: 0.455 59 Jose Lobaton, S (8, 2) OBP: 0.329, SLG: 0.425		K		11 BB 1B		F9		K		3 1 0	0 0 0	1 0 0	0 0 0	1 1 0	1 1 0	1 1 0
11 Yunel Escobar, R (1, 6) OBP: 0.308, SLG: 0.370			8 G4-3 20 G3-1 18 1B 1B	BB		1B			F9	3	1	2	0	1	0	0

Inning Stats	1	2	3	4	5	6	7	8	9
	R: 0 E: 0 K: 0 S: 8	H: 1 LOB: 1 BB: 0 P: 14	R: 0 E: 0 K: 1 S: 9	H: 1 LOB: 1 BB: 0 P: 17	R: 1 E: 0 K: 1 S: 10	H: 2 LOB: 0 BB: 0 P: 16	R: 1 E: 0 K: 0 S: 17	H: 3 LOB: 3 BB: 1 P: 32	R: 0 E: 0 K: 2 S: 9	H: 0 LOB: 1 BB: 0 P: 14	R: 0 E: 0 K: 1 S: 11	H: 1 LOB: 1 BB: 0 P: 13	R: 0 E: 0 K: 2 S: 9	H: 0 LOB: 0 BB: 0 P: 13	R: 0 E: 0 K: 1 S: 14	H: 1 LOB: 1 BB: 0 P: 20	R: 0 E: 0 K: 0 S: 6	H: 0 LOB: 0 BB: 0 P: 11

	AB	37
	R	2
	H	9
	RBI	2
	BB	1
	SO	8
	LOB	16

	1B: 8	SF: 0	WP: 2	PA: 38
	2B: 1	SAC: 0	PB: 0	
	3B: 0	DP: 0	SB: 1	
	HR: 0	HBP: 0	CS: 0	

PITCHER		IP	WLS	BF	H	R	ER	SO	BB	IBB	HBP	BLK	WP	HR	S	P	ERA	WHIP
41 David Phelps, R ERA: 4.01	(1, 1)	5.2	W	27	8	2	2	4	1	0	0	0	2	0	61	102	3.18	1.588
48 Boone Logan, L ERA: 2.29	(6, 1)	0.1	H	1	0	0	0	1	0	0	0	0	0	0	3	4	0.00	0.000
27 Shawn Kelley, R ERA: 4.55	(7, 1)	1.0	H	3	0	0	0	2	0	0	0	0	0	0	9	13	0.00	0.000
30 David Robertson, R ERA: 2.76	(8, 1)	1.0	H	4	1	0	0	1	0	0	0	0	0	0	14	20	0.00	1.000
42 Mariano Rivera, R ERA: 1.67	(9, 1)	1.0		3	0	0	0	0	0	0	0	0	0	0	6	11	0.00	0.000

PITCHER	IP	WLS	BF	H	R	ER	SO	BB	IBB	HBP	BLK	WP	HR	S	P	ERA	WHIP

Batter	1	2	3	4	5	6	7	8	9	AB	R	H	RBI	BB	SO	LOB
11 Brett Gardner, L (1, 8) OBP: 0.350, SLG: 0.444	C FF 91 B SL 85 X SL 82 1-1 31 1B 24 SF8 1B		L CH 83 X FF 92 0-1 ① SH1-4 2-3		X SI 93 0-0 ① G3		C SL 86 F CH 86 C SI 92 0-3 ③ K			3	1	1	0	0	1	0
31 Ichiro Suzuki, L (1, 9) OBP: 0.309, SLG: 0.350	F SI 90 F SI 90 F SI 91 1 SAFE B SL 87 D CH 83 X CH 82 2-2 33 S 1-3 1B		X CH 83 0-0 ② G1-3 3-H		C CH 85 C SL 84 B CH 86 B SL 84 F SI 92 X SL 84 2-2 ② G1-3			C FF 90 S CU 70 F FF 90 X CU 70 0-2 ① G3-1		4	0	1	1	0	0	0
24 Robinson Canó, L (1, 4) OBP: 0.345, SLG: 0.498	C SI 91 F SI 92 F CH 83 X SI 92 0-2 ① SF8 3-H		F SL 85 B SL 85 F SL 83 B SL 86 F CH 86 X CH 84 2-2 ③ G3		F SI 93 B SI 93 B SI 93 X SL 87 3-1 ③ F7			S SL 83 B SL 85 B CU 72 S SL 85 B FF 92 X SL 85 3-2 33 S 55 1B 1B		3	1	1	1	0	0	0
33 Travis Hafner, L (1, 10) OBP: 0.325, SLG: 0.439	B SL 82 1 SAFE B CH 83 F CH 84 C SI 93 B SL 85 F SI 92 F CH 84 S CH 83 3-3 ② K 1-2			C SL 84 B SI 93 B SI 92 F CH 84 X SI 92 2-2 45 1B 55 1B 17 G4-6-3 1B		X SI 92 0-0 ① G3		F FF 91 D FF 91 S SL 84 D CH 86 S SL 85 2-3 ② K 1-2		4	1	1	0	0	2	2
55 Lyle Overbay, L (1, 3) OBP: 0.289, SLG: 0.444	S CH 84 F SI 93 X SI 92 0-2 ③ L6			X SI 91 0-0 17 G4-6-3 45 1B 39 1B 1-2 1B	X SI 93 0-0 ② F7			B FF 91 X FF 92 1-0 2-H 1B		4	1	2	1	0	0	1
45 Zoilo Almonte, S (1, 7) OBP: 0.667, SLG: 1.167		X CH 84 0-0 17 G5-4-3 1B		B CH 84 X SI 92 1-0 17 G4-6-3 1-2 2-3 1B	C SI 93 X SI 93 0-1 HR			C FF 92 F CH 86 B FF 91 1 SAFE S CU 72 1-3 ③ K		4	1	3	1	0	1	1
17 Jayson Nix, R (1, 6) OBP: 0.316, SLG: 0.302		C SI 90 X SI 90 0-1 ①② G5-4-3 1-2f		B SI 91 F SI 91 F SI 92 F SI 92 F CH 81 X SI 93 1-2 ①② G4-6-3 1-2f 2-3 3-H	C SI 93 B CH 86 X SI 93 1-1 ③ G5-3					3	0	0	0	0	0	3
39 David Adams, R (1, 5) OBP: 0.224, SLG: 0.313		C SI 91 B CH 84 X SL 84 1-1 ③ G4-3		B SI 93 F CH 84 X SI 93 1-1 53 FC6-4 3-H 1B			F SI 91 F SI 92 B CH 85 S CH 85 1-3 ① K			3	0	1	1	0	1	0
53 Austin Romine, R (1, 2) OBP: 0.153, SLG: 0.190			X SI 90 0-0 11 SH1-4 31 G1-3 2B	B CH 84 S CH 85 C SI 93 X CH 83 1-2 ③ FC6-4 1-2f			S CH 85 F SL 85 B CH 84 B CH 85 F SI 93 S CH 84 2-3 ② K			3	1	1	0	0	1	1
Inning Stats	R: 1 E: 0 K: 1 S: 18 H: 2 LOB: 1 BB: 0 P: 24	R: 0 E: 0 K: 0 S: 5 H: 1 LOB: 0 BB: 0 P: 6	R: 1 E: 0 K: 0 S: 8 H: 1 LOB: 0 BB: 0 P: 10	R: 2 E: 0 K: 0 S: 15 H: 4 LOB: 1 BB: 0 P: 21	R: 0 E: 0 K: 0 S: 7 H: 0 LOB: 0 BB: 0 P: 12	R: 1 E: 0 K: 0 S: 6 H: 1 LOB: 0 BB: 0 P: 7	R: 0 E: 0 K: 3 S: 10 H: 0 LOB: 0 BB: 0 P: 13	R: 1 E: 0 K: 2 S: 14 H: 2 LOB: 1 BB: 0 P: 21		1B: 9 2B: 1 3B: 0 HR: 1 SF: 1 SAC: 1 DP: 2 HBP: 0				WP: 0 PB: 0 SB: 2 CS: 0 PA: 33	

PITCHER	IP	WLS	BF	H	R	ER	SO	BB	IBB	HBP	BLK	WP	HR	S	P	ERA	WHIP
40 Roberto Hernandez, R (1, 1) ERA: 5.14	7.0	L	28	9	5	5	4	0	0	0	0	0	1	69	93	6.43	1.286
27 Cesár Ramos, L (8, 1) ERA: 4.19	1.0		5	2	1	1	2	0	0	0	0	0	0	14	21	9.00	2.000

PITCHER	IP	WLS	BF	H	R	ER	SO	BB	IBB	HBP	BLK	WP	HR	S	P	ERA	WHIP

BOTTOM

Tampa Bay Rays @ New York Yankees

Yankee Stadium, Bronx, NY

Fri Jun 21 2013, 7:08 PM - 10:02 PM EDT

Att. 41,123 - Partly Cloudy - 75 F

livebaseballscorecards.com

AB	31
R	6
H	11
RBI	5
BB	0
SO	6
LOB	8

Tampa Bay Rays @ New York Yankees

Yankee Stadium, Bronx, NY

Sat Jun 22 2013, 1:08 PM - 4:31 PM EDT

Att. 46,013 - Partly Cloudy - 81 F

TOP

livebaseballscorecards.com

Batter	1	2	3	4	5	6	7	8	9	AB	R	H	RBI	BB	SO	LOB
8 Desmond Jennings, R (1, 8) OBP: 0.315, SLG: 0.437	X SI 88 0-0 ① G5-3		B FF 92 B CU 75 B CH 85 C FF 91 X SI 90 3-1 ③ F8			C CU 76 X FF 92 0-1 9 HR 1-3 2B		C FC 92 B FF 94 B FF 94 B FC 92 X FC 93 3-1 ① P3		4	1	1	0	0	0	0
1 Sean Rodríguez, R (1, 7) OBP: 0.330, SLG: 0.395 30 Luke Scott, L (8, PH) OBP: 0.333, SLG: 0.391 (8, 7)	C FF 90 X FF 90 0-1 ② F9			B CU 74 X CH 84 1-0 ① G1-3		B FF 93 F FF 93 B SL 81 F FF 92 S SL 82 2-3 ① K		S KC 83 B KC 83 C FC 93 B KC 82 S KC 81 2-3 ② K		3 1	0 0	0 0	0 0	0 0	1 1	2 0
18 Ben Zobrist, S (1, 4) OBP: 0.360, SLG: 0.388	C FF 91 B FF 90 C SL 82 B SL 80 X FF 90 2-2 ③ G6-3			C CU 76 X FF 92 0-1 ② G4-3		B SL 82 C CH 85 B FF 93 X FF 94 2-1 ② P3		F FC 93 S FC 95 S FC 92 0-3 ③ K		4	0	0	0	0	1	2
3 Evan Longoria, R (1, 5) OBP: 0.366, SLG: 0.569		C CU 75 X FF 90 0-1 HR		C SI 91 B FF 92 X FF 91 1-1 2B		I I I IN 48 I IN 47 4-0 9 HR IBB			C FF 91 S FF 92 B FF 92 S FF 93 1-3 ① K	3	2	2	1	1	1	0
9 Wil Myers, R (1, 10) OBP: 0.280, SLG: 0.440		F SI 89 B CH 85 X SL 81 1-1 11 G6-4-3 1B		B SI 90 B FF 92 B CH 85 C FF 92 F FF 92 F FF 93 F SL 82 X FF 94 3-2 ③ F8		S SI 91 B SI 93 C FF 94 X FF 94 1-2 1-H 2-H 3-H HR			F FF 92 F FF 93 F FF 93 X FC 93 0-2 11 FC6 1B	4	1	3	4	0	0	1
11 Yunel Escobar, R (1, 6) OBP: 0.303, SLG: 0.364		C CU 76 B SI 88 X FF 90 1-1 ①② G6-4-3 1-2f			X SI 90 0-0 ① G6-3	B CU 76 C CH 84 F SI 91 B SL 83 X FF 92 2-2 ③ F9			F FF 93 F FF 93 B FF 94 X FF 94 1-2 ② FC6 1-2f	4	0	0	0	0	0	2
21 James Loney, L (1, 3) OBP: 0.354, SLG: 0.462		C FF 92 X FF 92 0-1 ③ G6-3			C CU 76 F SI 90 B SL 82 C SL 80 1-3 ② K		X SL 81 0-0 59 G5-4-3 1B		C FC 92 B FC 93 C FC 92 X FC 93 1-2 ③ G4-3	4	0	1	0	0	1	1
59 Jose Lobaton, S (1, 2) OBP: 0.322, SLG: 0.415			S SI 89 B FF 90 X SI 90 1-1 ① G5-3		F FF 92 S SL 81 B FF 93 X SL 81 1-2 ③ L7		1 SAFE L CU 75 1 SAFE X SI 89 0-1 ①② G5-4-3 1-2f			3	0	0	0	0	0	1
5 Sam Fuld, L (1, 9) OBP: 0.252, SLG: 0.253			B FF 92 C FF 90 F SL 80 B FF 90 B FF 91 F FF 92 X FF 91 3-2 ② G4-3			B SL 80 B FF 91 B FF 92 B FF 90 4-0 8 2B 9 HR BB		B FF 90 F FF 92 X SI 91 1-1 ③ G6-3		2	1	0	0	1	0	0
Inning Stats	R: 0 E: 0 K: 0 S: 6 H: 0 LOB: 0 BB: 0 P: 8	R: 1 E: 0 K: 0 S: 8 H: 2 LOB: 0 BB: 0 P: 10	R: 0 E: 0 K: 0 S: 8 H: 0 LOB: 0 BB: 0 P: 15	R: 0 E: 0 K: 0 S: 10 H: 1 LOB: 1 BB: 0 P: 15	R: 0 E: 0 K: 1 S: 7 H: 0 LOB: 0 BB: 0 P: 9	R: 4 E: 0 K: 1 S: 13 H: 2 LOB: 0 BB: 2 P: 28	R: 0 E: 0 K: 0 S: 5 H: 1 LOB: 0 BB: 0 P: 6	R: 0 E: 0 K: 2 S: 8 H: 0 LOB: 0 BB: 0 P: 13	R: 0 E: 1 K: 1 S: 13 H: 1 LOB: 1 BB: 0 P: 16	1B: 3 2B: 2 3B: 0 HR: 2	SF: 0 SAC: 0 DP: 2 HBP: 0			WP: 0 PB: 0 SB: 0 CS: 0	PA: 34		

	AB	32
	R	5
	H	7
	RBI	5
	BB	2
	SO	5
	LOB	9

PITCHER		IP	WLS	BF	H	R	ER	SO	BB	IBB	HBP	BLK	WP	HR	S	P	ERA	WHIP
52 CC Sabathia, L ERA: 4.09	(1, 1)	7.0	W	27	6	5	5	2	1	1	0	0	0	2	57	91	6.43	1.000
30 David Robertson, R ERA: 2.67	(8, 1)	1.0	H	3	0	0	0	2	0	0	0	0	0	0	8	13	0.00	0.000
42 Mariano Rivera, R ERA: 1.61	(9, 1)	1.0	S	4	1	0	0	1	0	0	0	0	0	0	13	16	0.00	1.000

PITCHER	IP	WLS	BF	H	R	ER	SO	BB	IBB	HBP	BLK	WP	HR	S	P	ERA	WHIP

BOTTOM

Tampa Bay Rays @ New York Yankees

Yankee Stadium, Bronx, NY

Sat Jun 22 2013, 1:08 PM - 4:31 PM EDT

Att. 46,013 - Partly Cloudy - 81 F

livebaseballscorecards.com

Batter	1	2	3	4	5	6	7	8	9	AB	R	H	RBI	BB	SO	LOB
11 Brett Gardner, L (1, 8) OBP: 0.344, SLG: 0.436	X FF 94 0-0 ① G6-3		C FF 95 X FF 95 0-1 E1 31 FC3-6	C FF 95 B FF 95 B CH 89 B FF 96 C FF 95 F FF 95 S FF 97 3-3 ③ K		B FF 92 S CH 86 B FC 88 F SI 93 F FF 93 F FC 88 F CH 85 X CH 85 2-2 ② P5	F FF 96 B FF 97 B FF 96 F FF 96 S FF 96 2-3 ③ K			5	0	0	0	0	2	1
31 Ichiro Suzuki, L (1, 9) OBP: 0.307, SLG: 0.347	B FF 95 B FF 93 X FF 94 2-0 24 BB 1B		B CH 85 1 SAFE B FF 94 1 SAFE X FF 94 2-0 ① FC3-6 33 1B 24 1B 45 1B 1-2f		C FF 94 X FF 94 0-1 ① F7	X SI 92 0-0 ③ G4-3		B SI 88 F FC 86 F FC 87 S CH 82 1-3 ① K		5	1	1	0	0	1	1
24 Robinson Canó, L (1, 4) OBP: 0.355, SLG: 0.500	B FF 94 1 SAFE B CH 85 B FF 94 B FF 93 4-0 1-2 BB		X CH 87 0-0 33 1B 45 1B 1-2 1B		B FF 95 B FF 94 B CH 85 C FF 95 C CH 85 F FF 96 B CH 86 4-2 33 E 33 FC3 45 BB BB		B CU 78 C CU 77 B FF 91 B FS 79 C FF 91 F FF 90 B FS 81 4-2 55 2B 39 BB BB	B FC 87 B CH 84 C FC 86 B FC 88 F FC 88 B CU 78 4-2 33 G4-3 33 S BB		1	3	1	0	4	0	0
33 Travis Hafner, L (1, 10) OBP: 0.322, SLG: 0.432	C CH 85 F CH 86 F FF 94 B CH 85 F FC 88 B FC 87 D CH 86 C FF 94 3-3 ② K		X FC 86 0-0 45 1B 1-2 2-3 1B		F FF 94 X CH 87 0-1 FC3 45 BB 55 BB 1-3		B FS 80 X CU 76 1-0 ① F7	C FC 87 B CH 82 D CU 78 F FC 87 X CU 77 2-2 ② G4-3 1-3		5	0	1	0	0	1	5
55 Lyle Overbay, L (1, 3) OBP: 0.292, SLG: 0.445	C FF 93 B FF 94 X CH 85 1-1 ③ F7		B FC 88 S FF 94 B FF 96 F CH 88 F FF 96 B FC 86 S CH 85 3-3 ② K		B FF 95 T FF 95 B FF 93 D CH 86 B FF 96 4-1 45 BB 1-2 BB		F FS 80 D FS 81 F FF 89 B FF 90 X FS 82 2-2 39 BB 12 2B 1-3 2B	B FC 88 B SI 90 S FC 86 X CU 76 2-1 ③ L9		4	1	1	0	1	1	6
45 Zoilo Almonte, S (1, 7) OBP: 0.700, SLG: 1.000		S FC 85 X FF 95 0-1 ① P1	B CH 87 C CH 86 F CH 87 X FC 88 1-2 17 FC6-4 1-3 2-H 3-H 1B		B FF 95 B CH 85 B FF 96 C FF 94 S FF 95 F FF 94 B FF 94 4-2 1-2 2-3 3-H BB		B CU 79 D FS 83 D FS 81 D CU 80 4-0 39 BB 12 2B BB			2	1	1	3	2	0	0
17 Jayson Nix, R (1, 6) OBP: 0.314, SLG: 0.306		C FF 95 X CH 88 0-1 2B	X FF 96 0-0 ③ FC6-4 1-2f		B SI 90 S SI 92 B FF 92 F CH 86 S SI 93 2-3 ② K		F FF 95 F FF 96 F FF 97 F FF 97 T FF 97 0-2 ② K			4	0	1	0	0	2	8
39 David Adams, R (1, 5) OBP: 0.236, SLG: 0.306		C FF 96 B FF 95 B CH 87 B FF 95 B FF 96 4-1 19 G5-4-3 BB		C FC 85 F FF 95 F FF 94 X FC 89 0-2 ① L9	D CH 86 B CH 87 C FF 94 C CH 85 B FF 93 S CH 87 3-3 ③ K		B FF 97 C FF 94 F FF 97 B FF 97 B FF 97 B FF 97 4-2 1-2 2-3 3-H 12 2B BB			2	1	0	1	2	1	3
19 Chris Stewart, R (1, 2) OBP: 0.314, SLG: 0.323 12 Vernon Wells, R (7, PH) OBP: 0.266, SLG: 0.374 53 Austin Romine, R (8, 2) OBP: 0.153, SLG: 0.190		C FF 95 C FC 87 X FF 96 0-2 ② ③ G5-4-3 1-2f		X FF 96 0-0 ② F7		B B SI 91 C FF 93 B FF 92 F FF 92 C FF 93 3-3 ① K	C FF 96 T FF 96 F FF 98 B FF 98 X FF 96 1-2 1-H 2-H 3-H 2B			3 1 0	0 0 0	0 1 0	0 3 0	0 0 0	1 0 0	2 0 0
Inning Stats	R: 0 E: 0 K: 1 S: 9 H: 1 LOB: 2 BB: 1 P: 19	R: 0 E: 0 K: 0 S: 8 H: 1 LOB: 1 BB: 1 P: 12	R: 2 E: 1 K: 1 S: 13 H: 3 LOB: 2 BB: 0 P: 19	R: 0 E: 0 K: 1 S: 9 H: 0 LOB: 0 BB: 0 P: 12	R: 1 E: 1 K: 2 S: 17 H: 0 LOB: 3 BB: 3 P: 34	R: 0 E: 0 K: 1 S: 10 H: 0 LOB: 0 BB: 0 P: 15	R: 4 E: 0 K: 2 S: 21 H: 2 LOB: 1 BB: 3 P: 39	R: 0 E: 0 K: 1 S: 10 H: 0 LOB: 1 BB: 1 P: 19		1B: 4 2B: 3 3B: 0 HR: 0 SF: 0 SAC: 0 DP: 1 HBP: 0					WP: 0 PB: 0 SB: 1 CS: 0	PA: 41

	AB	32
	R	7
	H	7
	RBI	7
	BB	9
	SO	9
	LOB	26

PITCHER		IP	WLS	BF	H	R	ER	SO	BB	IBB	HBP	BLK	WP	HR	S	P	ERA	WHIP
37 Alex Colomé, R ERA:	(1, 1)	4.1		24	5	3	0	3	5	0	0	0	0	0	50	85	0.00	2.308
54 Alex Torres, L ERA:	(5, 1)	1.2		5	0	0	0	3	0	0	0	0	0	0	16	26	0.00	0.000
62 Joel Peralta, R ERA: 3.21	(7, 1)	0.1	L	4	1	3	3	0	2	0	0	0	0	0	7	18	81.00	9.000
57 Jake McGee, L ERA: 5.34	(7, 1)	0.2	B	4	1	1	1	2	1	0	0	0	0	0	14	21	13.50	3.000
35 Jamey Wright, R ERA: 3.28	(8, 1)	1.0		4	0	0	0	1	1	0	0	0	0	0	10	19	0.00	1.000

PITCHER	IP	WLS	BF	H	R	ER	SO	BB	IBB	HBP	BLK	WP	HR	S	P	ERA	WHIP

Tampa Bay Rays @ New York Yankees

Yankee Stadium, Bronx, NY

Sun Jun 23 2013, 2:09 PM - 5:16 PM EDT

Att. 46,054 - Sunny - 87 F

TOP

livebaseballscorecards.com

Batter	1	2	3	4	5	6	7	8	9	AB	R	H	RBI	BB	SO	LOB
20 Matt Joyce, L (1, 10) OBP: 0.337, SLG: 0.502	B FF 94 B SI 93 F FF 94 X FF 94 2-1 8 SH1-3 18 1B 1B		B CU 79 C CU 80 X CH 85 1-1 ① G4-3		B SI 94 B SI 93 C CU 81 F SI 94 S CU 82 2-3 ② K		S CU 81 F FF 92 F CU 83 X CU 85 0-2 ② F8	X FF 96 0-0 ③ G6-3		5	1	1	0	0	1	2
8 Desmond Jennings, R (1, 8) OBP: 0.317, SLG: 0.436	X FF 94 0-0 ① SH1-3 1-2		C CU 81 S FF 94 F FF 95 X CU 83 0-2 ② F8		F FF 95 D CH 86 C CU 81 X CU 83 1-2 1B		H FF 94 1-0 3 BB 18 HBP 21 1B HBP		C SL 86 X SL 86 0-1 ① P4	3	1	1	0	0	0	0
18 Ben Zobrist, S (1, 4) OBP: 0.363, SLG: 0.387	B CU 81 X FF 94 1-0 3 BB 2-H 1B		T FF 94 S SI 95 X CU 84 0-2 ③ G3		C CU 82 F SI 93 S CU 84 0-3 ③ K		S CU 81 1 SAFE 1 SAFE S SI 92 H CU 84 1-2 3 BB 21 1B 1-2 HBP		B SI 94 B CH 87 B SI 94 B SI 94 4-0 3 PB BB	3	1	1	1	1	1	2
3 Evan Longoria, R (1, 5) OBP: 0.367, SLG: 0.563	B CU 80 B CU 81 B FF 95 C FF 94 B FF 94 4-1 21 G1-6-3 1-2 BB			B CU 80 C CH 86 S SI 92 B CU 81 C CU 81 2-3 ① K		X FF 93 0-0 ① F7	C SL 81 B SL 82 B SL 82 B SL 82 B SL 80 4-1 21 1B 1-2 2-3 BB		1 SAFE B SL 86 B FF 94 C FF 94 T SL 86 B SL 86 C FF 94 3-3 ② K 1-2	3	0	0	0	2	2	1
21 James Loney, L (1, 3) OBP: 0.362, SLG: 0.466	X SI 95 0-0 ② ③ G1-6-3 1-2f			F SI 94 B FF 96 F CH 87 X CU 82 1-2 1B		C CH 85 B FF 93 X FF 93 1-1 9 1B 1B	C SL 82 B SL 84 S SL 83 X SL 84 1-2 1-2 2-H 3-H 1B		B SI 94 D CH 89 I IN 74 I IN 78 4-0 9 FC6-4 IBB	4	0	3	2	1	0	2
9 Wil Myers, R (1, 9) OBP: 0.267, SLG: 0.400		B CU 80 C FF 94 B FF 93 F FF 95 S CU 82 2-3 ① K		B FF 92 S SI 92 B CU 81 C CU 80 1 SAFE F CU 81 S SI 93 2-3 ② K		X FF 94 0-0 2 BB 1-3 1B	F SL 87 S SL 87 C SL 86 0-3 ③ K		X SL 85 0-0 ③ FC6-4 1-2f	5	0	1	0	0	3	5
2 Kelly Johnson, L (1, 7) OBP: 0.318, SLG: 0.449 5 Sam Fuld, L (8, 7) OBP: 0.252, SLG: 0.253		B CU 80 C CU 79 F FF 95 F CU 82 F SI 96 S CU 83 1-3 ② K		B CU 81 X SI 93 1-0 ③ G4-3		B CU 81 B CU 80 B CH 85 S SI 93 B CU 80 4-1 28 G6-4-3 1-2 BB		X FF 96 0-0 ① L9		3 0	0 0	0 0	0 0	1 0	1 0	1 0
28 José Molina, R (1, 2) OBP: 0.308, SLG: 0.338		C FF 96 B CU 81 F CU 80 X FF 96 1-2 1B			C CU 80 B SI 93 B SI 92 B CU 80 B FF 94 4-1 8 1B BB	C CU 82 B SI 94 X CU 82 1-1 ② ③ G6-4-3 1-2f		B FF 96 C SL 86 B SL 88 X SL 85 2-1 11 S 1B		3	0	2	0	1	0	3
11 Yunel Escobar, R (1, 6) OBP: 0.299, SLG: 0.358		B CU 80 X FF 94 1-0 ③ F8			C CU 80 S CU 81 S CU 84 0-3 ① K		C CU 81 S SI 92 B CU 82 F CU 82 X CU 83 1-2 ① G6-3	C FF 96 S FF 97 F FF 97 B FF 98 X SL 88 1-2 ② G6-3 1-2		4	0	0	0	0	1	3
Inning Stats	R: 1 E: 0 K: 0 S: 6 H: 2 LOB: 1 BB: 1 P: 13	R: 0 E: 0 K: 2 S: 12 H: 1 LOB: 1 BB: 0 P: 17	R: 0 E: 0 K: 0 S: 9 H: 0 LOB: 0 BB: 0 P: 10	R: 0 E: 0 K: 2 S: 11 H: 1 LOB: 1 BB: 0 P: 17	R: 0 E: 0 K: 3 S: 13 H: 1 LOB: 2 BB: 1 P: 20	R: 0 E: 0 K: 0 S: 7 H: 2 LOB: 2 BB: 1 P: 13	R: 2 E: 0 K: 1 S: 17 H: 1 LOB: 2 BB: 1 P: 25	R: 0 E: 0 K: 0 S: 8 H: 1 LOB: 1 BB: 0 P: 11	R: 0 E: 0 K: 1 S: 6 H: 0 LOB: 2 BB: 2 P: 17	1B: 9 2B: 0 3B: 0 HR: 0 SF: 0 SAC: 1 DP: 2 HBP: 2						

	AB	33
	R	3
	H	9
	RBI	3
	BB	6
	SO	9
	LOB	19

WP: 0 PB: 1 SB: 1 CS: 0 PA: 42

PITCHER		IP	WLS	BF	H	R	ER	SO	BB	IBB	HBP	BLK	WP	HR	S	P	ERA	WHIP
47 Iván Nova, R ERA: 4.91	(1, 1)	6.2	L	30	7	3	3	7	3	0	2	0	0	0	68	103	4.05	1.500
27 Shawn Kelley, R ERA: 4.55	(7, 1)	0.0		1	0	0	0	0	1	0	0	0	0	0	1	5	∞	∞
48 Boone Logan, L ERA: 2.29	(7, 1)	0.0		1	1	0	0	0	0	0	0	0	0	0	3	4	∞	∞
62 Joba Chamberlain, R ERA: 5.6	(7, 1)	1.1		5	1	0	0	1	0	0	0	0	0	0	11	14	0.00	0.750
38 Preston Claiborne, R ERA: 1.54	(9, 1)	1.0		5	0	0	0	1	1	1	0	0	0	0	6	17	0.00	1.000

PITCHER		IP	WLS	BF	H	R	ER	SO	BB	IBB	HBP	BLK	WP	HR	S	P	ERA	WHIP

Batter	1	2	3	4	5	6	7	8	9	AB	R	H	RBI	BB	SO	LOB
11 Brett Gardner, L (1, 8) OBP: 0.349, SLG: 0.444	B FF 91 C FF 93 X SL 85 1-1 E7 24 WP 24 SF7 1B		C SL 85 B SL 86 X FF 95 1-1 2B		B SL 84 C CH 82 C SL 86 B FF 95 S FF 95 2-3 ② K		C FF 97 B SL 82 F FF 95 B FF 97 F FF 97 X FF 93 2-2 1B			4	1	3	0	0	1	0
31 Ichiro Suzuki, L (1, 9) OBP: 0.306, SLG: 0.346 53 Austin Romine, R (8, 2) OBP: 0.153, SLG: 0.190	B SL 85 X FF 92 1-0 ① B2		B SL 85 C SL 85 F FF 95 T FF 95 1-2 ② K		F SL 85 F FF 96 B SL 85 X SL 86 1-2 24 S 1B		1 SAFE 1 SAFE C FF 95 B FF 96 X FF 96 1-1 ③ L9			4 0	0 0	1 0	0 0	0 0	1 0	3 0
24 Robinson Canó, L (1, 4) OBP: 0.354, SLG: 0.497	C SL 86 B FF 96 F FF 95 F FF 96 F SL 88 B FF 97 F SL 88 B FF 98 F SL 87 3-2 ② X SL 87 SF7 2-H		I IN 82 I IN 82 I IN 83 I IN 84 4-0 IBB		B FF 93 C FF 94 1 SAFE F FF 94 D SL 86 C FF 96 2-3 ③ K 1-2			X FF 90 0-0 ① F8		2	0	0	1	1	1	1
33 Travis Hafner, L (1, 10) OBP: 0.321, SLG: 0.429	B SL 83 S SL 84 B FF 96 B SL 83 C FF 94 F FF 95 X FF 94 3-2 1B		B SI 95 F SL 86 X SL 86 1-1 ③ F8			F SI 94 B SI 95 B FF 95 F SL 85 B FF 95 X SL 85 3-2 ① G5-3		B FF 91 C CU 79 B FS 82 T FF 92 F FF 91 X FF 91 2-2 ② F8		4	0	1	0	0	0	2
55 Lyle Overbay, L (1, 3) OBP: 0.287, SLG: 0.437	C FF 94 B FF 95 X FF 96 1-1 ③ G4-3			F FF 92 B FF 95 F FF 94 S SL 87 1-3 ① K		B SI 93 B SI 93 X FF 92 2-0 ② G4-3		B FF 91 C CU 80 B FS 84 X FF 90 2-1 ③ F8		4	0	0	0	0	1	1
45 Zoilo Almonte, S (1, 7) OBP: 0.643, SLG: 1.000		B FF 92 B FF 92 X SL 84 2-0 ① G3		C SL 84 F SL 86 F SL 85 X SL 86 0-2 2B		X FF 92 0-0 2B			B SI 97 C SI 96 B SI 97 S CH 84 B CH 85 C CH 85 3-3 ① K	4	0	2	0	0	1	0
17 Jayson Nix, R (1, 6) OBP: 0.313, SLG: 0.301		C FF 94 X SI 96 0-1 ② G1-3		B FF 94 B FF 93 F FF 94 H FF 93 3-1 39 G5-4-3 HBP		B FF 93 X SL 82 1-0 ③ F8			B SI 97 B SI 98 C SI 98 C SI 96 T FF 99 2-2 ② K	3	0	0	0	0	1	1
39 David Adams, R (1, 5) OBP: 0.226, SLG: 0.292		C FF 95 B SL 86 X FF 95 1-1 ③ G6-3		C SL 86 X FF 96 0-1 ②③ G5-4-3 1-2f			F FF 94 B FF 95 F FF 95 B FF 96 F FF 95 S SL 86 2-3 ① K		F SI 96 F SI 97 S CH 86 0-3 ③ K	4	0	0	0	0	2	2
19 Chris Stewart, R (1, 2) OBP: 0.310, SLG: 0.317 12 Vernon Wells, R (7, PH) OBP: 0.265, SLG: 0.373 (8, 9)			C FF 94 S SI 96 X FF 95 0-2 ① G6-3		B SL 84 X FF 94 1-0 ① F7		X SL 85 0-0 ② F7			2 1	0 0	0 0	0 0	0 0	0 0	0 0
Inning Stats	R: 1 E: 1 K: 0 S: 16 H: 2 LOB: 1 BB: 0 P: 25	R: 0 E: 0 K: 0 S: 5 H: 0 LOB: 0 BB: 0 P: 8	R: 0 E: 0 K: 1 S: 10 H: 1 LOB: 2 BB: 1 P: 17	R: 0 E: 0 K: 1 S: 10 H: 1 LOB: 1 BB: 0 P: 14	R: 0 E: 0 K: 2 S: 10 H: 1 LOB: 1 BB: 0 P: 16	R: 0 E: 0 K: 0 S: 6 H: 1 LOB: 1 BB: 0 P: 12	R: 0 E: 0 K: 1 S: 11 H: 1 LOB: 1 BB: 0 P: 16	R: 0 E: 0 K: 0 S: 7 H: 0 LOB: 0 BB: 0 P: 11	R: 0 E: 0 K: 3 S: 9 H: 0 LOB: 0 BB: 0 P: 14	1B: 4 2B: 3 3B: 0 HR: 0 SF: 1 SAC: 0 DP: 1 HBP: 1						

PITCHER		IP	WLS	BF	H	R	ER	SO	BB	IBB	HBP	BLK	WP	HR	S	P	ERA	WHIP
22 Chris Archer, R ERA: 4.21	(1, 1)	6.0	W	25	6	1	1	4	0	1	1	0	1	0	57	92	1.50	1.000
57 Jake McGee, L ERA: 5.16	(7, 1)	1.0	H	4	1	0	0	1	0	0	0	0	0	0	11	16	0.00	1.000
62 Joel Peralta, R ERA: 3.12	(8, 1)	1.0	H	3	0	0	0	0	0	0	0	0	0	0	7	11	0.00	0.000
56 Fernando Rodney, R ERA: 4.99	(9, 1)	1.0	S	3	0	0	0	3	0	0	0	0	0	0	9	14	0.00	0.000

PITCHER	IP	WLS	BF	H	R	ER	SO	BB	IBB	HBP	BLK	WP	HR	S	P	ERA	WHIP

BOTTOM

Tampa Bay Rays @ New York Yankees

Yankee Stadium, Bronx, NY

Sun Jun 23 2013, 2:09 PM - 5:16 PM EDT

Att. 46,054 - Sunny - 87 F

livebaseballscorecards.com

AB	32
R	1
H	7
RBI	1
BB	1
SO	8
LOB	10

WP: 1	PA: 35					
PB: 0						
SB: 1						
CS: 0						

Texas Rangers @ New York Yankees

Yankee Stadium, Bronx, NY

Tue Jun 25 2013, 7:11 PM - 10:14 PM EDT

Att. 41,674 - Partly Cloudy - 84 F

TOP

livebaseballscorecards.com

Batter	1	2	3	4	5	6	7	8	9	AB	R	H	RBI	BB	SO	LOB
5 Ian Kinsler, R (1, 4) OBP: 0.371, SLG: 0.460	C SI 90 F SI 91 B SL 84 X SI 92 1-2 F7 ①		C CU 77 B SL 84 B SI 93 F SI 92 B SI 94 F SI 93 F SI 93 F SI 93 B SL 85 4-2 1 CS BB		C SI 94 B SI 93 X SL 84 1-1 G6-3 ①			B KC 80 B FC 92 C FC 91 B FC 92 F FC 90 F FC 91 F FF 92 F FC 92 X FC 91 3-2 G5-3 ①		3	0	0	0	1	0	0
1 Elvis Andrus, R (1, 6) OBP: 0.297, SLG: 0.284	C SI 92 X FF 92 0-1 1B		C SL 82 1 SAFE B SI 92 1 SAFE B SI 92 C SL 82 1 SAFE 1 SAFE F SL 83 3-3 B SL 85 S SI 92 1-2 K ② ③		F SI 92 S SL 84 B SL 85 B SL 85 X SI 93 2-2 G4-3 ②			C FC 92 X FF 93 0-1 17 CS 1B		4	0	2	0	0	1	1
17 Nelson Cruz, R (1, 9) OBP: 0.330, SLG: 0.518	1 SAFE C SL 83 1 SAFE F SI 93 B SL 84 B SL 84 1 SAFE S SL 84 2-3 K ②			F SI 92 X SI 92 0-1 G6-3 ①	C SL 80 B SL 84 B SL 84 B SI 95 F SI 92 S SL 83 3-3 K ③			B KC 80 1 SAFE B FF 93 B KC 81 B FC 92 4-0 1-2 BB ②		3	0	0	0	1	2	1
29 Adrian Beltré, R (1, 5) OBP: 0.335, SLG: 0.488	C SI 92 X SI 92 0-1 F8 ③			C SL 84 X SI 93 0-1 E5 27 1B 12 1B 18 FC4-6		F SI 90 F SI 91 F SL 83 S SL 84 0-3 K ①		X FF 92 0-0 G5-3 ③		4	1	0	0	0	1	2
12 A.J. Pierzynski, L (1, 2) OBP: 0.333, SLG: 0.463		B SL 82 X SI 91 1-0 G4-3 ①		D FS 86 D FS 87 X SI 94 2-0 18 FC4-6 27 1B 1-2 1B		X FS 87 0-0 G3 ②			C FF 90 S FC 90 X FC 90 0-2 G6-3 ①	4	0	1	0	0	0	0
27 Lance Berkman, S (1, 10) OBP: 0.361, SLG: 0.392		B SI 92 B SI 91 X SI 91 2-0 F7 ②		X SL 84 0-0 18 FC4-6 1-2 2-3 1B		F SI 93 F FS 85 B FF 92 B FS 85 S FS 87 2-3 K ③			F FC 90 C FC 91 X FC 91 0-2 G4-3 ②	4	0	1	0	0	1	0
18 Mitch Moreland, L (1, 3) OBP: 0.328, SLG: 0.535		C SI 92 B SI 92 B FS 82 B SL 82 X SI 92 3-1 G4-3 ③		C CU 76 X SL 84 0-1 FC4-6 ② 1-2f 2-3 3-H			C CU 75 S SI 92 B SI 88 S FS 87 1-3 K ①		B FC 92 F FC 91 C FC 91 X FC 92 1-2 1B	4	0	1	1	0	1	2
7 David Murphy, L (1, 7) OBP: 0.273, SLG: 0.380			C SI 92 X SI 91 0-1 L6 ①	C SL 83 B SI 93 F SI 94 D FF 89 D FF 88 F SI 94 X SI 96 3-2 G6-3 ③			C CU 76 X FS 87 0-1 G3 ②		X FC 91 0-0 G3 ③	4	0	0	0	0	0	3
2 Leonys Martin, L (1, 8) OBP: 0.340, SLG: 0.457			B CU 76 S FS 83 C SI 93 B FS 87 X SI 92 2-2 HR		B SL 80 C SL 82 B SI 87 F SI 92 F SL 85 X SL 84 2-2 HR		C SL 81 C FF 95 S SL 82 0-3 K ③			3	2	2	2	0	1	0
Inning Stats	R: 0 E: 0 K: 1 S: 10 H: 1 LOB: 1 BB: 0 P: 13	R: 0 E: 0 K: 0 S: 4 H: 0 LOB: 0 BB: 0 P: 10	R: 1 E: 0 K: 1 S: 14 H: 1 LOB: 1 BB: 1 P: 23	R: 1 E: 1 K: 0 S: 12 H: 2 LOB: 2 BB: 0 P: 17	R: 1 E: 0 K: 1 S: 12 H: 1 LOB: 0 BB: 0 P: 20	R: 0 E: 0 K: 2 S: 8 H: 0 LOB: 0 BB: 0 P: 10	R: 0 E: 0 K: 2 S: 8 H: 0 LOB: 0 BB: 0 P: 9	R: 0 E: 0 K: 0 S: 9 H: 1 LOB: 1 BB: 1 P: 16	R: 0 E: 0 K: 0 S: 10 H: 1 LOB: 1 BB: 0 P: 11	1B: 5 2B: 1 3B: 0 HR: 2 SF: 0 SAC: 0 DP: 1 HBP: 0						

	AB	33
	R	3
	H	7
	RBI	3
	BB	2
	SO	7
	LOB	9

WP: 0 PB: 0 SB: 0 CS: 2 PA: 35

PITCHER		IP	WLS	BF	H	R	ER	SO	BB	IBB	HBP	BLK	WP	HR	S	P	ERA	WHIP
18 Hiroki Kuroda, R ERA: 2.77	(1, 1)	6.2		26	5	3	2	6	1	0	0	0	0	2	65	99	2.70	0.900
48 Boone Logan, L ERA: 2.25	(7, 1)	0.1		1	0	0	0	1	0	0	0	0	0	0	3	3	0.00	0.000
30 David Robertson, R ERA: 2.59	(8, 1)	1.0		4	1	0	0	0	1	0	0	0	0	0	9	16	0.00	2.000
42 Mariano Rivera, R ERA: 1.55	(9, 1)	1.0	W	4	1	0	0	0	0	0	0	0	0	0	10	11	0.00	1.000

PITCHER	IP	WLS	BF	H	R	ER	SO	BB	IBB	HBP	BLK	WP	HR	S	P	ERA	WHIP

Texas Rangers @ New York Yankees

Yankee Stadium, Bronx, NY

Tue Jun 25 2013, 7:11 PM - 10:14 PM EDT

Att. 41,674 - Partly Cloudy - 84 F

livebaseballscorecards.com

BOTTOM

Batter	1	2	3	4	5	6	7	8	9	AB	R	H	RBI	BB	SO	LOB
11 Brett Gardner, L (1, 8) OBP: 0.347, SLG: 0.450	C FF 90 B SI 92 X FC 89 1-1 ① G3		B FF 94 C ST 78 C ST 83 B ST 79 C ST 77 2-3 ① K		C FC 86 B ST 76 X ST 81 1-1 HR	B FF 92 B SL 87 S FF 91 B FF 91 F FF 90 F FF 90 S FF 92 3-3 ② K			1 SAFE B FF 97 1 SAFE S FF 95 C FF 96 1 SAFE X FF 96 1-2 ① FC3-6 (31 CS) 1-2f	5	1	1	1	0	2	2
31 Ichiro Suzuki, L (1, 9) OBP: 0.308, SLG: 0.359	B FC 89 B FC 90 B FF 92 C FF 90 X FF 92 3-1 (33 1B, 24 1B) 1B		B ST 80 X FF 94 1-0 ② L8		B FF 93 F FC 86 B FC 92 B ST 79 S FF 92 X ST 83 3-2 ① F9	C SL 88 B FF 92 S FF 92 S FF 90 1-3 ③ K			1 SAFE C FF 96 F FF 98 B FF 98 X FF 97 1-2 ② HR	5	1	2	1	0	1	1
24 Robinson Canó, L (1, 4) OBP: 0.356, SLG: 0.495	X FF 94 0-0 (33 1B) 1-2 1B		B FC 90 C FC 90 B CU 69 B SI 89 X ST 82 3-1 ③ G4-3		F FC 88 S FC 92 B FC 91 B ST 80 B ST 82 F FC 90 F ST 84 B SI 96 4-2 (33 E) BB		C FF 92 B FF 92 C FF 91 C FF 93 1-3 ① K			3	0	1	0	1	1	0
33 Travis Hafner, L (1, 10) OBP: 0.324, SLG: 0.446	B FC 89 B FC 89 D ST 79 C FF 92 C ST 79 X ST 83 3-2 1-2 2-3 1B			F FF 90 X CU 68 0-1 HR	C FF 93 C FF 93 X FF 94 0-2 (45 FC6-4) 1-3 E5		S SL 88 X FF 93 0-1 ② G3-1			4	1	2	1	0	0	1
55 Lyle Overbay, L (1, 3) OBP: 0.282, SLG: 0.429	B ST 82 C ST 80 B FC 91 F ST 82 C ST 79 2-3 ② K			S FC 86 F ST 81 F ST 80 X FF 95 0-2 ① F7	C FF 93 S ST 84 D ST 79 S FC 90 1-3 ② K		B FF 92 B FF 92 S FF 92 S SL 87 F FF 92 S SL 88 2-3 ③ K			4	0	0	0	0	3	5
45 Zoilo Almonte, S (1, 7) OBP: 0.500, SLG: 0.750	D ST 82 B ST 80 C FC 89 C ST 80 X ST 80 2-2 ③ G4-3			C FF 94 C SI 94 X FS 92 0-2 (19 FC5, 17 S) E5	T FC 88 B FF 93 F FC 87 X FC 90 1-2 ③ FC6-4 1-2f			F FF 97 B FF 98 B FF 98 X FF 98 2-1 ① L8		4	0	0	0	0	0	5
17 Jayson Nix, R (1, 6) OBP: 0.312, SLG: 0.315		B FF 91 F FF 91 C ST 81 S ST 83 1-3 ① K		B ST 80 1 SAFE S ST 82 C ST 81 X FF 93 1-2 ② F8 1-2	X ST 78 0-0 HR			B FF 98 X FF 97 1-0 ② G4-3		4	1	1	1	0	1	1
39 David Adams, R (1, 5) OBP: 0.227, SLG: 0.283		F FF 92 F FF 92 C FF 94 0-3 ② K		F FF 92 B ST 83 F ST 82 F ST 84 B ST 84 B ST 84 B FF 94 4-2 (19 FC5) BB	F ST 80 B SI 88 S ST 82 C ST 83 1-3 ① K			C FF 98 C CU 86 B CU 86 B FF 98 S CU 84 2-3 ③ K		3	0	0	0	1	3	0
19 Chris Stewart, R (1, 2) OBP: 0.315, SLG: 0.318		B FF 92 C FF 91 S CU 71 B ST 85 X ST 84 2-2 ③ F9		C ST 81 F FF 93 X ST 83 0-2 ③ FC5 1-2 2-3f	C ST 80 B FF 92 C SI 90 B FC 91 X ST 82 2-2 1B				B FF 97 B FF 97 B FF 96 B FF 96 4-0 (11 FC3-6) BB	3	0	1	0	1	0	2
Inning Stats	R: 0 H: 3 E: 0 LOB: 3 K: 1 BB: 0 S: 14 P: 25	R: 0 H: 0 E: 0 LOB: 0 K: 2 BB: 0 S: 9 P: 12	R: 0 H: 0 E: 0 LOB: 0 K: 1 BB: 0 S: 6 P: 12	R: 1 H: 1 E: 1 LOB: 2 K: 0 BB: 1 S: 18 P: 23	R: 1 H: 1 E: 1 LOB: 2 K: 1 BB: 1 S: 18 P: 28	R: 1 H: 2 E: 0 LOB: 1 K: 3 BB: 0 S: 14 P: 21	R: 0 H: 0 E: 0 LOB: 0 K: 2 BB: 0 S: 9 P: 12	R: 0 H: 0 E: 0 LOB: 0 K: 1 BB: 0 S: 6 P: 11	R: 1 H: 1 E: 0 LOB: 0 K: 0 BB: 1 S: 6 P: 12	1B: 4 SF: 0 2B: 0 SAC: 0 3B: 0 DP: 0 HR: 4 HBP: 0						

	AB	35
	R	4
	H	8
	RBI	4
	BB	3
	SO	11
	LOB	17

	WP: 0	PA: 38
	PB: 0	
	SB: 1	
	CS: 1	

PITCHER		IP	WLS	BF	H	R	ER	SO	BB	IBB	HBP	BLK	WP	HR	S	P	ERA	WHIP
11 Yu Darvish, R ERA: 2.95	(1, 1)	5.1		27	7	3	3	6	2	0	0	0	0	3	72	110	5.06	1.688
56 Neal Cotts, L ERA: 0.45	(6, 1)	1.2		5	0	0	0	4	0	0	0	0	0	0	16	23	0.00	0.000
52 Tanner Scheppers, R ERA: 1.13	(8, 1)	1.2	L	6	1	1	1	1	1	0	0	0	0	1	12	23	5.40	1.200

PITCHER	IP	WLS	BF	H	R	ER	SO	BB	IBB	HBP	BLK	WP	HR	S	P	ERA	WHIP

Batter	1	2	3	4	5	6	7	8	9	AB	R	H	RBI	BB	SO	LOB
5 Ian Kinsler, R (1, 4) OBP: 0.376, SLG: 0.466	C SI 89 B FF 88 X SI 90 1-1 29 FC5-4 1 1B 1B		1 SAFE B CU 74 C SL 79 B FC 87 D SI 85 B FC 89 4-1 1 SH 29 2B 1-2 BB	B SI 87 C FF 89 X SL 84 1-1 ③ G5-3			B CU 79 X FF 95 1-0 ① P6	B FF 92 B FF 92 T FF 92 C FF 92 X FF 93 2-2 2B		4	1	2	0	1	0	0
1 Elvis Andrus, R (1, 6) OBP: 0.299, SLG: 0.287	1 SAFE B CU 74 F SI 89 X SL 83 1-1 29 FC5-4 1-2 1B		B CU 74 L SI 87 X SL 81 1-1 SH 29 2B 12 2B 1-2 2-3		C SI 85 X FC 87 0-1 ① G4-3		B FF 96 X FF 96 1-0 17 HR 1B	F FF 92 D SL 86 F FF 92 D SL 84 X SL 83 2-2 ③ L6		4	2	2	0	0	0	1
17 Nelson Cruz, R (1, 9) OBP: 0.328, SLG: 0.523	B CU 76 C SL 83 F FF 90 F FC 86 B SL 85 X FF 90 2-2 ① F6		F FC 85 S SL 85 D FC 86 F FC 86 B FF 91 F FC 89 B SL 83 F SL 84 C FF 91 3-3 ① K		C CU 74 B SI 88 X FF 88 1-1 ② G5-3		X CU 79 0-0 1-H HR		X FF 92 0-0 ① F8	5	1	1	2	0	1	5
29 Adrian Beltré, R (1, 5) OBP: 0.339, SLG: 0.497	C SL 83 X FC 89 0-1 ② FC5-4 1-2f 2-3		C FF 89 S FF 90 X FF 90 0-2 12 2B 1-3 2-H 3-H 2B		C SI 87 S SL 82 F SL 82 S FC 88 0-3 ③ K		F SL 86 B SL 89 B SL 87 F FF 97 F FF 97 B FF 96 X SL 87 3-2 27 1B 2B		C FF 94 B SL 83 F SL 83 B SL 84 F SL 84 X SL 86 2-2 12 E 27 1B 1B	5	2	3	2	0	1	2
12 A.J. Pierzynski, L (1, 2) OBP: 0.330, SLG: 0.462	C CU 78 F SI 91 F SL 84 S SL 85 0-3 ③ K		X SL 85 0-0 2-H 3-H 2B			C SI 89 X SI 89 0-1 ① F7	F CU 79 F FF 95 B FF 96 F SL 87 X FF 96 1-2 ② G5-3		X FF 93 0-0 27 1B 18 SF7 1-3 E8	5	1	1	2	0	1	4
27 Lance Berkman, S (1, 10) OBP: 0.362, SLG: 0.392 43 Engel Beltre, L (9, PR) (9, 10)		B SI 89 F SI 85 B FC 89 S FC 88 S SL 84 2-3 ① K	C CU 77 S FC 88 B SL 83 D SL 85 B FF 89 X SL 85 3-2 ② G5-3			B FF 88 B CH 80 F FF 89 B SI 88 C FF 88 X FC 87 3-2 ② G4-3	C FF 94 X FF 95 0-1 2-3 1B		F SL 83 C FF 93 X SL 86 0-2 7 CS 2-3 3-H 1B	5 0	0 0	2 0	1 0	0 0	1 0	1 0
18 Mitch Moreland, L (1, 3) OBP: 0.325, SLG: 0.530		C FC 90 B SI 91 B SL 84 C SL 82 B FF 91 S SL 84 3-3 ② K	C CU 76 S SI 90 C FF 90 0-3 ③ K			B FF 90 S CU 75 B SI 90 X SL 83 2-1 7 BB 1B	D SI 94 B FF 94 S CH 88 C FF 94 X FF 95 2-2 ③ P5		1 SAFE X FF 94 0-0 ② SF7 3-H	4	0	1	1	0	2	3
7 David Murphy, L (1, 7) OBP: 0.273, SLG: 0.375		B FF 91 X CU 77 1-0 ③ G3-1		C SI 90 F SI 88 B FF 90 B SL 83 F SL 82 F SI 91 X FF 90 2-2 ① G6-3		F FF 89 F FF 90 F SI 91 D FC 85 B FF 89 F FF 90 B FC 86 F FF 87 B FF 90 4-2 1-2 BB		C FF 95 F FF 96 S SL 83 0-3 ① K2-3	C SL 85 1 SAFE B FF 94 B FF 93 2-1 ③ CS 1-2	3	0	0	0	1	1	0
2 Leonys Martin, L (1, 8) OBP: 0.339, SLG: 0.452			X CU 75 0-0 1 SH 5 S 29 2B 1B	C SI 90 X SI 90 0-1 ② G6-3		D FC 86 C FF 90 X FC 86 1-1 ③ P6		C SL 81 S SL 84 F FF 96 B SL 83 F SL 83 S SL 84 1-3 ② K		4	1	1	0	0	1	2
Inning Stats	R: 0 E: 0 K: 1 S: 14 H: 2 LOB: 2 BB: 0 P: 18	R: 0 E: 0 K: 2 S: 7 H: 0 LOB: 0 BB: 0 P: 13	R: 4 E: 1 K: 2 S: 20 H: 3 LOB: 1 BB: 1 P: 31	R: 0 E: 0 K: 0 S: 9 H: 0 LOB: 0 BB: 0 P: 12	R: 0 E: 0 K: 1 S: 8 H: 0 LOB: 0 BB: 0 P: 9	R: 0 E: 0 K: 0 S: 14 H: 1 LOB: 2 BB: 1 P: 24	R: 2 E: 0 K: 0 S: 16 H: 4 LOB: 2 BB: 0 P: 24	R: 0 E: 0 K: 2 S: 14 H: 1 LOB: 1 BB: 0 P: 19	R: 2 E: 1 K: 0 S: 11 H: 2 LOB: 1 BB: 0 P: 15	1B: 8 2B: 4 3B: 0 HR: 1 SF: 1 SAC: 1 DP: 0 HBP: 0	WP: 0 PB: 0 SB: 1 CS: 1 PA: 44					

PITCHER		IP	WLS	BF	H	R	ER	SO	BB	IBB	HBP	BLK	WP	HR	S	P	ERA	WHIP
46 Andy Pettitte, L ERA: 4.22	(1, 1)	6.0	L	27	6	4	3	6	2	0	0	0	0	0	72	107	4.50	1.333
62 Joba Chamberlain, R ERA: 6.38	(7, 1)	0.2		6	4	2	2	0	0	0	0	0	0	1	13	19	27.00	6.000
38 Preston Claiborne, R ERA: 1.52	(7, 1)	0.1		1	0	0	0	0	0	0	0	0	0	0	3	5	0.00	0.000
48 Boone Logan, L ERA: 2.18	(8, 1)	0.2		2	0	0	0	2	0	0	0	0	0	0	8	9	0.00	0.000
27 Shawn Kelley, R ERA: 4.34	(8, 1)	1.1		7	3	2	0	0	0	0	0	0	0	0	17	25	0.00	2.250

PITCHER	IP	WLS	BF	H	R	ER	SO	BB	IBB	HBP	BLK	WP	HR	S	P	ERA	WHIP

TOP

Texas Rangers @ New York Yankees

Yankee Stadium, Bronx, NY

Wed Jun 26 2013, 7:09 PM - 10:33 PM EDT

Att. 38,264 - Overcast - 82 F

livebaseballscorecards.com

AB	39
R	8
H	13
RBI	8
BB	2
SO	8
LOB	18

BOTTOM

Batter	1	2	3	4	5	6	7	8	9	AB	R	H	RBI	BB	SO	LOB
11 Brett Gardner, L (1, 8) OBP: 0.348, SLG: 0.449	C FF 90 B FF 91 F FF 91 X FF 93 1-2 31 G6-3 1B		C FF 93 B CU 82 B CU 79 X FF 93 2-1 ③ G4-3			B FF 93 B FF 92 C FF 92 C FF 92 B CH 84 X FF 91 3-2 31 2B 24 1B 1B	C FF 94 B FF 94 S FF 93 C FF 95 1-3 ② K		C FF 91 F FF 92 B FF 92 B FF 92 S SL 87 2-3 ③ K	5	1	2	0	0	2	1
31 Ichiro Suzuki, L (1, 9) OBP: 0.315, SLG: 0.381 53 Austin Romine, R (8, 2) OBP: 0.153, SLG: 0.190	B FF 91 1 SAFE F FF 91 F FF 90 1 SAFE X FF 91 1-2 ①② G6-3 1-2f			B FF 92 F FF 92 X FF 93 1-1 33 S 1B		B CH 82 1 SAFE B FF 90 F FF 90 S FF 92 X CU 78 2-2 24 1B 33 1B 1-3 2B	B FF 94 B FF 93 F FF 94 B FF 93 X FF 93 3-1 3-H HR			4 0	2 0	3 0	2 0	0 0	0 0	1 0
24 Robinson Canó, L (1, 4) OBP: 0.357, SLG: 0.493	X CU 77 0-0 ③ F9			B FF 91 C FF 91 1 SAFE B FF 92 X FF 92 2-1 ① P6		B FF 92 X FF 92 1-0 45 BB 33 1B 2-3 3-H 1B	F FF 92 B SL 89 B SL 86 B FF 92 B FF 93 4-1 BB			3	0	1	1	1	0	1
33 Travis Hafner, L (1, 10) OBP: 0.323, SLG: 0.442		C FF 91 X CH 83 0-1 ① F8		F FF 92 F FF 92 1 SAFE D CU 79 F CU 79 F FF 92 F FF 93 1 SAFE B FF 95 2-3 S CU 82 ② K 1-2		B FF 92 X FF 92 1-0 45 BB 1-2 3-H 1B	C FF 92 S SL 88 1 SAFE C SL 89 0-3 ③ K			4	0	1	1	0	2	2
55 Lyle Overbay, L (1, 3) OBP: 0.282, SLG: 0.439		B FF 93 X CH 82 1-0 HR		B FF 93 X CU 79 1-0 ③ G4-3		F FF 93 B FF 93 D SL 87 B FF 92 S FF 92 S SL 87 3-3 ① K		B FF 98 B FF 96 X FF 96 2-0 ① G4-3		4	1	1	1	0	1	3
45 Zoilo Almonte, S (1, 7) OBP: 0.455, SLG: 0.632		C FF 93 B FF 92 F CU 78 F FF 93 B FF 93 S CU 81 2-3 ② K			C CU 77 F FF 92 B FF 92 F CU 80 X CU 81 1-2 ① G3	B FF 94 B FF 92 B SL 88 C FF 94 B FF 94 4-1 17 G6-4-3 1-2 2-3 BB		F FF 96 F FF 98 B FF 98 S CU 86 1-3 ② K		3	0	0	0	1	2	0
17 Jayson Nix, R (1, 5) OBP: 0.307, SLG: 0.309		C FF 93 B FF 94 B FF 92 B FF 93 X FF 93 3-1 ③ L8			C FF 93 F FF 93 B SL 86 C SL 85 1-3 ② K	F FF 93 X FF 94 0-1 ②③ G6-4-3 1-2f		F FF 99 X FF 99 0-1 ③ L9		4	0	0	0	0	1	3
19 Chris Stewart, R (1, 2) OBP: 0.318, SLG: 0.328 12 Vernon Wells, R (7, PH) OBP: 0.266, SLG: 0.374 (8, 9)			C FF 91 B SL 88 X FF 92 1-1 ① G6-3		B FF 94 B FF 93 X FF 92 2-0 2B		X FF 91 0-0 40 F9 40 WP 31 HR 1B		X FF 91 0-0 ① F9	2 2	0 1	1 1	0 0	0 0	0 0	0 0
40 Alberto Gonzalez, R (1, 6) OBP: 0.256, SLG: 0.333			C FF 93 B SL 83 X SL 85 1-1 ② G4-3		F CU 78 F FF 92 D CU 82 S CU 81 1-3 ③ K		B FF 93 B FF 92 C FF 94 F FF 93 F FF 93 F FF 94 B SL 87 F FF 94 F FF 94 3-2 X SL 88 F9 1-3 ①		B FF 90 C FF 90 X FF 92 1-1 ② F8	4	0	0	0	0	1	2
Inning Stats	R: 0 E: 0 K: 0 S: 7 H: 1 LOB: 0 BB: 0 P: 9	R: 1 E: 0 K: 1 S: 9 H: 1 LOB: 0 BB: 0 P: 15	R: 0 E: 0 K: 0 S: 6 H: 0 LOB: 0 BB: 0 P: 10	R: 0 E: 0 K: 1 S: 11 H: 1 LOB: 1 BB: 0 P: 17	R: 0 E: 0 K: 2 S: 11 H: 1 LOB: 1 BB: 0 P: 16	R: 2 E: 0 K: 1 S: 14 H: 4 LOB: 2 BB: 1 P: 28	R: 2 E: 0 K: 2 S: 17 H: 2 LOB: 1 BB: 1 P: 28	R: 0 E: 0 K: 1 S: 6 H: 0 LOB: 0 BB: 0 P: 9	R: 0 E: 0 K: 1 S: 6 H: 0 LOB: 0 BB: 0 P: 9	1B: 6 2B: 2 3B: 0 HR: 2 SF: 0 SAC: 0 DP: 2 HBP: 0	WP: 1 PB: 0 SB: 1 CS: 0 PA: 37					

PITCHER		IP	WLS	BF	H	R	ER	SO	BB	IBB	HBP	BLK	WP	HR	S	P	ERA	WHIP
51 Justin Grimm, R ERA: 5.56	(1, 1)	5.0	W	20	6	3	3	4	0	0	0	0	0	1	50	78	5.40	1.200
46 Robbie Ross Jr., L ERA: 1.93	(6, 1)	1.2	H	9	4	2	2	2	1	0	0	0	1	1	21	37	10.80	3.000
56 Neal Cotts, L ERA: 0.44	(7, 1)	0.1	H	2	0	0	0	1	1	0	0	0	0	0	4	8	0.00	3.000
52 Tanner Scheppers, R ERA: 1.11	(8, 1)	1.0	H	3	0	0	0	1	0	0	0	0	0	0	6	9	0.00	0.000
36 Joe Nathan, R ERA: 1.62	(9, 1)	1.0	S	3	0	0	0	1	0	0	0	0	0	0	6	9	0.00	0.000

PITCHER	IP	WLS	BF	H	R	ER	SO	BB	IBB	HBP	BLK	WP	HR	S	P	ERA	WHIP

Texas Rangers @ New York Yankees

Yankee Stadium, Bronx, NY

Wed Jun 26 2013, 7:09 PM - 10:33 PM EDT

Att. 38,264 - Overcast - 82 F

livebaseballscorecards.com

AB	35
R	5
H	10
RBI	5
BB	2
SO	9
LOB	13

Batter	1	2	3	4	5	6	7	8	9	AB	R	H	RBI	BB	SO	LOB
5 Ian Kinsler, R (1, 4) OBP: 0.369, SLG: 0.459	C FF 92 B SL 81 F FF 92 F SL 81 X FF 93 1-2 F8		B SL 81 X SL 82 1-0 SF7 3-H		F FF 92 B SL 80 X FF 93 1-1 P4			1 SAFE C FF 91 1 SAFE X FF 92 0-1 P4		3	0	0	1	0	0	1
1 Elvis Andrus, R (1, 6) OBP: 0.296, SLG: 0.283	F FF 93 B FF 92 B SL 82 C SL 81 X SL 81 2-2 L7		1 SAFE S FF 93 1 SAFE C FF 93 B SL 82 X FF 93 1-2 G4-3		B SL 81 C FF 92 F FF 93 S SL 83 1-3 K			B FF 92 C SL 80 1 SAFE C FF 92 F SL 80 1 SAFE B FF 93 X FF 93 2-2 G4-6-3 1-2f		4	0	0	0	0	1	2
17 Nelson Cruz, R (1, 9) OBP: 0.330, SLG: 0.525	B FF 94 B KC 74 X FF 93 2-0 G6-3			C KC 73 C SL 79 X FF 93 0-2 2B		X FF 92 0-0 L4			B FF 95 S SL 85 S SL 87 F SL 86 B SL 86 F SI 95 F SL 86 F SL 86 H SI 94 3-2 29 G4-3 HBP	3	0	1	0	0	0	0
29 Adrián Beltré, R (1, 10) OBP: 0.338, SLG: 0.492		B SL 80 F FF 93 X FF 92 1-1 G5-3		C SL 81 H FF 92 1-1 HBP		C FF 92 B SL 80 F SL 80 S FF 93 1-3 K			C SL 84 F SL 85 F SL 86 X SL 86 0-2 G4-3 1-2f	3	0	0	0	0	1	1
18 Mitch Moreland, L (1, 3) OBP: 0.324, SLG: 0.525		C FF 93 X FF 94 0-1 G1-3		B FF 92 B CH 86 B FF 92 C FF 92 X CH 86 3-1 F8		C FF 93 F FF 93 S SL 81 0-3 K			F SI 94 F SI 95 B CH 90 X CH 89 1-2 1B	4	0	1	0	0	1	2
8 Geovany Soto, R (1, 2) OBP: 0.286, SLG: 0.338		C FF 93 B SL 83 B SL 79 F FF 92 S SL 80 2-3 K		F SL 80 B FF 94 B FF 94 X SL 82 2-1 F8			F FF 92 B FF 92 F FF 92 S SL 81 1-3 K		C SL 85 F FF 94 B FF 94 B SL 86 F SL 85 S FF 94 2-3 K	4	0	0	0	0	3	3
7 David Murphy, L (1, 7) OBP: 0.274, SLG: 0.375			B FF 92 F FF 92 B FF 92 X CH 86 2-1 13 BB 1B	B FF 94 D CH 87 S FF 93 X CH 86 2-1 F7			B FF 92 B SL 77 F FF 92 F FF 93 X SL 81 2-2 F8			3	0	1	0	0	0	2
13 Jurickson Profar, S (1, 5) OBP: 0.327, SLG: 0.402			1 SAFE B FF 92 C FF 93 C SL 81 F FF 93 F FF 93 1 SAFE B SL 83 F SL 82 4-2 1 SAFE B FF 93 F SL 81 B KC 76 43 1B 5 SF7 1-3 BB		C KC 72 B CH 85 X CH 85 1-1 HR		C FF 92 X FF 92 0-1 P6			2	2	1	1	1	0	0
43 Engel Beltre, L (1, 8) OBP: 0.667, SLG: 0.667			B FF 93 1 SAFE T FF 92 F SL 82 F FF 93 1 SAFE X SL 82 1-2 1-3 1B		X FF 92 0-0 P6			C FF 91 X FF 91 0-1 1 G4-6-3 1B		3	0	2	0	0	0	0
Inning Stats	R: 0 E: 0 K: 0 S: 8 H: 0 LOB: 0 BB: 0 P: 13	R: 0 E: 0 K: 1 S: 7 H: 0 LOB: 0 BB: 0 P: 10	R: 1 E: 0 K: 0 S: 16 H: 2 LOB: 1 BB: 1 P: 25	R: 0 E: 0 K: 0 S: 10 H: 1 LOB: 2 BB: 0 P: 18	R: 1 E: 0 K: 1 S: 8 H: 1 LOB: 0 BB: 0 P: 11	R: 0 E: 0 K: 2 S: 7 H: 0 LOB: 0 BB: 0 P: 8	R: 0 E: 0 K: 1 S: 8 H: 0 LOB: 0 BB: 0 P: 11	R: 0 E: 0 K: 0 S: 8 H: 1 LOB: 0 BB: 0 P: 10	R: 0 E: 0 K: 1 S: 17 H: 1 LOB: 1 BB: 0 P: 23	1B: 4 2B: 1 3B: 0 HR: 1 SF: 1 SAC: 0 DP: 2 HBP: 2						

PITCHER		IP	WLS	BF	H	R	ER	SO	BB	IBB	HBP	BLK	WP	HR	S	P	ERA	WHIP
65 Phil Hughes, R ERA: 4.82	(1, 1)	8.0	L	29	5	2	2	5	1	0	1	0	0	1	72	106	2.25	0.750
38 Preston Claiborne, R ERA: 1.46	(9, 1)	1.0		4	1	0	0	1	0	0	1	0	0	0	17	23	0.00	1.000

PITCHER	IP	WLS	BF	H	R	ER	SO	BB	IBB	HBP	BLK	WP	HR	S	P	ERA	WHIP

TOP

Texas Rangers @ New York Yankees

Yankee Stadium, Bronx, NY

Thu Jun 27 2013, 1:10 PM - 3:33 PM EDT

Att. 42,138 - Partly Cloudy - 82 F

livebaseballscorecards.com

AB	29
R	2
H	6
RBI	2
BB	1
SO	6
LOB	11

PA: 33

1B: 4	SF: 1	WP: 0	PB: 0	SB: 0	CS: 0
2B: 1	SAC: 0				
3B: 0	DP: 2				
HR: 1	HBP: 2				

BOTTOM

Texas Rangers @ New York Yankees

Yankee Stadium, Bronx, NY

Thu Jun 27 2013, 1:10 PM - 3:33 PM EDT

Att. 42,138 - Partly Cloudy - 82 F

livebaseballscorecards.com

Batter	1	2	3	4	5	6	7	8	9	AB	R	H	RBI	BB	SO	LOB
31 Ichiro Suzuki, L (1, 8) OBP: 0.314, SLG: 0.379	B SI 93 F SI 93 X SI 95 1-1 24 G4-6-3 1B		C SI 94 X SI 93 0-1 ③ FC4-6 1-2f			C SI 94 X SI 96 0-1 ② F7			C SI 95 B SI 96 X SI 94 1-1 ② F8	4	0	1	0	0	0	1
17 Jayson Nix, R (1, 6) OBP: 0.306, SLG: 0.305	L SI 93 1 SAFE B SI 93 F SI 94 X SL 82 1-2 ① F8			B SL 81 B SI 94 B SI 95 B SI 93 4-0 12 S BB		X SI 96 0-0 ③ F9			B SI 96 F SI 83 C SI 96 X SI 95 1-2 ③ F8	3	0	0	0	1	0	1
24 Robinson Canó, L (1, 10) OBP: 0.357, SLG: 0.490	D SI 93 1 SAFE B SI 92 X SI 94 2-0 ②③ G4-6-3 1-2f			C SI 94 B SL 83 1 SAFE F SI 93 S SL 86 1-3 ① K			F SI 95 B SI 95 B SL 84 B SI 95 B SI 95 4-1 12 K BB			2	0	0	0	1	1	2
12 Vernon Wells, R (1, 9) OBP: 0.264, SLG: 0.369		F SI 93 B SI 93 S KC 76 B SL 83 S SL 82 2-3 ① K		S SL 83 F SI 94 1 SAFE B SI 94 B SL 83 B SI 94 S SL 84 3-3 ② K 1-2			C SL 84 B SL 78 F SL 83 S SL 83 1-3 ①② K 1-2			3	0	0	0	0	3	2
45 Zoilo Almonte, S (1, 7) OBP: 0.400, SLG: 0.545		X SI 93 0-0 ② F9		S SL 85 X FF 94 0-1 ③ G6-3			C SI 94 X SL 80 0-1 ③ F7			3	0	0	0	0	0	1
55 Lyle Overbay, L (1, 3) OBP: 0.278, SLG: 0.433		C SI 94 X SI 94 0-1 ③ G5-3			C SL 82 B SL 85 X SI 94 1-1 ① G5-3			C SI 93 F SI 94 B SI 95 S SL 84 1-3 ① K		3	0	0	0	0	1	0
39 David Adams, R (1, 4) OBP: 0.220, SLG: 0.274			C SI 93 F SI 94 B SI 95 B SL 83 B SI 94 X SI 94 3-2 ① F9		B SI 94 X SI 93 1-0 ② F9			C SL 82 B KC 77 F SI 94 S SI 94 1-3 ② K		3	0	0	0	0	1	0
40 Alberto Gonzalez, R (1, 5) OBP: 0.238, SLG: 0.308			X SI 93 0-0 ② G6-3		C SI 95 F SL 84 F SI 95 F SI 94 X SL 82 0-2 ③ P6			B SI 94 X SL 82 1-0 ③ P4		3	0	0	0	0	0	0
53 Austin Romine, R (1, 2) OBP: 0.164, SLG: 0.200 11 Brett Gardner, L (9, PH) OBP: 0.347, SLG: 0.448			C SI 94 C SI 94 X SI 95 0-2 ② 31 FC4-6 1B			F SI 93 X SL 83 0-1 ① P3			C SI 95 S CH 84 C SI 96 0-3 ① K	2 1	0 0	1 0	0 0	0 0	0 1	0 0
Inning Stats	R: 0 E: 0 K: 0 S: 6 H: 1 LOB: 0 BB: 0 P: 10	R: 0 E: 0 K: 1 S: 6 H: 0 LOB: 0 BB: 0 P: 8	R: 0 E: 0 K: 0 S: 9 H: 1 LOB: 1 BB: 0 P: 12	R: 0 E: 0 K: 2 S: 8 H: 0 LOB: 1 BB: 1 P: 16	R: 0 E: 0 K: 0 S: 8 H: 0 LOB: 0 BB: 0 P: 10	R: 0 E: 0 K: 0 S: 5 H: 0 LOB: 0 BB: 0 P: 5	R: 0 E: 0 K: 1 S: 6 H: 0 LOB: 0 BB: 1 P: 11	R: 0 E: 0 K: 2 S: 7 H: 0 LOB: 0 BB: 0 P: 10	R: 0 E: 0 K: 1 S: 8 H: 0 LOB: 0 BB: 0 P: 10	1B: 2 2B: 0 3B: 0 HR: 0 SF: 0 SAC: 0 DP: 1 HBP: 0						

	AB	27
	R	0
	H	2
	RBI	0
	BB	2
	SO	7
	LOB	7

PITCHER	IP	WLS	BF	H	R	ER	SO	BB	IBB	HBP	BLK	WP	HR	S	P	ERA	WHIP
45 Derek Holland, L (1, 1) ERA: 3.14	9.0	W	29	2	0	0	7	2	0	0	0	0	0	63	92	0.00	0.444

PITCHER	IP	WLS	BF	H	R	ER	SO	BB	IBB	HBP	BLK	WP	HR	S	P	ERA	WHIP

WP: 0 PA: 29
PB: 0
SB: 1
CS: 0

Batter	1	2	3	4	5	6	7	8	9	AB	R	H	RBI	BB	SO	LOB
11 Brett Gardner, L (1, 8) OBP: 0.347, SLG: 0.450	L SI 87 X SI 87 0-1 24 1B 2B	B SL 81 B SL 81 C SI 89 B SI 88 X SL 82 3-1 ③ L8		B FF 96 C FF 95 S FS 88 X FS 87 1-2 1B		X FS 84 0-0 ③ G4-3			B FF 95 C CU 81 C FF 95 F FF 96 F FF 96 B FF 96 F CU 83 S CU 85 2-3 ① K	5	1	2	0	0	1	3
17 Jayson Nix, R (1, 6) OBP: 0.304, SLG: 0.302	B SI 88 B SI 88 X SL 82 2-0 ① G5-3		C SL 80 C CH 82 B SI 88 F SI 90 F SL 79 B CH 83 B SI 88 X SL 79 3-2 24 1B 12 1B 1B	1 SAFE C FF 95 C FF 96 B FF 98 S FF 96 1-3 ② K			B SL 80 X FF 94 1-0 ① L1-5-3		S FC 92 F FF 98 B FC 93 S FF 95 1-3 ② K	5	1	1	0	0	2	2
24 Robinson Canó, L (1, 4) OBP: 0.361, SLG: 0.492	X SI 88 0-0 31 FC6-4 2-H 1B		D SI 88 1 SAFE 1 SAFE X SI 88 1-0 45 FC6-4 19 1B 12 1B 1-3 1B	X FF 96 0-0 ③ L9			F FS 85 F FS 85 X FF 98 0-2 1B		C FF 98 C FF 98 X FF 98 0-2 ③ G5-3	5	1	3	1	0	0	1
12 Vernon Wells, R (1, 10) OBP: 0.264, SLG: 0.369 33 Travis Hafner, L (7, PH) OBP: 0.322, SLG: 0.439 (7, 10)	B SI 88 F SI 89 B SI 87 F CH 81 B SI 88 S SI 88 3-3 ② K		T CH 82 X SI 88 0-1 45 FC6-4 1-2 3-H 1B		X SL 82 0-0 ① F8		D FS 85 B FS 89 S FS 83 B FF 96 T FS 85 F FS 85 X FS 84 3-2 ② F7			3 1	0 0	1 0	1 0	0 0	1 0	1 1
31 Ichiro Suzuki, L (1, 9) OBP: 0.309, SLG: 0.373	1 SAFE C SI 88 1 SAFE C SI 88 X SL 82 0-2 ③ FC6-4 1-2f		L SI 87 D SL 82 C SI 87 B SI 86 F SI 88 F SI 88 F CH 82 B SI 87 S CH 83 3-3 ① K		B FF 94 F FS 84 B FF 97 S FS 85 X FS 85 2-2 ② P4		X FF 95 0-0 ③ B2-3			4	0	0	0	0	1	4
45 Zoilo Almonte, S (1, 7)		X SL 81 0-0 19 S 1B	C SI 88 D CH 84 X CH 82 1-1 ② FC6-4 19 1B 1-2f 2-3		F FF 94 B FS 86 B CH 84 X SL 83 2-1 ③ F7			X CU 79 0-0 ① F7		4	0	1	0	0	0	2
19 Chris Stewart, R (1, 2) OBP: 0.316, SLG: 0.326		C SI 87 C SI 88 B CH 83 F CH 82 S SI 89 1-3 ① K 1-2	C SI 88 1 SAFE B SI 88 1 SAFE F SI 88 1 SAFE X CH 82 1-2 1-2 3-H 1B			C FF 96 S SL 84 B FF 97 B SL 81 F FF 98 F SL 82 S FS 85 2-3 ① K		C FF 97 B FC 91 B CU 83 X FF 96 2-1 ② G4-3		4	0	1	1	0	2	1
39 David Adams, R (1, 3) OBP: 0.233, SLG: 0.278 55 Lyle Overbay, L (7, 3) OBP: 0.281, SLG: 0.436		B SI 87 B SI 90 B SI 89 B SI 87 4-0 BB	C SL 85 B FF 99 C FF 98 B FF 99 D FS 88 C SL 87 3-3 ③ K			S FS 85 B FF 98 B FF 96 X SL 82 2-1 1B		X FC 94 0-0 1B		2 1	0 0	1 1	0 0	1 0	1 0	2 0
40 Alberto Gonzalez, R (1, 5) OBP: 0.217, SLG: 0.279		B SI 89 C SI 89 D CH 82 F SL 82 S SI 87 2-3 ② K		C FF 96 C SL 83 B FF 98 S FS 87 1-3 ① K		X FF 96 0-0 ② F9		B FF 98 F FC 93 F FF 98 S FF 98 1-3 ③ K		4	0	0	0	0	3	4

Inning Stats	1	2	3	4	5	6	7	8	9
	R: 1 E: 0 K: 1 S: 10 H: 2 LOB: 1 BB: 0 P: 15	R: 0 E: 0 K: 2 S: 10 H: 1 LOB: 2 BB: 1 P: 20	R: 2 E: 0 K: 2 S: 22 H: 4 LOB: 2 BB: 0 P: 34	R: 0 E: 0 K: 2 S: 10 H: 1 LOB: 1 BB: 0 P: 13	R: 0 E: 0 K: 0 S: 6 H: 0 LOB: 0 BB: 0 P: 10	R: 0 E: 0 K: 1 S: 9 H: 1 LOB: 1 BB: 0 P: 13	R: 0 E: 0 K: 0 S: 9 H: 1 LOB: 1 BB: 0 P: 13	R: 0 E: 0 K: 1 S: 7 H: 1 LOB: 1 BB: 0 P: 10	R: 0 E: 0 K: 2 S: 12 H: 0 LOB: 0 BB: 0 P: 15

1B: 10 SF: 0
2B: 1 SAC: 0
3B: 0 DP: 0
HR: 0 HBP: 0

WP: 0 PA: 39
PB: 0
SB: 1
CS: 0

PITCHER		IP	WLS	BF	H	R	ER	SO	BB	IBB	HBP	BLK	WP	HR	S	P	ERA	WHIP
66 T.J. McFarland, L ERA: 4.5	(1, 1)	2.2		16	7	3	3	4	1	0	0	0	0	0	39	63	10.12	3.000
37 Kevin Gausman, R ERA: 6.52	(3, 1)	4.1	W	16	3	0	0	4	0	0	0	0	0	0	37	55	0.00	0.692
29 Tommy Hunter, R ERA: 2.03	(8, 1)	2.0	S	7	1	0	0	3	0	0	0	0	0	0	19	25	0.00	0.500

PITCHER	IP	WLS	BF	H	R	ER	SO	BB	IBB	HBP	BLK	WP	HR	S	P	ERA	WHIP

TOP

New York Yankees @ Baltimore Orioles

Oriole Park at Camden Yards, Baltimore, MD

Fri Jun 28 2013, 7:08 PM - 9:54 PM EDT
Att. 40,041 - Partly Cloudy - 76 F

livebaseballscorecards.com

AB	38
R	3
H	11
RBI	3
BB	1
SO	11
LOB	21

BOTTOM

New York Yankees @ Baltimore Orioles

Oriole Park at Camden Yards, Baltimore, MD

Fri Jun 28 2013, 7:08 PM - 9:54 PM EDT

Att. 40,041 - Partly Cloudy - 76 F

livebaseballscorecards.com

Batter	1	2	3	4	5	6	7	8	9	AB	R	H	RBI	BB	SO	LOB
21 Nick Markakis, L (1, 9) OBP: 0.331, SLG: 0.407	B FF 90 C FF 91 F SL 79 C FF 92 1-3 ① K		C SL 81 B SL 80 B FF 93 B FF 93 F FF 93 F FF 93 F CH 84 S FF 94 3-3 ③ K			F FF 92 F SL 83 B SL 83 X FF 92 1-2 ① F2		C FF 95 F FF 95 B FF 96 X SL 87 1-2 ① L9		4	0	0	0	0	2	3
13 Manny Machado, R (1, 5) OBP: 0.348, SLG: 0.479	B SI 89 B FF 91 S FF 91 F CH 85 B FF 92 X CH 85 3-2 ② P6			B CU 76 X CH 84 1-0 ① G5-3		C FF 94 B SI 93 B FF 93 X CH 86 2-1 2 F8 10 1B 1-H 2-H 2B		F FF 95 B FF 93 B SL 87 S SL 86 X FF 96 2-2 ② G3		4	1	1	2	0	0	0
2 J.J. Hardy, R (1, 6) OBP: 0.298, SLG: 0.452	C FF 91 X FF 92 0-1 ③ P5			B FF 92 B CH 85 X CH 84 2-0 ② G6-3		C SI 92 C SL 82 D FF 94 X SL 82 1-2 ② F8 2-3		B FF 96 B SL 85 C SL 85 F SL 86 S FF 95 2-3 ③ K		4	0	0	0	0	1	1
10 Adam Jones, R (1, 8) OBP: 0.320, SLG: 0.496		C CU 75 B FF 91 X SI 90 1-1 ① L7		B SI 91 B SL 82 X FF 93 2-0 ③ G5-3		B CH 85 F SL 82 B FF 93 F CH 85 F SL 82 X FF 93 2-2 1B 3-H				3	0	1	1	0	0	0
19 Chris Davis, L (1, 3) OBP: 0.404, SLG: 0.704		C FF 91 S FF 91 S SL 82 0-3 ② K			B SL 82 S SL 80 C FF 93 B FF 93 S FF 94 2-3 ① K	F SI 92 F SL 81 1 SAFE D SL 82 B SL 82 S SL 81 2-3 ③ K				3	0	0	0	0	3	1
32 Matt Wieters, S (1, 2) OBP: 0.287, SLG: 0.402		C FF 91 X SI 90 0-1 ③ G6-3			F CU 76 X CH 85 0-1 ② G6-3		B SL 80 B SL 80 F SI 93 B CH 86 C FF 94 X FF 94 3-2 ① G4-3			3	0	0	0	0	0	0
35 Danny Valencia, R (1, 10) OBP: 0.295, SLG: 0.544			C FF 90 B FF 91 X CH 84 1-1 ① G1-3		F SI 91 B CH 84 B CH 85 X FF 93 2-1 ③ F9		C CH 85 B FF 92 F FF 93 F SL 81 S FF 94 1-3 ② K			3	0	0	0	0	1	0
9 Nate McLouth, L (1, 7) OBP: 0.366, SLG: 0.409			B FF 91 B FF 92 B FF 92 C FF 92 X SI 94 3-1 ② G4-3			C SL 81 F FF 92 X SI 91 0-2 12 1B 13 2B 1B	B FF 93 X SL 80 1-0 HR			3	2	2	1	0	0	0
12 Alexi Casilla, S (1, 4) OBP: 0.270, SLG: 0.321			B FF 92 X FF 92 1-0 E5			C CU 77 F CH 85 F SI 94 B CH 85 F CH 85 B FF 93 X FF 94 2-2 13 2B 1-2 1B	C SI 94 S CH 85 X SI 93 0-2 ③ G4-3			3	1	1	0	0	0	0
Inning Stats	R: 0 E: 0 K: 1 S: 8 H: 0 LOB: 0 BB: 0 P: 12	R: 0 E: 0 K: 1 S: 7 H: 0 LOB: 0 BB: 0 P: 8	R: 0 E: 1 K: 1 S: 10 H: 0 LOB: 1 BB: 0 P: 18	R: 0 E: 0 K: 0 S: 3 H: 0 LOB: 0 BB: 0 P: 8	R: 0 E: 0 K: 1 S: 7 H: 0 LOB: 0 BB: 0 P: 11	R: 3 E: 0 K: 1 S: 23 H: 4 LOB: 1 BB: 0 P: 33	R: 1 E: 0 K: 1 S: 11 H: 1 LOB: 0 BB: 0 P: 16	R: 0 E: 0 K: 1 S: 9 H: 0 LOB: 0 BB: 0 P: 14		1B: 3 2B: 1 3B: 0 HR: 1 SF: 0 SAC: 0 DP: 0 HBP: 0				WP: 0 PB: 0 SB: 0 CS: 0 PA: 30		

	AB	30
	R	4
	H	5
	RBI	4
	BB	0
	SO	7
	LOB	5

PITCHER		IP	WLS	BF	H	R	ER	SO	BB	IBB	HBP	BLK	WP	HR	S	P	ERA	WHIP
52 CC Sabathia, L ERA: 4.15	(1, 1)	7.0	L	27	5	4	4	6	0	0	0	0	0	1	69	106	5.14	0.714
62 Joba Chamberlain, R ERA: 6.05	(8, 1)	1.0		3	0	0	0	1	0	0	0	0	0	0	9	14	0.00	0.000

PITCHER	IP	WLS	BF	H	R	ER	SO	BB	IBB	HBP	BLK	WP	HR	S	P	ERA	WHIP

New York Yankees @ Baltimore Orioles

Oriole Park at Camden Yards, Baltimore, MD

Sat Jun 29 2013, 7:18 PM - 10:08 PM EDT

Att. 46,607 - Partly Cloudy - 84 F

TOP

livebaseballscorecards.com

Batter	1	2	3	4	5	6	7	8	9	AB	R	H	RBI	BB	SO	LOB
11 Brett Gardner, L (1, 8) OBP: 0.348, SLG: 0.456	B FF 88 X FF 89 1-0 ① F9		C FF 89 C SL 76 S SL 79 0-3 ① K		C FF 91 B SI 92 C SI 91 X SI 93 1-2 ③ G5-3		C FF 86 B SL 74 F CH 81 F FF 87 X FF 88 1-2 24 G4-3 2B		C SI 96 F SI 96 D SL 85 B CH 86 X FF 96 2-2 2-H 2B	5	0	2	1	0	1	0
17 Jayson Nix, R (1, 6) OBP: 0.306, SLG: 0.306	B FF 89 X SI 90 1-0 ② P3		C FF 91 B SL 77 B CH 84 F CH 84 F SI 92 X SI 91 2-2 24 G3 2B			B FF 90 C FF 91 B SL 76 F FF 90 B SI 91 F SI 92 B SI 91 4-2 12 F8 24 1B 45 SF9 BB	B SL 76 C CH 83 B SL 76 D FF 88 F FF 88 F CH 82 X FF 89 3-2 ① P4		B SI 96 X SI 96 1-0 ① L9	4	1	1	0	1	0	2
24 Robinson Canó, L (1, 4) OBP: 0.362, SLG: 0.492 40 Alberto Gonzalez, R (7, 5) OBP: 0.213, SLG: 0.273	X FF 90 0-0 31 1B 12 1B 1B		X SL 78 0-0 ② G3 2-3			S SL 78 X SI 92 0-1 39 BB 31 BB 55 E 1-2 1B	C SI 86 X CH 82 0-1 ② G4-3 2-3		D SL 83 C SI 96 B SL 83 F SI 96 S SL 84 2-3 ② K	4 1	1 0	2 0	0 0	0 0	0 1	2 1
12 Vernon Wells, R (1, 10) OBP: 0.263, SLG: 0.366	S SI 89 C CH 83 D SI 91 X FF 92 1-2 31 1B 1-2 1B		B SI 90 C SI 90 X SI 91 1-1 ③ G5-3			X CH 83 0-0 ① F8 2-3	F CH 82 F FF 89 B SI 89 F SI 88 D CH 81 T CH 82 2-2 ③ K		F SI 95 X SL 84 0-1 ③ G5-3	5	0	1	0	0	1	5
31 Ichiro Suzuki, L (1, 9) OBP: 0.312, SLG: 0.373	C SL 78 C FF 92 B SI 91 B SI 92 X SI 92 2-2 1-2 2-3 1B			C SL 76 F FF 90 B SL 79 B SI 91 X SI 91 2-2 ① L6		C FF 91 D SI 92 B SI 92 D SL 78 B SI 92 4-1 55 E 39 BB 1-2 BB		B CH 81 X CH 81 1-0 ① L9		3	0	1	0	1	0	0
45 Zoilo Almonte, S (1, 7) OBP: 0.364, SLG: 0.517	B SI 92 D SI 92 S SL 78 B SI 92 X FF 92 3-1 ③ L9			C SI 91 X CH 85 0-1 ② G6-3		B SI 91 B SL 77 X FF 92 2-0 ② SF9 3-H		C CH 81 C FF 86 B SL 76 X FF 88 1-2 39 1B 2B		3	0	1	1	0	0	3
39 David Adams, R (1, 5) OBP: 0.243, SLG: 0.280 (7, 4)		B FF 88 B FF 90 C FF 89 X SI 89 2-1 ① G5-3		B SL 76 C FF 92 B FF 91 X FF 91 2-1 ③ F9		D CH 84 B FF 92 B FF 92 C FF 92 B FF 92 4-1 55 E 1-2 2-3 BB		C SL 77 X FF 87 0-1 55 G4-6-3 2-3 1B		3	0	1	0	1	0	0
55 Lyle Overbay, L (1, 3) OBP: 0.281, SLG: 0.433		B SL 76 X SI 90 1-0 53 G6-4-3 1B			X FF 90 0-0 ① L7	D SL 80 X SI 92 1-0 E3 1-2 2-3 3-H		B FF 87 X CH 82 1-0 ② ③ G4-6-3 1-2f		4	0	1	0	0	0	4
53 Austin Romine, R (1, 2) OBP: 0.159, SLG: 0.194 33 Travis Hafner, L (6, PH) OBP: 0.320, SLG: 0.437 19 Chris Stewart, R (6, 2) OBP: 0.320, SLG: 0.338		X CH 83 0-0 ② ③ G6-4-3 1-2f			B FF 90 C FF 91 X SI 91 1-1 ② G6-3	C CH 84 C FF 90 D CH 84 X CH 84 1-2 ③ F7			C SI 96 B SI 97 B SL 82 X FF 96 2-1 11 2B 2B	2 1 1	0 0 1	0 0 1	0 0 0	0 0 0	0 0 0	1 3 0

Inning Stats																						
	R: 0	H: 3	R: 0	H: 1	R: 0	H: 1	R: 0	H: 0	R: 0	H: 0	R: 2	H: 1	R: 0	H: 1	R: 0	H: 2	R: 1	H: 2	1B: 6	SF: 1	WP: 0	PA: 40
	E: 0	LOB: 3	E: 0	LOB: 0	E: 0	LOB: 1	E: 0	LOB: 0	E: 0	LOB: 0	E: 1	LOB: 3	E: 0	LOB: 1	E: 0	LOB: 1	E: 0	LOB: 1	2B: 5	SAC: 0	PB: 0	
	K: 0	BB: 0	K: 0	BB: 0	K: 1	BB: 0	K: 0	BB: 0	K: 0	BB: 0	K: 0	BB: 3	K: 1	BB: 0	K: 0	BB: 0	K: 1	BB: 0	3B: 0	DP: 2	SB: 0	
	S: 11	P: 19	S: 4	P: 7	S: 10	P: 13	S: 7	P: 11	S: 6	P: 8	S: 13	P: 29	S: 14	P: 20	S: 7	P: 10	S: 11	P: 18	HR: 0	HBP: 0	CS: 0	

PITCHER	IP	WLS	BF	H	R	ER	SO	BB	IBB	HBP	BLK	WP	HR	S	P	ERA	WHIP
53 Zack Britton, L (1, 1) ERA: 4.5	5.2	W	26	6	2	1	1	3	0	0	0	0	0	48	83	1.59	1.588
48 Jair Jurrjens, R (6, 1) ERA: 4.91	2.1		9	3	0	0	1	0	0	0	0	0	0	24	34	0.00	1.286
47 Pedro Strop, R (9, 1) ERA: 7.25	1.0		5	2	1	1	1	0	0	0	0	0	0	11	18	9.00	2.000

PITCHER	IP	WLS	BF	H	R	ER	SO	BB	IBB	HBP	BLK	WP	HR	S	P	ERA	WHIP

AB	36
R	3
H	11
RBI	2
BB	3
SO	3
LOB	21

BOTTOM

New York Yankees @ Baltimore Orioles

Oriole Park at Camden Yards, Baltimore, MD

Sat Jun 29 2013, 7:18 PM - 10:08 PM EDT

Att. 46,607 - Partly Cloudy - 84 F

livebaseballscorecards.com

Batter	1	2	3	4	5	6	7	8	9	AB	R	H	RBI	BB	SO	LOB
9 Nate McLouth, L (1, 7) OBP: 0.360, SLG: 0.401	C SI 89 X SI 89 0-1 ① P5	X SI 90 0-0 ① G4-3	C FF 91 C FF 94 B CU 82 B CU 80 X FF 94 2-2 ② G1-3		C FF 94 X SI 93 0-1 ③ L5		C SI 91 X SI 91 0-1 ③ L7			5	0	0	0	0	0	2
13 Manny Machado, R (1, 5) OBP: 0.346, SLG: 0.475	B FF 90 C FF 90 X SI 90 1-1 10 21 1B 1B	B KC 80 B FF 90 F KC 81 F SL 86 F FF 92 X FF 90 2-2 ② G6-3	X FF 93 0-0 ③ F7			B CU 80 B CU 79 F FF 92 X FF 93 2-1 ① F9		S CU 79 F SI 90 S CU 80 0-3 ① K2-3		5	1	1	0	0	1	0
21 Nick Markakis, L (1, 9) OBP: 0.334, SLG: 0.410	B FF 89 C CH 83 B SI 90 X SI 90 2-1 10 1B 19 HR 1-2 1B	C SI 89 B CH 81 B CH 83 B KC 81 X FF 90 3-1 ③ F7		C FF 91 X FF 93 1-1 10 G6-4-3 1B		C CU 80 B SI 93 B CH 85 C CH 86 F SI 93 B CU 82 X FF 94 3-2 19 HR 1B		C FF 92 C FF 92 S CU 81 0-3 ② K2-3		5	2	3	0	0	1	0
10 Adam Jones, R (1, 8) OBP: 0.318, SLG: 0.491	X KC 80 0-0 19 HR 1-2 2-H 1B		C SL 84 X SI 89 0-1 ① G6-3	B CU 77 F FF 93 B SI 93 X FF 93 2-1 ① ② G6-4-3 1-2f		B SI 91 B CH 85 B FF 94 C FF 93 C FF 93 F FF 94 S CU 80 3-3 ② K		C FF 92 B SI 92 X FF 92 1-1 ③ G6-3		5	1	1	1	0	1	2
19 Chris Davis, L (1, 3) OBP: 0.408, SLG: 0.724	B FF 90 C SL 87 B FF 90 X KC 80 2-1 1-H 2-H HR		C SL 86 B FF 90 B FF 90 B SL 86 B FF 90 4-1 2 BB 36 32 1B BB	B FF 94 F SI 93 X SI 94 1-1 ③ L5		F FF 94 X CU 81 0-1 1-H HR				3	3	2	5	1	0	0
32 Matt Wieters, S (1, 2) OBP: 0.290, SLG: 0.407 31 Taylor Teagarden, R (9, 2) OBP: 0.097, SLG: 0.290	C FF 90 B SI 90 X CH 82 1-1 ② L8		B FF 90 X CH 82 1-0 2 BB 36 1B 1-2 1B		C CU 79 X SI 92 0-1 ① L9	C SI 93 B SI 93 X CH 88 1-1 2B				4 0	1 0	2 0	0 0	0 0	0 0	0 0
2 J.J. Hardy, R (1, 6) OBP: 0.303, SLG: 0.454 12 Alexi Casilla, S (9, 4) OBP: 0.270, SLG: 0.321	B SL 86 C FF 90 C FF 91 X SL 87 1-2 36 2B 1B		B SL 86 B FF 90 B FF 91 C FF 90 B FF 90 4-1 36 1B 3 HR 1-2 2-3 BB		C FF 93 B SI 92 F CU 79 B CU 82 X FF 94 2-2 3 1B 1B	C FF 93 X SI 92 0-1 ③ G5-3				3 0	1 0	2 0	0 0	1 0	0 0	1 0
36 Chris Dickerson, L (1, 10) OBP: 0.298, SLG: 0.462	B FF 90 B KC 81 C FF 90 B SI 90 X FF 90 3-1 1-3 2B		C KC 81 C SI 90 X SI 90 0-2 3 HR 1-2 2-H 3-H 1B		C CU 81 X FF 92 0-1 ② F8		C CU 78 B FF 92 F SI 91 S CU 82 1-3 ① K			4	1	2	2	0	1	1
3 Ryan Flaherty, L (1, 4) OBP: 0.278, SLG: 0.355 (9, 6)	C FF 91 F SI 90 D KC 81 C FF 91 1-3 ③ K		F FF 91 X KC 79 0-1 1-H 2-H HR		B CH 85 F FF 92 B CH 85 F FF 93 X CU 82 2-2 1-2 1B		X SI 92 0-0 ② G1-3			4	1	2	3	0	1	2
Inning Stats	R: 4 E: 0 K: 1 S: 19 H: 6 LOB: 2 BB: 0 P: 30	R: 0 E: 0 K: 0 S: 7 H: 0 LOB: 0 BB: 0 P: 12	R: 5 E: 0 K: 0 S: 14 H: 3 LOB: 0 BB: 2 P: 25	R: 0 E: 0 K: 0 S: 6 H: 1 LOB: 0 BB: 0 P: 10	R: 0 E: 0 K: 0 S: 12 H: 2 LOB: 2 BB: 0 P: 16	R: 2 E: 0 K: 1 S: 16 H: 3 LOB: 1 BB: 0 P: 25	R: 0 E: 0 K: 1 S: 6 H: 0 LOB: 0 BB: 0 P: 7	R: 0 E: 0 K: 2 S: 8 H: 0 LOB: 0 BB: 0 P: 9		1B: 10 2B: 2 3B: 0 HR: 3 SF: 0 SAC: 0 DP: 1 HBP: 0				WP: 0 PB: 0 SB: 0 CS: 0 PA: 40		

	AB	38
	R	11
	H	15
	RBI	11
	BB	2
	SO	5
	LOB	8

PITCHER		IP	WLS	BF	H	R	ER	SO	BB	IBB	HBP	BLK	WP	HR	S	P	ERA	WHIP
41 David Phelps, R ERA: 4.95	(1, 1)	2.1	L	18	9	9	9	1	2	0	0	0	0	2	36	61	34.71	4.714
47 Iván Nova, R ERA: 4.63	(3, 1)	5.2		22	6	2	2	4	0	0	0	0	0	1	52	73	3.18	1.059

PITCHER	IP	WLS	BF	H	R	ER	SO	BB	IBB	HBP	BLK	WP	HR	S	P	ERA	WHIP

Batter	1	2	3	4	5	6	7	8	9	AB	R	H	RBI	BB	SO	LOB
11 Brett Gardner, L (1, 8) OBP: 0.346, SLG: 0.450	X FF 89 0-0 ① P5	B KC 78 C FF 91 B FF 92 B CH 84 C FC 92 B FF 92 4-2 1-2 2-3 3-H BB			C FF 92 C KC 78 F FF 94 B FC 92 F FC 94 B KC 77 F FF 93 F FC 92 B KC 78 3-3 ② K		B SL 79 B SL 78 C SL 79 S SI 86 X SL 79 2-2 ② F8		X SI 94 0-0 ③ FC4-6 1-2f	4	0	0	1	1	1	4
31 Ichiro Suzuki, L (1, 9) OBP: 0.307, SLG: 0.367	C FC 90 B KC 75 X FF 92 1-1 ② G4-3	B KC 77 F CH 83 F FF 92 X FF 94 1-2 ③ P6			X SL 85 0-0 ③ F8		C SL 79 B SL 78 F SI 87 B SL 79 X SL 79 2-2 ③ P1			4	0	0	0	0	0	5
24 Robinson Canó, L (1, 4) OBP: 0.364, SLG: 0.502	C KC 76 B FF 93 S FF 93 B FF 94 B KC 78 F FF 95 X FF 94 3-2 1B		X CH 82 0-0 ① F9			B FC 90 F FF 91 C FC 93 X SL 86 1-2 HR		C SI 88 B SI 90 X SI 88 2-1 ① F8		4	1	2	1	0	0	0
33 Travis Hafner, L (1, 10) OBP: 0.320, SLG: 0.436 12 Vernon Wells, R (8, PH) OBP: 0.262, SLG: 0.364 (8, 10)	B FF 92 S FC 91 F CH 83 C FF 93 1-3 ③ K		B FC 91 B KC 76 F CH 82 X FC 92 2-1 ② 1B			B CH 83 B FF 93 S FF 94 X FC 94 2-1 ① F7		F FF 97 F FF 96 S CU 83 0-3 ② K		3 1	0 0	1 0	0 0	0 0	1 1	1 0
45 Zoilo Almonte, S (1, 7) OBP: 0.351, SLG: 0.485		C KC 76 X CH 82 0-1 19 1B 11 BB 1B	C FC 92 B KC 76 B KC 76 B CH 83 S FF 91 S FF 93 3-3 ③ K			S KC 78 F FF 93 B KC 78 B KC 78 C FF 94 2-3 ② K		X FF 97 0-0 ③ G3-1		4	1	1	0	0	2	0
55 Lyle Overbay, L (1, 3) OBP: 0.280, SLG: 0.434		S FF 91 1 SAFE 1 SAFE B FF 92 T FF 92 D KC 79 1 SAFE S FF 93 2-3 ① K	B KC 75 C FF 91 F FC 91 X KC 78 1-2 ① G1-3		B KC 77 F FF 93 B FC 93 X FF 94 2-1 ③ F8			C FF 94 B CH 87 B SI 94 X SI 94 2-1 2B	4	0	1	0	0	1	1
17 Jayson Nix, R (1, 6) OBP: 0.305, SLG: 0.302		B SL 85 1 SAFE X SL 86 1-0 ② F7	B FC 91 S FF 92 S FF 92 C KC 78 1-3 ② K				B SL 79 B SL 79 C SL 78 T SL 78 B SI 86 F SL 80 F SL 79 B SL 78 4-2 19 G5-3 BB		B SI 93 B FF 94 C SI 94 F FF 94 B CU 79 F SI 96 S FF 94 3-3 ① K	3	0	0	0	1	2	2
19 Chris Stewart, R (1, 2) OBP: 0.325, SLG: 0.338		C FC 92 B FC 92 F FC 91 X FF 94 1-2 11 BB 39 BB 1-3 1B	B FF 93 B SL 85 X FC 93 2-0 ③ L8				C SI 87 C SL 78 F SL 78 X SI 86 0-2 ① G5-3 1-2		S SI 94 C SI 94 F SI 95 F SI 94 D SI 93 D SI 95 H FF 94 3-2 11 FC4-6 HBP	3	0	1	0	0	0	1
39 David Adams, R (1, 5) OBP: 0.252, SLG: 0.275		C FF 93 B FF 94 B KC 77 B FF 94 B SL 86 4-1 11 BB 1-2 BB			F FC 92 B KC 75 B FC 93 B CH 83 X FC 93 3-1 ① F9		C SL 79 B FF 88 B SL 78 B SL 79 C SI 87 B SL 79 4-2 BB		C SI 94 F SI 94 T SI 95 0-2 ② K	2	0	0	0	2	1	2

| Inning Stats | | | |

Batter	1	2	3	4	5	6	7	8	9	AB	R	H	RBI	BB	SO	LOB
9 Nate McLouth, L (1, 7) OBP: 0.358, SLG: 0.410	B FF 88 X SI 89 1-0 ① F8		C SI 92 X CU 78 0-1 HR		F SI 89 1 SAFE D FS 84 F SI 92 1 SAFE D SL 86 T SL 86 2-2 ② K		C FF 94 B FF 95 F FF 95 B SI 96 F FF 94 F FF 94 F FF 95 F SL 84 S FF 95 2-3 ③ K			4	1	1	1	0	2	2
13 Manny Machado, R (1, 5) OBP: 0.350, SLG: 0.489	B SI 90 B SL 81 C SI 91 X SL 83 2-1 HR		F SI 93 B SI 92 X SL 83 1-1 21 G4-3 2B		S SI 92 B FS 86 1 SAFE B SL 86 S SI 93 S SI 94 2-3 ③ K			B FF 91 C FF 92 B FF 92 F FF 92 B FF 93 X FF 92 3-2 1B		4	1	3	1	0	1	1
21 Nick Markakis, L (1, 9) OBP: 0.331, SLG: 0.405	C SI 89 B FF 90 C SI 91 F SL 86 B FS 85 F SI 91 B SI 91 F SI 91 X SI 91 3-2 ② G6-3		F FF 90 X FS 84 0-1 ② G4-3 2-3			C CU 77 X FF 90 0-1 ① F7		F FF 92 F FF 93 X SL 84 0-2 ① L9		4	0	0	0	0	0	2
10 Adam Jones, R (1, 8) OBP: 0.315, SLG: 0.486	B FF 92 X SI 91 1-0 ③ P6		X SL 84 0-0 ③ G5-3			C SL 83 B SI 91 S SI 92 B SI 88 X FS 88 2-2 ② G5-3		X SL 82 0-0 ② P6		4	0	0	0	0	0	2
19 Chris Davis, L (1, 3) OBP: 0.406, SLG: 0.728		B SI 89 B FF 90 C FS 86 X SI 90 2-1 HR		F SL 83 B FF 90 B FF 90 S FS 86 S FF 88 2-3 ① K		S SL 87 F FF 91 X FS 87 0-2 ③ G4-3		F SL 86 C FF 94 F SL 84 D SL 85 S SL 83 1-3 ③ K		4	1	1	1	0	2	1
32 Matt Wieters, S (1, 2) OBP: 0.290, SLG: 0.406		F CU 76 X SI 89 0-1 ① L9		S SI 90 B FF 92 F FS 86 F FS 86 S FS 87 1-3 ② K			B SI 89 B SL 81 F SI 90 C SI 90 B FS 87 F FS 86 F SI 92 X SI 92 3-2 2 2B 1 SF8 1B			3	1	1	0	0	1	0
2 J.J. Hardy, R (1, 6) OBP: 0.304, SLG: 0.456		C SI 90 F SI 90 B FS 87 B SL 84 X SI 91 2-2 ② G6-3		C SI 92 B FF 92 B SI 92 F SI 92 S FS 87 2-3 ③ K			D SI 92 X SI 92 1-0 1 SF8 1-3 2B			3	0	1	0	0	1	0
3 Ryan Flaherty, L (1, 4) OBP: 0.275, SLG: 0.351 35 Danny Valencia, R (7, PH) OBP: 0.290, SLG: 0.534 12 Alexi Casilla, S (8, 4) OBP: 0.270, SLG: 0.321		C SI 90 F FF 90 B FS 86 S SL 85 1-3 ③ K			C CU 77 S FS 85 X SI 92 0-2 ① G6-3		C SL 81 B FF 95 B FF 94 D SL 82 S FF 94 X FF 95 3-2 ① G1-3			2 1 0	0 0 0	0 0 0	0 0 0	1 0 0	0 0 0	0 2 0
1 Brian Roberts, S (1, 10) OBP: 0.400, SLG: 0.500			B SI 91 C FF 90 B SL 81 F SI 90 F SI 91 F FS 86 S FS 86 2-3 ① K		C CU 78 B FF 91 F FF 92 X FS 87 1-2 1B		C SL 82 B FF 94 X FF 94 1-1 ② SF8 2-3 3-H			2	0	1	1	0	1	0
Inning Stats	R: 1 E: 0 K: 0 S: 10 H: 1 LOB: 0 BB: 0 P: 17	R: 1 E: 0 K: 1 S: 10 H: 1 LOB: 0 BB: 0 P: 15	R: 1 E: 0 K: 1 S: 12 H: 2 LOB: 1 BB: 0 P: 15	R: 0 E: 0 K: 3 S: 10 H: 0 LOB: 0 BB: 0 P: 15	R: 0 E: 0 K: 2 S: 12 H: 1 LOB: 1 BB: 0 P: 17	R: 0 E: 0 K: 0 S: 8 H: 0 LOB: 0 BB: 0 P: 10	R: 1 E: 0 K: 1 S: 18 H: 2 LOB: 1 BB: 0 P: 28	R: 0 E: 0 K: 1 S: 11 H: 1 LOB: 1 BB: 0 P: 15		1B: 3 2B: 2 3B: 0 HR: 3 SF: 1 SAC: 0 DP: 0 HBP: 0				WP: 0 PB: 0 SB: 0 CS: 0 PA: 32		

PITCHER		IP	WLS	BF	H	R	ER	SO	BB	IBB	HBP	BLK	WP	HR	S	P	ERA	WHIP
18 Hiroki Kuroda, R ERA: 2.95	(1, 1)	6.0	L	25	7	4	4	7	0	0	0	0	0	3	68	99	6.00	1.167
48 Boone Logan, L ERA: 2.08	(7, 1)	1.0		3	0	0	0	1	0	0	0	0	0	0	12	18	0.00	0.000
27 Shawn Kelley, R ERA: 4.2	(8, 1)	1.0		4	1	0	0	1	0	0	0	0	0	0	11	15	0.00	1.000

PITCHER	IP	WLS	BF	H	R	ER	SO	BB	IBB	HBP	BLK	WP	HR	S	P	ERA	WHIP

BOTTOM

New York Yankees @ Baltimore Orioles

Oriole Park at Camden Yards, Baltimore, MD

Sun Jun 30 2013, 8:10 PM - 11:21 PM EDT

Att. 40,878 - Cloudy - 79 F

livebaseballscorecards.com

AB	31
R	4
H	8
RBI	4
BB	0
SO	9
LOB	10

New York Yankees @ Minnesota Twins

Target Field, Minneapolis, MN

Mon Jul 01 2013, 7:14 PM - 10:34 PM CDT

Att. 29,619 - Partly Cloudy - 83 F

TOP

livebaseballscorecards.com

Batter	1	2	3	4	5	6	7	8	9	AB	R	H	RBI	BB	SO	LOB
11 Brett Gardner, L (1, 8) OBP: 0.347, SLG: 0.453	B FF 87 C FF 89 B FF 89 F FF 88 S CU 81 2-3 K2-3 ①		B CU 79 C FF 88 X CU 80 1-1 L7 ①		C FF 88 C FF 88 F CU 81 S CU 81 0-3 K2-3 ①		B CU 82 B FF 89 B FF 91 C FF 89 X FF 89 3-1 2B		B SI 89 T SL 82 B SI 90 X SI 91 2-1 17 2B 33 1B 1B	5	1	2	0	0	2	0
17 Jayson Nix, R (1, 6) OBP: 0.303, SLG: 0.304	B FF 89 B FF 89 B FF 89 C FF 89 F FF 89 S FF 90 3-3 K ②		B CH 83 B FF 89 F FF 89 B CH 84 X FF 89 3-1 E5 24 HR		F CH 84 B FF 89 B FF 90 X CH 84 2-1 G5-3 ②		B SL 86 X SL 86 1-0 P3 ③		X SI 91 0-0 33 1B 45 1B 1-3 2B	5	2	1	0	0	1	1
24 Robinson Canó, L (1, 4) OBP: 0.370, SLG: 0.527	F FF 89 B FF 88 B FF 89 B FF 90 X FF 90 3-1 HR		X FF 87 0-0 1-H HR		B CU 81 X CU 82 1-0 G6-3 ③			C SL 85 S SI 93 B CH 89 B CH 90 B CH 89 X CH 88 3-2 31 1B 33 E 2B	I IN 71 I IN 75 I IN 76 I IN 75 4-0 45 1B 33 1B 19 BB IBB	4	4	3	3	1	0	0
12 Vernon Wells, R (1, 9) OBP: 0.266, SLG: 0.368 31 Ichiro Suzuki, L (8, PH) OBP: 0.309, SLG: 0.368 (8, 9)	X FF 89 0-0 33 WP 1B		X CU 81 0-0 33 G4-6-3 1B			B CH 81 X CH 82 1-0 L9 ①		X SL 85 0-0 33 E 45 1B 2-3 1B	C SL 84 X SI 92 0-1 L1 ①	3	0	2	0	0	0	0
										2	1	1	0	0	0	3
33 Travis Hafner, L (1, 10) OBP: 0.322, SLG: 0.432	B CU 82 B CU 81 C FF 89 S CU 82 B CU 83 X CU 81 3-2 G4-3 ③ 1-2		B FF 88 X FF 89 1-0 G4-6-3 ②③ 1-2f			B CU 81 B CU 80 B FF 90 F FF 88 B CU 82 4-1 45 WP BB		1 SAFE 1 SAFE C CH 88 1 SAFE X SL 86 0-1 F8 ① 1-3 3-H	B SL 86 B SI 93 S SL 83 X SL 84 2-1 19 BB 45 1B 39 PB 1-2 2-3 3-H 1B	4	1	1	1	1	0	3
45 Zoilo Almonte, S (1, 7) OBP: 0.381, SLG: 0.500		B CU 79 S CU 79 B FF 86 X CH 83 2-1 G5-3 ①	X CU 80 0-0 19 G1-3 19 S 1B			F CH 84 B FF 89 F CH 84 B CU 82 D CU 82 X CU 82 3-2 G5-3 ② 1-2		B CH 89 X SL 85 1-0 19 WP 55 BB 19 G5-3 3-H 1B	B SI 92 X SI 92 1-0 39 PB 19 BB 1-2 2-3 3-H 1B	5	1	3	2	0	0	1
55 Lyle Overbay, L (1, 3) OBP: 0.282, SLG: 0.431		C FF 88 F FF 88 B CU 80 B FF 88 B CU 81 X FF 88 3-2 1B	C FF 88 D CU 81 X FF 88 1-1 F8 ①			X CU 83 0-0 G3-1 ③		C SI 93 1 SAFE B SL 86 1 SAFE B FF 93 S SL 85 B SI 94 B SL 85 4-2 19 G5-3 19 WP 1-2 BB	C FF 92 F SI 91 F SI 92 B SL 86 C SI 92 1-3 K ②	4	0	1	0	1	1	5
19 Chris Stewart, R (1, 2) OBP: 0.321, SLG: 0.329		C FF 89 1 SAFE F CU 80 C FF 89 0-3 K ②	1 SAFE C FF 88 B FF 89 B FF 88 X CH 84 2-1 G1-3 ② 1-3				X FF 87 0-0 G4-3 ①	C SI 92 B CU 73 X SI 93 1-1 G5-3 ② 1-3 2-H	B FF 91 S FF 91 D SL 83 B FF 90 B FF 92 4-1 39 PB 1-2 2-3 3-H BB	4	0	0	2	1	1	3
39 David Adams, R (1, 5) OBP: 0.241, SLG: 0.262		C FF 88 F FF 88 C FF 88 0-3 K ③	B CU 81 X CH 84 1-0 G5-3 ③				B FF 89 F CH 84 X FF 88 1-1 G6-3 ②	B SI 92 B CH 84 S SI 90 X SI 91 2-1 F8 ③	S FF 92 B FF 93 S SL 83 B FF 93 F FF 91 F SL 83 B FF 92 F FF 93 F FF 92 3-2 F FF 92 F FF 92 X FF 92 G4-3 ③ 1-2 2-3 3-H	5	0	0	0	0	1	5

Inning Stats																								
	R: 1	H: 2	R: 0	H: 1	R: 2	H: 2	R: 0	H: 1	R: 0	H: 0	R: 0	H: 0	R: 0	H: 1	R: 3	H: 3	R: 4	H: 4	1B: 9	SF: 0	WP: 3	PA: 45
	E: 0	LOB: 1	E: 0	LOB: 1	E: 1	LOB: 0	E: 0	LOB: 1	E: 0	LOB: 0	E: 0	LOB: 1	E: 0	LOB: 1	E: 1	LOB: 1	E: 0	LOB: 2	2B: 3	SAC: 0	PB: 1	
	K: 2	BB: 0	K: 2	BB: 0	K: 0	BB: 0	K: 0	BB: 0	K: 1	BB: 0	K: 0	BB: 1	K: 0	BB: 0	K: 0	BB: 1	K: 1	BB: 2	3B: 0	DP: 1	SB: 1	
	S: 12	P: 23	S: 11	P: 16	S: 7	P: 12	S: 6	P: 10	S: 7	P: 10	S: 6	P: 14	S: 6	P: 11	S: 13	P: 24	S: 23	P: 40	HR: 2	HBP: 0	CS: 0	

PITCHER		IP	WLS	BF	H	R	ER	SO	BB	IBB	HBP	BLK	WP	HR	S	P	ERA	WHIP
58 Scott Diamond, L ERA: 5.18	(1, 1)	6.2		28	7	3	2	5	1	0	0	0	2	2	54	94	2.70	1.200
50 Casey Fien, R ERA: 3.55	(7, 1)	0.1	H	1	0	0	0	0	0	0	0	0	0	0	1	2	0.00	0.000
61 Jared Burton, R ERA: 4.29	(8, 1)	0.1	L	4	3	3	3	0	0	0	0	0	0	0	7	11	81.00	9.000
52 Brian Duensing, L ERA: 4.55	(8, 1)	1.1		10	4	4	3	1	1	1	0	0	1	0	18	35	20.25	3.750
20 Josh Roenicke, R ERA: 3.34	(9, 1)	0.1		2	0	0	0	0	1	0	0	0	0	0	11	18	0.00	3.000

PITCHER	IP	WLS	BF	H	R	ER	SO	BB	IBB	HBP	BLK	WP	HR	S	P	ERA	WHIP

AB	41
R	10
H	14
RBI	8
BB	4
SO	6
LOB	21

BOTTOM

New York Yankees @ Minnesota Twins

Target Field, Minneapolis, MN

Mon Jul 01 2013, 7:14 PM - 10:34 PM CDT

Att. 29,619 - Partly Cloudy - 83 F

livebaseballscorecards.com

Batter	1	2	3	4	5	6	7	8	9	AB	R	H	RBI	BB	SO	LOB
11 Clete Thomas, L (1, 8) OBP: 0.330, SLG: 0.415	B FF 89 C FF 87 B SL 82 B FF 89 B FF 88 4-1 2 2B 9 1B BB	C CU 72 S SL 81 S CU 78 0-3 ② K		1 SAFE 1 SAFE X FF 88 0-0 ③ F8		B FF 91 T FF 91 X SL 80 1-1 ③ L3			C FC 91 F FC 91 S FC 91 0-3 ① K	4	1	0	0	1	2	1
2 Brian Dozier, R (1, 4) OBP: 0.310, SLG: 0.375	B FF 89 B SI 89 C FF 89 F FF 89 1 SAFE F SL 83 X FF 88 2-2 9 1B 1-3 2B	C CU 72 X SI 87 0-1 ③ G6-3			C FF 89 X SI 88 0-1 ① F9		C FF 94 B FF 96 B SL 86 B SL 86 B FF 93 4-1 9 G4-6-3 BB		B FC 92 F FC 91 B FC 90 F FC 91 X FC 91 2-2 9 FC4-6 1B	4	1	2	0	1	0	0
9 Ryan Doumit, S (1, 2) OBP: 0.302, SLG: 0.400	B CU 76 C FF 88 S SL 84 B FF 88 F SL 84 B SL 82 X SL 83 3-2 24 F9 33 G5-3 31 E 2-H 3-H 1B	B FF 87 X CU 73 1-0 ① L8			C SI 89 B FF 88 B SL 84 B SI 89 X SI 89 3-1 24 BB 1B		1 SAFE B FF 93 1 SAFE 1 SAFE X FF 94 1-0 ①② G4-6-3 1-2f		C FC 92 F FC 91 B FC 91 X FC 91 1-2 ② FC4-6 1-2f	5	1	2	2	0	0	2
33 Justin Morneau, L (1, 3) OBP: 0.342, SLG: 0.407	C FF 87 B SI 89 B SL 83 S SL 84 F FF 89 F SI 90 F SL 82 X FF 90 2-2 ① G5-3 1-2		B SL 80 B SI 88 B FF 87 B FF 88 4-0 BB		B FF 90 F SI 90 D SL 83 S SL 82 F FF 90 S FF 90 2-3 ② K		C FF 95 H SL 88 1-1 HBP		F FC 92 B FC 92 F FC 92 F FC 92 X FC 92 1-2 ③ G4-3	3	0	0	0	1	1	3
24 Trevor Plouffe, R (1, 10) OBP: 0.336, SLG: 0.447	C SI 90 X FF 89 0-1 ② F9 2-3	B SI 88 X SI 89 1-0 ② L9			D SL 84 B CH 80 C CU 76 B FF 89 B FF 90 4-1 1-2 BB		C SL 86 X FF 96 0-1 ③ F8			3	0	0	0	1	0	3
31 Oswaldo Arcia, L (1, 7) OBP: 0.346, SLG: 0.464	S SL 83 X SL 82 0-1 E1 3-H 1B	B SI 88 C FF 87 X SL 82 1-1 ③ L4			C FF 90 B SI 90 S FF 90 D SL 85 F SL 82 B SI 90 X FF 88 3-2 ③ L8			C KC 80 C FC 91 B KC 81 B FC 91 S FC 93 2-3 ① K		4	0	1	1	0	1	3
27 Chris Parmelee, L (1, 9) OBP: 0.318, SLG: 0.400	B FF 88 C CU 74 B SI 90 B SL 84 C FF 89 F SL 82 B FF 88 4-2 BB			S FF 90 F SI 89 B SI 91 B SL 84 X SL 82 2-2 ① F7		B SL 80 B FF 89 C FF 88 F SL 82 F FF 88 F FF 89 X SL 82 2-2 HR		B FF 93 C FC 91 B FC 91 B FC 92 X FC 92 3-1 2B		3	1	2	1	1	0	0
8 Jamey Carroll, R (1, 5) OBP: 0.277, SLG: 0.248 7 Joe Mauer, L (8, PH) OBP: 0.402, SLG: 0.478 25 Pedro Florimón, S (9, 6) OBP: 0.296, SLG: 0.325	C FF 89 B SI 90 B CH 82 F FF 88 X SL 85 2-2 ③ G5-3			B FF 89 X SI 88 1-0 1B	B FF 90 X FF 90 1-0 ① P6			C FC 92 F KC 82 D KC 80 S KC 81 1-3 ② K		3 1 0	0 0 0	1 0 0	0 0 0	0 1 0	0 1 0	2 1 0
5 Eduardo Escobar, S (1, 6) OBP: 0.265, SLG: 0.336 (9, 5)		B FF 88 X CU 74 1-0 ① F8		C CU 75 X FF 89 0-1 ② F9		B FF 90 C SL 78 F FF 91 S SL 81 1-3 ② K2-3		C FC 91 B FC 91 F FC 91 F KC 79 B KC 79 F FC 92 S KC 80 2-3 ③ K		4	0	0	0	0	2	2

AB	34
R	4
H	8
RBI	4
BB	5
SO	7
LOB	17

Inning Stats	1	2	3	4	5	6	7	8	9
	R: 3 E: 1 K: 0 S: 25 H: 3 LOB: 2 BB: 2 P: 42	R: 0 E: 0 K: 1 S: 6 H: 0 LOB: 0 BB: 0 P: 7	R: 0 E: 0 K: 0 S: 4 H: 0 LOB: 1 BB: 1 P: 11	R: 0 E: 0 K: 0 S: 7 H: 1 LOB: 1 BB: 0 P: 10	R: 0 E: 0 K: 1 S: 13 H: 1 LOB: 2 BB: 1 P: 25	R: 1 E: 0 K: 1 S: 11 H: 1 LOB: 0 BB: 0 P: 16	R: 0 E: 0 K: 0 S: 5 H: 0 LOB: 1 BB: 1 P: 11	R: 0 E: 0 K: 3 S: 13 H: 1 LOB: 1 BB: 0 P: 21	R: 0 E: 0 K: 1 S: 13 H: 1 LOB: 1 BB: 0 P: 17

| | | |

New York Yankees @ Minnesota Twins

Target Field, Minneapolis, MN

Tue Jul 02 2013, 7:12 PM - 10:24 PM CDT

Att. 29,029 - Partly Cloudy - 82 F

livebaseballscorecards.com

Batter	1	2	3	4	5	6	7	8	9	AB	R	H	RBI	BB	SO	LOB
11 Brett Gardner, L (1, 8) OBP: 0.342, SLG: 0.445	C FF 91 B FF 91 B CH 82 F FF 90 X FF 92 2-2 ① G1-3			F FF 91 B FC 92 B FC 91 C FF 91 F CU 82 F FC 90 S CU 83 2-3 ① K	C FC 91 C CH 84 D CU 83 F CU 82 F FC 92 B CU 79 F CH 85 X FF 93 2-2 ② G1-3 2-3		F SI 91 B SI 90 B SI 91 X SL 81 2-1 ② F8		B SI 87 B SI 87 X FF 88 2-0 ② F9	5	0	0	0	0	1	2
31 Ichiro Suzuki, L (1, 9) OBP: 0.314, SLG: 0.370	B FC 91 C FF 91 B CU 81 F FC 90 X FC 93 2-2 ② G6-3			B CU 78 B FC 92 B FF 90 C FF 89 B FF 90 4-1 24 1B BB	F FF 92 F FC 92 D CU 81 X CU 81 1-2 3-H 1B		X SI 92 0-0 1-3 24 HR 1B		C SL 76 B SL 78 F SI 89 F CU 70 S FF 92 1-3 ③ K	4	1	2	1	1	1	0
24 Robinson Canó, L (1, 4) OBP: 0.372, SLG: 0.537	B FF 93 B FF 92 C FF 92 S FF 93 B FF 93 X CU 82 3-2 ③ G3-1			C FF 90 B FC 92 B FF 90 T FC 91 B CH 86 X FF 90 3-2 1-2 1B	S FF 92 X FF 93 0-1 ③ P5		C FF 90 X SL 83 0-1 1-H 3-H HR			4	1	2	3	0	0	1
33 Travis Hafner, L (1, 10) OBP: 0.317, SLG: 0.424		C FC 91 F FC 92 B CU 83 B CU 81 B FC 92 F CU 82 X FC 91 3-2 ① G4-3		D CU 78 F FC 92 S FC 92 X FC 93 1-2 ② F7		C CU 77 S CH 83 X FC 92 0-2 ① G6-3	C SL 83 F FF 94 F SL 85 B FF 93 S SI 94 1-3 ③ K			4	0	0	0	0	1	2
45 Zoilo Almonte, S (1, 7) OBP: 0.370, SLG: 0.500		C CU 78 B FF 92 X FC 92 1-1 ② G3-1		S FF 91 C FC 92 X FC 93 0-2 ③ G6-3		B CU 80 C CH 82 X FC 91 1-1 ② F7		B FF 94 B FF 93 B FF 92 C FF 92 X FF 92 3-1 2B		4	0	1	0	0	0	2
55 Lyle Overbay, L (1, 3) OBP: 0.282, SLG: 0.428		C FC 91 C CU 81 X CU 81 0-2 ③ G3-1			B FF 90 T FF 90 S CH 84 B CU 80 F FC 90 B CU 80 X FC 91 3-2 39 1B 40 2B 1B	B CH 84 F FF 92 B FF 90 X CH 83 2-1 ③ L4		C FF 93 B FF 92 C CH 89 F FF 94 B FF 95 T CU 81 2-2 ① K		4	1	1	0	0	1	1
19 Chris Stewart, R (1, 2) OBP: 0.313, SLG: 0.320			B FC 89 B FF 90 C FC 90 B FF 90 F FC 91 X FF 90 3-2 ① G2-3		X FC 90 0-0 ① L7		C FF 92 B SI 93 X FF 93 1-1 ① G6-3	X FF 94 0-0 ② F8		4	0	0	0	0	0	2
39 David Adams, R (1, 5) OBP: 0.250, SLG: 0.279			B FC 90 F FC 91 B FC 93 X FF 90 2-1 ② G6-3		X FC 90 0-0 1-2 40 2B 1B		C FF 94 B SI 94 X FF 94 1-1 E9 40 1B 2B	F SL 86 X SL 88 0-1 ③ G4-3		4	2	2	0	0	0	1
40 Alberto Gonzalez, R (1, 6) OBP: 0.235, SLG: 0.313			C FC 92 X CU 80 0-1 ③ G4-3		B CU 79 C FC 92 X FC 92 1-1 11 G1-3 31 1B 1-H 2-H 2B		B SL 83 L SI 93 B FF 94 X SL 83 2-1 31 1B 24 HR 3-H 1B		X SI 88 0-0 ① F7	4	2	2	3	0	0	0
Inning Stats	R: 0 E: 0 K: 0 S: 9 H: 0 LOB: 0 BB: 0 P: 16	R: 0 E: 0 K: 0 S: 9 H: 0 LOB: 0 BB: 0 P: 13	R: 0 E: 0 K: 0 S: 7 H: 0 LOB: 0 BB: 0 P: 12	R: 0 E: 0 K: 1 S: 15 H: 1 LOB: 2 BB: 1 P: 25	R: 3 E: 0 K: 0 S: 19 H: 4 LOB: 1 BB: 0 P: 26	R: 0 E: 0 K: 0 S: 7 H: 0 LOB: 0 BB: 0 P: 10	R: 4 E: 1 K: 1 S: 15 H: 4 LOB: 0 BB: 0 P: 22	R: 0 E: 0 K: 1 S: 9 H: 1 LOB: 1 BB: 0 P: 14	R: 0 E: 0 K: 1 S: 6 H: 0 LOB: 0 BB: 0 P: 9	1B: 6 2B: 3 3B: 0 HR: 1 SF: 0 SAC: 0 DP: 0 HBP: 0						

TOP

AB	37
R	7
H	10
RBI	7
BB	1
SO	4
LOB	11

PITCHER		IP	WLS	BF	H	R	ER	SO	BB	IBB	HBP	BLK	WP	HR	S	P	ERA	WHIP
21 Samuel Deduno, R ERA: 3.47	(1, 1)	6.0	L	24	5	3	3	1	1	0	0	0	0	0	66	102	4.50	1.000
51 Anthony Swarzak, R ERA: 3.69	(7, 1)	1.0		7	4	4	4	1	0	0	0	0	0	1	15	22	36.00	4.000
57 Ryan Pressly, R ERA: 2.56	(8, 1)	1.0		4	1	0	0	1	0	0	0	0	0	0	9	14	0.00	1.000
56 Caleb Thielbar, L ERA:	(9, 1)	1.0		3	0	0	0	1	0	0	0	0	0	0	6	9	0.00	0.000

PITCHER	IP	WLS	BF	H	R	ER	SO	BB	IBB	HBP	BLK	WP	HR	S	P	ERA	WHIP

BOTTOM

New York Yankees @ Minnesota Twins

Target Field, Minneapolis, MN

Tue Jul 02 2013, 7:12 PM - 10:24 PM CDT

Att. 29,029 - Partly Cloudy - 82 F

livebaseballscorecards.com

Batter	1	2	3	4	5	6	7	8	9	AB	R	H	RBI	BB	SO	LOB
2 Brian Dozier, R (1, 4) OBP: 0.308, SLG: 0.376	C FF 93 S FF 93 X FF 93 0-2 ① F7		C FF 93 B SL 81 X SL 80 1-1 ② L9		B FF 92 C FF 91 F FF 92 F FF 92 F FF 92 X SL 79 1-2 ① G6-3		F FF 92 B FF 92 X FF 92 1-1 ② F7		B FF 93 C FF 92 C FF 93 F SL 86 B SL 85 B SL 84 F FF 94 X FF 92 3-2 1-H 2-H 2B	5	0	1	2	0	0	1
7 Joe Mauer, L (1, 2) OBP: 0.402, SLG: 0.475	C FF 93 X FF 93 0-1 ② F9		D KC 74 B FF 92 F FF 92 B FF 93 F FF 93 X SL 82 3-2 9 1B 2-H 1B		C FF 92 B CH 84 X FF 92 1-1 ② P6		C KC 74 B CH 85 X FF 92 1-1 ③ F8		B CU 80 B SI 93 B FF 93 C SI 93 B SI 92 4-1 9 FC6-4 BB	4	0	1	1	1	0	0
9 Ryan Doumit, S (1, 10) OBP: 0.304, SLG: 0.400	B FF 93 F FF 93 B FF 93 C KC 76 X SL 82 2-2 ③ G2-3		X FF 92 0-0 1-2 1B		B FF 91 X CH 85 1-0 1B			C FF 92 S CH 86 B FF 93 B CH 87 X CH 86 2-2 ① G3	C FC 90 X FC 91 0-1 ③ FC6-4 1-2f	5	0	2	0	0	0	2
33 Justin Morneau, L (1, 3) OBP: 0.338, SLG: 0.401		C FF 92 F FF 93 F FF 93 F SL 81 B FF 94 B SL 82 X FF 94 2-2 ① G4-3	B CH 87 S FF 93 X CH 86 1-1 ③ L8		F FF 91 X FF 92 0-1 ③ F7			B FF 93 B SI 92 X FF 93 2-0 ② P6		4	0	0	0	0	0	3
24 Trevor Plouffe, R (1, 5) OBP: 0.339, SLG: 0.446		C KC 74 B SL 81 F SL 79 B FF 93 X FF 93 2-2 1B		B FF 91 B SL 79 C KC 73 B FF 93 D SL 80 4-1 31 2B BB	B KC 73 X FF 92 1-0 ① F9			C FF 93 B SL 86 B FF 94 X FF 94 2-1 ③ G6-3		3	0	1	0	1	0	0
31 Oswaldo Arcia, L (1, 7) OBP: 0.355, SLG: 0.473		C KC 74 1 SAFE X FF 92 0-1 ② F8		D FF 91 D KC 74 B FF 91 X FF 92 3-0 1-3 2B	C KC 73 B FF 92 B FF 92 B FF 93 S FF 92 F FF 92 B FF 93 4-2 BB				B SI 93 S SI 94 F SI 92 F SL 86 X SI 94 1-2 32 1B 2 2B 1B	3	1	2	0	1	0	1
27 Chris Parmelee, L (1, 9) OBP: 0.312, SLG: 0.392		D FF 93 B FF 92 F FF 92 B FF 92 F FF 92 S SL 80 3-3 ③ K		F FF 92 B FF 93 F FF 93 C FF 92 1-3 ① K	B KC 72 F FF 92 F FF 92 B FF 92 B SL 78 X FF 92 3-2 ② F9				B SI 92 C CH 86 B SI 93 S FF 92 B FF 93 S CH 87 3-3 ① K	4	0	0	0	0	3	5
32 Aaron Hicks, S (1, 8) OBP: 0.254, SLG: 0.335			C FF 93 B KC 75 C KC 74 X FF 92 1-2 7 1B 2B	C KC 75 C SL 80 C SL 81 0-3 ② K	D KC 75 D KC 76 X FF 91 2-0 ③ G4-3				C SI 91 F CH 87 F SL 83 F CH 86 B SI 92 B SI 93 X CH 86 2-2 1-2 2 2B 1B	4	2	2	0	0	1	3
25 Pedro Florimón, S (1, 6) OBP: 0.292, SLG: 0.320 11 Clete Thomas, L (9, PH) OBP: 0.326, SLG: 0.410			B KC 74 F FF 93 B FF 93 X FF 92 2-1 ① P5	F FF 93 B FF 92 X FF 93 1-1 ③ G6-3			C FF 91 F FF 91 B FF 90 B FF 91 B SL 80 F FF 91 X FF 92 3-2 ① P6		B SI 93 C SI 93 B CH 86 X CH 86 2-1 ② P4	3 1	0 0	0 0	0 0	0 0	0 0	3 2
Inning Stats	R: 0 E: 0 K: 0 S: 8 H: 0 LOB: 0 BB: 0 P: 10	R: 0 E: 0 K: 1 S: 13 H: 1 LOB: 1 BB: 0 P: 20	R: 1 E: 0 K: 0 S: 13 H: 3 LOB: 2 BB: 0 P: 21	R: 0 E: 0 K: 2 S: 10 H: 1 LOB: 2 BB: 1 P: 19	R: 0 E: 0 K: 0 S: 10 H: 1 LOB: 1 BB: 0 P: 13	R: 0 E: 0 K: 0 S: 8 H: 0 LOB: 1 BB: 1 P: 18	R: 0 E: 0 K: 0 S: 8 H: 0 LOB: 0 BB: 0 P: 13	R: 0 E: 0 K: 0 S: 6 H: 0 LOB: 0 BB: 0 P: 12	R: 2 E: 0 K: 1 S: 22 H: 3 LOB: 2 BB: 1 P: 37	1B: 6 2B: 3 3B: 0 HR: 0 SF: 0 SAC: 0 DP: 0 HBP: 0						WP: 0 PB: 0 SB: 0 CS: 0 PA: 39

	AB	36
	R	3
	H	9
	RBI	3
	BB	3
	SO	4
	LOB	20

PITCHER		IP	WLS	BF	H	R	ER	SO	BB	IBB	HBP	BLK	WP	HR	S	P	ERA	WHIP
65 Phil Hughes, R ERA: 4.55	(1, 1)	7.0	W	29	6	1	1	3	2	0	0	0	0	0	70	114	1.29	1.143
38 Preston Claiborne, R ERA: 2.05	(8, 1)	1.2		8	3	2	2	1	0	0	0	0	0	0	25	42	10.80	1.800
43 Adam Warren, R ERA: 3.11	(9, 1)	0.0		1	0	0	0	0	1	0	0	0	0	0	1	5	∞	∞
42 Mariano Rivera, R ERA: 1.48	(9, 1)	0.1	S	1	0	0	0	0	0	0	0	0	0	0	2	2	0.00	0.000

PITCHER	IP	WLS	BF	H	R	ER	SO	BB	IBB	HBP	BLK	WP	HR	S	P	ERA	WHIP

Batter	1	2	3	4	5	6	7	8	9	AB	R	H	RBI	BB	SO	LOB
11 Brett Gardner, L (1, 8) OBP: 0.341, SLG: 0.441	X FF 87 0-0 ① G6-3		C SL 73 B FF 88 1 SAFE C FF 88 D SL 76 B FC 87 X SL 76 3-2 ② G3 1-2			B SL 72 B FF 86 B FF 86 B FF 86 4-0 31 2B 24 2B BB	C FF 87 B SI 84 C SL 75 C FF 91 1-3 ③ K			3	1	0	0	1	1	1
31 Ichiro Suzuki, L (1, 9) OBP: 0.313, SLG: 0.372	B FF 87 X FF 87 1-0 ② F7		B SL 74 F FF 88 X SL 75 1-1 ③ P5			D SL 74 1 SAFE X SL 75 1-0 24 2B 1-3 2B		B SL 86 C FF 91 B SL 86 X FF 92 2-1 ① G6-3		4	1	1	0	0	0	1
24 Robinson Canó, L (1, 4) OBP: 0.376, SLG: 0.541	B X SL 75 1-0 1B			B FF 87 B FC 87 F SL 74 B SL 74 F FF 87 B SL 78 4-2 BB		C FF 88 B FF 89 F SL 74 F FF 89 X SL 77 1-2 33 1B 55 SF8 2-H 3-H 2B		C SL 86 S SL 87 F SL 88 X FF 92 0-2 ② L8		3	1	2	2	1	0	0
33 Travis Hafner, L (1, 10) OBP: 0.316, SLG: 0.421	C FF 87 C FF 88 X SL 78 0-2 ③ F8			C SL 74 B FF 88 B FC 87 X SL 74 2-1 ① F9		X FF 88 0-0 2-3 1B		B SL 87 B SL 87 B FF 91 C FF 89 F FF 91 C FF 93 3-3 ③ K		4	0	1	0	0	1	2
45 Zoilo Almonte, S (1, 7) OBP: 0.340, SLG: 0.457		C FF 87 C SL 74 B FF 88 F FF 89 B SL 76 S SL 77 2-3 ① K		X SI 88 0-0 ② F7		S CU 68 F SI 90 S FF 90 0-3 ① K			C FF 95 X SL 83 0-1 ① G5-3	4	0	0	0	0	2	3
55 Lyle Overbay, L (1, 3) OBP: 0.278, SLG: 0.423		C SL 74 B FF 89 S SL 75 S FF 90 1-3 ② K		S FF 88 B SL 75 S SI 89 X SL 76 1-2 ③ L8		X SL 77 0-0 ② SF8 3-H			S FF 96 F SI 96 C SI 95 0-3 ② K	3	0	0	1	0	2	1
19 Chris Stewart, R (1, 2) OBP: 0.306, SLG: 0.311		C FF 89 B FF 89 S SL 74 B SL 76 B FF 91 X SI 90 3-2 ③ G6-3		X FF 88 0-0 ① F7		B CU 69 B SI 89 B SI 87 C SI 87 C SI 87 X SI 87 3-2 ③ G6-3			B SI 96 B SI 94 X FF 93 2-0 ③ F8	4	0	0	0	0	0	1
61 Luis Alfonso Cruz, R (1, 6) OBP: 0.171, SLG: 0.165			B FF 87 B SL 74 X FF 87 2-0 ① F8	B FF 87 B FF 88 C FF 88 C FF 87 X SL 75 2-2 ② F7			X SI 88 0-0 ① G6-3			3	0	0	0	0	0	0
39 David Adams, R (1, 5) OBP: 0.252, SLG: 0.274			B FF 87 B FF 87 B FF 87 B FF 88 4-0 11 G3 BB	B SI 87 C SL 75 B FF 88 F SL 75 B FF 88 C SI 88 3-3 ③ K			B FF 87 C SI 88 B CU 70 F FF 87 F FF 90 S FF 88 2-3 ② K			2	0	0	0	1	2	0
Inning Stats	R: 0 E: 0 K: 0 S: 6 H: 1 LOB: 1 BB: 0 P: 8	R: 0 E: 0 K: 2 S: 10 H: 0 LOB: 0 BB: 0 P: 16	R: 0 E: 0 K: 0 S: 6 H: 0 LOB: 1 BB: 1 P: 16	R: 0 E: 0 K: 0 S: 8 H: 0 LOB: 1 BB: 1 P: 15	R: 0 E: 0 K: 1 S: 7 H: 0 LOB: 0 BB: 0 P: 12	R: 3 E: 0 K: 1 S: 13 H: 3 LOB: 1 BB: 1 P: 22	R: 0 E: 0 K: 2 S: 8 H: 0 LOB: 0 BB: 0 P: 11	R: 0 E: 0 K: 1 S: 9 H: 0 LOB: 0 BB: 0 P: 14	R: 0 E: 0 K: 1 S: 6 H: 0 LOB: 0 BB: 0 P: 8	1B: 2 2B: 2 3B: 0 HR: 0	SF: 1 SAC: 0 DP: 0 HBP: 0		WP: 0 PB: 0 SB: 0 CS: 0	PA: 34		

PITCHER		IP	WLS	BF	H	R	ER	SO	BB	IBB	HBP	BLK	WP	HR	S	P	ERA	WHIP
39 P.J. Walters, R ERA: 5.95	(1, 1)	5.0	L	22	4	3	3	3	3	0	0	0	0	0	43	79	5.40	1.400
56 Caleb Thielbar, L ERA:	(6, 1)	2.0		6	0	0	0	3	0	0	0	0	0	0	15	21	0.00	0.000
50 Casey Fien, R ERA: 3.44	(8, 1)	1.0		3	0	0	0	1	0	0	0	0	0	0	9	14	0.00	0.000
15 Glen Perkins, L ERA: 1.99	(9, 1)	1.0		3	0	0	0	1	0	0	0	0	0	0	6	8	0.00	0.000

PITCHER	IP	WLS	BF	H	R	ER	SO	BB	IBB	HBP	BLK	WP	HR	S	P	ERA	WHIP

TOP

New York Yankees @ Minnesota Twins

Target Field, Minneapolis, MN

Wed Jul 03 2013, 7:11 PM - 10:00 PM CDT

Att. 38,457 - Partly Cloudy - 83 F

livebaseballscorecards.com

AB	30
R	3
H	4
RBI	3
BB	3
SO	8
LOB	9

Batter	1	2	3	4	5	6	7	8	9	AB	R	H	RBI	BB	SO	LOB
2 Brian Dozier, R (1, 4) OBP: 0.314, SLG: 0.375	B FF 91 F FF 92 X SI 90 1-1 G6-3 ①		B CU 75 S CH 84 B FF 92 C FF 93 B SL 83 D FF 93 4-2 7 2B BB	B CH 84 B CH 86 C FF 93 F FF 92 B FF 93 B FF 93 4-2 1-2 BB			C CU 76 B SI 90 X FF 92 1-1 33 S 1B		S FC 90 F FC 92 S FC 92 0-3 K ②	3	1	1	0	2	1	1
7 Joe Mauer, L (1, 10) OBP: 0.399, SLG: 0.474	C FF 92 C SI 90 B SL 81 B SL 81 X FF 92 2-2 F7 ②		C CU 76 X FF 93 0-1 9 E 1-H 2B	S SL 82 B SI 91 X SI 91 1-1 G4-3 ③			C SI 93 B SL 82 C SL 82 C SI 92 1-3 K ①		B FC 91 S FC 92 X FC 90 1-1 P6 ③	5	0	1	1	0	1	4
9 Ryan Doumit, S (1, 2) OBP: 0.303, SLG: 0.398	C FF 92 X FF 92 0-1 1B		B FF 93 B SL 81 X CH 85 2-0 E6 2-3		C CU 76 F SL 81 S SI 91 0-3 K ①		F CH 86 D SL 81 F FF 93 B SL 81 F CH 86 S SI 93 2-3 K ②			4	0	1	0	0	2	2
33 Justin Morneau, L (1, 3) OBP: 0.333, SLG: 0.396	C SI 92 B SI 91 F SL 80 F SL 81 X FF 93 1-2 F7 ③		F SI 91 F SI 91 B SL 83 F SI 91 D SL 81 S SL 81 2-3 K ①		X FF 93 0-0 F9 ②		1 SAFE F SI 91 C SI 93 1 SAFE B SI 92 X SL 81 1-2 G1-3 ③ 1-2			4	0	0	0	0	1	4
24 Trevor Plouffe, R (1, 5) OBP: 0.338, SLG: 0.457		C CU 76 B SI 91 F CH 85 F FF 92 B FF 93 S SL 81 2-3 K2-3 ①	F CH 86 F FF 92 D SL 81 X SL 81 1-2 F9 ②		X SI 91 0-0 HR			C KC 80 C FC 89 B KC 81 F KC 80 B FC 90 B FC 91 X FC 91 3-2 G6-3 ①		4	1	1	1	0	1	2
31 Oswaldo Arcia, L (1, 7) OBP: 0.353, SLG: 0.468		X FF 92 0-0 11 1B 1B	B SI 90 F SI 91 B B FF 92 S SL 82 F SI 91 S SL 83 3-3 K ③		C FF 93 F SI 92 B SL 80 F SL 80 B FF 91 F SI 90 C SL 81 2-3 K ③			B FC 91 C FC 91 S KC 81 B FC 92 F KC 80 X KC 80 2-2 G4-3 ②		4	0	1	0	0	2	2
32 Aaron Hicks, S (1, 8) OBP: 0.253, SLG: 0.330		C CU 76 X SI 91 0-1 F8 ②		B SI 90 B CH 84 F CH 84 C FF 91 B SL 82 B CH 85 4-2 2 S BB		B FF 92 C CU 76 C SL 81 B SL 80 B FF 94 C FF 93 3-3 K ①		C FC 90 B KC 82 C KC 81 S KC 81 1-3 K ③		3	0	0	0	1	2	1
11 Clete Thomas, L (1, 9) OBP: 0.333, SLG: 0.414		C FF 92 D SL 83 B FF 92 F FF 93 B FF 93 F FF 93 F SL 82 X SL 82 3-2 1-3 1B	C CU 76 1 SAFE X SI 90 0-1 L6 ①		X SL 82 0-0 25 G5-4-3 1B				C FC 92 B FC 90 B FC 92 C FC 92 B FC 92 F FC 92 X FC 92 3-2 G6-3 ①	4	0	2	0	0	0	1
25 Pedro Florimón, S (1, 6) OBP: 0.288, SLG: 0.315 27 Chris Parmelee, L (9, PH) OBP: 0.315, SLG: 0.395 5 Eduardo Escobar, S (9, PR) OBP: 0.265, SLG: 0.336		C CU 78 X SI 93 0-1 L9 ③	C FF 92 F CH 86 F SL 81 S SL 82 0-3 K ②		C CU 77 X CH 85 0-1 G5-4-3 ②③ 1-2f				S FC 91 B FC 91 X FC 90 1-1 1B	3 1 0	0 0 0	0 1 0	0 0 0	0 0 0	1 0 0	4 0 0
Inning Stats	R: 0 E: 0 K: 0 S: 11 H: 1 LOB: 1 BB: 0 P: 15	R: 0 E: 0 K: 1 S: 14 H: 2 LOB: 2 BB: 0 P: 19	R: 1 E: 1 K: 2 S: 16 H: 1 LOB: 2 BB: 1 P: 28	R: 0 E: 0 K: 1 S: 12 H: 0 LOB: 2 BB: 2 P: 21	R: 1 E: 0 K: 2 S: 10 H: 1 LOB: 0 BB: 0 P: 12	R: 0 E: 0 K: 1 S: 6 H: 1 LOB: 0 BB: 0 P: 9	R: 0 E: 0 K: 2 S: 12 H: 1 LOB: 1 BB: 0 P: 17	R: 0 E: 0 K: 1 S: 11 H: 0 LOB: 0 BB: 0 P: 17	R: 0 E: 0 K: 1 S: 11 H: 1 LOB: 1 BB: 0 P: 16	1B: 6 2B: 1 3B: 0 HR: 1 SF: 0 SAC: 0 DP: 1 HBP: 0	WP: 0 PB: 0 SB: 2 CS: 0 PA: 38					

PITCHER	IP	WLS	BF	H	R	ER	SO	BB	IBB	HBP	BLK	WP	HR	S	P	ERA	WHIP
52 CC Sabathia, L (1, 1) ERA: 4.06	7.0	W	31	7	2	2	9	3	0	0	0	0	1	81	121	2.57	1.429
30 David Robertson, R (8, 1) ERA: 2.43	1.0	H	3	0	0	0	1	0	0	0	0	0	0	11	17	0.00	0.000
42 Mariano Rivera, R (9, 1) ERA: 1.44	1.0	S	4	1	0	0	1	0	0	0	0	0	0	11	16	0.00	1.000

PITCHER	IP	WLS	BF	H	R	ER	SO	BB	IBB	HBP	BLK	WP	HR	S	P	ERA	WHIP

BOTTOM

New York Yankees @ Minnesota Twins

Target Field, Minneapolis, MN

Wed Jul 03 2013, 7:11 PM - 10:00 PM CDT

Att. 38,457 - Partly Cloudy - 83 F

livebaseballscorecards.com

AB	35
R	2
H	8
RBI	2
BB	3
SO	11
LOB	21

Batter	1	2	3	4	5	6	7	8	9	AB	R	H	RBI	BB	SO	LOB
31 Ichiro Suzuki, L (1, 8) OBP: 0.318, SLG: 0.387	B SI 93 X FF 93 1-0 45 1B 24 SF7 2B	B CH 84 F CH 85 S CH 86 B FF 93 F SL 83 X SI 93 2-2 45 1B 1B		B CU 79 C SI 92 F FF 92 B SL 84 X CH 85 2-2 ② G4-3		F SI 91 F SI 92 B SL 85 F SL 84 F FF 94 X CU 72 1-2 45 G5-3 1-H 2-H 3B		C CU 75 C CH 81 B FF 91 S CU 77 1-3 ③ K		5	2	3	2	0	1	0
45 Zoilo Almonte, S (1, 7) OBP: 0.345, SLG: 0.451	F SI 94 X SL 83 0-1 33 2B 12 1B 2-3 1B	1 SAFE 1 SAFE B FF 93 F SI 94 S CU 79 X CH 84 1-2 1-3 1B		X CH 85 0-0 ③ F9		B SI 91 X SI 92 1-0 ② G5-3 3-H			C SI 93 B SI 94 X SI 93 1-1 ① L8	5	1	2	1	0	0	0
24 Robinson Canó, L (1, 4) OBP: 0.371, SLG: 0.534	F SI 95 F FF 93 X SI 93 0-2 ① SF7 3-H	X SI 93 0-0 ③ F8			C CH 84 F SL 84 S SL 84 0-3 ① K	F SL 82 B SI 93 F SI 93 X SL 82 1-2 ③ G3-1			B SI 93 X SI 94 1-0 ② G4-3	4	0	0	1	0	1	2
33 Travis Hafner, L (1, 10) OBP: 0.325, SLG: 0.436	D SI 94 S CH 85 S CH 84 B SI 93 1 SAFE B SI 93 X 3-2 12 1B 1-3 2B		B CH 84 C CH 84 F SI 93 H FF 93 2-2 12 WP 12 2B HBP		X CH 85 0-0 12 G6-4-3 1B		X FF 92 0-0 2B		B CH 87 B SI 94 C SI 93 S FF 94 F CH 88 B FF 93 S SI 93 3-3 ③ K	4	2	3	0	0	1	0
12 Vernon Wells, R (1, 9) OBP: 0.270, SLG: 0.373	S SL 86 D SI 94 B SI 92 X SL 86 2-1 2-H 3-H 1B		S CH 84 B SI 93 B SI 94 X SL 86 2-1 61 1B 1-H 2B		X SI 93 0-0 ②③ G6-4-3 1-2f		F CH 84 B SL 85 F CH 85 B CH 85 F SL 85 S SL 84 2-3 ① K			4	1	2	3	0	1	2
55 Lyle Overbay, L (1, 3) OBP: 0.277, SLG: 0.418	F SI 94 X SI 94 0-1 ② F7		X CH 84 0-0 ① G1-3			F CU 77 F CH 84 B SL 85 B CH 85 B FF 92 B SI 90 4-2 61 2B 40 1B BB	B SI 92 S SL 82 F SL 85 B SI 92 S SI 94 2-3 ② K			3	1	0	0	1	1	3
61 Luis Alfonso Cruz, R (1, 6) OBP: 0.180, SLG: 0.184	C CU 80 S FF 93 S SI 93 0-3 ③ K		D SL 84 X CH 84 1-0 40 G6-4-3 2-H 1B			X 0-0 40 1B 53 FC4-2 1-3 2B	C SL 82 B SI 92 B CH 83 X SI 92 2-1 ③ P3			4	0	2	1	0	1	2
40 Alberto Gonzalez, R (1, 5) OBP: 0.236, SLG: 0.308		C FF 92 S FF 92 X SL 84 0-2 ① G6-3	B SI 93 X SI 93 1-0 ②③ G6-4-3 1-2f			B SI 94 B SI 92 C FF 92 X SI 93 2-1 53 FC4-2 31 3B 2-3 3-H 1B		B FF 89 C FF 90 C SL 81 X FF 92 1-2 ① G1		4	1	1	1	0	0	1
53 Austin Romine, R (1, 2) OBP: 0.149, SLG: 0.182		C SI 92 X CU 78 0-1 ② G6-3		B SL 84 X SI 92 2-0 ① G6-3		B SI 93 B SI 92 X FF 93 2-0 ① FC4-2 31 3B 1-2 3-H		S SL 83 C SL 82 F FF 92 F CU 76 B CU 77 X FF 92 1-2 ② G6-3		4	1	0	0	0	0	2
Inning Stats	R: 3 H: 4 E: 0 LOB: 1 K: 1 BB: 0 S: 16 P: 22	R: 0 H: 2 E: 0 LOB: 2 K: 0 BB: 0 S: 13 P: 16	R: 2 H: 2 E: 0 LOB: 0 K: 0 BB: 0 S: 7 P: 13	R: 0 H: 0 E: 0 LOB: 0 K: 0 BB: 0 S: 5 P: 9	R: 0 H: 1 E: 0 LOB: 0 K: 1 BB: 0 S: 5 P: 5	R: 4 H: 3 E: 0 LOB: 0 K: 0 BB: 1 S: 15 P: 26	R: 0 H: 1 E: 0 LOB: 1 K: 2 BB: 0 S: 10 P: 16	R: 0 H: 0 E: 0 LOB: 0 K: 1 BB: 0 S: 11 P: 14	R: 0 H: 0 E: 0 LOB: 0 K: 1 BB: 0 S: 7 P: 12	1B: 7 SF: 1 2B: 5 SAC: 0 3B: 1 DP: 2 HR: 0 HBP: 1						WP: 1 PA: 40 PB: 0 SB: 0 CS: 0

PITCHER		IP	WLS	BF	H	R	ER	SO	BB	IBB	HBP	BLK	WP	HR	S	P	ERA	WHIP
44 Kyle Gibson, R ERA: 7.94	(1, 1)	5.1	L	27	11	8	8	2	1	0	1	0	1	0	52	79	13.50	2.250
52 Brian Duensing, L ERA: 4.6	(6, 1)	1.2		7	2	1	1	2	0	0	0	0	0	0	19	28	5.40	1.200
20 Josh Roenicke, R ERA: 3.25	(8, 1)	1.0		3	0	0	0	1	0	0	0	0	0	0	11	14	0.00	0.000
61 Jared Burton, R ERA: 4.17	(9, 1)	1.0		3	0	0	0	1	0	0	0	0	0	0	7	12	0.00	0.000

PITCHER	IP	WLS	BF	H	R	ER	SO	BB	IBB	HBP	BLK	WP	HR	S	P	ERA	WHIP

TOP

New York Yankees @ Minnesota Twins

Target Field, Minneapolis, MN

Thu Jul 04 2013, 1:11 PM - 4:39 PM CDT

Att. 38,260 - Partly Cloudy - 83 F

livebaseballscorecards.com

AB	37
R	9
H	13
RBI	9
BB	1
SO	6
LOB	12

BOTTOM

Batter	1	2	3	4	5	6	7	8	9	AB	R	H	RBI	BB	SO	LOB
2 Brian Dozier, R (1, 4) OBP: 0.312, SLG: 0.371	C FF 88 B FF 90 B SL 86 T FF 89 B FF 90 F FF 90 X FF 91 3-2 ① F9		L KC 80 B SL 87 B FF 90 F FF 90 X SL 88 2-2 ①② G6-4-3 1-2f 2-3		B FF 91 C FF 91 T FF 92 C SI 93 1-3 ③ K 1-2		D FF 96 B FF 94 C SL 82 B FF 95 C SL 84 X SL 86 3-2 1-3 2-H 1B		C FC 90 X FC 90 0-1 ① F9	5	0	1	1	0	1	3
7 Joe Mauer, L (1, 2) OBP: 0.397, SLG: 0.471	C FF 88 B FF 90 B KC 79 F FF 90 B SL 87 X SI 90 3-2 1B		F FF 90 D SL 88 B SL 87 C FF 92 C SL 87 2-3 ③ K			C SI 87 B FF 88 S FF 89 C SL 87 1-3 ① K	B FF 95 B FF 95 X FF 96 2-0 ② SF7 3-H		C FC 91 B FC 92 F FC 91 F KC 80 B FC 92 F KC 81 F FC 92 S FC 91 2-3 ② K	4	0	1	1	0	3	1
31 Oswaldo Arcia, L (1, 7) OBP: 0.344, SLG: 0.455	F FF 89 X FF 89 0-1 ② P6			B KC 78 C KC 79 B FF 90 S FF 90 X KC 80 2-2 ① G3		C FF 89 B FF 90 F FF 90 B SL 88 B SL 87 S KC 79 3-3 ② K	C SL 82 S SL 82 F FF 95 1 SAFE B FF 96 X SL 82 1-2 ③ F7		B FC 90 S FC 91 B FC 90 C FC 92 F KC 80 B KC 79 X FC 92 3-2 ③ G4-3	5	0	0	0	0	1	2
33 Justin Morneau, L (1, 10) OBP: 0.338, SLG: 0.419	B FF 90 C KC 80 X FF 89 1-1 ③ G4-3			X KC 79 0-0 HR		F SI 90 H FF 91 1-1 HBP		B SL 81 S SL 82 B SL 82 S FF 95 X SL 82 2-2 HR		3	2	2	2	0	0	1
24 Trevor Plouffe, R (1, 5) OBP: 0.336, SLG: 0.453		B FF 88 C FF 88 B SL 85 X FF 88 2-1 ① F8		B FF 90 C FF 91 B SL 87 X FF 90 2-1 ② F8		F SL 86 C FF 91 X FF 91 0-2 ③ F9		C FF 95 X FF 95 0-1 27 BB 1B		4	0	1	0	0	0	1
27 Chris Parmelee, L (1, 3) OBP: 0.318, SLG: 0.394		B KC 79 F FF 89 B FF 90 C SI 90 F SI 90 X KC 80 2-2 ② G4-3		C FF 91 X CH 82 0-1 ③ F7			C SI 88 F CH 82 X FF 90 0-2 11 F8 32 1B 25 1B 1B	C SI 94 B SL 83 D SL 82 D SL 82 F FF 93 F SL 81 F FF 95 F SI 93 F FF 95 4-2 B FF 94 1-2 BB		3	1	1	0	1	0	0
32 Aaron Hicks, S (1, 8) OBP: 0.258, SLG: 0.333	F B KC 82 X CH 82 1-1 ③ G4-3				C KC 78 F SL 86 X KC 80 0-2 2 S 1B		B FF 89 B FF 91 C FF 89 F FF 90 F FF 91 B SL 86 X SI 89 3-2 25 1B 2 1B 1-2 1B	C FF 91 B SL 79 C SL 82 B FF 92 F SL 81 S SL 82 2-3 ① K		4	1	2	0	0	1	2
11 Clete Thomas, L (1, 9) OBP: 0.330, SLG: 0.407			C SI 89 B KC 78 S SL 86 B KC 80 F FF 91 X CH 83 2-2 2 G6-4-3 25 1B 1B		X FF 90 0-0 ① F7		C KC 80 B SI 90 B SL 84 B FF 90 X FF 90 3-1 ① F8 2-3	C FF 92 C FF 93 B FF 93 B FF 94 C SL 84 2-3 ② K		4	0	1	0	0	1	5
25 Pedro Florimón, S (1, 6) 9 Ryan Doumit, S (8, PH) 5 Eduardo Escobar, S (9, 6) OBP: 0.293, SLG: 0.320 OBP: 0.302, SLG: 0.396 OBP: 0.265, SLG: 0.336			C SI 90 1 SAFE C FF 90 B FF 91 B SL 88 1 SAFE X SI 91 2-2 2 G6-4-3 1-2 1B		B SL 86 1 SAFE 1 SAFE C SI 91 C FF 90 F SL 88 1 SAFE S FF 90 1-3 ② K		B SI 90 C FF 90 1 SAFE B FF 91 X CH 83 2-1 2 1B 7 SF7 1-2 3-H 1B	B SL 81 C SL 81 X FF 93 1-1 ③ G4-3		3 1 0	1 0 0	2 0 0	1 0 0	0 0 0	1 2 0	1 2 0
Inning Stats	R: 0 E: 0 K: 0 S: 11 H: 1 LOB: 1 BB: 0 P: 18	R: 0 E: 0 K: 0 S: 8 H: 0 LOB: 0 BB: 0 P: 13	R: 0 E: 0 K: 1 S: 13 H: 2 LOB: 1 BB: 0 P: 21	R: 1 E: 0 K: 0 S: 8 H: 1 LOB: 0 BB: 0 P: 12	R: 0 E: 0 K: 2 S: 11 H: 1 LOB: 1 BB: 0 P: 13	R: 0 E: 0 K: 2 S: 10 H: 0 LOB: 1 BB: 0 P: 15	R: 3 E: 0 K: 0 S: 19 H: 4 LOB: 1 BB: 0 P: 33	R: 1 E: 0 K: 2 S: 20 H: 2 LOB: 2 BB: 1 P: 31	R: 0 E: 0 K: 1 S: 12 H: 0 LOB: 0 BB: 0 P: 17	1B: 9 2B: 0 3B: 0 HR: 2	SF: 1 SAC: 0 DP: 1 HBP: 1	WP: 0 PB: 0 SB: 1 CS: 0	PA: 39				

PITCHER		IP	WLS	BF	H	R	ER	SO	BB	IBB	HBP	BLK	WP	HR	S	P	ERA	WHIP
41 David Phelps, R ERA: 5.01	(1, 1)	6.1	W	27	8	4	4	5	0	0	1	0	0	1	72	111	5.68	1.263
62 Joba Chamberlain, R ERA: 5.75	(7, 1)	0.0		1	1	0	0	0	0	0	0	0	0	0	3	6	∞	∞
48 Boone Logan, L ERA: 2.42	(7, 1)	0.2		5	2	1	1	0	1	0	0	0	0	1	16	25	13.50	4.500
27 Shawn Kelley, R ERA: 3.94	(8, 1)	1.0	H	3	0	0	0	2	0	0	0	0	0	0	9	14	0.00	0.000
30 David Robertson, R ERA: 2.36	(9, 1)	1.0		3	0	0	0	1	0	0	0	0	0	0	12	17	0.00	0.000

PITCHER	IP	WLS	BF	H	R	ER	SO	BB	IBB	HBP	BLK	WP	HR	S	P	ERA	WHIP

New York Yankees @ Minnesota Twins

Target Field, Minneapolis, MN

Thu Jul 04 2013, 1:11 PM - 4:39 PM CDT

Att. 38,260 - Partly Cloudy - 83 F

livebaseballscorecards.com

AB	36
R	5
H	11
RBI	5
BB	1
SO	8
LOB	18

Batter	1	2	3	4	5	6	7	8	9	AB	R	H	RBI	BB	SO	LOB
9 Nate McLouth, L (1, 7) OBP: 0.361, SLG: 0.419	B SI 93 B FF 93 C FF 93 S SI 93 S SI 94 2-3 ① K		C SI 92 B FF 92 F CU 80 S CU 82 1-3 ① K			X CU 80 0-0 13 G5-4-3 1B		X SI 94 0-0 ③ G1-3		4	0	1	0	0	2	0
13 Manny Machado, R (1, 5) OBP: 0.345, SLG: 0.476	C FF 95 X SI 92 0-1 ② L7		S SI 93 X CU 82 0-1 ② G6-3			D SI 93 B SI 93 C FF 94 1 SAFE X CU 82 2-1 ① ② G5-4-3 1-2f			B CU 81 B SI 90 B FF 92 C FF 90 F FF 92 F FF 93 X FF 93 3-2 ① G6-3	4	0	0	0	0	0	1
21 Nick Markakis, L (1, 9) OBP: 0.339, SLG: 0.409	B FF 95 X SI 94 1-0 1B		C CU 81 X FF 93 0-1 ③ G6-3			C SI 94 B SI 95 C CH 86 C CU 83 1-3 ③ K			B SI 92 S CU 78 F CH 85 S CU 82 1-3 ② K	4	0	1	0	0	2	0
10 Adam Jones, R (1, 8) OBP: 0.311, SLG: 0.472	S CU 79 F FF 93 1 SAFE S CU 83 0-3 ③ K			B FF 95 X FF 94 1-0 ① G4-3			B SI 93 F FF 93 B CU 82 C CU 81 S CU 84 2-3 ① K		C FF 95 F FF 95 F FF 95 X CU 84 0-2 ③ G4-3	4	0	0	0	0	2	1
19 Chris Davis, L (1, 3) OBP: 0.401, SLG: 0.717		C SI 92 B FF 93 B CU 81 H CU 80 3-1 32 HR HBP		X FF 94 0-0 ② G3-4-1			B CU 83 B CH 86 C CU 82 B SI 95 F SI 94 S CU 81 3-3 ② K			2	1	0	0	0	1	0
32 Matt Wieters, S (1, 2) OBP: 0.285, SLG: 0.404		B CU 79 C FF 94 X FF 93 1-1 1-H HR		X SI 95 0-0 ③ F7			C CU 82 B FF 94 B SI 93 C CH 87 B CU 84 B CU 83 4-2 BB			2	1	1	2	1	0	0
2 J.J. Hardy, R (1, 6) OBP: 0.291, SLG: 0.435		C FF 95 F FF 94 B CU 83 X FF 97 1-2 ① G6-3			B CU 79 F FF 94 B SI 94 F FF 95 B CU 83 C FF 96 3-3 ① K		B FF 95 X FF 94 1-0 ③ P6			3	0	0	0	0	1	1
3 Ryan Flaherty, L (1, 4) OBP: 0.271, SLG: 0.345		S FF 95 X FF 96 0-1 ② F8			C CU 81 B SI 95 T CU 81 S CU 83 1-3 ② K			C SI 93 B SI 93 X FF 94 1-1 ① G1-3		3	0	0	0	0	1	0
1 Brian Roberts, S (1, 10) OBP: 0.286, SLG: 0.423		C FF 95 X SI 94 0-1 ③ F8			C CU 81 F FF 95 S CU 84 0-3 ③ K			C SI 94 C CH 86 S FF 95 0-3 ② K		3	0	0	0	0	2	0
Inning Stats	R: 0 H: 1 E: 0 LOB: 1 K: 2 BB: 0 S: 9 P: 12	R: 2 H: 1 E: 0 LOB: 0 K: 0 BB: 0 S: 10 P: 15	R: 0 H: 0 E: 0 LOB: 0 K: 1 BB: 0 S: 7 P: 8	R: 0 H: 0 E: 0 LOB: 0 K: 0 BB: 0 S: 3 P: 4	R: 0 H: 0 E: 0 LOB: 0 K: 3 BB: 0 S: 9 P: 13	R: 0 H: 1 E: 0 LOB: 0 K: 1 BB: 0 S: 6 P: 9	R: 0 H: 0 E: 0 LOB: 1 K: 2 BB: 1 S: 9 P: 19	R: 0 H: 0 E: 0 LOB: 0 K: 1 BB: 0 S: 6 P: 7	R: 0 H: 0 E: 0 LOB: 0 K: 1 BB: 0 S: 11 P: 15	1B: 2 SF: 0 2B: 0 SAC: 0 3B: 0 DP: 1 HR: 1 HBP: 1					WP: 0 PA: 31 PB: 0 SB: 0 CS: 0	

PITCHER	IP	WLS	BF	H	R	ER	SO	BB	IBB	HBP	BLK	WP	HR	S	P	ERA	WHIP
47 Iván Nova, R (1, 1) ERA: 4.09	9.0	W	31	3	2	2	11	1	0	1	0	0	1	70	102	2.00	0.444

PITCHER	IP	WLS	BF	H	R	ER	SO	BB	IBB	HBP	BLK	WP	HR	S	P	ERA	WHIP

TOP

Baltimore Orioles @ New York Yankees

Yankee Stadium, Bronx, NY

Fri Jul 05 2013, 7:09 PM - 9:53 PM EDT

Att. 43,396 - Partly Cloudy - 90 F

livebaseballscorecards.com

AB	29
R	2
H	3
RBI	2
BB	1
SO	11
LOB	3

Baltimore Orioles @ New York Yankees

Yankee Stadium, Bronx, NY

Fri Jul 05 2013, 7:09 PM - 9:53 PM EDT

Att. 43,396 - Partly Cloudy - 90 F

livebaseballscorecards.com

BOTTOM

Batter	1	2	3	4	5	6	7	8	9	AB	R	H	RBI	BB	SO	LOB
11 Brett Gardner, L (1, 8) OBP: 0.339, SLG: 0.441	B FF 90 C SI 90 X CU 77 1-1 2B		C SI 93 C FF 92 D CH 86 S FF 92 1-3 ② K		1 SAFE S CH 83 B SI 91 F SI 91 F FF 92 1 SAFE B SI 91 S CH 83 2-3 ① K		C SI 89 B SL 83 C SL 82 D SL 82 C SL 81 2-3 ① K		X SI 93 0-0 FC1 33 BB 31 SH2-3 12 1B 1-2	5	1	1	0	0	3	2
31 Ichiro Suzuki, L (1, 9) OBP: 0.317, SLG: 0.388	B SI 91 L SI 90 L SI 91 T FF 91 1-2 ① K		X SI 93 0-0 ③ F9		X CH 83 0-0 1-3 2B		X SL 81 0-0 ② G4-3		X SI 94 0-0 ① SH2-3 1-2 2-3	4	0	1	0	0	1	1
24 Robinson Canó, L (1, 4) OBP: 0.371, SLG: 0.529	D CH 82 B CH 82 B CH 82 C FF 90 X FF 92 3-1 ② F7			F FF 92 B CH 86 B FF 92 X CH 85 2-1 ① L3	I IN 72 I IN 72 I IN 71 I IN 72 4-0 IBB		F SL 83 C SL 82 X SI 91 0-2 E5		I IN 74 I IN 77 I IN 76 I IN 79 4-0 12 1B 33 BB IBB	3	0	0	0	2	0	1
33 Travis Hafner, L (1, 10) OBP: 0.323, SLG: 0.428	C FF 92 S FF 92 D CH 83 F SI 92 F FF 92 F CH 83 F CH 82 X SI 92 1-2 ③ G4-3			B SI 93 B CU 79 F FF 92 S SL 85 D CH 86 S CH 84 3-3 ② K	B CH 84 B CH 84 B SI 92 C SI 92 X FF 92 3-1 ② F8		1 SAFE B SI 90 C SI 89 F SL 83 B SL 81 X SL 82 2-2 ③ G4-3		D CH 89 B SI 95 B SI 95 B SI 94 4-0 12 1B 1-2 2-3 3-H BB	4	0	0	1	1	1	5
12 Vernon Wells, R (1, 7) OBP: 0.272, SLG: 0.374		C SI 92 B SL 85 X FF 92 1-1 ① F7		B SL 83 X FF 93 1-0 55 BB 61 1B 1B	F FF 93 B FF 93 X FF 93 1-1 ③ P3			F SL 79 F SL 78 B SL 79 B SI 86 X SI 85 2-2 ① G6-3	B SI 93 B SI 94 C SI 93 F CU 80 X SI 94 2-2 1-2 2-3 3-H 1B	5	1	2	1	0	0	3
55 Lyle Overbay, L (1, 3) OBP: 0.284, SLG: 0.419		B CH 85 F FF 92 B CH 84 F CH 83 B FF 92 F FF 93 F SI 93 B SI 92 4-2 19 FC5-4 BB	B SI 91 B SI 93 C CH 84 B SI 90 F FF 92 B SI 93 4-2 61 1B 1-2 BB		X CH 82 0-0 ① G3-1		B FF 88 C SL 79 F FF 87 X FF 86 1-2 1B		2	0	1	0	2	0	0
61 Luis Alfonso Cruz, R (1, 6) OBP: 0.182, SLG: 0.186		B SL 85 X SL 85 1-0 ② P5	C FF 93 S CH 84 X CH 83 0-2 1-2 2-H 1B		C CH 84 X FF 93 0-1 ② L7		S SL 80 F SI 86 S FF 87 0-3 ② K		4	0	1	1	0	1	2
19 Chris Stewart, R (1, 2) OBP: 0.306, SLG: 0.307 45 Zoilo Almonte, S (8, PH) OBP: 0.339, SLG: 0.442 53 Austin Romine, R (9, 2) OBP: 0.149, SLG: 0.182		C FF 92 F FF 93 B FF 93 X CU 80 1-2 ③ FC5-4 1-2f	C CU 81 X FF 92 0-1 ③ F8		B CU 78 C CU 78 B CU 81 S CH 83 F FF 92 B CH 82 B CH 83 4-2 BB		B SL 79 C SL 78 X SL 80 1-1 ③ P4		2	0	0	0	1	0	3
									1	0	0	0	0	0	1
									0	0	0	0	0	0	0
39 David Adams, R (1, 5) OBP: 0.260, SLG: 0.276			C FF 92 X SI 92 0-1 ① F8		B CU 77 B FF 91 F SI 92 F FF 92 B CH 85 B FF 92 4-2 31 2B BB	F FF 91 X SI 92 0-1 ③ L8			B SI 94 F SI 93 X FF 94 1-1 31 SH2-3 11 E 33 BB 1B	3	1	1	0	1	0	1

	AB	R	H	RBI	BB	SO	LOB
	33	3	7	3	7	6	19

Inning Stats																		
	R: 0 E: 0 K: 1 S: 14	H: 1 LOB: 1 BB: 0 P: 20	R: 0 E: 0 K: 0 S: 10	H: 0 LOB: 1 BB: 1 P: 17	R: 0 E: 0 K: 1 S: 6	H: 0 LOB: 0 BB: 0 P: 7	R: 1 E: 0 K: 1 S: 13	H: 2 LOB: 2 BB: 1 P: 23	R: 0 E: 0 K: 1 S: 11	H: 1 LOB: 3 BB: 2 P: 25	R: 0 E: 0 K: 0 S: 8	H: 0 LOB: 1 BB: 1 P: 12	R: 0 E: 1 K: 1 S: 10	H: 0 LOB: 1 BB: 0 P: 14	R: 0 E: 0 K: 1 S: 11	H: 1 LOB: 1 BB: 0 P: 15	R: 2 E: 1 K: 0 S: 7	H: 2 LOB: 3 BB: 2 P: 18	1B: 5 2B: 2 3B: 0 HR: 0	SF: 0 SAC: 1 DP: 0 HBP: 0	WP: 0 PB: 0 SB: 0 CS: 0	PA: 41

PITCHER	IP	WLS	BF	H	R	ER	SO	BB	IBB	HBP	BLK	WP	HR	S	P	ERA	WHIP
50 Miguel González, R (1, 1) ERA: 3.63	6.0		27	4	1	1	4	4	1	0	0	0	0	62	104	1.50	1.333
40 Troy Patton, L (7, 1) ERA: 3.68	1.0	H	4	0	0	0	1	0	0	0	0	0	0	10	14	0.00	0.000
56 Darren O'Day, R (8, 1) ERA: 2.13	1.0	H	4	1	0	0	1	0	0	0	0	0	0	11	15	0.00	1.000
43 Jim Johnson, R (9, 1) ERA: 4.02	0.1	L	6	2	2	1	0	1	1	0	0	0	0	7	18	27.00	9.000

PITCHER	IP	WLS	BF	H	R	ER	SO	BB	IBB	HBP	BLK	WP	HR	S	P	ERA	WHIP

Batter	1	2	3	4	5	6	7	8	9	AB	R	H	RBI	BB	SO	LOB
21 Nick Markakis, L (1, 9) OBP: 0.336, SLG: 0.405	X FF 89 0-0 ① G3	B SL 83 X SL 81 1-0 ③ F9		C FF 90 0-1 ③ CS 1-2	B CU 75 B CU 75 C FF 89 B FF 90 X FF 89 3-1 ① G4-3		C FF 89 1 SAFE B FF 90 F SL 84 C FF 89 1-3 ② K 1-2			4	0	0	0	0	1	2
13 Manny Machado, R (1, 5) OBP: 0.344, SLG: 0.476	C FF 88 X FF 89 0-1 ② F8		S CH 80 B FF 88 B FF 88 F CU 76 X SL 81 2-2 19 F8 2B		C FF 88 C FF 89 X SL 80 0-2 ② F9		S SL 82 D SL 85 B SL 83 B FF 94 S SL 83 F SL 82 S SL 83 3-3 ③ K			4	0	1	0	0	1	1
10 Adam Jones, R (1, 8) OBP: 0.313, SLG: 0.473	B FF 90 B FF 89 C FF 90 X FF 90 2-1 19 HR 1B		L CH 80 F SL 83 S FF 89 0-3 ① K		X FF 87 0-0 ③ L9			B FC 90 S FC 90 X FC 92 1-1 1 G4-6-3 1B		4	1	2	0	0	1	1
19 Chris Davis, L (1, 3) OBP: 0.399, SLG: 0.721	C SI 90 B FF 90 B SL 82 F SL 80 B FC 88 X FF 88 3-2 1-H HR		F SL 83 B FF 89 X SI 89 1-1 ② F8 2-3			S CU 76 S FF 90 B SL 84 S SL 81 1-3 ① K B FF 88 B CU 74 F FF 86 X FF 89 2-1 14 FC5-4 1B		B FF 93 C FC 92 1 SAFE F KC 82 1 SAFE F KC 82 F FC 92 B KC 79 1 SAFE 3-3 ① F KC 81 B FC 92 C FC 94 K		4	1	1	2	0	2	2
1 Brian Roberts, S (1, 10) OBP: 0.281, SLG: 0.400	C FF 89 X FF 89 0-1 ③ G6-3		B CU 77 B FF 89 B SL 82 X FF 89 3-0 ③ F9					B KC 81 C FC 93 B FC 93 X FC 92 2-1 ② ③ G4-6-3 1-2f		4	0	1	0	0	0	2
2 J.J. Hardy, R (1, 6) OBP: 0.290, SLG: 0.436		C FC 88 B FC 87 X FF 89 1-1 ① F8		X FF 88 0-0 14 F8 31 1B 2B		C CU 74 1 SAFE 1 SAFE B CH 79 C FF 88 B SL 79 1 SAFE S SL 81 2-3 ② K			C FC 92 X FC 91 0-1 ① G4-3	4	1	1	0	0	1	1
14 Nolan Reimold, R (1, 7) OBP: 0.258, SLG: 0.330 9 Nate McLouth, L (9, PH) OBP: 0.359, SLG: 0.418		C CU 75 F FF 89 B FF 90 B SL 83 X CH 81 2-2 E1 12 2B 1B		B FF 89 S CU 76 B CH 79 F FF 89 D SL 82 X SL 83 3-2 ① F8 2-3		B CH 80 1 SAFE X CH 78 1-0 ③ FC5-4 1-2f			C FC 92 B FC 92 X FC 90 1-1 ② G4-3	3 1	1 0	1 0	0 0	0 0	0 0	2 0
12 Alexi Casilla, S (1, 4) OBP: 0.283, SLG: 0.345 3 Ryan Flaherty, L (9, PH) OBP: 0.275, SLG: 0.348		C CU 72 X FF 90 0-1 2-H 2B		F FC 87 X CH 82 0-1 ② G4-3			C CH 79 B FF 88 C SL 80 B FF 89 F FF 89 X SL 83 2-2 21 S 1B		F FC 92 B FC 91 F FC 91 B FC 91 X FC 92 2-2 1B	3 1	0 0	2 1	1 0	0 0	0 0	1 0
31 Taylor Teagarden, R (1, 2) OBP: 0.111, SLG: 0.278 36 Chris Dickerson, L (9, PH) OBP: 0.296, SLG: 0.447		C CU 74 F FF 90 B SL 81 B FF 88 F SL 83 X FF 89 2-2 ② G5-3		C FC 86 B FC 86 C SL 82 B SL 82 B FF 89 X FC 87 3-2 21 CS 3-H 1B			F FF 88 X CU 75 0-1 ① F7		C FC 91 S FC 91 S FC 92 0-3 ③ K	3 1	0 0	1 0	1 0	0 0	0 1	2 1
Inning Stats	R: 2 E: 0 K: 0 S: 10 H: 2 LOB: 0 BB: 0 P: 15	R: 1 E: 1 K: 0 S: 12 H: 2 LOB: 1 BB: 0 P: 18	R: 0 E: 0 K: 1 S: 9 H: 1 LOB: 1 BB: 0 P: 15	R: 1 E: 0 K: 0 S: 10 H: 2 LOB: 0 BB: 0 P: 16	R: 0 E: 0 K: 0 S: 6 H: 0 LOB: 0 BB: 0 P: 9	R: 0 E: 0 K: 2 S: 9 H: 1 LOB: 1 BB: 0 P: 15	R: 0 E: 0 K: 2 S: 13 H: 1 LOB: 1 BB: 0 P: 19	R: 0 E: 0 K: 1 S: 10 H: 1 LOB: 0 BB: 0 P: 16	R: 0 E: 0 K: 1 S: 10 H: 1 LOB: 1 BB: 0 P: 13	1B: 7 2B: 3 3B: 0 HR: 1 SF: 0 SAC: 0 DP: 1 HBP: 0						WP: 0 PB: 0 SB: 1 CS: 1 PA: 37	

PITCHER	IP	WLS	BF	H	R	ER	SO	BB	IBB	HBP	BLK	WP	HR	S	P	ERA	WHIP
46 Andy Pettitte, L (1, 1) ERA: 4.37	6.2	W	28	9	4	3	4	0	0	0	0	0	1	65	100	4.05	1.350
27 Shawn Kelley, R (7, 1) ERA: 3.9	0.1	H	1	0	0	0	1	0	0	0	0	0	0	4	7	0.00	0.000
30 David Robertson, R (8, 1) ERA: 2.29	1.0	H	3	1	0	0	1	0	0	0	0	0	0	10	16	0.00	1.000
42 Mariano Rivera, R (9, 1) ERA: 1.39	1.0	S	4	1	0	0	1	0	0	0	0	0	0	10	13	0.00	1.000

PITCHER	IP	WLS	BF	H	R	ER	SO	BB	IBB	HBP	BLK	WP	HR	S	P	ERA	WHIP

TOP

Baltimore Orioles @ New York Yankees

Yankee Stadium, Bronx, NY

Sat Jul 06 2013, 1:09 PM - 4:20 PM EDT

Att. 42,678 - Partly Cloudy - 91 F

livebaseballscorecards.com

AB	36
R	4
H	11
RBI	4
BB	0
SO	7
LOB	15

Batter	1	2	3	4	5	6	7	8	9	AB	R	H	RBI	BB	SO	LOB
11 Brett Gardner, L (1, 8) OBP: 0.335, SLG: 0.435	B FF 89 C FF 90 B KC 75 F FC 89 F FF 91 F FF 92 X CH 83 2-2 ① G4-3		F SL 85 X FF 92 0-1 ① G4-3		X SL 86 0-0 ① SH5-3 1-2 2-3	C SL 86 T FF 91 X SL 86 0-2 ② FC1-5 1-2 2-3f		C FF 96 S FS 86 1 SAFE F FS 88 B SL 87 B FF 98 B FF 96 S FS 85 3-3 ③ K 1-2		4	0	0	0	0	1	3
31 Ichiro Suzuki, L (1, 9) OBP: 0.316, SLG: 0.386	C FF 91 B FF 91 S KC 78 B KC 77 B FF 92 F FF 92 X FF 93 3-2 ② G4-3		B FF 92 C KC 76 S CH 82 B CH 84 F FF 93 F FF 92 F KC 77 F FF 93 X CH 83 2-2 ② P6		C CH 84 X SL 86 0-1 24 1B 2-3 3-H 1B	X SL 86 0-0 ③ G4-3				4	0	1	1	0	0	2
24 Robinson Canó, L (1, 4) OBP: 0.372, SLG: 0.527	F FF 92 X FF 93 0-1 ③ G6-3		S KC 78 S KC 78 B FF 92 B FF 95 B KC 80 F CH 85 X KC 78 3-2 ③ F7		S FF 91 B FF 91 X FF 91 1-1 1-2 3-H 1B		L SL 85 B FF 92 B SL 85 B SL 89 B FF 92 4-1 BB			3	0	1	1	1	0	0
33 Travis Hafner, L (1, 10) OBP: 0.322, SLG: 0.422		C FC 89 B SL 84 B FF 90 F SL 84 F FF 92 B FF 90 B FC 92 4-2 55 1B 45 1B 61 1B BB		X FF 90 0-0 ① G4-3	B CH 82 C CH 84 B FF 94 S SL 87 C FF 93 2-3 ② K		B FF 90 S SL 88 B SL 87 B FF 92 F SL 88 S SL 86 3-3 ① K			3	1	0	0	1	2	3
45 Zoilo Almonte, S (1, 7) OBP: 0.339, SLG: 0.436 12 Vernon Wells, R (7, PH) OBP: 0.271, SLG: 0.372 (8, 7)		B KC 76 C SL 86 C FF 91 X CH 84 1-2 61 1B 55 1B 26 SF7-5 1-2 1B		C FF 91 S SL 86 F FF 89 B KC 76 X FF 91 1-2 ② F8	B SL 86 T FF 92 B FF 92 X SL 87 2-1 ③ G1-3		S SL 84 X FF 98 0-1 ② F7			3 1	1 0	1 0	0 0	0 0	0 0	2 1
55 Lyle Overbay, L (1, 3) OBP: 0.291, SLG: 0.424		B FF 92 X FF 92 1-0 26 SF7-5 61 1B 1-2 2-3 1B		B FF 91 C FF 91 S CH 83 B FF 93 B SL 88 X CH 84 3-2 1B	B SL 84 B SL 85 C FF 92 B FF 91 F SL 84 F FF 94 X FF 92 3-2 61 SH1-3 26 1B 1B	B FF 97 C FF 98 S FS 87 X FS 86 1-2 ③ G5-3				4	1	3	0	0	0	1
61 Luis Alfonso Cruz, R (1, 5) OBP: 0.186, SLG: 0.189		B FF 92 F SL 86 F FF 92 D KC 78 X FF 92 2-2 26 SF7-5 1-2 2-3 3-H 1B		C FF 92 F SL 87 S FF 93 0-3 ③ K	1 SAFE L KC 75 L FC 90 X FF 92 0-2 ① SH1-3 1-2			B FF 94 F FF 96 B SL 81 B FS 88 X FF 97 3-1 ① G5-3		3	0	1	1	0	1	1
26 Eduardo Núñez, R (1, 6) OBP: 0.299, SLG: 0.289		B FC 91 X FF 90 1-0 ① ② SF7-5 1-2 2-3 3-H			B SL 84 X FF 91 1-0 11 SH5-3 19 1B 31 1B 1B	C KC 76 X FF 92 0-1 11 FC1-5 2-H 1B		B SL 82 S FS 83 X FF 97 1-1 ② G6-3		3	1	2	2	0	0	0
19 Chris Stewart, R (1, 2) OBP: 0.316, SLG: 0.310		F FF 93 B SL 86 C SL 86 C FF 93 1-3 ③ K			1 SAFE 1 SAFE B FF 91 B SL 86 X FF 92 2-0 31 1B 11 SH5-3 24 1B 1-2 1B	B KC 75 F SL 84 F FF 94 B KC 78 D CH 83 B SL 87 4-2 11 FC1-5 BB		B FF 95 B FF 95 C FF 97 B FS 86 B FF 97 4-1 11 PB BB		2	1	1	0	2	1	1
Inning Stats	R: 0 E: 0 K: 0 S: 11 H: 0 LOB: 0 BB: 0 P: 16	R: 2 E: 0 K: 1 S: 14 H: 3 LOB: 1 BB: 1 P: 24	R: 0 E: 0 K: 0 S: 13 H: 0 LOB: 0 BB: 0 P: 18	R: 0 E: 0 K: 1 S: 11 H: 1 LOB: 1 BB: 0 P: 15	R: 2 E: 0 K: 1 S: 12 H: 4 LOB: 2 BB: 0 P: 20	R: 1 E: 0 K: 0 S: 15 H: 2 LOB: 2 BB: 1 P: 22	R: 0 E: 0 K: 1 S: 9 H: 0 LOB: 1 BB: 1 P: 17	R: 0 E: 0 K: 1 S: 9 H: 0 LOB: 1 BB: 1 P: 20		1B: 10 2B: 1 3B: 0 HR: 0 SF: 1 SAC: 2 DP: 1 HBP: 0						

PITCHER	IP	WLS	BF	H	R	ER	SO	BB	IBB	HBP	BLK	WP	HR	S	P	ERA	WHIP
30 Chris Tillman, R (1, 1) ERA: 3.92	5.1	L	27	10	5	5	3	2	0	0	0	0	0	72	111	8.44	2.250
17 Brian Matusz, L (6, 1) ERA: 3.78	1.0		4	0	0	0	1	1	0	0	0	0	0	8	15	0.00	1.000
37 Kevin Gausman, R (7, 1) ERA: 5.97	1.2		6	0	0	0	1	1	0	0	0	0	0	14	26	0.00	0.600

PITCHER	IP	WLS	BF	H	R	ER	SO	BB	IBB	HBP	BLK	WP	HR	S	P	ERA	WHIP

BOTTOM

Baltimore Orioles @ New York Yankees

Yankee Stadium, Bronx, NY

Sat Jul 06 2013, 1:09 PM - 4:20 PM EDT

Att. 42,678 - Partly Cloudy - 91 F

livebaseballscorecards.com

AB	30
R	5
H	10
RBI	5
BB	4
SO	5
LOB	14

Batter	1	2	3	4	5	6	7	8	9	AB	R	H	RBI	BB	SO	LOB
9 Nate McLouth, L (1, 10) OBP: 0.355, SLG: 0.412	B SI 91 X SI 90 1-0 P4		B FS 86 B FS 88 C SI 91 X SI 93 2-1 G4-3			C SI 92 F SI 90 S FS 87 0-3 K		B FC 91 B FF 92 C FF 91 C FF 92 S FF 91 2-3 K		4	0	0	0	0	2	0
13 Manny Machado, R (1, 5) OBP: 0.341, SLG: 0.471	C FF 92 B SI 92 B SI 92 F SI 92 B SL 85 C SI 92 3-3 K		X SL 85 0-0 G5-3			B FF 93 S SI 93 B FF 89 X SI 93 2-1 P3			B FF 91 B FF 92 F FC 92 X FC 93 2-1 G4-3	4	0	0	0	0	1	0
21 Nick Markakis, L (1, 9) OBP: 0.340, SLG: 0.411	B SI 92 X SI 93 1-0 1B			B CU 76 B FS 87 C SI 90 F SI 93 F SI 93 X SI 93 2-2 19 G4-3 2B		C SI 93 B SL 86 X SI 94 1-1 L7			C FC 92 F FC 91 X FF 93 0-2 10 HR 1B	4	1	3	0	0	0	0
10 Adam Jones, R (1, 8) OBP: 0.313, SLG: 0.478	B SL 84 B SL 84 C SI 92 X SI 94 2-1 F9			X SI 94 0-0 G1-3			B FS 85 X SI 92 1-0 F7		C FF 92 X FF 93 0-1 1-H HR	4	1	1	2	0	0	2
19 Chris Davis, L (1, 3) OBP: 0.395, SLG: 0.712		C SI 91 S FS 87 B SI 88 B SI 92 X FS 88 2-2 G4-3		F FS 87 B SI 93 S SL 86 X FF 89 1-2 G4-3 2-3			B SI 92 B SL 86 F SI 89 B SI 90 X FS 88 3-1 G6-3		S FC 92 F FC 91 S FC 91 0-3 K	4	0	0	0	0	1	1
32 Matt Wieters, S (1, 2) OBP: 0.291, SLG: 0.414		C SI 92 X FF 92 0-1 2B		D FF 89 X FF 89 1-0 G4-3			B SI 93 B SI 92 F SI 93 B SI 89 B SI 92 4-1 BB		B FC 91 B FC 91 C FC 91 F FC 90 B FC 92 F FC 91 X FC 91 3-2 2B	3	0	2	0	1	0	1
2 J.J. Hardy, R (1, 6) OBP: 0.290, SLG: 0.432		X SI 93 0-0 G6-3			C SI 91 B FF 91 S FS 88 B SI 88 X SI 93 2-2 F9		B SI 93 C SI 93 X SI 94 1-1 L8		I IN 57 I IN 62 I IN 62 I IN 62 4-0 IBB	3	0	0	0	1	0	2
36 Chris Dickerson, L (1, 7) OBP: 0.284, SLG: 0.429		B FS 85 X FS 87 1-0 G3			B SI 93 F SI 93 F SI 89 B SI 88 F FS 88 S FS 88 2-3 K			X FC 91 0-0 B5	S FC 90 X FC 91 0-1 G1-3	4	0	0	0	0	1	3
1 Brian Roberts, S (1, 4) OBP: 0.257, SLG: 0.364			C SI 91 B FF 93 F SI 92 S SI 88 1-3 K		C SL 80 S FS 89 B SI 93 B SI 93 F FF 90 X SI 95 2-2 F8			B FC 91 C KC 81 X FF 91 1-1 G6-3		3	0	0	0	0	1	0
Inning Stats	R: 0 E: 0 K: 1 S: 7 H: 1 LOB: 1 BB: 0 P: 14	R: 0 E: 0 K: 0 S: 7 H: 1 LOB: 1 BB: 0 P: 10	R: 0 E: 0 K: 1 S: 6 H: 0 LOB: 0 BB: 0 P: 9	R: 0 E: 0 K: 0 S: 9 H: 1 LOB: 1 BB: 0 P: 13	R: 0 E: 0 K: 1 S: 11 H: 0 LOB: 0 BB: 0 P: 17	R: 0 E: 0 K: 1 S: 7 H: 0 LOB: 0 BB: 0 P: 10	R: 0 E: 0 K: 0 S: 6 H: 0 LOB: 1 BB: 1 P: 15	R: 0 E: 0 K: 1 S: 6 H: 0 LOB: 0 BB: 0 P: 9	R: 2 E: 0 K: 1 S: 16 H: 3 LOB: 2 BB: 1 P: 25	1B: 2 2B: 3 3B: 0 HR: 1 SF: 0 SAC: 0 DP: 0 HBP: 0						

PITCHER		IP	WLS	BF	H	R	ER	SO	BB	IBB	HBP	BLK	WP	HR	S	P	ERA	WHIP
18 Hiroki Kuroda, R ERA: 2.77	(1, 1)	7.0		25	3	0	0	4	1	0	0	0	0	0	53	88	0.00	0.571
30 David Robertson, R ERA: 2.23	(8, 1)	1.0	H	3	0	0	0	1	0	0	0	0	0	0	6	9	0.00	0.000
42 Mariano Rivera, R ERA: 1.89	(9, 1)	1.0	L	7	3	2	2	1	0	1	0	0	0	1	16	25	18.00	3.000

PITCHER	IP	WLS	BF	H	R	ER	SO	BB	IBB	HBP	BLK	WP	HR	S	P	ERA	WHIP

TOP

Baltimore Orioles @ New York Yankees

Yankee Stadium, Bronx, NY

Sun Jul 07 2013, 1:10 PM - 4:04 PM EDT

Att. 40,218 - Partly Cloudy - 92 F

livebaseballscorecards.com

AB	33
R	2
H	6
RBI	2
BB	2
SO	6
LOB	9

WP: 0 PB: 0 SB: 0 CS: 0

PA: 35

Batter	1	2	3	4	5	6	7	8	9	AB	R	H	RBI	BB	SO	LOB
11 Brett Gardner, L (1, 8) OBP: 0.332, SLG: 0.430	B FF 91 B FF 91 X FF 92 2-0 ① P5	C SL 84 F SI 94 S SI 94 0-3 ③ K		F SI 92 B SI 93 X SI 92 1-1 ③ F7			B SL 78 B SI 86 F SI 87 X SL 79 2-1 ② F7			4	0	0	0	0	1	5
31 Ichiro Suzuki, L (1, 9) OBP: 0.312, SLG: 0.381	B SI 92 C SL 84 F SI 92 F FF 93 S CU 77 1-3 ② K		S CU 76 F SI 92 B SI 92 X CH 85 1-2 ① G5-3		B SI 90 B CH 84 F CH 85 F SI 92 X CU 77 2-2 ① F9		C SL 80 F SL 79 1 SAFE S SL 80 0-3 ③ K 1-2			4	0	0	0	0	2	1
24 Robinson Canó, L (1, 4) OBP: 0.374, SLG: 0.526	C CU 77 B SI 92 C SI 93 F FF 93 B CU 76 B FF 93 F CU 78 F FF 92 B SL 82 4-2 BB		B CH 85 C SI 91 X SI 92 1-1 ② F7		B SI 92 B CH 85 F SI 92 C CU 76 X CU 77 2-2 33 G5-6-3 1B			F SI 89 T SI 90 X SL 79 0-2 ① P5		3	0	1	0	1	0	0
33 Travis Hafner, L (1, 10) OBP: 0.322, SLG: 0.421 12 Vernon Wells, R (8, PH) OBP: 0.270, SLG: 0.371 (9, 10)	B SI 92 C SL 84 B CH 86 1 SAFE S SI 92 F SL 83 S SL 83 2-3 ③ K		F CH 87 T SI 92 X SI 94 0-2 1B		S CH 85 C SI 92 B SI 93 X SI 93 1-2 ② ③ G5-6-3 1-2f			X SL 78 0-0 ② F7		3 1	0 0	1 0	0 0	1 0	2 0	2 0
45 Zoilo Almonte, S (1, 7) OBP: 0.333, SLG: 0.414		S SI 92 F SI 93 B FF 94 F SI 93 F CU 79 F SI 93 B FF 93 F SI 93 B CU 78 4-2 55 1B 26 SF7 BB	F SI 91 X SI 92 0-1 ③ L7			B SI 88 F SI 88 F SL 81 X CH 82 1-2 ① G6-3		B SL 80 B SL 79 F SI 85 C SL 78 F FF 86 F SL 79 S SL 80 2-3 ③ K		3	1	0	0	1	1	1
55 Lyle Overbay, L (1, 3) OBP: 0.290, SLG: 0.421	B CH 86 B SI 91 B SI 92 C SI 92 S SL 84 F SI 91 F FF 91 F SL 86 X SL 84 3-2 19 1B 1-3 1B			X SI 91 0-0 ① P5		B SI 89 B SI 90 B SL 79 C SI 89 S SL 81 X SI 90 3-2 ② G1-3			C SI 94 F CH 89 B CH 89 S SI 96 1-3 ① K	4	0	1	0	0	1	0
61 Luis Alfonso Cruz, R (1, 5) OBP: 0.181, SLG: 0.184	C FF 94 F FF 94 X SI 94 0-2 ① F9			C SI 93 S SL 85 F SL 84 B SL 83 B SI 92 S SI 93 2-3 ② K		B CH 83 X CH 83 1-0 ③ G5-3			S SI 96 B SI 96 F CU 81 S SI 95 1-3 ② K	4	0	0	0	0	2	2
26 Eduardo Núñez, R (1, 6) OBP: 0.297, SLG: 0.291	X FF 93 0-0 ② SF7 3-H			B SI 92 F FF 93 B SL 82 B SL 82 F SI 90 F SL 84 X SI 92 3-2 19 1B 1B			B SI 88 X SI 88 1-0 ① G1-3		B CU 80 B CU 79 X SI 96 2-0 ③ G3-1	3	0	1	1	0	0	0
19 Chris Stewart, R (1, 2) OBP: 0.328, SLG: 0.318	B SL 86 D SL 87 F FF 93 X SI 93 2-1 1-2 1B			1 SAFE C SI 90 C SI 92 B FF 92 1 SAFE D CU 77 X SL 82 2-2 1-3 1B			B SL 78 B SI 89 B SI 87 B SI 87 4-0 31 S BB			2	0	2	0	1	0	0
Inning Stats	R: 0 E: 0 K: 2 S: 14 H: 0 LOB: 1 BB: 1 P: 23	R: 1 E: 0 K: 1 S: 22 H: 2 LOB: 2 BB: 1 P: 31	R: 0 E: 0 K: 0 S: 10 H: 1 LOB: 1 BB: 0 P: 12	R: 0 E: 0 K: 1 S: 14 H: 2 LOB: 2 BB: 0 P: 22	R: 0 E: 0 K: 0 S: 9 H: 1 LOB: 0 BB: 0 P: 14	R: 0 E: 0 K: 0 S: 7 H: 0 LOB: 0 BB: 0 P: 12	R: 0 E: 0 K: 1 S: 6 H: 0 LOB: 1 BB: 1 P: 13	R: 0 E: 0 K: 1 S: 9 H: 0 LOB: 0 BB: 0 P: 11	R: 0 E: 0 K: 2 S: 7 H: 0 LOB: 0 BB: 0 P: 11	1B: 6 2B: 0 3B: 0 HR: 0 SF: 1 SAC: 0 DP: 1 HBP: 0						

PITCHER		IP	WLS	BF	H	R	ER	SO	BB	IBB	HBP	BLK	WP	HR	S	P	ERA	WHIP
39 Jason Hammel, R ERA: 5.03	(1, 1)	5.0		22	6	1	1	4	2	0	0	0	0	0	69	102	1.80	1.600
66 T.J. McFarland, L ERA: 4.3	(6, 1)	2.0		7	0	0	0	1	1	0	0	0	0	0	13	25	0.00	0.500
40 Troy Patton, L ERA: 3.65	(8, 1)	0.1		1	0	0	0	0	0	0	0	0	0	0	3	3	0.00	0.000
56 Darren O'Day, R ERA: 2.09	(8, 1)	0.2	W	2	0	0	0	1	0	0	0	0	0	0	6	8	0.00	0.000
43 Jim Johnson, R ERA: 3.92	(9, 1)	1.0	S	3	0	0	0	2	0	0	0	0	0	0	7	11	0.00	0.000

PITCHER	IP	WLS	BF	H	R	ER	SO	BB	IBB	HBP	BLK	WP	HR	S	P	ERA	WHIP

BOTTOM

Baltimore Orioles @ New York Yankees

Yankee Stadium, Bronx, NY

Sun Jul 07 2013, 1:10 PM - 4:04 PM EDT

Att. 40,218 - Partly Cloudy - 92 F

livebaseballscorecards.com

AB	31
R	1
H	6
RBI	1
BB	3
SO	8
LOB	11

Batter	1	2	3	4	5	6	7	8	9	AB	R	H	RBI	BB	SO	LOB
4 Alex Gordon, L (1, 7) OBP: 0.360, SLG: 0.436	C FF 91 B FF 93 B SL 80 B FF 92 X FF 93 3-1 G4-3		C KC 73 B FF 91 B CH 85 X CH 86 2-1 F9		C SI 94 B CH 86 C FF 94 B CU 82 S CH 85 2-3 K		B SI 94 B FF 94 I IN 71 I IN 70 4-0 IBB		C CH 87 B FF 94 X SI 93 1-1 2 3B 2-H 2B	4	1	1	1	1	1	0
2 Alcides Escobar, R (1, 6) OBP: 0.278, SLG: 0.330	X FF 94 0-0 F9		B KC 74 F FF 92 B FF 93 S KC 80 B SL 81 X SL 80 3-2 G5-3			C SL 85 B SL 84 X SI 93 1-1 E6 16 G4-3	B SL 86 S SI 92 B SL 85 X CH 83 2-1 P4		C FF 93 F SI 92 F SL 86 X FF 93 0-2 2-H 3B	5	0	1	1	0	0	2
35 Eric Hosmer, L (1, 3) OBP: 0.337, SLG: 0.431	B FF 94 X FF 94 1-0 L6		B KC 75 C KC 76 B CH 86 B CH 86 S FF 93 F FF 93 X FF 94 3-2 16 FC6-4 1B			C SI 92 B CH 86 1 SAFE B CH 84 1 SAFE C SL 84 S CH 86 2-3 K		B CU 79 B CH 83 S CH 83 X FF 92 2-1 9 FC5 2B	I IN 78 I IN 77 I IN 79 I IN 76 4-0 IBB	4	0	2	0	1	1	1
16 Billy Butler, R (1, 10) OBP: 0.372, SLG: 0.397		C FF 92 X FF 93 0-1 HR	F FF 94 B SL 79 X SL 80 1-1 FC6-4 1-2f			C SL 87 B FF 93 X SI 93 1-1 G4-3 1-2		B FF 93 B CH 84 B SL 84 B FF 93 4-0 9 FC5 BB	B SL 84 B SL 86 X CH 86 2-0 P4	4	1	1	1	1	0	4
13 Salvador Perez, R (1, 2) OBP: 0.320, SLG: 0.412		B KC 75 F FF 93 B FF 92 C SL 80 S SL 80 2-3 K		X FF 91 0-0 L8		B SL 85 F FF 94 X SL 85 1-1 G6-3		X FF 92 0-0 P2	C FF 92 B SL 85 F SI 92 X SL 86 1-2 L9	5	0	0	0	0	1	5
8 Mike Moustakas, L (1, 5) OBP: 0.277, SLG: 0.337		C FF 91 B CH 86 X SL 81 1-1 7 2B 2B		C FF 92 F FF 92 B KC 76 B FF 92 F FF 92 X FF 92 2-2 F8			B CU 80 F SI 92 X SL 85 1-1 9 2B 1B	B SL 83 F CH 84 B FF 92 B SI 92 X SI 92 3-1 F7		4	2	2	0	0	0	2
9 Johnny Giavotella, R (1, 4) OBP: 0.261, SLG: 0.286 23 Elliot Johnson, S (9, 4) OBP: 0.248, SLG: 0.289		C FF 93 B FF 92 X SL 81 1-1 G6-3		F FF 92 F FF 93 S SL 82 0-3 K			C FF 92 B SI 94 1 SAFE X FF 94 1-1 7 F9 1-H 2B	X SI 93 0-0 FC5 1-2 2-3f		4 0	0 0	1 0	1 0	0 0	1 0	3 0
7 David Lough, L (1, 9) OBP: 0.313, SLG: 0.438		C FF 93 F SL 82 X FF 93 0-2 2-H 2B			C SI 93 B CU 80 B CH 83 S CH 83 B CU 80 S CH 82 3-3 K		L SI 91 X CH 85 0-1 F9 2-3		B SI 93 B SI 93 X SI 93 2-0 1 SH5-3 4 2B 1B	4	1	2	1	0	1	1
1 Jarrod Dyson, L (1, 8) OBP: 0.313, SLG: 0.473		F FF 93 C SL 81 F KC 76 B FF 94 F FF 94 D SL 83 F SL 82 X SL 82 2-2 G4-3			X SI 94 0-0 G4-3		C CU 81 B CU 81 X CH 85 1-1 P6		1 SAFE X SI 93 0-0 SH5-3 1-2	3	0	0	0	0	0	2
Inning Stats	R: 0 E: 0 K: 0 S: 4 H: 0 LOB: 0 BB: 0 P: 8	R: 2 E: 0 K: 1 S: 18 H: 3 LOB: 1 BB: 0 P: 24	R: 0 E: 0 K: 0 S: 11 H: 1 LOB: 1 BB: 0 P: 20	R: 0 E: 0 K: 1 S: 8 H: 0 LOB: 0 BB: 0 P: 10	R: 0 E: 0 K: 2 S: 7 H: 0 LOB: 0 BB: 0 P: 12	R: 0 E: 1 K: 1 S: 9 H: 0 LOB: 1 BB: 0 P: 14	R: 1 E: 0 K: 0 S: 10 H: 2 LOB: 2 BB: 1 P: 19	R: 0 E: 0 K: 0 S: 6 H: 1 LOB: 2 BB: 1 P: 15	R: 2 E: 0 K: 0 S: 12 H: 3 LOB: 2 BB: 1 P: 22	1B: 3 2B: 5 3B: 1 HR: 1 SF: 0 SAC: 1 DP: 0 HBP: 0						

TOP

Kansas City Royals @ New York Yankees

Yankee Stadium, Bronx, NY

Mon Jul 08 2013, 7:11 PM - 11:13 PM EDT

Att. 35,057 - Partly Cloudy - 87 F

livebaseballscorecards.com

AB	37
R	5
H	10
RBI	5
BB	3
SO	5
LOB	20

PITCHER		IP	WLS	BF	H	R	ER	SO	BB	IBB	HBP	BLK	WP	HR	S	P	ERA	WHIP
65 Phil Hughes, R ERA: 4.55	(1, 1)	4.0	L	16	4	2	2	2	0	0	0	0	0	1	41	62	4.50	1.000
43 Adam Warren, R ERA: 3.05	(5, 1)	3.2		17	3	1	1	3	1	1	0	0	0	0	31	59	2.46	1.091
38 Preston Claiborne, R ERA: 2.6	(8, 1)	1.1		8	3	2	2	0	0	1	0	0	0	0	13	23	13.50	2.250

PITCHER	IP	WLS	BF	H	R	ER	SO	BB	IBB	HBP	BLK	WP	HR	S	P	ERA	WHIP

WP: 0 PA: 41
PB: 0
SB: 0
CS: 0

Batter	1	2	3	4	5	6	7	8	9	AB	R	H	RBI	BB	SO	LOB
11 Brett Gardner, L (1, 8) OBP: 0.330, SLG: 0.425	B FF 89 C CH 86 B CH 87 C CH 87 B EP 67 X FF 92 3-2 ① G3		C CU 75 B CH 84 X SL 81 1-1 ③ L7			B CU 72 B CH 84 B FF 89 B FF 90 4-0 BB		C FF 92 B CU 76 X FF 93 1-1 ① G4-3	B FF 99 B FF 98 C FF 98 S FF 99 C FF 99 2-3 ② K	4	0	0	0	1	1	3
45 Zoilo Almonte, S (1, 7) OBP: 0.324, SLG: 0.397	C FF 93 X SL 82 0-1 ② G4-3			F CH 86 X SL 80 0-1 ① F8		**B FF 91** **1 SAFE** **B FF 91** 1 SAFE C FF 90 X SL 81 2-1 ② L8		B FF 92 C FF 93 X CH 85 1-1 33 FC4-6 24 BB 1B	C FF 99 D SL 88 F FF 98 D FS 89 F FF 97 F FF 99 F FF 98 T FF 98 2-2 ③ K	5	0	1	0	0	1	4
24 Robinson Canó, L (1, 4) OBP: 0.375, SLG: 0.524	B FF 92 X SL 81 1-0 1B			B CH 87 S CU 75 B CH 85 F CH 86 F FF 92 B FF 93 X SL 81 3-2 ② G3		C FF 89 C FF 92 B FF 93 D SL 84 X FF 94 2-2 ③ G6-3		B FF 93 D CU 76 B FF 93 B FF 93 4-0 33 FC4-6 BB 1-2		3	0	1	0	1	0	1
33 Travis Hafner, L (1, 10) OBP: 0.317, SLG: 0.414	C FF 90 B CH 86 B CH 88 X SL 84 2-1 ③ F7			X FF 92 0-0 ③ G4-3			C CH 84 B CH 82 B SL 80 X CH 87 2-1 ① G4-3	B CU 76 X FF 93 1-0 ② FC4-6 1-2f 2-3		4	0	0	0	0	0	3
12 Vernon Wells, R (1, 9) OBP: 0.273, SLG: 0.373		C CH 88 F SL 83 B FF 91 B SL 85 X FF 94 2-2 61 G5-4-3 1B	C CH 87 F CU 74 B SL 84 X FF 92 1-2 1B				B CH 88 B CH 87 X FF 92 2-0 ② G6-3	B SL 84 B FF 94 C SI 94 D SL 85 F SI 95 F SL 84 F SI 95 X FF 96 3-2 ③ G4-3		4	0	2	0	0	0	2
22 Travis Ishikawa, L (1, 3) OBP: 0.150, SLG: 0.105 55 Lyle Overbay, L (7, PH) OBP: 0.295, SLG: 0.434 (8, 3)		C FF 93 S SL 81 B FF 95 S CH 86 1-3 ① K	S SL 82 C CH 87 T SL 84 0-2 ① K				B CH 86 C CH 86 B FF 93 X CH 86 2-1 HR		B FF 95 B FF 95 B FF 94 B FF 95 4-0 19 1B 61 1B BB	2 1	0 1	0 1	0 1	0 1	2 0	2 0
61 Luis Alfonso Cruz, R (1, 6) OBP: 0.189, SLG: 0.193 (8, 5)		C SL 82 X FF 89 0-1 ②③ G5-4-3 1-2f	F SL 83 F CH 88 F FF 94 F SL 83 B CH 88 C SL 83 1-3 ② K				F SL 81 B FF 94 X FF 93 1-1 31 1B 1B		B FF 96 C FF 95 X FC 90 1-1 19 1B 1-2 1B	4	0	2	0	0	1	2
40 Alberto Gonzalez, R (1, 5) OBP: 0.228, SLG: 0.296 31 Ichiro Suzuki, L (7, PH) OBP: 0.314, SLG: 0.383 19 Chris Stewart, R (8, 2) OBP: 0.331, SLG: 0.323			C FF 90 X CH 87 0-1 ① G4-3		C CH 87 C CH 87 B SL 82 F FF 94 X SL 84 1-2 ③ P4		B FF 91 X CH 86 1-0 1-3 1B		C FF 96 B SL 88 T FF 97 X SL 88 1-2 1-2 2-3 1B	2 1 1	0 0 0	0 1 1	0 0 0	0 0 0	0 0 0	1 0 0
53 Austin Romine, R (1, 2) OBP: 0.145, SLG: 0.176 26 Eduardo Núñez, R (7, PH) OBP: 0.291, SLG: 0.284 (8, 6)			C FF 92 S SL 84 F FF 94 X SL 84 0-2 ② F8			X SL 82 0-0 ① G1-3	B CH 83 B FF 92 C CH 83 F FF 93 S CH 84 2-3 ③ K		C FF 97 D SL 87 C SL 87 S SL 88 1-3 ① K	2 2	0 0	0 0	0 0	0 0	0 2	0 5
Inning Stats	R: 0 E: 0 K: 0 S: 8 H: 1 LOB: 1 BB: 0 P: 14	R: 0 E: 0 K: 1 S: 8 H: 1 LOB: 0 BB: 0 P: 11	R: 0 E: 0 K: 0 S: 8 H: 0 LOB: 0 BB: 0 P: 9	R: 0 E: 0 K: 0 S: 7 H: 0 LOB: 0 BB: 0 P: 10	R: 0 E: 0 K: 2 S: 15 H: 1 LOB: 1 BB: 0 P: 18	R: 0 E: 0 K: 0 S: 6 H: 0 LOB: 1 BB: 1 P: 14	R: 1 E: 0 K: 1 S: 11 H: 3 LOB: 2 BB: 0 P: 21	R: 0 E: 0 K: 0 S: 10 H: 1 LOB: 2 BB: 1 P: 20	R: 0 E: 0 K: 3 S: 17 H: 2 LOB: 3 BB: 1 P: 28	1B: 8 2B: 0 3B: 0 HR: 1 SF: 0 SAC: 0 DP: 1 HBP: 0				WP: 0 PB: 0 SB: 0 CS: 0 PA: 38		

PITCHER		IP	WLS	BF	H	R	ER	SO	BB	IBB	HBP	BLK	WP	HR	S	P	ERA	WHIP
11 Jeremy Guthrie, R ERA: 4.12	(1, 1)	6.2	W	26	6	1	1	3	1	0	0	0	0	1	60	92	1.35	1.050
55 Tim Collins, L ERA: 3.77	(7, 1)	1.0	H	5	1	0	0	1	1	0	0	0	0	0	8	17	0.00	2.000
43 Aaron Crow, R ERA: 3.25	(8, 1)	0.1	H	1	0	0	0	0	0	0	0	0	0	0	5	8	0.00	0.000
44 Luke Hochevar, R ERA: 2.16	(9, 1)	0.0		2	1	0	0	0	1	0	0	0	0	0	2	7	∞	∞
56 Greg Holland, R ERA: 1.85	(9, 1)	1.0	S	4	1	0	0	3	0	0	0	0	0	0	15	21	0.00	1.000

PITCHER	IP	WLS	BF	H	R	ER	SO	BB	IBB	HBP	BLK	WP	HR	S	P	ERA	WHIP

BOTTOM

Kansas City Royals @ New York Yankees

Yankee Stadium, Bronx, NY

Mon Jul 08 2013, 7:11 PM - 11:13 PM EDT

Att. 35,057 - Partly Cloudy - 87 F

livebaseballscorecards.com

AB	35
R	1
H	9
RBI	1
BB	3
SO	7
LOB	23

Batter	1	2	3	4	5	6	7	8	9	AB	R	H	RBI	BB	SO	LOB
4 Alex Gordon, L (1, 7) OBP: 0.358, SLG: 0.432	S FF 90 T FF 90 B FF 91 F FF 91 B SL 79 B SL 80 C FF 91 3-3 ① K		B SI 91 B SI 90 B SL 80 B FF 92 4-0 1-2 BB			B FF 92 B CU 76 C FF 92 F SI 91 F SI 90 X SL 81 2-2 ① F9		B FF 91 S CU 76 X SI 90 1-1 ① F8		3	0	0	0	1	1	0
2 Alcides Escobar, R (1, 6) OBP: 0.278, SLG: 0.332	C FF 89 S CH 84 F FF 91 S FF 90 0-3 ② K		B CH 85 F CH 85 X FF 93 1-1 ③ F9			L CU 75 B FF 91 X SI 90 1-1 ② F8		X FF 91 0-0 35 2B 2B		4	1	1	0	0	1	2
35 Eric Hosmer, L (1, 3) OBP: 0.336, SLG: 0.432	B FF 91 S SL 80 X SI 89 1-1 ③ F9			C CU 75 F SL 81 B FF 91 S SI 91 1-3 ① K		C FF 92 T SL 81 B SL 81 B SL 81 X SL 81 2-2 ③ P4		S SL 81 X SI 91 0-1 2-H 2B		4	0	1	1	0	1	0
16 Billy Butler, R (1, 10) OBP: 0.374, SLG: 0.407		C FF 90 C SI 89 X CH 85 0-2 ① G6-3		C CU 76 X CH 85 0-1 ② G6-3			F FF 91 X FF 91 0-1 HR	I IN 53 I IN 48 I IN 48 I IN 47 4-0 IBB		3	1	1	1	1	0	0
13 Salvador Perez, R (1, 2) OBP: 0.316, SLG: 0.406		C FF 90 B FF 90 X CH 85 1-1 ② G5-3		C SI 89 X SI 90 0-1 ③ G4-3			B CU 76 X CH 85 1-0 ① G5-3	X FF 91 0-0 ② F7		4	0	0	0	0	0	2
6 Lorenzo Cain, R (1, 8) OBP: 0.317, SLG: 0.377		C CU 75 C FF 91 C FF 90 0-3 ③ K			C FF 91 B FF 91 X CH 85 1-1 ① L7		C CU 76 X SI 90 0-1 9 1B 1B	B FF 91 C SL 81 D CH 86 F CH 85 X SL 81 2-2 ③ F8		4	0	1	0	0	1	2
24 Miguel Tejada, R (1, 5) OBP: 0.323, SLG: 0.393 8 Mike Moustakas, L (7, 5) OBP: 0.276, SLG: 0.336			C CU 74 B FF 91 X FF 90 1-1 9 FC5-4 1B		B FF 90 F SI 90 C SL 81 X FF 91 1-2 ② G6-3		C FF 91 X SL 81 0-1 ② F8		C SL 80 B SL 80 C SL 80 F SL 81 F FF 92 S SL 80 1-3 ① K	3 1	0 0	1 0	0 0	0 0	0 1	1 0
9 Johnny Giavotella, R (1, 4) OBP: 0.269, SLG: 0.292 23 Elliot Johnson, S (8, 4) OBP: 0.246, SLG: 0.287			B SI 90 B CH 85 C FF 91 X FF 90 2-1 ① FC5-4 4 BB 1-2f		B FF 91 F FF 91 X FF 92 1-1 ③ G5-3		B SL 81 C FF 92 X CH 85 1-1 1-2 1B		B CU 77 X CH 85 1-0 ② G5-3	3 1	0 0	1 0	0 0	0 0	0 0	1 0
7 David Lough, L (1, 9) OBP: 0.312, SLG: 0.453			X FF 91 0-0 ② L8			B CU 76 S SL 80 X FF 91 1-1 HR	C SL 81 S SL 81 S SL 82 0-3 ③ K		B SL 82 X SL 81 1-0 ③ G4-3	4	1	1	1	0	1	3
Inning Stats	R: 0 E: 0 K: 2 S: 10 H: 0 LOB: 0 BB: 0 P: 14	R: 0 E: 0 K: 1 S: 8 H: 0 LOB: 0 BB: 0 P: 9	R: 0 E: 0 K: 0 S: 7 H: 1 LOB: 2 BB: 1 P: 15	R: 0 E: 0 K: 1 S: 7 H: 0 LOB: 0 BB: 0 P: 8	R: 0 E: 0 K: 0 S: 7 H: 0 LOB: 0 BB: 0 P: 10	R: 1 E: 0 K: 0 S: 11 H: 1 LOB: 0 BB: 0 P: 17	R: 1 E: 0 K: 1 S: 12 H: 3 LOB: 2 BB: 0 P: 14	R: 1 E: 0 K: 0 S: 9 H: 2 LOB: 2 BB: 1 P: 16	R: 0 E: 0 K: 1 S: 7 H: 0 LOB: 0 BB: 0 P: 10	1B: 3 2B: 2 3B: 0 HR: 2	SF: 0 SAC: 0 DP: 0 HBP: 0					

PITCHER	IP	WLS	BF	H	R	ER	SO	BB	IBB	HBP	BLK	WP	HR	S	P	ERA	WHIP
52 CC Sabathia, L (1, 1) ERA: 3.99	9.0	L	36	7	3	3	6	1	1	0	0	0	2	78	113	3.00	0.889

PITCHER	IP	WLS	BF	H	R	ER	SO	BB	IBB	HBP	BLK	WP	HR	S	P	ERA	WHIP

TOP

Kansas City Royals @ New York Yankees

Yankee Stadium, Bronx, NY

Tue Jul 09 2013, 7:12 PM - 9:40 PM EDT

Att. 35,797 - Overcast - 82 F

livebaseballscorecards.com

AB	34
R	3
H	7
RBI	3
BB	2
SO	6
LOB	11

WP: 0 PA: 36
PB: 0
SB: 0
CS: 0

Batter	1	2	3	4	5	6	7	8	9	AB	R	H	RBI	BB	SO	LOB
11 Brett Gardner, L (1, 8) OBP: 0.332, SLG: 0.426	B FF 92 C FF 91 X FF 93 1-1 31 1B 24 1B 1B	F SI 92 C CH 86 X FF 92 0-2 ② ③ G4-6-3 1-2f			C FF 90 B KC 75 B CH 83 F FF 91 X FC 84 2-2 ② G4-3			C FF 93 F FF 93 X FF 94 0-2 31 G4-3 1B		4	1	2	0	0	0	1
31 Ichiro Suzuki, L (1, 9) OBP: 0.313, SLG: 0.381	F FF 93 X CH 86 0-1 45 1B 24 1B 1-3 1B		S FF 92 B SI 93 B FF 93 F FF 92 F FF 93 B FC 85 X FF 92 3-2 ① G6-3		B FF 93 F CH 83 S FF 92 F CH 83 F FF 93 X CH 83 1-2 ③ G4-3			F FF 93 C CU 75 B FF 94 X CH 85 1-2 ② G4-3 1-2		4	0	1	0	0	0	1
24 Robinson Canó, L (1, 4) OBP: 0.376, SLG: 0.522	S KC 79 B FF 94 B FF 93 X KC 77 2-1 45 1B 1-2 3-H 1B		C FF 93 F SI 93 B CH 85 B KC 80 F KC 78 B FF 92 B FF 93 4-2 33 BB BB			B SI 92 B SI 91 B FF 92 C FF 90 X FC 85 3-1 ① G3		C FF 93 D CH 84 F FF 93 F FF 94 F FF 93 F FF 94 S CH 84 1-3 ③ K		3	0	1	1	1	1	1
33 Travis Hafner, L (1, 10) OBP: 0.316, SLG: 0.409	C FF 93 F CH 84 B CH 84 S FC 89 1-3 ① K		S CH 85 B SI 94 C FF 93 B CH 84 B FC 87 B CH 85 4-2 45 G6-3 1-2 BB			B KC 75 B FF 92 F FF 90 F FF 91 S CH 84 2-3 ② K			C FF 95 B SL 87 F FF 96 S SL 88 1-3 ① K	3	0	0	0	1	3	2
45 Zoilo Almonte, S (1, 7) OBP: 0.319, SLG: 0.388	B SI 93 X CH 85 1-0 1-2 2-3 1B		B SI 93 X CH 86 1-0 ② ③ G6-3 1-2f			C KC 74 S FC 85 B CH 84 S FC 85 1-3 ③ K			B FF 95 B FF 96 B FF 95 C FF 95 X FF 96 3-1 ② G3	4	0	1	0	0	1	2
55 Lyle Overbay, L (1, 3) OBP: 0.291, SLG: 0.428	C FF 94 S FF 94 F FF 94 B FC 87 B FF 94 S CH 86 2-3 ② K			C KC 75 X FF 93 0-1 ① G4-3			B KC 74 X SI 91 1-0 ① F8		C FF 97 B SL 88 X SL 87 1-1 ③ P5	4	0	0	0	0	1	3
26 Eduardo Núñez, R (1, 6) OBP: 0.283, SLG: 0.275	X FF 95 0-0 ③ F8			B KC 74 B FF 92 C SI 91 F KC 84 F CH 84 B FF 93 X FF 92 3-2 ② L8			C FF 91 F KC 75 X KC 83 0-2 ② G6-3			3	0	0	0	0	0	3
61 Luis Alfonso Cruz, R (1, 5) OBP: 0.185, SLG: 0.189		X FF 92 0-0 ① F8		B KC 76 X KC 83 1-0 ③ P4			B KC 82 C KC 83 S CH 83 B CH 84 S CH 83 2-3 ③ K			3	0	0	0	0	1	0
19 Chris Stewart, R (1, 2) OBP: 0.332, SLG: 0.323		B FF 93 B FF 93 F FF 92 C FF 93 X FF 93 2-2 11 G4-6-3 1B			B FF 92 C FF 91 X FC 84 1-1 ① L8			B FF 93 X FF 92 1-0 ① P3		3	0	1	0	0	0	0
Inning Stats	R: 1 H: 4 E: 0 LOB: 3 K: 2 BB: 0 S: 15 P: 22	R: 0 H: 1 E: 0 LOB: 0 K: 0 BB: 0 S: 7 P: 9	R: 0 H: 0 E: 0 LOB: 1 K: 0 BB: 2 S: 10 P: 22	R: 0 H: 0 E: 0 LOB: 0 K: 0 BB: 0 S: 7 P: 11	R: 0 H: 0 E: 0 LOB: 0 K: 0 BB: 0 S: 10 P: 14	R: 0 H: 0 E: 0 LOB: 0 K: 2 BB: 0 S: 8 P: 14	R: 0 H: 0 E: 0 LOB: 0 K: 1 BB: 0 S: 7 P: 10	R: 0 H: 1 E: 0 LOB: 1 K: 1 BB: 0 S: 13 P: 16	R: 0 H: 0 E: 0 LOB: 0 K: 1 BB: 0 S: 7 P: 12	1B: 6 SF: 0 2B: 0 SAC: 0 3B: 0 DP: 2 HR: 0 HBP: 0					WP: 0 PA: 33 PB: 0 SB: 0 CS: 0	

PITCHER		IP	WLS	BF	H	R	ER	SO	BB	IBB	HBP	BLK	WP	HR	S	P	ERA	WHIP
33 James Shields, R ERA: 3.12	(1, 1)	7.0	W	26	5	1	1	5	2	0	0	0	0	0	64	102	1.29	1.000
55 Tim Collins, L ERA: 3.66	(8, 1)	1.0	H	4	1	0	0	1	0	0	0	0	0	0	13	16	0.00	1.000
56 Greg Holland, R ERA: 1.8	(9, 1)	1.0	S	3	0	0	0	1	0	0	0	0	0	0	7	12	0.00	0.000

PITCHER	IP	WLS	BF	H	R	ER	SO	BB	IBB	HBP	BLK	WP	HR	S	P	ERA	WHIP

BOTTOM

Kansas City Royals @ New York Yankees

Yankee Stadium, Bronx, NY

Tue Jul 09 2013, 7:12 PM - 9:40 PM EDT

Att. 35,797 - Overcast - 82 F

livebaseballscorecards.com

AB	31
R	1
H	6
RBI	1
BB	2
SO	7
LOB	13

Batter	1	2	3	4	5	6	7	8	9	AB	R	H	RBI	BB	SO	LOB
4 Alex Gordon, L (1, 7) OBP: 0.357, SLG: 0.428	B FF 93 B SI 94 C SI 92 F SI 94 S CU 82 2-3 K		C SI 95 X FF 94 0-1 G4-3		D SI 96 S CU 82 B SI 95 B SI 96 B SI 95 4-1 1-2 2-3 BB			X SI 94 0-0 G4-3		3	0	0	0	1	1	0
1 Jarrod Dyson, L (8, 8) OBP: 0.313, SLG: 0.473										0	0	0	0	0	0	0
2 Alcides Escobar, R (1, 6) OBP: 0.277, SLG: 0.329	F FF 94 C CU 82 S CU 82 0-3 K		B CU 80 F FF 94 X FF 93 1-1 G6-3		B CU 83 X FF 96 1-0 F7			B CU 82 B SI 92 C FF 94 B FF 94 F FF 94 B FF 96 4-2 35 DI 35 2B BB		3	1	0	0	1	1	3
23 Elliot Johnson, S (8, 6) OBP: 0.246, SLG: 0.287										0	0	0	0	0	0	0
35 Eric Hosmer, L (1, 3) OBP: 0.338, SLG: 0.436	F SI 94 B CU 82 X CU 82 1-1 16 1B 1B			F SI 94 B SI 94 X FF 93 1-1 G5-3		B CU 81 C SI 93 B SI 94 F CH 86 X CU 83 2-2 G3		F SI 94 S CU 82 D CU 83 F CU 82 X SI 93 1-2 1-H 2B		4	0	2	1	0	0	0
16 Billy Butler, R (1, 10) OBP: 0.373, SLG: 0.405	B FF 94 C FF 94 1 SAFE X CU 81 1-1 1-2 1B			B CU 82 F FF 95 S SI 93 C FF 95 1-3		B FF 94 C CU 80 B CU 82 X FF 94 2-1 F9		X FF 95 0-0 G4-3		4	0	1	0	0	1	1
8 Mike Moustakas, L (1, 5) OBP: 0.272, SLG: 0.331	C CU 81 B FF 94 D CU 83 X SI 94 2-1 G3-1			X SI 95 0-0 L7		C CU 81 X FF 93 0-1 G3-1			C FF 96 B FF 96 F SL 86 B SL 84 X FF 95 2-2 F7	4	0	0	0	0	0	2
6 Lorenzo Cain, R (1, 8) OBP: 0.316, SLG: 0.375		B FF 94 C FF 94 X CU 82 1-1 L5			C FF 94 B SI 93 B FF 95 X FF 95 2-1 L4		C CU 78 S SI 92 B FF 94 S CU 82 1-3 K		C FF 96 B FF 97 S FF 96 F FF 97 B SL 86 F SL 86 F FF 97 F FF 96 X SL 86 2-2 1B	4	0	1	0	0	1	0
(8, 9)																
7 David Lough, L (1, 9) OBP: 0.304, SLG: 0.442		C SI 93 B CH 85 S CH 88 X CU 81 1-2 P6			C CU 82 F SI 95 B CU 83 S CU 83 1-3 K		F SI 92 X CH 86 0-1 G3		F FF 92 B CU 80 F SL 86 X FF 96 1-2 F8	4	0	0	0	0	1	1
(8, 7)																
9 Johnny Giavotella, R (1, 4) OBP: 0.267, SLG: 0.286		C FF 95 F FF 94 B FF 96 S CU 84 1-3 K			B CU 81 C FF 95 X FF 95 1-1 4 BB 26 1B 1B		B FF 92 X FF 95 1-0 G5-3		X FF 95 0-0 L8	4	0	1	0	0	1	1
26 George Kottaras, L (1, 2) OBP: 0.343, SLG: 0.446			B FF 94 C SI 94 B CU 80 X SI 94 2-1 G1-3		C SI 94 D CH 88 B SI 94 X SI 95 2-1 4 BB 1-2 1B			C CU 80 B FF 93 B CH 84 C SI 93 X CU 82 2-2 G5-3		3	0	1	0	0	0	0
Inning Stats	R: 0 E: 0 K: 2 S: 12 H: 2 LOB: 2 BB: 0 P: 18	R: 0 E: 0 K: 1 S: 8 H: 0 LOB: 0 BB: 0 P: 11	R: 0 E: 0 K: 0 S: 6 H: 0 LOB: 0 BB: 0 P: 9	R: 0 E: 0 K: 1 S: 6 H: 0 LOB: 0 BB: 0 P: 8	R: 0 E: 0 K: 1 S: 11 H: 2 LOB: 3 BB: 1 P: 22	R: 0 E: 0 K: 0 S: 7 H: 0 LOB: 0 BB: 0 P: 11	R: 0 E: 0 K: 1 S: 6 H: 0 LOB: 0 BB: 0 P: 8	R: 1 E: 0 K: 0 S: 11 H: 1 LOB: 1 BB: 1 P: 18	R: 0 E: 0 K: 0 S: 14 H: 1 LOB: 1 BB: 0 P: 19	1B: 5 2B: 1 3B: 0 HR: 0 SF: 0 SAC: 0 DP: 0 HBP: 0						

PITCHER		IP	WLS	BF	H	R	ER	SO	BB	IBB	HBP	BLK	WP	HR	S	P	ERA	WHIP
47 Iván Nova, R ERA: 3.63	(1, 1)	8.0	W	31	5	1	1	6	2	0	0	0	0	0	67	105	1.12	0.875
62 Joba Chamberlain, R ERA: 5.48	(9, 1)	1.0		4	1	0	0	0	0	0	0	0	0	0	14	19	0.00	1.000

PITCHER	IP	WLS	BF	H	R	ER	SO	BB	IBB	HBP	BLK	WP	HR	S	P	ERA	WHIP

TOP

Kansas City Royals @ New York Yankees

Yankee Stadium, Bronx, NY

Wed Jul 10 2013, 7:09 PM - 9:51 PM EDT

Att. 35,781 - Cloudy - 85 F

livebaseballscorecards.com

AB	33
R	1
H	6
RBI	1
BB	2
SO	6
LOB	8

Batter	1	2	3	4	5	6	7	8	9	AB	R	H	RBI	BB	SO	LOB
11 Brett Gardner, L (1, 8) OBP: 0.339, SLG: 0.426 40 Alberto Gonzalez, R (8, 9) OBP: 0.228, SLG: 0.296	B FF 91 C FF 91 B FF 92 C FF 93 B FF 94 B FF 94 4-2 24 G4-3 31 1B 33 WP BB		C KC 81 B SI 91 1 SAFE H FF 92 2-1 24 HR 1-2 HBP		C FF 88 B FF 91 B CH 84 B FF 94 C FF 93 B FF 95 4-2 31 S BB	C CU 79 H FF 94 1-1 1-2 HBP				0 2 0 0 2 0 0 0 0 0 0 0 0 0						
31 Ichiro Suzuki, L (1, 9) OBP: 0.313, SLG: 0.380 (8, 8)	S KC 82 B FF 92 X KC 83 1-1 33 WP 24 G4-3 1-2 1B		B FF 93 B KC 83 T FF 93 X FC 90 2-1 ② F8 2-3		B FF 92 C FF 93 F FF 94 B FF 95 T FF 94 2-2 ③ K 1-2	X SI 94 0-0 ③ F8				4 0 1 0 0 1 5						
24 Robinson Canó, L (1, 4) OBP: 0.380, SLG: 0.537	B FF 94 D KC 85 C FF 94 B FF 95 C FF 95 X KC 86 3-2 ① G4-3 1-2 2-3		C FF 94 B FC 92 X KC 84 1-1 1-H 3-H HR			B FC 88 X FF 94 1-0 12 1B 12 S 55 HR 1B	B FF 95 X CU 80 1-0 ① 2B			4 2 3 3 0 0 2						
33 Travis Hafner, L (1, 10) OBP: 0.314, SLG: 0.405 12 Vernon Wells, R (6, PH) OBP: 0.278, SLG: 0.377 (7, 10)	C KC 85 B KC 85 B FF 95 F FF 95 B FF 96 X FF 95 3-2 ②③ F7 2-3 3-H		F FC 92 C FF 95 S FF 95 0-3 ③ K			C FF 92 B FF 92 S FC 90 F FF 95 X FC 90 1-2 45 BB 55 HR 1-3 1B	B FF 95 X FF 95 1-0 1B			2 0 0 0 0 1 1 2 1 2 0 0 0 0						
45 Zoilo Almonte, S (1, 7) OBP: 0.316, SLG: 0.371		C FF 90 F FF 93 F KC 83 B FF 94 F FC 90 S KC 84 1-3 ① K	B FF 93 F FF 93 X FC 90 1-1 ① F9			B KC 86 B FF 94 F FF 93 B FF 92 F FC 90 B FF 94 4-2 55 HR 1-2 BB	S CU 80 X FF 94 0-1 ② P6			3 1 0 0 1 1 1						
55 Lyle Overbay, L (1, 3) OBP: 0.291, SLG: 0.436		F FF 94 B FF 95 B FF 94 S KC 85 S FF 95 2-3 ② K	B FF 93 C FF 93 F FF 94 B FC 90 B FF 94 F FC 91 X FF 95 3-2 ② G5-3			B FF 94 F FF 93 B FF 94 F FC 92 F FF 95 D FC 91 X FF 95 3-2 1-H 2-H 3-H HR	C CU 82 X FF 94 0-1 ③ G3			4 1 1 4 0 1 1						
26 Eduardo Núñez, R (1, 6) OBP: 0.282, SLG: 0.274		C FF 92 X FF 93 0-1 ③ F7	B FF 92 B SI 91 F FF 93 T FF 95 S FC 90 2-3 ③ K			X FF 95 0-0 61 FC3-6 1B	C SL 80 S SI 90 S SL 83 0-3 ① K			4 0 1 0 0 2 0						
61 Luis Alfonso Cruz, R (1, 5) OBP: 0.187, SLG: 0.190			C SI 91 B FC 89 F FF 93 X KC 83 1-2 31 F8 11 HBP 24 HR 1B		B SI 89 F FF 93 F FF 92 S FF 93 1-3 ① K	D FF 96 X FF 95 1-0 ① FC3-6 11 HBP 1-2f	B FF 90 C FF 91 F FF 90 D SL 83 F SL 80 S SL 81 2-3 ② K			4 1 1 0 0 2 1						
19 Chris Stewart, R (1, 2) OBP: 0.324, SLG: 0.315			B SI 91 1 SAFE X FF 91 1-0 ① P3		X FF 91 0-0 ② F8	C FF 95 F SI 95 B CU 85 F SI 95 B FF 95 X CU 84 2-2 ② P4	B FF 91 C FF 90 F FF 91 F SL 79 S SL 81 1-3 ③ K			4 0 0 0 0 1 2						
Inning Stats	R: 1 H: 1 E: 0 LOB: 0 K: 0 BB: 1 S: 10 P: 21	R: 0 H: 0 E: 0 LOB: 0 K: 2 BB: 0 S: 10 P: 13	R: 3 H: 2 E: 0 LOB: 0 K: 1 BB: 0 S: 12 P: 19	R: 0 H: 0 E: 0 LOB: 0 K: 1 BB: 0 S: 9 P: 15	R: 0 H: 0 E: 0 LOB: 1 K: 2 BB: 1 S: 9 P: 16	R: 4 H: 4 E: 0 LOB: 2 K: 0 BB: 1 S: 19 P: 32	R: 0 H: 2 E: 0 LOB: 1 K: 0 BB: 0 S: 6 P: 8	R: 0 H: 0 E: 0 LOB: 0 K: 3 BB: 0 S: 11 P: 14		1B: 6 SF: 0 2B: 1 SAC: 0 3B: 0 DP: 0 HR: 2 HBP: 2				WP: 1 PA: 36 PB: 0 SB: 2 CS: 0		

PITCHER	IP	WLS	BF	H	R	ER	SO	BB	IBB	HBP	BLK	WP	HR	S	P	ERA	WHIP
22 Wade Davis, R (1, 1) ERA: 5.89	5.0	L	24	6	8	8	6	3	0	1	0	1	2	61	104	14.40	1.800
27 Juan Gutierrez, R (6, 1) ERA: 3.38	2.0		9	3	0	0	0	0	0	1	0	0	0	14	20	0.00	1.500
31 Louis Coleman, R (8, 1) ERA:	1.0		3	0	0	0	3	0	0	0	0	0	0	11	14	0.00	0.000

PITCHER	IP	WLS	BF	H	R	ER	SO	BB	IBB	HBP	BLK	WP	HR	S	P	ERA	WHIP

BOTTOM

Kansas City Royals @ New York Yankees

Yankee Stadium, Bronx, NY

Wed Jul 10 2013, 7:09 PM - 9:51 PM EDT

Att. 35,781 - Cloudy - 85 F

livebaseballscorecards.com

AB	31
R	8
H	9
RBI	7
BB	3
SO	9
LOB	13

Batter	1	2	3	4	5	6	7	8	9	AB	R	H	RBI	BB	SO	LOB
4 Alex Gordon, L (1, 7) OBP: 0.358, SLG: 0.426	B FF 88 S FC 89 X SL 82 1-1 35 FC4 2 1B 13 2B 1B	C FC 88 B SI 90 B SL 82 F FF 89 S SL 84 2-3 ② K		F FF 90 H SI 89 1-1 35 FC4 1-2 HBP		1 SAFE 1 SAFE B SL 81 B SL 84 F FF 89 D SL 85 S SI 90 X SL 82 3-2 ② F8		C FC 92 B FC 94 F FC 92 S KC 83 1-3 ③ K		4	1	1	0	0	2	3
2 Alcides Escobar, R (1, 6) OBP: 0.279, SLG: 0.330	X SI 89 0-0 35 FC4 1-2 1B	C CU 76 X CH 81 0-1 2-H 1B		F FF 89 B SL 82 X SI 89 1-1 ② F9		C SL 79 C FF 93 F SL 82 F FF 94 F FF 93 S SL 83 0-3 ③ K			B FF 94 C FF 94 X SL 82 1-1 ① G3-1	5	0	2	1	0	1	3
35 Eric Hosmer, L (1, 3) OBP: 0.336, SLG: 0.432	C CU 77 F SI 89 B FF 88 X SL 83 1-2 ① FC4 16 BB 13 2B 1-2f 2-3	1 SAFE X SL 82 0-0 ③ G1-6-3		C SI 91 S SI 90 X SI 90 0-2 ③ FC4 1-2f			B FF 92 C FF 91 B FF 93 F SL 80 F SL 84 X SL 81 2-2 1B		B SL 81 C SL 81 B FF 94 F FF 94 F SI 94 F FF 96 B FF 94 F FF 95 X FF 95 3-2 ② F7	5	1	1	0	0	0	5
16 Billy Butler, R (1, 10) OBP: 0.370, SLG: 0.399	B FF 89 B CH 82 B CU 76 B FF 90 4-0 13 2B 6 SF8 1-2 BB	C SI 89 X CH 82 0-1 ① G5-3	B CU 76 B CH 81 B FC 88 C SI 89 X SI 88 3-1 ① G5-3				C FF 94 X FF 94 0-1 ① F9		C FF 94 B FF 93 X SI 94 1-1 ③ F8	4	1	0	0	1	0	1
13 Salvador Perez, R (1, 2) OBP: 0.315, SLG: 0.407	F FF 90 B FC 89 F SL 82 X SL 83 1-2 1-3 2-H 3-H 2B	C SI 88 B SI 88 X SL 81 1-1 ② F9			X SI 89 0-0 ② G4-3		B FF 95 B SL 85 X FF 94 2-0 ② F7			4	0	1	2	0	0	1
6 Lorenzo Cain, R (1, 8) OBP: 0.315, SLG: 0.375	C FF 89 B FC 86 X CH 81 1-1 ② SF8 3-H	B SI 89 C CU 75 F FF 88 X SL 83 1-2 1B			C SI 89 C SL 82 B FF 89 B FC 89 F FF 91 F SL 84 X FC 89 2-2 E6		C SL 83 C SL 83 B FF 95 S FF 95 1-3 ③ K			3	0	1	1	0	1	1
24 Miguel Tejada, R (1, 5) OBP: 0.309, SLG: 0.376	X CU 76 0-0 ③ G5-3	1 SAFE B SI 86 B CU 75 B FC 87 C FC 89 F SI 89 1 SAFE X SI 89 3-2 ③ F9			1 SAFE C CU 76 B FC 88 D CH 80 1 SAFE B SI 89 C SI 88 X SL 84 3-2 ③ G5-3			C FC 90 F FC 92 S KC 81 0-3 ① K2-3		4	0	0	0	0	1	3
9 Johnny Giavotella, R (1, 4) OBP: 0.265, SLG: 0.281		C SI 87 B FC 88 B SI 87 S CH 79 B FC 88 X FF 88 3-2 ① G1-3		B FC 88 X SI 89 1-0 ① G6-3		C SI 87 B CH 83 B CU 75 C SI 88 F FF 90 X CH 81 2-2 ① F7		X FC 91 0-0 1B		4	0	1	0	0	0	0
7 David Lough, L (1, 9) OBP: 0.315, SLG: 0.449		X CU 76 0-0 E1 2 1B 1B		B FF 89 C CU 76 X SL 83 1-1 4 HBP 1B		X CU 76 0-0 1B		C FC 93 S KC 83 B KC 82 F KC 81 F FC 94 C CH 86 1-3 ② K		4	1	3	0	0	1	1
Inning Stats	R: 3 H: 3 E: 0 LOB: 1 K: 0 BB: 1 S: 12 P: 20	R: 1 H: 2 E: 1 LOB: 1 K: 1 BB: 0 S: 10 P: 15	R: 0 H: 1 E: 0 LOB: 1 K: 0 BB: 0 S: 10 P: 15	R: 0 H: 1 E: 0 LOB: 2 K: 0 BB: 0 S: 9 P: 13	R: 0 H: 0 E: 1 LOB: 1 K: 0 BB: 0 S: 11 P: 19	R: 0 H: 1 E: 0 LOB: 1 K: 1 BB: 0 S: 14 P: 19	R: 0 H: 1 E: 0 LOB: 1 K: 1 BB: 0 S: 10 P: 15	R: 0 H: 1 E: 0 LOB: 1 K: 3 BB: 0 S: 12 P: 14	R: 0 H: 0 E: 0 LOB: 0 K: 0 BB: 0 S: 10 P: 15	1B: 9 SF: 1 2B: 1 SAC: 0 3B: 0 DP: 0 HR: 0 HBP: 1						

TOP

Kansas City Royals @ New York Yankees

Yankee Stadium, Bronx, NY

Thu Jul 11 2013, 1:11 PM - 4:01 PM EDT

Att. 40,381 - Cloudy - 83 F

livebaseballscorecards.com

AB	37
R	4
H	10
RBI	4
BB	1
SO	6
LOB	18

WP: 0 PA: 40
PB: 0
SB: 0
CS: 0

PITCHER		IP	WLS	BF	H	R	ER	SO	BB	IBB	HBP	BLK	WP	HR	S	P	ERA	WHIP
46 Andy Pettitte, L ERA: 4.39	(1, 1)	5.2	W	28	8	4	3	1	1	0	1	0	0	0	60	95	4.76	1.588
27 Shawn Kelley, R ERA: 3.74	(6, 1)	1.1	H	5	1	0	0	2	0	0	0	0	0	0	16	21	0.00	0.750
30 David Robertson, R ERA: 2.17	(8, 1)	1.0		4	1	0	0	3	0	0	0	0	0	0	12	14	0.00	1.000
48 Boone Logan, L ERA: 2.31	(9, 1)	1.0		3	0	0	0	0	0	0	0	0	0	0	10	15	0.00	0.000

PITCHER	IP	WLS	BF	H	R	ER	SO	BB	IBB	HBP	BLK	WP	HR	S	P	ERA	WHIP

Batter	1	2	3	4	5	6	7	8	9	AB	R	H	RBI	BB	SO	LOB
31 Ichiro Suzuki, L (1, 8) OBP: 0.315, SLG: 0.379	C FF 92 B FF 91 X FF 92 1-1 ① G3-1	B X SI 92 1-0 2-H 1B			B SL 78 B FF 92 B FF 92 B FF 90 4-0 G4-3 2 2 S 55 1B BB	L FF 91 B CU 74 X FF 90 1-1 ① SH1-3 1-2 2-3		S FF 90 B SI 90 B FF 91 F SL 81 S FF 89 2-3 ② K		3	1	1	1	1	0	0
2 Derek Jeter, R (1, 10) OBP: 0.250, SLG: 0.250 11 Brett Gardner, L (8, PH) OBP: 0.338, SLG: 0.425 (9, 10)	X FF 95 0-0 24 1B 12 SF9 1B	1 SAFE C SL 85 B FF 94 F SL 86 1 SAFE X FF 94 1-2 ③ G5-3			1 SAFE B FF 92 B SL 82 C FF 92 X FF 94 2-1 ② G4-3 1-3	C FF 92 B CU 74 X FF 92 1-1 ② G6-3 3-H		C FF 90 X CH 83 0-1 ③ F8		4 1	1 0	1 0	1 0	0 0	0 0	3 0
24 Robinson Canó, L (1, 4) OBP: 0.381, SLG: 0.535	C FF 94 B SI 94 C FF 95 B FF 92 D SL 86 X FF 96 3-2 1-3 1B		B FF 90 X FF 92 1-0 ① G4-3		I IN 59 I IN 54 I IN 53 I IN 49 I 4-0 12 BB 55 1B IBB	X FF 93 0-0 ③ F7				3	1	1	0	1	0	1
12 Vernon Wells, R (1, 9) OBP: 0.277, SLG: 0.375	B SL 86 F FF 95 X SL 86 1-1 ② SF9 3-H		X FF 93 0-0 ② G6-3		B FF 95 B FF 94 B SL 87 C FF 94 B FF 96 4-1 55 1B 45 1B 1-2 BB		S FF 91 C FF 91 X SL 84 0-2 ① L7			2	1	0	1	1	0	0
55 Lyle Overbay, L (1, 3) OBP: 0.293, SLG: 0.435	X SI 94 0-0 ③ G1-3		C FF 92 C FF 91 B SL 84 S SL 84 1-3 ③ K		B FF 94 X FF 95 1-0 45 1B 26 1B 1-3 2-H 3-H 1B		B SI 92 B SI 92 B FF 92 C FF 91 B SI 91 4-1 26 WP 45 1B BB			3	1	1	2	1	1	1
45 Zoilo Almonte, S (1, 7) OBP: 0.325, SLG: 0.378		C FF 92 B CH 85 F SI 93 S SL 85 1-3 ① K		X FF 90 0-0 ① G4-3	C SL 83 X SI 94 0-1 26 1B 1-2 3-H 1B		C SI 91 X SL 84 0-1 26 WP 1-2 1B			4	0	2	1	0	1	0
26 Eduardo Núñez, R (1, 6) OBP: 0.289, SLG: 0.283		B FF 93 B FF 93 B FF 92 C FF 91 C FF 93 F FF 94 X SL 86 3-2 61 WP 53 2B 1B		C FF 91 S SL 84 B SL 80 B FF 92 S SL 86 2-3 ② K	C SL 86 B SL 85 X FF 94 1-1 ③ 1-3 2-H 1B		B SL 79 C SI 89 B FF 91 F SL 80 B SI 90 S FF 91 3-3 ② K 1-2 2-3			4	1	2	1	0	2	2
61 Luis Alfonso Cruz, R (1, 5) OBP: 0.189, SLG: 0.192		C FF 93 F FF 92 1 SAFE B SL 84 1 SAFE B SL 85 B FF 93 C SL 85 3-3 ② K 1-2		B FF 92 X FF 93 1-0 ③ G4-3		F FF 89 X FF 90 0-1 31 SH1-3 53 1B 2 G6-3 1B	F FF 89 B SL 79 F SI 89 S FF 90 1-3 ③ K			4	1	1	0	0	2	3
53 Austin Romine, R (1, 2) OBP: 0.164, SLG: 0.208		C SL 83 B FF 95 B SL 86 F SI 94 X FF 94 2-2 31 1B 2-H 2B			C FF 92 X SL 85 0-1 ① P3	C FF 90 X SL 83 0-1 31 SH1-3 1-2 1B		F FF 91 B SI 87 C FF 91 S SL 82 1-3 ① K		4	1	2	1	0	1	0
Inning Stats	R: 1 E: 0 K: 0 S: 9 H: 2 LOB: 1 BB: 0 P: 14	R: 2 E: 0 K: 2 S: 17 H: 3 LOB: 1 BB: 0 P: 28	R: 0 E: 0 K: 1 S: 5 H: 0 LOB: 0 BB: 0 P: 7	R: 0 E: 0 K: 1 S: 5 H: 0 LOB: 1 BB: 0 P: 8	R: 4 E: 0 K: 0 S: 10 H: 3 LOB: 2 BB: 3 P: 26	R: 1 E: 0 K: 0 S: 9 H: 2 LOB: 1 BB: 0 P: 11	R: 0 E: 0 K: 2 S: 12 H: 1 LOB: 2 BB: 1 P: 20	R: 0 E: 0 K: 2 S: 8 H: 0 LOB: 0 BB: 0 P: 11		1B: 10 2B: 1 3B: 0 HR: 0 SF: 1 SAC: 1 DP: 0 HBP: 0						

BOTTOM

Kansas City Royals @ New York Yankees

Yankee Stadium, Bronx, NY

Thu Jul 11 2013, 1:11 PM - 4:01 PM EDT

Att. 40,381 - Cloudy - 83 F

livebaseballscorecards.com

AB	32
R	8
H	11
RBI	8
BB	4
SO	8
LOB	10

WP: 2 PB: 0 SB: 1 CS: 0 PA: 38

PITCHER		IP	WLS	BF	H	R	ER	SO	BB	IBB	HBP	BLK	WP	HR	S	P	ERA	WHIP
54 Ervin Santana, R ERA: 3.37	(1, 1)	5.0	L	27	10	8	8	4	2	1	0	0	1	0	50	87	14.40	2.400
55 Tim Collins, L ERA: 3.55	(6, 1)	1.0		3	0	0	0	0	0	0	0	0	0	0	5	7	0.00	0.000
49 Donnie Joseph, L ERA:	(7, 1)	0.1		3	1	0	0	0	1	0	0	0	0	0	6	10	0.00	6.000
31 Louis Coleman, R ERA:	(7, 1)	1.2		5	0	0	0	4	0	0	0	0	1	0	14	21	0.00	0.000

PITCHER	IP	WLS	BF	H	R	ER	SO	BB	IBB	HBP	BLK	WP	HR	S	P	ERA	WHIP

Minnesota Twins @ New York Yankees

Yankee Stadium, Bronx, NY

Fri Jul 12 2013, 7:11 PM - 11:55 PM EDT

Att. 40,247 - Cloudy - 73 F

livebaseballscorecards.com

TOP

Batter	1	2	3	4	5	6	7	8	9	AB	R	H	RBI	BB	SO	LOB
2 Brian Dozier, R (1, 4) OBP: 0.314, SLG: 0.385	C SI 90 B FF 90 B SI 90 X SI 90 2-1 ① L7		B CU 78 S SL 82 X SI 91 1-1 9 FC5 2B		B SI 90 C SL 83 C SL 82 S FS 87 1-3 ① K		B SL 85 C SL 84 1 SAFE B SI 92 X SI 93 2-1 7 WP 1B 1-2		C FC 91 X FC 91 0-1 ③ G3	5	0	2	0	0	1	0
27 Chris Parmelee, L (1, 9) OBP: 0.304, SLG: 0.377	B SI 92 B SL 83 X SI 91 2-0 ② F7		C SL 82 X FF 92 0-1 ① F8		X SI 92 0-0 ② G5-3		L SL 79 L SL 80 D SL 82 B FF 94 B FF 93 S SI 94 3-3 ① K			4	0	0	0	0	1	3
7 Joe Mauer, L (1, 2) OBP: 0.401, SLG: 0.470	C SI 91 B FF 91 B FS 85 X SI 93 2-1 33 1B 1B		B SL 84 D FS 87 B SI 87 B SI 90 4-0 9 FC5 BB		C SI 93 B FF 88 B SI 88 B SI 93 X SI 93 3-1 2B		B SL 82 F FF 94 S SL 82 B SL 80 B SL 82 C SL 81 3-3 ② K 1-2 2-3			3	0	2	0	1	1	2
33 Justin Morneau, L (1, 3) OBP: 0.331, SLG: 0.405	B SI 93 X FS 86 1-0 1-3 1B		D FF 87 B FF 92 S FS 87 S SI 93 S FS 88 2-3 ② K		D FF 88 B FS 86 C FS 87 B FS 88 B FF 88 4-1 BB		F SI 93 C FF 94 F SL 80 B FF 92 S SL 80 1-3 ③ K			3	0	1	0	1	2	4
9 Ryan Doumit, S (1, 10) OBP: 0.297, SLG: 0.388	C FS 84 B FS 87 S FS 86 X FS 87 1-2 ③ G3-4-3		C SI 93 D SL 86 S FS 88 D FS 88 X SI 95 2-2 ③ FC5 1-2 2-3f		D SI 88 S SI 94 X SI 88 1-1 ③ G4-3			B FC 91 C FC 91 X FF 91 1-1 ① G4-3		4	0	0	0	0	0	6
24 Trevor Plouffe, R (1, 5) OBP: 0.323, SLG: 0.437		C SI 91 B SL 84 B FS 83 C SL 83 X SI 93 2-2 32 G3 1B		B FS 82 C SI 92 X SI 92 1-1 31 WP 1B		C SL 85 C SI 94 B FF 95 B FF 94 F SL 84 F SI 94 B FF 94 X FF 94 3-2 ① F7		C FC 90 B FC 90 C FC 91 B KC 78 B FC 90 S FC 90 3-3 ② K		4	0	2	0	0	1	0
31 Oswaldo Arcia, L (1, 7) OBP: 0.317, SLG: 0.408		S SL 84 B SI 91 D FS 86 F SI 92 1 SAFE S FS 86 2-3 ① K		C SI 92 F SI 92 B FS 86 S FS 87 1-3 ① K 1-2		S CH 87 B SI 94 S SI 94 B CH 89 S CH 88 2-3 ② K		B FC 91 C FC 91 F KC 81 B FC 93 B FC 92 C FC 92 3-3 ③ K		4	0	0	0	0	4	2
32 Aaron Hicks, S (1, 8) OBP: 0.262, SLG: 0.357		C SI 92 B SL 84 1 SAFE 1 SAFE S FS 86 B FS 86 D FS 87 X SI 93 3-2 ② G3 1-2		B SI 93 B SI 93 C SI 92 X SI 93 2-1 ② F7		C SL 86 B CH 87 B CH 87 X SI 93 2-1 ③ G3			B FC 90 C FC 90 X FC 90 1-1 ① L6	4	0	0	0	0	0	2
25 Pedro Florimón, S (1, 6) OBP: 0.284, SLG: 0.320 11 Clete Thomas, L (9, PH) OBP: 0.322, SLG: 0.369		C SL 84 F SI 88 B FS 87 F SI 93 F FS 87 X FS 87 1-2 ③ G1		S SI 93 S FS 88 S SI 89 0-3 ③ K			B SI 94 C SI 92 C CH 88 B SI 94 X CH 88 2-2 7 WP 2 1B 1B		C FC 90 S FC 90 B FC 90 C FC 90 1-3 ② K	3 1	0 0	1 0	0 0	0 0	1 1	2 0
Inning Stats	R: 0 E: 0 K: 0 S: 9 H: 2 LOB: 2 BB: 0 P: 17	R: 0 E: 0 K: 1 S: 14 H: 1 LOB: 1 BB: 0 P: 22	R: 0 E: 0 K: 1 S: 10 H: 1 LOB: 2 BB: 1 P: 19	R: 0 E: 0 K: 2 S: 10 H: 1 LOB: 1 BB: 0 P: 14	R: 0 E: 0 K: 1 S: 9 H: 1 LOB: 2 BB: 1 P: 18	R: 0 E: 0 K: 1 S: 10 H: 0 LOB: 0 BB: 0 P: 17	R: 0 E: 0 K: 3 S: 15 H: 2 LOB: 2 BB: 0 P: 26	R: 0 E: 0 K: 2 S: 8 H: 0 LOB: 0 BB: 0 P: 15	R: 0 E: 0 K: 1 S: 7 H: 0 LOB: 0 BB: 0 P: 9	1B: 6 2B: 2 3B: 0 HR: 0 SF: 0 SAC: 0 DP: 0 HBP: 0						

AB	35
R	0
H	8
RBI	0
BB	2
SO	12
LOB	21

WP: 2 PA: 37
PB: 0
SB: 0
CS: 0

PITCHER		IP	WLS	BF	H	R	ER	SO	BB	IBB	HBP	BLK	WP	HR	S	P	ERA	WHIP
18 Hiroki Kuroda, R ERA: 2.65	(1, 1)	5.0	W	23	6	0	0	5	2	0	0	0	1	0	52	90	0.00	1.600
38 Preston Claiborne, R ERA: 2.51	(6, 1)	1.0	H	5	2	0	0	1	0	0	0	0	0	0	15	26	0.00	2.000
48 Boone Logan, L ERA: 2.22	(7, 1)	1.0	H	3	0	0	0	3	0	0	0	0	1	0	10	17	0.00	0.000
30 David Robertson, R ERA: 2.11	(8, 1)	1.0	H	3	0	0	0	2	0	0	0	0	0	0	8	15	0.00	0.000
42 Mariano Rivera, R ERA: 1.83	(9, 1)	1.0	S	3	0	0	0	1	0	0	0	0	0	0	7	9	0.00	0.000

PITCHER	IP	WLS	BF	H	R	ER	SO	BB	IBB	HBP	BLK	WP	HR	S	P	ERA	WHIP

Batter	1	2	3	4	5	6	7	8	9	AB	R	H	RBI	BB	SO	LOB
11 Brett Gardner, L (1, 8) OBP: 0.339, SLG: 0.425	B FF 88 C FF 88 C FF 89 B FF 89 B CU 82 C FF 89 3-3 ① K		C FF 88 F CU 80 B CU 81 F CU 81 F FF 90 X FF 89 1-2 ① G4-3		B FF 92 C FF 92 F CU 79 X SL 86 1-2 ① 31 G4-3 24 1B 2-H 1B		F CH 87 B SI 93 F FF 93 B SI 93 B SI 93 F SI 94 B CH 88 4-2 ① 31 S BB			3	1	1	1	1	1	0
31 Ichiro Suzuki, L (1, 9) OBP: 0.314, SLG: 0.375	C CU 82 B FF 90 B FF 89 X FF 90 2-1 ② G6-3		B FF 89 F FF 90 B FF 90 F CU 82 F FF 91 F CU 81 X CU 82 2-2 ② G4-3		B SL 84 C SL 84 B FF 92 F SI 92 X SL 84 2-2 ② G4-3 2-3		P PO 87 B CH 90 D SI 92 B SI 90 4-0 1-2 BB			3	0	0	0	1	0	1
24 Robinson Canó, L (1, 4) OBP: 0.385, SLG: 0.535	B FF 90 B CU 82 F CU 82 B FF 90 F CU 83 B FF 90 4-2 12 BB BB		B FF 90 B FF 90 C FF 90 B CU 84 F FF 90 F FF 90 B CU 83 4-2 12 FC5-4 BB		F SI 92 X SI 93 0-1 12 CS 3-H 1B		C SI 92 X SI 92 0-1 ③ G4-3			2	0	1	1	2	0	2
12 Vernon Wells, R (1, 10) OBP: 0.280, SLG: 0.378	D FF 89 D CH 84 D FF 89 D FF 90 4-0 45 FC3-6 1-2 BB		X CU 80 0-0 ③ FC5-4 1-2f		C SL 82 F CH 86 B CH 87 1 SAFE 1-2 ③ CS 1-2	B CU 73 F CH 84 F SL 84 X SI 92 1-2 ① 2B		C SL 86 F FF 91 S FF 92 0-3 ① K		3	0	1	0	1	1	1
45 Zoilo Almonte, S (1, 7) OBP: 0.310, SLG: 0.359	B CH 84 C FF 90 X CH 84 1-1 ③ FC3-6 1-2f			C CU 80 F CH 83 F CU 80 X CU 80 0-2 ① F8		B FF 91 B SI 92 F CH 87 X SI 93 2-1 ② G5-3		S FF 91 C FF 92 B FF 92 X SL 87 1-2 ② G4-3		4	0	0	0	0	0	2
55 Lyle Overbay, L (1, 3) OBP: 0.299, SLG: 0.438		F FF 88 C FF 88 B CU 81 B CU 80 X CU 82 2-2 26 FC5-4 1B		F CU 81 B FF 92 F FF 91 X CU 80 1-2 ② F9		F FF 93 B SI 91 C SI 91 B SL 84 B SL 84 B SL 84 4-2 BB		C FF 91 B FF 91 X SL 88 1-1 1B		3	0	2	0	1	0	0
26 Eduardo Núñez, R (1, 6) OBP: 0.280, SLG: 0.272		B FF 88 C FF 87 1 SAFE B CH 83 X FF 88 2-1 ① FC5-4 61 G3 1-2f		B SL 85 L SL 85 C CU 79 S FF 92 1-3 ③ K		D SL 86 B SL 92 B FF 92 C FF 92 C FF 92 S FF 91 3-3 ③ K		F FF 91 B SL 86 B SL 87 F SL 86 T FF 91 2-2 ③ K		4	0	0	0	0	3	3
61 Luis Alfonso Cruz, R (1, 5) OBP: 0.191, SLG: 0.195		X CH 83 0-0 ② G3 1-2			C FF 91 S CU 78 F CU 80 X CU 79 0-2 19 SH3-4 11 1B 1B		B FF 90 B CH 87 B FF 90 C FF 91 S FF 91 F FF 91 X FF 91 3-2 ① P3			3	1	1	0	0	0	1
19 Chris Stewart, R (1, 2) OBP: 0.321, SLG: 0.311		B FF 89 F FF 89 B FF 88 S CU 82 D CH 84 X FF 91 3-2 ③ G6-3			B FF 89 X SI 90 1-0 ① SH3-4 1-2		C SL 84 C FF 93 B FF 92 X CH 87 1-2 ② G5-3			2	0	0	0	0	0	1
Inning Stats	R: 0 E: 0 K: 1 S: 9 H: 0 LOB: 2 BB: 2 P: 23	R: 0 E: 0 K: 0 S: 9 H: 1 LOB: 1 BB: 0 P: 16	R: 0 E: 0 K: 0 S: 14 H: 0 LOB: 1 BB: 1 P: 21	R: 0 E: 0 K: 1 S: 10 H: 0 LOB: 0 BB: 0 P: 12	R: 2 E: 0 K: 0 S: 15 H: 3 LOB: 0 BB: 0 P: 20	R: 0 E: 0 K: 1 S: 10 H: 1 LOB: 1 BB: 1 P: 20	R: 0 E: 0 K: 0 S: 13 H: 0 LOB: 2 BB: 2 P: 24	R: 0 E: 0 K: 2 S: 11 H: 1 LOB: 1 BB: 0 P: 15		1B: 5 2B: 1 3B: 0 HR: 0 SF: 0 SAC: 1 DP: 0 HBP: 0		WP: 0 PB: 0 SB: 1 CS: 1 PA: 35		

PITCHER		IP	WLS	BF	H	R	ER	SO	BB	IBB	HBP	BLK	WP	HR	S	P	ERA	WHIP
58 Scott Diamond, L ERA: 5.32	(1, 1)	3.1		14	1	0	0	1	3	0	0	0	0	0	36	64	0.00	1.200
57 Ryan Pressly, R ERA: 3.09	(4, 1)	1.0	L	5	2	2	2	1	0	0	0	0	0	0	14	18	18.00	2.000
52 Brian Duensing, L ERA: 4.67	(5, 1)	1.1		5	2	0	0	0	1	0	0	0	0	0	14	24	0.00	2.250
61 Jared Burton, R ERA: 3.79	(6, 1)	1.1		6	0	0	0	1	2	0	0	0	0	0	16	30	0.00	1.500
50 Casey Fien, R ERA: 3.11	(8, 1)	1.0		4	1	0	0	2	0	0	0	0	0	0	11	15	0.00	1.000

PITCHER	IP	WLS	BF	H	R	ER	SO	BB	IBB	HBP	BLK	WP	HR	S	P	ERA	WHIP

BOTTOM

Minnesota Twins @ New York Yankees

Yankee Stadium, Bronx, NY

Fri Jul 12 2013, 7:11 PM - 11:55 PM EDT

Att. 40,247 - Cloudy - 73 F

livebaseballscorecards.com

AB	27
R	2
H	6
RBI	2
BB	6
SO	5
LOB	11

Minnesota Twins @ New York Yankees

Yankee Stadium, Bronx, NY

Sat Jul 13 2013, 1:11 PM - 3:51 PM EDT

Att. 40,301 - Partly Cloudy - 76 F

livebaseballscorecards.com

TOP

Batter	1	2	3	4	5	6	7	8	9	AB	R	H	RBI	BB	SO	LOB
2 Brian Dozier, R (1, 4) OBP: 0.310, SLG: 0.380	C FF 92 X FF 92 0-1 ① P6		C KC 75 B SL 81 C SL 80 F FF 93 X SL 82 1-2 ③ L7			C FF 93 1 SAFE S FF 92 B FF 92 F FF 92 1 SAFE B SL 81 S SL 79 2-3 ① K		B FF 90 B SL 79 B FF 91 C FF 90 X FF 91 3-1 ② F8		4	0	0	0	0	1	1
7 Joe Mauer, L (1, 10) OBP: 0.402, SLG: 0.473	C FF 92 F FF 93 C SL 82 0-3 ② K			B FF 90 B FF 92 X FF 91 2-0 2B		C FF 92 B SL 80 X FF 92 1-1 ② F7		C FF 92 X SL 83 0-1 1B		4	0	2	0	0	1	1
33 Justin Morneau, L (1, 3) OBP: 0.327, SLG: 0.400	C FF 93 F FF 92 B FF 93 B FF 93 C FF 94 2-3 ③ K			X SL 81 0-0 ① P6		1 SAFE C FF 92 0-1 ③ CS 1-2	B FF 91 B FF 91 F FF 92 B FF 92 F FF 92 X SL 81 3-2 ① F7	C FF 92 B FF 92 B FF 93 B FF 93 S SL 84 C FF 94 3-3 ③ K		4	0	0	0	0	2	2
9 Ryan Doumit, S (1, 2) OBP: 0.297, SLG: 0.397		C FF 92 C KC 75 S SL 82 0-3 ① K		B KC 74 S CH 84 S FF 92 S SL 82 1-3 ② K			C FF 92 B FF 92 B SL 80 S SL 80 F SL 80 X SL 79 2-2 HR		X FF 94 0-0 ① L6	4	1	1	1	0	2	1
24 Trevor Plouffe, R (1, 5) OBP: 0.322, SLG: 0.446		B FF 94 C SL 82 C SL 81 B SL 83 X FF 93 2-2 HR		X SL 81 0-0 ③ G6-3			C KC 72 X SL 79 0-1 ② G6-3		X FF 95 0-0 ② G6-3	4	1	1	1	0	0	1
27 Chris Parmelee, L (1, 9) OBP: 0.303, SLG: 0.372		B FF 92 B KC 75 C FF 93 F FF 93 T SL 82 2-2 ② K			X FF 90 0-0 ① F8		C FF 92 B FF 92 F FF 92 B SL 80 S SL 81 2-3 ③ K		B FF 93 B CU 79 C FF 94 B FF 94 B FF 93 4-1 BB	3	0	0	0	1	2	0
32 Aaron Hicks, S (1, 8) OBP: 0.262, SLG: 0.355		B FF 93 B FF 93 F FF 94 C SL 81 S SL 81 2-3 ③ K			C FF 91 B SL 81 B SL 79 C KC 74 T SL 79 2-2 ② K			X KC 70 0-0 25 HR 1B	C SL 84 X SL 84 0-1 ③ G4-3	4	1	1	0	0	2	1
11 Clete Thomas, L (1, 7) OBP: 0.314, SLG: 0.358			C FF 91 B FF 91 B FF 92 F FF 93 F FF 94 F SL 81 C FF 93 2-3 ① K		C FF 92 S FF 92 B FF 92 B FF 93 X SL 81 2-2 ③ F9			1 SAFE B FF 91 F FF 91 1 SAFE X FF 91 1-1 ① G1-3		3	0	0	0	0	1	1
25 Pedro Florimón, S (1, 6) OBP: 0.289, SLG: 0.335			F FF 94 X FF 93 0-1 ② P5			C FF 90 B FF 90 C SI 91 F SL 81 B SL 80 B FF 93 B FF 92 4-2 33 CS BB		F FF 92 F FF 92 D SL 81 1 SAFE F SL 80 B FF 92 X SL 79 2-2 1-H HR		2	1	1	2	1	0	0

	AB	32
	R	4
	H	6
	RBI	4
	BB	2
	SO	11
	LOB	8

Inning Stats																																		
	R: 0	E: 0	K: 2	S: 8	H: 0	LOB: 0	BB: 0	P: 10	R: 1	E: 0	K: 3	S: 12	H: 1	LOB: 0	BB: 0	P: 18	R: 0	E: 0	K: 1	S: 11	H: 0	LOB: 0	BB: 0	P: 14	R: 0	E: 0	K: 1	S: 6	H: 1	LOB: 1	BB: 0	P: 9	R: 0	E: 0	K: 1	S: 7	H: 0	LOB: 0	BB: 0	P: 11	R: 0	E: 0	K: 1	S: 10	H: 0	LOB: 0	BB: 1	P: 17	R: 1	E: 0	K: 1	S: 12	H: 1	LOB: 0	BB: 0	P: 19	R: 2	E: 0	K: 1	S: 14	H: 3	LOB: 1	BB: 0	P: 23	R: 0	E: 0	K: 0	S: 5	H: 0	LOB: 1	BB: 1	P: 9	1B: 2	2B: 1	3B: 0	HR: 3	SF: 0	SAC: 0	DP: 0	HBP: 0	WP: 0	PB: 0	SB: 0	CS: 1	PA: 35
---	---	---	---	---	---	---	---	---	---	---	---	---	---	---	---	---	---	---

Batter	1	2	3	4	5	6	7	8	9	AB	R	H	RBI	BB	SO	LOB
11 Brett Gardner, L (1, 8) OBP: 0.338, SLG: 0.422	B FF 90 C FF 89 X FF 91 1-1 ① G3		B CU 79 C FF 91 C FF 91 F CH 83 B FF 91 F FF 92 F CU 80 X FF 91 2-2 ② FC1-6 1-2f		B CU 79 B FF 90 X FF 91 2-0 1-2 1B		B CU 82 X CU 83 1-0 ③ G1-3			4	0	1	0	0	0	3
31 Ichiro Suzuki, L (1, 9) OBP: 0.316, SLG: 0.380	F FF 90 B FC 91 X FF 92 1-1 24 1B 2B		C CH 80 X FF 93 0-1 ③ G1-3		B CH 84 F CH 83 C CU 80 S CU 83 1-3 ③ K			C SL 87 B CU 79 C SL 86 X FF 94 1-2 24 FC1-6 1B		4	1	2	0	0	1	3
24 Robinson Canó, L (1, 4) OBP: 0.384, SLG: 0.531	B CH 84 X FF 91 1-0 12 G6-4-3 2-H 1B			B FF 91 F FF 91 F CH 85 S FF 92 1-3 ① K		B CH 84 C FF 91 F FF 87 B FF 90 B FF 93 F CU 84 X CU 83 3-2 ① G4-3		C SL 88 1 SAFE X SL 88 0-1 ① FC1-6 1-2f		4	0	1	1	0	1	1
12 Vernon Wells, R (1, 10) OBP: 0.280, SLG: 0.376	C CU 78 S CU 82 X CU 84 0-2 ②③ G6-4-3 1-2f			B CU 82 X FF 92 1-0 45 WP 55 G3 1B		C CU 82 C FC 90 B FC 92 S CU 85 1-3 ② K		X FF 89 0-0 ② L5		4	0	1	0	0	1	2
55 Lyle Overbay, L (1, 3) OBP: 0.299, SLG: 0.433		B FF 91 F CH 82 B CU 79 X FF 89 2-1 ① G4-3		B FF 91 B FF 90 B FF 90 X FC 90 3-0 ② G3 1-2		B CH 85 B CH 85 C CU 78 B FF 92 S FF 91 F CU 82 B FF 91 4-2 BB		F SL 87 C FF 92 X SL 88 0-2 ③ G6-3		3	0	0	0	1	0	2
45 Zoilo Almonte, S (1, 7) OBP: 0.318, SLG: 0.358		F FF 91 X CH 84 0-1 ② F8		B CU 82 B CH 82 B CH 81 B FF 91 4-0 61 CS 2-3 BB		B CU 79 X FF 91 1-0 ③ G4-3			C FF 92 B FF 95 X FF 93 1-1 1B	3	0	1	0	1	0	1
61 Luis Alfonso Cruz, R (1, 6) OBP: 0.187, SLG: 0.190 (8, 5)		B FF 91 C CU 80 B CU 81 X FF 90 2-1 ③ G6-3		F CU 79 F FF 94 B CU 86 1-2 ③ CS 1-2	C CU 82 C CU 81 X FF 91 0-2 ① G6-3		B CU 78 B CU 77 S FF 89 S FF 88 F FF 91 X FF 91 2-2 ① G6-3		S FF 93 F FF 94 X SL 83 0-2 ① F7	4	0	0	0	0	0	1
40 Alberto Gonzalez, R (1, 5) OBP: 0.220, SLG: 0.286 33 Travis Hafner, L (7, PH) OBP: 0.316, SLG: 0.412 26 Eduardo Núñez, R (7, PR) OBP: 0.277, SLG: 0.269 (8, 6)			X FF 91 0-0 ① F8		C FF 93 B CU 82 B CU 82 C FF 92 B CU 82 F FF 91 X FF 92 3-2 ② G6-3		C FF 92 X FF 92 0-1 53 G4-3 2B		C FF 93 C SL 82 B SL 83 X FF 93 1-2 ② P4	2 1 1	0 0 0	0 1 0	0 0 0	0 0 0	0 0 0	0 0 1
53 Austin Romine, R (1, 2) OBP: 0.182, SLG: 0.213			B FF 90 C FF 90 X CU 80 1-1 11 FC1-6 1B		B FF 92 B FF 91 B FF 91 B FF 90 4-0 11 1B BB		C FC 91 B CU 82 X CU 82 1-1 ② G4-3 2-3		X FF 94 0-0 ③ G5-3	3	0	1	0	1	0	2
Inning Stats	R: 1 H: 2 E: 0 LOB: 0 K: 0 BB: 0 S: 8 P: 11	R: 0 H: 0 E: 0 LOB: 0 K: 0 BB: 0 S: 6 P: 10	R: 0 H: 1 E: 0 LOB: 1 K: 0 BB: 0 S: 11 P: 14	R: 0 H: 1 E: 0 LOB: 1 K: 1 BB: 1 S: 7 P: 17	R: 0 H: 1 E: 0 LOB: 2 K: 1 BB: 1 S: 11 P: 21	R: 0 H: 0 E: 0 LOB: 1 K: 1 BB: 1 S: 11 P: 20	R: 0 H: 1 E: 0 LOB: 2 K: 0 BB: 0 S: 9 P: 13	R: 0 H: 1 E: 0 LOB: 1 K: 0 BB: 0 S: 9 P: 10	R: 0 H: 1 E: 0 LOB: 1 K: 0 BB: 0 S: 9 P: 11	1B: 6 2B: 2 3B: 0 HR: 0	SF: 0 SAC: 0 DP: 1 HBP: 0			WP: 1 PB: 0 SB: 0 CS: 1	PA: 37		

PITCHER		IP	WLS	BF	H	R	ER	SO	BB	IBB	HBP	BLK	WP	HR	S	P	ERA	WHIP
21 Samuel Deduno, R ERA: 3.61	(1, 1)	7.0	W	28	6	1	1	3	3	0	0	0	1	0	63	106	1.29	1.286
50 Casey Fien, R ERA: 3.03	(8, 1)	1.0	H	4	1	0	0	0	0	0	0	0	0	0	9	10	0.00	1.000
15 Glen Perkins, L ERA: 1.87	(9, 1)	1.0	S	4	1	0	0	0	0	0	0	0	0	0	9	11	0.00	1.000

PITCHER	IP	WLS	BF	H	R	ER	SO	BB	IBB	HBP	BLK	WP	HR	S	P	ERA	WHIP

BOTTOM

Minnesota Twins @ New York Yankees

Yankee Stadium, Bronx, NY

Sat Jul 13 2013, 1:11 PM - 3:51 PM EDT

Att. 40,301 - Partly Cloudy - 76 F

livebaseballscorecards.com

AB	33
R	1
H	8
RBI	1
BB	3
SO	3
LOB	16

Batter	1	2	3	4	5	6	7	8	9	AB	R	H	RBI	BB	SO	LOB
2 Brian Dozier, R (1, 4) OBP: 0.310, SLG: 0.386	B FF 90 F FF 90 B CH 84 X CH 84 2-1 G6-3 ①	C CU 77 B SI 91 C FF 92 F SL 82 1 SAFE X CH 83 1-2 L3 ③		C CU 77 F FF 93 X FF 92 0-2 33 1B 9 E 1-3 2B		C FF 93 X FF 92 0-1 F8 ②		C SL 84 D SL 84 D CH 84 X FF 93 2-1 7 G3 2-H 2B	B SL 84 C SL 84 B SL 85 B SL 84 C FF 93 T SL 84 3-2 K ③	6	1	2	1	0	1	5
7 Joe Mauer, L (1, 2) OBP: 0.402, SLG: 0.473	C FF 90 B SI 90 F FF 91 B SL 81 B FF 92 S SL 80 3-3 K ②		B CU 76 C SL 81 B SI 90 X FF 91 2-1 G5-3 ①	T SI 90 S FF 91 B SL 81 D SL 82 F SL 82 B SI 92 B SL 82 4-2 33 1B 9 E BB		B SI 92 C CH 83 X FF 92 1-1 33 1B 2B		C SI 93 B FF 94 B SL 81 B SL 82 X SL 81 3-1 G3 2-3 ②		4	1	1	0	1	1	1
33 Justin Morneau, L (1, 3) OBP: 0.331, SLG: 0.406	B FF 91 S SI 90 S SL 80 X SI 91 1-2 G3 ③		B SL 80 C FF 92 X SL 81 1-1 24 E 32 HR 2B	S SI 91 X SI 91 0-1 9 E 1-2 2-3 3-H 1B		C SI 92 X FF 92 0-1 2-3 1B		B SL 82 B SL 80 X SI 93 2-0 G3 ③		5	1	3	1	0	0	1
9 Ryan Doumit, S (1, 9) OBP: 0.295, SLG: 0.393		X FF 89 0-0 11 F9 24 1B 8 1B 1B	B SL 81 F CH 84 S SI 89 D SL 81 B FF 90 S SL 81 3-3 K ②	X SI 92 0-0 E3 1-3 2-H 3-H		S CU 81 S CH 84 F FF 93 X SI 94 0-2 G5-3 ③			C FF 92 B FF 94 B SL 86 S SL 85 F SL 94 S SL 84 2-3 K ①	5	1	1	0	0	2	4
24 Trevor Plouffe, R (1, 10) OBP: 0.323, SLG: 0.445		C SI 88 B CH 84 X CH 84 1-1 8 1B 25 1B 1-2 1B	B CH 84 B FF 91 C SL 82 X CH 85 2-1 E6 32 HR 2-3	B CH 86 S SI 91 F FF 93 F SL 81 C FF 94 1-3 K ③			B FF 92 B CU 79 C SL 83 S FC 92 S FF 94 2-3 K ①		C SL 84 B SL 85 B FF 95 B SL 84 X FF 93 3-1 11 1B 32 BB 25 PB 1B	5	3	2	0	0	2	2
32 Aaron Hicks, S (1, 8) OBP: 0.264, SLG: 0.366		S FF 90 B SL 81 F SI 90 F SL 81 B SL 81 F CH 85 C FF 91 2-3 K ①	X CH 85 0-0 1-H 3-H HR		C SI 94 C FF 94 B SL 88 S SL 87 1-3 K ①		C CU 80 S SI 93 B SI 93 X CH 84 1-2 G1-3 ②		B FF 93 B FF 93 C FF 92 B SL 83 B FF 91 4-1 25 PB 11 1B 1-2 BB	4	1	1	3	1	2	2
11 Clete Thomas, L (1, 7) OBP: 0.309, SLG: 0.351		X FF 91 0-0 F9 2-3 ②	C FF 94 B SI 92 B SL 81 C SL 82 F FF 94 D SL 82 X FF 95 3-2 P4 ③		B CH 88 B FF 95 X FF 94 2-0 L7 ②		B SI 92 B SI 92 B CH 83 C SI 93 S CH 84 S CH 83 3-3 K ③		D SL 85 X FF 93 1-0 25 PB 1-2 2-3 1B	5	0	1	0	0	1	2
8 Jamey Carroll, R (1, 5) OBP: 0.276, SLG: 0.252		B CU 75 X FF 92 1-0 25 1B 1-3 3-H 1B		C FF 92 F SI 92 B SL 81 F CH 85 F SL 81 F FF 93 B SL 80 B CH 85 B SI 91 4-2 2 2B 33 1B BB	C FF 95 B SL 86 B SL 86 C SI 95 C SI 95 2-3 K ③			B FF 92 F FF 91 F SL 83 F FF 93 F CU 80 S SL 86 1-3 K2-3 ①	C SL 84 S SL 86 S SL 85 0-3 K ②	4	1	1	1	1	3	3
25 Pedro Florimón, S (1, 6) OBP: 0.295, SLG: 0.342		X SI 90 0-0 1-3 3-H 1B		B CU 77 S CH 84 F FF 92 F SL 80 D SL 80 1 SAFE F FF 92 S CH 85 2-3 K ①		F SI 91 T CH 83 T FF 93 0-2 K ①		B SL 83 B CH 82 B SI 91 C SI 90 X SI 92 3-1 2 2B	B SL 85 B FF 95 B FF 93 C FF 91 B FF 94 4-1 1-2 2-3 3-H BB	4	1	2	1	1	2	1
Inning Stats	R: 0 E: 0 K: 1 S: 8 H: 0 LOB: 0 BB: 0 P: 14	R: 2 E: 0 K: 1 S: 15 H: 4 LOB: 2 BB: 0 P: 20	R: 3 E: 1 K: 1 S: 14 H: 2 LOB: 0 BB: 0 P: 25	R: 3 E: 1 K: 2 S: 23 H: 2 LOB: 1 BB: 2 P: 34	R: 0 E: 0 K: 2 S: 7 H: 0 LOB: 0 BB: 0 P: 12	R: 0 E: 0 K: 1 S: 13 H: 2 LOB: 2 BB: 0 P: 14	R: 0 E: 0 K: 2 S: 9 H: 0 LOB: 0 BB: 0 P: 15	R: 1 E: 0 K: 1 S: 12 H: 2 LOB: 1 BB: 0 P: 23	R: 1 E: 0 K: 3 S: 15 H: 2 LOB: 3 BB: 2 P: 32	1B: 8 2B: 5 3B: 0 HR: 1 SF: 0 SAC: 0 DP: 0 HBP: 0						

PITCHER		IP	WLS	BF	H	R	ER	SO	BB	IBB	HBP	BLK	WP	HR	S	P	ERA	WHIP
52 CC Sabathia, L ERA: 4.07	(1, 1)	4.0	L	23	8	8	3	5	2	0	0	0	0	1	60	93	6.75	2.500
38 Preston Claiborne, R ERA: 2.43	(5, 1)	1.0		3	0	0	0	2	0	0	0	0	0	0	7	12	0.00	0.000
43 Adam Warren, R ERA: 3.09	(6, 1)	2.1		11	4	1	1	4	0	0	0	0	0	0	31	44	3.86	1.714
48 Boone Logan, L ERA: 2.16	(8, 1)	0.2		2	0	0	0	0	0	0	0	0	0	0	3	8	0.00	0.000
62 Joba Chamberlain, R ERA: 5.4	(9, 1)	1.0		7	2	1	1	3	2	0	0	0	0	0	15	32	9.00	4.000

PITCHER	IP	WLS	BF	H	R	ER	SO	BB	IBB	HBP	BLK	WP	HR	S	P	ERA	WHIP

TOP

Minnesota Twins @ New York Yankees

Yankee Stadium, Bronx, NY

Sun Jul 14 2013, 1:10 PM - 4:45 PM EDT

Att. 43,131 - Partly Cloudy - 88 F

livebaseballscorecards.com

AB	42
R	10
H	14
RBI	7
BB	4
SO	14
LOB	21

PA: 46

WP: 0
PB: 1
SB: 0
CS: 0

Batter	1	2	3	4	5	6	7	8	9	AB	R	H	RBI	BB	SO	LOB
31 Ichiro Suzuki, L (1, 8) OBP: 0.320, SLG: 0.393	B FF 92 B SI 93 B CH 84 C FF 91 F SI 93 F SI 93 X SI 94 3-2 ① F8		C FF 92 B SI 92 X CH 85 1-1 45 E / 45 FC4 / 24 1B / 1B C SI 92 D SL 85 D SI 92 X SI 89 2-1 ② FC4-6 1-2f 3-H				C FF 87 B CU 70 F FF 89 B SL 79 F FF 91 B FF 91 F FF 88 F FF 88 X FF 88 3-2 HR		C FF 95 C FF 95 X SL 83 0-2 24 1B / 1B	5	2	3	2	0	0	1
45 Zoilo Almonte, S (1, 7) OBP: 0.312, SLG: 0.349	C FF 93 X CH 85 0-1 24 L9-3 / 1B		B SI 92 B SI 92 X SI 91 2-0 FC4 / 33 FC3-6 / 24 1B / 12 F7-2 1-3 X SI 90 0-0 ③ F7				C SI 87 B CH 80 X FF 89 1-1 ① F9		C SI 94 D SL 82 F FF 94 F SL 84 T FF 95 1-2 ② K	5	0	1	0	0	1	3
24 Robinson Canó, L (1, 4) OBP: 0.386, SLG: 0.531	B SI 94 D FF 92 F SI 93 1 SAFE B SI 92 S SL 84 X SL 83 3-2 ② ③ L9-3 1-1		X FF 92 0-0 33 FC3-6 1-2 3-H / 1B		F CH 84 F SL 84 X SL 85 0-2 ① F8		B FF 91 B SI 87 C SL 80 F CU 72 B SL 79 B FF 92 4-2 12 FC5-4 / BB		C SI 94 X SL 83 0-1 1-2 / 1B	4	0	2	1	1	0	1
33 Travis Hafner, L (1, 10) OBP: 0.314, SLG: 0.407		B FF 92 B CH 85 X SI 92 2-0 61 BB / 55 BB / 1B	C SI 92 B SL 83 X SI 92 1-1 ① FC3-6 1-2f 2-3		B FF 93 B SI 92 C SI 93 X CH 85 2-1 ② P4		T SI 88 B FF 90 C SL 79 1-3 ② K		S SI 92 F SI 93 X FF 95 0-2 ③ P4	5	0	1	0	0	1	5
12 Vernon Wells, R (1, 9) OBP: 0.276, SLG: 0.371		F SL 83 F SI 93 S SL 86 0-3 ① K	B SI 92 B SI 93 F SI 93 C SI 94 X SL 86 2-2 ② ③ F7-2 3-H		C SI 92 B CH 85 B SI 92 F SI 92 X SL 84 2-2 ③ P4		C FF 92 X SL 86 0-1 ③ FC5-4 1-2f			4	0	0	0	0	1	4
55 Lyle Overbay, L (1, 3) OBP: 0.308, SLG: 0.437		F SL 84 F FF 92 B FF 93 B SI 92 B SI 91 F SI 91 F SI 92 F CH 83 B SI 93 4-2 61 BB / BB 1-2	C SI 92 B FF 91 X SI 92 1-1 61 HBP / 26 BB / 19 FC6-4 / 1B			B CH 82 F FF 91 B SI 89 F CH 84 B FF 92 B SI 90 4-2 61 G6-4-3 / 26 1B / BB		B SI 93 F SI 93 X SI 92 1-1 61 G5-4-3 / 1B	2	1	2	0	2	0	0
26 Eduardo Núñez, R (1, 6) OBP: 0.285, SLG: 0.271		D SL 84 C SL 83 S SI 92 B SI 93 X CH 84 2-2 ② F8	B SI 92 B SI 92 B SI 91 B FF 91 4-0 19 FC6-4 / 61 HBP / 31 FC4-6 1-2 / BB			C SI 91 F SI 92 X SI 92 0-2 61 G6-4-3 1-2 / 1B		1 SAFE C SI 92 X CH 88 0-1 ① L5		3	1	1	0	1	0	3
61 Luis Alfonso Cruz, R (1, 5) OBP: 0.194, SLG: 0.188		B SL 84 B SI 93 F SI 93 B SI 93 B SI 92 4-1 19 FC5-4 1-2 2-3 / BB	C SL 84 B SI 92 F SI 92 B SL 86 H SI 93 3-2 19 FC6-4 1-2 2-3 / HBP			B SI 92 C SI 92 D SL 82 S SI 92 B SI 93 X SI 92 3-2 ① ② G6-4-3 1-2f 2-3		C SL 87 B SI 93 B SL 86 X SL 86 2-1 ② ③ G5-4-3 1-2f		2	0	0	0	1	0	3
19 Chris Stewart, R (1, 2) OBP: 0.316, SLG: 0.306 53 Austin Romine, R (9, PH) OBP: 0.179, SLG: 0.211		C SI 93 X SI 94 0-1 ③ FC5-4 1-2f	X SI 92 0-0 ① FC6-4 / 31 FC4-6 1-2f 2-3 3-H			B SI 94 F SI 93 B FF 94 F SI 93 B SI 94 X FF 94 3-2 ③ F9		B SI 94 B SI 93 F FF 94 F FF 95 B SL 83 C SL 83 3-3 ① K	3 1	0 0	0 0	1 0	0 0	0 1	6 0

Inning Stats	1	2	3	4	5	6	7	8	9
	R: 0 E: 0 K: 0 S: 9 H: 1 LOB: 0 BB: 0 P: 15	R: 0 E: 0 K: 1 S: 15 H: 1 LOB: 3 BB: 2 P: 27	R: 1 E: 1 K: 0 S: 9 H: 2 LOB: 1 BB: 0 P: 15	R: 2 E: 0 K: 0 S: 8 H: 1 LOB: 1 BB: 1 P: 18	R: 0 E: 0 K: 0 S: 8 H: 0 LOB: 0 BB: 0 P: 12	R: 0 E: 0 K: 0 S: 11 H: 1 LOB: 1 BB: 1 P: 21	R: 1 E: 0 K: 1 S: 15 H: 1 LOB: 1 BB: 1 P: 24	R: 0 E: 0 K: 0 S: 6 H: 1 LOB: 0 BB: 0 P: 9	R: 0 E: 0 K: 2 S: 15 H: 2 LOB: 2 BB: 0 P: 19

1B: 9 SF: 0 WP: 0 PA: 40
2B: 2 SAC: 0 PB: 0
3B: 0 DP: 4 SB: 0
HR: 1 HBP: 1 CS: 0

PITCHER	IP	WLS	BF	H	R	ER	SO	BB	IBB	HBP	BLK	WP	HR	S	P	ERA	WHIP
44 Kyle Gibson, R (1, 1) ERA: 6.45	5.0	W	24	5	3	2	1	4	0	1	0	0	0	51	93	3.60	1.800
51 Anthony Swarzak, R (6, 1) ERA: 3.55	1.0		3	1	0	0	0	0	0	0	0	0	0	9	15	0.00	1.000
56 Caleb Thielbar, L (7, 1) ERA: 0.83	0.2		4	1	1	1	1	1	0	0	0	0	1	13	22	13.50	3.000
61 Jared Burton, R (7, 1) ERA: 3.67	1.1		4	1	0	0	0	0	0	0	0	0	0	8	11	0.00	0.750
15 Glen Perkins, L (9, 1) ERA: 1.82	1.0		5	2	0	0	2	0	0	0	0	0	0	15	19	0.00	2.000

PITCHER	IP	WLS	BF	H	R	ER	SO	BB	IBB	HBP	BLK	WP	HR	S	P	ERA	WHIP

BOTTOM

Minnesota Twins @ New York Yankees

Yankee Stadium, Bronx, NY

Sun Jul 14 2013, 1:10 PM - 4:45 PM EDT

Att. 43,131 - Partly Cloudy - 88 F

livebaseballscorecards.com

AB	34
R	4
H	10
RBI	4
BB	5
SO	4
LOB	26

New York Yankees @ Boston Red Sox

Fenway Park, Boston, MA

Fri Jul 19 2013, 7:16 PM - 10:10 PM EDT

Att. 38,130 - Partly Cloudy - 92 F

livebaseballscorecards.com

TOP

Batter	1	2	3	4	5	6	7	8	9	AB	R	H	RBI	BB	SO	LOB
11 Brett Gardner, L (1, 8) OBP: 0.338, SLG: 0.420 40 Alberto Gonzalez, R (5, 7) OBP: 0.217, SLG: 0.281	C FF 91 C SI 91 X CU 77 0-2 ① G5-3			L SI 89 B CU 72 B CU 73 C SI 90 B CH 83 F SI 91 F FF 92 F FF 91 B SI 89 4-2 24 S 24 E BB	B CU 75 F SI 91 B FF 92 C SI 90 B SI 91 C FF 92 3-3 ③ K			C SI 89 S SL 86 X FF 91 0-2 ① P4		2 1	1 0	0 0	0 0	1 0	1 0	1 0
31 Ichiro Suzuki, L (1, 9) OBP: 0.320, SLG: 0.391 (5, 8)	C FF 90 B SI 89 X SI 91 1-1 ② G6-3			F SI 91 C FF 92 1 SAFE B FF 91 F FF 93 D CH 80 X FF 92 2-2 ① P5		B CU 72 X FF 90 1-0 ① F9		B FF 92 X SI 90 1-0 24 2B 1B		4	0	1	0	0	0	1
24 Robinson Canó, L (1, 4) OBP: 0.387, SLG: 0.532	F FF 92 B SI 92 F CU 74 S CH 82 1-3 ③ K			F FC 84 B FF 92 1 SAFE B SI 91 F CH 83 B CH 82 F FF 92 F CH 84 B FF 92 4-2 45 FC5-4 1-H BB		X CH 82 0-0 ② L9		C SL 86 F FF 91 X SL 86 0-2 1-3 2B		3	0	1	0	1	1	0
12 Vernon Wells, R (1, 10) OBP: 0.279, SLG: 0.370		B FF 90 F SI 89 B SI 92 B CH 83 S FF 89 B FF 92 4-2 45 G6-4-3 BB		S SI 90 B FF 93 B CH 85 F SI 92 S FF 92 2-3 ② K		B FF 90 X CH 82 1-0 1B		F SI 91 X SL 88 0-1 ② P6		3	0	1	0	1	1	3
45 Zoilo Almonte, S (1, 7) OBP: 0.305, SLG: 0.341 61 Luis Alfonso Cruz, R (5, 5) OBP: 0.192, SLG: 0.185		1 SAFE B FF 91 X CH 84 1-0 ①② G6-4-3 1-2f		C FF 91 C FF 92 F CH 83 X FF 92 0-2 ③ FC5-4 1-2f		B SI 90 B FF 90 F SI 90 X CH 83 2-1 ③ P2		X SL 87 0-0 ③ G6-3		2 2	0 0	0 0	0 0	0 0	0 0	2 3
55 Lyle Overbay, L (1, 3) OBP: 0.307, SLG: 0.438		X SI 90 0-0 ③ G4-3			B SI 88 X FF 89 1-0 19 2B 2B		C FF 92 X CH 83 0-1 ① G4-3		B FF 90 S FS 81 F FS 82 S FF 90 1-3 ① K	4	1	1	0	0	1	0
39 Brent Lillibridge, R (1, 5) OBP: 0.071, SLG: 0.037 (5, 9)			B SI 87 F CH 89 C CU 72 F CU 76 C FF 90 1-3 ① K	C CU 73 F FF 90 B FF 90 B FC 84 S SI 91 2-3 ① K		B FF 92 B FF 91 B FF 91 B FF 90 4-0 BB			X FF 90 0-0 ② G4-3	3	0	0	0	1	2	1
26 Eduardo Núñez, R (1, 6) OBP: 0.276, SLG: 0.261			B FF 90 X SI 88 1-0 ② P3	C FC 85 F FF 92 B SI 90 B FF 92 F FF 92 X CU 74 2-2 ② G5-3		B SL 78 S FF 91 X FF 93 1-1 ② P3		C FF 91 X SL 83 0-1 ③ G4-3		4	0	0	0	0	0	2
19 Chris Stewart, R (1, 2) OBP: 0.316, SLG: 0.312			C FF 91 B SI 90 X SI 90 1-1 ③ F9	S CH 82 X FF 90 0-1 2-H 2B		C FF 92 C FF 92 B FO 87 B FF 93 B SL 79 X FF 93 3-2 ③ F9				3	0	1	1	0	0	1
Inning Stats	R: 0 E: 0 K: 1 S: 8 H: 0 LOB: 0 BB: 0 P: 10	R: 0 E: 0 K: 0 S: 4 H: 0 LOB: 0 BB: 1 P: 9	R: 0 E: 0 K: 1 S: 7 H: 0 LOB: 0 BB: 0 P: 10	R: 1 E: 0 K: 1 S: 20 H: 0 LOB: 1 BB: 2 P: 32	R: 1 E: 0 K: 2 S: 13 H: 2 LOB: 1 BB: 0 P: 21	R: 0 E: 0 K: 0 S: 5 H: 1 LOB: 1 BB: 0 P: 9	R: 0 E: 0 K: 0 S: 7 H: 0 LOB: 1 BB: 1 P: 15	R: 0 E: 0 K: 0 S: 10 H: 2 LOB: 2 BB: 0 P: 11	R: 0 E: 0 K: 1 S: 6 H: 0 LOB: 0 BB: 0 P: 7	1B: 2 2B: 3 3B: 0 HR: 0 SF: 0 SAC: 0 DP: 1 HBP: 0						

	AB	31
	R	2
	H	5
	RBI	1
	BB	4
	SO	6
	LOB	14

PITCHER		IP	WLS	BF	H	R	ER	SO	BB	IBB	HBP	BLK	WP	HR	S	P	ERA	WHIP
22 Felix Doubront, L ERA: 3.76	(1, 1)	6.1	W	24	3	2	1	5	3	0	0	0	0	0	59	93	1.42	0.947
36 Junichi Tazawa, R ERA: 2.98	(7, 1)	0.2	H	3	0	0	0	0	1	0	0	0	0	0	5	13	0.00	1.500
32 Craig Breslow, L ERA: 2.73	(8, 1)	1.0	H	5	2	0	0	0	0	0	0	0	0	0	10	11	0.00	2.000
19 Koji Uehara, R ERA: 1.66	(9, 1)	1.0	S	3	0	0	0	1	0	0	0	0	0	0	6	7	0.00	0.000

PITCHER		IP	WLS	BF	H	R	ER	SO	BB	IBB	HBP	BLK	WP	HR	S	P	ERA	WHIP

BOTTOM

New York Yankees @ Boston Red Sox

Fenway Park, Boston, MA

Fri Jul 19 2013, 7:16 PM - 10:10 PM EDT

Att. 38,130 - Partly Cloudy - 92 F

Batter	1	2	3	4	5	6	7	8	9	AB	R	H	RBI	BB	SO	LOB
2 Jacoby Ellsbury, L (1, 8) OBP: 0.371, SLG: 0.432	B SI 89 X FF 89 1-0 HR		B SL 82 X SL 82 1-0 18 G4-6-3 1B		F CU 75 X SI 90 0-1 ③ G3		1 SAFE B SL 82 B SI 93 F SI 93 1 SAFE 1 SAFE F SI 94 D SL 84 F SL 82 4-2 B FF 94 29 FC5 1-2 BB			3	1	2	1	1	0	0
18 Shane Victorino, S (1, 9) OBP: 0.335, SLG: 0.401 29 Daniel Nava, S (4, 9) OBP: 0.372, SLG: 0.427	B FF 88 B CU 74 C FF 87 X FF 88 2-1 ① F9		B CU 75 C CH 80 C SI 89 X FF 89 1-2 ①② G4-6-3 1-2f			C CU 76 B FF 90 X FF 90 1-1 ① G3	C SL 82 B FF 95 B SL 82 F SI 94 X SL 82 2-2 ③ FC5 1-2 2-3f			2 2	0 0	0 0	0 0	0 0	0 0	1 2
15 Dustin Pedroia, R (1, 4) OBP: 0.394, SLG: 0.434	B FF 88 C SI 88 F CU 76 F FF 88 F SL 83 B SI 90 F SL 83 B CH 79 F FF 90 3-2 X SI 88 ② L5		B FF 89 C CU 76 F CH 82 X FF 90 1-2 ③ P3			C CU 76 F FF 91 B FF 90 X SL 83 1-2 34 FC4-6 1B		C FF 95 X FF 94 0-1 ① G5-3		4	0	1	0	0	0	0
34 David Ortiz, L (1, 10) OBP: 0.403, SLG: 0.612	F FF 90 F FC 85 C SI 89 0-3 ③ K			B CU 75 X CU 74 1-0 2B		X SI 91 0-0 ② FC4-6 12 FC6-4 1-2f		B SI 94 X FF 94 1-0 12 F9 2B		4	0	2	0	0	1	1
12 Mike Napoli, R (1, 3) OBP: 0.342, SLG: 0.443		S SI 88 B CH 79 C FF 85 B FF 89 B SL 84 B FF 91 4-2 5 HR BB		C FF 89 F SI 90 B SL 84 B SL 84 B SL 84 S SL 84 3-3 ① K		S SL 82 X FF 91 0-1 ③ FC6-4 1-2f		C FF 95 S SL 88 B FF 96 X FF 95 1-2 ② F9 2-3		3	1	0	0	1	1	3
5 Jonny Gomes, R (1, 7) OBP: 0.333, SLG: 0.427		C CU 76 C FC 84 F FC 84 F FF 91 B FC 85 1 SAFE D FC 86 X CH 80 2-2 1-H HR		C FF 89 F FF 90 D SL 85 F FF 90 B SL 84 B SL 84 C FF 91 3-3 ② K			X SI 89 0-0 10 WP 10 1B 2B	B SL 85 X FF 95 1-0 ③ P4		4	2	2	2	0	1	2
39 Jarrod Saltalamacchia, S (1, 2) OBP: 0.338, SLG: 0.448		C CU 77 B SI 90 B CH 80 F CH 81 B FF 91 F FF 91 F SL 83 S FF 90 3-3 ① K		C SL 82 B FF 90 X FF 91 1-1 ③ P1			D SI 91 X CU 76 1-0 ① G5-3			3	0	0	0	0	1	2
23 Brandon Snyder, R (1, 5) OBP: 0.259, SLG: 0.423 26 Brock Holt, L (7, PH) OBP: 0.333, SLG: 0.290 (8, 5)		B FF 88 B CU 76 C FF 88 X SI 88 2-1 ② L6			B CU 76 B CU 74 X FF 88 2-0 ① L5		C SL 80 B SL 82 F SL 83 X FF 93 1-2 ② G1-3			2 1	0 0	0 0	0 0	0 0	0 0	0 1
10 Jose Iglesias, R (1, 6) OBP: 0.416, SLG: 0.459		C FF 88 X SI 89 0-1 ③ G6-3			C CU 75 B SL 83 X SL 82 1-1 ② G1-3		D SL 84 C FF 93 F FF 94 D SL 86 F SL 84 F FF 94 B FF 94 X SL 85 3-2 29 FC5 2 BB 2-H 1B			3	0	1	1	0	0	0
Inning Stats	R: 1 E: 0 K: 1 S: 13 H: 1 LOB: 0 BB: 0 P: 19	R: 2 E: 0 K: 1 S: 16 H: 1 LOB: 0 BB: 1 P: 27	R: 0 E: 0 K: 0 S: 7 H: 1 LOB: 0 BB: 0 P: 10	R: 0 E: 0 K: 2 S: 10 H: 1 LOB: 1 BB: 0 P: 18	R: 0 E: 0 K: 0 S: 5 H: 0 LOB: 0 BB: 0 P: 8	R: 0 E: 0 K: 0 S: 8 H: 1 LOB: 1 BB: 0 P: 10	R: 1 E: 0 K: 0 S: 16 H: 2 LOB: 2 BB: 1 P: 27	R: 0 E: 0 K: 0 S: 7 H: 1 LOB: 1 BB: 0 P: 10		1B: 3 2B: 3 3B: 0 HR: 2 SF: 0 SAC: 0 DP: 1 HBP: 0						

PITCHER		IP	WLS	BF	H	R	ER	SO	BB	IBB	HBP	BLK	WP	HR	S	P	ERA	WHIP
46 Andy Pettitte, L ERA: 4.47	(1, 1)	6.1	L	25	6	4	4	4	1	0	0	0	0	2	61	95	5.68	1.105
27 Shawn Kelley, R ERA: 3.63	(7, 1)	0.1		2	1	0	0	0	0	0	0	0	1	0	8	12	0.00	3.000
48 Boone Logan, L ERA: 2.13	(7, 1)	0.1		2	0	0	0	0	1	0	0	0	0	0	6	12	0.00	3.000
38 Preston Claiborne, R ERA: 2.35	(8, 1)	1.0		4	1	0	0	0	0	0	0	0	0	0	7	10	0.00	1.000

PITCHER	IP	WLS	BF	H	R	ER	SO	BB	IBB	HBP	BLK	WP	HR	S	P	ERA	WHIP

livebaseballscorecards.com

AB	31
R	4
H	8
RBI	4
BB	2
SO	4
LOB	12

WP: 1 PA: 33
PB: 0
SB: 0
CS: 0

Batter	1	2	3	4	5	6	7	8	9	AB	R	H	RBI	BB	SO	LOB
11 Brett Gardner, L (1, 8) OBP: 0.342, SLG: 0.422	B FF 93 C FF 92 B FF 93 C SI 91 X CU 82 2-2 31 L5-3 1B		C FF 92 B CU 79 C CU 78 X FC 87 1-2 ② F8		C CU 78 C FF 92 B CU 81 F CU 81 B FF 92 B FF 93 F FF 92 X FC 88 3-2 1-H 1B		F FF 89 B CU 77 B FC 81 X SI 91 2-1 31 FC4-6 1-2 1B		1 SAFE B FF 95 X FF 95 1-0 E4 55 CS 1-2	5	0	3	1	0	0	1
31 Ichiro Suzuki, L (1, 9) OBP: 0.315, SLG: 0.385	X FF 91 0-0 ①② L5-3 1-1		C FF 92 B FF 91 C FF 93 B FF 93 B FF 93 X FC 87 3-2 ③ G2-3		1 SAFE X FF 92 0-0 ③ G4-3		B FF 94 X FF 94 1-0 ② FC4-6 24 1B 55 1B 1-2f 2-3		B SI 90 M FF 94 2 SAFE X FF 94 1-1 ① P6 2-3	5	1	0	0	0	0	6
24 Robinson Canó, L (1, 4) OBP: 0.385, SLG: 0.529	C FF 94 F FF 91 B FF 96 C FF 95 1-3 ③ K			B CU 78 F SI 92 F FF 92 B CH 87 B FF 93 S FC 87 3-3 ① K		X CU 77 0-0 ① F8	B FF 95 F FF 94 B SL 83 C FF 95 X SI 95 2-2 55 1B 1-2 3-H 1B		1 SAFE 1 SAFE B FF 94 B SI 94 S SL 85 B SI 93 X FF 94 3-1 ② SF8 3-H	4	0	1	2	0	2	0
55 Lyle Overbay, L (1, 3) OBP: 0.313, SLG: 0.449		C FF 92 F SI 93 F FF 94 B FF 94 F FF 90 T FF 94 1-2 ① K		X FC 85 0-0 2B		B FF 90 X FF 91 1-0 2B	X FF 94 0-0 1-3 2-H 1B		C SI 93 0-1 ③ CS 1-2	4	0	3	1	0	1	0
12 Vernon Wells, R (1, 7) OBP: 0.279, SLG: 0.369		F FF 94 F FF 95 X FF 95 0-2 26 2B 1B		D FC 88 C FF 93 B SI 94 F FF 93 F FF 92 S FC 88 2-3 ② K		F FC 85 B FC 85 F FF 92 D CH 83 S FF 92 2-3 ② K	C SL 82 F SI 95 X FF 95 0-2 ③ G5-3			4	0	1	0	0	2	4
33 Travis Hafner, L (1, 10) OBP: 0.310, SLG: 0.401		C FF 94 S FC 88 S FC 88 0-3 ② K		C FF 93 X FF 93 0-1 ③ F8		B CU 79 D FC 87 B CU 77 C SI 90 S FC 84 C FF 92 3-3 ③ K		X FF 93 0-0 ① G4-3		4	0	0	0	0	2	3
26 Eduardo Núñez, R (1, 6) OBP: 0.290, SLG: 0.296		B FF 94 D SI 94 C FC 86 X FF 93 2-1 1-3 2B		C FF 91 X FC 86 0-1 19 SH1-3 19 S 61 FC6-2 1B			B FC 88 B FC 85 X FF 88 2-0 19 G3-1 61 1B 2B		C FF 94 X FF 94 0-1 ② P6	4	1	3	0	0	0	0
19 Chris Stewart, R (1, 2) OBP: 0.312, SLG: 0.307		B FF 94 B FC 87 X SI 93 2-0 ③ G6-3		C SI 91 X FC 85 0-1 ① SH1-3 1-3			S FC 82 D FC 83 X FC 84 1-1 ① G3-1 2-3	B FF 94 C FF 94 B SL 85 B FF 95 C FF 95 X FF 95 3-2 ③ F8		3	0	0	0	0	0	3
61 Luis Alfonso Cruz, R (1, 5) OBP: 0.199, SLG: 0.188			B FC 88 C FC 85 X FF 91 1-1 ① F7		B SI 92 X FC 87 1-0 ② FC6-2 11 WP 11 1B 3-H		X FC 84 0-0 31 FC4-6 11 1B 24 1B 3-H 1B		C FF 94 B SL 83 F CH 87 F FF 94 H CH 87 2-2 31 S 11 E 24 SF8 HBP	3	3	1	1	0	0	1
Inning Stats	R: 0 E: 0 K: 1 S: 7 H: 1 LOB: 0 BB: 0 P: 10	R: 0 E: 0 K: 2 S: 14 H: 2 LOB: 2 BB: 0 P: 19	R: 0 E: 0 K: 0 S: 8 H: 0 LOB: 0 BB: 0 P: 13	R: 0 E: 0 K: 2 S: 10 H: 1 LOB: 1 BB: 0 P: 15	R: 1 E: 0 K: 0 S: 11 H: 2 LOB: 1 BB: 0 P: 15	R: 0 E: 0 K: 2 S: 8 H: 1 LOB: 1 BB: 0 P: 14	R: 3 E: 0 K: 0 S: 14 H: 5 LOB: 2 BB: 0 P: 22	R: 0 E: 0 K: 0 S: 6 H: 0 LOB: 0 BB: 0 P: 9	R: 1 E: 1 K: 0 S: 9 H: 0 LOB: 0 BB: 0 P: 16	1B: 8 2B: 5 3B: 0 HR: 0 SF: 1 SAC: 1 DP: 1 HBP: 1						

PITCHER		IP	WLS	BF	H	R	ER	SO	BB	IBB	HBP	BLK	WP	HR	S	P	ERA	WHIP
41 John Lackey, R ERA: 2.95	(1, 1)	6.1	L	28	10	4	4	7	0	0	0	0	1	0	64	97	5.68	1.579
38 Matt Thornton, L ERA: 3.94	(7, 1)	1.0		5	2	0	0	0	0	0	0	0	0	0	9	12	0.00	2.000
54 Pedro Beato, R ERA:	(8, 1)	0.2		4	0	1	0	0	0	0	1	0	0	0	9	15	0.00	0.000
66 Drake Britton, L ERA:	(9, 1)	1.0		2	0	0	0	0	0	0	0	0	0	0	5	9	0.00	0.000

PITCHER	IP	WLS	BF	H	R	ER	SO	BB	IBB	HBP	BLK	WP	HR	S	P	ERA	WHIP

TOP

New York Yankees @ Boston Red Sox

Fenway Park, Boston, MA

Sat Jul 20 2013, 4:27 PM - 7:38 PM EDT

Att. 37,601 - Cloudy - 93 F

livebaseballscorecards.com

AB	36
R	5
H	12
RBI	5
BB	0
SO	7
LOB	18

WP: 1 PA: 40
PB: 0
SB: 2
CS: 1

Batter	1	2	3	4	5	6	7	8	9	AB	R	H	RBI	BB	SO	LOB
2 Jacoby Ellsbury, L (1, 8) OBP: 0.368, SLG: 0.427	X SI 90 0-0 ① L8		X SL 84 0-0 ③ L9			C SI 92 X FS 87 0-1 E4 29 F8 29 WP		C FC 92 X FC 92 0-1 ① G5-3		4	0	0	0	0	0	0
29 Daniel Nava, S (1, 9) OBP: 0.374, SLG: 0.426	C SI 90 C SI 92 B SL 88 H FF 93 2-2 15 G1-3 34 1B HBP			B CU 77 F SL 82 F SI 92 B FF 89 B FS 86 X SI 92 3-2 ① F8		B FS 85 C SL 86 1 SAFE C SL 84 F FF 93 1 SAFE B FS 87 X FS 87 2-2 ② F8 1-3		B KC 78 X FC 91 1-0 15 P2-4 1B		3	0	1	0	0	0	1
15 Dustin Pedroia, R (1, 4) OBP: 0.391, SLG: 0.430	B FF 91 B FF 91 1 SAFE B FF 92 C FF 92 F FF 92 F SL 85 X SI 93 3-2 ② G1-3 1-2			B CU 79 C SL 84 X SI 93 1-1 ② G5-3		C SI 94 B SL 85 S FS 88 X SI 94 1-2 ③ G5-3		C FC 90 T FC 91 X FC 93 0-2 ②③ P2-4 1-2f		4	0	0	0	0	0	3
34 David Ortiz, L (1, 10) OBP: 0.404, SLG: 0.610	C SL 85 X SL 88 0-1 ③ 2-H 1B			X SI 93 0-0 ③ G3			C SL 82 B FF 91 X SI 93 1-1 37 2B 5 SF8 1B		X FC 90 0-0 ① P5	4	1	2	0	0	0	0
37 Mike Carp, L (1, 3) OBP: 0.379, SLG: 0.618		B SI 91 C SI 91 X SL 83 1-1 ① F7			B FS 85 X SI 92 1-0 7 G3 5 1B 10 2-1 1B		F FS 83 B FS 86 X FS 86 1-1 39 G1-3 7 WP 1-3 2B		C FC 90 F FC 90 B FC 91 X FC 91 1-2 1B	4	1	3	0	0	0	0
5 Jonny Gomes, R (1, 7) OBP: 0.332, SLG: 0.425		C SI 92 X SI 93 0-1 ② G5-3			1 SAFE B SL 82 S SL 83 F SI 92 X SI 93 1-2 7 G3 1-2 1B		B SL 84 C SL 85 X SL 85 1-1 ① SF8 3-H		F FC 91 B FC 90 F FC 91 F FC 92 S FC 92 1-3 ② K	3	0	1	1	0	1	1
39 Jarrod Saltalamacchia, S (1, 2) OBP: 0.333, SLG: 0.441		B SI 91 C SL 83 S SI 92 B SI 89 S FS 88 2-3 ③ K			B SL 84 F SL 86 S SI 94 S SI 94 1-3 ① K		D FS 88 C SL 85 T SI 94 X FS 88 1-2 ② G1-3 2-3		B FC 92 C FC 91 F FC 90 B FC 92 B FC 90 T FC 91 3-2 ③ K	4	0	0	0	0	3	4
7 Stephen Drew, L (1, 6) OBP: 0.313, SLG: 0.406			C SI 90 C SL 82 S SI 92 0-3 ① K		C SL 83 X FS 87 0-1 ② G3 1-2 2-3		B FS 88 B SL 84 F SI 94 F SL 87 B FF 89 B SI 94 4-2 BB 3-H			2	0	0	0	1	1	2
10 Jose Iglesias, R (1, 5) OBP: 0.410, SLG: 0.452			C SI 92 F SI 92 F FS 88 B SL 85 F FS 88 F FF 92 B FS 88 F SI 93 F SL 85 2-3 S SI 94 ② K		C SI 93 F FS 88 B SL 86 1-2 ③ 2-1 3-H	C SL 82 B SI 92 L SI 93 X FS 88 1-2 ① G5-3	C FF 94 B SI 94 S SL 87 B SI 95 1 SAFE F SI 95 X SL 87 2-2 ③ L4			3	0	0	0	0	1	1
Inning Stats	R: 0 H: 1 E: 0 LOB: 2 K: 0 BB: 0 S: 9 P: 14	R: 0 H: 0 E: 0 LOB: 0 K: 1 BB: 0 S: 7 P: 10	R: 0 H: 0 E: 0 LOB: 0 K: 2 BB: 0 S: 12 P: 14	R: 0 H: 0 E: 0 LOB: 0 K: 0 BB: 0 S: 6 P: 10	R: 0 H: 2 E: 0 LOB: 2 K: 1 BB: 0 S: 11 P: 15	R: 0 H: 0 E: 1 LOB: 1 K: 0 BB: 0 S: 12 P: 16	R: 2 H: 2 E: 0 LOB: 1 K: 0 BB: 1 S: 15 P: 25	R: 0 H: 1 E: 0 LOB: 0 K: 0 BB: 0 S: 6 P: 7	R: 0 H: 1 E: 0 LOB: 1 K: 2 BB: 0 S: 11 P: 16	1B: 6 SF: 1 2B: 2 SAC: 0 3B: 0 DP: 1 HR: 0 HBP: 1						

PITCHER		IP	WLS	BF	H	R	ER	SO	BB	IBB	HBP	BLK	WP	HR	S	P	ERA	WHIP
18 Hiroki Kuroda, R ERA: 2.65	(1, 1)	7.0	W	28	5	2	2	4	1	0	1	0	2	0	72	104	2.57	0.857
30 David Robertson, R ERA: 2.06	(8, 1)	1.0	H	3	1	0	0	0	0	0	0	0	0	0	6	7	0.00	1.000
42 Mariano Rivera, R ERA: 1.78	(9, 1)	1.0	S	4	1	0	0	2	0	0	0	0	0	0	11	16	0.00	1.000

PITCHER	IP	WLS	BF	H	R	ER	SO	BB	IBB	HBP	BLK	WP	HR	S	P	ERA	WHIP

BOTTOM

New York Yankees @ Boston Red Sox

Fenway Park, Boston, MA

Sat Jul 20 2013, 4:27 PM - 7:38 PM EDT

Att. 37,601 - Cloudy - 93 F

livebaseballscorecards.com

AB	31
R	2
H	7
RBI	1
BB	1
SO	6
LOB	12

Batter	1	2	3	4	5	6	7	8	9	10	11	AB	R	H	RBI	BB	SO	LOB
11 Brett Gardner, L (1, 8) OBP: 0.349, SLG: 0.426	B FF 89 X FF 88 1-0 31 E 31 FC1 24 E 1B	C SL 82 X SL 84 0-1 ② G4-3 2-3		C FF 90 B FS 82 X FF 89 1-1 31 S 1B		C FF 89 B SL 84 B FF 91 S SL 83 X FS 83 2-2 24 1B 31 1B 1-2 2-H 1B	B FF 96 B FF 94 C FF 95 F FF 95 F FO 89 B FF 95 F FF 96 F FF 95 4-2 F FO 89 F FF 95 F FF 94 F FF 96 B FF 95 BB		B FF 93 B FF 93 B FF 93 C FF 93 C FF 93 B FF 94 4-2 24 1B BB		4	1	3	1	2	0	1
31 Ichiro Suzuki, L (1, 9) OBP: 0.315, SLG: 0.383	B FF 89 F FF 90 X FS 81 1-1 FC1 24 S 12 1B 1-3	C FF 92 B FF 91 B SL 83 D FS 84 H FF 91 4-2 24 1B HBP		F FS 81 B FF 90 1 SAFE 1 SAFE C FF 90 X FS 83 1-2 F8 1-2 ③		C SI 90 C FF 91 F SL 88 B SI 92 X FF 92 1-2 24 1B 1-2 2-3 1B	C FF 94 F FF 94 X FF 93 0-2 G1-3 ③		1 SAFE B FF 94 1 SAFE X FF 94 1-0 F9 ①		5	1	1	0	0	0	5
24 Robinson Canó, L (1, 4) OBP: 0.389, SLG: 0.530	B FF 90 F FF 91 B FF 91 F FS 83 B FF 90 B FF 92 4-2 12 1B 1-3 3-H BB	B FF 92 X SL 84 1-0 1-3 3-H 1B	C FF 87 B SL 83 X SL 83 1-1 ① L6	C FF 91 B SI 90 S SI 91 F FF 89 X FF 93 1-2 55 G4-6-3 1-2 2-3 3-H 1B		F SL 83 B FF 95 F SI 94 B SL 84 S FF 95 2-3 ① K		B SL 83 B SI 93 F FF 94 C FF 91 X SL 83 2-2 55 G4-6-3 1-2 1B		5	0	3	2	1	1	0
55 Lyle Overbay, L (1, 3) OBP: 0.307, SLG: 0.440	B FS 82 S FS 80 S FS 82 B FF 91 C FF 92 2-3 ① K	F SL 82 X FS 82 0-1 ③ G1-3		F FS 80 X FF 90 0-1 ② F8		X SI 91 0-0 ②③ G4-6-3 1-2f		B SI 94 F FF 94 S SI 96 F SL 83 B FF 95 B FF 94 C FF 96 3-3 ② K		B SI 93 X FF 92 1-0 ②③ G4-6-3 1-2f		6	0	0	0	0	2	9
12 Vernon Wells, R (1, 7) OBP: 0.283, SLG: 0.367	1 SAFE X FF 91 0-0 1-2 3-H 1B		B FF 88 B SL 83 C SL 82 F SL 87 X SL 83 2-2 ① G1-3		B FF 91 B FS 82 F FS 81 S FF 91 B FS 83 B SL 85 4-2 BB		C SI 90 B CH 79 B SL 88 B SI 89 F SI 90 B FF 90 4-2 19 1B 26 1B 19 E BB	F FF 94 B SI 95 B SI 94 F FC 84 B SL 82 X FF 95 3-2 G6-3		C FF 92 F FF 94 X CH 87 0-2 ① F9		4	1	1	1	2	0	0
33 Travis Hafner, L (1, 10) OBP: 0.306, SLG: 0.396 39 Brent Lillibridge, R (7, PH) OBP: 0.097, SLG: 0.067 (7, 10)	B FF 90 F FS 82 S FS 82 F FS 84 D FS 82 D SL 84 S SL 85 3-3 ② K		X FF 89 0-0 ② G6-3	S SL 84 F SL 84 B FF 91 D FS 83 S FS 83 2-3 ③ K		C SI 90 F SI 92 X SL 87 0-2 ① P3		C FF 90 X FS 82 0-2 1B		X FF 93 0-0 ② F9		3	0	0	0	0	2	3
26 Eduardo Núñez, R (1, 6) OBP: 0.299, SLG: 0.306	B FF 91 C FS 82 D FS 84 X FF 91 2-1 ③ G4-3		C SI 90 X SL 83 0-1 ③ F9			B FF 89 B SL 82 X FC 88 2-0 19 S 11 1B 1B	B SI 92 S FF 89 X CH 79 1-1 19 E 61 G6-3 1-2 1B		1 SAFE L FS 79 F FS 80 S FF 90 0-3 ① K		B FF 91 S CH 87 F FF 93 F SL 83 X CH 84 1-2 19 CS 1B	6	2	3	0	0	1	3
19 Chris Stewart, R (1, 2) OBP: 0.319, SLG: 0.307		C FF 90 B SL 82 F FF 90 B FF 89 B FS 80 B SL 82 4-2 11 G4-3 61 G3 24 1B BB		X FF 90 0-0 ① L9		B FF 89 B FF 89 B SL 84 B FF 90 4-0 31 1B 11 1B 24 1B 1-2 BB	X FF 93 0-0 E5 61 G6-3 1-3 2-H 1B		B FF 90 X FF 89 1-0 ② P5		C FF 92 B FF 92 1 SAFE B FF 93 B FF 93 3-1 ③ CS 1-2	3	2	1	0	2	0	1
61 Luis Alfonso Cruz, R (1, 5) OBP: 0.193, SLG: 0.182		C FF 91 F FF 92 F FS 82 X FS 82 0-2 ① G3 1-2		C FF 90 S FS 82 T FF 89 0-2 ② K		X FF 90 0-0 ① F7	C FO 90 F FF 95 X FO 90 0-2 ② G6-3 2-3 3-H		B FS 81 1 SAFE B FF 89 F FS 80 F FF 88 S FS 80 2-3 ③ K			5	0	0	1	0	2	5
Inning Stats	R: 2 H: 2 E: 1 LOB: 2 K: 2 BB: 1 S: 15 P: 28	R: 1 H: 1 E: 0 LOB: 2 K: 0 BB: 1 S: 13 P: 22	R: 0 H: 0 E: 0 LOB: 0 K: 0 BB: 0 S: 6 P: 8	R: 0 H: 1 E: 0 LOB: 1 K: 1 BB: 0 S: 9 P: 11	R: 0 H: 0 E: 0 LOB: 1 K: 1 BB: 1 S: 9 P: 16	R: 2 H: 4 E: 0 LOB: 2 K: 0 BB: 1 S: 14 P: 24	R: 2 H: 2 E: 1 LOB: 2 K: 0 BB: 2 S: 25 P: 34	R: 0 H: 0 E: 0 LOB: 0 K: 2 BB: 0 S: 10 P: 18	R: 0 H: 1 E: 0 LOB: 1 K: 2 BB: 0 S: 10 P: 13	R: 0 H: 1 E: 0 LOB: 1 K: 0 BB: 1 S: 7 P: 15	R: 0 H: 1 E: 0 LOB: 0 K: 0 BB: 0 S: 9 P: 13	1B: 13 SF: 0 2B: 0 SAC: 0 3B: 0 DP: 2 HR: 0 HBP: 1						

PITCHER	IP	WLS	BF	H	R	ER	SO	BB	IBB	HBP	BLK	WP	HR	S	P	ERA	WHIP
46 Ryan Dempster, R (1, 1) ERA: 4.28	5.1		28	6	5	3	4	4	0	1	0	0	0	57	98	5.06	1.875
32 Craig Breslow, L (6, 1) ERA: 2.91	1.0	H	6	3	2	1	0	1	0	0	0	0	0	16	23	9.00	4.000
36 Junichi Tazawa, R (7, 1) ERA: 2.93	0.2	B	4	1	0	0	0	1	0	0	0	0	0	18	22	0.00	3.000
38 Matt Thornton, L (8, 1) ERA: 3.82	1.0		3	0	0	0	2	0	0	0	0	0	0	10	18	0.00	0.000
19 Koji Uehara, R (9, 1) ERA: 1.62	1.0		4	1	0	0	2	0	0	0	0	0	0	10	13	0.00	1.000

PITCHER	IP	WLS	BF	H	R	ER	SO	BB	IBB	HBP	BLK	WP	HR	S	P	ERA	WHIP
66 Drake Britton, L (10, 1) ERA:	1.0		4	1	0	0	0	1	0	0	0	0	0	7	15	0.00	2.000
54 Pedro Beato, R (11, 1) ERA:	1.0	W	3	1	0	0	0	0	0	0	0	0	0	9	13	0.00	1.000

TOP

New York Yankees @ Boston Red Sox

Fenway Park, Boston, MA

Sun Jul 21 2013, 8:08 PM - 12:53 AM EDT

Att. 38,138 - Cloudy - 73 F

livebaseballscorecards.com

AB	44
R	7
H	13
RBI	5
BB	7
SO	8
LOB	28

1B: 13 SF: 0 PA: 53
2B: 0 SAC: 0
3B: 0 DP: 2
HR: 0 HBP: 1

WP: 0
PB: 0
SB: 4
CS: 1

Batter	1	2	3	4	5	6	7	8	9	10	11	AB	R	H	RBI	BB	SO	LOB
2 Jacoby Ellsbury, L (1, 8) OBP: 0.372, SLG: 0.430	C SI 92 H SI 91 1-1 HBP		B CU 76 X SI 91 1-0 18 SH3 15 1B 2B	C SL 80 T SL 81 F SL 81 X SI 92 0-2 15 F8 18 1B 1-2 2-3 1B		B SL 80 B SL 80 B SI 92 B SI 92 4-0 18 G3 18 S BB		X KC 80 0-0 ① G3		C FF 92 C SL 83 B SL 84 S SL 85 1-3 ② K		4	1	2	0	1	1	0
18 Shane Victorino, S (1, 9) OBP: 0.336, SLG: 0.401	C FF 92 F SI 92 F CH 86 S SL 81 0-3 ① K		X CH 85 0-0 ① SH3 2-3	C SL 82 X SI 92 0-1 12 S 1-2 2-H 3-H 1B		C SI 94 B SI 94 1 SAFE 1 SAFE B CH 88 L CH 87 B FF 94 F FF 94 X SI 94 3-2 ① G3 1-3		C FC 90 X FC 92 0-1 15 E 15 S 1B		S SL 83 F FF 94 B SL 85 T SL 85 1-2 ③ K		5	0	2	2	0	2	2
15 Dustin Pedroia, R (1, 4) OBP: 0.388, SLG: 0.426	C FF 92 X FF 94 0-1 ② F9		X CU 78 0-0 34 1B 12 HR 3-H 1B	B SI 92 X CH 85 1-0 ① F8 2-3		B CH 87 F FF 94 F SI 94 F SL 86 D SL 86 F CH 88 S SL 86 2-3 ② K		B FC 91 C FC 90 X FC 91 1-1 E5 34 BB 1-3			C FC 93 B SL 85 X FF 93 1-1 ① F9	6	1	1	1	0	1	5
34 David Ortiz, L (1, 10) OBP: 0.406, SLG: 0.605	C SL 82 F SI 91 F SL 82 1 SAFE F FF 93 F SL 81 1 SAFE X SL 82 0-2 ③ G4-3		D CU 78 C SL 80 F FF 93 X FF 94 1-2 12 HR 1-3 1B	B SL 82 X SL 82 1-0 ② P5		I IN 77 I IN 78 I IN 75 I IN 74 4-0 12 S IBB		B FC 90 B KC 79 B FC 91 S FC 91 F FC 82 D KC 81 4-2 12 G6-4-3 1-2 BB			C SL 86 B CH 84 X CH 85 1-1 ② G4-3	4	1	1	0	2	0	3
12 Mike Napoli, R (1, 3) OBP: 0.342, SLG: 0.459		C FF 93 B SI 91 B FF 93 S SI 92 S CH 87 2-3 ① K	B SI 91 F SL 83 F CH 86 X SI 93 1-2 1-H 3-H HR	B CH 85 F CH 86 B SI 91 S SL 82 B CH 85 S SL 82 3-3 ③ K 1-2		B SL 86 C FF 94 C FF 94 B SL 86 B SL 87 S CH 89 3-3 ③ K 1-2		B FC 91 C FC 92 C FC 91 F FC 91 X FC 91 1-2 ② ③ G6-4-3 1-2f			B FF 94 B SL 86 S FC 93 S CH 83 B FF 95 F FC 94 X FC 94 3-2 HR	6	2	2	4	0	3	7
5 Jonny Gomes, R (1, 7) OBP: 0.333, SLG: 0.438		B FF 93 C FF 93 F CH 87 B FF 94 F CH 86 F SL 82 X SI 94 2-2 ② P4	S SL 83 X CH 86 0-1 ② G5-3		B SI 91 B CH 86 S CH 85 C FF 91 B SL 81 X CH 86 3-2 HR		B FF 94 B FF 95 C FF 93 B FF 93 B FF 94 4-1 BB		B C FF 92 B FF 94 B FF 93 X FF 92 3-1 ① P2			4	1	1	1	1	0	0
39 Jarrod Saltalamacchia, S (1, 2) OBP: 0.331, SLG: 0.437	C FF 94 X SI 93 0-1 7 BB 1B		F CU 77 S FF 93 S SL 82 0-3 ③ K		C CH 85 T FF 92 F SL 81 X SL 80 0-2 ① G6-3	C SL 79 1 SAFE B SI 93 1 SAFE F FF 92 F SI 93 B SL 82 S SL 81 2-3 ① K			S FF 93 B SL 84 F SL 83 B SL 84 B SL 84 S SL 83 3-3 ② K		5	0	1	0	0	3	1
7 Stephen Drew, L (1, 6) OBP: 0.315, SLG: 0.401		C FF 92 B SI 91 B SL 82 S SL 81 B FF 93 B SI 94 4-2 1-2 BB	C CU 76 H SI 90 1-1 2 1B 10 1B 18 1B HBP	B FF 93 C SL 79 F SI 91 F SL 80 S SL 82 1-3 ② K		C FF 92 1 SAFE C SL 81 S SL 81 0-3 ② K			B FF 93 B FF 94 F SL 82 C FF 94 2-3 ③ K		3	1	0	0	1	3	1
10 Jose Iglesias, R (1, 5) OBP: 0.405, SLG: 0.445		C SL 81 F SI 92 D SL 82 F SI 92 F SL 82 X FF 93 1-2 ③ G1-3		X CH 84 0-0 2 1B 18 1B 1-2 1B	B FF 91 B SI 91 B FF 91 C FF 91 C FF 93 F FF 93 X FF 92 3-2 ③ G4-3		C FF 91 S SL 80 1 SAFE F FF 92 B SI 92 S SL 80 1-3 ③ K2-3			F FF 91 C FF 92 B SL 84 C FF 94 1-3 ① K		5	1	1	0	0	2	3
Inning Stats	R: 0 E: 0 K: 1 S: 13 H: 0 LOB: 1 BB: 0 P: 14	R: 0 E: 0 K: 1 S: 17 H: 1 LOB: 2 BB: 1 P: 26	R: 4 E: 0 K: 1 S: 14 H: 4 LOB: 0 BB: 0 P: 17	R: 2 E: 0 K: 1 S: 13 H: 3 LOB: 2 BB: 0 P: 19	R: 1 E: 0 K: 1 S: 15 H: 1 LOB: 0 BB: 0 P: 22	R: 0 E: 0 K: 2 S: 12 H: 0 LOB: 2 BB: 2 P: 28	R: 0 E: 0 K: 3 S: 12 H: 0 LOB: 1 BB: 1 P: 19	R: 0 E: 1 K: 0 S: 11 H: 1 LOB: 2 BB: 1 P: 17	R: 0 E: 0 K: 2 S: 8 H: 0 LOB: 0 BB: 0 P: 16	R: 0 E: 0 K: 3 S: 9 H: 0 LOB: 0 BB: 0 P: 12	R: 1 E: 0 K: 0 S: 8 H: 1 LOB: 0 BB: 0 P: 13	1B: 7 2B: 1 3B: 0 HR: 3 SF: 0 SAC: 1 DP: 1 HBP: 2						

PITCHER		IP	WLS	BF	H	R	ER	SO	BB	IBB	HBP	BLK	WP	HR	S	P	ERA	WHIP
52 CC Sabathia, L ERA: 4.37	(1, 1)	5.0		28	9	7	7	5	2	0	2	0	0	2	72	102	12.60	2.200
38 Preston Claiborne, R ERA: 2.27	(6, 1)	1.0		5	0	0	0	2	1	1	0	0	0	0	13	29	0.00	1.000
48 Boone Logan, L ERA: 2.05	(7, 1)	1.0		3	0	0	0	3	0	0	0	0	0	0	11	14	0.00	0.000
30 David Robertson, R ERA: 2.01	(8, 1)	1.0		5	1	0	0	0	1	0	0	0	0	0	11	17	0.00	2.000
27 Shawn Kelley, R ERA: 3.44	(9, 1)	2.0		6	0	0	0	5	0	0	0	0	0	0	17	28	0.00	0.000

PITCHER		IP	WLS	BF	H	R	ER	SO	BB	IBB	HBP	BLK	WP	HR	S	P	ERA	WHIP
43 Adam Warren, R ERA: 3.25	(11, 1)	0.2	L	3	1	1	1	0	0	0	0	0	0	1	8	13	13.50	1.500

BOTTOM

New York Yankees @ Boston Red Sox

Fenway Park, Boston, MA

Sun Jul 21 2013, 8:08 PM - 12:53 AM EDT

Att. 38,138 - Cloudy - 73 F

livebaseballscorecards.com

AB	42
R	8
H	11
RBI	8
BB	5
SO	15
LOB	22

WP: 0 PA: 50
PB: 0
SB: 4
CS: 0

New York Yankees @ Texas Rangers

Rangers Ballpark in Arlington, Arlington, TX

Mon Jul 22 2013, 7:12 PM - 9:53 PM EDT

Att. 42,058 - Clear - 99 F

TOP

livebaseballscorecards.com

Batter	1	2	3	4	5	6	7	8	9	AB	R	H	RBI	BB	SO	LOB
11 Brett Gardner, L (1, 8) OBP: 0.348, SLG: 0.422	B FF 90 C FF 90 S FF 95 H FF 95 2-2 24 G4-6-3 HBP			C FF 91 C FF 95 B SI 96 F ST 85 S FF 97 1-3 ① K		B ST 81 B FF 93 C FF 93 B FF 94 X FC 90 3-1 ② L9			C FF 91 C CU 80 F FF 92 B FF 93 B SL 88 F SL 88 F FF 94 F CU 82 F SI 93 3-2 ① F8	3	0	0	0	0	1	0
31 Ichiro Suzuki, L (1, 9) OBP: 0.315, SLG: 0.381	1 SAFE B FF 93 S FC 90 X FF 94 1-1 ① P6			C ST 82 B FF 95 S FS 88 X FS 94 1-2 ② G4-3		C FF 94 X CU 66 0-1 ③ G5-3			S FF 93 X SL 87 0-1 55 DI 1B	4	0	1	0	0	0	1
24 Robinson Canó, L (1, 4) OBP: 0.386, SLG: 0.524	B FF 95 X FC 91 1-0 ②③ G4-6-3 1-2f			C FC 92 B FF 97 X FS 90 1-1 ③ G4-3			X FF 89 0-0 ① F7		C CU 80 F SI 91 D SL 86 S CU 81 1-3 ② K	4	0	0	0	0	1	2
55 Lyle Overbay, L (1, 3) OBP: 0.309, SLG: 0.441		C FF 91 X FS 87 0-1 ① G1-3			C FF 92 S CU 71 F FF 96 B FF 95 F FF 96 X FF 96 1-2 33 BB 1B		B FF 91 B FC 88 X FF 90 2-0 12 BB 1B		B SI 93 S SL 87 S SL 88 X SL 87 1-2 ③ F8 1-2	4	0	2	0	0	0	1
12 Vernon Wells, R (1, 7) OBP: 0.283, SLG: 0.365		S FF 93 B FF 95 C ST 83 S FF 95 1-3 ② K			F ST 83 X FF 93 0-1 ① F8		B FF 91 B ST 81 D ST 80 F FF 91 B FF 92 4-1 33 G4-6-3 1-2 BB			2	0	0	0	1	1	1
33 Travis Hafner, L (1, 10) OBP: 0.307, SLG: 0.393		C FF 95 B FS 88 X FF 94 1-1 ③ P3			C FC 91 B FF 95 B FF 95 B ST 83 B FC 89 4-1 1-2 BB		B FF 92 C FF 93 F FF 93 X FF 94 1-2 ②③ G4-6-3 1-2f			2	0	0	0	1	0	2
26 Eduardo Núñez, R (1, 6) OBP: 0.293, SLG: 0.298			C FF 91 F FS 85 X ST 85 0-2 ① F9		S FF 94 S FF 96 S FF 95 0-3 ② K			B FF 97 F FF 97 S FF 97 F FF 98 F CU 83 S FF 97 1-3 ① K		3	0	0	0	0	2	2
19 Chris Stewart, R (1, 2) OBP: 0.314, SLG: 0.302			B ST 81 B FF 93 C FF 91 F FF 94 S FF 96 2-3 ② K		B ST 84 C ST 84 C ST 85 F FF 95 X ST 86 1-2 ③ P4			B FF 96 X FF 97 1-0 ② G6-3		3	0	0	0	0	1	2
61 Luis Alfonso Cruz, R (1, 5) OBP: 0.190, SLG: 0.179			C ST 82 C FF 95 B FF 95 X ST 85 1-2 ③ P3			S FF 91 B CU 67 F FF 94 F ST 85 F FF 95 F ST 85 B SI 94 F FF 94 F ST 79 3-2 ① G5-3		B FF 97 B FF 96 X FF 96 2-0 ③ G6-3		3	0	0	0	0	0	0
Inning Stats	R: 0 E: 0 K: 0 S: 5 H: 0 LOB: 0 BB: 0 P: 9	R: 0 E: 0 K: 1 S: 7 H: 0 LOB: 0 BB: 0 P: 9	R: 0 E: 0 K: 1 S: 9 H: 0 LOB: 0 BB: 0 P: 12	R: 0 E: 0 K: 1 S: 9 H: 0 LOB: 0 BB: 0 P: 12	R: 0 E: 0 K: 1 S: 15 H: 1 LOB: 2 BB: 1 P: 21	R: 0 E: 0 K: 0 S: 12 H: 0 LOB: 0 BB: 0 P: 18	R: 0 E: 0 K: 0 S: 6 H: 1 LOB: 1 BB: 1 P: 13	R: 0 E: 0 K: 1 S: 7 H: 0 LOB: 0 BB: 0 P: 11	R: 0 E: 0 K: 1 S: 19 H: 1 LOB: 1 BB: 0 P: 24	1B: 3 2B: 0 3B: 0 HR: 0 SF: 0 SAC: 0 DP: 2 HBP: 1							

	AB	28
	R	0
	H	3
	RBI	0
	BB	2
	SO	6
	LOB	11

WP: 0 PB: 0 SB: 0 CS: 0 PA: 31

PITCHER		IP	WLS	BF	H	R	ER	SO	BB	IBB	HBP	BLK	WP	HR	S	P	ERA	WHIP
11 Yu Darvish, R ERA: 2.86	(1, 1)	6.1	W	23	2	0	0	4	2	0	1	0	0	0	60	90	0.00	0.632
46 Robbie Ross Jr., L ERA: 2.49	(7, 1)	0.2	H	1	0	0	0	0	0	0	0	0	0	0	3	4	0.00	0.000
52 Tanner Scheppers, R ERA: 1.76	(8, 1)	1.0	H	3	0	0	0	1	0	0	0	0	0	0	7	11	0.00	0.000
36 Joe Nathan, R ERA: 1.33	(9, 1)	1.0	S	4	1	0	0	1	0	0	0	0	0	0	19	24	0.00	1.000

PITCHER	IP	WLS	BF	H	R	ER	SO	BB	IBB	HBP	BLK	WP	HR	S	P	ERA	WHIP

New York Yankees @ Texas Rangers

Rangers Ballpark in Arlington, Arlington, TX

Mon Jul 22 2013, 7:12 PM - 9:53 PM EDT

Att. 42,058 - Clear - 99 F

livebaseballscorecards.com

BOTTOM

Batter	1	2	3	4	5	6	7	8	9	AB	R	H	RBI	BB	SO	LOB
5 Ian Kinsler, R (1, 4) OBP: 0.358, SLG: 0.435	C SI 94 B SI 91 B CU 80 B SI 92 C SI 94 B SI 95 4-2 29 S 29 1B BB	1 SAFE B CU 81 C CU 80 B SI 93 C FF 95 1 SAFE D CU 82 F CU 82 C FF 96 3-3 ③ K		S SI 94 X SI 95 0-1 ③ G5-3		B FF 94 1-0 ③ CS 1-2	B SI 92 F SI 92 B SI 91 X FF 92 2-1 ① F7			3	1	0	0	1	1	2
18 Mitch Moreland, L (1, 3) OBP: 0.310, SLG: 0.467	B SI 93 1 SAFE B SI 93 X SI 94 2-0 ① L8		B CU 79 C CU 80 X FF 93 1-1 ① P5		B SI 92 X SI 92 1-0 ① G4-3		B CU 78 C SI 92 X SI 92 1-1 ② G4-3			4	0	0	0	0	0	1
17 Nelson Cruz, R (1, 9) OBP: 0.331, SLG: 0.515	1 SAFE D CU 80 C CU 80 B SI 94 X SI 94 2-1 ② F9		B SI 92 X SI 92 1-0 12 1B 1B		B CU 79 C CU 79 B CU 80 B FF 92 X FF 94 3-1 ② L7		B SI 92 X FF 93 1-0 HR			4	1	2	1	0	0	1
29 Adrian Beltré, R (1, 5) OBP: 0.353, SLG: 0.537	C FF 95 1 SAFE B SI 92 B CU 81 B CU 81 F SI 93 F CU 82 X FF 96 3-2 12 1B 1-H 1B		B CU 81 D SI 93 F FF 95 F CU 81 F SI 94 X SI 95 2-2 ② P4		B FF 93 X FF 93 1-0 ③ P3		B CU 81 B CU 81 F SI 93 B FF 93 F SI 91 X CU 82 3-2 ③ F9			4	0	1	1	0	0	1
12 A.J. Pierzynski, L (1, 10) OBP: 0.315, SLG: 0.439	X SI 94 0-0 1-2 1B		B CU 81 X CH 87 1-0 1-2 1B			C CU 80 F FF 93 F CU 82 F CU 82 X CU 82 0-2 ① G4-3		B FF 94 X FF 94 1-0 ① G6-3		4	0	2	0	0	0	0
1 Elvis Andrus, R (1, 6) OBP: 0.307, SLG: 0.285	B CU 82 X FF 96 1-0 ③ G4-3		C SI 94 S SI 95 S CU 84 0-3 ③ K			B FF 94 C FF 94 B CU 81 B FF 94 B FF 95 4-1 7 G4-3 7 S 8 2B BB		B FF 95 X FF 94 1-0 7 S 1B		3	1	1	0	1	1	4
7 David Murphy, L (1, 7) OBP: 0.282, SLG: 0.373		X FF 93 0-0 ① F7		C CU 79 B FF 93 X SI 93 1-1 ① G5-3		B SI 93 1 SAFE 1 SAFE S SI 93 B SI 94 1 SAFE B SI 94 X SI 93 3-1 ② G4-3 1-3		S CU 77 B FF 95 1 SAFE C FF 93 C FF 95 1-3 ② K 1-2		4	0	0	0	0	1	2
8 Geovany Soto, R (1, 2) OBP: 0.287, SLG: 0.358		B FF 94 C CU 78 F SI 93 S CU 82 1-3 ② K2-3		B CU 80 B FF 94 B FF 94 C FF 93 B FF 94 4-1 BB		B CU 82 X SI 94 1-0 2 1B 3-H 2B		X SL 83 0-0 ③ F9		3	0	1	1	1	1	1
2 Leonys Martin, L (1, 8) OBP: 0.330, SLG: 0.412		B SI 92 C CU 80 C CU 81 H CU 84 2-2 HBP		S SI 93 F SI 95 B CU 82 S CU 83 1-3 ② K		X CU 82 0-0 5 CS 2-3 1B				2	0	1	0	0	1	1
Inning Stats	R: 1 E: 0 K: 0 S: 11 H: 2 LOB: 2 BB: 1 P: 23	R: 0 E: 0 K: 2 S: 10 H: 0 LOB: 1 BB: 0 P: 16	R: 0 E: 0 K: 1 S: 11 H: 2 LOB: 2 BB: 0 P: 16	R: 0 E: 0 K: 1 S: 8 H: 0 LOB: 1 BB: 1 P: 14	R: 0 E: 0 K: 0 S: 4 H: 0 LOB: 0 BB: 0 P: 9	R: 1 E: 0 K: 0 S: 10 H: 2 LOB: 1 BB: 1 P: 19	R: 1 E: 0 K: 0 S: 8 H: 1 LOB: 0 BB: 0 P: 15	R: 0 E: 0 K: 1 S: 6 H: 1 LOB: 1 BB: 0 P: 9		1B: 6 2B: 1 3B: 0 HR: 1 SF: 0 SAC: 0 DP: 0 HBP: 1		WP: 0 PB: 0 SB: 3 CS: 1 PA: 36		

	AB	31
	R	3
	H	8
	RBI	3
	BB	3
	SO	5
	LOB	13

PITCHER		IP	WLS	BF	H	R	ER	SO	BB	IBB	HBP	BLK	WP	HR	S	P	ERA	WHIP
47 Iván Nova, R ERA: 3.66	(1, 1)	7.0	L	31	7	3	3	4	3	0	1	0	0	1	62	112	3.86	1.429
62 Joba Chamberlain, R ERA: 5.18	(8, 1)	1.0		4	1	0	0	1	0	0	0	0	0	0	6	9	0.00	1.000

PITCHER	IP	WLS	BF	H	R	ER	SO	BB	IBB	HBP	BLK	WP	HR	S	P	ERA	WHIP

New York Yankees @ Texas Rangers

Rangers Ballpark in Arlington, Arlington, TX

Tue Jul 23 2013, 8:09 PM - 11:08 PM EDT

Att. 42,739 - Clear - 96 F

livebaseballscorecards.com

TOP

Batter	1	2	3	4	5	6	7	8	9	AB	R	H	RBI	BB	SO	LOB
11 Brett Gardner, L (1, 8) OBP: 0.347, SLG: 0.420	B FF 90 C FF 93 X FF 94 1-1 ① P4		C FF 95 X FF 94 0-1 24 G6-3 31 1B 2-3 1B		C FF 94 B FF 94 C FF 94 X FF 94 1-2 ① G4-3			C FF 92 S FF 94 F FF 94 X SL 88 0-2 ① L6		4	0	1	0	0	0	0
31 Ichiro Suzuki, L (1, 9) OBP: 0.314, SLG: 0.379	B FF 92 C FF 93 C FF 95 F SI 95 B SL 82 B FF 95 F FF 95 F FF 94 X SL 82 3-2 ② P3		B FF 94 1 SAFE C FF 93 1 SAFE F FF 94 X FF 95 1-2 24 G6-3 1-2 3-H 1B		B FF 95 B CH 86 C FF 94 X FF 93 2-1 ② P4			B FF 92 X SL 86 1-0 ② L7		4	0	1	1	0	0	0
24 Robinson Canó, L (1, 4) OBP: 0.382, SLG: 0.519	B FF 95 B SI 95 X FF 94 2-0 ③ L8		F CH 85 X SI 94 0-1 ①② G6-3 1-2f 2-3		C FF 94 X SI 95 0-1 ③ L5			X SL 87 0-0 ③ F8		4	0	0	0	0	0	2
55 Lyle Overbay, L (1, 3) OBP: 0.305, SLG: 0.435		F FF 94 F FF 94 X FF 96 0-2 ① G4-3	X CH 86 0-0 ③ L8			C FF 90 B CH 86 F CH 86 F FF 91 S CH 86 1-3 ① K			F SL 83 B SI 91 S SL 85 S SL 87 1-3 ① K	4	0	0	0	0	2	1
12 Vernon Wells, R (1, 10) OBP: 0.286, SLG: 0.368		C SL 80 B SL 80 F SL 82 B FF 96 B FF 96 X FF 96 3-2 ② P4		F FF 93 B FF 94 X FF 92 1-1 26 L8 39 FC4 2B		F FF 90 F FF 91 C SI 92 0-3 ② K			T FF 92 B SL 87 B SL 87 B FF 92 B SL 88 4-1 26 WP 26 3B BB	3	2	1	0	1	1	0
26 Eduardo Núñez, R (1, 6) OBP: 0.299, SLG: 0.320		B FF 95 F FF 95 X SL 83 1-1 1B		B FF 92 B FF 92 B FF 92 C FF 91 X FF 93 3-1 ① L8 2-3		C SI 92 B FF 92 B FF 92 B SI 91 X FF 90 3-1 ③ L7			B FF 92 1 SAFE B SL 87 F FF 93 1 SAFE T FF 94 1 SAFE B FF 89 X SL 88 3-2 39 1B 1-H 3B	4	1	2	1	0	0	1
39 Brent Lillibridge, R (1, 5) OBP: 0.114, SLG: 0.088		1 SAFE B FF 93 X FF 93 1-0 ③ F9		D FF 96 X FF 96 1-0 FC4 60 S 3-H			B FF 92 B FF 93 C FF 93 X SL 87 2-1 ① F7		D SL 88 X SL 87 1-0 60 G5-3 3-H 1B	4	0	1	2	0	0	1
60 Melky Mesa, R (1, 7) OBP: 0.250, SLG: 0.500			S FF 93 S FF 94 B SL 82 B SL 83 F SL 81 F FF 95 X FF 95 2-2 53 2B 2B	1 SAFE T FF 94 B FF 95 F SL 82 F FF 94 B SL 82 F SL 81 F CH 85 B SI 94 3-3 ② S SL 81 K 1-2			B SL 88 F SL 86 B FF 93 C FF 94 X FF 93 2-2 ② L3		C FF 92 1 SAFE 1 SAFE X FF 91 0-1 ② G5-3 1-2	4	1	1	0	0	1	2
53 Austin Romine, R (1, 2) OBP: 0.185, SLG: 0.228 33 Travis Hafner, L (9, PH) OBP: 0.306, SLG: 0.391 19 Chris Stewart, R (9, 2) OBP: 0.314, SLG: 0.302			X SL 82 0-0 11 1B 31 1B 2-H 2B	2 SAFE C FF 94 S FF 95 S FF 96 0-3 ③ K			C FF 94 T FF 94 B FF 93 S FF 94 1-3 ③ K		C FF 93 F FF 92 B FF 93 B SL 88 X FF 93 2-2 ③ G6-3	3 1 0	1 0 0	1 0 0	1 0 0	0 0 0	2 0 0	1 1 0

| Inning Stats | | |

New York Yankees @ Texas Rangers

Rangers Ballpark in Arlington, Arlington, TX

Tue Jul 23 2013, 8:09 PM - 11:08 PM EDT

Att. 42,739 - Clear - 96 F

livebaseballscorecards.com

BOTTOM

Batter	1	2	3	4	5	6	7	8	9	AB	R	H	RBI	BB	SO	LOB
5 Ian Kinsler, R (1, 4) OBP: 0.357, SLG: 0.436	C FF 91 X FF 91 0-1 13 SH5-3 2B		F FF 92 C FF 92 B SL 82 X FF 94 1-2 ① L9		C FF 91 X FF 91 0-1 ③ L8		B FF 93 S SL 86 F SI 94 B SL 85 B FF 92 X SL 85 3-2 ① G4-3			4	0	1	0	0	0	1
13 Jurickson Profar, S (1, 5) OBP: 0.315, SLG: 0.340	X FF 92 0-0 ① SH5-3 2-3		B FF 93 B FF 93 C FF 93 C SL 81 B FF 93 B FF 93 4-2 BB			F FF 91 X FF 91 0-1 ① G4-3	F SI 94 B SI 94 X FF 94 1-1 ② F7			2	0	0	0	1	0	0
17 Nelson Cruz, R (1, 9) OBP: 0.328, SLG: 0.510	X FF 93 0-0 ② G1-3		B SL 82 C SL 81 C FF 92 B SL 82 B FF 93 F SL 80 S FF 94 3-3 ② K			B KC 73 X KC 73 1-0 E5 29 2B	C FF 94 B SL 85 B SL 84 F SI 94 S CH 88 2-3 ③ K			4	1	0	0	0	2	3
29 Adrian Beltré, R (1, 10) OBP: 0.355, SLG: 0.538	C SL 79 B SL 79 B FF 93 B SL 80 B SL 82 4-1 BB		C FF 94 X FF 93 0-1 ③ F8			X SL 79 0-0 12 F8 1 1B 1-H 2B		B FF 96 F FF 94 X FF 96 1-1 ① F8		3	1	1	1	1	0	2
12 A.J. Pierzynski, L (1, 2) OBP: 0.311, SLG: 0.433	C FF 93 X FF 93 0-1 ③ F7			C KC 73 X FF 92 0-1 ① P6		X FF 91 0-0 ② F8 2-3		X FF 95 0-0 ② G1-3		4	0	0	0	0	0	3
1 Elvis Andrus, R (1, 6) OBP: 0.307, SLG: 0.285		C FF 91 X SL 78 0-1 ① F9		B FF 93 C FF 92 F FF 92 X SL 82 1-2 ② L8		C FF 92 B FF 92 D SL 80 X FF 92 2-1 18 HR 1B 3-H		B FF 96 C SL 86 B SL 88 S SL 85 X FF 97 2-2 ③ L8		4	1	1	1	0	0	0
18 Mitch Moreland, L (1, 3) OBP: 0.312, SLG: 0.476		B FF 92 T FF 91 B FF 92 F FF 93 B SL 81 F FF 93 B SL 80 4-2 23 G3-6-3 BB	C FF 92 B FF 93 F FF 92 F SL 80 F SL 79 B FF 93 F FF 93 F FF 92 X SL 79 2-2 ③ F8			B SL 79 1 SAFE 1 SAFE X SI 93 1-0 1-H HR		B FC 91 C FC 91 F FC 91 S FC 92 1-3 ① K		3	1	1	2	1	1	0
23 Craig Gentry, R (1, 8) OBP: 0.324, SLG: 0.341 2 Leonys Martin, L (9, PH) OBP: 0.328, SLG: 0.410	B FF 93 B FF 93 X FF 93 2-0 ② ③ G3-6-3 1-2f				B FF 90 C FF 91 B SL 80 X FF 91 2-1 ① G4-3	F SI 93 C FF 91 B SL 80 B SL 80 X SI 92 2-2 2B			B FC 91 C FC 90 C FC 90 C FC 92 1-3 ② K	3 1	0 0	1 0	0 0	0 1	0 0	1 0
43 Engel Beltre, L (1, 7) OBP: 0.316, SLG: 0.368 15 Jeff Baker, R (6, PH) OBP: 0.396, SLG: 0.686 7 David Murphy, L (6, PH) OBP: 0.280, SLG: 0.371 (7, 7)			C FF 91 B FF 91 C FF 91 F FF 92 X SL 80 1-2 2B		F FF 91 X FF 91 0-1 ② F7	X SI 93 0-0 ③ G4-3			B FC 92 F FC 90 B FC 91 X FC 91 2-1 ③ G6-3	2 0 2	0 0 0	1 0 0	0 0 0	0 0 0	0 0 0	0 0 1
Inning Stats	R: 0 E: 0 K: 0 S: 7 H: 1 LOB: 2 BB: 1 P: 11	R: 0 E: 0 K: 0 S: 6 H: 0 LOB: 0 BB: 1 P: 12	R: 0 E: 0 K: 1 S: 15 H: 1 LOB: 2 BB: 1 P: 24	R: 0 E: 0 K: 0 S: 12 H: 0 LOB: 0 BB: 0 P: 15	R: 0 E: 0 K: 0 S: 6 H: 0 LOB: 0 BB: 0 P: 8	R: 4 E: 1 K: 0 S: 12 H: 4 LOB: 1 BB: 0 P: 18	R: 0 E: 0 K: 1 S: 8 H: 0 LOB: 0 BB: 0 P: 14	R: 0 E: 0 K: 0 S: 6 H: 0 LOB: 0 BB: 0 P: 9	R: 0 E: 0 K: 2 S: 8 H: 0 LOB: 0 BB: 0 P: 12	1B: 1 2B: 4 3B: 0 HR: 1 SF: 0 SAC: 1 DP: 1 HBP: 0						

	AB	32
	R	4
	H	6
	RBI	4
	BB	3
	SO	4
	LOB	11

PITCHER		IP	WLS	BF	H	R	ER	SO	BB	IBB	HBP	BLK	WP	HR	S	P	ERA	WHIP
65 Phil Hughes, R ERA: 4.33	(1, 1)	5.2		24	4	3	1	1	3	0	0	0	0	0	53	80	1.59	1.235
48 Boone Logan, L ERA: 2.39	(6, 1)	0.0	B	2	2	1	0	0	0	0	0	0	0	1	4	7	∞	∞
38 Preston Claiborne, R ERA: 2.18	(6, 1)	1.1		4	0	0	0	1	0	0	0	0	0	0	9	15	0.00	0.000
62 Joba Chamberlain, R ERA: 4.97	(8, 1)	1.0	W	3	0	0	0	0	0	0	0	0	0	0	6	9	0.00	0.000
42 Mariano Rivera, R ERA: 1.73	(9, 1)	1.0	S	3	0	0	0	2	0	0	0	0	0	0	8	12	0.00	0.000

PITCHER	IP	WLS	BF	H	R	ER	SO	BB	IBB	HBP	BLK	WP	HR	S	P	ERA	WHIP

Batter	1	2	3	4	5	6	7	8	9	AB	R	H	RBI	BB	SO	LOB
11 Brett Gardner, L (1, 8) OBP: 0.349, SLG: 0.421	C FF 91 X FF 93 0-1 55 S 31 1B 1B		C SI 93 B CU 75 B CH 85 B SI 93 X FF 93 3-1 ② F9			B FF 90 B FF 92 C FF 92 C FF 92 X SL 85 2-2 E1 24 1B 1B		B FF 92 X FF 92 1-0 ② P5		4	1	2	0	0	0	0
31 Ichiro Suzuki, L (1, 9) OBP: 0.313, SLG: 0.378	C FF 91 1 SAFE X FF 91 0-1 55 S 1-2 1B		C CU 74 B FF 95 B CH 86 F FF 94 X FF 96 2-2 ③ G6-3			X SI 91 0-0 ① G1-3		F SL 87 F FF 93 F FF 92 B SL 90 F FF 92 F FF 93 X SL 89 1-2 ③ G5-3		4	0	1	0	0	0	1
24 Robinson Canó, L (1, 4) OBP: 0.383, SLG: 0.519	D CH 84 C SL 84 C FF 94 S SI 94 1-3 ① K			F FF 93 S SL 85 X SI 94 0-2 1B		F SL 85 B FF 94 F SI 92 X FF 95 1-2 55 G6-4-3 3-H 1B			B SL 87 C FC 91 X SL 86 1-1 ① G4-3	4	0	2	1	0	1	2
55 Lyle Overbay, L (1, 3) OBP: 0.302, SLG: 0.429	C SL 84 B FF 95 B FF 93 F FF 93 B SL 85 S SL 85 3-3 ② K 1-2 2-3			F SL 82 X FF 92 0-1 ① L6		C FF 93 1 SAFE B SL 84 X SI 94 1-1 ②③ G6-4-3 1-2f			C FF 92 C SL 88 C FF 93 0-3 ② K	4	0	0	0	0	2	4
12 Vernon Wells, R (1, 10) OBP: 0.285, SLG: 0.366	B FF 95 C SI 93 X SI 94 1-1 ③ G5-3			S SI 93 1 SAFE F SL 83 F SL 83 F SI 94 1 SAFE F FF 94 F SI 93 C SL 84 0-3 ② K			B FF 91 C FF 92 B CH 85 S SL 82 X FF 94 2-2 ① G6-3		T FF 91 B SL 86 X SL 87 1-1 26 DI 1B	4	0	1	0	0	1	3
26 Eduardo Núñez, R (1, 6) OBP: 0.291, SLG: 0.311		B FF 93 C FF 93 X FF 92 1-1 ① P4		D SL 85 X FF 92 1-0 ③ F8			X FF 93 0-0 ② G4-3		B FF 92 X FF 92 1-0 ③ P6 1-2	4	0	0	0	0	0	2
39 Brent Lillibridge, R (1, 5) OBP: 0.105, SLG: 0.081		B SL 84 B FF 92 C SI 92 X FF 93 2-1 ② F8			F FF 93 B CU 75 X FF 93 1-1 ① L8		C SI 93 B CU 75 B SL 84 X FF 93 2-1 E5			3	0	0	0	0	0	0
60 Melky Mesa, R (1, 7) OBP: 0.143, SLG: 0.286		B SI 93 S SL 85 C CU 75 B FF 93 F FF 95 S SL 85 2-3 ③ K			B FF 94 S SL 86 X SI 93 1-1 ② G6-3		X SL 83 0-0 ③ F9			3	0	0	0	0	1	1
19 Chris Stewart, R (1, 2) OBP: 0.311, SLG: 0.299 33 Travis Hafner, L (8, PH) OBP: 0.304, SLG: 0.390 53 Austin Romine, R (8, 2) OBP: 0.185, SLG: 0.228			C FF 93 C SI 92 X SI 94 0-2 ① G6-3		C FF 93 C CU 74 B FF 95 B CU 75 B SL 85 C SL 84 3-3 ③ K			C FF 92 X FF 93 0-1 ① G3		2 1 0	0 0 0	0 0 0	0 0 0	0 0 0	1 0 0	0 0 0
Inning Stats	R: 0 H: 2 E: 0 LOB: 2 K: 2 BB: 0 S: 12 P: 17	R: 0 H: 0 E: 0 LOB: 0 K: 1 BB: 0 S: 8 P: 13	R: 0 H: 0 E: 0 LOB: 0 K: 0 BB: 0 S: 8 P: 13	R: 0 H: 1 E: 0 LOB: 1 K: 1 BB: 0 S: 13 P: 14	R: 0 H: 0 E: 0 LOB: 0 K: 1 BB: 0 S: 7 P: 12	R: 1 H: 2 E: 1 LOB: 0 K: 0 BB: 0 S: 9 P: 13	R: 0 H: 0 E: 1 LOB: 1 K: 0 BB: 0 S: 7 P: 11	R: 0 H: 0 E: 0 LOB: 0 K: 0 BB: 0 S: 9 P: 11	R: 0 H: 1 E: 0 LOB: 1 K: 1 BB: 0 S: 8 P: 11	1B: 6 SF: 0 2B: 0 SAC: 0 3B: 0 DP: 1 HR: 0 HBP: 0						

PITCHER		IP	WLS	BF	H	R	ER	SO	BB	IBB	HBP	BLK	WP	HR	S	P	ERA	WHIP
22 Matt Garza, R ERA: 2.87	(1, 1)	7.1	W	27	5	1	0	5	0	0	0	0	0	0	66	95	0.00	0.682
56 Neal Cotts, L ERA: 0.91	(8, 1)	1.1	H	4	0	0	0	1	0	0	0	0	0	0	12	15	0.00	0.000
36 Joe Nathan, R ERA: 1.73	(9, 1)	0.1	S	2	1	0	0	0	0	0	0	0	0	0	3	5	0.00	3.000

PITCHER	IP	WLS	BF	H	R	ER	SO	BB	IBB	HBP	BLK	WP	HR	S	P	ERA	WHIP

TOP

New York Yankees @ Texas Rangers

Rangers Ballpark in Arlington, Arlington, TX

Wed Jul 24 2013, 8:09 PM - 10:52 PM EDT

Att. 42,360 - Partly Cloudy - 96 F

livebaseballscorecards.com

AB	33
R	1
H	6
RBI	1
BB	0
SO	6
LOB	13

WP: 0 PA: 33
PB: 0
SB: 2
CS: 0

New York Yankees @ Texas Rangers

Rangers Ballpark in Arlington, Arlington, TX

Wed Jul 24 2013, 8:09 PM - 10:52 PM EDT

Att. 42,360 - Partly Cloudy - 96 F

BOTTOM

Batter	1	2	3	4	5	6	7	8	9	AB	R	H	RBI	BB	SO	LOB
5 Ian Kinsler, R (1, 4) OBP: 0.355, SLG: 0.433	X SI 88 0-0 17 1B 1 SH1-4 12 1B 1B	C CU 74 X FF 89 0-1 ① F7	1 SAFE C FF 89 B SL 81 B SL 83 1 SAFE C SL 81 B FF 89 X SL 85 3-2 ② F8 1-3	B SL 81 B SL 80 C SL 79 B FF 90 X FF 91 3-1 ① F4	4	1	1	0	0	0	3
1 Elvis Andrus, R (1, 6) OBP: 0.307, SLG: 0.285	X FF 88 0-0 ① SH1-4 1-2	C CU 75 B SI 87 C SI 86 B SL 85 F FF 89 X FF 89 2-2 17 FC4-6 1B	C SL 82 B SI 88 X SL 85 1-1 ③ G6-3	C SL 82 B FF 92 B SL 82 X FF 91 2-1 ② L9	3	0	1	0	0	0	3
17 Nelson Cruz, R (1, 9) OBP: 0.329, SLG: 0.508	X CU 76 0-0 12 1B 2-3 1B	B SL 84 F FC 89 B SI 88 X FF 89 2-1 ② FC4-6 1-2f	B SL 82 F SL 82 X SI 86 1-1 ① G6-3	C FF 93 B SL 83 B SL 85 B SL 83 D SL 83 4-1 1-2 2-3 BB	3	0	1	0	1	0	1
29 Adrián Beltré, R (1, 5) OBP: 0.351, SLG: 0.533	B FC 89 X SL 84 1-0 ② F7	B SI 88 C CU 76 F FF 89 X SL 81 1-2 ③ F9	X SI 86 0-0 ② F9	D SL 85 X FF 92 1-0 ③ F8	4	0	0	0	0	0	6
12 A.J. Pierzynski, L (1, 10) OBP: 0.314, SLG: 0.444	C SI 90 X FF 90 0-1 15 FC6-4 1-3 3-H 1B	F SI 87 F SL 81 X CU 78 0-2 ① F7	C FF 89 F FF 88 F SI 85 B SL 81 X SL 78 1-2 HR	C FF 90 X FF 92 0-1 ① P6	4	1	2	2	0	0	0
15 Jeff Baker, R (1, 7) OBP: 0.394, SLG: 0.685 7 David Murphy, L (8, 7) OBP: 0.282, SLG: 0.382	C CU 76 B FF 90 X SL 82 1-1 ③ FC6-4 1-2f	B SI 87 F SI 85 X FF 89 1-1 ② F7	X CH 77 0-0 2B	S FF 92 B SL 81 F SL 82 B FF 92 F FF 92 B FF 92 F FF 91 X FF 93 3-2 HR	3 1	0 1	1 1	0 1	0 0	0 0	2 0
18 Mitch Moreland, L (1, 3) OBP: 0.308, SLG: 0.469	C FF 89 B CU 76 B SL 81 S SL 80 F FF 88 B SL 82 F SL 82 F FF 91 T SL 82 3-2 ① K	B CU 76 X CU 76 1-0 ③ G4-3	B SL 81 B SI 88 S SL 82 B SI 87 C SL 81 F SL 80 X SL 81 3-2 ③ F8	C SL 84 C SI 83 B SL 83 B SL 82 B FF 92 X SL 81 3-2 ② F8	4	0	0	0	0	1	1
8 Geovany Soto, R (1, 2) OBP: 0.295, SLG: 0.357	C SI 89 B SL 82 C SL 82 F FF 90 F SL 84 F FF 90 B FF 90 C SL 85 2-3 ② K	C CU 75 B CH 80 X SI 86 1-1 23 FC5-4 1B	C CU 73 B SL 80 B SL 79 B FF 88 C SI 86 B FF 88 4-2 17 BB 23 1B BB	C FF 92 C SL 83 X SL 80 0-2 ③ L5	3	0	1	0	1	1	0
23 Craig Gentry, R (1, 8) OBP: 0.324, SLG: 0.341	C FF 89 X SL 83 0-1 ③ G5-3	C CU 75 F FC 88 B FC 86 X SL 82 1-2 ① FC5-4 5 F8 5 S 1-2f	C CU 76 X FC 88 0-1 17 BB 1-2 1B		3	0	1	0	0	0	1

	AB	R	H	RBI	BB	SO	LOB
	32	3	9	3	2	2	17

livebaseballscorecards.com

Inning Stats	1	2	3	4	5	6	7	8	9
R	1	0	0	0	0	1	0	1	
E	0	0	0	0	0	0	0	0	
K	0	2	0	0	0	0	0	0	
S	8	14	11	6	10	12	10	13	
H	3	0	1	0	1	2	1	1	
LOB	2	0	1	0	1	1	3	0	
BB	0	0	0	0	0	0	2	0	
P	10	19	16	8	16	17	24	19	

1B: 6	SF: 0
2B: 1	SAC: 1
3B: 0	DP: 0
HR: 2	HBP: 0

WP: 0 PA: 35
PB: 0
SB: 1
CS: 0

PITCHER		IP	WLS	BF	H	R	ER	SO	BB	IBB	HBP	BLK	WP	HR	S	P	ERA	WHIP
46 Andy Pettitte, L ERA: 4.39	(1, 1)	6.0	L	27	8	2	2	2	1	0	0	0	0	1	65	94	3.00	1.500
27 Shawn Kelley, R ERA: 3.49	(7, 1)	2.0		8	1	1	1	0	1	0	0	0	0	1	19	35	4.50	1.000

PITCHER	IP	WLS	BF	H	R	ER	SO	BB	IBB	HBP	BLK	WP	HR	S	P	ERA	WHIP

Batter	1	2	3	4	5	6	7	8	9	AB	R	H	RBI	BB	SO	LOB
31 Ichiro Suzuki, L (1, 9) OBP: 0.313, SLG: 0.376	C SI 92 B SI 95 B SI 95 F SI 93 B FF 95 F SI 94 X SI 94 3-2 39 FC5-4 1B		C SI 94 B SL 85 C SL 83 B SI 96 B SL 84 X SI 95 3-2 ③ G6-3			L SI 92 B SI 92 X SI 92 1-1 ① SH2-4 2-3	C SI 92 F SI 93 X SI 95 0-2 ③ G6-3		B FF 89 X FF 91 1-0 ③ FC6-4 1-2f	4	0	1	0	0	0	4
39 Brent Lillibridge, R (1, 5) OBP: 0.119, SLG: 0.122	F FF 91 1 SAFE B SI 93 F FF 93 1 SAFE 1 SAFE 1 SAFE X SL 82 1-2 ① FC5-4 1-2f			C SL 81 X SL 82 0-1 ① P3		X SL 82 0-0 ① 24 G1-3 3-H 2B		C SI 94 B KC 74 C KC 74 S SL 80 1-3 ① K		4	0	1	1	0	1	1
24 Robinson Canó, L (1, 10) OBP: 0.382, SLG: 0.518	S SI 92 F SL 84 S SL 83 0-3 ② K			C SI 94 F SI 95 X SI 95 0-2 ② L6		B SI 93 X SI 94 1-0 ② G1-3 2-3		C SL 83 B SL 81 F SI 91 B SL 84 X SL 83 2-2 12 1B 26 FC4-6 2B		4	1	1	0	0	1	2
12 Vernon Wells, R (1, 7) OBP: 0.288, SLG: 0.366 11 Brett Gardner, L (9, 8) OBP: 0.349, SLG: 0.421	X FF 94 0-0 ③ P3			C SI 94 X SI 94 0-1 ③ L7		D SL 84 C SI 93 D CH 84 C SL 83 B SI 93 B SI 94 4-2 BB		X FF 95 0-0 26 FC4-6 2-3 1B		3 0	0 0	1 0	0 0	1 0	0 0	1 0
26 Eduardo Núñez, R (1, 6) OBP: 0.289, SLG: 0.316		C SI 92 F FF 93 F SI 94 F SL 82 B SL 81 X SL 82 1-2 E5 45 G6-4-3			C SL 81 S KC 75 F SL 82 X SL 82 0-2 2B	F KC 74 X SI 93 0-1 ③ F7		F FF 96 1 SAFE X FF 96 0-1 ② FC4-6 45 CS 1-2f 3-H		4	0	1	1	0	0	3
45 David Adams, R (1, 4) OBP: 0.260, SLG: 0.275		C FF 92 X FF 92 0-1 ①② G6-4-3 1-2f			T SI 93 X SI 93 0-1 ① F8		B KC 72 C SL 83 B SI 93 X SI 92 2-1 53 2B 1B	1 SAFE B FF 95 1-0 ③ CS 1-2	B FF 89 C FF 89 X FF 90 1-1 ① L7	4	0	1	0	0	0	2
55 Lyle Overbay, L (1, 3) OBP: 0.298, SLG: 0.424		C SI 95 B SI 96 X SI 93 1-1 ③ G4-3			X SI 92 0-0 ② F8		B SL 81 X SI 94 1-0 ① F7		C FF 90 F FF 90 S CU 75 0-3 ② K	4	0	0	0	0	1	2
60 Melky Mesa, R (1, 8) OBP: 0.273, SLG: 0.300 (9, 7)			F SI 93 F KC 76 B SL 82 X SL 81 1-2 53 CS 1B		F SI 94 F SI 94 B SI 94 X CH 84 1-2 ③ F7		C SI 91 X SI 92 0-1 ② F9		F SL 80 B FF 92 B CU 73 S SL 80 B FF 92 B SL 81 4-2 53 1B BB	3	0	1	0	1	0	2
53 Austin Romine, R (1, 2) OBP: 0.212, SLG: 0.277			1 SAFE T SI 93 X SL 81 0-1 ①② L8 1-2			X SI 92 0-0 31 SH2-4 39 2B 2B	T KC 75 D CH 81 X SI 93 1-1 1-3 2B		1 SAFE C SL 80 1 SAFE 1 SAFE F SL 80 B FF 91 1 SAFE X CU 69 1-2 31 FC6-4 1-2 1B	4	1	3	0	0	0	1
Inning Stats	R: 0 E: 0 K: 1 S: 11 H: 1 LOB: 1 BB: 0 P: 15	R: 0 E: 1 K: 0 S: 9 H: 0 LOB: 0 BB: 0 P: 11	R: 0 E: 0 K: 0 S: 8 H: 1 LOB: 0 BB: 0 P: 12	R: 0 E: 0 K: 0 S: 7 H: 0 LOB: 0 BB: 0 P: 7	R: 0 E: 0 K: 0 S: 10 H: 1 LOB: 1 BB: 0 P: 11	R: 1 E: 0 K: 0 S: 9 H: 2 LOB: 2 BB: 1 P: 15	R: 0 E: 0 K: 0 S: 10 H: 2 LOB: 2 BB: 0 P: 14	R: 1 E: 0 K: 1 S: 9 H: 2 LOB: 0 BB: 0 P: 13	R: 0 E: 0 K: 1 S: 11 H: 1 LOB: 2 BB: 1 P: 18	1B: 5 2B: 5 3B: 0 HR: 0 SF: 0 SAC: 1 DP: 1 HBP: 0	WP: 0 PB: 0 SB: 0 CS: 2 PA: 38					

TOP

New York Yankees @ Texas Rangers

Rangers Ballpark in Arlington, Arlington, TX

Thu Jul 25 2013, 2:10 PM - 5:04 PM EDT

Att. 35,139 - Partly Cloudy - 91 F

livebaseballscorecards.com

AB	34
R	2
H	10
RBI	2
BB	2
SO	3
LOB	18

PITCHER		IP	WLS	BF	H	R	ER	SO	BB	IBB	HBP	BLK	WP	HR	S	P	ERA	WHIP
45 Derek Holland, L ERA: 3.06	(1, 1)	7.1	L	30	8	2	2	2	1	0	0	0	0	0	70	94	2.46	1.227
52 Tanner Scheppers, R ERA: 1.74	(8, 1)	0.2		2	1	0	0	0	0	0	0	0	0	0	3	4	0.00	1.500
28 Joakim Soria, R ERA:	(9, 1)	1.0		5	1	0	0	1	1	0	0	0	0	0	11	18	0.00	2.000

PITCHER		IP	WLS	BF	H	R	ER	SO	BB	IBB	HBP	BLK	WP	HR	S	P	ERA	WHIP

Batter	1	2	3	4	5	6	7	8	9	AB	R	H	RBI	BB	SO	LOB
5 Ian Kinsler, R (1, 4) OBP: 0.354, SLG: 0.431	B SI 89 B SI 90 F SI 89 C SI 91 F FS 86 X FS 86 2-2 ① L5		C FS 84 B FS 85 C FS 86 B SI 93 B FS 86 F FS 87 F FS 86 T SL 86 3-2 ② K			B SI 90 F SI 92 B FS 88 X SI 91 2-1 1 CS 1B		C KC 79 B FC 92 X FC 91 1-1 ② F8		4	0	1	0	0	1	2
1 Elvis Andrus, R (1, 10) OBP: 0.309, SLG: 0.288	X SI 90 0-0 17 G4-3 1B		B SI 93 C SL 85 F SI 93 B SL 87 B SL 86 X SI 95 3-2 ③ G1-3			B FS 81 S SI 91 X SI 92 1-1 ① 29 F8 17 BB 1-2 1B		B FC 90 B FC 90 C FC 90 F FC 91 C KC 80 2-3 ③ K		4	0	2	0	0	1	2
17 Nelson Cruz, R (1, 9) OBP: 0.328, SLG: 0.504	C FS 83 1 SAFE X SI 91 0-1 ② ③ G4-3 1-2f			S FS 83 B SI 93 S SL 85 B SL 85 S SL 85 2-3 ① K		B FS 85 F FS 84 1 SAFE 1 SAFE 1 SAFE B FS 85 F SI 92 D FS 86 F FS 86 4-2 F SL 85 B SI 94 1-2 BB			F FF 92 X FC 91 0-1 ① F8	3	0	0	0	1	1	1
29 Adrián Beltré, R (1, 5) OBP: 0.350, SLG: 0.530		B SL 82 X SL 81 1-0 ① F9		C SI 94 B SI 93 B FF 89 X SI 93 2-1 ② G5-3		D FS 88 F SI 93 X SI 94 1-1 ② F8 2-3			X FF 92 0-0 12 FC6-4 1B	4	0	1	0	0	0	2
12 A.J. Pierzynski, L (1, 2) OBP: 0.309, SLG: 0.438		F SI 91 S FS 86 X FS 87 0-2 ② G1-3		B CU 80 F SI 93 X FS 87 1-1 ③ G3		B SI 94 X SI 94 1-0 ③ L7			F FC 91 F FC 91 F FC 91 D FC 92 F FC 92 X FC 93 1-2 ② FC6-4 1-2f	4	0	0	0	0	0	3
18 Mitch Moreland, L (1, 3) OBP: 0.305, SLG: 0.463		B SI 91 B SL 82 B SL 83 C SI 91 X SI 93 3-1 ③ L7			C FS 83 B FS 86 S FS 86 B FS 87 S FS 88 2-3 ① K		B FS 86 S FS 85 X FS 86 1-1 ① G1-3		C FC 92 X FF 92 0-1 ③ G3	4	0	0	0	0	1	1
13 Jurickson Profar, S (1, 6) OBP: 0.321, SLG: 0.347			C SI 89 S FS 85 F FS 85 B SI 91 B FS 85 X FS 86 2-2 7 FC4-6 1B		X SI 92 0-0 1B		F SI 94 B FS 88 X FS 86 1-1 ② G4-3			3	0	2	0	0	0	0
7 David Murphy, L (1, 7) OBP: 0.280, SLG: 0.379			B SI 91 F FS 84 B SI 90 1 SAFE 1 SAFE 1 SAFE F SI 91 F FS 84 X FS 85 2-2 ① FC4-6 2 1B 1-2f		X SI 90 0-0 ② F7		B SI 96 X FS 88 1-0 ③ G4-3			3	0	0	0	0	0	2
2 Leonys Martin, L (1, 8) OBP: 0.328, SLG: 0.409			B CU 75 X SI 90 1-0 1-2 1B		1 SAFE 1 SAFE B SI 90 S SI 91 B SI 92 F SI 92 B FS 87 X SI 94 3-2 ③ F8			C FC 91 B FF 93 B FC 91 C FF 91 F FC 91 B KC 81 X FC 92 3-2 ① P5		3	0	1	0	0	0	1
Inning Stats	R: 0 E: 0 K: 0 S: 7 H: 1 LOB: 0 BB: 0 P: 9	R: 0 E: 0 K: 0 S: 6 H: 0 LOB: 0 BB: 0 P: 10	R: 0 E: 0 K: 1 S: 17 H: 2 LOB: 2 BB: 0 P: 28	R: 0 E: 0 K: 1 S: 7 H: 0 LOB: 0 BB: 0 P: 12	R: 0 E: 0 K: 1 S: 8 H: 1 LOB: 1 BB: 0 P: 13	R: 0 E: 0 K: 0 S: 11 H: 2 LOB: 2 BB: 1 P: 20	R: 0 E: 0 K: 0 S: 5 H: 0 LOB: 0 BB: 0 P: 8	R: 0 E: 0 K: 1 S: 9 H: 0 LOB: 0 BB: 0 P: 15	R: 0 E: 0 K: 0 S: 10 H: 1 LOB: 1 BB: 0 P: 11	1B: 7 2B: 0 3B: 0 HR: 0	SF: 0 SAC: 0 DP: 1 HBP: 0			WP: 0 PB: 0 SB: 0 CS: 1	PA: 33		

BOTTOM

New York Yankees @ Texas Rangers

Rangers Ballpark in Arlington, Arlington, TX

Thu Jul 25 2013, 2:10 PM - 5:04 PM EDT

Att. 35,139 - Partly Cloudy - 91 F

livebaseballscorecards.com

AB	32
R	0
H	7
RBI	0
BB	1
SO	4
LOB	14

PITCHER		IP	WLS	BF	H	R	ER	SO	BB	IBB	HBP	BLK	WP	HR	S	P	ERA	WHIP
18 Hiroki Kuroda, R ERA: 2.51	(1, 1)	7.0	W	26	6	0	0	3	1	0	0	0	0	0	61	100	0.00	1.000
30 David Robertson, R ERA: 1.96	(8, 1)	1.0	H	3	0	0	0	1	0	0	0	0	0	0	9	15	0.00	0.000
42 Mariano Rivera, R ERA: 1.69	(9, 1)	1.0	S	4	1	0	0	0	0	0	0	0	0	0	10	11	0.00	1.000

PITCHER	IP	WLS	BF	H	R	ER	SO	BB	IBB	HBP	BLK	WP	HR	S	P	ERA	WHIP

TOP

Tampa Bay Rays @ New York Yankees

Yankee Stadium, Bronx, NY

Fri Jul 26 2013, 7:09 PM - 10:52 PM EDT

Att. 44,486 - Partly Cloudy - 79 F

livebaseballscorecards.com

Batter	1	2	3	4	5	6	7	8	9	AB	R	H	RBI	BB	SO	LOB
8 Desmond Jennings, R (1, 8) OBP: 0.335, SLG: 0.439	F7	E2 3 2B 1-3 2-H 1B		K		L9		2 G6-4-3 BB		4	1	1	0	1	1	0
3 Evan Longoria, R (1, 5) OBP: 0.353, SLG: 0.515	K	9 1B 2-H 3-H 2B		F9		K		G6-4-3 1-2f		4	1	1	2	0	2	0
2 Kelly Johnson, L (8, PH) OBP: 0.322, SLG: 0.465 (8, 5)										1	0	0	0	0	0	1
9 Wil Myers, R (1, 10) OBP: 0.353, SLG: 0.492	K2-3	2-H 1B		K			20 BB 21 HR 1B	P6		5	1	2	1	0	2	0
18 Ben Zobrist, S (1, 4) OBP: 0.352, SLG: 0.395		1 F7 11 2B 2B	11 WP 1 1B BB	F9			F7		K	4	1	1	0	1	1	1
1 Sean Rodríguez, R (1, 9) OBP: 0.333, SLG: 0.387		F7 2-3	11 WP 1-2 1B	11 G5-3 21 1B 2B			21 HR 1-2 BB		11 E BB	3	1	2	0	0	0	1
20 Matt Joyce, L (7, PH) OBP: 0.322, SLG: 0.434 (7, 9)										0	1	0	0	2	0	0
11 Yunel Escobar, R (1, 6) OBP: 0.311, SLG: 0.360		5 1B 3-H 2B	1-2 2-3 BB	G5-3 2-3			L9		59 FC6 1-2	4	1	1	1	1	0	4
21 James Loney, L (1, 3) OBP: 0.364, SLG: 0.468		P6	K	59 FC6-4 3-H 1B			1-H 2-H HR		L9	5	1	2	4	0	1	6
59 Jose Lobaton, S (1, 2) OBP: 0.323, SLG: 0.379		8 1B 5 1B 8 E BB	K	FC6-4 1-2f			2B		FC1-6 1-2f	4	1	1	0	1	1	6
5 Sam Fuld, L (1, 7) OBP: 0.263, SLG: 0.283		8 E 3 2B 1-2 2-H 1B	F8			G1-3	G4-3			4	1	1	1	0	0	4

| Inning Stats | | | | | | | | | |

Batter	1	2	3	4	5	6	7	8	9	AB	R	H	RBI	BB	SO	LOB
11 Brett Gardner, L (1, 8) OBP: 0.349, SLG: 0.421	C FF 91 B CH 80 B FF 92 L FF 92 F FF 91 X CH 81 2-2 ① F7		C FF 92 B CU 77 B FF 91 X CH 81 2-1 31 FC6-4 1-2 1B		B FF 90 C SI 90 B CU 75 F SI 91 F FF 92 B SI 91 X SI 91 3-2 ① F8			C FF 90 B SL 83 F FF 90 B FF 91 B CU 73 F FF 92 X FF 92 3-2 ① L7	C FC 88 X CH 83 0-1 45 1B 60 1B 12 FC6-4 1-2 2-3 1B	5	1	2	0	0	0	0
31 Ichiro Suzuki, L (1, 9) OBP: 0.310, SLG: 0.373 60 Melky Mesa, R (8, 9) OBP: 0.385, SLG: 0.500	C CH 81 B FF 92 X SI 93 1-1 ② L1		C FF 92 C FF 92 X FF 92 0-2 ② FC6-4 24 BB 1-2f 2-3		X CH 81 0-0 ② F9			C FF 92 S CH 85 B FF 91 F FF 92 X CU 70 1-2 45 1B 2B	S SI 90 F FC 87 X FC 88 0-2 12 FC6-4 45 1B 1-2 2-3 3-H 1B	3 2	0 1	0 2	0 1	0 0	0 0	2 0
24 Robinson Canó, L (1, 4) OBP: 0.381, SLG: 0.516 45 David Adams, R (8, 4) OBP: 0.271, SLG: 0.287	B FF 92 S CU 78 F CU 79 B CU 78 S CU 79 2-3 ③ K		C CU 77 D CU 77 D CU 78 D CU 78 4-1 1-2 BB		C FF 91 B CU 80 C FF 92 B CU 79 B CH 81 F FF 92 X FF 92 3-2 ③ G1-3			D CH 85 C FF 92 D CH 86 X FF 92 2-1 12 FC4-6 2-H 1B	C FC 86 B SI 90 F FC 87 D CU 76 B SI 90 X FC 88 3-2 12 FC6-4 1-2 2-3 3-H 1B	2 2	0 0	0 2	0 2	1 0	1 0	0 0
12 Alfonso Soriano, R (1, 7) OBP: 0.284, SLG: 0.460		B FF 92 S CH 82 B FF 92 F FF 92 X CH 81 2-2 ① F8	B SI 92 T SI 92 B SI 93 F CH 82 B FF 92 X CH 82 3-2 ③ F9			C CH 81 X CH 81 0-1 ① G5-3		B FF 92 X CH 86 1-0 ② FC4-6 19 2B 1-2f	F FF 95 F FF 97 B FF 96 F FF 97 B FF 97 B FF 98 X FF 97 3-2 ② FC6-4 19 DI 1-2f 2-3 3-H	5	1	0	1	0	0	6
55 Lyle Overbay, L (1, 3) OBP: 0.299, SLG: 0.423 19 Chris Stewart, R (8, PH) OBP: 0.313, SLG: 0.306 (9, 3)		C FF 92 B FF 92 C FF 92 B FF 92 S CU 80 2-3 ② K	S CH 80 S CH 80 B FF 92 B CH 82 X CH 82 2-2 26 BB 1B			B FF 91 B SI 91 S CH 82 B FF 91 X CH 82 3-1 ② G3-4-1		B FF 91 B CH 86 X FF 92 2-0 1-H 2B	L FF 94 B CH 82 B FF 96 B FF 95 C FF 95 X FF 97 3-2 ③ G5-3 1-2	3 2	0 0	1 1	0 1	0 0	1 0	0 2
26 Eduardo Núñez, R (1, 6) OBP: 0.288, SLG: 0.309		C CH 82 B CU 80 X CH 83 1-1 ③ G1-3		B FF 92 B FF 92 B CH 81 C FF 91 B CH 81 4-1 1-2 BB		B FF 91 X SI 90 1-0 ③ G5-3		C CH 87 F CU 72 B FF 92 D CU 70 X CH 88 2-2 ③ F9		3	0	0	0	1	0	1
33 Travis Hafner, L (1, 10) OBP: 0.300, SLG: 0.384			C SI 91 B CU 78 X CH 81 1-1 ① P5	B FF 92 C FF 91 B FF 91 C FF 91 B FF 91 S CH 83 3-3 ① K			C FF 92 S SL 86 B FF 95 X CH 88 1-2 ① G1-3		B FF 89 F FF 89 S SL 84 C FF 92 1-3 ① K	4	0	0	0	0	2	2
39 Brent Lillibridge, R (1, 5) OBP: 0.152, SLG: 0.156			B CU 74 S CH 80 X FF 92 1-1 53 WP 53 1B 1B	S CH 82 B CH 81 S CH 81 B FF 91 X CH 82 2-2 ② F8			B SL 86 B SI 91 X FF 92 2-0 ② G6-3		B FC 85 S FC 87 F SL 83 B CU 76 X SI 90 2-2 11 1B 53 BB 60 1B 1B	4	2	2	0	0	0	2
53 Austin Romine, R (1, 2) OBP: 0.225, SLG: 0.279			B FF 91 B CH 81 C FF 92 X FF 92 2-1 31 FC6-4 11 1B 1-H 1B	B SI 91 X CH 81 1-0 ③ G1-3			B SI 92 C SI 92 B SL 84 F SL 85 S SL 86 2-3 ③ K		B FC 88 B FC 88 B FC 87 B SI 89 4-0 60 1B 11 1B 45 1B 1-2 BB	3	1	1	1	1	1	2

Inning Stats																															
	R: 0	E: 0	K: 1	S: 9	H: 0	LOB: 0	BB: 0	P: 14	R: 0	E: 0	K: 1	S: 8	H: 0	LOB: 0	BB: 0	P: 13	R: 1	E: 0	K: 0	S: 15	H: 3	LOB: 3	BB: 1	P: 28	R: 0	E: 0	K: 1	S: 11	H: 1	LOB: 2	BB: 1	P: 23
	R: 0	E: 0	K: 0	S: 9	H: 0	LOB: 0	BB: 0	P: 15	R: 0	E: 0	K: 0	S: 5	H: 0	LOB: 0	BB: 0	P: 9	R: 0	E: 0	K: 1	S: 7	H: 0	LOB: 0	BB: 0	P: 12	R: 2	E: 0	K: 0	S: 15	H: 3	LOB: 1	BB: 0	P: 26
	R: 3	E: 0	K: 1	S: 21	H: 4	LOB: 2	BB: 1	P: 37	1B: 9	2B: 2	3B: 0	HR: 0	SF: 0	SAC: 0	DP: 0	HBP: 0	WP: 1	PB: 0	SB: 0	CS: 0	PA: 41											

PITCHER		IP	WLS	BF	H	R	ER	SO	BB	IBB	HBP	BLK	WP	HR	S	P	ERA	WHIP
58 Jeremy Hellickson, R ERA: 4.48	(1, 1)	6.0	W	24	4	1	1	3	2	0	0	0	1	0	57	102	1.50	1.000
43 Kyle Farnsworth, R ERA: 5.14	(7, 1)	1.0		3	0	0	0	1	0	0	0	0	0	0	7	12	0.00	0.000
27 Cesár Ramos, L ERA: 4.5	(8, 1)	1.1		7	3	2	2	1	0	0	0	0	0	0	18	30	13.50	2.250
35 Jamey Wright, R ERA: 3.45	(9, 1)	0.0		5	4	2	2	0	1	0	0	0	0	0	11	20	∞	∞
57 Jake McGee, L ERA: 4.42	(9, 1)	0.1	H	1	0	1	1	0	0	0	0	0	0	0	4	7	27.00	0.000

PITCHER		IP	WLS	BF	H	R	ER	SO	BB	IBB	HBP	BLK	WP	HR	S	P	ERA	WHIP
56 Fernando Rodney, R ERA: 4.01	(9, 1)	0.1	S	1	0	0	0	0	0	0	0	0	0	0	3	6	0.00	0.000

BOTTOM

Tampa Bay Rays @ New York Yankees

Yankee Stadium, Bronx, NY

Fri Jul 26 2013, 7:09 PM - 10:52 PM EDT

Att. 44,486 - Partly Cloudy - 79 F

livebaseballscorecards.com

AB	38
R	6
H	11
RBI	6
BB	3
SO	5
LOB	17

TOP

Tampa Bay Rays @ New York Yankees

Yankee Stadium, Bronx, NY

Sat Jul 27 2013, 1:08 PM - 3:54 PM EDT

Att. 43,424 - Cloudy - 83 F

livebaseballscorecards.com

Batter	1	2	3	4	5	6	7	8	9	AB	R	H	RBI	BB	SO	LOB
8 Desmond Jennings, R (1, 8) OBP: 0.333, SLG: 0.436	X FF 92 0-0 9 FC5-4 1B		B CU 82 C FF 95 X CU 80 1-1 ② L7		D SI 94 C FF 94 F SI 94 S FF 95 1-3 ② K		C CU 80 X FF 94 0-1 ② G5-3		C SL 85 B FF 94 F SL 84 B SL 85 B SL 84 T SL 81 3-2 ② K	5	0	1	0	0	2	2
3 Evan Longoria, R (1, 5) OBP: 0.352, SLG: 0.510	S CU 79 B FF 91 1 SAFE 1 SAFE F FF 94 S CU 80 1-3 ① K		X FF 95 0-0 ③ G5-3		C CU 80 S CU 82 F CU 83 B FF 96 S CU 84 1-3 ③ K		X FF 92 0-0 1B		C SL 84 B FF 94 B SL 86 B SL 86 C FF 95 F FF 95 F SL 86 S SL 85 3-3 ③ K	5	0	1	0	0	3	3
9 Wil Myers, R (1, 9) OBP: 0.350, SLG: 0.492	X CU 81 0-0 ② FC5-4 21 1B 1-2f			B FF 93 C FF 93 B SI 92 X CU 79 2-1 2B		B FF 91 C FF 94 F FF 93 D CU 81 X CU 82 2-2 ① G5-3	B CU 79 X CU 80 1-0 ③ P4			4	0	1	0	0	0	2
21 James Loney, L (1, 3) OBP: 0.368, SLG: 0.470	S SI 93 X SI 94 0-1 1-3 1B			B SI 94 S CU 80 B SI 94 B SI 94 B CU 81 4-1 BB		C CU 80 C CH 85 X CU 82 0-2 18 FC3-6 1B		C FC 91 C FF 92 B KC 82 B FC 92 X FC 92 2-2 ① G3-1		3	0	2	0	1	0	0
18 Ben Zobrist, S (1, 4) OBP: 0.351, SLG: 0.393	B CU 80 C CU 81 X SI 95 1-1 ③ G3			C SI 95 F CU 82 D CU 83 F CU 83 B SI 95 S CU 85 2-3 ① K		F SI 92 X SI 94 0-1 ② FC3-6 20 S 2 1B 1-2f		B FC 92 C FC 91 B FC 92 X FC 92 2-1 1B		4	1	1	0	0	1	5
20 Matt Joyce, L (1, 10) OBP: 0.321, SLG: 0.430		C SI 92 S CU 81 C CU 81 0-3 ① K		B CU 82 C CU 82 B CU 82 F CU 82 B SI 96 S CU 83 3-3 ② K		1 SAFE B SI 92 C SI 93 B CU 81 1 SAFE F SI 94 1 SAFE B CU 83 F CU 82 4-2 D CU 82 2 1B 1-2 BB		1 SAFE L FC 92 1 SAFE B FF 90 1 SAFE B FC 91 C FC 93 C KC 83 2-3 ② K		3	0	0	0	1	3	3
2 Kelly Johnson, L (1, 7) OBP: 0.321, SLG: 0.462 5 Sam Fuld, L (8, 7) OBP: 0.263, SLG: 0.283		B SI 92 C SI 93 X CU 79 1-1 ② G3		C CU 81 B SI 94 F CU 84 S CU 84 1-3 ③ K		B SI 95 B SI 93 S CU 82 X SI 95 2-1 1-2 2-H 1B		F FC 92 C KC 80 B FC 92 S KC 81 1-3 ③ K		4 0	0 0	1 0	1 0	0 0	2 0	3 0
28 José Molina, R (1, 2) OBP: 0.290, SLG: 0.313		B FF 95 F FF 94 S CU 82 F CU 83 D CU 83 F CU 82 F FF 96 X SI 94 2-2 ③ G4-3			B CU 80 B FF 94 B FF 93 4-0 BB	C CU 82 B SI 93 C CU 83 S CU 84 1-3 ③ K			S SL 81 S SL 82 D SL 84 F SL 83 F FF 94 B FF 94 B SL 84 X SL 83 3-2 ① G6-3	3	0	0	0	1	1	2
11 Yunel Escobar, R (1, 6) OBP: 0.310, SLG: 0.362			C CU 78 S SI 92 B CU 82 X CU 81 1-2 ① G5-3		B FF 93 X CU 79 1-0 ① F8		B SI 92 X FF 92 1-0 ① F8		S FF 94 B SL 86 X FF 93 1-1 2B	4	0	1	0	0	0	1
Inning Stats	R: 0 E: 0 K: 1 S: 9 H: 2 LOB: 2 BB: 0 P: 11	R: 0 E: 0 K: 1 S: 11 H: 0 LOB: 0 BB: 0 P: 14	R: 0 E: 0 K: 0 S: 6 H: 0 LOB: 0 BB: 0 P: 8	R: 0 E: 0 K: 3 S: 13 H: 1 LOB: 2 BB: 1 P: 25	R: 0 E: 0 K: 2 S: 8 H: 0 LOB: 1 BB: 1 P: 15	R: 1 E: 0 K: 1 S: 16 H: 2 LOB: 2 BB: 1 P: 25	R: 0 E: 0 K: 0 S: 5 H: 1 LOB: 1 BB: 0 P: 7	R: 0 E: 0 K: 2 S: 11 H: 1 LOB: 1 BB: 0 P: 18	R: 0 E: 0 K: 2 S: 15 H: 1 LOB: 1 BB: 0 P: 25	1B: 6 2B: 2 3B: 0 HR: 0 SF: 0 SAC: 0 DP: 0 HBP: 0						WP: 0 PB: 0 SB: 1 CS: 0 PA: 38

	AB	35
	R	1
	H	8
	RBI	1
	BB	3
	SO	12
	LOB	21

PITCHER		IP	WLS	BF	H	R	ER	SO	BB	IBB	HBP	BLK	WP	HR	S	P	ERA	WHIP
47 Iván Nova, R ERA: 3.41	(1, 1)	7.0	L	30	6	1	1	8	3	0	0	0	0	0	68	105	1.29	1.286
30 David Robertson, R ERA: 1.91	(8, 1)	1.0		4	1	0	0	2	0	0	0	0	0	0	11	18	0.00	1.000
27 Shawn Kelley, R ERA: 3.4	(9, 1)	1.0		4	1	0	0	2	0	0	0	0	0	0	15	25	0.00	1.000

PITCHER	IP	WLS	BF	H	R	ER	SO	BB	IBB	HBP	BLK	WP	HR	S	P	ERA	WHIP

BOTTOM

Batter	1	2	3	4	5	6	7	8	9	AB	R	H	RBI	BB	SO	LOB
11 Brett Gardner, L (1, 8) OBP: 0.348, SLG: 0.422	B FF 94 X FF 93 1-0 ① G4-3			B FF 92 C FF 94 C FF 94 F SL 84 F SL 86 S SL 85 1-3 ① K		B CH 84 B FF 94 X FF 94 2-0 2B			B SL 85 C SL 84 C SL 85 F FF 96 B FF 96 B FF 96 S SL 86 3-3 ② K	4	0	1	0	0	2	0
31 Ichiro Suzuki, L (1, 9) OBP: 0.307, SLG: 0.369	X FF 93 0-0 ② F8			C CH 83 X FF 96 0-1 E5 24 G6-4-3		B SL 86 L SL 84 F SL 84 S FF 96 1-3 ③ K			C SL 84 X SL 86 0-1 ③ G1-3	4	0	0	0	0	1	1
24 Robinson Canó, L (1, 4) OBP: 0.379, SLG: 0.512	B FF 95 F FF 95 F FF 95 B SL 88 S SL 88 2-3 ③ K			B CH 83 X FF 96 1-0 ② ③ G6-4-3 1-2f			C SL 83 B SL 85 S SL 84 F FF 95 B FF 96 F SL 84 X SL 86 2-2 ① G4-3			3	0	0	0	0	1	1
12 Alfonso Soriano, R (1, 10) OBP: 0.281, SLG: 0.457		C SL 86 S FF 96 X SL 84 0-2 ① F9			X SL 82 0-0 ① F8		C SL 85 X SL 86 0-1 ② G1			3	0	0	0	0	0	0
55 Lyle Overbay, L (1, 3) OBP: 0.299, SLG: 0.422		X FF 95 0-0 ② L8			C FF 94 X CH 84 0-1 22 FC5-4 1B		C FF 96 C FF 96 B FF 97 B FF 98 S FF 97 2-3 ③ K			3	0	1	0	0	1	0
22 Vernon Wells, R (1, 7) OBP: 0.285, SLG: 0.363		B FF 94 B FF 96 C FF 95 X SL 86 2-1 ③ L8			C FF 94 B SI 94 F SI 95 F FF 93 D SL 87 X SL 85 2-2 ② FC5-4 26 FC5-4 1-2f			X FF 95 0-0 ① P4		3	0	0	0	0	0	1
26 Eduardo Núñez, R (1, 6) OBP: 0.283, SLG: 0.303		B FF 95 B FF 94 X FF 94 2-0 ① G6-3			C FF 95 X SL 84 0-1 ③ FC5-4 1-2f			B SL 81 S SL 82 B FF 95 F SL 84 F FF 96 F FF 97 X SL 84 2-2 ② G5-3		3	0	0	0	0	0	1
39 Brent Lillibridge, R (1, 5) OBP: 0.143, SLG: 0.146		C FF 96 X FF 97 0-1 ② G4-3				C SL 84 S SL 84 C FF 95 0-3 ① K		S SL 83 X SL 86 0-1 ③ F8		3	0	0	0	0	1	0
19 Chris Stewart, R (1, 2) OBP: 0.308, SLG: 0.302		B SL 86 C FF 96 B SL 87 C SL 85 B SL 85 X FF 96 3-2 ③ G3				B FF 95 B FF 94 X FF 93 2-0 ② F7			B FF 93 B FF 93 X FF 93 2-0 ① F8	3	0	0	0	0	0	0
Inning Stats	R: 0 E: 0 K: 1 S: 5 H: 0 LOB: 0 BB: 0 P: 8	R: 0 E: 0 K: 0 S: 6 H: 0 LOB: 0 BB: 0 P: 8	R: 0 E: 0 K: 0 S: 6 H: 0 LOB: 0 BB: 0 P: 11	R: 0 E: 1 K: 1 S: 8 H: 0 LOB: 0 BB: 0 P: 10	R: 0 E: 0 K: 0 S: 9 H: 1 LOB: 1 BB: 0 P: 11	R: 0 E: 0 K: 2 S: 8 H: 1 LOB: 1 BB: 0 P: 13	R: 0 E: 0 K: 1 S: 10 H: 0 LOB: 0 BB: 0 P: 14	R: 0 E: 0 K: 0 S: 8 H: 0 LOB: 0 BB: 0 P: 10	R: 0 E: 0 K: 1 S: 7 H: 0 LOB: 0 BB: 0 P: 12	1B: 1 2B: 1 3B: 0 HR: 0 SF: 0 SAC: 0 DP: 1 HBP: 0						

PITCHER	IP	WLS	BF	H	R	ER	SO	BB	IBB	HBP	BLK	WP	HR	S	P	ERA	WHIP
22 Chris Archer, R (1, 1) ERA: 2.39	9.0	W	29	2	0	0	6	0	0	0	0	0	0	67	97	0.00	0.222

PITCHER	IP	WLS	BF	H	R	ER	SO	BB	IBB	HBP	BLK	WP	HR	S	P	ERA	WHIP

Tampa Bay Rays @ New York Yankees

Yankee Stadium, Bronx, NY

Sat Jul 27 2013, 1:08 PM - 3:54 PM EDT

Att. 43,424 - Cloudy - 83 F

livebaseballscorecards.com

AB	29
R	0
H	2
RBI	0
BB	0
SO	6
LOB	4

WP: 0 PA: 29
PB: 0
SB: 0
CS: 0

Batter	1	2	3	4	5	6	7	8	9	AB	R	H	RBI	BB	SO	LOB
8 Desmond Jennings, R (1, 8) OBP: 0.330, SLG: 0.430	C FF 92 C FF 93 X SL 83 0-2 ① G1-3	B FF 94 B FF 94 X FF 93 2-0 ③ F8		C KC 72 S FF 91 X FF 91 0-2 ① F8		B SL 87 B FF 94 C FF 94 B CH 89 F CH 89 X FF 94 3-2 ① G4-3		B FC 92 1 SAFE 1 SAFE B FC 92 S FC 91 C FC 91 C FC 92 2-3 ③ K		5	0	0	0	0	1	4
30 Luke Scott, L (1, 10) OBP: 0.350, SLG: 0.467	F FF 92 B FF 92 B KC 76 F FF 92 X SL 83 2-2 ② G3		C KC 74 B SL 81 X FF 92 1-1 ① G4-3	B FF 92 C SL 80 X FF 92 1-1 ② P3		C SI 94 X CH 88 0-1 ② G3-1			C FC 91 C FC 91 B FC 92 B FC 91 X FC 91 2-2 ① G4-3	5	0	0	0	0	0	0
3 Evan Longoria, R (1, 5) OBP: 0.352, SLG: 0.509	F FF 93 B FF 93 C KC 74 B SL 83 C SL 81 2-3 ③ K		S KC 74 X FF 93 0-1 9 HR 21 1B 1B	C FF 92 B SL 81 S KC 74 X FF 92 1-2 21 FC6 1B		C CH 88 S SL 87 B SL 86 B SL 85 S CH 88 2-3 ③ K			B FF 92 B FF 92 F FF 92 X FC 91 2-1 ② G5-3	5	1	2	0	0	2	0
21 James Loney, L (1, 3) OBP: 0.369, SLG: 0.469		F FF 92 C FF 93 B SL 82 F SL 82 X FF 93 1-2 9 FC5-4 1B	D SL 80 C CH 85 B FF 92 X FF 93 2-1 9 HR 1-2 1B	C KC 73 B CH 85 B CH 85 1 SAFE C FF 92 X FF 93 2-2 ③ FC6 1-2f			C SI 94 B SI 94 B SL 80 X SI 94 2-1 ① F8		C FC 91 C FC 90 X FC 92 0-2 ③ G4-3	5	1	2	0	0	0	1
9 Wil Myers, R (1, 9) OBP: 0.354, SLG: 0.537		C FF 92 D SL 81 X SL 81 1-1 ① FC5-4 20 1B 2 2B 1-2f	D KC 76 B FF 94 F FF 93 C FF 93 2 SAFE B SL 83 X SL 82 3-2 1-H 2-H HR		X FF 92 0-0 HR		B FF 94 C SL 82 X SI 93 1-1 ② G5-3			4	3	2	4	0	0	1
20 Matt Joyce, L (1, 7) OBP: 0.327, SLG: 0.432 1 Sean Rodríguez, R (7, PH) OBP: 0.331, SLG: 0.384 (7, 7)		C KC 75 X FF 92 0-1 2 2B 1-2 1B	C FF 93 C SL 80 H SL 83 1-2 2 1B HBP		B KC 73 C SL 80 B CH 86 B FF 92 C SL 81 B SL 82 4-2 59 FC3-6 BB		B SL 80 F SL 80 B FF 92 F SI 94 X SI 93 2-2 ③ G4-3			1 1	0 0	1 0	0 0	1 0	0 0	0 0
2 Kelly Johnson, L (1, 4) OBP: 0.324, SLG: 0.466		S KC 76 F FF 94 D SL 83 B SL 82 X SL 83 2-2 1-3 2-H 2B	C FF 92 B FF 93 1 SAFE D CH 86 C CH 86 B FF 93 X FF 92 3-2 1-3 1B		B CH 87 B CH 87 X FF 93 2-0 ① F8			S KC 80 F FC 91 B FC 91 S KC 82 1-3 ① K		4	0	2	1	0	1	1
59 Jose Lobaton, S (1, 2) OBP: 0.316, SLG: 0.371		C FF 93 F FF 94 C FF 94 0-3 ② K	S FF 93 C FF 92 C FF 94 0-3 ② K		C FF 93 X SI 92 0-1 ② FC3-6 11 FC4 1-2f			X FC 91 0-0 ② F7		4	0	0	0	0	2	5
11 Yunel Escobar, R (1, 6) OBP: 0.313, SLG: 0.361		B FF 94 F SL 82 B FF 94 B SL 82 B FF 94 4-1 BB	S FF 93 F FF 91 B FF 94 S FF 93 1-3 ③ K		C SL 86 B SI 94 B FF 95 B FF 92 X FF 93 3-1 ③ FC4 1-2f			C FC 91 S KC 81 B KC 82 X KC 80 1-2 1B		3	0	1	0	1	1	3
Inning Stats	R: 0 E: 0 K: 1 S: 9 H: 0 LOB: 0 BB: 0 P: 13	R: 1 E: 0 K: 1 S: 16 H: 3 LOB: 3 BB: 1 P: 26	R: 3 E: 0 K: 2 S: 20 H: 4 LOB: 2 BB: 0 P: 31	R: 0 E: 0 K: 0 S: 11 H: 1 LOB: 1 BB: 0 P: 15	R: 1 E: 0 K: 0 S: 8 H: 1 LOB: 1 BB: 1 P: 17	R: 0 E: 0 K: 1 S: 8 H: 0 LOB: 0 BB: 0 P: 13	R: 0 E: 0 K: 0 S: 7 H: 0 LOB: 0 BB: 0 P: 12	R: 0 E: 0 K: 2 S: 10 H: 1 LOB: 1 BB: 0 P: 14	R: 0 E: 0 K: 0 S: 8 H: 0 LOB: 0 BB: 0 P: 12	1B: 7 2B: 1 3B: 0 HR: 2 SF: 0 SAC: 0 DP: 0 HBP: 1						

PITCHER		IP	WLS	BF	H	R	ER	SO	BB	IBB	HBP	BLK	WP	HR	S	P	ERA	WHIP
65 Phil Hughes, R ERA: 4.58	(1, 1)	4.0		24	9	5	5	4	2	0	1	0	0	2	59	92	11.25	2.750
38 Preston Claiborne, R ERA: 2.06	(5, 1)	2.0		6	0	0	0	1	0	0	0	0	0	0	13	23	0.00	0.000
48 Boone Logan, L ERA: 2.3	(7, 1)	1.0		3	0	0	0	0	0	0	0	0	0	0	7	12	0.00	0.000
30 David Robertson, R ERA: 1.87	(8, 1)	1.0		4	1	0	0	2	0	0	0	0	0	0	10	14	0.00	1.000
42 Mariano Rivera, R ERA: 1.64	(9, 1)	1.0	W	3	0	0	0	0	0	0	0	0	0	0	8	12	0.00	0.000

PITCHER	IP	WLS	BF	H	R	ER	SO	BB	IBB	HBP	BLK	WP	HR	S	P	ERA	WHIP

TOP

Tampa Bay Rays @ New York Yankees

Yankee Stadium, Bronx, NY

Sun Jul 28 2013, 1:10 PM - 4:44 PM EDT

Att. 47,714 - Cloudy - 79 F

livebaseballscorecards.com

AB	37
R	5
H	10
RBI	5
BB	2
SO	7
LOB	15

PA: 40

WP: 0
PB: 0
SB: 0
CS: 0

BOTTOM

Batter	1	2	3	4	5	6	7	8	9	AB	R	H	RBI	BB	SO	LOB
11 Brett Gardner, L (1, 8) OBP: 0.349, SLG: 0.423	B FF 92 C FF 92 B FF 94 F FF 92 F FF 95 F FF 94 S CH 85 2-3 **K** ①	B FF 94 B FF 90 X FF 90 2-0 **P3** ③		B FF 92 C FF 92 B SI 93 B CH 84 X FF 93 3-1 2 WP **2B**			B CU 78 C CU 77 B FF 91 F FF 90 S FS 80 2-3 **K** ①		B FF 96 C FF 96 F FF 97 B FF 97 F SI 97 B FF 98 F FF 97 B FF 98 4-2 2 WP 12 1B **BB**	4	1	1	0	1	2	0
2 Derek Jeter, R (1, 6) OBP: 0.444, SLG: 0.750	X FF 92 0-0 **HR**		F FF 91 B KC 81 C SI 93 B KC 80 X FF 94 2-2 12 HR 24 BLK **1B**	B FF 91 F FF 91 B KC 80 X FF 92 2-1 **G6-3** ③ 2-3			B CU 78 F FF 90 B FF 91 X CU 78 2-1 **G6-3** ②		B FF 96 I IN 82 I IN 80 I IN 76 4-0 12 1B 1-2 **IBB**	4	2	2	1	1	0	1
24 Robinson Canó, L (1, 4) OBP: 0.379, SLG: 0.509	F FF 94 B FF 96 X KC 82 1-1 12 1B 22 SF8 **1B**		C FF 91 B FF 93 X KC 80 1-1 **F7** ① 1-2		F KC 80 F FF 95 F CH 83 F CH 84 C FF 94 0-3 **K** ①		C FS 82 B CU 79 B FF 90 B FS 82 F FS 81 B FF 90 4-2 12 1B **BB**		C FF 96 F FF 97 C SI 98 0-3 **K** ①	4	1	1	0	1	2	3
12 Alfonso Soriano, R (1, 7) OBP: 0.288, SLG: 0.469	B CH 82 C FF 91 S CH 82 X KC 81 1-2 31 WP 31 1B 1-3 **1B**		D CH 79 X FF 91 1-0 **HR** 2-H		F FF 93 X KC 80 0-1 **G5-3** ②		C FS 79 C FF 90 1 SAFE X FS 81 0-2 1-2 **1B**		X FF 96 0-0 1-2 **1B** 2-H	5	2	4	3	0	0	0
22 Vernon Wells, R (1, 10) OBP: 0.283, SLG: 0.361 55 Lyle Overbay, L (7, PH) (8, 10) OBP: 0.298, SLG: 0.421	B FF 91 F FF 92 X FF 92 1-1 **SF8** ② 3-H		F FF 94 C FF 90 X FF 92 0-2 **P6** ②		B KC 77 B FF 93 S CH 87 X FF 90 2-1 **G1-3** ③		S FS 82 F FF 90 F CH 85 C FF 91 0-3 **K** ③			2 1	0 0	0 0	1 0	0 0	0 1	0 2
31 Ichiro Suzuki, L (1, 9) OBP: 0.314, SLG: 0.376	B FF 92 B CH 83 F FF 94 S CH 84 X FF 94 2-2 **1B** 1-H		B FF 93 F FF 94 F FF 93 B KC 81 X FF 93 2-2 39 FC6-4 **1B**			S FC 86 B FC 85 F CH 85 B FF 94 F CH 84 B SI 93 F CH 86 F SI 94 X FF 93 3-2 **1B**		C FF 94 C SI 96 B FF 95 F FF 97 B SI 96 X FF 95 2-2 39 SH1-4 **1B**		4	0	4	1	0	0	0
39 Brent Lillibridge, R (1, 5) OBP: 0.135, SLG: 0.137	B CH 82 B FF 92 C FF 91 F FF 90 D CH 82 X CH 83 3-2 **P4** ③		F FF 90 B FF 90 C KC 78 F FF 91 X KC 78 1-2 **FC6-4** ③ 1-2f			1 SAFE L FF 93 B CH 84 B CH 83 1 SAFE B CH 85 X FF 92 3-1 **F9** ①		C FF 94 X FF 95 0-1 **SH1-4** ① 1-2		3	0	0	0	0	0	3
45 David Adams, R (1, 3) OBP: 0.263, SLG: 0.278		B FF 89 C FF 90 B FF 92 S FF 92 X CH 84 2-2 **P6** ①		C FF 88 S FF 94 C FF 93 0-3 **K** ①		C SI 94 F FF 92 B FF 94 B CH 83 F CH 84 F FF 94 S FC 87 2-3 **K** ②		C FF 96 F FF 96 B FF 98 X SI 97 1-2 **G5-3** ②		4	0	0	0	0	2	2
19 Chris Stewart, R (1, 2) OBP: 0.303, SLG: 0.295		C FF 89 B CH 80 B FF 92 F FF 92 X CH 82 2-2 **P4** ②		B FF 90 B FF 92 X FF 93 2-0 **G4-3** ②		C FF 94 L FF 93 X SI 93 0-2 **L5** ③		B FF 97 B FF 96 C FF 96 B FF 97 F FF 97 S SI 98 3-3 **K** ③		4	0	0	0	0	1	2
Inning Stats	R: 3 H: 4 E: 0 LOB: 1 K: 1 BB: 0 S: 19 P: 29	R: 0 H: 0 E: 0 LOB: 0 K: 0 BB: 0 S: 7 P: 13	R: 2 H: 3 E: 0 LOB: 1 K: 0 BB: 0 S: 16 P: 23	R: 0 H: 1 E: 0 LOB: 1 K: 1 BB: 0 S: 8 P: 15	R: 0 H: 0 E: 0 LOB: 0 K: 1 BB: 0 S: 9 P: 11	R: 0 H: 1 E: 0 LOB: 1 K: 1 BB: 0 S: 16 P: 24	R: 0 H: 1 E: 0 LOB: 2 K: 2 BB: 1 S: 14 P: 22	R: 0 H: 1 E: 0 LOB: 1 K: 1 BB: 0 S: 12 P: 18	R: 1 H: 1 E: 0 LOB: 2 K: 1 BB: 2 S: 8 P: 16	1B: 9 SF: 1 2B: 1 SAC: 1 3B: 0 DP: 0 HR: 2 HBP: 0						WP: 3 PA: 40 PB: 0 SB: 0 CS: 0

PITCHER		IP	WLS	BF	H	R	ER	SO	BB	IBB	HBP	BLK	WP	HR	S	P	ERA	WHIP
55 Matt Moore, L ERA: 3.41	(1, 1)	5.0		23	8	5	5	3	0	0	0	1	2	2	59	91	9.00	1.600
54 Alex Torres, L ERA: 0.29	(6, 1)	1.0		4	1	0	0	1	0	0	0	0	0	0	16	24	0.00	1.000
62 Joel Peralta, R ERA: 3.0	(7, 1)	1.0		5	1	0	0	2	1	0	0	0	0	0	14	22	0.00	2.000
57 Jake McGee, L ERA: 4.5	(8, 1)	1.1	L	8	2	1	1	2	1	1	0	0	1	0	20	34	6.75	2.250

PITCHER	IP	WLS	BF	H	R	ER	SO	BB	IBB	HBP	BLK	WP	HR	S	P	ERA	WHIP

Tampa Bay Rays @ New York Yankees

Yankee Stadium, Bronx, NY

Sun Jul 28 2013, 1:10 PM - 4:44 PM EDT

Att. 47,714 - Cloudy - 79 F

livebaseballscorecards.com

AB	35
R	6
H	12
RBI	6
BB	3
SO	8
LOB	13

New York Yankees @ Los Angeles Dodgers

Dodger Stadium, Los Angeles, CA

Tue Jul 30 2013, 7:12 PM - 9:56 PM PDT

Att. 52,447 - Clear - 69 F

TOP

livebaseballscorecards.com

Batter	1	2	3	4	5	6	7	8	9	AB	R	H	RBI	BB	SO	LOB
11 Brett Gardner, L (1, 8) OBP: 0.348, SLG: 0.421	B FF 92 F FF 92 F FF 92 X CH 88 1-2 ① G4-3		C CU 75 B CH 88 X CH 87 1-1 2 G5-3 1B		C CH 87 C CH 88 C SI 94 0-3 ③ K			C SI 96 B SI 96 C SI 96 X SI 97 1-2 ② G1-3		4	0	1	0	0	1	0
2 Derek Jeter, R (1, 6) OBP: 0.308, SLG: 0.500	C FF 94 F CH 88 F CH 88 X FF 96 0-2 ② G4-3		D CH 88 F FF 92 B SI 94 B CH 88 1 SAFE 1 SAFE 1 SAFE F SI 93 X SI 94 3-2 ② G5-3 1-2			B FC 85 F FF 92 B CH 87 C FF 92 F CH 87 F SI 95 B SI 94 X CH 87 3-2 ① G5-3		C SI 94 X SL 88 0-1 ③ G6-3		4	0	0	0	0	0	1
24 Robinson Canó, L (1, 4) OBP: 0.378, SLG: 0.506	C FF 94 X CH 89 0-1 1B		S SI 95 T FF 94 B CH 88 S FF 95 1-3 ③ K			B CH 88 X CH 87 1-0 ② F8			C FC 92 B FF 93 C FC 92 F FC 93 F FC 93 F FC 93 S FF 94 1-3 ① K	4	0	1	0	0	2	1
12 Alfonso Soriano, R (1, 7) OBP: 0.288, SLG: 0.470	B FF 94 F FF 93 S FC 89 1 SAFE D FC 88 B SI 94 S FF 94 3-3 ③ K			C CU 71 S FC 84 F FC 83 B FF 93 B CU 71 F FC 86 B FF 94 X FC 88 3-2 55 WP 55 G6-3 2B		F FF 93 F FF 94 X FF 94 0-2 ③ P6			F FC 93 F FC 93 F FC 94 F FC 93 S FC 96 0-3 ② K	4	1	1	0	0	2	1
55 Lyle Overbay, L (1, 3) OBP: 0.297, SLG: 0.428		B FF 92 X FF 93 1-0 HR		B CH 88 S CU 74 X CH 88 1-1 ① G6-3 2-H			C CH 86 F SI 91 B FC 84 X CH 81 1-2 ① G4-3		B FF 93 F FC 91 X FC 92 1-1 ③ F7	4	1	1	2	0	0	0
31 Ichiro Suzuki, L (1, 9) OBP: 0.314, SLG: 0.378		F FF 93 B FF 92 X CH 86 1-1 ① G4-3		B CH 86 B CH 87 X CH 87 2-0 ② G3-1			B FF 92 C FF 93 B CH 85 X CH 88 2-1 2B			3	0	1	0	0	0	0
17 Jayson Nix, R (1, 5) OBP: 0.300, SLG: 0.300		X FF 92 0-0 ② F9		B FC 86 C SI 93 C SI 93 C SI 94 1-3 ③ K			S FF 93 B FF 93 F FF 93 S FF 93 1-3 ② K			3	0	0	0	0	2	1
19 Chris Stewart, R (1, 2) OBP: 0.299, SLG: 0.291		C FF 93 F FF 92 C SI 93 0-3 ③ K			F FF 92 X FF 92 0-1 ① L8		F FF 93 F FF 93 B FF 94 D FC 86 F FF 94 X SI 94 2-2 ③ G6-3			3	0	0	0	0	1	1
46 Andy Pettitte, L (1, 1) 22 Vernon Wells, R (8, PH) OBP: 0.282, SLG: 0.360 30 David Robertson, R (8, 1) 27 Shawn Kelley, R (9, 1)			C FF 92 F FF 93 B FF 94 S FF 94 1-3 ① K		B FF 92 C FF 93 F FF 92 F FF 94 X FF 94 1-2 ② G6-3			C SI 95 C SI 96 X SI 97 0-2 ① G1-3		2 1 0 0	0 0 0 0	0 0 0 0	0 0 0 0	0 0 0 0	1 0 0 0	0 0 0 0

Inning Stats	R: 0 E: 0 K: 1 S: 12	H: 1 LOB: 1 BB: 0 P: 16	R: 1 E: 0 K: 1 S: 7	H: 1 LOB: 0 BB: 0 P: 9	R: 0 E: 0 K: 2 S: 11	H: 1 LOB: 1 BB: 0 P: 17	R: 1 E: 0 K: 1 S: 11	H: 1 LOB: 0 BB: 0 P: 18	R: 0 E: 0 K: 1 S: 9	H: 0 LOB: 0 BB: 0 P: 10	R: 0 E: 0 K: 0 S: 9	H: 0 LOB: 0 BB: 0 P: 13	R: 0 E: 0 K: 1 S: 12	H: 1 LOB: 1 BB: 0 P: 18	R: 0 E: 0 K: 0 S: 8	H: 0 LOB: 0 BB: 0 P: 9	R: 0 E: 0 K: 2 S: 13	H: 0 LOB: 0 BB: 0 P: 15

1B: 2	SF: 0	WP: 1	PA: 32
2B: 2	SAC: 0	PB: 0	
3B: 0	DP: 0	SB: 0	
HR: 1	HBP: 0	CS: 0	

AB	32
R	2
H	5
RBI	2
BB	0
SO	9
LOB	5

PITCHER		IP	WLS	BF	H	R	ER	SO	BB	IBB	HBP	BLK	WP	HR	S	P	ERA	WHIP
21 Zack Greinke, R ERA: 3.43	(1, 1)	7.0		26	5	2	2	7	0	0	0	0	1	1	71	101	2.57	0.714
54 Ronald Belisario, R ERA: 3.42	(8, 1)	1.0		3	0	0	0	0	0	0	0	0	0	0	8	9	0.00	0.000
74 Kenley Jansen, R ERA: 2.15	(9, 1)	1.0	W	3	0	0	0	2	0	0	0	0	0	0	13	15	0.00	0.000

PITCHER		IP	WLS	BF	H	R	ER	SO	BB	IBB	HBP	BLK	WP	HR	S	P	ERA	WHIP

BOTTOM

Batter	1	2	3	4	5	6	7	8	9	AB	R	H	RBI	BB	SO	LOB
25 Carl Crawford, L (1, 7) OBP: 0.336, SLG: 0.420	B CU 75 F FF 90 X SI 90 1-1 ① G3	B SL 82 C SL 82 F FF 89 B SL 83 S SL 82 2-3 ③ K			F SI 89 B FF 89 X FF 90 1-1 ② G1-3		X SL 82 0-0 ③ G4-3			4	0	0	0	0	1	2
66 Yasiel Puig, R (1, 9) OBP: 0.413, SLG: 0.589	X CU 76 0-0 23 F9 13 1B 2B		B FC 88 C FF 88 S CH 79 B CH 78 F SL 82 X CH 78 2-2 ① G6-3		F CH 81 F FF 89 B FC 88 B SL 82 X CH 78 2-2 ③ G1-3			F FC 91 S FC 90 S FC 92 0-3 ① K		4	1	1	0	0	1	0
23 Adrián González, L (1, 3) OBP: 0.351, SLG: 0.470	C SL 81 X SI 91 0-1 ② F9 2-3		C FF 90 B FF 90 S SL 80 X FC 90 1-2 ② F8			X SL 80 0-0 17 FC4-6 1B		B FF 92 B FF 92 F FF 92 X KC 80 2-1 ② G3-1		4	0	1	0	0	0	1
13 Hanley Ramirez, R (1, 6) OBP: 0.432, SLG: 0.686	B CU 76 B FC 90 F SL 82 B FF 90 F SL 84 X SI 92 3-2 3-H 1B		B CU 76 X FF 85 1-0 17 1B 2B			F FC 88 D SL 82 X SL 83 1-1 ① F8		C FC 90 X KC 80 0-1 ③ G5-3		4	0	2	1	0	0	1
17 A.J. Ellis, R (1, 2) OBP: 0.344, SLG: 0.378	B FF 91 D CU 76 C FC 90 1 SAFE C SL 82 F FF 90 1 SAFE F SL 81 X FF 91 2-2 ③ G4-3		C CU 75 B FC 89 X FC 90 1-1 ③ 2-H 1B			C SI 89 B SL 81 1 SAFE F SL 80 B FC 87 F SL 82 1 SAFE X SI 89 2-2 ② FC4-6 1-2f			B FF 92 F FF 91 B SL 85 S SL 81 X SL 83 2-2 ① G6-3	4	0	1	0	0	0	2
16 Andre Ethier, L (1, 8) OBP: 0.345, SLG: 0.394		F FF 90 B SI 89 S SL 83 S SL 81 1-3 ① K		X CU 74 0-0 ① P5		S SL 82 B FF 88 X SL 82 1-1 ③ F9			C SL 82 B FF 92 B SL 82 X FF 92 2-1 14 S 14 1B 1B	4	1	1	0	0	1	1
5 Juan Uribe, R (1, 5) OBP: 0.333, SLG: 0.404		C CU 76 C FF 89 X SL 83 0-2 HR		C SI 89 X CH 79 0-1 ② G5-3			X FC 86 0-0 ① F7		D SL 84 1 SAFE S SL 83 S FF 93 B SL 84 1 SAFE F FF 93 F SL 83 F SL 83 2-3 S FF 93 ② K	4	1	1	1	0	1	1
14 Mark Ellis, R (1, 4) OBP: 0.323, SLG: 0.360		B FF 89 C FF 89 C SL 82 X FF 89 1-2 ② G5-3		B SI 88 C FF 88 F CH 79 X FF 89 1-2 ③ L9			C CU 72 X CH 78 0-1 1B		1 SAFE C FF 93 B SL 83 D SL 83 B FF 92 C SL 80 F SL 81 X SL 82 3-2 1-H 1B	4	0	2	1	0	0	0
21 Zack Greinke, R (1, 1) OBP: 0.475, SLG: 0.457 6 Jerry Hairston, R (7, PH) OBP: 0.309, SLG: 0.343 54 Ronald Belisario, R (8, 1) 74 Kenley Jansen, S (9, 1)		X FC 89 0-0 1B			S CU 74 C CU 73 S CU 73 0-3 ① K		B SI 86 S SL 79 B FF 86 F CH 77 1 SAFE X SL 80 2-2 ② F9			2 1 0 0	0 0 0 0	1 0 0 0	0 0 0 0	1 0 0 0	0 0 0 0	0 1 0 0
Inning Stats	R: 1 H: 2 E: 0 LOB: 1 K: 0 BB: 0 S: 13 P: 19	R: 1 H: 2 E: 0 LOB: 1 K: 2 BB: 0 S: 13 P: 17	R: 0 H: 2 E: 0 LOB: 2 K: 0 BB: 0 S: 10 P: 15	R: 0 H: 0 E: 0 LOB: 0 K: 0 BB: 0 S: 6 P: 7	R: 0 H: 0 E: 0 LOB: 0 K: 1 BB: 0 S: 8 P: 11	R: 0 H: 1 E: 0 LOB: 1 K: 0 BB: 0 S: 9 P: 13	R: 0 H: 1 E: 0 LOB: 1 K: 0 BB: 0 S: 7 P: 9	R: 0 H: 0 E: 0 LOB: 0 K: 1 BB: 0 S: 7 P: 9	R: 1 H: 2 E: 0 LOB: 1 K: 1 BB: 0 S: 15 P: 24	1B: 7 2B: 2 3B: 0 HR: 1	SF: 0 SAC: 0 DP: 0 HBP: 0			WP: 0 PB: 0 SB: 1 CS: 0	PA: 35		

PITCHER	IP	WLS	BF	H	R	ER	SO	BB	IBB	HBP	BLK	WP	HR	S	P	ERA	WHIP
46 Andy Pettitte, L (1, 1) ERA: 4.28	7.0		28	8	2	2	3	0	0	0	0	0	1	66	91	2.57	1.143
30 David Robertson, R (8, 1) ERA: 1.83	1.0		3	0	0	0	1	0	0	0	0	0	0	7	9	0.00	0.000
27 Shawn Kelley, R (9, 1) ERA: 3.57	0.2	L	4	2	1	1	1	0	0	0	0	0	0	15	24	13.50	3.000

PITCHER	IP	WLS	BF	H	R	ER	SO	BB	IBB	HBP	BLK	WP	HR	S	P	ERA	WHIP

New York Yankees @ Los Angeles Dodgers

Dodger Stadium, Los Angeles, CA

Tue Jul 30 2013, 7:12 PM - 9:56 PM PDT

Att. 52,447 - Clear - 69 F

livebaseballscorecards.com

AB	35
R	3
H	10
RBI	3
BB	0
SO	5
LOB	9

New York Yankees @ Los Angeles Dodgers

Dodger Stadium, Los Angeles, CA

Wed Jul 31 2013, 7:13 PM - 10:12 PM PDT

Att. 53,013 - Partly Cloudy - 67 F

livebaseballscorecards.com

TOP

Batter	1	2	3	4	5	6	7	8	9	AB	R	H	RBI	BB	SO	LOB
11 Brett Gardner, L (1, 8) OBP: 0.345, SLG: 0.417	B FF 92 C FF 91 S FF 92 B CU 74 F FF 94 B FF 94 S FF 94 3-3 ① **K**		B FF 92 B FF 92 F FF 92 F FF 92 X SL 87 2-2 ② **G6-3**			C FF 91 C SL 86 B CU 74 C CU 74 1-3 ② **K**		C FF 92 C FF 92 B FF 93 D CU 75 F FF 93 X FF 92 2-2 ③ **F7**		4	0	0	0	0	2	2
2 Derek Jeter, R (1, 6) OBP: 0.294, SLG: 0.400 26 Eduardo Núñez, R (9, PR) OBP: 0.283, SLG: 0.303 (9, 6)	B FF 94 B FF 94 S FF 93 F FF 93 X FF 93 2-2 ② **G5-3**		B SL 87 F FF 93 B FF 92 F SL 86 X FF 92 2-2 ③ **G4-3**			X FF 92 0-0 ③ **L3**			B SI 95 C SI 95 B SI 94 B SI 94 B SI 95 4-1 24 FC6-4 BB	3 0	0 0	0 0	0 0	1 0	0 0	0 0
24 Robinson Canó, L (1, 4) OBP: 0.375, SLG: 0.501	B FF 94 X SL 87 1-0 ③ **G3**			B FF 92 S FF 92 B FF 92 B SL 87 X FF 92 3-1 ① **L7**			X SL 87 0-0 ① **L3**		1 SAFE C SI 94 1 SAFE B SI 94 X SI 94 1-1 ① FC6-4 12 G5-3 55 1B 1-2f	4	1	0	0	0	0	1
12 Alfonso Soriano, R (1, 7) OBP: 0.287, SLG: 0.467		C FF 92 C CU 72 B SL 89 S CU 74 1-3 ① **K2-3**		X SL 87 0-0 39 CS 1B			C SL 86 S CU 73 B CU 74 S FF 91 1-3 ② **K**		C SI 94 X SI 96 0-1 ② **G5-3** 1-2	4	0	1	0	0	2	1
22 Vernon Wells, R (1, 9) OBP: 0.283, SLG: 0.359 31 Ichiro Suzuki, L (9, PH) OBP: 0.316, SLG: 0.378 (9, 9)		C FF 92 B SL 87 C SL 87 X FF 92 1-2 39 1B 1B		X FF 93 0-0 ② **L4**			F FF 92 F SL 86 X CU 74 0-2 ③ **G6-3**		I IN 78 I IN 80 I IN 82 I IN 83 4-0 55 1B 17 E IBB	3 0	0 1	1 0	0 0	0 1	0 0	1 0
39 Brent Lillibridge, R (1, 3) OBP: 0.145, SLG: 0.148 55 Lyle Overbay, L (9, PH) OBP: 0.299, SLG: 0.430 (9, 3)		B FF 92 1 SAFE F FF 92 S FF 91 F SL 85 F SL 86 X CU 74 1-2 19 FC5-4 1B 1-3		1 SAFE 1 SAFE 0-0 ③ **CS** 1-2	C FF 90 B SL 86 B FF 91 S FF 91 X FF 92 2-2 ① **G6-3**			X SL 85 0-0 ① **P3**	S CU 81 S CU 80 B CU 80 X CU 81 1-2 17 E 1B 1-2 2-H	3 1	0 1	1 1	0 1	0 0	0 0	0 0
17 Jayson Nix, R (1, 5) OBP: 0.295, SLG: 0.295		C FF 92 X FF 92 0-1 ② **P6**			X FF 91 0-0 ② **P6**			C FF 92 C CU 72 B SL 89 B CU 74 X SL 84 2-2 ② **L7**	D SI 91 F SL 87 C SL 88 B CU 78 B CU 78 F SL 87 F CU 80 F CU 79 X FF 89 3-2 **E4** 1-H 2-H	4	0	0	0	0	0	2
19 Chris Stewart, R (1, 2) OBP: 0.298, SLG: 0.290		1 SAFE B FF 93 D SL 88 C FF 93 B FF 93 X FF 93 3-1 ③ **FC5-4** 1-2f			B FF 92 X FF 91 1-0 ③ **F8**			B FF 92 B FF 92 X FF 91 2-0 60 1B 1B	1 SAFE B SI 92 C SI 92 B FS 84 X SI 93 2-1 ③ **G5-3**	4	0	1	0	0	0	3
18 Hiroki Kuroda, R (1, 1) 60 Melky Mesa, R (8, PH) OBP: 0.429, SLG: 0.538 48 Boone Logan, R (8, 1) 42 Mariano Rivera, R (9, 1)			B FF 90 B FF 91 C FF 92 C FF 92 B FF 92 C FF 92 3-3 ① **K**			X FF 91 0-0 ① **G6-3**		B FF 92 1 SAFE X FF 92 1-0 1-2 1B		2 1 0 0	0 0 0 0	0 1 0 0	0 0 0 0	0 0 0 0	1 0 0 0	0 0 0 0
Inning Stats	R: 0 E: 0 K: 1 S: 8 H: 0 LOB: 0 BB: 0 P: 14	R: 0 E: 0 K: 1 S: 15 H: 2 LOB: 2 BB: 0 P: 21	R: 0 E: 0 K: 1 S: 9 H: 0 LOB: 0 BB: 0 P: 16	R: 0 E: 0 K: 0 S: 4 H: 1 LOB: 0 BB: 0 P: 7	R: 0 E: 0 K: 0 S: 5 H: 0 LOB: 0 BB: 0 P: 8	R: 0 E: 0 K: 1 S: 5 H: 0 LOB: 0 BB: 0 P: 6	R: 0 E: 0 K: 1 S: 7 H: 0 LOB: 0 BB: 0 P: 8	R: 0 E: 0 K: 0 S: 10 H: 2 LOB: 2 BB: 0 P: 17	R: 3 E: 1 K: 0 S: 16 H: 1 LOB: 1 BB: 2 P: 31	1B: 6 2B: 0 3B: 0 HR: 0 SF: 0 SAC: 0 DP: 0 HBP: 0	WP: 0 PB: 0 SB: 0 CS: 1 PA: 36					

	AB	33
	R	3
	H	6
	RBI	1
	BB	2
	SO	5
	LOB	10

PITCHER		IP	WLS	BF	H	R	ER	SO	BB	IBB	HBP	BLK	WP	HR	S	P	ERA	WHIP
22 Clayton Kershaw, L ERA: 1.87	(1, 1)	8.0		28	5	0	0	5	0	0	0	0	0	0	63	97	0.00	0.625
54 Ronald Belisario, R ERA: 3.56	(9, 1)	0.2	L	4	0	2	1	0	1	1	0	0	0	0	5	14	13.50	1.500
75 Paco Rodríguez, L ERA: 2.21	(9, 1)	0.0		2	1	1	0	0	0	0	0	0	0	0	9	13	∞	∞
43 Brandon League, R ERA: 5.12	(9, 1)	0.1		1	0	0	0	0	0	0	0	0	0	0	2	4	0.00	0.000

PITCHER		IP	WLS	BF	H	R	ER	SO	BB	IBB	HBP	BLK	WP	HR	S	P	ERA	WHIP

New York Yankees @ Los Angeles Dodgers

Dodger Stadium, Los Angeles, CA

Wed Jul 31 2013, 7:13 PM - 10:12 PM PDT

Att. 53,013 - Partly Cloudy - 67 F

livebaseballscorecards.com

BOTTOM

Batter	1	2	3	4	5	6	7	8	9	AB	R	H	RBI	BB	SO	LOB
25 Carl Crawford, L (1, 7) OBP: 0.331, SLG: 0.413	C SI 90 B SI 91 S FS 86 2-3 K		C FS 86 B FF 92 F FS 88 D FS 87 B SI 94 S FS 88 3-3 K			B SI 89 F SI 94 B FF 92 F SI 94 X SI 94 2-2 L6		B FF 92 S SI 92 B SL 81 B SL 80 X FF 93 3-1 F7		4	0	0	0	0	2	2
54 Ronald Belisario, R (9, 1)										0	0	0	0	0	0	0
75 Paco Rodríguez, L (9, 1)										0	0	0	0	0	0	0
43 Brandon League, R (9, 1)										0	0	0	0	0	0	0
66 Yasiel Puig, R (1, 9) OBP: 0.410, SLG: 0.579	X SL 83 0-0 F8			X SI 91 0-0 G1-3		B SL 84 C FS 84 X SI 93 1-1 F8		I IN 73 I IN 74 I IN 71 I IN 71 4-0 IBB		3	0	0	0	1	0	0
23 Adrián González, L (1, 3) OBP: 0.350, SLG: 0.468	C SI 91 B FF 90 C SI 93 F SL 82 X FS 86 1-2 G4-3			C FS 84 B FS 87 F SI 93 B SI 88 S FS 87 2-3 K			C SL 82 B SI 93 F FS 87 F FS 87 B FS 87 X FS 87 2-2 1B	C FF 92 X SI 92 0-1 F8		4	0	1	0	0	1	2
13 Hanley Ramirez, R (1, 6) OBP: 0.423, SLG: 0.670		C SL 82 C SI 90 B SL 84 B SL 83 F FS 84 X SI 93 2-2 G6-3		C SI 94 B SI 92 F FS 83 S FS 88 1-3 K			F FS 82 B SL 83 S FS 87 B SI 94 S FF 88 2-3 K		C FC 91 C FC 90 B FC 90 F FC 91 F FC 92 S FC 91 1-3 K	4	0	0	0	0	3	0
16 Andre Ethier, L (1, 8) OBP: 0.346, SLG: 0.396		C SI 94 B SI 88 F FS 84 F SI 91 X FS 83 1-2 17 G4-6-3 1B			C FS 81 X FF 90 0-1 L9		B FS 87 X SI 93 1-0 17 1B 1B		C FC 90 F FC 91 C FC 91 0-3 K	4	0	2	0	0	1	0
17 A.J. Ellis, R (1, 2) OBP: 0.346, SLG: 0.380		C SI 90 B SL 83 1 SAFE X SI 91 1-1 G4-6-3 1-2f			C SI 92 B SI 93 F SL 84 X SL 84 1-2 1B		1 SAFE S SL 83 X SI 92 0-1 1-2 1B		B FC 92 C FC 91 X FC 92 1-1 G4-3	4	0	2	0	0	0	1
55 Skip Schumaker, L (1, 4) OBP: 0.332, SLG: 0.346 (9, 7)			B SI 91 B FS 82 F SI 92 B SI 91 B SI 89 4-1 5 G4-3 BB		B CU 75 F SI 92 F SI 93 T FS 86 1-2 K		F FS 87 B FF 91 B FS 86 D FS 86 F SI 93 S FS 87 3-3 K			2	0	0	0	1	2	3
5 Juan Uribe, R (1, 5) OBP: 0.333, SLG: 0.403			C SL 81 C SI 91 B FS 85 X SL 84 1-2 G4-3 1-2		F SI 92 X SI 92 0-1 L7			B SI 92 F FF 92 B FF 92 B SL 78 X FF 92 3-1 22 SH2-3 1B		3	0	1	0	0	0	2
22 Clayton Kershaw, L (1, 1) OBP: 0.214, SLG: 0.235			F SL 83 D FF 89 S SI 93 F FS 87 D FS 88 X SI 92 2-2 F7			C SL 82 F SI 92 F SI 93 B FS 88 S FS 88 1-3 K2-3		1 SAFE X SL 78 0-0 SH2-3 1-2		2	0	0	0	0	1	1
14 Mark Ellis, R (9, 4) OBP: 0.323, SLG: 0.360										0	0	0	0	0	0	0
Inning Stats	R: 0 E: 0 K: 1 S: 9 H: 0 LOB: 0 BB: 0 P: 12	R: 0 E: 0 K: 0 S: 10 H: 1 LOB: 0 BB: 0 P: 14	R: 0 E: 0 K: 1 S: 11 H: 0 LOB: 1 BB: 1 P: 21	R: 0 E: 0 K: 2 S: 7 H: 0 LOB: 0 BB: 0 P: 10	R: 0 E: 0 K: 1 S: 10 H: 1 LOB: 1 BB: 0 P: 12	R: 0 E: 0 K: 1 S: 9 H: 0 LOB: 0 BB: 0 P: 13	R: 0 E: 0 K: 2 S: 13 H: 3 LOB: 2 BB: 0 P: 21	R: 0 E: 0 K: 0 S: 7 H: 1 LOB: 2 BB: 1 P: 17	R: 0 E: 0 K: 2 S: 10 H: 0 LOB: 0 BB: 0 P: 12	1B: 6 2B: 0 3B: 0 HR: 0	SF: 0 SAC: 1 DP: 1 HBP: 0					

	AB	30
	R	0
	H	6
	RBI	0
	BB	2
	SO	10
	LOB	11

PITCHER		IP	WLS	BF	H	R	ER	SO	BB	IBB	HBP	BLK	WP	HR	S	P	ERA	WHIP
18 Hiroki Kuroda, R ERA: 2.38	(1, 1)	7.0		25	5	0	0	8	1	0	0	0	0	0	69	103	0.00	0.857
48 Boone Logan, L ERA: 2.22	(8, 1)	1.0	W	5	1	0	0	0	0	1	0	0	0	0	7	17	0.00	1.000
42 Mariano Rivera, R ERA: 1.6	(9, 1)	1.0	S	3	0	0	0	2	0	0	0	0	0	0	10	12	0.00	0.000

PITCHER	IP	WLS	BF	H	R	ER	SO	BB	IBB	HBP	BLK	WP	HR	S	P	ERA	WHIP

Batter	1	2	3	4	5	6	7	8	9	AB	R	H	RBI	BB	SO	LOB
11 Brett Gardner, L (1, 8) OBP: 0.342, SLG: 0.413	C FF 97 C FF 97 B SL 86 X FF 97 1-2 G4-3 ①	B CU 79 B SL 81 X FF 96 2-0 L6 ③			F FF 94 C FF 95 B SI 97 F FF 96 X FF 96 1-2 F7 ②			C FF 88 F CH 76 S SL 82 0-3 K ①		4	0	0	0	0	1	1
2 Derek Jeter, R (1, 6) OBP: 0.286, SLG: 0.368	B FF 96 X SI 96 1-0 24 1B 1B		F FF 96 B SI 94 B SI 93 X SL 84 2-1 F8 ①		S CH 83 B SI 94 B SI 95 F CH 84 F FF 96 B FF 97 X CH 84 3-2 G6-3 ③			C SL 82 B SL 82 B SI 88 B SL 82 X FC 89 3-1 L4 ②		4	0	1	0	0	0	1
24 Robinson Canó, L (1, 4) OBP: 0.374, SLG: 0.499	S FF 97 B FF 97 D CH 85 X CH 86 2-1 1-3 1B		X CH 85 0-0 G4-3 ②			B FF 92 C CH 82 B FF 95 X CH 84 2-1 G6-3 ①		B SI 89 X CH 77 1-0 P5 ③		4	0	1	0	0	0	0
55 Lyle Overbay, L (1, 3) OBP: 0.299, SLG: 0.428	1 SAFE C SI 95 1 SAFE F SI 95 B SL 84 F FF 97 C FF 98 1-3 K ②		B CU 78 B FF 95 X CH 83 2-0 P5 ③			B SL 80 X CH 83 1-0 14 L3 1B			C FF 92 X CH 82 0-1 G3 ①	4	0	1	0	0	1	2
14 Curtis Granderson, L (1, 7) OBP: 0.286, SLG: 0.344	B SI 97 C CH 87 F FF 97 S FF 96 1-3 K ③			C CH 82 F CH 82 X FF 95 0-2 G1-3 ①		B FF 93 C CH 83 B FF 95 F FF 95 F CH 82 X SI 94 2-2 L3 ②③ 1-1			C CU 73 F FF 93 B CU 74 B FF 93 F CH 81 S CH 82 2-3 K ②	4	0	0	0	0	2	3
31 Ichiro Suzuki, L (1, 9)		C FF 91 X SL 82 0-1 26 S 26 2B 1B		X SL 80 0-0 F9 ②			C CH 90 C FF 91 B CH 82 X CH 82 1-2 L5 ①		C CH 81 C FF 93 X FF 93 0-2 L1 ③	4	1	1	0	0	0	0
26 Eduardo Núñez, R (1, 5) OBP: 0.284, SLG: 0.310		1 SAFE 1 SAFE B SI 94 B SI 93 C FF 95 B SI 95 X FF 97 3-1 19 G4-3 52 G5-3 1-H 2B		B FF 96 B CH 85 C FF 95 X FF 95 2-1 G4-3 ③			B SI 92 C CH 82 F CH 83 F SL 86 X FF 95 1-2 L1 ②		3	1	1	1	0	0	0
19 Chris Stewart, R (1, 2) OBP: 0.303, SLG: 0.296		C FF 97 X SI 95 0-1 G4-3 ① 2-3			C FF 95 C SI 93 B SL 84 F FF 96 F FF 94 X SL 84 1-2 52 FC1-6 1B		B FF 94 X FF 93 1-0 1B			3	0	2	0	0	0	1
52 CC Sabathia, L (1, 1) 38 Preston Claiborne, R (6, 1) 12 Alfonso Soriano, R (7, PH) OBP: 0.286, SLG: 0.466 62 Joba Chamberlain, R (7, 1) 43 Adam Warren, R (8, 1)		B FF 96 B FF 96 F FF 95 C FF 98 F FF 98 X FF 98 2-2 G5-3 ② 3-H			X FF 93 0-0 FC1-6 ① 1-2f		B SL 84 X FF 95 1-0 F8 ③			2 0 1 0 0	0 0 0 0 0	0 0 0 0 0	1 0 0 0 0	0 0 0 0 0	0 0 0 0 0	1 0 1 0 0
Inning Stats	R: 0 E: 0 K: 2 S: 13 H: 2 LOB: 2 BB: 0 P: 19	R: 2 E: 0 K: 0 S: 11 H: 2 LOB: 0 BB: 0 P: 18	R: 0 E: 0 K: 0 S: 4 H: 0 LOB: 0 BB: 0 P: 8	R: 0 E: 0 K: 0 S: 6 H: 0 LOB: 0 BB: 0 P: 8	R: 0 E: 0 K: 0 S: 14 H: 1 LOB: 1 BB: 0 P: 19	R: 0 E: 0 K: 0 S: 7 H: 1 LOB: 0 BB: 0 P: 12	R: 0 E: 0 K: 0 S: 9 H: 1 LOB: 1 BB: 0 P: 13	R: 0 E: 0 K: 1 S: 6 H: 0 LOB: 0 BB: 0 P: 10	R: 0 E: 0 K: 1 S: 9 H: 0 LOB: 0 BB: 0 P: 11	1B: 6 2B: 2 3B: 0 HR: 0 SF: 0 SAC: 0 DP: 1 HBP: 0						WP: 0 PB: 0 SB: 1 CS: 0 PA: 33

TOP

New York Yankees @ San Diego Padres

Petco Park, San Diego, CA

Fri Aug 02 2013, 7:12 PM - 10:00 PM PDT

Att. 44,124 - Clear - 68 F

livebaseballscorecards.com

AB	33
R	2
H	7
RBI	2
BB	0
SO	4
LOB	10

PITCHER		IP	WLS	BF	H	R	ER	SO	BB	IBB	HBP	BLK	WP	HR	S	P	ERA	WHIP
34 Andrew Cashner, R ERA: 3.8	(1, 1)	7.0	W	27	7	2	2	2	0	0	0	0	0	0	64	97	2.57	1.000
57 Luke Gregerson, R ERA: 2.84	(8, 1)	1.0		3	0	0	0	1	0	0	0	0	0	0	6	10	0.00	0.000
46 Tim Stauffer, R ERA: 3.86	(9, 1)	1.0		3	0	0	0	1	0	0	0	0	0	0	9	11	0.00	0.000

PITCHER	IP	WLS	BF	H	R	ER	SO	BB	IBB	HBP	BLK	WP	HR	S	P	ERA	WHIP

BOTTOM

New York Yankees @ San Diego Padres

Petco Park, San Diego, CA

Fri Aug 02 2013, 7:12 PM - 10:00 PM PDT

Att. 44,124 - Clear - 68 F

livebaseballscorecards.com

Batter	1	2	3	4	5	6	7	8	9	AB	R	H	RBI	BB	SO	LOB
2 Everth Cabrera, S (1, 6) OBP: 0.358, SLG: 0.382	C FF 90 B SI 91 C SL 81 F SL 81 B FF 92 B FF 92 X FF 92 3-2 FC6-4 13 23 1B BB 1B	C CU 77 X FF 92 0-1 E6 13 CS 1B		C SI 91 X CH 82 0-1 1-H 3B		D SI 90 C SI 90 1 SAFE B SI 90 F CH 84 X FF 92 2-2 13 1B 1-2 1B	X FF 94 0-0 G1-5-3			5	1	4	1	0	0	2
13 Chris Denorfia, R (1, 8) (7, 9) OBP: 0.323, SLG: 0.397	X SI 92 0-0 FC6-4 1-2 1B	B CH 84 1-0 CS 2-3	C SI 90 F SI 90 X SL 81 0-2 F8	C CH 85 X SI 91 0-1 G1-3		B SL 81 C CH 82 X SI 90 1-1 1-3 2-H 1B		B FC 91 F FF 90 B CU 81 S CU 81 X FC 92 2-2 G4-3		5	0	2	1	0	0	1
Chase Headley, S (1, 5) OBP: 0.333, SLG: 0.377	C CU 77 B CH 85 X FF 93 1-1 FC6-4 23 BB 15 BB 9 G1-4-3 1-2f 2-3		X CH 85 0-0 23 1B 2B	F SI 90 F FF 91 B SL 81 X CH 85 1-2 G5-3		B FF 92 B CH 87 I IN 77 I IN 75 4-0 IBB		B CU 78 C CH 83 F FF 92 B CH 83 B CH 83 X SI 91 3-2 G3		4	1	1	0	1	0	2
15 Jesus Guzman, R (1, 7) OBP: 0.300, SLG: 0.411 25 Will Venable, L (7, 8) OBP: 0.289, SLG: 0.451	B FF 92 B FF 93 B CH 85 B CH 86 4-0 9 G1-4-3 23 BB 1-2 BB		B SL 82 B SI 90 D CU 78 X FF 92 3-0 F8	X SI 92 0-0 1B		C SI 92 D SL 85 B SL 85 C CH 87 T FF 93 2-2 K		B SI 91 F SI 90 B CH 83 X CH 82 2-1 HR		3 1	0 1	1 1	0 1	1 0	1 0	4 0
23 Yonder Alonso, L (1, 3) OBP: 0.354, SLG: 0.406	C SL 81 B SI 91 B FF 92 F FF 93 B SL 82 B FF 94 4-2 9 G1-4-3 1-2 2-3 3-H BB		X FF 93 0-0 2-H 1B	C SI 89 B SL 82 F SL 82 1 SAFE C FF 92 1-3 K			B FF 94 X FF 94 1-0 G4-3	B CU 79 F SI 90 B SI 91 B CH 84 X SI 90 3-1 1B		4	0	2	1	1	1	1
9 Jedd Gyorko, R (1, 4) OBP: 0.303, SLG: 0.406	C SI 91 B FF 93 S CH 86 X SI 94 1-2 G1-4-3 1-2 2-3 3-H			C CU 78 B FF 92 F SI 90 B CH 84 S FF 92 2-3 K	S CU 76 X SI 92 0-1 L7		B FF 95 X FF 93 1-0 HR			4	1	1	2	0	1	3
11 Logan Forsythe, R (1, 9) (7, 7) OBP: 0.296, SLG: 0.341	C SI 93 D SL 84 X CH 85 1-1 G6-3			B FF 92 C CH 84 B FF 91 B SI 91 S FF 92 F FF 91 F CH 85 X CH 85 3-2 HR		B CU 76 F CH 84 B FF 92 B FF 91 F FF 91 S FF 91 3-3 K	C FF 94 B SL 86 C SL 85 F FF 95 B SL 86 B SL 85 B SL 85 4-2 14 FC5-4 4 1B BB			3	1	1	1	1	1	2
4 Nick Hundley, R (1, 2) OBP: 0.302, SLG: 0.404		B FF 92 C FF 92 S FF 92 X SI 91 1-2 G5-3		X CU 76 0-0 P6		F FF 91 B FF 91 B SI 90 B FF 92 B SI 92 4-1 2 1B 13 1B BB	S FF 94 C SL 86 1 SAFE B FF 95 F FF 94 X SL 88 1-2 14 FC5-4 1-2 1B			3	1	1	0	1	0	0
34 Andrew Cashner, R (1, 1) OBP: 0.324, SLG: 0.394 14 Mark Kotsay, L (7, PH) OBP: 0.254, SLG: 0.245 57 Luke Gregerson, L (8, 1) 46 Tim Stauffer, R (9, 1)		C FF 92 F CH 85 S SL 80 0-3 K		C FF 91 L SI 90 F FF 91 X FF 92 0-2 2 3B 1B		M CU 77 B SI 90 B FF 92 B FF 91 C FF 91 X FF 92 3-2 F7	C SL 83 B FF 95 D SL 86 X FF 92 2-1 FC5-4 1-2f 2-3			3 1 0 0	1 0 0 0	1 0 0 0	0 0 0 0	1 0 0 0	0 0 0 0	1 2 0 0
Inning Stats	R: 2 E: 0 K: 0 S: 14 H: 2 LOB: 2 BB: 2 P: 28	R: 0 E: 1 K: 1 S: 8 H: 1 LOB: 0 BB: 0 P: 10	R: 0 E: 0 K: 0 S: 6 H: 2 LOB: 2 BB: 0 P: 9	R: 2 E: 0 K: 1 S: 17 H: 3 LOB: 1 BB: 0 P: 22	R: 0 E: 0 K: 1 S: 9 H: 1 LOB: 1 BB: 0 P: 11	R: 1 E: 0 K: 2 S: 15 H: 2 LOB: 3 BB: 2 P: 34	R: 1 E: 0 K: 0 S: 12 H: 2 LOB: 2 BB: 1 P: 21	R: 1 E: 0 K: 0 S: 10 H: 2 LOB: 1 BB: 0 P: 20		1B: 10 2B: 1 3B: 1 HR: 3 SF: 0 SAC: 0 DP: 0 HBP: 0					WP: 0 PB: 0 SB: 0 CS: 1 PA: 42	

	AB	36
	R	7
	H	15
	RBI	7
	BB	5
	SO	5
	LOB	18

PITCHER		IP	WLS	BF	H	R	ER	SO	BB	IBB	HBP	BLK	WP	HR	S	P	ERA	WHIP
52 CC Sabathia, L ERA: 4.78	(1, 1)	5.2	L	29	11	5	5	4	3	0	0	0	0	1	66	105	7.94	2.471
38 Preston Claiborne, R ERA: 2.04	(6, 1)	0.1		2	0	0	0	1	0	1	0	0	0	0	3	9	0.00	0.000
62 Joba Chamberlain, R ERA: 5.13	(7, 1)	1.0		6	2	1	1	0	1	0	0	0	0	1	12	21	9.00	3.000
43 Adam Warren, R ERA: 3.65	(8, 1)	1.0		4	2	1	1	0	0	0	0	0	0	1	10	20	9.00	2.000

PITCHER	IP	WLS	BF	H	R	ER	SO	BB	IBB	HBP	BLK	WP	HR	S	P	ERA	WHIP

New York Yankees @ San Diego Padres

Petco Park, San Diego, CA

Sat Aug 03 2013, 5:41 PM - 8:15 PM PDT

Att. 44,184 - Partly Cloudy - 68 F

livebaseballscorecards.com

TOP

Batter	1	2	3	4	5	6	7	8	9	AB	R	H	RBI	BB	SO	LOB
11 Brett Gardner, L (1, 8) OBP: 0.341, SLG: 0.409	B FF 94 B FF 94 C FF 94 X FF 95 2-1 G5-3			F CH 85 B FF 94 F SL 84 F SL 86 B FF 96 B CH 88 F SL 85 S SL 85 3-3 K		B FF 95 B CH 88 B FF 94 B FF 95 4-0 24 S BB		S FF 90 C FF 91 B SL 82 X SL 83 1-2 G4-3		3	0	0	0	1	1	0
24 Robinson Canó, L (1, 4) OBP: 0.370, SLG: 0.494	B FF 95 C FF 95 F FF 96 X SL 87 1-2 G3-1			B SI 94 F CH 88 S FF 96 S SL 87 1-3 K		1 SAFE 1 SAFE S CH 86 1 SAFE B CH 86 B SL 87 X SL 86 2-1 F8 1-2		B SL 81 X FF 90 1-0 F7		4	0	0	0	0	1	1
12 Alfonso Soriano, R (1, 7) OBP: 0.286, SLG: 0.464	C FF 94 S SL 88 S SL 87 0-3 K			C FF 95 S SL 88 B FF 97 B FF 96 X SL 88 2-2 G5-3			B CH 86 B FF 94 S SL 84 X SL 84 2-1 14 HR 1B	F SI 91 B SL 81 F FF 91 B SL 82 S SL 82 2-3 K		4	1	1	0	0	2	0
14 Curtis Granderson, L (1, 9) OBP: 0.308, SLG: 0.444		X FF 93 0-0 F8			C FF 93 B SL 86 C CH 87 S SL 88 1-3 K		B CH 86 X FF 93 1-0 1-H HR		C FF 94 B CH 84 X FF 94 1-1 17 S 17 1B 1B	4	2	2	2	0	1	0
55 Lyle Overbay, L (1, 3) OBP: 0.301, SLG: 0.427		B FF 94 C FF 93 B CH 88 B FF 94 X SI 94 3-1 F8			X SI 93 0-0 1B		B CH 86 B SL 84 F FF 93 B FF 94 F FF 95 B SL 87 4-2 31 FC6-4 26 BB BB		B FF 93 F FF 92 F FF 93 1 SAFE B FF 93 X FF 93 2-2 L8	3	0	1	0	1	0	1
26 Eduardo Núñez, R (1, 6) OBP: 0.283, SLG: 0.304		B FF 95 B SI 94 C FF 96 X FF 94 2-1 B1-3			B SI 92 X FF 93 1-0 F8		B FF 94 B FF 94 C FF 94 B FF 95 B FF 95 4-1 31 FC6-4 1-2 BB		1 SAFE C SL 82 1 SAFE X SL 82 0-1 F9	3	0	0	0	1	0	2
39 Brent Lillibridge, R (1, 5) OBP: 0.140, SLG: 0.143 31 Ichiro Suzuki, L (7, PH) OBP: 0.314, SLG: 0.376 17 Jayson Nix, R (7, 5) OBP: 0.298, SLG: 0.298			B FF 94 S SL 84 F SI 93 F SL 85 C FF 94 1-3 K		B SL 85 C FF 94 B SI 94 S SL 86 S SL 87 2-3 K		B SL 87 F SL 87 F SL 88 B SL 87 B CH 83 X SL 87 3-2 FC6-4 1-2f 2-3		S SL 81 F SL 82 1 SAFE B FF 93 B FF 94 F FF 94 X FF 94 2-2 1-H 1B	2 1 1	0 0 0	0 0 1	0 0 1	0 0 0	2 0 0	1 2 0
19 Chris Stewart, R (1, 2) OBP: 0.297, SLG: 0.290			C FF 95 B SI 94 F FF 95 F SI 96 B FF 96 S SL 87 2-3 K			B SL 82 X FF 92 1-0 G5-3	D SI 89 F SL 88 3 SAFE X SL 88 1-1 F9		B FF 94 B SL 84 X FF 93 2-0 L8	4	0	0	0	0	1	3
47 Iván Nova, R (1, 1) 30 David Robertson, R (8, 1) 42 Mariano Rivera, R (9, 1)			C FF 94 F FF 94 B FF 96 S SL 86 1-3 K			C FF 94 S SL 84 C SL 85 0-3 K	C SL 88 D SL 88 B SL 88 B SL 88 F FF 88 S FF 90 3-3 K			3 0 0	0 0 0	0 0 0	0 0 0	0 0 0	3 0 0	2 0 0
Inning Stats	R: 0 E: 0 K: 1 S: 8 H: 0 LOB: 0 BB: 0 P: 11	R: 0 E: 0 K: 0 S: 5 H: 0 LOB: 0 BB: 0 P: 10	R: 0 E: 0 K: 3 S: 11 H: 0 LOB: 0 BB: 0 P: 15	R: 0 E: 0 K: 2 S: 11 H: 0 LOB: 0 BB: 0 P: 17	R: 0 E: 0 K: 2 S: 8 H: 1 LOB: 1 BB: 0 P: 12	R: 0 E: 0 K: 1 S: 6 H: 0 LOB: 1 BB: 1 P: 13	R: 2 E: 0 K: 1 S: 14 H: 2 LOB: 2 BB: 2 P: 32	R: 0 E: 0 K: 1 S: 7 H: 0 LOB: 0 BB: 0 P: 11	R: 1 E: 0 K: 0 S: 12 H: 2 LOB: 1 BB: 0 P: 19	1B: 4 2B: 0 3B: 0 HR: 1 SF: 0 SAC: 0 DP: 0 HBP: 0						

	AB	32
	R	3
	H	5
	RBI	3
	BB	3
	SO	11
	LOB	12

WP: 0 PA: 35
PB: 0
SB: 2
CS: 0

PITCHER		IP	WLS	BF	H	R	ER	SO	BB	IBB	HBP	BLK	WP	HR	S	P	ERA	WHIP
38 Tyson Ross, R ERA: 2.91	(1, 1)	6.0	L	24	3	2	2	9	3	0	0	0	0	1	55	95	3.00	1.000
50 Nick Vincent, R ERA: 2.66	(7, 1)	1.0		3	0	0	0	1	0	0	0	0	0	0	8	15	0.00	0.000
56 Colt Hynes, L ERA: 5.68	(8, 1)	1.0		3	0	0	0	1	0	0	0	0	0	0	7	11	0.00	0.000
55 Dale Thayer, R ERA: 2.72	(9, 1)	1.0		5	2	1	1	0	0	0	0	0	0	0	12	19	9.00	2.000

PITCHER	IP	WLS	BF	H	R	ER	SO	BB	IBB	HBP	BLK	WP	HR	S	P	ERA	WHIP

BOTTOM

New York Yankees @ San Diego Padres

Petco Park, San Diego, CA

Sat Aug 03 2013, 5:41 PM - 8:15 PM PDT

Att. 44,184 - Partly Cloudy - 68 F

livebaseballscorecards.com

Batter	1	2	3	4	5	6	7	8	9	AB	R	H	RBI	BB	SO	LOB
2 Everth Cabrera, S (1, 6) OBP: 0.355, SLG: 0.378	C SI 92 C FF 92 B CU 82 S CU 81 1-3 K ①		S CU 80 B FF 93 X FF 93 1-1 G6-3 ①			B FF 91 B CU 80 X FF 92 2-0 F7 ①		B FC 90 B FC 90 C FC 91 C FC 91 B FC 92 X FC 92 3-2 F7 ②		4	0	0	0	0	1	0
Chase Headley, S (1, 5) OBP: 0.335, SLG: 0.378	B CU 78 X SI 91 1-0 25 FC4-6 23 1B 1B		C FF 94 F SI 93 B FF 94 X CU 82 1-2 G6-3 ②			C CU 80 F FF 93 B CU 81 F CU 81 B FF 94 B CU 81 S CU 81 3-3 K ②		C FC 91 X FC 90 0-1 1B		4	0	2	0	0	1	0
23 Yonder Alonso, L (1, 3) OBP: 0.352, SLG: 0.404	B SI 93 F SI 92 B CU 77 1 SAFE X SI 92 2-1 25 FC4-6 1-2 1B		L SI 94 X FF 93 0-1 G3-1 ③			X SI 92 0-0 G6-3 ③		C FC 90 D FC 90 B FC 91 C FC 91 X KC 81 2-2 F8 ③		4	0	1	0	0	0	1
25 Will Venable, L (1, 9) OBP: 0.289, SLG: 0.452	C CU 81 B FF 93 X SI 93 1-1 FC4-6 ② 1-2f 2-3			F FF 91 F CU 80 B FF 90 S CU 81 1-3 K2-3 ①			B SI 92 X SI 92 1-0 2B		B FC 90 X FC 90 1-0 F9 ①	4	0	1	0	0	1	2
9 Jedd Gyorko, R (1, 4) OBP: 0.299, SLG: 0.400	C CU 80 S CU 81 S CU 82 0-3 K ③			F FF 94 X SI 92 0-1 P6 ②			C CU 79 S CU 81 S CU 83 0-3 K ①		S FC 91 B FC 90 F FC 91 X FC 89 1-2 F8 ②	4	0	0	0	0	2	3
5 Alexi Amarista, L (1, 8) OBP: 0.304, SLG: 0.394		B SI 93 C SI 92 F CU 80 X CU 80 1-2 11 G6-3 2B		C SI 92 X FF 93 0-1 P6 ③			B CU 80 B SI 93 X SI 93 2-0 G5-3 ②		F FC 90 F FC 90 S FC 90 0-3 K ③	4	0	1	0	0	1	1
11 Logan Forsythe, R (1, 7) OBP: 0.297, SLG: 0.336		B FF 94 B CU 79 C FF 94 2 SAFE F FF 94 X CU 82 2-2 G6-3 ① 2-3			X FF 92 0-0 L9 ①		D CU 83 B FF 94 C FF 94 B FF 94 B FF 94 4-1 BB			2	0	0	0	1	0	1
4 Nick Hundley, R (1, 2) OBP: 0.298, SLG: 0.399		F FF 95 B SI 93 X SI 93 1-1 G6-3 ②			B CU 78 B FF 92 X FF 93 2-0 F9 ②		F FF 93 B CU 81 S CU 82 D CU 84 F FF 95 F CU 82 C CU 82 2-3 K ③			3	0	0	0	0	1	3
38 Tyson Ross, R (1, 1) OBP: 0.133, SLG: 0.133 50 Nick Vincent, R (7, 1) 56 Colt Hynes, L (8, 1) 15 Jesus Guzman, R (8, PH) OBP: 0.299, SLG: 0.409 55 Dale Thayer, R (9, 1)		C CU 80 C CU 81 S CU 83 0-3 K ③			M FF 93 C FF 94 S CU 82 0-3 K2-3 ③			C FC 90 F FC 89 B KC 80 B KC 81 X FC 90 2-2 G3-1 ①		2 0 0 1 0	0 0 0 0 0	0 0 0 0 0	0 0 0 0 0	0 0 0 0 0	2 0 0 0 0	1 0 0 0 0
Inning Stats	R: 0 H: 2 E: 0 LOB: 2 K: 2 BB: 0 S: 11 P: 16	R: 0 H: 1 E: 0 LOB: 1 K: 1 BB: 0 S: 11 P: 15	R: 0 H: 0 E: 0 LOB: 0 K: 0 BB: 0 S: 7 P: 9	R: 0 H: 0 E: 0 LOB: 0 K: 1 BB: 0 S: 7 P: 8	R: 0 H: 0 E: 0 LOB: 0 K: 1 BB: 0 S: 5 P: 7	R: 0 H: 0 E: 0 LOB: 0 K: 1 BB: 0 S: 6 P: 11	R: 0 H: 1 E: 0 LOB: 2 K: 2 BB: 1 S: 11 P: 20	R: 0 H: 1 E: 0 LOB: 1 K: 0 BB: 0 S: 11 P: 18	R: 0 H: 0 E: 0 LOB: 0 K: 1 BB: 0 S: 7 P: 9	1B: 3 2B: 2 3B: 0 HR: 0	SF: 0 SAC: 0 DP: 0 HBP: 0			WP: 0 PB: 0 SB: 0 CS: 0	PA: 33		

	AB	32
	R	0
	H	5
	RBI	0
	BB	1
	SO	9
	LOB	12

PITCHER		IP	WLS	BF	H	R	ER	SO	BB	IBB	HBP	BLK	WP	HR	S	P	ERA	WHIP
47 Iván Nova, R ERA: 3.08	(1, 1)	7.0	W	26	4	0	0	8	1	0	0	0	0	0	58	86	0.00	0.714
30 David Robertson, R ERA: 1.79	(8, 1)	1.0	H	4	1	0	0	0	0	0	0	0	0	0	11	18	0.00	1.000
42 Mariano Rivera, R ERA: 1.56	(9, 1)	1.0	S	3	0	0	0	1	0	0	0	0	0	0	7	9	0.00	0.000

PITCHER	IP	WLS	BF	H	R	ER	SO	BB	IBB	HBP	BLK	WP	HR	S	P	ERA	WHIP

Batter	1	2	3	4	5	6	7	8	9	AB	R	H	RBI	BB	SO	LOB
31 Ichiro Suzuki, L (1, 9) OBP: 0.311, SLG: 0.372 48 Boone Logan, R (7, 1) 62 Joba Chamberlain, R (8, 1) 22 Vernon Wells, R (9, PH) OBP: 0.282, SLG: 0.358	B FF 88 F FF 89 S CH 80 F CH 80 X CH 80 1-2 G4-3	B FF 90 S CH 80 F CH 81 F FF 92 S SI 92 1-3 K	B CH 82 X CH 81 1-0 F8	C FF 92 B FF 93 C SL 82 F FF 92 F FF 91 F SL 81 X SL 80 1-2 G6-3		C SI 90 S SL 83 D SL 83 F SI 90 S SL 83 1-3 K	4 0 0 0 0 1 1 0 0 0 0 0 0 0 0 0 0 0 0 0 0 1 0 0 0 0 1 2	
24 Robinson Canó, L (1, 4) OBP: 0.369, SLG: 0.490	B FF 90 B KC 77 F FF 90 X FF 91 2-1 P6	X FF 90 0-0 P6	B FF 92 B FF 91 B KC 77 B CH 82 F FF 91 F CH 81 B CH 80 4-2 14 1B 55 1B 1-2 BB		B FF 90 C FF 89 X SI 90 1-1 G4-3		3 1 0 0 1 0 0	
12 Alfonso Soriano, R (1, 7) OBP: 0.286, SLG: 0.460	C KC 78 B FF 91 S CH 80 X CH 80 1-2 L7	C SI 90 C KC 79 F KC 78 F KC 79 B CH 81 F CH 81 T FF 93 1-2 K	S CH 81 B FF 91 B KC 77 B CH 82 F FF 91 F CH 81 B CH 80 4-2 14 1B 55 1B 1-2 BB		B SL 80 F FF 89 F SI 89 F FF 90 B SL 81 S SL 80 2-3 K		3 1 0 0 1 2 0	
14 Curtis Granderson, L (1, 8) OBP: 0.372, SLG: 0.459 (7, 9)	F FF 90 B CH 82 B CH 80 B FF 91 B FF 90 4-1 26 G3-6-3 BB	C CH 82 B CH 77 B CH 80 B FF 92 B FF 91 4-1 BB	B FF 92 X CH 82 1-0 55 1B 1-3 2-H 1B		B SL 77 B FF 90 B FF 90 B FF 90 4-0 BB		1 0 1 1 3 0 0	
55 Lyle Overbay, L (1, 3) OBP: 0.301, SLG: 0.425	D KC 78 B FF 89 1 SAFE B FF 91 F FF 89 S CH 80 S CH 81 3-3 K	F FF 91 B SI 92 B FF 90 S CH 82 S CH 82 2-3 K	D KC 78 F FF 92 B CH 80 B CH 81 X FF 90 3-1 26 FC6-4 1-2 3-H 1B		B FF 90 B SL 80 C FF 88 F SL 80 B SI 90 X FF 91 3-2 L7		4 0 1 1 0 2 3	
26 Eduardo Núñez, R (1, 6) OBP: 0.282, SLG: 0.303	C SI 90 1 SAFE X FF 90 0-1 G3-6-3 1-2f	C FF 90 X KC 78 0-1 G6-3	C SL 87 X SL 88 0-1 FC6-4 1-2f		C SI 89 F SL 83 F SL 83 X SL 82 0-2 53 WP 1B		4 0 1 0 0 0 3	
17 Jayson Nix, R (1, 5) OBP: 0.299, SLG: 0.300 43 Adam Warren, R (5, 1) 11 Brett Gardner, L (7, PH) OBP: 0.339, SLG: 0.407 (7, 8)	C FF 90 X FF 91 0-1 G1-3	F SI 91 B CH 82 S KC 76 B KC 78 F KC 78 F FF 92 B KC 78 X FF 93 3-2 53 G5-4-3 1B	B SI 92 C FF 92 C FF 92 B FF 91 B SL 81 S FF 91 3-3 K	C SI 87 C CH 81 D CH 82 B CH 81 C SI 89 2-3 K		2 0 1 0 0 0 0 0 0 0 0 0 0 0 2 0 0 0 0 2 1	
53 Austin Romine, R (1, 2) OBP: 0.247, SLG: 0.326	C FF 90 X FF 90 0-1 1B	C FF 90 S CH 82 X CH 80 0-2 G5-4-3 1-2f	C SL 83 S SL 83 B FF 92 B FF 92 F SL 82 F SL 83 X FF 90 2-2 HR	C SI 89 B SL 83 D SL 83 D SL 83 C SI 89 F SI 89 F SI 90 B SL 82 4-2 1-2 BB		3 1 2 1 1 0 1	
65 Phil Hughes, R (1, 1) 38 Preston Claiborne, R (3, 1) 39 Brent Lillibridge, R (5, 5) OBP: 0.133, SLG: 0.136	C FF 89 C SI 90 B KC 77 B KC 77 S FF 92 2-3 K	C KC 78 B KC 77 B FF 91 C FF 90 B CH 80 S CH 82 3-3 K	B FF 92 C SL 82 X FF 92 1-1 F9	S SL 83 S SL 83 F SL 83 S SL 83 0-3 K		1 0 0 0 0 1 1 0 0 0 0 0 0 0 3 0 0 0 0 2 2	
Inning Stats	R: 0 H: 0 E: 0 LOB: 0 K: 0 BB: 0 S: 9 P: 13	R: 0 H: 0 E: 0 LOB: 0 K: 1 BB: 1 S: 6 P: 13	R: 0 H: 1 E: 0 LOB: 1 K: 2 BB: 0 S: 11 P: 14	R: 0 H: 0 E: 0 LOB: 1 K: 2 BB: 1 S: 11 P: 18	R: 0 H: 1 E: 0 LOB: 0 K: 0 BB: 0 S: 10 P: 13	R: 2 H: 2 E: 0 LOB: 2 K: 1 BB: 2 S: 13 P: 29	R: 1 H: 1 E: 0 LOB: 0 K: 1 BB: 0 S: 16 P: 23	R: 0 H: 0 E: 0 LOB: 1 K: 1 BB: 1 S: 9 P: 19	R: 0 H: 1 E: 0 LOB: 2 K: 3 BB: 1 S: 19 P: 26	1B: 5 SF: 0 2B: 0 SAC: 0 3B: 0 DP: 2 HR: 1 HBP: 0						WP: 1 PA: 37 PB: 0 SB: 0 CS: 0

TOP

New York Yankees @ San Diego Padres

Petco Park, San Diego, CA

Sun Aug 04 2013, 1:13 PM - 4:21 PM PDT

Att. 43,504 - Sunny - 71 F

livebaseballscorecards.com

AB	31
R	3
H	6
RBI	3
BB	6
SO	11
LOB	14

PITCHER		IP	WLS	BF	H	R	ER	SO	BB	IBB	HBP	BLK	WP	HR	S	P	ERA	WHIP
22 Ian Kennedy, R ERA: 5.14	(1, 1)	5.2	W	23	4	2	2	6	4	0	0	0	0	0	58	98	3.18	1.412
50 Nick Vincent, R ERA: 2.63	(6, 1)	0.1	H	1	0	0	0	0	0	0	0	0	0	0	2	2	0.00	0.000
55 Dale Thayer, R ERA: 2.84	(7, 1)	1.0		4	1	1	1	1	0	0	0	0	0	1	16	23	9.00	1.000
56 Colt Hynes, L ERA: 4.91	(8, 1)	1.0	H	4	0	0	0	1	1	0	0	0	0	0	9	19	0.00	1.000
16 Huston Street, R ERA: 3.47	(9, 1)	1.0	S	5	1	0	0	3	1	0	0	0	1	0	19	26	0.00	2.000

PITCHER	IP	WLS	BF	H	R	ER	SO	BB	IBB	HBP	BLK	WP	HR	S	P	ERA	WHIP

BOTTOM

New York Yankees @ San Diego Padres

Petco Park, San Diego, CA

Sun Aug 04 2013, 1:13 PM - 4:21 PM PDT

Att. 43,504 - Sunny - 71 F

livebaseballscorecards.com

Batter	1	2	3	4	5	6	7	8	9	AB	R	H	RBI	BB	SO	LOB
2 Everth Cabrera, S (1, 6) OBP: 0.355, SLG: 0.381	C FF 92 S KC 76 F KC 76 F FF 94 B SL 82 S FF 94 1-3 **K** ①	F FF 93 C KC 76 F FF 93 F FF 94 B KC 76 B SL 80 B SL 79 X FF 94 3-2 5 CS 1B 2-H 3-H		F SI 92 B CH 88 C CH 87 X SL 86 1-2 5 G3 1B 2B		B SI 91 X SI 91 1-0 G4-3 ①		F FF 94 B FF 95 C SL 85 X FF 94 1-2 F7 ③		5	1	2	2	0	1	0
5 Alexi Amarista, L (1, 4) (8, 8) OBP: 0.303, SLG: 0.392	F FF 92 B FF 94 X KC 76 1-1 L7 ②	B FF 93 1 SAFE 1 SAFE C KC 76 1-1 CS ③ 1-2	B FF 91 B FF 92 C FF 91 S FF 92 F FF 93 X SL 80 2-2 23 G4-3 13 SF8 BB 1B	C SI 93 X CH 86 0-1 G3 ② 2-3		B CU 77 F SI 92 B CH 83 F CH 83 X CH 84 2-2 G3-1 ②				4	1	1	0	0	0	1
Chase Headley, S (1, 5) OBP: 0.339, SLG: 0.381	B FF 93 C KC 74 F KC 76 F FF 93 B FF 93 X SL 82 2-2 1B		1 SAFE C KC 74 B FF 92 B KC 74 1 SAFE 1 SAFE B KC 74 B FF 91 4-1 13 SF8 23 G4-3 14 1B BB 1-2	C SI 93 D CH 87 B CH 86 X FF 92 2-1 3-H 1B		X CU 79 0-0 G6-3 ③				3	1	2	1	1	0	0
23 Yonder Alonso, L (1, 3) OBP: 0.347, SLG: 0.398	X FF 94 0-0 F7 ③		X FF 93 0-0 G4-3 ① 1-2 2-3	C SL 84 X CH 85 0-1 G3 ③			X SI 93 0-0 P6 ①			4	0	0	0	0	0	4
25 Will Venable, L (1, 8) (8, 9) OBP: 0.295, SLG: 0.454		C FF 92 B SL 80 S FF 92 B FF 94 B KC 75 X FF 93 3-2 13 1B 13 S 14 SF8 1B	I IN 72 I IN 72 I IN 72 I IN 73 4-0 14 1B IBB		B SI 92 X SI 92 1-0 L7 ①		B FF 92 X SL 79 1-0 13 S 1B			3	1	2	0	1	0	0
13 Chris Denorfia, R (1, 9) (8, 7) OBP: 0.322, SLG: 0.396		C FF 93 X FF 94 0-1 22 SH5-4 4 BB 2 1B 1B 1-3	F SL 81 B FF 92 C SL 79 B SL 81 B SL 81 X FF 93 3-2 SF8 ② 2-3 3-H		B FF 94 F FF 92 C FF 93 B SL 86 T SI 94 2-2 K ②		1 SAFE B FF 93 C FF 93 B SL 79 F SI 93 S SL 81 2-3 K2-3 ② 1-2			3	1	1	1	0	2	1
14 Mark Kotsay, L (1, 7) OBP: 0.264, SLG: 0.252 15 Jesus Guzman, R (7, PH) OBP: 0.297, SLG: 0.407 56 Colt Hynes, L (8, 1) 16 Huston Street, R (9, 1)		C KC 76 F FF 93 B KC 75 X KC 76 1-2 SF8 ① 3-H	1 SAFE C FF 92 1 SAFE X FF 93 0-2 1-3 3-H 1B		B SI 93 B CU 77 B SI 93 B SI 92 4-0 4 BB BB		B SI 92 F FF 93 D SL 80 X FF 92 2-1 F7 ③			1 1 0 0	0 0 0 0	1 0 0 0	2 0 0 0	1 0 0 0	0 0 0 0	0 1 0 0
4 Nick Hundley, R (1, 2) OBP: 0.301, SLG: 0.396		1 SAFE S FF 92 1 SAFE F FF 92 1 SAFE B SL 80 D SL 80 B FF 93 B SL 81 4-2 22 SH5-4 2 1B BB 1-2	S SL 85 S SL 86 D SL 84 D SL 84 B SI 92 X SL 83 3-2 F7 ③		B FC 92 S FC 92 S FC 93 F SL 83 B FF 94 D SL 85 B SL 84 4-2 1-2 BB			F FF 93 S FF 94 B SL 85 X SL 86 1-2 G5-3 ①	2	1	0	0	2	0	2
22 Ian Kennedy, R (1, 1) OBP: 0.171, SLG: 0.179 50 Nick Vincent, R (6, 1) 55 Dale Thayer, R (7, 1) 11 Logan Forsythe, R (8, 4) OBP: 0.295, SLG: 0.333		F FF 94 X FF 92 0-1 SH5-4 ② 1-2 2-3		C FF 93 C SL 86 X SL 87 0-2 G5-3 ①	S FF 92 S FC 93 F FC 94 B SL 86 S FF 95 1-3 K ③			C FF 95 X FF 95 0-1 F9 ②		2 0 0 1	0 0 0 0	0 0 0 0	0 0 0 0	1 0 0 0	0 0 0 0	2 0 0 0
Inning Stats	R: 0 E: 0 K: 1 S: 12 H: 1 LOB: 1 BB: 0 P: 16	R: 3 E: 0 K: 0 S: 18 H: 3 LOB: 0 BB: 1 P: 30	R: 2 E: 0 K: 0 S: 15 H: 2 LOB: 2 BB: 2 P: 31	R: 1 E: 0 K: 0 S: 12 H: 2 LOB: 1 BB: 0 P: 15	R: 0 E: 0 K: 2 S: 11 H: 0 LOB: 2 BB: 2 P: 23	R: 0 E: 0 K: 0 S: 5 H: 0 LOB: 0 BB: 0 P: 8	R: 0 E: 0 K: 1 S: 7 H: 1 LOB: 1 BB: 0 P: 12	R: 0 E: 0 K: 0 S: 8 H: 0 LOB: 0 BB: 0 P: 10		1B: 8 2B: 1 3B: 0 HR: 0 SF: 2 SAC: 1 DP: 0 HBP: 0		WP: 0 PB: 0 SB: 2 CS: 1 PA: 38			

PITCHER		IP	WLS	BF	H	R	ER	SO	BB	IBB	HBP	BLK	WP	HR	S	P	ERA	WHIP
65 Phil Hughes, R ERA: 4.87	(1, 1)	2.2	L	16	6	5	5	1	2	1	0	0	0	0	42	71	16.88	3.000
38 Preston Claiborne, R ERA: 2.21	(3, 1)	1.1		6	2	1	1	0	0	0	0	0	0	0	15	21	6.75	1.500
43 Adam Warren, R ERA: 3.51	(5, 1)	2.0		8	0	0	0	2	2	0	0	0	0	0	16	31	0.00	1.000
48 Boone Logan, L ERA: 2.15	(7, 1)	1.0		4	1	0	0	1	0	0	0	0	0	0	7	12	0.00	1.000
62 Joba Chamberlain, R ERA: 4.94	(8, 1)	1.0		3	0	0	0	0	0	0	0	0	0	0	8	10	0.00	0.000

PITCHER	IP	WLS	BF	H	R	ER	SO	BB	IBB	HBP	BLK	WP	HR	S	P	ERA	WHIP

AB	29
R	6
H	9
RBI	6
BB	5
SO	4
LOB	11

New York Yankees @ Chicago White Sox

U.S. Cellular Field, Chicago, IL

Mon Aug 05 2013, 8:12 PM - 11:23 PM EDT

Att. 27,948 - Overcast - 68 F

TOP

livebaseballscorecards.com

Batter	1	2	3	4	5	6	7	8	9	AB	R	H	RBI	BB	SO	LOB
11 Brett Gardner, L (1, 8) OBP: 0.338, SLG: 0.408	C FF 91 F FF 92 B SL 86 F FF 94 S CU 79 1-3 ① K		F FF 93 X CU 80 0-1 ② L8		B CU 81 C SL 87 B SL 86 F FF 92 F FF 92 X CU 79 3-2 2B		B SL 88 X FF 91 1-0 ② SF8 1-2 2-H		B FF 93 C FF 92 X FF 93 1-1 ②③ G4-6-3 1-2f	4	0	1	1	0	1	2
12 Alfonso Soriano, R (1, 10) OBP: 0.283, SLG: 0.456	B CU 80 C FF 92 C FF 91 B CU 79 F FF 93 S CU 80 2-3 ② K		C FF 92 B CH 84 F SL 88 F SI 93 B FF 92 X SI 93 2-2 ③ F7		B SL 87 D CH 86 C CU 80 B SL 86 X FF 91 3-1 ③ G5-3		C FF 95 S SL 87 F SI 96 X SL 84 0-2 ③ L8			4	0	0	0	0	1	2
24 Robinson Canó, L (1, 4) OBP: 0.371, SLG: 0.489	X FF 92 0-0 ③ 1B			C FF 90 C FF 90 B CU 80 X SL 89 1-2 ① F7		C FF 90 B SL 85 X SL 87 1-1 ① G4-3		S SI 94 H SL 86 1-1 13 DI HBP		3	0	1	0	0	0	0
13 Alex Rodriguez, R (1, 5) OBP: 0.250, SLG: 0.250		B FF 91 B FF 92 X SL 88 2-0 22 2B 1B		S FF 92 B CU 80 X FF 92 1-1 ② F8		B FF 89 B FF 91 S CH 84 X SL 87 2-1 ② L7		B SI 96 B SI 96 S FF 95 B SI 96 C FF 94 F SL 88 C SL 86 3-3 ① K 1-2		4	0	1	0	0	1	1
22 Vernon Wells, R (1, 3) OBP: 0.287, SLG: 0.369		C CU 80 B FF 92 B FF 91 F FF 92 F FF 89 X SI 92 2-2 1-3 2B		B FF 92 X FF 91 1-0 14 BB 1B		B FF 91 B CU 79 B SL 87 C FF 91 X FF 89 3-1 2B		X SI 96 0-0 ② G6-3		4	0	3	0	0	0	1
14 Curtis Granderson, L (1, 7) OBP: 0.362, SLG: 0.425		B FF 92 X FF 91 1-0 ① F8		C FF 92 B FF 90 B CU 81 B FF 89 B FF 93 4-1 31 FC6-4 1-2 BB		B FF 92 C FF 92 C CH 84 D CU 79 T FF 93 2-2 ③ K		C SL 86 X SI 96 0-1 ③ F8		3	0	0	0	1	1	4
31 Ichiro Suzuki, L (1, 9) OBP: 0.311, SLG: 0.371		C FF 92 B SL 89 F FF 92 F FF 93 D CU 80 X SL 88 2-2 ② P6		X FF 92 0-0 ③ FC6-4 1-2f			C FF 91 C FF 90 B CU 79 X FF 90 1-2 ① G5-3		B FF 94 B FF 94 F FF 93 X FF 93 2-1 19 BB 1B	4	0	1	0	0	0	4
26 Eduardo Núñez, R (1, 6) OBP: 0.282, SLG: 0.301		C FF 93 F SL 86 S FF 92 0-3 ③ K			F FF 90 B CH 83 F CU 79 B FF 92 X FF 91 2-2 ① L8		F FF 90 X CH 84 0-1 11 WP 19 1B 11 SF8 1B		D CU 76 C FF 94 F FF 94 S SL 86 1-3 ① K	4	1	1	0	0	2	3
19 Chris Stewart, R (1, 2) OBP: 0.301, SLG: 0.290			C FF 90 S SL 87 B FF 91 F FF 92 F FF 93 T FF 93 1-2 ① K		B FF 90 C FF 91 X CH 87 1-1 ② G5-3		C SL 88 B FF 92 X FF 90 1-1 11 WP 1-2 1B		B CU 75 B FF 93 C FF 92 B FF 93 C FF 92 B FF 93 4-2 11 G4-6-3 1-2 BB	3	0	1	0	1	1	0
Inning Stats	R: 0 E: 0 K: 2 S: 9 H: 1 LOB: 1 BB: 0 P: 12	R: 0 E: 0 K: 1 S: 13 H: 2 LOB: 2 BB: 0 P: 20	R: 0 E: 0 K: 1 S: 11 H: 0 LOB: 0 BB: 0 P: 14	R: 0 E: 0 K: 0 S: 8 H: 1 LOB: 2 BB: 1 P: 15	R: 0 E: 0 K: 0 S: 11 H: 1 LOB: 1 BB: 0 P: 20	R: 0 E: 0 K: 1 S: 9 H: 1 LOB: 1 BB: 0 P: 17	R: 1 E: 0 K: 0 S: 12 H: 2 LOB: 1 BB: 0 P: 15	R: 0 E: 0 K: 1 S: 8 H: 0 LOB: 1 BB: 0 P: 12	R: 0 E: 0 K: 1 S: 9 H: 1 LOB: 1 BB: 1 P: 17	1B: 6 2B: 3 3B: 0 HR: 0 SF: 1 SAC: 0 DP: 1 HBP: 1						

	AB	33
	R	1
	H	9
	RBI	1
	BB	2
	SO	7
	LOB	17

WP: 1 PA: 37
PB: 0
SB: 0
CS: 0

PITCHER		IP	WLS	BF	H	R	ER	SO	BB	IBB	HBP	BLK	WP	HR	S	P	ERA	WHIP
62 Jose Quintana, L ERA: 3.51	(1, 1)	6.2	W	28	8	1	1	5	1	0	0	0	1	0	69	109	1.35	1.350
27 Matt Lindstrom, R ERA: 3.59	(7, 1)	1.1		5	0	0	0	1	0	0	1	0	0	0	12	16	0.00	0.000
41 David Purcey, L ERA: 1.86	(9, 1)	1.0		4	1	0	0	1	1	0	0	0	0	0	9	17	0.00	2.000

PITCHER		IP	WLS	BF	H	R	ER	SO	BB	IBB	HBP	BLK	WP	HR	S	P	ERA	WHIP

Batter	1	2	3	4	5	6	7	8	9	AB	R	H	RBI	BB	SO	LOB
10 Alexei Ramirez, R (1, 6) OBP: 0.309, SLG: 0.355	B CU 75 X FF 88 1-0 7 1B 51 1B 1B	B FC 87 X FC 86 1-0 ① F8	B CH 78 X CH 79 1-0 51 BB 7 PB 1-2 2-H 1B		F FF 92 C FF 93 B SL 83 X SL 84 1-2 51 WP 7 G4-3 1B	F FF 93 X FF 95 0-1 1-H 2B				5	1	4	2	0	0	1
7 Jeff Keppinger, R (1, 5) OBP: 0.265, SLG: 0.281 12 Conor Gillaspie, L (9, 5) OBP: 0.299, SLG: 0.381	C CU 75 1 SAFE 1 SAFE B SI 88 X SL 81 1-1 14 1B 51 1B 44 SF9 1-2 1B	B SI 88 B SI 88 X FF 88 2-0 51 1B 1-3 2B	C CU 74 C SL 84 D SL 79 F CU 78 B SI 88 B SI 87 F CU 78 F SI 87 B CH 79 4-2 51 BB 1-2 2-3 BB		F FF 93 C SL 81 D SL 83 D SL 82 X FF 93 2-2 ① G4-3 1-2	C SL 81 S SL 85 X SL 84 0-2 ③ G5-3				4 0	2 0	2 0	0 0	1 0	0 0	2 0
51 Alex Rios, R (1, 9) OBP: 0.327, SLG: 0.423	D CU 76 C SI 89 F FC 88 F SL 84 X FF 90 1-2 44 SF9 14 1B 15 1B 1-2 2-H 1B	B FC 86 X FC 88 1-0 14 G6-3 14 S 2-H 3-H 1B	B FF 92 C FF 92 B SL 84 D CH 86 B FF 93 4-1 1-2 2-3 3-H BB		C FF 92 S FF 92 B FF 94 X SL 85 1-2 ② L1 2-3		B SL 84 C SL 85 B FF 95 S SL 84 F FF 95 B FF 96 S SL 85 3-3 ① K			4	1	2	4	1	1	1
14 Paul Konerko, R (1, 3) OBP: 0.305, SLG: 0.352	B SI 89 C CU 77 F SI 90 F SL 84 X FC 89 1-2 15 1B 1-2 2-3 1B	C CU 75 D CH 82 1 SAFE B SI 86 B FC 89 F SL 83 X SI 88 3-2 ② G6-3 1-3	F FF 93 B CH 87 C SL 85 B SI 93 B SL 85 X FF 93 3-2 ③ G5-3		S SL 85 S FF 94 B FF 96 D FF 95 D SL 85 B SL 83 4-2 44 BB BB		X FF 96 0-0 ② G6-3			4	0	1	0	1	0	4
44 Adam Dunn, L (1, 10) OBP: 0.331, SLG: 0.466	B CU 77 B CU 76 B SL 82 X FC 90 3-0 ① SF9 2-3 3-H	B FF 90 X SL 82 1-0 ③ G5-3		B SL 84 S CH 86 B FF 93 B CH 86 B CH 87 4-1 36 WP 30 1B BB	C SL 80 B FF 94 B SL 82 B SL 82 C SL 81 B SL 81 4-2 1-2 BB		F FF 95 B SL 83 B SL 88 C FF 96 B FF 96 B SL 86 4-2 BB			1	0	0	1	3	0	1
15 Gordon Beckham, R (1, 4) OBP: 0.338, SLG: 0.399	C CU 75 B SI 90 F SI 89 X FC 88 1-2 1-2 3-H 1B	B SI 86 X FF 87 1-0 39 1B 10 1B 1B	B FF 92 S FF 92 B SL 86 X FF 92 2-1 ① F8		B FF 94 B FF 93 F FF 94 B SL 79 C FF 93 F FF 92 F FF 93 X FF 93 3-2 ③ F9		D FF 96 X SL 82 1-0 ③ F8			5	1	2	1	0	0	5
24 Dayan Viciedo, R (1, 7) OBP: 0.294, SLG: 0.406 30 Alejandro De Aza, L (1, PH) OBP: 0.329, SLG: 0.426 (2, 8)	C SI 88 F SL 83 S SL 84 0-3 ② K	T SI 88 B FF 89 B SI 88 S SL 82 S SL 81 2-3 ① K	B SL 84 S CH 87 X SI 94 1-1 36 WP 1-2 1B			B FF 91 B SL 81 C FF 92 B FF 92 B FF 92 4-1 10 2B BB		B SL 80 C FF 94 B SI 92 C SI 93 F SL 81 F FF 94 S SL 80 2-3 ① K		0 4	0 1	0 1	0 0	0 1	0 3	0 3
39 Casper Wells, R (1, 8) OBP: 0.225, SLG: 0.182 (2, 7)	C CU 74 S FC 89 C SL 83 0-3 ③ K		F SI 88 1 SAFE X FC 87 0-1 7 PB 10 1B 51 BB 1-2 1B	F FF 93 X SI 92 0-1 ② P2		S SL 80 X SL 83 0-1 ① L7		C SL 78 B FF 92 B FF 93 S SI 93 C FF 93 2-3 ② K		5	1	1	0	0	2	5
36 Josh Phegley, R (1, 2) OBP: 0.200, SLG: 0.365		B CU 73 C CU 73 F SI 88 F FC 87 B SL 81 X SL 79 2-2 7 2B 51 1B 1B	D CH 80 C CH 80 F FC 87 F CU 78 T CH 83 1-2 ② K	C SL 84 S SL 84 S SL 85 0-3 ③ K 1-2 2-3		C FF 93 S SL 84 B FF 95 S SL 85 1-3 ② K		B SL 79 X FF 92 1-0 ③ F7		5	1	1	0	0	3	5
Inning Stats	R: 3 E: 0 K: 2 S: 21 H: 5 LOB: 2 BB: 0 P: 29	R: 2 E: 0 K: 0 S: 11 H: 3 LOB: 1 BB: 0 P: 21	R: 2 E: 0 K: 2 S: 20 H: 3 LOB: 3 BB: 2 P: 36	R: 0 E: 0 K: 1 S: 10 H: 1 LOB: 2 BB: 1 P: 17	R: 0 E: 0 K: 0 S: 18 H: 1 LOB: 3 BB: 2 P: 33	R: 1 E: 0 K: 1 S: 11 H: 1 LOB: 1 BB: 1 P: 16	R: 0 E: 0 K: 1 S: 8 H: 0 LOB: 1 BB: 1 P: 16	R: 0 E: 0 K: 2 S: 9 H: 0 LOB: 0 BB: 0 P: 14		1B: 12 2B: 2 3B: 0 HR: 0 SF: 1 SAC: 0 DP: 0 HBP: 0					

PITCHER		IP	WLS	BF	H	R	ER	SO	BB	IBB	HBP	BLK	WP	HR	S	P	ERA	WHIP
46 Andy Pettitte, L ERA: 4.71	(1, 1)	2.2	L	20	11	7	7	4	1	0	0	0	0	0	48	75	23.62	4.500
38 Preston Claiborne, R ERA: 2.13	(3, 1)	1.1		7	1	0	0	1	2	0	0	0	1	0	14	28	0.00	2.250
27 Shawn Kelley, R ERA: 3.61	(5, 1)	2.0		11	2	1	1	1	3	0	0	0	1	0	29	49	4.50	2.500
62 Joba Chamberlain, R ERA: 4.76	(7, 1)	1.0		4	0	0	0	1	1	0	0	0	0	0	8	16	0.00	1.000
48 Boone Logan, L ERA: 2.08	(8, 1)	1.0		3	0	0	0	2	0	0	0	0	0	0	9	14	0.00	0.000

PITCHER	IP	WLS	BF	H	R	ER	SO	BB	IBB	HBP	BLK	WP	HR	S	P	ERA	WHIP

BOTTOM

New York Yankees @ Chicago White Sox

U.S. Cellular Field, Chicago, IL

Mon Aug 05 2013, 8:12 PM - 11:23 PM EDT

Att. 27,948 - Overcast - 68 F

livebaseballscorecards.com

AB	37
R	8
H	14
RBI	8
BB	7
SO	9
LOB	27

WP: 2 PA: 45
PB: 1
SB: 1
CS: 0

New York Yankees @ Chicago White Sox

U.S. Cellular Field, Chicago, IL

Tue Aug 06 2013, 8:11 PM - 11:06 PM EDT

Att. 23,826 - Cloudy - 79 F

TOP

livebaseballscorecards.com

Batter	1	2	3	4	5	6	7	8	9	AB	R	H	RBI	BB	SO	LOB
11 Brett Gardner, L (1, 8) OBP: 0.341, SLG: 0.408	B SI 96 C SI 96 B SI 96 B SI 96 F SI 97 B SL 82 4-2 12 FC4-6 BB		B SI 96 B SL 80 B SI 96 B SI 96 4-0 13 HBP 24 1B BB		B SI 94 B SI 91 1 SAFE L SI 94 L SI 93 C SL 80 2-3 ① K		B SL 78 X SI 95 1-0 ② G4-3		B FF 94 C SL 83 B FF 92 B SL 85 X FF 93 3-1 1-H 1B	3	0	1	1	2	1	1
12 Alfonso Soriano, R (1, 7) OBP: 0.282, SLG: 0.453	S SI 97 1 SAFE F CH 85 B SL 82 1 SAFE X SL 82 1-2 ① FC4-6 13 S 13 PB 1-2f		1 SAFE X CH 83 0-0 ② F8		B SL 79 1 SAFE X CH 83 1-0 24 BB 1-2 1B		B SI 96 B SL 81 B SI 96 C SI 96 X SI 95 3-1 ③ F8		F SL 84 F SL 82 S FF 92 0-3 ③ K	5	1	1	0	0	1	3
13 Alex Rodriguez, R (1, 10) OBP: 0.500, SLG: 0.333	B SI 97 C SL 80 C SI 96 B SI 97 B SI 95 B SL 82 4-2 22 FC5-4 1-H BB		1 SAFE B CH 84 H SI 93 2-0 24 1B 1-2 HBP		X SI 96 0-0 ② L8			C SL 80 B CH 84 B SL 81 B SI 95 X SI 94 3-1 1B		2	0	1	0	1	0	2
24 Robinson Canó, L (1, 4) OBP: 0.372, SLG: 0.488	C SI 97 B SL 81 X SI 97 1-1 ② F7		C SI 97 S SL 82 X SI 96 0-2 ③ 1-2 2-H 1B		B SI 96 D SL 80 B SL 79 C SI 96 F SL 81 B SI 96 4-2 22 FC4-6 1-2 2-3 BB			X SI 95 0-0 ① L6		3	0	1	0	1	0	2
22 Vernon Wells, R (1, 9) OBP: 0.285, SLG: 0.365 14 Curtis Granderson, L (8, PH) OBP: 0.354, SLG: 0.415 (8, 9)	C SI 96 D CH 86 X CH 84 1-1 ③ FC5-4 1-2f			C SI 94 SL 81 X SL 82 0-2 ① F7	X SI 96 0-0 ③ FC4-6 1-2f			T SI 99 F SI 100 B SI 100 B SL 89 C SL 88 2-3 ② K		3 1	0 0	0 0	0 0	0 0	0 1	4 1
17 Jayson Nix, R (1, 5) OBP: 0.300, SLG: 0.304 55 Lyle Overbay, L (8, PH) OBP: 0.300, SLG: 0.424 (8, 3)		C SL 79 F SI 95 C SL 80 0-3 ① K		B CH 84 X CH 84 1-0 2B	X SI 91 0-0 ① L4			F SI 90 F SI 100 B SI 99 S SI 100 1-3 ③ K		3 1	0 0	1 0	0 0	0 0	1 1	0 1
26 Eduardo Núñez, R (1, 6) OBP: 0.275, SLG: 0.294		B SI 96 B CH 84 C SI 95 X SI 96 2-1 ② F8	B SI 95 C SI 95 F SL 81 B SL 81 F SI 96 F SI 95 C SL 82 2-3 ② K		C SI 90 X SI 95 0-1 ② G1-3				C FF 92 C FF 93 B SL 85 X SL 84 1-2 ① G5-3	4	0	0	0	0	1	1
39 David Adams, R (1, 3) OBP: 0.257, SLG: 0.271 (8, 5) 31 Ichiro Suzuki, L (9, PH) OBP: 0.312, SLG: 0.372	C SI 96 B SI 96 F SI 96 B SL 81 C SL 82 2-3 ③ K		B SI 96 C SL 81 B SL 81 X SI 96 2-1 ③ G6-3		B CH 83 B SL 79 B SI 95 C SI 92 X SI 90 3-1 ③ F8				X FF 94 0-0 11 DI 11 1B 1B	3 1	0 1	0 1	0 0	0 0	1 0	1 0
53 Austin Romine, R (1, 2) OBP: 0.247, SLG: 0.323			B SL 79 C SI 95 C CH 84 C SI 94 1-3 ① K	F SI 93 C SL 79 X SI 94 0-2 24 BB 12 1B 1B			B SI 94 C SL 79 F SL 80 B SL 78 S SI 96 2-3 ① K		C SL 84 S SL 84 C FF 94 0-3 ② K	4	0	1	0	0	3	1

| Inning Stats | | | |

BOTTOM

New York Yankees @ Chicago White Sox

U.S. Cellular Field, Chicago, IL

Tue Aug 06 2013, 8:11 PM - 11:06 PM EDT

Att. 23,826 - Cloudy - 79 F

livebaseballscorecards.com

Batter	1	2	3	4	5	6	7	8	9	AB	R	H	RBI	BB	SO	LOB
30 Alejandro De Aza, L (1, 7) OBP: 0.331, SLG: 0.429	C SI 90 B FS 85 X FS 85 1-1 10 CS 1B		C SI 93 X SL 84 0-1 ② F7		C SI 92 X FS 87 0-1 ②③ G4-6-3 1-2f		S SI 95 F FF 89 F SI 94 B SI 94 F SI 89 F FF 90 B SI 94 X FS 88 2-2 2-H 2B			4	0	2	1	0	0	1
10 Alexei Ramirez, R (1, 6) OBP: 0.309, SLG: 0.354	B SI 89 F SI 91 S FS 84 B FS 83 X SI 92 2-2 ①② G5-3 1-2		X SI 93 0-0 ③ G5-3			C SI 91 X SL 84 0-1 44 FC3-6 51 1B 14 FC5-4 1B	C SI 94 B SI 94 F SI 93 F FF 94 D FS 88 X SI 95 2-2 ③ G6-3			4	1	1	0	0	0	2
51 Alex Rios, R (1, 9) OBP: 0.327, SLG: 0.421	C SI 92 B FS 84 X SI 92 1-1 ③ G5-3			C CU 74 B FS 86 F SI 92 B SL 84 X SL 84 2-2 ① F8		1 SAFE 1 SAFE B SI 91 X SI 91 1-0 44 FC3-6 1-2 1B		B FC 90 X FC 90 1-0 ① L8		4	0	1	0	0	0	0
44 Adam Dunn, L (1, 10) OBP: 0.330, SLG: 0.464		C SI 90 S FS 85 X FS 87 0-2 ① F8		B SI 93 C SI 92 B SI 92 B SI 93 X SI 93 3-1 14 WP 12 1B 1B		C SI 92 X FS 87 0-1 ① FC3-6 14 FC5-4 1-2f 2-3		B FC 92 X FC 92 1-0 ② F7		4	1	1	0	0	0	2
14 Paul Konerko, R (1, 3) OBP: 0.307, SLG: 0.352		B SI 91 B SI 92 S SL 83 S SL 85 B SL 85 B SI 91 4-2 15 1B BB		B SI 93 B SI 92 F SI 92 B SI 94 X SI 93 3-1 ② F8 1-2		B SL 85 X SI 94 1-0 ② FC5-4 1-2f 3-H		C FC 92 C FC 91 B KC 82 B KC 81 X FC 91 2-2 1B		3	0	1	1	1	0	2
12 Conor Gillaspie, L (1, 5) OBP: 0.298, SLG: 0.379		B FS 86 X SI 91 1-0 ② L7		C FS 87 B FS 88 F SL 84 F FS 88 B SI 94 B FS 87 X FS 88 3-2 2-H 1B		B SI 92 S SI 94 D FS 86 F SI 93 B SI 94 X SI 94 3-2 ③ G3		C FC 92 S FC 93 D KC 82 B CH 87 X FC 92 2-2 ③ F7		4	0	1	1	0	0	3
15 Gordon Beckham, R (1, 4) OBP: 0.342, SLG: 0.408		C SI 92 F SI 91 D FS 88 F FS 87 B SL 85 X SL 84 2-2 1-2 1B		B SL 85 B SI 94 C SI 93 X SI 94 2-1 ③ F7			F SI 91 B FS 87 B FS 87 X SI 92 2-1 30 2B 2B			3	1	2	0	0	0	1
20 Jordan Danks, L (1, 8) OBP: 0.216, SLG: 0.234		S SI 92 B FS 86 S FS 85 S FS 87 1-3 ③ K			B CU 72 S SI 90 S FS 86 B FS 88 B FS 87 X SI 92 3-2 ① L7		L SI 92 L SI 89 S FS 86 0-3 ① K			3	0	0	0	0	2	3
36 Josh Phegley, R (1, 2) OBP: 0.205, SLG: 0.364			B SL 83 C SL 82 S FS 87 F FS 88 B SI 88 C SL 84 2-3 ① K		X SI 93 0-0 30 G4-6-3 1B		F SI 93 B SL 84 F SI 94 B SL 85 S FS 88 2-3 ② K			3	0	1	0	0	2	1

Inning Stats	1	2	3	4	5	6	7	8	9
	R: 0 E: 0 K: 0 S: 7	R: 0 E: 0 K: 1 S: 13	R: 0 E: 0 K: 1 S: 7	R: 1 E: 0 K: 0 S: 13	R: 0 E: 0 K: 0 S: 6	R: 1 E: 0 K: 0 S: 9	R: 1 E: 0 K: 2 S: 18	R: 0 E: 0 K: 0 S: 8	
	H: 1 LOB: 0 BB: 0 P: 11	H: 1 LOB: 2 BB: 1 P: 21	H: 0 LOB: 0 BB: 0 P: 9	H: 2 LOB: 1 BB: 0 P: 26	H: 1 LOB: 0 BB: 0 P: 9	H: 2 LOB: 1 BB: 0 P: 14	H: 2 LOB: 1 BB: 0 P: 26	H: 1 LOB: 1 BB: 0 P: 14	

1B: 8	SF: 0	WP: 1
2B: 2	SAC: 0	PA: 33
3B: 0	DP: 1	PB: 0
HR: 0	HBP: 0	SB: 0
		CS: 1

AB	32
R	3
H	10
RBI	3
BB	1
SO	4
LOB	15

PITCHER	IP	WLS	BF	H	R	ER	SO	BB	IBB	HBP	BLK	WP	HR	S	P	ERA	WHIP
18 Hiroki Kuroda, R (1, 1) ERA: 2.45	7.0	L	29	9	3	3	4	1	0	0	0	1	0	73	116	3.86	1.429
30 David Robertson, R (8, 1) ERA: 1.75	1.0		4	1	0	0	0	0	0	0	0	0	0	8	14	0.00	1.000

PITCHER	IP	WLS	BF	H	R	ER	SO	BB	IBB	HBP	BLK	WP	HR	S	P	ERA	WHIP

Batter	1	2	3	4	5	6	7	8	9	10	11	12	AB	R	H	RBI	BB	SO	LOB
11 Brett Gardner, L (1, 8) OBP: 0.338, SLG: 0.404	X FF 88 0-0 12 HR 1B		B SI 86 C FF 89 F FF 89 B FF 91 T FF 92 2-2 ① K	B CU 74 C SI 90 F FF 89 F FF 93 X SC 75 1-2 ③ G3		C CU 76 X FF 93 0-1 ③ G4-3			C SI 99 B SI 99 B SI 99 C CH 88 B SI 99 X SI 98 3-2 ① F7		1 SAFE B FF 92 L FF 89 1 SAFE X CH 80 1-1 ① FC4-6 31 F8 31 S 1-2f		6	1	1	0	0	1	4
12 Alfonso Soriano, R (1, 7) OBP: 0.286, SLG: 0.462 31 Ichiro Suzuki, L (8, 9) OBP: 0.313, SLG: 0.373	B FF 88 S CH 79 1 SAFE X CH 78 1-1 1-H HR		B FF 92 B FF 92 F SI 91 B FF 91 B FF 92 4-1 13 1B 22 1B BB		B CU 72 X CH 82 1-0 ① G4-3		F SI 84 B SL 87 S SL 85 X FF 96 1-2 24 G4-6-3 13 BB 1B		S SL 88 S SL 88 X SL 89 0-2 13 WP 1B		1 SAFE C FF 90 P PO 82 B SL 85 X CH 83 2-1 ② F8 1-3		3 2	2 0	2 1	2 0	1 0	0 0	0 1
13 Alex Rodriguez, R (1, 5) OBP: 0.429, SLG: 0.273 19 Chris Stewart, R (11, 2) OBP: 0.301, SLG: 0.290	C FF 91 B FF 91 X FF 91 1-1 ① F9		B FF 90 X CH 82 1-0 22 1B 1-2 1B		B SI 90 B CH 84 X SI 92 2-0 ② F7		B SI 96 1 SAFE B SI 95 F SI 95 B SI 96 B FF 96 4-1 24 G4-6-3 1-2 BB		F SI 100 1 SAFE F SI 100 1 SAFE B SI 100 B SL 89 S SL 89 2-3 ② K 1-2		B FF 93 X SL 84 1-0 ③ G5-3		5 0	0 0	1 0	0 0	1 0	1 0	3 0
24 Robinson Canó, L (1, 4) OBP: 0.371, SLG: 0.492	C FF 90 B CU 76 S FF 90 X CU 75 1-2 ② G3		D FF 90 2 SAFE C FF 90 X FF 90 1-1 ② P5		S CH 81 S CU 76 B CH 81 F SI 94 F CU 74 B FF 94 B CH 81 F FF 93 X FF 93 3-2 ③ G1-3		B SI 96 X SI 95 1-0 ① ② G4-6-3 1-2f 2-3		I IN 48 I IN 49 I IN 50 I IN 49 4-0 IBB		C CU 75 B FF 89 C SI 92 X SI 84 1-2 HR		5	1	1	1	1	0	4
22 Vernon Wells, R (1, 10) OBP: 0.285, SLG: 0.365	B CU 74 X FF 89 1-0 ③ F8		B FC 87 X FF 92 1-0 14 S 1-3 2-H 1B			C CH 80 X CU 72 0-1 ③ 53 BB 26 BB 1B	C SL 86 D SL 88 X SI 96 1-1 ③ G5-3		B SL 89 C SL 68 B SL 90 F SI 98 B SL 91 C SL 88 3-3 ③ K		B SL 83 F CU 75 C FF 87 X SL 85 1-2 ① P4		6	0	2	1	0	1	3
14 Curtis Granderson, L (1, 9) OBP: 0.333, SLG: 0.370 (8, 7)		C FF 87 B FF 88 F CH 80 B FF 90 F FF 91 B CU 77 S FF 92 3-3 ① K	C CU 74 C CU 77 1 SAFE B FF 91 B FF 92 B FF 93 X CH 82 3-2 ③ F8 1-2			D CU 73 B FF 88 1 SAFE S FF 89 X FF 87 2-1 ① F7		S SL 84 B SL 85 B CU 75 B FF 93 B FF 93 4-1 55 G5-3 26 1B BB		S SL 85 F FF 92 S SL 83 0-3 ① K		C FF 87 C CU 76 B CU 76 S FF 87 1-3 ② K	5	0	0	0	1	3	3
26 Eduardo Núñez, R (1, 6) OBP: 0.293, SLG: 0.329		B FF 89 C FF 90 B FF 90 X CH 82 2-1 55 G3 2B		B FF 88 B FF 88 C FF 89 F FF 90 F SI 92 X FF 92 2-2 HR		B FF 88 1 SAFE B FF 90 B FF 89 B FF 88 4-0 53 BB 1-2 BB		1 SAFE X FF 92 0-0 55 G5-3 1-2 1B		C FF 93 B FF 92 X SL 85 1-1 ② P2		B SL 82 B SI 91 B SL 84 B SI 89 4-0 55 S BB	4	1	3	1	2	0	0
55 Lyle Overbay, L (1, 3) OBP: 0.295, SLG: 0.416		X FF 90 0-0 ② G3 2-3		C FF 91 B CU 76 F CU 76 B SI 92 S CH 81 2-3 ① K		S CU 73 B FF 91 F CH 80 F SI 91 S SI 90 1-3 ② K		B SL 83 B FF 93 C FF 93 X FF 94 2-1 ① ② G5-3 1-2 2-3f		F FF 92 B CH 83 B SL 84 S CH 83 C FF 92 2-3 ③ K		C FF 91 B SL 83 F CU 75 S CU 76 1-3 ③ K 1-2	6	0	0	0	0	4	6
53 Austin Romine, R (1, 2) OBP: 0.255, SLG: 0.313 17 Jayson Nix, R (11, PR) OBP: 0.300, SLG: 0.304 (11, 5)		S FF 90 F FF 92 S FF 91 0-3 ③ K		B CU 74 B SI 90 C CH 81 X CH 83 2-1 ② L8		B SL 85 B SI 93 B SI 94 C FF 93 C SI 93 B SI 94 4-2 1-2 2-3 BB		B SL 87 F SI 98 F SL 89 B SL 90 B SI 100 F SI 99 S SL 91 3-3 ③ K				B FF 90 B SL 84 B FF 92 B FF 90 4-0 11 FC4-6 BB	3 0	0 0	0 0	0 0	2 0	2 0	2 0
Inning Stats	R: 2 H: 2 E: 0 LOB: 0 K: 0 BB: 0 S: 9 P: 13	R: 0 H: 1 E: 0 LOB: 1 K: 2 BB: 0 S: 10 P: 15	R: 1 H: 2 E: 0 LOB: 2 K: 1 BB: 1 S: 11 P: 23	R: 1 H: 1 E: 0 LOB: 0 K: 1 BB: 0 S: 13 P: 20	R: 0 H: 0 E: 0 LOB: 0 K: 0 BB: 0 S: 8 P: 14	R: 0 H: 1 E: 0 LOB: 3 K: 1 BB: 2 S: 12 P: 23	R: 0 H: 1 E: 0 LOB: 1 K: 0 BB: 1 S: 7 P: 14	R: 0 H: 1 E: 0 LOB: 1 K: 1 BB: 1 S: 8 P: 17	R: 0 H: 1 E: 0 LOB: 2 K: 2 BB: 1 S: 12 P: 24	R: 0 H: 0 E: 0 LOB: 0 K: 2 BB: 0 S: 8 P: 11	R: 0 H: 0 E: 0 LOB: 2 K: 0 BB: 1 S: 6 P: 13	R: 1 H: 1 E: 0 LOB: 1 K: 2 BB: 1 S: 12 P: 20	1B: 7 SF: 0 2B: 1 SAC: 0 3B: 0 DP: 2 HR: 3 HBP: 0						

PITCHER	IP	WLS	BF	H	R	ER	SO	BB	IBB	HBP	BLK	WP	HR	S	P	ERA	WHIP
53 Héctor Santiago, L (1, 1) ERA: 3.43	5.2		26	7	4	4	5	2	0	0	0	0	2	59	100	6.35	1.588
40 Ramon Troncoso, R (6, 1) ERA: 5.59	0.0		1	0	0	0	0	1	0	0	0	0	0	2	6	∞	∞
46 Donnie Veal, L (6, 1) ERA: 6.61	0.1		1	0	0	0	0	0	0	0	0	0	0	2	2	0.00	0.000
27 Matt Lindstrom, R (7, 1) ERA: 3.5	1.0		4	1	0	0	0	1	0	0	0	0	0	7	14	0.00	2.000
41 David Purcey, L (8, 1) ERA: 1.74	0.2		3	1	0	0	0	1	0	0	0	0	0	4	10	0.00	3.000

PITCHER	IP	WLS	BF	H	R	ER	SO	BB	IBB	HBP	BLK	WP	HR	S	P	ERA	WHIP
65 Nate Jones, R (8, 1) ERA: 3.79	1.1		6	1	0	0	3	0	1	0	0	1	0	16	31	0.00	0.750
43 Addison Reed, R (10, 1) ERA: 3.75	2.0		7	0	0	0	2	1	0	0	0	0	0	14	24	0.00	0.500
33 Dylan Axelrod, R (12, 1) ERA: 5.25	1.0	W	5	1	1	1	2	1	0	0	0	0	1	12	20	9.00	2.000

TOP

New York Yankees @ Chicago White Sox

U.S. Cellular Field, Chicago, IL

Wed Aug 07 2013, 8:10 PM - 12:11 AM EDT

Att. 25,707 - Cloudy - 72 F

livebaseballscorecards.com

AB	45
R	5
H	11
RBI	5
BB	8
SO	12
LOB	26

WP: 1 PA: 53
PB: 0
SB: 3
CS: 0

Batter	1	2	3	4	5	6	7	8	9	10	11	12	AB	R	H	RBI	BB	SO	LOB
10 Alexei Ramirez, R (1, 6) OBP: 0.311, SLG: 0.356	X FF 91 0-0 F7 ①			C CU 77 X FF 91 0-1 30 G3-6-3 1B		F FF 90 X SI 91 0-1 G6-3 ③		F KC 80 B FC 91 B FC 92 X FC 91 2-1 30 S 1B		F FC 91 B FC 91 X FF 93 1-1 G5-3 ③		X SI 95 0-0 30 3B 1-3 1B	6	1	3	0	0	0	0
30 Alejandro De Aza, L (1, 8) OBP: 0.331, SLG: 0.432	C FF 90 F SI 90 X FF 91 0-2 F7 ②			C FF 92 F SL 83 X SL 82 0-2 G3-6-3 1-2f ①②			F FF 92 B SI 90 S FF 90 F SI 91 B FF 93 X FF 93 2-2 51 1B 14 2B 1B	1 SAFE B FC 92 C FF 92 B FF 93 B FC 92 X FF 92 3-1 G1-3 ③ 1-2			C SL 83 F SI 94 S CU 81 0-3 K2-3 ① 1-H	B CH 86 X SI 93 1-0 1-H 3-H 3B	6	1	2	2	0	1	2
51 Alex Rios, R (1, 9) OBP: 0.328, SLG: 0.421	B FF 92 F FF 91 X FF 92 1-1 F8 ③			B SI 91 B CH 85 F FF 91 X SI 92 2-1 G4-3 ③			C SI 92 X SI 91 0-1 14 2B 1-3 15 FC4-5 1B		C FC 92 F FC 91 X FC 91 0-2 F9 ①		B FF 95 B FF 95 S SL 87 F FF 95 X FF 96 2-2 14 S 1B		5	1	2	0	0	0	0
14 Paul Konerko, R (1, 3) OBP: 0.305, SLG: 0.352		C FF 91 B FF 92 X FF 91 1-1 F8 ①			S SI 91 X SI 91 0-1 G6-3 ①		C SL 79 B CH 86 X CH 86 1-1 15 FC4-5 1-3 3-H 2B		C FC 92 X FC 92 0-1 F8 ②		1 SAFE 1 SAFE C FF 94 C CH 84 S SL 90 0-3 K 1-2 ②		5	0	1	1	0	1	1
15 Gordon Beckham, R (1, 4) OBP: 0.348, SLG: 0.429		B SI 91 C FF 91 S CH 86 X CH 86 1-2 P4 ②			C CU 78 F CH 86 F SL 82 X SL 82 0-2 HR		F SI 92 X SI 92 0-1 FC4-5 FC6-4 2-3 3-H ①		B FC 93 F FC 92 B FC 92 X FC 92 2-1 44 1B 2B		I IN 72 I IN 74 I IN 79 I IN 79 4-0 IBB		4	2	2	2	1	0	1
24 Dayan Viciedo, R (1, 10) OBP: 0.292, SLG: 0.402 44 Adam Dunn, L (9, PH) OBP: 0.332, SLG: 0.465 20 Jordan Danks, L (9, PR) OBP: 0.212, SLG: 0.229 (10, 10)	C FF 92 B FF 93 F CH 86 B FF 92 F SL 82 F FF 93 X SL 83 2-2 P6 ③			B FF 92 F SI 91 B FF 93 B SI 92 F FF 92 X FF 93 3-2 L9 ②			C FF 92 X CH 86 0-1 F9 ②		C FC 92 C FC 92 X FC 92 0-2 S 2-H 1B		S CH 84 B SI 93 F CH 84 S CH 87 1-3 K ③		3 1 1	0 0 0	0 1 0	0 1 0	0 0 1	0 0 2	1 0 0
Casper Wells, R (1, 7) OBP: 0.211, SLG: 0.169			F FF 91 F CH 86 B CH 85 B SL 82 B FF 92 S FF 92 3-3 K ①			X SI 91 0-0 G5-3 ③	C SI 92 B SI 92 X CH 85 1-1 FC6-4 1-2f ③		S FC 92 B FC 93 S FC 93 S FC 92 1-3 K ③ 1-2			S SL 87 B FF 94 F FF 94 B SL 88 C FF 90 2-3 K ①	5	0	0	0	0	3	2
12 Conor Gillaspie, L (1, 5) OBP: 0.294, SLG: 0.372			C FF 92 B FF 92 S FF 92 X SL 83 1-2 L8 ②			C FF 92 C SL 80 X SI 90 0-2 G4-3 ①		B FF 92 B FF 92 F FF 92 F FF 92 B FF 92 X FF 93 3-2 G4-3 ①		C FC 90 B FC 91 B FC 91 X FC 91 2-1 G4-3 ①		C CU 80 B SI 94 B CH 86 S CH 87 B SI 94 X CH 86 3-2 G6-3 ②	5	0	0	0	0	0	0
21 Tyler Flowers, R (1, 2) OBP: 0.248, SLG: 0.354			S FF 91 X FF 92 0-1 L7 ③			B FF 91 X SI 90 1-0 F7 ②		C FC 90 B FC 90 F FF 91 B KC 81 F FF 91 B KC 79 C FC 90 3-3 K ②		F FC 92 S FC 91 B FC 91 B FC 90 F FC 90 F FC 90 S FC 91 2-3 K ②		B FC 90 C SI 96 S SL 88 X SI 96 1-2 10 1B 30 3B 1B	5	1	1	0	0	2	0
Inning Stats	R: 0 E: 0 K: 0 S: 6 H: 0 LOB: 0 BB: 0 P: 7	R: 0 E: 0 K: 0 S: 10 H: 0 LOB: 0 BB: 0 P: 14	R: 0 E: 0 K: 1 S: 8 H: 0 LOB: 0 BB: 0 P: 12	R: 0 E: 0 K: 0 S: 7 H: 1 LOB: 0 BB: 0 P: 9	R: 1 E: 0 K: 0 S: 10 H: 1 LOB: 0 BB: 0 P: 13	R: 0 E: 0 K: 0 S: 6 H: 0 LOB: 0 BB: 0 P: 7	R: 2 E: 0 K: 0 S: 14 H: 3 LOB: 1 BB: 0 P: 18	R: 0 E: 0 K: 1 S: 11 H: 1 LOB: 1 BB: 0 P: 22	R: 1 E: 0 K: 1 S: 13 H: 2 LOB: 2 BB: 0 P: 16	R: 0 E: 0 K: 1 S: 10 H: 0 LOB: 0 BB: 0 P: 15	R: 0 E: 0 K: 3 S: 12 H: 1 LOB: 2 BB: 1 P: 19	R: 2 E: 0 K: 1 S: 11 H: 3 LOB: 1 BB: 0 P: 18	1B: 8 2B: 2 3B: 1 HR: 1	SF: 0 SAC: 0 DP: 1 HBP: 0	WP: 0 PB: 0 SB: 3 CS: 0	PA: 47				

PITCHER	IP	WLS	BF	H	R	ER	SO	BB	IBB	HBP	BLK	WP	HR	S	P	ERA	WHIP
52 CC Sabathia, L (1, 1) ERA: 4.73	7.1		26	5	3	3	1	0	0	0	0	0	1	64	86	3.68	0.682
30 David Robertson, R (8, 1) ERA: 1.72	0.2	H	3	1	0	0	1	0	0	0	0	0	0	8	16	0.00	1.500
42 Mariano Rivera, R (9, 1) ERA: 1.7	2.0	B	8	2	1	1	2	0	0	0	0	0	0	23	31	4.50	1.000
43 Adam Warren, R (11, 1) ERA: 3.74	1.2	L	10	4	2	2	4	0	1	0	0	0	0	23	37	10.80	2.400

PITCHER	IP	WLS	BF	H	R	ER	SO	BB	IBB	HBP	BLK	WP	HR	S	P	ERA	WHIP

BOTTOM

New York Yankees @ Chicago White Sox

U.S. Cellular Field, Chicago, IL

Wed Aug 07 2013, 8:10 PM - 12:11 AM EDT

Att. 25,707 - Cloudy - 72 F

livebaseballscorecards.com

AB	46
R	6
H	12
RBI	6
BB	1
SO	8
LOB	9

Batter	1	2	3	4	5	6	7	8	9	10	AB	R	H	RBI	BB	SO	LOB
14 Austin Jackson, R (1, 8) OBP: 0.338, SLG: 0.412	X FF 93 0-0 24 L8 48 1B 1B	D CU 81 B FF 93 X FF 94 2-0 1-3 2B		B CU 82 C SI 93 C FF 95 D CU 84 X SI 95 2-2 ② FC6-4 1-2f 2-3			B FF 93 X FF 92 1-0 48 WP 24 1B 2B		B FC 91 C FC 92 B FC 92 X FC 92 2-1 24 HR 2B	C FF 94 S FF 94 C SL 81 0-3 ② K	6	2	4	0	0	1	4
48 Torii Hunter, R (1, 9) OBP: 0.340, SLG: 0.468	C SI 92 1 SAFE L SI 92 B CU 82 X CU 81 1-2 28 BB 1-2 1B	S SI 94 B FF 95 S CU 82 B FF 96 X CU 83 2-2 ③ G6-3		B CU 82 S SI 95 1 SAFE X CU 82 1-1 ③ F8			F FF 93 F SI 93 F SI 92 B CU 84 F SI 94 C FF 94 1-3 ① K 2-3		F FC 91 X FF 92 0-1 ② G1-3	C SL 81 D FF 92 B FF 92 X SL 82 2-1 ③ P3	6	0	1	0	0	1	8
24 Miguel Cabrera, R (1, 5) OBP: 0.454, SLG: 0.670	B CU 81 X SI 94 1-0 ① L8 2-3		C FF 94 B SI 93 X FF 94 1-1 ① F9		B SI 93 C SI 94 F FF 92 C CU 82 1-3 ① K		X CU 82 0-0 28 FC4-6 3-H 1B		F FF 91 F FF 92 B FC 91 F FF 93 F FF 93 B FC 92 X FF 93 2-2 2-H HR		5	1	2	3	0	1	2
28 Prince Fielder, L (1, 3) OBP: 0.354, SLG: 0.437	B SI 94 F SI 94 B CU 81 B SI 95 B CU 80 4-1 1-2 BB		X SI 94 0-0 ② G4-1		C CU 81 X FF 94 0-1 ② P6		B SI 94 X SI 93 1-0 ② FC4-6 1-2f		B FC 91 B FC 91 X FC 91 2-0 2B		4	0	1	0	1	0	1
41 Victor Martinez, S (1, 10) OBP: 0.335, SLG: 0.398	C CU 82 F SI 95 S CU 84 0-3 ② K		B SI 94 B CH 87 B FF 95 B FF 94 4-0 BB		B FF 94 S SI 94 X SI 94 1-1 1B		B SI 94 B CU 81 X FF 93 2-0 ③ G3		I IN 59 I IN 63 I IN 63 I IN 61 4-0 IBB		3	0	1	0	2	1	4
12 Andy Dirks, L (1, 7) OBP: 0.310, SLG: 0.347	S CU 82 F SI 95 F CU 83 S CU 84 0-3 ③ K		B SI 93 X FF 92 1-0 ③ G1-3		C CU 81 X FF 93 0-1 ③ L7			B KC 80 F FC 91 B FC 90 X FC 90 2-1 ① G4-3	B FC 89 F FC 89 X FC 89 1-1 ③ L6		5	0	0	0	0	1	7
55 Brayan Peña, S (1, 2) OBP: 0.316, SLG: 0.381		B FF 93 X SI 93 1-0 14 2B 1B		B CU 80 H CU 82 2-0 14 FC6-4 1 1B HBP		X SI 93 0-0 ① G1		B FC 91 C FC 91 F FC 91 F KC 81 B KC 82 X FC 92 2-2 ② F9		C FF 92 B FF 92 S SL 80 X FF 94 1-2 26 SH3-4 1B	4	0	2	0	0	0	0
26 Hernán Pérez, R (1, 4) OBP: 0.280, SLG: 0.298 (9, 6)		C CU 79 B SI 93 F FF 94 F CU 80 S CU 82 1-3 ① K		F FF 93 B FF 94 C CU 80 S CU 82 1-3 ① K		B CU 81 F FF 93 F SI 93 X CU 84 1-2 ② G4-3		B FC 89 X FC 89 1-0 ③ G4-3		1 SAFE B FF 94 1 SAFE X FF 94 1-0 ① SH3-4 1-2	4	0	0	0	0	2	2
1 Jose Iglesias, R (1, 6) OBP: 0.360, SLG: 0.402 32 Don Kelly, L (9, PH) OBP: 0.341, SLG: 0.383 (9, 4)		B FF 95 C CU 80 S SI 93 S CU 82 1-3 ② K		C CU 80 X CU 81 0-1 14 FC6-4 1-2 1B		B FF 94 C FF 94 X FF 94 1-1 ③ G4-3			B FC 91 C FC 90 B FC 90 X FC 90 2-1 ① F8	B SL 80 B SL 80 B FF 93 B FF 93 4-0 BB	3 1	0 0	1 0	0 0	0 1	1 0	1 0
Inning Stats	R: 0 E: 0 K: 2 S: 13 H: 2 LOB: 3 BB: 1 P: 19	R: 0 E: 0 K: 2 S: 12 H: 2 LOB: 2 BB: 0 P: 19	R: 0 E: 0 K: 0 S: 4 H: 0 LOB: 1 BB: 1 P: 10	R: 0 E: 0 K: 1 S: 10 H: 1 LOB: 2 BB: 0 P: 16	R: 0 E: 0 K: 1 S: 9 H: 1 LOB: 1 BB: 0 P: 11	R: 0 E: 0 K: 0 S: 6 H: 0 LOB: 0 BB: 0 P: 8	R: 1 E: 0 K: 1 S: 9 H: 2 LOB: 1 BB: 1 P: 14	R: 0 E: 0 K: 0 S: 7 H: 0 LOB: 0 BB: 0 P: 12	R: 2 E: 0 K: 0 S: 14 H: 3 LOB: 2 BB: 1 P: 27	R: 0 E: 0 K: 1 S: 9 H: 1 LOB: 2 BB: 1 P: 17	1B: 7 2B: 4 3B: 0 HR: 1	SF: 0 SAC: 1 DP: 0 HBP: 1	WP: 1 PB: 0 SB: 0 CS: 0	PA: 47				

PITCHER	IP	WLS	BF	H	R	ER	SO	BB	IBB	HBP	BLK	WP	HR	S	P	ERA	WHIP
47 Iván Nova, R (1, 1) ERA: 2.93	7.0		32	8	1	1	7	2	0	1	0	1	0	63	97	1.29	1.429
30 David Robertson, R (8, 1) ERA: 1.69	1.0	H	3	0	0	0	0	0	0	0	0	0	0	7	12	0.00	0.000
42 Mariano Rivera, R (9, 1) ERA: 2.08	1.0	B	7	3	2	2	0	0	1	0	0	0	1	14	27	18.00	3.000
48 Boone Logan, L (10, 1) ERA: 2.03	0.2		4	1	0	0	1	1	0	0	0	0	0	7	13	0.00	3.000
27 Shawn Kelley, R (10, 1) ERA: 3.59	0.1	W	1	0	0	0	0	0	0	0	0	0	0	2	4	0.00	0.000

PITCHER	IP	WLS	BF	H	R	ER	SO	BB	IBB	HBP	BLK	WP	HR	S	P	ERA	WHIP

TOP

Detroit Tigers @ New York Yankees

Yankee Stadium, Bronx, NY

Fri Aug 09 2013, 7:52 PM - 11:47 PM EDT

Att. 46,545 - Cloudy - 81 F

livebaseballscorecards.com

AB	41
R	3
H	12
RBI	3
BB	4
SO	8
LOB	29

Detroit Tigers @ New York Yankees

Yankee Stadium, Bronx, NY

Fri Aug 09 2013, 7:52 PM - 11:47 PM EDT

Att. 46,545 - Cloudy - 81 F

livebaseballscorecards.com

Batter	1	2	3	4	5	6	7	8	9	10	AB	R	H	RBI	BB	SO	LOB
11 Brett Gardner, L (1, 8) OBP: 0.343, SLG: 0.407	L FF 90 F FF 93 B FF 94 B CU 77 F FF 92 B CU 76 B FF 93 4-2 24 G4-3 31 1B 12 G5-3 BB		C SI 90 L SL 85 B SI 92 X CH 84 1-2 31 1B 24 2B 1B		C CU 77 B SL 86 X SL 86 1-1 24 S 31 G4-3 1B	F SI 92 X SI 87 0-1 ③ F7			C SI 95 F FS 86 B CU 78 X SI 95 1-2 ① F7	C SI 94 X SI 94 0-1 1-2 2-3 3-H 1B	5	2	3	1	1	0	2
31 Ichiro Suzuki, L (1, 9) OBP: 0.317, SLG: 0.376	F FF 91 X CH 84 0-1 24 G4-3 1-2 1B		S CH 82 1 SAFE 1 SAFE D CH 81 1 SAFE 1 SAFE X SI 90 1-1 24 2B 1-2 1B		X CH 83 0-0 ① G4-3 1-2		B SI 89 S SI 91 S SI 92 B SI 94 F SI 92 X FC 88 2-2 24 G3-6 1B		X FS 86 0-0 ② P4		5	1	3	0	0	0	1
24 Robinson Canó, L (1, 4) OBP: 0.373, SLG: 0.493	B SI 92 B SI 92 B SI 92 C SI 92 X SI 93 3-1 ① G4-3 1-2 2-3		F SI 91 D SI 92 X SI 90 1-1 1-H 2-H 2B		B FF 91 D SL 87 I IN 65 I IN 68 4-0 13 S 2-3 IBB		B SI 92 X FC 86 1-0 ① ② G3-6 1-2f		B FS 87 C FS 85 C SI 94 B CU 78 B CU 78 F CU 78 B CU 78 4-2 BB		3	0	1	2	2	0	3
12 Alfonso Soriano, R (1, 10) OBP: 0.283, SLG: 0.456	C SI 93 X SI 93 0-1 ② G5-3 3-H		S SI 91 S SI 91 B FF 93 T SI 91 1-2 ① K		B SI 89 F SI 90 B SI 91 F SI 91 F SI 91 S SI 90 2-3 ② K		C SL 87 X FF 99 0-1 ③ F9		F SI 94 1 SAFE C CU 78 1 SAFE T CU 78 0-2 ③ K		5	0	0	1	0	3	5
13 Alex Rodriguez, R (1, 5) OBP: 0.333, SLG: 0.200 17 Jayson Nix, R (9, 5) OBP: 0.302, SLG: 0.304	F SI 93 S SI 92 F FF 94 S SI 92 0-3 ③ K		S SI 90 B SI 91 D SI 92 S SI 92 S SI 92 2-3 ② K		C SI 90 B SI 91 S SI 92 B SI 91 F SI 91 F SI 90 X FF 91 2-2 ③ F9 1-2			B FF 100 C SL 88 S SL 88 B FF 101 B FF 101 C SL 89 3-3 ① K			L SI 92 B SL 87 F SI 94 B SL 88 F SL 87 B SI 95 B FF 92 4-2 55 WP 14 1B 11 1B BB	4 0	0 1	0 0	0 1	0 0	3 0	4 0
14 Curtis Granderson, L (1, 7) OBP: 0.339, SLG: 0.360		F FF 90 B FF 93 B CU 78 T CH 84 X FF 93 2-2 ① L4-3	T CH 84 B SI 91 B CU 79 X CH 83 2-1 ③ G4-3			C SL 81 F FF 93 S FF 95 0-3 ① K		S CH 91 B CH 93 C FF 100 B FF 99 B FF 99 B CH 92 4-2 26 E 55 S BB		X FF 93 0-0 11 1B 55 WP 1-2 1B	4	0	1	0	1	1	1
55 Lyle Overbay, L (1, 3) OBP: 0.299, SLG: 0.417	C SI 92 S FF 93 X CU 80 0-2 1B		B CU 76 S CH 82 B CH 82 F CH 83 B FF 92 X CH 84 3-2 ① F8			X FF 94 0-0 19 BB 1B		B FF 99 F FF 97 B FF 98 B SL 88 S CH 90 F FF 99 B CH 90 4-2 26 E 1-2 BB		F SL 86 B SI 95 B SL 87 S SL 86 F SL 87 S SL 86 2-3 ① K 1-2 2-3	4	0	2	0	1	1	2
26 Eduardo Núñez, R (1, 6) OBP: 0.291, SLG: 0.321	B CU 76 X SI 91 1-0 ② L5		B SL 85 M CH 82 B CH 83 C SI 91 F SI 90 B CU 76 X SI 88 3-2 ② G6-3		1 SAFE C SI 90 X SL 83 0-1 ② P6			X FF 98 0-0 FC1 19 G6-4-3 1-2 2-3		I IN 66 I IN 69 I IN 73 I IN 73 4-0 11 1B IBB	4	0	0	0	1	0	4
19 Chris Stewart, R (1, 2) OBP: 0.299, SLG: 0.285		C FF 91 B SL 85 B SI 91 C SI 91 C SI 92 2-3 ③ K	C SL 83 C CU 78 B SI 90 F SI 90 B SI 91 F CH 83 F SI 91 S CU 77 2-3 ③ K			B FF 90 B FF 93 B SI 94 C FF 92 B SI 93 4-1 1-2 BB		X FF 100 0-0 ② ③ G6-4-3 1-2f		B SI 93 C SI 92 S SL 86 C SI 95 1-3 ② K	4	0	0	0	1	3	7
Inning Stats	R: 1 H: 1 E: 0 LOB: 1 K: 1 BB: 1 S: 13 P: 20	R: 0 H: 1 E: 0 LOB: 1 K: 1 BB: 0 S: 10 P: 15	R: 2 H: 3 E: 0 LOB: 1 K: 2 BB: 0 S: 15 P: 23	R: 0 H: 0 E: 0 LOB: 0 K: 1 BB: 0 S: 13 P: 21	R: 0 H: 1 E: 0 LOB: 2 K: 1 BB: 1 S: 12 P: 21	R: 0 H: 1 E: 0 LOB: 2 K: 1 BB: 1 S: 9 P: 13	R: 0 H: 1 E: 0 LOB: 0 K: 0 BB: 0 S: 7 P: 10	R: 0 H: 0 E: 1 LOB: 2 K: 1 BB: 2 S: 10 P: 21	R: 0 H: 0 E: 0 LOB: 1 K: 1 BB: 1 S: 10 P: 15	R: 1 H: 2 E: 0 LOB: 3 K: 2 BB: 2 S: 13 P: 24	1B: 9 SF: 0 2B: 1 SAC: 0 3B: 0 DP: 2 HR: 0 HBP: 0						

PITCHER		IP	WLS	BF	H	R	ER	SO	BB	IBB	HBP	BLK	WP	HR	S	P	ERA	WHIP
21 Rick Porcello, R ERA: 4.32	(1, 1)	5.0		23	6	3	3	6	1	1	0	0	0	0	63	100	5.40	1.400
40 Phil Coke, L ERA: 5.35	(6, 1)	0.1		2	1	0	0	1	0	0	0	0	0	0	4	4	0.00	3.000
38 Jeremy Bonderman, R ERA: 4.5	(6, 1)	0.2		3	0	0	0	0	1	0	0	0	0	0	5	9	0.00	1.500
33 Drew Smyly, L ERA: 2.01	(7, 1)	0.2		2	1	0	0	0	0	0	0	0	0	0	5	8	0.00	1.500
43 Bruce Rondón, R ERA: 4.19	(7, 1)	1.1		6	0	0	0	1	2	0	0	0	0	0	12	23	0.00	1.500

PITCHER		IP	WLS	BF	H	R	ER	SO	BB	IBB	HBP	BLK	WP	HR	S	P	ERA	WHIP
31 Jose Veras, R ERA: 2.55	(9, 1)	1.0		4	0	0	0	1	1	0	0	0	0	0	10	15	0.00	1.000
62 Al Alburquerque, R ERA: 5.12	(10, 1)	0.2	L	6	2	1	1	2	1	1	0	0	1	0	13	24	13.50	4.500

AB	38
R	4
H	10
RBI	4
BB	8
SO	11
LOB	29

WP: 1 PA: 46
PB: 0
SB: 3
CS: 0

Batter	1	2	3	4	5	6	7	8	9	AB	R	H	RBI	BB	SO	LOB
14 Austin Jackson, R (1, 8) OBP: 0.341, SLG: 0.427	C FF 92 B SL 80 X FF 92 1-1 48 SF8 3B	C SL 80 C SL 80 F FF 93 D SL 83 S SL 81 1-3 ③ K			B FF 91 X SL 79 1-0 HR	B FF 91 B SL 83 B SI 91 C SI 90 B SI 91 4-1 1-2 48 HR BB		B SL 87 S FF 93 X CH 82 1-1 ① G5-3		4	3	2	1	1	1	2
48 Torii Hunter, R (1, 9) OBP: 0.343, SLG: 0.477	C SL 81 B FF 93 F FF 93 B SL 84 F FF 94 X SL 83 2-2 ① SF8 3-H		C KC 73 F FF 91 B KC 75 B KC 74 F FF 93 B SL 81 X SL 80 3-2 ① F8		F FF 93 B FF 92 X KC 76 1-1 24 1B 41 2B 1B	S SL 85 D SL 85 X SL 84 1-1 1-H 2-H HR		F FF 94 X SI 94 0-1 24 G6-4-3 1B		4	2	3	4	0	0	0
24 Miguel Cabrera, R (1, 5) OBP: 0.455, SLG: 0.676	F FF 93 S FF 93 F FF 93 B SL 79 B SL 84 X FF 94 2-2 1B		F FF 93 X FF 92 0-1 HR		B SL 84 C SL 84 B FF 93 1 SAFE F SL 84 1 SAFE B SL 85 X SL 83 3-2 41 2B 32 1B 1-2 1B	F FF 95 F FF 95 B SL 86 X SL 85 1-2 ② F8		X SL 88 0-0 ②③ G6-4-3 1-2f		5	2	3	1	0	0	1
28 Prince Fielder, L (1, 10) OBP: 0.355, SLG: 0.436	B CH 86 B CH 86 B FF 94 C FF 94 F FF 94 T SL 82 3-2 ② K	C CH 86 B CH 85 S FF 92 B SL 81 X KC 77 2-2 ② P6			S CH 87 F CH 88 D SI 93 D CH 88 F CH 86 F CH 87 C SI 93 2-3 ② K	C FF 94 C FF 94 B FF 95 B SL 84 X FF 95 2-2 1B			B SI 93 X CH 84 1-0 41 G4-6-3 1B	5	0	2	0	0	2	3
41 Victor Martinez, S (1, 3) OBP: 0.334, SLG: 0.398	B KC 76 C CH 85 F KC 76 F SL 82 B FF 95 X FF 94 2-2 ③ F7	C CH 74 F CH 86 F FF 93 F SL 80 F FF 93 F KC 76 S FF 93 0-3 ③ K			C SI 92 X SI 92 0-1 32 1B 1-3 2-H 2B	C FF 94 F FF 95 X SL 85 0-2 ③ F8			C SI 93 B CH 85 B FF 94 B CH 82 S SI 94 F CH 83 F CH 83 X CH 85 3-2 ①② G4-6-3 1-2f	5	1	1	1	0	1	3
32 Don Kelly, L (1, 7) OBP: 0.348, SLG: 0.396		B FF 91 F FF 92 F FF 92 X SL 81 1-2 1 1B 1B		C FF 91 F FF 91 B FF 93 B FF 92 F SL 81 X FF 92 2-2 ① G4-3	F CH 87 S SL 84 F CH 87 B SI 93 X CH 86 1-2 2-H 3-H 1B		C FF 93 B FF 94 B SL 84 F FF 93 X FF 94 2-2 ① G5-3		B CU 80 C CU 79 B CH 86 X SI 95 2-1 2B	5	0	3	2	0	0	0
13 Alex Avila, L (1, 2) OBP: 0.288, SLG: 0.340		C FF 92 B FF 92 F SL 80 T FF 93 1-2 ① K		B KC 74 F FF 92 B FF 92 F FF 93 C SL 81 2-3 ② K	B SI 92 F FF 92 S SL 84 C SL 83 1-3 ③ K		C FF 94 C FF 95 X FF 95 0-2 1B		X SI 93 0-0 ③ G4-3	5	0	1	0	0	3	3
26 Hernán Pérez, R (1, 4) OBP: 0.259, SLG: 0.275		1 SAFE F KC 75 1 SAFE B FF 91 1 SAFE F SL 80 B FF 93 F FF 93 F FF 94 2-3 ② 1 SAFE F FF 94 S SL 81 K		C SL 78 X FF 92 0-1 ③ L6		F FF 92 X SL 85 0-1 ① G5-3	S FF 95 X FF 94 0-1 ② F8			4	0	0	0	0	1	2
1 Jose Iglesias, R (1, 6) OBP: 0.363, SLG: 0.403		S FF 94 F FF 92 B FF 94 F FF 93 D SL 83 X SL 81 2-2 1-3 1B			C FF 91 B FF 91 B FF 91 C SL 79 X FF 91 2-2 ① P2	B SI 91 B SI 92 B FF 91 C FF 91 C SL 84 X SL 83 3-2 14 BB 48 HR 1B	S SL 86 B FF 94 B FF 94 C SL 82 C FF 96 2-3 ③ K			4	1	2	0	0	1	1
Inning Stats	R: 1 E: 0 K: 1 S: 17 H: 2 LOB: 1 BB: 0 P: 27	R: 0 E: 0 K: 3 S: 20 H: 2 LOB: 2 BB: 0 P: 27	R: 1 E: 0 K: 1 S: 16 H: 1 LOB: 0 BB: 0 P: 21	R: 0 E: 0 K: 1 S: 10 H: 0 LOB: 0 BB: 0 P: 14	R: 4 E: 0 K: 2 S: 23 H: 5 LOB: 1 BB: 0 P: 34	R: 3 E: 0 K: 0 S: 17 H: 3 LOB: 1 BB: 1 P: 28	R: 0 E: 0 K: 1 S: 11 H: 1 LOB: 1 BB: 0 P: 15	R: 0 E: 0 K: 0 S: 5 H: 1 LOB: 0 BB: 0 P: 6	R: 0 E: 0 K: 0 S: 9 H: 2 LOB: 1 BB: 0 P: 15	1B: 11 2B: 2 3B: 1 HR: 3 SF: 1 SAC: 0 DP: 2 HBP: 0						

TOP

Detroit Tigers @ New York Yankees

Yankee Stadium, Bronx, NY

Sat Aug 10 2013, 1:10 PM - 4:22 PM EDT

Att. 45,728 - Partly Cloudy - 81 F

livebaseballscorecards.com

AB	41
R	9
H	17
RBI	9
BB	1
SO	9
LOB	15

WP: 0 PB: 0 SB: 0 CS: 0 PA: 43

PITCHER		IP	WLS	BF	H	R	ER	SO	BB	IBB	HBP	BLK	WP	HR	S	P	ERA	WHIP
65 Phil Hughes, R ERA: 4.99	(1, 1)	4.1	L	20	7	4	4	6	0	0	0	0	0	2	69	99	8.31	1.615
38 Preston Claiborne, R ERA: 3.0	(5, 1)	1.0		8	4	4	4	2	1	0	0	0	0	0	23	37	36.00	5.000
62 Joba Chamberlain, R ERA: 4.8	(6, 1)	1.2		8	3	1	1	1	0	0	0	0	0	1	22	30	5.40	1.800
43 Adam Warren, R ERA: 3.6	(8, 1)	2.0		7	3	0	0	0	0	0	0	0	0	0	14	21	0.00	1.500

PITCHER	IP	WLS	BF	H	R	ER	SO	BB	IBB	HBP	BLK	WP	HR	S	P	ERA	WHIP

Detroit Tigers @ New York Yankees

Yankee Stadium, Bronx, NY

Sat Aug 10 2013, 1:10 PM - 4:22 PM EDT

Att. 45,728 - Partly Cloudy - 81 F

BOTTOM

livebaseballscorecards.com

Batter	1	2	3	4	5	6	7	8	9	AB	R	H	RBI	BB	SO	LOB
11 Brett Gardner, L (1, 8) OBP: 0.342, SLG: 0.405	B FF 91 F FF 92 X FS 88 1-1 ① F7			B FF 94 B SL 86 X FF 94 2-0 31 FC1-6 1B	C FF 95 B SI 96 C SL 89 F FF 96 B CH 75 X SI 96 2-2 ③ G3-1			C SI 91 B KC 77 C KC 78 B FC 86 X SI 91 2-2 ② F8		4	0	1	0	0	0	0
31 Ichiro Suzuki, L (1, 9) OBP: 0.316, SLG: 0.375	C FS 89 B FF 95 X SL 86 1-1 ② G3-1			C FS 88 X FS 88 0-1 ① FC1-6 24 24 1B S 1-2f		C FF 93 X CU 80 0-1 ① F9		X FC 87 0-0 1B		4	0	1	0	0	0	1
24 Robinson Canó, L (1, 4) OBP: 0.372, SLG: 0.491	F SI 94 B FF 94 S FF 95 F SI 96 B SL 87 X FS 89 2-2 ③ G4-3			B FS 88 B FF 94 C FS 83 B SL 88 X SL 88 3-1 1-3 1B		C CU 81 B FS 87 B FF 94 X FF 94 2-1 ② G3-1		B SI 91 F SI 92 T SI 92 F SI 93 X FC 88 1-2 ③ G1-3		4	0	1	0	0	0	1
12 Alfonso Soriano, R (1, 10) OBP: 0.280, SLG: 0.451		X SI 92 0-0 ① G5-3		C SL 87 T FS 88 F FF 96 F SI 90 B SI 95 S CH 81 1-3 ② K		B FF 94 F FF 95 B CU 79 B SI 94 S FS 89 S FS 89 3-3 ③ K			C SI 92 S SL 82 C FF 92 0-3 ① K	4	0	0	0	0	3	2
14 Curtis Granderson, L (1, 7) OBP: 0.333, SLG: 0.340		C FF 93 X FS 87 0-1 ② G3-1		C CU 81 B SI 96 T CU 82 T FF 96 1-2 ③ K			F FF 93 B FS 88 B FS 88 B FS 89 X FF 94 3-1 ① F9		B FF 92 S FF 92 B CH 87 B CH 86 B FF 93 4-1 55 DI 55 1B BB	3	1	0	0	1	1	2
26 Eduardo Núñez, R (1, 6) OBP: 0.290, SLG: 0.326		B FF 94 C SL 86 F SI 95 F FF 95 X SL 87 1-2 ③ G6-3			B FF 93 C FF 93 B FS 89 X SI 93 2-1 55 HR 2B		B SL 90 S FF 94 B FF 95 F SL 88 B FF 95 F FS 89 S FS 87 3-3 ② K		F FF 92 X SL 84 0-1 ② L6	4	1	1	0	0	1	1
55 Lyle Overbay, L (1, 3) OBP: 0.304, SLG: 0.428			C FS 87 B FS 89 X FF 94 1-1 ① G6-3	B FS 89 B FF 94 S FS 88 C SL 88 X SL 88 2-2 2-H HR		C FF 95 B CU 79 B FF 95 B FF 95 S FF 94 F FF 95 F SI 96 B CU 80 4-2 BB		B SI 93 C FF 94 F SI 88 B CH 88 X SI 93 2-2 1-H 17 DI 1B		3	1	2	3	1	0	0
17 Jayson Nix, R (1, 5) OBP: 0.298, SLG: 0.299			S FF 94 C FF 95 C FF 96 0-3 ② K	F SL 87 F FF 95 S SI 91 0-3 ① K			S FF 95 D SI 91 C FS 89 B CH 74 S FC 95 2-3 ③ K		C SI 94 F SL 81 S SL 84 0-3 ③ K 1-2	4	0	0	0	0	4	2
53 Austin Romine, R (1, 2) OBP: 0.248, SLG: 0.303			B SL 88 X SL 87 1-0 ③ G6-3	S FF 95 B FF 95 S FF 95 T FF 96 1-2 ② K				B SI 88 S SI 88 S SI 90 F FC 86 S FC 86 1-3 ① K		3	0	0	0	0	2	0
Inning Stats	R: 0 E: 0 K: 0 S: 8 H: 0 LOB: 0 BB: 0 P: 12	R: 0 E: 0 K: 0 S: 7 H: 0 LOB: 0 BB: 0 P: 8	R: 0 E: 0 K: 1 S: 6 H: 0 LOB: 0 BB: 0 P: 8	R: 0 E: 0 K: 2 S: 13 H: 2 LOB: 2 BB: 0 P: 20	R: 2 E: 0 K: 2 S: 15 H: 2 LOB: 0 BB: 0 P: 22	R: 0 E: 0 K: 1 S: 7 H: 0 LOB: 0 BB: 0 P: 12	R: 0 E: 0 K: 2 S: 13 H: 0 LOB: 1 BB: 1 P: 25	R: 0 E: 0 K: 1 S: 12 H: 1 LOB: 1 BB: 0 P: 16	R: 1 E: 0 K: 2 S: 12 H: 1 LOB: 1 BB: 1 P: 18	1B: 4 2B: 1 3B: 0 HR: 1 SF: 0 SAC: 0 DP: 0 HBP: 0						

	AB	33
	R	3
	H	6
	RBI	3
	BB	2
	SO	11
	LOB	9

PITCHER		IP	WLS	BF	H	R	ER	SO	BB	IBB	HBP	BLK	WP	HR	S	P	ERA	WHIP
19 Aníbal Sánchez, R ERA: 2.58	(1, 1)	7.0	W	26	4	2	2	8	1	0	0	0	0	1	69	107	2.57	0.714
33 Drew Smyly, L ERA: 1.98	(8, 1)	1.0		4	1	0	0	1	0	0	0	0	0	0	12	16	0.00	1.000
38 Jeremy Bonderman, R ERA: 4.6	(9, 1)	1.0		5	1	1	1	2	1	0	0	0	0	0	12	18	9.00	2.000

PITCHER	IP	WLS	BF	H	R	ER	SO	BB	IBB	HBP	BLK	WP	HR	S	P	ERA	WHIP

Detroit Tigers @ New York Yankees

Yankee Stadium, Bronx, NY

Sun Aug 11 2013, 1:10 PM - 4:29 PM EDT

Att. 42,439 - Partly Cloudy - 78 F

livebaseballscorecards.com

Batter	1	2	3	4	5	6	7	8	9	AB	R	H	RBI	BB	SO	LOB
14 Austin Jackson, R (1, 8) OBP: 0.342, SLG: 0.425	C SI 88 S FF 88 B SL 82 X FC 88 1-2 F9 ①	D CH 83 B SL 82 C SL 85 B SI 89 B SL 85 4-1 BB		F FF 90 D SL 85 B CU 76 C FC 88 X SL 84 2-2 1-2 1B		C FF 92 F SL 82 D SL 82 1 SAFE C SL 83 1-3 K ①		1 SAFE F FC 90 B KC 80 1 SAFE B FC 89 F FC 90 F FC 90 X KC 80 2-2 FC5-4 48 ① 1-2f		4	0	1	0	1	1	2
48 Torii Hunter, R (1, 9) OBP: 0.341, SLG: 0.474	B SI 89 X SI 88 1-0 28 S 24 BB 28 1B 1B	X SL 85 0-0 G4-3 ③		B FF 90 B FF 90 B FF 90 C FC 89 X FF 90 3-1 G4-3 ③		1 SAFE X SL 83 0-0 F8 ②		S KC 80 C FC 88 F FC 91 X KC 80 0-2 F8-7-6-4 ②③ 1-1		5	1	1	0	0	0	6
24 Miguel Cabrera, R (1, 5) OBP: 0.459, SLG: 0.686	C FF 89 B FC 87 C CU 75 F SL 84 B SI 89 1 SAFE F SL 83 B FF 90 4-2 41 1B 28 1B 1-2 BB		B CH 79 B FF 88 C FF 88 S CU 74 X SL 84 2-2 G6-3 ①		B FF 88 C SL 80 B CH 78 F FF 89 F FF 89 X SL 83 2-2 41 1B 2B	B FF 92 S FF 93 1 SAFE B FF 94 D SL 85 F SL 84 B FF 92 4-2 1-2 BB			S FC 91 B FC 92 C FC 90 B FC 91 X FC 92 2-2 HR	3	1	2	1	2	0	0
28 Prince Fielder, L (1, 3) OBP: 0.353, SLG: 0.434	B SI 89 C SL 84 S SI 90 F SL 83 B SL 81 D SL 81 X SL 82 3-2 18 G5-3 41 1B 1-2 2-H 1B		C CU 76 F SI 89 F FF 90 X SL 85 0-2 L7 ②		C FF 90 S CU 76 S SI 91 0-3 K ①	B FF 94 B SI 94 S SL 80 S FF 94 X FF 94 2-2 F7 ③			B FC 92 T FC 90 X FC 90 1-1 L5 ①	5	0	1	1	0	1	3
41 Victor Martinez, S (1, 10) OBP: 0.337, SLG: 0.407	S CU 76 B FF 88 B FF 88 D CH 82 F FF 89 X FF 89 3-2 1-2 2-3 1B		C FF 89 C SI 88 F FC 88 X SL 83 0-2 E5		B CH 81 X CU 75 1-0 18 BB 2-3 1B		B FF 93 C SL 78 B FF 93 F FF 94 F FF 94 B SL 81 F SI 94 X SI 94 3-2 F7 ①		C FC 91 X FC 90 0-1 HR	5	1	3	1	0	0	0
18 Matt Tuiasosopo, R (1, 7) OBP: 0.400, SLG: 0.517 32 Don Kelly, L (9, PH) OBP: 0.346, SLG: 0.394 (9, 7)	C CU 76 B FF 89 X SL 85 1-1 G5-3 ②③ 2-3f		B FF 89 C FF 89 F SL 84 S SL 84 1-3 K ③		B FC 86 S FC 86 B FF 89 S FC 86 B SL 85 B SL 85 4-2 1-2 BB		C FF 94 C SL 80 B SL 79 S SL 81 1-3 K ②		S FC 90 B FC 90 B FC 90 F FC 90 B FC 90 X FC 91 3-2 G1-3 ②	3 1	0 0	0 0	0 0	1 0	2 0	4 0
26 Hernán Pérez, R (1, 4) OBP: 0.237, SLG: 0.250		B CU 74 C CU 73 X FF 89 1-1 B1-3 ①		B CU 73 B FF 88 C FF 86 X CU 72 2-1 G5-3 ①	C SL 78 S SL 82 S SL 83 0-3 K ②	C FF 93 S SL 81 X SL 82 0-2 F7 ③			S FC 90 F FC 90 B FC 90 F FC 88 F FC 91 F FC 90 X FC 90 1-2 F9 ③	5	0	0	0	0	1	3
55 Brayan Peña, S (1, 2) OBP: 0.326, SLG: 0.415		C FF 87 B FF 88 C SL 82 B SL 85 F SL 83 X FF 89 2-2 2B		B CU 73 C SI 87 B FF 88 X CU 74 2-1 14 1B 1B	B SL 81 X FF 92 1-0 F8 ③			B FC 90 X FC 90 1-0 HR		4	1	3	1	0	0	3
1 Jose Iglesias, R (1, 6) OBP: 0.365, SLG: 0.405		C CU 77 X FC 89 0-1 G5-3 ②		C SL 83 C FC 89 T SL 85 0-2 K ②		F FF 90 B SL 82 C SL 82 X FF 92 1-2 24 BB 1B		B FC 90 F FC 89 B FC 90 F FC 90 F KC 81 B FC 91 X FC 91 3-2 14 FC5-4 1B		4	0	2	0	0	1	2
Inning Stats	R: 1 E: 0 K: 0 S: 16 H: 3 LOB: 2 BB: 1 P: 29	R: 0 E: 0 K: 0 S: 10 H: 1 LOB: 2 BB: 1 P: 17	R: 0 E: 1 K: 1 S: 14 H: 0 LOB: 1 BB: 0 P: 17	R: 0 E: 0 K: 1 S: 12 H: 2 LOB: 2 BB: 0 P: 21	R: 0 E: 0 K: 2 S: 14 H: 2 LOB: 3 BB: 1 P: 22	R: 0 E: 0 K: 1 S: 13 H: 1 LOB: 2 BB: 1 P: 21	R: 0 E: 0 K: 1 S: 11 H: 0 LOB: 0 BB: 0 P: 15	R: 1 E: 0 K: 0 S: 13 H: 2 LOB: 0 BB: 0 P: 19	R: 2 E: 0 K: 0 S: 16 H: 2 LOB: 0 BB: 0 P: 23	1B: 8 2B: 3 3B: 0 HR: 3	SF: 0 SAC: 0 DP: 2 HBP: 0					

	AB	39
	R	4
	H	13
	RBI	4
	BB	4
	SO	6
	LOB	23

PITCHER		IP	WLS	BF	H	R	ER	SO	BB	IBB	HBP	BLK	WP	HR	S	P	ERA	WHIP
46 Andy Pettitte, L ERA: 4.62	(1, 1)	4.1		24	8	1	1	3	3	0	0	0	0	0	62	101	2.08	2.538
27 Shawn Kelley, R ERA: 3.48	(5, 1)	1.1		6	1	0	0	2	1	0	0	0	0	0	14	21	0.00	1.500
48 Boone Logan, L ERA: 1.95	(6, 1)	1.1	H	4	0	0	0	1	0	0	0	0	0	0	14	20	0.00	0.000
30 David Robertson, R ERA: 1.84	(8, 1)	1.0	H	4	2	1	1	0	0	0	0	0	0	1	13	19	9.00	2.000
42 Mariano Rivera, R ERA: 2.44	(9, 1)	1.0	W	5	2	2	2	0	0	0	0	0	0	2	16	23	18.00	2.000

PITCHER		IP	WLS	BF	H	R	ER	SO	BB	IBB	HBP	BLK	WP	HR	S	P	ERA	WHIP

BOTTOM

Batter	1	2	3	4	5	6	7	8	9	AB	R	H	RBI	BB	SO	LOB
11 Brett Gardner, L (1, 8) OBP: 0.340, SLG: 0.410	B FF 91 B FF 91 X FF 91 2-0 F9 ①		B CH 82 X CH 83 1-0 G1-3 ①		B FF 90 B FF 92 C FF 91 C FF 92 B CU 80 F FF 95 F FF 93 X FF 94 3-2 F7 ①	C FF 97 F FF 97 F SL 83 B SL 90 C SL 84 1-3 K ③			B FS 84 X SI 94 1-0 HR	5	1	1	1	0	1	3
31 Ichiro Suzuki, L (1, 9) OBP: 0.313, SLG: 0.371	F FF 93 X CH 83 0-1 G4-3 ②		C CH 83 B FF 94 F FF 94 B FF 95 F FF 95 F FF 95 X FF 96 2-2 F8 ②		C CH 86 C CU 80 S CU 81 0-3 K ②		F CH 84 B FF 94 X FF 92 1-1 P4 ①			4	0	0	0	0	1	0
24 Robinson Canó, L (1, 4) OBP: 0.371, SLG: 0.491	F FF 92 F FF 93 B FF 95 B FF 94 F FF 95 X CU 80 2-2 F9 ③		C FF 95 C FF 94 F FF 95 B FF 95 X FF 95 1-2 13 1B 2B		F CU 80 B CU 81 B FF 95 B FF 96 X CH 85 3-1 E4		S FF 94 S FF 95 C CU 81 0-3 K ②			4	1	1	0	0	1	0
13 Alex Rodriguez, R (1, 5) OBP: 0.364, SLG: 0.421		B FF 94 X FF 92 1-0 HR	C FF 98 B SL 90 B SL 90 C SL 88 X FF 98 2-2 2-H 1B		X FF 96 0-0 P3 ③		C CU 81 B CU 81 F CU 82 X CU 81 1-2 G5-3 ③			4	1	2	2	0	0	1
55 Lyle Overbay, L (1, 3) OBP: 0.303, SLG: 0.426		X FF 93 0-0 14 1B 26 SF8 1B	X CH 84 0-0 F7 ③			F FF 92 C CU 78 B CU 79 B CU 81 S CH 85 2-3 K ①		C SL 81 B SL 80 S FF 95 X FF 96 1-2 F7 ①		4	1	1	0	0	1	1
12 Alfonso Soriano, R (1, 7) OBP: 0.280, SLG: 0.457		S FF 95 S CU 80 S CU 83 0-3 K ①		X SL 85 0-0 HR		S FF 95 F CU 80 B FF 96 S FF 96 1-3 K ②		B CH 86 X CH 86 1-0 G6-3 ②		4	1	1	1	0	2	1
14 Curtis Granderson, L (1, 10) OBP: 0.343, SLG: 0.339		C CH 86 B CH 85 C CU 80 F CH 86 B FF 96 X FF 96 2-2 1-3 1B		C CH 82 B FF 93 S FF 94 X CH 85 1-2 F7 ①		C FF 95 B CU 81 B CU 81 F CH 85 B FF 95 F FF 94 B CH 84 4-2 26 1B BB		B SL 83 S CH 87 T FF 96 F FF 96 B SL 82 S FF 96 2-3 K ③		3	0	1	0	1	1	0
26 Eduardo Núñez, R (1, 6) OBP: 0.289, SLG: 0.326		1 SAFE X FF 96 0-0 SF8 ② 3-H		C FF 94 B FF 92 S SL 88 S CU 82 1-3 K ②		1 SAFE X FF 96 0-0 19 HBP 1-3 1B			C CU 74 B SI 95 B SI 94 B SI 94 C SI 93 X SI 94 3-2 L9 ①	3	0	1	1	0	1	0
19 Chris Stewart, R (1, 2) OBP: 0.299, SLG: 0.282 22 Vernon Wells, R (9, PH) OBP: 0.285, SLG: 0.364		1 SAFE 1 SAFE C FF 93 1 SAFE S SL 87 C CU 80 0-3 K ③		B SL 85 C SL 86 B CU 79 F SL 85 S CU 81 2-3 K ③		M CU 82 F FF 97 H CU 82 1-2 1-2 HBP			B CU 76 B SI 95 C SI 94 S CU 77 F SI 94 F CU 77 C FS 84 2-3 K ②	2 1	0 0	0 0	0 0	0 0	2 1	1 0
Inning Stats	R: 0 E: 0 K: 0 S: 7 H: 0 LOB: 0 BB: 0 P: 11	R: 2 E: 0 K: 2 S: 13 H: 3 LOB: 1 BB: 0 P: 16	R: 1 E: 0 K: 0 S: 14 H: 2 LOB: 1 BB: 0 P: 20	R: 1 E: 0 K: 2 S: 10 H: 1 LOB: 0 BB: 0 P: 14	R: 0 E: 1 K: 1 S: 11 H: 0 LOB: 1 BB: 0 P: 17	R: 0 E: 0 K: 3 S: 16 H: 1 LOB: 3 BB: 1 P: 25	R: 0 E: 0 K: 1 S: 8 H: 0 LOB: 0 BB: 0 P: 10	R: 0 E: 0 K: 1 S: 8 H: 0 LOB: 0 BB: 0 P: 12	R: 1 E: 0 K: 1 S: 9 H: 1 LOB: 0 BB: 0 P: 15	1B: 4 2B: 1 3B: 0 HR: 3	SF: 1 SAC: 0 DP: 0 HBP: 1	WP: 0 PB: 0 SB: 0 CS: 0	PA: 37				

PITCHER		IP	WLS	BF	H	R	ER	SO	BB	IBB	HBP	BLK	WP	HR	S	P	ERA	WHIP
35 Justin Verlander, R ERA: 3.57	(1, 1)	7.0		31	7	4	4	9	1	0	1	0	0	2	79	113	5.14	1.143
40 Phil Coke, L ERA: 5.19	(8, 1)	1.0		3	0	0	0	1	0	0	0	0	0	0	8	12	0.00	0.000
31 Jose Veras, R ERA: 2.7	(9, 1)	0.2	L	3	1	1	1	1	0	0	0	0	0	1	9	15	13.50	1.500

PITCHER	IP	WLS	BF	H	R	ER	SO	BB	IBB	HBP	BLK	WP	HR	S	P	ERA	WHIP

Detroit Tigers @ New York Yankees

Yankee Stadium, Bronx, NY

Sun Aug 11 2013, 1:10 PM - 4:29 PM EDT

Att. 42,439 - Partly Cloudy - 78 F

livebaseballscorecards.com

AB	34
R	5
H	8
RBI	5
BB	1
SO	11
LOB	7

Batter	1	2	3	4	5	6	7	8	9	AB	R	H	RBI	BB	SO	LOB
39 JB Shuck, L (1, 10) OBP: 0.328, SLG: 0.372	C SI 90 X SL 82 0-1 G6-3		C SI 93 F FS 87 S FS 87 0-3 K			B FS 87 X SL 83 1-0 B2-3			C FF 94 X SL 80 0-1 27 BB 32 2B 1B	4	1	1	0	0	1	0
56 Kole Calhoun, L (1, 9) OBP: 0.382, SLG: 0.500	C SI 90 B SI 92 S SL 82 B FS 86 F FS 85 F FS 86 F SI 91 F SL 83 C SI 92 2-3 K			C SL 81 B FS 86 X SI 91 1-1 G6-3		B SI 91 X SI 92 1-0 G4-3			C SL 80 S SL 82 F SL 81 B SI 94 S SL 80 1-3 K	4	0	0	0	0	2	1
27 Mike Trout, R (1, 8) OBP: 0.425, SLG: 0.570	B SI 91 C SI 92 X SI 93 1-1 G5-3			C CU 76 B FF 93 X SI 92 1-1 F9			B CU 75 X SI 91 1-0 32 G4-6-3 1B		D KC 80 C FC 89 B FC 91 C FC 90 F KC 80 B FC 92 B FC 90 4-2 32 2B 1-2 BB	3	0	1	0	1	0	0
32 Josh Hamilton, L (1, 7) OBP: 0.280, SLG: 0.411		X FS 84 0-0 2B		B FS 88 S FS 88 F FS 88 B FS 88 X FS 87 2-2 F7			1 SAFE C SI 91 1 SAFE S FS 87 D FS 86 X FS 86 1-2 G4-6-3 1-2f		B FC 92 X KC 81 1-0 1-3 2-H 2B	4	0	2	1	0	0	1
2 Erick Aybar, S (1, 6) OBP: 0.319, SLG: 0.381		S SL 81 S SL 85 B SI 92 B FS 86 F FS 87 X SI 92 2-2 P5			C SL 81 B SI 92 B FS 86 F SI 92 B SI 92 F SI 90 F SI 91 B SI 91 4-2 44 G5-3 BB		X SI 92 0-0 G4-3		I IN 72 I IN 72 I IN 68 I IN 66 4-0 IBB	2	0	0	0	2	0	1
44 Mark Trumbo, R (1, 3) OBP: 0.298, SLG: 0.451		F SI 92 X SI 92 0-1 G6-3			B SL 82 X SI 92 1-0 G5-3 1-2			C SI 91 B SL 84 F SI 92 X SI 93 1-2 P3	C FC 91 S FC 90 S FC 92 0-3 K	4	0	0	0	0	1	5
8 Chris Nelson, R (1, 5) OBP: 0.275, SLG: 0.304		B SI 92 B SI 92 C SI 91 F SI 93 F FS 88 X SI 93 2-2 G5-3			F SI 92 B SL 84 F SI 92 B SL 84 F FF 92 C SI 92 2-3 K			C SI 93 F SI 92 S SL 84 0-3 K	D FC 91 F FC 92 B FC 92 B FC 92 F FC 91 S FC 89 3-3 K	4	0	0	0	0	3	5
17 Chris Iannetta, R (1, 2) OBP: 0.362, SLG: 0.346			B SL 80 B SI 91 F SI 90 F SI 91 B SI 92 X SI 91 3-2 G6-3		B SI 92 S SL 84 S SL 84 B SL 86 S FS 86 2-3 K			B SI 92 B SI 92 B SI 90 C SI 91 X SI 91 3-1 2B		3	0	1	0	0	1	1
10 Grant Green, R (1, 4) OBP: 0.289, SLG: 0.212 16 Hank Conger, L (8, PH) OBP: 0.289, SLG: 0.413 12 Tommy Field, R (8, 4) OBP: 0.154, SLG: 0.083			C SI 93 S SL 84 B SL 85 S SL 84 1-3 K			F SL 81 B SL 83 S SL 83 B SL 85 S SL 84 2-3 K		D FS 86 F FS 87 B FS 87 D FS 87 X SI 94 3-1 P6		2 1 0	0 0 0	0 0 0	0 0 0	0 0 0	2 0 0	0 1 0
Inning Stats	R: 0 E: 0 K: 1 S: 11 H: 0 LOB: 0 BB: 0 P: 14	R: 0 E: 0 K: 0 S: 11 H: 1 LOB: 1 BB: 0 P: 15	R: 0 E: 0 K: 2 S: 9 H: 0 LOB: 0 BB: 0 P: 13	R: 0 E: 0 K: 0 S: 7 H: 0 LOB: 0 BB: 0 P: 11	R: 0 E: 0 K: 2 S: 12 H: 0 LOB: 1 BB: 1 P: 21	R: 0 E: 0 K: 1 S: 5 H: 0 LOB: 0 BB: 0 P: 9	R: 0 E: 0 K: 0 S: 5 H: 1 LOB: 0 BB: 0 P: 7	R: 0 E: 0 K: 1 S: 10 H: 1 LOB: 1 BB: 0 P: 17	R: 1 E: 0 K: 3 S: 16 H: 2 LOB: 3 BB: 2 P: 29	1B: 2 2B: 3 3B: 0 HR: 0 SF: 0 SAC: 0 DP: 1 HBP: 0						

PITCHER		IP	WLS	BF	H	R	ER	SO	BB	IBB	HBP	BLK	WP	HR	S	P	ERA	WHIP
18 Hiroki Kuroda, R ERA: 2.33	(1, 1)	8.0	W	27	3	0	0	7	1	0	0	0	0	0	70	107	0.00	0.500
48 Boone Logan, L ERA: 2.2	(9, 1)	0.1	H	2	1	1	1	1	0	0	0	0	0	0	6	7	27.00	3.000
30 David Robertson, R ERA: 1.81	(9, 1)	0.2	S	5	1	0	0	2	1	1	0	0	0	0	10	22	0.00	3.000

PITCHER	IP	WLS	BF	H	R	ER	SO	BB	IBB	HBP	BLK	WP	HR	S	P	ERA	WHIP

TOP

Los Angeles Angels @ New York Yankees

Yankee Stadium, Bronx, NY

Mon Aug 12 2013, 7:10 PM - 9:52 PM EDT

Att. 37,146 - Partly Cloudy - 80 F

livebaseballscorecards.com

AB	31
R	1
H	5
RBI	1
BB	3
SO	10
LOB	15

Batter	1	2	3	4	5	6	7	8	9	AB	R	H	RBI	BB	SO	LOB
11 Brett Gardner, L (1, 8) OBP: 0.340, SLG: 0.408	B FC 95 B FF 96 B FF 96 C FF 96 C FF 96 S FC 96 3-3 ① **K**		C SI 95 B SI 96 2 SAFE B SL 86 X FF 96 2-1 **2-H** 1B			X FF 95 0-0 ① G4-3		C SI 94 B SL 85 L FF 92 X SL 86 1-2 ② G1-3		4	0	1	1	0	1	0
31 Ichiro Suzuki, L (1, 10) OBP: 0.313, SLG: 0.370	C SI 95 F SI 96 X CU 78 0-2 ② F7		1 SAFE 1 SAFE B SI 94 1 SAFE B SI 95 X SI 95 2-0 ③ G1-3			B FF 96 C SI 94 F FF 96 B SL 85 F SL 84 X SL 85 2-2 24 BB 1B		B SI 95 F FF 94 X FF 94 1-1 ③ G6-3		4	0	1	0	0	0	1
24 Robinson Canó, L (1, 4) OBP: 0.373, SLG: 0.491	X FF 96 0-0 ③ L5			C FF 95 F CU 80 B SL 86 B SL 88 F FC 95 X FF 94 2-2 13 G6-4-3 1B		1 SAFE B SI 94 B SL 84 B SI 94 C FF 92 1 SAFE 1 SAFE F FF 94 1 SAFE 4-2 B SL 84 **1-2** 13 G6-4-3 BB				2	0	1	0	1	0	0
13 Alex Rodriguez, R (1, 5) OBP: 0.360, SLG: 0.409		F FF 95 B FF 95 X FF 95 1-1 55 CS 1B		S SL 85 S SL 85 F SL 85 X FF 95 0-2 ①② G6-4-3 **1-2f**		C SL 85 X SI 96 0-1 ②③ G6-4-3 **1-2f**				3	0	1	0	0	0	3
55 Lyle Overbay, L (1, 3) OBP: 0.301, SLG: 0.422		C SI 96 S FC 95 F CU 79 D SL 86 F FC 95 B SI 95 F FF 94 F FC 95 B SL 85 3-3 S FF 94 ①② **K** **1-2**		B CU 78 B FF 95 C FF 94 B FF 94 F FF 93 X FF 94 3-2 ③ F8			B CU 77 B FF 95 F FF 94 F FF 93 B SL 82 X FF 93 3-2 ① P5			3	0	0	0	0	1	1
12 Alfonso Soriano, R (1, 7) OBP: 0.278, SLG: 0.453		X FC 95 0-0 ③ F8			C FC 94 C FC 94 S SL 86 0-3 ① **K**		X FF 93 0-0 ② G1-3			3	0	0	0	0	1	0
14 Curtis Granderson, L (1, 9) OBP: 0.357, SLG: 0.407			X FC 95 0-0 ① F7		C FF 95 C CU 79 X SL 84 0-2 26 G5-3 1B		B SI 94 X FF 94 1-0 HR			3	1	2	1	0	0	0
26 Eduardo Núñez, R (1, 6) OBP: 0.290, SLG: 0.326			C FF 96 S SL 87 B SL 86 X FC 95 1-2 19 G6-3 11 1B 1B		C SI 94 X FF 95 0-1 ② G5-3 **1-2**		B FF 95 B FF 93 X FF 92 2-0 ③ G5-3			3	1	1	0	0	0	1
19 Chris Stewart, R (1, 2) OBP: 0.296, SLG: 0.279			B FC 95 X FC 95 1-0 ② G6-3 **1-2**		C SI 96 B SL 86 X FF 96 1-1 ③ G1-3			L FC 94 X SL 84 0-1 ① G5-3		3	0	0	0	0	0	2
Inning Stats	R: 0 E: 0 K: 1 S: 7 H: 0 LOB: 0 BB: 0 P: 10	R: 0 E: 0 K: 1 S: 10 H: 1 LOB: 0 BB: 0 P: 14	R: 1 E: 0 K: 0 S: 8 H: 2 LOB: 1 BB: 0 P: 14	R: 0 E: 0 K: 0 S: 11 H: 1 LOB: 0 BB: 0 P: 16	R: 0 E: 0 K: 1 S: 10 H: 1 LOB: 1 BB: 0 P: 11	R: 0 E: 0 K: 0 S: 9 H: 1 LOB: 1 BB: 1 P: 15	R: 1 E: 0 K: 0 S: 6 H: 1 LOB: 0 BB: 0 P: 12	R: 0 E: 0 K: 0 S: 7 H: 0 LOB: 0 BB: 0 P: 9		1B: 6 2B: 1 3B: 0 HR: 1 SF: 0 SAC: 0 DP: 3 HBP: 0						

PITCHER	IP	WLS	BF	H	R	ER	SO	BB	IBB	HBP	BLK	WP	HR	S	P	ERA	WHIP
Garrett Richards, R (1, 1) ERA: 4.04	8.0	L	29	7	2	2	3	1	0	0	0	0	1	68	101	2.25	1.000

PITCHER	IP	WLS	BF	H	R	ER	SO	BB	IBB	HBP	BLK	WP	HR	S	P	ERA	WHIP

BOTTOM

Los Angeles Angels @ New York Yankees

Yankee Stadium, Bronx, NY

Mon Aug 12 2013, 7:10 PM - 9:52 PM EDT

Att. 37,146 - Partly Cloudy - 80 F

livebaseballscorecards.com

AB	28
R	2
H	7
RBI	2
BB	1
SO	3
LOB	8

PA: 29

Los Angeles Angels @ New York Yankees

Yankee Stadium, Bronx, NY

Tue Aug 13 2013, 7:10 PM - 11:07 PM EDT

Att. 35,013 - Cloudy - 77 F

livebaseballscorecards.com

Batter	1	2	3	4	5	6	7	8	9	AB	R	H	RBI	BB	SO	LOB
39 JB Shuck, L (1, 7) OBP: 0.332, SLG: 0.374	B FF 90 C FF 90 B SI 90 F SI 90 S SL 82 2-3 K ①		B FF 91 S SI 90 B SL 81 B SI 91 F FF 92 B SL 81 4-2 44 E 19 SH 8 BB BB	C FF 93 F SI 91 F SL 81 F SL 81 X SI 94 0-2 F7 ③			C FF 91 B SL 80 X SI 93 1-1 56 G1-6-3 1B		C FC 95 X CH 89 0-1 56 1B 27 HR 2-H 1B	4	2	2	1	1	1	0
19 Collin Cowgill, R (1, 9) OBP: 0.240, SLG: 0.356 56 Kole Calhoun, L (7, PH) OBP: 0.386, SLG: 0.500 (7, 9)	C FF 91 B FF 92 F CH 86 S SL 81 1-3 K ②		X FF 92 0-0 SH 8 BB 44 E 1-2		C FF 91 X CH 84 0-1 G5-3 ①		C FF 91 C FF 91 X SL 82 0-2 G1-6-3 ①② 1-2f		C FF 96 C FF 96 X FF 96 0-2 27 HR 1-3 1B	2	0	0	0	0	1	0
										2	1	1	0	0	0	1
27 Mike Trout, R (1, 8) OBP: 0.425, SLG: 0.574	B FF 92 F SI 91 B SI 92 F CH 86 B SL 80 F CH 85 B SI 91 4-2 44 HR BB		C CH 86 B FF 93 B FF 93 F CH 86 C FF 94 2-3 K ①		C CU 76 B SI 92 F FF 93 B SL 83 B FF 94 X CH 85 3-2 F8 ②		C SL 81 X SL 82 0-1 L9 ③		C KC 81 B FF 96 X FF 96 1-1 1-H 3-H HR	4	2	1	3	1	1	2
44 Mark Trumbo, R (1, 3) OBP: 0.299, SLG: 0.457	B SI 91 X CU 77 1-0 1-H HR		S SI 95 X CH 86 0-1 FC3 8 BB 1-2 2-3		X SI 92 0-0 G3-1 ③			C FF 90 B FF 92 S SL 82 S SL 84 1-3 K ①	B FF 97 X FF 96 1-0 8 DI 1B	5	1	2	2	0	1	2
8 Chris Nelson, R (1, 5) OBP: 0.291, SLG: 0.306	C SI 91 X SI 91 0-1 1B		B CH 86 B CH 86 B FF 93 C FF 93 C FF 93 F FF 93 B FF 94 4-2 1-2 2-3 3-H BB			B CU 76 B SI 90 B FF 93 B FF 91 4-0 17 BB 10 PB 12 L7-2-5 BB		B FF 91 B FF 92 X FF 91 2-0 F7 ②	B KC 79 B FF 95 B FF 95 C FF 95 B FF 94 4-1 1-2 BB	2	0	1	1	3	0	0
32 Josh Hamilton, L (1, 10) OBP: 0.279, SLG: 0.408	C SL 81 D SL 83 S FF 93 1 SAFE S SL 82 1-3 K ③		F SL 83 S SL 83 S SL 83 0-3 K ②			B FF 93 X SL 81 1-0 F7 ①		B SL 80 B SL 81 B FF 93 C FF 92 F FF 92 X SL 81 3-2 1B	X FF 93 0-0 L9 ②	5	0	1	0	0	2	7
2 Erick Aybar, S (1, 6) OBP: 0.317, SLG: 0.379 10 Grant Green, R (3, 4) OBP: 0.300, SLG: 0.206 16 Hank Conger, L (9, PH) OBP: 0.287, SLG: 0.410		B FF 90 X FF 91 1-0 G6-3 ①	B SI 92 B FF 94 X FF 93 2-0 G1-3 ③			B SI 92 B FF 92 B SI 92 C FF 92 B FF 93 4-1 17 BB 1-2 BB		C FF 94 S FF 94 S FF 97 0-3 K ③	B FF 94 C FF 93 B FF 95 F SL 84 D FF 96 S SL 83 3-3 K ③	2	0	0	0	0	0	3
										1	0	0	0	1	1	1
										1	0	0	0	0	1	2
17 Chris Iannetta, R (1, 2) OBP: 0.360, SLG: 0.341		B FF 91 B FF 92 T SI 90 F SI 90 F CH 86 B SI 92 T SI 92 3-2 K ②		B SI 92 X FF 93 1-0 F9 ①		B SI 91 B SI 92 B FF 94 F SI 93 T CH 87 F FF 94 B CH 86 4-2 1-2 2-3 BB			C FF 95 C KC 80 F FF 99 S FC 98 0-3 K ①	3	0	0	0	1	2	0
12 Tommy Field, R (1, 4) OBP: 0.176, SLG: 0.125 (3, 6)		C FF 93 F FF 92 F CH 85 C FF 92 0-3 K ③		B SI 92 B SI 92 C FF 92 B FF 93 X SI 93 3-1 G5-3 ②		L FF 94 F FF 94 B FF 94 X CH 86 1-2 L7-2-5 ②③ 3-3			C FF 96 B FF 95 X FF 97 1-1 E6 39 1B 1B	4	1	1	0	0	1	3

Inning Stats	1	2	3	4	5	6	7	8	9
	R: 2 E: 0 K: 3 S: 15	R: 0 E: 0 K: 2 S: 9	R: 1 E: 2 K: 2 S: 15	R: 0 E: 0 K: 0 S: 8	R: 0 E: 0 K: 0 S: 6	R: 0 E: 0 K: 0 S: 8	R: 0 E: 0 K: 0 S: 7	R: 0 E: 0 K: 2 S: 10	R: 4 E: 1 K: 2 S: 19
	H: 2 LOB: 1 BB: 1 P: 24	H: 0 LOB: 0 BB: 0 P: 13	H: 0 LOB: 3 BB: 2 P: 27	H: 0 LOB: 0 BB: 0 P: 12	H: 0 LOB: 0 BB: 0 P: 9	H: 0 LOB: 2 BB: 3 P: 22	H: 1 LOB: 0 BB: 0 P: 8	H: 1 LOB: 1 BB: 0 P: 16	H: 5 LOB: 2 BB: 1 P: 29

	AB	35
	R	7
	H	9
	RBI	7
	BB	7
	SO	11
	LOB	21

1B: 7 SF: 0
2B: 1 SAC: 1
3B: 0 DP: 2
HR: 2 HBP: 0

WP: 0 PA: 43
PB: 1
SB: 0
CS: 0

PITCHER		IP	WLS	BF	H	R	ER	SO	BB	IBB	HBP	BLK	WP	HR	S	P	ERA	WHIP
52 CC Sabathia, L ERA: 4.66	(1, 1)	6.0	W	28	3	3	2	7	6	0	0	0	0	1	63	110	3.00	1.500
27 Shawn Kelley, R ERA: 3.35	(7, 1)	1.2		5	1	0	0	1	0	0	0	0	0	0	12	18	0.00	0.600
61 Dellin Betances, R ERA: 54.0	(8, 1)	0.2		8	5	4	4	2	1	0	0	0	0	1	18	25	54.00	9.000
62 Joba Chamberlain, R ERA: 4.7	(9, 1)	0.2		2	0	0	0	1	0	0	0	0	0	0	4	7	0.00	0.000

PITCHER	IP	WLS	BF	H	R	ER	SO	BB	IBB	HBP	BLK	WP	HR	S	P	ERA	WHIP

Batter	1	2	3	4	5	6	7	8	9	AB	R	H	RBI	BB	SO	LOB
26 Eduardo Núñez, R (1, 6) OBP: 0.291, SLG: 0.326	B FF 86 B FF 86 X FF 87 2-0 ① P4		B FF 85 B CH 77 C FF 85 X CH 80 2-1 ① P6		C KC 76 B KC 74 C SI 86 X CH 80 1-2 12 HR 1B	F FF 94 B SL 88 B FF 95 X FF 96 2-1 ② G4-3 2-3 3-H	B CH 82 B CH 82 C FF 89 B FF 88 X CH 88 3-1 ② FC6-4 12 HR 1-2f 2-3 3-H	B CU 78 C FF 87 X SI 88 1-1 1-2 2-H 3-H 1B		6	2	2	4	0	0	3
12 Alfonso Soriano, R (1, 7) OBP: 0.281, SLG: 0.468	C FF 87 B FF 88 C FF 87 F CH 80 B SI 88 S CH 80 2-3 ② K		S CH 80 F SI 86 B FF 86 F CH 79 F KC 74 S CH 78 1-3 ② K		B SI 86 1 SAFE S CH 79 X SI 86 1-1 1-H HR	S FF 96 B SL 88 B SL 88 F FF 96 B FF 95 X FF 96 3-2 24 BB 13 2B 3-H 1B	F FF 90 F SL 83 D CU 78 B CH 82 B FF 89 X SL 82 3-2 1-H 3-H HR	C FF 90 F CU 79 F CU 77 B FF 90 B CH 84 X SL 80 2-2 ③ F7		6	3	3	6	0	2	2
24 Robinson Canó, L (1, 4) OBP: 0.377, SLG: 0.492	C SI 87 F SI 87 B KC 76 B SI 88 F SI 87 F CH 81 B CH 80 F SI 88 X SI 88 3-2 1B		X SI 88 0-0 ③ G3		C KC 75 F KC 76 B SI 87 B FF 86 B KC 76 B SI 87 4-2 11 BB BB	B FF 95 B FF 94 B FF 94 B FF 94 4-0 13 2B 1-2 BB	B CH 88 X CH 83 1-0 1B			3	1	2	0	2	0	0
13 Alex Rodriguez, R (1, 10) OBP: 0.333, SLG: 0.407	C SI 87 X CH 80 0-1 ③ L6			F KC 74 B SI 86 X SI 87 1-1 ① F8	C CU 82 F FF 94 B CU 85 B SI 95 T CU 84 2-2 ② K	X FF 94 0-0 1-H 2-H 2B	C CU 78 B CU 78 B FF 89 F SL 82 S CH 83 2-3 ③ K			5	0	1	2	0	2	3
22 Vernon Wells, R (1, 9) OBP: 0.288, SLG: 0.376 11 Brett Gardner, L (5, PH) OBP: 0.342, SLG: 0.409 (6, 8)		B FF 86 X SI 86 1-0 HR		B FF 86 X CH 80 1-0 14 2B 17 G6-3 1B	B FF 94 B CU 79 C SI 95 S SI 93 1 SAFE D CU 85 B FF 95 4-2 1-2 BB	D FF 94 B FF 94 X FF 94 2-0 ③ P4		X CH 87 0-0 14 FC3-6 1B		2 2	2 0	2 1	1 0	0 1	0 0	0 1
14 Curtis Granderson, L (1, 8) OBP: 0.373, SLG: 0.438 (6, 9)		X SI 86 0-0 17 FC5-4 1B		B FF 86 B CH 79 X FF 86 2-0 1-3 2B	B CU 80 F FF 95 C CU 84 S CU 84 1-3 ③ K		S FF 89 B CU 76 X FF 89 1-1 53 1B 55 1B 26 FC6-4 1B	C FF 86 X CH 82 0-1 ① FC3-6 53 BB 55 1B 26 1B 1-2f		5	2	3	0	0	1	3
17 Jayson Nix, R (1, 5) OBP: 0.296, SLG: 0.297		C SI 87 B CH 80 X CH 80 1-1 ① FC5-4 55 CS 1-2f		X CH 80 0-0 ② G6-3 3-H	C CU 79 F FF 94 X CU 85 0-2 53 SH3-4 55 BB 26 G4-3 1B	X FF 88 0-0 ① F9	F CH 87 D CH 82 X FF 87 1-1 ② L9			5	1	1	1	0	0	4
55 Lyle Overbay, L (1, 3) OBP: 0.307, SLG: 0.429		B KC 76 B SI 86 1 SAFE C FF 87 B FF 87 F SI 87 F CH 79 X SI 88 3-2 ② 1-2 2B		X KC 76 0-0 ③ G4-3	B SI 91 B FF 90 B FF 91 C FF 91 F FF 90 B FF 91 4-2 26 G4-3 53 SH3-4 12 1B 1-2 BB	B CU 76 F FF 87 F FF 88 X CH 82 1-2 26 FC6-4 53 1B 12 HR 1B	F FF 88 D CH 82 X CH 82 1-1 53 BB 26 1B 1-2 1B			4	3	3	0	1	0	1
53 Austin Romine, R (1, 2) OBP: 0.257, SLG: 0.304		F FF 86 B CH 79 F SI 88 B CH 79 S CH 80 2-3 ③ K			C KC 73 B CH 79 B FF 86 S CH 78 X SI 86 2-2 ① F9	X FF 93 0-0 ① SH3-4 1-2 2-3	C FF 88 X SL 83 0-1 26 FC6-4 1-2 2-3 1B	F SL 82 B FF 89 B CH 88 B FF 88 B CH 88 4-1 26 1B 1-2 2-3 BB		3	0	1	0	1	1	1
Inning Stats	R: 0 E: 0 K: 1 S: 13 H: 1 LOB: 1 BB: 0 P: 20	R: 1 E: 0 K: 1 S: 11 H: 3 LOB: 1 BB: 0 P: 18	R: 0 E: 0 K: 1 S: 8 H: 0 LOB: 0 BB: 0 P: 11	R: 1 E: 0 K: 0 S: 6 H: 2 LOB: 1 BB: 0 P: 10	R: 2 E: 0 K: 2 S: 18 H: 2 LOB: 2 BB: 2 P: 33	R: 4 E: 0 K: 0 S: 13 H: 3 LOB: 1 BB: 2 P: 28	R: 4 E: 0 K: 1 S: 17 H: 5 LOB: 1 BB: 0 P: 28	R: 2 E: 0 K: 0 S: 14 H: 3 LOB: 2 BB: 1 P: 23		1B: 13 2B: 3 3B: 0 HR: 3 SF: 0 SAC: 1 DP: 0 HBP: 0					

PITCHER		IP	WLS	BF	H	R	ER	SO	BB	IBB	HBP	BLK	WP	HR	S	P	ERA	WHIP
60 Jason Vargas, L ERA: 3.86	(1, 1)	4.1	L	21	8	4	4	3	1	0	0	0	0	2	48	77	8.31	2.077
38 Juan Gutierrez, R ERA: 4.23	(5, 1)	0.2		4	1	1	1	2	1	0	0	0	0	0	11	18	13.50	3.000
63 Nick Maronde, L ERA: 6.75	(6, 1)	0.0		1	0	0	0	0	1	0	0	0	0	0	2	6	∞	∞
58 Michael Kohn, R ERA: 3.55	(6, 1)	1.0		6	2	3	3	0	1	0	0	0	0	0	8	19	27.00	3.000
55 Joe Blanton, R ERA: 5.86	(7, 1)	2.0		15	8	6	6	1	1	0	0	0	0	1	31	51	27.00	4.500

PITCHER	IP	WLS	BF	H	R	ER	SO	BB	IBB	HBP	BLK	WP	HR	S	P	ERA	WHIP

BOTTOM

Los Angeles Angels @ New York Yankees

Yankee Stadium, Bronx, NY

Tue Aug 13 2013, 7:10 PM - 11:07 PM EDT

Att. 35,013 - Cloudy - 77 F

livebaseballscorecards.com

AB	41
R	14
H	19
RBI	14
BB	5
SO	6
LOB	18

1B: 13 SF: 0
2B: 3 SAC: 1
3B: 0 DP: 0
HR: 3 HBP: 0

WP: 0 PA: 47
PB: 0
SB: 0
CS: 1

Batter	1	2	3	4	5	6	7	8	9	AB	R	H	RBI	BB	SO	LOB
39 JB Shuck, L (1, 10) OBP: 0.333, SLG: 0.374	B FF 92 B FF 93 C FF 93 X SI 92 2-1 ① G6-3		D CU 80 C SI 93 X SI 94 1-1 56 FC5 27 1B 1-2 1B		B SI 93 C SI 93 X FF 93 1-1 56 G5-4-3 1-2 1B		C SI 94 D SI 94 F SI 93 B CU 83 C CU 82 2-3 ② K		B CH 86 B CH 86 C SI 91 F CH 86 B FF 92 X SI 91 3-2 ② FC1-4-6 1-2f 2-3	5	1	2	0	0	1	3
56 Kole Calhoun, L (1, 9) OBP: 0.355, SLG: 0.453	B FF 94 B SI 92 C SI 92 S SI 93 F SI 94 B CU 82 X SI 93 3-2 ② F7		B FF 94 X SI 94 1-0 ② FC5 27 1B 32 1B 1-2 2-3f		B CU 81 B SI 92 X SI 93 2-0 ① ② G5-4-3 1-2f 2-3		B SI 93 X SI 92 1-0 ③ G2-3		C SI 91 S CH 85 F SI 92 X SL 83 0-2 ③ P4	5	1	0	0	0	0	7
27 Mike Trout, R (1, 8) OBP: 0.425, SLG: 0.573 19 Collin Cowgill, R (8, 8) OBP: 0.240, SLG: 0.356	B CU 79 X FF 92 1-0 ③ L8		B CU 82 F SI 94 X FF 94 1-1 32 1B 1-3 2-H 1B		C FF 95 B CU 83 B FF 93 X SI 94 2-1 3-H 1B			B CU 79 C FF 91 F FF 92 B CU 82 B FF 94 F FF 92 X FF 93 3-2 ① F9		4 0	0 0	2 0	2 0	0 0	0 0	0 0
32 Josh Hamilton, L (1, 7) OBP: 0.281, SLG: 0.409		B SI 93 X SI 93 1-0 ① G6-3	D CH 86 S CU 81 1 SAFE B FF 93 X SI 93 2-1 1-3 3-H 1B		C CU 81 1 SAFE X CH 87 0-1 ③ G1-3			B SI 92 B SI 92 X SI 90 2-0 1B		4	0	2	1	0	0	1
44 Mark Trumbo, R (1, 3) OBP: 0.299, SLG: 0.455		X FF 92 0-0 1B	B SI 94 C FF 95 S CU 82 S CU 83 1-3 ③ K			C CU 81 S FF 95 B FF 92 S FF 94 1-3 ① K		F FF 92 F FF 93 X FF 93 0-2 ② F7		4	0	1	0	0	2	3
8 Chris Nelson, R (1, 5) OBP: 0.290, SLG: 0.305		B FF 94 C SI 93 X SI 92 1-1 ② F9	B SI 92 B SI 92 B FF 93 C FF 92 X FF 93 3-1 7 G6-4-3 1B			C FF 93 C CU 81 S CU 83 0-3 ② K		C SI 92 F SI 91 C FF 92 0-3 ③ K		4	0	1	0	0	2	2
17 Chris Iannetta, R (1, 2) OBP: 0.356, SLG: 0.336		B CU 79 D CU 80 S FF 94 S FF 94 B CU 80 F FF 95 F FF 95 S FF 96 3-3 ③ K	C CU 82 D SI 92 F FF 94 F CU 82 B CU 82 C FF 95 2-3 ① K			X FF 94 0-0 ③ F9			S FF 93 B SL 84 B FF 93 X FF 92 2-1 ① G2-3	4	0	0	0	0	2	2
7 Andrew Romine, S (1, 6) OBP: 0.214, SLG: 0.154			B FF 93 C SI 91 S SI 92 B CU 80 F SI 94 H CU 79 3-2 56 FC5 39 1B HBP	F SI 93 X SI 94 0-1 ② ③ G6-4-3 1-2f			C SI 91 B SI 93 X SI 92 1-1 ① L9		X SI 93 0-0 39 FC1-4-6 10 1B 1B	3	0	1	0	0	0	1
10 Grant Green, R (1, 4) OBP: 0.341, SLG: 0.289			B SI 94 B FF 93 X FF 94 2-0 ① F9		C CU 80 B CU 80 X FF 94 1-1 56 G5-4-3 39 1B 27 1B 1B		C FF 93 X CU 81 0-1 2B		C FF 92 D SL 84 C SL 82 D SL 82 X FF 91 2-2 39 FC1-4-6 1-2 1B	4	1	3	0	0	0	1
Inning Stats	R: 0 E: 0 K: 0 S: 7 H: 0 LOB: 0 BB: 0 P: 13	R: 0 E: 0 K: 1 S: 9 H: 1 LOB: 1 BB: 0 P: 14	R: 2 E: 0 K: 1 S: 14 H: 3 LOB: 2 BB: 0 P: 25	R: 0 E: 0 K: 1 S: 8 H: 1 LOB: 0 BB: 0 P: 13	R: 1 E: 0 K: 0 S: 9 H: 3 LOB: 1 BB: 0 P: 15	R: 0 E: 0 K: 2 S: 7 H: 0 LOB: 0 BB: 0 P: 8	R: 0 E: 0 K: 1 S: 8 H: 1 LOB: 1 BB: 0 P: 12	R: 0 E: 0 K: 1 S: 11 H: 1 LOB: 1 BB: 0 P: 16	R: 0 E: 0 K: 0 S: 13 H: 2 LOB: 2 BB: 0 P: 20	1B: 11 2B: 1 3B: 0 HR: 0 SF: 0 SAC: 0 DP: 2 HBP: 1						

PITCHER		IP	WLS	BF	H	R	ER	SO	BB	IBB	HBP	BLK	WP	HR	S	P	ERA	WHIP
47 Iván Nova, R ERA: 2.99	(1, 1)	7.1	W	31	10	3	3	6	0	0	1	0	0	0	67	110	3.68	1.364
38 Preston Claiborne, R ERA: 2.88	(8, 1)	1.2		7	2	0	0	1	0	0	0	0	0	0	19	26	0.00	1.200

PITCHER	IP	WLS	BF	H	R	ER	SO	BB	IBB	HBP	BLK	WP	HR	S	P	ERA	WHIP

TOP

Los Angeles Angels @ New York Yankees

Yankee Stadium, Bronx, NY

Wed Aug 14 2013, 7:09 PM - 9:49 PM EDT

Att. 38,379 - Partly Cloudy - 71 F

livebaseballscorecards.com

AB	37
R	3
H	12
RBI	3
BB	0
SO	7
LOB	20

WP: 0 PA: 38
PB: 0
SB: 0
CS: 0

Batter	1	2	3	4	5	6	7	8	9	AB	R	H	RBI	BB	SO	LOB
11 Brett Gardner, L (1, 8) OBP: 0.338, SLG: 0.404	C SI 86 B SI 85 C SI 87 X FF 89 1-2 ① F7	X SI 87 0-0 ② F7	C CU 72 B SI 85 C SI 87 B SI 87 S CH 79 2-3 ③ K			B SI 93 B SI 93 B SI 92 C SI 92 X SI 92 3-1 ① G1	B FF 95 B FF 94 S FF 94 X FF 94 2-1 ③ L6			5	0	0	0	0	1	2
31 Ichiro Suzuki, L (1, 9) OBP: 0.311, SLG: 0.366	B SI 88 X SI 84 1-0 ② F7	B CU 73 B FF 84 D CH 79 C CH 82 F CU 73 F SI 89 D CH 79 4-2 24 1B 14 1B **1-2** BB	F CH 80 X CU 72 0-1 ① F7			C SI 93 B CU 82 X CU 81 1-1 ② G4-3		C FF 95 X FS 89 0-1 ① G6-3		4	1	0	0	1	0	0
24 Robinson Canó, L (1, 4) OBP: 0.382, SLG: 0.497 17 Jayson Nix, R (8, PH) OBP: 0.295, SLG: 0.296 (9, 4)	X SI 87 0-0 13 2B 12 HR 1B	X CU 74 0-0 14 1B 13 BB 12 2B **1-3** **2-H** 1B	B CH 78 B SI 85 X SI 86 2-0 1B			B CU 83 B SI 93 S SI 93 X SI 93 2-1 13 FC6-4 1B		B FF 96 T FF 95 F FF 97 C FF 97 1-3 ② K		4 1	2 0	4 0	1 0	0 0	0 1	0 0
13 Alex Rodriguez, R (1, 5) OBP: 0.343, SLG: 0.419	X FF 89 0-0 12 HR **1-3** 2B	B CU 74 B SL 80 B CH 79 B FF 88 4-0 14 1B 12 2B **1-2** BB	B SL 82 F FF 87 C FF 87 C CH 76 1-3 ② K			B SI 93 S CU 81 B CU 82 X SI 93 2-1 ③ FC6-4 **1-2f**		S FF 97 B SL 83 F FF 96 X FF 98 1-2 ③ L9		4	2	1	0	1	1	2
14 Curtis Granderson, L (1, 10) OBP: 0.392, SLG: 0.463	D CU 75 D CH 80 B CU 72 C SI 87 D CH 82 4-1 12 HR BB	S CH 80 C SI 85 X SL 81 0-2 12 2B **1-2** **2-3** **3-H** 1B	F FF 86 F CH 79 B FF 86 S CH 78 1-3 ③ K				B FF 96 S FF 96 B FF 97 B FF 96 X FF 96 3-1 55 WP 19 1B 2B			3	2	2	1	1	1	1
12 Alfonso Soriano, R (1, 7) OBP: 0.288, SLG: 0.488	F SL 83 X FF 88 0-1 **1-H** **2-H** **3-H** HR	X FF 85 0-0 **1-3** **2-H** **3-H** 2B			B FF 85 X FF 87 1-0 HR		B FC 92 B FF 96 S FC 88 B FC 89 F FF 95 B FF 96 4-2 55 WP 19 1B BB			3	3	3	7	1	0	0
55 Lyle Overbay, L (1, 3) OBP: 0.304, SLG: 0.424	F SI 87 S CU 74 B FF 88 X SI 88 1-2 ③ L5	X CH 81 0-0 ③ F8			X CU 70 0-0 ① G3		D FF 96 F FF 95 B FF 90 X SI 96 2-1 ① G1-3 **1-2** **2-3**			4	0	0	0	0	0	4
26 Eduardo Núñez, R (1, 6) OBP: 0.286, SLG: 0.319		F SI 86 L SL 81 X SL 80 0-2 ① G6-3	C FF 85 F FF 87 F CU 74 F CH 77 F FC 86 S CH 76 0-3 ① K		C CU 72 B FF 85 X CH 79 1-1 ② P6		F SI 96 F FF 96 S CU 82 0-3 ② K			4	0	0	0	0	2	2
19 Chris Stewart, R (1, 2) OBP: 0.299, SLG: 0.283		C FF 88 B CU 73 X SL 80 1-1 31 BB 24 1B 1B	X FF 87 0-0 ② F7		C FF 88 X CU 73 0-1 ③ F7		B FF 94 X FF 96 1-0 **2-H** **3-H** 1B			4	1	2	2	0	0	0
Inning Stats	R: 4 E: 0 K: 0 S: 12 H: 3 LOB: 0 BB: 1 P: 19	R: 4 E: 0 K: 0 S: 15 H: 4 LOB: 2 BB: 2 P: 24	R: 0 E: 0 K: 2 S: 10 H: 0 LOB: 0 BB: 0 P: 12	R: 0 E: 0 K: 2 S: 9 H: 1 LOB: 1 BB: 0 P: 13	R: 1 E: 0 K: 0 S: 6 H: 1 LOB: 0 BB: 0 P: 8	R: 0 E: 0 K: 0 S: 8 H: 1 LOB: 1 BB: 0 P: 16	R: 2 E: 0 K: 1 S: 12 H: 2 LOB: 1 BB: 1 P: 24	R: 0 E: 0 K: 1 S: 8 H: 0 LOB: 0 BB: 0 P: 10		1B: 7 2B: 3 3B: 0 HR: 2	SF: 0 SAC: 0 DP: 0 HBP: 0		WP: 1 PB: 0 SB: 0 CS: 0	PA: 40		

PITCHER		IP	WLS	BF	H	R	ER	SO	BB	IBB	HBP	BLK	WP	HR	S	P	ERA	WHIP
36 Jered Weaver, R ERA: 3.49	(1, 1)	5.0	L	27	9	9	9	4	3	0	0	0	0	2	52	76	16.20	2.400
54 Buddy Boshers, L ERA:	(6, 1)	1.0		4	1	0	0	0	0	0	0	0	0	0	8	16	0.00	1.000
40 Kevin Jepsen, R ERA: 4.41	(7, 1)	1.0		6	2	2	2	1	1	0	0	0	1	0	12	24	18.00	3.000
65 Dane De La Rosa, R ERA: 3.67	(8, 1)	1.0		3	0	0	0	1	0	0	0	0	0	0	8	10	0.00	0.000

PITCHER	IP	WLS	BF	H	R	ER	SO	BB	IBB	HBP	BLK	WP	HR	S	P	ERA	WHIP

BOTTOM

Los Angeles Angels @ New York Yankees

Yankee Stadium, Bronx, NY

Wed Aug 14 2013, 7:09 PM - 9:49 PM EDT

Att. 38,379 - Partly Cloudy - 71 F

livebaseballscorecards.com

AB	36
R	11
H	12
RBI	11
BB	4
SO	6
LOB	11

TOP

Los Angeles Angels @ New York Yankees

Yankee Stadium, Bronx, NY

Thu Aug 15 2013, 1:09 PM - 4:57 PM EDT

Att. 44,682 - Sunny - 75 F

livebaseballscorecards.com

Batter	1	2	3	4	5	6	7	8	9	AB	R	H	RBI	BB	SO	LOB
39 JB Shuck, L (1, 7) OBP: 0.334, SLG: 0.375	B FF 93 C FF 93 B FF 93 X FF 93 2-1 27 S 32 1B 1B		B FF 92 X FF 93 1-0 ① P5	1 SAFE 1 SAFE X FF 92 0-0 ③ F9			C FF 90 B SL 81 C FF 92 X SL 81 1-2 ② F9	C FF 94 B SL 83 S SL 85 B FF 95 F SL 85 X SL 84 2-2 2-H 1B		5	1	2	1	0	0	1
56 Kole Calhoun, L (1, 9) OBP: 0.328, SLG: 0.414	C FF 94 F SL 84 F CH 86 S SL 84 0-3 ① K		C FF 93 B FF 93 B SL 82 C FF 93 F SL 83 X FF 93 2-2 ② F7		C FF 92 B FF 92 X SL 81 1-1 ① G4-3		X SL 80 0-0 ③ G4-1	C FF 94 C FF 94 S FF 95 0-3 ③ K		5	0	0	0	0	2	2
27 Mike Trout, R (1, 8) OBP: 0.427, SLG: 0.574	B KC 76 C KC 76 B FF 93 B FF 94 F FF 94 S SL 83 3-3 ② K 1-2		B FF 94 C SL 81 B FF 94 S FF 94 F SL 82 F FF 95 B CH 85 B SL 83 4-2 BB		C KC 74 S SL 82 F CH 86 H FF 93 1-2 HBP			C FF 91 B FF 92 C FF 91 B SL 82 X SL 84 2-2 16 S 8 HR 2B	C CU 77 B SL 86 S SI 93 C CH 84 1-3 ① K	3	1	1	0	1	2	1
32 Josh Hamilton, L (1, 10) OBP: 0.282, SLG: 0.409	B FF 94 F KC 77 B FF 94 X SL 78 2-1 2-H 1B		C FF 94 X SL 81 0-1 ③ G5-3		S SL 81 S SL 82 B CH 82 1 SAFE B SL 82 F SL 80 B CH 83 X SL 81 3-2 ② F8			C SL 78 S SL 80 S SL 78 0-3 ① K	S CH 85 B CH 86 S SI 93 X CH 86 1-2 44 BB 1B	5	0	2	1	0	1	3
2 Erick Aybar, S (1, 6) OBP: 0.316, SLG: 0.380	C FF 93 X CH 84 0-1 ③ G4-3			C FF 91 X FF 92 0-1 44 PB 16 SF7 2B	X FF 92 0-0 ③ F7			B FF 93 S SL 80 C SL 80 X SL 80 1-2 ② P5	X SI 92 0-0 ② F7	5	1	1	0	0	0	4
44 Mark Trumbo, R (1, 3) OBP: 0.300, SLG: 0.452		S FF 93 X SL 82 0-1 ① G6-3		S FF 93 F FF 94 F SL 83 S FF 94 0-3 ① K 2-3		C FF 93 B FF 93 F FF 94 X SL 81 1-2 ① F8		I IN 67 I IN 67 I IN 69 I IN 67 4-0 16 S 8 HR IBB	B SI 95 B FF 94 F FF 94 F SL 86 F SL 87 B CH 86 B SL 86 4-2 1-2 BB	3	1	0	0	2	1	1
16 Hank Conger, L (1, 2) OBP: 0.291, SLG: 0.415		C FF 94 B CH 87 B CH 85 X FF 93 2-1 2B	C SL 83 F FF 93 F CH 85 B SL 82 X FF 94 1-2 ② SF7 3-H		C KC 75 X CH 86 0-1 ② G3-1			B FF 93 C FF 91 S SL 81 D SL 82 F SL 80 B FF 94 F SL 81 B SL 79 4-2 8 HR 1-2 2-3 BB	B SI 94 B SI 93 X SI 94 2-0 ③ F7	3	1	1	1	1	0	2
8 Chris Nelson, R (1, 5) OBP: 0.294, SLG: 0.345	B SL 84 S SL 82 F SL 82 B FF 94 S FF 95 2-3 ② K		B KC 77 B FF 94 F FF 94 S SL 82 B FF 95 F FF 94 F SL 83 F FF 96 F FF 95 3-2 X FF 94 HR		C KC 75 B SL 80 F SL 82 X CH 84 1-2 ③ G6-3			C SL 78 X SL 81 0-1 1-H 2-H 3-H HR		4	2	2	5	0	1	1
10 Grant Green, R (1, 4) OBP: 0.354, SLG: 0.333	C FF 94 S SL 82 B SL 84 S FF 95 1-3 ③ K		T FF 95 B SL 84 S FF 94 X FF 94 1-2 1B				F FF 90 B FF 92 S FF 92 T FF 93 1-2 ① K	C FF 94 F FF 94 X FF 96 0-2 39 1B 2B		4	1	2	0	0	2	1

AB	**37**															
R	**8**															
H	**11**															
RBI	**8**															
BB	**4**															
SO	**9**															
LOB	**16**															

Inning Stats	1	2	3	4	5	6	7	8	9	1B: 5	SF: 1	WP: 0	PA: 43
	R: 1 H: 2 E: 0 LOB: 1 K: 2 BB: 0 S: 13 P: 20	R: 0 H: 1 E: 0 LOB: 1 K: 2 BB: 0 S: 10 P: 15	R: 0 H: 0 E: 0 LOB: 1 K: 0 BB: 1 S: 11 P: 18	R: 2 H: 3 E: 0 LOB: 1 K: 1 BB: 0 S: 21 P: 26	R: 0 H: 0 E: 0 LOB: 1 K: 0 BB: 0 S: 10 P: 15	R: 0 H: 0 E: 0 LOB: 0 K: 0 BB: 0 S: 8 P: 10	R: 0 H: 0 E: 0 LOB: 0 K: 1 BB: 0 S: 7 P: 9	R: 5 H: 4 E: 0 LOB: 1 K: 2 BB: 2 S: 25 P: 38	R: 0 H: 1 E: 0 LOB: 2 K: 1 BB: 1 S: 11 P: 19	2B: 4 SAC: 0 3B: 0 DP: 0 HR: 2 HBP: 1		PB: 1 SB: 3 CS: 0	

PITCHER		IP	WLS	BF	H	R	ER	SO	BB	IBB	HBP	BLK	WP	HR	S	P	ERA	WHIP
65 Phil Hughes, R ERA: 4.97	(1, 1)	6.0	L	26	6	3	3	5	1	0	1	0	0	1	73	104	4.50	1.167
27 Shawn Kelley, R ERA: 3.47	(7, 1)	1.0		4	1	1	1	1	0	0	0	0	0	0	10	14	9.00	1.000
48 Boone Logan, L ERA: 2.97	(8, 1)	0.2		5	1	3	3	1	1	1	0	0	0	1	12	21	40.50	3.000
62 Joba Chamberlain, R ERA: 4.94	(8, 1)	0.1		3	2	1	1	1	0	0	0	0	0	0	10	12	27.00	6.000
43 Adam Warren, R ERA: 3.54	(9, 1)	1.0		5	1	0	0	1	1	0	0	0	0	0	11	19	0.00	2.000

PITCHER		IP	WLS	BF	H	R	ER	SO	BB	IBB	HBP	BLK	WP	HR	S	P	ERA	WHIP

BOTTOM

Los Angeles Angels @ New York Yankees

Yankee Stadium, Bronx, NY

Thu Aug 15 2013, 1:09 PM - 4:57 PM EDT

Att. 44,682 - Sunny - 75 F

livebaseballscorecards.com

Batter	1	2	3	4	5	6	7	8	9	AB	R	H	RBI	BB	SO	LOB
11 Brett Gardner, L (1, 8) OBP: 0.339, SLG: 0.407	L FF 91 F FF 91 B SI 92 C FF 91 1-3 ① K		C FF 92 B SL 83 B FF 91 F FF 91 B FF 92 X FF 92 3-2 12 1B 3B	X FF 90 0-0 ③ P4			B CU 76 C CU 77 C SL 82 F SI 93 F FF 92 F SL 84 X CU 78 1-2 ① F7		B FF 93 B FF 92 B FF 93 C FF 92 B FF 92 4-1 12 1B 12 DI 24 1B BB	4	2	1	0	1	1	2
12 Alfonso Soriano, R (1, 7) OBP: 0.293, SLG: 0.492	B SL 82 F CU 78 F FC 90 B SL 85 X SL 83 2-2 ② 1B		C CU 78 B FF 91 D CU 78 S FF 92 B FF 92 X FF 91 3-2 13 1B 24 1B 3-H 1B		B CH 86 S CU 79 F CU 77 X FF 91 1-2 ① G5-3		B CH 87 C FF 93 B FC 89 B CU 78 C CU 78 X CU 79 3-2 1B		B FF 94 C FF 94 X SL 86 1-1 24 1B 22 2B 1-3 1B	5	1	4	1	0	0	0
24 Robinson Canó, L (1, 4) OBP: 0.384, SLG: 0.500	X CU 79 0-0 ③ F8		C FF 90 B SI 91 P PO 88 1 SAFE X SL 82 2-1 13 1B 1-2 1B		C SI 92 X SI 92 0-1 13 G6-3 2B		D CU 77 F FF 91 X SL 83 1-1 ② F8		B SI 92 B SI 91 T SI 91 F SI 92 X SI 92 2-2 22 2B 1-2 3-H 1B	5	1	3	1	0	0	1
13 Alex Rodriguez, R (1, 5) OBP: 0.350, SLG: 0.417		B SL 83 B FF 91 C CU 78 C SL 83 F FF 93 F SI 94 B FF 93 X SL 85 3-2 14 BB 1B	B CU 77 D CH 86 C SI 91 2 SAFE F SI 91 B SI 92 F CU 78 X FF 92 3-2 22 G5-4-3 1-2 2-3 1B		B CU 77 X SI 91 1-0 ② G6-3 2-3		B CU 80 C CU 82 F FF 95 D FF 92 X CU 81 2-2 ③ F8		C SL 80 C FF 94 S FS 89 0-3 ② K	5	0	2	0	0	1	4
22 Vernon Wells, R (1, 9) OBP: 0.287, SLG: 0.376		C CH 86 F FC 88 F SL 81 F FF 90 B FF 92 D SL 83 D SL 84 T SI 93 3-2 ① K	C CU 80 F SI 92 D SL 82 B SL 85 X SI 93 2-2 ②③ G5-4-3 1-2f		B FC 88 X CU 76 1-0 ③ G5-3			C FF 95 F SI 95 T FF 95 0-2 ① K	B SL 79 F FF 93 X FF 94 1-1 1-H 2-H 2B	5	0	1	2	0	2	5
14 Curtis Granderson, L (1, 10) OBP: 0.405, SLG: 0.457		B FF 94 D CU 78 S FF 92 S FF 92 F FF 93 B SI 93 1 SAFE B SL 84 4-2 1-2 BB		B FF 91 B SI 90 T SI 91 X FF 92 2-1 ① G4-3		C CU 76 X SI 92 0-1 ① P5		F SI 95 F SI 96 X SI 94 0-2 1B	B FF 94 C SL 80 B SL 79 B FF 93 B FF 91 4-1 BB	3	0	1	0	2	0	0
26 Eduardo Núñez, R (1, 6) OBP: 0.288, SLG: 0.321		C SI 92 B FC 89 X SI 92 1-1 ② F9		C CU 77 F SI 92 B SL 84 X CU 78 1-2 53 1B 1B		B CU 79 C SI 91 X SI 92 1-1 53 FC6-4 1B		B FF 95 X FF 95 1-0 ② F9	B FF 93 C FF 92 D SL 80 X FF 93 2-1 ③ G3	5	0	2	0	0	0	5
55 Lyle Overbay, L (1, 3) OBP: 0.301, SLG: 0.419		S FF 92 B FF 92 X FF 94 1-1 ③ F7		F FF 90 F SL 81 S SI 92 0-3 ② K		B FF 91 B SI 90 F FF 90 X FF 90 2-1 ② P6		C SL 84 C SI 94 C SI 96 0-3 ③ K		4	0	0	0	0	2	5
53 Austin Romine, R (1, 2) OBP: 0.259, SLG: 0.305 31 Ichiro Suzuki, L (9, PH) OBP: 0.310, SLG: 0.365			C FF 92 B SI 91 B CU 78 X CH 86 2-1 ① G2-3	B CU 76 B FF 90 C FF 91 1 SAFE X SI 90 2-1 1-2 1B		D CU 76 X CH 85 1-0 ③ FC6-4 1-2f			B FF 91 B SI 92 S FF 93 B FF 93 F FF 93 F FF 93 X FF 93 3-2 ① P5	3 1	0 0	1 0	0 0	0 0	0 0	1 0
Inning Stats	R: 0 E: 0 K: 1 S: 7 H: 1 LOB: 0 BB: 0 P: 10	R: 0 E: 0 K: 1 S: 17 H: 1 LOB: 2 BB: 1 P: 29	R: 1 E: 0 K: 0 S: 18 H: 4 LOB: 2 BB: 0 P: 32	R: 0 E: 0 K: 1 S: 11 H: 2 LOB: 2 BB: 0 P: 16	R: 0 E: 0 K: 0 S: 7 H: 1 LOB: 1 BB: 0 P: 10	R: 0 E: 0 K: 0 S: 7 H: 1 LOB: 1 BB: 0 P: 11	R: 0 E: 0 K: 0 S: 14 H: 1 LOB: 1 BB: 0 P: 21	R: 0 E: 0 K: 2 S: 10 H: 1 LOB: 1 BB: 0 P: 11	R: 3 E: 0 K: 1 S: 18 H: 3 LOB: 2 BB: 2 P: 35	1B: 12 2B: 2 3B: 1 HR: 0 SF: 0 SAC: 0 DP: 1 HBP: 0						WP: 0 PB: 0 SB: 0 CS: 0 PA: 43	

	AB	40
	R	4
	H	15
	RBI	4
	BB	3
	SO	6
	LOB	23

PITCHER		IP	WLS	BF	H	R	ER	SO	BB	IBB	HBP	BLK	WP	HR	S	P	ERA	WHIP
33 C.J. Wilson, L ERA: 3.4	(1, 1)	6.2	W	30	11	1	1	3	1	0	0	0	0	0	78	124	1.35	1.800
40 Kevin Jepsen, R ERA: 4.36	(7, 1)	0.1	H	1	0	0	0	0	0	0	0	0	0	0	3	5	0.00	0.000
49 Ernesto Frieri, R ERA: 4.59	(8, 1)	1.0		4	1	0	0	2	0	0	0	0	0	0	10	11	0.00	1.000
58 Michael Kohn, R ERA: 3.99	(9, 1)	0.1		3	1	2	2	0	1	0	0	0	0	0	7	15	54.00	6.000
54 Buddy Boshers, L ERA: 5.4	(9, 1)	0.0		1	1	0	0	0	0	0	0	0	0	0	3	5	∞	∞

PITCHER		IP	WLS	BF	H	R	ER	SO	BB	IBB	HBP	BLK	WP	HR	S	P	ERA	WHIP
65 Dane De La Rosa, R ERA: 3.62	(9, 1)	0.2		4	1	1	1	1	1	0	0	0	0	0	8	15	13.50	3.000

Batter	1	2	3	4	5	6	7	8	9	AB	R	H	RBI	BB	SO	LOB
11 Brett Gardner, L (1, 8) OBP: 0.339, SLG: 0.406	B FF 90 X SI 91 1-0 24 S 26 SH1-3 12 1B 1B	B SI 90 C SI 89 C FF 88 X CU 76 1-2 ③ G4-3		B FF 92 F SI 90 B SI 91 F SI 91 F CU 75 F SI 93 S FC 87 2-3 ② K		S CH 89 F FF 96 B CH 89 X FF 95 1-2 26 G4-3 2-3 1B		C FF 94 B FF 87 F SL 86 B FF 94 X CU 74 2-2 E4	C SL 81 B SI 94 B FF 95 F FF 94 T SL 84 2-2 ③ K	6	1	2	0	0	2	2
26 Eduardo Núñez, R (1, 6) OBP: 0.292, SLG: 0.335	1 SAFE B FF 89 X FF 90 1-0 ① SH1-3 1-2		C FF 92 S CH 85 B FF 89 F CU 76 X FF 93 1-2 24 E 12 HR 1B	X CU 75 0-0 24 1B 3B		X SI 94 0-0 ① ② G4-3 1-2f		B CH 83 X FF 93 1-0 ③ F8		4	2	2	0	0	0	3
24 Robinson Canó, L (1, 4) OBP: 0.385, SLG: 0.498	B SI 91 C SI 90 B CU 76 B CU 76 F FF 87 B FF 91 4-2 13 L5-4 12 1B 2-3 BB		1 SAFE D CU 76 X SI 90 1-0 FC6 12 HR 1-2	X CH 84 0-0 3-H 1B		B SL 88 X FF 98 1-0 ③ P4			B SL 82 C SL 81 S SL 82 B FF 94 S SL 83 2-3 ① K	4	1	1	1	1	1	2
12 Alfonso Soriano, R (1, 7) OBP: 0.299, SLG: 0.501	X CU 75 0-0 1-2 3-H 1B		B SI 92 S CH 85 2 SAFE X FF 92 1-1 1-H 2-H HR	C FF 90 B CH 85 F FF 92 S CU 78 1-3 ③ K			C FF 92 B FF 95 F SL 84 H CH 88 2-2 14 BB HBP		B SI 94 C SL 81 X SI 94 1-1 31 S 13 1B 31 1B 1B	4	2	3	4	0	1	1
13 Alex Rodriguez, R (1, 5) OBP: 0.378, SLG: 0.425	B SI 90 C FF 90 B FF 91 C CH 84 X FF 91 2-2 ② ③ L5-4 2-3		F FF 90 G CU 76 F CH 82 X FF 92 1-2 31 G4-3 22 WP 1B		S SL 85 B SI 94 B SL 85 B SL 83 F FF 95 F FF 96 B CH 90 4-2 BB		C FF 94 X FF 93 0-1 ① L8		B FF 93 C SI 94 C FF 93 B SL 84 X FF 94 2-2 31 1B 31 S 39 1B 1-2 1B	4	1	2	0	1	0	3
22 Vernon Wells, R (1, 10) OBP: 0.288, SLG: 0.374 14 Curtis Granderson, L (7, PH) OBP: 0.407, SLG: 0.451 (7, 10)		B FF 89 F SI 90 B CU 75 B CH 82 B FF 89 4-1 39 HR BB	C SI 91 F SI 91 B CU 77 S CH 85 1-3 ① K 1-2	B FF 94 B FF 95 X FF 93 2-0 ① F8		B SI 93 1 SAFE S FF 92 B FF 88 B FF 88 1 SAFE B FF 93 4-1 ② 31 FC4-6 1-2 BB			C SI 94 S SL 83 B SL 84 T FF 96 1-2 ② K	2 1	1 0	0 0	0 0	1 1	1 1	2 2
31 Ichiro Suzuki, L (1, 9) OBP: 0.309, SLG: 0.363		X FF 89 0-0 ① F8	C FF 90 F SI 90 B SI 89 X CU 78 1-2 ② G4-3 2-3	B FF 94 S CH 86 B FF 94 B FF 94 C FF 93 C FF 94 3-3 ② K		C FF 93 B FF 88 F FF 93 F FF 94 1 SAFE X CH 84 1-2 ③ FC4-6 1-2f			C SL 83 B SI 95 B FF 93 C FF 94 X SI 95 2-2 39 1B 19 1B 1-3 2-H 1B	5	1	1	1	0	1	4
39 Mark Reynolds, R (1, 3) OBP: 0.308, SLG: 0.382		C FF 91 S CH 84 F SI 90 F FF 90 X CH 83 0-2 1-H HR	S CU 76 B FF 87 T CU 77 B FF 92 F CU 78 B CU 76 S SI 92 3-3 ③ K	D SL 85 B SL 82 X FF 94 2-0 ③ F9				C CH 82 X CU 73 0-1 ① F9	B SL 80 F SI 94 C FF 94 F SL 84 B SL 83 B SI 95 X SL 82 3-2 19 1B 1-2 3-H 1B	5	1	2	3	0	1	2
19 Chris Stewart, R (1, 2) OBP: 0.301, SLG: 0.285		C FF 88 X SI 89 0-1 ② F9		X SI 90 0-0 ① G6-3		C SI 94 S CH 86 B SL 88 F CH 89 B FF 94 B FF 96 X CH 88 3-2 E1 11 1B 1B		C FF 93 B SI 93 X SL 87 1-1 ② L7	C SI 94 X SI 93 0-1 1-3 2-H 1B	5	0	2	1	0	0	0
Inning Stats	R: 1 H: 2 E: 0 LOB: 1 K: 0 BB: 1 S: 8 P: 16	R: 2 H: 1 E: 0 LOB: 0 K: 0 BB: 1 S: 12 P: 17	R: 3 H: 3 E: 1 LOB: 1 K: 2 BB: 0 S: 20 P: 29	R: 1 H: 2 E: 0 LOB: 1 K: 2 BB: 0 S: 11 P: 14	R: 0 H: 0 E: 0 LOB: 1 K: 1 BB: 1 S: 8 P: 19	R: 0 H: 2 E: 1 LOB: 1 K: 0 BB: 0 S: 9 P: 14	R: 0 H: 0 E: 0 LOB: 1 K: 0 BB: 1 S: 9 P: 16	R: 0 H: 0 E: 1 LOB: 1 K: 0 BB: 0 S: 8 P: 12	R: 3 H: 5 E: 0 LOB: 2 K: 3 BB: 0 S: 23 P: 36	1B: 12 SF: 0 2B: 1 SAC: 1 3B: 1 DP: 2 HR: 2 HBP: 1						

PITCHER		IP	WLS	BF	H	R	ER	SO	BB	IBB	HBP	BLK	WP	HR	S	P	ERA	WHIP
22 Felix Doubront, L ERA: 3.95	(1, 1)	4.0	L	22	8	7	6	4	2	0	0	0	1	2	51	76	13.50	2.500
62 Rubby De La Rosa, R ERA: 3.86	(5, 1)	2.1		10	2	0	0	1	1	0	1	0	0	0	21	39	0.00	1.286
56 Franklin Morales, L ERA: 6.43	(7, 1)	1.2		6	0	0	0	0	1	0	0	0	0	0	13	22	0.00	0.600
66 Drake Britton, L ERA: 3.86	(9, 1)	1.0		8	5	3	3	3	0	0	0	0	0	0	23	36	27.00	5.000

PITCHER	IP	WLS	BF	H	R	ER	SO	BB	IBB	HBP	BLK	WP	HR	S	P	ERA	WHIP

TOP

New York Yankees @ Boston Red Sox

Fenway Park, Boston, MA

Fri Aug 16 2013, 7:12 PM - 10:44 PM EDT

Att. 38,143 - Partly Cloudy - 79 F

livebaseballscorecards.com

AB	40
R	10
H	15
RBI	10
BB	4
SO	8
LOB	21

WP: 1 PA: 46
PB: 0
SB: 3
CS: 0

Batter	1	2	3	4	5	6	7	8	9	AB	R	H	RBI	BB	SO	LOB
2 Jacoby Ellsbury, L (1, 8) OBP: 0.356, SLG: 0.424	F FF 90 B SI 91 B SI 90 T SL 84 X SL 85 2-2 ① G3		B CU 76 F FC 85 B SI 90 D FC 85 X SI 91 3-1 ③ G3			F SL 83 C SI 90 B SI 89 C FF 89 1-3 ② K		L FC 91 B FC 90 X FC 89 1-1 18 FC5-4 1B	C FC 87 F FF 89 B CH 83 F FF 93 B FF 93 X FF 89 2-2 ③ G4-3	5	0	1	0	0	1	4
18 Shane Victorino, S (1, 9) OBP: 0.328, SLG: 0.398 29 Daniel Nava, S (9, 9) OBP: 0.374, SLG: 0.426	B SI 91 X SI 92 1-0 ② F9			C CU 76 X CH 81 0-1 ① G6-3		B SI 89 B FF 89 C SI 90 F SL 84 X SL 78 2-2 ③ P3		C FC 89 1 SAFE X FC 89 0-1 ① FC5-4 34 L5-6 15 1B 1-2f		4 0	0 0	0 0	0 0	0 0	0 0	1 0
15 Dustin Pedroia, R (1, 4) OBP: 0.376, SLG: 0.408	C SI 91 B SI 91 F FC 86 F FF 92 F CH 83 S FC 86 1-3 ③ K			B CU 75 C CH 81 B SI 89 X FC 85 2-1 E6 5 1B 1B			C CU 74 S FC 85 F FC 85 X SL 83 0-2 E6 34 1B	C KC 79 B FC 91 B FC 90 C FC 89 F FC 90 F FC 90 X FC 89 2-2 1-2 1B		4	2	2	0	0	1	0
34 David Ortiz, L (1, 10) OBP: 0.404, SLG: 0.577		F FF 91 C FC 86 B SL 84 B SI 91 X CU 76 2-2 ① F7		C FC 85 B SL 82 F SI 90 F SL 82 D FC 87 S SL 84 2-3 ② K			X FF 90 0-0 ① 2-H 1B	X FC 92 0-0 ②③ L5-6 2-2		4	0	1	1	0	1	3
5 Jonny Gomes, R (1, 7) OBP: 0.341, SLG: 0.429		C FF 90 X FF 91 0-1 ② P4		C FF 87 F FF 88 B SL 84 B CH 83 X FC 85 2-2 7 PO 2-H 1B			X SI 88 0-0 ② G5-3		C FF 95 B SL 86 C SL 86 F FF 96 X FF 95 1-2 ① F8	4	0	1	1	0	0	0
7 Stephen Drew, L (1, 6) OBP: 0.334, SLG: 0.430		B FF 91 X SI 92 1-0 ③ G4-3		B CU 78 S SL 84 1 SAFE 1-1 ③ PO 1-2	B SI 90 C SI 89 S SL 83 B SI 89 C SL 82 2-3 ① K		C CU 74 X SI 88 0-1 39 1B 2B		C FF 94 C FF 95 B FF 96 X SL 86 1-2 12 2B 1B	4	1	2	0	0	1	0
12 Mike Napoli, R (1, 3) OBP: 0.337, SLG: 0.438			C SI 89 B CH 81 X FF 87 1-1 ① P4		C CU 74 B CH 81 X SI 90 1-1 ② G4-3		B CH 79 B SI 89 F SL 83 D CH 80 B FF 89 4-1 39 1B BB		D SL 86 C SL 84 S SL 84 X SL 85 1-2 1-3 2B	3	0	1	0	1	0	0
39 Jarrod Saltalamacchia, S (1, 2) OBP: 0.335, SLG: 0.451			C FF 90 X FF 88 0-1 ② G6-3		B CU 76 S CH 79 C FF 89 T FC 85 1-2 ③ K		C SL 82 S CH 82 B FC 84 X SL 80 1-2 1-2 2-H 1B		B FF 95 F FF 94 B SL 84 X SL 84 2-1 ② F7	4	0	1	1	0	1	2
16 Will Middlebrooks, R (1, 5) OBP: 0.252, SLG: 0.399 37 Mike Carp, L (7, PH) OBP: 0.368, SLG: 0.560 26 Brock Holt, L (8, 5) OBP: 0.275, SLG: 0.237			B SI 90 X SI 90 1-0 1B			S CU 75 F FC 86 F SL 83 B FF 90 F FC 84 X CH 80 1-2 ① G5-3	B SL 80 C FF 91 F FF 91 D SL 83 B SL 83 C SL 80 3-3 ③ K		C FF 95 B FF 95 C FF 95 F FF 96 F FF 96 D SL 85 F FF 96 B FF 96 B SL 86 4-2 BB	2 1 0	0 0 0	1 0 0	0 0 0	0 0 1	0 1 0	0 2 0
Inning Stats	R: 0 E: 0 K: 1 S: 9 H: 0 LOB: 0 BB: 0 P: 13	R: 0 E: 0 K: 0 S: 6 H: 0 LOB: 0 BB: 0 P: 9	R: 0 E: 0 K: 0 S: 7 H: 1 LOB: 1 BB: 0 P: 12	R: 1 E: 1 K: 1 S: 12 H: 2 LOB: 0 BB: 0 P: 19	R: 0 E: 0 K: 2 S: 8 H: 0 LOB: 0 BB: 0 P: 12	R: 0 E: 0 K: 1 S: 11 H: 0 LOB: 0 BB: 0 P: 15	R: 2 E: 1 K: 1 S: 15 H: 3 LOB: 2 BB: 1 P: 23	R: 0 E: 0 K: 0 S: 10 H: 2 LOB: 1 BB: 0 P: 13	R: 0 E: 0 K: 0 S: 21 H: 2 LOB: 3 BB: 1 P: 32	1B: 8 2B: 3 3B: 0 HR: 0 SF: 0 SAC: 0 DP: 1 HBP: 0						

PITCHER		IP	WLS	BF	H	R	ER	SO	BB	IBB	HBP	BLK	WP	HR	S	P	ERA	WHIP
46 Andy Pettitte, L ERA: 4.39	(1, 1)	6.2	W	26	6	3	0	5	1	0	0	0	0	0	65	97	0.00	1.050
27 Shawn Kelley, R ERA: 3.45	(7, 1)	0.1	H	1	0	0	0	1	0	0	0	0	0	0	3	6	0.00	0.000
30 David Robertson, R ERA: 1.78	(8, 1)	1.0		4	2	0	0	0	0	0	0	0	0	0	10	13	0.00	2.000
62 Joba Chamberlain, R ERA: 4.83	(9, 1)	0.2		5	2	0	0	0	1	0	0	0	0	0	17	26	0.00	4.500
60 David Huff, L ERA: 12.46	(9, 1)	0.1		1	0	0	0	0	0	0	0	0	0	0	4	6	0.00	0.000

PITCHER	IP	WLS	BF	H	R	ER	SO	BB	IBB	HBP	BLK	WP	HR	S	P	ERA	WHIP

BOTTOM

New York Yankees @ Boston Red Sox

Fenway Park, Boston, MA

Fri Aug 16 2013, 7:12 PM - 10:44 PM EDT
Att. 38,143 - Partly Cloudy - 79 F

livebaseballscorecards.com

AB	35
R	3
H	10
RBI	3
BB	2
SO	6
LOB	12

New York Yankees @ Boston Red Sox

Fenway Park, Boston, MA

Sat Aug 17 2013, 4:09 PM - 7:33 PM EDT

Att. 37,517 - Partly Cloudy - 72 F

TOP

livebaseballscorecards.com

Batter	1	2	3	4	5	6	7	8	9	AB	R	H	RBI	BB	SO	LOB
11 Brett Gardner, L (1, 8) OBP: 0.337, SLG: 0.404	C FF 93 F FF 93 F FC 87 B FC 86 F FF 94 X CU 81 1-2 G1-3		C FC 84 B CU 78 X SI 92 1-1 G3		X FC 84 0-0 G1-3		B SI 89 B SI 89 X SI 89 2-0 1-2 1B			3	0	0	0	0	0	2
22 Vernon Wells, R (7, PH) OBP: 0.289, SLG: 0.376 (7, 9)										1	0	1	0	0	0	0
31 Ichiro Suzuki, L (1, 9) OBP: 0.306, SLG: 0.359 (7, 8)	B FF 93 F FC 86 B FF 92 C FF 93 F FF 93 B FC 84 F FC 86 X FF 92 3-2 G1-3		B CU 78 X CU 77 1-0 G4-3		C FF 92 F FF 92 B FF 92 F CU 82 D CU 82 X FC 84 2-2 G4-3 2-3 3-H		B SI 90 C FF 90 C FF 90 X SL 88 1-2 G3			4	0	0	1	0	0	3
24 Robinson Canó, L (1, 4) OBP: 0.382, SLG: 0.493	X FC 85 0-0 G4-3		B CU 79 C FF 91 S FF 92 F FC 87 X CU 80 1-2 G1-3		F FF 92 F FC 86 F FC 85 F FF 92 X FF 92 0-2 G4-3			B CU 74 F SI 89 F FF 91 B CH 76 X SI 90 2-2 G4-3		4	0	0	0	0	0	1
12 Alfonso Soriano, R (1, 7) OBP: 0.300, SLG: 0.501		C FC 85 X FC 84 0-1 14 P6-4 13 S 1B		F FF 91 X FF 92 0-1 13 CS 1B		F FF 91 B FF 91 X FC 84 1-1 G5-3		C FF 93 F FO 89 B FF 95 F SL 86 F FO 89 B FF 95 F FF 95 F FO 88 S FO 89 2-3 K		4	0	2	0	0	1	0
13 Alex Rodriguez, R (1, 5) OBP: 0.367, SLG: 0.395		C FF 92 B FF 93 C FF 93 2 SAFE D FC 85 2 SAFE D FC 86 B FF 93 4-2 55 1B 26 BB 1-2 BB		C FC 86 B FF 91 F FF 90 B FF 93 C FF 94 2-3 1-2 K		C FC 85 F FF 92 B FF 93 B FF 93 B FC 85 X FF 93 3-2 G4-3		B FF 96 F FF 94 F FF 96 X FF 95 1-2 F9		3	0	0	0	1	1	1
14 Curtis Granderson, L (1, 10) OBP: 0.400, SLG: 0.440		C CU 80 X FC 84 0-1 P6-4 2-2f		X FF 92 0-0 26 S 1B		B FF 92 B CU 78 C FC 83 S FC 84 F FF 91 X FC 84 2-2 G4-3			C FF 89 C FS 81 S FS 83 0-3 K	4	0	1	0	0	1	2
26 Eduardo Núñez, R (1, 6) OBP: 0.296, SLG: 0.332		B FF 92 B FF 93 B FC 84 B FF 92 4-0 55 1B 1-2 BB		1 SAFE B FF 91 C FF 92 B FF 92 X FC 85 2-1 G1-3 1-2			C FF 90 B FF 90 B FF 90 B CH 86 F FF 89 B FC 88 4-2 55 G4-6-3 BB		F FF 90 B FF 90 S SL 85 B FS 82 F FS 82 F FF 90 T FF 90 2-2 K	2	0	0	0	2	1	1
55 Lyle Overbay, L (1, 3) OBP: 0.305, SLG: 0.426		B FF 92 X FC 85 1-0 1-2 2-3 1B			B FF 88 C FC 88 C SI 91 B CH 84 X FF 91 2-2 19 2B 31 G4-3 1B		S CU 76 X FF 90 0-1 G4-6-3 1-2f		C FF 89 X FS 82 0-1 2B	4	1	3	0	0	0	1
19 Chris Stewart, R (1, 2) OBP: 0.304, SLG: 0.290		C FF 92 F FF 93 X FF 94 0-2 F8			X SI 91 0-0 31 G4-3 1-3 2B		B FF 90 C FC 87 F FC 84 B FF 91 B FF 91 H FC 87 4-2 22 1B HBP		X FF 90 0-0 P5	3	0	1	0	0	0	4
Inning Stats	R: 0 E: 0 K: 0 S: 11 H: 0 LOB: 0 BB: 0 P: 15	R: 0 E: 0 K: 0 S: 10 H: 2 LOB: 3 BB: 2 P: 19	R: 0 E: 0 K: 0 S: 7 H: 0 LOB: 0 BB: 0 P: 10	R: 0 E: 0 K: 1 S: 8 H: 2 LOB: 1 BB: 0 P: 12	R: 1 E: 0 K: 0 S: 14 H: 2 LOB: 1 BB: 0 P: 18	R: 0 E: 0 K: 0 S: 9 H: 0 LOB: 0 BB: 0 P: 15	R: 0 E: 0 K: 0 S: 10 H: 1 LOB: 2 BB: 1 P: 21	R: 0 E: 0 K: 1 S: 13 H: 0 LOB: 0 BB: 0 P: 18	R: 0 E: 0 K: 2 S: 11 H: 1 LOB: 1 BB: 0 P: 13	1B: 6 2B: 3 3B: 0 HR: 0 SF: 0 SAC: 0 DP: 2 HBP: 1						

	AB	32
	R	1
	H	8
	RBI	1
	BB	3
	SO	4
	LOB	15

WP: 0 PB: 0 SB: 2 CS: 1 PA: 36

PITCHER		IP	WLS	BF	H	R	ER	SO	BB	IBB	HBP	BLK	WP	HR	S	P	ERA	WHIP
41 John Lackey, R ERA: 3.22	(1, 1)	6.2	W	27	6	1	1	1	3	0	1	0	0	0	65	103	1.35	1.350
32 Craig Breslow, L ERA: 2.23	(7, 1)	0.2		3	1	0	0	0	0	0	0	0	0	0	7	12	0.00	1.500
36 Junichi Tazawa, R ERA: 2.53	(8, 1)	0.2		2	0	0	0	1	0	0	0	0	0	0	10	13	0.00	0.000
19 Koji Uehara, R ERA: 1.29	(9, 1)	1.0		4	1	0	0	2	0	0	0	0	0	0	11	13	0.00	1.000

PITCHER	IP	WLS	BF	H	R	ER	SO	BB	IBB	HBP	BLK	WP	HR	S	P	ERA	WHIP

Batter	1	2	3	4	5	6	7	8	9	AB	R	H	RBI	BB	SO	LOB
2 Jacoby Ellsbury, L (1, 8) OBP: 0.358, SLG: 0.427	X SI 89 0-0 1B		B SL 82 B SI 91 F SI 91 F SI 90 X FS 87 2-2 ① ② G4-3 1-2f	X SL 83 0-0 18 FC5 1-2 3-H 1B		B FS 85 B SI 92 X SI 91 2-0 E4 1-H 2B		C CU 79 B FF 94 F FF 93 D CH 85 S SL 88 2-3 ① K		5	0	3	2	0	1	2
18 Shane Victorino, S (1, 9) OBP: 0.329, SLG: 0.398	B SI 88 F SI 90 S SL 82 S SL 83 1-3 ① K		B SL 84 C SL 83 T SL 83 F SL 84 B FF 92 X FS 87 2-2 15 FC4 1B	C SL 84 B SI 92 B SL 86 X FS 85 2-2 ③ FC5 1-2 2-3f		C SL 85 C FF 94 X SL 87 0-2 ③ F7		C FF 94 B FF 94 S SL 86 X SL 86 1-2 34 BB 1-2 1B		5	0	2	0	0	1	4
15 Dustin Pedroia, R (1, 4) OBP: 0.373, SLG: 0.404 26 Brock Holt, L (9, 4) OBP: 0.275, SLG: 0.237	1 SAFE 1 SAFE C SI 90 F SI 90 D FS 84 S FS 84 1-3 ② K		X SL 84 0-0 ③ FC4 1-2f		C CU 75 C SL 83 X SI 91 0-2 ① L4		C CU 78 B SL 86 T FC 93 X SI 92 1-2 ① P3	B FF 95 F CH 85 C SL 84 F FF 94 B SL 86 F CH 85 B SL 87 F FF 93 S CH 85 3-3 ② K		5 0	0 0	0 0	0 0	0 0	2 0	4 0
34 David Ortiz, L (1, 10) OBP: 0.406, SLG: 0.586	X SI 90 0-0 ③ G1-3			B SL 81 B FS 87 C SI 90 C SI 93 B SI 89 F SI 91 X SI 92 3-2 37 1B 7 E 2B	B CU 76 F SI 92 B SL 84 F SI 92 T FS 87 2-2 ② K		B CH 85 C CH 84 F SI 93 B FF 95 B SL 88 X CH 84 3-2 HR	B SL 87 B SL 87 B SI 92 C SI 92 F SL 87 F SI 93 B SL 88 4-2 37 FC6 1-2 2-3 BB		4	2	2	1	1	1	1
37 Mike Carp, L (1, 3) OBP: 0.368, SLG: 0.561		C SI 89 B FF 90 B FF 90 F SI 91 X FS 87 2-2 ① G3-1		X FS 86 0-0 39 S 7 E 16 1B 2-3 1B	C SI 92 X SL 85 0-1 ③ G3		B SI 94 B SI 94 X SI 93 2-0 2B	C FF 94 X SL 81 0-1 ③ FC6 1-2f		5	1	2	0	0	0	3
29 Daniel Nava, S (1, 7) OBP: 0.378, SLG: 0.433		C CU 76 B FF 90 C FS 87 B SI 92 X FS 87 2-2 7 F9 2B		C SL 82 F SI 93 B FF 90 B SL 83 C FF 92 2-3 ① K		C CU 75 B SL 83 X FS 86 1-1 7 G4-3 39 1B 2B	D CU 80 B CU 79 B SI 93 D SI 94 4-0 BB			3	1	2	0	1	1	2
7 Stephen Drew, L (1, 6) OBP: 0.331, SLG: 0.425		B SL 83 B SI 93 C FS 86 B SL 86 X SI 92 3-1 ② F9 2-3		B SL 82 C SL 86 B FS 86 1 SAFE F SI 92 B SI 91 X FS 88 3-2 E3 16 1B 39 S 2 1B 1-2 3-H		X SI 91 0-0 ① G4-3 2-3	C CH 84 B FC 94 X CH 86 1-1 ② F9			4	1	0	1	0	0	5
39 Jarrod Saltalamacchia, S (1, 2) OBP: 0.334, SLG: 0.449		B SL 84 X FS 86 1-0 ③ G4-3		B SI 93 T SI 93 F FS 87 B FF 93 S SI 94 2-3 ② K 1-2 2-3		B FS 86 D FS 86 F FS 85 F SI 93 F FS 87 F SI 93 F FS 87 B FS 88 X SI 94 3-2 2 E 3-H 1B	C SL 84 F CH 84 X CU 80 0-2 ③ G4-3			4	1	1	1	0	1	5
16 Will Middlebrooks, R (1, 5) OBP: 0.260, SLG: 0.403			C SL 83 X SI 90 0-1 2 G4-3 1B	B SL 85 F SL 85 S SL 85 F SL 84 B SL 85 X SI 93 2-2 18 FC5 2 1B 2-3 3-H 1B		B SI 93 C SL 85 S SL 84 C SI 92 1-3 ② K		B SL 84 C FF 92 F FF 92 B SL 85 B SL 85 D FF 94 4-2 34 BB 18 1B BB		3	0	2	1	1	1	1
Inning Stats	R: 0 E: 0 K: 2 S: 8 H: 1 LOB: 1 BB: 0 P: 10	R: 0 E: 0 K: 0 S: 9 H: 1 LOB: 1 BB: 0 P: 17	R: 0 E: 0 K: 0 S: 10 H: 2 LOB: 1 BB: 0 P: 14	R: 3 E: 1 K: 2 S: 22 H: 4 LOB: 2 BB: 0 P: 36	R: 0 E: 0 K: 1 S: 8 H: 0 LOB: 0 BB: 0 P: 10	R: 2 E: 1 K: 1 S: 16 H: 3 LOB: 1 BB: 0 P: 23	R: 1 E: 0 K: 0 S: 12 H: 2 LOB: 2 BB: 1 P: 23	R: 0 E: 0 K: 2 S: 19 H: 1 LOB: 3 BB: 2 P: 33			1B: 8 2B: 5 3B: 0 HR: 1	SF: 0 SAC: 0 DP: 1 HBP: 0			WP: 0 PB: 0 SB: 2 CS: 0	PA: 41	

BOTTOM

New York Yankees @ Boston Red Sox

Fenway Park, Boston, MA

Sat Aug 17 2013, 4:09 PM - 7:33 PM EDT

Att. 37,517 - Partly Cloudy - 72 F

livebaseballscorecards.com

AB	38
R	6
H	14
RBI	6
BB	3
SO	8
LOB	27

PITCHER		IP	WLS	BF	H	R	ER	SO	BB	IBB	HBP	BLK	WP	HR	S	P	ERA	WHIP
18 Hiroki Kuroda, R ERA: 2.41	(1, 1)	5.2	L	28	11	5	3	6	0	0	0	0	0	0	70	107	4.76	1.941
43 Adam Warren, R ERA: 3.57	(6, 1)	2.0		12	3	1	1	2	3	0	0	0	0	1	32	57	4.50	3.000
48 Boone Logan, L ERA: 2.94	(8, 1)	0.1		1	0	0	0	0	0	0	0	0	0	0	2	2	0.00	0.000

PITCHER	IP	WLS	BF	H	R	ER	SO	BB	IBB	HBP	BLK	WP	HR	S	P	ERA	WHIP

Batter	1	2	3	4	5	6	7	8	9	AB	R	H	RBI	BB	SO	LOB
11 Brett Gardner, L (1, 8) OBP: 0.339, SLG: 0.408	L FF 87 C SL 85 F SL 86 S FF 91 0-3 ① **K**	1 SAFE 1 SAFE B FF 90 B FS 83 B SL 84 X FF 90 3-0 ③ **P3** 1-2		B FS 80 C SL 84 B FF 90 C FS 81 F SL 87 F FF 88 X SL 85 2-2 ③ **P6**		C SI 94 X SL 82 0-1 **31 FC6-2** 1-H 2-H 3-H 3B		T FF 93 B FF 93 B FF 94 S FF 94 F FF 95 H CU 73 3-2 **13 1B 31 1B HBP**	C FF 93 X CH 84 0-1 **24 HBP** 1-2 1B	5	0	2	3	0	1	2
31 Ichiro Suzuki, L (1, 9) OBP: 0.307, SLG: 0.359	B FC 84 F FF 90 B FF 89 F FF 88 F FF 92 F FF 91 S FS 82 2-3 ② **K**		C FS 80 F FS 82 B FF 92 F FF 92 F FF 92 F FS 83 F SL 84 F FS 80 X FS 82 1-2 **12 L9 24 1B 13 G6-3 1B**		C SL 84 X SI 89 0-1 ① **L4**	C SL 82 X SI 94 0-1 ② **FC6-2 24 1B** 3-H		X FF 93 0-0 **13 1B** 1-2 1B	X FF 93 0-0 ② **F8** 2-3	6	1	2	0	0	1	3
24 Robinson Canó, L (1, 4) OBP: 0.385, SLG: 0.497	B FF 91 B FF 90 X SL 84 2-0 **12 WP** 2B		C SL 85 B FF 91 F FF 90 B FF 92 X FS 82 2-2 **13 G6-3** 1-2 1B		X FF 89 0-0 ② **F9**	B SL 83 1 SAFE 1 SAFE D SL 83 C FF 94 B SL 83 C FF 94 X SI 94 3-2 **12 FC6-4** 1-2 1B		B FF 94 C FF 94 D CH 84 B FF 94 F FF 94 S FF 96 3-3 ① **K**	H SL 86 1-0 **HBP** 1-2	5	0	3	0	0	1	2
12 Alfonso Soriano, R (1, 7) OBP: 0.297, SLG: 0.494	S SL 84 B SL 83 B SL 85 C FS 81 X SL 86 2-2 ③ **G6-3** 2-3		C FS 82 F FS 82 B FF 90 D FC 85 X SL 85 2-2 ① **L9** 2-3		B SL 82 C FS 81 S FS 81 X FF 91 1-2 ③ **F9**	X FC 87 0-0 ③ **FC6-4** 1-2f		C FO 87 D FO 89 B FF 95 F FO 86 S FF 96 2-3 ② **K**	F FF 95 B CH 88 S FF 96 F FF 97 X FF 97 1-2 ③ **F8**	6	0	0	0	0	1	11
13 Alex Rodriguez, R (1, 5) OBP: 0.407, SLG: 0.489		B FF 89 B FF 92 B FF 91 H FF 92 4-0 **14 2B 26 1B HBP**	C FS 83 B FF 91 D SL 86 B SL 85 S FF 92 X FS 83 3-2 ② **G6-3** 1-2 3-H			B FF 90 X FF 89 1-0 **HR**	C FF 93 F FF 90 X FF 94 0-2 **14 FC5-6 1B**	X FF 94 0-0 1-2 2-3 1B		4	2	3	2	0	0	1
14 Curtis Granderson, L (1, 10) OBP: 0.389, SLG: 0.438		C FS 81 D FS 81 T FF 91 D SL 87 X SL 86 2-2 **26 1B 55 SF7** 1-3 2B	C SL 85 X FS 83 0-1 ③ **G3**			B SL 85 C FS 80 X FS 80 1-1 ① **G3-1**	S FF 92 D FF 88 T FF 88 X KC 77 1-2 ① **FC5-6 17 S 39 1B** 1-2f	B FO 88 S FO 88 T FO 89 F FF 96 D FF 90 B FO 88 X FF 95 3-2 ③ **F7**		5	2	1	0	0	0	5
26 Eduardo Núñez, R (1, 6) OBP: 0.305, SLG: 0.342 17 Jayson Nix, R (6, PR) OBP: 0.297, SLG: 0.295 (6, 6)		X FF 90 0-0 **11 S** 2-3 3-H 1B		B SL 84 C SL 83 B FF 89 B SL 83 C SI 90 X SL 84 3-2 **55 S** 1B		B FF 86 B FS 80 B FS 80 C FF 90 C FF 90 X SL 84 3-2 **19 BB 55 1B 11 3B** 1B	C FF 92 S SI 88 D KC 76 B FC 88 T FF 93 2-2 ② **K** 1-2		F FF 94 B SL 86 B SL 82 F FF 93 F CH 89 H CH 88 3-2 **19 S 39 WP 19 1B** HBP	3 1	0 2	3 0	1 0	0 0	0 1	0 1
55 Lyle Overbay, L (1, 3) OBP: 0.306, SLG: 0.426 39 Mark Reynolds, R (7, PH) OBP: 0.309, SLG: 0.383 (7, 3)		1 SAFE X FS 82 0-0 ① **SF7** 3-H		S FS 80 B FF 89 C FC 90 B FF 90 S FS 81 2-3 ① **K** 1-2		F SI 90 D FS 82 B FS 82 X FS 81 2-1 **19 BB 11 3B** 1-2 1B	B CH 83 C CH 83 X SL 87 1-1 **2-H 1B**		B FF 94 T FF 93 F FF 93 F CH 86 X SI 94 1-2 ① **G5-3** 1-2	2 2	1 0	1 1	1 1	0 0	1 1	1 1
19 Chris Stewart, R (1, 2) OBP: 0.306, SLG: 0.289		X FF 91 0-0 ② **P3**		X FF 90 0-0 ② **F7**		B FF 90 D SI 89 B SL 84 B FF 89 4-0 **11 3B BB** 1-2 2-3	C FF 94 X FF 95 0-1 ③ **F8**		B FF 94 B FF 94 C SI 94 B FF 93 C FF 94 X FF 94 3-2 **31 F8 11 1B** 2-H 1B	4	1	1	1	1	0	3
Inning Stats	R: 0 E: 0 K: 2 S: 13 H: 1 LOB: 1 BB: 0 P: 19	R: 2 E: 0 K: 0 S: 7 H: 2 LOB: 1 BB: 0 P: 16	R: 1 E: 0 K: 0 S: 19 H: 2 LOB: 1 BB: 0 P: 27	R: 0 E: 0 K: 1 S: 12 H: 1 LOB: 1 BB: 0 P: 19	R: 0 E: 0 K: 0 S: 6 H: 0 LOB: 0 BB: 0 P: 7	R: 4 E: 0 K: 0 S: 16 H: 5 LOB: 3 BB: 1 P: 30	R: 1 E: 0 K: 1 S: 13 H: 2 LOB: 1 BB: 0 P: 17	R: 0 E: 0 K: 2 S: 15 H: 2 LOB: 3 BB: 0 P: 26	R: 1 E: 0 K: 0 S: 17 H: 2 LOB: 3 BB: 0 P: 26	1B: 13 2B: 2 3B: 1 HR: 1 SF: 1 SAC: 0 DP: 0 HBP: 4						

PITCHER		IP	WLS	BF	H	R	ER	SO	BB	IBB	HBP	BLK	WP	HR	S	P	ERA	WHIP
46 Ryan Dempster, R ERA: 4.77	(1, 1)	5.1	L	27	9	7	7	3	1	0	1	0	1	1	65	107	11.81	1.875
66 Drake Britton, L ERA: 3.77	(6, 1)	0.1	B	3	2	0	0	0	0	0	0	0	0	0	7	10	0.00	6.000
67 Brandon Workman, R ERA: 4.75	(6, 1)	1.0		4	1	1	1	1	0	0	0	0	0	0	10	13	9.00	1.000
56 Franklin Morales, L ERA: 6.14	(7, 1)	0.2		5	2	0	0	1	0	0	1	0	0	0	11	18	0.00	3.000
36 Junichi Tazawa, R ERA: 2.5	(8, 1)	0.2		3	1	0	0	1	0	0	0	0	0	0	8	13	0.00	1.500

PITCHER		IP	WLS	BF	H	R	ER	SO	BB	IBB	HBP	BLK	WP	HR	S	P	ERA	WHIP
62 Rubby De La Rosa, R ERA: 4.76	(9, 1)	1.0		7	2	1	1	0	0	0	2	0	1	0	17	26	9.00	2.000

TOP

New York Yankees @ Boston Red Sox

Fenway Park, Boston, MA

Sun Aug 18 2013, 8:09 PM - 12:19 AM EDT

Att. 37,917 - Partly Cloudy - 76 F

livebaseballscorecards.com

AB	43
R	9
H	17
RBI	9
BB	1
SO	6
LOB	30

WP: 2	PA: 49		
PB: 0			
SB: 4			
CS: 0			

Batter	1	2	3	4	5	6	7	8	9	AB	R	H	RBI	BB	SO	LOB
2 Jacoby Ellsbury, L (1, 8) OBP: 0.356, SLG: 0.424	C SI 91 B SI 90 B FF 91 B FF 92 B SI 92 4-1 34 BB 18 1B 5 SF9 BB	C CU 78 F FF 94 B FF 95 S SL 84 1-3 ③ K		C SL 84 F FF 94 B SL 82 B SL 83 F SI 92 C SL 83 2-3 ③ K		B FF 92 B FF 92 C SI 93 F CH 83 F FF 94 F FF 94 F FF 94 C SL 82 2-3 ① K		F FC 91 B FC 91 F FC 91 S KC 81 1-3 ③ K 2-3		4	1	0	0	1	4	2
18 Shane Victorino, S (1, 9) OBP: 0.330, SLG: 0.401	B FF 91 C SI 91 B CH 85 X CH 86 2-1 5 SF9 34 BB 39 1B 1-2 1B		C CU 77 X SI 92 0-1 34 WP 34 G3 2B		C FF 93 F SL 82 X CH 86 0-2 ① G6-3	C FF 91 S SL 79 B SL 83 S SL 82 1-3 ② K			C FC 91 X FC 91 0-1 ① G1-3	5	2	2	0	0	1	1
15 Dustin Pedroia, R (1, 4) OBP: 0.371, SLG: 0.402	C FF 92 X FF 93 0-1 ① F7		C SL 82 F CH 85 X CH 84 0-2 ① F8		B SL 78 B CH 86 F FF 93 B CH 87 X FF 93 3-1 34 2B 29 BB 1B	C FF 92 F FF 93 1 SAFE X FF 93 0-2 ③ G4-3			C FC 91 X FF 92 0-1 ② G6-3	5	1	1	0	0	0	4
34 David Ortiz, L (1, 10) OBP: 0.408, SLG: 0.588	B SL 83 C FF 93 B SI 92 B SL 82 F FF 92 F SL 83 B SL 81 4-2 39 1B 1-2 2-3 BB		B SI 93 C FF 94 B CH 84 B SI 93 X SL 82 3-1 ② G3 2-H		S FF 94 B SL 83 D SL 82 X CH 85 2-1 29 BB 1-3 2B		B SL 80 F SI 93 F SI 93 S SI 94 1-3 ① K		C FC 92 B FF 92 B FC 91 X FC 92 2-1 5 BB 1B	4	0	2	1	1	1	0
5 Jonny Gomes, R (1, 7) OBP: 0.342, SLG: 0.425	T CH 87 C FF 93 C FF 87 X SI 95 0-2 ② SF9 2-3 3-H		C SL 83 B SI 92 C FF 95 B SL 84 X SI 94 2-2 ③ G5-3		X FF 93 0-0 ② P6		B SI 94 B SI 94 B SI 93 B FF 93 4-0 39 G6-4-3 BB		C FC 92 B FC 91 F FC 92 B FC 90 B FC 92 F FC 91 B FC 92 4-2 1-2 BB	2	0	0	1	2	0	2
39 Jarrod Saltalamacchia, S (1, 2) OBP: 0.338, SLG: 0.452	X CH 86 0-0 1-2 3-H 1B			C SI 91 F SI 92 X SL 82 0-2 29 SH2-4 7 SF7 2B	B SL 84 B CH 87 B CH 87 I IN 48 4-0 29 BB IBB		X SI 92 0-0 ② ③ G6-4-3 1-2f		C FC 92 B FC 90 B FC 91 X FC 91 2-1 ③ L7	4	1	2	1	1	0	3
29 Daniel Nava, S (1, 3) OBP: 0.377, SLG: 0.431	C SI 93 F CH 86 F SL 83 C FF 94 0-3 ③ K			X SI 91 0-0 ① SH2-4 2-3	B CH 86 F SI 94 B FF 94 B FF 94 B SI 94 4-1 1-2 2-3 3-H BB			C KC 80 B FC 91 F FC 92 S KC 80 1-3 ① K2-3		2	0	0	1	1	2	2
7 Stephen Drew, L (1, 6) OBP: 0.327, SLG: 0.421		C SI 92 B SI 92 X SI 93 1-1 ① G3		S SL 82 S SL 82 X SL 82 0-2 ② SF7 3-H	C SL 83 C SI 95 S SL 84 0-3 ③ K			C FC 90 C FC 92 B FC 92 F KC 81 S KC 82 1-3 ② K		3	0	0	1	0	2	3
16 Will Middlebrooks, R (1, 5) OBP: 0.268, SLG: 0.424		B CU 77 X CH 86 1-0 ② G5-3		C SI 92 X FF 93 0-1 HR		B SL 82 B CH 84 B CH 86 B FF 92 4-0 BB		F FC 90 C FC 90 B KC 81 X KC 80 1-2 2 WP 2B		3	1	2	1	1	0	0
Inning Stats	R: 2 E: 0 K: 1 S: 17 H: 2 LOB: 2 BB: 2 P: 27	R: 0 E: 0 K: 1 S: 6 H: 0 LOB: 0 BB: 0 P: 9	R: 1 E: 0 K: 0 S: 10 H: 1 LOB: 0 BB: 0 P: 15	R: 2 E: 0 K: 1 S: 13 H: 2 LOB: 0 BB: 0 P: 15	R: 1 E: 0 K: 1 S: 12 H: 2 LOB: 3 BB: 2 P: 25	R: 0 E: 0 K: 2 S: 12 H: 0 LOB: 1 BB: 1 P: 19	R: 0 E: 0 K: 1 S: 4 H: 0 LOB: 0 BB: 1 P: 9	R: 0 E: 0 K: 3 S: 13 H: 1 LOB: 1 BB: 0 P: 17	R: 0 E: 0 K: 0 S: 11 H: 1 LOB: 2 BB: 1 P: 19	1B: 4 2B: 4 3B: 0 HR: 1 SF: 2 SAC: 1 DP: 1 HBP: 0						

PITCHER		IP	WLS	BF	H	R	ER	SO	BB	IBB	HBP	BLK	WP	HR	S	P	ERA	WHIP
52 CC Sabathia, L ERA: 4.83	(1, 1)	5.1	W	28	7	6	6	5	4	1	0	0	1	1	64	103	10.12	2.062
27 Shawn Kelley, R ERA: 3.4	(6, 1)	0.2	H	2	0	0	0	1	0	0	0	0	0	0	6	7	0.00	0.000
48 Boone Logan, L ERA: 2.86	(7, 1)	1.0	H	3	0	0	0	1	1	0	0	0	0	0	4	9	0.00	1.000
30 David Robertson, R ERA: 1.74	(8, 1)	1.0	H	4	1	0	0	3	0	0	0	0	1	0	13	17	0.00	1.000
42 Mariano Rivera, R ERA: 2.38	(9, 1)	1.0	S	5	1	0	0	0	1	0	0	0	0	0	11	19	0.00	2.000

PITCHER	IP	WLS	BF	H	R	ER	SO	BB	IBB	HBP	BLK	WP	HR	S	P	ERA	WHIP

BOTTOM

New York Yankees @ Boston Red Sox

Fenway Park, Boston, MA

Sun Aug 18 2013, 8:09 PM - 12:19 AM EDT

Att. 37,917 - Partly Cloudy - 76 F

livebaseballscorecards.com

AB	32
R	6
H	9
RBI	6
BB	7
SO	10
LOB	17

Toronto Blue Jays @ New York Yankees

Yankee Stadium, Bronx, NY

Tue Aug 20 2013, 1:11 PM - 4:27 PM EDT

Att. 40,248 - Sunny - 85 F

livebaseballscorecards.com

Batter	1	2	3	4	5	6	7	8	9	AB	R	H	RBI	BB	SO	LOB
7 José Reyes, S (1, 6) OBP: 0.352, SLG: 0.445	C FF 91 F CU 79 B CU 81 B FF 95 F SI 92 B CU 82 B CU 80 4-2 19 G4-3 BB	B CU 81 C SI 95 X FF 96 1-1 11 2B 2-3 1B		C SI 95 C CH 86 B FF 93 F FF 94 X CU 84 1-2 ③ G6-3			B SI 93 B SI 93 C SI 92 C SI 94 X SI 94 2-2 26 BB 8 G3 1B		B FF 92 C FF 93 B FF 93 S SL 82 X FF 95 2-2 ① G1	4	1	2	0	1	0	0
11 Rajai Davis, R (1, 8) (4, 9) OBP: 0.319, SLG: 0.352	X FF 93 0-0 ① F9	C SI 93 S SI 93 X FF 96 0-2 1-H 3-H 2B			C CU 79 B SI 93 C CU 81 F FF 93 S SI 94 1-3 ① K X SI 93 0-0 10 1B 1B		B FF 95 C CU 81 1 SAFE B SI 94 F FF 95 F CU 82 S CU 84 2-3 ① K		C SL 83 F FF 95 B SL 86 F FF 95 B SL 87 F SL 84 B CU 81 F SL 83 B FF 95 4-2 8 G6-3 8 DI BB	4	0	1	2	1	2	2
19 José Bautista, R (1, 9) OBP: 0.358, SLG: 0.498 8 Anthony Gose, L (4, 8) OBP: 0.317, SLG: 0.316	F FF 94 X SI 92 0-1 ② G4-3 1-2	B CU 82 B CU 81 B SI 93 B FF 95 4-0 10 FC5-4 BB					F FF 94 B SI 94 B SL 81 C SL 81 F FF 96 X SL 80 2-2 ② G3 1-2		B FC 90 C FC 90 X FC 90 1-1 ② G6-3 1-3	1 3	0 0	0 1	0 0	1 0	0 0	1 2
10 Edwin Encarnación, R (1, 10) OBP: 0.369, SLG: 0.535	X FF 94 0-0 ③ L7	C CU 82 F SI 94 X SI 95 0-2 ③ FC5-4 1-2f			1 SAFE X FF 95 0-0 1-2 1B		B SL 82 C SL 83 S FF 92 D SL 85 B SL 83 B FF 92 4-2 26 BB BB		B FC 92 C FF 91 B FC 90 C FC 91 X FC 92 2-2 ③ F8	4	0	1	0	1	0	4
26 Adam Lind, L (1, 3) OBP: 0.354, SLG: 0.481		C FF 93 X SI 92 0-1 13 HBP 3 1B 1B	C CU 80 X FF 93 0-1 13 FC6-4 1B		X SI 94 0-0 ② F8		B FF 92 B SL 81 C FF 93 B FF 92 B FF 93 4-1 1-2 2-3 BB			3	1	2	0	1	0	2
13 Brett Lawrie, R (1, 5) OBP: 0.316, SLG: 0.432		C FF 93 D CU 80 H SI 90 2-1 22 PB 3 1B 22 G6-3 1-2 HBP	B CU 81 X FF 94 1-0 ① FC6-4 3 L4-3 1-2f		B SI 94 X SI 93 1-0 ③ F9		B SL 84 C SL 82 S SL 84 F FF 93 F SL 84 B SL 85 F FF 93 X FF 94 2-2 ③ F8			3	1	0	0	0	0	6
3 Maicer Izturis, S (1, 4) OBP: 0.290, SLG: 0.312		X SI 93 0-0 7 1B 22 PB 11 2B 1-2 2-H 1B	1 SAFE C SI 94 F SI 94 D CU 82 1 SAFE X CU 80 1-2 ②③ L4-3 1-1			C CU 80 X FF 94 0-1 22 G6-3 1B			C FC 90 B FC 90 F KC 80 C FC 91 1-3 ① K	4	1	2	1	0	1	1
22 Josh Thole, L (1, 2) OBP: 0.253, SLG: 0.190		B CU 81 C FF 93 C SI 93 B CU 81 X CU 81 2-2 ① G1-3 1-2 2-3		C SI 93 C SI 93 B FF 94 F CU 80 X SI 94 1-2 ① G6-3			B SI 94 X SI 94 1-0 ①② G6-3 1-2f		B FC 91 C FF 92 X FC 91 1-1 ② G6-3	4	0	0	0	0	0	3
22 Kevin Pillar, R (1, 7)		B CU 82 C CU 82 S CU 83 X CU 83 1-2 ② G6-3 3-H		B FF 94 X FF 94 1-0 ② G6-3		C FF 96 C CU 82 B CU 84 X FF 96 1-2 ③ F8		F FC 90 C FC 89 B KC 81 F KC 80 C FC 91 1-3 ③ K		4	0	0	1	0	1	1
Inning Stats	R: 0 E: 0 K: 0 S: 7 H: 0 LOB: 1 BB: 1 P: 11	R: 4 E: 0 K: 0 S: 18 H: 4 LOB: 2 BB: 1 P: 28	R: 0 E: 0 K: 0 S: 6 H: 1 LOB: 0 BB: 0 P: 8	R: 0 E: 0 K: 0 S: 9 H: 0 LOB: 0 BB: 0 P: 12	R: 0 E: 0 K: 1 S: 8 H: 2 LOB: 2 BB: 0 P: 10	R: 0 E: 0 K: 0 S: 6 H: 1 LOB: 0 BB: 0 P: 8	R: 0 E: 0 K: 1 S: 20 H: 1 LOB: 3 BB: 2 P: 36	R: 0 E: 0 K: 2 S: 9 H: 0 LOB: 0 BB: 0 P: 12	R: 0 E: 0 K: 0 S: 13 H: 0 LOB: 1 BB: 1 P: 22	1B: 8 2B: 2 3B: 0 HR: 0 SF: 0 SAC: 0 DP: 2 HBP: 1						

TOP	
AB	34
R	4
H	9
RBI	4
BB	5
SO	4
LOB	22

WP: 0 PB: 1 SB: 0 CS: 0 PA: 40

PITCHER		IP	WLS	BF	H	R	ER	SO	BB	IBB	HBP	BLK	WP	HR	S	P	ERA	WHIP
47 Iván Nova, R ERA: 3.17	(1, 1)	6.1	W	29	9	4	4	2	2	0	1	0	0	0	61	88	5.68	1.737
48 Boone Logan, L ERA: 2.83	(7, 1)	0.1	H	1	0	0	0	0	0	0	0	0	0	0	4	6	0.00	0.000
27 Shawn Kelley, R ERA: 3.38	(7, 1)	0.1	H	3	0	0	0	0	2	0	0	0	0	0	9	19	0.00	6.000
30 David Robertson, R ERA: 1.71	(8, 1)	1.0	H	3	0	0	0	2	0	0	0	0	0	0	9	12	0.00	0.000
62 Joba Chamberlain, R ERA: 4.78	(9, 1)	0.1		2	0	0	0	0	1	0	0	0	0	0	8	14	0.00	3.000

PITCHER		IP	WLS	BF	H	R	ER	SO	BB	IBB	HBP	BLK	WP	HR	S	P	ERA	WHIP
42 Mariano Rivera, R ERA: 2.35	(9, 1)	0.2		2	0	0	0	0	0	0	0	0	0	0	5	8	0.00	0.000

BOTTOM

Toronto Blue Jays @ New York Yankees

Yankee Stadium, Bronx, NY

Tue Aug 20 2013, 1:11 PM - 4:27 PM EDT

Att. 40,248 - Sunny - 85 F

livebaseballscorecards.com

Batter	1	2	3	4	5	6	7	8	9	AB	R	H	RBI	BB	SO	LOB
11 Brett Gardner, L (1, 8) OBP: 0.337, SLG: 0.406	C FF 94 F FF 95 B FF 94 F SL 83 B FF 95 X FF 96 2-2 ① G3		B SL 83 B CU 82 C SI 93 L FF 92 B SL 84 F SI 93 F SL 83 X FF 95 3-2 31 2B 24 HR 1B		C CU 80 X SL 87 0-1 ① L9	B FF 95 C FF 96 F CH 85 F FF 96 S CH 84 1-3 ③ K		F CU 80 2 SAFE X CU 81 0-1 ② SF7 2-H		4	1	1	1	0	1	0
31 Ichiro Suzuki, L (1, 9) OBP: 0.308, SLG: 0.362	B FF 95 F FF 93 X FF 96 1-1 ② G4-3		C SI 92 F SI 93 1 SAFE B SI 91 X CH 86 1-2 1-3 24 HR 2B		B CU 80 B FF 94 F FF 92 S CU 80 S SL 87 2-3 ② K		C SI 90 B CU 82 B CU 80 F SI 90 X CU 81 2-2 24 2B 1B	B SI 90 X CH 83 1-0 ③ G3-1		5	2	2	0	0	1	0
24 Robinson Canó, L (1, 4) OBP: 0.390, SLG: 0.510	B FF 95 B FF 95 B FF 95 C FF 94 C FF 95 F FF 93 F SI 94 X FF 93 3-2 1B		D SI 94 X SI 92 1-0 2-H 3-H HR		F CU 82 B FF 95 X FF 94 1-1 12 WP 1B		X FF 91 0-0 14 G1-3 1-H 2B			4	1	4	4	0	0	0
12 Alfonso Soriano, R (1, 10) OBP: 0.294, SLG: 0.490	B FF 94 B FF 95 S SL 88 F FF 96 D SL 89 X SL 88 3-2 ③ F8		B FF 95 F FF 96 B FF 95 X SL 84 2-1 ② F7		B FF 95 B CU 82 X SL 87 2-0 ③ F7 1-2		C CU 82 B FF 90 S CU 82 C CU 82 1-3 ① K			4	0	0	0	0	1	3
13 Alex Rodriguez, R (1, 5) OBP: 0.414, SLG: 0.480		B FF 95 F FF 95 C FF 95 S FF 96 1-3 ① K	F FF 95 B CU 82 B FF 95 S SL 88 S FF 95 2-3 ③ K			S SL 87 X FF 94 0-1 17 BB 19 HR 1B	B FF 91 C CU 81 B CU 81 B FF 89 B CU 79 4-1 14 G1-3 BB			3	1	1	0	1	2	0
14 Curtis Granderson, L (1, 7) OBP: 0.384, SLG: 0.429		C FF 95 B SL 84 F FF 95 X FF 95 1-2 55 BB 1B		C CU 79 B CU 81 C CU 80 S SL 86 1-3 ① K		F SI 89 B CU 82 B FF 89 B SI 92 F FF 90 S CU 83 3-3 ① K	C CH 81 C CU 81 X CU 82 0-2 ② G1-3 1-2 2-3			4	0	1	0	0	2	3
55 Lyle Overbay, L (1, 3) OBP: 0.307, SLG: 0.425 39 Mark Reynolds, R (6, PH) OBP: 0.308, SLG: 0.381 (7, 3)		B SI 92 B SI 93 B SI 93 B FF 94 4-0 17 G5-4-3 1-2 BB		C CU 80 B FF 95 X CU 81 1-1 ② G6-3		S SL 86 D SL 86 F FF 95 D SL 86 B FF 95 S FF 95 3-3 ② K	B CU 81 F CU 81 S CU 80 B CU 81 S CU 81 2-3 ③ K			1 0 0 0 1 0 0 2 0 0 0 0 2 3						
17 Jayson Nix, R (1, 6) OBP: 0.303, SLG: 0.297	F FF 95 X FF 93 0-1 ② ③ G5-4-3 1-2f			B SI 93 B CU 80 C CU 80 B SL 86 B FF 94 4-1 BB		F FF 95 B FF 96 B FF 95 B FF 96 B FF 96 4-1 19 HR 1-2 BB		F SI 90 X FF 88 0-1 11 E 19 S 11 SF7 1B		2	2	1	0	2	0	2
19 Chris Stewart, R (1, 2) OBP: 0.305, SLG: 0.301			B FF 94 B FF 95 B FF 96 C FF 94 C FF 94 F FF 96 X FF 95 3-2 ① F8	1 SAFE B FF 95 B FF 94 X FF 93 2-0 ③ F9		B FF 94 C FF 95 B FF 96 X FF 95 2-1 1-H 2-H HR		B FF 90 X FF 89 1-0 ① F8 1-2		4	1	1	3	0	0	2
Inning Stats	R: 0 E: 0 K: 0 S: 14 H: 1 LOB: 1 BB: 0 P: 23	R: 0 E: 0 K: 1 S: 8 H: 1 LOB: 1 BB: 1 P: 14	R: 3 E: 0 K: 1 S: 18 H: 3 LOB: 0 BB: 0 P: 30	R: 0 E: 0 K: 1 S: 7 H: 0 LOB: 1 BB: 1 P: 15	R: 0 E: 0 K: 1 S: 8 H: 1 LOB: 1 BB: 0 P: 13	R: 3 E: 0 K: 3 S: 15 H: 2 LOB: 0 BB: 1 P: 28	R: 1 E: 0 K: 2 S: 14 H: 2 LOB: 2 BB: 1 P: 23	R: 1 E: 1 K: 0 S: 6 H: 1 LOB: 0 BB: 0 P: 8		1B: 7 2B: 2 3B: 0 HR: 2	SF: 1 SAC: 0 DP: 1 HBP: 0					

	AB	33
	R	8
	H	11
	RBI	8
	BB	4
	SO	9
	LOB	13

WP: 1 PB: 0 SB: 1 CS: 0 PA: 38

PITCHER		IP	WLS	BF	H	R	ER	SO	BB	IBB	HBP	BLK	WP	HR	S	P	ERA	WHIP
32 Esmil Rogers, R ERA: 5.02	(1, 1)	5.0		23	7	4	4	4	2	0	0	0	1	1	57	97	7.20	1.800
27 Brett Cecil, L ERA: 2.78	(6, 1)	0.1	H	1	0	0	0	1	0	0	0	0	0	0	3	6	0.00	0.000
45 Neil Wagner, R ERA: 3.38	(6, 1)	0.2	L	4	1	2	2	2	1	0	0	0	0	1	10	20	27.00	3.000
51 Thad Weber, R ERA: 2.4	(7, 1)	2.0		10	3	2	1	2	1	0	0	0	0	0	20	31	4.50	2.000

PITCHER	IP	WLS	BF	H	R	ER	SO	BB	IBB	HBP	BLK	WP	HR	S	P	ERA	WHIP

Batter	1	2	3	4	5	6	7	8	9	AB	R	H	RBI	BB	SO	LOB
11 Rajai Davis, R (1, 9) OBP: 0.320, SLG: 0.355	C FF 92 C FF 93 X SL 83 0-2 3 G6-3 3 S 10 WP 1B		X FF 92 0-0 3 FC1-6 1-2 1B		B FF 93 X SL 81 1-0 ② SF8 3-H		B FF 94 F SI 94 D CH 87 F CH 87 F CH 88 B CH 88 X SL 84 3-2 ② P3		D FF 92 C FF 93 C FF 93 X FC 92 1-2 ③ G1-3	4	1	2	1	0	0	3
3 Maicer Izturis, S (1, 4) OBP: 0.288, SLG: 0.310 16 Mark DeRosa, R (6, 4) OBP: 0.314, SLG: 0.441	1 SAFE B FF 93 C FF 93 1 SAFE C SL 80 X SL 83 1-2 ① G6-3 1-3		F FF 92 F SL 82 F SL 84 D CH 85 X SL 82 1-2 ② FC1-6 10 S 1-2f 2-3		C KC 75 X CH 84 0-1 ③ G5-3		C SL 84 B SL 86 B SI 92 S SL 85 C CH 88 2-3 ③ K 2-3			3 1	0 0	0 0	0 0	0 1	0 1	3 1
10 Edwin Encarnación, R (1, 3) OBP: 0.370, SLG: 0.534	S FF 94 F FF 94 B SL 84 B SL 83 B FF 95 B FF 95 4-2 26 G3-6-3 3-H BB		F FF 94 S FF 94 F SL 95 B CH 84 B CH 83 B FF 95 S SL 83 3-3 ③ K 1-2			C KC 73 B SL 81 B SL 81 C SL 79 X FF 93 2-2 13 1B 1B		X FF 94 0-0 ① F9		3	0	1	0	1	1	2
26 Adam Lind, L (1, 10) OBP: 0.351, SLG: 0.476	C FF 94 B FF 94 X SL 82 1-1 ②③ G3-6-3 1-2f			C FF 92 B SL 82 X CH 83 1-1 ① F8		C FF 92 C FF 92 B CH 82 F SL 83 F FF 92 S CH 84 1-3 ① K		C SI 95 F SI 95 X CH 89 0-2 ② G1-3		4	0	0	0	0	1	2
13 Brett Lawrie, R (1, 5) OBP: 0.318, SLG: 0.433		B FF 93 C FF 93 X SL 80 1-1 ① P3		C FF 93 B FF 93 C FF 93 F SL 83 B FF 94 X FF 94 2-2 ② G4-3		X FF 92 0-0 1-2 1B		C SL 83 X SL 86 0-1 9 CS 1B		4	0	2	0	0	0	0
9 J.P. Arencibia, R (1, 2) OBP: 0.248, SLG: 0.392 7 José Reyes, S (9, PH) OBP: 0.355, SLG: 0.448 22 Josh Thole, L (9, 2) OBP: 0.253, SLG: 0.190		C FF 93 S FF 94 F CH 87 S FF 94 0-3 ② K		B FF 93 X FF 93 1-0 8 WP 1B		S SL 80 F SL 82 F FF 93 B CH 84 S SL 84 1-3 ② K		1 SAFE B FF 93 C SL 84 1 SAFE S CH 88 1 SAFE F CH 90 B SL 83 2-2 ③ CS 1-2	F FC 91 X FC 90 0-1 66 1B 1B	3 1 0	0 0 0	1 1 0	0 0 0	0 0 0	2 0 0	2 0 0
8 Anthony Gose, L (1, 8) OBP: 0.289, SLG: 0.286		F FF 94 B CH 85 F FF 94 F CH 87 B SL 84 X FF 94 2-2 ③ L8		B KC 75 F FF 92 S SL 81 X SL 82 1-2 ③ G5-3 1-2		C FF 94 S SL 81 X SL 83 0-2 ③ G6-3			L FC 91 1 SAFE L FC 91 F FC 90 F FC 92 C FC 90 0-3 ① K	4	0	0	0	0	1	4
22 Kevin Pillar, R (1, 7) OBP: 0.095, SLG: 0.050			C FF 93 S SL 81 B CH 86 F FF 94 X SL 81 1-2 3 FC1-6 11 1B 1B		C FF 93 S FF 92 S SL 83 0-3 ① K		B FF 92 B FF 92 B FF 91 B FF 92 4-0 16 PB 66 SH2-3 BB		C FC 90 1 SAFE B FF 91 S FC 91 X FC 91 1-2 ② F9	3	0	1	0	1	1	1
66 Munenori Kawasaki, L (1, 6) OBP: 0.314, SLG: 0.303			C FF 92 S FF 92 B CH 82 S SL 81 1-3 ① K		C FF 92 F FF 93 X SL 81 0-2 11 SF8 3B		1 SAFE 1 SAFE B SI 93 X SI 93 1-0 ① SH2-3 1-2		X FC 91 0-0 1-2 1B	3	1	2	0	0	1	1
Inning Stats	R: 1 E: 0 K: 0 S: 10 H: 1 LOB: 0 BB: 1 P: 16	R: 0 E: 0 K: 1 S: 10 H: 0 LOB: 0 BB: 0 P: 13	R: 0 E: 0 K: 2 S: 16 H: 2 LOB: 2 BB: 0 P: 22	R: 0 E: 0 K: 0 S: 10 H: 1 LOB: 1 BB: 0 P: 15	R: 1 E: 0 K: 1 S: 9 H: 1 LOB: 0 BB: 0 P: 10	R: 0 E: 0 K: 2 S: 16 H: 2 LOB: 2 BB: 0 P: 20	R: 0 E: 0 K: 1 S: 8 H: 0 LOB: 1 BB: 1 P: 18	R: 0 E: 0 K: 0 S: 9 H: 1 LOB: 0 BB: 0 P: 11	R: 0 E: 0 K: 1 S: 14 H: 2 LOB: 2 BB: 0 P: 16	1B: 9 2B: 0 3B: 1 HR: 0 SF: 1 SAC: 1 DP: 1 HBP: 0						

PITCHER		IP	WLS	BF	H	R	ER	SO	BB	IBB	HBP	BLK	WP	HR	S	P	ERA	WHIP
65 Phil Hughes, R ERA: 4.68	(1, 1)	6.0		26	7	2	2	6	2	0	0	0	2	0	71	100	3.00	1.500
38 Preston Claiborne, R ERA: 2.74	(7, 1)	2.0		6	1	0	0	1	0	0	0	0	0	0	17	25	0.00	0.500
42 Mariano Rivera, R ERA: 2.3	(9, 1)	1.0	W	5	2	0	0	1	0	0	0	0	0	0	14	16	0.00	2.000

PITCHER	IP	WLS	BF	H	R	ER	SO	BB	IBB	HBP	BLK	WP	HR	S	P	ERA	WHIP

TOP

Toronto Blue Jays @ New York Yankees

Yankee Stadium, Bronx, NY

Tue Aug 20 2013, 7:10 PM - 10:05 PM EDT

Att. 37,190 - Partly Cloudy - 85 F

livebaseballscorecards.com

AB	33
R	2
H	10
RBI	1
BB	2
SO	8
LOB	19

WP: 2 PA: 38
PB: 1
SB: 2
CS: 1

Toronto Blue Jays @ New York Yankees

Yankee Stadium, Bronx, NY

Tue Aug 20 2013, 7:10 PM - 10:05 PM EDT

Att. 37,190 - Partly Cloudy - 85 F

livebaseballscorecards.com

Batter	1	2	3	4	5	6	7	8	9	AB	R	H	RBI	BB	SO	LOB
11 Brett Gardner, L (1, 8) OBP: 0.335, SLG: 0.403	B FF 82 F CH 79 B FF 83 F FF 84 B CH 80 X FF 85 3-2 G4-3 ①		B FF 84 C FF 84 B FC 80 F FF 85 F FF 85 B FF 85 X FC 81 3-2 G4-3 ② 1-2		X FF 83 0-0 F8 ②		C SI 92 C SI 92 B SI 93 X SL 77 1-2 G3 ③			4	0	0	0	0	0	3
22 Vernon Wells, R (1, 9) OBP: 0.292, SLG: 0.378	X FF 84 0-0 12 PB 2B		B FC 82 B FC 80 B FC 79 C FF 85 B FF 83 4-1 24 1B BB		B CU 71 F FF 83 B FC 79 X FC 78 2-1 F7 ③			B CH 79 X SI 93 1-0 G2-3 ①		3	0	1	0	1	0	1
24 Robinson Canó, L (1, 4) OBP: 0.390, SLG: 0.510	C FF 82 B FF 84 B FC 80 X SI 82 2-1 G1-3 ②		F FF 85 B FF 86 F CH 80 B FF 87 X CH 79 2-2 1-2 2-H 1B			X FF 82 0-0 F7 ①		C SI 93 X SI 92 0-1 E1 1B		4	0	2	1	0	0	1
12 Alfonso Soriano, R (1, 7) OBP: 0.294, SLG: 0.487	T FC 82 C SI 82 F FF 84 B FC 82 B FF 85 F FC 82 F FF 82 X CH 80 2-2 F7 ③ 2-3		B FC 82 B CH 79 F FC 81 X FF 85 2-1 F8 ③			B SI 81 F FC 78 S CH 78 F CH 77 F FF 84 X CH 77 1-2 G5-3 ②		I IN 76 I IN 75 I IN 74 I IN 75 4-0 13 G6-4-3 IBB		3	0	0	0	1	0	3
13 Alex Rodriguez, R (1, 10) OBP: 0.387, SLG: 0.444		F FF 82 S FC 81 C SI 86 0-3 K ①		F CH 79 C FF 83 B CH 78 S CH 78 1-3 K ①		F CH 80 B SI 83 C FC 79 S CU 74 1-3 K ③		F SL 85 D SL 87 X SL 86 1-1 G6-4-3 ②③ 1-2f		4	0	0	0	0	3	2
39 Mark Reynolds, R (1, 3) OBP: 0.307, SLG: 0.378 31 Ichiro Suzuki, L (9, PR) OBP: 0.308, SLG: 0.362		C SI 86 B SI 84 S FC 80 B CU 72 X FC 80 2-2 F7 ②		B CH 77 F SI 84 F FC 80 B CU 74 F SI 86 B CH 78 F FC 82 X FC 80 3-2 G5-3 ②			C SI 82 B SI 81 F FC 77 X CU 71 1-2 F8 ①		B SL 75 B SL 73 B FF 88 B SI 86 4-0 17 S 26 SH1-3 17 1B BB	3 0	0 1	0 0	0 0	1 0	0 0	0 0
26 Eduardo Núñez, R (1, 6) OBP: 0.301, SLG: 0.337		C FF 81 X FC 79 0-1 P4 ③		C CH 81 C SI 84 B FF 85 B SI 85 X FC 79 2-2 G6-3 ③			B FC 79 F FC 79 F FC 79 F CU 71 B FC 79 B CH 77 T FC 80 3-2 K ②		X FF 86 0-0 SH1-3 ① 1-2	3	0	0	0	0	1	0
17 Jayson Nix, R (1, 5) OBP: 0.305, SLG: 0.311			C FC 78 F CH 80 B FF 84 X CU 72 1-2 G6-3 ①		B CH 77 C FC 79 F FC 80 C SI 83 1-3 K ①		X FC 78 0-0 HR		S SL 74 B FF 87 X SL 76 1-1 2-H 1B	4	1	2	2	0	1	0
53 Austin Romine, R (1, 2) OBP: 0.278, SLG: 0.333			B SI 82 C FC 79 B FC 79 X FC 79 2-1 11 G4-3 24 1B 1B		X FF 83 0-0 1B		B CH 78 X CH 78 1-0 2B			3	1	3	0	0	0	0

	AB	31
	R	3
	H	8
	RBI	3
	BB	3
	SO	5
	LOB	10

Inning Stats	1	2	3	4	5	6	7	8	9	1B: 5	SF: 0	WP: 0	PA: 35
	R: 0 E: 0 K: 0 S: 12	H: 1 LOB: 1 BB: 0 P: 19	R: 0 E: 0 K: 1 S: 8	H: 0 LOB: 0 BB: 0 P: 10	R: 1 E: 0 K: 0 S: 15	H: 2 LOB: 2 BB: 1 P: 29	R: 0 E: 0 K: 1 S: 11	H: 0 LOB: 0 BB: 0 P: 17	R: 0 E: 0 K: 0 S: 7	H: 1 LOB: 1 BB: 0 P: 10	R: 0 E: 0 K: 1 S: 9	H: 0 LOB: 0 BB: 0 P: 11	R: 1 E: 0 K: 1 S: 12	H: 2 LOB: 1 BB: 0 P: 18	R: 0 E: 1 K: 0 S: 5	H: 1 LOB: 1 BB: 1 P: 11	R: 1 E: 0 K: 0 S: 3	H: 1 LOB: 1 BB: 1 P: 8	2B: 2 3B: 0 HR: 1	SAC: 1 DP: 1 HBP: 0	PB: 1 SB: 1 CS: 0	

PITCHER		IP	WLS	BF	H	R	ER	SO	BB	IBB	HBP	BLK	WP	HR	S	P	ERA	WHIP
56 Mark Buehrle, L ERA: 4.23	(1, 1)	6.2		27	6	2	2	5	1	0	0	0	0	1	71	110	2.70	1.050
62 Aaron Loup, L ERA: 2.52	(7, 1)	0.2		4	1	0	0	0	0	1	0	0	0	0	6	12	0.00	1.500
21 Sergio Santos, R ERA: 2.92	(8, 1)	0.2		1	0	0	0	0	0	0	0	0	0	0	2	3	0.00	0.000
38 Darren Oliver, L ERA: 3.92	(9, 1)	0.1	L	3	1	1	1	0	1	0	0	0	0	0	3	8	27.00	6.000

PITCHER	IP	WLS	BF	H	R	ER	SO	BB	IBB	HBP	BLK	WP	HR	S	P	ERA	WHIP

Batter	1	2	3	4	5	6	7	8	9	AB	R	H	RBI	BB	SO	LOB
7 José Reyes, S (1, 6) OBP: 0.352, SLG: 0.444 16 Mark DeRosa, R (2, 4) OBP: 0.309, SLG: 0.433	X SI 92 0-0 ① F8	B CU 80 B CH 82 C CH 83 C FF 94 C CH 84 2-3 ③ K		C FF 91 S CH 82 1 SAFE B FF 92 S FF 93 1-3 ③ K			X CH 83 0-0 ① G2-3		C FC 90 B FC 91 S FF 91 B FF 92 S FC 92 2-3 ① K	2 3	0 0	0 0	0 0	0 0	1 2	1 1
11 Rajai Davis, R (1, 9) OBP: 0.322, SLG: 0.357 (8, 8)	B SI 94 C SI 92 S SL 85 B SL 86 F CH 81 S SI 92 2-3 ② K		B CU 77 X CU 76 1-0 ① G6-3		F CH 82 X FF 91 0-1 ① F8		C CH 83 B CH 83 B FF 91 B CH 83 B FF 91 4-1 26 E 26 S BB		X FF 92 0-0 10 A4 D5 2B	4	0	1	0	1	1	0
10 Edwin Encarnación, R (1, 10) OBP: 0.368, SLG: 0.530	C FF 93 B SI 92 B SL 86 B SL 87 B SL 86 B FF 95 4-2 26 1B BB		C FF 93 C SI 92 B SL 86 S SI 93 1-3 ② K		F FF 92 C FF 92 B CH 86 B FF 92 X FF 92 2-2 ② G5-3		X SI 89 0-0 ② F8		2 SAFE B FC 92 F FC 92 B FF 92 F FC 92 C FC 91 2-3 ②③ K 2-3	4	0	0	0	1	2	2
26 Adam Lind, L (1, 3) OBP: 0.355, SLG: 0.476	C SI 93 B SI 93 S CH 85 X SI 94 1-2 1-2 1B		C SI 93 B SL 85 B CH 83 B CH 79 B SI 93 4-1 BB		B FF 91 B FF 91 B CU 80 C FF 91 B FF 91 4-1 BB		B FF 90 1 SAFE C FF 91 B CH 83 C FF 91 X CH 86 2-2 ③ G4-3 1-3			2	0	1	0	2	0	1
13 Brett Lawrie, R (1, 5) OBP: 0.317, SLG: 0.431	B FF 94 B FF 94 B FF 94 C FF 92 X FF 94 3-1 ③ F9		B SL 84 X FF 93 1-0 ③ F9		X CH 83 0-0 ③ G5-3			C CH 82 C FF 91 F FF 91 X FF 92 0-2 22 SH1-3 1B		4	0	1	0	0	0	4
22 Josh Thole, L (1, 2) OBP: 0.255, SLG: 0.232		C SI 92 B SI 93 X CH 83 1-1 ① F7		B SI 92 B CH 83 X SI 92 2-0 HR	C FF 91 B FF 90 B FC 88 F CH 84 F FF 92 F FC 87 X FF 93 2-2 ① G1-3			1 SAFE X FF 90 0-0 ① SH1-3 1-2		3	1	1	1	0	0	0
22 Kevin Pillar, R (1, 7) OBP: 0.160, SLG: 0.045		F FF 94 B SI 92 C SL 86 S SI 93 1-3 ② K		B FF 94 F FF 93 B SL 84 C CU 82 H SI 91 3-2 8 FC6-4 HBP	C FF 91 B CH 84 B CH 84 F CH 84 B FF 92 B CH 84 4-2 BB			C CH 82 X FF 91 0-1 ② F8		2	0	0	0	1	1	1
8 Anthony Gose, L (1, 8) OBP: 0.292, SLG: 0.289 14 Moisés Sierra, R (8, PH) (8, 9)	X FF 94 0-0 66 S 66 1B 1B	1 SAFE 1 SAFE F FF 92 F FF 92 X FC 88 0-2 ① FC6-4 66 FC6-4 1-2f		B FF 92 X FF 91 1-0 ② F8			I IN 83 I IN 83 I IN 84 I IN 86 4-0 IBB		3 0	1 0	1 0	0 0	0 1	0 0	2 0
66 Munenori Kawasaki, L (1, 4) OBP: 0.313, SLG: 0.302 (2, 6)	1 SAFE B SI 91 1 SAFE B SI 92 F FF 94 B CH 83 X SI 93 3-1 1-H 1B		F FF 93 B FF 91 L FF 93 1 SAFE X FF 92 1-2 ② FC6-4 1-2f		C FF 91 F FF 92 B FF 90 F FF 92 B FC 88 S CH 84 2-3 ③ K			S CU 79 X FF 91 0-1 ③ F7		4	0	1	1	0	1	4
Inning Stats	R: 0 E: 0 K: 1 S: 12 H: 1 LOB: 2 BB: 1 P: 22	R: 1 E: 0 K: 2 S: 11 H: 2 LOB: 1 BB: 0 P: 18	R: 0 E: 0 K: 1 S: 6 H: 0 LOB: 1 BB: 1 P: 13	R: 1 E: 0 K: 1 S: 12 H: 1 LOB: 1 BB: 0 P: 19	R: 0 E: 0 K: 0 S: 7 H: 0 LOB: 1 BB: 1 P: 13	R: 0 E: 0 K: 1 S: 12 H: 0 LOB: 1 BB: 1 P: 21	R: 0 E: 0 K: 0 S: 6 H: 0 LOB: 1 BB: 1 P: 12	R: 0 E: 0 K: 0 S: 9 H: 1 LOB: 2 BB: 1 P: 13	R: 0 E: 0 K: 2 S: 7 H: 1 LOB: 0 BB: 0 P: 11	1B: 4 2B: 1 3B: 0 HR: 1 SF: 0 SAC: 1 DP: 0 HBP: 1						

PITCHER	IP	WLS	BF	H	R	ER	SO	BB	IBB	HBP	BLK	WP	HR	S	P	ERA	WHIP
43 Adam Warren, R (1, 1) ERA: 3.69	3.0		16	4	2	2	4	2	0	1	0	0	1	32	61	6.00	2.000
60 David Huff, L (4, 1) ERA: 5.79	5.0	W	20	1	0	0	2	3	1	0	0	0	0	43	70	0.00	0.800
42 Mariano Rivera, R (9, 1) ERA: 2.25	1.0	S	3	1	0	0	2	0	0	0	0	0	0	7	11	0.00	1.000

PITCHER	IP	WLS	BF	H	R	ER	SO	BB	IBB	HBP	BLK	WP	HR	S	P	ERA	WHIP

TOP

Toronto Blue Jays @ New York Yankees

Yankee Stadium, Bronx, NY

Wed Aug 21 2013, 7:09 PM - 9:44 PM EDT

Att. 36,140 - Partly Cloudy - 83 F

livebaseballscorecards.com

AB	31
R	2
H	6
RBI	2
BB	6
SO	8
LOB	16

WP: 0 PA: 39
PB: 0
SB: 2
CS: 0

Batter	1	2	3	4	5	6	7	8	9	AB	R	H	RBI	BB	SO	LOB
11 Brett Gardner, L (1, 10) OBP: 0.332, SLG: 0.400	C FF 82 S KN 77 S KN 78 0-3 ① K	X KN 75 0-0 ③ G3			C KN 74 F KN 78 X KN 80 0-2 ① L1			C KN 79 C KN 79 F KN 80 F KN 80 B FF 80 F KN 79 B KN 80 S KN 78 2-3 ① K		4	0	0	0	0	2	1
31 Ichiro Suzuki, L (1, 9) OBP: 0.307, SLG: 0.361	B KN 75 S KN 77 X KN 78 1-1 14 PB 12 PB 1B		C KN 76 C KN 68 X KN 80 0-2 ① G3		B KN 78 C FF 84 F KN 80 F KN 71 F KN 81 X KN 80 1-2 ② G6-3			B KN 76 C KN 72 X KN 80 1-1 ② P6		4	0	1	0	0	0	0
24 Robinson Canó, L (1, 4) OBP: 0.391, SLG: 0.512	X KN 77 0-0 ② F8		C FF 84 F FF 80 X KN 75 0-2 14 1B 2B		C KN 80 F KN 81 X KN 80 0-2 ③ P6			B KN 78 F KN 78 X FF 80 1-1 12 HR 1B		4	2	2	0	0	0	1
12 Alfonso Soriano, R (1, 7) OBP: 0.295, SLG: 0.492	1 SAFE B KN 76 B KN 77 B KN 77 B KN 71 4-0 14 PB 1-2 BB		F KN 78 F KN 78 T FF 80 0-2 ② K			B KN 79 B KN 78 B FF 83 C FF 82 X FF 82 3-1 ① G5-3		C FF 80 X FF 80 0-1 1-H HR		3	1	1	2	1	1	1
14 Curtis Granderson, L (1, 8) OBP: 0.388, SLG: 0.425	S KN 76 X KN 80 0-1 ③ P5 1-2 2-3		C KN 78 B KN 80 X KN 79 1-1 2-H 1B			C KN 78 B KN 79 B KN 80 C KN 77 B FF 79 B KN 76 4-2 26 CS BB		C KN 79 C KN 80 F KN 81 B KN 80 T KN 80 1-2 ③ K		3	0	1	1	1	1	2
26 Eduardo Núñez, R (1, 6) OBP: 0.302, SLG: 0.337		C KN 74 C KN 77 F FF 80 F EP 65 F KN 79 X KN 70 0-2 17 WP 55 S 53 SF7 1B	F KN 78 F KN 77 F KN 79 S KN 79 0-3 ③ K			F KN 78 B KN 80 B KN 76 C FF 83 1 SAFE B KN 80 1 SAFE 1 SAFE F FF 83 3-3 1 SAFE C FF 83 ② ③ K 1-2				3	1	1	0	0	2	2
55 Lyle Overbay, L (1, 3) OBP: 0.304, SLG: 0.421		B FF 83 C KN 74 B KN 78 B KN 73 F KN 74 1 SAFE S KN 76 3-3 ① K 1-2		B KN 77 S FF 82 F KN 78 B KN 80 S KN 80 2-3 ① K			F KN 78 B KN 80 B KN 79 S KN 78 B KN 78 X KN 76 3-2 ① F7			3	0	0	0	0	2	1
17 Jayson Nix, R (1, 5) OBP: 0.308, SLG: 0.311 39 Mark Reynolds, R (2, PR) (3, 5) OBP: 0.306, SLG: 0.375		B KN 78 F KN 76 B KN 78 S KN 80 H FF 80 3-2 2-3 HBP		X KN 80 0-0 ② G5-3			C KN 79 X FF 80 0-1 ② P3			0 2	0 0	0 0	0 0	0 0	0 0	0 0
53 Austin Romine, R (1, 2) OBP: 0.271, SLG: 0.327		D KN 76 X KN 74 1-0 ② SF7 3-H		C FF 84 C KN 80 X KN 80 0-2 ③ G5-3			B KN 77 F KN 79 F FF 80 B FF 84 C FF 82 2-3 ③ K			2	0	0	1	0	1	0
Inning Stats	R: 0 E: 0 K: 1 S: 8 H: 1 LOB: 2 BB: 1 P: 13	R: 1 E: 0 K: 1 S: 13 H: 1 LOB: 1 BB: 0 P: 20	R: 1 E: 0 K: 2 S: 15 H: 2 LOB: 1 BB: 0 P: 16	R: 0 E: 0 K: 1 S: 7 H: 0 LOB: 0 BB: 0 P: 9	R: 0 E: 0 K: 0 S: 11 H: 0 LOB: 0 BB: 0 P: 12	R: 0 E: 0 K: 1 S: 8 H: 0 LOB: 1 BB: 1 P: 18	R: 0 E: 0 K: 1 S: 8 H: 0 LOB: 0 BB: 0 P: 13	R: 2 E: 0 K: 2 S: 16 H: 2 LOB: 0 BB: 0 P: 21		1B: 4 2B: 2 3B: 0 HR: 1	SF: 1 SAC: 0 DP: 1 HBP: 1			WP: 1 PB: 2 SB: 1 CS: 1	PA: 32	

PITCHER		IP	WLS	BF	H	R	ER	SO	BB	IBB	HBP	BLK	WP	HR	S	P	ERA	WHIP
43 R.A. Dickey, R ERA: 4.49	(1, 1)	8.0	L	32	6	4	4	9	2	0	1	0	1	1	86	122	4.50	1.000

PITCHER	IP	WLS	BF	H	R	ER	SO	BB	IBB	HBP	BLK	WP	HR	S	P	ERA	WHIP

BOTTOM

Toronto Blue Jays @ New York Yankees

Yankee Stadium, Bronx, NY

Wed Aug 21 2013, 7:09 PM - 9:44 PM EDT

Att. 36,140 - Partly Cloudy - 83 F

livebaseballscorecards.com

AB	28
R	4
H	6
RBI	4
BB	2
SO	9
LOB	8

Toronto Blue Jays @ New York Yankees

Yankee Stadium, Bronx, NY

Thu Aug 22 2013, 4:39 PM - 7:44 PM EDT

Att. 40,116 - Rain - 75 F

TOP

livebaseballscorecards.com

Batter	1	2	3	4	5	6	7	8	9	AB	R	H	RBI	BB	SO	LOB
7 José Reyes, S (1, 6) OBP: 0.353, SLG: 0.443	C FF 87 B FC 86 B CH 80 B SI 89 X FF 90 — 3-1 F9 ①		C SI 91 B SL 85 B FC 86 B FF 90 C FF 90 X SL 83 — 3-2 G4-3 ③		C CU 77 F SL 85 F SI 88 B FC 86 B SL 81 F FC 86 X FC 88 — 2-2 1-2 2-3 1B		F FF 93 B SL 81 X SL 83 — 1-1 10 FC6-5 1-2 2-3 1B		B KC 82 B FC 92 B FC 92 C FC 91 C FC 92 X FC 92 — 3-2 G4-3 ②	5	0	2	0	0	0	0
11 Rajai Davis, R (1, 8) OBP: 0.323, SLG: 0.355	B SI 89 S CU 77 F FC 88 B FC 86 B FF 90 X FC 87 — 3-2 16 S 1B			C CU 77 B CH 82 B CH 82 B SI 91 B SI 90 — 4-1 16 S 10 F8 BB	X FC 87 — 0-0 G5-3 ② ③ 2-3f		F SL 84 B FF 94 X FF 92 — 1-1 F9 ①		C FC 90 B KC 81 B FC 90 B FC 90 C FC 90 X FC 89 — 3-2 F8 ③	4	0	1	0	1	0	6
10 Edwin Encarnación, R (1, 3) OBP: 0.365, SLG: 0.525	C CU 76 B FC 86 1 SAFE 1 SAFE X FC 86 — 1-1 P3 ②			C SL 83 B SI 90 1 SAFE 1 SAFE B SI 90 X FC 84 — 2-1 F8 ① 1-2		B FF 88 B FC 86 F SI 85 X SI 86 — 2-1 F9 ①	D FF 94 X SL 84 — 1-0 FC6-5 ② 1-2 2-3f 3-H			4	0	0	1	0	0	4
16 Mark DeRosa, R (1, 10) OBP: 0.309, SLG: 0.428 26 Adam Lind, L (7, PH) (7, 10) OBP: 0.354, SLG: 0.475	1 SAFE B CU 77 C SL 85 F FC 86 1 SAFE X SL 84 — 1-2 P6 ③ 1-2			C CU 77 F FF 87 B FF 89 F SL 85 S SL 85 — 1-3 K ② 2-3		C SI 89 B SI 88 F CH 79 F FF 86 F SI 90 B FF 89 B FF 88 B FC 88 — 4-2 BB	S SL 79 B SI 94 S FF 95 F SL 81 S SL 81 — 1-3 K ③			2	0	0	0	1	1	2
										1	0	0	0	0	1	2
13 Brett Lawrie, R (1, 5) OBP: 0.316, SLG: 0.428		B FF 88 F CU 76 X FC 86 — 1-1 G6-3 ①		B SL 85 X CU 78 — 1-0 G5-3 ③		B SI 88 1 SAFE 1 SAFE B SI 86 C SL 83 F FC 88 F FF 91 X FC 86 — 2-2 F9 ②		B FF 93 C FF 93 S FF 93 X SL 86 — 1-2 9 FC5-4 1B		4	0	1	0	0	0	2
9 J.P. Arencibia, R (1, 2) OBP: 0.248, SLG: 0.398		C FF 90 B SI 90 S CU 76 B FC 87 F FC 86 S SI 89 — 2-3 K ②			F CU 75 X CH 80 — 0-1 HR	C FF 88 S SI 88 B SI 90 S FF 89 — 1-3 K ③		S FF 92 B SL 84 S FF 93 F FF 94 X SI 93 — 1-2 FC5-4 ① 14 FC1-4 1-2f		4	1	1	1	0	2	2
14 Moisés Sierra, R (1, 9)		B FF 89 X SI 89 — 1-0 F8 ③			S FC 86 F FC 86 X FC 84 — 0-2 F7 ①		C SL 78 B FF 91 S SL 80 B SL 82 F SL 79 F SL 82 B SL 83 B FF 91 — 4-2 22 1B 66 1B BB	X SL 84 — 0-0 FC1-4 ② 1-2f		3	1	0	0	1	0	1
22 Kevin Pillar, R (1, 7) OBP: 0.207, SLG: 0.080			C FF 89 X FC 87 — 0-1 F7 ①		B CU 75 B CH 81 B FF 88 C FF 88 B SI 88 — 4-1 7 1B 66 1B BB		C FF 92 C FF 93 X SL 83 — 0-2 7 1B 66 1B 10 FC6-5 1-2 1B	B FF 93 C FF 92 D SL 85 B FF 93 X FF 93 — 3-1 P6 ③		3	1	1	0	1	0	1
66 Munenori Kawasaki, L (1, 4) OBP: 0.316, SLG: 0.306			B FF 90 B CU 78 C FF 90 C SL 82 X SI 89 — 2-2 G6-3 ②		B SL 82 X SL 83 — 1-0 11 G5-3 7 1B 1-2 1B		B FF 92 C FF 93 S SL 82 X FF 92 — 1-2 10 FC6-5 7 1B 1-2 2-H 1B		B FC 92 C FC 91 B FC 91 B FF 93 C FF 93 X FF 93 — 3-2 G6-3 ①	4	0	2	1	0	0	0

Inning Stats																				
	R: 0	H: 1	R: 0	H: 0	R: 0	H: 0	R: 0	H: 0	R: 1	H: 3	R: 0	H: 0	R: 2	H: 3	R: 0	H: 1	R: 0	H: 0	1B: 7	SF: 0	WP: 0	PA: 38
	E: 0	LOB: 1	E: 0	LOB: 0	E: 0	LOB: 0	E: 0	LOB: 1	E: 0	LOB: 2	E: 0	LOB: 1	E: 0	LOB: 2	E: 0	LOB: 1	E: 0	LOB: 0	2B: 0	SAC: 0	PB: 0	
	K: 0	BB: 0	K: 1	BB: 0	K: 0	BB: 0	K: 1	BB: 1	K: 0	BB: 1	K: 1	BB: 1	K: 1	BB: 1	K: 0	BB: 0	K: 0	BB: 0	3B: 0	DP: 1	SB: 2	
	S: 10	P: 18	S: 7	P: 11	S: 8	P: 13	S: 8	P: 16	S: 13	P: 20	S: 13	P: 22	S: 19	P: 28	S: 10	P: 15	S: 9	P: 18	HR: 1	HBP: 0	CS: 0	

AB	34
R	3
H	8
RBI	3
BB	4
SO	4
LOB	20

PITCHER		IP	WLS	BF	H	R	ER	SO	BB	IBB	HBP	BLK	WP	HR	S	P	ERA	WHIP
46 Andy Pettitte, L (1, 1) ERA: 4.26		6.0	W	24	4	1	1	3	3	0	0	0	0	1	59	100	1.50	1.167
27 Shawn Kelley, R (7, 1) ERA: 3.7		0.2		6	3	2	2	0	1	0	0	0	0	0	15	23	27.00	6.000
48 Boone Logan, L (7, 1) ERA: 2.8		0.1	H	1	0	0	0	1	0	0	0	0	0	0	4	5	0.00	0.000
38 Preston Claiborne, R (8, 1) ERA: 2.68		1.0	H	4	1	0	0	0	0	0	0	0	0	0	10	15	0.00	1.000
30 David Robertson, R (9, 1) ERA: 1.68		1.0	S	3	0	0	0	0	0	0	0	0	0	0	9	18	0.00	0.000

PITCHER		IP	WLS	BF	H	R	ER	SO	BB	IBB	HBP	BLK	WP	HR	S	P	ERA	WHIP

BOTTOM

Batter	1	2	3	4	5	6	7	8	9	AB	R	H	RBI	BB	SO	LOB
31 Ichiro Suzuki, L (1, 9) OBP: 0.309, SLG: 0.363	F FF 90 B FF 90 F FF 91 F FF 91 F FF 90 X SL 83 1-2 G4-3 ①			C FF 90 B FF 90 F FF 90 X SI 90 1-2 2B	B FF 92 B FF 90 B FF 90 C FF 90 B FF 91 4-1 22 FC8-4 1-2 2-3 BB	F SI 92 B SI 92 C SI 93 B CH 80 S SI 93 2-3 K ③				3	0	1	0	1	1	1
22 Vernon Wells, R (1, 10) OBP: 0.289, SLG: 0.374	B FF 91 C FF 92 F FF 91 X SL 84 1-2 G5-3 ②			F FF 91 C FF 91 D SL 83 S CU 75 1-3 K2-3 ①	X CH 83 0-0 FC8-4 ② 1-2 2-3f 3-H		X CH 79 0-0 F9 ①			4	0	0	1	0	1	3
24 Robinson Canó, L (1, 4) OBP: 0.388, SLG: 0.507	B FF 91 X FF 90 1-0 L8 ③			B FF 92 F FF 92 F FF 92 F FF 92 D CU 77 F FF 93 C FF 91 2-3 K ②	S SL 83 X FF 91 0-1 G4-3 ③		C SI 92 B SI 92 X SI 91 1-1 G4-3 ②			4	0	0	0	0	1	3
12 Alfonso Soriano, R (1, 7) OBP: 0.295, SLG: 0.489		C FF 90 B SL 83 S CH 84 F SL 84 B FF 91 F CH 85 X SL 83 2-2 F7 ①		B FF 92 B FF 92 B FF 92 F FF 92 C SL 83 B FF 93 4-2 BB	S FF 91 F FF 90 S SL 83 0-3 K ①	C SL 87 B SL 86 F FF 95 S FF 96 1-3 K ③				3	0	0	0	1	2	0
13 Alex Rodriguez, R (1, 5) OBP: 0.379, SLG: 0.421		B FF 91 C CH 84 B SL 84 B FF 91 X FF 92 3-1 G5-3 ②		S SL 85 F CU 76 X FF 93 0-2 G1-5-3 ③		B SI 91 S CH 84 S CH 84 B SL 82 B CH 84 B FF 90 4-2 39 BB 14 S 26 1B BB		B FF 96 F FF 96 B CH 86 X FF 96 2-1 E5 39 G1-4-3		3	1	0	0	1	0	2
14 Curtis Granderson, L (1, 8) OBP: 0.393, SLG: 0.456 11 Brett Gardner, L (9, 8) OBP: 0.332, SLG: 0.400		C SL 83 X SL 85 0-1 F7 ③			B SL 81 C SL 82 X SL 84 1-1 HR	C SI 91 B SI 90 S SL 84 B FF 91 B FF 92 B SL 83 4-2 39 BB 26 1B 1-2 BB		X FF 96 0-0 F8 ①		3 0	2 0	1 0	1 0	1 0	0 0	1 0
39 Mark Reynolds, R (1, 3) OBP: 0.305, SLG: 0.372			S FF 90 F FF 90 S FF 91 0-3 K ①		F FF 91 X CH 84 0-1 F9 ①	S CU 82 F FF 93 D CU 85 B CU 82 F CU 81 B FF 93 B CU 83 4-2 26 1B 19 G5-3 1-2 2-3 BB		C SL 88 B FF 95 X FF 95 1-1 G1-4-3 ②③ 1-2f		3	1	0	0	1	1	1
26 Eduardo Núñez, R (1, 6) OBP: 0.306, SLG: 0.338			C FF 92 S SL 85 X SL 83 0-2 F9 ②		B SL 82 B SI 89 B FF 89 B FF 89 4-0 31 BB 19 1B 22 FC8-4 BB	C FF 94 B FF 93 X CU 81 1-1 19 G5-3 1-3 2-H 3-H 1B				2	1	1	2	1	0	0
19 Chris Stewart, R (1, 2) OBP: 0.305, SLG: 0.302			C SI 91 B CH 85 X FF 90 1-1 F8 ③		1 SAFE 1 SAFE B FF 90 B CH 84 C SI 89 F FF 89 1 SAFE B CH 84 1 SAFE 3-2 X SI 91 22 FC8-4 31 BB 1-2 1B	D CH 79 X SI 92 1-0 G5-3 ② 1-2 3-H				3	0	1	1	0	0	1
Inning Stats	R: 0 E: 0 K: 0 S: 9 H: 0 LOB: 0 BB: 0 P: 12	R: 0 E: 0 K: 0 S: 9 H: 0 LOB: 0 BB: 0 P: 14	R: 0 E: 0 K: 1 S: 8 H: 0 LOB: 0 BB: 0 P: 9	R: 0 E: 0 K: 2 S: 16 H: 1 LOB: 2 BB: 1 P: 24	R: 2 E: 0 K: 0 S: 11 H: 2 LOB: 2 BB: 2 P: 23	R: 3 E: 0 K: 2 S: 16 H: 1 LOB: 1 BB: 3 P: 32	R: 0 E: 0 K: 1 S: 6 H: 0 LOB: 0 BB: 0 P: 8	R: 0 E: 1 K: 0 S: 5 H: 0 LOB: 0 BB: 0 P: 8		1B: 2 2B: 1 3B: 0 HR: 1 SF: 0 SAC: 0 DP: 1 HBP: 0			WP: 0 PB: 0 SB: 1 CS: 0 PA: 34	

PITCHER		IP	WLS	BF	H	R	ER	SO	BB	IBB	HBP	BLK	WP	HR	S	P	ERA	WHIP
48 J.A. Happ, L ERA: 5.1	(1, 1)	5.1	L	24	3	4	4	4	5	0	0	0	0	1	60	97	6.75	1.500
49 Brad Lincoln, R ERA: 3.56	(6, 1)	0.0		2	1	0	0	0	1	0	0	0	0	0	5	10	∞	∞
62 Aaron Loup, L ERA: 2.47	(6, 1)	1.1		4	0	1	1	1	0	0	0	0	0	0	7	11	6.75	0.000
45 Neil Wagner, R ERA: 3.23	(7, 1)	1.1		4	0	0	0	1	0	0	0	0	0	0	8	12	0.00	0.000

PITCHER	IP	WLS	BF	H	R	ER	SO	BB	IBB	HBP	BLK	WP	HR	S	P	ERA	WHIP

Toronto Blue Jays @ New York Yankees

Yankee Stadium, Bronx, NY

Thu Aug 22 2013, 4:39 PM - 7:44 PM EDT

Att. 40,116 - Rain - 75 F

livebaseballscorecards.com

AB	28
R	5
H	4
RBI	5
BB	6
SO	6
LOB	12

Batter	1	2	3	4	5	6	7	8	9	AB	R	H	RBI	BB	SO	LOB
11 Brett Gardner, L (1, 8) OBP: 0.337, SLG: 0.406	B FF 92 B FF 93 B FF 94 C FF 94 C FF 94 B FF 94 4-2 14 F8 14 S 12 1B BB		C FF 94 B FF 96 L CH 85 H FF 95 2-2 14 F9-3 HBP			C FF 91 B FF 94 X SL 84 1-1 24 G4-3 3B		B FC 86 C FC 87 F FC 86 X CH 83 1-2 24 K 1B		2	2	2	0	1	0	0
14 Curtis Granderson, L (1, 10) OBP: 0.378, SLG: 0.436	B FF 95 C SL 87 X FF 95 1-1 ① F8 1-3		1 SAFE C FF 94 C FF 94 F SL 84 D SL 85 1 SAFE B FF 95 X SL 85 2-2 ②③ F9-3 1-1			X FF 94 0-0 ① P5		1 SAFE X FC 87 0-0 ① F8		4	0	0	0	0	0	4
24 Robinson Canó, L (1, 4) OBP: 0.385, SLG: 0.503	F SL 86 F FF 96 B FF 96 S SL 87 1-3 ② K			C FF 94 X FF 93 0-1 ① L9		B FF 94 S SL 85 S SL 86 X SL 86 1-2 ② G4-3 3-H		C FC 88 1 SAFE S CU 78 B CH 85 S FC 88 1-3 ②③ K 1-2		4	0	0	1	0	2	2
12 Alfonso Soriano, R (1, 7) OBP: 0.295, SLG: 0.487	C FF 95 B FF 96 X FF 96 1-1 3-H 1B			B FF 95 S SL 83 B FF 95 X SL 84 2-1 ② G6-3		C FF 95 X FF 96 0-1 ③ G4-3			B FF 90 X FF 90 1-0 ① G5-3	4	0	1	1	0	0	0
13 Alex Rodriguez, R (1, 5) OBP: 0.357, SLG: 0.393	C SL 86 S FF 96 B SL 85 B SL 86 1 SAFE C SL 86 2-3 ③ K			B FF 95 X FF 94 1-0 ③ L9			C SL 85 B FF 95 B FF 94 X SL 84 2-1 ① G6-3		C SI 91 B SL 85 B SL 86 S CH 84 X SI 92 2-2 ② G6-3	4	0	0	0	0	1	1
31 Ichiro Suzuki, L (1, 9) OBP: 0.306, SLG: 0.360		F FF 94 B FF 95 B SL 84 F FF 94 X SL 86 2-2 ① G3			C FF 92 F FF 95 B FF 94 X SL 82 1-2 ① G6-3		F FF 95 B FF 95 S FF 95 B FF 95 X SL 85 2-2 ② G4-3		C SI 91 X SL 86 0-1 ③ G1-3	4	0	0	0	0	0	0
39 Mark Reynolds, R (1, 3) OBP: 0.305, SLG: 0.370		C FF 96 S FF 96 B FF 95 X FF 96 1-2 ② G6-3			S FF 93 B FF 94 S FF 94 S FF 96 1-3 ② K		B SL 85 C SL 84 F SL 85 F FF 97 F FF 97 B SL 86 F FF 95 B FF 95 B SL 84 4-2 26 1B BB			2	0	0	0	1	1	0
26 Eduardo Núñez, R (1, 6) OBP: 0.311, SLG: 0.343		S FF 95 X SL 86 0-1 ③ G6-3			C FF 95 B FF 93 B SL 85 C SL 82 X SL 84 2-2 1B		C FF 94 F SL 85 B FF 98 F FF 98 D SL 85 X SL 85 2-2 1-2 1B			3	0	2	0	0	0	0
19 Chris Stewart, R (1, 2) OBP: 0.302, SLG: 0.298			L FF 93 C SL 84 B SL 84 B FF 95 X SL 83 2-2 ① G5-3		C SL 82 B FF 95 F FF 95 B FF 95 B FF 94 S SL 84 3-3 ③ K		X FF 94 0-0 ③ F7			3	0	0	0	0	1	3
Inning Stats	R: 1 E: 0 K: 2 S: 12 H: 1 LOB: 1 BB: 1 P: 21	R: 0 E: 0 K: 0 S: 8 H: 0 LOB: 0 BB: 0 P: 11	R: 0 E: 0 K: 0 S: 9 H: 0 LOB: 0 BB: 0 P: 15	R: 0 E: 0 K: 0 S: 5 H: 0 LOB: 0 BB: 0 P: 8	R: 0 E: 0 K: 2 S: 12 H: 1 LOB: 1 BB: 0 P: 19	R: 1 E: 0 K: 0 S: 8 H: 1 LOB: 0 BB: 0 P: 10	R: 0 E: 0 K: 0 S: 15 H: 1 LOB: 2 BB: 1 P: 25	R: 0 E: 0 K: 1 S: 7 H: 1 LOB: 0 BB: 0 P: 9	R: 0 E: 0 K: 0 S: 6 H: 0 LOB: 0 BB: 0 P: 9	1B: 4 2B: 1 3B: 1 HR: 0 SF: 0 SAC: 0 DP: 1 HBP: 1						

PITCHER		IP	WLS	BF	H	R	ER	SO	BB	IBB	HBP	BLK	WP	HR	S	P	ERA	WHIP
22 Chris Archer, R ERA: 2.93	(1, 1)	7.0	W	27	4	2	2	4	2	0	1	0	0	0	69	109	2.57	0.857
35 Jamey Wright, R ERA: 2.98	(8, 1)	1.0		3	1	0	0	1	0	0	0	0	0	0	7	9	0.00	1.000
40 Roberto Hernandez, R ERA: 4.97	(9, 1)	1.0		3	0	0	0	0	0	0	0	0	0	0	6	9	0.00	0.000

PITCHER	IP	WLS	BF	H	R	ER	SO	BB	IBB	HBP	BLK	WP	HR	S	P	ERA	WHIP

TOP

New York Yankees @ Tampa Bay Rays

Tropicana Field, St. Petersburg, FL

Fri Aug 23 2013, 7:13 PM - 9:53 PM EDT

Att. 24,239 - Dome - 72 F

livebaseballscorecards.com

AB	30
R	2
H	5
RBI	2
BB	2
SO	5
LOB	10

WP: 0 PA: 33
PB: 0
SB: 1
CS: 0

Batter	1	2	3	4	5	6	7	8	9	AB	R	H	RBI	BB	SO	LOB
8 Desmond Jennings, R (1, 8) OBP: 0.324, SLG: 0.409	B FS 88 C SL 81 S FF 91 X SL 84 1-2 ① P3		B SL 82 B FF 90 B FF 91 C FF 89 B FF 91 4-1 18 G4-6-3 BB	B FF 92 C FF 92 C SL 84 B FF 92 F FF 91 F SL 84 B FF 92 X SI 93 3-2 ②③ L4-6 2-2			C SL 85 C SL 85 B FF 97 B FF 97 X FF 96 2-2 ② G6-3		3	0	0	0	1	0	2
18 Ben Zobrist, S (1, 4) OBP: 0.353, SLG: 0.412	B CU 76 B SL 82 C FF 92 X SL 82 2-1 ② P5		C SL 83 B FF 90 1 SAFE B SL 86 F FS 86 X FF 92 2-2 ①② G4-6-3 1-2f		C FF 90 B SL 83 X FF 91 1-1 HR		C SL 83 B SL 85 C FF 95 X FF 96 1-2 ③ P5			4	1	1	1	0	0	1
3 Evan Longoria, R (1, 5) OBP: 0.347, SLG: 0.511	C FF 91 B FF 92 S FF 92 B FS 88 F SL 84 F FF 93 C FF 93 2-3 ③ K		C SL 85 B SL 84 X SL 86 1-1 HR		C SL 83 X FF 93 0-1 ① G5-3			B SL 83 C SL 83 B SL 85 C SL 84 B FF 96 S SL 85 3-3 ① K		4	1	1	1	0	2	0
20 Matt Joyce, L (1, 9) OBP: 0.339, SLG: 0.456		C SL 82 X FF 92 0-1 2 1B 59 HR 1B	S FS 87 B FF 93 C SL 85 B SL 87 B FF 92 X FF 92 3-2 HR		B FF 92 X SL 80 1-0 ② P2			B SL 84 C FF 95 X FF 95 1-1 ② G3		4	2	2	1	0	0	0
21 James Loney, L (1, 3) OBP: 0.357, SLG: 0.435		B FF 90 B FF 92 C FF 90 1 SAFE L FF 90 F SL 86 1 SAFE F FF 92 F SL 84 2-2 ① 1 SAFE X SL 86 F7	B FF 92 X SL 83 1-0 ③ F7		B SL 85 B SL 85 B FF 91 C FF 91 F FF 91 X FF 91 3-2 ③ G4-3			B FF 94 B SL 82 C FF 93 B FF 94 X FF 94 3-1 ③ G3		4	0	0	0	0	0	1
2 Kelly Johnson, L (1, 10) OBP: 0.320, SLG: 0.451		B SL 82 C SL 82 X SL 85 1-1 59 HR 1-2 1B		C CU 75 F FF 91 B FF 91 S SL 83 1-3 ① K		X FF 90 0-0 ① G4-3				3	1	1	0	0	1	0
7 David DeJesus, L (1, 7) OBP: 0.327, SLG: 0.400		B SL 86 X SL 86 1-0 ② F8		L FF 92 B FF 91 F FF 92 B FF 92 X SL 87 2-2 59 1B 2B		C CU 76 F FF 92 T FF 92 0-2 ② K				3	1	1	0	0	1	2
59 Jose Lobaton, S (1, 2) OBP: 0.325, SLG: 0.421		X SL 84 0-0 1-H 2-H HR		B SL 85 B SL 83 D SL 85 C FF 92 X FF 91 3-1 8 L4-6 11 1B 2-H 1B			C FF 92 B SL 85 B FF 91 F SL 84 X FF 92 2-2 ③ F7			3	1	2	4	0	0	0
11 Yunel Escobar, R (1, 6) OBP: 0.330, SLG: 0.374		B SL 83 C SL 83 B SL 84 X FF 93 2-1 ③ G5-3		B FF 91 C FF 91 B FF 92 X SL 83 2-1 1-2 1B			C SL 86 X FF 95 0-1 ① G4-3			3	0	1	0	0	0	0
Inning Stats	R: 0 H: 0 E: 0 LOB: 0 K: 1 BB: 0 S: 10 P: 15	R: 3 H: 3 E: 0 LOB: 0 K: 0 BB: 0 S: 14 P: 20	R: 2 H: 2 E: 0 LOB: 0 K: 0 BB: 1 S: 10 P: 21	R: 1 H: 3 E: 0 LOB: 1 K: 1 BB: 0 S: 15 P: 26	R: 1 H: 1 E: 0 LOB: 0 K: 0 BB: 0 S: 8 P: 13	R: 0 H: 0 E: 0 LOB: 0 K: 1 BB: 0 S: 7 P: 9	R: 0 H: 0 E: 0 LOB: 0 K: 0 BB: 0 S: 8 P: 11	R: 0 H: 0 E: 0 LOB: 0 K: 1 BB: 0 S: 7 P: 14		1B: 4 SF: 0 2B: 2 SAC: 0 3B: 0 DP: 2 HR: 4 HBP: 0						

PITCHER		IP	WLS	BF	H	R	ER	SO	BB	IBB	HBP	BLK	WP	HR	S	P	ERA	WHIP
18 Hiroki Kuroda, R ERA: 2.71	(1, 1)	6.0	L	26	9	7	7	3	1	0	0	0	0	4	64	104	10.50	1.667
62 Joba Chamberlain, R ERA: 4.5	(7, 1)	2.0		6	0	0	0	1	0	0	0	0	0	0	15	25	0.00	0.000

PITCHER	IP	WLS	BF	H	R	ER	SO	BB	IBB	HBP	BLK	WP	HR	S	P	ERA	WHIP

BOTTOM

New York Yankees @ Tampa Bay Rays

Tropicana Field, St. Petersburg, FL

Fri Aug 23 2013, 7:13 PM - 9:53 PM EDT

Att. 24,239 - Dome - 72 F

livebaseballscorecards.com

AB	31
R	7
H	9
RBI	7
BB	1
SO	4
LOB	6

New York Yankees @ Tampa Bay Rays

Tropicana Field, St. Petersburg, FL

Sat Aug 24 2013, 7:13 PM - 10:16 PM EDT

Att. 32,862 - Dome - 72 F

TOP

livebaseballscorecards.com

Batter	1	2	3	4	5	6	7	8	9	AB	R	H	RBI	BB	SO	LOB
31 Ichiro Suzuki, L (1, 9) OBP: 0.303, SLG: 0.356	C SI 92 X SI 92 0-1 ① L7		S KC 81 F SI 93 C SI 94 0-3 ③ K		C SI 94 B SI 95 B SI 93 X SI 94 2-1 ② G4-3 1-2 2-3 3-H			C CU 79 S FF 90 X FS 83 0-2 ① F7		4	0	0	1	0	1	2
26 Eduardo Núñez, R (1, 6) OBP: 0.306, SLG: 0.336	C SI 94 B SI 93 F SI 93 B KC 81 X CH 85 2-2 ② F8			C SI 92 B KC 80 B CH 83 C CH 83 S FC 88 2-3 ① K	C SI 94 X FC 88 0-1 ③ P3			S FS 81 B FF 91 X CU 79 1-1 ② G4-3		4	0	0	0	0	1	2
24 Robinson Canó, L (1, 4) OBP: 0.384, SLG: 0.501	B SI 94 B SI 93 B SI 93 C SI 94 X SI 95 3-1 1B			M KC 81 B KC 80 F SI 93 B FF 94 B KC 82 X SI 94 3-2 ② G6-3		B KC 81 X SI 92 1-0 ① G4-3		B FF 90 C FS 82 S FS 81 B FF 89 C FS 82 2-3 ③ K		4	0	1	0	0	1	0
12 Alfonso Soriano, R (1, 7) OBP: 0.292, SLG: 0.483	C SI 93 F SI 94 1 SAFE F FC 89 B SI 95 F CH 84 X SI 94 1-2 ③ L8			C FC 88 S SI 94 B SI 95 X KC 82 1-2 ③ G6-3		B SI 93 B CH 82 S SI 94 F SI 94 B KC 82 F SI 95 F FC 89 F KC 81 X CH 83 3-2 ② F7			B SI 95 F SI 95 B SI 95 S CH 83 F CH 85 B SI 98 X CH 83 3-2 ① P4	4	0	0	0	0	0	1
13 Alex Rodriguez, R (1, 5) OBP: 0.351, SLG: 0.385		F CH 83 C FC 87 B FC 90 B SI 94 F SI 94 S FF 90 2-3 ① K			B SI 93 S SI 93 X KC 81 1-1 39 1B, 22 1B, 53 BB, 1B	B SI 93 B FC 88 B FC 85 X SI 94 3-0 ③ P1			X SI 97 0-0 ② G4-3	4	1	1	0	0	1	0
22 Vernon Wells, R (1, 10) OBP: 0.289, SLG: 0.374 11 Brett Gardner, L (9, PH) OBP: 0.336, SLG: 0.405		X SI 94 0-0 ② F9			B FC 88 C SI 94 X FC 88 1-1 53 BB, 39 1B, 31 G4-3, 1B 1-2		F FF 94 B SI 95 F SI 94 B FF 96 X FF 95 2-2 ① F7		C SI 95 F SI 98 F SI 98 X CH 84 0-2 ③ F8	3 1	1 0	1 0	0 0	0 0	0 0	0 0
14 Curtis Granderson, L (1, 8) OBP: 0.377, SLG: 0.443		C KC 81 C SI 94 B SI 95 C SI 95 1-3 ③ K			M SI 93 C SI 94 S SI 95 0-3 ① K		B FF 97 B SI 95 S SI 94 B FF 95 X FF 95 3-1 2B			3	0	1	0	0	2	2
39 Mark Reynolds, R (1, 3) OBP: 0.308, SLG: 0.373			B CH 82 B CH 80 B SI 93 C SI 93 S SI 94 F SI 94 F SI 94 F FC 89 X SI 95 3-2 53 G5-4-3, 1B		S CH 84 B CH 86 C SI 94 X SI 95 1-2 31 G4-3, 53 BB, 1B 1-2 2-3		B SI 96 F SI 96 S FF 96 B SI 95 S FF 97 2-3 ② K			3	0	2	0	0	1	1
53 Austin Romine, R (1, 2) OBP: 0.273, SLG: 0.321			1 SAFE D CH 84 X CH 84 1-0 ① ② G5-4-3 1-2f		B FC 88 F CH 84 B SI 94 F FC 87 B SI 95 F FC 88 F SI 95 F CH 85 B FC 87 4-2 31 G4-3, BB 1-2 2-3 3-H		F FF 96 F SI 97 F SI 98 X SI 92 0-2 ③ F7			2	0	0	1	1	0	2

Inning Stats																																			
	R: 0	H: 1	E: 0	LOB: 1	K: 0	BB: 0	S: 12	P: 18	R: 0	H: 0	E: 0	LOB: 0	K: 2	BB: 0	S: 8	P: 11	R: 0	H: 1	E: 0	LOB: 0	K: 1	BB: 0	S: 10	P: 14	R: 0	H: 0	E: 0	LOB: 0	K: 1	BB: 0	S: 9	P: 15	R: 2	H: 3	E: 0	LOB: 2	K: 1	BB: 1	S: 19	P: 28
	R: 0	H: 0	E: 0	LOB: 0	K: 0	BB: 0	S: 8	P: 15	R: 0	H: 1	E: 0	LOB: 1	K: 1	BB: 0	S: 12	P: 19	R: 0	H: 0	E: 0	LOB: 0	K: 1	BB: 0	S: 8	P: 11	R: 0	H: 0	E: 0	LOB: 0	K: 0	BB: 0	S: 9	P: 12	1B: 5	SF: 0	2B: 1	SAC: 0	3B: 0	DP: 1	HR: 0	HBP: 0
	WP: 0	PA: 33	PB: 0	SB: 0	CS: 0																														

PITCHER		IP	WLS	BF	H	R	ER	SO	BB	IBB	HBP	BLK	WP	HR	S	P	ERA	WHIP
14 David Price, L ERA: 3.28	(1, 1)	6.0	W	23	5	2	2	5	1	0	0	0	0	0	66	101	3.00	1.000
57 Jake McGee, L ERA: 3.96	(7, 1)	1.0	H	4	1	0	0	1	0	0	0	0	0	0	12	19	0.00	1.000
62 Joel Peralta, R ERA: 3.17	(8, 1)	1.0	H	3	0	0	0	1	0	0	0	0	0	0	8	11	0.00	0.000
56 Fernando Rodney, R ERA: 3.76	(9, 1)	1.0	S	3	0	0	0	0	0	0	0	0	0	0	9	12	0.00	0.000

PITCHER	IP	WLS	BF	H	R	ER	SO	BB	IBB	HBP	BLK	WP	HR	S	P	ERA	WHIP

AB	32
R	2
H	6
RBI	2
BB	1
SO	7
LOB	10

BOTTOM

New York Yankees @ Tampa Bay Rays

Tropicana Field, St. Petersburg, FL

Sat Aug 24 2013, 7:13 PM - 10:16 PM EDT

Att. 32,862 - Dome - 72 F

livebaseballscorecards.com

Batter	1	2	3	4	5	6	7	8	9	AB	R	H	RBI	BB	SO	LOB
8 Desmond Jennings, R (1, 8) OBP: 0.326, SLG: 0.407	F FF 92 B SI 92 X SI 93 1-1 ① G6-3		C CU 78 B CH 87 B SI 94 B CH 87 C FF 94 B SI 95 4-2 BB			B FF 92 B FF 93 B CH 87 B SI 92 4-0 1-2 18 2B BB	1 SAFE 1 SAFE P PO 90 B SL 83 S FF 92 X CH 86 2-1 ② F7 1-3			2	1	0	0	2	0	1
18 Ben Zobrist, S (1, 4) OBP: 0.353, SLG: 0.413	F FF 93 C SI 93 B SL 82 B CH 86 X SI 92 2-2 ② G6-3		B FF 94 X SI 93 1-0 ③ G1-3			B CU 77 B FF 92 C SI 93 B FF 93 X FF 92 3-1 1-H 2-H 3 1B 2B	C CH 88 F SL 83 B FF 92 B CH 87 S CH 88 2-3 ③ K			4	1	1	2	0	1	2
3 Evan Longoria, R (1, 5) OBP: 0.350, SLG: 0.521	B SI 93 C CH 86 C SI 94 B SL 84 X FF 95 2-2 2B			B FF 92 C CH 86 X CH 86 1-1 ① G6-3		C SI 93 B CH 86 X CH 86 1-1 2-H 11 1B 1B		B SL 82 C SL 81 S SI 92 X SL 83 1-2 HR		4	1	3	2	0	0	0
9 Wil Myers, R (1, 10) OBP: 0.358, SLG: 0.478	F SL 79 B SI 93 X SI 87 1-1 ③ G6-3			C SI 92 B SI 95 C FF 94 S SL 84 1-3 ② K		F SI 93 B SI 94 T SI 93 S CH 85 1-3 ① K		C SL 82 B SI 93 B CH 85 C CH 86 X CH 87 2-2 ① G1-3		4	0	0	0	0	2	2
1 Sean Rodríguez, R (1, 7) OBP: 0.311, SLG: 0.366		F SI 93 B FF 94 C CH 86 S FF 95 1-3 ① K		C SL 78 B CH 86 S CH 86 F FF 94 C SL 84 1-3 ③ K		1 SAFE C SL 82 S SI 92 S SL 82 0-3 ② K		C FF 93 C FF 92 B FF 93 F CH 87 B SL 84 S FF 92 2-3 ② K		4	0	0	0	0	4	1
11 Yunel Escobar, R (1, 6) OBP: 0.330, SLG: 0.373		C FF 95 F SI 94 B FF 95 X SI 87 1-2 ② G5-3	F FF 92 B SI 93 X FF 94 1-1 ① G3			B CH 86 1 SAFE B FF 92 B FF 93 C FF 94 X CH 85 3-1 1-2 1B		B CH 87 F CH 86 B FF 93 X CH 87 2-1 ③ L7		4	0	1	0	0	0	0
21 James Loney, L (1, 3) OBP: 0.354, SLG: 0.432		S SI 94 B FF 94 F SL 84 X FF 96 1-2 ③ G5-3	B FF 94 C SL 82 B FF 94 S CH 84 B SL 84 C SL 83 3-3 ② K			X SL 82 0-0 ③ L3				3	0	0	0	0	1	2
28 José Molina, R (1, 2) OBP: 0.300, SLG: 0.305			B FF 93 B CU 77 F FF 93 S SI 87 F SL 84 X FF 95 2-2 ① G4-3		C CU 78 B CH 87 C SI 92 F FF 94 B SL 83 S CH 87 2-3 ③ K		F SI 92 F SI 93 F SI 93 F SL 81 X FF 93 0-2 ① G6-3			3	0	0	0	0	1	0
5 Sam Fuld, L (1, 9) OBP: 0.275, SLG: 0.287			C SI 94 B SI 94 F FF 94 X SL 85 1-2 ② L3			C FF 92 B SI 92 B FF 92 X FF 92 2-1 8 BB 18 2B 1B	C FF 94 B SI 92 B SI 92 S SL 83 X FF 94 2-2 8 E 8 S 1B			3	1	2	0	0	0	0
Inning Stats	R: 0 E: 0 K: 0 S: 10 H: 1 LOB: 1 BB: 0 P: 16	R: 0 E: 0 K: 1 S: 9 H: 0 LOB: 0 BB: 0 P: 12	R: 0 E: 0 K: 0 S: 10 H: 0 LOB: 1 BB: 1 P: 18	R: 0 E: 0 K: 2 S: 9 H: 0 LOB: 0 BB: 0 P: 12	R: 0 E: 0 K: 2 S: 9 H: 0 LOB: 0 BB: 0 P: 15	R: 3 E: 0 K: 2 S: 15 H: 4 LOB: 2 BB: 1 P: 29	R: 0 E: 0 K: 1 S: 14 H: 1 LOB: 1 BB: 0 P: 19	R: 1 E: 0 K: 1 S: 12 H: 1 LOB: 0 BB: 0 P: 19		1B: 4 2B: 2 3B: 0 HR: 1 SF: 0 SAC: 0 DP: 0 HBP: 0						

	AB	31
	R	4
	H	7
	RBI	4
	BB	2
	SO	9
	LOB	8

WP: 0 PA: 33
PB: 0
SB: 1
CS: 0

PITCHER		IP	WLS	BF	H	R	ER	SO	BB	IBB	HBP	BLK	WP	HR	S	P	ERA	WHIP
52 CC Sabathia, L ERA: 4.81	(1, 1)	6.1	L	27	6	3	3	7	2	0	0	0	0	0	70	112	4.26	1.263
38 Preston Claiborne, R ERA: 2.78	(7, 1)	1.2		6	1	1	1	2	0	0	0	0	0	1	18	28	5.40	0.600

PITCHER	IP	WLS	BF	H	R	ER	SO	BB	IBB	HBP	BLK	WP	HR	S	P	ERA	WHIP

New York Yankees @ Tampa Bay Rays

Tropicana Field, St. Petersburg, FL

Sun Aug 25 2013, 1:45 PM - 5:29 PM EDT

Att. 34,078 - Dome - 72 F

TOP

livebaseballscorecards.com

Batter	1	2	3	4	5	6	7	8	9	10	11	AB	R	H	RBI	BB	SO	LOB
11 Brett Gardner, L (1, 8) OBP: 0.336, SLG: 0.403	C CH 90 B KC 80 C FF 91 B KC 81 X CH 83 2-2 ① G1-3		C KC 78 B KC 81 B CH 86 X SI 90 2-1 ③ P4		C FF 91 C KC 81 B SI 92 B SI 92 F CH 86 F KC 82 F FF 92 F CH 87 F KC 81 4-2 B KC 82 F CH 86 D KC 80 31 CS BB		C SI 97 C FF 97 B SL 81 B SI 97 F SI 97 B SI 98 F FF 98 S FF 98 3-3 ③ K			1 SAFE X FC 88 0-0 SH1-3 1-2 ①		3	0	0	0	1	1	0
31 Ichiro Suzuki, L (1, 9) OBP: 0.305, SLG: 0.357	F SI 91 S CH 85 B FF 92 T FF 90 1-2 ② K			C KC 76 B FF 92 B KC 78 F FF 91 B CH 85 X CH 85 3-2 ① G6-3	1 SAFE C KC 78 C FF 92 B FF 92 1-2 ③ CS 1-2	C FF 91 S FF 91 X KC 80 0-2 24 2B 1B		C CU 79 X FS 81 0-1 1B		L FC 88 B SI 90 F FC 88 F CU 78 B CH 85 X FC 89 2-2 ②③ L1-4 2-2		5	1	2	0	0	1	1
24 Robinson Canó, L (1, 4) OBP: 0.386, SLG: 0.510	B FF 91 B CH 85 B FF 91 C FF 90 S CH 85 X CH 85 3-2 1B			X CH 85 0-0 HR	C KC 80 C SI 92 X KC 80 0-2 ① 1-H 2B			B FF 88 F FF 89 S FF 89 F FF 91 X FS 80 1-2 ① F7			X FC 88 0-0 ① F7	5	1	3	2	0	0	1
12 Alfonso Soriano, R (1, 10) OBP: 0.293, SLG: 0.484	C FF 90 F KC 80 X CH 84 0-2 ③ P6			B SI 91 X KC 79 1-0 ② G4-3		C KC 81 F FF 92 X CH 87 0-2 E6 26 G1-3 1B		1 SAFE B FF 89 1 SAFE B CU 77 S FS 78 F FS 79 X FS 80 2-2 ② P6			C CU 76 B CU 79 B FC 88 X CH 83 2-1 14 S 14 SF8 2B	5	1	2	0	0	0	2
14 Curtis Granderson, L (1, 7) OBP: 0.387, SLG: 0.444		B SI 90 C CH 89 C KC 77 B FF 91 B CH 85 B FF 90 4-2 26 G5-4-3 BB		X SI 92 0-0 26 1B 1B	I IN 74 I IN 75 I IN 74 I IN 75 1 4-0 26 G1-3 IBB			C FS 78 S FF 89 S FF 90 0-3 ③ K			C FC 89 B CU 77 X FC 90 1-1 ② SF8 2-H	2	0	1	1	2	1	1
26 Eduardo Núñez, R (1, 6) OBP: 0.304, SLG: 0.333		B FF 90 F FF 90 X CH 84 1-1 ①② G5-4-3 1-2f		B KC 79 1 SAFE B SI 91 C FF 91 1 SAFE F KC 80 X CH 86 2-2 1-2 1B	C FF 90 F FF 91 X FF 92 0-2 ② G1-3 1-2 2-3			C CH 83 L FF 97 F SI 97 S SI 98 0-3 ① K		F SI 90 B SL 83 B FC 88 F SI 90 F CU 78 X FC 88 2-2 ③ F7	5	0	1	0	0	1	3
55 Lyle Overbay, L (1, 3) OBP: 0.301, SLG: 0.417		F FF 90 F CH 85 B SI 91 B KC 81 B SI 91 S CH 85 3-3 ③ K		X KC 78 0-0 ③ G4-3	C FF 90 B FF 92 B FF 93 S FF 92 C FF 92 2-3 ③ K			B SI 97 C SI 97 C FF 98 X CH 86 1-2 ② G3				4	0	0	0	0	2	4
39 Mark Reynolds, R (1, 5) OBP: 0.305, SLG: 0.368			C CH 90 F KC 80 B SI 91 B CH 85 S CH 86 2-3 ① K		C KC 78 F FF 91 S CH 86 0-3 ① K		S SI 95 S SI 95 B SI 95 S SI 97 1-3 ① K		B SI 98 S FF 98 X SI 98 1-1 ③ G1-3			4	0	0	0	0	3	0
19 Chris Stewart, R (1, 2) OBP: 0.299, SLG: 0.294 13 Alex Rodriguez, R (10, PH) OBP: 0.360, SLG: 0.394 53 Austin Romine, R (10, 2) OBP: 0.273, SLG: 0.321			C FF 91 F SI 91 B CH 86 B CH 86 F CH 86 S KC 81 2-3 ② K		B KC 79 X FF 91 1-0 ② G5-3		B FF 96 C SL 82 F SI 97 C FF 97 1-3 ② K			C SI 90 C CU 77 B SI 89 X CU 80 1-2 31 L1-4 11 SH1-3 1B		3 1 0	0 0 0	0 1 0	0 0 0	0 0 0	2 0 0	0 0 0
Inning Stats	R: 0 H: 1 E: 0 LOB: 1 K: 1 BB: 0 S: 12 P: 18	R: 0 H: 0 E: 0 LOB: 0 K: 1 BB: 1 S: 7 P: 15	R: 0 H: 0 E: 0 LOB: 0 K: 2 BB: 0 S: 9 P: 15	R: 1 H: 3 E: 0 LOB: 2 K: 0 BB: 0 S: 10 P: 16	R: 0 H: 0 E: 0 LOB: 0 K: 1 BB: 1 S: 14 P: 20	R: 1 H: 3 E: 1 LOB: 2 K: 1 BB: 1 S: 15 P: 21	R: 0 H: 0 E: 0 LOB: 0 K: 3 BB: 0 S: 11 P: 16	R: 0 H: 1 E: 0 LOB: 1 K: 1 BB: 0 S: 12 P: 15	R: 0 H: 0 E: 0 LOB: 0 K: 1 BB: 0 S: 9 P: 11	R: 0 H: 1 E: 0 LOB: 0 K: 0 BB: 0 S: 8 P: 11	R: 1 H: 1 E: 0 LOB: 0 K: 0 BB: 0 S: 9 P: 14	1B: 7 2B: 3 3B: 0 HR: 1	SF: 1 SAC: 1 DP: 2 HBP: 0				WP: 0 PB: 0 SB: 1 CS: 1	PA: 43		

PITCHER	IP	WLS	BF	H	R	ER	SO	BB	IBB	HBP	BLK	WP	HR	S	P	ERA	WHIP
53 Alex Cobb, R (1, 1) ERA: 2.87	5.2		24	7	2	2	5	2	1	0	0	0	1	64	100	3.18	1.588
54 Alex Torres, L (6, 1) ERA: 1.27	0.1		1	0	0	0	1	0	0	0	0	0	0	3	5	0.00	0.000
57 Jake McGee, L (7, 1) ERA: 3.88	1.0		3	0	0	0	3	0	0	0	0	0	0	11	16	0.00	0.000
62 Joel Peralta, R (8, 1) ERA: 3.11	1.0		4	1	0	0	1	0	0	0	0	0	0	12	15	0.00	1.000
56 Fernando Rodney, R (9, 1) ERA: 3.69	1.0		3	0	0	0	1	0	0	0	0	0	0	9	11	0.00	0.000

PITCHER	IP	WLS	BF	H	R	ER	SO	BB	IBB	HBP	BLK	WP	HR	S	P	ERA	WHIP
35 Jamey Wright, R (10, 1) ERA: 3.04	2.0	L	7	2	1	1	0	0	0	0	0	0	0	17	25	4.50	1.000

AB	37
R	3
H	10
RBI	3
BB	3
SO	11
LOB	12

Batter	1	2	3	4	5	6	7	8	9	10	11	AB	R	H	RBI	BB	SO	LOB
7 David DeJesus, L (1, 7) OBP: 0.332, SLG: 0.405	B FF 92 B SI 92 C FF 91 C SI 91 B CU 80 F SI 92 X SI 94 3-2 18 BB 3 1B 1B		C CU 77 X CH 85 0-1 18 G4-6-3 1B		D SI 93 X SI 94 1-0 G4-3 ③		B SI 92 C SI 93 F SI 93 X CU 81 1-2 18 CS 1B			B SI 93 B SI 93 1 SAFE B FF 94 C SI 94 X SI 94 3-1 G5-4-3 1-2f ② ③		4	1	3	0	0	0	1
59 Jose Lobaton, S (10, PH) OBP: 0.323, SLG: 0.419												1	0	0	0	0	0	1
(11, 2)																		
18 Ben Zobrist, S (1, 4) OBP: 0.351, SLG: 0.410	B CU 78 B CU 79 B FF 93 B FF 93 4-0 20 FC3-6 3 1B 21 G5-2-3 1-2 BB		F SI 92 X SI 93 0-1 G4-6-3 1-2f ① ②			B CU 78 B CU 80 F SI 92 B CH 85 X SI 92 3-1 F9 ①	F FF 90 1 SAFE F SL 81 B FF 92 1-2 CS 1-2 ③	C KC 80 F FC 90 B KC 81 B KC 82 F FC 91 B FC 90 X FC 90 3-2 G3-1 ①			X FC 91 0-0 G4-3 ①	4	0	0	0	1	0	1
3 Evan Longoria, R (1, 5) OBP: 0.351, SLG: 0.526	B CU 80 S CU 80 X SI 93 1-1 20 FC3-6 1-2 2-H 1B		C CU 80 B SI 93 B CU 81 F CU 78 X CU 81 2-2 G5-3 ③			B SI 92 C FF 94 B FF 92 C CU 80 X CU 80 2-2 HR		X FC 89 0-0 F9 ②			S FC 91 X FC 92 0-1 L7 ②	5	1	2	2	0	0	0
20 Matt Joyce, L (1, 10) OBP: 0.340, SLG: 0.456	B CU 80 X SI 94 1-0 FC3-6 9 BB 1-2f 2-3 ①			B CH 82 B CU 79 B SI 93 B SI 92 4-0 9 G5-4-3 BB		B CU 81 C CH 86 C FF 94 B CU 82 B CU 80 X SI 92 3-2 2B		C KC 81 B KC 80 B KC 80 C KC 80 B KC 82 C FC 92 3-3 K ③			C FC 90 C FC 90 X FC 92 0-2 F7 ③	4	0	1	0	1	1	2
9 Wil Myers, R (1, 9) OBP: 0.356, SLG: 0.472	B CU 80 B FF 94 D CU 81 B FF 94 4-0 1-2 BB			X SI 92 0-0 G5-4-3 1-2f ① ②		B CU 81 C FF 94 C FF 95 B FF 94 S CU 83 2-3 K ②			C FC 90 B FC 91 F FC 90 B KC 81 B FC 90 S FC 91 3-3 K ①			3	0	0	0	1	2	2
21 James Loney, L (1, 3) OBP: 0.354, SLG: 0.429	X SI 94 0-0 G5-2-3 3-Hf ② ③			B FF 94 X SI 94 1-0 G6-3 ③		I IN 69 I IN 68 I IN 66 I IN 62 4-0 8 FC6-4 IBB			F FC 91 B KC 80 F FC 90 X KC 81 1-2 L4 ②			3	0	0	0	1	0	3
8 Desmond Jennings, R (1, 8) OBP: 0.323, SLG: 0.404		C FF 92 C FF 95 S CU 80 0-3 K ①			C CU 79 F FF 93 B FF 92 X FF 93 1-2 G6-3 ①	B CU 81 T FF 94 X FF 95 1-1 FC6-4 1-2f ③			F FC 89 B FC 89 C FC 90 X FC 90 1-2 G6-3 ③			4	0	0	0	0	1	2
11 Yunel Escobar, R (1, 6) OBP: 0.329, SLG: 0.370		B FF 94 C CU 80 X SI 92 1-1 G6-3 ②			B CU 80 C CU 80 B CU 80 C FF 95 B FF 93 B CU 80 4-2 28 CS BB		B CU 78 B SI 91 X FF 92 2-0 G6-3 ①			C SL 85 S SL 85 B SL 86 S SL 86 1-3 K ①		3	0	0	0	1	1	0
28 José Molina, R (1, 2) OBP: 0.303, SLG: 0.302		B FF 94 S CU 78 S CU 79 S CU 82 1-3 K ③			B SI 93 B CU 79 B FF 94 C FF 94 C FF 94 F FF 95 D CU 82 4-2 1-2 BB ②		X FF 92 0-0 F7 ②			C FF 96 S FF 96 B FF 96 B FF 96 B SL 86 B SL 85 4-2 59 G5-4-3 BB		2	0	0	0	2	1	0
5 Sam Fuld, L (10, PR) OBP: 0.275, SLG: 0.287												0	0	0	0	0	0	0
(11, 7)																		
Inning Stats	R: 1 H: 2 E: 0 LOB: 2 K: 0 BB: 2 S: 8 P: 21	R: 0 H: 0 E: 0 LOB: 0 K: 2 BB: 0 S: 8 P: 10	R: 0 H: 1 E: 0 LOB: 0 K: 0 BB: 0 S: 7 P: 9	R: 0 H: 0 E: 0 LOB: 0 K: 0 BB: 1 S: 2 P: 7	R: 0 H: 0 E: 0 LOB: 1 K: 0 BB: 2 S: 9 P: 19	R: 1 H: 2 E: 0 LOB: 2 K: 1 BB: 1 S: 13 P: 28	R: 0 H: 1 E: 0 LOB: 0 K: 0 BB: 0 S: 7 P: 11	R: 0 H: 0 E: 0 LOB: 0 K: 1 BB: 0 S: 8 P: 14	R: 0 H: 0 E: 0 LOB: 0 K: 1 BB: 0 S: 9 P: 14	R: 0 H: 0 E: 0 LOB: 1 K: 1 BB: 1 S: 7 P: 15	R: 0 H: 0 E: 0 LOB: 0 K: 0 BB: 0 S: 6 P: 6						

PITCHER		IP	WLS	BF	H	R	ER	SO	BB	IBB	HBP	BLK	WP	HR	S	P	ERA	WHIP
47 Iván Nova, R ERA: 3.14	(1, 1)	6.2		28	6	2	2	3	5	1	0	0	0	1	52	102	2.70	1.650
27 Shawn Kelley, R ERA: 3.67	(7, 1)	0.1		0	0	0	0	0	0	0	0	0	0	0	2	3	0.00	0.000
30 David Robertson, R ERA: 1.62	(8, 1)	2.0		6	0	0	0	2	0	0	0	0	0	0	17	28	0.00	0.000
62 Joba Chamberlain, R ERA: 4.46	(10, 1)	0.1		2	0	0	0	1	1	0	0	0	0	0	5	10	0.00	3.000
48 Boone Logan, L ERA: 2.75	(10, 1)	0.2	W	1	0	0	0	0	0	0	0	0	0	0	2	5	0.00	0.000

PITCHER		IP	WLS	BF	H	R	ER	SO	BB	IBB	HBP	BLK	WP	HR	S	P	ERA	WHIP
42 Mariano Rivera, R ERA: 2.2	(11, 1)	1.0	S	3	0	0	0	0	0	0	0	0	0	0	6	6	0.00	0.000

BOTTOM

New York Yankees @ Tampa Bay Rays

Tropicana Field, St. Petersburg, FL

Sun Aug 25 2013, 1:45 PM - 5:29 PM EDT

Att. 34,078 - Dome - 72 F

livebaseballscorecards.com

AB	33
R	2
H	6
RBI	2
BB	7
SO	6
LOB	12

1B: 4	SF: 0	WP: 0	PA: 41
2B: 1	SAC: 0	PB: 0	
3B: 0	DP: 4	SB: 0	
HR: 1	HBP: 0	CS: 2	

Batter	1	2	3	4	5	6	7	8	9	AB	R	H	RBI	BB	SO	LOB
11 Brett Gardner, L (1, 8) OBP: 0.338, SLG: 0.405	B KN 74 C FF 82 B KN 76 F KN 75 B FF 84 X KN 76 3-2 2 G6-3 2 PB 24 G1-6-3 1B		C FF 84 C KN 78 S KN 81 0-3 ① K		B KN 76 1 SAFE X KN 78 1-0 2 BB 1-3 1B		C SI 91 S CH 80 S CH 81 0-3 ② K			3	1	2	0	0	1	1
22 Vernon Wells, R (7, PH) OBP: 0.288, SLG: 0.373 (7, 9)										1	0	0	0	0	1	1
2 Derek Jeter, R (1, 6) OBP: 0.280, SLG: 0.318	C KN 76 B KN 78 F KN 78 B KN 80 D KN 80 X KN 76 3-2 ① G6-3 1-3		C KN 78 B KN 79 S KN 78 B KN 80 X KN 77 2-2 ②③ G5-4-3 1-2f		B KN 78 F KN 78 1 SAFE B KN 80 B FF 84 1 SAFE B FF 84 4-1 1-2 BB		B SI 93 S SI 94 C SI 94 S CH 82 1-3 ③ K			3	0	0	0	1	1	3
24 Robinson Canó, L (1, 4) OBP: 0.384, SLG: 0.506	F KN 78 B KN 78 X KN 79 1-1 ② G1-6-3 3-H			B KN 77 B KN 73 X KN 72 2-0 ① P4	F KN 80 F KN 81 X KN 81 0-2 ③ F8			B SL 76 C SI 92 F CH 82 F SL 80 B SI 94 S SI 94 2-3 ① K		4	0	0	1	0	1	3
12 Alfonso Soriano, R (1, 7) OBP: 0.293, SLG: 0.482	C EP 64 B KN 80 F KN 80 S KN 80 1-3 ③ K			X KN 79 0-0 ② L4		C KN 74 B KN 80 B KN 77 X FF 82 2-1 E9 13 S 1B		B CH 83 B SI 93 X SI 94 2-0 ② G6-3		4	0	1	0	0	1	0
14 Curtis Granderson, L (1, 10) OBP: 0.382, SLG: 0.437		C KN 75 B KN 77 X EP 65 1-1 ① P4		C KN 75 B KN 80 B KN 80 B KN 76 C KN 73 S KN 77 3-3 ③ K		F KN 78 B KN 80 F KN 79 C KN 81 1-3 ① K		B SI 93 X SI 93 1-0 13 S 1B		4	0	1	0	0	2	1
13 Alex Rodriguez, R (1, 5) OBP: 0.354, SLG: 0.429		X KN 78 0-0 ② F9			C KN 77 X KN 79 0-1 HR	C KN 80 B KN 80 2 SAFE F KN 80 B FF 84 B KN 78 S FF 81 3-3 ② K 2-3		C FF 95 B SL 86 C FF 95 B FF 95 S SL 86 2-3 ③ K 1-2		4	1	1	1	0	2	2
55 Lyle Overbay, L (1, 3) OBP: 0.301, SLG: 0.414		C FF 82 C KN 78 B KN 80 B KN 80 B KN 78 F KN 78 B KN 78 4-2 BB			X KN 78 0-0 ① P6	X KN 81 0-0 ③ L1-3			C FC 88 S CH 84 B FF 91 B CH 83 S CU 74 2-3 ① K	3	0	0	0	1	1	1
31 Ichiro Suzuki, L (1, 9) OBP: 0.304, SLG: 0.356 (7, 8)		C KN 77 F KN 79 S EP 61 0-3 ③ K			B KN 76 F KN 75 F KN 80 X KN 80 1-2 11 1B 1B		B KN 75 F KN 72 X KN 79 1-1 ① G1-3		C FF 88 X FC 90 0-1 ② G4-3	4	0	1	0	0	1	1
53 Austin Romine, R (1, 2) OBP: 0.280, SLG: 0.322			B KN 74 B FF 84 B FF 83 C FF 81 C FF 84 F FF 84 B KN 75 4-2 2 G5-4-3 BB		X KN 78 0-0 ② F8		X KN 77 0-0 1B		B FF 90 B FF 89 C FF 90 F FC 91 F FC 90 B CU 74 X FF 90 3-2 ③ L9	3	0	1	0	1	0	1

Inning Stats																		
	R: 1	H: 1	R: 0	H: 0	R: 0	H: 0	R: 0	H: 0	R: 1	H: 3	R: 0	H: 1	R: 0	H: 1	R: 0	H: 1	R: 0	H: 0
	E: 0	LOB: 0	E: 0	LOB: 1	E: 0	LOB: 0	E: 0	LOB: 0	E: 0	LOB: 3	E: 1	LOB: 1	E: 0	LOB: 1	E: 0	LOB: 1	E: 0	LOB: 0
	K: 1	BB: 0	K: 1	BB: 1	K: 1	BB: 1	K: 1	BB: 0	K: 0	BB: 1	K: 2	BB: 0	K: 2	BB: 0	K: 2	BB: 1	K: 1	BB: 0
	S: 11	P: 19	S: 9	P: 14	S: 9	P: 15	S: 5	P: 10	S: 12	P: 18	S: 9	P: 15	S: 9	P: 11	S: 9	P: 16	S: 9	P: 14

PITCHER		IP	WLS	BF	H	R	ER	SO	BB	IBB	HBP	BLK	WP	HR	S	P	ERA	WHIP
43 R.A. Dickey, R ERA: 4.39	(1, 1)	6.1	W	27	6	2	1	6	3	0	0	0	0	1	58	95	1.42	1.421
62 Aaron Loup, L ERA: 2.42	(7, 1)	1.1	H	5	1	0	0	3	0	0	0	0	0	0	12	18	0.00	0.750
21 Sergio Santos, R ERA: 2.57	(8, 1)	0.1	H	1	0	0	0	1	0	0	0	0	0	0	3	5	0.00	0.000
44 Casey Janssen, R ERA: 2.93	(9, 1)	1.0	S	3	0	0	0	1	0	0	0	0	0	0	9	14	0.00	0.000

PITCHER	IP	WLS	BF	H	R	ER	SO	BB	IBB	HBP	BLK	WP	HR	S	P	ERA	WHIP

TOP

New York Yankees @ Toronto Blue Jays

Rogers Centre, Toronto, ON

Mon Aug 26 2013, 7:11 PM - 9:43 PM EDT

Att. 35,241 - Partly Cloudy - 72 F

livebaseballscorecards.com

AB	33
R	2
H	7
RBI	2
BB	3
SO	11
LOB	14

1B: 6	SF: 0	WP: 0	PA: 36
2B: 0	SAC: 0	PB: 1	
3B: 0	DP: 1	SB: 2	
HR: 1	HBP: 0	CS: 0	

BOTTOM

New York Yankees @ Toronto Blue Jays

Rogers Centre, Toronto, ON

Mon Aug 26 2013, 7:11 PM - 9:43 PM EDT

Att. 35,241 - Partly Cloudy - 72 F

livebaseballscorecards.com

Batter	1	2	3	4	5	6	7	8	9	AB	R	H	RBI	BB	SO	LOB
7 José Reyes, S (1, 6) OBP: 0.355, SLG: 0.439	C FF 93 B CH 85 X FF 93 1-1 ① P6		B KC 74 B KC 76 C FF 92 B SL 81 C FF 93 D SL 81 4-2 17 B3 10 1B BB		C FF 92 X SL 79 0-1 17 1B 10 SF 2B	1 SAFE 1 SAFE B FC 88 C FF 89 F CH 83 1 SAFE F FF 90 T FF 90 1-2 ② K				3	2	1	0	1	1	1
17 Ryan Goins, L (1, 4) OBP: 0.375, SLG: 0.438	C FF 93 S SL 82 B FF 94 B SL 84 F SL 83 X FF 94 2-2 1B		X FF 92 0-0 ① B3 1-2		S FF 93 C FF 92 B SL 80 X KC 80 1-2 10 SF 26 2B 2-3 1B	C FF 92 B CH 82 X CH 83 1-1 ③ G2-3 1-2				4	1	2	0	0	0	2
10 Edwin Encarnación, R (1, 10) OBP: 0.367, SLG: 0.532	S FF 94 F FF 94 1 SAFE F FF 94 S SL 84 0-3 ② K		B FF 94 X FF 93 1-0 26 WP 2-H 1B		C SL 80 X FF 93 0-1 SF 26 2B 14 SF9 1-3 3-H	B FF 90 X FF 90 1-0 ① L6				3	1	1	2	0	1	1
26 Adam Lind, L (1, 3) OBP: 0.355, SLG: 0.474	C FF 93 B FF 93 1 SAFE F SL 82 X SL 83 1-2 ③ G1-3		C FF 92 F SL 82 B CH 84 S SL 81 1-3 ② K 1-2		X SL 80 0-0 1-3 3-H 2B	B FC 86 F FF 91 B FC 86 F CH 83 B FF 91 C FF 92 3-3 ② K				4	0	1	1	0	2	2
13 Brett Lawrie, R (1, 5) OBP: 0.316, SLG: 0.432		F FF 93 X FF 93 0-1 22 G4-3 22 1B 14 BB 1B	S FF 94 F SL 82 B FF 94 X SL 82 1-2 ③ P3		I IN 76 I IN 75 I IN 76 I IN 78 4-0 IBB	S CH 83 X CH 84 0-1 ③ L7				3	1	1	0	1	0	1
14 Moisés Sierra, R (1, 9)		C SL 81 B SL 82 1 SAFE B SL 81 S SL 81 B FF 94 F SL 81 B FF 93 4-2 22 G4-3 1-2 BB	F FF 93 X FF 92 0-1 ① G6-3		D SL 81 X FF 92 1-0 ② SF9 3-H			F FF 90 S FF 90 X FF 91 0-2 ① G4-3		2	0	0	1	1	0	0
22 Josh Thole, L (1, 2) OBP: 0.247, SLG: 0.224 9 J.P. Arencibia, R (8, PH) OBP: 0.248, SLG: 0.404 (9, 2)	F FF 93 B FF 94 B SL 82 X SL 82 2-1 ① ② G4-3 1-2f 2-3		B FF 92 C FF 92 B FF 93 X FF 93 2-1 ② F7		S FC 86 C CH 84 S FF 92 0-3 ③ K			F FF 90 B CH 84 F CH 83 C FF 90 1-3 ② K		3 0 0 0 0 1 4 1 0 0 0 0 1 0					
22 Kevin Pillar, R (1, 7) OBP: 0.238, SLG: 0.237	S FF 94 S FF 94 F FF 93 B SL 82 X SL 83 1-2 3-H 1B		C FF 93 T FF 93 B SL 83 S FF 94 1-3 ③ K			C FF 89 F CH 83 B FF 91 S CH 84 1-3 ① K		B FF 90 X CH 84 1-0 ③ F8		4	0	1	1	0	2	0
8 Anthony Gose, L (1, 8) OBP: 0.316, SLG: 0.302		X FF 92 0-0 ③ G4-3			X FF 90 0-0 ① L7	C CU 79 B FF 91 B CH 83 B CH 83 B FF 91 4-1 17 S BB				2	0	0	0	1	0	1
Inning Stats	R: 0 E: 0 K: 1 S: 13 H: 1 LOB: 1 BB: 0 P: 17	R: 1 E: 0 K: 0 S: 12 H: 2 LOB: 1 BB: 1 P: 19	R: 1 E: 0 K: 1 S: 10 H: 1 LOB: 1 BB: 1 P: 17	R: 0 E: 0 K: 1 S: 7 H: 0 LOB: 0 BB: 0 P: 10	R: 3 E: 1 K: 1 S: 13 H: 3 LOB: 2 BB: 1 P: 19	R: 0 E: 0 K: 2 S: 10 H: 0 LOB: 1 BB: 1 P: 17	R: 0 E: 0 K: 1 S: 6 H: 0 LOB: 0 BB: 0 P: 10	R: 0 E: 0 K: 1 S: 7 H: 0 LOB: 0 BB: 0 P: 9		1B: 5 2B: 2 3B: 0 HR: 0	SF: 2 SAC: 0 DP: 1 HBP: 0		WP: 1 PB: 0 SB: 1 CS: 0	PA: 35		

	AB	29
	R	5
	H	7
	RBI	5
	BB	4
	SO	8
	LOB	12

PITCHER		IP	WLS	BF	H	R	ER	SO	BB	IBB	HBP	BLK	WP	HR	S	P	ERA	WHIP
65 Phil Hughes, R ERA: 4.91	(1, 1)	4.2	L	24	7	5	3	3	2	1	0	0	1	0	52	79	5.79	1.929
60 David Huff, L ERA: 4.26	(5, 1)	3.1		11	0	0	0	5	1	0	0	0	0	0	26	39	0.00	0.300

PITCHER	IP	WLS	BF	H	R	ER	SO	BB	IBB	HBP	BLK	WP	HR	S	P	ERA	WHIP

Batter	1	2	3	4	5	6	7	8	9	AB	R	H	RBI	BB	SO	LOB
11 Brett Gardner, L (1, 8) OBP: 0.336, SLG: 0.405	F FF 92 X FF 91 0-1 2 WP 2 1B 2B	B FF 91 C SL 84 F FF 91 B FF 91 B CU 74 S FF 91 3-3 ② K		B FF 90 F FF 90 C FF 91 F SL 86 X CU 75 1-2 ② F7		C SI 92 B FF 93 C SL 86 X FF 94 1-2 ② L7		B SI 91 X SI 92 1-0 ② F8		5	1	1	0	0	1	0
2 Derek Jeter, R (1, 6) OBP: 0.300, SLG: 0.333	B FF 91 B CH 85 F FF 91 F FF 92 B CU 76 X FF 92 3-2 24 HBP 12 HR 2-H 1B	C CH 85 B CH 85 B SI 91 F CH 85 X CH 85 2-2 1B		F SI 90 B SI 91 S SL 81 B CU 74 X SI 92 2-2 ③ G3		C SL 86 F FF 91 B SL 86 B SI 93 C FF 94 2-3 ③ K		X FC 90 0-0 ③ G6-3		5	1	2	1	0	1	0
24 Robinson Canó, L (1, 4) OBP: 0.385, SLG: 0.506 26 Eduardo Núñez, R (1, 4) OBP: 0.303, SLG: 0.332 55 Lyle Overbay, L (9, PR) OBP: 0.301, SLG: 0.414 (9, 3)	F FF 92 F FF 93 H SI 90 1-2 12 HR 1-2 HBP	B FF 92 F SL 84 S FF 92 C FF 92 1-3 ③ K	C SI 91 X FF 91 0-1 ① G3-1		B FF 93 B SI 93 C SL 90 X FC 90 2-1 ① L7		X FF 94 0-0 13 1B 1B	0 1 0 0 0 0 0 4 0 1 0 0 1 1 0 0 0 0 0 0 0						
12 Alfonso Soriano, R (1, 7) OBP: 0.294, SLG: 0.494	X FF 93 0-0 1-H 2-H HR	X SL 82 0-0 HR	C CH 84 X SI 91 0-1 ② G6-3		C SI 93 B SI 92 X SI 92 1-1 ② G5-3		C FF 96 S FF 97 S FF 98 0-3 ① K	5	2	2	4	0	1	1
13 Alex Rodriguez, R (1, 5) OBP: 0.369, SLG: 0.473	B SI 92 C CH 86 F SI 92 B CU 78 B CH 84 F FF 92 X FF 93 3-2 ① F9	B CH 84 C FF 92 F FF 92 B FF 91 X CH 85 2-2 ① G6-3	B FF 92 B FF 92 B CH 84 C FF 92 B FF 92 4-1 14 BB BB		S SI 94 B CH 87 F SI 94 F CH 88 X SL 84 1-2 HR		B FF 97 X FF 97 1-0 1-2 1B	4	1	2	1	1	0	0
14 Curtis Granderson, L (1, 9) OBP: 0.391, SLG: 0.439	C FF 92 F FF 92 T SI 91 0-2 ② K	C FF 90 X CU 76 0-1 39 E 39 S 1B	B FF 92 C FF 92 B SI 92 B FF 92 F FF 92 B FF 94 4-2 1-2 BB		X SI 92 0-0 22 BB 1B		B FF 97 B CH 86 S FF 96 B FF 96 S FF 96 S FF 96 3-3 ② K	4	0	2	0	1	2	2
22 Vernon Wells, R (1, 10) OBP: 0.290, SLG: 0.372	B SL 83 X SI 91 1-0 1B	S FF 91 1 SAFE X CH 84 0-1 ② P4	B SL 91 C FF 96 F SI 95 X SL 88 1-2 ③ L7		S SL 90 B FC 91 B SI 93 B SI 93 B SI 92 4-1 1-2 BB		S SL 88 C SL 88 B SL 87 B FF 97 X FF 98 2-2 ③ F9	4	0	1	0	1	0	5
39 Mark Reynolds, R (1, 3) OBP: 0.305, SLG: 0.375 (9, 4)	F CH 84 X CH 85 0-1 ③ P3	1 SAFE C FF 90 F CH 85 B FF 92 S FF 92 1-3 ③ K 1-3			B FF 91 S FF 92 B FF 92 F FF 95 F FF 94 X FF 93 2-2 HR	X SL 91 0-0 ③ P6		4	1	1	1	0	1	4
19 Chris Stewart, R (1, 2) OBP: 0.294, SLG: 0.290		C FF 92 B SI 91 S CH 84 S CH 84 1-3 ① K		B FF 89 F FF 90 B SI 90 B FF 90 X FF 90 3-1 ① F8		X FF 94 0-0 ① F9		B FF 92 X FF 92 1-0 ① F9		4	0	0	0	0	1	0
Inning Stats	R: 4 E: 0 K: 1 S: 18 H: 4 LOB: 1 BB: 0 P: 26	R: 0 E: 0 K: 3 S: 12 H: 1 LOB: 1 BB: 0 P: 19	R: 1 E: 0 K: 1 S: 11 H: 2 LOB: 0 BB: 0 P: 14	R: 0 E: 0 K: 0 S: 9 H: 0 LOB: 0 BB: 0 P: 15	R: 0 E: 0 K: 0 S: 10 H: 0 LOB: 2 BB: 2 P: 19	R: 1 E: 0 K: 1 S: 11 H: 1 LOB: 0 BB: 0 P: 16	R: 1 E: 0 K: 0 S: 11 H: 2 LOB: 2 BB: 1 P: 19	R: 0 E: 0 K: 0 S: 3 H: 0 LOB: 0 BB: 0 P: 5	R: 0 E: 0 K: 2 S: 11 H: 2 LOB: 2 BB: 0 P: 17	1B: 7 2B: 1 3B: 0 HR: 4 SF: 0 SAC: 0 DP: 0 HBP: 1						

TOP

New York Yankees @ Toronto Blue Jays

Rogers Centre, Toronto, ON

Tue Aug 27 2013, 7:09 PM - 9:52 PM EDT

Att. 34,047 - Roof Closed - 68 F

livebaseballscorecards.com

AB	39
R	7
H	12
RBI	7
BB	3
SO	8
LOB	13

WP: 1 PB: 0 SB: 1 CS: 0 PA: 43

PITCHER		IP	WLS	BF	H	R	ER	SO	BB	IBB	HBP	BLK	WP	HR	S	P	ERA	WHIP
48 J.A. Happ, L ERA: 5.46	(1, 1)	4.2	L	24	7	5	5	5	2	0	1	0	1	2	57	89	9.64	1.929
32 Esmil Rogers, R ERA: 5.03	(5, 1)	3.1		14	3	2	2	1	1	0	0	0	0	2	28	44	5.40	1.200
45 Neil Wagner, R ERA: 3.13	(9, 1)	1.0		5	2	0	0	2	0	0	0	0	0	0	11	17	0.00	2.000

PITCHER	IP	WLS	BF	H	R	ER	SO	BB	IBB	HBP	BLK	WP	HR	S	P	ERA	WHIP

BOTTOM

New York Yankees @ Toronto Blue Jays

Rogers Centre, Toronto, ON

Tue Aug 27 2013, 7:09 PM - 9:52 PM EDT

Att. 34,047 - Roof Closed - 68 F

livebaseballscorecards.com

Batter	1	2	3	4	5	6	7	8	9	AB	R	H	RBI	BB	SO	LOB
7 José Reyes, S (1, 6) OBP: 0.354, SLG: 0.436	C FF 89 B FC 87 C SI 89 X SL 85 1-2 P6 ①		F CU 75 D CH 83 1-1 2-4 ③ 1-2	C SL 83 F SL 84 B FF 89 X FF 91 1-2 G3 ①		X FF 89 0-0 F9 ①		B CU 79 B CH 84 C SI 93 X SI 93 2-1 8 G3-6-3 2-3 1B		4	0	1	0	0	0	0
11 Rajai Davis, R (1, 8) OBP: 0.314, SLG: 0.347 8 Anthony Gose, L (8, PH) OBP: 0.310, SLG: 0.296 (9, 8)	C FF 90 X FF 90 0-1 G3 ②			X CU 77 0-0 2B		B FC 86 X CH 79 1-0 10 G5-4-3 1B		B CU 79 C CU 79 S CH 84 F CU 80 D SI 94 X CH 87 2-2 G3-6-3 ②③ 1-2f		3 1	0 0	2 0	0 0	0 0	0 0	0 2
10 Edwin Encarnación, R (1, 10) OBP: 0.367, SLG: 0.529	C FF 91 B SI 91 S FC 86 X FF 90 1-2 L1 ③			C CU 75 X FC 86 0-1 G5-3 ②		B FF 90 X SI 90 1-0 G5-4-3 ②③ 1-2f			F FF 93 B SL 87 B SL 86 B FF 94 B FF 95 4-1 13 1B BB	3	0	0	0	1	0	2
13 Brett Lawrie, R (1, 5) OBP: 0.322, SLG: 0.432		C FF 90 B SI 90 F CU 79 X FF 90 1-2 G1-3 ①		B SL 85 B SL 82 B FF 90 C FF 91 B SL 81 4-1 BB			B SL 80 B SI 88 C FF 88 B FF 89 B SI 89 4-1 16 FC6-4 BB		C CU 80 S SL 86 B FF 94 X SL 85 1-2 9 G5-4-3 1-2 1B	2	0	1	0	2	0	0
16 Mark DeRosa, R (1, 3) OBP: 0.310, SLG: 0.418 66 Munenori Kawasaki, L (9, PH) OBP: 0.316, SLG: 0.303		B FF 91 F SI 91 B CH 82 S FF 91 F SI 92 F FC 88 X FC 86 2-2 F9 ②		C FF 88 B FC 88 F FC 88 C FF 89 1-3 K ③			C CU 74 X SL 85 0-1 FC6-4 ① 9 G5-4-3 1-2f		B CU 80 X SI 94 1-0 L7 ①	3 1	0 0	0 0	0 0	0 0	1 0	3 2
9 J.P. Arencibia, R (1, 2) OBP: 0.246, SLG: 0.400		C FF 90 X SI 91 0-1 G6-3 ③			F SI 89 B FC 86 S FF 91 S FF 89 1-3 K ①		D CU 74 F FF 89 B SI 90 B SI 88 X SI 88 3-1 G5-4-3 ②③ 1-2f		C SL 86 S FF 94 B FF 95 F SL 85 X SL 86 1-2 G5-4-3 ②③ 1-2f	4	0	0	0	0	1	3
14 Moisés Sierra, R (1, 9) OBP: 0.364, SLG: 0.250			C FF 90 B FF 89 X FF 89 1-1 17 FC4-6 1B		X SI 90 0-0 17 1B 2B			C CU 79 X SI 92 0-1 17 1B 1B		3	0	3	0	0	0	0
17 Ryan Goins, L (1, 4) OBP: 0.421, SLG: 0.474			C FF 91 X FC 87 0-1 FC4-6 ① 22 FC5-4 1-2f		C SL 84 B SI 91 X SL 84 1-1 ② 2-H 1B			D SI 93 C SI 92 C CH 82 X SL 88 1-2 ① 22 2B 1-2 1B		3	1	2	0	0	0	1
22 Kevin Pillar, R (1, 7) OBP: 0.244, SLG: 0.268			F FF 91 B SI 92 T FC 85 1 SAFE B FF 90 F FF 92 F FF 87 F SI 91 F CU 78 3-2 FC5-4 ② 7 2-4 1-2f		C CU 75 B CH 82 T CH 81 S FF 89 1-3 K ③			F FF 93 X FF 92 0-1 7 1B 1-H 2B		3	0	1	1	0	1	2
Inning Stats	R: 0 E: 0 K: 0 S: 8 H: 0 LOB: 0 BB: 0 P: 10	R: 0 E: 0 K: 0 S: 10 H: 0 LOB: 0 BB: 0 P: 13	R: 0 E: 0 K: 0 S: 13 H: 1 LOB: 1 BB: 0 P: 18	R: 0 E: 0 K: 1 S: 10 H: 1 LOB: 2 BB: 1 P: 16	R: 0 E: 0 K: 2 S: 9 H: 2 LOB: 1 BB: 0 P: 12	R: 0 E: 0 K: 0 S: 3 H: 1 LOB: 0 BB: 0 P: 5	R: 0 E: 0 K: 0 S: 5 H: 0 LOB: 0 BB: 1 P: 12	R: 1 E: 0 K: 0 S: 13 H: 4 LOB: 1 BB: 0 P: 18	R: 0 E: 0 K: 0 S: 9 H: 1 LOB: 1 BB: 1 P: 16	1B: 7 2B: 3 3B: 0 HR: 0 SF: 0 SAC: 0 DP: 4 HBP: 0						

	AB	30
	R	1
	H	10
	RBI	1
	BB	3
	SO	3
	LOB	15

WP: 0 PA: 33
PB: 0
SB: 0
CS: 0

PITCHER		IP	WLS	BF	H	R	ER	SO	BB	IBB	HBP	BLK	WP	HR	S	P	ERA	WHIP
46 Andy Pettitte, L ERA: 4.05	(1, 1)	7.0	W	25	5	0	0	3	2	0	0	0	0	0	58	86	0.00	1.000
43 Adam Warren, R ERA: 3.71	(8, 1)	2.0		9	5	1	1	0	1	0	0	0	0	0	22	34	4.50	3.000

PITCHER	IP	WLS	BF	H	R	ER	SO	BB	IBB	HBP	BLK	WP	HR	S	P	ERA	WHIP

Batter	1	2	3	4	5	6	7	8	9	AB	R	H	RBI	BB	SO	LOB
11 Brett Gardner, L (1, 8) OBP: 0.338, SLG: 0.403	B SI 89 S SI 90 F SI 90 B SI 90 C SI 92 2-3 ① K		B SI 93 C SI 92 B SI 93 B SI 92 C SI 91 F SI 92 B SI 92 4-2 BB		B SI 90 C SI 91 B SL 82 C SI 88 F SI 92 B SI 91 F SI 90 F SI 92 B SI 91 4-2 BB		C SI 93 F SI 93 C SI 94 0-3 ③ K			2	0	0	0	2	2	1
2 Derek Jeter, R (1, 6) OBP: 0.294, SLG: 0.355	B SI 91 C SL 82 X SI 91 1-1 2B		C SL 80 F SI 90 B SI 90 B SL 82 S SL 80 2-3 ③ K		S SI 90 B SI 89 B SI 90 F SI 90 1 SAFE 1 SAFE S SL 82 2-3 ② K			B SI 87 C FF 96 B FF 96 X FF 96 2-1 ① L9		4	0	1	0	0	2	2
14 Curtis Granderson, L (1, 10) OBP: 0.386, SLG: 0.427	C SL 81 X SI 91 0-1 ② F7			C SI 91 B CH 82 B CH 83 B SI 91 B SI 90 4-1 12 WP 13 1B BB	C SI 91 B SL 82 C SI 90 X SI 92 1-2 ③ L3			S FF 96 S CH 89 C CH 88 0-3 ② K		3	1	0	0	1	1	2
12 Alfonso Soriano, R (1, 7) OBP: 0.294, SLG: 0.491	F SI 92 C SI 91 S SI 93 0-3 ③ K			B SI 88 C SL 81 F SI 91 F SI 92 B SI 92 B SL 83 B SI 92 4-2 13 1B 39 2B 1-2 BB		C SI 90 B SL 81 S SL 80 B SL 80 S SL 82 2-3 ① K		C FF 96 S SL 88 F FF 95 F SL 89 C SL 87 0-3 ③ K		3	1	0	0	1	3	1
13 Alex Rodriguez, R (1, 5) OBP: 0.364, SLG: 0.462		C SI 90 F SI 91 B SL 85 C SL 81 1-3 ① K		C SI 91 S SI 92 F SI 93 B SL 83 F SI 91 X SL 84 1-2 39 2B 1-3 1B 2-H		F SI 90 C SI 91 B SI 92 B SL 82 T SI 92 2-2 ② K			B FF 89 F SI 90 C FF 88 T FF 88 1-2 ① K	4	0	1	1	0	3	0
55 Lyle Overbay, L (1, 3) OBP: 0.298, SLG: 0.410		F SL 83 F SI 92 B SL 84 X CH 83 1-2 ② G4-3		C SI 91 F SI 90 F SI 92 X SL 82 0-2 ① F8		B SI 91 B SI 91 X SI 92 2-0 ③ G4-3			C SL 76 C SL 76 S SL 76 0-3 ② K	4	0	0	0	0	1	2
39 Mark Reynolds, R (1, 4) OBP: 0.309, SLG: 0.382		B SI 92 B SI 91 F SI 90 B SI 90 X SI 90 3-1 ③ P6		X SI 92 0-0 ② 1-H 3-H 2B			S CH 80 C CH 79 F SI 93 F SI 93 X CH 80 0-2 31 FC3-6 1B		X FF 89 0-0 1B	4	0	3	1	0	0	0
31 Ichiro Suzuki, L (1, 9) OBP: 0.301, SLG: 0.353			B SI 88 F SI 89 B CH 82 X SI 90 2-1 ① L5	F SL 82 X SL 82 0-1 ③ G4-3			B SI 92 C SI 92 B SI 93 X SI 92 2-1 ① FC3-6 1-2f		C SI 89 X SI 90 0-1 ③ G3	4	0	0	0	0	0	3
19 Chris Stewart, R (1, 2) OBP: 0.291, SLG: 0.286			C SI 91 C SI 92 B SL 83 X SI 92 1-2 ② F9		B SI 88 X SI 88 1-0 ① F8		C SI 91 B CH 80 F SI 93 B SL 76 B CH 81 S CH 81 3-3 ② K			3	0	0	0	0	1	1
Inning Stats	R: 0 E: 0 K: 2 S: 10 H: 1 LOB: 1 BB: 0 P: 13	R: 0 E: 0 K: 1 S: 8 H: 0 LOB: 0 BB: 0 P: 13	R: 0 E: 0 K: 1 S: 11 H: 0 LOB: 1 BB: 1 P: 20	R: 2 E: 0 K: 0 S: 16 H: 2 LOB: 1 BB: 2 P: 25	R: 0 E: 0 K: 1 S: 12 H: 0 LOB: 1 BB: 1 P: 20	R: 0 E: 0 K: 2 S: 7 H: 0 LOB: 0 BB: 0 P: 13	R: 0 E: 0 K: 2 S: 13 H: 1 LOB: 1 BB: 0 P: 18	R: 0 E: 0 K: 2 S: 10 H: 0 LOB: 0 BB: 0 P: 12	R: 0 E: 0 K: 2 S: 9 H: 1 LOB: 1 BB: 0 P: 10	1B: 3 2B: 2 3B: 0 HR: 0 SF: 0 SAC: 0 DP: 0 HBP: 0						

PITCHER		IP	WLS	BF	H	R	ER	SO	BB	IBB	HBP	BLK	WP	HR	S	P	ERA	WHIP
58 Todd Redmond, R ERA: 4.3	(1, 1)	5.2	W	23	3	2	2	7	4	0	0	0	1	0	63	101	3.18	1.235
62 Aaron Loup, L ERA: 2.37	(6, 1)	1.1		5	1	0	0	2	0	0	0	0	0	0	14	21	0.00	0.750
21 Sergio Santos, R ERA: 2.4	(8, 1)	1.0		3	0	0	0	2	0	0	0	0	0	0	10	12	0.00	0.000
38 Darren Oliver, L ERA: 4.15	(9, 1)	1.0		4	1	0	0	2	0	0	0	0	0	0	9	10	0.00	1.000

PITCHER	IP	WLS	BF	H	R	ER	SO	BB	IBB	HBP	BLK	WP	HR	S	P	ERA	WHIP

TOP

New York Yankees @ Toronto Blue Jays

Rogers Centre, Toronto, ON

Wed Aug 28 2013, 7:09 PM - 9:58 PM EDT

Att. 36,565 - Roof Closed - 68 F

livebaseballscorecards.com

AB	31
R	2
H	5
RBI	2
BB	4
SO	13
LOB	12

WP: 1	PA: 35		
PB: 0			
SB: 0			
CS: 0			

Batter	1	2	3	4	5	6	7	8	9	AB	R	H	RBI	BB	SO	LOB
7 José Reyes, S (1, 6) OBP: 0.348, SLG: 0.430	C SI 91 X SI 91 0-1 ① F8	B CU 76 C SI 92 C SI 94 B FS 88 F SI 93 X SL 86 2-2 ① F9	X FS 86 0-0 ② SF8 3-H			B FF 94 C FF 93 B FF 95 F SL 84 X FF 95 2-2 ② G4-3		1 SAFE B SI 94 B FF 92 1 SAFE S SI 93 B SL 82 X SI 93 3-1 ③ FC6-4 1-2f		4	0	0	1	0	0	1
17 Ryan Goins, L (1, 4) OBP: 0.478, SLG: 0.545	X SI 91 0-0 13 2B 2B	C CU 78 B SL 85 S FS 88 X SI 94 1-2 10 HR 1B	1 SAFE P PO 87 B SL 83 2-0 ③ CS 1-2	C SL 81 C FF 90 B FS 85 B FS 86 F FS 87 F SL 84 B SI 93 X SI 92 3-2 ① L8		C SL 84 C FF 95 B FF 95 B FF 96 B FF 95 D SL 85 4-2 10 FC6-4 BB				3	2	2	0	1	0	0
10 Edwin Encarnación, R (1, 3) OBP: 0.366, SLG: 0.532	C SI 92 F SI 93 D FS 88 B SL 86 B SL 86 X SI 94 3-2 ② G6-3	S SL 86 B SI 94 X SI 93 1-1 1-H HR		B SI 93 C SI 93 B SI 93 C SL 86 F SI 93 X SL 86 2-2 ② F8		X SL 85 0-0 ③ FC6-4 1-2f				4	1	1	2	0	0	2
26 Adam Lind, L (1, 10) OBP: 0.354, SLG: 0.471	S SI 92 D FS 87 S FS 87 B SI 95 F SI 93 D FS 88 F FS 88 D FS 88 4-2 13 2B BB	B CU 77 S FS 86 C SI 93 B FS 87 C SL 87 2-3 ② K		B SI 93 C SI 91 X SI 92 1-1 ③ L8			C FF 93 B FF 93 B FF 94 C SL 82 F FF 94 B SL 84 S CU 81 3-3 ① K			3	1	0	0	1	2	0
13 Brett Lawrie, R (1, 5) OBP: 0.324, SLG: 0.436	B SI 95 C SL 86 X FS 85 1-1 9 PB 1-H 2-H 2B	B SI 93 B SL 85 C SI 94 B SI 94 F SI 93 X SI 94 3-2 11 FC5-4 1B			S SI 90 B SI 90 F SL 81 S SL 84 1-3 ① K		C SL 82 B FF 95 C FF 96 X FF 96 1-2 ② G4-3			4	1	2	2	0	1	0
11 Rajai Davis, R (1, 7) OBP: 0.313, SLG: 0.344	H SI 93 1-0 9 PB HBP	S SI 94 B SL 86 1 SAFE F SI 92 X FS 87 1-2 ③ FC5-4 1-2f			X SI 92 0-0 ② G1-3		B SL 83 S SL 83 X FF 95 1-1 ③ G5-3			3	1	0	0	0	0	1
9 J.P. Arencibia, R (1, 2) OBP: 0.248, SLG: 0.403	C SL 85 B SI 94 F SI 93 C SI 95 1-3 K 14 1B 1-H 2-H	F SI 91 F SI 92 B SI 92 F FS 88 X SL 85 1-2 8 1B 7 SF8 1B			X SI 92 0-0 2B			B FF 91 C FF 91 C FF 92 F FF 92 X SL 81 1-2 ① F7		4	1	2	0	0	1	0
14 Moisés Sierra, R (1, 9) OBP: 0.385, SLG: 0.300	F FS 86 X SI 94 0-1 1-2 1B	B SL 83 S SL 84 B SI 94 S SL 85 T SL 86 2-2 ① K			C SL 84 B SI 93 B SI 93 F SL 86 X SL 85 2-2 ③ F9			S FF 91 X SL 82 0-1 8 FC3-6 1B		4	0	2	0	0	1	2
8 Anthony Gose, L (1, 8) OBP: 0.306, SLG: 0.293	B FS 85 X SL 85 1-0 ③ L9		X SI 93 0-0 17 CS 1-3 1B			X FF 93 0-0 ① B1-3		B SI 94 1 SAFE F FF 94 X SL 81 1-1 ② FC3-6 7 FC6-4 1-2f		4	0	1	0	0	0	3
Inning Stats	R: 4 E: 1 K: 1 S: 18 H: 3 LOB: 2 BB: 1 P: 29	R: 2 E: 0 K: 1 S: 18 H: 3 LOB: 1 BB: 0 P: 28	R: 1 E: 0 K: 1 S: 10 H: 2 LOB: 0 BB: 0 P: 14	R: 0 E: 0 K: 0 S: 11 H: 0 LOB: 0 BB: 0 P: 17	R: 0 E: 0 K: 1 S: 8 H: 1 LOB: 1 BB: 0 P: 11	R: 0 E: 0 K: 0 S: 7 H: 0 LOB: 1 BB: 1 P: 13	R: 0 E: 0 K: 1 S: 9 H: 0 LOB: 0 BB: 0 P: 14	R: 0 E: 0 K: 0 S: 10 H: 1 LOB: 1 BB: 0 P: 15		1B: 6 2B: 3 3B: 0 HR: 1	SF: 1 SAC: 0 DP: 0 HBP: 1		WP: 0 PB: 1 SB: 0 CS: 1	PA: 38		

PITCHER		IP	WLS	BF	H	R	ER	SO	BB	IBB	HBP	BLK	WP	HR	S	P	ERA	WHIP
18 Hiroki Kuroda, R ERA: 2.89	(1, 1)	5.0	L	26	9	7	5	4	1	0	1	0	0	1	65	99	9.00	2.000
62 Joba Chamberlain, R ERA: 4.21	(6, 1)	2.0		7	0	0	0	1	1	0	0	0	0	0	16	27	0.00	0.500
27 Shawn Kelley, R ERA: 3.65	(8, 1)	0.1		2	1	0	0	0	0	0	0	0	0	0	6	7	0.00	3.000
48 Boone Logan, L ERA: 2.7	(8, 1)	0.2		2	0	0	0	0	0	0	0	0	0	0	4	8	0.00	0.000

PITCHER	IP	WLS	BF	H	R	ER	SO	BB	IBB	HBP	BLK	WP	HR	S	P	ERA	WHIP

BOTTOM

New York Yankees @ Toronto Blue Jays

Rogers Centre, Toronto, ON

Wed Aug 28 2013, 7:09 PM - 9:58 PM EDT

Att. 36,565 - Roof Closed - 68 F

livebaseballscorecards.com

AB	33
R	7
H	10
RBI	5
BB	2
SO	5
LOB	9

Baltimore Orioles @ New York Yankees

Yankee Stadium, Bronx, NY

Fri Aug 30 2013, 7:10 PM - 10:14 PM EDT

Att. 45,169 - Partly Cloudy - 83 F

livebaseballscorecards.com

TOP

Batter	1	2	3	4	5	6	7	8	9	AB	R	H	RBI	BB	SO	LOB
9 Nate McLouth, L (1, 7) OBP: 0.337, SLG: 0.401	C FF 90 X FF 92 0-1 F8			C FF 90 S SI 91 B SL 80 B FF 92 S SL 81 2-3 K	C SL 82 B SI 92 F SI 92 D SL 81 X SL 83 2-2 L6		L SI 93 C SI 94 B SI 93 B FF 94 F SL 80 X FF 92 2-2 F9		B FC 91 B FC 92 C FC 91 F FC 90 B FC 91 X FC 91 3-2 F7	5	0	0	0	0	1	1
13 Manny Machado, R (1, 5) OBP: 0.329, SLG: 0.455	C FF 90 B FF 91 B CH 84 X FF 91 2-1 G5-3			F CU 77 B CH 86 X SI 91 1-1 19 WP 19 1B 2B	B FF 93 B FF 93 X FF 93 2-0 10 CS 3-H 1B		B KC 80 X FC 90 1-0 G4-3			4	1	2	1	0	0	0
10 Adam Jones, R (1, 8) OBP: 0.323, SLG: 0.505	F FF 91 B FF 91 X FF 91 1-1 F7			X SI 92 0-0 G5-3	C CU 78 B CH 85 F FF 94 1 SAFE 1-2 CS 1-2	C CH 84 B SI 91 S CH 85 B FF 93 F SL 82 X CH 86 2-2 21 1B 2B		X FC 90 0-0 G6-3		4	1	1	0	0	0	1
19 Chris Davis, L (1, 3) OBP: 0.384, SLG: 0.676		B SI 90 C FF 90 B SL 80 S SL 80 B FF 93 S SL 80 3-3 K		B SI 89 S SL 81 C SI 91 B SL 81 X SI 92 2-2 2-H 1B		X SL 81 0-0 P5		B KC 82 C FC 92 S KC 82 B KC 82 B KC 82 B FC 92 4-2 21 1B BB		3	0	1	1	1	1	1
2 J.J. Hardy, R (1, 6) OBP: 0.298, SLG: 0.437		C FF 91 X SI 90 0-1 P2		C FF 92 B CH 85 X CH 85 1-1 F9		C SL 80 X SI 91 0-1 G1-3		B FC 90 F FC 89 C FC 90 D KC 83 T FC 90 2-2 K		4	0	0	0	0	1	3
21 Nick Markakis, L (1, 9) OBP: 0.331, SLG: 0.367		B FF 91 C FF 92 S CH 85 F SI 92 S SL 81 1-3 K			B FF 91 F FF 92 B SI 90 F FF 92 X SI 91 2-2 35 WP 35 HR 1B	C SL 81 B FF 93 B SL 81 X CH 84 2-1 35 1B 2-H 1B		B FC 90 C FC 92 C FC 91 B FC 92 F KC 81 X FC 91 2-2 1-2 1B		4	1	3	1	0	1	0
35 Danny Valencia, R (1, 10) OBP: 0.323, SLG: 0.591			X FF 90 0-0 G5-3		F FF 90 B CH 85 X CH 84 1-1 1-H HR	B FF 88 X FF 89 1-0 1-3 1B		C FC 91 C KC 81 D KC 81 B KC 81 X FC 91 2-2 F9		4	1	2	2	0	0	2
12 Alexi Casilla, S (1, 4) OBP: 0.265, SLG: 0.308 1 Brian Roberts, S (9, PH) OBP: 0.321, SLG: 0.364			C FF 91 B CH 85 F FF 91 C SL 82 1-3 K		C FF 92 B FF 92 B SL 81 B SI 91 F FF 91 B CH 86 4-2 31 SH1-3 31 S 13 1B BB	X FF 91 0-0 G4-3			C FC 91 C FC 91 B FC 91 B FC 91 B FC 91 F FC 91 X FC 92 3-2 G5-3	2 1	1 0	0 0	0 0	1 0	1 0	2 0
31 Taylor Teagarden, R (1, 2) OBP: 0.180, SLG: 0.300 32 Matt Wieters, S (9, PH) OBP: 0.282, SLG: 0.411			B FF 91 X FF 91 1-0 F8		B SI 91 X FF 91 1-0 SH1-3 1-3		C SL 82 X SL 81 0-1 L5		T FC 91 X FC 91 0-1 P4	2 1	0 0	0 0	0 0	0 0	0 0	0 0
Inning Stats	R: 0 E: 0 K: 0 S: 6 H: 0 LOB: 0 BB: 0 P: 9	R: 0 E: 0 K: 2 S: 9 H: 0 LOB: 0 BB: 0 P: 13	R: 0 E: 0 K: 1 S: 5 H: 0 LOB: 0 BB: 0 P: 7	R: 1 E: 0 K: 1 S: 11 H: 2 LOB: 1 BB: 0 P: 17	R: 3 E: 0 K: 0 S: 14 H: 3 LOB: 0 BB: 1 P: 27	R: 1 E: 0 K: 0 S: 11 H: 3 LOB: 2 BB: 0 P: 16	R: 0 E: 0 K: 0 S: 7 H: 0 LOB: 0 BB: 0 P: 10	R: 0 E: 0 K: 1 S: 13 H: 1 LOB: 2 BB: 1 P: 23	R: 0 E: 0 K: 0 S: 9 H: 0 LOB: 0 BB: 0 P: 15	1B: 6 2B: 2 3B: 0 HR: 1 SF: 0 SAC: 1 DP: 0 HBP: 0						

	AB	34
	R	5
	H	9
	RBI	5
	BB	2
	SO	5
	LOB	10

WP: 2 PA: 38
PB: 0
SB: 1
CS: 1

PITCHER		IP	WLS	BF	H	R	ER	SO	BB	IBB	HBP	BLK	WP	HR	S	P	ERA	WHIP
52 CC Sabathia, L ERA: 4.91	(1, 1)	5.2	W	24	7	5	5	4	1	0	0	0	2	1	54	86	7.94	1.412
27 Shawn Kelley, R ERA: 3.6	(6, 1)	0.2	H	3	1	0	0	0	0	0	0	0	0	0	4	5	0.00	1.500
48 Boone Logan, L ERA: 2.68	(7, 1)	0.1	H	1	0	0	0	0	0	0	0	0	0	0	4	6	0.00	0.000
30 David Robertson, R ERA: 1.58	(7, 1)	1.1	H	6	1	0	0	1	1	0	0	0	0	0	14	25	0.00	1.500
42 Mariano Rivera, R ERA: 2.16	(9, 1)	1.0	S	3	0	0	0	0	0	0	0	0	0	0	9	15	0.00	0.000

PITCHER	IP	WLS	BF	H	R	ER	SO	BB	IBB	HBP	BLK	WP	HR	S	P	ERA	WHIP

BOTTOM

Batter	1	2	3	4	5	6	7	8	9	AB	R	H	RBI	BB	SO	LOB
11 Brett Gardner, L (1, 8) OBP: 0.336, SLG: 0.401	L SI 91 C CU 78 B FF 92 X CH 85 1-2 ① L6			C CU 77 B SI 92 F CH 86 X FF 93 1-2 ① F8	C CU 78 F FF 92 B FF 90 X CH 82 1-2 2 BB 24 1B 1B 2-3		S SL 83 B SL 82 B SI 89 C SI 88 B SL 82 X SI 88 3-2 ① G3-1	C CU 75 1 SAFE X CH 86 0-1 ③ G3		5	1	1	0	0	0	1
2 Derek Jeter, R (1, 6) OBP: 0.289, SLG: 0.324	B FF 93 F FF 92 B SL 85 F FF 92 X SI 93 2-2 ② G5-3			B FF 92 S SL 87 C FF 92 B SL 85 X SI 93 2-2 ② G3	D SI 92 B SI 92 C SI 92 1 SAFE C SI 92 B FF 92 B FF 92 4-2 12 FC5-4 24 1B 1-2 BB		B SI 89 C SI 89 B CH 84 F SI 88 C SI 90 2-3 ② K			3	0	0	0	1	1	0
24 Robinson Canó, L (1, 4) OBP: 0.387, SLG: 0.507	C SI 93 X SI 92 0-1 ③ L8			B CU 78 B SI 92 B SI 93 B FF 92 4-0 12 HR BB	D SL 84 F SI 90 B SI 91 B SI 89 X SI 90 3-1 12 FC5-4 1-2 2-H 3-H 1B		F SI 90 F SI 90 X SI 90 0-2 12 HBP 13 1B 1B			3	2	2	2	1	0	0
12 Alfonso Soriano, R (1, 7) OBP: 0.295, SLG: 0.496		B FF 92 S SL 85 S SI 93 X CH 84 1-2 ① G6-3		X SL 87 0-0 1-H HR	B SL 82 C SI 89 B SI 90 S CH 84 D SI 90 X CH 84 3-2 ① FC5-4 13 G5-4-3 1-2f 2-3		H FF 91 1-0 14 S 13 1B 14 FC1-2 HBP 1-2			3	1	1	2	0	0	2
13 Alex Rodriguez, R (1, 5) OBP: 0.359, SLG: 0.451		X FF 92 0-0 ② L3		C FF 92 X SI 93 0-1 ③ P4	X SI 90 0-0 ② ③ G5-4-3 1-2f		B CU 75 F FF 91 B CU 75 X FF 92 2-1 14 S 1-2 2-H 1B			4	0	1	1	0	0	2
14 Curtis Granderson, L (1, 10) OBP: 0.382, SLG: 0.430		C SI 93 B SI 92 X SL 85 1-1 ③ B1-3			B FF 91 S SI 91 C CH 83 X FF 91 1-2 39 2B 2B	X SI 89 0-0 ① G1-3	B CU 76 B CH 83 C CH 84 X CU 76 2-1 ③ FC1-2 1-2 2-H			4	1	1	0	0	0	2
39 Mark Reynolds, R (1, 3) OBP: 0.313, SLG: 0.391			B FF 91 F SL 84 X SI 92 1-1 ① L4		B SI 92 X SL 85 1-0 31 HR 2-H 2B	B SL 82 B SI 90 C SI 89 B CH 84 C SI 89 X SI 89 3-2 31 1B 1B		B FF 92 B SI 92 X SI 91 2-0 31 G4-3 53 FC6-2 2B		4	1	3	1	0	0	0
31 Ichiro Suzuki, L (1, 9) OBP: 0.305, SLG: 0.361			B SI 92 B SI 91 B SI 92 B FF 91 4-0 53 G5-4-3 BB		X SI 93 0-0 2-H HR	1 SAFE C SI 90 X SI 89 0-1 ② 1-3 1B		L SI 91 2 SAFE B FF 91 X SI 92 1-1 ① G4-3 2-3		3	1	2	2	1	0	1
53 Austin Romine, R (1, 2) OBP: 0.279, SLG: 0.328			C FF 92 F SL 85 B SI 92 1 SAFE X SI 92 1-2 ② ③ G5-4-3 1-2f		X FF 92 0-0 11 1B 24 1B 2B	X CH 83 0-0 ③ F7		F SI 90 F CH 84 D CU 77 X CH 86 1-2 ② FC6-2 3-H		4	1	1	0	0	0	3
Inning Stats	R: 0 E: 0 K: 0 S: 8 H: 0 LOB: 0 BB: 0 P: 11	R: 0 E: 0 K: 0 S: 6 H: 0 LOB: 0 BB: 0 P: 8	R: 0 E: 0 K: 0 S: 5 H: 0 LOB: 0 BB: 1 P: 11	R: 2 E: 0 K: 0 S: 9 H: 1 LOB: 0 BB: 1 P: 16	R: 5 E: 0 K: 0 S: 17 H: 6 LOB: 1 BB: 0 P: 30	R: 0 E: 0 K: 0 S: 7 H: 2 LOB: 1 BB: 0 P: 10	R: 1 E: 0 K: 1 S: 13 H: 2 LOB: 2 BB: 0 P: 23	R: 0 E: 0 K: 0 S: 8 H: 1 LOB: 1 BB: 0 P: 12		1B: 6 2B: 4 3B: 0 HR: 2	SF: 0 SAC: 0 DP: 2 HBP: 1			WP: 0 PB: 0 SB: 2 CS: 0	PA: 37	

PITCHER		IP	WLS	BF	H	R	ER	SO	BB	IBB	HBP	BLK	WP	HR	S	P	ERA	WHIP
50 Miguel González, R ERA: 4.11	(1, 1)	4.0	L	20	6	7	7	0	3	0	0	0	0	2	39	64	15.75	2.250
66 T.J. McFarland, L ERA: 4.73	(5, 1)	2.2		10	4	1	1	1	0	0	0	0	0	0	22	36	3.38	1.500
57 Francisco Rodríguez, R ERA: 2.27	(7, 1)	1.1		7	2	0	0	0	0	0	1	0	0	0	12	21	0.00	1.500

PITCHER	IP	WLS	BF	H	R	ER	SO	BB	IBB	HBP	BLK	WP	HR	S	P	ERA	WHIP

Baltimore Orioles @ New York Yankees

Yankee Stadium, Bronx, NY

Fri Aug 30 2013, 7:10 PM - 10:14 PM EDT
Att. 45,169 - Partly Cloudy - 83 F

livebaseballscorecards.com

AB	33
R	8
H	12
RBI	8
BB	3
SO	1
LOB	11

Batter	1	2	3	4	5	6	7	8	9	AB	R	H	RBI	BB	SO	LOB
9 Nate McLouth, L (1, 7) OBP: 0.336, SLG: 0.400	B FF 92 X FF 92 1-0 ① G4-3		B SI 93 F SI 91 B SI 93 X SI 93 2-1 ③ F8			C CU 80 B FF 92 X FF 93 1-1 ② F7			C SI 91 B CU 80 B SI 91 F SI 92 B CU 81 X SI 94 3-2 1B	4	0	1	0	0	0	0
13 Manny Machado, R (1, 5) OBP: 0.329, SLG: 0.453	C FF 93 B SI 92 C CU 79 S CU 82 1-3 ② K			X SI 92 0-0 ① P4		B CU 79 X FF 94 1-0 1B			F FF 92 S SI 93 X CU 83 0-2 ① F7	4	0	1	0	0	1	1
19 Chris Davis, L (1, 3) OBP: 0.384, SLG: 0.672	C SI 93 B SI 92 S CU 81 B FF 93 S CU 82 2-3 ③ K			H CU 82 1-0 HBP		B SI 93 S SI 93 S CU 82 B CU 84 S CU 82 2-3 ③ K			C SI 94 B CU 81 S CU 81 B SI 94 X CU 82 2-2 ② F9	3	0	0	0	0	2	2
10 Adam Jones, R (1, 8) OBP: 0.323, SLG: 0.502		B CU 76 H SI 91 2-0 21 G4-6-3 32 1B HBP		S FF 94 S CU 79 D CU 81 X CU 80 1-2 ② F9			C SI 92 X SI 91 0-1 ① G6-3		X SI 93 0-0 ③ L6	3	0	0	0	0	0	2
32 Matt Wieters, S (1, 2) OBP: 0.283, SLG: 0.411		C SI 93 F SI 93 X FF 92 0-2 21 G4-6-3 1-2 1B		B CU 77 X SI 93 1-0 ③ G3			B CU 80 C CH 86 B SI 93 C SI 92 X SI 93 2-2 ② G1-3			3	0	1	0	0	0	1
21 Nick Markakis, L (1, 9) OBP: 0.329, SLG: 0.365		B CU 80 B SI 93 X SI 94 2-0 ①② G4-6-3 1-2f 2-3			B SI 92 F SI 92 S CU 79 F CU 80 B FF 93 X CU 80 2-2 ① F8		C SI 93 X FF 93 0-1 ③ F8			3	0	0	0	0	0	2
2 J.J. Hardy, R (1, 6) OBP: 0.298, SLG: 0.435		C FF 95 B FF 94 X FF 95 1-1 ③ F9			C FF 94 F CU 80 S CU 83 0-3 ② K			C CU 79 C FF 93 F FF 95 F FF 94 B CU 81 F CU 82 B CU 82 B FF 94 B FF 94 4-2 24 G6-4-3 BB		2	0	0	0	1	1	1
24 Wilson Betemit, S (1, 10)			C CU 80 S SI 92 X SI 93 0-2 ① G5-3		B SI 94 C CU 79 C CH 84 S CU 83 1-3 ③ K			B CU 76 X SI 91 1-0 ①② G6-4-3 1-2f		3	0	0	0	0	1	1
1 Brian Roberts, S (1, 4) OBP: 0.316, SLG: 0.358			B FF 94 X SI 92 1-0 ② G1-3			B CU 76 B CU 77 B SI 91 C FF 92 S SI 92 X SI 91 3-2 ① F7		X SI 93 0-0 ③ G1-3		3	0	0	0	0	0	0
Inning Stats	R: 0 H: 0 E: 0 LOB: 0 K: 2 BB: 0 S: 7 P: 11	R: 0 H: 1 E: 0 LOB: 1 K: 0 BB: 0 S: 6 P: 11	R: 0 H: 0 E: 0 LOB: 0 K: 0 BB: 0 S: 6 P: 9	R: 0 H: 0 E: 0 LOB: 1 K: 0 BB: 0 S: 5 P: 8	R: 0 H: 0 E: 0 LOB: 0 K: 2 BB: 0 S: 10 P: 13	R: 0 H: 1 E: 0 LOB: 1 K: 1 BB: 0 S: 9 P: 16	R: 0 H: 0 E: 0 LOB: 0 K: 0 BB: 0 S: 7 P: 9	R: 0 H: 0 E: 0 LOB: 0 K: 0 BB: 1 S: 7 P: 12	R: 0 H: 1 E: 0 LOB: 1 K: 0 BB: 0 S: 10 P: 15	1B: 3 SF: 0 2B: 0 SAC: 0 3B: 0 DP: 2 HR: 0 HBP: 2						WP: 0 PA: 31 PB: 0 SB: 0 CS: 0

PITCHER	IP	WLS	BF	H	R	ER	SO	BB	IBB	HBP	BLK	WP	HR	S	P	ERA	WHIP
47 Iván Nova, R (1, 1) ERA: 2.88	9.0	W	31	3	0	0	5	1	0	2	0	0	0	67	104	0.00	0.444

PITCHER	IP	WLS	BF	H	R	ER	SO	BB	IBB	HBP	BLK	WP	HR	S	P	ERA	WHIP

TOP

Baltimore Orioles @ New York Yankees

Yankee Stadium, Bronx, NY

Sat Aug 31 2013, 1:08 PM - 3:37 PM EDT

Att. 42,836 - Cloudy - 83 F

livebaseballscorecards.com

AB	28
R	0
H	3
RBI	0
BB	1
SO	5
LOB	10

BOTTOM

Baltimore Orioles @ New York Yankees

Yankee Stadium, Bronx, NY

Sat Aug 31 2013, 1:08 PM - 3:37 PM EDT

Att. 42,836 - Cloudy - 83 F

livebaseballscorecards.com

Batter	1	2	3	4	5	6	7	8	9	AB	R	H	RBI	BB	SO	LOB
11 Brett Gardner, L (1, 8) OBP: 0.339, SLG: 0.404	B SI 88 X FC 86 1-0 2 G3 24 2B 2B		B CU 74 C CU 75 S FC 87 B FF 90 S CU 76 2-3 ② K2-3		B SI 90 C FC 87 D CU 75 X FC 88 2-1 2 G4-6-3 2-3 1B		B SI 89 F CH 87 B CU 72 B FC 87 H FC 87 4-1 2 G4-6-3 1-2 HBP			3	1	2	0	0	1	0
2 Derek Jeter, R (1, 6) OBP: 0.262, SLG: 0.289	L SI 88 C SI 89 B SI 90 X FC 88 1-2 ① G3 2-3		C FC 88 C SI 90 B SI 90 B FC 89 X SI 90 2-2 E5		1 SAFE X SI 88 0-0 ② ③ G4-6-3 1-2f		B SI 90 F SI 90 X SI 89 1-1 ② ③ G4-6-3 1-2f			4	0	0	0	0	0	5
24 Robinson Canó, L (1, 4) OBP: 0.388, SLG: 0.515	B CU 74 B SI 90 X CU 74 2-0 3-H 2B		B SI 90 X SI 89 1-0 ③ G3			X SI 89 0-0 ① G4-3		B SL 83 S SL 82 B SL 84 X SL 83 2-1 HR		4	1	2	2	0	0	1
12 Alfonso Soriano, R (1, 10) OBP: 0.293, SLG: 0.492	X FF 90 0-0 ② P3			B SI 89 C CU 75 F SI 90 S CU 68 1-3 ① K		B SI 90 F SI 90 B SI 90 S CH 86 B FF 88 S CU 78 3-3 ② K		B FF 98 X FF 97 1-0 ① G5-3		4	0	0	0	0	2	1
14 Curtis Granderson, L (1, 7) OBP: 0.379, SLG: 0.432	C CU 75 B FC 88 F FC 88 F CU 75 F FC 89 B FC 89 X CU 73 2-2 ③ G4-3			B CH 84 F FC 87 S CU 76 B CU 77 X FC 89 2-2 ② F9		B CU 74 X CH 84 1-0 2B		C FS 84 S FS 84 B FF 99 S FF 98 1-3 ② K		4	0	1	0	0	1	1
39 Mark Reynolds, R (1, 5) OBP: 0.315, SLG: 0.389		B SI 88 C SI 89 C SI 90 S FC 88 1-3 ① K		F FC 86 H SI 89 1-1 HBP		B SI 90 C SI 89 B FC 88 D CU 76 S CH 84 B SI 91 4-2 BB		C FF 99 B FS 87 F FF 99 F FF 98 S FF 98 1-3 ③ K		2	0	0	0	1	2	0
31 Ichiro Suzuki, L (1, 9) OBP: 0.303, SLG: 0.359		C CU 74 F FC 86 S CU 72 0-3 ② K2-3		B SI 89 F SI 90 B SI 89 B CH 87 X FC 86 3-1 ③ G4-3		B CH 83 F CH 84 F FC 87 B SI 90 X CU 72 2-2 ③ F8				3	0	0	0	0	1	3
55 Lyle Overbay, L (1, 3) OBP: 0.301, SLG: 0.412		B FC 85 F CH 84 F FC 87 B CU 74 X FC 88 2-2 ③ G4-3			B CH 85 C FC 87 B CU 75 F FC 88 B CU 77 F FC 88 F CU 76 X SI 91 3-2 11 1B 19 SH2-3 1B		F CU 71 B FC 86 S CU 74 B CU 72 X FC 88 2-2 11 HBP 1B			3	0	2	0	0	0	0
19 Chris Stewart, R (1, 2) OBP: 0.289, SLG: 0.284			C SI 88 B FC 86 C SI 89 F CU 74 X FC 89 1-2 ① G4-3		L SI 89 X FC 89 0-1 ① SH2-3 1-2		1 SAFE X CU 75 0-0 ① F8			2	0	0	0	0	0	1

Inning Stats	1	2	3	4	5	6	7	8	9
	R: 1 E: 0 K: 0 S: 11 H: 2 LOB: 1 BB: 0 P: 17	R: 0 E: 0 K: 2 S: 9 H: 0 LOB: 0 BB: 0 P: 12	R: 0 E: 1 K: 1 S: 11 H: 0 LOB: 1 BB: 0 P: 17	R: 0 E: 0 K: 1 S: 9 H: 0 LOB: 1 BB: 0 P: 16	R: 0 E: 0 K: 0 S: 10 H: 2 LOB: 1 BB: 0 P: 15	R: 0 E: 0 K: 1 S: 10 H: 1 LOB: 2 BB: 1 P: 20	R: 0 E: 0 K: 0 S: 7 H: 1 LOB: 1 BB: 0 P: 14	R: 1 E: 0 K: 2 S: 10 H: 1 LOB: 0 BB: 0 P: 15	

	AB	29
	R	2
	H	7
	RBI	2
	BB	1
	SO	7
	LOB	12

	1B: 3	SF: 0	WP: 0	PA: 33
	2B: 3	SAC: 1	PB: 0	
	3B: 0	DP: 2	SB: 0	
	HR: 1	HBP: 2	CS: 0	

PITCHER		IP	WLS	BF	H	R	ER	SO	BB	IBB	HBP	BLK	WP	HR	S	P	ERA	WHIP
34 Scott Feldman, R ERA: 3.75	(1, 1)	7.0	L	29	6	1	1	5	1	0	2	0	0	0	67	111	1.29	1.000
40 Troy Patton, L ERA: 3.86	(8, 1)	0.0		1	1	1	1	0	0	0	0	0	0	1	2	4	∞	∞
39 Kevin Gausman, R ERA: 6.03	(8, 1)	1.0		3	0	0	0	2	0	0	0	0	0	0	8	11	0.00	0.000

PITCHER	IP	WLS	BF	H	R	ER	SO	BB	IBB	HBP	BLK	WP	HR	S	P	ERA	WHIP

Batter	1	2	3	4	5	6	7	8	9	AB	R	H	RBI	BB	SO	LOB
21 Nick Markakis, L (1, 9) OBP: 0.328, SLG: 0.362	C FF 89 F SI 89 X SI 90 0-2 ① F8		B SL 84 B SL 84 C FF 90 B FF 90 F FF 91 X SL 85 3-2 ① F4		B FF 89 C CU 76 B SL 82 X FF 90 2-1 ③ L7		1 SAFE S FF 93 B SI 94 1 SAFE B FF 95 S SL 82 F SL 82 1 SAFE F FF 94 4-2 10 HR BB 1-2		F FF 90 F FC 86 B FF 92 X CH 84 1-2 ② P2	4	1	0	0	1	0	2
13 Manny Machado, R (1, 5) OBP: 0.328, SLG: 0.451	X FF 90 0-0 ② L9		F SL 85 B SL 84 B FC 87 X FC 88 2-1 ② P3			C CU 75 B SI 89 B CH 80 X SI 90 2-1 ① G5-3	X CU 81 0-0 ① B2		B FF 96 F FF 95 B KC 81 C KC 82 X FF 97 2-2 1B	5	0	1	0	0	0	4
10 Adam Jones, R (1, 8) OBP: 0.324, SLG: 0.506	C FF 90 B FF 87 F FF 88 B FC 88 X SL 82 2-2 ③ P4		S SL 84 S SL 85 B SL 85 B FF 90 F SL 85 X FF 90 2-2 ③ P3			C CU 75 S CH 80 F FF 90 B SL 84 F SL 84 B FC 86 X SL 81 2-2 19 G6-5-3 1B	B SL 82 C SL 83 X SL 83 1-1 1-H 2-H HR		C KC 81 S FF 96 F KC 82 F KC 81 F FF 97 B KC 81 S KC 84 1-3 ③ K	5	1	2	3	0	1	3
19 Chris Davis, L (1, 3) OBP: 0.381, SLG: 0.667		C CU 76 X SI 89 0-1 ① G6-3		B FF 89 X SL 83 1-0 ① P6		D SL 84 S SL 84 1 SAFE 1 SAFE B SI 90 X SI 90 2-1 ② ③ G6-5-3 1-2f	B FF 94 S SL 82 B FF 94 F SL 84 S CU 80 2-3 ② K			4	0	0	0	0	1	1
38 Michael Morse, R (1, 7) OBP: 0.286, SLG: 0.411 9 Nate McLouth, L (7, 7) OBP: 0.336, SLG: 0.400		F FF 90 B FC 87 S SL 82 B SL 81 X FF 91 2-2 1B		C CU 76 C SI 90 F FC 86 B FF 90 B FC 87 S SL 85 2-3 ② K			B SL 81 1-1 F CU 75 X SI 90 32 35 1B 1B F FF 90 B SL 84 B SL 84 F FF 90 X FF 90 2-2 G3			4 0	1 0	2 0	0 0	0 0	1 0	0 0
35 Danny Valencia, R (1, 10) OBP: 0.330, SLG: 0.587		C SI 90 X FF 87 0-1 ② F7		X SI 89 0-0 1B			C CU 75 F FC 84 B FC 84 X FC 86 1-2 32 1B 2 HR 1B 1-2	S SL 83 B FF 95 B FF 95 C SL 82 F FF 96 B SL 85 C CU 81 3-3 ① K		4	1	2	0	0	1	1
32 Matt Wieters, S (1, 2) OBP: 0.282, SLG: 0.409		1 SAFE F CU 75 F SI 89 F FC 86 1 SAFE S SL 85 0-3 ③ K		1 SAFE F SI 89 1 SAFE F FF 91 D FC 87 B SI 91 C SL 85 2-3 ③ K			F SL 80 B FF 91 X FF 92 1-1 1-3 2-H 2 HR 1B	B FF 93 X FF 93 1-0 ② G6-3		4	1	1	1	0	2	2
2 J.J. Hardy, R (1, 6) OBP: 0.300, SLG: 0.442			C FF 89 B SI 90 B CH 81 X FF 90 2-1 1 1B 1B		C FF 89 X FC 87 0-1 ① L5		X FF 93 0-0 1-H 3-H HR	C FF 95 X FF 96 0-1 ③ G4-3		4	1	2	3	0	0	0
1 Brian Roberts, S (1, 4) OBP: 0.319, SLG: 0.361			C CU 76 F FC 86 X FF 87 0-2 1-2 1B		F SI 89 B SL 84 F FC 86 F SL 85 B FC 86 X FF 89 2-2 ② G5-3		C SL 78 B FF 93 X SI 93 1-1 21 BB 10 HR 1B		C FF 91 B CH 83 C FF 92 X FF 93 1-2 ① G3-1	4	1	2	0	0	0	0
Inning Stats	R: 0 E: 0 K: 0 S: 7 H: 0 LOB: 0 BB: 0 P: 9	R: 0 E: 0 K: 1 S: 11 H: 1 LOB: 1 BB: 0 P: 13	R: 0 E: 0 K: 0 S: 14 H: 2 LOB: 2 BB: 0 P: 23	R: 0 E: 0 K: 2 S: 9 H: 1 LOB: 1 BB: 0 P: 14	R: 0 E: 0 K: 0 S: 8 H: 0 LOB: 0 BB: 0 P: 12	R: 0 E: 0 K: 0 S: 9 H: 1 LOB: 0 BB: 0 P: 15	R: 7 E: 0 K: 1 S: 24 H: 6 LOB: 0 BB: 1 P: 37	R: 0 E: 0 K: 1 S: 7 H: 0 LOB: 0 BB: 0 P: 11	R: 0 E: 0 K: 1 S: 15 H: 1 LOB: 1 BB: 0 P: 20	1B: 10 2B: 0 3B: 0 HR: 2 SF: 0 SAC: 0 DP: 1 HBP: 0						

PITCHER		IP	WLS	BF	H	R	ER	SO	BB	IBB	HBP	BLK	WP	HR	S	P	ERA	WHIP
46 Andy Pettitte, L ERA: 4.01	(1, 1)	6.0		24	7	2	2	3	0	0	0	0	0	0	63	93	3.00	1.167
27 Shawn Kelley, R ERA: 3.96	(7, 1)	0.0	L	2	2	2	2	0	0	0	0	0	0	1	3	4	∞	∞
48 Boone Logan, L ERA: 3.16	(7, 1)	0.0		2	1	0	0	0	1	0	0	0	0	0	7	12	∞	∞
62 Joba Chamberlain, R ERA: 4.23	(7, 1)	2.0		7	1	3	3	2	0	0	0	0	0	1	16	25	13.50	0.500
60 David Huff, L ERA: 4.05	(9, 1)	0.2		2	0	0	0	0	0	0	0	0	0	0	6	8	0.00	0.000

PITCHER		IP	WLS	BF	H	R	ER	SO	BB	IBB	HBP	BLK	WP	HR	S	P	ERA	WHIP
61 Dellin Betances, R ERA: 36.0	(9, 1)	0.1		2	1	0	0	1	0	0	0	0	0	0	9	12	0.00	3.000

TOP

Baltimore Orioles @ New York Yankees

Yankee Stadium, Bronx, NY

Sun Sep 01 2013, 1:09 PM - 4:39 PM EDT

Att. 40,361 - Cloudy - 82 F

livebaseballscorecards.com

AB	38
R	7
H	12
RBI	7
BB	1
SO	6
LOB	13

PA: 39

WP: 0
PB: 0
SB: 0
CS: 0

Batter	1	2	3	4	5	6	7	8	9	AB	R	H	RBI	BB	SO	LOB
11 Brett Gardner, L (1, 8) OBP: 0.342, SLG: 0.409	X FF 92 0-0 2 G4-3 2B		C FF 93 C SL 85 F FF 94 B FF 94 B SL 78 F FF 94 B SL 86 X SL 84 3-2 24 G3-1 12 1B 2B	B FF 92 B FF 92 B FF 93 B FF 93 4-0 1-2 2-3 3-H BB		F FF 95 F FF 95 X FF 96 0-2 ② F8		B FF 96 B FC 92 X FF 96 2-0 ③ F7		4	1	2	1	1	0	3
2 Derek Jeter, R (1, 10) OBP: 0.234, SLG: 0.262	X FF 92 0-0 ① G4-3 2-3		C FF 94 C FF 94 T FF 94 0-2 ① K	C FF 93 B FF 93 X FF 93 1-1 ② SF9 3-H		F FF 95 S FF 96 S FF 96 0-3 ③ K			B SL 78 B SI 85 C SI 86 F SL 79 T SI 87 2-2 ① K	4	0	0	1	0	3	3
24 Robinson Canó, L (1, 4) OBP: 0.385, SLG: 0.510	C FF 93 F FF 94 B FF 92 B FF 92 S CU 75 2-3 ② K		F FF 94 X SL 78 0-1 ② G3-1 2-3	F FF 92 F FF 94 C FF 93 0-3 ③ K			B CH 82 B FF 91 B SI 91 C SI 92 F SI 92 F CH 84 C SI 91 3-3 ① K		X SI 87 0-0 ② G4-3	5	0	0	0	0	3	4
12 Alfonso Soriano, R (1, 7) OBP: 0.294, SLG: 0.490	B FF 93 B CU 74 B FF 93 C FF 93 C SL 78 B FF 93 4-2 13 BB BB		B FF 94 C CU 76 X FF 94 1-1 3-H 1B		S FS 84 F FF 96 F FF 97 S FS 85 0-3 ① K		C SI 92 B FF 92 X SI 92 1-1 ② G5-3		B SI 85 B SL 78 C SL 79 F SL 79 F FF 87 B FF 86 X SL 80 3-2 ③ L5	4	0	1	1	1	1	0
13 Alex Rodriguez, R (1, 5) OBP: 0.354, SLG: 0.435	B FF 93 S FF 92 B FF 92 B CH 85 S FF 93 B FF 92 4-2 1-2 BB		1 SAFE C FF 94 X FF 94 0-1 ③ P2		B FF 96 B SL 84 F FF 95 C FF 96 F FS 86 B FF 96 F FF 95 X FF 97 3-2 ② G6-3		C CU 77 B CH 85 F FF 90 B FF 92 S CH 87 2-3 ③ K			3	0	0	0	1	1	1
22 Vernon Wells, R (1, 9) OBP: 0.288, SLG: 0.370 14 Curtis Granderson, L (5, PH) OBP: 0.380, SLG: 0.429 (6, 9)	B FF 92 B CH 85 F FF 93 B FF 93 F FF 92 F SL 83 C FF 92 3-3 ③ K			F CH 84 F FF 94 B FF 94 X FF 94 1-2 ① F9	B FF 96 C FS 85 B CH 90 S FF 96 B FS 86 B FS 86 4-2 BB			C CU 82 S FF 97 S FF 97 0-3 ① K	2 1	0 0	0 0	0 1	0 1	1 1	3 0
39 Mark Reynolds, R (1, 3) OBP: 0.315, SLG: 0.387 55 Lyle Overbay, L (8, PH) OBP: 0.302, SLG: 0.413 (9, 3)		C CU 75 S FF 93 S FF 94 0-3 ① K		B FF 94 S FF 93 T FF 94 F FF 94 B SL 78 B SI 88 F FF 94 B FF 94 4-2 26 2B 11 BB BB	1 SAFE B FF 94 F FF 93 F FF 95 1 SAFE S FS 85 1-3 ③ K			B FF 97 B FF 97 X FF 96 2-0 31 1B 1B	2 1	1 0	0 1	0 0	1 0	2 0	1 0
26 Eduardo Núñez, R (1, 6) OBP: 0.306, SLG: 0.339		X FF 92 0-0 ② G6-3		C SI 92 F FF 93 F FF 93 B FF 94 X FF 93 1-2 11 BB 2 SF9 1-3 2B		B SL 82 X FF 94 1-0 19 G5-3 1B		B FC 92 X FF 95 1-0 ② F9	4	1	2	0	0	0	1
19 Chris Stewart, R (1, 2) OBP: 0.290, SLG: 0.282 31 Ichiro Suzuki, L (8, PH) OBP: 0.305, SLG: 0.360 53 Austin Romine, R (9, 2) OBP: 0.279, SLG: 0.328		C FF 93 X FF 94 0-1 ③ L7		B FF 92 B FF 91 B CH 84 B SI 93 4-0 11 BB BB		1 SAFE C FF 94 L FF 96 F FS 85 B FF 95 F FF 95 X FF 95 1-2 ① G5-3 1-2		C FF 96 F FC 91 X FF 98 0-2 1-2 1B	2 1 0	0 0 0	0 1 0	0 0 0	1 0 0	0 0 0	1 0 0
Inning Stats	R: 0 E: 0 K: 2 S: 13 H: 1 LOB: 3 BB: 2 P: 26	R: 0 E: 0 K: 1 S: 6 H: 0 LOB: 0 BB: 0 P: 6	R: 1 E: 0 K: 1 S: 14 H: 2 LOB: 1 BB: 0 P: 18	R: 2 E: 0 K: 1 S: 17 H: 1 LOB: 2 BB: 3 P: 32	R: 0 E: 0 K: 2 S: 14 H: 0 LOB: 1 BB: 1 P: 22	R: 0 E: 0 K: 2 S: 12 H: 1 LOB: 1 BB: 0 P: 14	R: 0 E: 0 K: 2 S: 9 H: 0 LOB: 0 BB: 0 P: 15	R: 0 E: 0 K: 1 S: 9 H: 2 LOB: 2 BB: 0 P: 14	R: 0 E: 0 K: 1 S: 8 H: 0 LOB: 0 BB: 0 P: 13	1B: 4 2B: 3 3B: 0 HR: 0	SF: 1 SAC: 0 DP: 0 HBP: 0		WP: 0 PB: 0 SB: 0 CS: 0	PA: 40			

PITCHER		IP	WLS	BF	H	R	ER	SO	BB	IBB	HBP	BLK	WP	HR	S	P	ERA	WHIP
16 Wei-Yin Chen, L ERA: 3.87	(1, 1)	4.0		21	4	3	3	5	5	0	0	0	0	0	50	82	6.75	2.250
39 Kevin Gausman, R ERA: 5.7	(5, 1)	2.0	W	8	1	0	0	3	1	0	0	0	0	0	26	36	0.00	1.000
57 Francisco Rodríguez, R ERA: 2.21	(7, 1)	1.0		3	0	0	0	2	0	0	0	0	0	0	9	15	0.00	0.000
29 Tommy Hunter, R ERA: 2.64	(8, 1)	1.0		5	2	0	0	1	0	0	0	0	0	0	9	14	0.00	2.000
56 Darren O'Day, R ERA: 2.35	(9, 1)	1.0		3	0	0	0	1	0	0	0	0	0	0	8	13	0.00	0.000

PITCHER	IP	WLS	BF	H	R	ER	SO	BB	IBB	HBP	BLK	WP	HR	S	P	ERA	WHIP

BOTTOM

Baltimore Orioles @ New York Yankees

Yankee Stadium, Bronx, NY

Sun Sep 01 2013, 1:09 PM - 4:39 PM EDT

Att. 40,361 - Cloudy - 82 F

livebaseballscorecards.com

AB	33
R	3
H	7
RBI	3
BB	6
SO	12
LOB	17

Chicago White Sox @ New York Yankees

Yankee Stadium, Bronx, NY

Mon Sep 02 2013, 1:09 PM - 5:55 PM EDT

Att. 40,125 - Overcast - 81 F

livebaseballscorecards.com

TOP

Batter	1	2	3	4	5	6	7	8	9	AB	R	H	RBI	BB	SO	LOB
30 Alejandro De Aza, L (1, 7) OBP: 0.326, SLG: 0.412	B FF 91 C FF 91 X FF 91 1-1 ① F8		C CH 83 F FF 92 B FF 92 X CH 83 1-2 ② F8 2-3			C CU 78 F FF 90 D FC 86 F CH 83 X SL 80 1-2 1B		F FF 90 C SL 84 S SL 82 0-3 ② K		4	0	1	0	0	1	2
15 Gordon Beckham, R (1, 4) OBP: 0.329, SLG: 0.384	B FF 92 F FF 92 B FF 92 X SL 81 2-1 ② F9		S CH 83 F FF 92 B CH 84 F CH 84 X FF 93 1-2 ③ G4-3			B FF 89 F FF 89 1 SAFE B FF 90 X CH 82 2-1 ② P3		C CH 83 B SI 92 S CH 84 X SL 86 1-2 ③ L5 1-2		4	0	0	0	0	0	3
10 Alexei Ramirez, R (1, 6) OBP: 0.310, SLG: 0.373	C FF 92 B SL 81 X SL 81 1-1 ③ F9			B FF 91 F CH 83 X FF 91 1-1 ① F9		X CU 78 0-0 ③ P4			F FF 93 F SL 87 B CU 81 B SL 87 B FF 95 F FF 94 X SL 84 3-2 ① F7	4	0	0	0	0	0	1
44 Adam Dunn, L (1, 3) OBP: 0.331, SLG: 0.454		B FF 91 B FF 91 C KC 74 F FF 92 F SL 81 X SL 80 2-2 1B		B FF 90 F FF 91 F CH 84 F FF 92 B FF 91 B FC 87 S CH 84 3-3 ② K			C FF 90 B CH 83 S FF 90 S FF 90 1-3 ① K		B SI 94 S CH 84 B CH 86 C SI 95 X CH 85 2-2 ② G3	4	0	1	0	0	2	0
14 Paul Konerko, R (1, 10) OBP: 0.314, SLG: 0.361		C FF 91 X SL 80 0-1 ① F7		B CU 79 X FF 91 1-0 ③ F9			X FF 90 0-0 HR		C SL 87 B FF 95 S CH 85 B CH 87 B SL 87 B FF 96 4-2 BB	3	1	1	1	1	0	1
26 Avisaíl García, R (1, 8) OBP: 0.330, SLG: 0.426		F FF 92 C SL 79 F CH 84 S FF 91 0-3 ② K			C FF 89 X FF 90 0-1 ① G6-3		S SI 90 B CH 83 F CH 82 X FF 91 1-2 12 P4-3 1B		F SI 95 B SI 94 B FF 96 X FF 95 2-1 ③ F8	4	0	1	0	0	1	2
12 Conor Gillaspie, L (1, 5) OBP: 0.307, SLG: 0.376		C FF 92 B FF 92 F FC 87 X FF 92 1-2 ③ G4-3			F FF 90 B FF 91 X CH 82 1-1 20 G4-6-3 1B		C CU 79 X FC 85 0-1 ②③ P4-3 1-2f			3	0	1	0	0	0	2
20 Jordan Danks, L (1, 9) OBP: 0.314, SLG: 0.412			X FF 90 0-0 30 F8 2B		C FF 90 S FC 86 F FC 87 F FF 91 X FC 85 0-2 ②③ G4-6-3 1-2f			C SL 83 S SL 84 C SI 93 0-3 ① K		3	0	1	0	0	1	1
36 Josh Phegley, R (1, 2) OBP: 0.223, SLG: 0.331 39 Bryan Anderson, L (8, 2)			X FF 90 0-0 ① L9			F FF 90 X FF 90 0-1 ① P6		B SI 92 S CH 82 X SI 93 1-1 15 WP 1B		3 0	0 0	1 0	0 0	0 0	0 0	1 0
Inning Stats	R: 0 H: 0 E: 0 LOB: 0 K: 0 BB: 0 S: 6 P: 10	R: 0 H: 1 E: 0 LOB: 1 K: 1 BB: 0 S: 13 P: 16	R: 0 H: 1 E: 0 LOB: 1 K: 0 BB: 0 S: 9 P: 11	R: 0 H: 0 E: 0 LOB: 0 K: 1 BB: 0 S: 7 P: 12	R: 0 H: 1 E: 0 LOB: 0 K: 0 BB: 0 S: 9 P: 10	R: 0 H: 1 E: 0 LOB: 1 K: 0 BB: 0 S: 9 P: 12	R: 1 H: 2 E: 0 LOB: 0 K: 1 BB: 0 S: 9 P: 11	R: 0 H: 1 E: 0 LOB: 1 K: 2 BB: 0 S: 11 P: 13	R: 0 H: 0 E: 0 LOB: 1 K: 0 BB: 1 S: 11 P: 22	1B: 5 2B: 2 3B: 0 HR: 1	SF: 0 SAC: 0 DP: 2 HBP: 0		WP: 1 PB: 0 SB: 0 CS: 0	PA: 33			

PITCHER		IP	WLS	BF	H	R	ER	SO	BB	IBB	HBP	BLK	WP	HR	S	P	ERA	WHIP
65 Phil Hughes, R ERA: 4.86	(1, 1)	1.1		5	1	0	0	0	0	0	0	0	0	0	12	18	0.00	0.750
60 David Huff, L ERA: 3.32	(2, 1)	5.2	W	20	5	1	1	3	0	0	0	0	0	1	50	64	1.59	0.882
64 Cesar Cabral, L ERA:	(8, 1)	1.0		4	1	0	0	2	0	0	0	0	1	0	11	13	0.00	1.000
43 Adam Warren, R ERA: 3.66	(9, 1)	1.0		4	0	0	0	0	1	0	0	0	0	0	11	22	0.00	1.000

PITCHER	IP	WLS	BF	H	R	ER	SO	BB	IBB	HBP	BLK	WP	HR	S	P	ERA	WHIP

AB	32
R	1
H	7
RBI	1
BB	1
SO	5
LOB	13

BOTTOM

Chicago White Sox @ New York Yankees

Yankee Stadium, Bronx, NY

Mon Sep 02 2013, 1:09 PM - 5:55 PM EDT

Att. 40,125 - Overcast - 81 F

livebaseballscorecards.com

Batter	1	2	3	4	5	6	7	8	9	AB	R	H	RBI	BB	SO	LOB
11 Brett Gardner, L (1, 8) OBP: 0.342, SLG: 0.413	B FF 90 C FF 91 F SL 89 B SI 91 D CU 79 X FF 91 3-2 2 E 2B		C CU 74 L FF 88 X CU 74 0-2 ① G4-3	1 SAFE C CU 75 B FF 87 X CH 82 1-1 2 1B 12 2B 1-3 3-H 2B	F SI 93 B SI 93 C SI 92 C SI 93 1-3 ② K			F FF 91 B FF 92 C FF 92 B SL 83 S SL 83 2-3 ① K2-3		5	2	2	1	0	2	0
2 Derek Jeter, R (1, 6) OBP: 0.255, SLG: 0.283 26 Eduardo Núñez, R (8, PH) OBP: 0.305, SLG: 0.338 (9, 6)	X FF 92 0-0 E7 24 F9 2-H 1B		X FF 90 0-0 ② F9	C SI 89 D CH 82 B CU 73 X SI 88 2-1 12 2B 22 FC3 2-3 3-H 1B	B SI 92 F SL 82 X SL 82 1-1 ③ G5-3			B FF 92 F FF 91 X FF 93 1-1 ② G6-3		4 1	1 0	2 0	2 0	0 0	0 0	0 0
24 Robinson Canó, L (1, 4) OBP: 0.384, SLG: 0.508 66 John Ryan Murphy, R (8, PH) OBP: 1.000, SLG: 1.000 45 David Adams, R (9, 4) OBP: 0.257, SLG: 0.271	D CU 79 B FF 89 X FF 92 2-0 ① F9 2-3		C CU 76 B SI 85 X SI 91 1-1 1B	B FF 86 F SI 90 B FF 90 X CU 76 2-1 ① P4		X SI 89 0-0 ① G3		C FF 92 B FF 92 B CH 83 B FF 90 X FF 90 3-1 1B		4 1 0	0 0 0	1 1 0	0 0 0	0 0 0	0 0 0	3 0 0
12 Alfonso Soriano, R (1, 7) OBP: 0.294, SLG: 0.490 31 Ichiro Suzuki, L (8, PH) OBP: 0.304, SLG: 0.360 (9, 9)	S CU 79 F FF 92 B CH 85 B FF 93 B FF 90 T FF 93 3-2 ② K		B SL 81 C CU 73 D CH 80 C SL 81 D FF 86 F FF 90 S CU 74 3-3 ③ K	X SL 84 0-0 22 FC3 22 E 1-3 3-H 2B		B SL 83 C SI 92 S SI 93 X SI 93 1-2 ② G6-3		C FF 92 B SL 81 F FF 91 F FF 91 B SL 82 F SL 82 F FF 92 D SL 84 F FF 92 3-2 ③ F FF 93 F FF 92 X SL 83 F9		4 1	1 0	1 0	1 0	0 0	2 0	2 1
13 Alex Rodriguez, R (1, 5) OBP: 0.360, SLG: 0.443 55 Lyle Overbay, L (8, 3) OBP: 0.302, SLG: 0.413	B FF 93 F CH 86 B FF 92 X FF 92 2-1 ③ P4			B SI 66 F SL 86 C CH 81 X SL 82 1-2 14 BB 39 1B 2B C SI 90 S SI 86 F CH 83 D CU 75 B FF 87 B SL 81 4-2 14 FC6-4 22 E BB	B SI 93 C SL 84 C SI 94 F SI 94 B SL 86 X SI 94 2-2 ③ G5-3				3 0	1 0	1 0	0 0	1 0	0 0	1 0
22 Vernon Wells, R (1, 10) OBP: 0.290, SLG: 0.369		C FF 89 B CU 76 X CU 74 1-1 ① L7	A FF 89 X CU 74 1-0 39 1B 14 BB 53 1B 1B C SI 90 X SI 93 0-1 FC3 14 FC6-4 1-2 2-H 3-H				C FF 92 B FF 91 B CH 84 F FF 92 B SL 86 F FF 92 F FF 91 B FF 93 4-2 BB			3	1	1	1	1	0	1
14 Curtis Granderson, L (1, 9) OBP: 0.377, SLG: 0.418 (9, 7)		X SI 91 0-0 ② F8	B SL 83 F CH 82 B FF 88 2 CH 83 D CU 75 B CH 84 4-2 39 1B 53 1B BB C SI 82 X SI 82 0-1 ② FC6-4 39 FC6-4 1-2* 2-3				C FF 91 S SL 83 B SL 82 S FF 93 1-3 ① K			3	1	0	0	1	1	3
39 Mark Reynolds, R (1, 3) OBP: 0.317, SLG: 0.387 (8, 5)		S SL 82 B FF 92 S CU 76 F FF 91 H FF 90 2-2 HBP	A SI 86 S SL 84 D CU 75 B CH 84 2 CU 76 X SL 80 3-2 53 1B 11 2B 1B 1-2 2-3 3-H C SI 91 F SI 93 X SI 94 0-2 ③ FC6-4 1-2*				C FF 91 B CH 84 S CH 86 S FF 92 1-3 ② K			3	1	1	1	0	1	3
53 Austin Romine, R (1, 2) OBP: 0.278, SLG: 0.325		S FF 87 X CU 76 0-1 ③ F9	X SL 81 0-0 11 2B 2 1B 1-3 2-H 3-H 1B		F SI 90 S SL 82 B SL 85 S SL 84 1-3 ① K		B FF 93 B SL 82 F FF 93 X FF 92 2-1 ③ G3-1			4	1	1	2	0	1	2

Inning Stats	1	2	3	4	5	6	7	8	9
	R: 1 E: 1 K: 1 S: 10 H: 2 LOB: 1 BB: 0 P: 20	R: 0 E: 0 K: 0 S: 8 H: 0 LOB: 1 BB: 0 P: 11	R: 0 E: 0 K: 1 S: 10 H: 1 LOB: 1 BB: 0 P: 14	R: 8 E: 1 K: 0 S: 26 H: 7 LOB: 2 BB: 2 P: 44	R: 0 E: 0 K: 2 S: 8 H: 0 LOB: 0 BB: 0 P: 11	R: 0 E: 0 K: 0 S: 8 H: 0 LOB: 0 BB: 0 P: 11	R: 0 E: 0 K: 2 S: 12 H: 0 LOB: 1 BB: 1 P: 20	R: 0 E: 0 K: 1 S: 16 H: 1 LOB: 1 BB: 0 P: 25	

AB	36
R	9
H	11
RBI	8
BB	3
SO	7
LOB	16

1B: 7	SF: 0	WP: 0	PA: 40
2B: 4	SAC: 0	PB: 0	
3B: 0	DP: 0	SB: 0	
HR: 0	HBP: 1	CS: 0	

PITCHER		IP	WLS	BF	H	R	ER	SO	BB	IBB	HBP	BLK	WP	HR	S	P	ERA	WHIP
62 Jose Quintana, L ERA: 3.69	(1, 1)	1.0	L	5	2	1	1	1	0	0	0	0	0	0	10	20	9.00	2.000
33 Dylan Axelrod, R ERA: 5.56	(2, 1)	2.1		18	8	8	6	1	2	0	1	0	0	0	37	62	23.14	4.286
52 Jake Petricka, R ERA: 2.45	(4, 1)	2.2		9	0	0	0	2	0	0	0	0	0	0	23	29	0.00	0.000
41 David Purcey, L ERA: 1.47	(7, 1)	2.0		8	1	0	0	3	1	0	0	0	0	0	28	45	0.00	1.000

PITCHER	IP	WLS	BF	H	R	ER	SO	BB	IBB	HBP	BLK	WP	HR	S	P	ERA	WHIP

Batter	1	2	3	4	5	6	7	8	9	AB	R	H	RBI	BB	SO	LOB
30 Alejandro De Aza, L (1, 7) OBP: 0.329, SLG: 0.420	C SI 90 B FF 90 S SL 84 C SI 91 1-3 K ①	F SI 92 X SI 93 0-1 15 1B 1B			B SL 82 X FS 86 1-0 15 S 10 3B 1B		B FS 83 F SL 82 F SI 92 X SI 92 1-2 HR			4	2	3	1	0	1	0
15 Gordon Beckham, R (1, 4) OBP: 0.334, SLG: 0.391	B SI 92 X SI 92 1-0 44 1B 2B	B FS 84 C SI 92 1 SAFE B SL 84 1 SAFE X SL 84 2-1 1-2 1B			1 SAFE B SI 91 C FS 84 1 SAFE B SI 92 F SI 92 F SL 85 F FS 85 F SI 93 4-2 F SI 84 B FS 85 F FS 86 B SI 93 1-2 10 3B BB		B SI 92 B SI 92 F SI 93 F FF 92 F SL 84 X SL 84 2-2 F8 ②			3	2	2	0	1	0	0
10 Alexei Ramirez, R (1, 6) OBP: 0.309, SLG: 0.375	X SI 92 0-0 E6 44 1B	B SL 86 X SI 94 1-0 F7 ③			C SI 93 B SI 93 X SI 94 1-1 14 L6-5 1-H 2-H 3B		F SL 84 X FF 92 0-1 P6 ③			4	0	1	2	0	0	3
44 Adam Dunn, L (1, 10) OBP: 0.330, SLG: 0.453	X SL 83 0-0 14 BB 1-3 2-H 1B		B CU 76 B FS 85 C SI 92 F SL 83 F FS 86 S SL 86 2-3 K ①		B FS 86 C SI 93 X FS 86 1-1 G4-3 ①			F FF 93 B SL 79 B FF 93 B FF 94 F FF 94 C SL 80 3-3 K ①		4	0	1	1	0	2	1
14 Paul Konerko, R (1, 3) OBP: 0.314, SLG: 0.358	F SI 91 B SI 92 B SI 93 S FS 84 B SL 85 B SI 93 4-2 1-2 BB		C SI 93 B SI 93 S SL 85 B SI 93 S FS 86 2-3 K ②		X SI 93 0-0 L6-5 ② ③ 3-3			B FF 94 B FF 93 X FF 93 2-0 F8 ②		3	0	0	0	1	1	1
26 Avisaíl García, R (1, 8) OBP: 0.322, SLG: 0.416	F SI 94 B SL 84 B SL 86 C SL 86 S SL 86 2-3 K ②		S SL 85 X SI 93 0-1 P4 ③			S SL 83 S SI 93 S SL 84 0-3 K ①		C SL 79 X FF 93 0-1 F8 ③		4	0	0	0	0	2	3
12 Conor Gillaspie, L (1, 5) OBP: 0.304, SLG: 0.372	B SL 84 B SI 93 F SI 92 F SL 84 B FS 86 S SI 93 3-3 K ③			B SI 92 X SL 84 1-0 P6 ①		F SI 89 B FF 92 X SL 85 1-1 P6 ②			B FC 91 C FC 89 B FC 90 F FC 91 B FC 90 C FC 90 3-3 K ①	4	0	0	0	0	2	3
20 Jordan Danks, L (1, 9) OBP: 0.303, SLG: 0.396		X SI 91 0-0 G4-3 ①		B SL 84 T FS 86 B FS 86 X SI 92 2-1 B2-3 ②		B FS 87 X SL 84 1-0 G5-3 ③			S FC 90 X FC 90 0-1 G4-3 ②	4	0	0	0	0	0	0
36 Josh Phegley, R (1, 2) OBP: 0.219, SLG: 0.324 28 Leury García, S (9, PH) OBP: 0.243, SLG: 0.219		C SI 92 C FS 85 S FS 85 0-3 K ②		S SL 85 B SI 92 S FS 84 B FS 85 X FS 84 2-2 G4-3 ③			C SL 82 X SI 91 0-1 G5-3 ①		F FC 91 B FC 91 B FC 91 F FC 90 C FC 91 2-3 K ③	3 1	0 0	0 0	0 0	0 0	1 1	0 0
Inning Stats	R: 1 E: 1 K: 3 S: 14 H: 2 LOB: 3 BB: 1 P: 25	R: 0 E: 0 K: 1 S: 9 H: 2 LOB: 2 BB: 0 P: 12	R: 0 E: 0 K: 2 S: 9 H: 0 LOB: 0 BB: 0 P: 13	R: 0 E: 0 K: 0 S: 6 H: 0 LOB: 0 BB: 0 P: 11	R: 2 E: 0 K: 0 S: 13 H: 2 LOB: 0 BB: 1 P: 20	R: 0 E: 0 K: 1 S: 6 H: 0 LOB: 0 BB: 0 P: 8	R: 1 E: 0 K: 0 S: 11 H: 1 LOB: 0 BB: 0 P: 14	R: 0 E: 0 K: 1 S: 6 H: 0 LOB: 0 BB: 0 P: 11	R: 0 E: 0 K: 2 S: 8 H: 0 LOB: 0 BB: 0 P: 13	1B: 4 2B: 2 3B: 1 HR: 1 SF: 0 SAC: 0 DP: 1 HBP: 0						

PITCHER		IP	WLS	BF	H	R	ER	SO	BB	IBB	HBP	BLK	WP	HR	S	P	ERA	WHIP
18 Hiroki Kuroda, R ERA: 2.99	(1, 1)	6.1		28	7	4	4	7	2	0	0	0	0	1	62	95	5.68	1.421
38 Preston Claiborne, R ERA: 2.74	(7, 1)	0.2		2	0	0	0	0	0	0	0	0	0	0	6	8	0.00	0.000
48 Boone Logan, L ERA: 3.08	(8, 1)	1.0	W	3	0	0	0	1	0	0	0	0	0	0	6	11	0.00	0.000
42 Mariano Rivera, R ERA: 2.12	(9, 1)	1.0	S	3	0	0	0	2	0	0	0	0	0	0	8	13	0.00	0.000

PITCHER	IP	WLS	BF	H	R	ER	SO	BB	IBB	HBP	BLK	WP	HR	S	P	ERA	WHIP

TOP

Chicago White Sox @ New York Yankees

Yankee Stadium, Bronx, NY

Tue Sep 03 2013, 7:09 PM - 10:15 PM EDT

Att. 33,215 - Partly Cloudy - 78 F

livebaseballscorecards.com

AB	34
R	4
H	7
RBI	4
BB	2
SO	10
LOB	11

BOTTOM

Batter	1	2	3	4	5	6	7	8	9	AB	R	H	RBI	BB	SO	LOB
11 Brett Gardner, L (1, 8) OBP: 0.340, SLG: 0.410	C SI 94 B SI 94 B SI 91 X SI 95 2-1 ① P6		B SI 93 B SI 90 X SI 94 2-0 ① P5		C SI 94 C CH 84 B SL 81 B SL 80 C SL 79 2-3 ② K			B SI 94 F SI 90 F SI 94 B SI 94 B SI 93 C SL 79 3-3 ① K		4	0	0	0	0	2	1
2 Derek Jeter, R (1, 10) OBP: 0.291, SLG: 0.306	B SI 95 C SI 94 B SL 78 H CH 84 3-1 HBP		B SL 78 F SI 94 X CH 84 1-1 1B		C SL 79 X SI 94 0-1 ③ G4-3			C SL 78 X CH 84 0-1 24 2B 12 1B 1B		3	1	2	0	0	0	1
24 Robinson Canó, L (1, 4) OBP: 0.383, SLG: 0.508	C SI 96 X SL 80 0-1 ② F8		S SI 95 F SI 94 1 SAFE X SI 94 0-2 ② F7			B SL 78 X SI 94 1-0 ① G6-3		C SL 79 S SL 80 B SI 95 X SI 94 1-2 12 1B 1-3 2B		4	1	1	0	0	0	2
12 Alfonso Soriano, R (1, 7) OBP: 0.293, SLG: 0.488	B SI 96 S CH 85 C SL 80 F SI 93 F SL 79 S SI 95 1-3 ③ K		C SL 78 X SI 95 0-1 ③ G4-3			B SI 93 B SI 93 S CH 84 S SL 80 S SL 79 2-3 ② K		C SL 88 S SL 90 X SL 89 0-2 13 1B 14 1B 2-H 3-H 1B		4	1	1	2	0	2	2
13 Alex Rodriguez, R (1, 5) OBP: 0.365, SLG: 0.440		C SI 94 S SI 95 B SL 81 B CH 84 F SI 95 F SI 95 X SL 81 2-2 ① G4-3	S SI 94 C SL 78 X SL 78 0-2 ① F9			C SL 78 B CH 84 B SL 78 B SI 94 F SI 95 B SI 95 4-2 BB		C SI 98 1 SAFE B SI 99 C SL 87 1 SAFE B SI 99 D SL 90 1 SAFE X SL 89 3-2 14 1B 26 2B 1-3 1B		3	1	1	0	1	0	0
22 Vernon Wells, R (1, 9) OBP: 0.291, SLG: 0.369 14 Curtis Granderson, L (8, PH) OBP: 0.381, SLG: 0.423 (9, 9)		C SI 96 B CH 86 F CH 85 F SI 96 X SL 79 1-2 E4 26 E 19 S 1B	X CH 85 0-0 ② F9			B SI 95 C CH 84 F SI 95 F SI 95 X SL 78 1-2 ③ F7		C SI 92 B CU 77 B CU 77 D SI 93 X SI 93 3-1 26 2B 1-2 3-H 1B		3 1	1 1	1 1	0 1	0 0	0 0	1 0
39 Mark Reynolds, R (1, 3) OBP: 0.314, SLG: 0.383		B SI 95 F SI 94 C SL 79 D SL 79 B SI 96 F SL 80 C SL 80 3-3 ② K	B SI 90 B CH 84 B SI 95 X SI 92 3-0 ③ F8					X SI 91 0-0 ① F8 C SI 94 B CU 79 B SI 95 C CU 76 B CU 79 F CU 76 F CU 78 S SI 95 3-3 ② K		4	0	0	0	0	2	3
26 Eduardo Núñez, R (1, 6) OBP: 0.308, SLG: 0.349		B SI 94 B SI 95 C SI 96 X CH 84 2-1 E5 19 S 2-3			B SI 92 F SI 93 C SI 93 F SI 94 B SL 79 X SL 79 2-2 2B			C CH 87 X SI 92 0-1 ② P5 C SL 86 B SL 84 X SI 96 1-1 1-H 2-H 2B		4	0	2	2	0	0	1
19 Chris Stewart, R (1, 2) OBP: 0.288, SLG: 0.280 53 Austin Romine, R (7, PH) OBP: 0.274, SLG: 0.320 (8, 2)		C SI 96 C SL 80 X SI 96 0-2 ③ G5-3 1-2 3-H			F SI 94 X SL 79 0-1 ① F9			C SI 92 F SI 94 B SL 78 B SL 78 S CH 82 2-3 ③ K F SI 95 B SL 87 F SI 95 S SL 85 1-3 ③ K		2 2	0 0	0 0	0 0	0 2	0 0	2 1
Inning Stats	R: 0 E: 0 K: 1 S: 10 H: 0 LOB: 1 BB: 0 P: 16	R: 1 E: 2 K: 1 S: 18 H: 1 LOB: 1 BB: 0 P: 26	R: 0 E: 0 K: 0 S: 8 H: 1 LOB: 1 BB: 0 P: 11	R: 0 E: 0 K: 0 S: 5 H: 0 LOB: 0 BB: 0 P: 8	R: 0 E: 0 K: 1 S: 11 H: 1 LOB: 1 BB: 0 P: 15	R: 0 E: 0 K: 1 S: 10 H: 0 LOB: 1 BB: 1 P: 18	R: 0 E: 0 K: 1 S: 6 H: 0 LOB: 0 BB: 0 P: 8	R: 5 E: 0 K: 3 S: 26 H: 6 LOB: 1 BB: 0 P: 41		1B: 6 2B: 3 3B: 0 HR: 0 SF: 0 SAC: 0 DP: 0 HBP: 1						

PITCHER		IP	WLS	BF	H	R	ER	SO	BB	IBB	HBP	BLK	WP	HR	S	P	ERA	WHIP
49 Chris Sale, L ERA: 2.97	(1, 1)	7.1		30	5	3	2	6	1	0	1	0	0	0	76	114	2.46	0.818
65 Nate Jones, R ERA: 3.99	(8, 1)	0.0	L	2	2	0	0	0	0	0	0	0	0	0	6	9	∞	∞
46 Donnie Veal, L ERA: 5.91	(8, 1)	0.1	B	2	1	1	1	1	0	0	0	0	0	0	7	13	27.00	3.000
27 Matt Lindstrom, R ERA: 2.96	(8, 1)	0.1		2	1	2	2	1	0	0	0	0	0	0	5	7	54.00	3.000

PITCHER	IP	WLS	BF	H	R	ER	SO	BB	IBB	HBP	BLK	WP	HR	S	P	ERA	WHIP

Chicago White Sox @ New York Yankees

Yankee Stadium, Bronx, NY

Tue Sep 03 2013, 7:09 PM - 10:15 PM EDT

Att. 33,215 - Partly Cloudy - 78 F

livebaseballscorecards.com

AB	34
R	6
H	9
RBI	5
BB	1
SO	8
LOB	14

WP: 0	PA: 36																	
PB: 0																		
SB: 2																		
CS: 0																		

Batter	1	2	3	4	5	6	7	8	9	AB	R	H	RBI	BB	SO	LOB
30 Alejandro De Aza, L (1, 8) OBP: 0.327, SLG: 0.416	B FF 89 B FF 90 X FF 90 2-0 F8	F FF 91 C SI 90 1 SAFE B SL 81 S SL 81 1-3 K			B FF 91 B FF 90 C FF 91 X FF 91 2-1 G4-3		C SL 80 B SL 81 B SI 91 B FF 92 F FF 92 S SL 80 3-3 K	C FC 89 B FC 89 F FC 90 F FC 90 B FC 90 B FC 91 C FC 90 3-3 K		5	0	0	0	0	3	3
15 Gordon Beckham, R (1, 4) OBP: 0.338, SLG: 0.392	C FF 90 B FF 91 B SI 90 F CH 84 B CH 86 B FF 92 4-2 14 BB 26 2B BB	C CU 76 X CH 84 0-1 F8			C FF 90 X SI 91 0-1 10 G4-3 1B			C SI 89 B SL 79 B FF 91 X CH 83 2-1 10 FC5-4 1B	C FF 90 F FF 91 X FC 90 0-2 F8	4	1	2	0	1	0	0
10 Alexei Ramirez, R (1, 6) OBP: 0.307, SLG: 0.372	C SI 90 X FF 92 0-1 P3	X SI 91 0-0 G6-3			C SL 81 X SI 90 0-1 G4-3 1-2f			B SL 79 X SI 89 1-0 FC5-4 14 1B 26 1B 1-2f	X FF 91 0-0 G1-3	5	1	0	0	0	0	3
14 Paul Konerko, R (1, 10) OBP: 0.317, SLG: 0.358	F FF 92 B CH 86 B FF 92 B SI 90 B FF 92 4-1 26 2B 1-2 BB	C FF 92 B SI 92 B SL 82 B SI 92 B FF 92 4-1 BB				B CU 74 B SI 91 S SI 89 B SI 90 F FF 91 X FF 91 3-2 G6-3		B SI 89 F SI 90 S CH 83 D SL 80 F FF 92 X CH 83 2-2 24 BB 26 1B 36 1B 1-2 1B	B FF 92 B FF 92 C FC 92 X FC 91 2-1 L5	3	1	1	0	2	0	0
26 Avisaíl García, R (1, 9) OBP: 0.332, SLG: 0.426	C CU 75 B FF 92 X CH 84 1-1 1-3 2-H 2B	X CU 77 0-0 G1-3				B FF 91 B CH 84 B FF 90 B FF 91 4-0 BB		X KC 79 0-0 24 BB 36 1B 1-2 2-H 1B		3	1	2	2	1	0	1
7 Jeff Keppinger, R (1, 3) OBP: 0.272, SLG: 0.302	X SI 91 0-0 G1-6-3			B FF 91 B CU 74 C FF 91 C FF 92 X SI 91 2-2 E6		C CU 76 B SI 90 X FF 91 1-1 F9		C FC 89 B FC 90 C FC 91 D KC 82 F KC 81 F FC 91 F KC 78 X FC 90 2-2 F9		4	0	0	0	0	0	5
24 Dayan Viciedo, R (1, 7) OBP: 0.301, SLG: 0.414		C FF 90 S FF 91 B FF 91 F SL 81 F SI 90 X SL 81 1-2 G5-3		S FF 92 F FF 92 B FF 92 F CH 84 D SL 81 X CH 84 2-2 G2-3		X CH 84 0-0 P6		B KC 80 C FC 91 D KC 81 C KC 80 D FC 91 F FC 91 B FC 92 4-2 36 1B 5 1B 1-2 2-3 BB		3	1	0	0	1	0	2
36 Josh Phegley, R (1, 2) OBP: 0.219, SLG: 0.322		B FF 91 B CH 85 C FF 92 F SI 91 X SL 80 2-2 G6-3		X SL 81 0-0 L7			F SI 90 B CH 84 X SI 90 1-1 F7	C KC 79 F FC 90 X KC 81 0-2 5 1B 1-2 2-H 3-H 1B		4	0	1	2	0	0	1
5 Marcus Semien, R (1, 5) OBP: 0.500, SLG: 0.500		B FF 92 C FF 92 S SI 91 B SL 80 X CH 84 2-2 1B		C FF 92 F CH 85 D SL 80 S CH 84 1-3 K			F SI 91 C SL 80 S CH 84 0-3 K	X FC 90 0-0 1-2 2-H 1B		4	0	2	1	0	2	1
Inning Stats	R: 1 E: 0 K: 0 S: 9 H: 1 LOB: 2 BB: 2 P: 20	R: 0 E: 0 K: 1 S: 14 H: 1 LOB: 1 BB: 0 P: 20	R: 0 E: 0 K: 0 S: 5 H: 0 LOB: 1 BB: 1 P: 9	R: 0 E: 1 K: 1 S: 11 H: 0 LOB: 1 BB: 0 P: 16	R: 0 E: 0 K: 0 S: 6 H: 1 LOB: 0 BB: 0 P: 8	R: 0 E: 0 K: 0 S: 6 H: 0 LOB: 1 BB: 1 P: 14	R: 0 E: 0 K: 2 S: 8 H: 0 LOB: 0 BB: 0 P: 12	R: 4 E: 0 K: 1 S: 25 H: 5 LOB: 2 BB: 1 P: 39	R: 0 E: 0 K: 0 S: 6 H: 0 LOB: 0 BB: 0 P: 8	1B: 7 2B: 1 3B: 0 HR: 0 SF: 0 SAC: 0 DP: 1 HBP: 0						

TOP

Chicago White Sox @ New York Yankees

Yankee Stadium, Bronx, NY

Wed Sep 04 2013, 7:08 PM - 10:01 PM EDT

Att. 36,082 - Clear - 79 F

livebaseballscorecards.com

AB	35
R	5
H	8
RBI	5
BB	5
SO	5
LOB	16

PITCHER		IP	WLS	BF	H	R	ER	SO	BB	IBB	HBP	BLK	WP	HR	S	P	ERA	WHIP
52 CC Sabathia, L ERA: 4.86	(1, 1)	7.1	W	31	5	3	3	4	4	0	0	0	0	0	66	111	3.68	1.227
30 David Robertson, R ERA: 1.88	(8, 1)	0.1		5	3	2	2	0	1	0	0	0	0	0	14	20	54.00	12.000
42 Mariano Rivera, R ERA: 2.06	(8, 1)	1.1	S	4	0	0	0	1	0	0	0	0	0	0	10	15	0.00	0.000

PITCHER	IP	WLS	BF	H	R	ER	SO	BB	IBB	HBP	BLK	WP	HR	S	P	ERA	WHIP

Batter	1	2	3	4	5	6	7	8	9	AB	R	H	RBI	BB	SO	LOB
11 Brett Gardner, L (1, 8) OBP: 0.341, SLG: 0.414	C FF 92 F FF 93 F FF 93 B CU 74 X FF 94 1-2 ① L4	C CU 73 B SI 93 B CH 84 C SI 94 B FF 95 X SI 93 3-2 1B		B FF 92 B CH 83 X SI 90 2-0 24 1B 2-H 3-H 3B		X CH 85 0-0 ② ③ G3-6 1-2f				4	1	2	2	0	0	1
2 Derek Jeter, R (1, 6) OBP: 0.288, SLG: 0.288	B SI 93 B CU 74 F FF 93 B SL 89 F FF 94 X SL 89 3-2 ② G5-3	D SL 88 B SI 93 X SI 93 2-0 ③ G4-3		B SI 92 B SI 91 X SI 92 2-0 ② G5-3			B FF 95 C FF 96 B FF 95 S SL 83 B SL 84 B FF 97 4-2 24 1B 12 SF7 BB			3	1	0	0	1	0	2
24 Robinson Canó, L (1, 4) OBP: 0.385, SLG: 0.516	X CU 75 0-0 HR		B SI 93 B SL 87 B SI 92 C FF 92 X FF 92 3-1 ① F7	X SI 91 0-0 3-H 1B			F SL 83 X SI 96 0-1 14 L3 1-3 1B			4	1	3	2	0	0	0
12 Alfonso Soriano, R (1, 10) OBP: 0.293, SLG: 0.486	B FF 95 S SL 89 B FF 94 B FF 94 B FF 93 4-1 14 2B BB		X SI 92 0-0 ② L9	S CU 73 B FF 92 S SL 89 F FF 92 X SL 89 1-2 ③ F8			S FF 97 S SL 83 B FF 97 1 SAFE F FF 97 1 SAFE X SL 83 1-2 ① SF7 3-H			2	0	0	1	1	0	1
14 Curtis Granderson, L (1, 7) OBP: 0.377, SLG: 0.425	B FF 92 B SI 93 C SL 88 D CH 84 X FF 93 3-1 1-3 2B		C FF 93 F SI 93 B CU 73 F FF 93 X SI 93 1-2 ③ F7		C CU 71 C CH 82 X FF 89 0-2 ① G3		B FF 97 X SL 83 1-0 ② ③ L3 1-2			4	0	1	0	0	0	1
13 Alex Rodriguez, R (1, 5) OBP: 0.370, SLG: 0.436	B FF 94 D SL 88 F FF 93 B CU 74 B SL 88 4-1 BB			B CU 73 X SI 90 1-0 31 E 55 2B 1B	S FF 91 B FF 91 X SL 88 1-1 ② F8			C FF 91 F SL 83 S SL 83 0-3 ① K		3	1	1	0	1	1	0
31 Ichiro Suzuki, L (1, 9) OBP: 0.302, SLG: 0.357	C FF 93 F FF 92 B SL 88 S SL 89 1-3 ③ K			B SI 89 F SL 85 C CU 71 F SL 85 X FF 92 1-2 E1 55 2B 11 3B 1-2	B SI 91 X SL 88 1-0 ③ G3			X FF 91 0-0 ② G4-3		4	1	0	0	0	1	4
55 Lyle Overbay, L (1, 3) OBP: 0.304, SLG: 0.415		C SI 91 F SL 88 B SL 87 X FF 93 1-2 ① G4-3		B SI 92 D SL 89 B SI 92 X FF 90 3-0 11 3B 1-3 2-H 2B		B CU 70 C FF 91 B FF 91 F FF 90 B SL 86 B SL 88 4-2 11 G3-6 BB		C FF 91 C FF 91 S SL 83 0-3 ③ K		3	1	1	1	1	1	0
53 Austin Romine, R (1, 2) OBP: 0.268, SLG: 0.313		C FF 92 X SI 92 0-1 ② G3-1		F FF 91 F SI 91 B SL 87 B SL 90 X SL 89 2-2 ① G1-3		F SL 84 T SI 90 F FF 90 B SL 86 X FF 91 1-2 ① F8				3	0	0	0	0	0	3
Inning Stats	R: 1 E: 0 K: 1 S: 15 H: 2 LOB: 3 BB: 2 P: 31	R: 0 E: 0 K: 0 S: 9 H: 1 LOB: 1 BB: 0 P: 15	R: 0 E: 0 K: 0 S: 7 H: 0 LOB: 0 BB: 0 P: 11	R: 4 E: 1 K: 0 S: 16 H: 4 LOB: 1 BB: 0 P: 28	R: 0 E: 0 K: 0 S: 6 H: 0 LOB: 0 BB: 0 P: 8	R: 0 E: 0 K: 0 S: 7 H: 0 LOB: 0 BB: 1 P: 12	R: 1 E: 0 K: 0 S: 9 H: 1 LOB: 0 BB: 1 P: 15	R: 0 E: 0 K: 2 S: 7 H: 0 LOB: 0 BB: 0 P: 7		1B: 4 2B: 3 3B: 1 HR: 1 SF: 1 SAC: 0 DP: 2 HBP: 0						

BOTTOM

Chicago White Sox @ New York Yankees

Yankee Stadium, Bronx, NY

Wed Sep 04 2013, 7:08 PM - 10:01 PM EDT

Att. 36,082 - Clear - 79 F

livebaseballscorecards.com

AB	30
R	6
H	8
RBI	6
BB	4
SO	3
LOB	12

WP: 0 PB: 0 SB: 0 CS: 0 PA: 35

PITCHER		IP	WLS	BF	H	R	ER	SO	BB	IBB	HBP	BLK	WP	HR	S	P	ERA	WHIP
45 Erik Johnson, R ERA: 4.5	(1, 1)	6.0	L	28	7	5	3	1	3	0	0	0	0	1	60	105	4.50	1.667
40 Daniel Webb, R ERA: 9.0	(7, 1)	1.0		4	1	1	1	0	1	0	0	0	0	0	9	15	9.00	2.000
41 David Purcey, L ERA: 1.4	(8, 1)	1.0		3	0	0	0	2	0	0	0	0	0	0	7	7	0.00	0.000

PITCHER	IP	WLS	BF	H	R	ER	SO	BB	IBB	HBP	BLK	WP	HR	S	P	ERA	WHIP

Batter	1	2	3	4	5	6	7	8	9	10	AB	R	H	RBI	BB	SO	LOB
2 Jacoby Ellsbury, L (1, 8) OBP: 0.355, SLG: 0.424	F8		2B	F7	HR	1B		K		1B	6	1	3	1	0	1	0
18 Shane Victorino, S (1, 9) OBP: 0.351, SLG: 0.449	F7		G6-3		HR	F9		K		1B	6	1	2	3	0	1	2
15 Dustin Pedroia, R (1, 4) OBP: 0.371, SLG: 0.411	F8		G6-3		1B	K		G6-3		F8	6	1	1	0	0	1	3
34 David Ortiz, L (1, 10) OBP: 0.399, SLG: 0.566		1B	IBB		1B		K		L3	IBB	4	1	2	0	2	1	0
29 Daniel Nava, S (1, 7) (9, 3) 23 Brandon Snyder, R (10, PH) OBP: 0.217, SLG: 0.400 (10, 3)	F8		BB		BB	2B			G3	F8	3 1	1 0	1 0	0 0	2 0	0 0	1 2
12 Mike Napoli, R (1, 3) OBP: 0.344, SLG: 0.456 50 Quintin Berry, L (9, PR) OBP: 1.000, SLG: 1.000 (9, 7)	K		K		1B	BB			1B		4 0	0 1	2 0	1 0	1 0	2 0	4 0
7 Stephen Drew, L (1, 6) OBP: 0.334, SLG: 0.440	K			L7	K	K			1-H 1B		5	0	1	1	0	3	6
20 Ryan Lavarnway, R (1, 2) OBP: 0.352, SLG: 0.455 5 Jonny Gomes, R (9, PH) OBP: 0.334, SLG: 0.414 3 David Ross, R (9, 2) OBP: 0.286, SLG: 0.395		1B		F8	FC6		1B		P2		4 1 0	1 0 0	2 0 0	2 0 0	0 0 0	0 1 0	2 1 0
16 Will Middlebrooks, R (1, 5) OBP: 0.280, SLG: 0.435		1B		HR	K		F7			F9	5	2	2	1	0	1	4
Inning Stats	R: 0 H: 0 E: 0 LOB: 0 K: 0 BB: 0 S: 7 P: 13	R: 0 H: 1 E: 0 LOB: 1 K: 2 BB: 0 S: 14 P: 22	R: 2 H: 3 E: 0 LOB: 3 K: 1 BB: 2 S: 24 P: 47	R: 1 H: 1 E: 0 LOB: 0 K: 0 BB: 0 S: 8 P: 14	R: 3 H: 4 E: 0 LOB: 2 K: 2 BB: 1 S: 23 P: 36	R: 0 H: 1 E: 0 LOB: 0 K: 1 BB: 0 S: 7 P: 13	R: 1 H: 2 E: 0 LOB: 2 K: 2 BB: 1 S: 16 P: 24	R: 0 H: 0 E: 0 LOB: 0 K: 2 BB: 0 S: 9 P: 15	R: 1 H: 2 E: 0 LOB: 1 K: 0 BB: 0 S: 10 P: 19	R: 1 H: 2 E: 0 LOB: 2 K: 0 BB: 1 S: 15 P: 27	1B: 12 SF: 0 2B: 2 SAC: 0 3B: 0 DP: 0 HR: 2 HBP: 0						

TOP

Boston Red Sox @ New York Yankees

Yankee Stadium, Bronx, NY

Thu Sep 05 2013, 7:08 PM - 11:39 PM EDT

Att. 40,481 - Clear - 71 F

livebaseballscorecards.com

AB	45
R	9
H	16
RBI	9
BB	5
SO	10
LOB	25

PITCHER		IP	WLS	BF	H	R	ER	SO	BB	IBB	HBP	BLK	WP	HR	S	P	ERA	WHIP
47 Iván Nova, R ERA: 3.02	(1, 1)	4.0		19	5	3	3	3	1	1	0	0	0	1	53	96	6.75	1.500
38 Preston Claiborne, R ERA: 3.33	(5, 1)	0.0		5	4	3	3	0	1	0	0	0	0	1	15	25	∞	∞
64 Cesar Cabral, L ERA:	(5, 1)	0.1		1	0	0	0	1	0	0	0	0	0	0	3	4	0.00	0.000
43 Adam Warren, R ERA: 3.65	(5, 1)	2.2		11	3	1	1	4	1	0	0	0	0	0	28	44	3.38	1.500
30 David Robertson, R ERA: 1.85	(8, 1)	1.0	H	3	0	0	0	2	0	0	0	0	0	0	9	15	0.00	0.000

PITCHER		IP	WLS	BF	H	R	ER	SO	BB	IBB	HBP	BLK	WP	HR	S	P	ERA	WHIP
42 Mariano Rivera, R ERA: 2.19	(9, 1)	1.0	B	5	2	1	1	0	0	0	0	0	0	0	10	19	9.00	2.000
62 Joba Chamberlain, R ERA: 4.38	(10, 1)	0.2	L	4	2	1	1	0	0	0	0	0	0	0	13	19	13.50	3.000
48 Boone Logan, L ERA: 3.05	(10, 1)	0.1		2	0	0	0	0	0	1	0	0	0	0	2	8	0.00	0.000

WP: 0 PA: 50
PB: 0
SB: 3
CS: 0

Boston Red Sox @ New York Yankees

Yankee Stadium, Bronx, NY

Thu Sep 05 2013, 7:08 PM - 11:39 PM EDT

Att. 40,481 - Clear - 71 F

livebaseballscorecards.com

Batter	1	2	3	4	5	6	7	8	9	10	AB	R	H	RBI	BB	SO	LOB
11 Brett Gardner, L (1, 8) OBP: 0.341, SLG: 0.414	B FF 90 X FF 89 1-0 ① P2		X CH 83 0-0 2 S 24 2B 1B 2-3		C FC 84 X FF 89 0-1 ① P5		C FF 96 F FF 96 F FF 94 X FF 94 0-2 24 FC4-6 2 BB 12 1B 1B 1-2 3-H	C FF 90 C SI 89 B CU 77 S SL 87 1-3 ② K			5	2	2	1	0	1	0
2 Derek Jeter, R (1, 6) OBP: 0.297, SLG: 0.273	B FF 89 F SI 90 X SI 91 1-1 ② G4-3		C FC 85 T FF 90 B FF 91 B FC 86 F FF 91 B FF 91 B FF 91 4-2 24 2B 1-2 BB		B FC 85 C SI 89 X SI 90 1-1 ② L3		B FF 95 D FF 94 D FF 94 1 SAFE C FF 94 B FF 95 4-1 24 FC4-6 1-2 2-3 BB	B CH 79 X FF 90 1-0 ③ F9			3	0	0	0	2	0	0
24 Robinson Canó, L (1, 4) OBP: 0.384, SLG: 0.514	C FF 89 F SI 90 F FF 90 F FF 91 F FC 85 D CU 80 F FF 90 B FF 90 F FC 86 2-2 X CU 80 ③ F8		X FC 86 0-0 1-3 2-H 3-H 2B		B CU 76 C FF 87 F CH 81 B SI 89 C FC 86 2-3 ③ K		D FF 94 F FF 94 X FF 95 1-1 ① FC4-6 12 1B 14 2B 1-2f 2-3 3-H		X SI 90 0-0 ① L4		5	1	1	3	0	1	2
12 Alfonso Soriano, R (1, 7) OBP: 0.294, SLG: 0.484		S FC 85 B SI 89 X SI 90 1-1 ① L5	B FC 87 F FF 90 X FC 85 1-1 ③ F7			B FF 89 C FF 88 B SL 84 X FF 89 2-1 ① F7	C CU 74 X FF 94 0-1 1-2 3-H 14 2B 55 1B 1B		B SI 89 B SL 87 B CH 80 B SL 85 4-0 14 CS 14 S BB		4	1	1	1	1	0	2
14 Curtis Granderson, L (1, 10) OBP: 0.372, SLG: 0.424		C FF 90 S CH 82 B FF 91 F FF 91 F FC 86 B FC 86 X CH 84 2-2 ② F7		X FF 89 0-0 ① P6		B FF 88 S CH 81 F FF 89 B FF 91 C CH 82 2-3 ② K	C FF 94 C CU 74 F FO 90 X FO 90 0-2 1-3 2-H 55 1B 2B		1 SAFE 1 SAFE C SI 90 B SL 86 S SI 90 1 SAFE 1 SAFE S SL 88 1-3 ②③ K		5	1	1	1	0	2	1
13 Alex Rodriguez, R (1, 5) OBP: 0.372, SLG: 0.455		C FC 86 F FC 87 X FF 90 0-2 ③ F8		C SI 89 B SI 89 B SL 82 X FF 89 2-1 31 S 2B		B FF 90 B CU 79 C FC 85 F CU 80 F FF 90 B SL 84 X FF 89 3-2 2B	C SL 83 F FF 92 B FF 97 F FF 96 S FF 92 1-3 ② K			S SI 90 X SI 90 0-1 ① P4	5	0	2	0	0	1	2
55 Lyle Overbay, L (1, 3) OBP: 0.305, SLG: 0.413			C FF 88 B FC 85 B FC 85 C FC 85 X FF 89 2-2 ① F8	B CH 82 C FC 86 B FC 87 C FC 86 B FC 86 B FF 90 4-2 31 S BB			S CH 83 F CH 82 B CH 83 B FC 87 C FC 86 2-3 ③ K	S CU 76 D FF 92 S FF 96 X FF 92 1-2 2-H 3-H 1B		B FF 90 C SI 89 B SI 89 S FS 81 F SI 89 F SI 90 B FS 82 F FS 82 F FS 82 3-3 ② K	4	0	1	2	1	2	1
31 Ichiro Suzuki, L (1, 9) OBP: 0.303, SLG: 0.356			S CH 82 B CU 79 F FC 86 X CH 82 1-2 11 1B 19 S 24 2B 1B	C FF 90 F FF 89 B FC 86 F CU 79 F CU 79 F SI 91 D CU 79 F FC 86 S CH 83 2-3 ② K 1-2 2-3			S FF 96 E2 B CU 76 X FF 96 22 19 11 1B BB S FF 96 B CU 76 X FF 96 1-3 ③ K		B FS 82 B FF 90 F FF 89 B FF 90 S FS 81 S FF 90 3-3 ③ K		4	2	1	0	1	3	3
19 Chris Stewart, R (1, 2) OBP: 0.286, SLG: 0.278 22 Vernon Wells, R (7, PH) OBP: 0.292, SLG: 0.371 53 Austin Romine, R (8, 2) OBP: 0.266, SLG: 0.310			C SI 90 S FC 86 F FC 86 X FC 87 0-2 ② P3 1-2	X SL 82 0-0 ③ L7			B FC 84 B FC 85 C SI 90 X SI 89 2-1 2 S 11 1B 24 FC4-6 1B 1-3	X SI 89 0-0 ① G1-3			2 1 1	0 1 0	0 1 0	0 1 0	0 0 0	0 0 0	3 0 0
Inning Stats	R: 0 H: 0 E: 0 LOB: 0 K: 0 BB: 0 S: 11 P: 15	R: 0 H: 0 E: 0 LOB: 0 K: 0 BB: 0 S: 10 P: 13	R: 2 H: 3 E: 0 LOB: 2 K: 0 BB: 1 S: 17 P: 25	R: 0 H: 1 E: 0 LOB: 2 K: 1 BB: 1 S: 13 P: 21	R: 0 H: 0 E: 0 LOB: 0 K: 1 BB: 0 S: 7 P: 10	R: 0 H: 1 E: 0 LOB: 1 K: 2 BB: 0 S: 12 P: 21	R: 6 H: 5 E: 0 LOB: 1 K: 2 BB: 2 S: 29 P: 43	R: 0 H: 0 E: 0 LOB: 0 K: 1 BB: 0 S: 5 P: 7	R: 0 H: 0 E: 0 LOB: 0 K: 1 BB: 1 S: 4 P: 9	R: 0 H: 0 E: 0 LOB: 0 K: 2 BB: 0 S: 14 P: 20	1B: 6 2B: 4 3B: 0 HR: 0	SF: 0 SAC: 0 DP: 0 HBP: 0	WP: 0 PB: 0 SB: 6 CS: 1	PA: 44			

PITCHER	IP	WLS	BF	H	R	ER	SO	BB	IBB	HBP	BLK	WP	HR	S	P	ERA	WHIP
44 Jake Peavy, R (1, 1) ERA: 4.01	6.0		27	6	4	4	4	3	0	0	0	0	0	76	117	6.00	1.500
38 Matt Thornton, L (7, 1) ERA: 3.63	0.1		3	1	0	0	0	1	0	0	0	0	0	7	12	0.00	6.000
36 Junichi Tazawa, R (7, 1) ERA: 2.92	0.2	B	5	3	4	4	2	0	0	0	0	0	0	16	19	54.00	4.500
32 Craig Breslow, L (8, 1) ERA: 2.12	2.0	W	6	0	0	0	2	1	0	0	0	0	0	9	16	0.00	0.500
19 Koji Uehara, R (10, 1) ERA: 1.14	1.0	S	3	0	0	0	2	0	0	0	0	0	0	14	20	0.00	0.000

PITCHER	IP	WLS	BF	H	R	ER	SO	BB	IBB	HBP	BLK	WP	HR	S	P	ERA	WHIP

AB	39
R	8
H	10
RBI	8
BB	5
SO	10
LOB	14

Batter	1	2	3	4	5	6	7	8	9	AB	R	H	RBI	BB	SO	LOB
18 Shane Victorino, S (1, 8) OBP: 0.352, SLG: 0.456	C FF 89 F FF 89 S FF 88 0-3 ① K		C CU 73 C CH 79 S SL 80 0-3 ① K		C FF 87 X CH 79 0-1 ① F9		C FF 92 X FF 93 0-1 15 1B 37 BB 12 HR 1-2 1B	C SL 84 C SL 84 D SL 84 X SL 85 1-2 1-H HR	H CU 72 1-0 15 2B HBP	5	2	2	2	0	2	0
5 Jonny Gomes, R (1, 7) OBP: 0.331, SLG: 0.410 37 Mike Carp, L (7, PH) OBP: 0.369, SLG: 0.541 (7, 7) 50 Quintin Berry, L (8, PR) OBP: 0.667, SLG: 0.667 (8, 7)	C FF 89 C FF 88 C FF 89 0-3 ② K		C CU 74 F FF 88 B SL 82 B SL 85 F SL 82 S SL 83 2-3 ② K		X FF 86 0-0 ② F8		C FF 93 C FF 93 F SL 81 B FF 94 D SL 81 B FF 92 F FF 92 F FF 93 B FF 92 4-2 15 1B 12 HR 1-2 2-3 BB	B CH 88 X SI 91 1-0 12 WP 15 G3 29 BB 1B	B CU 72 B SI 88 F FF 88 F SI 88 C CU 74 2-3 ② K	3 1 1	0 1 1	0 1 0	0 0 0	0 1 1	2 0 1	0 0 1
15 Dustin Pedroia, R (1, 4) OBP: 0.374, SLG: 0.414	F FF 89 X CH 80 0-1 1B		C FF 90 B SL 84 B FF 90 B FF 89 B FF 90 4-1 34 WP BB		C FF 86 X CH 80 0-1 ③ G6-3		C FF 92 B KC 80 F SL 80 X SL 83 1-2 12 HR 1-2 2-3 3-H 1B	1 SAFE C SL 84 1 SAFE X FF 95 1-2 0-1 ② G3	C FF 88 S CU 75 1 SAFE F SI 88 B SI 88 B SI 88 F CU 75 F SI 88 F FF 88 2-2 X CU 75 1-3 2B	5	1	3	1	1	0	1
34 David Ortiz, L (1, 10) OBP: 0.396, SLG: 0.560	S FF 90 B FF 90 S SL 85 1 SAFE S SL 82 1-3 ③ K		B SL 83 F FF 90 C SL 83 D SL 81 B SL 81 X SL 82 3-2 ③ F9 1-2			B CU 73 X CU 72 1-0 ① F9	C FF 94 S SI 94 B SL 81 B SI 94 B FF 95 C SL 81 3-3 ② K	I IN 73 I IN 79 I IN 80 I IN 79 4-0 29 BB 12 WP 7 1B IBB	C SI 88 B CH 81 B FF 88 B SI 88 X FF 88 3-1 ③ G3	5	1	0	0	1	2	7
12 Mike Napoli, R (1, 3) OBP: 0.351, SLG: 0.468		B FF 89 C SI 89 X CH 79 1-1 29 BB 3 1B 1B		S SI 88 B SL 85 B CU 79 S FF 89 X FF 89 2-2 29 F9 7 G3 2B		B CU 70 B CH 77 C SI 88 B CU 72 S FF 88 F FF 89 B FF 89 4-2 BB	F FF 94 B SI 94 C SL 82 B FF 94 D SL 81 F FF 94 F FF 93 X FF 94 3-2 1-H 2-H 3-H HR	B SL 84 C SL 86 B SL 87 D SL 85 C FF 96 D SL 85 4-2 7 1B 29 BB 1-2 2-3 BB		3	3	3	4	2	0	0
29 Daniel Nava, S (1, 9) OBP: 0.392, SLG: 0.450		B FF 90 B FF 90 C FF 90 D FF 88 1 SAFE B FF 90 4-1 3 1B 1-2 BB	B CU 73 C CU 73 F CH 80 B SL 84 F SL 82 F FF 90 X SL 82 2-2 ① F9 2-3		C FF 87 B FC 84 S CH 81 F FC 85 S SL 81 1-3 ② K	B SL 80 F FF 92 B FF 92 C SI 92 B SL 81 X FF 92 3-2 1B	D CU 78 C FF 93 C FF 94 B FF 96 D SL 85 B FF 92 4-2 7 1B 1-2 2-3 3-H BB		3	0	1	1	2	1	2
7 Stephen Drew, L (1, 6) OBP: 0.333, SLG: 0.437		C CU 77 F FF 88 B SL 85 S SL 84 1-3 ① K	F FF 90 X FF 90 0-1 ② G3 3-H			B SL 80 C CU 78 X CU 77 1-1 ③ P3	1 SAFE C CH 87 1 SAFE B SI 92 F SI 93 B SL 85 D CH 89 X CH 87 3-2 ③ F7	C FF 93 X FF 95 0-1 1-2 2-3 3-H 1B		5	0	1	2	0	1	4
3 David Ross, R (1, 2) OBP: 0.292, SLG: 0.395		C CU 75 C SI 90 F FC 86 F SL 84 X FF 90 0-2 16 G6-4-3 1-2 2-H 1B	S FF 90 C CH 83 B FF 90 B FF 90 F SL 81 S SL 85 2-3 ③ K				B FF 91 C FF 92 F FF 92 X FF 92 1-2 37 BB 18 1B 15 1B 1B	[illegible] K [illegible] K		5	1	2	1	0	3	3
16 Will Middlebrooks, R (1, 5) OBP: 0.282, SLG: 0.445		D CH 81 B SL 82 B SI 90 S FF 89 X FF 87 3-1 ② ③ G6-4-3 1-2f			C FF 85 B SI 85 F CU 72 X SL 80 1-2 HR		C FF 92 D SL 79 F FF 92 B FF 92 F FF 92 X KC 80 2-2 ① F8	X CH 88 0-0 18 HR 1B	C FF 85 B CU 74 F FF 87 S SI 88 1-3 ① K	5	2	2	1	0	1	3
Inning Stats	R: 0 E: 0 K: 3 S: 11 H: 1 LOB: 1 BB: 0 P: 12	R: 1 E: 0 K: 1 S: 13 H: 2 LOB: 1 BB: 1 P: 22	R: 0 E: 0 K: 2 S: 11 H: 0 LOB: 1 BB: 1 P: 20	R: 1 E: 0 K: 1 S: 14 H: 1 LOB: 0 BB: 0 P: 20	R: 1 E: 0 K: 0 S: 8 H: 1 LOB: 0 BB: 0 P: 9	R: 0 E: 0 K: 1 S: 10 H: 0 LOB: 1 BB: 1 P: 17	R: 5 E: 0 K: 1 S: 31 H: 5 LOB: 1 BB: 1 P: 51	R: 4 E: 0 K: 2 S: 19 H: 4 LOB: 3 BB: 3 P: 35	R: 0 E: 0 K: 2 S: 15 H: 1 LOB: 2 BB: 0 P: 24	1B: 10 2B: 2 3B: 0 HR: 3 SF: 0 SAC: 0 DP: 1 HBP: 1						

PITCHER		IP	WLS	BF	H	R	ER	SO	BB	IBB	HBP	BLK	WP	HR	S	P	ERA	WHIP
46 Andy Pettitte, L ERA: 4.03	(1, 1)	6.0		25	5	3	3	8	3	0	0	0	1	1	67	100	4.50	1.333
65 Phil Hughes, R ERA: 5.11	(7, 1)	0.1		5	3	4	4	0	1	0	0	0	0	0	17	25	108.00	12.000
48 Boone Logan, L ERA: 3.26	(7, 1)	0.1	B	3	2	1	1	1	0	0	0	0	0	1	11	20	27.00	6.000
38 Preston Claiborne, R ERA: 3.86	(7, 1)	0.2	L	5	3	3	3	1	0	0	0	0	0	1	11	16	40.50	4.500
62 Joba Chamberlain, R ERA: 4.54	(8, 1)	0.2		6	1	1	1	1	2	1	0	0	1	0	11	25	13.50	4.500

PITCHER		IP	WLS	BF	H	R	ER	SO	BB	IBB	HBP	BLK	WP	HR	S	P	ERA	WHIP
40 Matt Daley, R ERA:	(9, 1)	1.0		5	1	0	0	2	0	0	1	0	0	0	15	24	0.00	1.000

TOP

Boston Red Sox @ New York Yankees

Yankee Stadium, Bronx, NY

Fri Sep 06 2013, 7:09 PM - 11:09 PM EDT

Att. 44,117 - Clear - 68 F

livebaseballscorecards.com

AB	41
R	12
H	15
RBI	12
BB	7
SO	13
LOB	21

WP: 2 PA: 49
PB: 0
SB: 0
CS: 0

BOTTOM

Batter	1	2	3	4	5	6	7	8	9	AB	R	H	RBI	BB	SO	LOB
11 Brett Gardner, L (1, 8) OBP: 0.342, SLG: 0.417	C FF 89 X FF 91 0-1 ① B4-3	B FF 90 C FF 91 C CH 84 B FC 86 B FF 92 B FF 92 4-2 BB		F FF 89 B CU 73 D CU 74 C FF 89 F FF 90 X FF 90 2-2 1-H 2-H 3B		X CH 87 0-0 ② G3-1		C CU 74 C SL 85 D SL 83 F FF 93 B CU 74 S SL 83 2-3 ③ K 1-2 2-3		4	0	1	2	1	1	2
2 Derek Jeter, R (1, 10) OBP: 0.290, SLG: 0.254	C FF 90 B FC 86 B FC 84 S CH 82 B FF 91 F FF 89 F FF 90 F FF 92 B FC 85 4-2 12 HR BB	B FF 90 C FF 91 1 SAFE 1 SAFE X FC 86 1-1 ③ F8		C FF 94 F FF 95 S CH 89 0-3 ③ K		C FF 95 B SL 82 X SL 83 1-1 ③ G4-3			S FS 80 F FS 80 X FF 89 0-2 ① G4-3	4	1	0	0	1	1	2
12 Alfonso Soriano, R (1, 7) OBP: 0.293, SLG: 0.487	C FF 91 D CU 75 B CH 83 X SI 90 2-1 1-H HR		B FF 91 X SI 88 1-0 ① F9		B FF 94 X FF 94 1-0 ① G5-3		C FF 92 S KC 77 B FF 92 S KC 77 1-3 ① K		C FF 89 B FS 82 S FF 88 F FS 80 F FS 81 S FS 81 1-3 ② K	5	1	1	2	0	2	0
24 Robinson Canó, L (1, 4) OBP: 0.382, SLG: 0.513	X FF 90 0-0 ② G6-3		C SI 90 C CH 81 B CU 74 F CU 73 B SI 89 F FC 84 B CU 74 F FF 90 S FF 90 3-3 ② K		B SL 80 F FF 95 F CH 89 B CH 90 X CH 87 2-2 13 F8 22 1B 2B		X FF 93 0-0 ② G5-3		C FF 89 F FF 89 S FS 82 0-3 ③ K	5	1	1	0	0	2	0
13 Alex Rodriguez, R (1, 5) OBP: 0.368, SLG: 0.441	B FF 91 B FF 91 B FF 90 C FF 90 B FF 91 4-1 22 CS BB		C CH 81 F FC 83 X FF 90 0-2 ③ F8		D FF 94 B FF 94 D FF 95 C SI 94 X FF 95 3-1 ② F8 2-3		S FF 93 S FF 92 C KC 76 0-3 ③ K			3	0	0	0	1	1	1
22 Vernon Wells, R (1, 9) OBP: 0.295, SLG: 0.371 31 Ichiro Suzuki, L (7, 9) OBP: 0.302, SLG: 0.355	1 SAFE 0-0 ③ CS 1-2	B FF 92 C FF 91 B FC 87 F FF 91 B CU 76 B FF 91 4-2 26 3B BB		B SI 89 S SI 87 X SI 90 1-1 ① P2	D SL 84 B FF 94 C FF 95 B CH 87 X FF 95 3-1 26 1B 39 1B 3-H 1B			C FF 90 B CH 85 B KC 77 F FF 91 B KC 76 X FF 93 3-2 ① G6-3		2 1	2 0	1 0	1 0	1 0	0 0	0 0
26 Eduardo Núñez, R (1, 6) OBP: 0.314, SLG: 0.361		B FF 90 B CH 83 B SI 90 C SI 89 1 SAFE F FF 90 F FF 90 X FF 90 3-2 19 SF7 1-H 3B		B SI 88 C CH 81 B CH 80 B FC 83 X SI 88 3-1 ② F8	X FF 96 0-0 39 1B 1-2 1B			B FF 92 B SI 91 B FF 92 B FF 92 4-0 11 WP 19 BB BB		3	1	2	1	1	0	0
39 Mark Reynolds, R (1, 3) OBP: 0.316, SLG: 0.383 55 Lyle Overbay, L (8, PH) OBP: 0.305, SLG: 0.412 (9, 3)		B CU 76 C CH 83 F CU 76 B FF 90 C FF 91 2-3 ① K		C CH 81 B SI 92 B CU 73 B SI 90 B SI 88 4-1 19 BB 11 3B BB	F FF 94 F FF 95 X FF 94 0-2 ③ 1-3 2-H 1B			X FF 93 0-0 ② F7		2 1	1 0	1 0	1 0	1 0	1 0	1 1
19 Chris Stewart, R (1, 2) OBP: 0.289, SLG: 0.277 66 John Ryan Murphy, R (9, 2) OBP: 1.000, SLG: 1.000		X FF 91 0-0 ② SF7 3-H		B CU 72 1 SAFE B SI 88 C SI 89 B CH 83 C SI 89 B SI 88 4-2 11 3B 1-2 BB		C CH 91 S SL 82 S SL 81 0-3 ① K		B FF 92 B FF 93 B FF 92 B FF 93 4-0 11 WP 1-2 BB		1 0	1 0	0 0	1 0	2 0	1 0	0 0
Inning Stats	R: 2 E: 0 K: 0 S: 11 H: 1 LOB: 0 BB: 2 P: 21	R: 2 E: 0 K: 1 S: 14 H: 1 LOB: 1 BB: 2 P: 28	R: 0 E: 0 K: 1 S: 10 H: 0 LOB: 0 BB: 0 P: 14	R: 2 E: 0 K: 1 S: 14 H: 1 LOB: 1 BB: 2 P: 28	R: 2 E: 0 K: 0 S: 12 H: 4 LOB: 2 BB: 0 P: 21	R: 0 E: 0 K: 1 S: 6 H: 0 LOB: 0 BB: 0 P: 7	R: 0 E: 0 K: 2 S: 7 H: 0 LOB: 0 BB: 0 P: 8	R: 0 E: 0 K: 1 S: 8 H: 0 LOB: 2 BB: 2 P: 21	R: 0 E: 0 K: 2 S: 11 H: 0 LOB: 0 BB: 0 P: 12	1B: 3 2B: 1 3B: 2 HR: 1 SF: 1 SAC: 0 DP: 0 HBP: 0						

PITCHER		IP	WLS	BF	H	R	ER	SO	BB	IBB	HBP	BLK	WP	HR	S	P	ERA	WHIP
22 Felix Doubront, L ERA: 4.15	(1, 1)	3.2		19	3	6	6	2	6	0	0	0	0	1	46	88	14.73	2.455
62 Rubby De La Rosa, R ERA: 5.0	(4, 1)	2.1		10	4	2	2	2	0	0	0	0	0	0	21	31	7.71	1.714
67 Brandon Workman, R ERA: 4.17	(7, 1)	1.1	W	5	0	0	0	2	1	0	0	0	0	0	10	18	0.00	0.750
56 Franklin Morales, L ERA: 5.3	(8, 1)	0.2		3	0	0	0	1	1	0	0	0	1	0	5	11	0.00	1.500
19 Koji Uehara, R ERA: 1.12	(9, 1)	1.0		3	0	0	0	2	0	0	0	0	0	0	11	12	0.00	0.000

PITCHER	IP	WLS	BF	H	R	ER	SO	BB	IBB	HBP	BLK	WP	HR	S	P	ERA	WHIP

Boston Red Sox @ New York Yankees

Yankee Stadium, Bronx, NY

Fri Sep 06 2013, 7:09 PM - 11:09 PM EDT

Att. 44,117 - Clear - 68 F

livebaseballscorecards.com

AB	31
R	8
H	7
RBI	8
BB	8
SO	9
LOB	7

Batter	1	2	3	4	5	6	7	8	9	AB	R	H	RBI	BB	SO	LOB
18 Shane Victorino, S (1, 9) OBP: 0.353, SLG: 0.456	C FF 92 B FF 92 C CH 84 S CH 84 1-3 K ①		L CU 79 B FF 91 M FF 90 D FC 88 H FF 92 3-2 5 HR HBP	B CU 79 F CU 79 X FF 90 1-1 5 1B 2B 3-H	C FC 92 B SL 84 C FC 90 S SL 82 1-3 K ③			X FC 89 0-0 G1-3 ②		4	2	1	1	0	2	0
5 Jonny Gomes, R (1, 7) OBP: 0.338, SLG: 0.425	C FF 92 B CH 85 C FF 93 B FF 92 S CH 84 2-3 K ②		X CH 83 0-0 1-H 2-H HR	C SL 82 F SL 82 X FF 93 0-2 15 2B 34 SF8 2-H 1B		B FC 90 X FC 88 1-0 34 G3-6-1 1B		C FC 90 H SL 82 1-1 HBP		4	2	3	4	0	1	0
15 Dustin Pedroia, R (1, 4) OBP: 0.373, SLG: 0.415 10 John McDonald, R (6, 4) OBP: 0.171, SLG: 0.156	C FF 91 B FF 92 X FF 92 1-1 G4-3 ③		C FF 90 X FF 92 0-1 P2 ①	B FF 93 B FF 92 B FF 91 C FF 93 X FF 93 3-1 34 SF8 1-3 2B		B SL 83 C FC 89 X FF 88 1-1 F9 ①		X FC 88 0-0 G5-3 ③		4 1	0 0	1 0	0 0	0 0	0 0	1 1
34 David Ortiz, L (1, 10) OBP: 0.394, SLG: 0.559		B FF 90 B FF 91 S SL 80 X CH 83 2-1 12 HR 2B	F FF 90 B FC 86 B FC 86 X FF 92 2-1 F9 ②	S CU 69 X FF 91 0-1 SF8 ② 2-3 3-H		B FC 91 C FC 88 B CH 81 C FC 90 B SL 83 F FC 90 F FC 91 F FC 92 F FC 91 3-2 F FC 92 F FC 91 X CH 84 G3-6-1 ②③ 1-2f			B CU 72 B SL 87 C SL 88 B CH 80 F FC 88 F FC 90 S CU 80 3-3 K ①	4	1	1	1	0	1	1
12 Mike Napoli, R (1, 3) OBP: 0.351, SLG: 0.480		B FF 91 B CH 84 B FF 92 X FF 91 3-0 2-H HR	B FF 92 B FF 91 C CU 80 C FF 91 B FC 87 X FC 88 3-2 L4 ③	D CU 69 C FF 92 F SL 80 F SL 83 B FF 91 F SL 80 F CH 82 B FF 92 X SL 82 3-2 F7 ③			B FC 91 X FC 87 1-0 G6-3 ①		C SL 81 B FC 89 X CH 80 1-1 HR	5	2	2	3	0	0	1
16 Will Middlebrooks, R (1, 5) OBP: 0.287, SLG: 0.446		B FF 92 C FF 91 S CH 84 B CH 84 X FF 91 2-2 P4 ①		C CU 79 C FF 91 X FC 86 0-2 25 1B 20 2B 1B	F FF 91 B SI 89 S FF 92 B SL 83 X FF 92 2-2 L9 ①		C CU 80 C SL 84 B SL 81 X FC 90 1-2 25 WP 1B		F FC 89 B FC 89 B CU 79 B SL 81 B FC 87 4-1 25 G3 BB	4	1	2	0	1	0	0
25 Jackie Bradley Jr., L (1, 8) OBP: 0.268, SLG: 0.306		X FF 91 0-0 P6 ②		X FF 90 0-0 20 2B 72 G4-3 1-2 1B	B CH 84 F CH 84 F FF 92 B FF 93 F CH 84 F FF 92 B CU 72 B FF 93 4-2 72 HR BB		C FC 89 F CH 79 F SL 82 B CH 83 S CU 80 1-3 K ② 1-2		B FC 86 B FC 87 F FC 86 F SL 87 F CH 80 D FC 88 F FC 88 F CU 80 1 SAFE 3-2 X FC 87 G3 ② 1-2	4	2	1	0	1	1	2
20 Ryan Lavarnway, R (1, 2) OBP: 0.342, SLG: 0.451		B FF 90 B FF 91 C CH 84 X FF 91 2-1 P3 ③		C CU 79 B CH 84 B FF 91 X CH 82 2-1 72 G4-3 18 2B 1-3 2-H 2B	C FF 93 F FF 92 B FF 93 X CU 71 1-2 F8 ②		C CU 72 X SL 87 0-1 F7 ③		X FC 88 0-0 F7 ③	5	1	1	1	0	0	3
72 Xander Bogaerts, R (1, 6) OBP: 0.360, SLG: 0.500			C FF 91 B FF 90 X CH 83 1-1 5 HR 2B	B FF 90 C FF 91 X FF 91 1-1 G4-3 ① 2-3 3-H	B SI 90 D SL 80 B FF 91 C FF 91 X FF 90 3-1 1-H HR			C FC 89 B CH 79 B CU 79 B SL 88 X FC 89 3-1 F8 ①		4	2	2	3	0	0	1
Inning Stats	R: 0 E: 0 K: 2 S: 8 H: 0 LOB: 0 BB: 0 P: 12	R: 2 E: 0 K: 0 S: 9 H: 2 LOB: 0 BB: 0 P: 18	R: 3 E: 0 K: 0 S: 12 H: 2 LOB: 0 BB: 0 P: 21	R: 5 E: 0 K: 0 S: 23 H: 6 LOB: 1 BB: 0 P: 33	R: 2 E: 0 K: 1 S: 15 H: 1 LOB: 0 BB: 1 P: 26	R: 0 E: 0 K: 0 S: 12 H: 1 LOB: 0 BB: 0 P: 17	R: 0 E: 0 K: 1 S: 10 H: 1 LOB: 1 BB: 0 P: 13	R: 0 E: 0 K: 0 S: 5 H: 0 LOB: 1 BB: 0 P: 9	R: 1 E: 0 K: 1 S: 14 H: 1 LOB: 1 BB: 1 P: 25	1B: 5 2B: 5 3B: 0 HR: 4 SF: 1 SAC: 0 DP: 1 HBP: 2						

PITCHER		IP	WLS	BF	H	R	ER	SO	BB	IBB	HBP	BLK	WP	HR	S	P	ERA	WHIP
60 David Huff, L ERA: 6.45	(1, 1)	3.1	L	19	8	9	9	2	0	0	1	0	0	2	39	65	24.30	2.400
34 Jim Miller, R ERA: 20.25	(4, 1)	1.1		8	3	3	3	0	1	0	0	0	0	1	25	41	20.25	3.000
70 Brett Marshall, R ERA: 5.4	(5, 1)	4.1		17	3	1	1	3	1	0	1	0	1	1	44	68	2.08	0.923

PITCHER	IP	WLS	BF	H	R	ER	SO	BB	IBB	HBP	BLK	WP	HR	S	P	ERA	WHIP

TOP

Boston Red Sox @ New York Yankees

Yankee Stadium, Bronx, NY

Sat Sep 07 2013, 1:07 PM - 4:38 PM EDT

Att. 49,046 - Sunny - 76 F

livebaseballscorecards.com

AB	39
R	13
H	14
RBI	13
BB	2
SO	5
LOB	10

PA: 44

WP: 1
PB: 0
SB: 0
CS: 0

BOTTOM

Batter	1	2	3	4	5	6	7	8	9	AB	R	H	RBI	BB	SO	LOB
11 Brett Gardner, L (1, 8) OBP: 0.346, SLG: 0.420	C FF 92 X FF 92 0-1 G6-3		C SI 91 C SI 92 F FF 92 X FC 85 0-2 2 G3 2 WP 24 1B 1B	H FC 85 1-0 HBP		F SI 91 B SI 92 F SI 91 B CU 80 X CU 80 2-2 1-H 2 1B 3-H 2B		C SL 83 C SL 82 D SL 81 B SL 81 B FF 93 F FF 91 B FF 92 4-2 1-2 39 2B BB		3	3	2	2	1	0	0
2 Derek Jeter, R (1, 6) OBP: 0.288, SLG: 0.254 39 Mark Reynolds, R (6, PR) (7, 5) OBP: 0.318, SLG: 0.388	X FF 92 0-0 G6-3		C SI 92 B FC 86 F FF 92 D CU 81 B FC 88 X SI 93 3-2 G3 1-3	B FC 84 F FF 91 F FF 92 C FF 92 1-3		S FC 83 B FF 90 X FC 81 1-1 24 1B 12 1B 2-H 1B		B FF 92 X FF 91 1-0 1-H 2-H 2B		4 1	0 1	1 1	1 2	0 0	1 0	3 0
24 Robinson Canó, L (1, 4) OBP: 0.382, SLG: 0.512	B SI 91 C FF 92 T SI 93 F SI 93 C FF 93 1-3		F FC 86 F FF 93 X FC 86 0-2 3-H 1B		C FF 91 B FC 86 X SI 92 1-1 G6-3	S FF 94 X SL 82 0-1 12 1B 1-2 1B		C SL 85 S SL 84 X SL 85 0-2 F7		5	0	2	1	0	1	1
12 Alfonso Soriano, R (1, 7) OBP: 0.294, SLG: 0.486		B FF 92 F FF 91 F FC 84 F FF 93 B FF 94 F FC 82 B CU 80 B FC 84 4-2 14 SH1-3 55 1B BB	C FF 93 X FF 92 0-1 F9		C FF 92 S FF 92 S FC 82 0-3 K	B SL 82 B FF 95 B FF 93 X SI 95 3-0 1-2 2-H 1B		C SL 83 F FF 94 B FF 95 F FF 94 X SL 84 1-2 P4		4	1	1	1	1	1	2
14 Curtis Granderson, L (1, 10) OBP: 0.363, SLG: 0.412		C CU 79 X FC 84 0-1 SH1-3 1-2	B FC 87 F FF 92 B CU 79 C CU 80 F FC 85 S FF 92 2-3 K		B FF 91 C FC 86 B FF 91 X SI 90 2-1 G3-1	C FF 94 F FF 94 D SL 82 X FF 95 1-2 F8		C CU 75 X FF 95 0-1 F7		4	0	0	0	0	1	4
26 Eduardo Núñez, R (1, 5) (7, 6) OBP: 0.316, SLG: 0.364		B FF 91 C FF 92 C FF 91 S FC 84 1-3 K		C SI 90 F SI 91 X FF 91 0-2 55 G4-3 31 2B 2B		B SI 91 B SI 90 B FF 88 B FC 88 4-0 66 FC3-6 31 BB 11 2B BB	B FF 90 X FF 92 1-0 G5-3		C SL 80 B FF 92 S SL 83 B SI 90 X SL 83 2-2 P2	4	2	1	0	1	1	1
55 Lyle Overbay, L (1, 3) OBP: 0.306, SLG: 0.411		B FF 92 X FC 85 1-0 31 1B 2-H 1B	F SI 90 X CH 84 0-1 G4-3 2-3			C SI 89 F SI 90 B SI 92 S SI 91 1-3 K	B SL 82 C FF 93 B SL 82 F FF 92 X FF 93 2-2 F7		B FF 94 B FF 93 B FF 94 B FF 93 4-0 BB	4	0	1	1	1	1	2
31 Ichiro Suzuki, L (1, 9) OBP: 0.305, SLG: 0.358		C FF 92 B FC 86 S FC 86 X FF 92 1-2 1-2 1B	X CU 80 0-0 3-H 2B			C SI 91 F SI 91 F CU 81 F FC 85 B FC 85 F FC 85 B FF 92 F SI 91 B CH 82 4-2 B FC 85 66 FC3-6 1-2 BB	X SL 84 0-0 G3		B FF 90 F FF 90 B SL 86 S SL 86 X FF 92 2-2 P2	4	0	2	1	1	0	1
53 Austin Romine, R (1, 2) OBP: 0.262, SLG: 0.305 66 John Ryan Murphy, R (6, PH) (7, 2) OBP: 0.667, SLG: 0.667 22 Vernon Wells, R (9, PH) OBP: 0.294, SLG: 0.370		F FC 86 X FC 84 0-1 G5-3	B FF 92 X FC 84 1-0 F8			B SI 90 B SI 89 B FC 89 C FC 88 X FC 88 3-1 FC3-6 11 DI 11 2B 1-2f 2-3		X FF 90 0-0 11 PB 39 2B 1B	X SI 91 0-0 G6-3	2 2 1	0 2 0	0 2 0	0 0 0	0 0 0	0 0 0	3 2 1
Inning Stats	R: 0 E: 0 K: 1 S: 7 H: 0 LOB: 0 BB: 0 P: 8	R: 1 E: 0 K: 1 S: 15 H: 2 LOB: 2 BB: 1 P: 22	R: 1 E: 0 K: 1 S: 16 H: 2 LOB: 1 BB: 0 P: 21	R: 1 E: 0 K: 1 S: 10 H: 2 LOB: 2 BB: 0 P: 13	R: 0 E: 0 K: 1 S: 7 H: 0 LOB: 0 BB: 0 P: 10	R: 4 E: 0 K: 1 S: 22 H: 4 LOB: 2 BB: 2 P: 41	R: 0 E: 0 K: 0 S: 5 H: 0 LOB: 0 BB: 0 P: 8	R: 2 E: 0 K: 0 S: 14 H: 2 LOB: 1 BB: 1 P: 20	R: 0 E: 0 K: 0 S: 7 H: 0 LOB: 1 BB: 1 P: 15	1B: 8 2B: 4 3B: 0 HR: 0 SF: 0 SAC: 1 DP: 0 HBP: 1						

PITCHER		IP	WLS	BF	H	R	ER	SO	BB	IBB	HBP	BLK	WP	HR	S	P	ERA	WHIP
41 John Lackey, R ERA: 3.48	(1, 1)	5.2	W	29	8	7	7	6	3	0	1	0	1	0	71	105	11.12	1.941
38 Matt Thornton, L ERA: 3.6	(6, 1)	0.1		3	2	0	0	0	0	0	0	0	0	0	6	10	0.00	6.000
66 Drake Britton, L ERA: 3.86	(7, 1)	1.1		7	2	2	2	0	1	0	0	0	0	0	13	21	13.50	2.250
36 Junichi Tazawa, R ERA: 2.87	(8, 1)	1.0	H	4	0	0	0	0	1	0	0	0	0	0	9	16	0.00	1.000
32 Craig Breslow, L ERA: 2.09	(9, 1)	0.2		2	0	0	0	0	0	0	0	0	0	0	4	6	0.00	0.000

PITCHER	IP	WLS	BF	H	R	ER	SO	BB	IBB	HBP	BLK	WP	HR	S	P	ERA	WHIP

Boston Red Sox @ New York Yankees

Yankee Stadium, Bronx, NY

Sat Sep 07 2013, 1:07 PM - 4:38 PM EDT

Att. 49,046 - Sunny - 76 F

livebaseballscorecards.com

AB	38
R	9
H	12
RBI	9
BB	5
SO	6
LOB	20

WP: 1 PA: 45
PB: 1
SB: 0
CS: 0

Boston Red Sox @ New York Yankees

Yankee Stadium, Bronx, NY

Sun Sep 08 2013, 1:10 PM - 4:24 PM EDT

Att. 43,078 - Partly Cloudy - 80 F

TOP

livebaseballscorecards.com

Batter	1	2	3	4	5	6	7	8	9	AB	R	H	RBI	BB	SO	LOB
29 Daniel Nava, S (1, 9) (8, 3) (9, 9) OBP: 0.388, SLG: 0.445	C FF 91 B FF 91 B SL 84 X FF 93 2-1 G4-3 ①	C FS 85 X FS 88 0-1 G4-3 ③			C CU 75 F FF 91 B SI 94 X FS 87 1-2 F7 ①		1 SAFE B FF 93 1 SAFE C FF 93 C FF 94 1 SAFE B SL 85 X SL 85 2-2 L9 ②		B FC 92 C FC 90 B FC 90 C FC 91 X FC 91 2-2 G3 ②	5	0	0	0	0	0	4
5 Jonny Gomes, R (1, 7) OBP: 0.339, SLG: 0.425	C SI 93 B FF 92 B SL 84 C FF 92 S SL 85 2-3 K ②		B SL 84 B FF 91 C FF 90 X FF 93 2-1 37 FC6 1B		B FF 94 S SL 85 S SL 85 B SL 86 S SL 84 2-3 K ②		C SL 84 1 SAFE X FF 93 0-1 15 WP 1B 1-3		X FC 92 0-0 L5 ③	5	0	2	0	0	2	0
15 Dustin Pedroia, R (1, 4) OBP: 0.371, SLG: 0.412	C FF 93 B FF 93 C SI 94 B SL 86 X SL 85 2-2 G4-3 ③		F SL 84 X FF 92 0-1 F8 ①		C SI 93 B SL 85 B SL 84 X SL 84 2-1 G5-3 ③		C FF 95 D SL 87 B SL 86 X SL 86 2-1 G6-3 ③ 1-2			4	0	0	0	0	0	3
34 David Ortiz, L (1, 10) OBP: 0.395, SLG: 0.563		C FF 92 B FF 91 C SL 84 B SL 85 B FS 87 X FF 92 3-2 37 2B 2B	S FF 93 D FS 88 S SL 84 1 SAFE F FF 92 S FS 88 1-3 K ②			B SL 81 C SL 83 X FF 91 1-1 37 G4-3 39 G4-3 2B		C FC 90 S FC 89 B FC 90 B FC 90 C FC 90 2-3 K ①		4	2	2	0	0	2	1
37 Mike Carp, L (1, 3) OBP: 0.371, SLG: 0.545 50 Quintin Berry, L (8, PR) (8, 9) (9, 8) OBP: 0.667, SLG: 0.667		F FF 92 F FS 86 B FF 92 X SL 87 1-2 25 BB 2B 2-H	D FS 88 B SI 93 X FF 92 2-0 FC6 ③ 1-2f			D FF 93 X FF 93 1-0 G4-3 ① 2-3		B FC 91 C FC 91 S FC 90 F FC 90 B FC 91 F FC 90 F FC 90 B FC 90 X FC 89 3-2 1B		4 0	0 0	2 0	1 0	0 0	0 0	2 0
39 Jarrod Saltalamacchia, S (1, 2) OBP: 0.331, SLG: 0.438		B FS 85 D FS 86 F SI 93 F FF 93 F SL 86 X FS 88 2-2 F9 ①		C CU 76 B FF 91 F FS 86 B FF 93 F FS 87 F SI 94 X SL 85 2-2 G3 ①		C SL 86 B FF 94 X FS 87 1-1 G4-3 ② 3-H		1 SAFE 1 SAFE C FC 90 C FC 90 S FC 89 0-3 K ②		4	0	0	1	0	1	2
7 Stephen Drew, L (1, 6) OBP: 0.330, SLG: 0.433		B SL 84 S FS 87 B FF 92 B SI 94 F SI 94 F FS 88 F FS 88 F SI 94 S FS 86 3-3 K ②		C SL 84 B FF 92 F FF 93 F FS 88 F SI 89 B SI 93 F SL 84 S FS 87 2-3 K ②		B FF 93 B FF 93 F FF 92 X FF 92 2-1 F7 ③		1 SAFE 1 SAFE C FC 90 1 SAFE B FC 89 X FC 91 1-1 P5 ③		4	0	0	0	0	2	2
16 Will Middlebrooks, R (1, 5) OBP: 0.293, SLG: 0.459		S SL 85 B SL 86 B SL 85 B SL 85 B SL 85 4-1 25 BB BB		B SI 94 C SL 85 C SI 94 F SL 86 B SI 94 X SL 87 2-2 25 PB 1B			B SL 82 S SL 83 S SL 83 S FF 94 1-3 K ①		B FC 91 S FC 92 X FC 91 1-1 HR	3	1	2	1	1	1	0
25 Jackie Bradley Jr., L (1, 8) OBP: 0.284, SLG: 0.313 12 Mike Napoli, R (9, PH) (9, 3) OBP: 0.350, SLG: 0.479		B FS 88 B FS 87 B SI 94 C FF 92 S FF 93 B FF 93 4-2 1-2 2-3 BB		S SL 84 F FS 88 B SI 95 F SL 87 C SI 94 1-3 K ③ 1-2			B FF 93 C FF 92 B SL 83 B SL 83 C FF 92 X SL 83 3-2 5 1B 1B		B FC 92 S FC 92 B FC 92 B FC 92 F FC 91 S FC 91 3-3 K ①	2 1	0 0	1 0	0 0	1 0	1 1	1 0

Inning Stats	1	2	3	4	5	6	7	8	9
	R: 0 E: 0 K: 1 S: 8	R: 1 E: 0 K: 1 S: 21	R: 0 E: 0 K: 1 S: 9	R: 0 E: 0 K: 2 S: 19	R: 0 E: 0 K: 1 S: 8	R: 1 E: 0 K: 0 S: 7	R: 0 E: 0 K: 1 S: 13	R: 0 E: 0 K: 2 S: 14	R: 1 E: 0 K: 1 S: 9
	H: 0 LOB: 0 BB: 0 P: 14	H: 2 LOB: 3 BB: 2 P: 38	H: 1 LOB: 1 BB: 0 P: 14	H: 1 LOB: 1 BB: 0 P: 26	H: 0 LOB: 0 BB: 0 P: 13	H: 1 LOB: 0 BB: 0 P: 12	H: 2 LOB: 2 BB: 0 P: 21	H: 1 LOB: 1 BB: 0 P: 20	H: 1 LOB: 0 BB: 0 P: 15

AB	36
R	3
H	9
RBI	3
BB	2
SO	10
LOB	15

1B: 5	SF: 0	WP: 1	PA: 38
2B: 3	SAC: 0	PB: 1	
3B: 0	DP: 0	SB: 0	
HR: 1	HBP: 0	CS: 0	

PITCHER		IP	WLS	BF	H	R	ER	SO	BB	IBB	HBP	BLK	WP	HR	S	P	ERA	WHIP
18 Hiroki Kuroda, R ERA: 2.99	(1, 1)	6.0		25	5	2	2	6	2	0	0	0	0	0	72	117	3.00	1.167
27 Shawn Kelley, R ERA: 3.88	(7, 1)	1.0	H	5	2	0	0	1	0	0	0	0	1	0	13	21	0.00	2.000
42 Mariano Rivera, R ERA: 2.28	(8, 1)	2.0	W	8	2	1	1	3	0	0	0	0	0	1	23	35	4.50	1.000

PITCHER		IP	WLS	BF	H	R	ER	SO	BB	IBB	HBP	BLK	WP	HR	S	P	ERA	WHIP

BOTTOM

Boston Red Sox @ New York Yankees

Yankee Stadium, Bronx, NY

Sun Sep 08 2013, 1:10 PM - 4:24 PM EDT

Att. 43,078 - Partly Cloudy - 80 F

livebaseballscorecards.com

Batter	1	2	3	4	5	6	7	8	9	AB	R	H	RBI	BB	SO	LOB
31 Ichiro Suzuki, L (1, 9) OBP: 0.306, SLG: 0.359	C FF 93 B FF 94 B FF 94 X FF 94 2-1 B1-3		X FF 93 0-0 F7		C FF 92 B CU 78 X FC 90 1-1 22 1B 24 2B 1-2 1B		C FF 91 B FC 88 X FC 87 1-1 G1-3		C FF 95 C FF 93 X KC 77 0-2 22 F9 22 S 12 WP 1B	5	2	2	0	0	0	1
22 Vernon Wells, R (1, 10) OBP: 0.293, SLG: 0.368	B FF 95 B FF 94 X FF 94 2-0 G5-3		C FF 93 B CH 86 S FC 91 X FF 94 1-2 G4-6-3 1-2f		S CH 87 F FC 91 D CU 78 B FC 90 X FF 94 2-2 24 2B 1-2 2-3 1B		B FF 92 B FC 88 B FF 91 X FF 92 3-0 G5-3		C FF 93 1 SAFE B FF 92 F KC 75 1 SAFE B FF 94 B SI 90 F FF 93 F CH 84 3-2 X SI 93 F9 1-3	5	0	1	0	0	0	2
12 Alfonso Soriano, R (1, 7) OBP: 0.294, SLG: 0.484	X FF 95 0-0 P6			C FC 90 B CU 78 C FF 94 B FF 94 F FF 93 B CU 78 X FF 94 3-2 F9	C FC 92 F FF 94 S FC 91 0-3 K		C FF 93 X FF 94 0-1 24 1B 1B		B SI 94 1-0 WP 3-H	5	0	1	0	0	1	3
24 Robinson Canó, L (1, 4) OBP: 0.385, SLG: 0.516		B FF 92 B FF 92 F FF 93 F FF 93 F FF 94 X FF 94 2-2 13 1B 1B		F FF 94 X CU 78 0-1 L3	B FC 91 F FC 91 B FF 95 X FF 95 2-1 1-3 2-H 3-H 2B		X FF 92 0-0 1-2 1B			4	0	3	2	0	0	0
13 Alex Rodriguez, R (1, 5) OBP: 0.380, SLG: 0.448		B FF 93 X FF 93 1-0 1-2 1B		C CU 77 B FC 92 S FC 91 X FF 94 1-2 39 2B 1B	B FC 92 C FF 94 B FC 92 S CH 87 B FC 93 B FF 95 4-2 39 FC6-4 BB		B FC 92 X FF 92 1-0 F8			3	1	2	0	1	0	2
39 Mark Reynolds, R (1, 3) OBP: 0.317, SLG: 0.389		X FF 91 0-0 B2		B FF 94 X SI 93 1-0 1-H 2B	F FC 92 B FF 94 C FF 94 F FC 92 X CU 80 1-2 FC6-4 1-2f			B CU 74 B CH 85 B FF 91 C FF 92 F FC 90 X FF 93 3-2 P2		4	0	1	1	0	0	5
14 Curtis Granderson, L (1, 8) OBP: 0.354, SLG: 0.400		C FF 93 S FC 91 S FF 94 0-3 K		C CU 76 D FC 91 F FF 95 F FC 92 X FC 89 1-2 G4-3		S FC 88 X FC 92 0-1 F7		C FC 92 B CU 77 C FC 87 S CU 79 1-3 K2-3		4	0	0	0	0	2	3
26 Eduardo Núñez, R (1, 6) OBP: 0.311, SLG: 0.358		S FF 94 B FF 94 F FF 94 S FF 95 1-3 K			C CU 75 B FF 93 X FF 93 1-1 P3	C FC 92 S CH 87 S CH 85 0-3 K2-3		B FC 90 F FF 93 S CH 86 F FC 90 S CH 86 1-3 K		4	0	0	0	0	3	2
19 Chris Stewart, R (1, 2) OBP: 0.293, SLG: 0.279 53 Austin Romine, R (6, PH) (7, 2) OBP: 0.261, SLG: 0.303 11 Brett Gardner, L (9, PH) OBP: 0.345, SLG: 0.419			F FF 91 H FC 91 1-1 22 G4-6-3 HBP		X FF 93 0-0 22 1B 31 1B 24 2B 1B	B FC 89 X FC 89 1-0 G6-3			B FF 93 B FF 93 C FF 93 B SI 91 S FF 94 3-2 K	1 1 1	1 0 0	1 0 0	0 0 0	0 0 1	0 0 0	0 0 0
Inning Stats	R: 0 E: 0 K: 0 S: 4 H: 0 LOB: 0 BB: 0 P: 8	R: 0 E: 0 K: 2 S: 12 H: 2 LOB: 2 BB: 0 P: 16	R: 0 E: 0 K: 0 S: 5 H: 0 LOB: 0 BB: 0 P: 7	R: 1 E: 0 K: 0 S: 14 H: 2 LOB: 1 BB: 0 P: 20	R: 2 E: 0 K: 1 S: 19 H: 4 LOB: 3 BB: 1 P: 30	R: 0 E: 0 K: 1 S: 6 H: 0 LOB: 0 BB: 0 P: 7	R: 0 E: 0 K: 0 S: 7 H: 2 LOB: 2 BB: 0 P: 12	R: 0 E: 0 K: 2 S: 10 H: 0 LOB: 0 BB: 0 P: 15	R: 1 E: 0 K: 1 S: 11 H: 1 LOB: 0 BB: 0 P: 18	1B: 9 2B: 2 3B: 0 HR: 0	SF: 0 SAC: 0 DP: 1 HBP: 1	WP: 1 PB: 0 SB: 1 CS: 0	PA: 39			

	AB	37
	R	4
	H	11
	RBI	3
	BB	1
	SO	7
	LOB	18

PITCHER	IP	WLS	BF	H	R	ER	SO	BB	IBB	HBP	BLK	WP	HR	S	P	ERA	WHIP
31 Jon Lester, L (1, 1) ERA: 3.86	8.0		35	10	3	3	6	1	0	1	0	0	0	77	115	3.38	1.375
67 Brandon Workman, R (9, 1) ERA: 4.34	0.2	L	4	1	1	1	1	0	0	0	0	1	0	11	18	13.50	1.500

PITCHER	IP	WLS	BF	H	R	ER	SO	BB	IBB	HBP	BLK	WP	HR	S	P	ERA	WHIP

Batter	1	2	3	4	5	6	7	8	9	AB	R	H	RBI	BB	SO	LOB
11 Brett Gardner, L (1, 8) OBP: 0.345, SLG: 0.418	B FF 89 C FC 90 B KC 75 S CH 82 B FF 91 C FF 91 3-3 ① K		B CH 83 C FC 92 C KC 77 F FC 92 X CH 84 1-2 1B			B KC 76 F FF 90 X FF 90 1-1 ① L7		C FF 97 C CH 88 B FF 98 C FF 97 1-3 ③ K		4	0	1	0	0	2	0
13 Alex Rodriguez, R (1, 5) OBP: 0.384, SLG: 0.477	B KC 75 B FC 91 F FF 90 S CH 83 X FF 93 2-2 HR		B FF 93 1 SAFE F FF 93 C FC 89 F FF 94 F CH 83 B FC 92 F CH 83 T FF 94 2-2 ② K			F KC 76 X KC 77 0-1 ② G4-3			B SI 93 F FF 94 B SI 94 S SI 95 B SI 95 X SI 95 3-2 24 FC6-4 1B	4	1	2	1	0	1	1
24 Robinson Canó, L (1, 4) OBP: 0.382, SLG: 0.512	C CH 83 B CH 83 B FF 92 B FF 92 F FC 92 F KC 78 F CH 84 X CH 84 3-2 ② F7		X KC 77 0-0 ③ G4-3			C FF 91 B FF 92 C FC 92 F FC 93 X KC 78 1-2 ③ G4-3			X FF 94 0-0 ① FC6-4 12 FC4-6 1-2f	4	0	0	0	0	0	2
12 Alfonso Soriano, R (1, 7) OBP: 0.292, SLG: 0.480	C KC 76 B FF 93 S FF 92 B FF 93 S FF 92 2-3 ③ K			C CH 82 S FF 92 F FC 92 X CH 85 0-2 ① G5-3			B FC 90 B FC 90 C CH 81 F FC 91 B FF 92 S FC 92 3-3 ① K		F FF 94 F SI 94 X SI 95 0-2 ② FC4-6 1-2f	4	0	0	0	0	2	1
14 Curtis Granderson, L (1, 10) OBP: 0.345, SLG: 0.389		B KC 74 C CH 82 X FC 90 1-1 ① P4		X CH 83 0-0 ② L4			B KC 77 B FC 91 C FC 91 F CH 82 F KC 78 S FC 92 2-3 ② K		B SI 95 B CH 89 S CH 88 B SI 93 F CH 88 X FF 94 3-2 ③ F8	4	0	0	0	0	1	1
26 Eduardo Núñez, R (1, 6) OBP: 0.312, SLG: 0.357		B FF 92 X FC 91 1-0 1B		C FF 92 X KC 78 0-1 ③ G5-3			B CH 82 F CH 83 F FF 94 F FC 94 F CH 83 F FF 94 B KC 80 S CH 83 2-3 ③ K			3	0	1	0	0	1	0
55 Lyle Overbay, L (1, 3) OBP: 0.306, SLG: 0.417		X FF 92 0-0 ② F7			C FF 90 B KC 77 F FF 90 F FF 92 B KC 77 X CH 83 2-2 ① P5			B KC 75 C CH 80 X CH 82 1-1 HR		3	1	1	1	0	0	1
31 Ichiro Suzuki, L (1, 9) OBP: 0.304, SLG: 0.356		B FC 91 C FC 92 B FC 92 F CH 83 1 SAFE X CH 83 2-2 ③ F7			C CH 83 F FF 90 S KC 79 0-3 ② K			S FF 96 F FF 97 B FF 98 T FC 93 1-2 ① K		3	0	0	0	0	2	1
53 Austin Romine, R (1, 2) OBP: 0.257, SLG: 0.299 63 Zoilo Almonte, S (8, PH) OBP: 0.302, SLG: 0.337 66 John Ryan Murphy, R (8, 2) OBP: 0.667, SLG: 0.667			F FF 91 B KC 76 T FC 91 F FF 92 C FC 92 1-3 ① K		B FF 92 C KC 76 B KC 76 F CH 81 F FF 93 F FF 93 T KC 78 2-2 ③ K			C CU 81 F FF 97 C FF 97 0-3 ② K		2 1 0	0 0 0	0 0 0	0 0 0	0 0 0	2 1 0	0 0 0
Inning Stats	R: 1 H: 1 E: 0 LOB: 0 K: 2 BB: 0 S: 14 P: 24	R: 0 H: 1 E: 0 LOB: 1 K: 0 BB: 0 S: 7 P: 11	R: 0 H: 1 E: 0 LOB: 1 K: 2 BB: 0 S: 15 P: 19	R: 0 H: 0 E: 0 LOB: 0 K: 0 BB: 0 S: 7 P: 7	R: 0 H: 0 E: 0 LOB: 0 K: 2 BB: 0 S: 12 P: 16	R: 0 H: 0 E: 0 LOB: 0 K: 0 BB: 0 S: 8 P: 10	R: 0 H: 0 E: 0 LOB: 0 K: 3 BB: 0 S: 13 P: 20	R: 1 H: 1 E: 0 LOB: 0 K: 3 BB: 0 S: 11 P: 14	R: 0 H: 1 E: 0 LOB: 1 K: 0 BB: 0 S: 10 P: 16	1B: 3 SF: 0 2B: 0 SAC: 0 3B: 0 DP: 0 HR: 2 HBP: 0						

TOP

New York Yankees @ Baltimore Orioles

Oriole Park at Camden Yards, Baltimore, MD

Mon Sep 09 2013, 7:07 PM - 9:43 PM EDT

Att. 17,456 - Clear - 75 F

livebaseballscorecards.com

AB	32
R	2
H	5
RBI	2
BB	0
SO	12
LOB	7

WP: 0 PA: 32
PB: 0
SB: 0
CS: 0

PITCHER		IP	WLS	BF	H	R	ER	SO	BB	IBB	HBP	BLK	WP	HR	S	P	ERA	WHIP
30 Chris Tillman, R ERA: 3.66	(1, 1)	7.0	W	25	4	2	2	9	0	0	0	0	0	2	78	110	2.57	0.571
29 Tommy Hunter, R ERA: 2.74	(8, 1)	1.0	H	3	0	0	0	3	0	0	0	0	0	0	9	11	0.00	0.000
43 Jim Johnson, R ERA: 3.23	(9, 1)	1.0	S	4	1	0	0	0	0	0	0	0	0	0	10	16	0.00	1.000

PITCHER	IP	WLS	BF	H	R	ER	SO	BB	IBB	HBP	BLK	WP	HR	S	P	ERA	WHIP

Batter	1	2	3	4	5	6	7	8	9	AB	R	H	RBI	BB	SO	LOB
21 Nick Markakis, L (1, 9) OBP: 0.326, SLG: 0.359	B SI 89 C SI 89 C SI 89 F SL 79 B SI 91 X SL 79 2-2 13 SH5-3 10 SF8 2B		B SL 81 C SI 92 B FF 93 X SL 81 2-1 1B		1 SAFE C SI 92 B SL 82 B SI 90 B SL 81 C SI 93 X SI 93 3-2 1-H 1B		B SL 79 C SI 92 X SI 90 1-1 G6-4-3 1-2f 2-3			4	1	3	1	0	0	2
13 Manny Machado, R (1, 5) OBP: 0.323, SLG: 0.448	X SI 91 0-0 SH5-3 2-3		F CU 76 B FF 92 B CH 84 F CH 85 S SL 80 2-3 K		B SI 93 C SI 91 1 SAFE B SI 91 F CH 85 B FF 93 X SL 82 3-2 L8		F SL 82 X SI 92 0-1 10 WP 3-H 2B			3	0	1	1	0	1	2
10 Adam Jones, R (1, 8) OBP: 0.325, SLG: 0.512	X SL 81 0-0 SF8 3-H			F SI 91 S SL 80 B SL 81 B SI 92 X SL 80 2-2 L8		B CH 85 F CH 85 X SI 91 1-1 2B	C SI 93 F SI 92 F CU 78 B SL 81 B FF 92 S CH 84 2-3 K			3	0	1	1	0	1	1
19 Chris Davis, L (1, 3) OBP: 0.376, SLG: 0.647	B SI 90 C SL 81 F SI 90 F SL 80 B SL 79 F SL 80 B SI 91 F SL 79 F SL 81 3-2 F SL 80 X SL 81 L9			F SI 91 F SI 91 B SL 83 C FF 93 1-3 K		T SL 80 F SI 90 S SL 80 0-3 K		S SI 89 X SL 79 0-1 L8		4	0	0	0	0	2	1
35 Danny Valencia, R (1, 10) OBP: 0.336, SLG: 0.610 1 Brian Roberts, S (8, PH) OBP: 0.308, SLG: 0.369 (9, 10)		B SI 90 C SI 90 X SL 80 1-1 L7		X SI 92 0-0 G6-3		C CH 86 C FF 93 F SL 80 S SL 81 0-3 K		B CU 78 B SI 92 X SI 92 2-0 F7		3 1	0 0	0 0	0 0	0 0	1 0	1 0
2 J.J. Hardy, R (1, 6) OBP: 0.308, SLG: 0.447		B SI 91 C SI 90 X CH 85 1-1 L5			B SI 91 C SI 91 X SI 91 1-1 38 G5-3 32 SF8 2B	B SL 80 B SI 91 I 4-0 IBB		B SL 83 X SL 85 1-0 G6-3		3	1	1	0	1	0	0
38 Michael Morse, R (1, 7) OBP: 0.278, SLG: 0.397 36 Chris Dickerson, L (7, 7) OBP: 0.271, SLG: 0.408		X FF 91 0-0 L4			B SI 92 X CH 85 1-0 G5-3 2-3	B CH 86 F CH 85 F SI 92 S SL 81 1-3 K				3 0	0 0	0 0	0 0	0 0	1 0	3 0
32 Matt Wieters, S (1, 2) OBP: 0.288, SLG: 0.419			C SI 90 B SI 91 B SI 90 X SI 91 2-1 G5-3		B FF 92 B CH 85 F SI 91 B FF 92 X SI 90 3-1 SF8 3-H		C SI 90 B CH 85 B SI 90 B SI 91 B SI 92 4-1 21 G6-4-3 12 E 13 2B BB			1	1	0	1	1	0	0
12 Alexi Casilla, S (1, 4) OBP: 0.275, SLG: 0.303			B SI 90 X SI 90 1-0 L8		C SL 82 B SI 91 B SI 91 B SL 80 X FF 91 3-1 21 S 21 1B 1B		X SI 91 0-0 FC1 21 G6-4-3 1-2			3	1	1	0	0	0	1
Inning Stats	R: 1 E: 0 K: 0 S: 14 H: 1 LOB: 0 BB: 0 P: 19	R: 0 E: 0 K: 0 S: 5 H: 0 LOB: 0 BB: 0 P: 7	R: 0 E: 0 K: 1 S: 8 H: 1 LOB: 1 BB: 0 P: 15	R: 0 E: 0 K: 1 S: 7 H: 0 LOB: 0 BB: 0 P: 10	R: 2 E: 0 K: 0 S: 13 H: 3 LOB: 1 BB: 0 P: 27	R: 0 E: 0 K: 3 S: 12 H: 1 LOB: 2 BB: 1 P: 18	R: 1 E: 1 K: 1 S: 10 H: 1 LOB: 1 BB: 1 P: 17	R: 0 E: 0 K: 0 S: 4 H: 0 LOB: 0 BB: 0 P: 7		1B: 3 2B: 4 3B: 0 HR: 0 SF: 2 SAC: 1 DP: 1 HBP: 0						

PITCHER	IP	WLS	BF	H	R	ER	SO	BB	IBB	HBP	BLK	WP	HR	S	P	ERA	WHIP
52 CC Sabathia, L (1, 1) ERA: 4.82	7.1	L	31	7	4	3	6	1	1	0	0	1	0	71	115	3.68	1.091
43 Adam Warren, R (8, 1) ERA: 3.61	0.2		2	0	0	0	0	0	0	0	0	0	0	2	5	0.00	0.000

PITCHER	IP	WLS	BF	H	R	ER	SO	BB	IBB	HBP	BLK	WP	HR	S	P	ERA	WHIP

BOTTOM

New York Yankees @ Baltimore Orioles

Oriole Park at Camden Yards, Baltimore, MD

Mon Sep 09 2013, 7:07 PM - 9:43 PM EDT

Att. 17,456 - Clear - 75 F

livebaseballscorecards.com

AB	28
R	4
H	7
RBI	4
BB	2
SO	6
LOB	11

1B: 3	SF: 2	WP: 1	PA: 33
2B: 4	SAC: 1	PB: 0	
3B: 0	DP: 1	SB: 1	
HR: 0	HBP: 0	CS: 0	

Batter	1	2	3	4	5	6	7	8	9	AB	R	H	RBI	BB	SO	LOB
11 Brett Gardner, L (1, 8) OBP: 0.343, SLG: 0.418	C SI 90 B CH 82 B CH 83 F SI 92 F SL 91 B CU 77 X SL 91 3-2 2B		B SI 90 B SI 90 C CH 83 B SI 91 X CH 91 3-1 ② L7		B SL 91 B CH 81 X SI 91 2-0 ② L9		B FS 85 B FS 83 B FF 96 C FF 94 T FF 95 S FS 85 3-3 ③ K	C CH 84 C SI 92 S FF 92 0-3 ③ K		5	0	1	0	0	2	4
13 Alex Rodriguez, R (1, 5) OBP: 0.388, SLG: 0.496 45 David Adams, R (8, 5) OBP: 0.255, SLG: 0.269	C CH 83 F SI 92 B FF 92 T FF 92 1-2 ① K		F SL 85 X SI 92 0-1 1-H 2B		X FF 92 0-0 ③ F9			C FF 98 X FF 97 0-1 24 1B 2B	B SL 92 F FF 94 S SL 88 B SL 88 F FF 94 F SL 88 F FF 94 C FF 95 2-3 ① K	4 1	1 0	2 0	1 0	0 0	1 1	2 0
24 Robinson Canó, L (1, 4) OBP: 0.382, SLG: 0.510	B CH 82 C CH 84 F SI 92 F FF 93 B FF 91 F SI 92 X CH 84 2-2 ② F8		C FF 91 F CH 92 F FF 92 X SI 92 0-2 ③ G6-3			B CH 82 X CH 82 1-0 ① L4		B FF 97 C FF 95 F FF 97 F FF 98 X FF 99 1-2 2-H 12 HR 1B	B FF 91 B SL 85 B FF 91 B FF 91 4-0 BB	4	1	1	1	1	0	2
12 Alfonso Soriano, R (1, 7) OBP: 0.293, SLG: 0.491	B FF 92 C FF 92 F FF 92 B SL 92 F CH 84 S FF 93 2-3 ③ K			X CH 84 0-0 ① G6-3		C FF 90 B CH 85 X FF 91 1-1 HR		F FS 85 X FF 97 0-1 1-H HR	F FF 91 F FF 92 B FF 91 B FF 92 X SI 92 2-2 ② P5	5	2	2	3	0	1	2
14 Curtis Granderson, L (1, 10) OBP: 0.341, SLG: 0.389		B CU 76 B FF 90 B CH 82 F SI 91 X SI 91 3-1 ① G5-3		C SI 92 B SL 92 F FF 92 S CH 84 1-3 ② K2-3		B CU 78 B CH 85 B CH 83 F SI 91 F FF 92 C FF 92 3-3 ② K		C CU 75 F CH 85 X FF 92 0-2 39 2B 2B	C FF 91 B CU 78 B SL 84 S SL 84 S FF 93 2-3 ③ K	5	1	1	0	0	3	1
39 Mark Reynolds, R (1, 3) OBP: 0.319, SLG: 0.400		F CH 83 C SL 91 F FF 92 B SL 91 F FF 92 S SL 91 1-3 ② K		C CU 79 X CH 84 0-1 E3		F FF 92 X FF 92 0-1 HR		B CH 84 X FF 92 1-0 31 FC2 2-H 2B		4	1	2	2	0	1	0
31 Ichiro Suzuki, L (1, 9) OBP: 0.302, SLG: 0.353		B CH 83 F SI 92 S SI 92 T FF 92 1-2 ③ K		X CH 83 0-0 ③ P6		C CH 92 B SI 91 S CH 84 X CH 92 1-2 ③ F7		C FF 92 X FF 93 0-1 FC2 26 FC5-4 2-3		4	0	0	0	0	1	2
26 Eduardo Núñez, R (1, 6) OBP: 0.311, SLG: 0.356			X SL 91 0-0 ① F8		C SL 90 F SL 90 B SL 83 B CH 84 F SI 92 F CH 91 X CH 84 2-2 1B		C FF 97 B FF 98 F FF 98 X FF 99 1-2 ① P6	X CH 84 0-0 ① FC5-4 1-2f		4	0	1	0	0	0	2
19 Chris Stewart, R (1, 2) OBP: 0.295, SLG: 0.281 55 Lyle Overbay, L (7, PH) OBP: 0.305, SLG: 0.416 53 Austin Romine, R (7, 2) OBP: 0.255, SLG: 0.296 66 John Ryan Murphy, R (8, 2) OBP: 0.667, SLG: 0.667			B SL 90 X SL 91 1-0 13 2B 1B		1 SAFE F SL 85 L FF 91 D SL 85 F FF 91 X SL 84 1-2 ① P4		F FF 96 F FS 86 F FS 88 B FF 98 T FS 87 1-2 ② K	1 SAFE C CH 84 B FF 92 C FF 91 B FF 88 S CU 75 2-3 ② K		2 1 1 0	1 0 0 0	1 0 0 0	0 0 0 0	0 1 1 0	1 0 2 0
Inning Stats	R: 0 E: 0 K: 2 S: 16 H: 1 LOB: 1 BB: 0 P: 24	R: 0 E: 0 K: 2 S: 10 H: 0 LOB: 0 BB: 0 P: 15	R: 1 E: 0 K: 0 S: 10 H: 2 LOB: 1 BB: 0 P: 14	R: 0 E: 1 K: 1 S: 7 H: 0 LOB: 1 BB: 0 P: 8	R: 0 E: 0 K: 0 S: 11 H: 1 LOB: 1 BB: 0 P: 16	R: 2 E: 0 K: 1 S: 11 H: 2 LOB: 0 BB: 0 P: 17	R: 0 E: 0 K: 2 S: 10 H: 0 LOB: 0 BB: 0 P: 15	R: 4 E: 0 K: 2 S: 21 H: 5 LOB: 2 BB: 0 P: 25	R: 0 E: 0 K: 2 S: 12 H: 0 LOB: 1 BB: 1 P: 22	1B: 3 2B: 5 3B: 0 HR: 3 SF: 0 SAC: 0 DP: 0 HBP: 0						

PITCHER	IP	WLS	BF	H	R	ER	SO	BB	IBB	HBP	BLK	WP	HR	S	P	ERA	WHIP
50 Miguel González, R (1, 1) ERA: 4.0	6.0		25	6	3	3	6	0	0	0	0	0	2	65	94	4.50	1.000
39 Kevin Gausman, R (7, 1) ERA: 6.3	1.0	L	6	3	3	3	2	0	0	0	0	0	1	18	24	27.00	3.000
57 Francisco Rodríguez, R (8, 1) ERA: 2.28	1.0		6	2	1	1	2	0	0	0	0	0	0	13	16	9.00	2.000
60 Josh Stinson, R (9, 1) ERA: 4.82	0.1		1	0	0	0	1	0	0	0	0	0	0	6	8	0.00	0.000
17 Brian Matusz, L (9, 1) ERA: 3.42	0.2		3	0	0	0	1	1	0	0	0	0	0	6	14	0.00	1.500

PITCHER	IP	WLS	BF	H	R	ER	SO	BB	IBB	HBP	BLK	WP	HR	S	P	ERA	WHIP

TOP

New York Yankees @ Baltimore Orioles

Oriole Park at Camden Yards, Baltimore, MD

Tue Sep 10 2013, 7:09 PM - 10:19 PM EDT

Att. 25,697 - Partly Cloudy - 87 F

livebaseballscorecards.com

AB	40
R	7
H	11
RBI	7
BB	1
SO	12
LOB	18

Batter	1	2	3	4	5	6	7	8	9	AB	R	H	RBI	BB	SO	LOB
21 Nick Markakis, L (1, 9) OBP: 0.324, SLG: 0.357	C SI 90 X FF 92 0-1 F7		C CU 78 B FF 92 B SI 92 X SI 92 2-1 G6-3		B SI 92 B CU 78 C CU 80 X FF 94 2-1 SF7 3-H		C SI 92 X CH 82 0-1 G1-3			3	0	0	1	0	0	0
13 Manny Machado, R (1, 5) OBP: 0.321, SLG: 0.445	C FF 92 B CU 78 F CU 78 T SI 91 1-2 K		B CU 79 X SI 91 1-0 G5-3		B SI 91 B CU 80 X CU 81 2-0 G2-3 2-3		B SI 93 B SL 84 X SI 92 2-0 L8			4	0	0	0	0	1	1
19 Chris Davis, L (1, 3) OBP: 0.380, SLG: 0.654	B SI 91 B SI 92 B CU 79 B SI 92 4-0 10 FC6-4 BB			X FF 91 0-0 10 FC6 1B	X CU 81 0-0 3-H HR			F FF 92 F SL 83 B SL 84 B SL 84 B SL 85 F SL 83 B FF 92 4-2 32 WP 32 SF7 BB		2	2	2	2	2	0	0
10 Adam Jones, R (1, 8) OBP: 0.323, SLG: 0.509	X SI 91 0-0 FC6-4 1-2f			B CU 78 C CU 80 S CU 80 X SI 92 1-2 FC6 32 FC5-4 1-2f	F FF 93 B FF 93 B CU 78 B CU 80 X FF 92 3-1 G6-3			C SL 82 F SL 83 B SL 84 B SL 84 F FF 92 S FF 93 2-3 K		4	0	0	0	0	1	3
32 Matt Wieters, S (1, 2) OBP: 0.286, SLG: 0.417		X SI 90 0-0 G3		C CU 79 F FF 93 X SI 93 0-2 FC5-4 9 FC4 1-2f		B CU 79 X SI 90 1-0 G4-3		C FF 92 F SL 84 F SL 83 B SL 84 B SL 84 F FF 93 B FF 94 X FF 93 3-2 SF7 1-H		3	0	0	1	0	0	1
9 Nate McLouth, L (1, 7) OBP: 0.333, SLG: 0.407		C FF 91 B SI 90 T SI 92 X CU 80 1-2 F7		C SI 92 B CU 80 B SI 92 B SI 92 X FF 92 3-1 FC4 1-2f		B SI 90 B SI 90 B SI 90 C FF 90 B SI 90 4-1 BB		C FC 91 B FC 90 B FC 90 C FC 91 F FC 91 X FC 92 2-2 P2		3	0	0	0	1	0	1
2 J.J. Hardy, R (1, 6) OBP: 0.310, SLG: 0.448		B FF 92 X FF 92 1-0 1B			C CU 78 F SI 90 B FF 93 B CU 81 X SI 91 2-2 51 1B 1 1B 51 E 1B	1 SAFE 1 SAFE B CU 78 C FF 90 1 SAFE X FF 90 1-1 F8			C FC 90 F FC 90 B FC 90 F FC 91 B FC 90 X FC 91 2-2 G6-3	4	1	2	0	0	0	1
1 Brian Roberts, S (1, 4) OBP: 0.307, SLG: 0.366		B SI 92 B SI 92 X FF 92 2-0 L3			C CU 80 X FF 93 0-1 51 E 21 SF7 1-2 1B	1 SAFE C FF 90 C CU 78 X CU 79 0-2 G4-3			C FC 90 B FC 89 C FC 90 B FC 91 X FC 91 2-2 G4-3	4	1	1	0	0	0	2
51 Henry Urrutia, L (1, 10) OBP: 0.276, SLG: 0.310			B SI 89 C SI 91 F FF 92 S CU 80 1-3 K		B FF 93 X SI 93 1-0 E6 13 G2-3 19 HR 1-3 2-H 1B		C FF 93 F FF 92 S CU 80 0-3 K2-3		F FC 91 X FC 91 0-1 G1-3	4	1	1	0	0	2	0
Inning Stats	R: 0 E: 0 K: 1 S: 6 H: 0 LOB: 1 BB: 1 P: 11	R: 0 E: 0 K: 0 S: 6 H: 1 LOB: 1 BB: 0 P: 10	R: 0 E: 0 K: 1 S: 6 H: 0 LOB: 0 BB: 0 P: 10	R: 0 E: 0 K: 0 S: 9 H: 1 LOB: 1 BB: 0 P: 13	R: 4 E: 1 K: 0 S: 12 H: 4 LOB: 0 BB: 0 P: 22	R: 0 E: 0 K: 0 S: 7 H: 0 LOB: 1 BB: 1 P: 13	R: 0 E: 0 K: 1 S: 6 H: 0 LOB: 0 BB: 0 P: 8	R: 1 E: 0 K: 1 S: 16 H: 0 LOB: 0 BB: 1 P: 27	R: 0 E: 0 K: 0 S: 9 H: 0 LOB: 0 BB: 0 P: 13	1B: 5 2B: 0 3B: 0 HR: 1	SF: 2 SAC: 0 DP: 0 HBP: 0		WP: 2 PB: 0 SB: 0 CS: 0		PA: 36		

PITCHER	IP	WLS	BF	H	R	ER	SO	BB	IBB	HBP	BLK	WP	HR	S	P	ERA	WHIP
47 Iván Nova, R (1, 1) ERA: 3.17	6.0		26	6	4	4	2	2	0	0	0	0	1	46	79	6.00	1.333
43 Adam Warren, R (7, 1) ERA: 3.56	1.0	W	3	0	0	0	1	0	0	0	0	0	0	6	8	0.00	0.000
27 Shawn Kelley, R (8, 1) ERA: 4.01	0.2	H	3	0	1	1	1	1	0	0	0	1	0	12	21	13.50	1.500
42 Mariano Rivera, R (8, 1) ERA: 2.22	1.1	S	4	0	0	0	0	0	0	0	0	0	0	13	19	0.00	0.000

PITCHER	IP	WLS	BF	H	R	ER	SO	BB	IBB	HBP	BLK	WP	HR	S	P	ERA	WHIP

BOTTOM

New York Yankees @ Baltimore Orioles

Oriole Park at Camden Yards, Baltimore, MD

Tue Sep 10 2013, 7:09 PM - 10:19 PM EDT

Att. 25,697 - Partly Cloudy - 87 F

livebaseballscorecards.com

AB	31
R	5
H	6
RBI	4
BB	3
SO	4
LOB	9

Batter	1	2	3	4	5	6	7	8	9	AB	R	H	RBI	BB	SO	LOB
11 Brett Gardner, L (1, 8) OBP: 0.344, SLG: 0.416	B SI 88 B SI 89 F FC 86 B FC 88 C FC 87 F SI 90 B FC 89 4-2 13 G6-3 13 S 24 G6-3 BB		B CU 74 F FC 87 C CU 74 C SI 92 1-3 ③ K			B CU 72 F FC 87 F CU 76 S SI 90 1-3 ② K		B SI 89 C CU 73 B SI 89 C CU 75 B FC 89 B SI 91 4-2 BB		2	1	0	0	2	2	0
13 Alex Rodriguez, R (1, 10) OBP: 0.383, SLG: 0.513	1 SAFE C FC 85 S SI 90 1 SAFE F SI 90 B CU 73 F SI 91 X SI 92 1-2 ① G6-3 1-3			B SI 89 B CU 78 B FC 88 C SI 90 C FC 86 S SI 91 3-3 ① K		C SI 91 B FC 88 X SI 90 1-1 HR		S FF 97 B FF 97 D FF 94 X FF 97 2-1 ③ F8		4	1	1	1	0	1	2
24 Robinson Canó, L (1, 4) OBP: 0.383, SLG: 0.516	D SI 91 X SI 88 1-0 ② G6-3 3-H			F SI 90 X SI 89 0-1 ② G1-3		C CU 75 B CH 85 X CH 85 1-1 1B			F FF 95 X CH 88 0-1 HR	4	1	2	2	0	0	0
12 Alfonso Soriano, R (1, 7) OBP: 0.291, SLG: 0.487	C CU 76 X SI 92 0-1 ③ G4-3			B CH 84 B CU 71 F CH 85 X SI 90 2-1 ③ G5-3		B SI 90 B CH 83 C CU 76 F CH 84 F CU 75 S CH 86 2-3 ③ K			X FC 94 0-0 ① G5-3	4	0	0	0	0	1	1
14 Curtis Granderson, L (1, 9) OBP: 0.345, SLG: 0.425		C FC 86 L CU 74 B SI 92 B CU 76 F FC 87 F CU 76 X CH 86 2-2 ① G4-3			B FC 86 X FC 88 1-0 HR		B FC 88 B CU 72 B CH 84 X SI 89 3-0 ① G4-3		C FF 97 B FF 96 X CU 83 1-1 55 1B 3B	4	2	2	1	0	0	0
39 Mark Reynolds, R (1, 5) OBP: 0.316, SLG: 0.396		S SI 90 S CU 74 B SI 90 S FC 89 1-3 ② K			B CU 75 F CH 85 B FC 88 C SI 90 X CU 75 2-2 ① G1-3		B SI 91 C CU 77 X FC 87 1-1 ② F7		C FF 97 F FF 97 S FF 97 0-3 ② K	4	0	0	0	0	2	1
55 Lyle Overbay, L (1, 3) OBP: 0.305, SLG: 0.415		C CU 74 B FF 88 X SI 90 1-1 ③ F7			X CU 74 0-0 ② G6-3		F CU 74 B SI 90 F CU 75 B FC 88 C FC 89 2-3 ③ K		X SI 87 0-0 3-H 1B	4	0	1	1	0	1	0
35 Brendan Ryan, R (1, 6) OBP: 0.251, SLG: 0.261			B CH 87 B FC 87 C SI 90 X FC 88 2-1 ① G5-3		C FF 90 S CU 76 B CU 76 X CU 72 1-2 ③ P6			C CU 73 B FC 86 X SI 89 1-1 ① G4-3	B SI 88 B SI 88 S SL 81 S SI 89 S SL 82 2-3 ③ K	4	0	0	0	0	1	1
19 Chris Stewart, R (1, 2) OBP: 0.292, SLG: 0.278			B FC 87 C SI 90 B CU 77 C SI 90 X SI 91 2-2 ② G1-3			C SI 90 B CU 77 B SI 90 X FC 87 2-1 ① G6-3		F FC 86 B CU 75 X SI 89 1-1 ② G4-3		3	0	0	0	0	0	0
Inning Stats	R: 1 E: 0 K: 0 S: 11 H: 0 LOB: 0 BB: 1 P: 17	R: 0 E: 0 K: 1 S: 10 H: 0 LOB: 0 BB: 0 P: 14	R: 0 E: 0 K: 1 S: 8 H: 0 LOB: 0 BB: 0 P: 13	R: 0 E: 0 K: 1 S: 7 H: 0 LOB: 0 BB: 0 P: 12	R: 1 E: 0 K: 0 S: 8 H: 1 LOB: 0 BB: 0 P: 12	R: 1 E: 0 K: 2 S: 13 H: 2 LOB: 1 BB: 0 P: 20	R: 0 E: 0 K: 1 S: 6 H: 0 LOB: 0 BB: 0 P: 12	R: 0 E: 0 K: 0 S: 8 H: 0 LOB: 1 BB: 1 P: 16	R: 2 E: 0 K: 2 S: 12 H: 3 LOB: 1 BB: 0 P: 15	1B: 2 2B: 0 3B: 1 HR: 3 SF: 0 SAC: 0 DP: 0 HBP: 0						

PITCHER	IP	WLS	BF	H	R	ER	SO	BB	IBB	HBP	BLK	WP	HR	S	P	ERA	WHIP
34 Scott Feldman, R (1, 1) ERA: 3.54	7.2		28	3	3	3	6	2	0	0	0	0	2	69	112	3.52	0.652
29 Tommy Hunter, R (8, 1) ERA: 2.93	1.0	L	5	2	2	2	1	0	0	0	0	0	1	10	13	18.00	2.000
40 Troy Patton, L (9, 1) ERA: 3.79	0.1		2	1	0	0	1	0	0	0	0	0	0	4	6	0.00	3.000

PITCHER	IP	WLS	BF	H	R	ER	SO	BB	IBB	HBP	BLK	WP	HR	S	P	ERA	WHIP

TOP

New York Yankees @ Baltimore Orioles

Oriole Park at Camden Yards, Baltimore, MD

Wed Sep 11 2013, 7:11 PM - 10:26 PM EDT

Att. 20,141 - Clear - 89 F

livebaseballscorecards.com

AB	33
R	5
H	6
RBI	5
BB	2
SO	8
LOB	5

New York Yankees @ Baltimore Orioles

Oriole Park at Camden Yards, Baltimore, MD

Wed Sep 11 2013, 7:11 PM - 10:26 PM EDT

Att. 20,141 - Clear - 89 F

livebaseballscorecards.com

Batter	1	2	3	4	5	6	7	8	9	AB	R	H	RBI	BB	SO	LOB
1 Brian Roberts, S (1, 4) OBP: 0.313, SLG: 0.372	X FF 89 0-0 10 FC6-4 1B		B SI 90 X CU 76 1-0 13 1B 19 2B 1B	B SL 85 B FC 85 C SI 90 F SL 83 F SL 84 1 SAFE 1 SAFE B SL 85 S SL 83 3-3 K ③			1 SAFE B SL 79 1 SAFE 1 SAFE C SL 80 1 SAFE 1 SAFE 1 SAFE B FF 91 2-3 F FF 92 F SL 84 C SL 85 K ② ③ 1-2		F FC 92 B FC 92 C FC 91 F FC 90 F FC 92 F FC 91 X FC 92 1-2 2-H 1B	5	1	3	1	0	2	3
13 Manny Machado, R (1, 5) OBP: 0.321, SLG: 0.445	T FF 89 1 SAFE B FC 86 B SI 89 S FC 86 1 SAFE S FC 86 2-3 K ①		1 SAFE 1 SAFE B SL 82 B CH 77 X SI 89 2-0 19 2B 1-2 1B		C CU 75 F CH 79 B FC 85 F FC 86 B FF 89 F SL 81 F FC 86 F SL 80 X FF 90 2-2 F9 ①			F FC 89 X KC 80 0-1 10 FC4-6 1B	S FC 90 1 SAFE C FC 90 S FC 90 0-3 K ③	5	1	2	0	0	2	2
19 Chris Davis, L (1, 3) OBP: 0.379, SLG: 0.653	B SI 88 1 SAFE X SL 83 1-0 F8 ②		D CU 77 B SI 90 X SI 90 2-0 1-H 2-H 2B		B SL 81 C CU 75 B SL 81 S SL 81 F SL 79 X SL 84 2-2 G5-3 ②			C FC 91 F FC 92 B FC 91 1 SAFE F FC 91 S KC 80 1-3 K ①		4	0	1	2	0	1	2
10 Adam Jones, R (1, 8) OBP: 0.321, SLG: 0.505	1 SAFE 1 SAFE S FC 86 X SL 82 0-1 FC6-4 ③ 1-2f		F SL 84 B FC 86 X FC 87 1-1 L1 ③		B CU 73 X CH 78 1-0 G5-3 ③			1 SAFE 1 SAFE 1 SAFE C FC 92 S FC 92 B FC 92 D KC 82 X FC 91 2-2 FC4-6 ② 35 1B 1-2f		4	0	0	0	0	0	3
35 Danny Valencia, R (1, 10) OBP: 0.360, SLG: 0.633		B SI 90 C SI 88 X CU 75 1-1 32 G5-4-3 1B		X SI 88 0-0 2 2B 2B		B CU 74 C CH 76 B SL 85 B SI 88 C SI 88 F SL 83 X FF 88 3-2 2 G6-4-3 1B		D FC 90 X FC 90 1-0 1-2 1B	4	1	4	0	0	0	0
32 Matt Wieters, S (1, 2) OBP: 0.284, SLG: 0.413		C SI 89 B SL 82 X FF 88 1-1 G5-4-3 ① ② 1-2f	F CU 75 B FC 85 F FC 86 F SI 90 F FC 86 S SL 85 1-3 K ①		B CH 78 C CU 74 B FC 86 X FF 89 2-1 P4 ①			F FC 90 B FC 89 F FC 90 X FC 91 1-2 G1-3 ③		4	0	0	0	0	1	5
2 J.J. Hardy, R (1, 6) OBP: 0.309, SLG: 0.448		B SI 90 B SI 88 C SI 90 X SL 82 2-1 G6-3 ③	F SL 85 C SL 82 D SL 85 F SL 81 B SL 83 F SL 84 X SI 90 2-2 9 1B 2-H 2B		C SI 87 D CH 79 B CH 78 C CU 75 D SL 82 1 SAFE X SL 83 3-2 G6-4-3 ② ③ 1-2f			C FC 91 X FC 91 0-1 G3-1 ①	4	0	1	1	0	0	1
38 Michael Morse, R (1, 9) OBP: 0.275, SLG: 0.393 36 Chris Dickerson, L (8, 9) OBP: 0.271, SLG: 0.408 21 Nick Markakis, L (9, PH) OBP: 0.323, SLG: 0.357			F SI 88 B FF 87 X CH 80 1-1 G5-3 ① S FC 87 B FF 88 B SL 81 S SL 85 X SL 83 2-2 F9 ②			C CU 72 X CH 78 0-1 L6 ①		C FC 91 X FC 91 0-1 G3-1 ②	3 0 1	0 0 0	0 0 0	0 0 0	0 0 0	0 0 0	1 0 0
9 Nate McLouth, L (1, 7) OBP: 0.336, SLG: 0.410			C SI 90 X FF 88 0-1 G6-3 ②	D SL 83 X FF 90 1-0 2-3 1B			C FF 88 F SL 82 F FC 84 F SL 80 B CU 78 F SL 84 B SL 79 B CU 78 B SL 81 4-2 1 CS BB		B FC 91 C FC 90 F FC 90 B FC 91 F FC 90 X FC 90 2-2 1 1B 2B	3	1	2	0	1	0	0

Inning Stats	1	2	3	4	5	6	7	8	9
	R: 0 E: 0 K: 1 S: 7 H: 1 LOB: 1 BB: 0 P: 10	R: 0 E: 0 K: 0 S: 6 H: 1 LOB: 0 BB: 0 P: 10	R: 2 E: 0 K: 0 S: 9 H: 3 LOB: 1 BB: 0 P: 16	R: 1 E: 0 K: 2 S: 19 H: 3 LOB: 2 BB: 0 P: 28	R: 0 E: 0 K: 0 S: 12 H: 0 LOB: 0 BB: 0 P: 17	R: 0 E: 0 K: 0 S: 9 H: 1 LOB: 0 BB: 0 P: 17	R: 0 E: 0 K: 1 S: 11 H: 0 LOB: 0 BB: 1 P: 17	R: 0 E: 0 K: 1 S: 13 H: 2 LOB: 2 BB: 0 P: 18	R: 1 E: 0 K: 1 S: 17 H: 2 LOB: 1 BB: 0 P: 20

1B: 9	SF: 0
2B: 4	SAC: 0
3B: 0	DP: 2
HR: 0	HBP: 0
WP: 0	PA: 38
PB: 0	
SB: 0	
CS: 1	

	AB	37
	R	4
	H	13
	RBI	4
	BB	1
	SO	6
	LOB	17

PITCHER		IP	WLS	BF	H	R	ER	SO	BB	IBB	HBP	BLK	WP	HR	S	P	ERA	WHIP
46 Andy Pettitte, L ERA: 4.04	(1, 1)	6.1		27	9	3	3	3	1	0	0	0	0	0	69	109	4.26	1.579
27 Shawn Kelley, R ERA: 3.96	(7, 1)	0.2		1	0	0	0	1	0	0	0	0	0	0	4	6	0.00	0.000
30 David Robertson, R ERA: 1.82	(8, 1)	1.0	W	5	2	0	0	1	0	0	0	0	0	0	13	18	0.00	2.000
42 Mariano Rivera, R ERA: 2.34	(9, 1)	1.0	S	5	2	1	1	1	0	0	0	0	0	0	17	20	9.00	2.000

PITCHER	IP	WLS	BF	H	R	ER	SO	BB	IBB	HBP	BLK	WP	HR	S	P	ERA	WHIP

New York Yankees @ Baltimore Orioles

Oriole Park at Camden Yards, Baltimore, MD

Thu Sep 12 2013, 8:25 PM - 11:28 PM EDT

Att. 24,659 - Cloudy - 72 F

TOP

livebaseballscorecards.com

Batter	1	2	3	4	5	6	7	8	9	AB	R	H	RBI	BB	SO	LOB
11 Brett Gardner, L (1, 8) OBP: 0.344, SLG: 0.416	T FF 92 B FF 92 B SL 81 F FF 91 B FF 91 F FF 91 C SL 80 3-3 K	S FF 92 C SL 84 S SL 83 0-3 K		C SL 79 S FF 91 B FF 92 F FF 92 F FF 92 X SL 82 1-2 F8			S SL 80 X FF 93 0-1 HR		L SI 94 B SI 94 X SI 94 1-1 SH1-4 1-2 2-3	1 3	0 1	0 1	0 1	0 0	1 1	0 0
14 Curtis Granderson, L (1, 8) OBP: 0.344, SLG: 0.442																
13 Alex Rodriguez, R (1, 10) OBP: 0.391, SLG: 0.504	C FF 92 X CU 73 0-1 L4		S FF 92 B FF 93 B CH 86 S CH 85 F FF 93 F FF 93 B FF 92 F FF 93 B FF 92 4-2 12 2B 22 1B BB	C CU 71 C FF 92 B CH 86 S CH 84 1-3 K			B CU 78 B CH 87 C SL 87 C CH 84 B FF 94 B FF 94 4-2 BB		B FF 94 F SI 94 B CH 89 I IN 74 I IN 77 4-1 12 G6-4-3 2-3 3-H IBB	2 0	1 0	0 0	0 0	3 0	1 0	0 0
63 Zoilo Almonte, S (9, PR) OBP: 0.302, SLG: 0.337																
(9, 10)																
12 Alfonso Soriano, R (1, 7) OBP: 0.292, SLG: 0.488	B FF 92 B CH 83 B FF 91 C FF 92 C FF 92 X FF 91 3-2 22 FC5 24 1B 1B		C CH 84 T FF 91 X SI 91 0-2 22 1B 1-3 2B	X CH 84 0-0 G5-3			C FF 93 F CH 87 F FF 94 S FF 94 0-3 K		B SI 92 B SI 94 X SI 94 2-0 G6-4-3 1-2f	5	1	2	0	0	1	3
24 Robinson Canó, L (1, 4) OBP: 0.384, SLG: 0.515	B FF 91 F FF 90 X FF 90 1-1 22 FC5 1-2 1B		C FF 92 F FF 93 D SL 83 D SL 83 B SL 84 B FF 92 4-2 35 FC5 22 1B BB	C SL 82 B SL 84 F FF 92 X FF 93 1-2 L6			X SI 91 0-0 L6			3	0	1	0	1	0	1
22 Vernon Wells, R (1, 9) OBP: 0.293, SLG: 0.368	B FF 90 B FF 91 S SI 91 C FF 92 X SL 81 2-2 FC5 1-2 2-3f		X CH 85 0-0 35 FC5 1-2 2-H 3-H 1B	F FF 93 X FF 93 0-1 G4-3				C CH 84 C FF 93 B FF 93 B CU 79 F FF 93 B FF 94 X CH 86 3-2 G6-3		3 1	0 0	1 0	2 0	0 0	0 0	2 0
55 Lyle Overbay, L (8, PH) OBP: 0.304, SLG: 0.414																
(8, 3)																
26 Eduardo Núñez, R (1, 5) OBP: 0.310, SLG: 0.354		C FF 92 F FF 92 F FF 92 B CU 73 X FF 92 1-2 39 HR 1B	B SI 89 X CU 72 1-0 F7		X CH 85 0-0 G5-3			C SL 87 B FF 94 F FF 93 F SL 88 F SL 88 X CH 86 1-2 G6-3		4 0	1 0	1 0	0 0	0 0	0 0	2 0
31 Ichiro Suzuki, L (8, 9) OBP: 0.302, SLG: 0.353																
39 Mark Reynolds, R (1, 3)		B FF 91 B CU 71 X FF 91 2-0 1-H HR	F SI 90 S CH 84 S FF 93 0-3 K		C FF 93 B CH 87 F FF 93 F FF 94 B CU 72 S CH 84 2-3 K			B SL 87 B CH 86 B CH 86 X FF 93 3-0 F9		4	1	1	2	0	2	2
OBP: 0.315, SLG: 0.402																
(8, 5)																
35 Brendan Ryan, R (1, 6) OBP: 0.251, SLG: 0.261		B FF 91 C FF 91 S SL 81 B FF 92 F SL 81 F SL 81 F FF 91 B FF 92 S FF 90 3-3 K	C SL 81 X FF 92 0-1 FC5 1-2 2-3f		S SL 81 S SL 80 S FF 93 0-3 K				C SI 94 B SI 95 X SI 94 1-1 14 SH1-4 19 F 13 WP 1B	4	1	1	0	0	2	2
19 Chris Stewart, R (1, 2) OBP: 0.288, SLG: 0.274		B CH 86 F FF 92 S CH 85 1-2 K		C CU 71 B FF 90 X FF 90 1-1 G6-3			F FF 92 S CH 86 S CH 86 0-3 K		X SI 94 0-0 FC1 13 WP 14 SH1-4 1-2	4	0	0	0	0	2	1

Inning Stats	1	2	3	4	5	6	7	8	9
	R: 0 E: 0 K: 1 S: 14 H: 2 LOB: 2 BB: 0 P: 23	R: 2 E: 0 K: 3 S: 16 H: 2 LOB: 0 BB: 0 P: 23	R: 2 E: 0 K: 1 S: 17 H: 2 LOB: 2 BB: 2 P: 26	R: 0 E: 0 K: 1 S: 10 H: 0 LOB: 0 BB: 0 P: 13	R: 0 E: 0 K: 0 S: 6 H: 0 LOB: 0 BB: 0 P: 7	R: 0 E: 0 K: 2 S: 8 H: 0 LOB: 0 BB: 0 P: 10	R: 1 E: 0 K: 2 S: 12 H: 1 LOB: 1 BB: 1 P: 16	R: 0 E: 0 K: 0 S: 10 H: 0 LOB: 0 BB: 0 P: 17	R: 1 E: 1 K: 0 S: 7 H: 1 LOB: 2 BB: 1 P: 15

AB	34
R	6
H	8
RBI	5
BB	4
SO	10
LOB	13

1B: 5 SF: 0
2B: 1 SAC: 1
3B: 0 DP: 1
HR: 2 HBP: 0

WP: 1 PA: 39
PB: 0
SB: 0
CS: 0

PITCHER		IP	WLS	BF	H	R	ER	SO	BB	IBB	HBP	BLK	WP	HR	S	P	ERA	WHIP
16 Wei-Yin Chen, L ERA: 3.99	(1, 1)	6.1		28	7	5	5	9	2	0	0	0	0	2	76	107	7.11	1.421
60 Josh Stinson, R ERA: 4.09	(7, 1)	1.2		6	0	0	0	1	1	0	0	0	0	0	17	28	0.00	0.600
43 Jim Johnson, R ERA: 3.18	(9, 1)	1.0	L	5	1	1	0	0	0	1	0	0	1	0	7	15	0.00	1.000

PITCHER	IP	WLS	BF	H	R	ER	SO	BB	IBB	HBP	BLK	WP	HR	S	P	ERA	WHIP

BOTTOM

Batter	1	2	3	4	5	6	7	8	9	AB	R	H	RBI	BB	SO	LOB
9 Nate McLouth, L (1, 7) OBP: 0.335, SLG: 0.408	B FF 92 B FF 91 F FF 91 X FF 91 2-1 F9 ①		B KC 74 X CH 82 1-0 L9 ②		C FF 90 X FC 85 0-1 G4-3 ③		F CH 83 B SL 84 B SL 82 X CH 83 2-1 G6-3 ③		S FC 91 X FC 91 0-1 G4-3 ②	3	0	0	0	0	0	1
38 Michael Morse, R (7, PH) OBP: 0.274, SLG: 0.391 (8, 7)										1	0	0	0	0	0	2
36 Chris Dickerson, L (9, 7) OBP: 0.269, SLG: 0.404										1	0	0	0	0	0	0
13 Manny Machado, R (1, 5) OBP: 0.321, SLG: 0.443	F FF 92 F SL 84 X FF 91 0-2 F7 ②		C FF 91 F FF 90 B SL 82 B CH 83 F FF 90 X FF 92 2-2 19 WP 1-H 1B			C SI 91 B FF 91 F SI 91 F FF 91 B CH 83 B CH 82 X FF 91 3-2 G6-3 ①		F FC 90 C FC 90 X FC 90 0-2 F7 ① B FC 91 S FF 92 X FF 92 1-1 P3 ③	5	0	1	1	0	0	0
19 Chris Davis, L (1, 3) OBP: 0.380, SLG: 0.652	C FF 92 B SL 83 X CH 84 1-1 1B		S FF 92 F FF 91 B SL 82 B KC 74 F SL 81 B FF 92 F SL 80 F FF 92 F FF 92 3-3 S SL 80 K2-3 ③ 1-2			C FF 91 F FF 91 B FF 91 F FF 92 X CU 80 1-2 10 G6-4-3 1B		B KC 80 C FC 90 C FC 88 B FC 90 S KC 80 2-3 K ②		4	0	2	0	0	2	1
10 Adam Jones, R (1, 8) OBP: 0.321, SLG: 0.503	C FF 92 B FF 90 F SL 81 B SL 82 X FF 91 2-2 P3 ③			X SL 79 0-0 E5 2 FC6-4		C CH 81 B SI 91 S FF 91 X CH 84 1-2 G6-4-3 ②③ 1-2f		C FC 90 B FC 91 X FC 91 1-1 21 1B 35 HR 1B		4	1	1	0	0	0	2
21 Nick Markakis, L (1, 9) OBP: 0.324, SLG: 0.363		C FF 91 X FF 91 0-1 F8 ①		B FF 90 C FF 90 B FC 87 X CH 84 2-1 F8 ①			B FC 85 L FF 89 B CH 81 X CH 82 2-1 HR	B FC 88 B FC 91 F FC 90 F FC 91 B FC 92 X FC 91 3-2 35 HR 1-2 1B		4	2	2	1	0	0	1
24 Wilson Betemit, S (1, 10) 35 Danny Valencia, R (4, PH) OBP: 0.359, SLG: 0.652 (5, 10)		C KC 74 T FF 91 B FF 92 B SL 81 S SL 82 2-3 K ②		S CH 81 B FF 91 B FF 90 B CH 83 X CH 83 3-1 L7 ②			C FF 93 X SL 85 0-1 F9 ① X FC 91 0-0 1-H 2-H HR		1 3	0 1	0 1	0 3	0 0	1 0	0 1
2 J.J. Hardy, R (1, 6) OBP: 0.311, SLG: 0.450	B FF 93 X FF 92 1-0 L9 ③			C FF 91 C CH 83 X CH 83 0-2 FC6-4 1-2f			B CU 78 C SL 85 F FF 93 B FF 94 F FF 94 X CH 83 2-2 32 BB 1B	C KC 80 C FC 90 X FC 90 0-2 2B		4	0	2	0	0	0	1
32 Matt Wieters, S (1, 2) OBP: 0.285, SLG: 0.413			C FF 91 F FF 91 X SL 80 0-2 13 WP 13 1B 1B		X CU 78 0-0 F8 ①		B SI 93 F SI 91 S SL 87 F CH 85 B SI 94 B SL 87 B CH 84 4-2 1-2 BB	C KC 80 B FC 89 F FC 90 S KC 82 1-3 K ③		3	1	1	0	1	1	1
1 Brian Roberts, S (1, 4) OBP: 0.308, SLG: 0.365			C KC 72 T FF 91 B FF 90 S SL 80 1-3 K ①		B FF 90 C CH 82 S FF 90 B CH 82 S FF 92 2-3 K ②		X CH 84 0-0 F8 ②		C FC 91 B FC 91 B FC 91 C FC 90 X FC 91 2-2 G3 ①	4	0	0	0	0	2	3
Inning Stats	R: 0 E: 0 K: 0 S: 10 H: 1 LOB: 1 BB: 0 P: 15	R: 0 E: 0 K: 1 S: 6 H: 0 LOB: 0 BB: 0 P: 9	R: 1 E: 0 K: 2 S: 18 H: 2 LOB: 1 BB: 0 P: 25	R: 0 E: 1 K: 0 S: 8 H: 0 LOB: 1 BB: 0 P: 13	R: 0 E: 0 K: 1 S: 6 H: 0 LOB: 0 BB: 0 P: 8	R: 0 E: 0 K: 0 S: 11 H: 1 LOB: 0 BB: 0 P: 16	R: 1 E: 0 K: 0 S: 14 H: 2 LOB: 2 BB: 1 P: 24	R: 3 E: 0 K: 2 S: 18 H: 4 LOB: 1 BB: 0 P: 25	R: 0 E: 0 K: 0 S: 7 H: 0 LOB: 0 BB: 0 P: 10	1B: 7 2B: 1 3B: 0 HR: 2 SF: 0 SAC: 0 DP: 1 HBP: 0						WP: 2 PB: 0 SB: 0 CS: 0 PA: 38

PITCHER	IP	WLS	BF	H	R	ER	SO	BB	IBB	HBP	BLK	WP	HR	S	P	ERA	WHIP
65 Phil Hughes, R (1, 1) ERA: 5.07	3.0		13	3	1	1	3	0	0	0	0	2	0	35	50	3.00	1.000
60 David Huff, L (4, 1) ERA: 6.04	3.0		10	2	1	1	1	0	0	0	0	0	1	26	40	3.00	0.667
43 Adam Warren, R (7, 1) ERA: 3.52	0.2	H	4	1	0	0	0	1	0	0	0	0	0	10	16	0.00	3.000
64 Cesar Cabral, L (7, 1) ERA:	0.1	H	1	0	0	0	0	0	0	0	0	0	0	2	4	0.00	0.000
30 David Robertson, R (8, 1) ERA: 2.24	1.0	B	7	4	3	3	2	0	0	0	0	0	1	18	25	27.00	4.000

PITCHER	IP	WLS	BF	H	R	ER	SO	BB	IBB	HBP	BLK	WP	HR	S	P	ERA	WHIP
42 Mariano Rivera, R (9, 1) ERA: 2.3	1.0	W	3	0	0	0	0	0	0	0	0	0	0	7	10	0.00	0.000

New York Yankees @ Baltimore Orioles

Oriole Park at Camden Yards, Baltimore, MD

Thu Sep 12 2013, 8:25 PM - 11:28 PM EDT

Att. 24,659 - Cloudy - 72 F

livebaseballscorecards.com

AB	37
R	5
H	10
RBI	5
BB	1
SO	6
LOB	13

Batter	1	2	3	4	5	6	7	8	9	AB	R	H	RBI	BB	SO	LOB
14 Curtis Granderson, L (1, 8) OBP: 0.335, SLG: 0.429	B FF 90 B FF 92 X FF 90 2-0 ① P5		B FF 92 X FC 84 1-0 ② B1-3		C FF 92 B FC 87 F FC 86 B CU 82 F CU 80 F FF 93 X FF 92 2-2 ③ F8		B SI 88 B SI 88 B FF 91 C SI 89 F SI 90 F SL 87 S SL 86 3-3 ② K		S FS 81 S FS 82 S FF 90 0-3 ③ K	5	0	0	0	0	2	2
13 Alex Rodriguez, R (1, 10) OBP: 0.387, SLG: 0.492	C FF 92 B FF 93 S FF 92 B FC 85 B FC 84 S FF 92 3-3 ② K		B FF 92 F FF 91 B FF 93 S FF 92 B FF 93 C FC 83 3-3 ③ K			S FF 92 X FF 92 0-1 ① F8	B SI 90 B FF 90 B FF 90 C SI 90 B FF 92 4-1 24 2B 1-2 BB			3	0	0	0	1	2	0
24 Robinson Canó, L (1, 4) OBP: 0.388, SLG: 0.523	F FF 92 X FC 86 0-1 2B			X FF 92 0-0 26 F8 55 E 1B		F FF 92 X CU 81 0-1 12 1B 55 SF9 2B	C SL 86 B SI 90 D SI 91 X SL 86 2-1 1-3 2-H 3-H 2B			4	1	4	2	0	0	0
12 Alfonso Soriano, R (1, 7) OBP: 0.291, SLG: 0.486	F FF 92 S FC 84 B FC 85 S FF 93 1-3 ③ K			S FC 84 X FF 92 0-1 ① F8		F FF 92 B FF 92 B FF 91 X FF 92 2-1 26 S 2-3 1B	C FF 92 B FF 93 B FF 93 B FF 94 X FF 93 3-1 ③ G5-3			4	0	1	0	0	1	4
55 Lyle Overbay, L (1, 3) OBP: 0.301, SLG: 0.411		C FF 90 F FF 91 F FF 92 X FF 92 0-2 ① G4-3		B FC 86 X SI 91 1-0 FC4 1-2		X FC 84 0-0 ② SF9 3-H		S FF 93 X FO 89 0-1 ① L5		3	0	0	1	0	0	1
26 Eduardo Núñez, R (1, 5) OBP: 0.306, SLG: 0.349		C FF 91 X FF 91 0-1 ② G1-3		F FF 92 X FC 85 0-1 ② F8 2-3		1 SAFE C FF 90 C SI 92 B FC 85 B FF 91 F FF 92 X FC 84 2-2 ③ F8 1-2		S FF 95 F FF 94 F SL 83 F FF 96 F SL 85 X FF 94 0-2 ② F8		4	0	0	0	0	0	3
31 Ichiro Suzuki, L (1, 9) OBP: 0.299, SLG: 0.351		X FF 92 0-0 ③ L7		C FF 91 B FF 92 C FF 92 X CU 82 1-2 ③ G4-3			C FF 90 X FF 90 0-1 ① G3-1	B FO 88 X FF 95 1-0 ③ F9		4	0	0	0	0	0	2
35 Brendan Ryan, R (1, 6) OBP: 0.254, SLG: 0.276			B FF 91 B FF 91 C FF 90 B FF 91 C FF 90 X FF 92 3-2 HR		X FF 91 0-0 ① F9		C FF 92 S FC 85 B FF 92 X FF 92 1-2 19 1B 24 2B 1B		B FF 90 F FF 89 X FS 81 1-1 ① P5	4	2	2	1	0	0	0
19 Chris Stewart, R (1, 2) OBP: 0.288, SLG: 0.274 22 Vernon Wells, R (9, PH) OBP: 0.293, SLG: 0.367			C FF 91 X FF 92 0-1 ① P4		C FF 91 B FF 92 X FC 84 1-1 ② G1-3		X FC 84 0-0 13 BB 24 2B 1-3 1B		S FS 80 F FF 90 X FS 81 0-2 ② F7	3 1	1 0	1 0	0 0	0 0	0 0	0 0
Inning Stats	R: 0 E: 0 K: 2 S: 9 H: 1 LOB: 1 BB: 0 P: 15	R: 0 E: 0 K: 0 S: 7 H: 0 LOB: 0 BB: 0 P: 7	R: 1 E: 0 K: 1 S: 9 H: 1 LOB: 0 BB: 0 P: 16	R: 0 E: 1 K: 0 S: 9 H: 1 LOB: 2 BB: 0 P: 11	R: 0 E: 0 K: 0 S: 8 H: 0 LOB: 0 BB: 0 P: 11	R: 1 E: 0 K: 0 S: 11 H: 2 LOB: 1 BB: 0 P: 15	R: 2 E: 0 K: 1 S: 15 H: 3 LOB: 2 BB: 1 P: 28	R: 0 E: 0 K: 0 S: 9 H: 0 LOB: 0 BB: 0 P: 10	R: 0 E: 0 K: 1 S: 8 H: 0 LOB: 0 BB: 0 P: 9	1B: 4 2B: 3 3B: 0 HR: 1 SF: 1 SAC: 0 DP: 0 HBP: 0						

PITCHER		IP	WLS	BF	H	R	ER	SO	BB	IBB	HBP	BLK	WP	HR	S	P	ERA	WHIP
41 John Lackey, R ERA: 3.56	(1, 1)	6.1		27	7	4	4	3	0	0	0	0	0	1	59	82	5.68	1.105
32 Craig Breslow, L ERA: 2.0	(7, 1)	0.1	B	3	1	0	0	1	1	0	0	0	0	0	7	16	0.00	6.000
67 Brandon Workman, R ERA: 4.54	(7, 1)	0.1	W	1	0	0	0	0	0	0	0	0	0	0	2	5	0.00	0.000
36 Junichi Tazawa, R ERA: 2.76	(8, 1)	1.0		3	0	0	0	0	0	0	0	0	0	0	9	10	0.00	0.000
19 Koji Uehara, R ERA: 1.06	(9, 1)	1.0		3	0	0	0	1	0	0	0	0	0	0	8	9	0.00	0.000

PITCHER	IP	WLS	BF	H	R	ER	SO	BB	IBB	HBP	BLK	WP	HR	S	P	ERA	WHIP

TOP

New York Yankees @ Boston Red Sox

Fenway Park, Boston, MA

Fri Sep 13 2013, 7:11 PM - 10:16 PM EDT

Att. 37,542 - Cloudy - 67 F

livebaseballscorecards.com

AB	35
R	4
H	8
RBI	4
BB	1
SO	5
LOB	12

WP: 0 PA: 37
PB: 0
SB: 1
CS: 0

BOTTOM

New York Yankees @ Boston Red Sox

Fenway Park, Boston, MA

Fri Sep 13 2013, 7:11 PM - 10:16 PM EDT

Att. 37,542 - Cloudy - 67 F

livebaseballscorecards.com

Batter	1	2	3	4	5	6	7	8	9	AB	R	H	RBI	BB	SO	LOB
15 Dustin Pedroia, R (1, 4) OBP: 0.371, SLG: 0.409	C SI 88 C SL 83 X SI 90 0-2 34 2B 37 G3 1B	B CU 77 X SL 83 1-0 34 PB 18 HBP 1B		C SI 90 B SI 90 X SL 82 1-1 ① G5-3		C SI 92 B SL 83 B SL 83 X SL 84 2-1 ③ G3-1		B FF 85 X SI 86 1-0 ① G4-3		5	1	2	0	0	0	0
18 Shane Victorino, S (1, 9) OBP: 0.350, SLG: 0.451	C SI 89 X SL 82 0-1 ① F8	C SL 83 H SI 91 1-1 34 PB 1-2 HBP		B SL 84 B SL 83 C SL 84 F SL 83 X SI 92 2-2 ② G6-3			B SI 92 C SI 91 B SL 84 B FS 85 X SI 92 3-1 5 BB 34 HBP 39 HR 1B	C SI 85 S CU 73 S FF 87 0-3 ② K		4	1	1	0	0	1	1
34 David Ortiz, L (1, 10) OBP: 0.397, SLG: 0.565	B SL 81 C SL 81 D FS 84 1 SAFE C FF 90 X SI 92 2-2 37 G3 29 1B 1-3 2B	S CU 77 I IN 69 I IN 73 I IN 71 I IN 70 4-1 1-2 2-3 IBB		B SL 85 C SL 84 B FF 89 X SL 84 2-1 ③ F9			C SL 84 H SI 91 1-1 5 BB 39 HR 1-2 HBP	B FF 85 C CU 74 F SI 87 B FF 87 B CU 74 X CH 80 3-2 2B		3	2	2	0	1	0	0
37 Mike Carp, L (1, 3) OBP: 0.372, SLG: 0.555 5 Jonny Gomes, R (7, PH) OBP: 0.334, SLG: 0.414 (8, 7)	B SI 92 B SI 91 F SI 92 X FS 86 2-1 ② G3 2-3 3-H	C SL 83 F SI 90 B SL 85 D FS 86 C SI 91 2-3 ② K			X SI 92 0-0 ① G6-3		C SL 84 B SL 84 B SL 84 D SL 83 B FF 91 4-1 39 HR 1-2 2-3 BB	C FF 87 C FF 87 X CU 76 0-2 ③ F7		3 1	0 1	0 0	1 0	0 1	1 0	4 1
29 Daniel Nava, S (1, 7) OBP: 0.390, SLG: 0.445 (8, 3) 12 Mike Napoli, R (9, 3) OBP: 0.351, SLG: 0.478	B FS 86 D FS 86 B SL 83 C SI 91 X SI 91 3-1 39 BB 7 2B 3-H 1B	C SI 92 X SL 84 0-1 ③ L7			B CU 77 B CU 74 X FF 91 2-0 7 FC6-4 1B		F FF 91 B SI 91 D SL 83 S CH 86 S CH 84 2-3 ① K			4 0	1 0	2 0	1 0	0 0	1 0	6 0
39 Jarrod Saltalamacchia, S (1, 2) OBP: 0.334, SLG: 0.454	B SI 92 B SI 91 B SI 92 B SI 91 4-0 7 2B 1-2 BB		C CU 76 B FS 85 X SL 82 1-1 7 F8 2B		D SI 92 X SI 90 1-0 ② F9		C CH 85 X FF 92 0-1 1-H 2-H 3-H HR			3	2	2	4	1	0	1
7 Stephen Drew, L (1, 6) OBP: 0.331, SLG: 0.436	B FS 86 B SI 91 C SI 90 C SL 85 D FS 87 X SI 91 3-2 1-H 2-H 2B		B SI 90 X SI 91 1-0 ① F8 2-3		C SL 82 1 SAFE D SL 84 B SL 84 B FF 92 X SI 91 3-1 ③ FC6-4 1-2f		B SI 92 X FF 92 1-0 2B			4	0	2	2	0	0	2
16 Will Middlebrooks, R (1, 5) OBP: 0.281, SLG: 0.439	B SL 83 S SL 83 C SI 92 X SL 84 1-2 ③ P6		B SI 92 B SI 92 S FS 85 D SL 85 C SL 84 S SL 85 3-3 ② K			X SI 90 0-0 ① P4	B SL 83 C FF 91 C FF 92 D SL 84 X SL 82 2-2 ② P3			4	0	0	0	0	1	3
25 Jackie Bradley Jr., L (1, 8) OBP: 0.259, SLG: 0.293		C CU 75 X SI 90 0-1 ① G3	C FS 86 X FS 87 0-1 ③ F8			C SI 90 B SI 90 C SL 83 X SI 91 1-2 ② G3-1	C CH 84 S FF 90 D SL 83 S SL 84 1-3 ③ K			4	0	0	0	0	1	2
Inning Stats	R: 4 E: 0 K: 0 S: 18 H: 4 LOB: 1 BB: 1 P: 33	R: 0 E: 0 K: 1 S: 10 H: 1 LOB: 3 BB: 1 P: 18	R: 0 E: 0 K: 1 S: 8 H: 1 LOB: 1 BB: 0 P: 13	R: 0 E: 0 K: 0 S: 7 H: 0 LOB: 0 BB: 0 P: 12	R: 0 E: 0 K: 0 S: 5 H: 1 LOB: 1 BB: 0 P: 11	R: 0 E: 0 K: 0 S: 6 H: 0 LOB: 0 BB: 0 P: 9	R: 4 E: 0 K: 2 S: 16 H: 3 LOB: 1 BB: 1 P: 30	R: 0 E: 0 K: 1 S: 10 H: 1 LOB: 1 BB: 0 P: 14		1B: 5 2B: 5 3B: 0 HR: 1	SF: 0 SAC: 0 DP: 0 HBP: 2			WP: 0 PB: 1 SB: 0 CS: 0	PA: 40	

	AB	R	H	RBI	BB	SO	LOB
	35	8	11	8	3	5	20

PITCHER		IP	WLS	BF	H	R	ER	SO	BB	IBB	HBP	BLK	WP	HR	S	P	ERA	WHIP
18 Hiroki Kuroda, R ERA: 3.13	(1, 1)	6.0	L	29	8	5	5	2	1	1	1	0	0	0	56	101	7.50	1.500
64 Cesar Cabral, L ERA: 5.4	(7, 1)	0.0		1	0	0	0	0	0	0	1	0	0	0	1	2	∞	∞
38 Preston Claiborne, R ERA: 4.15	(7, 1)	1.0		6	2	3	3	2	1	0	0	0	0	1	13	23	27.00	3.000
40 Matt Daley, R ERA:	(8, 1)	1.0		4	1	0	0	1	0	0	0	0	0	0	10	14	0.00	1.000

PITCHER	IP	WLS	BF	H	R	ER	SO	BB	IBB	HBP	BLK	WP	HR	S	P	ERA	WHIP

New York Yankees @ Boston Red Sox

Fenway Park, Boston, MA

Sat Sep 14 2013, 1:09 PM - 3:50 PM EDT

Att. 37,510 - Partly Cloudy - 67 F

livebaseballscorecards.com

TOP

Batter	1	2	3	4	5	6	7	8	9	AB	R	H	RBI	BB	SO	LOB
14 Curtis Granderson, L (1, 8) OBP: 0.339, SLG: 0.448	S FF 94 C FF 95 F FF 94 X FC 91 0-2 ① G3-1			C FC 87 C SI 89 F FF 93 X FC 89 0-2 24 G3 3B		B CU 73 S FC 87 X FC 86 1-1 24 G6-3 2B		C CH 89 B CU 77 X FF 92 1-1 ② F7		4	1	2	0	0	0	1
39 Mark Reynolds, R (1, 5) OBP: 0.313, SLG: 0.398	B FF 95 F FF 95 F FF 95 X FF 92 1-2 ② G4-3			B FF 89 B FF 92 X FF 93 2-0 ① L4		X FC 89 0-0 ① F8		B CH 85 S FC 90 B FF 93 F FF 92 X FC 89 2-2 ③ G1-3		4	0	0	0	0	0	3
24 Robinson Canó, L (1, 4) OBP: 0.385, SLG: 0.520	B SI 94 C SI 94 X SI 94 1-1 ③ G6-3			X SI 90 0-0 ② G3 3-H		C FF 93 B FF 93 B FC 89 B FF 93 C FC 88 X SI 92 3-2 ② G6-3 2-3			C SI 94 C CU 72 B CH 83 B FF 94 X SL 79 2-2 ① G4-3	4	0	0	1	0	0	1
13 Alex Rodriguez, R (1, 10) OBP: 0.384, SLG: 0.480		B FF 93 C FF 94 B FC 90 F FF 94 F FF 94 B CU 76 X FC 90 3-2 ① G6-3		C SI 93 C CU 76 B CU 78 B FC 88 F FF 94 B SI 94 F FF 94 B FF 94 4-2 BB		B SI 94 C FF 93 S CH 86 F FF 94 F FC 90 X FC 91 1-2 ③ G5-3			C FF 94 B CH 83 X FF 94 1-1 ② G6-3	3	0	0	0	1	0	1
22 Vernon Wells, R (1, 7) OBP: 0.290, SLG: 0.363		X FF 94 0-0 ② L8		X FF 94 0-0 ③ P3			B FF 91 C FF 91 F FF 89 B FC 88 X FF 92 2-2 ① G6-3		C FF 94 B CU 72 C SL 83 X FF 94 1-2 ③ P6	4	0	0	0	0	0	1
55 Lyle Overbay, L (1, 3) OBP: 0.299, SLG: 0.408		C FF 94 B FC 90 B SI 93 F FF 94 C FC 89 2-3 ③ K			C CU 72 F SI 89 S FC 87 0-3 ① K		S FC 88 S SI 91 B FC 88 B FC 87 C SI 93 2-3 ② K			3	0	0	0	0	3	0
35 Brendan Ryan, R (1, 6) OBP: 0.255, SLG: 0.276			B FC 89 B FF 92 C FF 92 S FC 90 S FF 90 2-3 ① K		F SI 92 F FC 89 X FF 93 0-2 31 FC6-4 1B		C CU 75 S CH 85 F CU 78 B CU 78 X CH 85 1-2 ③ G6-3			3	0	1	0	0	1	0
31 Ichiro Suzuki, L (1, 9) OBP: 0.298, SLG: 0.348			C FF 94 X FF 94 0-1 ② P4		C FF 92 F SI 93 B FC 86 B SI 93 F FC 87 F FC 88 F SI 90 X CU 79 2-2 ② FC6-4 1-2f			C SI 91 B SI 90 X SI 91 1-1 ① G4-3		3	0	0	0	0	0	1
66 John Ryan Murphy, R (1, 2) OBP: 0.500, SLG: 0.400			B FC 90 C FF 94 X FF 91 1-1 ③ G5-3		C CU 77 C FF 93 S CU 79 0-3 ③ K			F CH 85 B CH 85 B FF 91 F FF 92 B CH 85 B FC 90 4-2 BB		2	0	0	0	1	1	1

	AB	30
	R	1
	H	3
	RBI	1
	BB	2
	SO	5
	LOB	9

Inning Stats																				
	R: 0 E: 0 K: 0 S: 9	H: 0 LOB: 0 BB: 0 P: 11	R: 0 E: 0 K: 1 S: 8	H: 0 LOB: 0 BB: 0 P: 13	R: 0 E: 0 K: 1 S: 7	H: 0 LOB: 0 BB: 0 P: 10	R: 1 E: 0 K: 0 S: 11	H: 1 LOB: 1 BB: 1 P: 17	R: 0 E: 0 K: 2 S: 15	H: 1 LOB: 1 BB: 0 P: 17	R: 0 E: 0 K: 0 S: 11	H: 1 LOB: 1 BB: 0 P: 16	R: 0 E: 0 K: 1 S: 10	H: 0 LOB: 0 BB: 0 P: 15	R: 0 E: 0 K: 0 S: 9	H: 0 LOB: 1 BB: 1 P: 17	R: 0 E: 0 K: 0 S: 8	H: 0 LOB: 0 BB: 0 P: 12	1B: 1 2B: 1 3B: 1 HR: 0	SF: 0 SAC: 0 DP: 0 HBP: 0	WP: 0 PB: 0 SB: 0 CS: 0	PA: 32

PITCHER		IP	WLS	BF	H	R	ER	SO	BB	IBB	HBP	BLK	WP	HR	S	P	ERA	WHIP
31 Jon Lester, L ERA: 3.75	(1, 1)	8.0	W	29	3	1	1	5	2	0	0	0	0	0	80	116	1.12	0.625
56 Franklin Morales, L ERA: 4.79	(9, 1)	1.0		3	0	0	0	0	0	0	0	0	0	0	8	12	0.00	0.000

PITCHER		IP	WLS	BF	H	R	ER	SO	BB	IBB	HBP	BLK	WP	HR	S	P	ERA	WHIP

BOTTOM

New York Yankees @ Boston Red Sox

Fenway Park, Boston, MA

Sat Sep 14 2013, 1:09 PM - 3:50 PM EDT

Att. 37,510 - Partly Cloudy - 67 F

livebaseballscorecards.com

Batter	1	2	3	4	5	6	7	8	9	AB	R	H	RBI	BB	SO	LOB
15 Dustin Pedroia, R (1, 4) OBP: 0.370, SLG: 0.408	B FF 90 X FF 90 1-0 F9 ①		B CH 84 X FF 91 1-0 18 SH5-3 34 2B 1B	C FF 92 X CH 85 0-1 G6-4-3 ①② 1-2f 2-3		B CU 74 B FF 92 B CH 85 C FF 91 X FF 92 3-1 P6 ②		C FF 87 F FF 87 X SI 87 1-2 G1-3 ③		5	1	1	0	0	0	2
18 Shane Victorino, S (1, 8) OBP: 0.352, SLG: 0.454	X FF 91 0-0 F8 ②		X CH 84 0-0 SH5-3 ① 1-2	C CH 86 X SL 81 0-1 3-H 1B		C FF 92 F SI 91 F CH 86 B SL 81 F CH 86 X FF 93 1-2 34 S 2B				3	0	2	1	0	0	0
34 David Ortiz, L (1, 10) OBP: 0.396, SLG: 0.564	C FF 92 B SI 91 F SL 81 X SL 81 1-2 F7 ③		X SI 91 0-0 12 1B 5 1B 2-H 2B	1 SAFE X SL 80 0-0 F8 ③		B SI 90 S SI 90 C SL 80 F FF 95 X SL 82 1-2 L8 ③ 2-3				4	1	1	1	0	0	2
12 Mike Napoli, R (1, 3) OBP: 0.356, SLG: 0.480		B FF 92 C SI 90 C SL 80 X CH 86 1-2 E5 29 SH1-3 16 G6-3 1B	C SI 91 F FF 92 B SL 79 B FF 94 X CH 86 2-2 5 1B 2-3 1B		B SI 91 B FF 94 C FF 93 B CH 86 B CH 84 4-1 5 2B 29 SF8 BB		C FF 93 B FF 94 B SL 84 C FF 94 F FF 94 B FF 95 F FF 93 D SL 83 4-2 5 BB BB			2	2	2	0	2	0	0
5 Jonny Gomes, R (1, 7) OBP: 0.342, SLG: 0.421		B SL 79 B FF 91 C FF 91 B CH 86 B FF 92 4-1 16 G6-3 29 SH1-3 BB	B SI 92 B SL 81 B FF 92 C FF 93 C SL 81 X FF 93 3-2 1-2 3-H 1B		F FF 92 C FF 93 B SL 81 X FF 93 1-2 1-3 2B		B CU 82 C FF 93 B FF 94 B FF 92 B FF 92 4-1 29 L3 1-2 BB			2	0	2	1	2	0	0
29 Daniel Nava, S (1, 9) OBP: 0.388, SLG: 0.443		X FF 91 0-0 SH1-3 ① 1-2 2-3	S FF 92 C FF 92 B CH 86 C SL 81 1-3 K ②		C SL 81 F FF 91 X FF 92 0-2 SF8 ① 3-H		X FF 94 0-0 L3 ①② 1-1			2	0	0	1	0	1	4
16 Will Middlebrooks, R (1, 5) OBP: 0.278, SLG: 0.433		C CH 86 F CH 85 X FF 92 0-2 G6-3 ② 2-3 3-H	F SL 81 C SI 93 D CH 86 F SL 79 F CH 86 S FF 92 1-3 K ③		B CH 84 B CH 84 C FF 92 B SL 80 C FF 91 F CH 85 F FF 91 F SL 80 S CH 85 3-3 K ②		C SL 83 S SL 87 S SL 87 0-3 K ③			4	0	0	1	0	3	5
3 David Ross, R (1, 2) OBP: 0.298, SLG: 0.380		B SI 91 S SL 81 B FF 92 B FF 92 4-0 BB	C FF 92 S SL 80 X SL 82 0-2 15 G6-4-3 72 BB 18 1B 1B		B FF 91 F CH 85 B FF 92 B FF 91 S FF 92 S FF 93 3-3 K ③			B FF 85 F FF 85 S CU 73 S FF 87 1-3 K ①		3	1	1	0	1	2	1
72 Xander Bogaerts, R (1, 6) OBP: 0.313, SLG: 0.400		X FF 92 0-0 P4 ③	C FF 92 B FF 92 B CH 86 B FF 92 B FF 93 4-1 15 G6-4-3 1-2 BB			C FF 90 F FF 91 B SL 79 S SL 80 1-3 K ①		F FF 85 B FF 87 B CU 74 F FF 86 C FF 87 2-3 K ②		3	0	0	0	1	2	2

	AB	28
	R	5
	H	9
	RBI	5
	BB	6
	SO	8
	LOB	16

Inning Stats																								
	R: 0	H: 0	R: 1	H: 1	R: 2	H: 4	R: 1	H: 2	R: 1	H: 1	R: 0	H: 1	R: 0	H: 0	R: 0	H: 0	1B: 6	SF: 1	WP: 0	PA: 37
	E: 0	LOB: 0	E: 1	LOB: 2	E: 0	LOB: 2	E: 0	LOB: 1	E: 0	LOB: 1	E: 0	LOB: 1	E: 0	LOB: 1	E: 0	LOB: 0	2B: 4	SAC: 2	PB: 0	
	K: 0	BB: 0	K: 0	BB: 2	K: 2	BB: 0	K: 0	BB: 1	K: 1	BB: 0	K: 1	BB: 0	K: 1	BB: 2	K: 2	BB: 0	3B: 0	DP: 2	SB: 1	
	S: 5	P: 7	S: 9	P: 18	S: 17	P: 25	S: 9	P: 13	S: 16	P: 27	S: 14	P: 20	S: 9	P: 17	S: 9	P: 13	HR: 0	HBP: 0	CS: 0	

PITCHER		IP	WLS	BF	H	R	ER	SO	BB	IBB	HBP	BLK	WP	HR	S	P	ERA	WHIP
52 CC Sabathia, L ERA: 4.9	(1, 1)	6.0	L	30	9	5	5	5	4	0	0	0	0	0	70	110	7.50	2.167
62 Joba Chamberlain, R ERA: 4.43	(7, 1)	1.0		4	0	0	0	1	2	0	0	0	0	0	9	17	0.00	2.000
40 Matt Daley, R ERA:	(8, 1)	1.0		3	0	0	0	2	0	0	0	0	0	0	9	13	0.00	0.000

PITCHER	IP	WLS	BF	H	R	ER	SO	BB	IBB	HBP	BLK	WP	HR	S	P	ERA	WHIP

Batter	1	2	3	4	5	6	7	8	9	AB	R	H	RBI	BB	SO	LOB
14 Curtis Granderson, L (1, 8) OBP: 0.337, SLG: 0.440	B FC 90 F SI 89 B CU 74 F FC 85 F FS 84 B CH 80 D FC 87 4-2 13 E 13 G6-3 BB		B CU 76 C FF 92 1 SAFE B SI 92 F FF 92 B FF 92 S FC 86 3-3 ① K		C FF 92 F FC 87 B FS 87 S CH 80 1-3 ② K 1-2			B SI 89 B SI 89 C FF 89 S SL 84 F SL 86 S FF 92 2-3 ① K		3	1	0	0	1	3	2
13 Alex Rodriguez, R (1, 10) OBP: 0.385, SLG: 0.480 22 Vernon Wells, R (5, PH) OBP: 0.289, SLG: 0.362 (5, 10)	1 SAFE C FF 91 X FC 87 0-1 ① G6-3 1-H		S FC 87 D CH 82 B FF 91 X FC 88 2-1 24 G4-6-3 1-2 1B		D FF 92 X FC 88 1-0 ③ G5-3			C SI 91 F CU 72 B FF 92 T SL 86 1-2 ② K		2 2	0 0	1 0	1 0	0 0	0 1	0 1
24 Robinson Canó, L (1, 4) OBP: 0.383, SLG: 0.516 63 Zoilo Almonte, S (8, 7) OBP: 0.302, SLG: 0.337	S SI 91 B FS 86 B CU 76 F FC 87 X FS 86 2-2 ② L7		X CU 75 0-0 ②③ G4-6-3 1-2f			C FF 88 X CH 78 0-1 ① F7		C SI 90 F SI 91 X FF 92 0-2 ③ L5		4 0	0 0	0 0	0 0	0 0	0 0	2 0
12 Alfonso Soriano, R (1, 7) OBP: 0.293, SLG: 0.486 26 Eduardo Núñez, R (8, 4) OBP: 0.304, SLG: 0.347	C FC 87 B FF 93 B CH 80 S FC 87 X FC 88 2-2 1B			B FF 91 S CU 77 B CU 78 S FC 88 F CU 79 B FF 92 F FF 92 B CH 78 4-2 55 G6-3 BB		B FF 90 S FF 89 F FF 90 S CU 78 1-3 ② K			F FF 95 B FF 98 F SL 86 X FF 95 1-2 ① G4-3	2 1	0 0	1 0	0 0	1 0	1 0	0 0
55 Lyle Overbay, L (1, 3) OBP: 0.299, SLG: 0.405	1 SAFE F FC 88 1 SAFE F SI 90 X FC 89 0-2 ③ L6			X SI 91 0-0 ①② G6-3 1-2f		B FC 86 B FC 86 X SI 90 2-0 ③ G3-1			C FC 96 B CH 86 B CH 86 B FF 97 B FF 96 4-1 39 FC5-4 BB	3	0	0	0	1	0	2
39 Mark Reynolds, R (1, 5) OBP: 0.312, SLG: 0.395		B FC 85 X FF 90 1-0 ① G6-3		B CU 77 C CU 76 B FC 87 B FF 92 S FC 86 B FF 92 4-2 31 FC6-4 BB			C FF 96 C SL 84 B SL 84 B FC 84 F FF 96 F FF 97 C FC 85 2-3 ① K		S SI 95 X SI 96 0-1 ② FC5-4 31 DI 31 1B 1-2f	3	1	0	0	1	1	1
31 Ichiro Suzuki, L (1, 9) OBP: 0.299, SLG: 0.350		C FF 89 F FC 87 F FF 92 B FS 84 F FC 87 X FF 92 1-2 ② G4-3		D FF 92 B FF 91 X FC 86 2-0 ③ FC6-4 1-2f			B FF 96 X SI 96 1-0 35 1B 1B		C FF 96 B FF 97 X FF 96 1-1 35 DI 1-H 1B	4	0	2	1	0	0	1
35 Brendan Ryan, R (1, 6) OBP: 0.258, SLG: 0.277		T FC 90 X FF 90 0-1 ③ F9			C FC 85 B CU 77 B FF 91 B FC 85 C FF 90 B FC 84 4-2 14 WP BB		X FF 94 0-0 19 G5-4-3 1-2 1B		C SL 87 X FF 96 0-1 ③ P4 1-2	3	0	1	0	1	0	1
19 Chris Stewart, R (1, 2) OBP: 0.289, SLG: 0.272 66 John Ryan Murphy, R (8, 2) OBP: 0.500, SLG: 0.400			C FF 89 S FC 86 B SI 91 D FF 92 B FC 85 H FF 90 4-2 13 1B HBP		C CU 76 C CU 75 X FC 87 0-2 ① F7		C SI 96 C SI 95 B FF 94 X SI 94 1-2 ②③ G5-4-3 1-2f			2 0	0 0	0 0	0 0	0 0	0 0	3 0
Inning Stats	R: 1 H: 1 E: 1 LOB: 1 K: 0 BB: 1 S: 14 P: 22	R: 0 H: 0 E: 0 LOB: 0 K: 0 BB: 0 S: 8 P: 10	R: 0 H: 1 E: 0 LOB: 1 K: 1 BB: 0 S: 8 P: 17	R: 0 H: 0 E: 0 LOB: 1 K: 0 BB: 2 S: 8 P: 18	R: 0 H: 0 E: 0 LOB: 1 K: 1 BB: 1 S: 9 P: 15	R: 0 H: 0 E: 0 LOB: 0 K: 1 BB: 0 S: 6 P: 9	R: 0 H: 2 E: 0 LOB: 1 K: 1 BB: 0 S: 10 P: 14	R: 0 H: 0 E: 0 LOB: 0 K: 2 BB: 0 S: 10 P: 13	R: 1 H: 1 E: 0 LOB: 1 K: 0 BB: 1 S: 10 P: 16	1B: 5 SF: 0 2B: 0 SAC: 0 3B: 0 DP: 3 HR: 0 HBP: 1						WP: 1 PA: 35 PB: 0 SB: 0 CS: 0

TOP

New York Yankees @ Boston Red Sox

Fenway Park, Boston, MA

Sun Sep 15 2013, 8:15 PM - 11:27 PM EDT

Att. 37,137 - Cloudy - 69 F

livebaseballscorecards.com

AB	29
R	2
H	5
RBI	2
BB	5
SO	6
LOB	13

PITCHER		IP	WLS	BF	H	R	ER	SO	BB	IBB	HBP	BLK	WP	HR	S	P	ERA	WHIP
11 Clay Buchholz, R ERA: 1.51	(1, 1)	6.0	W	23	2	1	0	3	4	0	1	0	1	0	53	91	0.00	1.000
38 Matt Thornton, L ERA: 3.48	(7, 1)	1.0		4	2	0	0	1	0	0	0	0	0	0	10	14	0.00	2.000
32 Craig Breslow, L ERA: 1.96	(8, 1)	1.0		3	0	0	0	2	0	0	0	0	0	0	10	13	0.00	0.000
64 Allen Webster, R ERA: 9.55	(9, 1)	1.0		5	1	1	1	0	1	0	0	0	0	0	10	16	9.00	2.000

PITCHER	IP	WLS	BF	H	R	ER	SO	BB	IBB	HBP	BLK	WP	HR	S	P	ERA	WHIP

BOTTOM

New York Yankees @ Boston Red Sox

Fenway Park, Boston, MA

Sun Sep 15 2013, 8:15 PM - 11:27 PM EDT

Att. 37,137 - Cloudy - 69 F

livebaseballscorecards.com

Batter	1	2	3	4	5	6	7	8	9	AB	R	H	RBI	BB	SO	LOB
15 Dustin Pedroia, R (1, 4) OBP: 0.372, SLG: 0.409 10 John McDonald, R (8, 4) OBP: 0.171, SLG: 0.156	C FF 90 F FF 92 D CU 80 X SI 91 1-2 G5-3 ①	X FF 92 0-0 L8 ③			B FF 90 B CU 78 C CU 77 B FF 91 B FF 92 4-1 29 2B 37 HBP BB	B CU 80 D CH 85 D SL 84 B FF 94 4-0 34 WP 29 1B 34 1B BB	B FF 90 C FF 89 B SL 86 B FF 90 F FF 90 F FF 91 X SL 85 3-2 1-H 2-H 2B			3 0	2 0	1 0	2 0	2 0	0 0	0 0
29 Daniel Nava, S (1, 9) OBP: 0.392, SLG: 0.452	C FF 92 B FF 92 C CU 79 X CU 79 1-2 34 1B 2B		C CU 77 X FF 93 0-1 34 G6-5-3 1B		1 SAFE C SI 92 B FF 92 B CH 86 1 SAFE C CU 79 F SI 92 B SI 93 X CU 79 3-2 37 HBP 1-3 2B	B CH 84 X SL 84 1-0 34 1B 34 WP 1-2 2-H 1B	C KC 80 S SL 85 C FF 91 0-3 K ③			5	1	4	1	0	1	1
34 David Ortiz, L (1, 10) OBP: 0.397, SLG: 0.564	C FF 92 X SI 92 0-1 12 WP 12 HR 2-H 1B		B CU 78 B CU 79 C CU 78 D SI 92 X SI 93 3-1 G6-5-3 ① ② 1-2f		I IN 62 I IN 59 I IN 62 I IN 58 4-0 37 HBP IBB	B SI 89 C SL 81 X SL 83 1-1 1-3 2-H 1B		C FF 95 B CH 89 B FF 96 F FF 96 B KC 82 S KC 82 3-3 K ①		4	1	2	2	1	1	1
37 Mike Carp, L (1, 7) OBP: 0.372, SLG: 0.549 5 Jonny Gomes, R (6, PH) OBP: 0.340, SLG: 0.418 (7, 7)	F SI 91 B FF 93 B CU 78 F FF 93 X CU 79 2-2 F8 ②		C CU 78 X FF 92 0-1 L4 ③		C FF 93 S CU 80 H CU 82 1-2 1-2 2-3 3-H HBP	C FF 95 D SL 86 C FF 95 X FF 95 1-2 F9 ②		C FF 97 C KC 83 B FF 97 C KC 84 1-3 K ②		2 2	0 0	0 0	1 0	0 0	0 1	1 2
12 Mike Napoli, R (1, 3) OBP: 0.357, SLG: 0.485 23 Brandon Snyder, R (7, 3) OBP: 0.213, SLG: 0.391	D CU 79 B CU 76 X FF 93 2-0 1-H HR			C FF 91 B SI 91 F CU 80 B CU 79 B FF 91 B FF 94 4-2 39 FC4-5 BB	C SL 84 C FF 92 S SL 85 0-3 K ①	S SL 85 F FF 95 B FF 96 B FF 96 C SL 85 2-3 K ③		X FF 96 0-0 G6-3 ③		3 1	1 0	1 0	2 0	1 0	2 0	5 0
39 Jarrod Saltalamacchia, S (1, 2) OBP: 0.333, SLG: 0.452	B SI 91 F FF 91 B CU 80 B CH 83 X SI 92 3-1 1B			C CU 78 C FF 92 X CU 81 0-2 FC4-5 7 G6-3 7 PB 25 S 1-2f ①	C CH 84 B CH 85 C SL 84 B CH 84 S CH 84 2-3 K ②		X FF 93 0-0 G6-3 ①			4	1	1	0	0	1	4
7 Stephen Drew, L (1, 6) OBP: 0.328, SLG: 0.432	D SI 93 F FF 93 B FF 94 B SI 91 X SI 93 3-1 L7 ③			C CU 77 B SI 91 X FF 94 1-1 G6-3 ② 1-3	C CH 83 S FF 94 D CH 86 X CH 84 1-2 L8 ③		B SI 91 X SI 89 1-0 F9 ②			4	0	0	0	0	0	5
72 Xander Bogaerts, R (1, 5) OBP: 0.361, SLG: 0.455		B CU 79 C SI 92 F FF 91 D CU 81 S CU 80 2-3 K ①		C SI 91 B SI 91 C CU 80 B SI 92 B SI 92 B CU 77 4-2 25 S BB		X FC 93 0-0 29 1B 2B	B SI 91 C FF 92 B CH 82 B SL 81 C SI 91 X SI 90 3-2 25 HBP 15 2B 1B			3	2	2	0	1	1	0
25 Jackie Bradley Jr., L (1, 8) OBP: 0.258, SLG: 0.282		C FF 92 F FF 93 B CU 80 S CU 81 1-3 K ②		B CU 80 F CU 79 1 SAFE B FF 93 1 SAFE B SI 92 X SI 92 3-1 G1-3 ③ 1-2 3-H		X CU 79 0-0 G6-3 ①	B SL 82 H SL 81 2-0 15 2B 1-2 HBP			3	1	0	0	0	1	2

Inning Stats	R: 3 E: 0 K: 0 S: 16	H: 4 LOB: 1 BB: 0 P: 28	R: 0 E: 0 K: 2 S: 7	H: 0 LOB: 0 BB: 0 P: 10	R: 0 E: 0 K: 0 S: 6	H: 1 LOB: 0 BB: 0 P: 9	R: 1 E: 0 K: 0 S: 11	H: 0 LOB: 1 BB: 2 P: 23	R: 1 E: 0 K: 2 S: 16	H: 1 LOB: 3 BB: 2 P: 31
	R: 2 E: 0 K: 1 S: 11	H: 3 LOB: 2 BB: 1 P: 20	R: 2 E: 0 K: 1 S: 12	H: 2 LOB: 1 BB: 0 P: 21	R: 0 E: 0 K: 2 S: 7	H: 0 LOB: 0 BB: 0 P: 11				

	AB	34
	R	9
	H	11
	RBI	8
	BB	5
	SO	8
	LOB	21

	1B: 6	SF: 0	WP: 2	PA: 41
	2B: 4	SAC: 0	PB: 1	
	3B: 0	DP: 1	SB: 2	
	HR: 1	HBP: 2	CS: 0	

PITCHER		IP	WLS	BF	H	R	ER	SO	BB	IBB	HBP	BLK	WP	HR	S	P	ERA	WHIP
47 Iván Nova, R ERA: 3.36	(1, 1)	4.0	L	22	6	5	4	2	3	1	1	0	1	1	47	89	9.00	2.250
43 Adam Warren, R ERA: 3.71	(5, 1)	1.1		7	2	2	2	2	1	0	0	0	0	0	12	20	13.50	2.250
64 Cesar Cabral, L ERA: 5.4	(6, 1)	0.0		1	1	0	0	0	0	0	0	0	1	0	2	3	∞	∞
62 Joba Chamberlain, R ERA: 4.32	(6, 1)	1.0		3	0	0	0	1	0	0	0	0	0	0	7	10	0.00	0.000
67 Mike Zagurski, L ERA: 17.05	(7, 1)	0.1		3	1	0	0	0	0	0	1	0	0	0	4	10	0.00	3.000

PITCHER		IP	WLS	BF	H	R	ER	SO	BB	IBB	HBP	BLK	WP	HR	S	P	ERA	WHIP
41 David Phelps, R ERA: 4.99	(7, 1)	0.1		2	1	2	2	1	0	0	0	0	0	0	7	10	54.00	3.000
61 Dellin Betances, R ERA: 18.0	(8, 1)	1.0		3	0	0	0	2	0	0	0	0	0	0	7	11	0.00	0.000

Batter	1	2	3	4	5	6	7	8	9	AB	R	H	RBI	BB	SO	LOB
14 Curtis Granderson, L (1, 8) OBP: 0.335, SLG: 0.436	B KN 73 C FF 82 S KN 76 S KN 79 1-3 ① K	S KN 79 F KN 80 F KN 79 F KN 71 F KN 82 B KN 81 X KN 80 1-2 1-2 1B			C KN 79 S KN 80 B KN 80 F KN 80 X KN 80 1-2 ② P5			B FF 97 S FF 96 X FF 96 1-1 E4		4	0	1	0	0	1	0
13 Alex Rodriguez, R (1, 10) OBP: 0.375, SLG: 0.466	B FF 84 C FF 84 B KN 77 F KN 77 X KN 79 2-2 ② L9	X KN 80 0-0 ③ G6-3			F KN 80 S KN 81 C KN 78 0-3 ③ K			C FF 96 S FF 97 C FF 96 0-3 ② K		4	0	0	0	0	2	3
24 Robinson Canó, L (1, 4) OBP: 0.382, SLG: 0.514	C EP 66 B KN 80 F KN 78 F FF 85 F KN 80 F KN 80 F KN 80 X KN 78 1-2 12 2B 1B		C KN 76 F KN 80 S KN 80 0-3 ① K			X KN 78 0-0 ① F8		B FF 97 X CH 88 1-0 ③ G1-3		4	0	1	0	0	1	1
12 Alfonso Soriano, R (1, 7) OBP: 0.293, SLG: 0.486	X KN 76 0-0 1-3 2B		C KN 79 B KN 71 C KN 80 F KN 80 S FF 81 1-3 ② K			C KN 80 B KN 79 B KN 79 C KN 79 F FF 81 S KN 81 2-3 ② K			C FF 89 C FF 90 F FF 90 S CU 76 0-3 ① K	4	0	1	0	0	3	0
55 Lyle Overbay, L (1, 3) OBP: 0.301, SLG: 0.405	B KN 78 B KN 79 B KN 76 C KN 76 C KN 78 B KN 78 4-2 BB		T KN 79 S KN 81 B KN 81 F KN 81 F KN 81 S KN 81 1-3 ③ K			S KN 80 X KN 81 0-1 ③ F7			B FF 90 X FF 90 1-0 1B	3	0	1	0	1	1	0
39 Mark Reynolds, R (1, 5) OBP: 0.311, SLG: 0.394	F KN 79 B KN 79 B KN 79 F KN 78 T KN 79 2-2 ③ K			S KN 76 X KN 79 0-1 31 G6-4-3 1B			C KN 79 B KN 80 X KN 80 1-1 ① F8		S SL 85 S SL 86 S CU 76 0-3 ② K	4	0	1	0	0	2	4
31 Ichiro Suzuki, L (1, 9) OBP: 0.297, SLG: 0.347		C FF 83 B KN 79 F KN 78 B KN 70 S KN 79 2-3 ① K		X KN 78 0-0 ① ② G6-4-3 1-2f			C KN 77 F KN 80 B FF 81 B KN 69 F KN 80 B KN 81 X KN 79 3-2 ② P6		F FF 89 B CH 84 B FC 89 B SI 89 F FF 90 S FF 90 3-3 ③ K	4	0	0	0	0	2	2
35 Brendan Ryan, R (1, 6) OBP: 0.256, SLG: 0.274		C KN 76 X FF 80 0-1 ② L8		X FF 84 0-0 ③ G5-3			S KN 80 S KN 82 X KN 80 0-2 ③ P4			3	0	0	0	0	0	0
19 Chris Stewart, R (1, 2) OBP: 0.290, SLG: 0.271 22 Vernon Wells, R (8, PH) OBP: 0.288, SLG: 0.361 66 John Ryan Murphy, R (8, 2) OBP: 0.500, SLG: 0.400		C KN 76 B KN 78 F KN 79 B KN 79 F KN 80 B KN 80 B FF 85 4-2 14 1B BB			C KN 76 X KN 78 0-1 ① G5-3			T FF 96 C FF 96 F SL 88 X SL 88 0-2 ① G5-3		1 1 0	0 0 0	0 0 0	0 0 0	1 0 0	0 0 0	0 0 0
Inning Stats	R: 0 E: 0 K: 2 S: 19 H: 2 LOB: 3 BB: 1 P: 29	R: 0 E: 0 K: 1 S: 15 H: 1 LOB: 2 BB: 1 P: 22	R: 0 E: 0 K: 3 S: 12 H: 0 LOB: 0 BB: 0 P: 14	R: 0 E: 0 K: 0 S: 4 H: 1 LOB: 0 BB: 0 P: 4	R: 0 E: 0 K: 1 S: 9 H: 0 LOB: 0 BB: 0 P: 10	R: 0 E: 0 K: 1 S: 7 H: 0 LOB: 0 BB: 0 P: 9	R: 0 E: 0 K: 0 S: 9 H: 0 LOB: 0 BB: 0 P: 13	R: 0 E: 1 K: 1 S: 10 H: 0 LOB: 1 BB: 0 P: 12	R: 0 E: 0 K: 3 S: 11 H: 1 LOB: 1 BB: 0 P: 15	1B: 4 2B: 1 3B: 0 HR: 0 SF: 0 SAC: 0 DP: 1 HBP: 0						

PITCHER	IP	WLS	BF	H	R	ER	SO	BB	IBB	HBP	BLK	WP	HR	S	P	ERA	WHIP
43 R.A. Dickey, R (1, 1) ERA: 4.21	7.0	W	26	4	0	0	8	2	0	0	0	0	0	75	101	0.00	0.857
21 Sergio Santos, R (8, 1) ERA: 1.8	1.0	H	4	0	0	0	1	0	0	0	0	0	0	10	12	0.00	0.000
44 Casey Janssen, R (9, 1) ERA: 2.7	1.0	S	4	1	0	0	3	0	0	0	0	0	0	11	15	0.00	1.000

PITCHER	IP	WLS	BF	H	R	ER	SO	BB	IBB	HBP	BLK	WP	HR	S	P	ERA	WHIP

TOP

New York Yankees @ Toronto Blue Jays

Rogers Centre, Toronto, ON

Tue Sep 17 2013, 7:10 PM - 9:34 PM EDT

Att. 24,894 - Roof Closed - 68 F

livebaseballscorecards.com

AB	32
R	0
H	5
RBI	0
BB	2
SO	12
LOB	10

WP: 0 PA: 34
PB: 0
SB: 0
CS: 0

BOTTOM

New York Yankees @ Toronto Blue Jays

Rogers Centre, Toronto, ON

Tue Sep 17 2013, 7:10 PM - 9:34 PM EDT

Att. 24,894 - Roof Closed - 68 F

livebaseballscorecards.com

Batter	1	2	3	4	5	6	7	8	9	AB	R	H	RBI	BB	SO	LOB
7 José Reyes, S (1, 6) OBP: 0.347, SLG: 0.438	B FF 89 X FF 89 1-0 ① G6-3		D SL 82 C SL 82 T FC 86 X SL 85 1-2 1-3 2B		C CU 75 S CH 80 X FC 86 0-2 ② F9		B CH 78 C CH 78 B SI 87 F SI 86 X CU 79 2-2 ② L9			4	0	1	0	0	0	0
11 Rajai Davis, R (1, 9) OBP: 0.311, SLG: 0.382	X FF 90 0-0 ② L8		X FC 87 0-0 ② L9		B FF 89 C CU 74 X FC 86 1-1 2B		B FF 92 X FF 92 1-0 HR			4	1	2	1	0	0	2
13 Brett Lawrie, R (1, 5) OBP: 0.309, SLG: 0.407	C FF 89 B SL 82 X FC 88 1-1 1B		X CU 77 0-0 ③ F8		C SI 90 F FC 85 B SI 89 D SL 82 F SL 83 X SL 84 2-2 ③ L8		B SL 81 F SL 82 C FF 93 B FF 94 B SL 85 X SL 83 3-2 ③ F8			4	0	1	0	0	0	3
14 Moisés Sierra, R (1, 10) OBP: 0.354, SLG: 0.542	B CU 74 C CU 74 S SL 83 1 SAFE S SL 84 1-3 ③ K			B SL 80 F SL 80 F FC 87 S FC 86 1-3 ① K		C CU 74 F SI 85 B SL 81 S SL 82 1-3 ① K		C KC 79 X KC 80 0-1 ① G5-3		4	0	0	0	0	3	1
28 Colby Rasmus, L (1, 8) OBP: 0.336, SLG: 0.496		F CU 75 B SI 89 X SI 89 1-1 ① G3		C SI 90 B SI 90 C CU 76 B SL 84 X SL 81 2-2 HR		B SI 88 C SI 88 X FF 90 1-1 ② F7		B FC 92 C FC 90 X FC 91 1-1 ② G4-3		4	1	1	1	0	0	0
16 Mark DeRosa, R (1, 3) OBP: 0.322, SLG: 0.413 26 Adam Lind, L (8, PH) OBP: 0.353, SLG: 0.489 (9, 3)		B FF 90 C FF 90 F FC 88 F SL 85 X SI 90 1-2 ② L9		S CU 75 X CH 82 0-1 1B		C FF 89 S FC 86 B FF 88 B SL 83 F SL 85 B FC 87 F SL 80 B FC 86 4-2 22 1B BB		C FC 91 B KC 83 B FC 92 X KC 81 2-1 8 2B 1B		2 1	0 0	1 1	0 0	1 0	0 0	0 0
22 Kevin Pillar, R (1, 7) OBP: 0.233, SLG: 0.250 8 Anthony Gose, L (8, PH) OBP: 0.284, SLG: 0.400 (9, 7)		C FF 91 X CH 82 0-1 ③ G6-3		C CU 74 B FC 86 F SI 88 F FF 89 X FF 90 1-2 ② F9		B CU 75 C CH 80 F CH 78 B SL 84 F SI 90 F FF 90 F FC 86 X SL 80 2-2 1-2 1B		S FF 92 C FC 92 X FC 92 0-2 ③ 1-H 2B		3 1	0 0	1 1	0 0	0 0	0 0	1 0
17 Ryan Goins, L (1, 4) OBP: 0.264, SLG: 0.300			B FF 90 C FF 91 B SL 83 B SL 82 C FF 90 B FF 91 4-2 7 2B BB	X CU 76 0-0 ③ G1-3		B SI 87 C SL 81 C SI 88 F SI 89 D FC 86 B FF 90 S FF 90 3-3 ③ K				2	0	0	0	1	1	3
22 Josh Thole, L (1, 2) OBP: 0.233, SLG: 0.212 9 J.P. Arencibia, R (9, 2) OBP: 0.236, SLG: 0.374			L FC 87 L FC 87 1 SAFE F SL 85 B FC 86 F SL 84 B SI 91 X SI 90 2-2 ① F7		C CU 74 F SL 84 S SI 89 0-3 ① K		B CU 70 F CU 70 B SI 86 X SL 80 2-1 ① L8			3 0	0 0	0 0	0 0	0 0	1 0	1 0
Inning Stats	R: 0 E: 0 K: 1 S: 7 H: 1 LOB: 1 BB: 0 P: 10	R: 0 E: 0 K: 0 S: 8 H: 0 LOB: 0 BB: 0 P: 10	R: 0 E: 0 K: 0 S: 12 H: 1 LOB: 2 BB: 1 P: 19	R: 1 E: 0 K: 1 S: 13 H: 2 LOB: 1 BB: 0 P: 17	R: 0 E: 0 K: 1 S: 12 H: 1 LOB: 1 BB: 0 P: 15	R: 0 E: 0 K: 2 S: 19 H: 1 LOB: 2 BB: 1 P: 30	R: 1 E: 0 K: 0 S: 9 H: 1 LOB: 0 BB: 0 P: 17	R: 0 E: 0 K: 0 S: 9 H: 2 LOB: 2 BB: 0 P: 12		1B: 4 2B: 3 3B: 0 HR: 2 SF: 0 SAC: 0 DP: 0 HBP: 0					WP: 0 PB: 0 SB: 0 CS: 0 PA: 34	

	AB	32
	R	2
	H	9
	RBI	2
	BB	2
	SO	5
	LOB	11

PITCHER		IP	WLS	BF	H	R	ER	SO	BB	IBB	HBP	BLK	WP	HR	S	P	ERA	WHIP
46 Andy Pettitte, L ERA: 3.93	(1, 1)	6.2	L	28	6	1	1	5	2	0	0	0	0	1	76	110	1.35	1.200
27 Shawn Kelley, R ERA: 4.1	(7, 1)	0.1		2	1	1	1	0	0	0	0	0	0	1	4	8	27.00	3.000
30 David Robertson, R ERA: 2.2	(8, 1)	1.0		4	2	0	0	0	0	0	0	0	0	0	9	12	0.00	2.000

PITCHER	IP	WLS	BF	H	R	ER	SO	BB	IBB	HBP	BLK	WP	HR	S	P	ERA	WHIP

Batter	1	2	3	4	5	6	7	8	9	AB	R	H	RBI	BB	SO	LOB
14 Curtis Granderson, L (1, 8) OBP: 0.337, SLG: 0.432	B FF 91 F FF 91 B SI 91 F FF 90 F SI 92 B SI 91 B FF 92 4-2 24 1B 13 F9 BB		B SI 91 S SI 91 C SL 86 S FF 92 1-3 ② K		C SI 90 F SI 91 B FF 92 B SL 83 S SL 85 2-3 ③ K			C SI 90 F SI 90 X SI 94 0-2 24 1B 12 2B 2-3 1B	B SI 94 1 SAFE B SI 94 C SI 94 S SI 94 X SI 95 2-2 ② L9	4	1	1	0	1	2	1
13 Alex Rodriguez, R (1, 10) OBP: 0.369, SLG: 0.452	C CH 86 B CH 86 X SI 91 1-1 ① F9 1-2		B SL 85 B CH 86 S FF 90 B FF 92 B FF 90 4-1 BB			B SL 85 X FF 91 1-0 ① F8		B CH 86 B FF 94 S CH 87 B CH 86 F FF 95 S CH 86 3-3 ① K	B SL 86 C FF 94 1 SAFE 1 SAFE X FF 95 1-1 ③ F8	4	0	0	0	1	1	4
24 Robinson Canó, L (1, 4) OBP: 0.383, SLG: 0.514	F FF 92 B FF 92 X FF 92 1-1 2-3 1B		B FF 91 C FF 91 X SL 85 1-1 ③ L8			C FF 92 S CH 86 F FF 92 F CH 86 B FF 93 X SL 84 1-2 ② G3		F FF 94 X CH 86 0-1 12 2B 22 2B 1-2 3-H 1B		4	1	2	1	0	0	1
12 Alfonso Soriano, R (1, 7) OBP: 0.294, SLG: 0.487	B CH 85 S SI 87 S CH 86 F CU 78 C CH 85 1-3 ② K			B SI 90 S SI 90 B CH 83 B CH 84 B SI 90 4-1 39 G6-4-3 22 1B BB		B SI 89 S CH 84 F SI 91 S FF 94 1-3 ③ K		X FF 95 0-0 22 2B 1-3 2-H 2B		3	1	1	1	1	2	2
22 Vernon Wells, R (1, 9) OBP: 0.290, SLG: 0.365 19 Chris Stewart, R (8, 2) OBP: 0.290, SLG: 0.271	B SI 87 X SI 92 1-0 ③ F8			C FF 92 X FF 91 0-1 39 G6-4-3 1-2 1B			C CH 85 F CU 76 S CU 78 0-3 ① K	C FF 95 X CH 87 0-1 55 CS 2-H 3-H 2B		4 0	0 0	2 0	2 0	0 0	1 0	2 0
39 Mark Reynolds, R (1, 3) OBP: 0.311, SLG: 0.391 (8, 5)		C FF 92 X FF 92 0-1 ① P3		S FF 92 B FF 92 X CH 85 1-1 ①② G6-4-3 1-2f 2-3			C CH 85 B CH 86 B FF 91 X FF 92 2-1 ② F7	B SL 87 S FF 94 D SL 88 F SL 85 B FF 94 B FF 94 4-2 55 CS BB		3	0	0	0	1	0	2
26 Eduardo Núñez, R (1, 5) OBP: 0.305, SLG: 0.347 55 Lyle Overbay, L (8, PH) OBP: 0.300, SLG: 0.404 (8, 3)		B FF 91 X FF 92 1-0 ② L8		F FF 93 F FF 92 X FF 93 0-2 ③ P4			C SI 90 B SI 87 F SL 85 F CU 78 B FF 92 X SL 84 2-2 1B	B SL 76 S SL 73 B SL 74 X SI 86 2-1 ②③ F8 1-2 2-3		3 1	0 0	1 0	0 0	0 0	0 0	1 2
66 John Ryan Murphy, R (1, 2) OBP: 0.333, SLG: 0.250 31 Ichiro Suzuki, L (8, 9) OBP: 0.298, SLG: 0.348		B FF 91 B CH 85 C FF 91 C CH 85 B CU 76 S FF 92 3-3 ③ K			C FF 91 B CH 84 X FF 91 1-1 ① F8		B CH 85 S CH 85 F FF 90 C CU 77 1-3 ③ K		C SI 94 B SI 95 X CH 87 1-1 1B	3 1	0 0	0 1	0 0	0 0	2 0	1 0
35 Brendan Ryan, R (1, 6) OBP: 0.256, SLG: 0.277			B FF 90 C FF 91 C FF 91 X FF 91 1-2 ① P4		C CH 85 F CH 84 B CU 77 X CH 85 1-2 ② G5-3			X CH 85 0-0 14 1B 24 1B 2B	1 SAFE L FF 94 1 SAFE X SL 84 0-1 ① B5	4	1	1	0	0	0	1
Inning Stats	R: 0 E: 0 K: 1 S: 12 H: 1 LOB: 2 BB: 1 P: 20	R: 0 E: 0 K: 1 S: 6 H: 0 LOB: 0 BB: 0 P: 10	R: 0 E: 0 K: 1 S: 9 H: 0 LOB: 1 BB: 1 P: 16	R: 0 E: 0 K: 0 S: 8 H: 1 LOB: 1 BB: 1 P: 13	R: 0 E: 0 K: 1 S: 8 H: 0 LOB: 0 BB: 0 P: 12	R: 0 E: 0 K: 1 S: 9 H: 0 LOB: 0 BB: 0 P: 12	R: 0 E: 0 K: 2 S: 12 H: 1 LOB: 1 BB: 0 P: 17	R: 4 E: 0 K: 1 S: 16 H: 5 LOB: 1 BB: 1 P: 25	R: 0 E: 0 K: 0 S: 9 H: 1 LOB: 1 BB: 0 P: 13	1B: 6 2B: 3 3B: 0 HR: 0 SF: 0 SAC: 0 DP: 1 HBP: 0						

PITCHER		IP	WLS	BF	H	R	ER	SO	BB	IBB	HBP	BLK	WP	HR	S	P	ERA	WHIP
48 J.A. Happ, L ERA: 4.82	(1, 1)	7.0		27	4	1	1	7	3	0	0	0	0	0	65	101	1.29	1.000
62 Aaron Loup, L ERA: 2.53	(8, 1)	0.0		1	1	0	0	0	0	0	0	0	0	0	3	3	∞	∞
50 Steve Delabar, R ERA: 3.4	(8, 1)	0.1	L	5	3	3	3	1	1	0	0	0	0	0	10	17	81.00	12.000
38 Darren Oliver, L ERA: 3.83	(8, 1)	0.2		1	0	0	0	0	0	0	0	0	0	0	2	4	0.00	0.000
29 Dustin McGowan, R ERA: 2.42	(9, 1)	1.0		4	1	0	0	0	0	0	0	0	0	0	9	13	0.00	1.000

PITCHER	IP	WLS	BF	H	R	ER	SO	BB	IBB	HBP	BLK	WP	HR	S	P	ERA	WHIP

TOP

New York Yankees @ Toronto Blue Jays

Rogers Centre, Toronto, ON

Wed Sep 18 2013, 7:10 PM - 10:01 PM EDT

Att. 24,247 - Partly Cloudy - 61 F

livebaseballscorecards.com

AB	34
R	4
H	9
RBI	4
BB	4
SO	8
LOB	17

New York Yankees @ Toronto Blue Jays

Rogers Centre, Toronto, ON

Wed Sep 18 2013, 7:10 PM - 10:01 PM EDT

Att. 24,247 - Partly Cloudy - 61 F

livebaseballscorecards.com

BOTTOM

Batter	1	2	3	4	5	6	7	8	9	AB	R	H	RBI	BB	SO	LOB
7 José Reyes, S (1, 6) OBP: 0.346, SLG: 0.438	C FF 92 B FF 92 F FF 93 X SL 82 1-2 26 S 2B		F FF 92 F FF 92 B KC 77 B FF 93 F FF 92 F CH 84 X FF 93 2-2 ② P6		B FF 91 S FF 92 B CH 84 S FF 92 F FF 93 X FC 88 2-2 ② G5-3			X KC 81 0-0 ② G4-3		4	0	1	0	0	0	0
11 Rajai Davis, R (1, 9) OBP: 0.310, SLG: 0.381	C FF 93 C SL 81 F FF 92 F SL 82 X SL 82 0-2 ① P4		F FF 92 X FF 92 0-1 ③ L8		F SL 80 F CH 84 C FF 91 0-3 ③ K			S FC 90 B KC 82 F FC 90 X FC 89 1-2 13 S 1B		4	0	1	0	0	1	1
13 Brett Lawrie, R (1, 5) OBP: 0.309, SLG: 0.408	C FF 94 B FF 93 F SL 82 X SL 81 1-2 ② F7			T FF 91 X FF 92 0-1 28 HR 2B		C FF 90 B FC 88 B FF 91 X CH 84 2-1 ① G6-3		1 SAFE P PO 88 F FC 91 X FC 91 1-1 ③ G4-3 1-2		4	1	1	0	0	0	2
26 Adam Lind, L (1, 3) OBP: 0.352, SLG: 0.486 22 Kevin Pillar, R (9, PR) OBP: 0.233, SLG: 0.250	C FF 93 B FF 92 C FF 93 D SL 82 F SL 81 B FF 94 X FF 94 3-2 ③ G4-3 2-3			X FF 91 0-0 ① F8		C FC 86 B FF 92 X CU 80 1-1 ② F9			B FC 91 C FC 90 F FC 90 X FC 92 1-2 66 FC3-5 28 1B 1B	4 0	0 0	1 0	0 0	0 0	0 0	2 0
28 Colby Rasmus, L (1, 8) OBP: 0.337, SLG: 0.504		S KC 74 X FF 91 0-1 ① G4-3		B FF 91 S FF 91 B FF 91 X FF 92 2-1 2-H HR		B FF 91 X FC 86 1-0 ③ G4-1			X FC 90 0-0 17 G4-3 66 FC3-5 1-2 1B	4	1	2	2	0	0	0
14 Moisés Sierra, R (1, 10) OBP: 0.354, SLG: 0.547 66 Munenori Kawasaki, L (9, PH) OBP: 0.321, SLG: 0.308		B FF 91 C SL 80 B SL 79 X SL 80 2-1 2B		F FF 92 F FC 88 X FF 91 0-2 ② G4-3			F FF 91 B FC 87 S FF 91 X FF 91 1-2 ① F8		B FC 90 C FC 92 B FC 92 X FC 92 2-1 ① FC3-5 17 G4-3 1-2 2-3f	3 1	0 0	1 0	0 0	0 0	0 0	0 2
17 Ryan Goins, L (1, 4) OBP: 0.263, SLG: 0.338	C FF 92 C KC 75 X FF 93 0-2 ② L9			B SL 80 F FF 91 B FF 92 B CH 85 F FF 92 X CH 84 3-2 HR			C SL 79 F FF 92 C FC 86 0-3 ② K		C FC 92 X FC 93 0-1 ② G4-3 1-2 2-3	4	1	1	1	0	1	3
9 J.P. Arencibia, R (1, 2) OBP: 0.234, SLG: 0.371	S FF 93 S FF 94 S FF 93 0-3 ③ K			F FF 91 B CH 83 X FF 92 1-1 ③ F8			F FF 91 S FC 87 B FC 88 B FF 91 B CH 84 F FC 88 X FF 92 3-2 ③ P2		S FC 92 F FC 92 S FC 92 0-3 ③ K	4	0	0	0	0	2	4
8 Anthony Gose, L (1, 7) OBP: 0.277, SLG: 0.389			B KC 74 F FF 91 F FF 92 B SL 80 B SL 80 F FF 93 F FF 93 T FF 92 3-2 ① K		C FF 91 L FC 86 S FC 87 0-3 ① K			B KC 82 C FC 90 F FC 89 B KC 82 C KC 81 2-3 ① K		3	0	0	0	0	3	0

Inning Stats																																			
	R: 0	H: 1		R: 0	H: 1		R: 0	H: 0		R: 3	H: 3		R: 0	H: 0		R: 0	H: 0		R: 0	H: 1		R: 0	H: 2		1B: 3	SF: 0		WP: 0	PA: 35	
	E: 0	LOB: 1		E: 0	LOB: 1		E: 0	LOB: 0		E: 0	LOB: 0		E: 0	LOB: 0		K: 0	LOB: 0		E: 0	LOB: 1		E: 0	LOB: 3		2B: 3	SAC: 0		PB: 0		
	K: 0	BB: 0		K: 1	BB: 0		K: 1	BB: 0		K: 0	BB: 0		K: 2	BB: 0		K: 1	BB: 0		K: 1	BB: 0		K: 1	BB: 3		3B: 0	DP: 0		SB: 2		
	S: 15	P: 20		S: 10	P: 12		S: 12	P: 17		S: 13	P: 19		S: 10	P: 12		S: 5	P: 9		S: 10	P: 14		S: 10	P: 13		HR: 2	HBP: 0		CS: 0		

PITCHER		IP	WLS	BF	H	R	ER	SO	BB	IBB	HBP	BLK	WP	HR	S	P	ERA	WHIP
65 Phil Hughes, R ERA: 5.07	(1, 1)	3.1		14	4	2	2	2	0	0	0	0	0	1	42	56	5.40	1.200
60 David Huff, L ERA: 5.59	(4, 1)	3.2	W	12	1	1	1	3	0	0	0	0	0	1	33	47	2.46	0.273
30 David Robertson, R ERA: 2.18	(8, 1)	0.2	H	3	1	0	0	1	0	0	0	0	0	0	7	10	0.00	1.500
42 Mariano Rivera, R ERA: 2.25	(8, 1)	1.1	S	6	2	0	0	1	0	0	0	0	0	0	14	17	0.00	1.500

PITCHER	IP	WLS	BF	H	R	ER	SO	BB	IBB	HBP	BLK	WP	HR	S	P	ERA	WHIP

AB	35
R	3
H	8
RBI	3
BB	0
SO	7
LOB	14

New York Yankees @ Toronto Blue Jays

Rogers Centre, Toronto, ON

Thu Sep 19 2013, 7:09 PM - 10:01 PM EDT

Att. 32,003 - Partly Cloudy - 68 F

livebaseballscorecards.com

TOP

Batter	1	2	3	4	5	6	7	8	9	AB	R	H	RBI	BB	SO	LOB
14 Curtis Granderson, L (1, 8) OBP: 0.335, SLG: 0.444	F8		K			HR			K	4	1	1	1	0	2	1
13 Alex Rodriguez, R (1, 10) OBP: 0.366, SLG: 0.442	K			F7		G6-3			12 BB / 24 1B / 22 G4-3 / BB	3	1	0	0	1	1	0
24 Robinson Canó, L (1, 4) OBP: 0.384, SLG: 0.516	G6-3			2B		L7			22 G4-3 / 12 BB / 1-2 / 1B	4	0	2	0	0	0	0
12 Alfonso Soriano, R (1, 7) OBP: 0.296, SLG: 0.487		1B		K			G1-3		22 G4-3 / 1-2 / 2-3 / BB	3	0	1	0	1	1	1
22 Vernon Wells, R (1, 9) OBP: 0.290, SLG: 0.362		55 G3-6-1 / BB		P4			P4		G4-3 / 1-2 / 2-3 / 3-H	3	0	0	1	1	0	3
55 Lyle Overbay, L (1, 3) OBP: 0.297, SLG: 0.400		G3-6-1 / 1-2f			F7		K		G3	4	0	0	0	0	1	3
39 Mark Reynolds, R (1, 5) OBP: 0.309, SLG: 0.388			K		G6-3			K		3	0	0	0	0	2	0
35 Brendan Ryan, R (1, 6) OBP: 0.253, SLG: 0.274			K		F8			L8		3	0	0	0	0	1	0
19 Chris Stewart, R (1, 2) OBP: 0.292, SLG: 0.277			2B			K		G3		2	0	1	0	0	1	0
31 Ichiro Suzuki, L (8, PH) OBP: 0.298, SLG: 0.347										1	0	0	0	0	0	0
66 John Ryan Murphy, R (8, 2) OBP: 0.333, SLG: 0.250										0	0	0	0	0	0	0
Inning Stats	R: 0 E: 0 K: 1 S: 9 / H: 0 LOB: 0 BB: 0 P: 11	R: 0 E: 0 K: 0 S: 7 / H: 1 LOB: 0 BB: 1 P: 14	R: 0 E: 0 K: 3 S: 12 / H: 1 LOB: 1 BB: 0 P: 18	R: 0 E: 0 K: 1 S: 7 / H: 1 LOB: 1 BB: 0 P: 7	R: 0 E: 0 K: 0 S: 12 / H: 0 LOB: 0 BB: 0 P: 19	R: 1 E: 0 K: 1 S: 12 / H: 1 LOB: 0 BB: 0 P: 16	R: 0 E: 0 K: 1 S: 10 / H: 0 LOB: 0 BB: 0 P: 15	R: 0 E: 0 K: 1 S: 7 / H: 0 LOB: 0 BB: 0 P: 8	R: 1 E: 0 K: 1 S: 12 / H: 1 LOB: 2 BB: 2 P: 25	1B: 2 2B: 2 3B: 0 HR: 1 / SF: 0 SAC: 0 DP: 1 HBP: 0							

	AB	30
	R	2
	H	5
	RBI	2
	BB	3
	SO	9
	LOB	8

PITCHER		IP	WLS	BF	H	R	ER	SO	BB	IBB	HBP	BLK	WP	HR	S	P	ERA	WHIP
58 Todd Redmond, R ERA: 3.82	(1, 1)	7.0	W	24	4	1	1	7	1	0	0	0	0	1	69	100	1.29	0.714
21 Sergio Santos, R ERA: 1.71	(8, 1)	1.0		3	0	0	0	1	0	0	0	0	0	0	7	8	0.00	0.000
47 Luis Perez, L ERA: 6.0	(9, 1)	0.1		3	1	1	1	1	1	0	0	0	0	0	6	14	27.00	6.000
33 Jeremy Jeffress, R ERA: 2.45	(9, 1)	0.0		1	0	0	0	0	1	0	0	0	0	0	1	5	∞	∞
44 Casey Janssen, R ERA: 2.66	(9, 1)	0.2	S	2	0	0	0	0	0	0	0	0	0	0	5	6	0.00	0.000

PITCHER	IP	WLS	BF	H	R	ER	SO	BB	IBB	HBP	BLK	WP	HR	S	P	ERA	WHIP

WP: 0 PB: 0 SB: 0 CS: 0 PA: 33

Batter	1	2	3	4	5	6	7	8	9	AB	R	H	RBI	BB	SO	LOB
7 José Reyes, S (1, 6) OBP: 0.349, SLG: 0.442	C SI 91 F SI 91 X FS 87 0-2 13 FC6-4 66 1B 26 FC1-2-5 1B		1 SAFE 1 SAFE 1 SAFE C SL 84 1 SAFE X SI 93 0-1 66 SH1-4 13 G5-3 1-H 2B	F FS 86 B SI 93 B FS 87 D FS 87 C SL 83 D FS 86 4-2 66 G3 BB		B CU 79 X SL 83 1-0 ③ G3		F SI 91 B SL 86 B SI 90 C KC 80 X SI 92 2-2 ② F9		4	1	2	1	1	0	0
66 Munenori Kawasaki, L (1, 10) OBP: 0.324, SLG: 0.309	B SI 91 1 SAFE X SI 92 1-0 13 FC6-4 1-2 1B		X CU 77 0-0 ① SH1-4 2-3	C FS 86 B SI 92 X FS 86 1-1 ② G3 1-2 2-3			B FF 93 B FF 92 B FF 92 C FF 92 B FF 92 4-1 13 1B 26 HR BB	C SI 91 B SL 87 B SI 91 X KC 81 2-1 ③ G3		3	1	1	0	1	0	2
13 Brett Lawrie, R (1, 5) OBP: 0.308, SLG: 0.407	X SI 92 0-0 ① FC6-4 26 FC1-2-5 1-2f 2-3		X SI 95 0-0 ② G5-3 3-H	B SL 86 C SL 85 S SI 94 B SI 96 S SL 86 2-3 ③ K			C FF 95 1 SAFE B SL 86 1 SAFE B FF 95 B SL 85 X FF 94 3-1 26 HR 1-2 1B			4	1	1	1	0	1	4
26 Adam Lind, L (1, 3) OBP: 0.353, SLG: 0.493	X SL 84 0-0 ② ③ FC1-2-5 1-3 3-H		C SI 93 X SI 95 0-1 14 BB 28 BB 1B		C SL 83 F FF 91 B FS 87 F FS 87 B SL 84 C SL 85 2-3 ① K		C SL 85 B FF 95 D SL 86 X SL 84 2-1 1-H 2-H HR			4	1	2	3	0	1	2
28 Colby Rasmus, L (1, 8) OBP: 0.338, SLG: 0.501		S CU 78 B SI 91 B FS 86 B SI 92 F SI 93 B SL 83 4-2 9 G5-3 14 1B BB	D SL 85 B FS 85 C FS 86 B SI 94 B SI 94 4-1 14 BB 1-2 BB		S FF 92 S SL 84 B FF 92 B FS 88 S SL 86 2-3 ② K		S SL 84 C SI 93 B SL 85 S SL 86 1-3 ① K			2	0	0	0	2	2	0
14 Moisés Sierra, R (1, 9) OBP: 0.372, SLG: 0.545 22 Kevin Pillar, R (8, 7) OBP: 0.233, SLG: 0.250		F SL 84 F SI 92 X SL 85 0-2 1-2 1B	C SI 95 B SI 94 F FS 87 B SL 86 D SL 86 B SL 87 4-2 1-2 2-3 BB		B SL 84 B SI 93 S SL 84 F SI 94 F SL 85 B SI 93 X SL 85 3-2 ③ G5-3		B CH 85 B CH 84 B SI 91 C SI 89 B CH 83 4-1 BB			2 0	0 0	1 0	0 0	2 0	0 0	0 0
17 Ryan Goins, L (1, 4) OBP: 0.250, SLG: 0.321		B SL 84 F SI 93 L FS 87 S SI 95 1-3 ① K	S FF 89 B FS 88 S SI 89 F FF 89 B SI 96 S FS 88 2-3 ③ K			B CU 77 C SL 83 B FS 87 C SL 84 C FS 85 2-3 ① K	C SL 83 B SI 91 C SL 84 C SI 93 1-3 ② K			4	0	0	0	0	4	6
9 J.P. Arencibia, R (1, 2) OBP: 0.232, SLG: 0.367		B FS 86 S SL 85 X SI 94 1-1 ② ③ G5-3 2-3f		X SI 93 0-0 ① F8		B SL 84 C SL 84 S SL 85 C SI 93 1-3 ② K	B SI 86 B SI 86 X CU 74 2-0 ③ F8			4	0	0	0	0	1	3
8 Anthony Gose, L (1, 7) OBP: 0.293, SLG: 0.438 (8, 9)			B CU 76 F SI 93 B SL 83 F SL 83 X SI 94 2-2 7 2B 1B	C SL 82 B SI 92 X SI 92 1-1 66 G3 2B		B SL 85 S SL 84 B FS 88 X SL 83 2-1 HR		C KC 80 B SI 91 B SI 91 X KC 80 2-1 ① G3-1		4	2	3	1	0	0	0
Inning Stats	R: 0 E: 0 K: 0 S: 6 H: 2 LOB: 1 BB: 0 P: 7	R: 0 E: 0 K: 1 S: 10 H: 1 LOB: 1 BB: 1 P: 16	R: 2 E: 0 K: 1 S: 16 H: 3 LOB: 3 BB: 2 P: 28	R: 0 E: 0 K: 1 S: 10 H: 1 LOB: 2 BB: 1 P: 18	R: 0 E: 0 K: 2 S: 11 H: 0 LOB: 0 BB: 0 P: 18	R: 1 E: 0 K: 2 S: 9 H: 1 LOB: 0 BB: 0 P: 15	R: 3 E: 0 K: 2 S: 13 H: 2 LOB: 1 BB: 2 P: 30	R: 0 E: 0 K: 0 S: 7 H: 0 LOB: 0 BB: 0 P: 13		1B: 6 2B: 3 3B: 0 HR: 2 SF: 0 SAC: 1 DP: 2 HBP: 0			WP: 0 PB: 0 SB: 0 CS: 0 PA: 38		

PITCHER		IP	WLS	BF	H	R	ER	SO	BB	IBB	HBP	BLK	WP	HR	S	P	ERA	WHIP
18 Hiroki Kuroda, R ERA: 3.17	(1, 1)	6.0	L	28	8	3	3	7	4	0	0	0	0	1	62	102	4.50	2.000
62 Joba Chamberlain, R ERA: 4.97	(7, 1)	0.0		3	2	3	3	0	1	0	0	0	0	1	5	14	∞	∞
64 Cesar Cabral, L ERA: 3.86	(7, 1)	0.2		3	0	0	0	2	1	0	0	0	0	0	7	13	0.00	1.500
40 Matt Daley, R ERA:	(7, 1)	0.1		1	0	0	0	0	0	0	0	0	0	0	1	3	0.00	0.000
41 David Phelps, R ERA: 4.93	(8, 1)	1.0		3	0	0	0	0	0	0	0	0	0	0	7	13	0.00	0.000

PITCHER	IP	WLS	BF	H	R	ER	SO	BB	IBB	HBP	BLK	WP	HR	S	P	ERA	WHIP

BOTTOM

New York Yankees @ Toronto Blue Jays

Rogers Centre, Toronto, ON

Thu Sep 19 2013, 7:09 PM - 10:01 PM EDT

Att. 32,003 - Partly Cloudy - 68 F

livebaseballscorecards.com

AB	31
R	6
H	10
RBI	6
BB	6
SO	9
LOB	17

Batter	1	2	3	4	5	6	7	8	9	AB	R	H	RBI	BB	SO	LOB
13 Joaquin Arias, R (1, 4) OBP: 0.284, SLG: 0.342	B FF 91 F FF 90 B CH 84 F FF 91 F FF 91 F SL 80 S CH 85 2-3 K		B CH 85 F FF 91 C FF 92 X CH 85 1-2 G2 1-2		C CU 76 X FF 92 0-1 G5-3			B FF 90 B FF 90 B FF 90 C FF 90 X FF 91 3-1 2 G4-6-3 1B		3	0	0	0	0	1	1
10 Tony Abreu, S (8, PH) OBP: 0.287, SLG: 0.374 (8, 4)										1	0	1	0	0	0	0
2 Juan Carlos Perez, R (1, 8) OBP: 0.316, SLG: 0.319	F SI 92 B CH 85 F CH 84 X SL 80 1-2 9 1B 2B		X SI 92 0-0 9 G4-3 2-H 2B		C CU 76 B CH 86 F CH 86 C FF 93 1-3 K			1 SAFE 1 SAFE D KC 82 C FC 92 X FC 91 1-1 G4-6-3 1-2f		4	0	2	1	0	1	1
9 Brandon Belt, L (1, 3) OBP: 0.362, SLG: 0.477	B SI 91 F SL 79 S SI 92 B SL 81 B SL 81 X SI 91 3-2 28 G6-4-3 2-3 1B		C SL 81 B SL 82 X SI 91 1-1 G4-3 2-3			F FF 90 B SI 91 X SL 81 1-1 F9		C FC 92 F FC 91 B CH 87 F KC 84 B FC 91 B KC 83 F FC 92 B FC 91 4-2 BB		3	0	1	0	1	0	1
28 Buster Posey, R (1, 10) OBP: 0.373, SLG: 0.461	D CU 78 C FF 92 C SI 92 X CH 86 1-2 G6-4-3 1-2f		C CU 76 B FF 92 B FF 93 X CH 85 2-1 G5-3			B FF 92 C SL 81 B SI 92 C FF 93 X CH 86 2-2 1B		S FC 90 D KC 82 F KC 81 B FC 90 C FC 91 2-3 K		4	0	1	0	0	1	4
8 Hunter Pence, R (1, 9) OBP: 0.344, SLG: 0.490		B FF 91 B SL 82 C FF 92 B SI 92 B FF 92 4-1 29 CS BB	C FF 91 X SL 80 0-1 F7			B FF 91 C SL 81 F FF 92 S SL 82 1-3 K			F FC 91 S FF 92 B FF 92 C FC 89 1-3 K	3	0	0	0	1	2	1
48 Pablo Sandoval, S (1, 5) OBP: 0.333, SLG: 0.405		C CH 84 X FF 92 0-1 P4	B SI 91 B FF 91 C CH 86 B FF 93 B FF 93 4-1 29 1B BB			S FF 93 F FF 93 F SL 82 D SL 81 F FF 93 B CH 83 X FF 93 2-2 F8			C FC 92 X FC 91 0-1 P4	3	0	0	0	1	0	2
29 Héctor Sánchez, S (1, 2) OBP: 0.328, SLG: 0.385		C FF 92 C SI 91 X SL 82 0-2 6 FC4 1-2 1B	X CH 85 0-0 6 G5-4-3 1-2 1B				B FF 91 C FF 91 B CH 84 X CH 84 2-1 G6-3		B FC 92 X FC 90 1-0 G3-1	4	0	2	0	0	0	0
6 Brett Pill, R (1, 7) OBP: 0.256, SLG: 0.370		B FF 92 X SI 91 1-0 FC4 1-2f	B CU 76 F FF 91 X FF 93 1-1 G5-4-3 1-2f				B SL 79 C FF 92 S CH 84 X SL 79 1-2 F8			3	0	0	0	0	0	3
7 Grégor Blanco, L (7, 7) OBP: 0.337, SLG: 0.349										0	0	0	0	0	0	0
35 Brandon Crawford, L (1, 6) OBP: 0.318, SLG: 0.373			B FF 91 B FF 91 B FF 91 C FF 91 B FF 92 4-1 13 G2 2 2B BB		B FF 90 B SL 81 X FF 91 2-0 F8		F FF 92 S FF 92 F FF 93 F SL 80 C SL 79 0-3 K			2	1	0	0	1	1	0
Inning Stats	R: 0 E: 0 K: 1 S: 14 H: 2 LOB: 1 BB: 0 P: 21	R: 0 E: 0 K: 0 S: 7 H: 1 LOB: 1 BB: 1 P: 12	R: 1 E: 0 K: 0 S: 9 H: 1 LOB: 1 BB: 1 P: 17	R: 0 E: 0 K: 0 S: 6 H: 1 LOB: 1 BB: 1 P: 11	R: 0 E: 0 K: 1 S: 6 H: 0 LOB: 0 BB: 0 P: 9	R: 0 E: 0 K: 1 S: 13 H: 1 LOB: 1 BB: 0 P: 19	R: 0 E: 0 K: 1 S: 10 H: 0 LOB: 0 BB: 0 P: 13	R: 0 E: 0 K: 1 S: 11 H: 1 LOB: 1 BB: 1 P: 21	R: 0 E: 0 K: 1 S: 6 H: 0 LOB: 0 BB: 0 P: 8	1B: 5 2B: 2 3B: 0 HR: 0 SF: 0 SAC: 0 DP: 3 HBP: 0						

PITCHER		IP	WLS	BF	H	R	ER	SO	BB	IBB	HBP	BLK	WP	HR	S	P	ERA	WHIP
52 CC Sabathia, L ERA: 4.78	(1, 1)	7.0	W	28	7	1	1	4	3	0	0	0	0	0	67	107	1.29	1.429
30 David Robertson, R ERA: 2.14	(8, 1)	1.0		3	0	0	0	1	1	0	0	0	0	0	9	16	0.00	1.000
42 Mariano Rivera, R ERA: 2.21	(9, 1)	1.0		3	0	0	0	1	0	0	0	0	0	0	6	8	0.00	0.000

PITCHER	IP	WLS	BF	H	R	ER	SO	BB	IBB	HBP	BLK	WP	HR	S	P	ERA	WHIP

TOP

San Francisco Giants @ New York Yankees

Yankee Stadium, Bronx, NY

Fri Sep 20 2013, 7:11 PM - 10:03 PM EDT

Att. 41,734 - Clear - 69 F

livebaseballscorecards.com

AB	30
R	1
H	7
RBI	1
BB	4
SO	6
LOB	13

Batter	1	2	3	4	5	6	7	8	9	AB	R	H	RBI	BB	SO	LOB
31 Ichiro Suzuki, L (1, 9) OBP: 0.299, SLG: 0.347	B FF 91 B FF 92 B SI 90 C SI 89 C FF 92 F SI 82 S CH 86 3-3 ① **K**		S CH 84 X CU 75 0-1 ① 24 WP 13 G6-3 1B		F FF 90 F FF 90 1 SAFE X CH 82 0-2 ③ **P6**		D CH 84 B CH 82 C SI 88 B CH 82 B FF 88 4-1 13 HR 1-2 2-3 BB			3	1	1	0	1	1	1
13 Alex Rodriguez, R (1, 10) OBP: 0.364, SLG: 0.458	B CU 77 X FF 92 1-0 ② **F8**		1 SAFE B CH 84 S CH 83 S CH 82 B CH 83 1 SAFE B CH 82 X CH 85 3-2 ② **G6-3** 1-2			C FF 89 F CH 82 B CH 81 B CH 83 C FF 91 2-3 ① **K**	B FF 92 S FC 88 D FF 89 X FF 92 2-1 1-H 2-H 3-H HR			4	1	1	4	0	1	1
24 Robinson Canó, L (1, 4) OBP: 0.381, SLG: 0.512	B CH 85 B CH 82 C SI 90 F SL 84 X FF 92 2-2 ③ **G5-3**		F SL 85 B CH 84 F FF 92 D CH 86 B CH 85 F CH 84 S FF 92 3-3 ③ **K** 2-3			C SL 82 X CH 83 0-1 ② **F7**	C FC 88 F FF 90 X SL 85 0-2 ③ **G6-3**			4	0	0	0	0	1	1
12 Alfonso Soriano, R (1, 7) OBP: 0.299, SLG: 0.493		C SI 91 C CH 84 X FF 91 0-2 **HR**		S FF 91 B SL 82 S CH 83 B CH 85 X SL 81 2-2 14 CS 1B		B SL 84 B CH 84 B SL 81 B FF 90 4-0 14 WP BB		B FF 90 F FF 90 S SL 85 B FF 93 S FF 93 2-3 ① **K**		3	1	2	1	1	1	0
14 Curtis Granderson, L (1, 8) OBP: 0.329, SLG: 0.435		B CH 83 B SI 90 B SI 89 C FF 90 F CH 84 S CH 87 3-3 ① **K2-3**		B SI 90 C CH 84 B FF 90 F CH 85 C FF 91 2-3 ①② 1-2 **K**		C SI 90 D CH 82 B FF 91 B CH 82 C CH 83 X FF 89 3-2 ③ **G4-3** 1-2		B CH 85 B FF 92 S FF 91 S FF 92 B FF 93 X FF 90 3-2 ② **F8**		4	0	0	0	0	2	2
26 Eduardo Núñez, R (1, 5) OBP: 0.304, SLG: 0.346 39 Mark Reynolds, R (9, 5) OBP: 0.309, SLG: 0.388		B FF 92 B FF 92 F FF 90 B CH 84 C FF 91 X CH 85 3-2 ② **F7**		C CU 76 S SL 83 B FF 92 B CH 85 B SL 84 X FF 93 3-2 ③ **G3**			S SI 90 X FF 89 0-1 66 FC5 35 S 1B	B SL 85 B FF 91 C FF 91 S FF 90 S FF 93 2-3 ③ **K**		4 0	0 0	1 0	0 0	0 0	1 0	0 0
55 Lyle Overbay, L (1, 3) OBP: 0.296, SLG: 0.397		B CU 78 F CU 74 B FF 92 S CH 85 X CH 85 2-2 **E5**			C SI 90 B CH 81 X CH 84 1-1 ① **G3-1**		F CH 84 B SI 90 B SI 89 S CH 82 S CH 85 2-3 ① **K**			3	0	0	0	0	1	1
35 Brendan Ryan, R (1, 6) OBP: 0.257, SLG: 0.276		B FF 90 B FF 92 B FF 89 C FF 89 F FF 90 X FF 91 3-2 ③ **F8**			X CH 83 0-0 1B		B FF 90 1 SAFE B FF 90 H CH 82 3-0 31 BB 66 FC5 13 HR 1-2 HBP			2	1	1	0	0	0	1
66 John Ryan Murphy, R (1, 2) OBP: 0.250, SLG: 0.182			B FF 90 B SL 82 X FF 91 2-0 ① **F9**		C FF 89 B CH 83 1 SAFE X FF 90 1-1 ② **P3**		B FF 89 D CH 82 B FF 90 C FF 90 X FF 89 3-1 ② **FC5** 31 BB 13 HR 1-2 2-3f			3	1	0	0	0	0	3
Inning Stats	R: 0 E: 0 K: 1 S: 8 H: 0 LOB: 0 BB: 0 P: 14	R: 1 E: 1 K: 1 S: 15 H: 1 LOB: 1 BB: 0 P: 26	R: 0 E: 0 K: 1 S: 10 H: 1 LOB: 1 BB: 0 P: 18	R: 0 E: 0 K: 1 S: 9 H: 1 LOB: 0 BB: 0 P: 16	R: 0 E: 0 K: 0 S: 8 H: 1 LOB: 1 BB: 0 P: 10	R: 0 E: 0 K: 1 S: 8 H: 0 LOB: 1 BB: 1 P: 17	R: 4 E: 0 K: 1 S: 13 H: 2 LOB: 0 BB: 1 P: 27	R: 0 E: 0 K: 2 S: 9 H: 0 LOB: 0 BB: 0 P: 16		1B: 4 2B: 0 3B: 0 HR: 2 SF: 0 SAC: 0 DP: 0 HBP: 1				WP: 2 PB: 0 SB: 1 CS: 1 PA: 33		

PITCHER		IP	WLS	BF	H	R	ER	SO	BB	IBB	HBP	BLK	WP	HR	S	P	ERA	WHIP
55 Tim Lincecum, R ERA: 4.44	(1, 1)	6.2	L	28	5	4	4	6	2	0	1	0	2	1	66	121	5.40	1.050
70 George Kontos, R ERA: 4.67	(7, 1)	0.1		2	1	1	1	0	0	0	0	0	0	1	5	7	27.00	3.000
38 Heath Hembree, R ERA:	(8, 1)	1.0		3	0	0	0	2	0	0	0	0	0	0	9	16	0.00	0.000

PITCHER	IP	WLS	BF	H	R	ER	SO	BB	IBB	HBP	BLK	WP	HR	S	P	ERA	WHIP

BOTTOM

San Francisco Giants @ New York Yankees

Yankee Stadium, Bronx, NY

Fri Sep 20 2013, 7:11 PM - 10:03 PM EDT

Att. 41,734 - Clear - 69 F

livebaseballscorecards.com

AB	30
R	5
H	6
RBI	5
BB	2
SO	8
LOB	10

Batter	1	2	3	4	5	6	7	8	9	AB	R	H	RBI	BB	SO	LOB
16 Ángel Pagán, S (1, 8) OBP: 0.336, SLG: 0.407	C FF 89 C FF 91 B CU 79 B CU 79 X SI 90 2-2 ① G6-3		B CU 78 C CU 78 X SI 93 1-1 ② G4-3			X SI 90 0-0 ① F8		B B CU 76 B FF 91 B FF 91 4-0 BB		3	0	0	0	1	0	0
7 Grégor Blanco, L (1, 7) OBP: 0.337, SLG: 0.349	C FF 91 X SI 91 0-1 1B		F SI 91 B SI 93 C CU 79 X CU 80 1-2 ③ G6-3			C CU 78 B FF 92 X FF 92 1-1 ② P6		F SI 91 F CU 80 F CU 80 F SI 92 F CU 81 D SI 94 B CU 80 S 2-3 ② K		4	0	1	0	0	1	1
9 Brandon Belt, L (1, 3) OBP: 0.363, SLG: 0.479	C CU 78 F FF 91 D CU 80 1 SAFE B CU 80 T SI 92 2-2 ② K			B SI 89 B FF 90 X FF 91 2-0 2B		B CU 78 C CU 79 B FF 92 F SI 91 B CU 81 X SI 91 3-2 1B		F SI 90 F FF 91 S CU 82 0-3 ③ K		4	0	2	0	0	2	2
28 Buster Posey, R (1, 2) OBP: 0.370, SLG: 0.457	F FF 92 1 SAFE X SI 90 0-1 ③ G6-3			B CU 78 C CU 78 C FF 93 D SI 92 S CU 82 2-3 ① K		C FF 92 S SI 90 X FF 93 0-2 ③ F9			C CU 76 X CU 79 0-1 ① F8	4	0	0	0	0	1	3
8 Hunter Pence, R (1, 9) OBP: 0.342, SLG: 0.487		C FF 92 X CU 79 0-1 ① G6-3		X SI 92 0-0 ② G5-3			C CU 76 X SI 89 0-1 ① G6-3		C FF 91 X SI 90 0-1 ② F7	4	0	0	0	0	0	1
48 Pablo Sandoval, S (1, 5) OBP: 0.335, SLG: 0.408 21 Nick Noonan, L (8, 5) OBP: 0.259, SLG: 0.235		B SI 91 F FF 92 X FF 93 1-1 2B		B CU 80 B SI 93 X SI 91 2-0 ③ G6-3			B CH 83 F SI 90 X SI 92 1-1 35 FC6-4 1B		B SI 92 C SI 92 X SI 92 1-1 1B	3 1	0 0	2 1	0 0	0 0	0 0	1 0
29 Héctor Sánchez, S (1, 10) OBP: 0.321, SLG: 0.375 12 Johnny Monell, L (9, PH) OBP: 0.167, SLG: 0.167		B CU 78 X CU 78 1-0 ② G5-3			C SI 91 X FF 92 0-1 ① G4-3		B CU 76 S SI 90 B CU 80 X SI 92 2-1 ② F7		C SI 92 B CU 78 S CU 81 S CU 82 1-3 ③ K	3 1	0 0	0 0	0 0	0 0	0 1	2 1
35 Brandon Crawford, L (1, 6) OBP: 0.316, SLG: 0.370		C CU 77 B FF 92 B FF 91 S SI 92 S CU 79 2-3 ③ K			B SI 91 X SI 91 1-0 ② G6-3		S CH 86 B SI 92 B SI 90 X SI 92 2-1 ③ FC6-4 1-2f			3	0	0	0	0	1	2
10 Tony Abreu, S (1, 4) OBP: 0.280, SLG: 0.364			X SI 91 0-0 ① G5-3		C SI 92 C CU 79 F CU 81 S CU 82 0-3 ③ K2-3			B CH 88 X SI 90 1-0 ① G1-3		3	0	0	0	0	1	0
Inning Stats	R: 0 E: 0 K: 1 S: 10 H: 1 LOB: 1 BB: 0 P: 14	R: 0 E: 0 K: 1 S: 8 H: 1 LOB: 1 BB: 0 P: 12	R: 0 E: 0 K: 0 S: 6 H: 0 LOB: 0 BB: 0 P: 8	R: 0 E: 0 K: 1 S: 6 H: 1 LOB: 1 BB: 0 P: 12	R: 0 E: 0 K: 1 S: 7 H: 0 LOB: 0 BB: 0 P: 8	R: 0 E: 0 K: 0 S: 9 H: 1 LOB: 1 BB: 0 P: 13	R: 0 E: 0 K: 0 S: 8 H: 1 LOB: 1 BB: 0 P: 13	R: 0 E: 0 K: 2 S: 10 H: 0 LOB: 1 BB: 1 P: 17	R: 0 E: 0 K: 1 S: 9 H: 1 LOB: 1 BB: 0 P: 11	1B: 4 2B: 2 3B: 0 HR: 0 SF: 0 SAC: 0 DP: 0 HBP: 0						

PITCHER	IP	WLS	BF	H	R	ER	SO	BB	IBB	HBP	BLK	WP	HR	S	P	ERA	WHIP
47 Iván Nova, R (1, 1) ERA: 3.13	9.0	W	34	6	0	0	7	1	0	0	0	0	0	73	108	0.00	0.778

PITCHER	IP	WLS	BF	H	R	ER	SO	BB	IBB	HBP	BLK	WP	HR	S	P	ERA	WHIP

TOP

San Francisco Giants @ New York Yankees

Yankee Stadium, Bronx, NY

Sat Sep 21 2013, 1:08 PM - 3:38 PM EDT

Att. 42,420 - Cloudy - 74 F

livebaseballscorecards.com

AB	33
R	0
H	6
RBI	0
BB	1
SO	7
LOB	13

WP: 0 PA: 34
PB: 0
SB: 0
CS: 0

BOTTOM

San Francisco Giants @ New York Yankees

Yankee Stadium, Bronx, NY

Sat Sep 21 2013, 1:08 PM - 3:38 PM EDT

Att. 42,420 - Cloudy - 74 F

livebaseballscorecards.com

Batter	1	2	3	4	5	6	7	8	9	AB	R	H	RBI	BB	SO	LOB
31 Ichiro Suzuki, L (1, 9) OBP: 0.297, SLG: 0.345	B SI 88 B SI 88 X SI 88 2-0 ① G4-3		B CH 84 F CH 83 C SL 87 F FF 89 X CU 77 1-2 ① SF8 1-2 2-3 3-H		X SI 87 0-0 ① G3-1		C FF 89 S FF 90 F FF 91 X SL 85 0-2 ② F8			3	0	0	1	0	0	1
13 Alex Rodriguez, R (1, 10) OBP: 0.355, SLG: 0.445	F FF 89 C FF 89 B FF 88 F CH 82 B FF 89 C SL 88 2-3 ② K		S CU 77 S CU 76 B FF 90 B FF 90 X FF 90 2-2 ② G6-3 2-3 3-H		B SL 86 B CU 76 F SL 86 S CH 82 B FF 90 X CU 77 3-2 ② L5		B FF 89 C FF 89 D CH 83 C FF 90 B FF 90 F SL 81 F FF 89 F FF 89 C SL 83 3-3 ③ K			4	0	0	1	0	2	2
24 Robinson Canó, L (1, 4) OBP: 0.382, SLG: 0.514	X FF 89 0-0 ③ G4-3		B CH 84 X CU 76 1-0 1B 3-H		B SL 87 B CH 83 B SL 87 C FF 89 X CH 83 3-1 ③ G3			F FF 89 B FF 90 X FF 89 1-1 14 G4-3 2B		4	0	2	1	0	0	0
12 Alfonso Soriano, R (1, 7) OBP: 0.299, SLG: 0.496		B FF 87 C SI 89 B SI 89 B CU 75 X FF 90 3-1 ① F7	C FF 90 X SL 87 0-1 ③ G6-3			X FF 91 0-0 HR		S FF 90 X FF 91 0-1 ① F9		4	1	1	1	0	0	2
14 Curtis Granderson, L (1, 8) OBP: 0.327, SLG: 0.431		C CU 76 S SI 89 X SL 88 0-2 ② L7		B CH 81 F CH 82 C SL 86 X CU 75 1-2 26 HR 1B		C FF 91 B CU 78 C CU 78 B FS 81 B FS 81 S FF 91 3-3 ① K		B SL 84 C SL 81 X FF 89 1-1 ② G4-3 2-3		4	1	1	0	0	1	1
26 Eduardo Núñez, R (1, 5) OBP: 0.307, SLG: 0.357		C SI 89 X CU 77 0-1 ③ P4		1 SAFE X CH 86 0-0 1-H HR		F SL 85 S SL 85 X SL 85 0-2 ② G4-3		D SL 81 B FF 90 B FF 90 B FF 89 4-0 BB		3	1	1	2	1	0	0
39 Mark Reynolds, R (1, 3) OBP: 0.308, SLG: 0.387			C CU 75 B CU 73 B SL 87 C SL 87 B FF 90 X SI 89 3-2 35 1B 31 SF8 1B	C FF 89 B FF 89 X CH 84 1-1 ① F9		F SL 85 F SI 92 F SI 93 F CU 78 B SL 85 B SI 93 F FF 92 X CU 80 2-2 ③ L8		B SI 90 X SL 80 1-0 ③ G1-3		4	1	1	0	0	0	2
35 Brendan Ryan, R (1, 6) OBP: 0.258, SLG: 0.276			L FF 88 1 SAFE B SL 86 B SI 88 X SL 86 2-1 31 SF8 19 BB 13 G6-3 1-3 1B	B CU 75 S CU 75 B SL 87 F FF 88 X SL 86 2-2 ② F8			F SI 92 S SL 84 S SL 85 0-3 ① K			3	1	1	0	0	1	0
19 Chris Stewart, R (1, 2) OBP: 0.295, SLG: 0.276			D CU 75 B SL 86 B SI 89 B FF 90 4-0 13 G6-3 31 SF8 24 1B 1-2 BB	B CU 75 X SL 85 1-0 ③ G6-3			B FF 91 B SL 82 C FF 93 C FF 92 B SL 85 B FF 93 4-2 BB			1	1	0	0	2	0	0
Inning Stats	R: 0 E: 0 K: 1 S: 6 H: 0 LOB: 0 BB: 0 P: 10	R: 0 E: 0 K: 0 S: 7 H: 0 LOB: 0 BB: 0 P: 10	R: 3 E: 0 K: 0 S: 15 H: 3 LOB: 1 BB: 1 P: 28	R: 2 E: 0 K: 0 S: 10 H: 2 LOB: 0 BB: 0 P: 15	R: 0 E: 0 K: 0 S: 6 H: 0 LOB: 0 BB: 0 P: 12	R: 1 E: 0 K: 1 S: 13 H: 1 LOB: 0 BB: 0 P: 18	R: 0 E: 0 K: 2 S: 15 H: 0 LOB: 1 BB: 1 P: 22	R: 0 E: 0 K: 0 S: 7 H: 1 LOB: 2 BB: 1 P: 14		1B: 4 2B: 1 3B: 0 HR: 2	SF: 1 SAC: 0 DP: 0 HBP: 0		WP: 0 PB: 0 SB: 0 CS: 0	PA: 34		

	AB	30
	R	6
	H	7
	RBI	6
	BB	3
	SO	4
	LOB	8

PITCHER		IP	WLS	BF	H	R	ER	SO	BB	IBB	HBP	BLK	WP	HR	S	P	ERA	WHIP
32 Ryan Vogelsong, R ERA: 5.9	(1, 1)	5.0	L	21	5	5	5	1	1	0	0	0	0	1	44	75	9.00	1.200
34 Guillermo Moscoso, R ERA: 4.21	(6, 1)	1.1		6	1	1	1	2	1	0	0	0	0	1	18	27	6.75	1.500
59 Mike Kickham, L ERA: 9.22	(7, 1)	1.1		6	1	0	0	1	1	0	0	0	0	0	16	25	0.00	1.500
51 Jake Dunning, R ERA: 2.78	(8, 1)	0.1		1	0	0	0	0	0	0	0	0	0	0	1	2	0.00	0.000

PITCHER		IP	WLS	BF	H	R	ER	SO	BB	IBB	HBP	BLK	WP	HR	S	P	ERA	WHIP

Batter	1	2	3	4	5	6	7	8	9	AB	R	H	RBI	BB	SO	LOB
16 Ángel Pagán, S (1, 8) OBP: 0.331, SLG: 0.401	C FF 88 F SL 85 B SL 84 B SL 81 X FF 89 2-2 ① F9			B CU 74 B FF 88 C FF 89 B FC 86 X FF 90 3-1 ① G6-3		C FF 90 F SL 80 X FF 90 0-2 ② G6-3		B FC 90 X FC 90 1-0 ③ F8		4	0	0	0	0	0	1
2 Juan Carlos Perez, R (1, 7) OBP: 0.313, SLG: 0.315	B CU 74 C FF 89 C CU 75 S SL 82 1-3 ② K			X CU 76 0-0 ② G6-3		C FF 90 S FC 87 S SL 83 0-3 ③ K			C FC 92 S FC 91 B FC 91 X FC 90 1-2 9 1B	4	0	1	0	0	2	0
9 Brandon Belt, L (1, 3) OBP: 0.360, SLG: 0.475	C FF 90 B SI 89 S CU 76 S SL 83 1-3 ③ K			F FF 90 B SI 90 F SL 82 F FF 90 B SL 84 B SL 81 F CU 76 F FF 90 C FF 91 3-3 ③ K			B CU 75 X SL 81 1-0 ① G3		1 SAFE X FC 90 0-0 FC4 8 G6-4-3 1-2	4	0	0	0	0	2	1
28 Buster Posey, R (1, 10) OBP: 0.368, SLG: 0.453		B FF 89 B SI 89 B FF 89 C FF 89 X SI 89 3-1 ① G6-3		C CU 73 T SL 84 B FF 88 F SL 84 B SL 81 X FC 86 2-2 ① F8			B FF 89 C FC 88 B SI 88 C CU 75 F SL 83 X FF 88 2-2 ② L3		C FF 91 B FC 92 X FF 93 1-1 ① F4	4	0	0	0	0	0	2
8 Hunter Pence, R (1, 9) OBP: 0.340, SLG: 0.484		C FF 90 F FF 87 X FC 87 0-2 ② G6-3		X FC 85 0-0 ② L5			C CU 74 B SI 89 S FF 90 B SL 83 F SL 82 S FC 87 2-3 ③ K		B FF 93 B FF 92 X FF 92 2-0 ②③ G6-4-3 1-2f	4	0	0	0	0	1	2
48 Pablo Sandoval, S (1, 5) OBP: 0.336, SLG: 0.411 21 Nick Noonan, L (8, PR) OBP: 0.259, SLG: 0.235 (8, 5)		B FF 90 B CU 74 B SI 89 C FF 89 T FF 90 F FC 88 F SI 89 F SL 82 X SL 84 3-2 ③ P6		B SI 89 B CH 81 B CU 74 C FF 90 B SI 89 4-1 BB				C FF 88 X SL 83 0-1 29 G3 10 2B 2B		2	0	1	0	1	0	0
29 Héctor Sánchez, S (1, 2) OBP: 0.313, SLG: 0.366			C FF 90 F FC 86 B SL 84 X SL 82 1-2 ① G1-3	F CU 75 S FC 86 X SL 85 0-2 ③ F7				B FC 90 S KC 81 F KC 82 X KC 83 1-2 ① G3 2-3		3	0	0	0	0	0	2
10 Tony Abreu, S (1, 4) OBP: 0.281, SLG: 0.372			B CU 74 C CU 74 X SI 90 1-1 ② G4-3			B CU 73 F SI 88 F SL 81 F SL 80 X SL 84 1-2 ① G5-3		X KC 82 0-0 3-H 2B		3	0	1	1	0	0	0
6 Ehire Adrianza, S (1, 6) OBP: 0.300, SLG: 0.700			C FF 90 B CH 82 F CH 79 B FC 86 S SL 85 2-3 ③ K			B CU 73 B SI 88 C FF 89 F SL 85 X SL 81 2-2 HR		C FC 89 F FC 89 C FC 90 0-3 ② K		3	1	1	1	0	2	1
Inning Stats	R: 0 E: 0 K: 2 S: 9 H: 0 LOB: 0 BB: 0 P: 13	R: 0 E: 0 K: 0 S: 11 H: 0 LOB: 0 BB: 0 P: 17	R: 0 E: 0 K: 1 S: 8 H: 0 LOB: 0 BB: 0 P: 12	R: 0 E: 0 K: 1 S: 9 H: 0 LOB: 0 BB: 0 P: 15	R: 0 E: 0 K: 0 S: 9 H: 0 LOB: 1 BB: 1 P: 15	R: 1 E: 0 K: 1 S: 13 H: 1 LOB: 0 BB: 0 P: 16	R: 0 E: 0 K: 1 S: 9 H: 0 LOB: 0 BB: 0 P: 14	R: 1 E: 0 K: 1 S: 10 H: 2 LOB: 1 BB: 0 P: 12	R: 0 E: 1 K: 0 S: 7 H: 1 LOB: 1 BB: 0 P: 11	1B: 1 2B: 2 3B: 0 HR: 1 SF: 0 SAC: 0 DP: 1 HBP: 0						

PITCHER		IP	WLS	BF	H	R	ER	SO	BB	IBB	HBP	BLK	WP	HR	S	P	ERA	WHIP
46 Andy Pettitte, L ERA: 3.88	(1, 1)	7.0	L	24	2	2	2	6	1	0	0	0	0	1	70	104	2.57	0.429
30 David Robertson, R ERA: 2.13	(8, 1)	0.1		2	1	0	0	0	0	0	0	0	0	0	4	5	0.00	3.000
42 Mariano Rivera, R ERA: 2.15	(8, 1)	1.2		6	1	0	0	1	0	0	0	0	0	0	11	16	0.00	0.600

PITCHER	IP	WLS	BF	H	R	ER	SO	BB	IBB	HBP	BLK	WP	HR	S	P	ERA	WHIP

TOP

San Francisco Giants @ New York Yankees

Yankee Stadium, Bronx, NY

Sun Sep 22 2013, 1:56 PM - 4:47 PM EDT

Att. 49,197 - Sunny - 68 F

livebaseballscorecards.com

AB	31
R	2
H	4
RBI	2
BB	1
SO	7
LOB	9

Batter	1	2	3	4	5	6	7	8	9	AB	R	H	RBI	BB	SO	LOB
31 Ichiro Suzuki, L (1, 9) OBP: 0.297, SLG: 0.343	C FF 87 S FF 87 F FF 87 F FF 88 B CU 78 X CH 81 1-2 ① F8		C FF 87 B CU 76 F SL 82 B CU 76 B FF 88 F CH 82 B CH 82 4-2 13 CS BB			C FF 86 T FF 87 F FF 87 F CU 74 S CU 75 0-3 ① K	C SL 80 C SI 88 B CU 73 F CU 73 S SI 89 1-3 ③ K			3	0	0	0	1	2	2
13 Alex Rodriguez, R (1, 10) OBP: 0.353, SLG: 0.440 63 Zoilo Almonte, S (8, PR) OBP: 0.302, SLG: 0.337 (9, 10)	C FF 88 S CU 74 B FF 87 S FF 88 1-3 ② K		B SL 82 B FF 88 1 SAFE F SL 83 S FF 87 2-2 ③ CS 1-2	S CH 79 C CU 76 B FF 88 S CU 76 1-3 ① K		F FF 88 X CU 76 0-1 ② P3		B SI 93 F SL 89 X SI 94 1-1 24 2B 12 FC5-2 1B		4 0	0 0	1 0	0 0	0 0	2 0	0 0
24 Robinson Canó, L (1, 4) OBP: 0.384, SLG: 0.517	S FF 88 B SL 85 B FF 89 C FF 88 F FF 89 X CH 82 2-2 ③ F8			B SL 82 B CU 75 B FF 87 X FF 86 3-0 1B		X FF 86 0-0 12 BB 1B		C SI 94 F SI 97 F KC 82 F FF 91 X KC 83 0-2 1-3 26 1B 2B		4	0	3	0	0	0	0
12 Alfonso Soriano, R (1, 7) OBP: 0.298, SLG: 0.494		B FF 86 X SL 84 1-0 ① F7		C CU 76 X FF 87 0-1 ② F8		B FF 88 B FF 87 B SL 82 F FF 89 B FF 89 4-1 1-2 BB		F SL 91 B SL 90 X SI 94 1-1 ① FC5-2 26 1B 3-H		3	0	0	0	1	0	4
14 Curtis Granderson, L (1, 8) OBP: 0.321, SLG: 0.422		C FF 87 B CH 82 F FF 87 B FF 88 X FF 88 2-2 ② F7		1 SAFE B FF 86 B SL 85 F FF 88 S FC 86 B SL 83 S CH 82 3-3 ③ K		F FF 88 S CU 77 T FF 90 0-2 ③ K		C SI 97 C KC 83 S SI 97 0-3 ② K		4	0	0	0	0	3	5
26 Eduardo Núñez, R (1, 5) OBP: 0.309, SLG: 0.359		X FF 88 0-0 ③ F7			C S SL 83 S FF 86 0-3 ① K		F FF 87 X FF 86 0-1 22 PB 35 1B 1B	B SL 92 X SI 96 1-0 ③ 1-2 2-H 1B		4	0	2	0	0	1	0
39 Mark Reynolds, R (1, 3) OBP: 0.308, SLG: 0.393			B SL 82 S SL 84 C FF 88 F CU 76 B FF 90 X SL 82 2-2 HR		S CU 75 C FF 87 B FF 88 X CU 76 1-2 ② G6-3	B SL 82 C FF 87 F CU 75 B FF 88 S CH 80 2-3 ① K		B SL 79 S SL 79 B SL 80 B FF 87 F SL 78 X SL 79 3-2 ① G5-3	4	1	1	1	0	1	1
35 Brendan Ryan, R (1, 6) OBP: 0.261, SLG: 0.283			C FF 88 X FF 88 0-1 ① P4		C FF 88 X SL 82 0-1 2B	1 SAFE L CU 75 X FF 87 0-1 1-2 22 PB 1B		S SL 79 S SL 78 B SL 79 B SL 78 X SL 78 2-2 ② P4	4	0	2	0	0	0	0
19 Chris Stewart, R (1, 2) OBP: 0.293, SLG: 0.274 55 Lyle Overbay, L (7, PH) OBP: 0.296, SLG: 0.397 22 Vernon Wells, R (7, PH) OBP: 0.289, SLG: 0.361 66 John Ryan Murphy, R (8, 2) OBP: 0.231, SLG: 0.167			B FF 88 F FF 88 C SL 83 F FF 88 X CU 77 1-2 ② L6		S CU 76 B CU 76 B FF 89 X FF 88 2-1 ③ F9		B SI 86 F SI 86 B CH 80 F SI 87 S CU 73 2-3 ② 1-2 2-3 K	B FF 87 B SL 79 S SL 79 C SL 78 S SL 78 2-3 ③ K	2 0 1 1	0 0 0 0	0 0 0 0	0 0 0 0	0 0 0 0	0 0 1 1	1 0 2 0
Inning Stats	R: 0 E: 0 K: 1 S: 12 H: 0 LOB: 0 BB: 0 P: 16	R: 0 E: 0 K: 0 S: 5 H: 0 LOB: 0 BB: 0 P: 8	R: 1 E: 0 K: 0 S: 15 H: 1 LOB: 0 BB: 1 P: 24	R: 0 E: 0 K: 2 S: 9 H: 1 LOB: 1 BB: 0 P: 16	R: 0 E: 0 K: 1 S: 10 H: 1 LOB: 1 BB: 0 P: 13	R: 0 E: 0 K: 2 S: 12 H: 1 LOB: 2 BB: 1 P: 16	R: 0 E: 0 K: 3 S: 14 H: 2 LOB: 2 BB: 0 P: 19	R: 0 E: 0 K: 1 S: 13 H: 3 LOB: 2 BB: 0 P: 16	R: 0 E: 0 K: 1 S: 9 H: 0 LOB: 0 BB: 0 P: 16	1B: 6 2B: 2 3B: 0 HR: 1	SF: 0 SAC: 0 DP: 0 HBP: 0			WP: 0 PB: 1 SB: 0 CS: 1	PA: 37		

PITCHER		IP	WLS	BF	H	R	ER	SO	BB	IBB	HBP	BLK	WP	HR	S	P	ERA	WHIP
52 Yusmeiro Petit, R ERA: 2.84	(1, 1)	6.1		26	6	1	1	7	2	0	0	0	0	1	70	102	1.42	1.263
49 Javier López, L ERA: 1.6	(7, 1)	0.2	W	2	0	0	0	2	0	0	0	0	0	0	7	10	0.00	0.000
46 Santiago Casilla, R ERA: 2.11	(8, 1)	1.0	H	5	3	0	0	1	0	0	0	0	0	0	13	16	0.00	3.000
54 Sergio Romo, R ERA: 2.67	(9, 1)	1.0	S	3	0	0	0	1	0	0	0	0	0	0	9	16	0.00	0.000

PITCHER	IP	WLS	BF	H	R	ER	SO	BB	IBB	HBP	BLK	WP	HR	S	P	ERA	WHIP

BOTTOM

San Francisco Giants @ New York Yankees

Yankee Stadium, Bronx, NY

Sun Sep 22 2013, 1:56 PM - 4:47 PM EDT

Att. 49,197 - Sunny - 68 F

livebaseballscorecards.com

AB	34
R	1
H	9
RBI	1
BB	2
SO	11
LOB	15

Batter	1	2	3	4	5	6	7	8	9	AB	R	H	RBI	BB	SO	LOB
20 Matt Joyce, L (1, 10) OBP: 0.334, SLG: 0.429	F SI 91 B SL 83 X SL 82 1-1 HR		S FS 85 B FF 92 C SI 92 B FS 88 C FS 87 2-3 ① K		X SI 92 0-0 ③ P5		S SL 85 F SL 86 F SI 93 F SL 87 S SL 86 0-3 ② K		C SL 83 F SL 83 B FF 92 B SL 83 X SL 83 2-2 7 WP 7 2B 1-H 2B	3	1	1	1	0	1	0
15 Delmon Young, R (7, PH) OBP: 0.307, SLG: 0.397 (7, 10)										2	1	1	1	0	1	0
9 Wil Myers, R (1, 9) OBP: 0.354, SLG: 0.478	X SI 92 0-0 7 2B 1B		S FS 85 F SI 92 B SL 85 B SL 85 F SL 84 X SL 85 2-2 ② G6-3			S FS 82 B SI 91 F SI 91 B SI 91 B SL 84 B SL 84 4-2 3 2B 21 2B BB	B CU 80 B FF 94 C SL 84 F SL 88 C FF 95 2-3 ③ K		F SL 82 T FF 92 B SL 84 C FF 92 1-3 ② K	4	2	1	0	1	2	1
7 David DeJesus, L (1, 7) OBP: 0.331, SLG: 0.398	L SI 90 D SI 92 1 SAFE X SI 92 1-1 3 SF9 1-H 2B		X SI 92 0-0 ③ L3			B SL 81 C FS 86 1 SAFE B SI 92 B SI 91 X SI 90 3-1 ① F8		C SI 92 C CH 84 X CU 79 0-2 ① F9	B FF 92 C SL 82 C FF 93 D SL 85 X SL 83 2-2 2-H 2B	5	1	2	2	0	0	1
3 Evan Longoria, R (1, 5) OBP: 0.340, SLG: 0.484	B SL 85 B SL 85 S SL 84 X SI 92 2-1 SF9 ① 3-H			C CU 77 B SI 92 X SI 92 1-1 E5 18 G4-3		C SL 83 B SL 84 B SI 92 X SL 84 2-1 21 2B 1-3 2B		B CU 80 B FF 93 C SL 86 X FF 94 2-1 18 1B 1B	B FF 94 B FF 92 F FF 95 B FF 95 X FF 95 3-1 ③ F8	4	1	2	1	0	0	1
18 Ben Zobrist, S (1, 4) OBP: 0.354, SLG: 0.398 (5, 6)	C SI 92 C FS 87 B FF 92 B SL 85 S SI 88 2-3 ② K			D FS 86 D FS 86 B SI 92 C SI 91 X SI 91 3-1 ① G4-3 2-3		I IN 71 I IN 73 I IN 74 I IN 74 4-0 21 2B IBB		X SL 85 0-0 1-2 1B		3	0	1	0	1	1	1
21 James Loney, L (1, 3) OBP: 0.344, SLG: 0.424	C SI 93 C FS 87 B FS 86 T SI 93 1-2 ③ K			B FS 85 X SI 92 1-0 ② G5-3		B SL 85 B SI 93 B SI 92 C SI 92 F SI 92 X SI 91 3-2 1-3 2-H 3-H 2B		C SI 92 B CH 85 X CH 84 1-1 ② F7		4	0	1	2	0	1	3
59 Jose Lobaton, S (1, 2) OBP: 0.329, SLG: 0.402		B CU 75 B FS 85 C SI 92 B SI 92 X SI 92 3-1 ① F8		B FS 86 B FS 86 S FS 87 X FS 86 2-1 ③ F7		B SL 83 B SL 84 B SI 92 C SI 91 S SL 83 S SL 84 3-3 ② K		S SL 87 B SL 88 B FF 94 S FC 94 F FF 94 B SL 87 C SL 87 3-3 ③ K		2	0	0	0	0	0	1
28 José Molina, R (6, PH) OBP: 0.301, SLG: 0.316 (6, 2)										2	0	0	0	0	2	4
5 Sam Fuld, L (1, 8) OBP: 0.265, SLG: 0.260		F SI 93 B FS 86 X SI 92 1-1 ② G5-3			C SL 83 C FF 91 X FS 87 0-2 ① G3	C SL 80 F FF 95 F FF 95 F SL 81 S SL 81 0-3 ③ K			S SL 79 S SL 81 B SL 79 F SL 83 F SL 82 B FF 92 B SL 80 B FF 91 4-2 15 2B BB	3	1	0	0	1	1	2
11 Yunel Escobar, R (1, 6) OBP: 0.333, SLG: 0.370		B SI 92 C SI 91 S FS 84 F FS 87 F SL 85 S SL 85 1-3 ③ K			C SL 82 B FS 86 B FS 86 X SI 92 2-1 ② F8		B SI 92 B SL 83 S SI 91 X SL 85 2-1 ① F8		C FF 92 D SL 83 S SL 82 B FF 91 F FF 92 B SL 84 T SL 82 3-2 ① K	1	0	0	0	0	1	0
2 Kelly Johnson, L (5, PH) OBP: 0.306, SLG: 0.412 (5, 4)										3	0	0	0	0	1	1

| Inning Stats | | | | | | | | | |

BOTTOM

Tampa Bay Rays @ New York Yankees

Yankee Stadium, Bronx, NY

Tue Sep 24 2013, 7:09 PM - 10:42 PM EDT

Att. 43,407 - Clear - 69 F

livebaseballscorecards.com

Batter	1	2	3	4	5	6	7	8	9	AB	R	H	RBI	BB	SO	LOB
31 Ichiro Suzuki, L (1, 8) OBP: 0.296, SLG: 0.342 66 John Ryan Murphy, R (7, 2) OBP: 0.214, SLG: 0.154	C FF 90 X FF 92 0-1 ① P3		B FF 90 S FF 91 B FF 93 F FF 91 B FF 93 X FF 94 3-2 24 F8 13 BB 1B	F FF 91 X FF 90 0-1 ② FC3-6 1-2f 2-3		B CH 83 F FC 86 F CU 75 F CU 79 F FC 86 X CU 79 1-2 ③ G4-3		B FF 91 F FF 91 B FF 92 F FF 92 B FF 91 T FF 91 3-2 ① K	4 0 1 0 0 0 2 1 0 0 0 0 1 1					
13 Alex Rodriguez, R (1, 10) OBP: 0.354, SLG: 0.431	C FF 92 B FF 93 S CH 84 B FF 92 B KC 81 B FF 93 4-2 24 FC4-6 BB		S CH 81 B CH 84 B CH 83 F FF 92 1 SAFE B FF 91 B FF 91 4-2 12 BB 1-2 BB	X FF 90 0-0 ③ F8			C FF 91 B FF 91 X FF 91 1-1 ① F8		X FF 91 0-0 ② ③ G5-4-3 1-2f	3 0 0 0 2 0 3						
24 Robinson Canó, L (1, 4) OBP: 0.383, SLG: 0.517	F F CH 83 X KC 81 0-2 ② FC4-6 12 WP 1-2f		B FF 91 F FF 92 X KC 79 1-1 ① F8 2-3		X FF 91 0-0 ① P5		B CH 87 B FF 91 S FF 92 F SI 93 B FF 93 X FF 93 3-2 2B			4 0 1 0 0 0 3						
12 Alfonso Soriano, R (1, 7) OBP: 0.301, SLG: 0.494	B FF 92 C KC 80 B CH 84 B CH 81 S FF 93 B FF 94 4-2 1-2 BB		B FF 89 D CH 81 B FF 90 B FF 92 4-0 26 FC5-4 1-2 BB		C FF 90 S FF 90 B FF 92 X KC 80 1-2 26 1B 1B		B FF 90 S SL 86 F FF 91 S FF 91 1-3 ② K			2 0 1 0 2 1 1						
39 Mark Reynolds, R (1, 3) OBP: 0.306, SLG: 0.390 55 Lyle Overbay, L (7, PH) OBP: 0.295, SLG: 0.396 (8, 3)	B KC 80 C FF 92 S FF 92 S KC 82 1-3 ③ K		S KC 79 C FF 90 X FF 90 0-2 ② F9		D KC 79 X FF 91 1-0 ② F8		C FF 92 B CH 86 F FF 93 T FF 93 1-2 ③ K			3 0 0 0 0 1 6 1 0 0 0 0 1 1						
26 Eduardo Núñez, R (1, 5) OBP: 0.308, SLG: 0.357		C FF 90 X KC 79 0-1 ① G4-3	B FF 90 C FF 90 F CH 83 F FF 92 X FF 90 1-2 ③ FC5-4 1-2f		X FF 90 0-0 1-2 1B			C FF 91 F FF 89 F FF 90 X FF 92 0-2 ① P5		4 0 1 0 0 0 3						
22 Vernon Wells, R (1, 9) OBP: 0.286, SLG: 0.357		B FF 88 X FF 91 1-0 ② L8		C FF 90 F CH 83 F FF 91 F KC 80 B CH 83 S KC 80 1-3 K 31 FC3-6 19 BB	B FF 91 B CH 80 B FF 91 C FF 91 C FF 91 F FF 91 X FF 91 3-2 ③ F7			C FF 91 B CU 71 B SL 84 X SL 84 2-1 ② G4-3		4 0 0 0 0 1 2						
35 Brendan Ryan, R (1, 6) OBP: 0.261, SLG: 0.280		B FF 93 B FF 89 B FF 91 C FF 90 B FF 91 4-1 19 WP BB		B FF 90 B FF 89 C FF 90 C CH 82 B KC 78 S FF 90 3-3 ① K		B SI 88 C FC 86 L FC 86 B CU 79 F FC 86 C CU 78 2-3 ① K		T FF 92 X FF 90 0-1 ③ L9		3 0 0 0 1 2 1						
19 Chris Stewart, R (1, 2) OBP: 0.294, SLG: 0.273 14 Curtis Granderson, L (6, PH) OBP: 0.323, SLG: 0.420 (7, 8)		C FF 91 C KC 80 B KC 82 B CH 83 F FF 93 B FF 92 C FF 91 3-3 ③ K 1-2	B FF 90 F FF 88 C CH 83 F KC 78 F FF 90 D KC 78 F FF 90 F FF 92 F KC 77 4-2 F CH 80 B CH 81 F FF 90 B FF 91 31 FC3-6 1-2 BB		F FC 87 B CU 77 B FC 85 B CH 81 X FC 86 3-1 ② F8			S SI 90 C FF 91 B FC 86 B SI 90 B SL 86 B FF 91 4-2 13 G5-4-3 BB	1 0 0 0 1 1 1 1 0 0 0 1 0 0						
Inning Stats	R: 0 E: 0 K: 1 S: 12 H: 0 LOB: 2 BB: 2 P: 21	R: 0 E: 0 K: 1 S: 8 H: 0 LOB: 1 BB: 1 P: 16	R: 0 E: 0 K: 0 S: 14 H: 1 LOB: 3 BB: 2 P: 27	R: 0 E: 0 K: 2 S: 20 H: 0 LOB: 2 BB: 1 P: 28	R: 0 E: 0 K: 0 S: 10 H: 2 LOB: 2 BB: 0 P: 15	R: 0 E: 0 K: 1 S: 11 H: 0 LOB: 0 BB: 0 P: 17	R: 0 E: 0 K: 2 S: 11 H: 1 LOB: 1 BB: 0 P: 17	R: 0 E: 0 K: 0 S: 8 H: 0 LOB: 0 BB: 0 P: 10	R: 0 E: 0 K: 1 S: 6 H: 0 LOB: 0 BB: 1 P: 13	1B: 3 2B: 1 3B: 0 HR: 0 SF: 0 SAC: 0 DP: 1 HBP: 0						

	AB	31
	R	0
	H	4
	RBI	0
	BB	7
	SO	8
	LOB	24

WP: 3 PA: 38
PB: 0
SB: 0
CS: 0

PITCHER		IP	WLS	BF	H	R	ER	SO	BB	IBB	HBP	BLK	WP	HR	S	P	ERA	WHIP
55 Matt Moore, L ERA: 3.23	(1, 1)	5.0	W	25	3	0	0	4	6	0	0	0	3	0	64	107	0.00	1.800
35 Jamey Wright, R ERA: 2.73	(6, 1)	1.0		3	0	0	0	1	0	0	0	0	0	0	11	17	0.00	0.000
23 Jake Odorizzi, R ERA: 3.94	(7, 1)	3.0	S	10	1	0	0	3	1	0	0	0	0	0	25	40	0.00	0.667

PITCHER	IP	WLS	BF	H	R	ER	SO	BB	IBB	HBP	BLK	WP	HR	S	P	ERA	WHIP

Batter	1	2	3	4	5	6	7	8	9	AB	R	H	RBI	BB	SO	LOB
18 Ben Zobrist, S (1, 6) OBP: 0.353, SLG: 0.396	B FF 92 X FF 92 1-0 ① F9	C KC 76 X FF 92 0-1 ② F7 2-3		B FF 90 B CH 82 S FF 90 F CH 82 X FF 92 2-2 ① F7		F CH 82 B FC 87 X CH 81 1-1 9 FC6-4 1B		C KC 79 C FC 90 X KC 80 0-2 ① G3		5	0	1	0	0	0	2
9 Wil Myers, R (1, 9) OBP: 0.352, SLG: 0.476	C FF 92 X FF 92 0-1 21 2B 2B	S SL 81 B FF 92 X FF 91 1-1 ③ F9		C FF 90 C CH 82 B FC 86 B CH 83 C FF 93 2-3 ② K		X CH 81 0-0 ② FC6-4 21 1B 1-2f 3 HR		B FC 92 X KC 80 1-0 ② G6-3		5	2	1	0	0	1	3
21 James Loney, L (1, 3) OBP: 0.348, SLG: 0.430	C KC 75 X FF 93 0-1 2-H 2B		B FC 92 B SL 78 F FF 91 X SL 79 2-1 3 1B 7 1B 2B	B FF 92 B FF 91 F FF 93 B FF 92 4-0 3 PB BB		F FC 87 F FF 91 1 SAFE B FC 87 D FC 87 X FF 91 2-2 3 HR 1B 1-2		C FC 92 F KC 80 B FC 92 C FC 91 1-3 ③ K		4	2	3	1	1	1	0
3 Evan Longoria, R (1, 5) OBP: 0.342, SLG: 0.495	C KC 76 B FF 92 X SL 81 1-1 E6		C FF 92 X FF 92 0-1 15 1B 20 SF8 7 1B 1B 2-3	C CH 83 B FF 92 F FF 91 B CH 82 S FC 87 2-3 ③ K 1-2		B FF 91 F CH 83 F FF 91 X FF 92 1-2 HR 1-H 2-H			C SL 83 B SI 90 X FF 91 1-1 HR	5	3	3	4	0	1	2
7 David DeJesus, L (1, 8) OBP: 0.334, SLG: 0.411 (7, 7)	C FF 92 S FF 92 C SL 80 0-3 ② K		F FF 91 X FF 91 0-1 15 1B 1B 1-2 3-H		B SL 80 X FF 91 1-0 15 WP 2B	X FF 90 0-0 HR			B SI 92 S CH 87 B FF 91 X CH 86 2-1 ① F8	5	1	3	2	0	1	2
15 Delmon Young, R (1, 10) OBP: 0.305, SLG: 0.394	S KC 75 B FF 91 S SL 79 X SL 80 1-2 ③ F7		B FF 92 S SL 81 B FF 90 X SL 80 2-1 2 FC6 1B 1-2 2-3		F FF 90 F FC 87 B FF 90 B CH 82 F FC 87 X FF 91 2-2 ① G1-5-3 2-3	C CU 71 X SI 85 0-1 ③ G6-3			S SL 84 F SI 91 X SL 85 0-2 ② F8	5	0	1	0	0	0	3
20 Matt Joyce, L (1, 7) OBP: 0.334, SLG: 0.429 8 Desmond Jennings, R (7, PH) OBP: 0.333, SLG: 0.415 5 Sam Fuld, L (7, PR) OBP: 0.268, SLG: 0.265 (7, 8)		B KC 74 C KC 75 B FF 92 B CH 85 S FF 92 F FF 94 X SL 81 3-2 18 E 2 BB 1B	C FC 85 X FF 91 0-1 ① SF8 3-H	C FC 86 X FC 87 0-1 ② L4		X SI 91 0-0 28 G4-6-3 1B		B SI 91 X SI 90 1-0 1B	2 0 1 1 0 0 1 1 0 1 0 0 0 0 1 0 1 0 0 0 0						
28 José Molina, R (1, 2) OBP: 0.296, SLG: 0.310		C FF 92 B SL 81 C SL 78 S SL 81 1-3 ① K	C CH 83 X FF 92 0-1 ② P3		F FF 90 X CH 84 0-1 ③ L6		F CH 85 S CH 84 B SI 92 F CH 84 F SL 85 X SI 94 1-2 ①② G4-6-3 1-2f		S FF 90 S SL 83 S SL 84 0-3 ③ K	5	0	0	0	0	2	6
2 Kelly Johnson, L (1, 4) OBP: 0.305, SLG: 0.409		C KC 74 B CH 84 C FF 92 B SL 80 B FF 92 B FF 91 4-2 1-2 BB	B SI 91 B FC 86 S FC 86 S FF 92 X FF 92 2-2 ③ FC6 1-2f			C CU 79 B FC 85 X FF 91 1-1 ① F8	B SL 85 C SL 84 C SI 93 B SL 85 C SI 94 2-3 ③ K			3	0	0	0	1	1	3

Inning Stats	1	2	3	4	5	6	7	8	9
	R: 1 E: 1 K: 1 S: 13	H: 2 LOB: 2 BB: 0 P: 16	R: 0 E: 1 K: 1 S: 14	H: 1 LOB: 2 BB: 1 P: 23	R: 2 E: 0 K: 0 S: 15	H: 4 LOB: 2 BB: 0 P: 21	R: 0 E: 0 K: 2 S: 9	H: 0 LOB: 1 BB: 1 P: 19	R: 0 E: 0 K: 0 S: 9	H: 1 LOB: 1 BB: 0 P: 12	R: 4 E: 0 K: 0 S: 14	H: 4 LOB: 0 BB: 0 P: 19	R: 0 E: 0 K: 1 S: 9	H: 1 LOB: 1 BB: 0 P: 12	R: 0 E: 0 K: 1 S: 7	H: 0 LOB: 0 BB: 0 P: 9	R: 1 E: 0 K: 1 S: 11	H: 2 LOB: 1 BB: 0 P: 15

	1B: 8 2B: 4 3B: 0 HR: 3	SF: 1 SAC: 0 DP: 1 HBP: 0	WP: 1 PB: 1 SB: 0 CS: 0	PA: 44

PITCHER		IP	WLS	BF	H	R	ER	SO	BB	IBB	HBP	BLK	WP	HR	S	P	ERA	WHIP
65 Phil Hughes, R ERA: 5.19	(1, 1)	2.0	L	15	7	3	3	2	1	0	0	0	0	0	35	51	13.50	4.000
60 David Huff, L ERA: 6.06	(3, 1)	3.2		17	5	4	4	2	1	0	0	0	1	2	37	57	9.82	1.636
40 Matt Daley, R ERA:	(6, 1)	0.1		1	0	0	0	0	0	0	0	0	0	0	2	2	0.00	0.000
64 Cesar Cabral, L ERA: 2.45	(7, 1)	1.0		3	1	0	0	1	0	0	0	0	0	0	9	12	0.00	1.000
30 David Robertson, R ERA: 2.1	(8, 1)	1.0		3	0	0	0	1	0	0	0	0	0	0	7	9	0.00	0.000

PITCHER		IP	WLS	BF	H	R	ER	SO	BB	IBB	HBP	BLK	WP	HR	S	P	ERA	WHIP
38 Preston Claiborne, R ERA: 4.25	(9, 1)	1.0		5	2	1	1	1	0	0	0	0	0	1	11	15	9.00	2.000

TOP

Tampa Bay Rays @ New York Yankees

Yankee Stadium, Bronx, NY

Wed Sep 25 2013, 7:10 PM - 10:32 PM EDT

Att. 37,260 - Partly Cloudy - 70 F

livebaseballscorecards.com

AB	41
R	8
H	15
RBI	8
BB	2
SO	7
LOB	22

BOTTOM

Tampa Bay Rays @ New York Yankees

Yankee Stadium, Bronx, NY

Wed Sep 25 2013, 7:10 PM - 10:32 PM EDT

Att. 37,260 - Partly Cloudy - 70 F

livebaseballscorecards.com

Batter	1	2	3	4	5	6	7	8	9	AB	R	H	RBI	BB	SO	LOB
26 Eduardo Núñez, R (1, 5) OBP: 0.310, SLG: 0.372	C SI 92 F FC 86 B SI 93 F FF 94 F KC 80 X SI 93 1-2 24 2B 2B		C CH 81 X KC 78 0-1 HR		B SI 91 B CH 82 C KC 84 X CH 82 2-1 ① F8			X SI 91 0-0 ① P2	B FF 92 C FF 92 F FF 93 F FF 94 B CH 85 X CH 84 2-2 ③ G5-3	5	2	2	1	0	0	0
13 Alex Rodriguez, R (1, 10) OBP: 0.348, SLG: 0.423 31 Ichiro Suzuki, L (8, PH) OBP: 0.298, SLG: 0.344 (9, 10)	S CH 84 C FC 88 F FC 88 B FF 93 C FC 88 1-3 ① K		C CH 81 S FF 92 X FF 92 0-2 ① G6-3		C SI 92 B FF 93 B SI 93 C FC 85 C SI 93 2-3 ② K			C SI 90 B FS 83 S FS 82 F FS 82 X SL 82 1-2 22 BB 55 BB 24 1B 1B		3 1	0 1	0 1	0 0	0 0	2 0	1 0
24 Robinson Canó, L (1, 4) OBP: 0.384, SLG: 0.519	C SI 93 B FF 93 C SI 94 F SI 94 F SI 94 X SI 95 1-2 2-H 2B		X SI 93 0-0 ② G3		C SI 92 S CH 83 F SI 94 X SI 94 0-2 ③ G3			C SI 90 X SI 90 0-1 55 BB 22 BB 1-2 1B		4	0	2	1	0	0	0
12 Alfonso Soriano, R (1, 7) OBP: 0.299, SLG: 0.490	C CH 83 B SI 93 S FC 87 B FC 88 F FF 94 F SI 95 S FF 94 2-3 ② K		B CH 82 C FC 86 S CH 83 B FC 86 C SI 92 2-3 ③ K			C SI 91 S FF 90 X SI 92 0-2 ① P3		D FS 82 S FS 82 B SI 91 S FS 82 F SI 92 C SI 92 2-3 ② K		4	0	0	0	0	3	3
22 Vernon Wells, R (1, 9) OBP: 0.286, SLG: 0.355	C FF 94 X SI 94 0-1 ③ F8			B SI 91 B SI 91 F SI 92 X SI 93 2-1 ① P3		C SI 91 F KC 78 B FC 87 B SI 92 F CH 81 F FC 86 S FC 86 2-3 ② K		C SI 92 B SI 92 B SI 91 F FS 83 B SI 93 B SI 93 4-2 55 BB 1-2 2-3 BB		3	0	0	0	1	1	1
39 Mark Reynolds, R (1, 3) OBP: 0.306, SLG: 0.389 55 Lyle Overbay, L (8, PH) OBP: 0.296, SLG: 0.396 (9, 3)		F CH 82 B FC 85 F FC 86 X FF 94 1-2 14 F8 1B		C FC 87 B CH 82 B CH 82 X FC 85 2-1 ② F7		B KC 77 S CH 81 B SI 93 X CH 82 2-1 ③ G6-3		C FF 91 B FF 90 F CU 80 B FF 91 F FF 92 B FS 83 B FF 91 4-2 1-2 2-3 3-H BB		3 0	0 0	1 0	0 1	0 1	0 0	0 0
14 Curtis Granderson, L (1, 8) OBP: 0.321, SLG: 0.416		F SI 92 B KC 80 X FC 86 1-1 ① F8 1-2		C SI 93 S SI 94 B SI 94 F SI 95 B SI 94 X SI 93 2-2 ② 35 1B 1B			B SI 91 C FF 90 F KC 77 F SI 93 F FC 86 C FC 85 1-3 ① K	C FS 82 X CU 80 0-1 ③ G4-3		4	0	1	0	0	1	4
35 Brendan Ryan, R (1, 6) OBP: 0.261, SLG: 0.280		S CH 83 C FC 88 S CH 84 0-3 ② K		S CH 83 B SI 93 X FC 87 1-1 ② 1-3 1B			F SI 91 F FF 92 C SI 93 0-3 ② K		C FF 90 C FF 91 F FF 92 S CH 84 0-3 ① K2-3	4	0	1	0	0	3	1
19 Chris Stewart, R (1, 2) OBP: 0.291, SLG: 0.269		C CH 83 B FC 88 X CH 83 1-1 ③ G3		X FF 94 0-0 ③ B2-3			C CH 81 F FC 86 B SI 93 X KC 80 1-2 ③ L8		C FF 92 X FF 91 0-1 ② F8	4	0	0	0	0	0	3

Inning Stats	1	2	3	4	5	6	7	8	9
	R: 1 E: 0 K: 2 S: 21	R: 0 E: 0 K: 1 S: 10	R: 1 E: 0 K: 1 S: 9	R: 0 E: 0 K: 0 S: 11	R: 0 E: 0 K: 1 S: 9	R: 0 E: 0 K: 1 S: 10	R: 0 E: 0 K: 2 S: 11	R: 1 E: 0 K: 1 S: 18	R: 0 E: 0 K: 1 S: 10
	H: 2 LOB: 1 BB: 0 P: 26	H: 1 LOB: 1 BB: 0 P: 13	H: 1 LOB: 0 BB: 0 P: 11	H: 2 LOB: 2 BB: 0 P: 18	H: 0 LOB: 0 BB: 0 P: 13	H: 0 LOB: 0 BB: 0 P: 14	H: 0 LOB: 0 BB: 0 P: 13	H: 2 LOB: 3 BB: 2 P: 29	H: 0 LOB: 0 BB: 0 P: 12

	AB	35
	R	3
	H	8
	RBI	3
	BB	2
	SO	10
	LOB	13

	1B: 5	SF: 0	WP: 0	PA: 37
	2B: 2	SAC: 0	PB: 0	
	3B: 0	DP: 0	SB: 0	
	HR: 1	HBP: 0	CS: 0	

PITCHER		IP	WLS	BF	H	R	ER	SO	BB	IBB	HBP	BLK	WP	HR	S	P	ERA	WHIP
14 David Price, L ERA: 3.39	(1, 1)	7.0	W	27	6	2	2	8	0	0	0	0	0	1	81	108	2.57	0.857
47 Brandon Gomes, R ERA: 6.38	(8, 1)	0.2		5	2	1	1	1	1	0	0	0	0	0	13	20	13.50	4.500
62 Joel Peralta, R ERA: 3.26	(8, 1)	0.1	H	2	0	0	0	0	1	0	0	0	0	0	5	9	0.00	3.000
54 Alex Torres, L ERA: 1.43	(9, 1)	1.0		3	0	0	0	1	0	0	0	0	0	0	10	12	0.00	0.000

PITCHER	IP	WLS	BF	H	R	ER	SO	BB	IBB	HBP	BLK	WP	HR	S	P	ERA	WHIP

Tampa Bay Rays @ New York Yankees

Yankee Stadium, Bronx, NY

Thu Sep 26 2013, 7:10 PM - 10:12 PM EDT

Att. 48,675 - Partly Cloudy - 66 F

livebaseballscorecards.com

Batter	1	2	3	4	5	6	7	8	9	AB	R	H	RBI	BB	SO	LOB
18 Ben Zobrist, S (1, 6) (7, 4) OBP: 0.353, SLG: 0.396	B FF 90 C FF 90 F SI 91 F CU 79 B CU 80 F SI 90 X SI 93 2-2 9 G6-4-3 1B		C CU 79 X SI 92 0-1 ③ G1-3		X SI 90 0-0 ② G4-3		C CU 79 S CU 81 B CU 80 F FF 93 B CU 80 2-2 ③ CS 1-2	C FF 94 B KC 80 X FF 94 1-1 21 2B 3 1B 1B	C SI 84 C CU 74 S FF 86 0-3 ③ K	5	1	2	0	0	1	0
9 Wil Myers, R (1, 9) OBP: 0.351, SLG: 0.474	F CU 77 1 SAFE B SI 90 F FF 92 B CU 81 X FF 94 2-2 ① ② G6-4-3 1-2f			B CU 78 F SI 91 X SI 92 1-1 21 BB 3 1B 1B	B FF 92 B CU 79 C FF 92 F FF 94 F FF 95 F CU 81 C CU 81 2-3 ③ K			C KC 81 F FF 96 F KC 82 B KC 82 B KC 83 F FF 97 F FF 97 B KC 82 S FF 96 3-3 ① K		4	1	1	0	0	2	2
21 James Loney, L (1, 3) OBP: 0.352, SLG: 0.436	F FF 92 B FF 92 B SI 91 X SI 92 2-1 1B			D SI 91 D CU 79 B SI 93 F FF 92 B SI 92 4-1 7 FC1-5 3 1B 1-2 BB		C CU 77 B CH 85 B CU 78 X SI 92 2-1 3 G6-4-3 1B		C FF 96 C FF 97 X KC 81 0-2 3 1B 1-3 2B		3	1	3	0	1	0	0
3 Evan Longoria, R (1, 5) OBP: 0.343, SLG: 0.495	C FF 92 C CU 79 S CU 81 0-3 ③ K			C SI 92 X CU 80 0-1 15 HBP 7 FC1-5 1-2 2-H 1B		B FF 91 B FF 92 F FF 91 B FF 92 X FF 91 3-1 ① ② G6-4-3 1-2f		B KC 81 C KC 82 D KC 81 B FF 96 X FF 97 3-1 7 BB 2-H 3-H 1B		4	0	2	3	0	1	2
7 David DeJesus, L (1, 8) (7, 7) OBP: 0.333, SLG: 0.408		C FF 90 L SI 90 X FF 94 0-2 ① G4-3		X SI 92 0-0 ① FC1-5 15 HBP 1-2 2-3f		B FF 92 F CH 84 B FF 92 X FF 91 2-1 ③ F8		B FF 95 B FF 95 B FF 95 B FF 95 4-0 1-2 BB		3	0	0	0	1	0	2
15 Delmon Young, R (1, 10) OBP: 0.310, SLG: 0.406		B CU 78 F SI 91 B SI 92 S CU 80 X CU 80 2-2 20 G4-6-3 1B		S CU 80 S CU 81 D CU 83 F CU 82 H SI 93 2-2 1-2 2-3 HBP			B FF 91 X FF 91 1-0 HR	X FF 91 0-0 ② L7		3	1	2	1	0	0	2
20 Matt Joyce, L (1, 7) OBP: 0.332, SLG: 0.426 5 Sam Fuld, L (7, 8) OBP: 0.267, SLG: 0.263		B SI 91 S SI 91 C CU 78 1 SAFE X SI 92 1-2 ② ③ G4-6-3 1-2f		B SI 94 B SI 93 X FF 94 2-0 ② F6			B SI 89 X SI 91 1-0 ① L8	B FC 90 B FC 91 B FC 90 C FC 90 X FC 91 3-1 ③ G1-3		3 1	0 0	0 0	0 0	0 0	0 0	4 2
59 Jose Lobaton, S (1, 2) OBP: 0.325, SLG: 0.396			C SI 89 C FF 92 B CU 81 S CU 80 1-3 ① K S CU 79 X SI 94 0-1 ③ L8				B SI 91 C CH 84 C CH 83 B CU 79 F CU 79 C FF 94 2-3 ② K		B FC 90 C FC 89 B FC 90 C FC 90 X FC 91 2-2 ① G1-3	4	0	0	0	0	2	3
1 Sean Rodríguez, R (1, 4) OBP: 0.324, SLG: 0.395 30 Luke Scott, L (7, PH) OBP: 0.328, SLG: 0.417 11 Yunel Escobar, R (7, 6) OBP: 0.332, SLG: 0.369			B CU 77 S FF 92 L SI 92 C CU 79 1-3 ② K		C CU 77 S CU 78 B CU 80 X FF 92 1-2 ① G3-1		B CU 80 S SI 91 X SI 92 1-1 18 CS 1B		B FC 89 X FC 89 1-0 ② P4	2 1 1	0 0 0	0 1 0	0 0 0	0 0 0	1 0 0	0 0 0
Inning Stats	R: 0 E: 0 K: 1 S: 13 H: 2 LOB: 1 BB: 0 P: 19	R: 0 E: 0 K: 0 S: 9 H: 1 LOB: 0 BB: 0 P: 12	R: 0 E: 0 K: 2 S: 8 H: 0 LOB: 0 BB: 0 P: 10	R: 1 E: 0 K: 0 S: 12 H: 2 LOB: 3 BB: 1 P: 21	R: 0 E: 0 K: 1 S: 9 H: 0 LOB: 0 BB: 0 P: 12	R: 0 E: 0 K: 0 S: 6 H: 1 LOB: 0 BB: 0 P: 13	R: 1 E: 0 K: 1 S: 11 H: 2 LOB: 0 BB: 0 P: 18	R: 2 E: 0 K: 1 S: 16 H: 3 LOB: 2 BB: 1 P: 30	R: 0 E: 0 K: 1 S: 7 H: 0 LOB: 0 BB: 0 P: 10	1B: 9 2B: 1 3B: 0 HR: 1 SF: 0 SAC: 0 DP: 3 HBP: 1						

	AB	34
	R	4
	H	11
	RBI	4
	BB	2
	SO	7
	LOB	17

WP: 0 PB: 0 SB: 0 CS: 1 PA: 38

PITCHER		IP	WLS	BF	H	R	ER	SO	BB	IBB	HBP	BLK	WP	HR	S	P	ERA	WHIP
47 Iván Nova, R ERA: 3.1	(1, 1)	7.0	L	27	8	2	2	5	1	0	1	0	0	1	68	105	2.57	1.286
61 Dellin Betances, R ERA: 20.25	(8, 1)	0.1		5	3	2	2	1	1	0	0	0	0	0	13	24	54.00	12.000
42 Mariano Rivera, R ERA: 2.11	(8, 1)	1.1		4	0	0	0	0	0	0	0	0	0	0	7	13	0.00	0.000
40 Matt Daley, R ERA:	(9, 1)	0.1		1	0	0	0	1	0	0	0	0	0	0	3	3	0.00	0.000

PITCHER		IP	WLS	BF	H	R	ER	SO	BB	IBB	HBP	BLK	WP	HR	S	P	ERA	WHIP

Batter	1	2	3	4	5	6	7	8	9	AB	R	H	RBI	BB	SO	LOB
31 Ichiro Suzuki, L (1, 9) OBP: 0.295, SLG: 0.341	B SI 92 X SI 91 1-0 ① P4		B KC 79 X SI 91 1-0 ③ G6-3			C KC 80 X KC 80 0-1 ③ G6-3			C FF 95 B FF 94 B FF 95 F FF 96 S FF 96 2-3 ① K	4	0	0	0	0	1	0
26 Eduardo Núñez, R (1, 5) (9, 6) OBP: 0.309, SLG: 0.370	C FF 91 X SI 91 0-1 24 G4-6-3 1B			C FF 91 B CH 86 F CH 85 F SI 91 B KC 82 F CH 85 X SI 93 2-2 ① P3			C KC 80 F KC 81 X SI 92 0-2 ① G4-3		F FF 95 B SL 84 F FF 97 X FF 96 1-2 ② L8	4	0	1	0	0	0	0
24 Robinson Canó, L (1, 4) OBP: 0.383, SLG: 0.516	B CH 86 1 SAFE S KC 78 D KC 80 1 SAFE B CH 86 X FF 92 3-1 ② ③ G4-6-3 1-2f			C SI 92 F KC 80 X KC 79 0-2 ② G1-3			B CH 87 B KC 80 F CH 86 C FF 93 B KC 82 B KC 82 4-2 12 G4-3 BB		X FF 96 0-0 ③ L7	3	0	0	0	1	0	1
12 Alfonso Soriano, R (1, 10) OBP: 0.298, SLG: 0.488		B SI 90 B KC 78 S SI 91 S CH 86 S CH 87 2-3 ① K		C KC 80 B CH 86 F SI 91 B SI 92 S CH 88 2-3 ③ K			S KC 80 X SI 92 0-1 ② ③ G4-3 1-2f			3	0	0	0	0	2	1
14 Curtis Granderson, L (1, 8) OBP: 0.326, SLG: 0.422		B KC 80 C KC 79 F CH 86 B CH 88 B CH 87 F CH 86 B FF 92 4-2 55 G4-3 55 S BB			F FF 91 S KC 80 S SI 92 0-3 ① K			F KC 79 X CH 85 0-1 55 1B 2B		2	0	1	0	1	1	0
55 Lyle Overbay, L (1, 3) OBP: 0.297, SLG: 0.396		B FF 91 B KC 79 F KC 80 X CH 85 2-1 ② G4-3 1-3			B SI 93 F CH 84 B SI 92 F KC 79 F FF 92 S CH 87 2-3 ② K			B SI 92 B KC 79 B SI 92 C SI 91 C CH 87 X CH 88 3-2 66 S 2-3 1B		3	0	1	0	0	1	1
63 Zoilo Almonte, S (1, 7) OBP: 0.293, SLG: 0.326		F SI 92 B KC 81 D KC 81 B CH 86 F SI 93 X CH 86 3-2 ③ G4-3			X KC 80 0-0 ③ G4-3			B CU 78 B FF 90 C FF 90 F FF 90 F FF 91 S FS 82 2-3 ① K		3	0	0	0	0	1	3
35 Brendan Ryan, R (1, 6) OBP: 0.259, SLG: 0.278 22 Vernon Wells, R (8, PH) OBP: 0.285, SLG: 0.354 39 Mark Reynolds, R (9, 5) OBP: 0.306, SLG: 0.389			C FF 90 C KC 80 F CH 87 B KC 80 B CH 86 X CH 85 2-2 ① P2			C KC 80 B SI 92 X FF 91 1-1 ① L7		B FS 80 F CU 78 D FS 80 F FF 91 B FF 91 S FF 91 3-3 ② K		2	0	0	0	0	0	0
										1	0	0	0	0	1	2
										0	0	0	0	0	0	0
66 John Ryan Murphy, R (1, 2) OBP: 0.176, SLG: 0.125			B SI 92 F SI 92 B KC 80 C SI 92 X CH 87 2-2 ② P2			C KC 80 B KC 81 X FF 92 1-1 ② F9		C CU 79 B FS 82 B FF 91 X FF 91 2-1 ③ F8 1-2		3	0	0	0	0	0	2
Inning Stats	R: 0 H: 1 E: 0 LOB: 0 K: 0 BB: 0 S: 5 P: 9	R: 0 H: 0 E: 0 LOB: 1 K: 1 BB: 1 S: 11 P: 22	R: 0 H: 0 E: 0 LOB: 0 K: 0 BB: 0 S: 8 P: 13	R: 0 H: 0 E: 0 LOB: 0 K: 1 BB: 0 S: 11 P: 15	R: 0 H: 0 E: 0 LOB: 0 K: 2 BB: 0 S: 8 P: 10	R: 0 H: 0 E: 0 LOB: 0 K: 0 BB: 0 S: 6 P: 8	R: 0 H: 0 E: 0 LOB: 0 K: 0 BB: 1 S: 7 P: 11	R: 0 H: 2 E: 0 LOB: 2 K: 2 BB: 0 S: 14 P: 24	R: 0 H: 0 E: 0 LOB: 0 K: 1 BB: 0 S: 7 P: 10	1B: 2 SF: 0 2B: 1 SAC: 0 3B: 0 DP: 2 HR: 0 HBP: 0						

PITCHER		IP	WLS	BF	H	R	ER	SO	BB	IBB	HBP	BLK	WP	HR	S	P	ERA	WHIP
53 Alex Cobb, R ERA: 2.76	(1, 1)	7.0	W	24	3	0	0	4	2	0	0	0	0	0	61	96	0.00	0.714
62 Joel Peralta, R ERA: 3.21	(8, 1)	1.0	H	3	0	0	0	2	0	0	0	0	0	0	9	16	0.00	0.000
57 Jake McGee, L ERA: 3.94	(9, 1)	1.0		3	0	0	0	1	0	0	0	0	0	0	7	10	0.00	0.000

PITCHER	IP	WLS	BF	H	R	ER	SO	BB	IBB	HBP	BLK	WP	HR	S	P	ERA	WHIP

BOTTOM

Tampa Bay Rays @ New York Yankees

Yankee Stadium, Bronx, NY

Thu Sep 26 2013, 7:10 PM - 10:12 PM EDT

Att. 48,675 - Partly Cloudy - 66 F

livebaseballscorecards.com

AB	28
R	0
H	3
RBI	0
BB	2
SO	7
LOB	10

New York Yankees @ Houston Astros

Minute Maid Park, Houston, TX

Fri Sep 27 2013, 7:13 PM - 10:17 PM CDT

Att. 29,471 - Roof Closed - 73 F

TOP

livebaseballscorecards.com

Batter	1	2	3	4	5	6	7	8	9	AB	R	H	RBI	BB	SO	LOB
14 Curtis Granderson, L (1, 8) OBP: 0.320, SLG: 0.414	S SI 89 X SI 90 0-1 ① G4-3		C CH 81 D KC 80 B CH 81 S KC 79 F CH 82 B SI 91 F CH 82 X SI 91 3-2 ③ F8		C KC 78 F KC 78 S KC 79 0-3 ② K			B SI 91 C SI 92 C SL 78 C SL 79 1-3 ① K		4	0	0	0	0	2	1
26 Eduardo Núñez, R (1, 5) OBP: 0.305, SLG: 0.365	X SI 89 0-0 ② P3			C CH 81 X CH 81 0-1 ① L6	B CH 82 X CH 81 1-0 ③ L8			C SI 92 X SI 93 0-1 ② G6-3		4	0	0	0	0	0	0
24 Robinson Canó, L (1, 10) OBP: 0.383, SLG: 0.514	C SI 90 C SI 90 S KC 79 0-3 ③ K			B SI 90 B SI 90 B SI 89 C SI 89 X FF 90 3-1 ① 12 BB; 39 1B; 1B		B KC 77 S CH 80 B CH 81 C SI 89 B KC 80 F CH 82 S SI 91 3-3 ① K		B SL 78 X SL 80 1-0 ③ F8		4	1	1	0	0	2	0
12 Alfonso Soriano, R (1, 7) OBP: 0.299, SLG: 0.489		C SI 90 S CH 80 B SI 91 B SI 91 B CH 82 S CH 82 3-3 ① K		C SI 89 B KC 80 B SI 90 B CH 82 1 SAFE S SI 89 B SI 90 4-2 39 E; 39 1B; 45 2B; BB 1-2		B SI 90 B SI 89 X SI 90 2-0 2B			F FF 96 F CH 81 S KC 82 0-3 ① K	3	1	1	0	1	2	0
39 Mark Reynolds, R (1, 3) OBP: 0.308, SLG: 0.390		F SI 90 B CH 82 F FF 90 X CH 82 1-2 ② F8		B SI 90 F FF 90 X CH 80 1-1 E5; 45 2B; 1B 1-3 2-H		S SL 86 D SL 89 X SL 86 1-1 ② F8			B FF 96 S FF 95 S FF 96 X FF 97 1-2 1B	4	1	2	1	0	0	1
45 David Adams, R (1, 4) OBP: 0.255, SLG: 0.276		X FF 88 0-0 ③ F8		C SI 89 B SI 90 X SI 90 1-1 2B 2-H 3-H		C FC 95 T FF 95 S SL 88 0-3 ③ K			C KC 81 F FF 96 D KC 82 D KC 82 F FF 96 S KC 82 2-3 ② K	4	0	1	2	0	2	2
63 Zoilo Almonte, S (1, 9) OBP: 0.282, SLG: 0.313			B KC 78 B SI 89 F SI 89 B SI 90 F SI 88 X CH 81 3-2 ① G6-3	B CH 81 F SI 90 X KC 78 1-1 ② G6-3			B FF 93 B SL 83 B FF 94 C FF 92 F FF 94 S FF 95 3-3 ① K		C FF 97 X FF 97 0-1 ③ F8	4	0	0	0	0	1	2
35 Brendan Ryan, R (1, 6) OBP: 0.257, SLG: 0.275			C SI 90 B CH 82 F SI 89 X FF 91 1-2 ② G6-3	F CH 81 X CH 81 0-1 ③ P6			C FC 95 F SL 88 F FF 96 F CH 84 X SL 86 0-2 ② G4-3			3	0	0	0	0	0	1
66 John Ryan Murphy, R (1, 2) OBP: 0.200, SLG: 0.211			B FF 90 X SI 90 1-0 2B		F FF 88 F CH 81 B SI 89 B KC 79 X CH 81 2-2 ① P6		C SL 84 F FC 92 S CH 85 0-3 ③ K			3	0	1	0	0	1	0
Inning Stats	R: 0 E: 0 K: 1 S: 6 H: 0 LOB: 0 BB: 0 P: 6	R: 0 E: 0 K: 1 S: 7 H: 0 LOB: 0 BB: 0 P: 11	R: 0 E: 0 K: 0 S: 12 H: 1 LOB: 1 BB: 0 P: 20	R: 3 E: 1 K: 0 S: 14 H: 3 LOB: 1 BB: 1 P: 24	R: 0 E: 0 K: 1 S: 7 H: 0 LOB: 0 BB: 0 P: 10	R: 0 E: 0 K: 2 S: 10 H: 1 LOB: 1 BB: 0 P: 16	R: 0 E: 0 K: 2 S: 11 H: 0 LOB: 0 BB: 0 P: 14	R: 0 E: 0 K: 1 S: 6 H: 0 LOB: 0 BB: 0 P: 8	R: 0 E: 0 K: 2 S: 12 H: 1 LOB: 1 BB: 0 P: 15	1B: 3 2B: 3 3B: 0 HR: 0 SF: 0 SAC: 0 DP: 0 HBP: 0						

	AB	33
	R	3
	H	6
	RBI	3
	BB	1
	SO	10
	LOB	7

WP: 0 PA: 34
PB: 0
SB: 0
CS: 0

PITCHER		IP	WLS	BF	H	R	ER	SO	BB	IBB	HBP	BLK	WP	HR	S	P	ERA	WHIP
39 Brett Oberholtzer, L ERA: 2.76	(1, 1)	5.1	L	22	5	3	2	4	1	0	0	0	0	0	51	81	3.38	1.125
61 Josh Zeid, R ERA: 3.76	(6, 1)	1.2		5	0	0	0	3	0	0	0	0	0	0	16	20	0.00	0.000
66 Kevin Chapman, L ERA: 1.83	(8, 1)	1.0		3	0	0	0	1	0	0	0	0	0	0	6	8	0.00	0.000
35 Josh Fields, R ERA: 5.25	(9, 1)	1.0		4	1	0	0	2	0	0	0	0	0	0	12	15	0.00	1.000

PITCHER		IP	WLS	BF	H	R	ER	SO	BB	IBB	HBP	BLK	WP	HR	S	P	ERA	WHIP

BOTTOM

Batter	1	2	3	4	5	6	7	8	9	AB	R	H	RBI	BB	SO	LOB
6 Jonathan Villar, S (1, 6) OBP: 0.326, SLG: 0.323	C SI 92 B FF 93 S SL 86 C FF 94 1-3 K ①		M CH 85 1 SAFE B SL 86 S FF 94 B SL 87 X FF 94 2-2 FC6-4 ① 1-2f			B FF 90 F FF 90 C SL 87 C SI 93 1-3 K ①	X FF 94 0-0 27 S 2-3 1B			4	0	1	0	0	2	1
27 Jose Altuve, R (1, 4) OBP: 0.316, SLG: 0.365	X FC 93 0-0 L8 ②		C SL 86 1 SAFE X SL 85 0-1 F9 ②			X KC 83 0-0 L1 ②	C SL 83 S SL 86 D SL 87 B SL 88 B SL 85 B SL 86 4-2 1-2 BB			3	0	0	0	1	0	1
30 Matt Dominguez, R (1, 5) OBP: 0.289, SLG: 0.409	B FF 94 S SL 86 X SL 84 1-1 G6-3 ③		D CU 81 F FF 93 X SL 87 1-1 L9 ③			C FF 91 B SL 86 B FF 91 B KC 82 B FF 91 4-1 BB	S SL 83 B SL 89 F FF 94 B CU 82 F FF 95 X SL 85 2-2 F8 ③			3	0	0	0	1	0	4
18 Marc Krauss, L (1, 10) OBP: 0.273, SLG: 0.374 10 Jake Elmore, R (8, PR) OBP: 0.318, SLG: 0.331 (9, 10)		B CU 79 B FF 93 C FF 94 B CH 85 F FC 94 B FC 95 4-2 28 1B BB	B SI 92 C FF 92 X CH 83 1-1 G4-3 ①			B FF 91 C CH 84 X SL 86 1-1 G4-3 ③		B FF 92 S CH 86 B FF 93 B SL 84 B FF 92 4-1 28 CS BB		2 0	0 0	0 0	0 0	2 0	0 0	1 0
23 Chris Carter, R (1, 3) OBP: 0.321, SLG: 0.456 (8, 7)		S SL 86 X SL 85 0-1 F8 ①	B FF 93 S CH 84 B FF 93 B CH 83 X SL 86 3-1 G2-3 ②				S KC 80 C FF 90 F FF 91 F SL 86 B FF 91 B KC 81 B SI 92 B KC 82 4-2 28 1B 29 2B BB	1 SAFE C SL 85 1 SAFE X SL 83 0-1 P4 ①		3	1	0	0	1	0	2
8 Trevor Crowe, S (1, 7) OBP: 0.295, SLG: 0.300 (8, 8)		C SI 93 C SL 84 F SI 94 1 SAFE S CU 81 0-3 K ②	F FF 93 C FC 93 C SL 85 0-3 K ③				B SL 86 F FF 91 B FF 91 X CH 84 2-1 F9 ①	1 SAFE L CH 87 F SL 86 1 SAFE 1 SAFE T SI 93 0-2 K ②		4	0	0	0	0	3	3
28 L.J. Hoes, R (1, 9) OBP: 0.332, SLG: 0.365		B FC 94 C SL 84 S SL 87 1 SAFE X FF 94 1-2 1-3 1B	B CU 79 B CU 80 C FF 93 B FF 93 F SL 84 X SI 93 3-2 G5-3 ①				C FF 91 F FF 90 X SL 86 0-2 29 2B 1-2 1B	S SL 86 B SI 92 B SL 85 2-1 CS ③ 1-2	X FC 92 0-0 G4-3 ①	4	1	2	0	0	0	0
22 Carlos Corporán, S (1, 2) OBP: 0.289, SLG: 0.366		C SL 87 1 SAFE X FF 93 0-1 F7 ③	B FF 94 S SI 92 S SL 84 X FF 94 1-2 F7 ②				F SL 85 S FF 91 B SI 92 F SL 86 X KC 83 1-2 F8 ②		C FC 93 X FC 93 0-1 G6-3 ②	4	0	0	0	0	0	4
2 Brandon Barnes, R (1, 8) OBP: 0.291, SLG: 0.348 29 Brett Wallace, L (7, PH) OBP: 0.285, SLG: 0.433 (8, 3)			B SL 86 S FF 92 S SL 86 X SL 87 1-2 6 FC6-4 1B		C FC 94 S CU 82 S SL 87 0-3 K ③		X FF 93 0-0 6 1B 1-H 2-H 2B		B KC 81 S KC 81 S KC 79 S KC 80 1-3 K2-3 ③	2 2	0 0	1 1	0 2	0 0	1 1	0 0
Inning Stats	R: 0 E: 0 K: 1 S: 6 H: 0 LOB: 0 BB: 0 P: 8	R: 0 E: 0 K: 1 S: 13 H: 1 LOB: 2 BB: 1 P: 18	R: 0 E: 0 K: 0 S: 10 H: 1 LOB: 1 BB: 0 P: 14	R: 0 E: 0 K: 1 S: 7 H: 0 LOB: 0 BB: 0 P: 11	R: 0 E: 0 K: 1 S: 9 H: 0 LOB: 0 BB: 0 P: 13	R: 0 E: 0 K: 1 S: 7 H: 0 LOB: 1 BB: 1 P: 13	R: 2 E: 0 K: 0 S: 21 H: 3 LOB: 3 BB: 2 P: 34	R: 0 E: 0 K: 1 S: 7 H: 0 LOB: 1 BB: 1 P: 13	R: 0 E: 0 K: 1 S: 6 H: 0 LOB: 0 BB: 0 P: 7	1B: 4 2B: 1 3B: 0 HR: 0 SF: 0 SAC: 0 DP: 0 HBP: 0						

PITCHER		IP	WLS	BF	H	R	ER	SO	BB	IBB	HBP	BLK	WP	HR	S	P	ERA	WHIP
43 Adam Warren, R ERA: 3.39	(1, 1)	5.0	W	18	2	0	0	4	1	0	0	0	0	0	45	64	0.00	0.600
41 David Phelps, R ERA: 5.04	(6, 1)	1.2	H	8	1	2	2	1	2	0	0	0	0	0	20	33	10.80	1.800
62 Joba Chamberlain, R ERA: 4.93	(7, 1)	0.1	H	4	2	0	0	0	1	0	0	0	0	0	8	14	0.00	9.000
38 Preston Claiborne, R ERA: 4.17	(8, 1)	1.0	H	3	0	0	0	1	1	0	0	0	0	0	7	13	0.00	1.000
30 David Robertson, R ERA: 2.07	(9, 1)	1.0	S	3	0	0	0	1	0	0	0	0	0	0	6	7	0.00	0.000

PITCHER	IP	WLS	BF	H	R	ER	SO	BB	IBB	HBP	BLK	WP	HR	S	P	ERA	WHIP

New York Yankees @ Houston Astros

Minute Maid Park, Houston, TX

Fri Sep 27 2013, 7:13 PM - 10:17 PM CDT

Att. 29,471 - Roof Closed - 73 F

livebaseballscorecards.com

AB	31
R	2
H	5
RBI	2
BB	5
SO	7
LOB	16

WP: 0 PA: 37
PB: 0
SB: 1
CS: 1

Batter	1	2	3	4	5	6	7	8	9	AB	R	H	RBI	BB	SO	LOB
14 Curtis Granderson, L (1, 8) OBP: 0.318, SLG: 0.406	C FF 91 B CH 84 F FF 92 B CU 79 B FF 93 B FF 90 4-2 24 CS BB		X FF 92 0-0 ② F9			C FF 90 B FF 92 S FF 92 F FF 94 S CU 79 1-3 ① K	B SL 78 C SL 79 T SI 92 S SL 80 1-3 ③ K		X FF 95 0-0 ③ F8	4	0	0	0	1	2	3
26 Eduardo Núñez, R (1, 5) OBP: 0.305, SLG: 0.364	C FF 91 1 SAFE F FF 91 S CU 76 0-3 ① K		B SI 91 B SI 92 F FF 91 X FF 92 2-1 ③ F8			B FF 92 B CH 81 F FF 91 B FF 90 F FF 89 X FF 93 3-2 12 BB 24 1B 63 E 1-3 1B		B SL 76 B SI 90 X SI 90 2-0 ① G6-3		4	1	1	0	0	1	1
24 Robinson Canó, L (1, 4) OBP: 0.383, SLG: 0.516	1 SAFE F FF 91 B FF 92 B FF 91 X FF 92 2-1 ②③ P5 1-2			X FF 91 0-0 ① F8		X CH 82 0-0 12 BB 1-2 3-H 1B		C SL 80 F SI 92 B SI 93 X SL 80 1-2 2B		4	0	2	1	0	0	1
12 Alfonso Soriano, R (1, 7) OBP: 0.302, SLG: 0.489		X FF 92 0-0 31 1B 1B		C FF 92 F CU 74 C CU 77 0-3 ② K		B CU 75 D CU 78 B FF 93 B FF 94 4-0 1-2 2-3 BB		C SL 79 B SI 92 B SL 80 B SI 92 B SL 81 4-1 BB		2	0	1	0	2	1	0
55 Lyle Overbay, L (1, 3) OBP: 0.295, SLG: 0.393 39 Mark Reynolds, R (8, PH) OBP: 0.307, SLG: 0.390 (8, 3)		B FF 91 B FF 91 B FF 90 X FF 90 3-0 ① P6		X FF 92 0-0 ③ F7		B FF 94 C FF 93 B FF 95 B FF 92 X FF 94 3-1 ② L4		B SL 87 F SL 88 B FF 95 F SL 86 B FF 96 S SL 84 3-3 ② K		3 1	0 0	0 0	0 0	0 0	0 1	4 2
63 Zoilo Almonte, S (1, 9) OBP: 0.271, SLG: 0.300		1 SAFE X FF 92 0-0 ② F9			B FF 91 X FF 90 1-0 ① G4-3	B CU 78 2 SAFE C FF 92 C FF 93 D CU 78 F FF 95 X FF 95 2-2 ③ F8 3-H		B FF 93 S CH 86 X CH 86 1-1 ③ G4-3		4	0	0	0	0	0	5
31 Ichiro Suzuki, L (1, 10) OBP: 0.297, SLG: 0.342		B FF 91 X SI 91 1-0 1-2 1B			F FF 90 C FF 83 B CH 85 C CU 77 1-3 ② K		B FF 96 X FF 96 1-0 ① P5		C FF 93 S FF 94 B KC 80 F FF 95 X FF 95 1-2 1B	4	0	2	0	0	1	0
35 Brendan Ryan, R (1, 6) OBP: 0.254, SLG: 0.272		B CU 75 B FF 93 S CH 82 F FF 92 B CU 76 F CH 80 X SI 94 3-2 ③ G6-3			B FF 91 X CH 83 1-0 ③ P5		S FF 96 C SL 83 S SL 84 0-3 ② K		1 SAFE S FF 94 T FF 95 X FF 95 0-2 ① F9	4	0	0	0	0	1	3
19 Chris Stewart, R (1, 2) OBP: 0.293, SLG: 0.272			C FF 91 B CH 83 F SI 92 B CU 79 X CU 76 2-2 ① G6-3			B FF 90 F FF 92 B FF 91 F FF 91 B CH 82 X FF 93 3-2 26 1B 24 1B 1B	C SL 83 B FF 97 X FF 97 1-1 1B		P PO 86 S FF 95 1 SAFE 1 SAFE B FF 94 X FF 95 2-1 ② P3	4	1	2	0	0	0	1
Inning Stats	R: 0 E: 0 K: 1 S: 7 H: 0 LOB: 0 BB: 1 P: 13	R: 0 E: 0 K: 0 S: 8 H: 2 LOB: 2 BB: 0 P: 15	R: 0 E: 0 K: 0 S: 6 H: 0 LOB: 0 BB: 0 P: 10	R: 0 E: 0 K: 1 S: 5 H: 0 LOB: 0 BB: 0 P: 5	R: 0 E: 0 K: 1 S: 5 H: 0 LOB: 0 BB: 0 P: 8	R: 2 E: 0 K: 1 S: 17 H: 3 LOB: 2 BB: 1 P: 33	R: 0 E: 0 K: 2 S: 9 H: 1 LOB: 1 BB: 0 P: 12	R: 0 E: 0 K: 1 S: 10 H: 1 LOB: 2 BB: 1 P: 21	R: 0 E: 0 K: 0 S: 11 H: 1 LOB: 1 BB: 0 P: 13	1B: 7 2B: 1 3B: 0 HR: 0 SF: 0 SAC: 0 DP: 0 HBP: 0						WP: 0 PB: 0 SB: 0 CS: 1 PA: 37	

PITCHER		IP	WLS	BF	H	R	ER	SO	BB	IBB	HBP	BLK	WP	HR	S	P	ERA	WHIP
56 Paul Clemens, R ERA: 5.4	(1, 1)	5.1	L	21	5	2	1	4	1	0	0	0	0	0	42	69	1.69	1.125
63 Chia-Jen Lo, R ERA: 4.19	(6, 1)	0.2		3	0	0	0	0	1	0	0	0	0	0	6	15	0.00	1.500
55 Rhiner Cruz, R ERA: 3.43	(7, 1)	0.2		3	1	0	0	1	0	0	0	0	0	0	6	8	0.00	1.500
66 Kevin Chapman, L ERA: 1.77	(7, 1)	0.2		4	1	0	0	1	1	0	0	0	0	0	8	16	0.00	3.000
61 Josh Zeid, R ERA: 3.67	(8, 1)	0.2		2	0	0	0	1	0	0	0	0	0	0	5	9	0.00	0.000

PITCHER		IP	WLS	BF	H	R	ER	SO	BB	IBB	HBP	BLK	WP	HR	S	P	ERA	WHIP
35 Josh Fields, R ERA: 5.11	(9, 1)	1.0		4	1	0	0	0	0	0	0	0	0	0	11	13	0.00	1.000

TOP

New York Yankees @ Houston Astros

Minute Maid Park, Houston, TX

Sat Sep 28 2013, 6:14 PM - 9:01 PM CDT

Att. 37,214 - Roof Closed - 73 F

livebaseballscorecards.com

AB	34
R	2
H	8
RBI	1
BB	3
SO	7
LOB	20

BOTTOM

Batter	1	2	3	4	5	6	7	8	9	AB	R	H	RBI	BB	SO	LOB
6 Jonathan Villar, S (1, 6) OBP: 0.325, SLG: 0.319	S SI 88 S CH 79 S FF 86 0-3 ① **K**		C CU 74 M FC 86 B FC 85 B SL 82 X CH 81 2-2 ③ **L7**			C CU 74 B SI 87 B CH 77 B SI 88 B SI 88 4-1 27 G6-3 **BB**		F SL 81 S CH 79 X FF 91 0-2 ③ **G4-3**		3	0	0	0	1	1	0
27 Jose Altuve, R (1, 4) OBP: 0.317, SLG: 0.366	C CU 74 L FF 87 B SI 90 F SL 81 X SL 83 1-2 30 G6-4-3 **1B**			C CU 74 X CH 80 0-1 30 G4-3 23 G6-3 **1B**		S SI 87 1 SAFE X CU 78 0-1 ① **G6-3** **1-2**			C CU 75 B SI 89 X CU 74 1-1 ① **F9**	4	1	2	0	0	0	1
30 Matt Dominguez, R (1, 5) OBP: 0.287, SLG: 0.406	B SI 88 F SI 89 S FC 86 X CH 81 1-2 ②③ **G6-4-3** **1-2f**			B FC 87 X CH 78 1-0 ① **G4-3** **1-2**		S FF 86 F FC 85 F FF 86 F FC 86 B SI 90 C SL 83 1-3 ② **K**			B SL 80 X SI 89 1-0 ② **F9**	4	0	0	0	0	1	3
23 Chris Carter, R (1, 3) OBP: 0.321, SLG: 0.454 8 Trevor Crowe, S (9, PR) OBP: 0.295, SLG: 0.300		C CU 73 B SI 88 B SL 80 S CU 73 X FF 89 2-2 ① **F8**		D CU 75 C CU 75 B FF 86 B SL 82 C CU 76 X CU 76 3-2 ② **G6-3** **2-H**		B FF 89 C SL 81 X FF 87 1-1 ③ **G6-3**			F SL 82 C FF 90 B FC 84 X SL 82 1-2 **1B**	4 0	0 0	1 0	1 0	0 0	0 0	1 0
14 J.D. Martinez, R (1, 7) OBP: 0.273, SLG: 0.381		X FF 90 0-0 **2B**		B CU 76 F CU 75 F FF 87 S SL 82 1-3 ③ **K**			X CU 75 0-0 ① **L8**		B FF 89 X SL 81 1-0 ③ **G5-3**	4	0	1	0	0	1	1
4 Brandon Laird, R (1, 10) OBP: 0.236, SLG: 0.448		C CU 75 X FF 87 0-1 ② **G5-3**			B SI 88 X SI 91 1-0 ① **P5**		C CU 73 B FC 86 B SI 89 F FF 87 X SL 83 2-2 ② **L7**			3	0	0	0	0	0	1
38 Jimmy Paredes, S (1, 9) OBP: 0.231, SLG: 0.248		B CH 79 S CH 80 X CH 79 1-1 ③ **G4-3**			C SI 90 S FF 88 B FF 90 X FF 88 1-2 ② **G4-3**		B CH 79 B SI 88 B SI 88 C FF 90 X SI 87 3-1 ③ **G5-3**			3	0	0	0	0	0	1
44 Matt Pagnozzi, R (1, 2) OBP: 0.182, SLG: 0.143			C CU 73 B SL 84 S CH 79 B SI 90 F FC 85 F CH 79 B SI 90 B SI 90 4-2 2 G1-4-3 **BB**		B FF 88 X SI 89 1-0 **1B**			C SL 81 F FF 88 B SL 83 C SL 82 1-3 ① **K**		2	0	1	0	1	1	0
2 Brandon Barnes, R (1, 8) OBP: 0.289, SLG: 0.346			C CU 74 S CH 81 B FF 89 1 SAFE F FF 87 F FC 84 X CH 81 1-2 ①② **G1-4-3** **1-2f**		X CH 80 0-0 ③ **F9**			B SL 81 B SI 88 B SI 88 C FF 89 C SI 86 S SL 84 3-3 ② **K**		3	0	0	0	0	1	2
Inning Stats	R: 0 E: 0 K: 1 S: 10 H: 1 LOB: 0 BB: 0 P: 12	R: 0 E: 0 K: 0 S: 8 H: 1 LOB: 1 BB: 0 P: 11	R: 0 E: 0 K: 0 S: 12 H: 0 LOB: 0 BB: 1 P: 19	R: 1 E: 0 K: 1 S: 9 H: 1 LOB: 0 BB: 0 P: 14	R: 0 E: 0 K: 0 S: 6 H: 1 LOB: 1 BB: 0 P: 9	R: 0 E: 0 K: 1 S: 10 H: 0 LOB: 1 BB: 1 P: 16	R: 0 E: 0 K: 0 S: 6 H: 0 LOB: 0 BB: 0 P: 11	R: 0 E: 0 K: 2 S: 9 H: 0 LOB: 0 BB: 0 P: 13	R: 0 E: 0 K: 0 S: 7 H: 1 LOB: 1 BB: 0 P: 11	1B: 4 2B: 1 3B: 0 HR: 0 SF: 0 SAC: 0 DP: 2 HBP: 0						

PITCHER	IP	WLS	BF	H	R	ER	SO	BB	IBB	HBP	BLK	WP	HR	S	P	ERA	WHIP
46 Andy Pettitte, L (1, 1) ERA: 3.74	9.0	W	32	5	1	1	5	2	0	0	0	0	0	77	116	1.00	0.778

PITCHER	IP	WLS	BF	H	R	ER	SO	BB	IBB	HBP	BLK	WP	HR	S	P	ERA	WHIP

New York Yankees @ Houston Astros
Minute Maid Park, Houston, TX
Sat Sep 28 2013, 6:14 PM - 9:01 PM CDT
Att. 37,214 - Roof Closed - 73 F

livebaseballscorecards.com

AB	30
R	1
H	5
RBI	1
BB	2
SO	5
LOB	10

WP: 0 PB: 0 SB: 0 CS: 0 PA: 32

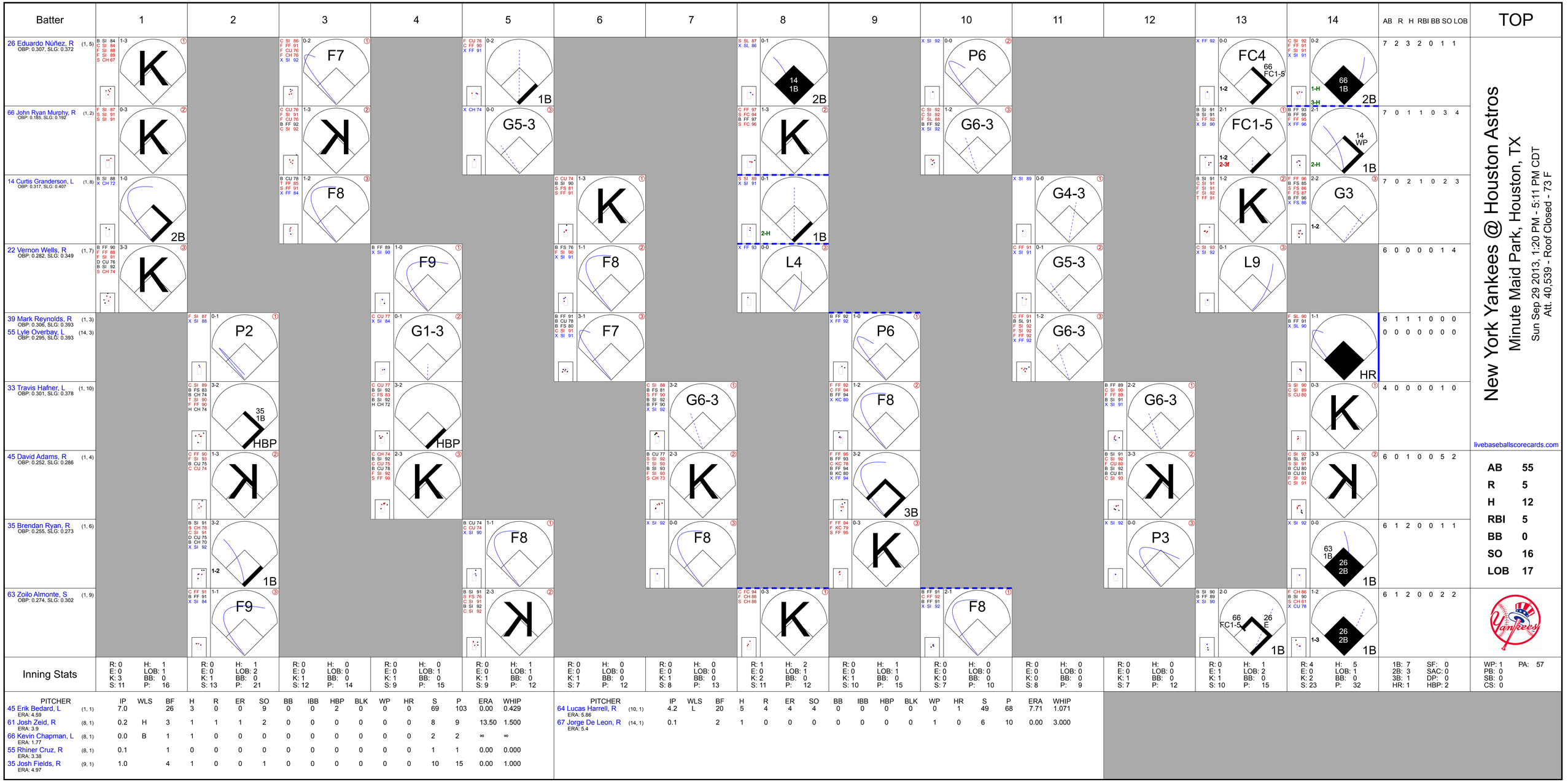
Batter
1
2
3
4
5
6
7
8
9
10
11
12
13
14
AB R H RBI BB SO LOB
TOP
26 Eduardo Núñez, R (1, 5) OBP: 0.307, SLG: 0.372
66 John Ryan Murphy, R (1, 2) OBP: 0.185, SLG: 0.192
14 Curtis Granderson, L (1, 8) OBP: 0.317, SLG: 0.407
22 Vernon Wells, R (1, 7) OBP: 0.282, SLG: 0.349
39 Mark Reynolds, R (1, 3) OBP: 0.306, SLG: 0.393
55 Lyle Overbay, L (14, 3) OBP: 0.295, SLG: 0.393
33 Travis Hafner, L (1, 10) OBP: 0.301, SLG: 0.378
45 David Adams, R (1, 4) OBP: 0.252, SLG: 0.286
35 Brendan Ryan, R (1, 6) OBP: 0.255, SLG: 0.273
63 Zoilo Almonte, S (1, 9) OBP: 0.274, SLG: 0.302
7 2 3 2 0 1 1
7 0 1 1 0 3 4
7 0 2 1 0 2 3
6 0 0 0 0 1 4
6 1 1 1 0 0 0
0 0 0 0 0 0 0
4 0 0 0 0 1 0
6 0 1 0 0 5 2
6 1 2 0 0 1 1
6 1 2 0 0 2 2
New York Yankees @ Houston Astros
Minute Maid Park, Houston, TX
Sun Sep 29 2013, 1:20 PM - 5:11 PM CDT
Att. 40,539 - Roof Closed - 73 F
livebaseballscorecards.com
AB 55
R 5
H 12
RBI 5
BB 0
SO 16
LOB 17
Inning Stats
PITCHER IP WLS BF H R ER SO BB IBB HBP BLK WP HR S P ERA WHIP
45 Erik Bedard, L (1, 1) ERA: 4.59 7.0 26 3 0 0 9 0 0 2 0 0 0 69 103 0.00 0.429
61 Josh Zeid, R (8, 1) ERA: 3.9 0.2 H 3 1 1 1 2 0 0 0 0 0 0 8 9 13.50 1.500
66 Kevin Chapman, L (8, 1) ERA: 1.77 0.0 B 1 1 0 0 0 0 0 0 0 0 0 2 2 ∞ ∞
55 Rhiner Cruz, R (8, 1) ERA: 3.38 0.1 1 0 0 0 0 0 0 0 0 0 0 1 1 0.00 0.000
35 Josh Fields, R (9, 1) ERA: 4.97 1.0 4 1 0 0 1 0 0 0 0 0 0 10 15 0.00 1.000
64 Lucas Harrell, R (10, 1) ERA: 5.86 4.2 L 20 5 4 4 4 0 0 0 0 0 1 0 49 68 7.71 1.071
67 Jorge De Leon, R (14, 1) ERA: 5.4 0.1 2 1 0 0 0 0 0 0 0 1 0 6 10 0.00 3.000
1B: 7 SF: 0
2B: 3 SAC: 0
3B: 1 DP: 0
HR: 1 HBP: 2
WP: 1 PA: 57
PB: 0
SB: 0
CS: 0

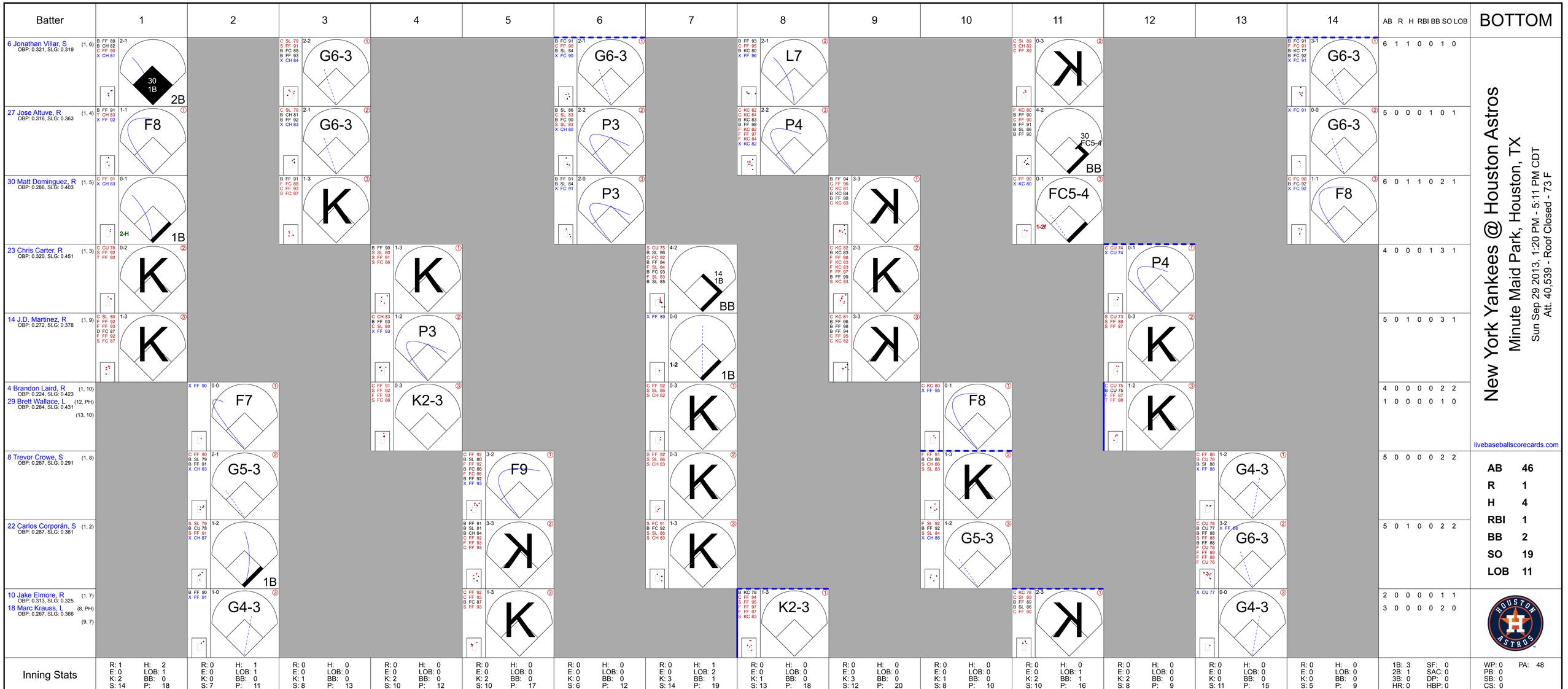

New York Yankees @ Houston Astros

Minute Maid Park, Houston, TX

Sun Sep 29 2013, 1:20 PM - 5:11 PM CDT

Att. 40,539 - Roof Closed - 73 F

livebaseballscorecards.com

Batter	1	2	3	4	5	6	7	8	9	10	11	12	13	14	AB	R	H	RBI	BB	SO	LOB
6 Jonathan Villar, S (1, 6) OBP: 0.321, SLG: 0.319	B FF 89 B CH 82 C FF 90 X CH 81 2-1 30 1B 2B		C SL 79 S FF 91 B FC 88 B FF 93 X CH 84 2-2 G6-3			B FC 91 C FF 90 B SL 84 X FC 90 2-1 G6-3		B FF 93 C FF 95 B KC 80 X FF 96 2-1 L7			C SI 89 S CH 82 C FF 89 0-3 K			B FC 91 F FC 91 B KC 77 B FC 92 X FC 91 3-1 G6-3	6	1	1	0	0	1	0
27 Jose Altuve, R (1, 4) OBP: 0.316, SLG: 0.363	B FF 91 T CH 83 X FF 92 1-1 F8		C SL 79 B CH 81 B FF 92 X CH 83 2-1 G6-3			B SL 86 C SL 83 B FC 90 S SL 83 X CH 80 2-2 P3		C KC 82 C KC 84 B KC 83 B FF 98 F KC 82 F FF 97 F KC 84 X KC 82 2-2 P4			F KC 80 B FF 90 C FF 90 B FF 91 B SL 86 B FF 90 4-2 30 FC5-4 BB			X FC 91 0-0 G6-3	5	0	0	0	1	0	1
30 Matt Dominguez, R (1, 5) OBP: 0.286, SLG: 0.403	C FF 91 X CH 83 0-1 2-H 1B		B FF 91 F FC 88 C FF 93 S FC 87 1-3 K			B FF 91 B SL 84 X FC 91 2-0 P3			B FF 94 C FF 96 C KC 81 B KC 84 B FF 98 C KC 83 3-3 K		C FF 90 X KC 80 0-1 FC5-4 1-2f			C FC 90 B FC 92 X FC 92 1-1 F8	6	0	1	1	0	2	1
23 Chris Carter, R (1, 3) OBP: 0.320, SLG: 0.451	C CU 78 S FF 92 T FF 92 0-2 K			B FF 90 S SL 80 S FF 91 S FC 86 1-3 K			S CU 75 B SL 86 C FC 92 B FF 84 F SL 84 B FC 93 F SL 83 B SL 85 4-2 14 1B BB		C KC 82 B KC 83 F FF 98 F KC 83 F KC 83 F FF 97 B FF 99 S KC 83 2-3 K			C CU 74 X CU 74 0-1 P4			4	0	0	0	1	3	1
14 J.D. Martinez, R (1, 9) OBP: 0.272, SLG: 0.378	C SL 80 F FF 92 F FF 93 D FC 87 F FF 92 S FC 87 1-3 K			C CH 83 B FF 93 C SL 80 X FF 93 1-2 P3			X FF 89 0-0 1-2 1B		C KC 81 B FF 96 B FF 98 B FF 94 C FF 95 C KC 82 3-3 K			S CU 73 S FF 88 S FF 87 0-3 K			5	0	1	0	0	3	1
4 Brandon Laird, R (1, 10) OBP: 0.224, SLG: 0.423 29 Brett Wallace, L (12, PH) OBP: 0.284, SLG: 0.431 (13, 10)		X FF 90 0-0 F7		C FF 91 S FF 92 F FF 93 S FC 88 0-3 K2-3			C FF 92 S SL 86 S CH 82 0-3 K			C KC 80 X FF 95 0-1 F8		C CU 75 B CU 75 F FF 87 T FF 88 1-2 K			4 1	0 0	0 0	0 0	0 1	2 0	2 0
8 Trevor Crowe, S (1, 8) OBP: 0.287, SLG: 0.291		C FF 90 B SL 79 B FF 91 X CH 83 2-1 G5-3			C FF 92 B SL 80 F FF 92 B FC 86 F FC 86 B FF 92 X FF 93 3-2 F9		S FF 92 S SL 86 S CH 83 0-3 K			F FF 91 B CH 86 S CH 86 S SL 83 1-3 K			C FF 88 S CU 76 B SI 88 X FF 88 1-2 G4-3		5	0	0	0	0	2	2
22 Carlos Corporán, S (1, 2) OBP: 0.287, SLG: 0.361		S SL 79 B CU 78 S FF 91 X CH 87 1-2 1B			B FF 91 B SL 81 B CH 84 C FF 92 F FF 93 C FF 93 3-3 K		S FC 91 B FC 92 S SL 86 S CH 83 1-3 K			F SI 92 B FF 92 S SL 84 X CH 86 1-2 G5-3			C CU 76 B CU 77 B FF 88 S FF 88 B FF 88 F CU 76 F FF 89 F FF 88 F CU 76 3-2 X FF 88 G6-3		5	0	1	0	0	2	2
10 Jake Elmore, R (1, 7) OBP: 0.313, SLG: 0.325 18 Marc Krauss, L (8, PH) OBP: 0.267, SLG: 0.366 (9, 7)		B FF 90 X FF 91 1-0 G4-3			C FF 92 C FF 93 B FC 87 S FF 93 1-3 K			B KC 78 C FF 94 S FF 95 F FF 97 F FF 97 S KC 83 1-3 K2-3			C KC 78 C SI 89 B FF 89 B SL 86 C FF 90 2-3 K			X CU 77 0-0 G4-3	2 3	0 0	0 0	0 0	0 2	1 0	1 0

Inning Stats	1	2	3	4	5	6	7	8	9	10	11	12	13	14	AB	R	H	RBI	BB	SO	LOB
	R: 1 E: 0 K: 2 S: 14	H: 2 LOB: 1 BB: 0 P: 18	R: 0 E: 0 K: 0 S: 7	H: 1 LOB: 1 BB: 0 P: 11	R: 0 E: 0 K: 1 S: 8	H: 0 LOB: 0 BB: 0 P: 13	R: 0 E: 0 K: 2 S: 10	H: 0 LOB: 0 BB: 0 P: 12	R: 0 E: 0 K: 0 S: 6	H: 0 LOB: 0 BB: 0 P: 12	R: 0 E: 0 K: 3 S: 14	H: 1 LOB: 2 BB: 1 P: 19	R: 0 E: 0 K: 1 S: 13	H: 0 LOB: 0 BB: 0 P: 18	R: 0 E: 0 K: 3 S: 12	H: 0 LOB: 0 BB: 0 P: 20	R: 0 E: 0 K: 1 S: 8	H: 0 LOB: 0 BB: 0 P: 10	R: 0 E: 0 K: 2 S: 10	H: 0 LOB: 1 BB: 1 P: 16	R: 0 E: 0 K: 2 S: 8	H: 0 LOB: 0 BB: 0 P: 9	R: 0 E: 0 K: 0 S: 11	H: 0 LOB: 0 BB: 0 P: 15	R: 0 E: 0 K: 0 S: 5	H: 0 LOB: 0 BB: 0 P: 9	1B: 3 2B: 1 3B: 0 HR: 0	SF: 0 SAC: 0 DP: 0 HBP: 0	WP: 0 PB: 0 SB: 0 CS: 0	PA: 48

PITCHER	IP	WLS	BF	H	R	ER	SO	BB	IBB	HBP	BLK	WP	HR	S	P	ERA	WHIP
60 David Huff, L (1, 1) ERA: 5.5	5.0		18	3	1	1	7	0	0	0	0	0	0	49	71	1.80	0.600
70 Brett Marshall, R (6, 1) ERA: 4.5	2.0		8	1	0	0	3	1	0	0	0	0	0	20	31	0.00	1.000
61 Dellin Betances, R (8, 1) ERA: 10.8	2.1		7	0	0	0	4	0	0	0	0	0	0	27	40	0.00	0.000
38 Preston Claiborne, R (10, 1) ERA: 4.11	0.2		2	0	0	0	1	0	0	0	0	0	0	6	8	0.00	0.000
41 David Phelps, R (11, 1) ERA: 4.98	1.0		4	0	0	0	2	1	0	0	0	0	0	10	16	0.00	1.000

PITCHER	IP	WLS	BF	H	R	ER	SO	BB	IBB	HBP	BLK	WP	HR	S	P	ERA	WHIP
40 Matt Daley, R (12, 1) ERA:	2.0	W	6	0	0	0	2	0	0	0	0	0	0	19	24	0.00	0.000
30 David Robertson, R (14, 1) ERA: 2.04	1.0		3	0	0	0	0	0	0	0	0	0	0	5	9	0.00	0.000

AB	46
R	1
H	4
RBI	1
BB	2
SO	19
LOB	11