

New York Yankees - 2013

Batter	1	2	3	4	5	6	7	8	9	AB	R	H	RBI	BB	SO	LOB	TOP
26 Eduardo Núñez, R OBP: 0.125, SLG: 0.250 90 Cito Culver, R	G1-3		G5-3		G5-3		G4-3		F9	3	0	0	0	0	0	0	
31 Ichiro Suzuki, L OBP: 0.667, SLG: 0.667 95 Romier Mustelier, R OBP: 0.250, SLG: 0.250	1B		1B						G6-3	3	1	3	0	0	0	0	
24 Robinson Cano, L OBP: 0.222, SLG: 0.556 85 Gil Velazquez, R OBP: 0.400, SLG: 0.400	F8		G1-3				FC4-6		K	3	0	0	0	0	0	3	
25 Mark Teixeira, S OBP: 0.333, SLG: 0.375 94 Luke Murton, R OBP: 0.333, SLG: 0.333	2B						K		1B	2	0	1	1	1	1	1	
33 Travis Hafner, L OBP: 0.500, SLG: 0.750 99 Rob Segedin, R	G6-3						FC5-4		FC6-4	2	0	1	0	0	0	1	
22 Matt Diaz, R OBP: 0.125, SLG: 0.125 60 Thomas Neal, R OBP: 0.250, SLG: 0.250	1B								F8	2	0	1	0	0	0	2	
63 Melky Mesa, R OBP: 0.250, SLG: 0.143 91 Adonis Garcia, R OBP: 0.500, SLG: 0.500	K2		G5-3						G6-3	2	0	0	0	0	1	2	
45 Bobby Wilson, R OBP: 0.250, SLG: 0.250 76 John Ryan Murphy, R OBP: 0.750, SLG: 2.000	F8								2B	2	0	1	0	0	0	0	
96 Addison Maruszak, R OBP: 0.500, SLG: 0.500			G1-3						1B	2	0	0	0	0	0	1	
38 Kyle Kendrick, R ERA: 4.5 29 Aaron Cook, R ERA: 3.0 45 Chad Durbin, R ERA: 9.0 60 Zach Miner, R ERA: 9.0 76 Cesar Jimenez, L ERA: 9.0	IP	WLS	BF	H	R	ER	SO	BB	IBB	HBP	BLK	WP	HR	S	P	ERA	WHIP
47 Jeremy Horst, L ERA: 3.0	IP	WLS	BF	H	R	ER	SO	BB	IBB	HBP	BLK	WP	HR	S	P	ERA	WHIP

New York Yankees @ Philadelphia Phillies
 Bright House Field, Clearwater, FL
 Tue Feb 26 2013, 1:41 PM - 3:30 PM EST
 Att: 6,225 - Cloudy - 69 F

AB 36
 R 3
 H 12
 RBI 3
 BB 1
 SO 4
 LOB 14



Batter	1	2	3	4	5	6	7	8	9	AB	R	H	RBI	BB	SO	LOB	BOTTOM
11 Jimmy Rollins, S OBP: 0.333, SLG: 0.200 13 Freddy Galvis, S OBP: 0.400, SLG: 0.600	L4		G3							2	1	0	0	1	0	1	
2 Ben Revere, L OBP: 0.167, SLG: 0.167 15 John Mayberry Jr., R	F7									3	0	0	0	0	1	1	
28 Kevin Frandsen, R OBP: 0.333, SLG: 0.778 4 Pete Orr, L OBP: 0.333, SLG: 1.333	G6-3									3	0	1	1	0	1	0	
6 Ryan Howard, L OBP: 0.500, SLG: 0.700 24 Josh Fields, R OBP: 0.250, SLG: 0.250	BB									2	0	1	0	1	0	1	
10 Michael Young, R	G6-4-3									3	0	0	0	0	0	2	
9 Domic Brown, L OBP: 0.500, SLG: 1.286	G3									2	1	1	1	0	0	0	
19 Laynce Nix, L OBP: 0.333, SLG: 0.200			L7							3	0	0	0	0	0	1	
72 Cody Asche, L OBP: 0.167, SLG: 0.333			G3							3	1	1	0	0	0	1	
39 Steven Lerud, L 73 Tommy Joseph, R OBP: 0.333, SLG: 1.333	BB									1	0	0	0	1	0	0	
72 José Ramirez, R ERA: 3.0 30 David Robertson, R ERA: 4.5 62 Joba Chamberlain, R ERA: 4.5 88 Juan Cedeño, L ERA: 4.5 43 Jim Miller, R ERA: 4.5	IP	WLS	BF	H	R	ER	SO	BB	IBB	HBP	BLK	WP	HR	S	P	ERA	WHIP
95 Zach Nuding, R ERA: 27.0 99 Branden Pinder, R ERA: 8.1	IP	WLS	BF	H	R	ER	SO	BB	IBB	HBP	BLK	WP	HR	S	P	ERA	WHIP

New York Yankees @ Philadelphia Phillies
 Bright House Field, Clearwater, FL
 Tue Feb 26 2013, 1:41 PM - 3:30 PM EST
 Att: 6,225 - Cloudy - 69 F


AB 27
 R 4
 H 5
 RBI 4
 BB 3
 SO 5
 LOB 7



Batter	1	2	3	4	5	6	7	8	9	AB	R	H	RBI	BB	SO	LOB	TOP							
4 Omar Infante, R OBP: 0.333, SLG: 0.429 18 Hernán Pérez, R OBP: 0.200, SLG: 0.250	F8		SF7			48 1B 12 1B BB		F8		1 1 0 1 1 0 0	1 0 0 0 0 0 0													
48 Torii Hunter, R OBP: 0.200, SLG: 0.267 21 Steven Moya, L (6, PR)	F8		F9			32 FC3-6 12 1B 1-2		K		3 0 1 0 0 0 0	1 0 0 0 0 1 0													
12 Andy Dirks, L OBP: 0.353, SLG: 0.333 28 Brandon Loy, R OBP: 1.000, SLG: 1.000	1B					32 FC3-6 1-2 2-H		1B		3 0 2 1 0 1 0	1 0 1 0 0 0 0													
32 Don Kelly, L OBP: 0.353, SLG: 0.667 30 Aaron Westlake, L	G4-3					67 SF7 3B		FC3-6		3 1 1 0 0 0 3	1 0 0 0 0 0 1													
67 Kevin Russo, R OBP: 0.375, SLG: 0.733						SF7		K		3 0 0 1 0 2 3														
55 Brayan Peña, S OBP: 0.100, SLG: 0.400 81 James McCann, R	G6-3					3-H		G6-3		2 0 0 0 0 0 0	2 0 0 0 0 1 1													
79 Nick Castellanos, R OBP: 0.697, SLG: 0.816 45 Danny Vazquez, L	G6-3							CS		2 0 0 0 0 0 0	2 0 0 0 0 1 2													
29 Danny Worth, R OBP: 0.357, SLG: 0.417 77 Eugenio Suárez, R (7, PH)						25 G3-1 4 SF7 2B		F8		2 1 1 0 0 0 0	1 0 0 0 0 0 0													
25 Ramón Cabrera, S (1, 10)	G3-1							K		3 0 0 0 0 1 1														
Inning Stats	R: 0 E: 0 K: 0 S: 4	H: 1 LOB: 1 BB: 0 P: 4	R: 0 E: 0 K: 1 S: 5	H: 0 LOB: 0 BB: 0 P: 5	R: 1 E: 0 K: 0 S: 4	H: 1 LOB: 0 BB: 0 P: 4	R: 1 E: 0 K: 1 S: 6	H: 1 LOB: 0 BB: 0 P: 6	R: 0 E: 0 K: 0 S: 3	H: 0 LOB: 0 BB: 0 P: 3	R: 1 E: 0 K: 1 S: 6	H: 2 LOB: 2 BB: 1 P: 11	R: 0 E: 0 K: 2 S: 7	H: 0 LOB: 0 BB: 0 P: 7	R: 0 E: 0 K: 2 S: 7	H: 0 LOB: 0 BB: 0 P: 7	R: 0 E: 1 K: 0 S: 5	H: 1 LOB: 2 BB: 0 P: 5	1B: 4 2B: 1 3B: 1 HR: 0	SF: 2 SAC: 0 DP: 0 HBP: 0	WP: 0 PB: 0 SB: 0 CS: 1	PA: 35		
PITCHER	IP WLS BF H R ER SO BB IBB HBP BLK WP HR S P ERA WHIP	IP WLS BF H R ER SO BB IBB HBP BLK WP HR S P ERA WHIP	IP WLS BF H R ER SO BB IBB HBP BLK WP HR S P ERA WHIP	IP WLS BF H R ER SO BB IBB HBP BLK WP HR S P ERA WHIP	IP WLS BF H R ER SO BB IBB HBP BLK WP HR S P ERA WHIP	IP WLS BF H R ER SO BB IBB HBP BLK WP HR S P ERA WHIP	IP WLS BF H R ER SO BB IBB HBP BLK WP HR S P ERA WHIP	IP WLS BF H R ER SO BB IBB HBP BLK WP HR S P ERA WHIP	IP WLS BF H R ER SO BB IBB HBP BLK WP HR S P ERA WHIP	IP WLS BF H R ER SO BB IBB HBP BLK WP HR S P ERA WHIP	IP WLS BF H R ER SO BB IBB HBP BLK WP HR S P ERA WHIP	IP WLS BF H R ER SO BB IBB HBP BLK WP HR S P ERA WHIP	IP WLS BF H R ER SO BB IBB HBP BLK WP HR S P ERA WHIP	IP WLS BF H R ER SO BB IBB HBP BLK WP HR S P ERA WHIP	IP WLS BF H R ER SO BB IBB HBP BLK WP HR S P ERA WHIP	IP WLS BF H R ER SO BB IBB HBP BLK WP HR S P ERA WHIP	IP WLS BF H R ER SO BB IBB HBP BLK WP HR S P ERA WHIP	IP WLS BF H R ER SO BB IBB HBP BLK WP HR S P ERA WHIP	IP WLS BF H R ER SO BB IBB HBP BLK WP HR S P ERA WHIP	IP WLS BF H R ER SO BB IBB HBP BLK WP HR S P ERA WHIP	IP WLS BF H R ER SO BB IBB HBP BLK WP HR S P ERA WHIP	IP WLS BF H R ER SO BB IBB HBP BLK WP HR S P ERA WHIP	IP WLS BF H R ER SO BB IBB HBP BLK WP HR S P ERA WHIP	IP WLS BF H R ER SO BB IBB HBP BLK WP HR S P ERA WHIP

Detroit Tigers @ New York Yankees
George M. Steinbrenner Field, Tampa, FL
Sat Mar 02 2013, 1:07 PM - 3:47 PM EST
Att: 10,921 - Partly Cloudy - 58 F


AB 31
R 3
H 6
RBI 3
BB 1
SO 7
LOB 11



Batter	1	2	3	4	5	6	7	8	9	AB	R	H	RBI	BB	SO	LOB	BOTTOM						
11 Brett Gardner, L OBP: 0.600, SLG: 0.714 91 Adonis García, R OBP: 0.455, SLG: 0.400	31 F8 31 S 1B		24 1B 31 S 1B			77 G3-1 88 BB 94 WP BB		F9		3 1 2 0 0 1 0	1 1 0 0 1 0 1												
31 Ichiro Suzuki, L OBP: 0.417, SLG: 0.417 88 Tyler Austin, R OBP: 0.714, SLG: 1.200	F8		K			94 WP 77 G3-1 BB		77 1B		3 0 0 0 0 1 2	1 1 1 2 1 0 0												
24 Robinson Cano, L OBP: 0.278, SLG: 0.444 77 Corban Joseph, L OBP: 0.273, SLG: 0.111	G4-3		36 F 25 1B 33 BB 1B			G3-1		94 WP 94 1B 1B		3 1 1 1 0 0 1	2 1 1 2 0 0 2												
25 Mark Teixeira, S OBP: 0.333, SLG: 0.357 94 Luke Murton, R OBP: 0.429, SLG: 0.333	L3		33 BB 36 E 1B			K		K		3 0 1 0 0 1 1	2 0 1 1 0 1 1												
36 Kevin Youkilis, R (5, PH) 12 Dan Johnson, L (5, PH)	G4-3		E5 33 BB			K		F8		2 0 0 0 0 0 2	2 0 0 0 0 1 0												
33 Travis Hafner, L OBP: 0.300, SLG: 0.333 87 Francisco Arcia, L OBP: 0.667, SLG: 0.667	K		1-2 2-3 BB			K		P6		2 0 0 1 1 2 0	1 0 0 0 0 0 0												
22 Matt Diaz, R OBP: 0.231, SLG: 0.231 79 Ramón Flores, L OBP: 0.375, SLG: 0.167	1B		17 S 1B			K		G3		2 0 1 0 0 1 3	2 1 1 0 0 0 0												
17 Jayson Nix, R OBP: 0.462, SLG: 0.417 85 Gil Velazquez, R OBP: 0.273, SLG: 0.273	G5-3		19 HR 1B			L4		88 2B 1B		2 1 1 0 0 0 1	2 1 1 0 0 0 1												
19 Chris Stewart, R OBP: 0.429, SLG: 0.857 83 Kyle Higashioka, R OBP: 0.500, SLG: 0.333	G6-3		G6-3			88 BB 91 BB 77 G3-1 1B		F8		2 1 1 2 0 0 0	2 1 1 0 0 0 1												
Inning Stats	R: 0 E: 0 K: 0 S: 4	H: 1 LOB: 1 BB: 0 P: 5	R: 2 E: 1 K: 2 S: 11	H: 3 LOB: 3 BB: 1 P: 15	R: 2 E: 0 K: 1 S: 9	H: 2 LOB: 0 BB: 0 P: 10	R: 0 E: 0 K: 3 S: 9	H: 0 LOB: 0 BB: 0 P: 9	R: 3 E: 0 K: 1 S: 7	H: 2 LOB: 1 BB: 2 P: 17	R: 0 E: 0 K: 0 S: 3	H: 0 LOB: 0 BB: 0 P: 3	R: 3 E: 0 K: 0 S: 6	H: 4 LOB: 1 BB: 0 P: 7	1B: 11 2B: 1 3B: 0 HR: 1	SF: 0 SAC: 0 DP: 0 HBP: 0	WP: 3 PB: 0 SB: 3 CS: 0	PA: 40					
PITCHER	IP WLS BF H R ER SO BB IBB HBP BLK WP HR S P ERA WHIP	IP WLS BF H R ER SO BB IBB HBP BLK WP HR S P ERA WHIP	IP WLS BF H R ER SO BB IBB HBP BLK WP HR S P ERA WHIP	IP WLS BF H R ER SO BB IBB HBP BLK WP HR S P ERA WHIP	IP WLS BF H R ER SO BB IBB HBP BLK WP HR S P ERA WHIP	IP WLS BF H R ER SO BB IBB HBP BLK WP HR S P ERA WHIP	IP WLS BF H R ER SO BB IBB HBP BLK WP HR S P ERA WHIP	IP WLS BF H R ER SO BB IBB HBP BLK WP HR S P ERA WHIP	IP WLS BF H R ER SO BB IBB HBP BLK WP HR S P ERA WHIP	IP WLS BF H R ER SO BB IBB HBP BLK WP HR S P ERA WHIP	IP WLS BF H R ER SO BB IBB HBP BLK WP HR S P ERA WHIP	IP WLS BF H R ER SO BB IBB HBP BLK WP HR S P ERA WHIP	IP WLS BF H R ER SO BB IBB HBP BLK WP HR S P ERA WHIP	IP WLS BF H R ER SO BB IBB HBP BLK WP HR S P ERA WHIP	IP WLS BF H R ER SO BB IBB HBP BLK WP HR S P ERA WHIP	IP WLS BF H R ER SO BB IBB HBP BLK WP HR S P ERA WHIP	IP WLS BF H R ER SO BB IBB HBP BLK WP HR S P ERA WHIP	IP WLS BF H R ER SO BB IBB HBP BLK WP HR S P ERA WHIP	IP WLS BF H R ER SO BB IBB HBP BLK WP HR S P ERA WHIP	IP WLS BF H R ER SO BB IBB HBP BLK WP HR S P ERA WHIP	IP WLS BF H R ER SO BB IBB HBP BLK WP HR S P ERA WHIP	IP WLS BF H R ER SO BB IBB HBP BLK WP HR S P ERA WHIP	IP WLS BF H R ER SO BB IBB HBP BLK WP HR S P ERA WHIP

Detroit Tigers @ New York Yankees
George M. Steinbrenner Field, Tampa, FL
Sat Mar 02 2013, 1:07 PM - 3:47 PM EST
Att: 10,921 - Partly Cloudy - 58 F

AB 37
R 10
H 13
RBI 9
BB 3
SO 8
LOB 16



Batter	1	2	3	4	5	6	7	8	9	AB	R	H	RBI	BB	SO	LOB	TOP			
11 Brett Gardner, L (1.7) 95 Romier Mustelier, R (6. PR) OBP: 0.611, SLG: 0.688 OBP: 0.444, SLG: 0.750										2	0	1	1	0	1	0	0			
26 Eduardo Núñez, R (1.6) 96 Addison Maruszak, R (6. PR) OBP: 0.176, SLG: 0.235 OBP: 0.200, SLG: 0.300										3	0	1	1	0	0	0	1			
17 Jayson Nix, R (1.4) 97 José Pirela, R (6. PR) OBP: 0.556, SLG: 0.667										3	0	0	1	0	0	0	2			
54 Juan Rivera, R (1.10) 76 John Ryan Murphy, R (6. PR) OBP: 0.308, SLG: 0.538 OBP: 0.571, SLG: 1.333										3	0	0	0	0	0	1	1			
12 Dan Johnson, L (1.3) 94 Luke Murton, R (6. PR) OBP: 0.375, SLG: 0.286										2	0	0	0	1	2	0	0			
63 Melky Mesa, R (1.8) 60 Thomas Neal, R (7.8) OBP: 0.283, SLG: 0.556 OBP: 0.222, SLG: 0.556										3	0	0	0	0	2	3	1			
78 Zoilo Almonte, S (1.9) 88 Tyler Austin, R (6. PR) OBP: 0.308, SLG: 0.538 OBP: 0.667, SLG: 1.143										2	0	0	0	0	1	0	0			
77 Corban Joseph, L (1.5) 99 Rob Segedin, R (6.5)										2	1	1	0	0	1	0	0			
45 Bobby Wilson, R (1.2) 66 Austin Romine, R (6. PR) OBP: 0.100, SLG: 0.100 OBP: 0.167, SLG: 0.167										2	0	0	0	0	0	1	2			
Inning Stats	R: 0 E: 0 K: 0 S: 3	H: 1 LOB: 0 BB: 0 P: 3	R: 0 E: 0 K: 1 S: 5	H: 0 LOB: 0 BB: 0 P: 5	R: 0 E: 0 K: 1 S: 5	H: 0 LOB: 0 BB: 0 P: 5	R: 0 E: 0 K: 3 S: 9	H: 0 LOB: 0 BB: 0 P: 9	R: 0 E: 0 K: 2 S: 11	H: 0 LOB: 0 BB: 0 P: 7	R: 1 E: 0 K: 3 S: 11	H: 2 LOB: 1 BB: 0 P: 11	R: 1 E: 0 K: 1 S: 7	H: 2 LOB: 2 BB: 1 P: 12	1B: 3 2B: 3 3B: 0 HR: 1	SF: 0 SAC: 0 DP: 1 HBP: 0	WP: 1 PB: 0 SB: 0 CS: 0	PA: 38		
PITCHER	IP WLS BF H R ER SO BB IBB HBP BLK WP HR S P ERA WHIP	46 Ryan Dempster, R (1.1) ERA: 3.0	19 Koji Uehara, R (4.1) ERA: 1.0	30 Andrew Miller, L (5.1) ERA: 1.0	52 Joel Hanrahan, R (6.1) ERA: 0.2	36 Junichi Tazawa, R (6.1) ERA: 1.1	40 Andrew Bailey, R (8.1) ERA: 9.0	57 Pete Ruiz, R (9.1) ERA: 4.5	IP WLS BF H R ER SO BB IBB HBP BLK WP HR S P ERA WHIP	40 Andrew Bailey, R (8.1) ERA: 9.0	57 Pete Ruiz, R (9.1) ERA: 4.5	IP WLS BF H R ER SO BB IBB HBP BLK WP HR S P ERA WHIP	40 Andrew Bailey, R (8.1) ERA: 9.0	57 Pete Ruiz, R (9.1) ERA: 4.5	IP WLS BF H R ER SO BB IBB HBP BLK WP HR S P ERA WHIP	40 Andrew Bailey, R (8.1) ERA: 9.0	57 Pete Ruiz, R (9.1) ERA: 4.5	IP WLS BF H R ER SO BB IBB HBP BLK WP HR S P ERA WHIP	40 Andrew Bailey, R (8.1) ERA: 9.0	57 Pete Ruiz, R (9.1) ERA: 4.5

New York Yankees @ Boston Red Sox
 JetBlue Park, Ft. Myers, FL
 Sun Mar 03 2013, 1:38 PM - 4:18 PM EST
 Att: 9,395 - Sunny - 59 F

AB 35
 R 5
 H 7
 RBI 4
 BB 3
 SO 13
 LOB 15

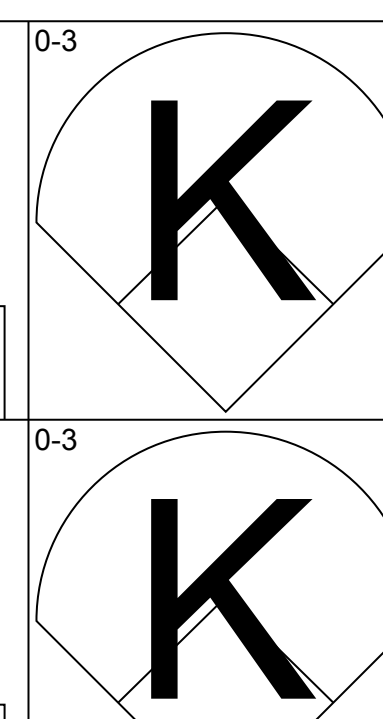
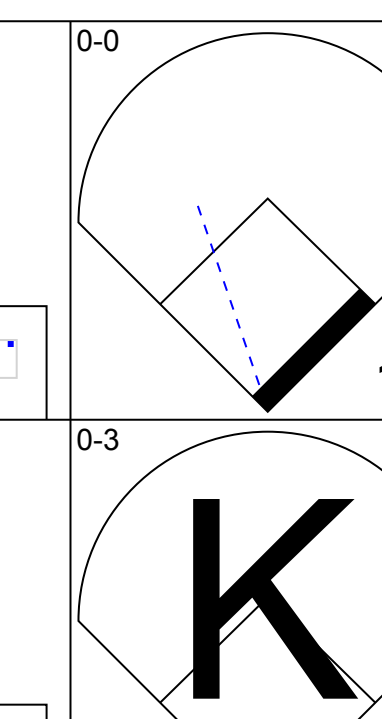
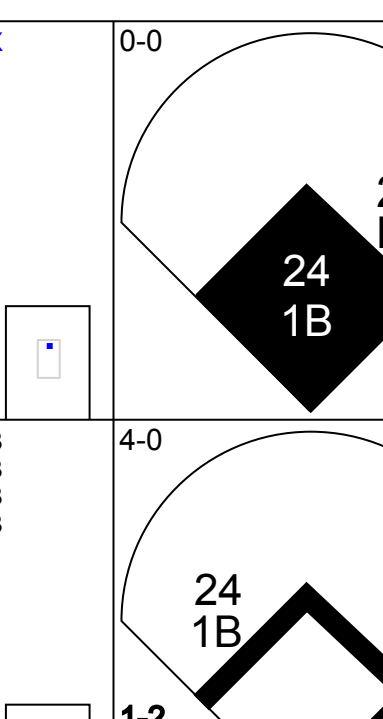
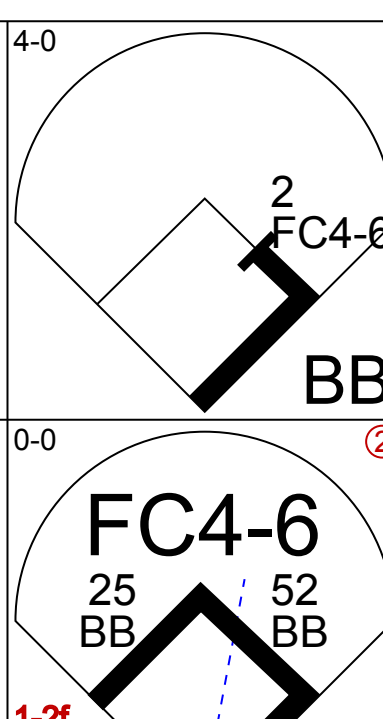
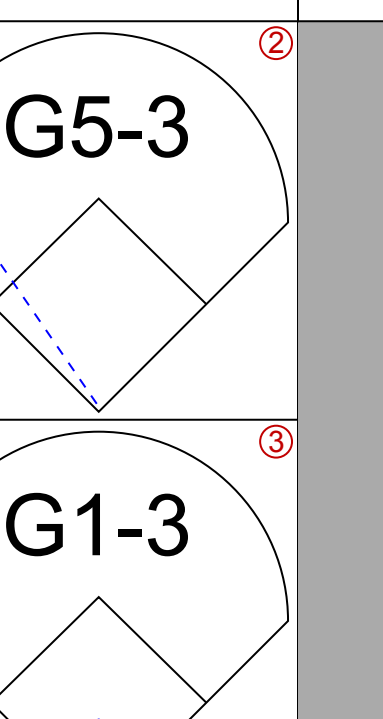
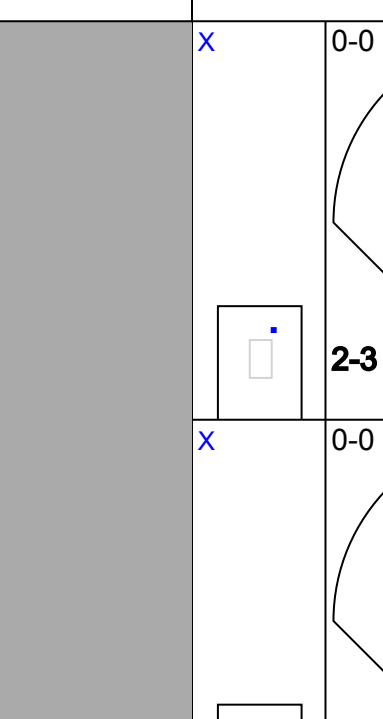
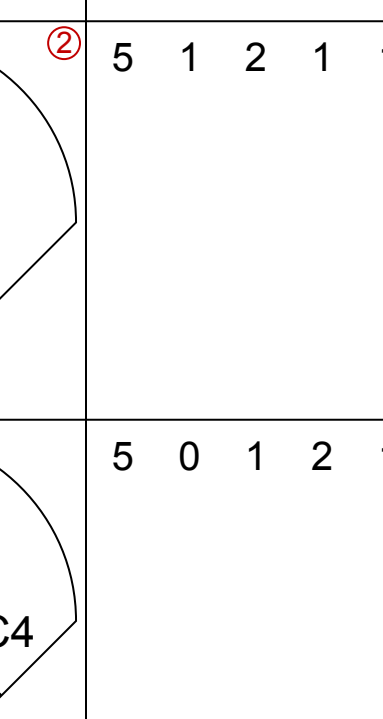

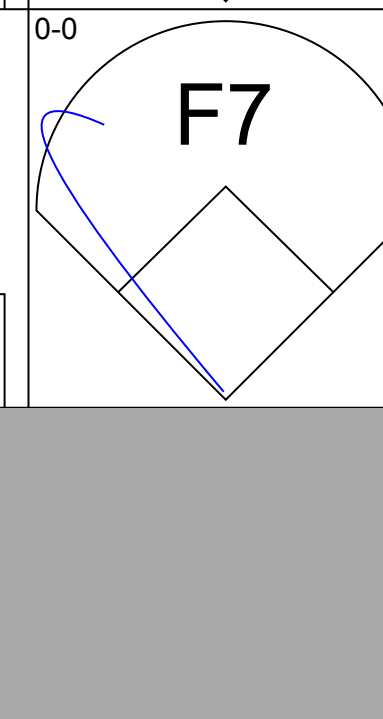

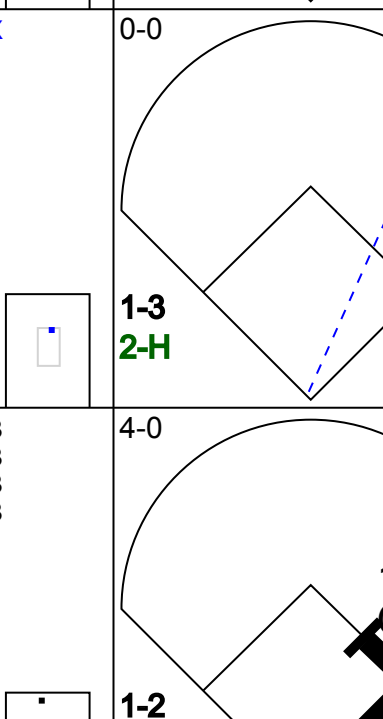
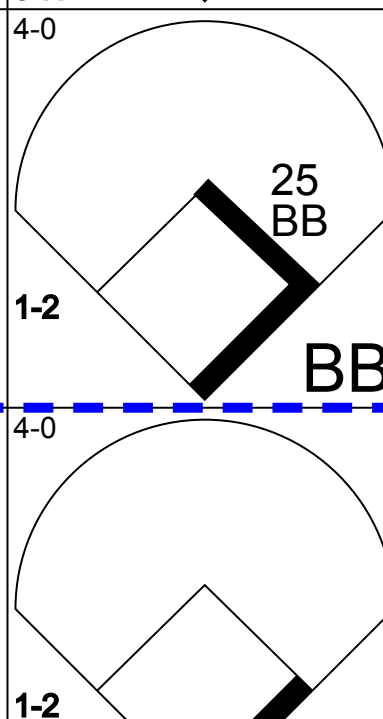
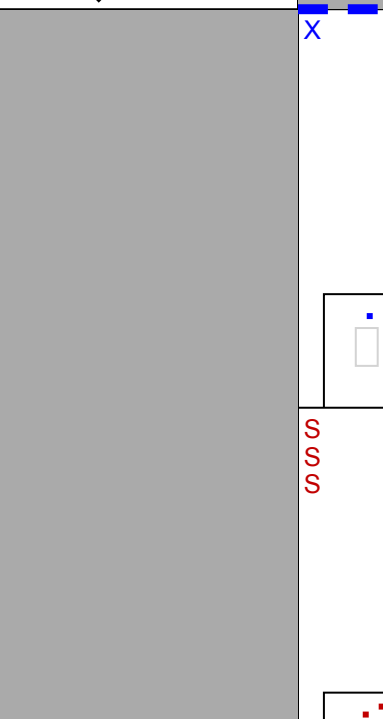
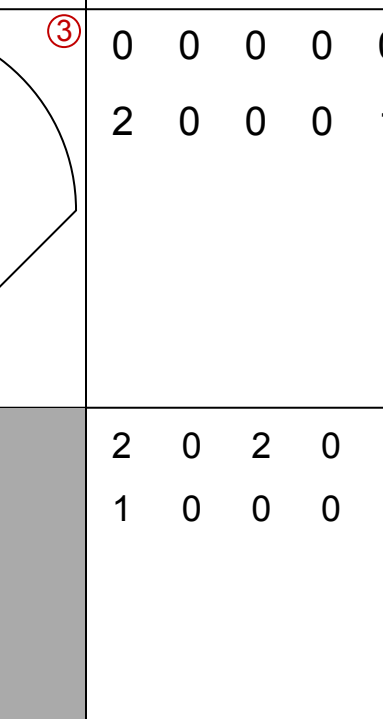

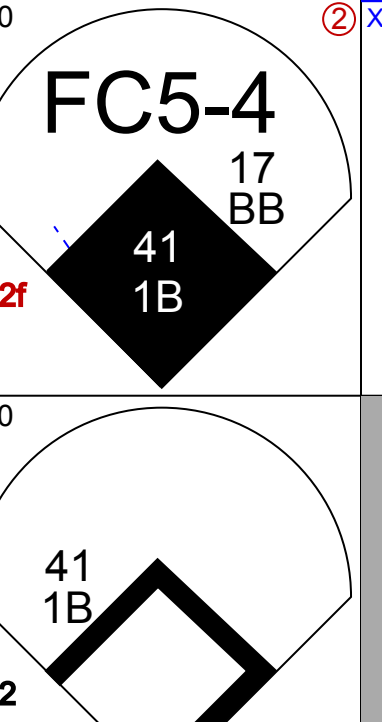
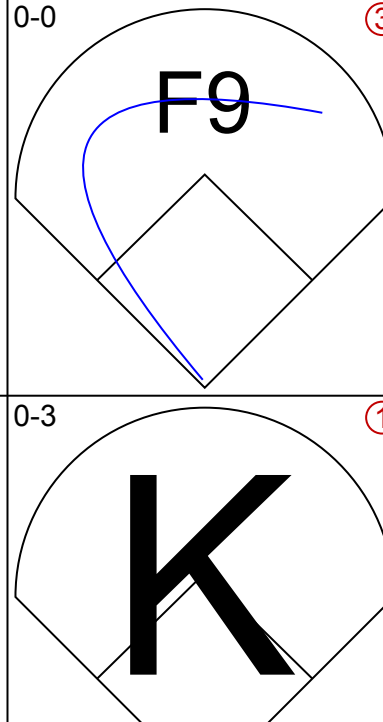
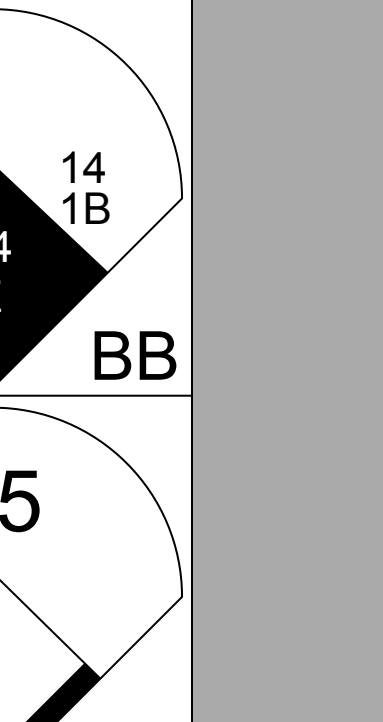

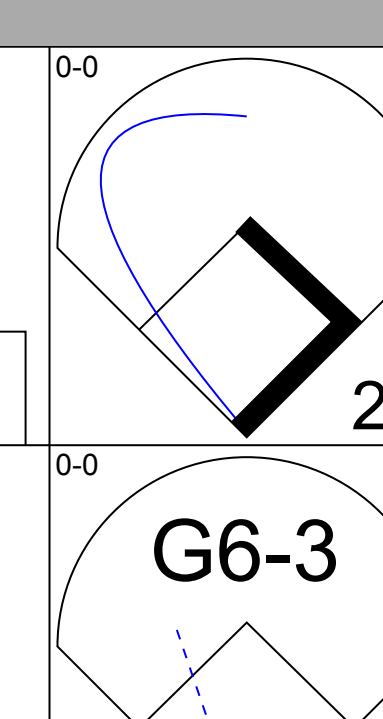
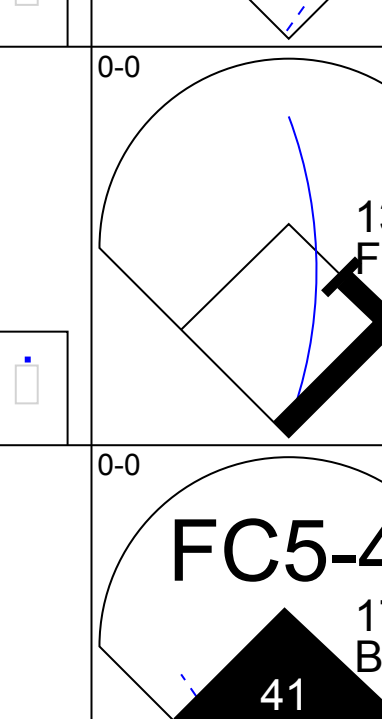
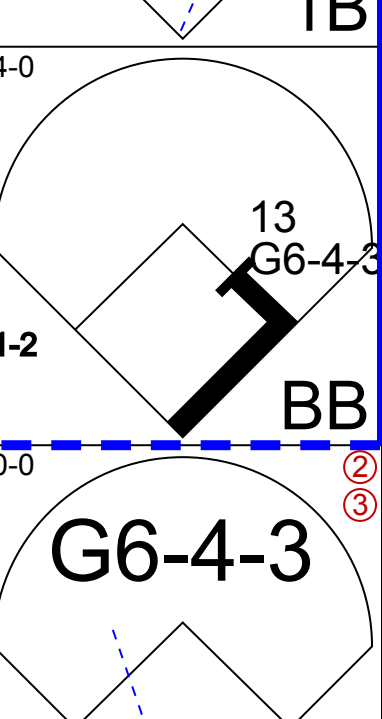
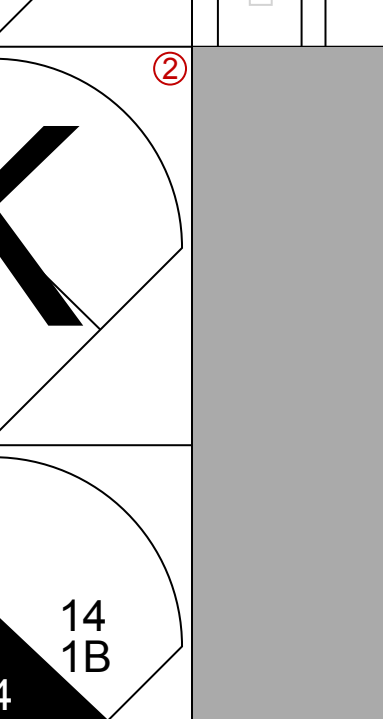
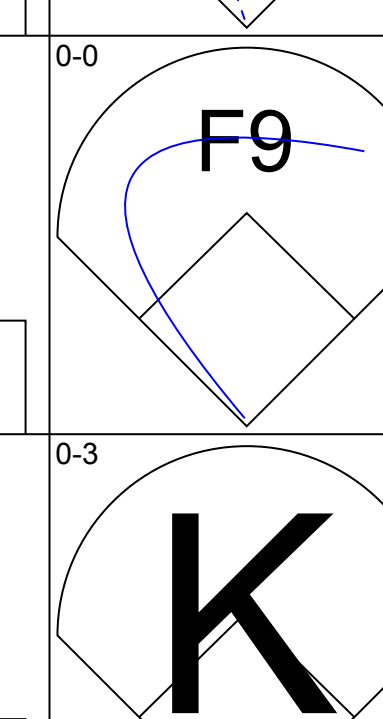
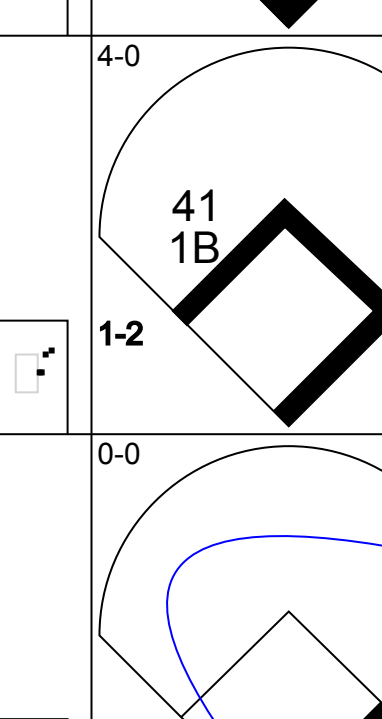

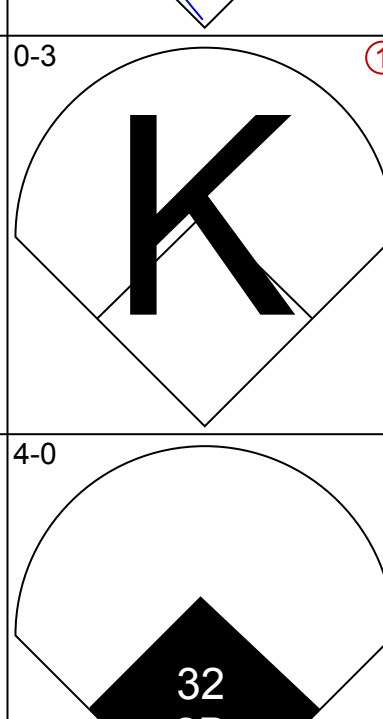
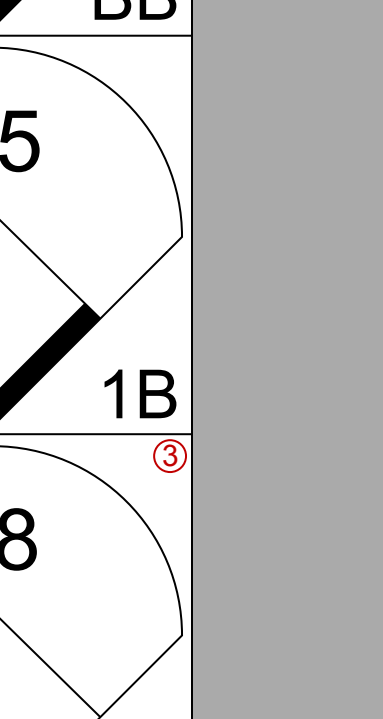

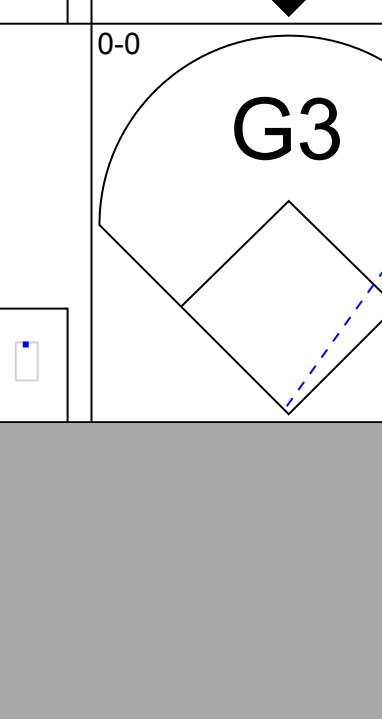
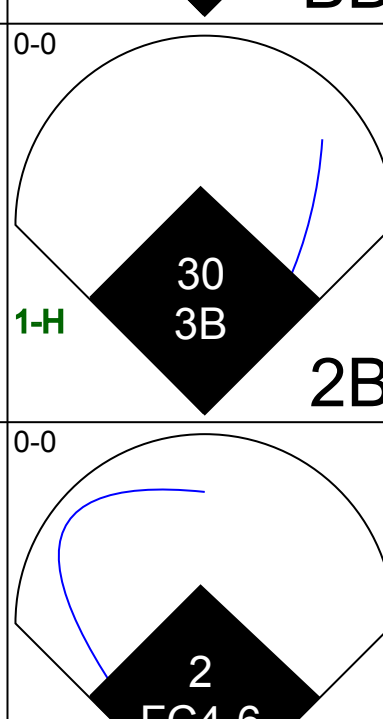
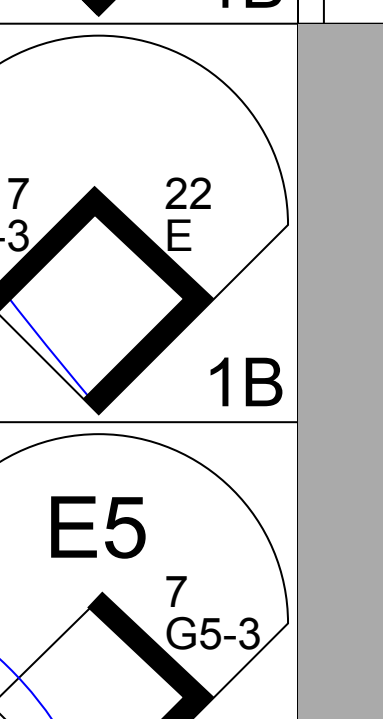
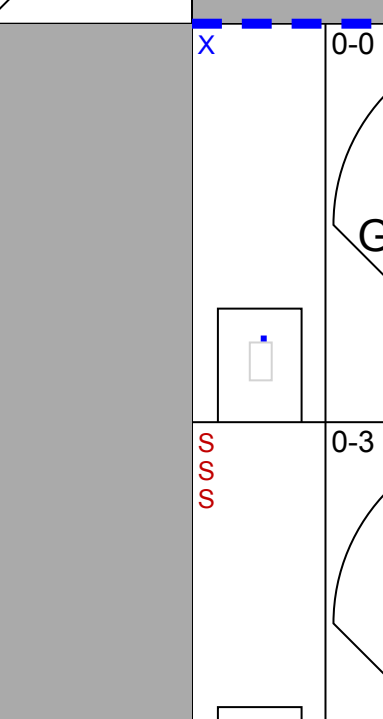
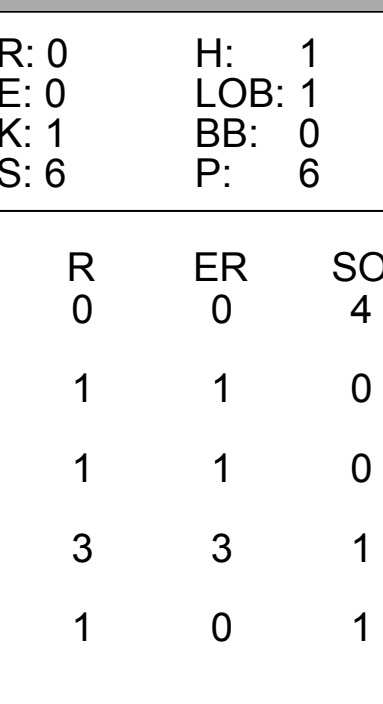
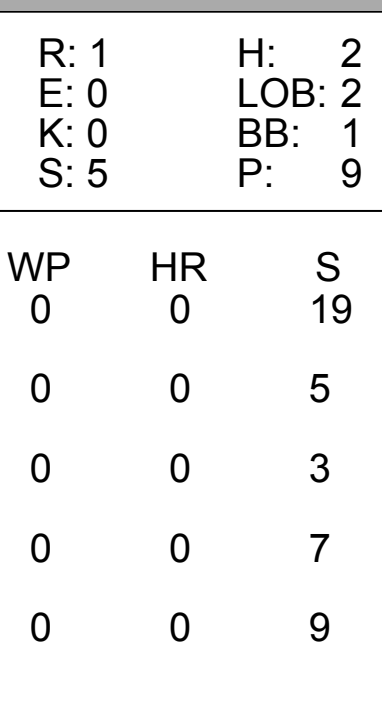
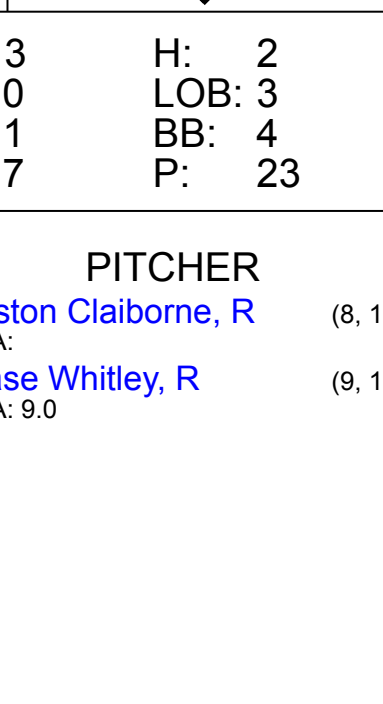
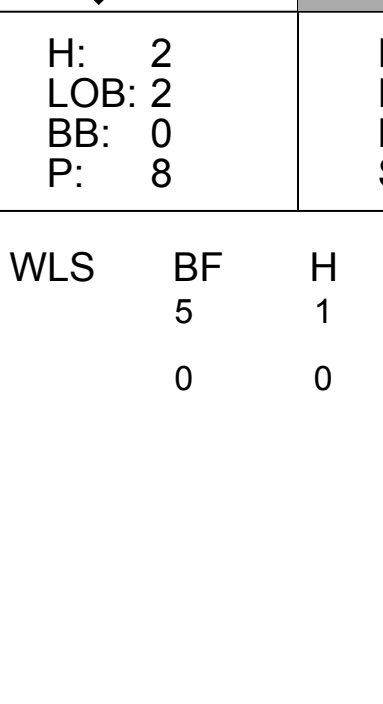
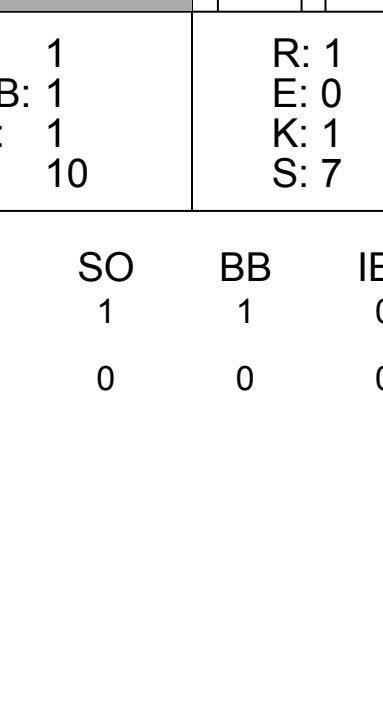
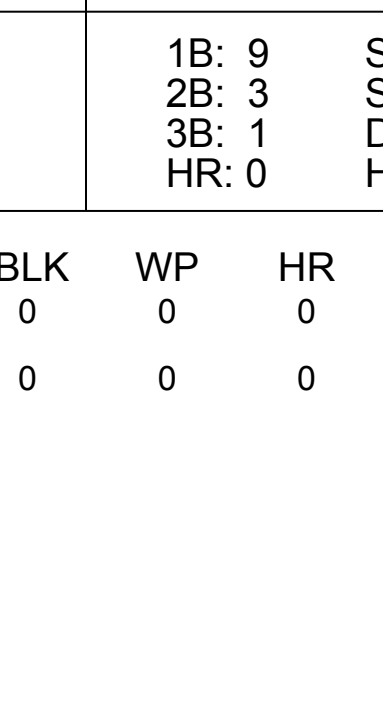
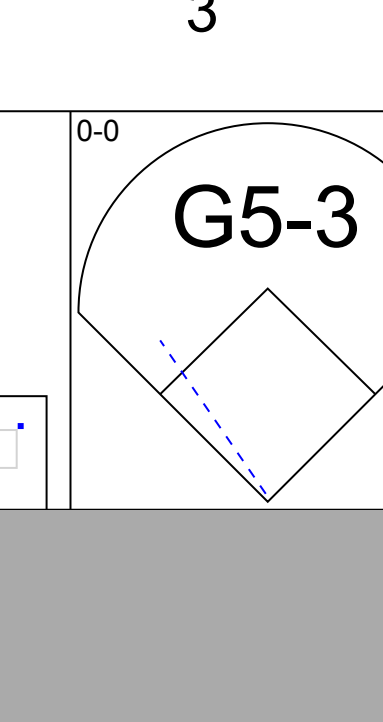
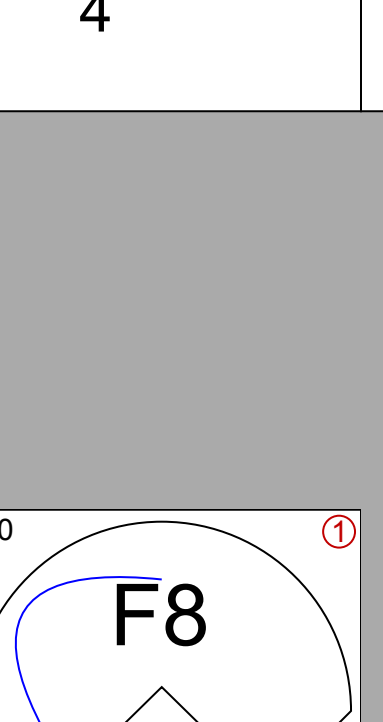
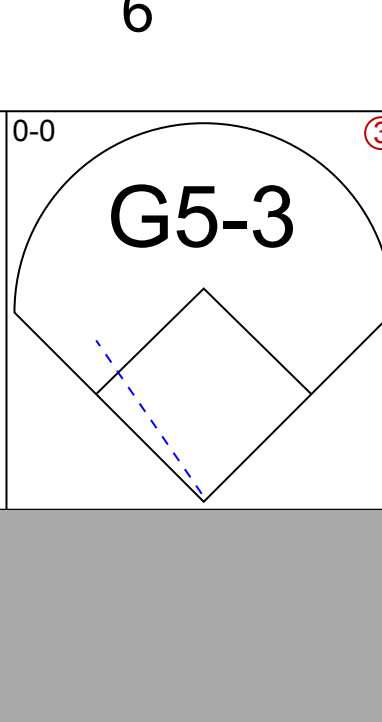
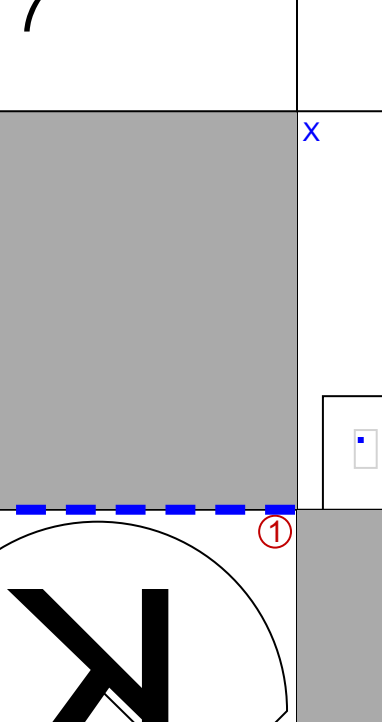
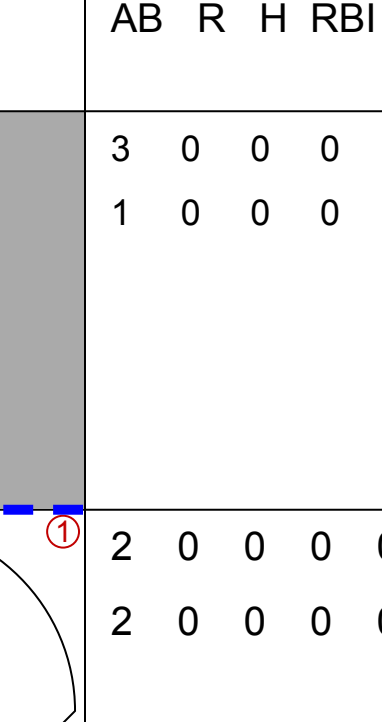



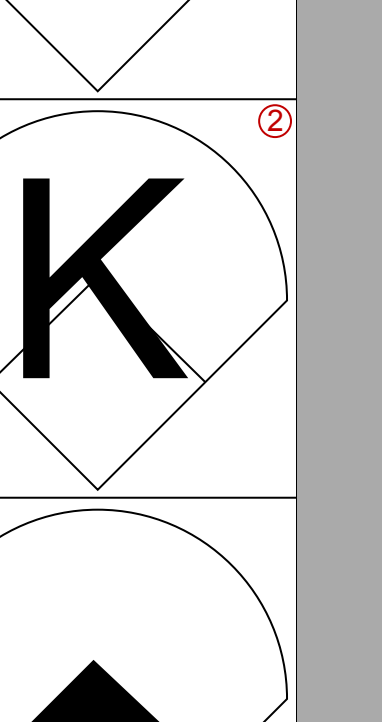
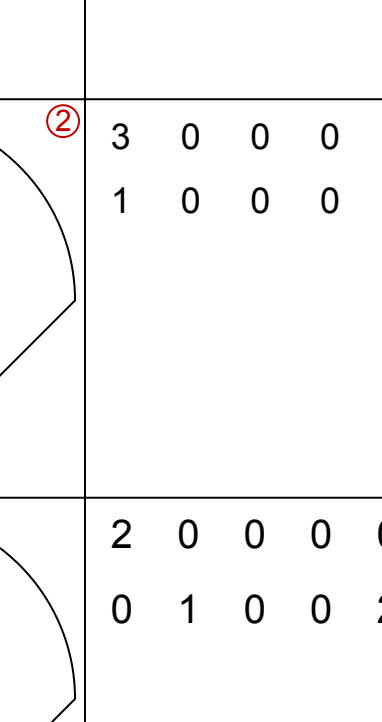


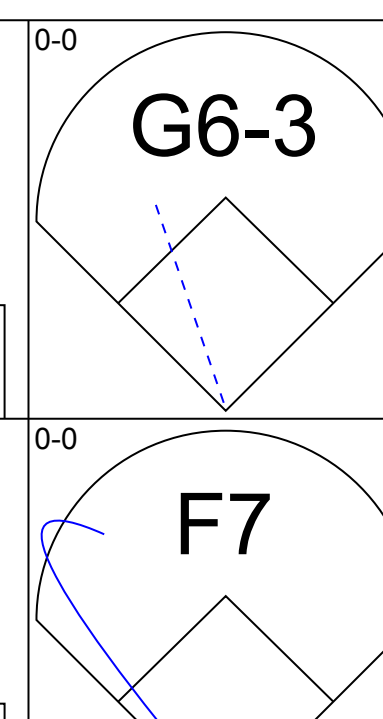
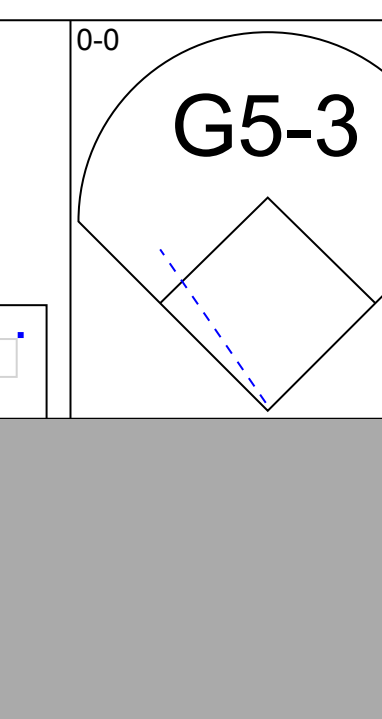
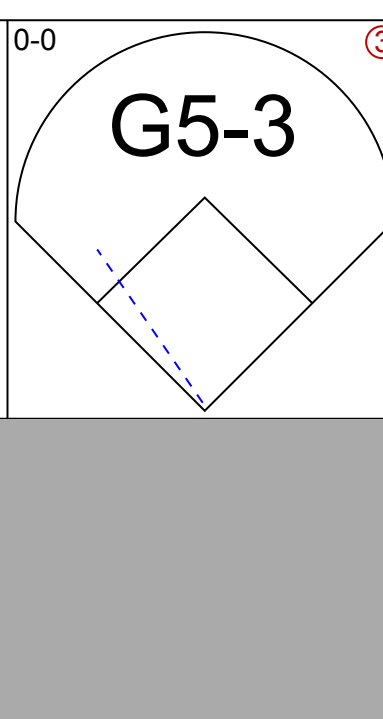
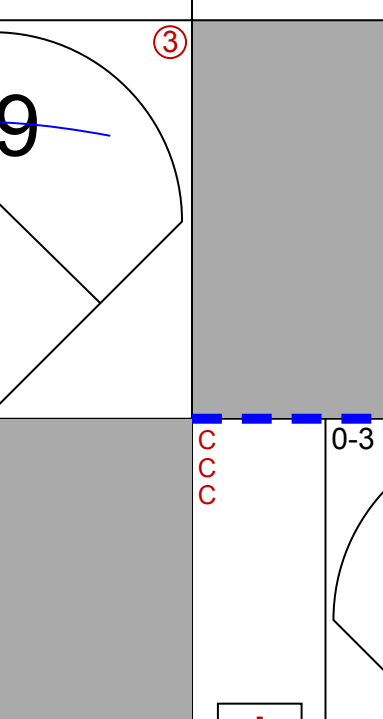

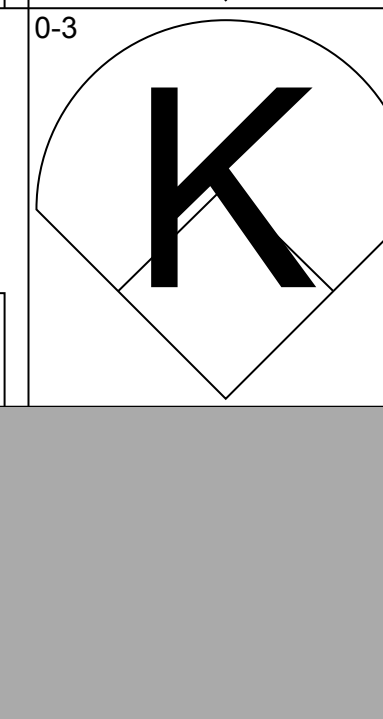
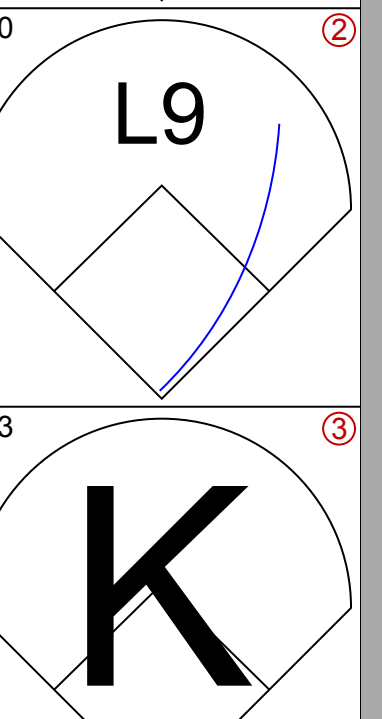
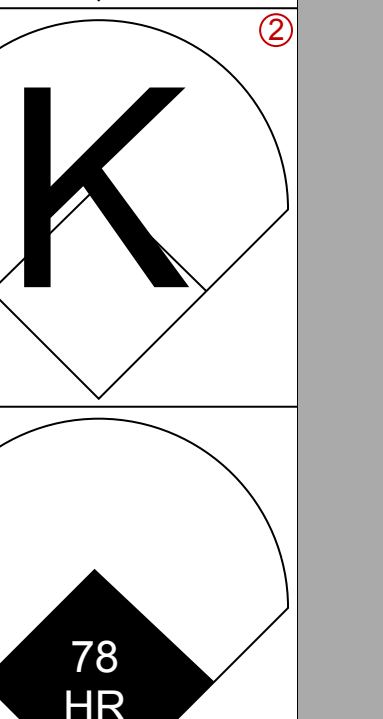
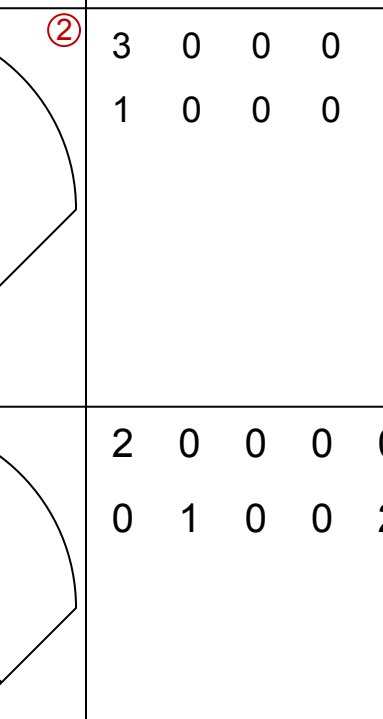


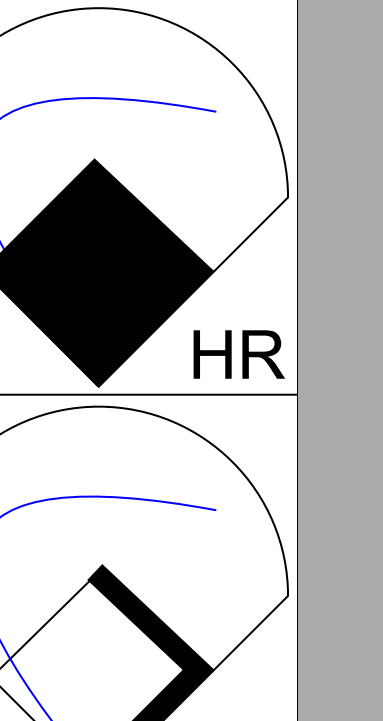
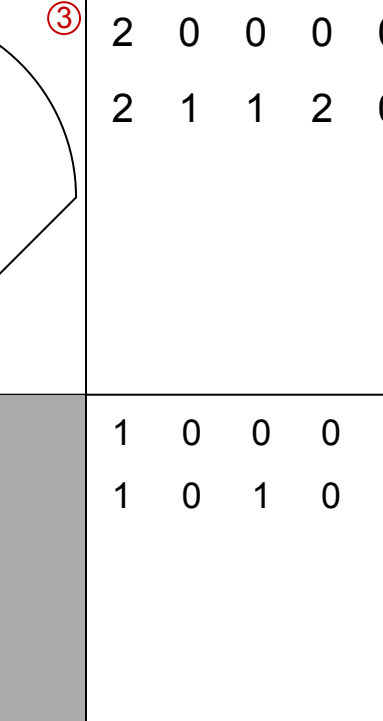
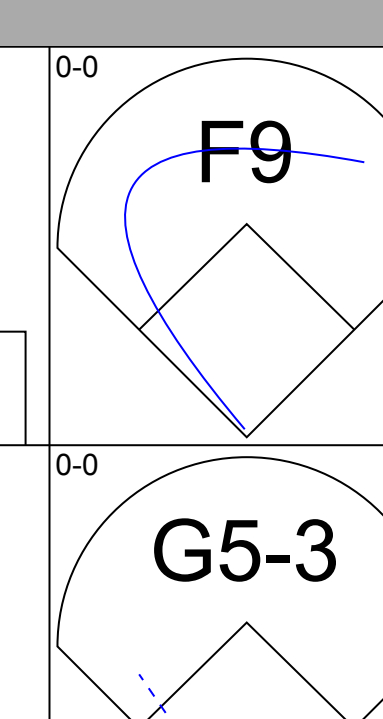

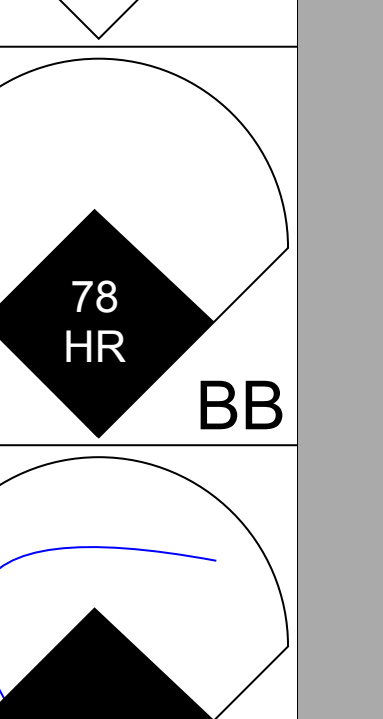
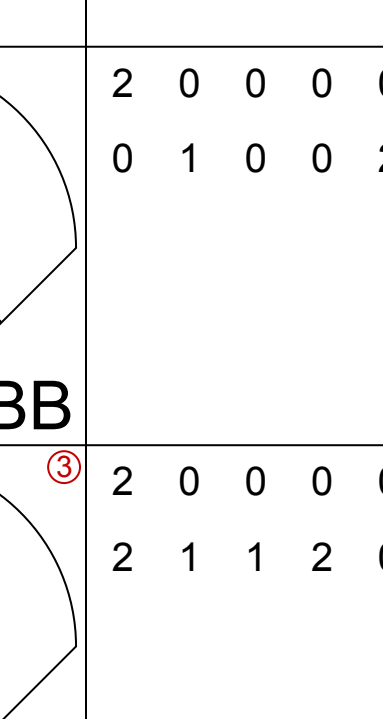
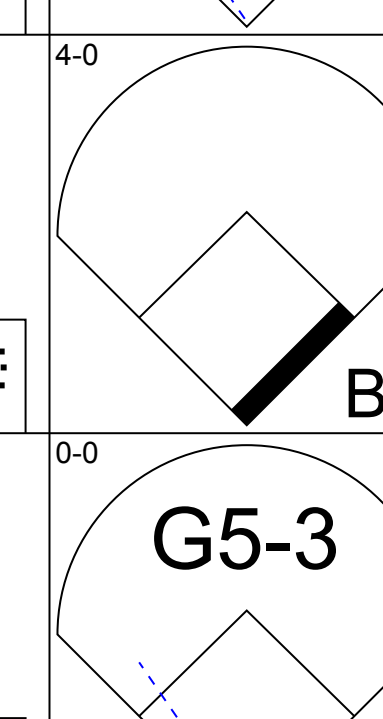
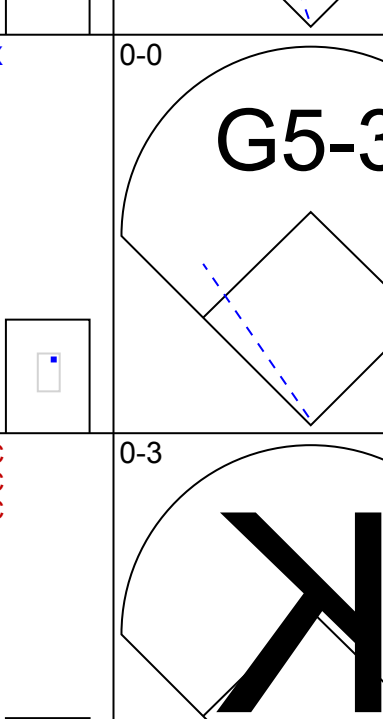
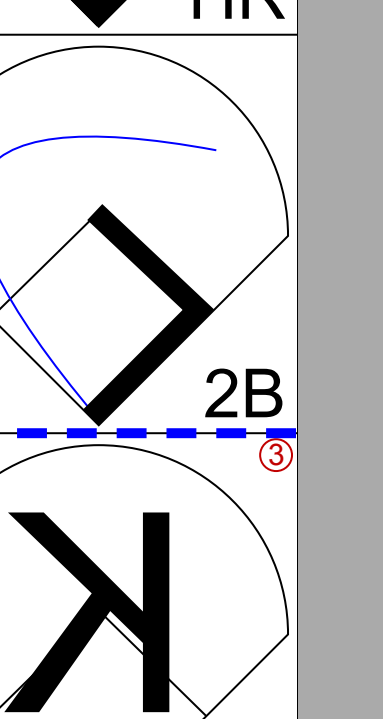



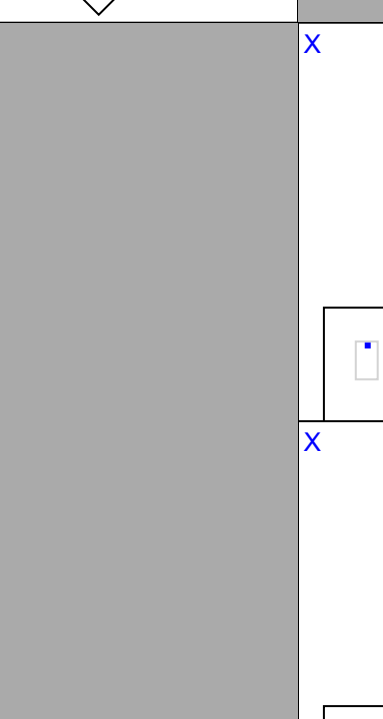
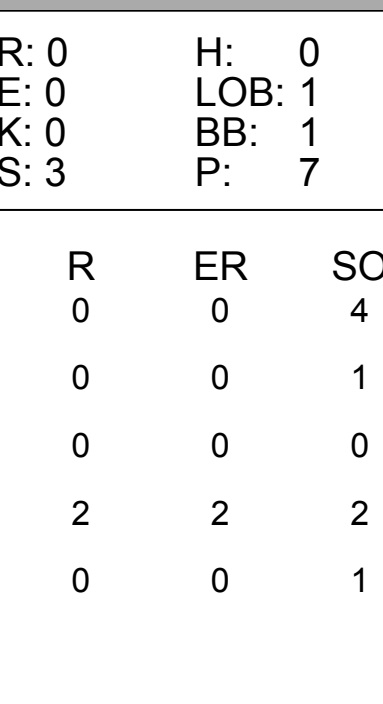
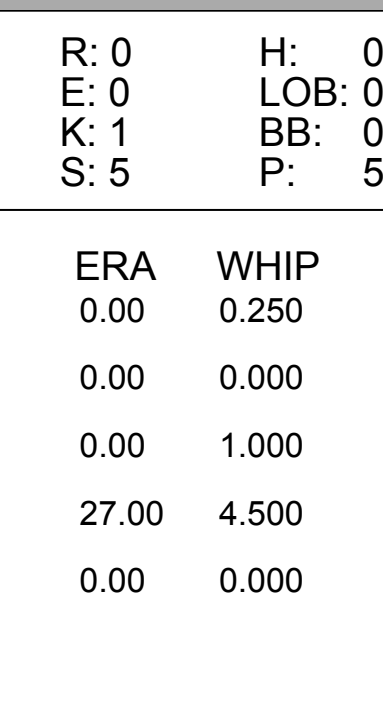
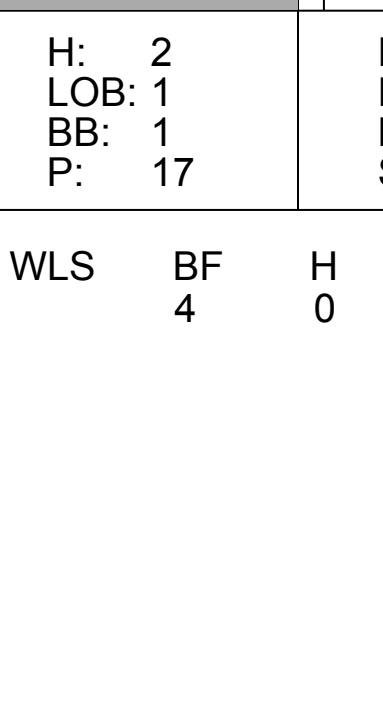
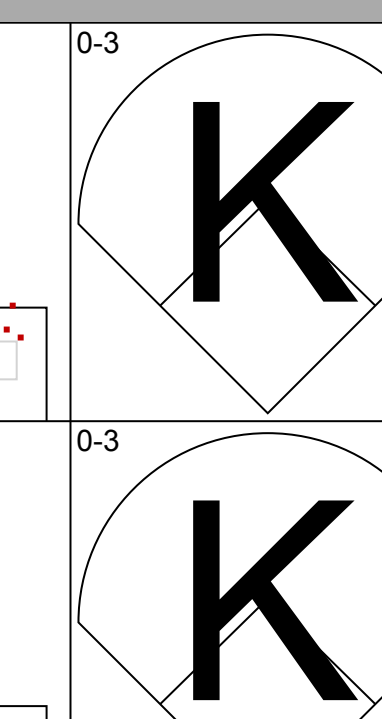
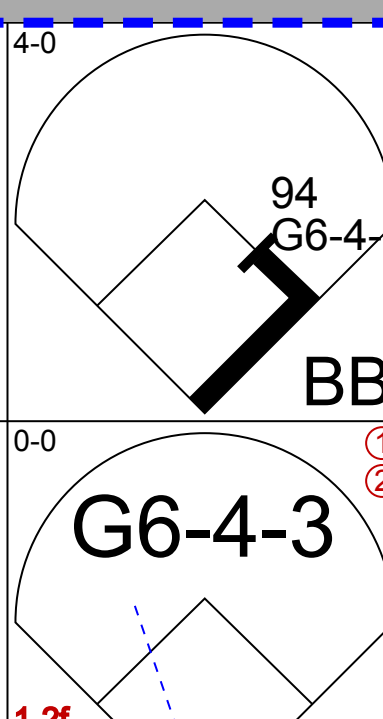
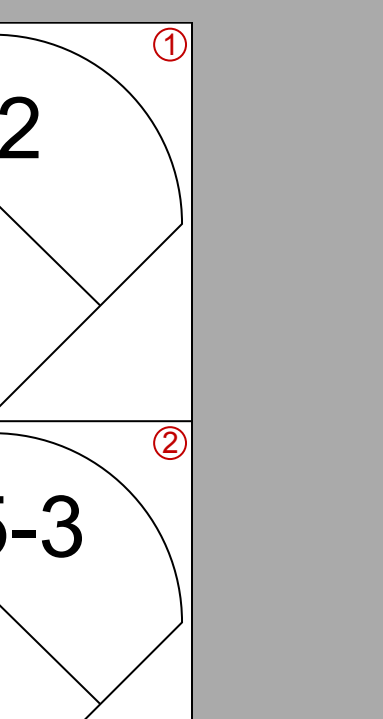
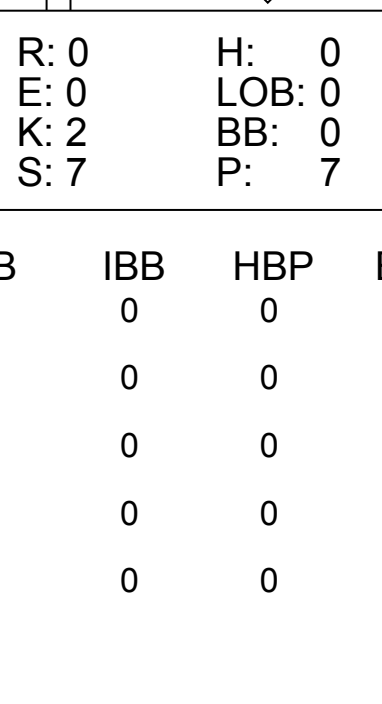
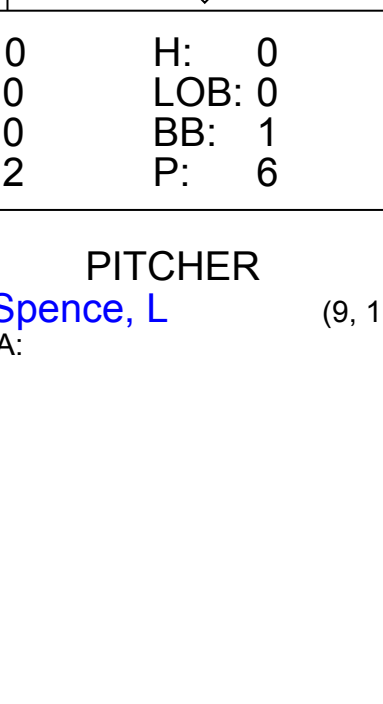
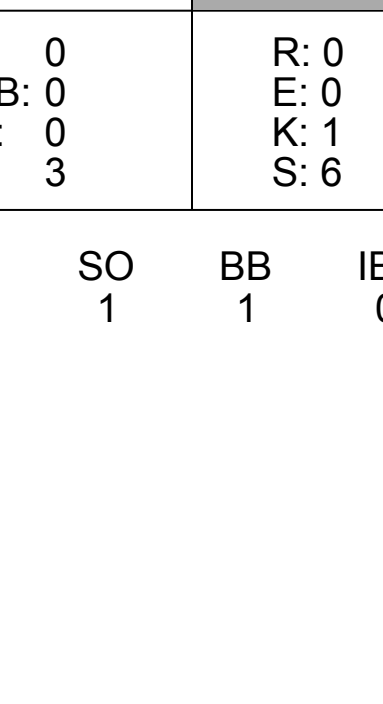
Batter	1	2	3	4	5	6	7	8	9	AB	R	H	RBI	BB	SO	LOB	BOTTOM				
2 Jacoby Ellsbury, L (1.8) 48 Mitch Maier, L (6.8) OBP: 0.313, SLG: 0.286 OBP: 0.357, SLG: 0.250										3	0	0	0	0	0	2	1				
15 Dustin Pedroia, R (1.4) 81 Justin Henry, L (7.4) OBP: 0.500, SLG: 0.615 OBP: 0.125, SLG: 0.125										3	0	1	0	0	0	0	0				
7 Stephen Drew, L (1.6) 26 Brock Holt, L (7.6) OBP: 0.214, SLG: 0.231 OBP: 0.375, SLG: 0.333										3	0	1	0	0	0	0	0				
12 Mike Napoli, R (1.3) 50 Mauro Gomez, R (5.3) OBP: 0.500, SLG: 1.250 OBP: 0.533, SLG: 0.455										2	1	1	1	0	1	2	1				
29 Daniel Nava, S (1.7) 80 Jeremy Hazelbaker, L (8.7) OBP: 0.294, SLG: 0.267 OBP: 0.500, SLG: 0.500										3	0	0	0	0	0	2	1				
16 Will Middlebrooks, R (1.5) 44 Drew Sutton, S (6.5) OBP: 0.300, SLG: 0.222 OBP: 0.487, SLG: 0.200										1	0	0	0	1	0	2	0				
39 Jarrod Saltalamacchia, R (6.10) 37 Mike Carp, L (5. PR) OBP: 0.500, SLG: 0.625 OBP: 0.400, SLG: 0.444										2	0	1	0	0	0	1	1				
3 David Ross, R (1.2) 20 Ryan Lavarnway, R (6.2) OBP: 0.200, SLG: 0.214										2	0	0	0	0	1	1	0				
74 Jackie Bradley Jr., L (1.9) 23 Pedro Ciriaco, R (7.9) OBP: 0.528, SLG: 0.529 OBP: 0.286, SLG: 0.462										2	0	0	0	0	1	1	0				
Inning Stats	R: 0 E: 0 K: 0 S: 3	H: 0 LOB: 0 BB: 0 P: 3	R: 1 E: 0 K: 0 S: 4	H: 1 LOB: 0 BB: 1 P: 10	R: 0 E: 0 K: 2 S: 7	H: 0 LOB: 0 BB: 0 P: 7	R: 0 E: 0 K: 1 S: 7	H: 2 LOB: 2 BB: 0 P: 7	R: 0 E: 0 K: 0 S: 4	H: 1 LOB: 2 BB: 0 P: 4	R: 0 E: 0 K: 1 S: 5	H: 0 LOB: 0 BB: 0 P: 5	R: 0 E: 0 K: 1 S: 5	H: 0 LOB: 2 BB: 0 P: 6	R: 1 E: 0 K: 0 S: 3	H: 0 LOB: 1 BB: 2 P: 14	1B: 2 2B: 1 3B: 0 HR: 1	SF: 0 SAC: 0 DP: 1 HBP: 0	WP: 2 PB: 0 SB: 1 CS: 0	PA: 35	
PITCHER	IP WLS BF H R ER SO BB IBB HBP BLK WP HR S P ERA WHIP	43 Adam Warren, R (1.1) ERA: 3.0	72 José Ramirez, R (4.1) ERA: 3.0	82 Chase Whitley, R (7.1) ERA: 1.0	89 Preston Claiborne, R (8.1) ERA: 0.1	53 Josh Spence, L (8.1) ERA: 0.2	98 Kelvin Perez, R (9.1) ERA: 2.25	IP WLS BF H R ER SO BB IBB HBP BLK WP HR S P ERA WHIP	98 Kelvin Perez, R (9.1) ERA: 2.25	IP WLS BF H R ER SO BB IBB HBP BLK WP HR S P ERA WHIP	98 Kelvin Perez, R (9.1) ERA: 2.25	IP WLS BF H R ER SO BB IBB HBP BLK WP HR S P ERA WHIP	98 Kelvin Perez, R (9.1) ERA: 2.25	IP WLS BF H R ER SO BB IBB HBP BLK WP HR S P ERA WHIP	98 Kelvin Perez, R (9.1) ERA: 2.25	IP WLS BF H R ER SO BB IBB HBP BLK WP HR S P ERA WHIP	98 Kelvin Perez, R (9.1) ERA: 2.25	IP WLS BF H R ER SO BB IBB HBP BLK WP HR S P ERA WHIP	98 Kelvin Perez, R (9.1) ERA: 2.25	IP WLS BF H R ER SO BB IBB HBP BLK WP HR S P ERA WHIP	98 Kelvin Perez, R (9.1) ERA: 2.25

New York Yankees @ Boston Red Sox
 JetBlue Park, Ft. Myers, FL
 Sun Mar 03 2013, 1:38 PM - 4:18 PM EST
 Att: 9,395 - Sunny - 59 F

AB 32
 R 2
 H 4
 RBI 1
 BB 3
 SO 4
 LOB 20



Batter	1	2	3	4	5	6	7	8	9	AB	R	H	RBI	BB	SO	LOB	TOP					
7 José Reyes, S OBP: 0.556, SLG: 0.875										5	1	2	1	1	1	3	<p>Dominican Republic @ New York Yankees George M. Steinbrenner Field, Tampa, FL Wed Mar 06 2013, 1:07 PM - 4:20 PM EST Att: 8,146 - Sunny - 62 F</p> <p>AB 37 R 8 H 12 RBI 6 BB 8 SO 8 LOB 24</p> 					
2 Erick Aybar, S OBP: 0.400, SLG: 0.250										5	0	1	2	1	2	4						
24 Robinson Cano, L OBP: 0.371, SLG: 1.000 52 Leury Garcia, S OBP: 0.500, SLG: 0.400										0	0	0	0	0	0	0						
10 Edwin Encarnación, R OBP: 0.750, SLG: 0.857 25 Francisco Peña, R OBP: 0.600, SLG: 0.500										2	0	2	0	1	0	0						
13 Hanley Ramirez, R OBP: 0.400, SLG: 0.900 4 Miguel Tejada, R OBP: 0.714, SLG: 0.833										4	1	0	0	0	0	8						
17 Nelson Cruz, R 14 Moisés Sierra, R OBP: 0.750, SLG: 0.750										2	0	0	0	1	1	1						
41 Carlos Santana, S OBP: 0.500, SLG: 0.429										4	2	2	1	1	1	2						
32 Ricardo Naita, L OBP: 0.625, SLG: 0.875										5	2	3	1	0	0	2						
30 Alejandro De Aza, L OBP: 0.222, SLG: 0.667 22 Eury Pérez, R OBP: 0.200, SLG: 0.200										3	0	1	1	0	0	0						
Inning Stats	R: 0 E: 0 K: 2 S: 7	H: 0 LOB: 0 BB: 0 P: 7	R: 0 E: 0 K: 1 S: 6	H: 1 LOB: 1 BB: 0 P: 6	R: 0 E: 0 K: 1 S: 6	H: 1 LOB: 1 BB: 0 P: 6	R: 1 E: 0 K: 0 S: 5	H: 2 LOB: 2 BB: 1 P: 9	R: 1 E: 0 K: 0 S: 4	H: 2 LOB: 2 BB: 2 P: 12	R: 3 E: 0 K: 1 S: 7	H: 2 LOB: 3 BB: 4 P: 23	R: 1 E: 1 K: 1 S: 8	H: 2 LOB: 1 BB: 0 P: 8	R: 1 E: 1 K: 1 S: 6	H: 1 LOB: 1 BB: 1 P: 10		R: 1 E: 0 K: 1 S: 7	H: 2 LOB: 1 BB: 0 P: 7	1B: 9 2B: 3 3B: 1 HR: 0	SF: 0 SAC: 0 DP: 1 HBP: 0	WP: 0 PB: 0 SB: 0 CS: 0
PITCHER	IP WLS BF H R ER SO BB IBB HBP BLK WP HR S P ERA WHIP	IP WLS BF H R ER SO BB IBB HBP BLK WP HR S P ERA WHIP	89 Preston Claiborne, R ERA: 9.0		82 Chase Whitley, R ERA: 9.0		89 Preston Claiborne, R ERA: 9.0		82 Chase Whitley, R ERA: 9.0		89 Preston Claiborne, R ERA: 9.0		82 Chase Whitley, R ERA: 9.0		89 Preston Claiborne, R ERA: 9.0		82 Chase Whitley, R ERA: 9.0		89 Preston Claiborne, R ERA: 9.0		82 Chase Whitley, R ERA: 9.0	

Batter	1	2	3	4	5	6	7	8	9	AB	R	H	RBI	BB	SO	LOB	BOTTOM					
26 Eduardo Núñez, R 96 Addison Maruszak, R										3	0	0	0	0	0	0	<p>Dominican Republic @ New York Yankees George M. Steinbrenner Field, Tampa, FL Wed Mar 06 2013, 1:07 PM - 4:20 PM EST Att: 8,146 - Sunny - 62 F</p> <p>AB 28 R 2 H 2 RBI 2 BB 4 SO 9 LOB 4</p> 					
17 Jayson Nix, R 97 José Pirela, R										2	0	0	0	0	0	0						
33 Travis Hafner, L 95 Ronnier Mustelier, R										3	0	0	0	0	2	0						
36 Kevin Youkilis, R 12 Dan Johnson, L										2	0	0	0	0	1	0						
54 Juan Rivera, R 78 Zoilo Almonte, S OBP: 0.500, SLG: 2.000										2	1	1	2	0	0	1						
29 Francisco Cervelli, R 45 Bobby Wilson, R OBP: 1.000, SLG: 2.000										1	0	0	0	1	0	0						
22 Matt Diaz, R 60 Thomas Neal, R										2	0	0	0	0	1	1						
63 Melky Mesa, R										2	0	0	0	1	1	0						
94 Luke Murton, R										3	0	0	0	0	1	1						
Inning Stats	R: 0 E: 0 K: 1 S: 5	H: 0 LOB: 0 BB: 0 P: 5	R: 0 E: 0 K: 0 S: 3	H: 0 LOB: 1 BB: 1 P: 7	R: 0 E: 0 K: 2 S: 7	H: 0 LOB: 0 BB: 0 P: 7	R: 0 E: 0 K: 1 S: 5	H: 0 LOB: 0 BB: 0 P: 5	R: 0 E: 0 K: 0 S: 2	H: 0 LOB: 1 BB: 1 P: 6	R: 2 E: 0 K: 3 S: 12	H: 2 LOB: 1 BB: 1 P: 17	R: 0 E: 0 K: 0 S: 3	H: 0 LOB: 0 BB: 0 P: 3	R: 0 E: 0 K: 1 S: 6	H: 0 LOB: 1 BB: 1 P: 10		1B: 0 2B: 1 3B: 0 HR: 1	SF: 0 SAC: 0 DP: 1 HBP: 0	WP: 0 PB: 0 SB: 0 CS: 0	PA: 32	
PITCHER	IP WLS BF H R ER SO BB IBB HBP BLK WP HR S P ERA WHIP	IP WLS BF H R ER SO BB IBB HBP BLK WP HR S P ERA WHIP	94 José Veras, R ERA: 0.00		36 Juan Cedeño, L ERA: 0.00		65 Atahualpa Severino, L ERA: 27.0		75 Lorenzo Barcelo, R ERA: 0.00		94 José Veras, R ERA: 0.00		36 Juan Cedeño, L ERA: 0.00		65 Atahualpa Severino, L ERA: 27.0		75 Lorenzo Barcelo, R ERA: 0.00		94 José Veras, R ERA: 0.00		36 Juan Cedeño, L ERA: 0.00	

Batter	1	2	3	4	5	6	7	8	9	AB	R	H	RBI	BB	SO	LOB	TOP			
11 Brett Gardner, L (1, 10) OBP: 0.536, SLG: 0.542 45 Bobby Wilson, R (7, PH) OBP: 0.182, SLG: 0.100										2	0	0	0	1	1	3				
26 Eduardo Núñez, R (1, 6) OBP: 0.292, SLG: 0.238 96 Addison Maruszak, R (7, 6)										3	0	1	0	1	1	2				
36 Kevin Youkilis, R (1, 5) 77 Corban Joseph, L (7, 5)										3	0	0	0	0	0	3				
29 Francisco Cervelli, R (1, 2) 76 John Ryan Murphy, R (7, 2)										3	0	0	0	0	0	2				
17 Jayson Nix, R (1, 4) 97 José Pirela, R (7, 4)										3	0	0	0	0	0	0				
12 Dan Johnson, L (1, 3) 94 Luke Murton, R (7, 3)										2	0	0	0	0	0	0				
63 Melky Mesa, R (1, 8)										4	1	2	0	0	0	1				
60 Thomas Neal, R (1, 7) 79 Ramón Flores, L (7, 7)										2	0	1	1	1	0	2				
95 Ronnier Mustelier, R (1, 9) 78 Zolito Almonte, S (8, 9)										2	0	0	0	1	1	2				
Inning Stats	R: 0 E: 0 K: 0 S: 3	H: 1 LOB: 1 BB: 1 P: 7	R: 0 E: 0 K: 0 S: 4	H: 1 LOB: 3 BB: 1 P: 9	R: 0 E: 0 K: 0 S: 2	H: 0 LOB: 0 BB: 1 P: 6	R: 1 E: 0 K: 0 S: 5	H: 2 LOB: 1 BB: 0 P: 5	R: 0 E: 0 K: 2 S: 7	H: 0 LOB: 0 BB: 0 P: 7	R: 0 E: 0 K: 0 S: 3	H: 0 LOB: 2 BB: 2 P: 13	R: 0 E: 0 K: 0 S: 3	H: 0 LOB: 0 BB: 0 P: 3	R: 0 E: 0 K: 0 S: 3	H: 1 LOB: 0 BB: 0 P: 3	1B: 4 2B: 1 3B: 0 HR: 0	SF: 0 SAC: 0 DP: 2 HBP: 1	WP: 0 PB: 0 SB: 0 CS: 1	PA: 35
PITCHER	IP WLS BF H R ER SO BB IBB HBP BLK WP HR S P ERA WHIP																			
24 Nathan Eovaldi, R (1, 1) ERA: 4.15	4.0 W 18 4 1 1 0 3 0 0 0 0 0 0 0 0 0 0 2.25 1.750																			
73 John Maine, R (5, 1) ERA: 1.5	2.0 H 6 0 0 0 2 0 0 0 0 0 0 0 0 0 0 0 0.00 0.000																			
40 Mike Dunn, L (7, 1) ERA: 2.25	1.0 5 0 0 0 1 2 0 0 0 0 0 0 0 0 0 0 0.00 2.000																			
60 Jon Rauch, R (8, 1) ERA: 5.4	1.0 3 0 0 0 0 0 0 0 0 0 0 0 0 0 0 0 0.00 0.000																			
66 Zach Phillips, L (9, 1) ERA: 6.75	1.0 3 1 0 0 0 0 0 0 0 0 0 0 0 0 0 0 0.00 1.000																			

New York Yankees @ Miami Marlins
Roger Dean Stadium, Jupiter, FL
Fri Mar 08 2013, 1:09 PM - 3:36 PM EST
Att: 6,934 - Sunny - 73 F

AB 29
R 1
H 5
RBI 1
BB 5
SO 3
LOB 15

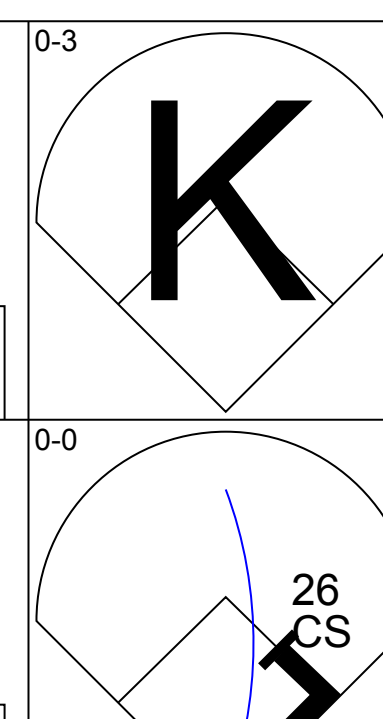
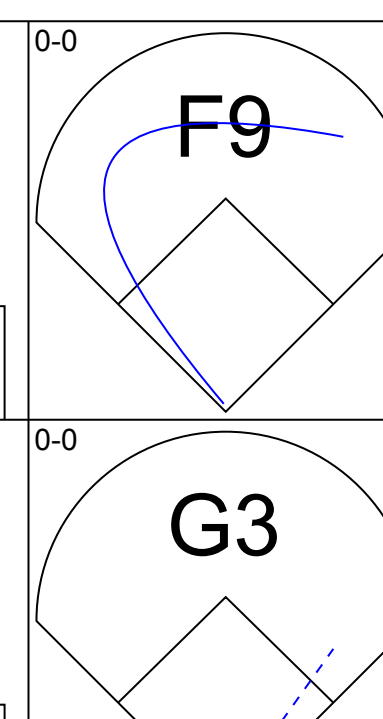
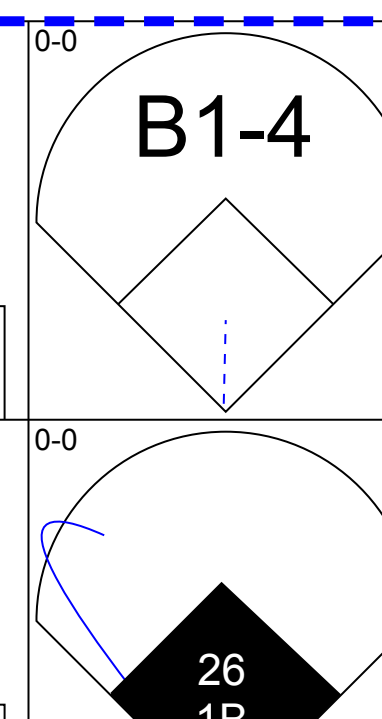
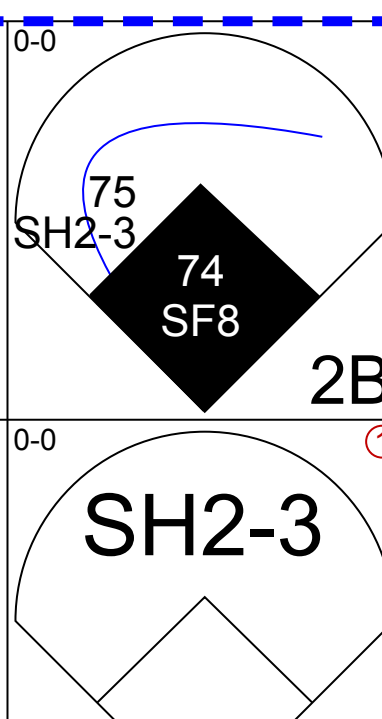
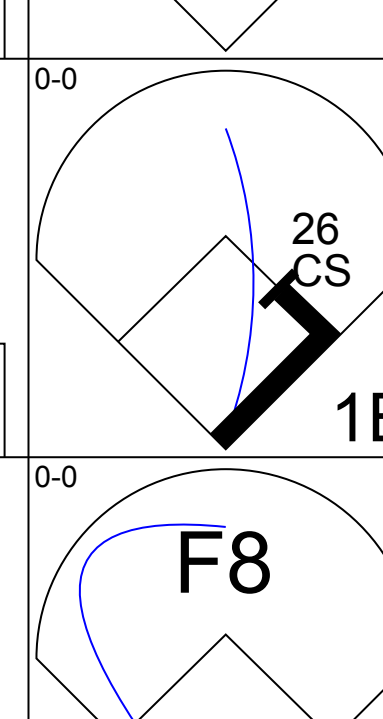
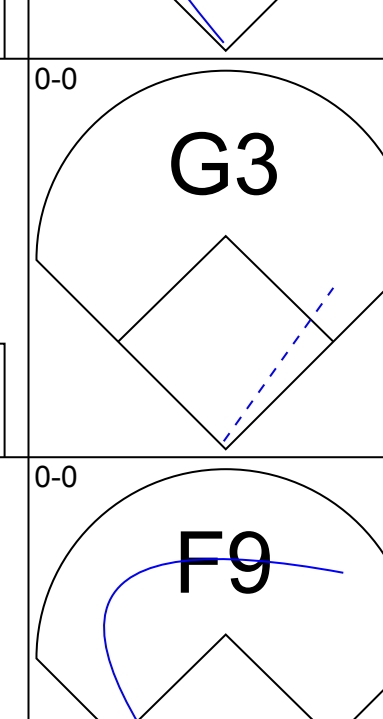
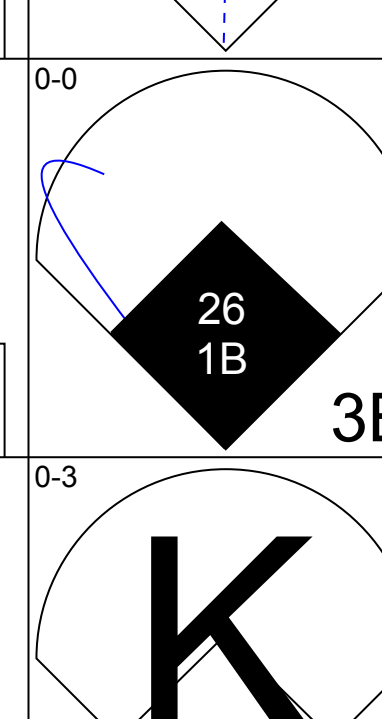
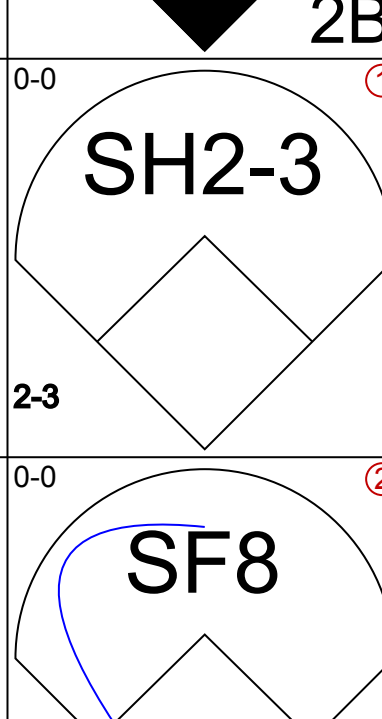
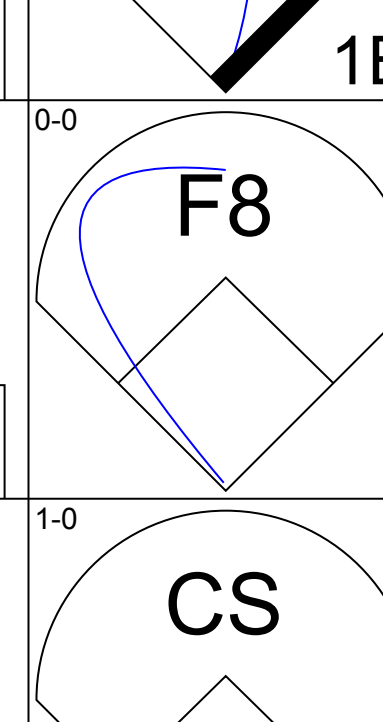
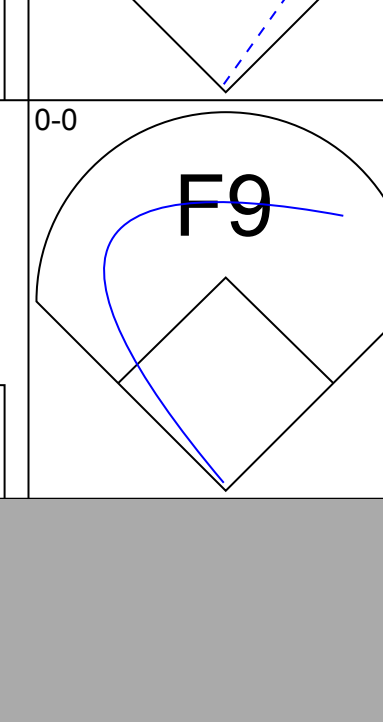
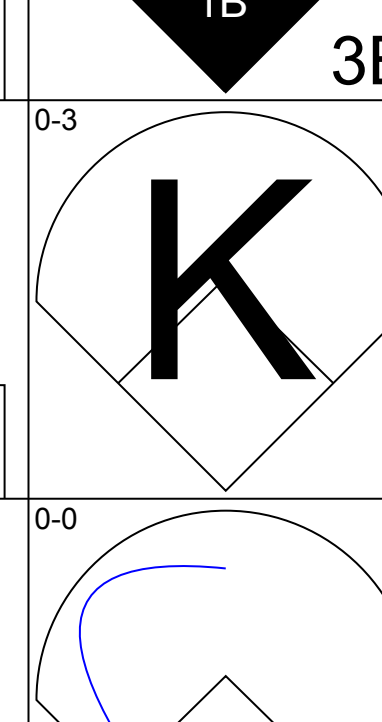
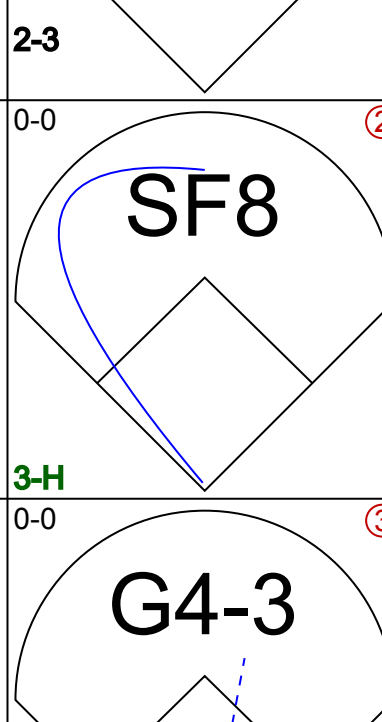
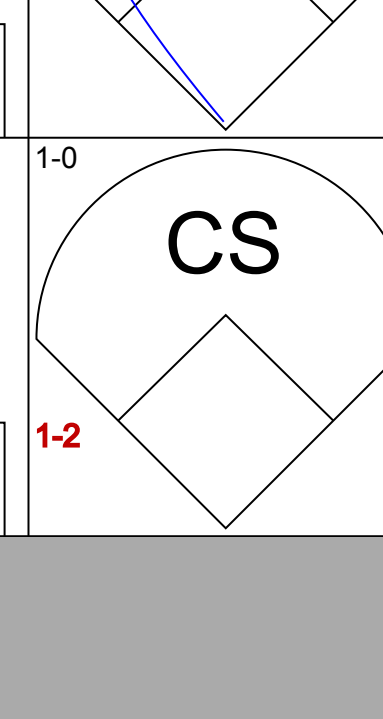
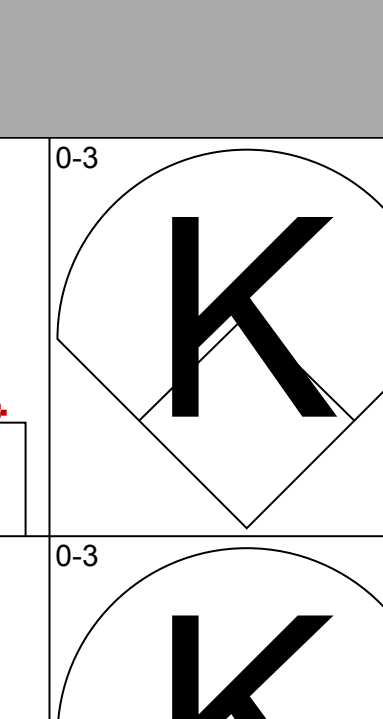
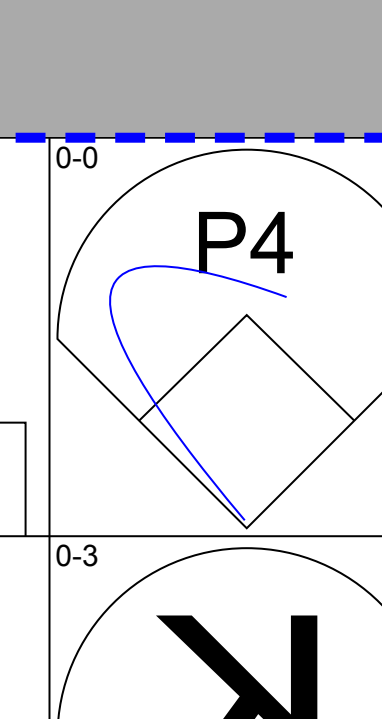
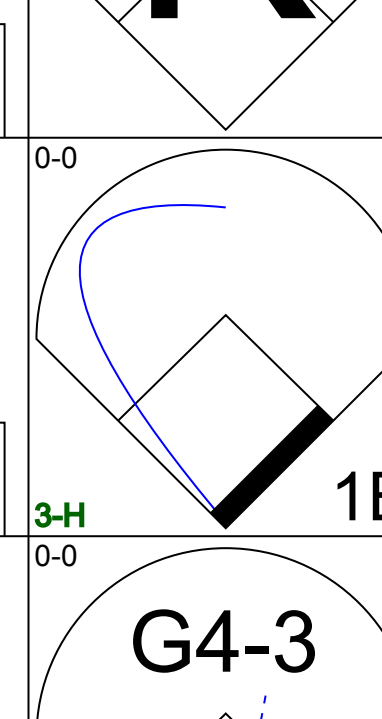
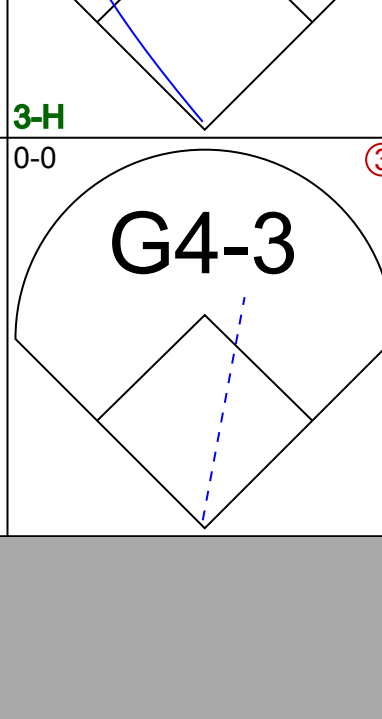
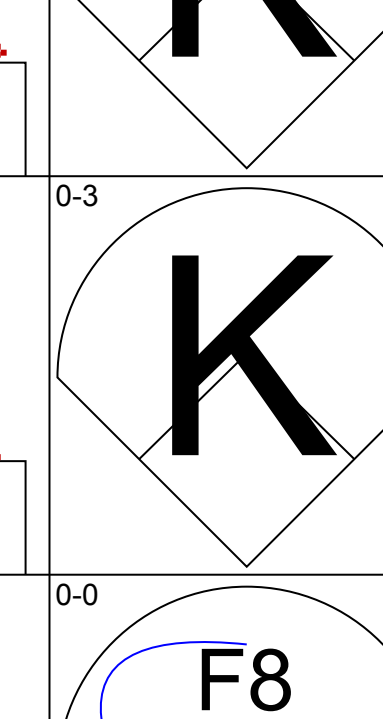
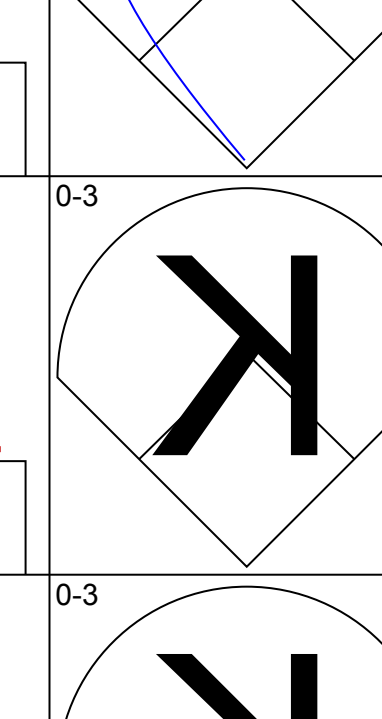
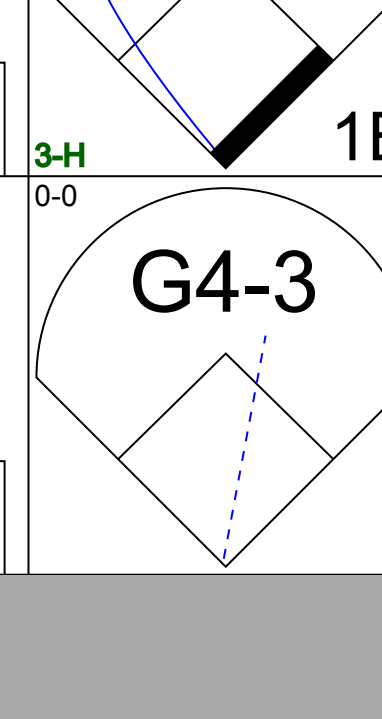
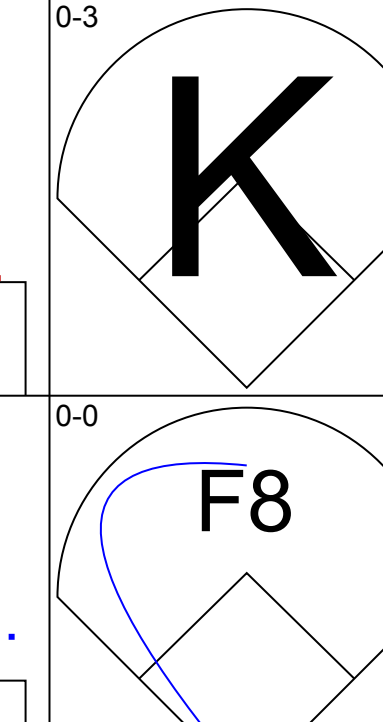
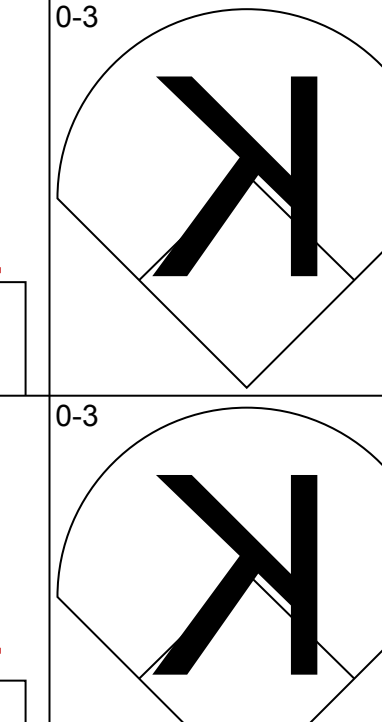
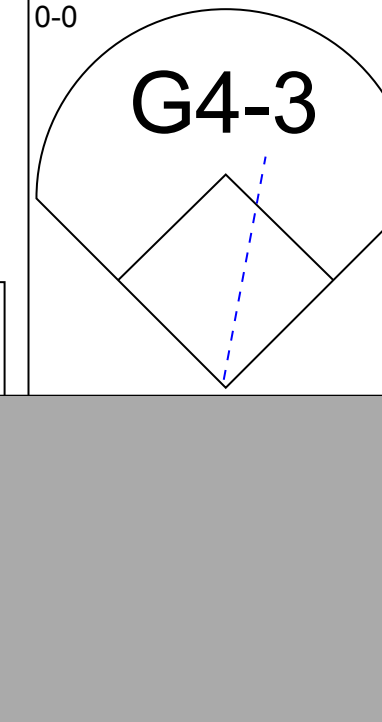
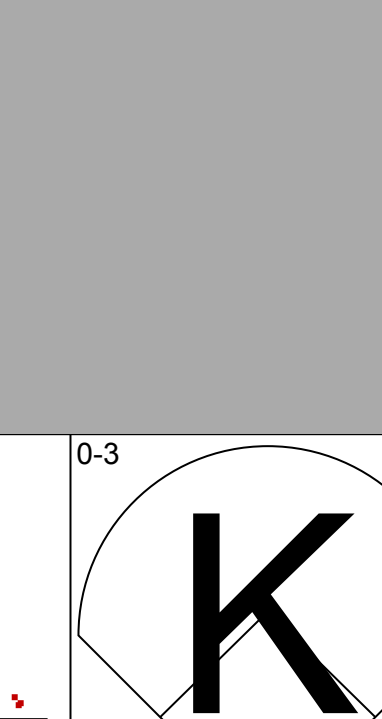
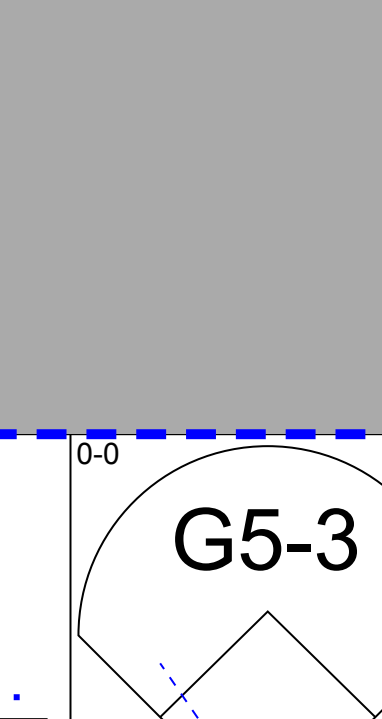
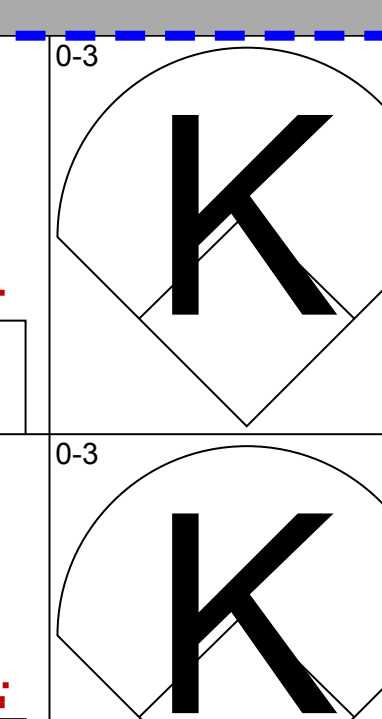
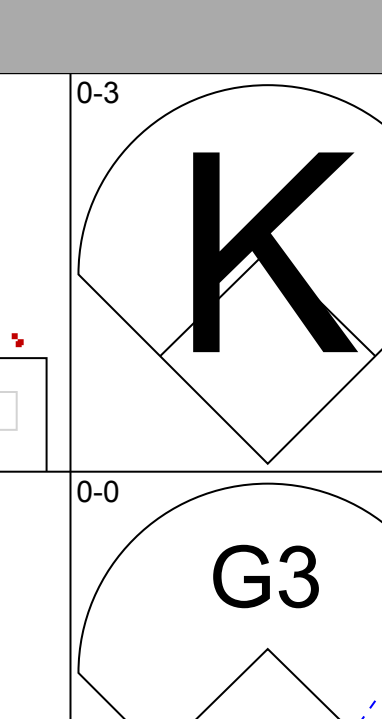
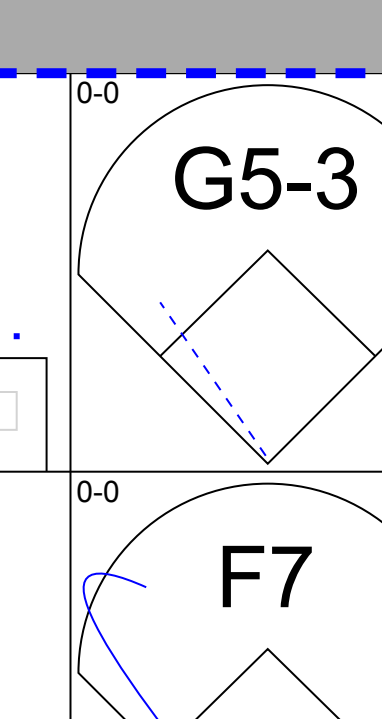
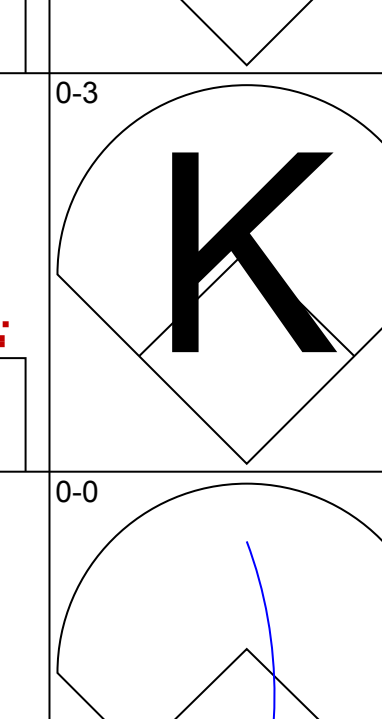
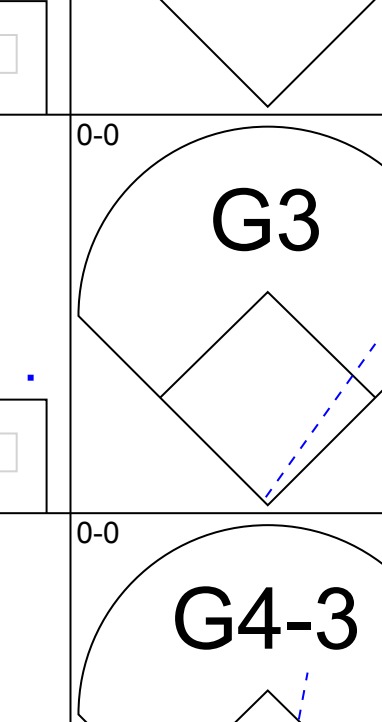
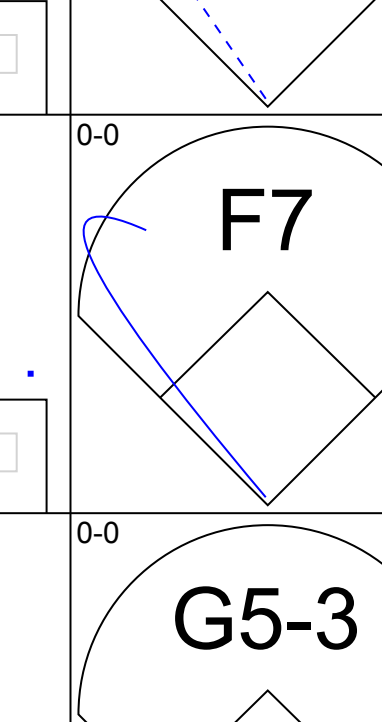
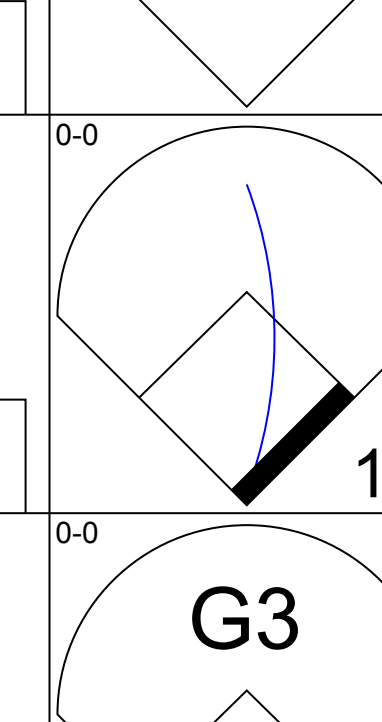


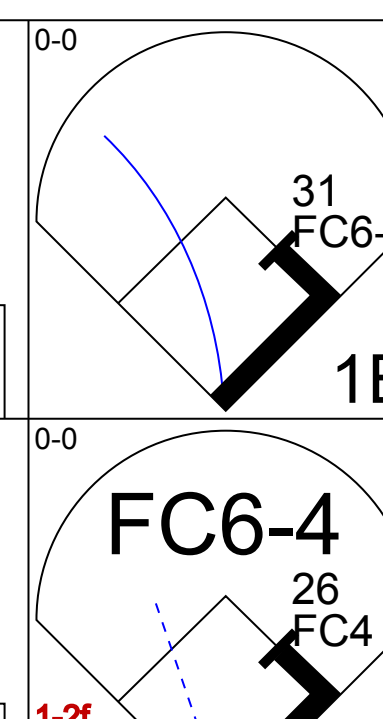
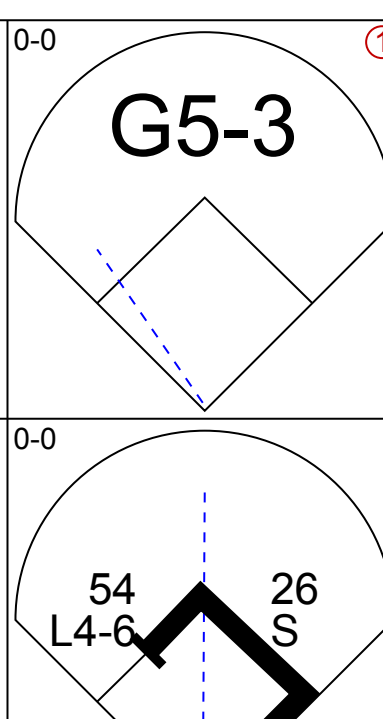
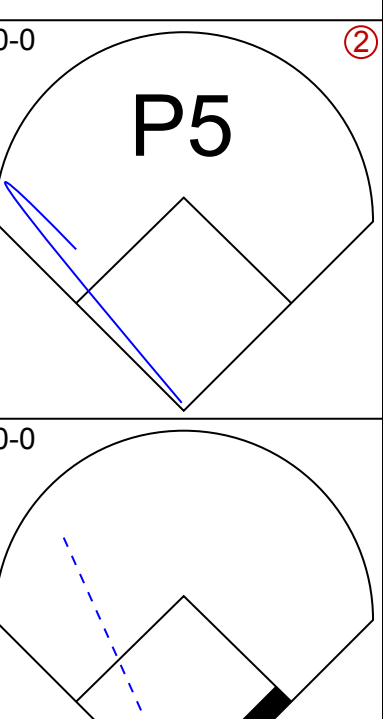

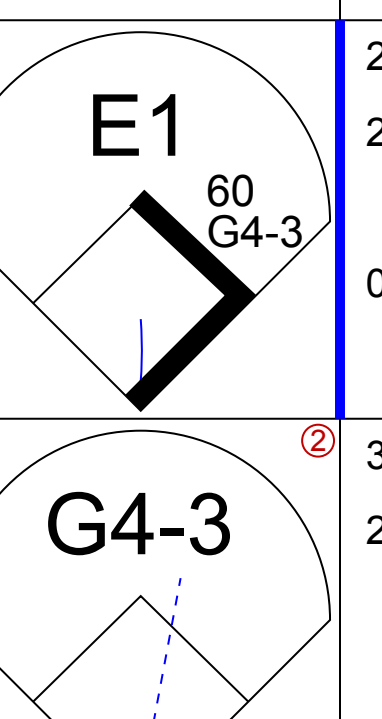
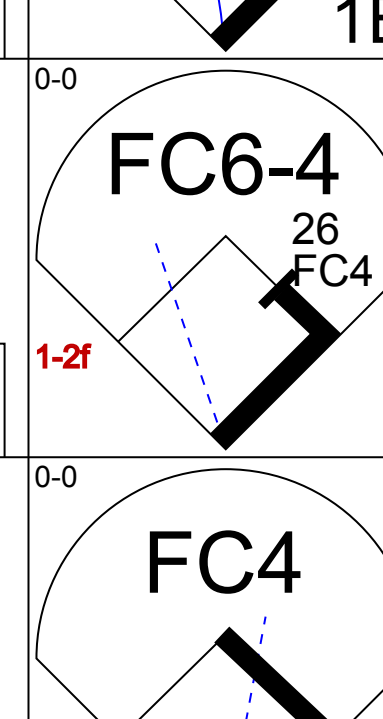
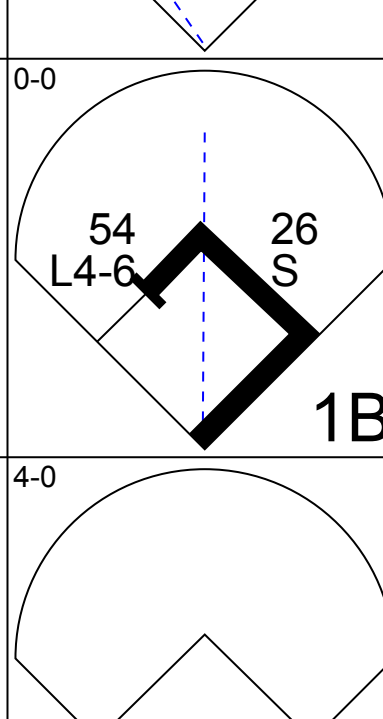
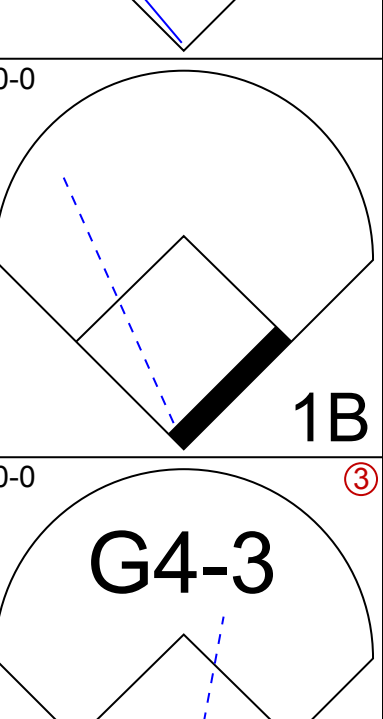
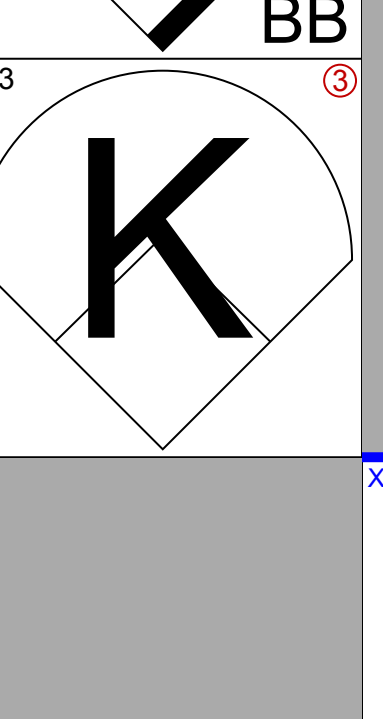
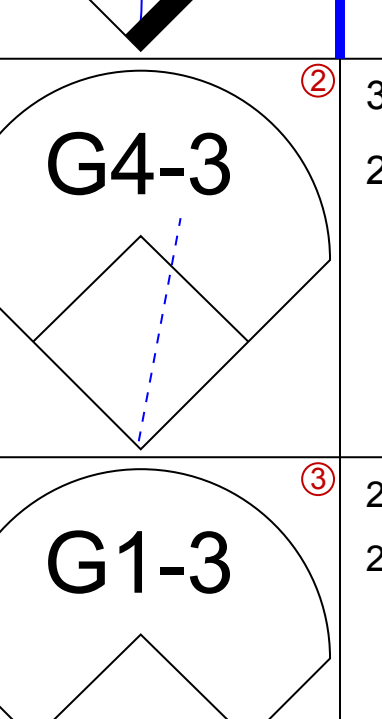
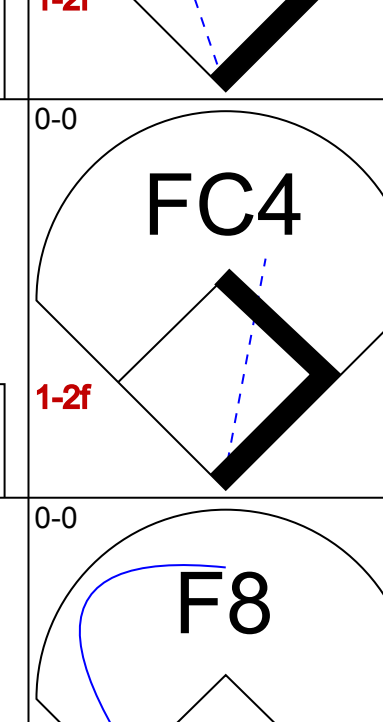
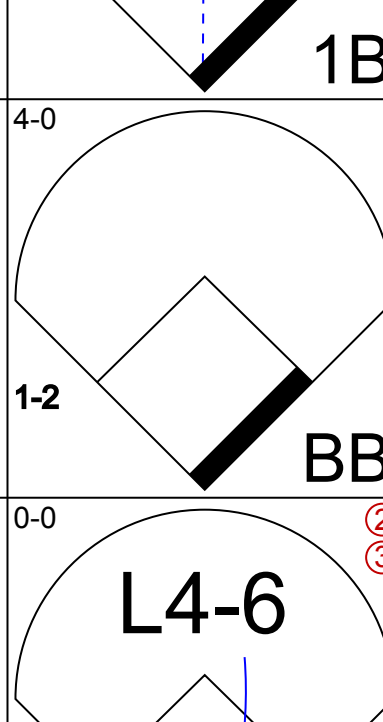
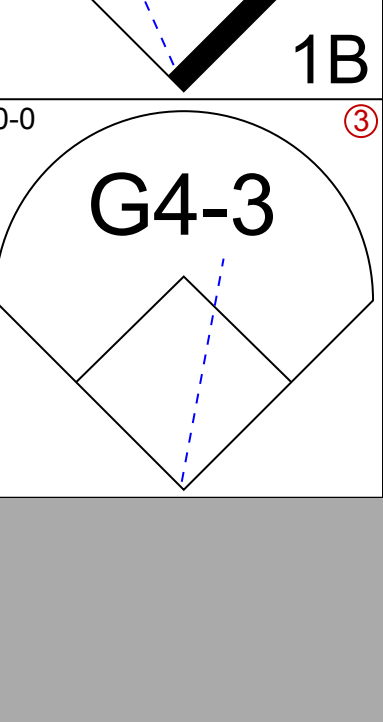
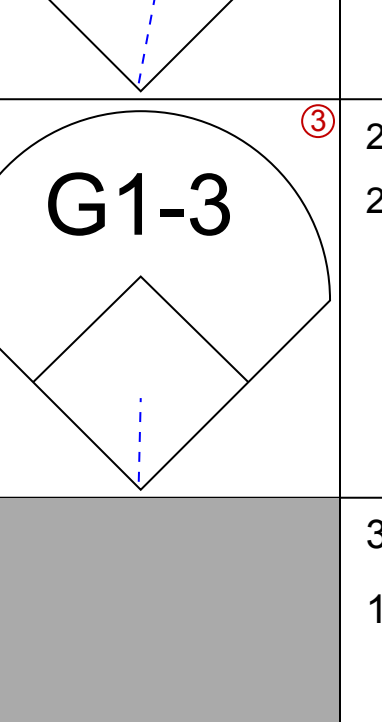
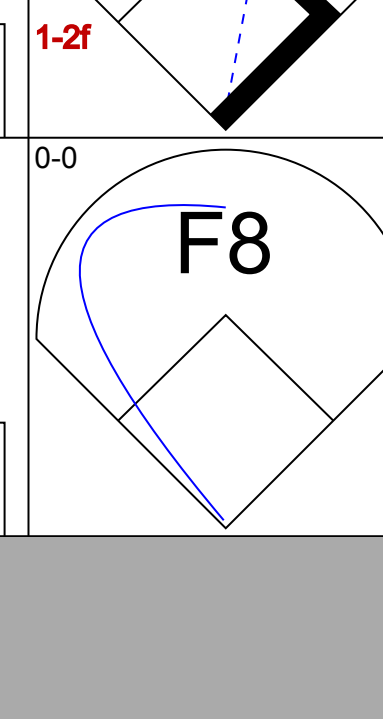
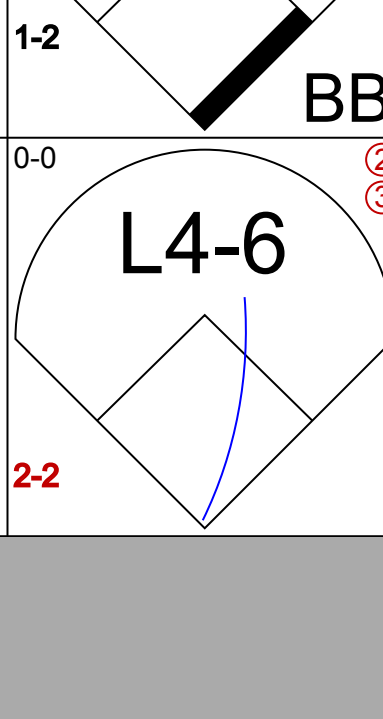






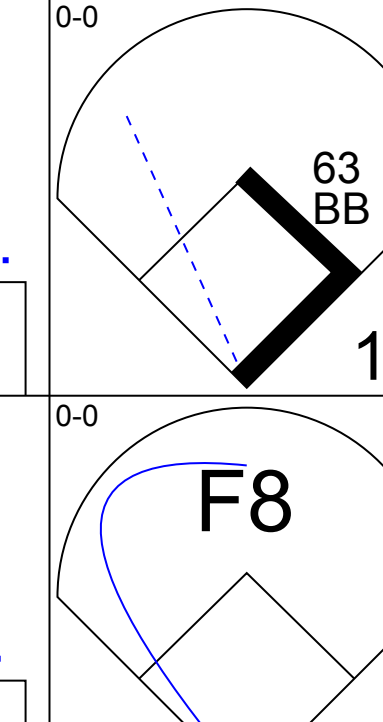
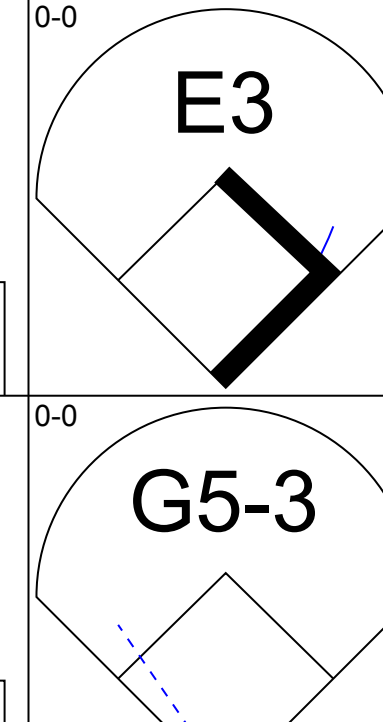
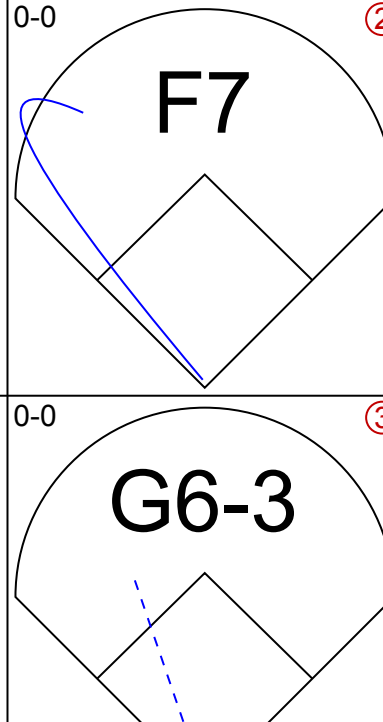
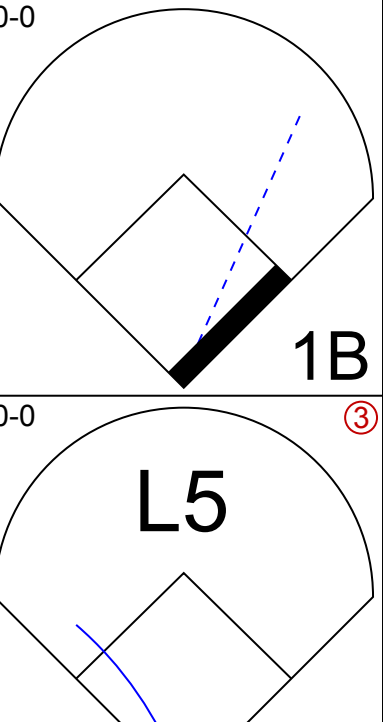
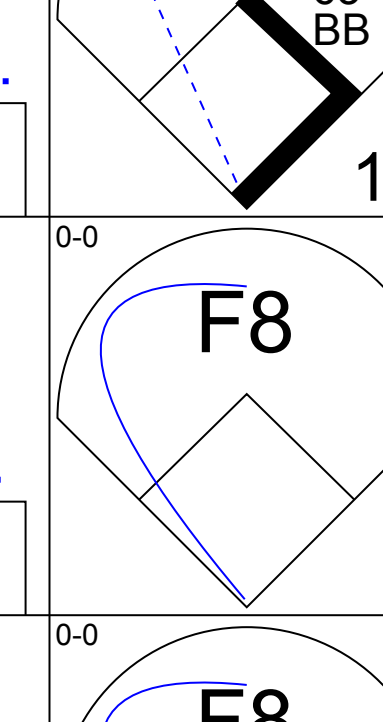

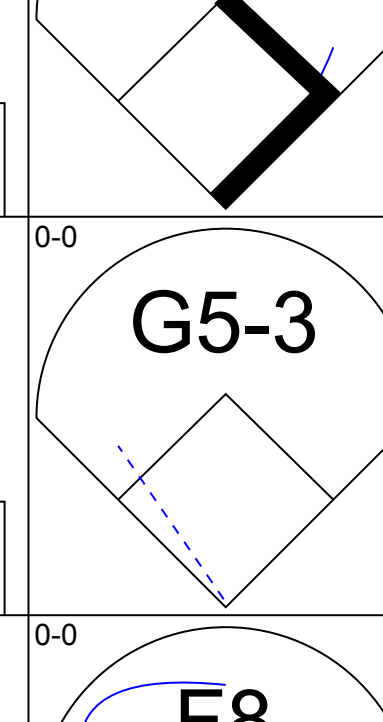
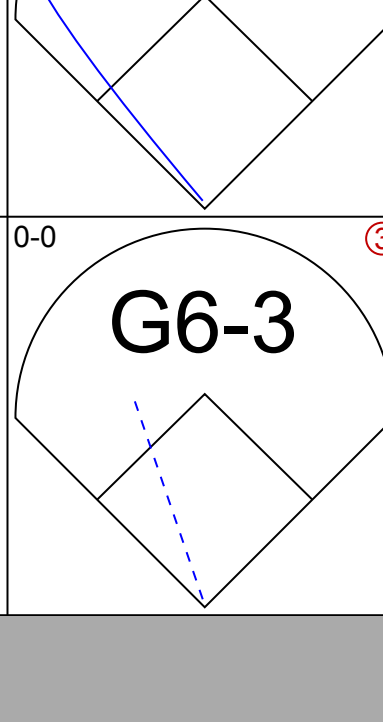
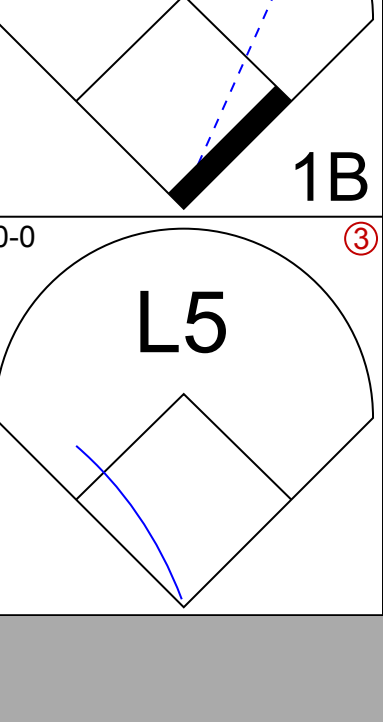
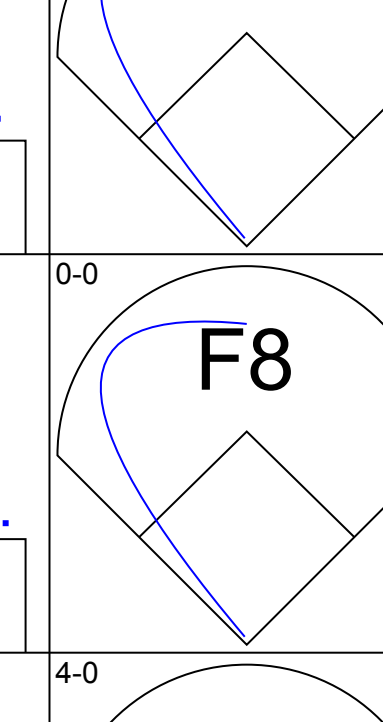

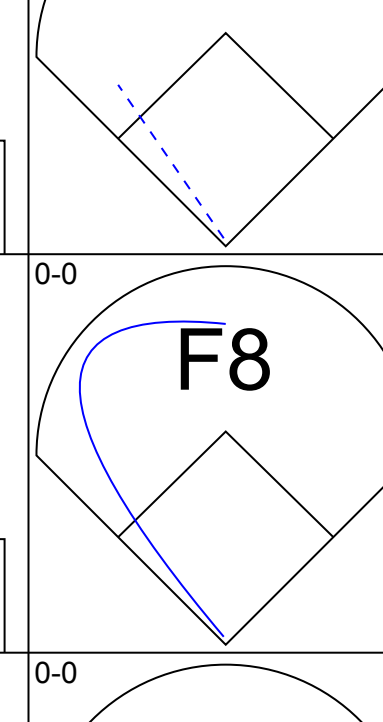
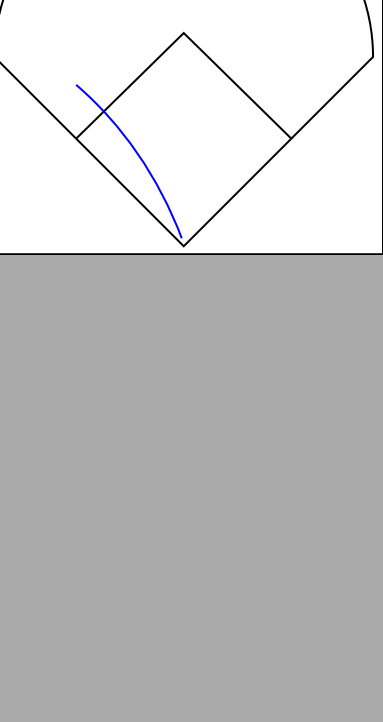
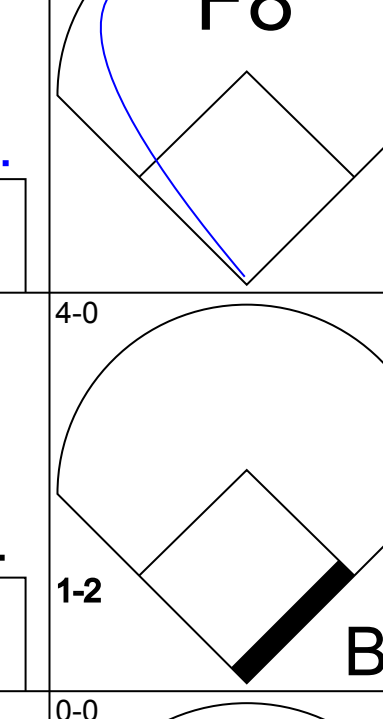

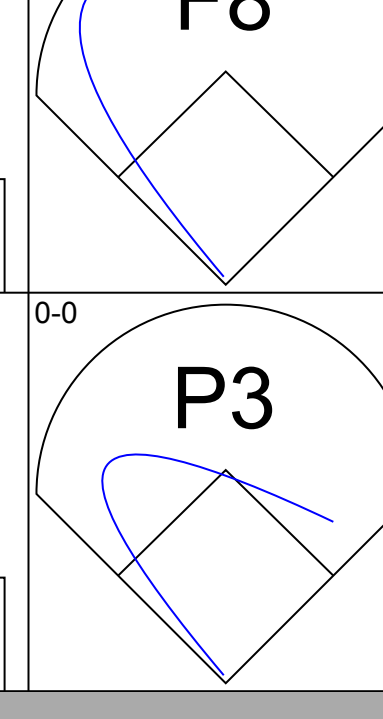

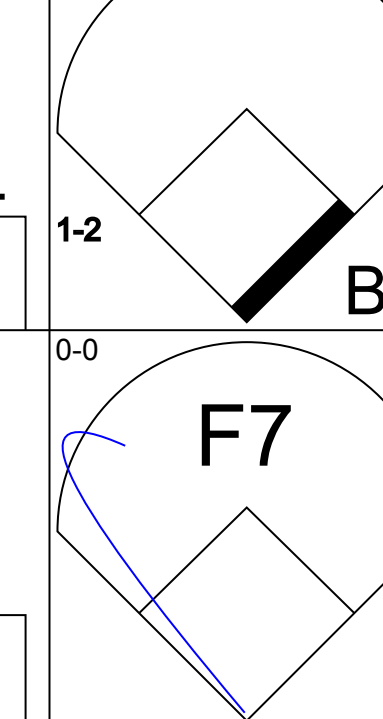

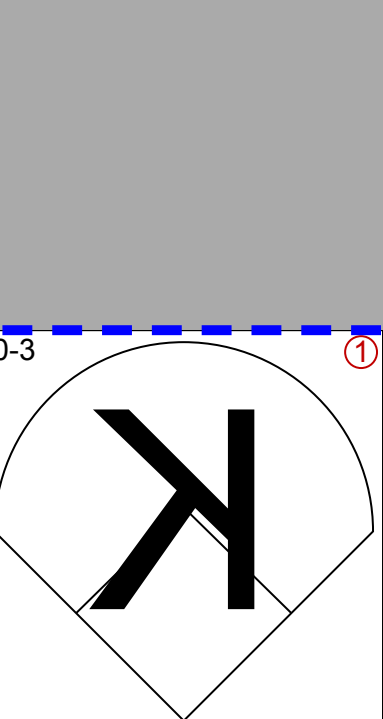
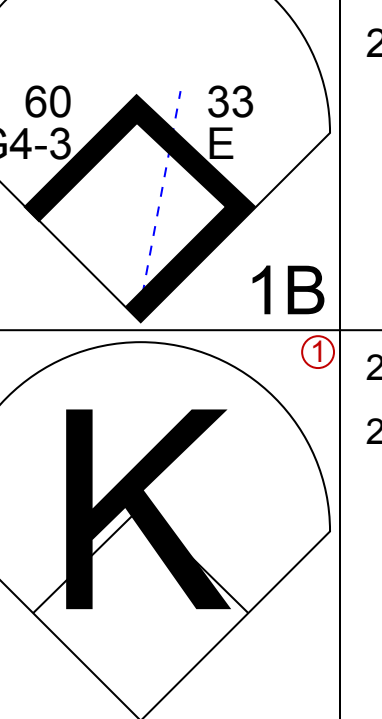
Batter	1	2	3	4	5	6	7	8	9	AB	R	H	RBI	BB	SO	LOB	BOTTOM	
9 Juan Pierre, L (1, 7) OBP: 0.350, SLG: 0.450 11 Bryan Petersen, L (6, 9) OBP: 0.182, SLG: 0.100										3	1	1	0	0	0	1		
17 Donovan Solano, R (1, 4) OBP: 0.524, SLG: 0.525 64 Ed Lucas, R (7, 4) OBP: 0.250, SLG: 0.250										4	2	2	0	0	1	2		
19 Rob Brantly, L (1, 2) OBP: 0.350, SLG: 0.333 53 Kyle Skipworth, L (7, 2) OBP: 0.286, SLG: 0.364										2	2	2	0	1	0	0		
12 Matt Downs, R (1, 5) OBP: 0.227, SLG: 0.571 13 Chris Valaika, R (7, 5) OBP: 0.111, SLG: 0.176										2	0	1	2	0	0	2		
76 Christian Yelich, L (1, 10) OBP: 0.462, SLG: 0.727										1	0	0	0	0	0	0		
3 Adelmir Echavarria, R (1, 6) OBP: 0.333, SLG: 0.444 22 Nick Green, R (7, 6) OBP: 0.294, SLG: 0.333										3	0	0	1	1	0	4		
18 Casey Kotchman, L (1, 3) OBP: 0.500, SLG: 0.700 15 Kevin Kouzmanoff, R (7, 3) OBP: 0.400, SLG: 1.100										2	1	2	2	0	0	0		
8 Chris Coghlan, L (1, 8) OBP: 0.280, SLG: 0.292										3	0	1	0	0	0	2		
2 Gorkys Hernández, R (1, 9) OBP: 0.167, SLG: 0.176										4	0	0	0	0	0	3		
Inning Stats	R: 1 E: 0 K: 0 S: 4	H: 1 LOB: 1 BB: 1 P: 9	R: 2 E: 0 K: 0 S: 5	H: 2 LOB: 0 BB: 0 P: 5	R: 2 E: 0 K: 0 S: 6	H: 3 LOB: 1 BB: 0 P: 6	R: 0 E: 0 K: 0 S: 3	H: 0 LOB: 0 BB: 0 P: 3	R: 2 E: 0 K: 1 S: 5	H: 3 LOB: 1 BB: 0 P: 6	R: 0 E: 0 K: 1 S: 5	H: 0 LOB: 1 BB: 1 P: 10	R: 0 E: 0 K: 0 S: 4	H: 2 LOB: 1 BB: 0 P: 4	1B: 8 2B: 2 3B: 1 HR: 0	SF: 2 SAC: 0 DP: 1 HBP: 1	WP: 2 PB: 0 SB: 1 CS: 0	PA: 37
PITCHER	IP WLS BF H R ER SO BB IBB HBP BLK WP HR S P ERA WHIP																	
43 Adam Warren, R (1, 1) ERA: 5.0	4.0 L 19 6 3 2 4 0 1 0 0 0 0 0 0 0 0 0 9.00 1.750																	
82 Chase Whitley, R (5, 1) ERA: 6.23	1.0 6 3 2 2 0 0 0 0 0 0 0 0 0 0 0 0 18.00 3.000																	
99 Branden Pinder, R (6, 1) ERA:	1.0 4 0 0 0 1 0 0 0 1 0 0 0 0 0 0 0 0.00 0.000																	
94 Mark Montgomery, R (7, 1) ERA: 5.4	1.0 4 0 0 0 1 1 0 0 0 0 1 0 0 0 0 0 0.00 1.000																	
27 Shawn Kelley, R (8, 1) ERA:	1.0 4 2 0 0 0 0 0 0 0 0 0 0 0 0 0 0 0.00 2.000																	


New York Yankees @ Miami Marlins
Roger Dean Stadium, Jupiter, FL
Fri Mar 08 2013, 1:09 PM - 3:36 PM EST
Att: 6,934 - Sunny - 73 F


AB 32
R 6
H 11
RBI 6
BB 2
SO 2
LOB 19



Batter	1	2	3	4	5	6	7	8	9	AB	R	H	RBI	BB	SO	LOB	TOP			
17 Jordan Schafer, L (1, 8) OBP: 0.343, SLG: 0.375										4	1	1	0	0	1	0	<p>Atlanta Braves @ New York Yankees</p> <p>George M. Steinbrenner Field, Tampa, FL</p> <p>Sat Mar 09 2013, 1:08 PM - 3:30 PM EST</p> <p>Att: 10,973 - Partly Cloudy - 73 F</p> <p>livebaseballscorecards.com</p>			
1 Tyler Pastornicky, R (1, 6) 75 Elmer Reyes, R (7, 6)										3	1	2	0	0	0	0				
5 Freddie Freeman, L (1, 10) 74 Jordan Parraz, R (9, PH) OBP: 0.217, SLG: 0.381										3	0	0	0	0	1	2				
26 Dan Uggla, R (1, 4) 23 Blake DeWitt, L (7, PR) OBP: 0.297, SLG: 0.303										3	0	1	1	0	1	0				
25 Juan Francisco, L (1, 5) OBP: 0.355, SLG: 0.600										3	0	0	0	0	2	1				
23 Chris Johnson, R (1, 3) 76 Joe Leonard, R (8, 3) OBP: 0.214, SLG: 0.286										3	0	0	0	0	2	0				
11 Gerald Laird, R (1, 2) 68 Evan Gattis, R (6, 2) OBP: 0.448, SLG: 0.769										2	0	0	0	0	1	0				
72 Todd Cunningham, S (1, 9) OBP: 0.357, SLG: 0.280										3	0	1	0	0	0	0				
73 Joey Terdoslavich, S (1, 7) OBP: 0.483, SLG: 0.667										3	0	0	0	0	0	1				
Inning Stats	R: 0 E: 0 K: 1 S: 5	H: 1 LOB: 0 BB: 0 P: 6	R: 0 E: 0 K: 2 S: 7	H: 0 LOB: 0 BB: 0 P: 7	R: 0 E: 0 K: 1 S: 5	H: 0 LOB: 0 BB: 0 P: 5	R: 0 E: 0 K: 0 S: 3	H: 0 LOB: 0 BB: 0 P: 3	R: 0 E: 0 K: 0 S: 3	H: 0 LOB: 0 BB: 0 P: 7	R: 1 E: 0 K: 1 S: 7	H: 2 LOB: 1 BB: 0 P: 7	R: 0 E: 0 K: 2 S: 8	H: 1 LOB: 1 BB: 0 P: 8	R: 1 E: 0 K: 0 S: 4	H: 1 LOB: 0 BB: 0 P: 4		1B: 3 2B: 1 3B: 1 HR: 0	SF: 1 SAC: 1 DP: 0 HBP: 0	WP: 0 PB: 0 SB: 0 CS: 1
PITCHER	IP WLS BF H R ER SO BB IBB HBP BLK WP HR S P ERA WHIP	<p>72 José Ramirez, R (1, 1) 4.0 12 1 0 0 4 0 0 0 0 0 0 0 20 21 0.00 0.250</p> <p>42 Mariano Rivera, R (5, 1) 1.0 3 0 0 0 2 0 0 0 0 0 0 0 7 7 0.00 0.000</p> <p>62 Joba Chamberlain, R (6, 1) 1.0 3 0 0 0 0 0 0 0 0 0 0 0 3 3 0.00 0.000</p> <p>74 Francisco Rondon, L (7, 1) 1.0 L 5 2 1 1 1 0 0 0 0 0 0 0 7 7 9.00 2.000</p> <p>36 Cody Eppley, R (8, 1) 1.0 4 1 0 0 2 0 0 0 0 0 0 0 8 8 0.00 1.000</p>																ERA WHIP		
PITCHER	IP WLS BF H R ER SO BB IBB HBP BLK WP HR S P ERA WHIP	<p>43 Jim Miller, R (9, 1) 1.0 4 1 1 1 0 0 0 0 0 0 0 0 4 4 9.00 1.000</p>																ERA WHIP		

Batter	1	2	3	4	5	6	7	8	9	AB	R	H	RBI	BB	SO	LOB	BOTTOM			
2 Derek Jeter, R (1, 10) OBP: 0.500, SLG: 0.500										2	0	1	0	0	0	0	<p>Atlanta Braves @ New York Yankees</p> <p>George M. Steinbrenner Field, Tampa, FL</p> <p>Sat Mar 09 2013, 1:08 PM - 3:30 PM EST</p> <p>Att: 10,973 - Partly Cloudy - 73 F</p> <p>livebaseballscorecards.com</p>			
33 Travis Hafner, L (5, PH) 78 Zoilo Almonte, S (9, PR) OBP: 0.375, SLG: 0.250										0	0	0	0	0	0	0				
31 Ichiro Suzuki, L (1, 9) 60 Thomas Neal, R (7, 9) OBP: 0.476, SLG: 0.500										3	0	2	0	0	0	1				
26 Eduardo Núñez, R (1, 6) 96 Addison Maruszak, R (7, 6) OBP: 0.286, SLG: 0.217										2	0	0	0	1	0	2				
54 Juan Rivera, R (1, 3) 12 Dan Johnson, L (7, 3) OBP: 0.304, SLG: 0.409										2	0	0	0	0	0	3				
17 Jayson Nix, R (1, 5) 97 José Pirela, R (7, 5) OBP: 0.400, SLG: 0.467										3	0	1	0	0	0	0				
22 Matt Diaz, R (1, 7) 79 Ramón Flores, L (7, 7) OBP: 0.283, SLG: 0.222										3	0	0	0	0	0	2				
19 Chris Stewart, R (1, 2) 45 Bobby Wilson, R (7, 2) OBP: 0.267, SLG: 0.533										3	0	1	0	0	0	0				
63 Melky Mesa, R (1, 8) 92 Slade Heathcott, L (7, 8) OBP: 0.308, SLG: 0.500										2	1	1	0	0	0	0				
77 Corban Joseph, L (1, 4) 95 Rommie Musteller, R (7, PH) OBP: 0.238, SLG: 0.158										2	0	1	0	0	1	2				
Inning Stats	R: 0 E: 1 K: 0 S: 4	H: 1 LOB: 1 BB: 0 P: 4	R: 0 E: 0 K: 0 S: 4	H: 1 LOB: 2 BB: 1 P: 8	R: 0 E: 0 K: 0 S: 3	H: 1 LOB: 1 BB: 1 P: 7	R: 0 E: 1 K: 0 S: 4	H: 0 LOB: 1 BB: 0 P: 4	R: 0 E: 0 K: 1 S: 6	H: 1 LOB: 1 BB: 0 P: 6	R: 0 E: 0 K: 0 S: 3	H: 0 LOB: 0 BB: 0 P: 3	R: 0 E: 0 K: 1 S: 6	H: 1 LOB: 2 BB: 1 P: 10	R: 0 E: 0 K: 0 S: 4	H: 1 LOB: 1 BB: 0 P: 4	1B: 7 2B: 1 3B: 1 HR: 0	SF: 0 SAC: 0 DP: 1 HBP: 0	WP: 0 PB: 0 SB: 1 CS: 0	PA: 39
PITCHER	IP WLS BF H R ER SO BB IBB HBP BLK WP HR S P ERA WHIP	<p>36 Mike Minor, L (1, 1) 4.0 17 3 0 0 0 2 0 0 0 0 0 0 6 6 0.00 1.250</p> <p>43 Luis Avilán, L (5, 1) 1.0 4 1 0 0 1 0 0 0 0 0 0 0 6 6 0.00 1.000</p> <p>38 Anthony Varvaro, R (6, 1) 1.0 W 3 0 0 0 0 0 0 0 0 0 0 0 3 3 0.00 0.000</p> <p>48 Dusty Hughes, L (7, 1) 1.0 H 5 1 0 0 1 1 0 0 0 0 0 0 6 10 0.00 2.000</p> <p>82 Alex Wood, L (8, 1) 2.0 S 10 3 1 0 1 0 0 0 0 0 0 0 12 12 0.00 1.500</p>																ERA WHIP		

Batter	1	2	3	4	5	6	7	8	9	AB	R	H	RBI	BB	SO	LOB	TOP				
11 Brett Gardner, L OBP: 0.500, SLG: 0.481 79 Ramón Flores, L OBP: 0.308, SLG: 0.182	B1-3		G5-3						K	3	1	0	0	1	1	0	<p>New York Yankees @ Toronto Blue Jays Florida Auto Exchange Stadium, Dunedin, FL Sun Mar 10 2013, 1:06 PM - 3:57 PM EDT Att.: 5,559 - Sunny - 73 F</p> <p>livebaseballscorecards.com</p> <p>AB 32 R 3 H 5 RBI 3 BB 6 SO 8 LOB 17</p> 				
17 Jayson Nix, R OBP: 0.276, SLG: 0.222 96 Addison Maruszak, R OBP: 0.167, SLG: 0.278	F8		P6						F8	4	1	0	0	0	0	1					
36 Kevin Youkilis, R OBP: 0.231, SLG: 0.182 95 Ronnier Mustelier, R OBP: 0.450, SLG: 0.647	2B								K	2	1	1	0	1	1	0					
54 Juan Rivera, R OBP: 0.370, SLG: 0.500 94 Luke Murton, R OBP: 0.400, SLG: 0.333	1B								G5-3	4	0	3	3	0	0	0					
29 Francisco Cervelli, R OBP: 0.348, SLG: 0.263 66 Austin Romine, R OBP: 0.250, SLG: 0.250	G6-3								G4-3	2	0	0	0	1	1	3					
22 Matt Diaz, R OBP: 0.227, SLG: 0.190 12 Dan Johnson, L OBP: 0.292, SLG: 0.056	G1-3								G4-6	3	0	0	0	0	0	3					
63 Melky Mesa, R OBP: 0.333, SLG: 0.444 92 Slade Heathcott, L OBP: 0.333, SLG: 0.250	K								FC4-6	3	0	0	0	0	2	3					
60 Thomas Neal, R OBP: 0.350, SLG: 0.500 78 Zolito Almonte, S OBP: 0.211, SLG: 0.268	1B								PO	2	0	1	0	1	0	0					
97 José Pirela, R OBP: 0.333, SLG: 0.389 77 Corban Joseph, L OBP: 0.273, SLG: 0.158	G4-3								F8	3	0	0	0	0	1	4					
Inning Stats	R: 0 E: 0 K: 0 S: 5	H: 2 LOB: 2 BB: 0 P: 5	R: 0 E: 0 K: 1 S: 6	H: 1 LOB: 1 BB: 0 P: 6	R: 0 E: 0 K: 1 S: 5	H: 0 LOB: 0 BB: 0 P: 5	R: 0 E: 0 K: 1 S: 6	H: 1 LOB: 3 BB: 2 P: 14	R: 3 E: 1 K: 2 S: 7	H: 0 LOB: 0 BB: 0 P: 7	R: 0 E: 0 K: 1 S: 5	H: 0 LOB: 0 BB: 0 P: 5	R: 0 E: 0 K: 0 S: 2	H: 0 LOB: 0 BB: 1 P: 6	R: 0 E: 0 K: 1 S: 5	H: 0 LOB: 1 BB: 1 P: 9		1B: 3 2B: 2 3B: 0 HR: 0	SF: 0 SAC: 0 DP: 0 HBP: 0	WP: 0 PB: 0 SB: 0 CS: 0	PA: 39
PITCHER	IP WLS BF H R ER SO BB IBB HBP BLK WP HR S P ERA WHIP																				
48 J.A. Happ, L ERA: 1.93 27 Brett Cecil, L ERA: 8.59 51 Alex Hinshaw, L ERA: 5.06 34 Ramon Ortiz, R ERA: 4.5 78 Tyson Brummett, R ERA:	3.1 1.1 1.1 2.0 1.0	WLS L L 6 4	BF 15 9 4 0	H 4 1 0 0	R 0 3 0 0	ER 0 2 0 0	SO 2 2 2 1	BB 1 3 0 1	IBB 0 0 0 0	HBP 0 0 0 0	BLK 0 0 0 0	WP 0 0 0 0	HR 0 0 0 0	S 18 10 8 7	P 22 22 8 11	ERA 0.00 13.50 0.00 0.00 0.00	WHIP 1.500 3.000 0.000 0.500 1.000				

Batter	1	2	3	4	5	6	7	8	9	AB	R	H	RBI	BB	SO	LOB	BOTTOM				
11 Rajai Davis, R OBP: 0.208, SLG: 0.333 17 Ryan Langerhans, L OBP: 0.370, SLG: 0.440	F7		G5-3						G4-3	3	0	0	0	0	1	2	<p>New York Yankees @ Toronto Blue Jays Florida Auto Exchange Stadium, Dunedin, FL Sun Mar 10 2013, 1:06 PM - 3:57 PM EDT Att.: 5,559 - Sunny - 73 F</p> <p>livebaseballscorecards.com</p> <p>AB 33 R 0 H 7 RBI 0 BB 2 SO 5 LOB 15</p> 				
1 Emilio Bonifacio, S OBP: 0.313, SLG: 0.516 59 Jim Negrych, L OBP: 0.444, SLG: 0.625	F8		G4-3						F9	3	0	0	0	0	0	1					
28 Colby Rasmus, L OBP: 0.400, SLG: 0.182	F8								K	4	0	1	0	0	1	0					
19 José Bautista, R OBP: 0.323, SLG: 0.577 68 Ryan Schimpf, L OBP: 0.313, SLG: 0.250	P4								K	3	0	0	0	0	0	1					
53 Melky Cabrera, S OBP: 0.300, SLG: 0.433 8 Anthony Gose, L OBP: 0.484, SLG: 0.577	F7								1B	2	0	1	0	0	0	0					
26 Adam Lind, L OBP: 0.494, SLG: 0.680 58 Luis Jimenez, L OBP: 0.174, SLG: 0.217	1B								F8	2	0	1	0	0	0	1					
16 Mark DeRosa, R OBP: 0.526, SLG: 0.706 70 Andy LaRoche, R OBP: 0.308, SLG: 0.692	K								F9	2	0	0	0	0	2	1					
30 Josh Thole, L OBP: 0.286, SLG: 0.222 15 Mike Nickeas, R OBP: 0.273, SLG: 0.158	1B								1B	1	0	1	0	1	0	0					
18 Mike McCoy, R 73 Lance Zawadzki, L OBP: 0.455, SLG: 0.579	G1-3								P5	2	0	1	0	0	0	2					
Inning Stats	R: 0 E: 0 K: 0 S: 3	H: 0 LOB: 0 BB: 0 P: 3	R: 0 E: 0 K: 1 S: 6	H: 1 LOB: 1 BB: 0 P: 6	R: 0 E: 0 K: 0 S: 4	H: 1 LOB: 1 BB: 0 P: 4	R: 0 E: 0 K: 0 S: 4	H: 1 LOB: 1 BB: 0 P: 4	R: 0 E: 0 K: 2 S: 7	H: 0 LOB: 1 BB: 1 P: 11	R: 0 E: 0 K: 0 S: 4	H: 1 LOB: 2 BB: 1 P: 8	R: 0 E: 0 K: 2 S: 7	H: 0 LOB: 0 BB: 0 P: 7	R: 0 E: 0 K: 0 S: 5	H: 2 LOB: 2 BB: 0 P: 5		1B: 6 2B: 1 3B: 0 HR: 0	SF: 0 SAC: 1 DP: 0 HBP: 0	WP: 0 PB: 0 SB: 0 CS: 0	PA: 36
PITCHER	IP WLS BF H R ER SO BB IBB HBP BLK WP HR S P ERA WHIP																				
41 David Phelps, R ERA: 0.64 89 Preston Claiborne, R ERA: 53 Josh Spence, L ERA: 94 Mark Montgomery, R ERA: 4.91 96 Vidal Nuno, L ERA: 1.23	1.1 0.2 0.2 0.1 2.1	WLS H H H S	BF 3 2 3 9	H 1 0 0 2	R 0 0 0 0	ER 0 0 0 0	SO 0 0 0 2	BB 1 0 0 0	IBB 0 0 0 0	HBP 0 0 0 0	BLK 0 0 0 0	WP 0 0 0 0	HR 0 0 0 0	S 24 3 2 6 13	P 28 3 2 6 13	ERA 0.00 0.00 0.00 6.000 0.00	WHIP 0.800 1.500 0.000 6.000 0.857				

Batter	1	2	3	4	5	6	7	8	9	AB	R	H	RBI	BB	SO	LOB	TOP																						
19 Jon Jay, L OBP: 0.281, SLG: 0.333 96 James Ramsey, L OBP: 0.400, SLG: 0.250	G4-3		G3		G3			P5		3	0	0	0	0	0	2	St. Louis Cardinals @ New York Yankees George M. Steinbrenner Field, Tampa, FL Mon Mar 11 2013, 1:07 PM - 3:53 PM EDT Att: 10,984 - Sunny - 75 F																						
13 Matt Carpenter, L OBP: 0.457, SLG: 0.500 79 Kolten Wong, L OBP: 0.316, SLG: 0.579	G3		K					G4-3		3	0	1	0	0	1	1																							
23 David Freese, R OBP: 0.460, SLG: 0.476 92 Patrick Wisdom, R OBP: 0.333, SLG: 0.200	K									3	0	1	0	0	1	1																							
53 Matt Adams, L OBP: 0.375, SLG: 0.567		K								4	0	0	0	0	2	3																							
43 Shane Robinson, R OBP: 0.559, SLG: 0.967 91 C.J. McElroy, R OBP: 0.750, SLG: 0.750										3	0	1	0	0	0	2																							
Jamie Romak, R (1, 3)										4	0	0	0	0	2	2																							
38 Pete Kozma, R OBP: 0.647 8 Ryan Jackson, R OBP: 0.200, SLG: 0.111										3	0	0	0	0	1	1																							
60 Justin Christian, R OBP: 0.267, SLG: 0.266										3	0	1	0	0	0	0																							
46 J.R. Towles, R OBP: 0.500, SLG: 0.400 82 Audry Pérez, R (7, 2)										3	0	2	0	0	0	1																							
Inning Stats	R: 0 E: 0 K: 1 S: 5	H: 0 LOB: 0 BB: 0 P: 5	R: 0 E: 0 K: 3 S: 10	H: 1 LOB: 1 BB: 0 P: 10	R: 0 E: 0 K: 1 S: 6	H: 1 LOB: 1 BB: 0 P: 6	R: 0 E: 0 K: 1 S: 6	H: 1 LOB: 1 BB: 0 P: 6	R: 0 E: 0 K: 0 S: 4	H: 1 LOB: 1 BB: 0 P: 4	R: 0 E: 0 K: 1 S: 6	H: 1 LOB: 1 BB: 0 P: 6	R: 0 E: 0 K: 0 S: 3	H: 0 LOB: 1 BB: 0 P: 4	R: 0 E: 0 K: 1 S: 5	H: 0 LOB: 0 BB: 0 P: 5		1B: 5 2B: 1 3B: 0 HR: 0	SF: 0 SAC: 0 DP: 0 HBP: 1	WP: 0 PB: 0 SB: 2 CS: 0	PA: 34																		
PITCHER	IP	WLS	BF	H	R	ER	SO	BB	IBB	HBP	BLK	WP	HR	S	P	ERA	WHIP	PITCHER				IP	WLS	BF	H	R	ER	SO	BB	IBB	HBP	BLK	WP	HR	S	P	ERA	WHIP	
18 Hiroki Kuroda, R ERA: 1.98 62 Joba Chamberlain, R ERA: 3.6 30 David Robertson, R ERA: Dellin Betances, R ERA: 27 Shawn Kelley, R ERA:	4.0	W	15	3	0	0	6	0	0	0	0	0	0	4	4	0.00	1.000					4.0	W	15	3	0	0	6	0	0	0	0	0	0	0	0	0	0.00	0.750

Batter	1	2	3	4	5	6	7	8	9	AB	R	H	RBI	BB	SO	LOB	BOTTOM																						
11 Brett Gardner, L OBP: 0.486, SLG: 0.467 22 Matt Diaz, R OBP: 0.261, SLG: 0.190	G3		F7							3	1	1	0	0	0	2	St. Louis Cardinals @ New York Yankees George M. Steinbrenner Field, Tampa, FL Mon Mar 11 2013, 1:07 PM - 3:53 PM EDT Att: 10,984 - Sunny - 75 F																						
2 Derek Jeter, R OBP: 0.250, SLG: 0.250 33 Travis Hafner, L (6, FH) OBP: 0.389, SLG: 0.286	G4-3		G4-3							2	0	0	0	0	2	2																							
31 Ichiro Suzuki, L OBP: 0.458, SLG: 0.522 78 Zoilo Almonte, S OBP: 0.250, SLG: 0.368										3	0	1	0	0	1	2																							
36 Kevin Youkilis, R OBP: 0.250, SLG: 0.462 94 Luke Murton, R OBP: 0.394, SLG: 0.300										2	1	1	2	0	1	1																							
26 Eduardo Núñez, R OBP: 0.267, SLG: 0.192 96 Addison Maruszak, R OBP: 0.158, SLG: 0.263										3	0	0	0	0	0	1																							
19 Chris Stewart, R OBP: 0.278, SLG: 0.500 76 John Ryan Murphy, R OBP: 0.417, SLG: 0.909										3	1	1	0	0	0	0																							
77 Corban Joseph, L OBP: 0.308, SLG: 0.217										4	1	2	0	0	0	0																							
95 Ronnier Mustelier, R OBP: 0.391, SLG: 0.550 97 José Pireta, R OBP: 0.316, SLG: 0.368										3	0	0	0	0	1	2																							
92 Slade Heathcott, L OBP: 0.417, SLG: 0.222 Ramón Flores, L OBP: 0.308, SLG: 0.182										1	0	0	0	2	0	0																							
Inning Stats	R: 0 E: 0 K: 1 S: 6	H: 1 LOB: 1 BB: 0 P: 6	R: 0 E: 0 K: 0 S: 3	H: 0 LOB: 0 BB: 0 P: 3	R: 0 E: 1 K: 0 S: 3	H: 0 LOB: 1 BB: 1 P: 7	R: 1 E: 0 K: 0 S: 6	H: 1 LOB: 0 BB: 0 P: 8	R: 0 E: 0 K: 0 S: 3	H: 0 LOB: 0 BB: 0 P: 3	R: 1 E: 0 K: 1 S: 7	H: 2 LOB: 1 BB: 0 P: 7	R: 2 E: 0 K: 2 S: 9	H: 2 LOB: 3 BB: 2 P: 18	R: 0 E: 0 K: 0 S: 4	H: 1 LOB: 1 BB: 0 P: 4		1B: 5 2B: 1 3B: 0 HR: 1	SF: 1 SAC: 0 DP: 1 HBP: 1	WP: 0 PB: 0 SB: 0 CS: 0	PA: 35																		
PITCHER	IP	WLS	BF	H	R	ER	SO	BB	IBB	HBP	BLK	WP	HR	S	P	ERA	WHIP	PITCHER				IP	WLS	BF	H	R	ER	SO	BB	IBB	HBP	BLK	WP	HR	S	P	ERA	WHIP	
31 Lance Lynn, R ERA: 5.4 36 Randy Choate, L ERA: 1.69 73 Seth Maness, R ERA: 4.76 66 Victor Marte, R ERA: 6.23 67 Eric Fornataro, R ERA: 1.6	4.0	L	15	2	1	1	1	1	0	0	0	0	0	3	3	0.00	0.000					4.0	L	15	2	1	1	1	1	0	0	0	0	0	0	0	0	0.00	1.000

Batter	1	2	3	4	5	6	7	8	9	AB	R	H	RBI	BB	SO	LOB	TOP			
26 Eduardo Núñez, R OBP: 0.242, SLG: 0.172 85 Gil Velazquez, R OBP: 0.333, SLG: 0.333										3	0	0	0	0	1	1	New York Yankees @ Tampa Bay Rays Charlotte Sports Park, Port Charlotte, FL Tue Mar 12 2013, 1:09 PM - 3:48 PM EDT Att: 6,629 - Overcast - 69 F			
17 Jayson Nix, R OBP: 0.250, SLG: 0.200 95 Romier Mustelier, R OBP: 0.417, SLG: 0.571										3	0	0	0	0	2	0				
33 Travis Hafner, L OBP: 0.318, SLG: 0.222										4	0	0	0	0	3	2				
54 Juan Rivera, R OBP: 0.367, SLG: 0.483 12 Dan Johnson, L OBP: 0.290, SLG: 0.053										3	0	1	0	0	0	0				
29 Francisco Cervelli, R OBP: 0.346, SLG: 0.273 93 Walter Ibarra, S OBP: 0.600, SLG: 0.500										3	0	1	0	0	1	1				
63 Melky Mesa, R OBP: 0.242, SLG: 0.387										4	0	0	0	0	1	2				
60 Thomas Neal, R OBP: 0.391, SLG: 0.524 96 Addison Maruszak, R OBP: 0.150, SLG: 0.250										3	1	2	0	0	0	0				
78 Zoilo Almonte, S OBP: 0.227, SLG: 0.333 92 Slade Heathcott, L OBP: 0.365, SLG: 0.200										2	0	0	0	0	1	1				
77 Corban Joseph, L OBP: 0.286, SLG: 0.200 45 Bobby Wilson, R OBP: 0.286, SLG: 0.231										2	0	0	0	0	0	1				
										1	0	1	2	0	0	0				
Inning Stats	R: 0 E: 0 K: 2 S: 7	H: 0 LOB: 0 BB: 0 P: 7	R: 0 E: 0 K: 1 S: 5	H: 1 LOB: 0 BB: 0 P: 5	R: 0 E: 0 K: 0 S: 4	H: 1 LOB: 1 BB: 0 P: 5	R: 0 E: 0 K: 2 S: 7	H: 0 LOB: 0 BB: 0 P: 7	R: 0 E: 0 K: 1 S: 5	H: 0 LOB: 0 BB: 0 P: 5	R: 0 E: 0 K: 1 S: 5	H: 0 LOB: 0 BB: 0 P: 5	R: 3 E: 1 K: 1 S: 10	H: 5 LOB: 2 BB: 10 P: 10	R: 0 E: 0 K: 0 S: 4	H: 1 LOB: 1 BB: 0 P: 4	1B: 8 2B: 1 3B: 0 HR: 0	SF: 0 SAC: 0 DP: 1 HBP: 0	WP: 0 PB: 0 SB: 1 CS: 0	PA: 34
PITCHER	IP WLS BF H R ER SO BB IBB HBP BLK WP HR S P ERA WHIP																			
53 Alex Cobb, R ERA: 1.29	5.0		16	2	0	0	6	0	0	0	0	0	0	0	0	28	29	0.00	0.400	
27 Cesar Ramos, L ERA: 2.25	1.0	3	0	0	0	1	0	0	0	0	0	0	0	0	5	5	0.00	0.000		
47 Brandon Gomes, R ERA:	1.0	3	0	0	0	1	0	0	0	0	0	0	0	5	5	0.00	0.000			
49 Dane De La Rosa, R ERA: 2.45	1.0	L	8	5	3	1	1	0	0	0	0	0	0	10	10	9.00	5.000			
72 Will Inman, R ERA:	1.0	4	1	0	0	0	0	0	0	0	0	0	0	4	4	0.00	1.000			

Batter	1	2	3	4	5	6	7	8	9	AB	R	H	RBI	BB	SO	LOB	BOTTOM			
8 Desmond Jennings, R OBP: 0.519, SLG: 0.450 38 Robinson Chirinos, R OBP: 0.466, SLG: 0.315										3	0	0	0	0	1	0	New York Yankees @ Tampa Bay Rays Charlotte Sports Park, Port Charlotte, FL Tue Mar 12 2013, 1:09 PM - 3:48 PM EDT Att: 6,629 - Overcast - 69 F			
7 Mike Fontenot, L OBP: 0.371, SLG: 0.286										3	0	1	1	0	0	0				
2 Kelly Johnson, L OBP: 0.300, SLG: 0.231 66 Jason Bourgeois, R OBP: 0.478, SLG: 0.421										3	0	1	0	0	1	2				
86 Leslie Anderson, L OBP: 0.405, SLG: 0.583										4	0	1	0	0	0	3				
19 Ryan Roberts, R OBP: 0.250, SLG: 0.538 87 Cole Figueroa, L OBP: 0.455, SLG: 0.600										3	0	0	0	0	0	2				
1 Sean Rodriguez, R OBP: 0.156, SLG: 0.387 26 Stephen Vogt, L OBP: 0.261, SLG: 0.348										3	0	1	0	0	2	2				
60 Wil Myers, R OBP: 0.333, SLG: 0.414 24 Rich Thompson, L OBP: 0.286, SLG: 0.286 10 Brandon Guyer, R OBP: 0.389, SLG: 0.375										3	0	1	0	0	0	0				
16 Chris Gimenez, R OBP: 0.429, SLG: 0.615 64 Shelley Duncan, R OBP: 0.233, SLG: 0.429										2	0	0	0	0	2	2				
36 Hak-Ju Lee, L OBP: 0.300, SLG: 0.176										3	0	0	0	0	1	1				
										1	0	1	0	0	0	0				
Inning Stats	R: 0 E: 1 K: 0 S: 3	H: 2 LOB: 2 BB: 0 P: 6	R: 0 E: 0 K: 1 S: 5	H: 0 LOB: 0 BB: 0 P: 5	R: 0 E: 1 K: 1 S: 6	H: 2 LOB: 2 BB: 0 P: 7	R: 0 E: 0 K: 1 S: 5	H: 0 LOB: 0 BB: 0 P: 5	R: 0 E: 0 K: 1 S: 6	H: 1 LOB: 1 BB: 0 P: 7	R: 0 E: 0 K: 1 S: 5	H: 0 LOB: 0 BB: 0 P: 5	R: 1 E: 1 K: 0 S: 5	H: 1 LOB: 2 BB: 1 P: 9	R: 0 E: 0 K: 1 S: 6	H: 1 LOB: 1 BB: 0 P: 6	1B: 6 2B: 1 3B: 0 HR: 0	SF: 1 SAC: 0 DP: 0 HBP: 0	WP: 1 PB: 0 SB: 0 CS: 0	PA: 35
PITCHER	IP WLS BF H R ER SO BB IBB HBP BLK WP HR S P ERA WHIP																			
47 Ivan Nova, R ERA: 1.0	4.0		15	4	0	0	2	0	0	0	0	0	0	20	22	0.00	1.000			
Brett Marshall, R ERA: 2.84	3.2	W	15	2	1	0	3	1	0	0	0	0	0	1	0	20	25	0.00	0.818	
53 Josh Spence, L ERA:	0.1	H	1	0	0	0	0	0	0	0	0	0	0	1	1	0.00	0.000			
84 Matt Tracy, L ERA:	1.0	S	4	1	0	0	1	0	0	0	0	0	0	6	6	0.00	1.000			




Batter	1	2	3	4	5	6	7	8	9	AB	R	H	RBI	BB	SO	LOB	TOP									
11 Brett Gardner, L (1, 8) OBP: 0.447, SLG: 0.424 63 Melky Mesa, R (5, 8) OBP: 0.231, SLG: 0.351	G6-3		E3 26 2B	K			K	K		3	0	0	0	0	1	1	New York Yankees @ Toronto Blue Jays Florida Auto Exchange Stadium, Dunedin, FL Thu Mar 14 2013, 1:07 PM - 4:30 PM EDT Att: 5,559 - Sunny - 61 F									
26 Eduardo Núñez, R (1, 6) OBP: 0.297, SLG: 0.226 93 Walter Ibarra, S (5, FH) OBP: 0.357, SLG: 0.357	G6-3		2B		G4-3		FC6-4 12 E	P3		2	0	1	0	0	0	0										
36 Kevin Youkilis, R (1, 3) OBP: 0.319, SLG: 0.789 12 Dan Johnson, L (5, 3) OBP: 0.286, SLG: 0.048	HR		K		3B 33 SF8		E3	HBP 22 WP		3	2	2	1	0	1	2										
33 Travis Hafner, L (1, 10) OBP: 0.280, SLG: 0.200 22 Matt Diaz, R (7, FH) OBP: 0.250, SLG: 0.192	K		K		SF8		G6-3	G5-3		2	0	0	1	0	2	2										
40 Ben Francisco, R (1, 7) OBP: 0.484, SLG: 0.654 95 Romier Mustelier, R (6, 7) OBP: 0.370, SLG: 0.550		K		1B 17 2B	K			K		3	1	1	0	0	2	0										
17 Jayson Nix, R (1, 5) OBP: 0.265, SLG: 0.250 85 Gil Velazquez, R (4, 5) OBP: 0.471, SLG: 0.357	P4		2B 60 FC5		BB 60 G4-3			1B 97 2B		2	0	1	1	0	0	0										
29 Francisco Cervelli, R (1, 2) OBP: 0.361, SLG: 0.528 45 Bobby Wilson, R (5, 2) OBP: 0.235, SLG: 0.188	E6		K		K		K	K		2	0	0	0	0	1	1										
60 Thomas Neal, R (1, 9) OBP: 0.346, SLG: 0.458 Zolo Almonte, S (6, 9) OBP: 0.291, SLG: 0.364	K		FC5 2B		G4-3			1B 97 2B		3	1	0	0	0	1	3										
Corban Joseph, L (1, 4) OBP: 0.290, SLG: 0.250 97 José Pirela, R (6, 4) OBP: 0.348, SLG: 0.435			F7		2B			2B 93 FC6-4		2	0	2	1	0	0	0										
Inning Stats	R: 1 E: 0 K: 1 S: 6	H: 1 LOB: 0 BB: 8 P: 8	R: 0 E: 1 K: 2 S: 8	H: 0 LOB: 1 BB: 0 P: 8	R: 0 E: 1 K: 2 S: 9	H: 1 LOB: 2 BB: 0 P: 9	R: 2 E: 0 K: 2 S: 10	H: 3 LOB: 1 BB: 0 P: 10	R: 1 E: 0 K: 1 S: 6	H: 1 LOB: 0 BB: 1 P: 6	R: 0 E: 0 K: 1 S: 4	H: 1 LOB: 2 BB: 1 P: 7	R: 1 E: 0 K: 3 S: 11	H: 2 LOB: 2 BB: 1 P: 15	R: 0 E: 0 K: 1 S: 5	H: 0 LOB: 1 BB: 0 P: 8		1B: 3 2B: 4 3B: 1 HR: 1	SF: 1 SAC: 0 DP: 1 HBP: 1	WP: 1 PB: 0 SB: 0 CS: 0	PA: 41					
PITCHER	IP WLS BF H R ER SO BB IBB HBP BLK WP HR S P ERA WHIP	IP WLS BF H R ER SO BB IBB HBP BLK WP HR S P ERA WHIP	IP WLS BF H R ER SO BB IBB HBP BLK WP HR S P ERA WHIP	IP WLS BF H R ER SO BB IBB HBP BLK WP HR S P ERA WHIP	IP WLS BF H R ER SO BB IBB HBP BLK WP HR S P ERA WHIP	IP WLS BF H R ER SO BB IBB HBP BLK WP HR S P ERA WHIP	IP WLS BF H R ER SO BB IBB HBP BLK WP HR S P ERA WHIP	IP WLS BF H R ER SO BB IBB HBP BLK WP HR S P ERA WHIP	IP WLS BF H R ER SO BB IBB HBP BLK WP HR S P ERA WHIP	IP WLS BF H R ER SO BB IBB HBP BLK WP HR S P ERA WHIP	IP WLS BF H R ER SO BB IBB HBP BLK WP HR S P ERA WHIP	IP WLS BF H R ER SO BB IBB HBP BLK WP HR S P ERA WHIP	IP WLS BF H R ER SO BB IBB HBP BLK WP HR S P ERA WHIP	IP WLS BF H R ER SO BB IBB HBP BLK WP HR S P ERA WHIP	IP WLS BF H R ER SO BB IBB HBP BLK WP HR S P ERA WHIP	IP WLS BF H R ER SO BB IBB HBP BLK WP HR S P ERA WHIP	IP WLS BF H R ER SO BB IBB HBP BLK WP HR S P ERA WHIP	IP WLS BF H R ER SO BB IBB HBP BLK WP HR S P ERA WHIP	IP WLS BF H R ER SO BB IBB HBP BLK WP HR S P ERA WHIP	IP WLS BF H R ER SO BB IBB HBP BLK WP HR S P ERA WHIP	IP WLS BF H R ER SO BB IBB HBP BLK WP HR S P ERA WHIP	IP WLS BF H R ER SO BB IBB HBP BLK WP HR S P ERA WHIP				
55 Josh Johnson, R (1, 1) ERA: 1.69	3.0 W 13 2 1 1 5 0 0 0 0 0 0 1 23 25 3.00 0.667	3.0 W 13 2 1 1 5 0 0 0 0 0 0 1 23 25 3.00 0.667	3.0 W 13 2 1 1 5 0 0 0 0 0 0 1 23 25 3.00 0.667	3.0 W 13 2 1 1 5 0 0 0 0 0 0 1 23 25 3.00 0.667	3.0 W 13 2 1 1 5 0 0 0 0 0 0 1 23 25 3.00 0.667	3.0 W 13 2 1 1 5 0 0 0 0 0 0 1 23 25 3.00 0.667	3.0 W 13 2 1 1 5 0 0 0 0 0 0 1 23 25 3.00 0.667	3.0 W 13 2 1 1 5 0 0 0 0 0 0 1 23 25 3.00 0.667	3.0 W 13 2 1 1 5 0 0 0 0 0 0 1 23 25 3.00 0.667	3.0 W 13 2 1 1 5 0 0 0 0 0 0 1 23 25 3.00 0.667	3.0 W 13 2 1 1 5 0 0 0 0 0 0 1 23 25 3.00 0.667	3.0 W 13 2 1 1 5 0 0 0 0 0 0 1 23 25 3.00 0.667	3.0 W 13 2 1 1 5 0 0 0 0 0 0 1 23 25 3.00 0.667	3.0 W 13 2 1 1 5 0 0 0 0 0 0 1 23 25 3.00 0.667	3.0 W 13 2 1 1 5 0 0 0 0 0 0 1 23 25 3.00 0.667	3.0 W 13 2 1 1 5 0 0 0 0 0 0 1 23 25 3.00 0.667	3.0 W 13 2 1 1 5 0 0 0 0 0 0 1 23 25 3.00 0.667	3.0 W 13 2 1 1 5 0 0 0 0 0 0 1 23 25 3.00 0.667	3.0 W 13 2 1 1 5 0 0 0 0 0 0 1 23 25 3.00 0.667	3.0 W 13 2 1 1 5 0 0 0 0 0 0 1 23 25 3.00 0.667	3.0 W 13 2 1 1 5 0 0 0 0 0 0 1 23 25 3.00 0.667	3.0 W 13 2 1 1 5 0 0 0 0 0 0 1 23 25 3.00 0.667	3.0 W 13 2 1 1 5 0 0 0 0 0 0 1 23 25 3.00 0.667			
32 Esmil Rogers, R (4, 1) ERA: 11.37	1.1 8 4 3 3 2 0 0 0 0 0 0 0 12 12 20.25 3.000	1.1 8 4 3 3 2 0 0 0 0 0 0 0 12 12 20.25 3.000	1.1 8 4 3 3 2 0 0 0 0 0 0 0 12 12 20.25 3.000	1.1 8 4 3 3 2 0 0 0 0 0 0 0 12 12 20.25 3.000	1.1 8 4 3 3 2 0 0 0 0 0 0 0 12 12 20.25 3.000	1.1 8 4 3 3 2 0 0 0 0 0 0 0 12 12 20.25 3.000	1.1 8 4 3 3 2 0 0 0 0 0 0 0 12 12 20.25 3.000	1.1 8 4 3 3 2 0 0 0 0 0 0 0 12 12 20.25 3.000	1.1 8 4 3 3 2 0 0 0 0 0 0 0 12 12 20.25 3.000	1.1 8 4 3 3 2 0 0 0 0 0 0 0 12 12 20.25 3.000	1.1 8 4 3 3 2 0 0 0 0 0 0 0 12 12 20.25 3.000	1.1 8 4 3 3 2 0 0 0 0 0 0 0 12 12 20.25 3.000	1.1 8 4 3 3 2 0 0 0 0 0 0 0 12 12 20.25 3.000	1.1 8 4 3 3 2 0 0 0 0 0 0 0 12 12 20.25 3.000	1.1 8 4 3 3 2 0 0 0 0 0 0 0 12 12 20.25 3.000	1.1 8 4 3 3 2 0 0 0 0 0 0 0 12 12 20.25 3.000	1.1 8 4 3 3 2 0 0 0 0 0 0 0 12 12 20.25 3.000	1.1 8 4 3 3 2 0 0 0 0 0 0 0 12 12 20.25 3.000	1.1 8 4 3 3 2 0 0 0 0 0 0 0 12 12 20.25 3.000	1.1 8 4 3 3 2 0 0 0 0 0 0 0 12 12 20.25 3.000	1.1 8 4 3 3 2 0 0 0 0 0 0 0 12 12 20.25 3.000	1.1 8 4 3 3 2 0 0 0 0 0 0 0 12 12 20.25 3.000	1.1 8 4 3 3 2 0 0 0 0 0 0 0 12 12 20.25 3.000			
27 Brett Cecil, L (5, 1) ERA: 6.3	2.2 10 1 0 0 3 1 0 0 0 0 0 0 15 19 0.00 0.750	2.2 10 1 0 0 3 1 0 0 0 0 0 0 15 19 0.00 0.750	2.2 10 1 0 0 3 1 0 0 0 0 0 0 15 19 0.00 0.750	2.2 10 1 0 0 3 1 0 0 0 0 0 0 15 19 0.00 0.750	2.2 10 1 0 0 3 1 0 0 0 0 0 0 15 19 0.00 0.750	2.2 10 1 0 0 3 1 0 0 0 0 0 0 15 19 0.00 0.750	2.2 10 1 0 0 3 1 0 0 0 0 0 0 15 19 0.00 0.750	2.2 10 1 0 0 3 1 0 0 0 0 0 0 15 19 0.00 0.750	2.2 10 1 0 0 3 1 0 0 0 0 0 0 15 19 0.00 0.750	2.2 10 1 0 0 3 1 0 0 0 0 0 0 15 19 0.00 0.750	2.2 10 1 0 0 3 1 0 0 0 0 0 0 15 19 0.00 0.750	2.2 10 1 0 0 3 1 0 0 0 0 0 0 15 19 0.00 0.750	2.2 10 1 0 0 3 1 0 0 0 0 0 0 15 19 0.00 0.750	2.2 10 1 0 0 3 1 0 0 0 0 0 0 15 19 0.00 0.750	2.2 10 1 0 0 3 1 0 0 0 0 0 0 15 19 0.00 0.750	2.2 10 1 0 0 3 1 0 0 0 0 0 0 15 19 0.00 0.750	2.2 10 1 0 0 3 1 0 0 0 0 0 0 15 19 0.00 0.750	2.2 10 1 0 0 3 1 0 0 0 0 0 0 15 19 0.00 0.750	2.2 10 1 0 0 3 1 0 0 0 0 0 0 15 19 0.00 0.750	2.2 10 1 0 0 3 1 0 0 0 0 0 0 15 19 0.00 0.750	2.2 10 1 0 0 3 1 0 0 0 0 0 0 15 19 0.00 0.750	2.2 10 1 0 0 3 1 0 0 0 0 0 0 15 19 0.00 0.750	2.2 10 1 0 0 3 1 0 0 0 0 0 0 15 19 0.00 0.750			
75 Tommy Hottoy, L (8, 1) ERA: 6.23	0.2 5 2 1 1 2 1 0 0 0 0 0 0 8 12 13.50 4.500	0.2 5 2 1 1 2 1 0 0 0 0 0 0 8 12 13.50 4.500	0.2 5 2 1 1 2 1 0 0 0 0 0 0 8 12 13.50 4.500	0.2 5 2 1 1 2 1 0 0 0 0 0 0 8 12 13.50 4.500	0.2 5 2 1 1 2 1 0 0 0 0 0 0 8 12 13.50 4.500	0.2 5 2 1 1 2 1 0 0 0 0 0 0 8 12 13.50 4.500	0.2 5 2 1 1 2 1 0 0 0 0 0 0 8 12 13.50 4.500	0.2 5 2 1 1 2 1 0 0 0 0 0 0 8 12 13.50 4.500	0.2 5 2 1 1 2 1 0 0 0 0 0 0 8 12 13.50 4.500	0.2 5 2 1 1 2 1 0 0 0 0 0 0 8 12 13.50 4.500	0.2 5 2 1 1 2 1 0 0 0 0 0 0 8 12 13.50 4.500	0.2 5 2 1 1 2 1 0 0 0 0 0 0 8 12 13.50 4.500	0.2 5 2 1 1 2 1 0 0 0 0 0 0 8 12 13.50 4.500	0.2 5 2 1 1 2 1 0 0 0 0 0 0 8 12 13.50 4.500	0.2 5 2 1 1 2 1 0 0 0 0 0 0 8 12 13.50 4.500	0.2 5 2 1 1 2 1 0 0 0 0 0 0 8 12 13.50 4.500	0.2 5 2 1 1 2 1 0 0 0 0 0 0 8 12 13.50 4.500	0.2 5 2 1 1 2 1 0 0 0 0 0 0 8 12 13.50 4.500	0.2 5 2 1 1 2 1 0 0 0 0 0 0 8 12 13.50 4.500	0.2 5 2 1 1 2 1 0 0 0 0 0 0 8 12 13.50 4.500	0.2 5 2 1 1 2 1 0 0 0 0 0 0 8 12 13.50 4.500	0.2 5 2 1 1 2 1 0 0 0 0 0 0 8 12 13.50 4.500	0.2 5 2 1 1 2 1 0 0 0 0 0 0 8 12 13.50 4.500	0.2 5 2 1 1 2 1 0 0 0 0 0 0 8 12 13.50 4.500	0.2 5 2 1 1 2 1 0 0 0 0 0 0 8 12 13.50 4.500	0.2 5 2 1 1 2 1 0 0 0 0 0 0 8 12 13.50 4.500
77 Mickey Storey, R (8, 1) ERA: 1.59	0.1 1 0 0 0 1 0 0 0 0 0 0 0 3 3 0.00 0.000	0.1 1 0 0 0 1 0 0 0 0 0 0 0 3 3 0.00 0.000	0.1 1 0 0 0 1 0 0 0 0 0 0 0 3 3 0.00 0.000	0.1 1 0 0 0 1 0 0 0 0 0 0 0 3 3 0.00 0.000	0.1 1 0 0 0 1 0 0 0 0 0 0 0 3 3 0.00 0.000	0.1 1 0 0 0 1 0 0 0 0 0 0 0 3 3 0.00 0.000	0.1 1 0 0 0 1 0 0 0 0 0 0 0 3 3 0.00 0.000	0.1 1 0 0 0 1 0 0 0 0 0 0 0 3 3 0.00 0.000	0.1 1 0 0 0 1 0 0 0 0 0 0 0 3 3 0.00 0.000	0.1 1 0 0 0 1 0 0 0 0 0 0 0 3 3 0.00 0.000	0.1 1 0 0 0 1 0 0 0 0 0 0 0 3 3 0.00 0.000	0.1 1 0 0 0 1 0 0 0 0 0 0 0 3 3 0.00 0.000	0.1 1 0 0 0 1 0 0 0 0 0 0 0 3 3 0.00 0.000	0.1 1 0 0 0 1 0 0 0 0 0 0 0 3 3 0.00 0.000	0.1 1 0 0 0 1 0 0 0 0 0 0 0 3 3 0.00 0.000	0.1 1 0 0 0 1 0 0 0 0 0 0 0 3 3 0.00 0.000	0.1 1 0 0 0 1 0 0 0 0 0 0 0 3 3 0.00 0.000	0.1 1 0 0 0 1 0 0 0 0 0 0 0 3 3 0.00 0.000	0.1 1 0 0 0 1 0 0 0 0 0 0 0 3 3 0.00 0.000	0.1 1 0 0 0 1 0 0 0 0 0 0 0 3 3 0.00 0.000	0.1 1 0 0 0 1 0 0 0 0 0 0 0 3 3 0.00 0.000	0.1 1 0 0 0 1 0 0 0 0 0 0 0 3 3 0.00 0.000	0.1 1 0 0 0 1 0 0 0 0 0 0 0 3 3 0.00 0.000	0.1 1 0 0 0 1 0 0 0 0 0 0 0 3 3 0.00 0.000	0.1 1 0 0 0 1 0 0 0 0 0 0 0 3 3 0.00 0.000	0.1 1 0 0 0 1 0 0 0 0 0 0 0 3 3 0.00 0.000
Batter	1	2	3	4	5	6	7	8	9	AB	R	H	RBI	BB	SO	LOB	BOTTOM									
3 Maicer Izturis, S (1, 4) OBP: 0.265, SLG: 0.258 59 Jim Negych, L (5, FH) OBP: 0.542, SLG: 0.850	BB	1B 53 1B	E5		2B		K			3	3	2	5	1	0	1	New York Yankees @ Toronto Blue Jays Florida Auto Exchange Stadium, Dunedin, FL Thu Mar 14 2013, 1:07 PM - 4:30 PM EDT Att: 5,559 - Sunny - 61 F									
28 Colby Rasmus, L (1, 8) OBP: 0.391, SLG: 0.125 67 Eugenio Velez, S (6, 9) OBP: 0.368, SLG: 0.444	BB	1B 53 1B	F9		K		G6-3			2	3	0	0	3	1	3										
53 Melky Cabrera, S (1, 10) OBP: 0.361, SLG: 0.528 69 Sean Ochinko, R (4, FH) OBP: 0.313, SLG: 0.357	BB	1B 19 2B			K			G6-3		3	2	3	4	0	0	0										
19 José Bautista, R (1, 9) OBP: 0.342, SLG: 0.606 68 Ryan Schimpf, L (4, PR) OBP: 0.296, SLG: 0.294	P4	1B 19 2B			BB 73 1B			F7		4	0	2	2	0	1	3										
26 Adam Lind, L (1, 3) OBP: 0.474, SLG: 0.613 58 Luis Jimenez, L (6, 3) OBP: 0.179, SLG: 0.250	BB	K			1B 73 1B		K			3	1	0	0	1	1	3										
16 Mark DeRosa, R (1, 5) OBP: 0.580, SLG: 0.818 73 Lance Zawadzki, L (4, FH) OBP: 0.393, SLG: 0.480	BB	BB			P6		P4			2	0	0	0	0	1	0										
83 Shane Opatz, L (9, 5) OBP: 0.394, SLG: 0.429	1B	1B 18 G5-3	HR		1B		K			3	3	3	2	0	0	0										
17 Ryan Langerhans, L (1, 7) OBP: 0.394, SLG: 0.429	BB	1B 18 G5-3			SF8			1B 30 E		2	2	1	1	2	1	0										
82 Jonathan Jones, R (7, PR) OBP: 0.394, SLG: 0.429	BB	BB			1B			1B		0	0	0	0	0	0	0										
22 Henry Blanco, R (1, 2) OBP: 0.333, SLG: 0.476 30 Josh Thole, L (6, 2) OBP: 0.240, SLG: 0.182	BB	BB			K			FC4 G3-1		2	2	0	1	2	1	2										
18 Mike McCoy, R (1, 6) OBP: 0.176, SLG: 0.125 Ryan Goins, L (7, 6) OBP: 0.364, SLG: 0.389	K	G5-3	P3		K			G3-1		4	0	0	1	0	1	6										
Inning Stats	R: 9 E: 0 K: 2 S: 11	H: 4 LOB: 1 BB: 6 P: 36	R: 6 E: 0 K: 1 S: 9	H: 4 LOB: 1 BB: 3 P: 21	R: 1 E: 2 K: 1 S: 10	H: 1 LOB: 2 BB: 1 P: 13	R: 1 E: 0 K: 1 S: 7	H: 2 LOB: 1 BB: 1 P: 11	R: 0 E: 0 K: 2 S: 8	H: 1 LOB: 0 BB: 0 P: 8	R: 0 E: 0 K: 2 S: 7	H: 0 LOB: 0 BB: 0 P: 7	R: 0 E: 1 K: 1 S: 5	H: 0 LOB: 0 BB: 0 P: 5	R: 0 E: 0 K: 1 S: 5	H: 0 LOB: 0 BB: 0 P: 8	1B: 7 2B: 5 3B: 0 HR: 1	SF: 1 SAC: 0 DP: 0 HBP: 0	WP: 2 PB: 1 SB: 0 CS: 0	PA: 50						
PITCHER	IP WLS BF H R ER SO BB IBB HBP BLK WP HR S P ERA WHIP	IP WLS BF H R ER SO BB IBB HBP BLK WP HR S P ERA WHIP	IP WLS BF H R ER SO BB IBB HBP BLK WP HR S P ERA WHIP	IP WLS BF H R ER SO BB IBB HBP BLK WP HR																						

Batter	1	2	3	4	5	6	7	8	9	AB	R	H	RBI	BB	SO	LOB	TOP					
9 Juan Pierre, L (1,7) 76 Christian Yelich, L (7,7) OBP: 0.364, SLG: 0.406 OBP: 0.455, SLG: 0.730		FC1-4		F9					FC4-6	4	1	2	0	0	0	4	Miami Marlins @ New York Yankees George M. Steinbrenner Field, Tampa, FL Fri Mar 15 2013, 1:06 PM - 3:54 PM EDT Att. 10,650 - Sunny - 66 F					
17 Donovan Solano, R (1,4) 64 Ed Lucas, R (7,4) OBP: 0.486, SLG: 0.529 OBP: 0.188, SLG: 0.188		L4		P3					F9	4	0	2	1	0	0	2						
15 Kevin Koussanoff, R (1,3) OBP: 0.417, SLG: 0.913				F8					G3-6-1	3	1	1	0	1	0	2						
26 Austin Kearns, R (1,9) 8 Chris Coghlan, R (7,9) OBP: 0.200, SLG: 0.077 OBP: 0.317, SLG: 0.400		G5-3		L6-3						3	0	0	0	0	0	3						
19 Rob Brantly, L (1,2) 79 J.T. Realmuto, R (7,2) OBP: 0.344, SLG: 0.286 OBP: 0.300, SLG: 0.556				K					P6	3	0	1	1	0	1	0						
12 Matt Downs, R (1,10) OBP: 0.158, SLG: 0.333		F8		K					G6-3	4	0	0	0	0	1	2						
3 Adeiny Hechavarria, R (1,6) 13 Chris Valaika, R (7,5) OBP: 0.229, SLG: 0.258 OBP: 0.138, SLG: 0.148		G6-3		F8					G6-3	3	0	0	0	0	1	0						
22 Nick Green, R (1,5) OBP: 0.367, SLG: 0.370		FC1-4							K	4	1	3	0	0	1	0						
2 Gorkys Hernández, R (1,8) OBP: 0.400, SLG: 0.333										4	0	3	0	0	1	1						
Inning Stats	R: 2 E: 1 K: 0 S: 5	H: 3 LOB: 1 BB: 1 P: 9	R: 0 E: 0 K: 0 S: 5	H: 2 LOB: 2 BB: 0 P: 5	R: 0 E: 0 K: 1 S: 5	H: 1 LOB: 0 BB: 0 P: 5	R: 0 E: 0 K: 1 S: 8	H: 2 LOB: 2 BB: 0 P: 8	R: 0 E: 0 K: 0 S: 3	H: 0 LOB: 0 BB: 0 P: 3	R: 0 E: 0 K: 1 S: 5	H: 0 LOB: 0 BB: 0 P: 5	R: 1 E: 0 K: 1 S: 7	H: 3 LOB: 1 BB: 0 P: 7	R: 0 E: 0 K: 0 S: 4	H: 1 LOB: 1 BB: 0 P: 4		R: 0 E: 0 K: 1 S: 6	H: 1 LOB: 1 BB: 0 P: 6	1B: 12 2B: 2 3B: 0 HR: 0	SF: 0 SAC: 0 DP: 3 HBP: 0	WP: 0 PB: 0 CS: 0
PITCHER	IP WLS BF H R ER SO BB IBB HBP BLK WP HR S P ERA WHIP																					
52 CC Sabathia, L (1,1) ERA: 3.6	5.0	22	8	2	2	2	2	1	0	0	0	0	0	0	26	30	3.60	1.800				
62 Joba Chamberlain, R (6,1) ERA: 4.5	1.0	4	1	1	1	1	0	0	0	0	0	0	0	6	6	9.00	1.000					
30 David Robertson, R (7,1) ERA:	1.0	W	4	2	0	0	1	0	0	0	0	0	0	6	6	0.00	2.000					
94 Mark Montgomery, R (8,1) ERA: 3.86	1.0	H	4	1	0	0	0	0	0	0	0	0	0	4	4	0.00	1.000					
96 Vidal Nuño, L (9,1) ERA: 1.98	1.0		4	1	0	0	1	0	0	0	0	0	0	6	6	0.00	1.000					

Batter	1	2	3	4	5	6	7	8	9	AB	R	H	RBI	BB	SO	LOB	BOTTOM				
11 Brett Gardner, L (1,8) 22 Matt Diaz, R (8,7) OBP: 0.405, SLG: 0.378 OBP: 0.241, SLG: 0.185		P6		G4-3					F8	4	0	0	0	0	2	4	Miami Marlins @ New York Yankees George M. Steinbrenner Field, Tampa, FL Fri Mar 15 2013, 1:06 PM - 3:54 PM EDT Att. 10,650 - Sunny - 66 F				
2 Derek Jeter, R (1,6) 96 Addison Maruszak, R (6,6) OBP: 0.500, SLG: 0.222 OBP: 0.136, SLG: 0.227		G6-3		G4-3					FC1-3	3	0	1	0	0	0	0					
31 Ichiro Suzuki, L (1,7) 93 Walter Ibarra, S (8,4) OBP: 0.500, SLG: 0.500 OBP: 0.357, SLG: 0.357				FC6					F8	2	1	0	0	2	0	1					
33 Travis Hafner, L (1,10) 45 Bobby Wilson, R (7,PH) OBP: 0.286, SLG: 0.348 OBP: 0.222, SLG: 0.176		G1-3		HR					G4-3	3	1	1	2	0	0	1					
54 Juan Rivera, R (1,9) Zolito Almonte, S (8,9) OBP: 0.361, SLG: 0.457 OBP: 0.250, SLG: 0.348		L9		K					K	3	0	0	0	0	1	0					
29 Francisco Cervelli, R (1,2) 87 Francisco Arcia, L (8,2) OBP: 0.323, SLG: 0.370 OBP: 0.150, SLG: 0.667		HR		F9					G6-3	3	1	1	1	0	0	0					
95 Ronnier Mustelier, R (1,5) 97 José Pirela, R (4,5) OBP: 0.357, SLG: 0.450 OBP: 0.385, SLG: 0.615		E6		G5-3					BB	1	0	0	0	0	0	0					
12 Dan Johnson, L (1,3) 60 Thomas Neal, R (7,PH) OBP: 0.267, SLG: 0.043 OBP: 0.393, SLG: 0.520		F9		P6					BB	2	0	0	0	0	0	1					
Corban Joseph, L (1,4) 85 Gil Velazquez, R (7,PH) OBP: 0.303, SLG: 0.241 OBP: 0.474, SLG: 0.333		BB		F8					G6-3	1	0	0	0	1	0	0					
Inning Stats	R: 0 E: 0 K: 1 S: 5	H: 0 LOB: 1 BB: 1 P: 9	R: 1 E: 1 K: 0 S: 7	H: 1 LOB: 2 BB: 1 P: 15	R: 2 E: 0 K: 1 S: 7	H: 2 LOB: 0 BB: 0 P: 8	R: 0 E: 0 K: 0 S: 3	H: 0 LOB: 0 BB: 0 P: 3	R: 0 E: 0 K: 0 S: 3	H: 0 LOB: 0 BB: 0 P: 3	R: 2 E: 1 K: 1 S: 6	H: 1 LOB: 2 BB: 2 P: 16	R: 2 E: 0 K: 1 S: 7	H: 2 LOB: 1 BB: 1 P: 11	1B: 1 2B: 1 3B: 2 HR: 2	SF: 0 SAC: 0 DP: 0 HBP: 1		WP: 0 PB: 1 CS: 0	PA: 37		
PITCHER	IP WLS BF H R ER SO BB IBB HBP BLK WP HR S P ERA WHIP																				
73 John Maine, R (1,1) ERA: 4.5	3.0	15	3	3	3	2	2	2	0	0	0	0	0	0	6	6	9.00	1.667			
58 Ryan Webb, R (4,1) ERA: 5.14	2.0	6	0	0	0	0	0	0	0	0	0	0	0	3	3	0.00	0.000				
44 AJ Ramos, R (6,1) ERA: 3.86	1.0	L	7	1	2	1	1	2	0	1	0	0	0	6	16	9.00	3.000				
43 Dan Jennings, L (7,1) ERA: 6.0	1.0		6	2	2	2	1	1	0	0	0	0	0	7	11	18.00	3.000				

AB	37
R	3
H	13
RBI	2
BB	1
SO	5
LOB	18



Batter	1	2	3	4	5	6	7	8	9	AB	R	H	RBI	BB	SO	LOB	TOP			
26 Eduardo Núñez, R OBP: 0.289, SLG: 0.242 90 Cito Culver, R (7, 6)										2	0	1	0	1	1	0	<p>New York Yankees @ Atlanta Braves Champion Stadium, Lake Buena Vista, FL Sat Mar 16 2013, 5:07 PM - 7:25 PM EDT Att. 10,298 - Clear - 79 F</p> <p>livebaseballscores.com</p> <p>AB 29 R 0 H 3 RBI 0 BB 1 SO 5 LOB 7</p>			
17 Jayson Nix, R OBP: 0.243, SLG: 0.229 Corban Joseph, L OBP: 0.294, SLG: 0.233										3	0	0	0	0	0	2				
40 Ben Francisco, R OBP: 0.441, SLG: 0.586 95 Ben Gamel, L (7, 7)										3	0	0	0	0	1	0				
29 Francisco Cervelli, R OBP: 0.294, SLG: 0.333 Austin Romine, R OBP: 0.250, SLG: 0.250										3	0	0	0	0	1	0				
63 Melky Mesa, R OBP: 0.214, SLG: 0.325										3	0	0	0	0	1	0				
60 Thomas Neal, R OBP: 0.385, SLG: 0.464 91 Neil Medchill, L (7, 9)										3	0	0	0	0	0	0				
22 Matt Diaz, R OBP: 0.250, SLG: 0.200										3	0	1	0	0	0	2				
12 Dan Johnson, L OBP: 0.273, SLG: 0.077										3	0	1	0	0	0	1				
97 José Pirela, R OBP: 0.357, SLG: 0.571 98 Aji Castillo, R (8, PH) (8, 4)										2	0	0	0	0	0	1				
Inning Stats	R: 0 E: 0 K: 0 S: 3	H: 1 LOB: 0 BB: 0 P: 3	R: 0 E: 1 K: 1 S: 6	H: 0 LOB: 1 BB: 0 P: 6	R: 0 E: 0 K: 1 S: 3	H: 0 LOB: 1 BB: 1 P: 7	R: 0 E: 0 K: 1 S: 5	H: 0 LOB: 0 BB: 0 P: 5	R: 0 E: 1 K: 0 S: 4	H: 1 LOB: 0 BB: 0 P: 4	R: 0 E: 0 K: 2 S: 7	H: 0 LOB: 0 BB: 0 P: 7	R: 0 E: 0 K: 0 S: 3	H: 1 LOB: 0 BB: 0 P: 3	R: 0 E: 0 K: 1 S: 5	H: 0 LOB: 0 BB: 0 P: 5		1B: 3 2B: 0 3B: 0 HR: 0	SF: 0 SAC: 0 DP: 3 HBP: 0	WP: 0 PB: 0 CS: 0
PITCHER	IP WLS BF H R ER SO BB IBB HBP BLK WP HR S P ERA WHIP																			
28 Paul Maholm, L ERA: 2.33	6.0 W 21 2 0 0 4 1 0 0 0 0 0 0 28 32 0.00 0.500																			
61 David Carpenter, R ERA: 12.78	1.0 3 0 0 0 0 0 0 0 0 0 0 0 3 3 0.00 0.000																			
83 J.R. Graham, R ERA:	2.0 6 1 0 0 1 0 0 0 0 0 0 0 8 8 0.00 0.500																			

Batter	1	2	3	4	5	6	7	8	9	AB	R	H	RBI	BB	SO	LOB	BOTTOM			
2 B.J. Upton, R OBP: 0.408, SLG: 0.571										4	0	0	0	0	1	1	<p>New York Yankees @ Atlanta Braves Champion Stadium, Lake Buena Vista, FL Sat Mar 16 2013, 5:07 PM - 7:25 PM EDT Att. 10,298 - Clear - 79 F</p> <p>livebaseballscores.com</p> <p>AB 31 R 4 H 8 RBI 4 BB 3 SO 7 LOB 11</p>			
22 Jason Heyward, L OBP: 0.277, SLG: 0.442 13 Jose Constanza, L (8, 7)										2	1	1	1	2	0	0				
8 Justin Upton, R OBP: 0.366, SLG: 0.422 17 Jordan Schafer, L OBP: 0.300, SLG: 0.304										3	1	2	1	0	1	0				
25 Juan Francisco, L OBP: 0.340, SLG: 0.622 23 Blake DeWitt, L OBP: 0.296, SLG: 0.344										3	1	2	2	0	1	2				
68 Evan Gattis, R OBP: 0.421, SLG: 0.714 20 Matt Paganzzi, R OBP: 0.412, SLG: 0.400										3	0	0	0	0	2	1				
23 Chris Johnson, R OBP: 0.289, SLG: 0.455 73 Joey Terdoslavich, S OBP: 0.421, SLG: 0.583										3	0	0	0	0	0	1				
1 Tyler Pastornicky, R OBP: 0.429, SLG: 0.566										3	0	1	0	1	0	2				
7 Reed Johnson, R OBP: 0.220, SLG: 0.231										4	1	1	0	0	0	3				
14 Ramiro Pena, S OBP: 0.371, SLG: 0.367 Luis Nunez, R OBP: 0.500, SLG: 0.500										2	0	0	0	0	1	0				
Inning Stats	R: 0 E: 0 K: 2 S: 7	H: 0 LOB: 0 BB: 0 P: 7	R: 0 E: 0 K: 1 S: 6	H: 1 LOB: 1 BB: 0 P: 6	R: 1 E: 0 K: 1 S: 8	H: 3 LOB: 2 BB: 0 P: 8	R: 0 E: 0 K: 0 S: 4	H: 1 LOB: 1 BB: 0 P: 4	R: 3 E: 1 K: 2 S: 11	H: 2 LOB: 0 BB: 1 P: 18	R: 0 E: 0 K: 0 S: 3	H: 0 LOB: 0 BB: 0 P: 3	R: 0 E: 0 K: 0 S: 3	H: 0 LOB: 1 BB: 1 P: 7	R: 0 E: 0 K: 1 S: 6	H: 1 LOB: 2 BB: 1 P: 10		1B: 6 2B: 1 3B: 0 HR: 1	SF: 0 SAC: 1 DP: 1 HBP: 0	WP: 0 PB: 0 CS: 0
PITCHER	IP WLS BF H R ER SO BB IBB HBP BLK WP HR S P ERA WHIP																			
41 David Phelps, R ERA: 2.37	5.0 L 23 7 4 4 6 1 0 0 0 0 0 0 0 36 43 7.20 1.600																			
89 Preston Claiborne, R ERA: 1.13	1.0 3 0 0 0 0 0 0 0 0 0 0 0 3 3 0.00 0.000																			
92 Tommy Kahnle, L ERA:	1.0 4 0 0 0 0 0 1 0 0 0 0 0 3 7 0.00 1.000																			
96 Jeremy Bleich, L ERA:	0.1 1 0 0 0 0 0 0 0 0 0 0 0 1 1 0.00 0.000																			
43 Jim Miller, R ERA: 2.35	0.2 4 1 0 0 1 1 0 0 0 0 0 0 5 9 0.00 3.000																			

Batter	1	2	3	4	5	6	7	8	9	AB	R	H	RBI	BB	SO	LOB	TOP				
2 Ben Revere, L (1,8) OBP: 0.339, SLG: 0.389 15 John Mayberry Jr., R (7,8) OBP: 0.291, SLG: 0.333	G3		L5		B3		G4-6-3		G6-3	4	0	0	0	0	0	2	Philadelphia Phillies @ New York Yankees George M. Steinbrenner Field, Tampa, FL Sat Mar 16 2013, 12:05 PM - 2:39 PM EDT Att: 10,943 - Sunny - 80 F				
10 Michael Young, R (1,5) OBP: 0.314, SLG: 0.375 13 Freddy Galvis, S (7,5)	G3			G5-3	G4-3		K		4	0	0	0	0	1	0						
26 Chase Utley, L (1,4) OBP: 0.356, SLG: 0.333 4 Pete Orr, L (7,4) OBP: 0.286, SLG: 0.857	F8			9 HR BB	F7			K2-3	2	1	0	0	1	0	0						
6 Ryan Howard, L (1,3) OBP: 0.340, SLG: 0.646 43 Ender Inciarte, L (8, PR) OBP: 0.391, SLG: 0.316		K		E4		L5		9 CS BB	3	1	0	0	1	1	1						
9 Dornic Brown, L (1,7) OBP: 0.450, SLG: 0.635		L1		1-1		L8		1-1	3	1	1	3	0	0	0						
19 Lavnce Nix, L (1,9) OBP: 0.263, SLG: 0.306		G4-3		1-H 3-H	HR			1-2	4	0	1	0	0	0	1						
71 Jermaine Mitchell, L (1,10) OBP: 0.529, SLG: 1.000			K		25 1B				4	1	2	0	0	1	0						
25 Yuniesky Betancourt, R (1,6) OBP: 0.421, SLG: 0.471						L3			4	1	3	1	0	0	2						
39 Steven Lerud, L (1,2) OBP: 0.333, SLG: 0.500									3	1	1	2	1	0	2						
Inning Stats	R: 0 E: 0 K: 0 S: 3	H: 0 LOB: 0 BB: 0 P: 3	R: 0 E: 0 K: 1 S: 5	H: 0 LOB: 0 BB: 0 P: 5	R: 0 E: 0 K: 1 S: 6	H: 1 LOB: 1 BB: 0 P: 6	R: 4 E: 1 K: 0 S: 8	H: 3 LOB: 1 BB: 1 P: 13	R: 0 E: 0 K: 0 S: 5	H: 2 LOB: 2 BB: 0 P: 5	R: 0 E: 0 K: 1 S: 4	H: 0 LOB: 0 BB: 1 P: 8	R: 0 E: 0 K: 1 S: 5	H: 0 LOB: 1 BB: 1 P: 10	R: 3 E: 0 K: 0 S: 9	H: 4 LOB: 1 BB: 0 P: 10	1B: 3 2B: 3 3B: 2 HR: 2	SF: 0 SAC: 0 DP: 1 HBP: 1	WP: 0 PB: 0 SB: 0 CS: 1	PA: 40	
PITCHER	IP	WLS	BF	H	R	ER	SO	BB	IBB	HBP	BLK	WP	HR	S	P	ERA	WHIP				
18 Hiroki Kuroda, R (1,1) ERA: 2.31	6.0	L	26	6	4	2	2	1	0	0	0	0	1	30	35	3.00	1.167				
42 Mariano Rivera, R (7,1) ERA:	1.0		3	0	0	0	1	1	0	0	0	0	0	4	8	0.00	1.000				
34 David Aardsma, R (8,1) ERA: 4.5	1.0		4	0	0	0	1	1	0	1	0	0	0	5	10	0.00	1.000				
27 Shawn Kelley, R (9,1) ERA: 4.5	1.0		7	4	3	3	0	0	0	0	0	0	1	9	10	27.00	4.000				

AB 36
R 7
H 10
RBI 7
BB 3
SO 4
LOB 9



Batter	1	2	3	4	5	6	7	8	9	AB	R	H	RBI	BB	SO	LOB	BOTTOM				
2 Derek Jeter, R (1,6) OBP: 0.333, SLG: 0.364 93 Walter Ibarra, S (5,4) OBP: 0.438, SLG: 0.438	31 FC6-5		K							2	0	1	0	0	1	2	Philadelphia Phillies @ New York Yankees George M. Steinbrenner Field, Tampa, FL Sat Mar 16 2013, 12:05 PM - 2:39 PM EDT Att: 10,943 - Sunny - 80 F				
31 Ichiro Suzuki, L (1,7) OBP: 0.457, SLG: 0.452 Zolito Almonte, S (8,9) OBP: 0.240, SLG: 0.333	FC6-5		G4-3			G6-4-3			3	0	0	0	0	0	4						
36 Kevin Youkilis, R (1,5) OBP: 0.320, SLG: 0.773 96 Addison Maruszak, R (7,5) OBP: 0.130, SLG: 0.217	L5-3			F8					3	0	1	0	0	0	1						
54 Juan Rivera, R (1,3) OBP: 0.333, SLG: 0.421 94 Luke Murton, R (7,3) OBP: 0.417, SLG: 0.364		F9		G5-3		F7			3	0	0	0	0	0	1						
33 Travis Hafner, L (1,10) OBP: 0.258, SLG: 0.308 99 Rob Segedin, R (9, PH)		G5-3							1	0	1	0	0	0	0						
22 Brennan Boesch, L (1,9) OBP: 0.238, SLG: 0.211 76 Eduardo Sosa, L (8,7)		G5-3				G4-3			3	0	0	0	0	1	0						
11 Brett Gardner, L (1,8) OBP: 0.400, SLG: 0.375 Ramón Flores, L (8,8) OBP: 0.357, SLG: 0.182						G4-3			0	0	0	0	1	0	0						
19 Chris Stewart, R (1,2) OBP: 0.250, SLG: 0.391 98 Reegie Corona, S (9,4)									2	0	0	0	1	0	1						
85 Gil Velazquez, R (1,4) OBP: 0.476, SLG: 0.353									2	0	1	0	0	0	1						
45 Bobby Wilson, R (8, PH) OBP: 0.211, SLG: 0.167									1	0	0	0	0	1	0						
Inning Stats	R: 0 E: 0 K: 0 S: 3	H: 1 LOB: 0 BB: 0 P: 3	R: 0 E: 0 K: 0 S: 3	H: 0 LOB: 0 BB: 0 P: 3	R: 0 E: 0 K: 1 S: 7	H: 2 LOB: 2 BB: 0 P: 7	R: 0 E: 0 K: 1 S: 5	H: 0 LOB: 0 BB: 0 P: 5	R: 0 E: 0 K: 1 S: 4	H: 2 LOB: 1 BB: 0 P: 4	R: 0 E: 0 K: 1 S: 5	H: 0 LOB: 0 BB: 0 P: 5	R: 0 E: 0 K: 2 S: 8	H: 1 LOB: 1 BB: 0 P: 8	R: 0 E: 0 K: 0 S: 4	H: 1 LOB: 3 BB: 2 P: 12	1B: 5 2B: 3 3B: 0 HR: 0	SF: 0 SAC: 0 DP: 2 HBP: 0	WP: 0 PB: 0 SB: 0 CS: 0	PA: 35	
PITCHER	IP	WLS	BF	H	R	ER	SO	BB	IBB	HBP	BLK	WP	HR	S	P	ERA	WHIP				
46 Raul Valdes, L (1,1) ERA: 4.05	3.0	W	11	3	0	0	1	0	0	0	0	0	0	5	5	0.00	0.000				
37 Mike Adams, R (4,1) ERA:	1.0		3	0	0	0	1	0	0	0	0	0	0	5	5	0.00	0.000				
45 Chad Durbin, R (5,1) ERA: 4.5	3.0	H	11	2	0	0	1	1	0	0	0	0	0	12	16	0.00	1.000				
40 Michael Stutes, R (8,1) ERA: 3.86	1.0		4	1	0	0	2	0	0	0	0	0	0	8	8	0.00	1.000				
63 Jake Diekman, L (9,1) ERA: 4.5	1.0		6	1	0	0	0	2	0	0	0	0	0	4	12	0.00	3.000				

AB 32
R 0
H 7
RBI 0
BB 3
SO 5
LOB 15



Batter	1	2	3	4	5	6	7	8	9	AB	R	H	RBI	BB	SO	LOB	TOP										
26 Eduardo Núñez, R OBP: 0.310, SLG: 0.270 93 Walter Ibarra, S OBP: 0.412, SLG: 0.412	0-1 36 S E	0-0 22 1B 36 2B	0-0 F9			0-1 G4-3		0-3 K		4	2	2	0	0	0	1	New York Yankees @ Pittsburgh Pirates McKechnie Field, Bradenton, FL Sun Mar 17 2013, 1:12 PM - 4:33 PM EDT Att: 8,541 - Cloudy - 74 F										
22 Brennan Boesch, L OBP: 0.280, SLG: 0.273 91 Neil Medchill, L	1-0 36 S HR	0-0 36 2B	0-0 G3			0-0 SF7		1-3 K		3	1	2	1	0	0	0											
36 Kevin Youkilis, R OBP: 0.345, SLG: 0.285 85 Gil Velazquez, R OBP: 0.500, SLG: 0.389	3-1 1-H 2-H	0-0 1-3 2B				0-0 P4		0-0 97 FC6-4 96 2B		4	1	2	3	0	1	0											
54 Juan Rivera, R OBP: 0.302, SLG: 0.381 45 Bobby Wilson, R OBP: 0.200, SLG: 0.158	0-0 G6-3	0-0 G4-3				0-0 G5-3		0-0 K		4	0	0	0	0	0	2											
17 Jayson Nix, R OBP: 0.268, SLG: 0.216 97 José Pirela, R OBP: 0.345, SLG: 0.552	0-0 G6-3		4-0 60 G3 63 HR BB	4-0 19 CS BB		0-0 P4		0-0 F7		2	1	0	0	2	0	0											
19 Chris Stewart, R OBP: 0.285, SLG: 0.385 96 Addison Maruszak, R OBP: 0.167, SLG: 0.252	0-0 60 FC6-4 1B		4-0 60 G3 63 HR BB	0-1 CS	0-0 F7		0-0 G3-1		0-0 96 WP 96 2B	3	1	1	0	1	0	0											
60 Thomas Neal, R OBP: 0.343, SLG: 0.419 Shane Brown, R	0-0 FC6-4 1-2		0-0 G3		0-0 F9			4-0 12 F9 91 PB BB	0-3 K	3	1	0	0	1	0	3											
12 Dan Johnson, L OBP: 0.270, SLG: 0.069		0-0 F8	4-0 63 HR BB		0-0 F9			1-0 F9		3	1	0	0	1	0	1											
63 Melky Mesa, R OBP: 0.239, SLG: 0.395 Escarido Cayones, L		0-0 F8	1-1 1-H 2-H HR		0-0 E5 26 G4-3 22 SF7 26 S			1-0 91 PB HBP		3	2	1	4	0	0	0											
	R: 3 E: 0 K: 0 S: 9	H: 4 LOB: 1 BB: 0 P: 13	R: 1 E: 0 K: 0 S: 6	H: 3 LOB: 2 BB: 0 P: 6	R: 4 E: 0 K: 0 S: 5	H: 1 LOB: 0 BB: 3 P: 18	R: 0 E: 0 K: 1 S: 5	H: 0 LOB: 0 BB: 1 P: 9	R: 0 E: 0 K: 0 S: 3	H: 0 LOB: 0 BB: 0 P: 3	R: 1 E: 1 K: 0 S: 5	H: 0 LOB: 0 BB: 0 P: 5	R: 0 E: 0 K: 0 S: 3	H: 0 LOB: 0 BB: 0 P: 3	R: 1 E: 0 K: 2 S: 7	H: 0 LOB: 2 BB: 1 P: 14		R: 1 E: 0 K: 2 S: 9	H: 2 LOB: 0 BB: 0 P: 10	1B: 6 2B: 2 3B: 0 HR: 2	SF: 1 SAC: 0 DP: 0 HBP: 1	WP: 1 PB: 1 SB: 5 CS: 1	PA: 44				
PITCHER	IP	WLS	BF	H	R	ER	SO	BB	IBB	HBP	BLK	WP	HR	S	P	ERA	WHIP										
57 Phil Irwin, R ERA: 6.97	2.1	L	16	7	6	6	0	2	0	0	0	0	1	16	28	23.14	3.857										
52 Mike Zagurski, L ERA: 4.05	1.2		7	1	2	2	1	2	0	0	0	0	1	9	18	10.80	1.800										
49 Jeff Locke, L ERA: 3.12	4.0		15	0	2	0	2	1	0	1	0	0	0	18	25	0.00	0.250										
48 Jared Hughes, R ERA: 1.23	1.0		5	2	1	1	2	0	0	0	0	1	0	9	10	9.00	2.000										
Batter	1	2	3	4	5	6	7	8	9	AB	R	H	RBI	BB	SO	LOB	BOTTOM										
6 Starling Marte, R OBP: 0.400, SLG: 0.545 26 Felix Pie, L OBP: 0.400, SLG: 0.633	0-3 K		0-3 K						1-0 73 1B 7 2B	3	0	1	0	0	2	1	New York Yankees @ Pittsburgh Pirates McKechnie Field, Bradenton, FL Sun Mar 17 2013, 1:12 PM - 4:33 PM EDT Att: 8,541 - Cloudy - 74 F										
55 Russell Martin, R OBP: 0.357, SLG: 0.238 73 Lucas May, R OBP: 0.476, SLG: 0.526	0-0 G6-3			4-0 24 2B BB	0-0 G6-3		0-1 73 1B BB	0-0 7 2B 43 G6-3	2	1	0	0	1	0	1												
22 Andrew McCutchen, R OBP: 0.294, SLG: 0.310 7 Alex Presley, L OBP: 0.366, SLG: 0.389	0-0 G6-3			0-3 K	0-0 F9		0-0 G4-3	0-0 46 1B 2B	3	0	0	0	0	1	1												
24 Pedro Alvarez, L OBP: 0.219, SLG: 0.310 43 Jared Goedert, R OBP: 0.333, SLG: 0.385		0-0 46 1B 2B		0-0 14 2B 2B		4-0 23 WP 14 PB BB		0-0 F9	0-0 G6-3	2	1	2	1	1	0	0											
46 Garrett Jones, L OBP: 0.364, SLG: 0.263 46 Matt Curry, L OBP: 0.600, SLG: 0.500		1-3 K		1-0 14 2B 23 SF8 HBP		0-0 F7		4-0 F9	0-0 L8	2	1	0	0	0	1	2											
14 Gaby Sanchez, R OBP: 0.382, SLG: 0.690 79 Gregory Polanco, L (8, PH) OBP: 0.200, SLG: 0.200		0-0 G6-3		0-0 14 2B 2B		0-3 K		0-0 F8	0-0 G4-3	3	0	1	1	0	1	1											
23 Travis Snider, L OBP: 0.297, SLG: 0.387 31 Jose Tabata, R OBP: 0.222, SLG: 0.412			0-0 5 1B	0-0 SF8		1-0 P1		0-0 F8	0-0 P4	2	0	1	1	0	0	1											
5 Josh Harrison, R OBP: 0.323, SLG: 0.333 66 Iván De Jesús, Jr., R OBP: 0.429, SLG: 0.556			0-0 FC8-3-6 1-2	0-0 G6-3		0-0 P3		0-0 26 WP 26 1B	0-0 26 WP 26 1B	3	0	0	0	0	0	2											
12 Clint Barmes, R OBP: 0.258, SLG: 0.448 10 Jordy Mercer, R OBP: 0.536, SLG: 0.526			0-0 P3		1-2 HR		0-0 F8		0-0 26 1B 73 1B	3	1	1	1	0	0	1											
	R: 0 E: 0 K: 1 S: 5	H: 0 LOB: 0 BB: 0 P: 5	R: 0 E: 0 K: 1 S: 5	H: 1 LOB: 0 BB: 0 P: 6	R: 0 E: 0 K: 1 S: 6	H: 1 LOB: 1 BB: 0 P: 6	R: 3 E: 0 K: 1 S: 7	H: 2 LOB: 1 BB: 1 P: 12	R: 1 E: 0 K: 0 S: 6	H: 2 LOB: 0 BB: 0 P: 7	R: 0 E: 0 K: 1 S: 5	H: 0 LOB: 1 BB: 1 P: 10	R: 1 E: 0 K: 0 S: 5	H: 1 LOB: 1 BB: 1 P: 9	R: 0 E: 0 K: 0 S: 3	H: 0 LOB: 1 BB: 1 P: 7		R: 4 E: 0 K: 0 S: 8	H: 5 LOB: 1 BB: 0 P: 9	1B: 7 2B: 4 3B: 0 HR: 1	SF: 1 SAC: 0 DP: 1 HBP: 1	WP: 2 PB: 1 SB: 1 CS: 0	PA: 42				
PITCHER	IP	WLS	BF	H	R	ER	SO	BB	IBB	HBP	BLK	WP	HR	S	P	ERA	WHIP										
47 Iván Nova, R ERA: 3.21	5.0	W	21	6	4	4	4	1	0	0	0	1	0	5	10	0.00	1.000										
30 David Robertson, R ERA: 3.68	1.0		4	0	0	0	1	1	0	0	0	0	0	5	9	9.00	2.000										
99 Branden Pinder, R ERA: 12.0	1.0		9	5	4	4	0	1	0	0	0	1	0	8	13	36.00	6.000										
82 Chase Whitley, R ERA: 5.06	1.0	S	3	0	0	0	0	0	0	0	0	0	0	3	3	0.00	0.000										

Batter	1	2	3	4	5	6	7	8	9	AB	R	H	RBI	BB	SO	LOB	TOP										
32 Aaron Hicks, S (1, 8) OBP: 0.339, SLG: 0.623	G4-3		SF8			K		F8		4	0	1	1	0	1	1	Minnesota Twins @ New York Yankees George M. Steinbrenner Field, Tampa, FL Thu Mar 21 2013, 7:06 PM - 10:01 PM EDT Att: 10,698 - Partly Cloudy - 63 F										
2 Brian Dozier, R (1, 4) OBP: 0.308, SLG: 0.383	K		2B			K				3	0	0	0	1	2	1											
5 Eduardo Escobar, S (6, 4) OBP: 0.318, SLG: 0.333	K		BB			K		1B		1	0	1	1	0	0	0											
13 Jeff Clement, L (1, 10) OBP: 0.341, SLG: 0.286	K2-3		P5							3	0	1	0	1	1	2											
95 Doug Bernier, R (8, 10) OBP: 0.318, SLG: 0.333	K		BB					K		1	0	0	0	0	1	1											
27 Chris Parmelee, L (1, 3) OBP: 0.400, SLG: 0.414						L6				4	0	1	1	1	2	3											
Miguel Sanó, R (1, 5) OBP: 0.400, SLG: 0.400								F8		5	1	2	0	0	1	3											
19 Darin Mastroianni, R (1, 9) OBP: 0.469, SLG: 0.607	F8									3	1	2	0	0	0	1											
48 Brandon Boggs, S (6, 9) OBP: 0.295, SLG: 0.419								P6		2	0	0	0	0	1	1											
12 Joe Benson, R (1, 7) OBP: 0.283, SLG: 0.283										1	1	0	0	2	1	1											
22 Wilkin Ramirez, R (6, 7) OBP: 0.389, SLG: 0.471										2	0	0	0	0	1	1											
41 Drew Butera, R (1, 2) OBP: 0.400, SLG: 0.385										4	1	1	3	0	2	3											
25 Pedro Florimón, S (1, 6) OBP: 0.283, SLG: 0.262										3	1	1	0	0	2	1											
1 Ray Olmedo, S (6, 6) OBP: 0.389, SLG: 0.576										0	1	0	0	1	0	0											
Inning Stats	R: 0 E: 0 K: 2 S: 7	H: 0 LOB: 0 BB: 0 P: 8	R: 0 E: 1 K: 2 S: 8	H: 1 LOB: 2 BB: 1 P: 13	R: 0 E: 1 K: 2 S: 8	H: 1 LOB: 2 BB: 1 P: 13	R: 5 E: 1 K: 1 S: 10	H: 5 LOB: 2 BB: 2 P: 19	R: 0 E: 0 K: 3 S: 10	H: 1 LOB: 1 BB: 0 P: 11	R: 0 E: 0 K: 2 S: 8	H: 1 LOB: 1 BB: 0 P: 8	R: 0 E: 0 K: 1 S: 5	H: 0 LOB: 0 BB: 0 P: 5	R: 1 E: 0 K: 1 S: 6	H: 1 LOB: 1 BB: 1 P: 10	R: 0 E: 0 K: 1 S: 5	H: 0 LOB: 1 BB: 1 P: 9	1B: 6 2B: 4 3B: 0 HR: 0	SF: 1 SAC: 0 DP: 0 HBP: 0	WP: 0 PB: 0 CS: 3	PA: 43					
PITCHER	IP	WLS	BF	H	R	ER	SO	BB	IBB	HBP	BLK	WP	HR	S	P	ERA	WHIP										
41 David Phelps, R (1, 1) ERA: 3.97	3.2	L	20	6	5	5	6	3	0	0	0	0	0	29	45	12.27	2.455										
86 Juan Cedeño, L (4, 1) ERA: 3.0	0.1		3	1	0	0	1	1	0	0	0	0	0	4	8	0.00	6.000										
42 Mariano Rivera, R (5, 1) ERA: 3.0	1.0		4	1	0	0	3	0	0	0	0	0	0	10	11	0.00	1.000										
30 David Robertson, R (6, 1) ERA: 3.0	1.0		4	1	0	0	2	0	0	0	0	0	0	8	8	0.00	1.000										
34 David Aardsma, R (7, 1) ERA: 3.0	1.0		3	0	0	0	1	0	0	0	0	0	0	5	5	0.00	0.000										
48 Boone Logan, L (8, 1) ERA: 4.5	1.0		5	1	1	1	1	1	0	0	0	0	0	6	10	9.00	2.000										
89 Preston Claiborne, R (8, 1) ERA: 1.0	1.0		4	0	0	0	1	1	0	0	0	0	0	5	9	0.00	1.000										
Batter	1	2	3	4	5	6	7	8	9	AB	R	H	RBI	BB	SO	LOB	BOTTOM										
11 Brett Gardner, L (1, 8) OBP: 0.382, SLG: 0.333	G4-3									2	0	0	0	1	1	0	Minnesota Twins @ New York Yankees George M. Steinbrenner Field, Tampa, FL Thu Mar 21 2013, 7:06 PM - 10:01 PM EDT Att: 10,698 - Partly Cloudy - 63 F										
63 Melky Mesa, R (7, 8) OBP: 0.255, SLG: 0.383										1	0	0	0	0	0	0											
31 Ichiro Suzuki, L (1, 7) OBP: 0.415, SLG: 0.432	G6-3									3	0	0	0	0	0	1											
60 Thomas Neal, R (8, 9) OBP: 0.333, SLG: 0.400										1	0	0	0	0	1	0											
24 Robinson Canó, L (1, 4) OBP: 0.300, SLG: 0.450	G6-3									2	1	1	0	0	0	0											
85 Gil Velazquez, R (6, 4) OBP: 0.407, SLG: 0.304										2	0	0	0	0	0	0											
36 Kevin Youkilis, R (1, 3) OBP: 0.289, SLG: 0.676										1	0	0	0	1	0	0											
12 Dan Johnson, L (5, 3) OBP: 0.275, SLG: 0.065										2	0	0	0	0	1	0											
33 Travis Hafner, L (1, 10) OBP: 0.243, SLG: 0.258										2	0	0	0	1	0	1											
97 José Pirela, R (9, PH) OBP: 0.313, SLG: 0.500										1	0	0	0	0	1	0											
22 Brennan Boesch, L (1, 9) OBP: 0.226, SLG: 0.214										3	0	0	0	0	1	3											
95 Rommie Mustelier, R (8, 5) OBP: 0.323, SLG: 0.429										1	0	0	0	0	0	0											
26 Eduardo Núñez, R (1, 6) OBP: 0.292, SLG: 0.262										2	0	0	0	0	0	3											
93 Walter Ibarra, S (7, 6) OBP: 0.421, SLG: 0.389										0	0	0	0	0	0	0											
17 Jayson Nix, R (1, 5) OBP: 0.255, SLG: 0.214										3	0	0	0	0	0	1											
96 Addison Maruszak, R (8, 7) OBP: 0.160, SLG: 0.280										0	0	0	0	0	0	0											
29 Francisco Cervelli, R (1, 2) OBP: 0.278, SLG: 0.313										2	0	0	0	0	0	0											
Austin Romine, R (7, 2) OBP: 0.222, SLG: 0.222										1	0	0	0	0	0	1											
Inning Stats	R: 0 E: 0 K: 0 S: 3	H: 0 LOB: 0 BB: 0 P: 3	R: 0 E: 0 K: 1 S: 5	H: 0 LOB: 1 BB: 1 P: 9	R: 0 E: 0 K: 1 S: 5	H: 0 LOB: 0 BB: 0 P: 5	R: 1 E: 1 K: 0 S: 5	H: 1 LOB: 2 BB: 1 P: 9	R: 0 E: 0 K: 0 S: 3	H: 0 LOB: 1 BB: 1 P: 7	R: 0 E: 0 K: 1 S: 5	H: 0 LOB: 0 BB: 0 P: 5	R: 0 E: 0 K: 0 S: 3	H: 0 LOB: 1 BB: 0 P: 6	R: 0 E: 0 K: 1 S: 5	H: 0 LOB: 0 BB: 0 P: 5	R: 0 E: 0 K: 1 S: 5	H: 0 LOB: 0 BB: 0 P: 5	1B: 1 2B: 0 3B: 0 HR: 0	SF: 0 SAC: 0 DP: 0 HBP: 1	WP: 0 PB: 0 CS: 0	PA: 33					
PITCHER	IP	WLS	BF	H	R	ER	SO	BB	IBB	HBP	BLK	WP	HR	S	P	ERA	WHIP										
62 Liam Hendriks, R (1, 1) ERA: 4.74	4.0		16	1	1	0	2	2	0	0	1	0	0	18	26	0.00	0.750										
36 Cole De Vries, R (5, 1) ERA: 0.64	4.0	H	14	0	0	0	2	1	0	1	1	0	0	16	23	0.00	0.250										
60 Pedro Hernandez, L (8, 1) ERA: 1.0	1.0		3	0	0	0	1	0	0	0	0	0	0	5	5	0.00	0.000										
PITCHER	IP	WLS	BF	H	R	ER	SO	BB	IBB	HBP	BLK	WP	HR	S	P	ERA	WHIP										
48 Boone Logan, L (8, 1) ERA: 4.5	1.0		5	1	1	1	1	1	0	0	0	0	0	6	10	9.00	2.000										
89 Preston Claiborne, R (8, 1) ERA: 1.0	1.0		4	0	0	0	1	1	0	0	0	0	0	5	9	0.00	1.000										

Batter	1	2	3	4	5	6	7	8	9	AB	R	H	RBI	BB	SO	LOB	TOP					
26 Eduardo Núñez, R OBP: 0.308, SLG: 0.283 85 Gil Velazquez, R OBP: 0.393, SLG: 0.292										4	2	2	0	0	0	2	New York Yankees @ Minnesota Twins Hammond Stadium, Fort Myers, FL Fri Mar 22 2013, 1:07 PM - 3:45 PM EDT Att. 8,366 - Overcast - 73 F					
Corban Joseph, L OBP: 0.293, SLG: 0.324										5	2	2	1	0	0	1						
24 Robinson Cano, L OBP: 0.304, SLG: 0.500 98 Reegie Corona, S OBP: 0.190, SLG: 0.100										2	0	1	2	0	0	1						
97 José Pirela, R OBP: 0.303, SLG: 0.485										1	0	0	0	0	0	0						
54 Juan Rivera, R OBP: 0.300, SLG: 0.367 12 Dan Johnson, L OBP: 0.298, SLG: 0.063										4	0	1	1	0	2	2						
40 Ben Francisco, R OBP: 0.405, SLG: 0.541 Ramón Flores, L OBP: 0.357, SLG: 0.182										4	1	1	1	0	0	2						
19 Chris Stewart, R OBP: 0.283, SLG: 0.361 87 Francisco Arcia, L OBP: 0.750, SLG: 0.667										4	1	1	1	0	0	1						
60 Thomas Neal, R OBP: 0.349, SLG: 0.436 96 Addison Maruszak, R OBP: 0.160, SLG: 0.280										4	1	2	0	0	0	0						
63 Melky Mesa, R OBP: 0.255, SLG: 0.373										4	1	1	1	0	1	1						
95 Ronnier Mustelier, R OBP: 0.371, SLG: 0.500 93 Walter Ibarra, S OBP: 0.421, SLG: 0.389										4	0	3	2	0	0	1						
Inning Stats	R: 1 E: 0 K: 0 S: 4	H: 1 LOB: 0 BB: 0 P: 5	R: 1 E: 1 K: 0 S: 5	H: 1 LOB: 1 BB: 0 P: 5	R: 2 E: 0 K: 1 S: 8	H: 3 LOB: 1 BB: 0 P: 8	R: 0 E: 0 K: 1 S: 6	H: 1 LOB: 1 BB: 0 P: 6	R: 1 E: 0 K: 0 S: 4	H: 2 LOB: 0 BB: 0 P: 4	R: 0 E: 0 K: 0 S: 3	H: 0 LOB: 0 BB: 0 P: 3	R: 0 E: 0 K: 0 S: 3	H: 1 LOB: 0 BB: 0 P: 3	R: 4 E: 0 K: 1 S: 9	H: 5 LOB: 1 BB: 1 P: 13	R: 0 E: 0 K: 0 S: 3	H: 0 LOB: 0 BB: 0 P: 3	1B: 8 2B: 5 3B: 1 HR: 0	SF: 1 SAC: 0 DP: 2 HBP: 0	WP: 0 PB: 0 CS: 0	PA: 40
PITCHER	IP WLS BF H R ER SO BB IBB HBP BLK WP HR S P ERA WHIP																					
49 Vance Worley, R ERA: 6.35	5.0	23	8	5	4	2	0	0	0	0	0	0	0	0	27	28	7.20	1.600				
52 Brian Duensing, L ERA: 4.09	1.0	3	0	0	0	0	0	0	0	0	0	0	0	0	3	3	0.00	0.000				
57 Ryan Pressly, R ERA: 0.82	1.0	3	1	0	0	0	0	0	0	0	0	0	0	3	3	0.00	1.000					
64 Tyler Robertson, L ERA: 7.71	1.0	L	8	5	4	4	1	1	0	0	0	0	0	9	13	36.00	6.000					
20 Josh Roenicke, R ERA: 6.52	1.0	3	0	0	0	0	0	0	0	0	0	0	0	3	3	0.00	0.000					

Batter	1	2	3	4	5	6	7	8	9	AB	R	H	RBI	BB	SO	LOB	BOTTOM					
48 Brandon Boggs, S OBP: 0.224, SLG: 0.417										5	0	2	2	0	0	3	New York Yankees @ Minnesota Twins Hammond Stadium, Fort Myers, FL Fri Mar 22 2013, 1:07 PM - 3:45 PM EDT Att. 8,366 - Overcast - 73 F					
8 Jamey Carroll, R OBP: 0.333, SLG: 0.293										5	0	0	0	0	1	4						
7 Joe Mauer, L OBP: 0.500, SLG: 0.353 84 Dan Rohlfing, R OBP: 0.375, SLG: 0.667										3	0	0	0	0	0	0						
16 Josh Willingham, R OBP: 0.478, SLG: 0.953 19 Darin Mastroianni, R OBP: 0.455, SLG: 0.586										3	0	0	0	1	2	0						
33 Justin Morneau, L OBP: 0.278, SLG: 0.528 13 Jeff Clement, L OBP: 0.333, SLG: 0.278										4	1	1	1	0	0	1						
9 Ryan Doumit, S OBP: 0.326, SLG: 0.410 27 Chris Parmelee, L OBP: 0.378, SLG: 0.387										2	3	2	1	1	0	0						
24 Trevor Plouffe, R OBP: 0.455, SLG: 0.590 5 Eduardo Escobar, S OBP: 0.311, SLG: 0.326										3	1	2	0	0	1	1						
22 Wilkin Ramirez, R OBP: 0.450, SLG: 0.568										3	1	3	0	0	0	0						
1 Ray Olmedo, S OBP: 0.350, SLG: 0.528										3	0	0	1	0	0	4						
Inning Stats	R: 0 E: 0 K: 0 S: 3	H: 0 LOB: 0 BB: 0 P: 3	R: 3 E: 1 K: 1 S: 11	H: 5 LOB: 2 BB: 0 P: 13	R: 0 E: 0 K: 0 S: 3	H: 0 LOB: 0 BB: 0 P: 3	R: 1 E: 1 K: 1 S: 6	H: 1 LOB: 1 BB: 1 P: 10	R: 0 E: 0 K: 0 S: 5	H: 0 LOB: 0 BB: 0 P: 5	R: 1 E: 0 K: 0 S: 5	H: 2 LOB: 2 BB: 0 P: 6	R: 0 E: 0 K: 1 S: 5	H: 0 LOB: 1 BB: 1 P: 9	R: 1 E: 1 K: 0 S: 6	H: 2 LOB: 2 BB: 0 P: 6		R: 1 E: 0 K: 0 S: 5	H: 1 LOB: 0 BB: 0 P: 7	1B: 5 2B: 3 3B: 0 HR: 3	SF: 1 SAC: 0 DP: 0 HBP: 1	WP: 0 PB: 0 CS: 0
PITCHER	IP WLS BF H R ER SO BB IBB HBP BLK WP HR S P ERA WHIP																					
47 Iván Nova, R ERA: 4.19	1.1	24	7	5	4	3	1	0	0	0	0	0	0	2	30	36	6.75	1.500				
43 Jim Miller, R ERA: 1.53	1.2	W	8	1	0	0	1	1	0	1	0	0	0	8	13	0.00	1.200					
99 Branden Pinder, R ERA: 3.24	1.0	6	2	1	0	0	0	0	0	0	0	0	0	6	6	0.00	2.000					
98 Kelvin Perez, R ERA: 6.75	1.0	S	4	1	1	1	0	0	0	0	0	0	0	1	5	7	9.00	1.000				

AB 38
R 9
H 14
RBI 9
BB 1
SO 3
LOB 12



AB 38
R 7
H 11
RBI 6
BB 2
SO 4
LOB 13



Batter	1	2	3	4	5	6	7	8	9	AB	R	H	RBI	BB	SO	LOB	TOP				
11 Brett Gardner, L (1, 8) 63 Melky Mesa, R (5, 8) OBP: 0.379, SLG: 0.333 OBP: 0.246, SLG: 0.358										3	1	1	0	0	1	1	<p>New York Yankees @ Detroit Tigers Joker Marchant Stadium, Lakeland, FL Sat Mar 23 2013, 1:06 PM - 3:47 PM EDT Att: 10,084 - Overcast - 81 F</p>				
26 Eduardo Núñez, R (1, 6) 96 Addison Maruszak, R (8, 6) OBP: 0.351, SLG: 0.300 OBP: 0.192, SLG: 0.308										4	1	2	1	0	1	0					
31 Ichiro Suzuki, L (1, 7) 95 Ronnier Mustelier, R (7, 7) OBP: 0.402, SLG: 0.415 OBP: 0.361, SLG: 0.485										4	0	1	0	0	0	3					
36 Kevin Youkilis, R (1, 5) 97 José Pirela, R (7, 5) OBP: 0.286, SLG: 0.658 OBP: 0.324, SLG: 0.500										4	0	1	2	0	1	2					
33 Travis Hafner, L (1, 10) Corban Joseph, L (8, PH) (8, 10) OBP: 0.225, SLG: 0.235 OBP: 0.279, SLG: 0.308										3	0	0	0	0	0	1					
54 Juan Rivera, R (1, 3) 12 Dan Johnson, L (8, 3) OBP: 0.333, SLG: 0.415 OBP: 0.268, SLG: 0.063										4	1	3	0	0	0	0					
40 Ben Francisco, R (1, 9) 60 Thomas Neal, R (8, 9) OBP: 0.349, SLG: 0.436										3	2	2	3	1	0	1					
17 Jayson Nix, R (1, 4) 85 Gil Velazquez, R (8, 4) OBP: 0.255, SLG: 0.239 OBP: 0.393, SLG: 0.292										4	0	1	0	0	0	3					
19 Chris Stewart, R (1, 2) 45 Bobby Wilson, R (8, 2) OBP: 0.262, SLG: 0.350 OBP: 0.190, SLG: 0.150										4	1	1	0	0	0	2					
Inning Stats	R: 0 E: 0 K: 1 S: 5	H: 0 LOB: 0 BB: 0 P: 5	R: 0 E: 0 K: 0 S: 4	H: 1 LOB: 2 BB: 1 P: 8	R: 1 E: 0 K: 0 S: 5	H: 2 LOB: 1 BB: 0 P: 7	R: 1 E: 0 K: 0 S: 4	H: 1 LOB: 0 BB: 0 P: 5	R: 2 E: 0 K: 0 S: 6	H: 3 LOB: 1 BB: 0 P: 6	R: 0 E: 0 K: 0 S: 4	H: 1 LOB: 1 BB: 0 P: 4	R: 0 E: 0 K: 2 S: 8	H: 1 LOB: 1 BB: 0 P: 8	R: 2 E: 0 K: 1 S: 9	H: 3 LOB: 1 BB: 0 P: 13		R: 0 E: 0 K: 0 S: 4	H: 2 LOB: 1 BB: 0 P: 4	1B: 9 2B: 3 3B: 0 HR: 2	SF: 0 SAC: 0 DP: 1 HBP: 0
PITCHER	IP WLS BF H R ER SO BB IBB HBP BLK WP HR S P ERA WHIP																				
19 Anibal Sánchez, R (1, 1) ERA: 3.27	6.0		27	8	4	4	1	1	0	0	0	0	0	1	1	28	35	6.00	1.500		
38 Darin Downs, L (7, 1) ERA: 0.73	1.0	W	4	1	0	0	2	0	0	0	0	0	0	0	0	8	8	0.00	1.000		
43 Bruce Rondón, R (8, 1) ERA: 5.06	1.0		6	3	2	2	1	0	0	0	0	1	1	9	13	18.00	3.000				
36 Luke Putkonen, R (9, 1) ERA: 4.26	1.0		4	2	0	0	0	0	0	0	0	0	0	4	4	0.00	2.000				

Batter	1	2	3	4	5	6	7	8	9	AB	R	H	RBI	BB	SO	LOB	BOTTOM			
14 Austin Jackson, R (1, 8) 32 Don Kelly, L (8, 8) OBP: 0.316, SLG: 0.420 OBP: 0.348, SLG: 0.487										3	0	0	1	0	2	0	<p>New York Yankees @ Detroit Tigers Joker Marchant Stadium, Lakeland, FL Sat Mar 23 2013, 1:06 PM - 3:47 PM EDT Att: 10,084 - Overcast - 81 F</p>			
48 Torii Hunter, R (1, 9) 28 Jamie Johnson, L (7, FR) (8, 9)										4	1	3	1	0	0	0				
24 Miguel Cabrera, R (1, 5) 67 Kevin Russo, R (8, 5) OBP: 0.333, SLG: 0.585 OBP: 0.316, SLG: 0.583										4	1	1	2	0	0	2				
28 Prince Fielder, L (1, 3) 52 Quintin Berry, L (7, 7) 36 Chad Wright, L (9, 7) OBP: 0.404, SLG: 0.467 OBP: 0.387, SLG: 0.269 OBP: 0.333, SLG: 0.333										3	0	0	1	0	1	1				
41 Victor Martinez, S (1, 10) 47 Gustavo Nunez, S (7, FR) (8, 10)										4	0	2	1	0	0	0				
68 Matt Tuasosopo, R (1, 7) OBP: 0.400, SLG: 0.705										3	1	1	1	1	0	1				
27 Jhonny Peralta, R (1, 6) 39 Ramon Santiago, S (8, 6) OBP: 0.300, SLG: 0.439 OBP: 0.381, SLG: 0.400										4	1	2	1	0	1	3				
13 Alex Avila, L (1, 2) 81 James McCann, R (8, 2)										4	1	3	1	0	1	0				
4 Omar Infante, R (1, 4) 29 Danny Worth, R (8, 4) OBP: 0.316, SLG: 0.333 OBP: 0.419, SLG: 0.444										4	1	1	0	0	0	4				
Inning Stats	R: 0 E: 0 K: 0 S: 3	H: 0 LOB: 0 BB: 0 P: 3	R: 0 E: 0 K: 2 S: 7	H: 0 LOB: 1 BB: 1 P: 11	R: 0 E: 0 K: 2 S: 7	H: 0 LOB: 0 BB: 0 P: 7	R: 1 E: 0 K: 0 S: 5	H: 2 LOB: 1 BB: 0 P: 5	R: 3 E: 1 K: 0 S: 9	H: 4 LOB: 1 BB: 0 P: 13	R: 0 E: 0 K: 0 S: 5	H: 2 LOB: 2 BB: 0 P: 5	R: 5 E: 0 K: 1 S: 11	H: 6 LOB: 2 BB: 0 P: 11	R: 1 E: 0 K: 2 S: 11	H: 2 LOB: 1 BB: 0 P: 12		1B: 9 2B: 4 3B: 0 HR: 3	SF: 1 SAC: 0 DP: 0 HBP: 0	WP: 0 PA: 41 PB: 0 SB: 1 CS: 0
PITCHER	IP WLS BF H R ER SO BB IBB HBP BLK WP HR S P ERA WHIP																			
46 Andy Pettitte, L (1, 1) ERA: 4.82	6.1		28	8	4	4	5	1	0	0	0	0	0	1	5	5	5.68	1.421		
38 Cody Eppley, R (7, 1) ERA: 14.29	0.0	L	5	5	4	4	0	0	0	0	0	0	1	5	5	∞	∞			
27 Shawn Kelley, R (7, 1) ERA: 5.63	1.1		6	2	2	2	2	0	0	0	0	0	1	12	13	13.50	1.500			
88 Juan Cedeño, L (8, 1) ERA: 2.7	0.1		2	1	0	0	0	0	0	0	0	0	0	2	2	0.00	3.000			

AB 40
R 6
H 14
RBI 6
BB 1
SO 4
LOB 16

AB 39
R 10
H 16
RBI 10
BB 1
SO 7
LOB 12

livebaseballscores.com

livebaseballscores.com

Batter	1	2	3	4	5	6	7	8	9	10	AB	R	H	RBI	BB	SO	LOB	TOP	
8 Desmond Jennings, R OBP: 0.418, SLG: 0.378 7 Mike Fontenot, L OBP: 0.300, SLG: 0.195	(1, 8) X 1-0 G4-3 20 1B 2B		X 0-0 F9	X 0-0 18 1B 2B		X 0-0 G4-3		X 4-0 BB		X 0-3 K	4	2	2	2	0	0	0	1	
2 Kelly Johnson, L OBP: 0.296, SLG: 0.199 16 Chris Gimenez, R OBP: 0.390, SLG: 0.526	(1, 4) X 0-0 G4-3		X 4-0 18 1B BB	X 4-0 18 1B BB		X 0-0 18 1B 1B		X 0-0 L6			2	0	1	0	2	0	1	1	
18 Ben Zobrist, S OBP: 0.345, SLG: 0.412 40 Kevin Kiermaier, L OBP: 0.300, SLG: 0.556	(1, 10) S 0-3 K		X 0-0 1B	X 0-0 20 CS 1B		X 0-0 1B		X 0-0 1B		X 0-0 64 F8 21 2B 66 SH2-3	5	0	4	1	0	1	1	1	
20 Matt Joyce, L OBP: 0.250, SLG: 0.356 66 Jason Bourgeois, R OBP: 0.371, SLG: 0.300	(1, 9) X 0-0 1B		X 0-3 K	X 1-0 CS		X 0-0 G4-3		X 0-0 SH2-3		X 1-2 1B	4	0	2	1	0	1	4	0	
64 Shelley Duncan, R OBP: 0.255, SLG: 0.300	(1, 3) X 0-0 P3		X 0-0 11 1B 28 E 1B	X 0-0 K		X 0-0 F8		X 0-0 F8		X 2-3 1B	5	1	1	0	0	1	4	0	
11 Yunel Escobar, R OBP: 0.300, SLG: 0.391 21 Jake Hager, R OBP: 1.000, SLG: 2.000	(1, 6) X 0-0 G6-3		X 0-0 19 CS 1B	X 4-0 28 G5-3 19 1B BB		X 0-0 G6-3		X 0-0 2B		X 0-0 K	3	0	1	0	1	0	0	0	
19 Ryan Roberts, R OBP: 0.196, SLG: 0.333	(1, 5) X 0-0 G5-3		X 1-0 F8	X 1-2 28 G5-3 1B		X 0-3 K		X 0-3 K		X 0-3 K	5	0	1	0	0	2	4	0	
28 José Molina, R OBP: 0.250, SLG: 0.200 25 Drew Vetteson, L OBP: 0.232, SLG: 0.360	(1, 2) X 0-0 F8		X 0-0 E5 1 BB 8 2B BB	X 0-0 G5-3		X 0-3 K		X 0-3 K		X 0-0 G4-3	3	1	0	0	0	0	3	0	
1 Sean Rodríguez, R OBP: 0.232, SLG: 0.360	(1, 7) X 0-0 G1-3		X 0-0 8 2B BB			X 0-0 K		X 0-0 K		X 0-0 G3	4	1	0	0	1	2	0	0	
Inning Stats	R: 1 E: 0 K: 1 S: 7	H: 2 LOB: 1 BB: 0 P: 8	R: 0 E: 0 K: 0 S: 3	H: 0 LOB: 0 BB: 0 P: 3	R: 0 E: 0 K: 1 S: 6	H: 1 LOB: 2 BB: 1 P: 10	R: 4 E: 1 K: 0 S: 6	H: 4 LOB: 2 BB: 1 P: 16	R: 0 E: 0 K: 1 S: 6	H: 2 LOB: 2 BB: 0 P: 7	R: 0 E: 0 K: 2 S: 7	H: 0 LOB: 0 BB: 0 P: 11	R: 1 E: 0 K: 1 S: 5	H: 2 LOB: 2 BB: 0 P: 7	R: 0 E: 0 K: 1 S: 5	H: 0 LOB: 0 BB: 0 P: 5	1B: 10 2B: 3 3B: 0 HR: 0	SF: 0 SAC: 1 DP: 1 HBP: 0	WP: 0 PA: 47
PITCHER	IP WLS BF H R ER SO BB IBB HBP BLK WP HR S P ERA WHIP	43 Adam Warren, R ERA: 3.15 96 Vidal Núñez, L ERA: 3.66 38 Cody Eppley, R ERA: 12.15 42 Mariano Rivera, R ERA: 62 Joba Chamberlain, R ERA: 3.24	48 Boone Logan, L ERA: 3.0 34 David Aardsma, R ERA: 3.86 53 Josh Spence, L ERA: 11.7 89 Preston Claborn, R ERA: 0.93	IP WLS BF H R ER SO BB IBB HBP BLK WP HR S P ERA WHIP	43 Adam Warren, R ERA: 3.15 96 Vidal Núñez, L ERA: 3.66 38 Cody Eppley, R ERA: 12.15 42 Mariano Rivera, R ERA: 62 Joba Chamberlain, R ERA: 3.24	48 Boone Logan, L ERA: 3.0 34 David Aardsma, R ERA: 3.86 53 Josh Spence, L ERA: 11.7 89 Preston Claborn, R ERA: 0.93													

Tampa Bay Rays @ New York Yankees
George M. Steinbrenner Field, Tampa, FL
Sun Mar 24 2013, 1:07 PM - 4:29 PM EDT
Att: 10,984 - Partly Cloudy - 75 F

livebaseballscorecards.com

AB 40
R 6
H 13
RBI 5
BB 5
SO 9
LOB 18



Batter	1	2	3	4	5	6	7	8	9	10	AB	R	H	RBI	BB	SO	LOB	BOTTOM					
11 Brett Gardner, L OBP: 0.371, SLG: 0.327 60 Thomas Neal, R OBP: 0.341, SLG: 0.425	(1, 8) X 0-0 26 FC6-4 1B		X 0-0 FC3-6 26 WP 26 3B		X 0-0 F7		X 0-0 F7		X 0-0 G6-3		4	1	1	0	0	0	1	0					
26 Eduardo Núñez, R OBP: 0.350, SLG: 0.358 95 Ronnier Mustelier, R OBP: 0.378, SLG: 0.588	(1, 6) X 0-0 FC6-4 31 FC4-6 1B		X 1-0 3B	X 0-0 31 CS 1B		X 0-0 31 S 36 HR BB		X 3-2 HR		X 0-0 HR	3	1	2	1	1	0	1	0					
31 Ichiro Suzuki, L OBP: 0.300, SLG: 0.400 63 Melky Mesa, R OBP: 0.246, SLG: 0.358	(1, 9) X 0-0 FC4-6 36 HR		X 0-0 G1-3	X 1-0 1B		X 0-0 F9		X 1-0 G3-1		X 1-3 1B	4	1	1	0	0	0	3	0					
36 Kevin Youkilis, R OBP: 0.300, SLG: 0.786 97 José Pirela, R OBP: 0.324, SLG: 0.500	(1, 5) X 0-1 HR		X 0-3 K	X 0-0 F9		X 0-0 F9		X 2-0 HR		X 3-4 BB	4	2	2	4	0	1	1	0					
33 Travis Hafner, L OBP: 0.233, SLG: 0.324 12 Dan Johnson, L OBP: 0.286, SLG: 0.063	(1, 10) X 0-0 F9		X 0-0 F8	X 0-0 F9		X 1-1 HR		X 0-0 P5		X 0-0 BB	3	1	1	1	0	0	0	0					
54 Juan Rivera, R OBP: 0.328, SLG: 0.404 85 Gil Velazquez, R OBP: 0.393, SLG: 0.292	(1, 3) X 0-0 29 G6-4-3 1B		X 0-0 F8	X 0-0 P5		X 0-0 F9		X 0-0 F9		X 0-0 BB	4	0	1	0	0	0	1	0					
40 Ben Francisco, R OBP: 0.420, SLG: 0.651 93 Walter Ibarra, S OBP: 0.421, SLG: 0.389	(1, 7) X 0-0 F9		X 0-0 29 1B BB	X 0-0 F9		X 0-0 G5-3		X 0-0 G5-3		X 0-0 G5-3	3	0	0	0	1	0	2	0					
29 Francisco Cervelli, R OBP: 0.282, SLG: 0.314 Corban Joseph, L OBP: 0.279, SLG: 0.300	(1, 2) X 0-0 G6-4-3		X 0-0 17 FC6-4 1B	X 0-0 G6-3		X 0-0 G6-3		X 0-0 G4-3		X 0-0 G4-3	3	0	1	0	0	0	1	0					
17 Jayson Nix, R OBP: 0.259, SLG: 0.229 45 Bobby Wilson, R OBP: 0.162, SLG: 0.143	(1, 4) X 0-0 FC3-6 11 BB		X 0-0 FC6-4	X 0-0 F7		X 0-0 F7		X 0-0 G5-3		X 0-0 G5-3	2	0	0	0	1	0	2	0					
Inning Stats	R: 2 E: 0 K: 0 S: 6	H: 2 LOB: 0 BB: 0 P: 6	R: 0 E: 0 K: 0 S: 3	H: 1 LOB: 1 BB: 0 P: 3	R: 1 E: 0 K: 1 S: 6	H: 1 LOB: 1 BB: 1 P: 11	R: 0 E: 0 K: 0 S: 4	H: 1 LOB: 2 BB: 1 P: 8	R: 0 E: 0 K: 0 S: 3	H: 2 LOB: 1 BB: 0 P: 4	R: 1 E: 0 K: 0 S: 5	H: 1 LOB: 0 BB: 0 P: 6	R: 0 E: 0 K: 0 S: 3	H: 0 LOB: 0 BB: 0 P: 3	R: 2 E: 0 K: 0 S: 4	H: 1 LOB: 1 BB: 2 P: 15	R: 0 E: 0 K: 0 S: 3	H: 0 LOB: 0 BB: 0 P: 3	R: 1 E: 0 K: 0 S: 4	H: 1 LOB: 0 BB: 0 P: 7	1B: 5 2B: 0 3B: 1 HR: 4	SF: 0 SAC: 0 DP: 1 HBP: 0	WP: 1 PA: 38
PITCHER	IP WLS BF H R ER SO BB IBB HBP BLK WP HR S P ERA WHIP	58 Jeremy Hellickson, R ERA: 5.03 35 Jamey Wright, R ERA: 1.3 Josh Lueke, R ERA: 2.0	IP WLS BF H R ER SO BB IBB HBP BLK WP HR S P ERA WHIP	58 Jeremy Hellickson, R ERA: 5.03 35 Jamey Wright, R ERA: 1.3 Josh Lueke, R ERA: 2.0	IP WLS BF H R ER SO BB IBB HBP BLK WP HR S P ERA WHIP	58 Jeremy Hellickson, R ERA: 5.03 35 Jamey Wright, R ERA: 1.3 Josh Lueke, R ERA: 2.0	IP WLS BF H R ER SO BB IBB HBP BLK WP HR S P ERA WHIP																

Tampa Bay Rays @ New York Yankees
George M. Steinbrenner Field, Tampa, FL
Sun Mar 24 2013, 1:07 PM - 4:29 PM EDT
Att: 10,984 - Partly Cloudy - 75 F

livebaseballscorecards.com

AB 34
R 7
H 10
RBI 7
BB 4
SO 1
LOB 12



Batter	1	2	3	4	5	6	7	8	9	10	AB	R	H	RBI	BB	SO	LOB																																														
27 Jose Altuve, R OBP: 0.406, SLG: 0.426 73 Jose Martinez, R OBP: 0.367, SLG: 0.517	(1,4) BB (6,4) BB 4-0 BB 29 CS 1B	(1,3) C (6,3) C 0-1 1B 23 2B	(1,7) X (6,7) X 0-0 2H 44 2B	(1,10) S (10,10) S 0-3 K 97 1B 22 FC6-2 97 BLK	(1,8) X (6,8) X 0-0 2H 22 1B	(1,2) X (6,2) X 0-0 2H 1B	(1,5) X (6,5) X 0-0 G4-3	(1,9) X (6,9) X 0-0 F9	(1,6) X (6,6) X 0-0 F7	(1,1) B (6,1) B 4-0 BB 31 CS BB	(1,9) X (6,9) X 1-0 1H 3B	(1,10) X (6,10) X 0-0 G6-4-3	(1,1) X (6,1) X 0-0 G5-3	(1,2) X (6,2) X 0-0 G5-3	(1,3) X (6,3) X 0-0 G5-3	(1,4) X (6,4) X 0-0 G5-3	(1,5) X (6,5) X 0-0 G5-3	(1,6) X (6,6) X 0-0 G5-3	(1,7) X (6,7) X 0-0 G5-3	(1,8) X (6,8) X 0-0 G5-3	(1,9) X (6,9) X 0-0 G5-3	(1,10) X (6,10) X 0-0 G5-3	2	0	1	0	1	0	0																																		
29 Brett Wallace, L OBP: 0.327, SLG: 0.549 Jon Singleton, L OBP: 0.500, SLG: 1.000	(1,3) C (6,3) C 0-1 1B 23 2B	(1,7) X (6,7) X 0-0 2H 44 2B	(1,10) S (10,10) S 0-3 K 97 1B 22 FC6-2 97 BLK	(1,8) X (6,8) X 0-0 2H 22 1B	(1,2) X (6,2) X 0-0 2H 1B	(1,5) X (6,5) X 0-0 G4-3	(1,9) X (6,9) X 0-0 F9	(1,6) X (6,6) X 0-0 F7	(1,1) B (6,1) B 4-0 BB 31 CS BB	(1,9) X (6,9) X 1-0 1H 3B	(1,10) X (6,10) X 0-0 G6-4-3	(1,1) X (6,1) X 0-0 G5-3	(1,2) X (6,2) X 0-0 G5-3	(1,3) X (6,3) X 0-0 G5-3	(1,4) X (6,4) X 0-0 G5-3	(1,5) X (6,5) X 0-0 G5-3	(1,6) X (6,6) X 0-0 G5-3	(1,7) X (6,7) X 0-0 G5-3	(1,8) X (6,8) X 0-0 G5-3	(1,9) X (6,9) X 0-0 G5-3	(1,10) X (6,10) X 0-0 G5-3	3	1	1	0	0	0	2																																			
23 Chris Carter, R OBP: 0.352, SLG: 0.541 8 Trevor Crowe, S OBP: 0.343, SLG: 0.469	(1,7) X (6,7) X 0-0 2H 44 2B	(1,10) S (10,10) S 0-3 K 97 1B 22 FC6-2 97 BLK	(1,8) X (6,8) X 0-0 2H 22 1B	(1,2) X (6,2) X 0-0 2H 1B	(1,5) X (6,5) X 0-0 G4-3	(1,9) X (6,9) X 0-0 F9	(1,6) X (6,6) X 0-0 F7	(1,1) B (6,1) B 4-0 BB 31 CS BB	(1,9) X (6,9) X 1-0 1H 3B	(1,10) X (6,10) X 0-0 G6-4-3	(1,1) X (6,1) X 0-0 G5-3	(1,2) X (6,2) X 0-0 G5-3	(1,3) X (6,3) X 0-0 G5-3	(1,4) X (6,4) X 0-0 G5-3	(1,5) X (6,5) X 0-0 G5-3	(1,6) X (6,6) X 0-0 G5-3	(1,7) X (6,7) X 0-0 G5-3	(1,8) X (6,8) X 0-0 G5-3	(1,9) X (6,9) X 0-0 G5-3	(1,10) X (6,10) X 0-0 G5-3	3	1	1	1	0	0	0																																				
12 Carlos Pena, L OBP: 0.317, SLG: 0.500 21 Fernando Martinez, L OBP: 0.382, SLG: 0.531 82 Nolan Fontana, L	(1,10) S (10,10) S 0-3 K 97 1B 22 FC6-2 97 BLK	(1,8) X (6,8) X 0-0 2H 22 1B	(1,2) X (6,2) X 0-0 2H 1B	(1,5) X (6,5) X 0-0 G4-3	(1,9) X (6,9) X 0-0 F9	(1,6) X (6,6) X 0-0 F7	(1,1) B (6,1) B 4-0 BB 31 CS BB	(1,9) X (6,9) X 1-0 1H 3B	(1,10) X (6,10) X 0-0 G6-4-3	(1,1) X (6,1) X 0-0 G5-3	(1,2) X (6,2) X 0-0 G5-3	(1,3) X (6,3) X 0-0 G5-3	(1,4) X (6,4) X 0-0 G5-3	(1,5) X (6,5) X 0-0 G5-3	(1,6) X (6,6) X 0-0 G5-3	(1,7) X (6,7) X 0-0 G5-3	(1,8) X (6,8) X 0-0 G5-3	(1,9) X (6,9) X 0-0 G5-3	(1,10) X (6,10) X 0-0 G5-3	3	0	0	0	1	2	3																																					
44 Justin Maxwell, R OBP: 0.250, SLG: 0.389 97 Michael Burgess, L OBP: 0.250, SLG: 0.250	(1,8) X (6,8) X 0-0 2H 22 1B	(1,2) X (6,2) X 0-0 2H 1B	(1,5) X (6,5) X 0-0 G4-3	(1,9) X (6,9) X 0-0 F9	(1,6) X (6,6) X 0-0 F7	(1,1) B (6,1) B 4-0 BB 31 CS BB	(1,9) X (6,9) X 1-0 1H 3B	(1,10) X (6,10) X 0-0 G6-4-3	(1,1) X (6,1) X 0-0 G5-3	(1,2) X (6,2) X 0-0 G5-3	(1,3) X (6,3) X 0-0 G5-3	(1,4) X (6,4) X 0-0 G5-3	(1,5) X (6,5) X 0-0 G5-3	(1,6) X (6,6) X 0-0 G5-3	(1,7) X (6,7) X 0-0 G5-3	(1,8) X (6,8) X 0-0 G5-3	(1,9) X (6,9) X 0-0 G5-3	(1,10) X (6,10) X 0-0 G5-3	2	1	1	1	1	1	1																																						
22 Carlos Cordero, S OBP: 0.316, SLG: 0.514	(1,2) X (6,2) X 0-0 2H 1B	(1,5) X (6,5) X 0-0 G4-3	(1,9) X (6,9) X 0-0 F9	(1,6) X (6,6) X 0-0 F7	(1,1) B (6,1) B 4-0 BB 31 CS BB	(1,9) X (6,9) X 1-0 1H 3B	(1,10) X (6,10) X 0-0 G6-4-3	(1,1) X (6,1) X 0-0 G5-3	(1,2) X (6,2) X 0-0 G5-3	(1,3) X (6,3) X 0-0 G5-3	(1,4) X (6,4) X 0-0 G5-3	(1,5) X (6,5) X 0-0 G5-3	(1,6) X (6,6) X 0-0 G5-3	(1,7) X (6,7) X 0-0 G5-3	(1,8) X (6,8) X 0-0 G5-3	(1,9) X (6,9) X 0-0 G5-3	(1,10) X (6,10) X 0-0 G5-3	5	0	1	1	0	1	4																																							
30 Matt Dominguez, R OBP: 0.347, SLG: 0.581 4 Brandon Laird, R OBP: 0.404, SLG: 0.667	(1,5) X (6,5) X 0-0 G4-3	(1,9) X (6,9) X 0-0 F9	(1,6) X (6,6) X 0-0 F7	(1,1) B (6,1) B 4-0 BB 31 CS BB	(1,9) X (6,9) X 1-0 1H 3B	(1,10) X (6,10) X 0-0 G6-4-3	(1,1) X (6,1) X 0-0 G5-3	(1,2) X (6,2) X 0-0 G5-3	(1,3) X (6,3) X 0-0 G5-3	(1,4) X (6,4) X 0-0 G5-3	(1,5) X (6,5) X 0-0 G5-3	(1,6) X (6,6) X 0-0 G5-3	(1,7) X (6,7) X 0-0 G5-3	(1,8) X (6,8) X 0-0 G5-3	(1,9) X (6,9) X 0-0 G5-3	(1,10) X (6,10) X 0-0 G5-3	3	0	0	0	0	0	1																																								
2 Brandon Barnes, R OBP: 0.295, SLG: 0.690	(1,9) X (6,9) X 0-0 F9	(1,6) X (6,6) X 0-0 F7	(1,1) B (6,1) B 4-0 BB 31 CS BB	(1,9) X (6,9) X 1-0 1H 3B	(1,10) X (6,10) X 0-0 G6-4-3	(1,1) X (6,1) X 0-0 G5-3	(1,2) X (6,2) X 0-0 G5-3	(1,3) X (6,3) X 0-0 G5-3	(1,4) X (6,4) X 0-0 G5-3	(1,5) X (6,5) X 0-0 G5-3	(1,6) X (6,6) X 0-0 G5-3	(1,7) X (6,7) X 0-0 G5-3	(1,8) X (6,8) X 0-0 G5-3	(1,9) X (6,9) X 0-0 G5-3	(1,10) X (6,10) X 0-0 G5-3	2	0	1	0	0	0	2																																									
13 Ronny Cedeno, R OBP: 0.341, SLG: 0.432 9 Marwin Gonzalez, S OBP: 0.345, SLG: 0.347	(1,5) X (6,5) X 0-0 G4-3	(1,9) X (6,9) X 0-0 F9	(1,6) X (6,6) X 0-0 F7	(1,1) B (6,1) B 4-0 BB 31 CS BB	(1,9) X (6,9) X 1-0 1H 3B	(1,10) X (6,10) X 0-0 G6-4-3	(1,1) X (6,1) X 0-0 G5-3	(1,2) X (6,2) X 0-0 G5-3	(1,3) X (6,3) X 0-0 G5-3	(1,4) X (6,4) X 0-0 G5-3	(1,5) X (6,5) X 0-0 G5-3	(1,6) X (6,6) X 0-0 G5-3	(1,7) X (6,7) X 0-0 G5-3	(1,8) X (6,8) X 0-0 G5-3	(1,9) X (6,9) X 0-0 G5-3	(1,10) X (6,10) X 0-0 G5-3	2	0	0	0	0	1	0																																								
Inning Stats												R: 3 E: 0 K: 1 S: 9	H: 4 LOB: 1 BB: 1 P: 13	R: 0 E: 0 K: 0 S: 4	H: 1 LOB: 1 BB: 0 P: 4	R: 0 E: 0 K: 1 S: 5	H: 0 LOB: 1 BB: 1 P: 9	R: 1 E: 1 K: 1 S: 8	H: 1 LOB: 1 BB: 0 P: 8	R: 0 E: 0 K: 1 S: 5	H: 0 LOB: 0 BB: 1 P: 5	R: 0 E: 0 K: 1 S: 6	H: 1 LOB: 2 BB: 1 P: 10	R: 0 E: 0 K: 2 S: 8	H: 1 LOB: 1 BB: 0 P: 8	R: 0 E: 0 K: 1 S: 4	H: 1 LOB: 0 BB: 0 P: 5	R: 0 E: 0 K: 0 S: 6	H: 1 LOB: 3 BB: 0 P: 6	R: 0 E: 0 K: 0 S: 6	H: 1 LOB: 3 BB: 0 P: 6	1B: 4 2B: 5 3B: 0 HR: 1	SF: 0 SAC: 0 DP: 0 HBP: 0	WP: 1 PB: 0 SB: 0 CS: 2	PA: 44																												
PITCHER												IP	WLS	BF	H	R	ER	SO	BB	IBB	HBP	BLK	WP	HR	S	P	ERA	WHIP	PITCHER												IP	WLS	BF	H	R	ER	SO	BB	IBB	HBP	BLK	WP	HR	S	P	ERA	WHIP						
52 CC Sabathia, L ERA: 5.4												5.0		23	6	4	4	4	3	0	0	0	0	1	30	43	7.20	1.800	96 Vidal Nunez, L ERA: 0.61												10.1	1.0	5	1	0	0	0	0	0	0	1	5	6	0.00	1.000								
42 Mariano Rivera, R ERA:												1.0		3	0	0	0	1	0	0	0	0	0	0	5	5	0.00	0.000																																			
30 David Robertson, R ERA:												1.0		5	1	0	0	1	0	0	0	0	0	0	6	10	0.00	2.000																																			
62 Jose Chamberlain, R ERA: 2.89												1.0		4	1	0	0	1	0	0	0	0	0	0	6	6	0.00	1.000																																			
48 Boone Logan, L ERA: 2.25												1.0		4	1	0	0	2	0	0	0	0	0	0	8	8	0.00	1.000																																			


TOP

Houston Astros @ New York Yankees
George M. Steinbrenner Field, Tampa, FL
Tue Mar 26 2013, 7:10 PM - 10:21 PM EDT
Att: 10,631 - Clear - 55 F

AB	R	H	RBI	BB	SO	LOB
2	0	1	0	1	0	0
2	0	1	0	0	1	1
3	1	1	0	0	0	2
1	0	0	0	1	1	1
3	1	1	1	0	0	0
2	0	0	0	0	0	3
3	0	0	0	1	2	3
1	0	0	0	0	0	0
0	0	0	0	0	0	0
2	1	1	1	1	1	1
2	0	1	0	0	0	0
5	0	1	1	0	1	4
3	0	0	0	0	0	1
2	0	1	0	0	0	2
5	1	1	1	0	1	3
2	0	0	0	0	1	0
2	0	1	0	0	1	0

livebaseballscores.com

AB	40
R	4
H	10
RBI	4
BB	4
SO	9
LOB	21



Batter	1	2	3	4	5	6	7	8	9	10	AB	R	H	RBI	BB	SO	LOB						
11 Brett Gardner, L OBP: 0.394, SLG: 0.375 95 Romier Mustelier, R OBP: 0.368, SLG: 0.571	(1,8) C (8,8) C 0-3 K 31 CS BB	(1,9) X (6,9) X 0-0 F9	(1,10) X (6,10) X 1-0 1H 3B	(1,1) B (6,1) B 4-0 BB 31 CS BB	(1,9) X (6,9) X 1-0 1H 3B	(1,10) X (6,10) X 0-0 G6-4-3	(1,1) X (6,1) X 0-0 G5-3	(1,2) X (6,2) X 0-0 G5-3	(1,3) X (6,3) X 0-0 G5-3	(1,4) X (6,4) X 0-0 G5-3	(1,5) X (6,5) X 0-0 G5-3	(1,6) X (6,6) X 0-0 G5-3	(1,7) X (6,7) X 0-0 G5-3	(1,8) X (6,8) X 0-0 G5-3	(1,9) X (6,9) X 0-0 G5-3	(1,10) X (6,10) X 0-0 G5-3	3	0	2	1	1	1	0
31 Ichiro Suzuki, L OBP: 0.358, SLG: 0.367 45 Bobby Wilson, R OBP: 0.174, SLG: 0.136	(1,9) X (6,9) X 0-0 F9	(1,10) X (6,10) X 1-0 1H 3B	(1,1) B (6,1) B 4-0 BB 31 CS BB	(1,9) X (6,9) X 1-0 1H 3B	(1,10) X (6,10) X 0-0 G6-4-3	(1,1) X (6,1) X 0-0 G5-3	(1,2) X (6,2) X 0-0 G5-3	(1,3) X (6,3) X 0-0 G5-3	(1,4) X (6,4) X 0-0 G5-3	(1,5) X (6,5) X 0-0 G5-3	(1,6) X (6,6) X 0-0 G5-3	(1,7) X (6,7) X 0-0 G5-3	(1,8) X (6,8) X 0-0 G5-3	(1,9) X (6,9) X 0-0 G5-3	(1,10) X (6,10) X 0-0 G5-3	4	0	0	0	0	0	2	
24 Robinson Cano, L OBP: 0.290, SLG: 0.462 85 Gil Velazquez, F OBP: 0.379, SLG: 0.280	(1,4) X (6,4) X 0-0 G1-3	(1,10) X (6,10) X 1-0 1H 3B	(1,1) B (6,1) B 4-0 BB 31 CS BB	(1,9) X (6,9) X 1-0 1H 3B	(1,10) X (6,10) X 0-0 G6-4-3	(1,1) X (6,1) X 0-0 G5-3	(1,2) X (6,2) X 0-0 G5-3	(1,3) X (6,3) X 0-0 G5-3	(1,4) X (6,4) X 0-0 G5-3	(1,5) X (6,5) X 0-0 G5-3	(1,6) X (6,6) X 0-0 G5-3	(1,7) X (6,7) X 0-0 G5-3	(1,8) X (6,8) X 0-0 G5-3	(1,9) X (6,9) X 0-0 G5-3	(1,10) X (6,10) X 0-0 G5-3	4	1	1	0	0	1	1	
36 Kevin Youkilis, R OBP: 0.320, SLG: 0.778 63 Melky Mesa, R OBP: 0.259, SLG: 0.370	(1,5) X (6,5) X 1-0 1H 3B	(1,10) X (6,10) X 0-0 G6-4-3	(1,1) B (6,1) B 4-0 BB 31 CS BB	(1,9) X (6,9) X 1-0 1H 3B	(1,10) X (6,10) X 0-0 G6-4-3	(1,1) X (6,1) X 0-0 G5-3	(1,2) X (6,2) X 0-0 G5-3	(1,3) X (6,3) X 0-0 G5-3	(1,4) X (6,4) X 0-0 G5-3	(1,5) X (6,5) X 0-0 G5-3	(1,6) X (6,6) X 0-0 G5-3	(1,7) X (6,7) X 0-0 G5-3	(1,										

Batter	1	2	3	4	5	6	7	8	9	AB	R	H	RBI	BB	SO	LOB	TOP											
6 Starling Marte, R OBP: 0.373, SLG: 0.468 35 Mark Melancon, R (7, 1) 56 Andrew Lambo, L (8, PH) 37 Justin Wilson, L (8, 1) 49 Ethan Hollingsworth, R (9, 1)	1-0 P4			0-0 G5-3		0-0 G6-3		0-0 G3-6-1		3	0	0	0	0	0	0	Pittsburgh Pirates @ New York Yankees George M. Steinbrenner Field, Tampa, FL Thu Mar 28 2013, 1:07 PM - 3:38 PM EDT Att: 11,028 - Sunny - 64 F											
46 Garrett Jones, L (1, 9) 23 Travis Snider, L (7, PH) OBP: 0.333, SLG: 0.362 (7, 9)	0-3 K			0-0 FC5-4 1B		0-0 E BB		0-0 G3		2	0	1	0	0	1	0												
22 Andrew McCutchen, R (1, 8) 31 Jose Tabata, R (7, PH) OBP: 0.304, SLG: 0.442 (7, 8)	0-0 G5-3			0-0 FC5-4 1-2		0-0 G4-3 80 1B		0-0 L8		2	0	0	0	0	0	1												
24 Pedro Alvarez, L (1, 5) Stefan Welch, L (7, PH) OBP: 0.067, SLG: 2.000 (7, 5)		0-3 K		0-0 G3		0-0 G4-3 1-3 2H		4-0 17 BB		2	0	0	0	0	1	1												
14 Gaby Sanchez, R (1, 3) 80 Jeff Larish, L (7, PH) OBP: 0.500, SLG: 0.625 (7, 3)		0-0 G5-3			0-0 F8		0-0 19 WP 1B		0-3 K		2	0	0	0	0	0												
18 Neil Walker, S (1, 4) 17 John McDonald, R (7, PH) OBP: 0.333, SLG: 0.270 (7, 4)		0-0 F9			0-0 F8		0-0 3H 1B		4-0 BB		2	0	0	0	0	0												
55 Russell Martin, R (1, 2) 19 Michael McKenry, R (7, PH) OBP: 0.383, SLG: 0.436 (7, 2)			0-3 K		0-0 G6-3		4-0 1-2 BB		0-0 F8		2	0	0	0	0	1												
12 Clint Barnes, R (1, 6) 5 Josh Harrison, R (7, PH) OBP: 0.327, SLG: 0.326 (7, 6)			0-3 K		0-0 G6-3		0-3 K				2	0	0	0	0	1												
49 Jeff Locke, L (1, 1) 71 Brett Carroll, R (7, 7)			0-0 G4-3		0-3 K		0-0 56 G3-6-1 1B				1	0	1	0	0	0												
Inning Stats	R: 0 E: 0 K: 1 S: 5	H: 0 LOB: 0 BB: 0 P: 6	R: 0 E: 0 K: 1 S: 5	H: 0 LOB: 0 BB: 0 P: 5	R: 0 E: 0 K: 2 S: 7	H: 0 LOB: 0 BB: 0 P: 7	R: 0 E: 0 K: 0 S: 4	H: 1 LOB: 1 BB: 0 P: 4	R: 0 E: 0 K: 0 S: 3	H: 0 LOB: 0 BB: 0 P: 3	R: 0 E: 0 K: 1 S: 5	H: 0 LOB: 0 BB: 0 P: 5	R: 2 E: 0 K: 1 S: 7	H: 2 LOB: 2 BB: 2 P: 16	R: 0 E: 0 K: 0 S: 3	H: 1 LOB: 0 BB: 0 P: 3		R: 0 E: 0 K: 1 S: 5	H: 0 LOB: 0 BB: 2 P: 13	1B: 4 2B: 0 3B: 0 HR: 0	SF: 0 SAC: 0 DP: 1 HBP: 0	WP: 2 PB: 0 SB: 0 CS: 0	PA: 34					
PITCHER	IP	WLS	BF	H	R	ER	SO	BB	IBB	HBP	BLK	WP	HR	S	P	ERA	WHIP											
18 Hiroki Kuroda, R ERA: 1.53	6.0		19	1	0	0	5	0	0	0	0	0	0	29	30	0.00	0.167											
48 Boone Logan, L ERA: 6.75	0.0	L	2	1	2	2	0	1	0	0	0	0	0	1	5	∞	∞											
34 David Aardsma, R ERA: 3.52	0.2		4	1	0	0	0	1	0	0	0	0	2	0	3	8	0.00	3.000										
38 Cody Eppley, R ERA: 10.13	1.1		4	1	0	0	1	0	0	0	0	0	0	6	6	0.00	0.750											
43 Jim Miller, R ERA: 1.74	1.0		5	0	0	0	1	2	0	0	0	0	0	5	13	0.00	2.000											

Batter	1	2	3	4	5	6	7	8	9	AB	R	H	RBI	BB	SO	LOB	BOTTOM										
31 Ichiro Suzuki, L (1, 8) 63 Melky Mesa, R (8, 8) OBP: 0.267, SLG: 0.393	0-0 12 CS 1B			0-0 F7				0-0 G6-3		3	0	1	0	0	0	2	Pittsburgh Pirates @ New York Yankees George M. Steinbrenner Field, Tampa, FL Thu Mar 28 2013, 1:07 PM - 3:38 PM EDT Att: 11,028 - Sunny - 64 F										
12 Vernon Wells, R (1, 7) 60 Thomas Neal, R (8, 7) OBP: 0.373, SLG: 0.444	1-0 F9 1-2			0-0 P6		0-0 F7		0-0 55 2B		3	0	0	0	0	2												
24 Robinson Cano, L (1, 4) 98 Reegie Corona, S (8, 4) 33 Travis Hafner, L (9, PH) Casey Stevenson, L (9, PR)	0-0 G4-3			0-0 36 G6-4-3 1B		0-3 K		2-0 55 2B HBP		3	0	1	0	0	1	0											
36 Kevin Youkilis, R (1, 5) 97 Jose Pirela, R (7, PR) OBP: 0.314, SLG: 0.486 (8, 5)		0-0 G5-3		0-0 G6-4-3 1-2		0-0 55 G3-4-1 1B		0-3 K		3	0	1	0	0	0	1											
Juan Rivera, R (1, 3) 55 Lyle Overbay, L (7, 3) OBP: 0.333, SLG: 0.367		0-3 K			0-0 G6-3		0-0 G3-4-1 1-2		0-0 1-3 2H 2B		2	0	0	0	0	1											
40 Ben Francisco, R (1, 10) 12 Dan Johnson, L (9, PH) OBP: 0.279, SLG: 0.061		0-0 G6-3			0-0 P6		0-3 K		0-3 K		1	0	0	0	1	3											
22 Brennan Boesch, L (1, 9) Zolito Almonte, S (9, 9) OBP: 0.240, SLG: 0.333			0-0 2B		0-3 K		0-0 G4-3				3	0	1	0	0	1											
17 Jayson Nix, R (1, 6) 85 Gil Velazquez, R (8, PR) OBP: 0.355, SLG: 0.259 (9, 6)			0-3 K			0-0 P3		4-0 BB		2	0	0	0	1	1	0											
29 Francisco Cervelli, R (1, 2) 87 Francisco Arcoia, L (9, 2) OBP: 0.750, SLG: 0.867			0-0 F8			0-0 3B		0-0 G5-3		3	0	1	0	0	0	2											
Inning Stats	R: 0 E: 0 K: 0 S: 3	H: 1 LOB: 0 BB: 0 P: 4	R: 0 E: 0 K: 1 S: 5	H: 0 LOB: 0 BB: 0 P: 5	R: 0 E: 0 K: 1 S: 6	H: 1 LOB: 1 BB: 0 P: 6	R: 0 E: 0 K: 0 S: 3	H: 1 LOB: 0 BB: 0 P: 3	R: 0 E: 0 K: 0 S: 5	H: 0 LOB: 0 BB: 0 P: 5	R: 0 E: 0 K: 1 S: 5	H: 1 LOB: 1 BB: 0 P: 4	R: 0 E: 0 K: 1 S: 5	H: 1 LOB: 1 BB: 0 P: 5	R: 0 E: 0 K: 1 S: 5	H: 0 LOB: 1 BB: 1 P: 9		R: 1 E: 0 K: 2 S: 9	H: 2 LOB: 3 BB: 0 P: 11	1B: 3 2B: 3 3B: 1 HR: 0	SF: 0 SAC: 0 DP: 2 HBP: 1	WP: 0 PB: 0 SB: 0 CS: 1	PA: 33				
PITCHER	IP	WLS	BF	H	R	ER	SO	BB	IBB	HBP	BLK	WP	HR	S	P	ERA	WHIP										
49 Jeff Locke, L ERA: 2.63	6.0		20	4	0	0	3	0	0	0	0	0	0	26	27	0.00	0.667										
35 Mark Melancon, R ERA: 1.64	1.0	H	3	1	0	0	1	0	0	0	0	0	0	5	5	0.00	1.000										
37 Justin Wilson, L ERA: 1.15	1.0	H	4	0	0	0	1	1	0	0	0	0	0	5	9	0.00	1.000										
49 Ethan Hollingsworth, R ERA: 9.0	1.0	S	6	2	1	1	2	0	0	1	0	0	0	9	11	9.00	2.000										



Batter	1	2	3	4	5	6	7	8	9	AB	R	H	RBI	BB	SO	LOB	TOP					
2 Jacoby Ellsbury, L (1, 8) OBP: 0.500, SLG: 0.833										6	1	3	2	0	0	5						
18 Shane Victorino, S (1, 9) OBP: 0.333, SLG: 0.333										6	0	2	3	0	1	3						
15 Dustin Pedroia, R (1, 4) OBP: 0.333, SLG: 0.333										6	0	2	1	0	0	5						
12 Mike Napoli, R (1, 3)										5	0	0	0	0	2	4						
16 Will Middlebrooks, R (1, 5)										4	1	0	0	1	2	0						
39 Jarrod Saltalamacchia, S (1, 2) OBP: 0.850, SLG: 1.000										2	2	1	0	3	1	0						
5 Jonny Gomes, R (1, 10) OBP: 0.600, SLG: 0.500										4	1	2	0	1	0	2						
44 Jackie Bradley Jr., L (1, 7)										2	2	0	1	3	1	1						
10 Jose Iglesias, R (1, 6) OBP: 0.800, SLG: 0.600										5	1	3	1	0	1	6						
Inning Stats	R: 0 E: 0 K: 2 S: 11	H: 1 LOB: 1 BB: 0 P: 15	R: 4 E: 0 K: 0 S: 20	H: 4 LOB: 2 BB: 2 P: 34	R: 0 E: 0 K: 2 S: 10	H: 0 LOB: 0 BB: 0 P: 12	R: 0 E: 0 K: 1 S: 12	H: 2 LOB: 2 BB: 0 P: 15	R: 0 E: 0 K: 0 S: 11	H: 1 LOB: 1 BB: 0 P: 26	R: 0 E: 0 K: 0 S: 9	H: 1 LOB: 1 BB: 0 P: 14	R: 1 E: 0 K: 0 S: 19	H: 1 LOB: 2 BB: 2 P: 34	R: 0 E: 0 K: 1 S: 7	H: 0 LOB: 0 BB: 0 P: 12	R: 3 E: 0 K: 2 S: 16	H: 3 LOB: 2 BB: 2 P: 28	1B: 11 2B: 1 3B: 1 HR: 0	SF: 0 SAC: 0 DP: 0 HBP: 0	WP: 1 PB: 0 SB: 0 CS: 0	PA: 48
PITCHER	IP WLS BF H R ER SO BB IBB HBP BLK WP HR S P ERA WHIP	5.0 L 27 8 4 4 5 3 1 0 0 0 0 64 102 7.20 2.200	4.1 L 27 8 4 4 5 3 1 0 0 0 0 64 102 7.20 2.200	0.3 L 27 8 4 4 5 3 1 0 0 0 0 64 102 7.20 2.200	3.2 L 27 8 4 4 5 3 1 0 0 0 0 64 102 7.20 2.200	0.1 L 27 8 4 4 5 3 1 0 0 0 0 64 102 7.20 2.200	0.1 L 27 8 4 4 5 3 1 0 0 0 0 64 102 7.20 2.200	0.1 L 27 8 4 4 5 3 1 0 0 0 0 64 102 7.20 2.200	0.1 L 27 8 4 4 5 3 1 0 0 0 0 64 102 7.20 2.200	0.1 L 27 8 4 4 5 3 1 0 0 0 0 64 102 7.20 2.200	0.1 L 27 8 4 4 5 3 1 0 0 0 0 64 102 7.20 2.200	0.1 L 27 8 4 4 5 3 1 0 0 0 0 64 102 7.20 2.200	0.1 L 27 8 4 4 5 3 1 0 0 0 0 64 102 7.20 2.200	0.1 L 27 8 4 4 5 3 1 0 0 0 0 64 102 7.20 2.200	0.1 L 27 8 4 4 5 3 1 0 0 0 0 64 102 7.20 2.200	0.1 L 27 8 4 4 5 3 1 0 0 0 0 64 102 7.20 2.200	0.1 L 27 8 4 4 5 3 1 0 0 0 0 64 102 7.20 2.200	0.1 L 27 8 4 4 5 3 1 0 0 0 0 64 102 7.20 2.200	0.1 L 27 8 4 4 5 3 1 0 0 0 0 64 102 7.20 2.200	0.00 0.000	0.00 0.000	

Boston Red Sox @ New York Yankees
 Yankee Stadium, Bronx, NY
 Mon Apr 01 2013, 1:11 PM - 4:48 PM EDT
 Att: 49,514 - Partly Cloudy - 62 F

AB 40
 R 8
 H 13
 RBI 8
 BB 8
 SO 8
 LOB 26



Batter	1	2	3	4	5	6	7	8	9	AB	R	H	RBI	BB	SO	LOB	BOTTOM					
11 Brett Gardner, L (1, 8) OBP: 0.400, SLG: 0.250										4	0	1	0	1	1	2						
26 Eduardo Núñez, R (1, 6)										4	0	0	0	0	3	3						
24 Robinson Canó, L (1, 4) OBP: 0.250, SLG: 0.250										4	0	1	0	0	2	3						
36 Kevin Youkilis, R (1, 3) (7, 5)										4	1	1	0	0	1	4						
12 Vernon Wells, R (1, 7)										3	1	0	0	1	1	1						
45 Ben Francisco, R (1, 10) (7, 10)										1	0	0	0	1	0	2						
33 Travis Hafner, L (6, PH) (7, 10)										2	0	1	0	0	0	0						
31 Ichiro Suzuki, L (1, 9) OBP: 0.250, SLG: 0.250										4	0	1	0	0	0	2						
17 Jayson Nix, R (1, 5)										2	0	0	0	0	2	4						
55 Lyle Overbay, L (6, PH) (7, 3)										2	0	0	0	0	0	0						
29 Francisco Cervelli, R (1, 2) OBP: 0.500, SLG: 0.333										3	0	1	2	1	0	0						
Inning Stats	R: 0 E: 0 K: 2 S: 12	H: 0 LOB: 1 BB: 0 P: 17	R: 0 E: 0 K: 1 S: 10	H: 0 LOB: 1 BB: 1 P: 17	R: 0 E: 0 K: 1 S: 11	H: 1 LOB: 0 BB: 0 P: 16	R: 2 E: 0 K: 1 S: 20	H: 3 LOB: 2 BB: 1 P: 34	R: 0 E: 0 K: 2 S: 10	H: 1 LOB: 0 BB: 0 P: 12	R: 0 E: 0 K: 0 S: 5	H: 0 LOB: 0 BB: 0 P: 5	R: 0 E: 0 K: 3 S: 15	H: 0 LOB: 2 BB: 2 P: 26	R: 0 E: 0 K: 0 S: 8	H: 1 LOB: 0 BB: 0 P: 9	R: 0 E: 0 K: 0 S: 8	H: 0 LOB: 0 BB: 0 P: 12	1B: 5 2B: 1 3B: 0 HR: 0	SF: 0 SAC: 0 DP: 1 HBP: 0	WP: 2 PB: 0 SB: 0 CS: 0	PA: 37
PITCHER	IP WLS BF H R ER SO BB IBB HBP BLK WP HR S P ERA WHIP	5.0 W 23 5 2 2 2 2 0 0 0 0 0 5 63 96 0.00 1.400	1.0 H 3 0 0 0 0 0 0 0 0 0 0 5 5 0.00 0.000	0.2 H 4 0 0 0 2 2 0 0 0 0 0 11 21 0.00 3.000	0.1 H 1 0 0 0 1 0 0 0 0 0 0 4 5 0.00 0.000	1.0 H 3 1 0 0 0 0 0 0 0 0 0 8 9 0.00 1.000	1.0 H 3 0 0 0 0 0 0 0 0 0 0 5 5 0.00 0.000	1.0 H 3 0 0 0 0 0 0 0 0 0 0 8 9 0.00 1.000	1.0 H 3 0 0 0 0 0 0 0 0 0 0 5 5 0.00 0.000	1.0 H 3 0 0 0 0 0 0 0 0 0 5 5 0.00 0.000	1.0 H 3 0 0 0 0 0 0 0 0 0 5 5 0.00 0.000	1.0 H 3 0 0 0 0 0 0 0 0 0 5 5 0.00 0.000	1.0 H 3 0 0 0 0 0 0 0 0 0 5 5 0.00 0.000	1.0 H 3 0 0 0 0 0 0 0 0 0 5 5 0.00 0.000	1.0 H 3 0 0 0 0 0 0 0 0 0 5 5 0.00 0.000	1.0 H 3 0 0 0 0 0 0 0 0 0 5 5 0.00 0.000	1.0 H 3 0 0 0 0 0 0 0 0 0 5 5 0.00 0.000	1.0 H 3 0 0 0 0 0 0 0 0 0 5 5 0.00 0.000	1.0 H 3 0 0 0 0 0 0 0 0 0 5 5 0.00 0.000	0.00 0.000	0.00 0.000	

Boston Red Sox @ New York Yankees
 Yankee Stadium, Bronx, NY
 Mon Apr 01 2013, 1:11 PM - 4:48 PM EDT
 Att: 49,514 - Partly Cloudy - 62 F

AB 33
 R 2
 H 6
 RBI 2
 BB 4
 SO 10
 LOB 21



Batter	1	2	3	4	5	6	7	8	9	AB R H RBI BB SO LOB	TOP									
11 Brett Gardner, L (1,8) OBP: 0.281, SLG: 0.300	F8		K		P6		F8		F8	5 0 0 0 0 1 0	New York Yankees @ Detroit Tigers Comerica Park, Detroit, MI Sat Apr 06 2013, 4:08 PM - 7:35 PM EDT Att: 42,453 - Cloudy - 48 F									
24 Robinson Cano, L (1,4) OBP: 0.200, SLG: 0.111	K		G4-3			36 BB 33 1B	K			3 1 0 0 1 2 0										
36 Kevin Youkilis, R (1,5) OBP: 0.450, SLG: 0.722							K			2 1 1 0 1 1 0										
33 Travis Hafner, L (1,10) OBP: 0.389, SLG: 0.500							K			3 1 1 1 1 2 2										
12 Vernon Wells, R (1,7) OBP: 0.375, SLG: 0.714										3 1 1 1 1 1 1										
22 Brennan Boesch, L (1,9) OBP: 0.222, SLG: 0.444										4 0 1 0 0 0 4										
29 Francisco Cervelli, R (1,2) OBP: 0.417, SLG: 0.556										3 0 0 0 1 0 2										
55 Lyle Overbay, L (1,3) OBP: 0.313, SLG: 0.333										4 0 2 2 0 0 0										
17 Jayson Nix, R (1,6)										3 0 0 0 0 2 3										
31 Ichiro Suzuki, L (9,PH) OBP: 0.188, SLG: 0.071										1 0 0 0 0 1 0										
Inning Stats	R: 0 H: 0 E: 0 K: 2 S: 14	H: 0 LOB: 1 BB: 0 P: 22	R: 1 H: 3 E: 0 K: 1 S: 13	H: 3 LOB: 1 BB: 0 P: 17	R: 0 H: 1 E: 0 K: 2 S: 11	H: 1 LOB: 1 BB: 0 P: 14	R: 0 H: 0 E: 0 K: 1 S: 8	H: 0 LOB: 0 BB: 0 P: 11	R: 0 H: 0 E: 0 K: 1 S: 7	H: 0 LOB: 0 BB: 0 P: 11	R: 3 H: 2 E: 0 K: 0 S: 14	H: 2 LOB: 2 BB: 4 P: 34	R: 0 H: 0 E: 0 K: 0 S: 7	H: 0 LOB: 1 BB: 1 P: 13	R: 0 H: 0 E: 0 K: 1 S: 12	H: 0 LOB: 0 BB: 0 P: 16	1B: 2 2B: 4 3B: 1 HR: 1	SF: 0 SAC: 0 DP: 2 HBP: 1	WP: 0 PB: 0 SB: 0 CS: 0	PA: 37
PITCHER	IP WLS BF H R ER SO BB IBB HBP BLK WP HR S P ERA WHIP											IP WLS BF H R ER SO BB IBB HBP BLK WP HR S P ERA WHIP								
37 Max Scherzer, R (1,1) ERA: 7.2	5.0 W 22 5 4 4 7 2 0 1 0 0 0 1 57 87 7.20 1.400																			
62 Al Alburquerque, R (6,1) ERA: 2.08	1.0 H 5 1 0 0 0 2 0 0 0 0 0 0 10 22 0.00 3.000																			
38 Darin Downs, L (7,1) ERA: 2.08	2.0 H 7 0 0 0 2 1 0 0 0 0 0 0 16 23 0.00 0.500																			
53 Joaquin Benoit, R (9,1) ERA: 2.7	1.0 3 0 0 0 1 0 0 0 0 0 0 0 12 16 0.00 0.000																			

Batter	1	2	3	4	5	6	7	8	9	AB R H RBI BB SO LOB	BOTTOM									
14 Austin Jackson, R (1,8) OBP: 0.500, SLG: 0.476	E6		G6-3							5 3 3 0 0 0 0	New York Yankees @ Detroit Tigers Comerica Park, Detroit, MI Sat Apr 06 2013, 4:08 PM - 7:35 PM EDT Att: 42,453 - Cloudy - 48 F									
48 Torii Hunter, R (1,9) OBP: 0.391, SLG: 0.478	F9									5 2 3 1 0 0 2										
24 Miguel Cabrera, R (1,5) OBP: 0.478, SLG: 0.421										4 2 4 1 1 0 0										
28 Prince Fielder, L (1,3) OBP: 0.286, SLG: 0.632										3 1 1 2 1 0 4										
41 Victor Martinez, S (1,10) OBP: 0.286, SLG: 0.176										3 0 1 1 1 1 4										
12 Andy Dirks, L (1,7) OBP: 0.294, SLG: 0.154										4 0 2 2 0 2 2										
27 Jhonny Peralta, R (1,6) OBP: 0.286, SLG: 0.300										5 0 2 1 0 1 4										
13 Alex Avila, L (1,2) OBP: 0.211, SLG: 0.333										4 0 1 0 0 0 3										
39 Ramon Santiago, S (1,4)										4 0 0 0 0 3 4										
Inning Stats	R: 1 H: 2 E: 1 K: 1 S: 14	H: 2 LOB: 2 BB: 0 P: 23	R: 0 H: 0 E: 0 K: 1 S: 8	H: 0 LOB: 0 BB: 0 P: 11	R: 0 H: 2 E: 0 K: 0 S: 15	H: 2 LOB: 2 BB: 0 P: 22	R: 0 H: 1 E: 0 K: 2 S: 15	H: 1 LOB: 1 BB: 0 P: 19	R: 4 H: 6 E: 1 K: 1 S: 18	H: 6 LOB: 2 BB: 0 P: 34		R: 2 H: 3 E: 0 K: 1 S: 12	H: 3 LOB: 2 BB: 1 P: 23	R: 0 H: 2 E: 0 K: 0 S: 10	H: 2 LOB: 1 BB: 0 P: 16	R: 1 H: 1 E: 0 K: 1 S: 9	H: 1 LOB: 2 BB: 2 P: 21	1B: 14 2B: 5 3B: 0 HR: 0	SF: 3 SAC: 0 DP: 2 HBP: 0	WP: 1 PB: 0 SB: 0 CS: 1
PITCHER	IP WLS BF H R ER SO BB IBB HBP BLK WP HR S P ERA WHIP											IP WLS BF H R ER SO BB IBB HBP BLK WP HR S P ERA WHIP								
65 Phil Hughes, R (1,1) ERA: 6.75	4.0 L 21 8 4 3 4 0 0 0 0 0 0 0 57 87 6.75 2.000																			
48 Boone Logan, L (5,1) ERA: 6.75	0.1 3 2 0 0 0 0 0 0 0 0 0 0 6 9 0.00 6.000																			
41 David Phelps, R (5,1) ERA: 6.75	2.2 14 6 3 2 2 1 0 0 0 0 0 0 29 52 6.75 2.625																			
62 Joba Chamberlain, R (8,1) ERA: 21.6	1.0 5 1 1 1 1 2 0 0 0 0 1 0 9 21 9.00 3.000																			

AB	31
R	4
H	6
RBI	4
BB	5
SO	10
LOB	12

AB	37
R	8
H	17
RBI	8
BB	3
SO	7
LOB	23



Batter	1	2	3	4	5	6	7	8	9	AB	R	H	RBI	BB	SO	LOB	TOP			
11 Brett Gardner, L OBP: 0.250, SLG: 0.280	F9	G5-3			P6		F8		G6-3	5	1	1	0	0	0	1	New York Yankees @ Detroit Tigers Comerica Park, Detroit, MI Sun Apr 07 2013, 1:09 PM - 4:30 PM EDT Att: 39,829 - Partly Cloudy - 53 F			
24 Robinson Cano, L OBP: 0.200, SLG: 0.130	F7		G6-3				G4-6-3		G6-3	5	0	1	0	0	0	3				
36 Kevin Youkilis, R OBP: 0.480, SLG: 0.727					F9			G5-3		4	0	2	2	1	0	1				
33 Travis Hafner, L OBP: 0.409, SLG: 0.500																				
26 Eduardo Núñez, R OBP: 0.462, SLG: 0.455	K																			
22 Brennan Boesch, L OBP: 0.200, SLG: 0.400																				
12 Vernon Wells, R OBP: 0.280, SLG: 0.706																				
31 Ichiro Suzuki, L OBP: 0.190, SLG: 0.111																				
29 Francisco Cervelli, R OBP: 0.439, SLG: 0.615																				
55 Lyle Overbay, L OBP: 0.250, SLG: 0.263																				
17 Jayson Nix, R OBP: 0.273, SLG: 0.545																				
Inning Stats	R: 0 H: 1 E: 0 K: 1 S: 11	H: 1 LOB: 1 BB: 0 P: 16	R: 3 H: 2 E: 0 K: 0 S: 15	H: 2 LOB: 0 BB: 1 P: 23	R: 0 H: 1 E: 0 K: 1 S: 13	H: 1 LOB: 2 BB: 1 P: 20	R: 0 H: 0 E: 0 K: 1 S: 7	H: 0 LOB: 0 BB: 0 P: 9	R: 0 H: 1 E: 0 K: 1 S: 12	H: 1 LOB: 1 BB: 0 P: 15	R: 0 H: 1 E: 0 K: 1 S: 10	H: 1 LOB: 0 BB: 0 P: 15	R: 2 H: 3 E: 0 K: 0 S: 12	H: 3 LOB: 2 BB: 1 P: 19	R: 2 H: 3 E: 0 K: 0 S: 21	H: 3 LOB: 2 BB: 1 P: 31	1B: 9 2B: 3 3B: 0 HR: 1	SF: 1 SAC: 0 DP: 1 HBP: 0	WP: 0 PB: 0 SB: 0 CS: 0	PA: 42
PITCHER	IP WLS BF H R ER SO	IP WLS BF H R ER SO	IP WLS BF H R ER SO	IP WLS BF H R ER SO	IP WLS BF H R ER SO	IP WLS BF H R ER SO	IP WLS BF H R ER SO	IP WLS BF H R ER SO	IP WLS BF H R ER SO	IP WLS BF H R ER SO	IP WLS BF H R ER SO	IP WLS BF H R ER SO	IP WLS BF H R ER SO	IP WLS BF H R ER SO	IP WLS BF H R ER SO	IP WLS BF H R ER SO	ERA WHIP	ERA WHIP	ERA WHIP	
35 Justin Verlander, R ERA: 2.19	7.1 L 30 7 3 3 4																3.68 1.227			
40 Phil Coke, L ERA: 16.2	0.2 5 3 2 2 0																27.00 4.500			
20 Octavio Dotel, R ERA: 10.8	1.0 7 3 2 2 0																18.00 4.000			

Batter	1	2	3	4	5	6	7	8	9	AB	R	H	RBI	BB	SO	LOB	BOTTOM					
14 Austin Jackson, R OBP: 0.483, SLG: 0.417	F8						K		F8	3	0	0	0	2	1	2	New York Yankees @ Detroit Tigers Comerica Park, Detroit, MI Sun Apr 07 2013, 1:09 PM - 4:30 PM EDT Att: 39,829 - Partly Cloudy - 53 F					
48 Torii Hunter, R OBP: 0.393, SLG: 0.464										5	0	2	0	0	1	4						
24 Miguel Cabrera, R OBP: 0.407, SLG: 0.348										4	0	0	0	0	1	4						
28 Prince Fielder, L OBP: 0.280, SLG: 0.565										4	0	1	0	0	2	1						
41 Victor Martinez, S OBP: 0.240, SLG: 0.143										4	0	0	0	0	0	2						
18 Matt Tuiasosopo, R OBP: 0.000, SLG: 0.500										3	0	2	0	1	1	2						
55 Brayan Peña, S OBP: 0.250, SLG: 0.250										4	0	1	0	0	0	2						
4 Omar Infante, R OBP: 0.421, SLG: 0.389										4	0	1	0	0	1	3						
39 Ramon Santiago, S OBP: 0.125, SLG: 0.125										4	0	1	0	0	0	0						
Inning Stats	R: 0 H: 1 E: 0 K: 1 S: 10	H: 1 LOB: 1 BB: 0 P: 14	R: 0 H: 1 E: 0 K: 1 S: 12	H: 1 LOB: 0 BB: 0 P: 19	R: 0 H: 0 E: 0 K: 0 S: 8	H: 1 LOB: 1 BB: 1 P: 15	R: 0 H: 1 E: 0 K: 1 S: 13	H: 1 LOB: 2 BB: 1 P: 27	R: 0 H: 0 E: 0 K: 0 S: 6	H: 0 LOB: 1 BB: 1 P: 11	R: 0 H: 1 E: 0 K: 0 S: 8	H: 1 LOB: 1 BB: 0 P: 10	R: 0 H: 0 E: 0 K: 1 S: 11	H: 0 LOB: 0 BB: 0 P: 18	R: 0 H: 2 E: 0 K: 2 S: 17	H: 2 LOB: 2 BB: 0 P: 20		R: 0 H: 2 E: 0 K: 1 S: 15	H: 2 LOB: 2 BB: 0 P: 21	1B: 8 2B: 0 3B: 0 HR: 0	SF: 0 SAC: 0 DP: 0 HBP: 0	WP: 0 PB: 0 SB: 0 CS: 0
PITCHER	IP WLS BF H R ER SO	IP WLS BF H R ER SO	IP WLS BF H R ER SO	IP WLS BF H R ER SO	IP WLS BF H R ER SO	IP WLS BF H R ER SO	IP WLS BF H R ER SO	IP WLS BF H R ER SO	IP WLS BF H R ER SO	IP WLS BF H R ER SO	IP WLS BF H R ER SO	IP WLS BF H R ER SO	IP WLS BF H R ER SO	IP WLS BF H R ER SO	IP WLS BF H R ER SO	IP WLS BF H R ER SO	ERA WHIP	ERA WHIP	ERA WHIP			
52 CC Sabathia, L ERA: 3.0	7.0 W 28 4 0 0 4																0.00 1.000					
30 David Robertson, R ERA: 3.0	1.0 5 2 0 0 2																0.00 2.000					
42 Mariano Rivera, R ERA: 4.5	1.0 5 2 0 0 1																0.00 2.000					

Batter	1	2	3	4	5	6	7	8	9	AB	R	H	RBI	BB	SO	LOB	TOP			
9 Nate McLouth, L OBP: 0.349, SLG: 0.342	G3		F7			F8		G6-4-3		4	0	0	0	0	0	2				
13 Manny Machado, R OBP: 0.296, SLG: 0.353	G3		G4-6-3			G5-3		G6-3		4	0	0	0	0	0	1				
21 Nick Markakis, L OBP: 0.345, SLG: 0.451	1B					G4-3		E6		4	0	1	0	0	0	10				
10 Adam Jones, R OBP: 0.423, SLG: 0.569	FC6-4					G6-3		G5-3		4	0	1	0	0	0	2				
19 Chris Davis, L OBP: 0.460, SLG: 0.902	G1-3					K		K		4	0	0	0	0	3	2				
32 Matt Wieters, S OBP: 0.304, SLG: 0.300	G4-3					1B		F7		3	0	1	0	0	0	1				
2 J.J. Hardy, R OBP: 0.265, SLG: 0.413	1B					P5		G4-3		3	0	1	0	0	0	2				
3 Ryan Flaherty, L OBP: 0.120, SLG: 0.208	G1-3					FC4-6		G4-3		3	0	0	0	0	0	2				
14 Nolan Reimold, R OBP: 0.324, SLG: 0.333	1B					K		E5		3	0	1	0	0	1	1				
Inning Stats	R: 0 E: 0 K: 0 S: 8	H: 1 LOB: 1 BB: 0 P: 10	R: 0 E: 0 K: 0 S: 11	H: 1 LOB: 1 BB: 0 P: 13	R: 0 E: 0 K: 2 S: 7	H: 0 LOB: 0 BB: 0 P: 10	R: 0 E: 0 K: 1 S: 10	H: 1 LOB: 1 BB: 0 P: 19	R: 0 E: 0 K: 0 S: 5	H: 0 LOB: 0 BB: 0 P: 7	R: 0 E: 1 K: 1 S: 11	H: 1 LOB: 1 BB: 0 P: 15	R: 0 E: 1 K: 0 S: 7	H: 0 LOB: 0 BB: 0 P: 12	R: 0 E: 1 K: 1 S: 11	H: 0 LOB: 1 BB: 0 P: 14	1B: 5 2B: 0 3B: 0 HR: 0	SF: 0 SAC: 0 DP: 2 HBP: 0	WP: 0 PB: 0 SB: 0 CS: 0	PA: 32
PITCHER 18 Hiroki Kuroda, R ERA: 2.87	IP: 9.0 WLS: W BF: 32	H: 5 R: 0 ER: 0 SO: 5	BB: 0 IBB: 0 HBP: 0 BLK: 0	WP: 0 HR: 0 S: 79 P: 113	ERA: 0.00 WHIP: 0.556	PITCHER IP: WLS: BF: H: R: ER: SO: BB: IBB: HBP: BLK: WP: HR: S: P: ERA: WHIP														

Baltimore Orioles @ New York Yankees
Yankee Stadium, Bronx, NY
Sun Apr 14 2013, 8:06 PM - 10:44 PM EDT
Att: 34,154 - Partly Cloudy - 56 F

AB 32
R 0
H 5
RBI 0
BB 0
SO 5
LOB 13



Batter	1	2	3	4	5	6	7	8	9	AB	R	H	RBI	BB	SO	LOB	BOTTOM			
11 Brett Gardner, L OBP: 0.333, SLG: 0.422	P6		G5-4-3			HR		P5		4	1	1	2	0	0	3				
12 Vernon Wells, R OBP: 0.405, SLG: 0.649	P3					P3		G4-3		4	0	1	0	0	0	2				
24 Robinson Canó, L OBP: 0.367, SLG: 0.600	K					1B		F7		3	0	0	0	1	2	1				
36 Kevin Youkilis, R OBP: 0.404, SLG: 0.571	F9					P4		F9		4	0	0	0	0	1	1				
45 Ben Francisco, R OBP: 0.313, SLG: 0.625	F7					L8		F7		4	0	0	0	0	1	1				
22 Brennan Boesch, L OBP: 0.313, SLG: 0.625	1B					F7		F7		3	1	2	0	0	0	0				
29 Francisco Cervelli, R OBP: 0.500, SLG: 0.520	F9					1B		HR		2	1	1	0	1	0	1				
55 Lyle Overbay, L OBP: 0.300, SLG: 0.410	1B					F9		K		3	0	1	0	0	1	3				
17 Jayson Nix, R OBP: 0.182, SLG: 0.333	P5					SF9		1B		2	0	1	1	0	0	1				
Inning Stats	R: 0 E: 0 K: 1 S: 8	H: 0 LOB: 0 BB: 0 P: 13	R: 0 E: 0 K: 0 S: 10	H: 1 LOB: 1 BB: 0 P: 15	R: 0 E: 0 K: 0 S: 9	H: 1 LOB: 0 BB: 0 P: 12	R: 0 E: 0 K: 0 S: 11	H: 0 LOB: 1 BB: 1 P: 19	R: 3 E: 0 K: 1 S: 15	H: 4 LOB: 1 BB: 0 P: 18	R: 0 E: 0 K: 0 S: 10	H: 0 LOB: 0 BB: 0 P: 15	R: 0 E: 0 K: 1 S: 10	H: 1 LOB: 2 BB: 1 P: 19	R: 0 E: 0 K: 2 S: 7	H: 0 LOB: 0 BB: 0 P: 8	1B: 6 2B: 0 3B: 0 HR: 1	SF: 1 SAC: 0 DP: 1 HBP: 0	WP: 0 PB: 0 SB: 0 CS: 0	PA: 32
PITCHER 16 Wei-Yin Chen, L ERA: 4.0 66 T.J. McFarland, L ERA:	IP: 6.0 WLS: L BF: 24	H: 6 R: 3 ER: 3 SO: 2	BB: 1 IBB: 0 HBP: 0 BLK: 0	WP: 0 HR: 0 S: 63 P: 92	ERA: 4.50 WHIP: 1.167	PITCHER IP: WLS: BF: H: R: ER: SO: BB: IBB: HBP: BLK: WP: HR: S: P: ERA: WHIP														

Baltimore Orioles @ New York Yankees
Yankee Stadium, Bronx, NY
Sun Apr 14 2013, 8:06 PM - 10:44 PM EDT
Att: 34,154 - Partly Cloudy - 56 F

AB 29
R 3
H 7
RBI 3
BB 2
SO 5
LOB 13



Batter	1	2	3	4	5	6	7	8	9	AB	R	H	RBI	BB	SO	LOB	TOP				
8 Gerardo Parra, L OBP: 0.359, SLG: 0.466	L7		44 1B 26 SF8 14 S	G3			G4-3		G4-3	5	1	1	0	0	0	1					
14 Martín Prado, R OBP: 0.333, SLG: 0.439	44 G4-3 1B		26 SF8 7 1B 44 1B	K			F9			3	1	1	0	1	1	1					
44 Paul Goldschmidt, R OBP: 0.414, SLG: 0.560	G4-3		7 1B 1B		K		G6-3			4	0	1	0	0	1	1					
26 Miguel Montero, L OBP: 0.364, SLG: 0.357			SF8		G4-3				1B	2	0	1	1	1	0	0					
7 Cody Ross, R OBP: 0.250, SLG: 0.250			1B						P3	4	0	2	1	0	1	3					
12 Eric Chavez, L OBP: 0.259, SLG: 0.200			1B		F8				F7	4	0	0	0	0	2	4					
22 Eric Hinske, L OBP: 0.286, SLG: 0.462			G4-3		G4-3				G4-3	4	0	0	0	0	1	3					
11 AJ Pollock, R OBP: 0.306, SLG: 0.639			2B		SH2-4				F9	4	0	2	0	0	1	0					
4 Cliff Pennington, S OBP: 0.315, SLG: 0.292			K		SH2-4				K	3	0	0	0	0	2	1					
Inning Stats	R: 0 E: 0 K: 1 S: 13	H: 1 LOB: 2 BB: 1 P: 22	R: 0 E: 0 K: 2 S: 13	H: 1 LOB: 3 BB: 1 P: 16	R: 2 E: 0 K: 1 S: 21	H: 3 LOB: 2 BB: 1 P: 34	R: 0 E: 0 K: 1 S: 8	H: 1 LOB: 1 BB: 0 P: 11	R: 0 E: 0 K: 1 S: 8	H: 0 LOB: 0 BB: 0 P: 11	R: 0 E: 0 K: 0 S: 6	H: 0 LOB: 0 BB: 0 P: 9	R: 0 E: 0 K: 0 S: 10	H: 1 LOB: 1 BB: 0 P: 17	R: 0 E: 0 K: 1 S: 9	H: 0 LOB: 0 BB: 0 P: 13	1B: 6 2B: 2 3B: 0 HR: 0	SF: 1 SAC: 1 DP: 0 HBP: 0	WP: 0 PB: 0 SB: 1 CS: 0	PA: 37	
PITCHER	IP	WLS	BF	H	R	ER	SO	BB	IBB	HBP	BLK	WP	HR	S	P	ERA	WHIP				
47 Iván Nova, R ERA: 5.99	5.0	W	24	7	2	2	6	2	0	0	0	0	0	63	94	3.60	1.800				
48 Boone Logan, L ERA: 2.25	1.1	H	4	0	0	0	2	0	0	0	0	0	0	10	15	0.00	0.000				
62 Joba Chamberlain, R ERA: 6.31	0.2	H	2	0	0	0	0	0	0	0	0	0	0	3	5	0.00	0.000				
30 David Robertson, R ERA:	1.0	H	4	1	0	0	0	0	0	0	0	0	0	10	17	0.00	1.000				
42 Mariano Rivera, R ERA: 2.25	1.0	S	3	0	0	0	1	0	0	0	0	0	0	9	13	0.00	0.000				

Arizona Diamondbacks @ New York Yankees
 Yankee Stadium, Bronx, NY
 Tue Apr 16 2013, 7:11 PM - 10:12 PM EDT
 Att: 34,107 - Partly Cloudy - 60 F

AB	33
R	2
H	8
RBI	2
BB	2
SO	9
LOB	14



Batter	1	2	3	4	5	6	7	8	9	AB	R	H	RBI	BB	SO	LOB	BOTTOM				
11 Brett Gardner, L OBP: 0.321, SLG: 0.420	K			K						5	0	1	0	0	3	2					
24 Robinson Canó, L OBP: 0.389, SLG: 0.653	12 BB 36 1B			1H 2H HR						4	1	2	3	1	2	0					
36 Kevin Youkilis, R OBP: 0.412, SLG: 0.565	12 BB 1B	G5-3		K						4	1	2	0	0	1	3					
33 Travis Hafner, L OBP: 0.419, SLG: 0.622	P4		G4-3	2B						4	0	2	0	0	0	2					
12 Vernon Wells, R OBP: 0.391, SLG: 0.600			F8	K					G6-3	3	0	0	0	1	1	3					
31 Ichiro Suzuki, L OBP: 0.282, SLG: 0.270	G3-1			1B						3	0	1	0	1	1	3					
26 Eduardo Núñez, R OBP: 0.321, SLG: 0.304	G6-3		L8						SF8	3	0	1	1	0	0	1					
55 Lyle Overbay, L OBP: 0.295, SLG: 0.395	G3			24 HR 1B					G1-3	4	1	1	0	0	0	3					
19 Chris Stewart, R OBP: 0.286, SLG: 0.286	11 2B 1B			24 HR 1B					K	4	1	2	0	0	1	0					
Inning Stats	R: 0 E: 0 K: 1 S: 17	H: 2 LOB: 3 BB: 1 P: 30	R: 0 E: 0 K: 0 S: 15	H: 2 LOB: 3 BB: 1 P: 29	R: 0 E: 0 K: 0 S: 7	H: 1 LOB: 1 BB: 0 P: 11	R: 3 E: 0 K: 3 S: 21	H: 4 LOB: 1 BB: 0 P: 32	R: 0 E: 0 K: 1 S: 9	H: 1 LOB: 0 BB: 0 P: 13	R: 0 E: 0 K: 1 S: 8	H: 0 LOB: 0 BB: 0 P: 11	R: 1 E: 0 K: 0 S: 11	H: 2 LOB: 2 BB: 1 P: 21	R: 0 E: 0 K: 3 S: 10	H: 0 LOB: 0 BB: 0 P: 16	1B: 8 2B: 3 3B: 0 HR: 1	SF: 1 SAC: 0 DP: 1 HBP: 0	WP: 0 PB: 0 SB: 0 CS: 0	PA: 38	
PITCHER	IP	WLS	BF	H	R	ER	SO	BB	IBB	HBP	BLK	WP	HR	S	P	ERA	WHIP				
32 Brandon McCarthy, R ERA: 7.47	4.0	L	23	3	3	3	4	1	1	0	0	0	0	60	102	6.75	2.500				
45 Matt Reynolds, L ERA:	2.0		6	1	0	0	2	0	0	0	0	0	0	17	24	0.00	0.500				
29 Brad Ziegler, R ERA: 2.0	1.0		6	2	1	1	0	0	1	0	0	0	0	11	21	9.00	2.000				
21 Heath Bell, R ERA: 7.2	1.0		3	0	0	0	3	0	0	0	0	0	0	10	16	0.00	0.000				

Arizona Diamondbacks @ New York Yankees
 Yankee Stadium, Bronx, NY
 Tue Apr 16 2013, 7:11 PM - 10:12 PM EDT
 Att: 34,107 - Partly Cloudy - 60 F

AB	34
R	4
H	12
RBI	4
BB	3
SO	9
LOB	17



Batter	1	2	3	4	5	6	7	8	9	AB	R	H	RBI	BB	SO	LOB	TOP							
11 Brett Gardner, L OBP: 0.324, SLG: 0.422	F9	BB		K		G4-3		L8		4	1	1	1	1	1	1								
24 Robinson Cano, L OBP: 0.392, SLG: 0.645	G4-3	F8		1B		G4-3		1B		5	1	3	1	0	0	2								
36 Kevin Youkilis, R OBP: 0.369, SLG: 0.466	2B		F9	K		F7		L9		4	1	0	0	0	1	3								
33 Travis Hafner, L OBP: 0.440, SLG: 0.767	G4-3			HR		P2		K		5	1	2	2	0	2	2								
12 Vernon Wells, R OBP: 0.377, SLG: 0.585	G4-3		1B			G4-3		HR		5	2	2	2	0	0	1								
31 Ichiro Suzuki, L OBP: 0.269, SLG: 0.319	G4-3		2B			F7		L9		5	1	2	0	0	0	1								
26 Eduardo Núñez, R OBP: 0.293, SLG: 0.235		P2	F8			P4				4	0	0	0	1	0	1								
55 Lyle Overbay, L OBP: 0.275, SLG: 0.420		F7	K			HR		P2		5	1	1	1	0	1	2								
29 Francisco Cervelli, R OBP: 0.444, SLG: 0.568		2B		K		HR		24 1B		3	1	2	0	1	1	0								
Inning Stats	R: 2 H: 2 E: 0 K: 0 S: 12	H: 2 LOB: 1 BB: 0 P: 21	R: 0 H: 1 E: 0 K: 0 S: 8	H: 1 LOB: 2 BB: 1 P: 16	R: 3 H: 3 E: 1 K: 1 S: 13	H: 3 LOB: 0 BB: 0 P: 21	R: 0 H: 1 E: 0 K: 3 S: 11	H: 1 LOB: 1 BB: 0 P: 15	R: 0 H: 0 E: 0 K: 0 S: 6	H: 0 LOB: 0 BB: 0 P: 9	R: 3 H: 3 E: 0 K: 0 S: 12	H: 3 LOB: 0 BB: 0 P: 21	R: 1 H: 1 E: 0 K: 1 S: 11	H: 1 LOB: 1 BB: 1 P: 23	R: 0 H: 1 E: 0 K: 1 S: 10	H: 1 LOB: 2 BB: 0 P: 15	R: 0 H: 1 E: 0 K: 0 S: 8	H: 1 LOB: 1 BB: 0 P: 11	1B: 3 2B: 6 3B: 1 HR: 3	SF: 0 SAC: 0 DP: 0 HBP: 1	WP: 0 PB: 0 SB: 0 CS: 0	PA: 44		
PITCHER	IP WLS BF H R ER SO BB IBB HBP BLK WP HR S P ERA WHIP	IP WLS BF H R ER SO BB IBB HBP BLK WP HR S P ERA WHIP	IP WLS BF H R ER SO BB IBB HBP BLK WP HR S P ERA WHIP	IP WLS BF H R ER SO BB IBB HBP BLK WP HR S P ERA WHIP	IP WLS BF H R ER SO BB IBB HBP BLK WP HR S P ERA WHIP	IP WLS BF H R ER SO BB IBB HBP BLK WP HR S P ERA WHIP	IP WLS BF H R ER SO BB IBB HBP BLK WP HR S P ERA WHIP	IP WLS BF H R ER SO BB IBB HBP BLK WP HR S P ERA WHIP	IP WLS BF H R ER SO BB IBB HBP BLK WP HR S P ERA WHIP	IP WLS BF H R ER SO BB IBB HBP BLK WP HR S P ERA WHIP	IP WLS BF H R ER SO BB IBB HBP BLK WP HR S P ERA WHIP	IP WLS BF H R ER SO BB IBB HBP BLK WP HR S P ERA WHIP	IP WLS BF H R ER SO BB IBB HBP BLK WP HR S P ERA WHIP	IP WLS BF H R ER SO BB IBB HBP BLK WP HR S P ERA WHIP	IP WLS BF H R ER SO BB IBB HBP BLK WP HR S P ERA WHIP	IP WLS BF H R ER SO BB IBB HBP BLK WP HR S P ERA WHIP	IP WLS BF H R ER SO BB IBB HBP BLK WP HR S P ERA WHIP	IP WLS BF H R ER SO BB IBB HBP BLK WP HR S P ERA WHIP	IP WLS BF H R ER SO BB IBB HBP BLK WP HR S P ERA WHIP	IP WLS BF H R ER SO BB IBB HBP BLK WP HR S P ERA WHIP	IP WLS BF H R ER SO BB IBB HBP BLK WP HR S P ERA WHIP	IP WLS BF H R ER SO BB IBB HBP BLK WP HR S P ERA WHIP	IP WLS BF H R ER SO BB IBB HBP BLK WP HR S P ERA WHIP	IP WLS BF H R ER SO BB IBB HBP BLK WP HR S P ERA WHIP
23 Brandon Morrow, R ERA: 5.57	5.1	L	27	9	7	5	4	1	0	1	0	0	0	0	0	0	2	54	89	8.44	1.875			
27 Brett Cecil, L ERA: 2.09	1.2		8	2	2	2	1	1	0	0	0	0	0	1	19	37	10.80	1.800						
50 Steve Delabar, R ERA: 2.79	1.0		5	1	0	0	1	1	0	0	0	0	0	10	15	0.00	2.000							
38 Darren Oliver, L ERA: 4.5	1.0		4	1	0	0	0	0	0	0	0	0	0	8	11	0.00	1.000							

New York Yankees @ Toronto Blue Jays
Rogers Centre, Toronto, ON
Fri Apr 19 2013, 7:09 PM - 9:45 PM EDT
Att. 40,028 - Roof Closed - 68 F

AB	40
R	9
H	13
RBI	7
BB	3
SO	6
LOB	13



Batter	1	2	3	4	5	6	7	8	9	AB	R	H	RBI	BB	SO	LOB	BOTTOM							
11 Rajai Davis, R OBP: 0.306, SLG: 0.429	G4-3		K			F8		K		3	1	1	0	0	1	0								
1 Emilio Bonifacio, S OBP: 0.232, SLG: 0.346	3B									1	0	0	0	0	1	0								
53 Melky Cabrera, S OBP: 0.301, SLG: 0.273	G4-3		G5-3			G5-3		F7		4	1	1	1	0	0	0								
19 José Bautista, R OBP: 0.302, SLG: 0.553	BB					F9		HR		3	1	1	2	1	1	0								
10 Edwin Encarnación, R OBP: 0.310, SLG: 0.349	L1-3		F8			L5		F9		4	0	0	0	0	0	1								
9 J.P. Arencibia, R OBP: 0.266, SLG: 0.603	G1-3		K			1B		HR		4	1	2	1	0	1	0								
13 Brett Lawrie, R OBP: 0.133, SLG: 0.143	1B					G1-6-3		F9		4	0	2	0	0	0	1								
28 Colby Rasmus, L OBP: 0.296, SLG: 0.531	K					P5		F8		3	0	0	0	0	1	3								
3 Maicer Izturis, S OBP: 0.196, SLG: 0.306	K					G1-6-3		L7		3	0	0	0	0	1	3								
66 Munenori Kawasaki, L OBP: 0.364, SLG: 0.353	K					G5-3		G4-3		3	0	0	0	0	1	0								
Inning Stats	R: 1 H: 1 E: 0 K: 0 S: 6	H: 1 LOB: 0 BB: 1 P: 15	R: 0 H: 1 E: 0 K: 2 S: 10	H: 1 LOB: 0 BB: 0 P: 14	R: 0 H: 0 E: 0 K: 2 S: 9	H: 0 LOB: 0 BB: 0 P: 11	R: 0 H: 0 E: 0 K: 1 S: 12	H: 0 LOB: 0 BB: 0 P: 17	R: 0 H: 1 E: 0 K: 0 S: 7	H: 1 LOB: 0 BB: 0 P: 9	R: 2 H: 2 E: 0 K: 0 S: 10	H: 2 LOB: 0 BB: 0 P: 16	R: 0 H: 1 E: 0 K: 0 S: 6	H: 1 LOB: 1 BB: 0 P: 7	R: 0 H: 0 E: 0 K: 1 S: 6	H: 0 LOB: 0 BB: 0 P: 9	R: 1 H: 1 E: 0 K: 1 S: 13	H: 1 LOB: 0 BB: 0 P: 20	1B: 4 2B: 1 3B: 1 HR: 2	SF: 0 SAC: 0 DP: 2 HBP: 0	WP: 0 PB: 0 SB: 0 CS: 0	PA: 33		
PITCHER	IP WLS BF H R ER SO BB IBB HBP BLK WP HR S P ERA WHIP	IP WLS BF H R ER SO BB IBB HBP BLK WP HR S P ERA WHIP	IP WLS BF H R ER SO BB IBB HBP BLK WP HR S P ERA WHIP	IP WLS BF H R ER SO BB IBB HBP BLK WP HR S P ERA WHIP	IP WLS BF H R ER SO BB IBB HBP BLK WP HR S P ERA WHIP	IP WLS BF H R ER SO BB IBB HBP BLK WP HR S P ERA WHIP	IP WLS BF H R ER SO BB IBB HBP BLK WP HR S P ERA WHIP	IP WLS BF H R ER SO BB IBB HBP BLK WP HR S P ERA WHIP	IP WLS BF H R ER SO BB IBB HBP BLK WP HR S P ERA WHIP	IP WLS BF H R ER SO BB IBB HBP BLK WP HR S P ERA WHIP	IP WLS BF H R ER SO BB IBB HBP BLK WP HR S P ERA WHIP	IP WLS BF H R ER SO BB IBB HBP BLK WP HR S P ERA WHIP	IP WLS BF H R ER SO BB IBB HBP BLK WP HR S P ERA WHIP	IP WLS BF H R ER SO BB IBB HBP BLK WP HR S P ERA WHIP	IP WLS BF H R ER SO BB IBB HBP BLK WP HR S P ERA WHIP	IP WLS BF H R ER SO BB IBB HBP BLK WP HR S P ERA WHIP	IP WLS BF H R ER SO BB IBB HBP BLK WP HR S P ERA WHIP	IP WLS BF H R ER SO BB IBB HBP BLK WP HR S P ERA WHIP	IP WLS BF H R ER SO BB IBB HBP BLK WP HR S P ERA WHIP	IP WLS BF H R ER SO BB IBB HBP BLK WP HR S P ERA WHIP	IP WLS BF H R ER SO BB IBB HBP BLK WP HR S P ERA WHIP	IP WLS BF H R ER SO BB IBB HBP BLK WP HR S P ERA WHIP	IP WLS BF H R ER SO BB IBB HBP BLK WP HR S P ERA WHIP	IP WLS BF H R ER SO BB IBB HBP BLK WP HR S P ERA WHIP
46 Andy Pettitte, L ERA: 2.01	7.1	W	27	6	3	3	5	0	0	0	0	0	0	0	0	0	1	61	90	3.68	0.955			
27 Shawn Kelley, R ERA: 9.0	1.2		6	1	1	1	2	0	0	0	0	0	0	1	18	28	5.40	0.600						

New York Yankees @ Toronto Blue Jays
Rogers Centre, Toronto, ON
Fri Apr 19 2013, 7:09 PM - 9:45 PM EDT
Att. 40,028 - Roof Closed - 68 F

AB	32
R	4
H	7
RBI	4
BB	1
SO	7
LOB	8



Batter	1	2	3	4	5	6	7	8	9	AB	R	H	RBI	BB	SO	LOB	TOP							
11 Brett Gardner, L (1, 8) OBP: 0.337, SLG: 0.421										2	0	0	0	2	1	0	New York Yankees @ Tampa Bay Rays Tropicana Field, St. Petersburg, FL Mon Apr 22 2013, 7:12 PM - 9:40 PM EDT Att: 15,331 - Dome - 72 F							
45 Ben Francisco, R (1, 10) OBP: 0.200, SLG: 0.091										4	0	0	0	0	2	2								
24 Robinson Canó, L (1, 4) OBP: 0.390, SLG: 0.653										4	1	2	1	0	0	1								
12 Vernon Wells, R (1, 7) OBP: 0.373, SLG: 0.582										4	0	0	0	0	3	3								
29 Francisco Cervelli, R (1, 2) OBP: 0.389, SLG: 0.478										4	0	0	0	0	1	2								
22 Brennan Boesch, L (1, 9) OBP: 0.250, SLG: 0.500										3	0	0	0	0	0	0								
26 Eduardo Núñez, R (1, 6) OBP: 0.275, SLG: 0.190										2	0	0	0	1	0	0								
55 Lyle Overbay, L (1, 3) OBP: 0.283, SLG: 0.414										3	0	0	0	0	0	1								
17 Jayson Nix, R (1, 5) OBP: 0.231, SLG: 0.278										3	0	0	0	0	2	1								
Inning Stats	R: 0 H: 0 E: 0 K: 2 S: 11	H: 0 LOB: 1 BB: 1 P: 18	R: 0 H: 0 E: 0 K: 0 S: 6	H: 0 LOB: 0 BB: 0 P: 8	R: 0 H: 0 E: 0 K: 1 S: 7	H: 0 LOB: 0 BB: 0 P: 11	R: 1 H: 1 E: 0 K: 3 S: 13	H: 1 LOB: 0 BB: 0 P: 19	R: 0 H: 0 E: 0 K: 1 S: 9	H: 0 LOB: 1 BB: 1 P: 18	R: 0 H: 1 E: 1 K: 1 S: 15	H: 0 LOB: 2 BB: 1 P: 24	R: 0 H: 0 E: 0 K: 0 S: 5	H: 0 LOB: 0 BB: 0 P: 7	R: 0 H: 0 E: 0 K: 1 S: 7	H: 0 LOB: 0 BB: 0 P: 12	R: 0 H: 0 E: 0 K: 0 S: 5	H: 0 LOB: 0 BB: 0 P: 7	1B: 1 2B: 0 3B: 0 HR: 1	SF: 0 SAC: 0 DP: 0 HBP: 0	WP: 0 PB: 0 SB: 0 CS: 0	PA: 32		
PITCHER	IP WLS BF H R ER SO BB IBB HBP BLK WP HR S P ERA WHIP	8.0 W 29 2 1 1 9 3 0 0 0 0 1 73 117 1.12 0.625	1.0 3 0 0 0 0 0 0 0 0 0 0 5 7 0.00 0.000																					

New York Yankees @ Tampa Bay Rays
Tropicana Field, St. Petersburg, FL
Mon Apr 22 2013, 7:12 PM - 9:40 PM EDT
Att: 15,331 - Dome - 72 F

AB 29
R 1
H 2
RBI 1
BB 3
SO 9
LOB 10

Batter	1	2	3	4	5	6	7	8	9	AB	R	H	RBI	BB	SO	LOB	BOTTOM						
8 Desmond Jennings, R (1, 8) OBP: 0.293, SLG: 0.392										3	0	0	0	0	2	2	New York Yankees @ Tampa Bay Rays Tropicana Field, St. Petersburg, FL Mon Apr 22 2013, 7:12 PM - 9:40 PM EDT Att: 15,331 - Dome - 72 F						
19 Ryan Roberts, R (1, 4) OBP: 0.341, SLG: 0.487										4	2	3	2	0	0	1							
18 Ben Zobrist, S (1, 9) OBP: 0.354, SLG: 0.368										4	0	0	0	0	1	1							
3 Evan Longoria, R (1, 5) OBP: 0.364, SLG: 0.493										3	1	1	0	1	0	1							
1 Sean Rodriguez, R (1, 3) OBP: 0.346, SLG: 0.364										3	1	1	1	0	0	1							
21 James Loney, L (7, 3) OBP: 0.367, SLG: 0.477										1	0	0	0	0	0	0							
11 Yunel Escobar, R (1, 6) OBP: 0.236, SLG: 0.303										3	1	1	2	0	0	2							
15 Shelley Duncan, R (1, 10) OBP: 0.327, SLG: 0.364										2	0	0	0	1	1	0							
59 Jose Lobaton, S (1, 2) OBP: 0.160, SLG: 0.200										3	0	0	0	0	3	1							
5 Sam Fuld, L (1, 7) OBP: 0.194, SLG: 0.138										2	0	1	0	0	1	1							
Inning Stats	R: 4 H: 4 E: 0 K: 2 S: 13	H: 4 LOB: 0 BB: 0 P: 20	R: 0 H: 0 E: 0 K: 2 S: 6	H: 0 LOB: 0 BB: 0 P: 8	R: 1 H: 1 E: 0 K: 0 S: 13	H: 1 LOB: 1 BB: 1 P: 24	R: 0 H: 0 E: 0 K: 2 S: 13	H: 0 LOB: 1 BB: 1 P: 19	R: 0 H: 1 E: 0 K: 0 S: 8	H: 1 LOB: 0 BB: 0 P: 12	R: 0 H: 0 E: 0 K: 1 S: 7	H: 0 LOB: 0 BB: 0 P: 10	R: 0 H: 1 E: 0 K: 1 S: 8	H: 1 LOB: 1 BB: 0 P: 11	R: 0 H: 0 E: 0 K: 0 S: 9	H: 0 LOB: 0 BB: 0 P: 16	R: 0 H: 0 E: 0 K: 0 S: 9	H: 0 LOB: 0 BB: 0 P: 16	1B: 3 2B: 0 3B: 1 HR: 3	SF: 0 SAC: 1 DP: 2 HBP: 1	WP: 0 PB: 0 SB: 0 CS: 1	PA: 33	
PITCHER	IP WLS BF H R ER SO BB IBB HBP BLK WP HR S P ERA WHIP	7.0 L 29 7 5 5 8 2 0 0 0 0 0 68 104 6.43 1.286	1.0 3 0 0 0 0 0 0 0 0 0 0 9 16 0.00 0.000																				

New York Yankees @ Tampa Bay Rays
Tropicana Field, St. Petersburg, FL
Mon Apr 22 2013, 7:12 PM - 9:40 PM EDT
Att: 15,331 - Dome - 72 F

AB 28
R 5
H 7
RBI 5
BB 2
SO 8
LOB 10

Batter	1	2	3	4	5	6	7	8	9	AB	R	H	RBI	BB	SO	LOB	TOP					
11 Brett Gardner, L OBP: 0.322, SLG: 0.400										4	0	0	1	0	2	2	New York Yankees @ Tampa Bay Rays Tropicana Field, St. Petersburg, FL Tue Apr 23 2013, 7:12 PM - 10:04 PM EDT Att: 17,644 - Dome - 72 F					
26 Eduardo Núñez, R OBP: 0.273, SLG: 0.196										4	1	1	0	0	1	1						
24 Robinson Canó, L OBP: 0.395, SLG: 0.646										4	1	2	0	0	1	1						
12 Vernon Wells, R OBP: 0.367, SLG: 0.563										4	0	1	1	0	1	2						
45 Ben Francisco, R OBP: 0.179, SLG: 0.080 33 Travis Hafner, L OBP: 0.429, SLG: 0.702										3	0	0	0	0	0	2						
55 Lyle Overbay, L OBP: 0.281, SLG: 0.393										0	1	0	0	1	0	0						
19 Chris Stewart, R OBP: 0.333, SLG: 0.476										3	0	0	0	1	0	2						
31 Ichiro Suzuki, L OBP: 0.266, SLG: 0.305										3	0	0	0	1	0	2						
17 Jayson Nix, R OBP: 0.256, SLG: 0.300										4	0	1	0	0	0	3						
										4	0	1	0	0	0	3						
Inning Stats	R: 0 H: 1 E: 0 K: 2 S: 11	H: 1 LOB: 1 BB: 0 P: 14	R: 0 H: 0 E: 0 K: 0 S: 6	H: 0 LOB: 0 BB: 0 P: 9	R: 0 H: 1 E: 0 K: 0 S: 6	H: 1 LOB: 0 BB: 0 P: 8	R: 1 H: 2 E: 0 K: 1 S: 13	H: 2 LOB: 1 BB: 0 P: 16	R: 0 H: 1 E: 0 K: 1 S: 7	H: 0 LOB: 0 BB: 0 P: 8	R: 0 H: 0 E: 0 K: 0 S: 8	H: 0 LOB: 0 BB: 0 P: 14	R: 1 H: 2 E: 0 K: 0 S: 9	H: 2 LOB: 1 BB: 0 P: 13	R: 2 H: 2 E: 0 K: 2 S: 19	H: 2 LOB: 2 BB: 2 P: 32	1B: 9 2B: 1 3B: 0 HR: 0	SF: 0 SAC: 0 DP: 3 HBP: 0	WP: 1 PB: 0 CS: 1	PA: 36		
PITCHER	IP WLS BF H R ER SO BB IBB HBP BLK WP HR S P ERA WHIP	IP WLS BF H R ER SO BB IBB HBP BLK WP HR S P ERA WHIP	IP WLS BF H R ER SO BB IBB HBP BLK WP HR S P ERA WHIP	IP WLS BF H R ER SO BB IBB HBP BLK WP HR S P ERA WHIP	IP WLS BF H R ER SO BB IBB HBP BLK WP HR S P ERA WHIP	IP WLS BF H R ER SO BB IBB HBP BLK WP HR S P ERA WHIP	IP WLS BF H R ER SO BB IBB HBP BLK WP HR S P ERA WHIP	IP WLS BF H R ER SO BB IBB HBP BLK WP HR S P ERA WHIP	IP WLS BF H R ER SO BB IBB HBP BLK WP HR S P ERA WHIP	IP WLS BF H R ER SO BB IBB HBP BLK WP HR S P ERA WHIP	IP WLS BF H R ER SO BB IBB HBP BLK WP HR S P ERA WHIP	IP WLS BF H R ER SO BB IBB HBP BLK WP HR S P ERA WHIP	IP WLS BF H R ER SO BB IBB HBP BLK WP HR S P ERA WHIP	IP WLS BF H R ER SO BB IBB HBP BLK WP HR S P ERA WHIP	IP WLS BF H R ER SO BB IBB HBP BLK WP HR S P ERA WHIP	IP WLS BF H R ER SO BB IBB HBP BLK WP HR S P ERA WHIP	IP WLS BF H R ER SO BB IBB HBP BLK WP HR S P ERA WHIP	IP WLS BF H R ER SO BB IBB HBP BLK WP HR S P ERA WHIP	IP WLS BF H R ER SO BB IBB HBP BLK WP HR S P ERA WHIP	IP WLS BF H R ER SO BB IBB HBP BLK WP HR S P ERA WHIP	IP WLS BF H R ER SO BB IBB HBP BLK WP HR S P ERA WHIP	IP WLS BF H R ER SO BB IBB HBP BLK WP HR S P ERA WHIP
14 David Price, L ERA: 5.52	8.0	L	30	8	3	3	5	0	0	0	0	0	0	0	0	0	1	0	71	99	3.38	1.000
56 Fernando Rodney, R ERA: 5.4	1.0	6	1	1	1	2	1	1	0	0	0	0	0	0	0	0	0	0	14	25	9.00	2.000

Batter	1	2	3	4	5	6	7	8	9	AB	R	H	RBI	BB	SO	LOB	BOTTOM					
8 Desmond Jennings, R OBP: 0.302, SLG: 0.390										3	1	1	0	1	1	1	New York Yankees @ Tampa Bay Rays Tropicana Field, St. Petersburg, FL Tue Apr 23 2013, 7:12 PM - 10:04 PM EDT Att: 17,644 - Dome - 72 F					
19 Ryan Roberts, R OBP: 0.333, SLG: 0.488										4	0	1	0	0	0	1						
18 Ben Zobrist, S OBP: 0.337, SLG: 0.352										3	0	0	1	0	2	1						
3 Evan Longoria, R OBP: 0.358, SLG: 0.521										4	1	1	1	0	1	1						
20 Matt Joyce, L OBP: 0.236, SLG: 0.327										3	1	0	0	1	1	1						
11 Yunel Escobar, R OBP: 0.224, SLG: 0.286										4	0	0	0	0	0	1						
21 James Loney, L OBP: 0.377, SLG: 0.479										4	0	2	0	0	0	0						
28 José Molina, R OBP: 0.293, SLG: 0.359										3	0	1	1	0	2	1						
2 Kelly Johnson, L OBP: 0.316, SLG: 0.383										3	0	1	0	0	1	2						
										3	0	1	0	0	1	2						
Inning Stats	R: 1 H: 1 E: 0 K: 2 S: 24	H: 1 LOB: 1 BB: 1 P: 32	R: 0 H: 1 E: 0 K: 1 S: 10	H: 1 LOB: 0 BB: 0 P: 12	R: 0 H: 1 E: 0 K: 1 S: 9	H: 1 LOB: 0 BB: 0 P: 15	R: 0 H: 0 E: 0 K: 0 S: 3	H: 0 LOB: 0 BB: 0 P: 4	R: 0 H: 1 E: 0 K: 1 S: 13	H: 1 LOB: 0 BB: 0 P: 16	R: 0 H: 0 E: 0 K: 0 S: 8	H: 0 LOB: 0 BB: 0 P: 12	R: 1 H: 2 E: 0 K: 1 S: 11	H: 2 LOB: 1 BB: 1 P: 18	R: 0 H: 0 E: 0 K: 2 S: 8	H: 0 LOB: 0 BB: 0 P: 12	R: 1 H: 1 E: 0 K: 0 S: 8	H: 1 LOB: 0 BB: 0 P: 10	1B: 5 2B: 1 3B: 0 HR: 1	SF: 1 SAC: 0 DP: 0 HBP: 0	WP: 0 PB: 0 CS: 1	PA: 35
PITCHER	IP WLS BF H R ER SO BB IBB HBP BLK WP HR S P ERA WHIP	IP WLS BF H R ER SO BB IBB HBP BLK WP HR S P ERA WHIP	IP WLS BF H R ER SO BB IBB HBP BLK WP HR S P ERA WHIP	IP WLS BF H R ER SO BB IBB HBP BLK WP HR S P ERA WHIP	IP WLS BF H R ER SO BB IBB HBP BLK WP HR S P ERA WHIP	IP WLS BF H R ER SO BB IBB HBP BLK WP HR S P ERA WHIP	IP WLS BF H R ER SO BB IBB HBP BLK WP HR S P ERA WHIP	IP WLS BF H R ER SO BB IBB HBP BLK WP HR S P ERA WHIP	IP WLS BF H R ER SO BB IBB HBP BLK WP HR S P ERA WHIP	IP WLS BF H R ER SO BB IBB HBP BLK WP HR S P ERA WHIP	IP WLS BF H R ER SO BB IBB HBP BLK WP HR S P ERA WHIP	IP WLS BF H R ER SO BB IBB HBP BLK WP HR S P ERA WHIP	IP WLS BF H R ER SO BB IBB HBP BLK WP HR S P ERA WHIP	IP WLS BF H R ER SO BB IBB HBP BLK WP HR S P ERA WHIP	IP WLS BF H R ER SO BB IBB HBP BLK WP HR S P ERA WHIP	IP WLS BF H R ER SO BB IBB HBP BLK WP HR S P ERA WHIP	IP WLS BF H R ER SO BB IBB HBP BLK WP HR S P ERA WHIP	IP WLS BF H R ER SO BB IBB HBP BLK WP HR S P ERA WHIP	IP WLS BF H R ER SO BB IBB HBP BLK WP HR S P ERA WHIP	IP WLS BF H R ER SO BB IBB HBP BLK WP HR S P ERA WHIP	IP WLS BF H R ER SO BB IBB HBP BLK WP HR S P ERA WHIP	IP WLS BF H R ER SO BB IBB HBP BLK WP HR S P ERA WHIP
65 Phil Hughes, R ERA: 5.14	7.0	W	3	0	0	0	2	0	0	0	0	0	0	0	0	0	1	0	78	109	2.57	1.143
30 David Robertson, R ERA: 2.7	1.0	S	4	1	1	1	0	0	0	0	0	1	8	10	9.00	1.000						
42 Mariano Rivera, R ERA: 2.57	1.0	S	4	1	1	1	0	0	0	0	0	1	8	10	9.00	1.000						

Batter	1	2	3	4	5	6	7	8	9	AB	R	H	RBI	BB	SO	LOB	TOP			
11 Brett Gardner, L (1, 8) OBP: 0.319, SLG: 0.393										4	0	1	0	0	1	1	<p>New York Yankees @ Tampa Bay Rays Tropicana Field, St. Petersburg, FL Wed Apr 24 2013, 7:11 PM - 9:55 PM EDT Att: 19,177 - Dome - 72 F</p> <p>livebaseballscorecards.com</p> <p>AB 30 R 0 H 4 RBI 0 BB 1 SO 7 LOB 9</p>			
31 Ichiro Suzuki, L (1, 7) OBP: 0.265, SLG: 0.302										4	0	1	0	0	0	0				
24 Robinson Cano, L (1, 4) OBP: 0.378, SLG: 0.614										4	0	0	0	0	1	2				
33 Travis Hafner, L (1, 10) OBP: 0.417, SLG: 0.660										3	0	0	0	1	1	2				
29 Francisco Cervelli, R (1, 2) OBP: 0.368, SLG: 0.449										3	0	0	0	0	2	1				
55 Lyle Overbay, L (1, 3) OBP: 0.269, SLG: 0.375										3	0	0	0	0	1	1				
26 Eduardo Núñez, R (1, 6) OBP: 0.276, SLG: 0.204										3	0	1	0	0	0	0				
22 Brennan Boesch, L (1, 9) OBP: 0.222, SLG: 0.444										3	0	0	0	0	1	2				
17 Jayson Nix, R (1, 5) OBP: 0.261, SLG: 0.302										3	0	1	0	0	0	0				
Inning Stats	R: 0 E: 0 K: 2 S: 7	H: 0 LOB: 0 BB: 0 P: 11	R: 0 E: 0 K: 2 S: 13	H: 1 LOB: 2 BB: 1 P: 20	R: 0 E: 0 K: 0 S: 8	H: 0 LOB: 0 BB: 0 P: 12	R: 0 E: 0 K: 1 S: 8	H: 0 LOB: 0 BB: 0 P: 11	R: 0 E: 0 K: 0 S: 9	H: 1 LOB: 0 BB: 0 P: 11	R: 0 E: 0 K: 1 S: 9	H: 0 LOB: 0 BB: 0 P: 13	R: 0 E: 0 K: 1 S: 7	H: 0 LOB: 0 BB: 0 P: 10	R: 0 E: 0 K: 0 S: 13	H: 2 LOB: 2 BB: 0 P: 21		1B: 4 2B: 0 3B: 0 HR: 0	SF: 0 SAC: 0 DP: 1 HBP: 0	WP: 0 PB: 0 CS: 0
PITCHER	IP WLS BF H R ER SO BB IBB HBP BLK WP HR S P ERA WHIP																			
53 Alex Cobb, R (1, 1) ERA: 1.82	8.1 W 28 3 0 0 7 1 0 0 0 0 0 0 72 106 0.00 0.480																			
56 Fernando Rodney, R (9, 1) ERA: 4.91	0.2 S 3 1 0 0 0 0 0 0 0 0 0 0 8 14 0.00 1.500																			

Batter	1	2	3	4	5	6	7	8	9	AB	R	H	RBI	BB	SO	LOB	BOTTOM			
8 Desmond Jennings, R (1, 8) OBP: 0.300, SLG: 0.383										4	0	1	0	0	3	2	<p>New York Yankees @ Tampa Bay Rays Tropicana Field, St. Petersburg, FL Wed Apr 24 2013, 7:11 PM - 9:55 PM EDT Att: 19,177 - Dome - 72 F</p> <p>livebaseballscorecards.com</p> <p>AB 32 R 3 H 8 RBI 3 BB 2 SO 13 LOB 18</p>			
19 Ryan Roberts, R (1, 4) OBP: 0.306, SLG: 0.447										4	0	0	0	0	3	3				
18 Ben Zobrist, S (1, 9) OBP: 0.345, SLG: 0.373 (7, 6)										4	0	2	2	0	1	1				
3 Evan Longoria, R (1, 5) OBP: 0.341, SLG: 0.493										4	0	0	0	0	1	2				
1 Sean Rodriguez, R (1, 3) OBP: 0.379, SLG: 0.520										3	1	2	1	0	1	0				
21 James Loney, L (7, 3) OBP: 0.389, SLG: 0.479										0	0	0	0	1	0	0				
11 Yunel Escobar, R (1, 6) OBP: 0.228, SLG: 0.288										3	0	1	0	0	0	1				
5 Sam Fuld, L (7, 9) OBP: 0.219, SLG: 0.167										1	0	1	0	0	0	0				
15 Shelley Duncan, R (1, 10) OBP: 0.327, SLG: 0.348										2	0	0	0	1	2	2				
20 Matt Joyce, L (6, PH) OBP: 0.232, SLG: 0.321 (9, 10)										1	0	0	0	0	1	2				
28 José Molina, R (1, 2) OBP: 0.289, SLG: 0.333										3	1	0	0	0	0	4				
2 Kelly Johnson, L (1, 7) OBP: 0.317, SLG: 0.380										3	1	1	0	0	1	1				
Inning Stats	R: 0 E: 0 K: 1 S: 8	H: 1 LOB: 1 BB: 0 P: 11	R: 0 E: 0 K: 1 S: 8	H: 0 LOB: 1 BB: 1 P: 15	R: 0 E: 0 K: 3 S: 10	H: 1 LOB: 1 BB: 0 P: 14	R: 0 E: 0 K: 2 S: 14	H: 1 LOB: 1 BB: 0 P: 17	R: 2 E: 1 K: 2 S: 15	H: 2 LOB: 1 BB: 0 P: 28	R: 1 E: 0 K: 1 S: 13	H: 2 LOB: 1 BB: 0 P: 20	R: 0 E: 0 K: 2 S: 9	H: 0 LOB: 0 BB: 0 P: 14	R: 0 E: 0 K: 1 S: 11	H: 1 LOB: 2 BB: 1 P: 19	1B: 6 2B: 1 3B: 0 HR: 1	SF: 0 SAC: 0 DP: 0 HBP: 1	WP: 0 PB: 0 CS: 0	PA: 35
PITCHER	IP WLS BF H R ER SO BB IBB HBP BLK WP HR S P ERA WHIP																			
46 Andy Pettitte, L (1, 1) ERA: 2.22	6.0 L 27 7 3 2 10 1 0 0 0 0 0 20 105 3.00 1.333																			
27 Shawn Kelley, R (7, 1) ERA: 6.52	2.0 8 1 0 0 3 1 0 0 0 0 0 0 20 33 0.00 1.000																			

Batter	1	2	3	4	5	6	7	8	9	AB	R	H	RBI	BB	SO	LOB	TOP			
11 Rajai Davis, R OBP: 0.275, SLG: 0.420										4	0	1	0	0	0	2				
66 Munenori Kawasaki, L OBP: 0.317, SLG: 0.324										4	0	1	0	0	0	2				
19 José Bautista, R OBP: 0.286, SLG: 0.459										3	1	0	0	1	1	1				
10 Edwin Encarnación, R OBP: 0.309, SLG: 0.412										4	1	1	2	0	0	0				
53 Melky Cabrera, S OBP: 0.310, SLG: 0.308										4	0	1	0	0	1	0				
9 J.P. Arencibia, R OBP: 0.284, SLG: 0.616										4	0	1	0	0	2	0				
28 Colby Rasmus, L OBP: 0.286, SLG: 0.465										4	0	0	0	0	1	2				
13 Brett Lawrie, R OBP: 0.225, SLG: 0.278										4	1	2	1	0	1	0				
3 Maicer Izturis, S OBP: 0.197, SLG: 0.265										3	0	0	0	0	0	1				
Inning Stats	R: 2 H: 4 E: 0 K: 0 S: 13	H: 4 LOB: 2 BB: 1 P: 21	R: 1 H: 2 E: 0 K: 1 S: 9	H: 2 LOB: 1 BB: 0 P: 17	R: 0 H: 0 E: 0 K: 1 S: 9	H: 0 LOB: 0 BB: 0 P: 12	R: 0 H: 0 E: 1 K: 0 S: 17	H: 0 LOB: 1 BB: 0 P: 24	R: 0 H: 0 E: 0 K: 1 S: 9	H: 0 LOB: 0 BB: 0 P: 15	R: 0 H: 1 E: 0 K: 1 S: 8	H: 1 LOB: 1 BB: 0 P: 10	R: 0 H: 0 E: 0 K: 1 S: 9	H: 0 LOB: 0 BB: 0 P: 13	R: 0 H: 0 E: 0 K: 2 S: 9	H: 0 LOB: 0 BB: 0 P: 14	1B: 4 2B: 1 3B: 0 HR: 2	SF: 0 SAC: 0 DP: 1 HBP: 0	WP: 0 PB: 0 SB: 0 CS: 0	PA: 35
PITCHER	IP WLS BF H R ER SO BB IBB HBP BLK WP HR S P ERA WHIP																			
18 Hiroki Kuroda, R ERA: 2.79	(1, 1) 6.0 W 25 6 3 3 3 1 0 0 0 0 0 2 66 103 4.50 1.167																			
62 Joba Chamberlain, R ERA: 4.91	(7, 1) 1.0 H 4 1 0 0 0 0 0 0 0 0 0 0 8 10 0.00 1.000																			
30 David Robertson, R ERA: 2.25	(8, 1) 1.0 H 3 0 0 0 1 0 0 0 0 0 0 0 9 14 0.00 0.000																			
42 Mariano Rivera, R ERA: 2.25	(9, 1) 1.0 S 3 0 0 0 2 0 0 0 0 0 0 0 9 13 0.00 0.000																			

Toronto Blue Jays @ New York Yankees
Yankee Stadium, Bronx, NY
Thu Apr 25 2013, 7:10 PM - 9:56 PM EDT
Att: 31,445 - Clear - 65 F

livebaseballscores.com

AB 34
R 3
H 7
RBI 3
BB 1
SO 6
LOB 8

Batter	1	2	3	4	5	6	7	8	9	AB	R	H	RBI	BB	SO	LOB	BOTTOM			
11 Brett Gardner, L OBP: 0.327, SLG: 0.391										3	1	1	0	1	1	1				
45 Ben Francisco, R OBP: 0.188, SLG: 0.103										4	0	1	0	0	1	3				
24 Robinson Canó, L OBP: 0.372, SLG: 0.632										4	1	1	3	0	0	3				
12 Vernon Wells, R OBP: 0.361, SLG: 0.587										4	1	1	1	0	1	2				
29 Francisco Cervelli, R OBP: 0.373, SLG: 0.500										3	1	1	1	0	0	0				
31 Ichiro Suzuki, L OBP: 0.276, SLG: 0.313										4	0	2	0	0	0	0				
26 Eduardo Núñez, R OBP: 0.274, SLG: 0.192										3	0	0	0	1	0	2				
55 Lyle Overbay, L OBP: 0.254, SLG: 0.353										4	0	0	0	0	1	4				
17 Jayson Nix, R OBP: 0.286, SLG: 0.326										3	1	2	0	0	0	0				
Inning Stats	R: 0 H: 0 E: 0 K: 2 S: 11	H: 0 LOB: 0 BB: 0 P: 15	R: 1 H: 1 E: 0 K: 0 S: 7	H: 1 LOB: 0 BB: 0 P: 11	R: 3 H: 3 E: 0 K: 1 S: 17	H: 3 LOB: 0 BB: 0 P: 24	R: 1 H: 1 E: 0 K: 0 S: 14	H: 1 LOB: 0 BB: 0 P: 20	R: 0 H: 1 E: 0 K: 0 S: 11	H: 1 LOB: 2 BB: 0 P: 18	R: 0 H: 1 E: 0 K: 1 S: 10	H: 1 LOB: 2 BB: 1 P: 16	R: 0 H: 1 E: 0 K: 0 S: 4	H: 1 LOB: 1 BB: 1 P: 8	R: 0 H: 0 E: 0 K: 3 S: 10	H: 0 LOB: 0 BB: 0 P: 14	1B: 6 2B: 0 3B: 0 HR: 3	SF: 0 SAC: 0 DP: 1 HBP: 1	WP: 0 PB: 0 SB: 1 CS: 0	PA: 35
PITCHER	IP WLS BF H R ER SO BB IBB HBP BLK WP HR S P ERA WHIP																			
56 Mark Buehrle, L ERA: 6.35	(1, 1) 5.1 L 24 7 5 5 3 0 0 0 1 0 0 0 0 3 67 8.44 1.312																			
49 Brad Lincoln, R ERA: 1.38	(6, 1) 1.0 5 1 0 0 0 1 0 0 0 0 0 0 9 13 0.00 2.000																			
27 Brett Cecil, L ERA: 1.38	(7, 1) 1.2 6 1 0 0 1 1 0 0 0 0 0 0 8 14 0.00 1.200																			

Toronto Blue Jays @ New York Yankees
Yankee Stadium, Bronx, NY
Thu Apr 25 2013, 7:10 PM - 9:56 PM EDT
Att: 31,445 - Clear - 65 F

livebaseballscores.com

AB 32
R 5
H 9
RBI 5
BB 2
SO 4
LOB 15

Batter	1	2	3	4	5	6	7	8	9	AB	R	H	RBI	BB	SO	LOB	TOP			
11 Rajai Davis, R OBP: 0.286, SLG: 0.418										5	0	2	0	0	2	0				
28 Colby Rasmus, L OBP: 0.293, SLG: 0.453										4	0	1	1	1	2	3				
19 José Bautista, R OBP: 0.284, SLG: 0.492										4	1	1	1	0	2	3				
10 Edwin Encarnación, R OBP: 0.317, SLG: 0.483										4	2	2	2	0	1	2				
53 Melky Cabrera, S OBP: 0.308, SLG: 0.305										4	0	1	0	0	1	0				
9 J.P. Arencibia, R OBP: 0.272, SLG: 0.589										4	0	0	0	0	2	1				
13 Brett Lawrie, R OBP: 0.273, SLG: 0.308										3	0	2	0	1	1	0				
3 Maicer Izturis, S OBP: 0.200, SLG: 0.264										4	0	1	0	0	1	2				
1 Emilio Bonifacio, S OBP: 0.219, SLG: 0.305										0	0	0	0	0	0	0				
66 Munenori Kawasaki, L OBP: 0.311, SLG: 0.297										3	1	0	0	0	1	2				
Inning Stats	R: 0 E: 0 K: 2 S: 15	H: 0 LOB: 0 BB: 0 P: 20	R: 1 E: 0 K: 0 S: 16	H: 3 LOB: 1 BB: 0 P: 26	R: 1 E: 0 K: 2 S: 13	H: 2 LOB: 2 BB: 0 P: 22	R: 0 E: 0 K: 2 S: 12	H: 0 LOB: 1 BB: 1 P: 23	R: 1 E: 0 K: 3 S: 12	H: 1 LOB: 0 BB: 0 P: 20	R: 0 E: 0 K: 0 S: 6	H: 0 LOB: 0 BB: 0 P: 7	R: 1 E: 0 K: 0 S: 8	H: 1 LOB: 3 BB: 0 P: 9	R: 0 E: 0 K: 2 S: 18	H: 3 LOB: 0 BB: 0 P: 26	1B: 7 2B: 1 3B: 0 HR: 3	SF: 0 SAC: 0 DP: 1 HBP: 1	WP: 0 PB: 1 SB: 0 CS: 2	PA: 38
PITCHER	IP WLS BF H R ER SO BB IBB HBP BLK WP HR S P ERA WHIP																			
47 Iván Nova, R ERA: 4.48	(1, 1) 2.0 10 4 2 2 2 0 0 0 1 0 0 1 36 54 9.00 2.000																			
41 David Phelps, R ERA: 5.29	(3, 1) 4.0 W 15 2 1 1 9 2 0 0 0 0 0 1 44 77 2.25 1.000																			
62 Joba Chamberlain, R ERA: 4.32	(7, 1) 1.0 H 3 0 0 0 0 0 0 0 0 0 0 6 7 0.00 0.000																			
30 David Robertson, R ERA: 3.12	(8, 1) 1.0 H 4 1 1 1 0 0 0 0 0 0 0 1 8 9 9.00 1.000																			
42 Mariano Rivera, R ERA: 2.0	(9, 1) 1.0 S 6 3 0 0 2 0 0 0 0 0 0 0 18 26 0.00 3.000																			

Toronto Blue Jays @ New York Yankees
Yankee Stadium, Bronx, NY
Fri Apr 26 2013, 7:14 PM - 10:31 PM EDT
Att: 36,151 - Clear - 64 F

livebaseballscorecards.com

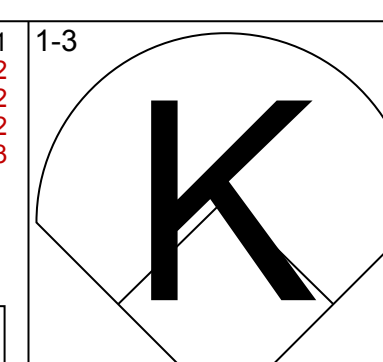
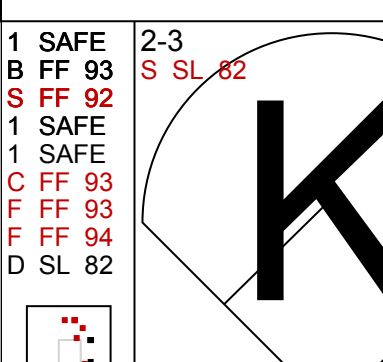
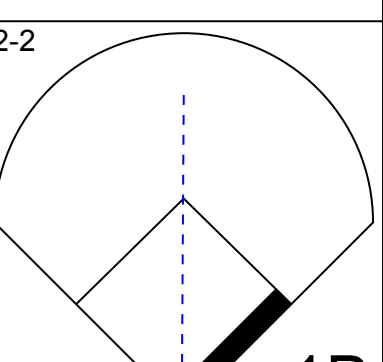
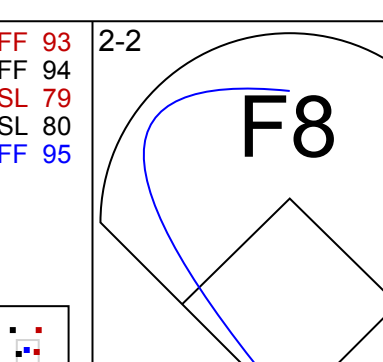
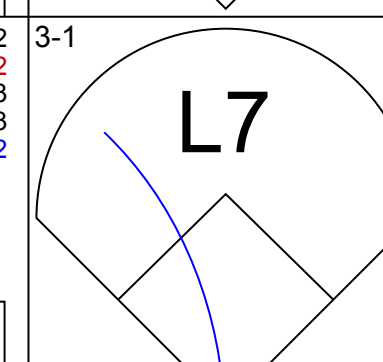
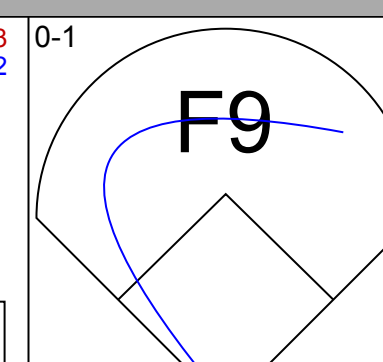
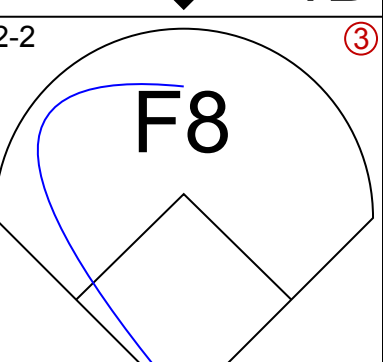
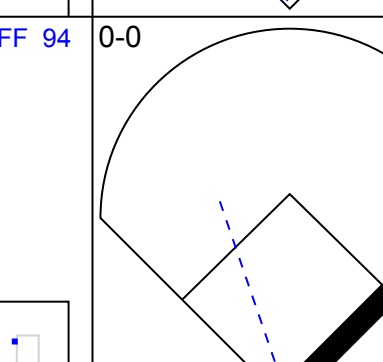
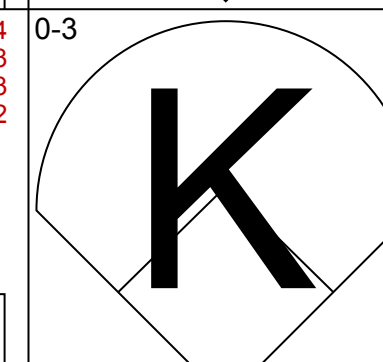
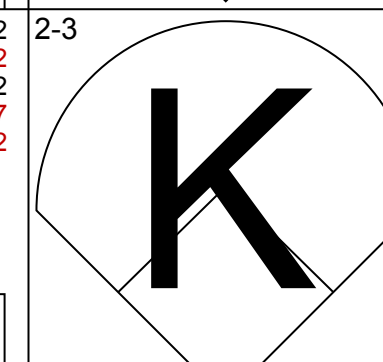
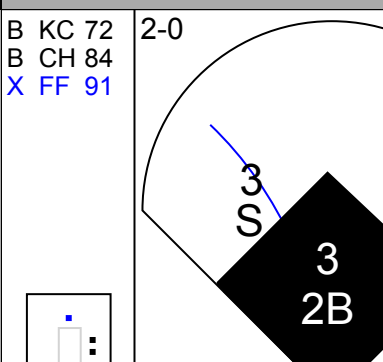
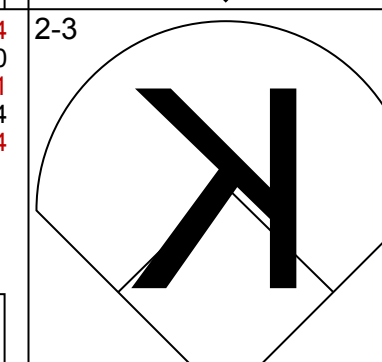
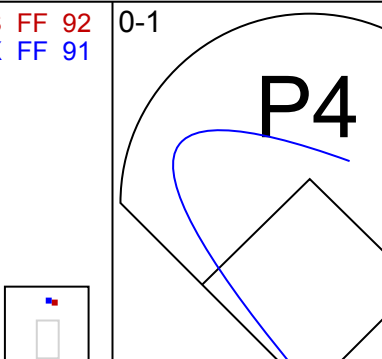
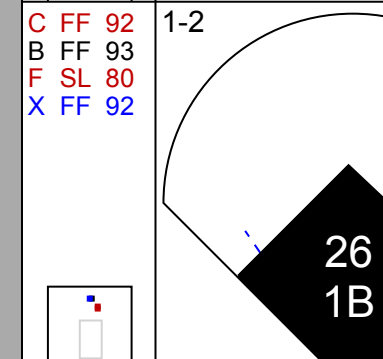
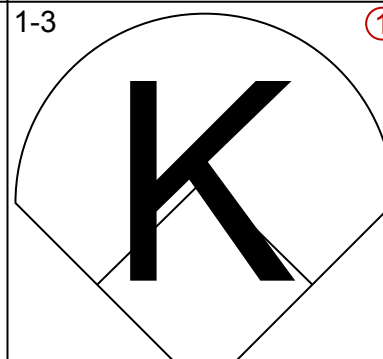
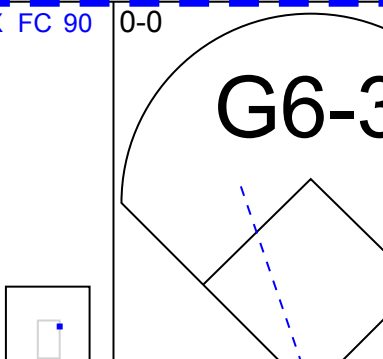
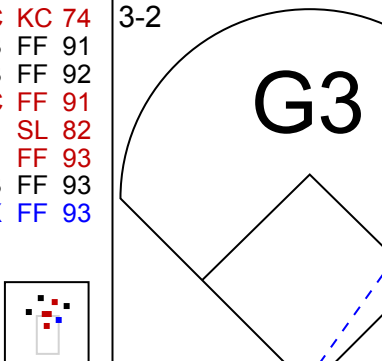
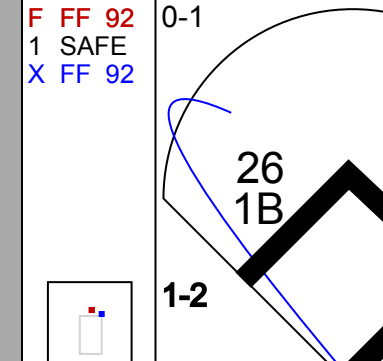
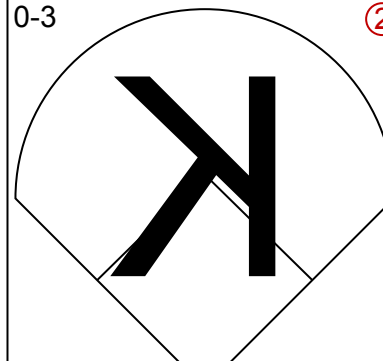
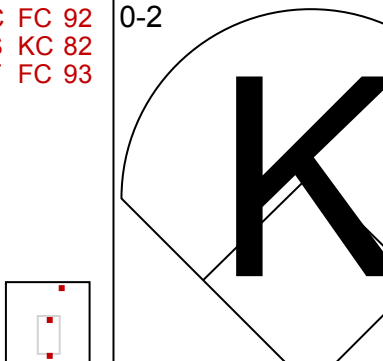
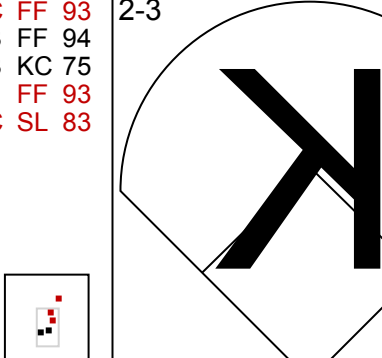
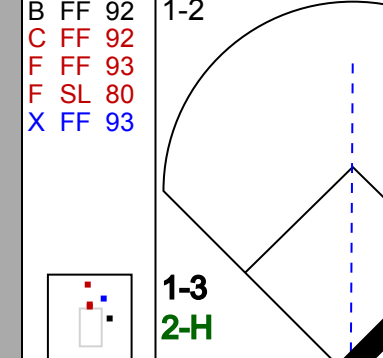
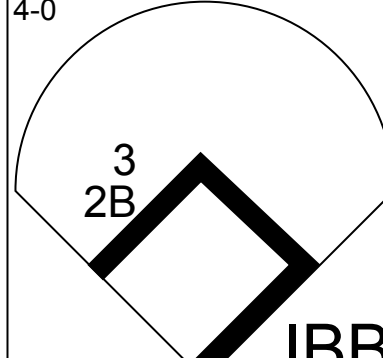
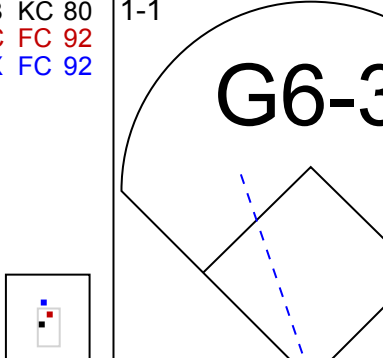
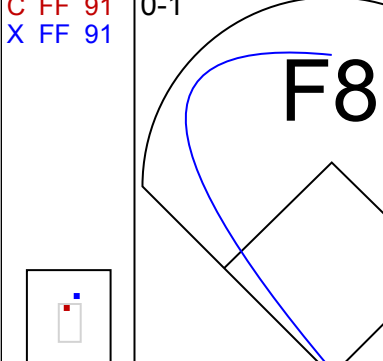
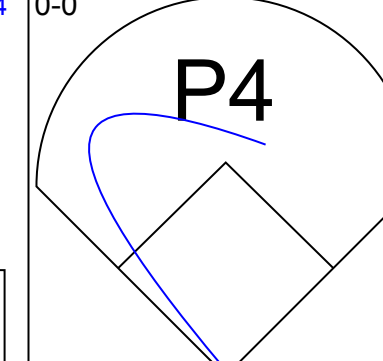
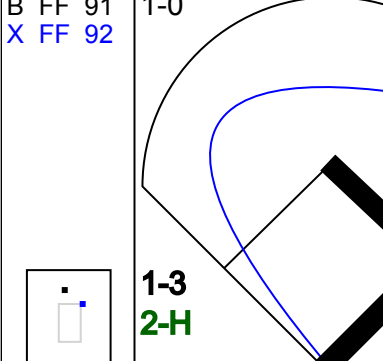
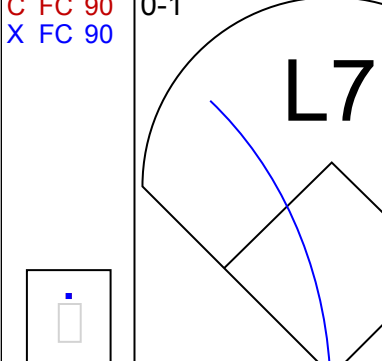
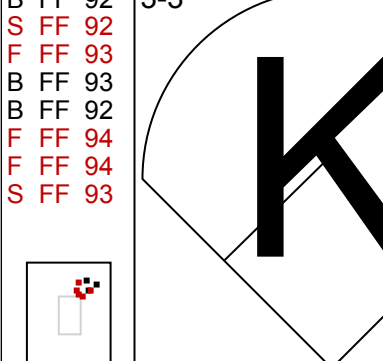
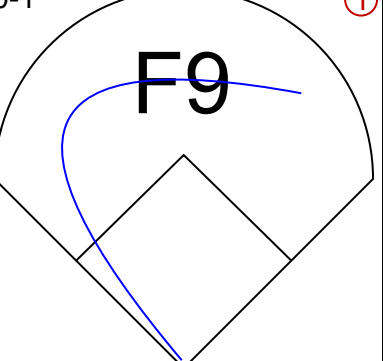

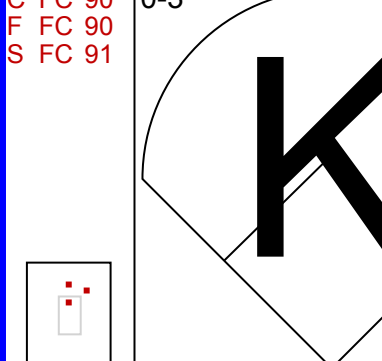
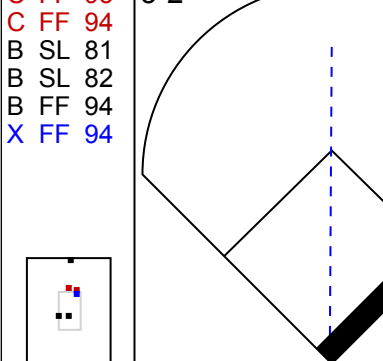
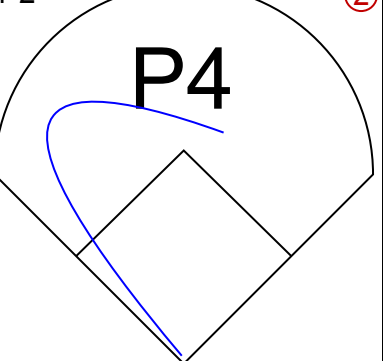
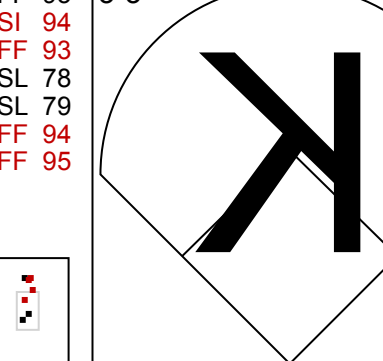
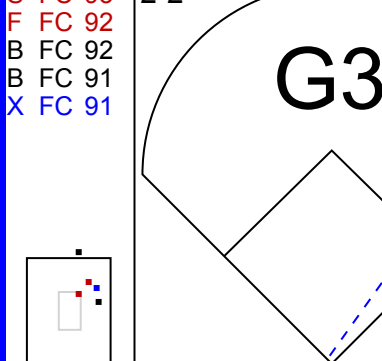
AB 35
R 4
H 10
RBI 4
BB 2
SO 13
LOB 13

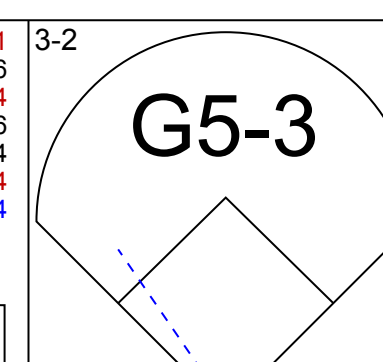
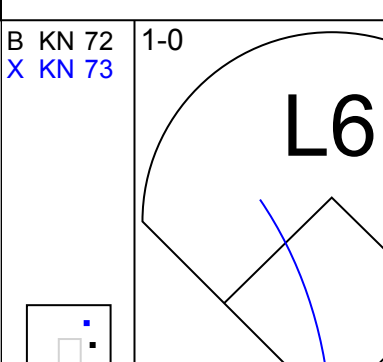
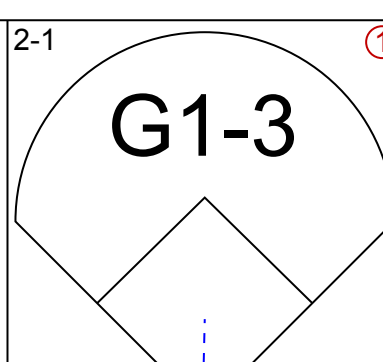
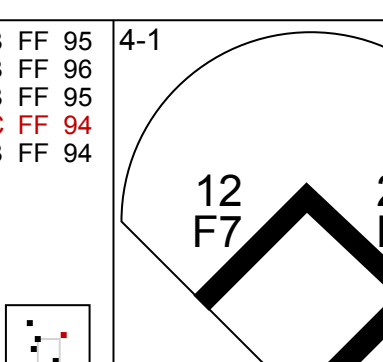
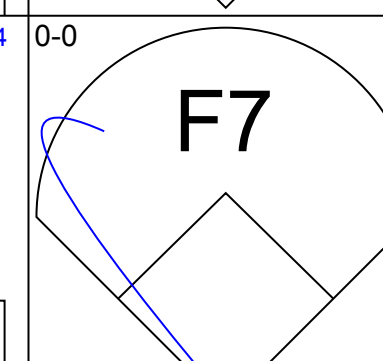
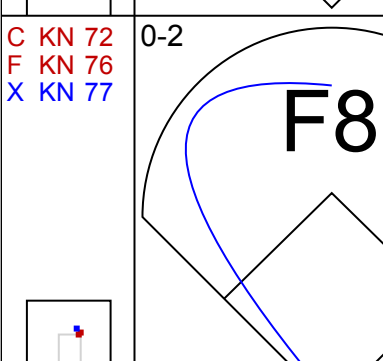
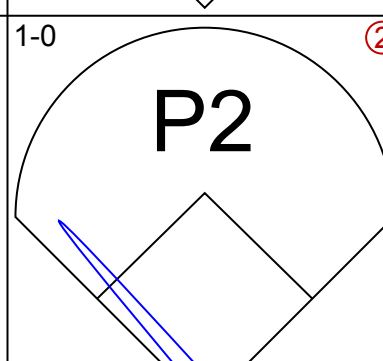
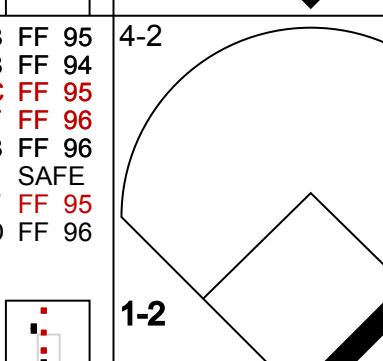
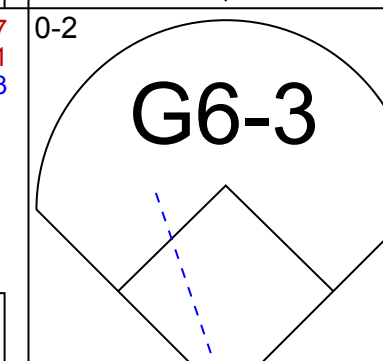
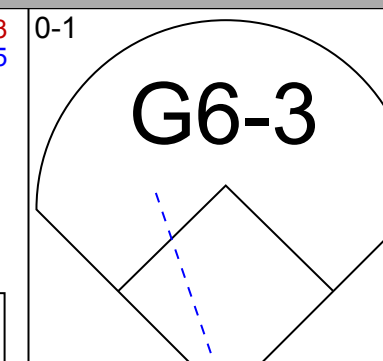
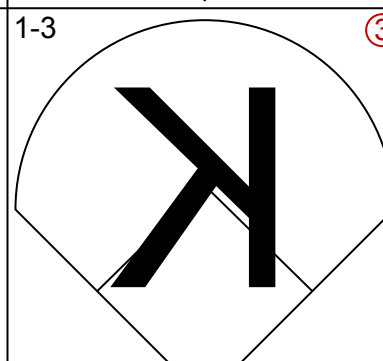
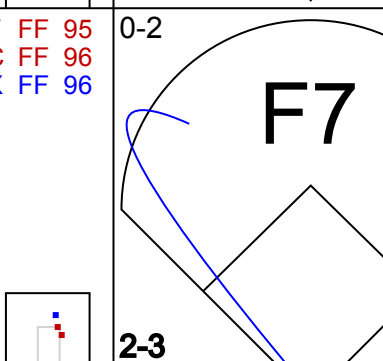
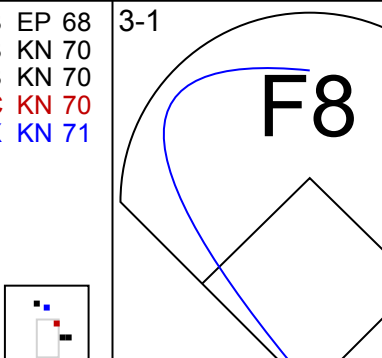
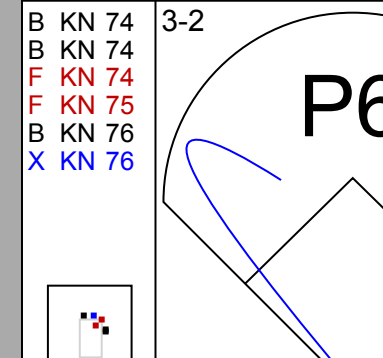

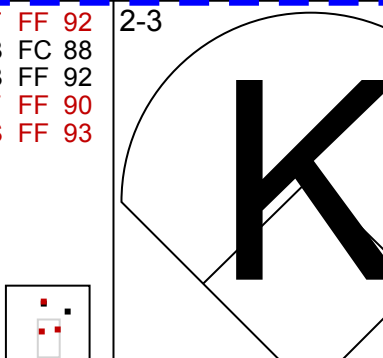
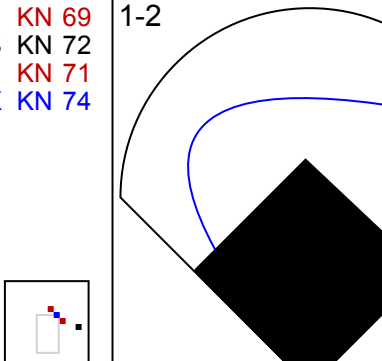
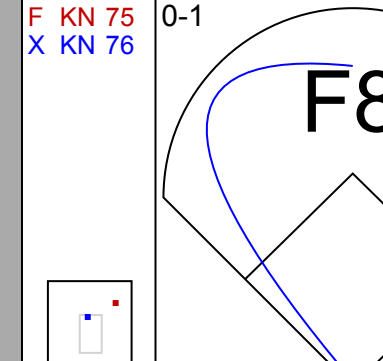


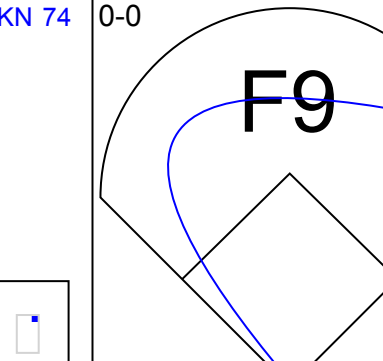
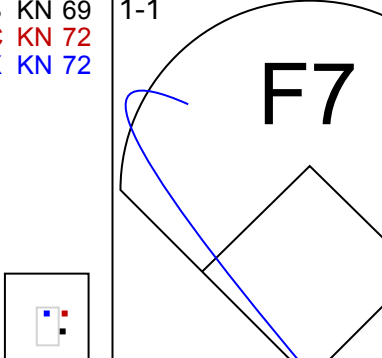
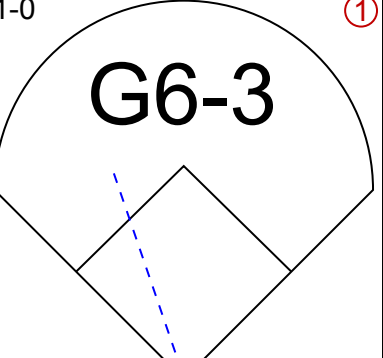
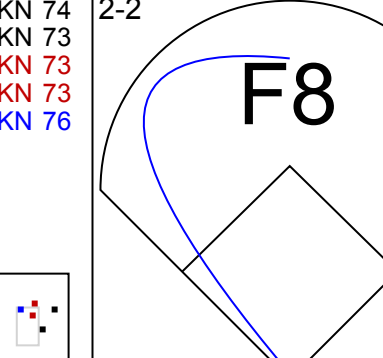
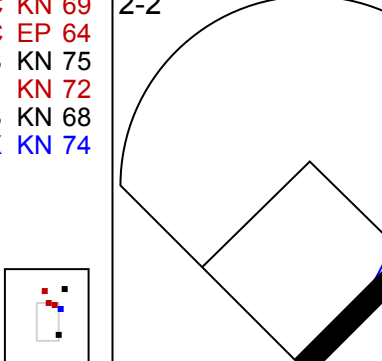
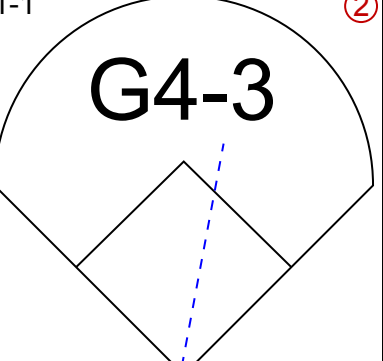
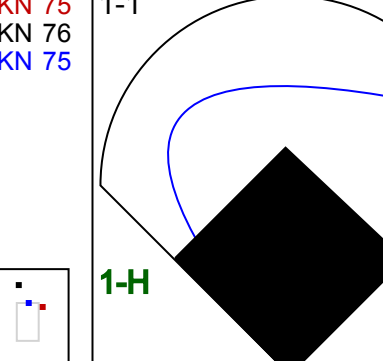
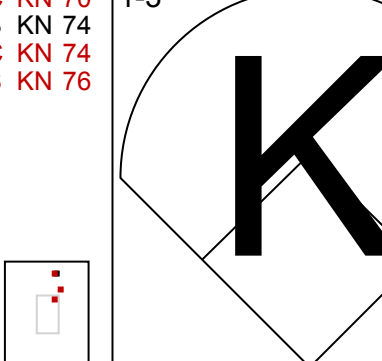

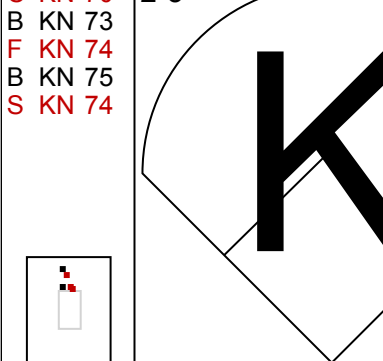
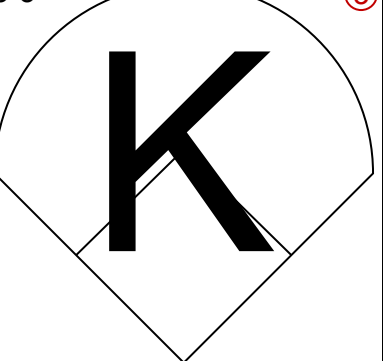
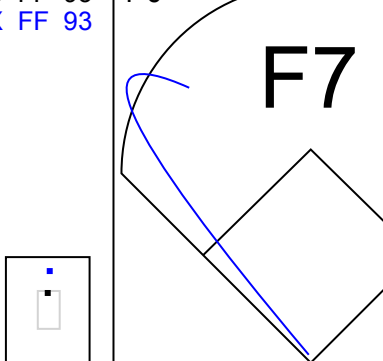
Batter	1	2	3	4	5	6	7	8	9	AB	R	H	RBI	BB	SO	LOB	BOTTOM	
11 Brett Gardner, L OBP: 0.333, SLG: 0.422										3	1	1	1	1	0	1		
17 Jayson Nix, R OBP: 0.296, SLG: 0.306										3	0	0	0	2	2	3		
24 Robinson Canó, L OBP: 0.374, SLG: 0.626										4	1	1	0	1	0	2		
12 Vernon Wells, R OBP: 0.368, SLG: 0.590										3	1	2	1	0	0	1		
29 Francisco Cervelli, R OBP: 0.377, SLG: 0.500										0	0	0	0	0	0	0		
19 Chris Stewart, R OBP: 0.360, SLG: 0.435										2	0	0	0	2	1	2		
31 Ichiro Suzuki, L OBP: 0.289, SLG: 0.314										3	0	1	0	1	2	3		
26 Eduardo Núñez, R OBP: 0.273, SLG: 0.182										3	1	0	1	0	1	3		
55 Lyle Overbay, L OBP: 0.253, SLG: 0.375										4	1	1	1	0	0	2		
45 Ben Francisco, R OBP: 0.212, SLG: 0.103										0	1	0	0	1	0	0		
33 Travis Hafner, L OBP: 0.429, SLG: 0.647										1	0	0	0	2	1	0		
Inning Stats	R: 0 E: 0 K: 0 S: 4	H: 0 LOB: 0 BB: 0 P: 10	R: 1 E: 0 K: 0 S: 10	H: 2 LOB: 1 BB: 1 P: 16	R: 1 E: 0 K: 1 S: 12	H: 0 LOB: 3 BB: 4 P: 34	R: 2 E: 0 K: 1 S: 15	H: 1 LOB: 1 BB: 1 P: 26	R: 0 E: 0 K: 1 S: 7	H: 0 LOB: 2 BB: 2 P: 11	R: 1 E: 0 K: 2 S: 14	H: 1 LOB: 1 BB: 1 P: 26	R: 1 E: 0 K: 1 S: 9	H: 1 LOB: 1 BB: 1 P: 17	1B: 3 2B: 1 3B: 1 HR: 1	SF: 1 SAC: 1 DP: 2 HBP: 1	WP: 1 PB: 1 SB: 0 CS: 0	PA: 39
PITCHER	IP WLS BF H R ER SO BB IBB HBP BLK WP HR S P ERA WHIP																	
37 Aaron Laffey, L ERA: 7.11	(1, 1) 2.2 14 2 2 2 2 1 0 0 1 0 0 1 23 55 6.75 2.625																	
49 Brad Lincoln, R ERA: 9.0	(3, 1) 1.0 L 6 1 2 2 2 1 0 1 0 1 0 14 25 18.00 2.000																	
62 Aaron Loup, L ERA: 2.13	(4, 1) 2.0 8 1 0 0 1 2 0 0 0 0 0 21 36 0.00 1.500																	
50 Steve Delabar, R ERA: 1.93	(6, 1) 1.1 6 1 1 0 3 0 1 0 0 0 0 17 31 0.00 0.750																	
38 Darren Oliver, L ERA: 3.6	(8, 1) 1.0 5 1 1 1 1 1 0 0 0 0 1 9 17 9.00 2.000																	

Toronto Blue Jays @ New York Yankees
Yankee Stadium, Bronx, NY
Fri Apr 26 2013, 7:14 PM - 10:31 PM EDT
Att: 36,151 - Clear - 64 F

livebaseballscorecards.com

AB 26
R 6
H 6
RBI 4
BB 10
SO 7
LOB 17

Batter	1	2	3	4	5	6	7	8	9	AB	R	H	RBI	BB	SO	LOB	TOP					
13 Brett Lawrie, R (1.5) OBP: 0.289, SLG: 0.362										4	0	1	0	0	2	1	Toronto Blue Jays @ New York Yankees Yankee Stadium, Bronx, NY Sun Apr 28 2013, 1:10 PM - 3:39 PM EDT Att: 36,872 - Sunny - 66 F					
28 Colby Rasmus, L (1.8) OBP: 0.287, SLG: 0.438										4	0	1	0	0	0	1						
19 José Bautista, R (1.9) OBP: 0.280, SLG: 0.521										4	1	1	0	0	3	1						
10 Edwin Encarnación, R (1.10) OBP: 0.312, SLG: 0.464										4	1	1	0	0	1	1						
53 Melky Cabrera, S (1.7) OBP: 0.301, SLG: 0.298										4	0	1	0	0	2	1						
26 Adam Lind, L (1.3) OBP: 0.404, SLG: 0.318										3	0	1	1	1	1	0						
3 Maicer Izturis, S (1.4) OBP: 0.229, SLG: 0.300										4	0	1	1	0	0	2						
22 Henry Blanco, R (1.2) OBP: 0.188, SLG: 0.133										3	0	0	0	0	2	2						
1 Emilio Bonifacio, S (9. PH) OBP: 0.232, SLG: 0.328										1	0	0	0	0	1	0						
66 Munenori Kawasaki, L (1.6) OBP: 0.313, SLG: 0.300										3	0	1	0	0	1	0						
9 J.P. Arencibia, R (9. PH) OBP: 0.258, SLG: 0.358										1	0	0	0	0	0	0						
Inning Stats	R: 0 E: 0 K: 2 S: 10	H: 0 LOB: 0 BB: 0 P: 14	R: 0 E: 0 K: 1 S: 10	H: 0 LOB: 0 BB: 0 P: 15	R: 0 E: 0 K: 2 S: 15	H: 1 LOB: 1 BB: 0 P: 23	R: 1 E: 0 K: 1 S: 15	H: 3 LOB: 2 BB: 0 P: 19	R: 0 E: 0 K: 0 S: 14	H: 1 LOB: 1 BB: 0 P: 19	R: 1 E: 0 K: 3 S: 12	H: 2 LOB: 2 BB: 1 P: 21	R: 0 E: 0 K: 2 S: 11	H: 1 LOB: 1 BB: 0 P: 18	R: 0 E: 0 K: 1 S: 6	H: 0 LOB: 0 BB: 0 P: 7	R: 0 E: 0 K: 1 S: 8	H: 0 LOB: 0 BB: 0 P: 10	1B: 6 2B: 2 HR: 0	SF: 0 SAC: 0 DP: 0 HBP: 0	WP: 0 PB: 0 SB: 1 CS: 0	PA: 36
PITCHER	IP	WLS	BF	H	R	ER	SO	BB	IBB	HBP	BLK	WP	HR	S	P	ERA	WHIP					
65 Phil Hughes, R (1.1) ERA: 4.67	6.0		26	7	2	2	9	0	1	0	0	0	0	76	111	3.00	1.167					
48 Boone Logan, L (7.1) ERA: 2.84	1.0	W	4	1	0	0	2	0	0	0	0	0	0	11	18	0.00	1.000					
30 David Robertson, R (8.1) ERA: 2.79	1.0	H	3	0	0	0	1	0	0	0	0	0	0	6	7	0.00	0.000					
42 Mariano Rivera, R (9.1) ERA: 1.8	1.0	S	3	0	0	0	1	0	0	0	0	0	0	8	10	0.00	0.000					

Batter	1	2	3	4	5	6	7	8	9	AB	R	H	RBI	BB	SO	LOB	BOTTOM				
31 Ichiro Suzuki, L (1.8) OBP: 0.298, SLG: 0.312										3	0	0	0	1	0	0	Toronto Blue Jays @ New York Yankees Yankee Stadium, Bronx, NY Sun Apr 28 2013, 1:10 PM - 3:39 PM EDT Att: 36,872 - Sunny - 66 F				
24 Robinson Canó, L (1.4) OBP: 0.374, SLG: 0.612										3	0	0	0	1	0	0					
12 Vernon Wells, R (1.7) OBP: 0.358, SLG: 0.553										4	0	0	0	0	1	2					
33 Travis Hafner, L (1.10) OBP: 0.423, SLG: 0.695										4	1	1	0	0	1	2					
22 Brennan Boesch, L (1.9) OBP: 0.233, SLG: 0.533										3	1	1	1	0	0	1					
11 Brett Gardner, L (8.8) OBP: 0.327, SLG: 0.411										3	0	0	0	0	0	1					
17 Jayson Nix, R (1.5) OBP: 0.279, SLG: 0.286										3	1	2	2	0	0	0					
55 Lyle Overbay, L (1.3) OBP: 0.269, SLG: 0.427										2	0	0	0	1	1	1					
26 Eduardo Núñez, R (1.6) OBP: 0.274, SLG: 0.180										3	0	0	0	0	2	1					
19 Chris Stewart, R (1.2) OBP: 0.313, SLG: 0.367										3	0	0	0	0	2	1					
Inning Stats	R: 0 E: 0 K: 0 S: 8	H: 0 LOB: 0 BB: 0 P: 11	R: 1 E: 0 K: 1 S: 14	H: 2 LOB: 1 BB: 0 P: 22	R: 0 E: 0 K: 1 S: 7	H: 0 LOB: 0 BB: 0 P: 10	R: 0 E: 0 K: 0 S: 7	H: 0 LOB: 0 BB: 0 P: 10	R: 0 E: 0 K: 1 S: 6	H: 0 LOB: 0 BB: 0 P: 10	R: 2 E: 0 K: 0 S: 9	H: 2 LOB: 0 BB: 0 P: 14	R: 0 E: 0 K: 1 S: 11	H: 0 LOB: 2 BB: 2 P: 22	R: 0 E: 0 K: 1 S: 8	H: 0 LOB: 0 BB: 0 P: 10	1B: 2 2B: 0 3B: 0 HR: 2	SF: 0 SAC: 0 DP: 0 HBP: 0	WP: 0 PB: 0 SB: 0 CS: 0	PA: 31	
PITCHER	IP	WLS	BF	H	R	ER	SO	BB	IBB	HBP	BLK	WP	HR	S	P	ERA	WHIP				
43 R.A. Dickey, R (1.1) ERA: 4.5	7.0	L	26	4	3	3	4	1	0	0	0	0	2	59	94	3.86	0.714				
50 Steve Delabar, R (8.1) ERA: 1.84	0.2		4	0	0	0	0	2	0	0	0	0	0	8	17	0.00	3.000				
27 Brett Cecil, L (8.1) ERA: 1.23	0.1		1	0	0	0	1	0	0	0	0	0	0	3	5	0.00	0.000				

AB	35
R	2
H	8
RBI	2
BB	1
SO	13
LOB	9



AB	28
R	3
H	4
RBI	3
BB	3
SO	5
LOB	8



Batter	1	2	3	4	5	6	7	8	9	AB	R	H	RBI	BB	SO	LOB	TOP					
27 Jose Altuve, R OBP: 0.373, SLG: 0.430	F9	G6-4-3		2B	K		1B		F9	6	1	2	0	0	1	4						
2 Brandon Barnes, R OBP: 0.488, SLG: 0.568	K	G6-3		2B	1B				2B	5	0	3	3	0	1	0						
4 Brandon Laird, R OBP: 0.300, SLG: 0.536	1B		G5-3	G6-3	F8				1B	5	1	2	0	0	0	3						
23 Chris Carter, R OBP: 0.305, SLG: 0.430	1B									5	2	2	0	0	1	2						
28 Rick Ankiel, L OBP: 0.220, SLG: 0.571	1B								K	0	0	0	0	0	0	0						
12 Carlos Pena, L OBP: 0.324, SLG: 0.364	1B								K	5	1	2	1	0	3	3						
13 Ronny Cedeno, R OBP: 0.333, SLG: 0.475	BB								F9	4	1	1	0	1	0	3						
22 Carlos Corporan, S OBP: 0.448, SLG: 0.520	2B								E6	5	2	4	4	0	0	0						
30 Matt Dominguez, R OBP: 0.305, SLG: 0.318	L6								F7	4	1	0	0	1	0	5						
19 Robbie Grossman, S OBP: 0.179, SLG: 0.192	HBP								FC4-6	4	0	1	0	0	1	3						
Inning Stats	R: 3 E: 0 K: 1 S: 15	H: 4 LOB: 2 BB: 1 P: 23	R: 0 E: 0 K: 0 S: 7	H: 0 LOB: 0 BB: 0 P: 9	R: 0 E: 0 K: 0 S: 11	H: 1 LOB: 1 BB: 0 P: 18	R: 2 E: 0 K: 1 S: 22	H: 3 LOB: 1 BB: 0 P: 31	R: 4 E: 0 K: 2 S: 22	H: 5 LOB: 2 BB: 1 P: 36	R: 0 E: 0 K: 1 S: 10	H: 0 LOB: 0 BB: 0 P: 16	R: 0 E: 0 K: 0 S: 11	H: 2 LOB: 2 BB: 0 P: 14	R: 0 E: 0 K: 2 S: 11	H: 2 LOB: 2 BB: 0 P: 16	R: 0 E: 1 K: 0 S: 6	H: 0 LOB: 1 BB: 0 P: 8	1B: 10 2B: 5 HR: 1	SF: 0 SAC: 0 DP: 1 HBP: 1	WP: 1 PB: 0 SB: 1 CS: 0	PA: 46
PITCHER	IP WLS BF H R ER SO BB IBB HBP BLK WP HR S P ERA WHIP																					
46 Andy Pettitte, L ERA: 3.86	(1, 1) 4.1 L 24 10 7 7 3 1 0 0 1 0 0 0 63 91 14.54 2.538																					
43 Adam Warren, R ERA: 2.7	(5, 1) 1.2 9 3 2 2 2 1 0 0 0 1 1 24 42 10.80 2.400																					
34 Vidal Nuno, L ERA:	(7, 1) 3.0 13 4 0 0 2 0 0 0 0 0 0 28 38 0.00 1.333																					

Houston Astros @ New York Yankees
Yankee Stadium, Bronx, NY
Mon Apr 29 2013, 7:09 PM - 10:07 PM EDT
Att: 34,262 - Cloudy - 57 F

AB	43
R	9
H	17
RBI	8
BB	2
SO	7
LOB	23



Batter	1	2	3	4	5	6	7	8	9	AB	R	H	RBI	BB	SO	LOB	BOTTOM					
11 Brett Gardner, L OBP: 0.333, SLG: 0.414	K			1B			G4-6-3			4	1	2	0	0	1	2						
24 Robinson Cano, L OBP: 0.378, SLG: 0.608	1B									4	0	2	0	0	0	1						
12 Vernon Wells, R OBP: 0.374, SLG: 0.557	1B									3	0	2	1	1	0	1						
45 Ben Francisco, R OBP: 0.212, SLG: 0.103	1B									0	0	0	0	0	0	0						
33 Travis Hafner, L OBP: 0.413, SLG: 0.661	HBP									3	0	0	0	0	1	4						
22 Brennan Boesch, L OBP: 0.265, SLG: 0.500	G4-3-6									2	0	0	0	2	0	1						
17 Jayson Nix, R OBP: 0.282, SLG: 0.267	G1-3									4	0	0	0	0	0	5						
55 Lyle Overbay, L OBP: 0.268, SLG: 0.418	K									4	0	1	0	0	1	0						
26 Eduardo Nunez, R OBP: 0.273, SLG: 0.185	G6-3									4	0	1	0	0	0	1						
53 Austin Romine, R OBP: 0.282, SLG: 0.267	G6-3									3	0	0	0	0	1	0						
Inning Stats	R: 0 E: 0 K: 1 S: 8	H: 1 LOB: 0 BB: 0 P: 12	R: 0 E: 0 K: 0 S: 6	H: 0 LOB: 0 BB: 0 P: 12	R: 0 E: 0 K: 1 S: 8	H: 0 LOB: 0 BB: 0 P: 13	R: 0 E: 0 K: 0 S: 7	H: 2 LOB: 1 BB: 0 P: 12	R: 0 E: 0 K: 0 S: 10	H: 1 LOB: 3 BB: 1 P: 14	R: 1 E: 0 K: 2 S: 19	H: 3 LOB: 3 BB: 1 P: 31	R: 0 E: 0 K: 0 S: 8	H: 1 LOB: 1 BB: 0 P: 15	R: 0 E: 0 K: 0 S: 8	H: 0 LOB: 2 BB: 2 P: 17	R: 0 E: 0 K: 0 S: 8	H: 0 LOB: 0 BB: 0 P: 11	1B: 8 2B: 0 3B: 0 HR: 0	SF: 0 SAC: 0 DP: 4 HBP: 2	WP: 2 PB: 0 SB: 0 CS: 0	PA: 36
PITCHER	IP WLS BF H R ER SO BB IBB HBP BLK WP HR S P ERA WHIP																					
64 Lucas Harrell, R ERA: 3.6	(1, 1) 6.1 W 27 8 1 0 1 4 2 0 0 0 1 0 64 105 1.42 1.421																					
54 Travis Blackley, L ERA: 4.7	(7, 1) 1.2 6 0 0 0 0 2 0 0 0 1 0 10 21 0.00 1.200																					
55 Rhiner Cruz, R ERA: 4.73	(9, 1) 1.0 3 0 0 0 0 0 0 0 0 0 0 8 11 0.00 0.000																					

Houston Astros @ New York Yankees
Yankee Stadium, Bronx, NY
Mon Apr 29 2013, 7:09 PM - 10:07 PM EDT
Att: 34,262 - Cloudy - 57 F

AB	31
R	1
H	8
RBI	1
BB	3
SO	4
LOB	15



Batter	1	2	3	4	5	6	7	8	9	AB	R	H	RBI	BB	SO	LOB	TOP										
19 Robbie Grossman, S (1.8) OBP: 0.242, SLG: 0.207										3	1	1	0	2	0	0											
27 Jose Altuve, R (1.4) OBP: 0.374, SLG: 0.438										5	0	2	2	0	1	4											
15 Jason Castro, L (1.2) OBP: 0.315, SLG: 0.405										5	0	2	0	0	2	2											
12 Carlos Pena, L (1.3) OBP: 0.301, SLG: 0.363										3	1	1	0	1	2	3											
23 Chris Carter, R (1.10) OBP: 0.303, SLG: 0.454										4	1	1	2	0	2	4											
28 Rick Ankiel, L (1.9) OBP: 0.284, SLG: 0.528										4	0	0	0	0	3	2											
30 Matt Dominguez, R (1.5) OBP: 0.303, SLG: 0.315										4	0	1	0	0	0	2											
2 Brandon Barnes, R (1.7) OBP: 0.468, SLG: 0.525										3	0	0	0	1	2	1											
9 Marwin Gonzalez, S (1.6) OBP: 0.338, SLG: 0.516										4	1	1	0	0	0	1											
Inning Stats	R: 0 E: 0 K: 2 S: 11	H: 1 LOB: 2 BB: 1 P: 19	R: 0 E: 0 K: 1 S: 18	H: 1 LOB: 3 BB: 2 P: 30	R: 0 E: 0 K: 1 S: 11	H: 0 LOB: 0 BB: 1 P: 18	R: 0 E: 0 K: 1 S: 6	H: 0 LOB: 0 BB: 0 P: 6	R: 0 E: 0 K: 2 S: 8	H: 0 LOB: 0 BB: 0 P: 13	R: 0 E: 0 K: 0 S: 9	H: 0 LOB: 0 BB: 0 P: 12	R: 2 E: 0 K: 2 S: 14	H: 2 LOB: 0 BB: 0 P: 18	R: 2 E: 0 K: 2 S: 16	H: 3 LOB: 1 BB: 0 P: 25	1B: 5 2B: 3 HR: 1	SF: 0 SAC: 0 DP: 0 HBP: 0	WP: 0 PB: 0 SB: 0 CS: 1	PA: 40							
PITCHER	IP	WLS	BF	H	R	ER	SO	BB	IBB	HBP	BLK	WP	HR	S	P	ERA	WHIP										
18 Hiroki Kuroda, R (1.1) ERA: 2.25	7.0	W	28	4	0	0	8	4	0	0	0	0	0	71	108	0.00	1.143										
30 David Robertson, R (8.1) ERA: 4.22	1.0		5	2	2	2	2	0	0	0	0	0	1	14	18	18.00	2.000										
27 Shawn Kelley, R (9.1) ERA: 7.84	0.2	S	1	0	0	2	1	0	0	0	0	0	0	13	20	27.00	4.500										
42 Mariano Rivera, R (9.1) ERA: 1.74	0.1	S	1	0	0	0	1	0	0	0	0	0	0	3	5	0.00	0.000										

Houston Astros @ New York Yankees
Yankee Stadium, Bronx, NY
Tue Apr 30 2013, 7:09 PM - 10:31 PM EDT
Att: 34,301 - Clear - 61 F

AB	35
R	4
H	9
RBI	4
BB	4
SO	12
LOB	19



Batter	1	2	3	4	5	6	7	8	9	AB	R	H	RBI	BB	SO	LOB	BOTTOM										
11 Brett Gardner, L (1.8) OBP: 0.328, SLG: 0.398										4	1	0	0	1	1	4											
31 Ichiro Suzuki, L (1.7) OBP: 0.315, SLG: 0.329										5	2	3	0	0	1	1											
24 Robinson Cano, L (1.4) OBP: 0.379, SLG: 0.598										5	1	2	0	0	0	5											
33 Travis Hafner, L (1.10) OBP: 0.438, SLG: 0.667										4	0	3	3	1	0	1											
22 Brennan Boesch, L (1.9) OBP: 0.243, SLG: 0.457										3	0	0	1	0	0	5											
12 Vernon Wells, R (7.7) OBP: 0.366, SLG: 0.544										2	0	0	0	0	0	3											
17 Jayson Nix, R (1.5) OBP: 0.281, SLG: 0.266										4	0	1	1	0	0	2											
55 Lyle Overbay, L (1.3) OBP: 0.267, SLG: 0.446										4	1	1	1	0	0	2											
26 Eduardo Núñez, R (1.6) OBP: 0.296, SLG: 0.246										4	1	3	0	0	0	0											
19 Chris Stewart, R (1.2) OBP: 0.333, SLG: 0.382										4	1	2	1	0	1	1											
Inning Stats	R: 1 E: 0 K: 0 S: 9	H: 2 LOB: 1 BB: 1 P: 13	R: 0 E: 0 K: 0 S: 15	H: 2 LOB: 2 BB: 0 P: 22	R: 1 E: 0 K: 1 S: 11	H: 1 LOB: 1 BB: 0 P: 16	R: 0 E: 0 K: 1 S: 9	H: 0 LOB: 0 BB: 0 P: 11	R: 2 E: 0 K: 0 S: 10	H: 3 LOB: 2 BB: 1 P: 16	R: 0 E: 0 K: 0 S: 11	H: 1 LOB: 1 BB: 0 P: 16	R: 0 E: 0 K: 0 S: 8	H: 1 LOB: 0 BB: 0 P: 14	R: 3 E: 0 K: 1 S: 18	H: 5 LOB: 2 BB: 0 P: 24	1B: 12 2B: 2 3B: 0 HR: 1	SF: 0 SAC: 0 DP: 1 HBP: 0	WP: 4 PB: 0 SB: 2 CS: 0	PA: 41							
PITCHER	IP	WLS	BF	H	R	ER	SO	BB	IBB	HBP	BLK	WP	HR	S	P	ERA	WHIP										
59 Philip Humber, R (1.1) ERA: 7.58	6.0	L	29	4	4	4	2	1	1	0	0	4	0	65	94	6.00	1.667										
53 Wesley Wright, L (7.1) ERA: 2.92	0.1		2	1	0	0	0	0	0	0	0	0	0	6	11	0.00	3.000										
43 Brad Peacock, R (7.1) ERA: 9.41	0.2		5	3	3	3	0	0	0	0	0	0	1	10	13	40.50	4.500										
55 Rhiner Cruz, R (8.1) ERA: 4.4	1.0		5	2	0	0	1	0	0	0	0	0	0	10	14	0.00	2.000										

Houston Astros @ New York Yankees
Yankee Stadium, Bronx, NY
Tue Apr 30 2013, 7:09 PM - 10:31 PM EDT
Att: 34,301 - Clear - 61 F

AB	39
R	7
H	15
RBI	7
BB	2
SO	3
LOB	24



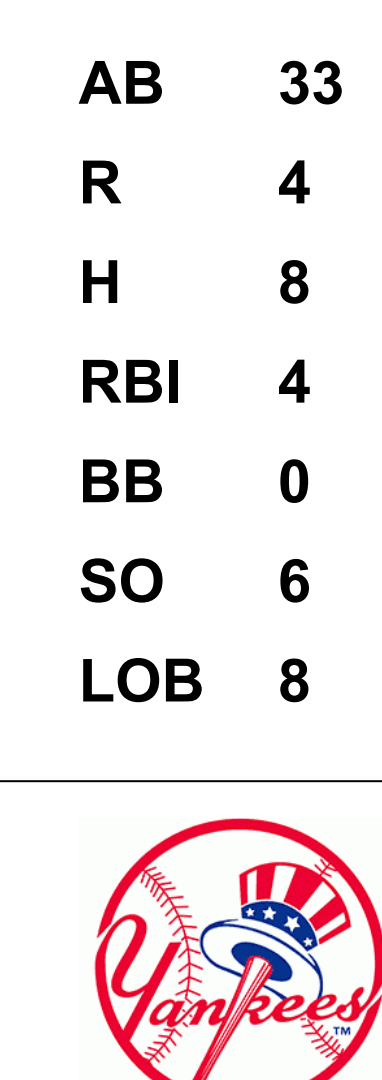
Batter	1	2	3	4	5	6	7	8	9	AB	R	H	RBI	BB	SO	LOB	TOP					
19 Robbie Grossman, S (1, 8) OBP: 0.243, SLG: 0.212	G3-1			K2-3	K		G4-6-3 1B			4	0	1	0	0	2	0	Houston Astros @ New York Yankees Yankee Stadium, Bronx, NY Wed May 01 2013, 7:08 PM - 10:16 PM EDT Att: 34,117 - Clear - 61 F					
27 Jose Altuve, R (1, 4) OBP: 0.378, SLG: 0.440	G6-3			15 2B 12 1B 1B	15 2B 1B		G4-6-3 1-2			4	1	2	0	0	0	1						
15 Jason Castro, L (1, 2) OBP: 0.323, SLG: 0.432	G3			12 1B 21 HBP 2B	2B		K2-3			4	1	2	0	0	1	0						
12 Carlos Pena, L (1, 3) OBP: 0.345, SLG: 0.372		23 3B G6-4-3 1B		21 HBP 2 HBP FC6-4 1B				K		3	1	2	1	1	1	0						
23 Chris Carter, R (1, 10) OBP: 0.301, SLG: 0.440	G6-4-3 1-2			2 FC6-4 21 HBP 30 1B HBP			G1-3			3	1	0	0	0	1	3						
21 Fernando Martinez, L (1, 9) OBP: 0.299, SLG: 0.349	K			2 FC6-4 HBP			G4-3			3	0	1	1	0	1	0						
2 Brandon Barnes, R (1, 7) OBP: 0.400, SLG: 0.512				FC6-4 30 1B			SH1-4 1B			3	0	1	1	0	1	2						
30 Matt Dominguez, R (1, 5) OBP: 0.301, SLG: 0.313				G5-3			F9			4	0	1	1	0	0	2						
9 Marwin Gonzalez, S (1, 6) OBP: 0.319, SLG: 0.485	G5-3			G5-3	K		G5-3			4	0	0	0	0	2	3						
Inning Stats	R: 0 E: 0 K: 0 S: 6	H: 0 LOB: 0 BB: 0 P: 9	R: 0 E: 0 K: 1 S: 7	H: 1 LOB: 0 BB: 0 P: 11	R: 0 E: 0 K: 1 S: 9	H: 0 LOB: 0 BB: 0 P: 14	R: 4 E: 0 K: 2 S: 21	H: 4 LOB: 2 BB: 0 P: 30	R: 0 E: 0 K: 1 S: 10	H: 2 LOB: 2 BB: 1 P: 18	R: 0 E: 0 K: 0 S: 7	H: 1 LOB: 1 BB: 0 P: 7	R: 0 E: 0 K: 1 S: 8	H: 1 LOB: 0 BB: 0 P: 10	R: 0 E: 0 K: 2 S: 9	H: 0 LOB: 0 BB: 0 P: 12	R: 0 E: 0 K: 1 S: 7	H: 1 LOB: 0 BB: 0 P: 7	1B: 8 2B: 3 3B: 0 HR: 0	SF: 0 SAC: 1 DP: 3 HBP: 2	WP: 0 PB: 0 SB: 0 CS: 0	PA: 36
PITCHER	IP WLS BF H R ER SO BB IBB HBP BLK WP HR S P ERA WHIP																					
41 David Phelps, R (1, 1) ERA: 5.56	5.2	26	8	4	4	5	0	1	2	0	0	0	0	0	58	87	6.35	1.412				
48 Boone Logan, L (6, 1) ERA: 2.35	1.1	W 4	1	0	0	1	0	0	0	0	0	0	0	10	12	0.00	0.750					
30 David Robertson, R (8, 1) ERA: 3.86	1.0	H 3	0	0	0	2	0	0	0	0	0	0	0	9	12	0.00	0.000					
42 Mariano Rivera, R (9, 1) ERA: 1.59	1.0	S 3	1	0	0	1	0	0	0	0	0	0	0	7	7	0.00	1.000					
Batter	1	2	3	4	5	6	7	8	9	AB	R	H	RBI	BB	SO	LOB	BOTTOM					
31 Ichiro Suzuki, L (1, 8) OBP: 0.330, SLG: 0.360	17 1B 3B			F9		G4-3-6 1-2 3-H				4	1	2	0	1	0	2	Houston Astros @ New York Yankees Yankee Stadium, Bronx, NY Wed May 01 2013, 7:08 PM - 10:16 PM EDT Att: 34,117 - Clear - 61 F					
17 Jayson Nix, R (1, 5) OBP: 0.270, SLG: 0.265	24 G4-6-3 1B	P4		S CH 74 B CH 73 D FF 69 B CH 75 B FF 91	BB		G1-3			4	0	1	1	1	1	6						
24 Robinson Cano, L (1, 4) OBP: 0.375, SLG: 0.613	G4-6-3 1-2			G5-3			G4-3			4	1	1	1	0	0	3						
12 Vernon Wells, R (1, 7) OBP: 0.362, SLG: 0.532	L8			G5-3			G5-3			4	0	1	0	0	1	0						
33 Travis Hafner, L (1, 10) OBP: 0.429, SLG: 0.638		26 BB 19 SF8 BB		P3			P6			3	1	0	0	1	1	1						
45 Ben Francisco, R (1, 9) OBP: 0.297, SLG: 0.233		31 1B 26 BB BB		K			K			1	1	1	1	1	0	0						
11 Brett Gardner, L (5, FH) OBP: 0.331, SLG: 0.400				HR			K			2	0	1	0	0	1	0						
26 Eduardo Nunez, R (1, 6) OBP: 0.306, SLG: 0.264		31 1B BB		G5-3			55 WP 31 G4-3-6 2B			3	1	1	0	1	1	1						
55 Lyle Overbay, L (1, 3) OBP: 0.289, SLG: 0.459	K						31 G4-3-6 BB			2	0	1	0	2	1	3						
19 Chris Stewart, R (1, 2) OBP: 0.300, SLG: 0.351	SF8			P4			K			3	0	0	1	0	1	5						
Inning Stats	R: 1 E: 0 K: 0 S: 10	H: 2 LOB: 0 BB: 0 P: 15	R: 1 E: 0 K: 1 S: 17	H: 1 LOB: 3 BB: 3 P: 33	R: 2 E: 0 K: 1 S: 12	H: 2 LOB: 0 BB: 0 P: 18	R: 0 E: 0 K: 0 S: 13	H: 1 LOB: 2 BB: 1 P: 24	R: 0 E: 0 K: 1 S: 5	H: 0 LOB: 0 BB: 0 P: 8	R: 1 E: 0 K: 1 S: 10	H: 1 LOB: 0 BB: 1 P: 17	R: 0 E: 0 K: 1 S: 9	H: 1 LOB: 1 BB: 0 P: 12	R: 0 E: 0 K: 2 S: 16	H: 1 LOB: 3 BB: 2 P: 29	1B: 4 2B: 2 3B: 1 HR: 2	SF: 1 SAC: 0 DP: 2 HBP: 0	WP: 1 PB: 0 SB: 2 CS: 0	PA: 38		
PITCHER	IP WLS BF H R ER SO BB IBB HBP BLK WP HR S P ERA WHIP																					
45 Erik Bedard, L (1, 1) ERA: 8.2	4.0																					
56 Paul Clemens, R (5, 1) ERA: 4.5	1.1	L 6	1	1	1	2	1	0	0	0	1	0	12	19	6.75	1.500						
53 Wesley Wright, L (6, 1) ERA: 2.57	1.2		2	0	0	1	0	0	0	0	0	0	14	20	0.00	1.200						
62 Hector Ambriz, R (8, 1) ERA: 5.02	1.0		0	0	0	2	1	1	0	0	0	0	14	27	0.00	1.000						

Batter	1	2	3	4	5	6	7	8	9	AB	R	H	RBI	BB	SO	LOB	TOP										
5 John Jaso, L (1, 2) OBP: 0.340, SLG: 0.345	F9		BB		1B			F9		3	0	1	0	1	0	0	<p>Oakland Athletics @ New York Yankees Yankee Stadium, Bronx, NY Sat May 04 2013, 1:08 PM - 3:44 PM EDT Att: 41,349 - Sunny - 64 F</p>										
8 Jed Lowrie, S (1, 10) OBP: 0.406, SLG: 0.504	P5		K		F8			G4-3		4	0	0	0	0	1	3											
52 Yoenis Cespedes, R (1, 8) OBP: 0.338, SLG: 0.478	1B		K		K			1B		4	1	2	0	0	2	1											
37 Brandon Moss, L (1, 3) OBP: 0.394, SLG: 0.462	K				1B			BB		3	0	1	0	1	1	1											
20 Josh Donaldson, R (1, 5) OBP: 0.380, SLG: 0.469	K				G4-6-3			FC6-4		4	1	0	0	0	1	3											
15 Seth Smith, L (1, 7) OBP: 0.380, SLG: 0.474	2B				K			1B		4	0	2	1	0	1	0											
16 Josh Reddick, L (1, 9) OBP: 0.280, SLG: 0.230	L7				BB			FC6-4		3	0	0	1	1	1	2											
17 Adam Rosales, R (1, 6) OBP: 0.353, SLG: 0.452	K				K			F9		4	0	0	0	0	2	3											
28 Eric Sogard, L (1, 4) OBP: 0.300, SLG: 0.288					L9			G4-3		3	0	0	0	0	0	1											
Inning Stats	R: 0 H: 1 E: 0 K: 1 S: 12	H: 1 LOB: 1 BB: 0 P: 17	R: 0 H: 1 E: 0 K: 2 S: 10	H: 1 LOB: 1 BB: 0 P: 15	R: 0 H: 0 E: 0 K: 2 S: 9	H: 1 LOB: 1 BB: 1 P: 15	R: 0 H: 1 E: 0 K: 1 S: 13	H: 1 LOB: 0 BB: 0 P: 17	R: 0 H: 1 E: 0 K: 1 S: 15	H: 1 LOB: 2 BB: 1 P: 22	R: 0 H: 0 E: 0 K: 1 S: 10	H: 0 LOB: 0 BB: 0 P: 14	R: 0 H: 0 E: 0 K: 1 S: 6	H: 0 LOB: 0 BB: 0 P: 6	R: 0 H: 0 E: 0 K: 0 S: 7	H: 0 LOB: 0 BB: 0 P: 12	R: 2 H: 2 E: 0 K: 0 S: 14	H: 2 LOB: 1 BB: 1 P: 22	1B: 5 2B: 1 3B: 0 HR: 0	SF: 0 SAC: 0 DP: 1 HBP: 0	WP: 0 PB: 0 SB: 0 CS: 0	PA: 35					
PITCHER	IP	WLS	BF	H	R	ER	SO	BB	IBB	HBP	BLK	WP	HR	S	P	ERA	WHIP										
65 Phil Hughes, R (1, 1) ERA: 3.8	8.0	W	29	4	0	0	9	2	0	0	0	0	0	82	118	0.00	0.750										
27 Shawn Kelley, R (9, 1) ERA: 8.71	0.0		1	1	1	1	0	0	0	0	0	0	0	3	5	∞	∞										
42 Mariano Rivera, R (9, 1) ERA: 2.19	1.0		5	1	1	1	0	1	0	0	0	0	0	11	17	9.00	2.000										

AB	32
R	2
H	6
RBI	2
BB	3
SO	9
LOB	14



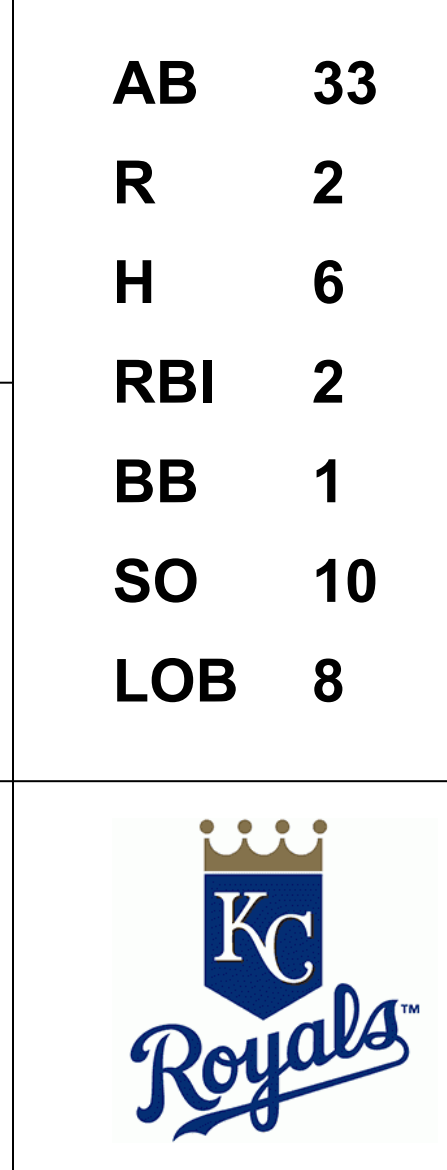
Batter	1	2	3	4	5	6	7	8	9	AB	R	H	RBI	BB	SO	LOB	BOTTOM										
11 Brett Gardner, L (1, 8) OBP: 0.333, SLG: 0.398	G3		F9		K			1B		4	0	1	1	0	1	0	<p>Oakland Athletics @ New York Yankees Yankee Stadium, Bronx, NY Sat May 04 2013, 1:08 PM - 3:44 PM EDT Att: 41,349 - Sunny - 64 F</p>										
24 Robinson Cano, L (1, 4) OBP: 0.397, SLG: 0.605	G4-3		F9		F7			F7		4	1	1	0	0	0	1											
12 Vernon Wells, R (1, 7) OBP: 0.345, SLG: 0.500	1B		G4-3		G3			G3		4	0	1	0	0	0	1											
33 Travis Hafner, L (1, 10) OBP: 0.402, SLG: 0.584	G4-3				K			K		4	0	1	1	0	2	1											
31 Ichiro Suzuki, L (1, 9) OBP: 0.314, SLG: 0.340	G1-3		G4-3		G1-3			E5		4	0	0	0	0	0	1											
39 Chris Nelson, R (1, 5) OBP: 0.297, SLG: 0.300	F8		K		K			FC6-4		4	0	0	0	0	2	2											
55 Lyle Overbay, L (1, 3) OBP: 0.292, SLG: 0.495	2B				HR			K		3	1	2	1	0	1	0											
26 Eduardo Núñez, R (1, 6) OBP: 0.293, SLG: 0.278	G6-3		G6-3		G6-3			1B		3	1	1	0	0	0	1											
19 Chris Stewart, R (1, 2) OBP: 0.318, SLG: 0.425			HR		G2-3			F9		3	1	1	1	0	0	1											
Inning Stats	R: 0 H: 1 E: 0 K: 0 S: 6	H: 1 LOB: 1 BB: 0 P: 12	R: 0 H: 1 E: 0 K: 0 S: 12	H: 1 LOB: 1 BB: 0 P: 17	R: 1 H: 1 E: 0 K: 0 S: 5	H: 1 LOB: 0 BB: 0 P: 10	R: 0 H: 0 E: 0 K: 2 S: 7	H: 0 LOB: 0 BB: 0 P: 9	R: 1 H: 1 E: 0 K: 1 S: 12	H: 1 LOB: 0 BB: 0 P: 18	R: 1 H: 2 E: 0 K: 1 S: 10	H: 2 LOB: 1 BB: 0 P: 18	R: 1 H: 2 E: 0 K: 1 S: 11	H: 2 LOB: 1 BB: 0 P: 19	R: 0 H: 0 E: 1 K: 1 S: 9	H: 0 LOB: 1 BB: 0 P: 15	1B: 3 2B: 2 3B: 1 HR: 2	SF: 0 SAC: 0 DP: 0 HBP: 0	WP: 0 PB: 0 SB: 0 CS: 0	PA: 33							
PITCHER	IP	WLS	BF	H	R	ER	SO	BB	IBB	HBP	BLK	WP	HR	S	P	ERA	WHIP										
40 Bartolo Colon, R (1, 1) ERA: 3.62	5.1	L	22	6	3	3	3	0	0	0	0	0	0	2	46	5.06	1.125										
13 Jerry Blevins, L (6, 1) ERA: 1.56	1.0		3	0	0	0	2	0	0	0	0	0	0	9	16	0.00	0.000										
44 Chris Resop, R (7, 1) ERA: 4.73	0.2		4	2	1	1	0	0	0	0	0	0	0	8	14	13.50	3.000										
58 Evan Scribner, R (8, 1) ERA: 5.02	1.0		4	0	0	0	1	0	0	0	0	0	0	9	15	0.00	0.000										



Batter	1	2	3	4	5	6	7	8	9	AB	R	H	RBI	BB	SO	LOB	TOP										
11 Brett Gardner, L (1, 8) OBP: 0.331, SLG: 0.400										3	0	0	0	1	1	2	New York Yankees @ Kansas City Royals Kauffman Stadium, Kansas City, MO Sat May 11 2013, 6:12 PM - 8:41 PM CDT Att: 30,910 - Clear - 66 F										
24 Robinson Cano, L (1, 4) OBP: 0.351, SLG: 0.563										4	0	0	0	0	1	2											
12 Vernon Wells, R (1, 7) OBP: 0.331, SLG: 0.500										4	1	1	2	0	0	1											
33 Travis Hafner, L (1, 10) OBP: 0.393, SLG: 0.528										4	0	1	0	0	1	0											
31 Ichiro Suzuki, L (1, 9) OBP: 0.317, SLG: 0.377										4	0	0	0	0	1	1											
17 Jayson Nix, R (1, 6) OBP: 0.324, SLG: 0.319										3	0	2	0	1	0	0											
55 Lyle Overbay, L (1, 3) OBP: 0.300, SLG: 0.500										4	0	1	0	0	2	3											
39 Chris Nelson, R (1, 5) OBP: 0.268, SLG: 0.308										4	1	1	0	0	0	4											
19 Chris Stewart, R (1, 2) OBP: 0.274, SLG: 0.339										2	1	0	0	0	0	1											
Inning Stats	R: 0 E: 0 K: 0 S: 5	H: 0 LOB: 0 BB: 1 P: 12	R: 0 E: 0 K: 0 S: 5	H: 1 LOB: 1 BB: 0 P: 9	R: 1 E: 1 K: 0 S: 9	H: 1 LOB: 1 BB: 0 P: 15	R: 0 E: 0 K: 1 S: 13	H: 2 LOB: 2 BB: 0 P: 20	R: 2 E: 0 K: 1 S: 13	H: 1 LOB: 0 BB: 0 P: 22	R: 0 E: 0 K: 1 S: 8	H: 1 LOB: 1 BB: 1 P: 13	R: 0 E: 0 K: 1 S: 6	H: 0 LOB: 0 BB: 0 P: 10	R: 0 E: 0 K: 1 S: 9	H: 0 LOB: 0 BB: 0 P: 15		R: 0 E: 0 K: 1 S: 8	H: 0 LOB: 0 BB: 0 P: 10	1B: 3 2B: 2 HR: 1	SF: 0 SAC: 0 DP: 1 HBP: 1	WP: 0 PB: 0 SB: 0 CS: 1	PA: 35				
PITCHER	IP	WLS	BF	H	R	ER	SO	BB	IBB	HBP	BLK	WP	HR	S	P	ERA	WHIP										
33 James Shields, R (1, 1) ERA: 2.48	8.0	L	32	6	3	2	5	2	0	1	0	0	1	68	116	2.25	1.000										
40 Kelvin Herrera, R (9, 1) ERA: 4.41	1.0		3	0	0	0	1	0	0	0	0	0	0	8	10	0.00	0.000										

Batter	1	2	3	4	5	6	7	8	9	AB	R	H	RBI	BB	SO	LOB	BOTTOM										
2 Alcides Escobar, R (1, 6) OBP: 0.295, SLG: 0.370										4	0	1	0	0	1	1	New York Yankees @ Kansas City Royals Kauffman Stadium, Kansas City, MO Sat May 11 2013, 6:12 PM - 8:41 PM CDT Att: 30,910 - Clear - 66 F										
6 Lorenzo Cain, R (1, 8) OBP: 0.378, SLG: 0.432										3	0	0	1	1	1	0											
4 Alex Gordon, L (1, 7) OBP: 0.336, SLG: 0.514										4	0	0	0	0	3	2											
16 Billy Butler, R (1, 10) OBP: 0.361, SLG: 0.391										4	1	1	1	0	2	0											
35 Eric Hosmer, L (1, 3) OBP: 0.339, SLG: 0.352										4	0	1	0	0	1	0											
13 Salvador Perez, R (1, 2) OBP: 0.306, SLG: 0.379										4	0	2	0	0	0	0											
1 Jarrod Dyson, L (9, FR) OBP: 0.259, SLG: 0.556										3	0	0	0	0	0	2											
8 Mike Moustakas, L (1, 5) OBP: 0.298, SLG: 0.377										4	0	0	0	0	1	3											
21 Jeff Francoeur, R (1, 9) OBP: 0.264, SLG: 0.322										3	0	0	0	0	0	2											
23 Elliot Johnson, S (1, 4) OBP: 0.289, SLG: 0.351										3	1	1	0	0	1	0											
Inning Stats	R: 0 E: 0 K: 1 S: 11	H: 2 LOB: 2 BB: 0 P: 15	R: 0 E: 0 K: 1 S: 11	H: 2 LOB: 0 BB: 0 P: 18	R: 1 E: 0 K: 1 S: 10	H: 1 LOB: 0 BB: 0 P: 17	R: 1 E: 0 K: 2 S: 9	H: 1 LOB: 0 BB: 0 P: 14	R: 0 E: 0 K: 1 S: 14	H: 1 LOB: 2 BB: 1 P: 20	R: 0 E: 0 K: 1 S: 9	H: 0 LOB: 0 BB: 0 P: 10	R: 0 E: 0 K: 0 S: 5	H: 0 LOB: 0 BB: 0 P: 6	R: 0 E: 0 K: 3 S: 9	H: 0 LOB: 0 BB: 0 P: 12	R: 0 E: 0 K: 0 S: 11	H: 1 LOB: 1 BB: 0 P: 18	1B: 4 2B: 1 HR: 1	SF: 0 SAC: 0 DP: 0 HBP: 0	WP: 0 PB: 0 SB: 1 CS: 0	PA: 34					
PITCHER	IP	WLS	BF	H	R	ER	SO	BB	IBB	HBP	BLK	WP	HR	S	P	ERA	WHIP										
46 Andy Pettitte, L (1, 1) ERA: 3.83	7.0	W	27	5	2	2	7	1	0	0	0	0	0	69	100	2.57	0.857										
30 David Robertson, R (8, 1) ERA: 3.0	1.0	H	3	0	0	0	3	0	0	0	0	0	0	9	12	0.00	0.000										
42 Mariano Rivera, R (9, 1) ERA: 1.76	1.0	S	4	1	0	0	0	0	0	0	0	0	0	11	18	0.00	1.000										


AB 32
R 3
H 6
RBI 2
BB 2
SO 6
LOB 14



Batter	1	2	3	4	5	6	7	8	9	AB	R	H	RBI	BB	SO	LOB	TOP										
11 Brett Gardner, L OBP: 0.329, SLG: 0.403	F7		L4		12 1B		K			4	1	1	0	0	1	2	New York Yankees @ Kansas City Royals Kauffman Stadium, Kansas City, MO Sun May 12 2013, 1:12 PM - 3:48 PM CDT Att: 29,515 - Sunny - 64 F										
24 Robinson Cano, L OBP: 0.354, SLG: 0.581	L5		HR		G5-3			1B		4	1	2	2	0	0	1											
12 Vernon Wells, R OBP: 0.343, SLG: 0.530	1B		HR		33 E			F7		4	1	3	2	0	0	1											
33 Travis Hafner, L OBP: 0.387, SLG: 0.527	F8		2B		G4-3			K		4	0	1	0	0	1	3											
31 Ichiro Suzuki, L OBP: 0.307, SLG: 0.364	G1-3		G1-3					F7		4	0	0	0	0	1	2											
17 Jayson Nix, R OBP: 0.311, SLG: 0.305	F7		E5 39 L8-4					K		4	0	0	0	0	2	0											
55 Lyle Overbay, L OBP: 0.290, SLG: 0.483	K		F7		G3-1			G4-3		4	0	0	0	0	1	1											
39 Chris Nelson, R OBP: 0.257, SLG: 0.295			K		L8-4			G5-3		4	0	0	0	0	2	1											
19 Chris Stewart, R OBP: 0.292, SLG: 0.356			24 HR		P4			1B		3	1	2	0	0	0	0											
Inning Stats	R: 0 H: 1 E: 0 K: 0 S: 5	H: 1 LOB: 1 BB: 0 P: 9	R: 0 H: 0 E: 0 K: 1 S: 6	H: 0 LOB: 0 BB: 0 P: 8	R: 3 H: 4 E: 0 K: 1 S: 23	H: 4 LOB: 1 BB: 0 P: 32	R: 0 H: 0 E: 1 K: 0 S: 7	H: 0 LOB: 0 BB: 0 P: 10	R: 1 H: 2 E: 0 K: 0 S: 16	H: 2 LOB: 1 BB: 0 P: 24	R: 0 H: 0 E: 0 K: 2 S: 9	H: 0 LOB: 0 BB: 0 P: 11	R: 0 H: 1 E: 0 K: 1 S: 9	H: 1 LOB: 1 BB: 0 P: 15	R: 0 H: 1 E: 0 K: 1 S: 8	H: 1 LOB: 1 BB: 0 P: 13		R: 0 H: 0 E: 0 K: 2 S: 11	H: 0 LOB: 0 BB: 0 P: 17	1B: 5 2B: 3 3B: 0 HR: 2	SF: 0 SAC: 0 DP: 1 HBP: 0	WP: 0 PB: 0 SB: 1 CS: 1	PA: 35				
PITCHER	IP	WLS	BF	H	R	ER	SO	BB	IBB	HBP	BLK	WP	HR	S	P	ERA	WHIP										
54 Ervin Santana, R ERA: 2.79	6.1	L	27	8	4	4	4	0	0	0	0	0	2	71	102	5.68	1.263										
55 Tim Collins, L ERA: 4.29	1.2		5	1	0	0	2	0	0	0	0	0	0	12	20	0.00	0.600										
56 Greg Holland, R ERA: 3.46	1.0		3	0	0	0	2	0	0	0	0	0	0	11	17	0.00	0.000										

Batter	1	2	3	4	5	6	7	8	9	AB	R	H	RBI	BB	SO	LOB	BOTTOM										
1 Jarrod Dyson, L OBP: 0.256, SLG: 0.548	SH1-3 2 SF8		G1-3			G4-3		F8		4	1	1	0	0	0	1	New York Yankees @ Kansas City Royals Kauffman Stadium, Kansas City, MO Sun May 12 2013, 1:12 PM - 3:48 PM CDT Att: 29,515 - Sunny - 64 F										
2 Alcides Escobar, R OBP: 0.289, SLG: 0.362	SH1-3				F8		G4-3	G6-3		3	0	0	1	0	0	0											
4 Alex Gordon, L OBP: 0.340, SLG: 0.524	SF8		G6-3		G6-3		1B	2B		3	0	2	1	0	0	0											
16 Billy Butler, R OBP: 0.350, SLG: 0.377	G4-3		G5-3		G5-3		P4	F8		4	0	0	0	0	0	2											
35 Eric Hosmer, L OBP: 0.344, SLG: 0.351		G5-3			21 1B		P6	13 G6-3		3	0	1	0	1	0	0											
13 Salvador Perez, R OBP: 0.304, SLG: 0.375		G1-3			P5		1B	G6-3		4	0	1	0	0	0	2											
8 Mike Moustakas, L OBP: 0.288, SLG: 0.364	K				F9		F8	F9		4	0	0	0	0	1	2											
21 Jeff Francoeur, R OBP: 0.266, SLG: 0.322			P3				G1-3			3	0	1	0	0	0	1											
23 Elliot Johnson, S OBP: 0.293, SLG: 0.375			G4-3					1 F8 2 G6-3		3	1	1	0	0	0	2											
Inning Stats	R: 1 H: 1 E: 0 K: 0 S: 10	H: 1 LOB: 0 BB: 0 P: 13	R: 0 H: 0 E: 0 K: 1 S: 7	H: 0 LOB: 0 BB: 0 P: 9	R: 0 H: 0 E: 0 K: 0 S: 6	H: 0 LOB: 0 BB: 0 P: 9	R: 0 H: 0 E: 0 K: 0 S: 6	H: 0 LOB: 0 BB: 0 P: 9	R: 0 H: 1 E: 0 K: 0 S: 9	H: 1 LOB: 1 BB: 0 P: 13	R: 0 H: 1 E: 0 K: 0 S: 7	H: 1 LOB: 1 BB: 0 P: 11	R: 1 H: 2 E: 0 K: 0 S: 10	H: 2 LOB: 1 BB: 0 P: 17	R: 0 H: 1 E: 0 K: 0 S: 7	H: 1 LOB: 0 BB: 0 P: 9		1B: 4 2B: 3 3B: 0 HR: 0	SF: 1 SAC: 1 DP: 1 HBP: 0	WP: 0 PB: 0 SB: 0 CS: 0	PA: 34						
PITCHER	IP	WLS	BF	H	R	ER	SO	BB	IBB	HBP	BLK	WP	HR	S	P	ERA	WHIP										
18 Hiroki Kuroda, R ERA: 2.31	7.2		30	6	2	2	1	0	0	0	0	0	0	66	98	2.35	0.913										
30 David Robertson, R ERA: 2.93	0.1	H	1	0	0	0	0	0	0	0	0	0	0	1	2	0.00	0.000										
42 Mariano Rivera, R ERA: 1.65	1.0	S	3	1	0	0	0	0	0	0	0	0	0	7	9	0.00	1.000										

AB	35
R	4
H	9
RBI	4
BB	0
SO	8
LOB	11



AB	31
R	2
H	7
RBI	2
BB	1
SO	1
LOB	10



Batter	1	2	3	4	5	6	7	8	9	AB	R	H	RBI	BB	SO	LOB	TOP							
11 Brett Gardner, L (1, 8) OBP: 0.327, SLG: 0.399										4	0	1	0	0	2	1	New York Yankees @ Cleveland Indians Progressive Field, Cleveland, OH Mon May 13 2013, 12:09 PM - 2:33 PM EDT Sunny - 44 F							
31 Ichiro Suzuki, L (1, 7) OBP: 0.296, SLG: 0.352										4	0	0	0	0	1	2								
24 Robinson Cano, L (1, 4) OBP: 0.346, SLG: 0.566										4	0	0	0	0	1	1								
33 Travis Hafner, L (1, 10) OBP: 0.383, SLG: 0.510										3	0	0	0	1	1	1								
22 Brennan Boesch, L (1, 9) OBP: 0.244, SLG: 0.419										4	0	1	0	0	0	1								
39 Chris Nelson, R (1, 5) OBP: 0.260, SLG: 0.296										3	0	1	0	0	0	1								
12 Vernon Wells, R (9, PH) OBP: 0.340, SLG: 0.526										1	0	0	0	0	1	1								
61 Corban Joseph, L (1, 3)										2	0	0	0	1	1	0								
19 Chris Stewart, R (1, 2) OBP: 0.294, SLG: 0.355										3	0	1	0	0	1	0								
40 Alberto Gonzalez, R (1, 6) OBP: 0.250, SLG: 0.360										2	0	0	0	0	1	3								
55 Lyle Overbay, L (8, PH) OBP: 0.256, SLG: 0.483										0	0	0	0	1	0	0								
17 Jayson Nix, R (8, 6) OBP: 0.311, SLG: 0.305										0	0	0	0	0	0	0								
Inning Stats	R: 0 E: 0 K: 1 S: 8	H: 0 LOB: 0 BB: 0 P: 11	R: 0 E: 0 K: 2 S: 14	H: 2 LOB: 3 BB: 1 P: 23	R: 0 E: 0 K: 2 S: 12	H: 0 LOB: 0 BB: 0 P: 20	R: 0 E: 0 K: 0 S: 5	H: 0 LOB: 0 BB: 0 P: 9	R: 0 E: 0 K: 1 S: 5	H: 1 LOB: 1 BB: 0 P: 7	R: 0 E: 0 K: 0 S: 6	H: 0 LOB: 0 BB: 0 P: 11	R: 0 E: 0 K: 2 S: 13	H: 0 LOB: 1 BB: 1 P: 18	R: 0 E: 0 K: 1 S: 9	H: 1 LOB: 1 BB: 0 P: 12	1B: 4 2B: 0 3B: 0 HR: 0	SF: 0 SAC: 0 DP: 1 HBP: 0	WP: 1 PB: 0 SB: 0 CS: 0	PA: 33				
PITCHER	IP: 9.0 WLS: W BF: 33 ERA: 3.14	H: 4 R: 0 ER: 0 SO: 9	BB: 3 IBB: 0 HBP: 0 BLK: 0	WP: 1 HR: 0 S: 79 P: 118	ERA: 0.00 WHIP: 0.778	PITCHER														IP: 9.0 WLS: W BF: 33 ERA: 3.14	H: 4 R: 0 ER: 0 SO: 9	BB: 3 IBB: 0 HBP: 0 BLK: 0	WP: 1 HR: 0 S: 79 P: 118	ERA: 0.00 WHIP: 0.778

AB	30
R	0
H	4
RBI	0
BB	3
SO	9
LOB	11



Batter	1	2	3	4	5	6	7	8	9	AB	R	H	RBI	BB	SO	LOB	BOTTOM								
24 Michael Bourn, L (1, 8) OBP: 0.359, SLG: 0.500										2	0	0	0	2	2	0	New York Yankees @ Cleveland Indians Progressive Field, Cleveland, OH Mon May 13 2013, 12:09 PM - 2:33 PM EDT Sunny - 44 F								
22 Jason Kipnis, L (1, 4) OBP: 0.286, SLG: 0.433										4	1	1	1	0	2	2									
13 Asdrubal Cabrera, S (1, 6) OBP: 0.303, SLG: 0.431										4	0	1	0	0	2	0									
33 Nick Swisher, S (1, 3) OBP: 0.366, SLG: 0.471										4	0	1	0	0	2	1									
25 Jason Giambi, L (1, 10) OBP: 0.280, SLG: 0.409										4	0	0	0	0	1	1									
41 Carlos Santana, S (1, 2) OBP: 0.442, SLG: 0.620										1	0	0	0	2	0	0									
12 Mark Reynolds, R (1, 5) OBP: 0.371, SLG: 0.613										2	0	0	0	1	0	1									
23 Michael Brantley, L (1, 7) OBP: 0.364, SLG: 0.387										3	0	1	0	0	0	2									
11 Drew Stubbs, R (1, 9) OBP: 0.297, SLG: 0.370										3	0	1	0	0	0	4									
Inning Stats	R: 1 E: 0 K: 2 S: 12	H: 1 LOB: 2 BB: 1 P: 22	R: 0 E: 0 K: 0 S: 5	H: 1 LOB: 1 BB: 1 P: 12	R: 0 E: 0 K: 2 S: 11	H: 1 LOB: 0 BB: 0 P: 19	R: 0 E: 0 K: 0 S: 10	H: 0 LOB: 2 BB: 2 P: 24	R: 0 E: 0 K: 2 S: 10	H: 0 LOB: 0 BB: 0 P: 12	R: 0 E: 0 K: 1 S: 7	H: 0 LOB: 0 BB: 0 P: 9	R: 0 E: 0 K: 1 S: 14	H: 1 LOB: 2 BB: 1 P: 23	R: 0 E: 0 K: 1 S: 6	H: 1 LOB: 0 BB: 0 P: 7		1B: 2 2B: 2 3B: 0 HR: 1	SF: 0 SAC: 0 DP: 1 HBP: 0	WP: 1 PB: 0 SB: 0 CS: 1	PA: 32				
PITCHER	IP: 6.2 WLS: L BF: 28 ERA: 4.33	H: 4 R: 1 ER: 1 SO: 7	BB: 5 IBB: 0 HBP: 0 BLK: 0	WP: 0 HR: 0 S: 66 P: 115	ERA: 1.35 WHIP: 1.350	PITCHER														IP: 6.2 WLS: L BF: 28 ERA: 4.33	H: 4 R: 1 ER: 1 SO: 7	BB: 5 IBB: 0 HBP: 0 BLK: 0	WP: 0 HR: 0 S: 66 P: 115	ERA: 1.35 WHIP: 1.350	
41 David Phelps, R (1, 1) ERA: 4.33	0.1	1	0	0	0	1	0	3	6	0.00	0.000														
48 Boone Logan, L (7, 1) ERA: 2.61	1.0	3	1	0	0	1	0	0	6	0.00	1.000														
38 Preston Claiborne, R (8, 1) ERA:																									

AB	27
R	1
H	5
RBI	1
BB	5
SO	9
LOB	11



Batter	1	2	3	4	5	6	7	8	9	AB	R	H	RBI	BB	SO	LOB	TOP										
55 Michael Saunders, L (1.8) OBP: 0.340, SLG: 0.476	F7		K	G6-3			K		G6-3	5	0	0	0	0	2	4											
12 Jason Bay, R (1.7) OBP: 0.340, SLG: 0.434	G6-3		K				K			4	0	1	0	0	2	0											
15 Kyle Seager, L (1.5) OBP: 0.347, SLG: 0.470	F9		G4-3				K		P2	4	0	0	0	0	1	1											
8 Kendrys Morales, S (1.3) OBP: 0.358, SLG: 0.415							K			3	1	1	0	1	1	0											
38 Michael Morse, R (1.9) OBP: 0.325, SLG: 0.507										3	2	2	1	1	0	0											
28 Raul Ibanez, L (1.10) OBP: 0.299, SLG: 0.500										4	0	0	0	0	3	4											
63 Jesus Montero, R (1.2) OBP: 0.257, SLG: 0.333										3	0	0	0	1	1	2											
13 Dustin Ackley, L (1.4) OBP: 0.290, SLG: 0.289										4	0	1	1	0	1	3											
26 Brendan Ryan, R (1.6) OBP: 0.214, SLG: 0.149										4	0	2	1	0	0	2											
Inning Stats	R: 0 E: 0 K: 0 S: 8	H: 0 LOB: 0 BB: 0 P: 13	R: 1 E: 0 K: 1 S: 12	H: 2 LOB: 2 BB: 1 P: 21	R: 0 E: 0 K: 2 S: 10	H: 0 LOB: 0 BB: 0 P: 12	R: 1 E: 0 K: 3 S: 12	H: 2 LOB: 3 BB: 2 P: 24	R: 0 E: 0 K: 3 S: 9	H: 0 LOB: 0 BB: 0 P: 13	R: 1 E: 0 K: 3 S: 11	H: 1 LOB: 0 BB: 0 P: 15	R: 0 E: 0 K: 1 S: 11	H: 1 LOB: 1 BB: 0 P: 15	R: 0 E: 0 K: 1 S: 8	H: 0 LOB: 0 BB: 0 P: 14	R: 0 E: 0 K: 0 S: 9	H: 1 LOB: 1 BB: 0 P: 13	1B: 4 2B: 2 HR: 1	SF: 0 SAC: 0 DP: 0 HBP: 0	WP: 1 PB: 0 SB: 0 CS: 0	PA: 37					
PITCHER	IP	WLS	BF	H	R	ER	SO	BB	IBB	HBP	BLK	WP	HR	S	P	ERA	WHIP										
46 Andy Pettitte, L (1.1) ERA: 3.83	4.2	L	21	4	2	2	5	3	0	0	0	1	0	48	79	3.86	1.500										
27 Shawn Kelley, R (5.1) ERA: 5.71	2.0		8	2	1	1	5	0	0	0	0	0	1	22	30	4.50	1.000										
48 Boone Logan, L (7.1) ERA: 2.31	1.1		4	0	0	0	1	0	0	0	0	0	0	11	18	0.00	0.000										
43 Adam Warren, R (9.1) ERA: 1.37	1.0		4	1	0	0	0	0	0	0	0	0	0	9	13	0.00	1.000										

Seattle Mariners @ New York Yankees
Yankee Stadium, Bronx, NY
Thu May 16 2013, 7:08 PM - 10:34 PM EDT
Att: 35,392 - Partly Cloudy - 75 F

AB	34
R	3
H	7
RBI	3
BB	3
SO	11
LOB	16



Batter	1	2	3	4	5	6	7	8	9	AB	R	H	RBI	BB	SO	LOB	BOTTOM										
11 Brett Gardner, L (1.8) OBP: 0.324, SLG: 0.380	F7		F8				K		K	5	0	1	0	0	2	4											
17 Jayson Nix, R (1.6) OBP: 0.306, SLG: 0.287	G6-3		K				P4		G5-3	5	0	0	0	0	2	5											
24 Robinson Cano, L (1.4) OBP: 0.341, SLG: 0.542	F8						K		K	5	0	1	1	0	1	1											
12 Vernon Wells, R (1.7) OBP: 0.354, SLG: 0.527										3	0	0	0	1	2	2											
55 Lyle Overbay, L (1.3) OBP: 0.300, SLG: 0.489										3	0	0	0	1	1	1											
14 Curtis Granderson, L (1.10) OBP: 0.417, SLG: 0.354										4	1	3	0	0	1	1											
39 David Adams, R (1.5) OBP: 0.375, SLG: 0.429										3	0	1	1	0	0	3											
31 Ichiro Suzuki, L (1.9) OBP: 0.280, SLG: 0.328										4	1	1	0	0	1	3											
19 Chris Stewart, R (1.2) OBP: 0.307, SLG: 0.397										2	0	1	0	1	0	0											
53 Austin Romine, R (8.2) OBP: 0.118, SLG: 0.125										1	0	0	0	0	0	0											
Inning Stats	R: 0 E: 0 K: 0 S: 9	H: 0 LOB: 0 BB: 0 P: 13	R: 1 E: 1 K: 2 S: 12	H: 2 LOB: 1 BB: 0 P: 20	R: 0 E: 0 K: 1 S: 8	H: 0 LOB: 0 BB: 0 P: 14	R: 0 E: 0 K: 1 S: 11	H: 0 LOB: 1 BB: 1 P: 21	R: 0 E: 0 K: 2 S: 13	H: 1 LOB: 2 BB: 1 P: 20	R: 1 E: 0 K: 1 S: 12	H: 2 LOB: 2 BB: 1 P: 21	R: 0 E: 0 K: 1 S: 18	H: 1 LOB: 1 BB: 0 P: 26	R: 0 E: 0 K: 1 S: 13	H: 1 LOB: 1 BB: 0 P: 23	1B: 7 2B: 1 3B: 0 HR: 0	SF: 0 SAC: 0 DP: 0 HBP: 1	WP: 0 PB: 0 SB: 3 CS: 0	PA: 39							
PITCHER	IP	WLS	BF	H	R	ER	SO	BB	IBB	HBP	BLK	WP	HR	S	P	ERA	WHIP										
45 Hector Noesi, R (1.1) ERA: 2.63	4.1		18	3	1	0	4	1	0	0	0	0	0	19	28	0.00	1.500										
59 Oliver Pérez, L (5.1) ERA: 1.08	1.1	W	6	1	0	0	3	1	0	0	0	0	0	11	21	9.00	2.000										
31 Yoervis Medina, R (6.1) ERA: 3.27	1.0	H	5	1	1	1	1	1	0	0	0	0	0	1	1	∞	∞										
44 Lucas Luetge, L (7.1) ERA: 6.35	0.0		1	1	0	0	0	0	0	0	0	0	0	1	1	∞	∞										
50 Carter Capps, R (7.1) ERA: 4.35	1.1	H	5	1	0	0	1	0	0	0	0	0	0	19	27	0.00	0.750										

Seattle Mariners @ New York Yankees
Yankee Stadium, Bronx, NY
Thu May 16 2013, 7:08 PM - 10:34 PM EDT
Att: 35,392 - Partly Cloudy - 75 F

AB	35
R	2
H	8
RBI	2
BB	3
SO	10
LOB	20



Batter	1	2	3	4	5	6	7	8	9	AB	R	H	RBI	BB	SO	LOB	TOP					
53 Melky Cabrera, S OBP: 0.320, SLG: 0.373										4	0	2	0	0	0	1						
19 José Bautista, R OBP: 0.396, SLG: 0.532										4	0	0	0	0	1	2						
10 Edwin Encarnación, R OBP: 0.329, SLG: 0.451										4	0	2	0	0	1	1						
9 J.P. Arencibia, R OBP: 0.245, SLG: 0.480										4	0	0	0	0	1	4						
26 Adam Lind, L OBP: 0.398, SLG: 0.450										3	0	0	0	0	0	1						
13 Brett Lawrie, R OBP: 0.285, SLG: 0.358										3	0	0	0	0	1	0						
28 Colby Rasmus, L OBP: 0.308, SLG: 0.419										3	0	0	0	0	1	0						
1 Emilio Bonifacio, S OBP: 0.223, SLG: 0.327										3	0	0	0	0	0	0						
66 Munenori Kawasaki, L OBP: 0.337, SLG: 0.271										2	0	0	0	1	1	0						
Inning Stats	R: 0 H: 1 E: 0 K: 2 S: 10	H: 1 LOB: 1 BB: 0 P: 15	R: 0 H: 0 E: 0 K: 1 S: 7	H: 0 LOB: 0 BB: 0 P: 9	R: 0 H: 0 E: 0 K: 0 S: 7	H: 0 LOB: 0 BB: 1 P: 12	R: 0 H: 0 E: 0 K: 0 S: 11	H: 0 LOB: 0 BB: 0 P: 18	R: 0 H: 0 E: 0 K: 0 S: 6	H: 0 LOB: 0 BB: 0 P: 12	R: 0 H: 0 E: 0 K: 0 S: 7	H: 0 LOB: 0 BB: 0 P: 9	R: 0 H: 1 E: 0 K: 1 S: 10	H: 0 LOB: 0 BB: 0 P: 18	R: 0 H: 0 E: 0 K: 1 S: 10	H: 0 LOB: 0 BB: 0 P: 16	R: 0 H: 2 E: 0 K: 1 S: 10	H: 2 LOB: 2 BB: 0 P: 16	1B: 2 2B: 2 3B: 0 HR: 0	SF: 0 SAC: 0 DP: 0 HBP: 0	WP: 0 PB: 0 SB: 0 CS: 0	PA: 31
PITCHER	IP WLS BF H R ER SO BB IBB HBP BLK WP HR S P ERA WHIP																					
18 Hiroki Kuroda, R ERA: 1.99	8.0 W 26 2 0 0 5 1 0 0 0 0 0 0 68 109 0.00 0.375																					
38 Preston Claiborne, R ERA:	1.0 5 2 0 0 1 0 0 0 0 0 0 0 10 16 0.00 2.000																					

Toronto Blue Jays @ New York Yankees
 Yankee Stadium, Bronx, NY
 Fri May 17 2013, 7:12 PM - 9:39 PM EDT
 Att. 40,008 - Clear - 72 F

livebaseballscores.com

AB 30
 R 0
 H 4
 RBI 0
 BB 1
 SO 6
 LOB 9

Batter	1	2	3	4	5	6	7	8	9	AB	R	H	RBI	BB	SO	LOB	BOTTOM			
11 Brett Gardner, L OBP: 0.333, SLG: 0.398										3	1	2	1	1	0	0				
17 Jayson Nix, R OBP: 0.312, SLG: 0.287										0	0	0	2	2	0	0				
24 Robinson Canó, L OBP: 0.333, SLG: 0.529										4	0	0	1	0	1	5				
12 Vernon Wells, R OBP: 0.345, SLG: 0.513										4	0	0	0	0	2	1				
45 Ben Francisco, R OBP: 0.220, SLG: 0.182										4	0	0	0	0	1	1				
55 Lyle Overbay, L OBP: 0.299, SLG: 0.481										4	0	1	0	0	1	0				
39 David Adams, R OBP: 0.417, SLG: 0.545										4	2	2	0	0	1	1				
31 Ichiro Suzuki, L OBP: 0.281, SLG: 0.328										3	1	1	0	0	0	1				
53 Austin Romine, R OBP: 0.200, SLG: 0.263										3	1	2	1	0	0	0				
Inning Stats	R: 1 H: 1 E: 0 K: 2 S: 12	H: 1 LOB: 1 BB: 1 P: 21	R: 0 H: 0 E: 0 K: 0 S: 8	H: 0 LOB: 0 BB: 0 P: 11	R: 0 H: 0 E: 0 K: 1 S: 11	H: 0 LOB: 1 BB: 1 P: 19	R: 0 H: 0 E: 0 K: 0 S: 5	H: 0 LOB: 0 BB: 0 P: 10	R: 1 H: 2 E: 0 K: 0 S: 10	H: 2 LOB: 2 BB: 1 P: 19	R: 0 H: 0 E: 0 K: 1 S: 8	H: 0 LOB: 0 BB: 0 P: 12	R: 3 H: 4 E: 0 K: 0 S: 11	H: 4 LOB: 0 BB: 0 P: 16	R: 0 H: 1 E: 0 K: 2 S: 15	H: 1 LOB: 1 BB: 0 P: 23	1B: 5 2B: 3 3B: 1 HR: 0	SF: 2 SAC: 0 DP: 1 HBP: 0	WP: 1 PB: 0 SB: 1 CS: 0	PA: 34
PITCHER	IP WLS BF H R ER SO BB IBB HBP BLK WP HR S P ERA WHIP																			
56 Mark Buehrle, L ERA: 6.33	6.0 L 27 6 5 5 4 3 0 0 0 0 0 0 60 100 7.50 1.500																			
62 Aaron Loup, L ERA: 2.95	1.0 3 1 0 0 0 0 0 0 0 0 0 5 8 0.00 1.000																			
32 Esmil Rogers, R ERA: 5.95	1.0 4 1 0 0 2 0 0 0 0 0 1 0 15 23 0.00 1.000																			

Toronto Blue Jays @ New York Yankees
 Yankee Stadium, Bronx, NY
 Fri May 17 2013, 7:12 PM - 9:39 PM EDT
 Att. 40,008 - Clear - 72 F

livebaseballscores.com

AB 29
 R 5
 H 8
 RBI 5
 BB 3
 SO 6
 LOB 9

Batter	1	2	3	4	5	6	7	8	9	AB	R	H	RBI	BB	SO	LOB	TOP										
53 Melky Cabrera, S OBP: 0.319, SLG: 0.376										4	0	1	0	0	1	2	Toronto Blue Jays @ New York Yankees Yankee Stadium, Bronx, NY Sat May 18 2013, 1:11 PM - 3:46 PM EDT Att: 45,577 - Cloudy - 66 F										
19 José Bautista, R OBP: 0.369, SLG: 0.523										2	0	0	0	2	0	1											
10 Edwin Encarnación, R OBP: 0.332, SLG: 0.497										3	1	1	1	1	1	3											
9 J.P. Arencibia, R OBP: 0.255, SLG: 0.474										4	0	1	0	0	2	2											
26 Adam Lind, L OBP: 0.402, SLG: 0.476										4	1	2	0	0	2	1											
13 Brett Lawrie, R OBP: 0.256, SLG: 0.345										4	0	0	0	0	1	3											
28 Colby Rasmus, L OBP: 0.306, SLG: 0.414										4	0	1	1	0	1	1											
3 Maicer Izturis, S OBP: 0.242, SLG: 0.331										4	0	1	0	0	2	1											
1 Emilio Bonifacio, S OBP: 0.224, SLG: 0.324										4	0	1	0	0	1	0											
Inning Stats	R: 0 H: 0 E: 0 K: 2 S: 11	H: 0 LOB: 1 BB: 2 P: 24	R: 0 H: 0 E: 0 K: 1 S: 7	H: 0 LOB: 0 BB: 0 P: 9	R: 0 H: 2 E: 0 K: 1 S: 9	H: 2 LOB: 2 BB: 1 P: 18	R: 1 H: 2 E: 0 K: 1 S: 9	H: 2 LOB: 1 BB: 0 P: 12	R: 0 H: 1 E: 0 K: 0 S: 8	H: 1 LOB: 1 BB: 0 P: 12	R: 0 H: 1 E: 0 K: 2 S: 12	H: 1 LOB: 1 BB: 0 P: 21	R: 0 H: 0 E: 0 K: 1 S: 10	H: 0 LOB: 0 BB: 0 P: 17	R: 1 H: 2 E: 0 K: 1 S: 13	H: 2 LOB: 1 BB: 0 P: 17	R: 0 H: 0 E: 0 K: 2 S: 8	H: 0 LOB: 0 BB: 0 P: 12	1B: 4 2B: 3 3B: 0 HR: 1	SF: 0 SAC: 0 DP: 1 HBP: 0	WP: 0 PB: 0 CS: 0	PA: 37					
PITCHER	IP	WLS	BF	H	R	ER	SO	BB	IBB	HBP	BLK	WP	HR	S	P	ERA	WHIP										
41 David Phelps, R ERA: 3.83	7.0	W	28	6	1	1	8	3	0	0	0	0	0	66	113	1.29	1.286										
30 David Robertson, R ERA: 3.12	1.0		5	2	1	1	1	0	0	0	0	0	1	13	17	9.00	2.000										
48 Boone Logan, L ERA: 2.13	1.0		3	0	0	0	2	0	0	0	0	0	0	8	12	0.00	0.000										

Batter	1	2	3	4	5	6	7	8	9	AB	R	H	RBI	BB	SO	LOB	BOTTOM										
11 Brett Gardner, L OBP: 0.332, SLG: 0.394										4	1	1	1	0	0	1	Toronto Blue Jays @ New York Yankees Yankee Stadium, Bronx, NY Sat May 18 2013, 1:11 PM - 3:46 PM EDT Att: 45,577 - Cloudy - 66 F										
24 Robinson Canó, L OBP: 0.337, SLG: 0.563										4	2	2	4	0	1	0											
12 Vernon Wells, R OBP: 0.343, SLG: 0.506										4	1	1	0	0	0	0											
33 Travis Hafner, L OBP: 0.378, SLG: 0.530										4	1	1	2	0	1	1											
55 Lyle Overbay, L OBP: 0.297, SLG: 0.475										4	0	1	0	0	0	0											
14 Curtis Granderson, L OBP: 0.313, SLG: 0.297										4	0	0	0	0	0	2											
17 Jayson Nix, R OBP: 0.310, SLG: 0.286										4	1	1	0	0	2	2											
39 David Adams, R OBP: 0.333, SLG: 0.429										3	0	0	0	0	1	1											
53 Austin Romine, R OBP: 0.217, SLG: 0.273										3	1	1	0	0	1	1											
Inning Stats	R: 0 H: 0 E: 0 K: 0 S: 8	H: 0 LOB: 0 BB: 0 P: 8	R: 0 H: 0 E: 0 K: 0 S: 8	H: 0 LOB: 0 BB: 0 P: 14	R: 3 H: 3 E: 0 K: 0 S: 7	H: 3 LOB: 0 BB: 0 P: 12	R: 0 H: 1 E: 0 K: 1 S: 6	H: 1 LOB: 1 BB: 0 P: 9	R: 2 H: 3 E: 0 K: 0 S: 21	H: 3 LOB: 1 BB: 0 P: 32	R: 0 H: 0 E: 0 K: 1 S: 8	H: 0 LOB: 0 BB: 0 P: 9	R: 0 H: 0 E: 0 K: 2 S: 11	H: 0 LOB: 0 BB: 0 P: 16	R: 2 H: 1 E: 2 K: 2 S: 13	H: 1 LOB: 1 BB: 0 P: 18	1B: 5 2B: 0 3B: 0 HR: 3	SF: 0 SAC: 0 DP: 0 HBP: 0	WP: 0 PB: 0 CS: 0	PA: 34							
PITCHER	IP	WLS	BF	H	R	ER	SO	BB	IBB	HBP	BLK	WP	HR	S	P	ERA	WHIP										
23 Brandon Morrow, R ERA: 5.16	5.0	L	22	7	5	5	1	0	0	0	0	0	0	8	75	9.00	1.400										
27 Brett Cecil, L ERA: 2.45	1.0		3	0	0	0	1	0	0	0	0	0	0	8	9	0.00	0.000										
50 Steve Delabar, R ERA: 1.96	1.0		3	0	0	0	2	0	0	0	0	0	0	11	16	0.00	0.000										
38 Darren Oliver, L ERA: 3.18	1.0		6	1	2	1	2	0	0	0	0	0	1	13	18	9.00	1.000										

AB	33
R	2
H	8
RBI	2
BB	3
SO	11
LOB	14



AB	34
R	7
H	8
RBI	7
BB	0
SO	6
LOB	8



Batter	1	2	3	4	5	6	7	8	9	10	AB	R	H	RBI	BB	SO	LOB
11 Brett Gardner, L OBP: 0.328, SLG: 0.390											4	1	1	0	0	0	0
24 Robinson Cano, L OBP: 0.337, SLG: 0.563											4	0	0	0	0	1	1
12 Vernon Wells, R OBP: 0.343, SLG: 0.513											4	1	1	0	0	0	1
33 Travis Hafner, L OBP: 0.363, SLG: 0.550										4	0	2	2	0	1	0	
55 Lyle Overbay, L OBP: 0.283, SLG: 0.480											4	0	0	0	0	0	2
14 Curtis Granderson, L OBP: 0.295, SLG: 0.174											4	0	0	0	0	1	1
39 David Adams, R OBP: 0.348, SLG: 0.545											4	0	1	0	0	1	1
17 Jayson Nix, R OBP: 0.299, SLG: 0.274											4	0	0	0	0	1	1
53 Austin Romine, R OBP: 0.172, SLG: 0.214											3	0	0	0	0	1	0

TOP

New York Yankees @ Baltimore Orioles
 Oriole Park at Camden Yards, Baltimore, MD
 Tue May 21 2013, 7:07 PM - 10:00 PM EDT
 Att: 29,040 - Partly Cloudy - 84 F

livebaseballscorecards.com

AB	35
R	2
H	5
RBI	2
BB	0
SO	6
LOB	7

WP: 0 PA: 35
 PB: 0
 SB: 0
 CS: 0

Batter	1	2	3	4	5	6	7	8	9	10	AB	R	H	RBI	BB	SO	LOB
9 Nate McLouth, L OBP: 0.366, SLG: 0.444											5	1	2	1	0	1	2
13 Manny Machado, R OBP: 0.351, SLG: 0.508											4	0	1	0	0	0	3
21 Nick Markakis, L OBP: 0.340, SLG: 0.394											4	0	1	0	0	2	3
10 Adam Jones, R OBP: 0.347, SLG: 0.481											4	0	0	0	0	1	5
19 Chris Davis, L OBP: 0.408, SLG: 0.662											3	0	0	0	1	3	0
32 Matt Wieters, S OBP: 0.293, SLG: 0.399											4	0	0	0	0	1	1
2 J.J. Hardy, R OBP: 0.266, SLG: 0.417											4	0	0	0	0	0	0
36 Chris Dickerson, L OBP: 0.389, SLG: 0.686											4	2	3	2	0	1	0
54 Yamaico Navarro, R OBP: 0.429, SLG: 0.500											3	0	1	0	1	1	1

BOTTOM

New York Yankees @ Baltimore Orioles
 Oriole Park at Camden Yards, Baltimore, MD
 Tue May 21 2013, 7:07 PM - 10:00 PM EDT
 Att: 29,040 - Partly Cloudy - 84 F

livebaseballscorecards.com

AB	35
R	3
H	8
RBI	3
BB	2
SO	10
LOB	15


WP: 0 PA: 37
 PB: 0
 SB: 0
 CS: 0

PITCHER	IP	WLS	BF	H	R	ER	SO	BB	IBB	HBP	BLK	WP	HR	S	P	ERA	WHIP	
50 Miguel González, R ERA: 4.25	7.0		26	5	2	2	5	0	0	0	0	0	0	0	62	92	2.57	0.714
29 Tommy Hunter, R ERA: 1.42	2.0		6	0	0	0	1	0	0	0	0	0	0	0	17	25	0.00	0.000
43 Jim Johnson, R ERA: 4.03	1.0	W	3	0	0	0	0	0	0	0	0	0	0	5	8	0.00	0.000	
65 Phil Hughes, R ERA: 5.51	6.0		25	5	2	2	5	2	0	0	0	0	0	0	70	102	3.00	1.167
48 Boone Logan, L ERA: 1.93	0.2		3	1	0	0	1	0	0	0	0	0	0	10	13	0.00	1.500	
27 Shawn Kelley, R ERA: 3.3	0.1		1	0	0	0	0	0	0	0	0	0	0	1	1	0.00	0.000	
30 David Robertson, R ERA: 2.79	1.0		3	0	0	0	3	0	0	0	0	0	0	15	0	0.00	0.000	
38 Preston Claiborne, R ERA:	1.0		4	1	0	0	1	0	0	0	0	0	0	11	17	0.00	1.000	
34 Vidal Núñez, L ERA: 1.13	0.0	L	1	1	1	1	0	0	0	0	0	0	0	1	3	∞	∞	


Batter	1	2	3	4	5	6	7	8	9	AB	R	H	RBI	BB	SO	LOB	TOP					
14 Curtis Granderson, L (1, 8) OBP: 0.321, SLG: 0.423										3	2	3	1	1	0	0	New York Yankees @ Baltimore Orioles Oriole Park at Camden Yards, Baltimore, MD Wed May 22 2013, 7:08 PM - 10:11 PM EDT Att: 26,725 - Partly Cloudy - 83 F					
24 Robinson Cano, L (1, 4) OBP: 0.335, SLG: 0.556										4	0	1	1	0	1	2						
12 Vernon Wells, R (1, 7) OBP: 0.341, SLG: 0.506										4	0	1	0	0	1	2						
33 Travis Hafner, L (1, 10) OBP: 0.386, SLG: 0.541										2	0	0	0	2	0	1						
55 Lyle Overbay, L (1, 3) OBP: 0.286, SLG: 0.467										4	0	0	0	0	2	4						
39 David Adams, R (1, 5) OBP: 0.333, SLG: 0.615										4	1	1	1	0	0	0						
31 Ichiro Suzuki, L (1, 9) OBP: 0.279, SLG: 0.331										4	0	1	0	0	0	0						
40 Reid Brignac, L (1, 6) OBP: 0.263, SLG: 0.333										4	0	0	0	0	3	1						
53 Austin Romine, R (1, 2) OBP: 0.156, SLG: 0.194										3	0	0	0	0	1	1						
11 Brett Gardner, L (9, PH) OBP: 0.326, SLG: 0.387										1	0	0	0	0	1	0						
Inning Stats	R: 0 E: 0 K: 2 S: 10	H: 1 LOB: 2 BB: 1 P: 15	R: 0 E: 0 K: 1 S: 15	H: 1 LOB: 2 BB: 0 P: 20	R: 1 E: 0 K: 1 S: 14	H: 2 LOB: 1 BB: 1 P: 21	R: 0 E: 0 K: 0 S: 10	H: 0 LOB: 0 BB: 0 P: 17	R: 1 E: 0 K: 0 S: 11	H: 2 LOB: 1 BB: 0 P: 18	R: 0 E: 0 K: 0 S: 6	H: 0 LOB: 0 BB: 0 P: 7	R: 0 E: 0 K: 2 S: 17	H: 0 LOB: 1 BB: 1 P: 23	R: 0 E: 0 K: 1 S: 7	H: 0 LOB: 0 BB: 0 P: 11	R: 1 E: 0 K: 2 S: 18	H: 1 LOB: 0 BB: 0 P: 23	1B: 4 2B: 1 3B: 0 HR: 2	SF: 0 SAC: 0 DP: 1 HBP: 0	WP: 0 PB: 0 SB: 0 CS: 0	PA: 36
PITCHER	IP WLS BF H R ER SO BB IBB HBP BLK WP HR S P ERA WHIP																					
39 Jason Hammel, R (1, 1) ERA: 5.37	6.2 W 27 6 2 2 6 2 0 0 0 0 0 1 75 109 2.70 1.200																					
17 Brian Matusz, L (7, 1) ERA: 2.45	1.1 5 0 0 0 1 1 0 0 0 0 0 0 15 23 0.00 0.750																					
56 Darren O'Day, R (9, 1) ERA: 2.08	1.0 4 1 1 1 2 0 0 0 0 0 0 0 1 18 23 9.00 1.000																					

Batter	1	2	3	4	5	6	7	8	9	AB	R	H	RBI	BB	SO	LOB	BOTTOM			
9 Nate McLouth, L (1, 7) OBP: 0.364, SLG: 0.438										4	0	1	0	0	0	1	New York Yankees @ Baltimore Orioles Oriole Park at Camden Yards, Baltimore, MD Wed May 22 2013, 7:08 PM - 10:11 PM EDT Att: 26,725 - Partly Cloudy - 83 F			
13 Manny Machado, R (1, 5) OBP: 0.354, SLG: 0.505										4	0	2	0	0	0	0				
21 Nick Markakis, L (1, 9) OBP: 0.338, SLG: 0.406										4	1	1	1	0	1	3				
10 Adam Jones, R (1, 10) OBP: 0.350, SLG: 0.487										4	2	2	0	0	1	0				
19 Chris Davis, L (1, 3) OBP: 0.420, SLG: 0.690										4	2	4	2	0	0	0				
32 Matt Wieters, S (1, 2) OBP: 0.298, SLG: 0.428										4	1	2	3	0	1	2				
2 J.J. Hardy, R (1, 6) OBP: 0.266, SLG: 0.413										4	0	1	0	0	0	2				
36 Chris Dickerson, L (1, 8) OBP: 0.350, SLG: 0.615										4	0	0	0	0	0	2				
12 Alexi Casilla, S (1, 4) OBP: 0.245, SLG: 0.255										4	0	1	0	0	1	2				
Inning Stats	R: 3 E: 0 K: 0 S: 15	H: 4 LOB: 1 BB: 0 P: 23	R: 0 E: 0 K: 0 S: 13	H: 2 LOB: 2 BB: 0 P: 21	R: 3 E: 0 K: 1 S: 18	H: 3 LOB: 0 BB: 0 P: 25	R: 0 E: 0 K: 1 S: 7	H: 0 LOB: 0 BB: 0 P: 8	R: 0 E: 0 K: 0 S: 7	H: 1 LOB: 1 BB: 0 P: 11	R: 0 E: 0 K: 0 S: 6	H: 1 LOB: 0 BB: 0 P: 8	R: 0 E: 0 K: 1 S: 8	H: 1 LOB: 0 BB: 0 P: 12	R: 0 E: 0 K: 1 S: 16	H: 2 LOB: 2 BB: 0 P: 29	1B: 9 2B: 2 3B: 0 HR: 3	SF: 0 SAC: 0 DP: 2 HBP: 0	WP: 0 PB: 0 SB: 1 CS: 0	PA: 36
PITCHER	IP WLS BF H R ER SO BB IBB HBP BLK WP HR S P ERA WHIP																			
18 Hiroki Kuroda, R (1, 1) ERA: 2.67	2.0 L 14 8 5 0 0 0 0 0 0 0 0 2 35 55 22.50 4.000																			
38 Preston Claiborne, R (3, 1) ERA: 0.82	2.0 7 1 1 1 2 0 0 0 0 0 0 1 18 22 4.50 0.500																			
43 Adam Warren, R (5, 1) ERA: 1.14	4.0 15 5 0 0 2 0 0 0 0 0 0 0 37 60 0.00 1.250																			

AB 33
R 3
H 7
RBI 3
BB 3
SO 9
LOB 11



AB 36
R 6
H 14
RBI 6
BB 0
SO 4
LOB 12



Batter	1	2	3	4	5	6	7	8	9	AB	R	H	RBI	BB	SO	LOB	TOP					
11 Brett Gardner, L OBP: 0.328, SLG: 0.401	G4-3	24 IBB BB		1-H HR	K		G3			4	1	1	2	1	1	3	New York Yankees @ Tampa Bay Rays Tropicana Field, St. Petersburg, FL Fri May 24 2013, 7:12 PM - 10:07 PM EDT Att: 17,825 - Dome - 72 F					
24 Robinson Cano, L OBP: 0.346, SLG: 0.556	L9	1-2 IBB		12 FC6-4 BB	HBP		12 FC6-4 1B			2	0	1	1	2	0	0						
12 Vernon Wells, R OBP: 0.332, SLG: 0.491	G4-3	P4		1-2 FC6-4 BB	F9		31 CS 33 BB 1-2			5	0	0	0	0	0	8						
33 Travis Hafner, L OBP: 0.387, SLG: 0.539		55 2B 2B			G4-3		K			4	1	1	0	1	2	0						
14 Curtis Granderson, L OBP: 0.323, SLG: 0.393		K		F7			G3			2	1	0	0	0	1	1						
31 Ichiro Suzuki, L OBP: 0.276, SLG: 0.327		K			55 1B 39 1B 17 BB HBP					2	0	0	0	0	0	2						
39 David Adams, R OBP: 0.344, SLG: 0.581		55 2B 1B		G6-3			G4-3			5	2	2	0	0	0	0						
55 Lyle Overbay, L OBP: 0.289, SLG: 0.471		17 1B 2B		G4-3			K			5	2	2	2	0	1	0						
17 Jayson Nix, R OBP: 0.309, SLG: 0.298		24 IBB 11 S 2H 1B		K			19 WP 3B			4	1	2	2	1	1	0						
19 Chris Stewart, R OBP: 0.316, SLG: 0.403		F7		11 HR 1B			F8			4	1	2	1	0	0	1						
Inning Stats	R: 0 E: 0 K: 0 S: 7	H: 0 LOB: 0 BB: 0 P: 10	R: 3 E: 0 K: 1 S: 17	H: 4 LOB: 3 BB: 2 P: 36	R: 0 E: 0 K: 1 S: 11	H: 0 LOB: 0 BB: 0 P: 16	R: 2 E: 0 K: 1 S: 11	H: 2 LOB: 1 BB: 1 P: 22	R: 3 E: 0 K: 1 S: 20	H: 3 LOB: 3 BB: 1 P: 31	R: 0 E: 0 K: 1 S: 7	H: 0 LOB: 0 BB: 0 P: 13	R: 1 E: 0 K: 1 S: 10	H: 1 LOB: 0 BB: 0 P: 17	R: 0 E: 0 K: 0 S: 9	H: 1 LOB: 1 BB: 1 P: 15	R: 0 E: 0 K: 0 S: 7	H: 0 LOB: 0 BB: 0 P: 11	1B: 7 2B: 2 3B: 1 HR: 1	SF: 0 SAC: 0 DP: 0 HBP: 2	WP: 1 PB: 0 SB: 1 CS: 1	PA: 44
PITCHER	IP WLS BF H R ER SO BB IBB HBP BLK WP HR S P ERA WHIP	IP WLS BF H R ER SO BB IBB HBP BLK WP HR S P ERA WHIP	IP WLS BF H R ER SO BB IBB HBP BLK WP HR S P ERA WHIP	IP WLS BF H R ER SO BB IBB HBP BLK WP HR S P ERA WHIP	IP WLS BF H R ER SO BB IBB HBP BLK WP HR S P ERA WHIP	IP WLS BF H R ER SO BB IBB HBP BLK WP HR S P ERA WHIP	IP WLS BF H R ER SO BB IBB HBP BLK WP HR S P ERA WHIP	IP WLS BF H R ER SO BB IBB HBP BLK WP HR S P ERA WHIP	IP WLS BF H R ER SO BB IBB HBP BLK WP HR S P ERA WHIP	IP WLS BF H R ER SO BB IBB HBP BLK WP HR S P ERA WHIP	IP WLS BF H R ER SO BB IBB HBP BLK WP HR S P ERA WHIP	IP WLS BF H R ER SO BB IBB HBP BLK WP HR S P ERA WHIP	IP WLS BF H R ER SO BB IBB HBP BLK WP HR S P ERA WHIP	IP WLS BF H R ER SO BB IBB HBP BLK WP HR S P ERA WHIP	IP WLS BF H R ER SO BB IBB HBP BLK WP HR S P ERA WHIP	IP WLS BF H R ER SO BB IBB HBP BLK WP HR S P ERA WHIP	IP WLS BF H R ER SO BB IBB HBP BLK WP HR S P ERA WHIP					
40 Roberto Hernandez, R ERA: 5.73	4.0	L	21	6	5	5	3	2	1	0	0	0	0	0	1	46	84	11.25	2.000			
27 Cesar Ramos, L ERA: 4.66	1.0		9	3	3	3	1	1	0	2	0	0	0	0	0	20	31	27.00	4.000			
35 Jarney Wright, R ERA: 3.98	3.0		11	2	1	1	2	1	0	0	0	0	0	0	26	45	3.00	1.000				
43 Kyle Farnsworth, R ERA: 7.71	1.0		3	0	0	0	0	0	0	0	0	0	0	0	7	11	0.00	0.000				

AB	37
R	9
H	11
RBI	8
BB	5
SO	6
LOB	15



Batter	1	2	3	4	5	6	7	8	9	AB	R	H	RBI	BB	SO	LOB	BOTTOM					
20 Matt Joyce, L OBP: 0.336, SLG: 0.488	F9			P5				F9		4	1	1	1	0	0	0	New York Yankees @ Tampa Bay Rays Tropicana Field, St. Petersburg, FL Fri May 24 2013, 7:12 PM - 10:07 PM EDT Att: 17,825 - Dome - 72 F					
18 Ben Zobrist, S OBP: 0.340, SLG: 0.380	K			L8						4	0	1	1	0	1	1						
30 Luke Scott, L OBP: 0.392, SLG: 0.448	P6			L3						3	0	0	1	0	1	1						
3 Evan Longoria, R OBP: 0.391, SLG: 0.572		G5-3					F9	F8		4	0	0	0	0	0	0						
21 James Loney, L OBP: 0.401, SLG: 0.497		F8						G4-3		4	0	1	0	0	0	0						
2 Kelly Johnson, L OBP: 0.340, SLG: 0.507		F9						G6-3		4	1	2	0	0	0	1						
5 Sam Feldt, L OBP: 0.257, SLG: 0.200				K				SF9		3	0	0	1	0	2	2						
59 Jose Lobaton, S OBP: 0.302, SLG: 0.367				P6				L7		3	1	1	0	0	0	0						
11 Yunel Escobar, R OBP: 0.278, SLG: 0.352				F8				F8		3	1	1	0	0	0	0						
Inning Stats	R: 0 E: 0 K: 1 S: 7	H: 0 LOB: 0 BB: 0 P: 10	R: 0 E: 0 K: 0 S: 9	H: 0 LOB: 0 BB: 0 P: 11	R: 0 E: 0 K: 1 S: 8	H: 0 LOB: 0 BB: 0 P: 10	R: 0 E: 0 K: 0 S: 7	H: 0 LOB: 0 BB: 0 P: 13	R: 0 E: 0 K: 0 S: 9	H: 1 LOB: 1 BB: 0 P: 15	R: 3 E: 0 K: 0 S: 9	H: 3 LOB: 0 BB: 0 P: 15	R: 1 E: 0 K: 0 S: 9	H: 1 LOB: 0 BB: 0 P: 15	R: 0 E: 0 K: 1 S: 9	H: 1 LOB: 1 BB: 0 P: 13		R: 0 E: 0 K: 0 S: 9	H: 1 LOB: 1 BB: 0 P: 12	1B: 4 2B: 2 3B: 1 HR: 0	SF: 2 SAC: 0 DP: 0 HBP: 0	WP: 0 PB: 0 SB: 0 CS: 0
PITCHER	IP WLS BF H R ER SO BB IBB HBP BLK WP HR S P ERA WHIP	IP WLS BF H R ER SO BB IBB HBP BLK WP HR S P ERA WHIP	IP WLS BF H R ER SO BB IBB HBP BLK WP HR S P ERA WHIP	IP WLS BF H R ER SO BB IBB HBP BLK WP HR S P ERA WHIP	IP WLS BF H R ER SO BB IBB HBP BLK WP HR S P ERA WHIP	IP WLS BF H R ER SO BB IBB HBP BLK WP HR S P ERA WHIP	IP WLS BF H R ER SO BB IBB HBP BLK WP HR S P ERA WHIP	IP WLS BF H R ER SO BB IBB HBP BLK WP HR S P ERA WHIP	IP WLS BF H R ER SO BB IBB HBP BLK WP HR S P ERA WHIP	IP WLS BF H R ER SO BB IBB HBP BLK WP HR S P ERA WHIP	IP WLS BF H R ER SO BB IBB HBP BLK WP HR S P ERA WHIP	IP WLS BF H R ER SO BB IBB HBP BLK WP HR S P ERA WHIP	IP WLS BF H R ER SO BB IBB HBP BLK WP HR S P ERA WHIP	IP WLS BF H R ER SO BB IBB HBP BLK WP HR S P ERA WHIP	IP WLS BF H R ER SO BB IBB HBP BLK WP HR S P ERA WHIP	IP WLS BF H R ER SO BB IBB HBP BLK WP HR S P ERA WHIP	IP WLS BF H R ER SO BB IBB HBP BLK WP HR S P ERA WHIP					
41 David Phelps, R ERA: 3.96	7.2	W	29	6	4	4	3	0	0	0	0	0	0	0	0	0	98	4.70	0.783			
48 Boone Logan, L ERA: 1.89	0.1		1	0	0	0	1	0	0	0	0	0	0	0	0	4	4	0.00	0.000			
27 Shawn Kelley, R ERA: 5.03	1.0		4	1	0	0	0	0	0	0	0	0	0	0	9	12	0.00	1.000				



Batter	1	2	3	4	5	6	7	8	9	10	11	AB	R	H	RBI	BB	SO	LOB	TOP								
11 Brett Gardner, L OBP: 0.335, SLG: 0.409												4	1	2	1	1	1	1									
24 Robinson Cano, L OBP: 0.348, SLG: 0.547												3	0	0	0	2	0	2									
12 Vernon Wells, R OBP: 0.323, SLG: 0.477												5	0	0	0	0	0	3									
33 Travis Hafner, L OBP: 0.387, SLG: 0.529												4	0	1	1	1	2	2									
39 David Adams, R OBP: 0.324, SLG: 0.528												5	0	1	0	0	1	3									
31 Ichiro Suzuki, L OBP: 0.280, SLG: 0.329												5	0	2	0	0	0	2									
17 Jayson Nix, R OBP: 0.306, SLG: 0.294												5	0	1	0	0	3	2									
55 Lyle Overbay, L OBP: 0.292, SLG: 0.484												4	2	1	1	1	1	2									
53 Austin Romine, R OBP: 0.281, SLG: 0.455												3	0	0	0	0	1	2									
22 Brennan Boesch, L (9, PH) OBP: 0.313, SLG: 0.397												1	1	1	1	0	0	0									
19 Chris Stewart, R OBP: 0.313, SLG: 0.397												1	0	0	0	0	1	0									
Inning Stats	R: 1 E: 0 K: 0 S: 10	H: 2 LOB: 1 BB: 0 P: 17	R: 0 E: 0 K: 1 S: 12	H: 1 LOB: 1 BB: 0 P: 19	R: 0 E: 0 K: 0 S: 8	H: 0 LOB: 0 BB: 1 P: 13	R: 0 E: 0 K: 0 S: 17	H: 1 LOB: 0 BB: 0 P: 22	R: 0 E: 1 K: 1 S: 7	H: 0 LOB: 2 BB: 1 P: 21	R: 0 E: 0 K: 2 S: 14	H: 1 LOB: 1 BB: 0 P: 22	R: 0 E: 0 K: 2 S: 9	H: 0 LOB: 1 BB: 1 P: 15	R: 2 E: 0 K: 1 S: 13	H: 2 LOB: 0 BB: 1 P: 20	R: 0 E: 0 K: 1 S: 8	H: 0 LOB: 1 BB: 1 P: 14	R: 1 E: 0 K: 2 S: 11	H: 1 LOB: 0 BB: 0 P: 15	1B: 6 2B: 2 3B: 0 HR: 1	SF: 0 SAC: 0 DP: 1 HBP: 0	WP: 0 PB: 0 SB: 1 CS: 1	PA: 46			
PITCHER	IP ERA WLS BF H R ER SO BB IBB HBP BLK WP HR S P ERA WHIP	56 Matt Moore, L ERA: 2.21	57 Jake McGee, L ERA: 7.5	62 Joel Peralta, R ERA: 1.99	56 Fernando Rodney, R (9, PH) ERA: 6.05	52 Josh Lueke, R ERA: 5.66	PITCHER	IP ERA WLS BF H R ER SO BB IBB HBP BLK WP HR S P ERA WHIP	56 Matt Moore, L ERA: 2.21	57 Jake McGee, L ERA: 7.5	62 Joel Peralta, R ERA: 1.99	56 Fernando Rodney, R (9, PH) ERA: 6.05	52 Josh Lueke, R ERA: 5.66	PITCHER	IP ERA WLS BF H R ER SO BB IBB HBP BLK WP HR S P ERA WHIP	56 Matt Moore, L ERA: 2.21	57 Jake McGee, L ERA: 7.5	62 Joel Peralta, R ERA: 1.99	56 Fernando Rodney, R (9, PH) ERA: 6.05	52 Josh Lueke, R ERA: 5.66	PITCHER	IP ERA WLS BF H R ER SO BB IBB HBP BLK WP HR S P ERA WHIP	56 Matt Moore, L ERA: 2.21	57 Jake McGee, L ERA: 7.5	62 Joel Peralta, R ERA: 1.99	56 Fernando Rodney, R (9, PH) ERA: 6.05	52 Josh Lueke, R ERA: 5.66

New York Yankees @ Tampa Bay Rays
Tropicana Field, St. Petersburg, FL
Sat May 25 2013, 4:13 PM - 8:14 PM EDT
Att. 25,874 - Dome - 72 F

livebaseballscores.com

AB 40
R 4
H 9
RBI 4
BB 5
SO 10
LOB 19



Batter	1	2	3	4	5	6	7	8	9	10	11	AB	R	H	RBI	BB	SO	LOB	BOTTOM								
8 Desmond Jennings, R OBP: 0.293, SLG: 0.394												6	0	1	1	0	3	4									
19 Ryan Roberts, R OBP: 0.301, SLG: 0.381												5	0	1	0	0	1	4									
30 Luke Scott, L OBP: 0.380, SLG: 0.419												4	0	0	0	0	2	3									
3 Evan Longoria, R OBP: 0.391, SLG: 0.573												5	0	2	0	0	0	1									
18 Ben Zobrist, S OBP: 0.342, SLG: 0.374												3	0	0	0	2	0	2									
21 James Loney, L OBP: 0.395, SLG: 0.487												5	1	1	0	0	1	5									
1 Sean Rodriguez, R OBP: 0.328, SLG: 0.397												2	0	0	0	0	0	1									
20 Matt Joyce, L OBP: 0.342, SLG: 0.495												2	1	1	0	1	0	3									
28 José Molina, R OBP: 0.281, SLG: 0.349												2	1	1	0	0	1	0									
2 Kelly Johnson, L OBP: 0.344, SLG: 0.511												1	0	1	1	0	0	0									
59 Jose Lobaton, S OBP: 0.299, SLG: 0.363												1	0	0	0	0	1	0									
11 Yunel Escobar, R OBP: 0.276, SLG: 0.347												5	0	1	1	0	0	3									
Inning Stats	R: 0 E: 0 K: 8 S: 8	H: 0 LOB: 0 BB: 0 P: 13	R: 0 E: 0 K: 0 S: 9	H: 1 LOB: 1 BB: 0 P: 15	R: 0 E: 0 K: 1 S: 13	H: 1 LOB: 1 BB: 0 P: 18	R: 0 E: 0 K: 0 S: 8	H: 0 LOB: 1 BB: 1 P: 16	R: 1 E: 0 K: 0 S: 5	H: 2 LOB: 1 BB: 0 P: 9	R: 0 E: 0 K: 0 S: 9	H: 0 LOB: 0 BB: 0 P: 13	R: 2 E: 0 K: 2 S: 18	H: 3 LOB: 2 BB: 0 P: 25	R: 0 E: 0 K: 0 S: 6	H: 0 LOB: 0 BB: 0 P: 12	R: 0 E: 0 K: 1 S: 11	H: 2 LOB: 1 BB: 1 P: 18	R: 0 E: 0 K: 2 S: 13	H: 2 LOB: 3 BB: 1 P: 23	R: 0 E: 0 K: 2 S: 8	H: 0 LOB: 0 BB: 0 P: 9	1B: 5 2B: 4 3B: 0 HR: 0	SF: 0 SAC: 1 DP: 1 HBP: 1	WP: 0 PB: 0 SB: 1 CS: 0	PA: 46	
PITCHER	IP ERA WLS BF H R ER SO BB IBB HBP BLK WP HR S P ERA WHIP	34 Vidal Nuno, L ERA: 1.93	27 Shawn Kelley, R ERA: 1.49	48 Boone Logan, L ERA: 1.88	38 Preston Claborn, R ERA: 0.69	30 David Robertson, R ERA: 2.66	PITCHER	IP ERA WLS BF H R ER SO BB IBB HBP BLK WP HR S P ERA WHIP	34 Vidal Nuno, L ERA: 1.93	27 Shawn Kelley, R ERA: 1.49	48 Boone Logan, L ERA: 1.88	38 Preston Claborn, R ERA: 0.69	30 David Robertson, R ERA: 2.66	PITCHER	IP ERA WLS BF H R ER SO BB IBB HBP BLK WP HR S P ERA WHIP	34 Vidal Nuno, L ERA: 1.93	27 Shawn Kelley, R ERA: 1.49	48 Boone Logan, L ERA: 1.88	38 Preston Claborn, R ERA: 0.69	30 David Robertson, R ERA: 2.66	PITCHER	IP ERA WLS BF H R ER SO BB IBB HBP BLK WP HR S P ERA WHIP	34 Vidal Nuno, L ERA: 1.93	27 Shawn Kelley, R ERA: 1.49	48 Boone Logan, L ERA: 1.88	38 Preston Claborn, R ERA: 0.69	30 David Robertson, R ERA: 2.66

New York Yankees @ Tampa Bay Rays
Tropicana Field, St. Petersburg, FL
Sat May 25 2013, 4:13 PM - 8:14 PM EDT
Att. 25,874 - Dome - 72 F

livebaseballscores.com

AB 41
R 3
H 9
RBI 3
BB 3
SO 9
LOB 26




Batter	1	2	3	4	5	6	7	8	9	AB	R	H	RBI	BB	SO	LOB	TOP										
11 Brett Gardner, L OBP: 0.333, SLG: 0.422	F9		G6-3			P6			HR	4	1	1	1	0	0	1											
24 Robinson Cano, L OBP: 0.350, SLG: 0.546	K			K			1B		1B	4	1	2	0	0	2	0											
12 Vernon Wells, R OBP: 0.316, SLG: 0.466	K			G4-3			K		K	4	0	0	0	0	3	2											
33 Travis Hafner, L OBP: 0.384, SLG: 0.516		G4-3		G3			K		BB	3	1	0	0	1	1	1											
55 Lyle Overbay, L OBP: 0.291, SLG: 0.476	K			L9			G1-3		BB	3	0	0	0	1	1	1											
39 David Adams, R OBP: 0.317, SLG: 0.525	G5-3			F9			G1-3		BB	4	0	1	2	0	0	0											
31 Ichiro Suzuki, L OBP: 0.279, SLG: 0.340			G1-3		G5-3				BB	4	0	1	0	0	1	2											
17 Jayson Nix, R OBP: 0.304, SLG: 0.292						K			K	4	0	1	0	0	2	3											
53 Austin Romine, R OBP: 0.132, SLG: 0.162			G5-3		G4-3				G6-3	3	0	0	0	0	0	2											
Inning Stats	R: 0 E: 0 K: 2 S: 11	H: 0 LOB: 0 BB: 0 P: 15	R: 0 E: 0 K: 1 S: 11	H: 0 LOB: 0 BB: 0 P: 18	R: 0 E: 0 K: 0 S: 11	H: 1 LOB: 1 BB: 0 P: 14	R: 0 E: 0 K: 1 S: 5	H: 0 LOB: 0 BB: 0 P: 7	R: 0 E: 0 K: 0 S: 7	H: 0 LOB: 0 BB: 0 P: 11	R: 0 E: 0 K: 1 S: 7	H: 0 LOB: 0 BB: 0 P: 9	R: 0 E: 0 K: 2 S: 8	H: 1 LOB: 1 BB: 0 P: 12	R: 0 E: 0 K: 0 S: 10	H: 1 LOB: 1 BB: 0 P: 15	R: 3 E: 0 K: 3 S: 18	H: 3 LOB: 2 BB: 2 P: 34	1B: 3 2B: 1 3B: 1 HR: 1	SF: 0 SAC: 0 DP: 0 HBP: 0	WP: 1 PB: 0 CS: 1	PA: 35					
PITCHER	IP	WLS	BF	H	R	ER	SO	BB	IBB	HBP	BLK	WP	HR	S	P	ERA	WHIP										
53 Alex Cobb, R ERA: 2.66	8.1	W	30	5	2	2	8	0	0	0	0	1	1	78	113	2.16	0.600										
27 Cesar Ramos, L ERA: 5.12	0.0		3	1	1	1	0	2	0	0	0	0	0	3	12	∞	∞										
62 Joel Peralta, R ERA: 1.93	0.2		2	0	0	0	2	0	0	0	0	0	0	7	10	0.00	0.000										

New York Yankees @ Tampa Bay Rays
Tropicana Field, St. Petersburg, FL
Sun May 26 2013, 1:43 PM - 4:40 PM EDT
Att: 24,159 - Dome - 72 F

livebaseballscorecards.com

AB 33
R 3
H 6
RBI 3
BB 2
SO 10
LOB 12




Batter	1	2	3	4	5	6	7	8	9	AB	R	H	RBI	BB	SO	LOB	BOTTOM										
8 Desmond Jennings, R OBP: 0.291, SLG: 0.395	K	FC1-6-4		P5		F8			2B	5	0	1	1	0	1	2											
19 Ryan Roberts, R OBP: 0.288, SLG: 0.364	F8		G6-3		G5-3		F8		F8	5	0	0	0	0	0	2											
3 Evan Longoria, R OBP: 0.389, SLG: 0.566	G5-3		1 HR		F9		K			4	1	1	0	0	1	0											
18 Ben Zobrist, S OBP: 0.340, SLG: 0.371		G3		K		K			1B	4	0	1	0	0	2	1											
1 Sean Rodriguez, R OBP: 0.353, SLG: 0.450		21 1B 59 1B FC5		HR		11 2B BB		G5-3		2	3	1	2	1	0	1											
11 Yunel Escobar, R OBP: 0.281, SLG: 0.357		FC5 59 1B 5 SF8		1B		21 HR 2B		K		4	2	2	1	0	1	1											
21 James Loney, L OBP: 0.404, SLG: 0.510		59 1B 1B		G4-3		2B HR		FC6-4 8 2B BB		3	2	2	2	1	0	1											
59 Jose Lobaton, S OBP: 0.308, SLG: 0.361		8 1B		G6-3		G5-3		FC6-4 5 BB		3	0	1	1	1	0	0											
5 Sam Fuld, L OBP: 0.244, SLG: 0.191		SF8		K		G3		FC6-4 8 2B BB		3	0	0	1	0	1	2											
Inning Stats	R: 0 E: 0 K: 1 S: 10	H: 2 LOB: 2 BB: 0 P: 14	R: 2 E: 0 K: 0 S: 10	H: 3 LOB: 1 BB: 0 P: 16	R: 2 E: 0 K: 1 S: 16	H: 3 LOB: 0 BB: 0 P: 23	R: 0 E: 0 K: 1 S: 6	H: 0 LOB: 0 BB: 0 P: 7	R: 0 E: 0 K: 1 S: 7	H: 0 LOB: 0 BB: 0 P: 11	R: 3 E: 0 K: 0 S: 15	H: 2 LOB: 1 BB: 1 P: 23	R: 0 E: 0 K: 1 S: 10	H: 1 LOB: 0 BB: 0 P: 14	R: 1 E: 0 K: 1 S: 17	H: 1 LOB: 2 BB: 2 P: 30	1B: 5 2B: 2 3B: 0 HR: 2	SF: 1 SAC: 0 DP: 0 HBP: 1	WP: 0 PB: 0 CS: 0	PA: 38							
PITCHER	IP	WLS	BF	H	R	ER	SO	BB	IBB	HBP	BLK	WP	HR	S	P	ERA	WHIP										
52 CC Sabathia, L ERA: 3.96	7.0	L	32	8	7	7	5	1	0	0	0	0	2	74	108	9.00	1.286										
61 David Huff, L ERA: 13.5	1.0		6	1	1	1	1	2	0	0	0	0	0	17	30	9.00	3.000										

New York Yankees @ Tampa Bay Rays
Tropicana Field, St. Petersburg, FL
Sun May 26 2013, 1:43 PM - 4:40 PM EDT
Att: 24,159 - Dome - 72 F

livebaseballscorecards.com

AB 33
R 8
H 9
RBI 8
BB 3
SO 6
LOB 10



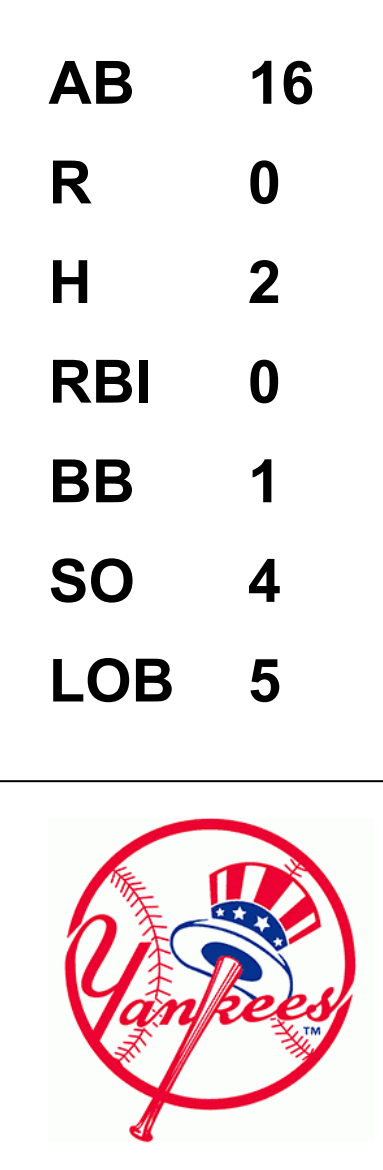
Batter	1	2	3	4	5	6	7	8	9	AB R H RBI BB SO LOB	TOP											
11 Rubén Tejada, R OBP: 0.267, SLG: 0.262 Justin Turner, R OBP: 0.325, SLG: 0.333										5 1 1 0 0 2 5 0 0 0 0 0 0 0	New York Mets @ New York Yankees Yankee Stadium, Bronx, NY Wed May 29 2013, 7:08 PM - 10:19 PM EDT Att: 43,681 - Partly Cloudy - 80 F											
28 Daniel Murphy, L OBP: 0.340, SLG: 0.464										5 2 2 1 0 1 1												
5 David Wright, R OBP: 0.393, SLG: 0.494										4 2 1 0 1 1 1												
21 Lucas Duda, L OBP: 0.351, SLG: 0.469										5 0 1 2 0 1 3												
44 John Buck, R OBP: 0.285, SLG: 0.448										5 1 2 1 0 1 1												
16 Rick Ankiel, L OBP: 0.283, SLG: 0.486										4 1 1 1 1 2 0												
6 Marlon Byrd, R OBP: 0.285, SLG: 0.433										5 1 2 2 0 1 2												
29 Ike Davis, L OBP: 0.242, SLG: 0.245										5 0 2 2 0 1 3												
23 Mike Baxter, L OBP: 0.354, SLG: 0.304										2 1 0 0 1 1 2												
Inning Stats	R: 5 H: 4 E: 1 K: 1 S: 22	H: 4 BB: 2 P: 41	R: 0 H: 0 E: 0 K: 1 S: 7	H: 0 LOB: 0 BB: 0 P: 12	R: 1 H: 1 E: 0 K: 0 S: 10	H: 1 LOB: 0 BB: 0 P: 15	R: 2 H: 2 E: 0 K: 3 S: 17	H: 2 LOB: 1 BB: 0 P: 26	R: 0 H: 1 E: 0 K: 2 S: 12	H: 0 LOB: 0 BB: 0 P: 18		R: 0 H: 0 E: 0 K: 0 S: 4	H: 0 LOB: 0 BB: 0 P: 8	R: 0 H: 0 E: 0 K: 3 S: 9	H: 0 LOB: 0 BB: 0 P: 9	R: 0 H: 0 E: 0 K: 3 S: 9	H: 0 LOB: 0 BB: 0 P: 9	R: 1 H: 4 E: 0 K: 0 S: 13	H: 4 LOB: 3 BB: 0 P: 17	1B: 9 2B: 2 3B: 0 HR: 1	SF: 0 SAC: 0 DP: 0 HBP: 1	WP: 0 PB: 0 SB: 0 CS: 0
PITCHER	IP WLS BF H R ER SO BB IBB HBP BLK WP HR S P ERA WHIP											IP WLS BF H R ER SO BB IBB HBP BLK WP HR S P ERA WHIP										
41 David Phelps, R ERA: 4.65	(1, 1) 0.1 L 8 4 5 4 1 2 0 0 0 0 0 0 0 16 31 108.00 18.000																					
38 Preston Claiborne, R ERA: 0.61	(1, 1) 1.2 5 0 0 0 1 0 0 0 0 0 0 1 13 22 0.00 0.000																					
43 Adam Warren, R ERA: 2.1	(3, 1) 2.0 10 3 3 3 3 0 0 1 0 0 1 27 41 13.50 1.500																					
47 Iván Nova, R ERA: 5.16	(5, 1) 5.0 21 5 1 1 6 1 0 0 0 0 0 0 46 61 1.80 1.200																					
Batter	1	2	3	4	5	6	7	8	9	AB R H RBI BB SO LOB	BOTTOM											
11 Brett Gardner, L OBP: 0.332, SLG: 0.424										5 1 1 0 0 1 0	New York Mets @ New York Yankees Yankee Stadium, Bronx, NY Wed May 29 2013, 7:08 PM - 10:19 PM EDT Att: 43,681 - Partly Cloudy - 80 F											
24 Robinson Canó, L OBP: 0.348, SLG: 0.531										5 0 2 1 0 1 0												
33 Travis Hafner, L OBP: 0.373, SLG: 0.496										5 1 1 0 0 3 2												
55 Lyle Overbay, L OBP: 0.294, SLG: 0.469										4 1 1 0 0 1 1												
22 Brennan Boesch, L OBP: 0.300, SLG: 0.542										4 1 3 2 0 1 0												
31 Ichiro Suzuki, L OBP: 0.286, SLG: 0.341										4 0 2 0 0 0 3												
17 Jayson Nix, R OBP: 0.314, SLG: 0.304										4 0 2 1 0 0 2												
40 Reid Brignac, L OBP: 0.246, SLG: 0.306										4 0 0 0 0 1 5												
19 Chris Stewart, R OBP: 0.292, SLG: 0.366 39 David Adams, R OBP: 0.280, SLG: 0.449										3 0 0 0 0 1 4 1 0 0 0 0 0 0												
Inning Stats	R: 0 H: 1 E: 0 K: 1 S: 15	H: 2 LOB: 2 BB: 0 P: 22	R: 0 H: 0 E: 0 K: 1 S: 12	H: 2 LOB: 0 BB: 0 P: 23	R: 0 H: 0 E: 0 K: 1 S: 5	R: 1 H: 2 E: 0 K: 2 S: 12	H: 2 LOB: 1 BB: 0 P: 19	R: 0 H: 0 E: 0 K: 0 S: 9	H: 4 LOB: 2 BB: 0 P: 15	R: 2 H: 4 E: 0 K: 0 S: 11		H: 0 LOB: 0 BB: 0 P: 19	R: 0 H: 0 E: 0 K: 2 S: 9	H: 0 LOB: 0 BB: 0 P: 16	R: 0 H: 1 E: 1 K: 1 S: 8	H: 1 LOB: 1 BB: 0 P: 11	R: 1 H: 2 E: 0 K: 1 S: 15	H: 2 LOB: 1 BB: 0 P: 23	1B: 10 2B: 1 3B: 0 HR: 1	SF: 0 SAC: 0 DP: 0 HBP: 0	WP: 0 PB: 0 SB: 0 CS: 0	PA: 39
PITCHER	IP WLS BF H R ER SO BB IBB HBP BLK WP HR S P ERA WHIP											IP WLS BF H R ER SO BB IBB HBP BLK WP HR S P ERA WHIP										
53 Jeremy Hefner, R ERA: 4.74	(1, 1) 6.0 W 27 9 3 3 5 0 0 0 0 0 0 0 14 23 0.00 0.600																					
56 Scott Rice, L ERA: 3.16	(7, 1) 1.2 6 1 0 0 3 0 0 0 0 0 0 0 18 27 6.75 1.500																					
32 LaTroy Hawkins, R ERA: 3.47	(8, 1) 1.1 6 2 1 1 1 0 0 0 0 0 0 0 18 27 6.75 1.500																					

Batter	1	2	3	4	5	6	7	8	9	AB R H RBI BB SO LOB	TOP					
29 Daniel Nava, S OBP: 0.397, SLG: 0.483	G3		F8		1B					3 0 1 0 0 0 0	Boston Red Sox @ New York Yankees Yankee Stadium, Bronx, NY Sun Jun 02 2013, 8:52 PM - 11:23 PM EDT Att: 43,613 - Cloudy - 81 F					
37 Mike Carp, L OBP: 0.324, SLG: 0.580	K		K2-3		K					3 0 0 0 0 3 1						
15 Dustin Pedroia, R OBP: 0.415, SLG: 0.444	F8			34 1B 12 FC6-4	L9					3 1 1 0 0 0 1						
34 David Ortiz, L OBP: 0.405, SLG: 0.618		P4		12 FC6-4 1B	HR					3 1 2 1 0 0 0						
12 Mike Napoli, R OBP: 0.350, SLG: 0.502		39 1B 1B		FC6-4 1B	HR					3 0 2 1 0 0 1						
7 Stephen Drew, L OBP: 0.316, SLG: 0.373	F7			K	F7					3 0 0 0 0 1 3						
39 Jarrod Saltalamacchia, R OBP: 0.329, SLG: 0.453				K	K					3 0 1 0 0 2 2						
10 Jose Iglesias, R OBP: 0.356, SLG: 0.585	G1-3				HR					2 1 1 1 0 0 2						
44 Jackie Bradley Jr., L OBP: 0.280, SLG: 0.233			F8		G3					2 0 0 0 0 0 0						
Inning Stats	R: 0 H: 0 E: 0 K: 1 S: 10	H: 0 LOB: 0 BB: 0 P: 13	R: 0 H: 2 E: 0 K: 0 S: 12	H: 2 LOB: 2 BB: 0 P: 21	R: 0 H: 0 E: 0 K: 1 S: 9	H: 0 LOB: 0 BB: 0 P: 15	R: 1 H: 2 E: 0 K: 2 S: 15	H: 2 LOB: 1 BB: 0 P: 25	R: 1 H: 2 E: 0 K: 1 S: 9	H: 2 LOB: 1 BB: 0 P: 11		R: 1 H: 2 E: 0 K: 1 S: 10	H: 2 LOB: 0 BB: 0 P: 14	1B: 6 2B: 0 3B: 0 HR: 2	SF: 0 SAC: 0 DP: 0 HBP: 0	WP: 0 PB: 0 SB: 0 CS: 1
PITCHER	IP WLS BF H R ER SO BB IBB HBP BLK WP HR S P ERA WHIP											IP WLS BF H R ER SO BB IBB HBP BLK WP HR S P ERA WHIP				
18 Hiroki Kuroda, R ERA: 2.59	5.1 L 24 8 3 3 5 0 0 0 0 0 2 62 95 5.06 1.500															
48 Boone Logan, L ERA: 1.72	(6, 1) 0.2 1 0 0 0 1 0 0 0 0 0 0 3 4 0.00 0.000															

AB	25
R	3
H	8
RBI	3
BB	0
SO	6
LOB	10

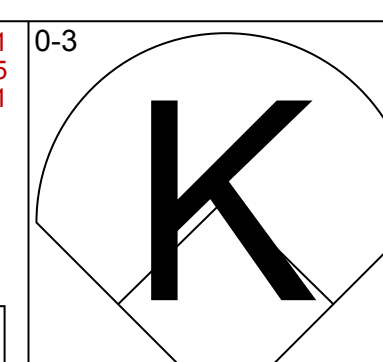
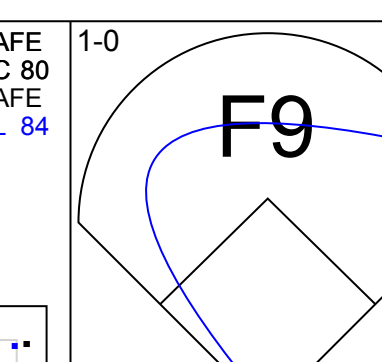
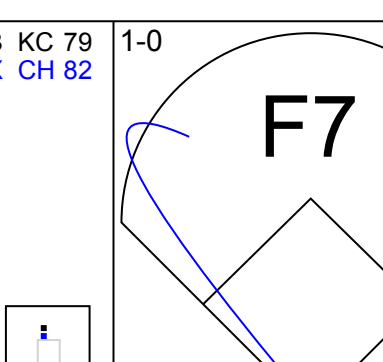
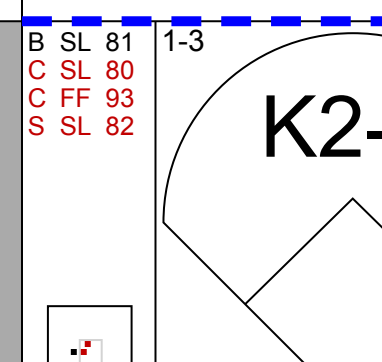
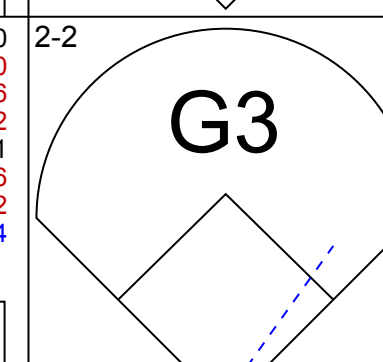
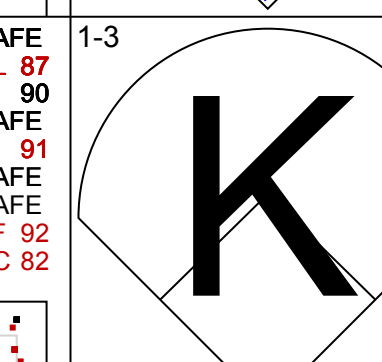
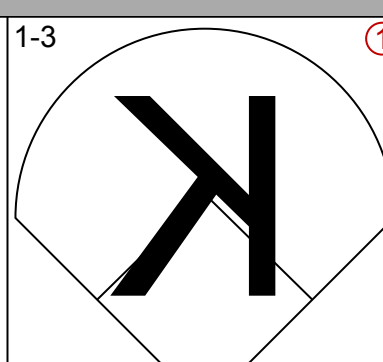
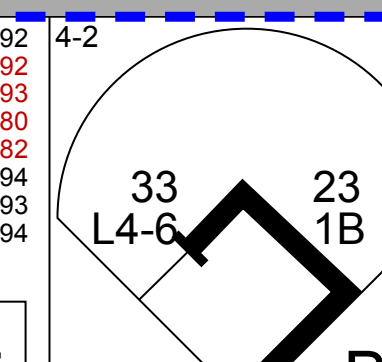
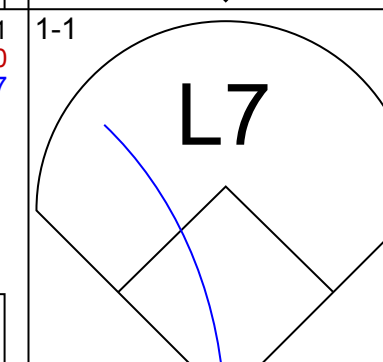
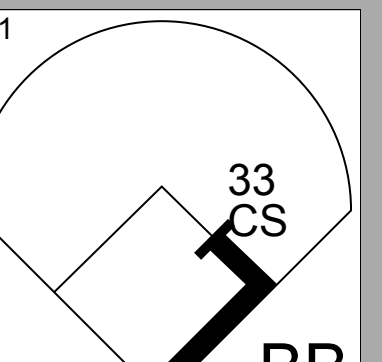
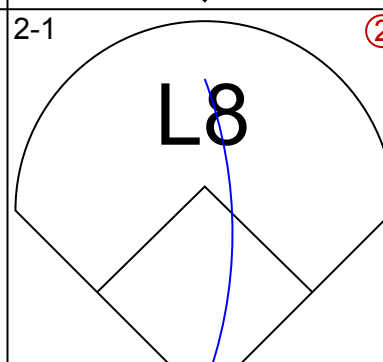
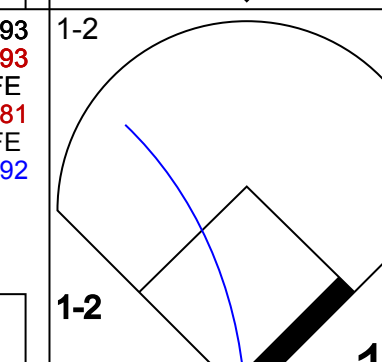
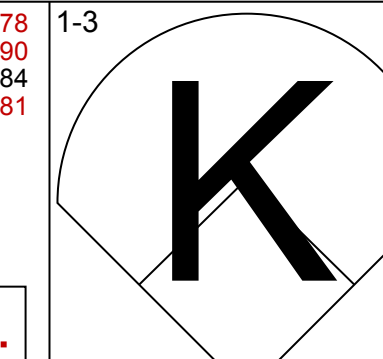
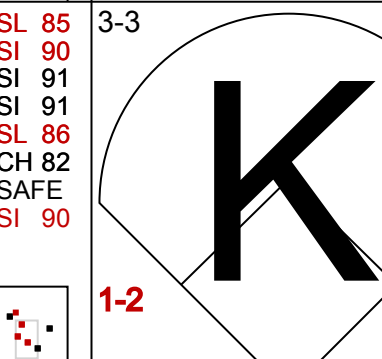
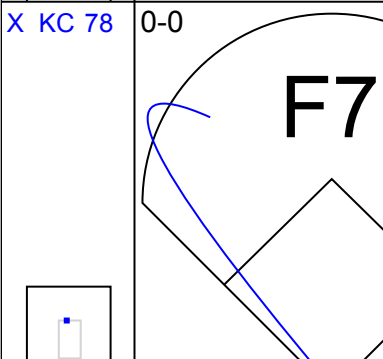
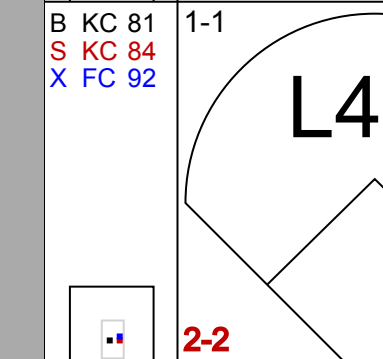
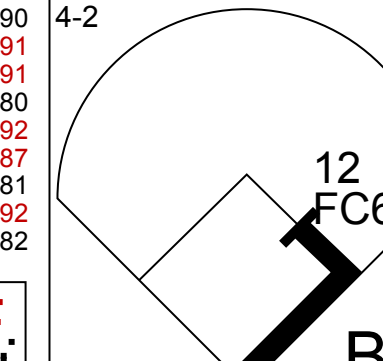
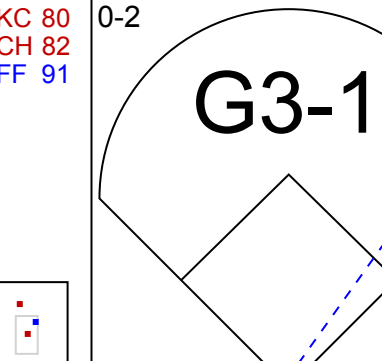
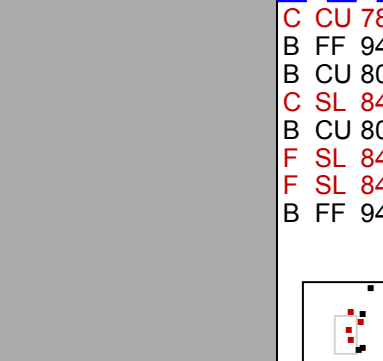
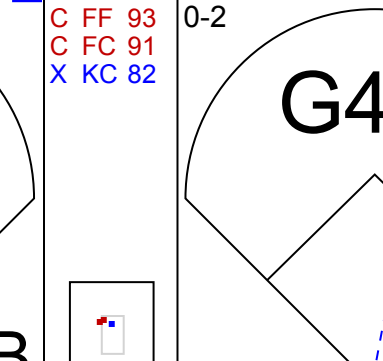

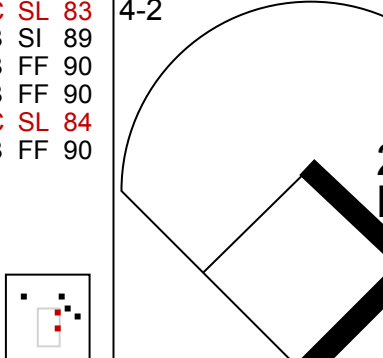
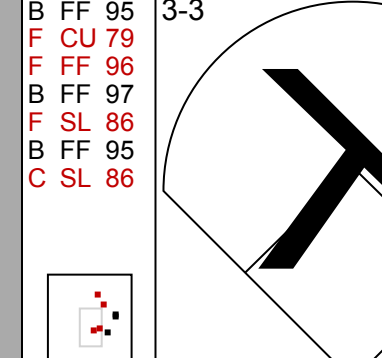
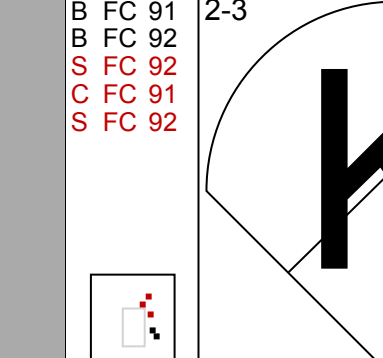

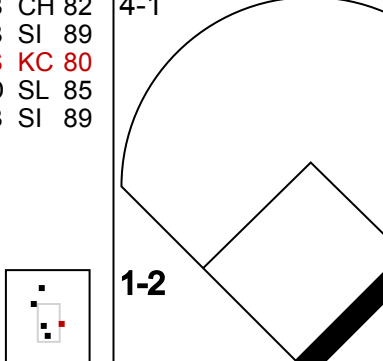
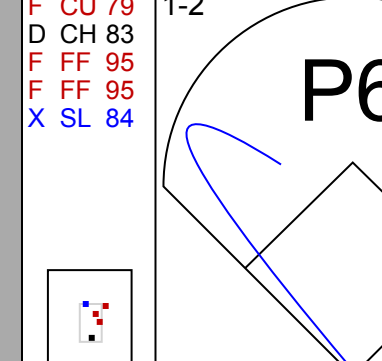
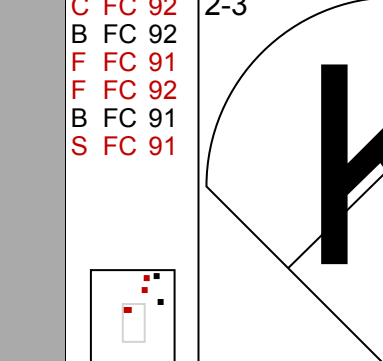
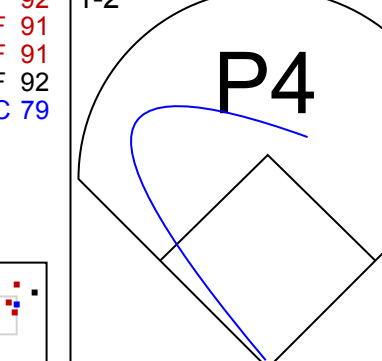
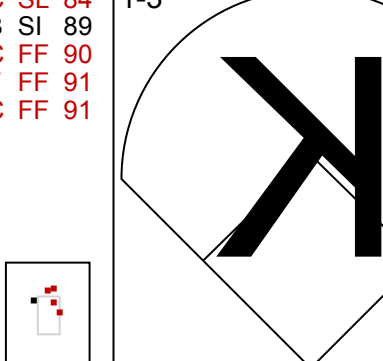
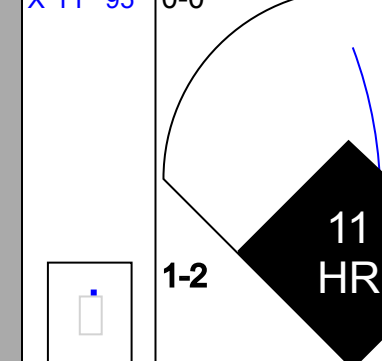
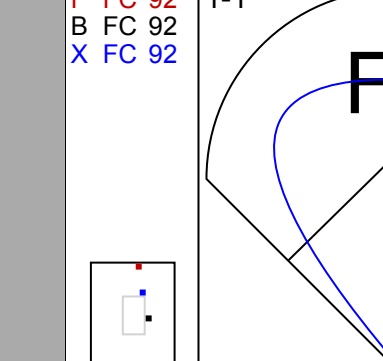
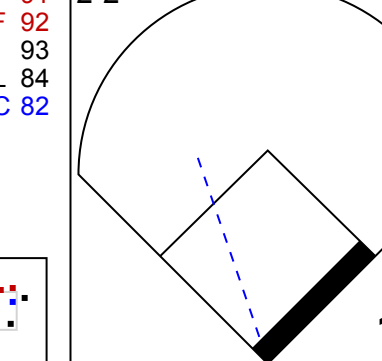
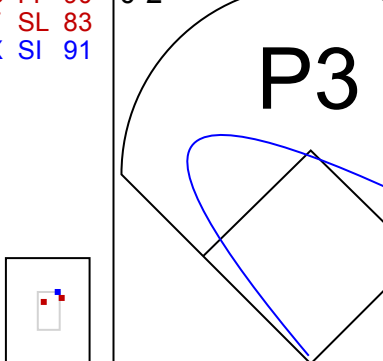
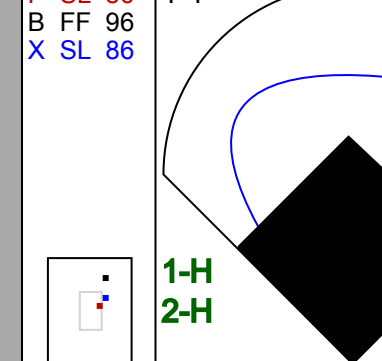


Batter	1	2	3	4	5	6	7	8	9	AB R H RBI BB SO LOB	BOTTOM			
11 Brett Gardner, L OBP: 0.325, SLG: 0.408	G3		L6							2 0 0 0 0 0 1	Boston Red Sox @ New York Yankees Yankee Stadium, Bronx, NY Sun Jun 02 2013, 8:52 PM - 11:23 PM EDT Att: 43,613 - Cloudy - 81 F			
24 Robinson Cano, L OBP: 0.345, SLG: 0.529			G5-6-3							1 0 0 0 1 0 1				
25 Mark Teixeira, S OBP: 0.200, SLG: 0.111					K					2 0 0 0 0 2 1				
33 Travis Hafner, L OBP: 0.358, SLG: 0.474					K					2 0 0 0 0 1 1				
12 Vernon Wells, R OBP: 0.298, SLG: 0.435		G6-3			G5-3					2 0 0 0 0 0 0				
36 Kevin Youkilis, R OBP: 0.329, SLG: 0.384		G5-3			G5-3					2 0 0 0 0 0 0				
31 Ichiro Suzuki, L OBP: 0.294, SLG: 0.345					G3-1					2 0 1 0 0 0 0				
17 Jayson Nix, R OBP: 0.313, SLG: 0.299					G6-3					2 0 0 0 0 1 1				
53 Austin Romine, R OBP: 0.143, SLG: 0.171										1 0 1 0 0 0 0				
Inning Stats	R: 0 H: 0 E: 0 K: 1 S: 11	H: 1 LOB: 1 BB: 0 P: 22	R: 0 H: 1 E: 0 K: 0 S: 8	H: 1 LOB: 0 BB: 0 P: 12	R: 0 H: 1 E: 0 K: 0 S: 9	H: 0 LOB: 0 BB: 0 P: 15	R: 0 H: 0 E: 0 K: 2 S: 8	H: 0 LOB: 0 BB: 0 P: 11	R: 0 H: 0 E: 0 K: 1 S: 7	H: 0 LOB: 0 BB: 0 P: 11		1B: 2 2B: 0 3B: 0 HR: 0	SF: 0 SAC: 0 DP: 1 HBP: 0	WP: 0 PB: 0 SB: 0 CS: 0
PITCHER	IP WLS BF H R ER SO BB IBB HBP BLK WP HR S P ERA WHIP											IP WLS BF H R ER SO BB IBB HBP BLK WP HR S P ERA WHIP		
11 Clay Buchholz, R ERA: 1.62	5.0 W 17 2 0 0 4 1 0 0 0 0 0 43 71 0.00 0.600													



Batter	1	2	3	4	5	6	7	8	9	AB	R	H	RBI	BB	SO	LOB	TOP										
24 Michael Bourn, L OBP: 0.358, SLG: 0.420	B1-3		13 SH1-3 4 1B FC5		33 WP 41 2B G4-3	K		FC5-4	1B	5	2	3	0	0	1	0	Cleveland Indians @ New York Yankees Yankee Stadium, Bronx, NY Mon Jun 03 2013, 7:09 PM - 10:07 PM EDT Att: 40,007 - Cloudy - 71 F										
4 Mike Aviles, R OBP: 0.310, SLG: 0.425	33 WP 1B		33 FC5 13 SH1-3		SF4	P4		FC5-4 22 DI	1B	4	0	2	1	0	0	1											
13 Asdrubal Cabrera, S OBP: 0.394, SLG: 0.525 22 Jason Kipnis, L OBP: 0.311, SLG: 0.447	K		SH1-3		G4-3			K	2	2	0	0	0	0	1	2											
33 Nick Swisher, S OBP: 0.358, SLG: 0.457	K		FC5		41 S BB			F7	1	4	1	0	1	1	1	4											
12 Mark Reynolds, R OBP: 0.333, SLG: 0.492	K		G1-3		41 2B BB			K	2	3	0	0	0	1	2	2											
41 Carlos Santana, S OBP: 0.392, SLG: 0.495	10 FC5-4 9 BB 1B		G6-3		41 2B BB			K	3	4	0	2	2	0	1	1											
9 Ryan Raburn, R OBP: 0.371, SLG: 0.434 23 Michael Brantley, L OBP: 0.354, SLG: 0.576	10 FC5-4 BB		G6-3		1-3 2-H 3-H			F7	1	1	0	0	0	1	0	0											
10 Yan Gomes, R OBP: 0.301, SLG: 0.582	FC5-4		G5-3		F9			G5-3	2	4	0	0	0	0	0	5											
11 Drew Stubbs, R OBP: 0.283, SLG: 0.352	F7		F7		24 1B 4 SF4 2B			G6-3	3	4	1	1	0	0	1	2											
Inning Stats	R: 0 E: 0 K: 2 S: 12	H: 1 LOB: 1 BB: 0 P: 16	R: 0 E: 0 K: 1 S: 11	H: 1 LOB: 2 BB: 1 P: 16	R: 1 E: 0 K: 0 S: 8	H: 2 LOB: 1 BB: 0 P: 11	R: 0 E: 0 K: 0 S: 8	H: 0 LOB: 0 BB: 0 P: 13	R: 3 E: 0 K: 0 S: 16	H: 3 LOB: 3 BB: 3 P: 38	R: 0 E: 0 K: 2 S: 9	H: 0 LOB: 1 BB: 0 P: 13	R: 0 E: 0 K: 2 S: 10	H: 0 LOB: 1 BB: 1 P: 18	R: 0 E: 0 K: 0 S: 5	H: 0 LOB: 0 BB: 0 P: 10		R: 0 E: 0 K: 1 S: 12	H: 1 LOB: 1 BB: 0 P: 15	1B: 6 2B: 2 3B: 0 HR: 0	SF: 1 SAC: 1 DP: 0 HBP: 0	WP: 2 PB: 0 SB: 1 CS: 0	PA: 40				
PITCHER	IP	WLS	BF	H	R	ER	SO	BB	IBB	HBP	BLK	WP	HR	S	P	ERA	WHIP										
46 Andy Pettitte, L ERA: 4.17	4.2		24	7	4	4	3	3	0	0	0	2	0	50	83	7.71	2.143										
27 Shawn Kelley, R ERA: 5.24	1.1	W	5	0	0	0	2	1	0	0	0	0	0	14	24	0.00	0.750										
62 Joba Chamberlain, R ERA: 3.09	1.0	H	4	0	0	0	2	1	0	0	0	0	0	10	18	0.00	1.000										
30 David Robertson, R ERA: 2.66	1.0	H	3	0	0	0	0	0	0	0	0	0	0	5	10	0.00	0.000										
42 Mariano Rivera, R ERA: 1.69	1.0	S	4	1	0	0	1	0	0	0	0	0	0	12	15	0.00	1.000										

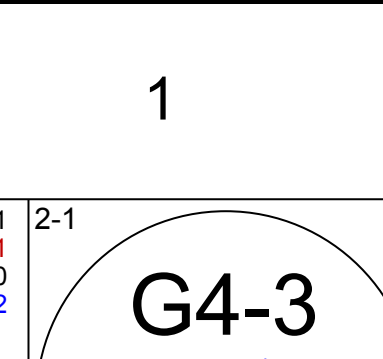
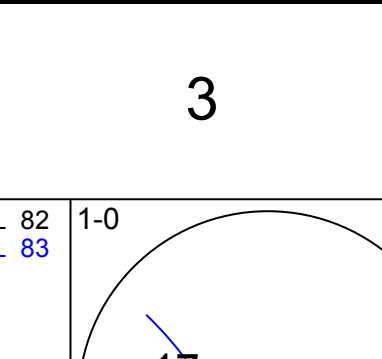
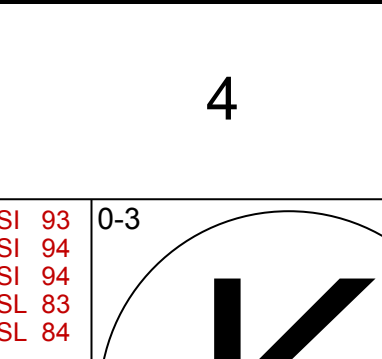
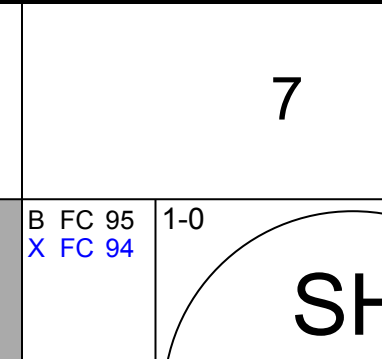
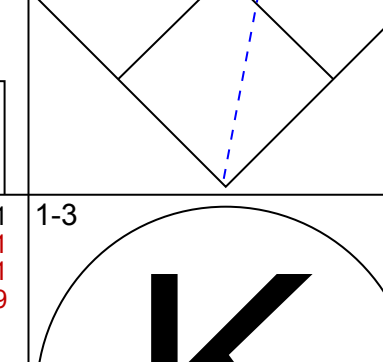
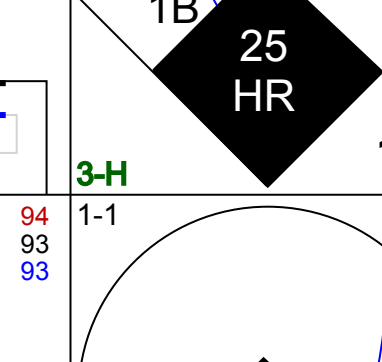
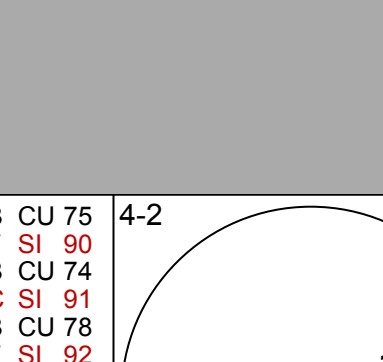
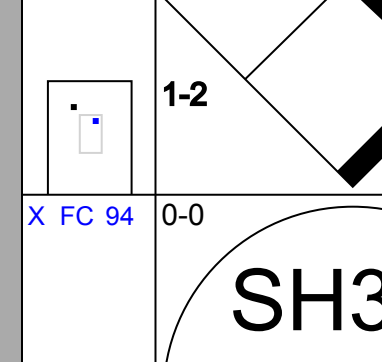
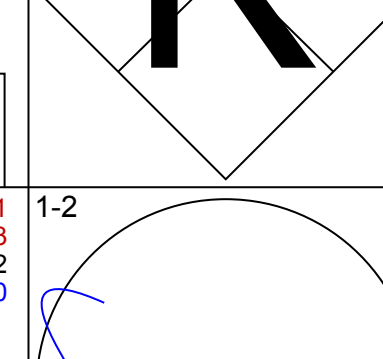
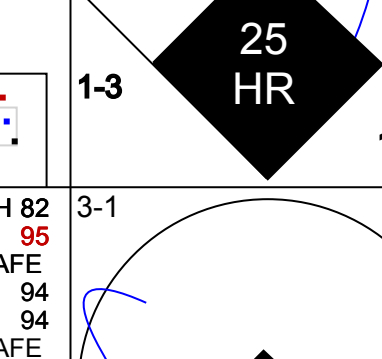
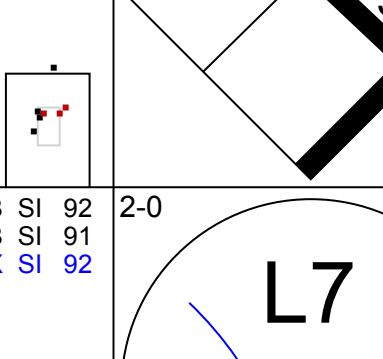
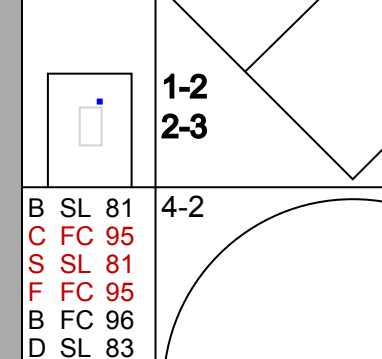

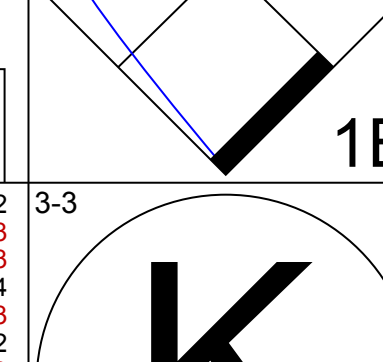
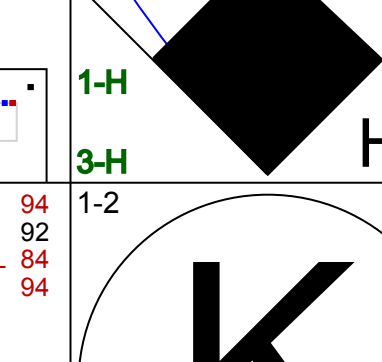
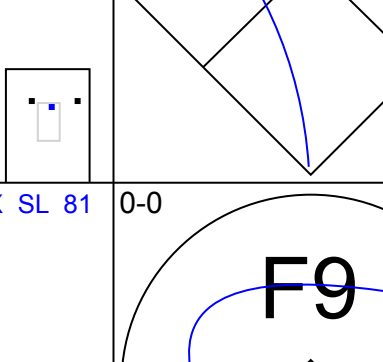
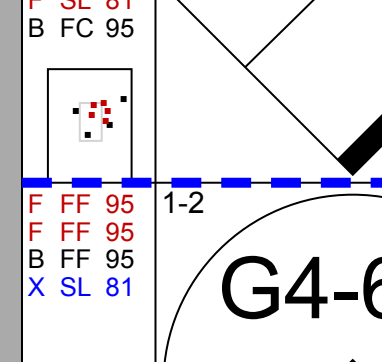
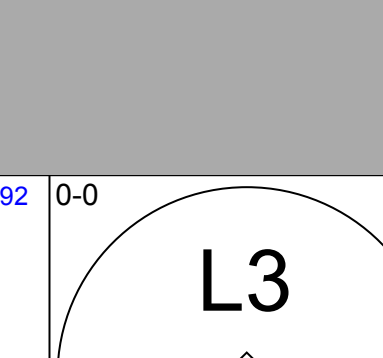

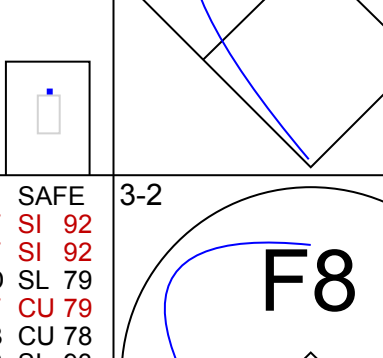
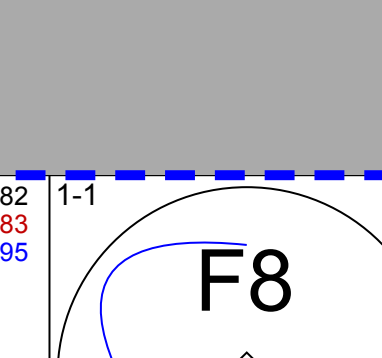

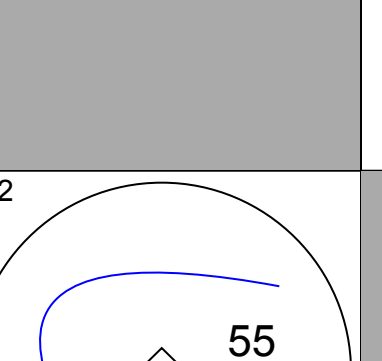
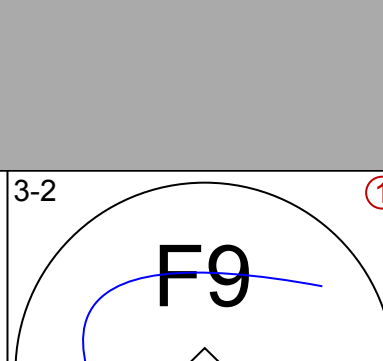
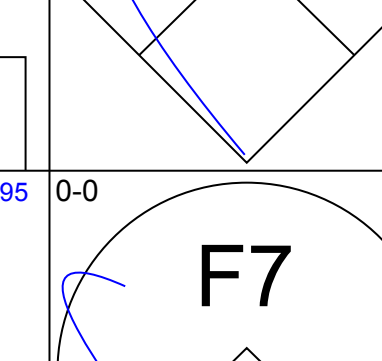
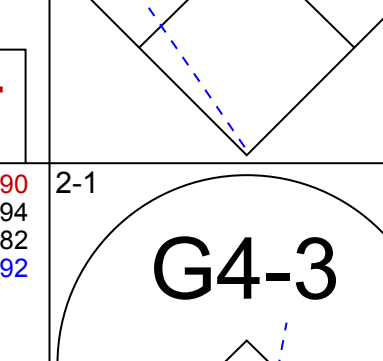
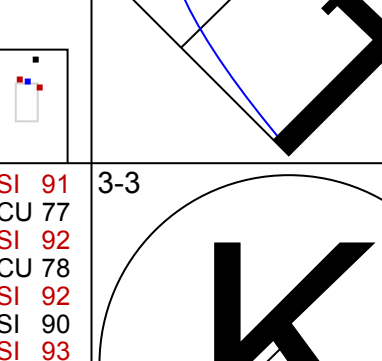
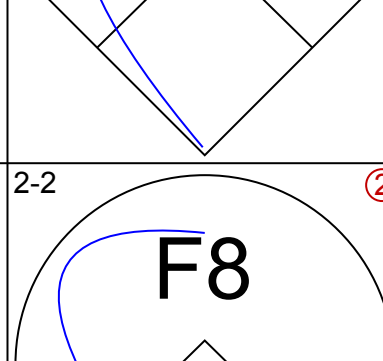
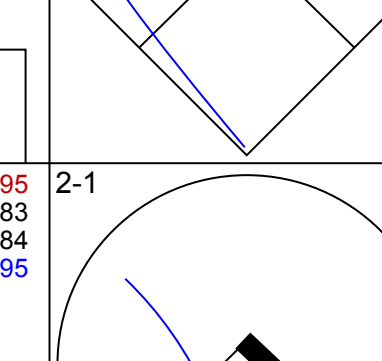
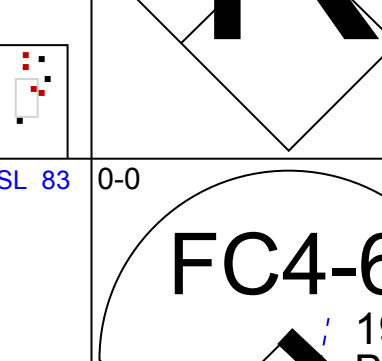
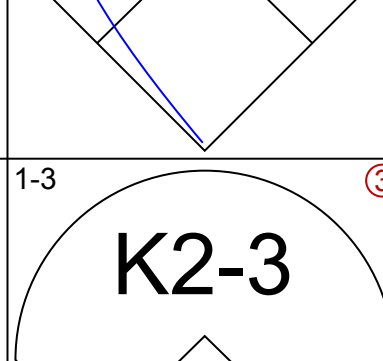
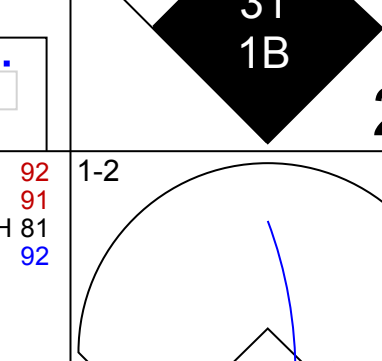
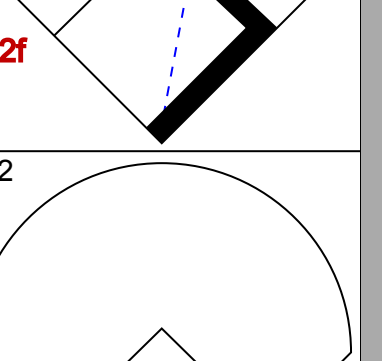
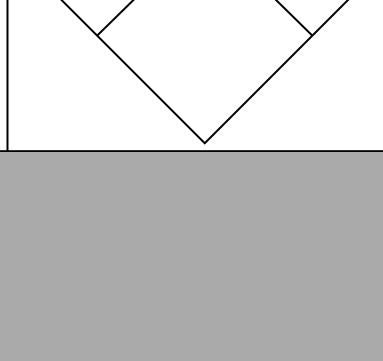
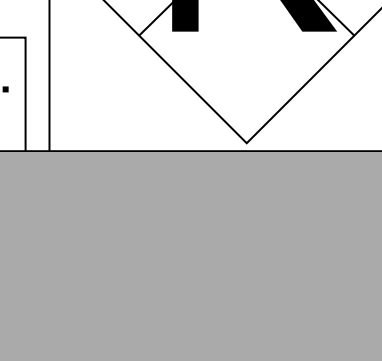
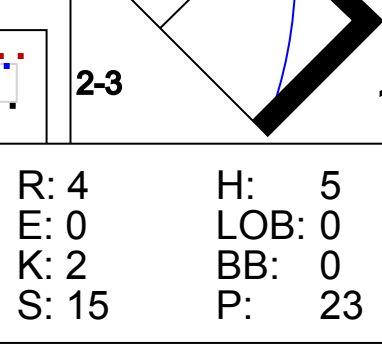
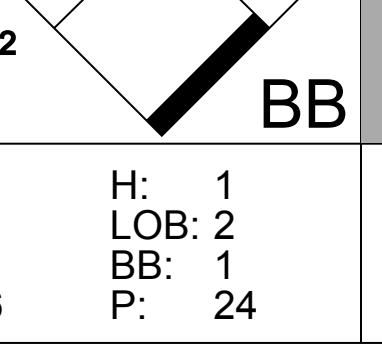
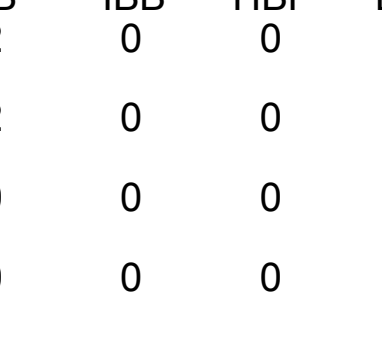
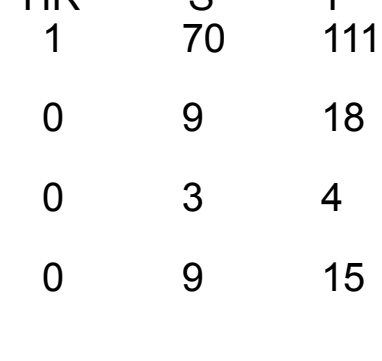

Batter	1	2	3	4	5	6	7	8	9	AB	R	H	RBI	BB	SO	LOB	BOTTOM										
11 Brett Gardner, L OBP: 0.326, SLG: 0.405	G3		24 FC3-2 25 HR BB		K			G4-3	1B	4	1	1	2	1	1	1	Cleveland Indians @ New York Yankees Yankee Stadium, Bronx, NY Mon Jun 03 2013, 7:09 PM - 10:07 PM EDT Att: 40,007 - Cloudy - 71 F										
24 Robinson Cano, L OBP: 0.346, SLG: 0.522	G6-3		25 HR BB		G4-3			F9	3	5	1	1	0	0	0	5											
25 Mark Teixeira, S OBP: 0.286, SLG: 0.417	BB		HR		K			G3-1	1	3	1	1	4	1	1	1											
33 Travis Hafner, L OBP: 0.356, SLG: 0.489	K		F7		P5			HR	1	4	1	1	0	1	2												
55 Lyle Overbay, L OBP: 0.294, SLG: 0.459 12 Vernon Wells, R OBP: 0.298, SLG: 0.435	F7		31 1B		G4-3			BB	2	3	0	1	0	1	0	1											
31 Ichiro Suzuki, L OBP: 0.298, SLG: 0.344	G6-3		1B		G4-3			F9	2	3	1	1	0	1	0	1											
39 David Adams, R OBP: 0.256, SLG: 0.387 17 Jayson Nix, R OBP: 0.313, SLG: 0.299	G6-3		L9		G5-3			K	3	4	0	0	0	0	0	0											
40 Reid Brignac, L OBP: 0.250, SLG: 0.319			11 BB 24 FC3-2 53 1B		K			K	2	4	0	2	0	0	2	1											
53 Austin Romine, R OBP: 0.178, SLG: 0.205			24 FC3-2 11 BB 25 HR		G6-3			SH3-4 2B	1	3	2	2	0	0	0	0											
Inning Stats	R: 0 E: 0 K: 1 S: 8	H: 0 LOB: 1 BB: 1 P: 14	R: 0 E: 0 K: 0 S: 6	H: 0 LOB: 0 BB: 0 P: 8	R: 4 E: 0 K: 0 S: 14	H: 5 LOB: 2 BB: 1 P: 21	R: 0 E: 0 K: 2 S: 8	H: 0 LOB: 0 BB: 0 P: 11	R: 0 E: 0 K: 1 S: 7	H: 1 LOB: 1 BB: 0 P: 11	R: 2 E: 1 K: 1 S: 15	H: 2 LOB: 1 BB: 1 P: 20	R: 1 E: 0 K: 0 S: 15	H: 1 LOB: 1 BB: 1 P: 24	R: 0 E: 0 K: 0 S: 6	H: 1 LOB: 1 BB: 0 P: 9		R: 0 E: 0 K: 0 S: 6	H: 1 LOB: 1 BB: 0 P: 9	1B: 7 2B: 1 3B: 0 HR: 2	SF: 0 SAC: 1 DP: 0 HBP: 0	WP: 0 PB: 0 SB: 1 CS: 0	PA: 38				
PITCHER	IP	WLS	BF	H	R	ER	SO	BB	IBB	HBP	BLK	WP	HR	S	P	ERA	WHIP										
63 Justin Masterson, R ERA: 3.97	6.1		31	9	7	7	5	3	0	0	0	0	2	62	92	9.95	1.895										
37 Cody Allen, R ERA: 2.1	0.2		3	0	0	0	1	1	0	0	0	0	0	11	17	0.00	1.500										
38 Joe Smith, R ERA: 0.96	1.0		4	1	0	0	0	0	0	0	0	0	0	6	9	0.00	1.000										

Batter	1	2	3	4	5	6	7	8	9	AB	R	H	RBI	BB	SO	LOB	TOP					
24 Michael Bourn, L OBP: 0.349, SLG: 0.408										4	0	0	0	0	2	3						
22 Jason Kipnis, L OBP: 0.310, SLG: 0.440										3	0	0	0	1	2	1						
23 Michael Brantley, L OBP: 0.397, SLG: 0.516										3	0	1	0	1	0	0						
33 Nick Swisher, S OBP: 0.351, SLG: 0.447										4	0	0	0	0	2	3						
41 Carlos Santana, S OBP: 0.394, SLG: 0.489										2	1	0	0	2	0	1						
12 Mark Reynolds, R OBP: 0.332, SLG: 0.485										3	0	0	0	1	2	2						
25 Jason Giambi, L OBP: 0.277, SLG: 0.458										3	0	0	0	1	2	2						
4 Mike Aviles, R OBP: 0.308, SLG: 0.418										4	1	1	0	0	1	2						
11 Drew Stubbs, R OBP: 0.289, SLG: 0.373										3	1	2	3	0	0	2						
Inning Stats	R: 0 E: 0 K: 1 S: 11	H: 0 LOB: 0 BB: 0 P: 14	R: 0 E: 0 K: 2 S: 16	H: 0 LOB: 1 BB: 1 P: 26	R: 0 E: 0 K: 1 S: 12	H: 1 LOB: 0 BB: 0 P: 17	R: 0 E: 0 K: 1 S: 8	H: 0 LOB: 0 BB: 1 P: 15	R: 0 E: 0 K: 1 S: 11	H: 0 LOB: 2 BB: 2 P: 21	R: 0 E: 0 K: 0 S: 6	H: 0 LOB: 0 BB: 0 P: 9	R: 3 E: 0 K: 2 S: 18	H: 2 LOB: 1 BB: 1 P: 28	R: 0 E: 0 K: 0 S: 12	H: 1 LOB: 1 BB: 1 P: 18	R: 0 E: 0 K: 2 S: 9	H: 0 LOB: 0 BB: 0 P: 14	1B: 3 2B: 2 HR: 1	SF: 0 SAC: 0 DP: 2 HBP: 0	WP: 0 PB: 0 SB: 0 CS: 1	PA: 35
PITCHER	IP	WLS	BF	H	R	ER	SO	BB	IBB	HBP	BLK	WP	HR	S	P	ERA	WHIP					
41 David Phelps, R ERA: 4.15	(1, 1)	6.0	W	22	1	0	7	4	0	0	0	0	0	64	102	0.00	0.833					
62 Joba Chamberlain, R ERA: 5.11	(7, 1)	0.2		5	2	3	3	1	0	0	0	0	1	15	24	40.50	4.500					
48 Boone Logan, L ERA: 1.69	(7, 1)	0.1	H	1	0	0	1	0	0	0	0	0	0	3	4	0.00	0.000					
30 David Robertson, R ERA: 2.55	(8, 1)	1.0	H	4	1	0	0	1	0	0	0	0	0	12	18	0.00	2.000					
42 Mariano Rivera, R ERA: 1.61	(9, 1)	1.0	S	3	0	0	2	0	0	0	0	0	0	9	14	0.00	0.000					

Cleveland Indians @ New York Yankees
Yankee Stadium, Bronx, NY
Tue Jun 04 2013, 7:09 PM - 10:23 PM EDT
Att: 36,208 - Clear - 74 F


AB 29
R 3
H 4
RBI 3
BB 6
SO 11
LOB 16



Batter	1	2	3	4	5	6	7	8	9	AB	R	H	RBI	BB	SO	LOB	BOTTOM					
31 Ichiro Suzuki, L OBP: 0.299, SLG: 0.344										3	1	1	1	0	1	2						
17 Jayson Nix, R OBP: 0.320, SLG: 0.302										2	1	1	0	1	1	0						
25 Mark Teixeira, S OBP: 0.389, SLG: 0.667										3	1	2	3	1	0	1						
24 Robinson Cano, L OBP: 0.340, SLG: 0.513										4	0	0	0	0	2	5						
12 Vernon Wells, R OBP: 0.292, SLG: 0.426										4	0	0	0	0	1	1						
36 Kevin Youkilis, R OBP: 0.326, SLG: 0.377										4	0	1	0	0	0	0						
39 David Adams, R OBP: 0.254, SLG: 0.369										3	0	0	0	0	1	1						
11 Brett Gardner, L OBP: 0.329, SLG: 0.412										1	0	1	0	0	0	0						
55 Lyle Overbay, L OBP: 0.294, SLG: 0.462										3	1	1	0	0	1	1						
40 Reid Brignac, L OBP: 0.247, SLG: 0.314										1	0	0	0	0	1	1						
19 Chris Stewart, R OBP: 0.330, SLG: 0.376										1	0	1	0	2	0	0						
Inning Stats	R: 0 E: 0 K: 2 S: 14	H: 1 LOB: 1 BB: 0 P: 21	R: 0 E: 0 K: 0 S: 6	H: 0 LOB: 0 BB: 0 P: 9	R: 4 E: 0 K: 2 S: 15	H: 5 LOB: 0 BB: 0 P: 23	R: 0 E: 0 K: 2 S: 16	H: 1 LOB: 2 BB: 1 P: 24	R: 0 E: 0 K: 0 S: 9	H: 0 LOB: 1 BB: 1 P: 18	R: 0 E: 0 K: 1 S: 10	H: 0 LOB: 0 BB: 0 P: 16	R: 0 E: 1 K: 0 S: 12	H: 0 LOB: 2 BB: 2 P: 22	R: 0 E: 0 K: 1 S: 9	H: 1 LOB: 1 BB: 0 P: 15	1B: 5 2B: 2 3B: 0 HR: 1	SF: 0 SAC: 2 DP: 1 HBP: 0	WP: 0 PB: 0 SB: 1 CS: 0	PA: 35		
PITCHER	IP	WLS	BF	H	R	ER	SO	BB	IBB	HBP	BLK	WP	HR	S	P	ERA	WHIP					
26 Scott Kazmir, L ERA: 5.24	(1, 1)	6.0	L	26	7	4	7	2	0	0	0	0	0	70	11	6.00	1.500					
27 Bryan Shaw, R ERA: 3.25	(7, 1)	0.1		4	0	0	0	2	0	0	0	0	0	9	18	0.00	6.000					
50 Nick Hagadone, L ERA: 6.89	(7, 1)	0.2		1	0	0	0	0	0	0	0	0	0	3	4	0.00	0.000					
37 Cody Allen, R ERA: 2.03	(8, 1)	1.0		4	1	0	1	0	0	0	0	0	0	9	15	0.00	1.000					

Cleveland Indians @ New York Yankees
Yankee Stadium, Bronx, NY
Tue Jun 04 2013, 7:09 PM - 10:23 PM EDT
Att: 36,208 - Clear - 74 F

AB 29
R 4
H 8
RBI 4
BB 4
SO 8
LOB 12



Batter	1	2	3	4	5	6	7	8	9	AB	R	H	RBI	BB	SO	LOB	TOP					
24 Michael Bourn, L (1,8) OBP: 0.346, SLG: 0.404	G4-3			K		22 1B 33 FC5-4 1B		K		4	1	1	0	0	2	0	Cleveland Indians @ New York Yankees Yankee Stadium, Bronx, NY Wed Jun 05 2013, 1:10 PM - 3:52 PM EDT Att: 42,477 - Partly Cloudy - 70 F					
22 Jason Kipnis, L (1,4) OBP: 0.395, SLG: 0.437	K			G3		33 FC5-4 1B		K		4	0	1	1	0	2	0						
33 Nick Swisher, S (1,10) OBP: 0.350, SLG: 0.440	G6-3			F8		FC5-4				3	0	0	1	1	0	1						
12 Mark Reynolds, R (1,5) OBP: 0.326, SLG: 0.475		G5-3			F9					4	0	0	0	0	1	2						
41 Carlos Santana, S (1,3) OBP: 0.391, SLG: 0.484		G4-3								4	0	1	0	0	0	0						
4 Mike Aviles, R (1,6) OBP: 0.306, SLG: 0.412		G6-3								4	0	1	0	0	1	1						
23 Michael Brantley, L (1,7) OBP: 0.355, SLG: 0.575				K						4	1	1	0	0	1	1						
10 Yan Gomes, R (1,2) OBP: 0.302, SLG: 0.610				K						3	1	1	2	0	1	0						
11 Drew Stubbs, R (1,9) OBP: 0.289, SLG: 0.372				K						3	1	1	0	0	1	0						
Inning Stats	R: 0 E: 0 K: 1 S: 7	H: 0 LOB: 0 BB: 0 P: 10	R: 0 E: 0 K: 0 S: 8	H: 0 LOB: 0 BB: 0 P: 12	R: 0 E: 0 K: 3 S: 10	H: 0 LOB: 0 BB: 0 P: 13	R: 0 E: 0 K: 1 S: 9	H: 0 LOB: 0 BB: 0 P: 14	R: 0 E: 0 K: 0 S: 7	H: 1 LOB: 1 BB: 0 P: 10	R: 2 E: 0 K: 1 S: 14	H: 3 LOB: 1 BB: 0 P: 17	R: 2 E: 0 K: 0 S: 10	H: 3 LOB: 0 BB: 0 P: 13	R: 0 E: 0 K: 2 S: 9	H: 0 LOB: 1 BB: 0 P: 13	R: 0 E: 0 K: 1 S: 10	H: 0 LOB: 0 BB: 0 P: 14	1B: 6 2B: 0 3B: 0 HR: 1	SF: 0 SAC: 0 DP: 1 HBP: 0	WP: 0 PB: 0 SB: 0 CS: 0	PA: 34
PITCHER 52 CC Sabathia, L (1,1) ERA: 3.74	IP: 9.0 W: 7 L: 4 BF: 34	H: 7 R: 4 ER: 4 SO: 9	BB: 1 IBB: 0 HBP: 0 BLK: 0	WP: 0 HR: 1 S: 84 P: 116	ERA: 4.00 WHIP: 0.889	PITCHER IP: 0 WLS: 0 BF: 0 H: 0 R: 0 ER: 0 SO: 0 BB: 0 IBB: 0 HBP: 0 BLK: 0 WP: 0 HR: 0 S: 0 P: 0 ERA: 0 WHIP: 0																

AB 33
R 4
H 7
RBI 4
BB 1
SO 9
LOB 5



Batter	1	2	3	4	5	6	7	8	9	AB	R	H	RBI	BB	SO	LOB	BOTTOM			
11 Brett Gardner, L (1,8) OBP: 0.333, SLG: 0.429	G6-3									3	1	2	3	0	0	0	Cleveland Indians @ New York Yankees Yankee Stadium, Bronx, NY Wed Jun 05 2013, 1:10 PM - 3:52 PM EDT Att: 42,477 - Partly Cloudy - 70 F			
24 Robinson Cano, L (1,4) OBP: 0.335, SLG: 0.506	E8									3	1	0	0	1	1	2				
25 Mark Teixeira, S (1,3) OBP: 0.364, SLG: 0.556	F8									3	0	0	0	1	0	3				
33 Travis Hafner, L (1,10) OBP: 0.359, SLG: 0.507										3	1	1	2	1	2	1				
12 Vernon Wells, R (1,7) OBP: 0.287, SLG: 0.418	G6-3									4	0	0	0	0	1	3				
55 Lyle Overbay, L (1,9) OBP: 0.295, SLG: 0.460										3	1	1	0	0	2	0				
31 Ichiro Suzuki, L (7,9) OBP: 0.303, SLG: 0.348										1	0	1	0	0	0	0				
36 Kevin Youkilis, R (1,5) OBP: 0.322, SLG: 0.583										4	0	1	0	0	1	2				
17 Jayson Nix, R (1,6) OBP: 0.318, SLG: 0.307										4	1	1	0	0	2	2				
19 Chris Stewart, R (1,2) OBP: 0.337, SLG: 0.375										3	1	1	1	1	1	1				
Inning Stats	R: 2 E: 1 K: 0 S: 11	H: 1 LOB: 0 BB: 0 P: 16	R: 4 E: 0 K: 1 S: 16	H: 4 LOB: 0 BB: 1 P: 28	R: 0 E: 0 K: 2 S: 9	H: 0 LOB: 0 BB: 0 P: 10	R: 0 E: 0 K: 0 S: 8	H: 0 LOB: 0 BB: 0 P: 10	R: 0 E: 0 K: 2 S: 10	H: 1 LOB: 1 BB: 0 P: 12	R: 0 E: 0 K: 3 S: 13	H: 1 LOB: 1 BB: 0 P: 24	R: 0 E: 0 K: 0 S: 7	H: 0 LOB: 3 BB: 3 P: 23	R: 0 E: 0 K: 2 S: 10	H: 1 LOB: 1 BB: 0 P: 17	1B: 4 2B: 2 3B: 0 HR: 2	SF: 0 SAC: 1 DP: 1 HBP: 0	WP: 1 PB: 0 SB: 0 CS: 0	PA: 36
PITCHER 28 Corey Kluber, R (1,1) ERA: 4.56 55 Matt Langwell, R (7,1) ERA: 6.75 53 Rich Hill, L (7,1) ERA: 8.1 38 Joe Smith, R (7,1) ERA: 0.93 52 Winnie Pestano, R (8,1) ERA: 4.6	IP: 6.0 W: 1 L: 0 BF: 26	H: 7 R: 6 ER: 4 SO: 8	BB: 1 IBB: 0 HBP: 0 BLK: 0	WP: 0 HR: 2 S: 67 P: 100	ERA: 6.00 WHIP: 1.333	PITCHER IP: 0 WLS: 0 BF: 0 H: 0 R: 0 ER: 0 SO: 0 BB: 0 IBB: 0 HBP: 0 BLK: 0 WP: 0 HR: 0 S: 0 P: 0 ERA: 0 WHIP: 0														

AB 31
R 6
H 8
RBI 6
BB 4
SO 10
LOB 14



Batter	1	2	3	4	5	6	7	8	9	AB	R	H	RBI	BB	SO	LOB	TOP	
11 Brett Gardner, L (1,8) OBP: 0.335, SLG: 0.429										3	1	1	0	1	0	1	New York Yankees @ Seattle Mariners Safeco Field, Seattle, WA Fri Jun 07 2013, 7:11 PM - 10:17 PM PDT Att: 26,251 - Cloudy - 66 F	
24 Robinson Cano, L (1,4) OBP: 0.340, SLG: 0.510										3	0	0	0	1	1	1		
25 Mark Teixeira, S (1,3) OBP: 0.300, SLG: 0.538										4	0	0	0	0	2	2		
33 Travis Hafner, L (1,10) OBP: 0.354, SLG: 0.493										4	0	0	1	0	0	1		
36 Kevin Youkilis, R (1,5) OBP: 0.316, SLG: 0.393										4	0	1	0	0	1	1		
12 Vernon Wells, R (1,7) OBP: 0.302, SLG: 0.407										4	0	0	0	0	0	1		
31 Ichiro Suzuki, L (1,9) OBP: 0.346, SLG: 0.346										3	0	1	0	0	0	0		
40 Reid Brignac, L (1,6) OBP: 0.250, SLG: 0.315										3	0	1	0	0	1	2		
19 Chris Stewart, R (1,2) OBP: 0.330, SLG: 0.367										2	0	0	0	0	0	2		
55 Lyle Overbay, L (8,PH) OBP: 0.294, SLG: 0.457										1	0	0	0	0	1	0		
53 Austin Romine, R (8,2) OBP: 0.163, SLG: 0.188										0	0	0	0	0	0	0		
Inning Stats	R: 1 E: 0 K: 0 S: 12	H: 1 LOB: 1 BB: 1 P: 22	R: 0 E: 1 K: 1 S: 20	H: 1 LOB: 1 BB: 0 P: 28	R: 0 E: 0 K: 1 S: 5	H: 0 LOB: 0 BB: 0 P: 11	R: 0 E: 0 K: 0 S: 5	H: 1 LOB: 1 BB: 0 P: 15	R: 0 E: 0 K: 0 S: 9	H: 0 LOB: 0 BB: 0 P: 15	R: 0 E: 0 K: 1 S: 12	H: 0 LOB: 1 BB: 1 P: 23	R: 0 E: 0 K: 1 S: 10	H: 1 LOB: 1 BB: 0 P: 17	1B: 2 2B: 2 3B: 0 HR: 0	SF: 0 SAC: 0 DP: 0 HBP: 0	WP: 0 PB: 0 SB: 0 CS: 1	PA: 33
PITCHER	IP WLS BF H R ER SO BB IBB HBP BLK WP HR S P ERA WHIP	6.0 W 22 3 1 1 2 1 0 0 0 0 0 61 97 1.50 0.667	1.2 H 6 0 0 0 2 1 0 0 0 0 0 0 15 29 0.00 0.600	0.1 H 1 0 0 0 1 0 0 0 0 0 0 6 9 0.00 0.000	1.0 S 4 1 0 0 1 0 0 0 0 0 0 10 17 0.00 1.000	PITCHER												

Batter	1	2	3	4	5	6	7	8	9	AB	R	H	RBI	BB	SO	LOB	BOTTOM			
9 Endy Chavez, L (1,8) OBP: 0.290, SLG: 0.346										5	0	1	0	0	1	2	New York Yankees @ Seattle Mariners Safeco Field, Seattle, WA Fri Jun 07 2013, 7:11 PM - 10:17 PM PDT Att: 26,251 - Cloudy - 66 F			
12 Jason Bay, R (1,9) OBP: 0.321, SLG: 0.427										3	0	2	2	1	0	0				
15 Kyle Seager, L (1,5) OBP: 0.350, SLG: 0.479										4	0	1	0	0	1	4				
8 Kendrys Morales, S (1,3) OBP: 0.361, SLG: 0.481										4	0	0	0	0	0	2				
28 Raul Ibanez, L (1,7) OBP: 0.272, SLG: 0.507										4	0	1	0	0	1	1				
55 Michael Saunders, L (8,8) OBP: 0.297, SLG: 0.344										0	0	0	0	0	0	0				
38 Michael Morse, R (1,10) OBP: 0.313, SLG: 0.459										4	1	1	0	0	1	1				
6 Nick Franklin, S (1,4) OBP: 0.395, SLG: 0.528										3	1	2	0	1	0	1				
7 Kelly Shoppach, R (1,2) OBP: 0.292, SLG: 0.337										2	1	0	0	1	1	1				
26 Brendan Ryan, R (1,6) OBP: 0.278, SLG: 0.279										4	1	1	2	0	2	2				
Inning Stats	R: 0 E: 0 K: 1 S: 10	H: 0 LOB: 1 BB: 1 P: 17	R: 0 E: 0 K: 2 S: 11	H: 1 LOB: 1 BB: 0 P: 18	R: 0 E: 0 K: 2 S: 11	H: 1 LOB: 1 BB: 0 P: 16	R: 4 E: 0 K: 0 S: 18	H: 4 LOB: 2 BB: 2 P: 31	R: 0 E: 0 K: 1 S: 9	H: 1 LOB: 1 BB: 0 P: 14	R: 0 E: 0 K: 0 S: 5	H: 0 LOB: 0 BB: 0 P: 7	R: 0 E: 0 K: 0 S: 13	H: 1 LOB: 1 BB: 0 P: 16	R: 0 E: 0 K: 1 S: 12	H: 1 LOB: 2 BB: 0 P: 21	1B: 6 2B: 3 3B: 0 HR: 0	SF: 0 SAC: 0 DP: 0 HBP: 1	WP: 2 PB: 0 SB: 0 CS: 0	PA: 37
PITCHER	IP WLS BF H R ER SO BB IBB HBP BLK WP HR S P ERA WHIP	6.1 L 30 8 4 4 6 3 0 0 0 1 0 0 69 110 5.68 1.737	1.2 7 1 0 0 1 0 0 0 1 0 1 0 20 30 0.00 0.600	PITCHER																

AB 31
R 1
H 4
RBI 1
BB 2
SO 6
LOB 11



AB 33
R 4
H 9
RBI 4
BB 3
SO 7
LOB 14



Batter	1	2	3	4	5	6	7	8	9	AB	R	H	RBI	BB	SO	LOB	TOP										
11 Brett Gardner, L OBP: 0.340, SLG: 0.442	L6				FC5-4 17 1B					5	1	3	0	0	0	2	New York Yankees @ Seattle Mariners Safeco Field, Seattle, WA Sat Jun 08 2013, 1:11 PM - 3:57 PM PDT Att: 38,169 - Partly Cloudy - 59 F										
17 Jayson Nix, R OBP: 0.324, SLG: 0.311	F8									4	0	2	2	1	1												
25 Mark Teixeira, S OBP: 0.286, SLG: 0.516	24 1B				G5-3					5	1	1	0	0	0	6											
24 Robinson Canó, L OBP: 0.338, SLG: 0.506	12 S				G4-3					4	0	1	1	0	1	1											
12 Vernon Wells, R OBP: 0.285, SLG: 0.409	K				G6-3					4	0	2	0	0	1	1											
36 Kevin Youkilis, R OBP: 0.314, SLG: 0.380	K				K					3	0	0	0	1	2	1											
31 Ichiro Suzuki, L OBP: 0.301, SLG: 0.340	G3-1				K					3	1	0	0	1	0	2											
39 David Adams, R OBP: 0.239, SLG: 0.348	G4-3				F9					4	0	0	0	0	1	3											
40 Reid Brignac, L OBP: 0.250, SLG: 0.315	G4-3				FC6-4					0	0	0	0	0	0	0											
19 Chris Stewart, R OBP: 0.327, SLG: 0.362	L7				11 1B					4	0	1	0	0	1	0											
Inning Stats	R: 1 E: 0 K: 1 S: 11	H: 2 LOB: 1 BB: 0 P: 12	R: 0 E: 0 K: 1 S: 9	H: 0 LOB: 0 BB: 0 P: 15	R: 0 E: 0 K: 1 S: 10	H: 1 LOB: 1 BB: 0 P: 17	R: 0 E: 0 K: 1 S: 7	H: 0 LOB: 0 BB: 0 P: 11	R: 1 E: 0 K: 0 S: 12	H: 2 LOB: 2 BB: 1 P: 23	R: 0 E: 0 K: 0 S: 10	H: 1 LOB: 2 BB: 0 P: 18	R: 1 E: 0 K: 1 S: 16	H: 2 LOB: 1 BB: 0 P: 24	R: 0 E: 0 K: 0 S: 8	H: 1 LOB: 0 BB: 0 P: 11	R: 0 E: 0 K: 2 S: 16	H: 1 LOB: 2 BB: 1 P: 27	1B: 7 2B: 3 3B: 0 HR: 0	SF: 0 SAC: 0 DP: 1 HBP: 0	WP: 0 PB: 0 CS: 0	PA: 39					
PITCHER	IP	WLS	BF	H	R	ER	SO	BB	IBB	HBP	BLK	WP	HR	S	P	ERA	WHIP										
23 Joe Saunders, L ERA: 5.12	6.1	L	28	7	3	3	4	2	0	0	0	0	0	66	106	4.26	1.421										
40 Danny Farquhar, R ERA: 8.44	0.1		2	1	0	0	0	0	0	0	0	0	0	5	9	0.00	3.000										
59 Oliver Pérez, L ERA: 1.17	2.0		7	2	0	0	3	0	0	0	0	0	0	25	36	0.00	1.000										
58 Carter Capps, R ERA: 3.62	0.1		2	0	0	0	0	1	0	0	0	0	0	3	7	0.00	3.000										
Batter	1	2	3	4	5	6	7	8	9	AB	R	H	RBI	BB	SO	LOB	BOTTOM										
12 Jason Bay, R OBP: 0.320, SLG: 0.422	F8				G6-3 8 1B					4	1	1	0	0	0	2	New York Yankees @ Seattle Mariners Safeco Field, Seattle, WA Sat Jun 08 2013, 1:11 PM - 3:57 PM PDT Att: 38,169 - Partly Cloudy - 59 F										
15 Kyle Seager, L OBP: 0.352, SLG: 0.479	K				G6-3 8 1B					4	0	2	0	0	1	0											
8 Kendrys Morales, S OBP: 0.358, SLG: 0.477	G5-3				G6-3					2	0	0	0	0	0	2											
16 Alex Liddi, R					G6-3					2	0	0	0	0	1	1											
38 Michael Morse, R OBP: 0.307, SLG: 0.451	F7				SF8					3	0	0	1	0	2	1											
28 Raul Ibanez, L OBP: 0.272, SLG: 0.497	G3				K					3	0	0	0	1	1	1											
6 Nick Franklin, S OBP: 0.383, SLG: 0.500	K				G5-3					4	0	1	0	0	2	2											
55 Michael Saunders, L OBP: 0.291, SLG: 0.336	F8				F9					3	0	0	0	0	0	1											
26 Brendan Ryan, R OBP: 0.279, SLG: 0.275	G6-3				K2-3					2	0	0	0	1	1	0											
65 Brandon Bantz, R	G6-3				K					2	0	0	0	0	1	0											
9 Endy Chavez, L OBP: 0.288, SLG: 0.344										1	0	0	0	0	0	2											
7 Kelly Shoppach, R OBP: 0.292, SLG: 0.337										0	0	0	0	0	0	0											
Inning Stats	R: 0 E: 0 K: 1 S: 8	H: 0 LOB: 0 BB: 0 P: 13	R: 0 E: 0 K: 1 S: 8	H: 0 LOB: 0 BB: 0 P: 11	R: 0 E: 0 K: 0 S: 5	H: 0 LOB: 0 BB: 0 P: 7	R: 1 E: 0 K: 1 S: 10	H: 2 LOB: 1 BB: 0 P: 14	R: 0 E: 0 K: 1 S: 8	H: 0 LOB: 0 BB: 0 P: 10	R: 0 E: 0 K: 1 S: 7	H: 0 LOB: 0 BB: 0 P: 9	R: 0 E: 0 K: 1 S: 10	H: 0 LOB: 0 BB: 0 P: 15	R: 0 E: 0 K: 0 S: 8	H: 1 LOB: 2 BB: 1 P: 17	R: 0 E: 0 K: 3 S: 10	H: 1 LOB: 2 BB: 1 P: 17	1B: 4 2B: 0 3B: 0 HR: 0	SF: 1 SAC: 0 DP: 0 HBP: 0	WP: 0 PB: 0 CS: 0	PA: 33					
PITCHER	IP	WLS	BF	H	R	ER	SO	BB	IBB	HBP	BLK	WP	HR	S	P	ERA	WHIP										
46 Andy Pettitte, L ERA: 3.82	7.1	W	25	3	1	1	6	0	0	0	0	0	0	59	85	1.23	0.409										
30 David Robertson, R ERA: 2.49	0.2	H	3	0	0	0	0	1	0	0	0	0	0	5	11	0.00	1.500										
42 Mariano Rivera, R ERA: 1.54	1.0	S	5	1	0	0	3	1	0	0	0	0	0	10	17	0.00	2.000										

Batter	1	2	3	4	5	6	7	8	9	AB	R	H	RBI	BB	SO	LOB	TOP										
11 Brett Gardner, L (1, 8) OBP: 0.349, SLG: 0.453										5	0	4	1	0	1	0											
24 Robinson Cano, L (1, 4) OBP: 0.339, SLG: 0.500										3	0	0	0	1	0	4											
25 Mark Teixeira, S (1, 3) OBP: 0.250, SLG: 0.444										5	0	0	0	0	4	6											
33 Travis Hafner, L (1, 10) OBP: 0.352, SLG: 0.484										3	0	0	0	1	0	1											
12 Vernon Wells, R (1, 7) OBP: 0.285, SLG: 0.404										3	0	0	0	1	0	1											
31 Ichiro Suzuki, L (1, 9) OBP: 0.300, SLG: 0.335										3	1	0	0	1	2	4											
17 Jayson Nix, R (1, 5) OBP: 0.324, SLG: 0.311										3	1	1	0	0	0	1											
40 Reid Brignac, L (1, 6) OBP: 0.238, SLG: 0.299										4	0	0	0	0	1	2											
19 Chris Stewart, R (1, 2) OBP: 0.333, SLG: 0.367										4	0	2	1	0	1	0											
Inning Stats	R: 0 H: 1 E: 0 K: 2 S: 14	L: 1 LOB: 3 BB: 2 P: 26	R: 1 H: 3 E: 0 K: 1 S: 11	H: 3 LOB: 1 BB: 0 P: 17	R: 0 H: 0 E: 0 K: 0 S: 8	H: 0 LOB: 0 BB: 0 P: 11	R: 0 H: 0 E: 0 K: 1 S: 6	H: 0 LOB: 0 BB: 0 P: 11	R: 0 H: 1 E: 0 K: 1 S: 11	H: 1 LOB: 1 BB: 0 P: 16	R: 0 H: 0 E: 0 K: 0 S: 8	H: 0 LOB: 0 BB: 0 P: 11	R: 0 H: 0 E: 0 K: 1 S: 9	H: 0 LOB: 1 BB: 0 P: 19	R: 1 H: 2 E: 0 K: 1 S: 16	H: 2 LOB: 3 BB: 2 P: 31	1B: 6 2B: 1 3B: 0 HR: 0	SF: 0 SAC: 1 DP: 1 HBP: 1	WP: 1 PB: 0 SB: 2 CS: 0	PA: 39							
PITCHER	IP	WLS	BF	H	R	ER	SO	BB	IBB	HBP	BLK	WP	HR	S	P	ERA	WHIP										
34 Félix Hernández, R (1, 1) ERA: 2.49	7.0		28	5	1	1	7	2	0	0	0	0	0	66	108	1.29	1.000										
41 Charlie Furbush, L (8, 1) ERA: 3.33	0.2		3	0	0	0	1	0	0	1	0	1	0	7	14	0.00	0.000										
31 Yoervis Medina, R (8, 1) ERA: 2.95	1.0	L	5	1	1	0	0	1	0	0	0	0	0	9	19	9.00	2.000										
59 Oliver Pérez, L (9, 1) ERA: 1.16	0.1		3	1	0	0	1	1	0	0	0	0	0	9	17	0.00	6.000										
Batter	1	2	3	4	5	6	7	8	9	AB	R	H	RBI	BB	SO	LOB	BOTTOM										
12 Jason Bay, R (1, 9) OBP: 0.318, SLG: 0.417										4	0	1	0	0	3	3											
6 Nick Franklin, S (1, 4) OBP: 0.263, SLG: 0.455										4	0	0	0	0	2	2											
15 Kyle Seager, L (1, 5) OBP: 0.358, SLG: 0.479										2	0	1	0	2	0	0											
8 Kendrys Morales, S (1, 10) OBP: 0.352, SLG: 0.469										4	0	0	0	0	1	3											
28 Raul Ibanez, L (1, 7) OBP: 0.271, SLG: 0.487										3	0	0	0	1	2	0											
7 Kelly Shoppach, R (1, 2) OBP: 0.283, SLG: 0.347										3	1	1	0	0	1	0											
9 Endy Chavez, L (8, FH) OBP: 0.293, SLG: 0.349										1	0	1	0	0	0	0											
55 Michael Saunders, L (1, 8) OBP: 0.285, SLG: 0.329										4	0	0	0	0	1	3											
16 Alex Liddi, R (1, 3) OBP: 0.222, SLG: 0.250										2	0	1	0	1	0	0											
26 Brendan Ryan, R (1, 6) OBP: 0.281, SLG: 0.278										2	0	1	1	0	0	0											
Inning Stats	R: 0 H: 1 E: 0 K: 0 S: 10	L: 1 LOB: 1 BB: 1 P: 19	R: 1 H: 2 E: 0 K: 1 S: 17	H: 2 LOB: 2 BB: 1 P: 26	R: 0 H: 0 E: 0 K: 0 S: 5	H: 0 LOB: 0 BB: 1 P: 12	R: 0 H: 0 E: 0 K: 2 S: 8	H: 0 LOB: 0 BB: 0 P: 11	R: 0 H: 0 E: 0 K: 1 S: 9	H: 0 LOB: 0 BB: 0 P: 11	R: 0 H: 0 E: 0 K: 2 S: 13	H: 0 LOB: 0 BB: 0 P: 20	R: 0 H: 0 E: 0 K: 2 S: 7	H: 0 LOB: 0 BB: 0 P: 8	R: 0 H: 1 E: 0 K: 2 S: 11	H: 1 LOB: 1 BB: 0 P: 14	R: 0 H: 2 E: 0 K: 0 S: 10	H: 2 LOB: 1 BB: 1 P: 16	1B: 4 2B: 2 3B: 0 HR: 0	SF: 0 SAC: 1 DP: 2 HBP: 0	WP: 0 PB: 0 SB: 0 CS: 0	PA: 34					
PITCHER	IP	WLS	BF	H	R	ER	SO	BB	IBB	HBP	BLK	WP	HR	S	P	ERA	WHIP										
41 David Phelps, R (1, 1) ERA: 3.9	6.0		22	3	1	1	6	3	0	0	0	0	0	62	99	1.50	1.000										
48 Boone Logan, L (7, 1) ERA: 1.53	1.0		3	0	0	0	2	0	0	0	0	0	0	7	8	0.00	0.000										
30 David Robertson, R (8, 1) ERA: 2.39	1.0	W	4	1	0	0	2	0	0	0	0	0	0	11	14	0.00	1.000										
42 Mariano Rivera, R (9, 1) ERA: 1.48	1.0	S	5	2	0	0	0	1	0	0	0	0	0	10	16	0.00	3.000										

New York Yankees @ Seattle Mariners
Safeco Field, Seattle, WA
Sun Jun 09 2013, 1:11 PM - 4:23 PM PDT
Att: 43,392 - Cloudy - 61 F

AB 33
R 2
H 7
RBI 2
BB 4
SO 9
LOB 19



New York Yankees @ Seattle Mariners
Safeco Field, Seattle, WA
Sun Jun 09 2013, 1:11 PM - 4:23 PM PDT
Att: 43,392 - Cloudy - 61 F

AB 29
R 1
H 6
RBI 1
BB 4
SO 10
LOB 11



Batter	1	2	3	4	5	6	7	8	9	AB	R	H	RBI	BB	SO	LOB	TOP					
11 Brett Gardner, L OBP: 0.348, SLG: 0.447	P5		F7			24 1B 25 SF9 BB		K		3	1	0	0	1	1	0						
24 Robinson Cano, L OBP: 0.346, SLG: 0.502	E4		P6					P5		4	0	1	0	0	0	0						
25 Mark Teixeira, S OBP: 0.245, SLG: 0.409	L4			G3			SF9	L8		3	0	0	1	0	0	1						
33 Travis Hafner, L OBP: 0.346, SLG: 0.463	G4-3			G3				K		4	0	0	0	0	2	2						
12 Vernon Wells, R OBP: 0.283, SLG: 0.399		K		G5-3				G6-3		4	0	0	0	0	1	0						
36 Kevin Youkilis, R OBP: 0.318, SLG: 0.367		F9						K		2	1	0	0	1	1	0						
31 Ichiro Suzuki, L OBP: 0.298, SLG: 0.332				G1-3				G4-3		4	0	2	0	0	0	1						
17 Jayson Nix, R OBP: 0.316, SLG: 0.302				G5-3				G1-3		4	0	1	1	0	0	3						
53 Austin Romine, R OBP: 0.157, SLG: 0.180								P4		2	0	0	0	0	0	0						
55 Lyle Overbay, L OBP: 0.269, SLG: 0.450								K		0	0	0	0	0	0	0						
19 Chris Stewart, R OBP: 0.336, SLG: 0.369								K		1	0	0	0	0	1	1						
Inning Stats	R: 0 E: 1 K: 0 S: 10	H: 0 LOB: 1 BB: 0 P: 13	R: 0 E: 0 K: 1 S: 12	H: 1 LOB: 1 BB: 0 P: 15	R: 0 E: 0 K: 0 S: 10	H: 0 LOB: 0 BB: 0 P: 13	R: 0 E: 0 K: 1 S: 6	H: 0 LOB: 0 BB: 0 P: 6	R: 0 E: 0 K: 1 S: 6	H: 0 LOB: 0 BB: 0 P: 8	R: 1 E: 0 K: 1 S: 8	H: 1 LOB: 1 BB: 1 P: 17	R: 1 E: 0 K: 1 S: 12	H: 1 LOB: 1 BB: 0 P: 19	R: 0 E: 0 K: 1 S: 10	H: 0 LOB: 0 BB: 0 P: 11	R: 0 E: 0 K: 1 S: 10	H: 1 LOB: 2 BB: 1 P: 18	1B: 4 2B: 0 3B: 0 HR: 0	SF: 1 DP: 0 HBP: 1	WP: 1 PB: 0 SB: 1 CS: 0	PA: 35
PITCHER	IP WLS BF H R ER SO BB IBB HBP BLK WP HR S P ERA WHIP	IP WLS BF H R ER SO BB IBB HBP BLK WP HR S P ERA WHIP	IP WLS BF H R ER SO BB IBB HBP BLK WP HR S P ERA WHIP	IP WLS BF H R ER SO BB IBB HBP BLK WP HR S P ERA WHIP	IP WLS BF H R ER SO BB IBB HBP BLK WP HR S P ERA WHIP	IP WLS BF H R ER SO BB IBB HBP BLK WP HR S P ERA WHIP	IP WLS BF H R ER SO BB IBB HBP BLK WP HR S P ERA WHIP	IP WLS BF H R ER SO BB IBB HBP BLK WP HR S P ERA WHIP	IP WLS BF H R ER SO BB IBB HBP BLK WP HR S P ERA WHIP	IP WLS BF H R ER SO BB IBB HBP BLK WP HR S P ERA WHIP	IP WLS BF H R ER SO BB IBB HBP BLK WP HR S P ERA WHIP	IP WLS BF H R ER SO BB IBB HBP BLK WP HR S P ERA WHIP	IP WLS BF H R ER SO BB IBB HBP BLK WP HR S P ERA WHIP	IP WLS BF H R ER SO BB IBB HBP BLK WP HR S P ERA WHIP	IP WLS BF H R ER SO BB IBB HBP BLK WP HR S P ERA WHIP	IP WLS BF H R ER SO BB IBB HBP BLK WP HR S P ERA WHIP	IP WLS BF H R ER SO BB IBB HBP BLK WP HR S P ERA WHIP	IP WLS BF H R ER SO BB IBB HBP BLK WP HR S P ERA WHIP	IP WLS BF H R ER SO BB IBB HBP BLK WP HR S P ERA WHIP			

New York Yankees @ Oakland Athletics
O.co Coliseum, Oakland, CA
Wed Jun 12 2013, 10:08 PM - 1:14 AM EDT
Att: 25,176 - Clear - 62 F


AB 31
R 2
H 4
RBI 2
BB 2
SO 6
LOB 8



Batter	1	2	3	4	5	6	7	8	9	AB	R	H	RBI	BB	SO	LOB	BOTTOM					
5 John Jaso, L OBP: 0.368, SLG: 0.353	L6		G4-3 8 BB		FC6-4 2B		K	15 BB 1B		4	0	2	2	1	1	0						
15 Seth Smith, L OBP: 0.358, SLG: 0.425	1B		G4-3 8 BB		FC6-4 BB		8 BB	1B		1	0	1	0	4	0	0						
8 Jed Lowrie, S OBP: 0.376, SLG: 0.413			G4-3		FC6-4 20 FC6-4		1B			4	0	1	0	1	1	6						
20 Josh Donaldson, R OBP: 0.385, SLG: 0.512	K		F8		FC6-4		K			4	0	0	0	0	2	6						
16 Josh Reddick, L OBP: 0.286, SLG: 0.293		37 HR 1B		L7		28 BB BB		G3-1		3	1	1	0	1	0	2						
37 Brandon Moss, L OBP: 0.327, SLG: 0.456				K				HR		4	2	2	3	0	2	1						
25 Chris Young, R OBP: 0.257, SLG: 0.333	F9			K				P4		4	0	0	0	0	1	1						
28 Eric Sogard, L OBP: 0.336, SLG: 0.328	G3				7 S 2B BB			5 S 1B BB		2	2	1	0	2	0	0						
7 Nate Freiman, R OBP: 0.333, SLG: 0.402	P1			L9				F8		4	0	0	0	0	0	4						
Inning Stats	R: 0 E: 0 K: 1 S: 11	H: 1 LOB: 1 BB: 1 P: 21	R: 2 E: 0 K: 0 S: 12	H: 2 LOB: 0 BB: 0 P: 19	R: 0 E: 0 K: 0 S: 16	H: 0 LOB: 1 BB: 2 P: 25	R: 0 E: 0 K: 2 S: 7	H: 0 LOB: 0 BB: 0 P: 11	R: 1 E: 0 K: 0 S: 12	H: 1 LOB: 2 BB: 2 P: 24	R: 0 E: 0 K: 1 S: 13	H: 0 LOB: 2 BB: 2 P: 24	R: 0 E: 0 K: 2 S: 12	H: 1 LOB: 2 BB: 1 P: 23	R: 2 E: 0 K: 1 S: 22	H: 3 LOB: 2 BB: 1 P: 30	R: 2 E: 0 K: 1 S: 22	H: 0 LOB: 0 BB: 0 P: 11	1B: 5 2B: 1 3B: 0 HR: 2	SF: 0 DP: 1 HBP: 0	WP: 0 PB: 0 SB: 2 CS: 0	PA: 39
PITCHER	IP WLS BF H R ER SO BB IBB HBP BLK WP HR S P ERA WHIP	IP WLS BF H R ER SO BB IBB HBP BLK WP HR S P ERA WHIP	IP WLS BF H R ER SO BB IBB HBP BLK WP HR S P ERA WHIP	IP WLS BF H R ER SO BB IBB HBP BLK WP HR S P ERA WHIP	IP WLS BF H R ER SO BB IBB HBP BLK WP HR S P ERA WHIP	IP WLS BF H R ER SO BB IBB HBP BLK WP HR S P ERA WHIP	IP WLS BF H R ER SO BB IBB HBP BLK WP HR S P ERA WHIP	IP WLS BF H R ER SO BB IBB HBP BLK WP HR S P ERA WHIP	IP WLS BF H R ER SO BB IBB HBP BLK WP HR S P ERA WHIP	IP WLS BF H R ER SO BB IBB HBP BLK WP HR S P ERA WHIP	IP WLS BF H R ER SO BB IBB HBP BLK WP HR S P ERA WHIP	IP WLS BF H R ER SO BB IBB HBP BLK WP HR S P ERA WHIP	IP WLS BF H R ER SO BB IBB HBP BLK WP HR S P ERA WHIP	IP WLS BF H R ER SO BB IBB HBP BLK WP HR S P ERA WHIP	IP WLS BF H R ER SO BB IBB HBP BLK WP HR S P ERA WHIP	IP WLS BF H R ER SO BB IBB HBP BLK WP HR S P ERA WHIP	IP WLS BF H R ER SO BB IBB HBP BLK WP HR S P ERA WHIP	IP WLS BF H R ER SO BB IBB HBP BLK WP HR S P ERA WHIP	IP WLS BF H R ER SO BB IBB HBP BLK WP HR S P ERA WHIP			

New York Yankees @ Oakland Athletics
O.co Coliseum, Oakland, CA
Wed Jun 12 2013, 10:08 PM - 1:14 AM EDT
Att: 25,176 - Clear - 62 F

AB 30
R 5
H 8
RBI 5
BB 9
SO 7
LOB 20



Batter	1	2	3	4	5	6	7	8	9	AB	R	H	RBI	BB	SO	LOB	TOP										
11 Brett Gardner, L (1,8) OBP: 0.350, SLG: 0.450	B3		17 1B		P5			K		4	1	1	1	0	1	1	New York Yankees @ Los Angeles Angels Angel Stadium of Anaheim, Anaheim, CA Sat Jun 15 2013, 4:18 PM - 7:26 PM PDT Att: 40,486 - Sunny - 72 F										
17 Jayson Nix, R (1,5) OBP: 0.311, SLG: 0.297	K		24 S		K			G1-3		4	0	1	1	0	2	1											
24 Robinson Cano, L (1,4) OBP: 0.351, SLG: 0.511	P5		1B					G4-3		3	0	0	0	1	1	0											
25 Mark Teixeira, S (1,3) OBP: 0.270, SLG: 0.340		F9			P5					2	0	0	0	0	0	2											
39 David Adams, R (4,3) OBP: 0.234, SLG: 0.333										2	0	0	0	0	1	0											
55 Lyle Overbay, L (1,10) OBP: 0.282, SLG: 0.439										4	0	0	0	0	3	0											
31 Ichiro Suzuki, L (1,9) OBP: 0.374, SLG: 0.341										4	0	2	0	0	1	0											
22 Thomas Neal, R (1,7) OBP: 0.333, SLG: 0.290										3	0	0	0	0	3	2											
40 Reid Brignac, L (1,6) OBP: 0.224, SLG: 0.274										3	0	0	0	0	1	1											
19 Chris Stewart, R (1,2) OBP: 0.328, SLG: 0.357										3	1	1	0	0	1	1											
Inning Stats	R: 0 E: 0 K: 1 S: 7	H: 0 LOB: 0 BB: 0 P: 11	R: 0 E: 0 K: 1 S: 6	H: 0 LOB: 0 BB: 0 P: 11	R: 2 E: 0 K: 1 S: 12	H: 3 LOB: 2 BB: 1 P: 21	R: 0 E: 0 K: 2 S: 7	H: 1 LOB: 0 BB: 0 P: 9	R: 0 E: 0 K: 1 S: 6	H: 0 LOB: 0 BB: 0 P: 8	R: 0 E: 0 K: 1 S: 11	H: 0 LOB: 0 BB: 0 P: 16	R: 0 E: 0 K: 3 S: 12	H: 1 LOB: 1 BB: 0 P: 16	R: 0 E: 0 K: 1 S: 6	H: 0 LOB: 0 BB: 0 P: 10	R: 0 E: 0 K: 3 S: 10	H: 0 LOB: 0 BB: 0 P: 10	1B: 3 2B: 1 3B: 1 HR: 0	SF: 0 SAC: 0 DP: 0 HBP: 0	WP: 0 PB: 0 SB: 4 CS: 1	PA: 33					
PITCHER	IP	WLS	BF	H	R	ER	SO	BB	IBB	HBP	BLK	WP	HR	S	P	ERA	WHIP										
48 Tommy Hanson, R (1,1) ERA: 3.94	6.1	W	25	5	2	2	8	0	1	0	0	0	0	55	84	2.84	0.789										
37 Scott Downs, L (7,1) ERA: 1.96	0.1	H	1	0	0	0	1	0	0	0	0	0	0	3	5	0.00	0.000										
58 Michael Kohn, R (7,1) ERA: 1.96	0.1	H	1	0	0	0	1	0	0	0	0	0	0	3	3	0.00	0.000										
40 Kevin Jepsen, R (8,1) ERA: 2.7	1.0	H	3	0	0	0	1	0	0	0	0	0	0	6	10	0.00	0.000										
49 Ernesto Frieri, R (9,1) ERA: 2.79	1.0		3	0	0	0	3	0	0	0	0	0	0	10	10	0.00	0.000										

Batter	1	2	3	4	5	6	7	8	9	AB	R	H	RBI	BB	SO	LOB	BOTTOM										
27 Mike Trout, R (1,7) OBP: 0.375, SLG: 0.547	5 F8		32 1B		F8			32 2B		2	2	1	0	3	0	0	New York Yankees @ Los Angeles Angels Angel Stadium of Anaheim, Anaheim, CA Sat Jun 15 2013, 4:18 PM - 7:26 PM PDT Att: 40,486 - Sunny - 72 F										
32 Josh Hamilton, L (1,9) OBP: 0.271, SLG: 0.384	G4-3		G3-1		G4-3			47 BB		5	0	1	1	0	1	4											
5 Albert Pujols, R (1,10) OBP: 0.329, SLG: 0.446	F8		1B		P2			47 BB		4	0	2	2	1	0	1											
44 Mark Trumbo, R (1,3) OBP: 0.341, SLG: 0.498	F9		K					F3		4	1	0	0	1	2	7											
47 Howie Kendrick, R (1,4) OBP: 0.379, SLG: 0.486										3	0	3	1	1	0	0											
6 Alberto Callaspo, S (1,5) OBP: 0.300, SLG: 0.399	G3-6-1									4	0	1	0	0	0	6											
2 Erick Aybar, S (1,6) OBP: 0.282, SLG: 0.369										4	1	2	2	0	0	5											
16 Hank Conger, L (1,2) OBP: 0.299, SLG: 0.451	G4-3									4	0	0	0	0	1	4											
25 Peter Bourjos, R (1,8) OBP: 0.361, SLG: 0.434	G1-3									4	2	2	0	0	0	2											
Inning Stats	R: 0 E: 0 K: 0 S: 12	H: 1 LOB: 1 BB: 0 P: 21	R: 1 E: 0 K: 0 S: 8	H: 2 LOB: 0 BB: 0 P: 12	R: 1 E: 0 K: 1 S: 11	H: 1 LOB: 1 BB: 1 P: 20	R: 0 E: 0 K: 1 S: 13	H: 2 LOB: 2 BB: 0 P: 20	R: 0 E: 0 K: 0 S: 7	H: 0 LOB: 0 BB: 0 P: 8	R: 1 E: 0 K: 0 S: 12	H: 2 LOB: 1 BB: 1 P: 19	R: 2 E: 0 K: 0 S: 13	H: 2 LOB: 3 BB: 3 P: 28	R: 1 E: 0 K: 2 S: 14	H: 2 LOB: 2 BB: 1 P: 26		1B: 10 2B: 1 3B: 0 HR: 1	SF: 0 SAC: 0 DP: 2 HBP: 0	WP: 0 PB: 0 SB: 2 CS: 0	PA: 40						
PITCHER	IP	WLS	BF	H	R	ER	SO	BB	IBB	HBP	BLK	WP	HR	S	P	ERA	WHIP										
41 David Phelps, R (1,1) ERA: 4.68	6.0	L	27	9	4	4	2	2	0	0	0	0	0	65	102	6.00	1.833										
27 Shawn Kelley, R (7,1) ERA: 4.78	1.0		7	1	1	1	0	2	1	0	0	0	0	11	26	9.00	3.000										
62 Joba Chamberlain, R (8,1) ERA: 6.74	1.0		6	2	1	1	2	1	0	0	0	0	0	14	26	9.00	3.000										

Batter	1	2	3	4	5	6	7	8	9	AB	R	H	RBI	BB	SO	LOB	TOP																	
11 Brett Gardner, L (1,8) OBP: 0.352, SLG: 0.454										4	1	2	0	0	0	0	New York Yankees @ Los Angeles Angels Angel Stadium of Anaheim, Anaheim, CA Sun Jun 16 2013, 12:40 PM - 3:36 PM PDT Att: 41,204 - Sunny - 75 F																	
31 Ichiro Suzuki, L (1,9) OBP: 0.306, SLG: 0.338										2	0	0	0	2	1	2																		
24 Robinson Cano, L (1,4) OBP: 0.350, SLG: 0.511										4	1	1	0	0	1	5																		
33 Travis Hafner, L (1,10) OBP: 0.333, SLG: 0.453										3	1	1	3	1	0	2																		
12 Vernon Wells, R (1,7) OBP: 0.273, SLG: 0.383										3	1	1	1	0	1	3																		
55 Lyle Overbay, L (1,3) OBP: 0.282, SLG: 0.440										4	1	1	1	0	1	0																		
17 Jayson Nix, R (1,5) OBP: 0.319, SLG: 0.312										4	0	3	1	0	1	0																		
40 Reid Brignac, L (1,6) OBP: 0.217, SLG: 0.261										4	0	0	0	0	1	2																		
19 Chris Stewart, R (1,2) OBP: 0.326, SLG: 0.348										3	1	0	0	1	1	0																		
Inning Stats	R: 0 E: 1 K: 1 S: 11	H: 1 LOB: 2 BB: 2 P: 24	R: 0 E: 0 K: 1 S: 5	H: 0 LOB: 0 BB: 0 P: 8	R: 5 E: 0 K: 1 S: 19	H: 5 LOB: 0 BB: 1 P: 32	R: 0 E: 0 K: 0 S: 6	H: 0 LOB: 0 BB: 0 P: 7	R: 0 E: 0 K: 0 S: 6	H: 1 LOB: 1 BB: 1 P: 15	R: 0 E: 0 K: 0 S: 7	H: 0 LOB: 0 BB: 0 P: 10	R: 1 E: 0 K: 0 S: 4	H: 1 LOB: 0 BB: 0 P: 10	R: 0 E: 0 K: 1 S: 8	H: 1 LOB: 0 BB: 0 P: 10		1B: 4 2B: 5 3B: 0 HR: 1	SF: 1 SAC: 0 DP: 3 HBP: 0	WP: 0 PB: 0 SB: 2 CS: 0	PA: 37													
PITCHER	IP: 6.0 WLS: L BF: 26 ERA: 4.41	IP: 3.0 WLS: S BF: 10 ERA: 3.14															IP: 6.0 WLS: L BF: 26 ERA: 4.41	IP: 3.0 WLS: S BF: 10 ERA: 3.14															IP: 6.0 WLS: L BF: 26 ERA: 4.41	IP: 3.0 WLS: S BF: 10 ERA: 3.14

Batter	1	2	3	4	5	6	7	8	9	AB	R	H	RBI	BB	SO	LOB	BOTTOM																			
25 Peter Bourjos, R (1,8) OBP: 0.363, SLG: 0.433										5	0	2	1	0	2	1	New York Yankees @ Los Angeles Angels Angel Stadium of Anaheim, Anaheim, CA Sun Jun 16 2013, 12:40 PM - 3:36 PM PDT Att: 41,204 - Sunny - 75 F																			
27 Mike Trout, R (1,7) OBP: 0.381, SLG: 0.552										3	1	2	0	2	1	0																				
5 Albert Pujols, R (1,10) OBP: 0.327, SLG: 0.439										4	1	0	0	1	1	6																				
44 Mark Trumbo, R (1,9) OBP: 0.340, SLG: 0.494										4	1	1	1	0	0	1																				
47 Howie Kendrick, R (1,4) OBP: 0.377, SLG: 0.483										4	0	1	0	0	2	2																				
17 Chris Iannetta, R (1,2) OBP: 0.385, SLG: 0.363										2	0	0	0	1	2	0																				
39 JB Shuck, L (8,PH) OBP: 0.331, SLG: 0.346										0	1	0	0	1	0	0																				
2 Erick Aybar, S (1,6) OBP: 0.281, SLG: 0.366										4	0	1	1	0	0	4																				
6 Alberto Callaspo, S (1,5) OBP: 0.299, SLG: 0.357										4	1	1	2	0	0	2																				
20 Brendan Harris, R (1,3) OBP: 0.258, SLG: 0.356										3	0	0	0	0	0	1																				
10 Brad Hawpe, L (8,PH) OBP: 0.375, SLG: 0.167										1	0	1	0	0	0	0																				
Inning Stats	R: 0 E: 0 K: 0 S: 6	H: 1 LOB: 1 BB: 1 P: 16	R: 0 E: 0 K: 1 S: 7	H: 0 LOB: 0 BB: 0 P: 9	R: 0 E: 0 K: 1 S: 6	H: 0 LOB: 0 BB: 0 P: 9	R: 0 E: 0 K: 1 S: 7	H: 0 LOB: 0 BB: 0 P: 9	R: 0 E: 0 K: 2 S: 11	H: 0 LOB: 0 BB: 0 P: 13	R: 0 E: 0 K: 1 S: 8	H: 1 LOB: 1 BB: 0 P: 10	R: 5 E: 0 K: 2 S: 30	H: 5 LOB: 3 BB: 3 P: 49	1B: 8 2B: 1 3B: 0 HR: 0	SF: 0 SAC: 0 DP: 2 HBP: 0	WP: 0 PB: 0 SB: 0 CS: 0	PA: 39																		
PITCHER	IP: 8.0 WLS: W BF: 30 ERA: 3.93	IP: 0.1 WLS: S BF: 3 ERA: 2.93	IP: 0.2 WLS: S BF: 6 ERA: 1.8															IP: 8.0 WLS: W BF: 30 ERA: 3.93	IP: 0.1 WLS: S BF: 3 ERA: 2.93	IP: 0.2 WLS: S BF: 6 ERA: 1.8															IP: 8.0 WLS: W BF: 30 ERA: 3.93	IP: 0.1 WLS: S BF: 3 ERA: 2.93



Batter	1	2	3	4	5	6	7	8	9	AB	R	H	RBI	BB	SO	LOB	TOP						
8 Desmond Jennings, R OBP: 0.321, SLG: 0.444										4	2	3	0	1	0	1							
1 Sean Rodriguez, R OBP: 0.341, SLG: 0.410										5	1	2	1	0	2	2							
18 Ben Zobrist, S OBP: 0.362, SLG: 0.392										5	0	2	1	0	2	3							
3 Evan Longoria, R OBP: 0.366, SLG: 0.562										3	2	2	3	1	0	1							
9 Wil Myers, R OBP: 0.176, SLG: 0.235										5	1	1	0	0	1	3							
28 José Molina, R OBP: 0.294, SLG: 0.331										3	0	0	0	0	1	1							
20 Matt Joyce, L OBP: 0.347, SLG: 0.521										2	1	1	0	0	1	2							
11 Yuliel Escobar, R OBP: 0.301, SLG: 0.366										4	1	2	2	0	0	0							
59 Jose Lobaton, S OBP: 0.329, SLG: 0.425										3	0	0	1	0	0	0							
21 James Loney, L OBP: 0.357, SLG: 0.469										4	0	1	0	0	2	1							
Inning Stats	R: 0 E: 0 K: 2 S: 9	H: 1 LOB: 1 BB: 0 P: 10	R: 1 E: 0 K: 2 S: 12	H: 2 LOB: 1 BB: 0 P: 19	R: 2 E: 1 K: 0 S: 9	H: 3 LOB: 0 BB: 0 P: 15	R: 0 E: 0 K: 0 S: 5	H: 0 LOB: 1 BB: 1 P: 8	R: 0 E: 0 K: 1 S: 12	H: 0 LOB: 1 BB: 1 P: 18	R: 1 E: 0 K: 0 S: 10	H: 1 LOB: 0 BB: 0 P: 13	R: 1 E: 0 K: 2 S: 12	H: 2 LOB: 1 BB: 0 P: 18	R: 3 E: 0 K: 1 S: 19	H: 4 LOB: 2 BB: 0 P: 30	R: 0 E: 0 K: 1 S: 13	H: 1 LOB: 2 BB: 1 P: 22	1B: 7 2B: 4 3B: 0 HR: 3	SF: 2 SAC: 0 DP: 1 HBP: 0	WP: 1 PB: 0 SB: 0 CS: 0	PA: 42	
PITCHER	IP WLS BF H R ER SO BB IBB HBP BLK WP HR S P ERA WHIP	IP WLS BF H R ER SO BB IBB HBP BLK WP HR S P ERA WHIP	IP WLS BF H R ER SO BB IBB HBP BLK WP HR S P ERA WHIP	IP WLS BF H R ER SO BB IBB HBP BLK WP HR S P ERA WHIP	IP WLS BF H R ER SO BB IBB HBP BLK WP HR S P ERA WHIP	IP WLS BF H R ER SO BB IBB HBP BLK WP HR S P ERA WHIP	IP WLS BF H R ER SO BB IBB HBP BLK WP HR S P ERA WHIP	IP WLS BF H R ER SO BB IBB HBP BLK WP HR S P ERA WHIP	IP WLS BF H R ER SO BB IBB HBP BLK WP HR S P ERA WHIP	IP WLS BF H R ER SO BB IBB HBP BLK WP HR S P ERA WHIP	IP WLS BF H R ER SO BB IBB HBP BLK WP HR S P ERA WHIP	IP WLS BF H R ER SO BB IBB HBP BLK WP HR S P ERA WHIP	IP WLS BF H R ER SO BB IBB HBP BLK WP HR S P ERA WHIP	IP WLS BF H R ER SO BB IBB HBP BLK WP HR S P ERA WHIP	IP WLS BF H R ER SO BB IBB HBP BLK WP HR S P ERA WHIP	IP WLS BF H R ER SO BB IBB HBP BLK WP HR S P ERA WHIP	IP WLS BF H R ER SO BB IBB HBP BLK WP HR S P ERA WHIP	IP WLS BF H R ER SO BB IBB HBP BLK WP HR S P ERA WHIP	IP WLS BF H R ER SO BB IBB HBP BLK WP HR S P ERA WHIP	IP WLS BF H R ER SO BB IBB HBP BLK WP HR S P ERA WHIP	IP WLS BF H R ER SO BB IBB HBP BLK WP HR S P ERA WHIP	IP WLS BF H R ER SO BB IBB HBP BLK WP HR S P ERA WHIP	IP WLS BF H R ER SO BB IBB HBP BLK WP HR S P ERA WHIP

Tampa Bay Rays @ New York Yankees
 Yankee Stadium, Bronx, NY
 Thu Jun 20 2013, 7:10 PM - 10:23 PM EDT
 Att: 37,649 - Clear - 73 F

AB	38
R	8
H	14
RBI	8
BB	2
SO	9
LOB	14





Batter	1	2	3	4	5	6	7	8	9	AB	R	H	RBI	BB	SO	LOB	BOTTOM						
11 Brett Gardner, L OBP: 0.350, SLG: 0.445										3	1	2	0	1	0	0							
17 Jayson Nix, R OBP: 0.320, SLG: 0.307										3	1	0	0	1	2	2							
24 Robinson Canó, L OBP: 0.346, SLG: 0.500										3	0	0	1	0	1	2							
33 Travis Hafner, L OBP: 0.327, SLG: 0.443										4	0	0	1	0	0	2							
12 Vernon Wells, R OBP: 0.263, SLG: 0.368										3	0	0	0	0	0	0							
45 Zoilo Almonte, S OBP: 0.500, SLG: 0.500										1	0	1	0	0	0	0							
31 Ichiro Suzuki, L OBP: 0.310, SLG: 0.352										4	0	1	0	0	0	1							
55 Lyle Overbay, L OBP: 0.286, SLG: 0.443										3	0	1	0	1	2	1							
19 Chris Stewart, R OBP: 0.321, SLG: 0.331										3	0	0	0	1	0	4							
40 Reid Brignac, L OBP: 0.219, SLG: 0.261										3	1	1	0	0	0	2							
Inning Stats	R: 0 E: 0 K: 1 S: 8	H: 1 LOB: 1 BB: 0 P: 11	R: 0 E: 0 K: 1 S: 7	H: 0 LOB: 0 BB: 0 P: 12	R: 0 E: 0 K: 0 S: 7	H: 0 LOB: 0 BB: 1 P: 13	R: 0 E: 0 K: 1 S: 9	H: 0 LOB: 0 BB: 0 P: 12	R: 0 E: 0 K: 1 S: 13	H: 1 LOB: 1 BB: 0 P: 16	R: 3 E: 0 K: 0 S: 12	H: 1 LOB: 0 BB: 2 P: 24	R: 0 E: 0 K: 0 S: 12	H: 1 LOB: 1 BB: 0 P: 17	R: 0 E: 0 K: 1 S: 12	H: 1 LOB: 1 BB: 0 P: 15	R: 0 E: 0 K: 0 S: 8	H: 1 LOB: 1 BB: 1 P: 16	1B: 5 2B: 1 3B: 0 HR: 0	SF: 1 SAC: 0 DP: 2 HBP: 0	WP: 1 PB: 0 SB: 0 CS: 0	PA: 35	
PITCHER	IP WLS BF H R ER SO BB IBB HBP BLK WP HR S P ERA WHIP	IP WLS BF H R ER SO BB IBB HBP BLK WP HR S P ERA WHIP	IP WLS BF H R ER SO BB IBB HBP BLK WP HR S P ERA WHIP	IP WLS BF H R ER SO BB IBB HBP BLK WP HR S P ERA WHIP	IP WLS BF H R ER SO BB IBB HBP BLK WP HR S P ERA WHIP	IP WLS BF H R ER SO BB IBB HBP BLK WP HR S P ERA WHIP	IP WLS BF H R ER SO BB IBB HBP BLK WP HR S P ERA WHIP	IP WLS BF H R ER SO BB IBB HBP BLK WP HR S P ERA WHIP	IP WLS BF H R ER SO BB IBB HBP BLK WP HR S P ERA WHIP	IP WLS BF H R ER SO BB IBB HBP BLK WP HR S P ERA WHIP	IP WLS BF H R ER SO BB IBB HBP BLK WP HR S P ERA WHIP	IP WLS BF H R ER SO BB IBB HBP BLK WP HR S P ERA WHIP	IP WLS BF H R ER SO BB IBB HBP BLK WP HR S P ERA WHIP	IP WLS BF H R ER SO BB IBB HBP BLK WP HR S P ERA WHIP	IP WLS BF H R ER SO BB IBB HBP BLK WP HR S P ERA WHIP	IP WLS BF H R ER SO BB IBB HBP BLK WP HR S P ERA WHIP	IP WLS BF H R ER SO BB IBB HBP BLK WP HR S P ERA WHIP	IP WLS BF H R ER SO BB IBB HBP BLK WP HR S P ERA WHIP	IP WLS BF H R ER SO BB IBB HBP BLK WP HR S P ERA WHIP	IP WLS BF H R ER SO BB IBB HBP BLK WP HR S P ERA WHIP	IP WLS BF H R ER SO BB IBB HBP BLK WP HR S P ERA WHIP	IP WLS BF H R ER SO BB IBB HBP BLK WP HR S P ERA WHIP	IP WLS BF H R ER SO BB IBB HBP BLK WP HR S P ERA WHIP

Tampa Bay Rays @ New York Yankees
 Yankee Stadium, Bronx, NY
 Thu Jun 20 2013, 7:10 PM - 10:23 PM EDT
 Att: 37,649 - Clear - 73 F

AB	30
R	3
H	6
RBI	2
BB	4
SO	5
LOB	14



Batter	1	2	3	4	5	6	7	8	9	AB R H RBI BB SO LOB	TOP										
20 Matt Joyce, L (1,7) OBP: 0.340, SLG: 0.509	F8		G3-1	F7		K			G1-3	5 0 0 0 0 1 5	<p>Tampa Bay Rays @ New York Yankees Yankee Stadium, Bronx, NY Fri Jun 21 2013, 7:08 PM - 10:02 PM EDT Att: 41,123 - Partly Cloudy - 75 F</p> <p>livebaseballscores.com</p> <p>AB 37 R 2 H 9 RBI 2 BB 1 SO 8 LOB 16</p> 										
8 Desmond Jennings, R (1,8) OBP: 0.316, SLG: 0.436	L7		G4-3	F8		K			P2	5 0 0 0 0 1 4											
18 Ben Zobrist, S (1,4) OBP: 0.361, SLG: 0.554	FC5-4		G3	F7		G3				4 0 2 1 0 0 0											
3 Evan Longoria, R (1,5) OBP: 0.361, SLG: 0.554	FC5-4		K	L8		K				4 0 0 0 0 2 2											
21 James Loney, L (1,3) OBP: 0.356, SLG: 0.465	G6-3		30 WP 30 1B	K					F9	4 1 1 0 0 1 0											
9 Wil Myers, R (1,9) OBP: 0.190, SLG: 0.238	G6-3		L9	K					1B	4 0 1 0 0 1 2											
30 Luke Scott, L (1,10) OBP: 0.335, SLG: 0.394			11 BB 29 1B	F9					F7	4 0 2 1 0 0 1											
28 José Molina, R (1,2) OBP: 0.295, SLG: 0.331	K		1 SAFE 11 BB	F9					K	3 0 1 0 0 1 1											
2 Kelly Johnson, L (8,PH) OBP: 0.319, SLG: 0.455										1 0 0 0 0 1 1											
59 Jose Lobaton, S (8,2) OBP: 0.329, SLG: 0.425										0 0 0 0 0 0 0											
11 Yunel Escobar, R (1,6) OBP: 0.308, SLG: 0.370			8 G4-3 20 G3-1 18 1B						F9	3 1 2 0 1 0 0											
Inning Stats	R: 0 H: 1 E: 0 K: 0 S: 8	H: 1 LOB: 0 BB: 0 P: 14	R: 0 H: 0 E: 0 K: 1 S: 9	H: 1 LOB: 1 BB: 0 P: 17	R: 1 H: 2 E: 0 K: 1 S: 10	H: 2 LOB: 1 BB: 0 P: 16	R: 1 H: 3 E: 0 K: 0 S: 17	H: 3 LOB: 3 BB: 1 P: 32	R: 0 H: 0 E: 0 K: 2 S: 9	H: 0 LOB: 1 BB: 0 P: 14	R: 0 H: 1 E: 0 K: 1 S: 11	H: 1 LOB: 1 BB: 0 P: 13	R: 0 H: 0 E: 0 K: 2 S: 9	H: 0 LOB: 0 BB: 0 P: 13	R: 0 H: 1 E: 0 K: 1 S: 14	H: 1 LOB: 2 BB: 0 P: 20	R: 0 H: 0 E: 0 K: 0 S: 6	H: 0 LOB: 0 BB: 0 P: 11	1B: 8 2B: 1 3B: 0 HR: 0	SF: 0 SAC: 0 DP: 0 HBP: 0	WP: 2 PA: 38 PB: 0 SB: 1 CS: 0
PITCHER	IP WLS BF H R ER SO BB IBB HBP BLK WP HR S P ERA WHIP											IP WLS BF H R ER SO BB IBB HBP BLK WP HR S P ERA WHIP									
41 David Phelps, R (1,1) ERA: 4.01	5.2 W 27 8 2 2 4 1 0 0 0 0 2 0 61 102 3.18 1.588																				
48 Boone Logan, L (6,1) ERA: 2.29	0.1 H 1 0 0 0 1 0 0 0 0 0 0 0 3 4 0.00 0.000																				
27 Shawn Kelley, R (7,1) ERA: 4.55	1.0 H 3 0 0 0 2 0 0 0 0 0 0 0 9 13 0.00 0.000																				
30 David Robertson, R (8,1) ERA: 2.76	1.0 H 4 1 0 0 1 0 0 0 0 0 0 0 14 20 0.00 1.000																				
42 Mariano Rivera, R (9,1) ERA: 1.67	1.0 3 0 0 0 0 0 0 0 0 0 0 0 6 11 0.00 0.000																				

Batter	1	2	3	4	5	6	7	8	9	AB R H RBI BB SO LOB	BOTTOM								
11 Brett Gardner, L (1,8) OBP: 0.350, SLG: 0.444	31 1B 24 SF8		SH1-4		G3		K			3 1 1 0 0 1 0	<p>Tampa Bay Rays @ New York Yankees Yankee Stadium, Bronx, NY Fri Jun 21 2013, 7:08 PM - 10:02 PM EDT Att: 41,123 - Partly Cloudy - 75 F</p> <p>livebaseballscores.com</p> <p>AB 31 R 6 H 11 RBI 5 BB 0 SO 6 LOB 8</p> 								
31 Ichiro Suzuki, L (1,9) OBP: 0.305, SLG: 0.350	33 S		G1-3		G1-3				G3-1	4 0 1 1 0 0 0									
24 Robinson Canó, L (1,4) OBP: 0.345, SLG: 0.498	SF8		G3		F7				55 1B 33 G	3 1 1 1 0 0 0									
33 Travis Hafner, L (1,10) OBP: 0.325, SLG: 0.439	K		45 1B 17 G4-6-3		G3				K	4 1 1 0 0 2 2									
55 Lyle Overbay, L (1,3) OBP: 0.289, SLG: 0.444	L6		17 G4-6-3 39 1B		F7				1B	4 1 2 1 0 0 1									
45 Zoilo Almonte, S (1,7) OBP: 0.697, SLG: 1.167			17 G5-4-3						K	4 1 3 1 0 1 1									
17 Jayson Nix, R (1,6) OBP: 0.316, SLG: 0.302	G5-4-3		17 G4-6-3		G4-6-3				G5-3	3 0 0 0 0 0 3									
39 David Adams, R (1,5) OBP: 0.224, SLG: 0.313	G4-3		53 FC6-4						K	3 0 1 1 0 1 0									
53 Austin Romine, R (1,2) OBP: 0.153, SLG: 0.190			11 SH1-4 31 G1-3		FC6-4				K	3 1 1 0 0 1 1									
Inning Stats	R: 1 H: 2 E: 0 K: 1 S: 18	H: 2 LOB: 1 BB: 0 P: 24	R: 0 H: 1 E: 0 K: 0 S: 5	H: 1 LOB: 0 BB: 0 P: 6	R: 1 H: 1 E: 0 K: 0 S: 8	H: 1 LOB: 0 BB: 0 P: 10	R: 2 H: 4 E: 0 K: 0 S: 15	H: 4 LOB: 1 BB: 0 P: 21	R: 0 H: 0 E: 0 K: 0 S: 7	H: 0 LOB: 0 BB: 0 P: 12		R: 1 H: 1 E: 0 K: 0 S: 6	H: 1 LOB: 0 BB: 0 P: 7	R: 0 H: 0 E: 0 K: 3 S: 10	H: 0 LOB: 0 BB: 0 P: 13	R: 1 H: 2 E: 0 K: 2 S: 14	H: 2 LOB: 1 BB: 0 P: 21	1B: 9 2B: 1 3B: 0 HR: 1	SF: 1 SAC: 1 DP: 2 HBP: 0
PITCHER	IP WLS BF H R ER SO BB IBB HBP BLK WP HR S P ERA WHIP											IP WLS BF H R ER SO BB IBB HBP BLK WP HR S P ERA WHIP							
40 Roberto Hernandez, R (1,1) ERA: 5.14	7.0 L 28 9 5 5 4 0 0 0 0 0 0 0 1 69 93 6.43 1.286																		
27 César Ramos, L (8,1) ERA: 4.19	1.0 5 2 1 1 2 0 0 0 0 0 0 0 14 21 9.00 2.000																		

Batter	1	2	3	4	5	6	7	8	9	AB	R	H	RBI	BB	SO	LOB	TOP			
8 Desmond Jennings, R OBP: 0.315, SLG: 0.437	G5-3		F8					P3		4	1	1	0	0	0	0	Tampa Bay Rays @ New York Yankees Yankee Stadium, Bronx, NY Sat Jun 22 2013, 1:08 PM - 4:31 PM EDT Att: 46,013 - Partly Cloudy - 81 F			
1 Sean Rodriguez, R OBP: 0.330, SLG: 0.395	F9			G1-3		K		K		3	0	0	0	0	1	2				
30 Luke Scott, L OBP: 0.333, SLG: 0.391					G4-3			K		1	0	0	0	0	1	0				
18 Ben Zobrist, S OBP: 0.360, SLG: 0.388	G6-3					P3		K		4	0	0	0	0	1	2				
3 Evan Longoria, R OBP: 0.366, SLG: 0.569										3	2	2	1	1	1	0				
9 Wil Myers, R OBP: 0.280, SLG: 0.440										4	1	3	4	0	0	1				
11 Yanel Escobar, R OBP: 0.303, SLG: 0.364										4	0	0	0	0	0	2				
21 James Loney, L OBP: 0.354, SLG: 0.462										4	0	1	0	0	1	1				
59 Jose Lobaton, S OBP: 0.322, SLG: 0.415										3	0	0	0	0	0	1				
5 Sam Fuld, L OBP: 0.252, SLG: 0.253										2	1	0	0	1	0	0				
Inning Stats	R: 0 E: 0 K: 0 S: 6	H: 0 LOB: 0 BB: 0 P: 8	R: 1 E: 0 K: 0 S: 8	H: 2 LOB: 0 BB: 0 P: 10	R: 0 E: 0 K: 0 S: 8	H: 0 LOB: 0 BB: 0 P: 15	R: 0 E: 0 K: 0 S: 10	H: 1 LOB: 1 BB: 0 P: 15	R: 0 E: 0 K: 1 S: 7	H: 0 LOB: 0 BB: 0 P: 9	R: 4 E: 0 K: 1 S: 13	H: 2 LOB: 0 BB: 2 P: 28	R: 0 E: 0 K: 2 S: 8	H: 0 LOB: 0 BB: 0 P: 13	R: 0 E: 1 K: 1 S: 13	H: 1 LOB: 1 BB: 0 P: 16	1B: 3 2B: 2 3B: 0 HR: 2	SF: 0 SAC: 0 DP: 2 HBP: 0	WP: 0 PB: 0 SB: 0 CS: 0	PA: 34
PITCHER	IP WLS BF H R ER SO BB IBB HBP BLK WP HR S P ERA WHIP																			
52 CC Sabathia, L ERA: 4.09	7.0 W 27 6 5 5 2 1 1 0 0 0 2 57 91 6.43 1.000																			
30 David Robertson, R ERA: 2.57	1.0 H 3 0 0 0 2 0 0 0 0 0 0 8 13 0.00 0.000																			
42 Mariano Rivera, R ERA: 1.61	1.0 S 4 1 0 0 1 0 0 0 0 0 0 0 13 16 0.00 1.000																			

Batter	1	2	3	4	5	6	7	8	9	AB	R	H	RBI	BB	SO	LOB	BOTTOM			
11 Brett Gardner, L OBP: 0.344, SLG: 0.436	G6-3		E1							5	0	0	0	0	2	1	Tampa Bay Rays @ New York Yankees Yankee Stadium, Bronx, NY Sat Jun 22 2013, 1:08 PM - 4:31 PM EDT Att: 46,013 - Partly Cloudy - 81 F			
31 Ichiro Suzuki, L OBP: 0.307, SLG: 0.347										5	1	1	0	0	1	1				
24 Robinson Cano, L OBP: 0.355, SLG: 0.500										1	3	1	0	4	0	0				
33 Travis Hafner, L OBP: 0.322, SLG: 0.432										5	0	1	0	0	1	5				
55 Lyle Overbay, L OBP: 0.292, SLG: 0.445										4	1	1	0	1	1	6				
45 Zoilo Almonte, S OBP: 0.700, SLG: 1.000										2	1	1	3	2	0	0				
17 Jayson Nix, R OBP: 0.314, SLG: 0.306										4	0	1	0	0	2	8				
39 David Adams, R OBP: 0.236, SLG: 0.306										2	1	0	1	2	1	3				
19 Chris Stewart, R OBP: 0.314, SLG: 0.323										3	0	0	0	0	1	2				
12 Vernon Wells, R OBP: 0.266, SLG: 0.374										1	0	1	3	0	0	0				
53 Austin Romine, R OBP: 0.153, SLG: 0.190										0	0	0	0	0	0	0				
Inning Stats	R: 0 E: 0 K: 1 S: 9	H: 1 LOB: 2 BB: 1 P: 19	R: 0 E: 0 K: 0 S: 8	H: 1 LOB: 1 BB: 1 P: 12	R: 2 E: 1 K: 1 S: 13	H: 3 LOB: 2 BB: 0 P: 19	R: 0 E: 0 K: 1 S: 9	H: 0 LOB: 0 BB: 0 P: 12	R: 1 E: 1 K: 2 S: 17	H: 0 LOB: 3 BB: 3 P: 34	R: 0 E: 0 K: 1 S: 10	H: 0 LOB: 0 BB: 0 P: 15	R: 4 E: 0 K: 2 S: 21	H: 2 LOB: 1 BB: 3 P: 39	R: 0 E: 0 K: 1 S: 10	H: 0 LOB: 1 BB: 1 P: 19	1B: 4 2B: 3 3B: 0 HR: 0	SF: 0 SAC: 0 DP: 1 HBP: 0	WP: 0 PB: 0 SB: 1 CS: 0	PA: 41
PITCHER	IP WLS BF H R ER SO BB IBB HBP BLK WP HR S P ERA WHIP																			
37 Alex Colomé, R ERA	4.1 5 0 0 0 3 0 0 0 0 0 0 16 26 0.00 0.000																			
62 Joel Peralta, R ERA: 3.21	0.1 L 4 1 3 3 0 2 0 0 0 0 0 0 7 18 81.00 9.000																			
57 Jake McGee, L ERA: 5.34	0.2 B 4 1 1 1 2 1 0 0 0 0 0 0 14 21 13.50 3.000																			
35 Jamey Wright, R ERA: 3.28	1.0 4 0 0 0 1 1 0 0 0 0 0 0 10 19 0.00 1.000																			

AB	32
R	5
H	7
RBI	5
BB	2
SO	5
LOB	9

AB	32
R	7
H	7
RBI	7
BB	9
SO	9
LOB	26



Batter	1	2	3	4	5	6	7	8	9	AB	R	H	RBI	BB	SO	LOB	TOP										
5 Ian Kinsler, R OBP: 0.371, SLG: 0.460	F7		CS BB		G6-3			G5-3		3	0	0	0	1	0	0	<p>Texas Rangers @ New York Yankees Yankee Stadium, Bronx, NY Tue Jun 25 2013, 7:11 PM - 10:14 PM EDT Att: 41,674 - Partly Cloudy - 84 F</p>										
1 Elvis Andrus, R OBP: 0.297, SLG: 0.284	1B		K		G4-3			17 CS 1B		4	0	2	0	0	1	1											
17 Nelson Cruz, R OBP: 0.330, SLG: 0.518	K				G6-3			1-2 BB		3	0	0	0	1	2	1											
29 Adrian Beltré, R OBP: 0.335, SLG: 0.488	F8				E5 27 1B 18 FC4-6 12 1B			G5-3		4	1	0	0	0	1	2											
12 A.J. Pierzynski, L OBP: 0.333, SLG: 0.463	G4-3				18 FC4-6 27 1B 1-2 1B			G6-3		4	0	1	0	0	0	0											
27 Lance Berkman, S OBP: 0.381, SLG: 0.392	F7				18 FC4-6 1-2 2-3 1B			G4-3		4	0	1	0	0	1	0											
18 Mitch Moreland, L OBP: 0.328, SLG: 0.535	G4-3				1-2 2-3 3-H 1B			1B		4	0	1	1	0	1	2											
7 David Murphy, L OBP: 0.273, SLG: 0.380			L6		G6-3			G3		4	0	0	0	0	0	3											
2 Leonys Martin, L OBP: 0.340, SLG: 0.457					HR			K		3	2	2	2	0	1	0											
Inning Stats	R: 0 H: 1 E: 0 K: 1 S: 10	H: 1 LOB: 1 BB: 0 P: 13	R: 0 H: 0 E: 0 K: 0 S: 4	H: 0 LOB: 0 BB: 0 P: 10	R: 1 H: 1 E: 0 K: 1 S: 14	H: 1 LOB: 1 BB: 1 P: 23	R: 1 H: 1 E: 1 K: 0 S: 12	H: 2 LOB: 2 BB: 0 P: 17	R: 1 H: 1 E: 0 K: 1 S: 12	H: 1 LOB: 0 BB: 0 P: 20	R: 0 H: 0 E: 0 K: 2 S: 8	H: 0 LOB: 0 BB: 0 P: 10	R: 0 H: 0 E: 0 K: 2 S: 8	H: 0 LOB: 0 BB: 0 P: 9	R: 0 H: 1 E: 0 K: 0 S: 9	H: 1 LOB: 1 BB: 1 P: 16		R: 0 H: 1 E: 0 K: 0 S: 10	H: 1 LOB: 1 BB: 0 P: 11	1B: 5 2B: 1 3B: 0 HR: 2	SF: 0 SAC: 0 DP: 1 HBP: 0	WP: 0 PB: 0 SB: 0 CS: 2	PA: 35				
PITCHER	IP	WLS	BF	H	R	ER	SO	BB	IBB	HBP	BLK	WP	HR	S	P	ERA	WHIP										
18 Hiroki Kuroda, R ERA: 2.77	6.2		26	5	3	2	6	1	0	0	0	0	2	65	99	2.70	0.900										
48 Boone Logan, L ERA: 2.25	0.1		1	0	0	0	1	0	0	0	0	0	0	3	3	0.00	0.000										
30 David Robertson, R ERA: 2.59	1.0		4	1	0	0	0	1	0	0	0	0	0	9	16	0.00	2.000										
42 Mariano Rivera, R ERA: 1.55	1.0	W	4	1	0	0	0	0	0	0	0	0	0	10	11	0.00	1.000										

Batter	1	2	3	4	5	6	7	8	9	AB	R	H	RBI	BB	SO	LOB	BOTTOM										
11 Brett Gardner, L OBP: 0.347, SLG: 0.450	G3		K		HR			K		5	1	1	1	0	2	2	<p>Texas Rangers @ New York Yankees Yankee Stadium, Bronx, NY Tue Jun 25 2013, 7:11 PM - 10:14 PM EDT Att: 41,674 - Partly Cloudy - 84 F</p>										
31 Ichiro Suzuki, L OBP: 0.308, SLG: 0.359	33 1B 24 1B 1B		L8		F9			K		5	1	2	1	0	1	1											
24 Robinson Canó, L OBP: 0.356, SLG: 0.495	33 1B 1-2 1B		G4-3		33 E BB			K		3	0	1	0	1	1	0											
33 Travis Hafner, L OBP: 0.324, SLG: 0.446	1-2 2-3 1B				HR			G3-1		4	1	2	1	0	0	1											
55 Lyle Overbay, L OBP: 0.282, SLG: 0.429	K				F7			K		4	0	0	0	0	3	5											
45 Zoilo Almonte, S OBP: 0.500, SLG: 0.750	G4-3		E5 19 FC5 17 S		FC6-4			L8		4	0	0	0	0	0	5											
17 Jayson Nix, R OBP: 0.312, SLG: 0.315			K		F8			G4-3		4	1	1	1	0	1	1											
39 David Adams, R OBP: 0.227, SLG: 0.283			K		19 FC5 BB			K		3	0	0	0	1	3	0											
19 Chris Stewart, R OBP: 0.315, SLG: 0.318			F9		FC5			11 FC3-6 BB		3	0	1	0	1	0	2											
Inning Stats	R: 0 H: 3 E: 0 K: 1 S: 14	H: 3 LOB: 3 BB: 0 P: 25	R: 0 H: 0 E: 0 K: 2 S: 9	H: 0 LOB: 0 BB: 0 P: 12	R: 0 H: 0 E: 0 K: 1 S: 6	H: 0 LOB: 0 BB: 0 P: 12	R: 1 H: 1 E: 1 K: 0 S: 18	H: 1 LOB: 2 BB: 1 P: 23	R: 1 H: 1 E: 0 K: 1 S: 18	H: 1 LOB: 2 BB: 1 P: 28	R: 1 H: 2 E: 0 K: 3 S: 14	H: 2 LOB: 1 BB: 0 P: 21	R: 0 H: 0 E: 0 K: 2 S: 9	H: 0 LOB: 0 BB: 0 P: 12	R: 0 H: 0 E: 0 K: 1 S: 6	H: 0 LOB: 0 BB: 0 P: 11		R: 1 H: 1 E: 0 K: 0 S: 6	H: 1 LOB: 1 BB: 1 P: 12	1B: 4 2B: 0 3B: 0 HR: 4	SF: 0 SAC: 0 DP: 0 HBP: 0	WP: 0 PB: 0 SB: 0 CS: 1	PA: 38				
PITCHER	IP	WLS	BF	H	R	ER	SO	BB	IBB	HBP	BLK	WP	HR	S	P	ERA	WHIP										
11 Yu Darvish, R ERA: 2.95	5.1		27	7	3	3	6	2	0	0	0	0	3	72	110	5.06	1.688										
56 Neal Cotts, L ERA: 0.45	1.2		5	0	0	0	4	0	0	0	0	0	0	16	23	0.00	0.000										
52 Tanner Scheppers, R ERA: 1.13	1.2	L	6	1	1	1	1	1	0	0	0	0	1	12	23	5.40	1.200										

Batter	1	2	3	4	5	6	7	8	9	AB	R	H	RBI	BB	SO	LOB	TOP			
5 Ian Kinsler, R OBP: 0.376, SLG: 0.466										4	1	2	0	1	0	0	Texas Rangers @ New York Yankees Yankee Stadium, Bronx, NY Wed Jun 26 2013, 7:09 PM - 10:33 PM EDT Att: 38,264 - Overcast - 82 F			
1 Elvis Andrus, R OBP: 0.299, SLG: 0.287										4	2	2	0	0	0	1				
17 Nelson Cruz, R OBP: 0.328, SLG: 0.523										5	1	1	2	0	1	5				
29 Adrian Beltré, R OBP: 0.339, SLG: 0.497										5	2	3	2	0	1	2				
12 A.J. Pierzynski, L OBP: 0.303, SLG: 0.462										5	1	1	2	0	1	4				
27 Lance Berkman, S OBP: 0.382, SLG: 0.392										5	0	2	1	0	1	1				
43 Engel Beltré, L (9, PR)										4	0	1	1	0	2	3				
18 Mitch Moreland, L OBP: 0.325, SLG: 0.530										4	0	1	1	0	2	3				
7 David Murphy, L OBP: 0.273, SLG: 0.375										3	0	0	0	1	1	0				
2 Leonys Martín, L OBP: 0.339, SLG: 0.452										4	1	1	0	0	1	2				
Inning Stats	R: 0 E: 0 K: 1 S: 14	H: 2 LOB: 2 BB: 0 P: 18	R: 0 E: 0 K: 2 S: 7	H: 0 LOB: 0 BB: 0 P: 13	R: 4 E: 1 K: 2 S: 20	H: 3 LOB: 1 BB: 1 P: 31	R: 0 E: 0 K: 0 S: 9	H: 0 LOB: 0 BB: 0 P: 12	R: 0 E: 0 K: 1 S: 8	H: 1 LOB: 2 BB: 1 P: 24	R: 2 E: 0 K: 0 S: 16	H: 4 LOB: 2 BB: 0 P: 24	R: 0 E: 0 K: 2 S: 14	H: 1 LOB: 1 BB: 0 P: 19	R: 2 E: 1 K: 0 S: 11	H: 2 LOB: 1 BB: 0 P: 15	1B: 8 2B: 4 HR: 1	SF: 1 SAC: 1 DP: 0 HBP: 0	WP: 0 PB: 0 SB: 1 CS: 1	PA: 44
PITCHER	IP WLS BF H R ER SO BB IBB HBP BLK WP HR S P ERA WHIP																			
46 Andy Pettitte, L ERA: 4.22	(1, 1) 6.0 L 27 6 4 3 6 2 0 0 0 0 0 0 72 107 4.50 1.333																			
62 Joba Chamberlain, R ERA: 6.38	(7, 1) 0.2 6 4 2 2 0 0 0 0 0 0 0 1 13 19 27.00 6.000																			
38 Preston Claiborne, R ERA: 1.52	(7, 1) 0.1 1 0 0 0 0 0 0 0 0 0 0 0 3 5 0.00 0.000																			
48 Boone Logan, L ERA: 2.19	(8, 1) 0.2 2 0 0 0 2 0 0 0 0 0 0 8 9 0.00 0.000																			
27 Shawn Kelley, R ERA: 4.34	(8, 1) 1.1 7 3 2 0 0 0 0 0 0 0 0 17 25 0.00 2.250																			

Batter	1	2	3	4	5	6	7	8	9	AB	R	H	RBI	BB	SO	LOB	BOTTOM					
11 Brett Gardner, L OBP: 0.348, SLG: 0.449										5	1	2	0	0	2	1	Texas Rangers @ New York Yankees Yankee Stadium, Bronx, NY Wed Jun 26 2013, 7:09 PM - 10:33 PM EDT Att: 38,264 - Overcast - 82 F					
31 Ichiro Suzuki, L OBP: 0.315, SLG: 0.381										4	2	3	2	0	0	1						
53 Austin Romine, R OBP: 0.153, SLG: 0.190										3	0	1	1	1	0	1						
24 Robinson Canó, L OBP: 0.357, SLG: 0.493										4	0	1	1	0	2	2						
55 Lyle Overbay, L OBP: 0.282, SLG: 0.439										4	1	1	1	0	1	3						
45 Zoilo Almonte, S OBP: 0.455, SLG: 0.632										3	0	0	0	1	2	0						
17 Jayson Nix, R OBP: 0.307, SLG: 0.309										4	0	0	0	0	1	3						
19 Chris Stewart, R OBP: 0.318, SLG: 0.328										2	0	1	0	0	0	0						
12 Vernon Wells, R OBP: 0.256, SLG: 0.374										2	1	1	0	0	0	0						
40 Alberto Gonzalez, R OBP: 0.296, SLG: 0.333										4	0	0	0	0	1	2						
Inning Stats	R: 0 E: 0 K: 0 S: 7	H: 1 LOB: 0 BB: 0 P: 9	R: 1 E: 0 K: 1 S: 9	H: 1 LOB: 0 BB: 0 P: 15	R: 0 E: 0 K: 0 S: 6	H: 0 LOB: 0 BB: 0 P: 10	R: 0 E: 0 K: 1 S: 11	H: 1 LOB: 1 BB: 0 P: 17	R: 0 E: 0 K: 2 S: 11	H: 1 LOB: 1 BB: 0 P: 16	R: 2 E: 0 K: 1 S: 14	H: 4 LOB: 2 BB: 1 P: 28	R: 2 E: 0 K: 2 S: 17	H: 2 LOB: 1 BB: 1 P: 28	R: 0 E: 0 K: 1 S: 6	H: 0 LOB: 0 BB: 0 P: 9	R: 0 E: 0 K: 1 S: 6	H: 0 LOB: 0 BB: 0 P: 9	1B: 6 2B: 2 HR: 2	SF: 0 SAC: 0 DP: 2 HBP: 0	WP: 1 PB: 0 SB: 1 CS: 0	PA: 37
PITCHER	IP WLS BF H R ER SO BB IBB HBP BLK WP HR S P ERA WHIP																					
51 Justin Grimm, R ERA: 5.56	(1, 1) 5.0 W 20 6 3 3 4 0 0 0 0 0 0 1 50 78 5.40 1.200																					
46 Robbie Ross Jr., L ERA: 1.93	(6, 1) 1.2 H 9 4 2 2 2 1 0 0 0 0 1 1 21 37 10.80 3.000																					
56 Neal Cotts, L ERA: 0.45	(7, 1) 0.1 H 2 0 0 0 1 1 0 0 0 0 0 0 4 8 0.00 3.000																					
52 Tanner Scheppers, R ERA: 1.11	(8, 1) 1.0 H 3 0 0 0 1 0 0 0 0 0 0 6 9 0.00 0.000																					
36 Joe Nathan, R ERA: 1.62	(9, 1) 1.0 S 3 0 0 0 1 0 0 0 0 0 0 6 9 0.00 0.000																					


Batter	1	2	3	4	5	6	7	8	9	AB	R	H	RBI	BB	SO	LOB	TOP					
11 Brett Gardner, L OBP: 0.348, SLG: 0.456	F9		K		G5-3		G4-3		G4-3	5	0	2	1	0	1	0	New York Yankees @ Baltimore Orioles Oriole Park at Camden Yards, Baltimore, MD Sat Jun 29 2013, 7:18 PM - 10:08 PM EDT Att: 46,607 - Partly Cloudy - 84 F livebaseballscorecards.com					
17 Jayson Nix, R OBP: 0.306, SLG: 0.306	P3		G3				P4		L9	4	1	1	0	1	0	2						
24 Robinson Cano, L OBP: 0.352, SLG: 0.492										4	1	2	0	0	0	2						
40 Alberto Gonzalez, R OBP: 0.213, SLG: 0.273										1	0	0	0	0	1	1						
12 Vernon Wells, R OBP: 0.263, SLG: 0.366										5	0	1	0	0	1	5						
31 Ichiro Suzuki, L OBP: 0.312, SLG: 0.373										3	0	1	0	1	0	0						
45 Zoilo Almonte, S OBP: 0.364, SLG: 0.517										3	0	1	1	0	0	3						
39 David Adams, R OBP: 0.243, SLG: 0.280										3	0	1	0	1	0	0						
55 Lyle Overbay, L OBP: 0.281, SLG: 0.433										4	0	1	0	0	0	4						
53 Austin Romine, R OBP: 0.159, SLG: 0.194										2	0	0	0	0	0	1						
33 Travis Hafner, L OBP: 0.320, SLG: 0.437										1	0	0	0	0	0	3						
19 Chris Stewart, R OBP: 0.320, SLG: 0.338										1	1	1	0	0	0	0						
Inning Stats	R: 0 H: 3 E: 0 K: 0 S: 11	H: 3 LOB: 3 BB: 0 P: 19	R: 0 H: 1 E: 0 K: 0 S: 4	H: 1 LOB: 0 BB: 0 P: 7	R: 0 H: 1 E: 0 K: 1 S: 10	H: 1 LOB: 1 BB: 0 P: 13	R: 0 H: 0 E: 0 K: 0 S: 7	H: 0 LOB: 0 BB: 0 P: 11	R: 0 H: 0 E: 0 K: 0 S: 6	H: 0 LOB: 0 BB: 0 P: 8	R: 2 H: 1 E: 1 K: 0 S: 13	H: 1 LOB: 3 BB: 3 P: 29	R: 0 H: 1 E: 0 K: 1 S: 14	H: 1 LOB: 1 BB: 0 P: 20	R: 0 H: 2 E: 0 K: 0 S: 7	H: 2 LOB: 1 BB: 0 P: 10	R: 1 H: 2 E: 0 K: 1 S: 11	H: 2 LOB: 1 BB: 0 P: 18	1B: 6 2B: 5 3B: 0 HR: 0	SF: 1 DP: 2 HBP: 0	WP: 0 PB: 0 SB: 0 CS: 0	PA: 40
PITCHER	IP WLS BF ERA: 4.5	WLS BF LOB P:	H R ER SO BB IBB HBP BLK WP HR S P	R ER SO BB IBB HBP BLK WP HR S P	H R ER SO BB IBB HBP BLK WP HR S P	R ER SO BB IBB HBP BLK WP HR S P	H R ER SO BB IBB HBP BLK WP HR S P	R ER SO BB IBB HBP BLK WP HR S P	H R ER SO BB IBB HBP BLK WP HR S P	IP WLS BF ERA	WLS BF LOB P:	H R ER SO BB IBB HBP BLK WP HR S P	R ER SO BB IBB HBP BLK WP HR S P	H R ER SO BB IBB HBP BLK WP HR S P	R ER SO BB IBB HBP BLK WP HR S P	H R ER SO BB IBB HBP BLK WP HR S P	R ER SO BB IBB HBP BLK WP HR S P	1B: 6 2B: 5 3B: 0 HR: 0	SF: 1 DP: 2 HBP: 0	WP: 0 PB: 0 SB: 0 CS: 0	PA: 40	

Batter	1	2	3	4	5	6	7	8	9	AB	R	H	RBI	BB	SO	LOB	BOTTOM					
9 Nate McLouth, L OBP: 0.360, SLG: 0.401	P5		G1-3		L5		L7			5	0	0	0	0	0	2	New York Yankees @ Baltimore Orioles Oriole Park at Camden Yards, Baltimore, MD Sat Jun 29 2013, 7:18 PM - 10:08 PM EDT Att: 46,607 - Partly Cloudy - 84 F livebaseballscorecards.com					
13 Manny Machado, R OBP: 0.296, SLG: 0.475										5	1	1	0	0	1	0						
21 Nick Markakis, L OBP: 0.334, SLG: 0.410										5	2	3	0	0	1	0						
10 Adam Jones, R OBP: 0.318, SLG: 0.491										5	1	1	1	0	1	2						
19 Chris Davis, L OBP: 0.408, SLG: 0.724										3	3	2	5	1	0	0						
32 Matt Wieters, S OBP: 0.290, SLG: 0.407										4	1	2	0	0	0	0						
31 Taylor Teagarden, R OBP: 0.097, SLG: 0.290										0	0	0	0	0	0	0						
2 J.J. Hardy, R OBP: 0.303, SLG: 0.454										3	1	2	0	1	0	1						
12 Alexi Casilla, S OBP: 0.270, SLG: 0.321										0	0	0	0	0	0	0						
36 Chris Dickerson, L OBP: 0.298, SLG: 0.462										4	1	2	2	0	1	1						
3 Ryan Flaherty, L OBP: 0.278, SLG: 0.355										4	1	2	3	0	1	2						
Inning Stats	R: 4 H: 6 E: 0 K: 1 S: 19	H: 6 LOB: 2 BB: 0 P: 30	R: 0 H: 0 E: 0 K: 0 S: 7	H: 0 LOB: 0 BB: 0 P: 12	R: 5 H: 3 E: 0 K: 0 S: 14	H: 3 LOB: 0 BB: 2 P: 25	R: 0 H: 1 E: 0 K: 0 S: 6	H: 1 LOB: 0 BB: 0 P: 10	R: 0 H: 2 E: 0 K: 1 S: 12	H: 2 LOB: 2 BB: 0 P: 16	R: 2 H: 3 E: 0 K: 1 S: 16	H: 3 LOB: 1 BB: 0 P: 25	R: 0 H: 0 E: 0 K: 1 S: 6	H: 0 LOB: 0 BB: 0 P: 7	R: 0 H: 0 E: 0 K: 2 S: 8	H: 0 LOB: 0 BB: 0 P: 9	R: 0 H: 0 E: 0 K: 2 S: 8	H: 0 LOB: 0 BB: 0 P: 9	1B: 10 2B: 2 3B: 0 HR: 3	SF: 0 DP: 1 HBP: 0	WP: 0 PB: 0 SB: 0 CS: 0	PA: 40
PITCHER	IP WLS BF ERA: 4.95	WLS BF LOB P:	H R ER SO BB IBB HBP BLK WP HR S P	R ER SO BB IBB HBP BLK WP HR S P	H R ER SO BB IBB HBP BLK WP HR S P	R ER SO BB IBB HBP BLK WP HR S P	H R ER SO BB IBB HBP BLK WP HR S P	R ER SO BB IBB HBP BLK WP HR S P	H R ER SO BB IBB HBP BLK WP HR S P	IP WLS BF ERA	WLS BF LOB P:	H R ER SO BB IBB HBP BLK WP HR S P	R ER SO BB IBB HBP BLK WP HR S P	H R ER SO BB IBB HBP BLK WP HR S P	R ER SO BB IBB HBP BLK WP HR S P	H R ER SO BB IBB HBP BLK WP HR S P	R ER SO BB IBB HBP BLK WP HR S P	1B: 10 2B: 2 3B: 0 HR: 3	SF: 0 DP: 1 HBP: 0	WP: 0 PB: 0 SB: 0 CS: 0	PA: 40	

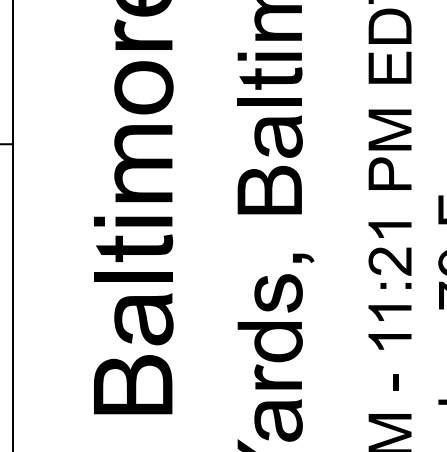
Batter	1	2	3	4	5	6	7	8	9	AB	R	H	RBI	BB	SO	LOB	TOP	
11 Brett Gardner, L OBP: 0.346, SLG: 0.450	P5				K		F8		FC4-6	4	0	0	1	1	1	4	New York Yankees @ Baltimore Orioles Oriole Park at Camden Yards, Baltimore, MD Sun Jun 30 2013, 8:10 PM - 11:21 PM EDT Att: 40,878 - Cloudy - 79 F	
31 Ichiro Suzuki, L OBP: 0.307, SLG: 0.367	G4-3	P6			F8		P1			4	0	0	0	0	0	5		
24 Robinson Cano, L OBP: 0.320, SLG: 0.502					F9			F8		4	1	2	1	0	0	0		
33 Travis Hafner, L OBP: 0.320, SLG: 0.436										3	0	1	0	0	1	1		
12 Vernon Wells, R OBP: 0.292, SLG: 0.394										1	0	0	0	0	1	0		
45 Zoilo Almonte, S OBP: 0.351, SLG: 0.485										4	1	1	0	0	2	0		
55 Lyle Overbay, L OBP: 0.280, SLG: 0.434										4	0	1	0	0	1	1		
17 Jayson Nix, R OBP: 0.305, SLG: 0.302										3	0	0	0	1	2	2		
19 Chris Stewart, R OBP: 0.325, SLG: 0.338										3	0	1	0	0	0	1		
39 David Adams, R OBP: 0.252, SLG: 0.275										2	0	0	0	2	1	2		
Inning Stats	R: 0 E: 0 K: 1 S: 10	H: 1 LOB: 0 BB: 0 P: 15	R: 1 E: 0 K: 1 S: 15	H: 2 LOB: 3 BB: 2 P: 28	R: 0 E: 0 K: 1 S: 6	H: 1 LOB: 0 BB: 0 P: 11	R: 0 E: 0 K: 1 S: 7	H: 0 LOB: 0 BB: 0 P: 11	R: 0 E: 0 K: 1 S: 10	H: 1 LOB: 0 BB: 0 P: 17	R: 0 E: 0 K: 0 S: 16	H: 0 LOB: 2 BB: 2 P: 28	R: 0 E: 0 K: 1 S: 6	H: 1 LOB: 2 BB: 0 P: 22	1B: 4 2B: 1 3B: 0 HR: 1	SF: 0 SAC: 0 DP: 0 HBP: 1	WP: 0 PB: 0 SB: 0 CS: 0	PA: 37
PITCHER	IP WLS BF H R ER SO BB IBB HBP BLK WP HR S P ERA WHIP																	
30 Chris Tillman, R ERA: 3.68	6.0 W 24 5 2 2 6 2 0 0 0 0 0 1 58 98 3.00 1.167																	
56 Darren O'Day, R ERA: 2.25	1.0 H 5 0 0 0 0 2 0 0 0 0 0 0 16 28 0.00 2.000																	
40 Troy Patton, L ERA: 3.79	0.1 H 1 0 0 0 0 0 0 0 0 0 0 0 2 4 0.00 0.000																	
29 Tommy Hunter, R ERA: 2.0	0.2 H 2 0 0 0 1 0 0 0 0 0 0 0 4 4 0.00 0.000																	
43 Jim Johnson, R ERA: 3.92	1.0 S 5 1 0 0 2 0 0 1 0 0 0 0 14 22 0.00 1.000																	

Batter	1	2	3	4	5	6	7	8	9	AB	R	H	RBI	BB	SO	LOB	BOTTOM			
9 Nate McLouth, L OBP: 0.358, SLG: 0.410	F8				K		K			4	1	1	1	0	2	2	New York Yankees @ Baltimore Orioles Oriole Park at Camden Yards, Baltimore, MD Sun Jun 30 2013, 8:10 PM - 11:21 PM EDT Att: 40,878 - Cloudy - 79 F			
13 Manny Machado, R OBP: 0.350, SLG: 0.489					K					4	1	3	1	0	1	1				
21 Nick Markakis, L OBP: 0.331, SLG: 0.405										4	0	0	0	0	0	2				
10 Adam Jones, R OBP: 0.315, SLG: 0.486										4	0	0	0	0	0	2				
19 Chris Davis, L OBP: 0.406, SLG: 0.728										4	1	1	1	0	2	1				
32 Matt Wieters, S OBP: 0.290, SLG: 0.406										3	1	1	0	0	1	0				
2 J.J. Hardy, R OBP: 0.304, SLG: 0.456										3	0	1	0	0	1	0				
3 Ryan Flaherty, L OBP: 0.275, SLG: 0.351										2	0	0	0	0	1	0				
35 Danny Valencia, R OBP: 0.290, SLG: 0.534										1	0	0	0	0	0	2				
12 Alexi Casilla, S OBP: 0.270, SLG: 0.321										0	0	0	0	0	0	0				
1 Brian Roberts, S OBP: 0.400, SLG: 0.500										2	0	1	1	0	1	0				
Inning Stats	R: 1 E: 0 K: 0 S: 10	H: 1 LOB: 0 BB: 0 P: 17	R: 1 E: 0 K: 1 S: 10	H: 1 LOB: 0 BB: 0 P: 15	R: 1 E: 0 K: 1 S: 12	H: 2 LOB: 1 BB: 0 P: 15	R: 0 E: 0 K: 3 S: 10	H: 0 LOB: 0 BB: 0 P: 15	R: 0 E: 0 K: 2 S: 12	H: 1 LOB: 1 BB: 0 P: 17	R: 0 E: 0 K: 0 S: 8	H: 0 LOB: 0 BB: 0 P: 10	R: 1 E: 0 K: 1 S: 18	H: 2 LOB: 1 BB: 0 P: 28	R: 0 E: 0 K: 1 S: 11	H: 1 LOB: 1 BB: 0 P: 15	1B: 3 2B: 2 3B: 0 HR: 3	SF: 1 SAC: 0 DP: 0 HBP: 0	WP: 0 PB: 0 SB: 0 CS: 0	PA: 32
PITCHER	IP WLS BF H R ER SO BB IBB HBP BLK WP HR S P ERA WHIP																			
18 Hiroki Kuroda, R ERA: 2.95	6.0 L 25 7 4 4 7 0 0 0 0 0 0 0 3 68 6.00 1.167																			
48 Boone Logan, L ERA: 2.09	1.0 3 0 0 0 1 0 0 0 0 0 0 0 12 18 0.00 0.000																			
27 Shawn Kelley, R ERA: 4.2	1.0 4 1 0 0 1 0 0 0 0 0 0 0 11 15 0.00 1.000																			

AB 32
R 2
H 6
RBI 2
BB 4
SO 9
LOB 16



AB 31
R 4
H 8
RBI 4
BB 0
SO 9
LOB 10



livebaseballscores.com

Batter	1	2	3	4	5	6	7	8	9	AB	R	H	RBI	BB	SO	LOB	TOP
11 Brett Gardner, L (1,8) OBP: 0.347, SLG: 0.453	K2-3		L7		K2-3		2B		1B	5	1	2	0	0	2	0	New York Yankees @ Minnesota Twins Target Field, Minneapolis, MN Mon Jul 01 2013, 7:14 PM - 10:34 PM CDT Att: 29,619 - Partly Cloudy - 83 F
17 Jayson Nix, R (1,6) OBP: 0.303, SLG: 0.304	K		E5 24 HR		G5-3		P3		2B	5	2	1	0	0	1	1	
24 Robinson Cano, L (1,4) OBP: 0.370, SLG: 0.527	HR		HR		G6-3			2B	IBB	4	4	3	3	1	0	0	
12 Vernon Wells, R (1,9) 31 Ichiro Suzuki, L (8,PH) (8,9) OBP: 0.266, SLG: 0.368 OBP: 0.309, SLG: 0.369	1B		1B		G4-6-3		L9		L1	3	0	2	0	0	0	0	
33 Travis Hafner, L (1,10) OBP: 0.322, SLG: 0.432	G4-3		G4-6-3		BB		F8		1B	4	1	1	1	1	0	3	
45 Zoilo Almonte, S (1,7) OBP: 0.381, SLG: 0.500	G5-3		1B		G5-3		G5-3		1B	5	1	3	2	0	0	1	
55 Lyle Overbay, L (1,3) OBP: 0.282, SLG: 0.431	1B		F8		G3-1		G5-3		1B	4	0	1	0	1	1	5	
19 Chris Stewart, R (1,2) OBP: 0.321, SLG: 0.329	K		G1-3		G4-3		G4-3		BB	4	0	0	2	1	1	3	
39 David Adams, R (1,5) OBP: 0.241, SLG: 0.262	K		G5-3		G6-3		F8		G4-3	5	0	0	0	0	1	5	
Inning Stats	R: 1 H: 2 E: 0 K: 2 S: 12	H: 2 R: 0 ER: 0 LOB: 1 BB: 0 P: 23	R: 0 H: 1 E: 0 K: 2 S: 11	R: 2 H: 2 E: 1 K: 0 S: 7	R: 0 H: 1 E: 0 K: 0 S: 6	R: 0 H: 0 E: 0 K: 1 S: 7	R: 0 H: 0 E: 0 K: 0 S: 6	R: 0 H: 1 E: 0 K: 0 S: 6	R: 3 H: 3 E: 1 K: 0 S: 13	R: 4 H: 4 E: 0 K: 1 S: 23	1B: 9 RBI: 9 HR: 2	SF: 0 SAC: 0 DP: 1 HBP: 1	WP: 3 PB: 1 CS: 0	PA: 45			
PITCHER	IP WLS BF H R ER SO BB IBB HBP BLK WP HR S P ERA WHIP																
58 Scott Diamond, L (1,1) ERA: 5.18	6.2	28	7	3	2	5	1	0	0	0	2	2	54	94	2.70	1.200	
50 Casey Fien, R (7,1) ERA: 3.55	0.1	1	0	0	0	0	0	0	0	0	0	0	1	2	0.00	0.000	
61 Jared Burton, R (8,1) ERA: 4.29	0.1	1	4	3	3	0	0	0	0	0	0	0	7	11	81.00	9.000	
52 Brian Duensing, L (8,1) ERA: 4.55	1.1	10	4	4	3	1	1	1	0	0	1	0	18	35	20.25	3.750	
20 Josh Roenicke, R (9,1) ERA: 3.34	0.1	2	0	0	0	0	1	0	0	0	0	0	11	18	0.00	3.000	

AB	41
R	10
H	14
RBI	8
BB	4
SO	6
LOB	21



Batter	1	2	3	4	5	6	7	8	9	AB	R	H	RBI	BB	SO	LOB	BOTTOM
11 Clete Thomas, L (1,8) OBP: 0.330, SLG: 0.415	2B 9 1B	K		F8		L3			K	4	1	0	0	1	2	1	New York Yankees @ Minnesota Twins Target Field, Minneapolis, MN Mon Jul 01 2013, 7:14 PM - 10:34 PM CDT Att: 29,619 - Partly Cloudy - 83 F
2 Brian Dozier, R (1,4) OBP: 0.310, SLG: 0.375	2B 9 1B	G6-3		F9		F9		BB	1B	4	1	2	0	1	0	0	
9 Ryan Doumit, S (1,2) OBP: 0.302, SLG: 0.400	2B 24 31 E G5-3	L8		L8		24 BB		1B	1B	5	1	2	2	0	0	2	
33 Justin Morneau, L (1,3) OBP: 0.342, SLG: 0.407	G5-3		BB		K		HBP		G4-3	3	0	0	0	1	1	3	
24 Trevor Plouffe, R (1,10) OBP: 0.336, SLG: 0.447	F9		L9		L9		F8		F8	3	0	0	0	1	0	3	
31 Oswaldo Arcia, L (1,7) OBP: 0.346, SLG: 0.464	E1		L4		L8		K		K	4	0	1	1	0	1	3	
27 Chris Parmelee, L (1,9) OBP: 0.318, SLG: 0.400	BB		F7		HR		2B		2B	3	1	2	1	1	0	0	
8 Jamey Carroll, R (1,5) OBP: 0.277, SLG: 0.248	G5-3		F9		F9		K		K	3	0	1	0	0	0	2	
7 Joe Mauer, L (8,PH) (8,PH) OBP: 0.402, SLG: 0.478	G5-3		1B		1B		K		K	1	0	0	0	0	1	1	
25 Pedro Florimón, S (9,6) OBP: 0.296, SLG: 0.325			1B		1B		K		K	0	0	0	0	0	0	0	
5 Eduardo Escobar, S (1,6) OBP: 0.265, SLG: 0.336	F8		F9		K2-3		K		K	4	0	0	0	0	2	2	
Inning Stats	R: 3 H: 3 E: 1 K: 0 S: 25	H: 3 R: 0 ER: 0 LOB: 2 BB: 0 P: 42	R: 0 H: 0 E: 0 K: 1 S: 6	R: 0 H: 0 E: 0 K: 0 S: 4	R: 0 H: 1 E: 0 K: 0 S: 7	R: 0 H: 1 E: 0 K: 1 S: 13	R: 1 H: 1 E: 0 K: 1 S: 11	R: 0 H: 0 E: 0 K: 0 S: 5	R: 0 H: 1 E: 0 K: 3 S: 13	R: 0 H: 1 E: 0 K: 1 S: 13	1B: 5 RBI: 5 HR: 1	SF: 0 SAC: 0 DP: 1 HBP: 1	WP: 0 PB: 0 CS: 0	PA: 40			
PITCHER	IP WLS BF H R ER SO BB IBB HBP BLK WP HR S P ERA WHIP																
46 Andy Pettite, L (1,1) ERA: 4.4	5.0	25	6	4	4	2	4	0	0	0	0	0	6	9	0.00	0.000	
27 Shawn Kelley, R (8,1) ERA: 4.06	1.0	3	0	0	0	1	0	0	0	0	0	0	5	11	0.00	1.000	
62 Joba Chamberlain, R (7,1) ERA: 6.75	1.0	W 4	0	0	0	0	1	0	1	0	0	0	5	21	0.00	1.000	
30 David Robertson, R (8,1) ERA: 2.51	1.0	H 4	1	0	0	3	0	0	0	0	0	0	13	21	0.00	1.000	
42 Mariano Rivera, R (9,1) ERA: 1.5	1.0	4	1	0	0	1	0	0	0	0	0	0	13	17	0.00	1.000	

AB	34
R	4
H	8
RBI	4
BB	5
SO	7
LOB	17



Batter	1	2	3	4	5	6	7	8	9	AB	R	H	RBI	BB	SO	LOB	TOP										
11 Brett Gardner, L OBP: 0.341, SLG: 0.441	G6-3		G3			BB				3	1	0	0	1	1	1	New York Yankees @ Minnesota Twins Target Field, Minneapolis, MN Wed Jul 03 2013, 7:11 PM - 10:00 PM CDT Att: 38,457 - Partly Cloudy - 83 F										
31 Ichiro Suzuki, L OBP: 0.313, SLG: 0.372	F7		P5			2B		G6-3		4	1	1	0	0	0	1											
24 Robinson Cano, L OBP: 0.376, SLG: 0.541	1B			BB		2B		L8		3	1	2	2	1	0	0											
33 Travis Hafner, L OBP: 0.316, SLG: 0.421	F8			F9		1B				4	0	1	0	0	1	2											
45 Zoilo Almonte, S OBP: 0.340, SLG: 0.457		K		F7				G5-3		4	0	0	0	0	2	3											
55 Lyle Overbay, L OBP: 0.278, SLG: 0.423		K		L8						3	0	0	1	0	2	1											
19 Chris Stewart, R OBP: 0.306, SLG: 0.311					F7			G6-3		4	0	0	0	0	0	1											
61 Luis Alfonso Cruz, R OBP: 0.171, SLG: 0.165				F8						3	0	0	0	0	0	0											
39 David Adams, R OBP: 0.252, SLG: 0.274										2	0	0	0	1	2	0											
Inning Stats	R: 0 H: 1 E: 0 K: 0 S: 6	H: 1 LOB: 1 BB: 0 P: 8	R: 0 H: 0 E: 0 K: 2 S: 10	H: 0 LOB: 0 BB: 0 P: 16	R: 0 H: 0 E: 0 K: 0 S: 6	H: 0 LOB: 1 BB: 1 P: 16	R: 0 H: 0 E: 0 K: 0 S: 8	H: 0 LOB: 0 BB: 0 P: 15	R: 0 H: 0 E: 0 K: 1 S: 7	H: 0 LOB: 0 BB: 0 P: 12	R: 3 H: 3 E: 0 K: 1 S: 13	H: 3 LOB: 1 BB: 1 P: 22	R: 0 H: 0 E: 0 K: 2 S: 8	H: 0 LOB: 0 BB: 0 P: 11	R: 0 H: 0 E: 0 K: 1 S: 9	H: 0 LOB: 0 BB: 0 P: 14		R: 0 H: 0 E: 0 K: 1 S: 6	H: 0 LOB: 0 BB: 0 P: 8	1B: 2 2B: 2 3B: 0 HR: 0	SF: 1 SAC: 0 DP: 0 HBP: 0	WP: 0 PB: 0 CS: 0	PA: 34				
PITCHER	IP	WLS	BF	H	R	ER	SO	BB	IBB	HBP	BLK	WP	HR	S	P	ERA	WHIP										
39 P.J. Walters, R ERA: 5.95	5.0	L	22	4	3	3	3	3	0	0	0	0	0	43	79	5.40	1.400										
56 Caleb Thielbar, L ERA:	2.0		6	0	0	0	3	0	0	0	0	0	0	15	21	0.00	0.000										
50 Casey Fien, R ERA: 3.44	1.0		3	0	0	0	1	0	0	0	0	0	0	9	14	0.00	0.000										
15 Glen Perkins, L ERA: 1.99	1.0		3	0	0	0	1	0	0	0	0	0	0	6	8	0.00	0.000										

Batter	1	2	3	4	5	6	7	8	9	AB	R	H	RBI	BB	SO	LOB	BOTTOM										
2 Brian Dozier, R OBP: 0.314, SLG: 0.375	G6-3		BB							3	1	1	0	2	1	1	New York Yankees @ Minnesota Twins Target Field, Minneapolis, MN Wed Jul 03 2013, 7:11 PM - 10:00 PM CDT Att: 38,457 - Partly Cloudy - 83 F										
7 Joe Mauer, L OBP: 0.399, SLG: 0.474	F7		F9		G4-3					5	0	1	1	0	1	4											
9 Ryan Doumit, S OBP: 0.303, SLG: 0.398	1B		E6							4	0	1	0	0	2	2											
33 Justin Morneau, L OBP: 0.333, SLG: 0.396	F7		K		F9					4	0	0	0	0	1	4											
24 Trevor Plouffe, R OBP: 0.338, SLG: 0.457		K2-3	F9			HR				4	1	1	1	0	1	2											
31 Oswaldo Arcia, L OBP: 0.353, SLG: 0.468			K							4	0	1	0	0	2	2											
32 Aaron Hicks, S OBP: 0.253, SLG: 0.330		F8								3	0	0	0	1	2	1											
11 Clete Thomas, L OBP: 0.333, SLG: 0.414					L6					4	0	2	0	0	0	1											
25 Pedro Florimón, S OBP: 0.288, SLG: 0.315										3	0	0	0	0	1	4											
27 Chris Parmelee, L OBP: 0.315, SLG: 0.395										1	0	1	0	0	0	0											
5 Eduardo Escobar, S OBP: 0.265, SLG: 0.336										0	0	0	0	0	0	0											
Inning Stats	R: 0 H: 1 E: 0 K: 0 S: 11	H: 2 LOB: 2 BB: 0 P: 15	R: 0 H: 2 E: 0 K: 1 S: 14	H: 2 LOB: 0 BB: 0 P: 19	R: 1 H: 1 E: 1 K: 2 S: 16	H: 1 LOB: 2 BB: 1 P: 28	R: 0 H: 0 E: 0 K: 1 S: 12	H: 0 LOB: 2 BB: 2 P: 21	R: 1 H: 1 E: 0 K: 2 S: 10	H: 1 LOB: 0 BB: 0 P: 12	R: 0 H: 1 E: 0 K: 1 S: 6	H: 1 LOB: 0 BB: 0 P: 9	R: 0 H: 1 E: 0 K: 2 S: 12	H: 1 LOB: 1 BB: 0 P: 17	R: 0 H: 0 E: 0 K: 1 S: 11	H: 0 LOB: 0 BB: 0 P: 17	R: 0 H: 1 E: 0 K: 1 S: 11	H: 1 LOB: 1 BB: 0 P: 16	1B: 6 2B: 1 3B: 0 HR: 1	SF: 0 SAC: 0 DP: 1 HBP: 0	WP: 0 PB: 0 CS: 0	PA: 38					
PITCHER	IP	WLS	BF	H	R	ER	SO	BB	IBB	HBP	BLK	WP	HR	S	P	ERA	WHIP										
52 CC Sabathia, L ERA: 4.06	7.0	W	31	7	2	2	9	3	0	0	0	0	0	81	121	2.57	1.429										
30 David Robertson, R ERA: 2.43	1.0	H	3	0	0	0	1	0	0	0	0	0	0	11	17	0.00	0.000										
42 Mariano Rivera, R ERA: 1.44	1.0	S	4	1	0	0	1	0	0	0	0	0	0	11	16	0.00	1.000										

AB	30
R	3
H	4
RBI	3
BB	3
SO	8
LOB	9



AB	35
R	2
H	8
RBI	2
BB	3
SO	11
LOB	21



Batter	1	2	3	4	5	6	7	8	9	AB	R	H	RBI	BB	SO	LOB	TOP					
31 Ichiro Suzuki, L (1.8)											5	2	3	2	0	1	0					
45 Zoilo Almonte, S (1.7)											5	1	2	1	0	0	0					
24 Robinson Cano, L (1.4)											4	0	0	1	0	1	2					
33 Travis Hafner, L (1.10)											4	2	3	0	0	1	0					
12 Vernon Wells, R (1.9)											4	1	2	3	0	1	2					
55 Lyle Overbay, L (1.3)										3	1	0	0	1	1	3						
61 Luis Alfonso Cruz, R (1.6)										4	0	2	1	0	1	2						
40 Alberto Gonzalez, R (1.5)										4	1	1	1	0	0	1						
53 Austin Romine, R (1.2)										4	1	0	0	0	0	2						
Inning Stats	R: 3 E: 0 K: 1 S: 16	H: 4 LOB: 1 BB: 0 P: 22	R: 0 E: 0 K: 0 S: 13	H: 2 LOB: 2 BB: 0 P: 16	R: 2 E: 0 K: 0 S: 7	H: 2 LOB: 0 BB: 0 P: 13	R: 0 E: 0 K: 0 S: 5	H: 0 LOB: 0 BB: 0 P: 9	R: 0 E: 0 K: 1 S: 5	H: 1 LOB: 0 BB: 0 P: 5	R: 4 E: 0 K: 0 S: 15	H: 3 LOB: 0 BB: 1 P: 26	R: 0 E: 0 K: 2 S: 10	H: 1 LOB: 0 BB: 0 P: 16	R: 0 E: 0 K: 1 S: 11	H: 0 LOB: 0 BB: 0 P: 14	R: 0 E: 0 K: 1 S: 7	H: 0 LOB: 0 BB: 0 P: 12	1B: 7 2B: 5 3B: 1 HR: 0	SF: 1 SAC: 0 DP: 2 HBP: 1	WP: 1 PB: 0 CS: 0	PA: 40
PITCHER	IP WLS BF H R ER SO BB IBB HBP BLK WP HR S P ERA WHIP																					
44 Kyle Gibson, R (1.1)	5.1 L 27 11 8 8 2 1 0 0 0 0 0 52 79 13.50 2.250																					
52 Brian Duensing, L (6.1)	1.2 7 2 1 1 2 0 0 0 0 0 0 19 28 5.40 1.200																					
20 Josh Roenicke, R (8.1)	1.0 3 0 0 0 1 0 0 0 0 0 0 11 14 0.00 0.000																					
61 Jared Burton, R (9.1)	1.0 3 0 0 0 1 0 0 0 0 0 0 7 12 0.00 0.000																					

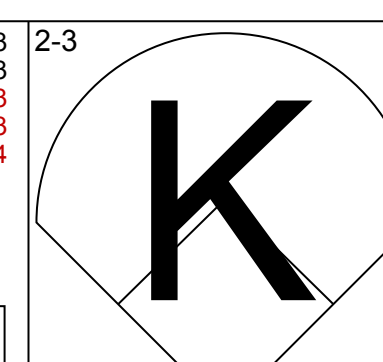
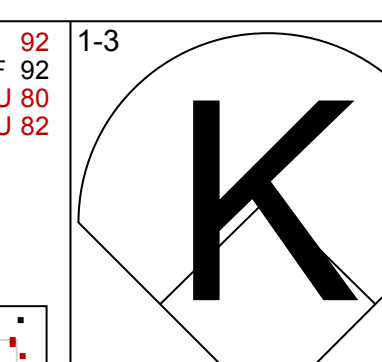
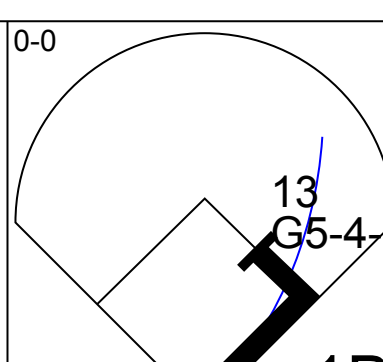
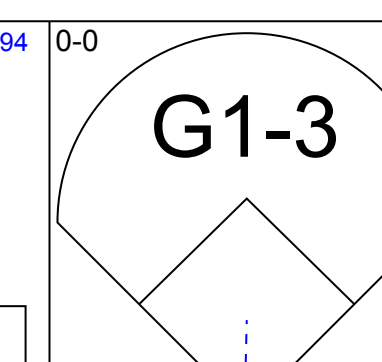

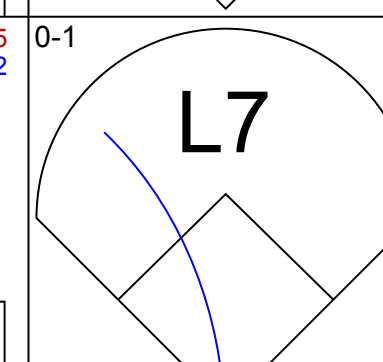
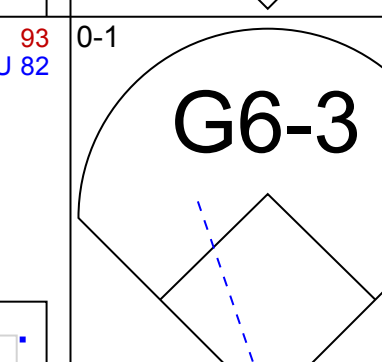
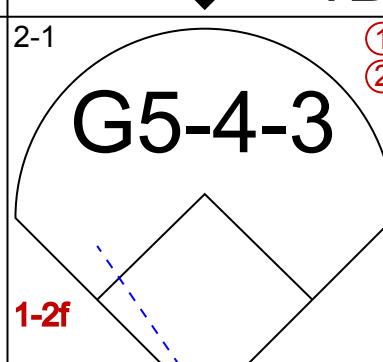

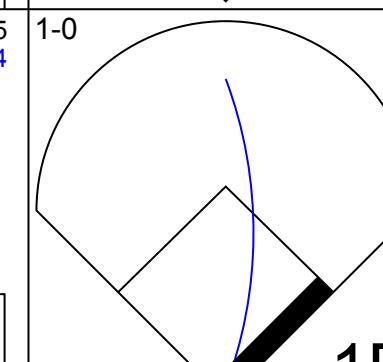
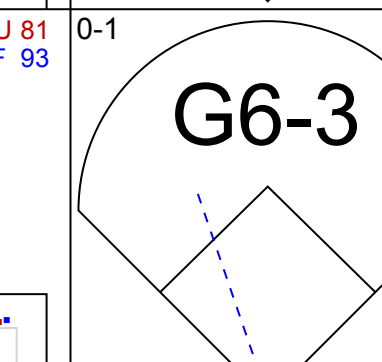
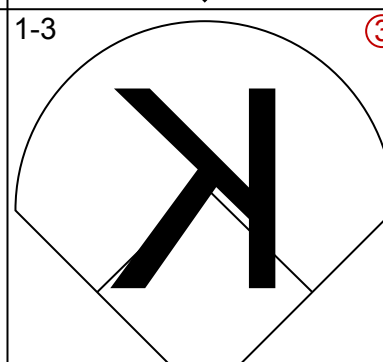

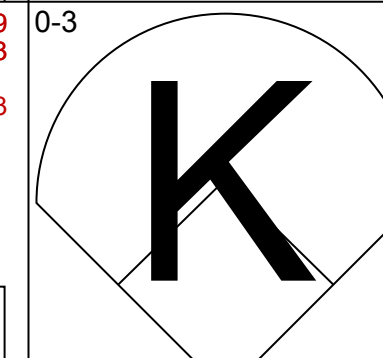
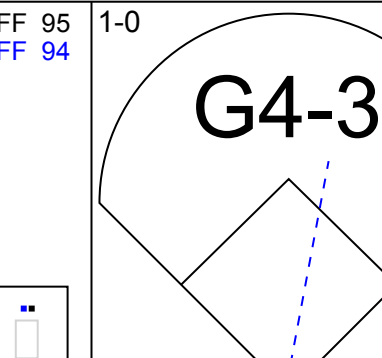
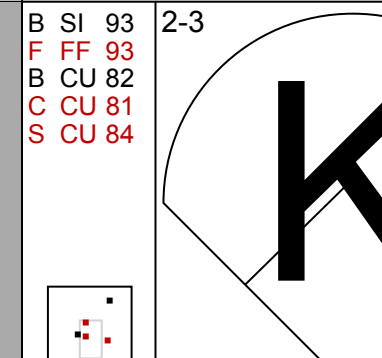
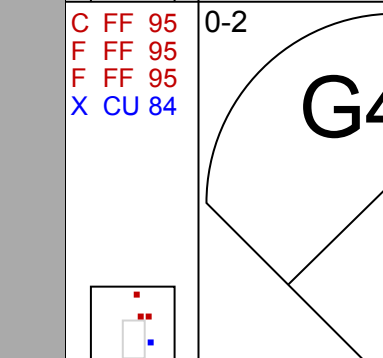
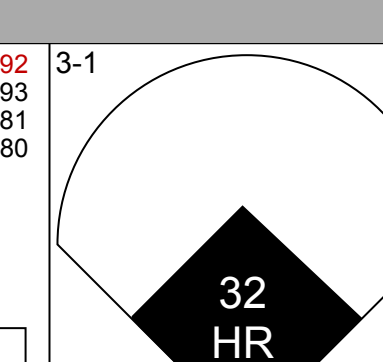
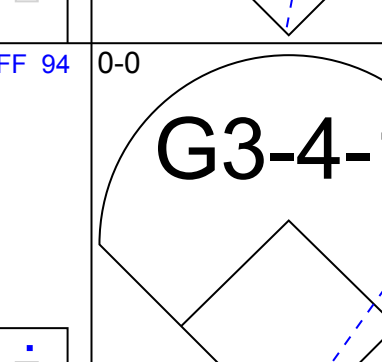
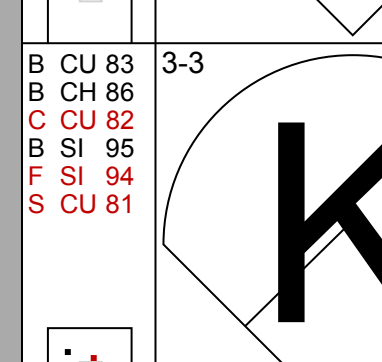
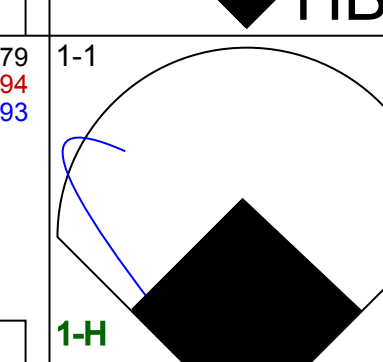
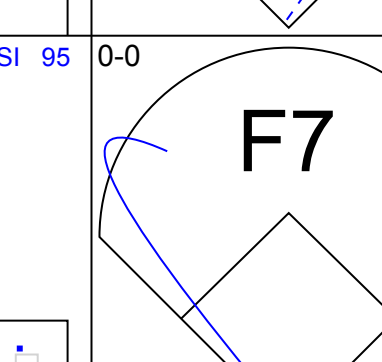
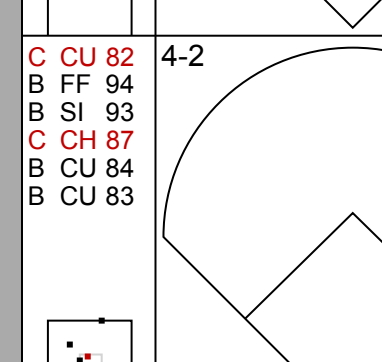
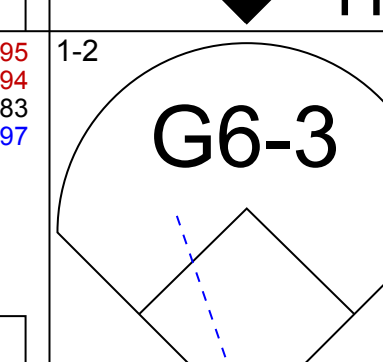
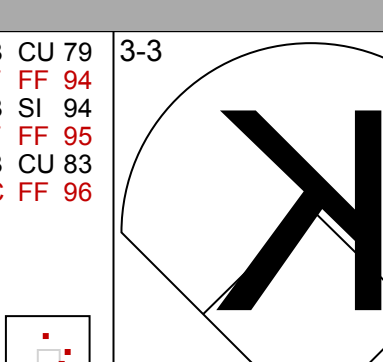
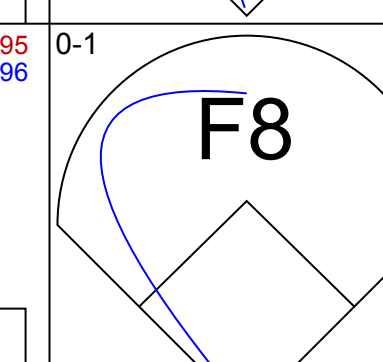
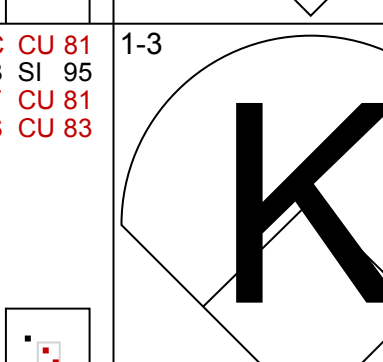
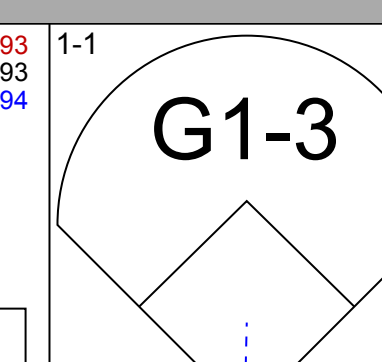
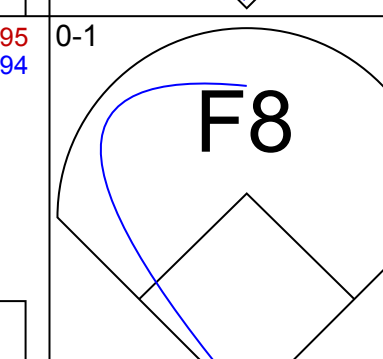
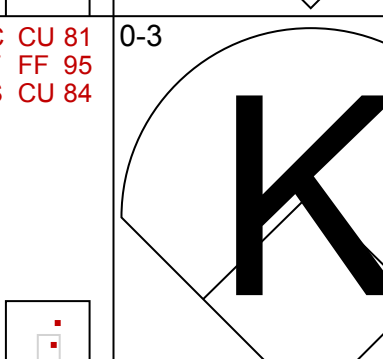
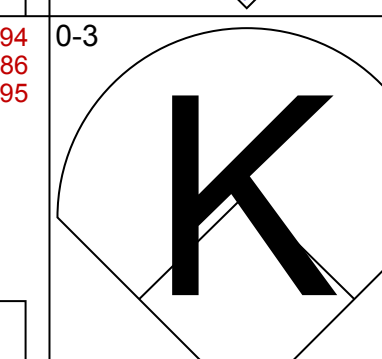
New York Yankees @ Minnesota Twins
Target Field, Minneapolis, MN
Thu Jul 04 2013, 1:11 PM - 4:39 PM CDT
Att: 38,260 - Partly Cloudy - 83 F

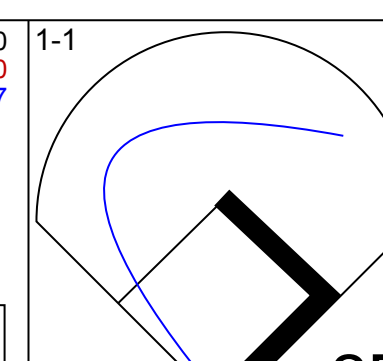
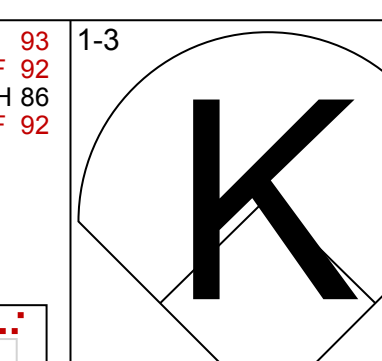
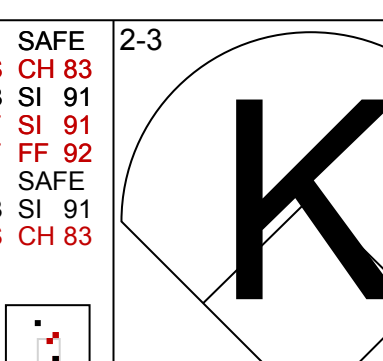
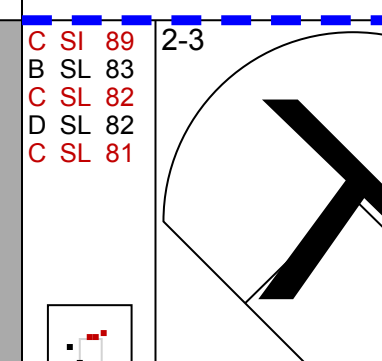
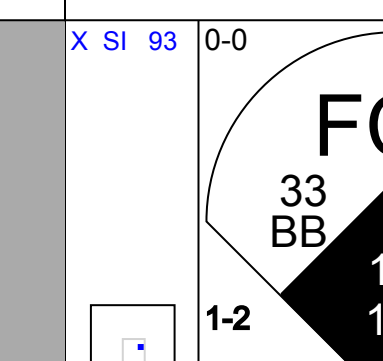

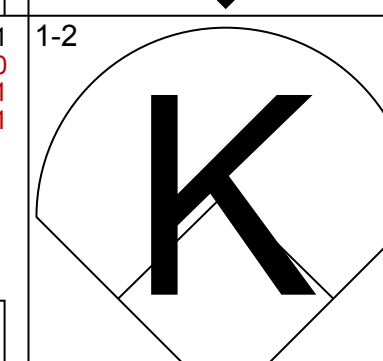
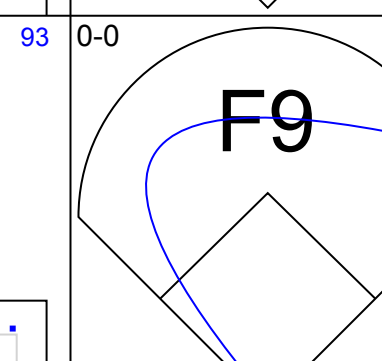
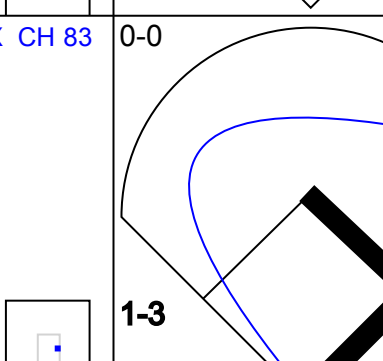
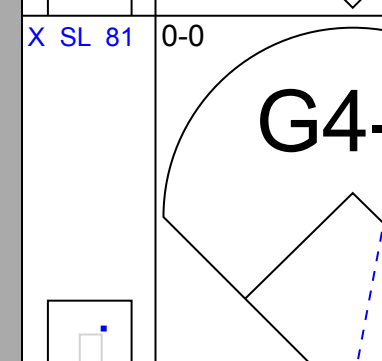
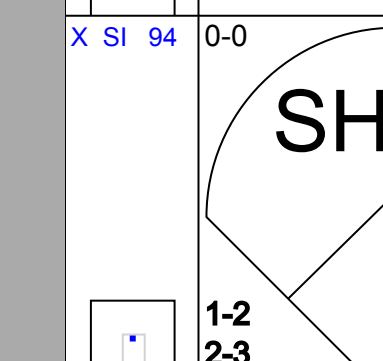
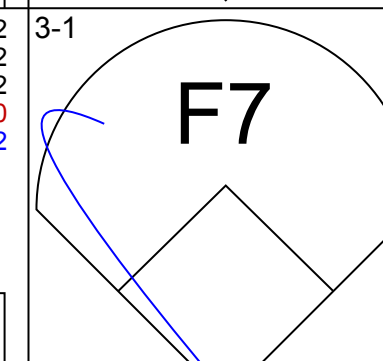
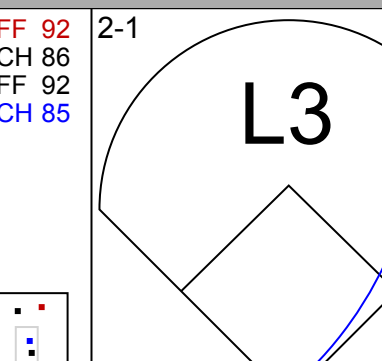
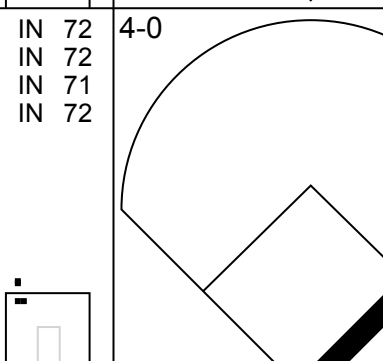
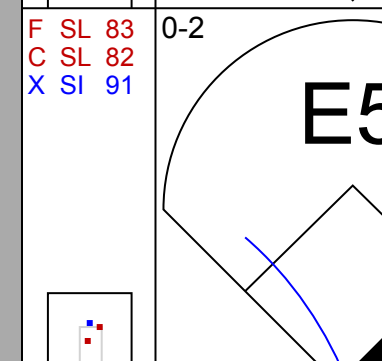
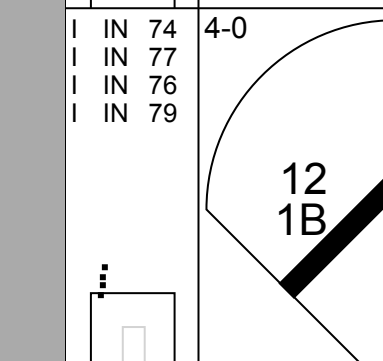
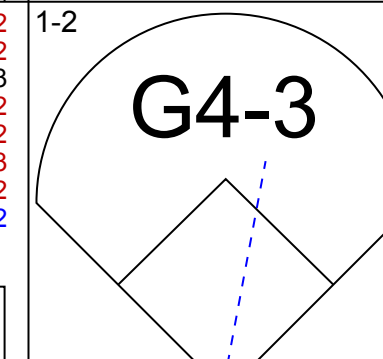
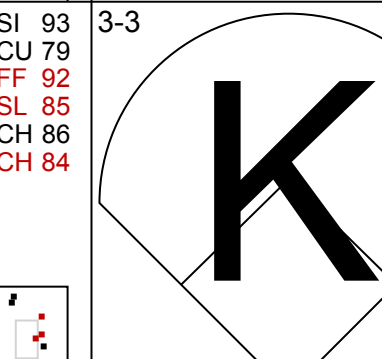
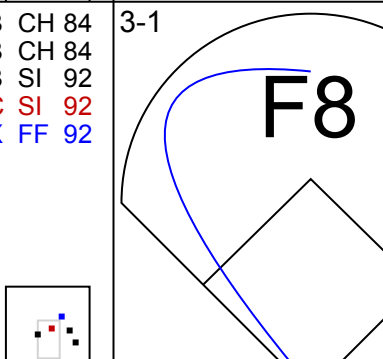
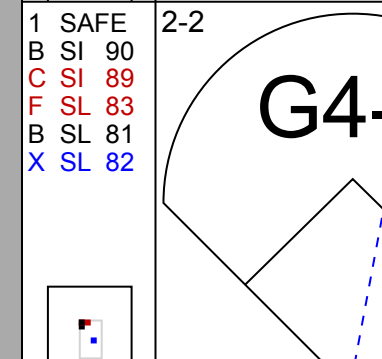
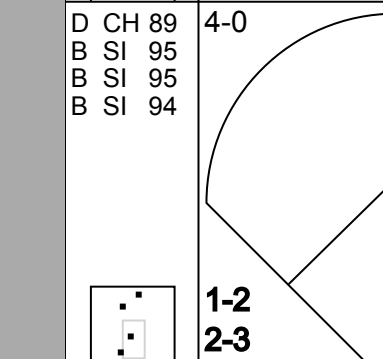
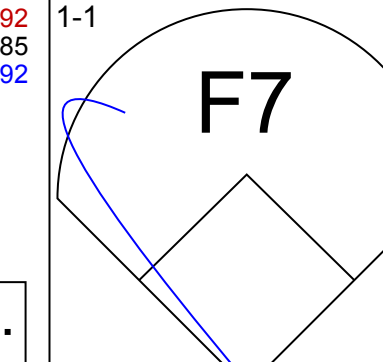
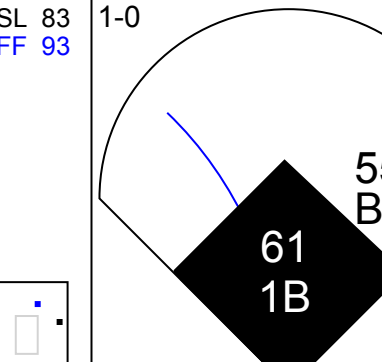
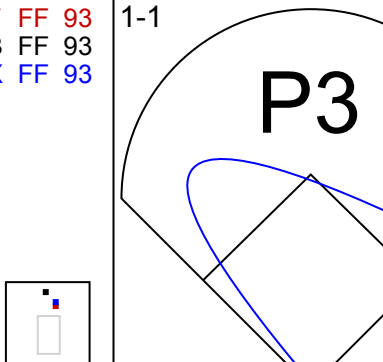

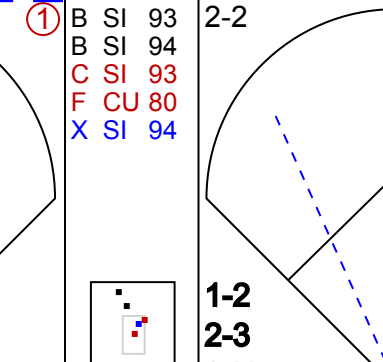
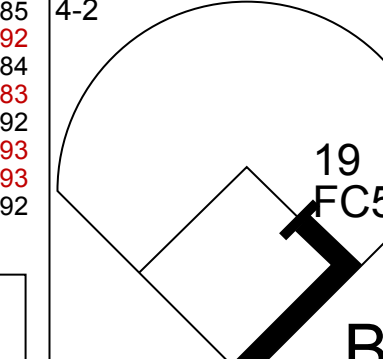
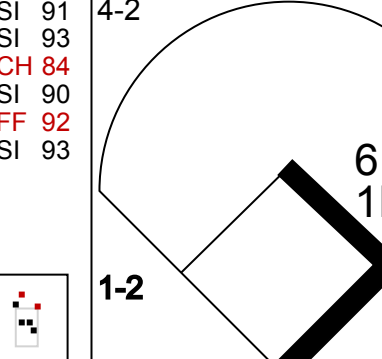
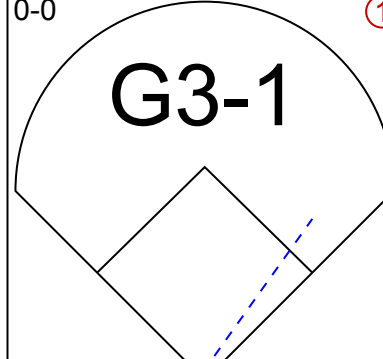
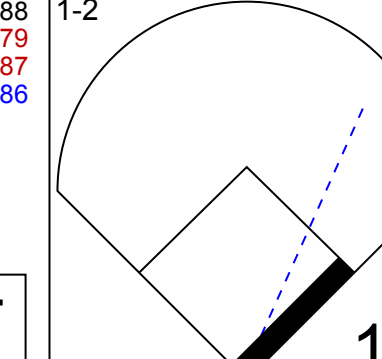
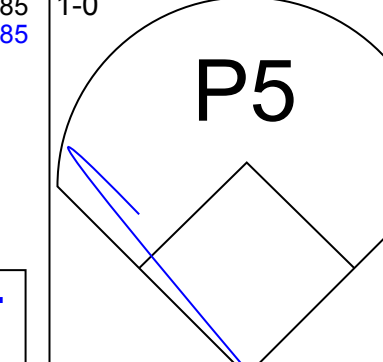
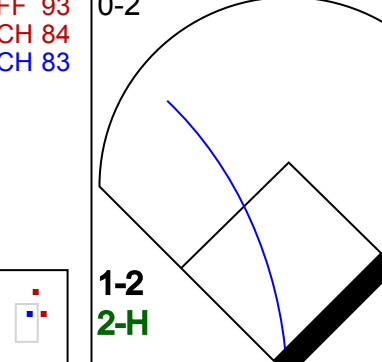
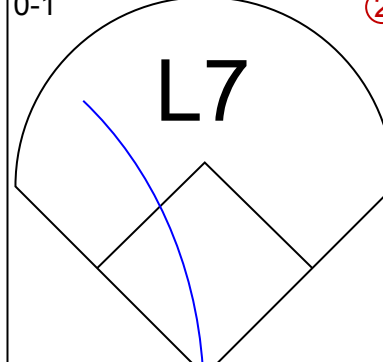
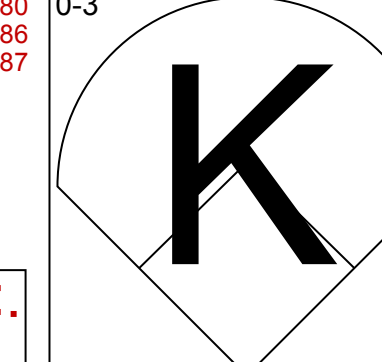
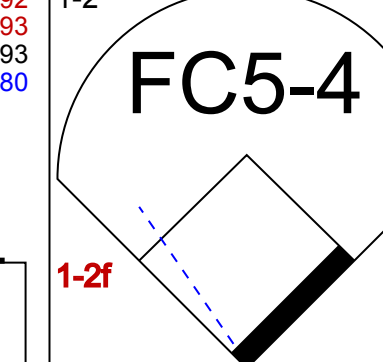
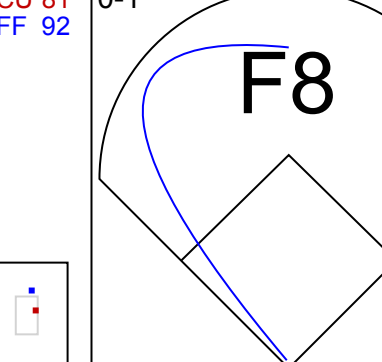
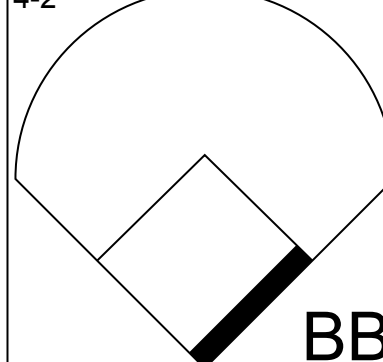
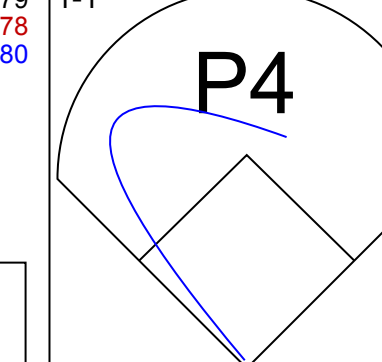


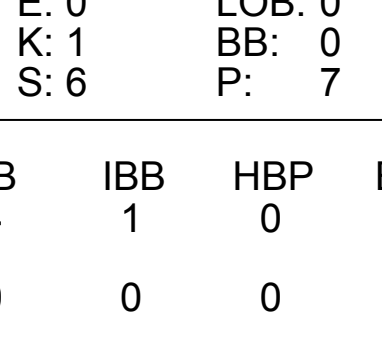
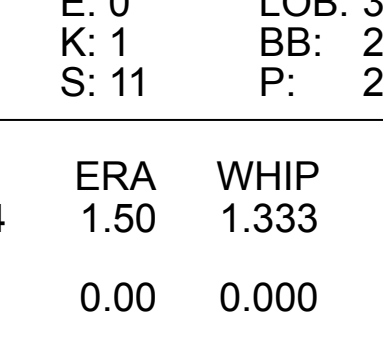
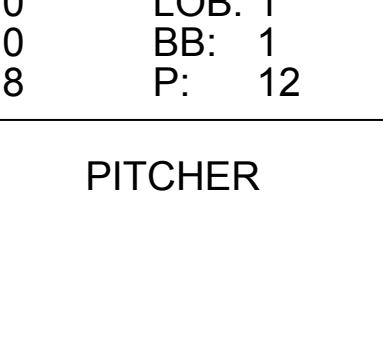
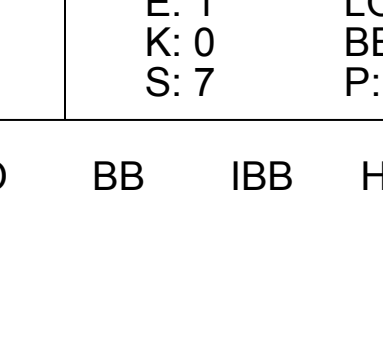
AB 37
R 9
H 13
RBI 9
BB 1
SO 6
LOB 12

Batter	1	2	3	4	5	6	7	8	9	AB	R	H	RBI	BB	SO	LOB	BOTTOM					
2 Brian Dozier, R (1.4)											5	0	1	1	0	1	3					
7 Joe Mauer, L (1.2)										4	0	1	1	0	3	1						
31 Oswaldo Arcia, L (1.7)												5	0	0	0	0	2					
33 Justin Morneau, L (1.10)										3	2	2	2	0	0	1						
24 Trevor Plouffe, R (1.5)										4	0	1	0	0	0	1						
27 Chris Parmelee, L (1.3)										3	1	1	0	1	0	0						
32 Aaron Hicks, S (1.8)										4	1	2	0	0	1	2						
11 Clete Thomas, L (1.9)										4	0	1	0	0	1	5						
25 Pedro Florimon, S (1.6)										3	1	2	1	0	1	1						
9 Ryan Doumit, S (8, PH)										1	0	0	0	0	0	2						
5 Eduardo Escobar, S (9.6)										0	0	0	0	0	0	0						
Inning Stats	R: 0 E: 0 K: 0 S: 11	H: 1 LOB: 1 BB: 0 P: 18	R: 0 E: 0 K: 0 S: 8	H: 0 LOB: 0 BB: 0 P: 13	R: 0 E: 0 K: 1 S: 13	H: 2 LOB: 1 BB: 0 P: 21	R: 1 E: 0 K: 0 S: 8	H: 1 LOB: 0 BB: 0 P: 12	R: 0 E: 0 K: 2 S: 11	H: 1 LOB: 1 BB: 0 P: 13	R: 0 E: 0 K: 2 S: 10	H: 0 LOB: 1 BB: 0 P: 15	R: 3 E: 0 K: 0 S: 19	H: 4 LOB: 1 BB: 0 P: 33	R: 1 E: 0 K: 2 S: 20	H: 2 LOB: 2 BB: 1 P: 31	R: 0 E: 0 K: 1 S: 12	H: 0 LOB: 0 BB: 0 P: 17	1B: 9 2B: 0 3B: 0 HR: 2	SF: 1 SAC: 0 DP: 1 HBP: 1	WP: 0 PB: 1 CS: 0	PA: 39
PITCHER	IP WLS BF H R ER SO BB IBB HBP BLK WP HR S P ERA WHIP																					
41 David Phelps, R (1.1)	6.1 W 27 8 4 4 5 0 0 0 0 0 0 1 72 11 5.68 1.263																					
62 Joba Chamberlain, R (7.1)	0.0 1 1 0 0 0 0 0 0 0 0 0 3 6 - - -																					
48 Boone Logan, L (7.1)	0.2 5 2 1 1 0 1 0 0 0 0 1 16 25 13.50 4.500																					
27 Shawn Kelley, R (8.1)	1.0 H 3 0 0 0 2 0 0 0 0 0 0 9 14 0.00 0.000																					
30 David Robertson, R (9.1)	1.0 3 0 0 0 1 0 0 0 0 0 0 12 17 0.00 0.000																					

New York Yankees @ Minnesota Twins
Target Field, Minneapolis, MN
Thu Jul 04 2013, 1:11 PM - 4:39 PM CDT
Att: 38,260 - Partly Cloudy - 83 F

AB 36
R 5
H 11
RBI 5
BB 1
SO 8
LOB 18

Batter	1	2	3	4	5	6	7	8	9	AB R H RBI BB SO LOB	TOP											
9 Nate McLouth, L (1,7) OBP: 0.361, SLG: 0.419										4 0 1 0 0 2 0	<p>Baltimore Orioles @ New York Yankees Yankee Stadium, Bronx, NY Fri Jul 05 2013, 7:09 PM - 9:53 PM EDT Att: 43,396 - Partly Cloudy - 90 F</p> <p>livebaseballscorecards.com</p> <p>AB 29 R 2 H 3 RBI 2 BB 1 SO 11 LOB 3</p> 											
13 Manny Machado, R (1,5) OBP: 0.345, SLG: 0.476										4 0 0 0 0 0 1												
21 Nick Markakis, L (1,9) OBP: 0.339, SLG: 0.409										4 0 1 0 0 2 0												
10 Adam Jones, R (1,8) OBP: 0.311, SLG: 0.472										4 0 0 0 0 2 1												
19 Chris Davis, L (1,3) OBP: 0.401, SLG: 0.717										2 1 0 0 0 1 0												
32 Matt Wieters, S (1,2) OBP: 0.285, SLG: 0.404										2 1 1 2 1 0 0												
2 J.J. Hardy, R (1,6) OBP: 0.291, SLG: 0.435										3 0 0 0 0 1 1												
3 Ryan Flaherty, L (1,4) OBP: 0.271, SLG: 0.345										3 0 0 0 0 1 0												
1 Brian Roberts, S (1,10) OBP: 0.286, SLG: 0.423										3 0 0 0 0 2 0												
Inning Stats	R: 0 E: 0 K: 2 S: 9	H: 1 LOB: 1 BB: 0 P: 12	R: 2 E: 0 K: 0 S: 10	H: 1 LOB: 0 BB: 0 P: 15	R: 0 E: 0 K: 1 S: 7	H: 0 LOB: 0 BB: 0 P: 8	R: 0 E: 0 K: 0 S: 3	H: 0 LOB: 0 BB: 0 P: 4	R: 0 E: 0 K: 3 S: 9	H: 0 LOB: 3 BB: 0 P: 13		R: 0 E: 0 K: 1 S: 6	H: 1 LOB: 0 BB: 0 P: 9	R: 0 E: 0 K: 2 S: 9	H: 0 LOB: 1 BB: 1 P: 19	R: 0 E: 0 K: 1 S: 6	H: 0 LOB: 0 BB: 0 P: 7	R: 0 E: 0 K: 1 S: 11	H: 0 LOB: 0 BB: 0 P: 15	1B: 2 2B: 0 3B: 0 HR: 1	SF: 0 SAC: 0 DP: 1 HBP: 1	WP: 0 PB: 0 SB: 0 CS: 0
PITCHER 47 Ivan Nova, R (1,1) ERA: 4.09	IP: 9.0 WLS: W BF: 31	H: 3 R: 2 ER: 2 SO: 11	BB: 1 IBB: 0 HBP: 1 BLK: 0	WP: 0 HR: 1 S: 70 P: 102	ERA: 2.00 WHIP: 0.444	PITCHER					IP: 9.0 WLS: W BF: 31	H: 3 R: 2 ER: 2 SO: 11	BB: 1 IBB: 0 HBP: 1 BLK: 0	WP: 0 HR: 1 S: 70 P: 102	ERA: 2.00 WHIP: 0.444	PITCHER						

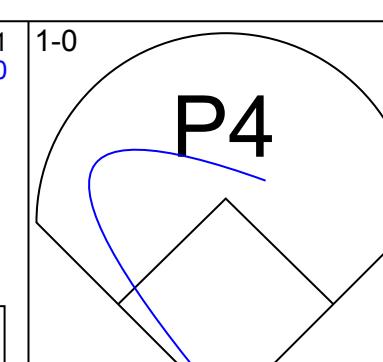
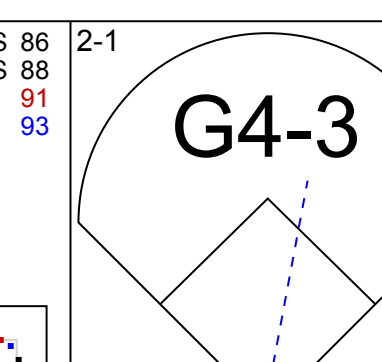
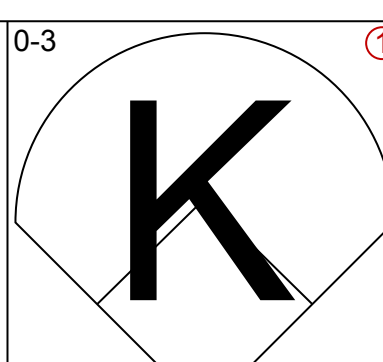
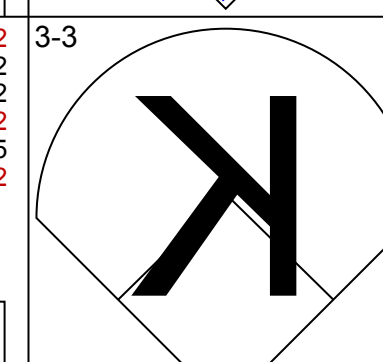
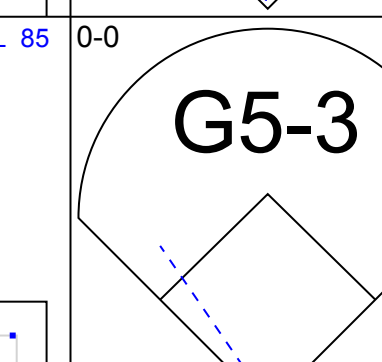
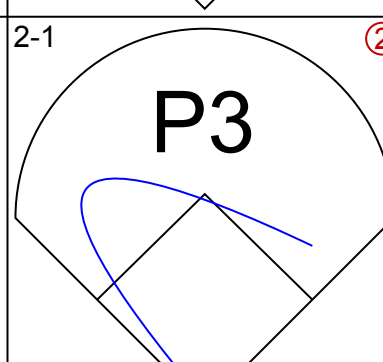
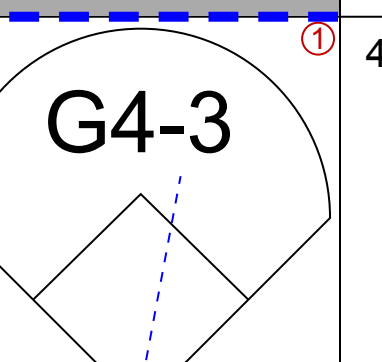
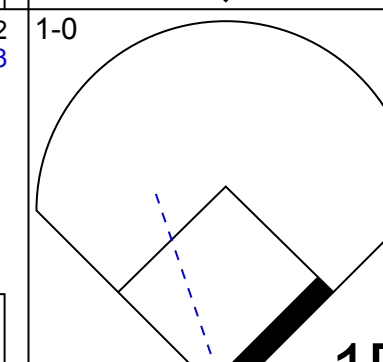
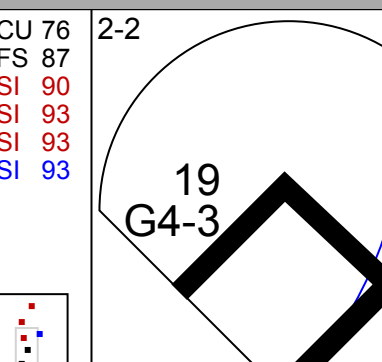
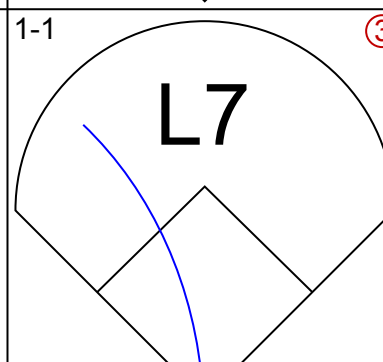
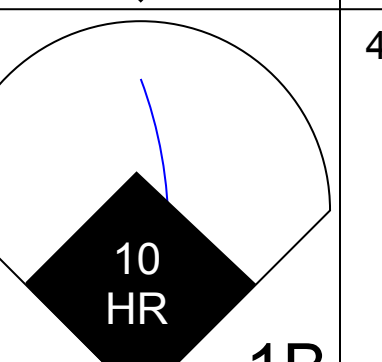
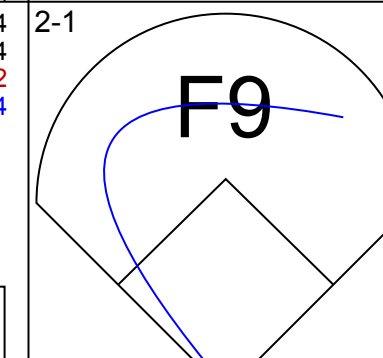
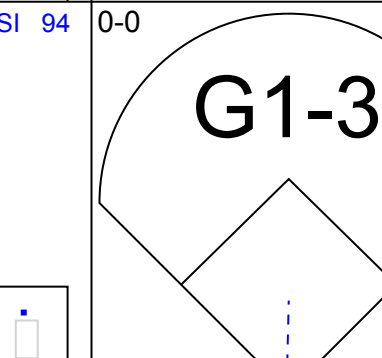

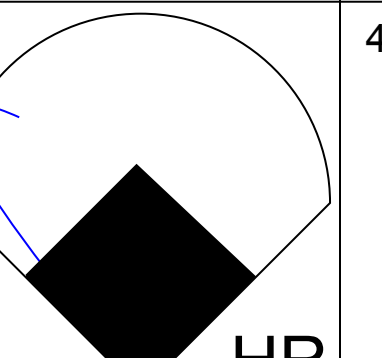
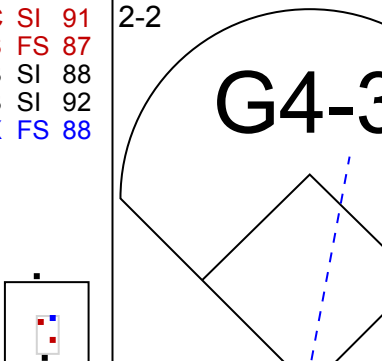
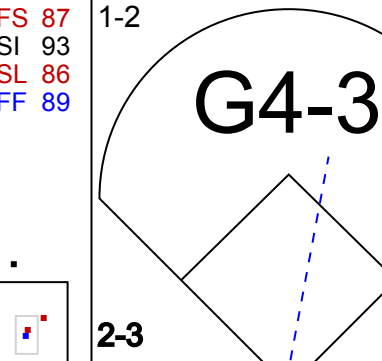

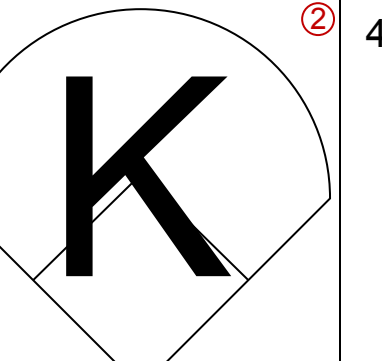
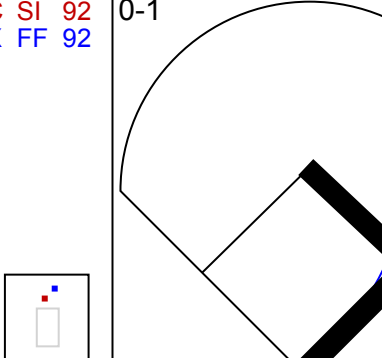
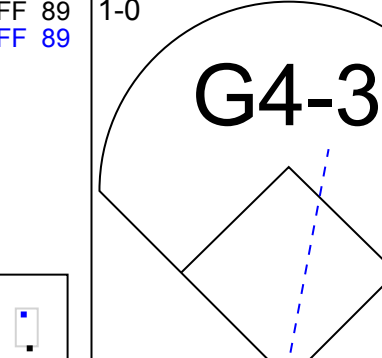

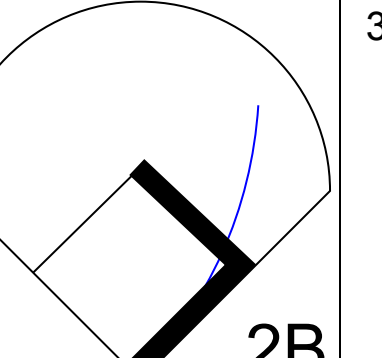
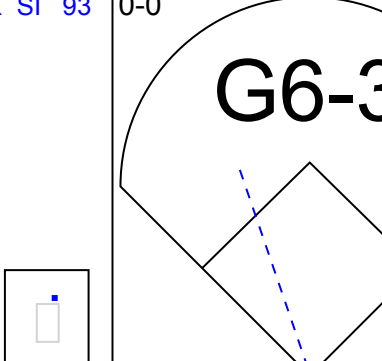

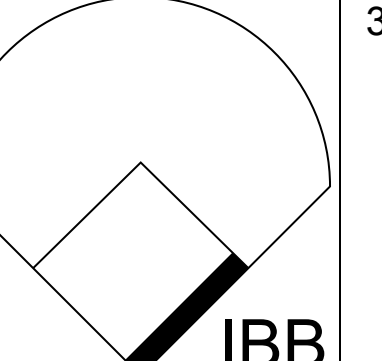
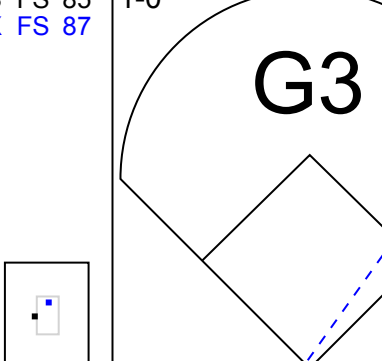
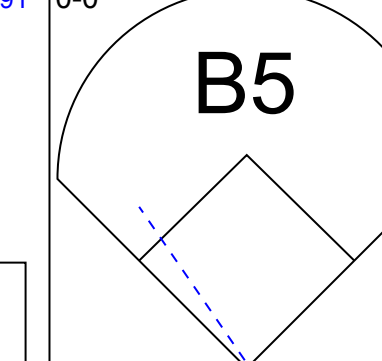
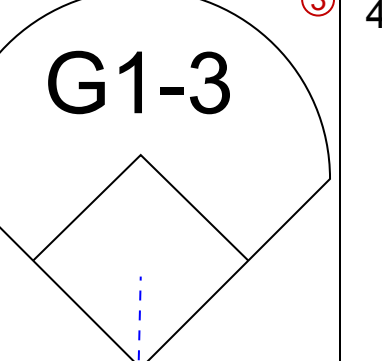
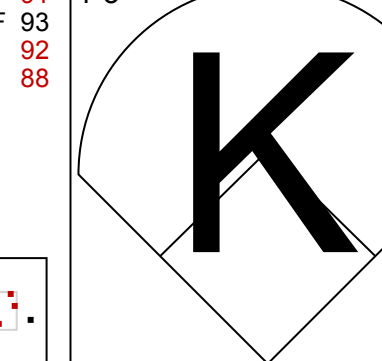
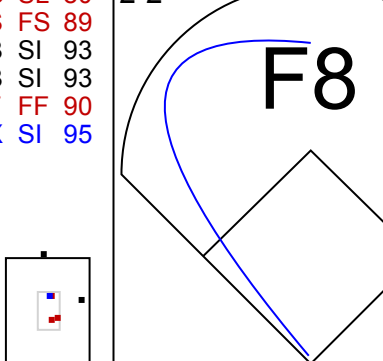
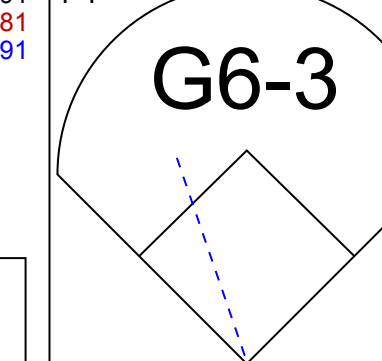
Batter	1	2	3	4	5	6	7	8	9	AB R H RBI BB SO LOB	BOTTOM											
11 Brett Gardner, L (1,8) OBP: 0.339, SLG: 0.441										5 1 1 0 0 3 2	<p>Baltimore Orioles @ New York Yankees Yankee Stadium, Bronx, NY Fri Jul 05 2013, 7:09 PM - 9:53 PM EDT Att: 43,396 - Partly Cloudy - 90 F</p> <p>livebaseballscorecards.com</p> <p>AB 33 R 3 H 7 RBI 3 BB 7 SO 6 LOB 19</p> 											
31 Ichiro Suzuki, L (1,9) OBP: 0.317, SLG: 0.388										4 0 1 0 0 1 1												
24 Robinson Cano, L (1,4) OBP: 0.371, SLG: 0.529										3 0 0 0 2 0 1												
33 Travis Hafner, L (1,10) OBP: 0.323, SLG: 0.428										4 0 0 1 1 1 5												
12 Vernon Wells, R (1,7) OBP: 0.272, SLG: 0.374										5 1 2 1 0 0 3												
55 Lyle Overbay, L (1,3) OBP: 0.294, SLG: 0.419										2 0 1 0 2 0 0												
61 Luis Alfonso Cruz, R (1,6) OBP: 0.152, SLG: 0.156										4 0 1 1 0 1 2												
19 Chris Stewart, R (1,2) OBP: 0.306, SLG: 0.307										2 0 0 0 1 0 3												
45 Zolto Almonte, S (8,PH) OBP: 0.339, SLG: 0.442										1 0 0 0 0 0 1												
53 Austin Romine, R (9,2) OBP: 0.149, SLG: 0.182										0 0 0 0 0 0 0												
39 David Adams, R (1,5) OBP: 0.260, SLG: 0.276										3 1 1 0 1 0 1												
Inning Stats	R: 0 E: 0 K: 1 S: 14	H: 1 LOB: 1 BB: 0 P: 20	R: 0 E: 0 K: 0 S: 10	H: 0 LOB: 1 BB: 1 P: 17	R: 0 E: 0 K: 1 S: 6	H: 0 LOB: 0 BB: 0 P: 7	R: 1 E: 0 K: 1 S: 13	H: 2 LOB: 2 BB: 1 P: 23	R: 0 E: 0 K: 0 S: 11	H: 1 LOB: 3 BB: 2 P: 25	R: 0 E: 0 K: 0 S: 8	H: 0 LOB: 1 BB: 1 P: 12	R: 0 E: 0 K: 1 S: 10	H: 0 LOB: 1 BB: 0 P: 14	R: 0 E: 0 K: 1 S: 11	H: 1 LOB: 1 BB: 0 P: 15	R: 2 E: 1 K: 0 S: 7	H: 2 LOB: 3 BB: 2 P: 18	1B: 5 2B: 2 3B: 0 HR: 0	SF: 0 SAC: 1 DP: 0 HBP: 0	WP: 0 PB: 0 SB: 0 CS: 0	PA: 41
PITCHER 50 Miguel González, R (1,1) ERA: 3.63	IP: 6.0 WLS: H BF: 27	H: 4 R: 0 ER: 0 SO: 1	BB: 4 IBB: 0 HBP: 0 BLK: 0	WP: 0 HR: 0 S: 62 P: 104	ERA: 1.50 WHIP: 1.333	PITCHER					IP: 6.0 WLS: H BF: 27	H: 4 R: 0 ER: 0 SO: 1	BB: 4 IBB: 0 HBP: 0 BLK: 0	WP: 0 HR: 0 S: 62 P: 104	ERA: 1.50 WHIP: 1.333	PITCHER						
40 Troy Patton, L (7,1) ERA: 3.68	1.0 H	4	0	0	0	1	0	0	0	0	0	10	14	0.00	0.000							
56 Darren O'Day, R (8,1) ERA: 2.13	1.0 H	4	1	0	0	1	0	0	0	0	0	11	15	0.00	1.000							
43 Jim Johnson, R (9,1) ERA: 4.02	0.1 L	6	2	2	1	0	1	1	0	0	0	7	18	27.00	9.000							

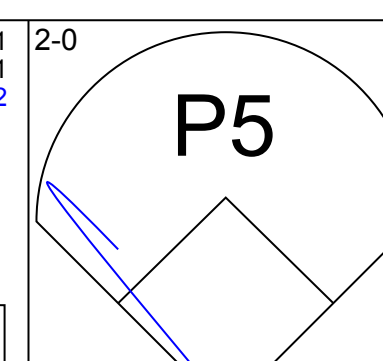
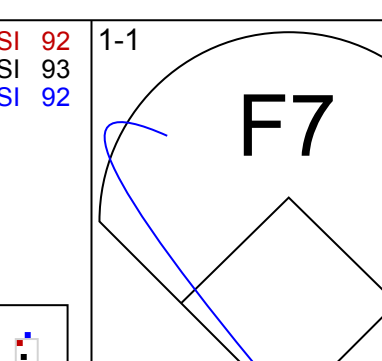
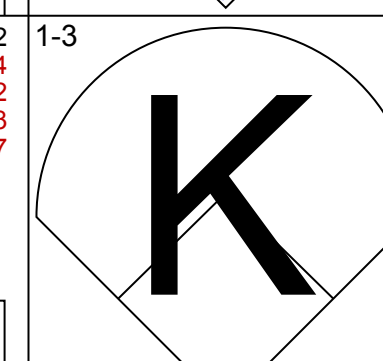
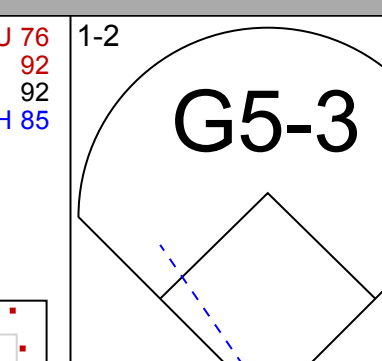
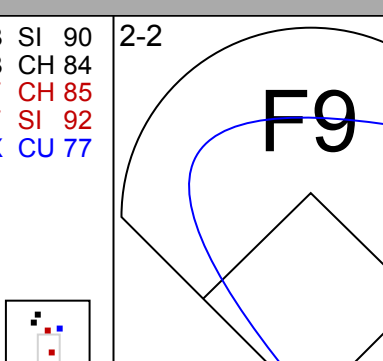
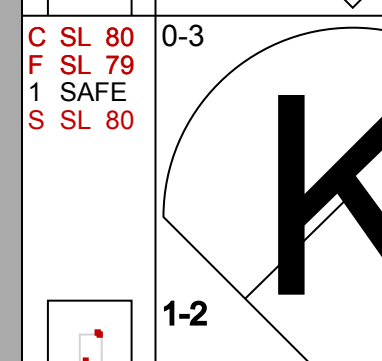
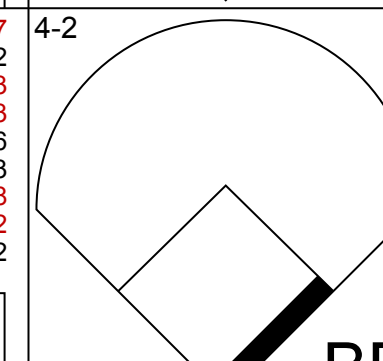
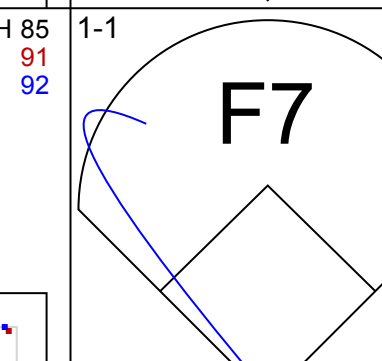
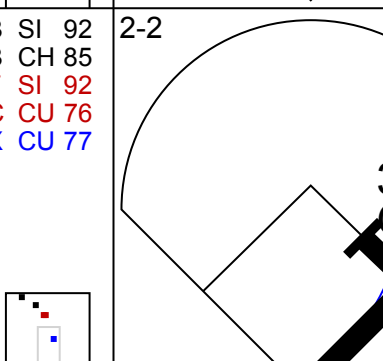
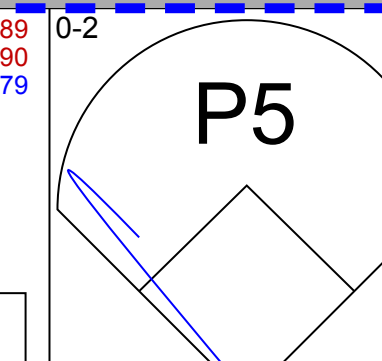
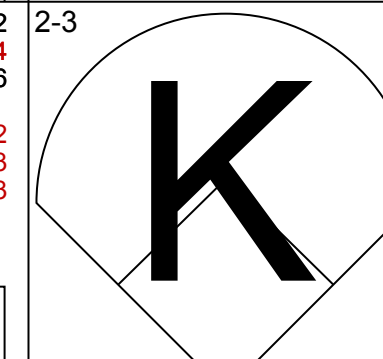
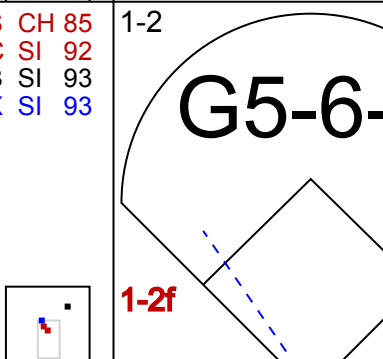
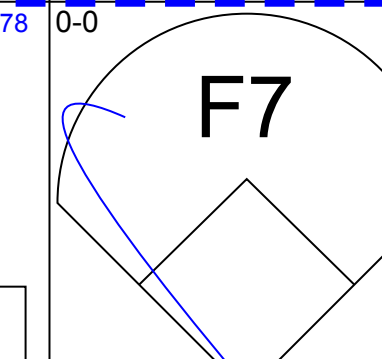

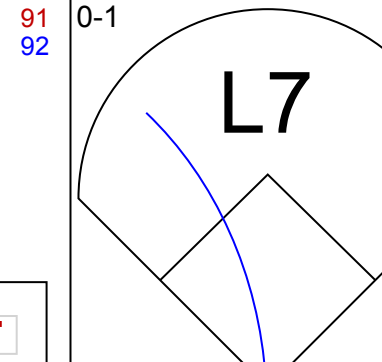

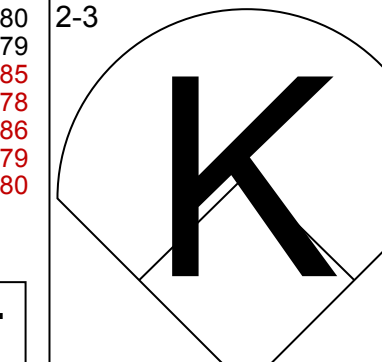
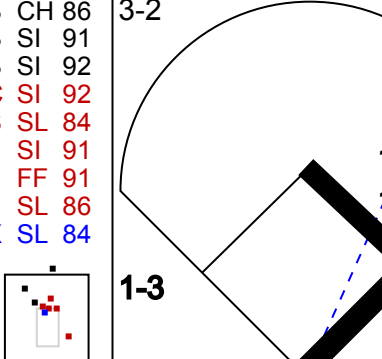

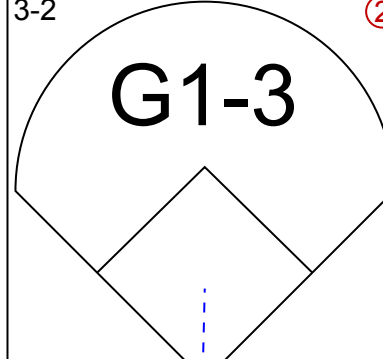

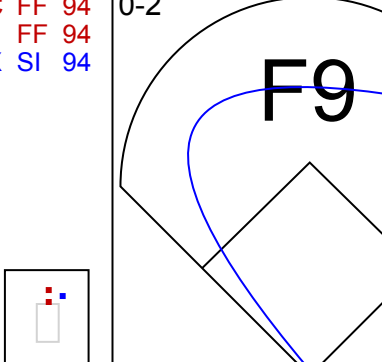
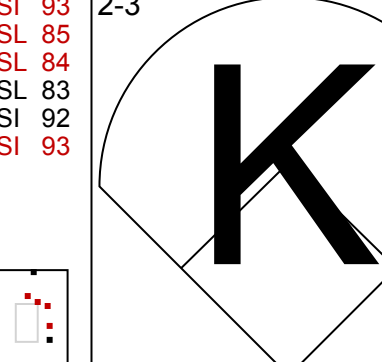
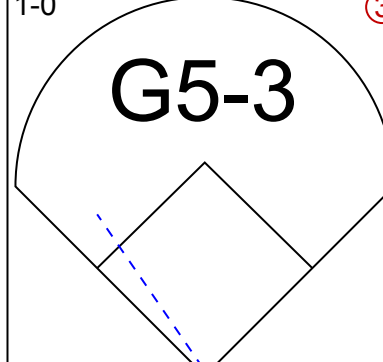
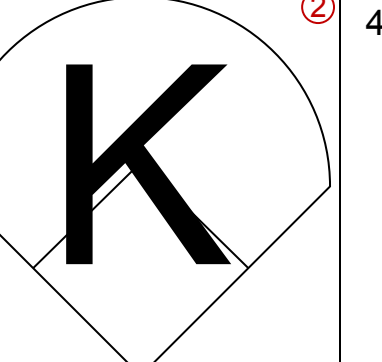
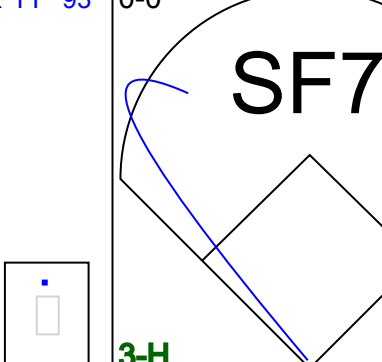
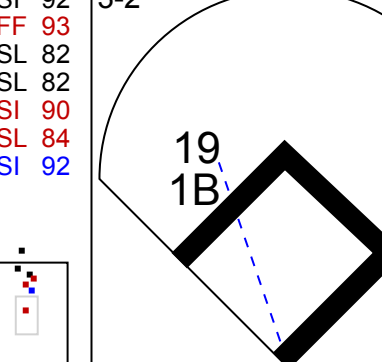

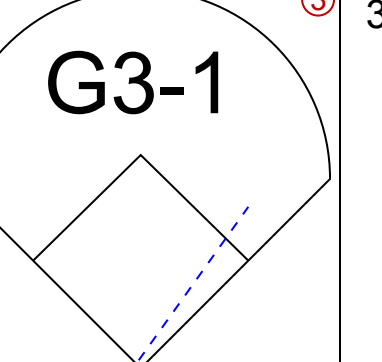
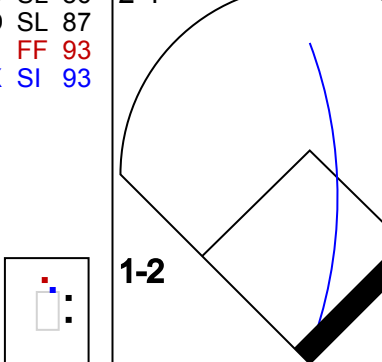
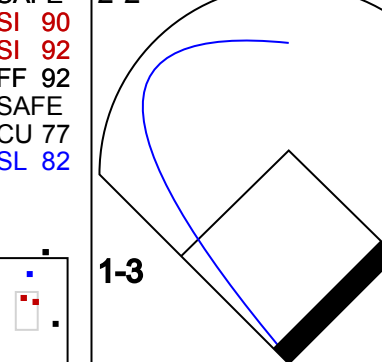


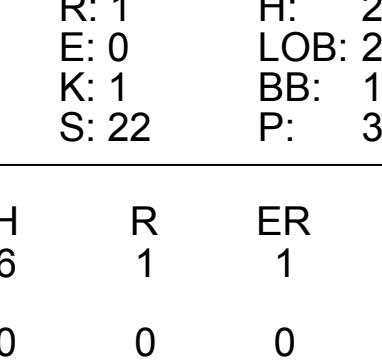
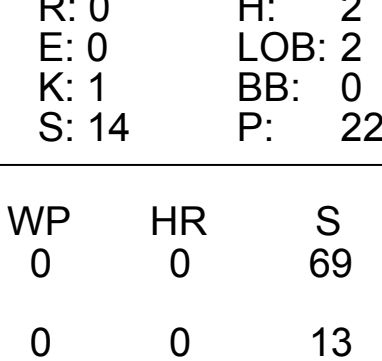
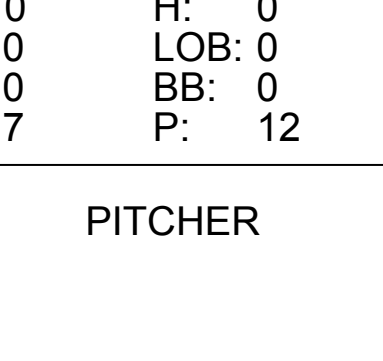
Batter	1	2	3	4	5	6	7	8	9	AB	R	H	RBI	BB	SO	LOB	TOP				
21 Nick Markakis, L (1,9) OBP: 0.336, SLG: 0.405	G3	F9		CS	G4-3		K			4	0	0	0	0	1	2	<p>Baltimore Orioles @ New York Yankees Yankee Stadium, Bronx, NY Sat Jul 06 2013, 1:09 PM - 4:20 PM EDT Att: 42,678 - Partly Cloudy - 91 F</p>				
13 Manny Machado, R (1,5) OBP: 0.344, SLG: 0.476	F8		19 F8 2B		F9		K			4	0	1	0	0	1	1					
10 Adam Jones, R (1,8) OBP: 0.313, SLG: 0.473	19 HR 1B				K					4	1	2	0	0	1	1					
19 Chris Davis, L (1,3) OBP: 0.399, SLG: 0.721	1H HR				F8		K			4	1	1	2	0	2	2					
1 Brian Roberts, S (1,10) OBP: 0.281, SLG: 0.400	G6-3				F9					4	0	1	0	0	0	2					
2 J.J. Hardy, R (1,6) OBP: 0.290, SLG: 0.436	F8				14 F8 31 1B		K			4	1	1	0	0	1	1					
14 Nolan Reimold, R (1,7) OBP: 0.259, SLG: 0.330	E1				F8					3	1	1	0	0	0	2					
9 Nate McLouth, L (9,PH) OBP: 0.359, SLG: 0.418	12 2B 1B				F8		FC5-4			1	0	0	0	0	0	0					
12 Alexi Casilla, S (1,4) OBP: 0.283, SLG: 0.345					G4-3					3	0	2	1	0	0	1					
3 Ryan Flaherty, L (9,PH) OBP: 0.275, SLG: 0.348					G4-3		21 S 1B			1	0	1	0	0	0	0					
31 Taylor Teagarden, R (1,2) OBP: 0.111, SLG: 0.278	G5-3						F7			3	0	1	1	0	0	2					
36 Chris Dickerson, L (9,PH) OBP: 0.256, SLG: 0.447										1	0	0	0	0	1	1					
Inning Stats	R: 2 H: 2 E: 0 K: 0 S: 10	H: 2 LOB: 0 BB: 0 P: 15	R: 1 H: 2 E: 1 K: 0 S: 12	H: 2 LOB: 1 BB: 0 P: 18	R: 0 H: 1 E: 0 K: 1 S: 9	H: 1 LOB: 0 BB: 0 P: 15	R: 1 H: 2 E: 0 K: 0 S: 10	H: 2 LOB: 0 BB: 0 P: 16	R: 0 H: 0 E: 0 K: 2 S: 9	H: 1 LOB: 1 BB: 0 P: 15	R: 0 H: 1 E: 0 K: 2 S: 13	H: 1 LOB: 1 BB: 0 P: 19	R: 0 H: 1 E: 0 K: 1 S: 10	H: 1 LOB: 0 BB: 0 P: 16	R: 0 H: 1 E: 0 K: 1 S: 10	H: 1 LOB: 1 BB: 0 P: 13	1B: 7 2B: 3 3B: 0 HR: 1	SF: 0 SAC: 0 DP: 1 HBP: 0	WP: 0 PB: 0 SB: 1 CS: 1	PA: 37	
PITCHER	IP WLS BF H R ER SO BB IBB HBP BLK WP HR S P ERA WHIP	IP WLS BF H R ER SO BB IBB HBP BLK WP HR S P ERA WHIP	IP WLS BF H R ER SO BB IBB HBP BLK WP HR S P ERA WHIP	IP WLS BF H R ER SO BB IBB HBP BLK WP HR S P ERA WHIP	IP WLS BF H R ER SO BB IBB HBP BLK WP HR S P ERA WHIP	IP WLS BF H R ER SO BB IBB HBP BLK WP HR S P ERA WHIP	IP WLS BF H R ER SO BB IBB HBP BLK WP HR S P ERA WHIP	IP WLS BF H R ER SO BB IBB HBP BLK WP HR S P ERA WHIP	IP WLS BF H R ER SO BB IBB HBP BLK WP HR S P ERA WHIP	IP WLS BF H R ER SO BB IBB HBP BLK WP HR S P ERA WHIP	IP WLS BF H R ER SO BB IBB HBP BLK WP HR S P ERA WHIP	IP WLS BF H R ER SO BB IBB HBP BLK WP HR S P ERA WHIP	IP WLS BF H R ER SO BB IBB HBP BLK WP HR S P ERA WHIP	IP WLS BF H R ER SO BB IBB HBP BLK WP HR S P ERA WHIP	IP WLS BF H R ER SO BB IBB HBP BLK WP HR S P ERA WHIP	IP WLS BF H R ER SO BB IBB HBP BLK WP HR S P ERA WHIP	ERA WHIP	ERA WHIP	ERA WHIP	ERA WHIP	ERA WHIP

Batter	1	2	3	4	5	6	7	8	9	AB	R	H	RBI	BB	SO	LOB	BOTTOM				
11 Brett Gardner, L (1,8) OBP: 0.335, SLG: 0.435	G4-3				SH5-3		FC1-5			4	0	0	0	0	1	3	<p>Baltimore Orioles @ New York Yankees Yankee Stadium, Bronx, NY Sat Jul 06 2013, 1:09 PM - 4:20 PM EDT Att: 42,678 - Partly Cloudy - 91 F</p>				
31 Ichiro Suzuki, L (1,9) OBP: 0.316, SLG: 0.386	G4-3				P6		G4-3			4	0	1	1	0	0	2					
24 Robinson Cano, L (1,4) OBP: 0.372, SLG: 0.527	G6-3				F7					3	0	1	1	1	0	0					
33 Travis Hafner, L (1,10) OBP: 0.322, SLG: 0.422					G4-3		K			3	1	0	0	1	2	3					
45 Zoilo Almonte, S (1,7) OBP: 0.339, SLG: 0.436					F8		G1-3			3	1	1	0	0	0	2					
12 Vernon Wells, R (7,PH) OBP: 0.271, SLG: 0.372							F7			1	0	0	0	0	0	1					
55 Lyle Overbay, L (1,3) OBP: 0.291, SLG: 0.424							G5-3			4	1	3	0	0	0	1					
61 Luis Alfonso Cruz, R (1,5) OBP: 0.199, SLG: 0.199							SH1-3			3	0	1	1	0	1	1					
26 Eduardo Núñez, R (1,6) OBP: 0.299, SLG: 0.289							G6-3			3	1	2	2	0	0	0					
19 Chris Stewart, R (1,2) OBP: 0.316, SLG: 0.310										2	1	1	0	2	1	1					
Inning Stats	R: 0 H: 0 E: 0 K: 0 S: 11	H: 3 LOB: 1 BB: 1 P: 24	R: 0 H: 0 E: 0 K: 0 S: 13	H: 0 LOB: 0 BB: 0 P: 18	R: 0 H: 1 E: 0 K: 1 S: 11	H: 1 LOB: 1 BB: 0 P: 15	R: 2 H: 4 E: 0 K: 1 S: 12	H: 4 LOB: 2 BB: 0 P: 20	R: 1 H: 2 E: 0 K: 0 S: 15	H: 2 LOB: 2 BB: 1 P: 22	R: 0 H: 0 E: 0 K: 1 S: 9	H: 0 LOB: 1 BB: 1 P: 17	R: 0 H: 0 E: 0 K: 1 S: 9	H: 0 LOB: 1 BB: 1 P: 20	R: 0 H: 0 E: 0 K: 1 S: 9	H: 0 LOB: 1 BB: 1 P: 20	1B: 10 2B: 1 3B: 0 HR: 0	SF: 1 SAC: 2 DP: 1 HBP: 0	WP: 0 PB: 1 SB: 0 CS: 0	PA: 37	
PITCHER	IP WLS BF H R ER SO BB IBB HBP BLK WP HR S P ERA WHIP	IP WLS BF H R ER SO BB IBB HBP BLK WP HR S P ERA WHIP	IP WLS BF H R ER SO BB IBB HBP BLK WP HR S P ERA WHIP	IP WLS BF H R ER SO BB IBB HBP BLK WP HR S P ERA WHIP	IP WLS BF H R ER SO BB IBB HBP BLK WP HR S P ERA WHIP	IP WLS BF H R ER SO BB IBB HBP BLK WP HR S P ERA WHIP	IP WLS BF H R ER SO BB IBB HBP BLK WP HR S P ERA WHIP	IP WLS BF H R ER SO BB IBB HBP BLK WP HR S P ERA WHIP	IP WLS BF H R ER SO BB IBB HBP BLK WP HR S P ERA WHIP	IP WLS BF H R ER SO BB IBB HBP BLK WP HR S P ERA WHIP	IP WLS BF H R ER SO BB IBB HBP BLK WP HR S P ERA WHIP	IP WLS BF H R ER SO BB IBB HBP BLK WP HR S P ERA WHIP	IP WLS BF H R ER SO BB IBB HBP BLK WP HR S P ERA WHIP	IP WLS BF H R ER SO BB IBB HBP BLK WP HR S P ERA WHIP	IP WLS BF H R ER SO BB IBB HBP BLK WP HR S P ERA WHIP	IP WLS BF H R ER SO BB IBB HBP BLK WP HR S P ERA WHIP	ERA WHIP	ERA WHIP	ERA WHIP	ERA WHIP	ERA WHIP

AB	36
R	4
H	11
RBI	4
BB	0
SO	7
LOB	15



Batter	1	2	3	4	5	6	7	8	9	AB	R	H	RBI	BB	SO	LOB	TOP										
9 Nate McLouth, L (1, 10)											4	0	0	0	0	2	0	<p>Baltimore Orioles @ New York Yankees Yankee Stadium, Bronx, NY Sun Jul 07 2013, 1:10 PM - 4:04 PM EDT Att: 40,218 - Partly Cloudy - 92 F</p>									
13 Manny Machado, R (1, 5)										4	0	0	0	0	1	0											
21 Nick Markakis, L (1, 9)										4	1	3	0	0	0	0											
10 Adam Jones, R (1, 8)										4	1	1	2	0	0	2											
19 Chris Davis, L (1, 3)										4	0	0	0	0	1	1											
32 Matt Wieters, S (1, 2)										3	0	2	0	1	0	1											
2 J.J. Hardy, R (1, 6)										3	0	0	0	1	0	2											
36 Chris Dickerson, L (1, 7)										4	0	0	0	0	1	3											
1 Brian Roberts, S (1, 4)										3	0	0	0	0	1	0											
Inning Stats	R: 0 H: 1 E: 0 K: 1 S: 7	H: 1 LOB: 1 BB: 0 P: 14	R: 0 H: 1 E: 0 K: 0 S: 7	H: 1 LOB: 1 BB: 0 P: 10	R: 0 H: 0 E: 0 K: 1 S: 6	H: 0 LOB: 0 BB: 0 P: 9	R: 0 H: 1 E: 0 K: 0 S: 9	H: 1 LOB: 1 BB: 0 P: 13	R: 0 H: 0 E: 0 K: 1 S: 11	H: 0 LOB: 0 BB: 0 P: 17	R: 0 H: 0 E: 0 K: 1 S: 7	H: 0 LOB: 0 BB: 1 P: 15	R: 0 H: 0 E: 0 K: 1 S: 6	H: 0 LOB: 0 BB: 0 P: 9	R: 2 H: 3 E: 0 K: 1 S: 16	H: 3 LOB: 2 BB: 1 P: 25	1B: 2 2B: 3 3B: 0 HR: 1	SF: 0 SAC: 0 DP: 0 HBP: 0	WP: 0 PB: 0 SB: 0 CS: 0	PA: 35							
PITCHER	IP	WLS	BF	H	R	ER	SO	BB	IBB	HBP	BLK	WP	HR	S	P	ERA	WHIP										
18 Hiroki Kuroda, R (1, 1)	7.0		25	3	0	0	4	1	0	0	0	0	0	53	88	0.00	0.571										
30 David Robertson, R (8, 1)	1.0	H	3	0	0	0	1	0	0	0	0	0	0	6	9	0.00	0.000										
42 Mariano Rivera, R (9, 1)	1.0	L	7	3	2	2	1	0	1	0	0	0	1	16	25	18.00	3.000										

Batter	1	2	3	4	5	6	7	8	9	AB	R	H	RBI	BB	SO	LOB	BOTTOM										
11 Brett Gardner, L (1, 8)										4	0	0	0	0	1	5	<p>Baltimore Orioles @ New York Yankees Yankee Stadium, Bronx, NY Sun Jul 07 2013, 1:10 PM - 4:04 PM EDT Att: 40,218 - Partly Cloudy - 92 F</p>										
31 Ichiro Suzuki, L (1, 9)										4	0	0	0	0	2	1											
24 Robinson Cano, L (1, 4)										3	0	1	0	1	0	0											
33 Travis Hafner, L (1, 10)										3	0	1	0	0	1	2											
12 Vernon Wells, R (8, PH) (9, 10)										1	0	0	0	0	0	0											
45 Zoilo Almonte, S (1, 7)										3	1	0	0	1	1	1											
55 Lyle Overbay, L (1, 3)										4	0	1	0	0	1	0											
61 Luis Alfonso Cruz, R (1, 5)										4	0	0	0	0	2	2											
26 Eduardo Núñez, R (1, 6)											3	0	1	1	0	0											
19 Chris Stewart, R (1, 2)										2	0	2	0	1	0	0											
Inning Stats	R: 0 H: 0 E: 0 K: 2 S: 14	H: 0 LOB: 1 BB: 1 P: 23	R: 1 H: 2 E: 0 K: 1 S: 22	H: 2 LOB: 2 BB: 1 P: 31	R: 0 H: 1 E: 0 K: 0 S: 10	H: 1 LOB: 1 BB: 0 P: 12	R: 0 H: 2 E: 0 K: 1 S: 14	H: 2 LOB: 2 BB: 0 P: 22	R: 0 H: 0 E: 0 K: 0 S: 7	H: 0 LOB: 0 BB: 0 P: 12	R: 0 H: 0 E: 0 K: 1 S: 6	H: 0 LOB: 1 BB: 1 P: 13	R: 0 H: 0 E: 0 K: 1 S: 9	H: 0 LOB: 0 BB: 0 P: 11	R: 0 H: 0 E: 0 K: 2 S: 7	H: 0 LOB: 0 BB: 0 P: 11	1B: 6 2B: 0 3B: 0 HR: 0	SF: 1 SAC: 0 DP: 1 HBP: 0	WP: 0 PB: 0 SB: 1 CS: 0	PA: 35							
PITCHER	IP	WLS	BF	H	R	ER	SO	BB	IBB	HBP	BLK	WP	HR	S	P	ERA	WHIP										
39 Jason Hammel, R (1, 1)	5.0		22	6	1	1	4	2	0	0	0	0	0	69	102	0.00	1.600										
66 T.J. McFarland, L (6, 1)	2.0		7	0	0	0	1	1	0	0	0	0	0	13	25	0.00	0.500										
40 Troy Patton, L (8, 1)	0.1		1	0	0	0	0	0	0	0	0	0	0	3	3	0.00	0.000										
56 Darren O'Day, R (8, 1)	0.2	W	2	0	0	0	1	0	0	0	0	0	0	6	8	0.00	0.000										
43 Jim Johnson, R (9, 1)	1.0	S	3	0	0	0	2	0	0	0	0	0	0	7	11	0.00	0.000										

AB 33
R 2
H 6
RBI 2
BB 2
SO 6
LOB 9



AB 31
R 1
H 6
RBI 1
BB 3
SO 8
LOB 11




Batter	1	2	3	4	5	6	7	8	9	AB	R	H	RBI	BB	SO	LOB	TOP										
4 Alex Gordon, L (1,7) OBP: 0.360, SLG: 0.436	G4-3		F9		K		IBB		2B	4	1	1	1	1	1	0	<p>Kansas City Royals @ New York Yankees Yankee Stadium, Bronx, NY Mon Jul 08 2013, 7:11 PM - 11:13 PM EDT Att: 35,057 - Partly Cloudy - 87 F</p>										
2 Alcides Escobar, R (1,6) OBP: 0.278, SLG: 0.330	F9		G5-3			E6	P4		3B	5	0	1	1	0	0	2											
35 Eric Hosmer, L (1,3) OBP: 0.372, SLG: 0.431	L6		1B			K		2B	IBB	4	0	2	0	1	1	1											
16 Billy Butler, R (1,10) OBP: 0.372, SLG: 0.397	HR		FC6-4			G4-3		2B	P4	4	1	1	1	1	0	4											
13 Salvador Perez, R (1,2) OBP: 0.320, SLG: 0.412	K				L8			P2	L9	5	0	0	0	0	1	5											
8 Mike Moustakas, L (1,5) OBP: 0.277, SLG: 0.337	2B				F8			F7		4	2	2	0	0	0	2											
9 Johnny Giavotella, R (1,4) 23 Elliot Johnson, S (9,4) OBP: 0.248, SLG: 0.289	G6-3				K			FC5		4	0	1	1	0	1	3											
7 David Lough, L (1,9) OBP: 0.313, SLG: 0.438	2B				K				1B	4	1	2	1	0	1	1											
1 Jarrod Dyson, L (1,8) OBP: 0.313, SLG: 0.473	G4-3				G4-3			P6	SH5-3	3	0	0	0	0	0	2											
Inning Stats	R: 0 E: 0 K: 0 S: 4	H: 0 LOB: 0 BB: 0 P: 8	R: 2 E: 0 K: 1 S: 18	H: 3 LOB: 1 BB: 0 P: 24	R: 0 E: 0 K: 0 S: 11	H: 1 LOB: 1 BB: 0 P: 20	R: 0 E: 0 K: 1 S: 8	H: 0 LOB: 0 BB: 0 P: 10	R: 0 E: 0 K: 2 S: 7	H: 0 LOB: 0 BB: 0 P: 12	R: 0 E: 1 K: 1 S: 9	H: 0 LOB: 1 BB: 0 P: 14	R: 1 E: 0 K: 0 S: 10	H: 2 LOB: 2 BB: 1 P: 19	R: 0 E: 0 K: 0 S: 6	H: 1 LOB: 2 BB: 1 P: 15		R: 2 E: 0 K: 0 S: 12	H: 3 LOB: 2 BB: 1 P: 22	1B: 3 2B: 5 3B: 1 HR: 1	SF: 0 SAC: 1 DP: 0 HBP: 0	WP: 0 PB: 0 CS: 0	PA: 41				
PITCHER	IP	WLS	BF	H	R	ER	SO	BB	IBB	HBP	BLK	WP	HR	S	P	ERA	WHIP										
65 Phil Hughes, R (1,1) ERA: 4.58	4.0	L	16	4	2	2	2	0	0	0	0	0	1	41	62	4.50	1.000										
43 Adam Warren, R (5,1) ERA: 3.05	3.2		17	3	1	1	3	1	1	0	0	0	0	31	59	2.46	1.091										
38 Preston Claiborne, R (8,1) ERA: 2.6	1.1		8	3	2	2	0	0	1	0	0	0	0	13	23	13.50	2.250										

Batter	1	2	3	4	5	6	7	8	9	AB	R	H	RBI	BB	SO	LOB	BOTTOM										
11 Brett Gardner, L (1,8) OBP: 0.330, SLG: 0.425	G3		L7			BB		G4-3	K	4	0	0	0	1	1	3	<p>Kansas City Royals @ New York Yankees Yankee Stadium, Bronx, NY Mon Jul 08 2013, 7:11 PM - 11:13 PM EDT Att: 35,057 - Partly Cloudy - 87 F</p>										
45 Zoilo Almonte, S (1,7) OBP: 0.324, SLG: 0.397	G4-3				F8		L8	1B	K	5	0	1	0	0	1	4											
24 Robinson Cano, L (1,4) OBP: 0.375, SLG: 0.524	1B				G3		G6-3			3	0	1	0	1	0	1											
33 Travis Hafner, L (1,10) OBP: 0.317, SLG: 0.414	F7				G4-3			BB		4	0	0	0	0	0	3											
12 Vernon Wells, R (1,9) OBP: 0.273, SLG: 0.373	1B				1B		G6-3	G4-3		4	0	2	0	0	0	2											
22 Travis Ishikawa, L (1,3) OBP: 0.150, SLG: 0.105	K									2	0	0	0	0	2	2											
55 Lyle Overbay, L (7,PH) OBP: 0.295, SLG: 0.434					K			HR	BB	1	1	1	1	1	0	0											
61 Luis Alfonso Cruz, R (1,6) OBP: 0.189, SLG: 0.183	G5-4-3							1B	BB	4	0	2	0	0	1	2											
40 Alberto Gonzalez, R (1,5) OBP: 0.228, SLG: 0.296	G4-3							1B		2	0	0	0	0	0	1											
31 Ichiro Suzuki, L (7,PH) OBP: 0.314, SLG: 0.383					P4					1	0	1	0	0	0	0											
19 Chris Stewart, R (8,2) OBP: 0.331, SLG: 0.323								1B		1	0	1	0	0	0	0											
53 Austin Romine, R (1,2) OBP: 0.145, SLG: 0.176										2	0	0	0	0	0	0											
26 Eduardo Nunez, R (7,PH) OBP: 0.291, SLG: 0.284	F8								K	2	0	0	0	0	2	5											
Inning Stats	R: 0 E: 0 K: 0 S: 8	H: 1 LOB: 1 BB: 0 P: 14	R: 0 E: 0 K: 1 S: 8	H: 1 LOB: 0 BB: 0 P: 11	R: 0 E: 0 K: 0 S: 8	H: 0 LOB: 0 BB: 0 P: 9	R: 0 E: 0 K: 0 S: 7	H: 0 LOB: 0 BB: 0 P: 10	R: 0 E: 0 K: 2 S: 15	H: 1 LOB: 1 BB: 0 P: 18	R: 0 E: 0 K: 0 S: 6	H: 0 LOB: 1 BB: 1 P: 14	R: 1 E: 0 K: 1 S: 11	H: 3 LOB: 2 BB: 0 P: 21	R: 0 E: 0 K: 0 S: 10	H: 1 LOB: 2 BB: 1 P: 20	R: 0 E: 0 K: 3 S: 17	H: 2 LOB: 3 BB: 1 P: 28	1B: 8 2B: 0 3B: 0 HR: 1	SF: 0 SAC: 0 DP: 1 HBP: 0	WP: 0 PB: 0 CS: 0	PA: 38					
PITCHER	IP	WLS	BF	H	R	ER	SO	BB	IBB	HBP	BLK	WP	HR	S	P	ERA	WHIP										
11 Jeremy Guthrie, R (1,1) ERA: 4.12	6.2	W	26	6	1	1	3	1	0	0	0	0	0	8	17	0.00	2.000										
55 Tim Collins, L (7,1) ERA: 3.77	1.0	H	5	1	0	0	1	1	0	0	0	0	0	5	8	0.00	0.000										
43 Aaron Crow, R (8,1) ERA: 3.25	0.1	H	1	0	0	0	0	0	0	0	0	0	0	2	7	∞	∞										
44 Luke Hochevar, R (9,1) ERA: 2.16	0.0		2	1	0	0	0	1	0	0	0	0	0	2	7	∞	∞										
56 Greg Holland, R (9,1) ERA: 1.85	1.0	S	4	1	0	0	3	0	0	0	0	0	0	15	21	0.00	1.000										


livebaseballscores.com

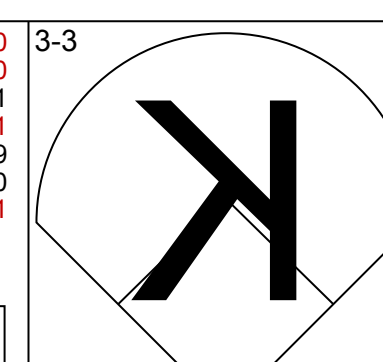
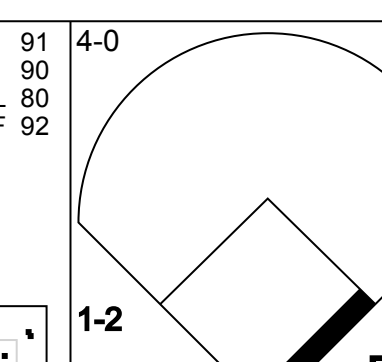
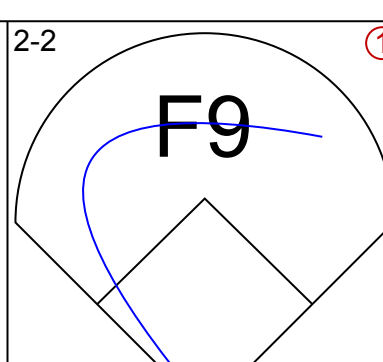
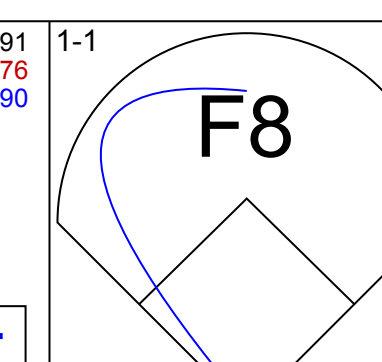
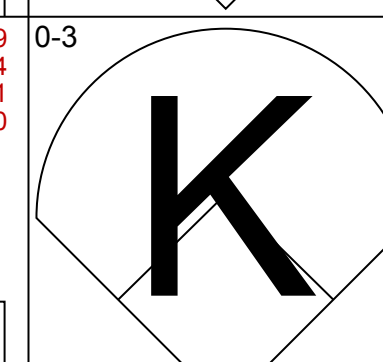
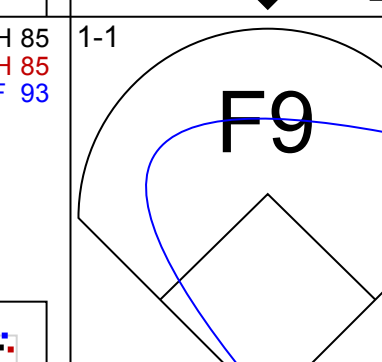
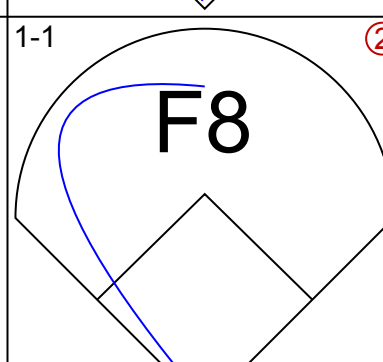
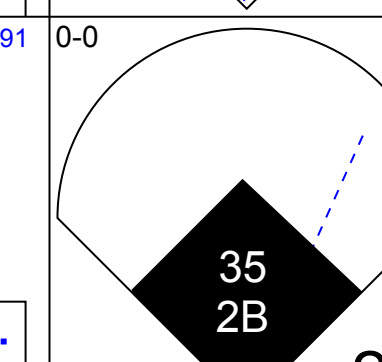
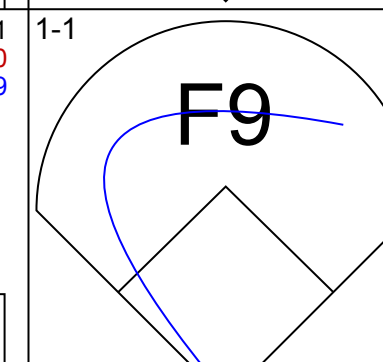
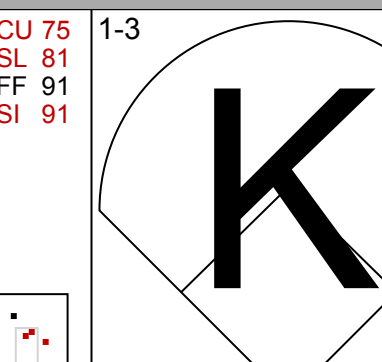
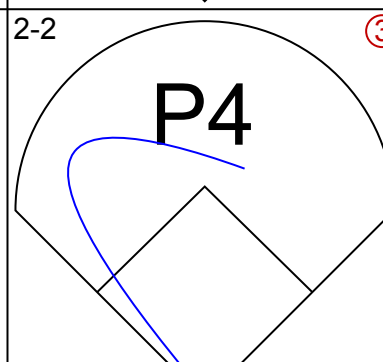
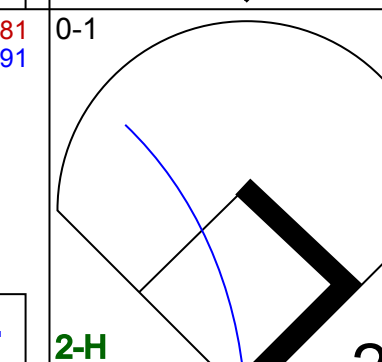
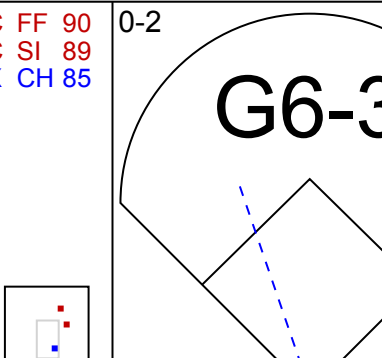
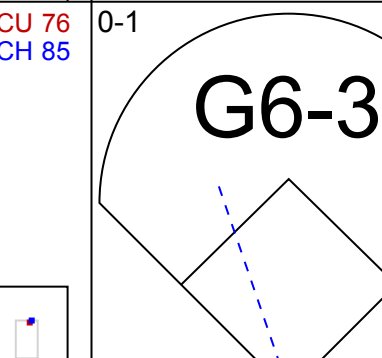
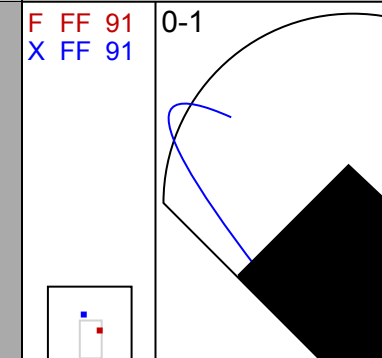

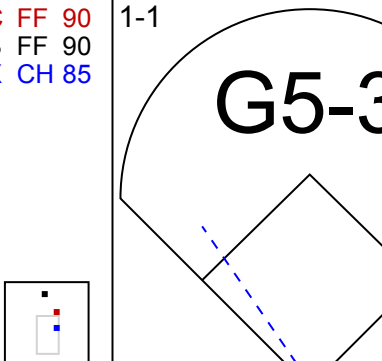
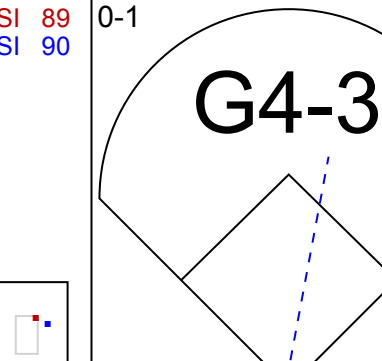
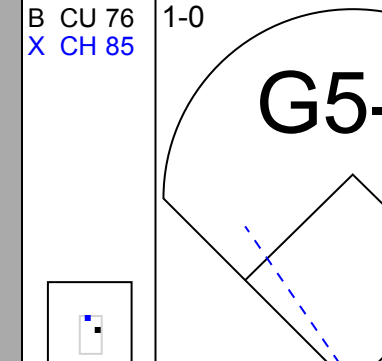
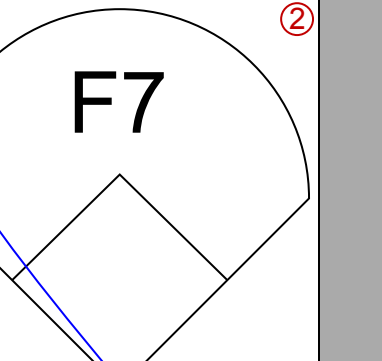
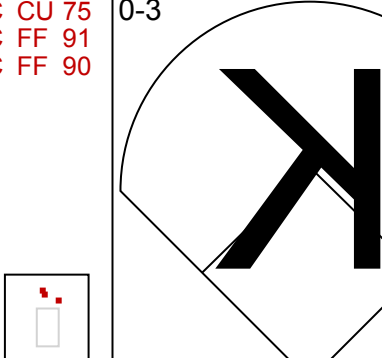
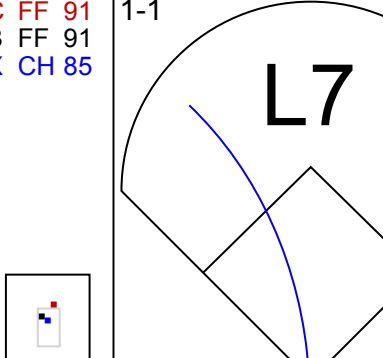
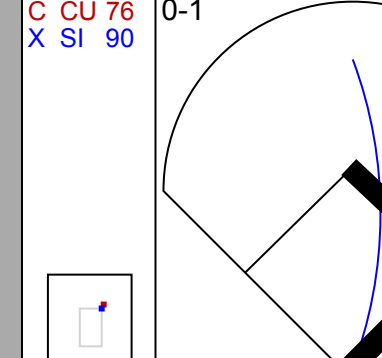
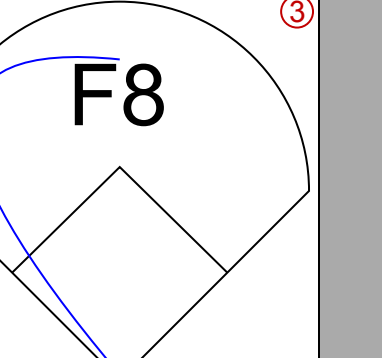
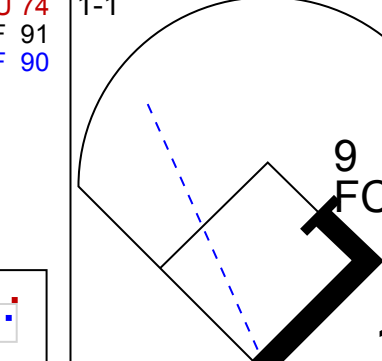
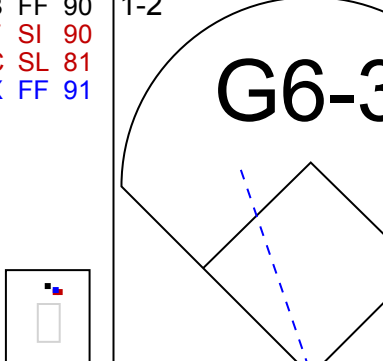
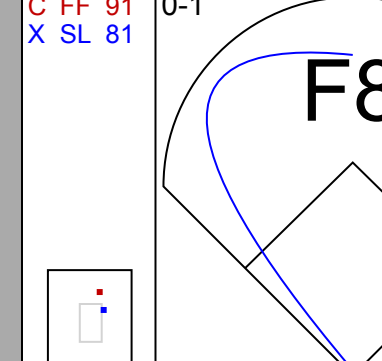
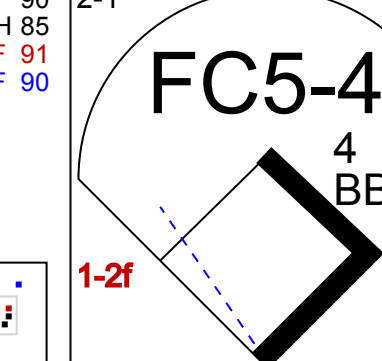
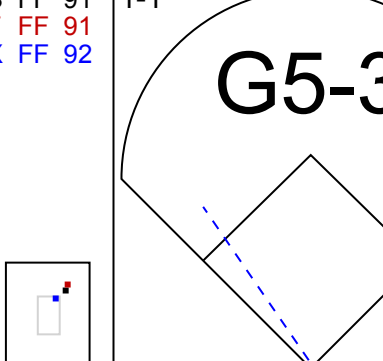
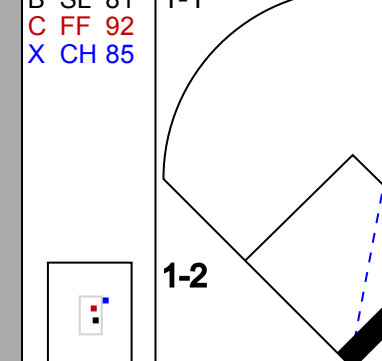

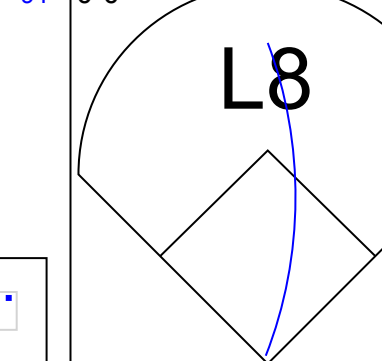

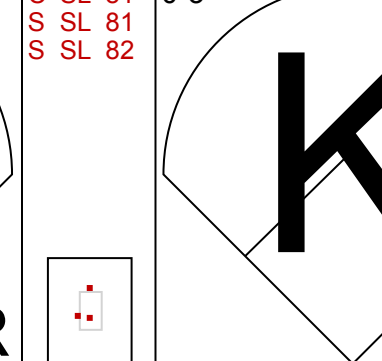

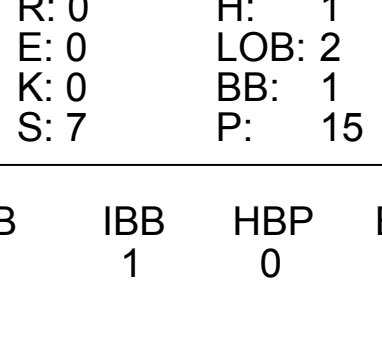
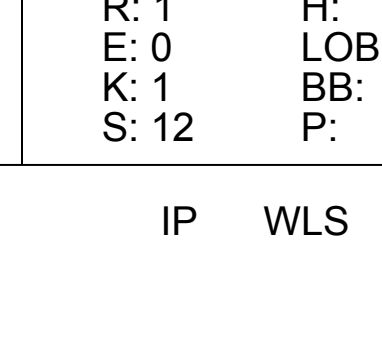
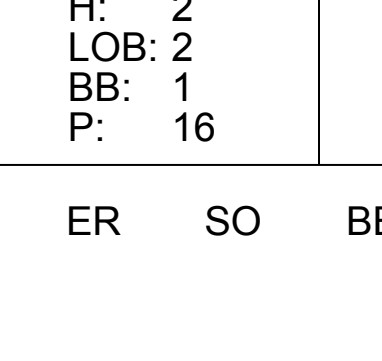





AB 37
R 5
H 10
RBI 5
BB 3
SO 5
LOB 20



livebaseballscores.com

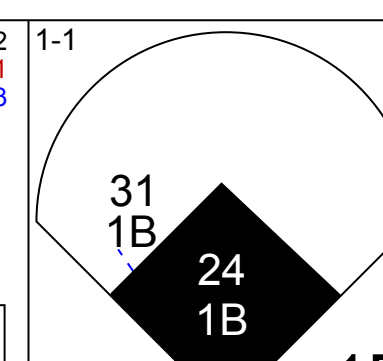
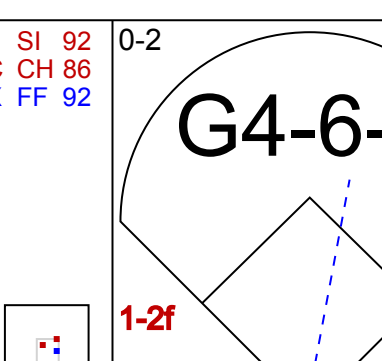
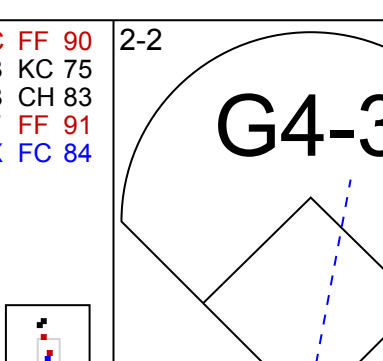
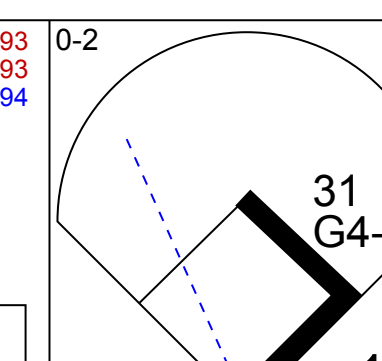
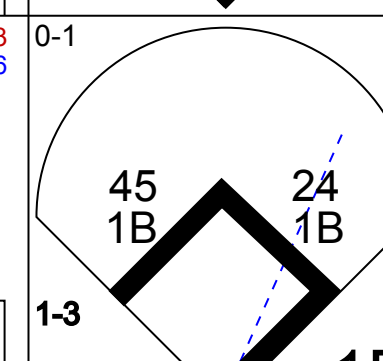
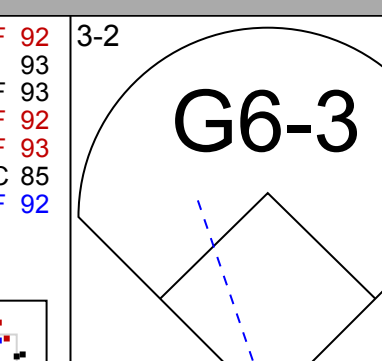
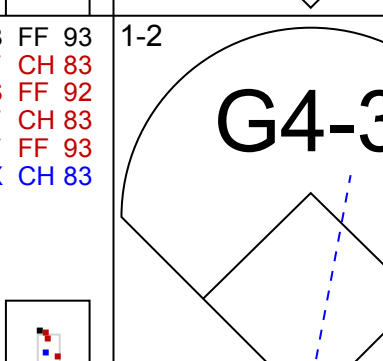
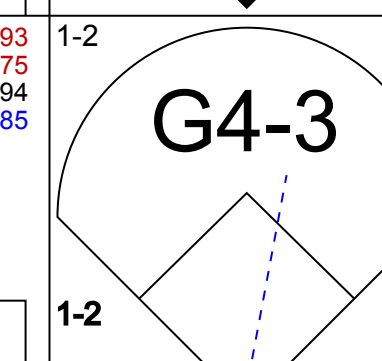
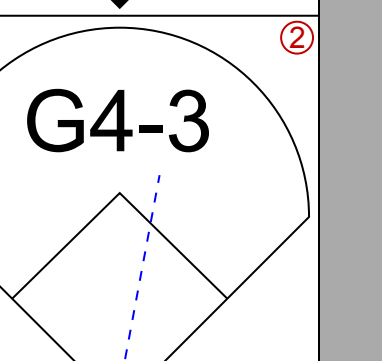
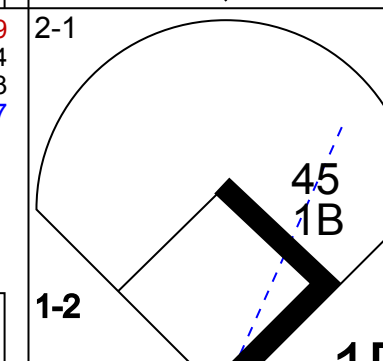
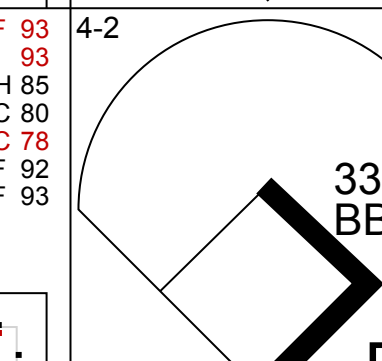
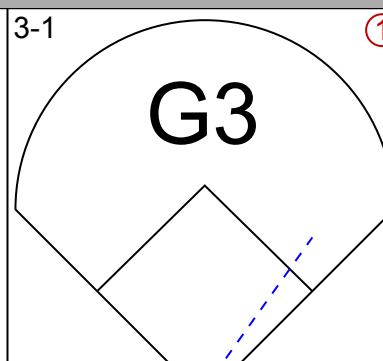
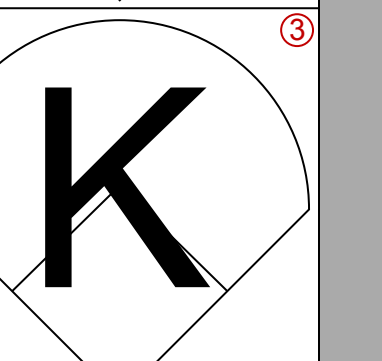
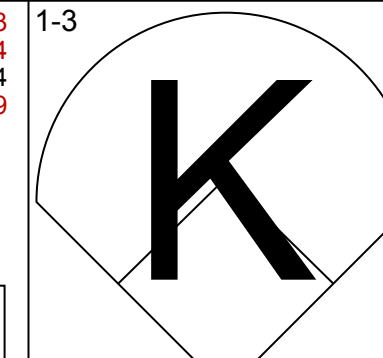
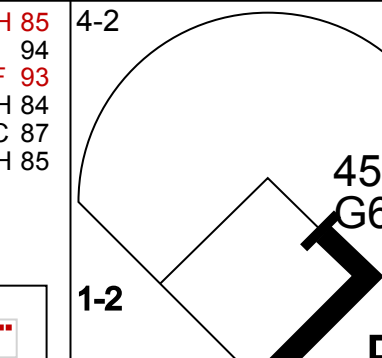
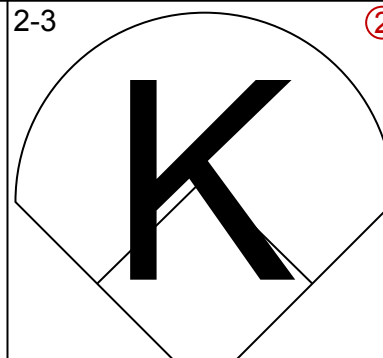


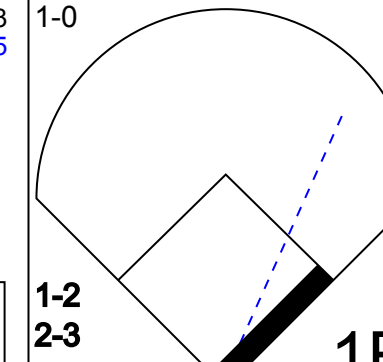
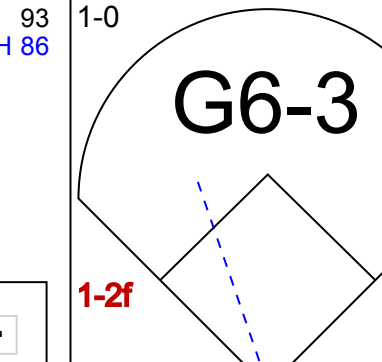
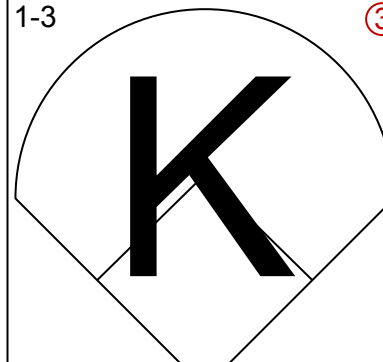

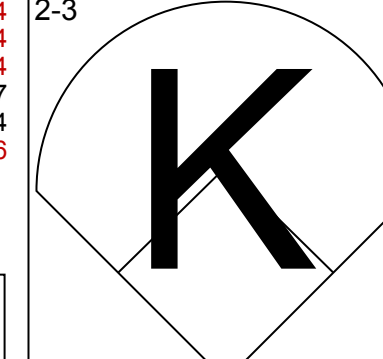

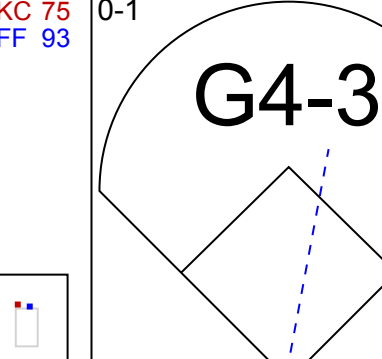
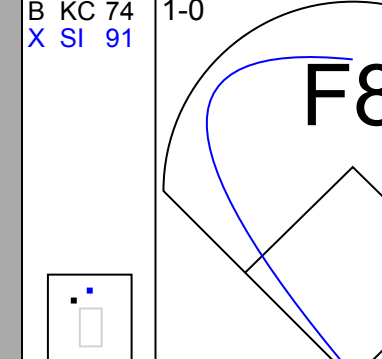
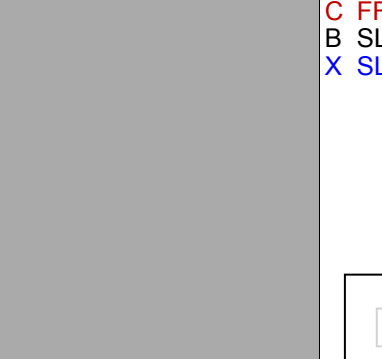
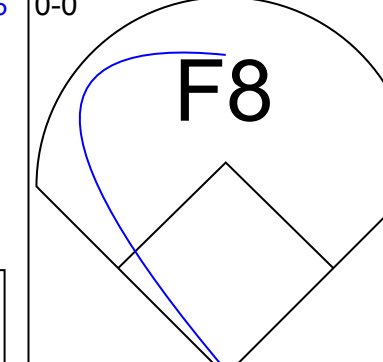
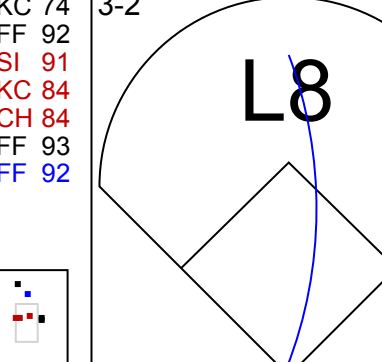
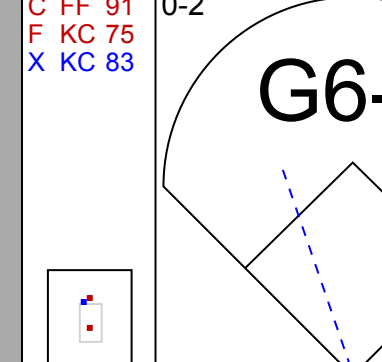

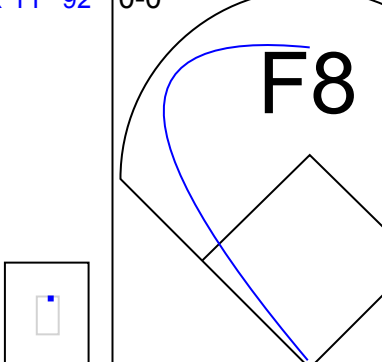
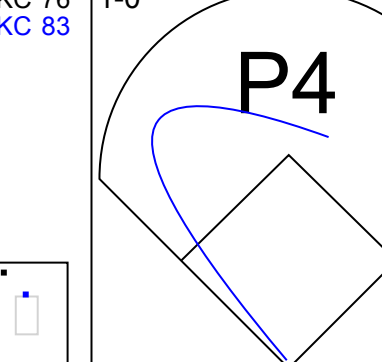
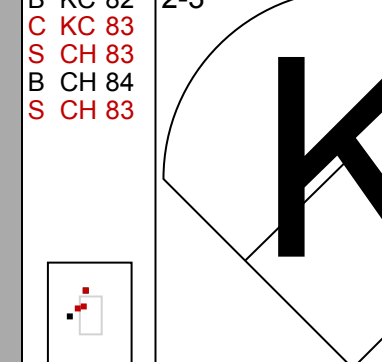
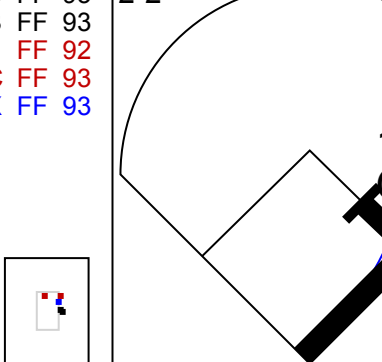
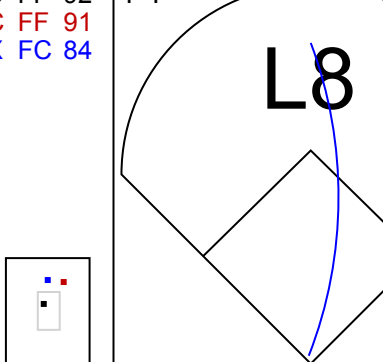
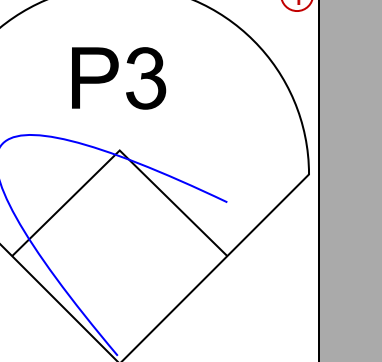
AB 35
R 1
H 9
RBI 1
BB 3
SO 7
LOB 23



Batter	1	2	3	4	5	6	7	8	9	AB	R	H	RBI	BB	SO	LOB	TOP					
4 Alex Gordon, L (1,7)										3 0 0 0 1 1 0	Kansas City Royals @ New York Yankees Yankee Stadium, Bronx, NY Tue Jul 09 2013, 7:12 PM - 9:40 PM EDT Att: 35,797 - Overcast - 82 F											
2 Alcides Escobar, R (1,6)									4 1 1 0 0 1 2													
35 Eric Hosmer, L (1,3)									4 0 1 1 0 1 0													
16 Billy Butler, R (1,10)									3 1 1 1 1 0 0													
13 Salvador Perez, R (1,2)									4 0 0 0 0 0 2													
6 Lorenzo Cain, R (1,8)									4 0 1 0 0 1 2													
24 Miguel Tejada, R (1,5)									3 0 1 0 0 0 1													
8 Mike Moustakas, L (7,5)									1 0 0 0 0 1 0													
9 Johnny Giavotella, R (1,4)									3 0 1 0 0 0 1													
23 Eliot Johnson, S (8,4)									1 0 0 0 0 0 0													
7 David Lough, L (1,9)									4 1 1 1 0 1 3													
Inning Stats	R: 0 E: 0 K: 2 S: 10	H: 0 LOB: 0 BB: 0 P: 14	R: 0 E: 0 K: 1 S: 8	H: 0 LOB: 0 BB: 0 P: 9	R: 0 E: 0 K: 0 S: 7	H: 1 LOB: 2 BB: 1 P: 15	R: 0 E: 0 K: 1 S: 7	H: 0 LOB: 0 BB: 0 P: 8	R: 0 E: 0 K: 0 S: 7	H: 0 LOB: 0 BB: 0 P: 10	R: 1 E: 0 K: 0 S: 11	H: 1 LOB: 0 BB: 0 P: 17	R: 1 E: 0 K: 1 S: 12	H: 3 LOB: 2 BB: 0 P: 14	R: 1 E: 0 K: 0 S: 9	H: 2 LOB: 2 BB: 1 P: 16	R: 0 E: 0 K: 1 S: 7	H: 0 LOB: 0 BB: 0 P: 10	1B: 3 2B: 2 3B: 0 HR: 2	SF: 0 SAC: 0 DP: 0 HBP: 0	WP: 0 PB: 0 SB: 0 CS: 0	PA: 36
PITCHER 52 CC Sabathia, L (1,1) ERA: 3.99	IP: 9.0 WLS: L BF: 36 H: 7 R: 3 ER: 3 SO: 6	BB: 1 IBB: 1 HBP: 0 BLK: 0	WP: 0 HR: 2 S: 78 P: 113 ERA: 3.00 WHIP: 0.889	PITCHER										IP: 9.0 WLS: L BF: 36 H: 7 R: 3 ER: 3 SO: 6	BB: 1 IBB: 1 HBP: 0 BLK: 0	WP: 0 HR: 2 S: 78 P: 113 ERA: 3.00 WHIP: 0.889						

AB	34
R	3
H	7
RBI	3
BB	2
SO	6
LOB	11



Batter	1	2	3	4	5	6	7	8	9	AB	R	H	RBI	BB	SO	LOB	BOTTOM							
11 Brett Gardner, L (1,8)										4 1 2 0 0 0 1	Kansas City Royals @ New York Yankees Yankee Stadium, Bronx, NY Tue Jul 09 2013, 7:12 PM - 9:40 PM EDT Att: 35,797 - Overcast - 82 F													
31 Ichiro Suzuki, L (1,9)									4 0 1 0 0 0 1															
24 Robinson Cano, L (1,4)									3 0 1 1 1 1 1															
33 Travis Hafner, L (1,10)									3 0 0 0 1 3 2															
45 Zoilo Almonte, S (1,7)									4 0 1 0 0 1 2															
55 Lyle Overbay, L (1,3)									4 0 0 0 0 1 3															
26 Eduardo Núñez, R (1,6)									3 0 0 0 0 0 3															
61 Luis Alfonso Cruz, R (1,5)									3 0 0 0 0 1 0															
19 Chris Stewart, R (1,2)									3 0 1 0 0 0 0															
Inning Stats	R: 1 E: 0 K: 2 S: 15	H: 4 LOB: 3 BB: 0 P: 22	R: 0 E: 0 K: 0 S: 7	H: 1 LOB: 0 BB: 0 P: 9	R: 0 E: 0 K: 0 S: 10	H: 0 LOB: 1 BB: 2 P: 22	R: 0 E: 0 K: 0 S: 7	H: 0 LOB: 0 BB: 0 P: 11	R: 0 E: 0 K: 0 S: 10	H: 0 LOB: 0 BB: 0 P: 14	R: 0 E: 0 K: 2 S: 8	H: 0 LOB: 0 BB: 0 P: 14	R: 0 E: 0 K: 1 S: 7	H: 0 LOB: 1 BB: 0 P: 10	R: 0 E: 0 K: 1 S: 13	H: 1 LOB: 0 BB: 0 P: 16	R: 0 E: 0 K: 1 S: 7	H: 0 LOB: 0 BB: 0 P: 12	1B: 6 2B: 0 3B: 0 HR: 0	SF: 0 SAC: 0 DP: 2 HBP: 0	WP: 0 PB: 0 SB: 0 CS: 0	PA: 33		
PITCHER 33 James Shields, R (1,1) ERA: 3.12	IP: 7.0 WLS: W BF: 26 H: 7 R: 1 ER: 1 SO: 5	BB: 2 IBB: 0 HBP: 0 BLK: 0	WP: 0 HR: 0 S: 64 P: 102 ERA: 0.00 WHIP: 1.000	PITCHER										IP: 7.0 WLS: W BF: 26 H: 7 R: 1 ER: 1 SO: 5	BB: 2 IBB: 0 HBP: 0 BLK: 0	WP: 0 HR: 0 S: 64 P: 102 ERA: 0.00 WHIP: 1.000								
55 Tim Collins, L (8,1)	1.0 H: 4 S: 13																							
56 Greg Holland, R (9,1)	1.0 S: 3																							

AB	31
R	1
H	6
RBI	1
BB	2
SO	7
LOB	13



Batter	1	2	3	4	5	6	7	8	9	AB	R	H	RBI	BB	SO	LOB	TOP				
4 Alex Gordon, L (1, 7) OBP: 0.357, SLG: 0.428 1 Jarrod Dyson, L (8, 8) OBP: 0.313, SLG: 0.473										3	0	0	0	1	1	0					
2 Alcides Escobar, R (1, 6) OBP: 0.277, SLG: 0.329 23 Elliot Johnson, S (8, 6) OBP: 0.246, SLG: 0.287										3	1	0	0	1	1	3					
35 Eric Hosmer, L (1, 3) OBP: 0.338, SLG: 0.436										4	0	2	1	0	0	0					
16 Billy Butler, R (1, 10) OBP: 0.373, SLG: 0.405										4	0	1	0	0	1	1					
8 Mike Moustakas, L (1, 5) OBP: 0.272, SLG: 0.331										4	0	0	0	0	0	2					
6 Lorenzo Cain, R (1, 8) OBP: 0.316, SLG: 0.375										4	0	1	0	0	1	0					
7 David Lough, L (1, 9) OBP: 0.304, SLG: 0.442										4	0	0	0	0	1	1					
9 Johnny Giavotella, R (1, 4) OBP: 0.267, SLG: 0.286										4	0	1	0	0	1	1					
26 George Kottaras, L (1, 2) OBP: 0.343, SLG: 0.446										3	0	1	0	0	0	0					
Inning Stats	R: 0 H: 2 E: 0 K: 2 S: 12	H: 2 LOB: 2 BB: 0 P: 18	R: 0 H: 0 E: 0 K: 1 S: 8	H: 0 LOB: 0 BB: 0 P: 11	R: 0 H: 0 E: 0 K: 0 S: 6	H: 0 LOB: 0 BB: 0 P: 9	R: 0 H: 2 E: 0 K: 1 S: 11	H: 2 LOB: 3 BB: 1 P: 22	R: 0 H: 0 E: 0 K: 0 S: 7	H: 0 LOB: 0 BB: 0 P: 11	R: 0 H: 0 E: 0 K: 1 S: 6	H: 0 LOB: 0 BB: 0 P: 8	R: 1 H: 1 E: 0 K: 0 S: 11	H: 1 LOB: 1 BB: 1 P: 18	R: 0 H: 1 E: 0 K: 0 S: 14	H: 1 LOB: 1 BB: 0 P: 19	1B: 5 2B: 1 3B: 0 HR: 0	SF: 0 SAC: 0 DP: 0 HBP: 0	WP: 0 PB: 0 CS: 0	PA: 35	
PITCHER	IP: 8.0 WLS: W BF: 31 ERA: 3.63	WLS: W BF: 31 ERA: 3.63	H: 5 R: 1 ER: 1 SO: 6 BB: 2 IBB: 0 HBP: 0 BLK: 0	H: 1 R: 0 ER: 0 SO: 6 BB: 0 IBB: 0 HBP: 0 BLK: 0	H: 1 R: 0 ER: 0 SO: 6 BB: 0 IBB: 0 HBP: 0 BLK: 0	H: 1 R: 0 ER: 0 SO: 6 BB: 0 IBB: 0 HBP: 0 BLK: 0	H: 1 R: 0 ER: 0 SO: 6 BB: 0 IBB: 0 HBP: 0 BLK: 0	H: 1 R: 0 ER: 0 SO: 6 BB: 0 IBB: 0 HBP: 0 BLK: 0	H: 1 R: 0 ER: 0 SO: 6 BB: 0 IBB: 0 HBP: 0 BLK: 0	H: 1 R: 0 ER: 0 SO: 6 BB: 0 IBB: 0 HBP: 0 BLK: 0	H: 1 R: 0 ER: 0 SO: 6 BB: 0 IBB: 0 HBP: 0 BLK: 0	H: 1 R: 0 ER: 0 SO: 6 BB: 0 IBB: 0 HBP: 0 BLK: 0	H: 1 R: 0 ER: 0 SO: 6 BB: 0 IBB: 0 HBP: 0 BLK: 0	H: 1 R: 0 ER: 0 SO: 6 BB: 0 IBB: 0 HBP: 0 BLK: 0	H: 1 R: 0 ER: 0 SO: 6 BB: 0 IBB: 0 HBP: 0 BLK: 0	H: 1 R: 0 ER: 0 SO: 6 BB: 0 IBB: 0 HBP: 0 BLK: 0	H: 1 R: 0 ER: 0 SO: 6 BB: 0 IBB: 0 HBP: 0 BLK: 0	ERA: 1.12 WHIP: 0.875	ERA: 0.00 WHIP: 1.000		

Kansas City Royals @ New York Yankees
 Yankee Stadium, Bronx, NY
 Wed Jul 10 2013, 7:09 PM - 9:51 PM EDT
 Att: 35,781 - Cloudy - 85 F

AB 33
 R 1
 H 6
 RBI 1
 BB 2
 SO 6
 LOB 8



Batter	1	2	3	4	5	6	7	8	9	AB	R	H	RBI	BB	SO	LOB	BOTTOM				
11 Brett Gardner, L (1, 8) OBP: 0.339, SLG: 0.426 40 Alberto Gonzalez, R (8, 9) OBP: 0.229, SLG: 0.295										0	2	0	0	2	0	0					
31 Ichiro Suzuki, L (1, 9) OBP: 0.313, SLG: 0.380										4	0	1	0	0	1	5					
24 Robinson Cano, L (1, 4) OBP: 0.380, SLG: 0.537										4	2	3	3	0	0	2					
33 Travis Hafner, L (1, 10) OBP: 0.314, SLG: 0.405 12 Vernon Wells, R (6, PH) (7, 10) OBP: 0.276, SLG: 0.377										2	0	0	0	0	1	1					
45 Zoilo Almonte, S (1, 7) OBP: 0.316, SLG: 0.371										3	1	0	0	1	1	1					
55 Lyle Overbay, L (1, 3) OBP: 0.291, SLG: 0.436										4	1	1	4	0	1	1					
26 Eduardo Nunez, R (1, 6) OBP: 0.282, SLG: 0.274										4	0	1	0	0	2	0					
61 Luis Alfonso Cruz, R (1, 5) OBP: 0.187, SLG: 0.190										4	1	1	0	0	2	1					
19 Chris Stewart, R (1, 2) OBP: 0.324, SLG: 0.315										4	0	0	0	0	1	2					
Inning Stats	R: 1 H: 1 E: 0 K: 0 S: 10	H: 1 LOB: 0 BB: 1 P: 21	R: 0 H: 0 E: 0 K: 2 S: 10	H: 0 LOB: 0 BB: 0 P: 13	R: 3 H: 2 E: 0 K: 1 S: 12	H: 2 LOB: 0 BB: 0 P: 19	R: 0 H: 0 E: 0 K: 1 S: 9	H: 0 LOB: 0 BB: 0 P: 15	R: 0 H: 0 E: 0 K: 2 S: 9	H: 0 LOB: 1 BB: 1 P: 16	R: 4 H: 4 E: 0 K: 0 S: 19	H: 4 LOB: 2 BB: 1 P: 32	R: 0 H: 2 E: 0 K: 0 S: 6	H: 2 LOB: 1 BB: 0 P: 8	R: 0 H: 0 E: 0 K: 3 S: 11	H: 0 LOB: 0 BB: 0 P: 14	1B: 6 2B: 1 3B: 0 HR: 2	SF: 0 SAC: 0 DP: 0 HBP: 2	WP: 1 PB: 0 CS: 0	PA: 36	
PITCHER	IP: 5.0 WLS: L BF: 24 ERA: 5.89	WLS: L BF: 24 ERA: 5.89	H: 6 R: 8 ER: 8 SO: 6 BB: 3 IBB: 1 HBP: 0 BLK: 0	H: 8 R: 8 ER: 8 SO: 6 BB: 0 IBB: 0 HBP: 0 BLK: 0	H: 8 R: 8 ER: 8 SO: 6 BB: 0 IBB: 0 HBP: 0 BLK: 0	H: 8 R: 8 ER: 8 SO: 6 BB: 0 IBB: 0 HBP: 0 BLK: 0	H: 8 R: 8 ER: 8 SO: 6 BB: 0 IBB: 0 HBP: 0 BLK: 0	H: 8 R: 8 ER: 8 SO: 6 BB: 0 IBB: 0 HBP: 0 BLK: 0	H: 8 R: 8 ER: 8 SO: 6 BB: 0 IBB: 0 HBP: 0 BLK: 0	H: 8 R: 8 ER: 8 SO: 6 BB: 0 IBB: 0 HBP: 0 BLK: 0	H: 8 R: 8 ER: 8 SO: 6 BB: 0 IBB: 0 HBP: 0 BLK: 0	H: 8 R: 8 ER: 8 SO: 6 BB: 0 IBB: 0 HBP: 0 BLK: 0	H: 8 R: 8 ER: 8 SO: 6 BB: 0 IBB: 0 HBP: 0 BLK: 0	H: 8 R: 8 ER: 8 SO: 6 BB: 0 IBB: 0 HBP: 0 BLK: 0	H: 8 R: 8 ER: 8 SO: 6 BB: 0 IBB: 0 HBP: 0 BLK: 0	H: 8 R: 8 ER: 8 SO: 6 BB: 0 IBB: 0 HBP: 0 BLK: 0	H: 8 R: 8 ER: 8 SO: 6 BB: 0 IBB: 0 HBP: 0 BLK: 0	ERA: 14.40 WHIP: 1.800	ERA: 0.00 WHIP: 1.500	ERA: 0.00 WHIP: 0.000	

Kansas City Royals @ New York Yankees
 Yankee Stadium, Bronx, NY
 Wed Jul 10 2013, 7:09 PM - 9:51 PM EDT
 Att: 35,781 - Cloudy - 85 F

AB 31
 R 8
 H 9
 RBI 7
 BB 3
 SO 9
 LOB 13



Batter	1	2	3	4	5	6	7	8	9	AB	R	H	RBI	BB	SO	LOB	TOP										
2 Brian Dozier, R OBP: 0.314, SLG: 0.385	L7		FC5		K		WP		G3	5	0	2	0	0	1	0	Minnesota Twins @ New York Yankees Yankee Stadium, Bronx, NY Fri Jul 12, 2013, 7:11 PM - 11:55 PM EDT Att: 40,247 - Cloudy - 73 F										
27 Chris Parmelee, L OBP: 0.304, SLG: 0.377	F7		F8		G5-3		K			4	0	0	0	0	1	3											
7 Joe Mauer, L OBP: 0.401, SLG: 0.470	1B		FC5		2B		K			3	0	2	0	1	1	2											
33 Justin Morneau, L OBP: 0.331, SLG: 0.405	1B		K				K			3	0	1	0	1	2	4											
9 Ryan Doumit, S OBP: 0.297, SLG: 0.388	G3-4-3		FC5		G4-3				G4-3	4	0	0	0	0	0	6											
24 Trevor Plouffe, R OBP: 0.317, SLG: 0.437	32 G3		1B		31 WP		F7		K	4	0	2	0	0	1	0											
31 Oswaldo Arcia, L OBP: 0.317, SLG: 0.408	K		K		K		K		K	4	0	0	0	0	4	2											
32 Aaron Hicks, S OBP: 0.262, SLG: 0.357	G3		F7		G3		G3		L6	4	0	0	0	0	0	2											
25 Pedro Florimón, S OBP: 0.284, SLG: 0.320	G1						7 WP		K	3	0	1	0	0	1	2											
11 Clete Thomas, L OBP: 0.322, SLG: 0.369							2' 1B			1	0	0	0	0	1	0											
Inning Stats	R: 0 H: 2 E: 0 K: 0 S: 9	H: 2 LOB: 2 BB: 0 P: 17	R: 0 H: 1 E: 0 K: 1 S: 14	H: 1 LOB: 1 BB: 0 P: 22	R: 0 H: 1 E: 0 K: 1 S: 10	H: 1 LOB: 2 BB: 1 P: 19	R: 0 H: 1 E: 0 K: 2 S: 10	H: 1 LOB: 1 BB: 1 P: 14	R: 0 H: 1 E: 0 K: 1 S: 9	H: 1 LOB: 2 BB: 1 P: 18	R: 0 H: 0 E: 0 K: 1 S: 10	H: 0 LOB: 0 BB: 0 P: 17	R: 0 H: 2 E: 0 K: 3 S: 15	H: 2 LOB: 0 BB: 0 P: 26	R: 0 H: 0 E: 0 K: 2 S: 8	H: 0 LOB: 0 BB: 0 P: 15	R: 0 H: 0 E: 0 K: 1 S: 7	H: 0 LOB: 0 BB: 0 P: 9	1B: 6 2B: 2 3B: 0 HR: 0	SF: 0 SAC: 0 DP: 0 HBP: 0	WP: 2 PB: 0 SB: 0 CS: 0	PA: 37					
PITCHER	IP	WLS	BF	H	R	ER	SO	BB	IBB	HBP	BLK	WP	HR	S	P	ERA	WHIP										
18 Hiroki Kuroda, R ERA: 2.65	5.0	W	23	6	0	0	5	2	0	0	0	1	0	52	90	0.00	1.600										
38 Preston Claiborne, R ERA: 2.51	1.0	H	5	2	0	0	1	0	0	0	0	0	0	15	26	0.00	2.000										
48 Boone Logan, L ERA: 2.22	1.0	H	3	0	0	0	3	0	0	0	0	1	0	10	17	0.00	0.000										
30 David Robertson, R ERA: 2.11	1.0	H	3	0	0	0	2	0	0	0	0	0	0	8	15	0.00	0.000										
42 Mariano Rivera, R ERA: 1.83	1.0	S	3	0	0	0	1	0	0	0	0	0	0	7	9	0.00	0.000										

Batter	1	2	3	4	5	6	7	8	9	AB	R	H	RBI	BB	SO	LOB	BOTTOM										
11 Brett Gardner, L OBP: 0.339, SLG: 0.424	K		G4-3		31 G4-3		31 S			3	1	1	1	1	1	0	Minnesota Twins @ New York Yankees Yankee Stadium, Bronx, NY Fri Jul 12, 2013, 7:11 PM - 11:55 PM EDT Att: 40,247 - Cloudy - 73 F										
31 Ichiro Suzuki, L OBP: 0.314, SLG: 0.375	G6-3		G4-3		G4-3		BB			3	0	0	0	1	0	1											
24 Robinson Canó, L OBP: 0.385, SLG: 0.535	12 BB		12 FC5-4		12 CS		G4-3			2	0	1	1	2	0	2											
12 Vernon Wells, R OBP: 0.280, SLG: 0.378	45 FC3-6		FC5-4		CS		K			3	0	1	0	1	1	1											
45 Zoilo Almonte, S OBP: 0.310, SLG: 0.359	FC3-6				F8		G5-3		G4-3	4	0	0	0	0	0	2											
55 Lyle Overbay, L OBP: 0.299, SLG: 0.438	26 FC5-4		1B		F9		BB		1B	3	0	2	0	1	0	0											
26 Eduardo Núñez, R OBP: 0.280, SLG: 0.272	FC5-4		G3		K		K		K	4	0	0	0	0	3	3											
61 Luis Alfonso Cruz, R OBP: 0.191, SLG: 0.195	G3						P3			3	1	1	0	0	0	1											
19 Chris Stewart, R OBP: 0.321, SLG: 0.311	G6-3				11 SH3-4		G5-3			2	0	0	0	0	0	1											
Inning Stats	R: 0 H: 0 E: 0 K: 1 S: 9	H: 1 LOB: 1 BB: 0 P: 16	R: 0 H: 0 E: 0 K: 0 S: 14	H: 0 LOB: 1 BB: 1 P: 21	R: 0 H: 0 E: 0 K: 1 S: 10	H: 0 LOB: 0 BB: 0 P: 12	R: 2 H: 3 E: 0 K: 0 S: 15	H: 3 LOB: 0 BB: 0 P: 20	R: 0 H: 1 E: 0 K: 1 S: 10	H: 1 LOB: 1 BB: 1 P: 20	R: 0 H: 0 E: 0 K: 0 S: 13	H: 0 LOB: 2 BB: 2 P: 24	R: 0 H: 1 E: 0 K: 2 S: 11	H: 1 LOB: 1 BB: 0 P: 15	1B: 5 2B: 1 3B: 0 HR: 0	SF: 0 SAC: 1 DP: 0 HBP: 0		WP: 0 PB: 0 SB: 1 CS: 1	PA: 35								
PITCHER	IP	WLS	BF	H	R	ER	SO	BB	IBB	HBP	BLK	WP	HR	S	P	ERA	WHIP										
58 Scott Diamond, L ERA: 5.32	3.1	L	14	2	2	2	1	0	0	0	0	0	0	14	18	18.00	2.000										
57 Ryan Pressly, R ERA: 3.09	1.1		5	2	0	0	0	1	0	0	0	0	0	14	24	0.00	2.250										
52 Brian Duensing, L ERA: 4.67	1.1		6	0	0	0	1	2	0	0	0	0	0	16	30	0.00	1.500										
61 Jared Burton, R ERA: 3.79	1.0		4	1	0	0	2	0	0	0	0	0	0	11	15	0.00	1.000										

Batter	1	2	3	4	5	6	7	8	9	AB	R	H	RBI	BB	SO	LOB	TOP											
2 Brian Dozier, R OBP: 0.310, SLG: 0.380										4	0	0	0	0	1	1	Minnesota Twins @ New York Yankees Yankee Stadium, Bronx, NY Sat Jul 13 2013, 1:11 PM - 3:51 PM EDT Att: 40,301 - Partly Cloudy - 76 F											
7 Joe Mauer, L OBP: 0.402, SLG: 0.473										4	0	2	0	0	1	1												
33 Justin Morneau, L OBP: 0.327, SLG: 0.400										4	0	0	0	0	2	2												
9 Ryan Doumit, S OBP: 0.297, SLG: 0.397										4	1	1	1	0	2	1												
24 Trevor Plouffe, R OBP: 0.322, SLG: 0.446										4	1	1	1	0	0	1												
27 Chris Parmelee, L OBP: 0.303, SLG: 0.372										3	0	0	0	1	2	0												
32 Aaron Hicks, S OBP: 0.262, SLG: 0.355										4	1	1	0	0	2	1												
11 Clete Thomas, L OBP: 0.314, SLG: 0.358										3	0	0	0	0	1	1												
25 Pedro Florimón, S OBP: 0.289, SLG: 0.335										2	1	1	2	1	0	0												
Inning Stats	R: 0 E: 0 K: 2 S: 8	H: 0 LOB: 0 BB: 0 P: 10	R: 1 E: 0 K: 3 S: 12	H: 1 LOB: 0 BB: 0 P: 18	R: 0 E: 0 K: 1 S: 11	H: 0 LOB: 0 BB: 0 P: 14	R: 0 E: 0 K: 1 S: 6	H: 1 LOB: 1 BB: 0 P: 9	R: 0 E: 0 K: 1 S: 7	H: 0 LOB: 0 BB: 0 P: 11	R: 0 E: 0 K: 1 S: 10	H: 0 LOB: 0 BB: 1 P: 17	R: 1 E: 0 K: 1 S: 12	H: 1 LOB: 0 BB: 0 P: 19	R: 2 E: 0 K: 1 S: 14	H: 3 LOB: 1 BB: 0 P: 23	R: 0 E: 0 K: 0 S: 5	H: 0 LOB: 1 BB: 1 P: 9	1B: 2 2B: 1 3B: 0 HR: 3	SF: 0 SAC: 0 DP: 0 HBP: 0	WP: 0 PB: 0 SB: 0 CS: 1	PA: 35						
PITCHER	IP	WLS	BF	H	R	ER	SO	BB	IBB	HBP	BLK	WP	HR	S	P	ERA	WHIP											
65 Phil Hughes, R ERA: 4.57	(1, 1)	7.1	L	27	5	4	4	10	1	0	0	0	0	3	73	108	4.91	0.818										
27 Shawn Kelley, R ERA: 3.67	(8, 1)	0.2		3	1	0	0	1	0	0	0	0	0	0	7	13	0.00	1.500										
62 Joba Chamberlain, R ERA: 5.24	(9, 1)	1.0		4	0	0	0	0	1	0	0	0	0	0	5	9	0.00	1.000										

Batter	1	2	3	4	5	6	7	8	9	AB	R	H	RBI	BB	SO	LOB	BOTTOM											
11 Brett Gardner, L OBP: 0.338, SLG: 0.422										4	0	1	0	0	0	3	Minnesota Twins @ New York Yankees Yankee Stadium, Bronx, NY Sat Jul 13 2013, 1:11 PM - 3:51 PM EDT Att: 40,301 - Partly Cloudy - 76 F											
31 Ichiro Suzuki, L OBP: 0.316, SLG: 0.380										4	1	2	0	0	1	3												
24 Robinson Canó, L OBP: 0.384, SLG: 0.531										4	0	1	1	0	1	1												
12 Vernon Wells, R OBP: 0.280, SLG: 0.376										4	0	1	0	0	1	2												
55 Lyle Overbay, L OBP: 0.299, SLG: 0.433										3	0	0	0	1	0	2												
45 Zoilo Almonte, S OBP: 0.318, SLG: 0.358										3	0	1	0	1	0	1												
61 Luis Alfonso Cruz, R OBP: 0.197, SLG: 0.190										4	0	0	0	0	0	1												
40 Alberto Gonzalez, R OBP: 0.220, SLG: 0.286										2	0	0	0	0	0	0												
33 Travis Hafner, L OBP: 0.316, SLG: 0.412										1	0	1	0	0	0	0												
26 Eduardo Núñez, R OBP: 0.277, SLG: 0.269										1	0	0	0	0	0	1												
53 Austin Romine, R OBP: 0.182, SLG: 0.213										3	0	1	0	1	0	2												
Inning Stats	R: 1 E: 0 K: 0 S: 8	H: 2 LOB: 0 BB: 0 P: 11	R: 0 E: 0 K: 0 S: 6	H: 0 LOB: 0 BB: 0 P: 10	R: 0 E: 0 K: 0 S: 11	H: 1 LOB: 1 BB: 0 P: 14	R: 0 E: 0 K: 1 S: 7	H: 1 LOB: 1 BB: 1 P: 17	R: 0 E: 0 K: 1 S: 11	H: 1 LOB: 2 BB: 1 P: 21	R: 0 E: 0 K: 1 S: 11	H: 0 LOB: 1 BB: 1 P: 20	R: 0 E: 0 K: 0 S: 9	H: 1 LOB: 2 BB: 0 P: 13	R: 0 E: 0 K: 0 S: 9	H: 1 LOB: 1 BB: 0 P: 10	R: 0 E: 0 K: 0 S: 9	H: 1 LOB: 1 BB: 0 P: 11	1B: 6 2B: 2 3B: 0 HR: 0	SF: 0 SAC: 0 DP: 1 HBP: 0	WP: 1 PB: 0 SB: 0 CS: 1	PA: 37						
PITCHER	IP	WLS	BF	H	R	ER	SO	BB	IBB	HBP	BLK	WP	HR	S	P	ERA	WHIP											
21 Samuel Deduno, R ERA: 3.61	(1, 1)	7.0	W	28	6	1	1	3	3	0	0	0	0	0	63	106	1.29	1.286										
50 Casey Fien, R ERA: 3.03	(8, 1)	1.0	H	4	1	0	0	0	0	0	0	0	0	9	10	0.00	1.000											
15 Glen Perkins, L ERA: 1.87	(9, 1)	1.0	S	4	1	0	0	0	0	0	0	0	0	9	11	0.00	1.000											

Batter	1	2	3	4	5	6	7	8	9	AB	R	H	RBI	BB	SO	LOB	TOP										
2 Brian Dozier, R OBP: 0.310, SLG: 0.386	G6-3	L3		F8		F8		G3	K	6	1	2	1	0	1	5	Minnesota Twins @ New York Yankees Yankee Stadium, Bronx, NY Sun Jul 14 2013, 1:10 PM - 4:45 PM EDT Att: 43,131 - Partly Cloudy - 88 F										
7 Joe Mauer, L OBP: 0.402, SLG: 0.473	K		G5-3					G3		4	1	1	0	1	1												
33 Justin Morneau, L OBP: 0.331, SLG: 0.406	G3							G3		5	1	3	1	0	0	1											
9 Ryan Doumit, S OBP: 0.295, SLG: 0.393									K	5	1	1	0	0	2	4											
24 Trevor Plouffe, R OBP: 0.293, SLG: 0.445										5	3	2	0	0	2	2											
32 Aaron Hicks, S OBP: 0.284, SLG: 0.366										4	1	1	3	1	2	2											
11 Clete Thomas, L OBP: 0.309, SLG: 0.351										5	0	1	0	0	1	2											
8 Jamey Carroll, R OBP: 0.276, SLG: 0.252										4	1	1	1	1	3	3											
25 Pedro Florimón, S OBP: 0.295, SLG: 0.342										4	1	2	1	1	2	1											
Inning Stats	R: 0 E: 0 K: 1 S: 8	H: 0 LOB: 0 BB: 0 P: 14	R: 2 E: 0 K: 1 S: 15	H: 4 LOB: 2 BB: 0 P: 20	R: 3 E: 1 K: 1 S: 14	H: 2 LOB: 0 BB: 0 P: 25	R: 3 E: 1 K: 2 S: 23	H: 2 LOB: 1 BB: 2 P: 34	R: 0 E: 0 K: 2 S: 13	H: 0 LOB: 0 BB: 0 P: 12	R: 0 E: 0 K: 1 S: 13	H: 2 LOB: 2 BB: 0 P: 14	R: 0 E: 0 K: 2 S: 9	H: 0 LOB: 0 BB: 0 P: 15	R: 1 E: 0 K: 1 S: 12	H: 2 LOB: 1 BB: 0 P: 23		R: 0 E: 0 K: 3 S: 15	H: 2 LOB: 2 BB: 2 P: 32	1B: 8 2B: 5 3B: 0 HR: 1	SF: 0 SAC: 0 DP: 0 HBP: 0	WP: 0 PB: 1 CS: 0	PA: 46				
PITCHER	IP	WLS	BF	H	R	ER	SO	BB	IBB	HBP	BLK	WP	HR	S	P	ERA	WHIP										
52 CC Sabathia, L ERA: 4.07	4.0	L	23	8	8	3	5	2	0	0	0	0	1	60	93	6.75	2.500										
38 Preston Claiborne, R ERA: 2.43	1.0		3	0	0	0	2	0	0	0	0	0	0	7	12	0.00	0.000										
43 Adam Warren, R ERA: 3.09	2.1		11	4	1	1	4	0	0	0	0	0	0	31	44	3.86	1.714										
48 Boone Logan, L ERA: 2.16	0.2		2	0	0	0	0	0	0	0	0	0	0	3	8	0.00	0.000										
62 Joba Chamberlain, R ERA: 5.4	1.0		7	2	1	1	3	2	0	0	0	0	0	15	32	9.00	4.000										

Batter	1	2	3	4	5	6	7	8	9	AB	R	H	RBI	BB	SO	LOB	BOTTOM										
31 Ichiro Suzuki, L OBP: 0.320, SLG: 0.393	F8			FC4-6						5	2	3	2	0	0	1	Minnesota Twins @ New York Yankees Yankee Stadium, Bronx, NY Sun Jul 14 2013, 1:10 PM - 4:45 PM EDT Att: 43,131 - Partly Cloudy - 88 F										
45 Zoilo Almonte, S OBP: 0.312, SLG: 0.349										5	0	1	0	0	1	3											
24 Robinson Cano, L OBP: 0.386, SLG: 0.531										4	0	2	1	1	0	1											
33 Travis Hafner, L OBP: 0.314, SLG: 0.407										5	0	1	0	0	1	5											
12 Vernon Wells, R OBP: 0.276, SLG: 0.371										4	0	0	0	0	1	4											
55 Lyle Overbay, L OBP: 0.308, SLG: 0.437										2	1	2	0	2	0	0											
26 Eduardo Núñez, R OBP: 0.285, SLG: 0.271										3	1	1	0	1	0	3											
61 Luis Alfonso Cruz, R OBP: 0.194, SLG: 0.188										2	0	0	0	1	0	3											
19 Chris Stewart, R OBP: 0.316, SLG: 0.306										3	0	0	1	0	0	6											
53 Austin Romine, R OBP: 0.179, SLG: 0.211										1	0	0	0	0	1	0											
Inning Stats	R: 0 E: 0 K: 0 S: 9	H: 1 LOB: 0 BB: 0 P: 15	R: 0 E: 0 K: 1 S: 15	H: 1 LOB: 3 BB: 2 P: 27	R: 1 E: 1 K: 0 S: 9	H: 2 LOB: 1 BB: 0 P: 15	R: 2 E: 0 K: 0 S: 8	H: 1 LOB: 1 BB: 1 P: 18	R: 0 E: 0 K: 0 S: 11	H: 1 LOB: 1 BB: 1 P: 21	R: 1 E: 0 K: 1 S: 15	H: 1 LOB: 1 BB: 1 P: 24	R: 0 E: 0 K: 0 S: 6	H: 1 LOB: 0 BB: 0 P: 9	R: 0 E: 0 K: 2 S: 15	H: 2 LOB: 2 BB: 0 P: 19	1B: 9 2B: 2 3B: 0 HR: 1	SF: 0 SAC: 0 DP: 4 HBP: 1	WP: 0 PB: 0 CS: 0	PA: 40							
PITCHER	IP	WLS	BF	H	R	ER	SO	BB	IBB	HBP	BLK	WP	HR	S	P	ERA	WHIP										
44 Kyle Gibson, R ERA: 6.45	5.0	W	24	5	3	2	1	4	0	0	0	0	0	9	15	0.00	1.000										
51 Anthony Swarzak, R ERA: 3.55	1.0		3	1	0	0	0	0	0	0	0	0	0	9	15	0.00	1.000										
56 Caleb Thielbar, L ERA: 0.83	0.2		4	1	1	1	1	1	0	0	0	0	1	13	22	13.50	3.000										
61 Jared Burton, R ERA: 3.67	1.1		4	1	0	0	0	0	0	0	0	0	0	8	11	0.00	0.750										
15 Glen Perkins, L ERA: 1.82	1.0		5	2	0	0	2	0	0	0	0	0	0	15	19	0.00	2.000										

AB	42
R	10
H	14
RBI	7
BB	4
SO	14
LOB	21



AB	34
R	4
H	10
RBI	4
BB	5
SO	4
LOB	26




Batter	1	2	3	4	5	6	7	8	9	AB	R	H	RBI	BB	SO	LOB	TOP										
11 Brett Gardner, L OBP: 0.339, SLG: 0.420 40 Alberto Gonzalez, R OBP: 0.217, SLG: 0.261	G5-3			BB				P4		2	1	0	0	1	1	1	New York Yankees @ Boston Red Sox Fenway Park, Boston, MA Fri Jul 19 2013, 7:16 PM - 10:10 PM EDT Att: 38,130 - Partly Cloudy - 92 F										
31 Ichiro Suzuki, L OBP: 0.320, SLG: 0.391	G6-3						F9	1B		4	0	1	0	0	0	1											
24 Robinson Cano, L OBP: 0.387, SLG: 0.532	K			BB			L9	2B		3	0	1	0	1	1	0											
12 Vernon Wells, R OBP: 0.279, SLG: 0.370		BB						P6		3	0	1	0	1	1	3											
45 Zoilo Almonte, S OBP: 0.305, SLG: 0.341 61 Luis Alfonso Cruz, R OBP: 0.192, SLG: 0.195	G6-4-3						1B	G6-3		2	0	0	0	0	0	2											
55 Lyle Overbay, L OBP: 0.307, SLG: 0.438	G4-3									2	0	0	0	0	0	3											
39 Brent Lillibridge, R OBP: 0.071, SLG: 0.037							2B			4	1	1	0	0	1	0											
26 Eduardo Núñez, R OBP: 0.276, SLG: 0.261								G4-3		3	0	0	0	1	2	1											
19 Chris Stewart, R OBP: 0.316, SLG: 0.312								G4-3		4	0	0	0	0	0	2											
										3	0	1	1	0	0	1											
Inning Stats	R: 0 E: 0 K: 1 S: 8	H: 0 LOB: 0 BB: 0 P: 10	R: 0 E: 0 K: 0 S: 4	H: 0 LOB: 0 BB: 1 P: 9	R: 0 E: 0 K: 1 S: 7	H: 0 LOB: 0 BB: 0 P: 10	R: 1 E: 0 K: 1 S: 20	H: 0 LOB: 1 BB: 2 P: 32	R: 1 E: 0 K: 2 S: 13	H: 2 LOB: 1 BB: 0 P: 21	R: 0 E: 0 K: 0 S: 5	H: 1 LOB: 1 BB: 0 P: 9	R: 0 E: 0 K: 0 S: 7	H: 0 LOB: 1 BB: 1 P: 15	R: 0 E: 0 K: 0 S: 10	H: 2 LOB: 2 BB: 0 P: 11	R: 0 E: 0 K: 1 S: 6	H: 0 LOB: 0 BB: 0 P: 7	1B: 2 2B: 3 3B: 0 HR: 0	SF: 0 SAC: 0 DP: 1 HBP: 0	WP: 0 PB: 0 CS: 0	PA: 35					
PITCHER	IP	WLS	BF	H	R	ER	SO	BB	IBB	HBP	BLK	WP	HR	S	P	ERA	WHIP	PITCHER									
22 Felix Doubront, L ERA: 3.76	6.1	W	24	3	2	1	5	3	0	0	0	0	0	59	93	1.42	0.947										
36 Junichi Tazawa, R ERA: 2.98	0.2	H	3	0	0	0	0	1	0	0	0	0	0	5	13	0.00	1.500										
32 Craig Breslow, L ERA: 2.73	1.0	H	5	2	0	0	0	0	0	0	0	0	0	10	11	0.00	2.000										
19 Koji Uehara, R ERA: 1.66	1.0	S	3	0	0	0	1	0	0	0	0	0	0	6	7	0.00	0.000										
Batter	1	2	3	4	5	6	7	8	9	AB	R	H	RBI	BB	SO	LOB	BOTTOM										
2 Jacoby Ellsbury, L OBP: 0.371, SLG: 0.432	HR		1B		G3			BB		3	1	2	1	1	0	0	New York Yankees @ Boston Red Sox Fenway Park, Boston, MA Fri Jul 19 2013, 7:16 PM - 10:10 PM EDT Att: 38,130 - Partly Cloudy - 92 F										
18 Shane Victorino, S OBP: 0.335, SLG: 0.401 29 Daniel Nava, S OBP: 0.372, SLG: 0.427	F9		G4-6-3				G3	BB		2	0	0	0	0	0	1											
15 Dustin Pedroia, R OBP: 0.394, SLG: 0.434	L5		P3							4	0	1	0	0	0	0											
34 David Ortiz, L OBP: 0.403, SLG: 0.612	K						FC4-6	1B		4	0	2	0	0	1	1											
12 Mike Napoli, R OBP: 0.342, SLG: 0.443		BB					FC6-4			3	1	0	0	1	1	3											
5 Jonny Gomes, R OBP: 0.333, SLG: 0.427		HR								4	2	2	2	0	1	2											
39 Jarrod Saltalamacchia, R OBP: 0.339, SLG: 0.445			K							3	0	0	0	0	1	2											
23 Brandon Snyder, R OBP: 0.259, SLG: 0.423 26 Brock Holt, L OBP: 0.333, SLG: 0.290										2	0	0	0	0	0	0		1									
10 Jose Iglesias, R OBP: 0.416, SLG: 0.459										3	0	1	1	0	0	0											
										1B: 3 2B: 3 3B: 0 HR: 2	SF: 0 SAC: 0 DP: 1 HBP: 0	WP: 1 PB: 0 CS: 0	PA: 33														
Inning Stats	R: 1 E: 0 K: 1 S: 13	H: 1 LOB: 0 BB: 0 P: 19	R: 2 E: 0 K: 1 S: 16	H: 1 LOB: 0 BB: 1 P: 27	R: 0 E: 0 K: 0 S: 7	H: 1 LOB: 0 BB: 0 P: 10	R: 0 E: 0 K: 2 S: 10	H: 1 LOB: 1 BB: 0 P: 18	R: 0 E: 0 K: 0 S: 5	H: 0 LOB: 0 BB: 0 P: 8	R: 0 E: 0 K: 0 S: 8	H: 1 LOB: 1 BB: 0 P: 10	R: 1 E: 0 K: 0 S: 16	H: 2 LOB: 2 BB: 1 P: 27	R: 0 E: 0 K: 0 S: 7	H: 1 LOB: 1 BB: 0 P: 10	1B: 3 2B: 3 3B: 0 HR: 2	SF: 0 SAC: 0 DP: 1 HBP: 0	WP: 1 PB: 0 CS: 0	PA: 33							
PITCHER	IP	WLS	BF	H	R	ER	SO	BB	IBB	HBP	BLK	WP	HR	S	P	ERA	WHIP	PITCHER									
46 Andy Pettitte, L ERA: 4.47	6.1	L	25	6	4	4	4	1	0	0	0	0	0	61	95	5.68	1.105										
27 Shawn Kelley, R ERA: 3.63	0.1		2	1	0	0	0	0	0	0	0	0	1	8	12	0.00	3.000										
48 Boone Logan, L ERA: 2.13	0.1		2	0	0	0	0	1	0	0	0	0	0	6	12	0.00	3.000										
38 Preston Claiborne, R ERA: 2.35	1.0		4	1	0	0	0	0	0	0	0	0	0	7	10	0.00	1.000										

Batter	1	2	3	4	5	6	7	8	9	AB	R	H	RBI	BB	SO	LOB	TOP					
11 Brett Gardner, L OBP: 0.342, SLG: 0.422											5	0	3	1	0	0	1					
31 Ichiro Suzuki, L OBP: 0.315, SLG: 0.385											5	1	0	0	0	0	6					
24 Robinson Cano, L OBP: 0.385, SLG: 0.529											4	0	1	2	0	2	0					
55 Lyle Overbay, L OBP: 0.313, SLG: 0.449											4	0	3	1	0	1	0					
12 Vernon Wells, R OBP: 0.279, SLG: 0.369											4	0	1	0	0	2	4					
33 Travis Hafner, L OBP: 0.310, SLG: 0.401											4	0	0	0	0	2	3					
26 Eduardo Núñez, R OBP: 0.290, SLG: 0.296											4	1	3	0	0	0	0					
19 Chris Stewart, R OBP: 0.312, SLG: 0.307											3	0	0	0	0	0	3					
61 Luis Alfonso Cruz, R OBP: 0.199, SLG: 0.188											3	3	1	1	0	0	1					
Inning Stats	R: 0 E: 0 K: 1 S: 7	H: 1 LOB: 0 BB: 0 P: 10	R: 0 E: 0 K: 2 S: 14	H: 2 LOB: 2 BB: 0 P: 19	R: 0 E: 0 K: 0 S: 8	H: 0 LOB: 0 BB: 0 P: 13	R: 0 E: 0 K: 2 S: 10	H: 1 LOB: 1 BB: 0 P: 15	R: 0 E: 0 K: 0 S: 11	H: 2 LOB: 1 BB: 0 P: 15	R: 0 E: 0 K: 2 S: 8	H: 1 LOB: 1 BB: 0 P: 14	R: 3 E: 0 K: 0 S: 14	H: 5 LOB: 2 BB: 0 P: 22	R: 0 E: 0 K: 0 S: 6	H: 0 LOB: 0 BB: 0 P: 9	R: 1 E: 1 K: 0 S: 9	H: 0 LOB: 0 BB: 0 P: 16	1B: 8 2B: 5 3B: 0 HR: 0	SF: 1 SAC: 1 DP: 1 HBP: 1	WP: 1 PB: 0 SB: 2 CS: 1	PA: 40
PITCHER	IP WLS BF H R ER SO BB IBB HBP BLK WP HR S P ERA WHIP																					
41 John Lackey, R ERA: 2.95	6.1 L 28 10 4 4 7 0 0 0 0 0 1 0 64 97 5.68 1.579																					
38 Matt Thornton, L ERA: 3.94	1.0 5 2 0 0 0 0 0 0 0 0 0 9 12 0.00 2.000																					
54 Pedro Beato, R ERA:	0.2 4 0 1 0 0 0 0 0 1 0 0 0 9 15 0.00 0.000																					
66 Drake Britton, L ERA:	1.0 2 0 0 0 0 0 0 0 0 0 0 5 9 0.00 0.000																					

New York Yankees @ Boston Red Sox
Fenway Park, Boston, MA
Sat Jul 20 2013, 4:27 PM - 7:38 PM EDT
Att: 37,601 - Cloudy - 93 F

AB 36
R 5
H 12
RBI 5
BB 0
SO 7
LOB 18



Batter	1	2	3	4	5	6	7	8	9	AB	R	H	RBI	BB	SO	LOB	BOTTOM					
2 Jacoby Ellsbury, L OBP: 0.368, SLG: 0.427											4	0	0	0	0	0						
29 Daniel Nava, S OBP: 0.374, SLG: 0.426											3	0	1	0	0	1						
15 Dustin Pedroia, R OBP: 0.391, SLG: 0.430											4	0	0	0	0	3						
34 David Ortiz, L OBP: 0.404, SLG: 0.610											4	1	2	0	0	0						
37 Mike Carp, L OBP: 0.379, SLG: 0.618											4	1	3	0	0	0						
5 Jonny Gomes, R OBP: 0.332, SLG: 0.425											3	0	1	1	0	1						
39 Jarrod Saltalamacchia, R OBP: 0.333, SLG: 0.441											4	0	0	0	0	3						
7 Stephen Drew, L OBP: 0.313, SLG: 0.406											2	0	0	0	1	2						
10 Jose Iglesias, R OBP: 0.410, SLG: 0.452											3	0	0	0	1	1						
Inning Stats	R: 0 E: 0 K: 0 S: 9	H: 1 LOB: 2 BB: 0 P: 14	R: 0 E: 0 K: 1 S: 7	H: 0 LOB: 0 BB: 0 P: 10	R: 0 E: 0 K: 2 S: 12	H: 0 LOB: 0 BB: 0 P: 14	R: 0 E: 0 K: 0 S: 6	H: 0 LOB: 0 BB: 0 P: 10	R: 0 E: 0 K: 1 S: 11	H: 2 LOB: 2 BB: 0 P: 15	R: 0 E: 1 K: 0 S: 12	H: 0 LOB: 1 BB: 0 P: 16	R: 2 E: 0 K: 0 S: 15	H: 2 LOB: 1 BB: 1 P: 25	R: 0 E: 0 K: 0 S: 6	H: 1 LOB: 0 BB: 0 P: 7	R: 0 E: 0 K: 2 S: 11	H: 1 LOB: 1 BB: 0 P: 16	1B: 6 2B: 2 3B: 0 HR: 0	SF: 1 SAC: 0 DP: 1 HBP: 1	WP: 2 PB: 0 SB: 0 CS: 0	PA: 34
PITCHER	IP WLS BF H R ER SO BB IBB HBP BLK WP HR S P ERA WHIP																					
18 Hiroki Kuroda, R ERA: 2.65	7.0 W 28 5 2 2 4 1 0 1 0 0 2 0 72 104 2.57 0.857																					
30 David Robertson, R ERA: 2.06	1.0 H 3 1 0 0 0 0 0 0 0 0 0 6 7 0.00 1.000																					
42 Mariano Rivera, R ERA: 1.78	1.0 S 4 1 0 0 2 0 0 0 0 0 0 0 11 16 0.00 1.000																					

New York Yankees @ Boston Red Sox
Fenway Park, Boston, MA
Sat Jul 20 2013, 4:27 PM - 7:38 PM EDT
Att: 37,601 - Cloudy - 93 F

AB 31
R 2
H 7
RBI 1
BB 1
SO 6
LOB 12



Batter	1	2	3	4	5	6	7	8	9	AB	R	H	RBI	BB	SO	LOB	TOP				
11 Brett Gardner, L (1,8) OBP: 0.349, SLG: 0.421										4	1	2	0	0	0	0					
31 Ichiro Suzuki, L (1,9) OBP: 0.313, SLG: 0.378										4	0	1	0	0	0	1					
24 Robinson Cano, L (1,4) OBP: 0.383, SLG: 0.519										4	0	2	1	0	1	2					
55 Lyle Overbay, L (1,3) OBP: 0.302, SLG: 0.429										4	0	0	0	0	2	4					
12 Vernon Wells, R (1,10) OBP: 0.285, SLG: 0.366										4	0	1	0	0	1	3					
26 Eduardo Núñez, R (1,6) OBP: 0.291, SLG: 0.311										4	0	0	0	0	0	2					
39 Brent Lillibridge, R (1,5) OBP: 0.195, SLG: 0.061										3	0	0	0	0	0	0					
60 Melky Mesa, R (1,7) OBP: 0.143, SLG: 0.286										3	0	0	0	0	1	1					
19 Chris Stewart, R (1,2) OBP: 0.311, SLG: 0.299										2	0	0	0	0	1	0					
33 Travis Hafner, L (8,PH) OBP: 0.304, SLG: 0.390										1	0	0	0	0	0	0					
53 Austin Romine, R (8,2) OBP: 0.185, SLG: 0.228										0	0	0	0	0	0	0					
Inning Stats	R: 0 H: 2 E: 0 K: 2 S: 12	H: 2 LOB: 2 BB: 0 P: 17	R: 0 H: 0 E: 0 K: 1 S: 8	H: 0 LOB: 0 BB: 0 P: 13	R: 0 H: 0 E: 0 K: 0 S: 8	H: 1 LOB: 1 BB: 0 P: 14	R: 0 H: 0 E: 0 K: 1 S: 7	H: 0 LOB: 0 BB: 0 P: 12	R: 1 H: 2 E: 1 K: 0 S: 9	H: 2 LOB: 0 BB: 0 P: 13	R: 0 H: 0 E: 0 K: 0 S: 7	H: 0 LOB: 1 BB: 0 P: 11	R: 0 H: 0 E: 0 K: 0 S: 9	H: 0 LOB: 0 BB: 0 P: 11	R: 0 H: 1 E: 0 K: 1 S: 8	H: 1 LOB: 1 BB: 0 P: 11	1B: 6 2B: 0 3B: 0 HR: 0	SF: 0 SAC: 0 DP: 1 HBP: 0	WP: 0 PB: 0 SB: 2 CS: 0	PA: 33	
PITCHER	IP WLS BF H R ER SO BB IBB HBP BLK WP HR S P ERA WHIP	7.1 W 27 5 1 0 5 0 0 0 0 0 0 66 95 0.00 0.682	1.1 H 4 0 0 0 1 0 0 0 0 0 0 12 15 0.00 0.000	0.1 S 2 1 0 0 0 0 0 0 0 0 0 3 5 0.00 3.000																	

New York Yankees @ Texas Rangers
Rangers Ballpark in Arlington, Arlington, TX
Wed Jul 24 2013, 8:09 PM - 10:52 PM EDT
Att: 42,360 - Partly Cloudy - 96 F

AB 33
R 1
H 6
RBI 1
BB 0
SO 6
LOB 13



Batter	1	2	3	4	5	6	7	8	9	AB	R	H	RBI	BB	SO	LOB	BOTTOM			
5 Ian Kinsler, R (1,4) OBP: 0.355, SLG: 0.433										4	1	1	0	0	0	3				
1 Elvis Andrus, R (1,6) OBP: 0.307, SLG: 0.285										3	0	1	0	0	0	3				
17 Nelson Cruz, R (1,9) OBP: 0.329, SLG: 0.508										3	0	1	0	1	0	1				
29 Adrián Beltré, R (1,5) OBP: 0.351, SLG: 0.533										4	0	0	0	0	0	6				
12 A.J. Pierzynski, L (1,10) OBP: 0.314, SLG: 0.444										4	1	2	2	0	0	0				
15 Jeff Baker, R (1,7) OBP: 0.394, SLG: 0.685										3	0	1	0	0	0	2				
7 David Murphy, L (8,7) OBP: 0.282, SLG: 0.382										1	1	1	1	0	0	0				
18 Mitch Moreland, L (1,3) OBP: 0.308, SLG: 0.469										4	0	0	0	0	1	1				
8 Geovany Soto, R (1,2) OBP: 0.295, SLG: 0.357										3	0	1	0	1	1	0				
23 Craig Gentry, R (1,8) OBP: 0.324, SLG: 0.341										3	0	1	0	0	0	1				
Inning Stats	R: 1 H: 3 E: 0 K: 0 S: 8	H: 3 LOB: 2 BB: 0 P: 10	R: 0 H: 0 E: 0 K: 2 S: 14	H: 0 LOB: 0 BB: 0 P: 19	R: 0 H: 1 E: 0 K: 0 S: 11	H: 1 LOB: 1 BB: 0 P: 16	R: 0 H: 0 E: 0 K: 0 S: 6	H: 0 LOB: 0 BB: 0 P: 8	R: 0 H: 1 E: 0 K: 0 S: 10	H: 1 LOB: 1 BB: 0 P: 16	R: 1 H: 2 E: 0 K: 0 S: 12	H: 2 LOB: 1 BB: 0 P: 17	R: 0 H: 1 E: 0 K: 0 S: 10	H: 1 LOB: 3 BB: 2 P: 24	R: 1 H: 1 E: 0 K: 0 S: 13	H: 1 LOB: 0 BB: 0 P: 19	1B: 6 2B: 1 3B: 0 HR: 2	SF: 0 SAC: 1 DP: 0 HBP: 0	WP: 0 PB: 0 SB: 1 CS: 0	PA: 35
PITCHER	IP WLS BF H R ER SO BB IBB HBP BLK WP HR S P ERA WHIP	6.0 L 27 8 2 2 2 1 0 0 0 0 1 65 94 3.00 1.500	2.0 8 1 1 1 0 1 0 0 0 0 0 1 19 35 4.50 1.000																	

New York Yankees @ Texas Rangers
Rangers Ballpark in Arlington, Arlington, TX
Wed Jul 24 2013, 8:09 PM - 10:52 PM EDT
Att: 42,360 - Partly Cloudy - 96 F

AB 32
R 3
H 9
RBI 3
BB 2
SO 2
LOB 17



Batter	1	2	3	4	5	6	7	8	9	AB	R	H	RBI	BB	SO	LOB	TOP					
31 Ichiro Suzuki, L (1,9) OBP: 0.313, SLG: 0.376										4	0	1	0	0	0	4	<p>New York Yankees @ Texas Rangers Rangers Ballpark in Arlington, Arlington, TX</p> <p>Thu Jul 25 2013, 2:10 PM - 5:04 PM EDT Att: 35,139 - Partly Cloudy - 91 F</p> <p>livebaseballscorecards.com</p> <p>AB 34 R 2 H 10 RBI 2 BB 2 SO 3 LOB 18</p>					
39 Brent Lillibridge, R (1,5) OBP: 0.119, SLG: 0.122										4	0	1	1	0	1	1						
24 Robinson Cano, L (1,10) OBP: 0.382, SLG: 0.518										4	1	1	0	0	1	2						
12 Vernon Wells, R (1,7) OBP: 0.288, SLG: 0.366										3	0	1	0	1	0	1						
11 Brett Gardner, L (9,8) OBP: 0.349, SLG: 0.421										0	0	0	0	0	0	0						
26 Eduardo Núñez, R (1,6) OBP: 0.289, SLG: 0.316										4	0	1	1	0	0	3						
45 David Adams, R (1,4) OBP: 0.280, SLG: 0.275										4	0	1	0	0	0	2						
55 Lyle Overbay, L (1,3) OBP: 0.298, SLG: 0.424										4	0	0	0	0	1	2						
60 Melky Mesa, R (1,8) OBP: 0.273, SLG: 0.300										3	0	1	0	1	0	2						
53 Austin Romine, R (1,2) OBP: 0.212, SLG: 0.277										4	1	3	0	0	0	1						
Inning Stats	R: 0 H: 1 E: 0 K: 1 S: 11	H: 1 LOB: 1 BB: 0 P: 15	R: 0 H: 0 E: 1 K: 0 S: 9	H: 0 LOB: 0 BB: 0 P: 11	R: 0 H: 1 E: 0 K: 0 S: 8	H: 1 LOB: 0 BB: 0 P: 12	R: 0 H: 0 E: 0 K: 0 S: 7	H: 0 LOB: 0 BB: 0 P: 7	R: 0 H: 1 E: 0 K: 0 S: 10	H: 1 LOB: 1 BB: 0 P: 11	R: 1 H: 2 E: 0 K: 0 S: 9	H: 2 LOB: 2 BB: 1 P: 15	R: 0 H: 2 E: 0 K: 0 S: 10	H: 2 LOB: 2 BB: 0 P: 14	R: 1 H: 2 E: 0 K: 1 S: 9	H: 2 LOB: 0 BB: 0 P: 13	R: 0 H: 1 E: 0 K: 1 S: 11	H: 1 LOB: 2 BB: 1 P: 18	1B: 5 2B: 5 3B: 0 HR: 0	SF: 0 SAC: 1 DP: 1 HBP: 0	WP: 0 PB: 0 SB: 0 CS: 2	PA: 38
PITCHER	IP WLS BF H R ER SO BB IBB HBP BLK WP HR S P ERA WHIP																					
45 Derek Holland, L (1,1) ERA: 3.08	7.1 L 30 8 2 2 2 1 0 0 0 0 0 0 70 94 2.46 1.227																					
52 Tanner Scheppers, R (8,1) ERA: 1.74	0.2 2 1 0 0 0 0 0 0 0 0 0 0 3 4 0.00 1.500																					
28 Joakim Soria, R (9,1) ERA:	1.0 5 1 0 0 0 1 1 0 0 0 0 0 0 11 18 0.00 2.000																					


Batter	1	2	3	4	5	6	7	8	9	AB	R	H	RBI	BB	SO	LOB	BOTTOM					
5 Ian Kinsler, R (1,4) OBP: 0.354, SLG: 0.431										4	0	1	0	0	1	2	<p>New York Yankees @ Texas Rangers Rangers Ballpark in Arlington, Arlington, TX</p> <p>Thu Jul 25 2013, 2:10 PM - 5:04 PM EDT Att: 35,139 - Partly Cloudy - 91 F</p> <p>livebaseballscorecards.com</p> <p>AB 32 R 0 H 7 RBI 0 BB 1 SO 4 LOB 14</p>					
1 Elvis Andrus, R (1,10) OBP: 0.309, SLG: 0.288										4	0	2	0	0	1	2						
17 Nelson Cruz, R (1,9) OBP: 0.328, SLG: 0.504										3	0	0	0	1	1	1						
29 Adrián Beltré, R (1,5) OBP: 0.350, SLG: 0.530										4	0	1	0	0	0	2						
12 A.J. Pierzynski, L (1,2) OBP: 0.309, SLG: 0.438										4	0	0	0	0	0	3						
18 Mitch Moreland, L (1,3) OBP: 0.305, SLG: 0.463										4	0	0	0	0	1	1						
13 Jurickson Profar, S (1,6) OBP: 0.321, SLG: 0.547										3	0	2	0	0	0	0						
7 David Murphy, L (1,7) OBP: 0.280, SLG: 0.379										3	0	0	0	0	0	2						
2 Leonys Martín, L (1,8) OBP: 0.328, SLG: 0.409										3	0	1	0	0	0	1						
Inning Stats	R: 0 H: 1 E: 0 K: 0 S: 7	H: 0 LOB: 0 BB: 0 P: 9	R: 0 H: 0 E: 0 K: 0 S: 6	H: 0 LOB: 0 BB: 0 P: 10	R: 0 H: 2 E: 0 K: 1 S: 17	H: 2 LOB: 2 BB: 0 P: 28	R: 0 H: 0 E: 0 K: 1 S: 7	H: 0 LOB: 0 BB: 0 P: 12	R: 0 H: 1 E: 0 K: 1 S: 8	H: 1 LOB: 1 BB: 0 P: 13	R: 0 H: 2 E: 0 K: 0 S: 11	H: 2 LOB: 2 BB: 1 P: 20	R: 0 H: 0 E: 0 K: 0 S: 5	H: 0 LOB: 0 BB: 0 P: 8	R: 0 H: 0 E: 0 K: 1 S: 9	H: 0 LOB: 0 BB: 0 P: 15		R: 0 H: 1 E: 0 K: 0 S: 10	H: 1 LOB: 1 BB: 0 P: 11	1B: 7 2B: 0 3B: 0 HR: 0	SF: 0 SAC: 0 DP: 1 HBP: 0	WP: 0 PB: 0 SB: 0 CS: 1
PITCHER	IP WLS BF H R ER SO BB IBB HBP BLK WP HR S P ERA WHIP																					
18 Hiroki Kuroda, R (1,1) ERA: 2.51	7.0 W 26 6 0 0 3 1 0 0 0 0 0 0 61 100 0.00 1.000																					
30 David Robertson, R (8,1) ERA: 1.96	1.0 H 3 0 0 0 1 0 0 0 0 0 0 0 9 15 0.00 0.000																					
42 Mariano Rivera, R (9,1) ERA: 1.69	1.0 S 4 1 0 0 0 0 0 0 0 0 0 0 10 11 0.00 1.000																					

Batter	1	2	3	4	5	6	7	8	9	AB	R	H	RBI	BB	SO	LOB	TOP					
8 Desmond Jennings, R OBP: 0.355, SLG: 0.499	F7	E2	K	K	L9	L9	G6-4-3	G6-4-3	P6	4	1	1	0	1	1	0						
3 Evan Longoria, R OBP: 0.355, SLG: 0.515	K	K	K	F9	K	K	G6-4-3	G6-4-3		4	1	1	2	0	2	0						
2 Kelly Johnson, L OBP: 0.322, SLG: 0.465	K	K	K	F9	K	K	G6-4-3	G6-4-3		1	0	0	0	0	0	1						
9 Wil Myers, R OBP: 0.333, SLG: 0.492	K2-3	K	K	K	K	K	K	P6		5	1	2	1	0	2	0						
18 Ben Zobrist, S OBP: 0.352, SLG: 0.395	F7	F7	F7	F7	F9	F7	F7	K	K	4	1	1	0	1	1	1						
1 Sean Rodriguez, R OBP: 0.333, SLG: 0.387	F7	F7	F7	F7	F9	F7	F7	K	K	3	1	2	0	0	0	1						
20 Matt Joyce, L OBP: 0.322, SLG: 0.434	F7	F7	F7	F7	F9	F7	F7	K	K	0	1	0	0	2	0	0						
11 Yunel Escobar, R OBP: 0.311, SLG: 0.360	K	K	K	K	K	K	K	K	K	4	1	1	1	1	0	4						
21 James Loney, L OBP: 0.364, SLG: 0.468	P6	P6	P6	P6	P6	P6	P6	L9	L9	5	1	2	4	0	1	6						
59 Jose Lobaton, S OBP: 0.323, SLG: 0.379	K	K	K	K	K	K	K	K	K	4	1	1	0	1	1	6						
5 Sam Fuld, L OBP: 0.263, SLG: 0.283	K	K	K	K	K	K	K	K	K	4	1	1	1	0	0	4						
Inning Stats	R: 0 E: 0 K: 2 S: 9	H: 0 LOB: 0 BB: 0 P: 13	R: 6 E: 1 K: 0 S: 19	H: 6 LOB: 1 BB: 1 P: 29	R: 0 E: 0 K: 2 S: 14	H: 1 LOB: 3 BB: 2 P: 27	R: 0 E: 0 K: 2 S: 10	H: 0 LOB: 0 BB: 0 P: 14	R: 1 E: 0 K: 0 S: 13	H: 2 LOB: 1 BB: 0 P: 19	R: 0 E: 0 K: 1 S: 8	H: 0 LOB: 0 BB: 0 P: 11	R: 3 E: 0 K: 0 S: 16	H: 3 LOB: 1 BB: 1 P: 25	R: 0 E: 0 K: 0 S: 6	H: 0 LOB: 0 BB: 0 P: 14	R: 0 E: 0 K: 1 S: 13	H: 0 LOB: 2 BB: 1 P: 26	1B: 6 2B: 5 3B: 0 HR: 1	SF: 0 SAC: 0 DP: 1 HBP: 0	WP: 1 PB: 0 SB: 0 CS: 0	PA: 44
PITCHER	IP WLS BF H R ER SO BB IBB HBP BLK WP HR S P ERA WHIP	5.0 L 26 9 7 7 6 3 0 0 0 1 0 65 102 12.60 2.400	4.0 18 3 3 3 2 3 0 0 0 0 1 43 76 6.75 1.500																			
52 CC Sabathia, L ERA: 4.65																						
43 Adam Warren, R ERA: 3.54																						

Tampa Bay Rays @ New York Yankees
 Yankee Stadium, Bronx, NY
 Fri Jul 26 2013, 7:09 PM - 10:52 PM EDT
 Att: 44,486 - Partly Cloudy - 79 F

livebaseballscorecards.com

AB 38
R 10
H 12
RBI 9
BB 6
SO 8
LOB 23




Batter	1	2	3	4	5	6	7	8	9	AB	R	H	RBI	BB	SO	LOB	BOTTOM						
11 Brett Gardner, L OBP: 0.349, SLG: 0.421	F7	F7	F7	F7	F8	F8	F8	L7	L7	5	1	2	0	0	0	0							
31 Ichiro Suzuki, L OBP: 0.310, SLG: 0.373	L1	L1	L1	L1	L1	L1	L1	L1	L1	3	0	0	0	0	0	2							
60 Melky Mesa, R OBP: 0.385, SLG: 0.500	L1	L1	L1	L1	L1	L1	L1	L1	L1	2	1	2	1	0	0	0							
24 Robinson Cano, L OBP: 0.381, SLG: 0.516	K	K	K	K	K	K	K	K	K	2	0	0	0	1	1	0							
45 David Adams, R OBP: 0.271, SLG: 0.287	K	K	K	K	K	K	K	K	K	2	0	2	2	0	0	0							
12 Alfonso Soriano, R OBP: 0.284, SLG: 0.460	F8	F8	F8	F8	F8	F8	F8	F8	F8	5	1	0	1	0	0	6							
55 Lyle Overbay, L OBP: 0.299, SLG: 0.423	K	K	K	K	K	K	K	K	K	3	0	1	0	0	1	0							
19 Chris Stewart, R OBP: 0.313, SLG: 0.306	K	K	K	K	K	K	K	K	K	2	0	1	1	0	0	2							
26 Eduardo Nunez, R OBP: 0.288, SLG: 0.309	G1-3	G1-3	G1-3	G1-3	G1-3	G1-3	G1-3	F9	F9	3	0	0	0	1	0	1							
33 Travis Hafner, L OBP: 0.300, SLG: 0.384	P5	P5	P5	P5	P5	P5	P5	G1-3	G1-3	4	0	0	0	0	2	2							
39 Brent Lillibridge, R OBP: 0.152, SLG: 0.156	F8	F8	F8	F8	F8	F8	F8	G6-3	G6-3	4	2	2	0	0	0	2							
53 Austin Romine, R OBP: 0.225, SLG: 0.279	G1-3	G1-3	G1-3	G1-3	G1-3	G1-3	G1-3	K	K	3	1	1	1	1	1	2							
Inning Stats	R: 0 E: 0 K: 1 S: 9	H: 0 LOB: 0 BB: 0 P: 14	R: 0 E: 0 K: 1 S: 8	H: 0 LOB: 0 BB: 0 P: 13	R: 1 E: 0 K: 0 S: 15	H: 3 LOB: 3 BB: 1 P: 28	R: 0 E: 0 K: 1 S: 11	H: 1 LOB: 2 BB: 1 P: 23	R: 0 E: 0 K: 0 S: 9	H: 0 LOB: 0 BB: 0 P: 15	R: 0 E: 0 K: 0 S: 5	H: 0 LOB: 0 BB: 0 P: 9	R: 0 E: 0 K: 1 S: 7	H: 0 LOB: 0 BB: 0 P: 12	R: 2 E: 0 K: 0 S: 15	H: 3 LOB: 1 BB: 0 P: 26	R: 3 E: 0 K: 1 S: 21	H: 4 LOB: 2 BB: 1 P: 37	1B: 9 2B: 2 3B: 0 HR: 0	SF: 0 SAC: 0 DP: 0 HBP: 0	WP: 1 PB: 0 SB: 0 CS: 0	PA: 41	
PITCHER	IP WLS BF H R ER SO BB IBB HBP BLK WP HR S P ERA WHIP	6.0 W 24 4 1 1 3 2 0 0 0 0 0 7 12 0.00 0.000	1.0 3 0 0 0 1 0 0 0 0 0 0 7 12 0.00 0.000	1.1 7 3 2 2 1 0 0 0 0 0 0 18 30 13.50 2.250	4.5 5 4 2 2 0 1 0 0 0 0 0 0 11 20 = =	0.1 H 1 0 1 1 0 0 0 0 0 0 0 4 7 27.00 0.000																	
58 Jeremy Hellickson, R ERA: 4.48																							
43 Kyle Farnsworth, R ERA: 5.14																							
27 Cesar Ramos, L ERA: 4.5																							
35 Jamey Wright, R ERA: 3.45																							
57 Jake McGee, L ERA: 4.42																							

Tampa Bay Rays @ New York Yankees
 Yankee Stadium, Bronx, NY
 Fri Jul 26 2013, 7:09 PM - 10:52 PM EDT
 Att: 44,486 - Partly Cloudy - 79 F

livebaseballscorecards.com

AB 38
R 6
H 11
RBI 6
BB 3
SO 5
LOB 17



Batter	1	2	3	4	5	6	7	8	9	AB	R	H	RBI	BB	SO	LOB	TOP					
8 Desmond Jennings, R OBP: 0.332, SLG: 0.496										5	0	1	0	0	2	2	Tampa Bay Rays @ New York Yankees Yankee Stadium, Bronx, NY Sat Jul 27 2013, 1:08 PM - 3:54 PM EDT Att: 43,424 - Cloudy - 83 F					
3 Evan Longoria, R OBP: 0.352, SLG: 0.510										5	0	1	0	0	3	3						
9 Wil Myers, R OBP: 0.350, SLG: 0.492										4	0	1	0	0	0	2						
21 James Loney, L OBP: 0.368, SLG: 0.470										3	0	2	0	1	0	0						
18 Ben Zobrist, S OBP: 0.351, SLG: 0.393										4	1	1	0	0	1	5						
20 Matt Joyce, L OBP: 0.321, SLG: 0.430										3	0	0	0	1	3	3						
2 Kelly Johnson, L OBP: 0.321, SLG: 0.462										4	0	1	1	0	2	3						
5 Sam Fuld, L OBP: 0.283, SLG: 0.283										0	0	0	0	0	0	0						
28 José Molina, R OBP: 0.290, SLG: 0.313										3	0	0	0	1	1	2						
11 Yunel Escobar, R OBP: 0.310, SLG: 0.362										4	0	1	0	0	0	1						
Inning Stats	R: 0 E: 0 K: 1 S: 9	H: 2 LOB: 2 BB: 0 P: 11	R: 0 E: 0 K: 1 S: 11	H: 0 LOB: 0 BB: 0 P: 14	R: 0 E: 0 K: 0 S: 6	H: 0 LOB: 0 BB: 0 P: 8	R: 0 E: 0 K: 3 S: 13	H: 1 LOB: 2 BB: 1 P: 25	R: 0 E: 0 K: 2 S: 8	H: 0 LOB: 1 BB: 1 P: 15	R: 1 E: 0 K: 1 S: 16	H: 2 LOB: 2 BB: 1 P: 25	R: 0 E: 0 K: 0 S: 5	H: 1 LOB: 1 BB: 0 P: 7	R: 0 E: 0 K: 2 S: 11	H: 1 LOB: 1 BB: 0 P: 18	R: 0 E: 0 K: 2 S: 15	H: 1 LOB: 0 BB: 0 P: 25	1B: 6 2B: 2 HR: 0	SF: 0 SAC: 0 DP: 0 HBP: 0	WP: 0 PB: 0 SB: 1 CS: 0	PA: 38
PITCHER	IP: 7.0 WLS: L BF: 30	H: 6 R: 1 ER: 1 SO: 8	BB: 3 IBB: 0 HBP: 0 BLK: 0	WP: 0 HR: 0 S: 68 P: 105	ERA: 1.29 WHIP: 1.286	IP: 1.0 WLS: L BF: 4	H: 1 R: 0 ER: 0 SO: 2	BB: 0 IBB: 0 HBP: 0 BLK: 0	WP: 0 HR: 0 S: 11 P: 18	ERA: 0.00 WHIP: 1.000	IP: 1.0 WLS: L BF: 4	H: 1 R: 0 ER: 0 SO: 2	BB: 0 IBB: 0 HBP: 0 BLK: 0	WP: 0 HR: 0 S: 15 P: 25	ERA: 0.00 WHIP: 1.000							


Batter	1	2	3	4	5	6	7	8	9	AB	R	H	RBI	BB	SO	LOB	BOTTOM					
11 Brett Gardner, L OBP: 0.348, SLG: 0.422										4	0	1	0	0	2	0	Tampa Bay Rays @ New York Yankees Yankee Stadium, Bronx, NY Sat Jul 27 2013, 1:08 PM - 3:54 PM EDT Att: 43,424 - Cloudy - 83 F					
31 Ichiro Suzuki, L OBP: 0.307, SLG: 0.369										4	0	0	0	0	1	1						
24 Robinson Canó, L OBP: 0.379, SLG: 0.512										3	0	0	0	0	1	1						
12 Alfonso Soriano, R OBP: 0.281, SLG: 0.457										3	0	0	0	0	0	0						
55 Lyle Overbay, L OBP: 0.299, SLG: 0.422										3	0	1	0	0	1	0						
22 Vernon Wells, R OBP: 0.285, SLG: 0.363										3	0	0	0	0	0	1						
26 Eduardo Núñez, R OBP: 0.283, SLG: 0.303										3	0	0	0	0	0	1						
39 Brent Lillibridge, R OBP: 0.143, SLG: 0.146										3	0	0	0	0	1	0						
19 Chris Stewart, R OBP: 0.308, SLG: 0.302										3	0	0	0	0	0	0						
Inning Stats	R: 0 E: 0 K: 1 S: 5	H: 0 LOB: 0 BB: 0 P: 8	R: 0 E: 0 K: 0 S: 6	H: 0 LOB: 0 BB: 0 P: 8	R: 0 E: 0 K: 0 S: 6	H: 0 LOB: 0 BB: 0 P: 11	R: 0 E: 1 K: 1 S: 8	H: 0 LOB: 0 BB: 0 P: 10	R: 0 E: 0 K: 2 S: 9	H: 1 LOB: 1 BB: 0 P: 11	R: 0 E: 0 K: 2 S: 8	H: 1 LOB: 1 BB: 0 P: 13	R: 0 E: 0 K: 1 S: 10	H: 0 LOB: 0 BB: 0 P: 14	R: 0 E: 0 K: 0 S: 8	H: 0 LOB: 0 BB: 0 P: 10		R: 0 E: 0 K: 1 S: 7	H: 0 LOB: 0 BB: 0 P: 12	1B: 1 2B: 1 HR: 0	SF: 0 SAC: 0 DP: 1 HBP: 0	WP: 0 PB: 0 SB: 0 CS: 0
PITCHER	IP: 9.0 WLS: W BF: 29	H: 2 R: 0 ER: 0 SO: 6	BB: 0 IBB: 0 HBP: 0 BLK: 0	WP: 0 HR: 0 S: 67 P: 97	ERA: 0.00 WHIP: 0.222	IP: 9.0 WLS: W BF: 29	H: 2 R: 0 ER: 0 SO: 6	BB: 0 IBB: 0 HBP: 0 BLK: 0	WP: 0 HR: 0 S: 67 P: 97	ERA: 0.00 WHIP: 0.222	IP: 9.0 WLS: W BF: 29	H: 2 R: 0 ER: 0 SO: 6	BB: 0 IBB: 0 HBP: 0 BLK: 0	WP: 0 HR: 0 S: 67 P: 97	ERA: 0.00 WHIP: 0.222							

Batter	1	2	3	4	5	6	7	8	9	AB	R	H	RBI	BB	SO	LOB	TOP										
8 Desmond Jennings, R OBP: 0.350, SLG: 0.450	G1-3	F8	F8	F8	G4-3	G4-3	K			5	0	0	0	0	1	4											
30 Luke Scott, L OBP: 0.350, SLG: 0.467	G3		G4-3	P3	G3-1	G3-1		G4-3		5	0	0	0	0	0	0											
3 Evan Longoria, R OBP: 0.352, SLG: 0.509	K		2B 9 HR	1B	FC6	K		G5-3		5	1	2	0	0	2	0											
21 James Loney, L OBP: 0.369, SLG: 0.469		FC5-4 2B	9 HR	1B	FC6	F8		G4-3		5	1	2	0	0	0	1											
9 Wil Myers, R OBP: 0.354, SLG: 0.537		FC5-4 2B	HR		HR	G5-3		G4-3		4	3	2	4	0	0	1											
20 Matt Joyce, L OBP: 0.327, SLG: 0.432		2B	1B	HBP	BB	G4-3				1	0	1	0	1	0	0											
1 Sean Rodriguez, R OBP: 0.331, SLG: 0.384		2B	1B							1	0	0	0	0	0	0											
2 Kelly Johnson, L OBP: 0.314, SLG: 0.466		2B	1B		F8	K		K		4	0	2	1	0	1	1											
59 Jose Lobaton, S OBP: 0.316, SLG: 0.371			K	K	FC3-6 11 FC4	F7				4	0	0	0	0	2	5											
11 Yunel Escobar, R OBP: 0.313, SLG: 0.361			K	K	FC4			1B		3	0	1	0	1	1	3											
Inning Stats	R: 0 E: 0 K: 1 S: 9	H: 0 LOB: 0 BB: 0 P: 13	R: 1 E: 0 K: 1 S: 16	H: 3 LOB: 3 BB: 1 P: 26	R: 3 E: 0 K: 2 S: 20	H: 4 LOB: 2 BB: 0 P: 31	R: 0 E: 0 K: 0 S: 11	H: 1 LOB: 1 BB: 0 P: 15	R: 1 E: 0 K: 0 S: 8	H: 1 LOB: 1 BB: 1 P: 17	R: 0 E: 0 K: 1 S: 8	H: 0 LOB: 0 BB: 0 P: 13	R: 0 E: 0 K: 0 S: 7	H: 0 LOB: 0 BB: 0 P: 12	R: 0 E: 0 K: 2 S: 10	H: 1 LOB: 1 BB: 0 P: 14	R: 0 E: 0 K: 0 S: 8	H: 0 LOB: 0 BB: 0 P: 12	1B: 7 2B: 1 3B: 0 HR: 2	SF: 0 SAC: 0 DP: 0 HBP: 1	WP: 0 PB: 0 SB: 0 CS: 0	PA: 40					
PITCHER	IP	WLS	BF	H	R	ER	SO	BB	IBB	HBP	BLK	WP	HR	S	P	ERA	WHIP										
65 Phil Hughes, R ERA: 4.58	4.0		24	9	5	5	4	2	0	1	0	0	2	59	92	11.25	2.750										
38 Preston Claiborne, R ERA: 2.06	2.0		6	0	0	0	1	0	0	0	0	0	0	13	23	0.00	0.000										
48 Boone Logan, L ERA: 2.3	1.0		3	0	0	0	0	0	0	0	0	0	0	7	12	0.00	0.000										
30 David Robertson, R ERA: 1.87	1.0		4	1	0	0	2	0	0	0	0	0	0	10	14	0.00	1.000										
42 Mariano Rivera, R ERA: 1.64	1.0	W	3	0	0	0	0	0	0	0	0	0	0	8	12	0.00	0.000										

Tampa Bay Rays @ New York Yankees
Yankee Stadium, Bronx, NY
Sun Jul 28 2013, 1:10 PM - 4:44 PM EDT
Att: 47,714 - Cloudy - 79 F

livebaseballscorecards.com

AB 37
R 5
H 10
RBI 5
BB 2
SO 7
LOB 15




Batter	1	2	3	4	5	6	7	8	9	AB	R	H	RBI	BB	SO	LOB	BOTTOM										
11 Brett Gardner, L OBP: 0.349, SLG: 0.423	K	P3	2B 12 HR	2B		K			2B 12 HR	4	1	1	0	1	2	0											
2 Derek Jeter, R OBP: 0.444, SLG: 0.750	HR		12 HR	G6-3		G6-3			2B 12 HR	4	2	2	1	1	0	1											
24 Robinson Cano, L OBP: 0.379, SLG: 0.509	12 HR		F7		K		12 HR		K	4	1	1	0	1	2	3											
12 Alfonso Soriano, R OBP: 0.288, SLG: 0.469	31 HR			G5-3		G5-3				5	2	4	3	0	0	0											
22 Vernon Wells, R OBP: 0.283, SLG: 0.361	SF8			HR						2	0	0	1	0	0	0											
55 Lyle Overbay, L OBP: 0.298, SLG: 0.421				P6		G1-3				1	0	0	0	0	1	2											
31 Ichiro Suzuki, L OBP: 0.314, SLG: 0.376										4	0	4	1	0	0	0											
39 Brent Lillibridge, R OBP: 0.135, SLG: 0.137	P4			FC6-4		F9			SH1-4	3	0	0	0	0	0	3											
45 David Adams, R OBP: 0.263, SLG: 0.278		P6		K		K			G5-3	4	0	0	0	0	2	2											
19 Chris Stewart, R OBP: 0.303, SLG: 0.295		P4		G4-3		L5			K	4	0	0	0	0	1	2											
Inning Stats	R: 3 E: 0 K: 1 S: 19	H: 4 LOB: 1 BB: 0 P: 29	R: 0 E: 0 K: 0 S: 7	H: 0 LOB: 0 BB: 0 P: 13	R: 2 E: 0 K: 0 S: 16	H: 3 LOB: 1 BB: 0 P: 23	R: 0 E: 0 K: 1 S: 8	H: 1 LOB: 1 BB: 0 P: 15	R: 0 E: 0 K: 1 S: 9	H: 0 LOB: 0 BB: 0 P: 11	R: 0 E: 0 K: 1 S: 16	H: 1 LOB: 1 BB: 0 P: 24	R: 0 E: 0 K: 2 S: 14	H: 1 LOB: 2 BB: 1 P: 22	R: 0 E: 0 K: 1 S: 12	H: 1 LOB: 1 BB: 0 P: 18	R: 1 E: 0 K: 1 S: 8	H: 1 LOB: 2 BB: 2 P: 16	1B: 9 2B: 1 3B: 0 HR: 2	SF: 1 SAC: 1 DP: 0 HBP: 0	WP: 3 PB: 0 SB: 0 CS: 0	PA: 40					
PITCHER	IP	WLS	BF	H	R	ER	SO	BB	IBB	HBP	BLK	WP	HR	S	P	ERA	WHIP										
55 Matt Moore, L ERA: 3.41	5.0		23	8	5	5	3	0	0	0	0	0	2	59	91	9.00	1.600										
54 Alex Torres, L ERA: 0.29	1.0		4	1	0	0	1	0	0	0	0	0	0	16	24	0.00	1.000										
62 Joel Peralta, R ERA: 3.0	1.0		5	1	0	0	2	1	0	0	0	0	0	14	22	0.00	2.000										
57 Jake McGee, L ERA: 4.5	1.1	L	8	2	1	1	2	1	1	0	0	1	0	20	34	6.75	2.250										

Tampa Bay Rays @ New York Yankees
Yankee Stadium, Bronx, NY
Sun Jul 28 2013, 1:10 PM - 4:44 PM EDT
Att: 47,714 - Cloudy - 79 F

livebaseballscorecards.com

AB 35
R 6
H 12
RBI 6
BB 3
SO 8
LOB 13



Batter	1	2	3	4	5	6	7	8	9	AB	R	H	RBI	BB	SO	LOB	TOP					
11 Brett Gardner, L (1, 8) OBP: 0.345, SLG: 0.417										4	0	0	0	0	2	2	New York Yankees @ Los Angeles Dodgers Dodger Stadium, Los Angeles, CA Wed Jul 31 2013, 7:13 PM - 10:12 PM PDT Att: 53,013 - Partly Cloudy - 67 F					
2 Derek Jeter, R (1, 6) OBP: 0.294, SLG: 0.400										3	0	0	0	1	0	0						
26 Eduardo Núñez, R (9, PH) OBP: 0.283, SLG: 0.303										4	1	0	0	0	0	1						
24 Robinson Canó, L (1, 4) OBP: 0.375, SLG: 0.501										4	0	1	0	0	2	1						
12 Alfonso Soriano, R (1, 7) OBP: 0.287, SLG: 0.467										3	0	1	0	0	0	1						
22 Vernon Wells, R (1, 9) OBP: 0.316, SLG: 0.378										0	1	0	0	1	0	0						
31 Ichiro Suzuki, L (9, PH) OBP: 0.316, SLG: 0.378										3	0	1	0	0	0	0						
39 Brent Lillibridge, R (1, 3) OBP: 0.145, SLG: 0.148										4	0	0	0	0	0	2						
55 Lyle Overbay, L (9, PH) OBP: 0.299, SLG: 0.430										4	0	1	0	0	0	3						
17 Jayson Nix, R (1, 5) OBP: 0.295, SLG: 0.295										2	0	0	0	0	1	0						
19 Chris Stewart, R (1, 2) OBP: 0.298, SLG: 0.290										1	0	1	0	0	0	0						
18 Hiroki Kuroda, R (1, 1) OBP: 0.429, SLG: 0.538										0	0	0	0	0	0	0						
60 Melky Mesa, R (8, PH) OBP: 0.299, SLG: 0.430										0	0	0	0	0	0	0						
48 Boone Logan, R (8, 1) OBP: 0.299, SLG: 0.430										0	0	0	0	0	0	0						
42 Mariano Rivera, R (9, 1) OBP: 0.299, SLG: 0.430										0	0	0	0	0	0	0						
Inning Stats	R: 0 E: 0 K: 1 S: 8	H: 0 LOB: 0 BB: 0 P: 14	R: 0 E: 0 K: 1 S: 15	H: 2 LOB: 2 BB: 0 P: 21	R: 0 E: 0 K: 1 S: 9	H: 0 LOB: 0 BB: 0 P: 16	R: 0 E: 0 K: 0 S: 4	H: 1 LOB: 0 BB: 0 P: 7	R: 0 E: 0 K: 0 S: 5	H: 0 LOB: 0 BB: 0 P: 8	R: 0 E: 0 K: 1 S: 5	H: 0 LOB: 0 BB: 0 P: 6	R: 0 E: 0 K: 1 S: 7	H: 0 LOB: 0 BB: 0 P: 8	R: 0 E: 0 K: 0 S: 10	H: 2 LOB: 2 BB: 0 P: 17	R: 3 E: 1 K: 0 S: 16	H: 1 LOB: 1 BB: 2 P: 31	1B: 6 2B: 0 3B: 0 HR: 0	SF: 0 SAC: 0 DP: 0 HBP: 0	WP: 0 PB: 0 SB: 0 CS: 1	PA: 36
PITCHER	IP WLS BF H R ER SO BB IBB HBP BLK WP HR S P ERA WHIP																					
22 Clayton Kershaw, L (1, 1) ERA: 1.87	8.0	28	5	0	0	5	0	0	0	0	0	0	0	63	97	0.00	1.625					
54 Ronald Belisario, R (9, 1) ERA: 3.56	0.2	L	4	0	2	1	0	1	0	0	0	0	0	5	14	13.50	1.500					
75 Paco Rodríguez, L (9, 1) ERA: 2.21	0.0		2	1	1	0	0	0	0	0	0	0	0	9	13	∞	∞					
43 Brandon League, R (9, 1) ERA: 5.12	0.1		1	0	0	0	0	0	0	0	0	0	0	2	4	0.00	0.000					

Batter	1	2	3	4	5	6	7	8	9	AB	R	H	RBI	BB	SO	LOB	BOTTOM					
25 Carl Crawford, L (1, 7) OBP: 0.331, SLG: 0.413										4	0	0	0	0	2	2	New York Yankees @ Los Angeles Dodgers Dodger Stadium, Los Angeles, CA Wed Jul 31 2013, 7:13 PM - 10:12 PM PDT Att: 53,013 - Partly Cloudy - 67 F					
54 Ronald Belisario, R (9, 1) ERA: 3.56										3	0	0	0	1	0	0						
75 Paco Rodríguez, L (9, 1) ERA: 2.21										4	0	1	0	0	1	2						
43 Brandon League, R (9, 1) ERA: 5.12										4	0	0	0	0	3	0						
13 Hanley Ramirez, R (1, 6) OBP: 0.423, SLG: 0.670										4	0	2	0	0	1	0						
16 Andre Ethier, L (1, 8) OBP: 0.346, SLG: 0.396										4	0	2	0	0	0	1						
17 A.J. Ellis, R (1, 2) OBP: 0.346, SLG: 0.380										4	0	2	0	0	0	1						
55 Skip Schumaker, L (1, 4) OBP: 0.332, SLG: 0.346										2	0	0	0	1	2	3						
5 Juan Uribe, R (1, 5) OBP: 0.333, SLG: 0.403										3	0	1	0	0	0	2						
22 Clayton Kershaw, L (1, 1) OBP: 0.214, SLG: 0.235										2	0	0	0	0	1	1						
14 Mark Ellis, R (9, 4) OBP: 0.323, SLG: 0.360										0	0	0	0	0	0	0						
Inning Stats	R: 0 E: 0 K: 1 S: 9	H: 1 LOB: 0 BB: 0 P: 12	R: 0 E: 0 K: 0 S: 10	H: 1 LOB: 0 BB: 0 P: 14	R: 0 E: 0 K: 1 S: 11	H: 0 LOB: 1 BB: 1 P: 21	R: 0 E: 0 K: 2 S: 7	H: 0 LOB: 0 BB: 0 P: 10	R: 0 E: 0 K: 1 S: 10	H: 1 LOB: 1 BB: 0 P: 12	R: 0 E: 0 K: 1 S: 9	H: 0 LOB: 0 BB: 0 P: 13	R: 0 E: 0 K: 2 S: 13	H: 3 LOB: 2 BB: 0 P: 21	R: 0 E: 0 K: 0 S: 7	H: 1 LOB: 2 BB: 1 P: 17	R: 0 E: 0 K: 2 S: 10	H: 0 LOB: 0 BB: 0 P: 12	1B: 6 2B: 0 3B: 0 HR: 0	SF: 0 SAC: 1 DP: 1 HBP: 0	WP: 0 PB: 0 SB: 0 CS: 0	PA: 33
PITCHER	IP WLS BF H R ER SO BB IBB HBP BLK WP HR S P ERA WHIP																					
18 Hiroki Kuroda, R (1, 1) ERA: 2.38	7.0	25	5	0	0	0	1	0	0	0	0	0	0	69	103	0.00	0.857					
48 Boone Logan, L (8, 1) ERA: 2.22	1.0	W	5	1	0	0	0	1	0	0	0	0	0	7	17	0.00	1.000					
42 Mariano Rivera, R (9, 1) ERA: 1.6	1.0	S	3	0	0	0	2	0	0	0	0	0	0	10	12	0.00	0.000					

AB 33
R 3
H 6
RBI 1
BB 2
SO 5
LOB 10



AB 30
R 0
H 6
RBI 0
BB 2
SO 10
LOB 11



Batter	1	2	3	4	5	6	7	8	9	AB	R	H	RBI	BB	SO	LOB	TOP					
11 Brett Gardner, L (1,8) OBP: 0.342, SLG: 0.413	G4-3	L6			F7			K		4	0	0	0	0	1	1	New York Yankees @ San Diego Padres Petco Park, San Diego, CA Fri Aug 02 2013, 7:12 PM - 10:00 PM PDT Att: 44,124 - Clear - 68 F					
2 Derek Jeter, R (1,6) OBP: 0.286, SLG: 0.368	24 1B		F8		G6-3			L4		4	0	1	0	0	0	1						
24 Robinson Cano, L (1,4) OBP: 0.374, SLG: 0.499	1B		G4-3		G6-3			P5		4	0	1	0	0	0	0						
55 Lyle Overbay, L (1,3) OBP: 0.299, SLG: 0.428	K		P5		1B			G3		4	0	1	0	0	1	2						
14 Curtis Granderson, L (1,7) OBP: 0.286, SLG: 0.344	K		G1-3		L3			K		4	0	0	0	0	2	3						
31 Ichiro Suzuki, L (1,9) OBP: 0.315, SLG: 0.377	26 2B		F9		L5			L1		4	1	1	0	0	0	0						
26 Eduardo Núñez, R (1,5) OBP: 0.284, SLG: 0.310	19 2B		G4-3		L1			L1		3	1	1	1	0	0	0						
19 Chris Stewart, R (1,2) OBP: 0.303, SLG: 0.296	G4-3		G4-3		1B			1B		3	0	2	0	0	0	1						
52 CC Sabathia, L (1,1)	G5-3		G5-3		FC1-6			F8		2	0	0	0	0	0	1						
38 Preston Claiborne, R (6,1)										0	0	0	0	0	0	0						
12 Alfonso Soriano, R (7,PH)										0	0	0	0	0	0	1						
62 Joba Chamberlain, R (7,1)										0	0	0	0	0	0	0						
43 Adam Warren, R (8,1)										0	0	0	0	0	0	0						
Inning Stats	R: 0 E: 0 K: 2 S: 13	H: 2 LOB: 2 BB: 0 P: 19	R: 2 E: 0 K: 0 S: 11	H: 2 LOB: 0 BB: 0 P: 18	R: 0 E: 0 K: 0 S: 4	H: 0 LOB: 0 BB: 0 P: 8	R: 0 E: 0 K: 0 S: 6	H: 0 LOB: 0 BB: 0 P: 8	R: 0 E: 0 K: 0 S: 14	H: 1 LOB: 1 BB: 0 P: 19	R: 0 E: 0 K: 0 S: 7	H: 1 LOB: 1 BB: 0 P: 12	R: 0 E: 0 K: 0 S: 9	H: 1 LOB: 1 BB: 0 P: 13	R: 0 E: 0 K: 1 S: 6	H: 0 LOB: 0 BB: 0 P: 10	R: 0 E: 0 K: 1 S: 9	H: 0 LOB: 0 BB: 0 P: 11	1B: 6 2B: 2 3B: 0 HR: 0	SF: 0 SAC: 0 DP: 1 HBP: 0	WP: 0 PB: 0 SB: 1 CS: 0	PA: 33
PITCHER	IP WLS BF H R ER SO BB IBB HBP BLK WP HR S P ERA WHIP	7.0 W 27 7 2 2 2 0 0 0 0 0 0 64 97 2.57 1.000	1.0 3 0 0 0 1 0 0 0 0 0 0 6 10 0.00 0.000	1.0 3 0 0 0 1 0 0 0 0 0 0 9 11 0.00 0.000	PITCHER										IP WLS BF H R ER SO BB IBB HBP BLK WP HR S P ERA WHIP	5.1 4 27 5 2 2 2 0 0 0 0 0 0 64 97 2.57 1.000						

Batter	1	2	3	4	5	6	7	8	9	AB	R	H	RBI	BB	SO	LOB	BOTTOM			
2 Everth Cabrera, S (1,6) OBP: 0.358, SLG: 0.382	FC6-4	E6					G1-5-3			5	1	4	1	0	0	2	New York Yankees @ San Diego Padres Petco Park, San Diego, CA Fri Aug 02 2013, 7:12 PM - 10:00 PM PDT Att: 44,124 - Clear - 68 F			
13 Chris Denorfia, R (1,8) OBP: 0.323, SLG: 0.397	FC6-4	CS	F8		G1-3			G4-3		5	0	2	1	0	0	1				
Chase Headley, S (1,5) OBP: 0.333, SLG: 0.377	FC6-4				G5-3			G3		4	1	1	0	1	0	2				
15 Jesus Guzman, R (1,7) OBP: 0.300, SLG: 0.411	G1-4-3				F8					3	0	1	0	1	1	4				
25 Will Venable, L (7,8) OBP: 0.289, SLG: 0.451	G1-4-3				F8			K		1	1	1	1	0	0	0				
23 Yonder Alonso, L (1,3)	G1-4-3							HR		4	0	2	1	1	1	1				
9 Jedd Gyorko, R (1,4) OBP: 0.303, SLG: 0.406	G1-4-3				K			HR		4	1	1	2	0	1	3				
11 Logan Forsythe, R (1,9) OBP: 0.296, SLG: 0.341	G6-3							K		3	1	1	1	1	1	2				
4 Nick Hundley, R (1,2) OBP: 0.302, SLG: 0.404	G5-3							BB		3	1	1	0	1	0	0				
34 Andrew Cashner, R (1,1) ERA: 4.78								BB		3	1	1	0	0	1	1				
14 Mark Kotsay, L (7,PH)								F7		1	0	0	0	0	0	2				
57 Luke Gregerson, L (6,1)								FC5-4		0	0	0	0	0	0	0				
46 Tim Stauffer, R (9,1)										0	0	0	0	0	0	0				
Inning Stats	R: 2 E: 0 K: 0 S: 14	H: 2 LOB: 2 BB: 2 P: 28	R: 0 E: 1 K: 1 S: 8	H: 1 LOB: 0 BB: 0 P: 10	R: 0 E: 0 K: 0 S: 6	H: 2 LOB: 2 BB: 0 P: 9	R: 2 E: 0 K: 1 S: 17	H: 3 LOB: 1 BB: 0 P: 22	R: 0 E: 0 K: 1 S: 9	H: 1 LOB: 1 BB: 0 P: 11	R: 1 E: 0 K: 2 S: 15	H: 2 LOB: 3 BB: 2 P: 34	R: 1 E: 0 K: 0 S: 12	H: 2 LOB: 2 BB: 1 P: 21	R: 1 E: 0 K: 0 S: 10	H: 2 LOB: 1 BB: 0 P: 20	1B: 10 2B: 1 3B: 1 HR: 3	SF: 0 SAC: 0 DP: 0 HBP: 0	WP: 0 PB: 0 SB: 0 CS: 1	PA: 42
PITCHER	IP WLS BF H R ER SO BB IBB HBP BLK WP HR S P ERA WHIP	5.2 L 29 11 5 5 4 3 0 0 0 0 0 0 66 105 7.94 2.471	0.1 0 0 0 1 0 0 0 0 0 0 0 0 1 12 21 9.00 3.000	1.0 4 2 1 1 0 0 0 0 0 0 0 0 1 10 20 9.00 2.000	PITCHER										IP WLS BF H R ER SO BB IBB HBP BLK WP HR S P ERA WHIP	5.1 4 27 5 2 2 2 0 0 0 0 0 0 64 97 2.57 1.000				

Batter	1	2	3	4	5	6	7	8	9	AB	R	H	RBI	BB	SO	LOB	TOP					
11 Brett Gardner, L (1, 8) OBP: 0.341, SLG: 0.409	G5-3			K				G4-3		3	0	0	0	1	1	0	New York Yankees @ San Diego Padres Petco Park, San Diego, CA Sat Aug 03 2013, 5:41 PM - 8:15 PM PDT Att: 44,184 - Partly Cloudy - 68 F					
24 Robinson Cano, L (1, 4) OBP: 0.370, SLG: 0.494	G3-1			K			F8	F7		4	0	0	0	0	1	1						
12 Alfonso Soriano, R (1, 7) OBP: 0.286, SLG: 0.464	K			G5-3			14 HR	K		4	1	1	0	0	2	0						
14 Curtis Granderson, L (1, 9) OBP: 0.308, SLG: 0.444		F8			K				17 S	4	2	2	2	0	1	0						
55 Lyle Overbay, L (1, 3) OBP: 0.301, SLG: 0.427		F8					HR		17 S	3	0	1	0	1	0	1						
26 Eduardo Núñez, R (1, 6) OBP: 0.283, SLG: 0.304					F8		31 FC6-4		L8	3	0	0	0	1	0	2						
39 Brent Lillibridge, R (1, 5) OBP: 0.140, SLG: 0.143									F9	2	0	0	0	0	2	1						
31 Ichiro Suzuki, L (7, PH) OBP: 0.314, SLG: 0.376				K						1	0	0	0	0	0	2						
17 Jayson Niv, R (7, 5) OBP: 0.298, SLG: 0.298				K						1	0	1	1	0	0	0						
19 Chris Stewart, R (1, 2) OBP: 0.297, SLG: 0.290				K					L8	4	0	0	0	0	1	3						
47 Iván Nova, R (1, 1)																						
30 David Robertson, R (8, 1)																						
42 Mariano Rivera, R (9, 1)																						
Inning Stats	R: 0 E: 0 K: 1 S: 8	H: 0 LOB: 0 BB: 0 P: 11	R: 0 E: 0 K: 0 S: 5	H: 0 LOB: 0 BB: 0 P: 10	R: 0 E: 0 K: 3 S: 11	H: 0 LOB: 0 BB: 0 P: 15	R: 0 E: 0 K: 2 S: 11	H: 0 LOB: 0 BB: 0 P: 17	R: 0 E: 0 K: 1 S: 6	H: 1 LOB: 1 BB: 0 P: 12	R: 0 E: 0 K: 1 S: 6	H: 0 LOB: 1 BB: 1 P: 13	R: 2 E: 0 K: 1 S: 14	H: 2 LOB: 2 BB: 2 P: 32	R: 0 E: 0 K: 1 S: 7	H: 0 LOB: 0 BB: 0 P: 11	R: 1 E: 0 K: 0 S: 12	H: 2 LOB: 1 BB: 0 P: 19	1B: 4 2B: 0 3B: 0 HR: 1	SF: 0 SAC: 0 DP: 0 HBP: 0	WP: 0 PB: 0 CS: 2	PA: 35
PITCHER	IP WLS BF H R ER SO BB IBB HBP BLK WP HR S P ERA WHIP																					
38 Tyson Ross, R (1, 1) ERA: 2.91	6.0 L 24 3 2 2 9 3 0 0 0 0 0 1 55 95 3.00 1.000																					
50 Nick Vincent, L (7, 1) ERA: 2.99	1.0 3 0 0 0 1 0 0 0 0 0 0 0 8 15 0.00 0.000																					
56 Colt Hynes, L (8, 1) ERA: 5.68	1.0 3 0 0 0 1 0 0 0 0 0 0 0 7 11 0.00 0.000																					
55 Dale Thayer, R (9, 1) ERA: 2.72	1.0 5 2 1 1 0 0 0 0 0 0 0 0 12 19 9.00 2.000																					

AB	32
R	3
H	5
RBI	3
BB	3
SO	11
LOB	12




Batter	1	2	3	4	5	6	7	8	9	AB	R	H	RBI	BB	SO	LOB	BOTTOM					
2 Everth Cabrera, S (1, 6) OBP: 0.355, SLG: 0.378	K		G6-3			F7		F7		4	0	0	0	0	1	0	New York Yankees @ San Diego Padres Petco Park, San Diego, CA Sat Aug 03 2013, 5:41 PM - 8:15 PM PDT Att: 44,184 - Partly Cloudy - 68 F					
Chase Headley, S (1, 5) OBP: 0.335, SLG: 0.378	25 FC4-6		G6-3			K				4	0	2	0	0	1	0						
23 Yonder Alonso, L (1, 3) OBP: 0.352, SLG: 0.404	25 FC4-6		G3-1			G6-3		F8		4	0	1	0	0	0	1						
25 Will Venable, L (1, 9) OBP: 0.289, SLG: 0.452	FC4-6			K2-3					F9	4	0	1	0	0	1	2						
9 Jedd Gyorko, R (1, 4) OBP: 0.299, SLG: 0.400	K			P6					F8	4	0	0	0	0	2	3						
5 Alexi Amarista, L (1, 8) OBP: 0.304, SLG: 0.394					P6					4	0	1	0	0	1	1						
11 Logan Forsythe, R (1, 7) OBP: 0.297, SLG: 0.336						L9				2	0	0	0	1	0	1						
4 Nick Hundley, R (1, 2) OBP: 0.298, SLG: 0.399						F9				3	0	0	0	0	1	3						
38 Tyson Ross, R (1, 1) OBP: 0.133, SLG: 0.133										2	0	0	0	0	2	1						
50 Nick Vincent, R (7, 1) ERA: 1.79										0	0	0	0	0	0	0						
56 Colt Hynes, L (8, 1) ERA: 5.68										0	0	0	0	0	0	0						
15 Jesus Guzman, R (8, PH) OBP: 0.299, SLG: 0.409										1	0	0	0	0	0	0						
55 Dale Thayer, R (9, 1) ERA: 1.56										0	0	0	0	0	0	0						
Inning Stats	R: 0 E: 0 K: 2 S: 11	H: 2 LOB: 2 BB: 0 P: 16	R: 0 E: 0 K: 1 S: 11	H: 1 LOB: 1 BB: 0 P: 15	R: 0 E: 0 K: 0 S: 7	H: 0 LOB: 0 BB: 0 P: 9	R: 0 E: 0 K: 1 S: 7	H: 0 LOB: 0 BB: 0 P: 8	R: 0 E: 0 K: 1 S: 5	H: 0 LOB: 0 BB: 0 P: 7	R: 0 E: 0 K: 1 S: 6	H: 0 LOB: 0 BB: 0 P: 11	R: 0 E: 0 K: 2 S: 11	H: 1 LOB: 2 BB: 1 P: 20	R: 0 E: 0 K: 0 S: 11	H: 1 LOB: 1 BB: 0 P: 18	R: 0 E: 0 K: 1 S: 7	H: 0 LOB: 0 BB: 0 P: 9	1B: 3 2B: 2 3B: 0 HR: 0	SF: 0 SAC: 0 DP: 0 HBP: 0	WP: 0 PB: 0 CS: 0	PA: 33
PITCHER	IP WLS BF H R ER SO BB IBB HBP BLK WP HR S P ERA WHIP																					
47 Iván Nova, R (1, 1) ERA: 3.08	7.0 W 26 4 1 0 0 0 1 0 0 0 0 0 0 11 18 0.00 1.000																					
30 David Robertson, R (8, 1) ERA: 1.79	1.0 H 4 1 0 0 0 0 0 0 0 0 0 0 0 7 9 0.00 0.000																					
42 Mariano Rivera, R (9, 1) ERA: 1.56	1.0 S 3 0 0 0 0 1 0 0 0 0 0 0 0 7 9 0.00 0.000																					

AB	32
R	0
H	5
RBI	0
BB	1
SO	9
LOB	12



Batter	1	2	3	4	5	6	7	8	9	AB	R	H	RBI	BB	SO	LOB	TOP							
31 Ichiro Suzuki, L (1.9) OBP: 0.311, SLG: 0.372	G4-3		K			F8	G6-3		K	4	0	0	0	0	1	1	New York Yankees @ San Diego Padres Petco Park, San Diego, CA Sun Aug 04 2013, 1:13 PM - 4:21 PM PDT Att: 43,504 - Sunny - 71 F							
48 Boone Logan, R (7.1) OBP: 0.286, SLG: 0.460	P6				P6	12 BB		G4-3		3	1	0	0	1	0	0								
62 Joba Chamberlain, R (8.1) OBP: 0.282, SLG: 0.358	L7				K	14 BB		K		3	1	0	0	1	2	0								
22 Vernon Wells, R (8.7) OBP: 0.372, SLG: 0.459						55 BB				1	0	1	1	3	0	0								
24 Robinson Cano, L (1.4) OBP: 0.369, SLG: 0.460						1B				4	0	1	1	0	2	3								
12 Alfonso Soriano, R (1.7) OBP: 0.286, SLG: 0.460						26 FC6-4		L7		4	0	1	0	0	0	3								
14 Curtis Granderson, L (1.8) OBP: 0.372, SLG: 0.459										2	0	1	0	0	0	0								
55 Lyle Overbay, L (1.3) OBP: 0.301, SLG: 0.425										2	0	0	0	0	0	0								
26 Eduardo Núñez, R (1.6) OBP: 0.282, SLG: 0.303	G3-6-3									2	0	0	0	0	0	0								
17 Jayson Nix, R (1.5) OBP: 0.299, SLG: 0.300										2	0	0	0	0	0	0								
43 Adam Warren, R (5.1) OBP: 0.339, SLG: 0.407										2	0	0	0	0	2	1								
11 Brett Gardner, L (7.7) OBP: 0.339, SLG: 0.407										3	1	2	1	1	0	1								
53 Austin Romine, R (1.2) OBP: 0.247, SLG: 0.326										1	0	0	0	0	1	1								
65 Phil Hughes, R (1.1) OBP: 0.133, SLG: 0.136										3	0	0	0	0	2	2								
38 Preston Claiborne, R (3.1) OBP: 0.133, SLG: 0.136										1	0	0	0	0	1	1								
39 Brent Lillibridge, R (5.5) OBP: 0.133, SLG: 0.136										3	0	0	0	0	2	2								
Inning Stats	R: 0 E: 0 K: 0 S: 9	H: 0 LOB: 0 BB: 0 P: 13	R: 0 E: 0 K: 1 S: 6	H: 0 LOB: 0 BB: 1 P: 13	R: 0 E: 0 K: 2 S: 11	H: 1 LOB: 1 BB: 0 P: 14	R: 0 E: 0 K: 2 S: 11	H: 0 LOB: 0 BB: 1 P: 18	R: 0 E: 0 K: 0 S: 10	H: 1 LOB: 0 BB: 0 P: 13	R: 2 E: 0 K: 1 S: 13	H: 2 LOB: 0 BB: 2 P: 29	R: 1 E: 0 K: 1 S: 16	H: 1 LOB: 0 BB: 0 P: 23	R: 0 E: 0 K: 1 S: 9	H: 0 LOB: 1 BB: 1 P: 19	R: 0 E: 0 K: 3 S: 19	H: 1 LOB: 2 BB: 1 P: 26	1B: 5 2B: 0 3B: 0 HR: 1	SF: 0 SAC: 0 DP: 2 HBP: 0	WP: 1 PB: 0 CS: 0	PA: 37		
PITCHER	IP WLS BF H R ER SO BB IBB HBP BLK WP HR S P ERA WHIP	IP WLS BF H R ER SO BB IBB HBP BLK WP HR S P ERA WHIP	IP WLS BF H R ER SO BB IBB HBP BLK WP HR S P ERA WHIP	IP WLS BF H R ER SO BB IBB HBP BLK WP HR S P ERA WHIP	IP WLS BF H R ER SO BB IBB HBP BLK WP HR S P ERA WHIP	IP WLS BF H R ER SO BB IBB HBP BLK WP HR S P ERA WHIP	IP WLS BF H R ER SO BB IBB HBP BLK WP HR S P ERA WHIP	IP WLS BF H R ER SO BB IBB HBP BLK WP HR S P ERA WHIP	IP WLS BF H R ER SO BB IBB HBP BLK WP HR S P ERA WHIP	IP WLS BF H R ER SO BB IBB HBP BLK WP HR S P ERA WHIP	IP WLS BF H R ER SO BB IBB HBP BLK WP HR S P ERA WHIP	IP WLS BF H R ER SO BB IBB HBP BLK WP HR S P ERA WHIP	IP WLS BF H R ER SO BB IBB HBP BLK WP HR S P ERA WHIP	IP WLS BF H R ER SO BB IBB HBP BLK WP HR S P ERA WHIP	IP WLS BF H R ER SO BB IBB HBP BLK WP HR S P ERA WHIP	IP WLS BF H R ER SO BB IBB HBP BLK WP HR S P ERA WHIP	IP WLS BF H R ER SO BB IBB HBP BLK WP HR S P ERA WHIP	IP WLS BF H R ER SO BB IBB HBP BLK WP HR S P ERA WHIP	IP WLS BF H R ER SO BB IBB HBP BLK WP HR S P ERA WHIP	IP WLS BF H R ER SO BB IBB HBP BLK WP HR S P ERA WHIP	IP WLS BF H R ER SO BB IBB HBP BLK WP HR S P ERA WHIP	IP WLS BF H R ER SO BB IBB HBP BLK WP HR S P ERA WHIP	IP WLS BF H R ER SO BB IBB HBP BLK WP HR S P ERA WHIP	IP WLS BF H R ER SO BB IBB HBP BLK WP HR S P ERA WHIP

AB	31
R	3
H	6
RBI	3
BB	6
SO	11
LOB	14



Batter	1	2	3	4	5	6	7	8	9	AB	R	H	RBI	BB	SO	LOB	BOTTOM							
2 Everth Cabrera, S (1.6) OBP: 0.355, SLG: 0.381	K					G4-3		F7		5	1	2	2	0	1	0	New York Yankees @ San Diego Padres Petco Park, San Diego, CA Sun Aug 04 2013, 1:13 PM - 4:21 PM PDT Att: 43,504 - Sunny - 71 F							
5 Alexei Amarista, L (1.4) OBP: 0.303, SLG: 0.392	L7					G3-1				4	1	1	0	0	1	0								
Chase Headley, S (1.5) OBP: 0.339, SLG: 0.381						G6-3				3	1	2	1	1	0	0								
23 Yonder Alonso, L (1.3) OBP: 0.347, SLG: 0.398	F7									4	0	0	0	0	0	4								
25 Will Venable, L (1.8) OBP: 0.295, SLG: 0.454										3	1	2	0	1	0	0								
13 Chris Denorfia, R (1.9) OBP: 0.322, SLG: 0.396										3	1	1	1	0	2	1								
14 Mark Kotsay, L (1.7) OBP: 0.294, SLG: 0.252										1	0	1	2	1	0	0								
15 Jesus Guzman, R (7.7) OBP: 0.297, SLG: 0.407										1	0	0	0	0	0	1								
56 Colt Hynes, L (8.1) OBP: 0.297, SLG: 0.407										0	0	0	0	0	0	0								
16 Huston Street, R (9.1) OBP: 0.297, SLG: 0.407										0	0	0	0	0	0	0								
Inning Stats	R: 0 E: 0 K: 1 S: 12	H: 1 LOB: 1 BB: 0 P: 16	R: 3 E: 0 K: 0 S: 18	H: 3 LOB: 0 BB: 1 P: 30	R: 2 E: 0 K: 0 S: 15	H: 2 LOB: 2 BB: 2 P: 31	R: 1 E: 0 K: 0 S: 12	H: 2 LOB: 1 BB: 0 P: 15	R: 0 E: 0 K: 2 S: 11	H: 0 LOB: 0 BB: 2 P: 23	R: 0 E: 0 K: 0 S: 5	H: 0 LOB: 0 BB: 0 P: 8	R: 0 E: 0 K: 1 S: 7	H: 1 LOB: 1 BB: 0 P: 12	R: 0 E: 0 K: 0 S: 8	H: 0 LOB: 0 BB: 0 P: 10	1B: 8 2B: 1 3B: 0 HR: 0	SF: 2 SAC: 1 DP: 0 HBP: 0	WP: 0 PB: 0 CS: 1	PA: 38				
PITCHER	IP WLS BF H R ER SO BB IBB HBP BLK WP HR S P ERA WHIP	IP WLS BF H R ER SO BB IBB HBP BLK WP HR S P ERA WHIP	IP WLS BF H R ER SO BB IBB HBP BLK WP HR S P ERA WHIP	IP WLS BF H R ER SO BB IBB HBP BLK WP HR S P ERA WHIP	IP WLS BF H R ER SO BB IBB HBP BLK WP HR S P ERA WHIP	IP WLS BF H R ER SO BB IBB HBP BLK WP HR S P ERA WHIP	IP WLS BF H R ER SO BB IBB HBP BLK WP HR S P ERA WHIP	IP WLS BF H R ER SO BB IBB HBP BLK WP HR S P ERA WHIP	IP WLS BF H R ER SO BB IBB HBP BLK WP HR S P ERA WHIP	IP WLS BF H R ER SO BB IBB HBP BLK WP HR S P ERA WHIP	IP WLS BF H R ER SO BB IBB HBP BLK WP HR S P ERA WHIP	IP WLS BF H R ER SO BB IBB HBP BLK WP HR S P ERA WHIP	IP WLS BF H R ER SO BB IBB HBP BLK WP HR S P ERA WHIP	IP WLS BF H R ER SO BB IBB HBP BLK WP HR S P ERA WHIP	IP WLS BF H R ER SO BB IBB HBP BLK WP HR S P ERA WHIP	IP WLS BF H R ER SO BB IBB HBP BLK WP HR S P ERA WHIP	IP WLS BF H R ER SO BB IBB HBP BLK WP HR S P ERA WHIP	IP WLS BF H R ER SO BB IBB HBP BLK WP HR S P ERA WHIP	IP WLS BF H R ER SO BB IBB HBP BLK WP HR S P ERA WHIP	IP WLS BF H R ER SO BB IBB HBP BLK WP HR S P ERA WHIP	IP WLS BF H R ER SO BB IBB HBP BLK WP HR S P ERA WHIP	IP WLS BF H R ER SO BB IBB HBP BLK WP HR S P ERA WHIP	IP WLS BF H R ER SO BB IBB HBP BLK WP HR S P ERA WHIP	IP WLS BF H R ER SO BB IBB HBP BLK WP HR S P ERA WHIP

AB	29
R	6
H	9
RBI	6
BB	5
SO	4
LOB	11



Batter	1	2	3	4	5	6	7	8	9	AB	R	H	RBI	BB	SO	LOB	TOP										
11 Brett Gardner, L OBP: 0.338, SLG: 0.408										4	0	1	1	0	1	2											
12 Alfonso Soriano, R OBP: 0.283, SLG: 0.456										4	0	0	0	0	1	2											
24 Robinson Cano, L OBP: 0.371, SLG: 0.489										3	0	1	0	0	0	0											
13 Alex Rodriguez, R OBP: 0.250, SLG: 0.250										4	0	1	0	0	1	1											
22 Vernon Wells, R OBP: 0.287, SLG: 0.369										4	0	3	0	0	0	1											
14 Curtis Granderson, L OBP: 0.362, SLG: 0.425										3	0	0	0	1	1	4											
31 Ichiro Suzuki, L OBP: 0.311, SLG: 0.371										4	0	1	0	0	0	4											
26 Eduardo Núñez, R OBP: 0.282, SLG: 0.301										4	1	1	0	0	2	3											
19 Chris Stewart, R OBP: 0.301, SLG: 0.290										3	0	1	0	1	1	0											
Inning Stats	R: 0 E: 0 K: 2 S: 9	H: 1 LOB: 1 BB: 0 P: 12	R: 0 E: 0 K: 1 S: 13	H: 2 LOB: 2 BB: 0 P: 20	R: 0 E: 0 K: 1 S: 11	H: 0 LOB: 0 BB: 0 P: 14	R: 0 E: 0 K: 0 S: 8	H: 1 LOB: 2 BB: 0 P: 15	R: 0 E: 0 K: 0 S: 11	H: 1 LOB: 1 BB: 0 P: 20	R: 0 E: 0 K: 1 S: 9	H: 1 LOB: 1 BB: 0 P: 17	R: 1 E: 0 K: 0 S: 12	H: 2 LOB: 1 BB: 0 P: 15	R: 0 E: 0 K: 1 S: 8	H: 0 LOB: 1 BB: 0 P: 12	R: 0 E: 0 K: 1 S: 9	H: 1 LOB: 1 BB: 1 P: 17	1B: 6 2B: 3 3B: 0 HR: 0	SF: 1 SAC: 0 DP: 1 HBP: 1	WP: 1 PB: 0 SB: 0 CS: 0	PA: 37					
PITCHER	IP	WLS	BF	H	R	ER	SO	BB	IBB	HBP	BLK	WP	HR	S	P	ERA	WHIP										
62 Jose Quintana, L ERA: 3.51	6.2	W	28	8	1	1	5	1	0	0	0	1	0	69	109	1.35	1.350										
27 Matt Lindstrom, R ERA: 3.59	1.1		5	0	0	0	1	0	0	1	0	0	0	12	16	0.00	0.000										
41 David Purcey, L ERA: 1.86	1.0		4	1	0	0	1	1	0	0	0	0	0	9	17	0.00	2.000										

New York Yankees @ Chicago White Sox
 U.S. Cellular Field, Chicago, IL
 Mon Aug 05 2013, 8:12 PM - 11:23 PM EDT
 Att: 27,948 - Overcast - 68 F

AB	33
R	1
H	9
RBI	1
BB	2
SO	7
LOB	17




Batter	1	2	3	4	5	6	7	8	9	AB	R	H	RBI	BB	SO	LOB	BOTTOM										
10 Alexei Ramirez, R OBP: 0.309, SLG: 0.355										5	1	4	2	0	0	1											
7 Jeff Keppinger, R OBP: 0.285, SLG: 0.281										4	2	2	0	1	0	2											
12 Conor Gillaspie, L OBP: 0.299, SLG: 0.381										0	0	0	0	0	0	0											
51 Alex Rios, R OBP: 0.327, SLG: 0.423										4	1	2	4	1	1	1											
14 Paul Konerko, R OBP: 0.305, SLG: 0.352										4	0	1	0	1	0	4											
44 Adam Dunn, L OBP: 0.331, SLG: 0.466										1	0	0	1	3	0	1											
15 Gordon Beckham, R OBP: 0.338, SLG: 0.399										5	1	2	1	0	0	5											
24 Davan Vicedo, R OBP: 0.294, SLG: 0.406										0	0	0	0	0	0	0											
30 Alejandro De Aza, L OBP: 0.299, SLG: 0.426										4	1	1	0	1	3	3											
39 Casper Wells, R OBP: 0.225, SLG: 0.182										5	1	1	0	0	2	5											
36 Josh Phegley, R OBP: 0.200, SLG: 0.365										5	1	1	0	0	3	5											
Inning Stats	R: 3 E: 0 K: 2 S: 21	H: 5 LOB: 2 BB: 0 P: 29	R: 2 E: 0 K: 0 S: 11	H: 3 LOB: 1 BB: 0 P: 21	R: 2 E: 0 K: 2 S: 20	H: 3 LOB: 3 BB: 2 P: 36	R: 0 E: 0 K: 1 S: 10	H: 1 LOB: 2 BB: 1 P: 17	R: 0 E: 0 K: 0 S: 18	H: 1 LOB: 3 BB: 2 P: 33	R: 1 E: 0 K: 1 S: 11	H: 1 LOB: 1 BB: 1 P: 16	R: 0 E: 0 K: 1 S: 8	H: 0 LOB: 1 BB: 1 P: 16	R: 0 E: 0 K: 2 S: 9	H: 0 LOB: 0 BB: 0 P: 14	R: 0 E: 0 K: 2 S: 9	H: 0 LOB: 0 BB: 0 P: 14	1B: 12 2B: 2 3B: 0 HR: 0	SF: 1 SAC: 0 DP: 0 HBP: 0	WP: 2 PB: 1 SB: 1 CS: 0	PA: 45					
PITCHER	IP	WLS	BF	H	R	ER	SO	BB	IBB	HBP	BLK	WP	HR	S	P	ERA	WHIP										
46 Andy Pettitte, L ERA: 4.71	2.2	L	20	11	7	7	4	1	0	0	0	0	0	48	75	23.62	4.500										
38 Preston Claiborne, R ERA: 2.13	1.1		7	1	0	0	1	2	0	0	0	1	0	14	28	0.00	2.250										
27 Shawn Kelley, R ERA: 3.61	2.0		11	2	1	1	1	3	0	0	0	1	0	29	49	4.50	2.500										
62 Joba Chamberlain, R ERA: 4.76	1.0		4	0	0	0	1	1	0	0	0	0	0	8	16	0.00	1.000										
48 Boone Logan, L ERA: 2.08	1.0		3	0	0	0	2	0	0	0	0	0	0	9	14	0.00	0.000										

New York Yankees @ Chicago White Sox
 U.S. Cellular Field, Chicago, IL
 Mon Aug 05 2013, 8:12 PM - 11:23 PM EDT
 Att: 27,948 - Overcast - 68 F


AB	37
R	8
H	14
RBI	8
BB	7
SO	9
LOB	27



Batter	1	2	3	4	5	6	7	8	9	AB	R	H	RBI	BB	SO	LOB	TOP
11 Brett Gardner, L (1, 8) OBP: 0.341, SLG: 0.408	4-2 FC4-6 BB		4-0 24 1B BB		2-3 K		1-0 G4-3		3-1 1B	3	0	1	1	2	1	1	New York Yankees @ Chicago White Sox U.S. Cellular Field, Chicago, IL Tue Aug 06 2013, 8:11 PM - 11:06 PM EDT Att: 23,826 - Cloudy - 79 F
12 Alfonso Soriano, R (1, 7) OBP: 0.282, SLG: 0.453	1-2 FC4-6 13 S PB 1-2		0-0 F8		1-0 24 BB 1B		3-1 F8		0-3 K	5	1	1	0	0	1	3	
13 Alex Rodriguez, R (1, 10) OBP: 0.500, SLG: 0.333	4-2 22 FC5-4 BB 1-H		2-0 24 1B HBP		0-0 L8				3-1 1B	2	0	1	0	1	0	2	
24 Robinson Cano, L (1, 4) OBP: 0.372, SLG: 0.488	1-1 F7		0-2 22 FC4-6 1B 1-2 2-H		4-2 22 FC4-6 BB				0-0 L6	3	0	1	0	1	0	2	
22 Vernon Wells, R (1, 9) OBP: 0.285, SLG: 0.365	1-1 FC5-4				0-2 F7				2-3 K	3	0	0	0	0	0	4	
14 Curtis Granderson, L (8, PH) OBP: 0.354, SLG: 0.415	1-2				0-0 FC4-6				1-3 K	1	0	0	0	0	1	1	
17 Jayson Nix, R (1, 5) OBP: 0.300, SLG: 0.304		0-3 K			1-0 2B				0-0 L4	3	0	1	0	0	1	0	
55 Lyle Overbay, L (8, PH) OBP: 0.300, SLG: 0.424		2-1 F8			2-3 K				0-1 G1-3	4	0	0	0	0	1	1	
26 Eduardo Núñez, R (1, 6) OBP: 0.275, SLG: 0.294		2-3 K			2-1 G6-3				0-0 F8	3	0	0	0	0	1	1	
39 David Adams, R (1, 3) OBP: 0.257, SLG: 0.271									0-0 11 DI 1B	1	1	1	0	0	0	0	
31 Ichiro Suzuki, L (9, PH) OBP: 0.312, SLG: 0.372									0-3 K	4	0	1	0	0	3	1	
53 Austin Romine, R (1, 2) OBP: 0.247, SLG: 0.323																	
Inning Stats	R: 1 E: 0 K: 0 S: 11	H: 0 LOB: 1 BB: 2 P: 22	R: 0 E: 0 K: 2 S: 8	H: 0 LOB: 0 BB: 0 P: 12	R: 0 E: 0 K: 1 S: 7	H: 1 LOB: 2 BB: 1 P: 14	R: 0 E: 0 K: 1 S: 11	H: 1 LOB: 1 BB: 0 P: 16	R: 0 E: 0 K: 1 S: 5	H: 0 LOB: 0 BB: 0 P: 8	R: 0 E: 0 K: 1 S: 6	H: 0 LOB: 0 BB: 0 P: 12	R: 0 E: 0 K: 2 S: 9	H: 1 LOB: 1 BB: 0 P: 15	R: 1 E: 0 K: 2 S: 12	H: 2 LOB: 1 BB: 0 P: 16	1B: 6 2B: 1 3B: 0 HR: 0 SF: 0 SAC: 0 DP: 0 HBP: 1 WP: 0 PB: 2 SB: 1 CS: 0 PA: 38
PITCHER	IP WLS BF H R ER SO BB IBB HBP BLK WP HR S P ERA WHIP																
49 Chris Sale, L (1, 1) ERA: 2.77	7.1 W 31 5 1 0 6 4 0 1 0 0 0 62 108 0.00 1.227																
65 Nate Jones, R (8, 1) ERA: 3.95	0.2 H 2 0 0 0 2 0 0 0 0 0 0 6 9 0.00 0.000																
43 Addison Reed, R (9, 1) ERA: 3.91	1.0 S 5 2 1 1 2 0 0 0 0 0 0 0 12 16 9.00 2.000																


Batter	1	2	3	4	5	6	7	8	9	AB	R	H	RBI	BB	SO	LOB	BOTTOM
30 Alejandro De Aza, L (1, 7) OBP: 0.331, SLG: 0.429	1-1 10 CS 1B		0-1 F7		0-1 G4-6-3					4	0	2	1	0	0	1	New York Yankees @ Chicago White Sox U.S. Cellular Field, Chicago, IL Tue Aug 06 2013, 8:11 PM - 11:06 PM EDT Att: 23,826 - Cloudy - 79 F
10 Alexei Ramirez, R (1, 6) OBP: 0.309, SLG: 0.354	2-2 G5-3		0-0 G5-3				2-2 2B			4	1	1	0	0	0	2	
51 Alex Rios, R (1, 9) OBP: 0.327, SLG: 0.421	1-1 G5-3				2-2 F8		1-0 44 FC3-6 1B		1-0 L8	4	0	1	0	0	0	0	
44 Adam Dunn, L (1, 10) OBP: 0.330, SLG: 0.464		0-2 F8			3-1 14 WP 1B		0-1 FC3-6 14 FC5-4 1B		1-0 F7	4	1	1	0	0	0	2	
14 Paul Konerko, R (1, 3) OBP: 0.307, SLG: 0.352		4-2 15 1B BB			3-1 F8		1-0 FC5-4		2-2 F7	3	0	1	1	1	0	2	
12 Conor Gillaspie, L (1, 5) OBP: 0.298, SLG: 0.379		1-0 L7			1-2 1B		1-2 FC5-4		2-2 1B	4	0	1	1	0	0	3	
15 Gordon Beckham, R (1, 4) OBP: 0.342, SLG: 0.408		2-2 1B			2-1 F7				2-1 30 2B 2B	3	1	2	0	0	0	1	
20 Jordan Danks, L (1, 8) OBP: 0.216, SLG: 0.234		1-3 K							0-3 K	3	0	0	0	0	2	3	
36 Josh Phegley, R (1, 2) OBP: 0.205, SLG: 0.364									2-3 K	3	0	1	0	0	2	1	
Inning Stats	R: 0 E: 0 K: 0 S: 7	H: 1 LOB: 0 BB: 0 P: 11	R: 0 E: 0 K: 1 S: 13	H: 1 LOB: 1 BB: 1 P: 21	R: 0 E: 0 K: 1 S: 7	H: 0 LOB: 0 BB: 0 P: 9	R: 1 E: 0 K: 0 S: 13	H: 2 LOB: 1 BB: 0 P: 26	R: 0 E: 0 K: 0 S: 6	H: 1 LOB: 0 BB: 0 P: 9	R: 1 E: 0 K: 0 S: 9	H: 2 LOB: 1 BB: 0 P: 14	R: 1 E: 0 K: 2 S: 18	H: 2 LOB: 1 BB: 0 P: 26	R: 0 E: 0 K: 0 S: 8	H: 1 LOB: 1 BB: 0 P: 14	
PITCHER	IP WLS BF H R ER SO BB IBB HBP BLK WP HR S P ERA WHIP																
18 Hiroki Kuroda, R (1, 1) ERA: 2.45	7.0 L 29 9 3 3 3 4 0 0 0 0 0 73 116 3.86 1.429																
30 David Robertson, R (8, 1) ERA: 1.75	1.0 4 1 0 0 0 0 0 0 0 0 0 8 14 0.00 1.000																

AB	33
R	2
H	7
RBI	1
BB	4
SO	10
LOB	17



WP	0	PA	38
PB	2		
SB	1		
CS	0		

AB	32
R	3
H	10
RBI	3
BB	1
SO	4
LOB	15



WP	1	PA	33
PB	0		
SB	0		
CS	1		

Batter	1	2	3	4	5	6	7	8	9	10	AB	R	H	RBI	BB	SO	LOB	TOP							
14 Austin Jackson, R OBP: 0.338, SLG: 0.412				FC6-4							6	2	4	0	0	1	4								
48 Tori Hunter, R OBP: 0.340, SLG: 0.488		G6-3		F8					G1-3	P3	6	0	1	0	0	1	8								
24 Miguel Cabrera, R OBP: 0.454, SLG: 0.670	L8		F9								5	1	2	3	0	1	2								
28 Prince Fielder, L OBP: 0.354, SLG: 0.437			G4-1			P6		FC4-6			4	0	1	0	1	0	1								
41 Victor Martinez, S OBP: 0.355, SLG: 0.398	K							G3			3	0	1	0	2	1	4								
12 Andy Dirks, L OBP: 0.310, SLG: 0.347	K		G1-3			L7		G4-3	L6		5	0	0	0	0	1	7								
55 Brayan Peña, S OBP: 0.316, SLG: 0.381						G1		F9			4	0	2	0	0	0	0								
26 Hernán Pérez, R OBP: 0.280, SLG: 0.298	K		K			G4-3		G4-3		SH3-4	4	0	0	0	0	2	2								
1 Jose Iglesias, R OBP: 0.360, SLG: 0.402	K		K			G4-3		F8			3	0	1	0	0	1	1								
32 Don Kelly, L OBP: 0.341, SLG: 0.383											1	0	0	0	1	0	0								
Inning Stats	R: 0 E: 0 K: 2 S: 13	H: 2 LOB: 3 BB: 1 P: 19	R: 0 E: 0 K: 2 S: 12	H: 2 LOB: 2 BB: 0 P: 19	R: 0 E: 0 K: 0 S: 4	H: 0 LOB: 1 BB: 1 P: 10	R: 0 E: 0 K: 1 S: 10	H: 1 LOB: 2 BB: 0 P: 16	R: 0 E: 0 K: 0 S: 6	H: 0 LOB: 0 BB: 0 P: 8	R: 1 E: 0 K: 1 S: 9	H: 2 LOB: 1 BB: 0 P: 14	R: 0 E: 0 K: 0 S: 7	H: 0 LOB: 0 BB: 0 P: 12	R: 2 E: 0 K: 0 S: 14	H: 3 LOB: 2 BB: 1 P: 27	R: 0 E: 0 K: 1 S: 9	H: 1 LOB: 2 BB: 1 P: 17	1B: 7 2B: 4 3B: 0 HR: 1	SF: 0 SAC: 1 DP: 0 HBP: 1	WP: 1 PB: 0 SB: 0 CS: 0	PA: 47			
PITCHER	IP 7.0	WLS H	BF 32	H 8	R 1	ER 1	SO 7	BB 2	IBB 0	HBP 1	BLK 0	WP 1	HR 0	S 63	P 97	ERA 1.29	WHIP 1.429								
47 Iván Nova, R ERA: 2.93																									
30 David Robertson, R ERA: 1.69	1.0	H	3	0	0	0	0	0	0	0	0	0	0	7	12	0.00	0.000								
42 Mariano Rivera, R ERA: 2.08	1.0	B	7	3	2	2	0	0	1	0	0	0	1	14	27	18.00	3.000								
48 Boone Logan, L ERA: 2.03	0.2	A	1	0	0	1	1	0	0	0	0	0	0	7	13	0.00	3.000								
27 Shawn Kelley, R ERA: 3.99	0.1	W	1	0	0	0	0	0	0	0	0	0	0	2	4	0.00	0.000								

Detroit Tigers @ New York Yankees
 Yankee Stadium, Bronx, NY
 Fri Aug 09 2013, 7:52 PM - 11:47 PM EDT
 Att. 46,545 - Cloudy - 81 F

AB	41
R	3
H	12
RBI	3
BB	4
SO	8
LOB	29



Batter	1	2	3	4	5	6	7	8	9	10	AB	R	H	RBI	BB	SO	LOB	BOTTOM						
11 Brett Gardner, L OBP: 0.343, SLG: 0.407						F7					5	2	3	1	1	0	2							
31 Ichiro Suzuki, L OBP: 0.317, SLG: 0.376					G4-3				P4		5	1	3	0	0	0	1							
24 Robinson Cano, L OBP: 0.373, SLG: 0.493	G4-3							G3-6			3	0	1	2	2	0	3							
12 Alfonso Soriano, R OBP: 0.263, SLG: 0.456	G5-3		K		K			F9		K	5	0	0	1	0	3	5							
13 Alex Rodriguez, R OBP: 0.333, SLG: 0.200	K		K		F9						4	0	0	0	0	3	4							
17 Jayson Nix, R OBP: 0.302, SLG: 0.304			K								0	1	0	0	1	0	0							
14 Curtis Granderson, L OBP: 0.339, SLG: 0.360	L4-3		G4-3		K						4	0	1	0	1	1	1							
55 Lyle Overbay, L OBP: 0.299, SLG: 0.417											4	0	2	0	1	1	2							
26 Eduardo Núñez, R OBP: 0.291, SLG: 0.321	L5				P6			FC1			4	0	0	0	1	0	4							
19 Chris Stewart, R OBP: 0.299, SLG: 0.285			K					G6-4-3			4	0	0	0	1	3	7							
Inning Stats	R: 1 E: 0 K: 1 S: 13	H: 1 LOB: 1 BB: 1 P: 20	R: 0 E: 0 K: 1 S: 10	H: 1 LOB: 1 BB: 0 P: 15	R: 2 E: 0 K: 2 S: 15	H: 3 LOB: 1 BB: 0 P: 23	R: 0 E: 0 K: 1 S: 13	H: 0 LOB: 0 BB: 0 P: 21	R: 0 E: 0 K: 1 S: 9	H: 1 LOB: 2 BB: 1 P: 13	R: 0 E: 0 K: 0 S: 7	H: 1 LOB: 0 BB: 0 P: 10	R: 0 E: 1 K: 1 S: 10	H: 0 LOB: 2 BB: 2 P: 21	R: 0 E: 0 K: 1 S: 10	H: 0 LOB: 1 BB: 1 P: 15	R: 1 E: 0 K: 2 S: 13	H: 2 LOB: 3 BB: 2 P: 24	1B: 9 2B: 1 3B: 0 HR: 0	SF: 0 SAC: 0 DP: 2 HBP: 0	WP: 1 PB: 0 SB: 3 CS: 0	PA: 46		
PITCHER	IP 5.0	WLS H	BF 23	H 6	R 3	ER 3	SO 6	BB 1	IBB 1	HBP 0	BLK 0	WP 0	HR 0	S 63	P 100	ERA 5.40	WHIP 1.400							
21 Rick Porcello, R ERA: 4.32																								
40 Phil Coke, L ERA: 3.35	0.1																							
38 Jeremy Bonderman, R ERA: 4.5	0.2																							
33 Drew Smyly, L ERA: 2.01	0.2																							
43 Bruce Rondon, R ERA: 4.19	1.1																							

Detroit Tigers @ New York Yankees
 Yankee Stadium, Bronx, NY
 Fri Aug 09 2013, 7:52 PM - 11:47 PM EDT
 Att. 46,545 - Cloudy - 81 F

AB	38
R	4
H	10
RBI	4
BB	8
SO	11
LOB	29



Batter	1	2	3	4	5	6	7	8	9	AB	R	H	RBI	BB	SO	LOB	TOP							
14 Austin Jackson, R OBP: 0.341, SLG: 0.427											4	3	2	1	1	1	2							
48 Toni Hunter, R OBP: 0.343, SLG: 0.477										4	2	3	4	0	0	0								
24 Miguel Cabrera, R OBP: 0.455, SLG: 0.676										5	2	3	1	0	0	1								
28 Prince Fielder, L OBP: 0.355, SLG: 0.436										5	0	2	0	0	2	3								
41 Victor Martinez, S OBP: 0.334, SLG: 0.398										5	1	1	1	0	1	3								
32 Don Kelly, L OBP: 0.345, SLG: 0.396										5	0	3	2	0	0	0								
13 Alex Avila, L OBP: 0.288, SLG: 0.340										5	0	1	0	0	3	3								
26 Hernán Pérez, R OBP: 0.259, SLG: 0.275										4	0	0	0	0	1	2								
1 Jose Iglesias, R OBP: 0.363, SLG: 0.403										4	1	2	0	0	1	1								
Inning Stats	R: 1 H: 2 E: 0 K: 1 S: 17	H: 2 LOB: 1 BB: 0 P: 27	R: 0 H: 2 E: 0 K: 3 S: 20	H: 2 LOB: 2 BB: 0 P: 27	R: 1 H: 1 E: 0 K: 1 S: 16	H: 1 LOB: 0 BB: 0 P: 21	R: 0 H: 0 E: 0 K: 1 S: 10	H: 0 LOB: 0 BB: 0 P: 14	R: 4 H: 5 E: 0 K: 2 S: 23	H: 5 LOB: 1 BB: 0 P: 34	R: 3 H: 3 E: 0 K: 0 S: 17	H: 3 LOB: 1 BB: 1 P: 28	R: 0 H: 1 E: 0 K: 1 S: 11	H: 1 LOB: 1 BB: 0 P: 15	R: 0 H: 1 E: 0 K: 0 S: 5	H: 1 LOB: 0 BB: 0 P: 6	R: 0 H: 2 E: 0 K: 0 S: 9	H: 2 LOB: 1 BB: 0 P: 15	1B: 11 HR: 3	SF: 1 2B: 2 3B: 1 DP: 2 HBP: 0	WP: 0 PB: 0 SB: 0 CS: 0	PA: 43		
PITCHER	IP WLS BF H R ER SO BB IBB HBP BLK WP HR S P ERA WHIP	IP WLS BF H R ER SO BB IBB HBP BLK WP HR S P ERA WHIP	IP WLS BF H R ER SO BB IBB HBP BLK WP HR S P ERA WHIP	IP WLS BF H R ER SO BB IBB HBP BLK WP HR S P ERA WHIP	IP WLS BF H R ER SO BB IBB HBP BLK WP HR S P ERA WHIP	IP WLS BF H R ER SO BB IBB HBP BLK WP HR S P ERA WHIP	IP WLS BF H R ER SO BB IBB HBP BLK WP HR S P ERA WHIP	IP WLS BF H R ER SO BB IBB HBP BLK WP HR S P ERA WHIP	IP WLS BF H R ER SO BB IBB HBP BLK WP HR S P ERA WHIP	IP WLS BF H R ER SO BB IBB HBP BLK WP HR S P ERA WHIP	IP WLS BF H R ER SO BB IBB HBP BLK WP HR S P ERA WHIP	IP WLS BF H R ER SO BB IBB HBP BLK WP HR S P ERA WHIP	IP WLS BF H R ER SO BB IBB HBP BLK WP HR S P ERA WHIP	IP WLS BF H R ER SO BB IBB HBP BLK WP HR S P ERA WHIP	IP WLS BF H R ER SO BB IBB HBP BLK WP HR S P ERA WHIP	IP WLS BF H R ER SO BB IBB HBP BLK WP HR S P ERA WHIP	IP WLS BF H R ER SO BB IBB HBP BLK WP HR S P ERA WHIP	IP WLS BF H R ER SO BB IBB HBP BLK WP HR S P ERA WHIP	IP WLS BF H R ER SO BB IBB HBP BLK WP HR S P ERA WHIP	IP WLS BF H R ER SO BB IBB HBP BLK WP HR S P ERA WHIP	IP WLS BF H R ER SO BB IBB HBP BLK WP HR S P ERA WHIP	IP WLS BF H R ER SO BB IBB HBP BLK WP HR S P ERA WHIP	IP WLS BF H R ER SO BB IBB HBP BLK WP HR S P ERA WHIP	IP WLS BF H R ER SO BB IBB HBP BLK WP HR S P ERA WHIP

Detroit Tigers @ New York Yankees
 Yankee Stadium, Bronx, NY
 Sat Aug 10 2013, 1:10 PM - 4:22 PM EDT
 Att: 45,728 - Partly Cloudy - 81 F

AB 41
 R 9
 H 17
 RBI 9
 BB 1
 SO 9
 LOB 15



Batter	1	2	3	4	5	6	7	8	9	AB	R	H	RBI	BB	SO	LOB	BOTTOM					
11 Brett Gardner, L OBP: 0.342, SLG: 0.405										4	0	1	0	0	0	0						
31 Ichiro Suzuki, L OBP: 0.316, SLG: 0.375										4	0	1	0	0	0	1						
24 Robinson Canó, L OBP: 0.372, SLG: 0.491										4	0	1	0	0	0	1						
12 Alfonso Soriano, R OBP: 0.280, SLG: 0.451										4	0	0	0	0	3	2						
14 Curtis Granderson, L OBP: 0.333, SLG: 0.340										3	1	0	0	1	1	2						
26 Eduardo Núñez, R OBP: 0.290, SLG: 0.326										4	1	1	0	0	1	1						
55 Lyle Overbay, L OBP: 0.304, SLG: 0.428										3	1	2	3	1	0	0						
17 Jayson Nix, R OBP: 0.298, SLG: 0.299										4	0	0	0	0	4	2						
53 Austin Romine, R OBP: 0.248, SLG: 0.303										3	0	0	0	0	2	0						
Inning Stats	R: 0 H: 0 E: 0 K: 0 S: 8	H: 0 LOB: 0 BB: 0 P: 12	R: 0 H: 0 E: 0 K: 0 S: 7	H: 0 LOB: 0 BB: 0 P: 8	R: 0 H: 0 E: 0 K: 1 S: 6	H: 0 LOB: 0 BB: 0 P: 8	R: 0 H: 2 E: 0 K: 2 S: 13	H: 2 LOB: 2 BB: 0 P: 20	R: 2 H: 2 E: 0 K: 2 S: 15	H: 2 LOB: 0 BB: 0 P: 22	R: 0 H: 0 E: 0 K: 1 S: 7	H: 0 LOB: 0 BB: 0 P: 12	R: 0 H: 0 E: 0 K: 2 S: 13	H: 0 LOB: 1 BB: 1 P: 25	R: 0 H: 1 E: 0 K: 1 S: 12	H: 1 LOB: 0 BB: 0 P: 16	R: 1 H: 1 E: 0 K: 2 S: 12	H: 1 LOB: 1 BB: 1 P: 18	1B: 4 HR: 1	SF: 0 2B: 1 3B: 0 DP: 0 HBP: 0	WP: 0 PB: 0 SB: 1 CS: 0	PA: 35
PITCHER	IP WLS BF H R ER SO BB IBB HBP BLK WP HR S P ERA WHIP	IP WLS BF H R ER SO BB IBB HBP BLK WP HR S P ERA WHIP	IP WLS BF H R ER SO BB IBB HBP BLK WP HR S P ERA WHIP	IP WLS BF H R ER SO BB IBB HBP BLK WP HR S P ERA																		


Batter	1	2	3	4	5	6	7	8	9	AB	R	H	RBI	BB	SO	LOB	TOP										
14 Austin Jackson, R OBP: 0.342, SLG: 0.425	F9	BB		1B				FC5-4 48		4	0	1	0	1	1	2	Detroit Tigers @ New York Yankees Yankee Stadium, Bronx, NY Sun Aug 11 2013, 1:10 PM - 4:29 PM EDT Att: 42,439 - Partly Cloudy - 78 F										
48 Toni Hunter, R OBP: 0.341, SLG: 0.474	1B	G4-3		G4-3		F8		F8-7-6-4		5	1	1	0	0	0	6											
24 Miguel Cabrera, R OBP: 0.459, SLG: 0.686	1B		G6-3		2B			HR		3	1	2	1	2	0	0											
28 Prince Fielder, L OBP: 0.353, SLG: 0.434	1B		L7		K			L5		5	0	1	1	0	1	3											
41 Victor Martinez, S OBP: 0.337, SLG: 0.407	1B		E5		1B			HR		5	1	3	1	0	0	0											
18 Matt Tuiasosopo, R OBP: 0.400, SLG: 0.517	G5-3		K		BB			G1-3		3	0	0	0	1	2	4											
32 Don Kelly, L OBP: 0.346, SLG: 0.394			K							1	0	0	0	0	0	0											
26 Hernán Pérez, R OBP: 0.237, SLG: 0.250	B1-3		G5-3		K			F9		5	0	0	0	0	1	3											
55 Brayan Peña, S OBP: 0.326, SLG: 0.415		2B		1B	F8			HR		4	1	3	1	0	0	3											
1 Jose Iglesias, R OBP: 0.365, SLG: 0.405	G5-3		K					1B		4	0	2	0	0	1	2											
Inning Stats	R: 1 H: 3 E: 0 K: 0 S: 16	H: 3 LOB: 2 BB: 1 P: 29	R: 0 H: 1 E: 0 K: 0 S: 10	H: 1 LOB: 2 BB: 1 P: 17	R: 0 H: 0 E: 1 K: 1 S: 14	H: 0 LOB: 1 BB: 0 P: 17	R: 0 H: 2 E: 0 K: 1 S: 12	H: 2 LOB: 3 BB: 1 P: 22	R: 0 H: 1 E: 0 K: 1 S: 13	H: 1 LOB: 2 BB: 1 P: 21	R: 0 H: 0 E: 0 K: 1 S: 11	H: 0 LOB: 0 BB: 0 P: 15	R: 1 H: 2 E: 0 K: 0 S: 13	H: 2 LOB: 0 BB: 0 P: 19	R: 2 H: 2 E: 0 K: 0 S: 16	H: 2 LOB: 0 BB: 0 P: 23	1B: 8 2B: 3 3B: 0 HR: 3	SF: 0 SAC: 0 DP: 2 HBP: 0	WP: 0 PB: 0 SB: 1 CS: 0	PA: 43							
PITCHER	IP	WLS	BF	H	R	ER	SO	BB	IBB	HBP	BLK	WP	HR	S	P	ERA	WHIP										
46 Andy Pettitte, L ERA: 4.62	4.1		24	8	1	1	3	3	0	0	0	0	0	62	101	2.08	2.538										
27 Shawn Kelley, R ERA: 3.45	1.1	H	6	1	0	0	2	1	0	0	0	0	0	14	21	0.00	1.500										
48 Boone Logan, L ERA: 1.95	1.1	H	4	0	0	0	1	0	0	0	0	0	0	14	20	0.00	0.000										
30 David Robertson, R ERA: 1.84	1.0	H	4	2	1	1	0	0	0	0	0	0	1	13	19	9.00	2.000										
42 Mariano Rivera, R ERA: 2.44	1.0	W	5	2	2	2	0	0	0	0	0	0	2	16	23	18.00	2.000										

Batter	1	2	3	4	5	6	7	8	9	AB	R	H	RBI	BB	SO	LOB	BOTTOM										
11 Brett Gardner, L OBP: 0.340, SLG: 0.410	F9		G1-3						HR	5	1	1	1	0	1	3	Detroit Tigers @ New York Yankees Yankee Stadium, Bronx, NY Sun Aug 11 2013, 1:10 PM - 4:29 PM EDT Att: 42,439 - Partly Cloudy - 78 F										
31 Ichiro Suzuki, L OBP: 0.313, SLG: 0.371	G4-3		F8		K			P4		4	0	0	0	0	1	0											
24 Robinson Canó, L OBP: 0.371, SLG: 0.491	F9		2B		E4			K		4	1	1	0	0	1	0											
13 Alex Rodriguez, R OBP: 0.364, SLG: 0.421	HR	1B			P3			G5-3		4	1	2	2	0	0	1											
55 Lyle Overbay, L OBP: 0.303, SLG: 0.426	1B	HR			F7			F7		4	1	1	0	0	1	1											
12 Alfonso Soriano, R OBP: 0.280, SLG: 0.457	K		HR		HR			G6-3		4	1	1	1	0	2	1											
14 Curtis Granderson, L OBP: 0.343, SLG: 0.539	1B		F7		BB			K		3	0	1	0	1	1	0											
26 Eduardo Núñez, R OBP: 0.289, SLG: 0.326	SF8		K		K			L9		3	0	1	1	0	1	0											
19 Chris Stewart, R OBP: 0.299, SLG: 0.282	K		K		K			K		2	0	0	0	0	2	1											
22 Vernon Wells, R OBP: 0.285, SLG: 0.364	K		K		K			K		1	0	0	0	0	1	0											
Inning Stats	R: 0 H: 0 E: 0 K: 0 S: 7	H: 0 LOB: 0 BB: 0 P: 11	R: 2 H: 3 E: 0 K: 2 S: 13	H: 3 LOB: 1 BB: 0 P: 16	R: 1 H: 2 E: 0 K: 0 S: 14	H: 2 LOB: 1 BB: 0 P: 20	R: 1 H: 1 E: 0 K: 2 S: 10	H: 1 LOB: 1 BB: 0 P: 14	R: 0 H: 0 E: 0 K: 3 S: 16	H: 0 LOB: 3 BB: 1 P: 25	R: 0 H: 0 E: 0 K: 1 S: 8	H: 0 LOB: 0 BB: 0 P: 10	R: 0 H: 0 E: 0 K: 1 S: 8	H: 0 LOB: 0 BB: 0 P: 12	R: 1 H: 1 E: 0 K: 1 S: 9	H: 1 LOB: 0 BB: 0 P: 15	1B: 4 2B: 1 3B: 0 HR: 3	SF: 1 SAC: 0 DP: 0 HBP: 1	WP: 0 PB: 0 SB: 0 CS: 0	PA: 37							
PITCHER	IP	WLS	BF	H	R	ER	SO	BB	IBB	HBP	BLK	WP	HR	S	P	ERA	WHIP										
35 Justin Verlander, R ERA: 3.97	7.0		31	7	4	4	9	1	0	1	0	0	0	8	12	0.00	0.000										
40 Phil Coke, L ERA: 5.19	1.0		3	0	0	0	1	0	0	0	0	0	0	1	9	15.00	1.500										
31 Jose Veras, R ERA: 2.7	0.2	L	3	1	1	1	1	0	0	0	0	0	0	1	15	13.50	1.500										


Batter	1	2	3	4	5	6	7	8	9	AB	R	H	RBI	BB	SO	LOB	TOP										
39 JB Shuck, L (1, 10) OBP: 0.328, SLG: 0.372	G6-3		K			B2-3			27 BB 1B	4	1	1	0	0	1	0	Los Angeles Angels @ New York Yankees Yankee Stadium, Bronx, NY Mon Aug 12 2013, 7:10 PM - 9:52 PM EDT Att: 37,146 - Partly Cloudy - 80 F										
56 Kole Calhoun, L (1, 9) OBP: 0.382, SLG: 0.500	K			G6-3		G4-3			K	4	0	0	0	0	2	1											
27 Mike Trout, R (1, 8) OBP: 0.425, SLG: 0.570	G5-3			F9					32 BB 1B	3	0	1	0	1	0	0											
32 Josh Hamilton, L (1, 7) OBP: 0.280, SLG: 0.411		2B		F7		G4-6-3			2B	4	0	2	1	0	0	1											
2 Erick Aybar, S (1, 6) OBP: 0.319, SLG: 0.381	P5					G4-3			2B	2	0	0	0	2	0	1											
44 Mark Trumbo, R (1, 3) OBP: 0.298, SLG: 0.451	G6-3					G5-3			K	4	0	0	0	0	1	5											
8 Chris Nelson, R (1, 5) OBP: 0.275, SLG: 0.304	G5-3								K	4	0	0	0	0	3	5											
17 Chris Iannetta, R (1, 2) OBP: 0.362, SLG: 0.346			G6-3							3	0	1	0	0	1	1											
10 Grant Green, R (1, 4) OBP: 0.289, SLG: 0.212									2B	2	0	0	0	0	2	0											
16 Hank Conger, L (8, PH) OBP: 0.289, SLG: 0.413			K						P6	1	0	0	0	0	0	1											
12 Tommy Field, R (8, 4) OBP: 0.154, SLG: 0.083										0	0	0	0	0	0	0											
Inning Stats	R: 0 H: 0 E: 0 K: 1 S: 11	H: 0 LOB: 0 BB: 0 P: 14	R: 0 H: 1 E: 0 K: 0 S: 11	LOB: 1 BB: 0 P: 15	R: 0 H: 0 E: 0 K: 2 S: 9	LOB: 0 BB: 0 P: 13	R: 0 H: 0 E: 0 K: 0 S: 7	LOB: 0 BB: 0 P: 11	R: 0 H: 0 E: 0 K: 1 S: 5	LOB: 0 BB: 0 P: 9	R: 0 H: 1 E: 0 K: 0 S: 5	LOB: 0 BB: 0 P: 7	R: 0 H: 1 E: 0 K: 1 S: 10	LOB: 1 BB: 0 P: 17	R: 1 H: 2 E: 0 K: 3 S: 16	LOB: 3 BB: 2 P: 29	1B: 2 2B: 3 3B: 0 HR: 0	SF: 0 SAC: 0 DP: 1 HBP: 0	WP: 0 PB: 0 SB: 0 CS: 0	PA: 34							
PITCHER	IP	WLS	BF	H	R	ER	SO	BB	IBB	HBP	BLK	WP	HR	S	P	ERA	WHIP										
18 Hiroki Kuroda, R (1, 1) ERA: 2.33	8.0	W	27	3	0	0	7	1	0	0	0	0	0	70	107	0.00	0.500										
48 Boone Logan, L (9, 1) ERA: 2.2	0.1	H	2	1	1	1	1	0	0	0	0	0	0	6	7	27.00	3.000										
30 David Robertson, R (9, 1) ERA: 1.81	0.2	S	5	1	0	0	2	1	1	0	0	0	0	10	22	0.00	3.000										

Batter	1	2	3	4	5	6	7	8	9	AB	R	H	RBI	BB	SO	LOB	BOTTOM										
11 Brett Gardner, L (1, 8) OBP: 0.340, SLG: 0.408	K		1B			G4-3			G1-3	4	0	1	1	0	1	0	Los Angeles Angels @ New York Yankees Yankee Stadium, Bronx, NY Mon Aug 12 2013, 7:10 PM - 9:52 PM EDT Att: 37,146 - Partly Cloudy - 80 F										
31 Ichiro Suzuki, L (1, 10) OBP: 0.313, SLG: 0.370	F7		G1-3			24 BB 1B			G6-3	4	0	1	0	0	0	1											
24 Robinson Canó, L (1, 4) OBP: 0.373, SLG: 0.491	L5					13 BB 1B				2	0	1	0	1	0	0											
13 Alex Rodriguez, R (1, 5) OBP: 0.360, SLG: 0.409		55 CS 1B		G6-4-3		13 BB BB			G6-4-3	3	0	1	0	0	0	3											
55 Lyle Overbay, L (1, 3) OBP: 0.301, SLG: 0.422				F8					P5	3	0	0	0	0	1	1											
12 Alfonso Soriano, R (1, 7) OBP: 0.276, SLG: 0.453									G1-3	3	0	0	0	0	1	0											
14 Curtis Granderson, L (1, 9) OBP: 0.357, SLG: 0.407			F7			26 BB 1B				3	1	2	1	0	0	0											
26 Eduardo Núñez, R (1, 6) OBP: 0.290, SLG: 0.326			19 BB 1B			G5-3			G5-3	3	1	1	0	0	0	1											
19 Chris Stewart, R (1, 2) OBP: 0.296, SLG: 0.279			G6-3			G1-3			G5-3	3	0	0	0	0	0	2											
Inning Stats	R: 0 H: 0 E: 0 K: 1 S: 7	H: 1 LOB: 0 BB: 0 P: 10	R: 0 H: 1 E: 0 K: 1 S: 10	LOB: 0 BB: 0 P: 14	R: 1 H: 2 E: 0 K: 0 S: 8	LOB: 1 BB: 0 P: 14	R: 0 H: 1 E: 0 K: 0 S: 11	LOB: 0 BB: 0 P: 16	R: 0 H: 1 E: 0 K: 0 S: 9	LOB: 1 BB: 1 P: 15	R: 1 H: 1 E: 0 K: 0 S: 6	LOB: 1 BB: 0 P: 12	R: 0 H: 0 E: 0 K: 0 S: 7	LOB: 0 BB: 0 P: 9	R: 0 H: 0 E: 0 K: 0 S: 1	LOB: 0 BB: 0 P: 9		1B: 6 2B: 1 3B: 0 HR: 1	SF: 0 SAC: 0 DP: 3 HBP: 0	WP: 0 PB: 0 SB: 0 CS: 1	PA: 29						
PITCHER	IP	WLS	BF	H	R	ER	SO	BB	IBB	HBP	BLK	WP	HR	S	P	ERA	WHIP										
Garrett Richards, R (1, 1) ERA: 4.04	8.0	L	29	7	2	2	3	1	0	0	0	0	1	68	101	2.25	1.000										

AB	31
R	1
H	5
RBI	1
BB	3
SO	10
LOB	15



AB	28
R	2
H	7
RBI	2
BB	1
SO	3
LOB	8



Batter	1	2	3	4	5	6	7	8	9	AB	R	H	RBI	BB	SO	LOB	TOP								
39 JB Shuck, L (1, 10) OBP: 0.333, SLG: 0.374	G6-3		56 FC5 27 1B		56 G5-4-3 1B		K		FC1-4-6	5	1	2	0	0	1	3									
56 Kole Calhoun, L (1, 9) OBP: 0.355, SLG: 0.453	F7		FC5 27 1B		G5-4-3		G2-3		P4	5	1	0	0	0	0	7									
27 Mike Trout, R (1, 8) 19 Collin Cowgill, R (8, 8) OBP: 0.240, SLG: 0.356	L8		32 1B		1B				F9	4	0	2	2	0	0	0									
32 Josh Hamilton, L (1, 7) OBP: 0.281, SLG: 0.409		G6-3			G1-3				1B	4	0	2	1	0	0	1									
44 Mark Trumbo, R (1, 3) OBP: 0.299, SLG: 0.455									F7	4	0	1	0	0	2	3									
8 Chris Nelson, R (1, 5) OBP: 0.290, SLG: 0.305									K	4	0	1	0	0	2	2									
17 Chris Iannetta, R (1, 2) OBP: 0.356, SLG: 0.336									K	4	0	0	0	0	2	2									
7 Andrew Romine, S (1, 6) OBP: 0.214, SLG: 0.154									L9	3	0	1	0	0	0	1									
10 Grant Green, R (1, 4) OBP: 0.341, SLG: 0.289									1B	4	1	3	0	0	0	1									
Inning Stats	R: 0 E: 0 K: 0 S: 7	H: 0 LOB: 0 BB: 0 P: 13	R: 0 E: 0 K: 1 S: 9	H: 1 LOB: 1 BB: 0 P: 14	R: 2 E: 0 K: 1 S: 14	H: 3 LOB: 2 BB: 0 P: 25	R: 0 E: 0 K: 1 S: 8	H: 1 LOB: 0 BB: 0 P: 13	R: 1 E: 0 K: 0 S: 9	H: 3 LOB: 1 BB: 0 P: 15	R: 0 E: 0 K: 2 S: 7	H: 0 LOB: 0 BB: 0 P: 8	R: 0 E: 0 K: 1 S: 8	H: 1 LOB: 1 BB: 0 P: 12	R: 0 E: 0 K: 1 S: 11	H: 1 LOB: 1 BB: 0 P: 16	R: 0 E: 0 K: 0 S: 13	H: 2 LOB: 2 BB: 0 P: 20	1B: 11 2B: 1 3B: 0 HR: 0	SF: 0 SAC: 0 DP: 2 HBP: 1	WP: 0 PB: 0 SB: 0 CS: 0	PA: 38			
PITCHER	IP	WLS	BF	H	R	ER	SO	BB	IBB	HBP	BLK	WP	HR	S	P	ERA	WHIP								
47 Ivan Nova, R (1, 1) ERA: 2.99	7.1	W	31	10	3	3	6	0	0	1	0	0	0	67	110	3.68	1.364								
38 Preston Claiborne, R (8, 1) ERA: 2.88	1.2		7	2	0	0	1	0	0	0	0	0	0	19	26	0.00	1.200								

Los Angeles Angels @ New York Yankees
Yankee Stadium, Bronx, NY
Wed Aug 14, 2013, 7:09 PM - 9:49 PM EDT
Att: 38,379 - Partly Cloudy - 71 F

AB	37
R	3
H	12
RBI	3
BB	0
SO	7
LOB	20



Batter	1	2	3	4	5	6	7	8	9	AB	R	H	RBI	BB	SO	LOB	BOTTOM								
11 Brett Gardner, L (1, 8) OBP: 0.338, SLG: 0.404	F7	F7	K			G1	L6			5	0	0	0	0	1	2									
31 Ichiro Suzuki, L (1, 9) OBP: 0.311, SLG: 0.366	F7	F7	K			G4-3			G6-3	4	1	0	0	1	0	0									
24 Robinson Cano, L (1, 4) 17 Jayson Nix, R (6, PH) (9, 4) OBP: 0.295, SLG: 0.296	13 2B 12 HR	14 1B 13 BB							K	4	2	4	1	0	0	0									
13 Alex Rodriguez, R (1, 5) OBP: 0.343, SLG: 0.419	12 HR	14 1B 12 2B				FC6-4			L9	4	2	1	0	1	1	2									
14 Curtis Granderson, L (1, 10) OBP: 0.392, SLG: 0.463	12 HR	12 2B							1B	3	2	2	1	1	1	1									
12 Alfonso Soriano, R (1, 7) OBP: 0.288, SLG: 0.488	HR	1B							2B	3	3	3	7	1	0	0									
55 Lyle Overbay, L (1, 3) OBP: 0.304, SLG: 0.424	L5	F8							G1-3	4	0	0	0	0	4										
26 Eduardo Núñez, R (1, 6) OBP: 0.286, SLG: 0.319		G6-3				P6			K	4	0	0	0	0	2	2									
19 Chris Stewart, R (1, 2) OBP: 0.299, SLG: 0.283						F7			1B	4	1	2	2	0	0	0									
Inning Stats	R: 4 E: 0 K: 0 S: 12	H: 3 LOB: 0 BB: 1 P: 19	R: 4 E: 0 K: 0 S: 15	H: 4 LOB: 2 BB: 2 P: 24	R: 0 E: 0 K: 2 S: 10	H: 0 LOB: 0 BB: 0 P: 12	R: 0 E: 0 K: 2 S: 9	H: 1 LOB: 1 BB: 0 P: 13	R: 1 E: 0 K: 0 S: 6	H: 1 LOB: 0 BB: 0 P: 8	R: 0 E: 0 K: 0 S: 8	H: 1 LOB: 1 BB: 0 P: 16	R: 2 E: 0 K: 1 S: 12	H: 2 LOB: 1 BB: 1 P: 24	R: 0 E: 0 K: 1 S: 8	H: 0 LOB: 0 BB: 0 P: 10	1B: 7 2B: 3 3B: 0 HR: 2	SF: 0 SAC: 0 DP: 0 HBP: 0	WP: 1 PB: 0 SB: 0 CS: 0	PA: 40					
PITCHER	IP	WLS	BF	H	R	ER	SO	BB	IBB	HBP	BLK	WP	HR	S	P	ERA	WHIP								
36 Jered Weaver, R (1, 1) ERA: 3.49	5.0	L	27	9	9	9	4	3	0	0	0	0	0	8	76	16.20	2.400								
54 Buddy Boshers, L (6, 1) ERA: 4.41	1.0		4	1	0	0	0	0	0	0	0	0	0	8	16	0.00	1.000								
40 Kevin Jepsen, R (7, 1) ERA: 4.41	1.0		6	2	2	2	1	1	0	0	0	1	0	12	24	18.00	3.000								
65 Dane De La Rosa, R (8, 1) ERA: 3.67	1.0		3	0	0	0	1	0	0	0	0	0	0	8	10	0.00	0.000								

Los Angeles Angels @ New York Yankees
Yankee Stadium, Bronx, NY
Wed Aug 14, 2013, 7:09 PM - 9:49 PM EDT
Att: 38,379 - Partly Cloudy - 71 F


AB	36
R	11
H	12
RBI	11
BB	4
SO	6
LOB	11



Batter	1	2	3	4	5	6	7	8	9	AB	R	H	RBI	BB	SO	LOB	TOP			
39 JB Shuck, L OBP: 0.334, SLG: 0.375										5	1	2	1	0	0	1	Los Angeles Angels @ New York Yankees Yankee Stadium, Bronx, NY Thu Aug 15 2013, 1:09 PM - 4:57 PM EDT Att: 44,682 - Sunny - 75 F			
56 Kole Calhoun, L OBP: 0.328, SLG: 0.414										5	0	0	0	0	2	2				
27 Mike Trout, R OBP: 0.427, SLG: 0.574										3	1	1	0	1	2	1				
32 Josh Hamilton, L OBP: 0.282, SLG: 0.409										5	0	2	1	0	1	3				
2 Erick Aybar, S OBP: 0.316, SLG: 0.380										5	1	1	0	0	0	4				
44 Mark Trumbo, R OBP: 0.300, SLG: 0.452										3	1	0	0	2	1	1				
16 Hank Conger, L OBP: 0.291, SLG: 0.415										3	1	1	1	1	0	2				
8 Chris Nelson, R OBP: 0.345										4	2	2	5	0	1	1				
10 Grant Green, R OBP: 0.354, SLG: 0.333										4	1	2	0	0	2	1				
Inning Stats	R: 1 H: 2 E: 0 K: 2 S: 13	H: 2 LOB: 1 BB: 0 P: 20	R: 0 H: 1 E: 0 K: 2 S: 10	H: 1 LOB: 1 BB: 0 P: 15	R: 0 H: 0 E: 0 K: 0 S: 11	H: 0 LOB: 1 BB: 1 P: 18	R: 2 H: 3 E: 0 K: 1 S: 21	H: 3 LOB: 1 BB: 0 P: 26	R: 0 H: 0 E: 0 K: 0 S: 10	H: 0 LOB: 0 BB: 0 P: 15	R: 0 H: 0 E: 0 K: 1 S: 7	H: 0 LOB: 0 BB: 0 P: 9	R: 5 H: 4 E: 0 K: 2 S: 25	H: 4 LOB: 1 BB: 2 P: 38	R: 0 H: 1 E: 0 K: 1 S: 11	H: 1 LOB: 2 BB: 1 P: 19		1B: 5 2B: 4 3B: 0 HR: 2	SF: 1 SAC: 0 DP: 0 HBP: 1	WP: 0 PB: 1 SB: 3 CS: 0
PITCHER	IP WLS BF H R ER SO BB IBB HBP BLK WP HR S P ERA WHIP																			
65 Phil Hughes, R ERA: 4.97	(1, 1) 6.0 L 26 6 3 3 5 1 0 1 0 0 0 1 73 104 4.50 1.167																			
27 Shawn Kelley, R ERA: 3.47	(7, 1) 1.0 4 1 1 1 1 0 0 0 0 0 0 10 14 9.00 1.000																			
48 Boone Logan, L ERA: 2.97	(8, 1) 0.2 5 1 3 3 1 1 0 0 0 0 0 1 12 21 40.50 3.000																			
62 Joba Chamberlain, R ERA: 4.94	(8, 1) 0.1 3 2 1 1 1 0 0 0 0 0 0 0 10 12 27.00 6.000																			
43 Adam Warren, R ERA: 3.54	(9, 1) 1.0 5 1 0 0 1 1 0 0 0 0 0 0 11 19 0.00 2.000																			


Batter	1	2	3	4	5	6	7	8	9	AB	R	H	RBI	BB	SO	LOB	BOTTOM			
11 Brett Gardner, L OBP: 0.339, SLG: 0.407										4	2	1	0	1	1	2	Los Angeles Angels @ New York Yankees Yankee Stadium, Bronx, NY Thu Aug 15 2013, 1:09 PM - 4:57 PM EDT Att: 44,682 - Sunny - 75 F			
12 Alfonso Soriano, R OBP: 0.425, SLG: 0.492										5	1	4	1	0	0	0				
24 Robinson Cano, L OBP: 0.384, SLG: 0.500										5	1	3	1	0	0	1				
13 Alex Rodriguez, R OBP: 0.350, SLG: 0.417										5	0	2	0	0	1	4				
22 Vernon Wells, R OBP: 0.287, SLG: 0.376										5	0	1	2	0	2	5				
14 Curtis Granderson, L OBP: 0.425, SLG: 0.457										3	0	1	0	2	0	0				
26 Eduardo Núñez, R OBP: 0.288, SLG: 0.321										5	0	2	0	0	0	5				
55 Lyle Overbay, L OBP: 0.301, SLG: 0.419										4	0	0	0	0	2	5				
53 Austin Romine, R OBP: 0.259, SLG: 0.305										3	0	1	0	0	0	1				
31 Ichiro Suzuki, L OBP: 0.310, SLG: 0.365										1	0	0	0	0	0	0				
Inning Stats	R: 0 H: 1 E: 0 K: 1 S: 7	H: 1 LOB: 0 BB: 0 P: 10	R: 0 H: 1 E: 0 K: 1 S: 17	H: 1 LOB: 1 BB: 1 P: 29	R: 1 H: 4 E: 0 K: 0 S: 18	H: 4 LOB: 2 BB: 0 P: 32	R: 0 H: 2 E: 0 K: 1 S: 11	H: 2 LOB: 0 BB: 0 P: 16	R: 0 H: 1 E: 0 K: 0 S: 7	H: 1 LOB: 1 BB: 0 P: 10	R: 0 H: 1 E: 0 K: 0 S: 14	H: 1 LOB: 0 BB: 0 P: 21	R: 0 H: 1 E: 0 K: 2 S: 10	H: 1 LOB: 0 BB: 0 P: 11	R: 3 H: 3 E: 0 K: 1 S: 18	H: 3 LOB: 2 BB: 2 P: 35	1B: 12 2B: 2 3B: 1 HR: 0	SF: 0 SAC: 0 DP: 1 HBP: 0	WP: 0 PB: 0 SB: 0 CS: 0	PA: 43
PITCHER	IP WLS BF H R ER SO BB IBB HBP BLK WP HR S P ERA WHIP																			
33 C.J. Wilson, L ERA: 3.4	(1, 1) 6.2 W 30 11 1 1 3 0 1 0 0 0 0 0 0 3 5 0.00 0.000																			
40 Kevin Jepsen, R ERA: 4.35	(7, 1) 0.1 H 1 0 0 0 0 0 0 0 0 0 0 0 3 5 0.00 0.000																			
49 Ernesto Frieri, R ERA: 4.59	(8, 1) 1.0 4 1 0 0 2 0 0 0 0 0 0 0 10 11 0.00 1.000																			
58 Michael Kohn, R ERA: 3.99	(9, 1) 0.1 3 1 2 2 0 1 0 0 0 0 0 0 7 15 54.00 6.000																			
54 Buddy Boshers, L ERA: 5.4	(9, 1) 0.0 1 1 0 0 0 0 0 0 0 0 0 0 3 5 ∞ ∞																			

AB	37
R	8
H	11
RBI	8
BB	4
SO	9
LOB	16



WP	0	PA	43
SB	1		
CS	3		

AB	40
R	4
H	15
RBI	4
BB	3
SO	6
LOB	23




WP	0	PA	43
SB	0		
CS	0		

Batter	1	2	3	4	5	6	7	8	9	AB	R	H	RBI	BB	SO	LOB	TOP				
11 Brett Gardner, L OBP: 0.339, SLG: 0.408										5	0	2	3	0	1	2					
31 Ichiro Suzuki, L OBP: 0.307, SLG: 0.359										6	1	2	0	0	1	3					
24 Robinson Cano, L OBP: 0.385, SLG: 0.497										5	0	3	0	0	1	2					
12 Alfonso Soriano, R OBP: 0.297, SLG: 0.494										6	0	0	0	0	1	11					
13 Alex Rodriguez, R OBP: 0.407, SLG: 0.489										4	2	3	2	0	0	1					
14 Curtis Granderson, L OBP: 0.369, SLG: 0.438										5	2	1	0	0	0	5					
26 Eduardo Núñez, R OBP: 0.305, SLG: 0.342										3	0	3	1	0	0	0					
17 Jayson Nix, R OBP: 0.297, SLG: 0.295										2	1	1	1	0	1	1					
39 Mark Reynolds, R OBP: 0.305, SLG: 0.383										2	0	1	1	0	0	1					
19 Chris Stewart, R OBP: 0.306, SLG: 0.289										4	1	1	1	1	0	3					
Inning Stats	R: 0 H: 1 E: 0 K: 2 S: 13	H: 1 LOB: 1 BB: 0 P: 19	R: 2 H: 2 E: 0 K: 0 S: 7	H: 2 LOB: 1 BB: 0 P: 16	R: 1 H: 2 E: 0 K: 0 S: 19	H: 2 LOB: 1 BB: 0 P: 27	R: 0 H: 1 E: 0 K: 1 S: 12	H: 1 LOB: 1 BB: 0 P: 19	R: 0 H: 0 E: 0 K: 0 S: 6	R: 4 H: 5 E: 0 K: 0 S: 16	H: 5 LOB: 3 BB: 1 P: 30	R: 1 H: 2 E: 0 K: 1 S: 13	H: 2 LOB: 1 BB: 0 P: 17	R: 0 H: 2 E: 0 K: 2 S: 15	H: 2 LOB: 3 BB: 0 P: 26	R: 1 H: 2 E: 0 K: 0 S: 17	H: 2 LOB: 0 BB: 0 P: 26	1B: 13 2B: 2 3B: 1 HR: 1	SF: 1 DP: 0 HBP: 4	WP: 2 PA: 49	
PITCHER	IP: 5.1 WLS: L BF: 27 ERA: 4.73	WLS: L BF: 3 ERA: 3.77	H: 9 R: 7 ER: 7 SO: 3	H: 7 R: 7 ER: 7 SO: 3	H: 9 R: 7 ER: 7 SO: 3	H: 7 R: 7 ER: 7 SO: 3	BB: 1 IBB: 0 HBP: 1 BLK: 0	BB: 1 IBB: 0 HBP: 1 BLK: 0	BB: 1 IBB: 0 HBP: 1 BLK: 0	WP: 1 HR: 1 S: 65 P: 107 ERA: 11.81 WHIP: 1.875	WP: 0 HR: 0 S: 7 P: 10 ERA: 0.00 WHIP: 6.000	WP: 0 HR: 0 S: 10 P: 13 ERA: 0.00 WHIP: 1.000	WP: 0 HR: 0 S: 11 P: 18 ERA: 0.00 WHIP: 3.000	WP: 0 HR: 0 S: 8 P: 13 ERA: 0.00 WHIP: 1.500	IP: 1.0 WLS: 7 BF: 7 ERA: 4.78	WLS: 7 BF: 7 ERA: 4.78	H: 2 R: 1 ER: 1 SO: 0	H: 1 R: 1 ER: 1 SO: 0	BB: 0 IBB: 0 HBP: 2 BLK: 0	WP: 1 HR: 0 S: 17 P: 26 ERA: 9.00 WHIP: 2.000	
46 Ryan Dempster, R ERA: 4.73	66 Drake Britton, L ERA: 3.77	67 Brandon Workman, R ERA: 4.75	56 Franklin Morales, L ERA: 6.14	36 Junichi Tazawa, R ERA: 2.5	62 Rubby De La Rosa, R ERA: 4.78																
2 Jacoby Ellsbury, L OBP: 0.356, SLG: 0.424										4	1	0	0	1	4	2					
18 Shane Victorino, S OBP: 0.330, SLG: 0.401										5	2	2	0	0	1	1					
15 Dustin Pedroia, R OBP: 0.371, SLG: 0.402										5	1	1	0	0	0	4					
34 David Ortiz, L OBP: 0.408, SLG: 0.588										4	0	2	1	1	1	0					
5 Jonny Gomes, R OBP: 0.342, SLG: 0.425										2	0	0	1	2	0	2					
39 Jarrod Saltalamacchia, R OBP: 0.338, SLG: 0.452										4	1	2	1	1	0	3					
29 Daniel Nava, S OBP: 0.377, SLG: 0.431										2	0	0	1	1	2	2					
7 Stephen Drew, L OBP: 0.327, SLG: 0.421										3	0	0	1	0	2	3					
16 Will Middlebrooks, R OBP: 0.288, SLG: 0.424										3	1	2	1	1	0	0					
Inning Stats	R: 2 H: 2 E: 0 K: 1 S: 17	H: 2 LOB: 2 BB: 2 P: 27	R: 0 H: 0 E: 0 K: 1 S: 6	H: 0 LOB: 0 BB: 0 P: 9	R: 1 H: 1 E: 0 K: 0 S: 10	H: 1 LOB: 0 BB: 0 P: 15	R: 2 H: 2 E: 0 K: 1 S: 13	H: 2 LOB: 0 BB: 0 P: 15	R: 1 H: 2 E: 0 K: 1 S: 12	H: 2 LOB: 3 BB: 2 P: 25	R: 0 H: 0 E: 0 K: 2 S: 12	H: 0 LOB: 1 BB: 1 P: 19	R: 0 H: 0 E: 0 K: 1 S: 4	H: 0 LOB: 0 BB: 1 P: 9	R: 0 H: 1 E: 0 K: 3 S: 13	H: 1 LOB: 0 BB: 0 P: 17	R: 0 H: 1 E: 0 K: 0 S: 11	H: 1 LOB: 2 BB: 1 P: 19	1B: 4 2B: 4 3B: 0 HR: 1	SF: 2 DP: 1 HBP: 0	WP: 2 PA: 42
PITCHER	IP: 5.1 WLS: W BF: 28 ERA: 4.83	IP: 0.2 WLS: H BF: 2 ERA: 3.5	IP: 1.0 WLS: H BF: 3 ERA: 2.86	IP: 1.0 WLS: H BF: 4 ERA: 1.74	IP: 1.0 WLS: S BF: 5 ERA: 2.38	IP: 1.0 WLS: 7 BF: 7 ERA: 4.78															
52 CC Sabathia, L ERA: 4.83	27 Shawn Kelley, R ERA: 3.5	48 Boone Logan, L ERA: 2.86	30 David Robertson, R ERA: 1.74	42 Mariano Rivera, R ERA: 2.38	62 Rubby De La Rosa, R ERA: 4.78																

New York Yankees @ Boston Red Sox
Fenway Park, Boston, MA
Sun Aug 18 2013, 8:09 PM - 12:19 AM EDT
Att: 37,917 - Partly Cloudy - 76 F

AB 43
R 9
H 17
RBI 9
BB 1
SO 6
LOB 30



New York Yankees @ Boston Red Sox
Fenway Park, Boston, MA
Sun Aug 18 2013, 8:09 PM - 12:19 AM EDT
Att: 37,917 - Partly Cloudy - 76 F

AB 32
R 6
H 9
RBI 6
BB 7
SO 10
LOB 17



Batter	1	2	3	4	5	6	7	8	9	AB	R	H	RBI	BB	SO	LOB	TOP						
7 José Reyes, S OBP: 0.352, SLG: 0.445										4	1	2	0	1	0	0	Toronto Blue Jays @ New York Yankees Yankee Stadium, Bronx, NY Tue Aug 20 2013, 1:11 PM - 4:27 PM EDT Att: 40,248 - Sunny - 85 F						
11 Rajai Davis, R OBP: 0.319, SLG: 0.352										4	0	1	2	1	2	2							
19 José Bautista, R OBP: 0.358, SLG: 0.498										1	0	0	0	1	0	1							
8 Anthony Gose, L OBP: 0.317, SLG: 0.316										3	0	1	0	0	0	2							
10 Edwin Encarnación, R OBP: 0.369, SLG: 0.535										4	0	1	0	1	0	4							
26 Adam Lind, L OBP: 0.354, SLG: 0.481										3	1	2	0	1	0	2							
13 Brett Lawrie, R OBP: 0.316, SLG: 0.432										3	1	0	0	0	0	6							
3 Maicer Izturis, S OBP: 0.290, SLG: 0.312										4	1	2	1	0	1	1							
22 Josh Thole, L OBP: 0.253, SLG: 0.190										4	0	0	0	0	0	3							
22 Kevin Pillar, R OBP: 0.317, SLG: 0.316										4	0	0	1	0	1	1							
Inning Stats	R: 0 E: 0 K: 0 S: 7	H: 0 LOB: 1 BB: 1 P: 11	R: 4 E: 0 K: 0 S: 18	H: 4 LOB: 2 BB: 1 P: 28	R: 0 E: 0 K: 0 S: 6	H: 1 LOB: 0 BB: 0 P: 8	R: 0 E: 0 K: 0 S: 9	H: 0 LOB: 0 BB: 0 P: 12	R: 0 E: 0 K: 1 S: 8	H: 2 LOB: 2 BB: 0 P: 10	R: 0 E: 0 K: 0 S: 6	H: 1 LOB: 0 BB: 0 P: 8	R: 0 E: 0 K: 1 S: 20	H: 1 LOB: 3 BB: 2 P: 36	R: 0 E: 0 K: 2 S: 9	H: 0 LOB: 1 BB: 0 P: 12	R: 0 E: 0 K: 0 S: 13	H: 0 LOB: 1 BB: 1 P: 22	1B: 8 2B: 2 3B: 0 HR: 0	SF: 0 SAC: 0 DP: 2 HBP: 1	WP: 0 PB: 1 SB: 0 CS: 0	PA: 40	
PITCHER	IP WLS BF H R ER SO BB IBB HBP BLK WP HR S P ERA WHIP	47 Iván Nova, R ERA: 3.17	6.1 1 29 9 4 4 2 2 0 0 0 0 0 0 0 61 88 5.68 1.737	48 Boone Logan, L ERA: 2.83	0.1 1 1 0 0 0 0 0 0 0 0 0 0 0 0 1 6 0.00 0.000	27 Shawn Kelley, R ERA: 3.38	0.1 1 3 0 0 0 0 0 2 0 0 0 0 0 0 9 19 0.00 6.000	30 David Robertson, R ERA: 1.71	1.0 1 3 0 0 0 2 0 0 0 0 0 0 0 0 9 12 0.00 0.000	62 Joba Chamberlain, R ERA: 4.78	0.1 2 0 0 0 0 0 1 0 0 0 0 0 0 0 8 14 0.00 3.000	42 Mariano Rivera, R ERA: 2.35	0.2 0 2 0 0 0 0 0 0 0 0 0 0 0 0 0 2 8 0.00 0.000										

Toronto Blue Jays @ New York Yankees
 Yankee Stadium, Bronx, NY
 Tue Aug 20 2013, 1:11 PM - 4:27 PM EDT
 Att: 40,248 - Sunny - 85 F

livebaseballscorecards.com

AB 34
 R 4
 H 9
 RBI 4
 BB 5
 SO 4
 LOB 22

Batter	1	2	3	4	5	6	7	8	9	AB	R	H	RBI	BB	SO	LOB	BOTTOM					
11 Brett Gardner, L OBP: 0.337, SLG: 0.406										4	1	1	1	0	1	0	Toronto Blue Jays @ New York Yankees Yankee Stadium, Bronx, NY Tue Aug 20 2013, 1:11 PM - 4:27 PM EDT Att: 40,248 - Sunny - 85 F					
31 Ichiro Suzuki, L OBP: 0.308, SLG: 0.362										5	2	2	0	0	1	0						
24 Robinson Canó, L OBP: 0.390, SLG: 0.510										4	1	4	4	0	0	0						
12 Alfonso Soriano, R OBP: 0.294, SLG: 0.490										4	0	0	0	0	1	3						
13 Alex Rodriguez, R OBP: 0.414, SLG: 0.480										3	1	1	0	1	2	0						
14 Curtis Granderson, L OBP: 0.384, SLG: 0.429										4	0	1	0	0	2	3						
55 Lyle Overbay, L OBP: 0.307, SLG: 0.425										1	0	0	0	1	0	0						
39 Mark Reynolds, R OBP: 0.308, SLG: 0.381										2	0	0	0	0	2	3						
17 Jayson Nix, R OBP: 0.303, SLG: 0.297										2	2	1	0	2	0	2						
19 Chris Stewart, R OBP: 0.305, SLG: 0.301										4	1	1	3	0	0	2						
Inning Stats	R: 0 E: 0 K: 0 S: 14	H: 1 LOB: 1 BB: 0 P: 23	R: 0 E: 0 K: 1 S: 8	H: 1 LOB: 1 BB: 1 P: 14	R: 3 E: 0 K: 1 S: 18	H: 3 LOB: 0 BB: 0 P: 30	R: 0 E: 0 K: 1 S: 7	H: 0 LOB: 1 BB: 1 P: 15	R: 0 E: 0 K: 1 S: 8	H: 1 LOB: 1 BB: 0 P: 13	R: 3 E: 0 K: 3 S: 15	H: 2 LOB: 2 BB: 1 P: 28	R: 1 E: 0 K: 2 S: 14	H: 2 LOB: 2 BB: 1 P: 23	R: 1 E: 1 K: 0 S: 6	H: 1 LOB: 0 BB: 0 P: 8	1B: 7 2B: 2 3B: 0 HR: 2	SF: 1 SAC: 0 DP: 1 HBP: 0	WP: 1 PB: 0 SB: 1 CS: 0	PA: 38		
PITCHER	IP WLS BF H R ER SO BB IBB HBP BLK WP HR S P ERA WHIP	32 Esmil Rogers, R ERA: 5.02	5.0 0 23 7 4 4 4 2 0 0 0 0 0 0 0 3 6 0.00 0.000	27 Brett Cecil, L ERA: 2.78	0.1 1 1 0 0 0 1 0 0 0 0 0 0 0 0 3 6 0.00 0.000	45 Neil Wagner, R ERA: 3.38	0.2 1 4 1 2 2 2 1 0 0 0 0 0 1 10 20 27.00 3.000	51 Thad Weber, R ERA: 2.4	2.0 10 3 2 1 2 1 0 0 0 0 0 0 0 20 31 4.50 2.000													

Toronto Blue Jays @ New York Yankees
 Yankee Stadium, Bronx, NY
 Tue Aug 20 2013, 1:11 PM - 4:27 PM EDT
 Att: 40,248 - Sunny - 85 F

livebaseballscorecards.com

AB 33
 R 8
 H 11
 RBI 8
 BB 4
 SO 9
 LOB 13

Batter	1	2	3	4	5	6	7	8	9	AB	R	H	RBI	BB	SO	LOB	TOP
11 Brett Gardner, L (1, 8) OBP: 0.337, SLG: 0.406										2	2	2	0	1	0	0	
14 Curtis Granderson, L (1, 10) OBP: 0.376, SLG: 0.439										4	0	0	0	0	0	4	
24 Robinson Cano, L (1, 4) OBP: 0.385, SLG: 0.503										4	0	0	1	0	2	2	
12 Alfonso Soriano, R (1, 7) OBP: 0.295, SLG: 0.487										4	0	1	1	0	0	0	
13 Alex Rodriguez, R (1, 5) OBP: 0.357, SLG: 0.393											4	0	0	0	0	1	
31 Ichiro Suzuki, L (1, 9) OBP: 0.376, SLG: 0.360											4	0	0	0	0	0	
39 Mark Reynolds, R (1, 3) OBP: 0.305, SLG: 0.370										2	0	0	0	1	1	0	
26 Eduardo Núñez, R (1, 6) OBP: 0.311, SLG: 0.343										3	0	2	0	0	0	0	
19 Chris Stewart, R (1, 2) OBP: 0.302, SLG: 0.298										3	0	0	0	0	1	3	
Inning Stats	R: 1 H: 1 E: 0 K: 2 S: 12	H: 1 LOB: 1 BB: 1 P: 21	R: 0 H: 0 E: 0 K: 0 S: 8	H: 0 LOB: 0 BB: 0 P: 11	R: 0 H: 0 E: 0 K: 0 S: 9	H: 0 LOB: 0 BB: 0 P: 15	R: 0 H: 1 E: 0 K: 2 S: 12	H: 1 LOB: 1 BB: 0 P: 19	R: 1 H: 1 E: 0 K: 0 S: 8	H: 1 LOB: 2 BB: 1 P: 25	R: 0 H: 1 E: 0 K: 1 S: 7	H: 1 LOB: 0 BB: 0 P: 9	R: 0 H: 0 E: 0 K: 0 S: 6	H: 0 LOB: 0 BB: 0 P: 9	1B: 4 2B: 1 3B: 1 HR: 0	SF: 0 SAC: 0 DP: 1 HBP: 1	WP: 0 PA: 33 SB: 0 CS: 0
PITCHER	IP WLS BF H R ER SO BB IBB HBP BLK WP HR S P ERA WHIP																
22 Chris Archer, R (1, 1) ERA: 2.93	7.0 W 27 4 2 2 4 2 0 1 0 0 0 69 109 2.57 0.857																
35 Jamey Wright, R (8, 1) ERA: 2.98	1.0 3 1 0 0 1 0 0 0 0 0 0 7 9 0.00 1.000																
40 Roberto Hernandez, R (9, 1) ERA: 4.97	1.0 3 0 0 0 0 0 0 0 0 0 0 6 9 0.00 0.000																

New York Yankees @ Tampa Bay Rays
Tropicana Field, St. Petersburg, FL
Fri Aug 23 2013, 7:13 PM - 9:53 PM EDT
Att: 24,239 - Dome - 72 F

AB 30
R 2
H 5
RBI 2
BB 2
SO 5
LOB 10



Batter	1	2	3	4	5	6	7	8	9	AB	R	H	RBI	BB	SO	LOB	BOTTOM
8 Desmond Jennings, R (1, 8) OBP: 0.324, SLG: 0.409										3	0	0	0	1	0	2	
18 Ben Zobrist, S (1, 4) OBP: 0.353, SLG: 0.412										4	1	1	1	0	0	1	
3 Evan Longoria, R (1, 5) OBP: 0.347, SLG: 0.511										4	1	1	1	0	2	0	
20 Matt Joyce, L (1, 9) OBP: 0.339, SLG: 0.456										4	2	2	1	0	0	0	
21 James Loney, L (1, 3) OBP: 0.357, SLG: 0.435										4	0	0	0	0	0	1	
2 Kelly Johnson, L (1, 10) OBP: 0.320, SLG: 0.451										3	1	1	0	0	1	0	
7 David DeJesus, L (1, 7) OBP: 0.327, SLG: 0.400										3	1	1	0	0	1	2	
59 Jose Lobaton, S (1, 2) OBP: 0.325, SLG: 0.421										3	1	2	4	0	0	0	
11 Yunel Escobar, R (1, 6) OBP: 0.330, SLG: 0.374										3	0	1	0	0	0	0	
Inning Stats	R: 0 H: 0 E: 0 K: 1 S: 10	H: 3 LOB: 0 BB: 0 P: 15	R: 3 H: 3 E: 0 K: 0 S: 14	H: 3 LOB: 0 BB: 0 P: 20	R: 2 H: 2 E: 0 K: 0 S: 10	H: 2 LOB: 1 BB: 1 P: 21	R: 1 H: 3 E: 0 K: 1 S: 15	H: 3 LOB: 1 BB: 0 P: 26	R: 1 H: 1 E: 0 K: 0 S: 8	H: 1 LOB: 0 BB: 0 P: 13	R: 0 H: 0 E: 0 K: 1 S: 7	H: 0 LOB: 0 BB: 0 P: 9	R: 0 H: 0 E: 0 K: 1 S: 7	H: 0 LOB: 0 BB: 0 P: 14	1B: 4 2B: 2 3B: 0 HR: 4	SF: 0 SAC: 0 DP: 2 HBP: 0	WP: 0 PA: 32 SB: 0 CS: 0
PITCHER	IP WLS BF H R ER SO BB IBB HBP BLK WP HR S P ERA WHIP																
18 Hiroki Kuroda, R (1, 1) ERA: 2.71	6.0 L 26 7 7 7 3 1 0 0 0 0 0 4 64 104 10.50 1.667																
62 Joba Chamberlain, R (7, 1) ERA: 4.5	2.0 6 0 0 0 1 0 0 0 0 0 0 15 25 0.00 0.000																

New York Yankees @ Tampa Bay Rays
Tropicana Field, St. Petersburg, FL
Fri Aug 23 2013, 7:13 PM - 9:53 PM EDT
Att: 24,239 - Dome - 72 F

AB 31
R 7
H 9
RBI 7
BB 1
SO 4
LOB 6



Batter	1	2	3	4	5	6	7	8	9	AB	R	H	RBI	BB	SO	LOB	TOP						
31 Ichiro Suzuki, L (1, 9) OBP: 0.303, SLG: 0.356	L7		K		G4-3			F7		4	0	0	1	0	1	2	New York Yankees @ Tampa Bay Rays Tropicana Field, St. Petersburg, FL Sat Aug 24 2013, 7:13 PM - 10:16 PM EDT Att: 32,862 - Dome - 72 F livebaseballscorecards.com						
26 Eduardo Nunez, R (1, 6) OBP: 0.306, SLG: 0.336	F8			K	P3			G4-3		4	0	0	0	0	1	2							
24 Robinson Cano, L (1, 4) OBP: 0.384, SLG: 0.501		1B		G6-3		G4-3		K		4	0	1	0	0	1	0							
12 Alfonso Soriano, R (1, 7) OBP: 0.292, SLG: 0.483	L8			G6-3		F7			P4	4	0	0	0	0	0	1							
13 Alex Rodriguez, R (1, 5) OBP: 0.311, SLG: 0.385			K				P1		G4-3	4	1	1	0	0	1	0							
22 Vernon Wells, R (1, 10) OBP: 0.289, SLG: 0.374	F9									3	1	1	0	0	0	0							
11 Brett Gardner, L (9, PH) OBP: 0.336, SLG: 0.405									F8	1	0	0	0	0	0	0							
14 Curtis Granderson, L (1, 8) OBP: 0.377, SLG: 0.443			K							3	0	1	0	0	2	2							
39 Mark Reynolds, R (1, 3) OBP: 0.308, SLG: 0.373										3	0	2	0	0	1	1							
53 Austin Romine, R (1, 2) OBP: 0.273, SLG: 0.321										2	0	0	1	1	0	2							
Inning Stats	R: 0 E: 0 K: 0 S: 12	H: 1 LOB: 1 BB: 0 P: 18	R: 0 E: 0 K: 2 S: 8	H: 0 LOB: 0 BB: 0 P: 11	R: 0 E: 0 K: 1 S: 10	H: 1 LOB: 0 BB: 0 P: 14	R: 0 E: 0 K: 1 S: 9	H: 0 LOB: 0 BB: 0 P: 15	R: 2 E: 0 K: 1 S: 19	H: 3 LOB: 2 BB: 1 P: 28	R: 0 E: 0 K: 0 S: 8	H: 0 LOB: 0 BB: 0 P: 15	R: 0 E: 0 K: 1 S: 12	H: 1 LOB: 1 BB: 0 P: 19	R: 0 E: 0 K: 1 S: 8	H: 0 LOB: 0 BB: 0 P: 11	1B: 5 2B: 1 3B: 0 HR: 0	SF: 0 SAC: 0 DP: 1 HBP: 0	WP: 0 PB: 0 SB: 0 CS: 0	PA: 33			
PITCHER	IP WLS BF H R ER SO BB IBB HBP BLK WP HR S P ERA WHIP	IP WLS BF H R ER SO BB IBB HBP BLK WP HR S P ERA WHIP	IP WLS BF H R ER SO BB IBB HBP BLK WP HR S P ERA WHIP	IP WLS BF H R ER SO BB IBB HBP BLK WP HR S P ERA WHIP	IP WLS BF H R ER SO BB IBB HBP BLK WP HR S P ERA WHIP	IP WLS BF H R ER SO BB IBB HBP BLK WP HR S P ERA WHIP	IP WLS BF H R ER SO BB IBB HBP BLK WP HR S P ERA WHIP	IP WLS BF H R ER SO BB IBB HBP BLK WP HR S P ERA WHIP	IP WLS BF H R ER SO BB IBB HBP BLK WP HR S P ERA WHIP	IP WLS BF H R ER SO BB IBB HBP BLK WP HR S P ERA WHIP	IP WLS BF H R ER SO BB IBB HBP BLK WP HR S P ERA WHIP	IP WLS BF H R ER SO BB IBB HBP BLK WP HR S P ERA WHIP	IP WLS BF H R ER SO BB IBB HBP BLK WP HR S P ERA WHIP	IP WLS BF H R ER SO BB IBB HBP BLK WP HR S P ERA WHIP	IP WLS BF H R ER SO BB IBB HBP BLK WP HR S P ERA WHIP	IP WLS BF H R ER SO BB IBB HBP BLK WP HR S P ERA WHIP	IP WLS BF H R ER SO BB IBB HBP BLK WP HR S P ERA WHIP						
14 David Price, L (1, 1) ERA: 3.28	6.0	W	23	5	2	2	5	1	0	0	0	0	0	0	0	0	0	0	0	66	101	3.00	1.000
57 Jake McGee, L (7, 1) ERA: 3.95	1.0	H	4	1	0	0	1	0	0	0	0	0	0	0	0	0	0	0	0	12	19	0.00	1.000
62 Joel Peralta, R (8, 1) ERA: 3.17	1.0	H	3	0	0	0	1	0	0	0	0	0	0	0	0	0	0	0	0	8	11	0.00	0.000
56 Fernando Rodney, R (9, 1) ERA: 3.76	1.0	S	3	0	0	0	0	0	0	0	0	0	0	0	0	0	0	0	0	9	12	0.00	0.000

Batter	1	2	3	4	5	6	7	8	9	AB	R	H	RBI	BB	SO	LOB	BOTTOM							
8 Desmond Jennings, R (1, 8) OBP: 0.326, SLG: 0.407	G6-3									2	1	0	0	2	0	1	New York Yankees @ Tampa Bay Rays Tropicana Field, St. Petersburg, FL Sat Aug 24 2013, 7:13 PM - 10:16 PM EDT Att: 32,862 - Dome - 72 F livebaseballscorecards.com							
18 Ben Zobrist, S (1, 4) OBP: 0.353, SLG: 0.413	G6-3		G1-3							4	1	1	2	0	1	2								
3 Evan Longoria, R (1, 5) OBP: 0.350, SLG: 0.521										4	1	3	2	0	0	0								
9 Wil Myers, R (1, 10) OBP: 0.358, SLG: 0.478	G6-3									4	0	0	0	0	2	2								
1 Sean Rodriguez, R (1, 7) OBP: 0.311, SLG: 0.366			K							4	0	0	0	0	4	1								
11 Yunel Escobar, R (1, 6) OBP: 0.330, SLG: 0.373	G5-3									4	0	1	0	0	0	0								
21 James Loney, L (1, 3) OBP: 0.354, SLG: 0.432	G5-3									3	0	0	0	0	1	2								
28 José Molina, R (1, 2) OBP: 0.300, SLG: 0.305										3	0	0	0	0	1	0								
5 Sam Fuld, L (1, 9) OBP: 0.275, SLG: 0.287										3	1	2	0	0	0	0								
Inning Stats	R: 0 E: 0 K: 0 S: 10	H: 1 LOB: 1 BB: 0 P: 16	R: 0 E: 0 K: 1 S: 9	H: 0 LOB: 0 BB: 0 P: 12	R: 0 E: 0 K: 2 S: 9	H: 0 LOB: 0 BB: 0 P: 12	R: 0 E: 0 K: 2 S: 9	H: 0 LOB: 0 BB: 0 P: 15	R: 3 E: 0 K: 2 S: 15	H: 4 LOB: 2 BB: 1 P: 29	R: 0 E: 0 K: 1 S: 14	H: 1 LOB: 1 BB: 0 P: 19	R: 1 E: 0 K: 1 S: 12	H: 1 LOB: 0 BB: 0 P: 19	1B: 4 2B: 2 3B: 0 HR: 1	SF: 0 SAC: 0 DP: 0 HBP: 0		WP: 0 PB: 0 SB: 1 CS: 0	PA: 33					
PITCHER	IP WLS BF H R ER SO BB IBB HBP BLK WP HR S P ERA WHIP	IP WLS BF H R ER SO BB IBB HBP BLK WP HR S P ERA WHIP	IP WLS BF H R ER SO BB IBB HBP BLK WP HR S P ERA WHIP	IP WLS BF H R ER SO BB IBB HBP BLK WP HR S P ERA WHIP	IP WLS BF H R ER SO BB IBB HBP BLK WP HR S P ERA WHIP	IP WLS BF H R ER SO BB IBB HBP BLK WP HR S P ERA WHIP	IP WLS BF H R ER SO BB IBB HBP BLK WP HR S P ERA WHIP	IP WLS BF H R ER SO BB IBB HBP BLK WP HR S P ERA WHIP	IP WLS BF H R ER SO BB IBB HBP BLK WP HR S P ERA WHIP	IP WLS BF H R ER SO BB IBB HBP BLK WP HR S P ERA WHIP	IP WLS BF H R ER SO BB IBB HBP BLK WP HR S P ERA WHIP	IP WLS BF H R ER SO BB IBB HBP BLK WP HR S P ERA WHIP	IP WLS BF H R ER SO BB IBB HBP BLK WP HR S P ERA WHIP	IP WLS BF H R ER SO BB IBB HBP BLK WP HR S P ERA WHIP	IP WLS BF H R ER SO BB IBB HBP BLK WP HR S P ERA WHIP	IP WLS BF H R ER SO BB IBB HBP BLK WP HR S P ERA WHIP								
52 CC Sabathia, L (1, 1) ERA: 4.81	6.1	L	27	6	3	3	7	2	0	0	0	0	0	0	0	0	0	0	0	70	112	4.26	1.263	
38 Preston Claiborne, R (7, 1) ERA: 2.78	1.2		6	1	1	1	2	0	0	0	0	0	0	0	0	0	0	0	0	1	18	28	5.40	0.600

AB	32
R	2
H	6
RBI	2
BB	1
SO	7
LOB	10



AB	31
R	4
H	7
RBI	4
BB	2
SO	9
LOB	8




Batter	1	2	3	4	5	6	7	8	9	AB	R	H	RBI	BB	SO	LOB	TOP										
11 Brett Gardner, L OBP: 0.338, SLG: 0.405 22 Vernon Wells, R OBP: 0.288, SLG: 0.373										3	1	2	0	0	1	1	New York Yankees @ Toronto Blue Jays Rogers Centre, Toronto, ON Mon Aug 26 2013, 7:11 PM - 9:43 PM EDT Att: 35,241 - Partly Cloudy - 72 F										
2 Derek Jeter, R OBP: 0.354, SLG: 0.318										3	0	0	0	1	1	3											
24 Robinson Cano, L OBP: 0.384, SLG: 0.506										4	0	0	1	0	1	3											
12 Alfonso Soriano, R OBP: 0.293, SLG: 0.482										4	0	1	0	0	1	0											
14 Curtis Granderson, L OBP: 0.382, SLG: 0.437										4	0	1	0	0	2	1											
13 Alex Rodriguez, R OBP: 0.354, SLG: 0.429										4	1	1	1	0	2	2											
55 Lyle Overbay, L OBP: 0.301, SLG: 0.414										3	0	0	0	1	1	1											
31 Ichiro Suzuki, L OBP: 0.304, SLG: 0.356										4	0	1	0	0	1	1											
53 Austin Romine, R OBP: 0.280, SLG: 0.322										3	0	1	0	1	0	1											
Inning Stats	R: 1 H: 1 E: 0 K: 1 S: 11	H: 1 LOB: 0 BB: 0 P: 19	R: 0 H: 0 E: 0 K: 1 S: 9	H: 0 LOB: 1 BB: 1 P: 14	R: 0 H: 0 E: 0 K: 1 S: 9	H: 0 LOB: 0 BB: 1 P: 15	R: 0 H: 0 E: 0 K: 1 S: 5	H: 1 LOB: 1 BB: 0 P: 10	R: 1 H: 3 E: 0 K: 0 S: 12	H: 3 LOB: 1 BB: 1 P: 18	R: 0 H: 1 E: 0 K: 2 S: 9	H: 1 LOB: 1 BB: 0 P: 15	R: 0 H: 1 E: 0 K: 2 S: 9	H: 1 LOB: 1 BB: 0 P: 11	R: 0 H: 0 E: 0 K: 1 S: 9	H: 0 LOB: 0 BB: 0 P: 14		1B: 6 2B: 0 3B: 0 HR: 1	SF: 0 SAC: 0 DP: 1 HBP: 0	WP: 0 PB: 1 SB: 2 CS: 0	PA: 36						
PITCHER	IP	WLS	BF	H	R	ER	SO	BB	IBB	HBP	BLK	WP	HR	S	P	ERA	WHIP										
43 R.A. Dickey, R ERA: 4.39	6.1	W	27	6	2	1	6	3	0	0	0	0	1	58	95	1.42	1.421										
62 Aaron Loup, L ERA: 2.42	1.1	H	5	1	0	0	3	0	0	0	0	0	0	12	18	0.00	0.750										
21 Sergio Santos, R ERA: 2.57	0.1	H	1	0	0	0	1	0	0	0	0	0	0	3	5	0.00	0.000										
44 Casey Janssen, R ERA: 2.93	1.0	S	3	0	0	0	1	0	0	0	0	0	0	9	14	0.00	0.000										

Batter	1	2	3	4	5	6	7	8	9	AB	R	H	RBI	BB	SO	LOB	BOTTOM										
7 José Reyes, S OBP: 0.355, SLG: 0.439										3	2	1	0	1	1	1	New York Yankees @ Toronto Blue Jays Rogers Centre, Toronto, ON Mon Aug 26 2013, 7:11 PM - 9:43 PM EDT Att: 35,241 - Partly Cloudy - 72 F										
17 Ryan Goins, L OBP: 0.375, SLG: 0.438										4	1	2	0	0	0	2											
10 Edwin Encarnación, R OBP: 0.367, SLG: 0.532										3	1	1	2	0	1	1											
26 Adam Lind, L OBP: 0.355, SLG: 0.474										4	0	1	1	0	2	2											
13 Brett Lawrie, R OBP: 0.316, SLG: 0.432										3	1	1	0	1	0	1											
14 Moisés Sierra, R										2	0	0	1	1	0	0											
22 Josh Thole, L OBP: 0.247, SLG: 0.224										3	0	0	0	0	1	4											
9 J.P. Arencibia, R OBP: 0.248, SLG: 0.404										1	0	0	0	0	1	0											
22 Kevin Pillar, R OBP: 0.238, SLG: 0.237										4	0	1	1	0	2	0											
8 Anthony Gose, L OBP: 0.316, SLG: 0.302										2	0	0	0	1	0	1											
Inning Stats	R: 0 H: 1 E: 0 K: 1 S: 13	H: 2 LOB: 1 BB: 1 P: 17	R: 1 H: 1 E: 0 K: 1 S: 10	H: 1 LOB: 1 BB: 1 P: 17	R: 0 H: 0 E: 0 K: 1 S: 7	H: 0 LOB: 0 BB: 0 P: 10	R: 3 H: 3 E: 1 K: 1 S: 13	H: 3 LOB: 2 BB: 1 P: 19	R: 0 H: 0 E: 0 K: 2 S: 10	H: 1 LOB: 1 BB: 1 P: 17	R: 0 H: 0 E: 0 K: 1 S: 6	H: 0 LOB: 0 BB: 0 P: 10	R: 0 H: 0 E: 0 K: 1 S: 7	H: 0 LOB: 0 BB: 0 P: 9	1B: 5 2B: 2 3B: 0 HR: 0	SF: 2 SAC: 0 DP: 1 HBP: 0	WP: 1 PB: 0 SB: 1 CS: 0	PA: 35									
PITCHER	IP	WLS	BF	H	R	ER	SO	BB	IBB	HBP	BLK	WP	HR	S	P	ERA	WHIP										
65 Phil Hughes, R ERA: 4.91	4.2	L	24	7	3	3	3	2	1	0	0	0	0	52	79	5.79	1.929										
60 David Huff, L ERA: 4.26	3.1		11	0	0	0	5	1	0	0	0	0	0	26	39	0.00	0.300										

Batter	1	2	3	4	5	6	7	8	9	AB	R	H	RBI	BB	SO	LOB	TOP										
11 Brett Gardner, L OBP: 0.338, SLG: 0.403										2	0	0	0	2	2	1	<p>New York Yankees @ Toronto Blue Jays Rogers Centre, Toronto, ON Wed Aug 28 2013, 7:09 PM - 9:58 PM EDT Att: 36,565 - Roof Closed - 68 F</p>										
2 Derek Jeter, R OBP: 0.294, SLG: 0.355										4	0	1	0	0	2	2											
14 Curtis Granderson, L OBP: 0.386, SLG: 0.427										3	1	0	0	1	1	2											
12 Alfonso Soriano, R OBP: 0.294, SLG: 0.491										3	1	0	0	1	3	1											
13 Alex Rodriguez, R OBP: 0.364, SLG: 0.462										4	0	1	1	0	3	0											
55 Lyle Overbay, L OBP: 0.248, SLG: 0.410										4	0	0	0	0	1	2											
39 Mark Reynolds, R OBP: 0.309, SLG: 0.382										4	0	3	1	0	0	0											
31 Ichiro Suzuki, L OBP: 0.301, SLG: 0.353										4	0	0	0	0	0	3											
19 Chris Stewart, R OBP: 0.291, SLG: 0.286										3	0	0	0	0	1												
Inning Stats	R: 0 H: 1 E: 0 K: 2 S: 10	WLS: 1 BF: 0 P: 13	R: 0 H: 0 E: 0 K: 1 S: 8	LOB: 0 BB: 0 P: 13	R: 0 H: 0 E: 0 K: 1 S: 11	LOB: 1 BB: 1 P: 20	R: 2 H: 2 E: 0 K: 0 S: 16	LOB: 1 BB: 2 P: 25	R: 0 H: 0 E: 0 K: 1 S: 12	LOB: 1 BB: 1 P: 20	R: 0 H: 1 E: 0 K: 2 S: 13	LOB: 0 BB: 0 P: 18	R: 0 H: 0 E: 0 K: 2 S: 10	LOB: 0 BB: 0 P: 12	R: 0 H: 1 E: 0 K: 2 S: 9	LOB: 1 BB: 0 P: 10	1B: 3 2B: 2 3B: 0 HR: 0	SF: 0 SAC: 0 DP: 0 HBP: 0	WP: 1 PB: 0 SB: 0 CS: 0	PA: 35							
PITCHER	IP	WLS	BF	H	R	ER	SO	BB	IBB	HBP	BLK	WP	HR	S	P	ERA	WHIP										
58 Todd Redmond, R ERA: 4.3	5.2	W	23	3	2	2	7	4	0	0	0	1	0	63	101	3.18	1.235										
62 Aaron Loup, L ERA: 2.37	1.1		5	1	0	0	2	0	0	0	0	0	0	14	21	0.00	0.750										
21 Sergio Santos, R ERA: 2.4	1.0		3	0	0	0	2	0	0	0	0	0	0	10	12	0.00	0.000										
38 Darren Oliver, L ERA: 4.15	1.0		4	1	0	0	2	0	0	0	0	0	0	9	10	0.00	1.000										

AB	31
R	2
H	5
RBI	2
BB	4
SO	13
LOB	12



Batter	1	2	3	4	5	6	7	8	9	AB	R	H	RBI	BB	SO	LOB	BOTTOM										
7 José Reyes, S OBP: 0.348, SLG: 0.430										4	0	0	1	0	0	1	<p>New York Yankees @ Toronto Blue Jays Rogers Centre, Toronto, ON Wed Aug 28 2013, 7:09 PM - 9:58 PM EDT Att: 36,565 - Roof Closed - 68 F</p>										
17 Ryan Goins, L OBP: 0.478, SLG: 0.545										3	2	2	0	1	0	0											
10 Edwin Encarnación, R OBP: 0.366, SLG: 0.532										4	1	1	2	0	0	2											
26 Adam Lind, L OBP: 0.354, SLG: 0.471										3	1	0	0	1	2	0											
13 Brett Lawrie, R OBP: 0.324, SLG: 0.436											4	1	2	2	0	1		0									
11 Rajai Davis, R OBP: 0.313, SLG: 0.344										3	1	0	0	0	0	1											
9 J.P. Arencibia, R OBP: 0.248, SLG: 0.403										4	1	2	0	0	1	0											
14 Moisés Sierra, R OBP: 0.385, SLG: 0.300											4	0	2	0	0	1		2									
8 Anthony Gose, L OBP: 0.306, SLG: 0.293										4	0	1	0	0	0	3											
Inning Stats	R: 4 H: 3 E: 1 K: 1 S: 18	WLS: 3 BF: 26 P: 29	R: 2 H: 3 E: 0 K: 1 S: 18	LOB: 1 BB: 0 P: 28	R: 1 H: 2 E: 0 K: 1 S: 10	LOB: 0 BB: 0 P: 14	R: 0 H: 0 E: 0 K: 0 S: 11	LOB: 0 BB: 0 P: 17	R: 0 H: 1 E: 0 K: 1 S: 8	LOB: 1 BB: 0 P: 11	R: 0 H: 0 E: 0 K: 0 S: 7	LOB: 0 BB: 1 P: 13	R: 0 H: 0 E: 0 K: 1 S: 9	LOB: 0 BB: 0 P: 14	R: 0 H: 1 E: 0 K: 0 S: 10	LOB: 1 BB: 0 P: 15	1B: 6 2B: 3 3B: 0 HR: 1	SF: 1 SAC: 0 DP: 0 HBP: 1	WP: 0 PB: 1 SB: 0 CS: 1	PA: 38							
PITCHER	IP	WLS	BF	H	R	ER	SO	BB	IBB	HBP	BLK	WP	HR	S	P	ERA	WHIP										
18 Hiroki Kuroda, R ERA: 2.89	5.0	L	26	9	7	5	4	1	0	1	0	0	0	65	99	9.00	2.000										
62 Joba Chamberlain, R ERA: 4.21	2.0		7	0	0	0	1	1	0	0	0	0	0	16	27	0.00	0.500										
27 Shawn Kelley, R ERA: 3.65	0.1		2	1	0	0	0	0	0	0	0	0	0	6	7	0.00	3.000										
48 Boone Logan, L ERA: 2.7	0.2		2	0	0	0	0	0	0	0	0	0	0	4	8	0.00	0.000										

AB	33
R	7
H	10
RBI	5
BB	2
SO	5
LOB	9




Batter	1	2	3	4	5	6	7	8	9	AB	R	H	RBI	BB	SO	LOB	TOP										
9 Nate McLouth, L (1, 7) OBP: 0.337, SLG: 0.401	F8			K	L6		F9		F7	5	0	0	0	0	1	1	<p>Baltimore Orioles @ New York Yankees Yankee Stadium, Bronx, NY Fri Aug 30 2013, 7:10 PM - 10:14 PM EDT Att: 45,169 - Partly Cloudy - 83 F</p>										
13 Manny Machado, R (1, 5) OBP: 0.329, SLG: 0.455	G5-3			19 WP 19 1B	10 CS 1B		G4-3			4	1	2	1	0	0	0											
10 Adam Jones, R (1, 8) OBP: 0.331, SLG: 0.505	F7			G5-3	CS		21 1B 2B		G6-3	4	1	1	0	0	0	1											
19 Chris Davis, L (1, 3)				K	2H 1B		P5		21 1B BB	3	0	1	1	1	1	1											
2 J.J. Hardy, R (1, 6) OBP: 0.298, SLG: 0.437	P2			F9			G1-3		K	4	0	0	0	0	1	3											
21 Nick Markakis, L (1, 9) OBP: 0.331, SLG: 0.367	K				35 WP 35 HR 1B		35 1B 2H 1B		1B	4	1	3	1	0	1	0											
35 Danny Valencia, R (1, 10) OBP: 0.323, SLG: 0.591				G5-3	HR		1B		F9	4	1	2	2	0	0	2											
12 Alexi Casilla, S (1, 4) OBP: 0.265, SLG: 0.308				K	31 SH1-3 13 1B BB		G4-3		G5-3	2	1	0	0	1	1	2											
1 Brian Roberts, S (9, PH) OBP: 0.321, SLG: 0.364										1	0	0	0	0	0	0											
31 Taylor Teagarden, R (1, 2) OBP: 0.190, SLG: 0.300				F8	SH1-3		L5		P4	2	0	0	0	0	0	0											
32 Matt Wieters, S (9, PH) OBP: 0.292, SLG: 0.411										1	0	0	0	0	0	0											
Inning Stats	R: 0 E: 0 K: 0 S: 6	H: 0 LOB: 0 BB: 0 P: 9	R: 0 E: 0 K: 2 S: 9	H: 0 LOB: 0 BB: 0 P: 13	R: 0 E: 0 K: 1 S: 5	H: 0 LOB: 0 BB: 0 P: 7	R: 1 E: 0 K: 1 S: 11	H: 2 LOB: 1 BB: 0 P: 17	R: 3 E: 0 K: 0 S: 14	H: 3 LOB: 2 BB: 1 P: 27	R: 1 E: 0 K: 0 S: 11	H: 3 LOB: 2 BB: 0 P: 16	R: 0 E: 0 K: 0 S: 7	H: 0 LOB: 0 BB: 0 P: 10	R: 0 E: 0 K: 1 S: 13	H: 1 LOB: 2 BB: 1 P: 23	R: 0 E: 0 K: 0 S: 9	H: 0 LOB: 0 BB: 0 P: 15	1B: 6 2B: 2 HR: 1	SF: 0 SAC: 1 DP: 0 HBP: 0	WP: 2 PB: 0 SB: 1 CS: 1	PA: 38					
PITCHER	IP	WLS	BF	H	R	ER	SO	BB	IBB	HBP	BLK	WP	HR	S	P	ERA	WHIP										
52 CC Sabathia, L (1, 1) ERA: 4.91	5.2	W	24	7	5	5	4	1	0	0	0	2	1	54	86	7.94	1.412										
27 Shawn Kelley, R (6, 1) ERA: 3.5	0.2	H	3	1	0	0	0	0	0	0	0	0	0	4	5	0.00	1.500										
48 Boone Logan, L (7, 1) ERA: 2.68	0.1	H	1	0	0	0	0	0	0	0	0	0	0	4	6	0.00	0.000										
30 David Robertson, R (7, 1) ERA: 1.58	1.1	H	6	1	0	0	1	1	0	0	0	0	0	14	25	0.00	1.500										
42 Mariano Rivera, R (9, 1) ERA: 2.16	1.0	S	3	0	0	0	0	0	0	0	0	0	0	9	15	0.00	0.000										

Batter	1	2	3	4	5	6	7	8	9	AB	R	H	RBI	BB	SO	LOB	BOTTOM										
11 Brett Gardner, L (1, 8) OBP: 0.336, SLG: 0.401	L6			F8	24 1B 2 BB 1B		G3-1		G3	5	1	1	0	0	0	1	<p>Baltimore Orioles @ New York Yankees Yankee Stadium, Bronx, NY Fri Aug 30 2013, 7:10 PM - 10:14 PM EDT Att: 45,169 - Partly Cloudy - 83 F</p>										
2 Derek Jeter, R (1, 6) OBP: 0.289, SLG: 0.324	G5-3			G3	12 FC5-4 24 1B BB		K			3	0	0	0	1	1	0											
24 Robinson Cano, L (1, 4) OBP: 0.387, SLG: 0.507	L8			12 HR BB	12 FC5-4 1B		12 HBP 13 1B 1B			3	2	2	2	1	0	0											
12 Alfonso Soriano, R (1, 7) OBP: 0.295, SLG: 0.496	G6-3			HR	FC5-4 13 G5-4-3 1B		14 S 14 1B FC1-2 HBP			3	1	1	2	0	0	2											
13 Alex Rodriguez, R (1, 5) OBP: 0.359, SLG: 0.451	L3			P4	G5-4-3		14 S 1B			4	0	1	1	0	0	2											
14 Curtis Granderson, L (1, 10) OBP: 0.382, SLG: 0.430	B1-3				39 2B 2B		G1-3		FC1-2	4	1	1	0	0	0	2											
39 Mark Reynolds, R (1, 3) OBP: 0.313, SLG: 0.391	L4				31 HR 2B		31 1B 1B		31 G4-3 53 FC6-2 2B	4	1	3	1	0	0	0											
31 Ichiro Suzuki, L (1, 9) OBP: 0.305, SLG: 0.361					53 G5-4-3 BB				G4-3	3	1	2	2	1	0	1											
53 Austin Romine, R (1, 2) OBP: 0.279, SLG: 0.328	G5-4-3				11 1B 24 1B 2B		F7		FC6-2	4	1	1	0	0	0	3											
Inning Stats	R: 0 E: 0 K: 0 S: 8	H: 0 LOB: 0 BB: 0 P: 11	R: 0 E: 0 K: 0 S: 6	H: 0 LOB: 0 BB: 0 P: 8	R: 0 E: 0 K: 0 S: 5	H: 0 LOB: 1 BB: 1 P: 11	R: 2 E: 0 K: 0 S: 9	H: 1 LOB: 0 BB: 1 P: 16	R: 5 E: 0 K: 0 S: 17	H: 6 LOB: 1 BB: 1 P: 30	R: 0 E: 0 K: 0 S: 7	H: 2 LOB: 1 BB: 0 P: 10	R: 1 E: 0 K: 1 S: 13	H: 2 LOB: 2 BB: 0 P: 23	R: 0 E: 0 K: 0 S: 8	H: 1 LOB: 1 BB: 0 P: 12		1B: 6 2B: 4 3B: 0 HR: 2	SF: 0 SAC: 0 DP: 2 HBP: 1	WP: 0 PB: 0 SB: 2 CS: 0	PA: 37						
PITCHER	IP	WLS	BF	H	R	ER	SO	BB	IBB	HBP	BLK	WP	HR	S	P	ERA	WHIP										
50 Miguel González, R (1, 1) ERA: 4.11	4.0	L	20	6	7	7	0	3	0	0	0	0	0	22	36	15.75	2.250										
66 T.J. McFarland, L (6, 1) ERA: 4.73	2.2		10	4	1	1	1	0	0	0	0	0	0	22	36	3.38	1.500										
57 Francisco Rodriguez, R (7, 1) ERA: 2.27	1.1		7	2	0	0	0	0	0	1	0	0	0	12	21	0.00	1.500										


livebaseballscores.com

AB 34
R 5
H 9
RBI 5
BB 2
SO 5
LOB 10



livebaseballscores.com

AB 33
R 8
H 12
RBI 8
BB 3
SO 1
LOB 11



Batter	1	2	3	4	5	6	7	8	9	AB	R	H	RBI	BB	SO	LOB	TOP										
9 Nate McLouth, L (1, 7)	G4-3		F8			F7			F7	4	0	1	0	0	0	0	<p>Baltimore Orioles @ New York Yankees Yankee Stadium, Bronx, NY Sat Aug 31 2013, 1:08 PM - 3:37 PM EDT Att: 42,836 - Cloudy - 83 F</p>										
13 Manny Machado, R (1, 5)	K			P4					F7	4	0	1	0	0	1												
19 Chris Davis, L (1, 3)	K								F9	3	0	0	0	0	2												
10 Adam Jones, R (1, 8)		HBP			F9				L6	3	0	0	0	0	2												
32 Matt Wieters, S (1, 2)		HBP			G3				G1-3	3	0	1	0	0	0	1											
21 Nick Markakis, L (1, 9)									F8	3	0	0	0	0	0	2											
2 J.J. Hardy, R (1, 6)									F8	2	0	0	0	1	1												
24 Wilson Betemit, S (1, 10)									BB	3	0	0	0	0	1												
1 Brian Roberts, S (1, 4)									G1-3	3	0	0	0	0	0												
Inning Stats	R: 0 E: 0 K: 2 S: 7	H: 0 LOB: 0 BB: 0 P: 11	R: 0 E: 0 K: 0 S: 6	H: 1 LOB: 1 BB: 0 P: 11	R: 0 E: 0 K: 0 S: 6	H: 0 LOB: 0 BB: 0 P: 9	R: 0 E: 0 K: 0 S: 5	H: 0 LOB: 1 BB: 0 P: 8	R: 0 E: 0 K: 2 S: 10	H: 0 LOB: 0 BB: 0 P: 13	R: 0 E: 0 K: 1 S: 9	H: 1 LOB: 1 BB: 0 P: 16	R: 0 E: 0 K: 0 S: 7	H: 0 LOB: 0 BB: 0 P: 9	R: 0 E: 0 K: 0 S: 7	H: 0 LOB: 0 BB: 1 P: 12	R: 0 E: 0 K: 0 S: 10	H: 1 LOB: 1 BB: 0 P: 15	1B: 3 2B: 0 3B: 0 HR: 0	SF: 0 SAC: 0 DP: 2 HBP: 2	WP: 0 PB: 0 SB: 0 CS: 0	PA: 31					
PITCHER	IP	WLS	BF	H	R	ER	SO	BB	IBB	HBP	BLK	WP	HR	S	P	ERA	WHIP	PITCHER									
47 Ivan Nova, R (1, 1)	9.0	W	31	3	0	0	5	1	0	2	0	0	0	67	104	0.00	0.444										

Batter	1	2	3	4	5	6	7	8	9	AB	R	H	RBI	BB	SO	LOB	BOTTOM										
11 Brett Gardner, L (1, 8)	2B		K2-3							3	1	2	0	0	1	0	<p>Baltimore Orioles @ New York Yankees Yankee Stadium, Bronx, NY Sat Aug 31 2013, 1:08 PM - 3:37 PM EDT Att: 42,836 - Cloudy - 83 F</p>										
2 Derek Jeter, R (1, 6)	G3		E5						G4-6-3	4	0	0	0	0	5												
24 Robinson Cano, L (1, 4)	2B		G3						HR	4	1	2	2	0	0	1											
12 Alfonso Soriano, R (1, 10)	P3			K					G5-3	4	0	0	0	0	2	1											
14 Curtis Granderson, L (1, 7)	G4-3			F9					K	4	0	1	0	0	1	1											
39 Mark Reynolds, R (1, 5)		K							K	2	0	0	0	1	2	0											
31 Ichiro Suzuki, L (1, 9)		K2-3							F8	3	0	0	0	0	1	3											
55 Lyle Overbay, L (1, 3)		G4-3							HBP	3	0	2	0	0	0	0											
19 Chris Stewart, R (1, 2)		G4-3							F8	2	0	0	0	0	0	1											
Inning Stats	R: 1 E: 0 K: 0 S: 11	H: 2 LOB: 1 BB: 0 P: 17	R: 0 E: 0 K: 2 S: 9	H: 0 LOB: 0 BB: 0 P: 12	R: 0 E: 1 K: 1 S: 11	H: 0 LOB: 1 BB: 0 P: 17	R: 0 E: 0 K: 1 S: 9	H: 0 LOB: 0 BB: 0 P: 16	R: 0 E: 0 K: 0 S: 10	H: 2 LOB: 1 BB: 0 P: 15	R: 0 E: 0 K: 1 S: 10	H: 1 LOB: 2 BB: 1 P: 20	R: 0 E: 0 K: 0 S: 7	H: 1 LOB: 0 BB: 0 P: 14	R: 1 E: 0 K: 2 S: 10	H: 1 LOB: 0 BB: 0 P: 15	1B: 3 2B: 3 3B: 0 HR: 1	SF: 0 SAC: 1 DP: 2 HBP: 2	WP: 0 PB: 0 SB: 0 CS: 0	PA: 33							
PITCHER	IP	WLS	BF	H	R	ER	SO	BB	IBB	HBP	BLK	WP	HR	S	P	ERA	WHIP	PITCHER									
34 Scott Feldman, R (1, 1)	7.0	L	29	6	1	1	5	1	0	2	0	0	0	67	111	1.29	1.000										
40 Troy Patton, L (8, 1)	0.0		1	1	1	1	0	0	0	0	0	0	1	2	4	∞	∞										
39 Kevin Gausman, R (8, 1)	1.0		3	0	0	0	2	0	0	0	0	0	0	8	11	0.00	0.000										

Batter	1	2	3	4	5	6	7	8	9	AB	R	H	RBI	BB	SO	LOB	TOP					
21 Nick Markakis, L (1, 9) OBP: 0.328, SLG: 0.362	F8		F4		L7		10 HR BB		P2	4	1	0	0	1	0	2						
13 Manny Machado, R (1, 5) OBP: 0.328, SLG: 0.451	L9		P3			G5-3	B2		1B	5	0	1	0	0	0	4						
10 Adam Jones, R (1, 8) OBP: 0.324, SLG: 0.506	P4		P3				19 HR		K	5	1	2	3	0	1	3						
19 Chris Davis, L (1, 3) OBP: 0.381, SLG: 0.667		G6-3		P6					K	4	0	0	0	0	1	1						
38 Michael Morse, R (1, 7) OBP: 0.286, SLG: 0.411																						
9 Nate McLouth, L (7, 7) OBP: 0.336, SLG: 0.400		1B		K						4	1	2	0	0	1	0						
35 Danny Valencia, R (1, 10) OBP: 0.282, SLG: 0.587										0	0	0	0	0	0	0						
32 Matt Wieters, S (1, 2) OBP: 0.336, SLG: 0.400										4	1	2	0	0	1	1						
2 J.J. Hardy, R (1, 6) OBP: 0.300, SLG: 0.442					L5					4	1	2	3	0	0	0						
1 Brian Roberts, S (1, 4) OBP: 0.319, SLG: 0.361										4	1	2	0	0	0	0						
Inning Stats	R: 0 H: 0 E: 0 K: 0 S: 7	H: 0 LOB: 0 BB: 0 P: 9	R: 0 H: 1 E: 0 K: 1 S: 11	H: 1 LOB: 1 BB: 0 P: 13	R: 0 H: 2 E: 0 K: 0 S: 14	H: 2 LOB: 2 BB: 0 P: 23	R: 0 H: 1 E: 0 K: 2 S: 9	H: 1 LOB: 1 BB: 0 P: 10	R: 0 H: 0 E: 0 K: 0 S: 8	H: 0 LOB: 0 BB: 0 P: 12	R: 0 H: 1 E: 0 K: 0 S: 9	H: 1 LOB: 0 BB: 0 P: 15	R: 7 H: 6 E: 0 K: 1 S: 24	H: 6 LOB: 0 BB: 1 P: 37	R: 0 H: 0 E: 0 K: 1 S: 7	H: 0 LOB: 0 BB: 0 P: 11	R: 0 H: 1 E: 0 K: 1 S: 15	H: 1 LOB: 0 BB: 0 P: 20	1B: 10 2B: 0 3B: 0 HR: 2	SF: 0 SAC: 0 DP: 1 HBP: 0	WP: 0 PB: 0 SB: 0 CS: 0	PA: 39
PITCHER	IP	WLS	BF	H	R	ER	SO	BB	IBB	HBP	BLK	WP	HR	S	P	ERA	WHIP					
46 Andy Pettitte, L (1, 1) ERA: 4.01	6.0		24	7	2	2	3	0	0	0	0	0	0	63	93	3.00	1.167					
27 Shawn Kelley, R (7, 1) ERA: 3.96	0.0	L	2	2	2	2	0	0	0	0	0	0	1	3	4	∞	∞					
48 Boone Logan, L (7, 1) ERA: 3.16	0.0		2	1	0	0	0	1	0	0	0	0	0	7	12	∞	∞					
62 Joba Chamberlain, R (7, 1) ERA: 4.23	2.0		7	1	3	3	2	0	0	0	0	0	1	16	25	13.50	0.500					
60 David Huff, L (9, 1) ERA: 4.98	0.2		2	0	0	0	0	0	0	0	0	0	0	6	8	0.00	0.000					

Baltimore Orioles @ New York Yankees
 Yankee Stadium, Bronx, NY
 Sun Sep 01 2013, 1:09 PM - 4:39 PM EDT
 Att: 40,361 - Cloudy - 82 F

AB	38
R	7
H	12
RBI	7
BB	1
SO	6
LOB	13



Batter	1	2	3	4	5	6	7	8	9	AB	R	H	RBI	BB	SO	LOB	BOTTOM					
11 Brett Gardner, L (1, 8) OBP: 0.342, SLG: 0.409	G4-3 2B		G3-1 12 1B			F8		F7		4	1	2	1	1	0	3						
2 Derek Jeter, R (1, 10) OBP: 0.234, SLG: 0.262	G4-3		K		SF9					4	0	0	1	0	3	3						
24 Robinson Cano, L (1, 4) OBP: 0.385, SLG: 0.510	K		G3-1							5	0	0	0	0	3	4						
12 Alfonso Soriano, R (1, 7) OBP: 0.294, SLG: 0.490	13 BB									4	0	1	1	1	1	0						
13 Alex Rodriguez, R (1, 5) OBP: 0.354, SLG: 0.435										3	0	0	0	1	1	1						
22 Vernon Wells, R (1, 9) OBP: 0.288, SLG: 0.370										2	0	0	0	0	1	3						
14 Curtis Granderson, L (5, PH) OBP: 0.380, SLG: 0.429										1	0	0	0	1	1	0						
39 Mark Reynolds, R (1, 3) ERA: 3.87										2	1	0	0	1	2	1						
55 Lyle Overbay, L (6, PH) OBP: 0.302, SLG: 0.413										1	0	1	0	0	0	0						
26 Eduardo Núñez, R (1, 6) OBP: 0.306, SLG: 0.339										4	1	2	0	0	0	1						
19 Chris Stewart, R (1, 2) OBP: 0.290, SLG: 0.282										2	0	0	0	1	0	1						
31 Ichiro Suzuki, L (8, PH) OBP: 0.305, SLG: 0.360										1	0	1	0	0	0	0						
53 Austin Romine, R (9, 2) OBP: 0.279, SLG: 0.328										0	0	0	0	0	0	0						
Inning Stats	R: 0 H: 1 E: 0 K: 2 S: 13	H: 0 LOB: 3 BB: 2 P: 26	R: 0 H: 0 E: 0 K: 1 S: 6	H: 0 LOB: 0 BB: 0 P: 6	R: 1 H: 2 E: 0 K: 1 S: 14	H: 2 LOB: 1 BB: 0 P: 18	R: 2 H: 1 E: 0 K: 1 S: 17	H: 1 LOB: 2 BB: 3 P: 32	R: 0 H: 0 E: 0 K: 2 S: 14	H: 0 LOB: 1 BB: 1 P: 22	R: 0 H: 1 E: 0 K: 1 S: 12	H: 1 LOB: 0 BB: 0 P: 14	R: 0 H: 0 E: 0 K: 2 S: 9	H: 0 LOB: 0 BB: 0 P: 15	R: 0 H: 2 E: 0 K: 1 S: 9	H: 2 LOB: 2 BB: 0 P: 14	R: 0 H: 0 E: 0 K: 1 S: 8	H: 0 LOB: 0 BB: 0 P: 13	1B: 4 2B: 3 3B: 0 HR: 0	SF: 1 SAC: 0 DP: 0 HBP: 0	WP: 0 PB: 0 SB: 0 CS: 0	PA: 40
PITCHER	IP	WLS	BF	H	R	ER	SO	BB	IBB	HBP	BLK	WP	HR	S	P	ERA	WHIP					
16 Wei-Yin Chen, L (1, 1) ERA: 3.87	4.0		21	4	3	3	5	5	0	0	0	0	0	50	82	6.75	2.250					
39 Kevin Gausman, R (5, 1) ERA: 5.7	2.0	W	8	1	0	0	3	1	0	0	0	0	0	26	36	0.00	1.000					
57 Francisco Rodriguez, R (7, 1) ERA: 2.21	1.0		3	0	0	0	2	0	0	0	0	0	0	9	15	0.00	0.000					
29 Tommy Hunter, R (8, 1) ERA: 2.64	1.0		5	2	0	0	1	0	0	0	0	0	0	9	14	0.00	2.000					
56 Darren O'Day, R (9, 1) ERA: 2.35	1.0		3	0	0	0	1	0	0	0	0	0	0	8	13	0.00	0.000					

Baltimore Orioles @ New York Yankees
 Yankee Stadium, Bronx, NY
 Sun Sep 01 2013, 1:09 PM - 4:39 PM EDT
 Att: 40,361 - Cloudy - 82 F

AB	33
R	3
H	7
RBI	3
BB	6
SO	12
LOB	17



Batter	1	2	3	4	5	6	7	8	9	AB	R	H	RBI	BB	SO	LOB	TOP				
30 Alejandro De Aza, L (1.7) OBP: 0.328, SLG: 0.412	F8		F8					K		4	0	1	0	0	1	2					
15 Gordon Beckham, R (1.4) OBP: 0.328, SLG: 0.394	F9		G4-3				P3	L5		4	0	0	0	0	0	3					
10 Alexei Ramirez, R (1.6) OBP: 0.310, SLG: 0.373	F9				F9		P4		F7	4	0	0	0	0	0	1					
44 Adam Dunn, L (1.3) OBP: 0.331, SLG: 0.454		1B			K			K	G3	4	0	1	0	0	2	0					
14 Paul Konerko, R (1.10) OBP: 0.314, SLG: 0.361	F7			F9			HR		BB	3	1	1	1	1	0	1					
26 Avisail Garcia, R (1.8) OBP: 0.330, SLG: 0.426	K				G6-3				F8	4	0	1	0	0	1	2					
12 Conor Gillaspie, L (1.5) OBP: 0.307, SLG: 0.376	G4-3					P4-3				3	0	1	0	0	0	2					
20 Jordan Danks, L (1.9) OBP: 0.314, SLG: 0.412					G4-6-3			K		3	0	1	0	0	1	1					
36 Josh Phegley, R (1.2) OBP: 0.223, SLG: 0.331										3	0	1	0	0	0	1					
39 Bryan Anderson, L (8.2)			L9			P6				0	0	0	0	0	0	0					
Inning Stats	R: 0 E: 0 K: 0 S: 6	H: 0 LOB: 0 BB: 0 P: 10	R: 0 E: 0 K: 1 S: 13	H: 1 LOB: 1 BB: 0 P: 16	R: 0 E: 0 K: 0 S: 9	H: 1 LOB: 1 BB: 0 P: 11	R: 0 E: 0 K: 1 S: 7	H: 0 LOB: 0 BB: 0 P: 12	R: 0 E: 0 K: 0 S: 9	H: 1 LOB: 1 BB: 0 P: 10	R: 1 E: 0 K: 1 S: 9	H: 2 LOB: 0 BB: 0 P: 11	R: 0 E: 0 K: 2 S: 11	H: 1 LOB: 1 BB: 0 P: 13	R: 0 E: 0 K: 0 S: 11	H: 0 LOB: 1 BB: 1 P: 22	1B: 5 2B: 2 3B: 0 HR: 1	SF: 0 SAC: 0 DP: 2 HBP: 0	WP: 1 PB: 0 CS: 0	PA: 33	
PITCHER	IP	WLS	BF	H	R	ER	SO	BB	IBB	HBP	BLK	WP	HR	S	P	ERA	WHIP				
65 Phil Hughes, R (1.1) ERA: 4.86	1.1		5	1	0	0	0	0	0	0	0	0	0	12	18	0.00	0.750				
60 David Huff, L (2.1) ERA: 3.32	5.2	W	20	5	1	1	3	0	0	0	0	0	1	50	64	1.59	0.882				
64 Cesar Cabral, L (8.1) ERA:	1.0		4	1	0	0	2	0	0	0	0	1	0	11	13	0.00	1.000				
43 Adam Warren, R (9.1) ERA: 3.66	1.0		4	0	0	0	0	1	0	0	0	0	0	11	22	0.00	1.000				

Chicago White Sox @ New York Yankees
Yankee Stadium, Bronx, NY
Mon Sep 02 2013, 1:09 PM - 5:55 PM EDT
Att: 40,125 - Overcast - 81 F

AB 32
R 1
H 7
RBI 1
BB 1
SO 5
LOB 13



Batter	1	2	3	4	5	6	7	8	9	AB	R	H	RBI	BB	SO	LOB	BOTTOM				
11 Brett Gardner, L (1.8) OBP: 0.342, SLG: 0.413	2B		G4-3					K2-3		5	2	2	1	0	2	0					
2 Derek Jeter, R (1.6) OBP: 0.255, SLG: 0.283	E7		F9					G6-3		4	1	2	2	0	0	0					
26 Eduardo Núñez, R (8. PH) OBP: 0.305, SLG: 0.338	2H									1	0	0	0	0	0	0					
24 Robinson Cano, L (1.4) OBP: 0.394, SLG: 0.556	F9									4	0	1	0	0	0	3					
66 John Ryan Murphy, R (8. PH) OBP: 1.000, SLG: 1.000										1	0	1	0	0	0	0					
45 David Adams, R (9.4) OBP: 0.287, SLG: 0.271										0	0	0	0	0	0	0					
12 Alfonso Soriano, R (1.7) OBP: 0.294, SLG: 0.490	K									4	1	1	1	0	2	2					
31 Ichiro Suzuki, L (8. PH) OBP: 0.304, SLG: 0.360	K							F9		1	0	0	0	0	0	1					
13 Alex Rodriguez, R (1.5) OBP: 0.360, SLG: 0.443	P4									3	1	1	0	1	0	1					
55 Lyle Overbay, L (8.3) OBP: 0.302, SLG: 0.413										0	0	0	0	0	0	0					
22 Vernon Wells, R (1.10) OBP: 0.290, SLG: 0.369	L7									3	1	1	1	1	0	1					
14 Curtis Granderson, L (1.9) OBP: 0.377, SLG: 0.418	F8									3	1	0	0	1	1	3					
39 Mark Reynolds, R (1.3) OBP: 0.317, SLG: 0.387										3	1	1	1	0	1	3					
53 Austin Romine, R (1.2) OBP: 0.278, SLG: 0.325	F9									4	1	1	2	0	1	2					
Inning Stats	R: 1 E: 1 K: 1 S: 10	H: 2 LOB: 1 BB: 0 P: 20	R: 0 E: 0 K: 0 S: 8	H: 0 LOB: 0 BB: 0 P: 11	R: 0 E: 0 K: 1 S: 10	H: 1 LOB: 1 BB: 0 P: 14	R: 0 E: 1 K: 0 S: 26	H: 7 LOB: 2 BB: 2 P: 44	R: 0 E: 0 K: 2 S: 8	H: 0 LOB: 0 BB: 0 P: 11	R: 0 E: 0 K: 0 S: 8	H: 0 LOB: 0 BB: 0 P: 11	R: 0 E: 0 K: 2 S: 12	H: 0 LOB: 1 BB: 1 P: 20	R: 0 E: 0 K: 1 S: 16	H: 1 LOB: 1 BB: 0 P: 25	1B: 7 2B: 4 3B: 0 HR: 0	SF: 0 SAC: 0 DP: 0 HBP: 1	WP: 0 PB: 0 CS: 0	PA: 40	
PITCHER	IP	WLS	BF	H	R	ER	SO	BB	IBB	HBP	BLK	WP	HR	S	P	ERA	WHIP				
62 Jose Quintana, L (1.1) ERA: 3.69	1.0	L	5	2	1	1	1	0	0	0	0	0	0	10	20	9.00	2.000				
33 Dylan Axelrod, R (2.1) ERA: 5.56	2.1		18	8	8	6	1	2	0	1	0	0	0	37	62	23.14	4.286				
52 Jake Petricka, R (4.1) ERA: 2.45	2.2		9	0	0	0	2	0	0	0	0	0	0	23	29	0.00	0.000				
41 David Purcey, L (7.1) ERA: 1.47	2.0		8	1	0	0	3	1	0	0	0	0	0	28	45	0.00	1.000				

Chicago White Sox @ New York Yankees
Yankee Stadium, Bronx, NY
Mon Sep 02 2013, 1:09 PM - 5:55 PM EDT
Att: 40,125 - Overcast - 81 F

AB 36
R 9
H 11
RBI 8
BB 3
SO 7
LOB 16




Batter	1	2	3	4	5	6	7	8	9	AB	R	H	RBI	BB	SO	LOB	TOP					
30 Alejandro De Aza, L (1,7) OBP: 0.329, SLG: 0.420										4	2	3	1	0	1	0	Chicago White Sox @ New York Yankees Yankee Stadium, Bronx, NY Tue Sep 03 2013, 7:09 PM - 10:15 PM EDT Att: 33,215 - Partly Cloudy - 78 F					
15 Gordon Beckham, R (1,4) OBP: 0.334, SLG: 0.391										3	2	2	0	1	0	0						
10 Alexei Ramirez, R (1,6) OBP: 0.309, SLG: 0.375										4	0	1	2	0	0	3						
44 Adam Dunn, L (1,10) OBP: 0.314, SLG: 0.453										4	0	1	1	0	2	1						
14 Paul Konerko, R (1,3) OBP: 0.314, SLG: 0.358										3	0	0	0	1	1	1						
26 Avisail Garcia, R (1,8) OBP: 0.322, SLG: 0.416										4	0	0	0	0	2	3						
12 Conor Gillaspie, L (1,5) OBP: 0.304, SLG: 0.372										4	0	0	0	0	2	3						
20 Jordan Danks, L (1,9) OBP: 0.303, SLG: 0.396										4	0	0	0	0	0	0						
36 Josh Phegley, R (1,2) OBP: 0.219, SLG: 0.324										3	0	0	0	0	1	0						
28 Leury Garcia, S (9,PH) OBP: 0.243, SLG: 0.219										1	0	0	0	0	1	0						
Inning Stats	R: 1 H: 2 E: 1 K: 3 S: 14	H: 2 R: 1 LOB: 3 BB: 1 P: 25	R: 0 H: 2 E: 0 K: 1 S: 9	H: 2 R: 0 LOB: 2 BB: 0 P: 12	R: 0 H: 0 E: 0 K: 2 S: 9	H: 0 R: 0 LOB: 0 BB: 0 P: 13	R: 0 H: 0 E: 0 K: 0 S: 6	H: 0 R: 0 LOB: 0 BB: 0 P: 11	R: 2 H: 2 E: 0 K: 0 S: 13	H: 2 R: 0 LOB: 0 BB: 1 P: 20	R: 0 H: 0 E: 0 K: 1 S: 6	H: 0 R: 0 LOB: 0 BB: 0 P: 8	R: 1 H: 1 E: 0 K: 0 S: 11	H: 1 R: 0 LOB: 0 BB: 0 P: 14	R: 0 H: 0 E: 0 K: 1 S: 6	H: 0 R: 0 LOB: 0 BB: 0 P: 11	R: 0 H: 0 E: 0 K: 2 S: 8	H: 0 R: 0 LOB: 0 BB: 0 P: 13	1B: 4 2B: 2 3B: 1 HR: 1	SF: 0 SAC: 0 DP: 1 HBP: 0	WP: 0 PB: 0 SB: 1 CS: 1	PA: 36
PITCHER	IP WLS BF H R ER SO BB IBB HBP BLK WP HR S P ERA WHIP																					
18 Hiroki Kuroda, R (1,1) ERA: 2.99	6.1 28 7 4 4 7 2 0 0 0 0 0 1 62 95 5.68 1.421																					
38 Preston Claiborne, R (7,1) ERA: 2.74	0.2 2 0 0 0 0 0 0 0 0 0 0 0 6 8 0.00 0.000																					
48 Boone Logan, L (8,1) ERA: 3.08	1.0 W 3 0 0 0 1 0 0 0 0 0 0 0 6 11 0.00 0.000																					
42 Mariano Rivera, R (9,1) ERA: 2.12	1.0 S 3 0 0 0 2 0 0 0 0 0 0 0 8 13 0.00 0.000																					

Batter	1	2	3	4	5	6	7	8	9	AB	R	H	RBI	BB	SO	LOB	BOTTOM			
11 Brett Gardner, L (1,8) OBP: 0.340, SLG: 0.410										4	0	0	0	0	2	1	Chicago White Sox @ New York Yankees Yankee Stadium, Bronx, NY Tue Sep 03 2013, 7:09 PM - 10:15 PM EDT Att: 33,215 - Partly Cloudy - 78 F			
2 Derek Jeter, R (1,10) OBP: 0.291, SLG: 0.306										3	1	2	0	0	0	1				
24 Robinson Cano, L (1,4) OBP: 0.383, SLG: 0.508										4	1	1	0	0	0	2				
12 Alfonso Soriano, R (1,7) OBP: 0.293, SLG: 0.488										4	1	1	2	0	2	2				
13 Alex Rodriguez, R (1,5) OBP: 0.365, SLG: 0.440										3	1	1	0	1	0	0				
22 Vernon Wells, R (1,9) OBP: 0.291, SLG: 0.369										3	1	1	0	0	0	1				
14 Curtis Granderson, L (8,PH) OBP: 0.381, SLG: 0.423										1	1	1	1	0	0	0				
39 Mark Reynolds, R (1,3) OBP: 0.314, SLG: 0.383										4	0	0	0	0	2	3				
26 Eduardo Núñez, R (1,6) OBP: 0.308, SLG: 0.349										4	0	2	2	0	0	1				
19 Chris Stewart, R (1,2) OBP: 0.288, SLG: 0.280										2	0	0	0	0	0	2				
53 Austin Romine, R (7,PH) OBP: 0.274, SLG: 0.320										2	0	0	0	0	2	1				
Inning Stats	R: 0 H: 0 E: 0 K: 1 S: 10	H: 0 R: 2 LOB: 1 BB: 0 P: 16	R: 1 H: 1 E: 2 K: 1 S: 18	H: 1 R: 0 LOB: 1 BB: 0 P: 26	R: 0 H: 1 E: 0 K: 0 S: 8	H: 1 R: 0 LOB: 1 BB: 0 P: 11	R: 0 H: 0 E: 0 K: 0 S: 5	H: 0 R: 0 LOB: 0 BB: 0 P: 8	R: 0 H: 1 E: 0 K: 1 S: 11	H: 1 R: 0 LOB: 1 BB: 0 P: 15	R: 0 H: 0 E: 0 K: 1 S: 10	H: 0 R: 0 LOB: 0 BB: 1 P: 18	R: 0 H: 0 E: 0 K: 1 S: 6	H: 0 R: 0 LOB: 0 BB: 0 P: 8	R: 5 H: 6 E: 0 K: 3 S: 26	H: 6 R: 0 LOB: 1 BB: 0 P: 41	1B: 6 2B: 3 3B: 0 HR: 0	SF: 0 SAC: 0 DP: 0 HBP: 1	WP: 0 PB: 0 SB: 2 CS: 0	PA: 36
PITCHER	IP WLS BF H R ER SO BB IBB HBP BLK WP HR S P ERA WHIP																			
49 Chris Sale, L (1,1) ERA: 2.97	7.1 30 5 3 2 6 1 0 1 0 0 0 0 76 114 2.46 0.818																			
65 Nate Jones, R (8,1) ERA: 3.99	0.0 L 2 2 0 0 0 0 0 0 0 0 0 0 6 9 - - -																			
46 Donnie Veal, L (8,1) ERA: 5.91	0.1 B 2 1 1 1 1 0 0 0 0 0 0 0 7 13 27.00 3.000																			
27 Matt Lindstrom, R (8,1) ERA: 2.96	0.1 2 1 2 2 1 0 0 0 0 0 0 0 5 7 54.00 3.000																			

AB	34
R	4
H	7
RBI	4
BB	2
SO	10
LOB	11



AB	34
R	6
H	9
RBI	5
BB	1
SO	8
LOB	14



Batter	1	2	3	4	5	6	7	8	9	AB	R	H	RBI	BB	SO	LOB	TOP				
30 Alejandro De Aza, L (1,8) OBP: 0.338, SLG: 0.418	F8	K			G4-3		K	K		5	0	0	0	0	3	3					
15 Gordon Beckham, R (1,4) OBP: 0.338, SLG: 0.392	14 BB 26 BB		F8		G4-3			10 FC5-4 1B	F8	4	1	2	0	1	0	0					
10 Alexei Ramirez, R (1,6) OBP: 0.307, SLG: 0.372	P3		G6-3		G4-3			FC5-4 14 BB 26 BB 1B	G1-3	5	1	0	0	0	0	3					
14 Paul Konerko, R (1,10) OBP: 0.317, SLG: 0.358	26 BB 1-2							24 BB 36 BB 26 BB 1B	L5	3	1	1	0	2	0	0					
26 Avisail Garcia, R (1,9) OBP: 0.332, SLG: 0.426	1-3 2-H 2B		G1-3					24 BB 36 BB 1B		3	1	2	2	1	0	1					
7 Jeff Keppinger, R (1,3) OBP: 0.272, SLG: 0.302	G1-6-3				E6			F9		4	0	0	0	0	0	5					
24 Dayan Viedro, R (1,7) OBP: 0.301, SLG: 0.414			G5-3		G2-3			P6		3	1	0	0	1	0	2					
36 Josh Phegley, R (1,2) OBP: 0.219, SLG: 0.322			G6-3		L7			F7		4	0	1	2	0	0	1					
5 Marcus Semien, R (1,5) OBP: 0.500, SLG: 0.500					K			K		4	0	2	1	0	2	1					
Inning Stats	R: 1 H: 1 E: 0 K: 0 S: 9	H: 1 LOB: 2 BB: 2 P: 20	R: 0 H: 1 E: 0 K: 1 S: 14	H: 1 LOB: 0 BB: 0 P: 0	R: 0 H: 0 E: 0 K: 0 S: 5	H: 0 LOB: 1 BB: 1 P: 9	R: 0 H: 0 E: 0 K: 1 S: 11	H: 0 LOB: 0 BB: 0 P: 16	R: 0 H: 1 E: 0 K: 0 S: 6	H: 0 LOB: 1 BB: 1 P: 14	R: 0 H: 0 E: 0 K: 2 S: 8	H: 0 LOB: 0 BB: 0 P: 12	R: 4 H: 5 E: 0 K: 1 S: 25	H: 5 LOB: 2 BB: 1 P: 39	R: 0 H: 0 E: 0 K: 0 S: 6	H: 0 LOB: 0 BB: 0 P: 8	1B: 7 2B: 1 3B: 0 HR: 0	SF: 0 SAC: 0 DP: 1 HBP: 0	WP: 0 PB: 0 SB: 0 CS: 0	PA: 40	
PITCHER	IP WLS BF H R ER SO BB IBB HBP BLK WP HR S P ERA WHIP	7.1 W 31 5 3 3 4 4 0 0 0 0 0 0 66 111 3.68 1.227	0.1 S 5 3 2 2 0 1 0 0 0 0 0 0 14 20 54.00 12.000	1.1 S 4 0 0 0 1 0 0 0 0 0 0 0 10 15 0.00 0.000																	

Chicago White Sox @ New York Yankees
 Yankee Stadium, Bronx, NY
 Wed Sep 04 2013, 7:08 PM - 10:01 PM EDT
 Att: 36,082 - Clear - 79 F

AB	35
R	5
H	8
RBI	5
BB	5
SO	5
LOB	16



Batter	1	2	3	4	5	6	7	8	9	AB	R	H	RBI	BB	SO	LOB	BOTTOM				
11 Brett Gardner, L (1,8) OBP: 0.341, SLG: 0.414	L4					G3-6				4	1	2	2	0	0	1					
2 Derek Jeter, R (1,6) OBP: 0.288, SLG: 0.288	G5-3				G5-3			24 BB 12 SF7 BB		3	1	0	0	1	0	2					
24 Robinson Cano, L (1,4) OBP: 0.385, SLG: 0.516	HR				F7			14 L3 1B		4	1	3	2	0	0	0					
12 Alfonso Soriano, R (1,10) OBP: 0.293, SLG: 0.486	14 BB 2B				L9			SF7		2	0	0	1	1	0	1					
14 Curtis Granderson, L (1,7) OBP: 0.377, SLG: 0.425	1-3 2B				F7			L3		4	0	1	0	0	0	1					
13 Alex Rodriguez, R (1,5) OBP: 0.370, SLG: 0.436	BB							K		3	1	1	0	1	1	0					
31 Ichiro Suzuki, L (1,9) OBP: 0.302, SLG: 0.357	K				E1			G4-3		4	1	0	0	0	1	4					
55 Lyle Overbay, L (1,3) OBP: 0.304, SLG: 0.415			G4-3					K		3	1	1	1	1	1	0					
53 Austin Romine, R (1,2) OBP: 0.268, SLG: 0.313			G3-1					F8		3	0	0	0	0	0	3					
Inning Stats	R: 1 H: 2 E: 0 K: 1 S: 15	H: 2 LOB: 3 BB: 2 P: 31	R: 0 H: 1 E: 0 K: 0 S: 9	H: 1 LOB: 1 BB: 0 P: 15	R: 0 H: 0 E: 0 K: 0 S: 7	H: 0 LOB: 0 BB: 0 P: 11	R: 4 H: 4 E: 1 K: 0 S: 16	H: 4 LOB: 1 BB: 0 P: 28	R: 0 H: 0 E: 0 K: 0 S: 6	H: 0 LOB: 0 BB: 0 P: 8	R: 0 H: 0 E: 0 K: 0 S: 7	H: 0 LOB: 1 BB: 1 P: 12	R: 1 H: 1 E: 0 K: 0 S: 9	H: 1 LOB: 0 BB: 1 P: 15	R: 0 H: 0 E: 0 K: 2 S: 7	H: 0 LOB: 0 BB: 0 P: 7	1B: 4 2B: 3 3B: 1 HR: 1	SF: 1 SAC: 0 DP: 2 HBP: 0	WP: 0 PB: 0 SB: 0 CS: 0	PA: 35	
PITCHER	IP WLS BF H R ER SO BB IBB HBP BLK WP HR S P ERA WHIP	6.0 L 28 7 5 3 3 3 0 0 0 0 0 0 60 105 4.50 1.667	1.0 L 4 1 1 1 0 1 0 0 0 0 0 0 9 15 9.00 2.000	1.0 L 3 0 0 0 2 0 0 0 0 0 0 0 7 7 0.00 0.000																	

Chicago White Sox @ New York Yankees
 Yankee Stadium, Bronx, NY
 Wed Sep 04 2013, 7:08 PM - 10:01 PM EDT
 Att: 36,082 - Clear - 79 F

AB	30
R	6
H	8
RBI	6
BB	4
SO	3
LOB	12



Batter	1	2	3	4	5	6	7	8	9	10	AB	R	H	RBI	BB	SO	LOB	TOP						
2 Jacoby Ellsbury, L OBP: 0.355, SLG: 0.424	F8		F7	F7				K			6	1	3	1	0	1	0							
18 Shane Victorino, S OBP: 0.351, SLG: 0.449	F7		G6-3					K			6	1	2	3	0	1	2							
15 Dustin Pedroia, R OBP: 0.371, SLG: 0.411	F8		G6-3					G6-3			6	1	1	0	0	1	3							
34 David Ortiz, L OBP: 0.399, SLG: 0.566											4	1	2	0	2	1	0							
29 Daniel Nava, S OBP: 0.451											3	1	1	0	2	0	1							
23 Brandon Snyder, R (10, PH)											1	0	0	0	0	0	2							
12 Mike Napoli, R OBP: 0.344, SLG: 0.456											4	0	2	1	1	2	4							
50 Quintin Berry, L (9, PR)											0	1	0	0	0	0	0							
7 Stephen Drew, L OBP: 0.334, SLG: 0.440											5	0	1	1	0	3	6							
20 Ryan Lavanway, R OBP: 0.352, SLG: 0.455											4	1	2	2	0	0	2							
5 Jonny Gomes, R OBP: 0.334, SLG: 0.414											1	0	0	0	0	0	1							
3 David Ross, R OBP: 0.288, SLG: 0.395											0	0	0	0	0	0	0							
16 Will Middlebrooks, R OBP: 0.280, SLG: 0.435											5	2	2	1	0	1	4							
Inning Stats	R: 0 E: 0 K: 0 S: 7	H: 0 LOB: 0 BB: 0 P: 13	R: 0 E: 0 K: 2 S: 14	H: 1 LOB: 1 BB: 0 P: 22	R: 2 E: 0 K: 1 S: 24	H: 3 LOB: 3 BB: 2 P: 47	R: 1 E: 0 K: 0 S: 8	H: 1 LOB: 0 BB: 0 P: 14	R: 3 E: 0 K: 2 S: 23	H: 4 LOB: 2 BB: 1 P: 36	R: 0 E: 0 K: 1 S: 7	H: 1 LOB: 0 BB: 0 P: 13	R: 1 E: 0 K: 2 S: 10	H: 2 LOB: 1 BB: 0 P: 19	R: 1 E: 0 K: 0 S: 15	H: 2 LOB: 2 BB: 1 P: 27	1B: 12 2B: 2 3B: 0 HR: 2	SF: 0 SAC: 0 DP: 0 HBP: 0	WP: 0 PB: 0 SB: 3 CS: 0	PA: 50				
PITCHER	IP WLS BF H R ER SO BB IBB HBP BLK WP HR S P ERA WHIP	IP WLS BF H R ER SO BB IBB HBP BLK WP HR S P ERA WHIP	IP WLS BF H R ER SO BB IBB HBP BLK WP HR S P ERA WHIP	IP WLS BF H R ER SO BB IBB HBP BLK WP HR S P ERA WHIP	IP WLS BF H R ER SO BB IBB HBP BLK WP HR S P ERA WHIP	IP WLS BF H R ER SO BB IBB HBP BLK WP HR S P ERA WHIP	IP WLS BF H R ER SO BB IBB HBP BLK WP HR S P ERA WHIP	IP WLS BF H R ER SO BB IBB HBP BLK WP HR S P ERA WHIP	IP WLS BF H R ER SO BB IBB HBP BLK WP HR S P ERA WHIP	IP WLS BF H R ER SO BB IBB HBP BLK WP HR S P ERA WHIP	IP WLS BF H R ER SO BB IBB HBP BLK WP HR S P ERA WHIP	IP WLS BF H R ER SO BB IBB HBP BLK WP HR S P ERA WHIP	IP WLS BF H R ER SO BB IBB HBP BLK WP HR S P ERA WHIP	IP WLS BF H R ER SO BB IBB HBP BLK WP HR S P ERA WHIP	IP WLS BF H R ER SO BB IBB HBP BLK WP HR S P ERA WHIP	IP WLS BF H R ER SO BB IBB HBP BLK WP HR S P ERA WHIP	IP WLS BF H R ER SO BB IBB HBP BLK WP HR S P ERA WHIP	IP WLS BF H R ER SO BB IBB HBP BLK WP HR S P ERA WHIP	IP WLS BF H R ER SO BB IBB HBP BLK WP HR S P ERA WHIP					
47 Ivan Nova, R ERA: 3.02	4.0	19	5	3	3	3	1	0	0	0	0	1	15	25	∞	∞								
38 Preston Claiborne, R ERA: 3.33	0.0	5	4	3	3	0	1	0	0	0	0	1	15	25	∞	∞								
64 Cesar Cabral, L ERA: 3.65	0.1	1	0	0	0	1	0	0	0	0	0	0	3	4	0.00	0.000								
43 Adam Warren, R ERA: 3.65	2.2	11	3	1	1	4	1	0	0	0	0	0	28	44	3.38	1.500								
30 David Robertson, R ERA: 1.85	1.0	3	0	0	0	2	0	0	0	0	0	0	9	15	0.00	0.000								
42 Mariano Rivera, R ERA: 2.19	1.0	5	2	1	1	0	0	0	0	0	0	0	13	19	9.00	2.000								
62 Joba Chamberlain, R ERA: 4.38	0.2	4	2	1	1	0	0	0	0	0	0	0	0	0	0.00	0.000								
48 Boone Logan, L ERA: 3.05	0.1	2	0	0	0	0	0	0	0	0	0	0	0	0	0.00	0.000								
PITCHER	IP WLS BF H R ER SO BB IBB HBP BLK WP HR S P ERA WHIP	IP WLS BF H R ER SO BB IBB HBP BLK WP HR S P ERA WHIP	IP WLS BF H R ER SO BB IBB HBP BLK WP HR S P ERA WHIP	IP WLS BF H R ER SO BB IBB HBP BLK WP HR S P ERA WHIP	IP WLS BF H R ER SO BB IBB HBP BLK WP HR S P ERA WHIP	IP WLS BF H R ER SO BB IBB HBP BLK WP HR S P ERA WHIP	IP WLS BF H R ER SO BB IBB HBP BLK WP HR S P ERA WHIP	IP WLS BF H R ER SO BB IBB HBP BLK WP HR S P ERA WHIP	IP WLS BF H R ER SO BB IBB HBP BLK WP HR S P ERA WHIP	IP WLS BF H R ER SO BB IBB HBP BLK WP HR S P ERA WHIP	IP WLS BF H R ER SO BB IBB HBP BLK WP HR S P ERA WHIP	IP WLS BF H R ER SO BB IBB HBP BLK WP HR S P ERA WHIP	IP WLS BF H R ER SO BB IBB HBP BLK WP HR S P ERA WHIP	IP WLS BF H R ER SO BB IBB HBP BLK WP HR S P ERA WHIP	IP WLS BF H R ER SO BB IBB HBP BLK WP HR S P ERA WHIP	IP WLS BF H R ER SO BB IBB HBP BLK WP HR S P ERA WHIP	IP WLS BF H R ER SO BB IBB HBP BLK WP HR S P ERA WHIP	IP WLS BF H R ER SO BB IBB HBP BLK WP HR S P ERA WHIP	IP WLS BF H R ER SO BB IBB HBP BLK WP HR S P ERA WHIP					
11 Brett Gardner, L OBP: 0.341, SLG: 0.414	P2										5	2	2	1	0	1	0							
2 Derek Jeter, R OBP: 0.297, SLG: 0.273	G4-3										3	0	0	0	2	0	0							
24 Robinson Cano, L OBP: 0.384, SLG: 0.514	F8										5	1	1	3	0	1	2							
12 Alfonso Soriano, R OBP: 0.294, SLG: 0.484	L5										4	1	1	1	1	0	2							
14 Curtis Granderson, L OBP: 0.372, SLG: 0.424	F7										5	1	1	1	0	2	1							
13 Alex Rodriguez, R OBP: 0.372, SLG: 0.455	F8										5	0	2	0	0	1	2							
55 Lyle Overbay, L OBP: 0.305, SLG: 0.413											4	0	1	2	1	2	1							
31 Ichiro Suzuki, L OBP: 0.303, SLG: 0.356											4	2	1	0	1	3	3							
19 Chris Stewart, R OBP: 0.286, SLG: 0.278											2	0	0	0	0	0	3							
22 Vernon Wells, R OBP: 0.292, SLG: 0.371											1	1	1	0	0	0	0							
53 Austin Romine, R OBP: 0.266, SLG: 0.310											1	0	0	0	0	0	0							
Inning Stats	R: 0 E: 0 K: 0 S: 11	H: 0 LOB: 0 BB: 0 P: 15	R: 0 E: 0 K: 0 S: 10	H: 0 LOB: 0 BB: 0 P: 13	R: 2 E: 0 K: 0 S: 17	H: 3 LOB: 2 BB: 1 P: 25	R: 0 E: 0 K: 1 S: 13	H: 1 LOB: 2 BB: 1 P: 21	R: 0 E: 0 K: 1 S: 7	H: 0 LOB: 0 BB: 0 P: 10	R: 0 E: 0 K: 2 S: 12	H: 1 LOB: 1 BB: 0 P: 21	R: 6 E: 0 K: 2 S: 29	H: 5 LOB: 1 BB: 2 P: 43	R: 0 E: 0 K: 1 S: 5	H: 0 LOB: 0 BB: 0 P: 7	R: 0 E: 0 K: 1 S: 4	H: 0 LOB: 0 BB: 1 P: 9	R: 0 E: 0 K: 2 S: 14	H: 0 LOB: 0 BB: 0 P: 20	1B: 6 2B: 4 3B: 0 HR: 0	SF: 0 SAC: 0 DP: 0 HBP: 0	WP: 0 PB: 0 SB: 6 CS: 1	PA: 44
PITCHER	IP WLS BF H R ER SO BB IBB HBP BLK WP HR S P ERA WHIP	IP WLS BF H R ER SO BB IBB HBP BLK WP HR S P ERA WHIP	IP WLS BF H R ER SO BB IBB HBP BLK WP HR S P ERA WHIP	IP WLS BF H R ER SO BB IBB HBP BLK WP HR S P ERA WHIP	IP WLS BF H R ER SO BB IBB HBP BLK WP HR S P ERA WHIP	IP WLS BF H R ER SO BB IBB HBP BLK WP HR S P ERA WHIP	IP WLS BF H R ER SO BB IBB HBP BLK WP HR S P ERA WHIP	IP WLS BF H R ER SO BB IBB HBP BLK WP HR S P ERA WHIP	IP WLS BF H R ER SO BB IBB HBP BLK WP HR S P ERA WHIP	IP WLS BF H R ER SO BB IBB HBP BLK WP HR S P ERA WHIP	IP WLS BF H R ER SO BB IBB HBP BLK WP HR S P ERA WHIP	IP WLS BF H R ER SO BB IBB HBP BLK WP HR S P ERA WHIP	IP WLS BF H R ER SO BB IBB HBP BLK WP HR S P ERA WHIP	IP WLS BF H R ER SO BB IBB HBP BLK WP HR S P ERA WHIP	IP WLS BF H R ER SO BB IBB HBP BLK WP HR S P ERA WHIP	IP WLS BF H R ER SO BB IBB HBP BLK WP HR S P ERA WHIP	IP WLS BF H R ER SO BB IBB HBP BLK WP HR S P ERA WHIP	IP WLS BF H R ER SO BB IBB HBP BLK WP HR S P ERA WHIP	IP WLS BF H R ER SO BB IBB HBP BLK WP HR S P ERA WHIP					
44 Jake Peavy, R ERA: 4.01	6.0	27	6	4	4	4	3	0	0	0	0	0	7	12	0.00	6.000								
38 Matt Thornton, L ERA: 3.63	0.1	3	1	0	0	0	1	0	0	0	0	0	0	0	0	0								
36 Junichi Tazawa, R ERA: 2.92	0.2	5	3	4	4	2	0	0	0	0	0	0	16	19	54.00	4.500								
32 Craig Breslow, L ERA: 2.12	2.0	6	0	0	0	2	1	0	0	0	0	0	9	16	0.00	0.500								
19 Koji Uehara, R ERA: 1.14	1.0	3	0	0	0	2	0	0	0	0	0	0	14	20	0.00	0.000								

Boston Red Sox @ New York Yankees
 Yankee Stadium, Bronx, NY
 Thu Sep 05 2013, 7:08 PM - 11:39 PM EDT
 Att: 40,481 - Clear - 71 F

livebaseballscores.com


AB 45
 R 9
 H 16
 RBI 9
 BB 5
 SO 10
 LOB 25



Boston Red Sox @ New York Yankees
 Yankee Stadium, Bronx, NY
 Thu Sep 05 2013, 7:08 PM - 11:39 PM EDT
 Att: 40,481 - Clear - 71 F

livebaseballscores.com

AB 39
 R 8
 H 10
 RBI 8
 BB 5
 SO 10
 LOB 14



Batter	1	2	3	4	5	6	7	8	9	AB	R	H	RBI	BB	SO	LOB	TOP							
18 Shane Victorino, S OBP: 0.353, SLG: 0.456 (1, 9)										4	2	1	1	0	2	0								
5 Jonny Gomes, R OBP: 0.336, SLG: 0.425 (1, 7)										4	2	3	4	0	1	0								
15 Dustin Pedroia, R OBP: 0.373, SLG: 0.415 (1, 4)										4	0	1	0	0	0	1								
10 John McDonald, R OBP: 0.171, SLG: 0.156 (6, 4)										1	0	0	0	0	0	1								
34 David Ortiz, L OBP: 0.394, SLG: 0.559 (1, 10)										4	1	1	1	0	1	1								
12 Mike Napoli, R OBP: 0.311, SLG: 0.480 (1, 3)										5	2	2	3	0	0	1								
16 Will Middlebrooks, R OBP: 0.297, SLG: 0.446 (1, 5)										4	1	2	0	1	0	0								
25 Jackie Bradley Jr., L OBP: 0.269, SLG: 0.306 (1, 8)										4	2	1	0	1	1	2								
20 Ryan Lavarnway, R OBP: 0.342, SLG: 0.451 (1, 2)										5	1	1	1	0	0	3								
72 Xander Bogaerts, R OBP: 0.360, SLG: 0.500 (1, 6)										4	2	2	3	0	0	1								
Inning Stats	R: 0 E: 0 K: 2 S: 8	H: 0 LOB: 0 BB: 0 P: 12	R: 2 E: 0 K: 0 S: 9	H: 2 LOB: 0 BB: 0 P: 18	R: 3 E: 0 K: 0 S: 12	H: 2 LOB: 0 BB: 0 P: 21	R: 5 E: 0 K: 0 S: 23	H: 6 LOB: 1 BB: 0 P: 33	R: 2 E: 0 K: 1 S: 15	H: 1 LOB: 0 BB: 1 P: 26	R: 0 E: 0 K: 0 S: 12	H: 1 LOB: 1 BB: 0 P: 17	R: 0 E: 0 K: 1 S: 10	H: 1 LOB: 1 BB: 0 P: 13	R: 0 E: 0 K: 0 S: 5	H: 0 LOB: 1 BB: 0 P: 9	R: 1 E: 0 K: 1 S: 14	H: 1 LOB: 1 BB: 1 P: 25	1B: 5 2B: 5 3B: 0 HR: 4	SF: 1 SAC: 0 DP: 1 HBP: 2	WP: 1 PB: 0 SB: 0 CS: 0	PA: 44		
PITCHER	IP ERA WLS BF H R ER SO BB IBB HBP BLK WP HR S P ERA WHIP	3.1 6.45 L 19 8 9 9 2 0 0 0 0 0 2 39 65 24.30 2.400	1.1 20.25 8 3 3 0 1 0 0 0 0 1 25 41 20.25 3.000	4.1 5.4 17 3 1 1 3 1 0 1 0 1 44 68 2.08 0.923																				

Batter	1	2	3	4	5	6	7	8	9	AB	R	H	RBI	BB	SO	LOB	BOTTOM						
11 Brett Gardner, L OBP: 0.346, SLG: 0.420 (1, 8)										3	3	2	2	1	0	0							
2 Derek Jeter, R OBP: 0.288, SLG: 0.254 (1, 6)										4	0	1	1	0	1	3							
39 Mark Reynolds, R OBP: 0.318, SLG: 0.388 (6, FR)										1	1	1	2	0	0	0							
24 Robinson Cano, L OBP: 0.382, SLG: 0.512 (1, 4)										5	0	2	1	0	1	1							
12 Alfonso Soriano, R OBP: 0.294, SLG: 0.486 (1, 7)										4	1	1	1	1	1	2							
14 Curtis Granderson, L OBP: 0.363, SLG: 0.412 (1, 10)										4	0	0	0	0	1	4							
26 Eduardo Nunez, R OBP: 0.316, SLG: 0.364 (7, 6)										4	2	1	0	1	1	1							
55 Lyle Overbay, L OBP: 0.306, SLG: 0.411 (1, 3)										4	0	1	1	1	1	2							
31 Ichiro Suzuki, L OBP: 0.305, SLG: 0.358 (1, 9)										4	0	2	1	1	0	1							
53 Austin Romine, R OBP: 0.262, SLG: 0.305 (6, PH)											2	0	0	0	0	3							
66 John Ryan Murphy, R OBP: 0.667, SLG: 0.967 (7, 2)											2	2	1	0	0	2							
22 Vernon Wells, R OBP: 0.294, SLG: 0.370 (9, PH)											1	0	0	0	0	1							
Inning Stats	R: 0 E: 0 K: 1 S: 7	H: 0 LOB: 0 BB: 0 P: 8	R: 1 E: 0 K: 1 S: 15	H: 2 LOB: 2 BB: 1 P: 22	R: 1 E: 0 K: 1 S: 16	H: 2 LOB: 1 BB: 0 P: 21	R: 1 E: 0 K: 1 S: 10	H: 2 LOB: 0 BB: 0 P: 13	R: 0 E: 0 K: 1 S: 7	H: 0 LOB: 0 BB: 0 P: 10	R: 4 E: 0 K: 1 S: 22	H: 4 LOB: 2 BB: 2 P: 41	R: 0 E: 0 K: 0 S: 5	H: 0 LOB: 0 BB: 0 P: 8	R: 2 E: 0 K: 0 S: 14	H: 2 LOB: 1 BB: 1 P: 20	R: 0 E: 0 K: 0 S: 7	H: 0 LOB: 1 BB: 1 P: 15	1B: 8 2B: 4 3B: 0 HR: 0	SF: 0 SAC: 1 DP: 0 HBP: 1	WP: 1 PB: 1 SB: 0 CS: 0	PA: 45	
PITCHER	IP ERA WLS BF H R ER SO BB IBB HBP BLK WP HR S P ERA WHIP	5.2 3.48 W 29 8 7 7 6 3 0 0 0 0 0 6 71 105 11.12 1.941	0.1 6.00 3 2 0 0 0 0 0 0 0 0 0 0 6 10 0.00 6.000	1.1 13.50 7 2 2 2 0 1 0 0 0 0 0 0 9 16 0.00 1.000	1.0 0.00 2 0 0 0 0 0 0 0 0 0 0 0 4 6 0.00 0.000																		

Boston Red Sox @ New York Yankees
 Yankee Stadium, Bronx, NY
 Sat Sep 07 2013, 1:07 PM - 4:38 PM EDT
 Att: 49,046 - Sunny - 76 F

AB 39
 R 13
 H 14
 RBI 13
 BB 2
 SO 5
 LOB 10



Boston Red Sox @ New York Yankees
 Yankee Stadium, Bronx, NY
 Sat Sep 07 2013, 1:07 PM - 4:38 PM EDT
 Att: 49,046 - Sunny - 76 F

AB 38
 R 9
 H 12
 RBI 9
 BB 5
 SO 6
 LOB 20



Batter	1	2	3	4	5	6	7	8	9	AB R H RBI BB SO LOB	TOP											
29 Daniel Nava, S OBP: 0.388, SLG: 0.445										5 0 0 0 0 0 4	<p>Boston Red Sox @ New York Yankees Yankee Stadium, Bronx, NY Sun Sep 08 2013, 1:10 PM - 4:24 PM EDT Att: 43,078 - Partly Cloudy - 80 F</p> <p>livebaseballscorecards.com</p> <p>AB 36 R 3 H 9 RBI 3 BB 2 SO 10 LOB 15</p>											
5 Jonny Gomes, R OBP: 0.339, SLG: 0.425									5 0 2 0 0 2 0													
15 Dustin Pedroia, R OBP: 0.371, SLG: 0.412									4 0 0 0 0 0 3													
34 David Ortiz, L OBP: 0.395, SLG: 0.563									4 2 2 0 0 2 1													
37 Mike Carp, L OBP: 0.371, SLG: 0.545									4 0 2 1 0 0 2													
50 Quentin Berry, L OBP: 0.667, SLG: 0.667									0 0 0 0 0 0 0													
39 Jarrod Saltalamacchia, R OBP: 0.331, SLG: 0.438									4 0 0 1 0 1 2													
7 Stephen Drew, L OBP: 0.330, SLG: 0.433									4 0 0 0 0 2 2													
16 Will Middlebrooks, R OBP: 0.293, SLG: 0.459									3 1 2 1 1 1 0													
25 Jackie Bradley Jr., L OBP: 0.284, SLG: 0.313									2 0 1 0 1 1 1													
12 Mike Napoli, R OBP: 0.352, SLG: 0.479									1 0 0 0 0 1 0													
Inning Stats	R: 0 E: 0 K: 1 S: 8	H: 0 LOB: 0 BB: 0 P: 14	R: 1 E: 0 K: 1 S: 21	H: 2 LOB: 3 BB: 2 P: 38	R: 0 E: 0 K: 1 S: 9	H: 1 LOB: 1 BB: 0 P: 14	R: 0 E: 0 K: 2 S: 19	H: 1 LOB: 1 BB: 0 P: 26	R: 0 E: 0 K: 1 S: 8	H: 0 LOB: 0 BB: 0 P: 13	R: 1 E: 0 K: 0 S: 7	H: 1 LOB: 0 BB: 0 P: 12	R: 0 E: 0 K: 1 S: 13	H: 2 LOB: 2 BB: 0 P: 21	R: 0 E: 0 K: 2 S: 14	H: 1 LOB: 1 BB: 0 P: 20	R: 1 E: 0 K: 1 S: 9	H: 1 LOB: 0 BB: 0 P: 15	1B: 5 2B: 3 HR: 1	SF: 0 SAC: 0 DP: 0 HBP: 0	WP: 1 PB: 1 SB: 0 CS: 0	PA: 38
PITCHER	IP WLS BF H R ER SO BB IBB HBP BLK WP HR S P ERA WHIP											IP WLS BF H R ER SO BB IBB HBP BLK WP HR S P ERA WHIP										
18 Hiroki Kuroda, R ERA: 2.99	6.0 0 25 5 2 2 6 2 0 0 0 0 0 0 72 117 3.00 1.167																					
27 Shawn Kelley, R ERA: 3.59	1.0 H 5 2 0 0 1 0 0 0 0 1 0 13 21 0.00 2.000																					
42 Mariano Rivera, R ERA: 2.28	2.0 W 8 2 1 1 3 0 0 0 0 0 1 23 35 4.50 1.000																					
Batter	1	2	3	4	5	6	7	8	9	AB R H RBI BB SO LOB	BOTTOM											
31 Ichiro Suzuki, L OBP: 0.306, SLG: 0.359										5 2 2 0 0 0 1	<p>Boston Red Sox @ New York Yankees Yankee Stadium, Bronx, NY Sun Sep 08 2013, 1:10 PM - 4:24 PM EDT Att: 43,078 - Partly Cloudy - 80 F</p> <p>livebaseballscorecards.com</p> <p>AB 37 R 4 H 11 RBI 3 BB 1 SO 7 LOB 18</p>											
22 Vernon Wells, R OBP: 0.327, SLG: 0.368										5 0 1 0 0 0 2												
12 Alfonso Soriano, R OBP: 0.294, SLG: 0.484										5 0 1 0 0 1 3												
24 Robinson Canó, L OBP: 0.385, SLG: 0.516										4 0 3 2 0 0 0												
13 Alex Rodriguez, R OBP: 0.380, SLG: 0.448										3 1 2 0 1 0 2												
39 Mark Reynolds, R OBP: 0.317, SLG: 0.389										4 0 1 1 0 0 5												
14 Curtis Granderson, L OBP: 0.354, SLG: 0.400										4 0 0 0 0 2 3												
26 Eduardo Núñez, R OBP: 0.311, SLG: 0.358										4 0 0 0 0 3 2												
19 Chris Stewart, R OBP: 0.293, SLG: 0.279										1 1 1 0 0 0 0												
53 Austin Romine, R OBP: 0.261, SLG: 0.303										1 0 0 0 0 0 0												
11 Brett Gardner, L OBP: 0.345, SLG: 0.419										1 0 0 0 0 1 0												
Inning Stats	R: 0 E: 0 K: 0 S: 4	H: 0 LOB: 0 BB: 0 P: 8	R: 0 E: 0 K: 2 S: 12	H: 2 LOB: 2 BB: 0 P: 16	R: 0 E: 0 K: 0 S: 5	H: 0 LOB: 0 BB: 0 P: 7	R: 1 E: 0 K: 0 S: 14	H: 2 LOB: 1 BB: 0 P: 20	R: 2 E: 0 K: 1 S: 19	H: 4 LOB: 3 BB: 1 P: 30	R: 0 E: 0 K: 1 S: 6	H: 0 LOB: 0 BB: 0 P: 7	R: 0 E: 0 K: 0 S: 7	H: 2 LOB: 2 BB: 0 P: 12	R: 0 E: 0 K: 2 S: 10	H: 0 LOB: 0 BB: 0 P: 15	R: 1 E: 0 K: 1 S: 11	H: 1 LOB: 0 BB: 0 P: 18	1B: 9 2B: 2 HR: 0	SF: 0 SAC: 0 DP: 1 HBP: 1	WP: 1 PB: 0 SB: 1 CS: 0	PA: 39
PITCHER	IP WLS BF H R ER SO BB IBB HBP BLK WP HR S P ERA WHIP											IP WLS BF H R ER SO BB IBB HBP BLK WP HR S P ERA WHIP										
31 Jon Lester, L ERA: 3.86	8.0 0 35 10 3 3 6 1 0 0 0 0 0 77 115 3.38 1.375																					
67 Brandon Workman, R ERA: 4.34	0.2 L 4 1 1 1 1 0 0 0 0 0 1 0 11 18 13.50 1.500																					

Batter	1	2	3	4	5	6	7	8	9	AB R H RBI BB SO LOB	TOP									
11 Brett Gardner, L OBP: 0.345, SLG: 0.418 			1-2 			1-1 		1-3 		4 0 1 0 0 2 0	<p>New York Yankees @ Baltimore Orioles Oriole Park at Camden Yards, Baltimore, MD</p> <p>Mon Sep 09 2013, 7:07 PM - 9:43 PM EDT Att: 17,456 - Clear - 75 F</p> <p>AB 32 R 2 H 5 RBI 2 BB 0 SO 12 LOB 7</p>									
13 Alex Rodriguez, R OBP: 0.394, SLG: 0.477 			2-2 			0-1 		3-2 	4 1 2 1 0 1 1											
24 Robinson Cano, L OBP: 0.382, SLG: 0.512 			0-0 			1-2 		0-0 	4 0 0 0 0 0 2											
12 Alfonso Soriano, R OBP: 0.292, SLG: 0.480 				0-2 			3-3 	0-2 	4 0 0 0 0 2 1											
14 Curtis Granderson, L OBP: 0.345, SLG: 0.389 				0-0 		2-3 		3-2 	4 0 0 0 0 1 1											
26 Eduardo Núñez, R OBP: 0.312, SLG: 0.357 				0-1 		2-3 		3-2 	3 0 1 0 0 1 0											
55 Lyle Overbay, L OBP: 0.306, SLG: 0.417 					2-2 		1-1 		3 1 1 1 0 0 1											
31 Ichiro Suzuki, L OBP: 0.304, SLG: 0.356 					0-3 		1-2 		3 0 0 0 0 2 1											
53 Austin Romine, R OBP: 0.257, SLG: 0.299 63 Zoilo Almonte, S OBP: 0.302, SLG: 0.337 66 John Ryan Murphy, R OBP: 0.287, SLG: 0.267 					2-2 		0-3 		2 0 0 0 0 2 0 1 0 0 0 0 1 0 0 0 0 0 0 0 0											
Inning Stats	R: 1 H: 1 E: 0 K: 2 S: 14	H: 1 LOB: 0 BB: 0 P: 24	R: 0 H: 1 E: 0 K: 0 S: 7	H: 1 LOB: 1 BB: 0 P: 11	R: 0 H: 1 E: 0 K: 2 S: 15	H: 1 LOB: 1 BB: 0 P: 19	R: 0 H: 0 E: 0 K: 0 S: 7	H: 0 LOB: 0 BB: 0 P: 7	R: 0 H: 0 E: 0 K: 2 S: 12	H: 0 LOB: 0 BB: 0 P: 16	R: 0 H: 0 E: 0 K: 3 S: 13	H: 0 LOB: 0 BB: 0 P: 20	R: 1 H: 1 E: 0 K: 3 S: 11	H: 1 LOB: 0 BB: 0 P: 14	R: 0 H: 1 E: 0 K: 0 S: 10	H: 1 LOB: 1 BB: 0 P: 16	1B: 3 2B: 0 3B: 0 HR: 2	SF: 0 SAC: 0 DP: 0 HBP: 0	WP: 0 PB: 0 SB: 0 CS: 0	PA: 32
PITCHER	IP WLS BF H R ER SO BB IBB HBP BLK WP HR S P ERA WHIP															IP WLS BF H R ER SO BB IBB HBP BLK WP HR S P ERA WHIP				
30 Chris Tillman, R ERA: 3.66	7.0 W 25 4 2 2 9 0 0 0 0 0 2 78 110 2.57 0.571																			
29 Tommy Hunter, R ERA: 2.74	1.0 H 3 0 0 0 3 0 0 0 0 0 0 9 11 0.00 0.000																			
43 Jim Johnson, R ERA: 3.23	1.0 S 4 1 0 0 0 0 0 0 0 0 0 10 16 0.00 1.000																			

Batter	1	2	3	4	5	6	7	8	9	AB R H RBI BB SO LOB	BOTTOM									
21 Nick Markakis, L OBP: 0.326, SLG: 0.359 			2-1 		3-2 		1-1 			4 1 3 1 0 0 2	<p>New York Yankees @ Baltimore Orioles Oriole Park at Camden Yards, Baltimore, MD</p> <p>Mon Sep 09 2013, 7:07 PM - 9:43 PM EDT Att: 17,456 - Clear - 75 F</p> <p>AB 28 R 4 H 7 RBI 4 BB 2 SO 6 LOB 11</p>									
13 Manny Machado, R OBP: 0.323, SLG: 0.445 			2-3 		3-2 		0-1 			3 0 1 1 0 1 2										
10 Adam Jones, R OBP: 0.325, SLG: 0.512 				2-2 		1-1 		2-3 		3 0 1 1 0 1 1										
19 Chris Davis, L OBP: 0.376, SLG: 0.647 			1-3 		0-3 		0-1 			4 0 0 0 0 2 1										
35 Danny Valencia, R OBP: 0.336, SLG: 0.610 1 Brian Roberts, S OBP: 0.308, SLG: 0.369 				0-0 		0-3 		2-0 		3 0 0 0 0 1 1 1 0 0 0 0 0 0										
2 J.J. Hardy, R OBP: 0.306, SLG: 0.447 					1-1 		4-0 			3 1 1 0 1 0 0										
38 Michael Morse, R OBP: 0.276, SLG: 0.397 36 Chris Dickerson, L OBP: 0.271, SLG: 0.408 					1-0 		1-3 			3 0 0 0 0 1 3 0 0 0 0 0 0 0										
32 Matt Wieters, S OBP: 0.288, SLG: 0.419 					3-1 		4-1 			1 1 0 1 1 0 0										
12 Alexi Casilla, S OBP: 0.275, SLG: 0.303 					3-1 		0-0 			3 1 1 0 0 0 1										
Inning Stats	R: 1 H: 1 E: 0 K: 0 S: 14	H: 0 LOB: 0 BB: 0 P: 19	R: 0 H: 0 E: 0 K: 0 S: 5	H: 0 LOB: 0 BB: 0 P: 7	R: 0 H: 1 E: 0 K: 1 S: 8	H: 1 LOB: 0 BB: 0 P: 15	R: 0 H: 0 E: 0 K: 1 S: 7	H: 0 LOB: 0 BB: 0 P: 10	R: 2 H: 3 E: 0 K: 0 S: 13	H: 3 LOB: 1 BB: 0 P: 27	R: 0 H: 1 E: 0 K: 3 S: 12	H: 1 LOB: 2 BB: 1 P: 18	R: 1 H: 1 E: 1 K: 1 S: 10	H: 1 LOB: 1 BB: 1 P: 17	R: 0 H: 0 E: 0 K: 0 S: 4	H: 0 LOB: 0 BB: 0 P: 7	1B: 3 2B: 4 3B: 0 HR: 0	SF: 2 SAC: 1 DP: 1 HBP: 0	WP: 1 PB: 0 SB: 1 CS: 0	PA: 33
PITCHER	IP WLS BF H R ER SO BB IBB HBP BLK WP HR S P ERA WHIP															IP WLS BF H R ER SO BB IBB HBP BLK WP HR S P ERA WHIP				
52 CC Sabathia, L ERA: 4.82	7.1 L 31 7 4 3 6 1 1 0 0 0 0 71 115 3.68 1.091																			
43 Adam Warren, R ERA: 3.61	0.2 2 0 0 0 0 0 0 0 0 0 2 5 0.00 0.000																			

Batter	1	2	3	4	5	6	7	8	9	AB	R	H	RBI	BB	SO	LOB	TOP					
11 Brett Gardner, L (1.8) OBP: 0.343, SLG: 0.418			L7		L9		K	K		5	0	1	0	0	2	4	New York Yankees @ Baltimore Orioles Oriole Park at Camden Yards, Baltimore, MD Tue Sep 10 2013, 7:09 PM - 10:19 PM EDT Att: 25,697 - Partly Cloudy - 87 F					
13 Alex Rodriguez, R (1.5) OBP: 0.388, SLG: 0.496	K				F9					4	1	2	1	0	1	2						
45 David Adams, R (8.5)										1	0	0	0	0	1	0						
24 Robinson Cano, L (1.4) OBP: 0.382, SLG: 0.510	F8		G6-3			L4				4	1	1	1	1	0	2						
12 Alfonso Soriano, R (1.7) OBP: 0.293, SLG: 0.491	K									5	2	2	3	0	1	2						
14 Curtis Granderson, L (1.10) OBP: 0.341, SLG: 0.389										5	1	1	0	0	3	1						
39 Mark Reynolds, R (1.3) OBP: 0.319, SLG: 0.400										4	1	2	2	0	1	0						
31 Ichiro Suzuki, L (1.9) OBP: 0.302, SLG: 0.353										4	0	0	0	0	1	2						
26 Eduardo Núñez, R (1.6) OBP: 0.311, SLG: 0.356										4	0	1	0	0	0	2						
19 Chris Stewart, R (1.2) OBP: 0.295, SLG: 0.281										2	1	1	0	0	0	1						
55 Lyle Overbay, L (7. PH) OBP: 0.355, SLG: 0.416										1	0	0	0	0	1	0						
53 Austin Romine, R (7.2) OBP: 0.253, SLG: 0.296										1	0	0	0	0	1	2						
66 John Ryan Murphy, R (8.2) OBP: 0.687, SLG: 0.687										0	0	0	0	0	0	0						
Inning Stats	R: 0 H: 1 E: 0 K: 2 S: 16	H: 1 LOB: 1 BB: 0 P: 24	R: 0 H: 0 E: 0 K: 2 S: 10	H: 0 LOB: 0 BB: 0 P: 15	R: 1 H: 2 E: 0 K: 0 S: 10	H: 2 LOB: 1 BB: 0 P: 14	R: 0 H: 0 E: 1 K: 1 S: 7	H: 0 LOB: 1 BB: 0 P: 8	R: 0 H: 1 E: 0 K: 0 S: 11	H: 1 LOB: 1 BB: 0 P: 16	R: 2 H: 2 E: 0 K: 1 S: 11	H: 2 LOB: 0 BB: 0 P: 17	R: 0 H: 0 E: 0 K: 2 S: 10	H: 0 LOB: 0 BB: 0 P: 15	R: 4 H: 5 E: 0 K: 2 S: 21	H: 5 LOB: 2 BB: 0 P: 25	R: 0 H: 0 E: 0 K: 2 S: 12	H: 0 LOB: 1 BB: 1 P: 22	1B: 3 2B: 5 3B: 0 HR: 3	SF: 0 SAC: 0 DP: 0 HBP: 0	WP: 0 PB: 0 SB: 0 CS: 0	PA: 41
PITCHER	IP WLS BF H R ER SO BB IBB HBP BLK WP HR S P ERA WHIP	IP WLS BF H R ER SO BB IBB HBP BLK WP HR S P ERA WHIP	IP WLS BF H R ER SO BB IBB HBP BLK WP HR S P ERA WHIP	IP WLS BF H R ER SO BB IBB HBP BLK WP HR S P ERA WHIP	IP WLS BF H R ER SO BB IBB HBP BLK WP HR S P ERA WHIP	IP WLS BF H R ER SO BB IBB HBP BLK WP HR S P ERA WHIP	IP WLS BF H R ER SO BB IBB HBP BLK WP HR S P ERA WHIP	IP WLS BF H R ER SO BB IBB HBP BLK WP HR S P ERA WHIP	IP WLS BF H R ER SO BB IBB HBP BLK WP HR S P ERA WHIP	IP WLS BF H R ER SO BB IBB HBP BLK WP HR S P ERA WHIP	IP WLS BF H R ER SO BB IBB HBP BLK WP HR S P ERA WHIP	IP WLS BF H R ER SO BB IBB HBP BLK WP HR S P ERA WHIP	IP WLS BF H R ER SO BB IBB HBP BLK WP HR S P ERA WHIP	IP WLS BF H R ER SO BB IBB HBP BLK WP HR S P ERA WHIP	IP WLS BF H R ER SO BB IBB HBP BLK WP HR S P ERA WHIP	IP WLS BF H R ER SO BB IBB HBP BLK WP HR S P ERA WHIP						

Batter	1	2	3	4	5	6	7	8	9	AB	R	H	RBI	BB	SO	LOB	BOTTOM					
21 Nick Markakis, L (1.9) OBP: 0.324, SLG: 0.357	F7		G6-3		SF7		G1-3			3	0	0	1	0	0	0	New York Yankees @ Baltimore Orioles Oriole Park at Camden Yards, Baltimore, MD Tue Sep 10 2013, 7:09 PM - 10:19 PM EDT Att: 25,697 - Partly Cloudy - 87 F					
13 Manny Machado, R (1.5) OBP: 0.321, SLG: 0.445	K		G5-3		G2-3		L8			4	0	0	0	0	1	1						
19 Chris Davis, L (1.3) OBP: 0.380, SLG: 0.654										2	2	2	2	2	0	0						
10 Adam Jones, R (1.8) OBP: 0.323, SLG: 0.509										4	0	0	0	0	1	3						
32 Matt Wieters, S (1.2) OBP: 0.286, SLG: 0.417										3	0	0	1	0	0	1						
9 Nate McLouth, L (1.7) OBP: 0.333, SLG: 0.407										3	0	0	0	1	0	1						
2 J.J. Hardy, R (1.6) OBP: 0.310, SLG: 0.448										4	1	2	0	0	0	1						
1 Brian Roberts, S (1.4) OBP: 0.307, SLG: 0.366										4	1	1	0	0	0	2						
51 Henry Urrutia, L (1.10) OBP: 0.276, SLG: 0.310										4	1	1	0	0	2	0						
Inning Stats	R: 0 H: 0 E: 0 K: 1 S: 6	H: 1 LOB: 1 BB: 1 P: 11	R: 0 H: 1 E: 0 K: 0 S: 6	H: 0 LOB: 0 BB: 0 P: 10	R: 0 H: 0 E: 0 K: 1 S: 6	H: 0 LOB: 0 BB: 0 P: 10	R: 0 H: 1 E: 0 K: 0 S: 9	H: 1 LOB: 1 BB: 0 P: 13	R: 4 H: 4 E: 1 K: 0 S: 12	H: 4 LOB: 0 BB: 0 P: 22	R: 0 H: 0 E: 0 K: 0 S: 7	H: 0 LOB: 1 BB: 1 P: 13	R: 0 H: 0 E: 0 K: 1 S: 6	H: 0 LOB: 0 BB: 0 P: 8	R: 1 H: 0 E: 0 K: 1 S: 16	H: 0 LOB: 1 BB: 1 P: 27		R: 0 H: 0 E: 0 K: 0 S: 9	H: 0 LOB: 0 BB: 0 P: 13	1B: 5 2B: 0 3B: 0 HR: 1	SF: 2 SAC: 0 DP: 0 HBP: 0	WP: 2 PB: 0 SB: 0 CS: 0
PITCHER	IP WLS BF H R ER SO BB IBB HBP BLK WP HR S P ERA WHIP	IP WLS BF H R ER SO BB IBB HBP BLK WP HR S P ERA WHIP	IP WLS BF H R ER SO BB IBB HBP BLK WP HR S P ERA WHIP	IP WLS BF H R ER SO BB IBB HBP BLK WP HR S P ERA WHIP	IP WLS BF H R ER SO BB IBB HBP BLK WP HR S P ERA WHIP	IP WLS BF H R ER SO BB IBB HBP BLK WP HR S P ERA WHIP	IP WLS BF H R ER SO BB IBB HBP BLK WP HR S P ERA WHIP	IP WLS BF H R ER SO BB IBB HBP BLK WP HR S P ERA WHIP	IP WLS BF H R ER SO BB IBB HBP BLK WP HR S P ERA WHIP	IP WLS BF H R ER SO BB IBB HBP BLK WP HR S P ERA WHIP	IP WLS BF H R ER SO BB IBB HBP BLK WP HR S P ERA WHIP	IP WLS BF H R ER SO BB IBB HBP BLK WP HR S P ERA WHIP	IP WLS BF H R ER SO BB IBB HBP BLK WP HR S P ERA WHIP	IP WLS BF H R ER SO BB IBB HBP BLK WP HR S P ERA WHIP	IP WLS BF H R ER SO BB IBB HBP BLK WP HR S P ERA WHIP	IP WLS BF H R ER SO BB IBB HBP BLK WP HR S P ERA WHIP						

AB	40
R	7
H	11
RBI	7
BB	1
SO	12
LOB	18



WP	2
PB	0
SB	0
CS	0

Batter	1	2	3	4	5	6	7	8	9	AB	R	H	RBI	BB	SO	LOB	TOP					
11 Brett Gardner, L OBP: 0.344, SLG: 0.416 14 Curtis Granderson, L OBP: 0.344, SLG: 0.442										1	0	0	0	0	1	0	New York Yankees @ Baltimore Orioles Oriole Park at Camden Yards, Baltimore, MD Thu Sep 12 2013, 8:25 PM - 11:28 PM EDT Att: 24,659 - Cloudy - 72 F livebaseballscorecards.com					
13 Alex Rodriguez, R OBP: 0.391, SLG: 0.504 63 Zoilo Almonte, S OBP: 0.302, SLG: 0.337										2	1	0	0	3	1	0						
12 Alfonso Soriano, R OBP: 0.292, SLG: 0.488										5	1	2	0	0	1	3						
24 Robinson Cano, L OBP: 0.384, SLG: 0.515										3	0	1	0	1	0	1						
22 Vernon Wells, R OBP: 0.293, SLG: 0.368 55 Lyle Overbay, L OBP: 0.304, SLG: 0.414										3	0	1	2	0	0	2						
26 Eduardo Núñez, R OBP: 0.310, SLG: 0.354 31 Ichiro Suzuki, L OBP: 0.302, SLG: 0.353										4	1	1	0	0	0	2						
39 Mark Reynolds, R OBP: 0.315, SLG: 0.402										4	1	1	2	0	2	2						
35 Brendan Ryan, R OBP: 0.251, SLG: 0.261										4	1	1	0	0	2	2						
19 Chris Stewart, R OBP: 0.288, SLG: 0.274										4	0	0	0	0	2	1						
Inning Stats	R: 0 H: 2 K: 1 S: 14	H: 2 LOB: 0 BB: 0 P: 23	R: 2 H: 2 K: 3 S: 16	H: 2 LOB: 0 BB: 0 P: 23	R: 2 H: 2 K: 1 S: 17	H: 2 LOB: 0 BB: 2 P: 26	R: 0 H: 0 K: 1 S: 10	H: 0 LOB: 0 BB: 0 P: 13	R: 0 H: 0 K: 0 S: 6	H: 0 LOB: 0 BB: 0 P: 7	R: 0 H: 0 K: 2 S: 8	H: 0 LOB: 0 BB: 0 P: 10	R: 1 H: 1 K: 2 S: 12	H: 1 LOB: 1 BB: 1 P: 16	R: 0 H: 0 K: 0 S: 10	H: 0 LOB: 0 BB: 0 P: 17		R: 1 H: 1 K: 0 S: 7	H: 1 LOB: 2 BB: 1 P: 15	1B: 5 2B: 1 3B: 0 HR: 2	SF: 0 SAC: 1 DP: 1 HBP: 0	WP: 1 PB: 0 SB: 0 CS: 0
PITCHER	IP: 6.1 WLS: 28 BF: 7 H: 5 R: 5 ER: 5 SO: 9 BB: 2 IBB: 0 HBP: 0 BLK: 0 WP: 0 HR: 2 S: 76 P: 107 ERA: 7.11 WHIP: 1.421	IP: 1.2 WLS: 6 BF: 0 H: 0 R: 0 ER: 0 SO: 1 BB: 1 IBB: 0 HBP: 0 BLK: 0 WP: 0 HR: 0 S: 17 P: 28 ERA: 0.00 WHIP: 0.600	IP: 1.0 WLS: 5 BF: 1 H: 1 R: 1 ER: 0 SO: 0 BB: 0 IBB: 0 HBP: 0 BLK: 0 WP: 0 HR: 0 S: 7 P: 15 ERA: 0.00 WHIP: 1.000	PITCHER																		

Batter	1	2	3	4	5	6	7	8	9	AB	R	H	RBI	BB	SO	LOB	BOTTOM			
9 Nate McLouth, L OBP: 0.335, SLG: 0.408 38 Michael Morse, R OBP: 0.274, SLG: 0.391										3	0	0	0	0	0	1	New York Yankees @ Baltimore Orioles Oriole Park at Camden Yards, Baltimore, MD Thu Sep 12 2013, 8:25 PM - 11:28 PM EDT Att: 24,659 - Cloudy - 72 F livebaseballscorecards.com			
36 Chris Dickerson, L OBP: 0.269, SLG: 0.404										1	0	0	0	0	0	0				
13 Manny Machado, R OBP: 0.321, SLG: 0.443										5	0	1	1	0	0	0				
19 Chris Davis, L OBP: 0.380, SLG: 0.652										4	0	2	0	0	2	1				
10 Adam Jones, R OBP: 0.321, SLG: 0.503										4	1	1	0	0	0	2				
21 Nick Markakis, L OBP: 0.324, SLG: 0.363										4	2	2	1	0	0	1				
24 Wilson Betemit, S OBP: 0.359, SLG: 0.652										1	0	0	0	0	1	0				
2 J.J. Hardy, R OBP: 0.311, SLG: 0.450										4	0	2	0	0	0	1				
32 Matt Wieters, S OBP: 0.285, SLG: 0.413										3	1	1	0	1	1	1				
1 Brian Roberts, S OBP: 0.308, SLG: 0.365										4	0	0	0	0	2	3				
Inning Stats	R: 0 H: 1 K: 0 S: 10	H: 0 LOB: 0 BB: 0 P: 15	R: 1 H: 2 K: 2 S: 18	H: 2 LOB: 1 BB: 0 P: 25	R: 0 H: 0 K: 0 S: 8	H: 0 LOB: 1 BB: 0 P: 13	R: 0 H: 0 K: 1 S: 6	H: 0 LOB: 0 BB: 0 P: 8	R: 0 H: 1 K: 0 S: 11	H: 1 LOB: 0 BB: 0 P: 16	R: 1 H: 2 K: 0 S: 14	H: 2 LOB: 2 BB: 1 P: 24	R: 3 H: 4 K: 2 S: 18	H: 4 LOB: 1 BB: 0 P: 25	R: 0 H: 0 K: 0 S: 7	H: 0 LOB: 0 BB: 0 P: 10	1B: 7 2B: 1 3B: 0 HR: 2	SF: 0 SAC: 0 DP: 1 HBP: 0	WP: 2 PB: 0 SB: 0 CS: 0	PA: 38
PITCHER	IP: 3.0 WLS: 10 BF: 2 H: 1 R: 1 ER: 1 SO: 1 BB: 0 IBB: 0 HBP: 0 BLK: 0 WP: 0 HR: 1 S: 35 P: 40 ERA: 3.00 WHIP: 0.667	IP: 0.2 WLS: 4 BF: 1 H: 0 R: 0 ER: 0 SO: 0 BB: 0 IBB: 0 HBP: 0 BLK: 0 WP: 0 HR: 0 S: 4 P: 4 ERA: 0.00 WHIP: 0.000	IP: 1.0 WLS: 7 BF: 4 H: 3 R: 3 ER: 3 SO: 2 BB: 0 IBB: 0 HBP: 0 BLK: 0 WP: 0 HR: 1 S: 18 P: 25 ERA: 27.00 WHIP: 4.000	PITCHER																

Batter	1	2	3	4	5	6	7	8	9	AB R H RBI BB SO LOB	TOP																
14 Curtis Granderson, L OBP: 0.335, SLG: 0.429	P5		B1-3		F8		K		K	5 0 0 0 0 2 2	New York Yankees @ Boston Red Sox Fenway Park, Boston, MA Fri Sep 13 2013, 7:11 PM - 10:16 PM EDT Att: 37,542 - Cloudy - 67 F																
13 Alex Rodriguez, R OBP: 0.397, SLG: 0.492	K		K		F8		24 2B BB			3 0 0 0 1 2 0																	
24 Robinson Cano, L OBP: 0.388, SLG: 0.523	2B			26 FB 55 FB	1B	12 1B 55 SF9	2B	1-3 2-H 3-H		4 1 4 2 0 0 0																	
12 Alfonso Soriano, R OBP: 0.291, SLG: 0.486	K		F8		F8		26 S G5-3			4 0 1 0 0 1 4																	
55 Lyle Overbay, L OBP: 0.301, SLG: 0.411	G4-3		FC4		SF9		L5			3 0 0 1 0 0 1																	
26 Eduardo Nunez, R OBP: 0.306, SLG: 0.349	G1-3		F8		F8		F8			4 0 0 0 0 0 3																	
31 Ichiro Suzuki, L OBP: 0.299, SLG: 0.351	L7		G4-3		G3-1		F9			4 0 0 0 0 0 2																	
35 Brendan Ryan, R OBP: 0.254, SLG: 0.276			HR		F9		19 1B 24 2B		P5	4 2 2 1 0 0 0																	
19 Chris Stewart, R OBP: 0.288, SLG: 0.274			P4		G1-3		13 BB 24 2B		F7	3 1 1 0 0 0 0																	
22 Vernon Wells, R OBP: 0.293, SLG: 0.367										1 0 0 0 0 0 0																	
Inning Stats	R: 0 E: 0 K: 2 S: 9	H: 1 LOB: 1 BB: 0 P: 15	R: 0 E: 0 K: 0 S: 7	H: 0 LOB: 0 BB: 0 P: 7	R: 1 E: 0 K: 1 S: 9	H: 1 LOB: 0 BB: 0 P: 16	R: 0 E: 0 K: 0 S: 9	H: 1 LOB: 2 BB: 0 P: 11	R: 0 E: 0 K: 0 S: 8	H: 0 LOB: 0 BB: 0 P: 11	R: 1 E: 0 K: 0 S: 11	H: 2 LOB: 1 BB: 0 P: 15	R: 2 E: 0 K: 1 S: 15	H: 3 LOB: 2 BB: 1 P: 28	R: 0 E: 0 K: 0 S: 9	H: 0 LOB: 0 BB: 0 P: 10	R: 0 E: 0 K: 1 S: 8	H: 0 LOB: 0 BB: 0 P: 9	1B: 4 2B: 3 3B: 0 HR: 1	SF: 1 SAC: 0 DP: 0 HBP: 0	WP: 0 PB: 0 SB: 1 CS: 0	PA: 37					
PITCHER	IP WLS BF H R ER SO BB IBB HBP BLK WP HR S P ERA WHIP											PITCHER	IP WLS BF H R ER SO BB IBB HBP BLK WP HR S P ERA WHIP														
41 John Lackey, R ERA: 3.56	6.1	B 27	7	4	4	3	0	0	0	0	0	0	1	59	82	5.68	1.105										
32 Craig Breslow, L ERA: 2.0	0.1	B 3	1	0	0	1	1	0	0	0	0	0	0	7	16	0.00	6.000										
67 Brandon Workman, R ERA: 4.54	0.1	W 1	0	0	0	0	0	0	0	0	0	0	0	2	5	0.00	0.000										
36 Junichi Tazawa, R ERA: 2.76	1.0	3	0	0	0	0	0	0	0	0	0	0	0	9	10	0.00	0.000										
19 Koji Uehara, R ERA: 1.09	1.0	3	0	0	0	1	0	0	0	0	0	0	0	8	9	0.00	0.000										
Batter	1	2	3	4	5	6	7	8	9	AB R H RBI BB SO LOB	BOTTOM																
15 Dustin Pedroia, R OBP: 0.371, SLG: 0.409	34 2B 37 G3	34 PB 18 HBP		G5-3		G3-1		G4-3		5 1 2 0 0 0 0	New York Yankees @ Boston Red Sox Fenway Park, Boston, MA Fri Sep 13 2013, 7:11 PM - 10:16 PM EDT Att: 37,542 - Cloudy - 67 F																
18 Shane Victorino, S OBP: 0.350, SLG: 0.451	F8	34 PB HBP		G6-3		5 BB 34 HBP 39 HR		K		4 1 1 0 0 1 1																	
34 David Ortiz, L OBP: 0.397, SLG: 0.565	37 G3 29 1B			F9		5 BB 39 HR		HBP		3 2 2 0 1 0 0																	
37 Mike Carp, L OBP: 0.372, SLG: 0.555	G3			G6-3		39 HR BB		F7		3 0 0 1 0 1 4																	
5 Jonny Gomes, R OBP: 0.334, SLG: 0.414										1 1 0 0 1 0 1																	
29 Daniel Nava, S OBP: 0.390, SLG: 0.445	39 BB 7 2B			L7						4 1 2 1 0 1 6																	
12 Mike Napoli, R OBP: 0.351, SLG: 0.478	7 2B									0 0 0 0 0 0 0																	
39 Jarrod Saltalamacchia, R OBP: 0.334, SLG: 0.454	7 2B			F9						3 2 2 4 1 0 1																	
7 Stephen Drew, L OBP: 0.331, SLG: 0.436				F8						4 0 2 2 0 0 2																	
16 Will Middlebrooks, R OBP: 0.281, SLG: 0.439	P6			K						4 0 0 0 0 1 3																	
25 Jackie Bradley Jr., L OBP: 0.299, SLG: 0.293	G3			F8						4 0 0 0 0 1 2																	
Inning Stats	R: 4 E: 0 K: 0 S: 18	H: 4 LOB: 1 BB: 1 P: 33	R: 0 E: 0 K: 1 S: 10	H: 1 LOB: 3 BB: 1 P: 18	R: 0 E: 0 K: 1 S: 8	H: 1 LOB: 1 BB: 0 P: 13	R: 0 E: 0 K: 0 S: 7	H: 0 LOB: 0 BB: 0 P: 12	R: 0 E: 0 K: 0 S: 5	H: 1 LOB: 1 BB: 0 P: 11	R: 0 E: 0 K: 0 S: 6	H: 0 LOB: 0 BB: 0 P: 9	R: 4 E: 0 K: 2 S: 16	H: 3 LOB: 1 BB: 1 P: 30	R: 0 E: 0 K: 1 S: 10	H: 1 LOB: 1 BB: 0 P: 14	1B: 5 2B: 5 3B: 0 HR: 1	SF: 0 SAC: 0 DP: 0 HBP: 2	WP: 0 PB: 1 SB: 0 CS: 0	PA: 40							
PITCHER	IP WLS BF H R ER SO BB IBB HBP BLK WP HR S P ERA WHIP											PITCHER	IP WLS BF H R ER SO BB IBB HBP BLK WP HR S P ERA WHIP														
18 Hiroki Kuroda, R ERA: 3.13	6.0	L 29	8	5	5	2	1	1	1	0	0	0	1	1	1	7.50	1.500										
64 Cesar Cabral, L ERA: 5.4	0.0	1	0	0	0	0	0	0	1	0	0	0	1	2	-	-	-										
38 Preston Claiborne, R ERA: 4.15	1.0	6	2	3	3	2	1	0	0	0	0	0	1	13	23	27.00	3.000										
40 Matt Daley, R ERA:	1.0	4	1	0	0	1	0	0	0	0	0	0	0	10	14	0.00	1.000										

AB 35
R 4
H 8
RBI 4
BB 1
SO 5
LOB 12



AB 35
R 8
H 11
RBI 8
BB 3
SO 5
LOB 20




Batter	1	2	3	4	5	6	7	8	9	AB	R	H	RBI	BB	SO	LOB	TOP				
14 Curtis Granderson, L (1.8) OBP: 0.339, SLG: 0.448	G3-1			24 G3		24 G6-3		F7		4	1	2	0	0	0	1	New York Yankees @ Boston Red Sox Fenway Park, Boston, MA Sat Sep 14 2013, 1:09 PM - 3:50 PM EDT Att: 37,510 - Partly Cloudy - 67 F				
39 Mark Reynolds, R (1.5) OBP: 0.313, SLG: 0.398	G4-3			L4		F8		G1-3		4	0	0	0	0	0	3					
24 Robinson Cano, L (1.4) OBP: 0.385, SLG: 0.520	G6-3			G3		G6-3		G4-3		4	0	0	1	0	0	1					
13 Alex Rodriguez, R (1.10) OBP: 0.384, SLG: 0.480	G6-3			3-H		G5-3		G6-3		3	0	0	0	1	0	1					
22 Vernon Wells, R (1.7) OBP: 0.290, SLG: 0.363	L8			BB		P3		G6-3		4	0	0	0	0	0	1					
55 Lyle Overbay, L (1.3) OBP: 0.299, SLG: 0.408	K			P3		K		K		3	0	0	0	0	3	0					
35 Brendan Ryan, R (1.6) OBP: 0.295, SLG: 0.276	K			K		FC6-4		G6-3		3	0	1	0	0	1	0					
31 Ichiro Suzuki, L (1.9) OBP: 0.298, SLG: 0.348	P4			P4		FC6-4		G4-3		3	0	0	0	0	0	1					
66 John Ryan Murphy, R (1.2) OBP: 0.500, SLG: 0.400	G5-3			G5-3		K		BB		2	0	0	0	1	1	1					
Inning Stats	R: 0 E: 0 K: 0 S: 9	H: 0 LOB: 0 BB: 0 P: 11	R: 0 E: 0 K: 1 S: 8	H: 0 LOB: 0 BB: 0 P: 13	R: 0 E: 0 K: 1 S: 7	H: 0 LOB: 0 BB: 0 P: 10	R: 1 E: 0 K: 0 S: 11	H: 1 LOB: 1 BB: 1 P: 17	R: 0 E: 0 K: 2 S: 15	H: 1 LOB: 1 BB: 0 P: 17	R: 0 E: 0 K: 1 S: 10	H: 0 LOB: 0 BB: 0 P: 15	R: 0 E: 0 K: 0 S: 9	H: 0 LOB: 1 BB: 1 P: 17	R: 0 E: 0 K: 0 S: 8	H: 0 LOB: 0 BB: 0 P: 12	1B: 1 2B: 1 3B: 1 HR: 0	SF: 0 SAC: 0 DP: 0 HBP: 0	WP: 0 PB: 0 SB: 0 CS: 0	PA: 32	
PITCHER	IP	WLS	BF	H	R	ER	SO	BB	IBB	HBP	BLK	WP	HR	S	P	ERA	WHIP				
31 Jon Lester, L (1.1) ERA: 3.75	8.0	W	29	3	1	1	5	2	0	0	0	0	0	80	116	1.12	0.625				
56 Franklin Morales, L (9.1) ERA: 4.79	1.0		3	0	0	0	0	0	0	0	0	0	0	8	12	0.00	0.000				

Batter	1	2	3	4	5	6	7	8	9	AB	R	H	RBI	BB	SO	LOB	BOTTOM				
15 Dustin Pedroia, R (1.4) OBP: 0.370, SLG: 0.408	F9		18 SH5-3	G6-4-3		P6		G1-3		5	1	1	0	0	0	2	New York Yankees @ Boston Red Sox Fenway Park, Boston, MA Sat Sep 14 2013, 1:09 PM - 3:50 PM EDT Att: 37,510 - Partly Cloudy - 67 F				
18 Shane Victorino, S (1.8) OBP: 0.352, SLG: 0.454	F8		SH5-3	1B		34 S				3	0	2	1	0	0	0					
34 David Ortiz, L (1.10) OBP: 0.396, SLG: 0.564	F7		12 1B	F8		L8				4	1	1	1	0	0	2					
12 Mike Napoli, R (1.3) OBP: 0.356, SLG: 0.480	E5		5 1B	5 2B		5 BB				2	2	2	0	2	0	0					
5 Jonny Gomes, R (1.7) OBP: 0.342, SLG: 0.421	16 G6-3		29 SH1-3	BB		29 L3				2	0	2	1	2	0	0					
29 Daniel Nava, S (1.9) OBP: 0.388, SLG: 0.443	SH1-3		K	SF8		L3				2	0	0	1	0	1	4					
16 Will Middlebrooks, R (1.5) OBP: 0.279, SLG: 0.433	G6-3		K	K		K				4	0	0	1	0	3	5					
3 David Ross, R (1.2) OBP: 0.298, SLG: 0.380	BB		15 1B	18 1B		K		K		3	1	1	0	1	2	1					
72 Xander Bogaerts, R (1.6) OBP: 0.313, SLG: 0.400	P4		15 G6-4-3	BB		K		K		3	0	0	0	1	2	2					
Inning Stats	R: 0 E: 0 K: 0 S: 5	H: 0 LOB: 0 BB: 0 P: 7	R: 1 E: 1 K: 0 S: 9	H: 1 LOB: 2 BB: 2 P: 18	R: 2 E: 0 K: 2 S: 17	H: 4 LOB: 2 BB: 0 P: 25	R: 1 E: 0 K: 0 S: 9	H: 2 LOB: 1 BB: 1 P: 13	R: 1 E: 0 K: 2 S: 16	H: 1 LOB: 1 BB: 1 P: 27	R: 0 E: 0 K: 1 S: 14	H: 1 LOB: 1 BB: 0 P: 20	R: 0 E: 0 K: 1 S: 9	H: 0 LOB: 0 BB: 2 P: 17	R: 0 E: 0 K: 2 S: 9	H: 0 LOB: 0 BB: 0 P: 13	1B: 6 2B: 4 3B: 0 HR: 0	SF: 1 SAC: 2 DP: 2 HBP: 0	WP: 0 PB: 0 SB: 1 CS: 0	PA: 37	
PITCHER	IP	WLS	BF	H	R	ER	SO	BB	IBB	HBP	BLK	WP	HR	S	P	ERA	WHIP				
52 CC Sabathia, L (1.1) ERA: 4.8	6.0	L	30	5	5	5	5	4	0	0	0	0	0	9	17	0.00	2.000				
62 Joba Chamberlain, R (7.1) ERA: 4.43	1.0		4	0	0	0	1	2	0	0	0	0	0	9	13	0.00	0.000				
40 Matt Daley, R (8.1) ERA:	1.0		3	0	0	0	2	0	0	0	0	0	0	9	13	0.00	0.000				


livebaseballscorecards.com

AB 30
R 1
H 3
RBI 1
BB 2
SO 5
LOB 9



livebaseballscorecards.com

AB 28
R 5
H 9
RBI 5
BB 6
SO 8
LOB 16



Batter	1	2	3	4	5	6	7	8	9	AB	R	H	RBI	BB	SO	LOB	TOP			
14 Curtis Granderson, L (1.8) OBP: 0.337, SLG: 0.440										3	1	0	0	1	3	2	New York Yankees @ Boston Red Sox Fenway Park, Boston, MA Sun Sep 15 2013, 8:15 PM - 11:27 PM EDT Att: 37,137 - Cloudy - 69 F			
13 Alex Rodriguez, R (1.10) OBP: 0.385, SLG: 0.480										2	0	1	1	0	0	0				
22 Vernon Wells, R (5. PH) OBP: 0.289, SLG: 0.362										2	0	0	0	0	1	1				
24 Robinson Cano, L (1.4) OBP: 0.393, SLG: 0.516										4	0	0	0	0	0	2				
63 Zoilo Almonte, S (8.7) OBP: 0.302, SLG: 0.337										0	0	0	0	0	0	0				
12 Alfonso Soriano, R (1.7) OBP: 0.293, SLG: 0.486										2	0	1	0	1	1	0				
26 Eduardo Núñez, R (8.4) OBP: 0.294, SLG: 0.347										1	0	0	0	0	0	0				
55 Lyle Overbay, L (1.3) OBP: 0.299, SLG: 0.405										3	0	0	0	1	0	2				
39 Mark Reynolds, R (1.5) OBP: 0.299, SLG: 0.395										3	0	0	0	1	0	2				
31 Ichiro Suzuki, L (1.9) OBP: 0.299, SLG: 0.350										3	1	0	0	1	1	1				
35 Brendan Ryan, R (1.6) OBP: 0.258, SLG: 0.277										4	0	2	1	0	0	1				
19 Chris Stewart, R (1.2) OBP: 0.289, SLG: 0.272										3	0	1	0	1	0	1				
66 John Ryan Murphy, R (8.2) OBP: 0.250, SLG: 0.407										3	0	1	0	1	0	1				
Inning Stats	R: 1 E: 1 K: 0 S: 14	H: 1 LOB: 1 BB: 1 P: 22	R: 0 E: 0 K: 0 S: 8	H: 0 LOB: 0 BB: 0 P: 10	R: 0 E: 0 K: 1 S: 8	H: 1 LOB: 1 BB: 0 P: 17	R: 0 E: 0 K: 0 S: 8	H: 0 LOB: 1 BB: 2 P: 18	R: 0 E: 0 K: 1 S: 9	H: 0 LOB: 0 BB: 1 P: 15	R: 0 E: 0 K: 1 S: 6	H: 2 LOB: 1 BB: 0 P: 14	R: 0 E: 0 K: 2 S: 10	H: 0 LOB: 0 BB: 0 P: 13	R: 1 E: 0 K: 0 S: 10	H: 1 LOB: 1 BB: 1 P: 16	1B: 5 2B: 0 3B: 0 HR: 0	SF: 0 SAC: 0 DP: 3 HBP: 1	WP: 1 PB: 0 SB: 0 CS: 0	PA: 35
PITCHER	IP WLS BF H R ER SO BB IBB HBP BLK WP HR S P ERA WHIP																			
11 Clay Buchholz, R (1.1) ERA: 1.51	6.0 W 23 2 1 0 3 4 0 1 0 0 0 10 53 91 0.00 1.000																			
38 Matt Thornton, L (7.1) ERA: 3.48	1.0 4 2 0 0 1 0 0 0 0 0 0 0 10 14 0.00 2.000																			
32 Craig Breslow, L (8.1) ERA: 1.96	1.0 3 0 0 0 2 0 0 0 0 0 0 0 10 13 0.00 0.000																			
64 Allen Webster, R (9.1) ERA: 9.55	1.0 5 1 1 1 0 1 0 0 0 0 0 0 10 16 9.00 2.000																			

Batter	1	2	3	4	5	6	7	8	9	AB	R	H	RBI	BB	SO	LOB	BOTTOM	
15 Dustin Pedroia, R (1.4) OBP: 0.372, SLG: 0.409										3	2	1	2	2	0	0	New York Yankees @ Boston Red Sox Fenway Park, Boston, MA Sun Sep 15 2013, 8:15 PM - 11:27 PM EDT Att: 37,137 - Cloudy - 69 F	
10 John McDonald, R (8.4) OBP: 0.171, SLG: 0.156										0	0	0	0	0	0	0		
29 Daniel Nava, S (1.9) OBP: 0.392, SLG: 0.452										5	1	4	1	0	1	1		
34 David Ortiz, L (1.10) OBP: 0.397, SLG: 0.564										4	1	2	2	1	1	1		
37 Mike Carp, L (1.7) OBP: 0.372, SLG: 0.549										2	0	0	1	0	0	1		
5 Jonny Gomes, R (6. PH) OBP: 0.340, SLG: 0.418										2	0	0	0	0	1	2		
12 Mike Napoli, R (1.3) OBP: 0.357, SLG: 0.485										3	1	1	2	1	2	5		
23 Brandon Snyder, R (7.3) OBP: 0.213, SLG: 0.391										1	0	0	0	0	0	0		
39 Jarrod Saltalamacchia, R (1.2) OBP: 0.333, SLG: 0.452										4	1	1	0	0	1	4		
7 Stephen Drew, L (1.6) OBP: 0.328, SLG: 0.432										4	0	0	0	0	0	5		
72 Xander Bogaerts, R (1.5) OBP: 0.361, SLG: 0.455										3	2	2	0	1	1	0		
25 Jackie Bradley Jr., L (1.8) OBP: 0.258, SLG: 0.282										3	1	0	0	0	1	2		
Inning Stats	R: 3 E: 0 K: 0 S: 16	H: 4 LOB: 1 BB: 0 P: 28	R: 0 E: 0 K: 2 S: 7	H: 0 LOB: 0 BB: 0 P: 10	R: 0 E: 0 K: 0 S: 6	H: 1 LOB: 0 BB: 0 P: 9	R: 1 E: 0 K: 0 S: 11	H: 0 LOB: 1 BB: 2 P: 23	R: 1 E: 0 K: 2 S: 16	H: 3 LOB: 2 BB: 1 P: 20	R: 2 E: 0 K: 1 S: 11	H: 2 LOB: 1 BB: 0 P: 21	R: 0 E: 0 K: 2 S: 7	H: 0 LOB: 0 BB: 0 P: 11	R: 0 E: 0 K: 2 HR: 1	SF: 0 SAC: 0 DP: 1 HBP: 2	WP: 2 PB: 1 SB: 2 CS: 0	PA: 41
PITCHER	IP WLS BF H R ER SO BB IBB HBP BLK WP HR S P ERA WHIP																	
47 Ivan Nova, R (1.1) ERA: 3.38	4.0 L 22 6 5 4 2 3 1 1 0 0 0 0 12 20 9.00 2.250																	
43 Adam Warren, R (5.1) ERA: 3.71	1.1 7 2 2 2 2 1 0 0 0 0 0 0 12 20 13.50 2.250																	
64 Cesar Cabral, L (6.1) ERA: 5.4	0.0 1 1 0 0 0 0 0 0 0 0 1 0 2 3																	
62 Joba Chamberlain, R (6.1) ERA: 4.32	1.0 3 0 0 0 1 0 0 0 0 0 0 0 7 10 0.00 0.000																	
67 Mike Zgarbani, L (7.1) ERA: 17.65	0.1 3 1 0 0 0 0 0 0 1 0 0 0 4 10 0.00 3.000																	
PITCHER	IP WLS BF H R ER SO BB IBB HBP BLK WP HR S P ERA WHIP																	
41 David Phelps, R (7.1) ERA: 4.99	0.1 2 2 2 2 1 0 0 0 0 0 0 0 7 10 54.00 3.000																	
61 Delin Betances, R (8.1) ERA: 16.0	1.0 3 0 0 0 2 0 0 0 0 0 0 0 7 11 0.00 0.000																	

Batter	1	2	3	4	5	6	7	8	9	AB	R	H	RBI	BB	SO	LOB	TOP			
14 Curtis Granderson, L (1, 8) OBP: 0.335, SLG: 0.436										4	0	1	0	0	1	0				
13 Alex Rodriguez, R (1, 10) OBP: 0.375, SLG: 0.466										4	0	0	0	0	2	3				
24 Robinson Cano, L (1, 4) OBP: 0.382, SLG: 0.514										4	0	1	0	0	1	1				
12 Alfonso Soriano, R (1, 7) OBP: 0.293, SLG: 0.486										4	0	1	0	0	3	0				
55 Lyle Overbay, L (1, 3) OBP: 0.301, SLG: 0.405										3	0	1	0	1	1	0				
39 Mark Reynolds, R (1, 5) OBP: 0.311, SLG: 0.394										4	0	1	0	0	2	4				
31 Ichiro Suzuki, L (1, 9) OBP: 0.297, SLG: 0.347										4	0	0	0	0	2	2				
35 Brendan Ryan, R (1, 6) OBP: 0.256, SLG: 0.274										3	0	0	0	0	0	0				
19 Chris Stewart, R (1, 2) OBP: 0.290, SLG: 0.271										1	0	0	0	1	0	0				
22 Vernon Wells, R (8, PH) OBP: 0.255, SLG: 0.351										1	0	0	0	0	0	0				
66 John Ryan Murphy, R (8, 2) OBP: 0.500, SLG: 0.400										0	0	0	0	0	0	0				
Inning Stats	R: 0 E: 0 K: 2 S: 19	H: 2 LOB: 3 BB: 1 P: 29	R: 0 E: 0 K: 1 S: 15	H: 1 LOB: 2 BB: 1 P: 22	R: 0 E: 0 K: 3 S: 12	H: 0 LOB: 0 BB: 0 P: 14	R: 0 E: 0 K: 0 S: 4	H: 1 LOB: 0 BB: 0 P: 4	R: 0 E: 0 K: 1 S: 9	H: 0 LOB: 0 BB: 0 P: 10	R: 0 E: 0 K: 0 S: 9	H: 0 LOB: 0 BB: 0 P: 13	R: 0 E: 1 K: 1 S: 10	H: 0 LOB: 1 BB: 0 P: 12	R: 0 E: 0 K: 3 S: 11	H: 1 LOB: 1 BB: 0 P: 15	1B: 4 2B: 1 3B: 0 HR: 0	SF: 0 SAC: 0 DP: 1 HBP: 0	WP: 0 PB: 0 SB: 0 CS: 0	PA: 34
PITCHER	IP WLS BF H R ER SO BB IBB HBP BLK WP HR S P ERA WHIP																			
43 R.A. Dickey, R (1, 1) ERA: 4.21	7.0 W 26 4 0 0 8 2 0 0 0 0 0 0 75 101 0.00 0.857																			
21 Sergio Santos, R (8, 1) ERA: 1.8	1.0 H 4 0 0 0 1 0 0 0 0 0 0 0 10 12 0.00 0.000																			
44 Casey Janssen, R (9, 1) ERA: 2.7	1.0 S 4 1 0 0 3 0 0 0 0 0 0 0 11 15 0.00 1.000																			

New York Yankees @ Toronto Blue Jays
Rogers Centre, Toronto, ON
Tue Sep 17 2013, 7:10 PM - 9:34 PM EDT
Att: 24,894 - Roof Closed - 68 F

AB 32
R 0
H 5
RBI 0
BB 2
SO 12
LOB 10



Batter	1	2	3	4	5	6	7	8	9	AB	R	H	RBI	BB	SO	LOB	BOTTOM			
7 José Reyes, S (1, 6) OBP: 0.347, SLG: 0.438										4	0	1	0	0	0	0				
11 Rajai Davis, R (1, 9) OBP: 0.311, SLG: 0.382										4	1	2	1	0	0	2				
13 Brett Lawrie, R (1, 5) OBP: 0.309, SLG: 0.407										4	0	1	0	0	0	3				
14 Moisés Sierra, R (1, 10) OBP: 0.354, SLG: 0.542										4	0	0	0	0	3	1				
28 Colby Rasmus, L (1, 8) OBP: 0.336, SLG: 0.496										4	1	1	1	0	0	0				
16 Mark DeRosa, R (1, 3) OBP: 0.322, SLG: 0.413										2	0	1	0	1	0	0				
26 Adam Lind, L (8, PH) OBP: 0.353, SLG: 0.489										1	0	1	0	0	0	0				
22 Kevin Pillar, R (1, 7) OBP: 0.233, SLG: 0.250										3	0	1	0	0	0	1				
8 Anthony Gose, L (8, PH) OBP: 0.284, SLG: 0.400										1	0	1	0	0	0	0				
17 Ryan Goins, L (1, 4) OBP: 0.264, SLG: 0.300										2	0	0	0	1	1	3				
22 Josh Thole, L (1, 2) OBP: 0.233, SLG: 0.212										3	0	0	0	0	1	1				
9 J.P. Arencibia, R (9, 2) OBP: 0.236, SLG: 0.374										0	0	0	0	0	0	0				
Inning Stats	R: 0 E: 0 K: 1 S: 7	H: 1 LOB: 1 BB: 0 P: 10	R: 0 E: 0 K: 0 S: 8	H: 0 LOB: 0 BB: 0 P: 10	R: 0 E: 0 K: 0 S: 12	H: 1 LOB: 2 BB: 1 P: 19	R: 1 E: 0 K: 1 S: 13	H: 2 LOB: 1 BB: 0 P: 17	R: 0 E: 0 K: 2 S: 12	H: 1 LOB: 1 BB: 0 P: 15	R: 0 E: 0 K: 0 S: 19	H: 1 LOB: 2 BB: 1 P: 30	R: 1 E: 0 K: 0 S: 9	H: 1 LOB: 0 BB: 0 P: 17	R: 0 E: 0 K: 0 S: 9	H: 2 LOB: 2 BB: 0 P: 12	1B: 4 2B: 3 3B: 0 HR: 2	SF: 0 SAC: 0 DP: 0 HBP: 0	WP: 0 PB: 0 SB: 0 CS: 0	PA: 34
PITCHER	IP WLS BF H R ER SO BB IBB HBP BLK WP HR S P ERA WHIP																			
46 Andy Pettitte, L (1, 1) ERA: 3.93	6.2 L 28 6 1 1 1 0 0 0 0 0 0 1 76 110 1.35 1.200																			
27 Shawn Kelley, R (7, 1) ERA: 4.1	0.1 2 1 1 1 0 0 0 0 0 0 0 1 4 8 27.00 3.000																			
30 David Robertson, R (8, 1) ERA: 2.2	1.0 4 2 0 0 0 0 0 0 0 0 0 0 9 12 0.00 2.000																			

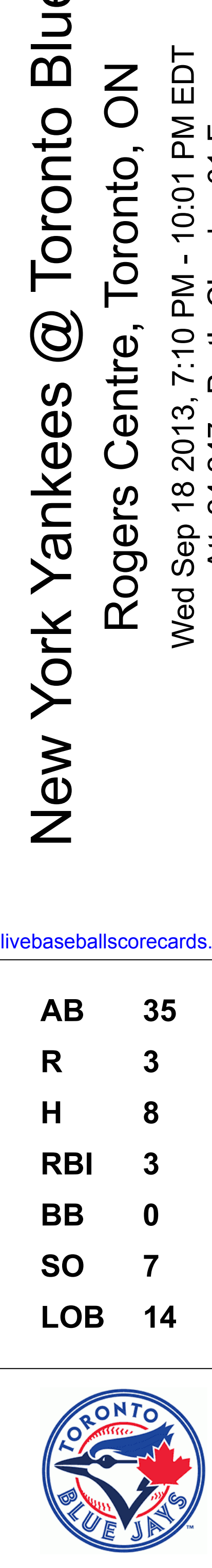
New York Yankees @ Toronto Blue Jays
Rogers Centre, Toronto, ON
Tue Sep 17 2013, 7:10 PM - 9:34 PM EDT
Att: 24,894 - Roof Closed - 68 F

AB 32
R 2
H 9
RBI 2
BB 2
SO 5
LOB 11



Batter	1	2	3	4	5	6	7	8	9	AB	R	H	RBI	BB	SO	LOB	TOP			
14 Curtis Granderson, L (1, 8) OBP: 0.377, SLG: 0.432										4	1	1	0	1	2	1	New York Yankees @ Toronto Blue Jays Rogers Centre, Toronto, ON Wed Sep 18 2013, 7:10 PM - 10:01 PM EDT Att: 24,247 - Partly Cloudy - 61 F			
13 Alex Rodriguez, R (1, 10) OBP: 0.369, SLG: 0.452										4	0	0	0	1	1	4				
24 Robinson Cano, L (1, 4) OBP: 0.383, SLG: 0.514										4	1	2	1	0	0	1				
12 Alfonso Soriano, R (1, 7) OBP: 0.294, SLG: 0.487										3	1	1	1	1	2	2				
22 Vernon Wells, R (1, 9) OBP: 0.290, SLG: 0.365										4	0	2	2	0	1	2				
19 Chris Stewart, R (8, 2) OBP: 0.290, SLG: 0.271										0	0	0	0	0	0	0				
39 Mark Reynolds, R (1, 3) OBP: 0.311, SLG: 0.391										3	0	0	0	1	0	2				
26 Eduardo Núñez, R (1, 5) OBP: 0.300, SLG: 0.404										3	0	1	0	0	0	1				
55 Lyle Overbay, L (8, PH) OBP: 0.300, SLG: 0.404										1	0	0	0	0	0	2				
66 John Ryan Murphy, R (1, 2) OBP: 0.333, SLG: 0.250										3	0	0	0	0	2	1				
31 Ichiro Suzuki, L (8, 9) OBP: 0.298, SLG: 0.348										1	0	1	0	0	0	0				
35 Brendan Ryan, R (1, 6) OBP: 0.256, SLG: 0.277										4	1	1	0	0	0	1				
Inning Stats	R: 0 E: 0 K: 1 S: 12	H: 1 LOB: 2 BB: 1 P: 20	R: 0 E: 0 K: 1 S: 6	H: 0 LOB: 0 BB: 0 P: 10	R: 0 E: 0 K: 1 S: 9	H: 0 LOB: 1 BB: 1 P: 16	R: 0 E: 0 K: 0 S: 8	H: 1 LOB: 1 BB: 1 P: 13	R: 0 E: 0 K: 1 S: 8	H: 0 LOB: 0 BB: 0 P: 12	R: 0 E: 0 K: 2 S: 12	H: 1 LOB: 1 BB: 0 P: 17	R: 4 E: 0 K: 1 S: 16	H: 5 LOB: 1 BB: 1 P: 25	R: 0 E: 0 K: 0 S: 9	H: 1 LOB: 1 BB: 0 P: 13	1B: 6 2B: 3 HR: 0	SF: 0 SAC: 0 DP: 1 HBP: 0	WP: 0 PB: 0 SB: 0 CS: 2	PA: 38
PITCHER	IP WLS BF H R ER SO BB IBB HBP BLK WP HR S P ERA WHIP																			
48 J.A. Happ, L (1, 1) ERA: 4.82	7.0		27	4	1	1	7	3	0	0	0	0	0	0	0	65	101	1.29	1.000	
62 Aaron Loup, L (8, 1) ERA: 2.53	0.0		1	1	0	0	0	0	0	0	0	0	0	0	3	3	∞	∞		
50 Steve Delabar, R (8, 1) ERA: 3.4	0.1	L	5	3	3	3	1	1	0	0	0	0	0	0	10	17	81.00	12.000		
38 Darren Oliver, L (8, 1) ERA: 3.83	0.2		1	0	0	0	0	0	0	0	0	0	0	2	4	0.00	0.000			
29 Dustin McGowan, R (9, 1) ERA: 2.42	1.0		4	1	0	0	0	0	0	0	0	0	0	9	13	0.00	1.000			

Batter	1	2	3	4	5	6	7	8	9	AB	R	H	RBI	BB	SO	LOB	BOTTOM			
7 José Reyes, S (1, 6) OBP: 0.346, SLG: 0.438										4	0	1	0	0	0	0	New York Yankees @ Toronto Blue Jays Rogers Centre, Toronto, ON Wed Sep 18 2013, 7:10 PM - 10:01 PM EDT Att: 24,247 - Partly Cloudy - 61 F			
11 Rajai Davis, R (1, 9) OBP: 0.310, SLG: 0.381										4	0	1	0	0	1	1				
13 Brett Lawrie, R (1, 5) OBP: 0.309, SLG: 0.408										4	1	1	0	0	0	2				
26 Adam Lind, L (1, 3) OBP: 0.352, SLG: 0.486										4	0	1	0	0	0	2				
22 Kevin Pillar, R (9, PR) OBP: 0.233, SLG: 0.250										0	0	0	0	0	0	0				
28 Colby Rasmus, L (1, 8) OBP: 0.337, SLG: 0.504										4	1	2	2	0	0	0				
14 Moisés Sierra, R (1, 10) OBP: 0.354, SLG: 0.547										3	0	1	0	0	0	0				
66 Munenori Kawasaki, L (9, PH) OBP: 0.321, SLG: 0.308										1	0	0	0	0	0	2				
17 Ryan Goins, L (1, 4) OBP: 0.283, SLG: 0.338										4	1	1	1	0	1	3				
9 J.P. Arencibia, R (1, 2) OBP: 0.234, SLG: 0.371										4	0	0	0	0	2	4				
8 Anthony Gose, L (1, 7) OBP: 0.277, SLG: 0.389										3	0	0	0	0	3	0				
Inning Stats	R: 0 E: 0 K: 0 S: 15	H: 1 LOB: 1 BB: 0 P: 20	R: 0 E: 0 K: 1 S: 10	H: 1 LOB: 0 BB: 0 P: 12	R: 0 E: 0 K: 1 S: 12	H: 0 LOB: 0 BB: 0 P: 17	R: 3 E: 0 K: 0 S: 13	H: 3 LOB: 0 BB: 0 P: 19	R: 0 E: 0 K: 2 S: 10	H: 0 LOB: 0 BB: 0 P: 12	R: 0 E: 0 K: 0 S: 5	H: 0 LOB: 0 BB: 0 P: 9	R: 0 E: 0 K: 1 S: 10	H: 1 LOB: 1 BB: 0 P: 13	R: 0 E: 0 K: 1 S: 11	H: 2 LOB: 3 BB: 0 P: 14	1B: 3 2B: 3 HR: 2	SF: 0 SAC: 0 DP: 0 HBP: 0	WP: 0 PB: 0 SB: 2 CS: 0	PA: 35
PITCHER	IP WLS BF H R ER SO BB IBB HBP BLK WP HR S P ERA WHIP																			
65 Phil Hughes, R (1, 1) ERA: 5.07	3.1		14	4	2	2	2	0	0	0	0	0	0	0	1	42	56	5.40	1.200	
60 David Huff, L (4, 1) ERA: 5.59	3.2	W	12	1	1	1	3	0	0	0	0	0	0	1	33	47	2.46	0.273		
30 David Robertson, R (8, 1) ERA: 2.18	0.2	H	3	1	0	0	1	0	0	0	0	0	0	7	10	0.00	1.500			
42 Mariano Rivera, R (8, 1) ERA: 2.25	1.1	S	6	2	0	0	1	0	0	0	0	0	0	14	17	0.00	1.500			



Batter	1	2	3	4	5	6	7	8	9	AB	R	H	RBI	BB	SO	LOB	TOP										
14 Curtis Granderson, L (1.8) OBP: 0.335, SLG: 0.444										4	1	1	1	0	2	1	New York Yankees @ Toronto Blue Jays Rogers Centre, Toronto, ON Thu Sep 19 2013, 7:09 PM - 10:01 PM EDT Att: 32,003 - Partly Cloudy - 68 F										
13 Alex Rodriguez, R (1.10) OBP: 0.396, SLG: 0.442										3	1	0	0	1	1	0											
24 Robinson Cano, L (1.4) OBP: 0.384, SLG: 0.516										4	0	2	0	0	0	0											
12 Alfonso Soriano, R (1.7) OBP: 0.296, SLG: 0.487										3	0	1	0	1	1	1											
22 Vernon Wells, R (1.9) OBP: 0.290, SLG: 0.362										3	0	0	1	1	0	3											
55 Lyle Overbay, L (1.3) OBP: 0.297, SLG: 0.400										4	0	0	0	0	1	3											
39 Mark Reynolds, R (1.5) OBP: 0.309, SLG: 0.388										3	0	0	0	0	2	0											
35 Brendan Ryan, R (1.6) OBP: 0.253, SLG: 0.274										3	0	0	0	0	1	0											
19 Chris Stewart, R (1.2) OBP: 0.292, SLG: 0.277										2	0	1	0	0	1	0											
31 Ichiro Suzuki, L (8. PH) OBP: 0.259, SLG: 0.347										1	0	0	0	0	0	0											
66 John Ryan Murphy, R (8.2) OBP: 0.333, SLG: 0.250										0	0	0	0	0	0	0											
Inning Stats	R: 0 E: 0 K: 1 S: 9	H: 0 LOB: 0 BB: 0 P: 11	R: 0 E: 0 K: 0 S: 7	H: 1 LOB: 0 BB: 1 P: 14	R: 0 E: 0 K: 3 S: 12	H: 1 LOB: 1 BB: 0 P: 18	R: 0 E: 0 K: 1 S: 7	H: 0 LOB: 0 BB: 0 P: 7	R: 0 E: 0 K: 0 S: 12	H: 0 LOB: 0 BB: 0 P: 19	R: 1 E: 0 K: 1 S: 12	H: 1 LOB: 0 BB: 0 P: 16	R: 0 E: 0 K: 1 S: 10	H: 0 LOB: 0 BB: 0 P: 15	R: 0 E: 0 K: 1 S: 7	H: 0 LOB: 2 BB: 0 P: 8	R: 1 E: 0 K: 1 S: 12	H: 1 LOB: 2 BB: 2 P: 25	1B: 2 2B: 2 HR: 1	SF: 0 SAC: 0 HBP: 0	WP: 0 PB: 0 SB: 0 CS: 0	PA: 33					
PITCHER	IP	WLS	BF	H	R	ER	SO	BB	IBB	HBP	BLK	WP	HR	S	P	ERA	WHIP										
58 Todd Redmond, R (1.1) ERA: 3.82	7.0	W	24	4	1	1	7	1	0	0	0	0	1	69	100	1.29	0.714										
21 Sergio Santos, R (8.1) ERA: 1.71	1.0		3	0	0	0	1	0	0	0	0	0	0	7	8	27.00	0.000										
47 Luis Perez, L (9.1) ERA: 6.0	0.1		3	1	1	1	1	1	0	0	0	0	0	6	14	27.00	6.000										
33 Jeremy Jeffress, R (9.1) ERA: 2.45	0.0		1	0	0	0	0	1	0	0	0	0	0	1	5	∞	∞										
44 Casey Janssen, R (9.1) ERA: 2.69	0.2	S	2	0	0	0	0	0	0	0	0	0	0	5	6	0.00	0.000										

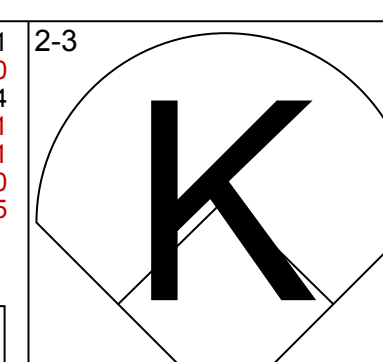
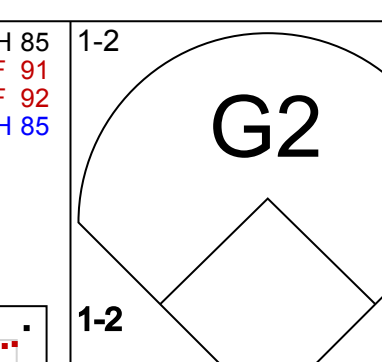
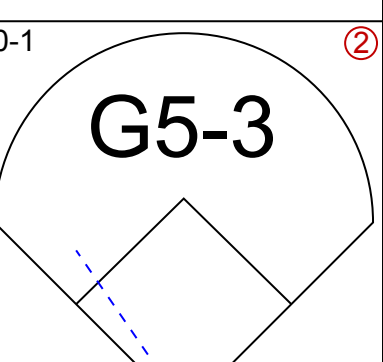
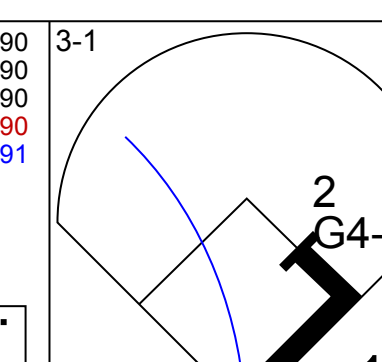
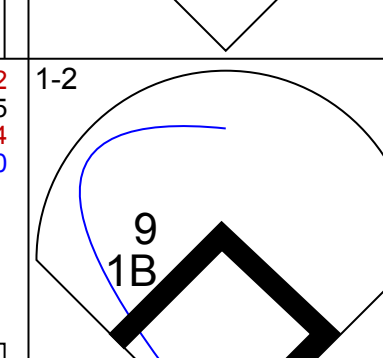
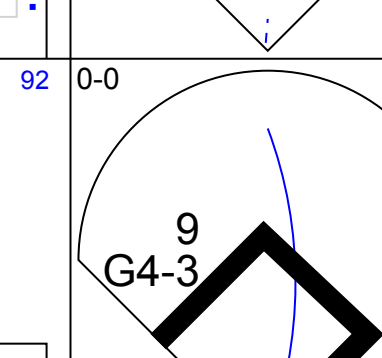
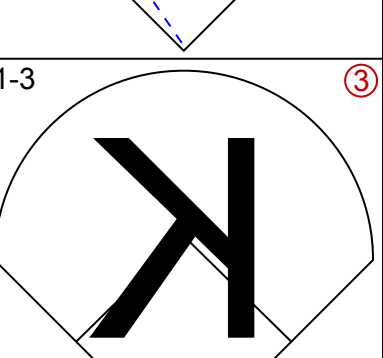
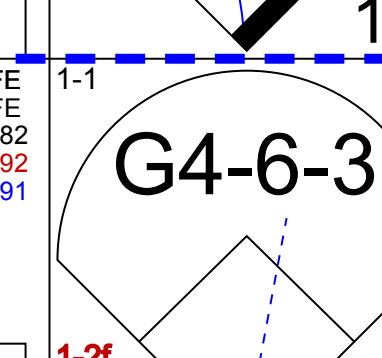
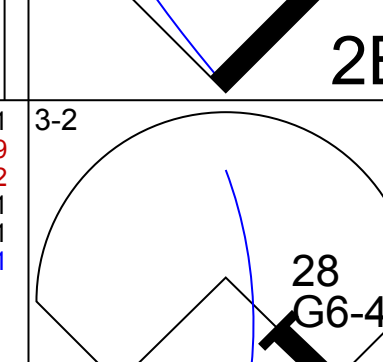
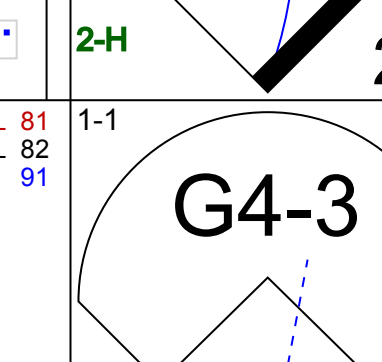
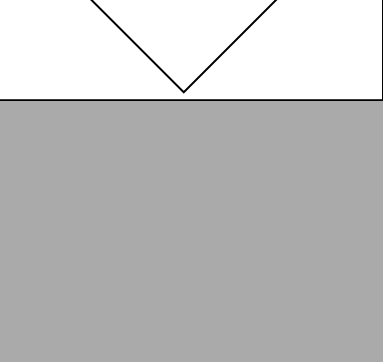
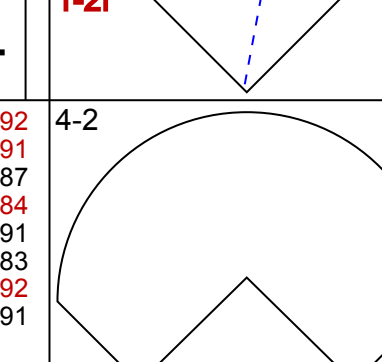
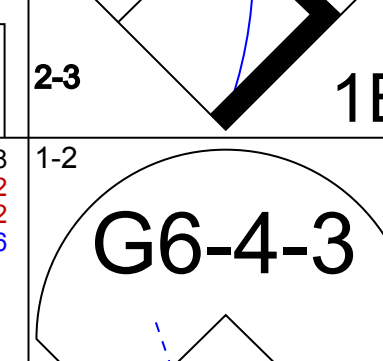
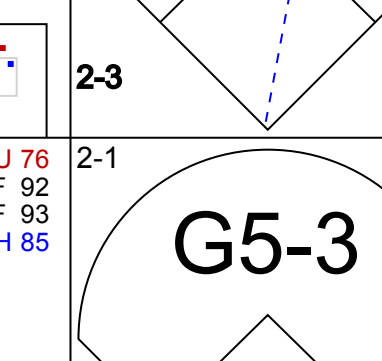

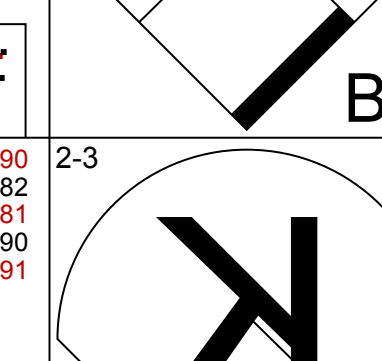
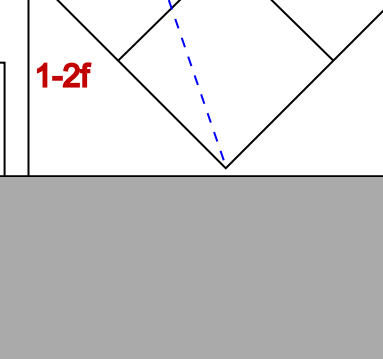
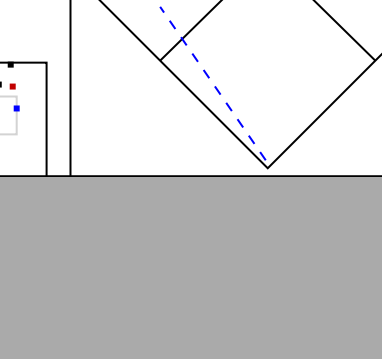

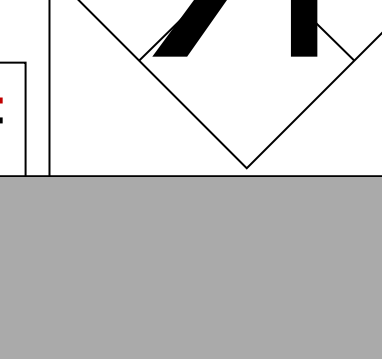

















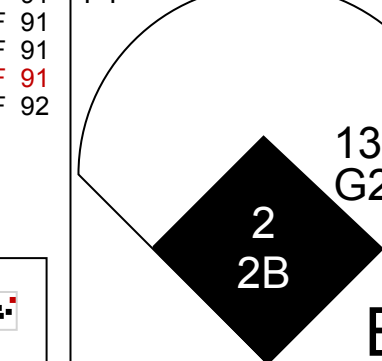
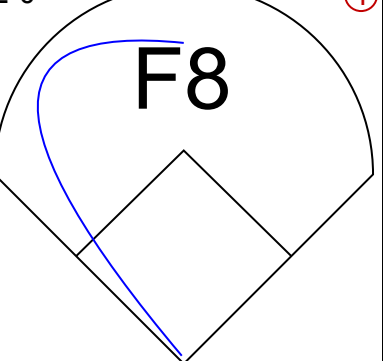

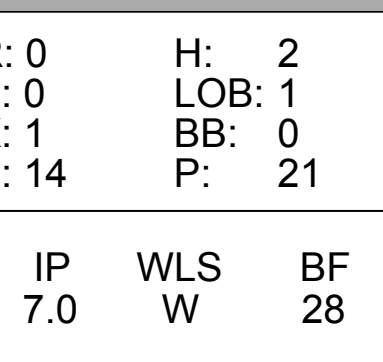
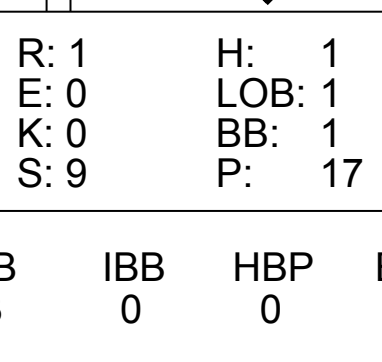
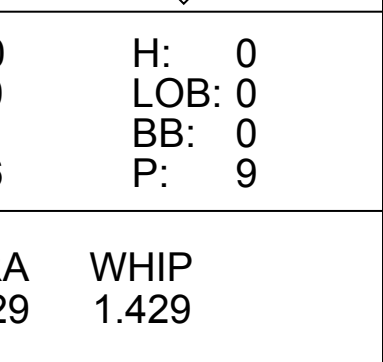
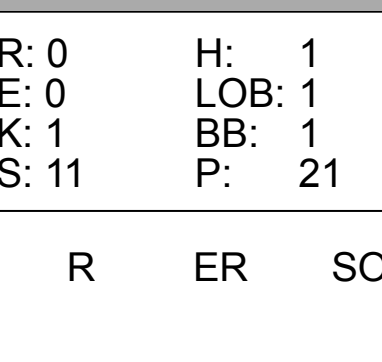
AB	30
R	2
H	5
RBI	2
BB	3
SO	9
LOB	8

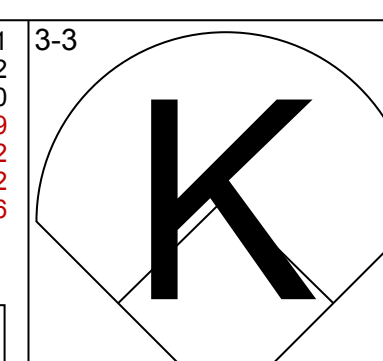
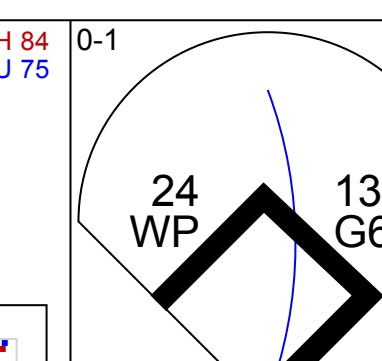
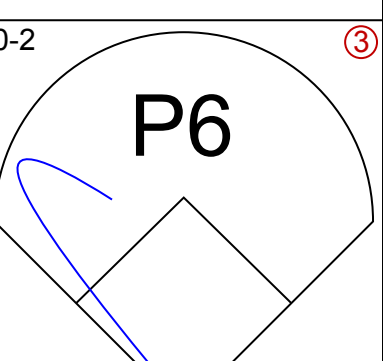

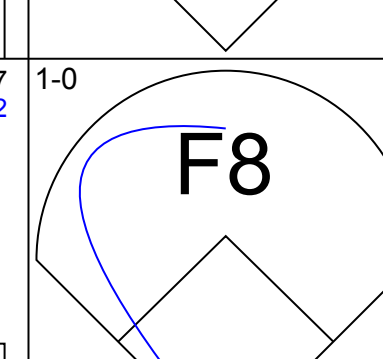
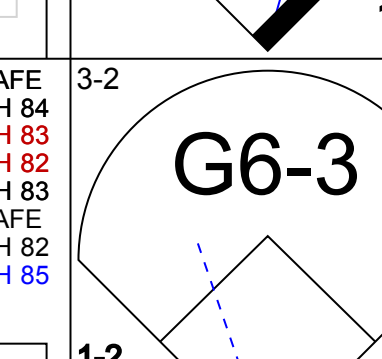
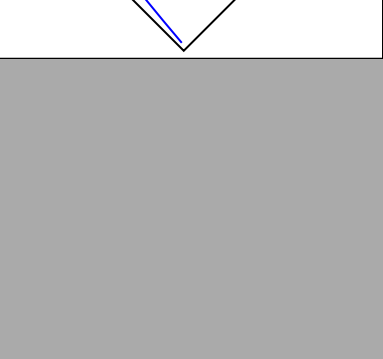

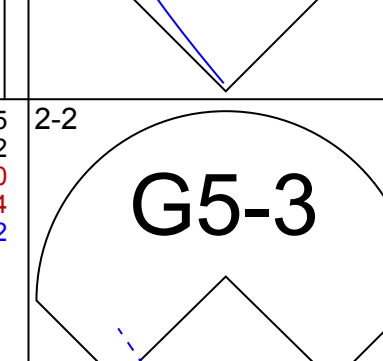
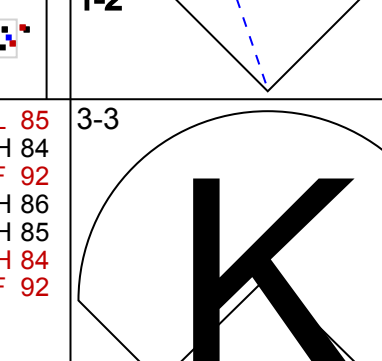


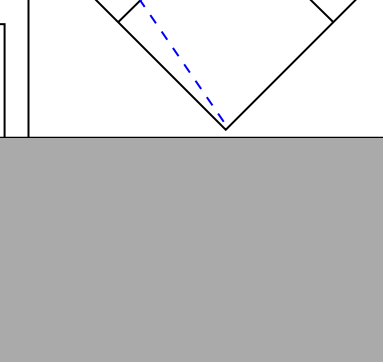
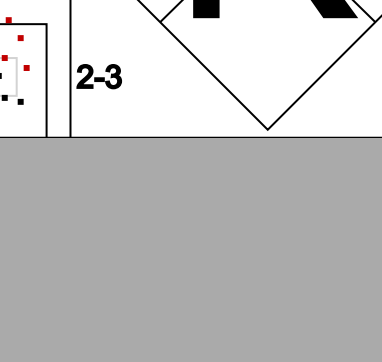

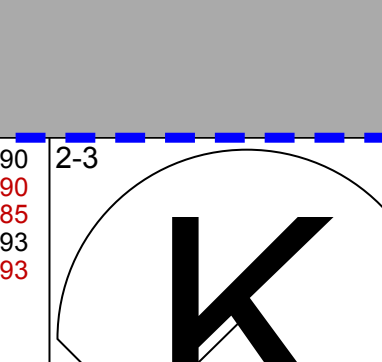



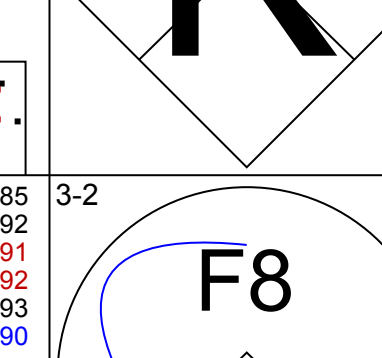



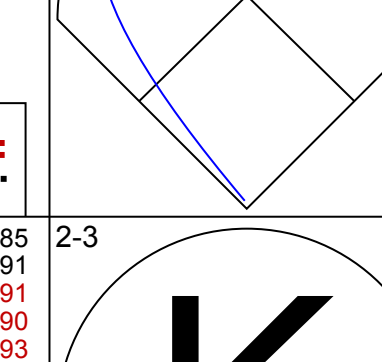



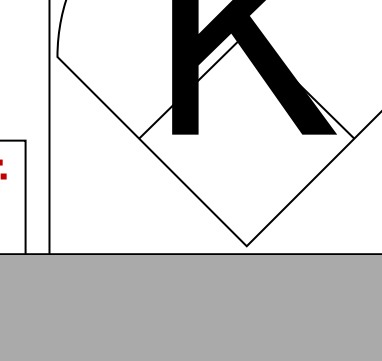


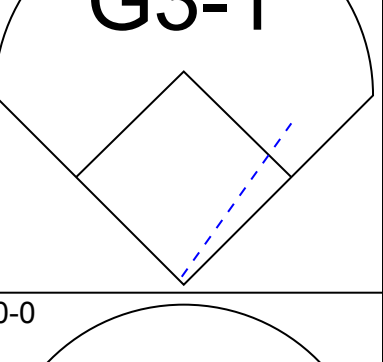



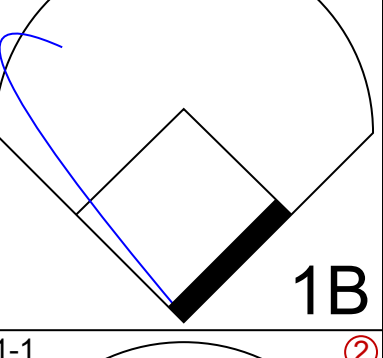


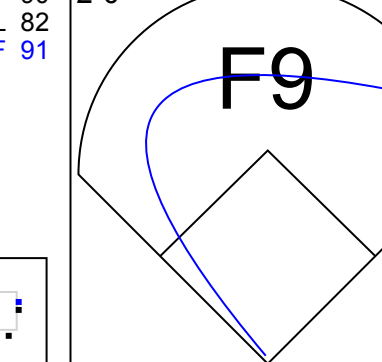
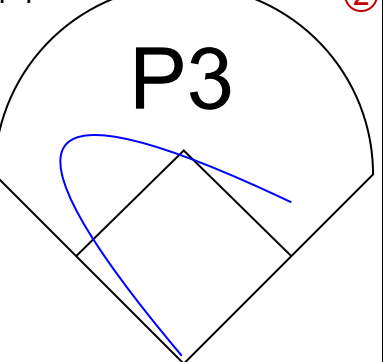



Batter	1	2	3	4	5	6	7	8	9	AB	R	H	RBI	BB	SO	LOB	BOTTOM										
7 José Reyes, S (1.6) OBP: 0.349, SLG: 0.442										4	1	2	1	1	0	0	New York Yankees @ Toronto Blue Jays Rogers Centre, Toronto, ON Thu Sep 19 2013, 7:09 PM - 10:01 PM EDT Att: 32,003 - Partly Cloudy - 68 F										
66 Munenori Kawasaki, L (1.10) OBP: 0.394, SLG: 0.399										3	1	1	0	1	0	2											
13 Brett Lawrie, R (1.5) OBP: 0.308, SLG: 0.407										4	1	1	1	0	1	4											
26 Adam Lind, L (1.3) OBP: 0.353, SLG: 0.493										4	1	2	3	0	1	2											
28 Colby Rasmus, L (1.8) OBP: 0.338, SLG: 0.501										2	0	0	0	2	2	0											
14 Moisés Sierra, R (1.9) OBP: 0.372, SLG: 0.545										2	0	1	0	2	0	0											
22 Kevin Pillar, R (8.7) OBP: 0.233, SLG: 0.250										0	0	0	0	0	0	0											
17 Ryan Goins, L (1.4) OBP: 0.250, SLG: 0.321										4	0	0	0	0	4	6											
9 J.P. Arencibia, R (1.2) OBP: 0.232, SLG: 0.367										4	0	0	0	0	1	3											
8 Anthony Gose, L (1.7) OBP: 0.293, SLG: 0.438										4	2	3	1	0	0	0											
Inning Stats	R: 0 E: 0 K: 0 S: 6	H: 2 LOB: 1 BB: 0 P: 7	R: 0 E: 0 K: 1 S: 10	H: 1 LOB: 1 BB: 1 P: 16	R: 2 E: 0 K: 1 S: 16	H: 3 LOB: 3 BB: 2 P: 28	R: 0 E: 0 K: 1 S: 10	H: 1 LOB: 2 BB: 1 P: 18	R: 0 E: 0 K: 2 S: 11	H: 0 LOB: 0 BB: 0 P: 18	R: 1 E: 0 K: 2 S: 9	H: 1 LOB: 0 BB: 0 P: 15	R: 3 E: 0 K: 2 S: 13	H: 2 LOB: 1 BB: 2 P: 30	R: 0 E: 0 K: 0 S: 7	H: 0 LOB: 0 BB: 0 P: 13	R: 0 E: 0 K: 0 S: 7	H: 0 LOB: 0 BB: 0 P: 13	1B: 6 2B: 3 HR: 2	SF: 0 SAC: 1 HBP: 0	WP: 0 PB: 0 SB: 0 CS: 0	PA: 38					
PITCHER	IP	WLS	BF	H	R	ER	SO	BB	IBB	HBP	BLK	WP	HR	S	P	ERA	WHIP										
18 Hiroki Kuroda, R (1.1) ERA: 3.17	6.0	L	28	8	3	3	7	4	0	0	0	0	1	5	14	∞	∞										
62 Joba Chamberlain, R (7.1) ERA: 4.97	0.0		3	2	3	3	0	1	0	0	0	0	0	7	13	0.00	1.500										
64 Cesar Cabral, L (7.1) ERA: 3.96	0.2		3	0	0	0	2	1	0	0	0	0	0	7	13	0.00	1.500										
40 Matt Daley, R (7.1) ERA: 4.93	0.1		1	0	0	0	0	0	0	0	0	0	0	1	3	0.00	0.000										
41 David Phelps, R (8.1) ERA: 4.93	1.0		3	0	0	0	0	0	0	0	0	0	0	7	13	0.00	0.000										

AB	31
R	6
H	10
RBI	6
BB	6
SO	9
LOB	17



Batter	1	2	3	4	5	6	7	8	9	AB	R	H	RBI	BB	SO	LOB	TOP										
13 Joaquin Arias, R OBP: 0.284, SLG: 0.342										3	0	0	0	0	1	1	San Francisco Giants @ New York Yankees Yankee Stadium, Bronx, NY Fri Sep 20 2013, 7:11 PM - 10:03 PM EDT Att: 41,734 - Clear - 69 F										
10 Tony Abreu, S OBP: 0.287, SLG: 0.374										1	0	1	0	0	0	0											
2 Juan Carlos Perez, R OBP: 0.316, SLG: 0.319										4	0	2	1	0	1	1											
9 Brandon Belt, L OBP: 0.362, SLG: 0.477										3	0	1	0	1	0	1											
28 Buster Posey, R OBP: 0.373, SLG: 0.461										4	0	1	0	0	1	4											
8 Hunter Pence, R OBP: 0.344, SLG: 0.490										3	0	0	0	1	2	1											
48 Pablo Sandoval, S OBP: 0.333, SLG: 0.405										3	0	0	0	1	0	2											
29 Héctor Sánchez, S OBP: 0.328, SLG: 0.385										4	0	2	0	0	0	0											
6 Brett Pill, R OBP: 0.256, SLG: 0.370										3	0	0	0	0	0	3											
7 Gregor Blanco, L OBP: 0.337, SLG: 0.349										0	0	0	0	0	0	0											
35 Brandon Crawford, L OBP: 0.318, SLG: 0.373										2	1	0	0	1	1	0											
Inning Stats	R: 0 E: 0 K: 1 S: 14	H: 2 LOB: 1 BB: 0 P: 21	R: 0 E: 0 K: 0 S: 7	H: 1 LOB: 1 BB: 1 P: 12	R: 1 E: 0 K: 0 S: 9	H: 1 LOB: 1 BB: 1 P: 17	R: 0 E: 0 K: 0 S: 6	H: 1 LOB: 1 BB: 0 P: 11	R: 0 E: 0 K: 1 S: 13	H: 0 LOB: 0 BB: 0 P: 9	R: 0 E: 0 K: 1 S: 10	H: 0 LOB: 0 BB: 0 P: 13	R: 0 E: 0 K: 1 S: 11	H: 1 LOB: 1 BB: 1 P: 21	R: 0 E: 0 K: 1 S: 6	H: 0 LOB: 0 BB: 0 P: 8	1B: 5 2B: 2 3B: 0 HR: 0	SF: 0 SAC: 0 DP: 3 HBP: 0	WP: 0 PB: 0 SB: 0 CS: 1	PA: 34							
PITCHER	IP	WLS	BF	H	R	ER	SO	BB	IBB	HBP	BLK	WP	HR	S	P	ERA	WHIP										
52 CC Sabathia, L ERA: 4.78	7.0	W	28	7	1	1	4	3	0	0	0	0	0	67	107	1.29	1.429										
30 David Robertson, R ERA: 2.14	1.0		3	0	0	0	1	1	0	0	0	0	0	9	16	0.00	1.000										
42 Mariano Rivera, R ERA: 2.21	1.0		3	0	0	0	1	0	0	0	0	0	0	6	8	0.00	0.000										

Batter	1	2	3	4	5	6	7	8	9	AB	R	H	RBI	BB	SO	LOB	BOTTOM										
31 Ichiro Suzuki, L OBP: 0.299, SLG: 0.347										3	1	1	0	1	1	1	San Francisco Giants @ New York Yankees Yankee Stadium, Bronx, NY Fri Sep 20 2013, 7:11 PM - 10:03 PM EDT Att: 41,734 - Clear - 69 F										
13 Alex Rodriguez, R OBP: 0.394, SLG: 0.458										4	1	1	4	0	1	1											
24 Robinson Canó, L OBP: 0.381, SLG: 0.512										4	0	0	0	0	1	1											
12 Alfonso Soriano, R OBP: 0.299, SLG: 0.493										3	1	2	1	1	1	0											
14 Curtis Granderson, L OBP: 0.329, SLG: 0.435										4	0	0	0	0	2	2											
26 Eduardo Núñez, R OBP: 0.304, SLG: 0.346										4	0	1	0	0	1	0											
39 Mark Reynolds, R OBP: 0.309, SLG: 0.388										0	0	0	0	0	0	0											
55 Lyle Overbay, L OBP: 0.296, SLG: 0.397										3	0	0	0	0	1	1											
35 Brendan Ryan, R OBP: 0.257, SLG: 0.276										2	1	1	0	0	0	1											
66 John Ryan Murphy, R OBP: 0.250, SLG: 0.182										3	1	0	0	0	0	3											
Inning Stats	R: 0 E: 0 K: 1 S: 8	H: 0 LOB: 0 BB: 0 P: 14	R: 1 E: 1 K: 1 S: 15	H: 1 LOB: 1 BB: 0 P: 26	R: 0 E: 0 K: 1 S: 10	H: 1 LOB: 1 BB: 0 P: 18	R: 0 E: 0 K: 1 S: 9	H: 1 LOB: 0 BB: 0 P: 16	R: 0 E: 0 K: 1 S: 8	H: 0 LOB: 1 BB: 1 P: 17	R: 4 E: 0 K: 1 S: 13	H: 2 LOB: 0 BB: 1 P: 27	R: 0 E: 0 K: 2 S: 9	H: 0 LOB: 0 BB: 0 P: 16	1B: 4 2B: 0 3B: 0 HR: 2	SF: 0 SAC: 0 DP: 0 HBP: 1	WP: 2 PB: 0 SB: 1 CS: 1	PA: 33									
PITCHER	IP	WLS	BF	H	R	ER	SO	BB	IBB	HBP	BLK	WP	HR	S	P	ERA	WHIP										
55 Tim Lincecum, R ERA: 4.44	6.2	L	28	5	4	4	6	2	0	1	0	0	1	66	121	5.40	1.050										
70 George Kontos, R ERA: 4.07	0.1		2	1	1	1	0	0	0	0	0	0	1	5	7	27.00	3.000										
38 Heath Hembree, R ERA:	1.0		3	0	0	0	2	0	0	0	0	0	0	9	16	0.00	0.000										

Batter	1	2	3	4	5	6	7	8	9	AB	R	H	RBI	BB	SO	LOB	TOP			
16 Angel Pagán, S OBP: 0.336, SLG: 0.407	G6-3		G4-3			F8		BB		3	0	0	0	1	0	0	San Francisco Giants @ New York Yankees Yankee Stadium, Bronx, NY Sat Sep 21 2013, 1:08 PM - 3:38 PM EDT Att: 42,420 - Cloudy - 74 F			
7 Grégor Blanco, L OBP: 0.337, SLG: 0.349	1B		G6-3			P6		K		4	0	1	0	0	1	1				
9 Brandon Belt, L OBP: 0.363, SLG: 0.479	K							K		4	0	2	0	0	2	2				
28 Buster Posey, R OBP: 0.370, SLG: 0.457	G6-3					F9				4	0	0	0	0	1	3				
8 Hunter Pence, R OBP: 0.342, SLG: 0.487	G6-3							F7		4	0	0	0	0	0	1				
48 Pablo Sandoval, S OBP: 0.335, SLG: 0.408										3	0	2	0	0	0	1				
21 Nick Noonan, L OBP: 0.259, SLG: 0.235	2B							1B		1	0	1	0	0	0	0				
29 Héctor Sánchez, S OBP: 0.321, SLG: 0.375										3	0	0	0	0	0	2				
12 Johnny Monell, L OBP: 0.167, SLG: 0.167	G5-3							K		1	0	0	0	0	1	1				
35 Brandon Crawford, L OBP: 0.316, SLG: 0.370	K									3	0	0	0	0	1	2				
10 Tony Abreu, S OBP: 0.280, SLG: 0.364								G1-3		3	0	0	0	0	1	0				
Inning Stats	R: 0 E: 0 K: 1 S: 10	H: 1 LOB: 1 BB: 0 P: 14	R: 0 E: 0 K: 1 S: 8	H: 1 LOB: 1 BB: 0 P: 12	R: 0 E: 0 K: 0 S: 6	H: 0 LOB: 0 BB: 0 P: 8	R: 0 E: 0 K: 1 S: 6	H: 1 LOB: 1 BB: 0 P: 10	R: 0 E: 0 K: 0 S: 9	H: 0 LOB: 0 BB: 0 P: 8	R: 0 E: 0 K: 0 S: 9	H: 1 LOB: 1 BB: 0 P: 13	R: 0 E: 0 K: 2 S: 10	H: 0 LOB: 1 BB: 1 P: 17	R: 0 E: 0 K: 1 S: 9	H: 1 LOB: 1 BB: 0 P: 11	1B: 4 2B: 2 HR: 0	SF: 0 SAC: 0 DP: 0 HBP: 0	WP: 0 PB: 0 CS: 0	PA: 34
PITCHER	IP WLS BF H R ER SO BB IBB HBP BLK WP HR S P ERA WHIP	47 Iván Nova, R ERA: 3.13 9.0 W 34 6 0 0 7 1 0 0 0 0 0 0 73 108 0.00 0.778																		

Batter	1	2	3	4	5	6	7	8	9	AB	R	H	RBI	BB	SO	LOB	BOTTOM	
31 Ichiro Suzuki, L OBP: 0.297, SLG: 0.345	G4-3		SF8			G3-1		F8		3	0	0	1	0	0	1	San Francisco Giants @ New York Yankees Yankee Stadium, Bronx, NY Sat Sep 21 2013, 1:08 PM - 3:38 PM EDT Att: 42,420 - Cloudy - 74 F	
13 Alex Rodríguez, R OBP: 0.355, SLG: 0.445	K		G6-3			L5		K		4	0	0	1	0	2	2		
24 Robinson Canó, L OBP: 0.382, SLG: 0.514	G4-3					G3				4	0	2	1	0	0	0		
12 Alfonso Soriano, R OBP: 0.299, SLG: 0.496	F7		G6-3							4	1	1	1	0	0	2		
14 Curtis Granderson, L OBP: 0.327, SLG: 0.431	L7					HR		K		4	1	1	0	0	1	1		
26 Eduardo Núñez, R OBP: 0.307, SLG: 0.357	P4							G4-3		3	1	1	2	1	0	0		
39 Mark Reynolds, R OBP: 0.306, SLG: 0.387										4	1	1	0	0	0	2		
35 Brendan Ryan, R OBP: 0.258, SLG: 0.276										3	1	1	0	0	1	0		
19 Chris Stewart, R OBP: 0.295, SLG: 0.276										1	1	0	0	2	0	0		
Inning Stats	R: 0 E: 0 K: 1 S: 6	H: 0 LOB: 0 BB: 0 P: 10	R: 0 E: 0 K: 0 S: 7	H: 0 LOB: 0 BB: 0 P: 10	R: 3 E: 0 K: 0 S: 15	H: 3 LOB: 1 BB: 1 P: 28	R: 2 E: 0 K: 0 S: 10	H: 2 LOB: 0 BB: 0 P: 15	R: 0 E: 0 K: 1 S: 13	H: 1 LOB: 1 BB: 0 P: 18	R: 0 E: 0 K: 2 S: 15	H: 0 LOB: 1 BB: 1 P: 22	R: 0 E: 0 K: 0 S: 7	H: 1 LOB: 2 BB: 1 P: 14	1B: 4 2B: 1 3B: 0 HR: 2	SF: 1 SAC: 0 DP: 0 HBP: 0		WP: 0 PB: 0 CS: 0
PITCHER	IP WLS BF H R ER SO BB IBB HBP BLK WP HR S P ERA WHIP	32 Ryan Vogelsong, R ERA: 5.9 5.0 L 21 6 1 1 1 2 1 0 0 0 0 0 1 18 27 6.75 1.500 34 Guillermo Moscoso, R ERA: 4.21 1.1 6 1 0 0 1 1 0 0 0 0 0 0 16 25 0.00 1.500 59 Mike Kickham, L ERA: 9.22 0.1 1 0 0 0 0 0 0 0 0 0 0 0 1 2 0.00 0.000																

Batter	1	2	3	4	5	6	7	8	9	AB	R	H	RBI	BB	SO	LOB	TOP										
16 Ángel Pagán, S OBP: 0.331, SLG: 0.401										4	0	0	0	0	0	1											
2 Juan Carlos Pérez, R OBP: 0.313, SLG: 0.315										4	0	1	0	0	2	0											
9 Brandon Belt, L OBP: 0.360, SLG: 0.475										4	0	0	0	0	2	1											
28 Buster Posey, R OBP: 0.368, SLG: 0.453										4	0	0	0	0	0	2											
8 Hunter Pence, R OBP: 0.340, SLG: 0.484										4	0	0	0	0	1	2											
48 Pablo Sandoval, S OBP: 0.336, SLG: 0.411										2	0	1	0	1	0	0											
21 Nick Noonan, L OBP: 0.259, SLG: 0.235										0	1	0	0	0	0	0											
29 Héctor Sánchez, S OBP: 0.313, SLG: 0.366										3	0	0	0	0	0	2											
10 Tony Abreu, S OBP: 0.281, SLG: 0.372										3	0	1	1	0	0	0											
6 Ehire Adrianza, S OBP: 0.300, SLG: 0.700										3	1	1	1	0	2	1											
Inning Stats	R: 0 E: 0 K: 2 S: 9	H: 0 LOB: 0 BB: 0 P: 13	R: 0 E: 0 K: 0 S: 11	H: 0 LOB: 0 BB: 0 P: 17	R: 0 E: 0 K: 1 S: 8	H: 0 LOB: 0 BB: 0 P: 12	R: 0 E: 0 K: 1 S: 9	H: 0 LOB: 0 BB: 0 P: 15	R: 0 E: 0 K: 1 S: 9	H: 0 LOB: 1 BB: 1 P: 15	R: 0 E: 0 K: 1 S: 13	H: 0 LOB: 0 BB: 0 P: 16	R: 0 E: 0 K: 1 S: 10	H: 0 LOB: 0 BB: 0 P: 14	R: 1 E: 0 K: 1 S: 10	H: 2 LOB: 1 BB: 0 P: 12	R: 0 E: 1 K: 0 S: 7	H: 1 LOB: 1 BB: 0 P: 11	1B: 1 2B: 2 3B: 0 HR: 1	SF: 0 SAC: 0 DP: 1 HBP: 0	WP: 0 PB: 0 CS: 0	PA: 32					
PITCHER	IP	WLS	BF	H	R	ER	SO	BB	IBB	HBP	BLK	WP	HR	S	P	ERA	WHIP										
46 Andy Pettitte, L ERA: 3.88	7.0	L	24	2	2	2	6	1	0	0	0	0	1	70	104	2.57	0.429										
30 David Robertson, R ERA: 2.13	0.1		2	1	0	0	0	0	0	0	0	0	0	4	5	0.00	3.000										
42 Mariano Rivera, R ERA: 2.15	1.2		6	1	0	0	1	0	0	0	0	0	0	11	16	0.00	0.600										

San Francisco Giants @ New York Yankees
 Yankee Stadium, Bronx, NY
 Sun Sep 22 2013, 1:56 PM - 4:47 PM EDT
 Att: 49,197 - Sunny - 68 F

AB	31
R	2
H	4
RBI	2
BB	1
SO	7
LOB	9



Batter	1	2	3	4	5	6	7	8	9	AB	R	H	RBI	BB	SO	LOB	BOTTOM										
31 Ichiro Suzuki, L OBP: 0.297, SLG: 0.343										3	0	0	0	1	2	2											
13 Alex Rodriguez, R OBP: 0.353, SLG: 0.440										4	0	1	0	0	0	0											
63 Zoilo Almonte, S OBP: 0.302, SLG: 0.337										0	0	0	0	0	0	0											
24 Robinson Canó, L OBP: 0.384, SLG: 0.517										4	0	3	0	0	0	0											
12 Alfonso Soriano, R OBP: 0.298, SLG: 0.494										3	0	0	0	1	0	4											
14 Curtis Granderson, L OBP: 0.321, SLG: 0.422										4	0	0	0	0	3	5											
26 Eduardo Núñez, R OBP: 0.309, SLG: 0.359										4	0	2	0	0	1	0											
39 Mark Reynolds, R OBP: 0.306, SLG: 0.393										4	1	1	1	0	1	1											
35 Brendan Ryan, R OBP: 0.261, SLG: 0.283										4	0	2	0	0	0	0											
19 Chris Stewart, R OBP: 0.293, SLG: 0.274										2	0	0	0	0	0	1											
55 Lyle Overbay, L OBP: 0.259, SLG: 0.361										0	0	0	0	0	0	0											
22 Vernon Wells, R OBP: 0.259, SLG: 0.361										1	0	0	0	0	1	2											
66 John Ryan Murphy, R OBP: 0.231, SLG: 0.167										1	0	0	0	0	1	0											
Inning Stats	R: 0 E: 0 K: 1 S: 12	H: 0 LOB: 0 BB: 0 P: 16	R: 0 E: 0 K: 0 S: 5	H: 0 LOB: 0 BB: 0 P: 8	R: 1 E: 0 K: 0 S: 15	H: 1 LOB: 0 BB: 1 P: 24	R: 0 E: 0 K: 2 S: 9	H: 1 LOB: 1 BB: 0 P: 16	R: 0 E: 0 K: 1 S: 10	H: 1 LOB: 1 BB: 0 P: 13	R: 0 E: 0 K: 2 S: 12	H: 1 LOB: 2 BB: 1 P: 16	R: 0 E: 0 K: 3 S: 14	H: 2 LOB: 2 BB: 0 P: 19	R: 0 E: 0 K: 1 S: 13	H: 3 LOB: 2 BB: 0 P: 16	R: 0 E: 0 K: 1 S: 9	H: 0 LOB: 0 BB: 0 P: 16	1B: 6 2B: 2 3B: 0 HR: 1	SF: 0 SAC: 0 DP: 0 HBP: 0	WP: 0 PB: 1 CS: 1	PA: 37					
PITCHER	IP	WLS	BF	H	R	ER	SO	BB	IBB	HBP	BLK	WP	HR	S	P	ERA	WHIP										
52 Yusmeiro Petit, R ERA: 2.84	6.1		26	6	1	1	7	2	0	0	0	0	0	70	102	1.42	1.263										
49 Javier López, L ERA: 1.6	0.2	W	2	0	0	0	2	0	0	0	0	0	0	7	10	0.00	0.000										
46 Santiago Casilla, R ERA: 2.11	1.0	H	5	3	0	0	1	0	0	0	0	0	0	13	16	0.00	3.000										
54 Sergio Romo, R ERA: 2.67	1.0	S	3	0	0	0	1	0	0	0	0	0	0	9	16	0.00	0.000										

San Francisco Giants @ New York Yankees
 Yankee Stadium, Bronx, NY
 Sun Sep 22 2013, 1:56 PM - 4:47 PM EDT
 Att: 49,197 - Sunny - 68 F

AB	34
R	1
H	9
RBI	1
BB	2
SO	11
LOB	15



Batter	1	2	3	4	5	6	7	8	9	AB	R	H	RBI	BB	SO	LOB	TOP			
18 Ben Zobrist, S OBP: 0.353, SLG: 0.396	F9	F7		F7		F7		G3		5	0	1	0	0	0	2	Tampa Bay Rays @ New York Yankees Yankee Stadium, Bronx, NY Wed Sep 25 2013, 7:10 PM - 10:32 PM EDT Att: 37,260 - Partly Cloudy - 70 F			
9 Wil Myers, R OBP: 0.352, SLG: 0.476		F9				FC6-4 21 1B		G6-3		5	2	1	0	0	1	3				
21 James Loney, L OBP: 0.348, SLG: 0.430										4	2	3	1	1	1	0				
3 Evan Longoria, R OBP: 0.342, SLG: 0.495	E6									5	3	3	4	0	1	2				
7 David DeJesus, L OBP: 0.334, SLG: 0.411										5	1	3	2	0	1	2				
15 Delmon Young, R OBP: 0.305, SLG: 0.394	F7									5	0	1	0	0	0	3				
20 Matt Joyce, L OBP: 0.334, SLG: 0.429										2	0	1	1	0	0	1				
8 Desmond Jennings, R OBP: 0.333, SLG: 0.415										1	0	1	0	0	0	0				
5 Sam Fuld, L OBP: 0.298, SLG: 0.265										1	0	1	0	0	0	0				
28 José Molina, R OBP: 0.296, SLG: 0.310										5	0	0	0	0	2	6				
2 Kelly Johnson, L OBP: 0.305, SLG: 0.409										3	0	0	0	1	1	3				
Inning Stats	R: 1 H: 2 E: 1 K: 1 S: 13	WLS: 2 BF: 15 LOB: 2 P: 16	R: 0 H: 1 E: 1 K: 1 S: 14	WLS: 1 BF: 7 LOB: 2 P: 23	R: 2 H: 4 E: 0 K: 0 S: 15	WLS: 4 BF: 15 LOB: 2 P: 21	R: 0 H: 0 E: 0 K: 2 S: 9	WLS: 0 BF: 5 LOB: 1 P: 19	R: 0 H: 1 E: 0 K: 1 S: 14	WLS: 1 BF: 5 LOB: 0 P: 12	R: 4 H: 4 E: 0 K: 0 S: 14	WLS: 4 BF: 5 LOB: 1 P: 19	R: 0 H: 1 E: 0 K: 1 S: 7	WLS: 1 BF: 2 LOB: 1 P: 9	R: 1 H: 2 E: 0 K: 1 S: 11	WLS: 2 BF: 15 LOB: 0 P: 15	1B: 8 2B: 4 3B: 0 HR: 3	SF: 1 SAC: 0 DP: 1 HBP: 0	WP: 1 PB: 1 SB: 0 CS: 0	PA: 44
PITCHER	IP WLS BF H R ER SO BB IBB HBP BLK WP HR S P ERA WHIP											IP WLS BF H R ER SO BB IBB HBP BLK WP HR S P ERA WHIP								
65 Phil Hughes, R ERA: 5.19	2.0 L 15 7 3 3 2 1 0 0 0 0 0 35 51 13.50 4.000											38 Preston Claiborne, R ERA: 4.25	1.0 5 2 1 1 1 0 0 0 0 0 0 1 1 9.00 2.000							
60 David Huff, L ERA: 6.09	3.1 3.2 17 5 4 4 2 1 0 0 0 1 2 37 57 9.82 1.636																			
40 Matt Daley, R ERA:	6.1 0.1 1 0 0 0 0 0 0 0 0 0 0 2 2 0.00 0.000																			
64 Cesar Cabral, L ERA: 2.45	7.1 1.0 3 1 0 0 1 0 0 0 0 0 0 9 12 0.00 1.000																			
30 David Robertson, R ERA: 2.1	8.1 1.0 3 0 0 0 1 0 0 0 0 0 0 7 9 0.00 0.000																			

AB	41
R	8
H	15
RBI	8
BB	2
SO	7
LOB	22



Batter	1	2	3	4	5	6	7	8	9	AB	R	H	RBI	BB	SO	LOB	BOTTOM					
26 Eduardo Núñez, R OBP: 0.310, SLG: 0.372								P2		5	2	2	1	0	0	0	Tampa Bay Rays @ New York Yankees Yankee Stadium, Bronx, NY Wed Sep 25 2013, 7:10 PM - 10:32 PM EDT Att: 37,260 - Partly Cloudy - 70 F					
13 Alex Rodriguez, R OBP: 0.348, SLG: 0.423										3	0	0	0	0	2	1						
31 Ichiro Suzuki, L OBP: 0.298, SLG: 0.344										1	1	1	0	0	0	0						
24 Robinson Canó, L OBP: 0.384, SLG: 0.519										4	0	2	1	0	0	0						
12 Alfonso Soriano, R OBP: 0.299, SLG: 0.490										4	0	0	0	0	3	3						
22 Vernon Wells, R OBP: 0.286, SLG: 0.355										3	0	0	0	1	1	1						
39 Mark Reynolds, R OBP: 0.305, SLG: 0.389										3	0	1	0	0	0	0						
55 Lyle Overbay, L OBP: 0.296, SLG: 0.396										0	0	0	1	1	0	0						
14 Curtis Granderson, L OBP: 0.321, SLG: 0.416										4	0	1	0	0	1	4						
35 Brendan Ryan, R OBP: 0.261, SLG: 0.280										4	0	1	0	0	3	1						
19 Chris Stewart, R OBP: 0.291, SLG: 0.269										4	0	0	0	0	0	3						
Inning Stats	R: 1 H: 2 E: 0 K: 2 S: 21	WLS: 2 BF: 27 LOB: 1 P: 26	R: 0 H: 1 E: 0 K: 1 S: 10	WLS: 1 BF: 8 LOB: 0 P: 13	R: 1 H: 1 E: 0 K: 1 S: 9	WLS: 1 BF: 11 LOB: 0 P: 11	R: 0 H: 2 E: 0 K: 0 S: 11	WLS: 2 BF: 18 LOB: 2 P: 18	R: 0 H: 0 E: 0 K: 1 S: 10	WLS: 0 BF: 5 LOB: 0 P: 13	R: 0 H: 0 E: 0 K: 1 S: 10	WLS: 0 BF: 14 LOB: 0 P: 14	R: 0 H: 0 E: 0 K: 2 S: 11	WLS: 0 BF: 5 LOB: 0 P: 13	R: 1 H: 2 E: 0 K: 1 S: 18	WLS: 2 BF: 29 LOB: 3 P: 29	R: 0 H: 0 E: 0 K: 1 S: 10	WLS: 0 BF: 12 LOB: 0 P: 12	1B: 5 2B: 2 3B: 0 HR: 1	SF: 0 SAC: 0 DP: 0 HBP: 0	WP: 0 PB: 0 SB: 0 CS: 0	PA: 37
PITCHER	IP WLS BF H R ER SO BB IBB HBP BLK WP HR S P ERA WHIP											IP WLS BF H R ER SO BB IBB HBP BLK WP HR S P ERA WHIP										
14 David Price, L ERA: 3.39	7.0 W 27 2 2 2 8 0 0 0 0 0 0 13 20 13.50 4.500																					
47 Brandon Gomes, R ERA: 5.35	8.1 0.2 5 2 1 1 1 1 0 0 0 0 0 5 9 0.00 3.000																					
62 Joel Peralta, R ERA: 3.26	8.1 0.1 H 2 0 0 0 0 1 0 0 0 0 0 5 9 0.00 3.000																					
54 Alex Torres, L ERA: 1.43	9.1 1.0 3 0 0 0 1 0 0 0 0 0 0 10 12 0.00 0.000																					

AB	35
R	3
H	8
RBI	3
BB	2
SO	10
LOB	13



Batter	1	2	3	4	5	6	7	8	9	AB	R	H	RBI	BB	SO	LOB	TOP					
18 Ben Zobrist, S OBP: 0.353, SLG: 0.396										5	1	2	0	0	1	0						
9 Wil Myers, R OBP: 0.351, SLG: 0.474										4	1	1	0	0	2	2						
21 James Loney, L OBP: 0.352, SLG: 0.436										3	1	3	0	1	0	0						
3 Evan Longoria, R OBP: 0.343, SLG: 0.495										4	0	2	3	0	1	2						
7 David DeJesus, L OBP: 0.333, SLG: 0.408										3	0	0	0	1	0	2						
15 Delmon Young, R OBP: 0.310, SLG: 0.406										3	1	2	1	0	0	2						
20 Matt Joyce, L OBP: 0.328, SLG: 0.426										3	0	0	0	0	0	4						
5 Sam Fuld, L OBP: 0.267, SLG: 0.263										1	0	0	0	0	0	2						
59 Jose Lobaton, S OBP: 0.325, SLG: 0.396										4	0	0	0	0	2	3						
1 Sean Rodriguez, R OBP: 0.324, SLG: 0.395										2	0	0	0	0	1	0						
30 Luke Scott, L OBP: 0.328, SLG: 0.417										1	0	1	0	0	0	0						
11 Yunel Escobar, R OBP: 0.332, SLG: 0.369										1	0	0	0	0	0	0						
Inning Stats	R: 0 E: 0 K: 1 S: 13	H: 2 LOB: 1 BB: 0 P: 19	R: 0 E: 0 K: 0 S: 9	H: 1 LOB: 0 BB: 0 P: 12	R: 0 E: 0 K: 2 S: 8	H: 0 LOB: 0 BB: 0 P: 10	R: 1 E: 0 K: 0 S: 12	H: 2 LOB: 3 BB: 1 P: 21	R: 0 E: 0 K: 1 S: 9	H: 0 LOB: 0 BB: 0 P: 12	R: 0 E: 0 K: 0 S: 6	H: 1 LOB: 0 BB: 0 P: 13	R: 1 E: 0 K: 1 S: 11	H: 2 LOB: 0 BB: 0 P: 18	R: 2 E: 0 K: 1 S: 16	H: 3 LOB: 2 BB: 1 P: 30	R: 0 E: 0 K: 1 S: 7	H: 0 LOB: 0 BB: 0 P: 10	1B: 9 2B: 1 3B: 0 HR: 1	SF: 0 SAC: 0 DP: 3 HBP: 1	WP: 0 PB: 0 SB: 0 CS: 1	PA: 38
PITCHER	IP	WLS	BF	H	R	ER	SO	BB	IBB	HBP	BLK	WP	HR	S	P	ERA	WHIP					
47 Iván Nova, R ERA: 3.1	7.0	L	27	8	2	2	5	1	0	1	0	0	1	68	105	2.57	1.286					
61 Dellin Betances, R ERA: 20.25	0.1		5	3	2	2	1	1	0	0	0	0	0	13	24	54.00	12.000					
42 Mariano Rivera, R ERA: 2.11	1.1		4	0	0	0	0	0	0	0	0	0	0	7	13	0.00	0.000					
40 Matt Daley, R ERA:	0.1		1	0	0	0	1	0	0	0	0	0	0	3	3	0.00	0.000					

Tampa Bay Rays @ New York Yankees
Yankee Stadium, Bronx, NY
Thu Sep 26 2013, 7:10 PM - 10:12 PM EDT
Att: 48,675 - Partly Cloudy - 66 F

AB	34
R	4
H	11
RBI	4
BB	2
SO	7
LOB	17



Batter	1	2	3	4	5	6	7	8	9	AB	R	H	RBI	BB	SO	LOB	BOTTOM					
31 Ichiro Suzuki, L OBP: 0.295, SLG: 0.341										4	0	0	0	0	1	0						
26 Eduardo Núñez, R OBP: 0.309, SLG: 0.370										4	0	1	0	0	0	0						
24 Robinson Canó, L OBP: 0.383, SLG: 0.516										3	0	0	0	1	0	1						
12 Alfonso Soriano, R OBP: 0.298, SLG: 0.488										3	0	0	0	0	2	1						
14 Curtis Granderson, L OBP: 0.326, SLG: 0.422										2	0	1	0	1	1	0						
55 Lyle Overbay, L OBP: 0.297, SLG: 0.396										3	0	1	0	0	1	1						
63 Zoilo Almonte, S OBP: 0.293, SLG: 0.326										3	0	0	0	0	1	3						
35 Brendan Ryan, R OBP: 0.259, SLG: 0.278										2	0	0	0	0	0	0						
22 Vernon Wells, R OBP: 0.285, SLG: 0.354										1	0	0	0	0	1	2						
39 Mark Reynolds, R OBP: 0.306, SLG: 0.389										0	0	0	0	0	0	0						
66 John Ryan Murphy, R OBP: 0.176, SLG: 0.125										3	0	0	0	0	0	2						
Inning Stats	R: 0 E: 0 K: 0 S: 5	H: 1 LOB: 0 BB: 0 P: 9	R: 0 E: 0 K: 1 S: 11	H: 0 LOB: 1 BB: 1 P: 22	R: 0 E: 0 K: 0 S: 8	H: 0 LOB: 0 BB: 0 P: 13	R: 0 E: 0 K: 1 S: 11	H: 0 LOB: 0 BB: 0 P: 15	R: 0 E: 0 K: 2 S: 8	H: 0 LOB: 0 BB: 0 P: 10	R: 0 E: 0 K: 0 S: 6	H: 0 LOB: 0 BB: 0 P: 8	R: 0 E: 0 K: 0 S: 7	H: 0 LOB: 0 BB: 1 P: 11	R: 0 E: 0 K: 2 S: 14	H: 2 LOB: 2 BB: 0 P: 24	R: 0 E: 0 K: 1 S: 7	H: 0 LOB: 0 BB: 0 P: 10	1B: 2 2B: 1 3B: 0 HR: 0	SF: 0 SAC: 0 DP: 2 HBP: 0	WP: 0 PB: 0 SB: 2 CS: 0	PA: 30
PITCHER	IP	WLS	BF	H	R	ER	SO	BB	IBB	HBP	BLK	WP	HR	S	P	ERA	WHIP					
53 Alex Cobb, R ERA: 2.76	7.0	W	24	3	0	0	4	2	0	0	0	0	0	61	96	0.00	0.714					
62 Joel Peralta, R ERA: 3.21	1.0	H	3	0	0	0	2	0	0	0	0	0	0	9	16	0.00	0.000					
57 Jake McGee, L ERA: 3.94	1.0		3	0	0	0	1	0	0	0	0	0	0	7	10	0.00	0.000					

Tampa Bay Rays @ New York Yankees
Yankee Stadium, Bronx, NY
Thu Sep 26 2013, 7:10 PM - 10:12 PM EDT
Att: 48,675 - Partly Cloudy - 66 F


AB	28
R	0
H	3
RBI	0
BB	2
SO	7
LOB	10



Batter	1	2	3	4	5	6	7	8	9	AB	R	H	RBI	BB	SO	LOB	TOP										
14 Curtis Granderson, L (1, 8) OBP: 0.329, SLG: 0.414	G4-3		F8		K			K		4	0	0	0	0	2	1	New York Yankees @ Houston Astros Minute Maid Park, Houston, TX Fri Sep 27 2013, 7:13 PM - 10:17 PM CDT Att: 29,471 - Roof Closed - 73 F										
26 Eduardo Nunez, R (1, 5) OBP: 0.305, SLG: 0.365	P3			L6	L8			G6-3		4	0	0	0	0	0	0											
24 Robinson Cano, L (1, 10) OBP: 0.383, SLG: 0.514	K							F8		4	1	1	0	0	2	0											
12 Alfonso Soriano, R (1, 7) OBP: 0.299, SLG: 0.489		K							K	3	1	1	0	1	2	0											
39 Mark Reynolds, R (1, 3) OBP: 0.308, SLG: 0.390	F8									4	1	2	1	0	0	1											
45 David Adams, R (1, 4) OBP: 0.285, SLG: 0.276	F8									4	0	1	2	0	2	2											
63 Zoilo Almonte, S (1, 9) OBP: 0.282, SLG: 0.313			G6-3	G6-3				F8		4	0	0	0	0	1	2											
35 Brendan Ryan, R (1, 6) OBP: 0.257, SLG: 0.275			G6-3	P6				G4-3		3	0	0	0	0	0	1											
66 John Ryan Murphy, R (1, 2) OBP: 0.200, SLG: 0.211					P6			K		3	0	1	0	0	1	0											
Inning Stats	R: 0 E: 0 K: 1 S: 6	H: 0 LOB: 0 BB: 0 P: 6	R: 0 E: 0 K: 1 S: 7	H: 0 LOB: 0 BB: 0 P: 11	R: 0 E: 0 K: 0 S: 12	H: 1 LOB: 1 BB: 0 P: 20	R: 3 E: 1 K: 0 S: 14	H: 3 LOB: 1 BB: 1 P: 24	R: 0 E: 0 K: 1 S: 7	H: 0 LOB: 0 BB: 0 P: 10	R: 0 E: 0 K: 2 S: 10	H: 1 LOB: 1 BB: 0 P: 16	R: 0 E: 0 K: 2 S: 11	H: 0 LOB: 0 BB: 0 P: 14	R: 0 E: 0 K: 1 S: 6	H: 0 LOB: 0 BB: 0 P: 8	R: 0 E: 0 K: 2 S: 12	H: 1 LOB: 1 BB: 0 P: 15	1B: 3 2B: 3 3B: 0 HR: 0	SF: 0 SAC: 0 DP: 0 HBP: 0	WP: 0 PB: 0 SB: 0 CS: 0	PA: 34					
PITCHER	IP	WLS	BF	H	R	ER	SO	BB	IBB	HBP	BLK	WP	HR	S	P	ERA	WHIP										
39 Brett Oberholtzer, L (1, 1) ERA: 2.78	5.1	L	22	5	3	2	4	1	0	0	0	0	0	51	81	3.38	1.125										
61 Josh Zeid, R (6, 1) ERA: 3.76	1.2		5	0	0	0	3	0	0	0	0	0	0	16	20	0.00	0.000										
66 Kevin Chapman, L (8, 1) ERA: 1.83	1.0		3	0	0	0	1	0	0	0	0	0	0	6	8	0.00	0.000										
35 Josh Fields, R (9, 1) ERA: 5.25	1.0		4	1	0	0	2	0	0	0	0	0	0	12	15	0.00	1.000										

Batter	1	2	3	4	5	6	7	8	9	AB	R	H	RBI	BB	SO	LOB	BOTTOM										
6 Jonathan Villar, S (1, 6) OBP: 0.326, SLG: 0.323	K		FC6-4			K				4	0	1	0	0	2	1	New York Yankees @ Houston Astros Minute Maid Park, Houston, TX Fri Sep 27 2013, 7:13 PM - 10:17 PM CDT Att: 29,471 - Roof Closed - 73 F										
27 Jose Altuve, R (1, 4) OBP: 0.316, SLG: 0.365	L8		F9			L1				3	0	0	0	1	0	1											
30 Matt Dominguez, R (1, 5) OBP: 0.289, SLG: 0.409	G6-3		L9							3	0	0	0	1	0	4											
18 Marc Krauss, L (1, 10) OBP: 0.273, SLG: 0.374				G4-3						2	0	0	0	2	0	1											
10 Jake Elmore, R (8, PR) OBP: 0.316, SLG: 0.331						G4-3				0	0	0	0	0	0	0											
23 Chris Carter, R (1, 3) OBP: 0.321, SLG: 0.456			F8			G2-3				3	1	0	0	1	0	2											
8 Trevor Crowe, S (1, 7) OBP: 0.285, SLG: 0.300			K							4	0	0	0	0	3	3											
28 L.J. Hoes, R (1, 9) OBP: 0.332, SLG: 0.365						G5-3				4	1	2	0	0	0	0											
22 Carlos Corporan, S (1, 2) OBP: 0.289, SLG: 0.366			F7							4	0	0	0	0	0	4											
2 Brandon Barnes, R (1, 8) OBP: 0.291, SLG: 0.348										2	0	1	0	0	1	0											
29 Brett Wallace, L (7, PH) OBP: 0.285, SLG: 0.433										2	0	1	2	0	1	0											
Inning Stats	R: 0 E: 0 K: 1 S: 6	H: 1 LOB: 2 BB: 1 P: 8	R: 0 E: 0 K: 1 S: 13	H: 1 LOB: 1 BB: 1 P: 18	R: 0 E: 0 K: 0 S: 10	H: 1 LOB: 0 BB: 0 P: 14	R: 0 E: 0 K: 1 S: 7	H: 0 LOB: 0 BB: 0 P: 11	R: 0 E: 0 K: 1 S: 9	H: 0 LOB: 0 BB: 0 P: 13	R: 0 E: 0 K: 1 S: 7	H: 0 LOB: 1 BB: 1 P: 13	R: 2 E: 0 K: 0 S: 21	H: 3 LOB: 3 BB: 2 P: 34	R: 0 E: 0 K: 1 S: 7	H: 0 LOB: 1 BB: 1 P: 13	R: 0 E: 0 K: 1 S: 6	H: 0 LOB: 0 BB: 0 P: 7	1B: 4 2B: 1 3B: 0 HR: 0	SF: 0 SAC: 0 DP: 0 HBP: 0	WP: 0 PB: 0 SB: 1 CS: 1	PA: 37					
PITCHER	IP	WLS	BF	H	R	ER	SO	BB	IBB	HBP	BLK	WP	HR	S	P	ERA	WHIP										
43 Adam Warren, R (1, 1) ERA: 3.38	5.0	W	18	2	1	2	1	2	0	0	0	0	0	20	33	10.80	1.800										
41 David Phelps, R (6, 1) ERA: 5.04	1.2	H	8	1	2	2	1	2	0	0	0	0	0	8	14	0.00	9.000										
62 Joba Chamberlain, R (7, 1) ERA: 4.93	0.1	H	4	2	0	0	0	1	0	0	0	0	0	7	13	0.00	1.000										
38 Preston Claiborne, R (8, 1) ERA: 4.17	1.0	H	3	0	0	0	1	1	0	0	0	0	0	6	7	0.00	0.000										
30 David Robertson, R (9, 1) ERA: 2.07	1.0	S	3	0	0	0	1	0	0	0	0	0	0	6	7	0.00	0.000										

AB	33
R	3
H	6
RBI	3
BB	1
SO	10
LOB	7



AB	31
R	2
H	5
RBI	2
BB	5
SO	7
LOB	16



Batter	1	2	3	4	5	6	7	8	9	AB	R	H	RBI	BB	SO	LOB	TOP					
14 Curtis Granderson, L (1, 8) OBP: 0.319, SLG: 0.406										4	0	0	0	1	2	3	<p>New York Yankees @ Houston Astros Minute Maid Park, Houston, TX Sat Sep 28 2013, 6:14 PM - 9:01 PM CDT Att: 37,214 - Roof Closed - 73 F</p> <p>livebaseballscorecards.com</p> <p>AB 34 R 2 H 8 RBI 1 BB 3 SO 7 LOB 20</p>					
26 Eduardo Nunez, R (1, 5) OBP: 0.305, SLG: 0.364										4	1	1	0	0	1	1						
24 Robinson Cano, L (1, 4) OBP: 0.383, SLG: 0.516										4	0	2	1	0	0	1						
12 Alfonso Soriano, R (1, 7) OBP: 0.302, SLG: 0.489										2	0	1	0	2	1	0						
55 Lyle Overbay, L (1, 3) OBP: 0.295, SLG: 0.393										3	0	0	0	0	0	4						
39 Mark Reynolds, R (8, PH) OBP: 0.307, SLG: 0.390										1	0	0	0	0	1	2						
63 Zoilo Almonte, S (1, 9) OBP: 0.271, SLG: 0.300										4	0	0	0	0	0	5						
31 Ichiro Suzuki, L (1, 10) OBP: 0.297, SLG: 0.342										4	0	2	0	0	1	0						
35 Brendan Ryan, R (1, 6) OBP: 0.254, SLG: 0.272										4	0	0	0	0	1	3						
19 Chris Stewart, R (1, 2) OBP: 0.293, SLG: 0.272										4	1	2	0	0	0	1						
Inning Stats	R: 0 E: 0 K: 1 S: 7	H: 0 LOB: 0 BB: 1 P: 13	R: 0 E: 0 K: 0 S: 8	H: 2 LOB: 2 BB: 0 P: 15	R: 0 E: 0 K: 0 S: 6	H: 0 LOB: 0 BB: 0 P: 10	R: 0 E: 0 K: 1 S: 5	H: 0 LOB: 0 BB: 0 P: 5	R: 0 E: 0 K: 1 S: 5	H: 0 LOB: 0 BB: 0 P: 8	R: 2 E: 0 K: 1 S: 17	H: 3 LOB: 2 BB: 1 P: 33	R: 0 E: 0 K: 2 S: 9	H: 1 LOB: 1 BB: 0 P: 12	R: 0 E: 0 K: 1 S: 10	H: 1 LOB: 2 BB: 1 P: 21	R: 0 E: 0 K: 0 S: 11	H: 1 LOB: 1 BB: 0 P: 13	1B: 7 2B: 1 3B: 0 HR: 0	SF: 0 SAC: 0 DP: 0 HBP: 0	WP: 0 PB: 0 SB: 0 CS: 1	PA: 37
PITCHER	IP: 5.1 WLS: L BF: 21 H: 5 R: 2 ER: 1 SO: 4 BB: 1 IBB: 0 HBP: 0 BLK: 0 WP: 0 HR: 0 S: 42 P: 69 ERA: 1.69 WHIP: 1.125	IP: 0.2 WLS: L BF: 3 H: 0 R: 0 ER: 0 SO: 0 BB: 0 IBB: 0 HBP: 0 BLK: 0 WP: 0 HR: 0 S: 6 P: 15 ERA: 0.00 WHIP: 1.500	IP: 0.2 WLS: L BF: 3 H: 1 R: 0 ER: 0 SO: 1 BB: 0 IBB: 0 HBP: 0 BLK: 0 WP: 0 HR: 0 S: 6 P: 8 ERA: 0.00 WHIP: 1.500	IP: 0.2 WLS: L BF: 4 H: 1 R: 0 ER: 0 SO: 1 BB: 1 IBB: 0 HBP: 0 BLK: 0 WP: 0 HR: 0 S: 8 P: 16 ERA: 0.00 WHIP: 3.000	IP: 0.2 WLS: L BF: 2 H: 0 R: 0 ER: 0 SO: 1 BB: 0 IBB: 0 HBP: 0 BLK: 0 WP: 0 HR: 0 S: 5 P: 9 ERA: 0.00 WHIP: 0.000	IP: 1.0 WLS: L BF: 4 H: 1 R: 0 ER: 0 SO: 0 BB: 0 IBB: 0 HBP: 0 BLK: 0 WP: 0 HR: 0 S: 6 P: 13 ERA: 0.00 WHIP: 1.000	PITCHER	IP: 9.1 WLS: L BF: 41 H: 1 R: 0 ER: 0 SO: 0 BB: 0 IBB: 0 HBP: 0 BLK: 0 WP: 0 HR: 0 S: 66 P: 116 ERA: 1.00 WHIP: 0.778	IP: 1.0 WLS: L BF: 4 H: 1 R: 0 ER: 0 SO: 0 BB: 0 IBB: 0 HBP: 0 BLK: 0 WP: 0 HR: 0 S: 6 P: 13 ERA: 0.00 WHIP: 1.000													

Batter	1	2	3	4	5	6	7	8	9	AB	R	H	RBI	BB	SO	LOB	BOTTOM					
6 Jonathan Villar, S (1, 6) OBP: 0.325, SLG: 0.319										3	0	0	0	1	1	0	<p>New York Yankees @ Houston Astros Minute Maid Park, Houston, TX Sat Sep 28 2013, 6:14 PM - 9:01 PM CDT Att: 37,214 - Roof Closed - 73 F</p> <p>livebaseballscorecards.com</p> <p>AB 30 R 1 H 5 RBI 1 BB 2 SO 5 LOB 10</p>					
27 Jose Altuve, R (1, 4) OBP: 0.317, SLG: 0.366										4	1	2	0	0	0	1						
30 Matt Dominguez, R (1, 5) OBP: 0.287, SLG: 0.406										4	0	0	0	0	1	3						
23 Chris Carter, R (1, 3) OBP: 0.321, SLG: 0.454										4	0	1	1	0	0	1						
8 Trevor Crowe, S (9, PR) OBP: 0.295, SLG: 0.300										0	0	0	0	0	0	0						
14 J.D. Martinez, R (1, 7) OBP: 0.273, SLG: 0.381										4	0	1	0	0	1	1						
4 Brandon Laird, R (1, 10) OBP: 0.236, SLG: 0.448										3	0	0	0	0	0	1						
38 Jimmy Paredes, S (1, 9) OBP: 0.231, SLG: 0.248										3	0	0	0	0	0	1						
44 Matt Paganzzi, R (1, 2) OBP: 0.182, SLG: 0.143										2	0	1	0	1	1	0						
2 Brandon Barnes, R (1, 8) OBP: 0.289, SLG: 0.346										3	0	0	0	0	1	2						
Inning Stats	R: 0 E: 0 K: 1 S: 10	H: 1 LOB: 0 BB: 0 P: 12	R: 0 E: 0 K: 0 S: 8	H: 1 LOB: 1 BB: 0 P: 11	R: 0 E: 0 K: 0 S: 12	H: 0 LOB: 0 BB: 1 P: 19	R: 1 E: 0 K: 1 S: 9	H: 1 LOB: 0 BB: 0 P: 14	R: 0 E: 0 K: 0 S: 6	H: 1 LOB: 1 BB: 0 P: 9	R: 0 E: 0 K: 1 S: 10	H: 0 LOB: 1 BB: 1 P: 16	R: 0 E: 0 K: 0 S: 6	H: 0 LOB: 0 BB: 0 P: 11	R: 0 E: 0 K: 2 S: 9	H: 0 LOB: 0 BB: 0 P: 13	R: 0 E: 0 K: 0 S: 7	H: 1 LOB: 1 BB: 0 P: 11	1B: 4 2B: 1 3B: 0 HR: 0	SF: 0 SAC: 0 DP: 2 HBP: 0	WP: 0 PB: 0 SB: 0 CS: 0	PA: 32
PITCHER	IP: 9.0 WLS: W BF: 32 H: 5 R: 1 ER: 1 SO: 5 BB: 2 IBB: 0 HBP: 0 BLK: 0 WP: 0 HR: 0 S: 77 P: 116 ERA: 1.00 WHIP: 0.778	IP: 0.0 WLS: W BF: 3 H: 1 R: 0 ER: 0 SO: 1 BB: 1 IBB: 0 HBP: 0 BLK: 0 WP: 0 HR: 0 S: 6 P: 13 ERA: 0.00 WHIP: 1.000	IP: 0.0 WLS: W BF: 3 H: 1 R: 0 ER: 0 SO: 1 BB: 0 IBB: 0 HBP: 0 BLK: 0 WP: 0 HR: 0 S: 6 P: 8 ERA: 0.00 WHIP: 1.000	IP: 0.0 WLS: W BF: 4 H: 1 R: 0 ER: 0 SO: 1 BB: 1 IBB: 0 HBP: 0 BLK: 0 WP: 0 HR: 0 S: 8 P: 16 ERA: 0.00 WHIP: 3.000	IP: 0.0 WLS: W BF: 2 H: 0 R: 0 ER: 0 SO: 1 BB: 0 IBB: 0 HBP: 0 BLK: 0 WP: 0 HR: 0 S: 5 P: 9 ERA: 0.00 WHIP: 0.000	IP: 1.0 WLS: W BF: 4 H: 1 R: 0 ER: 0 SO: 0 BB: 0 IBB: 0 HBP: 0 BLK: 0 WP: 0 HR: 0 S: 6 P: 13 ERA: 0.00 WHIP: 1.000	PITCHER	IP: 9.0 WLS: W BF: 41 H: 1 R: 0 ER: 0 SO: 0 BB: 0 IBB: 0 HBP: 0 BLK: 0 WP: 0 HR: 0 S: 66 P: 116 ERA: 1.00 WHIP: 0.778	IP: 1.0 WLS: W BF: 4 H: 1 R: 0 ER: 0 SO: 0 BB: 0 IBB: 0 HBP: 0 BLK: 0 WP: 0 HR: 0 S: 6 P: 13 ERA: 0.00 WHIP: 1.000													

Batter	1	2	3	4	5	6	7	8	9	10	11	12	13	14	AB	R	H	RBI	BB	SO	LOB	TOP					
26 Eduardo Núñez, R OBP: 0.307, SLG: 0.372															7	2	3	2	0	1	1						
66 John Ryan Murphy, R OBP: 0.185, SLG: 0.152															7	0	1	1	1	0	3	4					
14 Curtis Granderson, L OBP: 0.317, SLG: 0.407															7	0	2	1	0	2	3						
22 Vernon Wells, R OBP: 0.282, SLG: 0.349															6	0	0	0	0	1	4						
39 Mark Reynolds, R OBP: 0.306, SLG: 0.393															6	1	1	1	0	0	0						
55 Lytle Overbay, L OBP: 0.295, SLG: 0.393															0	0	0	0	0	0	0						
33 Travis Hafner, L OBP: 0.301, SLG: 0.378															4	0	0	0	0	1	0						
45 David Adams, R OBP: 0.252, SLG: 0.286															6	0	1	0	0	5	2						
35 Brendan Ryan, R OBP: 0.295, SLG: 0.273															6	1	2	0	0	1	1						
63 Zoilo Almonte, S OBP: 0.274, SLG: 0.302															6	1	2	0	0	2	2						
Inning Stats	R: 0 E: 0 S: 11	H: 1 LOB: 1 BB: 0 P: 16	R: 0 E: 0 S: 13	H: 1 LOB: 2 BB: 0 P: 21	R: 0 E: 0 S: 12	H: 0 LOB: 0 BB: 0 P: 14	R: 0 E: 0 S: 9	H: 0 LOB: 1 BB: 0 P: 15	R: 0 E: 0 S: 7	H: 1 LOB: 1 BB: 0 P: 12	R: 0 E: 0 S: 11	H: 0 LOB: 0 BB: 0 P: 12	R: 0 E: 0 S: 8	H: 0 LOB: 0 BB: 0 P: 9	R: 0 E: 0 S: 10	H: 0 LOB: 0 BB: 0 P: 12	R: 0 E: 0 S: 10	H: 1 LOB: 2 BB: 0 P: 15	R: 4 E: 0 S: 23	H: 5 LOB: 1 BB: 0 P: 32	1B: 7 2B: 3 3B: 1 HR: 1	SF: 0 SAC: 0 DP: 0 HBP: 2	WP: 1 PB: 0 SB: 0 CS: 0	PA: 57			
PITCHER	IP ERA WLS BF H R ER SO BB IBB HBP BLK WP HR S P	7.0 4.59 0.2 26 3 0 1 9	7.0 4.59 0.2 26 3 0 1 9	7.0 4.59 0.2 26 3 0 1 9	7.0 4.59 0.2 26 3 0 1 9	7.0 4.59 0.2 26 3 0 1 9	7.0 4.59 0.2 26 3 0 1 9	7.0 4.59 0.2 26 3 0 1 9	7.0 4.59 0.2 26 3 0 1 9	7.0 4.59 0.2 26 3 0 1 9	7.0 4.59 0.2 26 3 0 1 9	7.0 4.59 0.2 26 3 0 1 9	7.0 4.59 0.2 26 3 0 1 9	7.0 4.59 0.2 26 3 0 1 9	7.0 4.59 0.2 26 3 0 1 9	7.0 4.59 0.2 26 3 0 1 9	7.0 4.59 0.2 26 3 0 1 9	7.0 4.59 0.2 26 3 0 1 9	7.0 4.59 0.2 26 3 0 1 9	7.0 4.59 0.2 26 3 0 1 9	7.0 4.59 0.2 26 3 0 1 9	7.0 4.59 0.2 26 3 0 1 9	7.0 4.59 0.2 26 3 0 1 9	7.0 4.59 0.2 26 3 0 1 9	7.0 4.59 0.2 26 3 0 1 9	7.0 4.59 0.2 26 3 0 1 9	7.0 4.59 0.2 26 3 0 1 9

New York Yankees @ Houston Astros
Minute Maid Park, Houston, TX
Sun Sep 29 2013, 1:20 PM - 5:11 PM CDT
Att. 40,539 - Roof Closed - 73 F

AB 55
R 5
H 12
RBI 5
BB 0
SO 16
LOB 17



Batter	1	2	3	4	5	6	7	8	9	10	11	12	13	14	AB	R	H	RBI	BB	SO	LOB	BOTTOM					
6 Jonathan Villar, S OBP: 0.321, SLG: 0.319															6	1	1	0	0	1	0						
27 Jose Altuve, R OBP: 0.316, SLG: 0.363															5	0	0	0	1	0	1						
30 Matt Dominguez, R OBP: 0.286, SLG: 0.403															6	0	1	1	0	2	1						
23 Chris Carter, R OBP: 0.320, SLG: 0.451															4	0	0	0	1	3	1						
14 J.D. Martinez, R OBP: 0.272, SLG: 0.378															5	0	1	0	0	3	1						
4 Brandon Laird, R OBP: 0.224, SLG: 0.423															4	0	0	0	0	2	2						
29 Brett Wallace, L OBP: 0.284, SLG: 0.431															1	0	0	0	0	1	0						
8 Trevor Crowe, S OBP: 0.287, SLG: 0.291															5	0	0	0	0	2	2						
22 Carlos Corporán, S OBP: 0.287, SLG: 0.361															5	0	1	0	0	2	2						
10 Jake Elmore, R OBP: 0.313, SLG: 0.325															2	0	0	0	0	1	1						
18 Marc Krauss, L OBP: 0.267, SLG: 0.366															3	0	0	0	0	2	0						
Inning Stats	R: 1 E: 0 S: 14	H: 2 LOB: 1 BB: 0 P: 18	R: 0 E: 0 S: 7	H: 1 LOB: 1 BB: 0 P: 11	R: 0 E: 0 S: 8	H: 0 LOB: 0 BB: 0 P: 13	R: 0 E: 0 S: 10	H: 0 LOB: 0 BB: 0 P: 12	R: 0 E: 0 S: 6	H: 1 LOB: 2 BB: 1 P: 19	R: 0 E: 0 S: 14	H: 0 LOB: 0 BB: 0 P: 12	R: 0 E: 0 S: 10	H: 0 LOB: 1 BB: 1 P: 16	R: 0 E: 0 S: 8	H: 0 LOB: 0 BB: 0 P: 9	R: 0 E: 0 S: 11	H: 0 LOB: 0 BB: 0 P: 15	R: 0 E: 0 S: 5	H: 0 LOB: 0 BB: 0 P: 9	1B: 3 2B: 1 3B: 0 HR: 0	SF: 0 SAC: 0 DP: 0 HBP: 0	WP: 0 PB: 0 SB: 0 CS: 0	PA: 48			
PITCHER	IP ERA WLS BF H R ER SO BB IBB HBP BLK WP HR S P	5.0 5.5 2.0 2.1 0.2 1.0 1.0	5.0 5.5 2.0 2.1 0.2 1.0 1.0	5.0 5.5 2.0 2.1 0.2 1.0 1.0	5.0 5.5 2.0 2.1 0.2 1.0 1.0	5.0 5.5 2.0 2.1 0.2 1.0 1.0	5.0 5.5 2.0 2.1 0.2 1.0 1.0	5.0 5.5 2.0 2.1 0.2 1.0 1.0	5.0 5.5 2.0 2.1 0.2 1.0 1.0	5.0 5.5 2.0 2.1 0.2 1.0 1.0	5.0 5.5 2.0 2.1 0.2 1.0 1.0	5.0 5.5 2.0 2.1 0.2 1.0 1.0	5.0 5.5 2.0 2.1 0.2 1.0 1.0	5.0 5.5 2.0 2.1 0.2 1.0 1.0	5.0 5.5 2.0 2.1 0.2 1.0 1.0	5.0 5.5 2.0 2.1 0.2 1.0 1.0	5.0 5.5 2.0 2.1 0.2 1.0 1.0	5.0 5.5 2.0 2.1 0.2 1.0 1.0	5.0 5.5 2.0 2.1 0.2 1.0 1.0	5.0 5.5 2.0 2.1 0.2 1.0 1.0	5.0 5.5 2.0 2.1 0.2 1.0 1.0	5.0 5.5 2.0 2.1 0.2 1.0 1.0	5.0 5.5 2.0 2.1 0.2 1.0 1.0	5.0 5.5 2.0 2.1 0.2 1.0 1.0	5.0 5.5 2.0 2.1 0.2 1.0 1.0	5.0 5.5 2.0 2.1 0.2 1.0 1.0	5.0 5.5 2.0 2.1 0.2 1.0 1.0

New York Yankees @ Houston Astros
Minute Maid Park, Houston, TX
Sun Sep 29 2013, 1:20 PM - 5:11 PM CDT
Att. 40,539 - Roof Closed - 73 F

AB 46
R 1
H 4
RBI 1
BB 2
SO 19
LOB 11

