New York Yankees - 2014

Batter	1	2	3	4	5	6	7	8	9	AB	R	H	RBI	BB	SO	LOB
2 Josh Delph, L (1, 10) OBP: 0.250, SLG: 0.250	B S S S 1-3 ① K		x 0-0 1B		x 0-0 ③ G3-1		x 0-0 ② L5			4	0	1	0	0	1	0
Justin Gonzalez, R (1, 6)	C C C 0-3 ② K		x 0-0 ③ F7			x 0-0 ① G6-3	x 0-0 ③ G1-3			4	0	0	0	0	1	1
8 DJ Stewart, L (1, 7) 44 Jameis Winston, S (5, 7)	x 0-0 ③ F8			x 0-0 ① G4-3		x 0-0 ② G4-3		S S S 0-3 ① K2-3		2 2	0 0	0 0	0 0	0 0	0 1	0 0
25 Brett Knief, R (1, 9) OBP: 0.750, SLG: 1.000		x 0-0 1B		x 0-0 3 2B 1B		x 0-0 3 1B 12 2B 2B		S S S 0-3 ② K		4	1	3	0	0	1	0
3 John Nogowski, R (1, 3) OBP: 0.500, SLG: 0.750		x 0-0 ① F9		x 0-0 1-3 2B		x 0-0 43 BB 12 2B 2-3 1B		C C C 0-3 ③ K		4	1	2	0	0	1	1
53 Jose Brizuela, L (1, 5) 43 Casey Smit, L (5, 5)		x 0-0 ② F9		C C C 0-3 ② K		B B B B 4-0 1-2 12 2B BB			S S S 0-3 ① K	2 1	0 1	0 0	0 0	0 1	1 1	3 0
12 John Sansone, R (1, 4) OBP: 0.333, SLG: 0.667 15 Hank Truluck, R (6, 4)	S S T 0-2 ③ K			x 0-0 ③ P4		x 0-0 1-H 2-H 3-H 2B			S S S 0-3 ② K	3 1	0 0	1 0	3 0	0 0	1 1	3 0
21 Ben DeLuzio, R (1, 8) OBP: 0.500, SLG: 0.500 1 Nick Graganella, R (5, 8) OBP: 0.500, SLG: 1.000			x 0-0 13 G6-4-3 1B		C C C 0-3 ① K	x 0-0 ③ F8			x 0-0 2B	2 2	0 0	1 1	0 0	0 0	1 0	0 1
13 Daniel De La Calle, R (1, 2) 20 Gage West, L (5, 2)			x 0-0 ① ② G6-4-3 1-2f		x 0-0 ② G4-3		x 0-0 ① G4-3		x 0-0 ③ G1-3	2 2	0 0	0 0	0 0	0 0	0 0	1 1
Inning Stats	R: 0 E: 0 K: 2 S: 7 H: 0 LOB: 0 BB: 0 P: 8	R: 0 E: 0 K: 1 S: 6 H: 1 LOB: 1 BB: 0 P: 6	R: 0 E: 0 K: 0 S: 4 H: 2 LOB: 0 BB: 0 P: 4	R: 0 E: 0 K: 1 S: 7 H: 2 LOB: 2 BB: 0 P: 7	R: 0 E: 0 K: 1 S: 5 H: 0 LOB: 0 BB: 0 P: 5	R: 3 E: 0 K: 0 S: 6 H: 3 LOB: 1 BB: 1 P: 10	R: 0 E: 0 K: 0 S: 3 H: 0 LOB: 0 BB: 0 P: 3	R: 0 E: 0 K: 3 S: 9 H: 0 LOB: 0 BB: 0 P: 9	R: 0 E: 0 K: 2 S: 8 H: 1 LOB: 1 BB: 0 P: 8	1B: 5 2B: 4 3B: 0 HR: 0 SF: 0 SAC: 0 DP: 1 HBP: 0						

TOP

Florida State Seminoles @ New York Yankees
George M. Steinbrenner Field, Tampa, FL
Tue Feb 25 2014, 1:06 PM - 3:50 PM EST
Att. 7,708 - Partly Cloudy - 74 F

livebaseballscorecards.com

AB	35
R	3
H	9
RBI	3
BB	1
SO	10
LOB	11



WP: 0 PB: 0 SB: 0 CS: 0 PA: 36

PITCHER		IP	WLS	BF	H	R	ER	SO	BB	IBB	HBP	BLK	WP	HR	S	P	ERA	WHIP
57 Vidal Nuño, L ERA:	(1, 1)	2.0	W	7	1	0	0	3	0	0	0	0	0	0	13	14	0.00	0.500
71 Brian Gordon, R ERA:	(3, 1)	2.0	H	9	4	0	0	1	0	0	0	0	0	0	11	11	0.00	2.000
90 Shane Greene, R ERA: 13.5	(5, 1)	2.0		10	3	3	3	1	1	0	0	0	0	0	11	15	13.50	2.000
85 Bryan Mitchell, R ERA:	(7, 1)	2.0		6	0	0	0	3	0	0	0	0	0	0	12	12	0.00	0.000
77 Francisco Rondon, L ERA:	(9, 1)	1.0		4	1	0	0	2	0	0	0	0	0	0	8	8	0.00	1.000

PITCHER	IP	WLS	BF	H	R	ER	SO	BB	IBB	HBP	BLK	WP	HR	S	P	ERA	WHIP

Batter	1	2	3	4	5	6	7	8	9	AB	R	H	RBI	BB	SO	LOB
11 Brett Gardner, L (1, 8) OBP: 1.000, SLG: 1.000 97 Mason Williams, L (3, PH) (4, 8)	0-0 29 G5-4-3 1B		0-0 G4-3 2-3	1-0 G3-1 2-3 3-H		0-0 G6-4-3 1-2f 2-3		0-0 F9		1 4	0 0	1 0	0 0	0 0	0 0	0 4
29 Francisco Cervelli, R (1, 2) 82 Gary Sánchez, R (3, PH) (4, 2)	0-0 G5-4-3 1-2f		0-0 SF1 3-H		0-0 P3	0-3 K				1 2	0 0	0 0	0 1	0 0	0 1	1 1
33 Kelly Johnson, L (1, 5) 86 José Pirela, R (3, PH) (4, 5)	0-3 K		0-0 F7		0-0 G6-3		0-3 K2-3			1 3	0 0	0 0	0 0	0 0	1 1	0 0
70 Russ Canzler, R (1, 3) 80 Jose Gil, R (5, PH) OBP: 1.000, SLG: 1.000 (6, 3)		0-2 K		0-0 F9	0-0 1B		0-0 1B			2 2	0 0	0 2	0 0	0 0	1 0	0 0
65 Zoilo Almonte, S (1, 7) OBP: 0.500, SLG: 1.000 73 Antoan Richardson, S (5, PH) (6, 7)		0-0 17 2B		0-3 K	0-0 P3		0-3 K			2 2	1 0	1 0	0 0	0 0	1 1	0 2
17 Brendan Ryan, R (1, 6) OBP: 1.000, SLG: 2.000 45 Dean Anna, L (4, 6) OBP: 0.667, SLG: 1.000	0-0 95 G6-3 2-H		0-0 89 1B			4-0 81 1B 72 1B BB	0-0 P5			1 2	0 2	1 1	1 0	0 1	0 0	0 1
95 Adonis García, R (1, 9) 81 Ramón Flores, L (6, 9) OBP: 1.000, SLG: 2.500	0-0 G6-3 2-3		4-0 89 1B 66 2B BB			0-0 72 1B 96 E 1-2 1B		2-0 HR		1 2	1 2	0 2	0 1	1 0	0 0	1 0
89 Yangervis Solarte, S (1, 4) OBP: 0.500, SLG: 0.500 72 Corban Joseph, L (6, 4) OBP: 0.500, SLG: 0.500	0-0 G3-1		0-0 66 2B 97 WP 1-3 2-H 1B			0-0 97 G6-4-3 96 E 1-2 2-H 1B		0-0 G6-3		2 2	1 0	1 1	1 1	0 0	0 0	1 0
66 John Ryan Murphy, R (1, 10) OBP: 1.000, SLG: 2.000 96 Peter O'Brien, R (6, PH) (7, 10)			0-0 97 G4-3 82 SF1 2B	0-0 97 WP 1-3 3-H 2B		0-0 E5 97 G6-4-3 1-2 2-H		0-3 K2-3		2 2	1 0	2 0	1 0	0 0	0 1	0 1
Inning Stats	R: 0 E: 0 K: 1 S: 5 H: 1 LOB: 0 BB: 0 P: 5	R: 1 E: 0 K: 1 S: 7 H: 2 LOB: 1 BB: 0 P: 7	R: 1 E: 0 K: 0 S: 4 H: 1 LOB: 0 BB: 0 P: 4	R: 3 E: 0 K: 1 S: 8 H: 3 LOB: 1 BB: 1 P: 13	R: 0 E: 0 K: 0 S: 4 H: 1 LOB: 1 BB: 0 P: 4	R: 2 E: 1 K: 1 S: 7 H: 2 LOB: 1 BB: 1 P: 11	R: 0 E: 0 K: 2 S: 8 H: 1 LOB: 1 BB: 0 P: 8	R: 1 E: 0 K: 1 S: 6 H: 1 LOB: 0 BB: 0 P: 8		1B: 6 2B: 5 3B: 0 HR: 1 SF: 1 SAC: 0 DP: 2 HBP: 0						

PITCHER		IP	WLS	BF	H	R	ER	SO	BB	IBB	HBP	BLK	WP	HR	S	P	ERA	WHIP
17 Mike Compton, R ERA:	(1, 1)	1.0		3	1	0	0	1	0	0	0	0	0	0	5	5	0.00	1.000
40 Peter Miller, R ERA: 9.0	(2, 1)	1.0	L	5	2	1	1	1	0	0	0	0	0	0	7	7	9.00	2.000
51 Brandon Johnson, L ERA: 9.0	(3, 1)	1.0		4	1	1	1	0	0	0	0	0	0	0	4	4	9.00	1.000
16 Taylor Blatch, R ERA: 27.0	(4, 1)	1.0		7	3	3	3	1	1	0	0	0	1	0	8	13	27.00	4.000
33 Bryant Holtmann, L ERA:	(5, 1)	1.0		4	1	0	0	0	0	0	0	0	0	0	4	4	0.00	1.000

PITCHER		IP	WLS	BF	H	R	ER	SO	BB	IBB	HBP	BLK	WP	HR	S	P	ERA	WHIP
42 Jim Voyles, R ERA: 9.0	(6, 1)	1.0		6	2	2	1	1	1	0	0	0	0	0	7	11	9.00	3.000
5 Billy Strode, L ERA:	(7, 1)	1.0		4	1	0	0	2	0	0	0	0	0	0	8	8	0.00	1.000
31 Alec Byrd, L ERA: 9.0	(8, 1)	1.0		4	1	1	1	1	0	0	0	0	0	1	6	8	9.00	1.000

BOTTOM

Florida State Seminoles @ New York Yankees
George M. Steinbrenner Field, Tampa, FL
Tue Feb 25 2014, 1:06 PM - 3:50 PM EST
Att. 7,708 - Partly Cloudy - 74 F

livebaseballscorecards.com

AB	34
R	8
H	12
RBI	6
BB	2
SO	7
LOB	12

WP: 1 PA: 37
PB: 0
SB: 0
CS: 0

Batter	1	2	3	4	5	6	7	8	9	AB	R	H	RBI	BB	SO	LOB
22 Jacoby Ellsbury, L (1, 8) OBP: 1.000, SLG: 1.000	BBCSBTFB 4-2 89 1B 34 1B BB	BBBB 4-0 89 HR BB			X 0-0 89 G4-6-3 1B		X 0-0 E8 1-H 2B			1	2	1	0	2	0	0
97 Mason Williams, L (5, 8) OBP: 1.000, SLG: 2.000										1	0	1	1	0	0	0
89 Yangervis Solarte, S (1, 6) OBP: 0.667, SLG: 1.667	X 0-0 34 1B 81 1B 1-2 1B	X 0-0 1-H HR			X 0-0 ①② G4-6-3 1-2f		CSS 0-3 ③ K			3	2	2	2	0	0	1
Addison Maruszak, R (5, 6)										1	0	0	0	0	1	1
36 Carlos Beltrán, S (1, 9)	X 0-0 ① P2	SSS 0-3 ③ K			X 0-0 ③ G5-3			X 0-0 ① F8		3	0	0	0	0	1	2
65 Zoilo Almonte, S (5, 9)										1	0	0	0	0	0	0
34 Brian McCann, L (1, 2) OBP: 0.500, SLG: 0.500	X 0-0 98 F9 81 1B 1-3 2-H 1B		CSS 0-3 ① K			CCC 0-3 ① K		X 0-0 ② F8		2	0	1	1	0	1	0
53 Austin Romine, R (5, 2)										2	0	0	0	0	1	0
81 Ramón Flores, L (1, 7) OBP: 0.500, SLG: 0.500	X 0-0 1-2 3-H 1B		X 0-0 ② G3-1			X 0-0 ② B1-3		X 0-0 ③ F7		2	0	1	1	0	0	0
73 Antoan Richardson, S (5, 7)										2	0	0	0	0	0	0
98 Zelous Wheeler, R (1, 5)	X 0-0 ② F9 2-3		X 0-0 ③ G4-3			X 0-0 ③ L5		X 0-0 ① P4		3	0	0	0	0	0	2
95 Adonis García, R (6, 5)										1	0	0	0	0	0	0
45 Dean Anna, L (1, 4) OBP: 0.500, SLG: 0.500	X 0-0 ③ G4-3		X 0-0 72 G4-6-3 1B				X 0-0 ① F8	X 0-0 ② P4		2	0	1	0	0	0	2
86 José Pirela, R (5, 4)										2	0	0	0	0	0	0
72 Corban Joseph, L (1, 3)		X 0-0 ① G4-3	X 0-0 ①② G4-6-3 1-2f				X 0-0 ② F9	X 0-0 ③ G3		2	0	0	0	0	0	1
80 Jose Gil, R (5, 3)										2	0	0	0	0	0	0
66 John Ryan Murphy, R (1, 10)		X 0-0 ② G3-1	X 0-0 ③ F9				BBBB 4-0 97 E BB			2	0	0	0	0	0	0
87 Francisco Arcia, L (7, PH) (7, 10)										0	1	0	0	1	0	0

TOP

New York Yankees @ Pittsburgh Pirates

McKechnie Field, Bradenton, FL

Wed Feb 26 2014, 1:08 PM - 3:55 PM EST

Att. 6,870 - Cloudy - 72 F

livebaseballscorecards.com

AB	32
R	5
H	7
RBI	5
BB	3
SO	4
LOB	9

Inning Stats	1	2	3	4	5	6	7	8	9
	R: 2 E: 0 K: 0 S: 10	R: 2 E: 0 K: 1 S: 6	R: 0 E: 0 K: 1 S: 5	R: 0 E: 0 K: 0 S: 3	R: 0 E: 0 K: 0 S: 3	R: 0 E: 0 K: 1 S: 5	R: 1 E: 1 K: 1 S: 6	R: 0 E: 0 K: 0 S: 3	R: 0 E: 0 K: 0 S: 3
	H: 3 LOB: 2 BB: 1 P: 14	H: 1 LOB: 0 BB: 1 P: 10	H: 0 LOB: 0 BB: 0 P: 5	H: 1 LOB: 0 BB: 0 P: 3	H: 1 LOB: 0 BB: 0 P: 3	H: 0 LOB: 0 BB: 0 P: 5	H: 1 LOB: 1 BB: 1 P: 10	H: 0 LOB: 0 BB: 0 P: 3	H: 0 LOB: 0 BB: 0 P: 3

1B: 5	SF: 0
2B: 1	SAC: 0
3B: 0	DP: 2
HR: 1	HBP: 0

WP: 0	PA: 35
PB: 0	
SB: 0	
CS: 0	

PITCHER		IP	WLS	BF	H	R	ER	SO	BB	IBB	HBP	BLK	WP	HR	S	P	ERA	WHIP
47 Francisco Liriano, L ERA: 18.0	(1, 1)	1.0		7	3	2	2	0	1	0	0	0	0	0	10	14	18.00	4.000
36 Edinson Volquez, R ERA: 18.0	(2, 1)	1.0		5	1	2	2	1	1	0	0	0	0	1	6	10	18.00	2.000
30 Jeanmar Gómez, R ERA:	(3, 1)	1.0		3	0	0	0	1	0	0	0	0	0	0	5	5	0.00	0.000
32 Vin Mazzaro, R ERA:	(4, 1)	1.0		3	1	0	0	0	0	0	0	0	0	0	3	3	0.00	1.000
29 Bryan Morris, R ERA:	(5, 1)	1.0		3	1	0	0	0	0	0	0	0	0	0	3	3	0.00	1.000

PITCHER		IP	WLS	BF	H	R	ER	SO	BB	IBB	HBP	BLK	WP	HR	S	P	ERA	WHIP
48 Jared Hughes, R ERA:	(6, 1)	1.0		3	0	0	0	1	0	0	0	0	0	0	5	5	0.00	0.000
53 Duke Welker, R ERA: 9.0	(7, 1)	1.0	W	5	1	1	1	1	1	0	0	0	0	0	6	10	9.00	2.000
27 Josh Kinney, R ERA:	(8, 1)	1.0	H	3	0	0	0	0	0	0	0	0	0	0	3	3	0.00	0.000
71 Adam Wilk, L ERA:	(9, 1)	1.0	S	3	0	0	0	0	0	0	0	0	0	0	3	3	0.00	0.000

BOTTOM

Batter	1	2	3	4	5	6	7	8	9	AB	R	H	RBI	BB	SO	LOB
6 Starling Marte, R (1, 7)	x 0-0 ① L8	x 0-0 E6 22 BB; 1-2; 3-H		x 0-0 ③ B2-3			B H 2-0 26 HR HBP; 1-2	S S C 0-3 ② K		3	0	0	1	0	0	1
14 Jaff Decker, L (5, 7)										1	1	0	0	0	1	0
55 Russell Martin, R (1, 2)	B B B B 4-0 22 1B BB	x 0-0 ② F4			x 0-0 ① G6-3		B X 1-0 HR; 1-H; 2-H	x 0-0 1B		2	0	0	0	1	0	2
26 Tony Sanchez, R (6, 2) OBP: 1.000, SLG: 2.500										2	1	2	3	0	0	0
22 Andrew McCutchen, R (1, 8) OBP: 1.000, SLG: 1.000	x 0-0 1B; 1-2	B B B B 4-0 BB; 1-2; 2-3			x 0-0 24 FC4-6 1B		B B B B 4-0 72 1B 69 1B BB	x 0-0 ③ L5		2	0	2	0	1	0	0
25 Chris Dickerson, L (6, 8)										1	1	0	0	1	0	1
24 Pedro Alvarez, L (1, 5)	C S S 0-3 ② K	C S C 0-3 ③ K			x 0-0 ② FC4-6; 1-2f		x 0-0 69 E 69 1B; 1-3 1B			3	0	0	0	0	2	6
72 Matt Hague, R (6, 5) OBP: 1.000, SLG: 1.000										1	0	1	0	0	0	0
18 Neil Walker, S (1, 4)	x 0-0 ③ G6-3		x 0-0 ① G6-3		S S C 0-3 ③ K		C C S 0-3 ① K			2	0	0	0	0	0	2
70 Michael Martinez, S (5, PH) (6, 4)										2	0	0	0	0	2	3
17 Gaby Sanchez, R (1, 3) OBP: 1.000, SLG: 1.000		B B B B 4-0 31 F9 57 1B 10 1B BB	x 0-0 57 G4-6-3 1B			x 0-0 62 G6-3 1B	x 0-0 E6; 1-3; 3-H 1B			1	1	1	0	1	0	0
69 Chris McGuiness, L (6, 3) OBP: 1.000, SLG: 1.000										2	0	2	1	0	0	0
57 Andrew Lambo, L (1, 10) OBP: 0.250, SLG: 0.250		x 0-0 10 1B 6 E; 1-2 1B	x 0-0 ② ③ G4-6-3; 1-2f			x 0-0 ① S S S P5	x 0-3 ② K			4	1	1	0	0	1	4
31 Jose Tabata, R (1, 9)		x 0-0 ① F9; 2-3		x 0-0 ① P6		x 0-0 ② ③ G6-3; 1-2f	x 0-0 ③ F7			2	0	0	0	0	0	2
62 Gregory Polanco, L (6, 9)										2	0	0	0	0	0	3
10 Jordy Mercer, R (1, 6) OBP: 0.500, SLG: 0.500		x 0-0 22 BB 6 E; 1-3; 3-H 1B		C S C 0-3 ② K			x 0-0 14 S 26 HR 1B	x 0-0 ① G6-3		2	0	1	1	0	1	0
63 Alen Hanson, S (6, 6) OBP: 0.500, SLG: 0.500										2	1	1	0	0	0	0
Inning Stats	R: 0 E: 0 K: 1 S: 6 H: 1 LOB: 2 BB: 1 P: 10	R: 2 E: 1 K: 1 S: 8 H: 2 LOB: 3 BB: 2 P: 16	R: 0 E: 0 K: 0 S: 3 H: 1 LOB: 0 BB: 0 P: 3	R: 0 E: 0 K: 1 S: 5 H: 0 LOB: 0 BB: 0 P: 5	R: 0 E: 0 K: 1 S: 6 H: 1 LOB: 1 BB: 0 P: 6	R: 0 E: 0 K: 0 S: 3 H: 1 LOB: 0 BB: 0 P: 3	R: 4 E: 1 K: 2 S: 11 H: 4 LOB: 2 BB: 1 P: 18	R: 0 E: 0 K: 1 S: 6 H: 1 LOB: 1 BB: 0 P: 6		1B: 10 2B: 0 3B: 0 HR: 1 SF: 0 SAC: 0 DP: 2 HBP: 1						

PITCHER		IP	WLS	BF	H	R	ER	SO	BB	IBB	HBP	BLK	WP	HR	S	P	ERA	WHIP
47 Iván Nova, R (1, 1) ERA: 13.5		1.1		8	2	2	2	1	2	0	0	0	0	0	8	16	13.50	3.000
74 Bruce Billings, R (2, 1) ERA:		1.2	H	8	2	0	0	1	1	0	0	0	0	0	9	13	0.00	1.800
68 Dellin Betances, R (4, 1) ERA:		2.0	H	7	1	0	0	2	0	0	0	0	0	0	11	11	0.00	0.500
83 Chase Whitley, R (6, 1) ERA: 36.0		1.0	L	7	3	4	4	0	1	0	1	0	0	1	5	12	36.00	4.000
38 Preston Claiborne, R (7, 1) ERA:		1.0		5	2	0	0	2	0	0	0	0	0	0	9	9	0.00	2.000

PITCHER		IP	WLS	BF	H	R	ER	SO	BB	IBB	HBP	BLK	WP	HR	S	P	ERA	WHIP
64 Cesar Cabral, L (8, 1) ERA:		1.0		4	1	0	0	1	0	0	0	0	0	0	6	6	0.00	1.000

New York Yankees @ Pittsburgh Pirates
McKechnie Field, Bradenton, FL
Wed Feb 26 2014, 1:08 PM - 3:55 PM EST
Att. 6,870 - Cloudy - 72 F

livebaseballscorecards.com

AB	34
R	6
H	11
RBI	6
BB	4
SO	7
LOB	24

1B: 10 SF: 0
2B: 0 SAC: 0
3B: 0 DP: 2
HR: 1 HBP: 1

WP: 0 PA: 39
PB: 0
SB: 1
CS: 0

Batter	1	2	3	4	5	6	7	8	9	AB	R	H	RBI	BB	SO	LOB
14 Jaff Decker, L (1, 7) OBP: 0.400, SLG: 0.500	C C C 0-3 ① K		X 0-0 ② F8		S 0-1 ③ CS 1-2	X 0-0 62 F8 25 1B 2B		X 0-0 1-3 22 HR 1B	X 0-0 22 1B 63 G6-3 2B	3	1	1	0	0	1	0
69 Chris McGuiness, L (6, 3) OBP: 1.000, SLG: 1.250										2	2	2	0	0	0	0
62 Gregory Polanco, L (1, 8) OBP: 0.200, SLG: 0.800	F B X 1-1 HR		X 0-0 ③ F8			X 0-0 ① F8 2-3		B B C X 2-1 1-H 3-H HR	X 0-0 63 G6-3 2-3 1B	3	1	1	1	0	0	1
22 Mel Rojas Jr., S (6, 8) OBP: 1.000, SLG: 2.500										2	1	2	3	0	0	0
25 Chris Dickerson, L (1, 9) OBP: 0.600, SLG: 0.500	C C C 0-3 ② K			X 0-0 26 S 1B		X 0-0 57 FC3-6 3-H 1B		X 0-0 61 2B 72 1B 1B	X 0-0 ① ② G6-3 1-2f 3-H	3	0	2	1	0	1	0
63 Alen Hanson, S (6, 6)										2	1	1	0	0	0	1
57 Andrew Lambo, L (1, 3) OBP: 0.143, SLG: 0.143	X 0-0 ③ L9			X 0-0 ① F8		X 0-0 ② FC3-6 26 FC4 1-2f		X 0-0 1-3 72 1B 2B	X 0-0 ③ G3	3	0	0	0	0	0	2
61 Jeff Roy, L (6, 7) OBP: 0.500, SLG: 1.000										2	1	1	0	0	0	0
26 Tony Sanchez, R (1, 10) OBP: 0.500, SLG: 1.167		X 0-0 2B		B S S S 1-3 ② K 1-2		X 0-0 ③ FC4 1-2f		C C C 0-3 ① K		4	0	1	0	0	2	4
19 Chris Stewart, R (1, 2)		X 0-0 ① G2-3		X 0-0 ③ L9			X 0-0 ① G6-3	H 1-0 31 F8 72 1B HBP		2	0	0	0	0	0	2
66 Nevin Ashley, R (6, 2)										1	0	0	0	0	0	0
5 Josh Harrison, R (1, 5) OBP: 0.500, SLG: 0.500	C C C 0-3 ② K				X 0-0 14 CS 1B		S S S 0-3 ② K	X 0-0 1-2 2-H 3-H 1B		2	0	1	0	0	1	1
72 Matt Hague, R (6, 5) OBP: 0.667, SLG: 0.667										2	0	1	2	0	1	0
12 Clint Barmes, R (1, 6)	C C C 0-3 ③ K				X 0-0 ① F7		S S S 0-3 ③ K	X 0-0 ② F8 2-3		2	0	0	0	0	1	2
31 Jose Tabata, R (6, 9)										2	0	0	0	0	1	2
70 Michael Martinez, S (1, 4)			X 0-0 ① G4-3		X 0-0 ② P5			B B B 69 1B 22 HR BB P4		2	0	0	0	0	0	1
59 Robert Andino, R (6, 4)										1	1	0	0	1	0	2
Inning Stats	R: 1 E: 0 K: 2 S: 9 H: 1 LOB: 0 BB: 0 P: 10	R: 0 E: 0 K: 2 S: 8 H: 1 LOB: 1 BB: 0 P: 8	R: 0 E: 0 K: 0 S: 3 H: 0 LOB: 0 BB: 0 P: 3	R: 0 E: 0 K: 1 S: 6 H: 1 LOB: 1 BB: 0 P: 7	R: 0 E: 0 K: 0 S: 4 H: 1 LOB: 0 BB: 0 P: 4	R: 1 E: 0 K: 0 S: 5 H: 2 LOB: 1 BB: 0 P: 5	R: 0 E: 0 K: 2 S: 7 H: 0 LOB: 0 BB: 0 P: 7	R: 5 E: 0 K: 1 S: 11 H: 5 LOB: 2 BB: 1 P: 18	R: 1 E: 0 K: 0 S: 4 H: 2 LOB: 0 BB: 0 P: 4	1B: 7 2B: 4 3B: 0 HR: 2	SF: 0 SAC: 0 DP: 1 HBP: 1						

TOP

Pittsburgh Pirates @ New York Yankees

George M. Steinbrenner Field, Tampa, FL

Thu Feb 27 2014, 1:08 PM - 3:54 PM EST

Att. 7,763 - Overcast - 69 F

livebaseballscorecards.com

AB	38
R	8
H	13
RBI	7
BB	1
SO	8
LOB	18

PITCHER		IP	WLS	BF	H	R	ER	SO	BB	IBB	HBP	BLK	WP	HR	S	P	ERA	WHIP
41 David Phelps, R ERA: 4.5	(1, 1)	2.0		8	2	1	1	4	0	0	0	0	0	1	17	18	4.50	1.000
57 Chris Leroux, R ERA:	(3, 1)	2.0		7	1	0	0	1	0	0	0	0	0	0	9	10	0.00	0.500
61 Jim Miller, R ERA: 5.4	(5, 1)	1.2		7	3	1	1	0	0	0	0	0	0	0	8	8	5.40	1.800
63 Yoshinori Tateyama, R ERA:	(6, 1)	1.1		4	0	0	0	2	0	0	0	0	0	0	8	8	0.00	0.000
62 Robert Coello, R ERA: 135.0	(8, 1)	0.1	L	8	5	5	5	1	1	0	1	0	0	1	9	16	135.00	18.000

PITCHER		IP	WLS	BF	H	R	ER	SO	BB	IBB	HBP	BLK	WP	HR	S	P	ERA	WHIP
75 Branden Pinder, R ERA:	(8, 1)	0.2		2	0	0	0	0	0	0	0	0	0	0	2	2	0.00	0.000
98 Jeremy Bleich, L ERA: 9.0	(9, 1)	1.0		4	2	1	1	0	0	0	0	0	0	0	4	4	9.00	2.000

WP: 0 PB: 0 SB: 1 CS: 1 PA: 41

BOTTOM

Pittsburgh Pirates @ New York Yankees

George M. Steinbrenner Field, Tampa, FL

Thu Feb 27 2014, 1:08 PM - 3:54 PM EST

Att. 7,763 - Overcast - 69 F

livebaseballscorecards.com

Batter	1	2	3	4	5	6	7	8	9	AB	R	H	RBI	BB	SO	LOB
11 Brett Gardner, L (1, 7) OBP: 1.000, SLG: 1.000 86 José Pirela, R (6, 7)	BBBB 4-0 2 G4-6-3 BB			x 0-0 E4 31 G4-3 1B		x 0-0 G5-3 ①		x 0-0 F8 ①		1 0 1 0 1 0 0 2 0 0 0 0 0 0						
2 Derek Jeter, R (1, 6) 17 Brendan Ryan, R (6, 6)	x 0-0 G4-6-3 ①② 1-2f			x 0-0 G5-3 ①		x 0-0 F9 ②		x 0-0 E5 95 1B		2 0 0 0 0 0 2 2 0 0 0 0 0 0						
31 Ichiro Suzuki, L (1, 9) 95 Adonis García, R (6, 9) OBP: 0.333, SLG: 0.333	x 0-0 F7 ③			x 0-0 G4-3 ② 2-3		x 0-0 E5 72 BB 66 1B		x 0-0 72 G3-6-1 1-2 1B		2 0 0 0 0 0 1 2 1 1 0 0 0 0						
14 Brian Roberts, S (1, 4) 72 Corban Joseph, L (6, 4)		CCC 0-3 K ①		x 0-0 G6-3 ③		BBBB 4-0 66 1B 1-2 BB		x 0-0 G3-6-1 ②③ 1-2f		2 0 0 0 0 1 1 1 0 0 0 1 0 2						
29 Francisco Cervelli, R (1, 2) OBP: 0.500, SLG: 0.500 66 John Ryan Murphy, R (6, 2) OBP: 0.250, SLG: 0.250		x 0-0 G5-3 ②			x 0-0 33 2B 1B	x 0-0 1-3 2-H 1B			x 0-0 P5 ①	2 1 1 0 0 0 0 2 0 1 1 0 0 0						
33 Kelly Johnson, L (1, 5) OBP: 0.500, SLG: 1.000 98 Zelous Wheeler, R (6, 5)		x 0-0 G4-3 ③			x 0-0 70 1B 1-H 2B	x 0-0 G6-3 ③			x 0-0 G5-3 ②	2 0 1 1 0 0 0 2 0 0 0 0 0 2						
53 Austin Romine, R (1, 10) 96 Peter O'Brien, R (7, PH) (8, 10)		CCC 0-3 K ①		x 0-0 G1-3 ①		SSS 0-3 K2-3 ①			SSS 0-3 K ③	2 0 0 0 0 1 1 2 0 0 0 0 2 0						
70 Russ Canzler, R (1, 3) OBP: 0.500, SLG: 0.500 80 Jose Gil, R (6, 3)		x 0-0 F8 ②			x 0-0 97 G4-6-3 2-3 1B		BBBB 4-0 81 G5-4-3 BB			2 0 1 0 0 0 0 0 0 0 0 1 0 0						
97 Mason Williams, L (1, 8) OBP: 0.333, SLG: 0.667 81 Ramón Flores, L (6, 8) OBP: 0.333, SLG: 0.333		x 0-0 G6-3 ③			x 0-0 ②③ G4-6-3 1-2f		x 0-0 ②③ G5-4-3 1-2f			2 0 0 0 0 0 2 1 0 0 0 0 0 1						
Inning Stats	R: 0 H: 0 E: 0 LOB: 0 K: 0 BB: 1 S: 2 P: 6	R: 0 H: 0 E: 0 LOB: 0 K: 1 BB: 0 S: 5 P: 5	R: 0 H: 0 E: 0 LOB: 0 K: 1 BB: 0 S: 5 P: 5	R: 0 H: 1 E: 1 LOB: 1 K: 0 BB: 0 S: 4 P: 4	R: 1 H: 3 E: 0 LOB: 1 K: 0 BB: 0 S: 5 P: 5	R: 1 H: 1 E: 1 LOB: 2 K: 0 BB: 1 S: 5 P: 9	R: 0 H: 0 E: 0 LOB: 0 K: 1 BB: 1 S: 4 P: 8	R: 0 H: 1 E: 1 LOB: 1 K: 0 BB: 0 S: 4 P: 4	R: 0 H: 0 E: 0 LOB: 0 K: 1 BB: 0 S: 5 P: 5	1B: 5 SF: 0 2B: 1 SAC: 0 3B: 0 DP: 4 HR: 0 HBP: 0							WP: 0 PA: 34 PB: 0 SB: 0 CS: 0

	AB	31
	R	2
	H	6
	RBI	2
	BB	3
	SO	4
	LOB	12

PITCHER		IP	WLS	BF	H	R	ER	SO	BB	IBB	HBP	BLK	WP	HR	S	P	ERA	WHIP
50 Charlie Morton, R ERA:	(1, 1)	2.0		6	0	0	0	1	1	0	0	0	0	0	7	11	0.00	0.500
49 Jeff Locke, L ERA:	(3, 1)	2.0	H	7	1	0	0	1	0	0	0	0	0	0	9	9	0.00	0.500
58 Brandon Cumpton, R ERA: 5.4	(5, 1)	1.2	B	10	4	2	1	0	1	0	0	0	0	0	9	13	5.40	3.000
4 Nate Baker, L ERA:	(6, 1)	0.1		1	0	0	0	0	0	0	0	0	0	0	1	1	0.00	0.000
77 Yao-Hsun Yang, L ERA:	(7, 1)	1.0	W	3	0	0	0	1	1	0	0	0	0	0	4	8	0.00	1.000

PITCHER		IP	WLS	BF	H	R	ER	SO	BB	IBB	HBP	BLK	WP	HR	S	P	ERA	WHIP
43 Daniel Schlereth, L ERA:	(8, 1)	1.0		4	1	0	0	0	0	0	0	0	0	0	4	4	0.00	1.000
61 Cody Eppley, R ERA:	(9, 1)	1.0		3	0	0	0	1	0	0	0	0	0	0	5	5	0.00	0.000

Batter	1	2	3	4	5	6	7	8	9	AB	R	H	RBI	BB	SO	LOB
22 Jacoby Ellsbury, L (1, 8) OBP: 0.667, SLG: 0.333	F8		BB			G6-3	F8		G3-1	2	0	0	0	1	0	0
81 Ramón Flores, L (6, 8) OBP: 0.200, SLG: 0.200			26 G6-4-3							2	0	0	0	0	0	2
26 Eduardo Núñez, R (1, 5)	E6 36 G4-6-3		G6-4-3 1-2f			F9		53 G2-3 2B		3	0	0	0	0	0	1
98 Zelous Wheeler, R (6, 5) OBP: 0.167, SLG: 0.333										1	0	1	0	0	0	0
36 Carlos Beltrán, S (1, 9)	G4-6-3 1-2f			G1-3			G1-3	K		2	0	0	0	0	0	1
73 Antoan Richardson, S (6, 9)										2	0	0	0	0	1	1
34 Brian McCann, L (1, 2) OBP: 0.500, SLG: 1.250		HR		K			86 HR 1B	G2-3 2-3		2	1	1	1	0	1	0
53 Austin Romine, R (6, 2) OBP: 0.167, SLG: 0.167										2	1	1	0	0	0	1
65 Zoilo Almonte, S (1, 7)		G3		K			1-H HR	F8		2	0	0	0	0	1	0
86 José Pirela, R (6, 7) OBP: 0.167, SLG: 0.667										2	1	1	2	0	0	1
70 Russ Canzler, R (1, 3) OBP: 0.250, SLG: 0.250		K			K		89 HR 3B		G4-3	2	0	0	0	0	2	0
87 Francisco Arcia, L (6, 3) OBP: 0.667, SLG: 1.500					G5-3					2	1	1	0	0	0	0
17 Brendan Ryan, R (1, 6)		K					89 HR BB		89 WP 89 1B BB	2	0	0	0	0	1	0
Addison Maruszak, R (6, 6)										0	1	0	0	2	0	0
45 Dean Anna, L (1, 4) OBP: 0.250, SLG: 0.250			K		P6		3-2 1-H 3-H HR		1-0 1-H 1B	2	0	0	0	0	1	0
89 Yangervis Solarte, S (6, 4) OBP: 0.800, SLG: 2.000										2	1	2	3	0	0	0
82 Gary Sánchez, R (1, 10) OBP: 0.333, SLG: 1.333			HR			G6-3	L7		BB	3	1	1	1	0	0	0
72 Corban Joseph, L (9, PH) (9, 10)										0	0	0	0	1	0	0
Inning Stats	R: 0 E: 1 K: 0 S: 3 H: 0 LOB: 0 BB: 0 P: 4	R: 1 E: 0 K: 2 S: 8 H: 1 LOB: 0 BB: 0 P: 10	R: 1 E: 0 K: 1 S: 6 H: 1 LOB: 0 BB: 1 P: 12	R: 0 E: 0 K: 2 S: 7 H: 0 LOB: 0 BB: 0 P: 7	R: 0 E: 0 K: 1 S: 5 H: 0 LOB: 0 BB: 0 P: 5	R: 0 E: 0 K: 0 S: 3 H: 0 LOB: 0 BB: 0 P: 3	R: 5 E: 0 K: 0 S: 9 H: 4 LOB: 0 BB: 1 P: 17	R: 0 E: 0 K: 1 S: 6 H: 1 LOB: 1 BB: 0 P: 6	R: 0 E: 0 K: 0 S: 3 H: 1 LOB: 2 BB: 2 P: 12	1B: 2 2B: 1 3B: 1 HR: 4	SF: 0 SAC: 0 DP: 2 HBP: 0						

TOP

New York Yankees @ Detroit Tigers

Joker Marchant Stadium, Lakeland, FL

Fri Feb 28 2014, 1:06 PM - 4:17 PM EST

Att. 7,684 - Sunny - 65 F

livebaseballscorecards.com

AB	33
R	7
H	8
RBI	7
BB	4
SO	7
LOB	7

WP: 1 PB: 0 SB: 0 CS: 0 PA: 37

PITCHER		IP	WLS	BF	H	R	ER	SO	BB	IBB	HBP	BLK	WP	HR	S	P	ERA	WHIP
37 Max Scherzer, R ERA: 4.5	(1, 1)	2.0	L	7	1	1	1	2	0	0	0	0	0	1	11	14	4.50	0.500
56 Jose Ortega, R ERA: 4.5	(3, 1)	2.0		7	1	1	1	3	1	0	0	0	0	1	13	19	4.50	1.000
40 Phil Coke, L ERA:	(5, 1)	1.0		3	0	0	0	1	0	0	0	0	0	0	5	5	0.00	0.000
49 Luis Marte, R ERA: 18.0	(6, 1)	1.1		8	3	4	4	0	1	0	0	0	0	1	7	12	27.00	3.000
35 Wilsen Palacios, R ERA: 13.5	(7, 1)	0.2		3	1	1	1	0	0	0	0	0	0	1	5	8	13.50	1.500
4 Chad Green, R ERA:	(8, 1)	1.0		4	1	0	0	1	0	0	0	0	0	0	6	6	0.00	1.000
Corey Knebel, R ERA:	(9, 1)	1.0		5	1	0	0	0	2	0	0	0	1	0	3	12	0.00	3.000

New York Yankees @ Detroit Tigers

Joker Marchant Stadium, Lakeland, FL

Fri Feb 28 2014, 1:06 PM - 4:17 PM EST

Att. 7,684 - Sunny - 65 F

BOTTOM

Batter	1	2	3	4	5	6	7	8	9	AB	R	H	RBI	BB	SO	LOB
20 Rajai Davis, R (1, 7) OBP: 0.500, SLG: 0.600	0-0 24 BB 2B		0-3 K		0-1 G3-1 1-2		0-0 30 1B 67 2B 1B 1-2 2-3 3-H		0-0 30 1B 1B	3	0	1	0	0	1	1
Ben Guez, R (6, 7) (7, 8) OBP: 1.000, SLG: 1.000										2	1	2	1	0	0	0
48 Torii Hunter, R (1, 9) OBP: 0.400, SLG: 0.600	0-3 K		0-0 24 1B 2B			0-0 1B 1-2	0-0 67 2B 1B 1-2 2-H 3-H		0-0 1B 1-2	2	0	1	0	0	1	1
30 Steven Moya, L (6, 9) OBP: 0.667, SLG: 0.600										3	1	3	1	0	0	0
24 Miguel Cabrera, R (1, 10) OBP: 0.667, SLG: 0.333	B SAFE 2 B B B		0-0 1B 2-H			0-3 K 1-H 2-H	0-0 2B 1-H 2-H		0-3 K	2	0	1	0	1	1	0
67 John Murrian, R (7, PH) (8, 10) OBP: 0.333, SLG: 0.667	4-0 41 BB BB 2-3					0-0 E6	0-0 G4-3		0-0 F9	2	0	1	2	0	1	2
41 Victor Martinez, S (1, 3) OBP: 0.500, SLG: 0.400	B B B B 4-0 BB 1-3			0-0 G3-1						2	0	0	0	1	0	0
30 Aaron Westlake, L (7, 3)										2	0	0	0	0	0	3
3 Ian Kinsler, R (1, 4)		0-0 F9		0-0 P3		0-3 K		0-0 76 G5-3 1B	0-3 K	2	0	0	0	0	0	0
29 Danny Worth, R (6, 4) OBP: 0.375, SLG: 0.429										3	0	1	0	0	2	3
32 Don Kelly, L (1, 5) OBP: 0.200, SLG: 0.500		0-0 2B		0-0 G4-3			0-0 27 1B 76 1B 1B 1B	0-3 K		2	0	1	0	0	0	0
55 Francisco Martinez, R (7, 5) OBP: 0.429, SLG: 0.333										2	1	1	0	0	1	1
50 Bryan Holaday, R (1, 2)		0-0 F9			0-0 G4-3		0-0 1B 27 1B 30 1B 1B 1-2	0-0 G5-3 1-2		2	0	0	0	0	0	1
76 Craig Albernaz, R (7, 2) OBP: 0.500, SLG: 0.500										2	1	1	0	0	0	1
4 Steve Lombardozzi, S (1, 6)		0-0 G6-3			0-0 G6-3		0-0 1B 30 1B 1B 1-2 2-3	B B B B 4-0 BB		2	0	0	0	0	0	1
27 Eugenio Suárez, R (7, 6) OBP: 0.600, SLG: 1.000										1	0	1	0	1	0	0
61 Ezequiel Carrera, L (1, 8) OBP: 0.500, SLG: 0.333			0-0 F7		B B B B 4-0 20 S BB		0-3 K	0-0 F9		1	0	0	0	1	0	0
Ben Verlander, R (7, 7)										2	0	0	0	0	1	5
Inning Stats	R: 0 E: 0 K: 1 S: 4 H: 1 LOB: 1 BB: 2 P: 12	R: 0 E: 0 K: 0 S: 4 H: 1 LOB: 1 BB: 0 P: 4	R: 0 E: 0 K: 1 S: 6 H: 2 LOB: 2 BB: 0 P: 6	R: 0 E: 0 K: 0 S: 3 H: 0 LOB: 0 BB: 0 P: 3	R: 0 E: 0 K: 0 S: 4 H: 0 LOB: 1 BB: 1 P: 8	R: 0 E: 1 K: 2 S: 8 H: 1 LOB: 1 BB: 0 P: 8	R: 4 E: 0 K: 1 S: 10 H: 6 LOB: 1 BB: 0 P: 10	R: 0 E: 0 K: 1 S: 6 H: 1 LOB: 2 BB: 1 P: 10	R: 0 E: 0 K: 2 S: 9 H: 2 LOB: 2 BB: 0 P: 9	1B: 10 2B: 4 3B: 0 HR: 0	SF: 0 SAC: 0 DP: 0 HBP: 0						

livebaseballscorecards.com

AB	37
R	4
H	14
RBI	4
BB	4
SO	8
LOB	19

WP: 0 PB: 0 SB: 1 CS: 0 PA: 41

PITCHER		IP	WLS	BF	H	R	ER	SO	BB	IBB	HBP	BLK	WP	HR	S	P	ERA	WHIP
43 Adam Warren, R	(1, 1)	2.0	W	8	2	0	0	1	2	0	0	0	0	0	8	16	0.00	2.000
ERA:																		
27 Shawn Kelley, R	(3, 1)	1.0	H	4	2	0	0	1	0	0	0	0	0	0	6	6	0.00	2.000
ERA:																		
84 Mark Montgomery, R	(4, 1)	1.0	H	3	0	0	0	0	0	0	0	0	0	0	3	3	0.00	0.000
ERA:																		
88 Danny Burawa, R	(5, 1)	1.0	H	4	0	0	0	0	1	0	0	0	0	0	4	8	0.00	1.000
ERA:																		
92 Fred Lewis, L	(6, 1)	1.0	H	4	1	0	0	2	0	0	0	0	0	0	8	8	0.00	1.000
ERA:																		

PITCHER		IP	WLS	BF	H	R	ER	SO	BB	IBB	HBP	BLK	WP	HR	S	P	ERA	WHIP
71 Brian Gordon, R	(7, 1)	1.0		8	6	4	4	1	0	0	0	0	0	0	10	10	36.00	6.000
ERA: 36.0																		
83 Chase Whitley, R	(8, 1)	1.0	H	5	1	0	0	1	1	0	0	0	0	0	6	10	0.00	2.000
ERA: 18.0																		
38 Preston Claiborne, R	(9, 1)	1.0	S	5	2	0	0	2	0	0	0	0	0	0	9	9	0.00	2.000
ERA:																		

Batter	1	2	3	4	5	6	7	8	9	AB	R	H	RBI	BB	SO	LOB
2 Ben Revere, L (1, 8) OBP: 0.444, SLG: 0.444	F8		G6-3 1-2f			K		BB		3	0	0	0	0	1	1
64 Tyson Gillies, L (6, 8)										0	0	0	0	1	0	0
11 Jimmy Rollins, S (1, 6) OBP: 0.714, SLG: 1.250	1B		K			1B		F8		2	0	1	0	0	1	0
7 Ronny Cedeno, R (4, 6) OBP: 0.500, SLG: 0.750										2	0	1	0	0	0	1
9 Domonic Brown, L (1, 7) OBP: 0.111, SLG: 0.111	K			G6-3		K		G5-3		3	0	0	0	0	2	2
65 Leandro Castro, R (6, 7)										1	0	0	0	0	0	1
3 Marlon Byrd, R (1, 10) OBP: 0.429, SLG: 0.429	G4-3			P4		F8			K	2	0	0	0	0	0	1
72 Kelly Dugan, L (6, PH)										2	0	0	0	0	1	1
(6, 10)																
53 Bobby Abreu, L (1, 9) OBP: 0.500, SLG: 0.167		25 FC4-6 1B		K			L4		K	3	0	1	0	0	1	0
80 Zach Collier, L (7, 9)										1	0	0	0	0	1	0
18 Darin Ruf, R (1, 3) OBP: 0.417, SLG: 0.600		L6			1B		G6-3		G5-3	4	0	1	0	0	0	1
25 Cody Asche, L (1, 5)										3	0	0	0	0	0	2
28 Kevin Frandsen, R (7, 5)		FC4-6 1-2f			F7		E6 29 FC5-4			0	0	0	0	0	0	0
29 Cameron Rupp, R (1, 2)		F9			F7		FC5-4 1-2f			3	0	0	0	0	0	3
62 Sebastian Valle, R (7, 2)										0	0	0	0	0	0	0
16 César Hernández, S (1, 4) OBP: 0.250, SLG: 0.250			2 G6-3 1B		K			G6-3		3	0	1	0	0	1	1
Inning Stats	R: 0 E: 0 K: 1 S: 6 H: 1 LOB: 1 BB: 0 P: 6	R: 0 E: 0 K: 0 S: 4 H: 1 LOB: 1 BB: 0 P: 4	R: 0 E: 0 K: 1 S: 5 H: 1 LOB: 0 BB: 0 P: 5	R: 0 E: 0 K: 1 S: 5 H: 0 LOB: 0 BB: 0 P: 5	R: 0 E: 0 K: 1 S: 6 H: 1 LOB: 1 BB: 0 P: 6	R: 0 E: 0 K: 2 S: 8 H: 1 LOB: 1 BB: 0 P: 8	R: 0 E: 1 K: 0 S: 4 H: 0 LOB: 1 BB: 0 P: 4	R: 0 E: 0 K: 0 S: 3 H: 0 LOB: 1 BB: 1 P: 7	R: 0 E: 0 K: 2 S: 7 H: 0 LOB: 0 BB: 0 P: 7	1B: 5 2B: 0 3B: 0 HR: 0 SF: 0 SAC: 0 DP: 1 HBP: 0						

PITCHER	IP	WLS	BF	H	R	ER	SO	BB	IBB	HBP	BLK	WP	HR	S	P	ERA	WHIP
52 CC Sabathia, L (1, 1) ERA:	2.0		8	2	0	0	1	0	0	0	0	0	0	10	10	0.00	1.000
18 Hiroki Kuroda, R (3, 1) ERA:	2.0	W	6	1	0	0	2	0	0	0	0	0	0	10	10	0.00	0.500
19 Masahiro Tanaka, R (5, 1) ERA:	2.0	H	8	2	0	0	3	0	0	0	0	0	0	14	14	0.00	1.000
68 Dellin Betances, R (7, 1) ERA:	1.2	H	7	0	0	0	0	1	0	0	0	0	0	6	10	0.00	0.600
64 Cesar Cabral, L (8, 1) ERA:	1.1		4	0	0	0	2	0	0	0	0	0	0	8	8	0.00	0.000

PITCHER	IP	WLS	BF	H	R	ER	SO	BB	IBB	HBP	BLK	WP	HR	S	P	ERA	WHIP

TOP

Philadelphia Phillies @ New York Yankees

George M. Steinbrenner Field, Tampa, FL

Sat Mar 01 2014, 1:12 PM - 3:41 PM EST

Att. 10,934 - Sunny - 69 F

livebaseballscorecards.com

AB	32
R	0
H	5
RBI	0
BB	1
SO	8
LOB	14

WP: 0 PA: 33
PB: 0
SB: 0
CS: 0

Batter	1	2	3	4	5	6	7	8	9	AB	R	H	RBI	BB	SO	LOB
11 Brett Gardner, L (1, 7) OBP: 0.600, SLG: 0.500	L6		34 BB, 2 BB, 1B	G3		K, 1-2		G6-4-3, 1-2f		3	0	1	0	0	0	2
65 Zoilo Almonte, S (6, PH) (7, 7)										2	0	0	0	0	1	2
2 Derek Jeter, R (1, 6) 45 Dean Anna, L (7, 6) OBP: 0.333, SLG: 0.333	K		34 BB, 1-2, BB		E5, 14 FC3-6, 29 1B		89 BB, 95 1B, S, 1B	G3-1		2	1	0	0	1	1	0
										2	1	1	0	0	0	0
34 Brian McCann, L (1, 10) OBP: 0.714, SLG: 1.400 96 Peter O'Brien, R (7, PH) (8, 10)	2B		1-2, 2-3, BB		14 FC3-6, BB		F9			1	0	1	0	2	0	0
										1	0	0	0	0	0	1
14 Brian Roberts, S (1, 4) Addison Maruszak, R (7, 4)	K		G1		FC3-6, 33 WP, 29 1B, 1-2f, 2-3		K, 1-2			3	0	0	0	0	1	6
										1	0	0	0	0	1	1
29 Francisco Cervelli, R (1, 2) OBP: 0.600, SLG: 0.500 66 John Ryan Murphy, R (7, 2) OBP: 0.400, SLG: 0.250		F7		33 BB, 31 1B, BB	33 WP, 1-2, 3-H, 1B		89 BB, 95 1B, BB			2	1	1	1	1	0	0
										0	1	0	0	1	0	0
33 Kelly Johnson, L (1, 5) OBP: 0.400, SLG: 0.500 89 Yangervis Solarte, S (7, 5) OBP: 0.833, SLG: 2.000	K			97 WP, 31 1B, 1-2, BB	K, 1-2, 2-3		95 1B, 1-2, 2-3, BB			2	0	0	0	1	2	2
										0	0	0	0	1	0	0
31 Ichiro Suzuki, L (1, 9) OBP: 0.200, SLG: 0.200 95 Adonis García, R (7, 9) OBP: 0.500, SLG: 0.500	G4-3			97 WP, 1-2, 2-H, 1B	G6-3		1-3, 2-H, 3-H, 1B			3	0	1	1	0	0	2
										1	0	1	2	0	0	0
72 Corban Joseph, L (1, 3) OBP: 0.375, SLG: 0.167 80 Jose Gil, R (7, 3)			K	F8		65 CS, 1B	L8			3	0	1	0	0	1	2
										1	0	0	0	0	0	2
97 Mason Williams, L (1, 8) OBP: 0.167, SLG: 0.333 73 Antoan Richardson, S (7, 8) OBP: 0.200, SLG: 0.200			K2-3	G3, 1-2, 2-3		P2		65 G6-4-3, 1B		3	0	0	0	0	1	3
										1	0	1	0	0	0	0
Inning Stats	R: 0 E: 0 K: 2 S: 8 H: 1 LOB: 1 BB: 0 P: 8	R: 0 E: 0 K: 1 S: 5 H: 0 LOB: 0 BB: 0 P: 5	R: 0 E: 0 K: 2 S: 8 H: 1 LOB: 3 BB: 2 P: 16	R: 1 E: 0 K: 0 S: 4 H: 1 LOB: 2 BB: 2 P: 13	R: 1 E: 1 K: 1 S: 7 H: 1 LOB: 2 BB: 1 P: 12	R: 0 E: 0 K: 1 S: 5 H: 1 LOB: 0 BB: 0 P: 6	R: 2 E: 0 K: 1 S: 7 H: 2 LOB: 2 BB: 2 P: 16	R: 0 E: 0 K: 0 S: 3 H: 1 LOB: 0 BB: 0 P: 3		1B: 7 2B: 1 3B: 0 HR: 0	SF: 0 SAC: 0 DP: 1 HBP: 0					

PITCHER		IP	WLS	BF	H	R	ER	SO	BB	IBB	HBP	BLK	WP	HR	S	P	ERA	WHIP
78 David Buchanan, R ERA:	(1, 1)	2.0		7	1	0	0	3	0	0	0	0	0	0	13	13	0.00	0.500
75 Miguel Alfredo Gonzalez, R ERA: 5.4	(3, 1)	1.2	L	11	2	1	1	2	4	0	0	0	1	0	11	28	5.40	3.600
52 Kevin Munson, R ERA:	(4, 1)	1.1		7	1	1	0	1	1	0	0	0	1	0	8	13	0.00	1.500
76 Ken Giles, R ERA:	(6, 1)	1.0		3	1	0	0	1	0	0	0	0	0	0	5	6	0.00	1.000
47 Jeremy Horst, L ERA: 18.0	(7, 1)	1.0		7	2	2	2	1	2	0	0	0	0	0	7	16	18.00	4.000

PITCHER		IP	WLS	BF	H	R	ER	SO	BB	IBB	HBP	BLK	WP	HR	S	P	ERA	WHIP
50 Shawn Camp, R ERA:	(8, 1)	1.0		3	1	0	0	0	0	0	0	0	0	0	3	3	0.00	1.000

BOTTOM

Philadelphia Phillies @ New York Yankees

George M. Steinbrenner Field, Tampa, FL

Sat Mar 01 2014, 1:12 PM - 3:41 PM EST

Att. 10,934 - Sunny - 69 F

livebaseballscorecards.com

AB	31
R	4
H	8
RBI	4
BB	7
SO	8
LOB	23

WP: 2 PA: 38
PB: 0
SB: 1
CS: 1

New York Yankees @ Toronto Blue Jays

Florida Auto Exchange Stadium, Dunedin, FL

Sun Mar 02 2014, 1:08 PM - 4:12 PM EST

Att. 5,533 - Sunny - 72 F

TOP

livebaseballscorecards.com

Batter	1	2	3	4	5	6	7	8	9	AB	R	H	RBI	BB	SO	LOB
22 Jacoby Ellsbury, L (1, 8) OBP: 0.500, SLG: 0.167 73 Antoan Richardson, S (6, 8) OBP: 0.333, SLG: 0.333	G3-1		26 HR BB	G4-3		K		89 1B 66 HR 1B		3 1	1 1	0 1	0 0	1 0	1 0	2 0
26 Eduardo Núñez, R (1, 6) OBP: 0.167, SLG: 0.667 89 Yangervis Solarte, S (6, PH) OBP: 0.875, SLG: 1.714 (6, 6)	F8		1-H HR		G4-3	66 WP 1-3 1B		66 HR 1-2 1B		3 2	1 1	1 2	2 0	0 0	0 0	0 0
36 Carlos Beltrán, S (1, 10) OBP: 0.125, SLG: 0.500 66 John Ryan Murphy, R (6, PH) OBP: 0.429, SLG: 0.833 (6, 10)	K		HR		G4-3	K 1-2		1-H 2-H HR		3 2	1 1	1 3	1 0	0 1	1 2	0 2
95 Adonis García, R (1, 9) OBP: 0.625, SLG: 0.750 Addison Maruszak, R (7, 9)		70 F8 17 1B 45 1B 1B	F9		17 BB 53 S 1B		82 1B 72 G4-3 2B	K		4 1	2 0	3 0	0 0	0 0	0 1	0 0
53 Austin Romine, R (1, 2) OBP: 0.333, SLG: 0.250 82 Gary Sánchez, R (7, PH) OBP: 0.400, SLG: 1.000 (7, 2)		F8	17 CS 1B		17 BB 1-2 BB		87 G4-3 72 G4-3 2-3 1B	K		2 2	0 0	1 1	0 0	1 0	0 1	1 0
17 Brendan Ryan, R (1, 4) OBP: 0.286, SLG: 0.167 72 Corban Joseph, L (6, 4) OBP: 0.300, SLG: 0.125		45 1B 1-2 1B	1 SAFE F7 1-2		1-2 2-3 BB		G4-3 1-2 3-H		K	2 2	0 0	1 0	0 1	1 0	0 1	1 1
70 Russ Canzler, R (1, 3) OBP: 0.143, SLG: 0.143 87 Francisco Arcia, L (6, 3) OBP: 0.400, SLG: 0.750		F8 2-3		K	K		G4-3 2-3		G4-3	3 2	0 0	0 0	0 0	0 0	2 0	5 1
45 Dean Anna, L (1, 5) OBP: 0.444, SLG: 0.375 86 José Pirela, R (6, 5) OBP: 0.125, SLG: 0.500		1-3 3-H 1B		BB		K	G6-3		K	2 2	0 0	1 0	1 0	1 0	1 1	0 1
81 Ramón Flores, L (1, 7) OBP: 0.250, SLG: 0.250 98 Zelous Wheeler, R (6, 7) OBP: 0.143, SLG: 0.286		P6		F7		89 1B 1B		K		3 1	0 0	1 0	0 0	0 0	0 1	3 0

	AB	40
	R	8
	H	14
	RBI	8
	BB	4
	SO	11
	LOB	17

Inning Stats	1	2	3	4	5	6	7	8	9
	R: 0 E: 0 K: 1 S: 5	H: 0 LOB: 0 BB: 0 P: 5	R: 1 E: 0 K: 0 S: 6	H: 3 LOB: 2 BB: 0 P: 6	R: 3 E: 0 K: 0 S: 6	H: 3 LOB: 0 BB: 1 P: 12	R: 0 E: 0 K: 1 S: 5	H: 0 LOB: 1 BB: 1 P: 9	R: 0 E: 0 K: 1 S: 6	H: 1 LOB: 3 BB: 2 P: 14
	R: 0 E: 0 K: 3 S: 11	H: 2 LOB: 2 BB: 0 P: 12	R: 1 E: 0 K: 0 S: 5	H: 2 LOB: 1 BB: 0 P: 5	R: 3 E: 0 K: 3 S: 13	H: 3 LOB: 0 BB: 0 P: 13	R: 0 E: 0 K: 2 S: 7	H: 0 LOB: 0 BB: 0 P: 7		

	1B: 10	SF: 0	WP: 1	PA: 44
	2B: 1	SAC: 0	PB: 0	
	3B: 0	DP: 0	SB: 1	
	HR: 3	HBP: 0	CS: 1	

PITCHER		IP	WLS	BF	H	R	ER	SO	BB	IBB	HBP	BLK	WP	HR	S	P	ERA	WHIP
32 Esmil Rogers, R ERA: 9.0	(1, 1)	2.0		9	3	1	1	1	0	0	0	0	0	0	11	11	4.50	1.500
58 Todd Redmond, R ERA: 6.75	(3, 1)	2.0	L	10	3	3	3	1	2	0	0	0	0	2	11	21	13.50	2.500
33 Jeremy Jeffress, R ERA:	(5, 1)	0.2		5	1	0	0	0	2	0	0	0	0	0	3	11	0.00	4.500
52 John Stilson, R ERA:	(5, 1)	0.1		1	0	0	0	1	0	0	0	0	0	0	3	3	0.00	0.000
27 Brett Cecil, L ERA:	(6, 1)	1.0		5	2	0	0	3	0	0	0	0	1	0	11	12	0.00	2.000

PITCHER		IP	WLS	BF	H	R	ER	SO	BB	IBB	HBP	BLK	WP	HR	S	P	ERA	WHIP
62 Aaron Loup, L ERA: 9.0	(7, 1)	1.0		5	2	1	1	0	0	0	0	0	0	0	5	5	9.00	2.000
45 Neil Wagner, R ERA: 13.5	(8, 1)	1.0		6	3	3	3	3	0	0	0	0	0	1	13	13	27.00	3.000
64 Chad Jenkins, R ERA:	(9, 1)	1.0		3	0	0	0	2	0	0	0	0	0	0	7	7	0.00	0.000

BOTTOM

New York Yankees @ Toronto Blue Jays

Florida Auto Exchange Stadium, Dunedin, FL

Sun Mar 02 2014, 1:08 PM - 4:12 PM EST

Att. 5,533 - Sunny - 72 F

Batter	1	2	3	4	5	6	7	8	9	AB	R	H	RBI	BB	SO	LOB
7 José Reyes, S (1, 6) OBP: 0.167, SLG: 0.250	E6 14 CS		F9-3 1-1		2B		G1-3		K	3	0	1	0	0	0	1
66 Munenori Kawasaki, L (5, PR) OBP: 0.500, SLG: 0.400 (6, 6)										1	0	0	0	0	0	0
15 Mike Nickeas, R (9, PH)										1	0	0	0	0	1	0
14 Moisés Sierra, R (1, 10) OBP: 0.333, SLG: 0.667	K 1-2		K		K		2B		K	1	0	0	0	0	1	1
26 Adam Lind, L (3, PH) OBP: 0.273, SLG: 0.364 (4, 10)										3	0	1	0	0	2	1
18 Steve Tolleson, R (7, PR) OBP: 0.167, SLG: 0.167 (8, 10)										1	0	0	0	0	1	0
19 José Bautista, R (1, 9) OBP: 0.500, SLG: 1.200	HR			K		G6-3	F8			3	1	1	1	0	1	0
11 Kevin Pillar, R (7, 9)										1	0	0	0	0	0	1
10 Edwin Encarnación, R (1, 3) OBP: 0.333, SLG: 0.444	K			K		3 G4-3 53 2B 2B		F8		3	0	1	0	0	2	0
16 Dan Johnson, L (6, PR) OBP: 0.167, SLG: 0.667 (7, 3)										1	1	0	0	0	0	0
13 Brett Lawrie, R (1, 5) OBP: 0.571, SLG: 0.857		F7		53 1B 1B		G4-3 2-3		G4-3		2	0	1	0	0	0	0
3 Maicer Izturis, S (6, 5) OBP: 0.167, SLG: 0.167										2	0	0	0	0	0	1
53 Melky Cabrera, S (1, 7) OBP: 0.500, SLG: 0.727		F9		1-2 1B		30 E 3-H 2B		22 1B BB		3	0	2	1	0	0	0
71 Kenny Wilson, R (6, PR) OBP: 0.333, SLG: 0.200 (7, 7)										0	0	0	0	1	0	0
(8, 8)																
30 Dioner Navarro, S (1, 2) OBP: 0.222, SLG: 0.333										3	0	1	0	0	0	3
72 Kevin Nolan, R (6, PR) (7, 2)										0	0	0	0	0	0	0
22 Josh Thole, L (8, 2) OBP: 0.500, SLG: 0.500	1B		F9		E4 2-3			1-2 1B		1	0	1	0	0	0	0
8 Anthony Gose, L (1, 8) OBP: 0.364, SLG: 0.222	K				G3-1	G6-3		K		3	0	0	0	0	1	4
69 Ricardo Nanita, L (8, 7) OBP: 0.333, SLG: 1.000										1	0	0	0	0	1	2
17 Ryan Goins, L (1, 4) OBP: 0.222, SLG: 0.125			7 F9-3 1B		F7		G4-3		L4	4	0	1	0	0	0	0

AB	37
R	2
H	10
RBI	2
BB	1
SO	10
LOB	14

livebaseballscorecards.com

Inning Stats	1	2	3	4	5	6	7	8	9
R	1	0	0	0	0	1	0	0	0
E	1	0	0	0	0	1	0	0	0
K	2	1	0	2	1	0	0	1	2
S	10	6	5	9	6	6	4	6	7
H	1	1	1	2	1	2	1	1	0
LOB	0	1	0	2	1	3	1	2	0
BB	0	0	0	0	0	0	0	1	0
P	13	6	5	9	6	6	4	10	7

1B	5
2B	5
3B	0
HR	1
SF	0
SAC	0
DP	1
HBP	0
WP	0
PB	0
SB	0
CS	1
PA	38

PITCHER		IP	WLS	BF	H	R	ER	SO	BB	IBB	HBP	BLK	WP	HR	S	P	ERA	WHIP
57 Vidal Nuño, L ERA: 4.5	(1, 1)	2.0		8	2	1	1	3	0	0	0	0	0	1	16	19	4.50	1.000
85 Bryan Mitchell, R ERA:	(3, 1)	2.0	W	8	3	0	0	3	0	0	0	0	0	0	14	14	0.00	1.500
90 Shane Greene, R ERA: 4.5	(5, 1)	2.0	H	10	3	1	1	1	0	0	0	0	0	0	12	12	4.50	1.500
74 Bruce Billings, R ERA:	(7, 1)	1.0	H	4	1	0	0	0	0	0	0	0	0	0	4	4	0.00	1.000
92 Fred Lewis, L ERA:	(8, 1)	1.0		5	1	0	0	1	1	0	0	0	0	0	6	10	0.00	2.000

PITCHER		IP	WLS	BF	H	R	ER	SO	BB	IBB	HBP	BLK	WP	HR	S	P	ERA	WHIP
40 Matt Daley, R ERA:	(9, 1)	1.0		3	0	0	0	2	0	0	0	0	0	0	7	7	0.00	0.000

Batter	1	2	3	4	5	6	7	8	9	AB	R	H	RBI	BB	SO	LOB
2 Denard Span, L (1, 8) OBP: 0.500, SLG: 0.500	C X 0-1 E3		X 0-0 ③ F8			X 0-0 12 G6-4-3 8 E 1-3 1B		S C S 0-3 ① K		3	0	1	0	0	0	0
68 Michael Taylor, R (6, 8) OBP: 0.286, SLG: 0.600										1	0	0	0	0	1	2
8 Danny Espinosa, S (1, 4)	X 0-0 ① F7			H 1-0 12 G6-4-3 HBP		X 0-0 E6 12 G6-4-3 1-2 3-H		X 0-0 ② F7		2	0	0	1	0	0	2
18 Mike Fontenot, L (6, 4) OBP: 0.143, SLG: 0.286										1	0	0	0	0	0	2
12 Tyler Moore, R (1, 7) OBP: 0.125, SLG: 0.143	S S S 0-3 ② K			X 0-0 ①② G6-4-3 1-2f		X 0-0 ①② G6-4-3 1-2f 2-3		X 0-0 ③ F8		3	0	0	0	0	1	4
67 Brian Goodwin, L (6, 7)										1	0	0	0	0	0	2
7 Scott Hairston, R (1, 10)	S S S 0-3 ③ K			X 0-0 ③ F7		S S S 0-3 ③ K			X 0-0 ① P4	2	0	0	0	0	1	1
41 Sandy León, S (6, PH) (6, 10)										1	0	0	0	0	1	1
Destin Hood, R (9, PH)										1	0	0	0	0	0	0
59 Jose Lobaton, S (1, 2) OBP: 0.250, SLG: 0.250		S S S 0-3 ① K			X 0-0 ① G4-3		X 0-0 ① G5-3		X 0-0 ② G6-3	2	0	0	0	0	1	0
19 Chris Snyder, R (6, 2) OBP: 0.600, SLG: 0.750										2	0	0	0	0	0	0
63 Matt Skole, L (1, 3) OBP: 0.500, SLG: 0.714		X 0-0 ② G6-3			C C C 0-3 ② K		X 0-0 ② G5-3		X 0-0 ③ G5-3	2	0	0	0	0	1	0
16 Brock Peterson, R (6, 3) OBP: 0.667, SLG: 0.800										2	0	0	0	0	0	0
4 Zach Walters, S (1, 6) OBP: 0.875, SLG: 1.857		S S S 0-3 ③ K			S S X 0-2 HR		X 0-0 ③ P3			2	1	1	1	0	1	0
11 Jason Martinson, R (5, 6)										1	0	0	0	0	0	0
10 Will Rhymes, L (1, 5)			X 0-0 ① G6-3		S C S 0-3 ③ K2-3			X 0-0 E6 21 1B		2	0	0	0	0	1	0
Cutter Dykstra, R (6, 5)										1	0	0	0	0	0	0
3 Eury Pérez, R (1, 9) OBP: 0.500, SLG: 0.400			X 0-0 ② G6-3			X 0-0 2 1B 8 E 1B		X 0-0 1-2 1B		2	1	1	0	0	0	0
21 Steven Souza Jr., R (6, 9) OBP: 0.500, SLG: 0.750										1	0	1	0	0	0	0
Inning Stats	R: 0 E: 1 K: 2 S: 9 H: 0 LOB: 1 BB: 0 P: 9	R: 0 E: 0 K: 2 S: 7 H: 0 LOB: 0 BB: 0 P: 7	R: 0 E: 0 K: 0 S: 3 H: 0 LOB: 0 BB: 0 P: 3	R: 0 E: 0 K: 0 S: 2 H: 0 LOB: 0 BB: 0 P: 3	R: 1 E: 0 K: 2 S: 10 H: 1 LOB: 0 BB: 0 P: 10	R: 1 E: 1 K: 1 S: 7 H: 2 LOB: 1 BB: 0 P: 7	R: 0 E: 0 K: 0 S: 3 H: 0 LOB: 0 BB: 0 P: 3	R: 0 E: 1 K: 1 S: 7 H: 1 LOB: 2 BB: 0 P: 7	R: 0 E: 0 K: 0 S: 3 H: 0 LOB: 0 BB: 0 P: 3	1B: 3 2B: 0 3B: 0 HR: 1	SF: 0 SAC: 0 DP: 2 HBP: 1					

TOP

Washington Nationals @ New York Yankees

George M. Steinbrenner Field, Tampa, FL

Mon Mar 03 2014, 1:07 PM - 3:29 PM EST

Att. 8,044 - Sunny - 77 F

livebaseballscorecards.com

AB	32
R	2
H	4
RBI	2
BB	0
SO	8
LOB	14

PITCHER		IP	WLS	BF	H	R	ER	SO	BB	IBB	HBP	BLK	WP	HR	S	P	ERA	WHIP
47 Iván Nova, R ERA: 4.15	(1, 1)	3.0	W	10	0	0	0	4	0	0	0	0	0	0	19	19	0.00	0.000
30 David Robertson, R ERA:	(4, 1)	1.0		3	0	0	0	0	0	0	1	0	0	0	2	3	0.00	0.000
27 Shawn Kelley, R ERA: 4.5	(5, 1)	1.0		4	1	1	1	2	0	0	0	0	0	1	10	10	9.00	1.000
88 Danny Burawa, R ERA: 4.5	(6, 1)	1.0	H	5	2	1	1	1	0	0	0	0	0	0	7	7	9.00	2.000
62 Robert Coello, R ERA: 33.75	(7, 1)	1.0	H	3	0	0	0	0	0	0	0	0	0	0	3	3	0.00	0.000

PITCHER		IP	WLS	BF	H	R	ER	SO	BB	IBB	HBP	BLK	WP	HR	S	P	ERA	WHIP
63 Yoshinori Tateyama, R ERA:	(8, 1)	1.0	H	5	1	0	0	1	0	0	0	0	0	0	7	7	0.00	1.000
61 Jim Miller, R ERA: 3.38	(9, 1)	1.0	S	3	0	0	0	0	0	0	0	0	0	0	3	3	0.00	0.000

1B: 3	SF: 0	WP: 0	PA: 33	
2B: 0	SAC: 0	PB: 0		
3B: 0	DP: 2	SB: 0		
HR: 1	HBP: 1	CS: 0		

Batter	1	2	3	4	5	6	7	8	9	AB	R	H	RBI	BB	SO	LOB
11 Brett Gardner, L (1, 8) OBP: 0.500, SLG: 0.571	C C C 0-3 K ①	S S S 0-3 K ①			x 0-0 2B		x 0-0 66 G4-3 1-2 1B			3	0	1	0	0	2	2
97 Mason Williams, L (7, 8) OBP: 0.286, SLG: 0.429										1	0	1	0	0	0	0
2 Derek Jeter, R (1, 6)	x 0-0 G6-3 ②	x 0-0 G4-6-3 ② ③ 1-2f			x 0-0 G1-3 ②		x 0-0 L7 ①			3	0	0	0	0	0	3
Addison Maruszak, R (7, 6)										1	0	0	0	0	0	2
34 Brian McCann, L (1, 2) OBP: 0.600, SLG: 1.000	C C C 0-3 K ③		x 0-0 29 G6-4-3 1B		x 0-0 L9 ③		x 0-0 G4-3 ② 1-2 2-3			3	0	1	0	0	1	1
66 John Ryan Murphy, R (7, 2) OBP: 0.375, SLG: 0.714										1	0	0	0	0	0	2
14 Brian Roberts, S (1, 4)		x 0-0 29 1B 33 2B 1B	x 0-0 F8 ①			x 0-0 G4-3 ①	x 0-0 G6-3 ③			3	1	1	0	0	0	1
98 Zelous Wheeler, R (7, 4) OBP: 0.125, SLG: 0.250										1	0	0	0	0	0	2
29 Francisco Cervelli, R (1, 10) OBP: 0.625, SLG: 0.714		x 0-0 33 2B 31 E 1-2 1B	x 0-0 G6-4-3 ② ③ 1-2f			x 0-0 2B		x 0-0 F9 ①		3	1	2	0	0	0	1
96 Peter O'Brien, R (8, PH) (9, 10)										1	0	0	0	0	0	0
33 Kelly Johnson, L (1, 5) OBP: 0.375, SLG: 0.571		x 0-0 31 E 1-3 2-H 2B		x 0-0 L4 ①		x 0-0 F8 ②		x 0-0 1B		3	1	1	1	0	0	1
86 José Pirela, R (7, 5) OBP: 0.222, SLG: 0.556										1	0	1	0	0	0	0
31 Ichiro Suzuki, L (1, 9) OBP: 0.250, SLG: 0.143		x 0-0 E6 65 2B 72 1B 2-H 3-H		x 0-0 F7 ②		B B B B 4-0 BB		S S S 0-3 K ②		2	1	0	1	1	0	0
95 Adonis García, R (7, 9) OBP: 0.556, SLG: 0.667										1	0	0	0	0	1	1
65 Zoilo Almonte, S (1, 7) OBP: 0.250, SLG: 0.375		x 0-0 72 1B 1-3 2B		x 0-0 ③ 1B		x 0-0 G5-3 ③		x 0-0 P6 ③		3	0	2	0	0	0	2
81 Ramón Flores, L (7, 7) OBP: 0.222, SLG: 0.222										1	0	0	0	0	0	1
72 Corban Joseph, L (1, 3) OBP: 0.333, SLG: 0.200		x 0-0 2 G4-6-3 2-3 3-H 1B			S S S 0-3 K ①		x 0-0 66 G4-3 97 1B 1B			2	0	1	1	0	1	0
80 Jose Gil, R (7, 3) OBP: 0.400, SLG: 0.250										1	0	1	0	0	0	0
Inning Stats	R: 0 H: 0 E: 0 LOB: 0 K: 2 BB: 0 S: 7 P: 7	R: 4 H: 5 E: 1 LOB: 1 K: 1 BB: 0 S: 10 P: 10	R: 0 H: 1 E: 0 LOB: 0 K: 0 BB: 0 S: 3 P: 3	R: 0 H: 1 E: 0 LOB: 1 K: 0 BB: 0 S: 3 P: 3	R: 0 H: 1 E: 0 LOB: 1 K: 1 BB: 0 S: 6 P: 6	R: 0 H: 1 E: 0 LOB: 2 K: 0 BB: 1 S: 4 P: 8	R: 0 H: 2 E: 0 LOB: 2 K: 0 BB: 0 S: 5 P: 5	R: 0 H: 1 E: 0 LOB: 1 K: 1 BB: 0 S: 6 P: 6		1B: 8 SF: 0 2B: 4 SAC: 0 3B: 0 DP: 2 HR: 0 HBP: 0						

PITCHER		IP	WLS	BF	H	R	ER	SO	BB	IBB	HBP	BLK	WP	HR	S	P	ERA	WHIP
48 Ross Detwiler, L ERA: 20.25	(1, 1)	1.1	L	10	5	4	3	3	0	0	0	0	0	0	16	16	20.25	3.750
65 Danny Rosenbaum, L ERA:	(2, 1)	0.2		1	0	0	0	0	0	0	0	0	0	0	1	1	0.00	0.000
57 Tanner Roark, R ERA:	(3, 1)	2.0		6	2	0	0	0	0	0	0	0	0	0	6	6	0.00	1.000
31 Xavier Cedeño, L ERA:	(5, 1)	1.0		4	1	0	0	1	0	0	0	0	0	0	6	6	0.00	1.000
71 Christian Garcia, R ERA: 18.0	(6, 1)	1.0		5	1	0	0	0	1	0	0	0	0	0	4	8	0.00	2.000

PITCHER		IP	WLS	BF	H	R	ER	SO	BB	IBB	HBP	BLK	WP	HR	S	P	ERA	WHIP
30 Aaron Barrett, R ERA:	(7, 1)	1.0		5	2	0	0	0	0	0	0	0	0	0	5	5	0.00	2.000
17 Manny Delcarmen, R ERA:	(8, 1)	1.0		4	1	0	0	1	0	0	0	0	0	0	6	6	0.00	1.000

BOTTOM

Washington Nationals @ New York Yankees

George M. Steinbrenner Field, Tampa, FL

Mon Mar 03 2014, 1:07 PM - 3:29 PM EST

Att. 8,044 - Sunny - 77 F

livebaseballscorecards.com

AB	34
R	4
H	12
RBI	3
BB	1
SO	5
LOB	19

Batter	1	2	3	4	5	6	7	8	9	AB	R	H	RBI	BB	SO	LOB
9 David Lough, L (1, 8) OBP: 0.625, SLG: 0.857	0-0 27 1 G4-6-3 1B 1B		0-0 1 G6-3 3B		0-0 ② G4-3		SSS 0-3 ① K		SSS 0-3 ③ K	3	1	2	0	0	0	0
6 Jonathan Schoop, R (6, 4) OBP: 0.556, SLG: 0.750										2	0	0	0	0	2	4
1 Jemile Weeks, S (1, 4) OBP: 0.333, SLG: 0.375	0-0 27 1-2 G4-6-3 1B		0-0 ① G6-3 3-H		0-0 ③ G4-3		0-0 ② G4-3 1-2 2-3 3-H			3	0	1	1	0	0	0
41 Julio Borbon, L (6, 8) OBP: 0.286, SLG: 0.286										1	0	0	1	0	0	2
27 Delmon Young, R (1, 10) OBP: 0.333, SLG: 0.444	0-0 ①② G4-6-3 1-2f 2-3		CCC 0-3 ② K			SSS 0-3 ① K	0-0 ③ F9			4	0	0	0	0	2	4
45 Steve Clevenger, L (1, 2) OBP: 0.444, SLG: 0.375	0-0 ③ G6-3		BBB 4-0 BB			X 0-0 ② G4-3		BBB 4-0 97 G4-3 BB		2	0	0	0	1	0	1
63 Caleb Joseph, R (6, 2)										0	0	0	0	1	0	0
28 Steve Pearce, R (1, 3) OBP: 0.333, SLG: 0.417		0-0 3 2B 1B	0-0 ③ G6-3			SSS 0-3 ③ K		0-0 ①② G4-3 1-2f		3	0	1	0	0	1	1
97 Trey Mancini, R (6, 3)										1	0	0	0	0	0	1
3 Ryan Flaherty, L (1, 6) OBP: 0.250, SLG: 0.375		0-0 1-3 2B		SSS 0-3 ① K			0-0 62 HBP 34 1B 1B	0-0 ③ G5-3		3	1	2	0	0	1	0
67 Michael Almanzar, R (7, 5) OBP: 0.250, SLG: 0.143										1	0	0	0	0	0	0
62 Francisco Peguero, R (1, 9) OBP: 0.333, SLG: 0.429	0-0 ① P3			0-0 ② G6-3			H 1-0 72 34 BB 1B 41 1-2 G4-3 HBP		0-0 1B	2	1	0	0	0	0	2
38 Xavier Paul, L (7, 9) OBP: 0.333, SLG: 0.444										1	0	1	0	0	0	0
34 Quintin Berry, L (1, 7) OBP: 0.200, SLG: 0.200	CCC 0-3 ② K			0-0 ③ G4-3			0-0 41 72 G4-3 BB 1-2 2-H 1B		0-0 ① L8	3	0	1	1	0	1	2
69 Iván De Jesús Jr., R (7, 6) OBP: 0.286, SLG: 0.167										1	0	0	0	0	0	1
72 Cord Phelps, S (1, 5)	0-0 ③ G6-3				0-0 ① L6		BBB 4-0 41 G4-3 1-2 2-3 BB		0-0 ② P2	2	0	0	0	1	0	2
87 Mike Yastrzemski, L (7, 7)										1	0	0	0	0	0	1
Inning Stats	R: 0 H: 2 E: 0 LOB: 1 K: 0 BB: 0 S: 4 P: 4	R: 0 H: 2 E: 0 LOB: 2 K: 1 BB: 0 S: 7 P: 7	R: 1 H: 1 E: 0 LOB: 1 K: 1 BB: 1 S: 6 P: 10	R: 0 H: 0 E: 0 LOB: 0 K: 1 BB: 0 S: 5 P: 5	R: 0 H: 0 E: 0 LOB: 0 K: 0 BB: 0 S: 3 P: 3	R: 0 H: 0 E: 0 LOB: 0 K: 2 BB: 0 S: 7 P: 7	R: 2 H: 2 E: 0 LOB: 2 K: 1 BB: 1 S: 7 P: 12	R: 0 H: 0 E: 0 LOB: 0 K: 0 BB: 1 S: 2 P: 6	R: 0 H: 1 E: 0 LOB: 1 K: 1 BB: 0 S: 6 P: 6	1B: 6 SF: 0 2B: 1 SAC: 0 3B: 1 DP: 2 HR: 0 HBP: 1						

PITCHER		IP	WLS	BF	H	R	ER	SO	BB	IBB	HBP	BLK	WP	HR	S	P	ERA	WHIP
41 David Phelps, R ERA: 3.86	(1, 1)	2.2		13	5	1	1	2	1	0	0	0	0	0	16	20	3.38	2.250
48 Matt Thornton, L ERA:	(3, 1)	0.1	H	1	0	0	0	0	0	0	0	0	0	0	1	1	0.00	0.000
71 Brian Gordon, R ERA: 18.0	(4, 1)	1.0	H	3	0	0	0	1	0	0	0	0	0	0	5	5	0.00	0.000
57 Chris Leroux, R ERA:	(5, 1)	2.0	H	6	0	0	0	2	0	0	0	0	0	0	10	10	0.00	0.000
83 Chase Whitley, R ERA: 18.0	(7, 1)	1.0	L	7	2	2	2	1	1	0	1	0	0	0	7	12	18.00	3.000

PITCHER		IP	WLS	BF	H	R	ER	SO	BB	IBB	HBP	BLK	WP	HR	S	P	ERA	WHIP
64 Cesar Cabral, L ERA:	(8, 1)	1.0		3	0	0	0	0	1	0	0	0	0	0	2	6	0.00	1.000
38 Preston Claiborne, R ERA:	(9, 1)	1.0		4	1	0	0	1	0	0	0	0	0	0	6	6	0.00	1.000

TOP

Baltimore Orioles @ New York Yankees

George M. Steinbrenner Field, Tampa, FL

Tue Mar 04 2014, 7:09 PM - 9:58 PM EST

Att. 8,724 - Partly Cloudy - 70 F

livebaseballscorecards.com

AB	33
R	3
H	8
RBI	3
BB	3
SO	7
LOB	21

WP: 0 PA: 37
PB: 0
SB: 0
CS: 0

BOTTOM

Batter	1	2	3	4	5	6	7	8	9	AB	R	H	RBI	BB	SO	LOB
22 Jacoby Ellsbury, L (1, 8) OBP: 0.462, SLG: 0.125 97 Mason Williams, L (6, 8) OBP: 0.250, SLG: 0.375	BBBB 4-0 2 G6-3 BB	X 0-0 ③ F9			X 0-0 ① P6		X 0-0 ② F9			2	0	0	0	1	0	2
										1	0	0	0	0	0	1
2 Derek Jeter, R (1, 10) 34 Brian McCann, L (5, PH) OBP: 0.500, SLG: 0.800 (6, 10)	X 0-0 ①② G6-3 1-2f		X 0-0 ① G5-3		X 0-0 ② G6-3		X 0-0 ③ F9			2	0	0	0	0	0	1
										2	0	0	0	0	0	1
36 Carlos Beltrán, S (1, 9) OBP: 0.182, SLG: 0.400 73 Antoan Richardson, S (6, 9) OBP: 0.286, SLG: 0.286	CCC 0-3 ③ K		BBBB 4-0 14 BB BB		X 0-0 ③ G4-3			X 0-0 ① G4-3		2	0	0	0	1	1	0
										1	0	0	0	0	0	0
14 Brian Roberts, S (1, 4) OBP: 0.300, SLG: 0.222 24 Scott Sizemore, R (6, 4) OBP: 0.500, SLG: 0.500		X 0-0 26 G5-4-3 1B	BBBB 4-0 1-2 BB			SSS 0-3 ① K		X 0-0 1B		1	0	1	0	1	0	0
										2	0	1	0	0	1	0
26 Eduardo Núñez, R (1, 5) OBP: 0.125, SLG: 0.500 98 Zelous Wheeler, R (6, 5) OBP: 0.100, SLG: 0.200		X 0-0 ①② G5-4-3 1-2f	X 0-0 ② P4			X 0-0 ② P4		X 0-0 ② F8		2	0	0	0	0	0	3
										2	0	0	0	0	0	1
29 Francisco Cervelli, R (1, 2) OBP: 0.636, SLG: 1.000 82 Gary Sánchez, R (7, 2) OBP: 0.333, SLG: 0.833		CBX 1-1 HR	X 0-0 ③ G3			BBBB 4-0 BB		SFS 0-3 ③ K		2	1	1	1	1	0	2
										1	0	0	0	0	1	1
17 Brendan Ryan, R (1, 6) OBP: 0.333, SLG: 0.250 45 Dean Anna, L (6, PH) OBP: 0.364, SLG: 0.300 (7, 6)		X 0-0 70 1B 89 1B 1B		CCC 0-3 ① K		CCC 0-3 ③ K			SSS 0-3 ① K	2	1	1	0	0	1	0
										2	0	0	0	0	2	1
70 Russ Canzler, R (1, 3) OBP: 0.222, SLG: 0.222 87 Francisco Arcia, L (6, 3) OBP: 0.429, SLG: 0.667		X 0-0 89 1B 1-2 1B	X 0-0 ② F8				X 0-0 1B		SST 0-2 ② K	2	0	1	0	0	0	0
										2	0	1	0	0	1	0
89 Yangervis Solarte, S (1, 7) OBP: 0.800, SLG: 1.444 81 Ramón Flores, L (6, 7) OBP: 0.182, SLG: 0.182		X 0-0 1-2 2-H 1B	X 0-0 ③ G3-1				SSS 0-3 ① K		CCC 0-3 ③ K	2	0	1	1	0	0	0
										2	0	0	0	0	2	1
Inning Stats	R: 0 E: 0 K: 1 S: 4 H: 0 LOB: 0 BB: 1 P: 8	R: 2 E: 0 K: 0 S: 8 H: 5 LOB: 2 BB: 0 P: 9	R: 0 E: 0 K: 0 S: 3 H: 0 LOB: 2 BB: 2 P: 11	R: 0 E: 0 K: 1 S: 5 H: 0 LOB: 0 BB: 0 P: 5	R: 0 E: 0 K: 0 S: 3 H: 0 LOB: 0 BB: 0 P: 3	R: 0 E: 0 K: 2 S: 7 H: 0 LOB: 1 BB: 1 P: 11	R: 0 E: 0 K: 1 S: 6 H: 1 LOB: 1 BB: 0 P: 6	R: 0 E: 0 K: 1 S: 6 H: 1 LOB: 1 BB: 0 P: 6	R: 0 E: 0 K: 3 S: 9 H: 0 LOB: 0 BB: 0 P: 9	1B: 6 2B: 0 3B: 0 HR: 1	SF: 0 SAC: 0 DP: 2 HBP: 0					

PITCHER		IP	WLS	BF	H	R	ER	SO	BB	IBB	HBP	BLK	WP	HR	S	P	ERA	WHIP
16 Wei-Yin Chen, L	(1, 1)	2.0		10	5	2	2	1	1	0	0	0	0	1	12	17	9.00	3.000
ERA: 9.0																		
60 Josh Stinson, R	(3, 1)	2.0		8	0	0	0	1	2	0	0	0	0	0	8	16	0.00	1.000
ERA:																		
47 Evan Meek, R	(5, 1)	1.0		3	0	0	0	0	0	0	0	0	0	0	3	3	0.00	0.000
ERA:																		
35 Brad Brach, R	(6, 1)	1.0	W	4	0	0	0	2	1	0	0	0	0	0	7	11	0.00	1.000
ERA:																		
58 Ryan Webb, R	(7, 1)	1.0	H	4	1	0	0	1	0	0	0	0	0	0	6	6	0.00	1.000
ERA:																		

PITCHER		IP	WLS	BF	H	R	ER	SO	BB	IBB	HBP	BLK	WP	HR	S	P	ERA	WHIP
61 Kelvin De La Cruz, L	(8, 1)	1.0	H	4	1	0	0	1	0	0	0	0	0	0	6	6	0.00	1.000
ERA:																		
71 Brock Huntzinger, R	(9, 1)	1.0	S	3	0	0	0	3	0	0	0	0	0	0	9	9	0.00	0.000
ERA:																		

Baltimore Orioles @ New York Yankees

George M. Steinbrenner Field, Tampa, FL

Tue Mar 04 2014, 7:09 PM - 9:58 PM EST

Att. 8,724 - Partly Cloudy - 70 F

livebaseballscorecards.com

AB	32
R	2
H	7
RBI	2
BB	4
SO	9
LOB	14

WP: 0 PB: 0 SB: 0 CS: 0 PA: 36

New York Yankees @ Tampa Bay Rays

Charlotte Sports Park, Port Charlotte, FL

Wed Mar 05 2014, 1:08 PM - 4:19 PM EST

Att. 6,469 - Partly Cloudy - 78 F

TOP

livebaseballscorecards.com

Batter	1	2	3	4	5	6	7	8	9	AB	R	H	RBI	BB	SO	LOB
11 Brett Gardner, L (1, 7) OBP: 0.455, SLG: 0.500	C C C 0-3 ① K		X 0-0 ① G6-3	X 0-0 ③ 1-3 2-H 3-H 1B			X 0-0 ① G4-3		X 0-0 1-2 1B	3	0	1	2	0	1	0
73 Antoan Richardson, S (6, 7) OBP: 0.333, SLG: 0.333										2	0	1	0	0	0	0
26 Eduardo Núñez, R (1, 4) OBP: 0.364, SLG: 0.727	X 0-0 31 1B 70 1B 1B		X 0-0 2B		X 0-0 31 L3 1B		X 0-0 2B		X 0-0 ② F9	3	1	3	0	0	0	0
98 Zelous Wheeler, R (6, 5) OBP: 0.167, SLG: 0.333										2	0	1	0	0	0	2
31 Ichiro Suzuki, L (1, 8) OBP: 0.273, SLG: 0.200	X 0-0 70 1B 1-3 33 FC4-6 1B		X 0-0 ② G5-3		X 0-0 ① ② L3 1-2		S C C 0-3 ② K		S S S 0-3 ③ K	3	1	1	0	0	0	2
96 Peter O'Brien, R (6, 2)										2	0	0	0	0	2	3
70 Russ Canzler, R (1, 3) OBP: 0.333, SLG: 0.273	X 0-0 33 FC4-6 1-3 3-H 1B		X 0-0 ③ G6-3		B B B 4-0 BB		X 0-0 ③ G4-3			2	0	1	1	1	0	1
80 Jose Gil, R (6, 3) OBP: 0.333, SLG: 0.200										1	0	0	0	0	0	1
33 Kelly Johnson, L (1, 5) OBP: 0.364, SLG: 0.444	X 0-0 ② FC4-6 1-2f 3-H			H 1-0 89 1B 11 1B HBP	X 0-0 ③ G4-3			C C C 0-3 ① K		2	1	0	1	0	0	2
45 Dean Anna, L (6, 6) OBP: 0.333, SLG: 0.273										1	0	0	0	0	1	0
89 Yangervis Solarte, S (1, 6) OBP: 0.692, SLG: 1.167	X 0-0 ③ F8			X 0-0 65 BB 1-3 11 1B 1B		X 0-0 E5 65 1B		S S S 0-3 ② K2-3		3	1	1	0	0	0	1
97 Mason Williams, L (6, 8) OBP: 0.222, SLG: 0.333										1	0	0	0	0	1	0
53 Austin Romine, R (1, 2) OBP: 0.250, SLG: 0.182		X 0-0 ① G6-3		X 0-0 ① F8		C C C 0-3 ① K		S S S 0-3 ③ K		3	0	0	0	0	1	3
95 Adonis García, R (6, 9) OBP: 0.500, SLG: 0.600										1	0	0	0	0	1	0
65 Zoilo Almonte, S (1, 9) OBP: 0.364, SLG: 0.400		X 0-0 ② F9		B B B 4-0 11 1B 1-2 BB		X 0-0 66 G5-4-3 1-2 1B			X 0-0 ① G3-1	2	0	1	0	1	0	0
72 Corban Joseph, L (6, 4) OBP: 0.308, SLG: 0.182										1	0	0	0	0	0	0
66 John Ryan Murphy, R (1, 10) OBP: 0.273, SLG: 0.500		C S T 0-2 ③ K		X 0-0 ② P4		X 0-0 ② ③ G5-4-3 1-2f			X 0-0 73 1B 1B	3	0	0	0	0	1	5
86 José Pirela, R (9, PH) OBP: 0.300, SLG: 0.600										1	0	1	0	0	0	0
Inning Stats	R: 2 E: 0 K: 1 S: 8 H: 3 LOB: 1 BB: 0 P: 8	R: 0 E: 0 K: 1 S: 5 H: 0 LOB: 0 BB: 0 P: 5	R: 0 E: 0 K: 0 S: 4 H: 1 LOB: 1 BB: 0 P: 4	R: 2 E: 0 K: 0 S: 4 H: 2 LOB: 2 BB: 1 P: 9	R: 0 E: 0 K: 0 S: 3 H: 1 LOB: 1 BB: 1 P: 7	R: 0 E: 1 K: 1 S: 6 H: 1 LOB: 1 BB: 0 P: 6	R: 0 E: 0 K: 1 S: 6 H: 1 LOB: 1 BB: 0 P: 6	R: 0 E: 0 K: 3 S: 9 H: 0 LOB: 0 BB: 0 P: 9	R: 0 E: 0 K: 1 S: 7 H: 2 LOB: 2 BB: 0 P: 7	1B: 9 2B: 3 3B: 0 HR: 0	SF: 0 SAC: 0 DP: 2 HBP: 1						

	AB	36
	R	4
	H	11
	RBI	4
	BB	2
	SO	8
	LOB	20

WP: 0 PB: 0 SB: 0 CS: 0 PA: 39

PITCHER		IP	WLS	BF	H	R	ER	SO	BB	IBB	HBP	BLK	WP	HR	S	P	ERA	WHIP
27 Cesár Ramos, L ERA: 4.91	(1, 1)	2.2		12	4	2	2	2	0	0	0	0	0	0	16	16	6.75	1.500
83 Juan Sandoval, R ERA:	(3, 1)	0.1		1	0	0	0	0	0	0	0	0	0	0	1	1	0.00	0.000
50 Grant Balfour, R ERA: 9.0	(4, 1)	1.0		6	2	2	2	0	1	0	1	0	0	0	4	9	18.00	3.000
40 Erik Bedard, L ERA: 6.75	(5, 1)	3.0	W	12	3	0	0	2	1	0	0	0	0	0	15	19	0.00	1.333
62 Joel Peralta, R ERA:	(8, 1)	1.0	H	3	0	0	0	3	0	0	0	0	0	0	9	9	0.00	0.000

PITCHER		IP	WLS	BF	H	R	ER	SO	BB	IBB	HBP	BLK	WP	HR	S	P	ERA	WHIP
23 Jake Odorizzi, R ERA:	(9, 1)	1.0	S	5	2	0	0	1	0	0	0	0	0	0	7	7	0.00	2.000

Batter	1	2	3	4	5	6	7	8	9	AB	R	H	RBI	BB	SO	LOB
18 Ben Zobrist, S (1, 4) OBP: 0.400, SLG: 1.000 68 Jerry Sands, R (6, 3) OBP: 0.385, SLG: 0.727	S S B B B X 3-2 HR	X 0-0 ③ F8			X 0-0 8 1-3 HR 1B	C C C 0-3 ② K				3 2 2 1 0 0 2 1 0 0 0 0 1 0						
8 Desmond Jennings, R (1, 8) OBP: 0.222, SLG: 0.556 71 Justin Christian, R (6, 8) OBP: 0.364, SLG: 0.400	C C C 0-3 ① K	X 0-0 ① G5-3			B B B S S X 3-2 1-H 3-H HR	X 0-0 ③ F9				3 1 1 3 0 1 0 1 0 0 0 0 0 0						
3 Evan Longoria, R (1, 5) OBP: 0.375, SLG: 0.750 69 Ray Olmedo, S (6, 4) OBP: 0.200, SLG: 0.200	X 0-0 1B	S S S 0-3 ② K			X 0-0 ① G4-3		X 0-0 ① G3			3 0 1 0 0 1 0 1 0 0 0 0 0 0						
20 Matt Joyce, L (1, 10) OBP: 0.231, SLG: 0.462 60 Mayo Acosta, R (7, PH) (8, 10)	X 0-0 ② F9	X 0-0 ③ G1			S B B B X 2-1 HR		B B B 4-0 BB			3 1 1 1 0 0 1 0 0 0 0 1 0 0						
24 Ryan Hanigan, R (1, 2) OBP: 0.286, SLG: 0.333 64 Ali Solis, R (7, 2) OBP: 0.250, SLG: 0.500	X 0-0 ③ F9			B B B 4-0 5 FC6-4 BB	S S S 0-3 ② K		S S S 0-3 ② K			2 0 0 0 1 1 1 1 0 0 0 0 1 1						
30 Vince Belnome, L (1, 3) OBP: 0.214, SLG: 0.214 18 Richie Shaffer, R (6, 5)	X 0-0 5 1B 1B			S S S 0-3 ① K	X 0-0 5 16 WP 1B 1B		X 0-0 ③ P3			3 0 2 0 0 1 1 1 0 0 0 0 0 1						
16 Jayson Nix, R (1, 6) OBP: 0.444, SLG: 0.375 10 Taylor Motter, R (6, 6) OBP: 0.500, SLG: 0.500	S S S 0-3 ① K			X 0-0 ② F7	X 0-0 5 WP 1-2 1B			X 0-0 ① F8		3 0 1 0 0 1 2 1 0 0 0 0 0 0						
5 Brandon Guyer, R (1, 7) OBP: 0.300, SLG: 0.222 34 Willie Argo, R (6, 7)	X 0-0 1-3 1B			X 0-0 ③ FC6-4 1-2f	B X 1-0 ③ P3 1-2 2-3			S S S 0-3 ② K		3 0 1 0 0 0 3 1 0 0 0 0 1 0						
67 Mikie Mahtook, R (1, 9) OBP: 0.167, SLG: 0.091 73 Jeremy Moore, L (6, 9) OBP: 0.364, SLG: 0.818	X 0-0 ② G5-3				H 1-0 18 1B 8 HR HBP	X 0-0 ① G1-3		S S S 0-3 ③ K		1 1 0 0 0 0 2 2 0 0 0 0 1 0						
Inning Stats	R: 1 H: 2 E: 0 LOB: 1 K: 1 BB: 0 S: 9 P: 12	R: 0 H: 2 E: 0 LOB: 2 K: 1 BB: 0 S: 7 P: 7	R: 0 H: 0 E: 0 LOB: 0 K: 1 BB: 0 S: 5 P: 5	R: 0 H: 0 E: 0 LOB: 1 K: 1 BB: 1 S: 5 P: 9	R: 4 H: 5 E: 0 LOB: 2 K: 1 BB: 0 S: 13 P: 20	R: 0 H: 0 E: 0 LOB: 0 K: 2 BB: 0 S: 5 P: 5	R: 0 H: 0 E: 0 LOB: 1 K: 1 BB: 1 S: 5 P: 9	R: 0 H: 0 E: 0 LOB: 0 K: 2 BB: 0 S: 7 P: 7		1B: 6 SF: 0 2B: 0 SAC: 0 3B: 0 DP: 0 HR: 3 HBP: 1						

PITCHER		IP	WLS	BF	H	R	ER	SO	BB	IBB	HBP	BLK	WP	HR	S	P	ERA	WHIP
43 Adam Warren, R ERA: 2.08	(1, 1)	2.1		11	4	1	1	2	0	0	0	0	0	1	17	20	3.86	1.714
68 Dellin Betances, R ERA:	(3, 1)	1.2	H	6	0	0	0	2	1	0	0	0	0	0	9	13	0.00	0.600
62 Robert Coello, R ERA: 48.6	(5, 1)	0.1	L	5	3	4	4	0	0	0	1	0	0	2	7	13	108.00	9.000
40 Matt Daley, R ERA:	(5, 1)	0.2		4	2	0	0	1	0	0	0	0	1	0	6	7	0.00	3.000
63 Yoshinori Tateyama, R ERA:	(6, 1)	2.0		7	0	0	0	2	1	0	0	0	0	0	10	14	0.00	0.500

PITCHER		IP	WLS	BF	H	R	ER	SO	BB	IBB	HBP	BLK	WP	HR	S	P	ERA	WHIP
61 Jim Miller, R ERA: 2.45	(8, 1)	1.0		3	0	0	0	2	0	0	0	0	0	0	7	7	0.00	0.000

BOTTOM

New York Yankees @ Tampa Bay Rays

Charlotte Sports Park, Port Charlotte, FL

Wed Mar 05 2014, 1:08 PM - 4:19 PM EST

Att. 6,469 - Partly Cloudy - 78 F

livebaseballscorecards.com

AB	33
R	5
H	9
RBI	5
BB	2
SO	9
LOB	14

WP: 1 PA: 36
PB: 0
SB: 0
CS: 0

New York Yankees @ Philadelphia Phillies

Bright House Field, Clearwater, FL

Thu Mar 06 2014, 3:09 PM - 5:27 PM EST

Att. 6,935 - Partly Cloudy - 66 F

livebaseballscorecards.com

TOP

Batter	1	2	3	4	5	6	7	8	9	AB	R	H	RBI	BB	SO	LOB
11 Brett Gardner, L (1, 7) OBP: 0.357, SLG: 0.385	G3		F8		K		72 BB 2-H 1B	L6		3	0	0	0	0	1	0
95 Adonis García, R (5, 9) OBP: 0.500, SLG: 0.583										2	0	1	1	0	0	1
2 Derek Jeter, R (1, 6) OBP: 0.231, SLG: 0.250	G5-3		1B		2B		BB 4-0 72		66 PB 72 G1-3 1B	3	0	2	0	0	0	0
89 Yangervis Solarte, S (6, 6) OBP: 0.733, SLG: 1.154										1	0	1	0	1	0	0
25 Mark Teixeira, S (1, 3)	G3		F8		P6		BB 4-0 1-2 2-3		G1-3 1-2	3	0	0	0	0	0	2
72 Corban Joseph, L (5, 3) OBP: 0.333, SLG: 0.167										1	0	0	0	1	0	1
34 Brian McCann, L (1, 2) OBP: 0.429, SLG: 0.667	F7		K			F8	L8		K 2-3	2	0	0	0	0	1	1
66 John Ryan Murphy, R (4, 2) OBP: 0.214, SLG: 0.385										3	0	0	0	0	1	4
12 Alfonso Soriano, R (1, 10)	K		K	K		K		86 E 1B	K	3	0	0	0	0	3	0
82 Gary Sánchez, R (8, PH) OBP: 0.375, SLG: 0.750										2	1	1	0	0	1	1
(8, 10)																
33 Kelly Johnson, L (1, 5) OBP: 0.429, SLG: 0.500	14 BB 1B			14 S 1B		G6-3		K		3	0	2	0	0	0	0
73 Antoan Richardson, S (6, 8) OBP: 0.300, SLG: 0.300										1	0	0	0	0	1	1
14 Brian Roberts, S (1, 4) OBP: 0.308, SLG: 0.182	4-0 97 FC4-6 1-2 BB		P4 1-0 1-2				P3	E6 81 SF9 1-H 2B		2	0	0	0	1	0	1
86 José Pirela, R (7, 4) OBP: 0.364, SLG: 0.727										1	1	1	1	0	0	0
97 Mason Williams, L (1, 8) OBP: 0.182, SLG: 0.273	FC4-6 1-2f		K				95 1B 2B	4-0 BB		2	0	0	0	0	1	3
24 Scott Sizemore, R (6, 5) OBP: 0.750, SLG: 1.000										1	1	1	0	1	0	0
81 Ramón Flores, L (1, 9) OBP: 0.200, SLG: 0.429		HR			F7		F9	SF9 3-H		3	1	1	2	0	0	1
(5, 7)																

	AB	R	H	RBI	BB	SO	LOB
AB	36						
R	4						
H	10						
RBI	4						
BB	4						
SO	9						
LOB	16						

Inning Stats	1	2	3	4	5	6	7	8	9
	R: 0 E: 0 K: 0 S: 3	H: 0 LOB: 0 BB: 0 P: 3	R: 0 E: 0 K: 1 S: 6	H: 1 LOB: 2 BB: 1 P: 10	R: 1 E: 0 K: 1 S: 7	H: 2 LOB: 1 BB: 0 P: 7	R: 0 E: 0 K: 2 S: 8	H: 1 LOB: 1 BB: 0 P: 9	R: 0 E: 0 K: 1 S: 6	H: 1 LOB: 1 BB: 0 P: 6	R: 0 E: 0 K: 1 S: 5	H: 0 LOB: 0 BB: 0 P: 5	R: 1 E: 0 K: 0 S: 5	H: 2 LOB: 3 BB: 2 P: 13	R: 2 E: 1 K: 1 S: 7	H: 2 LOB: 1 BB: 1 P: 11	R: 0 E: 0 K: 2 S: 8	H: 1 LOB: 1 BB: 0 P: 9

	1B	SF	WP	PA
	6	1	0	41
	2B	SAC	PB	
	3	0	1	
	3B	DP	SB	
	0	0	1	
	HR	HBP	CS	
	1	0	0	

PITCHER		IP	WLS	BF	H	R	ER	SO	BB	IBB	HBP	BLK	WP	HR	S	P	ERA	WHIP
38 Kyle Kendrick, R ERA: 7.2	(1, 1)	3.0		13	3	1	1	2	1	0	0	0	0	1	16	20	3.00	1.333
58 Jonathan Papelbon, R ERA:	(4, 1)	1.0		4	1	0	0	2	0	0	0	0	0	0	8	9	0.00	1.000
77 Mario Hollands, L ERA: 13.5	(5, 1)	2.0		7	1	0	0	2	0	0	0	0	0	0	11	11	0.00	0.500
47 Jeremy Horst, L ERA: 6.75	(7, 1)	1.0	H	7	2	1	1	0	2	0	0	0	0	0	5	13	9.00	4.000
48 Phillippe Aumont, R	(8, 1)	1.0	L	6	2	2	1	1	1	0	0	0	0	0	7	11	9.00	3.000

PITCHER		IP	WLS	BF	H	R	ER	SO	BB	IBB	HBP	BLK	WP	HR	S	P	ERA	WHIP
30 Justin De Fratus, R ERA: 3.0	(9, 1)	1.0		4	1	0	0	2	0	0	0	0	0	0	8	9	0.00	1.000

BOTTOM

New York Yankees @ Philadelphia Phillies

Bright House Field, Clearwater, FL

Thu Mar 06 2014, 3:09 PM - 5:27 PM EST

Att. 6,935 - Partly Cloudy - 66 F

livebaseballscorecards.com

Batter	1	2	3	4	5	6	7	8	9	AB	R	H	RBI	BB	SO	LOB
13 Freddy Galvis, S (1, 6) OBP: 0.222, SLG: 0.353	G3		HR		K			G1-3		3	1	1	1	0	1	0
66 Andrés Blanco, S (7, 6)										1	0	0	0	0	0	0
28 Kevin Frandsen, R (1, 5) OBP: 0.200, SLG: 0.200	G6-3		G4-3			G4-3		G1-3		4	0	0	0	0	0	0
(5, 4)																
26 Chase Utley, L (1, 4) OBP: 0.143, SLG: 0.143	K			K		K			L5	2	0	0	0	0	2	0
25 Cody Asche, L (5, 5)										2	0	0	0	0	1	0
6 Ryan Howard, L (1, 3) OBP: 0.214, SLG: 0.154		G4-3		F7		1B			K	3	0	1	0	0	0	0
13 Albert Cartwright, R (6, PR)										0	0	0	0	0	0	0
18 Darin Ruf, R (7, 3) OBP: 0.409, SLG: 0.444										1	0	0	0	0	1	0
3 Marlon Byrd, R (1, 9) OBP: 0.375, SLG: 0.625		G3-1 2B		G5-3		K			P6	3	0	1	0	0	1	1
65 Leandro Castro, R (7, 9) OBP: 0.125, SLG: 0.250										1	0	0	0	0	0	0
9 Domonic Brown, L (1, 7) OBP: 0.286, SLG: 0.118	G3-1	2-3			51 CS BB		G6-3			1	0	0	0	1	0	1
19 Tony Gwynn Jr., L (7, 7) OBP: 0.385, SLG: 0.300										1	0	0	0	0	0	0
51 Carlos Ruiz, R (1, 2) OBP: 0.462, SLG: 0.600	F9				1-2 HR		G6-3			2	1	1	1	0	0	1
4 Lou Marson, R (7, 2) OBP: 0.333, SLG: 0.667										1	0	0	0	0	0	0
15 John Mayberry Jr., R (1, 8) OBP: 0.455, SLG: 1.091			G4-3		HR		2B			3	1	2	1	0	0	0
17 Reid Brignac, L (1, 10)			G4-3		K			F9		2	0	0	0	0	1	0
74 Maikel Franco, R (8, PH) OBP: 0.294, SLG: 0.200										1	0	0	0	0	0	0
(9, 10)																

Inning Stats	1	2	3	4	5	6	7	8	9
R:	0	0	1	0	2	0	0	0	0
E:	0	0	0	0	0	0	0	0	0
K:	1	0	0	1	2	2	3	3	1
S:	5	4	5	5	11	8	3	3	5
H:	0	1	1	0	2	1	1	0	0
LOB:	0	1	1	0	0	1	1	0	0
BB:	0	0	0	0	1	0	0	0	0
P:	5	4	8	5	20	8	3	3	5

AB	31
R	3
H	6
RBI	3
BB	1
SO	7
LOB	3

1B:	1
2B:	2
3B:	0
HR:	3
SF:	0
SAC:	0
DP:	0
HBP:	0

WP:	0
PB:	0
SB:	0
CS:	1
PA:	32

PITCHER		IP	WLS	BF	H	R	ER	SO	BB	IBB	HBP	BLK	WP	HR	S	P	ERA	WHIP
19 Masahiro Tanaka, R ERA: 1.8	(1, 1)	3.0		11	2	1	1	1	0	0	0	0	0	1	14	17	3.00	0.667
74 Bruce Billings, R ERA: 3.86	(4, 1)	2.0		8	2	2	2	3	1	0	0	0	0	2	16	25	9.00	1.500
57 Chris Leroux, R ERA:	(6, 1)	1.0		4	1	0	0	2	0	0	0	0	0	0	8	8	0.00	1.000
88 Danny Burawa, R ERA: 3.0	(7, 1)	1.0	W	3	1	0	0	0	0	0	0	0	0	0	3	3	0.00	1.000
92 Fred Lewis, L ERA:	(8, 1)	1.1	H	4	0	0	0	0	0	0	0	0	0	0	4	4	0.00	0.000

PITCHER		IP	WLS	BF	H	R	ER	SO	BB	IBB	HBP	BLK	WP	HR	S	P	ERA	WHIP
84 Mark Montgomery, R ERA:	(9, 1)	0.2	S	2	0	0	0	1	0	0	0	0	0	0	4	4	0.00	0.000

Batter	1	2	3	4	5	6	7	8	9	AB	R	H	RBI	BB	SO	LOB
20 Rajai Davis, R (1, 7) OBP: 0.333, SLG: 0.313 30 Steven Moya, L (6, 9) OBP: 0.364, SLG: 0.300	F9		K			K	G3-1			3 1	0 0	0 0	0 0	0 0	2 0	0 3
48 Torii Hunter, R (1, 9) OBP: 0.188, SLG: 0.200 72 Tyler Collins, L (5, 9) OBP: 0.200, SLG: 0.111 (6, 7)	K		G6-3			F8		L5		2 2	0 0	0 0	0 0	0 0	1 0	0 0
24 Miguel Cabrera, R (1, 3) OBP: 0.556, SLG: 0.462 28 Jordan Lennerton, L (6, 3) OBP: 0.294, SLG: 0.250	2B			G5-3		K		E4		3 1	0 0	1 0	0 0	0 0	1 0	0 0
41 Victor Martinez, S (1, 10) OBP: 0.381, SLG: 0.450 63 Trevor Crowe, S (8, PH) OBP: 0.143, SLG: 0.077 (8, 10)	K			G3			F9	F8		3 1	0 0	0 0	0 0	0 0	1 0	1 1
13 Alex Avila, L (1, 2) OBP: 0.429, SLG: 0.273 61 Ezequiel Carrera, L (7, PR) OBP: 0.417, SLG: 0.300 (7, 8)		BB 14 FC6-4		K			14 3B 1B	L8		2 1	0 1	1 1	0 0	1 0	1 0	0 1
14 Austin Jackson, R (1, 8) OBP: 0.611, SLG: 0.938 38 Ramón Cabrera, S (7, 2) OBP: 0.400, SLG: 0.250		FC6-4 9 S 1-2f			K		4 1B 1-H 3B		G4-3	3 1	1 0	1 0	1 0	0 0	1 0	1 0
4 Steve Lombardozzi, S (1, 4) OBP: 0.231, SLG: 0.231 26 Hernán Pérez, R (7, 4) OBP: 0.150, SLG: 0.211		P4			9 FC6-4 1B		29 S 9 1B 3-H 1B		P3	3 1	0 0	2 0	1 0	0 0	0 0	1 0
9 Nick Castellanos, R (1, 5) OBP: 0.389, SLG: 0.706 55 Francisco Martinez, R (7, 5) OBP: 0.417, SLG: 0.364		K 1-2			FC6-4 1-2f		29 S 1-2 1B		1B	3 1	0 0	1 1	0 0	0 0	1 0	2 0
29 Danny Worth, R (1, 6) OBP: 0.222, SLG: 0.250 27 Eugenio Suárez, R (7, 6) OBP: 0.308, SLG: 0.364			K		K		K 1-2 2-3			3 0	0 0	0 0	0 0	0 0	3 0	3 0
Inning Stats	R: 0 E: 0 K: 2 S: 8 H: 1 LOB: 1 BB: 0 P: 8	R: 0 E: 0 K: 1 S: 5 H: 0 LOB: 1 BB: 1 P: 10	R: 0 E: 0 K: 2 S: 7 H: 0 LOB: 0 BB: 0 P: 7	R: 0 E: 0 K: 1 S: 5 H: 0 LOB: 0 BB: 0 P: 5	R: 0 E: 0 K: 2 S: 8 H: 1 LOB: 1 BB: 0 P: 8	R: 0 E: 0 K: 2 S: 7 H: 0 LOB: 0 BB: 0 P: 7	R: 2 E: 0 K: 1 S: 9 H: 4 LOB: 3 BB: 0 P: 10	R: 0 E: 1 K: 0 S: 4 H: 0 LOB: 1 BB: 0 P: 4	R: 0 E: 0 K: 0 S: 3 H: 1 LOB: 1 BB: 0 P: 3	1B: 5 2B: 1 3B: 1 HR: 0 SF: 0 SAC: 0 DP: 0 HBP: 0						

PITCHER		IP	WLS	BF	H	R	ER	SO	BB	IBB	HBP	BLK	WP	HR	S	P	ERA	WHIP
18 Hiroki Kuroda, R ERA:	(1, 1)	2.2		10	1	0	0	5	1	0	0	0	0	0	19	24	0.00	0.750
27 Shawn Kelley, R ERA: 3.86	(3, 1)	0.1		1	0	0	0	0	0	0	0	0	0	0	1	1	0.00	0.000
30 David Robertson, R ERA:	(4, 1)	1.0	H	3	0	0	0	1	0	0	0	0	0	0	5	5	0.00	0.000
35 Michael Pineda, R ERA:	(5, 1)	2.0	H	7	1	0	0	4	0	0	0	0	0	0	15	15	0.00	0.500
48 Matt Thornton, L ERA: 13.5	(7, 1)	1.0	B	7	4	2	2	1	0	0	0	0	0	0	9	10	18.00	4.000

PITCHER		IP	WLS	BF	H	R	ER	SO	BB	IBB	HBP	BLK	WP	HR	S	P	ERA	WHIP
38 Preston Claiborne, R ERA:	(8, 1)	1.0		4	0	0	0	0	0	0	0	0	0	0	4	4	0.00	0.000
61 Jim Miller, R ERA: 1.93	(9, 1)	1.0	W	3	1	0	0	0	0	0	0	0	0	0	3	3	0.00	1.000

TOP

Detroit Tigers @ New York Yankees

George M. Steinbrenner Field, Tampa, FL

Fri Mar 07 2014, 7:06 PM - 10:13 PM EST

Att. 10,820 - Partly Cloudy - 55 F

livebaseballscorecards.com

AB	34
R	2
H	7
RBI	2
BB	1
SO	11
LOB	13

Detroit Tigers @ New York Yankees

George M. Steinbrenner Field, Tampa, FL

Fri Mar 07 2014, 7:06 PM - 10:13 PM EST

Att. 10,820 - Partly Cloudy - 55 F

livebaseballscorecards.com

BOTTOM

Batter	1	2	3	4	5	6	7	8	9	AB	R	H	RBI	BB	SO	LOB
22 Jacoby Ellsbury, L (1, 8) OBP: 0.375, SLG: 0.091	SSS 0-3 K ①		CCC 0-3 K ②		X 0-0 F7 ②		X 0-0 45 WP 1B		0-0 BLK 1-2 3-H	3	0	0	0	0	2	0
80 Jose Gil, R (7, 3) OBP: 0.429, SLG: 0.333										2	0	1	0	0	1	1
2 Derek Jeter, R (1, 6) OBP: 0.375, SLG: 0.357	X 0-0 34 1B 1B		X 0-0 36 WP 36 HR 1B		BBBB 4-0 BB		BBBB 4-0 1-2 BB			2	1	2	0	1	0	0
45 Dean Anna, L (5, PR) (6, 6) OBP: 0.385, SLG: 0.273										0	0	0	0	1	0	0
36 Carlos Beltrán, S (1, 10) OBP: 0.214, SLG: 0.615	X 0-0 P6 ②		BBFFBX 3-2 1-H HR		X 0-0 F9 ③		CCC 0-3 K ③			3	1	1	2	0	0	2
87 Francisco Arcia, L (7, PH) (8, 10) OBP: 0.375, SLG: 0.571										1	0	0	0	0	1	2
34 Brian McCann, L (1, 2) OBP: 0.412, SLG: 0.600	X 0-0 1-2 1B		SSS 0-3 K ③			X 0-0 F7 ①		X 0-0 F7 ①		3	0	1	0	0	1	0
65 Zoilo Almonte, S (7, 7) OBP: 0.333, SLG: 0.364										1	0	0	0	0	0	0
12 Alfonso Soriano, R (1, 9) OBP: 0.462, SLG: 0.538	X 0-0 F7 ③			X 0-0 F9 ①		SST 0-2 K ②		SSS 0-3 K ②		3	0	0	0	0	1	2
95 Adonis García, R (7, 9)										1	0	0	0	0	1	0
14 Brian Roberts, S (1, 4) OBP: 0.333, SLG: 0.167		X 0-0 G5-3 ①		BBBB 4-0 26 L8-4 31 BB BB		X 0-0 1B		X 0-0 F8 ③		1	0	0	0	1	0	0
86 José Pirela, R (6, 4) OBP: 0.385, SLG: 0.692										2	0	1	0	0	0	0
31 Ichiro Suzuki, L (1, 7) OBP: 0.286, SLG: 0.167		SSC 0-3 K ②		BBBB 4-0 1-2 BB		X 0-0 G3 ③			X 0-0 P6 ①	2	0	0	0	1	1	1
73 Antoan Richardson, S (7, 8) OBP: 0.273, SLG: 0.273										1	0	0	0	0	0	0
26 Eduardo Núñez, R (1, 5) OBP: 0.308, SLG: 0.615		X 0-0 G6-3 ③		X 0-0 ②③ L8-4 2-2			X 0-0 G5-3 ①		X 0-0 29 1B 80 BLK 1B	2	0	0	0	0	0	2
98 Zelous Wheeler, R (6, 5) OBP: 0.214, SLG: 0.357										2	1	1	0	0	0	0
70 Russ Canzler, R (1, 3) OBP: 0.286, SLG: 0.231			SSC 0-3 K ①		X 0-0 F9 ①		SSS 0-3 K ②		X 0-0 80 BLK 1-3 1B	2	0	0	0	0	1	0
29 Francisco Cervelli, R (7, 2) OBP: 0.615, SLG: 0.909										2	0	1	0	0	1	0
Inning Stats	R: 0 E: 0 K: 1 S: 7 H: 2 LOB: 2 BB: 0 P: 7	R: 0 E: 0 K: 1 S: 5 H: 0 LOB: 0 BB: 0 P: 5	R: 2 E: 0 K: 3 S: 13 H: 2 LOB: 0 BB: 0 P: 16	R: 0 E: 0 K: 0 S: 2 H: 0 LOB: 1 BB: 2 P: 10	R: 0 E: 0 K: 0 S: 3 H: 0 LOB: 1 BB: 1 P: 7	R: 0 E: 0 K: 1 S: 6 H: 1 LOB: 1 BB: 0 P: 6	R: 0 E: 0 K: 2 S: 8 H: 1 LOB: 2 BB: 1 P: 12	R: 0 E: 0 K: 1 S: 5 H: 0 LOB: 0 BB: 0 P: 5	R: 1 E: 0 K: 1 S: 3 H: 2 LOB: 1 BB: 0 P: 3	1B: 7 2B: 1 3B: 0 HR: 1	SF: 0 SAC: 0 DP: 1 HBP: 0						

	AB	33
	R	3
	H	8
	RBI	2
	BB	4
	SO	10
	LOB	10

WP: 2 PB: 0 SB: 0 CS: 0 PA: 37

PITCHER		IP	WLS	BF	H	R	ER	SO	BB	IBB	HBP	BLK	WP	HR	S	P	ERA	WHIP
19 Aníbal Sánchez, R ERA: 3.6	(1, 1)	3.0		13	4	2	2	5	0	0	0	0	1	1	25	28	6.00	1.333
Robbie Ray, L ERA:	(4, 1)	1.0		4	0	0	0	0	2	0	0	0	0	0	2	10	0.00	2.000
65 Blaine Hardy, L ERA:	(5, 1)	1.0		4	0	0	0	0	1	0	0	0	0	0	3	7	0.00	1.000
36 Joe Nathan, R ERA:	(6, 1)	1.0		4	1	0	0	1	0	0	0	0	0	0	6	6	0.00	1.000
44 Joba Chamberlain, R ERA:	(7, 1)	1.0		5	1	0	0	2	1	0	0	0	1	0	8	12	0.00	2.000

PITCHER		IP	WLS	BF	H	R	ER	SO	BB	IBB	HBP	BLK	WP	HR	S	P	ERA	WHIP
56 Jose Ortega, R ERA: 2.25	(8, 1)	1.0		3	0	0	0	1	0	0	0	0	0	0	5	5	0.00	0.000
49 Luis Marte, R ERA: 13.5	(9, 1)	0.1	L	4	2	1	1	0	0	0	0	1	0	0	3	3	27.00	6.000

Batter	1	2	3	4	5	6	7	8	9	AB	R	H	RBI	BB	SO	LOB
11 Brett Gardner, L (1, 8) OBP: 0.333, SLG: 0.353	S S S 0-3 ① K	X 0-0 ② G6-3 2-3		1 SAFE X 0-0 ② F9 1-2		X 0-0 E8 1-H 2-H 1B		C C C 0-3 ① K		4	0	1	0	0	1	2
73 Antoan Richardson, S (6, PR) OBP: 0.250, SLG: 0.250 (6, 8)										1	0	0	0	0	1	0
26 Eduardo Núñez, R (1, 4) OBP: 0.235, SLG: 0.471	X 0-0 ② G6-3	S S S 0-3 ③ K		B X 1-0 ③ F7 2-3		S S S 0-3 ② K		X 0-0 ② G6-3		4	0	0	0	0	2	3
86 José Pirela, R (6, 4) OBP: 0.357, SLG: 0.643										1	0	0	0	0	0	0
25 Mark Teixeira, S (1, 3) OBP: 0.333, SLG: 0.400	B B B B 4-0 33 BB BB		X 0-0 33 HR 2B		C C C 0-3 ① K	X 0-0 G1-3		C C C 0-3 ③ K		2	1	1	0	1	1	0
72 Corban Joseph, L (5, 3) OBP: 0.294, SLG: 0.143										2	0	0	0	0	1	1
33 Kelly Johnson, L (1, 10) OBP: 0.471, SLG: 0.714	B B B B 4-0 1-2 BB		X 0-0 2-H HR		X 0-0 ② B1-3		X 0-0 ① G5-3		X 0-0 ① P2	2	1	1	2	1	0	0
96 Peter O'Brien, R (7, PH) (7, 10)										2	0	0	0	0	0	0
29 Francisco Cervelli, R (1, 2) OBP: 0.500, SLG: 0.714	C C C 0-3 ③ K		X 0-0 ① F9		S S S 0-3 ③ K		X 0-0 89 1B 98 1B 1B		X 0-0 1B	3	0	0	0	0	2	2
53 Austin Romine, R (6, 2) OBP: 0.357, SLG: 0.308										2	1	2	0	0	0	0
45 Dean Anna, L (1, 6) OBP: 0.500, SLG: 0.385		X 0-0 24 E 24 E 1B	B B B B 4-0 24 G5-4-3 BB			X 0-0 65 1B 24 BB 97 SF7 1B	X 0-0 98 1B 1-3 81 FC3 1B		S S S 0-3 ② K	2	2	2	0	1	0	0
89 Yangervis Solarte, S (6, 6) OBP: 0.706, SLG: 1.067										2	1	1	0	0	1	1
24 Scott Sizemore, R (1, 5) OBP: 0.571, SLG: 0.600		X 0-0 E4 1-H 97 2B	X 0-0 ② ③ G5-4-3 1-2f			B B B B 4-0 11 1B 65 1B 11 E 1-2 BB	X 0-0 81 FC3 1-3 3-H 1B		C C C 0-3 ③ K	2	2	0	0	1	0	1
98 Zelous Wheeler, R (6, 5) OBP: 0.250, SLG: 0.375										2	0	1	1	0	1	1
65 Zoilo Almonte, S (1, 7) OBP: 0.333, SLG: 0.357		X 0-0 ① G6-3		X 0-0 ① G4-3		X 0-0 11 E 11 E 1-2 2-3 1B	X 0-0 FC3 95 G1-6-3 1-2 3-H			3	1	1	0	0	0	1
81 Ramón Flores, L (6, 7) OBP: 0.188, SLG: 0.400										1	0	0	1	0	0	1
97 Mason Williams, L (1, 9) OBP: 0.286, SLG: 0.417		X 0-0 11 G6-3 2-H 2B		B B B B 4-0 26 WP 11 CS BB		X 0-0 ① SF7 3-H	X 0-0 ② ③ G1-6-3 1-2f			1	0	1	2	1	0	0
95 Adonis García, R (6, 9) OBP: 0.429, SLG: 0.500										1	0	0	0	0	0	2

Inning Stats	1	2	3	4	5	6	7	8	9
	R: 0 H: 0 E: 0 LOB: 2 K: 2 BB: 2 S: 7 P: 15	R: 2 H: 2 E: 1 LOB: 1 K: 1 BB: 0 S: 8 P: 8	R: 2 H: 2 E: 0 LOB: 0 K: 0 BB: 1 S: 4 P: 8	R: 0 H: 0 E: 0 LOB: 1 K: 0 BB: 1 S: 3 P: 8	R: 0 H: 0 E: 0 LOB: 0 K: 2 BB: 0 S: 7 P: 7	R: 3 H: 3 E: 1 LOB: 1 K: 1 BB: 1 S: 8 P: 12	R: 2 H: 3 E: 0 LOB: 1 K: 0 BB: 0 S: 6 P: 6	R: 0 H: 0 E: 0 LOB: 0 K: 2 BB: 0 S: 7 P: 7	R: 0 H: 1 E: 0 LOB: 1 K: 2 BB: 0 S: 8 P: 8

1B: 8 SF: 1
2B: 2 SAC: 0
3B: 0 DP: 2
HR: 1 HBP: 0

WP: 1 PA: 43
PB: 0
SB: 0
CS: 1

PITCHER		IP	WLS	BF	H	R	ER	SO	BB	IBB	HBP	BLK	WP	HR	S	P	ERA	WHIP
48 Jarred Cosart, R ERA: 2.45	(1, 1)	1.2		10	2	2	1	2	2	0	0	0	0	0	12	20	5.40	2.400
67 Jorge De Leon, R ERA: 4.5	(2, 1)	0.1		1	0	0	0	1	0	0	0	0	0	0	3	3	0.00	0.000
38 Darin Downs, L ERA: 4.5	(3, 1)	2.0		9	2	2	2	0	2	0	0	0	1	1	7	16	9.00	2.000
50 Chad Qualls, R ERA: 6.0	(5, 1)	1.0		3	0	0	0	2	0	0	0	0	0	0	7	7	0.00	0.000
68 José Cisnero, R ERA: 4.5	(6, 1)	1.0	L	7	3	3	1	1	1	0	0	0	0	0	8	12	9.00	4.000
70 Jake Buchanan, R ERA: 7.71	(7, 1)	2.0		9	3	2	2	2	0	0	0	0	0	0	13	13	9.00	1.500
69 Nick Tropeano, R ERA:	(9, 1)	1.0		4	1	0	0	2	0	0	0	0	0	0	8	8	0.00	1.000

TOP

New York Yankees @ Houston Astros

Osceola County Stadium, Kissimmee, FL

Sat Mar 08 2014, 1:12 PM - 4:26 PM EST

Att. 5,001 - Sunny - 78 F

livebaseballscorecards.com

AB	37
R	9
H	11
RBI	6
BB	5
SO	10
LOB	15

New York Yankees @ Houston Astros

Osceola County Stadium, Kissimmee, FL

Sat Mar 08 2014, 1:12 PM - 4:26 PM EST

Att. 5,001 - Sunny - 78 F

BOTTOM

Batter	1	2	3	4	5	6	7	8	9	AB	R	H	RBI	BB	SO	LOB
21 Dexter Fowler, S (1, 8) OBP: 0.357, SLG: 0.182	0-0 27 1B 15 2B 1B	0-3 ② K 1-2		0-3 ③ K		0-0 ③ G5-3			0-0 87 G3-6-3 2-3 1B	4	1	1	0	0	2	3
1 Adron Chambers, L (7, 8) OBP: 0.500, SLG: 0.500										1	0	1	0	0	0	0
27 Jose Altuve, R (1, 4) OBP: 0.316, SLG: 0.368	0-0 15 2B 1B 1-3	0-0 ③ G6-3			0-0 23 HR 2B		BBBB 4-0 83 G1-6-3 BB		0-0 ②③ G3-6-3 1-2f	3	2	2	0	0	0	1
87 Rio Ruiz, L (6, 5)										1	0	0	0	1	0	2
15 Jason Castro, L (1, 2) OBP: 0.182, SLG: 0.200	0-0 18 1B 1-H 3-H 2B		CCC 0-3 ① K		BBBB 4-0 23 HR BB		0-0 ① P2			2	0	1	2	1	1	0
92 Teoscar Hernández, R (5, PR) (6, 7)										1	1	0	0	0	0	1
23 Chris Carter, R (1, 10) OBP: 0.250, SLG: 0.550	0-0 ① L7		0-0 ② F9		BSX 1-1 1-H 2-H HR		0-0 ②③ G1-6-3 1-2f			3	1	1	3	0	0	1
83 Preston Tucker, L (7, PH) OBP: 0.250, SLG: 0.143 (8, 10)										1	0	0	0	0	0	1
18 Marc Krauss, L (1, 3) OBP: 0.529, SLG: 1.000	0-0 14 CS 2-3 1B		SSS 0-3 ③ K		SSS 0-3 ① K			SST 0-2 ① K		2	0	1	0	0	1	0
79 George Springer, R (4, 9) OBP: 0.400, SLG: 0.100										2	0	0	0	0	2	1
14 Jesus Guzman, R (1, 7) OBP: 0.286, SLG: 0.250	SSS 0-3 ②③ K 1-2			0-0 ① G6-3	0-0 ② G5-3			0-0 ② G4-3		3	0	0	0	0	1	3
(4, 3)																
89 Telvin Nash, R (6, 3)										1	0	0	0	0	0	0
28 L.J. Hoes, R (1, 9) OBP: 0.333, SLG: 0.250		0-0 6 SH3-4 3 1B 1B		0-0 ② L4	SSS 0-3 ③ K			0-0 ③ G4-3		3	1	1	0	0	1	1
(4, 7)																
12 Max Stassi, R (6, 2) OBP: 0.300, SLG: 0.333										1	0	0	0	0	0	0
6 Jonathan Villar, S (1, 6) OBP: 0.333, SLG: 0.583		0-0 ① SH3-4 1-2		0-0 3 1B 1B		CCC 0-3 ① K			SSS 0-3 ① K	1	0	1	0	0	0	0
84 Carlos Correa, R (6, 6) OBP: 0.231, SLG: 0.250										2	0	0	0	0	2	0
3 Cesar Izturis, S (1, 5) OBP: 0.364, SLG: 0.364		0-0 21 S 2-H 1B		0-0 1-3 1B		0-0 ② P6			0-0 1 1B 2B	3	0	2	1	0	0	0
(6, 4)																
87 Nolan Fontana, L (9, PH) OBP: 1.000, SLG: 2.000										1	0	1	0	0	0	0

Inning Stats	1	2	3	4	5	6	7	8	9	1B	SF	WP	PA
R	2	1	0	0	3	0	0	0	0	8	0	0	38
E	0	0	0	0	0	0	0	0	0	2B 4	SAC 1	PB 0	
K	1	1	2	1	2	1	0	1	1	3B 0	DP 3	SB 1	
S	8	7	7	7	10	5	2	5	6	HR 1	HBP 0	CS 1	
H	4	2	0	2	2	0	0	0	2				
LOB	2	1	0	2	1	0	0	0	2				
BB	0	0	0	0	1	0	0	0	1				
P	8	7	7	7	15	5	2	5	6				

PITCHER	IP	WLS	BF	H	R	ER	SO	BB	IBB	HBP	BLK	WP	HR	S	P	ERA	WHIP
47 Iván Nova, R (1, 1)	4.0		19	8	3	3	5	0	0	0	0	0	0	29	29	6.75	2.000
ERA: 5.4																	
75 Manny Bañuelos, L (5, 1)	0.2	B	5	2	3	3	1	1	0	0	0	0	1	7	12	40.50	4.500
ERA: 40.5																	
83 Chase Whitley, R (5, 1)	0.1	W	1	0	0	0	1	0	0	0	0	0	0	3	3	0.00	0.000
ERA: 16.2																	
64 Cesar Cabral, L (6, 1)	1.0	H	4	0	0	0	1	1	0	0	0	0	0	5	9	0.00	1.000
ERA:																	
55 David Herndon, R (7, 1)	1.0	H	2	0	0	0	0	0	0	0	0	0	0	2	2	0.00	0.000
ERA:																	

PITCHER	IP	WLS	BF	H	R	ER	SO	BB	IBB	HBP	BLK	WP	HR	S	P	ERA	WHIP
92 Fred Lewis, L (8, 1)	1.0	H	3	0	0	0	1	0	0	0	0	0	0	5	5	0.00	0.000
ERA:																	
57 Chris Leroux, R (9, 1)	1.0	S	4	2	0	0	1	0	0	0	0	0	0	6	6	0.00	2.000
ERA:																	

AB	35
R	6
H	12
RBI	6
BB	2
SO	10
LOB	14

livebaseballscorecards.com

Batter	1	2	3	4	5	6	7	8	9	10	AB	R	H	RBI	BB	SO	LOB
8 Desmond Jennings, R (1, 8) OBP: 0.267, SLG: 0.533	F9 ①		G6-3 ③			9 S 2B		E6 68 WP 67 1B		G4-3 ③	3	0	1	0	0	0	0
73 Jeremy Moore, L (7, 7) OBP: 0.313, SLG: 0.688											2	1	0	0	0	0	0
20 Matt Joyce, L (1, 7) OBP: 0.316, SLG: 0.579	2B			G3 ①		K ②		F9 2-3			3	0	1	0	0	1	1
68 Jerry Sands, R (7, 3) OBP: 0.444, SLG: 0.875											1	0	0	0	0	0	1
9 Wil Myers, R (1, 9) OBP: 0.200, SLG: 0.200	G6-3 ②			21 G3-6-1 1B		G4-3 ③ 2-3		1B 3-H			3	0	1	0	0	0	2
67 Mikie Mahtook, R (7, 9) OBP: 0.235, SLG: 0.188											1	0	1	1	0	0	0
21 James Loney, L (1, 3) OBP: 0.308, SLG: 0.600	K ③			G3-6-1 ② ③ 1-2f			1 SH 2B	K ③			3	0	1	0	0	1	2
39 Kevin Kiermaier, L (7, PR) OBP: 0.333, SLG: 0.500 (7, 8)											1	1	0	0	0	1	1
1 Sean Rodríguez, R (1, 5) OBP: 0.429, SLG: 0.545		G6-3 ①			24 F9 61 G3 1B		SH 24 PB 61 S 24 1B 2-H		K ①		2	1	1	0	0	0	0
10 Taylor Motter, R (7, 5) OBP: 0.333, SLG: 0.333											1	0	0	0	0	1	0
61 Cole Figueroa, L (1, 4) OBP: 0.176, SLG: 0.188		G6-3 ②			G3 ① 1-2		F8 ① 1-2		K ②		3	0	0	0	0	0	3
72 Eddy Rodriguez, R (7, 2)											1	0	0	0	0	1	0
24 Ryan Hanigan, R (1, 2) OBP: 0.231, SLG: 0.250	F7 ③				F9 ② 2-3		30 L6-3 1B 2-H		F7 ③		3	0	1	1	0	0	1
69 Ray Olmedo, S (7, PR) OBP: 0.375, SLG: 0.375 (7, 4)											1	0	0	0	0	0	0
28 José Molina, R (1, 10) OBP: 0.364, SLG: 0.333			G6-3 ①		P1 ③		L6-3 ② ③ 1-1			K ①	2	0	0	0	0	0	1
30 Vince Belnome, L (7, PH) OBP: 0.200, SLG: 0.250 (7, 10)											2	0	0	0	0	1	2
16 Jayson Nix, R (1, 6) OBP: 0.333, SLG: 0.231			F9 ②			F9 ①		G5-3 ①		G3 ②	3	0	0	0	0	0	0
36 Hak-Ju Lee, L (8, 6) OBP: 0.500, SLG: 0.571											1	0	0	0	0	0	0
Inning Stats	R: 0 E: 0 K: 1 S: 6 / H: 1 LOB: 1 BB: 0 P: 6	R: 0 E: 0 K: 0 S: 3 / H: 0 LOB: 0 BB: 0 P: 3	R: 0 E: 0 K: 0 S: 3 / H: 0 LOB: 0 BB: 0 P: 3	R: 0 E: 0 K: 0 S: 3 / H: 1 LOB: 0 BB: 0 P: 3	R: 0 E: 0 K: 0 S: 4 / H: 1 LOB: 1 BB: 0 P: 4	R: 0 E: 0 K: 1 S: 7 / H: 1 LOB: 1 BB: 0 P: 7	R: 2 E: 1 K: 0 S: 5 / H: 2 LOB: 2 BB: 0 P: 7	R: 1 E: 1 K: 1 S: 7 / H: 1 LOB: 1 BB: 0 P: 8	R: 0 E: 0 K: 2 S: 7 / H: 0 LOB: 0 BB: 0 P: 7	R: 0 E: 0 K: 1 S: 5 / H: 0 LOB: 0 BB: 0 P: 5	1B: 4 2B: 4 3B: 0 HR: 0	SF: 0 SAC: 1 DP: 2 HBP: 0					

PITCHER	IP	WLS	BF	H	R	ER	SO	BB	IBB	HBP	BLK	WP	HR	S	P	ERA	WHIP
41 David Phelps, R (1, 1) ERA: 1.86	5.0		17	3	0	0	1	0	0	0	0	0	0	19	19	0.00	0.600
68 Dellin Betances, R (6, 1) ERA:	1.0		4	1	0	0	1	0	0	0	0	0	0	7	7	0.00	1.000
74 Bruce Billings, R (7, 1) ERA: 4.76	1.0		5	2	2	1	0	0	0	0	0	0	0	5	7	9.00	2.000
88 Danny Burawa, R (8, 1) ERA: 2.25	1.0		5	1	1	0	1	0	0	0	0	1	0	7	8	0.00	1.000
40 Matt Daley, R (9, 1) ERA:	1.0		3	0	0	0	2	0	0	0	0	0	0	7	7	0.00	0.000

PITCHER	IP	WLS	BF	H	R	ER	SO	BB	IBB	HBP	BLK	WP	HR	S	P	ERA	WHIP
84 Mark Montgomery, R (10, 1) ERA:	1.0		3	0	0	0	1	0	0	0	0	0	0	5	5	0.00	0.000

TOP

Tampa Bay Rays @ New York Yankees

George M. Steinbrenner Field, Tampa, FL

Sun Mar 09 2014, 1:07 PM - 4:18 PM EDT

Att. 11,017 - Sunny - 72 F

livebaseballscorecards.com

AB	36
R	3
H	7
RBI	2
BB	0
SO	6
LOB	14

WP: 1 PB: 1 SB: 2 CS: 0

PA: 37

Tampa Bay Rays @ New York Yankees

George M. Steinbrenner Field, Tampa, FL

Sun Mar 09 2014, 1:07 PM - 4:18 PM EDT

Att. 11,017 - Sunny - 72 F

livebaseballscorecards.com

BOTTOM

Batter	1	2	3	4	5	6	7	8	9	10	AB	R	H	RBI	BB	SO	LOB
22 Jacoby Ellsbury, L (1, 8) OBP: 0.368, SLG: 0.214	C C C 0-3 ① K		x 0-0 2B			S S S 0-3 ① K		x 0-0 ① G1-3 1-2	B B B B 4-0 95 FC4-6 1-2 3-H BB		3	0	1	0	0	2	0
97 Mason Williams, L (7, 8) OBP: 0.267, SLG: 0.385											1	0	0	0	0	0	1
24 Scott Sizemore, R (9, PH) OBP: 0.625, SLG: 0.600											0	0	0	0	1	0	0
84 Mark Montgomery, R (10, 1)											0	0	0	0	0	0	0
2 Derek Jeter, R (1, 6) OBP: 0.316, SLG: 0.294	C C C 0-3 ② K		x 0-0 ③ G1-4-3			x 0-0 ② L3		x 0-0 45 S 2-3 1B	x 0-0 ③ FC4-6 1-2f		3	0	0	0	0	1	1
95 Adonis García, R (7, 9) OBP: 0.438, SLG: 0.500											2	0	1	0	0	0	2
36 Carlos Beltrán, S (1, 9) OBP: 0.176, SLG: 0.500	x 0-0 ③ G6-3			x 0-0 ① F7		x 0-0 ③ G5-3		B B B B 4-0 1-2 3-H BB		x 0-0 ① L9	3	0	0	0	0	0	0
45 Dean Anna, L (7, 6) OBP: 0.500, SLG: 0.357											1	0	0	0	1	0	0
34 Brian McCann, L (1, 2) OBP: 0.421, SLG: 0.588		x 0-0 ① P5		x 0-0 12 G6-4-3 1B			x 0-0 ① G5-3	x 0-0 ② F7		S S C 0-3 ② K	2	0	1	0	0	0	0
66 John Ryan Murphy, R (6, 2) OBP: 0.176, SLG: 0.313											3	0	0	0	0	1	2
12 Alfonso Soriano, R (1, 7) OBP: 0.222, SLG: 0.222		x 0-0 1B		x 0-0 ② ③ G6-4-3 1-2f			x 0-0 14 WP 33 HBP 14 SF9 1B	x 0-0 ③ P6		x 0-0 ③ P6	3	0	2	0	0	0	1
81 Ramón Flores, L (7, PR) OBP: 0.167, SLG: 0.353											2	1	0	0	0	0	2
(8, 7)																	
33 Kelly Johnson, L (1, 3) OBP: 0.450, SLG: 0.625		x 0-0 ② F7	x 0-0 ① G4-3				H 1-0 14 SF9 14 WP 1-2 HBP		S S C 0-3 ① K		2	0	0	0	0	0	1
70 Russ Canzler, R (7, PR) OBP: 0.267, SLG: 0.214											1	0	0	0	0	1	0
(8, 3)																	
14 Brian Roberts, S (1, 4) OBP: 0.278, SLG: 0.143		x 0-0 ③ G5-3	x 0-0 ② F8				B x 1-0 ② SF9 1-3 2-H		x 0-0 ② F8		2	0	0	1	0	0	1
98 Zelous Wheeler, R (8, 4) OBP: 0.235, SLG: 0.353											1	0	0	0	0	0	0
31 Ichiro Suzuki, L (1, 10) OBP: 0.294, SLG: 0.200			x 0-0 ① F8		x 0-0 1B		x 0-0 ③ G6-3		x 0-0 86 1B 24 WP 1B		3	0	1	0	0	0	2
80 Jose Gil, R (9, PH) OBP: 0.500, SLG: 0.429											1	0	1	0	0	0	0
73 Antoan Richardson, S (9, PR) OBP: 0.250, SLG: 0.250											0	1	0	0	0	0	0
(10, 8)																	
89 Yangervis Solarte, S (1, 5) OBP: 0.632, SLG: 0.941			x 0-0 ② G1-3		S S S 0-3 ③ K			x 0-0 95 1B 97 G1-3 45 E 1B	x 0-0 24 WP 1-3 1B		2	0	0	0	0	1	1
86 José Pirela, R (8, 5) OBP: 0.438, SLG: 0.688											2	1	2	0	0	0	0
Inning Stats	R: 0 H: 0 E: 0 LOB: 0 K: 2 BB: 0 S: 7 P: 7	R: 0 H: 1 E: 0 LOB: 1 K: 0 BB: 0 S: 4 P: 4	R: 0 H: 1 E: 0 LOB: 1 K: 0 BB: 0 S: 4 P: 4	R: 0 H: 1 E: 0 LOB: 0 K: 0 BB: 0 S: 3 P: 3	R: 0 H: 1 E: 0 LOB: 1 K: 1 BB: 0 S: 6 P: 6	R: 0 H: 0 E: 0 LOB: 0 K: 1 BB: 0 S: 5 P: 5	R: 1 H: 1 E: 0 LOB: 2 K: 0 BB: 0 S: 4 P: 6	R: 1 H: 2 E: 0 LOB: 2 K: 0 BB: 1 S: 5 P: 9	R: 1 H: 2 E: 0 LOB: 2 K: 1 BB: 1 S: 7 P: 11	R: 0 H: 0 E: 0 LOB: 0 K: 1 BB: 0 S: 5 P: 5	1B: 8 SF: 1 2B: 1 SAC: 0 3B: 0 DP: 1 HR: 0 HBP: 1						

AB	37
R	3
H	9
RBI	1
BB	2
SO	6
LOB	14

WP: 2 PA: 41
PB: 0
SB: 1
CS: 0

PITCHER		IP	WLS	BF	H	R	ER	SO	BB	IBB	HBP	BLK	WP	HR	S	P	ERA	WHIP
22 Chris Archer, R ERA:	(1, 1)	3.1		12	2	0	0	2	0	0	0	0	0	0	16	16	0.00	0.600
52 Josh Lueke, R ERA:	(4, 1)	1.2		6	2	0	0	1	0	0	0	0	0	0	8	8	0.00	1.200
38 Jeff Beliveau, L ERA: 3.38	(6, 1)	1.1		6	1	1	1	1	0	0	1	0	0	0	7	8	6.75	0.750
74 Adam Liberatore, L ERA: 3.86	(7, 1)	1.1	H	7	2	1	0	0	1	0	0	0	1	0	6	11	0.00	2.250
34 C.J. Riefenhauser, L ERA:	(8, 1)	0.1	H	1	0	0	0	0	0	0	0	0	0	0	1	1	0.00	0.000

PITCHER		IP	WLS	BF	H	R	ER	SO	BB	IBB	HBP	BLK	WP	HR	S	P	ERA	WHIP
75 Braulio Lara, L ERA: 4.5	(9, 1)	1.0	B	6	2	1	1	1	1	0	0	0	1	0	7	11	9.00	3.000
Merrill Kelly, R ERA:	(10, 1)	1.0		3	0	0	0	1	0	0	0	0	0	0	5	5	0.00	0.000

Batter	1	2	3	4	5	6	7	8	9	AB	R	H	RBI	BB	SO	LOB
22 Jacoby Ellsbury, L (1, 8) OBP: 0.318, SLG: 0.176	G6-3			K		F8 2-3		G6-3		3	0	0	0	0	1	1
82 Gary Sánchez, R (7, 2) OBP: 0.333, SLG: 0.667										1	0	0	0	0	0	1
11 Brett Gardner, L (1, 7) OBP: 0.286, SLG: 0.316	G5-3			G1-3		SF8 3-H			G4-3	2	0	0	1	0	0	0
98 Zelous Wheeler, R (7, 5) OBP: 0.222, SLG: 0.333										1	0	0	0	0	0	0
25 Mark Teixeira, S (1, 3) OBP: 0.222, SLG: 0.250	F8			L8		G6-3			G6-3	3	0	0	0	0	0	0
97 Mason Williams, L (7, 8) OBP: 0.250, SLG: 0.357										1	0	0	0	0	0	0
34 Brian McCann, L (1, 2) OBP: 0.364, SLG: 0.500		F7			K		G6-3		F8	3	0	0	0	0	1	0
72 Corban Joseph, L (7, 4) OBP: 0.278, SLG: 0.133										1	0	0	0	0	0	0
24 Scott Sizemore, R (1, 4) OBP: 0.455, SLG: 0.375		K			K		G5-3			3	0	0	0	0	2	0
87 Francisco Arcia, L (7, 3) OBP: 0.375, SLG: 0.571										0	0	0	0	0	0	0
26 Eduardo Núñez, R (1, 6) OBP: 0.250, SLG: 0.550		B5-3			45 1B 3B		P3			3	1	1	0	0	0	0
73 Antoan Richardson, S (7, 7) OBP: 0.250, SLG: 0.250										0	0	0	0	0	0	0
45 Dean Anna, L (1, 5) OBP: 0.500, SLG: 0.375			K		1B 3-H			96 WP 1B		2	0	1	1	0	1	0
89 Yangervis Solarte, S (7, 6) OBP: 0.650, SLG: 0.944										1	0	1	0	0	0	0
53 Austin Romine, R (1, 10) OBP: 0.313, SLG: 0.267			K		K			K 1-2		2	0	0	0	0	2	1
96 Peter O'Brien, R (8, PH) (8, 10)										1	0	0	0	0	1	1
65 Zoilo Almonte, S (1, 9) OBP: 0.353, SLG: 0.438			G4-3			22 F8 11 SF8 2B		F9		2	1	1	0	0	0	0
81 Ramón Flores, L (7, 9) OBP: 0.158, SLG: 0.333										1	0	0	0	0	0	1
Inning Stats	R: 0 E: 0 K: 0 S: 4 H: 0 LOB: 0 BB: 0 P: 4	R: 0 E: 0 K: 1 S: 5 H: 0 LOB: 0 BB: 0 P: 5	R: 0 E: 0 K: 2 S: 7 H: 0 LOB: 0 BB: 0 P: 7	R: 0 E: 0 K: 1 S: 5 H: 0 LOB: 0 BB: 0 P: 5	R: 1 E: 0 K: 3 S: 11 H: 2 LOB: 1 BB: 0 P: 11	R: 1 E: 0 K: 0 S: 4 H: 1 LOB: 0 BB: 0 P: 5	R: 0 E: 0 K: 0 S: 3 H: 0 LOB: 0 BB: 0 P: 3	R: 0 E: 0 K: 1 S: 6 H: 1 LOB: 1 BB: 0 P: 6	R: 0 E: 0 K: 0 S: 3 H: 0 LOB: 0 BB: 0 P: 3							

TOP

New York Yankees @ Washington Nationals

Space Coast Stadium, Viera, FL

Tue Mar 11 2014, 1:09 PM - 3:43 PM EDT

Att. 7,372 - Sunny - 82 F

livebaseballscorecards.com

AB	30
R	2
H	4
RBI	2
BB	0
SO	8
LOB	5

PITCHER		IP	WLS	BF	H	R	ER	SO	BB	IBB	HBP	BLK	WP	HR	S	P	ERA	WHIP	PITCHER		IP	WLS	BF	H	R	ER	SO	BB	IBB	HBP	BLK	WP	HR	S	P	ERA	WHIP
27 Jordan Zimmermann, R ERA:	(1, 1)	4.0	W	12	0	0	0	4	0	0	0	0	0	0	21	21	0.00	0.000																		
22 Drew Storen, R ERA: 9.0	(5, 1)	1.0	H	5	2	1	1	3	0	0	0	0	0	0	11	11	9.00	2.000																		
73 Felipe Vázquez, L ERA: 4.5	(6, 1)	2.0	H	7	1	1	1	0	0	0	0	0	0	0	7	8	4.50	0.500																		
33 Daniel Stange, R ERA:	(8, 1)	1.0	H	4	1	0	0	1	0	0	0	0	1	0	6	6	0.00	1.000																		
17 Manny Delcarmen, R ERA:	(9, 1)	1.0	S	3	0	0	0	0	0	0	0	0	0	0	3	3	0.00	0.000																		

1B: 2	SF: 1	WP: 1	PA: 31
2B: 1	SAC: 0	PB: 0	
3B: 1	DP: 0	SB: 0	
HR: 0	HBP: 0	CS: 0	

Batter	1	2	3	4	5	6	7	8	9	AB	R	H	RBI	BB	SO	LOB
6 Anthony Rendon, R (1, 5) OBP: 0.350, SLG: 0.611 4 Zach Walters, S (6, 5) OBP: 0.706, SLG: 1.154	BBBB 4-0 28 1B 40 FC4-6 BB	x 0-0 1-H 3-H 2B		x 0-0 ③ F7			BBBB 4-0 62 FC5-4 BB			2 1 1 2 1 0 1 0 0 0 0 1 0 0						
26 Jeff Kobernus, R (1, 10) OBP: 0.333, SLG: 0.429 62 Koyie Hill, S (7, PH) OBP: 0.545, SLG: 0.556 (8, 10)	x 0-0 ① F9	x 0-0 ③ G5-3			x 0-0 ① F9		x 0-0 ③ FC5-4 1-2f			3 0 0 0 0 0 2 1 0 0 0 0 0 1						
28 Jayson Werth, R (1, 9) OBP: 0.455, SLG: 0.333 21 Steven Souza Jr., R (6, 9) OBP: 0.348, SLG: 0.591	x 0-0 40 FC4-6 1-3 1B		x 0-0 40 FC9-4-6 1B		CCC 0-3 ② K			CCC 0-3 ① K		3 0 2 0 0 1 0 1 0 0 0 0 1 0						
40 Wilson Ramos, R (1, 2) OBP: 0.474, SLG: 0.737 19 Chris Snyder, R (6, 2) OBP: 0.500, SLG: 0.800	x 0-0 ② FC4-6 1-2f 3-H		x 0-0 ① FC9-4-6 8 FC6-4 1-2f		x 0-0 ③ F9			x 0-0 1B		3 0 0 1 0 0 2 1 0 1 0 0 0 0						
20 Ian Desmond, R (1, 6) OBP: 0.286, SLG: 0.667 1 Jamey Carroll, R (7, 6) OBP: 0.333, SLG: 0.125	SSS 0-3 ③ K		x 0-0 ② F8			x 0-0 ① G6-3		SSS 0-3 ② K		3 0 0 0 0 1 2 1 0 0 0 0 1 1						
8 Danny Espinosa, S (1, 4) OBP: 0.348, SLG: 0.263 18 Mike Fontenot, L (7, 4) OBP: 0.125, SLG: 0.143		BBBB 4-0 12 1B 6 2B BB	x 0-0 ③ FC6-4 1-2f			x 0-0 ② L8		x 0-0 ③ F8		2 1 0 0 1 0 1 1 0 0 0 0 0 1						
12 Tyler Moore, R (1, 3) OBP: 0.269, SLG: 0.280 16 Brock Peterson, R (7, 3) OBP: 0.500, SLG: 0.500		x 0-0 6 2B 1-3 1B		CCC 0-3 ① K		SSS 0-3 ③ K				3 1 1 0 0 2 0 0 0 0 0 0 0 0						
7 Scott Hairston, R (1, 7) OBP: 0.190, SLG: 0.158 67 Brian Goodwin, L (8, 7) OBP: 0.368, SLG: 0.467		CCC 0-3 ① K		x 0-0 ② P2			x 0-0 ① F7			3 0 0 0 0 1 2 0 0 0 0 0 0 0						
15 Nate McLouth, L (1, 8) OBP: 0.211, SLG: 0.125 68 Michael Taylor, R (8, 8) OBP: 0.235, SLG: 0.333		CCS 0-3 ② K		BBBB 4-0 BB			x 0-0 ② P6			2 0 0 0 1 1 2 0 0 0 0 0 0 0						
Inning Stats	R: 1 H: 1 E: 0 LOB: 1 K: 1 BB: 1 S: 6 P: 10	R: 2 H: 2 E: 0 LOB: 1 K: 2 BB: 1 S: 9 P: 13	R: 0 H: 1 E: 0 LOB: 1 K: 0 BB: 0 S: 4 P: 4	R: 0 H: 0 E: 0 LOB: 1 K: 1 BB: 1 S: 5 P: 9	R: 0 H: 0 E: 0 LOB: 0 K: 1 BB: 0 S: 5 P: 5	R: 0 H: 0 E: 0 LOB: 0 K: 0 BB: 0 S: 5 P: 5	R: 0 H: 0 E: 0 LOB: 1 K: 0 BB: 1 S: 3 P: 7	R: 0 H: 1 E: 0 LOB: 1 K: 2 BB: 0 S: 8 P: 8		1B: 4 SF: 0 2B: 1 SAC: 0 3B: 0 DP: 0 HR: 0 HBP: 0						

PITCHER		IP	WLS	BF	H	R	ER	SO	BB	IBB	HBP	BLK	WP	HR	S	P	ERA	WHIP
52 CC Sabathia, L ERA: 5.4	(1, 1)	3.0	L	15	4	3	3	3	2	0	0	0	0	0	19	27	9.00	2.000
40 Matt Daley, R ERA:	(4, 1)	1.0		4	0	0	0	1	1	0	0	0	0	0	5	9	0.00	1.000
61 Jim Miller, R ERA: 1.59	(5, 1)	1.0		3	0	0	0	1	0	0	0	0	0	0	5	5	0.00	0.000
55 David Herndon, R ERA:	(6, 1)	1.0		3	0	0	0	1	0	0	0	0	0	0	5	5	0.00	0.000
64 Cesar Cabral, L ERA:	(7, 1)	1.0		4	0	0	0	0	1	0	0	0	0	0	3	7	0.00	1.000
71 Brian Gordon, R ERA: 12.0	(8, 1)	1.0		4	1	0	0	2	0	0	0	0	0	0	8	8	0.00	1.000

BOTTOM

New York Yankees @ Washington Nationals

Space Coast Stadium, Viera, FL

Tue Mar 11 2014, 1:09 PM - 3:43 PM EDT

Att. 7,372 - Sunny - 82 F

livebaseballscorecards.com

AB	29
R	3
H	5
RBI	3
BB	4
SO	8
LOB	15

WP: 0 PA: 33
PB: 0
SB: 0
CS: 0

Batter	1	2	3	4	5	6	7	8	9	10	AB	R	H	RBI	BB	SO	LOB
3 Ian Kinsler, R (1, 4) OBP: 0.296, SLG: 0.292	32 1B 32 E 1B	F9 ②		FC5-4 ② 32 E 1-2f		L8 ③			G6-3 ① 1-3		4	1	1	0	0	0	2
74 Devon Travis, R (6, 4) OBP: 0.353, SLG: 0.313											1	0	0	0	0	0	1
32 Don Kelly, L (1, 8) OBP: 0.464, SLG: 0.652	E5 41 SF8 1-H 1B	F8 ③		E5 1-2			G3 ① 1B		FC4 3-H		4	1	1	0	0	0	1
28 Jordan Lennerton, L (7, 3) OBP: 0.348, SLG: 0.250											1	0	0	1	0	0	0
41 Victor Martinez, S (1, 3) OBP: 0.290, SLG: 0.345	SF8 ① 3-H		72 2B 63 2B 1B	L9 ③			G5-3 ② 1B		F8 ②		3	1	1	1	0	0	2
67 John Murrian, R (7, 2) OBP: 0.200, SLG: 0.400											1	0	0	0	0	0	1
13 Alex Avila, L (1, 2) OBP: 0.423, SLG: 0.364	63 1B 9 2B 1B		K ①		G4-3 ①		G6-3 ③		K ③		4	1	2	0	0	1	1
34 Daniel Fields, L (7, PR) OBP: 0.313, SLG: 0.154 (7, 8)											1	0	0	0	0	1	1
72 Tyler Collins, L (1, 7) OBP: 0.273, SLG: 0.450	F8 ②		63 2B 1-3 2B		P3 ②			G4-3 ① F9 ②		F8 ②	5	1	2	0	0	0	2
63 Trevor Crowe, S (1, 9) OBP: 0.240, SLG: 0.217	9 2B 1-2 1B		9 CS 2-H 3-H 2B		G3-1 ③				K ①		5	1	2	2	0	1	1
9 Nick Castellanos, R (1, 5) OBP: 0.424, SLG: 0.733		F8 ② 2-3				50 G6-3 2B				F8 ②	4	0	2	2	0	0	1
55 Francisco Martinez, R (8, 5) OBP: 0.294, SLG: 0.250	50 1B 1-H 2-H 2B										1	0	0	0	0	0	1
50 Bryan Holaday, R (1, 10) OBP: 0.167, SLG: 0.136	2-H 1B			G5-3 ①		G6-3 ① 2-3		G6-3 ③		F8 ③	5	0	1	0	0	0	2
26 Hernán Pérez, R (1, 6) OBP: 0.214, SLG: 0.200		G3-1 ①		3 FC5-4 1B		K ②			74 G6-3 74 PB 28 FC4 BB		3	1	1	0	1	1	1
Inning Stats	R: 4 H: 6 E: 1 LOB: 2 K: 0 BB: 0 S: 8 P: 8	R: 0 H: 0 E: 0 LOB: 0 K: 0 BB: 0 S: 4 P: 4	R: 2 H: 3 E: 0 LOB: 0 K: 1 BB: 0 S: 7 P: 8	R: 0 H: 1 E: 1 LOB: 2 K: 0 BB: 0 S: 5 P: 5	R: 0 H: 0 E: 0 LOB: 0 K: 0 BB: 0 S: 3 P: 3	R: 0 H: 1 E: 0 LOB: 1 K: 1 BB: 0 S: 6 P: 6	R: 0 H: 1 E: 0 LOB: 1 K: 0 BB: 0 S: 4 P: 4	R: 0 H: 0 E: 0 LOB: 0 K: 0 BB: 0 S: 3 P: 3	R: 1 H: 0 E: 0 LOB: 1 K: 1 BB: 1 S: 6 P: 11	R: 0 H: 1 E: 0 LOB: 1 K: 1 BB: 0 S: 6 P: 6	1B: 8 SF: 1 2B: 5 SAC: 0 3B: 0 DP: 0 HR: 0 HBP: 0						

TOP

Detroit Tigers @ New York Yankees

George M. Steinbrenner Field, Tampa, FL

Wed Mar 12 2014, 1:33 PM - 4:43 PM EDT

Att. 10,759 - Partly Cloudy - 70 F

livebaseballscorecards.com

AB	42
R	7
H	13
RBI	6
BB	1
SO	4
LOB	17

WP: 0 PA: 44
PB: 1
SB: 0
CS: 1

PITCHER	IP	WLS	BF	H	R	ER	SO	BB	IBB	HBP	BLK	WP	HR	S	P	ERA	WHIP
18 Hiroki Kuroda, R (1, 1) ERA: 6.48	3.2		20	10	6	6	1	0	0	0	0	0	0	23	24	14.73	2.727
83 Chase Whitley, R (4, 1) ERA: 14.73	0.1		1	0	0	0	0	0	0	0	0	0	0	1	1	0.00	0.000
27 Shawn Kelley, R (5, 1) ERA: 2.7	1.0		3	0	0	0	0	0	0	0	0	0	0	3	3	0.00	0.000
94 Vicente Campos, R (6, 1) ERA:	1.0		4	1	0	0	1	0	0	0	0	0	0	6	6	0.00	1.000
92 Fred Lewis, L (7, 1) ERA:	1.0		4	1	0	0	0	0	0	0	0	0	0	4	4	0.00	1.000

PITCHER	IP	WLS	BF	H	R	ER	SO	BB	IBB	HBP	BLK	WP	HR	S	P	ERA	WHIP
88 Danny Burawa, R (8, 1) ERA: 1.8	1.0		3	0	0	0	0	0	0	0	0	0	0	3	3	0.00	0.000
62 Robert Coello, R (9, 1) ERA: 30.38	1.0		5	0	1	0	1	1	0	0	0	0	0	6	11	0.00	1.000
63 Yoshinori Tateyama, R (10, 1) ERA:	1.0		4	1	0	0	1	0	0	0	0	0	0	6	6	0.00	1.000

Detroit Tigers @ New York Yankees

George M. Steinbrenner Field, Tampa, FL

Wed Mar 12 2014, 1:33 PM - 4:43 PM EDT

Att. 10,759 - Partly Cloudy - 70 F

livebaseballscorecards.com

Batter	1	2	3	4	5	6	7	8	9	10	AB	R	H	RBI	BB	SO	LOB
31 Ichiro Suzuki, L (1, 7) OBP: 0.250, SLG: 0.167 65 Zoilo Almonte, S (7, 7) OBP: 0.421, SLG: 0.667	G6-3		G4-3		K			95 1B, 89 1B, 66 G4-3, 1B	3-H HR		3 2	0 2	0 2	0 2	0 0	1 0	0 0
2 Derek Jeter, R (1, 6) OBP: 0.273, SLG: 0.250 89 Yangervis Solarte, S (7, 6) OBP: 0.682, SLG: 0.947	K	G5-3			K	K		66 G4-3, 95 1B, 98 2B, 1-2 1B	BB		3 1	0 1	0 1	0 0	0 1	2 0	0 0
36 Carlos Beltrán, S (1, 9) OBP: 0.150, SLG: 0.421 95 Adonis García, R (7, 9) OBP: 0.444, SLG: 0.500	P6	F7				F9		66 G4-3, 98 2B, 1-2 2-3 1B	F7		3 2	0 1	0 1	0 0	0 0	0 0	0 1
12 Alfonso Soriano, R (1, 10) OBP: 0.250, SLG: 0.250 66 John Ryan Murphy, R (8, PH) OBP: 0.158, SLG: 0.278 (9, 10)		K		33 1B, 1B		F7		G4-3, 1-2 2-3 3-H	G6-3		3 2	0 0	1 0	0 1	0 0	1 0	0 3
33 Kelly Johnson, L (1, 5) OBP: 0.435, SLG: 0.579 86 José Pirela, R (8, 5) OBP: 0.500, SLG: 0.706		G5-3		1-2 1B			L6	98 2B, BB		98 G5-4-3, 1B	3 1	0 0	1 1	0 0	0 1	0 0	0 0
14 Brian Roberts, S (1, 4) OBP: 0.238, SLG: 0.118 98 Zelous Wheeler, R (8, 4) OBP: 0.250, SLG: 0.400		F9		K			G4-3	1-3 2-H 3-H 2B		G5-4-3, 1-2f	3 2	0 0	0 1	0 2	0 0	1 0	2 1
29 Francisco Cervelli, R (1, 2) OBP: 0.556, SLG: 1.125 53 Austin Romine, R (7, 2) OBP: 0.316, SLG: 0.278			HR		HR		1B	G4-3		G5-3	2 3	2 0	2 1	2 0	0 0	0 0	0 2
70 Russ Canzler, R (1, 3) OBP: 0.235, SLG: 0.188 80 Jose Gil, R (7, 3) OBP: 0.500, SLG: 0.556			G6-3		G3-1		F8		73 G4-3, 65 HR, 2B		2 2	0 1	0 1	0 0	0 0	0 0	0 1
97 Mason Williams, L (1, 8) OBP: 0.222, SLG: 0.313 73 Antoan Richardson, S (7, 8) OBP: 0.214, SLG: 0.214			G3		K			G6-3	2-3 G4-3		2 2	0 0	0 0	0 0	0 0	1 0	0 1

Inning Stats	1	2	3	4	5	6	7	8	9	10
	R: 0 H: 0 E: 0 LOB: 0 K: 1 BB: 0 S: 5 P: 5	R: 0 H: 0 E: 0 LOB: 0 K: 1 BB: 0 S: 5 P: 5	R: 1 H: 1 E: 0 LOB: 0 K: 0 BB: 0 S: 5 P: 5	R: 0 H: 2 E: 0 LOB: 2 K: 1 BB: 0 S: 7 P: 7	R: 1 H: 1 E: 0 LOB: 0 K: 2 BB: 0 S: 8 P: 8	R: 0 H: 0 E: 0 LOB: 0 K: 1 BB: 0 S: 5 P: 5	R: 0 H: 1 E: 0 LOB: 1 K: 0 BB: 0 S: 4 P: 4	R: 3 H: 4 E: 0 LOB: 2 K: 0 BB: 1 S: 7 P: 11	R: 2 H: 2 E: 0 LOB: 1 K: 0 BB: 1 S: 6 P: 10	R: 0 H: 1 E: 0 LOB: 0 K: 0 BB: 0 S: 3 P: 3

| | | | |

Batter	1	2	3	4	5	6	7	8	9	AB	R	H	RBI	BB	SO	LOB
34 Quintin Berry, L (1, 8) OBP: 0.304, SLG: 0.364	SSS 0-3 ① K		SSS 0-3 ② K		X 0-0 E3			X 0-0 ① G3-1		3	0	0	0	0	2	1
48 Johnny Monell, L (7, 2) OBP: 0.412, SLG: 0.533										1	0	0	0	0	0	0
36 Alex Gonzalez, R (1, 6) OBP: 0.429, SLG: 0.762	X 0-0 51 1B 1B		X 0-0 1-2 1B		X 0-0 ③ F9			CCC 0-3 ② K		3	0	2	0	0	0	1
12 Alexi Casilla, S (7, 4)										1	0	0	0	0	1	0
51 Henry Urrutia, L (1, 7) OBP: 0.333, SLG: 0.400	X 0-0 28 F7-1-4 1-2 1B		SSS 0-3 ③ K			X 0-0 2B		X 0-0 ③ G4-3		4	0	2	0	0	1	2
93 Chih-Hsien Chiang, L (8, 7)										0	0	0	0	0	0	0
28 Steve Pearce, R (1, 3) OBP: 0.323, SLG: 0.448	X 0-0 ② ③ F7-1-4 1-2			X 0-0 ① F7		X 0-0 ① G5-3			BBBB 4-0 86 2B BB	3	0	0	0	0	0	3
67 Michael Almanzar, R (7, 3) OBP: 0.391, SLG: 0.600										0	0	0	0	1	0	0
3 Ryan Flaherty, L (1, 5) OBP: 0.344, SLG: 0.464		CCC 0-3 ① K		X 0-0 1B		SSS 0-3 ② K			SSS 0-3 ① K	3	0	1	0	0	2	1
92 Buck Britton, L (7, 5) OBP: 0.200, SLG: 0.200										1	0	0	0	0	1	1
27 Delmon Young, R (1, 10) OBP: 0.167, SLG: 0.208		X 0-0 ② L1		X 0-0 ② F8		X 0-0 ③ P3			SSS 0-3 ② K	4	0	0	0	0	1	3
38 Xavier Paul, L (1, 9) OBP: 0.292, SLG: 0.304		SSS 0-3 ③ K		SSS 0-3 ③ K			X 0-0 ① F7		X 0-0 1-3 2B	3	0	0	0	0	2	1
86 Dariel Álvarez, R (7, 9) OBP: 0.500, SLG: 1.000										1	0	1	0	0	0	0
6 Jonathan Schoop, R (1, 4) OBP: 0.500, SLG: 0.750			BBBB 4-0 36 1B BB		SST 0-2 ① K		X 0-0 ② G5-3		SSS 0-3 ③ K	2	0	0	0	1	1	0
87 Mike Yastrzemski, L (7, 8) OBP: 0.333, SLG: 0.200										1	0	0	0	0	1	2
63 Caleb Joseph, R (1, 2) OBP: 0.222, SLG: 0.143			SSS 0-3 ① K		X 0-0 ② F8		X 0-0 ③ L7			3	0	0	0	0	1	1
88 Garabez Rosa, R (7, 6)										0	0	0	0	0	0	0
Inning Stats	R: 0 E: 0 K: 1 S: 6 H: 2 LOB: 1 BB: 0 P: 6	R: 0 E: 0 K: 2 S: 7 H: 0 LOB: 0 BB: 0 P: 7	R: 0 E: 0 K: 3 S: 10 H: 1 LOB: 2 BB: 1 P: 14	R: 0 E: 0 K: 1 S: 6 H: 1 LOB: 1 BB: 0 P: 6	R: 0 E: 1 K: 1 S: 6 H: 0 LOB: 1 BB: 0 P: 6	R: 0 E: 0 K: 1 S: 6 H: 1 LOB: 1 BB: 0 P: 6	R: 0 E: 0 K: 0 S: 3 H: 0 LOB: 0 BB: 0 P: 3	R: 0 E: 0 K: 1 S: 5 H: 0 LOB: 0 BB: 0 P: 5	R: 0 E: 0 K: 3 S: 10 H: 1 LOB: 2 BB: 1 P: 14	1B: 4 2B: 3 3B: 0 HR: 0	SF: 0 SAC: 0 DP: 1 HBP: 0						

PITCHER		IP	WLS	BF	H	R	ER	SO	BB	IBB	HBP	BLK	WP	HR	S	P	ERA	WHIP
35 Michael Pineda, R ERA:	(1, 1)	2.2	W	11	3	0	0	5	1	0	0	0	0	0	20	24	0.00	1.500
30 David Robertson, R ERA:	(3, 1)	0.1	H	1	0	0	0	1	0	0	0	0	0	0	3	3	0.00	0.000
48 Matt Thornton, L ERA: 10.8	(4, 1)	0.1	H	2	1	0	0	0	0	0	0	0	0	0	2	2	0.00	3.000
74 Bruce Billings, R ERA: 3.24	(4, 1)	2.2	H	10	1	0	0	3	0	0	0	0	0	0	16	16	0.00	0.375
57 Chris Leroux, R ERA:	(7, 1)	2.0		6	0	0	0	1	0	0	0	0	0	0	8	8	0.00	0.000

PITCHER		IP	WLS	BF	H	R	ER	SO	BB	IBB	HBP	BLK	WP	HR	S	P	ERA	WHIP
64 Cesar Cabral, L ERA:	(9, 1)	1.0		5	1	0	0	3	1	0	0	0	0	0	10	14	0.00	2.000

TOP

Baltimore Orioles @ New York Yankees

George M. Steinbrenner Field, Tampa, FL

Thu Mar 13 2014, 1:09 PM - 4:07 PM EDT

Att. 9,317 - Sunny - 60 F

livebaseballscorecards.com

AB	33
R	0
H	6
RBI	0
BB	2
SO	13
LOB	16

WP: 0 PB: 0 SB: 0 CS: 0 PA: 35

BOTTOM

Baltimore Orioles @ New York Yankees

George M. Steinbrenner Field, Tampa, FL

Thu Mar 13 2014, 1:09 PM - 4:07 PM EDT

Att. 9,317 - Sunny - 60 F

livebaseballscorecards.com

Batter	1	2	3	4	5	6	7	8	9	AB	R	H	RBI	BB	SO	LOB
11 Brett Gardner, L (1, 8) OBP: 0.320, SLG: 0.391	0-0 2 G5-3 36 1B 1B	0-0 2 E 2-H 2B		0-0 F7 ①		0-0 G3-1 ②		0-0 1B		4	2	2	1	0	0	0
73 Antoan Richardson, S (7, 8) OBP: 0.267, SLG: 0.267										1	0	1	0	0	0	0
2 Derek Jeter, R (1, 6) OBP: 0.231, SLG: 0.208	0-0 G5-3 ① 1-2	0-0 FC1 2-H		0-0 G5-3 ②		CCC 0-3 K ③		0-0 L5 ③		4	0	0	0	0	1	1
86 José Pirela, R (7, 6) OBP: 0.474, SLG: 0.667										1	0	0	0	0	0	1
36 Carlos Beltrán, S (1, 10) OBP: 0.174, SLG: 0.409	0-0 12 BB 34 BB 2-H 1B	SSS 0-3 K ②		0-0 F9 ③			0-0 E5 66 G4-6-3			3	0	1	1	0	1	1
Gary Sánchez, R (7, PH) OBP: 0.300, SLG: 0.600 (8, 10)										1	0	0	0	0	0	0
34 Brian McCann, L (1, 2) OBP: 0.400, SLG: 0.476	BBB 4-0 12 BB 1-2 BB	SSS 0-3 K ③			BBB 4-0 12 WP 12 1B BB		0-0 G4-6-3 ①② 1-2f			1	1	0	0	2	1	1
66 John Ryan Murphy, R (7, 2) OBP: 0.150, SLG: 0.263										1	0	0	0	0	0	1
12 Alfonso Soriano, R (1, 7) OBP: 0.333, SLG: 0.286	BBBB 4-0 1-2 2-3 BB		X 0-0 F7 ①		B X 1-0 26 G1-3 1-H 1B		0-0 G6-3 ③			2	0	1	1	1	0	0
85 Jake Cave, L (7, 7)										1	0	0	0	0	0	0
26 Eduardo Núñez, R (1, 5) OBP: 0.261, SLG: 0.522	0-0 F3 ②		X 0-0 65 1B 1B		X 0-0 G1-3 ① 1-2			BBBB 4-0 72 1B 95 1B BB		3	0	1	0	0	0	4
98 Zelous Wheeler, R (7, 5) OBP: 0.286, SLG: 0.400										0	1	0	0	1	0	0
45 Dean Anna, L (1, 4) OBP: 0.435, SLG: 0.316	0-0 G3 ③		X 0-0 F8 ②		X 0-0 F9 ②			X 0-0 95 1B 95 WP 80 G6-4-3 1-3 1B		3	0	0	0	0	0	5
72 Corban Joseph, L (7, 4) OBP: 0.316, SLG: 0.188										1	1	1	0	0	0	0
65 Zoilo Almonte, S (1, 9) OBP: 0.455, SLG: 0.714		X 0-0 11 2B 2B	X 0-0 1-2 1B		X 0-0 G3-1 ③			B X 1-0 80 G6-4-3 1-3 3-H 1B		3	1	2	0	0	0	1
95 Adonis García, R (7, 9) OBP: 0.474, SLG: 0.526										1	0	1	1	0	0	0
70 Russ Canzler, R (1, 3) OBP: 0.200, SLG: 0.158		CSC 0-3 K ①	SSS 0-3 K ③			SSS 0-3 K ①		X 0-0 G6-4-3 ①② 1-2f 3-H		3	0	0	0	0	3	3
80 Jose Gil, R (7, 3) OBP: 0.455, SLG: 0.500										1	0	0	0	0	0	1
Inning Stats	R: 1 E: 0 K: 0 S: 5 H: 2 LOB: 3 BB: 2 P: 13	R: 2 E: 1 K: 3 S: 12 H: 2 LOB: 1 BB: 0 P: 12	R: 0 E: 0 K: 1 S: 7 H: 2 LOB: 2 BB: 0 P: 7	R: 0 E: 0 K: 0 S: 3 H: 0 LOB: 0 BB: 0 P: 3	R: 1 E: 0 K: 0 S: 4 H: 1 LOB: 1 BB: 1 P: 9	R: 0 E: 0 K: 2 S: 7 H: 0 LOB: 0 BB: 0 P: 7	R: 0 E: 1 K: 0 S: 3 H: 0 LOB: 0 BB: 0 P: 3	R: 2 E: 0 K: 0 S: 5 H: 3 LOB: 1 BB: 1 P: 10		1B: 8 2B: 2 3B: 0 HR: 0 SF: 0 SAC: 0 DP: 2 HBP: 0						

	AB	34
	R	6
	H	10
	RBI	4
	BB	4
	SO	6
	LOB	19

WP: 2 PB: 0 SB: 0 CS: 0 PA: 38

PITCHER		IP	WLS	BF	H	R	ER	SO	BB	IBB	HBP	BLK	WP	HR	S	P	ERA	WHIP
25 Bud Norris, R ERA: 2.7	(1, 1)	1.2	L	12	4	3	2	2	2	0	0	0	0	0	14	22	10.80	3.600
35 Brad Brach, R ERA: 3.38	(2, 1)	1.1		6	2	0	0	2	0	0	0	0	0	0	10	10	0.00	1.500
39 Kevin Gausman, R ERA: 2.57	(4, 1)	2.0		8	1	1	1	0	1	0	0	0	1	0	7	12	4.50	1.000
60 Josh Stinson, R ERA:	(6, 1)	2.0		6	0	0	0	2	0	0	0	0	0	0	10	10	0.00	0.000
58 Ryan Webb, R ERA: 3.6	(8, 1)	1.0		6	3	2	2	0	1	0	0	0	1	0	5	10	18.00	4.000

PITCHER	IP	WLS	BF	H	R	ER	SO	BB	IBB	HBP	BLK	WP	HR	S	P	ERA	WHIP

Batter	1	2	3	4	5	6	7	8	9	AB	R	H	RBI	BB	SO	LOB
22 Jacoby Ellsbury, L (1, 8) OBP: 0.320, SLG: 0.350	F8			G4-3			HR		F9	3	1	1	1	0	0	0
97 Mason Williams, L (7, 8) OBP: 0.211, SLG: 0.294										1	0	0	0	0	0	0
31 Ichiro Suzuki, L (1, 9) OBP: 0.217, SLG: 0.143	G1-3			F7			G6-3		K	3	0	0	0	0	0	0
94 Taylor Dugas, L (7, 9)										1	0	0	0	0	1	0
25 Mark Teixeira, S (1, 3) OBP: 0.250, SLG: 0.200	G1-3			L5			33 2B BB		F8	2	0	0	0	1	0	0
87 Francisco Arcia, L (7, PR) OBP: 0.333, SLG: 0.500										1	0	0	0	0	0	0
(7, 3)																
33 Kelly Johnson, L (1, 5) OBP: 0.423, SLG: 0.591		K			G4-3		29 1B 1-H 2B			3	0	1	0	0	1	0
78 Rob Segedin, R (7, PR)										0	1	0	0	0	0	0
(7, 5)																
29 Francisco Cervelli, R (1, 2) OBP: 0.524, SLG: 1.000		G5-3			G6-3		1B 3-H			3	0	1	1	0	0	0
96 Peter O'Brien, R (7, 2)										0	0	0	0	0	0	0
89 Yangervis Solarte, S (1, 6) OBP: 0.600, SLG: 0.818		G3			G4-3		K			3	0	0	0	0	1	2
79 Carmen Angelini, R (7, 6)										0	0	0	0	0	0	0
24 Scott Sizemore, R (1, 4) OBP: 0.462, SLG: 0.400			G4-3			53 G6-4-3 1B		F9		2	0	1	0	0	0	0
99 Rob Refsnyder, R (7, 4)										1	0	0	0	0	0	0
81 Ramón Flores, L (1, 7) OBP: 0.143, SLG: 0.300			K			P4		P6		2	0	0	0	0	1	1
76 Ben Gamel, L (7, 7)										1	0	0	0	0	0	0
53 Austin Romine, R (1, 10) OBP: 0.273, SLG: 0.238			G5-3			G6-4-3 1-2f		G5-3		3	0	0	0	0	0	1
Inning Stats	R: 0 E: 0 K: 0 S: 3 H: 0 LOB: 0 BB: 0 P: 3	R: 0 E: 0 K: 1 S: 5 H: 0 LOB: 0 BB: 0 P: 5	R: 0 E: 0 K: 1 S: 5 H: 0 LOB: 0 BB: 0 P: 5	R: 0 E: 0 K: 0 S: 3 H: 0 LOB: 0 BB: 0 P: 3	R: 0 E: 0 K: 0 S: 3 H: 0 LOB: 0 BB: 0 P: 3	R: 0 E: 0 K: 0 S: 3 H: 1 LOB: 0 BB: 0 P: 3	R: 2 E: 0 K: 1 S: 7 H: 3 LOB: 2 BB: 1 P: 12	R: 0 E: 0 K: 0 S: 3 H: 0 LOB: 0 BB: 0 P: 3	R: 0 E: 0 K: 1 S: 5 H: 0 LOB: 0 BB: 0 P: 5	1B: 2 2B: 1 3B: 0 HR: 1 SF: 0 SAC: 0 DP: 1 HBP: 0						

PITCHER		IP	WLS	BF	H	R	ER	SO	BB	IBB	HBP	BLK	WP	HR	S	P	ERA	WHIP
27 Roberto Hernandez, R ERA: 2.03	(1, 1)	5.0	W	16	1	0	0	2	0	0	0	0	0	0	20	20	0.00	0.200
47 Jeremy Horst, L ERA: 9.64	(6, 1)	1.2	H	6	2	2	2	0	1	0	0	0	0	1	5	10	10.80	1.800
76 Ken Giles, R ERA: 2.08	(7, 1)	1.1	H	5	1	0	0	1	0	0	0	0	0	0	7	7	0.00	0.750
31 Brad Lincoln, R ERA:	(9, 1)	1.0		3	0	0	0	1	0	0	0	0	0	0	5	5	0.00	0.000

PITCHER	IP	WLS	BF	H	R	ER	SO	BB	IBB	HBP	BLK	WP	HR	S	P	ERA	WHIP

TOP

New York Yankees @ Philadelphia Phillies

Bright House Field, Clearwater, FL

Thu Mar 13 2014, 1:09 PM - 3:40 PM EDT

Att. 9,003 - Sunny - 56 F

livebaseballscorecards.com

AB	29
R	2
H	4
RBI	2
BB	1
SO	4
LOB	4

WP: 0	PA: 30				
PB: 0					
SB: 0					
CS: 0					

Batter	1	2	3	4	5	6	7	8	9	AB	R	H	RBI	BB	SO	LOB
2 Ben Revere, L (1, 8) OBP: 0.353, SLG: 0.387	0-0 26 G4-3 1B		0-0 26 1B 3 1B	0-0 ③ B3-4			0-0 ③ G3-1			4	1	2	0	0	0	0
19 Tony Gwynn Jr., L (8, 8) OBP: 0.450, SLG: 0.286										0	0	0	0	0	0	0
26 Chase Utley, L (1, 4) OBP: 0.231, SLG: 0.200	0-0 ① G4-3 1-2		0-0 6 WP 3 1B 6 1B 1-2 1B		0-0 ① G5-3			0-0 24 1B 17 2B 1B		3	1	1	0	0	0	1
28 Kevin Frandsen, R (7, 4) OBP: 0.240, SLG: 0.240										1	1	1	0	0	0	0
3 Marlon Byrd, R (1, 9) OBP: 0.387, SLG: 0.517	0-0 ② F9		0-0 6 1B 6 WP 51 G6-4-3 1-2 2-H 1B		0-0 ② F7			0-0 17 2B 73 2B 1-3 1B		3	1	1	1	0	0	1
24 Clete Thomas, L (7, 9) OBP: 0.214, SLG: 0.154										1	1	1	0	0	0	0
6 Ryan Howard, L (1, 3) OBP: 0.273, SLG: 0.267	0-3 ③ K2-3		B 1-0 51 G6-4-3 1-3 2-H 1B		0-3 ③ K			0-0 73 2B 1-3 3-H 2B		3	0	1	1	0	2	1
17 Reid Brignac, L (7, 3) OBP: 0.500, SLG: 0.444										1	1	1	1	0	0	0
51 Carlos Ruiz, R (1, 2) OBP: 0.455, SLG: 0.667		0-0 9 1B 1B	0-0 ①② G6-4-3 1-2f 3-H			0-3 ① K		0-0 64 F9-6 2-H 3-H 2B		3	0	1	0	0	1	1
73 Tommy Joseph, R (8, 2) OBP: 0.286, SLG: 0.333										1	0	1	2	0	0	0
9 Domonic Brown, L (1, 7) OBP: 0.306, SLG: 0.233	0-0 1-2 1B	0-0 18 2B 1B				4-0 18 CS BB	0-0 ①② F9-6 2-2			2	0	2	0	1	0	0
64 Tyson Gillies, L (6, PR) OBP: 0.200, SLG: 0.222 (7, 7)										1	0	0	0	0	0	1
18 Darin Ruf, R (1, 10) OBP: 0.359, SLG: 0.455	0-3 ① K	0-0 ③ 1-H 2B			0-3 ②③ K 1-2		0-0 E5 74 FC6-4			4	0	1	0	0	2	3
25 Cody Asche, L (1, 5) OBP: 0.250, SLG: 0.333	0-3 ② K		0-0 ① G4-3				0-3 ① K	0-0 ③ FC6-4 1-2f		3	0	0	0	0	2	2
74 Maikel Franco, R (8, 5) OBP: 0.250, SLG: 0.200										1	0	0	0	0	0	1
13 Freddy Galvis, S (1, 6) OBP: 0.235, SLG: 0.300	0-3 ③ K2-3		0-3 ② K				0-3 ② K			3	0	0	0	0	3	2
Inning Stats	R: 0 E: 0 K: 1 S: 6 H: 1 LOB: 1 BB: 0 P: 6	R: 0 E: 0 K: 3 S: 11 H: 2 LOB: 2 BB: 0 P: 11	R: 3 E: 0 K: 0 S: 7 H: 6 LOB: 2 BB: 0 P: 8	R: 0 E: 0 K: 1 S: 5 H: 0 LOB: 0 BB: 0 P: 5	R: 0 E: 0 K: 1 S: 5 H: 0 LOB: 0 BB: 0 P: 5	R: 0 E: 0 K: 2 S: 6 H: 0 LOB: 1 BB: 1 P: 10	R: 0 E: 0 K: 2 S: 7 H: 0 LOB: 0 BB: 0 P: 7	R: 3 E: 1 K: 0 S: 7 H: 4 LOB: 1 BB: 0 P: 7		1B: 10 2B: 4 3B: 0 HR: 0 SF: 0 SAC: 0 DP: 2 HBP: 0						

PITCHER		IP	WLS	BF	H	R	ER	SO	BB	IBB	HBP	BLK	WP	HR	S	P	ERA	WHIP
47 Iván Nova, R ERA: 5.4	(1, 1)	5.0	L	22	9	3	3	6	0	0	0	0	1	0	34	35	5.40	1.800
90 Shane Greene, R ERA: 3.0	(6, 1)	1.0		3	0	0	0	2	1	0	0	0	0	0	6	10	0.00	1.000
Bryan Mitchell, R ERA:	(7, 1)	1.0		3	0	0	0	2	0	0	0	0	0	0	7	7	0.00	0.000
38 Preston Claiborne, R ERA: 5.79	(8, 1)	0.2		5	4	3	3	0	0	0	0	0	0	0	5	5	40.50	6.000
84 Mark Montgomery, R ERA:	(8, 1)	0.1		2	0	0	0	0	0	0	0	0	0	0	2	2	0.00	0.000

PITCHER	IP	WLS	BF	H	R	ER	SO	BB	IBB	HBP	BLK	WP	HR	S	P	ERA	WHIP

BOTTOM

New York Yankees @ Philadelphia Phillies

Bright House Field, Clearwater, FL

Thu Mar 13 2014, 1:09 PM - 3:40 PM EDT

Att. 9,003 - Sunny - 56 F

livebaseballscorecards.com

AB	34
R	6
H	13
RBI	5
BB	1
SO	10
LOB	13

WP: 1 PA: 35
PB: 0
SB: 0
CS: 1

Batter	1	2	3	4	5	6	7	8	9	AB	R	H	RBI	BB	SO	LOB
32 Aaron Hicks, S (1, 8) OBP: 0.250, SLG: 0.450	2-0 2 G4-3 55 1B 2B	0-3 K		0-0 G4-3		0-3 K	0-3 K			5	1	1	0	0	3	9
2 Brian Dozier, R (1, 4) OBP: 0.345, SLG: 0.500	1-2 G4-3 2-3		3-2 HR		4-0 13 G4-3 55 1B BB	0-0 13 G4-3 31 1B 1-3 2-H 3-H 2B	0-0 FC5-4 1-2f			2	2	1	1	1	0	1
95 Eric Farris, R (5, 4) OBP: 0.500, SLG: 1.000										2	1	1	2	0	0	3
13 Jason Kubel, L (1, 10) OBP: 0.208, SLG: 0.238	4-1 22 BLK 55 1B BB	0-0 G1-3		1-0 G4-3 1-3	0-0 G4-3 2-3 3-H		0-0 L6			3	0	0	1	1	0	2
12 Chris Herrmann, L (8, PH) OBP: 0.615, SLG: 0.600 (8, 10)										1	0	0	0	0	0	0
31 Oswaldo Arcia, L (1, 9) OBP: 0.333, SLG: 0.471	0-3 K	0-3 K		0-3 K	0-0 3-H 1B		0-0 G4-3			4	0	1	1	0	3	3
97 Corey Wimberly, S (7, 9)										1	0	0	0	0	0	0
55 Chris Colabello, R (1, 3) OBP: 0.519, SLG: 0.636	0-0 22 BLK 1-2 3-H 1B	0-0 G6-3			0-0 22 FC6 3-H 1B	0-3 K	0-3 K			5	0	2	2	0	2	1
22 Wilkin Ramirez, R (1, 7) OBP: 0.318, SLG: 0.500	0-0 F8 1-2 2-3			0-3 K	0-0 FC6 1-2f		0-0 G4-3		1-0 77 G4-6-3 HBP	3	0	0	0	0	1	3
96 Danny Ortiz, L (5, 7)										1	0	0	0	0	0	0
79 Deibinson Romero, R (1, 5) OBP: 0.474, SLG: 0.706		0-0 F7		0-0 G6-3		0-0 39 BB 43 BB 95 2B 1B	4-0 39 1B 84 1B BB		0-0 G4-6-3 1-2f	3	1	1	0	0	0	0
77 James Beresford, L (6, 5) OBP: 0.231, SLG: 0.167										1	0	0	0	1	0	1
43 Josmil Pinto, R (1, 2) OBP: 0.538, SLG: 0.545		0-0 E5		0-0 39 2B 1B		4-0 39 BB 95 2B 1-2 BB	0-0 39 1B 1-2 1B		0-3 K	2	1	1	0	1	0	0
84 Dan Rohlfing, R (6, 2) OBP: 0.231, SLG: 0.167										2	0	1	0	0	1	0
39 Danny Santana, S (1, 6) OBP: 0.458, SLG: 0.727		0-0 F8		0-0 1-3 2B		4-0 95 2B 13 G4-3 1-2 2-3 BB	0-0 95 FC5-4 1-2 2-3 1B			3	1	2	0	1	0	1

TOP

Minnesota Twins @ New York Yankees

George M. Steinbrenner Field, Tampa, FL

Fri Mar 14 2014, 1:08 PM - 3:59 PM EDT

Att. 9,309 - Sunny - 69 F

livebaseballscorecards.com

AB	38
R	7
H	11
RBI	7
BB	5
SO	10
LOB	24

Inning Stats	1	2	3	4	5	6	7	8	9	1B: 7 SF: 0	WP: 0 PA: 44
R:	1	0	1	0	1	4	0	0	0	2B: 3 SAC: 0	PB: 0
E:	0	1	0	0	0	0	0	0	0	3B: 0 DP: 1	SB: 1
K:	1	1	1	1	1	2	1	1	1	HR: 1 HBP: 1	CS: 0
S:	10	6	8	8	7	10	7	5	4		
H:	2	0	1	2	1	3	2	0	0		
LOB:	2	1	1	2	1	1	3	0	0		
BB:	1	0	0	0	1	2	1	0	0		
P:	17	6	11	8	12	18	11	5	5		

PITCHER		IP	WLS	BF	H	R	ER	SO	BB	IBB	HBP	BLK	WP	HR	S	P	ERA	WHIP
41 David Phelps, R ERA: 2.63	(1, 1)	4.0		19	5	2	2	4	1	0	0	1	0	1	32	42	4.50	1.500
55 David Herndon, R ERA: 3.0	(5, 1)	1.0	B	5	1	1	1	1	1	0	0	0	0	0	7	12	9.00	2.000
75 Manny Bañuelos, L ERA: 63.0	(6, 1)	0.1	L	5	2	4	4	1	2	0	0	0	0	0	5	13	108.00	12.000
92 Fred Lewis, L ERA:	(6, 1)	1.0		7	3	0	0	1	1	0	0	0	0	0	8	12	0.00	4.000
68 Dellin Betances, R ERA:	(7, 1)	1.2		5	0	0	0	2	0	0	0	0	0	0	9	9	0.00	0.000

PITCHER		IP	WLS	BF	H	R	ER	SO	BB	IBB	HBP	BLK	WP	HR	S	P	ERA	WHIP
98 James Pazos, L ERA:	(9, 1)	1.0		3	0	0	0	1	0	0	1	0	0	0	4	5	0.00	0.000

Batter	1	2	3	4	5	6	7	8	9	AB	R	H	RBI	BB	SO	LOB
22 Jacoby Ellsbury, L (1, 8) OBP: 0.321, SLG: 0.391										3	1	1	0	0	0	0
85 Jake Cave, L (6, 8)	14 2B 2B	G6-3			F8			G6-3		1	0	0	0	0	0	0
14 Brian Roberts, S (1, 4) OBP: 0.250, SLG: 0.200										3	1	1	1	0	1	0
99 Rob Refsnyder, R (6, 4)	25 1B 2-H 2B		G6-3		K			G4-3		1	0	0	0	0	0	0
25 Mark Teixeira, S (1, 3) OBP: 0.333, SLG: 0.250										2	1	1	1	1	0	0
87 Francisco Arcia, L (6, PR) OBP: 0.300, SLG: 0.444	34 G3-1 26 G5-3 2-H 1B		G4-3			53 G5-4-3 BB			K	1	0	0	0	0	1	0
(7, 3)																
34 Brian McCann, L (1, 2) OBP: 0.370, SLG: 0.435										2	0	0	0	0	0	1
53 Austin Romine, R (6, 2) OBP: 0.250, SLG: 0.217	G3-1 2-3		G4-3			G5-4-3 1-2f			F9	2	0	0	0	0	0	1
26 Eduardo Núñez, R (1, 6) OBP: 0.240, SLG: 0.480										2	0	0	1	0	0	0
79 Carmen Angelini, R (6, 6)	G5-3 3-H			P6		F9			G1-3	2	0	0	0	0	0	1
81 Ramón Flores, L (1, 7) OBP: 0.217, SLG: 0.300										0	0	0	0	2	0	0
76 Ben Gamel, L (7, 7)	96 PB BB			BB			G4-3			1	0	0	0	0	0	0
96 Peter O'Brien, R (1, 10)	G6-3 1-2			F7			K			3	0	0	0	0	1	2
97 Mason Williams, L (1, 9) OBP: 0.190, SLG: 0.263										2	0	0	0	0	0	1
94 Taylor Dugas, L (7, 9)		L6		G3			F8			1	0	0	0	0	0	0
78 Rob Segedin, R (1, 5)										2	0	0	0	0	0	0
81 Ali Castillo, R (6, 5)		G5-3			P3			K		1	0	0	0	0	1	0
Inning Stats	R: 3 E: 0 K: 0 S: 6 H: 3 LOB: 1 BB: 1 P: 11	R: 0 E: 0 K: 0 S: 3 H: 0 LOB: 0 BB: 0 P: 3	R: 0 E: 0 K: 0 S: 3 H: 0 LOB: 0 BB: 0 P: 3	R: 0 E: 0 K: 0 S: 3 H: 0 LOB: 1 BB: 1 P: 7	R: 0 E: 0 K: 1 S: 5 H: 0 LOB: 0 BB: 0 P: 5	R: 0 E: 0 K: 0 S: 2 H: 0 LOB: 1 BB: 1 P: 6	R: 0 E: 0 K: 1 S: 5 H: 0 LOB: 0 BB: 0 P: 5	R: 0 E: 0 K: 1 S: 5 H: 0 LOB: 0 BB: 0 P: 5	R: 0 E: 0 K: 1 S: 5 H: 0 LOB: 0 BB: 0 P: 5	1B: 1 2B: 2 3B: 0 HR: 0 SF: 0 SAC: 0 DP: 1 HBP: 0						

PITCHER		IP	WLS	BF	H	R	ER	SO	BB	IBB	HBP	BLK	WP	HR	S	P	ERA	WHIP
44 Kyle Gibson, R ERA: 3.0	(1, 1)	4.0		17	3	3	3	0	2	0	0	0	0	0	15	24	6.75	1.250
56 Caleb Thielbar, L ERA: 2.25	(5, 1)	1.0	W	3	0	0	0	1	0	0	0	0	0	0	5	5	0.00	0.000
83 Sean Gilmartin, L ERA: 1.5	(6, 1)	2.0		6	0	0	0	1	1	0	0	0	0	0	7	11	0.00	0.500
57 Ryan Pressly, R ERA: 6.75	(8, 1)	1.0		3	0	0	0	1	0	0	0	0	0	0	5	5	0.00	0.000
64 Aaron Thompson, L ERA: 2.25	(9, 1)	1.0		3	0	0	0	1	0	0	0	0	0	0	5	5	0.00	0.000

PITCHER	IP	WLS	BF	H	R	ER	SO	BB	IBB	HBP	BLK	WP	HR	S	P	ERA	WHIP

BOTTOM

Minnesota Twins @ New York Yankees

George M. Steinbrenner Field, Tampa, FL

Fri Mar 14 2014, 1:08 PM - 3:59 PM EDT

Att. 9,309 - Sunny - 69 F

livebaseballscorecards.com

AB	29
R	3
H	3
RBI	3
BB	3
SO	4
LOB	6

WP: 0 PA: 32
PB: 1
SB: 0
CS: 0

Batter	1	2	3	4	5	6	7	8	9	AB	R	H	RBI	BB	SO	LOB
23 Jake Marisnick, R (1, 7) OBP: 0.423, SLG: 0.542 74 Danny Black, L (7, 7)	K			21 G4-3 46 WP 21 S 1B		21 1B 1-2 1B		50 E 84 1B 50 1B 1-2 BB		3 1 0 1	2 0	0 0	1 0	1 0	0 0	0 0
21 Christian Yelich, L (1, 8) OBP: 0.353, SLG: 0.267 51 Joe Benson, R (7, 8) OBP: 0.071, SLG: 0.077	G2-3			G4-3 1-3		27 G6-4-3 1-3 2-H 1B		SF8 3-H		3 0 0 0	1 0	1 0	1 0	0 1	0 0	1 0
27 Giancarlo Stanton, R (1, 9) OBP: 0.333, SLG: 0.567 50 Matt Angle, L (7, 9) OBP: 0.421, SLG: 0.471	K			K		G6-4-3 1-2f		E9 84 1B 1-3 2-H 1B		3 0 1 0	0 1	0 1	0 1	0 0	2 0	3 0
46 Garrett Jones, L (1, 3) OBP: 0.156, SLG: 0.258 84 Mark Canha, R (7, 3) OBP: 0.273, SLG: 0.300		G4-3		K 3-H			G4-3	2-3 3-H 1B		3 0 1 0	0 1	0 1	0 1	0 0	1 0	0 0
6 Jeff Mathis, R (1, 2) OBP: 0.375, SLG: 0.429 53 Kyle Skipworth, L (7, 2)		P6			K		K	K		3 0 1 0	0 0	0 0	0 0	0 1	2 0	0 2
32 Derek Dietrich, L (1, 4) OBP: 0.452, SLG: 0.593 86 Austin Nola, R (7, 4) OBP: 0.417, SLG: 0.364		K			3 G6-4-3 1B		F7		G3	3 0 1 0	1 0	0 0	0 0	1 0	1 0	0 0
3 Adeiny Hechavarría, R (1, 6) OBP: 0.194, SLG: 0.310 54 Juan Diaz, L (8, 6) OBP: 0.455, SLG: 0.333			G6-3		G6-4-3 1-2f			87 S 85 S 51 SF8 1B	K	3 1 1 0	1 0	1 0	0 0	0 0	0 1	1 0
85 Colin Moran, L (1, 5)			G4-3			23 1B 21 1B BB		74 BB 50 1B 1-2 BB	87 FC5-4 BB	1 2	0 0	0 0	3 0	0 0	0 0	0 0
83 Austin Barnes, R (1, 10) OBP: 0.583, SLG: 0.714 87 Rodrigo Vigil, R (8, PH) (8, 10)			G5-3			K		K 2-3	FC5-4 1-2f	2 0 2 0	0 0	0 0	0 0	1 0	1 0	1 3
Inning Stats	R: 0 E: 0 K: 2 S: 7 H: 0 LOB: 0 BB: 0 P: 7	R: 0 E: 0 K: 1 S: 5 H: 0 LOB: 0 BB: 0 P: 5	R: 0 E: 0 K: 0 S: 3 H: 0 LOB: 0 BB: 0 P: 3	R: 1 E: 0 K: 2 S: 8 H: 1 LOB: 0 BB: 0 P: 10	R: 0 E: 0 K: 1 S: 5 H: 1 LOB: 0 BB: 0 P: 5	R: 1 E: 0 K: 1 S: 6 H: 2 LOB: 1 BB: 1 P: 10	R: 0 E: 0 K: 1 S: 5 H: 0 LOB: 0 BB: 0 P: 5	R: 3 E: 1 K: 2 S: 10 H: 3 LOB: 2 BB: 2 P: 19	R: 0 E: 0 K: 1 S: 5 H: 0 LOB: 1 BB: 1 P: 9	1B: 7 2B: 0 3B: 0 HR: 0	SF: 1 SAC: 0 DP: 2 HBP: 0						

PITCHER		IP	WLS	BF	H	R	ER	SO	BB	IBB	HBP	BLK	WP	HR	S	P	ERA	WHIP
43 Adam Warren, R ERA: 2.08	(1, 1)	4.1	L	15	2	1	1	6	0	0	0	0	1	0	27	29	2.08	0.462
83 Chase Whitley, R ERA: 13.5	(5, 1)	1.0		5	2	1	1	1	1	0	0	0	0	0	6	10	9.00	3.000
40 Matt Daley, R ERA:	(6, 1)	1.2		4	0	0	0	1	0	0	0	0	0	0	6	6	0.00	0.000
62 Robert Coello, R ERA: 33.0	(8, 1)	0.1		4	1	3	2	1	2	0	0	0	0	0	4	13	54.00	9.000
63 Yoshinori Tateyama, R ERA:	(8, 1)	0.2		4	2	0	0	1	0	0	0	0	0	0	6	6	0.00	3.000

PITCHER		IP	WLS	BF	H	R	ER	SO	BB	IBB	HBP	BLK	WP	HR	S	P	ERA	WHIP
61 Jim Miller, R ERA: 1.35	(9, 1)	1.0		4	0	0	0	1	1	0	0	0	0	0	5	9	0.00	1.000

TOP

Miami Marlins @ New York Yankees

Estadio Nacional Rod Carew, Panama City

Sat Mar 15 2014, 9:09 PM - 11:45 PM EDT

Att. 26,686 - Clear - 82 F

livebaseballscorecards.com

AB	31
R	5
H	7
RBI	4
BB	4
SO	11
LOB	11

1B: 7	SF: 1	WP: 1	PA: 36
2B: 0	SAC: 0	PB: 0	
3B: 0	DP: 2	SB: 3	
HR: 0	HBP: 0	CS: 0	

Miami Marlins @ New York Yankees

Estadio Nacional Rod Carew, Panama City

Sat Mar 15 2014, 9:09 PM - 11:45 PM EDT

Att. 26,686 - Clear - 82 F

BOTTOM

Batter	1	2	3	4	5	6	7	8	9	AB	R	H	RBI	BB	SO	LOB
11 Brett Gardner, L (1, 8) OBP: 0.321, SLG: 0.360	G4-3			K		BB			G6-3	2	0	0	0	1	1	0
65 Zoilo Almonte, S (8, 7) OBP: 0.435, SLG: 0.682										1	0	0	0	0	0	0
2 Derek Jeter, R (1, 6) OBP: 0.207, SLG: 0.185	G6-3			K		K			G1-3	3	0	0	0	0	2	1
86 José Pirela, R (7, 4) OBP: 0.450, SLG: 0.632										1	0	0	0	0	0	0
36 Carlos Beltrán, S (1, 9) OBP: 0.154, SLG: 0.360	G6-3			K			F7		K	3	0	0	0	0	1	0
95 Adonis García, R (8, 9) OBP: 0.450, SLG: 0.500										1	0	0	0	0	1	0
12 Alfonso Soriano, R (1, 7) OBP: 0.278, SLG: 0.235		G6-3			K		P6			3	0	0	0	0	1	0
Gary Sánchez, R (8, 2) OBP: 0.300, SLG: 0.600										0	0	0	0	0	0	0
29 Francisco Cervelli, R (1, 2) OBP: 0.458, SLG: 0.864		K			L8		G6-3			3	0	0	0	0	1	0
73 Antoan Richardson, S (8, 8) OBP: 0.267, SLG: 0.267										0	0	0	0	0	0	0
45 Dean Anna, L (1, 4) OBP: 0.423, SLG: 0.286		G4-3			HBP			F9		2	0	0	0	0	0	0
(7, 6)																
89 Yangervis Solarte, S (1, 5) OBP: 0.556, SLG: 0.750			G5-3		K			BB		2	0	0	0	0	1	1
98 Zelous Wheeler, R (8, 5) OBP: 0.318, SLG: 0.400										0	0	0	0	1	0	0
66 John Ryan Murphy, R (1, 10) OBP: 0.130, SLG: 0.227			F7			L3		P4		3	0	0	0	0	0	1
72 Corban Joseph, L (1, 3) OBP: 0.286, SLG: 0.167			F8			G4-3		G5-3		2	0	0	0	0	0	0
80 Jose Gil, R (7, 3) OBP: 0.417, SLG: 0.455										1	0	0	0	0	0	1
Inning Stats	R: 0 H: 0 E: 0 LOB: 0 K: 0 BB: 0 S: 3 P: 3	R: 0 H: 0 E: 0 LOB: 0 K: 1 BB: 0 S: 5 P: 5	R: 0 H: 0 E: 0 LOB: 0 K: 0 BB: 0 S: 3 P: 3	R: 0 H: 0 E: 0 LOB: 0 K: 3 BB: 0 S: 9 P: 9	R: 0 H: 0 E: 0 LOB: 1 K: 2 BB: 0 S: 7 P: 8	R: 0 H: 0 E: 0 LOB: 1 K: 1 BB: 1 S: 5 P: 9	R: 0 H: 0 E: 0 LOB: 0 K: 0 BB: 0 S: 3 P: 3	R: 0 H: 0 E: 0 LOB: 1 K: 0 BB: 1 S: 3 P: 7	R: 0 H: 0 E: 0 LOB: 0 K: 1 BB: 0 S: 5 P: 5	1B: 0 SF: 0 2B: 0 SAC: 0 3B: 0 DP: 0 HR: 0 HBP: 1						

livebaseballscorecards.com

AB	27
R	0
H	0
RBI	0
BB	2
SO	8
LOB	4

WP: 0 PA: 30
PB: 0
SB: 0
CS: 0

PITCHER		IP	WLS	BF	H	R	ER	SO	BB	IBB	HBP	BLK	WP	HR	S	P	ERA	WHIP
52 Brad Hand, L ERA: 0.75	(1, 1)	5.0	W	16	0	0	0	6	0	0	1	0	0	0	27	28	0.00	0.000
31 Steve Cishek, R ERA: 1.8	(6, 1)	1.0	H	4	0	0	0	1	1	0	0	0	0	0	5	9	0.00	1.000
44 AJ Ramos, R ERA: 3.0	(7, 1)	2.0	H	7	0	0	0	0	1	0	0	0	0	0	6	10	0.00	0.500
26 Arquimedes Caminero, R ERA: 1.29	(9, 1)	1.0		3	0	0	0	1	0	0	0	0	0	0	5	5	0.00	0.000

PITCHER	IP	WLS	BF	H	R	ER	SO	BB	IBB	HBP	BLK	WP	HR	S	P	ERA	WHIP

Batter	1	2	3	4	5	6	7	8	9	AB	R	H	RBI	BB	SO	LOB
31 Ichiro Suzuki, L (1, 9) OBP: 0.192, SLG: 0.125	G6-3			F9		G1-3		1-3 2B		3	0	0	0	0	0	0
94 Taylor Dugas, L (7, 9) OBP: 0.333, SLG: 0.667										1	0	1	0	0	0	0
14 Brian Roberts, S (1, 4)	G3			33 BB 1B		1B		K		3	0	2	0	0	0	0
99 Rob Refsnyder, R (7, 4) OBP: 0.296, SLG: 0.261										1	0	0	0	0	1	3
33 Kelly Johnson, L (1, 5)	G4-3			53 G4-6-3 1-2 BB		K		K		2	0	0	0	1	1	1
78 Rob Segedin, R (7, 5) OBP: 0.414, SLG: 0.542										1	0	0	0	0	1	3
53 Austin Romine, R (1, 2)		97 G6-4-3 BB		G4-6-3 1-2f		G4-3		K		2	0	0	0	1	0	3
96 Peter O'Brien, R (7, 2) OBP: 0.259, SLG: 0.200										1	0	0	0	0	1	3
81 Ramón Flores, L (1, 7)		K			97 SH1-3 2B		1B		F9	3	0	2	0	0	1	1
76 Ben Gamel, L (7, 7) OBP: 0.269, SLG: 0.391										1	0	0	0	0	0	0
97 Mason Williams, L (1, 8)		G6-4-3 1-2f			SH1-3 2-3		F9		K	2	0	0	0	0	0	2
85 Jake Cave, L (7, 8) OBP: 0.174, SLG: 0.238										1	0	0	0	0	1	0
Kyle Roller, L (1, 10)			K		F8		F8		98 FC6-4 HBP	3	0	0	0	0	1	2
81 Ali Castillo, R (9, PR)										0	0	0	0	0	0	0
79 Carmen Angelini, R (1, 6)			K		K		G4-3		FC6-4 1-2f	2	0	0	0	0	2	1
98 Cito Culver, R (6, 6)										2	0	0	0	0	0	2
87 Francisco Arcia, L (1, 3) OBP: 0.385, SLG: 0.727			K			HR		94 2B BB		2	1	1	1	1	1	0
74 Zach Wilson, R (8, PR)										0	0	0	0	0	0	0
(8, 3)																
Inning Stats	R: 0 E: 0 K: 0 S: 3 H: 0 LOB: 0 BB: 0 P: 3	R: 0 E: 0 K: 1 S: 4 H: 0 LOB: 0 BB: 1 P: 8	R: 0 E: 0 K: 3 S: 9 H: 0 LOB: 0 BB: 0 P: 9	R: 0 E: 0 K: 0 S: 3 H: 1 LOB: 1 BB: 1 P: 7	R: 0 E: 0 K: 1 S: 6 H: 1 LOB: 1 BB: 0 P: 6	R: 1 E: 0 K: 1 S: 9 H: 2 LOB: 1 BB: 0 P: 10	R: 0 E: 0 K: 0 S: 4 H: 1 LOB: 1 BB: 0 P: 4	R: 0 E: 0 K: 3 S: 10 H: 1 LOB: 3 BB: 1 P: 14	R: 0 E: 0 K: 1 S: 5 H: 0 LOB: 1 BB: 0 P: 6	1B: 3 2B: 2 3B: 0 HR: 1 SF: 0 SAC: 1 DP: 2 HBP: 1	WP: 0 PB: 0 SB: 0 CS: 0 PA: 35					

PITCHER		IP	WLS	BF	H	R	ER	SO	BB	IBB	HBP	BLK	WP	HR	S	P	ERA	WHIP
30 Chris Tillman, R ERA: 4.97	(1, 1)	5.0		18	3	1	1	5	2	0	0	0	0	1	28	37	1.80	1.000
53 Zack Britton, L ERA: 1.13	(6, 1)	1.0		4	1	0	0	1	0	0	0	0	0	0	6	6	0.00	1.000
18 Suk-min Yoon, R ERA:	(7, 1)	1.0	W	4	1	0	0	0	0	0	0	0	0	0	4	4	0.00	1.000
56 Darren O'Day, R ERA:	(8, 1)	1.0	H	5	1	0	0	3	1	0	0	0	0	0	10	14	0.00	2.000
47 Evan Meek, R ERA:	(9, 1)	1.0	S	4	0	0	0	1	0	0	1	0	0	0	5	6	0.00	0.000

PITCHER	IP	WLS	BF	H	R	ER	SO	BB	IBB	HBP	BLK	WP	HR	S	P	ERA	WHIP

TOP

New York Yankees @ Baltimore Orioles

Ed Smith Stadium, Sarasota, FL

Sat Mar 15 2014, 1:11 PM - 3:30 PM EDT

Att. 8,602 - Cloudy - 74 F

livebaseballscorecards.com

AB	30
R	1
H	6
RBI	1
BB	3
SO	10
LOB	21

Batter	1	2	3	4	5	6	7	8	9	AB	R	H	RBI	BB	SO	LOB
21 Nick Markakis, L (1, 10) OBP: 0.462, SLG: 0.680	S S S 0-3 ① K		x 0-0 ③ G4-3		x 0-0 ③ G4-3			x 0-0 ① G6-3		4	0	0	0	0	1	3
2 J.J. Hardy, R (1, 6) OBP: 0.400, SLG: 0.522 51 Henry Urrutia, L (8, 7) OBP: 0.346, SLG: 0.520	x 0-0 ② G5-3			x 0-0 ① G6-3		x 0-0 ① F7		S S S 0-3 ② K		3	0	0	0	0	0	0
										1	0	0	0	0	1	0
23 Nelson Cruz, R (1, 8) OBP: 0.440, SLG: 0.500 67 Michael Almanzar, R (8, 3) OBP: 0.321, SLG: 0.480	x 0-0 ③ G5-3			x 0-0 ② P6		x 0-0 ② G4-3		x 0-0 ③ P3		3	0	0	0	0	0	0
										1	0	0	0	0	0	0
19 Chris Davis, L (1, 3) OBP: 0.560, SLG: 1.000 38 Xavier Paul, L (8, 9) OBP: 0.250, SLG: 0.259		x 0-0 ① P5		x 0-0 1B		B S x 1-1 HR				3	1	2	1	0	0	0
										0	0	0	0	0	0	0
28 Steve Pearce, R (1, 7) OBP: 0.289, SLG: 0.417 34 Quintin Berry, L (7, 7) OBP: 0.296, SLG: 0.333 (8, 8)		x 0-0 ② F9		S S S 0-3 ③ K		x 0-0 ③ G5-3				3	0	0	0	0	1	1
										0	0	0	0	0	0	0
27 Delmon Young, R (1, 9) OBP: 0.222, SLG: 0.296 1 Jemile Weeks, S (7, PR) OBP: 0.355, SLG: 0.217 (8, 4)		x 0-0 ③ F8			x 0-0 6 FC5-4 1B		x 0-0 6 S 6 SF8 2B			3	0	2	0	0	0	0
										0	1	0	0	0	0	0
6 Jonathan Schoop, R (1, 4) OBP: 0.448, SLG: 0.692 3 Ryan Flaherty, L (8, 6) OBP: 0.344, SLG: 0.464			S S S 0-3 ① K		x 0-0 ① FC5-4 36 1B 1-2f		B x 1-0 ① SF8 2-H			2	0	0	1	0	1	1
										0	0	0	0	0	0	0
63 Caleb Joseph, R (1, 2) OBP: 0.182, SLG: 0.111 48 Johnny Monell, L (7, PH) OBP: 0.368, SLG: 0.471 (8, 2)			x 0-0 ② F7		x 0-0 ② F9		x 0-0 ② P2			2	0	0	0	0	0	1
										1	0	0	0	0	0	1
36 Alex Gonzalez, R (1, 5) OBP: 0.458, SLG: 0.739 92 Buck Britton, L (8, 5) OBP: 0.167, SLG: 0.167			B B B B 4-0 BB		x 0-0 1-2 1B		x 0-0 ③ F7			2	0	1	0	1	0	1
										0	0	0	0	0	0	0
Inning Stats	R: 0 E: 0 K: 1 S: 5 H: 0 LOB: 0 BB: 0 P: 5	R: 0 E: 0 K: 0 S: 3 H: 0 LOB: 0 BB: 0 P: 3	R: 0 E: 0 K: 1 S: 5 H: 0 LOB: 1 BB: 1 P: 9	R: 0 E: 0 K: 1 S: 6 H: 1 LOB: 1 BB: 0 P: 6	R: 0 E: 0 K: 0 S: 5 H: 2 LOB: 2 BB: 0 P: 5	R: 1 E: 0 K: 0 S: 5 H: 1 LOB: 0 BB: 0 P: 6	R: 1 E: 0 K: 0 S: 4 H: 1 LOB: 1 BB: 0 P: 5	R: 0 E: 0 K: 1 S: 5 H: 0 LOB: 0 BB: 0 P: 5		1B: 3 2B: 1 3B: 0 HR: 1 SF: 1 SAC: 0 DP: 0 HBP: 0						

PITCHER		IP	WLS	BF	H	R	ER	SO	BB	IBB	HBP	BLK	WP	HR	S	P	ERA	WHIP
57 Vidal Nuño, L ERA: 1.5	(1, 1)	4.0		14	1	0	0	3	1	0	0	0	0	0	19	23	0.00	0.500
88 Danny Burawa, R ERA: 2.7	(5, 1)	1.2		8	3	1	1	0	0	0	0	0	0	1	9	10	5.40	1.800
84 Mark Montgomery, R ERA: 2.08	(6, 1)	1.1	L	5	1	1	1	0	0	0	0	0	0	0	5	6	6.75	0.750
71 Brian Gordon, R ERA: 9.0	(8, 1)	1.0		3	0	0	0	1	0	0	0	0	0	0	5	5	0.00	0.000

PITCHER	IP	WLS	BF	H	R	ER	SO	BB	IBB	HBP	BLK	WP	HR	S	P	ERA	WHIP

BOTTOM

New York Yankees @ Baltimore Orioles

Ed Smith Stadium, Sarasota, FL

Sat Mar 15 2014, 1:11 PM - 3:30 PM EDT

Att. 8,602 - Cloudy - 74 F

livebaseballscorecards.com

AB	28
R	2
H	5
RBI	2
BB	1
SO	4
LOB	8

WP: 0 PA: 30
PB: 0
SB: 1
CS: 0

Atlanta Braves @ New York Yankees

George M. Steinbrenner Field, Tampa, FL

Sun Mar 16 2014, 1:07 PM - 4:09 PM EDT

Att. 10,527 - Sunny - 77 F

TOP

livebaseballscorecards.com

Batter	1	2	3	4	5	6	7	8	9	AB	R	H	RBI	BB	SO	LOB
22 Jason Heyward, L (1, 9) OBP: 0.409, SLG: 0.600	G1-3		BB		2B		G4-3		G4-3 1-2 2-3 3-H	3	1	1	0	1	0	0
20 Todd Cunningham, S (7, 9) OBP: 0.222, SLG: 0.440 (8, 8)										1	0	0	1	0	0	2
2 B.J. Upton, R (1, 8) OBP: 0.366, SLG: 0.351	5 S 1B		K		59 WP 1B 2-H			K	K	4	0	2	1	0	2	2
25 Joey Terdoslavich, S (8, 9) OBP: 0.294, SLG: 0.286										1	0	0	0	0	1	2
5 Freddie Freeman, L (1, 3) OBP: 0.425, SLG: 0.486	K 1-2		K		G5-3 1-2			K		1	0	0	0	0	1	1
59 Ernesto Mejia, R (3, PH) OBP: 0.368, SLG: 0.514 (3, 3)										3	0	0	0	0	2	3
8 Justin Upton, R (1, 7) OBP: 0.250, SLG: 0.281	K			G6-3	F8			HR		4	1	1	1	0	1	2
13 Jose Constanza, L (8, 7) OBP: 0.394, SLG: 0.419										0	0	0	0	0	0	0
4 Ryan Doumit, S (1, 2) OBP: 0.286, SLG: 0.313		K		F8		K		G6-3		1	0	0	0	0	1	0
58 Christian Bethancourt, R (2, 2) OBP: 0.176, SLG: 0.176										3	0	0	0	0	1	0
26 Dan Uggla, R (1, 10) OBP: 0.405, SLG: 0.419		P3		84 2B BB		K			F8	3	1	0	0	1	1	0
84 Tommy La Stella, L (1, 4) OBP: 0.383, SLG: 0.390		G3-1		1-H 2B		F9			7 1B 67 HBP 20 G4-3 BB	3	1	1	1	1	0	0
19 Andrelton Simmons, R (1, 6) OBP: 0.286, SLG: 0.300		F7		P5			K		20 G4-3 7 1B 1-2 HBP	3	0	0	0	0	1	1
67 Elmer Reyes, R (7, 6) OBP: 0.333, SLG: 0.348										0	0	0	0	0	0	0
7 Tyler Greene, R (1, 5) OBP: 0.313, SLG: 0.214		22 BB 1B			K		K		20 G4-3 1-2 2-3 1B	4	0	2	0	0	2	0

AB	34
R	4
H	7
RBI	4
BB	3
SO	13
LOB	13

Inning Stats	1	2	3	4	5	6	7	8	9
	R: 0 E: 0 K: 2 S: 8	H: 1 LOB: 1 BB: 0 P: 9	R: 0 E: 0 K: 1 S: 5	H: 0 LOB: 0 BB: 0 P: 5	R: 0 E: 0 K: 2 S: 8	H: 1 LOB: 2 BB: 1 P: 12	R: 1 E: 0 K: 0 S: 4	H: 1 LOB: 1 BB: 1 P: 8	R: 1 E: 0 K: 1 S: 7	H: 2 LOB: 1 BB: 0 P: 8
	R: 0 E: 0 K: 2 S: 7	H: 0 LOB: 0 BB: 0 P: 7	R: 0 E: 0 K: 2 S: 7	H: 0 LOB: 0 BB: 0 P: 7	R: 1 E: 0 K: 2 S: 8	H: 1 LOB: 0 BB: 0 P: 8	R: 1 E: 0 K: 1 S: 6	H: 1 LOB: 2 BB: 1 P: 11	1B: 4 2B: 2 3B: 0 HR: 1	SF: 0 SAC: 0 DP: 0 HBP: 1

WP: 1 PA: 38
PB: 0
SB: 1
CS: 0

PITCHER	IP	WLS	BF	H	R	ER	SO	BB	IBB	HBP	BLK	WP	HR	S	P	ERA	WHIP
19 Masahiro Tanaka, R (1, 1) ERA: 1.93	4.1		18	3	1	1	6	2	0	0	0	0	0	28	37	2.08	1.154
48 Matt Thornton, L (5, 1) ERA: 11.57	0.2	W	4	2	1	1	0	0	0	0	0	1	0	4	5	13.50	3.000
27 Shawn Kelley, R (6, 1) ERA: 2.08	1.0		3	0	0	0	2	0	0	0	0	0	0	7	7	0.00	0.000
90 Shane Greene, R (7, 1) ERA: 3.6	2.0		7	1	1	1	4	0	0	0	0	0	1	15	15	4.50	0.500
68 Dellin Betances, R (9, 1) ERA: 1.0	1.0		6	1	1	1	1	1	0	1	0	0	0	6	11	9.00	2.000

PITCHER	IP	WLS	BF	H	R	ER	SO	BB	IBB	HBP	BLK	WP	HR	S	P	ERA	WHIP

BOTTOM

Atlanta Braves @ New York Yankees

George M. Steinbrenner Field, Tampa, FL

Sun Mar 16 2014, 1:07 PM - 4:09 PM EDT

Att. 10,527 - Sunny - 77 F

livebaseballscorecards.com

Batter	1	2	3	4	5	6	7	8	9	AB	R	H	RBI	BB	SO	LOB
31 Ichiro Suzuki, L (1, 9) OBP: 0.267, SLG: 0.222 94 Taylor Dugas, L (6, 9) OBP: 0.250, SLG: 0.500	0-0 26 1B 2B	0-0 1-3 2-H 1B			34 WP 26 BB 34 2B BB 0-0 G3-1			0-0 L5 ①		3 1 2 1 1 0 2 1 0 0 0 0 0 0						
26 Eduardo Núñez, R (1, 6) OBP: 0.310, SLG: 0.500 79 Carmen Angelini, R (6, PR) (7, 6)	0-0 34 S 2-3 1B	0-0 ③ F8			4-0 34 WP 34 2B 1-2 BB	0-0 87 G4-6-3 1B		0-0 F8 ②		3 1 2 0 1 0 2 1 0 0 0 0 0 0						
25 Mark Teixeira, S (1, 3) OBP: 0.333, SLG: 0.214 87 Francisco Arcia, L (6, 2) OBP: 0.333, SLG: 0.615	0-3 ① K		4-0 BB		0-0 ① F4	0-0 ① ② G4-6-3 1-2f		0-0 ③ P5		2 0 0 0 1 1 4 2 0 0 0 0 0 1						
34 Brian McCann, L (1, 2) OBP: 0.367, SLG: 0.462 Kyle Roller, L (5, PR) (6, 3)	0-3 ② K 1-2		0-0 ① L6		1-0 33 1B 81 1B 1-H 2-H 2B	0-3 ③ K				3 0 1 2 0 1 3 1 1 0 0 0 1 1						
33 Kelly Johnson, L (1, 5) OBP: 0.406, SLG: 0.519 78 Rob Segedin, R (7, 5) OBP: 0.250, SLG: 0.250	0-3 ③ K		0-0 ② F7		0-0 81 1B 97 WP 2-3 1B		0-0 84 1B 76 1B 1B			3 1 1 0 0 1 3 1 0 1 0 0 0 0						
81 Ramón Flores, L (1, 7) OBP: 0.310, SLG: 0.423 76 Ben Gamel, L (7, 7) OBP: 0.250, SLG: 0.250	0-0 97 1B 31 1B 1B	0-0 ③ G4-3			0-0 97 WP 96 BB 97 SF7 1-3 3-H 1B		0-0 84 1B 1-2 1B			3 2 2 1 0 0 1 1 0 1 0 0 0 0						
96 Peter O'Brien, R (1, 10) 84 Wes Wilson, R (7, PH) OBP: 1.000, SLG: 1.000 (8, 10)	0-3 ① K		0-3 ① K		4-0 97 E 97 WP 81 E 1-2 BB		0-0 81 G6-4-3 1-2 2-3 1B			2 1 0 0 1 2 1 1 0 1 0 0 0 0						
97 Mason Williams, L (1, 8) OBP: 0.192, SLG: 0.261 73 Brandon Thomas, R (7, 8)	0-0 31 1B 1-2 1B		0-0 ② G3		1-0 ② SF7 1-3 2-H 3-H		0-0 ① P5			2 0 1 1 0 0 0 1 0 0 0 0 0 3						
81 Ali Castillo, R (1, 4)	0-0 ② F8		0-0 ③ F9		0-0 E6 3-H		0-0 ② ③ G6-4-3 1-2f			4 0 0 0 0 0 6						
Inning Stats	R: 0 H: 2 E: 0 LOB: 2 K: 3 BB: 0 S: 11 P: 11	R: 1 H: 3 E: 0 LOB: 2 K: 1 BB: 0 S: 8 P: 8	R: 0 H: 0 E: 0 LOB: 1 K: 0 BB: 1 S: 3 P: 7	R: 0 H: 0 E: 0 LOB: 0 K: 1 BB: 0 S: 5 P: 5	R: 6 H: 3 E: 2 LOB: 2 K: 0 BB: 3 S: 7 P: 21	R: 0 H: 1 E: 0 LOB: 1 K: 1 BB: 0 S: 5 P: 5	R: 0 H: 3 E: 0 LOB: 2 K: 0 BB: 0 S: 5 P: 5	R: 0 H: 0 E: 0 LOB: 0 K: 0 BB: 0 S: 3 P: 3		1B: 10 SF: 1 2B: 2 SAC: 0 3B: 0 DP: 2 HR: 0 HBP: 0						

	AB	34
	R	7
	H	12
	RBI	5
	BB	4
	SO	6
	LOB	27

WP: 2 PA: 39
PB: 0
SB: 1
CS: 0

PITCHER		IP	WLS	BF	H	R	ER	SO	BB	IBB	HBP	BLK	WP	HR	S	P	ERA	WHIP
49 Julio Teheran, R ERA: 0.69	(1, 1)	4.0		18	5	1	1	5	1	0	0	0	0	0	27	31	2.25	1.500
80 Atahualpa Severino, L ERA: 20.77	(5, 1)	0.1	L	6	3	6	5	0	2	0	0	0	1	0	4	13	135.00	15.000
38 Anthony Varvaro, R ERA: 6.75	(5, 1)	1.2		10	4	0	0	1	1	0	0	0	1	0	11	16	0.00	3.000
78 John Cornely, R ERA:	(7, 1)	1.0		2	0	0	0	0	0	0	0	0	0	0	2	2	0.00	0.000
48 David Carpenter, R ERA: 1.29	(8, 1)	1.0		3	0	0	0	0	0	0	0	0	0	0	3	3	0.00	0.000

PITCHER	IP	WLS	BF	H	R	ER	SO	BB	IBB	HBP	BLK	WP	HR	S	P	ERA	WHIP

New York Yankees @ Miami Marlins

Estadio Nacional Rod Carew, Panama City

Sun Mar 16 2014, 2:16 PM - 4:55 PM EDT

Att. 22,022 - Partly Cloudy - 88 F

TOP

livebaseballscorecards.com

Batter	1	2	3	4	5	6	7	8	9	AB	R	H	RBI	BB	SO	LOB
11 Brett Gardner, L (1, 8) OBP: 0.290, SLG: 0.321	G6-3	G3-1			L6	2B			HR 1B	3	0	0	0	0	0	3
73 Antoan Richardson, S (6, PH) (6, 8) OBP: 0.353, SLG: 0.412										2	1	2	0	0	0	0
2 Derek Jeter, R (1, 10) OBP: 0.212, SLG: 0.167	G4-3		K		12 F8 36 1B 29 1B BB	G4-3			1-H HR	3	1	0	0	1	1	1
Gary Sánchez, R (9, PH) (9, 10) OBP: 0.364, SLG: 0.909										1	1	1	2	0	0	0
36 Carlos Beltrán, S (1, 9) OBP: 0.172, SLG: 0.357	E4	F9			29 1B 89 1B 1-2 2-H 1B		G6-3		65 1B 1B	3	1	1	1	0	0	0
95 Adonis García, R (6, 9) OBP: 0.455, SLG: 0.500										2	0	1	0	0	0	0
12 Alfonso Soriano, R (1, 7) OBP: 0.238, SLG: 0.200	F9	G6-3			F8 2-3		66 G5-4-3 1B		1-2 1B	3	0	0	0	0	0	3
65 Zoilo Almonte, S (6, 7) OBP: 0.480, SLG: 0.708										2	0	2	0	0	0	0
29 Francisco Cervelli, R (1, 2) OBP: 0.519, SLG: 0.880		89 1B 98 2B 1B		89 G3 1B	89 1B 1-2 3-H 89 1B 1B		G5-4-3 1-2f		F8	3	2	3	1	0	0	0
66 John Ryan Murphy, R (7, PH) (7, 2) OBP: 0.120, SLG: 0.208										2	0	0	0	0	0	3
89 Yangervis Solarte, S (1, 4) OBP: 0.563, SLG: 0.724		98 2B 1-2 1B		G3 1-2	1-H 2-H 1B			1B	L7	5	0	3	2	0	0	3
(7, 6)																
45 Dean Anna, L (1, 6) OBP: 0.379, SLG: 0.250	K		G3-1	G3			P5	K	3	0	0	0	0	1	4
86 José Pirela, R (7, 4) OBP: 0.409, SLG: 0.571									2	0	0	0	0	1	3
98 Zelous Wheeler, R (1, 5) OBP: 0.308, SLG: 0.417	1-3 2-H 2B		F9		P3			K		4	0	1	1	0	1	2
72 Corban Joseph, L (1, 3) OBP: 0.292, SLG: 0.238	K				36 1B 2B	G3-1		K		3	1	1	0	0	1	2
80 Jose Gil, R (6, 3) OBP: 0.385, SLG: 0.417										1	0	0	0	0	1	1
Inning Stats	R: 0 E: 1 K: 0 S: 4 H: 0 LOB: 1 BB: 0 P: 4	R: 1 E: 0 K: 2 S: 10 H: 3 LOB: 2 BB: 0 P: 10	R: 0 E: 0 K: 1 S: 5 H: 0 LOB: 0 BB: 0 P: 5	R: 0 E: 0 K: 0 S: 4 H: 1 LOB: 1 BB: 0 P: 4	R: 4 E: 0 K: 0 S: 7 H: 4 LOB: 1 BB: 1 P: 11	R: 0 E: 0 K: 0 S: 4 H: 1 LOB: 1 BB: 0 P: 4	R: 0 E: 0 K: 0 S: 3 H: 1 LOB: 0 BB: 0 P: 3	R: 0 E: 0 K: 2 S: 8 H: 1 LOB: 1 BB: 0 P: 8	R: 2 E: 0 K: 1 S: 11 H: 4 LOB: 2 BB: 0 P: 14	1B: 11 2B: 3 3B: 0 HR: 1	SF: 0 SAC: 0 DP: 1 HBP: 0						

	AB	42
	R	7
	H	15
	RBI	7
	BB	1
	SO	6
	LOB	25

WP: 0 PB: 0 SB: 0 CS: 0 PA: 43

PITCHER		IP	WLS	BF	H	R	ER	SO	BB	IBB	HBP	BLK	WP	HR	S	P	ERA	WHIP
24 Nathan Eovaldi, R ERA: 1.13	(1, 1)	0.0	L	0	0	0	0	0	0	0	0	0	0	0	0	0	∞	∞
71 Adam Conley, L ERA: 7.2	(5, 1)	1.0		8	4	4	4	0	1	0	0	0	0	0	7	11	36.00	5.000
73 James Leverton, L ERA: 3.0	(6, 1)	1.0		4	1	0	0	0	0	0	0	0	0	0	4	4	0.00	1.000
36 Sam Dyson, R ERA: 2.7	(7, 1)	2.0		7	2	0	0	2	0	0	0	0	0	0	11	11	0.00	1.000
81 Rett Varner, R ERA: 6.75	(9, 1)	1.0		7	4	2	2	1	0	0	0	0	0	1	11	14	18.00	4.000

PITCHER	IP	WLS	BF	H	R	ER	SO	BB	IBB	HBP	BLK	WP	HR	S	P	ERA	WHIP

New York Yankees @ Miami Marlins

Estadio Nacional Rod Carew, Panama City

Sun Mar 16 2014, 2:16 PM - 4:55 PM EDT

Att. 22,022 - Partly Cloudy - 88 F

livebaseballscorecards.com

BOTTOM

Batter	1	2	3	4	5	6	7	8	9	AB	R	H	RBI	BB	SO	LOB
23 Jake Marisnick, R (1, 8) OBP: 0.414, SLG: 0.500 51 Joe Benson, R (7, 8) OBP: 0.067, SLG: 0.071	P4			K		BB			K	2 1	0 0	0 0	0 0	1 0	1 1	0 0
21 Christian Yelich, L (1, 7) OBP: 0.324, SLG: 0.242 74 Danny Black, L (7, 7)	G1-3			K		G4-3			G4-3	3 1	0 0	0 0	0 0	0 0	1 0	1 0
27 Giancarlo Stanton, R (1, 9) OBP: 0.333, SLG: 0.545 50 Matt Angle, L (8, 9) OBP: 0.400, SLG: 0.444	L5			K			1B		K	3 1	0 0	1 0	0 0	0 0	1 1	0 0
46 Garrett Jones, L (1, 3) OBP: 0.143, SLG: 0.235 84 Mark Canha, R (8, 3) OBP: 0.273, SLG: 0.300		K			G3		E6 53 G4-3			3 0	0 0	0 0	0 0	0 0	1 0	0 0
6 Jeff Mathis, R (1, 2) OBP: 0.333, SLG: 0.375 53 Kyle Skipworth, L (6, 2)		F7			F8		G4-3 1-2			2 1	0 0	0 0	0 0	0 0	0 0	0 1
3 Adeiny Hechavarría, R (1, 6) OBP: 0.176, SLG: 0.281 54 Juan Diaz, L (8, 6) OBP: 0.455, SLG: 0.333		G5-3			E5		G6-3			3 0	0 0	0 0	0 0	0 0	0 0	1 0
32 Derek Dietrich, L (1, 5) OBP: 0.412, SLG: 0.533 85 Colin Moran, L (9, 5)			P6		G3			K2-3		3 0	0 0	0 0	0 0	0 0	1 0	1 0
83 Austin Barnes, R (1, 10) OBP: 0.467, SLG: 0.500			G6-3			K		G4-3		3	0	0	0	0	1	0
86 Austin Nola, R (1, 4) OBP: 0.333, SLG: 0.286			K			L9		G6-3		3	0	0	0	0	1	0
Inning Stats	R: 0 E: 0 K: 0 S: 3 H: 0 LOB: 0 BB: 0 P: 3	R: 0 E: 0 K: 1 S: 5 H: 0 LOB: 0 BB: 0 P: 5	R: 0 E: 0 K: 1 S: 5 H: 0 LOB: 0 BB: 0 P: 5	R: 0 E: 0 K: 3 S: 9 H: 0 LOB: 0 BB: 0 P: 9	R: 0 E: 1 K: 0 S: 4 H: 0 LOB: 1 BB: 0 P: 4	R: 0 E: 0 K: 1 S: 5 H: 0 LOB: 1 BB: 1 P: 9	R: 0 E: 1 K: 0 S: 4 H: 1 LOB: 1 BB: 0 P: 4	R: 0 E: 0 K: 1 S: 5 H: 0 LOB: 0 BB: 0 P: 5	R: 0 E: 0 K: 2 S: 7 H: 0 LOB: 0 BB: 0 P: 7	1B: 1 2B: 0 3B: 0 HR: 0 SF: 0 SAC: 0 DP: 0 HBP: 0						

	AB	29
	R	0
	H	1
	RBI	0
	BB	1
	SO	9
	LOB	4

WP: 0 PA: 30
PB: 0
SB: 0
CS: 0

PITCHER		IP	WLS	BF	H	R	ER	SO	BB	IBB	HBP	BLK	WP	HR	S	P	ERA	WHIP
52 CC Sabathia, L ERA: 2.7	(1, 1)	5.0	W	16	0	0	0	5	0	0	0	0	0	0	26	26	0.00	0.000
30 David Robertson, R ERA:	(6, 1)	1.0		4	0	0	0	1	1	0	0	0	0	0	5	9	0.00	1.000
38 Preston Claiborne, R ERA: 4.76	(7, 1)	1.0		4	1	0	0	0	0	0	0	0	0	0	4	4	0.00	1.000
64 Cesar Cabral, L ERA:	(8, 1)	1.0		3	0	0	0	1	0	0	0	0	0	0	5	5	0.00	0.000
57 Chris Leroux, R ERA:	(9, 1)	1.0		3	0	0	0	2	0	0	0	0	0	0	7	7	0.00	0.000

PITCHER	IP	WLS	BF	H	R	ER	SO	BB	IBB	HBP	BLK	WP	HR	S	P	ERA	WHIP

Batter	1	2	3	4	5	6	7	8	9	AB	R	H	RBI	BB	SO	LOB
Inning Stats																

TOP

New York Yankees @ Pittsburgh Pirates

McKechnie Field, Bradenton, FL

Mon Mar 17 2014, 1:05 PM EDT

livebaseballscorecards.com

AB	0
R	0
H	0
RBI	0
BB	0
SO	0
LOB	0

1B: 0 SF: 0
2B: 0 SAC: 0
3B: 0 DP: 0
HR: 0 HBP: 0

WP: 0 PA: 0
PB: 0
SB: 0
CS: 0

PITCHER	IP	WLS	BF	H	R	ER	SO	BB	IBB	HBP	BLK	WP	HR	S	P	ERA	WHIP

PITCHER	IP	WLS	BF	H	R	ER	SO	BB	IBB	HBP	BLK	WP	HR	S	P	ERA	WHIP

Batter	1	2	3	4	5	6	7	8	9	AB	R	H	RBI	BB	SO	LOB
Inning Stats																

BOTTOM

New York Yankees @ Pittsburgh Pirates

McKechnie Field, Bradenton, FL

Mon Mar 17 2014, 1:05 PM EDT

livebaseballscorecards.com

AB	**0**
R	**0**
H	**0**
RBI	**0**
BB	**0**
SO	**0**
LOB	**0**

1B: 0
2B: 0
3B: 0
HR: 0

SF: 0
SAC: 0
DP: 0
HBP: 0

WP: 0
PB: 0
SB: 0
CS: 0

PA: 0

PITCHER	IP	WLS	BF	H	R	ER	SO	BB	IBB	HBP	BLK	WP	HR	S	P	ERA	WHIP

PITCHER	IP	WLS	BF	H	R	ER	SO	BB	IBB	HBP	BLK	WP	HR	S	P	ERA	WHIP

Batter	1	2	3	4	5	6	7	8	9	AB	R	H	RBI	BB	SO	LOB
25 Jackie Bradley Jr., L (1, 8) OBP: 0.268, SLG: 0.324	B X 1-0 ① G3-1		X 0-0 ① 2B		B 1-3 ② K S 1-2 S		C 0-3 ③ K C			4	0	1	0	0	2	3
26 Shannon Wilkerson, R (7, 8)					S		C			0	0	0	0	0	0	0
5 Jonny Gomes, R (1, 10) OBP: 0.212, SLG: 0.281	S 0-3 ② K S		S 0-3 ② K S		S 0-3 ③ K S			X 0-0 ① F9		4	0	0	0	0	3	3
37 Mike Carp, L (1, 7) OBP: 0.294, SLG: 0.581	X 0-0 20 1B 1B		S 0-3 ③ K S			X 0-0 ① F7		X 0-0 ② F9		3	0	1	0	0	1	1
Scott Cousins, L (6, 7) OBP: 0.333, SLG: 0.333 (7, 9)										1	0	0	0	0	0	0
20 Ryan Lavarnway, R (1, 3) OBP: 0.406, SLG: 0.586	X 0-0 1-3 1B			X 0-0 ① G5-3		X 0-0 ② P3		X 0-0 16 FC5-4 1B		3	0	1	0	0	0	0
61 Dan Butler, R (7, 2) OBP: 0.308, SLG: 0.182										1	0	1	0	0	0	0
2 Xander Bogaerts, R (1, 6) OBP: 0.294, SLG: 0.321	S 0-3 ③ K S			X 0-0 ② F8		X 0-0 ③ F7		X 0-0 ③ FC5-4 1-2f		3	0	0	0	0	1	2
16 Sean Coyle, R (7, 4) OBP: 0.667, SLG: 1.333										1	0	0	0	0	0	1
72 Corey Brown, L (1, 9) OBP: 0.381, SLG: 0.632		X 0-0 ① G3		X 0-0 ③ P5			X 0-0 23 G6-3 10 1B 2B		X 0-0 5 FC6-4 1B	3	1	1	0	0	0	0
76 Justin Henry, L (7, 7) OBP: 0.500, SLG: 0.500										1	0	1	0	0	0	0
3 David Ross, R (1, 2) OBP: 0.176, SLG: 0.188		S 0-3 ② K S			X 0-0 10 1B 2B		X 0-0 ① G5-3		X 0-0 ① F9	3	0	1	0	0	1	1
48 Mike McCoy, R (7, 5) OBP: 0.167, SLG: 0.118										1	0	0	0	0	0	1
23 Brandon Snyder, R (1, 5) OBP: 0.280, SLG: 0.227		X 0-0 ③ F8			X 0-0 ① P3		X 0-0 ② G6-3 2-3		X 0-0 ② F9	3	0	0	0	0	0	2
84 Carlos Rivero, R (7, 3)										1	0	0	0	0	0	1
10 Jonathan Herrera, S (1, 4) OBP: 0.267, SLG: 0.310			X 0-0 ① G4-3		X 0-0 25 WP 2-3 1B		X 0-0 3-H 1B		X 0-0 ③ FC6-4 1-2f	3	0	2	1	0	0	0
5 Mike Miller, R (7, 6)										1	0	0	0	0	0	1
Inning Stats	R: 0 H: 2 E: 0 LOB: 2 K: 2 BB: 0 S: 9 P: 10	R: 0 H: 0 E: 0 LOB: 0 K: 1 BB: 0 S: 5 P: 5	R: 0 H: 1 E: 0 LOB: 1 K: 2 BB: 0 S: 8 P: 8	R: 0 H: 0 E: 0 LOB: 0 K: 0 BB: 0 S: 3 P: 3	R: 0 H: 2 E: 0 LOB: 2 K: 2 BB: 0 S: 9 P: 10	R: 0 H: 0 E: 0 LOB: 0 K: 0 BB: 0 S: 3 P: 3	R: 1 H: 2 E: 0 LOB: 1 K: 1 BB: 0 S: 7 P: 7	R: 0 H: 1 E: 0 LOB: 1 K: 0 BB: 0 S: 4 P: 4	R: 0 H: 1 E: 0 LOB: 1 K: 0 BB: 0 S: 4 P: 4	1B: 6 SF: 0 2B: 3 SAC: 0 3B: 0 DP: 0 HR: 0 HBP: 0						

TOP

Boston Red Sox @ New York Yankees

George M. Steinbrenner Field, Tampa, FL

Tue Mar 18 2014, 1:09 PM - 3:57 PM EDT

Att. 11,032 - Partly Cloudy - 68 F

livebaseballscorecards.com

AB	36
R	1
H	9
RBI	1
BB	0
SO	8
LOB	16

WP: 1 PA: 36
PB: 0
SB: 0
CS: 0

PITCHER		IP	WLS	BF	H	R	ER	SO	BB	IBB	HBP	BLK	WP	HR	S	P	ERA	WHIP
35 Michael Pineda, R ERA:	(1, 1)	4.1	W	17	4	0	0	5	0	0	0	0	0	0	27	28	0.00	0.923
30 David Robertson, R ERA:	(5, 1)	0.2		3	1	0	0	2	0	0	0	0	1	0	7	8	0.00	1.500
27 Shawn Kelley, R ERA: 1.69	(6, 1)	1.0		3	0	0	0	0	0	0	0	0	0	0	3	3	0.00	0.000
55 David Herndon, R ERA: 4.5	(7, 1)	1.0		5	2	1	1	1	0	0	0	0	0	0	7	7	9.00	2.000
92 Fred Lewis, L ERA:	(8, 1)	1.0		4	1	0	0	0	0	0	0	0	0	0	4	4	0.00	1.000

PITCHER		IP	WLS	BF	H	R	ER	SO	BB	IBB	HBP	BLK	WP	HR	S	P	ERA	WHIP
40 Matt Daley, R ERA:	(9, 1)	1.0		4	1	0	0	0	0	0	0	0	0	0	4	4	0.00	1.000

BOTTOM

Boston Red Sox @ New York Yankees

George M. Steinbrenner Field, Tampa, FL

Tue Mar 18 2014, 1:09 PM - 3:57 PM EDT

Att. 11,032 - Partly Cloudy - 68 F

livebaseballscorecards.com

Batter	1	2	3	4	5	6	7	8	9	AB	R	H	RBI	BB	SO	LOB
11 Brett Gardner, L (1, 7) OBP: 0.343, SLG: 0.375 89 Yangervis Solarte, S (7, 7) OBP: 0.545, SLG: 0.700	0-0 36 PB 12 1B 1B	0-0 2 1B 25 1B 1B 1-2 2-3		0-0 2 G5-4-3 1B	0-0 ② G6-3			0-0 ① L4		4 2 3 0 0 0 0 1 0 0 0 0 0 0						
2 Derek Jeter, R (1, 6) OBP: 0.216, SLG: 0.176 45 Dean Anna, L (7, 6) OBP: 0.367, SLG: 0.240	0-0 ① F9	0-0 25 1B 1B 1-2 2-3 3-H		0-0 ① ② G5-4-3 1-2f	0-0 ③ G4-3			0-0 ② G3-1		4 0 1 1 0 0 2 1 0 0 0 0 0 0						
36 Carlos Beltrán, S (1, 9) OBP: 0.182, SLG: 0.375 65 Zoilo Almonte, S (7, 9) OBP: 0.462, SLG: 0.680	B X 1-0 ② P5 1-2	0-0 ① F9		0-0 12 HR 2B		S 0-3 ① K S S		0-0 ③ G5-3		4 1 1 0 0 1 4 1 0 0 0 0 0 0						
25 Mark Teixeira, S (1, 3) OBP: 0.409, SLG: 0.250 80 Jose Gil, R (7, 3) OBP: 0.385, SLG: 0.417	B B B B 4-0 12 1B BB	0-0 ② 1-3 2-H 3-H 1B		B B B 4-0 12 HR BB		C 0-3 ② K C C				2 1 1 2 2 1 0 0 0 0 0 0 0 0						
12 Alfonso Soriano, R (1, 10) OBP: 0.280, SLG: 0.375	0-0 ③ 1-3 2-H 1B	0-0 ③ F8		B C C X 1-2 1-H 2-H HR		0-0 ③ L9				4 1 2 4 0 0 1						
29 Francisco Cervelli, R (1, 2) OBP: 0.533, SLG: 0.929 53 Austin Romine, R (7, 2) OBP: 0.250, SLG: 0.192	0-0 ③ G4-3	B B X 2-0 3B		0-0 14 1B 1B			C C C 0-3 ① K			3 0 2 0 0 0 2 1 0 0 0 0 1 0						
14 Brian Roberts, S (1, 4) OBP: 0.333, SLG: 0.308 26 Eduardo Núñez, R (7, 4) OBP: 0.300, SLG: 0.483	0-0 33 S 31 1B 1B	S S S 0-3 ① K		0-0 1-2 1B			0-0 ② F7			3 1 2 0 0 1 1 1 0 0 0 0 0 0						
33 Kelly Johnson, L (1, 5) OBP: 0.400, SLG: 0.483 98 Zelous Wheeler, R (7, 5) OBP: 0.333, SLG: 0.480	B B B B 4-0 11 1B 31 1B 2 1B 1-2 BB	S S S 0-3 ② K		C C C 0-3 ③ K			0-0 2B			2 1 0 0 1 2 3 1 0 1 0 0 0 0						
31 Ichiro Suzuki, L (1, 8) OBP: 0.273, SLG: 0.233 95 Adonis García, R (7, 8) OBP: 0.435, SLG: 0.478	0-0 2 1B 11 1B 25 1B 1-2 2-H 1B	0-0 ③ G3			0-0 ① G6-3		0-0 ③ F8			3 1 1 1 0 0 1 1 0 0 0 0 0 1						
Inning Stats	R: 1 H: 2 E: 0 LOB: 2 K: 0 BB: 1 S: 5 P: 10	R: 4 H: 5 E: 0 LOB: 1 K: 0 BB: 1 S: 7 P: 11	R: 0 H: 1 E: 0 LOB: 1 K: 2 BB: 0 S: 8 P: 10	R: 3 H: 5 E: 0 LOB: 2 K: 1 BB: 1 S: 11 P: 16	R: 0 H: 0 E: 0 LOB: 0 K: 0 BB: 0 S: 3 P: 3	R: 0 H: 0 E: 0 LOB: 0 K: 2 BB: 0 S: 7 P: 7	R: 0 H: 1 E: 0 LOB: 1 K: 1 BB: 0 S: 6 P: 6	R: 0 H: 0 E: 0 LOB: 0 K: 0 BB: 0 S: 3 P: 3		1B: 10 SF: 0 2B: 2 SAC: 0 3B: 1 DP: 1 HR: 1 HBP: 0					WP: 0 PA: 39 PB: 1 SB: 1 CS: 0	

	AB	36
	R	8
	H	14
	RBI	8
	BB	3
	SO	6
	LOB	15

PITCHER		IP	WLS	BF	H	R	ER	SO	BB	IBB	HBP	BLK	WP	HR	S	P	ERA	WHIP
22 Felix Doubront, L ERA: 6.52	(1, 1)	3.2	L	22	10	7	7	2	3	0	0	0	0	0	23	38	17.18	3.545
67 Brandon Workman, R ERA: 6.55	(4, 1)	2.1		10	3	1	1	3	0	0	0	0	0	1	18	19	3.86	1.286
56 Rich Hill, L ERA:	(7, 1)	1.0		4	1	0	0	1	0	0	0	0	0	0	6	6	0.00	1.000
59 Tommy Layne, L ERA:	(8, 1)	1.0		3	0	0	0	0	0	0	0	0	0	0	3	3	0.00	0.000

PITCHER	IP	WLS	BF	H	R	ER	SO	BB	IBB	HBP	BLK	WP	HR	S	P	ERA	WHIP

New York Yankees @ Atlanta Braves

Champion Stadium, Lake Buena Vista, FL

Wed Mar 19 2014, 1:09 PM - 4:04 PM EDT

Att. 10,413 - Partly Cloudy - 72 F

TOP

livebaseballscorecards.com

Batter	1	2	3	4	5	6	7	8	9	AB	R	H	RBI	BB	SO	LOB
11 Brett Gardner, L (1, 8) OBP: 0.385, SLG: 0.364 65 Zoilo Almonte, S (7, 9) OBP: 0.444, SLG: 0.654	BBBB 4-0 2 F9 2 S 36 1B BB		x 0-0 ① F7		BBBB 4-0 36 1B 2 G3 BB		BBBB 4-0 2 FC6-4 1-2 BB	x 0-0 ③ G4-3		1 1	1 0	0 0	0 0	3 0	0 0	0 2
2 Derek Jeter, R (1, 6) OBP: 0.195, SLG: 0.158 89 Yangervis Solarte, S (7, PR) OBP: 0.559, SLG: 0.700 (7, 6)	CX 0-1 ① F9 1-3		x 0-0 ② G5-3		x 0-0 ① G3 1-2		x 0-0 ① FC6-4 36 1B 34 E 1-2f 2-3		BBBBB 4-0 87 BB 53 BB 45 BB BB	4 0	0 2	0 0	0 0	0 1	0 0	4 0
36 Carlos Beltrán, S (1, 10) OBP: 0.243, SLG: 0.417 53 Austin Romine, R (9, PH) OBP: 0.276, SLG: 0.192 (9, 10)	x 0-0 12 1B 3-H 1B		CCC 0-3 ③ K		x 0-0 2-3 1B		x 0-0 34 FC3-6 1-2 3-H 1B		BBBB 4-0 45 BB 87 BB 98 BB 1-2 BB	4 0	0 1	3 0	2 0	0 1	1 0	0 0
34 Brian McCann, L (1, 2) OBP: 0.324, SLG: 0.400 66 John Ryan Murphy, R (8, 2) OBP: 0.115, SLG: 0.200	x 0-0 ② P5			x 0-0 ① F9	SSS 0-3 ② K		x 0-0 ② FC3-6 1-2f 2-H		SSS 0-3 ① K	4 1	0 0	0 0	0 0	0 1	1 0	4 2
12 Alfonso Soriano, R (1, 9) OBP: 0.276, SLG: 0.357 87 Casey Stevenson, L (7, 3)	x 0-0 1-3 1B			CCC 0-3 ② K	x 0-0 ③ F9		SSS 0-3 ③ K		BBBB 4-0 98 BB 45 BB 1-2 2-3 BB	4 0	0 0	1 0	0 0	0 1	2 0	3 0
14 Brian Roberts, S (1, 4) OBP: 0.364, SLG: 0.321 45 Dean Anna, L (7, 4)	x 0-0 ③ G4-3			x 0-0 33 BB 95 2B 1B		BBBB 4-0 33 G4-6-3 BB		x 0-0 ① F7	BBBB 4-0 98 BB 1-2 2-3 3-H BB	2 1	1 0	1 0	0 1	1 1	0 0	2 0
33 Kelly Johnson, L (1, 5) OBP: 0.395, SLG: 0.452 26 Eduardo Núñez, R (7, 5) OBP: 0.281, SLG: 0.452		x 0-0 ① F9		BBB 4-0 95 2B 1-2 BB	x 0-0 ①② G4-6-3 1-2f			SSS 0-3 ② K	SSS 0-3 ② K	2 2	1 0	0 0	0 0	1 0	0 2	1 3
95 Adonis García, R (1, 7) OBP: 0.423, SLG: 0.500 98 Zelous Wheeler, R (7, 7) OBP: 0.379, SLG: 0.500		x 0-0 ② G5-3		x 0-0 1-H 2-H 2B	x 0-0 ③ G6-3			x 0-0 73 E 1B	BBBB 4-0 1-2 2-3 3-H BB	3 1	0 0	1 1	2 1	0 1	0 0	0 0
80 Jose Gil, R (1, 3) OBP: 0.375, SLG: 0.357 73 Antoan Richardson, S (7, PR) OBP: 0.316, SLG: 0.368 (7, 8)		x 0-0 ③ G5-3		x 0-0 ③ P5			BBBB 4-0 2 FC6-4 11 S 36 1B BB	x 0-0 E4 1-2	SSS 0-3 ③ K	2 2	0 1	0 0	0 0	1 0	0 1	1 4
Inning Stats	R: 1 H: 2 E: 0 LOB: 2 K: 0 BB: 1 S: 6 P: 10	R: 0 H: 0 E: 0 LOB: 0 K: 0 BB: 0 S: 3 P: 3	R: 0 H: 0 E: 0 LOB: 0 K: 1 BB: 0 S: 5 P: 5	R: 2 H: 2 E: 0 LOB: 1 K: 1 BB: 1 S: 7 P: 11	R: 0 H: 1 E: 0 LOB: 2 K: 1 BB: 1 S: 6 P: 10	R: 0 H: 0 E: 0 LOB: 0 K: 0 BB: 1 S: 2 P: 6	R: 2 H: 1 E: 1 LOB: 1 K: 1 BB: 2 S: 6 P: 14	R: 0 H: 1 E: 1 LOB: 2 K: 1 BB: 0 S: 7 P: 7	R: 2 H: 0 E: 0 LOB: 3 K: 3 BB: 5 S: 9 P: 29	1B: 6 SF: 0 2B: 1 SAC: 0 3B: 0 DP: 1 HR: 0 HBP: 0						

	AB	34
	R	7
	H	7
	RBI	6
	BB	11
	SO	8
	LOB	26

WP: 0 PA: 45
PB: 0
SB: 2
CS: 0

PITCHER		IP	WLS	BF	H	R	ER	SO	BB	IBB	HBP	BLK	WP	HR	S	P	ERA	WHIP
57 David Hale, R ERA: 5.11	(1, 1)	4.1	L	21	5	3	3	2	3	0	0	0	0	0	23	35	6.23	1.846
43 Luis Avilán, L ERA:	(5, 1)	1.2		5	0	0	0	1	1	0	0	0	0	0	6	10	0.00	0.600
63 Luis Vasquez, R ERA: 2.45	(7, 1)	1.0		6	1	2	1	1	2	0	0	0	0	0	6	14	9.00	3.000
46 Craig Kimbrel, R ERA: 1.29	(8, 1)	1.0		5	1	0	0	1	0	0	0	0	0	0	7	7	0.00	1.000
65 Juan Jaime, R ERA: 5.06	(9, 1)	0.1		5	0	2	2	1	4	0	0	0	0	0	3	19	54.00	12.000

PITCHER		IP	WLS	BF	H	R	ER	SO	BB	IBB	HBP	BLK	WP	HR	S	P	ERA	WHIP
80 Ryne Harper, R ERA:	(9, 1)	0.2		3	0	0	0	2	1	0	0	0	0	0	6	10	0.00	1.500

BOTTOM

Batter	1	2	3	4	5	6	7	8	9	AB	R	H	RBI	BB	SO	LOB
22 Jason Heyward, L (1, 9) OBP: 0.383, SLG: 0.558	G6-3		P3			G4-3 2-3		F9		3	0	0	0	0	0	2
20 Todd Cunningham, S (7, 9) OBP: 0.214, SLG: 0.423										1	0	0	0	0	0	1
2 B.J. Upton, R (1, 8) OBP: 0.341, SLG: 0.325	K			P6		F8			G4-3	3	0	0	0	0	1	1
63 Luis Vasquez, R (7, 1)										0	0	0	0	0	0	0
84 Tommy La Stella, L (8, 4) OBP: 0.367, SLG: 0.372										1	0	0	0	0	0	0
5 Freddie Freeman, L (1, 3) OBP: 0.395, SLG: 0.447	P6			G4-3			G4-3		F9	3	0	0	0	0	0	0
59 Ernesto Mejia, R (8, 3) OBP: 0.341, SLG: 0.474										1	0	0	0	0	0	0
8 Justin Upton, R (1, 7) OBP: 0.256, SLG: 0.314		K		F8			26 PB 2B		BB 69 1B	3	0	1	0	0	1	0
13 Jose Constanza, L (7, PR) (8, 7) OBP: 0.417, SLG: 0.455										0	0	0	0	1	0	0
23 Chris Johnson, R (1, 5) OBP: 0.298, SLG: 0.391		G6-3			K		G6-3		1B 1-2	3	0	0	0	0	1	1
69 Phil Gosselin, R (8, 5) OBP: 0.353, SLG: 0.529										1	0	1	0	0	0	0
26 Dan Uggla, R (1, 4) OBP: 0.404, SLG: 0.556		K			F7		G6-3 2-3		F8	3	0	0	0	0	1	1
46 Craig Kimbrel, R (8, 1)										0	0	0	0	0	0	0
67 Elmer Reyes, R (9, 6) OBP: 0.320, SLG: 0.333										1	0	0	0	0	0	2
19 Andrelton Simmons, R (1, 6) OBP: 0.298, SLG: 0.295			57 SH1-3 1B		P5			G6-3		3	0	1	0	0	0	0
65 Juan Jaime, R (9, 1)										0	0	0	0	0	0	0
80 Ryne Harper, R (9, 1)										0	0	0	0	0	0	0
83 Steven Lerud, L (1, 2) OBP: 0.615, SLG: 0.583			K			G3		58 F8 2B		2	0	0	0	0	1	1
17 Jordan Schafer, L (7, 8) OBP: 0.283, SLG: 0.372										1	0	1	0	0	0	0
57 David Hale, R (1, 1)			SH1-3 1-2			22 G4-3 2B		F8 2-3		0	0	0	0	0	0	0
43 Luis Avilán, L (5, 1)										0	0	0	0	0	0	0
4 Ryan Doumit, S (6, PH) OBP: 0.306, SLG: 0.364										1	0	1	0	0	0	0
58 Christian Bethancourt, R (7, 2) OBP: 0.167, SLG: 0.167										1	0	0	0	0	0	1
Inning Stats	R: 0 E: 0 K: 1 S: 5 H: 0 LOB: 0 BB: 0 P: 5	R: 0 E: 0 K: 2 S: 7 H: 0 LOB: 0 BB: 0 P: 7	R: 0 E: 0 K: 1 S: 6 H: 1 LOB: 1 BB: 0 P: 6	R: 0 E: 0 K: 0 S: 3 H: 0 LOB: 0 BB: 0 P: 3	R: 0 E: 0 K: 1 S: 5 H: 0 LOB: 0 BB: 0 P: 5	R: 0 E: 0 K: 0 S: 4 H: 1 LOB: 1 BB: 0 P: 4	R: 0 E: 0 K: 0 S: 4 H: 1 LOB: 2 BB: 0 P: 5	R: 0 E: 0 K: 0 S: 4 H: 1 LOB: 1 BB: 0 P: 4	R: 0 E: 0 K: 0 S: 4 H: 1 LOB: 2 BB: 1 P: 8	1B: 2 2B: 3 3B: 0 HR: 0	SF: 0 SAC: 1 DP: 0 HBP: 0						

PITCHER	IP	WLS	BF	H	R	ER	SO	BB	IBB	HBP	BLK	WP	HR	S	P	ERA	WHIP
47 Iván Nova, R (1, 1) ERA: 3.66	6.1	W	21	2	0	0	5	0	0	0	0	0	0	31	31	0.00	0.316
88 Danny Burawa, R (7, 1) ERA: 2.45	0.2		3	1	0	0	0	0	0	0	0	0	0	3	4	0.00	1.500
90 Shane Greene, R (8, 1) ERA: 3.18	0.2		3	1	0	0	0	0	0	0	0	0	0	3	3	0.00	1.500
64 Cesar Cabral, L (8, 1) ERA:	0.2		2	0	0	0	0	0	0	0	0	0	0	2	2	0.00	0.000
68 Dellin Betances, R (9, 1) ERA: 0.93	0.2		4	1	0	0	0	1	0	0	0	0	0	3	7	0.00	3.000

PITCHER	IP	WLS	BF	H	R	ER	SO	BB	IBB	HBP	BLK	WP	HR	S	P	ERA	WHIP

New York Yankees @ Atlanta Braves

Champion Stadium, Lake Buena Vista, FL

Wed Mar 19 2014, 1:09 PM - 4:04 PM EDT

Att. 10,413 - Partly Cloudy - 72 F

livebaseballscorecards.com

AB	31
R	0
H	5
RBI	0
BB	1
SO	5
LOB	10

1B: 2 2B: 3 3B: 0 HR: 0 | SF: 0 SAC: 1 DP: 0 HBP: 0

WP: 0 PB: 1 SB: 0 CS: 0 PA: 33

Batter	1	2	3	4	5	6	7	8	9	AB	R	H	RBI	BB	SO	LOB
31 Ichiro Suzuki, L (1, 8) OBP: 0.270, SLG: 0.235 73 Antoan Richardson, S (7, 8) OBP: 0.316, SLG: 0.368	F8		G5-3		45 1B 2-H 3-H 1B		G6-3			4 0	0 0	1 0	2 0	0 0	0 0	1 0
45 Dean Anna, L (1, 6) OBP: 0.361, SLG: 0.233 79 Carmen Angelini, R (8, 6)	K		G4-3		1-2 1B			G3		4 0	0 0	1 0	0 0	0 0	1 0	0 0
26 Eduardo Núñez, R (1, 5) OBP: 0.278, SLG: 0.429 80 Jose Gil, R (8, 3) OBP: 0.375, SLG: 0.357	1B			B1-3	G1-3			F9		4 0	0 0	1 0	0 0	0 0	0 0	2 0
25 Mark Teixeira, S (1, 3) OBP: 0.385, SLG: 0.211 81 Ali Castillo, R (8, PR) (8, 4)	P2			G1		G6-3		BB		3 0	0 0	0 0	0 0	1 0	0 0	1 0
29 Francisco Cervelli, R (1, 2) OBP: 0.515, SLG: 0.968 53 Austin Romine, R (8, PH) OBP: 0.267, SLG: 0.185 (8, 2)		HR		G6-3		G5-3		F9		3 1	1 0	1 0	1 0	0 0	0 0	0 1
24 Scott Sizemore, R (1, 4) OBP: 0.400, SLG: 0.333 José Pirela, R (5, 4) OBP: 0.375, SLG: 0.522 (8, 5)		K			F9	F9			G6-3	2 2	0 0	0 0	0 0	0 0	1 0	0 0
89 Yangervis Solarte, S (1, 7) OBP: 0.514, SLG: 0.636 76 Ben Gamel, L (7, 7) OBP: 0.200, SLG: 0.200		K			G3-1		G5-3		G4-3	3 1	0 0	0 0	0 0	0 0	1 0	0 0
65 Zoilo Almonte, S (1, 9) OBP: 0.433, SLG: 0.607 95 Adonis García, R (7, 9) OBP: 0.444, SLG: 0.519		G3			98 2B 31 1B BB		G5-3		1B	2 1	1 0	0 1	0 0	1 0	0 0	0 0
98 Zelous Wheeler, R (1, 10) OBP: 0.406, SLG: 0.536 66 John Ryan Murphy, R (9, PH) OBP: 0.111, SLG: 0.192 (9, 10)			G6-3		31 1B 1-3 2B		BB		K	2 1	1 0	1 0	0 0	1 0	0 1	0 1
Inning Stats	R: 0 E: 0 K: 1 S: 6 H: 1 LOB: 1 BB: 0 P: 6	R: 1 E: 0 K: 2 S: 9 H: 1 LOB: 0 BB: 0 P: 9	R: 0 E: 0 K: 0 S: 3 H: 0 LOB: 0 BB: 0 P: 3	R: 0 E: 0 K: 0 S: 3 H: 0 LOB: 0 BB: 0 P: 3	R: 2 E: 0 K: 0 S: 6 H: 3 LOB: 2 BB: 1 P: 10	R: 0 E: 0 K: 0 S: 3 H: 0 LOB: 0 BB: 0 P: 3	R: 0 E: 0 K: 0 S: 3 H: 0 LOB: 1 BB: 1 P: 7	R: 0 E: 0 K: 0 S: 3 H: 0 LOB: 1 BB: 1 P: 7	R: 0 E: 0 K: 1 S: 6 H: 1 LOB: 1 BB: 0 P: 6	1B: 4 2B: 1 3B: 0 HR: 1 SF: 0 SAC: 0 DP: 0 HBP: 0						

PITCHER	IP	WLS	BF	H	R	ER	SO	BB	IBB	HBP	BLK	WP	HR	S	P	ERA	WHIP
11 Clay Buchholz, R (1, 1) ERA: 2.77	5.0	L	21	5	3	3	3	1	0	0	0	0	1	27	31	5.40	1.200
55 Chris Capuano, L (6, 1) ERA: 2.45	3.0		11	0	0	0	0	2	0	0	0	0	0	9	17	0.00	0.667
66 Drake Britton, L (9, 1) ERA: 7.27	1.0		4	1	0	0	1	0	0	0	0	0	0	6	6	0.00	1.000

PITCHER	IP	WLS	BF	H	R	ER	SO	BB	IBB	HBP	BLK	WP	HR	S	P	ERA	WHIP

New York Yankees @ Boston Red Sox

JetBlue Park, Ft. Myers, FL

Thu Mar 20 2014, 7:13 PM - 9:58 PM EDT

Att. 9,750 - Clear - 76 F

TOP

livebaseballscorecards.com

AB	33
R	3
H	6
RBI	3
BB	3
SO	4
LOB	6

WP: 0 PB: 0 SB: 0 CS: 0 PA: 36

New York Yankees @ Boston Red Sox

JetBlue Park, Ft. Myers, FL

Thu Mar 20 2014, 7:13 PM - 9:58 PM EDT

Att. 9,750 - Clear - 76 F

BOTTOM

livebaseballscorecards.com

Batter	1	2	3	4	5	6	7	8	9	AB	R	H	RBI	BB	SO	LOB
38 Grady Sizemore, L (1, 8) OBP: 0.385, SLG: 0.400	G4-3		G4-3			15 2B 18 G1-3 1B		L6		4	1	1	0	0	0	0
18 Shane Victorino, S (1, 9) OBP: 0.294, SLG: 0.267	34 WP 2B			K		G1-3		1B		3	0	1	0	0	1	2
72 Corey Brown, L (7, 9) OBP: 0.435, SLG: 0.650										1	0	1	0	0	0	0
15 Dustin Pedroia, R (1, 4) OBP: 0.306, SLG: 0.486	F8			G5-3		2B		K		3	0	1	2	0	0	1
11 Mookie Betts, R (8, 4)										1	0	0	0	0	1	1
34 David Ortiz, L (1, 10) OBP: 0.143, SLG: 0.188	G4-3			F7		BB			G1-3	2	0	0	0	1	0	1
61 Dan Butler, R (6, PR) OBP: 0.267, SLG: 0.154										1	0	0	0	0	0	0
(7, 10)																
12 Mike Napoli, R (1, 3) OBP: 0.243, SLG: 0.457		K			G6-3	P3			G6-3	3	0	0	0	0	1	2
48 Mike McCoy, R (8, 6) OBP: 0.200, SLG: 0.111										1	0	0	0	0	0	0
29 Daniel Nava, S (1, 7) OBP: 0.421, SLG: 0.533		K			2 G4-6-3 BB		F8		G4-3	3	0	0	0	1	1	0
(8, 3)																
2 Xander Bogaerts, R (1, 6) OBP: 0.300, SLG: 0.324		G6-3			G4-6-3		F8			3	0	0	0	0	0	1
82 Matty Johnson, S (8, 7)										0	0	0	0	0	0	0
3 David Ross, R (1, 2) OBP: 0.211, SLG: 0.222			G6-3			10 FC4-6 1B	P3			2	0	1	0	0	0	0
20 Ryan Lavarnway, R (7, 2) OBP: 0.394, SLG: 0.567										1	0	0	0	0	0	0
10 Jonathan Herrera, S (1, 5) OBP: 0.250, SLG: 0.290			L4			FC4-6 18 G1-3 38 1B 15 2B		G4-3		2	0	0	0	0	0	1
84 Carlos Rivero, R (6, PR)										1	1	0	0	0	0	0
(7, 5)																
Inning Stats	R: 0 E: 0 K: 0 S: 4 H: 1 LOB: 1 BB: 0 P: 5	R: 0 E: 0 K: 2 S: 7 H: 0 LOB: 0 BB: 0 P: 7	R: 0 E: 0 K: 0 S: 3 H: 0 LOB: 0 BB: 0 P: 3	R: 0 E: 0 K: 1 S: 5 H: 0 LOB: 0 BB: 0 P: 5	R: 0 E: 0 K: 0 S: 2 H: 0 LOB: 0 BB: 1 P: 6	R: 2 E: 0 K: 0 S: 6 H: 3 LOB: 2 BB: 1 P: 10	R: 0 E: 0 K: 0 S: 3 H: 0 LOB: 0 BB: 0 P: 3	R: 0 E: 0 K: 1 S: 6 H: 1 LOB: 1 BB: 0 P: 6	R: 0 E: 0 K: 0 S: 3 H: 0 LOB: 0 BB: 0 P: 3	1B: 3 2B: 2 3B: 0 HR: 0 SF: 0 SAC: 0 DP: 1 HBP: 0							

	AB	31
	R	2
	H	5
	RBI	2
	BB	2
	SO	4
	LOB	9

WP: 1 PB: 0 SB: 0 CS: 0 PA: 33

PITCHER		IP	WLS	BF	H	R	ER	SO	BB	IBB	HBP	BLK	WP	HR	S	P	ERA	WHIP
41 David Phelps, R ERA: 2.75	(1, 1)	6.0	W	23	4	2	2	3	2	0	0	0	1	0	27	36	3.00	1.000
57 Chris Leroux, R ERA:	(7, 1)	1.1	H	4	0	0	0	0	0	0	0	0	0	0	4	4	0.00	0.000
92 Fred Lewis, L ERA:	(8, 1)	0.2	H	3	1	0	0	1	0	0	0	0	0	0	5	5	0.00	1.500
40 Matt Daley, R ERA:	(9, 1)	1.0	S	3	0	0	0	0	0	0	0	0	0	0	3	3	0.00	0.000

PITCHER	IP	WLS	BF	H	R	ER	SO	BB	IBB	HBP	BLK	WP	HR	S	P	ERA	WHIP

Batter	1	2	3	4	5	6	7	8	9	AB	R	H	RBI	BB	SO	LOB
5 Josh Harrison, R (1, 7) (7, 5) OBP: 0.375, SLG: 0.567	0-0 22 CS 1B		0-3 K 1-2			0-0 G5-3			0-0 P4	4	0	1	0	0	1	1
18 Neil Walker, S (1, 10) OBP: 0.286, SLG: 0.333	0-0 F9			0-0 22 1B 1B		0-0 G6-3			0-0 G4-3	4	0	1	0	0	0	1
22 Andrew McCutchen, R (1, 8) OBP: 0.576, SLG: 1.000 23 Travis Snider, L (6, 9) OBP: 0.344, SLG: 0.516	0-3 K 1-2			0-0 26 G5-4-3 1-2 1B		0-0 F8			0-0 G6-3	3	0	1	0	0	1	1
										1	0	0	0	0	0	0
17 Gaby Sanchez, R (1, 3) OBP: 0.417, SLG: 0.450 57 Andrew Lambo, L (7, 3) OBP: 0.190, SLG: 0.105		0-0 G6-3		0-3 K			0-3 K			3	0	0	0	0	2	2
										0	0	0	0	0	0	0
26 Tony Sanchez, R (1, 2) OBP: 0.333, SLG: 0.485 66 Nevin Ashley, R (8, 2)		4-0 31 G5-3 10 1B BB		0-0 G5-4-3 1-2f			0-0 G4-3			2	0	0	0	1	0	2
										0	0	0	0	0	0	0
10 Jordy Mercer, R (1, 6) OBP: 0.344, SLG: 0.231 14 Jaff Decker, L (7, 7) OBP: 0.229, SLG: 0.324		0-0 1-2 1B			0-0 E4 70 FC5-4		0-3 K			3	0	1	0	0	1	0
										0	0	0	0	0	0	0
31 Jose Tabata, R (1, 9) OBP: 0.121, SLG: 0.152 25 Chris Dickerson, L (5, 9) (6, 8) OBP: 0.433, SLG: 0.423		0-0 G5-3 2-3f			0-3 K			0-0 G6-3		2	0	0	0	0	1	3
										1	0	0	0	0	0	0
70 Michael Martinez, S (1, 4) OBP: 0.387, SLG: 0.433			0-3 K		0-0 FC5-4 1-2f			0-0 G5-3		3	0	0	0	0	1	1
59 Robert Andino, R (1, 5) (7, 6) OBP: 0.188, SLG: 0.226			0-0 E5 5 CS		0-0 G1-3			0-3 K		3	0	0	0	0	1	1
Inning Stats	R: 0 H: 1 E: 0 LOB: 1 K: 1 BB: 0 S: 5 P: 5	R: 0 H: 1 E: 0 LOB: 1 K: 0 BB: 1 S: 3 P: 7	R: 0 H: 0 E: 1 LOB: 1 K: 2 BB: 0 S: 7 P: 7	R: 0 H: 2 E: 0 LOB: 1 K: 1 BB: 0 S: 6 P: 6	R: 0 H: 0 E: 1 LOB: 1 K: 1 BB: 0 S: 6 P: 6	R: 0 H: 0 E: 0 LOB: 0 K: 0 BB: 0 S: 3 P: 3	R: 0 H: 0 E: 0 LOB: 0 K: 2 BB: 0 S: 7 P: 7	R: 0 H: 0 E: 0 LOB: 0 K: 1 BB: 0 S: 5 P: 5	R: 0 H: 0 E: 0 LOB: 0 K: 0 BB: 0 S: 3 P: 3	1B: 4 SF: 0 2B: 2 SAC: 0 3B: 0 DP: 4 HR: 0 HBP: 0						

TOP

Pittsburgh Pirates @ New York Yankees

George M. Steinbrenner Field, Tampa, FL

Fri Mar 21 2014, 7:05 PM - 9:43 PM EDT

Att. 10,890 - Clear - 83 F

livebaseballscorecards.com

AB	29
R	0
H	4
RBI	0
BB	1
SO	8
LOB	12

WP: 0 PA: 30
PB: 0
SB: 0
CS: 2

PITCHER		IP	WLS	BF	H	R	ER	SO	BB	IBB	HBP	BLK	WP	HR	S	P	ERA	WHIP
52 CC Sabathia, L ERA: 1.59	(1, 1)	7.0	W	24	4	0	0	7	1	0	0	0	0	0	37	41	0.00	0.714
48 Matt Thornton, L ERA: 9.0	(8, 1)	0.2		2	0	0	0	0	0	0	0	0	0	0	2	2	0.00	0.000
27 Shawn Kelley, R ERA: 1.59	(8, 1)	0.1		1	0	0	0	1	0	0	0	0	0	0	3	3	0.00	0.000
30 David Robertson, R ERA:	(9, 1)	1.0		3	0	0	0	0	0	0	0	0	0	0	3	3	0.00	0.000

PITCHER	IP	WLS	BF	H	R	ER	SO	BB	IBB	HBP	BLK	WP	HR	S	P	ERA	WHIP

BOTTOM

Pittsburgh Pirates @ New York Yankees

George M. Steinbrenner Field, Tampa, FL

Fri Mar 21 2014, 7:05 PM - 9:43 PM EDT

Att. 10,890 - Clear - 83 F

livebaseballscorecards.com

Batter	1	2	3	4	5	6	7	8	9	AB	R	H	RBI	BB	SO	LOB
11 Brett Gardner, L (1, 8) OBP: 0.357, SLG: 0.333	F7	FC4-6 2 G6-3 2 S 1-2f 2-3 3-H		G6-3			K			3	0	0	1	0	0	2
73 Antoan Richardson, S (6, 8) OBP: 0.300, SLG: 0.350										1	0	0	0	0	1	0
2 Derek Jeter, R (1, 6) OBP: 0.182, SLG: 0.146	K	G6-3 1-3 3-H			G4-3			25 G5-3 95 BB 1B		3	0	0	1	0	1	1
45 Dean Anna, L (8, 6) OBP: 0.378, SLG: 0.258										1	0	1	0	0	0	0
36 Carlos Beltrán, S (1, 9) OBP: 0.250, SLG: 0.410	25 BB 34 2B 1B	K			F8			25 G5-3 1-2 BB		3	1	1	0	0	1	1
95 Adonis García, R (8, 9) OBP: 0.464, SLG: 0.519										0	0	0	0	1	0	0
25 Mark Teixeira, S (1, 3) OBP: 0.367, SLG: 0.182	34 2B 12 WP 1-2 BB		F9		K			G5-3 1-2 2-3		3	1	0	0	1	1	2
70 Russ Canzler, R (9, 3) OBP: 0.200, SLG: 0.158										0	0	0	0	0	0	0
34 Brian McCann, L (1, 2) OBP: 0.316, SLG: 0.412	12 WP 1-3 2-H 2B		K			L7		L3		4	0	1	1	0	1	2
12 Alfonso Soriano, R (1, 7) OBP: 0.281, SLG: 0.355	G6-3 2-3 3-H		E4 1B			F8		BB		3	0	1	0	0	0	1
65 Zoilo Almonte, S (8, 7) OBP: 0.452, SLG: 0.607										0	0	0	0	1	0	0
33 Kelly Johnson, L (1, 5) OBP: 0.390, SLG: 0.424		31 1B 14 1B 11 FC4-6 BB	F7			G4-3		K		2	1	0	0	1	0	1
98 Zelous Wheeler, R (7, 5) OBP: 0.394, SLG: 0.517										1	0	0	0	0	1	3
14 Brian Roberts, S (1, 4) OBP: 0.361, SLG: 0.323		11 FC4-6 31 1B 2 G6-3 1-2 1B		G4-3			P3			3	1	1	0	0	0	0
89 Yangervis Solarte, S (8, 4) OBP: 0.514, SLG: 0.636										0	0	0	0	0	0	0
31 Ichiro Suzuki, L (1, 10) OBP: 0.275, SLG: 0.243		11 FC4-6 1-2 2-3 1B		G4-3			G5-3			3	0	1	0	0	0	0
Inning Stats	R: 2 E: 0 K: 1 S: 7 H: 2 LOB: 1 BB: 1 P: 12	R: 2 E: 0 K: 1 S: 7 H: 2 LOB: 1 BB: 1 P: 12	R: 0 E: 1 K: 1 S: 6 H: 1 LOB: 1 BB: 0 P: 6	R: 0 E: 0 K: 0 S: 3 H: 0 LOB: 0 BB: 0 P: 3	R: 0 E: 0 K: 1 S: 5 H: 0 LOB: 0 BB: 0 P: 5	R: 0 E: 0 K: 0 S: 3 H: 0 LOB: 0 BB: 0 P: 3	R: 0 E: 0 K: 1 S: 5 H: 0 LOB: 0 BB: 0 P: 5	R: 0 E: 0 K: 1 S: 6 H: 1 LOB: 3 BB: 2 P: 14		1B: 5 2B: 1 3B: 0 HR: 0	SF: 0 SAC: 0 DP: 0 HBP: 0			WP: 1 PB: 0 SB: 1 CS: 0	PA: 34		

PITCHER		IP	WLS	BF	H	R	ER	SO	BB	IBB	HBP	BLK	WP	HR	S	P	ERA	WHIP
36 Edinson Volquez, R ERA: 9.64	(1, 1)	5.0	L	22	5	4	4	4	2	0	0	0	1	0	28	38	7.20	1.400
52 Andy Oliver, L ERA: 4.5	(6, 1)	1.0		3	0	0	0	0	0	0	0	0	0	0	3	3	0.00	0.000
68 Jay Jackson, R ERA: 2.0	(7, 1)	1.0		3	0	0	0	1	0	0	0	0	0	0	5	5	0.00	0.000
43 Daniel Schlereth, L ERA:	(8, 1)	1.0		6	1	0	0	1	2	0	0	0	0	0	6	14	0.00	3.000

PITCHER	IP	WLS	BF	H	R	ER	SO	BB	IBB	HBP	BLK	WP	HR	S	P	ERA	WHIP

AB	30
R	4
H	6
RBI	3
BB	4
SO	6
LOB	13

Batter	1	2	3	4	5	6	7	8	9	AB	R	H	RBI	BB	SO	LOB
11 Brett Gardner, L (1, 10) OBP: 0.333, SLG: 0.308 Roybell Herrera, R (7, PH) OBP: 1.000, SLG: 1.000 (7, 10)	G1-3			F8	G3-4-1		26 FC8-5 1-2 3-H 1B		BB 81 FC6-4	3 0 0 0 0 0 0 1 0 1 1 1 0 0						
26 Eduardo Núñez, R (1, 6) OBP: 0.275, SLG: 0.410 81 Ali Castillo, R (7, 6)	G1-3			33 1B 24 WP 1B	G5-3		FC8-5 1-2 2-3f		1-2f FC6-4	4 1 1 0 0 0 2 1 0 0 0 0 0 1						
33 Kelly Johnson, L (1, 3) OBP: 0.378, SLG: 0.405 Francisco Arcia, L (7, 3) OBP: 0.333, SLG: 0.615	P4			24 WP 29 HBP 1-3 24 1B 1B	F8		G4-3			4 1 1 0 0 0 2 0 0 0 0 0 0 0						
29 Francisco Cervelli, R (1, 2) OBP: 0.500, SLG: 0.909 80 Jose Gil, R (7, 2) OBP: 0.353, SLG: 0.333		F8		24 WP 1-2 24 1B HBP		F7		G6-3		2 1 0 0 0 0 0 1 0 0 0 0 0 0						
24 Scott Sizemore, R (1, 5) OBP: 0.389, SLG: 0.333 95 Adonis García, R (7, 5) OBP: 0.448, SLG: 0.500		G5-3		65 FC4-6 45 1B 98 2B 1-H 2-H 3-H 1B		L6		K		3 1 1 2 0 0 0 1 0 0 0 0 1 0						
45 Dean Anna, L (1, 4) OBP: 0.375, SLG: 0.265 89 Yangervis Solarte, S (7, 4) OBP: 0.526, SLG: 0.647		F8		65 FC4-6 1-2 1B		F8		1B		3 0 1 0 0 0 0 1 0 1 0 0 0 0						
65 Zoilo Almonte, S (1, 9) OBP: 0.457, SLG: 0.625		98 G6-4-3 1B		FC4-6 98 2B 1-2f 2-3			98 1B 1B 2B	G6-3		4 1 2 0 0 0 3						
98 Zelous Wheeler, R (1, 7) OBP: 0.417, SLG: 0.563 Ramón Flores, L (7, 7) OBP: 0.300, SLG: 0.407		G6-4-3 1-2f		1-3 3-H 2B			26 FC8-5 1B 2-3 1B		G1-3	3 0 2 1 0 0 1 1 0 0 0 0 0 0						
73 Antoan Richardson, S (1, 8) OBP: 0.261, SLG: 0.304 Mason Williams, L (7, 8) OBP: 0.185, SLG: 0.250		K		F8			F8		G2	3 0 0 0 0 1 4 1 0 0 0 0 0 0						

TOP

New York Yankees @ Minnesota Twins

Hammond Stadium, Fort Myers, FL

Sat Mar 22 2014, 1:05 PM - 3:47 PM EDT
Att. 9,298 - Partly Cloudy - 77 F

livebaseballscorecards.com

AB	36
R	5
H	10
RBI	4
BB	1
SO	2
LOB	13

Inning Stats	1	2	3	4	5	6	7	8	9
	R: 0 E: 0 K: 0 S: 3	R: 0 E: 0 K: 0 S: 3	R: 0 E: 0 K: 1 S: 5	R: 4 E: 0 K: 0 S: 8	R: 0 E: 0 K: 0 S: 3	R: 0 E: 0 K: 0 S: 3	R: 1 E: 0 K: 0 S: 6	R: 0 E: 0 K: 1 S: 6	R: 0 E: 0 K: 0 S: 3
	H: 0 LOB: 0 BB: 0 P: 3	H: 0 LOB: 0 BB: 0 P: 3	H: 1 LOB: 0 BB: 0 P: 5	H: 5 LOB: 2 BB: 0 P: 10	H: 0 LOB: 0 BB: 0 P: 3	H: 0 LOB: 0 BB: 0 P: 3	H: 3 LOB: 2 BB: 0 P: 6	H: 1 LOB: 1 BB: 0 P: 6	H: 0 LOB: 1 BB: 1 P: 7

1B: 8	SF: 0
2B: 2	SAC: 0
3B: 0	DP: 1
HR: 0	HBP: 1

WP: 1	PA: 38
PB: 0	
SB: 0	
CS: 0	

PITCHER	IP	WLS	BF	H	R	ER	SO	BB	IBB	HBP	BLK	WP	HR	S	P	ERA	WHIP
30 Kevin Correia, R (1, 1) ERA: 6.0	6.0	L	24	6	4	4	1	0	0	1	0	1	0	25	27	6.00	1.000
51 Anthony Swarzak, R (7, 1) ERA: 5.87	2.0		10	4	1	1	1	0	0	0	0	0	0	12	12	4.50	2.000
15 Glen Perkins, L (9, 1) ERA: 4.5	1.0		4	0	0	0	0	1	0	0	0	0	0	3	7	0.00	1.000

PITCHER	IP	WLS	BF	H	R	ER	SO	BB	IBB	HBP	BLK	WP	HR	S	P	ERA	WHIP

BOTTOM

New York Yankees @ Minnesota Twins

Hammond Stadium, Fort Myers, FL

Sat Mar 22 2014, 1:05 PM - 3:47 PM EDT

Att. 9,298 - Partly Cloudy - 77 F

livebaseballscorecards.com

Batter	1	2	3	4	5	6	7	8	9	AB	R	H	RBI	BB	SO	LOB
2 Brian Dozier, R (1, 4) OBP: 0.295, SLG: 0.415	0-0 8 G6-3 7 G3 2B		0-1 7 BB 8 E 1-2 1B		0-0 F9		0-0 P4			3	1	2	0	0	0	0
11 Jason Bartlett, R (7, 4) OBP: 0.143, SLG: 0.063										1	0	0	0	0	0	0
8 Kurt Suzuki, R (1, 2) OBP: 0.281, SLG: 0.233	0-0 G6-3 2-3		0-0 E5 7 BB 1-2			0-0 16 HBP 13 2B 1B		0-3 K		4	1	1	0	0	1	2
7 Joe Mauer, L (1, 3) OBP: 0.400, SLG: 0.303	0-0 G3 3-H		4-0 1-2 2-3 BB			0-3 K		0-3 K		2	0	0	1	1	1	1
55 Chris Colabello, R (7, 3) OBP: 0.488, SLG: 0.545										1	0	0	0	0	1	0
16 Josh Willingham, R (1, 7) OBP: 0.200, SLG: 0.103	0-3 K		0-0 F7			1-0 13 2B 24 G5-3 1-2 HBP		0-3 K		2	0	0	0	0	1	3
1 Alex Presley, L (6, PR) OBP: 0.231, SLG: 0.143 (7, 7)										1	1	0	0	0	1	0
13 Jason Kubel, L (1, 10) OBP: 0.333, SLG: 0.333		0-0 P6		0-3 K		0-0 1-3 2-H 2B			0-3 K	3	0	1	1	0	1	0
22 Wilkin Ramirez, R (9, PH) OBP: 0.257, SLG: 0.364										1	0	0	0	0	1	0
24 Trevor Plouffe, R (1, 5) OBP: 0.302, SLG: 0.237		0-3 K		0-0 G6-3		0-0 G5-3 3-H			3-2 HR	3	0	0	1	0	1	2
5 Eduardo Escobar, S (7, 5) OBP: 0.306, SLG: 0.514										1	1	1	1	0	0	0
31 Oswaldo Arcia, L (1, 9) OBP: 0.308, SLG: 0.471		0-0 F7		0-0 G3		0-0 F7			0-3 K	3	0	0	0	0	0	2
12 Chris Herrmann, L (9, 9) OBP: 0.526, SLG: 0.563										1	0	0	0	0	1	0
32 Aaron Hicks, S (1, 8) OBP: 0.389, SLG: 0.543			0-0 2 CS 1B		0-0 F7		0-0 G2-3		0-3 K	3	0	1	0	0	0	0
27 Chris Parmelee, L (9, 8) OBP: 0.250, SLG: 0.297										1	0	0	0	0	1	0
25 Pedro Florimón, S (1, 6) OBP: 0.167, SLG: 0.091			0-3 K		0-3 K		0-3 K			3	0	0	0	0	3	1
17 Doug Bernier, R (8, 6) OBP: 0.412, SLG: 0.286										0	0	0	0	0	0	0

Inning Stats	1	2	3	4	5	6	7	8	9
	R: 1 H: 1 E: 0 LOB: 0 K: 1 BB: 0 S: 6 P: 6	R: 0 H: 0 E: 0 LOB: 0 K: 1 BB: 0 S: 5 P: 5	R: 0 H: 2 E: 1 LOB: 3 K: 1 BB: 1 S: 8 P: 12	R: 0 H: 0 E: 0 LOB: 0 K: 1 BB: 0 S: 5 P: 5	R: 0 H: 0 E: 0 LOB: 0 K: 1 BB: 0 S: 5 P: 5	R: 2 H: 2 E: 0 LOB: 2 K: 1 BB: 0 S: 7 P: 8	R: 0 H: 0 E: 0 LOB: 0 K: 1 BB: 0 S: 5 P: 5	R: 0 H: 0 E: 0 LOB: 0 K: 3 BB: 0 S: 9 P: 9	R: 1 H: 1 E: 0 LOB: 0 K: 3 BB: 0 S: 12 P: 15

1B: 3	SF: 0
2B: 2	SAC: 0
3B: 0	DP: 0
HR: 1	HBP: 1

WP: 0	PA: 35
PB: 0	
SB: 0	
CS: 1	

AB	33
R	4
H	6
RBI	4
BB	1
SO	13
LOB	11

PITCHER		IP	WLS	BF	H	R	ER	SO	BB	IBB	HBP	BLK	WP	HR	S	P	ERA	WHIP
19 Masahiro Tanaka, R ERA: 3.0	(1, 1)	5.2	W	24	5	3	3	6	1	0	1	0	0	0	35	40	4.76	1.059
92 Fred Lewis, L ERA:	(6, 1)	0.1	H	1	0	0	0	0	0	0	0	0	0	0	1	1	0.00	0.000
55 David Herndon, R ERA: 3.6	(7, 1)	1.0	H	3	0	0	0	1	0	0	0	0	0	0	5	5	0.00	0.000
90 Shane Greene, R ERA: 2.7	(8, 1)	1.0	H	3	0	0	0	3	0	0	0	0	0	0	9	9	0.00	0.000
63 Yoshinori Tateyama, R ERA: 1.29	(9, 1)	1.0	S	4	1	1	1	3	0	0	0	0	0	1	12	15	9.00	1.000

PITCHER	IP	WLS	BF	H	R	ER	SO	BB	IBB	HBP	BLK	WP	HR	S	P	ERA	WHIP

Batter	1	2	3	4	5	6	7	8	9	AB	R	H	RBI	BB	SO	LOB
39 Chris Getz, L (1, 4) OBP: 0.303, SLG: 0.355	G1-3		G4-3		G6-3 1-2		53 BB 1-2 BB		F9-3 1-1	3	0	0	0	0	0	2
66 Munenori Kawasaki, L (6, 6) OBP: 0.300, SLG: 0.222										0	0	0	0	1	0	0
31 Erik Kratz, R (9, PH) OBP: 0.458, SLG: 0.783										1	0	0	0	0	0	1
1 Jonathan Diaz, R (9, 6) OBP: 0.333, SLG: 0.125										0	0	0	0	0	0	0
53 Melky Cabrera, S (1, 7) OBP: 0.441, SLG: 0.589	G4-3		F9		3-H 2B		1-2 2-3 BB			3	0	1	0	1	0	0
72 Brett Carroll, R (7, 7)										0	0	0	0	0	0	0
19 José Bautista, R (1, 9) OBP: 0.455, SLG: 0.778	G1-3		G4-3		P3		K			4	0	0	0	0	1	4
18 Steve Tolleson, R (7, 4) OBP: 0.407, SLG: 0.348										0	0	0	0	0	0	0
10 Edwin Encarnación, R (1, 10) OBP: 0.321, SLG: 0.556		E5 26 1B 30 1B		G4-3		P2	F7			4	1	0	0	0	0	3
26 Adam Lind, L (1, 3) OBP: 0.426, SLG: 0.614		13 HBP 30 1B 1-2 1B		G3		2B		L4		4	0	2	0	0	0	0
68 Mike McDade, S (8, 3) OBP: 0.571, SLG: 0.400										0	0	0	0	0	0	0
30 Dioner Navarro, S (1, 2) OBP: 0.302, SLG: 0.317		13 HBP 1-2 2-H 1B		G3-1		F8		F9		4	0	1	1	0	0	1
22 Josh Thole, L (8, 2) OBP: 0.227, SLG: 0.273										0	0	0	0	0	0	0
28 Colby Rasmus, L (1, 8) OBP: 0.270, SLG: 0.333		K			13 1B 17 SH 1B	K		L4		3	1	1	0	0	2	3
8 Anthony Gose, L (7, 8) OBP: 0.314, SLG: 0.375										1	0	0	0	0	0	0
13 Brett Lawrie, R (1, 5) OBP: 0.360, SLG: 0.435		17 G3-6-1 1-2 2-3 HBP			17 SH 53 WP 1-2 1B		F9		G6-3	2	1	1	0	0	0	0
14 Moisés Sierra, R (7, 9) OBP: 0.318, SLG: 0.500										1	0	0	0	0	0	0
17 Ryan Goins, L (1, 6) OBP: 0.236, SLG: 0.216		G3-6-1 1-2f			SH 39 CS 1-3 2-H		53 BB 66 BB 1B		31 F9-3 1B	1	0	0	0	0	0	3
(6, 4)																
3 Maicer Izturis, S (7, PH) OBP: 0.300, SLG: 0.276										2	0	2	0	0	0	0
(7, 5)																
Inning Stats	R: 0 E: 0 K: 0 S: 3 H: 0 LOB: 0 BB: 0 P: 3	R: 1 E: 1 K: 1 S: 7 H: 2 LOB: 2 BB: 0 P: 9	R: 0 E: 0 K: 0 S: 3 H: 0 LOB: 0 BB: 0 P: 3	R: 0 E: 0 K: 0 S: 3 H: 0 LOB: 0 BB: 0 P: 3	R: 2 E: 1 K: 0 S: 6 H: 3 LOB: 1 BB: 0 P: 8	R: 0 E: 0 K: 1 S: 6 H: 1 LOB: 1 BB: 0 P: 6	R: 0 E: 0 K: 1 S: 6 H: 1 LOB: 3 BB: 2 P: 14	R: 0 E: 0 K: 0 S: 3 H: 0 LOB: 0 BB: 0 P: 3	R: 0 E: 0 K: 0 S: 3 H: 1 LOB: 0 BB: 0 P: 3	1B: 6 2B: 3 3B: 0 HR: 0 SF: 0 SAC: 1 DP: 2 HBP: 1						

PITCHER		IP	WLS	BF	H	R	ER	SO	BB	IBB	HBP	BLK	WP	HR	S	P	ERA	WHIP
35 Michael Pineda, R ERA: 1.2	(1, 1)	6.0	L	25	6	3	2	2	0	0	1	0	1	0	28	32	3.00	1.000
57 Chris Leroux, R ERA:	(7, 1)	0.1		1	0	0	0	0	0	0	0	0	0	0	1	1	0.00	0.000
64 Cesar Cabral, L ERA:	(7, 1)	0.0		3	1	0	0	0	2	0	0	0	0	0	1	9	∞	∞
68 Dellin Betances, R ERA: 0.87	(7, 1)	0.2		2	0	0	0	1	0	0	0	0	0	0	4	4	0.00	0.000
88 Danny Burawa, R ERA: 2.16	(8, 1)	1.0		3	0	0	0	0	0	0	0	0	0	0	3	3	0.00	0.000

PITCHER		IP	WLS	BF	H	R	ER	SO	BB	IBB	HBP	BLK	WP	HR	S	P	ERA	WHIP
61 Jim Miller, R ERA: 1.17	(9, 1)	1.0		3	1	0	0	0	0	0	0	0	0	0	3	3	0.00	1.000

Toronto Blue Jays @ New York Yankees

George M. Steinbrenner Field, Tampa, FL

Sun Mar 23 2014, 1:09 PM - 4:01 PM EDT

Att. 10,953 - Cloudy - 76 F

TOP

livebaseballscorecards.com

AB	33
R	3
H	8
RBI	1
BB	2
SO	3
LOB	17

WP: 1 PB: 0 SB: 0 CS: 1 PA: 37

BOTTOM

Toronto Blue Jays @ New York Yankees

George M. Steinbrenner Field, Tampa, FL

Sun Mar 23 2014, 1:09 PM - 4:01 PM EDT

Att. 10,953 - Cloudy - 76 F

livebaseballscorecards.com

Batter	1	2	3	4	5	6	7	8	9	AB	R	H	RBI	BB	SO	LOB
11 Brett Gardner, L (1, 7) OBP: 0.354, SLG: 0.333 24 Scott Sizemore, R (8, 5) OBP: 0.368, SLG: 0.313	G1-3		2 FC6-4 1B			2 G6-4-3 1B 2-3		K		3 1	0 0	2 0	0 0	0 0	0 1	0 0
2 Derek Jeter, R (1, 6) OBP: 0.170, SLG: 0.136 95 Adonis García, R (8, 9) OBP: 0.433, SLG: 0.483	F9		FC6-4 1-2f			G6-4-3 1-2f 3-H		G5-3		3 1	0 0	0 0	0 0	0 0	0 0	2 0
36 Carlos Beltrán, S (1, 9) OBP: 0.279, SLG: 0.452 98 Zelous Wheeler, R (8, 4) OBP: 0.432, SLG: 0.563	25 FC6-4 1B			F8					70 F9 73 1B BB	3 0	0 0	2 0	0 0	0 1	0 0	0 0
25 Mark Teixeira, S (1, 3) OBP: 0.324, SLG: 0.154	FC6-4 1-2f			G4-3		G5-6-3			K	4	0	0	0	0	1	3
34 Brian McCann, L (1, 2) OBP: 0.317, SLG: 0.405 73 Antoan Richardson, S (7, PR) OBP: 0.292, SLG: 0.333 (8, 7)		P5		G4-3			26 WP 14 PB 1B		1-2 1B	3 1	0 0	1 1	0 0	0 0	0 0	0 0
12 Alfonso Soriano, R (1, 10) OBP: 0.286, SLG: 0.353 70 Russ Canzler, R (9, PH) OBP: 0.190, SLG: 0.150		F9			14 G4-3 1B		F8		F9 2-3	3 1	0 0	1 0	0 0	0 0	0 0	1 2
14 Brian Roberts, S (1, 4) OBP: 0.333, SLG: 0.294 89 Yangervis Solarte, S (8, 6) OBP: 0.513, SLG: 0.629		F9			G4-3 1-2f		K 1-2		K	3 1	0 0	0 0	0 0	0 0	1 1	2 2
26 Eduardo Núñez, R (1, 5) OBP: 0.256, SLG: 0.381 80 Jose Gil, R (8, 2) OBP: 0.353, SLG: 0.333			F7		G6-3		F7 2-3			3 0	0 0	0 0	0 0	0 0	0 0	2 0
31 Ichiro Suzuki, L (1, 8) OBP: 0.279, SLG: 0.275			G4-3			11 1B 2 G6-4-3 2B		G4-3		3	1	1	0	0	0	0
Inning Stats	R: 0 H: 1 E: 0 LOB: 1 K: 0 BB: 0 S: 4 P: 4	R: 0 H: 0 E: 0 LOB: 0 K: 0 BB: 0 S: 3 P: 3	R: 0 H: 1 E: 0 LOB: 1 K: 0 BB: 0 S: 4 P: 4	R: 0 H: 0 E: 0 LOB: 0 K: 0 BB: 0 S: 3 P: 3	R: 0 H: 1 E: 0 LOB: 0 K: 0 BB: 0 S: 3 P: 3	R: 1 H: 3 E: 0 LOB: 1 K: 0 BB: 0 S: 5 P: 5	R: 0 H: 1 E: 0 LOB: 2 K: 0 BB: 0 S: 6 P: 7	R: 0 H: 0 E: 0 LOB: 0 K: 1 BB: 0 S: 5 P: 5	R: 0 H: 1 E: 0 LOB: 2 K: 2 BB: 1 S: 8 P: 12	1B: 6 2B: 2 3B: 0 HR: 0	SF: 0 SAC: 0 DP: 2 HBP: 0			WP: 1 PB: 1 SB: 0 CS: 0	PA: 34		

PITCHER	IP	WLS	BF	H	R	ER	SO	BB	IBB	HBP	BLK	WP	HR	S	P	ERA	WHIP
56 Mark Buehrle, L (1, 1) ERA: 2.38	6.1	W	24	7	1	1	0	0	0	0	0	0	0	24	24	1.42	1.105
21 Sergio Santos, R (7, 1) ERA: 2.25	0.2	H	2	0	0	0	1	0	0	0	0	1	0	4	5	0.00	0.000
27 Brett Cecil, L (8, 1) ERA:	1.0	H	3	0	0	0	1	0	0	0	0	0	0	5	5	0.00	0.000
50 Steve Delabar, R (9, 1) ERA:	0.1	H	2	0	0	0	1	1	0	0	0	0	0	3	7	0.00	3.000
62 Aaron Loup, L (9, 1) ERA: 4.91	0.2	S	3	1	0	0	1	0	0	0	0	0	0	5	5	0.00	1.500

PITCHER	IP	WLS	BF	H	R	ER	SO	BB	IBB	HBP	BLK	WP	HR	S	P	ERA	WHIP

AB	33
R	1
H	8
RBI	0
BB	1
SO	4
LOB	14

Philadelphia Phillies @ New York Yankees

George M. Steinbrenner Field, Tampa, FL

Tue Mar 25 2014, 7:07 PM - 10:19 PM EDT

Att. 10,894 - Partly Cloudy - 65 F

livebaseballscorecards.com

Batter	1	2	3	4	5	6	7	8	9	AB	R	H	RBI	BB	SO	LOB
2 Ben Revere, L (1, 8) OBP: 0.391, SLG: 0.414 Clete Thomas, L (8, PH) OBP: 0.263, SLG: 0.222 (8, 9)	BBBB 4-0 26 F8 26 S BB	X 0-0 ③ G4-3			CCC 0-3 ① K	X 0-0 26 G5-3 11 G3 1B	X 0-0 ③ G6-3			3 1	0 0	1 0	0 0	1 0	1 0	1 3
11 Jimmy Rollins, S (1, 6) OBP: 0.294, SLG: 0.386 17 Reid Brignac, L (7, 6) OBP: 0.455, SLG: 0.500	X 0-0 ① F8		X 0-0 ① G5-3		X 0-0 ② F9		X 0-0 ① G3 1-2		SST 0-2 ① K	4 1	0 0	0 0	0 0	0 0	0 1	2 0
26 Chase Utley, L (1, 4) OBP: 0.200, SLG: 0.189 11 Edgar Duran, S (7, 4) OBP: 1.000, SLG: 1.000	BX 1-0 ② F8 1-3		X 0-0 ② F8		X 0-0 ③ F8		X 0-0 ② G5-3 2-3		X 0-0 15 1B 19 SF7 1B	4 1	0 1	0 1	0 0	0 0	0 0	2 0
6 Ryan Howard, L (1, 3) OBP: 0.313, SLG: 0.441 15 John Mayberry Jr., R (7, 3) OBP: 0.370, SLG: 0.524	BBBB 4-0 BB	BBBCX 3-1 HR				X 0-0 ① G5-3 SSS	0-3 ③ K		X 0-0 1-3 1B	3 1	1 0	1 1	1 0	1 0	1 0	1 0
3 Marlon Byrd, R (1, 9) OBP: 0.389, SLG: 0.540 19 Tony Gwynn Jr., L (8, PH) OBP: 0.429, SLG: 0.500 (8, 8)	CCC 0-3 ③ K	SSX 0-2 HR				X 0-0 9 1B 2B		X 0-0 ① G3-1	X 0-0 ② SF7 3-H	3 1	2 0	2 0	1 1	0 0	1 0	2 0
9 Domonic Brown, L (1, 7) OBP: 0.322, SLG: 0.280 Leandro Castro, R (8, 7) OBP: 0.091, SLG: 0.182	X 0-0 E5 51 E 51 E5	X 0-0 ③ G6-3				X 0-0 2-H 51 S 51 1B 1B		X 0-0 ② F9	SSS 0-3 ③ K	4 1	1 0	1 0	1 0	0 0	0 1	0 1
51 Carlos Ruiz, R (1, 2) OBP: 0.378, SLG: 0.475 21 Wil Nieves, R (7, 2) OBP: 0.190, SLG: 0.190	X 0-0 ① E5 1-H 53 1B			BBB 4-0 53 G4-3 BB		BX 1-0 53 G3 1-H 1B		X 0-0 E5 25 BB 53 BB		2 1	1 0	1 0	1 0	1 0	0 0	1 0
53 Bobby Abreu, L (1, 10) OBP: 0.429, SLG: 0.395	X 0-0 2-H 1B			X 0-0 ① ② G4-3 1-2f		X 0-0 ② G3 1-2		BBBB 4-0 25 BB 1-2 BB		3	0	1	1	1	0	2
25 Cody Asche, L (1, 5) OBP: 0.304, SLG: 0.426	X 0-0 ② F8			X 0-0 ③ G3		X 0-0 ③ G4-3		BBBB 4-0 1-2 2-3 BB		3	0	0	0	1	0	2

TOP	
AB	36
R	6
H	9
RBI	6
BB	5
SO	5
LOB	17

Inning Stats																		
	R: 0 E: 0 K: 1 S: 5	H: 0 LOB: 2 BB: 2 P: 14	R: 1 E: 2 K: 0 S: 5	H: 1 LOB: 1 BB: 0 P: 5	R: 2 E: 0 K: 0 S: 8	H: 2 LOB: 0 BB: 0 P: 11	R: 0 E: 0 K: 0 S: 2	H: 0 LOB: 0 BB: 1 P: 6	R: 0 E: 0 K: 1 S: 5	H: 0 LOB: 0 BB: 0 P: 5	R: 2 E: 0 K: 0 S: 6	H: 3 LOB: 1 BB: 0 P: 7	R: 0 E: 0 K: 1 S: 6	H: 1 LOB: 1 BB: 0 P: 6	R: 0 E: 1 K: 0 S: 4	H: 0 LOB: 3 BB: 2 P: 12	R: 1 E: 0 K: 2 S: 9	H: 2 LOB: 1 BB: 0 P: 9	1B: 6 2B: 1 3B: 0 HR: 2	SF: 1 SAC: 0 DP: 1 HBP: 0	WP: 0 PB: 0 SB: 2 CS: 0	PA: 42

PITCHER		IP	WLS	BF	H	R	ER	SO	BB	IBB	HBP	BLK	WP	HR	S	P	ERA	WHIP
43 Adam Warren, R ERA: 1.86	(1, 1)	1.0		5	0	0	0	1	2	0	0	0	0	0	5	14	0.00	2.000
41 David Phelps, R ERA: 2.61	(2, 1)	1.0	L	5	1	1	0	0	0	0	0	0	0	0	5	5	0.00	1.000
57 Vidal Nuño, L ERA: 3.86	(3, 1)	1.0		5	2	2	2	0	0	0	0	0	0	2	8	11	18.00	2.000
30 David Robertson, R ERA:	(4, 1)	1.0		3	0	0	0	0	1	0	0	0	0	0	2	6	0.00	1.000
48 Matt Thornton, L ERA: 6.75	(5, 1)	1.0		3	0	0	0	1	0	0	0	0	0	0	5	5	0.00	0.000

PITCHER		IP	WLS	BF	H	R	ER	SO	BB	IBB	HBP	BLK	WP	HR	S	P	ERA	WHIP
90 Shane Greene, R ERA: 4.7	(6, 1)	1.0		6	3	2	2	0	0	0	0	0	0	0	6	7	18.00	3.000
27 Shawn Kelley, R ERA: 1.35	(7, 1)	1.0		4	1	0	0	1	0	0	0	0	0	0	6	6	0.00	1.000
55 David Herndon, R ERA: 3.0	(8, 1)	1.0		6	0	0	0	0	2	0	0	0	0	0	4	12	0.00	2.000
40 Matt Daley, R ERA: 1.08	(9, 1)	1.0		5	2	1	1	2	0	0	0	0	0	0	9	9	9.00	2.000

BOTTOM

Philadelphia Phillies @ New York Yankees

George M. Steinbrenner Field, Tampa, FL

Tue Mar 25 2014, 7:07 PM - 10:19 PM EDT

Att. 10,894 - Partly Cloudy - 65 F

livebaseballscorecards.com

Batter	1	2	3	4	5	6	7	8	9	AB	R	H	RBI	BB	SO	LOB
11 Brett Gardner, L (1, 7) OBP: 0.392, SLG: 0.378 89 Yangervis Solarte, S (7, 7) OBP: 0.512, SLG: 0.611	0-0 36 FC6-4 1B		0-0 2 FC5-4 1B		0-0 2 1B		BBBB 4-0 45 1B BB	B X 1-0 ③ P5 1-2		3 1	0 0	3 0	0 0	0 1	0 0	0 1
2 Derek Jeter, R (1, 6) OBP: 0.180, SLG: 0.149 45 Dean Anna, L (7, 6) OBP: 0.390, SLG: 0.286	0-0 ① F9		0-0 ① FC5-4 36 1B 1-2f		0-0 1-2 1B		0-0 1-2 1B			3 1	0 0	1 1	0 0	0 0	0 0	2 0
36 Carlos Beltrán, S (1, 10) OBP: 0.283, SLG: 0.444 98 Zelous Wheeler, R (7, PH) OBP: 0.421, SLG: 0.545 (8, 10)	0-0 ② FC6-4 1-2f		0-0 1-2 1B		0-0 ② P2		SSS 0-3 ③ K			3 1	0 0	1 0	0 0	0 0	0 1	3 2
25 Mark Teixeira, S (1, 3) OBP: 0.289, SLG: 0.133 70 Russ Canzler, R (9, 3) OBP: 0.190, SLG: 0.150	0-0 ③ L4		SSS 0-3 ② K		CCC 0-3 ③ K			CCC 0-3 ① K		4 0	0 0	0 0	0 0	0 0	3 0	5 0
34 Brian McCann, L (1, 2) OBP: 0.295, SLG: 0.375 Austin Romine, R (8, 2) OBP: 0.258, SLG: 0.179		0-0 ① F9	CCC 0-3 ③ K			0-0 ① F8		0-0 ② G6-3		3 1	0 0	0 0	0 0	0 0	1 0	2 0
12 Alfonso Soriano, R (1, 9) OBP: 0.263, SLG: 0.324 65 Zoilo Almonte, S (7, 9) OBP: 0.444, SLG: 0.606		0-0 ② G6-3		0-0 ① P3		SSS 0-3 ② K		0-0 ③ P4		3 1	0 0	0 0	0 0	0 0	1 0	0 0
33 Kelly Johnson, L (1, 5) OBP: 0.375, SLG: 0.400 24 Scott Sizemore, R (7, 5) OBP: 0.400, SLG: 0.353		0-0 14 1B 1B		0-0 ② G3		0-0 ③ F9			0-0 89 DI 1B	3 1	0 0	1 1	0 0	0 0	0 0	0 0
14 Brian Roberts, S (1, 4) OBP: 0.333, SLG: 0.297 26 Eduardo Núñez, R (8, 4) OBP: 0.250, SLG: 0.372		0-0 1-2 1B		0-0 ③ G6-3			SSS 0-3 ① K		SST 0-2 ① K	3 1	0 0	1 0	0 0	0 0	1 1	0 1
31 Ichiro Suzuki, L (1, 8) OBP: 0.261, SLG: 0.256 95 Adonis García, R (8, 8) OBP: 0.419, SLG: 0.467		0-0 ③ G4-3			0-0 ① F7		0-0 ② G4-3		0-0 ② P3	3 1	0 0	0 0	0 0	0 0	0 0	2 1
Inning Stats	R: 0 E: 0 K: 0 S: 4 H: 1 LOB: 1 BB: 0 P: 4	R: 0 E: 0 K: 0 S: 5 H: 2 LOB: 2 BB: 0 P: 5	R: 0 E: 0 K: 2 S: 9 H: 2 LOB: 2 BB: 0 P: 9	R: 0 E: 0 K: 0 S: 3 H: 0 LOB: 0 BB: 0 P: 3	R: 0 E: 0 K: 1 S: 7 H: 2 LOB: 2 BB: 0 P: 7	R: 0 E: 0 K: 1 S: 5 H: 0 LOB: 0 BB: 0 P: 5	R: 0 E: 0 K: 2 S: 8 H: 1 LOB: 2 BB: 1 P: 12	R: 0 E: 0 K: 1 S: 5 H: 0 LOB: 0 BB: 0 P: 5	R: 0 E: 0 K: 1 S: 6 H: 1 LOB: 1 BB: 0 P: 7	1B: 9 2B: 0 3B: 0 HR: 0	SF: 0 SAC: 0 DP: 0 HBP: 0					

	AB	36
	R	0
	H	9
	RBI	0
	BB	1
	SO	8
	LOB	19

WP: 0 PB: 0 SB: 0 CS: 0 PA: 37

PITCHER	IP	WLS	BF	H	R	ER	SO	BB	IBB	HBP	BLK	WP	HR	S	P	ERA	WHIP
60 Jeff Manship, R (1, 1) ERA: 1.8	4.0	W	17	5	0	0	2	0	0	0	0	0	0	21	21	0.00	1.250
37 Mike Adams, R (5, 1) ERA:	1.0	H	5	2	0	0	1	0	0	0	0	0	0	7	7	0.00	2.000
30 Justin De Fratus, R (6, 1) ERA: 1.5	1.0		3	0	0	0	1	0	0	0	0	0	0	5	5	0.00	0.000
31 Brad Lincoln, R (7, 1) ERA: 4.63	1.0		5	1	0	0	2	1	0	0	0	0	0	8	12	0.00	2.000
50 Shawn Camp, R (8, 1) ERA: 1.08	1.0		3	0	0	0	1	0	0	0	0	0	0	5	5	0.00	0.000

PITCHER	IP	WLS	BF	H	R	ER	SO	BB	IBB	HBP	BLK	WP	HR	S	P	ERA	WHIP
52 Barry Enright, R (9, 1) ERA:	1.0		4	1	0	0	1	0	0	0	0	0	0	6	7	0.00	1.000

Batter	1	2	3	4	5	6	7	8	9	AB	R	H	RBI	BB	SO	LOB
11 Brett Gardner, L (1, 8) OBP: 0.407, SLG: 0.370	S S S 0-3 ① K	B B B B 4-0 2 1B 36 2B BB	B B B B 4-0 1-2 2-3 BB			S S S 0-3 ① K		S S S 0-3 ③ K		1	1	0	0	2	1	0
73 Antoan Richardson, S (6, PH) OBP: 0.269, SLG: 0.308										2	0	0	0	0	2	1
(6, 8)																
2 Derek Jeter, R (1, 6) OBP: 0.208, SLG: 0.163	B B B B 4-0 12 1B 36 1B 33 1B BB	X 0-0 36 2B 12 SF8 1-2 2-3 1B	X 0-0 ③ F8			X 0-0 ② F9			X 0-0 26 G5-4-3 1B	2	2	1	1	0	1	3
24 Scott Sizemore, R (6, PH) OBP: 0.409, SLG: 0.368										2	0	1	0	0	0	0
(6, 4)																
36 Carlos Beltrán, S (1, 9) OBP: 0.306, SLG: 0.479	X 0-0 12 1B 33 1B 1-2 1B	X 0-0 1-3 2-H 3-H 2B		C C C 0-3 ① K		X 0-0 ③ G4-3			X 0-0 ① ② G5-4-3 1-2f	3	1	2	2	0	1	0
26 Eduardo Núñez, R (6, PH) OBP: 0.239, SLG: 0.356										2	0	0	0	0	0	1
(6, 6)																
12 Alfonso Soriano, R (1, 10) OBP: 0.268, SLG: 0.333	X 0-0 33 1B 1-2 2-3 1B	X 0-0 ② SF8 3-H		X 0-0 ② F7			X 0-0 ① G1-3		C C C 0-3 ③ K	2	0	1	1	0	0	0
84 Wes Wilson, R (7, PH) OBP: 0.500, SLG: 0.500										1	0	0	0	0	0	0
(7, 10)																
83 Tyson Blaser, R (9, PH)										1	0	0	0	0	1	0
33 Kelly Johnson, L (1, 3) OBP: 0.392, SLG: 0.405	X 0-0 29 G6-4-3 1-3 2-H 3-H 1B	X 0-0 ③ G3-1		B B B B 4-0 29 WP BB			X 0-0 98 G5-4-3 1B			2	0	1	2	1	0	1
89 Yangervis Solarte, S (6, 5) OBP: 0.524, SLG: 0.622										1	0	1	0	0	0	0
29 Francisco Cervelli, R (1, 2) OBP: 0.462, SLG: 0.833	X 0-0 ② ③ G6-4-3 1-2f	X 0-0 ① G5-3	B C C C 1-3 ③ K 1-2				X 0-0 ② ③ G5-4-3 1-2f			3	0	0	0	0	1	3
98 Zelous Wheeler, R (6, 7) OBP: 0.410, SLG: 0.529										1	0	0	0	0	0	1
14 Brian Roberts, S (1, 4) OBP: 0.333, SLG: 0.300		X 0-0 E 45 2B 1B	X 0-0 E4 FC1-6		X 0-0 ① G5-3			S S S 0-3 ① K		3	1	1	0	0	0	0
70 Russ Canzler, R (6, 3) OBP: 0.182, SLG: 0.143										1	0	0	0	0	1	0
Zoilo Almonte, S (1, 7) OBP: 0.410, SLG: 0.556		1 SAFE S S S 0-3 ① K 1-3	X 0-0 ② FC1-6 11 BB 45 BB 1-2f		S S S 0-3 ② K			X 0-0 80 G6-3 2B		3	0	0	0	0	2	2
95 Adonis García, R (6, 9) OBP: 0.438, SLG: 0.516										1	0	1	0	0	0	0
45 Dean Anna, L (1, 5) OBP: 0.409, SLG: 0.324		X 0-0 2 1B 36 2B 3-H 2B	B B B 4-0 11 BB 1-2 BB		C C C 0-3 ③ K			X 0-0 ② G6-3 2-3		2	1	1	1	1	1	0
80 Jose Gil, R (6, 2) OBP: 0.333, SLG: 0.313										1	0	0	0	0	0	1
Inning Stats	R: 2 E: 0 K: 1 S: 7 H: 3 LOB: 1 BB: 1 P: 11	R: 4 E: 1 K: 1 S: 9 H: 4 LOB: 1 BB: 1 P: 13	R: 0 E: 1 K: 0 S: 4 H: 0 LOB: 3 BB: 2 P: 12	R: 0 E: 0 K: 2 S: 7 H: 0 LOB: 1 BB: 1 P: 12	R: 0 E: 0 K: 2 S: 7 H: 0 LOB: 0 BB: 0 P: 7	R: 0 E: 0 K: 1 S: 5 H: 0 LOB: 0 BB: 0 P: 5	R: 0 E: 0 K: 0 S: 3 H: 1 LOB: 0 BB: 0 P: 3	R: 0 E: 0 K: 2 S: 8 H: 1 LOB: 1 BB: 0 P: 8	R: 0 E: 0 K: 1 S: 5 H: 1 LOB: 0 BB: 0 P: 5	1B: 7 2B: 3 3B: 0 HR: 0 SF: 1 SAC: 0 DP: 3 HBP: 0						

TOP

New York Yankees @ Toronto Blue Jays

Florida Auto Exchange Stadium, Dunedin, FL

Wed Mar 26 2014, 1:10 PM - 4:01 PM EDT

Att. 5,541 - Sunny - 56 F

livebaseballscorecards.com

AB	34
R	6
H	10
RBI	6
BB	5
SO	10
LOB	13

WP: 1 PB: 0 SB: 0 CS: 0 PA: 40

PITCHER		IP	WLS	BF	H	R	ER	SO	BB	IBB	HBP	BLK	WP	HR	S	P	ERA	WHIP
43 R.A. Dickey, R ERA: 5.79	(1, 1)	3.0		20	7	6	6	2	4	0	0	0	0	0	20	36	18.00	3.667
50 Steve Delabar, R ERA:	(4, 1)	1.0		4	0	0	0	2	1	0	0	0	1	0	7	12	0.00	1.000
27 Brett Cecil, L ERA:	(5, 1)	1.0	W	3	0	0	0	2	0	0	0	0	0	0	7	7	0.00	0.000
62 Aaron Loup, L ERA: 4.32	(6, 1)	1.0		3	0	0	0	1	0	0	0	0	0	0	5	5	0.00	0.000
Aaron Sanchez, R ERA:	(7, 1)	1.0		3	1	0	0	0	0	0	0	0	0	0	3	3	0.00	1.000
72 Ryan Tepera, R ERA:	(8, 1)	1.0		4	1	0	0	2	0	0	0	0	0	0	8	8	0.00	1.000
Bobby Korecky, R ERA:	(9, 1)	1.0		3	1	0	0	1	0	0	0	0	0	0	5	5	0.00	1.000

BOTTOM

New York Yankees @ Toronto Blue Jays

Florida Auto Exchange Stadium, Dunedin, FL

Wed Mar 26 2014, 1:10 PM - 4:01 PM EDT

Att. 5,541 - Sunny - 56 F

livebaseballscorecards.com

Batter	1	2	3	4	5	6	7	8	9	AB	R	H	RBI	BB	SO	LOB
53 Melky Cabrera, S (1, 7) OBP: 0.470, SLG: 0.613 66 Munenori Kawasaki, L (7, 6) OBP: 0.364, SLG: 0.263 (8, 5)	G3		19 1B 10 1B 1B		19 2B 26 1B 2-H 1B 1-H 2B		BBB 1-2 2-3 BB			4 0	2 0	3 0	2 0	0 1	0 0	0 0
19 José Bautista, R (1, 9) OBP: 0.443, SLG: 0.745 68 Brad Glenn, R (6, 9) OBP: 0.267, SLG: 0.500	L7		10 1B 1-2 1B		26 1B 1-3 2B F8		G3			4 1	1 0	2 0	0 0	0 0	0 0	2 3
10 Edwin Encarnación, R (1, 3) OBP: 0.371, SLG: 0.561 14 Moisés Sierra, R (5, PR) OBP: 0.304, SLG: 0.476 (6, 3)	P6		1-3 2-H 1B		H 26 1B 13 2B HBP	F8		G5-3		2 2	0 1	1 0	1 0	0 0	0 0	0 0
26 Adam Lind, L (1, 10) OBP: 0.407, SLG: 0.588		F8	F7		13 2B 3 1B 1-2 2-H 3-H 1B	SSS K		F8 2B		5	1	2	2	0	1	2
13 Brett Lawrie, R (1, 5) OBP: 0.386, SLG: 0.519 Derrick Chung, R (8, 2) OBP: 0.400, SLG: 0.400	SX HR			F7	3 1B 1-3 2-H 2B	F9		F8 2-3		4 1	2 0	2 0	2 0	0 0	0 0	0 1
28 Colby Rasmus, L (1, 8) OBP: 0.267, SLG: 0.326	F9			G3	BBB 3 1B 30 SF8 BB		P5	SSS K		4	1	0	0	1	1	1
3 Maicer Izturis, S (1, 4) OBP: 0.316, SLG: 0.278 1 Jonathan Diaz, R (5, PR) OBP: 0.259, SLG: 0.091 (6, 6) (7, 7)	G3			BBBB 30 FC6-4 BB	53 2B 1-3 2-H 3-H 1B		F7			2 1	0 1	1 0	2 0	1 0	0 0	0 0
22 Josh Thole, L (1, 2) OBP: 0.269, SLG: 0.308 30 Dioner Navarro, S (4, PH) OBP: 0.292, SLG: 0.311 (5, 2) 72 Kevin Nolan, R (7, PR) (8, 6)			17 L4-3 1B	FC6-4 1-2f	SF8 3-H		66 BB 17 BB 1B			1 2 0	0 0 0	1 1 0	0 1 0	0 0 0	0 0 0	0 1 0
17 Ryan Goins, L (1, 6) OBP: 0.250, SLG: 0.224 (6, 4)			L4-3 1-1		53 1B 2B F7		BBBB 66 BB 1-2 BB			3	1	1	0	1	0	2
Inning Stats	R: 0 E: 0 K: 0 S: 3 H: 0 LOB: 0 BB: 0 P: 3	R: 1 E: 0 K: 0 S: 5 H: 1 LOB: 0 BB: 0 P: 5	R: 1 E: 0 K: 0 S: 6 H: 4 LOB: 2 BB: 0 P: 6	R: 0 E: 0 K: 0 S: 3 H: 0 LOB: 1 BB: 1 P: 7	R: 8 E: 0 K: 0 S: 10 H: 7 LOB: 2 BB: 1 P: 15	R: 0 E: 0 K: 1 S: 5 H: 0 LOB: 0 BB: 0 P: 5	R: 0 E: 0 K: 0 S: 4 H: 1 LOB: 3 BB: 2 P: 12	R: 0 E: 0 K: 1 S: 6 H: 1 LOB: 1 BB: 0 P: 6		1B: 8 2B: 6 3B: 0 HR: 1 SF: 1 SAC: 0 DP: 1 HBP: 1				WP: 0 PB: 0 SB: 0 CS: 0 PA: 42	

	AB	36
	R	10
	H	14
	RBI	10
	BB	4
	SO	2
	LOB	12

PITCHER		IP	WLS	BF	H	R	ER	SO	BB	IBB	HBP	BLK	WP	HR	S	P	ERA	WHIP
57 Chris Leroux, R ERA: 1.32	(1, 1)	3.0		13	5	2	2	0	0	0	0	0	0	1	14	14	6.00	1.667
40 Matt Daley, R ERA: 1.04	(4, 1)	0.1		1	0	0	0	0	0	0	0	0	0	0	1	1	0.00	0.000
92 Fred Lewis, L ERA: 2.0	(4, 1)	0.2		5	2	2	2	0	1	0	0	0	0	0	4	8	27.00	4.500
Preston Claiborne, R ERA: 14.29	(5, 1)	0.0	L	6	4	4	4	0	1	0	1	0	0	0	4	9	∞	∞
61 Jim Miller, R ERA: 1.04	(5, 1)	1.0		4	1	2	2	0	0	0	0	0	0	0	4	4	18.00	1.000

PITCHER		IP	WLS	BF	H	R	ER	SO	BB	IBB	HBP	BLK	WP	HR	S	P	ERA	WHIP
68 Dellin Betances, R ERA: 0.79	(6, 1)	1.0		3	0	0	0	1	0	0	0	0	0	0	5	5	0.00	0.000
88 Danny Burawa, R ERA: 1.93	(7, 1)	1.0		6	1	0	0	0	2	0	0	0	0	0	4	12	0.00	3.000
63 Yoshinori Tateyama, R ERA: 1.13	(8, 1)	1.0		4	1	0	0	1	0	0	0	0	0	0	6	6	0.00	1.000

Batter	1	2	3	4	5	6	7	8	9	AB	R	H	RBI	BB	SO	LOB
31 Ichiro Suzuki, L (1, 8) OBP: 0.300, SLG: 0.298	0-0 26 1B 25 G1-3 1B	B 1-0 26 CS 1-3 1B		0-0 26 WP 26 1B 2-H 1B		C 0-1 ② L7 1-2		0-0 ③ G4-3		4	2	3	1	0	0	1
76 Ben Gamel, L (6, 7) OBP: 0.167, SLG: 0.167										1	0	0	0	0	0	0
26 Eduardo Núñez, R (1, 5) OBP: 0.280, SLG: 0.388	0-0 25 G1-3 1-3 1B 1B	D 1-0 ③ CS 1-2	0-0 ① G6-3	B 1-0 1-H 1B		0-0 2-3 1B			0-0 FC4-6 1B	4	1	3	1	0	0	0
José Pirela, R (8, 4) OBP: 0.400, SLG: 0.542										1	0	1	0	0	0	0
25 Mark Teixeira, S (1, 3) OBP: 0.286, SLG: 0.121	0-0 ① G1-3 1-2 3-H		B B B 4-0 1B BB	S S S 0-3 ③ K		0-0 ③ L9			0-0 ① FC4-6 1-2f	3	0	0	1	1	1	4
Corban Joseph, L (6, 3) OBP: 0.280, SLG: 0.227										1	0	0	0	0	0	1
34 Brian McCann, L (1, 2) OBP: 0.277, SLG: 0.349	0-0 ② F8	0-0 ② F7		0-0 ① F7		0-0 E5 89 G6-3 G3			0-0 ② F8	3	0	0	0	0	0	2
Jose Gil, R (6, 2) OBP: 0.300, SLG: 0.278										2	0	0	0	0	0	1
Zoilo Almonte, S (1, 7) OBP: 0.452, SLG: 0.615	0-0 2-H 1B	0-0 1-2 1B		0-0 2B		0-0 ① G3 1-2			0-0 ③ G4-3	3	0	3	1	0	0	0
Mason Williams, L (6, 8) OBP: 0.172, SLG: 0.231										2	0	0	0	0	0	2
89 Yangervis Solarte, S (1, 4) OBP: 0.478, SLG: 0.561	0-0 ③ F8	S S S 0-3 ③ K		0-0 ② F8		0-0 ② G6-3 2-3				4	0	0	0	0	1	5
79 Carmen Angelini, R (8, 6)										0	0	0	0	0	0	0
45 Dean Anna, L (1, 6) OBP: 0.375, SLG: 0.293	0-0 ① G4-3	0-0 ① F8		0-0 ③ F9		0-0 ③ G4-3				4	0	0	0	0	0	2
Addison Maruszak, R (8, 5)										0	0	0	0	0	0	0
98 Zelous Wheeler, R (1, 10) OBP: 0.381, SLG: 0.486	0-0 ② G6-3	S S S 0-3 ② K2-3		S S S 0-3 ① K		0-0 ① L4				3	0	0	0	0	2	0
66 Radley Haddad, L (8, PH) (8, 10)										1	0	0	0	0	0	0
95 Adonis García, R (1, 9) OBP: 0.457, SLG: 0.559	0-0 31 1B 31 S 1B	0-0 31 1B 2B		0-0 E6 26 1B 31 S		0-0 ② G6-3				3	1	2	0	0	0	0
73 Antoan Richardson, S (6, PR) OBP: 0.259, SLG: 0.296										1	0	0	0	0	0	0
(6, 9)																

Inning Stats										
	R: 2 E: 0 K: 0 S: 6	H: 3 LOB: 1 BB: 0 P: 6	R: 0 E: 0 K: 0 S: 4	H: 2 LOB: 1 BB: 0 P: 6	R: 0 E: 0 K: 1 S: 6	H: 1 LOB: 2 BB: 1 P: 10	R: 2 E: 0 K: 2 S: 10	H: 3 LOB: 1 BB: 0 P: 11	R: 0 E: 0 K: 0 S: 4	H: 1 LOB: 1 BB: 0 P: 4
	R: 0 E: 1 K: 1 S: 8	H: 1 LOB: 2 BB: 0 P: 8	R: 0 E: 1 K: 0 S: 4	H: 0 LOB: 1 BB: 0 P: 4	R: 0 E: 0 K: 0 S: 3	H: 0 LOB: 0 BB: 0 P: 3	R: 0 E: 0 K: 0 S: 4	H: 1 LOB: 1 BB: 0 P: 4	1B: 10 2B: 2 3B: 0 HR: 0	SF: 0 SAC: 0 DP: 0 HBP: 0	WP: 1 PB: 0 SB: 2 CS: 1	PA: 42

PITCHER		IP	WLS	BF	H	R	ER	SO	BB	IBB	HBP	BLK	WP	HR	S	P	ERA	WHIP
38 Stolmy Pimentel, R ERA: 5.73	(1, 1)	4.0	L	21	9	4	4	3	1	0	0	0	1	0	26	33	9.00	2.500
96 Kenn Kasparek, R ERA:	(5, 1)	1.0		4	1	0	0	0	0	0	0	0	0	0	4	4	0.00	1.000
32 Vin Mazzaro, R ERA: 3.97	(6, 1)	2.0		9	1	0	0	1	0	0	0	0	0	0	12	12	0.00	0.500
66 Tyler Waldron, R ERA:	(8, 1)	1.0		3	0	0	0	0	0	0	0	0	0	0	3	3	0.00	0.000
47 Brandon Mann, L ERA: 1.59	(9, 1)	1.0		4	1	0	0	0	0	0	0	0	0	0	4	4	0.00	1.000

PITCHER	IP	WLS	BF	H	R	ER	SO	BB	IBB	HBP	BLK	WP	HR	S	P	ERA	WHIP

TOP

New York Yankees @ Pittsburgh Pirates

McKechnie Field, Bradenton, FL

Thu Mar 27 2014, 1:10 PM - 3:47 PM EDT

Att. 8,134 - Overcast - 62 F

livebaseballscorecards.com

AB	40
R	4
H	12
RBI	4
BB	1
SO	4
LOB	18

BOTTOM

New York Yankees @ Pittsburgh Pirates

McKechnie Field, Bradenton, FL

Thu Mar 27 2014, 1:10 PM - 3:47 PM EDT

Att. 8,134 - Overcast - 62 F

livebaseballscorecards.com

Batter	1	2	3	4	5	6	7	8	9	AB	R	H	RBI	BB	SO	LOB
6 Starling Marte, R (1, 7) OBP: 0.400, SLG: 0.532	10 G6-4-3 1B		G6-4-3 1-2f			G3-1		G6-4-3 1-2f 2-3 3-H		2	0	1	0	0	0	2
70 Drew Maggi, R (6, 7) OBP: 0.167, SLG: 0.167										2	0	0	0	0	0	2
10 Jordy Mercer, R (1, 6) OBP: 0.348, SLG: 0.308	G6-4-3 1-2f			F8		K		3B 3-H		2	0	0	0	0	0	1
2 Gift Ngoepe, R (6, 6) OBP: 0.400, SLG: 0.750										2	0	1	1	0	1	0
22 Andrew McCutchen, R (1, 8) OBP: 0.490, SLG: 0.844	F7			G3			41 G3-6-1 1B	G5-3		2	0	0	0	0	0	0
22 Mel Rojas Jr., S (6, 8) OBP: 0.417, SLG: 0.636										2	0	1	0	0	0	2
17 Gaby Sanchez, R (1, 3) OBP: 0.371, SLG: 0.419		F8		F9			G3-6-1 1-2f		G6-3	2	0	0	0	0	0	0
41 Justin Howard, L (6, 3) OBP: 0.250, SLG: 0.250										2	0	0	0	0	0	1
55 Russell Martin, R (1, 2) OBP: 0.410, SLG: 0.743		F9			31 G3 2B				1B	2	0	1	0	0	0	0
66 Nevin Ashley, R (6, 2) OBP: 0.214, SLG: 0.154							1B			2	0	2	0	0	0	0
31 Jose Tabata, R (1, 9) OBP: 0.195, SLG: 0.317		G5-3			G3 2-3		F8		K	2	0	0	0	0	0	1
18 Willy García, R (6, 9) OBP: 0.167, SLG: 0.167										2	0	0	0	0	1	2
5 Josh Harrison, R (1, 5) OBP: 0.317, SLG: 0.462			18 FC6-4 1B		K			93 2B 70 G6-4-3 1B	K	2	0	1	0	0	1	1
5 Jarek Cunningham, R (6, 5) OBP: 0.667, SLG: 0.500										2	1	1	0	0	1	1
18 Neil Walker, S (1, 4) OBP: 0.265, SLG: 0.326			FC6-4 26 1B 1-2f		L4			70 G6-4-3 2 3B 1-3		2	0	0	0	0	0	2
93 Andy Vasquez, L (6, 4) OBP: 0.333, SLG: 0.667								2B		1	1	1	0	0	0	0
26 Tony Sanchez, R (1, 10) OBP: 0.370, SLG: 0.463			6 G6-4-3 1B 1-2			K		BB		2	0	1	0	0	1	0
23 Travis Snider, L (8, PH) OBP: 0.404, SLG: 0.500										0	0	0	0	1	0	0
37 Elias Díaz, R (8, PR) (9, 10)										0	0	0	0	0	0	0
Inning Stats	R: 0 E: 0 K: 0 S: 3 H: 1 LOB: 0 BB: 0 P: 3	R: 0 E: 0 K: 0 S: 3 H: 0 LOB: 0 BB: 0 P: 3	R: 0 E: 0 K: 0 S: 4 H: 2 LOB: 1 BB: 0 P: 4	R: 0 E: 0 K: 0 S: 3 H: 0 LOB: 0 BB: 0 P: 3	R: 0 E: 0 K: 1 S: 6 H: 1 LOB: 1 BB: 0 P: 6	R: 0 E: 0 K: 2 S: 7 H: 0 LOB: 0 BB: 0 P: 7	R: 0 E: 0 K: 0 S: 4 H: 2 LOB: 1 BB: 0 P: 4	R: 2 E: 0 K: 0 S: 5 H: 3 LOB: 2 BB: 1 P: 9	R: 0 E: 0 K: 2 S: 8 H: 1 LOB: 1 BB: 0 P: 8	1B: 7 2B: 2 3B: 1 HR: 0	SF: 0 SAC: 0 DP: 4 HBP: 0			WP: 0 PB: 0 SB: 0 CS: 0		PA: 34	

	AB	33
	R	2
	H	10
	RBI	1
	BB	1
	SO	5
	LOB	15

PITCHER	IP	WLS	BF	H	R	ER	SO	BB	IBB	HBP	BLK	WP	HR	S	P	ERA	WHIP
52 CC Sabathia, L (1, 1) ERA: 1.29	4.0	W	13	3	0	0	0	0	0	0	0	0	0	13	13	0.00	0.750
68 Dellin Betances, R (5, 1) ERA: 0.73	1.0		4	1	0	0	1	0	0	0	0	0	0	6	6	0.00	1.000
57 Vidal Nuño, L (6, 1) ERA: 3.38	1.0		3	0	0	0	2	0	0	0	0	0	0	7	7	0.00	0.000
43 Adam Warren, R (7, 1) ERA: 1.69	1.0		4	2	0	0	0	0	0	0	0	0	0	4	4	0.00	2.000
41 David Phelps, R (8, 1) ERA: 3.38	0.2		5	3	2	2	0	1	0	0	0	0	0	4	8	27.00	6.000

PITCHER	IP	WLS	BF	H	R	ER	SO	BB	IBB	HBP	BLK	WP	HR	S	P	ERA	WHIP
64 Cesar Cabral, L (8, 1) ERA:	1.1	S	5	1	0	0	2	0	0	0	0	0	0	9	9	0.00	0.750

Batter	1	2	3	4	5	6	7	8	9	AB	R	H	RBI	BB	SO	LOB
21 Christian Yelich, L (1, 7) OBP: 0.338, SLG: 0.286 47 Brian Bogusevic, L (7, 7) OBP: 0.184, SLG: 0.191	0-0 1B		0-0 27 FC6-4 1B		0-3 K			0-0 G6-3		3 0 2 0 0 1 1 1 0 0 0 0 0 0						
10 Jeff Baker, R (1, 4) OBP: 0.340, SLG: 0.349 Austin Nola, R (7, 5) OBP: 0.400, SLG: 0.308	0-3 K		0-0 F9			0-0 46 WP 1B		0-0 G5-3		3 0 1 0 0 1 2 1 0 0 0 0 0 0						
27 Giancarlo Stanton, R (1, 9) OBP: 0.328, SLG: 0.583 Matt Angle, L (7, 9) OBP: 0.387, SLG: 0.448	0-3 K		0-0 FC6-4 1-2f			0-3 K			0-0 32 FC4-6 39 E 1B	3 0 0 0 0 2 3 1 0 1 0 0 0 0						
46 Garrett Jones, L (1, 3) OBP: 0.226, SLG: 0.383 29 Greg Dobbs, L (7, 3) OBP: 0.222, SLG: 0.235	0-3 K			0-3 K		1-0 F7 1-2			0-3 K	3 0 0 0 0 2 2 1 0 0 0 0 1 1						
39 Jarrod Saltalamacchia, S (1, 2) OBP: 0.255, SLG: 0.340 Cameron Flynn, L (9, PR)		0-0 32 G4-3 2B		0-3 K		0-3 K			0-0 E4 32 FC4-6 1-2	4 0 1 0 0 2 2 0 0 0 0 0 0 0						
32 Derek Dietrich, L (1, 10) OBP: 0.386, SLG: 0.500		0-0 G4-3 2-3		0-3 K			0-0 F8		0-0 FC4-6 1-2f 2-3	4 0 0 0 0 1 3						
9 Casey McGehee, R (1, 5) OBP: 0.333, SLG: 0.407 Juan Diaz, L (7, 6) OBP: 0.440, SLG: 0.565		0-0 G5-3			0-0 F7		0-3 K		0-0 G1-3	3 0 0 0 0 1 1 1 0 0 0 0 0 2						
13 Marcell Ozuna, R (1, 8) OBP: 0.284, SLG: 0.355 Isaac Galloway, R (8, 8)		0-3 K			0-0 P3		0-3 K2-3			3 0 0 0 0 2 1 0 0 0 0 0 0 0						
17 Donovan Solano, R (1, 6) OBP: 0.352, SLG: 0.400 Alfredo Lopez, R (7, 4)			0-0 G4-3		0-0 1B			0-3 K		2 0 1 0 0 0 0 1 0 0 0 0 1 0						
Inning Stats	R: 0 E: 0 K: 3 S: 10 H: 1 LOB: 1 BB: 0 P: 10	R: 0 E: 0 K: 1 S: 6 H: 1 LOB: 1 BB: 0 P: 6	R: 0 E: 0 K: 0 S: 4 H: 1 LOB: 1 BB: 0 P: 4	R: 0 E: 0 K: 3 S: 9 H: 0 LOB: 0 BB: 0 P: 9	R: 0 E: 0 K: 1 S: 6 H: 1 LOB: 1 BB: 0 P: 6	R: 0 E: 0 K: 2 S: 8 H: 1 LOB: 1 BB: 0 P: 9	R: 0 E: 0 K: 2 S: 7 H: 0 LOB: 0 BB: 0 P: 7	R: 0 E: 0 K: 1 S: 5 H: 0 LOB: 0 BB: 0 P: 5	R: 0 E: 1 K: 1 S: 7 H: 1 LOB: 2 BB: 0 P: 7	1B: 5 2B: 1 3B: 0 HR: 0 SF: 0 SAC: 0 DP: 0 HBP: 0						

PITCHER	IP	WLS	BF	H	R	ER	SO	BB	IBB	HBP	BLK	WP	HR	S	P	ERA	WHIP
18 Hiroki Kuroda, R (1, 1) ERA: 4.76	3.0		12	3	0	0	4	0	0	0	0	0	0	20	20	0.00	1.000
19 Masahiro Tanaka, R (4, 1) ERA: 2.14	6.0	W	22	3	0	0	10	0	0	0	0	1	0	42	43	0.00	0.500

PITCHER	IP	WLS	BF	H	R	ER	SO	BB	IBB	HBP	BLK	WP	HR	S	P	ERA	WHIP

TOP

Miami Marlins @ New York Yankees

George M. Steinbrenner Field, Tampa, FL

Fri Mar 28 2014, 7:07 PM - 9:37 PM EDT

Att. 10,581 - Cloudy - 74 F

livebaseballscorecards.com

AB	34
R	0
H	6
RBI	0
BB	0
SO	14
LOB	18

WP: 1 PA: 34
PB: 0
SB: 0
CS: 0

Batter	1	2	3	4	5	6	7	8	9	AB	R	H	RBI	BB	SO	LOB
11 Brett Gardner, L (1, 7) OBP: 0.386, SLG: 0.347 89 Yangervis Solarte, S (7, 7) OBP: 0.489, SLG: 0.571	F8			E6 (25 S, 2 S, 34 G3)		K		45 CS, 1B; 3-H		3 1	1 0	0 1	0 1	0 0	1 0	0 0
2 Derek Jeter, R (1, 6) OBP: 0.214, SLG: 0.157 45 Dean Anna, L (7, 6) OBP: 0.367, SLG: 0.286	K			34 G3, 25 E; 1-2; BB		G6-3		F9; 1-2		2 1	0 0	0 0	0 0	1 0	1 0	0 2
36 Carlos Beltrán, S (1, 9) OBP: 0.288, SLG: 0.451 95 Adonis García, R (7, 9) OBP: 0.457, SLG: 0.559	F7			K		G4-3				3 0	0 0	0 0	0 0	0 0	1 0	2 0
25 Mark Teixeira, S (1, 3) OBP: 0.289, SLG: 0.114 Jose Gil, R (8, 3) OBP: 0.300, SLG: 0.278		K		34 G3; 1-2, 2-3; BB			K			2 0	0 0	0 0	0 0	1 0	2 0	0 0
34 Brian McCann, L (1, 2) OBP: 0.265, SLG: 0.333 29 Francisco Cervelli, R (6, 2) OBP: 0.450, SLG: 0.811		P6		G3; 1-2, 2-3, 3-H			K			2 1	0 0	0 0	1 0	0 0	0 1	2 0
12 Alfonso Soriano, R (1, 10) OBP: 0.250, SLG: 0.310		G4-3		G5-3			P3			3	0	0	0	0	0	2
33 Kelly Johnson, L (1, 5) OBP: 0.389, SLG: 0.422 26 Eduardo Núñez, R (8, PR) OBP: 0.280, SLG: 0.388 (9, 4)			F8		K			14 WP, 14 1B; 2B		3 0	0 1	1 0	0 0	0 0	1 0	0 0
14 Brian Roberts, S (1, 4) OBP: 0.333, SLG: 0.302 73 Antoan Richardson, S (8, PR) OBP: 0.259, SLG: 0.296 (9, 8)			F9		K			31 G3, 31 S, 89 1B; 2-H; 1B		3 0	0 1	1 0	1 0	0 0	1 0	0 0
31 Ichiro Suzuki, L (1, 8) OBP: 0.283, SLG: 0.280 81 Ali Castillo, R (9, 5)			F8		G1-3			G3; 1-3		3 0	0 0	0 0	0 0	0 0	0 0	2 0
Inning Stats	R: 0 E: 0 K: 1 S: 5 H: 0 LOB: 0 BB: 0 P: 5	R: 0 E: 0 K: 1 S: 5 H: 0 LOB: 0 BB: 0 P: 5	R: 0 E: 0 K: 0 S: 3 H: 0 LOB: 0 BB: 0 P: 3	R: 1 E: 1 K: 1 S: 6 H: 0 LOB: 2 BB: 2 P: 14	R: 0 E: 0 K: 2 S: 7 H: 0 LOB: 0 BB: 0 P: 7	R: 0 E: 0 K: 1 S: 5 H: 0 LOB: 0 BB: 0 P: 5	R: 0 E: 0 K: 2 S: 7 H: 0 LOB: 0 BB: 0 P: 7	R: 2 E: 0 K: 0 S: 7 H: 3 LOB: 2 BB: 0 P: 8		1B: 2 2B: 1 3B: 0 HR: 0 SF: 0 SAC: 0 DP: 0 HBP: 0						

BOTTOM

Miami Marlins @ New York Yankees

George M. Steinbrenner Field, Tampa, FL

Fri Mar 28 2014, 7:07 PM - 9:37 PM EDT

Att. 10,581 - Cloudy - 74 F

livebaseballscorecards.com

AB	27
R	3
H	3
RBI	3
BB	2
SO	8
LOB	10

WP: 1 PA: 29
PB: 0
SB: 3
CS: 1

PITCHER		IP	WLS	BF	H	R	ER	SO	BB	IBB	HBP	BLK	WP	HR	S	P	ERA	WHIP
45 Kevin Slowey, R ERA: 2.2	(1, 1)	3.0		9	0	0	0	2	0	0	0	0	0	0	13	13	0.00	0.000
49 Carlos Marmol, R ERA: 2.45	(4, 1)	1.0	L	6	0	1	0	1	2	0	0	0	0	0	6	14	0.00	2.000
43 Dan Jennings, L ERA:	(5, 1)	1.0		3	0	0	0	2	0	0	0	0	0	0	7	7	0.00	0.000
44 AJ Ramos, R ERA: 1.64	(6, 1)	1.0		3	0	0	0	1	0	0	0	0	0	0	5	5	0.00	0.000
40 Mike Dunn, L ERA: 4.0	(7, 1)	1.0		3	0	0	0	2	0	0	0	0	0	0	7	7	0.00	0.000

PITCHER		IP	WLS	BF	H	R	ER	SO	BB	IBB	HBP	BLK	WP	HR	S	P	ERA	WHIP
31 Steve Cishek, R ERA: 5.4	(8, 1)	1.0		5	3	2	2	0	0	0	0	0	1	0	7	8	18.00	3.000

Batter	1	2	3	4	5	6	7	8	9	AB	R	H	RBI	BB	SO	LOB
Inning Stats										1B: 0 2B: 0 3B: 0 HR: 0		SF: 0 SAC: 0 DP: 0 HBP: 0			WP: 0 PB: 0 SB: 0 CS: 0		PA: 0

TOP

Miami Marlins @ New York Yankees

George M. Steinbrenner Field, Tampa, FL

Sat Mar 29 2014, 1:05 PM EDT

livebaseballscorecards.com

AB	**0**
R	**0**
H	**0**
RBI	**0**
BB	**0**
SO	**0**
LOB	**0**

MIAMI

PITCHER	IP	WLS	BF	H	R	ER	SO	BB	IBB	HBP	BLK	WP	HR	S	P	ERA	WHIP

PITCHER	IP	WLS	BF	H	R	ER	SO	BB	IBB	HBP	BLK	WP	HR	S	P	ERA	WHIP

Batter	1	2	3	4	5	6	7	8	9	AB	R	H	RBI	BB	SO	LOB
Inning Stats										1B: 0 2B: 0 3B: 0 HR: 0		SF: 0 SAC: 0 DP: 0 HBP: 0					

PITCHER	IP	WLS	BF	H	R	ER	SO	BB	IBB	HBP	BLK	WP	HR	S	P	ERA	WHIP

PITCHER	IP	WLS	BF	H	R	ER	SO	BB	IBB	HBP	BLK	WP	HR	S	P	ERA	WHIP

BOTTOM

Miami Marlins @ New York Yankees

George M. Steinbrenner Field, Tampa, FL

Sat Mar 29 2014, 1:05 PM EDT

livebaseballscorecards.com

AB	**0**
R	**0**
H	**0**
RBI	**0**
BB	**0**
SO	**0**
LOB	**0**

WP: 0 PA: 0
PB: 0
SB: 0
CS: 0

New York Yankees @ Houston Astros

Minute Maid Park, Houston, TX

Tue Apr 01 2014, 6:13 PM - 9:04 PM CDT

Att. 42,117 - Cloudy - 78 F

livebaseballscorecards.com

Batter	1	2	3	4	5	6	7	8	9	AB	R	H	RBI	BB	SO	LOB
22 Jacoby Ellsbury, L (1, 8)	X SI 89 0-0 ① F7		C FC 86 S FC 87 B CU 76 X SI 89 1-2 ③ G4-3			X CU 73 0-0 ① F8		C SI 94 B SL 82 F SL 82 B SL 85 B SI 94 F SL 82 B SI 96 4-2 36 G3-1 2 1B 34 1B BB	C FF 95 X CH 84 0-1 ③ G3	4	1	0	0	1	0	1
2 Derek Jeter, R (1, 6) OBP: 0.500, SLG: 0.333	C SI 88 H SI 88 1-1 36 G6-3 HBP			C FC 86 C SI 88 B FC 89 C SI 90 1-3 ① K		C FC 86 B SI 88 X SI 88 1-1 ② G3-1		C SI 94 F SI 94 F SL 89 F SI 96 B SI 96 X SL 90 1-2 34 1B 36 G3-1 25 1B 1-2 1B		3	1	1	0	0	1	0
36 Carlos Beltrán, S (1, 9) OBP: 0.250, SLG: 0.250	B SI 89 B FC 86 T CH 86 X CU 74 2-1 ② G6-3 1-2			C CU 76 F SI 89 X CU 76 0-2 25 BB 1B		F FF 86 B SI 88 X FC 88 1-1 ③ F8		X SI 93 0-0 ① G3-1 1-2 2-3		4	0	1	0	0	0	3
34 Brian McCann, L (1, 2) OBP: 0.250, SLG: 0.250	C FC 89 X FC 89 0-1 ③ G6-3			F SI 88 B CH 83 F FC 88 D CU 74 X FC 88 2-2 ② F8			C CH 86 X FC 87 0-1 ① F9	X SI 92 0-0 25 1B 2-3 3-H 1B		4	0	1	1	0	0	2
25 Mark Teixeira, S (1, 3) OBP: 0.750, SLG: 0.667		B SI 89 F FC 87 F FC 89 X FC 89 1-2 ① F9		B CU 74 C CU 74 B FF 88 F FC 88 B CU 72 F CU 76 B FC 89 4-2 1-2 BB			F CU 72 B SI 87 B FC 87 B CU 75 X FC 87 3-1 14 BB 11 HBP 33 FC1-2 1B	S SL 86 X SI 94 0-1 12 G5-4-3 1-2 3-H 1B		3	0	2	1	1	0	0
12 Alfonso Soriano, R (1, 10)		B CU 74 B SI 88 C FC 88 F CU 75 F SI 89 B CU 77 X CU 72 3-2 ② F9		F SI 90 D CU 75 F SI 89 B CU 76 S CH 86 2-3 ③ K			M FC 86 F FC 88 F CU 69 T FC 87 0-2 ② K	C SL 87 X SI 93 0-1 ②③ G5-4-3 1-2f		4	0	0	0	0	2	5
11 Brett Gardner, L (1, 7)		C FC 87 F FC 87 B CH 85 F SI 88 B CH 86 F FC 88 X SI 89 2-2 ③ P4			C FC 87 C SI 88 X FC 88 0-2 ① G4-3		B FC 86 C CU 73 F SI 87 F FC 87 H FF 88 2-2 33 FC1-2 14 BB 1-2 HBP		C FF 94 F FF 95 B SL 86 F SI 95 X SI 96 1-2 ① L7	3	0	0	0	0	0	0
14 Brian Roberts, S (1, 4)			B CH 86 B FC 86 C FC 87 X FC 89 2-1 ① L5		F FC 87 B SI 88 C CU 76 F SI 89 B CU 75 X SI 88 2-2 ② F7		B FC 87 C CU 73 D CU 76 B CH 85 B FC 86 4-1 33 FC1-2 1-2 2-3 BB		C SI 95 C SL 85 X FF 96 0-2 ② F9	3	0	0	0	1	0	0
33 Kelly Johnson, L (1, 5) OBP: 0.250, SLG: 0.500			B CU 72 C FC 88 B CU 76 S FC 88 X SI 90 2-2 ② G4-3		X FC 87 0-0 ③ G3		B SL 82 C SL 83 C SI 94 X SL 81 1-2 ③ FC1-2 1-2 2-3 3-Hf		B SI 95 B FF 95 X SI 95 2-0 2B	4	0	1	0	0	0	3

Inning Stats																																
	R: 0	H: 0	E: 0	LOB: 1	K: 0	BB: 0	S: 6	P: 9	R: 0	H: 0	E: 0	LOB: 0	K: 0	BB: 0	S: 12	P: 18	R: 0	H: 0	E: 0	LOB: 0	K: 0	BB: 0	S: 8	P: 13	R: 0	H: 1	E: 0	LOB: 2	K: 2	BB: 1	S: 15	P: 24
	R: 0	H: 0	E: 0	LOB: 0	K: 0	BB: 0	S: 8	P: 10	R: 0	H: 0	E: 0	LOB: 0	K: 0	BB: 0	S: 5	P: 7	R: 0	H: 1	E: 0	LOB: 3	K: 1	BB: 1	S: 15	P: 25	R: 2	H: 3	E: 0	LOB: 1	K: 0	BB: 1	S: 14	P: 19
	R: 0	H: 1	E: 0	LOB: 1	K: 0	BB: 0	S: 10	P: 13	1B: 5	SF: 0	2B: 1	SAC: 0	3B: 0	DP: 1	HR: 0	HBP: 2	WP: 0	PA: 37	PB: 0	SB: 0	CS: 0											

PITCHER		IP	WLS	BF	H	R	ER	SO	BB	IBB	HBP	BLK	WP	HR	S	P	ERA	WHIP
46 Scott Feldman, R ERA:	(1, 1)	6.2	W	26	2	0	0	3	2	0	2	0	0	0	66	102	0.00	0.600
66 Kevin Chapman, L ERA: 27.0	(7, 1)	0.1		2	0	1	1	0	1	0	0	0	0	0	6	11	27.00	3.000
50 Chad Qualls, R ERA: 9.0	(8, 1)	1.0		5	3	1	1	0	0	0	0	0	0	0	11	12	9.00	3.000
37 Matt Albers, R ERA:	(9, 1)	1.0		4	1	0	0	0	0	0	0	0	0	0	10	13	0.00	1.000

PITCHER		IP	WLS	BF	H	R	ER	SO	BB	IBB	HBP	BLK	WP	HR	S	P	ERA	WHIP

TOP

AB	32
R	2
H	6
RBI	2
BB	3
SO	3
LOB	14

BOTTOM

New York Yankees @ Houston Astros

Minute Maid Park, Houston, TX

Tue Apr 01 2014, 6:13 PM - 9:04 PM CDT

Att. 42,117 - Cloudy - 78 F

livebaseballscorecards.com

Batter	1	2	3	4	5	6	7	8	9	AB	R	H	RBI	BB	SO	LOB
21 Dexter Fowler, S (1, 8) OBP: 0.500, SLG: 1.000	B SI 88 B SI 88 X SI 89 2-0 19 F9 27 1B 2B	C SL 80 B CH 83 B SI 88 C SI 88 X SI 89 2-2 19 G6-3 27 E 2B		C FF 89 L SL 79 S SI 88 0-3 ① K			C FF 95 B FF 96 C FF 96 F KC 83 S KC 83 1-3 ① K			4	2	2	0	0	2	2
19 Robbie Grossman, S (1, 7)	C FF 88 B CH 83 X CH 84 1-1 ① F9 2-3	C SL 80 F CH 83 B SL 80 B SL 81 F CH 83 D SL 79 X CH 83 3-2 ② G6-3 2-3		C CH 82 X SL 80 0-1 ②③ F9-3 1-1			C FF 97 C KC 82 C KC 85 0-3 ② K			4	0	0	0	0	1	4
27 Jose Altuve, R (1, 4) OBP: 0.500, SLG: 0.500	B FF 90 F CH 84 F SL 80 X SL 80 1-2 15 WP 15 S 15 FC3 3-H 1B	B SL 80 X SI 89 1-0 E9 3-H 1B			B SI 88 B CH 82 C FF 90 F SL 81 B SL 80 X SL 82 3-2 ① G6-3		F FF 96 X FF 99 0-1 ③ G4-3			4	1	2	2	0	0	0
15 Jason Castro, L (1, 2) OBP: 0.250, SLG: 0.250	C SL 78 1 SAFE F FF 90 F SL 79 B SL 80 F SI 88 X SL 80 1-2 FC3 14 HR 1-H	C SL 80 X SL 80 0-1 ③ G4-3			X SI 88 0-0 14 G4-3 1B			C FF 91 F SL 83 F SL 87 F SL 87 T FF 92 0-2 ① K		4	1	1	1	0	1	1
14 Jesus Guzman, R (1, 3) OBP: 0.250, SLG: 1.000	X FF 89 0-0 1-H HR		F FF 89 C FF 91 B CH 82 S CH 84 1-3 ① K		C SL 80 F SL 83 X FF 91 0-2 ② G4-3 1-2			C SL 81 B FF 92 F SL 82 B SL 83 S CU 78 2-3 ② K2-3		4	1	1	2	0	2	1
23 Chris Carter, R (1, 10) OBP: 0.250, SLG: 0.250	B SI 88 B CH 84 C SI 89 C SL 80 F SL 81 B SI 90 X FF 91 3-2 ② G1-3		C CH 84 B FF 90 B SI 89 X SI 88 2-1 ② G4-3		C SL 79 S SI 89 D SL 80 S SI 89 1-3 ③ K			C SL 84 B SL 80 X CH 84 1-1 1B		4	0	1	0	0	1	1
30 Matt Dominguez, R (1, 5)	C CH 84 S SI 88 X FF 90 0-2 ③ F8		C FF 90 S FF 90 B FF 91 B CH 84 F SI 89 C SL 82 2-3 ③ K			B SI 88 B SL 83 C SI 88 F SI 88 F SL 81 C SL 81 2-3 ① K		B SL 79 B CH 83 C SL 78 F SL 78 C FF 91 2-3 ③ K		4	0	0	0	0	3	1
28 L.J. Hoes, R (1, 9) OBP: 0.667, SLG: 2.000		C SI 87 B SI 88 X CH 83 1-1 HR		B SI 89 B SI 88 B SI 88 C SI 88 B FF 90 4-1 6 1B BB		X SI 89 0-0 ② G5-3				2	1	1	1	1	0	0
6 Jonathan Villar, S (1, 6) OBP: 0.333, SLG: 0.333		B SI 88 C SL 80 S FF 90 S SL 79 1-3 ① K		X FF 89 0-0 19 F9-3 1-2 1B		C CH 85 F SL 84 X FF 90 0-2 ③ G5-3				3	0	1	0	0	1	0
Inning Stats	R: 4 E: 0 K: 0 S: 19 H: 3 LOB: 0 BB: 0 P: 27	R: 2 E: 1 K: 1 S: 15 H: 3 LOB: 1 BB: 0 P: 23	R: 0 E: 0 K: 2 S: 9 H: 0 LOB: 0 BB: 0 P: 14	R: 0 E: 0 K: 1 S: 7 H: 1 LOB: 1 BB: 1 P: 11	R: 0 E: 0 K: 1 S: 10 H: 1 LOB: 1 BB: 0 P: 14	R: 0 E: 0 K: 1 S: 8 H: 0 LOB: 0 BB: 0 P: 10	R: 0 E: 0 K: 2 S: 9 H: 0 LOB: 0 BB: 0 P: 10	R: 0 E: 0 K: 3 S: 13 H: 1 LOB: 1 BB: 0 P: 18		1B: 5 2B: 3 3B: 0 HR: 2 SF: 0 SAC: 0 DP: 1 HBP: 0		WP: 1 PB: 0 SB: 1 CS: 0 PA: 34		

	AB	33
	R	6
	H	9
	RBI	6
	BB	1
	SO	11
	LOB	10

PITCHER		IP	WLS	BF	H	R	ER	SO	BB	IBB	HBP	BLK	WP	HR	S	P	ERA	WHIP
52 CC Sabathia, L ERA: 9.0	(1, 1)	6.0	L	27	8	6	6	6	1	0	0	0	1	2	68	99	9.00	1.500
68 Dellin Betances, R ERA:	(7, 1)	1.0		3	0	0	0	2	0	0	0	0	0	0	9	10	0.00	0.000
57 Vidal Nuño, L ERA:	(8, 1)	1.0		4	1	0	0	3	0	0	0	0	0	0	13	18	0.00	1.000

PITCHER	IP	WLS	BF	H	R	ER	SO	BB	IBB	HBP	BLK	WP	HR	S	P	ERA	WHIP

Batter	1	2	3	4	5	6	7	8	9	AB	R	H	RBI	BB	SO	LOB
22 Jacoby Ellsbury, L (1, 8)	C FF 96 F FF 97 B KC 80 X KC 80 1-2 G4-3 ①		C KC 81 D KC 82 B KC 80 C FC 95 F KC 80 B FC 96 F KC 79 X FC 96 3-2 L7 ③		C KC 78 F FC 94 X FC 96 0-2 G4-3 ③		B SI 94 B SL 82 B SI 93 B SI 93 4-0 2 S BB			3	0	0	0	1	0	3
2 Derek Jeter, R (1, 6) OBP: 0.375, SLG: 0.167	F FF 96 S KC 81 B FC 97 B FC 97 F FC 97 F FC 98 B FF 98 X FC 96 3-2 G4-3 ②			F FF 96 B FF 96 B FC 94 B FC 94 X FC 94 3-1 G4-3 ①		B SI 91 B FF 91 B SI 92 B FF 90 4-0 34 1B BB	1 SAFE B SI 91 T SI 92 1 SAFE C SI 93 B SI 94 F SI 94 S SI 94 2-3 1-2 K ③			3	0	0	0	1	1	1
36 Carlos Beltrán, S (1, 9) OBP: 0.250, SLG: 0.375	B FC 97 C KC 81 X KC 81 1-1 G3 ③			C KC 80 F FC 95 B FC 95 B CH 82 B KC 80 X KC 79 3-2 F8 ②		B SI 90 C SI 91 B CU 78 C SI 91 S SL 82 2-3 K ①		X SI 94 0-0 2B		4	0	1	0	0	1	1
34 Brian McCann, L (1, 2) OBP: 0.375, SLG: 0.375		C FC 96 C KC 80 B FF 95 X KC 80 1-2 G3-1 ①		C FC 95 X CH 83 0-1 1B		B FC 89 F CH 84 S FC 87 X SI 91 1-2 1-3 1B		C SI 93 B CH 84 B SI 95 S SL 87 S SL 87 2-3 K ①		4	0	2	0	0	1	1
25 Mark Teixeira, S (1, 3) OBP: 0.375, SLG: 0.286		C FF 96 F FC 96 B FC 96 C FC 96 1-3 K ②		X FF 95 0-0 P5 ③		C FC 89 1 SAFE C SL 80 F FF 92 B SL 81 F FC 88 S SL 82 1-3 K ②		B SI 94 S SL 86 S SL 87 S SL 87 1-3 K ②		4	0	0	0	0	3	4
12 Alfonso Soriano, R (1, 10)		C KC 80 S KC 81 F FC 96 B FC 97 X FF 96 1-2 G5-3 ③			C FC 95 C FC 93 B FF 94 B KC 80 S FF 95 2-3 K ①	S SL 80 X SI 90 0-1 G5-3 ③		S SI 94 S SI 94 D SL 86 B SI 94 D SL 86 S SI 95 3-3 K ③		4	0	0	0	0	2	3
11 Brett Gardner, L (1, 7) OBP: 0.375, SLG: 0.167			B FF 94 B FC 94 C FC 94 B FF 96 C FC 95 F FC 96 C FC 96 3-3 K ①		C KC 79 C KC 80 B FC 95 X FF 95 1-2 33 FC3-6 14 1B 1B		C SI 93 B SL 82 B SL 82 B SL 82 B SI 94 4-1 14 1B 26 G4-6-3 BB		C FF 93 B KC 79 X FF 93 1-1 P6 ①	3	1	1	0	1	1	0
14 Brian Roberts, S (1, 4) OBP: 0.500, SLG: 0.429			C FC 95 F KC 81 B FC 96 B FC 95 X KC 81 2-2 33 G4-3 1B		D FF 93 B FC 94 F FC 93 S FC 95 1 SAFE B FF 94 1 SAFE X FC 95 3-2 33 FC3-6 1-2 1B		B SI 92 C SL 82 S SI 92 F SL 83 B SI 94 F SL 82 X SL 82 2-2 26 G4-6-3 1-3 1B		B FF 94 F FF 93 C FF 94 S FF 94 1-3 K ②	4	0	3	0	0	1	0
33 Kelly Johnson, L (1, 5) OBP: 0.167, SLG: 0.333 26 Yangervis Solarte, S (7, PH) (7, 5)			B FC 95 X FC 95 1-0 G4-3 ② 1-2		C FF 96 D KC 79 B FF 94 C FC 94 F KC 80 X FF 95 2-2 FC3-6 ② 1-2f 2-3		C SI 94 F SL 82 X SI 94 0-2 G4-6-3 ①② 1-2f 3-H		C FF 95 F KC 82 X FF 95 0-2 P3 ③	2 2	0 0	0 0	0 0	0 0	0 0	3 1

Inning Stats																																			
	R: 0	E: 0	K: 0	S: 10	H: 0	LOB: 0	BB: 0	P: 15	R: 0	E: 0	K: 1	S: 10	H: 0	LOB: 0	BB: 0	P: 13	R: 0	E: 0	K: 1	S: 13	H: 1	LOB: 1	BB: 0	P: 22	R: 0	E: 0	K: 0	S: 8	H: 1	LOB: 1	BB: 0	P: 14	R: 0	E: 0	K: 1	S: 16	H: 2	LOB: 2	BB: 0	P: 24
	R: 0	E: 0	K: 2	S: 13	H: 1	LOB: 2	BB: 1	P: 21	R: 1	E: 0	K: 1	S: 13	H: 1	LOB: 1	BB: 2	P: 25	R: 0	E: 0	K: 3	S: 10	H: 1	LOB: 1	BB: 0	P: 16	R: 0	E: 0	K: 1	S: 8	H: 0	LOB: 0	BB: 0	P: 10								

PITCHER		IP	WLS	BF	H	R	ER	SO	BB	IBB	HBP	BLK	WP	HR	S	P	ERA	WHIP
48 Jarred Cosart, R ERA:	(1, 1)	5.0	W	19	4	0	0	3	0	0	0	0	0	0	57	88	0.00	0.800
36 Jerome Williams, R ERA:	(6, 1)	1.0	H	5	1	0	0	2	1	0	0	0	0	0	13	21	0.00	2.000
66 Kevin Chapman, L ERA: 18.0	(7, 1)	0.2	H	4	1	1	1	0	2	0	0	0	0	0	9	19	13.50	4.500
37 Matt Albers, R ERA:	(7, 1)	1.1	H	5	1	0	0	4	0	0	0	0	0	0	14	22	0.00	0.750
35 Josh Fields, R ERA:	(9, 1)	1.0	S	3	0	0	0	1	0	0	0	0	0	0	8	10	0.00	0.000

PITCHER	IP	WLS	BF	H	R	ER	SO	BB	IBB	HBP	BLK	WP	HR	S	P	ERA	WHIP

TOP

New York Yankees @ Houston Astros

Minute Maid Park, Houston, TX

Wed Apr 02 2014, 7:15 PM - 10:31 PM CDT

Att. 23,145 - Roof Closed - 73 F

livebaseballscorecards.com

AB	33
R	1
H	7
RBI	0
BB	3
SO	10
LOB	17

1B:	6	2B:	1	3B:	0	HR:	0	SF:	0	SAC:	0	DP:	1	HBP:	0	WP:	0	PB:	0	SB:	1	CS:	0	PA:	36										

Batter	1	2	3	4	5	6	7	8	9	AB	R	H	RBI	BB	SO	LOB
21 Dexter Fowler, S (1, 8) OBP: 0.500, SLG: 1.375	B SI 89 X SI 90 1-0 HR		C CU 78 B FS 86 F SI 91 B SL 84 F FS 87 F SL 84 B SI 92 X SI 91 3-2 19 E 3B			F SI 90 C SI 89 B FF 91 B FS 87 X SI 90 2-2 ① G4-3		1 SAFE C FF 90 F SL 86 1 SAFE 1 SAFE C SI 91 0-3 ① K		4	2	2	1	0	1	1
19 Robbie Grossman, S (1, 7) OBP: 0.250, SLG: 0.429	B SI 89 S SI 89 F FS 86 S FS 86 1-3 ① K2-3		C CU 78 B SI 91 C SI 92 B FS 86 X FS 87 2-2 E3 15 G4-5-3 3-H			B SL 82 B SL 82 X SI 90 2-0 3B		C KC 80 1 SAFE 1 SAFE B SI 91 B KC 82 C SL 88 B FF 92 B SL 87 4-2 15 G3 1-2 BB		3	0	1	1	1	1	0
15 Jason Castro, L (1, 2) OBP: 0.250, SLG: 0.143	F SI 91 S FS 85 B FS 87 B FS 86 F FS 86 B SI 91 B SI 91 4-2 BB		1 SAFE B X SI 91 1-0 ② ③ G4-5-3 1-2f			B SI 91 X SL 83 1-0 ② F7		X SI 94 0-0 ② G3 1-2 2-3		3	0	0	0	1	0	4
27 Jose Altuve, R (1, 4) OBP: 0.375, SLG: 0.286	C SI 91 X SL 84 0-1 ② F8			B SI 91 C SI 90 F SI 91 B SI 92 F SI 90 S SL 84 2-3 ① K		B SL 83 C SL 83 B SI 93 F SI 92 F FS 88 X SL 85 2-2 ③ F9		I IN 83 I IN 86 I IN 85 I IN 88 4-0 IBB		3	0	0	0	1	1	2
23 Chris Carter, R (1, 10) OBP: 0.143, SLG: 0.143 22 Carlos Corporán, S (8, PH) (9, 10)	B SL 84 1 SAFE B SL 82 C SL 83 F SI 91 B FS 87 X SL 83 3-2 ③ F7			B SI 91 B FS 87 S SL 84 F SI 92 B SL 84 S SL 82 3-3 ② K			B FC 91 B SL 85 C FC 91 F FC 91 C SL 87 2-3 ① K	S SL 81 C SL 85 X SL 86 0-2 ③ G1-3		3 1	0 0	0 0	0 0	0 0	2 0	1 3
18 Marc Krauss, L (1, 3)		X SI 90 0-0 ① G3-1		B SI 92 B FS 86 C SI 92 X SI 92 2-1 ③ G5-3			B SI 91 C SL 87 B SL 87 X KC 81 2-1 ② F7			3	0	0	0	0	0	0
30 Matt Dominguez, R (1, 5) OBP: 0.143, SLG: 0.571		C SI 89 S FF 91 B FF 92 B SL 84 B FS 87 C SL 83 3-3 ② K			X SI 90 0-0 ① G4-3		X FC 91 0-0 HR			3	1	1	1	0	1	0
8 Alex Presley, L (1, 9)		F SI 92 B FS 87 S FS 87 B FS 88 B SL 84 F SI 91 X SI 91 3-2 ③ L9			B SI 89 C SI 91 C SL 84 X FS 86 1-2 ② F8		C FF 91 F KC 80 B FC 91 X FF 91 1-2 ③ G4-3			3	0	0	0	0	0	0
6 Jonathan Villar, S (1, 6) OBP: 0.333, SLG: 0.200			X SI 91 0-0 ① G2-3		C SI 91 F FS 86 S FS 87 0-3 ③ K			C SI 88 C SI 89 B FC 90 B SL 87 B SI 90 F SI 91 B SI 91 4-2 15 G3 19 S BB		2	0	0	0	1	1	0
Inning Stats	R: 1 E: 0 K: 1 S: 12 H: 1 LOB: 1 BB: 1 P: 21	R: 0 E: 0 K: 1 S: 8 H: 0 LOB: 0 BB: 0 P: 14	R: 1 E: 1 K: 0 S: 10 H: 1 LOB: 0 BB: 0 P: 16	R: 0 E: 0 K: 2 S: 9 H: 0 LOB: 0 BB: 0 P: 16	R: 0 E: 0 K: 1 S: 7 H: 0 LOB: 0 BB: 0 P: 8	R: 0 E: 0 K: 0 S: 9 H: 1 LOB: 1 BB: 0 P: 16	R: 1 E: 0 K: 1 S: 9 H: 1 LOB: 0 BB: 0 P: 14	R: 0 E: 0 K: 1 S: 12 H: 0 LOB: 3 BB: 3 P: 24		1B: 0 2B: 0 3B: 2 HR: 2 SF: 0 SAC: 0 DP: 1 HBP: 0						

PITCHER		IP	WLS	BF	H	R	ER	SO	BB	IBB	HBP	BLK	WP	HR	S	P	ERA	WHIP
18 Hiroki Kuroda, R ERA: 3.0	(1, 1)	6.0	L	22	3	2	2	5	1	0	0	0	0	1	55	91	3.00	0.667
41 David Phelps, R ERA: 6.75	(7, 1)	1.1		7	1	1	1	2	2	0	0	0	0	1	17	30	6.75	2.250
48 Matt Thornton, L ERA:	(8, 1)	0.1		2	0	0	0	0	0	1	0	0	0	0	1	5	0.00	0.000
27 Shawn Kelley, R ERA:	(8, 1)	0.1		1	0	0	0	0	0	0	0	0	0	0	3	3	0.00	0.000

PITCHER	IP	WLS	BF	H	R	ER	SO	BB	IBB	HBP	BLK	WP	HR	S	P	ERA	WHIP

BOTTOM

New York Yankees @ Houston Astros

Minute Maid Park, Houston, TX

Wed Apr 02 2014, 7:15 PM - 10:31 PM CDT

Att. 23,145 - Roof Closed - 73 F

livebaseballscorecards.com

AB	28
R	3
H	4
RBI	3
BB	4
SO	7
LOB	11

WP: 0 PB: 0 SB: 1 CS: 0 PA: 32

Batter	1	2	3	4	5	6	7	8	9	AB	R	H	RBI	BB	SO	LOB
11 Brett Gardner, L (1, 8) (8, 7) OBP: 0.385, SLG: 0.200	C SI 91 F SI 90 F FF 91 B KC 82 S KC 84 1-3 ① K		C KC 80 X SI 90 0-1 ① 36 SF8 2' BB 1-3 3-H 1B		C KC 80 D KC 81 F SI 89 C KC 81 1-3 ② K		B FF 92 B FF 92 S CH 82 B CH 81 1 SAFE S FF 91 B FF 92 4-2 1-2 BB		B CH 81 X FF 91 1-0 ③ P6	4	0	1	1	1	2	3
2 Derek Jeter, R (1, 6) OBP: 0.417, SLG: 0.222	B SI 90 B SI 91 X SI 90 2-0 ② F8		1 SAFE C SI 89 B KC 80 F SI 90 1 SAFE B SI 90 F KC 81 1 SAFE B KC 81 4-2 F SI 89 B SI 89 1-2 BB		B SI 91 X SI 90 1-0 ③ 2-H 1B		B FF 89 C FF 93 S FF 92 F FF 92 S ST 85 1-3 ③ K			3	0	1	1	1	1	2
36 Carlos Beltrán, S (1, 10) OBP: 0.167, SLG: 0.273	B KC 81 B SI 91 B SI 91 C SI 90 X SI 91 3-1 ③ L5		S KC 80 S KC 80 F SI 89 X KC 82 0-2 ② SF8 2-3 3-H			B SI 88 F CH 80 F KC 78 C KC 78 1-3 ① K		F KC 75 C ST 84 S FF 93 0-3 ① K		3	0	0	1	0	2	0
25 Mark Teixeira, S (1, 3) OBP: 0.250, SLG: 0.182		C SI 90 X SI 90 0-1 ① G1-3	D KC 81 X KC 81 1-0 ③ P5			C CH 81 C SI 89 B SI 90 X SI 90 1-2 ② G6-3		C CH 82 F KC 77 B KC 77 X FF 94 1-2 ② G6-3		4	0	0	0	0	0	2
12 Alfonso Soriano, R (1, 7) 22 Jacoby Ellsbury, L (8, 8)		S SI 90 X KC 82 0-1 ② G5-3		B SI 89 B CH 81 F SI 89 B CH 81 T SI 90 X CH 80 3-2 ① L5		C KC 76 S FF 93 B KC 76 F FF 91 B ST 85 X KC 75 2-2 ③ G6-3		B FF 93 X ST 82 1-0 ③ G3-1		4 0	0 0	0 0	0 0	0 0	0 0	0 0
29 Francisco Cervelli, R (1, 2)		F SI 90 B CH 81 S CH 81 F KC 82 S KC 82 1-3 ③ K		B KC 80 F SI 89 B CH 81 F SI 90 F KC 81 S CH 82 2-3 ② K			X FF 92 0-0 ① F9		F FF 92 B ST 84 B FF 93 F FF 92 S FF 94 2-3 ① K	4	0	0	0	0	3	0
14 Brian Roberts, S (1, 4) OBP: 0.417, SLG: 0.300			X SI 90 0-0 ① F8	C SI 89 F KC 81 F SI 90 X KC 81 0-2 ③ F9			X FF 92 0-0 ② F8		B KC 77 B FF 93 B CH 82 B FF 91 4-0 26 BB BB	3	0	0	0	1	0	0
31 Ichiro Suzuki, L (1, 9) OBP: 0.500, SLG: 0.750			B SI 90 B SI 90 C KC 80 B SI 89 C KC 80 X KC 81 3-2 26 1B 11 1B 1B		C SI 89 S KC 80 F KC 82 B SI 89 F KC 78 X KC 81 1-2 ① G3		C FF 90 B ST 84 B FF 93 B FF 93 X FF 90 3-1 26 1B 2B		C FF 92 B FF 93 1 SAFE F CH 82 F FF 92 1 SAFE F CH 80 C ST 84 1-3 ② K	4	2	2	0	0	1	1
26 Yangervis Solarte, S (1, 5) OBP: 0.667, SLG: 0.800			D KC 80 1 SAFE 1 SAFE F SI 89 1 SAFE S CH 81 F CH 81 X SI 90 1-2 11 1B 36 SF8 1-3 1B		C CH 82 B CH 81 C SI 90 B KC 80 X FF 91 2-2 2 1B 2B		C CH 80 B CH 82 B FF 92 F ST 84 F KC 76 F ST 82 B FF 92 X CH 80 3-2 11 BB 2-H 1B		P PO 85 C FF 90 1 SAFE B FF 92 D ST 84 B FF 89 4-1 1-2 BB	3	2	3	1	1	0	0
Inning Stats	R: 0 E: 0 K: 1 S: 7 H: 0 LOB: 0 BB: 0 P: 13	R: 0 E: 0 K: 1 S: 8 H: 0 LOB: 0 BB: 0 P: 9	R: 2 E: 0 K: 0 S: 19 H: 3 LOB: 2 BB: 1 P: 28	R: 0 E: 0 K: 1 S: 11 H: 0 LOB: 0 BB: 0 P: 16	R: 1 E: 0 K: 1 S: 12 H: 2 LOB: 1 BB: 0 P: 17	R: 0 E: 0 K: 1 S: 10 H: 0 LOB: 0 BB: 0 P: 14	R: 1 E: 0 K: 1 S: 15 H: 2 LOB: 2 BB: 1 P: 26	R: 0 E: 0 K: 1 S: 7 H: 0 LOB: 0 BB: 0 P: 9	R: 0 E: 0 K: 2 S: 11 H: 0 LOB: 2 BB: 2 P: 22	1B: 5 2B: 2 3B: 0 HR: 0 SF: 1 SAC: 0 DP: 0 HBP: 0						

PITCHER		IP	WLS	BF	H	R	ER	SO	BB	IBB	HBP	BLK	WP	HR	S	P	ERA	WHIP
39 Brett Oberholtzer, L ERA: 4.76	(1, 1)	5.2	L	22	5	3	3	5	1	0	0	0	0	0	63	91	4.76	1.059
41 Brad Peacock, R ERA: 2.7	(6, 1)	3.1		15	2	1	1	4	3	0	0	0	0	0	37	63	2.70	1.500

PITCHER	IP	WLS	BF	H	R	ER	SO	BB	IBB	HBP	BLK	WP	HR	S	P	ERA	WHIP

TOP

New York Yankees @ Houston Astros

Minute Maid Park, Houston, TX

Thu Apr 03 2014, 7:12 PM - 10:29 PM CDT

Att. 26,348 - Roof Closed - 73 F

livebaseballscorecards.com

AB	32
R	4
H	7
RBI	4
BB	4
SO	9
LOB	8

WP: 0 PB: 0 SB: 0 CS: 0 PA: 37

New York Yankees @ Houston Astros

Minute Maid Park, Houston, TX

Thu Apr 03 2014, 7:12 PM - 10:29 PM CDT

Att. 26,348 - Roof Closed - 73 F

livebaseballscorecards.com

BOTTOM

Batter	1	2	3	4	5	6	7	8	9	AB	R	H	RBI	BB	SO	LOB
21 Dexter Fowler, S (1, 8) OBP: 0.500, SLG: 1.083	C FF 92 B SI 92 X SI 92 1-1 19 1B 27 FC5-4 1B	X CU 77 0-0 ③ P5			B SI 93 B CH 83 X SI 93 2-0 15 G4-6-3 19 BB 2-H 1B		S CH 83 B FF 92 S SL 85 B CU 82 C CH 84 2-3 ① K			4	1	2	1	0	1	1
19 Robbie Grossman, S (1, 7) OBP: 0.333, SLG: 0.400	B FF 92 X SI 91 1-0 27 FC5-4 15 HBP 1-3 1B		C SI 90 B CU 77 X FF 91 1-1 ① G6-3		1 SAFE B SI 92 1 SAFE B FF 91 C FF 91 1 SAFE 1 SAFE B SI 91 C FF 92 4-2 B FF 93 15 G4-6-3 1-2 BB		B FF 95 S FF 93 S CH 84 X CH 85 1-2 ② G1-3			3	0	1	0	1	0	0
15 Jason Castro, L (1, 2) OBP: 0.364, SLG: 0.125 22 Carlos Corporán, S (6, 2)	C CU 78 F FF 92 H CU 82 1-2 27 FC5-4 1-2 HBP		H CU 78 1-0 27 1B HBP		C SI 90 B FF 91 B SI 91 F SI 92 B CU 80 X SI 92 3-2 ① ② G4-6-3 1-2f 2-3		B CU 79 X FC 92 1-0 ③ P6			1 1	0 0	0 0	0 0	0 0	0 0	2 0
27 Jose Altuve, R (1, 4) OBP: 0.417, SLG: 0.300	B FF 92 B SI 94 F FF 94 X SI 94 2-1 ① FC5-4 23 WP 1-2f 2-3 3-H		X FF 92 0-0 23 G6-4-3 1-2 1B		C CU 78 B SI 92 D CU 79 B CU 78 F SI 92 B SI 92 4-2 23 S BB			X FF 91 0-0 ① L5		3	0	1	1	1	0	2
23 Chris Carter, R (1, 10) OBP: 0.182, SLG: 0.100	B SI 93 1 SAFE C SI 92 1 SAFE B CU 77 B CU 79 B SI 92 4-1 18 G4-6-3 1-2 BB		X CU 76 0-0 ② ③ G6-4-3 1-2f		C CU 78 X SI 92 0-1 ③ G6-3 1-2			C FF 92 S SL 83 B SL 84 S SL 84 1-3 ② K		3	0	0	0	1	1	4
18 Marc Krauss, L (1, 3)	C CU 78 X FF 92 0-1 ② ③ G4-6-3 1-2f			C SI 91 C FF 90 B CU 78 B CU 80 B SI 92 B SI 91 4-2 8 G6-3 BB		C CU 76 C CU 77 B CU 78 B FF 92 B CU 76 X SI 91 3-2 ① F7		C FF 93 B SL 84 C SL 82 B FF 93 F SL 83 F SL 83 F SL 84 S SL 85 2-3 ③ K		3	0	0	0	1	1	3
30 Matt Dominguez, R (1, 5) OBP: 0.182, SLG: 0.400		C FF 92 B CU 78 B CU 78 F SI 90 X CU 80 2-2 ① G6-3		X SI 90 0-0 ① F8		B CU 75 B FF 91 F SI 90 B FF 92 F FF 90 F SI 90 B SI 90 4-2 BB			B FC 91 C FC 92 B FC 92 X FC 92 2-1 ① F8	3	0	0	0	1	0	1
8 Alex Presley, L (1, 9) OBP: 0.143, SLG: 0.143		X FF 91 0-0 1B		B FF 92 X SI 91 1-0 ② ③ G6-3 1-2f		D SI 90 C FF 91 B FF 91 F SI 90 1 SAFE B SI 90 X FF 92 3-2 ② L8			B FC 92 C FC 92 S KC 83 B KC 83 S FC 93 2-3 ② K	4	0	1	0	0	1	2
6 Jonathan Villar, S (1, 6) OBP: 0.300, SLG: 0.333		1 SAFE C SI 91 S CU 78 1 SAFE C CU 79 0-3 ② K			C SI 92 X CU 78 0-1 21 1B 2B		C CU 79 S CH 82 S FF 93 0-3 ③ K		B FC 92 C FC 92 C FC 92 X KC 82 1-2 ③ G1-3	4	1	1	0	0	2	2
Inning Stats	R: 1 E: 0 K: 0 S: 10 H: 2 LOB: 2 BB: 1 P: 19	R: 0 E: 0 K: 1 S: 8 H: 1 LOB: 1 BB: 0 P: 10	R: 0 E: 0 K: 0 S: 4 H: 1 LOB: 1 BB: 0 P: 6	R: 0 E: 0 K: 0 S: 4 H: 0 LOB: 0 BB: 1 P: 9	R: 1 E: 0 K: 0 S: 12 H: 2 LOB: 2 BB: 2 P: 25	R: 0 E: 0 K: 1 S: 12 H: 0 LOB: 1 BB: 1 P: 22	R: 0 E: 0 K: 1 S: 7 H: 0 LOB: 0 BB: 0 P: 11	R: 0 E: 0 K: 2 S: 10 H: 0 LOB: 0 BB: 0 P: 13	R: 0 E: 0 K: 1 S: 8 H: 0 LOB: 0 BB: 0 P: 13	1B: 5 2B: 1 3B: 0 HR: 0 SF: 0 SAC: 0 DP: 4 HBP: 2						WP: 1 PB: 0 SB: 1 CS: 0 PA: 36	

AB	29
R	2
H	6
RBI	2
BB	5
SO	6
LOB	17

PITCHER		IP	WLS	BF	H	R	ER	SO	BB	IBB	HBP	BLK	WP	HR	S	P	ERA	WHIP
47 Iván Nova, R ERA: 3.18	(1, 1)	5.2	W	26	6	2	2	1	5	0	2	0	1	0	47	88	3.18	1.941
43 Adam Warren, R ERA:	(6, 1)	1.1	H	4	0	0	0	2	0	0	0	0	0	0	10	14	0.00	0.000
27 Shawn Kelley, R ERA:	(8, 1)	1.0	H	3	0	0	0	2	0	0	0	0	0	0	10	13	0.00	0.000
30 David Robertson, R ERA:	(9, 1)	1.0	S	3	0	0	0	1	0	0	0	0	0	0	8	13	0.00	0.000

PITCHER	IP	WLS	BF	H	R	ER	SO	BB	IBB	HBP	BLK	WP	HR	S	P	ERA	WHIP

Batter	1	2	3	4	5	6	7	8	9	AB	R	H	RBI	BB	SO	LOB
22 Jacoby Ellsbury, L (1, 8) OBP: 0.429, SLG: 0.455	C FF 93 F SI 94 B SL 88 B FF 95 X FF 94 2-2 11 1B 36 1B 2B	B FF 92 X SI 92 1-0 11 S 1B	B SI 89 X SI 90 1-0 11 SH5-3 34 1B 2B	B SI 89 B CH 81 F SI 89 C SI 90 B SL 82 B SI 90 4-2 36 G4-3 11 S BB	D CH 88 1 SAFE X FF 94 1-0 ① L1-3 1-2		4	2	3	0	1	0	1
11 Brett Gardner, L (1, 7) OBP: 0.412, SLG: 0.286	X SI 95 0-0 34 F8 36 1B 25 1B 2-3 1B	C SI 92 1 SAFE B SI 91 B FF 92 B SI 91 C SL 90 S FF 92 3-3 ② K 1-2	C SI 93 X SI 91 0-1 ① SH5-3 2-3	1 SAFE C SI 88 1 SAFE F SI 89 B SI 88 1 SAFE B SI 90 F CH 82 3-2 D CH 83 T SI 90 K 1-2		C CH 86 F CH 88 B FF 92 F SI 94 X CH 86 1-2 34 S 2-H 1B		4	1	2	1	0	2	2
36 Carlos Beltrán, S (1, 10) OBP: 0.235, SLG: 0.267	C CU 78 X SI 94 0-1 33 1B 25 1B 1-2 3-H 1B	B CH 85 2 SAFE F SL 88 B FF 93 F SL 87 X SI 95 2-2 ③ G5-3	I IN 76 I IN 75 I IN 76 I IN 75 4-0 34 1B IBB	X CH 81 0-0 ② G4-3 2-3		C CH 87 1 SAFE X FF 93 0-1 ② L7		4	0	1	1	1	0	3
34 Brian McCann, L (1, 2) OBP: 0.308, SLG: 0.308	F SI 95 F CU 81 X SL 87 0-2 ① F8 2-3		C FF 91 B SI 92 X SI 93 1-1 ① L8 B SL 77 S SI 92 X SI 93 1-1 1-2 3-H 1B	F FF 89 F SI 92 X FF 90 0-2 ③ G3		C SI 93 1 SAFE C FF 93 1 SAFE P PO 86 D CH 87 S CH 86 2-3 ③ K 1-2		5	0	1	1	0	1	4
25 Mark Teixeira, S (1, 3) OBP: 0.308, SLG: 0.250 14 Brian Roberts, S (2, 4) OBP: 0.375, SLG: 0.231	B SI 93 X CH 87 1-0 33 1B 1-2 3-H 1B		C FF 95 B SI 93 B FF 94 C FF 94 B FF 93 B FF 93 4-2 31 1B 33 S 26 2B BB C SI 92 B SI 92 C SI 92 S SI 93 1-3 ② K	S CH 84 B SI 89 F CU 84 C FF 92 1-3 ① K		B SI 97 B SI 96 C SI 96 S SI 96 S SI 96 2-3 ① K	1 3	0 1	1 0	1 0	0 1	0 3	0 2
33 Kelly Johnson, L (1, 5) OBP: 0.273, SLG: 0.545 (2, 3)	F CH 88 F SI 95 D SL 86 F SL 87 B FF 95 F CU 80 X SL 88 2-2 1-2 2-3 1B		C FF 93 B FF 93 B SI 92 S FF 92 F FF 94 S SL 83 2-3 ② K 1-2 B SI 92 B SI 93 X SI 92 2-0 ③ G3			X FF 91 0-0 3B	C KC 79 C KC 80 B SI 97 B KC 79 B KC 80 S SI 96 3-3 ② K	5	0	2	0	0	2	3
31 Ichiro Suzuki, L (1, 9) OBP: 0.556, SLG: 0.667	C SI 93 B CH 88 F CH 88 S SL 88 1-3 ② K		F SL 86 B FF 94 C SL 88 B FF 94 F FF 92 F SI 94 F FF 93 D SL 87 X SL 84 3-2 26 2B 2-3 1B	B SI 89 C SI 90 X SI 91 1-1 26 F7 26 E 1B		C FF 90 X SI 92 0-1 ② G4-3	X SI 96 0-0 26 2B 1B	5	2	3	0	0	1	4
26 Yangervis Solarte, S (1, 4) OBP: 0.545, SLG: 0.800 (2, 5)	C FF 92 F SL 87 D SL 87 B FF 93 B FF 92 X FF 92 3-2 ③ P4		D SL 85 C SL 85 B FF 93 X SL 85 2-1 1-H 3-H 2B	F SI 89 1 SAFE X CH 82 0-1 ①② F7 1-3		B CU 84 C CH 87 X FF 92 1-1 ③ G4-3	B SI 97 B SI 95 B SI 96 C SI 96 X SI 96 3-1 1-H 45 1B 2B	5	0	2	3	0	0	5
45 Dean Anna, L (1, 6) OBP: 0.400, SLG: 0.250		X FF 92 0-0 ① G3	B SL 75 S SI 91 F SI 92 B SI 93 C SI 93 2-3 ③ K	B CH 80 B SI 89 X SI 90 2-0 ③ P5			B FF 93 B SI 93 F FF 93 S FF 94 B SI 94 B FF 93 4-2 11 WP 22 L1-3 11 1B BB	C KC 80 C KC 80 X SI 97 0-2 ③ 2-H 1B	4	1	1	0	1	1	1
Inning Stats	R: 2 E: 0 K: 1 S: 21 H: 5 LOB: 3 BB: 0 P: 30	R: 0 E: 0 K: 1 S: 8 H: 1 LOB: 1 BB: 0 P: 14	R: 2 E: 0 K: 2 S: 19 H: 2 LOB: 1 BB: 1 P: 33	R: 1 E: 0 K: 1 S: 9 H: 2 LOB: 2 BB: 1 P: 18	R: 0 E: 1 K: 0 S: 5 H: 1 LOB: 0 BB: 0 P: 8	R: 0 E: 0 K: 1 S: 10 H: 0 LOB: 1 BB: 1 P: 17	R: 0 E: 0 K: 1 S: 8 H: 1 LOB: 1 BB: 0 P: 10	R: 1 E: 0 K: 1 S: 13 H: 1 LOB: 1 BB: 1 P: 20	R: 1 E: 0 K: 2 S: 12 H: 3 LOB: 2 BB: 0 P: 20	1B: 11 2B: 4 3B: 1 HR: 0 SF: 0 SAC: 1 DP: 0 HBP: 0						

PITCHER		IP	WLS	BF	H	R	ER	SO	BB	IBB	HBP	BLK	WP	HR	S	P	ERA	WHIP
29 Dustin McGowan, R ERA: 13.5	(1, 1)	2.2	L	17	8	4	4	3	1	0	0	0	0	0	45	72	13.50	3.375
62 Aaron Loup, L ERA: 3.0	(3, 1)	1.1		7	2	1	1	2	0	1	0	0	0	0	12	23	6.75	1.500
58 Todd Redmond, R ERA:	(5, 1)	1.2		6	1	0	0	1	1	0	0	0	0	0	12	22	0.00	1.200
27 Brett Cecil, L ERA:	(6, 1)	1.1		5	1	0	0	1	0	0	0	0	0	0	11	13	0.00	0.750
50 Steve Delabar, R ERA: 9.0	(8, 1)	1.0		5	1	1	1	1	1	0	0	0	1	0	13	20	9.00	2.000

PITCHER		IP	WLS	BF	H	R	ER	SO	BB	IBB	HBP	BLK	WP	HR	S	P	ERA	WHIP
33 Jeremy Jeffress, R ERA: 10.8	(9, 1)	1.0		5	3	1	1	2	0	0	0	0	0	0	12	20	9.00	3.000

TOP

New York Yankees @ Toronto Blue Jays

Rogers Centre, Toronto, ON

Fri Apr 04 2014, 7:36 PM - 11:01 PM EDT

Att. 48,197 - Roof Closed - 68 F

livebaseballscorecards.com

AB	40
R	7
H	16
RBI	7
BB	4
SO	10
LOB	25

WP: 1 PA: 45
PB: 0
SB: 4
CS: 0

Batter	1	2	3	4	5	6	7	8	9	AB	R	H	RBI	BB	SO	LOB
53 Melky Cabrera, S (1, 7) OBP: 0.318, SLG: 0.455	C FF 93 B SL 83 X FS 86 1-1 HR	B CU 75 F FF 93 B SL 83 F SI 93 S FS 87 2-3 ② K			B SI 91 F SI 91 B SL 82 S FF 91 B FF 89 X SI 92 3-2 ① G4-3			C FF 94 F SL 82 B FF 94 X SL 83 1-2 ① G5-3		4	1	1	1	0	1	2
28 Colby Rasmus, L (1, 8) OBP: 0.190, SLG: 0.111	X SI 92 0-0 ① G3-1	C SL 85 S FS 87 B SI 94 T SL 85 1-2 ③ K			X CU 76 0-0 ② F9			C FF 94 B SL 82 B SI 94 S FF 94 B FF 93 F FF 94 F FF 94 F FF 94 C FF 95 3-3 ② K		4	0	0	0	0	2	2
19 José Bautista, R (1, 9) OBP: 0.476, SLG: 0.643	C CU 75 B SI 90 S FS 87 C SL 86 1-3 ② K		C CU 72 B FS 86 C SL 83 B FF 94 B FS 88 F SL 85 X SL 85 3-2 ① P5		C SL 84 B FF 93 C SI 92 F SL 84 S FS 87 1-3 ③ K			B KC 80 C FF 95 B SV 82 B FF 96 B FF 95 4-1 10 FC5-4 BB		3	0	0	0	1	2	0
10 Edwin Encarnación, R (1, 3) OBP: 0.190, SLG: 0.250	C SL 85 S FS 87 B FS 87 S SL 86 1-3 ③ K		C FF 92 B SI 92 B SL 88 B SI 92 X FF 93 3-1 2B			C CU 71 B SI 91 X FS 87 1-1 26 G6-5-3 1B		B FF 96 B KC 83 C FF 95 X FF 96 2-1 ③ FC5-4 1-2f		4	0	2	0	0	1	1
26 Adam Lind, L (1, 10) OBP: 0.462, SLG: 0.700		C SI 90 B SI 90 X SI 91 1-1 ① G6-3	B CU 75 F SI 92 F FF 89 D SI 89 F SI 92 B SL 84 S FS 87 3-3 ② K			D SI 88 B FF 89 B SI 91 C SI 91 X SI 92 3-1 ①② 1-2f G6-5-3			B FF 93 B FF 93 B FF 95 B FF 94 4-0 13 FC5-4 BB	3	0	0	0	1	1	2
30 Dioner Navarro, S (1, 2) OBP: 0.190, SLG: 0.200		C CU 75 S FS 86 X FS 87 0-2 17 E 13 1B 1 1B 1B	X FF 91 0-0 ③ G3-1			B FS 87 X SI 92 1-0 ③ L8			C FC 91 D KC 82 C FC 91 X KC 83 1-2 ① P5	4	1	1	0	0	0	2
13 Brett Lawrie, R (1, 5) OBP: 0.200, SLG: 0.111		B SL 83 F FS 86 F SL 84 F FS 86 X SL 85 1-2 17 E 1 1B 1-2 1B	X SI 91 0-0 ① P4				C FF 92 S SI 90 F SI 91 F FS 89 S FS 88 0-3 ① K	B FC 92 C FC 90 X KC 84 1-1 ② FC5-4 1-2f		4	1	1	0	0	1	1
17 Ryan Goins, L (1, 4) 3 Maicer Izturis, S (7, PH) (8, 4) OBP: 0.538, SLG: 0.583		C SI 92 S FS 87 F FF 94 B FS 88 X FS 87 1-2 1 1B 1-2 2-3 FC3	B SI 90 X SI 90 1-0 ② G1-3				B SI 91 X SI 91 1-0 ② F7	B FC 92 C FC 92 B FC 92 X FC 91 2-1 ③ L7		2 2	0 0	0 0	0 0	0 0	0 0	2 1
1 Jonathan Diaz, R (1, 6) OBP: 0.333, SLG: 0.250		X SI 94 0-0 1-2 2-H 3-H 1B	B FF 92 B FF 91 X SI 91 2-0 ③ G6-3				C SL 82 B SL 83 F SI 92 C SI 90 1-3 ③ K			3	0	1	2	0	1	0
Inning Stats	R: 1 E: 0 K: 2 S: 9 H: 1 LOB: 0 BB: 0 P: 12	R: 2 E: 1 K: 2 S: 20 H: 3 LOB: 2 BB: 0 P: 26	R: 0 E: 0 K: 1 S: 11 H: 1 LOB: 1 BB: 0 P: 20	R: 0 E: 0 K: 0 S: 3 H: 0 LOB: 0 BB: 0 P: 6	R: 0 E: 0 K: 1 S: 8 H: 0 LOB: 0 BB: 0 P: 12	R: 0 E: 0 K: 0 S: 5 H: 1 LOB: 0 BB: 0 P: 10	R: 0 E: 0 K: 2 S: 9 H: 0 LOB: 0 BB: 0 P: 11	R: 0 E: 0 K: 1 S: 12 H: 0 LOB: 1 BB: 1 P: 22	R: 0 E: 0 K: 0 S: 7 H: 0 LOB: 1 BB: 1 P: 15	1B: 4 2B: 1 3B: 0 HR: 1 SF: 0 SAC: 0 DP: 1 HBP: 0						

PITCHER	IP	WLS	BF	H	R	ER	SO	BB	IBB	HBP	BLK	WP	HR	S	P	ERA	WHIP
19 Masahiro Tanaka, R (1, 1) ERA: 2.57	7.0	W	27	6	3	2	8	0	0	0	0	0	1	65	97	2.57	0.857
48 Matt Thornton, L (8, 1) ERA:	0.2	H	2	0	0	0	1	0	0	0	0	0	0	9	13	0.00	0.000
68 Dellin Betances, R (8, 1) ERA:	0.1	H	3	0	0	0	0	2	0	0	0	0	0	3	13	0.00	6.000
30 David Robertson, R (9, 1) ERA:	1.0		3	0	0	0	0	0	0	0	0	0	0	7	11	0.00	0.000

PITCHER	IP	WLS	BF	H	R	ER	SO	BB	IBB	HBP	BLK	WP	HR	S	P	ERA	WHIP

BOTTOM

New York Yankees @ Toronto Blue Jays

Rogers Centre, Toronto, ON

Fri Apr 04 2014, 7:36 PM - 11:01 PM EDT

Att. 48,197 - Roof Closed - 68 F

livebaseballscorecards.com

AB	33
R	3
H	6
RBI	3
BB	2
SO	9
LOB	13

Batter	1	2	3	4	5	6	7	8	9	AB	R	H	RBI	BB	SO	LOB
22 Jacoby Ellsbury, L (1, 8) OBP: 0.474, SLG: 0.500	B FF 82 X FF 83 1-0 ① P5		S KN 78 S KN 79 B KN 78 X KN 79 1-2 ③ 2-H 1B			B KN 78 C KN 74 B KN 80 F KN 76 B KN 78 X KN 75 3-2 36 G1-6-3 2 BB 1B		C SI 91 C CU 84 X FF 93 0-2 34 G2-3 2 BB 1B	C FF 94 B CH 86 S CH 85 S SL 89 1-3 ③ K	5	0	3	0	0	1	2
2 Derek Jeter, R (1, 6) OBP: 0.438, SLG: 0.182	B FF 83 C KN 74 B KN 79 B KN 76 F FF 82 X FF 83 3-2 ② G4-3			B KN 76 F KN 74 F FF 83 F FF 83 S KN 80 1-3 ① K		B KN 75 1 SAFE B KN 74 1 SAFE B FF 81 B FF 81 4-0 36 G1-6-3 1-2 BB		B FF 90 B SI 91 D CU 85 1 SAFE C SI 92 1 SAFE F FF 90 1 SAFE B FF 91 4-2 34 G2-3 1-2 BB		2	0	0	0	2	1	0
36 Carlos Beltrán, S (1, 9) OBP: 0.190, SLG: 0.211	B KN 76 F KN 76 B KN 77 X KN 75 2-1 ③ G1-3			B KN 77 X KN 75 1-0 ② P5		B KN 76 2 SAFE F KN 76 B KN 78 C KN 76 F KN 77 F KN 78 B KN 78 X KN 76 3-2 ①② G1-6-3 1-2f 2-3		B FF 91 S CU 85 F SI 93 B FF 91 S CU 85 2-3 ① K		4	0	0	0	0	1	4
34 Brian McCann, L (1, 10) OBP: 0.235, SLG: 0.235		C KN 74 S KN 77 B KN 77 F KN 69 X KN 79 1-2 ① G6-3		B KN 77 F KN 78 F KN 79 F KN 80 T FF 80 1-2 ③ K		F KN 80 B KN 79 B KN 81 X KN 79 2-1 ③ L6		B CU 84 F FF 90 B FC 89 S CU 85 X FC 91 2-2 ② G2-3 1-2 2-3		4	0	0	0	0	1	3
12 Alfonso Soriano, R (1, 7)		C KN 78 C KN 79 X KN 78 0-2 ② L8			X FF 83 0-0 ① P4		B KN 78 F FF 82 F KN 80 X KN 80 1-2 ① F8	C FF 96 B FF 96 C SL 88 S SL 89 1-3 ③ K2-3		4	0	0	0	0	1	2
33 Kelly Johnson, L (1, 3) OBP: 0.200, SLG: 0.400		C KN 77 F KN 79 B KN 70 B KN 73 F KN 78 X KN 78 2-2 ③ G4-3			C KN 76 C FF 79 F KN 79 B KN 79 C EP 66 1-3 ② K		S KN 74 S KN 80 B KN 79 B KN 79 B KN 79 X KN 76 3-2 ② G6-3		B FF 93 B FF 93 C FF 94 B FF 94 X FF 93 3-1 ① G3-1	4	0	0	0	0	1	0
29 Francisco Cervelli, R (1, 2) OBP: 0.375, SLG: 0.429			B KN 75 C FF 83 X KN 74 1-1 22 1B 2B		C KN 77 S KN 80 B KN 78 H KN 77 2-2 26 1B HBP		C KN 79 B KN 80 S KN 78 X KN 79 1-2 26 HBP 1B		B FF 93 X FF 94 1-0 ② F8	3	0	2	0	0	0	0
26 Yangervis Solarte, S (1, 5) OBP: 0.600, SLG: 0.769			B KN 77 B KN 76 C KN 74 C KN 73 F KN 78 S KN 77 2-3 ① K		X KN 78 0-0 1-3 1B		C CH 76 H SI 92 1-1 1-2 HBP		B FF 94 B FF 95 C FF 94 X FF 94 2-1 14 BB 1B	3	0	2	0	0	1	1
45 Dean Anna, L (1, 4) OBP: 0.286, SLG: 0.167 14 Brian Roberts, S (7, PH) OBP: 0.389, SLG: 0.214 (7, 4)			B KN 76 B KN 75 F KN 74 B KN 74 C KN 72 F FF 83 S KN 74 3-3 ② K		F KN 78 F KN 79 S KN 80 0-3 ③ K		C SI 91 X CH 76 0-1 ③ P3		B FF 93 B SL 85 B FF 94 C FF 94 B FF 94 4-1 1-2 BB	2 1	0 0	0 0	0 0	0 1	2 0	3 2
Inning Stats	R: 0 E: 0 K: 0 S: 6 H: 0 LOB: 0 BB: 0 P: 12	R: 0 E: 0 K: 0 S: 11 H: 0 LOB: 0 BB: 0 P: 14	R: 0 E: 0 K: 2 S: 13 H: 2 LOB: 2 BB: 0 P: 20	R: 0 E: 0 K: 2 S: 9 H: 0 LOB: 0 BB: 0 P: 12	R: 0 E: 0 K: 2 S: 11 H: 1 LOB: 2 BB: 0 P: 14	R: 0 E: 0 K: 0 S: 10 H: 1 LOB: 1 BB: 1 P: 22	R: 0 E: 0 K: 0 S: 12 H: 1 LOB: 2 BB: 0 P: 18	R: 0 E: 0 K: 2 S: 14 H: 1 LOB: 2 BB: 1 P: 23	R: 0 E: 0 K: 1 S: 9 H: 1 LOB: 2 BB: 1 P: 20	1B: 6 2B: 1 3B: 0 HR: 0 SF: 0 SAC: 0 DP: 1 HBP: 2						

PITCHER		IP	WLS	BF	H	R	ER	SO	BB	IBB	HBP	BLK	WP	HR	S	P	ERA	WHIP
43 R.A. Dickey, R ERA: 4.63	(1, 1)	6.2	W	25	5	0	0	6	1	0	1	0	0	0	69	108	0.00	0.900
62 Aaron Loup, L ERA: 2.7	(7, 1)	0.1	H	2	0	0	0	0	0	0	1	0	0	0	3	4	0.00	0.000
27 Brett Cecil, L ERA:	(8, 1)	0.2	H	4	1	0	0	1	1	0	0	0	0	0	11	19	0.00	3.000
21 Sergio Santos, R ERA: 3.86	(8, 1)	1.1	S	6	1	0	0	2	1	0	0	0	0	0	12	24	0.00	1.500

PITCHER	IP	WLS	BF	H	R	ER	SO	BB	IBB	HBP	BLK	WP	HR	S	P	ERA	WHIP

TOP

New York Yankees @ Toronto Blue Jays

Rogers Centre, Toronto, ON

Sat Apr 05 2014, 1:10 PM - 3:55 PM EDT

Att. 45,446 - Roof Closed - 68 F

livebaseballscorecards.com

AB	32
R	0
H	7
RBI	0
BB	3
SO	9
LOB	17

WP: 0	PA: 37
PB: 0	
SB: 0	
CS: 0	

Batter	1	2	3	4	5	6	7	8	9	AB	R	H	RBI	BB	SO	LOB
53 Melky Cabrera, S (1, 7) OBP: 0.346, SLG: 0.577	C FC 93 C FC 93 F SL 85 B FC 94 B FF 94 F SL 84 B FF 95 X FF 95 3-2 1B		B FC 92 C SL 82 C SL 83 X FF 94 1-2 ① G4-3		X FF 93 0-0 ③ L7			C KC 80 B SI 90 C SL 87 F KC 81 B SL 86 B SI 91 F SL 86 X SI 91 3-2 HR		4	1	2	1	0	0	1
28 Colby Rasmus, L (1, 8) OBP: 0.200, SLG: 0.182	C FF 92 S SL 82 B SL 83 B FC 94 S SL 83 2-3 ① K		C CH 88 B CH 90 S FF 93 X SL 85 1-2 ② G4-3			C FF 92 B CH 89 S SL 82 F SL 84 B CH 90 F SL 85 B FF 94 S SL 84 3-3 ① K		C SL 86 C SI 91 X KC 80 0-2 19 HR 2B		4	1	1	0	0	2	1
19 José Bautista, R (1, 9) OBP: 0.440, SLG: 0.722	C SL 82 1 SAFE X FC 93 0-1 ② L9		C FF 93 C SL 84 S SL 86 0-3 ③ K			C SL 84 X FF 94 0-1 ② F7		C SI 90 X KC 82 0-1 2-H HR		4	1	1	2	0	1	1
10 Edwin Encarnación, R (1, 3) OBP: 0.160, SLG: 0.208	B FF 94 F FF 93 S SL 82 1 SAFE F SL 83 X FF 94 1-2 ③ F9			C FF 94 X FF 94 0-1 ① P2		B FF 95 X SL 84 1-0 ③ P3		B SL 86 C SL 86 C FF 90 C SL 87 1-3 ② K		4	0	0	0	0	1	1
26 Adam Lind, L (1, 10) OBP: 0.471, SLG: 0.692		C SL 82 B FF 94 S FF 94 B FF 93 B FC 95 X SL 85 3-2 22 1B 2B		B SL 84 C FF 95 B SI 92 B SL 84 S FF 95 X FF 94 3-2 ② G4-3			B SL 85 B FF 90 C FF 90 S SL 84 B SL 83 B SL 84 4-2 13 FC6-4 BB	B KC 81 C SI 89 B SL 87 C SL 86 C SL 87 2-3 ③ K		3	1	1	0	1	1	0
13 Brett Lawrie, R (1, 5) OBP: 0.174, SLG: 0.095		B SL 80 T FC 93 X FF 94 1-1 ① B1-3		B SL 84 X FF 95 1-0 ③ G6-3			1 SAFE S SI 90 C SL 86 X KC 80 0-2 ① FC6-4 1-2f			3	0	0	0	0	0	2
22 Josh Thole, L (1, 2) OBP: 0.500, SLG: 0.500 31 Erik Kratz, R (7, PH) OBP: 0.333, SLG: 1.333 (8, 2)		B FF 94 C SL 82 F FF 93 X FC 94 1-2 17 CS 2-H 1B	B FF 93 X FF 92 1-0 ① G4-3				F KC 80 1 SAFE B FF 91 1 SAFE 1 SAFE F SL 87 D KC 81 X SI 91 2-2 ② L9			2 1	0 0	1 0	1 0	0 0	0 0	0 1
17 Ryan Goins, L (1, 4) OBP: 0.063, SLG: 0.125		B FF 94 X FF 95 1-0 ② 1-2 2B	C FF 93 B CH 89 C SL 83 F SL 84 F SL 84 C CH 90 1-3 ② K				C SL 86 C SL 87 F SI 92 S KC 81 0-3 ③ K			3	0	1	0	0	2	1
1 Jonathan Diaz, R (1, 6) OBP: 0.333, SLG: 0.364		C SL 83 C SL 84 S SL 86 0-3 ③ K	C FF 93 B SL 83 X FF 92 1-1 2B					C SI 89 X SL 85 0-1 ① G4-3		3	0	1	0	0	1	1
Inning Stats	R: 0 E: 0 K: 1 S: 14 H: 1 LOB: 1 BB: 0 P: 20	R: 1 E: 0 K: 1 S: 12 H: 3 LOB: 1 BB: 0 P: 18	R: 0 E: 0 K: 1 S: 9 H: 0 LOB: 0 BB: 0 P: 11	R: 0 E: 0 K: 0 S: 6 H: 0 LOB: 0 BB: 0 P: 10	R: 0 E: 0 K: 1 S: 9 H: 1 LOB: 1 BB: 0 P: 12	R: 0 E: 0 K: 1 S: 8 H: 0 LOB: 0 BB: 0 P: 12	R: 0 E: 0 K: 1 S: 12 H: 0 LOB: 1 BB: 1 P: 18	R: 3 E: 0 K: 2 S: 18 H: 3 LOB: 0 BB: 0 P: 24		1B: 2 2B: 4 3B: 0 HR: 2 SF: 0 SAC: 0 DP: 0 HBP: 0						

BOTTOM

New York Yankees @ Toronto Blue Jays

Rogers Centre, Toronto, ON

Sat Apr 05 2014, 1:10 PM - 3:55 PM EDT

Att. 45,446 - Roof Closed - 68 F

livebaseballscorecards.com

AB	31
R	4
H	8
RBI	4
BB	1
SO	8
LOB	9

PITCHER		IP	WLS	BF	H	R	ER	SO	BB	IBB	HBP	BLK	WP	HR	S	P	ERA	WHIP
35 Michael Pineda, R ERA: 1.5	(1, 1)	6.0	L	22	5	1	1	5	0	0	0	0	0	0	58	83	1.50	0.833
57 Vidal Nuño, L ERA:	(7, 1)	0.0		1	0	0	0	0	1	0	0	0	0	0	2	6	∞	∞
41 David Phelps, R ERA: 10.8	(7, 1)	2.0		9	3	3	3	3	0	0	0	0	0	2	28	36	13.50	1.500

PITCHER	IP	WLS	BF	H	R	ER	SO	BB	IBB	HBP	BLK	WP	HR	S	P	ERA	WHIP

Batter	1	2	3	4	5	6	7	8	9	AB	R	H	RBI	BB	SO	LOB
11 Brett Gardner, L (1, 7) OBP: 0.409, SLG: 0.444	B FF 93 B FF 93 C FF 93 B FF 94 C FF 93 B FF 94 4-2 2 G3 2 S 22 G4-3 BB	C SL 86 C FF 95 B FF 90 S SL 88 1-3 K ③		B SL 84 B SL 85 S FF 94 F FF 94 D SL 86 X SL 86 3-2 2-H HR		1 SAFE B SI 91 C SI 90 F CH 82 B CH 83 S SI 92 2-3 1-2 K ②		S CH 87 S CH 86 B FF 94 X CH 87 1-2 G4-3 ③		4	2	1	2	1	2	1
2 Derek Jeter, R (1, 6) OBP: 0.429, SLG: 0.250	C FF 92 L SL 84 X FF 94 0-2 G3 ① 1-3		F FF 92 X FF 93 0-1 22 1B 1B	B SL 86 S FF 93 B CH 88 X FF 94 2-1 1B		B SI 91 C SI 90 C SL 82 S SI 91 1-3 K ③			F FF 96 X FF 96 0-1 F9 ①	5	0	2	0	0	1	2
22 Jacoby Ellsbury, L (1, 8) OBP: 0.417, SLG: 0.429	B FF 93 C SI 94 X SI 94 1-1 G4-3 ② 3-H		B FF 92 F FF 92 B CH 86 S CH 86 B FF 93 F FF 93 X CH 86 3-2 1-2 1B	F SI 89 B SL 82 F SL 82 B SI 90 F SI 90 S SL 83 2-3 K ②			B SI 90 C SI 90 B CH 82 X SI 90 2-1 F9 ①		F FC 92 X SL 86 0-1 F7 ②	5	0	1	1	0	1	1
34 Brian McCann, L (1, 2) OBP: 0.273, SLG: 0.238	B SI 94 B CH 88 F FF 94 B SL 88 B FF 94 4-1 12 HBP 33 2B BB		B FF 93 B CH 86 F FF 92 B FF 94 F FF 93 F FF 94 S FF 94 3-3 K ①	C CH 82 S CH 82 B SI 90 X CH 82 1-2 G4-3 ③			B SI 90 F SI 91 F SL 82 B SI 90 F SI 92 F CH 83 X SL 82 2-2 33 BB 1B		C SL 87 B FF 96 B SL 85 C FF 95 X FF 92 2-2 F9 ③	4	1	1	0	1	1	3
12 Alfonso Soriano, R (1, 10) OBP: 0.100, SLG: 0.053	S FF 93 H FF 93 1-1 33 2B 1-2 HBP		B SL 86 S FF 93 X FF 93 1-1 F9 ②		B SL 80 C SL 80 B CH 83 B SI 90 X SI 88 3-1 14 G4-6-3 1B		C SL 82 B SL 81 F SL 82 S SL 82 1-3 K ②			3	1	1	0	0	1	3
33 Kelly Johnson, L (1, 3) OBP: 0.263, SLG: 0.444	B FF 93 C FF 93 X CH 88 1-1 1-H 2-H 2B		C CH 88 F SL 88 C FF 94 0-3 K ③		1 SAFE C SI 90 X SL 82 0-1 F7 ①		B SI 90 B CH 82 B CH 82 B SI 89 4-0 1-2 BB			3	0	1	2	1	1	3
14 Brian Roberts, S (1, 4) OBP: 0.364, SLG: 0.176	S FF 93 C CH 87 S FF 94 0-3 K ③			B FF 92 B FF 93 B FF 93 C FF 92 B FF 93 4-1 31 S 26 2B BB	X CH 82 0-0 G4-6-3 ②③ 1-2f		C CH 82 B SI 91 D CH 82 C SI 91 S SI 91 2-3 K ③			3	1	0	0	1	2	4
31 Ichiro Suzuki, L (1, 9) OBP: 0.462, SLG: 0.538		B FF 91 S FF 92 F FF 92 S SL 88 1-3 K ①		C SL 86 S FF 94 S FF 94 0-3 K ① 1-2		C SI 90 B SL 81 F SI 91 F SL 82 X SL 81 1-2 11 S 1B		F FF 94 C CH 87 F FF 95 F FF 93 B SL 87 F FF 95 B FF 94 S CH 86 2-3 K ①		4	0	1	0	0	3	1
26 Yangervis Solarte, S (1, 5) OBP: 0.526, SLG: 0.706		C FF 94 X SL 88 0-1 F8 ②		C FF 94 F FF 94 X FF 94 0-2 11 HR 2-H 2B		1 SAFE C CH 82 1 SAFE B SI 91 1 SAFE X CH 82 1-1 P4 ①		B FF 94 C FF 94 X CH 86 1-1 G3 ②		4	1	1	1	0	0	1
Inning Stats	R: 3 E: 0 K: 1 S: 14 H: 1 LOB: 1 BB: 2 P: 25	R: 0 E: 0 K: 2 S: 8 H: 0 LOB: 0 BB: 0 P: 10	R: 0 E: 0 K: 2 S: 15 H: 2 LOB: 2 BB: 0 P: 22	R: 3 E: 0 K: 2 S: 19 H: 3 LOB: 1 BB: 1 P: 31	R: 0 E: 0 K: 0 S: 5 H: 1 LOB: 0 BB: 0 P: 8	R: 0 E: 0 K: 2 S: 12 H: 1 LOB: 1 BB: 0 P: 17	R: 0 E: 0 K: 2 S: 13 H: 1 LOB: 2 BB: 1 P: 24	R: 0 E: 0 K: 1 S: 11 H: 0 LOB: 0 BB: 0 P: 15	R: 0 E: 0 K: 0 S: 7 H: 0 LOB: 0 BB: 0 P: 9							

TOP

New York Yankees @ Toronto Blue Jays

Rogers Centre, Toronto, ON

Sun Apr 06 2014, 1:09 PM - 4:04 PM EDT

Att. 34,067 - Roof Closed - 68 F

livebaseballscorecards.com

AB	35
R	6
H	9
RBI	6
BB	4
SO	12
LOB	19

| | | | | | | |

Batter	1	2	3	4	5	6	7	8	9	AB	R	H	RBI	BB	SO	LOB
53 Melky Cabrera, S (1, 8) OBP: 0.323, SLG: 0.613	C FF 88 X SL 84 0-1 HR		F SI 88 C SI 89 S CH 84 0-3 ② K			C SI 87 F SI 88 B SL 81 B SL 81 S CH 83 2-3 ① K	C SL 86 X SL 87 0-1 ③ G1-3		D FC 93 C FF 95 S FC 94 B FC 95 X KC 86 2-2 ③ L9	5	1	1	1	0	2	2
3 Maicer Izturis, S (1, 4) OBP: 0.529, SLG: 0.563	B FF 88 C SI 87 F SI 88 B CH 84 F SL 81 X FF 89 2-2 19 FC6-4 1B		C FF 90 X FF 89 0-1 1B			C CH 83 B CH 84 B SL 81 X SI 89 2-1 ② G1-3		B FF 92 C FF 91 X SL 83 1-1 ① F7		4	0	2	0	0	0	0
19 José Bautista, R (1, 9) OBP: 0.414, SLG: 0.636	C SI 88 T SI 88 B SL 80 B CH 83 X SI 89 2-2 ① FC6-4 1-2f		X SI 89 0-0 ③ G4-3			C SI 89 B CH 84 X CH 86 1-1 10 1B 30 2B 1B		X SL 83 0-0 ② F7		4	1	1	0	0	0	2
10 Edwin Encarnación, R (1, 3) OBP: 0.207, SLG: 0.321	B SI 88 C FF 90 B FF 91 F SI 89 F SL 81 D SL 81 C SI 90 3-3 ② K			C SI 89 B SL 81 X SI 89 1-1 ① G6-3		X SI 88 0-0 30 2B 31 1B 1-2 1B		S SL 85 F FF 94 X FF 94 0-2 3B		4	1	2	0	0	1	1
30 Dioner Navarro, S (1, 10) OBP: 0.200, SLG: 0.250	1 SAFE C SI 88 X FF 89 0-1 ③ G3			C CH 83 B SL 80 X SI 88 1-1 ② F7		C SL 79 B SL 82 X SL 82 1-1 31 1B 1-3 2-H 2B		D SL 85 C SL 85 C SL 85 X SL 85 1-2 ③ G3-1		4	1	1	1	0	0	2
31 Erik Kratz, R (1, 2) OBP: 0.286, SLG: 0.714		S SI 88 B SI 87 C SL 82 B SL 80 F SL 82 X SI 88 2-2 ① G5-3		C SI 88 B SI 88 C CH 83 C FF 91 1-3 ③ K		X SI 88 0-0 2-H 3-H 1B			B FC 91 C FC 92 C KC 84 F KC 84 B FC 94 X FC 94 2-2 ① G3-1	4	0	1	2	0	1	0
13 Brett Lawrie, R (1, 5) OBP: 0.185, SLG: 0.120		X SI 88 0-0 ② G3			C SI 88 X FF 90 0-1 ① P4	C CH 82 B CH 84 C SL 82 X FF 92 1-2 ③ F8			C FC 92 X KC 84 0-1 26 BB 1B	4	0	1	0	0	0	1
14 Moisés Sierra, R (1, 7) 26 Adam Lind, L (9, PH) OBP: 0.500, SLG: 0.692 17 Ryan Goins, L (9, PR) OBP: 0.063, SLG: 0.125		C FF 89 S SI 88 B SL 81 F SL 81 B CH 84 B SI 89 X SI 89 3-2 ③ F8			C FF 89 B SI 90 T CH 84 B FF 92 F CH 84 X SL 82 2-2 ② L7		F FF 93 F FF 94 B SL 87 X SL 84 1-2 ① F8		B FF 95 C FC 93 B FC 94 F FC 95 B FC 95 B FC 94 4-2 1-2 BB	3 0 0	0 0 0	0 0 0	0 0 0	0 1 0	0 0 0	0 0 0
1 Jonathan Diaz, R (1, 6) OBP: 0.267, SLG: 0.286 28 Colby Rasmus, L (9, PH) OBP: 0.192, SLG: 0.174			C FF 89 B CH 83 F CH 85 S SL 81 1-3 ① K		B FF 90 B FF 89 C FF 89 F FF 89 F FF 91 B SI 89 F FF 89 C SI 89 3-3 ③ K		B SL 87 F FF 94 C FF 94 B SL 88 F SL 88 X FF 95 2-2 ② F9		D KC 85 X FC 94 1-0 ② P5	3 1	0 0	0 0	0 0	0 0	2 0	0 2
Inning Stats	R: 1 E: 0 K: 1 S: 15 H: 2 LOB: 1 BB: 0 P: 22	R: 0 E: 0 K: 0 S: 9 H: 0 LOB: 0 BB: 0 P: 14	R: 0 E: 0 K: 2 S: 9 H: 1 LOB: 1 BB: 0 P: 10	R: 0 E: 0 K: 1 S: 7 H: 0 LOB: 0 BB: 0 P: 10	R: 0 E: 0 K: 1 S: 11 H: 0 LOB: 0 BB: 0 P: 16	R: 3 E: 0 K: 1 S: 14 H: 4 LOB: 1 BB: 0 P: 21	R: 0 E: 0 K: 0 S: 9 H: 0 LOB: 0 BB: 0 P: 12	R: 0 E: 0 K: 0 S: 9 H: 1 LOB: 1 BB: 0 P: 11	R: 0 E: 0 K: 0 S: 12 H: 1 LOB: 2 BB: 1 P: 21	1B: 6 2B: 1 3B: 1 HR: 1 SF: 0 SAC: 0 DP: 0 HBP: 0						

BOTTOM

New York Yankees @ Toronto Blue Jays

Rogers Centre, Toronto, ON

Sun Apr 06 2014, 1:09 PM - 4:04 PM EDT

Att. 34,067 - Roof Closed - 68 F

livebaseballscorecards.com

AB	36
R	4
H	9
RBI	4
BB	1
SO	6
LOB	10

PITCHER		IP	WLS	BF	H	R	ER	SO	BB	IBB	HBP	BLK	WP	HR	S	P	ERA	WHIP
52 CC Sabathia, L ERA: 7.5	(1, 1)	6.0	W	25	7	4	4	6	0	0	0	0	0	1	65	93	6.00	1.167
43 Adam Warren, R ERA:	(7, 1)	1.0	H	3	0	0	0	0	0	0	0	0	0	0	9	12	0.00	0.000
27 Shawn Kelley, R ERA:	(8, 1)	1.0	H	4	1	0	0	0	0	0	0	0	0	0	9	11	0.00	1.000
30 David Robertson, R ERA:	(9, 1)	1.0	S	5	1	0	0	0	1	0	0	0	0	0	12	21	0.00	2.000

PITCHER	IP	WLS	BF	H	R	ER	SO	BB	IBB	HBP	BLK	WP	HR	S	P	ERA	WHIP

Baltimore Orioles @ New York Yankees

Yankee Stadium, Bronx, NY

Mon Apr 07 2014, 1:13 PM - 4:17 PM EDT

Att. 48,142 - Cloudy - 52 F

livebaseballscorecards.com

Batter	1	2	3	4	5	6	7	8	9	AB	R	H	RBI	BB	SO	LOB
9 David Lough, L (1, 7) OBP: 0.190, SLG: 0.211	B SI 90 S FS 88 F SI 91 S FS 86 1-3 K		C SL 81 B SI 93 X SI 91 1-1 G3		B SL 85 S FS 85 B SI 92 S SI 91 2 SAFE 2-2 PO 2-3	X SI 90 0-0 G4-3		B FF 92 C FF 92 B CH 82 B FC 92 B FF 92 4-1 BB		3	0	0	0	1	1	0
21 Nick Markakis, L (1, 9) OBP: 0.267, SLG: 0.345	B SI 92 X FF 91 1-0 2B			C SI 90 B SL 82 X FF 90 1-1 G6-3		C FF 89 F SI 91 B SI 92 B FS 88 X SI 92 2-2 G5-3		C FF 92 X CH 82 0-1 F8		4	0	1	0	0	0	1
10 Adam Jones, R (1, 8) OBP: 0.296, SLG: 0.375	C SI 91 B SI 91 F SL 84 X FS 86 1-2 F8			B SI 91 X SI 90 1-0 19 F7 32 1B 1B		C CU 76 X FS 86 0-1 G5-3		F SL 87 F SL 86 B FF 94 F SL 86 D CH 84 T FF 95 2-2 K		4	1	1	0	0	1	2
19 Chris Davis, L (1, 3) OBP: 0.321, SLG: 0.385	S FS 86 B FF 89 B FS 86 X FS 86 2-1 G3			B SI 90 B SI 91 1 SAFE D FS 85 C SI 89 S FF 90 X SI 91 3-2 F7 1-2			B CU 75 S SI 90 B FS 84 X SI 92 2-1 32 1B 23 1B 2B	F CH 84 B FF 93 F FF 93 C SL 87 1-3 K		4	1	1	0	0	1	3
32 Matt Wieters, S (1, 2) OBP: 0.391, SLG: 0.565		B SI 90 B FS 86 X SI 90 2-0 F7		B FF 90 X FS 86 1-0 2-H 1B			S SL 81 T FS 85 B FF 91 F FS 86 X FS 86 1-2 3 G4-1 23 1B 2-3 1B		B FF 90 X FF 90 1-0 F8	4	0	2	1	0	0	0
23 Nelson Cruz, R (1, 10) OBP: 0.357, SLG: 0.542		C SI 91 C SL 82 B SL 83 X SI 93 1-2 12 F8-3 1B		B SL 84 C SI 90 F SI 91 D FS 87 B SL 83 X SL 83 3-2 G6-3			C SI 92 B SL 84 X SL 84 1-1 3 G4-1 1-2 3-H 1B		B SL 80 F SL 82 B SL 83 F SL 79 B SL 82 X SL 81 3-2 P4	4	0	2	1	0	0	1
12 Steve Lombardozzi, S (1, 4) OBP: 0.263, SLG: 0.263		B SI 91 B FS 86 X SI 90 2-0 F8-3 1-1			C SI 90 B SI 91 S FS 85 F FS 86 B FS 87 C SI 90 2-3 K		D FS 85 X SI 91 1-0 L7		X FF 91 0-0 G3-1	4	0	0	0	0	1	3
3 Ryan Flaherty, L (1, 6) OBP: 0.091, SLG: 0.048			C CU 77 B FS 85 F FS 83 S FS 86 1-3 K		L SI 92 B SI 92 B SI 90 X SI 90 2-1 G4-3		B FF 94 T FF 93 X FF 94 1-1 G4-1 1-2 2-3			3	0	0	0	0	1	2
6 Jonathan Schoop, R (1, 5) OBP: 0.143, SLG: 0.190			C SI 90 F SL 84 B SL 84 B FS 87 S SL 83 2-3 K		X SI 92 0-0 9 PO 2B		C SL 85 B SL 85 D KC 80 X SL 86 2-1 G1-3			3	0	1	0	0	1	2
Inning Stats	R: 0 E: 0 K: 1 S: 9 H: 1 LOB: 1 BB: 0 P: 14	R: 0 E: 0 K: 0 S: 5 H: 1 LOB: 0 BB: 0 P: 10	R: 0 E: 0 K: 2 S: 8 H: 0 LOB: 0 BB: 0 P: 12	R: 1 E: 0 K: 0 S: 10 H: 2 LOB: 1 BB: 0 P: 19	R: 0 E: 0 K: 1 S: 9 H: 1 LOB: 0 BB: 0 P: 15	R: 0 E: 0 K: 0 S: 6 H: 0 LOB: 0 BB: 0 P: 8	R: 1 E: 0 K: 0 S: 13 H: 3 LOB: 2 BB: 0 P: 21	R: 0 E: 0 K: 2 S: 10 H: 0 LOB: 1 BB: 1 P: 17	R: 0 E: 0 K: 0 S: 5 H: 0 LOB: 0 BB: 0 P: 9	1B: 5 2B: 4 3B: 0 HR: 0 SF: 0 SAC: 0 DP: 1 HBP: 0						

	AB	33
	R	2
	H	8
	RBI	2
	BB	1
	SO	6
	LOB	14

WP: 0 PA: 35
PB: 0
SB: 0
CS: 0

PITCHER		IP	WLS	BF	H	R	ER	SO	BB	IBB	HBP	BLK	WP	HR	S	P	ERA	WHIP
18 Hiroki Kuroda, R ERA: 2.92	(1, 1)	6.1	W	25	8	2	2	4	0	0	0	0	0	0	56	92	2.84	1.263
48 Matt Thornton, L ERA:	(7, 1)	0.1	H	1	0	0	0	0	0	0	0	0	0	0	2	3	0.00	0.000
41 David Phelps, R ERA: 9.82	(7, 1)	0.1	H	1	0	0	0	0	0	0	0	0	0	0	2	4	0.00	0.000
43 Adam Warren, R ERA:	(8, 1)	1.0	H	4	0	0	0	2	1	0	0	0	0	0	10	17	0.00	1.000
27 Shawn Kelley, R ERA:	(9, 1)	1.0	S	3	0	0	0	0	0	0	0	0	0	0	5	9	0.00	0.000

PITCHER		IP	WLS	BF	H	R	ER	SO	BB	IBB	HBP	BLK	WP	HR	S	P	ERA	WHIP

Baltimore Orioles @ New York Yankees

Yankee Stadium, Bronx, NY

Mon Apr 07 2014, 1:13 PM - 4:17 PM EDT

Att. 48,142 - Cloudy - 52 F

livebaseballscorecards.com

BOTTOM

Batter	1	2	3	4	5	6	7	8	9	AB	R	H	RBI	BB	SO	LOB
11 Brett Gardner, L (1, 7) OBP: 0.385, SLG: 0.409	C FS 88 X FS 84 0-1 ① G3		B SL 81 X SI 91 1-0 2 G1-6-3 1-3 1B	B SL 82 B FS 82 C FS 82 B FF 92 F FF 90 F FF 91 S SL 85 3-3 ③ K		B SL 80 F SI 94 M SI 94 X SI 93 1-2 ① G3				4	0	1	0	0	1	2
2 Derek Jeter, R (1, 6) OBP: 0.400, SLG: 0.300	C FF 91 B SL 85 B FF 92 S SI 92 S FF 93 2-3 ② K		F SL 83 1 SAFE X FF 92 0-1 ① ② G1-6-3 1-2f 3-H		B SI 89 X FS 80 1-0 22 1B 2B	B SI 94 S SI 93 B SI 94 T SI 94 F SI 95 F SI 95 S SI 94 2-3 ② K				4	1	1	0	0	2	1
22 Jacoby Ellsbury, L (1, 8) OBP: 0.429, SLG: 0.440	C FF 91 B SI 91 B FS 84 F FF 91 B SI 93 X FF 91 3-2 ③ L7		B FS 84 S FS 84 F FF 92 B FF 92 X FF 92 2-2 1B		X FF 92 0-0 36 CS 2-H 1B	C SL 81 B SL 82 X SI 94 1-1 ③ G4-3				4	0	2	1	0	0	0
36 Carlos Beltrán, S (1, 9) OBP: 0.240, SLG: 0.227 31 Ichiro Suzuki, L (9, 9) OBP: 0.462, SLG: 0.538		B FF 91 B FS 83 F FS 82 C SI 91 B FS 84 B FS 83 4-2 12 BB BB	1 SAFE P PO 87 1 SAFE C FS 82 X SI 91 1-1 ③ G2-3		1 SAFE B FS 80 C FS 82 B FF 90 C FS 83 X CU 76 2-2 ① 14 BB 12 1B 33 BB 1-2 1B		C SI 92 B SI 91 F SI 93 B SI 93 F SI 92 F SI 93 S SI 94 2-3 ① K			3 0	1 0	1 0	0 0	1 0	1 0	1 0
34 Brian McCann, L (1, 2) OBP: 0.231, SLG: 0.200		X FF 91 0-0 ① P2		B SL 81 C SI 91 X FF 92 1-1 ① P1	S FF 89 B FF 91 C SL 82 X FF 92 1-2 ② F8		B SI 93 B SI 93 C SI 93 S SI 94 X SI 94 2-2 ② L8			4	0	0	0	0	0	2
12 Alfonso Soriano, R (1, 10) OBP: 0.208, SLG: 0.136		B FF 91 B SL 80 B FF 91 C SI 90 B FF 90 4-1 1-2 BB	B SI 90 B CU 74 C SI 91 S FS 83 X FF 93 2-2 33 BB 26 1B 1B		C FF 93 F FS 83 F SL 78 F FS 84 B FF 90 X SL 82 1-2 33 BB 14 BB 1-2 1B		F SI 91 S SL 80 S SI 90 0-3 ③ K			3	1	2	0	1	1	0
14 Brian Roberts, S (1, 4) OBP: 0.346, SLG: 0.150		T SI 92 F FF 91 S FF 95 0-3 ② K	C FS 83 F SI 91 B FS 83 B SL 84 F FS 82 F SL 84 X SI 92 2-2 ② F9		C SL 82 F SI 92 F FF 94 B FF 90 B FF 90 B SL 84 F SL 84 F FF 92 B FF 90 4-2 33 BB 1-2 2-3 BB			C SL 79 C CH 81 B SI 90 X SI 89 1-2 ① G1-3		3	0	0	0	1	1	3
33 Kelly Johnson, L (1, 3) OBP: 0.304, SLG: 0.400		C SL 84 B FF 93 F FS 86 S FF 94 1-3 ③ K	D FS 82 1 SAFE B SL 82 B FF 90 C SI 90 C FS 82 B FS 84 4-2 26 1B 1-2 BB		D SI 94 B SI 93 C SI 93 B SI 94 B SI 93 4-1 1-2 2-3 3-H BB			B SI 90 B CH 81 F SI 89 B SI 91 F CH 80 F SL 81 C SI 91 3-3 ② K		2	0	0	1	2	2	2
26 Yangervis Solarte, S (1, 5) OBP: 0.522, SLG: 0.650			C SL 83 C FS 82 B FF 91 B FS 83 B SL 83 B FS 84 4-2 11 1B 2 G1-6-3 BB	B FF 90 S FS 84 C FF 92 X FS 84 1-2 1-3 2-H 1B	C SI 94 F SI 94 F SI 82 X SI 94 0-2 ③ G1-3			F SI 91 B SL 81 S CH 82 B SI 92 X SI 92 2-2 ③ F9		3	1	1	1	1	0	3

Inning Stats	1	2	3	4	5	6	7	8	9
	R: 0 E: 0 K: 1 S: 8 H: 0 LOB: 0 BB: 0 P: 13	R: 0 E: 0 K: 2 S: 10 H: 0 LOB: 2 BB: 2 P: 19	R: 1 E: 0 K: 0 S: 11 H: 2 LOB: 1 BB: 1 P: 18	R: 1 E: 0 K: 1 S: 19 H: 2 LOB: 2 BB: 1 P: 32	R: 2 E: 0 K: 0 S: 23 H: 4 LOB: 3 BB: 2 P: 36	R: 0 E: 0 K: 1 S: 10 H: 0 LOB: 0 BB: 0 P: 14	R: 0 E: 0 K: 2 S: 11 H: 0 LOB: 0 BB: 0 P: 15	R: 0 E: 0 K: 1 S: 10 H: 0 LOB: 0 BB: 0 P: 16		

	AB	R	H	RBI	BB	SO	LOB
AB	30						
R	4						
H	8						
RBI	3						
BB	6						
SO	8						
LOB	14						

| | | | | | |

Batter	1	2	3	4	5	6	7	8	9	AB	R	H	RBI	BB	SO	LOB
21 Nick Markakis, L (1, 9) OBP: 0.278, SLG: 0.353	F SI 91 B CU 79 F CU 79 X CU 79 1-2 27 1B 19 SF8 1B	C SI 92 B SI 94 D CH 86 X SI 93 2-1 ② F7		B SI 94 X CU 80 1-0 ② SF8 3-H		C FF 89 X SL 83 0-1 27 HR 1B	C FF 90 B FF 89 D SL 84 X FF 89 2-1 ② G6-3		C FF 93 B KC 81 C FF 95 X SV 84 1-2 ① G4-3	5	2	2	1	0	0	2
27 Delmon Young, R (1, 10) OBP: 0.385, SLG: 0.583	X FF 91 0-0 10 HR 1-3 1B	F CU 78 F CH 85 F FF 95 B CU 80 B CU 80 F FF 93 D CU 81 X SI 92 3-2 ③ F9		B FF 93 X SI 94 1-0 10 BB 19 1B 1-3 2-H 1B		B FF 89 C SL 82 X CU 77 1-1 1-H HR	B CH 82 X SI 88 1-0 ③ G4-3		C KC 82 S KC 82 S FF 97 0-3 ② K	6	2	3	3	0	1	2
19 Chris Davis, L (1, 3) OBP: 0.364, SLG: 0.414 28 Steve Pearce, R (9, PH) (9, 3)	X FF 91 0-0 ① SF8 3-H		S SI 91 X SI 92 0-1 ① G4-3	B SL 82 D SL 82 S SI 88 X SL 83 2-1 10 BB 1-2 3-H 1B		B SL 81 F FF 89 B FF 90 S SL 84 B FF 90 B CU 78 4-2 10 2B 32 SF7 BB		S SL 83 B SL 82 B FF 90 X SL 84 2-1 32 HR 1B	B FF 95 C KC 82 S KC 82 B FF 97 S KC 82 2-3 ③ K	3 1	2 0	2 0	2 0	1 0	0 1	0 0
10 Adam Jones, R (1, 8) OBP: 0.344, SLG: 0.536	B FF 92 F SI 91 X SI 92 1-1 1-H HR		X FF 92 0-0 ② F8	D SL 84 B SI 88 B SL 81 B SI 88 4-0 1-2 2-3 BB		X SI 89 0-0 23 1B 1-3 2B		F SI 88 B FF 89 X CU 78 1-1 ① F9		4	2	2	2	1	0	1
32 Matt Wieters, S (1, 2) OBP: 0.357, SLG: 0.630 45 Steve Clevenger, L (9, 2) OBP: 0.400, SLG: 1.000	B CU 79 F CU 78 S FF 93 F FF 92 S CU 80 1-3 ② K	B CU 79 F SI 92 B FF 92 F FF 92 B CU 80 S SI 91 3-3 ③ K	X SI 90 0-0 ③ P6			B FF 90 F SL 84 T FF 90 D SL 84 X FF 89 2-2 ② SF7 3-H		C CH 80 F FF 88 X SL 84 0-2 1-H HR	4 0	1 0	1 0	3 0	0 0	2 0	3 0
23 Nelson Cruz, R (1, 7) OBP: 0.394, SLG: 0.571	C FF 93 T SI 91 C CU 80 0-3 ③ K			X FF 92 0-0 ① F9	C FF 88 B SL 83 S CU 77 B FF 89 B SL 83 B SL 79 4-2 12 G4-6-3 BB	X SL 80 0-0 12 FC5-4 2-H 1B		F SL 79 B SI 87 F SL 80 F FF 89 B SL 84 X FF 89 2-2 12 1B 2B		4	1	2	1	1	1	0
12 Steve Lombardozzi, S (1, 4) OBP: 0.333, SLG: 0.333		C FF 93 C SI 92 X CU 80 0-2 6 2B 3 1B 1B		C FF 91 X FF 90 0-1 6 1B 3 1B 21 SF8 1B	C SL 82 X CU 78 0-1 ①② G4-6-3 1-2f	F FF 89 X SL 82 0-1 ③ FC5-4 1-2f		B FF 92 F FF 94 B KC 81 X FF 94 2-1 2-H 1B		5	1	3	1	0	0	2
3 Ryan Flaherty, L (1, 6) OBP: 0.185, SLG: 0.192		1 SAFE X SI 92 0-0 6 2B 1-2 1B		1 SAFE X SI 92 0-0 6 1B 27 1B 1-2 1B	C SL 82 F SL 79 B FF 90 B SL 83 S CU 78 2-3 ③ K		B SL 86 C FF 88 C FF 89 B FF 89 X SL 80 2-2 6 WP 2B	F FF 96 C FF 96 B KC 83 B KC 82 B SV 84 X FF 97 3-2 ② L6		5	2	3	0	0	1	1
6 Jonathan Schoop, R (1, 5) OBP: 0.192, SLG: 0.269		C FF 93 L FF 92 2 SAFE D CU 81 1 SAFE F CU 80 F FF 95 B CU 81 X SI 93 2-2 ① 1-H 2-3 2B		D CU 79 F FF 93 C CU 79 X CU 80 1-2 27 1B 19 1B 1-2 2-3 1B		C SL 83 F CU 78 F FF 90 S SL 79 0-3 ① K	S CH 80 B SL 83 X SL 83 1-1 ① G6-3 2-3	B KC 82 F FF 96 S FF 95 C SV 83 1-3 ③ K		5	1	2	1	0	2	2
Inning Stats	R: 3 E: 0 K: 2 S: 14 H: 3 LOB: 0 BB: 0 P: 17	R: 1 E: 0 K: 0 S: 16 H: 3 LOB: 1 BB: 0 P: 23	R: 0 E: 0 K: 1 S: 6 H: 0 LOB: 0 BB: 0 P: 9	R: 3 E: 0 K: 0 S: 12 H: 5 LOB: 3 BB: 1 P: 21	R: 0 E: 0 K: 1 S: 7 H: 0 LOB: 0 BB: 1 P: 13	R: 4 E: 0 K: 1 S: 17 H: 4 LOB: 1 BB: 1 P: 24	R: 0 E: 0 K: 0 S: 8 H: 1 LOB: 1 BB: 0 P: 14	R: 3 E: 0 K: 1 S: 19 H: 4 LOB: 1 BB: 0 P: 30	R: 0 E: 0 K: 2 S: 9 H: 0 LOB: 0 BB: 0 P: 12	1B: 13 2B: 4 3B: 0 HR: 3 SF: 3 SAC: 0 DP: 1 HBP: 0						

PITCHER		IP	WLS	BF	H	R	ER	SO	BB	IBB	HBP	BLK	WP	HR	S	P	ERA	WHIP
47 Iván Nova, R ERA: 8.68	(1, 1)	3.2	L	20	10	7	7	3	0	0	0	0	0	1	45	61	17.18	2.727
64 Cesar Cabral, L ERA:	(4, 1)	0.1		3	1	0	0	0	1	0	0	0	0	0	3	9	0.00	6.000
57 Vidal Nuño, L ERA: 14.54	(5, 1)	3.1		19	8	7	7	2	2	0	0	0	1	2	43	67	18.90	3.000
68 Dellin Betances, R ERA:	(8, 1)	1.2		6	1	0	0	3	0	0	0	0	0	0	17	26	0.00	0.600

PITCHER	IP	WLS	BF	H	R	ER	SO	BB	IBB	HBP	BLK	WP	HR	S	P	ERA	WHIP

TOP

Baltimore Orioles @ New York Yankees

Yankee Stadium, Bronx, NY

Tue Apr 08 2014, 1:09 PM - 4:36 PM EDT

Att. 35,864 - Cloudy - 64 F

livebaseballscorecards.com

AB	42
R	14
H	20
RBI	14
BB	3
SO	8
LOB	13

WP: 1	PA: 48		
PB: 0			
SB: 0			
CS: 0			

BOTTOM

Batter	1	2	3	4	5	6	7	8	9	AB	R	H	RBI	BB	SO	LOB
11 Brett Gardner, L (1, 7) OBP: 0.387, SLG: 0.385	F FF 92 F FF 92 B FF 93 B FF 92 B CU 76 S SL 84 3-3 ① **K**		C SL 84 B CU 72 S SL 81 B FF 93 C FF 92 2-3 ② **K**	B SL 84 S SL 83 B FF 93 X SL 83 2-1 ② **G4-3** 2-3 3-H		D CH 86 B FF 92 B SL 88 B FF 92 4-0 **BB**		C FF 90 B FF 90 C FF 90 X SL 83 1-2 **1B**		4	0	1	1	1	2	1
2 Derek Jeter, R (1, 6) OBP: 0.379, SLG: 0.292 45 Dean Anna, L (8, 6) OBP: 0.250, SLG: 0.143	B FF 93 C FF 93 B FF 92 B FF 93 X FF 91 3-1 ② **L4**		B FF 93 X CU 73 1-0 22 1B **1B**	C FF 92 F SI 93 F FF 93 B FF 94 X FF 93 2-2 ③ **G4-3**		C FF 92 T FF 93 0-2 ③ **K**		B FF 90 F SL 85 F FF 89 B FF 89 S FF 88 3-3 ③ **K**		4 1	0 0	1 0	0 0	0 0	1 1	3 1
22 Jacoby Ellsbury, L (1, 8) OBP: 0.469, SLG: 0.517 31 Ichiro Suzuki, L (9, 8) OBP: 0.429, SLG: 0.500	B FF 92 B FF 92 F FF 93 X SL 82 2-1 36 2B **1B**		C SL 84 F FF 93 X FF 92 0-2 **1-3** **1B**		B SL 82 C SL 82 F FF 91 F FF 92 X FF 92 1-2 34 S **2B**		B SI 90 F SI 90 F SI 91 F FF 93 B SL 89 F CH 86 F FF 92 X SI 89 2-2 ① **G3-1**		C SL 78 B FF 86 C CH 80 F FF 87 B CH 79 F FF 86 X SL 79 2-2 ① **G4-3**	4 1	1 0	3 0	0 0	0 0	0 0	0 0
36 Carlos Beltrán, S (1, 9) OBP: 0.233, SLG: 0.259	X FF 92 0-0 **1-H** **2B**		F FF 92 X FF 92 0-1 ③ **P6**		F SL 84 F FF 91 B FF 90 S SL 83 1-3 ① **K**		B CH 86 B SI 91 F FF 92 X SI 91 2-1 ② **P5**		B CH 78 X CH 78 1-0 ② **G3**	5	0	1	1	0	1	3
12 Alfonso Soriano, R (1, 10) OBP: 0.276, SLG: 0.346	C FF 93 B FF 92 B SL 83 S CU 75 X FF 94 2-2 ③ **F9**			B CU 71 B FF 91 F FF 91 X FF 91 2-1 **HR**	X SL 82 0-0 ② **P6**		H CU 78 1-0 **HBP**		B SL 79 X SI 85 1-0 **2B**	4	1	2	1	0	0	2
34 Brian McCann, L (1, 2) OBP: 0.200, SLG: 0.172 53 Austin Romine, R (8, 2)		C FF 92 X FF 92 0-1 ① **P6**		B SL 80 C FF 91 F CU 75 X FF 92 1-2 ① **F7**	F FF 90 C FF 91 F SI 92 F CU 74 F FF 92 F FF 92 F CU 75 B FF 92 X FF 91 1-2 ③ **G3** 2-3		D SI 92 T SI 91 X SI 92 1-1 ③ **G3**		C SL 78 S SL 78 F SL 78 F FF 85 F FF 86 B SL 80 C SL 79 1-3 ③ **K**	4 1	0 0	0 0	0 0	0 0	0 1	2 1
29 Francisco Cervelli, R (1, 3) OBP: 0.333, SLG: 0.364		C FF 92 B CU 76 B CH 80 B CH 81 X FF 90 3-1 ② **P3**		B CH 82 X FF 92 1-0 14 1B 26 2B **1B**		B FF 93 F SL 89 B SI 92 C SL 88 B SL 89 F FF 93 C SL 89 3-3 ① **K**		B SL 86 F FF 91 B FF 92 S SL 87 F FF 93 S FF 92 2-3 ① **K**		4	1	1	0	0	2	0
14 Brian Roberts, S (1, 4) OBP: 0.345, SLG: 0.174 33 Kelly Johnson, L (8, 4) OBP: 0.333, SLG: 0.571		B FF 91 F FF 92 F FF 92 B FF 92 B FF 93 X FF 92 3-2 ③ **G5-3**		B CU 74 B CH 81 B FF 91 C FF 92 F FF 92 F SI 92 X FF 92 3-2 26 2B 11 G4-3 **1-2** **1B**		C FF 92 F CH 86 F FF 92 B SI 93 F FF 92 X SL 90 2-2 ② **G4-3**		C SL 84 X FF 88 0-1 **HR**		3 1	1 1	1 1	0 1	0 0	0 0	0 0
26 Yangervis Solarte, S (1, 5) OBP: 0.519, SLG: 0.708			B CU 72 C CH 81 C FF 92 F FF 92 B CU 76 B CU 74 X FF 91 3-2 ① **G6-3**	C FF 92 B CH 83 X CH 83 1-1 11 G4-3 **1-3** **2-H** **2B**		B CU 78 X SI 92 1-0 **2B**		C FF 90 B CU 76 X CH 81 1-1 ② **P4**		4	0	2	1	0	0	0
Inning Stats	R: 1 E: 0 K: 1 S: 11 H: 2 LOB: 1 BB: 0 P: 21	R: 0 E: 0 K: 0 S: 7 H: 0 LOB: 0 BB: 0 P: 13	R: 0 E: 0 K: 1 S: 13 H: 2 LOB: 2 BB: 0 P: 19	R: 3 E: 0 K: 0 S: 18 H: 4 LOB: 1 BB: 0 P: 30	R: 0 E: 0 K: 1 S: 16 H: 1 LOB: 1 BB: 0 P: 19	R: 0 E: 0 K: 2 S: 13 H: 1 LOB: 2 BB: 1 P: 23	R: 0 E: 0 K: 0 S: 10 H: 0 LOB: 1 BB: 0 P: 16	R: 1 E: 0 K: 2 S: 14 H: 2 LOB: 1 BB: 0 P: 21	R: 0 E: 0 K: 1 S: 13 H: 1 LOB: 1 BB: 0 P: 18	1B: 6 2B: 5 3B: 0 HR: 2 SF: 0 SAC: 0 DP: 0 HBP: 1	WP: 0 PB: 0 SB: 1 CS: 0 PA: 42					

PITCHER		IP	WLS	BF	H	R	ER	SO	BB	IBB	HBP	BLK	WP	HR	S	P	ERA	WHIP
16 Wei-Yin Chen, L ERA: 6.75	(1, 1)	5.0	W	24	9	4	4	3	0	0	0	0	0	1	65	102	7.20	1.800
60 Josh Stinson, R ERA: 1.5	(6, 1)	2.1		10	1	0	0	3	1	0	1	0	0	0	27	45	0.00	0.857
17 Brian Matusz, L ERA: 11.57	(8, 1)	0.2		4	2	1	1	1	0	0	0	0	0	1	10	15	13.50	3.000
56 Darren O'Day, R ERA:	(9, 1)	1.0		4	1	0	0	1	0	0	0	0	0	0	13	18	0.00	1.000

PITCHER	IP	WLS	BF	H	R	ER	SO	BB	IBB	HBP	BLK	WP	HR	S	P	ERA	WHIP

Baltimore Orioles @ New York Yankees

Yankee Stadium, Bronx, NY

Tue Apr 08 2014, 1:09 PM - 4:36 PM EDT

Att. 35,864 - Cloudy - 64 F

livebaseballscorecards.com

AB	40
R	5
H	13
RBI	5
BB	1
SO	8
LOB	13

Batter	1	2	3	4	5	6	7	8	9	AB	R	H	RBI	BB	SO	LOB
21 Nick Markakis, L (1, 9) OBP: 0.268, SLG: 0.333	X FF 92 0-0 ① G1-6-3	B SI 91 F SI 91 F FF 92 S SL 84 1-3 ③ K			X CU 74 0-0 ① F8		F SI 93 X SI 93 0-1 ② G1-3		B FF 92 X SL 83 1-0 10 PB 27 1B 1-2 3-H 1B	5	0	1	1	0	1	0
27 Delmon Young, R (1, 10) OBP: 0.444, SLG: 0.647	C FF 92 S SL 82 B SI 91 F FS 86 X FS 86 1-2 2B		F SI 90 F FF 91 F SI 91 S SL 83 0-3 ① K		C SI 91 X SI 91 0-1 10 1B 1B		C SL 86 S SL 86 S FF 88 0-3 ③ K		B FF 91 S SL 83 S SL 83 B SL 83 X SL 82 2-2 10 PB 1-2 2-3 1B	5	0	3	0	0	2	0
19 Chris Davis, L (1, 3) OBP: 0.342, SLG: 0.394	B FF 90 S FS 86 X FF 90 1-1 ② L3		S CU 73 X FS 87 0-1 32 BB 1B		B FF 92 B FF 92 S FS 87 S FS 87 C FF 93 2-3 ② K			B FF 94 B FF 94 B FF 94 C FF 95 S FF 95 F FF 94 F FF 94 S FF 96 3-3 ① K	C FF 92 F FF 92 F SL 85 X FF 92 0-2 ① SF8 3-H	4	0	1	1	0	2	2
10 Adam Jones, R (1, 8) OBP: 0.351, SLG: 0.515	S FS 86 S SL 85 B FF 94 B SL 85 S FF 94 2-3 ③ K		S FF 92 F FF 92 B FF 93 F SL 84 D FS 88 F SL 85 1 SAFE S FS 87 2-3 ② K		S SL 85 X FF 93 0-1 1-2 1B			X SL 87 0-0 32 E 1B	B SL 84 F FF 91 B SL 84 S FF 91 F FF 93 B FF 91 S SL 83 3-3 ② K 1-2 2-3	5	0	2	0	0	3	4
32 Matt Wieters, S (1, 2) OBP: 0.394, SLG: 0.600		B SI 90 F SI 90 B FS 86 X FF 89 2-1 3 FC3-6 6 HR 12 1B 1B	D FS 85 B FS 84 C FF 92 C FF 92 D FS 87 B FF 95 4-2 1-2 BB		D SI 88 S SI 92 F FF 90 S FS 88 1-3 ③ K			B CH 84 1 SAFE F CH 83 D CU 81 B CH 84 C SL 86 F SL 87 D FF 94 4-2 1-2 BB	B FF 91 C FF 91 D SL 84 X FF 92 2-1 ③ G3-1	3	1	1	0	2	1	4
23 Nelson Cruz, R (1, 7) OBP: 0.351, SLG: 0.500 9 David Lough, L (9, 7) OBP: 0.190, SLG: 0.211		C SL 83 B FF 92 C SL 83 S SL 84 1-3 ① K	B FF 93 B FF 94 S SI 93 S SI 93 S FF 88 2-3 ③ K			B SI 91 X FF 92 1-0 ① F8		B SL 87 F SL 87 F FF 93 B SL 86 D CH 85 X SL 88 3-2 ② F9		4 0	0 0	0 0	0 0	0 0	2 0	5 0
12 Steve Lombardozzi, S (1, 4) OBP: 0.321, SLG: 0.321		C SI 91 X SI 91 0-1 3 FC3-6 1-2 1B	F SI 91 B CU 72 F FF 91 F FF 92 X FS 87 1-2 ① G4-3			C CU 72 X SI 93 0-1 ② L7		C CH 85 B CH 85 X FF 95 1-1 ③ P6		4	0	1	0	0	0	2
3 Ryan Flaherty, L (1, 6) OBP: 0.194, SLG: 0.233		C CU 72 D FS 88 F FS 86 X FS 86 1-2 ② FC3-6 6 HR 1-2f 2-3	B SL 81 B SL 82 F SI 92 B FF 92 X FF 92 3-1 ② P5			B CU 72 X FS 87 1-0 ③ G4-3			F SL 80 C SL 82 B SL 82 X SL 82 1-2 6 1B 21 1B 2B	4	2	1	0	0	0	2
6 Jonathan Schoop, R (1, 5) OBP: 0.233, SLG: 0.400		B SL 83 X SL 83 1-0 1-H 3-H HR	B FS 87 F SI 91 X FF 93 1-1 ③ G6-3				B FF 93 B SL 84 F SI 91 F SI 91 S FF 88 2-3 ① K		C FF 91 L SL 82 F FF 91 X SL 83 0-2 27 1B 21 1B 19 SF8 2-3 1B	4	2	2	3	0	1	0

Inning Stats	1	2	3	4	5	6	7	8	9
	R: 0 E: 0 K: 1 S: 10	H: 1 LOB: 1 BB: 0 P: 14	R: 3 E: 0 K: 2 S: 14	H: 3 LOB: 0 BB: 0 P: 20	R: 0 E: 0 K: 3 S: 16	H: 1 LOB: 2 BB: 1 P: 24	R: 0 E: 0 K: 0 S: 8	H: 0 LOB: 0 BB: 0 P: 13	R: 0 E: 0 K: 2 S: 11	H: 2 LOB: 2 BB: 0 P: 14	R: 0 E: 0 K: 0 S: 4	H: 0 LOB: 0 BB: 0 P: 6	R: 0 E: 0 K: 2 S: 8	H: 0 LOB: 0 BB: 0 P: 10	R: 0 E: 1 K: 1 S: 14	H: 1 LOB: 2 BB: 1 P: 25	R: 2 E: 0 K: 1 S: 21	H: 4 LOB: 2 BB: 0 P: 30

	1B: 9	SF: 1	WP: 0	PA: 41
	2B: 2	SAC: 0	PB: 1	
	3B: 0	DP: 0	SB: 0	
	HR: 1	HBP: 0	CS: 0	

PITCHER		IP	WLS	BF	H	R	ER	SO	BB	IBB	HBP	BLK	WP	HR	S	P	ERA	WHIP
19 Masahiro Tanaka, R ERA: 3.21	(1, 1)	7.0		29	7	3	3	10	1	0	0	0	0	1	71	101	3.86	1.143
48 Matt Thornton, L ERA:	(8, 1)	0.1		1	0	0	0	1	0	0	0	0	0	0	5	8	0.00	0.000
43 Adam Warren, R ERA:	(8, 1)	0.2		4	1	0	0	0	1	0	0	0	0	0	9	17	0.00	3.000
27 Shawn Kelley, R ERA: 4.15	(9, 1)	1.0	L	7	4	2	2	1	0	0	0	0	0	0	21	30	18.00	4.000

PITCHER	IP	WLS	BF	H	R	ER	SO	BB	IBB	HBP	BLK	WP	HR	S	P	ERA	WHIP

TOP

Baltimore Orioles @ New York Yankees

Yankee Stadium, Bronx, NY

Wed Apr 09 2014, 7:09 PM - 10:15 PM EDT

Att. 39,412 - Clear - 54 F

livebaseballscorecards.com

AB	38
R	5
H	12
RBI	5
BB	2
SO	12
LOB	19

Batter	1	2	3	4	5	6	7	8	9	AB	R	H	RBI	BB	SO	LOB
11 Brett Gardner, L (1, 8) OBP: 0.400, SLG: 0.433	B SI 88 B SI 90 C SI 91 F FF 91 F SI 90 X CH 82 2-2 2 L4-3 1B		B CU 74 B CU 74 C SI 90 X SI 89 2-1 ① F9		B SI 90 C SI 90 1 SAFE X SI 90 1-1 ② L8			B FC 88 B FF 87 C FF 88 C FF 88 B CH 83 X FF 89 3-2 2 SH1-3 2B		4	0	2	0	0	0	1
2 Derek Jeter, R (1, 6) OBP: 0.375, SLG: 0.296	B FF 89 F FF 90 1 SAFE X FF 90 1-1 ①② L4-3 1-1		B SI 89 B SI 91 S FF 92 B FF 91 F FF 90 C FF 90 3-3 ② K		X FF 89 0-0 ① 1-2 1B			X FF 89 0-0 ① SH1-3 2-3		3	0	1	0	0	1	1
22 Jacoby Ellsbury, L (1, 10) OBP: 0.417, SLG: 0.455	C FF 91 X CU 75 0-1 ③ G3		X CH 83 0-0 ③ L9		B FF 89 X FF 90 1-0 ③ L7			B FF 88 B SL 84 C SL 85 X SL 83 2-1 ② P5		4	0	0	0	0	0	3
36 Carlos Beltrán, S (1, 9) OBP: 0.324, SLG: 0.467		C SI 91 X CH 84 0-1 HR	F SI 91 C FF 90 F SI 91 B FF 89 B CU 78 B FF 91 F FF 91 X SI 91 3-2 34 F9 12 G6-3 2B			F FF 90 X FF 90 0-1 34 G6-3 1B		I IN 62 I IN 63 I IN 65 I IN 65 4-0 IBB		3	2	3	1	1	0	0
34 Brian McCann, L (1, 2) OBP: 0.176, SLG: 0.152		C SI 90 X SI 91 0-1 ① G5-3	C FF 91 F FF 90 X SI 91 0-2 ① F9 2-3			C SI 90 B SI 90 C CU 76 X FF 90 1-2 ①② G6-3 1-2f		F FF 89 X FF 89 0-1 ③ F8		4	0	0	0	0	0	4
12 Alfonso Soriano, R (1, 7) OBP: 0.273, SLG: 0.367		X FF 92 0-0 ② F9	X SI 92 0-0 ② G6-3 3-H			C CU 76 F SI 91 B FF 90 B FF 90 B CU 75 C CU 76 3-3 ③ K			B CU 83 X FF 96 1-0 33 1B 14 SF9 2B	4	1	1	1	0	1	0
33 Kelly Johnson, L (1, 3) OBP: 0.357, SLG: 0.680 31 Ichiro Suzuki, L (9, PR) OBP: 0.429, SLG: 0.500		B SI 92 B CH 83 X FF 91 2-0 HR	C CU 76 F SI 92 B FF 90 S FF 90 1-3 ③ K				C FF 89 F FF 91 B FF 93 B FF 89 F CH 80 X FF 87 2-2 ① G3		T FF 96 X FC 91 0-1 26 G6-4-3 1B 2-3	4 0	1 0	2 0	1 0	0 0	1 0	0 0
14 Brian Roberts, S (1, 4) OBP: 0.333, SLG: 0.160		F SI 92 F SI 92 B CH 83 B SI 91 B FF 92 F FF 91 B SI 91 4-2 BB			B CU 73 F SI 89 F CH 83 X SI 90 1-2 ① G3		C FF 89 B FF 90 F FF 90 B CH 81 F CH 80 T FF 92 2-2 ② K		F SI 94 B SI 94 B FF 96 F FF 96 B SI 96 F FC 93 F FF 95 X FF 96 3-2 ① SF9 3-H	2	0	0	1	1	1	0
26 Yangervis Solarte, S (1, 5) OBP: 0.484, SLG: 0.643		B FF 91 B FF 91 B CH 82 C SI 91 X FF 91 3-1 ③ F9			B FF 90 B FF 90 C FF 90 S CH 82 X FF 91 2-2 2 1B 1B		B FF 91 B FF 91 F FF 88 F FF 88 B CH 83 C FF 91 3-3 ③ K		F FF 94 X FC 92 0-1 ②③ G6-4-3 1-2f	4	0	1	0	0	1	2
Inning Stats	R: 0 E: 0 K: 0 S: 8 H: 1 LOB: 0 BB: 0 P: 11	R: 2 E: 0 K: 0 S: 11 H: 2 LOB: 1 BB: 1 P: 20	R: 0 E: 0 K: 1 S: 6 H: 0 LOB: 0 BB: 0 P: 11	R: 1 E: 0 K: 1 S: 12 H: 1 LOB: 0 BB: 0 P: 16	R: 0 E: 0 K: 0 S: 10 H: 2 LOB: 2 BB: 0 P: 15	R: 0 E: 0 K: 1 S: 8 H: 1 LOB: 0 BB: 0 P: 12	R: 0 E: 0 K: 2 S: 11 H: 0 LOB: 0 BB: 0 P: 18	R: 0 E: 0 K: 0 S: 8 H: 1 LOB: 2 BB: 1 P: 17	R: 1 E: 0 K: 0 S: 10 H: 2 LOB: 1 BB: 0 P: 14	1B: 5 2B: 4 3B: 0 HR: 2 SF: 1 SAC: 1 DP: 3 HBP: 0						

PITCHER	IP	WLS	BF	H	R	ER	SO	BB	IBB	HBP	BLK	WP	HR	S	P	ERA	WHIP
50 Miguel González, R (1, 1) ERA: 9.64	6.0		24	7	3	3	3	1	0	0	0	0	2	55	85	4.50	1.333
47 Evan Meek, R (7, 1) ERA:	1.1		5	1	0	0	2	0	0	0	0	0	0	15	25	0.00	0.750
17 Brian Matusz, L (8, 1) ERA: 9.0	0.2	W	3	0	0	0	0	0	1	0	0	0	0	4	10	0.00	0.000
29 Tommy Hunter, R (9, 1) ERA: 3.0	1.0	S	4	2	1	1	0	0	0	0	0	0	0	10	14	9.00	2.000

PITCHER	IP	WLS	BF	H	R	ER	SO	BB	IBB	HBP	BLK	WP	HR	S	P	ERA	WHIP

BOTTOM

Baltimore Orioles @ New York Yankees

Yankee Stadium, Bronx, NY

Wed Apr 09 2014, 7:09 PM - 10:15 PM EDT

Att. 39,412 - Clear - 54 F

livebaseballscorecards.com

AB	32
R	4
H	10
RBI	4
BB	2
SO	5
LOB	11

WP: 0	PA: 36
PB: 0	
SB: 0	
CS: 0	

Batter	1	2	3	4	5	6	7	8	9	AB	R	H	RBI	BB	SO	LOB
38 Grady Sizemore, L (1, 7) OBP: 0.379, SLG: 0.500	C FF 93 B FF 93 F FF 93 B SL 84 X SL 84 2-2 ① F8		B FC 92 1 SAFE B FF 91 F FF 91 1 SAFE C SL 81 F SL 83 B FF 94 X FF 94 3-2 ③ G5-3 1-2			C FC 88 B CH 86 X FC 91 1-1 ① G4-3		B SI 89 B SI 90 X SI 89 2-0 ① P6		4	0	0	0	0	0	1
15 Dustin Pedroia, R (1, 4) OBP: 0.261, SLG: 0.304	C FF 94 X FC 94 0-1 ② F9			B FF 90 X SL 81 1-0 ① F8		B SL 80 B FC 91 C FF 89 F FC 91 X SL 83 2-2 ② P6		B SL 85 C SI 90 B KC 81 X FF 90 2-1 ② G6-3		4	0	0	0	0	0	0
34 David Ortiz, L (1, 10) OBP: 0.310, SLG: 0.500	C FC 94 B SL 86 C SL 85 B FC 95 F FF 96 B FF 95 X SL 86 3-2 ③ L3			C FF 93 F FC 94 X FF 95 0-2 ② F8		C SL 82 X CH 89 0-1 2B		C SI 90 F FF 90 B CH 84 F SL 88 B SI 92 B SL 88 F SL 87 S KC 81 3-3 ③ K		4	0	1	0	0	1	0
12 Mike Napoli, R (1, 3) OBP: 0.400, SLG: 0.487		C FC 92 S FF 93 X FF 93 0-2 ① F9		C SL 82 S SL 84 B SL 86 B CH 89 B SL 86 B SL 83 4-2 BB		B FF 90 X FF 91 1-0 ③ F8			C FF 90 B SL 86 B SI 90 C FC 90 C SL 86 2-3 ① K	3	0	0	0	1	1	1
29 Daniel Nava, S (1, 9) OBP: 0.205, SLG: 0.250		C FC 92 B CH 89 S FF 93 B FF 93 S SL 84 2-3 ② K		C FF 92 F FF 92 B FF 94 S CH 87 1-3 ③ K			B FC 90 X FC 90 1-0 HR		B SI 91 C SL 87 F KC 80 F KC 80 C SI 91 1-3 ② K	4	1	1	1	0	3	1
2 Xander Bogaerts, R (1, 6) OBP: 0.415, SLG: 0.371		C FC 93 S SL 83 S FF 94 0-3 ③ K			B FC 88 C FC 89 S FC 91 X SL 82 1-2 1B		F FC 91 C FF 90 F FF 90 B SL 83 F SL 84 F CH 87 X FC 91 1-2 40 BLK 1B		F FC 90 B FF 92 B SI 90 X SL 86 2-1 ③ F8	4	0	2	0	0	1	0
40 A.J. Pierzynski, L (1, 2) OBP: 0.321, SLG: 0.321			C FC 91 S CH 88 S SL 83 0-3 ① K		B FF 90 X FF 89 1-0 ① F7		F SL 80 S SL 82 B SI 90 B SL 82 T SL 84 2-2 ① K 1-2			3	0	0	0	0	2	2
25 Jackie Bradley Jr., L (1, 8) OBP: 0.462, SLG: 0.455			S FC 92 B FF 92 B CH 88 B FF 93 B FF 92 4-1 38 S BB		C FF 90 S CH 85 S FC 92 0-3 ② K		B SL 82 F SL 81 C SI 88 F SL 82 F SL 85 B SL 83 B SI 89 S SL 84 3-3 ② K			2	0	0	0	1	2	2
10 Jonathan Herrera, S (1, 5) OBP: 0.357, SLG: 0.250 7 Ryan Roberts, R (7, PH) (7, 5)			1 SAFE B FF 91 1 SAFE B FF 91 C FF 90 F FF 91 S SL 82 2-3 ② K		B FF 91 F CH 84 1 SAFE C FC 90 S CH 86 1-3 ③ K		C SL 85 B SL 87 F SI 91 B SL 87 X SL 85 2-2 ③ G6-3			2 1	0 0	0 0	0 0	0 0	2 0	2 1
Inning Stats	R: 0 E: 0 K: 0 S: 9 H: 0 LOB: 0 BB: 0 P: 14	R: 0 E: 0 K: 2 S: 9 H: 0 LOB: 0 BB: 0 P: 11	R: 0 E: 0 K: 2 S: 11 H: 0 LOB: 1 BB: 1 P: 20	R: 0 E: 0 K: 1 S: 9 H: 0 LOB: 1 BB: 1 P: 15	R: 0 E: 0 K: 2 S: 10 H: 1 LOB: 1 BB: 0 P: 13	R: 0 E: 0 K: 0 S: 8 H: 1 LOB: 1 BB: 0 P: 12	R: 1 E: 0 K: 2 S: 18 H: 2 LOB: 1 BB: 0 P: 27	R: 0 E: 0 K: 1 S: 8 H: 0 LOB: 0 BB: 0 P: 15	R: 0 E: 0 K: 2 S: 9 H: 0 LOB: 0 BB: 0 P: 14	1B: 2 2B: 1 3B: 0 HR: 1	SF: 0 SAC: 0 DP: 0 HBP: 0			WP: 0 PB: 0 SB: 1 CS: 0	PA: 33	

PITCHER		IP	WLS	BF	H	R	ER	SO	BB	IBB	HBP	BLK	WP	HR	S	P	ERA	WHIP
35 Michael Pineda, R ERA: 1.5	(1, 1)	6.0	W	24	4	1	1	7	2	0	0	0	0	1	63	94	1.50	1.000
64 Cesar Cabral, L ERA:	(7, 1)	0.2	H	2	0	0	0	2	0	0	0	1	0	0	8	13	0.00	0.000
41 David Phelps, R ERA: 6.0	(7, 1)	2.1	S	7	0	0	0	3	0	0	0	0	0	0	20	34	0.00	0.000

PITCHER	IP	WLS	BF	H	R	ER	SO	BB	IBB	HBP	BLK	WP	HR	S	P	ERA	WHIP

TOP

Boston Red Sox @ New York Yankees

Yankee Stadium, Bronx, NY

Thu Apr 10 2014, 7:09 PM - 10:03 PM EDT

Att. 42,821 - Clear - 54 F

livebaseballscorecards.com

AB	31
R	1
H	4
RBI	1
BB	2
SO	12
LOB	10

Batter	1	2	3	4	5	6	7	8	9	AB	R	H	RBI	BB	SO	LOB
11 Brett Gardner, L (1, 7) OBP: 0.385, SLG: 0.412	C FF 92 B FF 92 F FC 88 B FF 91 S FC 87 2-3 K ①		C CU 76 C SI 90 X SI 91 0-2 1B		C FC 88 B SI 90 F FF 92 F FF 92 B CU 78 S FS 86 2-3 K ②			F SI 87 B SL 80 X SL 81 1-1 G4-3 ①		4	0	1	0	0	2	0
2 Derek Jeter, R (1, 6) OBP: 0.389, SLG: 0.355	B FF 90 S FC 87 X SI 91 1-1 22 G4-3 1B		C FF 91 1 SAFE B SI 90 X FC 88 1-1 G3 ③		F SI 91 B FF 91 F SI 90 F FC 86 X FS 85 1-2 22 1B 2B			C CU 74 X SL 82 0-1 G3-1 ②		4	1	2	0	0	0	1
22 Jacoby Ellsbury, L (1, 8) OBP: 0.400, SLG: 0.432	C FC 86 1 SAFE B FF 90 X CH 82 1-1 G4-3 ② 1-2			B FF 90 S FC 87 S FS 85 B FC 88 F FS 86 X FS 84 2-2 E5 36 1B 34 1B	F FC 86 B FF 90 B FF 90 B FC 87 X FC 87 3-1 2-H 1B ③			C SI 88 B SI 88 B SI 89 F SI 90 F SI 90 F SL 81 F SI 90 X SI 90 2-2 G4-3 ③		4	1	1	1	0	0	1
36 Carlos Beltrán, S (1, 9) OBP: 0.324, SLG: 0.455	C FC 88 X CH 83 0-1 F8 ③			1 SAFE S SI 90 1 SAFE B FC 86 B FC 87 X SI 90 2-1 34 1B 12 G6-4-3 1-2 1B		C SI 88 F CU 77 B SI 89 X CU 78 1-2 F8 ①				3	1	1	0	0	0	1
34 Brian McCann, L (1, 2) OBP: 0.189, SLG: 0.167		T FC 86 C CU 76 F FF 92 B FF 92 X FC 88 1-2 G4-3 ①		F FF 91 B FC 87 D FS 85 X FC 87 2-1 12 G6-4-3 1-3 2-H 1B		C FS 85 B CU 77 B FS 84 F FS 83 C CU 77 2-3 K ②				3	0	1	1	0	1	0
12 Alfonso Soriano, R (1, 10) OBP: 0.250, SLG: 0.333		C FC 86 B SI 90 F FC 88 C CU 78 1-3 K ②		F SI 91 S FC 88 B SI 91 X FF 91 1-2 G6-4-3 ①② 1-2f 3-H		X FC 87 0-0 G6-3 ③				3	0	0	0	0	1	1
33 Kelly Johnson, L (1, 3) OBP: 0.323, SLG: 0.607		B CH 84 B FC 87 C SI 91 X FC 87 2-1 G4-3 ③		C CU 77 S FS 86 B CU 80 F SI 92 S FS 86 1-3 K ③			B FF 86 F FF 86 X SL 83 1-1 G4-3 ①			3	0	0	0	0	1	0
26 Yangervis Solarte, S (1, 5) OBP: 0.441, SLG: 0.581			L FC 85 F FS 85 B FS 85 X CH 82 1-2 F9 ①		C CH 83 B FC 87 F FC 87 C CU 78 1-3 K ①		C SL 84 X CH 76 0-1 F7 ②			3	0	0	0	0	1	0
45 Dean Anna, L (1, 4) OBP: 0.273, SLG: 0.500			B FF 91 X SI 91 1-0 G3-1 ②		B SI 91 C SI 90 X FS 87 1-1 HR		B FF 87 B SL 84 C FF 87 B SL 84 F SL 86 F SL 83 X SL 84 3-2 F8 ③			3	1	1	1	0	0	0
Inning Stats	R: 0 E: 0 K: 1 S: 9 H: 1 LOB: 1 BB: 0 P: 13	R: 0 E: 0 K: 1 S: 9 H: 0 LOB: 0 BB: 0 P: 13	R: 0 E: 0 K: 0 S: 9 H: 1 LOB: 1 BB: 0 P: 12	R: 2 E: 1 K: 1 S: 15 H: 2 LOB: 0 BB: 0 P: 23	R: 2 E: 0 K: 2 S: 15 H: 3 LOB: 1 BB: 0 P: 23	R: 0 E: 0 K: 1 S: 7 H: 0 LOB: 0 BB: 0 P: 10	R: 0 E: 0 K: 0 S: 8 H: 0 LOB: 0 BB: 0 P: 12	R: 0 E: 0 K: 0 S: 10 H: 0 LOB: 0 BB: 0 P: 13		1B: 5 2B: 1 3B: 0 HR: 1 SF: 0 SAC: 0 DP: 1 HBP: 0						

PITCHER		IP	WLS	BF	H	R	ER	SO	BB	IBB	HBP	BLK	WP	HR	S	P	ERA	WHIP
11 Clay Buchholz, R ERA: 6.97	(1, 1)	6.0	L	24	7	4	2	6	0	0	0	0	0	1	64	94	3.00	1.167
32 Craig Breslow, L ERA:	(7, 1)	1.0		3	0	0	0	0	0	0	0	0	0	0	8	12	0.00	0.000
55 Chris Capuano, L ERA:	(8, 1)	1.0		3	0	0	0	0	0	0	0	0	0	0	10	13	0.00	0.000

PITCHER	IP	WLS	BF	H	R	ER	SO	BB	IBB	HBP	BLK	WP	HR	S	P	ERA	WHIP

BOTTOM

Boston Red Sox @ New York Yankees

Yankee Stadium, Bronx, NY

Thu Apr 10 2014, 7:09 PM - 10:03 PM EDT

Att. 42,821 - Clear - 54 F

livebaseballscorecards.com

AB	30
R	4
H	7
RBI	3
BB	0
SO	6
LOB	4

Batter	1	2	3	4	5	6	7	8	9	AB	R	H	RBI	BB	SO	LOB
5 Jonny Gomes, R (1, 9) OBP: 0.333, SLG: 0.357	B FF 90 C FF 90 S CH 83 B CH 84 C FF 90 2-3 K ①		X FF 90 0-0 P3 ②			B SI 88 X FF 89 1-0 HR	B FF 90 B CH 83 S SI 89 X SI 88 2-1 1B		C KC 80 B KC 82 S KC 83 F FF 96 F KC 82 B KC 82 F FF 95 S KC 83 2-3 K ③	5	1	2	1	0	2	1
15 Dustin Pedroia, R (1, 4) OBP: 0.240, SLG: 0.280	C FF 89 B FF 90 B SI 88 F SI 89 B CH 85 X SI 88 3-2 G3 ②		X CH 84 0-0 G5-3 ③			B FF 88 B CH 83 C SI 89 F SI 88 S SL 82 2-3 K ①	B CH 82 B CH 82 C FF 90 F SI 89 X SL 81 2-2 G4-3 ③			4	0	0	0	0	1	2
34 David Ortiz, L (1, 10) OBP: 0.348, SLG: 0.500	B SI 89 B SI 89 S FF 90 B FF 90 B SL 80 4-1 BB			C SL 79 X FF 90 0-1 G5-3 ①		F SI 88 F SL 81 X FF 90 0-2 12 1B 38 HR 1B		B SL 83 B SI 90 B SL 82 B SI 87 4-0 38 1B BB		2	1	1	0	2	0	0
12 Mike Napoli, R (1, 3) OBP: 0.388, SLG: 0.465	C FF 90 S CH 84 F FF 90 B CH 84 C SL 81 1-3 K ③			S CH 84 X CH 84 0-1 L3 ②		B FF 90 B CH 84 B CH 83 X SI 89 3-0 38 HR 1-2 1B		F SL 85 X SI 92 0-1 F8 ①		4	1	1	0	0	1	2
38 Grady Sizemore, L (1, 7) OBP: 0.394, SLG: 0.600		C FF 90 B SI 88 S FF 88 B SL 81 S SI 88 2-3 K ①		C FF 90 X SL 80 0-1 G3 ③		C SL 81 X SL 80 0-1 1-H 2-H HR		F FF 94 B FF 94 C CH 84 F CH 86 F CU 81 X CH 85 1-2 1-2 1B		4	1	2	3	0	1	0
2 Xander Bogaerts, R (1, 6) OBP: 0.400, SLG: 0.342		B FF 90 F SI 88 F CH 83 S FF 90 1-3 K ②			B SI 87 C SI 88 B CH 83 S CH 84 B SL 82 F FF 90 F CH 83 B FF 89 4-2 7 G6-3 BB	B SI 89 B SI 89 C FF 89 B FF 90 F SI 89 S SI 89 3-3 K ②		B CU 81 C SI 94 X SL 87 1-1 F8 ②		3	0	0	0	1	2	2
7 Ryan Roberts, R (1, 5) 37 Mike Carp, L (8, PH) OBP: 0.250, SLG: 0.375 10 Jonathan Herrera, S (8, 5) OBP: 0.357, SLG: 0.250		X FF 90 0-0 L7 ③			C FF 90 B FF 90 S CH 82 B SL 81 X FF 91 2-2 G6-3 ① 1-2	F CH 83 B FF 90 S CH 83 F CH 83 F SL 82 T FF 91 1-2 K ③		F CU 82 B FF 92 F FF 94 S CU 82 1-3 K2-3 ③		3 1 0	0 0 0	0 0 0	0 0 0	0 0 0	1 1 0	1 2 0
3 David Ross, R (1, 2) OBP: 0.286, SLG: 0.308			X SI 88 0-0 25 G6-3 2B		F FF 91 B FF 90 F SI 89 B CU 78 S SL 81 2-3 K ②		S FF 89 B SL 80 X SI 88 1-1 G6-3 ①		C FF 92 B FF 96 S FF 94 C FF 96 1-3 K ①	4	0	1	0	0	2	1
25 Jackie Bradley Jr., L (1, 8) OBP: 0.400, SLG: 0.385			C FF 89 B FF 89 S SL 80 X SL 81 1-2 G6-3 ① 2-3		C SL 81 B SI 89 S SL 80 F SL 81 F SL 82 S SL 81 1-3 K ③		C SL 80 F FF 90 X SL 82 0-2 G5-3 ②		B KC 82 C FF 95 S FF 95 B FF 95 F FF 96 B KC 84 C FF 95 3-3 K ②	4	0	0	0	0	2	2
Inning Stats	R: 0 E: 0 K: 2 S: 11 H: 0 LOB: 1 BB: 1 P: 21	R: 0 E: 0 K: 2 S: 7 H: 0 LOB: 0 BB: 0 P: 10	R: 0 E: 0 K: 0 S: 6 H: 1 LOB: 1 BB: 0 P: 7	R: 0 E: 0 K: 0 S: 6 H: 0 LOB: 0 BB: 0 P: 6	R: 0 E: 0 K: 2 S: 15 H: 0 LOB: 1 BB: 1 P: 24	R: 4 E: 0 K: 3 S: 18 H: 4 LOB: 0 BB: 0 P: 28	R: 0 E: 0 K: 0 S: 10 H: 1 LOB: 1 BB: 0 P: 15	R: 0 E: 0 K: 1 S: 12 H: 1 LOB: 2 BB: 1 P: 19	R: 0 E: 0 K: 3 S: 13 H: 0 LOB: 0 BB: 0 P: 19	1B: 4 2B: 1 3B: 0 HR: 2	SF: 0 SAC: 0 DP: 0 HBP: 0			WP: 0 PB: 0 SB: 0 CS: 0	PA: 37	

PITCHER	IP	WLS	BF	H	R	ER	SO	BB	IBB	HBP	BLK	WP	HR	S	P	ERA	WHIP
52 CC Sabathia, L (1, 1) ERA: 6.63	7.0	L	29	6	4	4	9	2	0	0	0	0	2	73	111	5.14	1.143
64 Cesar Cabral, L (8, 1) ERA:	0.0		1	0	0	0	0	1	0	0	0	0	0	0	4	∞	∞
43 Adam Warren, R (8, 1) ERA:	1.0		4	1	0	0	1	0	0	0	0	0	0	12	15	0.00	1.000
68 Dellin Betances, R (9, 1) ERA:	1.0		3	0	0	0	3	0	0	0	0	0	0	13	19	0.00	0.000

PITCHER	IP	WLS	BF	H	R	ER	SO	BB	IBB	HBP	BLK	WP	HR	S	P	ERA	WHIP

TOP

Boston Red Sox @ New York Yankees

Yankee Stadium, Bronx, NY

Fri Apr 11 2014, 7:09 PM - 10:08 PM EDT

Att. 44,121 - Cloudy - 64 F

livebaseballscorecards.com

AB	34
R	4
H	7
RBI	4
BB	3
SO	13
LOB	13

BOTTOM

Batter	1	2	3	4	5	6	7	8	9	AB	R	H	RBI	BB	SO	LOB
2 Derek Jeter, R (1, 6) OBP: 0.375, SLG: 0.343	C FF 92 F CU 75 X FF 92 0-2 G4-3 ①		B CH 86 F FC 88 B FF 92 B CH 86 F FF 92 F FC 86 X FF 92 3-2 36 FC5 22 BB 1B			X FF 90 0-0 F9 ① C FF 93 X FF 93 0-1 F9 ③				4	0	1	0	0	0	2
22 Jacoby Ellsbury, L (1, 8) OBP: 0.409, SLG: 0.425	B FF 92 B FF 92 X FF 92 2-0 L8 ②		B FF 92 B FF 92 B FC 88 B FF 91 4-0 36 FC5 1-2 BB			C FF 91 F FC 86 B FC 87 B FC 85 X FF 91 2-2 36 S 1B		B FF 91 X FO 86 1-0 G1-3 ①		3	0	1	0	1	0	0
36 Carlos Beltrán, S (1, 9) OBP: 0.293, SLG: 0.405	B FF 92 X FF 93 1-0 P3 ③		X FC 89 0-0 FC5 ③ 1-2 2-3f			B FF 90 B FC 86 C FF 90 B CU 74 F FF 90 F FC 88 C FC 87 3-3 K ② 1-2		B CU 75 C CU 75 F FF 92 F FF 94 S FO 88 1-3 K ②		4	0	0	0	0	2	3
12 Alfonso Soriano, R (1, 10) OBP: 0.275, SLG: 0.432		B CU 73 S FF 91 X FF 92 1-1 HR		F FC 88 B FC 88 F FC 88 C FC 87 1-3 K ①		C FF 92 F CU 78 X CU 77 0-2 G1-3 ③		B FF 94 B FO 87 B FF 92 C FF 93 X FF 94 3-1 1B		4	1	2	1	0	1	1
29 Francisco Cervelli, R (1, 2) OBP: 0.267, SLG: 0.286 34 Brian McCann, L (8, PH) OBP: 0.184, SLG: 0.162 (9, 2)		C FF 92 B CU 77 X CU 76 1-1 G5-3 ①		C CU 75 B FC 87 S CU 74 X FC 89 1-2 G4-3 ②			F FC 87 C FF 90 B CU 76 B CU 75 F FC 86 C FF 91 2-3 K ①	C CU 75 S FO 89 B FF 94 B FF 95 S FO 89 2-3 K ③		3 1	0 0	0 0	0 0	0 0	1 1	0 1
26 Yangervis Solarte, S (1, 5) OBP: 0.395, SLG: 0.514		F FF 92 S FC 89 B FF 93 B CU 77 F FC 88 S FC 89 2-3 K ②		C FF 92 B CU 76 B CU 76 F FC 88 F FC 88 B FF 92 F FC 88 C FC 87 3-3 K ③			B FF 90 X FC 88 1-0 G6-3 ②		B FF 90 C FF 91 F FS 86 F FS 86 F FS 86 X FS 87 1-2 G3 ①	4	0	0	0	0	2	0
31 Ichiro Suzuki, L (1, 7) OBP: 0.444, SLG: 0.500		C FF 89 F SI 90 B CH 85 X FF 93 1-2 G5-3 ③			C FF 91 C FF 90 X CU 77 0-2 14 G4-6-3 1B		C CU 75 B FC 87 B FC 85 C FF 91 X CU 77 2-2 14 BB 33 1B 1B		B FS 85 X FF 90 1-0 F8 ②	4	1	2	0	0	0	0
14 Brian Roberts, S (1, 4) OBP: 0.333, SLG: 0.148 11 Brett Gardner, L (9, PH) OBP: 0.375, SLG: 0.400			F FF 90 B FF 92 B FF 92 X FF 88 2-1 B2 ①		C FF 91 X FC 88 0-1 G4-6-3 ①② 1-2f		B FF 91 F FF 90 C FF 90 B FC 87 D CU 77 F FF 92 B FC 86 4-2 33 1B 1-2 BB		C FF 91 B FS 86 C FS 86 B FS 86 S FF 92 2-3 K ③	2 1	0 0	0 0	0 0	1 1	0 0	1 0
33 Kelly Johnson, L (1, 3) OBP: 0.324, SLG: 0.581			B FC 87 C FF 92 B SI 90 C FC 88 X FC 86 2-2 F9 ②		B CU 76 F FF 92 C FC 87 S FC 86 1-3 K ③		B FF 92 S FC 88 B FF 92 F FC 88 B FC 86 F FC 86 X FF 92 3-2 1-3 2-H 1B			3	0	1	1	0	1	0

Inning Stats	1	2	3	4	5	6	7	8	9
	R: 0 E: 0 K: 0 S: 5 H: 0 LOB: 0 BB: 0 P: 8	R: 1 E: 0 K: 1 S: 11 H: 1 LOB: 0 BB: 0 P: 16	R: 0 E: 0 K: 0 S: 10 H: 1 LOB: 2 BB: 1 P: 21	R: 0 E: 0 K: 2 S: 11 H: 0 LOB: 0 BB: 0 P: 16	R: 0 E: 0 K: 1 S: 8 H: 1 LOB: 0 BB: 0 P: 9	R: 0 E: 0 K: 1 S: 11 H: 1 LOB: 1 BB: 0 P: 16	R: 1 E: 0 K: 1 S: 17 H: 2 LOB: 2 BB: 1 P: 29	R: 0 E: 0 K: 2 S: 10 H: 1 LOB: 1 BB: 0 P: 17	R: 0 E: 0 K: 1 S: 9 H: 0 LOB: 0 BB: 0 P: 13

PITCHER		IP	WLS	BF	H	R	ER	SO	BB	IBB	HBP	BLK	WP	HR	S	P	ERA	WHIP
31 Jon Lester, L ERA: 2.57	(1, 1)	6.2	W	27	6	2	2	6	2	0	0	0	0	1	71	113	2.70	1.200
36 Junichi Tazawa, R ERA:	(7, 1)	1.1	H	5	1	0	0	2	0	0	0	0	0	0	12	19	0.00	0.750
54 Edward Mujica, R ERA: 10.8	(9, 1)	1.0	S	3	0	0	0	1	0	0	0	0	0	0	9	13	0.00	0.000

PITCHER	IP	WLS	BF	H	R	ER	SO	BB	IBB	HBP	BLK	WP	HR	S	P	ERA	WHIP

Boston Red Sox @ New York Yankees

Yankee Stadium, Bronx, NY

Fri Apr 11 2014, 7:09 PM - 10:08 PM EDT

Att. 44,121 - Cloudy - 64 F

livebaseballscorecards.com

AB	33
R	2
H	7
RBI	2
BB	2
SO	9
LOB	8

1B: 6	SF: 0	WP: 0	PA: 35
2B: 0	SAC: 0	PB: 0	
3B: 0	DP: 1	SB: 1	
HR: 1	HBP: 0	CS: 0	

Batter	1	2	3	4	5	6	7	8	9	AB	R	H	RBI	BB	SO	LOB
15 Dustin Pedroia, R (1, 4) OBP: 0.236, SLG: 0.291	C SI 89 B SI 90 B SI 90 B SI 90 X SI 90 3-1 G6-3 ①	C CU 76 B CU 76 B SL 82 X SI 92 2-1 G4-3 ③			B SL 83 B SL 82 S SI 90 X SI 91 2-1 29 G4-3 2B		C SL 82 1 SAFE F SL 83 D FS 88 S FS 87 1-3 K ①		B FF 92 C FF 92 B SL 84 F FF 91 F FF 93 X SL 85 2-2 F8 ②	5	0	1	0	0	1	1
29 Daniel Nava, S (1, 9) OBP: 0.227, SLG: 0.250	C SI 90 C CU 76 X FS 87 0-2 34 1B 1B		C SI 90 C SI 90 F SI 91 B FS 88 X SI 92 1-2 G3 ①		X SI 92 0-0 G4-3 ① 2-3		C CU 76 B SI 92 F FS 85 B SI 93 B SI 92 B SI 92 4-2 12 S 37 1B 1-2 BB		C FF 93 S SL 84 B SL 86 X SL 84 1-2 G3-1 ③	4	1	1	0	1	0	1
34 David Ortiz, L (1, 10) OBP: 0.340, SLG: 0.478	C CU 77 F SI 91 D FS 87 B FF 91 X SI 90 2-2 1-2 1B		X CU 78 0-0 F8 ②		F SI 93 X SI 92 0-1 P6 ②		C FF 95 D SL 83 S SI 95 F FF 95 C FF 96 1-3 K ②			4	0	1	0	0	1	3
12 Mike Napoli, R (1, 3) OBP: 0.377, SLG: 0.435	F SI 92 B SI 91 X SI 91 1-1 P2 ②		B CU 77 C SI 93 F SI 93 F FS 88 F FS 88 S SL 84 1-3 K ③		B FS 87 X SI 94 1-0 F8 ③		S SI 95 H FF 96 1-1 37 1B 1-2 2-3 HBP			3	0	0	0	0	1	3
37 Mike Carp, L (1, 7) OBP: 0.250, SLG: 0.333	B SI 92 B SI 92 F SI 92 B SI 93 X SI 92 3-1 G3-1 ③			X SI 91 0-0 F7 ①		C SI 91 C SI 92 S FS 88 0-3 K ①	F FF 95 X SL 81 0-1 2 CS 1B 1-3 2-H 3-H			4	0	1	2	0	1	2
2 Xander Bogaerts, R (1, 6) OBP: 0.388, SLG: 0.333		C SI 90 B SL 83 B SL 83 X SI 91 2-1 40 HR 1B		C SI 90 B FS 87 X FS 84 1-1 G5-3 ②		X SI 92 0-0 E9	S FF 94 S FF 96 B FF 95 1-2 CS ③ 1-2	B FF 93 C FF 92 F FF 93 F CH 83 B CH 84 S SL 87 2-3 K ①		4	1	1	0	0	1	0
40 A.J. Pierzynski, L (1, 2) OBP: 0.344, SLG: 0.438		X SI 90 0-0 1-H HR		B FS 86 X FS 86 1-0 10 BB 1B		F SI 92 B SI 93 1 SAFE C SI 91 S SI 94 1-3 K ②		B CU 82 S FF 94 B CH 84 S CH 84 X CH 85 2-2 G6-3 ②		4	1	2	2	0	1	1
10 Jonathan Herrera, S (1, 5) OBP: 0.333, SLG: 0.200		F SI 91 F FS 87 B FS 87 S CU 77 1-3 K ①		B SI 90 B SI 91 C SI 90 B SI 92 B SI 90 4-1 1-2 BB		C SI 93 1 SAFE 1 SAFE X SI 92 0-1 G5-3 ③		C FF 94 F CU 82 B SL 87 S CU 82 1-3 K ③		3	0	0	0	1	2	1
25 Jackie Bradley Jr., L (1, 8) OBP: 0.382, SLG: 0.345		B FS 85 X CU 76 1-0 P3 ②		F CU 78 S FS 87 B FS 88 D FS 88 X SI 92 2-2 F7 ③			B SI 90 B SI 91 B SI 89 B SI 89 4-0 12 S 29 BB 37 1B BB		B FF 92 B FF 91 C FF 91 X FF 92 2-1 F7 ①	3	1	0	0	1	0	2
Inning Stats	R: 0 E: 0 K: 0 S: 12 H: 2 LOB: 2 BB: 0 P: 21	R: 2 E: 0 K: 1 S: 9 H: 2 LOB: 0 BB: 0 P: 15	R: 0 E: 0 K: 1 S: 10 H: 0 LOB: 0 BB: 0 P: 12	R: 0 E: 0 K: 0 S: 8 H: 1 LOB: 2 BB: 1 P: 16	R: 0 E: 0 K: 0 S: 6 H: 1 LOB: 1 BB: 0 P: 9	R: 0 E: 1 K: 2 S: 9 H: 0 LOB: 1 BB: 0 P: 10	R: 2 E: 0 K: 2 S: 14 H: 1 LOB: 1 BB: 2 P: 26	R: 0 E: 0 K: 2 S: 10 H: 0 LOB: 0 BB: 0 P: 15	R: 0 E: 0 K: 0 S: 9 H: 0 LOB: 0 BB: 0 P: 14	1B: 5 2B: 1 3B: 0 HR: 1 SF: 0 SAC: 0 DP: 0 HBP: 1						

PITCHER		IP	WLS	BF	H	R	ER	SO	BB	IBB	HBP	BLK	WP	HR	S	P	ERA	WHIP
18 Hiroki Kuroda, R ERA: 3.86	(1, 1)	6.1	W	29	6	4	4	5	3	0	0	0	0	1	59	97	5.68	1.421
48 Matt Thornton, L ERA:	(7, 1)	0.1	H	3	1	0	0	1	0	0	1	0	0	0	7	9	0.00	3.000
68 Dellin Betances, R ERA:	(7, 1)	0.1	H	0	0	0	0	0	0	0	0	0	0	0	2	3	0.00	0.000
43 Adam Warren, R ERA:	(8, 1)	1.0	H	3	0	0	0	2	0	0	0	0	0	0	10	15	0.00	0.000
27 Shawn Kelley, R ERA: 3.38	(9, 1)	1.0	S	3	0	0	0	0	0	0	0	0	0	0	9	14	0.00	0.000

PITCHER	IP	WLS	BF	H	R	ER	SO	BB	IBB	HBP	BLK	WP	HR	S	P	ERA	WHIP

TOP

Boston Red Sox @ New York Yankees

Yankee Stadium, Bronx, NY

Sat Apr 12 2014, 1:10 PM - 4:16 PM EDT

Att. 48,572 - Sunny - 63 F

livebaseballscorecards.com

AB	34
R	4
H	7
RBI	4
BB	3
SO	8
LOB	14

Batter	1	2	3	4	5	6	7	8	9	AB	R	H	RBI	BB	SO	LOB
11 Brett Gardner, L (1, 7) OBP: 0.356, SLG: 0.375	C FF 90 B FF 92 F FF 91 X FF 93 1-2 G4-3		C FF 92 C FF 92 T FC 85 0-2 K		B FC 83 B FF 91 X FF 89 2-0 G4-3		B SL 81 B SL 85 C SL 85 F SI 85 X SL 84 2-2 14 SH3-4 1B	F SI 88 X FS 84 0-1 F8		5	0	1	0	0	1	2
14 Brian Roberts, S (1, 4) OBP: 0.300, SLG: 0.129	F FF 92 B FF 94 B FF 94 X FF 92 2-1 G3		C FF 92 X FC 84 0-1 G1-3		C FF 92 C FF 92 X FF 93 0-2 F7		X FF 86 0-0 SH3-4 1-2	B SI 88 F SI 88 B FS 84 F FS 83 D FS 84 S FS 84 3-3 K		4	0	0	0	0	1	2
22 Jacoby Ellsbury, L (1, 8) OBP: 0.438, SLG: 0.442	B FF 94 C FF 93 B FF 93 X FF 92 2-1 36 HR 1B		B FF 92 B FF 92 F FC 83 X FC 84 2-1 36 S 1B		S FF 92 B FF 92 F FF 92 B FF 93 B FF 93 S FC 84 3-3 K		S SL 85 B SL 85 D SL 84 B FF 96 C FF 96 B SL 86 4-2 BB			3	1	2	0	1	1	0
36 Carlos Beltrán, S (1, 10) OBP: 0.311, SLG: 0.512	C FF 92 F FF 92 F FC 86 F FC 86 X FF 92 0-2 1-H HR		C FF 93 B FC 86 S FC 84 S FC 85 1-3 K 1-2			C CU 76 X FF 91 0-1 34 HR 2B	C FF 96 C FF 96 F FF 97 B FF 96 F SL 87 B FF 97 F SL 86 S SL 85 2-3 K			4	2	2	2	0	2	3
34 Brian McCann, L (1, 2) OBP: 0.214, SLG: 0.341	B FF 93 C FC 83 F CU 80 S FC 85 1-3 K			X FF 91 0-0 HR		B FF 92 S FC 84 D FC 84 X FC 83 2-1 2-H HR	B FF 95 C FF 95 X FF 96 1-1 P6			4	2	2	3	0	1	2
12 Alfonso Soriano, R (1, 9) OBP: 0.295, SLG: 0.512 31 Ichiro Suzuki, L (9, 9) OBP: 0.444, SLG: 0.500		S FF 91 F FF 92 B FC 83 X FC 84 1-2 G6-3		S FC 83 S FF 93 B FF 94 B FF 93 X FC 84 2-2 HR		C FF 91 S FF 92 X FF 92 0-2 33 G4-6-3 1B		B SI 90 X SI 89 1-0 G6-3		4 0	1 0	2 0	1 0	0 0	0 0	0 0
33 Kelly Johnson, L (1, 3) OBP: 0.342, SLG: 0.657		C FF 92 X FF 93 0-1 26 G4-3 1B		B FF 92 C FF 91 F FC 84 F FF 92 F FC 84 B FC 84 S FC 84 2-3 K		C SI 91 F FF 91 X FF 91 0-2 G4-6-3 1-2f		B SI 89 B FS 83 X SI 89 2-0 HR		4	1	2	1	0	1	1
26 Yangervis Solarte, S (1, 5) OBP: 0.405, SLG: 0.513		C FF 93 B SI 92 X SI 93 1-1 G4-3 1-2		C FF 92 S FC 85 B FC 83 F FC 83 S FC 84 1-3 K		B SI 91 B FC 85 C FC 82 F FF 90 X FF 91 2-2 45 WP 1B		B SL 80 C SI 88 X FS 83 1-1 45 2B 1B		4	0	2	0	0	1	1
45 Dean Anna, L (1, 6) OBP: 0.267, SLG: 0.500		B FF 92 C FC 84 X FF 92 1-1 P6		C FF 92 X FF 92 0-1 F9		B FF 85 B SL 81 F SL 85 F FF 87 D CU 75 C SL 83 3-3 K 1-2		S SI 89 B FF 88 B SI 88 F SI 88 F SL 80 X SI 88 2-2 1-3 2B		4	0	1	0	0	1	2
Inning Stats	R: 2 E: 0 K: 1 S: 15 H: 2 LOB: 0 BB: 0 P: 21	R: 0 E: 0 K: 0 S: 9 H: 1 LOB: 1 BB: 0 P: 12	R: 0 E: 0 K: 2 S: 10 H: 1 LOB: 1 BB: 0 P: 13	R: 2 E: 0 K: 2 S: 15 H: 2 LOB: 0 BB: 0 P: 20	R: 0 E: 0 K: 1 S: 7 H: 0 LOB: 0 BB: 0 P: 12	R: 2 E: 0 K: 1 S: 16 H: 4 LOB: 1 BB: 0 P: 23	R: 0 E: 0 K: 1 S: 14 H: 1 LOB: 2 BB: 1 P: 23	R: 1 E: 0 K: 1 S: 13 H: 3 LOB: 2 BB: 0 P: 22		1B: 7 2B: 2 3B: 0 HR: 5 SF: 0 SAC: 1 DP: 1 HBP: 0						

PITCHER		IP	WLS	BF	H	R	ER	SO	BB	IBB	HBP	BLK	WP	HR	S	P	ERA	WHIP
41 John Lackey, R ERA: 3.86	(1, 1)	5.2	L	26	10	6	6	6	0	0	0	0	0	4	69	95	9.53	1.765
32 Craig Breslow, L ERA:	(6, 1)	0.2		3	1	0	0	1	0	0	0	0	1	0	7	12	0.00	1.500
30 Andrew Miller, L ERA: 2.7	(7, 1)	0.2		3	0	0	0	1	1	0	0	0	0	0	10	17	0.00	1.500
35 Burke Badenhop, R ERA: 9.0	(8, 1)	1.0		6	3	1	1	1	0	0	0	0	0	1	13	22	9.00	3.000

PITCHER	IP	WLS	BF	H	R	ER	SO	BB	IBB	HBP	BLK	WP	HR	S	P	ERA	WHIP

BOTTOM

Boston Red Sox @ New York Yankees

Yankee Stadium, Bronx, NY

Sat Apr 12 2014, 1:10 PM - 4:16 PM EDT

Att. 48,572 - Sunny - 63 F

livebaseballscorecards.com

AB	36
R	7
H	14
RBI	7
BB	1
SO	9
LOB	13

Batter	1	2	3	4	5	6	7	8	9	AB	R	H	RBI	BB	SO	LOB
38 Grady Sizemore, L (1, 7) OBP: 0.395, SLG: 0.571	C FF 94 B FF 95 X SI 93 1-1 ① G6-3	X SI 92 0-0 ③ 1-2 2-H 1B			C FF 90 B FF 91 X SI 92 1-1 1B		B FF 92 F SI 92 B FF 92 X SI 92 2-1 ③ F8		B FF 92 C FF 92 S SL 84 B SL 85 B SL 86 X FF 91 3-2 ③ L8	5	0	2	0	0	0	0
2 Xander Bogaerts, R (1, 6) OBP: 0.377, SLG: 0.326	C FF 94 B CU 80 C CU 80 F CU 82 F CU 82 X SI 93 1-2 1B		B FF 92 F FF 92 X SI 93 1-1 ① G6-3		C CU 78 B FF 93 X FF 91 1-1 ② F8			B FF 90 X FF 91 1-0 ① F9		4	0	1	0	0	0	1
34 David Ortiz, L (1, 10) OBP: 0.315, SLG: 0.440	F FF 94 1 SAFE B SI 94 F SI 94 S CU 82 1-3 ② K		B FF 93 C CU 79 B CU 79 F CH 85 X FF 94 2-2 ② G5-3		B SI 93 F SI 92 B SI 93 X SI 92 2-1 ③ F9			S FF 94 B FF 94 F FF 95 X SL 82 1-2 ② F9		4	0	0	0	0	1	2
12 Mike Napoli, R (1, 3) OBP: 0.386, SLG: 0.520	C FF 94 1 SAFE B FF 94 B FF 95 F SI 91 B CU 80 S FF 95 3-3 ③ K		C CU 80 B CH 85 S SI 93 B SI 92 B FF 93 F FF 94 F FF 94 X FF 93 3-2 ③ G6-3			B CU 77 X FF 91 1-0 HR		B KC 82 B SI 92 C FF 91 X SI 92 2-1 40 HBP 2B		4	1	2	1	0	1	1
29 Daniel Nava, S (1, 9) OBP: 0.229, SLG: 0.233		C FF 92 X SI 93 0-1 ① G4-3		C FF 91 X SI 91 0-1 ① F8		X FF 91 0-0 ① F8		B SI 91 F KC 80 B SI 92 C SI 91 F SI 92 D SL 88 B SL 88 4-2 40 HBP BB		3	0	0	0	1	0	0
40 A.J. Pierzynski, L (1, 2) OBP: 0.333, SLG: 0.400		B CU 79 C CU 78 F CU 79 S CU 80 1-3 ② K		C CU 78 X CU 78 0-1 ② G4-3		B FF 91 S CU 78 X CU 78 1-1 ② G6-3		C SI 91 H SI 91 1-1 1-2 2-3 HBP		3	0	0	0	0	1	0
7 Ryan Roberts, R (1, 5) OBP: 0.308, SLG: 0.182 37 Mike Carp, L (8, PH) OBP: 0.231, SLG: 0.308 (8, 5)		X FF 92 0-0 25 1B 10 1B 1B		F FF 92 B FF 91 C CU 78 B FF 92 F SI 92 X CU 80 2-2 1B		C FF 79 X FF 92 0-1 ③ G6-3		B SL 86 B SI 90 C FF 90 C SI 90 F SL 87 F SI 92 F KC 82 S KC 83 2-3 ③ K		3 1	1 0	2 0	0 0	0 0	0 1	0 3
25 Jackie Bradley Jr., L (1, 8) OBP: 0.368, SLG: 0.333		D SI 93 C CU 78 S CU 80 B CU 78 X SI 93 2-2 10 1B 38 1B 1-3 1B		X SI 91 0-0 ③ L7			B FF 91 B SI 91 C SI 91 F FF 91 C FF 91 2-3 ① K		C FF 90 F SL 82 B SL 82 S SL 82 1-3 ① K	4	0	1	0	0	2	1
10 Jonathan Herrera, S (1, 4) OBP: 0.318, SLG: 0.211		F FF 94 B FF 92 1 SAFE 1 SAFE B FF 93 F SI 91 F CU 80 X CU 82 2-2 38 1B 1-2 3-H 1B			L FF 90 X FF 91 0-1 ① L6		X FF 91 0-0 ② G5-3		C SL 82 C FF 91 B FF 91 F SL 84 C FF 92 1-3 ② K	4	0	1	1	0	1	0
Inning Stats	R: 0 H: 1 E: 0 LOB: 1 K: 2 BB: 0 S: 13 P: 19	R: 1 H: 4 E: 0 LOB: 2 K: 1 BB: 0 S: 14 P: 19	R: 0 H: 0 E: 0 LOB: 0 K: 0 BB: 0 S: 10 P: 16	R: 0 H: 1 E: 0 LOB: 1 K: 0 BB: 0 S: 9 P: 11	R: 0 H: 1 E: 0 LOB: 1 K: 0 BB: 0 S: 8 P: 12	R: 1 H: 1 E: 0 LOB: 0 K: 0 BB: 0 S: 6 P: 8	R: 0 H: 0 E: 0 LOB: 0 K: 1 BB: 0 S: 6 P: 10	R: 0 H: 1 E: 0 LOB: 3 K: 1 BB: 1 S: 16 P: 27	R: 0 H: 0 E: 0 LOB: 0 K: 2 BB: 0 S: 10 P: 15	1B: 7 SF: 0 2B: 1 SAC: 0 3B: 0 DP: 0 HR: 1 HBP: 1						WP: 0 PA: 37 PB: 0 SB: 0 CS: 0

PITCHER		IP	WLS	BF	H	R	ER	SO	BB	IBB	HBP	BLK	WP	HR	S	P	ERA	WHIP
47 Iván Nova, R ERA: 5.94	(1, 1)	7.1	W	29	8	2	2	4	0	0	0	0	0	1	67	97	2.46	1.091
48 Matt Thornton, L ERA:	(8, 1)	0.1	H	1	0	0	0	0	0	0	0	0	0	0	3	4	0.00	0.000
41 David Phelps, R ERA: 5.68	(8, 1)	0.1	H	4	1	0	0	1	1	0	1	0	0	0	12	21	0.00	6.000
27 Shawn Kelley, R ERA: 2.84	(9, 1)	1.0	S	3	0	0	0	2	0	0	0	0	0	0	10	15	0.00	0.000

PITCHER	IP	WLS	BF	H	R	ER	SO	BB	IBB	HBP	BLK	WP	HR	S	P	ERA	WHIP

TOP

Boston Red Sox @ New York Yankees

Yankee Stadium, Bronx, NY

Sun Apr 13 2014, 8:08 PM - 11:15 PM EDT

Att. 46,081 - Cloudy - 66 F

livebaseballscorecards.com

AB	35
R	2
H	9
RBI	2
BB	1
SO	7
LOB	8

Batter	1	2	3	4	5	6	7	8	9	AB	R	H	RBI	BB	SO	LOB
11 Brett Gardner, L (1, 7) OBP: 0.367, SLG: 0.386	B FF 90 X FF 90 1-0 ① L9		B FF 88 B FF 90 X SI 89 2-0 36 HR 1B		C FF 88 C FF 90 X FF 90 0-2 36 F8 1B		B SI 87 X FF 90 1-0 ② F9			4	1	2	0	0	0	0
36 Carlos Beltrán, S (1, 9) (5, 3) OBP: 0.347, SLG: 0.622	X FF 89 0-0 22 2B 1B		1 SAFE B CH 85 S CH 85 F CU 76 1 SAFE B FC 85 X CH 84 2-2 1-H HR		1 SAFE 1 SAFE 1 SAFE F FF 90 1 SAFE B CU 74 X CU 73 1-1 ① F8 1-2		F FC 85 B CH 86 B FF 89 F CU 73 X SI 90 2-2 2B			4	1	3	2	0	0	1
22 Jacoby Ellsbury, L (1, 8) OBP: 0.423, SLG: 0.447	D FF 90 F FF 89 1 SAFE B FF 90 X FF 89 2-1 12 F8-5 1-3 2B		C FF 91 B CU 76 X CU 76 1-1 ② G3-1		B FF 91 C CU 74 B FF 90 X FF 89 2-1 ② F9		B CU 74 B SL 80 C SL 79 B SI 89 F SI 89 F SL 81 X SI 89 3-2 ③ G4-3			4	0	1	0	0	0	2
12 Alfonso Soriano, R (1, 10) OBP: 0.271, SLG: 0.467	B CU 74 B CU 73 F CH 84 X CU 75 2-1 ②③ F8-5 2-3		B CH 85 B FF 91 X CH 84 2-0 ③ G5-3		C CU 74 F FF 91 B FF 91 B FF 91 S CU 76 2-3 ③ K			C SL 81 C SI 90 X SI 90 0-2 ① F8		4	0	0	0	0	1	3
34 Brian McCann, L (1, 2) OBP: 0.239, SLG: 0.364		B FF 92 C CU 75 S FF 87 F CH 83 F CU 76 X FF 91 1-2 ① F8		F FF 90 B CU 75 B CU 76 B FF 92 B FF 90 4-1 33 FC4-6 26 BB 29 FC5-4 BB		C CU 72 B CH 83 B CU 74 X FF 90 2-1 26 G6-3 2B		B SL 80 B SL 80 C SI 89 C SL 81 X SI 90 2-2 ② L4-3		3	1	1	0	1	0	0
26 Yangervis Solarte, S (1, 4) OBP: 0.413, SLG: 0.500		C FC 85 B FF 91 S CU 75 X FF 91 1-2 ② G5-3		B CH 84 C FF 90 B CH 83 B FF 90 B FF 90 4-1 33 FC4-6 1-2 BB		C FF 89 X CU 74 0-1 ① G6-3 2-3		X SL 81 0-0 1B		3	0	1	0	1	0	1
33 Kelly Johnson, L (1, 5) OBP: 0.333, SLG: 0.605		B FF 92 B FF 91 B FF 91 B FF 90 4-0 29 WP BB		S FF 91 B FF 92 X CU 75 1-1 ① FC4-6 29 FC5-4 1-2f 2-3		B FF 91 S SI 89 B SI 88 F FF 89 D CU 76 S CU 74 3-3 ② K		1 SAFE X SL 80 0-0 ③ G4-3		3	0	0	0	1	1	4
29 Francisco Cervelli, R (1, 3) OBP: 0.235, SLG: 0.250 31 Ichiro Suzuki, L (4, PR) OBP: 0.421, SLG: 0.474 (5, 9)		C CH 84 B CU 76 X CH 83 1-1 ③ F8 1-2		X FF 92 0-0 ② FC5-4 1-2f 3-H		C SI 90 X SI 89 0-1 ③ G4-3				2 1	0 0	0 0	1 0	0 0	0 0	2 1
45 Dean Anna, L (1, 6) OBP: 0.222, SLG: 0.412			C FF 89 B FC 86 B SI 89 C FC 85 X CU 74 2-2 ① G3-1		C FF 89 X CU 74 0-1 ③ F8		C FF 88 X SI 89 0-1 ① F8			3	0	0	0	0	0	1
Inning Stats	R: 0 E: 0 K: 0 S: 6 H: 2 LOB: 1 BB: 0 P: 11	R: 0 E: 0 K: 0 S: 10 H: 0 LOB: 1 BB: 1 P: 17	R: 2 E: 0 K: 0 S: 10 H: 2 LOB: 0 BB: 0 P: 19	R: 1 E: 0 K: 0 S: 7 H: 0 LOB: 1 BB: 2 P: 16	R: 0 E: 0 K: 1 S: 10 H: 1 LOB: 1 BB: 0 P: 15	R: 0 E: 0 K: 1 S: 9 H: 1 LOB: 1 BB: 0 P: 14	R: 0 E: 0 K: 0 S: 10 H: 1 LOB: 1 BB: 0 P: 16	R: 0 E: 0 K: 0 S: 8 H: 1 LOB: 1 BB: 0 P: 10		1B: 4 2B: 4 3B: 0 HR: 1	SF: 0 SAC: 0 DP: 1 HBP: 0			WP: 1 PB: 0 SB: 0 CS: 0	PA: 34	

PITCHER	IP	WLS	BF	H	R	ER	SO	BB	IBB	HBP	BLK	WP	HR	S	P	ERA	WHIP
22 Felix Doubront, L (1, 1) ERA: 6.75	6.2	L	29	7	3	3	2	3	0	0	0	1	1	58	101	4.05	1.500
55 Chris Capuano, L (7, 1) ERA:	1.1		5	1	0	0	0	0	0	0	0	0	0	12	17	0.00	0.750

PITCHER	IP	WLS	BF	H	R	ER	SO	BB	IBB	HBP	BLK	WP	HR	S	P	ERA	WHIP

BOTTOM

Boston Red Sox @ New York Yankees

Yankee Stadium, Bronx, NY

Sun Apr 13 2014, 8:08 PM - 11:15 PM EDT

Att. 46,081 - Cloudy - 66 F

livebaseballscorecards.com

AB	31
R	3
H	8
RBI	3
BB	3
SO	2
LOB	15

Batter	1	2	3	4	5	6	7	8	9	AB	R	H	RBI	BB	SO	LOB
64 Emilio Bonifácio, S (1, 4) OBP: 0.407, SLG: 0.418	X SI 90 0-0 ① B1-3		C SI 90 C FF 90 B FF 91 B FF 92 X SI 91 2-2 ② G6-3			B FF 90 C FF 89 S FS 85 B FF 91 X FF 92 2-2 ② F8			C FF 89 B FF 89 S SL 79 B SL 80 F FF 89 B FF 89 X FF 90 3-2 ① G5-3	4	0	0	0	0	0	0
20 Justin Ruggiano, R (1, 8) OBP: 0.250, SLG: 0.190 6 Ryan Sweeney, L (9, PH) OBP: 0.267, SLG: 0.231	C FF 90 F SL 83 B SI 90 B FS 86 B SI 90 B SI 92 4-2 BB		C CU 72 B SI 90 S FS 86 F FF 93 C FS 87 1-3 ③ K			C FS 86 C SL 82 S SL 85 0-3 ③ K			C SL 79 B SL 83 C FF 90 B SL 83 B FF 90 F FF 90 X FF 91 3-2 ② F9	2 1	0 0	0 0	0 0	1 0	2 0	0 0
44 Anthony Rizzo, L (1, 3) OBP: 0.397, SLG: 0.490	F SI 90 S FS 86 F FS 85 X FF 93 0-2 ② F8			B CU 71 C FS 87 B FS 87 C FS 86 X FF 93 2-2 ① G4-3			X SL 79 0-0 ① 19 G1-6-3 1B		C FF 91 B SL 83 S SL 82 X SL 80 1-2 ① 19 D 1B	4	0	2	0	0	0	1
19 Nate Schierholtz, L (1, 9) OBP: 0.261, SLG: 0.318	B CU 72 X SI 90 1-0 ③ F8			S FS 86 B SI 88 B CU 74 S FS 86 C FF 93 2-3 ② K			F SI 90 F SI 90 F FS 87 B FS 86 B FF 91 X SI 90 2-2 ① G1-6-3 1-2		C FF 90 F FF 92 B FF 92 S SL 84 1-3 ③ K 1-2	4	0	0	0	0	2	3
13 Starlin Castro, R (1, 6) OBP: 0.309, SLG: 0.434		C SL 79 F FS 86 B FF 89 X FS 85 1-2 ① P4		F SL 83 B SI 90 F SL 82 X SL 86 1-2 ③ F8			B SI 91 F SI 91 X SI 91 1-1 ② G5-3			3	0	0	0	0	0	1
21 Junior Lake, R (1, 7) OBP: 0.308, SLG: 0.541		B SI 89 B CU 73 C SL 82 X SI 90 2-1 24 S 1B			S SL 82 B F X 1-2 ① F8		C SI 91 S FS 87 S FS 87 0-3 ③ K			3	0	1	0	0	1	1
24 Luis Valbuena, L (1, 5) OBP: 0.313, SLG: 0.222		F SI 89 1 SAFE F SI 89 D FS 86 D FS 87 F SL 84 S FS 85 2-3 ② K 1-2			L F F F X 0-2 ② G3			C CU 70 B FS 84 B SL 80 F SI 90 S FS 86 2-3 ① K		3	0	0	0	0	2	1
30 Mike Olt, R (1, 10) OBP: 0.258, SLG: 0.448		F FF 92 B FF 92 S SL 84 S FS 87 1-3 ③ K			B CU 71 S SL 82 F SI 89 C SL 84 1-3 ③ K			B SL 82 C SI 90 B FS 85 F FF 92 B FF 92 C SL 84 3-3 ② K		3	0	0	0	0	3	1
12 John Baker, L (1, 2)			C SI 88 F SI 89 S FS 87 0-3 ① K			X SI 88 0-0 ① L8		F SI 90 S FS 87 X FS 87 0-2 ③ G2-3		3	0	0	0	0	1	0
Inning Stats	R: 0 E: 0 K: 0 S: 8 H: 0 LOB: 1 BB: 1 P: 13	R: 0 E: 0 K: 2 S: 12 H: 1 LOB: 1 BB: 0 P: 18	R: 0 E: 0 K: 2 S: 10 H: 0 LOB: 0 BB: 0 P: 13	R: 0 E: 0 K: 1 S: 9 H: 0 LOB: 0 BB: 0 P: 14	R: 0 E: 0 K: 1 S: 11 H: 0 LOB: 0 BB: 0 P: 13	R: 0 E: 0 K: 1 S: 7 H: 0 LOB: 0 BB: 0 P: 9	R: 0 E: 0 K: 1 S: 10 H: 1 LOB: 1 BB: 0 P: 13	R: 0 E: 0 K: 2 S: 9 H: 0 LOB: 0 BB: 0 P: 14	R: 0 E: 0 K: 1 S: 14 H: 1 LOB: 1 BB: 0 P: 22	1B: 3 2B: 0 3B: 0 HR: 0 SF: 0 SAC: 0 DP: 0 HBP: 0						

PITCHER	IP	WLS	BF	H	R	ER	SO	BB	IBB	HBP	BLK	WP	HR	S	P	ERA	WHIP
19 Masahiro Tanaka, R (1, 1) ERA: 2.05	8.0	W	27	2	0	0	10	1	0	0	0	0	0	76	107	0.00	0.375
27 Shawn Kelley, R (9, 1) ERA: 2.45	1.0	S	4	1	0	0	1	0	0	0	0	0	0	14	22	0.00	1.000

PITCHER	IP	WLS	BF	H	R	ER	SO	BB	IBB	HBP	BLK	WP	HR	S	P	ERA	WHIP

Chicago Cubs @ New York Yankees

Yankee Stadium, Bronx, NY

Wed Apr 16 2014, 1:10 PM - 3:52 PM EDT

Att. 36,569 - Sunny - 43 F

TOP

livebaseballscorecards.com

AB	30
R	0
H	3
RBI	0
BB	1
SO	11
LOB	8

WP: 0 PA: 31
PB: 0
SB: 1
CS: 0

Chicago Cubs @ New York Yankees

Yankee Stadium, Bronx, NY

Wed Apr 16 2014, 1:10 PM - 3:52 PM EDT

Att. 36,569 - Sunny - 43 F

livebaseballscorecards.com

BOTTOM

Batter	1	2	3	4	5	6	7	8	9	AB	R	H	RBI	BB	SO	LOB
11 Brett Gardner, L (1, 7) OBP: 0.358, SLG: 0.396	B FF 91 C SI 91 B CH 84 B FF 92 F FF 91 F FF 91 X SI 92 3-2 ① F7		S SI 91 C CU 75 B SI 91 X CU 75 1-2 ① G6-3		B CU 73 X FF 90 1-0 36 G6-3 22 G1 2B		F FF 91 F CH 83 B FF 91 B FF 91 F SI 91 X CU 76 2-2 ③ G3-1			4	1	1	0	0	0	0
36 Carlos Beltrán, S (1, 9) OBP: 0.358, SLG: 0.667 31 Ichiro Suzuki, L (9, 9) OBP: 0.421, SLG: 0.474	C SI 92 B CU 75 X CH 86 1-1 HR		B SL 83 B FF 92 B SI 91 B SI 91 4-0 22 G4-6-3 BB		F FF 91 B FF 91 X SI 91 1-1 ① G6-3 2-3			C FF 92 C CU 78 B SL 87 F FF 94 B FF 94 S CU 79 2-3 ① K		3 0	1 0	1 0	1 0	1 0	1 0	0 0
22 Jacoby Ellsbury, L (1, 8) OBP: 0.429, SLG: 0.460	X SI 91 0-0 2B		X SL 85 0-0 ② ③ G4-6-3 1-2f		X CU 75 0-0 ② G1 3-H			B CU 78 B FF 93 C FF 92 F CU 78 B CU 79 B FF 93 4-2 12 S BB		3	0	1	1	1	0	1
12 Alfonso Soriano, R (1, 10) OBP: 0.250, SLG: 0.429	F SL 84 X SI 92 0-1 ② F8			C FF 91 B SL 84 F SL 81 B SL 83 F FF 92 F CU 74 S SL 82 2-3 ① K	S FF 91 B FF 92 S SI 91 X SI 91 1-2 ③ G5-3			1 SAFE C FF 93 1 SAFE B FF 92 X CU 79 1-1 ② G6-3 1-2		4	0	0	0	0	1	2
34 Brian McCann, L (1, 2) OBP: 0.240, SLG: 0.354	C SI 92 F SI 92 D CU 76 S FF 92 1-3 ③ K			X FF 91 0-0 33 1B 26 BB 45 SF8 1B		C CU 73 B SI 90 C SI 90 B SL 83 F SI 90 B CU 75 F FF 91 X FF 91 3-2 ① P6		B FF 89 S FF 88 B SL 83 X FF 89 2-1 ③ F9		4	1	1	0	0	1	2
26 Yangervis Solarte, S (1, 4) OBP: 0.429, SLG: 0.488		B FF 90 B CU 75 B SI 90 B SI 89 4-0 24 FC4 BB	B SI 91 B SI 91 C SI 91 F SL 84 D SL 84 F FF 91 B SL 82 4-2 33 1B 1-2 BB			X SL 84 0-0 ② G4-3				1	0	0	0	2	0	0
33 Kelly Johnson, L (1, 3) OBP: 0.333, SLG: 0.585		B FF 90 B SI 90 C SI 90 X SI 90 2-1 ① F8	B CU 75 F FF 91 X CH 85 1-1 1-2 2-3 1B			C SI 91 B CU 75 C CU 74 B SI 91 C SI 91 2-3 ③ K				3	0	1	0	0	1	1
45 Dean Anna, L (1, 6) OBP: 0.190, SLG: 0.368		1 SAFE F SI 91 B FF 91 1 SAFE X SI 91 1-1 ② P5	F FF 92 X SL 85 0-1 ② SF8 3-H				B SI 89 X SI 90 1-0 ① G4-3			2	0	0	1	0	0	1
24 Scott Sizemore, R (1, 5)		C FF 90 C SL 82 X SL 81 0-2 ③ FC4 1-2f	B SL 84 F FF 91 S FF 92 F FF 92 B SL 83 D SL 83 C FF 92 3-3 ③ K				B SI 90 B FF 90 C SI 90 C SI 90 S SL 82 2-3 ② K			3	0	0	0	0	2	3
Inning Stats	R: 1 E: 0 K: 1 S: 12 H: 2 LOB: 1 BB: 0 P: 17	R: 0 E: 0 K: 0 S: 7 H: 0 LOB: 1 BB: 1 P: 14	R: 0 E: 0 K: 0 S: 4 H: 0 LOB: 0 BB: 1 P: 9	R: 1 E: 0 K: 2 S: 17 H: 2 LOB: 2 BB: 1 P: 27	R: 1 E: 0 K: 0 S: 7 H: 1 LOB: 0 BB: 0 P: 10	R: 0 E: 0 K: 1 S: 9 H: 0 LOB: 0 BB: 0 P: 14	R: 0 E: 0 K: 1 S: 8 H: 0 LOB: 0 BB: 0 P: 13	R: 0 E: 0 K: 1 S: 10 H: 0 LOB: 1 BB: 1 P: 19		1B: 2 2B: 2 3B: 0 HR: 1 SF: 1 SAC: 0 DP: 1 HBP: 0					WP: 0 PB: 0 SB: 1 CS: 0 PA: 32	

	AB	27
	R	3
	H	5
	RBI	3
	BB	4
	SO	6
	LOB	11

PITCHER		IP	WLS	BF	H	R	ER	SO	BB	IBB	HBP	BLK	WP	HR	S	P	ERA	WHIP
39 Jason Hammel, R ERA: 3.05	(1, 1)	7.0	L	28	5	3	3	5	3	0	0	0	0	1	64	104	3.86	1.143
52 Justin Grimm, R ERA:	(8, 1)	0.2		3	0	0	0	1	1	0	0	0	0	0	8	15	0.00	1.500
53 Wesley Wright, L ERA: 4.5	(8, 1)	0.1		1	0	0	0	0	0	0	0	0	0	0	2	4	0.00	0.000

PITCHER	IP	WLS	BF	H	R	ER	SO	BB	IBB	HBP	BLK	WP	HR	S	P	ERA	WHIP

Batter	1	2	3	4	5	6	7	8	9	AB	R	H	RBI	BB	SO	LOB
64 Emilio Bonifácio, S (1, 8) OBP: 0.381, SLG: 0.390	C FF 90 F FF 90 B FF 91 F SL 82 B FF 92 F SL 82 F FF 92 F CH 85 B FF 91 3-3 F FF 91 C FF 91 ① K		1 SAFE C CH 85 B FF 90 F SL 81 X SL 84 1-2 ③ G4-3 1-2			C FF 89 B CH 86 X FF 90 1-1 ① F7		L SI 87 C KC 78 B SI 89 F SL 86 S SI 89 1-3 ① K		4	0	0	0	0	2	1
6 Ryan Sweeney, L (1, 7) OBP: 0.242, SLG: 0.207 21 Junior Lake, R (8, PH) OBP: 0.300, SLG: 0.526 (8, 7)	C FF 91 S CH 85 F SL 83 B FF 92 X CH 87 1-2 ② P5			C FF 90 B CH 87 X CH 85 1-1 ① G6-3		X CH 86 0-0 ② G4-3		F FF 94 B FF 94 F FF 94 B FC 87 F FF 94 F FF 94 S SL 81 2-3 ② K		3 1	0 0	0 0	0 0	0 0	0 1	0 0
44 Anthony Rizzo, L (1, 3) OBP: 0.403, SLG: 0.519	B FF 90 X FF 90 1-0 ③ P5			B SL 81 C FF 91 S CH 85 B SL 83 F FF 92 B CH 89 B FC 92 4-2 19 CS BB		C FF 92 B CH 88 B SL 82 B FF 91 S FF 91 X SL 84 3-2 3B		C FF 95 B FF 93 X SL 82 1-1 ③ G5-3		3	0	1	0	1	0	0
19 Nate Schierholtz, L (1, 10) OBP: 0.260, SLG: 0.313		F CH 88 C CH 89 B CH 89 X FF 91 1-2 ① F7		F CH 85 F FF 90 B FF 90 B CH 87 B FF 91 S SL 80 3-3 ②③ K 1-2		B FF 92 F FF 90 B CH 87 X FF 90 2-1 ③ P5			C FF 94 F FF 93 B SL 80 X SL 80 1-2 51 WP 24 BB 1B	4	0	1	0	0	1	2
13 Starlin Castro, R (1, 6) OBP: 0.322, SLG: 0.439		X SL 80 0-0 ② P4			B SL 81 F FF 90 X SL 81 1-1 5 SH5-4 24 1B 1B		B SL 85 B SI 88 C FF 89 X SL 84 2-1 24 BB 1B		B SL 86 B SI 92 B FF 93 C FF 93 X SL 86 3-1 ① P4	4	0	2	0	0	0	1
24 Luis Valbuena, L (1, 5) OBP: 0.361, SLG: 0.241		B FF 90 C FF 90 B CH 87 F FF 90 X SL 83 2-2 ③ F8			1 SAFE C FF 89 B CH 85 B CH 85 F FF 90 X FF 90 2-2 5 SH5-4 1-2 1B		B SI 89 1 SAFE C SI 89 F SL 85 B SI 90 1 SAFE B SI 90 B KC 81 4-2 1-2 BB		B CH 84 C FF 94 B CH 83 B SL 84 B FF 92 4-1 51 WP 1-2 BB	2	0	1	0	2	0	0
5 Welington Castillo, R (1, 2) OBP: 0.262, SLG: 0.385			X FF 89 0-0 ① L8		X CH 88 0-0 ① SH5-4 1-2 2-3		B KC 79 F FF 90 B SL 85 F FF 90 B SL 86 X FF 90 3-2 ① F6		D CU 79 C FF 93 B SL 84 X FF 92 2-1 ② P2	3	0	0	0	0	0	4
51 Ryan Kalish, L (1, 9) OBP: 0.250, SLG: 0.280			C FF 90 B CH 85 F FF 91 B SL 83 F SL 82 X FF 93 2-2 64 S 1B		C FF 92 B SL 83 B CH 87 B FF 92 F FF 92 F FF 92 S SL 84 3-3 ② K		T SL 86 F CH 83 B SI 90 S KC 80 1-3 ② K		B CH 85 C CH 83 X FF 93 1-1 ③ G6-3 1-2 2-3	4	0	1	0	0	2	6
15 Darwin Barney, R (1, 4) OBP: 0.290, SLG: 0.120			F FF 90 X FF 90 0-1 ② F8		B SL 80 X FF 92 1-0 ③ F8		B FF 90 C SL 85 C FF 90 X FF 91 1-2 ③ F8			3	0	0	0	0	0	5
Inning Stats	R: 0 E: 0 K: 1 S: 13 H: 0 LOB: 0 BB: 0 P: 18	R: 0 E: 0 K: 0 S: 7 H: 0 LOB: 0 BB: 0 P: 10	R: 0 E: 0 K: 0 S: 10 H: 1 LOB: 1 BB: 0 P: 13	R: 0 E: 0 K: 1 S: 8 H: 0 LOB: 1 BB: 1 P: 16	R: 0 E: 0 K: 1 S: 11 H: 2 LOB: 2 BB: 0 P: 18	R: 0 E: 0 K: 0 S: 8 H: 1 LOB: 1 BB: 0 P: 14	R: 0 E: 0 K: 1 S: 13 H: 1 LOB: 2 BB: 1 P: 24	R: 0 E: 0 K: 2 S: 11 H: 0 LOB: 0 BB: 0 P: 15	R: 0 E: 0 K: 0 S: 10 H: 1 LOB: 2 BB: 1 P: 21	1B: 5 2B: 1 3B: 1 HR: 0 SF: 0 SAC: 1 DP: 1 HBP: 0						

TOP

Chicago Cubs @ New York Yankees

Yankee Stadium, Bronx, NY

Wed Apr 16 2014, 7:12 PM - 10:16 PM EDT

Att. 40,073 - Clear - 47 F

livebaseballscorecards.com

AB	31
R	0
H	6
RBI	0
BB	3
SO	6
LOB	19

PITCHER		IP	WLS	BF	H	R	ER	SO	BB	IBB	HBP	BLK	WP	HR	S	P	ERA	WHIP
35 Michael Pineda, R ERA: 1.0	(1, 1)	6.0	W	22	4	0	0	3	1	0	0	0	0	0	57	89	0.00	0.833
41 David Phelps, R ERA: 4.7	(7, 1)	1.1	H	6	1	0	0	2	1	0	0	0	0	0	17	29	0.00	1.500
48 Matt Thornton, L ERA:	(8, 1)	0.2	H	3	1	0	0	1	0	0	0	0	0	0	10	14	0.00	1.500
43 Adam Warren, R ERA:	(9, 1)	1.0	S	4	0	0	0	0	1	0	0	0	1	0	7	17	0.00	1.000

PITCHER		IP	WLS	BF	H	R	ER	SO	BB	IBB	HBP	BLK	WP	HR	S	P	ERA	WHIP

WP: 1	PA: 35		
PB: 0			
SB: 1			
CS: 1			

Batter	1	2	3	4	5	6	7	8	9	AB	R	H	RBI	BB	SO	LOB
11 Brett Gardner, L (1, 8) (8, 7) OBP: 0.345, SLG: 0.377	C FC 85 B FC 86 C FC 83 F SL 77 X FC 84 1-2 F7 ①		C SL 77 F FC 87 B FF 89 X SL 78 1-2 P5 ① B SL 77 B FC 84 X FC 84 2-0 1-3 2-H 1B			B SL 78 X FF 88 1-0 F9 ② B FC 84 B FC 86 F SI 87 X SI 89 2-1 1B		B FF 90 F FF 91 X FF 91 1-1 F7 ② F FF 90 B FF 90 F FF 90 F FF 91 X FF 90 1-2 P3 ③		5	0	1	1	0	0	0
2 Derek Jeter, R (1, 6) OBP: 0.356, SLG: 0.325	F SI 86 C FF 87 F FC 84 F FF 89 B FC 87 X FC 85 1-2 G6-3 ②		C FC 84 B FC 86 X FC 85 1-1 E4 36 1B X FC 84 0-0 G6-3 ③							5	0	1	0	0	0	2
36 Carlos Beltrán, S (1, 10) OBP: 0.368, SLG: 0.673	C FC 83 B CH 82 X FC 83 1-1 12 1B 2B		C FC 84 C FC 84 B FC 86 B FF 89 X FC 86 2-2 12 F8 2-3 1B		F FC 82 B SI 87 X SI 87 1-1 P4 ① B SI 96 X SI 95 1-0 G6-3 ③					4	0	2	0	0	0	1
12 Alfonso Soriano, R (1, 7) OBP: 0.268, SLG: 0.434 45 Dean Anna, L (8, 4) OBP: 0.190, SLG: 0.368	F FC 82 F FC 84 B CH 81 D CH 82 B FC 88 X FC 85 3-2 26 FC6-4 2-3 1B		C SI 89 X FC 85 0-1 F8 ② 1-2		C SI 87 B CH 81 X CH 81 1-1 26 1B 24 1B		S SL 82 S SI 94 X SL 83 0-2 F8 ①			4 0	1 0	2 0	0 0	0 0	0 0	2 0
26 Yangervis Solarte, S (1, 4) (8, 5) OBP: 0.434, SLG: 0.478	B SI 87 B FC 83 C FC 83 X FC 83 2-1 FC6-4 ③ 1-2f		X FC 85 0-0 L8 ③		1 SAFE C FC 84 B FC 87 X FC 84 1-1 24 1B 1-2 1B		C SL 82 B FF 90 C SL 82 F SI 93 F SL 80 B FF 96 F FC 90 B SI 95 B FC 90 4-2 31 1B BB			3	0	1	0	1	0	4
31 Ichiro Suzuki, L (1, 9) OBP: 0.435, SLG: 0.478		B FF 86 B FC 82 F FC 84 X FC 84 2-1 66 FC6-4 1B		B SL 80 C FC 84 F FF 88 T FC 83 1-2 K ① C FC 85 S FC 85 B FC 86 F FC 85 B FC 86 B FC 88 X FC 85 3-2 P6 ②			B SI 93 B SI 92 1 SAFE F SI 91 F SI 94 B SI 92 X SI 93 3-2 1-3 1B		4	0	2	0	0	1	2
24 Scott Sizemore, R (1, 5) OBP: 0.333, SLG: 0.333 22 Jacoby Ellsbury, L (7, PH) (8, 8) OBP: 0.421, SLG: 0.451		1 SAFE B FF 86 1 SAFE F FC 86 S FC 82 F FC 84 1 SAFE F FF 89 X CH 80 1-2 L7 ①		B FF 86 T FF 87 C FF 88 X FC 85 1-2 66 11 1B 1B X FC 84 0-0 1-2 2-H 1B			C FF 90 F SL 78 D SL 81 B FF 92 B FF 90 1 SAFE S FF 91 3-3 K ②		3 1	1 0	2 0	1 0	0 1	0 2	1 2
33 Kelly Johnson, L (1, 3) OBP: 0.306, SLG: 0.533		C FC 82 X FC 84 0-1 L4 ②		1 SAFE C FC 84 S FC 84 S FC 84 0-3 K ② F FC 84 B FC 84 X FC 84 1-1 F9 ③			X FF 90 0-0 P6 ③		4	0	0	0	0	1	6
66 John Ryan Murphy, R (1, 2) OBP: 0.250, SLG: 0.250		C FF 86 F FC 83 X FC 86 0-2 FC6-4 ③ 1-2f		F FC 83 B FC 85 B FC 84 X SI 86 2-1 11 1B 1-2 1B		B SI 86 C SI 87 F CH 79 B SL 78 X FF 88 2-2 G6-3 ①		B FF 90 B FF 90 F FF 89 F FF 90 X SL 82 2-2 G5-3 ①		4	0	1	0	0	0	1
Inning Stats	R: 0 E: 0 K: 0 S: 16 H: 2 LOB: 2 BB: 0 P: 24	R: 0 E: 0 K: 0 S: 12 H: 1 LOB: 1 BB: 0 P: 15	R: 0 E: 1 K: 0 S: 11 H: 1 LOB: 2 BB: 0 P: 15	R: 1 E: 0 K: 2 S: 13 H: 3 LOB: 2 BB: 0 P: 19	R: 1 E: 0 K: 0 S: 13 H: 3 LOB: 2 BB: 0 P: 20	R: 0 E: 0 K: 0 S: 7 H: 1 LOB: 1 BB: 0 P: 13	R: 0 E: 0 K: 1 S: 15 H: 1 LOB: 2 BB: 1 P: 25	R: 0 E: 0 K: 0 S: 9 H: 0 LOB: 0 BB: 0 P: 13		1B: 11 2B: 1 3B: 0 HR: 0 SF: 0 SAC: 0 DP: 0 HBP: 0		WP: 0 PB: 0 SB: 0 CS: 0 PA: 38			

PITCHER	IP	WLS	BF	H	R	ER	SO	BB	IBB	HBP	BLK	WP	HR	S	P	ERA	WHIP
37 Travis Wood, L (1, 1) ERA: 3.0	5.2	L	29	11	2	2	2	0	0	0	0	0	0	71	104	3.18	1.941
56 Héctor Rondón, R (6, 1) ERA:	0.2		4	1	0	0	0	1	0	0	0	0	0	12	20	0.00	3.000
59 Zac Rosscup, L (7, 1) ERA:	1.2		5	0	0	0	1	0	0	0	0	0	0	13	20	0.00	0.000

PITCHER	IP	WLS	BF	H	R	ER	SO	BB	IBB	HBP	BLK	WP	HR	S	P	ERA	WHIP

BOTTOM

Chicago Cubs @ New York Yankees

Yankee Stadium, Bronx, NY

Wed Apr 16 2014, 7:12 PM - 10:16 PM EDT

Att. 40,073 - Clear - 47 F

livebaseballscorecards.com

AB	37
R	2
H	12
RBI	2
BB	1
SO	3
LOB	21

New York Yankees @ Tampa Bay Rays

Tropicana Field, St. Petersburg, FL

Thu Apr 17 2014, 7:14 PM - 10:25 PM EDT

Att. 28,085 - Dome - 72 F

TOP

livebaseballscorecards.com

Batter	1	2	3	4	5	6	7	8	9	AB	R	H	RBI	BB	SO	LOB
22 Jacoby Ellsbury, L (1, 8) OBP: 0.419, SLG: 0.491	C SI 90 F SI 91 B SI 92 F CH 84 X SI 93 1-2 2 BB 34 1B 1B	F SI 92 B SI 92 X SI 93 1-1 2 1B 3-H 3B		X FC 85 0-0 G6-3 ③		X CH 83 0-0 SF7 ② 3-H		S FF 89 C FF 88 B FS 80 X FS 80 1-2 G3 ①		4	2	2	2	0	0	0
2 Derek Jeter, R (1, 6) OBP: 0.380, SLG: 0.364 45 Dean Anna, L (9, 6) OBP: 0.190, SLG: 0.368	B SI 92 1 SAFE 1 SAFE B CH 84 B SI 92 C SI 92 1 SAFE B SI 92 4-1 34 1B 1-2 BB	S FF 91 S SI 92 B SI 93 X FC 87 1-2 36 G6-4-3 3-H 1B			F SI 89 B SI 91 C KC 79 B FC 86 B SI 92 X CH 84 3-2 G6-3 ①	C CU 82 B SI 92 C FF 91 X FF 94 1-2 2B		C FF 90 B FF 90 X FF 90 1-1 G4-3 ②		4 0	0 0	2 0	1 0	1 0	0 0	0 0
36 Carlos Beltrán, S (1, 9) OBP: 0.339, SLG: 0.614 11 Brett Gardner, L (8, 7) OBP: 0.345, SLG: 0.377	X SI 92 0-0 F9 ①	C SI 92 B SI 93 X KC 78 1-2 G6-4-3 ② ③ 1-2f			S SI 91 B FC 84 S CH 83 B SI 92 F SI 93 B SI 93 C SI 93 3-3 ② K	F SI 91 X CH 82 0-1 G4-3 ③		C FF 90 B SI 90 F FF 91 B FS 81 X SI 91 2-2 G3 ③		5 0	0 0	0 0	0 0	0 0	1 0	4 0
12 Alfonso Soriano, R (1, 10) OBP: 0.295, SLG: 0.500	D FF 93 D CH 84 S CH 83 F CH 85 S SI 92 2-3 K ②		C SI 91 X KC 78 0-1 1B		F SI 94 X CH 85 0-1 HR		C SI 91 B SI 92 X SI 89 1-1 G1-3 ①		F FF 90 B FF 91 F FF 91 B SL 84 F FF 90 B FF 90 X FF 92 3-2 26 PB 26 HR 1B	5	2	3	1	0	1	2
34 Brian McCann, L (1, 2) OBP: 0.255, SLG: 0.415	X SI 92 0-0 1-3 2-H 1B		C SI 92 C KC 79 F SI 93 X SI 93 0-2 F9 ①		C FC 84 B KC 80 X FC 84 1-1 HR		B SI 91 X CU 80 1-0 E6 26 1B 14 1B		B SI 90 B SI 91 S SL 83 D FF 91 X FC 89 3-1 F7 ①	5	2	2	2	0	0	2
26 Yangervis Solarte, S (1, 5) OBP: 0.448, SLG: 0.569	B CH 84 S CH 84 S SI 93 B CH 84 F SI 93 S CH 84 2-3 K ③		F SI 92 F SI 93 F SI 93 F SI 94 F FC 88 1 SAFE S CH 84 0-3 K ②		C SI 92 B KC 78 X CH 83 1-1 2B		C CU 82 F CH 81 F CU 80 B SI 91 X CU 80 1-2 14 1B 1-2 1B		C CU 82 B SL 84 B FC 89 X SL 83 2-1 1-H HR	5	1	3	2	0	2	3
24 Scott Sizemore, R (1, 3) OBP: 0.333, SLG: 0.444 33 Kelly Johnson, L (7, PH) OBP: 0.294, SLG: 0.511 (7, 3)		C SI 90 B SI 91 C FC 85 X CH 83 1-2 14 3B 2B	B CH 84 1 SAFE B SI 92 F CH 84 S FF 92 B SI 93 C FC 87 3-3 ③ K		S SI 91 B SI 91 F SI 92 S SI 94 1-3 ③ K		B FF 91 C CH 81 C SI 91 S SI 90 1-3 ② K		F FF 90 X FF 90 0-1 F8 ②	3 2	1 0	1 0	0 0	0 0	2 1	2 2
14 Brian Roberts, S (1, 4) OBP: 0.333, SLG: 0.278		C CH 83 S FC 86 B FC 85 X CH 84 1-2 22 3B 2-H 3B		B SI 89 X SI 90 1-0 F7 ①		B SI 92 B CH 83 F SI 90 X SI 92 2-1 31 G6-3 22 SF7 2B	X SI 91 0-0 1-2 2-H 1B		B SL 84 F SL 84 B CU 80 B FF 91 F FF 90 X FF 90 3-2 G4-3 ③	5	2	3	2	0	0	0
31 Ichiro Suzuki, L (1, 7) OBP: 0.370, SLG: 0.407 (8, 9)		X SI 92 0-0 G3 ①		C KC 78 C SI 90 B SI 92 B SI 92 X SI 93 2-2 G1-3 ②		C CH 84 B FF 92 B SI 92 F CH 83 B SI 91 F CH 81 X FF 92 3-2 G6-3 ① 2-3	B SI 90 C SI 90 S FS 81 F SI 91 C FS 82 1-3 K ③			4	0	0	0	0	1	4
Inning Stats	R: 1 E: 0 K: 2 S: 14 H: 2 LOB: 2 BB: 1 P: 23	R: 3 E: 0 K: 0 S: 15 H: 4 LOB: 0 BB: 0 P: 20	R: 0 E: 0 K: 2 S: 15 H: 1 LOB: 1 BB: 0 P: 18	R: 0 E: 0 K: 0 S: 5 H: 0 LOB: 0 BB: 0 P: 8	R: 2 E: 0 K: 2 S: 16 H: 3 LOB: 1 BB: 0 P: 25	R: 1 E: 0 K: 0 S: 12 H: 2 LOB: 1 BB: 0 P: 18	R: 1 E: 1 K: 2 S: 15 H: 2 LOB: 2 BB: 0 P: 20	R: 0 E: 0 K: 0 S: 8 H: 0 LOB: 0 BB: 0 P: 12	R: 2 E: 0 K: 0 S: 13 H: 2 LOB: 0 BB: 0 P: 24	1B: 7 2B: 4 3B: 2 HR: 3 SF: 1 SAC: 0 DP: 1 HBP: 0	WP: 0 PB: 1 SB: 0 CS: 0 PA: 44					

	AB	42
	R	10
	H	16
	RBI	10
	BB	1
	SO	8
	LOB	19

PITCHER		IP	WLS	BF	H	R	ER	SO	BB	IBB	HBP	BLK	WP	HR	S	P	ERA	WHIP
14 David Price, L ERA: 4.39	(1, 1)	5.0	L	25	10	6	6	6	1	0	0	0	0	2	65	94	10.80	2.200
13 Heath Bell, R ERA: 5.4	(6, 1)	1.2		9	3	2	1	1	0	0	0	0	0	0	22	32	5.40	1.800
52 Josh Lueke, R ERA: 4.0	(7, 1)	1.1		5	1	0	0	1	0	0	0	0	0	0	13	18	0.00	0.750
50 Grant Balfour, R ERA: 3.18	(9, 1)	1.0		5	2	2	2	0	0	0	0	0	0	1	13	24	18.00	2.000

PITCHER	IP	WLS	BF	H	R	ER	SO	BB	IBB	HBP	BLK	WP	HR	S	P	ERA	WHIP

BOTTOM

New York Yankees @ Tampa Bay Rays

Tropicana Field, St. Petersburg, FL

Thu Apr 17 2014, 7:14 PM - 10:25 PM EDT

Att. 28,085 - Dome - 72 F

livebaseballscorecards.com

Batter	1	2	3	4	5	6	7	8	9	AB	R	H	RBI	BB	SO	LOB
18 Ben Zobrist, S (1, 4) OBP: 0.388, SLG: 0.446	C SI 87 C CH 83 X CH 83 0-2 ① G5-3		B FF 89 B SI 87 B FF 88 C FF 89 F FF 88 B SI 88 4-2 1-2 BB		F SI 89 C SI 88 S SI 88 0-3 ③ K		B CH 83 C SI 87 X SL 81 1-1 ③ F7			3	0	0	0	1	1	2
8 Desmond Jennings, R (1, 10) OBP: 0.381, SLG: 0.423	T SI 86 S SI 88 S SI 87 0-3 ② K		C SL 81 B CH 84 F SI 88 T SL 81 1-2 ③ K			B SL 81 F FF 88 T SI 87 C SI 88 1-3 ① K		B FF 93 B FF 94 B FF 94 C FF 94 B FF 95 4-1 9 BB		3	0	0	0	1	3	2
11 Logan Forsythe, R (1, 7) OBP: 0.250, SLG: 0.242 (9, 3)	B SI 87 C SI 87 F CH 83 F FF 89 C SI 88 1-3 ③ K			C SL 79 F SI 89 F FF 88 B SI 88 X SI 89 1-2 9 G6-4-3 3 E 1 PB 1B		C FF 89 B CH 83 X FF 88 1-1 ② F8		C FF 95 B KC 83 C KC 82 C KC 82 1-3 ① K		4	1	1	0	0	2	1
3 Evan Longoria, R (1, 5) OBP: 0.364, SLG: 0.417		B FF 88 C SI 86 F SI 87 B SL 80 F SI 88 X FF 89 2-2 1 G5-4-3 2B		C SI 87 D SL 80 X CH 83 1-1 E4 9 G6-4-3 1-2		B FF 88 B SL 79 C FF 88 X SL 80 2-1 1B		B FF 94 B FF 94 B KC 83 C FF 93 X FF 94 3-1 ② F9		4	0	2	0	0	0	2
9 Wil Myers, R (1, 9) OBP: 0.276, SLG: 0.231		B CH 80 B SL 80 C FF 88 S FF 88 B CH 82 B FF 89 4-2 1 G5-4-3 BB		B CH 82 C FF 88 B SL 80 X FF 89 2-1 ①② G6-4-3 1-2f 2-3		X FF 88 0-0 ③ L7		B KC 82 B KC 83 B FF 95 C FF 94 B FF 95 4-1 1-2 BB		2	0	0	0	2	0	3
1 Sean Rodríguez, R (1, 3) OBP: 0.313, SLG: 0.714 20 Matt Joyce, L (8, PH) OBP: 0.435, SLG: 0.568 (9, 7)		X FF 88 0-0 ①②③ G5-4-3 1-2f 2-3f		C SL 82 B CH 84 B CH 86 C FF 90 X SI 89 2-2 ③ F9 3-H			X FF 87 0-0 HR	C KC 82 B KC 83 F FF 96 B SV 84 F SV 85 B KC 85 C KC 82 3-3 ③ K		3 1	1 0	1 0	1 0	0 0	0 1	2 2
5 Brandon Guyer, R (1, 8) OBP: 0.125, SLG: 0.188			X SI 87 0-0 ① G5-3		C FF 88 B SI 86 C SI 88 C SI 89 1-3 ① K		C CU 78 B CH 81 B SI 86 S CH 82 B SI 88 X SI 88 3-2 ① P4		C FF 91 F FF 95 S KC 82 0-3 ① K	4	0	0	0	0	2	0
11 Yunel Escobar, R (1, 6) OBP: 0.259, SLG: 0.327			B SI 89 B FF 89 X SI 88 2-0 ② G6-3		C SL 80 S CH 82 F SI 89 B CH 85 B CH 83 F SL 80 B SI 89 X FF 89 3-2 28 G1-3 2B		F SI 88 X SL 80 0-1 28 G1-3 1B		X FF 94 0-0 ② F8	4	0	2	0	0	0	0
28 José Molina, R (1, 2) OBP: 0.136, SLG: 0.136			C SL 80 S SI 87 B SL 81 X SI 88 1-2 18 BB 1B		C SL 81 S CH 83 B FF 89 B FF 89 F SL 80 F SI 88 X CH 83 2-2 ② G1-3 2-3		S CH 82 X SI 87 0-1 ② G1-3 1-2		X FF 91 0-0 ③ L4	4	0	1	0	0	0	2
Inning Stats	R: 0 E: 0 K: 2 S: 10 H: 0 LOB: 0 BB: 0 P: 11	R: 0 E: 0 K: 0 S: 7 H: 1 LOB: 0 BB: 1 P: 13	R: 0 E: 0 K: 1 S: 10 H: 1 LOB: 2 BB: 1 P: 18	R: 1 E: 1 K: 0 S: 11 H: 1 LOB: 0 BB: 0 P: 17	R: 0 E: 0 K: 2 S: 16 H: 1 LOB: 1 BB: 0 P: 22	R: 0 E: 0 K: 1 S: 8 H: 1 LOB: 1 BB: 0 P: 12	R: 1 E: 0 K: 0 S: 10 H: 2 LOB: 1 BB: 0 P: 14	R: 0 E: 0 K: 2 S: 11 H: 0 LOB: 2 BB: 2 P: 26	R: 0 E: 0 K: 1 S: 5 H: 0 LOB: 0 BB: 0 P: 5	1B: 4 2B: 2 3B: 1 HR: 1	SF: 0 SAC: 0 DP: 1 HBP: 0	WP: 0 PB: 1 SB: 0 CS: 0	PA: 36			

	AB	32
	R	2
	H	7
	RBI	1
	BB	4
	SO	9
	LOB	16

PITCHER		IP	WLS	BF	H	R	ER	SO	BB	IBB	HBP	BLK	WP	HR	S	P	ERA	WHIP
52 CC Sabathia, L ERA: 5.19	(1, 1)	7.0	W	28	7	2	1	6	2	0	0	0	0	1	72	107	1.29	1.286
68 Dellin Betances, R ERA:	(8, 1)	2.0		8	0	0	0	3	2	0	0	0	0	0	16	31	0.00	1.000

PITCHER	IP	WLS	BF	H	R	ER	SO	BB	IBB	HBP	BLK	WP	HR	S	P	ERA	WHIP

Batter	1	2	3	4	5	6	7	8	9	AB	R	H	RBI	BB	SO	LOB
11 Brett Gardner, L (1, 7) OBP: 0.317, SLG: 0.345	C SI 89 B FF 89 C CU 75 B CU 75 F FF 90 X SI 90 2-2 F8 ①	B FF 88 B SI 89 S FS 81 F FF 90 B FS 80 X CU 74 3-2 FC4-6 2 G5-4-3 ① 1-2f 3-H		C CU 75 F FF 88 F FF 88 B FS 75 C SI 89 1-3 K ②		C SI 93 B SI 95 F FF 95 B FF 96 B SI 96 X FF 95 3-2 F8 ③			C SI 90 X FC 87 0-1 P6 ①	5	0	0	1	0	1	3
2 Derek Jeter, R (1, 6) OBP: 0.364, SLG: 0.347	B SI 90 X CH 73 1-0 1B	B FF 88 B CU 76 S SI 88 1 SAFE B SI 88 X FF 85 3-1 G5-4-3 ②③ 1-2f		F SL 82 C FF 92 S FC 93 0-3 K ③			X FF 93 0-0 G6-3 ①		C SI 92 F SI 91 B FC 89 B FS 83 C FC 86 2-3 K ②	5	0	1	0	0	2	3
22 Jacoby Ellsbury, L (1, 8) OBP: 0.418, SLG: 0.483	D CU 76 C FF 90 T FF 90 B FF 90 C CU 75 2-3 K ②		F FF 86 X CU 75 0-1 1B		C FF 90 S CH 78 X FF 93 0-2 F7 ①		B SI 96 C SI 94 X FF 97 1-1 12 S 12 1B 1B		C SI 92 F FC 88 B FS 84 S FC 90 1-3 K ③	5	1	2	0	0	2	1
12 Alfonso Soriano, R (1, 10) OBP: 0.308, SLG: 0.492	F FF 90 B FF 89 C SI 89 D CU 75 X CU 76 2-2 P4 ③		B FF 88 X CH 72 1-0 F8 ①		C CH 80 B SL 86 S SL 84 B FC 93 B FC 92 B FC 90 4-2 26 BB BB		C SI 95 B SI 95 X SI 95 1-1 1-H 1B			3	0	1	1	1	0	2
34 Brian McCann, L (1, 2) OBP: 0.254, SLG: 0.404		C CU 75 F SI 87 F FF 88 X SI 88 0-2 33 FC3 26 1B 24 2B 1B	S FF 89 B FF 88 D CH 72 B CH 75 X FF 87 3-1 F7 ②		C CH 80 X CH 78 0-1 F9 ②		C SI 96 B CU 78 X SI 96 1-1 F7 ②			4	1	1	0	0	0	3
26 Yangervis Solarte, S (1, 4) (8, 5) OBP: 0.452, SLG: 0.556		B CH 74 B FF 89 F CU 74 B FS 75 X FF 88 3-1 33 FC3 24 2B 1-2 1B	1 SAFE B FF 88 X FS 76 1-0 F7 ③		B FC 91 B CH 79 1 SAFE B FF 90 B FC 91 4-0 1-2 BB		S SI 97 B FF 96 C SI 96 B SI 96 F FF 96 F SI 96 X SI 96 2-2 F8 ③			3	1	1	0	1	0	2
33 Kelly Johnson, L (1, 3) OBP: 0.291, SLG: 0.480		D CU 76 S FF 88 B FF 89 B FF 88 S FF 89 X FF 88 3-2 FC3 24 2B 1-2 2-3		B FF 86 B FS 83 B SI 88 B FF 84 4-0 31 E BB	X CH 79 0-0 F9 ③			C CU 76 F FS 80 B FF 88 B FS 80 S FS 79 2-3 K ①		3	1	0	0	1	1	4
24 Scott Sizemore, R (1, 5) OBP: 0.333, SLG: 0.500 14 Brian Roberts, S (8, PH) (8, 4) OBP: 0.326, SLG: 0.270		C CU 75 X CU 75 0-1 31 1B 11 FC4-6 2B 1-H 2-H 3-H		B FF 86 C CU 73 F CU 74 C SI 88 1-3 K ①		C FC 90 C FC 90 B CH 79 B SL 83 B CH 78 S CH 79 3-3 K ①		F FF 89 F FS 79 F FS 81 F FS 79 F FF 88 B FF 88 X FS 80 1-2 F7 ②		3 1	1 0	1 0	3 0	0 0	2 0	1 0
31 Ichiro Suzuki, L (1, 9) OBP: 0.355, SLG: 0.387		X FF 89 0-0 11 FC4-6 2-3 1B		F FF 88 X CU 75 0-1 FC4 1-2		F FC 90 B CH 78 B CH 79 S CH 79 X FC 91 2-2 G5-3 ②		B CU 77 X CU 76 1-0 G1-3 ③		4	0	1	0	0	0	1
Inning Stats	R: 0 E: 0 K: 1 S: 11 H: 1 LOB: 1 BB: 0 P: 18	R: 4 E: 0 K: 0 S: 17 H: 4 LOB: 0 BB: 0 P: 29	R: 0 E: 0 K: 0 S: 6 H: 1 LOB: 1 BB: 0 P: 11	R: 0 E: 1 K: 3 S: 12 H: 0 LOB: 2 BB: 1 P: 18	R: 0 E: 0 K: 0 S: 8 H: 0 LOB: 2 BB: 2 P: 16	R: 0 E: 0 K: 1 S: 9 H: 0 LOB: 0 BB: 0 P: 17	R: 1 E: 0 K: 0 S: 13 H: 2 LOB: 1 BB: 0 P: 18	R: 0 E: 0 K: 1 S: 10 H: 0 LOB: 0 BB: 0 P: 14	R: 0 E: 0 K: 2 S: 8 H: 0 LOB: 0 BB: 0 P: 11	1B: 7 2B: 1 3B: 0 HR: 0 SF: 0 SAC: 0 DP: 1 HBP: 0						

PITCHER		IP	WLS	BF	H	R	ER	SO	BB	IBB	HBP	BLK	WP	HR	S	P	ERA	WHIP
40 Erik Bedard, L ERA: 6.35	(1, 1)	3.2		19	6	4	4	3	1	0	0	0	0	0	43	73	9.82	1.909
26 Brad Boxberger, R ERA:	(4, 1)	2.0		8	0	0	0	2	2	0	0	0	0	0	17	30	0.00	1.000
57 Jake McGee, L ERA: 1.59	(6, 1)	1.1	W	6	2	1	1	0	0	0	0	0	0	0	16	24	6.75	1.500
62 Joel Peralta, R ERA: 3.38	(8, 1)	1.0	H	3	0	0	0	1	0	0	0	0	0	0	10	14	0.00	0.000
47 Brandon Gomes, R ERA: 4.05	(9, 1)	1.0		3	0	0	0	2	0	0	0	0	0	0	8	11	0.00	0.000

PITCHER	IP	WLS	BF	H	R	ER	SO	BB	IBB	HBP	BLK	WP	HR	S	P	ERA	WHIP

TOP

New York Yankees @ Tampa Bay Rays

Tropicana Field, St. Petersburg, FL

Fri Apr 18 2014, 7:12 PM - 11:05 PM EDT

Att. 26,079 - Dome - 72 F

livebaseballscorecards.com

AB	36
R	5
H	8
RBI	5
BB	3
SO	8
LOB	20

WP: 0 PA: 39
PB: 0
SB: 1
CS: 0

Batter	1	2	3	4	5	6	7	8	9	AB	R	H	RBI	BB	SO	LOB
7 David DeJesus, L (1, 8) OBP: 0.231, SLG: 0.257 1 Sean Rodríguez, R (7, PH) OBP: 0.333, SLG: 0.875 (8, 7)	C SI 89 B FS 85 B CU 76 B SI 89 X FF 88 3-1 ① G3			C SI 90 C SI 91 B SI 90 B SI 90 F SI 91 F SI 90 F FS 86 B SI 92 F SI 90 3-2 ① X SI 90 F8	X SI 92 0-0 ③ F7		C FF 95 B SI 96 X SI 95 1-1 ② FC6-5 18 1B 8 1B 2-3	C FC 93 X FF 92 0-1 2-H HR		3 0 0 0 0 0 0 2 2 1 2 0 0 1					
18 Ben Zobrist, S (1, 4) OBP: 0.389, SLG: 0.443	B CU 76 C SI 91 B FS 86 X SI 91 2-1 ② F7			B FS 85 C FS 86 B CU 77 B SI 91 X SI 90 3-1 ② F8		B FF 89 C SI 90 C SI 92 X FS 86 1-2 ① G4-3	F SI 95 B SI 95 B SI 96 B SI 96 T FF 96 X FF 95 3-2 8 1B 21 1B 1-3 1B	B SI 91 C SI 89 B CH 84 C SL 82 X SL 83 2-2 5 WP 5 1B 1B		5 2 2 0 0 0 0						
20 Matt Joyce, L (1, 7) OBP: 0.449, SLG: 0.564 8 Desmond Jennings, R (7, PH) OBP: 0.391, SLG: 0.434 5 Brandon Guyer, R (7, PR) OBP: 0.176, SLG: 0.235 (8, 8)	B SL 83 B SI 91 X SI 91 2-0 ③ G6-3			B FS 85 C SL 85 B SI 91 F SI 91 B SI 91 B SI 92 4-2 3 1B 21 2B BB		F SI 91 B FS 86 B FS 86 C SI 90 X SI 92 2-2 3 1B 9 1B 1B	B CU 78 C FC 92 C SL 84 X SL 85 1-2 3 BB 21 1B 1-3 3-H 1B	B SI 90 C SL 83 B SL 83 B SI 89 T SL 84 X SL 83 3-2 21 HBP 3 HBP 9 1B 1-H 1B		2 2 1 0 1 0 0 1 0 1 1 0 0 0 1 2 1 1 0 0 0						
3 Evan Longoria, R (1, 5) OBP: 0.408, SLG: 0.444		C SI 89 X FF 90 0-1 21 G6-4-3 1B		B SL 84 C SL 82 X FS 85 1-1 21 2B 1-2 1B		S SI 92 B SI 92 D CU 78 F FF 91 X SI 92 2-2 9 1B 1-2 1B	F FC 93 B FF 93 S SL 86 B SL 87 B FF 95 B SL 87 4-2 21 1B 1-2 BB	H SI 89 1-0 21 HBP 9 1B 1-2 HBP		3 2 3 0 1 0 0						
21 James Loney, L (1, 3) OBP: 0.322, SLG: 0.392		C CU 76 X SI 90 0-1 ①② G6-4-3 1-2f		B FS 87 X FS 86 1-0 9 1B 1-H 2-H 2B		B SI 92 B CU 78 F SI 92 B SI 91 S SI 91 X SI 92 3-2 ② F8	B CH 83 C FC 93 C SL 84 X FC 93 1-2 1-3 2-H 3-H 1B	B SL 84 B SL 84 B SI 90 H SL 82 4-0 9 1B 1-2 2-3 HBP		4 0 2 4 0 0 3						
9 Wil Myers, R (1, 9) OBP: 0.302, SLG: 0.263		S CU 76 B FS 86 X SL 83 1-1 ③ F8		F SI 93 B SI 92 B SI 92 X SI 93 2-1 2-3 1B		F SI 93 B SL 84 B SI 92 X SI 93 2-1 1-2 2-H 1B	C CU 80 C SL 84 B FF 92 S SL 84 1-3 ③ K	D SL 85 B SL 84 B SI 90 C SI 89 S SL 83 X SL 83 3-2 11 HBP 1-3 2-H 3-H 1B		5 0 3 3 0 1 2						
11 Logan Forsythe, R (1, 10) OBP: 0.268, SLG: 0.222			C SI 89 B SI 91 F SI 90 B FS 86 B SL 84 B SI 90 4-2 11 G4-6-3 BB	C SI 92 F SL 84 1 SAFE B SL 84 B SL 84 X SI 93 2-2 ③ G5-3		B FC 90 X SL 84 1-0 ③ F9		B FC 91 F FC 92 F FC 92 X FF 93 1-2 ① F9 H SI 90 1-0 1-2 HBP		3 0 0 0 1 0 4						
11 Yunel Escobar, R (1, 6) OBP: 0.254, SLG: 0.317			F SL 82 B SI 91 X SI 91 1-1 ①② G4-6-3 1-2f		S SL 82 F SI 91 B SL 83 T FF 92 1-2 ① K		C SL 83 B SL 89 B SL 84 B SL 83 F FC 89 F FC 90 X FC 90 3-2 1 24 FC6-5 L1-3 1B	C SL 85 C SL 78 S SL 80 O FF 90 X SL 81 0-2 ② G5-3 1-2 G1-3		5 0 1 0 0 1 4						
24 Ryan Hanigan, R (1, 2) OBP: 0.270, SLG: 0.333			C SL 82 B SI 91 F SI 92 S SL 84 1-3 ③ K	C SI 91 C SI 91 X SI 92 0-2 ② L7			B SL 85 F FC 89 B SL 85 F SL 89 1 SAFE B SL 84 X FC 90 3-2 ① L1-3 1-2	C SL 85 C SL 85 B FC 93 X FF 92 1-2 1 HR 2B		4 1 1 0 0 1 1						
Inning Stats	R: 0 E: 0 K: 0 S: 5 H: 0 LOB: 0 BB: 0 P: 12	R: 0 E: 0 K: 0 S: 6 H: 1 LOB: 0 BB: 0 P: 7	R: 0 E: 0 K: 1 S: 7 H: 0 LOB: 0 BB: 1 P: 13	R: 2 E: 0 K: 0 S: 19 H: 3 LOB: 2 BB: 1 P: 35	R: 0 E: 0 K: 1 S: 7 H: 0 LOB: 0 BB: 0 P: 8	R: 1 E: 0 K: 0 S: 15 H: 3 LOB: 2 BB: 0 P: 26	R: 3 E: 0 K: 1 S: 23 H: 4 LOB: 2 BB: 1 P: 40	R: 5 E: 0 K: 0 S: 24 H: 5 LOB: 3 BB: 0 P: 42		1B: 13 2B: 2 3B: 0 HR: 1 SF: 0 SAC: 0 DP: 2 HBP: 3				WP: 1 PB: 0 SB: 0 CS: 0 PA: 44		

PITCHER		IP	WLS	BF	H	R	ER	SO	BB	IBB	HBP	BLK	WP	HR	S	P	ERA	WHIP
18 Hiroki Kuroda, R ERA: 4.07	(1, 1)	5.2		24	7	3	3	2	2	0	0	0	0	0	58	99	4.76	1.588
41 David Phelps, R ERA: 5.4	(6, 1)	0.2	H	3	1	1	1	0	0	0	0	0	0	0	8	15	13.50	1.500
48 Matt Thornton, L ERA: 2.7	(7, 1)	0.1	H	2	1	0	0	0	0	0	0	0	0	0	5	9	0.00	3.000
43 Adam Warren, R ERA: 3.38	(7, 1)	1.0	L	8	4	4	4	1	1	0	0	0	0	1	23	32	36.00	5.000
64 Cesar Cabral, L ERA: 27.0	(8, 1)	0.0		6	3	3	3	0	0	0	3	0	1	0	9	23	∞	∞

PITCHER		IP	WLS	BF	H	R	ER	SO	BB	IBB	HBP	BLK	WP	HR	S	P	ERA	WHIP
27 Shawn Kelley, R ERA: 2.35	(8, 1)	0.1		1	0	0	0	0	0	0	0	0	0	0	3	5	0.00	0.000

BOTTOM

New York Yankees @ Tampa Bay Rays

Tropicana Field, St. Petersburg, FL

Fri Apr 18 2014, 7:12 PM - 11:05 PM EDT

Att. 26,079 - Dome - 72 F

livebaseballscorecards.com

AB	38
R	11
H	16
RBI	11
BB	3
SO	3
LOB	15

Batter	1	2	3	4	5	6	7	8	9	AB	R	H	RBI	BB	SO	LOB
22 Jacoby Ellsbury, L (1, 8) OBP: 0.414, SLG: 0.476	B FF 94 B FF 94 B FF 94 C FF 94 T FF 94 F FF 94 X FF 94 3-2 36 CS 1B			C SL 85 S CH 85 B SL 87 C FF 95 1-3 ① K		B CH 83 F FF 95 F SL 86 B FF 95 B FF 95 S SL 87 3-3 ② K2-3			C FF 92 C SL 77 S FS 81 0-3 ② K2-3	3	0	1	0	0	2	0
24 Scott Sizemore, R (7, 3) OBP: 0.308, SLG: 0.462 (8, 5)										1	0	0	0	0	1	0
11 Brett Gardner, L (1, 7) OBP: 0.299, SLG: 0.323 (7, 8)	C FF 92 1 SAFE B FF 93 B SL 86 C SL 87 C SI 94 2-3 ① K			C SL 86 F FF 95 B SI 96 B FF 95 F FF 94 B CH 87 X CH 87 3-2 ② G4-3		B FF 94 C FF 95 C SL 86 X FF 95 1-2 ③ G4-3			X FF 92 0-0 ③ F7	4	0	0	0	0	1	1
36 Carlos Beltrán, S (1, 10) OBP: 0.323, SLG: 0.583	1 SAFE B FF 93 C FF 94 S SI 93 B FF 94 X SL 87 2-2 ②③ L9 1-2			C FF 95 B FF 96 F FF 94 B FF 94 S FF 95 2-3 ③ K			B SL 83 S SL 84 X SL 83 1-1 ① P5			3	0	0	0	0	1	1
31 Ichiro Suzuki, L (8, 9) OBP: 0.355, SLG: 0.387										0	0	0	0	0	0	0
34 Brian McCann, L (1, 2) OBP: 0.246, SLG: 0.390		C SL 85 X FF 94 0-1 ① L6			B FF 93 C SI 92 C SL 86 F FF 95 F SL 87 B FF 95 F FF 95 X CH 86 2-2 ① P2		C FF 91 B SI 94 F FF 92 B FF 94 X SL 85 2-2 ② G1-3			2	0	0	0	0	0	0
66 John Ryan Murphy, R (7, PH) OBP: 0.200, SLG: 0.200 (7, 2)										1	0	0	0	0	0	0
12 Alfonso Soriano, R (1, 9) OBP: 0.309, SLG: 0.484 (8, 7)		C SL 85 F SL 87 B FF 94 X FF 95 1-2 ② G6-3			X SL 85 0-0 ③ 33 2B 1B		C FF 92 S SL 79 X FF 92 0-2 ③ G5-3			3	1	1	0	0	0	0
26 Yangervis Solarte, S (1, 5) OBP: 0.431, SLG: 0.526 (8, 6)		C FF 95 X FF 95 0-1 ③ G1-3			B FF 92 B FF 93 B FF 92 C FF 93 X FF 92 3-1 ② P6			C FF 90 C SL 78 X FF 91 0-2 ① F8		3	0	0	0	0	0	1
33 Kelly Johnson, L (1, 3) OBP: 0.293, SLG: 0.491 (7, 7) (8, 3)			B FF 92 C SL 85 X SL 87 1-1 ① G4-3		F SI 94 B FF 94 T FF 95 X FF 95 1-2 1-H 2B			B SL 79 S FF 91 C SL 80 X SL 78 1-2 ② F9		3	0	1	1	0	0	0
14 Brian Roberts, S (1, 4) OBP: 0.306, SLG: 0.250			X FF 93 0-0 ② P5		B FF 94 S FF 94 B SL 85 X SL 87 2-1 ③ L9			B SL 75 X FF 90 1-0 ③ L8		3	0	0	0	0	0	1
45 Dean Anna, L (1, 6) OBP: 0.167, SLG: 0.318 (8, 1)			C FF 94 C SL 86 B FF 96 B SL 87 X FF 94 2-2 ③ L7			C FF 92 B FF 92 C SL 86 X SL 87 1-2 ① G6-3			F FF 91 B FS 79 S FS 80 S FS 79 1-3 ① K	3	0	0	0	0	1	0
Inning Stats	R: 0 E: 0 K: 1 S: 10 H: 1 LOB: 0 BB: 0 P: 17	R: 0 E: 0 K: 0 S: 7 H: 0 LOB: 0 BB: 0 P: 8	R: 0 E: 0 K: 0 S: 6 H: 0 LOB: 0 BB: 0 P: 9	R: 0 E: 0 K: 2 S: 10 H: 0 LOB: 0 BB: 0 P: 16	R: 1 E: 0 K: 0 S: 14 H: 2 LOB: 1 BB: 0 P: 22	R: 0 E: 0 K: 1 S: 9 H: 0 LOB: 0 BB: 0 P: 14	R: 0 E: 0 K: 0 S: 8 H: 0 LOB: 0 BB: 0 P: 11	R: 0 E: 0 K: 0 S: 7 H: 0 LOB: 0 BB: 0 P: 9	R: 0 E: 0 K: 2 S: 7 H: 0 LOB: 0 BB: 0 P: 8	1B: 2 2B: 1 3B: 0 HR: 0 SF: 0 SAC: 0 DP: 0 HBP: 0						

New York Yankees @ Tampa Bay Rays

Tropicana Field, St. Petersburg, FL

Sat Apr 19 2014, 7:14 PM - 10:33 PM EDT

Att. 30,159 - Dome - 72 F

TOP

livebaseballscorecards.com

AB	29
R	1
H	3
RBI	1
BB	0
SO	6
LOB	4

WP: 0 PB: 0 SB: 0 CS: 1 PA: 29

PITCHER		IP	WLS	BF	H	R	ER	SO	BB	IBB	HBP	BLK	WP	HR	S	P	ERA	WHIP
22 Chris Archer, R ERA: 3.65	(1, 1)	6.2	W	22	3	1	1	4	0	0	0	0	0	0	61	94	1.35	0.450
34 C.J. Riefenhauser, L ERA:	(7, 1)	1.1		4	0	0	0	0	0	0	0	0	0	0	10	12	0.00	0.000
52 Josh Lueke, R ERA: 3.6	(9, 1)	1.0		3	0	0	0	2	0	0	0	0	0	0	7	8	0.00	0.000

PITCHER	IP	WLS	BF	H	R	ER	SO	BB	IBB	HBP	BLK	WP	HR	S	P	ERA	WHIP

BOTTOM

Batter	1	2	3	4	5	6	7	8	9	AB	R	H	RBI	BB	SO	LOB
7 David DeJesus, L (1, 8) (7, 7) OBP: 0.200, SLG: 0.220	B FF 91 C FF 91 F SI 92 F CU 79 S CU 80 1-3 K ①		B SI 91 S CH 84 L CU 78 B CU 80 F FF 94 F SI 93 X SI 94 2-2 G6-3 ①	B CU 78 S CH 83 C FF 91 X CU 77 1-2 G3-1 ③		C FF 85 S CH 85 C CH 81 F FF 86 X SI 86 1-2 G5-3 ① B FF 94 F FF 93 B SV 82 F FF 95 F FF 95 C KC 83 2-3 K ③		F KN 58 X KN 57 0-1 P5 ③	6	0	0	0	0	2	4
18 Ben Zobrist, S (1, 4) (7, 6) OBP: 0.403, SLG: 0.470	F FF 92 B SI 94 C SI 93 F CU 80 X FF 93 1-2 L8 ②		B CU 79 B SI 92 X SI 92 2-0 3 HR 1B		F CH 86 X FF 90 0-1 20 2B 3 SF9 1B	B SI 85 C CH 80 X CH 80 1-1 3 1B 2B	C FF 92 B FF 94 B KC 80 F FF 93 B KC 81 F FF 92 X FF 94 3-2 P3 ①			5	3	3	0	0	0	0
20 Matt Joyce, L (1, 10) OBP: 0.463, SLG: 0.581	X SI 92 0-0 1B		B SI 92 F FF 92 C CU 76 B CU 80 1 SAFE 1 SAFE S CH 83 2-3 K ②		B CH 81 F FF 89 F SI 90 B CH 82 X CH 83 2-2 3 SF9 9 HR 1-3 2B	C CU 76 C FF 88 B FF 86 F CU 78 B CH 80 D CU 76 B SI 85 4-2 3 1B 21 2B BB	C KC 79 B KC 81 B FF 94 F FF 93 S KC 83 2-3 K ②			4	2	2	0	1	2	1
3 Evan Longoria, R (1, 5) OBP: 0.413, SLG: 0.500 5 Brandon Guyer, R (7, 8) OBP: 0.167, SLG: 0.222	B FF 91 C FF 92 1 SAFE F CU 78 1 SAFE S CU 80 1-3 K ③		X CU 78 0-0 1-H HR		B SI 90 T SI 90 B CU 76 X FF 86 2-1 SF9 ① 2-3 3-H	B SI 85 C CU 76 F FF 85 F CH 80 X FF 86 1-2 21 2B 1 E 1-2 2-H 1B	B SV 80 X FF 93 1-0 G5-3 ③			3 1	2 0	2 0	4 0	0 0	1 0	1 0
21 James Loney, L (1, 3) OBP: 0.344, SLG: 0.418		C SI 90 B SI 91 X CU 78 1-1 G3 ①	B CH 84 F SI 92 X FF 91 1-1 P6 ③		I IN 74 I IN 76 I IN 74 I IN 76 4-0 9 HR IBB	C FF 85 F FF 85 B SI 85 B CU 76 B SI 84 X SI 85 2-2 1 E 24 BB 1-3 2-H 2B		C KN 66 S KN 60 B KN 57 X KN 72 1-2 9 2B 24 1B 1B		4	3	2	1	1	0	0
9 Wil Myers, R (1, 9) OBP: 0.338, SLG: 0.410		C CU 77 B CU 79 X CU 78 1-1 HR		C SI 89 B SI 89 B FF 91 B SI 91 B FF 90 4-1 1 G6-3 24 HR BB	D CU 77 X FF 86 1-0 1-H 3-H HR	C KC 80 F FF 95 F FF 96 S KC 82 0-3 K ②		X KN 62 0-0 24 1B 1-3 2B		4	4	3	4	1	1	2
1 Sean Rodríguez, R (1, 7) (7, 4) OBP: 0.261, SLG: 0.667		C SI 91 F FF 91 B CU 79 B CU 80 F SI 92 S SI 93 2-3 K ②		F SI 91 B FF 91 S CU 77 X CU 78 1-2 G6-3 ① 1-2	B FF 85 X CU 76 1-0 L7 ②	S KC 81 X KC 82 0-1 E5 24 BB 11 BB 2-3 3-H		C KN 66 B KN 59 F KN 62 X KN 64 1-2 P6 ①		5	0	0	0	0	1	4
11 Yunel Escobar, R (1, 6) OBP: 0.269, SLG: 0.317 11 Logan Forsythe, R (7, 5) OBP: 0.262, SLG: 0.216		T SI 91 F SI 92 F SI 92 X CU 80 0-2 G5-3 ③		X CU 77 0-0 G5-3 ②	B CH 80 B CU 77 X CU 76 2-0 1B	B FF 94 C KC 81 B FF 96 B FF 95 C FF 95 F FF 95 F FF 95 B KC 82 4-2 24 BB 1-2 BB		X KN 64 0-0 L7 ②		3 1	0 0	1 0	0 0	1 0	0 0	1 2
24 Ryan Hanigan, R (1, 2) OBP: 0.333, SLG: 0.541			C FF 90 X SI 90 0-1 HR	D CU 78 B FF 92 B FF 91 C FF 91 C SI 91 F FF 92 X FF 93 3-2 2-H HR	C FF 86 X CU 78 0-1 L8 ③	B KC 81 F FF 94 F FF 94 B KC 83 B KC 82 B FF 96 4-2 1-2 2-3 3-H BB		C KN 62 C KN 55 F KN 58 D KN 58 X KN 61 1-2 2-H 3-H 1B		4	2	3	6	1	0	1
Inning Stats	R: 0 E: 0 K: 2 S: 12 H: 1 LOB: 1 BB: 0 P: 15	R: 1 E: 0 K: 1 S: 12 H: 1 LOB: 0 BB: 0 P: 16	R: 3 E: 0 K: 1 S: 14 H: 3 LOB: 0 BB: 0 P: 21	R: 2 E: 0 K: 0 S: 12 H: 1 LOB: 0 BB: 1 P: 21	R: 4 E: 0 K: 0 S: 12 H: 4 LOB: 1 BB: 1 P: 24	R: 4 E: 1 K: 2 S: 34 H: 3 LOB: 3 BB: 3 P: 53	R: 0 E: 0 K: 1 S: 8 H: 0 LOB: 0 BB: 0 P: 14	R: 2 E: 0 K: 0 S: 14 H: 3 LOB: 1 BB: 0 P: 17		1B: 7 2B: 4 3B: 0 HR: 5 SF: 1 SAC: 0 DP: 0 HBP: 0					

PITCHER		IP	WLS	BF	H	R	ER	SO	BB	IBB	HBP	BLK	WP	HR	S	P	ERA	WHIP
47 Iván Nova, R ERA: 8.27	(1, 1)	4.0	L	21	8	8	8	4	1	0	0	0	0	4	55	80	18.00	2.250
40 Matt Daley, R ERA: 27.0	(5, 1)	1.1		11	5	6	4	0	1	1	0	0	0	1	24	43	27.00	4.500
68 Dellin Betances, R ERA:	(6, 1)	1.2		8	0	0	0	3	2	0	0	0	0	0	25	41	0.00	1.200
45 Dean Anna, R ERA: 18.0	(8, 1)	1.0		6	3	2	2	0	0	0	0	0	0	0	14	17	18.00	3.000

PITCHER	IP	WLS	BF	H	R	ER	SO	BB	IBB	HBP	BLK	WP	HR	S	P	ERA	WHIP

New York Yankees @ Tampa Bay Rays

Tropicana Field, St. Petersburg, FL

Sat Apr 19 2014, 7:14 PM - 10:33 PM EDT

Att. 30,159 - Dome - 72 F

livebaseballscorecards.com

AB	40
R	16
H	16
RBI	15
BB	5
SO	7
LOB	16

WP: 0 PA: 46
PB: 0
SB: 0
CS: 0

New York Yankees @ Tampa Bay Rays

Tropicana Field, St. Petersburg, FL

Sun Apr 20 2014, 1:43 PM - 6:05 PM EDT

Att. 26,462 - Dome - 72 F

livebaseballscorecards.com

Batter	1	2	3	4	5	6	7	8	9	10	11	12	AB	R	H	RBI	BB	SO	LOB
22 Jacoby Ellsbury, L (1, 8) OBP: 0.395, SLG: 0.441	C FF 91 X FF 90 0-1 G4-3		C CU 70 B SL 84 F SL 84 X FF 90 1-2 F8		C SL 82 B SL 81 C SL 82 S SL 85 1-3 K		C CU 75 S FF 88 B FS 82 X FS 80 1-2 G5-3			B CU 79 X SL 85 1-0 L8		I IN 68 I IN 75 I IN 75 I IN 74 4-0 45 BB 36 1B 1-2 IBB	5	1	0	0	1	1	0
2 Derek Jeter, R (1, 6) OBP: 0.367, SLG: 0.340 31 Ichiro Suzuki, L (11, PR) OBP: 0.355, SLG: 0.387 45 Dean Anna, L (11, 6) OBP: 0.200, SLG: 0.318	B FF 90 X FF 91 1-0 F9		C FF 90 B FF 91 B FF 92 F FF 90 B FF 90 B FF 91 4-2 BB		X CH 84 0-0 L8			F CU 75 B FC 86 B FF 87 B FF 87 F FF 87 X FF 87 3-2 G5-3			B SI 92 SI 92 X SI 92 2-0 12 CS 1B	C SL 78 B FF 91 F FF 90 B FF 90 F SL 80 F SL 79 B FF 91 D SL 79 4-2 36 1B 12 1B 1-2 2-3 3-H BB	4 0 0	0 0 1	1 0 0	0 0 1	1 0 1	0 0 0	0 0 0
36 Carlos Beltrán, S (1, 9) OBP: 0.324, SLG: 0.561	C FF 91 C FF 90 C FF 90 0-3 K		F FF 89 X FF 90 0-1 F9			C SI 90 B FC 88 X FS 82 1-1 26 F9 25 1B 1B		C FF 87 F FS 79 S FS 80 0-3 K			C SI 92 F SI 93 B SI 92 1 SAFE 1 SAFE 1 SAFE F CH 83 1 SAFE F SI 92 1-3 C FF 92	F SI 90 X FS 79 0-1 12 1B 1-3 2-H 3-H 1B	6	0	2	2	0	3	2
12 Alfonso Soriano, R (1, 10) OBP: 0.324, SLG: 0.493		X FF 90 0-0 G5-3		C FF 90 X FF 90 0-1 25 F8 11 2B 2B		C FC 86 X FC 88 0-1 F9		B FF 88 B FF 88 C FS 79 B FF 87 F CU 75 F FS 79 X FF 89 3-2 F8			B SI 91 S FF 92 B FF 92 1 SAFE B SI 92 B SI 92 4-1 1-2 BB	B FF 90 B FF 91 X FF 90 2-0 1-3 1B	5	1	2	1	1	0	1
25 Mark Teixeira, S (1, 3) OBP: 0.316, SLG: 0.278		B FF 90 X FF 91 1-0 11 1B 1B		B FF 90 X CH 85 1-0 F8 2-3		B SI 91 B SI 91 F FC 86 S FC 87 X FS 84 2-2 1-2 1B			B CU 82 B FF 90 C FF 90 T FF 91 B FF 90 C FF 91 3-3 K		C CH 82 B SI 92 C SI 92 S SI 92 1-3 K	X SI 90 0-0 G3	6	0	2	0	0	2	4
26 Yangervis Solarte, S (1, 5) OBP: 0.414, SLG: 0.492		B FF 89 X FF 90 1-0 F7		B FF 90 X FF 91 1-0 L4		B FF 96 F FF 95 C SI 97 B FF 97 X SI 96 2-2 F9 2-3			B FF 92 X SL 86 1-0 G4-3			B SI 91 B SI 93 B SI 90 B SI 91 4-0 11 FC1-6 BB	4	0	0	0	1	0	4
11 Brett Gardner, L (1, 7) OBP: 0.306, SLG: 0.343	F FF 90 B FF 89 X FF 89 1-1 1-2 1B		F FF 91 B SL 84 B FF 90 B FF 91 X FF 91 3-1 3-H 2B			F SI 96 F SI 98 F SI 98 B SI 97 B CU 77 T FF 97 2-2 K			C CU 80 B SL 86 X SL 87 1-1 G4-3			B FF 91 L FF 89 L SL 80 1 SAFE B FF 92 X SL 80 2-2 FC1-6 34 1B 45 BB 1-2f	5	1	2	1	0	1	3
14 Brian Roberts, S (1, 4) OBP: 0.278, SLG: 0.222	B FF 90 B FF 91 F FF 92 F FF 92 S SL 85 2-3 K		X CH 84 0-0 G6-3				B FF 96 F FF 95 F FF 97 F CU 79 B CU 77 S SI 97 2-3 K			B FF 90 C SL 84 B FF 90 B FC 89 X FF 91 3-1 F8		1 SAFE C CH 81 X FF 91 0-1 L6	5	0	0	0	0	2	4
66 John Ryan Murphy, R (1, 2) OBP: 0.125, SLG: 0.125 34 Brian McCann, L (10, PH) OBP: 0.254, SLG: 0.393 (10, 2)		X FF 90 0-0 G5-3			B FF 90 C CH 84 X CH 83 1-1 G5-3		C FF 98 F FF 97 C SI 98 0-3 K			C SL 85 B SL 84 X CU 80 1-1 P3		1 SAFE 1 SAFE 1 SAFE F FF 90 X FF 90 0-1 45 BB 22 IBB 36 1B 1-3 1B	3 2	0 1	0 1	0 0	0 0	1 0	0 0
Inning Stats	R: 0 E: 0 K: 1 S: 6 H: 0 LOB: 0 BB: 0 P: 7	R: 0 E: 0 K: 1 S: 8 H: 2 LOB: 2 BB: 0 P: 13	R: 0 E: 0 K: 0 S: 8 H: 0 LOB: 1 BB: 1 P: 13	R: 1 E: 0 K: 0 S: 7 H: 2 LOB: 1 BB: 0 P: 12	R: 0 E: 0 K: 1 S: 6 H: 0 LOB: 0 BB: 0 P: 8	R: 0 E: 0 K: 1 S: 14 H: 2 LOB: 2 BB: 0 P: 21	R: 0 E: 0 K: 2 S: 10 H: 0 LOB: 0 BB: 0 P: 13	R: 0 E: 0 K: 1 S: 10 H: 0 LOB: 0 BB: 0 P: 16	R: 0 E: 0 K: 1 S: 6 H: 0 LOB: 0 BB: 0 P: 11	R: 0 E: 0 K: 0 S: 5 H: 0 LOB: 0 BB: 0 P: 10	R: 0 E: 0 K: 2 S: 10 H: 1 LOB: 1 BB: 1 P: 18	R: 4 E: 0 K: 0 S: 15 H: 3 LOB: 2 BB: 3 P: 31	1B: 8 2B: 2 3B: 0 HR: 0 SF: 0 SAC: 0 DP: 0 HBP: 0						

PITCHER		IP	WLS	BF	H	R	ER	SO	BB	IBB	HBP	BLK	WP	HR	S	P	ERA	WHIP
27 Cesár Ramos, L ERA: 4.91	(1, 1)	5.0		20	4	1	1	3	1	0	0	0	0	0	35	53	1.80	1.000
47 Brandon Gomes, R ERA: 3.86	(6, 1)	0.1		3	2	0	0	0	0	0	0	0	0	0	7	10	0.00	6.000
57 Jake McGee, L ERA: 1.29	(6, 1)	1.1		4	0	0	0	3	0	0	0	0	0	0	14	20	0.00	0.000
62 Joel Peralta, R ERA: 2.7	(7, 1)	1.1		4	0	0	0	1	0	0	0	0	0	0	13	20	0.00	0.000
50 Grant Balfour, R ERA: 2.35	(9, 1)	2.0		6	0	0	0	1	0	0	0	0	0	0	11	21	0.00	0.000

PITCHER		IP	WLS	BF	H	R	ER	SO	BB	IBB	HBP	BLK	WP	HR	S	P	ERA	WHIP
13 Heath Bell, R ERA: 5.79	(11, 1)	1.0	L	5	1	1	1	2	2	0	0	0	0	0	10	22	9.00	3.000
34 C.J. Riefenhauser, L ERA: 13.5	(12, 1)	0.2		5	1	0	0	0	1	1	0	0	0	0	11	21	0.00	3.000
52 Josh Lueke, R ERA: 3.48	(12, 1)	0.1		3	2	3	3	0	0	0	0	0	0	0	4	6	81.00	6.000

AB	45
R	5
H	10
RBI	5
BB	5
SO	10
LOB	18

WP: 0 PB: 0 SB: 0 CS: 1 PA: 50

Batter	1	2	3	4	5	6	7	8	9	10	11	12	AB	R	H	RBI	BB	SO	LOB
1 Sean Rodríguez, R (1, 7) OBP: 0.231, SLG: 0.583	C FF 87 X SI 87 0-1 L3			C CU 74 B FF 88 F CH 80 C SL 83 1-3 K	B FF 88 S CH 81 B FF 89 S CU 77 S SL 79 2-3 K2-3		B CH 83 B FC 93 S CH 84 C FF 93 C CH 83 S SL 85 2-3 K		C SL 83 D SL 84 B SL 85 C FF 93 C FF 94 2-3 K			B FF 92 B FF 90 B FF 92 B FF 90 4-0 BB	3	0	0	0	0	2	2
7 David DeJesus, L (7, PH) OBP: 0.196, SLG: 0.214													1	0	0	0	0	1	2
28 José Molina, R (8, 2) OBP: 0.167, SLG: 0.130													1	0	0	0	1	1	2
18 Ben Zobrist, S (1, 10) OBP: 0.398, SLG: 0.451	B FF 89 C SL 80 B FF 88 B SI 87 B SL 81 4-1 11 G6-4-3 BB			X FF 87 0-0 11 2B 1B		B KC 80 C SI 90 B SL 85 B CH 82 X SI 89 3-1 F8		B CU 78 C FC 91 C SL 84 F CH 83 X CH 82 1-2 G4-3		C FF 88 C SL 78 B FF 89 F SL 81 B SL 83 S SL 82 2-3 K		X SI 90 0-0 L9	5	0	1	0	1	1	2
11 Logan Forsythe, R (1, 4) OBP: 0.250, SLG: 0.233	C FF 87 X SL 80 0-1 G6-4-3 1-2f			C CU 74 F FF 87 1 SAFE X SL 81 0-2 1-3 2B		C SI 91 B SL 87 X FF 90 1-1 F9		C FC 93 C SL 84 F CH 83 B CH 82 X SL 84 1-2 G6-3		C SL 80 F SL 82 S FF 92 0-3 K		D SL 83 X FF 91 1-0 F9	6	0	1	0	0	1	3
3 Evan Longoria, R (1, 5) OBP: 0.388, SLG: 0.465		B FF 88 C SL 81 X CH 81 1-1 G1-3		C FF 88 B SL 81 F CU 76 B SL 80 B FF 88 F CU 76 S FF 89 3-3 K		B SL 87 B FF 91 X SI 91 2-0 G6-3		X FC 92 0-0 E3 9 FC5-4		C FF 92 C FF 91 B FF 93 S SL 84 1-3 K			5	0	0	0	0	2	2
9 Wil Myers, R (1, 9) OBP: 0.315, SLG: 0.379		S CU 76 B SI 88 F FF 89 F SL 79 C SL 82 1-3 K		B SI 88 F CH 82 F CH 81 B FF 90 D CU 78 F CU 76 X SL 81 3-2 G4-3			B SL 85 F SL 85 B SI 90 F SL 86 C SL 87 2-3 K	X SL 85 0-0 FC5-4 1-2f			C FF 91 T FF 92 F SL 82 F SL 82 B FF 90 X SL 82 1-2 E6 5 CS		5	0	0	0	0	2	3
21 James Loney, L (1, 3) OBP: 0.362, SLG: 0.424		C FF 90 C CU 77 S FF 89 0-3 K			C SL 79 X SI 88 0-1 5 BB 1B		B FF 94 F SI 94 X FF 96 1-1 11 1B 5 E 20 SF9 1B		B FF 90 B FF 90 B FF 90 C FF 90 C SL 81 B SL 82 4-2 5 SH1 BB			1 SAFE B SI 91 X SI 92 1-0 F7	4	1	2	0	1	1	1
5 Brandon Guyer, R (1, 8) OBP: 0.182, SLG: 0.190			C CU 75 X FF 88 0-1 B1-3		B CH 79 1 SAFE 1 SAFE D CU 75 B SI 85 B CH 85 4-0 1-2 BB		B FF 94 B FF 94 F FF 95 X SI 95 2-1 FC5 20 SF9 11 1B 1-2		X FF 90 0-0 SH1 1-2		B FF 90 1 SAFE 1 SAFE B FF 91 F FF 91 F FF 91 F FF 92 C CH 85 2-3 K 1-2		3	0	0	0	1	1	2
11 Yunel Escobar, R (1, 6) OBP: 0.278, SLG: 0.338			C FF 88 S FF 89 B SL 79 X FF 89 1-2 F8		C SL 81 X CH 81 0-1 F7		C SL 85 B SL 84 B SI 91 X SL 82 2-1 1-2 2-3 1B		S SL 82 X SL 82 0-1 G5-3			B FF 90 X FF 91 1-0 2B	5	0	2	0	0	0	3
24 Ryan Hanigan, R (1, 2) OBP: 0.318, SLG: 0.513 20 Matt Joyce, L (7, PH) OBP: 0.456, SLG: 0.568 (8, 7)			B FF 89 B SI 86 C FF 88 C SL 82 C FF 90 2-3 K		C SL 81 B SI 86 X SL 80 1-1 F7		C CH 81 B CH 83 X CH 84 1-1 SF9 2-3 3-H		I IN 45 I I 4-0 IBB			B FF 91 C CH 85 S FF 91 D CH 86 C CH 85 2-3 K	2	0	0	0	1	2
													1	0	0	1	1	1	1

Inning Stats																								
	R: 0 E: 0 K: 0 S: 5	H: 0 LOB: 0 BB: 1 P: 9	R: 0 E: 0 K: 2 S: 9	H: 0 LOB: 0 BB: 0 P: 11	R: 0 E: 0 K: 1 S: 8	H: 0 LOB: 0 BB: 0 P: 11	R: 0 E: 0 K: 2 S: 15	H: 2 LOB: 2 BB: 0 P: 22	R: 0 E: 0 K: 1 S: 9	H: 1 LOB: 2 BB: 1 P: 16	R: 0 E: 0 K: 0 S: 5	H: 0 LOB: 0 BB: 0 P: 11	R: 1 E: 1 K: 2 S: 15	H: 2 LOB: 2 BB: 0 P: 25	R: 0 E: 1 K: 0 S: 10	H: 0 LOB: 1 BB: 0 P: 12	R: 0 E: 0 K: 1 S: 8	H: 0 LOB: 2 BB: 2 P: 18	R: 0 E: 0 K: 3 S: 10	H: 0 LOB: 0 BB: 0 P: 13	R: 0 E: 1 K: 1 S: 10	H: 0 LOB: 0 BB: 0 P: 14	R: 0 E: 0 K: 1 S: 6	H: 1 LOB: 2 BB: 1 P: 14

PITCHER		IP	WLS	BF	H	R	ER	SO	BB	IBB	HBP	BLK	WP	HR	S	P	ERA	WHIP
57 Vidal Nuño, L	(1, 1)	5.0		19	3	0	0	6	2	0	0	0	0	0	46	69	0.00	1.000
ERA: 6.75																		
41 David Phelps, R	(6, 1)	1.1	H	4	0	0	0	1	0	0	0	0	0	0	8	16	0.00	0.000
ERA: 4.66																		
48 Matt Thornton, L	(7, 1)	0.0		2	1	0	0	0	0	0	0	0	0	0	4	7	∞	∞
ERA: 2.7																		
43 Adam Warren, R	(7, 1)	1.2	B	7	1	1	0	1	0	0	0	0	0	0	18	25	0.00	0.600
ERA: 2.79																		
27 Shawn Kelley, R	(9, 1)	2.0		8	0	0	0	4	1	1	0	0	0	0	18	31	0.00	0.500
ERA: 1.86																		

PITCHER		IP	WLS	BF	H	R	ER	SO	BB	IBB	HBP	BLK	WP	HR	S	P	ERA	WHIP
38 Preston Claiborne, R	(11, 1)	2.0	W	8	1	0	0	2	1	0	0	0	0	0	16	28	0.00	1.000
ERA:																		

BOTTOM

New York Yankees @ Tampa Bay Rays

Tropicana Field, St. Petersburg, FL

Sun Apr 20 2014, 1:43 PM - 6:05 PM EDT

Att. 26,462 - Dome - 72 F

livebaseballscorecards.com

AB	41
R	1
H	6
RBI	1
BB	5
SO	14
LOB	25

1B: 4	SF: 1	WP: 0	PA: 48
2B: 2	SAC: 1	PB: 0	
3B: 0	DP: 1	SB: 0	
HR: 0	HBP: 0	CS: 1	

Batter	1	2	3	4	5	6	7	8	9	AB	R	H	RBI	BB	SO	LOB
22 Jacoby Ellsbury, L (1, 8) OBP: 0.395, SLG: 0.479	C FF 91 S FF 93 X FF 93 0-2 2 1B 3B	B CU 75 C SI 91 B SI 91 B FC 87 X FF 92 3-1 ① F7	B FF 94 C FF 93 B FF 92 F FF 92 X FC 88 2-2 ②③ G4-3 1-2f		B FF 93 B FF 92 B FF 91 C FF 90 F FF 92 F SI 91 F FF 92 X FC 88 3-2 1-H 2-H 2 1B 2B		C CU 75 C SI 91 D SL 83 X SI 91 1-2 ③ G4-3			5	2	2	2	0	0	6
2 Derek Jeter, R (1, 6) OBP: 0.385, SLG: 0.351 45 Dean Anna, L (9, 6) OBP: 0.200, SLG: 0.318	X FF 92 0-0 36 E 36 1B 3-H 1B	D CU 77 C SI 91 B FF 92 F FF 93 B FF 93 B FC 87 4-2 36 G5-4-3 1-2 2-3 BB		B CU 73 B FF 89 X SI 90 2-0 G2-3	C CU 76 B SL 82 X CH 78 1-1 ① 2-H 1B			F FF 91 C FS 85 X FS 86 0-2 ① G1-3		4 0	1 0	2 0	2 0	1 0	0 0	0 0
36 Carlos Beltrán, S (1, 10) OBP: 0.329, SLG: 0.592	C FF 92 B SI 88 S SI 89 X FF 93 1-2 34 BB 1-H 1B	X FF 94 0-0 ②③ G5-4-3 1-2f		B FF 88 F FF 89 F FC 87 F CU 77 S CH 85 1-3 ② K	B CH 78 X CH 78 1-0 ③ F9			F SL 83 B FS 86 B FS 86 B FS 85 X FF 91 3-1 HR		5	1	2	2	0	1	4
12 Alfonso Soriano, R (1, 7) OBP: 0.316, SLG: 0.486 11 Brett Gardner, L (8, 7) OBP: 0.306, SLG: 0.343	C FF 90 C CU 76 S SI 90 0-3 ① K		B FF 88 S CH 85 B SI 89 B FF 92 X FF 92 3-1 25 2B 2B	F FC 88 B CH 87 S FF 90 S CU 79 1-3 ③ K		X SL 80 0-0 ① F8		C FS 87 C FF 91 X FS 87 0-2 ② G6-3		5 0	1 0	1 0	0 0	0 0	2 0	1 0
25 Mark Teixeira, S (1, 3) OBP: 0.333, SLG: 0.318	C FF 93 C CU 76 B FF 94 F SI 90 T FF 94 1-2 ② K		B FF 92 C CU 76 B FF 93 X FF 93 2-1 34 2B 2-H 2B		C FF 91 S FF 89 B FF 92 B FF 89 F CH 84 F FC 88 B CU 76 B SI 89 4-2 34 1B 14 E BB	B SI 88 B SI 90 C SI 88 X SL 82 2-1 ② L6		C FF 91 S FS 86 B FF 92 F FF 90 S FS 86 1-3 ③ K		4	2	1	1	1	2	1
34 Brian McCann, L (1, 2) OBP: 0.294, SLG: 0.431	C CU 76 B CU 78 B FF 94 S FF 94 B FF 94 F FC 90 F CU 76 B FF 93 4-2 1-2 BB		S SI 90 X CU 78 0-1 14 1B 2-H 2B		F SI 89 S SI 90 F SI 91 F FF 92 X FC 86 0-2 14 E 22 2B 1-2 1B	C CU 75 F SI 91 B SI 91 B SL 80 X SI 91 2-2 ③ G1-3			C CU 71 C FO 88 B FO 88 B FO 85 X FO 85 2-2 31 G4-3 1B	4	1	3	1	1	0	0
26 Yangervis Solarte, S (1, 5) OBP: 0.387, SLG: 0.455	F FF 94 F CU 79 X FF 94 0-2 ③ F7		C FF 93 F FF 90 B FF 89 S FF 92 1-3 ① K		F FF 90 L FF 92 S FF 89 0-3 ① K		C SL 80 F CH 76 S CH 73 0-3 ① K		F FF 92 F FF 93 F FF 94 F FO 87 X CU 75 0-2 ① F8	5	0	0	0	0	3	6
31 Ichiro Suzuki, L (1, 9) OBP: 0.389, SLG: 0.429		C FF 90 B SI 90 F SI 90 X SI 89 1-2 2 BB 14 1B 1B	F SI 92 B FF 93 B SI 91 B FC 87 B FF 93 4-1 14 1B BB		B FF 92 B SI 89 F FF 91 C SI 93 S CU 77 2-3 ② K		C SI 88 B CU 76 C SL 81 X CU 74 1-2 2B		F FF 94 X FF 94 0-1 ② G4-3 1-2	4	0	2	0	1	1	3
14 Brian Roberts, S (1, 4) OBP: 0.288, SLG: 0.240		X SI 91 0-0 2 BB 1-2 1B	B SI 92 C SI 91 X FF 92 1-1 22 G4-3 1-2 2-3 1B		B FF 92 C FC 89 B FF 92 F FF 92 X FF 92 2-2 E3 22 2B 1-2 2-H		C SI 89 D CU 76 C CH 78 X SI 90 1-2 ② F8		X FF 95 0-0 ③ L3	5	1	2	0	0	0	3

Inning Stats	1	2	3	4	5	6	7	8	9
	R: 2 E: 0 K: 2 S: 21	R: 0 E: 0 K: 0 S: 9	R: 2 E: 0 K: 1 S: 15	R: 0 E: 0 K: 2 S: 8	R: 4 E: 1 K: 2 S: 26	R: 0 E: 0 K: 0 S: 6	R: 0 E: 0 K: 1 S: 12	R: 1 E: 0 K: 1 S: 12	R: 0 E: 0 K: 0 S: 11
	H: 3 LOB: 2 BB: 1 P: 27	H: 2 LOB: 2 BB: 1 P: 17	H: 4 LOB: 2 BB: 1 P: 28	H: 0 LOB: 0 BB: 0 P: 12	H: 3 LOB: 1 BB: 1 P: 39	H: 0 LOB: 0 BB: 0 P: 10	H: 1 LOB: 1 BB: 0 P: 15	H: 1 LOB: 0 BB: 0 P: 16	H: 1 LOB: 1 BB: 0 P: 13

PITCHER		IP	WLS	BF	H	R	ER	SO	BB	IBB	HBP	BLK	WP	HR	S	P	ERA	WHIP
31 Jon Lester, L ERA: 2.67	(1, 1)	4.2	L	28	11	8	3	7	4	0	0	0	0	0	76	118	5.79	3.214
55 Chris Capuano, L ERA:	(5, 1)	2.1		9	2	0	0	1	0	0	0	0	0	0	21	30	0.00	0.857
54 Edward Mujica, R ERA: 9.45	(8, 1)	1.0		4	1	1	1	1	0	0	0	0	0	1	12	16	9.00	1.000
36 Junichi Tazawa, R ERA:	(9, 1)	1.0		4	1	0	0	0	0	0	0	0	0	0	11	13	0.00	1.000

PITCHER	IP	WLS	BF	H	R	ER	SO	BB	IBB	HBP	BLK	WP	HR	S	P	ERA	WHIP

TOP

New York Yankees @ Boston Red Sox

Fenway Park, Boston, MA

Tue Apr 22 2014, 7:12 PM - 10:28 PM EDT

Att. 37,041 - Cloudy - 71 F

livebaseballscorecards.com

AB	41
R	9
H	15
RBI	8
BB	4
SO	9
LOB	24

1B: 8	SF: 0	WP: 0	PA: 45
2B: 5	SAC: 0	PB: 0	
3B: 1	DP: 2	SB: 0	
HR: 1	HBP: 0	CS: 0	

BOTTOM

New York Yankees @ Boston Red Sox

Fenway Park, Boston, MA

Tue Apr 22 2014, 7:12 PM - 10:28 PM EDT

Att. 37,041 - Cloudy - 71 F

livebaseballscorecards.com

Batter	1	2	3	4	5	6	7	8	9	AB	R	H	RBI	BB	SO	LOB
38 Grady Sizemore, L (1, 9) OBP: 0.269, SLG: 0.344	C SI 90 S SL 87 B FF 92 X FS 84 1-2 ① L8		C SI 90 1 SAFE X SL 82 0-1 ②③ G4-6-3 1-2f		X SL 82 0-0 ③ F8			C FF 89 B FF 92 B FS 87 C SI 91 F FF 95 B FF 93 S FS 88 3-3 ① K		4	0	0	0	0	1	1
15 Dustin Pedroia, R (1, 4) OBP: 0.322, SLG: 0.381 10 Jonathan Herrera, S (9, 4) OBP: 0.313, SLG: 0.214	B CU 72 B FF 92 X FF 91 2-0 2B			X FF 90 0-0 ① G4-3		C FF 92 B FS 86 F SL 83 B FS 88 F SL 85 X FF 94 2-2 ① F9		C FF 93 F FF 95 B FF 97 C KC 82 1-3 ② K		4 0	0 0	1 0	0 0	0 0	1 0	0 0
34 David Ortiz, L (1, 10) OBP: 0.333, SLG: 0.449	C FS 85 S FS 87 F FC 90 F SL 86 B FF 94 S FS 88 1-3 ② K			B FF 90 C CU 74 B SL 81 B SL 82 X SI 92 3-1 HR		F SL 85 B FC 92 B FS 88 F FS 87 X FS 88 2-2 ② G6-3		F FF 95 F FF 96 C SV 84 0-3 ③ K		4	1	1	1	0	2	1
12 Mike Napoli, R (1, 3) OBP: 0.375, SLG: 0.532	C FF 94 B FF 95 C SL 86 F FF 95 S FS 87 1-3 ③ K			B SL 82 S SL 84 X SI 91 1-1 HR		C CU 74 C SL 84 F SI 88 F FF 94 F SL 86 B SL 87 X FF 94 1-2 2B			S FF 93 S FF 96 B KC 84 F FF 96 X SV 82 1-2 ① G5-3	4	1	2	1	0	1	1
5 Jonny Gomes, R (1, 7) OBP: 0.309, SLG: 0.404		B FF 91 X FF 91 1-0 ① P5		C FF 93 X SL 84 0-1 ② F7		C SL 85 B SL 84 S SI 89 B SL 88 S SL 87 2-3 ③ K			C FF 95 C FF 97 B KC 83 F FF 96 F FF 96 B KC 83 X KC 83 2-2 40 G3-1 2 2B 2B	4	1	1	0	0	1	1
40 A.J. Pierzynski, L (1, 2) OBP: 0.283, SLG: 0.309		B CU 73 B SL 84 F SI 91 F FC 89 S FF 94 2-3 ② K		X FF 91 0-0 2B			C SL 82 F FS 85 S FS 86 0-3 ① K		B KC 80 T FF 95 X FF 95 1-1 ② G3-1 2-3	4	0	1	0	0	2	1
2 Xander Bogaerts, R (1, 6) OBP: 0.400, SLG: 0.357		B FF 93 B FF 92 C SL 84 F SI 92 X FF 94 2-2 ③ F9		C SI 92 S SL 85 B FF 94 C FF 94 1-3 ③ K			X FF 91 0-0 ② G5-3		X FF 96 0-0 3-H 2B	4	0	1	1	0	1	1
26 Brock Holt, L (1, 5) OBP: 0.400, SLG: 0.500			B SI 88 C SI 89 C SL 81 X SL 86 1-2 ① G3		C SI 88 B SL 80 B FC 88 S FF 89 B FF 93 X FF 93 3-2 ① G4-3		C FF 92 B FC 90 C CU 75 B FS 87 F FF 95 X FF 94 2-2 1B		F FF 95 C KC 82 X SV 85 0-2 ③ G1-3	4	0	1	0	0	0	1
25 Jackie Bradley Jr., L (1, 8) OBP: 0.333, SLG: 0.298			X SI 90 0-0 38 G4-6-3 1B		B FF 92 C FF 92 F FF 90 X FS 86 1-2 ② G3		X FF 92 0-0 ③ B5-3			3	0	1	0	0	0	1

	AB	35
	R	3
	H	9
	RBI	3
	BB	0
	SO	9
	LOB	8

Inning Stats	1	2	3	4	5	6	7	8	9	1B: 2	SF: 0	WP: 0	PA: 35
R:	0	0	0	2	0	0	0	0	1	2B: 5	SAC: 0	PB: 0	
E:	0	0	0	0	0	0	0	0	0	3B: 0	DP: 1	SB: 0	
K:	2	1	0	1	1	1	1	3	0	HR: 2	HBP: 0	CS: 0	
S:	13	7	6	11	7	16	9	10	15				
H:	1	0	1	3	0	1	1	0	2				
LOB:	1	0	0	1	0	1	1	0	1				
BB:	0	0	0	0	0	0	0	0	0				
P:	18	12	7	16	11	23	11	14	19				

PITCHER	IP	WLS	BF	H	R	ER	SO	BB	IBB	HBP	BLK	WP	HR	S	P	ERA	WHIP
19 Masahiro Tanaka, R (1, 1) ERA: 2.15	7.1	W	28	7	2	2	7	0	0	0	0	0	2	73	105	2.46	0.955
68 Dellin Betances, R (8, 1) ERA: 0.93	1.2		7	2	1	1	2	0	0	0	0	0	0	21	26	5.40	1.200

PITCHER	IP	WLS	BF	H	R	ER	SO	BB	IBB	HBP	BLK	WP	HR	S	P	ERA	WHIP

Batter	1	2	3	4	5	6	7	8	9	AB	R	H	RBI	BB	SO	LOB
22 Jacoby Ellsbury, L (1, 8) OBP: 0.376, SLG: 0.455	X FF 92 0-0 ① G6-3		C CU 78 C FF 92 B FF 93 S FC 83 1-3 ② K 1-2		B FF 92 D FC 85 C CU 79 F FF 92 S FC 84 2-3 ② K		F SI 90 X SI 91 0-1 ③ G3			4	0	0	0	0	2	4
2 Derek Jeter, R (1, 6) OBP: 0.362, SLG: 0.328	B FF 91 F FF 92 X FF 90 1-1 ② G3-1		B FF 92 F FF 90 B FF 92 S FF 92 2 SAFE S FF 92 2-3 ③ K		S FF 92 B FF 93 B FF 92 F FF 91 F FF 93 F FF 93 F FF 94 X FF 93 2-2 ③ G4-3			F FC 83 C FF 90 B FC 84 X FC 81 1-2 ① G1-3		4	0	0	0	0	1	3
36 Carlos Beltrán, S (1, 10) OBP: 0.338, SLG: 0.600	B FF 92 B FF 92 C CU 78 X CU 76 2-1 1B			B FF 89 X FC 82 1-0 ① G4-3		C FF 89 X FC 82 0-1 34 G1-3 12 SF9 2B		C SI 91 F FF 90 F FF 91 C FF 92 0-3 ② K		4	1	2	0	0	1	0
34 Brian McCann, L (1, 2) OBP: 0.292, SLG: 0.420	D CU 78 B FC 85 B CU 78 C FF 92 F FF 92 F FF 91 X FF 91 3-2 ③ F8			B FF 90 B FF 89 C FF 89 F FF 90 F FF 92 X FF 91 2-2 1B		B FF 89 X SI 89 1-0 ① G1-3 2-3		F FC 83 B CH 82 X CH 83 1-1 ③ F8		4	0	1	0	0	0	2
12 Alfonso Soriano, R (1, 7) OBP: 0.313, SLG: 0.481		C FC 82 S FF 92 T FF 92 0-2 ① K		F FF 91 F FF 93 F FF 93 S FF 94 0-3 ② K		S FF 90 X FF 91 0-1 ② SF9 3-H			C FF 88 F FF 89 X FF 88 0-2 1B	3	0	1	1	0	2	1
25 Mark Teixeira, S (1, 3) OBP: 0.286, SLG: 0.269		S FF 91 C FF 92 C FF 93 0-3 ② K		F FF 92 C FF 92 S FC 84 0-3 ③ K		B CU 78 S CU 77 F FC 83 S FC 84 1-3 ③ K			C FF 87 F FF 87 S FS 79 0-3 ① K	4	0	0	0	0	4	2
11 Brett Gardner, L (1, 9) OBP: 0.303, SLG: 0.338	B FF 92 S FF 92 C FF 93 F FC 84 S FF 92 1-3 ③ K				B FF 89 C SI 88 C FF 90 X FC 84 1-2 33 2B 1B		F SI 88 B FF 89 X SI 89 1-1 ① G4-3		B FF 87 C FF 86 F FF 86 S FS 79 1-3 ② K	4	0	1	0	0	2	1
14 Brian Roberts, S (1, 4) OBP: 0.302, SLG: 0.259			B FF 89 C FF 89 F FF 92 F FF 92 X FF 92 1-2 33 FC6-4 1B		X FF 90 0-0 ① P6		B FF 90 X FF 89 1-0 1B		C FF 86 B FS 78 S FS 78 S FS 79 1-3 ③ K	4	0	2	0	0	1	2
33 Kelly Johnson, L (1, 5) OBP: 0.295, SLG: 0.500			L FF 92 X SI 92 0-1 ① FC6-4 22 S 1-2f		F FF 91 1 SAFE B FF 90 X FF 91 1-1 1-3 2B		D FC 82 C FC 83 F CU 77 F SI 90 C SI 91 1-3 ② K			3	0	1	0	0	1	2
Inning Stats	R: 0 E: 0 K: 0 S: 9 H: 1 LOB: 1 BB: 0 P: 15	R: 0 E: 0 K: 3 S: 10 H: 0 LOB: 0 BB: 0 P: 11	R: 0 E: 0 K: 2 S: 12 H: 1 LOB: 1 BB: 0 P: 16	R: 0 E: 0 K: 2 S: 12 H: 1 LOB: 1 BB: 0 P: 15	R: 0 E: 0 K: 1 S: 15 H: 2 LOB: 2 BB: 0 P: 21	R: 1 E: 0 K: 1 S: 8 H: 1 LOB: 0 BB: 0 P: 10	R: 0 E: 0 K: 1 S: 9 H: 1 LOB: 1 BB: 0 P: 12	R: 0 E: 0 K: 1 S: 9 H: 0 LOB: 0 BB: 0 P: 11	R: 0 E: 0 K: 3 S: 12 H: 1 LOB: 1 BB: 0 P: 14	1B: 6 2B: 2 3B: 0 HR: 0 SF: 1 SAC: 0 DP: 0 HBP: 0						

PITCHER		IP	WLS	BF	H	R	ER	SO	BB	IBB	HBP	BLK	WP	HR	S	P	ERA	WHIP
41 John Lackey, R ERA: 4.22	(1, 1)	8.0	W	31	7	1	1	11	0	0	0	0	0	0	84	111	1.12	0.875
19 Koji Uehara, R ERA:	(9, 1)	1.0		4	1	0	0	3	0	0	0	0	0	0	12	14	0.00	1.000

PITCHER	IP	WLS	BF	H	R	ER	SO	BB	IBB	HBP	BLK	WP	HR	S	P	ERA	WHIP

TOP

New York Yankees @ Boston Red Sox

Fenway Park, Boston, MA

Wed Apr 23 2014, 7:11 PM - 10:23 PM EDT

Att. 37,015 - Cloudy - 53 F

livebaseballscorecards.com

AB	34
R	1
H	8
RBI	1
BB	0
SO	14
LOB	17

WP: 0 PA: 35
PB: 0
SB: 1
CS: 0

Batter	1	2	3	4	5	6	7	8	9	AB	R	H	RBI	BB	SO	LOB
38 Grady Sizemore, L (1, 9) OBP: 0.264, SLG: 0.364	C FF 90 B FC 90 X FF 91 1-1 15 1B 3B	C FF 92 B CH 88 F FF 93 S KC 78 1-3 ③ K		C SI 89 F SL 85 B SI 91 C SI 91 1-3 ① K		B SI 92 C SI 92 S CH 86 B CH 87 F CH 85 B CH 87 F SI 91 S FF 92 3-3 ① K		1 SAFE S CH 83 X CH 83 0-1 FC1 15 G6-4-3 1-2		5	1	1	0	0	3	1
15 Dustin Pedroia, R (1, 4) OBP: 0.326, SLG: 0.382	B FC 91 C FF 90 D SL 82 S FF 92 B FC 92 X FF 90 3-2 12 1B 40 1B 3-H 1B		C SI 90 F SI 90 F KC 78 B SI 91 B SL 85 B SL 85 X SI 91 3-2 E6 34 1B 12 2B	C KC 81 B SI 92 X SI 90 1-1 12 G5-3 34 BB 1B		X SI 92 0-0 ② F8		C FF 93 B FF 94 B CH 82 B FF 93 X FF 92 3-1 ②③ G6-4-3 1-2f		5	2	2	1	0	0	2
34 David Ortiz, L (1, 10) OBP: 0.341, SLG: 0.444	C FF 91 B FF 92 D CH 88 S FC 92 X FF 93 2-2 ① F8		B SI 90 C SL 84 1 SAFE F SL 86 B SI 93 F SI 92 B KC 82 1 SAFE X SL 87 3-2 12 2B 26 WP 1-3 1B	C CH 82 B SI 91 B SI 91 B SI 90 D CH 84 4-1 12 G5-3 1-2 BB		C CH 85 X SI 92 0-1 ③ G5-3				3	1	1	0	1	0	1
12 Mike Napoli, R (1, 3) OBP: 0.391, SLG: 0.556	1 SAFE B SL 79 F FF 91 D CH 86 1 SAFE 1 SAFE F FF 92 F FF 92 F SL 80 2-2 X SL 82 40 1B 1-3 1B		F SI 91 C SI 92 F SL 87 D KC 80 X SL 87 1-2 26 WP 1-3 3-H 2B	X SL 87 0-0 ② G5-3 1-2 2-3			B SI 91 B FF 92 S SI 91 T SI 91 X SI 92 2-2 40 CS 1B		4	0	3	1	0	0	2
37 Mike Carp, L (1, 7) OBP: 0.290, SLG: 0.286 5 Jonny Gomes, R (8, 7) OBP: 0.309, SLG: 0.404	B FF 93 F FF 91 X CH 87 1-1 ② F7		C SI 90 D CH 84 S SI 91 S KC 81 1-3 ① K2-3	S FF 94 B FF 95 B FF 95 F SI 95 F SI 94 F SI 94 C FF 96 2-3 ③ K			B CH 84 X SI 90 1-0 ① L9		4 0	0 0	0 0	0 0	0 0	2 0	7 0
40 A.J. Pierzynski, L (1, 2) OBP: 0.297, SLG: 0.310	B CH 86 C FF 91 B FF 93 X FC 91 2-1 1-3 3-H 1B		T SI 91 B SI 92 F SI 92 B KC 83 D KC 82 B FF 93 4-2 26 WP BB		C FF 94 B SL 83 F FF 95 B SL 80 X FF 95 2-2 ① P5		B SI 91 B CH 85 S FF 91 X FF 92 2-1 ②③ F9 1-2		3	0	1	1	1	0	1
2 Xander Bogaerts, R (1, 6) OBP: 0.393, SLG: 0.351	B FC 91 X FF 92 1-0 ③ F8		C SI 92 X SL 87 0-1 ② F9		B SI 94 B SI 95 C SI 95 F SI 96 B SL 82 X SL 82 3-2 ② G1-3			B SL 81 S SL 81 B FF 91 F FF 91 F CH 83 X SL 81 2-2 E5 26 1B 1B		4	1	1	0	0	0	5
26 Brock Holt, L (1, 5) OBP: 0.458, SLG: 0.500		C FF 91 B CH 86 X FF 92 1-1 ① L8	B SI 91 C SI 91 F KC 83 B KC 82 B FF 92 B SI 92 4-2 1-2 2-3 3-H BB		B SI 95 S SI 95 B SL 82 B KC 82 B FF 96 B FF 95 4-1 BB			F SI 89 S CH 83 F SI 91 X FF 91 0-2 25 FC3-6 2-H 1B		2	0	1	1	2	0	0
25 Jackie Bradley Jr., L (1, 8) OBP: 0.314, SLG: 0.279		B FC 90 B FF 91 C FF 89 X FF 92 2-1 ② F7	B KC 80 S FF 91 C SI 92 D KC 82 F SI 91 C SL 86 2-3 ③ K		1 SAFE F SI 93 X SI 94 0-1 ③ L7			1 SAFE B CH 82 1 SAFE F FF 93 X CH 83 1-1 ① FC3-6 38 E 1-2f		4	0	0	0	0	1	5
Inning Stats	R: 2 E: 0 K: 0 S: 18 H: 4 LOB: 2 BB: 0 P: 30	R: 0 E: 0 K: 1 S: 7 H: 0 LOB: 0 BB: 0 P: 11	R: 2 E: 1 K: 2 S: 25 H: 2 LOB: 3 BB: 2 P: 43	R: 0 E: 0 K: 2 S: 12 H: 1 LOB: 2 BB: 1 P: 20	R: 0 E: 0 K: 0 S: 9 H: 0 LOB: 1 BB: 1 P: 18	R: 0 E: 0 K: 1 S: 8 H: 0 LOB: 0 BB: 0 P: 11	R: 0 E: 0 K: 0 S: 6 H: 1 LOB: 0 BB: 0 P: 11	R: 1 E: 2 K: 0 S: 14 H: 2 LOB: 1 BB: 0 P: 20		1B: 8 2B: 1 3B: 1 HR: 0 SF: 0 SAC: 0 DP: 1 HBP: 0						

BOTTOM

New York Yankees @ Boston Red Sox

Fenway Park, Boston, MA

Wed Apr 23 2014, 7:11 PM - 10:23 PM EDT

Att. 37,015 - Cloudy - 53 F

livebaseballscorecards.com

AB	34
R	5
H	10
RBI	4
BB	4
SO	6
LOB	24

WP: 1 PA: 38
PB: 0
SB: 0
CS: 1

PITCHER		IP	WLS	BF	H	R	ER	SO	BB	IBB	HBP	BLK	WP	HR	S	P	ERA	WHIP
35 Michael Pineda, R ERA: 1.83	(1, 1)	1.2	L	9	4	2	2	0	0	0	0	0	0	0	22	37	10.80	2.400
41 David Phelps, R ERA: 3.86	(2, 1)	2.0		13	3	2	0	4	3	0	0	0	1	0	35	60	0.00	3.000
48 Matt Thornton, L ERA: 1.93	(4, 1)	1.1		5	0	0	0	1	1	0	0	0	0	0	14	25	0.00	0.750
38 Preston Claiborne, R ERA: 2.25	(6, 1)	2.0		8	3	1	1	1	0	0	0	0	0	0	22	32	4.50	1.500
43 Adam Warren, R ERA: 2.53	(8, 1)	1.0		3	0	0	0	0	0	0	0	0	0	0	6	10	0.00	0.000

PITCHER	IP	WLS	BF	H	R	ER	SO	BB	IBB	HBP	BLK	WP	HR	S	P	ERA	WHIP

Batter	1	2	3	4	5	6	7	8	9	AB	R	H	RBI	BB	SO	LOB
22 Jacoby Ellsbury, L (1, 8) OBP: 0.391, SLG: 0.494	B FF 90 S FF 90 B SI 91 F FF 90 C FF 92 2-3 K	F FF 91 B CU 76 B CU 76 F FF 91 X SI 92 2-2 G4-3 2-3	B FC 86 B SI 90 X FF 88 2-0 1-H 2B		B SI 88 F FS 81 F SL 79 B FS 84 F SI 88 F SI 89 B SI 87 X FS 84 3-2 G4-3		B SI 87 X FF 86 1-0 2 1B 1-3 3-H 2B	C FS 85 X FS 85 0-1 2 WP 1-3 2B	F CH 80 B CH 80 B KN 65 B CH 78 C CH 79 B KN 66 4-2 1-2 2-3 3-H BB	6	1	3	3	1	1	1
2 Derek Jeter, R (1, 6) OBP: 0.373, SLG: 0.333 33 Kelly Johnson, L (9, PH) OBP: 0.290, SLG: 0.491 (9, 5)	B SI 92 X SI 91 1-0 G1-3	T FF 89 X SI 87 0-1 36 G5-3 36 WP 1B	C SI 89 B SI 89 F SI 89 C SI 88 1-3 K			X SL 78 0-0 G6-3	D SL 85 C SI 87 X SL 85 1-1 36 FC4-6 2-H 3-H 1B	T FS 87 B FF 92 B SL 83 B FS 87 F FF 93 B FF 92 4-2 2-3 3-H BB	C KN 66 F CH 81 B KN 69 F KN 67 F CH 81 B KN 68 B KN 65 X CH 80 3-2 P2	5 1	0 0	2 0	2 0	1 0	1 0	1 3
36 Carlos Beltrán, S (1, 9) OBP: 0.326, SLG: 0.580 31 Ichiro Suzuki, L (8, 9) OBP: 0.389, SLG: 0.429	F FF 91 B FF 88 X FF 88 1-1 E6 12 2B	D CU 76 F FC 86 B CU 78 B FC 87 X CH 83 3-1 G5-3 1-3 3-H		X SI 88 0-0 L5		C SI 86 B CH 75 X FF 87 1-2 2B	D CU 69 B SI 88 B SI 88 C FF 87 S CH 77 X SL 85 3-2 FC4-6 25 BB 12 BB 1-2f	X FF 91 0-0 P2		6 0	1 0	1 0	0 0	0 0	0 0	4 0
12 Alfonso Soriano, R (1, 10) OBP: 0.326, SLG: 0.500	B CU 76 X SI 91 1-0 25 PB 1-H 2B	B FF 88 X CH 83 1-0 L9		C SI 88 C SI 90 X SL 82 0-2 2B		X FF 87 0-0 F9	C CH 78 B CH 76 B FF 88 B CH 77 F SI 87 F CH 77 B FF 89 4-2 25 BB 1-2 BB	B SL 83 X SL 82 1-0 G5-3		5	0	2	1	1	0	4
25 Mark Teixeira, S (1, 3) OBP: 0.353, SLG: 0.379 66 John Ryan Murphy, R (9, 2) OBP: 0.125, SLG: 0.125	B FF 92 D SI 91 B FF 90 B FF 91 4-0 2-3 BB		C FF 90 X CU 73 0-1 HR	C SI 88 F FS 82 D FS 83 X SL 81 1-2 F8		C FF 86 X CH 77 0-1 G5-3	B SI 88 S SL 86 B CH 77 B FF 87 C SI 87 F SI 88 D SI 89 4-2 1-2 2-3 BB		C CH 80 B KN 65 F KN 66 B KN 68 B CH 82 B KN 66 4-2 34 G6-5-3 BB	3 0	1 0	1 0	1 0	3 0	0 0	2 0
34 Brian McCann, L (1, 2) OBP: 0.295, SLG: 0.405 (9, 3)	C SI 91 B SI 92 X CH 84 1-1 L8		C SI 89 F FF 91 X CH 83 0-2 G4-3	B SL 79 B FS 83 B SI 88 I IN 74 4-0 IBB			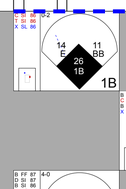 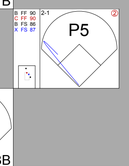		X CH 78 0-0 G6-5-3 1-2f	5	1	1	0	1	0	6
11 Brett Gardner, L (1, 7) OBP: 0.317, SLG: 0.324		B SI 90 C FF 90 B SI 90 B FF 91 C SI 91 B FF 87 4-2 26 WP 14 E 26 2B BB	C FF 89 X SI 90 0-1 E1 14 S 14 1B	F SI 88 B SI 86 C SL 80 B SI 87 F FS 82 X SI 88 2-2 L7			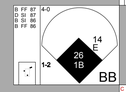 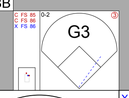		B KN 66 B KN 66 C CH 82 B KN 66 F CH 81 D KN 66 4-2 26 BB 14 BB 22 BB BB	3 4	4 0	0 0	0 3	3 0	0 5	5 5
14 Brian Roberts, S (1, 4) OBP: 0.319, SLG: 0.271		1 SAFE B FF 91 S FC 87 B SI 91 X SI 90 2-1 FC5 26 WP 26 2B 1-2	1 SAFE B SI 91 B FF 89 B SI 90 C FF 90 C CH 87 X SI 90 3-2 22 S 22 2B 1-H 1B		B SI 87 F SI 87 B SI 86 C SL 78 B SL 79 X SL 80 3-2 G4-3	F SI 88 X SI 87 0-1 FC5 26 1B 22 2B 1-2 2-3	X FF 88 0-0 22 2B 2 WP 1B	B CH 80 B CH 79 C CH 78 C KN 63 B KN 68 F CH 83 B CH 82 4-2 22 BB 26 BB 1-2 BB	5 4	4 2	2 1	1 1	1 0	0 3	3 3
26 Yangervis Solarte, S (1, 5) OBP: 0.395, SLG: 0.465 (9, 6)		B FF 88 C FF 88 F CU 76 B CU 76 B FF 91 F FF 91 F CU 75 F FC 86 X FC 86 3-2 22 G4-3 36 WP 1-H 2-H 2B	1 SAFE B SI 90 B SI 89 1 SAFE C SI 90 D CH 84 X SI 90 3-1 P5		C SI 88 C SI 87 F SL 80 X SI 88 0-2 G1-3	X SI 86 0-0 22 2B 2 1B 1-3 2-H 3-H 1B	B FS 84 F FS 84 B FS 86 X FS 86 2-1 F8	D KN 65 B CH 78 B CH 80 B CH 80 4-0 22 BB 1-2 2-3 BB	5 2	2 2	2 4	4 1	1 0	0 2	2 2
Inning Stats	R: 1 E: 1 K: 1 S: 9 H: 1 LOB: 2 BB: 1 P: 19	R: 3 E: 1 K: 0 S: 18 H: 2 LOB: 1 BB: 1 P: 33	R: 3 E: 1 K: 1 S: 16 H: 3 LOB: 1 BB: 0 P: 25	R: 0 E: 0 K: 0 S: 11 H: 1 LOB: 2 BB: 1 P: 18	R: 0 E: 0 K: 0 S: 12 H: 0 LOB: 0 BB: 0 P: 18	R: 0 E: 0 K: 0 S: 7 H: 1 LOB: 1 BB: 0 P: 8	R: 5 E: 1 K: 0 S: 23 H: 4 LOB: 3 BB: 3 P: 42	R: 1 E: 0 K: 0 S: 9 H: 2 LOB: 2 BB: 1 P: 16	R: 1 E: 0 K: 0 S: 15 H: 0 LOB: 3 BB: 5 P: 38	1B: 6 2B: 7 3B: 0 HR: 1 SF: 0 SAC: 0 DP: 1 HBP: 0	WP: 3 PB: 1 SB: 3 CS: 0 PA: 56					

TOP

New York Yankees @ Boston Red Sox

Fenway Park, Boston, MA

Thu Apr 24 2014, 7:14 PM - 11:04 PM EDT

Att. 37,356 - Clear - 59 F

livebaseballscorecards.com

AB	44
R	14
H	14
RBI	12
BB	12
SO	2
LOB	31

PITCHER		IP	WLS	BF	H	R	ER	SO	BB	IBB	HBP	BLK	WP	HR	S	P	ERA	WHIP
22 Felix Doubront, L ERA: 6.0	(1, 1)	2.2	L	19	6	7	3	1	2	0	0	0	2	1	40	73	10.12	3.000
35 Burke Badenhop, R ERA: 4.02	(3, 1)	2.2		10	1	0	0	1	0	1	0	0	0	0	27	41	0.00	0.375
32 Craig Breslow, L ERA: 7.5	(6, 1)	1.0		12	5	5	4	0	3	0	0	0	0	0	24	42	36.00	8.000
54 Edward Mujica, R ERA: 8.64	(7, 1)	1.2		8	2	1	1	0	1	0	0	0	1	0	14	23	5.40	1.800
37 Mike Carp, R ERA: 9.0	(9, 1)	1.0		7	0	1	1	0	5	0	0	0	0	0	15	38	9.00	5.000

PITCHER	IP	WLS	BF	H	R	ER	SO	BB	IBB	HBP	BLK	WP	HR	S	P	ERA	WHIP

BOTTOM

New York Yankees @ Boston Red Sox

Fenway Park, Boston, MA

Thu Apr 24 2014, 7:14 PM - 11:04 PM EDT

Att. 37,356 - Clear - 59 F

livebaseballscorecards.com

Batter	1	2	3	4	5	6	7	8	9	AB	R	H	RBI	BB	SO	LOB
15 Dustin Pedroia, R (1, 4) OBP: 0.320, SLG: 0.366	B CH 86 C SI 86 F SI 86 X SI 87 1-2 G6-3		C FF 88 C SL 79 B CH 83 B SI 89 F CH 82 B SI 88 B FF 89 4-2 18 2B 34 SF8 BB	F SI 87 F SI 88 C FF 91 0-3 K			B SI 91 B SI 91 C SI 90 X CH 88 2-1 FC6 12 BB 18 PB 5 SF9 1-3	B FF 94 B FF 94 F FF 94 F SL 88 X CH 85 2-2 G5-3		4 0	2 0	0 0	0 0	1 0	1 0	2 0
37 Mike Carp, L (9, 1) OBP: 0.290, SLG: 0.286																
18 Shane Victorino, S (1, 9) OBP: 0.200, SLG: 0.400	C SI 86 S CH 82 S CH 82 0-3 K		C SI 89 B SI 87 B SI 88 C FF 89 X FF 90 2-2 5 2B 1-3 2B		B CH 81 B SI 87 C SI 86 X SI 88 2-1 F7		C SL 85 F SL 87 S CU 82 0-3 K 1-2 3-H		B FC 89 S FC 89 S FC 90 F FC 92 B FC 91 X FC 91 2-2 G5-3	5	1	1	0	0	2	1
34 David Ortiz, L (1, 10) OBP: 0.340, SLG: 0.439	C SL 79 C SL 80 F SI 88 H SI 87 1-2 HBP		S FF 90 B SL 80 F SI 88 F SL 80 X SL 80 1-2 SF8 3-H		C SL 81 C SL 80 S SL 81 0-3 K		B SI 93 F SL 86 D SI 92 F SI 93 B SL 88 B SI 93 4-2 5 SF9 12 BB 2 2B BB		C FC 91 F KC 82 X KC 82 0-2 F8	1 1	0 1	0 1	1 0	0 0	1 1	0 0
10 Jonathan Herrera, S (7, PH) OBP: 0.324, SLG: 0.207																
(8, 10)																
(9, 4)																
12 Mike Napoli, R (1, 3) OBP: 0.381, SLG: 0.529	B SI 86 F SI 86 F SI 87 B CH 82 X SI 88 2-2 G5-3		F CH 83 X SI 87 0-1 G6-3		B CH 83 C CH 81 S SL 79 F CH 83 C SI 88 1-3 K		B SI 93 B SL 86 B SI 92 B SI 93 4-0 2 2B 1-2 2-3 BB		B FC 90 B FC 90 X FC 89 2-0 G4-3	4	0	0	0	1	1	2
5 Jonny Gomes, R (1, 7) OBP: 0.322, SLG: 0.429		B CH 86 C SI 86 B SI 86 B SI 86 B FF 87 4-1 2 FC4-6 BB	C CH 83 S CH 83 X FF 92 0-2 2 WP 2-H 2B			B SI 86 S SI 87 B CH 81 F CH 83 C SI 88 2-3 K	B CU 84 B SL 84 X FF 94 2-0 SF9 2-3 3-H			2	0	1	2	1	1	0
2 Xander Bogaerts, R (1, 6) OBP: 0.398, SLG: 0.372	B FF 87 C FF 87 S CH 82 X CH 82 1-2 FC4-6 26 BB 1-2f		S CH 82 F CH 83 B CU 79 X CH 82 1-2 G5-3 2-3			C SL 79 B SI 88 S SI 87 X CH 82 1-2 3 FC5-4 1B	C FF 94 B SL 86 X FF 93 1-1 1-3 3-H 2B			4	0	2	1	0	0	2
26 Brock Holt, L (1, 5) OBP: 0.429, SLG: 0.435	B FF 87 B FF 88 C FF 88 B FF 88 F FF 90 F FF 90 F FF 89 B SL 80 4-2 1-2 BB			B FF 87 B FF 88 C FF 88 C FF 91 X FF 90 2-2 G4-3		B FF 88 1 SAFE B FF 88 F FF 88 C FF 88 C FF 88 2-3 K	B FF 94 X CH 83 1-0 L9			3	0	0	0	1	1	3
3 David Ross, R (1, 2) OBP: 0.286, SLG: 0.400	C CH 82 X SL 81 0-1 L5			F SL 81 F SI 88 B CH 83 C SI 88 1-3 K		B SI 87 X SI 88 1-0 FC5-4 1-2f		C FF 93 C FF 92 F SL 87 B FF 93 X FF 94 1-2 L9		4	0	0	0	0	1	3
25 Jackie Bradley Jr., L (1, 8) OBP: 0.324, SLG: 0.270	S SL 80 C SL 80 S SL 79 0-3 K			B SL 80 H SI 87 2-0 HBP			B SI 94 F SI 94 B SI 94 B SI 93 B SI 93 4-1 15 E 15 FC6 18 PB BB	C CU 81 F FF 94 B CH 87 B CH 85 C FF 94 2-3 K		2	1	0	0	1	2	2
Inning Stats	R: 0 E: 0 K: 1 S: 12 H: 0 LOB: 1 BB: 0 P: 16	R: 0 E: 0 K: 1 S: 13 H: 0 LOB: 2 BB: 2 P: 22	R: 2 E: 0 K: 0 S: 18 H: 2 LOB: 1 BB: 1 P: 26	R: 0 E: 0 K: 2 S: 9 H: 0 LOB: 1 BB: 0 P: 14	R: 0 E: 0 K: 2 S: 9 H: 0 LOB: 0 BB: 0 P: 12	R: 0 E: 0 K: 2 S: 10 H: 1 LOB: 1 BB: 0 P: 16	R: 3 E: 1 K: 1 S: 12 H: 1 LOB: 2 BB: 3 P: 30	R: 0 E: 0 K: 1 S: 10 H: 0 LOB: 0 BB: 0 P: 15	R: 0 E: 0 K: 0 S: 8 H: 0 LOB: 0 BB: 0 P: 12	1B: 1 2B: 3 3B: 0 HR: 0	SF: 2 SAC: 0 DP: 0 HBP: 2	WP: 1 PB: 1 SB: 0 CS: 0	PA: 40					

PITCHER		IP	WLS	BF	H	R	ER	SO	BB	IBB	HBP	BLK	WP	HR	S	P	ERA	WHIP
52 CC Sabathia, L ERA: 4.78	(1, 1)	6.0	W	26	3	2	2	8	3	0	2	0	1	0	71	106	3.00	1.000
39 Shane Greene, R ERA:	(7, 1)	0.1		5	0	3	0	1	3	0	0	0	0	0	8	22	0.00	9.000
43 Adam Warren, R ERA: 2.19	(7, 1)	1.2		6	1	0	0	1	0	0	0	0	0	0	14	23	0.00	0.600
30 David Robertson, R ERA:	(9, 1)	1.0		3	0	0	0	0	0	0	0	0	0	0	8	12	0.00	0.000

PITCHER	IP	WLS	BF	H	R	ER	SO	BB	IBB	HBP	BLK	WP	HR	S	P	ERA	WHIP

AB	30
R	5
H	4
RBI	4
BB	6
SO	10
LOB	15

Los Angeles Angels @ New York Yankees

Yankee Stadium, Bronx, NY

Fri Apr 25 2014, 7:10 PM - 10:39 PM EDT

Att. 38,358 - Partly Cloudy - 53 F

livebaseballscorecards.com

TOP

Batter	1	2	3	4	5	6	7	8	9	AB	R	H	RBI	BB	SO	LOB
3 JB Shuck, L (1, 7) OBP: 0.200, SLG: 0.293	C SI 89 X SI 90 0-1 G3 ①	B CU 76 B FS 85 X SI 90 2-0 G6-3 ② 3-H		B SI 88 S FS 88 B CU 78 X SI 88 2-1 F9 ②		B SI 88 B FF 88 C SI 89 C SI 89 T FF 89 2-2 K ①	B FF 86 F FC 86 B CH 81 F FF 86 X FF 87 2-2 P3 ③			5	0	0	1	0	1	0
27 Mike Trout, R (1, 8) OBP: 0.363, SLG: 0.559 0 Brennan Boesch, L (8, PH) OBP: 0.231, SLG: 0.308 (8, 9)	B FF 89 C SI 91 X FS 86 1-1 F8 ②	C SL 84 B SI 91 F SL 83 F FS 86 B SI 92 X SL 85 2-2 G4-3 ③		C SL 81 F FS 84 F FS 86 B SL 82 B SL 82 F SI 90 S SL 81 2-3 K ③		B FF 88 F SL 85 C SL 84 S FF 88 1-3 K ②		C CH 85 B CH 81 F CH 80 B SL 79 F FF 86 B SI 87 S CH 81 3-3 K ①		4 1	0 0	0 0	0 0	0 0	2 1	0 0
5 Albert Pujols, R (1, 3) OBP: 0.356, SLG: 0.652 8 John McDonald, R (7, 5) OBP: 0.400, SLG: 0.429	C SI 91 B SI 90 F SI 91 B FS 86 B SL 85 X SI 92 3-2 28 1B 1B	B SI 90 F SI 89 X SI 90 1-1 G6-3 ①	B CU 76 C SL 81 X FS 84 1-1 HR	B FF 88 B FF 89 C SL 84 B FF 88 X FF 88 3-1 G6-3 ③			C FF 86 B FF 86 B SL 81 X FF 86 2-1 F8 ②		4 1	1 0	2 0	1 0	0 0	0 0	0 0
28 Raul Ibanez, L (1, 10) OBP: 0.224, SLG: 0.314 6 David Freese, R (8, PH) OBP: 0.211, SLG: 0.206 (8, 10)	C SI 91 B FS 85 S FS 86 X FS 86 1-2 1B	B SI 90 F SI 89 X SI 89 2-1 G4-3 ②	B SL 79 X SI 88 1-0 F7 ①	B SL 83 C FF 85 B CH 81 B CH 82 F FF 87 B FF 87 4-2 47 2 1B HR BB		C FF 86 C SL 82 F SL 80 F FF 86 B FF 87 S CU 76 1-3 K ③			3 1	1 0	1 0	0 0	1 1	0 0	0 0
47 Howie Kendrick, R (1, 4) OBP: 0.373, SLG: 0.430	X SL 84 0-0 G1-3 ③	C SI 91 B SI 91 S CU 78 F FS 86 X FS 86 1-2 44 HR 1B	C SL 80 S SL 80 X SL 81 0-2 44 WP 2 E 2B	C FF 87 B FC 87 B SL 82 X SL 83 2-1 2 HR 1B 1-2				C FC 84 X CH 80 0-1 F9 ①	5	3	3	0	0	0	2
44 Ian Stewart, L (1, 5) OBP: 0.268, SLG: 0.550 (7, 3)	S SI 88 B FF 90 F SL 83 B FS 86 F SI 90 B SI 90 F SI 89 F SI 90 F SI 88 3-2 2 1B 16 2B 1B X SI 91	1 SAFE B SI 89 1 SAFE B FS 84 X SI 90 2-0 1-H HR	F CU 73 S FS 84 B FS 84 S FS 84 1-3 K ② 2-3	C FF 88 B CU 77 C FF 88 B SL 83 B FF 88 C FF 88 3-3 K ①				F SL 80 B CH 80 X FC 85 1-1 G4-3 ②	5	2	2	2	0	2	3
2 Erick Aybar, S (1, 6) OBP: 0.314, SLG: 0.400	B CU 78 1 SAFE X SI 91 1-0 16 2B 7 SH3 1B 1-3	C SL 82 B SL 81 X SI 90 1-1 1B	D FS 84 X SI 90 1-0 E9 16 2B 3-H	B FF 86 F FF 87 X FF 88 1-1 1-H 2-H HR				B FF 88 C SL 76 X SL 78 1-1 16 1B 2B	5	4	4	3	0	0	0
16 Hank Conger, L (1, 2) OBP: 0.333, SLG: 0.517	S FS 85 S FS 85 X SI 90 0-2 7 SH3 3 G6-3 2B 1-3 3-H	B SL 79 1 SAFE C FS 83 B SI 89 F FS 88 1 SAFE X FS 83 2-2 G5-3 ③	B FF 88 B CH 81 X CH 82 2-0 2-H 2B	C FF 87 B CU 74 S SL 82 C SL 81 1-3 K ②				X SL 80 0-0 2-H 1B	5	1	3	3	0	1	1
7 Collin Cowgill, R (1, 9) OBP: 0.400, SLG: 0.615 (8, 8)	X SI 91 0-0 SH3 ① 2-3 3-H	C FS 87 X SL 80 0-1 P6 ①	B SI 88 B SI 89 F FF 89 B FF 89 C SI 90 S FF 89 3-3 K ③	B SL 80 B FF 86 X FF 86 2-0 HR				B FF 89 F FF 90 S SL 82 S SL 83 1-3 K ③	4	1	1	2	0	2	2

Inning Stats																		
	R: 0	H: 2	R: 3	H: 3	R: 2	H: 3	R: 0	H: 0	R: 3	H: 3	R: 0	H: 0	R: 4	H: 3	R: 0	H: 0	R: 1	H: 2
	E: 0	LOB: 2	E: 0	LOB: 0	E: 0	LOB: 1	E: 0	LOB: 0	E: 1	LOB: 1	E: 0	LOB: 0	E: 0	LOB: 0	E: 0	LOB: 0	E: 0	LOB: 1
	K: 0	BB: 0	K: 0	BB: 0	K: 0	BB: 0	K: 1	BB: 0	K: 2	BB: 0	K: 2	BB: 0	K: 2	BB: 1	K: 2	BB: 0	K: 1	BB: 0
	S: 11	P: 16	S: 17	P: 25	S: 14	P: 23	S: 9	P: 13	S: 14	P: 23	S: 8	P: 14	S: 16	P: 31	S: 11	P: 17	S: 10	P: 13

	1B: 8	SF: 0
	2B: 4	SAC: 1
	3B: 0	DP: 0
	HR: 4	HBP: 0

	WP: 1	PA: 45
	PB: 0	
	SB: 0	
	CS: 0	

	AB	43
	R	13
	H	16
	RBI	12
	BB	1
	SO	10
	LOB	8

PITCHER		IP	WLS	BF	H	R	ER	SO	BB	IBB	HBP	BLK	WP	HR	S	P	ERA	WHIP
18 Hiroki Kuroda, R ERA: 5.28	(1, 1)	4.2	L	25	10	8	6	2	0	0	0	0	1	2	61	91	11.57	2.143
40 Bruce Billings, R ERA: 9.0	(5, 1)	4.0		17	4	4	4	7	1	0	0	0	0	2	43	76	9.00	1.250
27 Shawn Kelley, R ERA: 2.7	(9, 1)	0.1		3	2	1	1	1	0	0	0	0	0	0	6	8	27.00	6.000

PITCHER		IP	WLS	BF	H	R	ER	SO	BB	IBB	HBP	BLK	WP	HR	S	P	ERA	WHIP

Batter	1	2	3	4	5	6	7	8	9	AB	R	H	RBI	BB	SO	LOB
22 Jacoby Ellsbury, L (1, 8) OBP: 0.379, SLG: 0.477 66 John Ryan Murphy, R (7, PH) OBP: 0.200, SLG: 0.200 (8, 2)	B FF 91 B FF 90 S SI 91 F SI 92 C CU 77 2-3 K ①		B FF 91 B FF 91 C SI 91 B SI 91 C SI 92 X SI 92 3-2 G4-3 ②			C FF 89 B FC 86 S CU 74 B SI 91 C CU 74 2-3 K ①	C FF 90 B FF 91 S CH 86 B FF 90 X CH 85 2-2 1-2 1B		C SI 92 D CH 86 F CH 84 F FF 93 F CU 79 S CU 82 1-3 K ③	3 2	0 0	0 1	0 0	0 0	2 1	0 2
2 Derek Jeter, R (1, 6) OBP: 0.385, SLG: 0.338 33 Kelly Johnson, L (7, PH) OBP: 0.286, SLG: 0.483 (8, 5)	C FF 92 C SI 92 B SI 93 B SL 82 F SI 93 B FC 89 B SI 91 4-2 BB		B SI 92 C SI 91 F CU 77 B FF 92 B SI 92 F SI 91 X SI 91 3-2 G6-3 ③			B CU 76 F CH 86 X FC 86 1-1 36 2B 12 SF8 1B	B SL 82 F FF 90 X SL 80 1-1 G3 ③			2 1	1 0	1 0	0 0	1 0	0 0	0 2
36 Carlos Beltrán, S (1, 9) OBP: 0.322, SLG: 0.576	B CU 74 B FF 90 C SI 90 B CU 74 X FF 90 3-1 F7 ②			B SI 88 B SI 90 C FF 90 X FF 91 2-1 F9 ①		C CH 84 X SI 90 0-1 34 S 1-3 2B		B FF 93 S FF 94 F CH 86 X FF 93 1-2 G4-3 ①		4	0	1	0	0	0	1
12 Alfonso Soriano, R (1, 10) OBP: 0.312, SLG: 0.482	B CU 78 C CU 79 F SI 92 X SL 83 1-2 F9 ③			B SI 91 F FF 92 S SI 93 B SL 80 B SI 91 F FF 92 T FF 92 3-2 K ②		S SL 81 B FF 90 F CU 75 X CU 80 1-2 SF8 ② 3-H		C SL 79 F FF 94 F FF 94 X FF 94 0-2 G6-3 ②		3	0	0	1	0	1	1
25 Mark Teixeira, S (1, 3) OBP: 0.378, SLG: 0.367 31 Ichiro Suzuki, L (8, 8) OBP: 0.378, SLG: 0.417		C FF 90 B SL 85 X SI 90 1-1 G6-3 ①		B SI 91 B CU 77 C FF 91 B SI 90 B SI 90 4-1 BB		B B C CH 85 F SI 89 D SI 91 F SL 82 B SI 91 4-2 BB		C SL 94 S SL 80 F FF 94 B SL 80 F FF 93 F CH 88 X FF 94 1-2 L7 ③		1 1	0 0	0 0	0 0	2 0	0 0	0 0
34 Brian McCann, L (1, 2) OBP: 0.280, SLG: 0.385 (8, 3)		X FF 91 0-0 G6-3 ②		C CU 74 S SL 81 B SI 90 B FF 91 S CU 75 2-3 K ③		C FF 89 D CU 75 B SI 90 S CU 74 D CU 77 X CU 76 3-2 G3-1 ③ 2-3			C FF 90 C FF 92 B CH 85 F CH 84 F FF 92 B CU 78 F CH 82 X SI 92 2-2 F7 ①	4	0	0	0	0	1	3
11 Brett Gardner, L (1, 7) OBP: 0.326, SLG: 0.333		C FF 90 B FF 90 X SI 90 1-1 14 S 1B	C FF 88 B CU 74 B FF 89 B FF 90 C FF 89 X SI 89 3-2 14 G4-6-3 1B				B FF 91 B FF 92 C FF 91 F FF 91 C SL 82 2-3 K ①		C FF 93 B FF 93 B CU 79 X FF 93 2-1 F7 ②	4	0	2	0	0	1	0
14 Brian Roberts, S (1, 4) OBP: 0.315, SLG: 0.270		B FF 90 C CU 74 C FF 91 D SL 81 F FF 90 B CU 75 C SL 80 3-3 1-2 K ③				C FF 88 S CH 84 F CU 74 X FF 89 0-2 G4-6-3 ① ② 1-2f	F FF 92 C CH 86 F SL 82 B FF 91 F FF 90 X CH 85 1-2 G4-3 ②		F SI 92 F FF 93 B CH 85 B CH 84 F SI 94 X CU 80 2-2 26 BB 1B	4	0	1	0	0	1	2
26 Yangervis Solarte, S (1, 5) OBP: 0.400, SLG: 0.452 (8, 6)			B SI 89 X SI 90 1-0 G6-3 ①			B FF 89 C SI 90 X CH 85 1-1 P4 ③	B FF 90 B FF 91 B FF 90 B FF 89 4-0 66 1B BB		B SI 92 B FF 91 B SI 92 B FF 90 4-0 1-2 BB	2	0	0	0	2	0	0
Inning Stats	R: 0 E: 0 K: 1 S: 11 H: 0 LOB: 1 BB: 1 P: 21	R: 0 E: 0 K: 1 S: 9 H: 1 LOB: 1 BB: 0 P: 14	R: 0 E: 0 K: 0 S: 8 H: 0 LOB: 0 BB: 0 P: 15	R: 0 E: 0 K: 2 S: 10 H: 0 LOB: 1 BB: 1 P: 21	R: 0 E: 0 K: 0 S: 9 H: 1 LOB: 0 BB: 0 P: 13	R: 1 E: 0 K: 1 S: 16 H: 2 LOB: 2 BB: 1 P: 27	R: 0 E: 0 K: 1 S: 13 H: 1 LOB: 2 BB: 1 P: 23	R: 0 E: 0 K: 0 S: 13 H: 0 LOB: 0 BB: 0 P: 15	R: 0 E: 0 K: 1 S: 17 H: 1 LOB: 2 BB: 1 P: 28	1B: 5 2B: 1 3B: 0 HR: 0	SF: 1 SAC: 0 DP: 1 HBP: 0					

PITCHER		IP	WLS	BF	H	R	ER	SO	BB	IBB	HBP	BLK	WP	HR	S	P	ERA	WHIP
33 C.J. Wilson, L ERA: 3.69	(1, 1)	6.0	W	24	4	1	1	5	3	0	0	0	0	0	63	111	1.50	1.167
63 Nick Maronde, L ERA: 2.25	(7, 1)	1.0		5	1	0	0	1	1	0	0	0	0	0	13	23	0.00	2.000
49 Ernesto Frieri, R ERA: 8.38	(8, 1)	1.0		3	0	0	0	0	0	0	0	0	0	0	13	15	0.00	0.000
60 Yoslan Herrera, R ERA: 1.5	(9, 1)	1.0		5	1	0	0	1	1	0	0	0	0	0	17	28	0.00	2.000

PITCHER	IP	WLS	BF	H	R	ER	SO	BB	IBB	HBP	BLK	WP	HR	S	P	ERA	WHIP

BOTTOM

Los Angeles Angels @ New York Yankees

Yankee Stadium, Bronx, NY

Fri Apr 25 2014, 7:10 PM - 10:39 PM EDT

Att. 38,358 - Partly Cloudy - 53 F

livebaseballscorecards.com

AB	31
R	1
H	6
RBI	1
BB	5
SO	7
LOB	11

Batter	1	2	3	4	5	6	7	8	9	AB	R	H	RBI	BB	SO	LOB
7 Collin Cowgill, R (1, 9) OBP: 0.371, SLG: 0.548	B FF 89 F FF 89 C SI 89 B SL 82 X SI 90 2-2 F8		C CU 77 C FF 90 B SL 83 X SI 89 1-2 L4		C FF 88 S CU 76 X FF 89 0-2 G5-3		B KC 83 X FF 96 1-0 27 BB 1B		C FC 92 B KC 82 C FC 92 B KC 83 F FC 92 F FC 92 S FC 90 2-3 K	5	0	1	0	0	1	0
27 Mike Trout, R (1, 8) OBP: 0.383, SLG: 0.594	B FF 90 X SI 90 1-0 HR		C CU 78 F FF 91 B SL 86 B SL 84 F FF 92 F CU 78 S FF 91 2-3 K		B SL 84 S SL 84 C FF 91 B SL 84 F SI 90 B CU 76 B FF 90 4-2 5 BLK BB		B SL 80 1 SAFE B FF 90 B FF 91 B FF 92 4-0 1-2 BB		B KC 82 B FC 92 C FC 91 X KC 82 2-1 5 S 1B	3	1	2	1	2	1	0
5 Albert Pujols, R (1, 10) OBP: 0.358, SLG: 0.639	C FF 90 X SL 78 0-1 47 G1-3 1B			F FF 89 X SL 82 0-1 47 BB 2 E 1B	B FF 93 B FF 94 X FF 94 2-0 G6-3 1-2		B FF 92 B FF 91 X FF 91 2-0 F7		1 SAFE C FC 93 F FC 90 1 SAFE B FC 92 D KC 83 F FC 91 B FC 91 F KC 82 3-2 X FC 93 F7 1-2	5	1	2	0	0	0	4
47 Howie Kendrick, R (1, 4) OBP: 0.364, SLG: 0.412	C SL 80 F SI 89 B SL 84 F SI 89 X CU 77 1-2 G1-3 1-2			B SI 89 B SL 83 1 SAFE B CU 76 B SI 88 4-0 2 FC5-4 1-2 BB	C KC 82 B KC 82 S FF 95 X KC 82 1-2 P4		C SL 85 B SL 84 S SL 84 F FF 94 B SL 86 S SL 83 2-3 K		B FC 92 B FC 92 B FC 91 C FC 90 F FC 92 F KC 82 S FC 92 3-3 K	4	0	0	0	1	2	5
2 Erick Aybar, S (1, 6) OBP: 0.300, SLG: 0.381	C CU 77 B FF 91 F CH 82 B FF 91 S SL 83 2-3 K			C FF 90 X SL 82 0-1 FC5-4 17 2B 1-2f 2-H		C FF 93 X FF 95 0-1 G1-3		B SL 81 X FF 91 1-0 G3		4	1	0	0	0	1	2
17 Chris Iannetta, R (1, 2) OBP: 0.358, SLG: 0.426 0 Brennan Boesch, L (8, PR) OBP: 0.231, SLG: 0.308 (8, 7)		B FF 89 F SI 88 B CH 83 X SI 88 2-1 F8		B SI 87 C SL 82 X SL 83 1-1 6 1B 2-H 2B		B FF 95 F FF 95 F FF 96 B KC 84 C KC 82 2-3 K		C FF 93 B SL 84 C SL 84 F FF 94 F FF 93 X SL 86 1-2 44 1B 1B		4 0 0	0 0 0	2 0 0	1 0 0	0 0 0	1 0 0	0 0 0
44 Ian Stewart, L (1, 3) OBP: 0.289, SLG: 0.535		C SL 84 F SL 81 B FF 90 T SI 90 1-2 K		S CU 77 F FF 89 F SL 84 B SI 90 S CU 75 1-3 K		C KC 80 B KC 82 C KC 81 B FF 96 B FF 96 B KC 82 4-2 BB		X SL 83 0-0 1-2 1B		3	0	1	0	1	2	1
6 David Freese, R (1, 5) OBP: 0.213, SLG: 0.209		C SI 88 X CU 78 0-1 G3-1		B FF 88 X CU 76 1-0 2-3 1B		B FF 96 C FF 96 1 SAFE C FF 95 S KC 84 1-3 K		B FF 94 X SL 85 1-0 F7		4	0	1	0	0	1	3
3 JB Shuck, L (1, 7) OBP: 0.190, SLG: 0.279 28 Raul Ibanez, L (8, PH) OBP: 0.221, SLG: 0.310 16 Hank Conger, L (8, 2) OBP: 0.333, SLG: 0.517			B FF 89 F SL 81 X CU 77 1-1 P6	X SL 85 0-0 F8			C FF 94 B KC 80 F KC 80 B FF 96 B KC 84 C FF 95 3-3 K	T FF 93 D SL 81 F SI 95 D SL 83 F FF 96 F SI 95 X SL 83 2-2 L9		3 1 0	0 0 0	0 0 0	0 0 0	1 0 0	2 2 0
Inning Stats	R: 1 E: 0 K: 1 S: 13 H: 2 LOB: 1 BB: 0 P: 19	R: 0 E: 0 K: 1 S: 7 H: 0 LOB: 0 BB: 0 P: 10	R: 0 E: 0 K: 1 S: 10 H: 0 LOB: 0 BB: 0 P: 14	R: 2 E: 1 K: 1 S: 12 H: 3 LOB: 2 BB: 1 P: 19	R: 0 E: 0 K: 0 S: 10 H: 0 LOB: 1 BB: 1 P: 17	R: 0 E: 0 K: 2 S: 10 H: 0 LOB: 1 BB: 1 P: 17	R: 0 E: 0 K: 2 S: 9 H: 1 LOB: 2 BB: 1 P: 21	R: 0 E: 0 K: 0 S: 13 H: 2 LOB: 2 BB: 0 P: 18	R: 0 E: 0 K: 2 S: 16 H: 1 LOB: 1 BB: 0 P: 26	1B: 7 2B: 1 3B: 0 HR: 1 SF: 0 SAC: 0 DP: 0 HBP: 0						

PITCHER		IP	WLS	BF	H	R	ER	SO	BB	IBB	HBP	BLK	WP	HR	S	P	ERA	WHIP
57 Vidal Nuño, L ERA: 6.59	(1, 1)	4.1		20	5	3	3	4	2	0	0	0	0	1	48	72	6.23	1.615
68 Dellin Betances, R ERA: 0.77	(5, 1)	2.0	W	8	1	0	0	3	1	0	0	1	0	0	18	32	0.00	1.000
27 Shawn Kelley, R ERA: 2.38	(7, 1)	1.1	H	7	2	0	0	1	1	0	0	0	0	0	13	24	0.00	2.250
48 Matt Thornton, L ERA: 1.8	(8, 1)	0.1	H	1	0	0	0	0	0	0	0	0	0	0	5	7	0.00	0.000
30 David Robertson, R ERA:	(9, 1)	1.0	S	4	1	0	0	2	0	0	0	0	0	0	16	26	0.00	1.000

PITCHER	IP	WLS	BF	H	R	ER	SO	BB	IBB	HBP	BLK	WP	HR	S	P	ERA	WHIP

TOP

Los Angeles Angels @ New York Yankees

Yankee Stadium, Bronx, NY

Sat Apr 26 2014, 1:09 PM - 4:13 PM EDT

Att. 40,908 - Partly Cloudy - 61 F

livebaseballscorecards.com

AB	36
R	3
H	9
RBI	2
BB	4
SO	10
LOB	19

WP: 0 PA: 40
PB: 0
SB: 1
CS: 0

BOTTOM

Batter	1	2	3	4	5	6	7	8	9	AB	R	H	RBI	BB	SO	LOB
22 Jacoby Ellsbury, L (1, 8) OBP: 0.374, SLG: 0.467	C SI 89 C FF 91 S CU 77 0-3 K	X SI 91 0-0 G3			B SI 91 X SI 91 1-0 12 F9 2 1B 1B		C FF 93 C SL 82 B CH 85 C FF 95 1-3 K			4	0	1	0	0	2	1
2 Derek Jeter, R (1, 6) OBP: 0.378, SLG: 0.333	B SI 92 C SI 92 F FC 84 X CH 82 1-2 F9		C SI 90 F FC 87 F CU 78 C SI 93 0-3 K		B FC 85 B CH 82 1 SAFE X SI 89 2-0 1-2 1B		C SL 81 X SL 83 0-1 F9			4	0	1	0	0	1	0
36 Carlos Beltrán, S (1, 10) OBP: 0.309, SLG: 0.551	C SI 92 B FF 92 X FC 87 1-1 G5-3		X CH 84 0-0 G6-3		B CH 82 B CH 84 C FC 86 F FC 85 F SI 92 X CH 82 2-2 F7		B CH 87 B FF 95 B CH 88 C FF 94 F FF 95 X FF 95 3-2 F9			4	0	0	0	0	0	2
12 Alfonso Soriano, R (1, 9) OBP: 0.309, SLG: 0.472 31 Ichiro Suzuki, L (9, 9) OBP: 0.378, SLG: 0.417		B SI 91 C SI 91 B FC 88 C SI 92 B CH 84 F CH 85 C CU 79 3-3 K	B CU 78 S SI 92 S FC 88 B CH 81 X CH 82 2-2 1B		B FF 95 C SI 94 B FF 96 F CH 85 F SI 95 X CU 80 2-2 F9 2-3			B FF 93 F FF 94 B SL 80 X SL 80 2-1 F8		4 0	0 0	1 0	0 0	0 0	1 0	2 0
25 Mark Teixeira, S (1, 3) OBP: 0.366, SLG: 0.333		H SI 92 1-0 14 BB 11 1B 66 BLK HBP	B FF 91 S CH 82 1 SAFE 1 SAFE F FF 92 X CU 75 1-2 P4		F FF 94 B CH 85 B CH 85 T FF 94 S FF 95 2-3 K			F FF 93 B SI 94 B FF 94 C FF 94 X SL 81 2-2 G6-3		3	1	0	0	0	1	3
11 Brett Gardner, L (1, 7) OBP: 0.344, SLG: 0.346		C SI 91 F SI 92 X CU 76 0-2 66 BLK 14 BB 66 1B 1-2 1B		T SI 89 B CU 76 B SI 91 X SI 90 2-1 G1-3		C FF 91 F FF 91 X SI 91 0-2 33 G4-3 33 S 1B		H FF 94 1-0 HBP		3	1	2	0	0	0	0
14 Brian Roberts, S (1, 4) OBP: 0.312, SLG: 0.258		B SI 92 B CH 84 B SI 91 B SI 91 4-0 66 BLK 66 1B 1-2 2-3 BB		X FF 92 0-0 F9		1 SAFE C FF 91 S FF 90 1 SAFE S SL 83 0-3 K		X FF 93 0-0 F8		3	1	0	0	1	1	2
33 Kelly Johnson, L (1, 5) OBP: 0.273, SLG: 0.459		C SI 92 B CU 76 C SI 93 B SI 94 F SI 94 D CU 79 X SI 93 3-2 F7		B SI 90 F SI 92 C SI 92 B FC 88 B SI 94 F SI 92 X CH 84 3-2 G3		F FF 91 T FF 90 F SL 81 X SL 81 0-2 G4-3 1-3				3	0	0	0	0	0	4
66 John Ryan Murphy, R (1, 2) OBP: 0.308, SLG: 0.538		B SI 92 F SI 94 B CH 84 C SI 94 F SI 95 X CH 85 2-2 1-H 2-H 3-H 1B			X SI 90 0-0 HR		B FF 94 B FF 94 C FF 94 X FF 94 2-1 F9			3	1	2	3	0	0	1
Inning Stats	R: 0 E: 0 K: 1 S: 8 H: 0 LOB: 0 BB: 0 P: 10	R: 3 E: 0 K: 1 S: 16 H: 2 LOB: 1 BB: 1 P: 29	R: 0 E: 0 K: 1 S: 11 H: 1 LOB: 1 BB: 0 P: 14	R: 0 K: 0 S: 7 H: 0 LOB: 0 BB: 0 P: 12	R: 1 E: 0 K: 1 S: 14 H: 3 LOB: 2 BB: 0 P: 23	R: 0 E: 0 K: 1 S: 12 H: 1 LOB: 1 BB: 0 P: 14	R: 0 E: 0 K: 1 S: 8 H: 0 LOB: 0 BB: 0 P: 12	R: 0 E: 0 K: 0 S: 6 H: 0 LOB: 1 BB: 0 P: 11		1B: 6 2B: 0 3B: 0 HR: 1 SF: 0 SAC: 0 DP: 0 HBP: 2						

PITCHER		IP	WLS	BF	H	R	ER	SO	BB	IBB	HBP	BLK	WP	HR	S	P	ERA	WHIP
53 Héctor Santiago, L ERA: 4.44	(1, 1)	4.1	L	21	6	4	4	3	1	0	1	1	0	1	49	77	8.31	1.615
40 Kevin Jepsen, R ERA: 5.63	(5, 1)	0.2		2	0	0	0	1	0	0	0	0	0	0	7	11	0.00	0.000
63 Nick Maronde, L ERA: 1.93	(6, 1)	0.2		3	1	0	0	1	0	0	0	0	0	0	10	10	0.00	1.500
58 Michael Kohn, R ERA: 1.38	(6, 1)	1.1		4	0	0	0	1	0	0	0	0	0	0	10	16	0.00	0.000
49 Ernesto Frieri, R ERA: 7.59	(8, 1)	1.0		4	0	0	0	0	0	0	1	0	0	0	6	11	0.00	0.000

PITCHER	IP	WLS	BF	H	R	ER	SO	BB	IBB	HBP	BLK	WP	HR	S	P	ERA	WHIP

Los Angeles Angels @ New York Yankees

Yankee Stadium, Bronx, NY

Sat Apr 26 2014, 1:09 PM - 4:13 PM EDT

Att. 40,908 - Partly Cloudy - 61 F

livebaseballscorecards.com

AB	31
R	4
H	7
RBI	3
BB	1
SO	6
LOB	15

WP: 0 PB: 0 SB: 1 CS: 0 PA: 34

Los Angeles Angels @ New York Yankees

Yankee Stadium, Bronx, NY

Sun Apr 27 2014, 8:09 PM - 11:36 PM EDT

Att. 40,028 - Cloudy - 54 F

livebaseballscorecards.com

TOP

Batter	1	2	3	4	5	6	7	8	9	AB	R	H	RBI	BB	SO	LOB
7 Collin Cowgill, R (1, 9) OBP: 0.359, SLG: 0.543	C FF 91 F FF 90 F SL 83 S SL 84 0-3 K		X SI 89 0-0 2B	B SL 84 C SL 84 F FF 93 S FS 87 1-3 K			B SL 82 C SL 81 B SL 82 F FF 91 B FS 87 S FS 87 3-3 K		C KC 84 D KC 84 F FC 91 S KC 84 1-3 K	4	0	1	0	0	3	2
28 Raul Ibanez, L (9, PH) OBP: 0.218, SLG: 0.306										1	0	0	0	0	1	2
27 Mike Trout, R (1, 8) OBP: 0.387, SLG: 0.590	X FF 91 0-0 47 BB 1B		C FF 91 B SI 91 B SL 84 F FS 87 F SL 85 D FS 88 C SL 85 3-3 K		C FF 91 B SI 90 B FS 86 S SL 85 F FF 94 F FF 92 F FF 93 S FS 88 2-3 K		C CU 80 X SL 87 0-1 5 G4-3 1B			4	0	2	0	0	2	1
5 Albert Pujols, R (1, 3) OBP: 0.355, SLG: 0.620	1 SAFE B SL 80 S SL 83 S SI 90 1 SAFE S SI 90 1-3 K		2 SAFE B SI 91 B SI 91 F SL 84 B SI 92 D SI 92 4-1 47 G6-4-3 BB		C CU 73 S SI 92 X SI 92 0-2 G4-3		1 SAFE S SL 86 1 SAFE C FF 94 B SL 87 1 SAFE B SI 94 1 SAFE X SL 89 2-2 G4-3 1-2f			3	0	0	0	1	1	2
47 Howie Kendrick, R (1, 4) OBP: 0.369, SLG: 0.430	1 SAFE B SL 83 B FF 91 B FF 91 C FF 92 F FF 92 F SL 85 F FS 86 B FF 93 4-2 1-2 BB		X FS 87 0-0 G6-4-3 1-2f		B FF 92 B SI 91 C CU 74 X CU 72 2-1 3B			B FF 94 F FF 93 C SL 86 B CH 84 F FF 94 B SL 88 F FF 95 S SL 88 3-3 K		3	0	1	0	1	1	2
2 Erick Aybar, S (1, 6) OBP: 0.298, SLG: 0.386	S FS 86 S FS 86 B FS 85 S FS 86 1-3 K2-3			B CU 70 X SI 89 1-0 17 BB 3 FC4-6 2B	C FF 94 S FS 88 S FS 88 0-3 K			B CU 81 B CH 87 X FF 94 2-0 G6-3		4	1	1	0	0	2	3
6 David Freese, R (1, 10) OBP: 0.215, SLG: 0.254		C CU 71 X SL 79 0-1 F8		F FF 91 C SL 84 S FS 87 0-3 K		X FF 90 0-0 HR		C CU 81 B SL 86 C SL 86 B SL 85 B SL 88 S FF 95 3-3 K		4	1	1	1	0	2	1
44 Ian Stewart, L (1, 5) OBP: 0.286, SLG: 0.500		F SI 89 S FF 89 F FS 85 B FF 90 S FS 86 1-3 K		H SL 89 1-0 3 FC4-6 17 BB HBP		B SL 80 C FS 88 C FS 86 B FS 86 S FS 87 2-3 K			C FC 91 B KC 83 B FC 92 S FC 92 C FC 92 2-3 K	3	0	0	0	0	3	0
17 Chris Iannetta, R (1, 2) OBP: 0.380, SLG: 0.418		B FF 91 F SI 90 B FF 91 B SL 82 B SI 91 4-1 3 FC4-6 BB		B SL 84 S FF 91 D FS 87 S FS 87 B FF 93 D FS 86 4-2 3 FC4-6 1-2 2-3 BB		S SI 91 X CU 74 0-1 F8			S FC 91 S FC 92 F FC 92 F KC 82 B KC 83 B FC 92 F FC 92 B KC 81 F FC 91 4-2 B FC 80 3 G4-3 BB	1	0	0	0	3	0	0
8 John McDonald, R (9, PR) OBP: 0.400, SLG: 0.429										0	0	0	0	0	0	0
3 JB Shuck, L (1, 7) OBP: 0.179, SLG: 0.262	B SI 88 C SI 90 X SI 90 1-1 FC4-6 1-2f		F FS 87 F FS 88 D FS 88 F FS 87 F SL 87 X FS 89 1-2 FC4-6 1-2f 2-3 3-H		B SI 91 C SI 91 C SI 92 X FS 88 1-2 G3				C FC 92 F FC 92 F FC 92 D KC 84 X KC 82 1-2 G4-3 1-2	4	0	0	1	0	0	4

Inning Stats	1	2	3	4	5	6	7	8	9
	R: 0 E: 0 K: 3 S: 15 H: 1 LOB: 2 BB: 1 P: 21	R: 0 E: 0 K: 1 S: 9 H: 0 LOB: 1 BB: 1 P: 15	R: 0 E: 0 K: 1 S: 7 H: 1 LOB: 1 BB: 1 P: 14	R: 1 E: 0 K: 2 S: 14 H: 1 LOB: 2 BB: 1 P: 22	R: 0 E: 0 K: 2 S: 14 H: 1 LOB: 1 BB: 0 P: 18	R: 1 E: 0 K: 1 S: 9 H: 1 LOB: 0 BB: 0 P: 12	R: 0 E: 0 K: 1 S: 8 H: 1 LOB: 0 BB: 0 P: 13	R: 0 E: 0 K: 2 S: 9 H: 0 LOB: 0 BB: 0 P: 17	R: 0 E: 0 K: 2 S: 16 H: 0 LOB: 2 BB: 1 P: 24

1B: 2	SF: 0
2B: 2	SAC: 0
3B: 1	DP: 2
HR: 1	HBP: 1

WP: 0	PA: 37
PB: 0	
SB: 0	
CS: 0	

AB	31
R	2
H	6
RBI	2
BB	5
SO	15
LOB	17

PITCHER	IP	WLS	BF	H	R	ER	SO	BB	IBB	HBP	BLK	WP	HR	S	P	ERA	WHIP
19 Masahiro Tanaka, R (1, 1) ERA: 2.27	6.1		28	5	2	2	11	4	0	1	0	0	1	71	108	2.84	1.421
43 Adam Warren, R (7, 1) ERA: 1.93	1.2	W	5	1	0	0	2	0	0	0	0	0	0	14	24	0.00	0.600
30 David Robertson, R (9, 1) ERA:	1.0	S	4	0	0	0	2	1	0	0	0	0	0	16	24	0.00	1.000

PITCHER	IP	WLS	BF	H	R	ER	SO	BB	IBB	HBP	BLK	WP	HR	S	P	ERA	WHIP

Batter	1	2	3	4	5	6	7	8	9	AB	R	H	RBI	BB	SO	LOB
22 Jacoby Ellsbury, L (1, 8) OBP: 0.369, SLG: 0.452	B FF 95 F FF 95 X SI 96 1-1 G4-3 ①		B SI 97 F FF 96 X SL 85 1-1 F9 ③		C CU 78 C SI 94 D SL 87 B CU 78 X SL 85 2-2 G4-3 ③			B FF 94 B FF 94 S FF 94 B CH 86 B FF 94 4-1 34 PB, 36 BB, 34 WP, BB		3	1	0	0	1	0	2
2 Derek Jeter, R (1, 6) OBP: 0.360, SLG: 0.316	B FC 96 B FF 96 C FF 97 S FF 95 S SI 97 2-3 K ②			B FF 95 F FF 94 F SL 85 B SI 96 B CU 79 F SI 96 X FF 96 3-2 G1-3 ①		B FF 94 X FF 94 1-0 L8 ①		1 SAFE C FF 93 1 SAFE P PO 90 1 SAFE F FF 94 B FF 94 S FF 94 2-3 K ①		4	0	0	0	0	2	1
36 Carlos Beltrán, S (1, 9) OBP: 0.316, SLG: 0.538	C SI 97 B FF 98 B SI 96 B SI 96 X SI 97 3-1 G4-3 ③			B CU 78 B SI 97 B SI 96 B FF 96 4-0 12 FC6-4, BB		B SI 96 C CU 78 X FF 95 1-1 E1		B FF 94 B FF 94 B FF 95 1 SAFE B FF 93 4-0 34 WP, 34 PB, 1-2, BB		2	0	0	0	2	0	0
34 Brian McCann, L (1, 2) OBP: 0.279, SLG: 0.370		C SI 95 S FF 96 B CU 78 X SI 95 1-2 G5-3 ①		D SI 96 C SI 95 F SI 95 S SL 85 1-3 K ②		B SI 95 B SI 94 C SI 96 B SI 96 X SI 96 3-1 F7 ②		B SL 79 C FF 90 S FF 89 F SL 80 F SL 81 F FF 90 B SL 83 H FF 90 3-2 12 G6-4-3, 1-3, 2-H, HBP		3	0	0	0	0	1	2
12 Alfonso Soriano, R (1, 10) OBP: 0.297, SLG: 0.452		S SI 96 S FF 96 S FF 96 0-3 K ②		D SL 86 T FF 94 X FC 95 1-1 FC6-4, 1-2f ③		B SL 86 F FF 96 1 SAFE B FF 95 F FF 96 S SL 87 2-3 K ③		B FF 93 F FF 92 D CU 82 B FF 93 F FF 94 X FF 93 3-2 G6-4-3 ②③, 1-2f		4	0	0	0	0	2	4
25 Mark Teixeira, S (1, 3) OBP: 0.386, SLG: 0.429		B SI 96 B SI 96 F SI 96 F SI 95 F FF 96 S SI 96 2-3 K ③			B SI 95 B SI 94 B SI 95 C FF 95 F FF 95 F FF 94 B SI 95 4-2 14 2B, 31 G6-3, BB		B SI 94 S SI 94 C CU 77 F FF 94 B SL 86 X FF 94 2-2 HR			2	2	1	1	1	0
33 Kelly Johnson, L (1, 5) OBP: 0.275, SLG: 0.453			B SI 96 B SI 95 S FF 96 X SI 95 2-1 31 WP, 14 G3, 1B		B SI 96 C SI 96 B SI 96 F SI 96 F SL 85 S SI 95 2-3 K ①		C SI 95 B CU 76 F SI 94 X SL 85 1-2 F8 ①			3	0	1	0	0	1	1
14 Brian Roberts, S (1, 4) OBP: 0.313, SLG: 0.275			B SI 96 1 SAFE 1 SAFE X SI 95 1-0 G3 ① 1-2		C SI 95 B SL 85 S SI 96 X SI 96 1-2 1-3, 2B		F SI 95 X CU 77 0-1 F9 ②			3	0	1	0	0	0	1
31 Ichiro Suzuki, L (1, 7) OBP: 0.350, SLG: 0.385			B SI 96 F SI 95 B SI 95 C SI 97 T SI 97 2-2 K ② 2-3		X SI 96 0-0 G6-3 ② 3-H		C SI 96 B CU 76 F SI 95 X SL 85 1-2 P5 ③			3	0	0	1	0	1	2
Inning Stats	R: 0 E: 0 K: 1 S: 7 H: 0 LOB: 0 BB: 0 P: 13	R: 0 E: 0 K: 2 S: 10 H: 0 LOB: 0 BB: 0 P: 13	R: 0 E: 0 K: 1 S: 8 H: 1 LOB: 1 BB: 0 P: 14	R: 0 E: 0 K: 1 S: 9 H: 0 LOB: 1 BB: 1 P: 18	R: 1 E: 0 K: 1 S: 14 H: 1 LOB: 1 BB: 1 P: 23	R: 0 E: 1 K: 1 S: 8 H: 0 LOB: 1 BB: 0 P: 15	R: 1 E: 0 K: 0 S: 12 H: 1 LOB: 0 BB: 0 P: 16	R: 1 E: 0 K: 1 S: 13 H: 0 LOB: 1 BB: 2 P: 28		1B: 1 2B: 1 3B: 0 HR: 1 SF: 0 SAC: 0 DP: 1 HBP: 1					WP: 2 PB: 1 SB: 0 CS: 0 PA: 32	

PITCHER		IP	WLS	BF	H	R	ER	SO	BB	IBB	HBP	BLK	WP	HR	S	P	ERA	WHIP
Garrett Richards, R ERA: 2.53	(1, 1)	7.0		27	3	2	2	7	2	0	0	0	1	1	68	112	2.57	0.714
58 Michael Kohn, R ERA: 1.35	(8, 1)	0.1	L	3	0	1	0	1	2	0	0	0	0	0	5	14	0.00	6.000
63 Nick Maronde, L ERA: 1.93	(8, 1)	0.0		1	0	0	0	0	0	0	1	0	1	0	5	8	∞	∞
40 Kevin Jepsen, R ERA: 5.19	(8, 1)	0.2		1	0	0	0	0	0	0	0	0	0	0	3	6	0.00	0.000

PITCHER	IP	WLS	BF	H	R	ER	SO	BB	IBB	HBP	BLK	WP	HR	S	P	ERA	WHIP

BOTTOM

Los Angeles Angels @ New York Yankees

Yankee Stadium, Bronx, NY

Sun Apr 27 2014, 8:09 PM - 11:36 PM EDT

Att. 40,028 - Cloudy - 54 F

livebaseballscorecards.com

AB	27
R	3
H	3
RBI	2
BB	4
SO	8
LOB	13

Batter	1	2	3	4	5	6	7	8	9	AB	R	H	RBI	BB	SO	LOB
36 Abraham Almonte, S (1, 8) OBP: 0.248, SLG: 0.301	F FF 88 S CH 82 C CH 82 0-3 ① K		F SL 80 B SL 80 F FF 88 B SL 80 C SI 86 2-3 ② K		X CH 81 0-0 22 G3 27 2B 1-2 1B	C KC 80 C KC 80 D KC 80 F FF 95 D SV 82 S KC 82 2-3 ② K		F FF 89 F SI 89 B FF 90 B CH 83 X CH 83 2-2 ① G1-3		5	1	1	0	0	3	4
7 Stefen Romero, R (1, 9) OBP: 0.231, SLG: 0.289 55 Michael Saunders, L (8, 9) OBP: 0.267, SLG: 0.333	B SI 87 F SI 87 B CH 84 F FF 88 B CH 83 X FF 89 3-2 ② P3		B SL 80 C SL 80 B FF 89 C FF 89 B SI 89 X FF 90 3-2 ③ F9		B SI 88 F FF 89 S CH 84 F CH 84 F SI 89 F SL 82 F FF 90 B CH 85 S SI 89 2-3 ① K	S FF 95 S FF 97 B FF 97 F KC 83 F FF 97 X KC 83 1-2 ③ G6-3		S SL 82 X SL 82 0-1 ② G1-3		5	0	0	0	0	1	7
										0	0	0	0	0	0	0
22 Robinson Canó, L (1, 4) OBP: 0.346, SLG: 0.378	B FF 88 C SL 80 S SI 88 S SI 89 1-3 ③ K			X SI 87 0-0 ① G3-1	F SI 89 X SI 89 0-1 ② G3 1-2 2-3 3-H		F FF 94 S FF 94 F SV 82 F FF 96 X FF 94 0-2 27 S 13 1B 1B	C SI 90 B CH 86 F SI 91 S SL 82 1-3 ③ K		5	1	1	1	0	2	2
27 Corey Hart, R (1, 10) OBP: 0.337, SLG: 0.453		C SL 80 B SI 87 S CH 82 X SI 88 1-2 ① F9		B FF 88 C FF 89 S CH 82 F FF 90 H SL 83 2-2 16 2B HBP	X FF 89 0-0 17 1B 2B 2-H 3-H		S FF 95 1 SAFE B FF 95 S KC 83 S SV 82 1-3 ① K 1-2		C SI 87 B SL 78 X SL 78 1-1 ① F9	4	1	1	2	0	1	1
17 Justin Smoak, S (1, 3) OBP: 0.309, SLG: 0.420		C SI 88 B FF 90 B FF 88 X SI 88 2-1 ② F8		S SI 88 S SI 89 S SI 88 0-3 ② K	C FF 90 X SI 89 0-1 2-H 1B		B KC 80 C FF 95 C KC 81 B SV 85 F FF 97 C SV 84 2-3 ② K		F SI 87 B CH 82 X CH 82 1-1 13 1B 1B	5	0	2	1	0	2	2
16 Cole Gillespie, R (1, 7) OBP: 0.333, SLG: 0.444 13 Dustin Ackley, L (7, PH) OBP: 0.298, SLG: 0.372 (7, 7)		C SI 88 S CH 83 B FF 90 B CH 82 B SI 88 X FF 89 3-2 ③ G6-3		F SI 89 B SI 89 B SL 80 X SI 88 2-1 1-3 2B	C FF 89 B FF 89 S CH 82 X SI 88 1-2 ③ F9		B FF 96 S FF 95 B FF 95 B FF 95 F FF 95 F FF 95 X FF 97 3-2 15 1B 3 1B 2-H 1B		B SI 89 B CH 82 C SI 88 X SI 88 2-1 1-2 1B	3	0	1	0	0	0	1
										2	1	2	1	0	0	0
15 Kyle Seager, L (1, 5) OBP: 0.333, SLG: 0.458			C FF 87 B SL 79 X FF 87 1-1 ① G5-3	S SL 81 B SL 80 B SI 90 C SL 81 F SI 90 S SL 80 2-3 ③ K		S FF 88 H SI 87 1-1 8 S 3 1B HBP	S SI 90 1 SAFE B SI 90 T CH 83 F SI 90 X CH 85 1-2 3 1B 1-3 1B		C SI 88 X SI 88 0-1 ② F6	4	0	1	0	0	1	4
3 Mike Zunino, R (1, 2) OBP: 0.299, SLG: 0.479			S FF 87 S FF 88 X CH 82 0-2 8 1B 1B		C FF 89 S SI 88 B SI 87 X SI 88 1-2 8 1B 22 G3 1B	S SL 81 X SI 86 0-1 1-2 1B	B SL 80 F CH 83 B SI 90 X SI 89 2-1 1-3 3-H 1B		B FF 88 S SL 78 F SL 77 S SL 78 1-3 ③ K	5	1	4	1	0	1	2
8 Willie Bloomquist, R (1, 6) OBP: 0.286, SLG: 0.259			B SI 87 F FF 88 X FF 89 1-1 1-2 1B		C FF 89 S SL 80 B SI 88 B CH 83 X SL 81 2-2 22 G3 36 1B 27 2B 1-3 1B	B FF 92 B FF 92 F FF 93 F FF 94 F KC 80 C KC 82 2-3 ① K 2-3	C FF 91 F SI 91 F FF 90 F FF 92 B CH 84 X FF 91 1-2 ③ G4-3			4	1	2	0	0	1	4

Inning Stats																						
	R: 0	H: 0	R: 0	H: 0	R: 0	H: 2	R: 0	H: 1	R: 4	H: 5	R: 0	H: 1	R: 2	H: 4	R: 0	H: 0	R: 0	H: 2	1B: 13	SF: 0	WP: 0	PA: 44
	E: 0	LOB: 0	E: 0	LOB: 0	E: 0	LOB: 2	E: 0	LOB: 2	E: 0	LOB: 1	E: 0	LOB: 2	E: 0	LOB: 2	E: 0	LOB: 0	E: 0	LOB: 2	2B: 2	SAC: 0	PB: 0	
	K: 2	BB: 0	K: 0	BB: 0	K: 1	BB: 0	K: 2	BB: 0	K: 1	BB: 0	K: 2	BB: 0	K: 2	BB: 0	K: 1	BB: 0	K: 1	BB: 0	3B: 0	DP: 0	SB: 2	
	S: 9	P: 13	S: 8	P: 14	S: 13	P: 20	K: 2 S: 13	P: 19	S: 22	P: 28	S: 16	P: 22	S: 27	P: 37	S: 8	P: 11	S: 11	P: 16	HR: 0	HBP: 2	CS: 0	

PITCHER		IP	WLS	BF	H	R	ER	SO	BB	IBB	HBP	BLK	WP	HR	S	P	ERA	WHIP
52 CC Sabathia, L ERA: 5.11	(1, 1)	5.0	L	26	9	4	4	6	0	0	2	0	0	0	68	98	7.20	1.800
68 Dellin Betances, R ERA: 2.03	(6, 1)	1.2		7	2	2	2	4	0	0	0	0	0	0	29	40	10.80	1.200
38 Preston Claiborne, R ERA: 1.69	(7, 1)	1.1		6	2	0	0	1	0	0	0	0	0	0	19	26	0.00	1.500
63 Chris Leroux, R ERA:	(9, 1)	1.0		5	2	0	0	1	0	0	0	0	0	0	11	16	0.00	2.000

PITCHER	IP	WLS	BF	H	R	ER	SO	BB	IBB	HBP	BLK	WP	HR	S	P	ERA	WHIP

TOP

Seattle Mariners @ New York Yankees

Yankee Stadium, Bronx, NY

Tue Apr 29 2014, 7:09 PM - 10:41 PM EDT

Att. 37,484 - Rain - 46 F

livebaseballscorecards.com

AB	42
R	6
H	15
RBI	6
BB	0
SO	12
LOB	27

Batter	1	2	3	4	5	6	7	8	9	AB	R	H	RBI	BB	SO	LOB
11 Brett Gardner, L (1, 8) OBP: 0.347, SLG: 0.349	C FF 83 F FF 85 B FF 86 X CH 81 1-2 ① L5		B FF 83 X FF 84 1-0 34 S 1B 1-2		F FF 83 B SL 76 C FF 85 B CH 78 F FF 85 C FF 85 2-3 ① K		C SL 80 B SL 82 F FF 89 C SL 79 1-3 ③ K		B SI 94 B SI 92 C SI 90 B SI 94 X SI 93 3-1 36 DI 1B 2-3 3-H	5	0	2	1	0	2	0
2 Derek Jeter, R (1, 6) OBP: 0.352, SLG: 0.309	X FF 85 0-0 ② F8		B FF 84 D FF 84 S FF 86 C FF 86 X SL 78 2-2 ① F8		C FF 85 C FF 85 B SL 79 X SL 78 1-2 ② G5-3			B FC 88 C FC 88 X FC 89 1-1 36 HBP 1B	C CH 82 F SI 92 S CH 81 0-3 ② K	5	0	1	0	0	1	4
36 Carlos Beltrán, S (1, 9) OBP: 0.311, SLG: 0.516	C FF 85 F FF 84 F FF 85 C FF 87 0-3 ③ K		C FF 86 B FF 86 F CH 80 B FF 86 X FF 86 2-2 ② F9 2-3		B FF 85 C FF 86 X CH 80 1-1 ③ L8			C FC 88 B SI 93 S FC 89 H CU 74 2-2 HBP 1-2	D SI 94 C CH 82 F CH 81 F SI 96 B CH 82 D SI 94 C SI 92 3-3 ③ K 1-2	4	0	0	0	0	2	4
34 Brian McCann, L (1, 2) OBP: 0.267, SLG: 0.353		C FF 83 F FF 84 B FF 85 F FF 85 C CU 70 1-3 ① K	B FF 85 B FF 85 X FF 85 2-0 ③ P2 1-2 3-H			B FF 84 C FF 85 X FF 84 1-1 ① G4-3		C FC 89 F FC 90 F FF 94 S CU 76 0-3 ① K		4	0	0	0	0	2	3
12 Alfonso Soriano, R (1, 10) OBP: 0.286, SLG: 0.433		B FF 85 B FF 86 B FF 85 C FF 84 F FF 85 X FF 85 3-2 ② P6		S FF 84 X SL 77 0-1 ① G5-3		B FF 84 B FF 85 F FF 84 B FF 85 C FF 84 X FF 84 3-2 ② P2		B FC 89 F FC 89 B FC 92 F FC 89 S CU 77 2-3 ② K		4	0	0	0	0	1	2
25 Mark Teixeira, S (1, 3) OBP: 0.375, SLG: 0.487		C FF 84 B FF 86 X FF 86 1-1 HR		B FF 84 B FF 84 F FF 84 B FF 84 X FF 84 3-1 ② P5		B FF 84 B FF 84 X FF 84 1-1 E3		B FC 88 B FC 88 F FC 88 X FC 89 2-1 ③ G3		4	1	1	1	0	0	2
26 Yangervis Solarte, S (1, 5) OBP: 0.404, SLG: 0.461		B FF 84 B FF 85 C FF 84 B FF 85 B FF 85 4-1 BB		F FF 84 B FF 85 F CH 79 B SL 76 X SL 76 2-2 2B		F FF 89 B FF 90 F FF 90 B FF 91 D SL 79 X FF 90 3-2 ③ P6			C SI 90 C SI 92 S FF 94 0-3 ① K	3	0	1	0	1	1	1
31 Ichiro Suzuki, L (1, 7) OBP: 0.386, SLG: 0.405		C FF 84 S CH 80 1 SAFE F SL 79 B FF 84 F FF 84 X CH 80 1-2 ③ F7		B FF 84 B FF 85 B FF 84 C FF 83 B FF 84 4-1 BB			B FF 90 C FF 89 B SL 80 B FF 90 X FF 89 3-1 14 G6-4-3 1B		B SI 92 B SI 91 X SI 92 2-0 14 2B 11 1B 1B	3	1	2	0	1	0	1
14 Brian Roberts, S (1, 4) OBP: 0.321, SLG: 0.292			C FF 82 F FF 84 B FF 85 F SL 76 B FF 85 F SL 77 B FF 85 F FF 85 F FF 85 4-2 36 F9 11 1B 34 E BB	B FF 85 B FF 85 X FF 84 2-0 ③ F7			B FF 88 F FF 90 B FF 89 B FF 89 C FF 89 X FF 90 3-2 ①② G6-4-3 1-2f		F SI 94 B CH 80 B SI 94 C CH 81 X FF 94 2-2 11 1B 2B 1-3	3	1	1	0	1	0	3
Inning Stats	R: 0 E: 0 K: 1 S: 8 H: 0 LOB: 0 BB: 0 P: 9	R: 1 E: 0 K: 1 S: 15 H: 1 LOB: 1 BB: 1 P: 25	R: 1 E: 0 K: 0 S: 15 H: 1 LOB: 1 BB: 1 P: 26	R: 0 E: 0 K: 0 S: 9 H: 1 LOB: 2 BB: 1 P: 20	R: 0 E: 0 K: 1 S: 9 H: 0 LOB: 0 BB: 0 P: 13	R: 0 E: 1 K: 0 S: 10 H: 0 LOB: 1 BB: 0 P: 18	R: 0 E: 0 K: 1 S: 8 H: 1 LOB: 0 BB: 0 P: 15	R: 0 E: 0 K: 2 S: 13 H: 1 LOB: 2 BB: 0 P: 20	R: 1 E: 0 K: 3 S: 16 H: 3 LOB: 2 BB: 0 P: 26	1B: 5 2B: 2 3B: 0 HR: 1 SF: 0 SAC: 0 DP: 1 HBP: 1						

PITCHER	IP	WLS	BF	H	R	ER	SO	BB	IBB	HBP	BLK	WP	HR	S	P	ERA	WHIP
53 Chris Young, R (1, 1) ERA: 3.04	5.2	W	24	3	2	1	3	3	0	0	0	0	1	63	105	1.59	1.059
41 Charlie Furbush, L (6, 1) ERA: 4.82	1.1	H	4	1	0	0	1	0	0	0	0	0	0	11	21	0.00	0.750
40 Danny Farquhar, R (8, 1) ERA: 1.38	1.0		5	1	0	0	2	0	0	1	0	0	0	13	20	0.00	1.000
56 Fernando Rodney, R (9, 1) ERA: 3.86	1.0		6	3	1	1	3	0	0	0	0	0	0	16	26	9.00	3.000

PITCHER	IP	WLS	BF	H	R	ER	SO	BB	IBB	HBP	BLK	WP	HR	S	P	ERA	WHIP

BOTTOM

Seattle Mariners @ New York Yankees

Yankee Stadium, Bronx, NY

Tue Apr 29 2014, 7:09 PM - 10:41 PM EDT

Att. 37,484 - Rain - 46 F

livebaseballscorecards.com

AB	35
R	3
H	8
RBI	2
BB	3
SO	9
LOB	20

WP: 0 PA: 39
PB: 0
SB: 1
CS: 0

Batter	1	2	3	4	5	6	7	8	9	AB	R	H	RBI	BB	SO	LOB
55 Michael Saunders, L (1, 8) (8, 9) OBP: 0.306, SLG: 0.395	B SI 89 C SI 89 F FS 86 S FS 86 1-3 ① K		C SI 89 B FS 85 C SL 84 F FS 86 B SI 91 1 SAFE 1 SAFE X SI 91 2-2 22 FC6-4 1-3 1B	F FS 86 B FF 91 X FS 86 1-1 1-3 2-H 2B			C FF 94 B SI 94 F FF 94 X SL 80 1-2 7 CS 1B			4	0	3	1	0	1	0
7 Stefen Romero, R (1, 9) OBP: 0.233, SLG: 0.286 36 Abraham Almonte, S (8, 8) OBP: 0.248, SLG: 0.301	C SI 90 C SL 83 X SL 83 0-2 22 2B 1B		B SI 91 B SL 84 F SI 91 F SI 92 D FS 88 S SI 92 3-3 ① K	F SI 92 F FS 86 X FS 87 0-2 ③ F8			B SL 85 1 SAFE S SL 86 B FF 94 C FF 94 F SL 87 B CU 83 T FF 95 3-2 ② ③ K 1-2			4	1	1	0	0	2	5
										0	0	0	0	0	0	0
22 Robinson Canó, L (1, 4) OBP: 0.342, SLG: 0.382	B SI 90 X FF 90 1-0 1-H 2B		B SI 92 B SI 92 B FS 86 X SI 91 3-0 ② FC6-4 27 FC5-4 1-2f 3-H		X SI 89 0-0 ① G4-3			C FF 94 S CU 82 B CH 86 B FF 94 B CU 81 F CH 85 X CU 82 3-2 ① G3		4	0	1	2	0	0	1
27 Corey Hart, R (1, 10) OBP: 0.322, SLG: 0.430	X SI 90 0-0 ② G5-3		B SL 84 1 SAFE C SL 83 1 SAFE X SI 91 1-1 ③ FC5-4 1-2f		B SL 80 C SL 80 F SI 90 B SL 83 S FS 85 2-3 ② K			F SL 86 S SL 86 B SL 85 X SL 85 1-2 ② F8		4	0	0	0	0	1	2
15 Kyle Seager, L (1, 5) OBP: 0.330, SLG: 0.448	F CU 77 B FS 85 D FS 86 B SL 84 X FS 86 3-1 ③ L8			B SI 90 X FS 85 1-0 13 BB 5 1B 1B	X FS 85 0-0 ③ G4-3			S CU 82 B FF 94 B CU 81 X CH 85 2-1 ③ G3		4	1	1	0	0	0	1
17 Justin Smoak, S (1, 3) OBP: 0.297, SLG: 0.402		X SI 90 0-0 ① G4-3		D FS 85 B FS 85 C SL 82 1 SAFE C SI 90 X SI 90 2-2 ① L9		B SI 89 X SI 89 1-0 ① L4			C SL 80 S SL 83 B SL 83 X SL 84 1-2 ① G4-3	4	0	0	0	0	0	1
13 Dustin Ackley, L (1, 7) OBP: 0.307, SLG: 0.370		C SI 89 X FS 86 0-1 3 CS 1B	C SL 81 1 SAFE S FS 85 B SI 91 1 SAFE B SL 84 B FS 86 F SI 90 F SI 91 4-2 5 1B 55 2B 1-2 BB		B FS 88 C SI 89 C SL 82 B FS 85 C SI 91 2-3 ② K			B FF 90 F FF 91 B FF 92 X SL 81 2-1 ② F7		3	1	1	0	1	1	0
3 Mike Zunino, R (1, 2) OBP: 0.284, SLG: 0.455		S SL 82 1 SAFE F SI 90 B FF 90 B SL 84 1 SAFE F SI 91 B SL 84 F SI 90 3-3 S SL 84 ② ③ K 1-2	S SL 84 F SI 92 S FS 87 0-3 ② K		S SL 82 B SI 91 S CU 78 B FS 87 F CU 79 S SL 83 2-3 ③ K			B SL 81 X SL 80 1-0 ③ F8		4	0	0	0	0	3	3
5 Brad Miller, L (1, 6) OBP: 0.215, SLG: 0.326			X SI 89 0-0 E6 55 1B 22 FC6-4	F FS 86 D FS 87 F SI 91 X FS 87 1-2 55 2B 1-2 2-H 1B			X SI 94 0-0 ① F8			3	1	1	1	0	0	0
Inning Stats	R: 1 E: 0 K: 1 S: 10 H: 2 LOB: 1 BB: 0 P: 15	R: 0 E: 0 K: 1 S: 8 H: 1 LOB: 1 BB: 0 P: 11	R: 1 E: 1 K: 1 S: 11 H: 1 LOB: 1 BB: 0 P: 20	R: 2 E: 0 K: 1 S: 19 H: 3 LOB: 2 BB: 1 P: 28	R: 0 E: 0 K: 1 S: 5 H: 0 LOB: 0 BB: 0 P: 7	R: 0 E: 0 K: 2 S: 8 H: 0 LOB: 0 BB: 0 P: 13	R: 0 E: 0 K: 1 S: 8 H: 1 LOB: 0 BB: 0 P: 12	R: 0 E: 0 K: 0 S: 9 H: 0 LOB: 0 BB: 0 P: 15	R: 0 E: 0 K: 0 S: 6 H: 0 LOB: 0 BB: 0 P: 10	1B: 6 2B: 3 3B: 0 HR: 0 SF: 0 SAC: 0 DP: 1 HBP: 0						

PITCHER		IP	WLS	BF	H	R	ER	SO	BB	IBB	HBP	BLK	WP	HR	S	P	ERA	WHIP
18 Hiroki Kuroda, R ERA: 5.14	(1, 1)	6.0	L	26	7	4	3	7	1	0	0	0	0	0	61	94	4.50	1.333
48 Matt Thornton, L ERA: 1.69	(7, 1)	0.1		2	1	0	0	0	0	0	0	0	0	0	4	5	0.00	3.000
43 Adam Warren, R ERA: 1.72	(7, 1)	1.2		4	0	0	0	1	0	0	0	0	0	0	13	22	0.00	0.000
27 Shawn Kelley, R ERA: 2.19	(9, 1)	1.0		3	0	0	0	0	0	0	0	0	0	0	6	10	0.00	0.000

PITCHER	IP	WLS	BF	H	R	ER	SO	BB	IBB	HBP	BLK	WP	HR	S	P	ERA	WHIP

TOP

Seattle Mariners @ New York Yankees

Yankee Stadium, Bronx, NY

Thu May 01 2014, 7:10 PM - 9:57 PM EDT

Att. 43,121 - Partly Cloudy - 75 F

livebaseballscorecards.com

AB	34
R	4
H	8
RBI	4
BB	1
SO	8
LOB	13

Batter	1	2	3	4	5	6	7	8	9	AB	R	H	RBI	BB	SO	LOB
22 Jacoby Ellsbury, L (1, 8) OBP: 0.364, SLG: 0.474	B FF 92 S FF 92 B FF 91 X FF 92 2-1 HR		C FF 92 F CU 80 C CU 79 0-3 ① K		C FF 93 B CU 79 C CU 78 F CU 80 B FF 93 B CU 79 F FF 93 C CU 78 3-3 ③ K		C CU 77 C FF 90 B CU 78 B CU 77 X CU 79 2-2 ③ F8			4	1	1	1	0	2	0
2 Derek Jeter, R (1, 6) OBP: 0.347, SLG: 0.306	C SI 93 B SI 93 C FF 93 S CU 80 1-3 ① K		B FF 94 X FF 93 1-0 36 G5-4-3 1B			C SI 92 B CH 86 C FF 92 F CU 79 B FF 92 S CU 81 2-3 ① K		C FF 95 B FF 96 F FF 95 S CU 86 1-3 ① K		4	0	1	0	0	3	0
36 Carlos Beltrán, S (1, 9) OBP: 0.299, SLG: 0.495	C FF 94 B CH 88 B CH 87 F FF 93 S SI 94 2-3 ② K		X CH 87 0-0 ②③ G5-4-3 1-2f			C CU 79 F SI 92 X CU 80 0-2 ② F9		B FF 95 F FF 96 B FF 95 X FF 95 2-1 ② P6		4	0	0	0	0	1	1
12 Alfonso Soriano, R (1, 10) OBP: 0.284, SLG: 0.426	C FF 94 C CH 88 S CU 80 0-3 ③ K			X SI 93 0-0 ① G1-3		F SI 92 C CH 89 B CU 79 X FF 93 1-2 25 FC4 34 1B 1B		B FF 95 X FF 95 1-0 ③ F8		4	1	1	0	0	1	0
25 Mark Teixeira, S (1, 3) OBP: 0.385, SLG: 0.476		B FF 92 F FF 91 X CH 87 1-1 34 G6-5-3 1B		C SI 92 C SI 93 F CU 80 B CU 80 F FF 93 B CU 80 B CH 88 B FF 93 4-2 BB		C SI 92 D CH 88 F CU 80 F CU 79 X SI 92 1-2 FC4 34 1B 1-2			B SI 93 B SI 96 C CH 82 X SI 95 2-1 ① F7	3	0	1	0	1	0	1
34 Brian McCann, L (1, 2) OBP: 0.266, SLG: 0.348		F FF 92 B CU 80 B CU 79 B CU 78 X FF 92 3-1 ①② G6-5-3 1-2f		B CU 77 B CU 77 X FF 92 2-0 ② F8		C CU 78 B CU 78 X SI 90 1-1 26 FC5-4 1-2 2-H 1B			B SI 97 C CH 83 F CH 83 B FF 97 B CH 82 F SI 96 X SI 97 3-2 ② G3	4	0	1	1	0	0	2
26 Yangervis Solarte, S (1, 5) OBP: 0.402, SLG: 0.456 31 Ichiro Suzuki, L (9, PH) OBP: 0.400, SLG: 0.419		B FF 94 B FF 93 C FF 93 X FF 93 2-1 14 FC5 11 BB 1B		C SI 92 F CH 86 F CU 80 B FF 92 S CU 81 1-3 ③ K		X SI 92 0-0 ③ FC5-4 1-2f			B CH 85 B SI 97 X SI 94 2-0 11 DI 1B	3 1	0 0	1 1	0 0	0 0	1 0	3 0
11 Brett Gardner, L (1, 7) OBP: 0.343, SLG: 0.337		B CU 79 C FF 92 B FF 91 C FF 93 B CU 80 B CU 79 4-2 14 FC5 1-2 BB			C FF 92 C CU 78 S CU 79 0-3 ① K		F SI 89 X CU 78 0-1 ① L5		C SI 96 B CH 84 S CH 83 C SI 98 1-3 ③ K 1-2	3	0	0	0	1	2	1
14 Brian Roberts, S (1, 4) OBP: 0.310, SLG: 0.280		C FF 93 X CH 88 0-1 ③ FC5 1-2 2-3f			C SI 92 T CH 87 B FF 93 S CU 80 1-3 ② K		B SI 91 C FF 91 B CH 87 S CH 87 B CU 81 F CU 80 S FF 93 3-3 ② K			3	0	0	0	0	2	2
Inning Stats	R: 1 H: 1 E: 0 LOB: 0 K: 3 BB: 0 S: 11 P: 16	R: 0 H: 2 E: 0 LOB: 2 K: 0 BB: 1 S: 10 P: 20	R: 0 H: 1 E: 0 LOB: 0 K: 1 BB: 0 S: 5 P: 6	R: 0 H: 0 E: 0 LOB: 1 K: 1 BB: 1 S: 10 P: 17	R: 0 H: 0 E: 0 LOB: 0 K: 3 BB: 0 S: 11 P: 15	R: 1 H: 2 E: 0 LOB: 2 K: 1 BB: 0 S: 17 P: 22	R: 0 H: 0 E: 0 LOB: 0 K: 1 BB: 0 S: 9 P: 14	R: 0 H: 0 E: 0 LOB: 0 K: 1 BB: 0 S: 6 P: 10	R: 0 H: 1 E: 0 LOB: 1 K: 1 BB: 0 S: 10 P: 18	1B: 6 2B: 0 3B: 0 HR: 1	SF: 0 SAC: 0 DP: 2 HBP: 0			WP: 0 PB: 0 SB: 0 CS: 0	PA: 35		

PITCHER	IP	WLS	BF	H	R	ER	SO	BB	IBB	HBP	BLK	WP	HR	S	P	ERA	WHIP
29 Roenis Elías, L (1, 1) ERA: 3.34	7.0	W	28	6	2	2	10	2	0	0	0	0	1	73	110	2.57	1.143
31 Yoervis Medina, R (8, 1) ERA: 2.92	1.0	H	3	0	0	0	1	0	0	0	0	0	0	6	10	0.00	0.000
56 Fernando Rodney, R (9, 1) ERA: 3.48	1.0	S	4	1	0	0	1	0	0	0	0	0	0	10	18	0.00	1.000

PITCHER	IP	WLS	BF	H	R	ER	SO	BB	IBB	HBP	BLK	WP	HR	S	P	ERA	WHIP

BOTTOM

Seattle Mariners @ New York Yankees

Yankee Stadium, Bronx, NY

Thu May 01 2014, 7:10 PM - 9:57 PM EDT

Att. 43,121 - Partly Cloudy - 75 F

livebaseballscorecards.com

AB	33
R	2
H	7
RBI	2
BB	2
SO	12
LOB	10

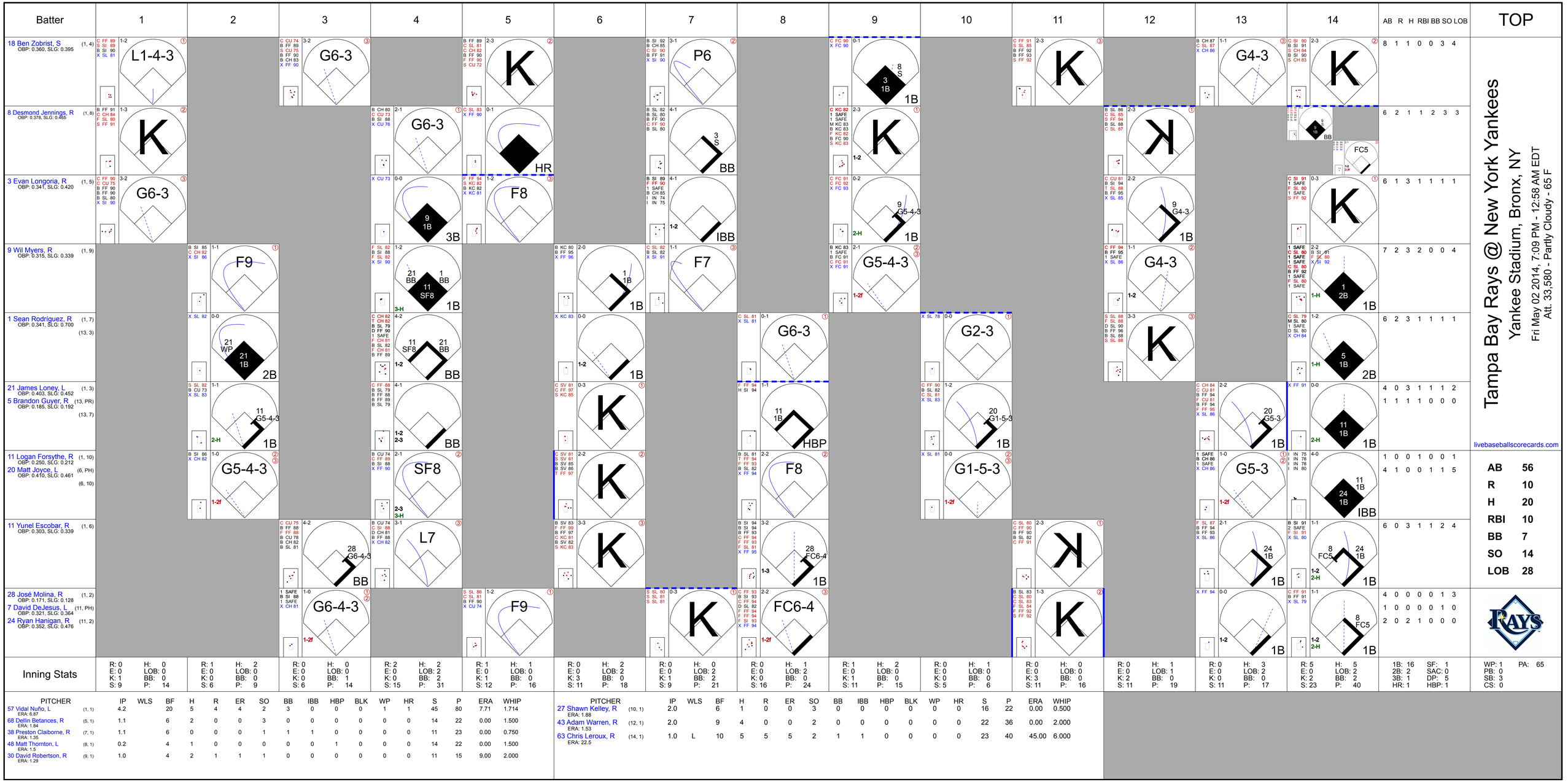
Batter
1
2
3
4
5
6
7
8
9
10
11
12
13
14
AB R H RBI BB SO LOB
TOP
18 Ben Zobrist, S (1, 4) OBP: 0.360, SLG: 0.395
L1-4-3
G6-3
K
G6-3
HR
P6
BB
K
G4-3
K
8 1 1 0 0 3 4
8 Desmond Jennings, R (1, 8) OBP: 0.378, SLG: 0.465
K
G6-3
F8
K
BB
FC5
6 2 1 1 2 3 3
3 Evan Longoria, R (1, 5) OBP: 0.341, SLG: 0.420
G6-3
3B
F8
IBB
K
6 1 3 1 1 1 1
9 Wil Myers, R (1, 9) OBP: 0.315, SLG: 0.339
F9
1B
F7
G4-3
7 2 3 2 0 0 4
1 Sean Rodríguez, R (1, 7) OBP: 0.341, SLG: 0.700 (13, 3)
2B
BB
G6-3
HBP
G2-3
K
2B
6 2 3 1 1 1 1
21 James Loney, L (1, 3) OBP: 0.403, SLG: 0.452
5 Brandon Guyer, R (13, PR) OBP: 0.185, SLG: 0.192 (13, 7)
G5-4-3
BB
K
G5-3
4 0 3 1 1 1 2
1 1 1 1 0 0 0
11 Logan Forsythe, R (1, 10) OBP: 0.250, SLG: 0.212
20 Matt Joyce, L (6, PH) OBP: 0.410, SLG: 0.461 (6, 10)
G5-4-3
SF8
K
F8
G1-5-3
G5-3
IBB
1 0 0 1 0 0 1
4 1 0 0 1 1 5
11 Yunel Escobar, R (1, 6) OBP: 0.303, SLG: 0.339
BB
L7
K
FC6-4
K
6 0 3 1 1 2 4
28 José Molina, R (1, 2) OBP: 0.171, SLG: 0.128
7 David DeJesus, L (11, PH) OBP: 0.321, SLG: 0.364
24 Ryan Hanigan, R (11, 2) OBP: 0.352, SLG: 0.476
G6-4-3
F9
K
FC6-4
K
4 0 0 0 0 1 3
1 0 0 0 0 1 0
2 0 2 1 0 0 0
Tampa Bay Rays @ New York Yankees
Yankee Stadium, Bronx, NY
Fri May 02 2014, 7:09 PM - 12:58 AM EDT
Att. 33,580 - Partly Cloudy - 65 F
livebaseballscorecards.com
AB 56
R 10
H 20
RBI 10
BB 7
SO 14
LOB 28
Inning Stats
R: 0 E: 0 K: 1 S: 9
H: 0 LOB: 0 BB: 0 P: 14
R: 1 E: 0 K: 0 S: 6
H: 2 LOB: 0 BB: 0 P: 9
R: 0 E: 0 K: 0 S: 6
H: 0 LOB: 0 BB: 1 P: 14
R: 2 E: 0 K: 0 S: 15
H: 2 LOB: 2 BB: 2 P: 31
R: 1 E: 0 K: 1 S: 12
H: 1 LOB: 0 BB: 0 P: 16
R: 0 E: 0 K: 3 S: 11
H: 2 LOB: 2 BB: 0 P: 18
R: 0 E: 0 K: 1 S: 9
H: 0 LOB: 2 BB: 2 P: 21
R: 0 E: 0 K: 0 S: 16
H: 1 LOB: 2 BB: 0 P: 24
R: 1 E: 0 K: 1 S: 11
H: 2 LOB: 0 BB: 0 P: 15
R: 0 E: 0 K: 0 S: 5
H: 1 LOB: 0 BB: 0 P: 6
R: 0 E: 0 K: 3 S: 11
H: 0 LOB: 0 BB: 0 P: 16
R: 0 E: 0 K: 2 S: 11
H: 1 LOB: 1 BB: 0 P: 19
R: 0 E: 0 K: 0 S: 11
H: 3 LOB: 2 BB: 0 P: 17
R: 5 E: 0 K: 2 S: 23
H: 5 LOB: 2 BB: 2 P: 40
1B: 16 2B: 2 3B: 1 HR: 1
SF: 1 SAC: 0 DP: 5 HBP: 1
WP: 1 PB: 0 SB: 3 CS: 0
PA: 65
PITCHER IP WLS BF H R ER SO BB IBB HBP BLK WP HR S P ERA WHIP
57 Vidal Nuño, L (1, 1) ERA: 6.87 4.2 20 5 4 4 2 3 0 0 0 1 1 45 80 7.71 1.714
68 Dellin Betances, R (5, 1) ERA: 1.84 1.1 6 2 0 0 3 0 0 0 0 0 0 14 22 0.00 1.500
38 Preston Claiborne, R (7, 1) ERA: 1.35 1.1 6 0 0 0 1 1 1 0 0 0 0 11 23 0.00 0.750
48 Matt Thornton, L (8, 1) ERA: 1.5 0.2 4 1 0 0 0 0 0 1 0 0 0 14 22 0.00 1.500
30 David Robertson, R (9, 1) ERA: 1.29 1.0 4 2 1 1 1 0 0 0 0 0 0 11 15 9.00 2.000
PITCHER IP WLS BF H R ER SO BB IBB HBP BLK WP HR S P ERA WHIP
27 Shawn Kelley, R (10, 1) ERA: 1.88 2.0 6 1 0 0 3 0 0 0 0 0 0 16 22 0.00 0.500
43 Adam Warren, R (12, 1) ERA: 1.53 2.0 9 4 0 0 2 0 0 0 0 0 0 22 36 0.00 2.000
63 Chris Leroux, R (14, 1) ERA: 22.5 1.0 L 10 5 5 5 2 1 1 0 0 0 0 23 40 45.00 6.000

BOTTOM

Batter	1	2	3	4	5	6	7	8	9	10	11	12	13	14	AB	R	H	RBI	BB	SO	LOB
22 Jacoby Ellsbury, L (1, 8) OBP: 0.386, SLG: 0.485 63 Chris Leroux, L (14, 1)	C SI 91 S FF 92 B SI 93 X KC 81 1-2 2 G3-6-3 1B		C KC 81 B KC 78 C SI 94 B SI 94 X SI 95 2-2 2 F8 2 S 1B		C KC 80 B FF 93 F SI 93 S CH 85 1-3 K ③		C SI 92 B SI 92 C SI 92 F SI 93 X SI 93 1-2 G6-3 ③		X CH 84 0-0 2 PO 1B 3-H			F FF 92 B FF 92 F FS 87 X FF 93 1-2 2 SH 36 G4-3-6-3-4-3-4-5-6 1B	I IN 66 I IN 69 I IN 69 I IN 70 4-0 IBB		6 0 4 1 1 1 1 0 0 0 0 0 0 0	6	0	4	1	1	1	1
2 Derek Jeter, R (1, 6) OBP: 0.327, SLG: 0.286	C SI 93 X SI 92 0-1 ① ② G3-6-3 1-2f		C CH 86 B SI 94 B CH 85 B SI 93 F SI 93 F SI 94 F SI 94 F FC 86 X KC 80 3-2 ② F8 1-3			F SI 91 S KC 80 B FF 93 X SI 93 0-2 ① G3		C FF 90 X CU 77 0-1 ① F9	1 SAFE 1 SAFE 0-0 ③ PO 1-2	F FC 88 X SI 91 0-1 ① G4-3		T FF 92 L FF 92 X FF 91 0-1 ① ② G4-3-6-3-4-3-4-5 1-3 2-Hf	B FF 91 F FF 92 B FF 91 X CU 79 2-1 ③ G1-3		6 0 0 0 0 0 0	5	0	0	0	0	0	0
36 Carlos Beltrán, S (1, 9) OBP: 0.298, SLG: 0.481	B SI 93 X SI 93 1-0 ③ F8		C FF 93 B FC 87 X FC 87 1-1 ③ F9			C SI 92 B CH 84 B CH 82 C KC 80 B FC 85 X FF 93 2-2 12 1B 1B		C CU 78 B FS 82 S FS 81 F FS 83 F FF 89 X FS 81 1-2 ② F8			T FC 88 F FC 89 X FS 84 0-2 ② G1-3	D FS 87 C FF 93 H FF 94 2-1 12 DI HBP	C FF 94 B FS 80 X FF 94 1-1 34 DI 1B	7	0	2	0	0	0	3
25 Mark Teixeira, S (1, 3) OBP: 0.390, SLG: 0.521		F SI 92 C SI 93 X SI 94 0-2 ① F9		C SI 92 B CH 84 B CH 82 C KC 80 B FC 85 X FF 93 3-2 1B		C CH 84 1 SAFE B SI 92 S SI 92 B FC 86 F FC 86 1 SAFE B SI 94 S KC 78 3-3 ② K		B FF 89 C CU 76 F FF 89 X FF 90 1-2 HR		B FS 83 F FC 88 C FS 83 X FS 83 1-2 ③ G5-3		D FS 87 C FF 93 H FF 94 2-1 12 DI HBP	C FF 95 F FF 95 B FF 95 B FS 81 B SI 95 X FF 95 3-2 ① L8	6	1	2	1	0	1	2
12 Alfonso Soriano, R (1, 7) OBP: 0.293, SLG: 0.454		C SI 94 X SI 94 0-1 34 HR 1B		S CH 86 F FC 87 B FF 94 F FC 84 S CH 86 1-3 ① K		B KC 79 B CH 85 C SI 93 X CH 85 2-1 1-2 1B		C CU 78 X FS 81 0-1 HR			B FC 87 B FC 88 X SI 91 2-0 ① F8	C CU 80 X CU 81 0-1 ③ G4-3 1-2		C FF 95 C FF 94 X FF 96 0-2 ② F9	7	2	3	1	0	1	4
34 Brian McCann, L (1, 10) OBP: 0.267, SLG: 0.375 (10, 2)		B SI 94 B SI 94 B SI 94 C SI 94 X SI 94 3-1 1-H HR		C KC 80 X SI 93 0-1 ② F9		C SI 93 X SI 93 0-1 ③ G5-3		C CU 79 X FS 83 0-1 ③ L4			F SI 92 B FC 89 C FS 83 B FS 84 B FS 82 F FC 88 F FC 88 X FS 81 3-2 ② P4		B FS 87 B FS 87 B FS 87 S FS 88 X FS 87 2-2 26 G3 14 1B 1B	B FF 94 L FS 80 X FS 80 1-1 ③ P3 1-2	7	1	2	2	0	0	4
14 Brian Roberts, S (1, 4) OBP: 0.323, SLG: 0.296		B SI 93 C CH 86 C KC 82 B FC 87 B SI 94 S SI 95 3-3 ② K		B KC 79 S CH 85 B SI 93 B SI 93 F SI 93 F CH 85 S SI 93 3-3 ③ K			X SI 90 0-0 ① L5		B CU 75 C CU 76 B CU 77 S FF 88 B FS 80 X CU 77 3-2 33 S 26 G3 22 1B 1B		C FS 82 C SI 92 B FS 84 X FC 89 1-2 26 1B 1B		B CU 80 S FS 88 B FF 93 X FS 87 2-1 26 G3 1-2 1B	6	1	3	0	0	2	1
26 Yangervis Solarte, S (1, 5) OBP: 0.388, SLG: 0.435		C CH 86 F KC 81 B SI 95 T FC 88 1-2 ③ K			C CH 83 B FC 85 X KC 79 X FC 86 0-2 ① G6-3		B SI 92 F KC 79 X KC 78 1-1 ② G5-3		1 SAFE B SI 90 X CH 82 1-0 ① G3 1-2		1 SAFE 1 SAFE X FF 92 0-1 31 DI 1-3 1B	B FF 91 X FS 86 1-0 ① G3 1-2 2-3	6	0	1	0	0	1	3
66 John Ryan Murphy, R (1, 2) OBP: 0.313, SLG: 0.563 33 Kelly Johnson, L (9, PH) OBP: 0.271, SLG: 0.446 27 Shawn Kelley, R (10, 1) 31 Ichiro Suzuki, L (11, PH) OBP: 0.391, SLG: 0.409 43 Adam Warren, R (12, 1) 11 Brett Gardner, L (13, PH) OBP: 0.340, SLG: 0.333 (14, 8)			C SI 92 F CH 83 B SI 93 F FC 86 B FC 87 S CH 85 3-3 ① K		C CH 85 B FC 85 S KC 79 B SI 93 B FF 93 S KC 80 3-3 ② K		B KC 80 X CH 83 1-0 2B		C SI 93 C CH 86 X CH 85 0-2 ② G6-3 2-3		D SI 94 C CU 80 B FF 93 C FS 88 D FS 87 X FS 88 3-2 ③ G4-3 1-2		D FS 86 C FF 92 B FS 86 X FS 87 2-1 ② G3-9	3 0 1 0 0 2 0 1 0 0 0 0 0 1 0 0 0 0 0 0 0 1 0 0 0 0 0 2 0 0 0 0 0 0 0 1 0 0 0 0 0 2						
Inning Stats	R: 0 E: 0 K: 0 S: 6 H: 1 LOB: 0 BB: 0 P: 8	R: 2 E: 0 K: 2 S: 13 H: 2 LOB: 0 BB: 0 P: 20	R: 0 E: 0 K: 1 S: 15 H: 1 LOB: 1 BB: 0 P: 24	R: 0 E: 0 K: 2 S: 13 H: 1 LOB: 1 BB: 0 P: 20	R: 0 E: 0 K: 2 S: 9 H: 0 LOB: 0 BB: 0 P: 13	R: 0 E: 0 K: 1 S: 15 H: 2 LOB: 2 BB: 0 P: 22	R: 0 E: 0 K: 0 S: 8 H: 1 LOB: 1 BB: 0 P: 11	R: 2 E: 0 K: 0 S: 14 H: 2 LOB: 0 BB: 0 P: 16	R: 1 E: 0 K: 0 S: 8 H: 2 LOB: 0 BB: 0 P: 12	R: 0 E: 0 K: 0 S: 8 H: 0 LOB: 0 BB: 0 P: 9	R: 0 E: 0 K: 0 S: 14 H: 2 LOB: 2 BB: 0 P: 23	R: 0 E: 0 K: 0 S: 9 H: 1 LOB: 2 BB: 0 P: 12	R: 0 E: 0 K: 0 S: 10 H: 2 LOB: 3 BB: 1 P: 23	R: 0 E: 0 K: 0 S: 10 H: 1 LOB: 1 BB: 0 P: 15	1B: 14 2B: 2 3B: 0 HR: 3 SF: 0 SAC: 1 DP: 2 HBP: 1						

PITCHER	IP	WLS	BF	H	R	ER	SO	BB	IBB	HBP	BLK	WP	HR	S	P	ERA	WHIP
14 David Price, L (1, 1) ERA: 4.44	7.0		28	8	2	2	8	0	0	0	0	0	1	79	118	2.57	1.143
62 Joel Peralta, R (8, 1) ERA: 4.63	1.0	B	6	3	3	3	0	0	0	0	0	0	2	17	22	27.00	3.000
46 Juan Carlos Oviedo, R (9, 1) ERA: 5.4	0.2	B	3	1	0	0	0	0	0	0	0	0	0	5	6	0.00	1.500
47 Brandon Gomes, R (9, 1) ERA: 2.93	2.0		6	1	0	0	0	0	0	0	0	0	0	17	24	0.00	0.500
13 Heath Bell, R (11, 1) ERA: 6.06	2.1	W	13	4	0	0	0	0	1	1	0	0	0	24	43	0.00	1.714

PITCHER	IP	WLS	BF	H	R	ER	SO	BB	IBB	HBP	BLK	WP	HR	S	P	ERA	WHIP
52 Josh Lueke, R (14, 1) ERA: 3.78	1.0		4	1	0	0	0	0	0	0	0	0	0	10	15	0.00	1.000

Tampa Bay Rays @ New York Yankees

Yankee Stadium, Bronx, NY

Fri May 02 2014, 7:09 PM - 12:58 AM EDT

Att. 33,580 - Partly Cloudy - 65 F

livebaseballscorecards.com

AB	57
R	5
H	18
RBI	5
BB	1
SO	8
LOB	28

WP: 0 PB: 0 SB: 2 CS: 0

PA: 61

Tampa Bay Rays @ New York Yankees

Yankee Stadium, Bronx, NY

Sat May 03 2014, 1:12 PM - 4:40 PM EDT

Att. 43,325 - Partly Cloudy - 67 F

livebaseballscorecards.com

Batter	1	2	3	4	5	6	7	8	9	AB	R	H	RBI	BB	SO	LOB
18 Ben Zobrist, S (1, 6) OBP: 0.350, SLG: 0.382	B SI 89 B SI 90 F SI 89 B SI 89 C SI 91 F FF 92 X FF 91 3-2 ① F8	F SI 91 B FC 90 X FS 86 1-1 ③ G4-3		C CU 74 X SL 86 0-1 ③ F9			B SI 90 C FS 85 F FS 84 F FS 87 F SI 93 S SL 86 1-3 ② K			4	0	0	0	0	1	3
8 Desmond Jennings, R (1, 10) OBP: 0.374, SLG: 0.486	B FF 90 S SL 82 B FF 91 X FF 91 2-1 HR	C SL 81 X CU 74 0-1 ① L7	B SI 89 C SL 80 S FS 85 B SL 82 B FS 87 X SL 83 3-2 ① G6-3			B FS 86 B SL 83 B SL 83 C SL 83 C SL 83 S SL 87 3-3 ③ K			4	1	1	1	0	1	0
20 Matt Joyce, L (1, 7) OBP: 0.404, SLG: 0.450	B CU 73 C SI 91 S FS 86 B FS 87 L FS 86 2-3 ② K	C CU 73 X CU 75 0-1 1B	X SI 90 0-0 ② G4-3			F FF 96 B FF 96 F FF 96 B SV 85 S KC 83 2-3 ① K			4	0	1	0	0	2	0
3 Evan Longoria, R (1, 5) OBP: 0.331, SLG: 0.407	C FF 90 X SI 90 0-1 ③ G5-3	F SL 81 X SI 91 0-1 ② L5	F SI 90 S FS 86 B FS 86 S FS 86 1-3 ③ K			S FF 97 B KC 84 C KC 82 S KC 84 1-3 ② K			4	0	0	0	0	2	1
21 James Loney, L (1, 3) OBP: 0.415, SLG: 0.472		B SI 90 C CU 73 X FS 84 1-1 7 1B 24 1B 1B	B CU 73 1 SAFE B CU 73 X SI 90 2-0 ③ G4-3			C FS 88 B SI 91 B FF 89 F FS 87 B SI 92 X SI 92 3-2 7 FC6-4 1B		B FF 97 C FF 97 B FF 97 B FF 97 F FF 96 F FF 98 X FF 97 3-2 2B		4	1	3	0	0	0	1
9 Wil Myers, R (1, 9) OBP: 0.313, SLG: 0.362		B SL 79 C SL 81 B FF 91 S SL 81 D FS 86 X SL 84 3-2 ① G2		X FF 90 0-0 HR		C FS 86 B SI 91 X SL 86 1-1 ① F7		C KC 82 C SV 82 X KC 84 0-2 ③ G2-3		4	1	1	1	0	0	3
7 David DeJesus, L (1, 8) OBP: 0.329, SLG: 0.371		L SI 90 B SI 89 S FS 86 B SI 92 B CU 75 X SI 91 3-2 24 1B 1-3 1B		C SI 89 F CU 74 X FS 86 0-2 1 FC6-4 1B		S FS 86 B FS 86 B SI 90 C SL 83 X FS 87 2-2 ② FC6-4 1 FC6-4 1-2f			B SI 92 X SI 91 1-0 ① F9	4	0	2	0	0	0	1
1 Sean Rodríguez, R (1, 4) OBP: 0.313, SLG: 0.636		C SL 84 L SI 92 1 SAFE X FS 87 0-2 ② P4		L SL 81 B FF 91 1 SAFE F SL 80 F FS 86 F SL 82 B FC 88 X FS 85 2-2 ① FC6-4 1-2f		C SL 82 F SL 82 X FS 86 0-2 ③ FC6-4 1-2f			C FF 92 B SL 83 C SL 82 F SL 80 B FF 92 B FF 91 S FF 92 3-3 ② K	4	0	0	0	0	1	4
24 Ryan Hanigan, R (1, 2) OBP: 0.347, SLG: 0.463		B FF 92 C SL 84 S FS 88 X FS 87 1-2 3-H 1-2 1B		B SI 89 C SI 90 1 SAFE S SI 90 C FS 85 1-3 ② K			B SL 80 B SL 82 C SI 89 X SI 90 2-1 ① G4-3		F FF 92 B SL 83 B SL 81 X SI 91 2-1 ③ G6-3	4	0	1	1	0	1	1
Inning Stats	R: 1 E: 0 K: 1 S: 11 H: 1 LOB: 0 BB: 0 P: 18	R: 1 E: 0 K: 0 S: 16 H: 3 LOB: 2 BB: 0 P: 25	R: 0 E: 0 K: 0 S: 7 H: 1 LOB: 1 BB: 0 P: 9	R: 1 E: 0 K: 1 S: 14 H: 2 LOB: 1 BB: 0 P: 17	R: 0 E: 0 K: 1 S: 7 H: 0 LOB: 0 BB: 0 P: 11	R: 0 E: 0 K: 0 S: 11 H: 1 LOB: 1 BB: 0 P: 17	R: 0 E: 0 K: 2 S: 10 H: 0 LOB: 0 BB: 0 P: 16	R: 0 E: 0 K: 2 S: 13 H: 1 LOB: 1 BB: 0 P: 19	R: 0 E: 0 K: 1 S: 7 H: 0 LOB: 0 BB: 0 P: 13	1B: 6 2B: 1 3B: 0 HR: 2 SF: 0 SAC: 0 DP: 0 HBP: 0						

	AB	36
	R	3
	H	9
	RBI	3
	BB	0
	SO	8
	LOB	14

WP: 0 PB: 0 SB: 0 CS: 0 PA: 36

PITCHER		IP	WLS	BF	H	R	ER	SO	BB	IBB	HBP	BLK	WP	HR	S	P	ERA	WHIP
19 Masahiro Tanaka, R ERA: 2.53	(1, 1)	7.0	W	29	8	3	3	5	0	0	0	0	0	2	76	113	3.86	1.143
68 Dellin Betances, R ERA: 1.72	(8, 1)	1.0	H	4	1	0	0	2	0	0	0	0	0	0	13	19	0.00	1.000
38 Preston Claiborne, R ERA: 1.17	(9, 1)	1.0		3	0	0	0	1	0	0	0	0	0	0	7	13	0.00	0.000

PITCHER		IP	WLS	BF	H	R	ER	SO	BB	IBB	HBP	BLK	WP	HR	S	P	ERA	WHIP

BOTTOM

Tampa Bay Rays @ New York Yankees

Yankee Stadium, Bronx, NY

Sat May 03 2014, 1:12 PM - 4:40 PM EDT

Att. 43,325 - Partly Cloudy - 67 F

livebaseballscorecards.com

Batter	1	2	3	4	5	6	7	8	9	AB	R	H	RBI	BB	SO	LOB
22 Jacoby Ellsbury, L (1, 8) OBP: 0.403, SLG: 0.505	C FF 91 S FF 91 B FS 85 F FF 90 B FF 91 B FF 91 S FF 92 3-3 ① K			B CU 68 F FF 90 B FF 90 X FF 89 2-1 11 FC1-6 1B	B FF 90 X FF 90 1-0 1-3 2-H 2B		C SL 76 B FS 77 1 SAFE B FF 92 X FF 93 2-1 11 1B 25 1B 1B	B CU 79 B CU 80 C FS 87 B CU 80 D FS 86 4-1 11 S 11 1B BB		4	2	3	1	1	1	0
11 Brett Gardner, L (1, 7) OBP: 0.343, SLG: 0.337	B FF 92 F FF 91 B SI 90 X FF 91 2-1 ② F7			X FF 89 0-0 ① FC1-6 25 HR 1-2f	C SL 80 D SL 80 C CU 67 D FF 88 S CU 68 2-3 ① K		C FF 92 1 SAFE 1 SAFE B FF 91 F FF 91 B FS 77 X FS 78 2-2 25 1B 12 SF7 1-2 1B	B CU 80 C CU 79 X CU 81 1-1 1-H 3-H 1B		5	2	2	2	0	1	3
25 Mark Teixeira, S (1, 3) OBP: 0.406, SLG: 0.577	C CU 69 B FS 83 F FF 90 B FF 92 F FS 83 S FS 85 2-3 ③ K			1 SAFE X FF 89 0-0 1-H HR	I IN 73 I IN 76 I IN 74 I IN 76 4-0 IBB		C FS 79 B FF 92 B FF 92 T FS 80 B FS 78 F FS 78 X FF 93 3-2 1-3 2-H 1B	B FF 92 B FS 88 B CU 80 C SI 92 X SI 92 3-1 ② F7		4	1	2	3	1	1	1
34 Brian McCann, L (1, 2) OBP: 0.264, SLG: 0.376		X FS 84 0-0 ① G6-3		B FF 90 B FF 90 F FF 90 C FF 90 F FS 84 B FF 90 F FF 91 F FF 90 X FF 91 3-2 2B	C SL 80 C CU 67 B FF 88 F FF 89 S FF 88 1-3 ② K		D FS 79 B FS 79 B FS 78 F FF 93 X SL 77 3-1 ① L4	B FS 88 B FS 87 C SI 91 X CU 81 2-1 ③ F7		5	0	1	0	0	1	6
12 Alfonso Soriano, R (1, 10) OBP: 0.283, SLG: 0.441		B SI 89 F FF 88 B FC 84 F FF 91 S FF 91 2-3 ② K		C FC 86 D FC 85 F FF 90 B FF 89 F FF 88 X FC 85 2-2 ② F9	F FF 88 B FF 87 X FF 89 1-1 ③ G6-3		B SL 75 B SL 78 S SL 76 F SL 77 X SL 79 2-2 ② SF7 3-H			3	0	0	1	0	1	4
33 Kelly Johnson, L (1, 5) OBP: 0.284, SLG: 0.485		C SI 91 B FS 86 B FF 90 F FF 90 X FF 92 2-2 ③ G4-3		B SI 89 B FS 84 B FF 90 B FF 90 4-0 BB		B FF 94 F FF 95 B SL 77 X FF 94 2-1 HR	C SL 78 F FS 79 B FF 94 X FS 81 1-2 ③ G4-3			3	1	1	1	1	0	1
14 Brian Roberts, S (1, 4) OBP: 0.320, SLG: 0.294			F FF 90 X FS 84 0-1 ① F8	C FF 90 C SI 90 B FF 91 S FF 91 1-3 ③ K		B FF 93 X FF 93 1-0 ① L4-3		X CU 81 0-0 31 2B 1B		4	1	1	0	0	1	2
31 Ichiro Suzuki, L (1, 9) OBP: 0.400, SLG: 0.458			C FF 91 B FF 89 C FF 90 F FF 90 B FF 91 X FF 91 2-2 ② L9	C FF 90 C FF 88 B FS 82 X FF 90 1-2 22 2B 2B	F FF 93 B FS 79 B FF 94 X FF 94 2-1 ② G3-1		1 SAFE S CU 79 B FS 85 B FS 85 1 SAFE 1 SAFE F FS 86 1 SAFE F FS 86 3-2 B FF 92 X FS 87 26 G4-3 11 1B 1-H 2B		4	2	2	1	0	0	0
26 Yangervis Solarte, S (1, 6) OBP: 0.382, SLG: 0.420			C FF 92 B FF 90 B SI 90 C FF 91 F FS 84 F FF 92 F FS 85 F FS 84 B SI 92 3-2 F FF 90 F FF 91 X FF 91 L9	B FF 90 B FF 90 B FF 90 B FF 90 4-0 22 2B BB		F FF 95 B FS 80 B FS 80 F FF 94 X FS 78 2-2 ③ G1-3		B FF 91 C FS 85 X FS 86 1-1 ① G4-3 2-3		3	0	0	0	1	0	1
Inning Stats	R: 0 E: 0 K: 2 S: 10 H: 0 LOB: 0 BB: 0 P: 17	R: 0 E: 0 K: 1 S: 7 H: 0 LOB: 0 BB: 0 P: 11	R: 0 E: 0 K: 0 S: 15 H: 0 LOB: 0 BB: 0 P: 20	R: 2 E: 0 K: 1 S: 17 H: 3 LOB: 2 BB: 1 P: 29	R: 1 E: 0 K: 2 S: 13 H: 2 LOB: 3 BB: 2 P: 27	R: 1 E: 0 K: 0 S: 8 H: 1 LOB: 0 BB: 0 P: 15	R: 2 E: 0 K: 0 S: 17 H: 3 LOB: 1 BB: 0 P: 30	R: 3 E: 0 K: 0 S: 14 H: 3 LOB: 1 BB: 1 P: 28		1B: 6 2B: 4 3B: 0 HR: 2 SF: 1 SAC: 0 DP: 0 HBP: 0				WP: 0 PB: 0 SB: 1 CS: 0 PA: 40		

	AB	35
	R	9
	H	12
	RBI	9
	BB	4
	SO	6
	LOB	18

PITCHER		IP	WLS	BF	H	R	ER	SO	BB	IBB	HBP	BLK	WP	HR	S	P	ERA	WHIP
23 Jake Odorizzi, R ERA: 6.83	(1, 1)	4.0		19	5	3	3	4	2	0	0	0	0	1	53	87	6.75	1.750
27 Cesár Ramos, L ERA: 2.91	(5, 1)	1.0		4	0	0	0	2	0	1	0	0	0	0	9	17	0.00	0.000
52 Josh Lueke, R ERA: 4.82	(6, 1)	2.0	L	10	4	3	3	0	0	0	0	0	0	1	25	45	13.50	2.000
13 Heath Bell, R ERA: 7.27	(8, 1)	1.0		7	3	3	3	0	1	0	0	0	0	0	14	28	27.00	4.000

PITCHER	IP	WLS	BF	H	R	ER	SO	BB	IBB	HBP	BLK	WP	HR	S	P	ERA	WHIP

Batter	1	2	3	4	5	6	7	8	9	AB	R	H	RBI	BB	SO	LOB
11 Logan Forsythe, R (1, 5) OBP: 0.262, SLG: 0.246	B FF 89 B FF 90 C FF 90 B SI 88 X FF 90 3-1 8 SH1-4 3 2B 2B		C SI 88 C SI 89 B SL 81 B SI 90 X CH 84 2-2 ① F9	B SL 84 C SI 89 F SL 85 F SI 90 X SL 82 1-2 3 FC3-4 8 1B 9 2B 1B	C SI 92 F FC 90 C FF 92 0-3 ③ K			X FC 88 0-0 ② F8		5	2	2	0	0	1	2
8 Desmond Jennings, R (1, 8) OBP: 0.386, SLG: 0.505	X SL 81 0-0 ① SH1-4 2-3		B CH 84 C SI 89 C SL 81 X SI 90 1-2 9 IHR 2B	C SL 81 B CH 83 X SI 88 1-1 3 FC3-4 1-2 1B		B SI 92 C FF 92 C FC 90 X FF 93 1-2 1B		C CH 82 C CH 82 X FF 92 0-2 ③ F9		4	1	3	0	0	0	0
3 Evan Longoria, R (1, 10) OBP: 0.333, SLG: 0.409	X FF 90 0-0 3-H 2B		B SL 81 B SL 81 B SI 89 B FF 91 4-0 9 IHR BB	C SI 89 S SL 83 F FF 91 X FF 91 0-2 ② FC3-4 9 2B 1-2f 2-3		1 SAFE F FF 91 1 SAFE 1 SAFE B FF 92 S SL 84 1 SAFE F SL 83 1 SAFE 1-2 X SI 93 F9 ①			F FF 92 X FF 93 0-1 ① F9	4	1	1	1	1	0	3
9 Wil Myers, R (1, 9) OBP: 0.316, SLG: 0.397	C SL 82 F CH 84 F SL 80 T FF 91 0-2 ② K		C CH 83 B SI 89 B SL 81 S SI 90 X CH 86 2-2 1-H 2-H IHR	F SL 85 X SI 89 0-1 1-3 3-H 2B		B FF 93 1 SAFE X FC 89 1-0 ② L7			B FF 94 C CU 82 C FF 92 F SL 83 B FF 91 F FF 93 X SI 92 2-2 ② L7	5	1	2	4	0	1	2
1 Sean Rodríguez, R (1, 4) OBP: 0.302, SLG: 0.592	B CH 83 B SL 81 X CH 82 2-0 ③ P3		B SL 82 C CH 84 C SI 89 B SL 82 X SI 89 2-2 11 1B 1B	B FF 93 S SL 86 B FF 93 S SL 85 S SL 84 2-3 ③ K		C FF 92 S FF 92 S SL 84 0-3 ③ K			F FF 93 B FF 92 B SI 81 B FF 92 S FC 88 X FC 88 3-2 ③ F7	5	0	1	0	0	2	4
21 James Loney, L (1, 3) OBP: 0.402, SLG: 0.455		X FF 90 0-0 ① F8	C SL 80 B SI 87 L SI 88 B FF 91 S SL 80 2-3 ② K		C FC 90 B CH 83 B CH 82 B FF 91 C FF 93 T SL 84 3-2 ① K		B CH 83 S CH 83 B CU 82 S CH 85 X FF 92 2-2 ① G1-3			4	0	0	0	0	2	1
11 Yunel Escobar, R (1, 6) OBP: 0.309, SLG: 0.345		S FF 90 B CH 83 X CH 84 1-1 ② G6-3	C SL 85 F SI 89 X SL 80 0-2 5 FC6-4 1-3 1B		C FF 94 X SL 84 0-1 5 1B 1B		B SL 82 X FF 93 1-0 ② P3			4	0	2	0	0	0	0
5 Brandon Guyer, R (1, 7) OBP: 0.226, SLG: 0.233		C SI 90 F SL 83 B FF 90 B SI 89 X CH 84 2-2 24 FC4 1B	C SL 86 X CH 84 0-1 ③ FC6-4 1-2f		S FF 92 F FF 90 1 SAFE B SL 84 X FC 91 1-2 1-2 1B		C FF 93 B CU 82 B SL 82 S FC 89 S SL 85 2-3 ③ K			4	0	2	0	0	1	2
24 Ryan Hanigan, R (1, 2) OBP: 0.329, SLG: 0.437		C SL 80 X CH 83 0-1 ③ FC4 1-2f		B FF 90 B CH 83 C SI 88 C SL 81 S SI 89 2-3 ① K2-3	S FF 93 B FF 93 S FC 90 F FC 90 X SL 84 1-2 ② P4			B FF 89 X FF 91 1-0 ① F9		4	0	0	0	0	1	3
Inning Stats	R: 1 E: 0 K: 1 S: 9 H: 2 LOB: 1 BB: 0 P: 14	R: 0 E: 0 K: 0 S: 8 H: 1 LOB: 1 BB: 0 P: 11	R: 3 E: 0 K: 1 S: 20 H: 4 LOB: 2 BB: 1 P: 33	R: 1 E: 0 K: 2 S: 18 H: 3 LOB: 2 BB: 0 P: 24	R: 0 E: 0 K: 2 S: 15 H: 2 LOB: 2 BB: 0 P: 20	R: 0 E: 0 K: 1 S: 11 H: 1 LOB: 1 BB: 0 P: 14	R: 0 E: 0 K: 1 S: 7 H: 0 LOB: 0 BB: 0 P: 12	R: 0 E: 0 K: 0 S: 5 H: 0 LOB: 0 BB: 0 P: 6	R: 0 E: 0 K: 0 S: 10 H: 0 LOB: 0 BB: 0 P: 15	1B: 8 2B: 4 3B: 0 HR: 1 SF: 0 SAC: 1 DP: 0 HBP: 0					WP: 0 PB: 0 SB: 0 CS: 0	PA: 41	

TOP

Tampa Bay Rays @ New York Yankees

Yankee Stadium, Bronx, NY

Sun May 04 2014, 1:10 PM - 4:23 PM EDT

Att. 41,122 - Cloudy - 64 F

livebaseballscorecards.com

AB	39
R	5
H	13
RBI	5
BB	1
SO	8
LOB	17

PITCHER		IP	WLS	BF	H	R	ER	SO	BB	IBB	HBP	BLK	WP	HR	S	P	ERA	WHIP
52 CC Sabathia, L ERA: 5.75	(1, 1)	3.2	L	22	10	5	5	3	1	0	0	0	0	0	52	77	12.27	3.000
91 Alfredo Aceves, R ERA:	(4, 1)	5.1		19	3	0	0	5	0	0	0	0	0	0	51	72	0.00	0.562

PITCHER	IP	WLS	BF	H	R	ER	SO	BB	IBB	HBP	BLK	WP	HR	S	P	ERA	WHIP

Tampa Bay Rays @ New York Yankees

Yankee Stadium, Bronx, NY

Sun May 04 2014, 1:10 PM - 4:23 PM EDT

Att. 41,122 - Cloudy - 64 F

livebaseballscorecards.com

Batter	1	2	3	4	5	6	7	8	9	AB	R	H	RBI	BB	SO	LOB
22 Jacoby Ellsbury, L (1, 8) OBP: 0.390, SLG: 0.486	B FF 85 X FF 86 1-0 ① F7		F FC 88 F FF 89 B FF 89 B FF 89 X FF 88 2-2 ② F7		B CH 74 F FF 87 F CU 75 B CU 77 C FC 89 2-3 ① K		C FF 97 X FF 97 0-1 ② FC4-6 2 FC3-6 1-2f 2-3			4	0	0	0	0	1	4
2 Derek Jeter, R (1, 6) OBP: 0.314, SLG: 0.274	B FF 86 C FF 87 C FF 89 X FF 89 1-2 ② F7		B CH 74 B FF 89 X FF 85 2-0 ③ F9		S FF 88 C FF 89 X FF 89 0-2 ② F9 2-3		C FF 97 B SI 98 1 SAFE S FF 98 1 SAFE F FF 98 X FF 99 1-2 ③ FC3-6 1-2f			4	0	0	0	0	0	4
36 Carlos Beltrán, S (1, 9) OBP: 0.288, SLG: 0.464	F FF 89 B SI 90 X FF 89 1-1 ③ F8			B SI 88 B CH 72 B FF 85 C FF 85 F FF 86 X FF 88 3-2 ① P4	F SI 91 C FF 88 D CU 77 X CU 76 1-2 ③ G4-3			X FF 89 0-0 ① P5		4	0	0	0	0	0	2
25 Mark Teixeira, S (1, 3) OBP: 0.397, SLG: 0.554		C FF 87 X CU 75 0-1 12 2B 26 SF7 1B		C CU 76 F CU 77 X FF 89 0-2 ② G5-3		X FF 85 0-0 ① P4		C FF 90 F CU 77 S FS 83 0-3 ② K		4	1	1	0	0	1	0
12 Alfonso Soriano, R (1, 10) OBP: 0.290, SLG: 0.447		X CU 73 0-0 11 WP 1-3 2B		B FF 88 B CH 71 B FF 87 C FF 84 C FF 86 F FF 87 B FC 86 4-2 33 2B BB		C CH 72 S FF 88 S CU 76 0-3 ② K		B CU 78 F FF 90 X CU 77 1-1 ③ L8		3	0	1	0	1	1	0
33 Kelly Johnson, L (1, 5) OBP: 0.282, SLG: 0.486		B FF 89 X CH 74 1-0 ① P6		B FF 88 C CH 74 F FC 89 X SI 89 1-2 1-3 2B		X CH 73 0-0 ③ G3			C FF 92 B SL 83 S SL 84 B CU 81 B CU 82 X FF 92 3-2 ① L3	4	0	1	0	0	0	2
26 Yangervis Solarte, S (1, 4) OBP: 0.387, SLG: 0.422		D FF 88 C CU 74 X FF 88 1-1 ② SF7 3-H		F CU 74 X CH 72 0-1 ③ L8			C CH 72 B CU 75 X CU 74 1-1 22 FC4-6 11 1B 1B		B FF 92 B FF 91 B FF 92 C FF 91 B FF 91 4-1 11 G5-3 BB	2	0	1	1	1	0	2
11 Brett Gardner, L (1, 7) OBP: 0.349, SLG: 0.343		F FF 89 D CU 76 B FF 88 F FF 87 B FF 88 F FF 88 T FF 88 3-2 ③ K 2-3			C FF 84 X CU 75 0-1 2 F9 66 1B 1B		C FF 95 X FF 95 0-1 22 FC4-6 1B 1-2		B CU 82 C SL 83 B FF 91 C SL 85 X SL 84 2-2 ② G5-3 1-2	4	0	2	0	0	1	2
66 John Ryan Murphy, R (1, 2) OBP: 0.316, SLG: 0.526 34 Brian McCann, L (9, PH) OBP: 0.262, SLG: 0.373			C FF 88 B CU 74 B CH 68 C FC 86 X CH 72 2-2 ① F9		C CU 73 F CU 74 B FF 88 X SI 87 1-2 1-2 1B		B FF 94 C FF 94 B FF 96 F FF 97 B FF 96 F FF 97 X SI 97 3-2 ① F9		C SL 83 X SL 84 0-1 ③ L8	3 1	0 0	1 0	0 0	0 0	0 0	2 1
Inning Stats	R: 0 E: 0 K: 0 S: 6 H: 0 LOB: 0 BB: 0 P: 9	R: 1 E: 0 K: 1 S: 10 H: 2 LOB: 1 BB: 0 P: 15	R: 0 E: 0 K: 0 S: 7 H: 0 LOB: 0 BB: 0 P: 13	R: 0 E: 0 K: 0 S: 14 H: 1 LOB: 2 BB: 1 P: 22	R: 0 E: 0 K: 1 S: 14 H: 2 LOB: 2 BB: 0 P: 18	R: 0 E: 0 K: 1 S: 5 H: 0 LOB: 0 BB: 0 P: 5	R: 0 E: 0 K: 0 S: 14 H: 2 LOB: 2 BB: 0 P: 19	R: 0 E: 0 K: 1 S: 6 H: 0 LOB: 0 BB: 0 P: 7	R: 0 E: 0 K: 0 S: 9 H: 0 LOB: 1 BB: 1 P: 18	1B: 5 2B: 2 3B: 0 HR: 0 SF: 1 SAC: 0 DP: 0 HBP: 0						WP: 1 PB: 0 SB: 0 CS: 0 PA: 36

PITCHER		IP	WLS	BF	H	R	ER	SO	BB	IBB	HBP	BLK	WP	HR	S	P	ERA	WHIP
40 Erik Bedard, L ERA: 4.35	(1, 1)	6.0	W	25	6	1	1	3	1	0	0	0	1	0	58	85	1.50	1.167
57 Jake McGee, L ERA: 1.88	(7, 1)	1.0		4	1	0	0	0	0	0	0	0	0	0	12	16	0.00	1.000
62 Joel Peralta, R ERA: 4.26	(8, 1)	1.0		3	0	0	0	1	0	0	0	0	0	0	6	7	0.00	0.000
50 Grant Balfour, R ERA: 4.73	(9, 1)	1.0		4	0	0	0	0	1	0	0	0	0	0	9	18	0.00	1.000

PITCHER	IP	WLS	BF	H	R	ER	SO	BB	IBB	HBP	BLK	WP	HR	S	P	ERA	WHIP

New York Yankees @ Los Angeles Angels

Angel Stadium of Anaheim, Anaheim, CA

Mon May 05 2014, 7:09 PM - 10:17 PM PDT

Att. 39,701 - Partly Cloudy - 65 F

livebaseballscorecards.com

TOP

Batter	1	2	3	4	5	6	7	8	9	AB	R	H	RBI	BB	SO	LOB
11 Brett Gardner, L (1, 7) OBP: 0.336, SLG: 0.330	X SI 87 0-0 ① G1-3		B SI 84 C SI 86 C SI 85 B SL 79 S CH 77 2-3 ③ K			C CU 69 S CH 78 F FF 88 F SL 78 S CU 71 0-3 ③ K		B SI 85 C SI 86 C SI 86 S SI 87 1-3 ① K		4	0	0	0	0	3	3
2 Derek Jeter, R (1, 6) OBP: 0.321, SLG: 0.293	B FF 87 S FF 86 X SI 87 1-1 ② F8			B FF 87 B CU 70 F SI 85 F SL 78 B FF 87 X FC 87 3-2 22 G4-6-3 1B			X CU 70 0-0 22 G4-3 25 1B 2B	X FF 86 0-0 ②③ G4-6-3 1-2f		4	1	2	0	0	0	3
22 Jacoby Ellsbury, L (1, 8) OBP: 0.378, SLG: 0.470	B SI 85 X SI 86 1-0 ③ G3			C SI 85 B CH 79 X CU 71 1-1 ①② G4-6-3 1-2f			F SI 86 B CH 78 X CU 71 1-1 ① G4-3 2-3		B SI 94 C FF 95 C SI 95 S SI 95 1-3 ① K	4	0	0	0	0	1	2
25 Mark Teixeira, S (1, 3) OBP: 0.403, SLG: 0.542		C FF 85 B SI 86 B CU 70 B SI 85 B SI 83 4-1 34 FC4-5 BB		B CU 67 X CU 67 1-0 ③ L3			B FF 86 C SI 86 X CH 78 1-1 34 FC3-5 3-H 1B		F SI 96 B SL 82 F SI 96 C SI 95 1-3 ② K	3	0	1	1	1	1	0
34 Brian McCann, L (1, 2) OBP: 0.252, SLG: 0.358		B SI 86 L SI 86 D CU 68 X SI 85 2-1 ① FC4-5 1-2f			B SI 86 C CU 69 C CH 79 X SL 78 1-2 ① F9		C SI 87 D CU 71 C SI 85 D CH 79 X FF 87 2-2 ② FC3-5 1-2f		C SI 95 B SL 84 F SI 95 F CH 89 F SI 95 F SL 84 F SL 82 X SL 84 1-2 ③ L9	4	0	0	0	0	0	2
12 Alfonso Soriano, R (1, 10) OBP: 0.283, SLG: 0.436		C FF 88 S CU 70 B FF 85 B FF 89 S SL 81 2-3 ② K			B CU 70 B CU 70 B CH 78 X FF 87 3-0 ② L8		D SL 80 B CH 79 D SL 80 C FF 88 C CU 71 C FF 86 3-3 ③ K			3	0	0	0	0	2	2
33 Kelly Johnson, L (1, 5) OBP: 0.284, SLG: 0.480		F SI 86 B SI 86 S CU 70 F SL 80 B SI 86 B CH 77 C CH 76 3-3 ③ K			C CU 67 B CU 71 X SI 85 1-1 ③ G3-1			B SI 85 X CH 77 1-0 31 1B 14 1B 1B		3	0	1	0	0	1	1
14 Brian Roberts, S (1, 4) OBP: 0.320, SLG: 0.295			F SI 84 X SI 87 0-1 ① F7			C SI 84 F CU 70 B FF 86 F SI 86 X CH 77 1-2 ① F9		X SI 85 0-0 31 1B 1-2 1B		3	0	1	0	0	0	0
31 Ichiro Suzuki, L (1, 9) OBP: 0.396, SLG: 0.451			B SI 88 F FF 87 X CU 70 1-1 ② G4-3			C SI 85 F FF 85 B CH 77 B FF 88 F CH 77 B SL 80 F CU 70 C SI 86 3-3 ② K		X CU 71 0-0 2 G4-6-3 1-2 2-3 1B		3	0	1	0	0	1	0
Inning Stats	R: 0 H: 0 E: 0 LOB: 0 K: 0 BB: 0 S: 4 P: 6	R: 0 H: 0 E: 0 LOB: 1 K: 2 BB: 1 S: 10 P: 21	R: 0 H: 0 E: 0 LOB: 0 K: 1 BB: 0 S: 7 P: 10	R: 0 H: 1 E: 0 LOB: 0 K: 0 BB: 0 S: 6 P: 11	R: 0 H: 0 E: 0 LOB: 0 K: 0 BB: 0 S: 6 P: 11	R: 0 H: 0 E: 0 LOB: 0 K: 2 BB: 0 S: 14 P: 18	R: 1 H: 2 E: 0 LOB: 1 K: 1 BB: 0 S: 11 P: 18	R: 0 H: 3 E: 0 LOB: 2 K: 1 BB: 0 S: 7 P: 9	R: 0 H: 0 E: 0 LOB: 0 K: 2 BB: 0 S: 13 P: 16	1B: 5 SF: 0 2B: 1 SAC: 0 3B: 0 DP: 2 HR: 0 HBP: 0						

	AB	31
	R	1
	H	6
	RBI	1
	BB	1
	SO	9
	LOB	13

WP: 0 PA: 32
PB: 0
SB: 0
CS: 0

PITCHER		IP	WLS	BF	H	R	ER	SO	BB	IBB	HBP	BLK	WP	HR	S	P	ERA	WHIP
36 Jered Weaver, R ERA: 3.48	(1, 1)	8.0	W	29	6	1	1	7	1	0	0	0	0	0	65	104	1.12	0.875
49 Ernesto Frieri, R ERA: 6.08	(9, 1)	1.0	S	3	0	0	0	2	0	0	0	0	0	0	13	16	0.00	0.000

PITCHER		IP	WLS	BF	H	R	ER	SO	BB	IBB	HBP	BLK	WP	HR	S	P	ERA	WHIP

BOTTOM

New York Yankees @ Los Angeles Angels

Angel Stadium of Anaheim, Anaheim, CA

Mon May 05 2014, 7:09 PM - 10:17 PM PDT

Att. 39,701 - Partly Cloudy - 65 F

livebaseballscorecards.com

Batter	1	2	3	4	5	6	7	8	9	AB	R	H	RBI	BB	SO	LOB
2 Erick Aybar, S (1, 6) OBP: 0.298, SLG: 0.415	X SI 92 0-0 ① G1-6-3			C SL 88 B KC 81 B KC 82 X CH 83 2-1 ① L5		C KC 80 X SL 86 0-1 E3 5 1B		B FF 91 C FF 91 1 SAFE L SL 81 1 SAFE 1 SAFE F SL 83 X SL 85 1-2 ① G4-3 1-2		4	0	0	0	0	0	1
27 Mike Trout, R (1, 8) OBP: 0.380, SLG: 0.537	C SI 92 B SL 88 B SI 92 F FC 88 X SI 92 2-2 ② L6			C SL 88 B CH 84 B KC 82 C FF 91 B KC 82 B SI 92 4-2 5 1B BB		B FF 91 F SI 91 1 SAFE F SI 90 B KC 81 B SL 87 1 SAFE X SI 90 3-2 ① P3		B FF 92 S SL 84 B SL 85 F SL 82 D SL 86 X SL 84 3-2 ② F8		3	0	0	0	1	0	2
5 Albert Pujols, R (1, 3) OBP: 0.364, SLG: 0.600	B SI 92 B SI 92 B KC 83 C SI 92 X SL 89 3-1 ③ G1-3			B SI 92 1 SAFE 1 SAFE F FF 92 1 SAFE B SI 91 X KC 83 2-1 20 G6-4-3 1-3 1B		X FF 94 0-0 1-3 1B		I I I I 4-0 47 BB 28 BB 8 BB IBB		3	1	2	0	1	0	0
20 C.J. Cron, R (1, 10) OBP: 0.417, SLG: 0.500 28 Raul Ibanez, L (8, PH) OBP: 0.230, SLG: 0.289 (9, 10)		C SI 90 F SL 87 B FF 92 F SI 92 S KC 82 1-3 ① K		X KC 82 0-0 ② ③ G6-4-3 1-2f		B SL 86 F SL 86 X SL 85 1-1 ② P5		F SL 83 D SL 85 C FF 93 D SL 84 F SL 85 B SL 85 F SL 82 B SL 83 4-2 8 BB 47 BB 17 BB 1-2 2-3 BB		3 0	0 1	0 0	0 0	0 1	1 0	4 0
47 Howie Kendrick, R (1, 4) OBP: 0.383, SLG: 0.440		C KC 82 S CH 85 F FF 92 F FF 92 B KC 82 F CH 84 F SL 88 B SI 92 F SI 92 2-3 ② K			X SI 90 0-0 44 G6-3 3B	B FF 94 S CH 86 X CH 84 1-1 ③ G4-3		B SL 84 B FF 92 C SL 83 B SL 83 B FF 93 4-1 17 BB 8 BB 1-2 2-3 3-H BB		3	1	1	1	1	1	2
44 Ian Stewart, L (1, 5) OBP: 0.246, SLG: 0.404 8 John McDonald, R (8, PH) OBP: 0.412, SLG: 0.400 (9, 5)		C SI 91 B SI 92 F KC 83 X KC 83 1-2 ③ F8			B SI 90 C SI 90 B KC 82 C SL 88 B SI 92 X SI 92 3-2 ① G6-3 3-H		C CH 84 B FF 93 F SL 86 X CH 86 1-2 ① G4-3	F FF 93 B FF 94 D FF 94 B FF 95 C FF 94 F FF 96 B FF 94 4-2 17 BB 1-2 2-3 3-H BB		3 0	0 0	0 0	1 1	0 1	0 0	0 0
17 Chris Iannetta, R (1, 2) OBP: 0.381, SLG: 0.394			F SI 91 C SI 92 B KC 82 B SI 92 F SI 92 F KC 83 F FF 94 S SL 88 2-3 ① K		S FF 92 X SL 88 0-1 10 FC6-4 1B		S SL 88 B CU 83 C CH 85 B SL 88 F CH 86 F FF 95 F FF 94 F SL 87 X SL 87 2-2 ② G1-3	B FF 92 S FF 91 B FF 92 B SI 91 F FF 91 F FF 92 B SI 90 4-2 1-2 2-3 3-H BB		3	0	1	1	1	1	0
10 Grant Green, R (1, 7) OBP: 0.300, SLG: 0.400			B KC 82 X SI 91 1-0 ② P3		C SI 91 B KC 82 1 SAFE F SL 86 F FC 89 B FC 88 1 SAFE X KC 82 2-2 ② FC6-4 1-2f		F FF 94 S FF 94 S SL 86 0-3 ③ K	X SI 91 0-0 ③ F9		4	0	0	0	0	1	4
7 Collin Cowgill, R (1, 9) OBP: 0.403, SLG: 0.481			C SI 92 C SI 92 B SI 91 B SL 89 X SL 87 2-2 ③ G6-3		B SI 91 C SL 87 1 SAFE X KC 82 1-1 ③ G5-3			B SL 81 B FF 89 B FF 91 C FF 91 F FF 91 B SL 80 4-2 28 BB 47 BB 2 G4-3 BB		2	1	0	0	1	0	1
Inning Stats	R: 0 H: 0 E: 0 LOB: 0 K: 0 BB: 0 S: 6 P: 11	R: 0 H: 0 E: 0 LOB: 0 K: 2 BB: 0 S: 16 P: 20	R: 0 H: 0 E: 0 LOB: 0 K: 1 BB: 0 S: 10 P: 15	R: 0 H: 1 E: 0 LOB: 1 K: 0 BB: 1 S: 7 P: 15	R: 1 H: 2 E: 0 LOB: 1 K: 0 BB: 0 S: 12 P: 18	R: 0 H: 1 E: 1 LOB: 2 K: 0 BB: 0 S: 10 P: 15	R: 0 H: 0 E: 0 LOB: 0 K: 1 BB: 0 S: 13 P: 16	R: 3 H: 0 E: 0 LOB: 3 K: 0 BB: 6 S: 21 P: 49		1B: 3 SF: 0 2B: 0 SAC: 0 3B: 1 DP: 1 HR: 0 HBP: 0						

	AB	28
	R	4
	H	4
	RBI	4
	BB	7
	SO	4
	LOB	14

WP: 0 PA: 35
PB: 0
SB: 0
CS: 0

PITCHER		IP	WLS	BF	H	R	ER	SO	BB	IBB	HBP	BLK	WP	HR	S	P	ERA	WHIP
41 David Phelps, R ERA: 3.18	(1, 1)	5.1		20	3	1	1	3	1	0	0	0	0	0	56	87	1.69	0.750
43 Adam Warren, R ERA: 1.4	(6, 1)	1.2		6	1	0	0	1	0	0	0	0	0	0	18	23	0.00	0.600
27 Shawn Kelley, R ERA: 3.6	(8, 1)	0.2	L	6	0	3	3	0	3	1	0	0	0	0	14	34	40.50	4.500
48 Matt Thornton, L ERA: 1.5	(8, 1)	0.0		1	0	0	0	0	1	0	0	0	0	0	3	7	∞	∞
38 Preston Claiborne, R ERA: 1.13	(8, 1)	0.1		2	0	0	0	0	1	0	0	0	0	0	4	8	0.00	3.000

PITCHER	IP	WLS	BF	H	R	ER	SO	BB	IBB	HBP	BLK	WP	HR	S	P	ERA	WHIP

New York Yankees @ Los Angeles Angels

Angel Stadium of Anaheim, Anaheim, CA

Tue May 06 2014, 7:09 PM - 10:05 PM PDT

Att. 40,106 - Partly Cloudy - 63 F

livebaseballscorecards.com

TOP

Batter	1	2	3	4	5	6	7	8	9	AB	R	H	RBI	BB	SO	LOB
22 Jacoby Ellsbury, L (1, 8) OBP: 0.371, SLG: 0.454	B FF 91 C FF 90 C FF 91 B FF 90 X CU 77 2-2 ① F7		B CU 75 B FF 91 B FF 90 B FF 91 4-0 2 1B BB		C CU 75 X SL 80 0-1 ①② G4-3 1-2f 3-H		B SL 81 F CU 78 B FF 91 F CU 76 X SL 82 2-2 ③ G4-3		B SI 94 B SI 95 X FF 94 2-0 ③ F7	4	0	0	0	1	0	2
2 Derek Jeter, R (1, 6) OBP: 0.336, SLG: 0.297	F FF 91 B FC 89 F CU 76 S FC 88 1-3 ② K		C FF 89 F CU 73 X FF 91 0-2 36 FC6-4 1-3 1B		F CU 77 B CU 76 B FF 92 F CU 80 B CU 80 D SI 93 4-2 36 FC6-4 BB			B CU 80 B CH 86 F FF 91 C FF 92 H CU 79 3-2 36 1B 25 FC5-2 HBP		2	0	1	0	1	1	0
36 Carlos Beltrán, S (1, 9) OBP: 0.295, SLG: 0.460 31 Ichiro Suzuki, L (9, 9) OBP: 0.396, SLG: 0.451	C FF 91 C SI 91 B SI 92 B CU 77 B SL 82 F SI 93 B FF 92 4-2 25 FC5-4 BB		D CU 75 B CH 84 C FF 90 X FF 90 2-1 ③ FC6-4 1-2f		C SL 80 C FF 90 X CU 76 0-2 ③ FC6-4 1-2f			F CH 86 B FF 90 X CU 75 1-1 25 FC5-2 12 1B 1-3 1B		3 0	1 0	1 0	0 0	1 0	0 0	3 0
25 Mark Teixeira, S (1, 3) OBP: 0.382, SLG: 0.508	C FF 89 B FF 90 X CU 71 1-1 ③ FC5-4 1-2f			X SI 90 0-0 ① G6-3		C CU 76 S SL 82 C FF 91 0-3 ① K		S SL 82 B FF 90 D SL 82 X FC 87 2-1 ① FC5-2 12 1B 1-2 3-H		4	0	0	0	0	1	3
12 Alfonso Soriano, R (1, 10) OBP: 0.282, SLG: 0.430		F SI 91 B FC 86 B SL 82 C CU 75 F FF 92 S SL 81 2-3 ① K		B SI 92 F CH 85 F FF 91 S CU 78 1-3 ② K		C SI 92 B SI 89 S SL 82 B FF 92 B SL 80 X SL 81 3-2 ② G5-3		X CU 76 0-0 34 G4-6-3 1-2 2-H		4	0	1	1	0	2	0
34 Brian McCann, L (1, 2) OBP: 0.243, SLG: 0.345		B FF 92 B CU 75 B FF 91 C FF 91 F FF 90 X SI 92 3-2 ② G4-3		B FF 90 B FF 91 C FF 91 X SI 92 2-1 ③ G1-5-3		C CU 76 X CU 78 0-1 ③ G1-3		D CU 77 F FF 90 C SI 90 B CU 79 B SL 81 X SI 90 3-2 ②③ G4-6-3 1-2f		4	0	0	0	0	0	2
26 Yangervis Solarte, S (1, 5) OBP: 0.391, SLG: 0.426		B SI 90 C CH 85 B FF 90 X CH 85 2-1 ③ F9		C SI 90 X FC 87 0-1 11 1B 14 1B 1B			B CU 75 C CH 84 X SL 80 1-1 11 SH3-4 1B		C FF 94 B FF 94 S SI 94 F SI 94 X FF 95 1-2 ① F7	4	1	2	0	0	0	0
11 Brett Gardner, L (1, 7) OBP: 0.336, SLG: 0.330			C FF 89 C FF 90 B CU 75 C CU 80 1-3 ① K		B CU 72 B SI 91 C FF 90 C CU 73 X SI 92 2-2 14 1B 22 G4-3 1-2 1B		C CU 75 X CU 78 0-1 ① SH3-4 1-2		C SI 95 B SI 93 S SI 95 F SI 95 S FF 94 1-3 ② K	3	1	1	0	0	2	0
14 Brian Roberts, S (1, 4) OBP: 0.327, SLG: 0.337			S SI 91 F SI 90 B CU 76 X SI 91 1-2 ② G5-3		F CU 75 X SI 90 0-1 22 G4-3 1-3 2-H 1B		C CU 75 X CH 85 0-1 ② F8		X FF 94 0-0 HR	4	1	2	2	0	0	1
Inning Stats	R: 0 E: 0 K: 1 S: 11 H: 0 LOB: 1 BB: 1 P: 19	R: 0 E: 0 K: 1 S: 9 H: 0 LOB: 0 BB: 0 P: 16	R: 0 E: 0 K: 1 S: 11 H: 1 LOB: 2 BB: 1 P: 19	R: 0 E: 0 K: 1 S: 6 H: 0 LOB: 0 BB: 0 P: 9	R: 2 E: 0 K: 0 S: 14 H: 3 LOB: 1 BB: 1 P: 20	R: 0 E: 0 K: 1 S: 8 H: 0 LOB: 0 BB: 0 P: 11	R: 0 E: 0 K: 0 S: 9 H: 1 LOB: 1 BB: 0 P: 12	R: 1 E: 0 K: 0 S: 10 H: 2 LOB: 1 BB: 0 P: 19	R: 1 E: 0 K: 1 S: 10 H: 1 LOB: 0 BB: 0 P: 14	1B: 7 2B: 0 3B: 0 HR: 1 SF: 0 SAC: 1 DP: 2 HBP: 1	WP: 0 PB: 0 SB: 0 CS: 0 PA: 37					

	AB	32
	R	4
	H	8
	RBI	3
	BB	3
	SO	6
	LOB	11

PITCHER		IP	WLS	BF	H	R	ER	SO	BB	IBB	HBP	BLK	WP	HR	S	P	ERA	WHIP
33 C.J. Wilson, L ERA: 3.21	(1, 1)	8.0		33	7	3	3	5	3	0	1	0	0	0	78	125	3.38	1.250
49 Ernesto Frieri, R ERA: 6.28	(9, 1)	1.0	L	4	1	1	1	1	0	0	0	0	0	1	10	14	9.00	1.000

PITCHER	IP	WLS	BF	H	R	ER	SO	BB	IBB	HBP	BLK	WP	HR	S	P	ERA	WHIP

Batter	1	2	3	4	5	6	7	8	9	AB	R	H	RBI	BB	SO	LOB
2 Erick Aybar, S (1, 6) OBP: 0.297, SLG: 0.413	C SI 90 B FF 90 F SL 80 F FS 86 X FS 85 1-2 L4		B SL 80 B SL 83 F SI 92 X FF 91 2-1 SF8 2-3 3-H		1 SAFE 1 SAFE D FS 85 F FF 91 X SI 91 1-1 1-3 1B			C FF 89 X SI 90 0-1 F7		3	0	1	1	0	0	0
27 Mike Trout, R (1, 8) OBP: 0.377, SLG: 0.548	C SI 92 B FS 86 X FS 84 1-1 P3		X SI 92 0-0 SF7 3-H		C SI 93 C FS 85 B FS 85 S FS 88 1-3 K			F FS 85 B SI 91 B SL 85 F SL 83 F SI 92 F FS 87 B FS 88 F SI 92 X SI 91 3-2 5 1B 3B		3	1	1	1	0	1	2
5 Albert Pujols, R (1, 3) OBP: 0.368, SLG: 0.597	S SI 92 B SI 92 F SI 93 B SI 93 B SL 85 F SL 84 X SI 92 3-2 1B		C SL 83 X SL 84 0-1 F7			C FF 91 B SI 92 X SI 91 1-1 P3		B FF 92 B SL 83 B SL 84 C FF 92 C FF 91 F FF 91 X SL 83 3-2 3-H 1B		4	0	2	1	0	0	0
47 Howie Kendrick, R (1, 4) OBP: 0.372, SLG: 0.426	B SL 83 S FS 83 B SL 84 F SI 91 S SL 85 2-3 K			X CU 78 0-0 G4-3		C SL 82 B SI 91 S SI 92 X FF 93 1-2 G4-3		C SL 85 F FF 93 1 SAFE B FF 94 S SL 85 1-3 K		4	0	0	0	0	2	2
44 Ian Stewart, L (1, 5) OBP: 0.231, SLG: 0.377		F CU 79 B SI 90 S FS 85 C SI 92 1-3 K		X SI 92 0-0 G4-3		C CU 78 F FS 86 B FF 92 B FS 86 S FS 88 2-3 K			C FC 92 S KC 84 S KC 84 0-3 K	4	0	0	0	0	3	0
28 Raul Ibanez, L (1, 7) OBP: 0.221, SLG: 0.277		C SI 92 X FF 92 0-1 P6		B SI 89 C FF 90 B SI 91 F SI 90 S FS 88 2-3 K			B CU 77 B SI 89 X SI 89 2-0 F7		B KC 84 C KC 83 B FC 93 B FC 93 S FC 93 X FC 93 3-2 F8	4	0	0	0	0	1	0
20 C.J. Cron, R (1, 10) OBP: 0.375, SLG: 0.400	C FF 92 B FS 85 S FS 84 F SI 92 S SL 85 1-3 K				C SL 82 B SL 83 S SL 82 H SI 91 2-2 16 G4-5-3 HBP		B SL 83 S SL 83 B SL 84 C SI 90 S SL 83 2-3 K		B FC 93 C FC 93 B FC 93 X FC 92 2-1 P4	3	0	0	0	0	2	0
16 Hank Conger, L (1, 2) OBP: 0.348, SLG: 0.512			B SL 80 B SL 80 F SI 89 X SI 90 2-1 7 SH 2 SF8 1B		B SI 91 X FS 85 1-0 G4-5-3 1-2f		F FS 86 B FS 86 F FS 86 B SI 91 B FS 86 F FS 86 C SI 91 3-3 K			3	1	1	0	0	1	1
7 Collin Cowgill, R (1, 9) OBP: 0.406, SLG: 0.482			X FS 84 0-0 SH 2 SF8 1-3 27 SF7		B SI 91 F SI 91 S SL 84 B FS 86 F SL 84 X FS 84 2-2 2 1B 1B			X SI 88 0-0 L8		2	1	1	0	0	0	0
Inning Stats	R: 0 E: 0 K: 1 S: 13 H: 1 LOB: 1 BB: 0 P: 20	R: 0 E: 0 K: 2 S: 9 H: 0 LOB: 0 BB: 0 P: 11	R: 2 E: 1 K: 0 S: 8 H: 1 LOB: 0 BB: 0 P: 12	R: 0 E: 0 K: 1 S: 5 H: 0 LOB: 0 BB: 0 P: 7	R: 0 E: 0 K: 1 S: 12 H: 2 LOB: 2 BB: 0 P: 19	R: 0 E: 0 K: 1 S: 8 H: 0 LOB: 0 BB: 0 P: 12	R: 0 E: 0 K: 2 S: 8 H: 0 LOB: 0 BB: 0 P: 15	R: 1 E: 0 K: 1 S: 16 H: 2 LOB: 1 BB: 0 P: 23	R: 0 E: 0 K: 1 S: 8 H: 0 LOB: 0 BB: 0 P: 13	1B: 5 2B: 0 3B: 1 HR: 0 SF: 2 SAC: 1 DP: 1 HBP: 1		WP: 0 PB: 0 SB: 0 CS: 0 PA: 34				

PITCHER	IP	WLS	BF	H	R	ER	SO	BB	IBB	HBP	BLK	WP	HR	S	P	ERA	WHIP
18 Hiroki Kuroda, R (1, 1) ERA: 4.43	7.2		29	5	3	1	8	0	0	1	0	0	0	72	108	1.17	0.652
27 Shawn Kelley, R (8, 1) ERA: 3.52	0.1	W	2	1	0	0	1	0	0	0	0	0	0	7	11	0.00	3.000
30 David Robertson, R (9, 1) ERA: 1.13	1.0	S	3	0	0	0	1	0	0	0	0	0	0	8	13	0.00	0.000

PITCHER	IP	WLS	BF	H	R	ER	SO	BB	IBB	HBP	BLK	WP	HR	S	P	ERA	WHIP

BOTTOM

New York Yankees @ Los Angeles Angels

Angel Stadium of Anaheim, Anaheim, CA

Tue May 06 2014, 7:09 PM - 10:05 PM PDT

Att. 40,106 - Partly Cloudy - 63 F

livebaseballscorecards.com

AB	30
R	3
H	6
RBI	3
BB	0
SO	10
LOB	5

Batter	1	2	3	4	5	6	7	8	9	AB	R	H	RBI	BB	SO	LOB
22 Jacoby Ellsbury, L (1, 8) OBP: 0.380, SLG: 0.463	B SI 90 F FF 89 B CU 76 S FF 90 B FF 92 B FF 92 4-2 2 E 25 2B BB	C SI 90 F CH 84 F FF 90 B SI 93 X CU 74 1-2 ② F8	C FF 90 B SL 80 F CH 74 B FF 90 X SI 89 2-2 36 FC3-2 25 G3-2-3 1-3 2B	B FF 94 C CH 85 B CH 88 F FF 95 X CH 88 2-2 ② G4-3	X CH 87 0-0 36 SF9 2 FC1-2 1-2 2-3 1B	4	1	2	0	1	0	0
2 Derek Jeter, R (1, 6) OBP: 0.339, SLG: 0.330 17 Brendan Ryan, R (9, 6)	X SI 90 0-0 E9 36 BB 25 2B 1-3	C CH 85 X FC 83 0-1 HR	B SI 93 B FF 93 S FF 92 B FF 92 C FF 93 X CH 74 3-2 36 FC3-2 1B	S FF 95 B SL 81 S FF 95 S FF 95 1-3 ③ K	F FF 94 B FF 94 X SL 85 1-1 FC1-2 1-2 2-3 3-Hf ①	5	2	2	1	0	1	4
36 Carlos Beltrán, S (1, 9) OBP: 0.291, SLG: 0.448 31 Ichiro Suzuki, L (8, 9) OBP: 0.396, SLG: 0.451	B FF 88 B CH 83 F SI 90 B FC 84 C FF 90 B FF 92 4-2 25 2B 26 SF8 1-2 BB	B FF 94 B SI 86 X CH 84 2-0 ③ F8	B FF 92 F FF 91 B CH 75 B FF 91 X FF 91 3-1 ① FC3-2 1-2 2-3 3-Hf	F FF 93 X FF 93 0-1 ① P6	B FF 95 D CH 86 X FF 93 2-0 ② SF9 2-3 3-H	3	1	0	1	1	0	3
25 Mark Teixeira, S (1, 3) OBP: 0.383, SLG: 0.507	C FF 91 X CH 84 0-1 11 E 1-3 2-H 3-H 2B	B CU 73 C FF 88 C SI 90 F FF 92 B CU 74 B SI 93 B SI 91 4-2 11 FC6-4 26 1B BB	C FF 92 X FF 91 0-1 ② ③ G3-2-3 3-Hf	X FF 95 0-0 ② L3	B CH 86 C FF 94 X CH 86 1-1 ③ G3-1	4	1	1	2	1	0	5
12 Alfonso Soriano, R (1, 10) OBP: 0.272, SLG: 0.413	F CH 82 F SI 91 S FF 91 0-3 ① K	S FF 90 S CH 84 F SI 92 C SI 92 0-3 ① K	X FF 96 0-0 ① F9	C SL 81 X SL 81 0-1 G6-3	C SL 84 B FF 93 S CU 77 S CU 77 1-3 ① K	5	0	0	0	0	3	3
26 Yangervis Solarte, S (1, 5) OBP: 0.391, SLG: 0.439	B CH 82 B CH 83 X FF 90 2-0 ② SF8 3-H	B FF 92 X FC 85 1-0 11 FC6-4 1-2 1B	C SI 95 B CH 89 X SI 96 1-1 ② G5-3	C FF 91 F FF 91 F SL 85 B FF 92 B FF 91 X CH 86 2-2 11 1B 66 1B 2B	X CH 86 0-0 ② G4-3	4	1	2	1	0	0	0
11 Brett Gardner, L (1, 7) OBP: 0.347, SLG: 0.336	C SI 90 X CU 74 0-1 E1 14 WP 14 1B 2-H 1B	B SI 88 D FF 89 B FF 91 C FF 91 C FF 90 F FF 90 X CH 73 3-2 ② FC6-4 1-2f 2-3	B SI 95 B FF 95 B FF 94 C SI 94 F FF 94 F FF 95 B FF 94 4-2 BB	S FF 90 X SL 82 0-1 14 BB 66 1B 2-3 1B	X FF 92 0-0 ③ P6	4	2	2	0	1	0	2
14 Brian Roberts, S (1, 4) OBP: 0.333, SLG: 0.337	C SI 90 S SI 91 B CU 78 X SI 92 1-2 66 CS 2-H 1B	B FF 90 X CH 73 1-0 ③ G6-3	F FF 94 1 SAFE B CH 84 B SI 93 1 SAFE S SI 95 T CH 85 2-2 ③ K	B FF 92 B FF 91 D CH 85 B FF 90 4-0 22 1B 66 1B 2 FC1-2 1-2 BB	3	0	1	1	1	1	3
66 John Ryan Murphy, R (1, 2) OBP: 0.348, SLG: 0.522	B CH 83 B CH 83 S SI 91 1 SAFE 2-1 ③ CS 1-2	C SI 89 B CU 76 B CH 85 B SI 90 X FF 90 3-1 ① P3	C FF 90 X SL 81 0-1 22 2B 36 FC3-2 1B	C SI 94 F FF 94 F FF 94 S SL 83 0-3 ① K	C SL 85 X SL 84 0-1 2 FC1-2 22 1B 36 SF9 1-2 2-H 3-H 1B	4	1	2	2	0	1	0
Inning Stats	R: 5 E: 2 K: 1 S: 17 H: 3 LOB: 0 BB: 2 P: 30	R: 1 E: 0 K: 0 S: 9 H: 1 LOB: 0 BB: 0 P: 15	R: 0 E: 0 K: 1 S: 13 H: 1 LOB: 2 BB: 1 P: 22	R: 0 E: 0 K: 0 S: 12 H: 3 LOB: 2 BB: 0 P: 20	R: 0 E: 0 K: 1 S: 9 H: 0 LOB: 1 BB: 1 P: 16	R: 0 E: 0 K: 2 S: 10 H: 0 LOB: 0 BB: 0 P: 13	R: 0 E: 0 K: 0 S: 5 H: 0 LOB: 0 BB: 0 P: 5	R: 3 E: 0 K: 0 S: 14 H: 4 LOB: 2 BB: 1 P: 24	R: 0 E: 0 K: 1 S: 5 H: 0 LOB: 0 BB: 0 P: 6	1B: 8 2B: 3 3B: 0 HR: 1 SF: 2 SAC: 0 DP: 1 HBP: 0						WP: 1 PB: 0 SB: 0 CS: 1 PA: 44	

TOP

New York Yankees @ Los Angeles Angels

Angel Stadium of Anaheim, Anaheim, CA

Wed May 07 2014, 7:10 PM - 10:10 PM PDT

Att. 44,083 - Clear - 64 F

livebaseballscorecards.com

AB	36
R	9
H	12
RBI	8
BB	5
SO	6
LOB	20

PITCHER		IP	WLS	BF	H	R	ER	SO	BB	IBB	HBP	BLK	WP	HR	S	P	ERA	WHIP
53 Héctor Santiago, L ERA: 5.19	(1, 1)	2.1	L	15	5	6	2	2	3	0	0	0	1	1	34	58	7.71	3.429
64 Mike Morin, R ERA:	(3, 1)	1.2		7	3	0	0	0	0	0	0	0	0	0	17	29	0.00	1.800
40 Kevin Jepsen, R ERA: 5.84	(5, 1)	1.0		4	0	0	0	1	1	0	0	0	0	0	9	16	0.00	1.000
58 Michael Kohn, R ERA: 1.02	(6, 1)	2.0		6	0	0	0	2	0	0	0	0	0	0	15	18	0.00	0.000
63 Nick Maronde, L ERA: 12.79	(8, 1)	0.0		3	2	3	3	0	1	0	0	0	0	0	6	12	∞	∞

PITCHER		IP	WLS	BF	H	R	ER	SO	BB	IBB	HBP	BLK	WP	HR	S	P	ERA	WHIP
46 Cory Rasmus, R ERA:	(8, 1)	2.0		8	2	0	0	1	0	0	0	0	0	0	13	18	0.00	1.000

New York Yankees @ Los Angeles Angels

Angel Stadium of Anaheim, Anaheim, CA

Wed May 07 2014, 7:10 PM - 10:10 PM PDT

Att. 44,083 - Clear - 64 F

BOTTOM

livebaseballscorecards.com

Batter	1	2	3	4	5	6	7	8	9	AB	R	H	RBI	BB	SO	LOB
7 Collin Cowgill, R (1, 9) OBP: 0.382, SLG: 0.450	C FF 89 B FF 89 X SI 87 1-1 F9 ①	D SL 79 X FF 88 1-0 P3 ③			B FF 89 C SL 85 C CU 75 B SI 89 F SL 84 S FF 89 2-3 K ③		S FF 98 B FF 97 X FF 97 1-1 L8 ③			4	0	0	0	0	1	6
27 Mike Trout, R (1, 8) OBP: 0.373, SLG: 0.535	B FF 90 C CH 82 X FF 90 1-1 F8 ②		C CU 76 B FF 88 S FF 88 X CU 76 1-2 G5-3 ①			B FF 87 C SL 82 B FF 89 B SL 82 X FF 87 3-1 F8 ①		C FF 96 B FF 96 B FF 97 B FF 97 B FF 95 4-1 20 2B 47 G1-3 BB		3	1	0	0	1	0	0
5 Albert Pujols, R (1, 3) OBP: 0.358, SLG: 0.579 44 Ian Stewart, L (9, 3) OBP: 0.231, SLG: 0.377	B FF 90 C SL 84 X SI 89 1-1 G1-3 ③		C FF 88 F SI 88 S SL 80 0-3 K ②			B FF 89 F CU 78 C CH 83 B FF 89 F SL 82 X SI 88 2-2 P3 ②		B KC 82 B FF 97 F FF 97 F FF 97 S KC 83 2-3 K ①		4 0	0 0	0 0	0 0	0 0	2 0	1 0
47 Howie Kendrick, R (1, 4) OBP: 0.369, SLG: 0.421		B FF 88 C CH 85 B CH 81 X SL 82 2-1 20 1B 2 FC4-6 1B	C FF 91 B FF 89 B SI 88 X CH 83 2-1 G5-3 ③			B SL 80 B SI 87 X FF 88 2-0 F7 ③		B KC 81 F FF 96 C KC 84 B KC 83 B FF 97 X FF 97 3-2 G1-3 ② 1-2		4	1	1	0	0	0	1
20 C.J. Cron, R (1, 10) OBP: 0.450, SLG: 0.579		S FF 88 B SI 86 X CH 80 1-1 2 FC4-6 1-3 1B	C CU 75 B CU 76 F FF 88 S SL 81 1-3 K ①				C CH 82 F CU 74 X FF 88 0-2 28 1B 2B	C KC 83 S KC 82 X KC 84 0-2 2-H 2B		4	0	3	1	0	1	0
2 Erick Aybar, S (1, 6) OBP: 0.288, SLG: 0.400		B CU 75 B FF 89 F SI 87 X SI 87 2-1 FC4-6 8 BB 10 1B ① 1-2f 3-H	X FF 88 0-0 P5 ②				F SL 81 X SL 79 0-1 F7 ①	C FF 97 X FF 96 0-1 L4 ③		4	0	0	1	0	0	3
17 Chris Iannetta, R (1, 2) OBP: 0.364, SLG: 0.371		D CU 75 X SI 87 1-0 F8 ②	C FF 88 B SL 79 C CH 82 B SL 79 B SI 88 X SL 84 3-2 P4 ③				F FF 97 B KC 82 C KC 84 B KC 85 S KC 85 2-3 K ②		X FF 91 0-0 F9 ①	4	0	0	0	0	1	2
10 Grant Green, R (1, 7) OBP: 0.357, SLG: 0.385 (8, 5)		C CU 74 X SL 83 0-1 8 BB 1-2 1B			X SI 86 0-0 P4 ①		B FF 98 B FF 98 F FF 98 B FF 96 B FF 98 4-1 28 1B BB		C FF 91 S SL 82 X FF 92 0-2 F8 ②	3	0	1	0	1	0	0
8 John McDonald, R (1, 5) OBP: 0.421, SLG: 0.375 28 Raul Ibanez, L (7, PH) OBP: 0.226, SLG: 0.281 (8, 7)		B FF 88 D SL 81 B SI 88 B FF 88 4-0 1-2 2-3 BB			B FF 89 C SI 86 B CH 82 X SL 85 2-1 F8 ②		B KC 82 F FF 98 B FF 98 X FF 96 2-1 1-2 2-3 1B		C SI 90 B CH 85 S CH 84 B SL 82 X SI 92 2-2 G4-3 ③	1 2	0 0	0 1	0 0	1 0	0 0	0 0
Inning Stats	R: 0 E: 0 K: 0 S: 6 H: 0 LOB: 0 BB: 0 P: 9	R: 1 E: 0 K: 0 S: 10 H: 3 LOB: 3 BB: 1 P: 21	R: 0 E: 0 K: 1 S: 8 H: 0 LOB: 0 BB: 0 P: 11	R: 0 E: 0 K: 1 S: 7 H: 0 LOB: 0 BB: 0 P: 11	R: 0 E: 0 K: 1 S: 7 H: 0 LOB: 0 BB: 0 P: 11	R: 0 E: 0 K: 0 S: 7 H: 0 LOB: 0 BB: 0 P: 14	R: 0 E: 0 K: 1 S: 13 H: 2 LOB: 3 BB: 1 P: 22	R: 1 E: 0 K: 1 S: 12 H: 1 LOB: 1 BB: 1 P: 21	R: 0 E: 0 K: 0 S: 7 H: 0 LOB: 0 BB: 0 P: 9	1B: 4 2B: 2 3B: 0 HR: 0 SF: 0 SAC: 0 DP: 0 HBP: 0						

	AB	33
	R	2
	H	6
	RBI	2
	BB	3
	SO	5
	LOB	13

PITCHER		IP	WLS	BF	H	R	ER	SO	BB	IBB	HBP	BLK	WP	HR	S	P	ERA	WHIP
57 Vidal Nuño, L ERA: 5.47	(1, 1)	6.1	W	24	4	1	1	3	1	0	0	0	0	0	50	82	1.42	0.789
68 Dellin Betances, R ERA: 2.08	(7, 1)	1.2		9	2	1	1	2	2	0	0	0	0	0	20	38	5.40	2.400
38 Preston Claiborne, R ERA: 1.0	(9, 1)	1.0		3	0	0	0	0	0	0	0	0	0	0	7	9	0.00	0.000

PITCHER	IP	WLS	BF	H	R	ER	SO	BB	IBB	HBP	BLK	WP	HR	S	P	ERA	WHIP

New York Yankees @ Milwaukee Brewers

Miller Park, Milwaukee, WI

Fri May 09 2014, 7:12 PM - 10:14 PM CDT

Att. 40,123 - Clear - 64 F

livebaseballscorecards.com

TOP

Batter	1	2	3	4	5	6	7	8	9	AB	R	H	RBI	BB	SO	LOB
22 Jacoby Ellsbury, L (1, 8) OBP: 0.376, SLG: 0.457	B FF 91 C SI 91 B SL 88 C SI 92 S FF 93 2-3 ① K		B CU 80 C CU 80 B SL 88 B SI 92 X SI 93 3-1 1B	C CU 79 B SI 92 X SI 91 1-1 ③ L7			C CU 74 F SI 90 F CU 76 C SI 90 0-3 ② K			4	0	1	0	0	2	1
2 Derek Jeter, R (1, 6) OBP: 0.328, SLG: 0.318	X FF 92 0-0 ② G4-3		F SL 88 B SL 88 1 SAFE P PO 84 1 SAFE C SI 92 F SL 88 C FF 93 2-3 ③ K		C SI 90 X CU 79 0-1 ① G6-3		B SL 82 B SI 90 X SI 90 2-0 ③ G5-3			4	0	0	0	0	1	1
36 Carlos Beltrán, S (1, 9) OBP: 0.298, SLG: 0.454 31 Ichiro Suzuki, L (8, PR) OBP: 0.396, SLG: 0.451 (8, 9)	B FF 94 B SL 89 C SI 93 B SL 89 X SI 93 3-1 ③ G4-1			C CU 79 B FF 93 B FF 92 B SL 88 F FF 92 B FF 92 4-2 34 1B 26 HR BB	B SL 86 C SI 91 B SL 87 S SI 90 B FF 91 X SI 91 3-2 ② G4-3			C SI 90 X SI 90 0-1 25 S 25 G1-3 2B		3 0	1 1	1 0	0 0	1 0	0 0	0 0
25 Mark Teixeira, S (1, 3) OBP: 0.365, SLG: 0.479		B SL 88 B SI 91 F SI 91 F SI 92 S FF 93 2-3 ① K		C CU 79 F SI 92 B CU 80 X SL 87 1-2 ① P6	B SI 91 C FF 91 F SI 91 B CU 78 X SI 91 2-2 ③ G6-3			F FF 92 B SL 84 B FF 92 F FF 92 F CH 86 X SI 93 2-2 ① G1-3 2-H		4	0	0	1	0	1	1
34 Brian McCann, L (1, 2) OBP: 0.252, SLG: 0.345		B SL 88 B SL 87 B SI 94 C SI 92 B SI 93 4-1 BB		B CU 79 B FF 92 B SI 92 C FF 92 F SI 92 X SI 92 3-2 1-2 26 HR 1B		B SI 92 C SL 87 B CU 80 C SI 89 B SL 86 F SL 86 C FF 92 3-3 ① K		X SL 81 0-0 ② F8		3	1	1	0	1	1	1
26 Yangervis Solarte, S (1, 5) OBP: 0.387, SLG: 0.461		C SI 93 F SL 88 X CU 80 0-2 ② P4		X SL 87 0-0 1-H 2-H HR		C SL 86 B SI 92 S CU 80 B SL 87 B SI 92 X SI 92 3-2 ② G6-3		B SI 91 C SI 91 B SI 90 F FF 91 X SI 92 2-2 ③ G6-3		4	1	1	3	0	0	2
11 Brett Gardner, L (1, 7) OBP: 0.352, SLG: 0.336		B FF 93 B CH 86 1 SAFE C FF 92 X SI 93 2-1 ③ F7		B SI 93 X SI 93 1-0 14 2B 1B		C SL 87 C CH 85 B FF 90 B SL 87 B FF 92 B SL 86 4-2 BB			C SI 89 B SL 84 B FS 86 F SL 84 B SL 85 F SL 84 X SI 89 3-2 ① F7	3	1	1	0	1	0	1
14 Brian Roberts, S (1, 4) OBP: 0.330, SLG: 0.343			B SI 91 S SI 92 C FF 92 F CH 87 F FF 92 F CU 80 S SI 93 1-3 ① K	D FF 93 B SI 92 C SI 92 X FF 92 2-1 1-H 2B		1 SAFE B SL 82 F SI 90 X SI 89 1-1 ③ G4-3			C SL 85 F SI 90 B FS 86 F FS 85 F SL 84 F SL 85 X FS 85 1-2 ② G4-3	4	0	1	1	0	1	1
19 Masahiro Tanaka, R (1, 1) 43 Adam Warren, R (7, 1) 33 Kelly Johnson, L (9, PH) OBP: 0.280, SLG: 0.474 30 David Robertson, R (9, 1)			B FF 92 C FF 92 B SI 92 C SI 92 B SI 92 S FF 93 3-3 ② K	F SL 87 B SI 93 S SL 87 S SL 87 1-3 ② K			C SI 86 B CU 72 B SI 88 S SI 88 C SI 88 2-3 ① K		C CU 73 B FS 84 C SL 82 F SL 84 B SL 84 S FS 84 2-3 ③ K	3 0 1 0	0 0 0 0	0 0 0 0	0 0 0 0	0 0 1 0	3 0 0 0	1 0 0 0

Inning Stats	1	2	3	4	5	6	7	8	9
	R: 0 E: 0 K: 1 S: 6 H: 0 LOB: 0 BB: 0 P: 11	R: 0 E: 0 K: 1 S: 9 H: 0 LOB: 1 BB: 1 P: 17	R: 0 E: 0 K: 3 S: 16 H: 1 LOB: 1 BB: 0 P: 24	R: 4 E: 0 K: 1 S: 17 H: 4 LOB: 1 BB: 1 P: 30	R: 0 E: 0 K: 0 S: 8 H: 0 LOB: 0 BB: 0 P: 13	R: 0 E: 0 K: 1 S: 11 H: 0 LOB: 1 BB: 1 P: 22	R: 0 E: 0 K: 2 S: 8 H: 0 LOB: 0 BB: 0 P: 12	R: 1 E: 0 K: 0 S: 10 H: 1 LOB: 1 BB: 0 P: 14	R: 0 E: 0 K: 1 S: 14 H: 0 LOB: 0 BB: 0 P: 20

	AB	33
	R	5
	H	6
	RBI	5
	BB	3
	SO	10
	LOB	9

1B: 3 SF: 0 WP: 0 PA: 36
2B: 2 SAC: 0 PB: 0
3B: 0 DP: 0 SB: 1
HR: 1 HBP: 0 CS: 0

PITCHER		IP	WLS	BF	H	R	ER	SO	BB	IBB	HBP	BLK	WP	HR	S	P	ERA	WHIP
49 Yovani Gallardo, R ERA: 2.92	(1, 1)	5.2	L	25	5	4	4	7	3	0	0	0	0	1	65	114	6.35	1.412
59 Zach Duke, L ERA: 1.15	(6, 1)	1.1		4	0	0	0	2	0	0	0	0	0	0	10	15	0.00	0.000
53 Brandon Kintzler, R ERA: 4.76	(8, 1)	1.0		4	1	1	1	0	0	0	0	0	0	0	10	14	9.00	1.000
47 Rob Wooten, R ERA: 4.5	(9, 1)	1.0		3	0	0	0	1	0	0	0	0	0	0	14	20	0.00	0.000

PITCHER	IP	WLS	BF	H	R	ER	SO	BB	IBB	HBP	BLK	WP	HR	S	P	ERA	WHIP

Batter	1	2	3	4	5	6	7	8	9	AB	R	H	RBI	BB	SO	LOB
27 Carlos Gómez, R (1, 8) OBP: 0.362, SLG: 0.555	S SL 83 B SL 83 B SL 83 B FF 92 B FF 92 4-1 SH2-3 2 2 S BB		B FS 86 F FS 85 X SL 84 1-1 1B			B CU 69 F SI 89 S FS 85 X FS 86 1-2 2 2B 2B		B FF 94 S FF 94 F SL 87 B FF 94 X CH 86 2-2 ① F8		3	1	2	0	1	0	0
2 Scooter Gennett, L (1, 4) OBP: 0.320, SLG: 0.405	C SI 90 D FS 87 X SI 90 1-1 ① SH2-3 1-3		B SI 90 1 SAFE 1 SAFE X SI 91 1-0 ③ F7			B SI 90 X SI 91 1-0 20 1B 2-H 2B		B FF 93 B FF 93 F FF 94 X FF 94 2-1 ② L4		3	1	1	1	0	0	1
20 Jonathan Lucroy, R (1, 2) OBP: 0.361, SLG: 0.408	C FF 92 S FS 88 F FF 93 X SL 85 0-2 ② P6			B FF 90 C FF 91 S FS 85 F FS 86 X FS 87 1-2 ① G5-3		D SL 84 C SL 83 2 SAFE T FS 87 X SL 86 1-2 16 G6-3 2-H 1B		C FF 94 X CH 85 0-1 ③ F9		4	0	1	1	0	0	1
16 Aramis Ramirez, R (1, 5) OBP: 0.299, SLG: 0.355	S SL 84 S FS 88 S FS 87 0-3 ③ K			B FF 90 X FF 91 1-0 1B		D FS 87 B SL 84 B SI 90 C FF 92 F SI 92 F SI 88 F FS 88 F SL 86 F FS 88 3-2 ①② X SI 92 G6-3 1-2f			B FC 92 B FC 91 F FC 91 F FC 92 S FC 93 2-3 ① K	4	0	1	0	0	2	2
7 Mark Reynolds, R (1, 3) OBP: 0.295, SLG: 0.511		F FF 90 B SL 83 X SI 91 1-1 ① G5-3		S SL 84 C SI 90 B FS 86 S SL 85 1-3 ② K		S FF 93 S FS 87 B SI 89 B FF 93 B SL 87 C SL 87 3-3 ③ K			B FC 91 C FC 90 B KC 84 B FC 92 S FC 91 X FC 92 3-2 HR	4	1	1	1	0	2	1
18 Khris Davis, R (1, 7) OBP: 0.238, SLG: 0.392		C SL 83 S SI 90 S SL 85 0-3 ② K		B CU 73 B FS 85 C SL 83 T FF 92 X FS 86 2-2 ③ F8			F FF 91 B FS 86 C SL 85 F FS 86 C FS 87 1-3 ① K		C FC 91 B KC 84 F FC 91 T FC 92 1-2 ② K	4	0	0	0	0	3	1
9 Jean Segura, R (1, 6) OBP: 0.274, SLG: 0.350		C CU 75 X FF 91 0-1 ③ G4-3			B SL 82 F SL 83 B CU 74 B SI 90 F FF 92 S FS 88 3-3 ① K		B SI 91 X SI 90 1-0 1 1B 1B		B FC 92 F FC 90 C FC 92 S FC 93 1-3 ③ K	4	0	1	0	0	2	0
1 Logan Schafer, L (1, 9) OBP: 0.267, SLG: 0.333			C SI 89 X SI 90 0-1 ① G4-3		C SI 90 B FS 87 B SI 88 F SI 90 B SI 92 X FF 92 3-2 ② F8		B SI 92 B SL 82 B SI 92 C FF 93 F FF 93 F FF 93 X FF 94 3-2 24 CS 1-3 1B			3	0	1	0	0	0	0
49 Yovani Gallardo, R (1, 1) OBP: 0.167, SLG: 0.091 59 Zach Duke, L (6, 1) 24 Lyle Overbay, L (7, PH) OBP: 0.319, SLG: 0.317 53 Brandon Kintzler, R (8, 1) 47 Rob Wooten, R (9, 1)			C FF 90 B SL 83 C FF 92 B FF 92 F SL 84 T FF 93 2-2 ② K		F FF 93 B FF 93 B FF 92 X FF 93 2-1 ③ G4-3		C SL 86 S CH 85 B FF 95 D SL 86 F CH 86 S SL 88 2-3 ②③ K 1-2			2 0 1 0 0	0 0 0 0 0	0 0 0 0 0	0 0 0 0 0	1 0 1 0 0	0 0 2 0 0	0 0 2 0 0
Inning Stats	R: 0 E: 0 K: 1 S: 10 H: 0 LOB: 1 BB: 1 P: 15	R: 0 E: 0 K: 1 S: 7 H: 0 LOB: 0 BB: 0 P: 8	R: 0 E: 0 K: 1 S: 9 H: 1 LOB: 1 BB: 0 P: 13	R: 0 E: 0 K: 1 S: 11 H: 1 LOB: 1 BB: 0 P: 16	R: 0 E: 0 K: 1 S: 8 H: 0 LOB: 0 BB: 0 P: 16	R: 2 E: 0 K: 1 S: 17 H: 3 LOB: 0 BB: 0 P: 26	R: 0 E: 0 K: 2 S: 13 H: 2 LOB: 2 BB: 0 P: 20	R: 0 E: 0 K: 0 S: 7 H: 0 LOB: 0 BB: 0 P: 11	R: 1 E: 0 K: 3 S: 12 H: 1 LOB: 0 BB: 0 P: 19	1B: 5 2B: 3 3B: 0 HR: 1 SF: 0 SAC: 1 DP: 2 HBP: 0				WP: 0 PB: 0 SB: 1 CS: 1		PA: 34

PITCHER	IP	WLS	BF	H	R	ER	SO	BB	IBB	HBP	BLK	WP	HR	S	P	ERA	WHIP
19 Masahiro Tanaka, R (1, 1) ERA: 2.57	6.1	W	26	7	2	2	7	1	0	0	0	0	0	71	108	2.84	1.263
43 Adam Warren, R (7, 1) ERA: 1.29	1.2	H	4	0	0	0	1	0	0	0	0	0	0	11	17	0.00	0.000
30 David Robertson, R (9, 1) ERA: 2.0	1.0	S	4	1	1	1	3	0	0	0	0	0	1	12	19	9.00	1.000

PITCHER	IP	WLS	BF	H	R	ER	SO	BB	IBB	HBP	BLK	WP	HR	S	P	ERA	WHIP

BOTTOM

New York Yankees @ Milwaukee Brewers

Miller Park, Milwaukee, WI

Fri May 09 2014, 7:12 PM - 10:14 PM CDT

Att. 40,123 - Clear - 64 F

livebaseballscorecards.com

AB	32
R	3
H	8
RBI	3
BB	1
SO	11
LOB	8

New York Yankees @ Milwaukee Brewers

Miller Park, Milwaukee, WI

Sat May 10 2014, 6:11 PM - 8:59 PM CDT

Att. 43,085 - Roof Closed - 72 F

TOP

livebaseballscorecards.com

Batter	1	2	3	4	5	6	7	8	9	AB	R	H	RBI	BB	SO	LOB
22 Jacoby Ellsbury, L (1, 8) OBP: 0.368, SLG: 0.446	F SI 90 B SI 92 X SL 84 1-1 ① G4-3		B CU 76 C SI 90 F SI 91 B CU 75 B SI 90 F 3-2 CI 11 3B		B CU 76 C SI 90 F SI 89 X SI 91 1-2 ① P5		X SL 83 0-0 ① F7			3	1	0	0	0	0	2
11 Brett Gardner, L (1, 7) 12 Alfonso Soriano, R (7, PH) OBP: 0.352, SLG: 0.353 OBP: 0.277, SLG: 0.417 91 Alfredo Aceves, R (7, 1)	C SI 91 B CH 81 X SI 91 1-1 ② F8		X CH 80 0-0 1-H 36 1B 3B		C SL 85 B SI 90 B SI 91 C SL 84 F SI 91 C SL 85 2-3 ② K		C CU 74 F CU 74 F CU 75 X SI 89 0-2 1-2 2-H 36 G5-4-3 1B			3 1 0	1 0 0	1 1 0	1 1 0	0 0 0	1 0 0	0 0 0
36 Carlos Beltrán, S (1, 9) OBP: 0.296, SLG: 0.447	C SI 92 F SI 92 X CH 81 0-2 ③ P6		C SL 86 F SI 91 X SI 91 0-2 3-H 1B		B CU 76 F SI 90 B CH 82 C CH 81 B SL 86 X SL 85 3-2 ③ G3		C CU 75 B SL 82 B SI 90 F SI 90 X CU 77 2-2 ②③ 1-2f G5-4-3			4	0	1	1	0	0	2
25 Mark Teixeira, S (1, 3) OBP: 0.371, SLG: 0.520		C SI 90 B SI 91 B SL 85 X CH 80 2-1 34 CS 1B	X CU 77 0-0 ③ G4-3			C SL 83 X SI 89 0-1 HR		C SL 79 B SL 80 B SL 80 X FF 93 2-1 ① G6-3		4	1	2	1	0	0	1
34 Brian McCann, L (1, 2) OBP: 0.252, SLG: 0.342		B CU 75 F SI 91 B CH 80 F SI 90 D SL 86 S SL 84 3-3 ①② 1-2 K	C CU 75 B CH 80 B SI 90 X SL 84 2-1 26 FC5-4 1B			F CH 80 B SI 90 F SI 89 X CH 79 1-2 ① G6-3		B SL 82 F FF 94 C SL 82 F SL 80 B FF 94 S SL 82 2-3 ② K		4	0	1	0	0	2	1
26 Yangervis Solarte, S (1, 5) (7, 6) OBP: 0.382, SLG: 0.453		B SI 92 C SI 91 S CH 80 F CH 81 X SI 92 1-2 1B	C CU 74 B CH 79 B SI 90 B SI 89 X SI 90 3-1 ① FC5-4 17 1B 1-2f			C SI 90 X CU 75 0-1 ② G3		C FF 94 S SL 80 B SL 81 F SL 80 S SL 82 1-3 ③ K		4	0	1	0	0	1	1
14 Brian Roberts, S (1, 4) OBP: 0.319, SLG: 0.330		C SL 84 B CH 80 S SL 85 B SL 84 F CH 81 1 SAFE X SI 91 2-2 ③ F8		X SI 89 0-0 ② L7		X SI 89 0-0 ③ F8			X SI 91 0-0 ① F9	4	0	0	0	0	0	2
17 Brendan Ryan, R (1, 6) OBP: 1.000, SLG: 1.000 33 Kelly Johnson, L (7, PH) OBP: 0.286, SLG: 0.468 (7, 5)			X SI 90 0-0 52 G6-4-3 1B	B SL 84 C SL 84 C SL 84 X SL 83 1-2 52 FC6 1B 1-2			B CU 76 B CU 75 B FF 92 C FF 93 S FF 92 F FF 93 F FF 92 B FF 93 4-2 31 12 1B BB		C SI 91 X CU 76 0-1 ② L9	2 1	0 1	2 1	0 0	0 1	0 0	0 0
52 CC Sabathia, L (1, 1) 68 Dellin Betances, R (6, 1) 31 Ichiro Suzuki, L (7, PH) OBP: 0.400, SLG: 0.453 (7, 7)			S SL 81 L SL 83 X SL 83 0-2 ①② 1-2f G6-4-3	X SL 84 0-0 ③ 1-2f FC6			B CU 75 X FF 91 1-0 1-2 12 1B 1B		C SI 91 X CH 84 0-1 ③ F7	2 0 2	0 0 0	0 0 1	0 0 0	0 0 0	0 0 0	3 0 0

Inning Stats	1	2	3	4	5	6	7	8	9	1B	SF	WP	PA
	R: 0 E: 0 K: 0 S: 7 H: 0 LOB: 0 BB: 0 P: 9	R: 0 E: 0 K: 1 S: 13 H: 2 LOB: 1 BB: 0 P: 21	R: 2 E: 1 K: 0 S: 12 H: 3 LOB: 1 BB: 0 P: 15	R: 0 E: 0 K: 0 S: 9 H: 2 LOB: 2 BB: 0 P: 15	R: 0 E: 0 K: 1 S: 10 H: 0 LOB: 0 BB: 0 P: 16	R: 1 E: 0 K: 0 S: 8 H: 1 LOB: 0 BB: 0 P: 9	R: 1 E: 0 K: 0 S: 13 H: 2 LOB: 1 BB: 1 P: 20	R: 0 E: 0 K: 2 S: 10 H: 0 LOB: 0 BB: 0 P: 15	R: 0 E: 0 K: 0 S: 5 H: 0 LOB: 0 BB: 0 P: 5	1B: 8 2B: 1 3B: 1 HR: 1	SF: 0 SAC: 0 DP: 3 HBP: 0	WP: 0 PB: 0 SB: 0 CS: 1	PA: 36

PITCHER		IP	WLS	BF	H	R	ER	SO	BB	IBB	HBP	BLK	WP	HR	S	P	ERA	WHIP
26 Kyle Lohse, R ERA: 2.75	(1, 1)	6.0		25	8	3	2	2	0	0	0	0	0	1	59	85	3.00	1.333
30 Tyler Thornburg, R ERA: 2.45	(7, 1)	0.0		2	1	1	1	0	1	0	0	0	0	0	5	10	∞	∞
59 Zach Duke, L ERA: 1.08	(7, 1)	1.0	W	3	1	0	0	0	0	0	0	0	0	0	8	10	0.00	1.000
13 Will Smith, L ERA: 0.55	(8, 1)	1.0	H	3	0	0	0	2	0	0	0	0	0	0	10	15	0.00	0.000
57 Francisco Rodríguez, R ERA:	(9, 1)	1.0	S	3	0	0	0	0	0	0	0	0	0	0	5	5	0.00	0.000

PITCHER	IP	WLS	BF	H	R	ER	SO	BB	IBB	HBP	BLK	WP	HR	S	P	ERA	WHIP

BOTTOM

Batter	1	2	3	4	5	6	7	8	9	AB	R	H	RBI	BB	SO	LOB
27 Carlos Gómez, R (1, 8) OBP: 0.357, SLG: 0.563	B FF 90 F SI 90 X FF 90 1-1 HR		F SI 88 B SL 83 C SL 82 B SI 90 T SL 81 2-2 ② K	C FF 91 F CH 84 B SL 81 S SL 82 1-3 ③ K		B FF 97 C FF 96 S KC 82 S KC 83 1-3 ③ K		F CU 82 F FF 91 X FF 91 0-2 ③ F8		5	1	1	1	0	3	4
9 Jean Segura, R (1, 6) OBP: 0.266, SLG: 0.339	C SI 89 F CH 84 B FF 90 X SL 83 1-2 ① F9		B SL 81 B CH 84 X CH 84 2-0 E6 20 HR		B SL 81 X CH 84 1-0 ① L9		C FF 93 S SL 83 B SL 84 X FF 93 1-2 ① G5-3			4	1	0	0	0	0	0
20 Jonathan Lucroy, R (1, 2) OBP: 0.365, SLG: 0.444	C FF 91 B SL 83 C SI 89 B FF 90 X SI 89 2-2 ② G6-3		F SI 88 F SL 81 F FF 88 X SI 88 0-2 1-H HR		C SL 81 X CH 84 0-1 ② L8		B SL 84 C SL 83 X FF 94 1-1 BLK 1B 2B			4	2	2	2	0	0	0
16 Aramis Ramirez, R (1, 5) OBP: 0.309, SLG: 0.390 14 Jeff Bianchi, R (4, 5) OBP: 0.209, SLG: 0.171	C SL 82 S CH 84 B FF 90 X SI 88 1-2 1B		X CH 85 0-0 HR		C SI 88 B SL 80 B CH 82 S CH 83 F CH 83 F SL 82 S CH 83 2-3 ③ K		C FF 92 F SL 83 X FF 92 0-2 ② P4			2 2	1 0	2 0	1 0	0 1	0 1	0 1
Rickie Weks Jr., R (1, 4) OBP: 0.349, SLG: 0.308	C SL 82 S SL 82 X SL 82 0-2 ③ G4-3		B SI 90 B SL 84 X SI 90 2-0 7 1B 1B			C SL 80 B CH 84 F SI 87 X SL 82 1-2 ① L9	C FF 93 X FF 93 0-1 2-H 1B			4	0	2	1	0	0	1
7 Mark Reynolds, R (1, 3) OBP: 0.303, SLG: 0.505		C SL 81 B SL 83 X SI 89 1-1 ① P6	C SL 82 X SL 82 0-1 1-3 1B			F SI 89 B FF 88 B CH 83 C SL 82 F SL 83 B SL 82 F SI 88 B SL 81 4-2 15 1B 18 1B BB	S FC 90 F FS 87 B SL 84 S FC 88 1-3 ③ K			3	0	1	0	1	1	1
18 Khris Davis, R (1, 7) OBP: 0.239, SLG: 0.388 57 Francisco Rodríguez, R (9, 1)		C SL 82 B CH 84 B SI 90 S CH 84 X SL 83 2-2 ② F7	C FF 92 B CH 86 S CH 85 B SL 82 F CH 85 B SI 90 F FF 90 S CH 85 3-3 ③ K			D SI 87 C SI 89 B SL 82 X SI 88 2-1 15 1B 1-2 1B		C FF 91 B FC 90 B CH 84 F FC 90 B FF 92 X CU 81 3-2 ① L7		4 0	0 0	1 0	0 0	0 0	1 0	2 0
15 Caleb Gindl, L (1, 9) OBP: 0.273, SLG: 0.158		B FF 91 B SI 89 C FF 90 C FF 90 X SL 84 2-2 ③ G4-3		C FF 90 F SL 84 B FF 92 X FF 91 2-2 ① F8		F FF 90 D FF 90 D SI 89 T SL 82 X SL 82 2-2 1-2 2-3 1B		B SI 83 B SI 92 B SI 92 B SI 93 4-0 BB		3	0	1	0	1	0	0
26 Kyle Lohse, R (1, 1) OBP: 0.118, SLG: 0.063 2 Scooter Gennett, L (6, PH) OBP: 0.317, SLG: 0.402 30 Tyler Thornburg, R (7, 1) 59 Zach Duke, L (7, 1) 13 Will Smith, R (8, 1) 1 Logan Schafer, L (8, PH) OBP: 0.261, SLG: 0.326 (9, 7)			B FF 90 F FF 89 B SI 89 F FF 91 X FF 92 2-2 ① G5-3	F SI 89 B FF 89 X FF 90 1-1 ② P3		C FF 95 S KC 83 S KC 84 0-3 ② K		X FF 91 0-0 ② F7		2 1 0 0 0 1	0 0 0 0 0 0	0 0 0 0 0 0	0 0 0 0 0 0	0 1 0 0 0 0	0 3 0 0 0 1	0 0 0 0 0 1
Inning Stats	R: 1 E: 0 K: 0 S: 14 H: 2 LOB: 1 BB: 0 P: 19	R: 0 E: 0 K: 0 S: 8 H: 0 LOB: 0 BB: 0 P: 13	R: 3 E: 1 K: 2 S: 20 H: 4 LOB: 2 BB: 0 P: 31	R: 0 E: 0 K: 1 S: 8 H: 0 LOB: 0 BB: 0 P: 12	R: 0 E: 0 K: 1 S: 8 H: 0 LOB: 0 BB: 0 P: 11	R: 0 E: 0 K: 2 S: 18 H: 2 LOB: 3 BB: 1 P: 28	R: 1 E: 0 K: 1 S: 13 H: 2 LOB: 1 BB: 0 P: 16	R: 0 E: 0 K: 0 S: 7 H: 0 LOB: 1 BB: 1 P: 14		1B: 6 2B: 1 3B: 0 HR: 3	SF: 0 SAC: 0 DP: 0 HBP: 0		WP: 0 PB: 0 SB: 0 CS: 0	PA: 37		

PITCHER		IP	WLS	BF	H	R	ER	SO	BB	IBB	HBP	BLK	WP	HR	S	P	ERA	WHIP
52 CC Sabathia, L ERA: 5.28	(1, 1)	5.1		26	8	4	1	4	1	0	0	0	0	3	70	107	1.69	1.688
68 Dellin Betances, R ERA: 2.0	(6, 1)	0.2		2	0	0	0	2	0	0	0	0	0	0	6	7	0.00	0.000
91 Alfredo Aceves, R ERA: 1.23	(7, 1)	2.0	L	9	2	1	1	1	1	0	0	1	0	0	20	30	4.50	1.500

PITCHER	IP	WLS	BF	H	R	ER	SO	BB	IBB	HBP	BLK	WP	HR	S	P	ERA	WHIP

New York Yankees @ Milwaukee Brewers

Miller Park, Milwaukee, WI

Sat May 10 2014, 6:11 PM - 8:59 PM CDT

Att. 43,085 - Roof Closed - 72 F

livebaseballscorecards.com

AB	35
R	5
H	10
RBI	5
BB	2
SO	7
LOB	13

Batter	1	2	3	4	5	6	7	8	9	AB	R	H	RBI	BB	SO	LOB
11 Brett Gardner, L (1, 7) OBP: 0.346, SLG: 0.355	C FF 90 B SI 92 B FF 92 X SI 92 2-1 25 BB 33 2B 2B	C SI 91 B CU 74 F FF 92 F SI 92 S FF 92 1-3 ② K	C FF 90 B FF 93 C CU 74 B FF 91 D SL 84 F FF 93 F FF 94 X FF 92 3-2 ② FC3-6 1-2f	C SL 83 B FF 92 X SI 93 1-1 ② L7	B FF 95 C FF 94 S FF 95 S SL 82 1-3 ③ K	5	1	1	0	0	2	2
2 Derek Jeter, R (1, 6) OBP: 0.323, SLG: 0.313	B FF 92 X SI 92 1-0 ① B1	C FF 90 X SI 91 0-1 1B	B SI 91 F FF 92 S CU 75 F FF 93 D SL 84 X SI 92 2-2 ③ G6-3	F SI 92 B SI 90 X SL 85 1-1 ③ G5-3	F FF 90 B FF 92 B SI 90 X SI 90 2-1 ① G6-3	5	0	1	0	0	0	3
22 Jacoby Ellsbury, L (1, 8) OBP: 0.369, SLG: 0.440	C CU 73 B FF 94 B FF 92 2 SAFE B SL 83 C CU 74 B SL 85 4-2 25 BB 33 2B BB	X FF 91 0-0 ③ G4-3	B FF 90 F FF 92 C CU 72 F SL 85 F FF 93 B SL 82 S FF 94 2-3 ① K	C FF 89 C CU 76 B CU 77 B CU 77 B SI 92 X SI 91 3-2 25 FC6-4 1B	B CH 81 F CH 84 F SI 91 X CH 84 1-2 ② L9	4	1	1	0	1	1	1
25 Mark Teixeira, S (1, 3) OBP: 0.383, SLG: 0.557	C CU 74 D FF 92 S FF 93 B FF 92 F SL 84 F SL 84 B CH 82 F SL 85 B SL 83 4-2 33 2B 26 SF7 1-2 2-3 BB	C FF 91 X CU 74 0-1 ① P4	X FF 92 0-0 26 BB 1B	F SI 91 X SI 90 0-1 ① FC6-4 36 G5-3 26 1B 1-2f	B CU 75 C CU 75 B CH 84 F SI 90 B CH 86 F CU 75 X CH 83 3-2 HR	4	3	2	1	1	0	1
33 Kelly Johnson, L (1, 5) OBP: 0.287, SLG: 0.475 36 Carlos Beltrán, S (7, PH) OBP: 0.292, SLG: 0.440 (7, 9)	B FF 92 F SI 91 X FF 92 1-1 1-3 2-H 3-H 2B	C CU 72 B FF 92 S SL 83 B SL 84 F SI 92 F SI 93 X FF 93 2-2 ② P3	B CU 72 C CU 73 F FF 92 S SL 85 1-3 ② K	B CU 76 F SI 90 X SI 90 1-1 ② G5-3 1-2	C FF 91 B SL 83 F SL 82 S SL 83 1-3 ③ K	C CU 74 S SI 91 X CU 75 0-2 ③ G1-3	3	0	1	2	0	1	1
							2	0	0	0	0	0	1
26 Yangervis Solarte, S (1, 4) OBP: 0.394, SLG: 0.463 (7, 5)	B CU 74 B CU 72 F FF 92 X SI 92 2-1 ② SF7 3-H	C FF 92 B CH 85 X SI 92 1-1 1B	C CU 73 F FF 92 B FF 92 B CU 74 B CU 74 F SL 83 B SL 82 4-2 1-2 BB	C CU 76 D SI 90 X SI 91 1-1 2-H 1B	2	0	2	2	1	0	0
31 Ichiro Suzuki, L (1, 9) OBP: 0.397, SLG: 0.436 12 Alfonso Soriano, R (7, PH) OBP: 0.275, SLG: 0.414 17 Brendan Ryan, R (7, 4) OBP: 1.000, SLG: 1.000 43 Adam Warren, R (8, 1)	B SI 94 S FF 93 B FF 93 D CH 86 C CU 74 F CU 74 D CU 77 4-2 BB	X FF 92 0-0 ③ P6	D CU 75 F FF 92 B FF 92 B FF 92 C CU 75 X CU 74 3-2 ③ G1-3	C SL 82 B SL 83 S SL 83 F SL 82 S SL 83 1-3 ③ K	2	0	0	0	1	0	3
							1	0	0	0	0	1	1
							0	0	0	0	0	0	0
							0	0	0	0	0	0	0
66 John Ryan Murphy, R (1, 2) OBP: 0.407, SLG: 0.556	C FF 92 B FF 93 B SL 83 S FF 93 C FF 91 2-3 ③ K	C FF 90 X FF 92 0-1 41 FC3-6 1B	X SI 91 0-0 41 SH2-4 1B	B CU 77 X SI 90 1-0 14 G5-4-3 1B	4	0	3	0	0	1	2
41 David Phelps, R (1, 1) 48 Matt Thornton, L (6, 1) 68 Dellin Betances, R (6, 1) 14 Brian Roberts, S (8, PH) OBP: 0.316, SLG: 0.327 (8, 4)	C FF 91 X FF 90 0-1 ① P3	L FF 89 X FF 89 0-1 ① FC3-6 11 FC3-6 1-2f	X SI 91 0-0 ① SH2-4 1-2	X SI 91 0-0 ①② G5-4-3 1-2f	2	0	0	0	0	0	1
					0	0	0	0	0	0	0
					0	0	0	0	0	0	0
					1	0	0	0	0	0	1
Inning Stats	R: 3 E: 0 K: 1 S: 20 H: 2 LOB: 2 BB: 3 P: 40	R: 0 E: 0 K: 1 S: 9 H: 1 LOB: 1 BB: 0 P: 10	R: 0 E: 0 K: 0 S: 10 H: 1 LOB: 1 BB: 0 P: 13	R: 0 E: 0 K: 0 S: 13 H: 1 LOB: 1 BB: 0 P: 18	R: 0 E: 0 K: 2 S: 15 H: 1 LOB: 2 BB: 1 P: 25	R: 0 E: 0 K: 0 S: 6 H: 1 LOB: 1 BB: 0 P: 8	R: 1 E: 0 K: 1 S: 13 H: 2 LOB: 1 BB: 0 P: 19	R: 0 E: 0 K: 1 S: 5 H: 1 LOB: 0 BB: 0 P: 7	R: 1 E: 0 K: 0 S: 12 H: 1 LOB: 0 BB: 0 P: 18	1B: 8 2B: 2 3B: 0 HR: 1 SF: 1 SAC: 1 DP: 1 HBP: 0						

TOP

New York Yankees @ Milwaukee Brewers

Miller Park, Milwaukee, WI

Sun May 11 2014, 1:12 PM - 4:52 PM CDT

Att. 43,544 - Cloudy - 76 F

livebaseballscorecards.com

AB	35
R	5
H	11
RBI	5
BB	4
SO	6
LOB	17

WP: 0 PA: 41
PB: 0
SB: 0
CS: 0

PITCHER		IP	WLS	BF	H	R	ER	SO	BB	IBB	HBP	BLK	WP	HR	S	P	ERA	WHIP
22 Matt Garza, R ERA: 4.98	(1, 1)	5.0		25	6	3	3	4	4	0	0	0	0	0	67	106	5.40	2.000
53 Brandon Kintzler, R ERA: 4.38	(6, 1)	1.0		4	1	0	0	0	0	0	0	0	0	0	6	8	0.00	1.000
59 Zach Duke, L ERA: 1.56	(7, 1)	0.2	H	4	2	1	1	0	0	0	0	0	0	0	9	14	13.50	3.000
47 Rob Wooten, R ERA: 4.32	(7, 1)	0.1	H	1	0	0	0	1	0	0	0	0	0	0	4	5	0.00	0.000
13 Will Smith, L ERA: 0.52	(8, 1)	1.0	H	3	1	0	0	1	0	0	0	0	0	0	5	7	0.00	1.000

PITCHER		IP	WLS	BF	H	R	ER	SO	BB	IBB	HBP	BLK	WP	HR	S	P	ERA	WHIP
57 Francisco Rodríguez, R ERA: 0.45	(9, 1)	1.0	W	4	1	1	1	0	0	0	0	0	0	1	12	18	9.00	1.000

Batter	1	2	3	4	5	6	7	8	9	AB	R	H	RBI	BB	SO	LOB
27 Carlos Gómez, R (1, 8) OBP: 0.364, SLG: 0.558	C SI 88 B SL 86 X SL 84 1-1 L9 1 S 1B		F KC 81 H SI 90 1-1 24 BLK 1 SH1-3 24 1B HBP	B SL 85 B SI 92 B SL 86 B SI 90 4-0 BB		X KC 81 0-0 ① B2		S SL 85 X SL 84 0-1 ③ F8		3	1	1	0	1	0	3
1 Logan Schafer, L (1, 9) OBP: 0.260, SLG: 0.340	B SI 88 C SL 86 X SI 90 1-1 ① F7 1-2		L SI 91 X SI 90 0-1 ① SH1-3 1-2 2-3	1 SAFE 1 SAFE X SL 87 0-0 ③ G3		F FF 95 X FF 97 0-1 FC6-5 1-3 2-H 2B			C FF 93 B CH 85 B CH 84 B FF 94 C FF 94 F SL 86 F FF 94 F FF 95 X SL 85 3-2 ① F9	4	0	1	1	0	0	2
Rickie Weeks Jr., R (1, 4) OBP: 0.375, SLG: 0.364	X KC 78 0-0 ② L9 2-3		B SI 91 D SL 88 X KC 82 2-0 24 1B 24 BLK 3-H 1B		B SI 88 B CH 80 X SI 89 2-0 1B	S KC 84 B KC 84 X KC 83 1-1 ② FC6-5 24 CS 2-3 3-H			B FF 95 S SL 86 B SL 86 S SL 86 B FF 94 F SL 86 X FF 95 3-2 24 WP 7 1B 2B	5	1	3	2	0	0	2
24 Lyle Overbay, L (1, 3) OBP: 0.312, SLG: 0.309	X KC 80 0-0 ③ G3		B CH 82 C SI 90 B SI 90 S CH 83 X SI 92 2-2 18 BB 1-3 2-H 1B		1 SAFE C SL 86 X CH 81 0-1 ① F7	1 SAFE C FF 95 0-1 ③ CS 1-2	B KC 80 C FF 94 B FF 95 C FF 96 B KC 82 F KC 83 X FF 97 3-2 ① G4-3		S CH 86 S CH 86 B CH 87 B CH 86 S CH 87 2-3 ② K 2-3	5	0	1	1	0	1	3
7 Mark Reynolds, R (1, 5) OBP: 0.307, SLG: 0.500		C SL 86 C SI 89 B KC 79 X KC 80 1-2 18 G6-3 1B	F SI 91 B SL 86 S SL 88 1 SAFE B SL 86 B FF 92 1 SAFE F SL 87 S SL 88 3-3 ② K		1 SAFE 1 SAFE X SI 89 0-0 ② P3		B KC 83 C KC 81 S FF 96 S FF 97 1-3 ② K		C SL 87 M FF 95 X SL 86 0-2 3-H 1B	5	0	2	1	0	2	3
18 Khris Davis, R (1, 7) OBP: 0.239, SLG: 0.379		X SI 89 0-0 ① ② G6-3 1-2f	D KC 81 B SI 92 B SL 87 B SI 90 4-0 1-2 BB		C SL 85 1 SAFE C FF 90 1 SAFE X KC 80 0-2 ③ L7		B FF 97 B KC 82 X FF 97 2-0 ③ F9			3	0	0	0	1	0	2
9 Jean Segura, R (1, 6) OBP: 0.273, SLG: 0.339		B SI 89 B SL 85 B FF 89 C SI 89 B SI 90 4-1 12 S BB	C KC 81 F SL 88 B KC 81 X SL 88 1-2 ③ L8			X KC 79 0-0 12 1B 20 1B 1B		B FF 94 F SL 84 B SL 87 F FF 93 S FF 94 2-3 ① K		3	1	1	0	1	1	3
12 Martín Maldonado, R (1, 2) OBP: 0.467, SLG: 0.542		1 SAFE B SL 86 C KC 80 C SI 90 X SL 87 1-2 ③ P3 1-2		C SL 85 X KC 80 0-1 ① P2		1 SAFE 1 SAFE X SI 90 0-0 20 1B 1 2B 1-3 1B		B CU 80 F FF 94 F CH 84 F SL 87 B SL 86 C FF 95 2-3 ② K		4	1	1	0	0	1	1
22 Matt Garza, R (1, 1) 53 Brandon Kintzler, R (6, 1) 2 Scooter Gennett, L (6, PH) 20 Jonathan Lucroy, R (6, PH) 59 Zach Duke, L (7, 1) 47 Rob Wooten, R (7, 1) 13 Will Smith, R (8, 1) 15 Caleb Gindl, L (8, PH) 57 Francisco Rodriguez, R (9, 1)			C SI 88 X SI 89 0-1 1 SH1-3 1B 2B	X SL 86 0-0 ② G3		B FF 94 F FF 93 B FF 94 X FF 94 2-1 1 2B FC6-5 1-2 3-H 1B		B FF 94 B CH 85 B FF 96 F FF 93 B CH 84 4-1 BB		2 1 1 0 0 0 0 0 0 0 0 0 0 0 0 0 0 0 0 0 0 1 1 1 1 0 0 0 0 0 0 0 0 0 0 0 0 0 0 0 0 0 0 0 0 0 0 0 0 0 0 0 0 1 0 0 0 0 0 0 0 0 0						
Inning Stats	R: 0 E: 0 K: 0 S: 6 H: 1 LOB: 1 BB: 0 P: 8	R: 0 E: 0 K: 0 S: 8 H: 1 LOB: 1 BB: 1 P: 14	R: 2 E: 0 K: 1 S: 16 H: 3 LOB: 3 BB: 1 P: 29	R: 0 E: 0 K: 0 S: 4 H: 0 LOB: 1 BB: 1 P: 8	R: 0 E: 0 K: 0 S: 7 H: 1 LOB: 1 BB: 0 P: 9	R: 3 E: 0 K: 0 S: 10 H: 4 LOB: 0 BB: 0 P: 13	R: 0 E: 0 K: 1 S: 8 H: 0 LOB: 0 BB: 0 P: 14	R: 0 E: 0 K: 2 S: 10 H: 0 LOB: 1 BB: 1 P: 18	R: 1 E: 0 K: 1 S: 16 H: 2 LOB: 1 BB: 0 P: 24	1B: 9 2B: 3 3B: 0 HR: 0 SF: 0 SAC: 1 DP: 1 HBP: 1		WP: 1 PB: 0 SB: 2 CS: 1 PA: 42				

PITCHER		IP	WLS	BF	H	R	ER	SO	BB	IBB	HBP	BLK	WP	HR	S	P	ERA	WHIP
41 David Phelps, R ERA: 4.09	(1, 1)	5.0		26	8	4	4	1	3	0	1	1	0	0	43	70	7.20	2.200
48 Matt Thornton, L ERA: 3.0	(6, 1)	0.0	B	1	1	0	0	0	0	0	0	0	0	0	2	4	∞	∞
68 Dellin Betances, R ERA: 1.8	(6, 1)	2.0		6	1	1	1	1	0	0	0	0	0	0	14	21	4.50	0.500
43 Adam Warren, R ERA: 1.59	(8, 1)	1.2	L	8	2	1	1	3	1	0	0	0	1	0	26	42	5.40	1.800

PITCHER	IP	WLS	BF	H	R	ER	SO	BB	IBB	HBP	BLK	WP	HR	S	P	ERA	WHIP

BOTTOM

New York Yankees @ Milwaukee Brewers

Miller Park, Milwaukee, WI

Sun May 11 2014, 1:12 PM - 4:52 PM CDT

Att. 43,544 - Cloudy - 76 F

livebaseballscorecards.com

AB	35
R	6
H	12
RBI	6
BB	4
SO	5
LOB	19

Batter	1	2	3	4	5	6	7	8	9	AB	R	H	RBI	BB	SO	LOB
22 Eric Young Jr., S (1, 7) OBP: 0.336, SLG: 0.339 12 Juan Lagares, R (9, 8) OBP: 0.347, SLG: 0.441	C FS 88 B FS 85 X SI 91 1-1 28 G3 28 S 5 G6-3 1B		C SI 90 F CU 78 F SI 91 B FF 92 F FS 88 B SL 80 F SI 91 F SI 91 B SI 91 3-2 ① F FF 80 X SI 91 L6		X SI 90 0-0 2B		X FF 94 0-0 1-H HR	X CH 85 0-0 ③ F8		5 0	2 0	3 0	2 0	0 0	0 0	1 0
28 Daniel Murphy, L (1, 4) OBP: 0.368, SLG: 0.453	C SI 90 X FS 85 0-1 ① G3 1-3		F CU 78 B SI 92 B SL 84 F SI 92 F SI 93 X FS 87 2-2 ② G6-3		C FF 93 D FF 91 B FS 87 B FS 86 C SL 85 X FS 88 3-2 ③ G6-3		B SL 83 C FF 94 B FC 90 X CH 85 2-1 3 CS 1B		B SI 90 X SI 90 1-0 5 E 5 S 1B	5	0	2	0	0	0	2
5 David Wright, R (1, 5) OBP: 0.333, SLG: 0.382	B FS 84 B SL 84 C SI 92 X SI 92 2-1 ② G6-3 3-H		S SL 84 C SI 93 B SI 93 B FS 88 X SL 85 2-2 ③ F8			F SI 92 X SI 92 0-1 3 HR 1B	F FF 92 C FC 89 B FS 86 C CU 82 1-3 ② K		B FF 91 S CH 84 1 SAFE F FF 92 B FF 91 B CH 85 S FF 92 3-3 ① K 1-3	5	1	1	1	0	2	2
3 Curtis Granderson, L (1, 9) OBP: 0.291, SLG: 0.326	X SI 92 0-0 1B			B CU 76 B SL 83 X SI 93 2-0 ① G5-3		B FS 85 B FS 85 B SI 92 X SI 90 3-0 1-H HR	1 SAFE F FF 95 1 SAFE S FF 94 1 SAFE B FF 94 B FF 95 F FF 95 B FF 95 3-2 ③ CS 1-2	B FF 94 B FF 94 C FF 94 X FF 95 2-1 ① P4	B FF 92 C CH 85 S CH 85 S FF 92 1-3 ② K	5	1	2	2	0	1	1
53 Bobby Abreu, L (1, 10) OBP: 0.208, SLG: 0.409 29 Eric Campbell, R (8, PH) OBP: 0.375, SLG: 0.500 (8, 10)	B CU 78 C SI 91 S FS 86 C SI 92 1-3 ③ K			C CU 79 B FS 88 B FS 87 X SI 92 2-1 ② G3-1		C SI 92 B FF 93 S FS 88 X SI 93 1-2 ① G3		C SI 95 F SI 96 B FF 94 B FF 96 X FF 95 2-2 21 1B 2B	B CH 86 S CH 85 F FF 92 B FF 90 X FF 91 2-2 ③ F9	3 2	0 1	0 1	0 0	0 0	1 0	1 1
21 Lucas Duda, L (1, 3) OBP: 0.342, SLG: 0.406		C SI 90 F FF 91 B FS 86 X FS 86 1-2 ① G4-3		C CU 78 B FS 87 X SI 93 1-1 ③ F8		B SL 80 S FS 86 B FS 88 C SL 84 F FS 88 S FS 88 2-3 ② K		B FF 95 B FF 95 F FF 96 B SL 84 X SI 96 3-1 1 HR 2-H 1B		4	1	1	1	0	1	0
1 Chris Young, R (1, 8) OBP: 0.314, SLG: 0.436 (9, 7)		C SI 91 B SI 92 X SI 91 1-1 15 G6-3 2B			C SI 91 B SL 84 B SL 83 F FF 92 S SL 84 2-3 ① K	B SL 83 S FS 86 X SI 92 1-1 ③ G6-3		B FF 93 X SL 82 1-0 2-H HR		4	1	2	2	0	1	0
15 Travis d'Arnaud, R (1, 2) OBP: 0.287, SLG: 0.330		B SL 85 T SL 84 F SL 84 X FS 87 1-2 ② G6-3 2-3			B CU 79 C SL 83 X SL 84 1-1 HR		F FF 94 B FF 94 B FF 94 B FF 94 B FF 95 4-1 22 HR BB	C FF 92 B FF 93 B CH 86 S FF 92 C SI 92 2-3 ② K		3	2	1	1	1	1	1
11 Rubén Tejada, R (1, 6) OBP: 0.318, SLG: 0.242		C SI 93 X FS 87 0-1 ③ L7			B SI 92 X SI 92 1-0 ② G5-3		C CU 82 F FC 90 B SI 92 1 SAFE S SL 84 1-3 ① K	B FF 92 S CH 86 C FF 92 B CH 87 F SL 82 X SI 91 2-2 2B		4	0	1	0	0	1	2
Inning Stats	R: 1 E: 0 K: 1 S: 10 H: 2 LOB: 1 BB: 0 P: 14	R: 0 E: 0 K: 0 S: 10 H: 1 LOB: 1 BB: 0 P: 13	R: 0 E: 0 K: 0 S: 15 H: 0 LOB: 0 BB: 0 P: 22	R: 0 E: 0 K: 0 S: 5 H: 0 LOB: 0 BB: 0 P: 10	R: 1 E: 0 K: 1 S: 10 H: 2 LOB: 1 BB: 0 P: 17	R: 2 E: 0 K: 1 S: 12 H: 2 LOB: 0 BB: 0 P: 19	R: 2 E: 0 K: 2 S: 13 H: 2 LOB: 0 BB: 1 P: 24	R: 3 E: 0 K: 1 S: 16 H: 4 LOB: 1 BB: 0 P: 28	R: 0 E: 1 K: 2 S: 10 H: 1 LOB: 1 BB: 0 P: 17	1B: 6 2B: 4 3B: 0 HR: 4 SF: 0 SAC: 0 DP: 0 HBP: 0						

TOP

New York Mets @ New York Yankees

Yankee Stadium, Bronx, NY

Mon May 12 2014, 7:10 PM - 10:45 PM EDT

Att. 46,517 - Overcast - 74 F

livebaseballscorecards.com

AB	40
R	9
H	14
RBI	9
BB	1
SO	8
LOB	11

PITCHER		IP	WLS	BF	H	R	ER	SO	BB	IBB	HBP	BLK	WP	HR	S	P	ERA	WHIP
18 Hiroki Kuroda, R ERA: 4.62	(1, 1)	6.0		25	7	4	4	3	0	0	0	0	0	2	62	95	6.00	1.167
91 Alfredo Aceves, R ERA: 3.38	(7, 1)	0.2	H	5	2	2	2	2	1	0	0	0	0	1	10	18	27.00	4.500
48 Matt Thornton, L ERA: 5.4	(7, 1)	0.2	L	3	2	2	2	0	0	0	0	0	0	0	10	20	27.00	3.000
38 Preston Claiborne, R ERA: 1.69	(8, 1)	1.2		8	3	1	1	3	0	0	0	0	0	1	19	31	5.40	1.800

PITCHER		IP	WLS	BF	H	R	ER	SO	BB	IBB	HBP	BLK	WP	HR	S	P	ERA	WHIP

WP: 0	PA: 42		
PB: 0			
SB: 2			
CS: 1			

New York Mets @ New York Yankees

Yankee Stadium, Bronx, NY

Mon May 12 2014, 7:10 PM - 10:45 PM EDT

Att. 46,517 - Overcast - 74 F

BOTTOM

livebaseballscorecards.com

Batter	1	2	3	4	5	6	7	8	9	AB	R	H	RBI	BB	SO	LOB
11 Brett Gardner, L (1, 7) OBP: 0.348, SLG: 0.381	B FF 89 F FF 88 F FF 90 F FF 91 F SI 90 C SI 89 1-3 ① K	X FF 92 0-0 1-H 2-H 3-H HR			C SI 88 F FF 91 B CH 83 B SI 90 F SI 90 X SI 89 2-2 ① L3	B SI 88 1 SAFE F SI 87 C SI 87 X CH 80 1-2 1-3 2 S 1B		F CH 86 C SL 82 B CU 80 D FF 93 C SL 85 2-3 ③ K		5	1	2	4	0	2	1
2 Derek Jeter, R (1, 6) OBP: 0.341, SLG: 0.328	F FF 90 X FF 91 0-1 1B	X SI 88 0-0 1B			C SI 88 X SI 89 0-1 1B	1 SAFE B FF 90 D FC 88 S FC 89 B FC 90 X FC 88 3-1 ③ G2 1-2 3-H			B SI 92 B SI 91 C FF 94 B CH 90 B FF 93 4-1 25 1B BB	4	0	3	0	1	0	1
22 Jacoby Ellsbury, L (1, 8) OBP: 0.357, SLG: 0.424	B SI 87 X SI 87 1-0 ② F7	B SI 86 F CH 80 1 SAFE B SI 87 F SI 87 B SI 89 C SI 88 3-3 ③ K			X FF 87 0-0 ② F7		C SI 90 S SI 90 B SI 90 B SI 90 B SI 91 S SI 90 3-3 ① K		X FF 93 0-0 ① F8	5	0	0	0	0	2	4
36 Carlos Beltrán, S (1, 10) OBP: 0.286, SLG: 0.430 66 John Ryan Murphy, R (7, PH) OBP: 0.429, SLG: 0.556 (8, 10) 25 Mark Teixeira, S (9, PH) OBP: 0.389, SLG: 0.563 17 Brendan Ryan, R (9, PR) OBP: 1.000, SLG: 1.000	C SI 87 S SI 87 B SI 88 B SI 88 X SI 88 2-2 ③ F8		B CH 81 X CH 81 1-0 ① F9		X SI 86 0-0 ③ P5		S SI 88 B SI 90 S CH 82 B CH 83 B CH 81 F SI 90 B SI 90 4-2 34 WP BB		B SI 92 B SI 92 C SI 92 B SI 90 X SI 92 3-1 1-3 34 G3-5-3 1B	3 0 1 0	0 0 0 0	0 0 1 0	0 0 0 0	0 1 0 0	0 0 0 0	2 0 0 0
34 Brian McCann, L (1, 2) OBP: 0.250, SLG: 0.336		B FF 90 C SI 88 F SI 89 X FF 91 1-2 26 1B 11 HR 12 1B 1B	X SL 81 0-0 ② B1-3		B SI 87 B SI 87 B SI 88 C SI 87 C SI 87 F SI 88 F SI 87 X FF 91 3-2 ① F9	B SI 90 C SL 82 C SL 82 B SI 90 S SI 90 2-3 ② K 1-2		B SI 92 B FF 92 X SI 92 2-0 ②③ G3-5-3 1-2f	5	1	1	0	0	1	3
12 Alfonso Soriano, R (1, 9) OBP: 0.282, SLG: 0.424		C SI 86 S SI 86 D SL 82 X SI 87 1-2 26 1B 11 HR 1-2 1B	B FF 91 B SI 89 F SI 88 X SI 89 2-1 ③ G6-3		X SI 88 0-0 26 1B 2B	C FF 93 F SL 82 S FF 94 0-3 ③ K				4	2	2	0	0	1	1
26 Yangervis Solarte, S (1, 5) OBP: 0.405, SLG: 0.473	X SI 90 0-0 11 HR 1-2 2-3 1B	B SI 87 B SI 86 C SI 87 C FF 91 F FF 91 X SI 88 2-2 ① F9			B SI 88 B FF 91 B SI 89 X SI 88 3-0 33 3B 2-H 1B			C FF 93 B CH 85 B CH 87 X FF 93 2-1 33 G3-6-3 1B		4	2	3	1	0	0	0
33 Kelly Johnson, L (1, 3) OBP: 0.286, SLG: 0.488	C SI 90 C FF 92 B FF 93 S FF 92 1-3 ① K	C FF 88 S SI 89 B FF 91 S SI 89 1-3 ② K			S CH 81 1 SAFE X CH 81 0-1 14 FC6-2-5 1-H 3B			C FF 94 T FF 92 B CU 77 B FF 94 X FF 93 2-2 ①② G3-6-3 1-2f		4	0	1	1	0	2	4
14 Brian Roberts, S (1, 4) OBP: 0.314, SLG: 0.324	F SI 90 B FF 92 X FF 90 1-1 ② L3	C SL 80 B CH 82 X CH 82 1-1 ③ F7			F FF 91 F FF 90 X FF 92 0-2 ② FC6-2-5 11 1B 2 E 3-H			C CU 79 B CH 88 B CH 88 C FF 94 X FF 95 2-2 1B		4	1	1	0	0	0	4

	AB	R	H	RBI	BB	SO	LOB
	39	7	14	6	2	8	20

Inning Stats	1	2	3	4	5	6	7	8	9	1B: 11	SF: 0	WP: 1	PA: 41
	R: 0 E: 0 K: 1 S: 11 H: 1 LOB: 1 BB: 0 P: 15	R: 4 E: 0 K: 2 S: 17 H: 5 LOB: 1 BB: 0 P: 24	R: 0 E: 0 K: 0 S: 4 H: 0 LOB: 0 BB: 0 P: 7	R: 0 E: 0 K: 1 S: 9 H: 0 LOB: 0 BB: 0 P: 13	R: 0 E: 0 K: 0 S: 8 H: 1 LOB: 1 BB: 0 P: 10	R: 3 E: 0 K: 0 S: 17 H: 4 LOB: 1 BB: 0 P: 27	R: 0 E: 0 K: 3 S: 12 H: 0 LOB: 1 BB: 1 P: 21	R: 0 E: 0 K: 1 S: 11 H: 2 LOB: 1 BB: 0 P: 19	R: 0 E: 0 K: 0 S: 5 H: 1 LOB: 2 BB: 1 P: 14	2B: 1 3B: 1 HR: 1	SAC: 0 DP: 2 HBP: 0	PB: 0 SB: 1 CS: 0	

PITCHER		IP	WLS	BF	H	R	ER	SO	BB	IBB	HBP	BLK	WP	HR	S	P	ERA	WHIP
40 Bartolo Colon, R ERA: 5.84	(1, 1)	5.2		28	11	7	6	4	0	0	0	0	0	1	64	91	9.53	1.941
52 Carlos Torres, R ERA: 2.95	(6, 1)	0.1		1	0	0	0	0	0	0	0	0	0	0	2	5	0.00	0.000
56 Scott Rice, L ERA: 5.59	(7, 1)	0.2		3	0	0	0	2	1	0	0	0	1	0	9	18	0.00	1.500
58 Jenrry Mejia, R ERA: 4.89	(7, 1)	1.1	W	5	2	0	0	2	0	0	0	0	0	0	14	22	0.00	1.500
44 Kyle Farnsworth, R ERA: 3.18	(9, 1)	1.0	S	4	1	0	0	0	1	0	0	0	0	0	5	14	0.00	2.000

PITCHER	IP	WLS	BF	H	R	ER	SO	BB	IBB	HBP	BLK	WP	HR	S	P	ERA	WHIP

Batter	1	2	3	4	5	6	7	8	9	AB	R	H	RBI	BB	SO	LOB
22 Eric Young Jr., S (1, 10) OBP: 0.338, SLG: 0.330	C FF 88 H SL 83 1-1 28 BB 5 1B HBP	X SI 88 0-0 ② P3		B CU 76 X CH 82 1-0 FC5 28 SF8 5 1B 1-3	B FF 92 S FS 87 1 SAFE B SL 83 B FS 86 B CH 84 4-1 28 HR 1-2 BB		F CU 77 C CH 80 F FF 85 B CH 79 S FF 85 1-3 ③ K			3	3	0	0	1	1	1
28 Daniel Murphy, L (1, 4) OBP: 0.369, SLG: 0.471	B CU 76 D SL 82 F SL 83 1 SAFE C CU 76 1 SAFE F FF 90 B SL 79 F CU 78 4-2 F FF 90 F SL 82 B FF 89 5 1B 3 HR 1-2 BB	C FF 88 B SL 82 X FF 89 1-1 ③ F7		D SL 83 X SI 88 1-0 ① SF8 2-3 3-H	X FF 92 0-0 1-H 2-H HR			C FF 85 B CU 78 B CU 75 F FF 85 X FF 85 2-2 ① P6		3	2	1	4	1	0	0
5 David Wright, R (1, 5) OBP: 0.341, SLG: 0.395	X CU 78 0-0 3 HR 1-3 2-H 1B		C SI 87 X SL 83 0-1 1 F8 12 SF8 2B	C SL 84 C SL 84 B FF 93 X CH 84 1-2 1 G3-1 3-H 1B	B CU 81 C FF 92 C FF 91 B FF 92 C FC 90 2-3 ③ K			B FF 85 B FF 85 F FF 84 F FF 85 B FF 85 X CU 74 3-2 ② G3-1		5	2	3	2	0	1	0
1 Chris Young, R (1, 7) OBP: 0.297, SLG: 0.410	C SI 89 C FF 90 D SL 81 F FF 91 B SL 82 D CH 84 F SL 85 F FF 91 F CU 77 3-2 ① F SL 84 X FF 90 P4		X SL 81 0-0 ① F8 2-3	S FF 93 S SL 85 B SL 83 F SI 93 F FC 90 F FF 94 X SL 84 1-2 ② G3-1 1-2		C FF 84 F FF 86 F FF 86 B CU 78 F CU 76 X FF 87 1-2 ① L9		F FF 84 F CU 76 B FF 84 B FF 85 X CH 78 2-2 ③ P2		5	0	0	0	0	0	4
3 Curtis Granderson, L (1, 9) OBP: 0.307, SLG: 0.356	B SL 83 F SL 84 X SL 79 1-1 1-H 3-H HR		B SI 88 B SL 83 C SL 82 B SL 85 F SL 83 B SL 83 4-2 12 SF8 BB	B FF 94 B SL 84 C CH 84 F FF 92 B FC 90 S CH 84 3-3 ③ K		C CU 77 B CH 81 B CU 76 B FF 86 S FF 86 B FF 85 4-2 BB			F SI 90 F SI 90 X CH 85 0-2 12 G5-3 21 2B 1B	3	2	2	3	2	1	1
12 Juan Lagares, R (1, 8) OBP: 0.340, SLG: 0.443	C FF 90 F SI 88 F SL 85 C FF 90 0-3 ② K		B SL 81 F SI 88 C SI 89 B SL 80 X SI 89 2-2 ② SF8 1-2 3-H		C CU 79 C SL 84 F SL 84 F FC 91 B CH 84 B SL 83 F FF 93 F FF 94 F FC 91 2-2 X FF 93 15 G6-3 11 1B 2B	C FF 85 B CU 75 1 SAFE S FF 85 S FF 87 1-3 ② K			B FF 90 X SI 90 1-0 ① G5-3 1-2	4	1	1	1	0	2	2
21 Lucas Duda, L (1, 3) OBP: 0.353, SLG: 0.419	C FF 89 S SL 83 X SL 79 0-2 1B		C SI 90 C SL 83 B SI 89 B SL 80 D SL 79 B FF 90 4-2 BB		C CH 82 B FC 89 B SL 83 B FF 93 C CU 81 X FF 92 3-2 ① F7	B CU 78 X FF 86 1-0 ③ F8			F SI 90 B SI 90 B CH 85 B CH 84 F FF 90 X SI 90 3-2 2-H 2B	4	0	2	1	1	0	2
15 Travis d'Arnaud, R (1, 2) OBP: 0.274, SLG: 0.314	C SI 88 B SL 83 X CH 82 1-1 ③ F8		C SI 88 C SI 88 B FF 90 X FF 89 1-2 ③ F9		S SI 92 C FF 92 F FF 92 X SL 84 0-2 ② G6-3 2-3		F FF 83 S FF 84 T FF 86 0-2 ① K		F FF 91 C FF 91 S SL 83 0-3 ② K	5	0	0	0	0	2	5
11 Rubén Tejada, R (1, 6) OBP: 0.321, SLG: 0.242		C SI 86 X CH 81 0-1 ① F8		B SI 85 F SI 87 F CH 81 F FF 85 B CH 83 B FF 89 B SI 87 4-2 22 E 22 FC5 28 SF8 BB	C SL 85 C FS 88 B FF 93 X CU 81 1-2 22 BB 28 HR 3-H 1B		S FF 85 X FF 86 0-1 ② P3		C CH 85 B FF 92 D CH 85 B FF 90 X FF 90 3-1 ③ F8	4	2	1	1	1	0	1

Inning Stats																								
	R: 4	H: 3	R: 0	H: 0	R: 1	H: 1	R: 2	H: 1	R: 4	H: 3	R: 0	H: 0	R: 0	H: 0	R: 0	H: 0	R: 1	H: 2	1B: 5	SF: 2	WP: 0	PA: 45
	E: 0	LOB: 1	E: 0	LOB: 0	E: 0	LOB: 2	E: 1	LOB: 1	E: 0	LOB: 0	E: 0	LOB: 1	E: 0	LOB: 0	E: 0	LOB: 0	E: 0	LOB: 1	2B: 3	SAC: 0	PB: 0	
	K: 1	BB: 1	K: 0	BB: 0	K: 0	BB: 2	K: 1	BB: 1	K: 1	BB: 1	K: 1	BB: 1	K: 2	BB: 0	K: 0	BB: 0	K: 1	BB: 0	3B: 0	DP: 0	SB: 0	
	S: 27	P: 37	S: 5	P: 6	S: 13	P: 24	S: 17	P: 28	S: 23	P: 35	S: 11	P: 18	S: 9	P: 10	S: 9	P: 16	S: 12	P: 19	HR: 2	HBP: 1	CS: 0	

PITCHER		IP	WLS	BF	H	R	ER	SO	BB	IBB	HBP	BLK	WP	HR	S	P	ERA	WHIP
57 Vidal Nuño, L ERA: 6.43	(1, 1)	3.1	L	20	4	7	5	1	4	0	1	0	0	1	50	78	13.50	2.400
91 Alfredo Aceves, R ERA: 6.52	(4, 1)	1.2		10	4	4	4	2	1	0	0	0	0	1	35	52	21.60	3.000
40 Matt Daley, R ERA: 8.31	(6, 1)	3.0		10	0	0	0	3	1	0	0	0	0	0	29	44	0.00	0.333
38 Preston Claiborne, R ERA: 2.31	(9, 1)	1.0		5	2	1	1	1	0	0	0	0	0	0	12	19	9.00	2.000

PITCHER		IP	WLS	BF	H	R	ER	SO	BB	IBB	HBP	BLK	WP	HR	S	P	ERA	WHIP

TOP

New York Mets @ New York Yankees

Yankee Stadium, Bronx, NY

Tue May 13 2014, 7:10 PM - 11:07 PM EDT

Att. 45,958 - Partly Cloudy - 65 F

livebaseballscorecards.com

AB	36
R	12
H	10
RBI	12
BB	6
SO	7
LOB	16

New York Mets @ New York Yankees

Yankee Stadium, Bronx, NY

Tue May 13 2014, 7:10 PM - 11:07 PM EDT

Att. 45,958 - Partly Cloudy - 65 F

BOTTOM

livebaseballscorecards.com

Batter	1	2	3	4	5	6	7	8	9	AB	R	H	RBI	BB	SO	LOB
11 Brett Gardner, L (1, 7) OBP: 0.350, SLG: 0.382	C FF 96 B SI 94 B CU 80 B SI 97 F FF 97 X FF 97 3-2 22 G6-4-3 2 BB 25 1B 1B	C FF 95 F FF 94 B SI 93 F FC 89 D CH 88 F CU 77 F SI 93 F SI 93 S FC 89 2-3 K ②		X FC 87 0-0 2 G1-6-3 1-2 3-H 1B		B FF 90 B FF 91 B FF 92 C FF 90 X FF 92 3-1 P6 ②		B CU 73 C FS 78 B FC 90 X FF 90 2-1 F8 ③		5	1	2	1	0	1	2
2 Derek Jeter, R (1, 6) OBP: 0.343, SLG: 0.320	C FF 97 B FF 96 B FF 96 B FF 97 F SI 97 B FF 97 4-2 22 G6-4-3 1-2 BB	B FC 89 F FC 90 1 SAFE X CU 78 1-1 G6-3 ③		B FF 93 B FC 90 X SI 94 2-0 G1-6-3 ② ③ 1-2f		B SL 82 F FF 91 B FF 92 C FF 92 S FC 92 2-3 K ③			B SI 94 B FF 96 B SI 95 B FF 95 4-0 25 F8 22 BB 34 1B BB	3	1	0	0	2	1	4
22 Jacoby Ellsbury, L (1, 8) OBP: 0.365, SLG: 0.418	C CU 79 B FF 96 X FF 96 1-1 G6-4-3 ① ② 1-2f 2-3		C FF 93 F SI 92 B FF 93 X FC 89 1-2 G4-3 ①		B FF 91 F SI 91 B SI 92 B CH 87 B FF 94 4-1 34 1B 12 1B BB		B FF 87 B FF 90 B FF 90 B FF 89 4-0 BB		D FF 95 D SI 96 C FF 95 D SI 95 T SI 95 F SI 96 B FF 97 4-2 34 1B 1-2 BB	2	1	0	0	3	0	2
25 Mark Teixeira, S (1, 10) OBP: 0.380, SLG: 0.541	B FF 96 C FF 96 B CU 80 B FF 95 X FF 96 3-1 34 HR 3-H 1B		C FF 93 S FC 89 F CU 78 B FF 94 C FF 94 1-3 K ②		C FF 93 B SI 92 D FC 88 F FF 92 X FF 93 2-2 P5 ①		B FF 90 C SI 89 C FC 88 B SL 79 C FC 90 2-3 K ①		X SI 98 0-0 F8 ① 2-3	5	1	1	1	0	2	4
34 Brian McCann, L (1, 2) OBP: 0.271, SLG: 0.373	B FF 96 C FF 96 F FF 94 B FF 96 D CU 81 X SI 95 3-2 1-H HR		B CU 78 B CH 87 B FC 88 B FF 94 4-0 12 PB BB		B SI 91 B FF 94 F FC 87 X FF 93 2-1 12 1B 1-2 1B		X FF 91 0-0 F9 ② 0-3		C SI 96 C FF 97 X FF 97 0-2 1-3 3-H 1B	4	1	3	3	1	0	1
12 Alfonso Soriano, R (1, 9) OBP: 0.279, SLG: 0.416	X FF 97 0-0 L9 ③		C SI 93 B SI 92 S CU 78 F SI 92 B FC 88 F CU 79 F SI 94 D CH 86 X FC 91 3-2 G5-3 ③ 1-2		S SI 92 F SI 91 B FC 88 B FF 94 X SI 92 2-2 1-2 2-H 1B		C FF 91 F FF 92 C FC 90 0-3 K ③		B SI 96 S SL 85 S SL 84 S SI 97 1-3 K ②	5	0	1	1	0	2	4
26 Yangervis Solarte, S (1, 5) OBP: 0.412, SLG: 0.500		C CU 79 B FF 95 X CU 78 1-1 33 FC4-6 1B		B CH 84 B FF 93 C FF 93 B FF 94 B CH 86 4-1 14 F9 33 BB 11 1B BB	C FF 92 G FF 92 B FC 92 B FC 90 X FC 91 2-2 F7 ②			B SI 88 B FF 91 X FF 90 2-0 HR	B SI 97 B SI 97 X SI 96 2-0 G5-3 ③	4	2	2	1	1	0	4
33 Kelly Johnson, L (1, 3) OBP: 0.295, SLG: 0.477		B FF 95 B FF 94 B FF 94 C FF 95 S FF 94 F FF 94 X FF 94 3-2 FC4-6 ① 11 WP 14 BB 1-2f		B SI 91 B SI 92 B FF 94 C FF 93 C FF 93 F FF 94 B FF 93 4-2 11 1B 1-2 BB	C FF 93 F FF 92 C FC 91 0-3 K ③			F FF 89 B FC 88 C FC 90 B FC 90 F SL 81 F FF 92 B FF 91 B FF 91 4-2 14 G6-4-3 BB		2	0	0	0	2	1	3
14 Brian Roberts, S (1, 4) OBP: 0.312, SLG: 0.315		B FF 94 C CH 88 1 SAFE B FF 95 B CH 88 F FF 96 F CH 87 F FF 95 B CU 75 4-2 1-2 BB		C FC 89 F FC 88 F FF 93 X CU 78 0-2 F9 ① 2-3		C CU 73 C CU 72 B FC 89 X FF 91 1-2 G6-3 ①		C CU 74 D CU 74 B FS 79 B SI 90 F SI 89 X FF 90 3-2 G6-4-3 ① ② 1-2f		3	0	0	0	1	0	3
Inning Stats	R: 3 E: 0 K: 0 S: 13 H: 3 LOB: 0 BB: 1 P: 27	R: 0 E: 0 K: 1 S: 19 H: 1 LOB: 2 BB: 1 P: 30	R: 0 E: 0 K: 1 S: 13 H: 0 LOB: 1 BB: 1 P: 22	R: 1 E: 0 K: 0 S: 10 H: 1 LOB: 1 BB: 2 P: 20	R: 1 E: 0 K: 1 S: 15 H: 2 LOB: 2 BB: 1 P: 27	R: 0 E: 0 K: 1 S: 8 H: 0 LOB: 0 BB: 0 P: 14	R: 0 E: 0 K: 2 S: 7 H: 0 LOB: 1 BB: 1 P: 13	R: 1 E: 0 K: 0 S: 10 H: 1 LOB: 0 BB: 1 P: 21	R: 1 E: 0 K: 1 S: 11 H: 1 LOB: 2 BB: 2 P: 22	1B: 7 2B: 0 3B: 0 HR: 2 SF: 0 SAC: 0 DP: 3 HBP: 0	WP: 1 PB: 1 SB: 0 CS: 0 PA: 43					

	AB	33
	R	7
	H	9
	RBI	7
	BB	10
	SO	7
	LOB	27

PITCHER		IP	WLS	BF	H	R	ER	SO	BB	IBB	HBP	BLK	WP	HR	S	P	ERA	WHIP
45 Zack Wheeler, R ERA: 4.53	(1, 1)	4.1		24	7	5	5	2	6	0	0	0	1	1	64	118	10.38	3.000
16 Daisuke Matsuzaka, R ERA: 2.6	(5, 1)	3.2	W	13	1	1	1	4	2	0	0	0	0	1	31	56	2.46	0.818
27 Jeurys Familia, R ERA: 3.44	(9, 1)	1.0		6	1	1	1	1	2	0	0	0	0	0	11	22	9.00	3.000

PITCHER	IP	WLS	BF	H	R	ER	SO	BB	IBB	HBP	BLK	WP	HR	S	P	ERA	WHIP

New York Yankees @ New York Mets

Citi Field, Flushing, NY

Wed May 14 2014, 7:12 PM - 10:12 PM EDT

Att. 35,577 - Cloudy - 58 F

TOP

livebaseballscorecards.com

Batter	1	2	3	4	5	6	7	8	9	AB	R	H	RBI	BB	SO	LOB
11 Brett Gardner, L (1, 7) OBP: 0.351, SLG: 0.382	L FF 91 X FF 94 0-1 2 FC1-6 1B		C FF 92 B CH 86 F SI 92 F FF 92 F SL 81 F CH 86 X FF 92 1-2 ① F9		B CH 86 C FF 90 B CH 87 F FF 93 F FF 91 F FF 93 F FF 92 F SL 82 S CH 87 2-3 ① K		B FF 92 B FC 90 C FF 90 X FC 90 2-1 2 WP 2 S 2 1B 1B		C FF 96 B FS 83 B FS 82 X FF 95 2-1 ③ P6	5	1	2	0	0	1	1
2 Derek Jeter, R (1, 6) OBP: 0.340, SLG: 0.317	B FF 93 C FF 93 1 SAFE C FF 94 B FF 93 X FF 93 2-2 ① FC1-6 1-2f		S SL 82 B SL 81 B SL 82 C FF 92 F SI 93 F FF 92 F SL 82 F FF 93 B CH 86 3-3 ② K		B FF 91 X SL 82 1-0 ② G5-3		1 SAFE C FC 88 S FF 92 1 SAFE F FC 89 B FF 93 B FC 89 B CU 81 X FC 89 3-2 1-H 1B			4	0	1	1	0	1	1
22 Jacoby Ellsbury, L (1, 8) OBP: 0.362, SLG: 0.410	C FF 95 D CH 88 F CH 87 F FF 94 B SI 94 B SL 84 X FF 96 3-2 ② P6		C CH 87 B SI 91 F FF 93 B FF 93 B SL 83 B CH 88 4-2 25 S BB		X FF 91 0-0 ③ L7		F FC 89 S FC 91 F SI 92 1 SAFE 1 SAFE F FC 90 F FC 91 C CU 78 0-3 ③			3	0	0	0	1	1	2
25 Mark Teixeira, S (1, 3) OBP: 0.375, SLG: 0.562	B FF 94 X FF 94 1-0 ③ P4		S FF 92 C FF 93 1 SAFE B FF 93 B CH 86 B FF 93 F FF 93 X FF 93 3-2 ③ P6 1-2			B SL 83 X FF 90 1-0 HR		B FF 94 C FS 82 F FF 95 B FS 82 S FF 95 2-3 ① K		4	1	1	1	0	1	2
34 Brian McCann, L (1, 2) OBP: 0.263, SLG: 0.362		C FF 92 B CH 87 B CH 86 B FF 93 F FF 93 X SI 93 3-2 ① G6-3		X FF 91 0-0 ① F9		B FF 91 C CH 86 B FF 91 F FF 91 B CH 84 S CH 85 3-3 ① K		B FF 95 C FF 94 B FS 84 F FS 84 X FF 96 2-2 ② F7		4	0	0	0	0	1	0
12 Alfonso Soriano, R (1, 9) OBP: 0.272, SLG: 0.404		F FF 94 B SI 92 X FF 92 1-1 ② G6-3		B SL 81 C FF 92 F SI 92 X FF 93 1-2 ② G6-3		X FF 91 0-0 ② F8		F FS 83 B FF 95 B FF 94 X FS 80 2-1 ③ P6		4	0	0	0	0	0	0
26 Yangervis Solarte, S (1, 5) OBP: 0.414, SLG: 0.521		B FF 94 B CH 88 C CH 87 B FF 93 B CH 88 4-1 14 3B BB		B FF 92 B FF 92 B FF 93 C FF 93 X SI 93 3-1 HR		C FF 92 X CH 86 0-1 ③ F9			C FF 95 B FF 96 F FS 83 S FF 95 1-3 ① K	3	2	1	1	1	1	0
14 Brian Roberts, S (1, 4) OBP: 0.318, SLG: 0.357		F FF 94 T SI 92 X FF 94 0-2 1-H 3B		F FF 93 B SL 82 B FF 92 X FF 92 2-1 3B			X FF 91 0-0 ① L1-3		X FF 96 0-0 ② L8	4	0	2	1	0	0	0
19 Masahiro Tanaka, R (1, 1) OBP: 0.143, SLG: 0.143		C FF 93 F FF 92 B SL 84 B SL 83 F FF 93 X FF 92 2-2 ③ F9		C FF 92 X FF 91 0-1 ③ G4-3			B FC 91 C FF 90 B FC 90 C FC 87 F FC 89 S FC 89 2-3 ② K		B FF 96 X FF 95 1-0 1B	4	0	1	0	0	1	2

Inning Stats	1	2	3	4	5	6	7	8	9
	R: 0 E: 0 K: 0 S: 10	R: 1 E: 0 K: 0 S: 13	R: 0 E: 0 K: 1 S: 19	R: 1 E: 0 K: 0 S: 10	R: 0 E: 0 K: 1 S: 9	R: 1 E: 0 K: 1 S: 7	R: 1 E: 0 K: 2 S: 17	R: 0 E: 0 K: 1 S: 8	R: 0 E: 0 K: 1 S: 7
	H: 1 LOB: 1 BB: 0 P: 16	H: 1 LOB: 1 BB: 1 P: 23	H: 0 LOB: 1 BB: 1 P: 30	H: 2 LOB: 1 BB: 0 P: 16	H: 0 LOB: 0 BB: 0 P: 12	H: 1 LOB: 0 BB: 0 P: 11	H: 2 LOB: 1 BB: 0 P: 24	H: 0 LOB: 0 BB: 0 P: 14	H: 1 LOB: 1 BB: 0 P: 11

	AB	35
	R	4
	H	8
	RBI	4
	BB	2
	SO	7
	LOB	8

	1B: 4	SF: 0	WP: 1	PA: 37
	2B: 0	SAC: 0	PB: 0	
	3B: 2	DP: 0	SB: 2	
	HR: 2	HBP: 0	CS: 0	

PITCHER		IP	WLS	BF	H	R	ER	SO	BB	IBB	HBP	BLK	WP	HR	S	P	ERA	WHIP
50 Rafael Montero, R ERA: 4.5	(1, 1)	6.0	L	25	5	3	3	3	2	0	0	0	0	2	68	108	4.50	1.167
52 Carlos Torres, R ERA: 3.22	(7, 1)	1.0		5	2	1	1	2	0	0	0	0	1	0	17	24	9.00	2.000
47 Jose Valverde, R ERA: 3.63	(8, 1)	2.0		7	1	0	0	2	0	0	0	0	0	0	15	25	0.00	0.500

PITCHER		IP	WLS	BF	H	R	ER	SO	BB	IBB	HBP	BLK	WP	HR	S	P	ERA	WHIP

BOTTOM

Batter	1	2	3	4	5	6	7	8	9	AB	R	H	RBI	BB	SO	LOB
22 Eric Young Jr., S (1, 7) OBP: 0.336, SLG: 0.336	B SI 89 C SI 89 B CU 70 F SI 90 X SI 90 2-2 ① G3		B SI 90 L CU 72 X FS 85 1-1 ③ G3			B SL 82 B SI 90 C SI 91 F SI 92 B FS 87 X SI 92 3-2 2B			C SI 90 B FS 84 B FS 83 S SI 93 X FS 86 2-2 ① FC4-6 28 FC1-6 1-2f	4	0	1	0	0	0	1
28 Daniel Murphy, L (1, 4) OBP: 0.366, SLG: 0.465	B SI 89 F FF 91 S FS 86 X FF 89 1-2 3 S 1B			B SI 89 B SI 90 X FF 92 2-0 ① L9		C SL 83 B FS 86 X FS 87 1-1 ③ G3			B FS 83 F FS 85 X SI 90 1-1 ② FC1-6 1-2f	4	0	1	0	0	0	2
5 David Wright, R (1, 5) OBP: 0.333, SLG: 0.386	F FF 91 B SL 83 B FS 85 X FF 92 2-1 ② F9			C CU 75 C SL 83 X FF 94 0-2 ② G4-3			S SL 82 B SI 89 S SI 90 B FS 87 B SI 92 S SL 85 3-3 ① K		C SL 84 X FS 86 0-1 ③ L6	4	0	0	0	0	1	2
3 Curtis Granderson, L (1, 9) (8, 8) OBP: 0.301, SLG: 0.348	S FS 87 X FS 86 0-1 ③ L9 1-2			C SL 83 B FF 93 S FC 91 B FS 88 X FF 95 2-2 ③ F7			C SL 84 S CU 74 B FF 92 C CU 76 1-3 ② K			3	0	0	0	0	1	1
1 Chris Young, R (1, 8) OBP: 0.298, SLG: 0.407 47 Jose Valverde, R (8, 1)		B FF 90 X FF 91 1-0 ① P4			C SL 81 B FS 84 X FS 87 1-1 21 CS 1B		S SL 82 F FF 92 B FS 86 F SL 84 F CU 76 B FF 93 F FS 87 T FF 93 2-2 ③ K			3 0	0 0	1 0	0 0	0 0	1 0	0 0
21 Lucas Duda, L (1, 3) OBP: 0.344, SLG: 0.407		C CU 71 B SL 82 B SI 91 S FC 90 S SI 90 2-3 ② K			C SL 83 S FS 85 X FF 91 0-2 ① ② L8 1-2			C FS 82 B FS 82 X FC 88 1-1 ① P4		3	0	0	0	0	1	1
20 Anthony Recker, R (1, 2) OBP: 0.271, SLG: 0.400		B FF 91 C FF 91 S FF 92 B SL 85 S FS 88 2-3 ③ K			S SL 82 B FF 92 B FF 93 S SL 84 S SI 88 2-3 ③ K			X FF 92 0-0 ② G4-3		3	0	0	0	0	2	0
11 Rubén Tejada, R (1, 6) OBP: 0.313, SLG: 0.235			X FF 89 0-0 ① L8			B FF 90 B FF 91 B FF 91 C FF 92 X FF 92 3-1 ① F9		C FF 91 C FF 91 B FF 91 B SL 85 C SL 84 2-3 ③ K		3	0	0	0	0	1	0
50 Rafael Montero, R (1, 1) 12 Juan Lagares, R (6, PH) OBP: 0.336, SLG: 0.439 52 Carlos Torres, R (7, 1) 53 Bobby Abreu, L (8, 9) OBP: 0.240, SLG: 0.435			C FF 90 S FF 88 S SL 84 0-3 ② K			C CU 72 B FS 87 S FF 92 X FS 87 1-2 ② G5-3			C FF 92 S FS 84 X FC 89 0-2 22 FC4-6 1B	1 1 0 1	0 0 0 0	0 0 0 1	0 0 0 0	0 0 0 0	1 0 0 0	0 0 0 0
Inning Stats	R: 0 E: 0 K: 0 S: 10 H: 1 LOB: 1 BB: 0 P: 15	R: 0 E: 0 K: 2 S: 7 H: 0 LOB: 0 BB: 0 P: 12	R: 0 E: 0 K: 1 S: 6 H: 0 LOB: 0 BB: 0 P: 7	R: 0 E: 0 K: 0 S: 7 H: 0 LOB: 0 BB: 0 P: 11	R: 0 E: 0 K: 1 S: 8 H: 1 LOB: 0 BB: 0 P: 11	R: 0 E: 0 K: 0 S: 10 H: 1 LOB: 1 BB: 0 P: 18	R: 0 E: 0 K: 3 S: 12 H: 0 LOB: 0 BB: 0 P: 18	R: 0 E: 0 K: 1 S: 6 H: 0 LOB: 0 BB: 0 P: 9	R: 0 E: 0 K: 0 S: 10 H: 1 LOB: 1 BB: 0 P: 13	1B: 3 2B: 1 3B: 0 HR: 0 SF: 0 SAC: 0 DP: 0 HBP: 0						

PITCHER	IP	WLS	BF	H	R	ER	SO	BB	IBB	HBP	BLK	WP	HR	S	P	ERA	WHIP
19 Masahiro Tanaka, R (1, 1) ERA: 2.17	9.0	W	30	4	0	0	8	0	0	0	0	0	0	76	114	0.00	0.444

PITCHER	IP	WLS	BF	H	R	ER	SO	BB	IBB	HBP	BLK	WP	HR	S	P	ERA	WHIP

New York Yankees @ New York Mets

Citi Field, Flushing, NY

Wed May 14 2014, 7:12 PM - 10:12 PM EDT

Att. 35,577 - Cloudy - 58 F

livebaseballscorecards.com

AB	30
R	0
H	4
RBI	0
BB	0
SO	8
LOB	7

WP: 0 PA: 30
PB: 0
SB: 1
CS: 1

Batter	1	2	3	4	5	6	7	8	9	AB	R	H	RBI	BB	SO	LOB
11 Brett Gardner, L (1, 7) OBP: 0.355, SLG: 0.377	C FF 94 B FF 94 F SI 94 F CH 85 B FF 95 B CH 84 F FF 94 F SI 94 X FF 94 3-2 ① F9		D CH 85 B SI 93 C FF 93 B SI 93 B FF 93 4-1 2 L1-3 1-2 BB			C FF 93 B CU 79 S CH 84 B CU 83 C SI 94 2-3 ② K		D SI 92 S SI 90 B SL 84 F SI 91 B SI 89 1 SAFE B SI 90 4-2 2 FC6-2 2 WP 1-2 BB		2	0	0	0	2	1	0
2 Derek Jeter, R (1, 6) OBP: 0.331, SLG: 0.308 30 David Robertson, R (8, 1)	X FF 94 0-0 ② G6-3		F FF 93 C FF 94 X SL 86 0-2 ②③ L1-3 1-1			B FF 94 X FF 92 1-0 ③ G4-3		B SI 96 C FF 96 S SI 97 F SL 86 F SL 85 X SI 97 1-2 ② FC6-2 1-3 2-H		4 0	0 0	0 0	0 0	0 0	0 0	4 0
22 Jacoby Ellsbury, L (1, 8) OBP: 0.359, SLG: 0.412	C FF 94 F CH 86 B SL 85 B FF 95 B CH 84 X FF 93 3-2 2B			C FF 92 B FF 92 X CH 84 1-1 ① G4-3			C FF 92 B SI 91 X CU 79 1-1 ① F7	X FF 95 0-0 ③ F7		4	0	1	0	0	0	2
25 Mark Teixeira, S (1, 3) OBP: 0.380, SLG: 0.554	B FF 94 C FF 94 C CU 82 B SL 86 S FF 95 2-3 ③ K			X CU 79 0-0 ② F8			B FF 92 F FF 92 B SL 83 B CU 78 B FF 93 4-1 34 FC4-5 BB		C SI 94 B CU 79 B SL 84 F FF 94 F FF 94 F SL 85 F FF 95 B SI 94 X SI 94 3-2 12 1B 1B	3	0	1	0	1	1	1
34 Brian McCann, L (1, 2) OBP: 0.262, SLG: 0.358		B FF 93 C FF 93 S CH 84 X CH 84 1-2 26 G1-6-3 1B		C FF 93 B FF 93 X FF 93 1-1 ③ L9			X CH 82 0-0 ② FC4-5 12 2B 1-2f		L SI 92 B CU 78 F CU 77 F SI 93 S CH 89 1-3 ① K	4	1	1	0	0	1	2
12 Alfonso Soriano, R (1, 9) OBP: 0.277, SLG: 0.414		F FF 92 B SI 92 D CU 81 F SI 93 B FF 93 S FF 95 3-3 ① K			B SL 84 F SL 83 S FF 93 B FF 94 B SL 85 F FF 93 C FF 93 3-3 ① K		S SL 85 X SL 84 0-1 1-H 2B		S CU 76 C FC 94 B FC 94 X CU 80 1-2 26 G6-4-3 1-2 1B	4	0	2	1	0	2	1
26 Yangervis Solarte, S (1, 5) OBP: 0.403, SLG: 0.504 (5, 4)		C SI 93 S CH 85 X CH 83 0-2 ②③ G1-6-3 1-2f			C FF 93 C FF 93 B CH 84 B FF 93 B CH 85 C CH 83 3-3 ② K		B CH 83 X FF 93 1-0 ③ L4		X SI 92 0-0 ②③ G6-4-3 1-2f	4	0	0	0	0	1	4
14 Brian Roberts, S (1, 4) OBP: 0.313, SLG: 0.350 68 Dellin Betances, R (5, 1) 24 Zoilo Almonte, S (8, PH) 43 Adam Warren, R (8, 1) 17 Brendan Ryan, R (8, 6) OBP: 1.000, SLG: 1.000			C CU 79 X FF 93 0-1 ① F8		X FF 93 0-0 ③ F7			C SI 90 C CH 80 B CH 80 S SI 90 1-3 ① K		2 0 1 0 0	0 0 0 0 0	0 0 0 0 0	0 0 0 0 0	0 0 1 0 0	0 0 0 0 0	0 0 0 0 0
39 Chase Whitley, R (1, 1) OBP: 1.000, SLG: 1.000 33 Kelly Johnson, L (5, 5) OBP: 0.299, SLG: 0.471			B FF 92 C FF 93 X FF 93 1-1 11 BB 1B			C CU 79 S FF 92 S CH 83 0-3 ① K		B SI 90 C SI 90 S SL 82 B SI 90 B SL 82 F SI 91 B SI 90 4-2 2 WP 11 BB 2 FC6-2 BB		1 1	0 0	1 0	0 0	0 1	0 1	0 0
Inning Stats	R: 0 E: 0 K: 1 S: 13 H: 1 LOB: 1 BB: 0 P: 21	R: 0 E: 0 K: 1 S: 9 H: 1 LOB: 0 BB: 0 P: 13	R: 0 E: 0 K: 0 S: 8 H: 1 LOB: 1 BB: 1 P: 13	R: 0 E: 0 K: 0 S: 5 H: 0 LOB: 0 BB: 0 P: 7	R: 0 E: 0 K: 2 S: 8 H: 0 LOB: 0 BB: 0 P: 14	R: 0 E: 0 K: 2 S: 7 H: 0 LOB: 0 BB: 0 P: 10	R: 1 E: 0 K: 0 S: 7 H: 1 LOB: 1 BB: 1 P: 13	R: 0 E: 0 K: 1 S: 14 H: 0 LOB: 2 BB: 2 P: 24	R: 0 E: 0 K: 1 S: 14 H: 2 LOB: 1 BB: 0 P: 19	1B: 4 2B: 3 3B: 0 HR: 0 SF: 0 SAC: 0 DP: 3 HBP: 0						

TOP

New York Yankees @ New York Mets

Citi Field, Flushing, NY

Thu May 15 2014, 7:15 PM - 10:16 PM EDT

Att. 40,133 - Cloudy - 68 F

livebaseballscorecards.com

AB	30
R	1
H	6
RBI	1
BB	4
SO	8
LOB	14

WP: 1 PA: 34
PB: 0
SB: 0
CS: 0

PITCHER		IP	WLS	BF	H	R	ER	SO	BB	IBB	HBP	BLK	WP	HR	S	P	ERA	WHIP
48 Jacob deGrom, R ERA: 1.29	(1, 1)	7.0	L	25	4	1	1	6	2	0	0	0	0	0	57	91	1.29	0.857
56 Scott Rice, L ERA: 5.4	(8, 1)	0.1		3	0	0	0	1	2	0	0	0	0	0	8	17	0.00	6.000
27 Jeurys Familia, R ERA: 3.38	(8, 1)	0.1		1	0	0	0	0	0	0	0	0	1	0	5	6	0.00	0.000
66 Josh Edgin, L ERA:	(8, 1)	0.1		1	0	0	0	0	0	0	0	0	0	0	1	1	0.00	0.000
58 Jenrry Mejia, R ERA: 4.76	(9, 1)	1.0		4	2	0	0	1	0	0	0	0	0	0	14	19	0.00	2.000

PITCHER	IP	WLS	BF	H	R	ER	SO	BB	IBB	HBP	BLK	WP	HR	S	P	ERA	WHIP

New York Yankees @ New York Mets

Citi Field, Flushing, NY

Thu May 15 2014, 7:15 PM - 10:16 PM EDT

Att. 40,133 - Cloudy - 68 F

livebaseballscorecards.com

BOTTOM

Batter	1	2	3	4	5	6	7	8	9	AB	R	H	RBI	BB	SO	LOB
22 Eric Young Jr., S (1, 7) OBP: 0.326, SLG: 0.325 58 Jenrry Mejia, R (9, 1)	C FF 90 X CH 82 0-1 G3		B CH 85 D CH 84 B SI 89 C FF 91 X FF 90 3-1 F7 ②		B KC 80 S KC 80 X FF 96 1-1 G5-3 ③			D CH 85 1 SAFE S CH 85 M SL 85 C SL 86 1-3 K ②		4 0	0 0	0 0	0 0	0 0	1 0	5 0
28 Daniel Murphy, L (1, 4) OBP: 0.364, SLG: 0.460	B SI 92 C FF 91 B SL 86 X CH 83 2-1 G3 ②		C CH 84 B SL 85 S SI 90 D CH 85 C SL 86 2-3 K ③			B FF 94 F KC 79 C FF 98 S SV 84 1-3 K ①		1 SAFE B SI 94 X SL 87 1-0 1-3 1B		4	0	1	0	0	2	2
5 David Wright, R (1, 5) OBP: 0.326, SLG: 0.376	C SI 92 B FF 92 B SL 88 S SL 87 F SI 92 S FF 92 2-3 K ③			C SI 90 B SI 92 B SL 86 S SL 86 S CH 84 2-3 K ①		S FF 96 S FF 96 B KC 85 C KC 84 1-3 K ②		S KC 84 X KC 83 0-1 G6-3 ③		4	0	0	0	0	3	2
3 Curtis Granderson, L (1, 9) OBP: 0.294, SLG: 0.338		B CH 81 C SI 91 B SL 86 B CH 85 X SI 90 3-1 G5-3 ①		C CH 82 B CH 85 F SL 85 F FF 91 S CH 84 1-3 K ②		S KC 82 B KC 82 S KC 82 C SV 84 1-3 K ③			B FC 93 C FC 92 B KC 84 X FC 94 2-1 G6-3 ①	4	0	0	0	0	2	0
1 Chris Young, R (1, 8) OBP: 0.286, SLG: 0.389 (9, 7)		F SI 92 X SI 91 0-1 G4-3 ②		B CH 82 S SL 85 B CH 84 B CH 83 X SI 91 3-1 G6-3 ③			F FF 96 B FF 96 F FF 96 S KC 86 1-3 K ①		C FC 92 B FC 92 S FC 93 B FC 93 F FC 92 B FC 93 S FC 92 3-3 K ②	4	0	0	0	0	2	0
21 Lucas Duda, L (1, 3) OBP: 0.333, SLG: 0.393		X FF 92 0-0 F7 ③	C FF 90 B CH 84 B CH 82 B SL 83 C SI 90 X SI 89 3-2 G3-1 ①				B KC 82 C KC 82 C KC 84 C SV 85 1-3 K ②		B KC 82 B KC 84 F KC 82 B KC 83 C FC 92 S KC 84 3-3 K ③	4	0	0	0	0	2	0
11 Rubén Tejada, R (1, 6) OBP: 0.322, SLG: 0.240			B FF 92 F SL 85 C SI 92 F FF 92 B FF 93 X SI 93 2-2 48 1B 36 G3 1B		C SL 86 S FF 91 B SL 86 B FF 92 B FF 91 B CH 83 4-2 48 SH5-4 36 BB BB		F FF 96 B FF 97 T FF 98 C SV 83 1-3 K ③			2	0	1	0	1	1	0
36 Juan Centeno, L (1, 2)			S CH 85 S CH 87 X CH 84 0-2 G3 ① 1-2		1 SAFE B SI 90 C SI 91 B CH 84 B SI 90 B SI 90 4-1 48 SH5-4 1-2 BB			B FF 94 C CH 85 F CH 85 B CU 83 C FF 95 2-3 K ①		2	0	0	0	1	1	1
48 Jacob deGrom, L (1, 1) OBP: 1.000, SLG: 1.000 56 Scott Rice, L (8, 1) 27 Jeurys Familia, R (8, 1) 66 Josh Edgin, R (8, 1) 53 Bobby Abreu, L (8, PH) OBP: 0.269, SLG: 0.435 12 Juan Lagares, R (8, PR) OBP: 0.336, SLG: 0.439 (9, 8)			C CH 84 X SI 92 0-1 2-3 1B		X FF 90 0-0 SH5-4 ② 1-2 2-3			B CU 82 B CH 86 C FF 95 B CH 86 B FF 95 4-1 28 1B BB		1 0 0 0 0 0 0	0 0 0 0 0 0 0	1 0 0 0 0 1 0	0 0 0 0 0 0 0	0 0 0 0 0 0 0	0 0 0 0 0 0 0	0 0 0 0 0 0 0
Inning Stats	R: 0 E: 0 K: 1 S: 8 H: 0 LOB: 0 BB: 0 P: 12	R: 0 E: 0 K: 0 S: 5 H: 0 LOB: 0 BB: 0 P: 8	R: 0 E: 0 K: 1 S: 14 H: 2 LOB: 2 BB: 0 P: 21	R: 0 E: 0 K: 2 S: 9 H: 0 LOB: 0 BB: 0 P: 15	R: 0 E: 0 K: 0 S: 9 H: 0 LOB: 2 BB: 2 P: 21	R: 0 E: 0 K: 3 S: 9 H: 0 LOB: 0 BB: 0 P: 12	R: 0 E: 0 K: 3 S: 9 H: 0 LOB: 0 BB: 0 P: 12	R: 0 E: 0 K: 2 S: 10 H: 1 LOB: 2 BB: 1 P: 18	R: 0 E: 0 K: 2 S: 9 H: 0 LOB: 0 BB: 0 P: 17	1B: 3 2B: 0 3B: 0 HR: 0	SF: 0 SAC: 1 DP: 0 HBP: 0			WP: 0 PB: 0 SB: 0 CS: 0	PA: 33		

	AB	R	H	RBI	BB	SO	LOB
AB	29						
R	0						
H	3						
RBI	0						
BB	3						
SO	14						
LOB	10						

PITCHER		IP	WLS	BF	H	R	ER	SO	BB	IBB	HBP	BLK	WP	HR	S	P	ERA	WHIP
39 Chase Whitley, R ERA:	(1, 1)	4.2		18	2	0	0	4	2	0	0	0	0	0	43	74	0.00	0.857
68 Dellin Betances, R ERA: 1.61	(5, 1)	2.1	W	7	0	0	0	6	0	0	0	0	0	0	20	27	0.00	0.000
43 Adam Warren, R ERA: 1.54	(8, 1)	0.2	H	4	1	0	0	2	1	0	0	0	0	0	8	16	0.00	3.000
30 David Robertson, R ERA: 1.74	(8, 1)	1.1	S	4	0	0	0	2	0	0	0	0	0	0	11	19	0.00	0.000

PITCHER	IP	WLS	BF	H	R	ER	SO	BB	IBB	HBP	BLK	WP	HR	S	P	ERA	WHIP

Batter	1	2	3	4	5	6	7	8	9	AB	R	H	RBI	BB	SO	LOB
31 Jose Tabata, R (1, 9) OBP: 0.300, SLG: 0.324	C FF 90 B SI 90 F SL 87 B CH 83 B SL 88 F FF 91 F FF 91 X SI 92 3-2 ① G4-3		X KC 78 0-0 ① G6-3		B SI 89 F SI 89 F KC 80 F KC 80 B SL 87 B SL 86 X SI 90 3-2 1-2 1B		C KC 79 B SV 81 C KC 81 X KC 83 1-2 ② G5-3			4	0	1	0	0	0	0
18 Neil Walker, S (1, 4) OBP: 0.343, SLG: 0.449	B SI 90 S CH 82 B SI 91 F SI 91 B SI 91 B SI 90 4-2 BB		C SI 88 X SI 90 0-1 ② F7		C SL 86 2 SAFE S SL 85 B SI 89 F CH 82 C SI 90 1-3 ① K		C FF 96 B FF 96 B KC 82 X FF 96 2-1 ③ G5-3			3	0	0	0	1	1	2
22 Andrew McCutchen, R (1, 8) OBP: 0.422, SLG: 0.473	B SL 86 C KC 81 B FF 91 C CH 82 X SL 88 2-2 ② F8		B CH 81 B SI 89 B FF 90 C SL 89 B SI 90 4-1 24 S BB		B KC 81 B SL 87 C SI 90 D KC 81 X FF 90 3-1 ② L8			B FF 93 F FF 94 B SL 87 C SL 85 B CH 86 X FF 94 3-2 ① P3		3	0	0	0	1	0	3
24 Pedro Alvarez, L (1, 5) OBP: 0.313, SLG: 0.379	B KC 80 B KC 79 B CH 82 C SI 90 C SL 88 X KC 80 3-2 ③ G1-3		C CH 82 1 SAFE B SI 90 1 SAFE 1 SAFE S SL 88 C SI 90 1-3 ③ K 1-2		C SL 87 B SI 90 B SL 86 X KC 81 2-1 ③ G3			B FF 95 S CH 85 S CH 86 B FF 95 S CH 85 2-3 ② K		4	0	0	0	0	2	4
6 Starling Marte, R (1, 7) OBP: 0.339, SLG: 0.401		C CH 87 S CH 81 F FF 91 B KC 80 H SL 88 2-2 15 S HBP	C SI 87 S CH 79 B CH 81 F FF 90 B SL 86 X KC 81 2-2 15 CS 1B			X FF 93 0-0 HR		S SL 86 S SL 85 B FF 95 B FF 95 X SL 87 2-2 2B		3	1	3	1	0	0	0
15 Ike Davis, L (1, 3) OBP: 0.374, SLG: 0.392		B SI 89 1 SAFE B KC 81 C SI 90 F SL 86 F KC 80 B KC 80 B CH 83 4-2 1-2 BB	F SI 88 1 SAFE 1 SAFE C SL 86 C SL 87 0-3 ① ② K 1-2			F FF 96 F KC 81 B KC 83 C SV 83 1-3 ① K		F SL 85 C FF 94 D CH 87 S CH 87 1-3 ③ K		3	0	0	0	1	3	2
17 Gaby Sanchez, R (1, 10) OBP: 0.342, SLG: 0.575		B SL 87 C FF 91 X FF 90 1-1 ① F8	X FF 89 0-0 10 1B 2B			C KC 81 B FF 96 S FF 97 S FF 98 1-3 ② K			C FF 84 F FF 87 X FF 87 0-2 ① P6	4	0	1	0	0	1	2
10 Jordy Mercer, R (1, 6) OBP: 0.254, SLG: 0.289		C FF 90 C SL 86 B SI 92 F SL 86 S FF 90 1-3 ② K	B SI 89 X SI 89 1-0 ③ 2-H 1B			F FF 96 C KC 82 F FF 98 B KC 84 F FF 97 T FF 97 1-2 ③ K			C FF 87 F CU 76 B FF 86 F CU 78 X FF 86 1-2 ② L8	4	0	1	0	0	2	2
26 Tony Sanchez, R (1, 2) OBP: 0.308, SLG: 0.349		B KC 80 B SL 86 S FF 91 C SI 90 C SI 92 2-3 ③ K			F SI 87 C FF 89 B FF 89 F SL 87 X CH 81 1-2 31 1B 1B		B FF 93 X FF 94 1-0 ① 1B		C FF 85 F FF 86 S FF 88 0-3 ③ K	4	0	2	0	0	2	2
Inning Stats	R: 0 E: 0 K: 0 S: 13 H: 0 LOB: 1 BB: 1 P: 25	R: 0 E: 0 K: 2 S: 15 H: 0 LOB: 2 BB: 1 P: 25	R: 0 E: 0 K: 1 S: 7 H: 0 LOB: 1 BB: 1 P: 12	R: 0 E: 0 K: 1 S: 9 H: 3 LOB: 2 BB: 0 P: 12	R: 0 E: 0 K: 1 S: 16 H: 2 LOB: 2 BB: 0 P: 26	R: 1 E: 0 K: 3 S: 12 H: 1 LOB: 0 BB: 0 P: 15	R: 0 E: 0 K: 0 S: 6 H: 1 LOB: 0 BB: 0 P: 10	R: 0 E: 0 K: 2 S: 12 H: 1 LOB: 1 BB: 0 P: 20	R: 0 E: 0 K: 1 S: 10 H: 0 LOB: 0 BB: 0 P: 11	1B: 5 2B: 3 3B: 0 HR: 1 SF: 0 SAC: 0 DP: 1 HBP: 1						

PITCHER		IP	WLS	BF	H	R	ER	SO	BB	IBB	HBP	BLK	WP	HR	S	P	ERA	WHIP
41 David Phelps, R ERA: 3.33	(1, 1)	5.0	W	22	5	0	0	5	3	0	1	0	0	0	60	100	0.00	1.600
68 Dellin Betances, R ERA: 1.85	(6, 1)	2.0	H	7	2	1	1	3	0	0	0	0	0	1	18	25	4.50	1.000
43 Adam Warren, R ERA: 1.48	(8, 1)	1.0		4	1	0	0	2	0	0	0	0	0	0	12	20	0.00	1.000
40 Matt Daley, R ERA: 6.75	(9, 1)	1.0		3	0	0	0	1	0	0	0	0	0	0	10	11	0.00	0.000

PITCHER	IP	WLS	BF	H	R	ER	SO	BB	IBB	HBP	BLK	WP	HR	S	P	ERA	WHIP

TOP

Pittsburgh Pirates @ New York Yankees

Yankee Stadium, Bronx, NY

Sat May 17 2014, 4:08 PM - 7:02 PM EDT

Att. 47,353 - Partly Cloudy - 68 F

livebaseballscorecards.com

AB	32
R	1
H	8
RBI	1
BB	3
SO	11
LOB	17

Pittsburgh Pirates @ New York Yankees

Yankee Stadium, Bronx, NY

Sat May 17 2014, 4:08 PM - 7:02 PM EDT

Att. 47,353 - Partly Cloudy - 68 F

BOTTOM

livebaseballscorecards.com

Batter	1	2	3	4	5	6	7	8	9	AB	R	H	RBI	BB	SO	LOB
11 Brett Gardner, L (1, 8) OBP: 0.359, SLG: 0.397	B SI 90 B SI 92 X FF 91 2-0 B5-3 ①		C KC 78 B KC 80 C SI 92 X KC 80 1-2 G3 ①			B KC 77 X SI 92 1-0 HR		B SL 85 C SI 90 B CH 86 B FF 91 B FF 91 4-1 34 S 34 HR BB		3	2	1	1	1	0	0
2 Derek Jeter, R (1, 6) OBP: 0.336, SLG: 0.313	X SI 92 0-0 25 HR 1B		F CH 82 X CH 84 0-1 F7 ②			B CH 84 X KC 80 1-0 25 G3-5-3 1B		C FF 92 1 SAFE D SL 87 X FF 92 1-1 F9 ①		4	1	2	0	0	0	1
25 Mark Teixeira, S (1, 3) OBP: 0.375, SLG: 0.573	C FF 92 B CH 81 S FF 92 X SI 93 1-2 1-H HR		F CH 85 B KC 79 C KC 78 B CH 85 F KC 79 B FF 94 X SI 94 3-2 P5 ③			C KC 77 X KC 79 0-1 G3-5-3 ① ② 1-2f		1 SAFE 1 SAFE F FF 91 B FF 92 X FF 92 1-1 P5 ②		4	1	1	2	0	0	2
34 Brian McCann, L (1, 2) OBP: 0.262, SLG: 0.377	X SI 92 0-0 B1-3 ②			C KC 77 B KC 80 B CH 83 B CH 83 C CH 83 C KC 80 3-3 K ①		C CH 84 C KC 79 B FF 93 S KC 80 1-3 K ③		B FF 92 1 SAFE F FF 93 B FF 92 X FF 92 2-1 1-H HR		4	1	1	2	0	2	0
12 Alfonso Soriano, R (1, 9) OBP: 0.283, SLG: 0.443 31 Ichiro Suzuki, L (9, 9) OBP: 0.397, SLG: 0.436	C SI 92 F CH 83 X KC 80 0-2 L5 ③			B KC 80 C SI 94 F KC 82 F CH 84 B FF 91 C CH 86 2-3 K ②			B SI 92 F CH 83 X SI 92 1-1 HR	S SL 85 B SL 87 B FF 92 X SI 92 2-1 2B		4 0	1 0	2 0	1 0	0 0	1 0	0 0
26 Yangervis Solarte, S (1, 5) OBP: 0.392, SLG: 0.488		C SI 92 B SI 92 B KC 76 X SI 93 2-1 G3-1 ①		C KC 79 F FF 90 B KC 80 B CH 86 B KC 77 X KC 79 3-2 F8 ③			B CH 84 S SI 93 S CH 85 F KC 81 B KC 81 X CH 85 2-2 P5 ①	C SL 86 X SL 85 0-1 G3-1 ③		4	0	0	0	0	0	1
33 Kelly Johnson, L (1, 10) OBP: 0.290, SLG: 0.456		L SI 92 X KC 79 0-1 F8 ②			C KC 77 B CH 84 C SI 92 X KC 77 1-2 G4-3 ①		B SI 91 X SI 91 1-0 G4-3 ②			3	0	0	0	0	0	0
14 Brian Roberts, S (1, 4) OBP: 0.313, SLG: 0.350		X SI 92 0-0 G6-3 ③			C FF 92 B CH 85 B CH 84 F SI 93 X CH 84 2-2 G5-3 ②		X SI 92 0-0 1B			3	0	1	0	0	0	0
24 Zoilo Almonte, S (1, 7) OBP: 0.250, SLG: 1.000			X SI 93 0-0 HR		C KC 79 X KC 81 0-1 F7 ③		B FF 92 1 SAFE 1 SAFE X SI 92 1-0 G4-3 ③			3	1	1	1	0	0	1
Inning Stats	R: 2 E: 0 K: 0 S: 9 H: 2 LOB: 0 BB: 0 P: 12	R: 0 E: 0 K: 0 S: 5 H: 0 LOB: 0 BB: 0 P: 7	R: 1 E: 0 K: 0 S: 10 H: 1 LOB: 0 BB: 0 P: 14	R: 0 E: 0 K: 2 S: 10 H: 0 LOB: 0 BB: 0 P: 18	R: 0 E: 0 K: 0 S: 8 H: 0 LOB: 0 BB: 0 P: 11	R: 1 E: 0 K: 1 S: 7 H: 2 LOB: 0 BB: 0 P: 10	R: 1 E: 0 K: 0 S: 9 H: 2 LOB: 1 BB: 0 P: 14	R: 2 E: 0 K: 0 S: 11 H: 2 LOB: 1 BB: 1 P: 21		1B: 3 2B: 1 3B: 0 HR: 5 SF: 0 SAC: 0 DP: 1 HBP: 0						

	AB	32
	R	7
	H	9
	RBI	7
	BB	1
	SO	3
	LOB	5

WP: 0 PA: 33
PB: 0
SB: 1
CS: 0

PITCHER		IP	WLS	BF	H	R	ER	SO	BB	IBB	HBP	BLK	WP	HR	S	P	ERA	WHIP
36 Edinson Volquez, R ERA: 4.71	(1, 1)	6.1	L	24	6	5	5	3	0	0	0	0	0	4	55	81	7.11	0.947
48 Jared Hughes, R ERA: 2.53	(7, 1)	0.2		3	1	0	0	0	0	0	0	0	0	0	3	5	0.00	1.500
32 Vin Mazzaro, R ERA: 6.75	(8, 1)	1.0		6	2	2	2	0	1	0	0	0	0	1	11	21	18.00	3.000

PITCHER	IP	WLS	BF	H	R	ER	SO	BB	IBB	HBP	BLK	WP	HR	S	P	ERA	WHIP

Pittsburgh Pirates @ New York Yankees

Yankee Stadium, Bronx, NY

Sun May 18 2014, 1:10 PM - 4:00 PM EDT

Partly Cloudy - 66 F

livebaseballscorecards.com

Batter	1	2	3	4	5	6	7	8	9	AB	R	H	RBI	BB	SO	LOB
23 Travis Snider, L (1, 9) OBP: 0.301, SLG: 0.330 31 Jose Tabata, R (7, PH) OBP: 0.297, SLG: 0.321 (7, 9)	F SI 88 B FS 84 B CU 75 F SI 90 C SI 90 2-3 K	B CU 75 C SL 82 B FS 86 X SL 82 2-1 G1-3	F SI 92 S CU 77 B FF 91 B FS 87 D FS 86 X SI 92 3-2 G4-3 2-3	F SI 94 S SI 94 B FF 94 S FC 89 1-3 K						3 1	0 0	0 0	0 0	0 0	1 1	1 0
18 Neil Walker, S (1, 4) OBP: 0.346, SLG: 0.469	X SI 90 0-0 HR	B SI 91 S FC 77 X CU 74 1-1 F7	X SI 94 0-0 22 FC5-4 3-H 1B	B SI 83 X CH 84 1-0 G1-3						4	1	2	2	0	0	0
22 Andrew McCutchen, R (1, 8) OBP: 0.423, SLG: 0.471	B FF 91 S FF 91 B FF 91 C SL 82 X SL 82 2-2 F9	S SL 83 B CU 76 C SL 84 B FS 87 B FS 87 B SL 84 4-2 6 PB 24 1B BB	B SI 91 C SI 91 X FS 85 1-1 FC5-4 1-2f	B SL 87 X SL 84 1-0 24 G4-3 1B						3	0	1	0	1	0	1
24 Pedro Alvarez, L (1, 5) OBP: 0.311, SLG: 0.376	B FS 85 B CU 74 C SL 81 B SI 90 F SL 82 F SI 91 X SL 83 3-2 F9	B SL 80 1 SAFE B FS 84 F SI 91 C SI 90 F FS 86 B SI 90 X SL 83 3-2 6 PB 1-2 1B	1 SAFE 1 SAFE B CU 77 B FS 86 F SL 82 F SI 92 S FS 88 2-3 K	D CH 86 1 SAFE S SL 86 1 SAFE B SL 86 B CH 86 F SL 88 X SL 86 3-2 G4-3 1-2						4	0	1	0	0	1	2
6 Starling Marte, R (1, 7) OBP: 0.331, SLG: 0.391		B FF 90 B FS 82 S SI 89 L SL 83 S FS 87 2-3 K	S SL 84 S FS 86 B FS 88 S FS 88 1-3 K 1-2 2-3	C SI 90 B FS 87 F FS 83 B FS 88 S SI 88 2-3 K		S KC 82 F KC 82 C FC 92 0-3 K				4	0	0	0	0	4	3
15 Ike Davis, L (1, 3) OBP: 0.370, SLG: 0.380		B FS 86 X CU 77 1-0 G4-3	B CU 77 B FS 87 B FS 87 B CU 78 4-0 BB	F SI 92 X CU 78 0-1 G6-3			C FC 92 F KC 83 B KC 84 B KC 82 C FC 93 2-3 K			3	0	0	0	1	1	0
17 Gaby Sanchez, R (1, 10) OBP: 0.325, SLG: 0.545		C FF 91 B FF 91 S SL 83 S SL 83 1-3 K	S FF 94 B FS 86 X SI 89 1-1 G6-3	C CU 77 B SI 93 F SL 84 B SI 90 S SL 85 2-3 K			C KC 82 B KC 83 F FC 92 B KC 83 B KC 83 X FC 91 3-2 G6-3			4	0	0	0	0	2	3
26 Tony Sanchez, R (1, 2) OBP: 0.304, SLG: 0.388		B FF 89 C SL 82 X SL 82 1-1 F8	B SI 89 S SI 90 X SL 84 1-1 HR	X FF 84 0-0 F7			F FC 91 B FC 92 C KC 82 S KC 83 1-3 K			4	1	1	1	0	1	0
12 Clint Barmes, R (1, 6) OBP: 0.267, SLG: 0.250		C SL 82 X SI 91 0-1 L7	B FF 91 C SI 92 X FS 88 1-1 23 G4-3 18 1B 2B	C FF 86 X FF 86 0-1 F8						3	1	1	0	0	0	0
Inning Stats	R: 1 E: 0 K: 1 S: 11 H: 1 LOB: 0 BB: 0 P: 18	R: 0 E: 0 K: 2 S: 7 H: 0 LOB: 0 BB: 0 P: 11	R: 0 E: 0 K: 0 S: 6 H: 0 LOB: 0 BB: 0 P: 9	R: 0 E: 0 K: 1 S: 13 H: 1 LOB: 3 BB: 2 P: 27	R: 2 E: 0 K: 1 S: 13 H: 3 LOB: 1 BB: 0 P: 21	R: 0 E: 0 K: 2 S: 8 H: 0 LOB: 0 BB: 0 P: 12	R: 0 E: 0 K: 1 S: 6 H: 0 LOB: 0 BB: 0 P: 7	R: 0 E: 0 K: 1 S: 8 H: 1 LOB: 1 BB: 0 P: 13	R: 0 E: 0 K: 2 S: 9 H: 0 LOB: 0 BB: 0 P: 15	1B: 3 2B: 1 3B: 0 HR: 2	SF: 0 SAC: 0 DP: 0 HBP: 0		WP: 0 PB: 1 SB: 0 CS: 0	PA: 35			

TOP

AB	33
R	3
H	6
RBI	3
BB	2
SO	11
LOB	10

PITCHER		IP	WLS	BF	H	R	ER	SO	BB	IBB	HBP	BLK	WP	HR	S	P	ERA	WHIP
18 Hiroki Kuroda, R ERA: 4.61	(1, 1)	6.0	W	25	5	3	3	7	2	0	0	0	0	2	58	98	4.50	1.167
40 Matt Daley, R ERA: 6.0	(7, 1)	0.2	H	2	0	0	0	0	0	0	0	0	0	0	3	3	0.00	0.000
48 Matt Thornton, L ERA: 5.14	(7, 1)	0.1	H	1	0	0	0	1	0	0	0	0	0	0	3	4	0.00	0.000
43 Adam Warren, R ERA: 1.44	(8, 1)	0.2	H	3	1	0	0	0	0	0	0	0	0	0	5	10	0.00	1.500
30 David Robertson, R ERA: 1.54	(8, 1)	1.1	S	4	0	0	0	3	0	0	0	0	0	0	12	18	0.00	0.000

PITCHER		IP	WLS	BF	H	R	ER	SO	BB	IBB	HBP	BLK	WP	HR	S	P	ERA	WHIP
30 David Robertson, R ERA: 1.54	(9, 1)	1.1	S	4	0	0	0	3	0	0	0	0	0	0	12	18	0.00	0.000

Batter	1	2	3	4	5	6	7	8	9	AB	R	H	RBI	BB	SO	LOB
11 Brett Gardner, L (1, 10) (9, 7) OBP: 0.363, SLG: 0.403	B FF 91 B SI 90 F FF 92 B SI 91 L SI 92 B FF 93 4-2 22 HBP 2 1B 25 1B BB	B CU 79 B CU 79 X FF 92 2-0 22 WP 3-H 2B		1 SAFE 0-0 ③ PO 1-2	B SI 90 B SI 89 B SI 90 C SI 90 F FF 92 F SI 91 X SI 90 3-2 ① G3			C FF 95 B FF 95 B FF 95 S FF 95 B FC 91 C FF 96 3-3 ① K		3	1	1	1	1	1	0
2 Derek Jeter, R (1, 6) OBP: 0.333, SLG: 0.312	1 SAFE X SI 91 0-0 22 HBP 25 1B 1-2 1B	S SI 92 D CU 80 F SI 92 F SI 91 S CU 78 1-3 ② K			B SI 92 X SI 91 1-0 ② G1-4-3			C FF 96 X FF 96 0-1 ② G4-3		4	1	1	0	0	1	1
22 Jacoby Ellsbury, L (1, 8) OBP: 0.357, SLG: 0.404	B SI 92 C SI 91 C FS 85 B SI 92 F FS 86 H CU 80 3-2 25 1B 34 1B 1-2 2-3 HBP	C FF 91 B CU 79 C SI 92 B FS 84 S CU 80 2-3 ③ K 2-3			S FS 85 C SI 91 F FS 85 X FF 92 0-2 ③ F7			B FF 96 B FF 95 F FF 95 X FF 95 2-1 ③ P2		3	1	0	0	0	1	1
25 Mark Teixeira, S (1, 3) OBP: 0.374, SLG: 0.566	B FF 93 X SI 92 1-0 34 1B 1-3 2-H 3-H 1B		B SI 90 C SI 91 F FS 83 B CU 80 F SI 91 X FS 85 2-2 ① F8			S CU 80 B CU 79 F SI 90 F FS 83 C FF 90 1-3 ① K				3	0	1	2	0	1	0
34 Brian McCann, L (1, 2) OBP: 0.264, SLG: 0.376	B CU 79 X SI 92 1-0 26 G5-6-3 1-2 3-H 1B		B FF 92 C FF 92 B CU 79 C SI 91 F FS 84 B CU 80 F FF 91 F CU 79 X SI 90 3-2 ② G5-3			B FS 86 B SI 91 F SI 91 B SI 90 X SI 91 3-1 ② F9				3	0	1	1	0	0	0
12 Alfonso Soriano, R (1, 9) OBP: 0.278, SLG: 0.434	C CU 80 C CU 78 B SI 91 D SI 92 F FS 84 D CU 79 S SI 92 3-3 ① K		X SI 91 0-0 ③ G5-3			C SI 91 B SI 92 B CU 79 X SI 91 2-1 ③ G6-3				3	0	0	0	0	1	2
26 Yangervis Solarte, S (1, 4) OBP: 0.384, SLG: 0.477	C CU 80 X FF 92 0-1 ②③ G5-6-3 1-2f			L SI 90 B SI 91 B FS 85 X FF 91 2-1 ① G3			B FF 91 C SI 90 X CU 79 1-1 ① G4-3			3	0	0	0	0	0	2
33 Kelly Johnson, L (1, 5) OBP: 0.291, SLG: 0.452		C SI 91 B SI 90 X CU 78 1-1 24 E 24 S 11 2B 1B		F SI 91 B SI 90 B FS 84 X FF 91 2-1 ② F8			X FF 91 0-0 ② P6			3	1	1	0	0	0	0
24 Zoilo Almonte, S (1, 7) OBP: 0.286, SLG: 0.714 30 David Robertson, R (9, 1)		C FF 91 1 SAFE S FS 84 1 SAFE F SI 91 S CU 80 0-3 ① K 1-3		F FF 91 X FS 85 0-1 11 PO 1B			C SI 90 F CU 79 F FF 92 F CU 80 B CU 79 F CU 79 F CU 79 F SI 90 B FS 85 2-3 ③ F FS 85 S CU 79 K			3 0	0 0	1 0	0 0	0 0	2 0	1 0
Inning Stats	R: 3 H: 3 E: 0 LOB: 1 K: 1 BB: 1 S: 14 P: 26	R: 1 H: 2 E: 1 LOB: 1 K: 3 BB: 0 S: 14 P: 20	R: 0 H: 0 E: 0 LOB: 0 K: 0 BB: 0 S: 11 P: 16	R: 0 H: 1 E: 0 LOB: 0 K: 0 BB: 0 S: 6 P: 10	R: 0 H: 0 E: 0 LOB: 0 K: 0 BB: 0 S: 9 P: 13	R: 0 H: 0 E: 0 LOB: 0 K: 1 BB: 0 S: 8 P: 14	R: 0 H: 0 E: 0 LOB: 0 K: 1 BB: 0 S: 12 P: 15	R: 0 H: 0 E: 0 LOB: 0 K: 1 BB: 0 S: 7 P: 12		1B: 5 SF: 0 2B: 1 SAC: 0 3B: 0 DP: 1 HR: 0 HBP: 1						

PITCHER		IP	WLS	BF	H	R	ER	SO	BB	IBB	HBP	BLK	WP	HR	S	P	ERA	WHIP
50 Charlie Morton, R ERA: 3.45	(1, 1)	7.0	L	27	6	4	4	6	1	0	1	0	1	0	74	114	5.14	1.000
37 Justin Wilson, L ERA: 2.76	(8, 1)	1.0		3	0	0	0	1	0	0	0	0	0	0	7	12	0.00	0.000

PITCHER	IP	WLS	BF	H	R	ER	SO	BB	IBB	HBP	BLK	WP	HR	S	P	ERA	WHIP

BOTTOM

Pittsburgh Pirates @ New York Yankees

Yankee Stadium, Bronx, NY

Sun May 18 2014, 1:10 PM - 4:00 PM EDT

Partly Cloudy - 66 F

livebaseballscorecards.com

AB	28
R	4
H	6
RBI	4
BB	1
SO	7
LOB	7

Batter	1	2	3	4	5	6	7	8	9	AB	R	H	RBI	BB	SO	LOB
5 Josh Harrison, R (1, 5) (7, 7) OBP: 0.328, SLG: 0.554	B FF 87 C SI 86 B SI 87 X SL 81 2-1 ① F9		C SL 80 B CH 80 F CH 80 B FF 90 S FF 88 2-3 ① K		X SL 82 0-0 ③ 1-3 2B		S FF 94 X FF 93 0-1 HR		F CH 85 D SL 83 1 SAFE B FF 91 S CH 84 F FF 90 D SL 84 F CH 83 F FF 90 3-2 ③ F CH 84 F FF 91 F CH 84 X FF 90 G4-3	5	1	2	1	0	1	1
18 Neil Walker, S (1, 4) OBP: 0.339, SLG: 0.458	B SI 86 C SL 83 F FF 90 B CU 76 X FF 90 2-2 ② G4-3		X CU 75 0-0 ② B1-3			C SL 81 C FF 89 S FF 88 0-3 ① K	F FF 94 B FF 94 F FS 86 F SL 84 X SL 84 1-2 ③ P6			4	0	0	0	0	1	0
22 Andrew McCutchen, R (1, 8) OBP: 0.425, SLG: 0.468	B SI 89 B SL 84 S SI 88 B FF 89 B FF 90 4-1 17 FC6-4 BB		B FF 89 B CH 83 C SL 80 X SI 88 2-1 ③ G5-3			C SI 88 X CU 76 0-1 6 HR 1B		B FF 93 S FC 90 X CU 81 1-1 ① F8		3	1	1	0	1	0	0
17 Gaby Sanchez, R (1, 3) OBP: 0.310, SLG: 0.519	D CU 78 C CU 77 1 SAFE S SL 81 1 SAFE X CU 78 1-2 ③ FC6-4 1-2f		C CU 76 B FF 90 B SL 83 F SL 82 X FF 90 2-2 ① G6-3			B CU 73 C CH 82 B SL 82 1 SAFE X SI 88 2-1 ② F8		B CU 82 F FF 93 B FC 90 X FF 94 2-1 ② P3		4	0	0	0	0	0	2
6 Starling Marte, R (1, 7) OBP: 0.331, SLG: 0.409 24 Pedro Alvarez, L (7, 5) OBP: 0.309, SLG: 0.373		B FF 88 X CH 81 1-0 E5 31 E 31 FC5 19 1B	B CH 81 B CH 83 S SI 88 X FF 89 2-1 ② G6-3			1 SAFE C CH 80 X SL 82 0-1 1-H HR		B FF 94 F FF 94 B SL 84 F FF 95 B SL 84 X FF 95 3-2 ③ F7		3 1	2 0	1 0	2 0	0 0	0 0	0 0
10 Jordy Mercer, R (1, 6) OBP: 0.262, SLG: 0.305		B CH 80 F SL 82 1 SAFE F SI 88 X SL 81 1-2 ① F7	X SI 88 0-0 ③ G6-3			C SI 89 X CH 81 0-1 1B			B FF 93 B FF 93 C FF 93 X FF 94 2-1 23 SH5-4 19 SF9 2B	4	1	2	0	0	0	1
31 Jose Tabata, R (1, 9) OBP: 0.295, SLG: 0.318 23 Travis Snider, L (2, 9) OBP: 0.305, SLG: 0.333		1 SAFE B SL 82 X CH 81 1-0 FC5 19 1B 1-3			C SL 82 B SL 80 X CU 76 1-1 5 2B 1B	X SL 83 0-0 ③ P5			X FF 93 0-0 ① SH5-4 2-3	1 2	0 0	0 1	0 0	0 0	0 0	1 1
26 Tony Sanchez, R (1, 10) OBP: 0.292, SLG: 0.371 15 Ike Davis, L (9, PH) (9, 10) OBP: 0.375, SLG: 0.380		F SI 88 S SL 83 B SL 83 S CH 82 1-3 ② K			B CU 76 B CH 80 S SI 87 D SL 82 F SI 88 F CH 81 F SL 83 1 SAFE S SI 88 3-3 ① K		S FF 93 B CU 82 S FC 90 X FF 94 1-2 ① F8		I IN 76 I IN 78 I IN 78 I IN 77 4-0 IBB	3 0	0 0	0 0	0 0	0 1	2 0	3 0
19 Chris Stewart, R (1, 2) OBP: 0.275, SLG: 0.243		1 SAFE X SI 88 0-0 ③ 1-3 3-H 1B			C SL 82 B CH 80 1 SAFE C SL 82 C CH 81 1-3 ② K		B FF 93 C FF 94 F FF 94 C SL 84 1-3 ② K		L SL 84 F SL 84 D SL 83 B FF 92 D FF 91 X FF 91 3-2 ② SF9 3-H	3	0	1	2	0	2	1
Inning Stats	R: 0 E: 0 K: 0 S: 9 H: 0 LOB: 1 BB: 1 P: 18	R: 1 E: 2 K: 1 S: 9 H: 1 LOB: 2 BB: 0 P: 13	R: 0 E: 0 K: 1 S: 6 H: 0 LOB: 0 BB: 0 P: 10	R: 0 E: 0 K: 0 S: 6 H: 0 LOB: 0 BB: 0 P: 10	R: 0 E: 0 K: 2 S: 11 H: 2 LOB: 2 BB: 0 P: 16	R: 2 E: 0 K: 1 S: 12 H: 3 LOB: 1 BB: 0 P: 14	R: 1 E: 0 K: 1 S: 12 H: 1 LOB: 0 BB: 0 P: 15	R: 0 E: 0 K: 0 S: 7 H: 0 LOB: 0 BB: 0 P: 13	R: 1 E: 0 K: 0 S: 15 H: 1 LOB: 1 BB: 1 P: 27	1B: 4 2B: 2 3B: 0 HR: 2 SF: 1 SAC: 1 DP: 0 HBP: 0						

PITCHER		IP	WLS	BF	H	R	ER	SO	BB	IBB	HBP	BLK	WP	HR	S	P	ERA	WHIP
57 Vidal Nuño, L ERA: 5.82	(1, 1)	6.0		25	6	3	2	5	1	0	0	0	0	1	53	81	3.00	1.167
91 Alfredo Aceves, R ERA: 6.35	(7, 1)	1.2	L	6	1	1	1	1	0	0	0	0	0	1	16	22	5.40	0.600
48 Matt Thornton, L ERA: 5.87	(8, 1)	0.2		3	1	1	1	0	0	0	0	0	0	0	6	11	13.50	1.500
38 Preston Claiborne, R ERA: 2.19	(9, 1)	0.2		3	0	0	0	0	0	1	0	0	0	0	12	22	0.00	0.000

PITCHER	IP	WLS	BF	H	R	ER	SO	BB	IBB	HBP	BLK	WP	HR	S	P	ERA	WHIP

TOP

Pittsburgh Pirates @ New York Yankees

Yankee Stadium, Bronx, NY

Sun May 18 2014, 4:39 PM - 7:43 PM EDT

Att. 46,858 - Cloudy - 64 F

livebaseballscorecards.com

AB	33
R	5
H	8
RBI	5
BB	2
SO	6
LOB	10

WP: 0	PB: 0	SB: 0	CS: 0	PA: 37		

BOTTOM

Batter	1	2	3	4	5	6	7	8	9	AB	R	H	RBI	BB	SO	LOB
11 Brett Gardner, L (1, 8) OBP: 0.370, SLG: 0.419	B FF 97 B FF 95 C FF 96 X SI 94 2-1 25 BB 3B	B SL 85 B CH 84 C CH 87 B FF 96 B FF 96 4-1 14 BLK BB			B FF 95 C FF 94 C FF 95 B KC 84 B SL 85 S FF 96 3-3 ① K		B SI 94 C SI 92 C SI 94 B SI 94 F SI 93 B SI 94 F SI 93 F SI 93 X SI 93 3-2 14 2B 1B		C FF 93 X FC 92 0-1 B3 ③	4	0	2	0	1	1	0
14 Brian Roberts, S (1, 4) OBP: 0.319, SLG: 0.363	D SL 86 F FF 95 C FF 96 X SL 86 1-2 ① G3	B CH 86 B CH 86 F FF 95 T FF 96 F FF 97 F SL 85 X FF 97 2-2 ③ F8 1-2 2-3			X SL 83 0-0 25 G3-5-3 1B		F CH 86 B SI 93 1 SAFE X SI 93 1-1 1-3 2B			4	0	2	0	0	0	3
25 Mark Teixeira, S (1, 10) OBP: 0.370, SLG: 0.549	B FF 96 S CH 88 B FF 97 B FF 98 3 SAFE S FF 96 B FF 97 4-2 ② 3-H BB		C SL 84 S SL 84 X FF 96 0-2 ① P4		S FF 96 1 SAFE B FF 93 1 SAFE 1 SAFE B FF 94 F CH 85 X FF 96 2-2 ②③ G3-5-3 1-2f		B SI 94 C CH 86 B SI 94 X SI 94 2-1 ③ P4			3	0	0	0	1	0	3
33 Kelly Johnson, L (1, 3) OBP: 0.283, SLG: 0.438 2 Derek Jeter, R (8, PH) OBP: 0.338, SLG: 0.317 (9, 6)	L FF 95 C FF 97 C FF 97 0-3 ③ K		S SL 84 C FF 97 F KC 83 S SL 85 0-3 ② K			B SI 94 F FF 94 F FF 95 X SL 87 1-2 ① L3		C SI 94 F SI 94 B SI 95 B CH 85 B CH 86 F SI 94 F SI 96 F SI 94 F SI 95 3-2 X CH 86 1B		3 1	0 0	0 1	0 0	0 0	2 0	1 0
26 Yangervis Solarte, S (1, 5) OBP: 0.387, SLG: 0.500		B FF 94 F CH 86 F FF 94 B FF 95 B FF 95 X FF 95 3-2 66 1B 66 E 1B	X FF 94 0-0 ③ F7			C FF 96 B CH 87 B KC 84 X FF 96 2-1 HR		C SI 94 B SI 94 X SI 94 1-1 ① L7		4	2	2	1	0	0	1
24 Zoilo Almonte, S (1, 7) OBP: 0.200, SLG: 0.500 12 Alfonso Soriano, R (8, PH) OBP: 0.276, SLG: 0.431 (9, 9)	F FF 93 S FF 96 B FF 96 F SL 84 S FF 98 1-3 ① K		C SL 83 F CH 84 F FF 94 B CH 85 B FF 95 C FF 94 2-3 ① K			F CH 86 X SL 88 0-1 ② G4-3		T SI 94 1 SAFE T SI 94 S SI 94 0-3 ② K		3 1	0 0	0 0	0 0	0 0	2 1	1 1
31 Ichiro Suzuki, L (1, 9) OBP: 0.387, SLG: 0.424 (9, 7)	1 SAFE C FF 95 F FF 96 B FF 97 B SI 97 T CH 86 2-2 ② K		B FF 94 F FF 93 C SL 83 X FF 94 1-2 1B			C FF 93 C FF 93 F KC 84 B CH 87 C SL 85 1-3 ③ K		C SI 93 B SI 93 B SI 94 S SL 83 S SI 94 2-3 ③ K		4	0	1	0	0	3	2
66 John Ryan Murphy, R (1, 2) OBP: 0.419, SLG: 0.533 22 Jacoby Ellsbury, L (9, PH) OBP: 0.355, SLG: 0.401	C FF 96 B SL 87 X SL 87 1-1 E9 17 E 1-H 1B		B SL 83 X FF 95 1-0 ② P3				F SI 96 X SI 96 0-1 ① G6-3		C FF 93 B FC 92 C KC 81 B KC 83 B FC 94 X FC 93 3-2 ① G1-3	3 1	1 0	1 0	0 0	0 0	0 0	1 0
17 Brendan Ryan, R (1, 6) OBP: 0.600, SLG: 0.600 (9, 3) 34 Brian McCann, L (9, PH) OBP: 0.262, SLG: 0.373	X FF 96 0-0 E1 14 BLK 3-H 1B		1 SAFE F FF 94 F FF 97 S FF 96 0-3 ③ K				F FC 90 X SI 96 0-1 ② G6-3		B FF 93 B FF 93 B FC 92 C FF 93 X FF 92 3-1 ② F8	3 1	0 0	1 0	1 0	0 0	1 0	1 0
Inning Stats	R: 0 E: 0 K: 1 S: 10 H: 1 LOB: 1 BB: 1 P: 17	R: 2 E: 2 K: 2 S: 19 H: 3 LOB: 2 BB: 1 P: 32	R: 0 E: 0 K: 1 S: 8 H: 0 LOB: 0 BB: 0 P: 8	R: 0 E: 0 K: 2 S: 11 H: 1 LOB: 1 BB: 0 P: 15	R: 0 E: 0 K: 1 S: 7 H: 1 LOB: 0 BB: 0 P: 12	R: 1 E: 0 K: 1 S: 11 H: 1 LOB: 0 BB: 0 P: 15	R: 0 E: 0 K: 0 S: 14 H: 2 LOB: 2 BB: 0 P: 20	R: 0 E: 0 K: 2 S: 15 H: 1 LOB: 1 BB: 0 P: 21	R: 0 E: 0 K: 0 S: 7 H: 0 LOB: 0 BB: 0 P: 13	1B: 7 2B: 1 3B: 1 HR: 1 SF: 0 SAC: 0 DP: 1 HBP: 0						

PITCHER		IP	WLS	BF	H	R	ER	SO	BB	IBB	HBP	BLK	WP	HR	S	P	ERA	WHIP
45 Gerrit Cole, R ERA: 3.84	(1, 1)	6.0	W	25	7	3	3	8	2	0	0	1	0	1	66	99	4.50	1.500
29 Bryan Morris, R ERA: 3.18	(7, 1)	0.2	H	2	0	0	0	0	0	0	0	0	0	0	4	4	0.00	0.000
44 Tony Watson, L ERA: 1.33	(7, 1)	1.1	H	7	3	0	0	2	0	0	0	0	0	0	25	37	0.00	2.250
35 Mark Melancon, R ERA: 2.25	(9, 1)	1.0	S	3	0	0	0	0	0	0	0	0	0	0	7	13	0.00	0.000

PITCHER	IP	WLS	BF	H	R	ER	SO	BB	IBB	HBP	BLK	WP	HR	S	P	ERA	WHIP

Pittsburgh Pirates @ New York Yankees

Yankee Stadium, Bronx, NY

Sun May 18 2014, 4:39 PM - 7:43 PM EDT

Att. 46,858 - Cloudy - 64 F

livebaseballscorecards.com

AB	35
R	3
H	10
RBI	2
BB	2
SO	10
LOB	14

WP: 0	PA: 37		
PB: 0			
SB: 0			
CS: 0			

Batter	1	2	3	4	5	6	7	8	9	AB	R	H	RBI	BB	SO	LOB
11 Brett Gardner, L (1, 7) OBP: 0.376, SLG: 0.428	B FF 93 X SI 93 1-0 34 WP 2 SH5-3 1B		B FF 93 B CH 87 X SI 94 2-0 ② P6			B CU 77 B CU 74 C SI 90 X SI 92 2-1 2 G6-3 25 1B 2B		C FF 89 C SL 79 S SL 80 0-3 ① K	C FF 96 B SI 96 T SL 82 D FF 97 D SI 96 F FF 96 B FF 94 4-2 1-2 2-3 BB	4	1	2	0	1	1	0
2 Derek Jeter, R (1, 6) OBP: 0.342, SLG: 0.322	1 SAFE 1 SAFE X SI 92 0-0 ① SH5-3 1-2		F FF 93 S SL 85 B FF 93 X SL 83 1-2 22 S 1B			F SI 91 F FF 91 B SI 91 B SL 83 B SI 92 F SI 92 X FF 92 3-2 ① G6-3 2-3		X SI 88 0-0 25 BB 1B	S FF 94 C FF 94 F FF 95 X SL 81 0-2 ③ G6-3	4	0	2	0	0	0	4
22 Jacoby Ellsbury, L (1, 8) OBP: 0.347, SLG: 0.391	X SL 85 0-0 ② F7		F FF 92 C CU 78 F SL 84 S SI 94 0-3 ③ K 1-2			F SL 83 B SI 92 X SL 84 1-1 ② P6		S SL 82 S SL 80 B SL 80 F CU 75 B SL 80 C FF 90 2-3 ② K		4	0	0	0	0	2	4
25 Mark Teixeira, S (1, 3) OBP: 0.382, SLG: 0.548	C SL 84 F FF 93 F FF 94 B SI 94 D SL 83 H SL 87 3-2 HBP			F SI 91 T SL 83 B SI 92 B SL 81 B SI 92 F FF 93 F FF 93 S SL 83 3-3 ① K		B SI 92 C SL 85 X SI 93 1-1 12 FC5 34 BB 3-H 1B		B SI 89 S CH 81 B CH 81 F SI 88 B CH 81 B CH 81 4-2 1-2 BB		2	0	1	1	1	1	0
34 Brian McCann, L (1, 2) OBP: 0.261, SLG: 0.366	F SI 94 B SI 94 B CU 79 D SI 94 F SL 85 X FF 94 3-2 ③ F8 2-3			B CU 76 C SI 92 B CH 85 X SI 93 2-1 ② F7		B SI 92 C SL 83 B SL 84 D SL 85 B SI 93 4-1 12 FC5 1-2 BB		C SL 81 S FF 89 B SL 81 F FF 89 F SL 82 B FC 87 F SL 81 X SL 82 2-2 ③ G3-1		3	0	0	0	1	0	4
12 Alfonso Soriano, R (1, 9) OBP: 0.269, SLG: 0.420		B CU 76 X SL 84 1-0 ① F8		B CU 77 B SI 92 S SL 83 S SL 83 B FF 93 F SL 83 F FF 93 X FF 92 3-2 ③ F8		X CU 79 0-0 ③ FC5 1-2 2-3f			B CU 77 B FF 93 C FF 93 S SL 87 S SL 87 2-3 ① K	4	0	0	0	0	1	2
26 Yangervis Solarte, S (1, 5) OBP: 0.384, SLG: 0.493		M SI 93 C FF 93 B SI 94 S SL 83 1-3 ② K			C SI 91 S SL 84 S SL 83 0-3 ① K		C SI 91 X SI 92 0-1 ① G1-3		X CU 77 0-0 11 BB 14 G4-3 1B	4	0	1	0	0	2	0
14 Brian Roberts, S (1, 4) OBP: 0.310, SLG: 0.352		C FF 93 S SL 83 S FF 92 0-3 ③ K			C SL 83 B SI 93 B CH 85 F SI 91 F FF 93 X SL 84 2-2 ② L7		C SI 92 X SI 92 0-1 ② L9		F FF 93 B FF 93 C CU 78 B FF 93 D CU 78 F FF 93 X FF 93 3-2 ② G4-3 1-2	4	0	0	0	0	1	1
19 Masahiro Tanaka, R (1, 1) OBP: 0.111, SLG: 0.111 33 Kelly Johnson, L (7, PH) OBP: 0.280, SLG: 0.433 38 Preston Claiborne, R (7, 1) 48 Matt Thornton, L (7, 1) 40 Matt Daley, R (7, 1) 31 Ichiro Suzuki, L (9, PH) OBP: 0.397, SLG: 0.424			C FF 92 C FF 92 S SL 84 0-3 ① K		C SL 84 X FF 93 0-1 ③ F9		B SI 92 X SI 92 1-0 ③ F7		B FF 93 B FF 93 B FF 93 C FF 92 F FF 92 F FF 93 F FF 93 F FF 93 D SL 87 4-2 11 BB BB	2 1 0 0 0 0 0	0 0 0 0 0 0 0	0 0 0 0 0 0 0	0 0 0 0 0 0 1	0 0 0 0 0 0 0	1 0 0 0 0 0 0	0 0 0 0 0 0 0
Inning Stats	R: 0 E: 0 K: 0 S: 9 H: 1 LOB: 2 BB: 0 P: 16	R: 0 E: 0 K: 2 S: 7 H: 0 LOB: 0 BB: 0 P: 9	R: 0 E: 0 K: 2 S: 11 H: 1 LOB: 1 BB: 0 P: 14	R: 0 E: 0 K: 1 S: 12 H: 0 LOB: 0 BB: 0 P: 20	R: 0 E: 0 K: 1 S: 9 H: 0 LOB: 0 BB: 0 P: 11	R: 1 E: 0 K: 0 S: 12 H: 2 LOB: 2 BB: 1 P: 23	R: 0 E: 0 K: 0 S: 5 H: 0 LOB: 0 BB: 0 P: 6	R: 0 E: 0 K: 2 S: 16 H: 1 LOB: 2 BB: 1 P: 24	R: 0 E: 0 K: 1 S: 20 H: 1 LOB: 3 BB: 2 P: 33	1B: 5 2B: 1 3B: 0 HR: 0	SF: 0 SAC: 1 DP: 0 HBP: 1					

PITCHER		IP	WLS	BF	H	R	ER	SO	BB	IBB	HBP	BLK	WP	HR	S	P	ERA	WHIP
39 Jason Hammel, R ERA: 2.91	(1, 1)	5.2	W	23	4	1	1	6	1	0	1	0	1	0	59	92	1.59	0.882
52 Justin Grimm, R ERA: 3.32	(6, 1)	0.1	H	1	0	0	0	0	0	0	0	0	0	0	1	1	0.00	0.000
63 Brian Schlitter, R ERA: 2.79	(7, 1)	1.0	H	3	0	0	0	0	0	0	0	0	0	0	5	6	0.00	0.000
40 James Russell, L ERA: 4.09	(8, 1)	1.0		5	1	0	0	2	1	0	0	0	0	0	16	24	0.00	2.000
54 Neil Ramírez, R ERA: 0.9	(9, 1)	0.2		4	1	0	0	1	1	0	0	0	0	0	13	22	0.00	3.000

PITCHER		IP	WLS	BF	H	R	ER	SO	BB	IBB	HBP	BLK	WP	HR	S	P	ERA	WHIP
56 Héctor Rondón, R ERA: 1.31	(9, 1)	0.1		2	0	0	0	0	1	0	0	0	0	0	7	11	0.00	3.000

TOP

New York Yankees @ Chicago Cubs

Wrigley Field, Chicago, IL

Tue May 20 2014, 7:08 PM - 10:32 PM CDT

Att. 38,753 - Partly Cloudy - 84 F

livebaseballscorecards.com

AB	32
R	1
H	6
RBI	1
BB	4
SO	9
LOB	15

WP: 1 PA: 38
PB: 0
SB: 1
CS: 0

Batter	1	2	3	4	5	6	7	8	9	AB	R	H	RBI	BB	SO	LOB
64 Emilio Bonifácio, S (1, 8) OBP: 0.339, SLG: 0.367	C SI 88 B FS 87 F SL 80 F FF 90 X FS 86 1-2 ① G4-3		D FS 86 F SL 81 S FS 86 B FS 87 X FS 86 2-2 ③ 21 G3 1B 2-H	X SI 91 0-0 ③ FC1-2 1-2 3-H			F FF 90 B CH 85 B SI 90 X SI 89 2-1 13 1B 3B	F FF 86 F SI 87 B CH 80 X FF 86 1-2 ② F9		5	1	2	1	0	0	2
21 Junior Lake, R (1, 7) OBP: 0.286, SLG: 0.462	B CU 71 B SL 82 B FF 91 C FF 92 S FF 92 C SL 84 3-3 ② K		1 SAFE 1 SAFE F SL 82 X FS 84 0-1 ② G3 1-2		F SI 91 B FF 92 F SL 82 S FS 87 1-3 ① K		F CH 84 B SL 83 X SI 90 1-1 ① G5-3	F FF 87 S CU 76 B FF 86 X FF 87 1-2 1B		5	0	1	0	0	2	2
44 Anthony Rizzo, L (1, 3) OBP: 0.400, SLG: 0.442	C CU 72 T SI 91 B FF 92 S FF 90 1-3 ③ K		D SL 83 F FS 85 D FS 85 B SL 83 F SI 91 B SL 82 4-2 BB		B FF 90 F FF 90 C SI 91 F FF 90 S FS 88 1-3 ② K		I IN 77 I IN 78 I IN 78 I IN 76 4-0 24 FC3-6 13 1B 30 BB IBB	B CU 76 B FF 86 F FF 87 T FF 86 F FF 87 X FF 87 2-2 ③ G3		3	1	0	0	2	2	1
13 Starlin Castro, R (1, 6) OBP: 0.339, SLG: 0.486		B FF 89 S FS 84 X SI 89 1-1 ① L6	B SL 81 F FS 84 D FS 86 F SL 85 F FS 86 X FS 88 2-2 ③ G4-3		C SL 83 S FF 91 B FF 94 S FF 93 1-3 ③ K		1 SAFE C SL 84 F FF 91 F SI 90 F FF 91 F SI 90 B CH 86 1 SAFE X SL 85 1-2 24 FC3-6 1B 3-H			4	0	1	1	0	1	2
24 Luis Valbuena, L (1, 4) OBP: 0.381, SLG: 0.434		X SI 90 0-0 19 G1 2B		C SI 89 X CU 72 0-1 19 G4-3 30 1B 2B		X SI 90 0-0 19 1B 30 SF7 1B	B SI 92 F FF 93 B SL 82 B FF 93 X FF 93 3-1 ② FC3-6 30 BB 19 HBP 1-2f 2-3			4	2	3	0	0	0	2
19 Nate Schierholtz, L (1, 9) OBP: 0.255, SLG: 0.254		C SL 80 C SL 81 X FS 86 0-2 ② G1 2-3		S FF 89 B FF 88 X SI 91 1-1 ① G4-3 2-3		F FF 88 S FS 84 X SL 84 0-2 30 E 12 SF8 1B 1-3	B FF 92 C SI 93 F FF 92 H FF 94 2-2 30 BB HBP 1-2			3	1	1	0	0	0	2
30 Mike Olt, R (1, 5) OBP: 0.263, SLG: 0.452		C SL 84 S FS 88 S FS 86 0-3 ③ K		C SL 84 X SL 84 0-1 12 2B 39 FC1-2 1B 3-H		X SI 92 0-0 ① SF7 1-3 3-H	C FF 86 B CU 78 B CU 77 B FF 88 B FF 88 4-1 1-2 2-3 3-H BB			2	0	1	3	1	1	1
12 John Baker, L (1, 2) OBP: 0.179, SLG: 0.143			X SI 89 0-0 64 WP 39 SH2-4 64 1B 1B	B SL 81 B SI 90 B SI 90 C SI 90 F SI 91 X FS 86 3-2 39 FC1-2 64 FC1-2 2B 1-3		F FF 91 B FF 91 X SL 85 1-1 ② SF8 3-H	F FF 86 T FF 85 S FF 87 0-3 ③ K			3	1	2	1	0	1	3
39 Jason Hammel, R (1, 1) OBP: 0.111, SLG: 0.059 52 Justin Grimm, R (6, 1) 8 Chris Coghlan, L (6, PH) OBP: 0.200, SLG: 0.130 63 Brian Schlitter, R (7, 1) 40 James Russell, L (8, 1) 51 Ryan Kalish, L (8, PH) OBP: 0.304, SLG: 0.318 54 Neil Ramírez, R (9, 1) 56 Héctor Rondón, R (9, 1)			X FF 89 0-0 ① SH2-4 1-2	X SL 84 0-0 ② FC1-2 64 FC1-2 2-3 3-H		C CU 75 S FS 87 B FF 95 B SI 89 B FF 95 S FS 87 3-3 ③ K	F FF 84 X FF 86 0-1 ① G1-3			1 0 1 0 0 1 0 0	0 0 0 0 0 0 0 0	0 0 0 0 0 0 0 0	0 0 1 0 0 0 0 0	0 0 0 0 0 0 0 0	2 0 0 0 0 0 0 0
Inning Stats	R: 0 E: 0 K: 2 S: 10 H: 0 LOB: 0 BB: 0 P: 15	R: 0 E: 0 K: 1 S: 9 H: 1 LOB: 1 BB: 0 P: 10	R: 1 E: 0 K: 0 S: 13 H: 2 LOB: 2 BB: 1 P: 21	R: 1 E: 0 K: 0 S: 11 H: 3 LOB: 2 BB: 0 P: 15	R: 0 E: 0 K: 3 S: 10 H: 0 LOB: 0 BB: 0 P: 13	R: 2 E: 1 K: 1 S: 10 H: 2 LOB: 0 BB: 0 P: 14	R: 2 E: 0 K: 1 S: 18 H: 2 LOB: 3 BB: 2 P: 35	R: 0 E: 0 K: 0 S: 12 H: 1 LOB: 1 BB: 0 P: 16		1B: 7 2B: 3 3B: 1 HR: 0	SF: 2 SAC: 1 DP: 0 HBP: 1	WP: 1 PB: 0 SB: 0 CS: 0	PA: 39			

PITCHER		IP	WLS	BF	H	R	ER	SO	BB	IBB	HBP	BLK	WP	HR	S	P	ERA	WHIP
19 Masahiro Tanaka, R ERA: 2.39	(1, 1)	6.0	L	27	8	4	3	7	1	0	0	0	1	0	63	88	4.50	1.500
38 Preston Claiborne, R ERA: 3.55	(7, 1)	0.1		4	2	2	2	0	0	1	0	0	0	0	10	18	54.00	6.000
48 Matt Thornton, L ERA: 5.63	(7, 1)	0.1		2	0	0	0	0	0	0	1	0	0	0	4	9	0.00	0.000
40 Matt Daley, R ERA: 4.91	(7, 1)	1.1		6	1	0	0	1	1	0	0	0	0	0	16	24	0.00	1.500

PITCHER	IP	WLS	BF	H	R	ER	SO	BB	IBB	HBP	BLK	WP	HR	S	P	ERA	WHIP

BOTTOM

New York Yankees @ Chicago Cubs

Wrigley Field, Chicago, IL

Tue May 20 2014, 7:08 PM - 10:32 PM CDT

Att. 38,753 - Partly Cloudy - 84 F

livebaseballscorecards.com

AB	32
R	6
H	11
RBI	6
BB	3
SO	8
LOB	17

Batter	1	2	3	4	5	6	7	8	9	10	11	12	13	AB	R	H	RBI	BB	SO	LOB
11 Brett Gardner, L (1, 7) OBP: 0.379, SLG: 0.424	C FF 93 B SL 85 B FC 92 C FF 93 C SI 94 2-3 K ①		B FF 95 B SI 95 C FF 95 F FF 95 X FF 95 2-2 G1-3 ②		C SI 94 C SL 85 S FS 85 0-3 K ③			B SI 91 C SI 91 C SI 93 B SI 91 C SI 92 B SI 92 4-2 BB		B SL 84 B FF 90 C FF 90 B FF 90 C FF 89 F FF 90 X FF 91 3-2 G6-3 ①		B FF 89 F FF 89 B FC 87 C FF 89 X SL 82 2-2 22 1B 1B	B CU 74 C SI 92 B FS 83 F SI 91 D CU 76 X SI 92 3-2 2 S 1-3 1B	6	0	2	0	1	2	0
2 Derek Jeter, R (1, 6) OBP: 0.333, SLG: 0.313	B FF 95 X SI 93 1-0 G6-3 ②		C FF 96 B FF 95 B SI 95 F SI 95 B SI 96 S FF 95 3-3 K ③			B SI 93 F SI 94 B SI 94 X SI 93 2-1 25 G3-6-3 1B		B SI 91 1 SAFE X SI 92 1-0 L9 ②		B FF 91 F CH 86 B FF 91 X CH 85 2-1 F9 ②		1 SAFE C FF 88 1 SAFE C FF 87 X FC 87 0-2 F8 ②	B SI 94 C SI 93 B SI 94 X SI 93 2-1 G4-3 ③ 1-2	7	0	1	0	0	1	4
22 Jacoby Ellsbury, L (1, 8) OBP: 0.346, SLG: 0.389	X FF 93 0-0 G3-1 ③			C SL 83 B SL 86 F SL 85 F FF 94 B FS 86 B SI 96 F SL 86 X FF 94 3-2 G6-3 ①		1 SAFE X SL 85 0-0 P6 ①		1 SAFE 1 SAFE C SL 81 B SL 81 F SI 91 B SI 92 1 SAFE X SL 84 2-2 G6-3 ③		S KC 78 B SL 85 F KC 79 B FF 91 B SL 86 X SL 86 3-2 1B		1 SAFE C SL 81 S FF 89 D SL 82 X FF 89 1-2 25 FC4 1B		6	0	2	0	0	0	2
25 Mark Teixeira, S (1, 3) OBP: 0.372, SLG: 0.527		C FF 93 B FF 93 C FF 94 B FS 85 X SI 96 2-2 F9 ①		C SL 86 X SL 88 0-1 G3-1 ②		1 SAFE B SL 86 D FS 83 S SL 85 1 SAFE F SL 86 X FS 84 2-2 G3-6-3 ② ③ 1-2f			C FF 96 X FF 96 0-1 26 1B 34 BB 31 FC6-4 1B	1 SAFE 1 SAFE B CH 84 1 SAFE C SI 90 X FF 90 1-1 G6-3 ③		B CH 80 C FF 89 D CH 80 X SI 88 2-1 FC4 ③ 1-2f		6	1	1	0	0	0	4
34 Brian McCann, L (1, 2) OBP: 0.274, SLG: 0.367 17 Brendan Ryan, R (9, PR) OBP: 0.571, SLG: 0.571 (9, 4)		C FF 95 X SI 95 0-1 31 1B 1B		C FF 95 B FS 86 B FS 86 B SL 85 B FF 94 4-1 26 1B BB			C SL 86 B FS 82 X FC 92 1-1 G3-1 ①		C FF 95 B FF 93 B FF 93 B SI 95 B FF 95 4-1 26 1B 31 E 1-2 BB		B SL 84 X FF 90 1-0 F8 ①		B SI 92 B SI 92 C SI 92 B SI 92 X SI 92 3-1 38 SH5-4 26 BB 66 WP 1B	2	0	1	0	2	0	0
26 Yangervis Solarte, S (1, 5) OBP: 0.394, SLG: 0.493 (7, 4) (9, 5)		F SL 86 X FC 91 0-1 L7 ②		B FF 93 B FF 93 F FC 91 X FC 92 2-1 1-2 1B			B FF 96 B SL 85 C SL 84 F FC 91 B FS 85 B SL 84 4-2 31 G6-3 BB		B FF 91 C SL 79 F FF 91 X SL 84 1-2 1-2 2-3 31 FC6-4 1B		B CH 85 F SI 90 B KC 78 X CH 85 2-1 G5-3 ②		1 SAFE B FS 83 1 SAFE B SI 92 C SI 91 B FS 82 B SI 92 4-1 66 WP 38 SH5-4 66 1B 1-2 BB	4	1	2	0	2	0	1
31 Ichiro Suzuki, L (1, 9) OBP: 0.397, SLG: 0.422 38 Preston Claiborne, R (11, 1) 30 David Robertson, R (13, 1)		B SI 93 C FF 93 F FF 93 B FF 93 F FC 91 X FF 94 2-2 1-2 1B		B FF 93 B FF 93 F FF 95 X SI 94 2-1 G4-3 ③			1 SAFE F FF 93 X SI 93 0-1 G6-3 ② 1-2		C FF 92 X FF 97 0-1 FC6-4 ① 12 S 1-2f 2-H 3-H	C KC 79 B SL 84 B FF 91 C FF 91 B FF 92 X FF 91 3-2 1B			X SI 89 0-0 SH5-4 ① 1-2 2-3	5	0	2	1	0	0	4
14 Brian Roberts, S (1, 4) OBP: 0.303, SLG: 0.344 43 Adam Warren, R (7, 1) 91 Alfredo Aceves, R (8, 1) 12 Alfonso Soriano, R (9, PH) OBP: 0.268, SLG: 0.418 66 John Ryan Murphy, R (9, 2) OBP: 0.424, SLG: 0.531		B SL 86 D SI 94 F SL 87 C FS 84 X FS 86 2-2 G3 ③			C SL 83 S FF 94 X FS 84 0-2 F7 ①		X SL 86 0-0 L8 ③		1 SAFE S FF 94 S FF 96 S FF 96 0-3 K ② 1-2		X FF 91 0-0 F8 ③		C CU 76 D CU 78 B CU 75 B CU 75 X SI 94 3-1 11 1B 2-H 3-H 1B	3	0	0	0	0	0	3
														0	0	0	0	0	0	0
														0	0	0	0	0	0	0
														1	0	0	0	0	1	1
														2	0	1	1	0	0	1
39 Chase Whitley, R (1, 1) OBP: 0.333, SLG: 0.333 68 Dellin Betances, R (5, 1) 33 Kelly Johnson, L (7, 5) OBP: 0.270, SLG: 0.424 40 Matt Daley, R (9, 1) 48 Matt Thornton, L (10, 1) 24 Zoilo Almonte, S (11, 9) OBP: 0.167, SLG: 0.417			F FC 93 X SL 85 0-1 G6-3 ①		C CF 94 B SI 95 X SL 84 1-1 G4-3 ②			B SI 91 F SI 92 B SI 92 F SI 92 C SI 92 2-3 K ①				X SL 82 0-0 L7 ①	C SI 93 C CU 76 S CU 76 0-3 K ②	2	0	0	0	0	0	0
														0	0	0	0	0	0	0
														2	0	0	0	0	1	2
														0	0	0	0	0	0	0
														0	0	0	0	0	0	0
														2	0	0	0	0	1	1
Inning Stats	R: 0 E: 0 K: 1 S: 5 H: 0 LOB: 0 BB: 0 P: 8	R: 0 E: 0 K: 0 S: 14 H: 2 LOB: 2 BB: 0 P: 20	R: 0 E: 0 K: 1 S: 8 H: 0 LOB: 0 BB: 0 P: 13	R: 0 E: 0 K: 0 S: 12 H: 1 LOB: 2 BB: 1 P: 23	R: 0 E: 0 K: 1 S: 8 H: 0 LOB: 0 BB: 0 P: 9	R: 0 E: 0 K: 0 S: 6 H: 1 LOB: 0 BB: 0 P: 10	R: 0 E: 0 K: 0 S: 7 H: 0 LOB: 1 BB: 1 P: 12	R: 0 E: 0 K: 1 S: 10 H: 0 LOB: 1 BB: 1 P: 19	R: 2 E: 1 K: 1 S: 15 H: 2 LOB: 2 BB: 1 P: 22	R: 0 E: 0 K: 0 S: 11 H: 1 LOB: 1 BB: 0 P: 20	R: 0 E: 0 K: 0 S: 7 H: 1 LOB: 1 BB: 0 P: 13	R: 0 E: 0 K: 0 S: 12 H: 2 LOB: 2 BB: 0 P: 17	R: 2 E: 0 K: 1 S: 14 H: 3 LOB: 2 BB: 1 P: 29	1B: 13 2B: 0 3B: 0 HR: 0	SF: 0 SAC: 1 DP: 1 HBP: 0	WP: 1 PB: 0 SB: 2 CS: 0	PA: 56			

PITCHER		IP	WLS	BF	H	R	ER	SO	BB	IBB	HBP	BLK	WP	HR	S	P	ERA	WHIP
29 Jeff Samardzija, R ERA: 1.46	(1, 1)	7.0		26	4	0	0	3	2	0	0	0	0	0	60	95	0.00	0.857
63 Brian Schlitter, R ERA: 2.66	(8, 1)	1.0	H	4	0	0	0	1	1	0	0	0	0	0	10	19	0.00	1.000
56 Héctor Rondón, R ERA: 1.66	(9, 1)	1.0	B	6	2	2	1	1	1	0	0	0	0	0	15	22	9.00	3.000
53 Wesley Wright, L ERA: 1.8	(10, 1)	2.0		8	2	0	0	0	0	0	0	0	0	0	18	33	0.00	1.000
40 James Russell, L ERA: 3.75	(12, 1)	1.0		5	2	0	0	0	0	0	0	0	0	0	12	17	0.00	2.000

PITCHER		IP	WLS	BF	H	R	ER	SO	BB	IBB	HBP	BLK	WP	HR	S	P	ERA	WHIP
41 Jose Veras, R ERA: 12.96	(13, 1)	1.0	L	7	3	2	2	1	1	0	0	0	1	0	14	29	18.00	4.000

TOP

New York Yankees @ Chicago Cubs

Wrigley Field, Chicago, IL

Wed May 21 2014, 1:22 PM - 6:00 PM CDT

Att. 34,808 - Sunny - 74 F

livebaseballscorecards.com

AB	50
R	4
H	13
RBI	2
BB	5
SO	6
LOB	23

Batter	1	2	3	4	5	6	7	8	9	10	11	12	13	AB	R	H	RBI	BB	SO	LOB
64 Emilio Bonifácio, S (1, 8) OBP: 0.335, SLG: 0.374	C FF 90 F SI 90 X FF 90 0-2 G1-3		B FF 89 B FF 90 X FF 90 2-0 F9		B FF 90 B SL 84 X FF 89 2-0 3B		B SL 86 T FF 95 B CH 85 X SL 86 2-1 SH 21 1B 3-H		C FF 87 F CU 78 F SI 87 S FF 86 0-3 K		X SI 91 0-0 P4			5	0	1	1	0	1	0
21 Junior Lake, R (1, 7) OBP: 0.295, SLG: 0.464	X FF 91 0-0 44 S 1B		S SL 86 F FF 91 X FF 92 0-2 F8		B CH 84 S SL 85 S CH 82 D CH 84 F SL 85 X SL 85 2-2 P3		P PO 89 X FF 94 1-0 44 BB 1B 1-3		S CU 78 S CU 78 F FF 87 F CU 77 F FF 86 B FF 86 X CU 78 1-2 G1-3			C SL 84 X SL 82 0-1 44 G4-6-3 1B		6	0	3	0	0	0	1
44 Anthony Rizzo, L (1, 3) OBP: 0.403, SLG: 0.433	B SI 91 B SI 91 C CH 81 B CH 83 B CH 85 4-1 1-2 BB		B CH 84 B CH 84 C SL 84 B FF 91 C CH 85 C FF 91 3-3 K		S KC 79 S KC 81 S KC 82 0-3 K		1 SAFE C CH 84 1 SAFE B CU 81 B FF 94 B CH 85 B CH 85 4-1 13 G6-3 1-2 BB			B SI 85 B CU 77 F FF 86 B CU 78 B FF 86 4-1 24 BB BB			1 SAFE B SI 90 X SI 90 1-0 G4-6-3 1-2f		3	0	0	0	3	2	2
13 Starlin Castro, R (1, 6) OBP: 0.328, SLG: 0.469	C SL 86 X CH 82 0-1 P5		B FF 90 B FF 90 X FF 90 2-0 F8	B SL 84 B SI 90 C FF 90 B SL 85 C FF 90 X FF 91 3-2 G4-3	B FF 96 B FF 96 X FF 96 2-0 F8		C SL 88 B FF 95 X SL 86 1-1 G6-3 1-2f			1 SAFE X FF 87 0-0 P4		B FF 91 S SL 84 X SL 82 1-1 G6-3		6	0	0	0	0	0	7
24 Luis Valbuena, L (1, 4) OBP: 0.379, SLG: 0.423 (9, 5)	C CH 82 B CH 83 F SL 86 X CH 83 1-2 G3-1			B CH 84 F CH 83 X CH 83 1-1 19 1B 5 1B 30 SF8 1B	B KC 80 B FF 94 C FF 94 L FF 95 B FF 96 X FF 96 3-2 P5			B CU 80 C CU 80 F FC 90 S SI 91 1-3 K		B FF 87 B SI 85 B SI 86 F FF 85 B FF 86 4-1 1-2 BB		C FC 92 F FC 92 B KC 78 S KC 82 1-3 K	5	1	1	0	1	2	2
5 Welington Castillo, R (1, 2) OBP: 0.297, SLG: 0.415		F FF 90 B SL 85 S SL 86 S CH 84 1-3 K		F SL 85 1 SAFE X CH 83 0-1 30 SF8 19 1B 1-2 1B	C KC 82 C KC 83 F KC 83 B FF 97 S KC 85 1-3 K			X CU 81 0-0 F8	D CU 77 F FF 86 F FF 87 B FF 87 C FF 86 2-3 K			C FC 90 B KC 83 C KC 79 X FC 93 1-2 12 DI 1B	6	0	2	0	0	3	2
19 Nate Schierholtz, L (1, 9) OBP: 0.258, SLG: 0.257		B SI 91 C CH 82 B SL 86 F FF 91 B FF 91 S FF 91 3-3 K		B SL 84 C SL 85 S CH 84 X CH 84 1-2 1-2 2-3 1B	C KC 80 T FF 96 B SV 85 S FF 97 1-3 K			X FF 92 0-0 1B	C FF 93 D SL 82 S FF 94 B FF 94 F FF 94 B FF 94 X FF 95 3-2 L7			B FC 93 C FC 93 X FC 93 1-1 F9	6	0	2	0	0	2	3
30 Mike Olt, R (1, 5) OBP: 0.262, SLG: 0.458 56 Hector Rondon, R (9, 1) 53 Wesley Wright, R (10, 1) 8 Chris Coghlan, L (11, PH) OBP: 0.182, SLG: 0.125 40 James Russell, L (12, 1) 41 Jose Veras, R (13, 1) 12 John Baker, L (12, PH) OBP: 0.175, SLG: 0.139	C SL 85 X SI 91 0-1 2B			F SL 85 B SL 86 X CH 83 1-1 SF8 2-3 3-H			C SL 86 B FF 93 S SL 82 S SL 85 1-3 K	B FF 92 B CU 81 C CU 80 X FF 92 2-1 G4-3			S FF 93 F FF 93 S FF 93 0-3 K	S KC 82 S KC 83 S KC 83 0-3 K 1-2	3	0	1	1	0	1	1
29 Jeff Samardzija, R (1, 1) OBP: 0.130, SLG: 0.182 51 Ryan Kalish, L (7, PH) OBP: 0.312, SLG: 0.349 63 Brian Schlitter, R (8, 1) 15 Darwin Barney, R (9, 4) OBP: 0.250, SLG: 0.250	S SL 86 S SL 87 F SL 86 X SL 85 0-2 F8			X SL 86 0-0 G6-3			X CH 86 0-0 64 SH 3B	B FF 85 C FF 85 C CU 76 S FF 87 1-3 K			C FF 91 S SL 84 B SL 84 F SL 83 B CH 84 S 2-3 K		2	0	0	0	0	0	3
														1	1	1	0	0	0	0
														0	0	0	0	0	0	0
														2	0	0	0	0	2	0
Inning Stats	R: 0 E: 0 K: 0 S: 10 H: 1 LOB: 2 BB: 1 P: 15	R: 0 E: 0 K: 2 S: 12 H: 1 LOB: 1 BB: 0 P: 16	R: 0 E: 0 K: 1 S: 7 H: 0 LOB: 0 BB: 0 P: 12	R: 1 E: 0 K: 0 S: 13 H: 3 LOB: 2 BB: 0 P: 19	R: 0 E: 0 K: 1 S: 9 H: 1 LOB: 1 BB: 0 P: 15	R: 0 E: 0 K: 2 S: 10 H: 0 LOB: 0 BB: 0 P: 15	R: 1 E: 0 K: 1 S: 11 H: 2 LOB: 2 BB: 1 P: 19	R: 0 E: 0 K: 1 S: 7 H: 1 LOB: 1 BB: 0 P: 10	R: 0 E: 0 K: 2 S: 13 H: 0 LOB: 0 BB: 0 P: 15	R: 0 E: 0 K: 1 S: 10 H: 0 LOB: 2 BB: 2 P: 23	R: 0 E: 0 K: 2 S: 8 H: 0 LOB: 0 BB: 0 P: 10	R: 0 E: 0 K: 0 S: 5 H: 1 LOB: 0 BB: 0 P: 7	R: 0 E: 0 K: 2 S: 11 H: 1 LOB: 1 BB: 0 P: 14	1B: 8 2B: 1 3B: 2 HR: 0 SF: 1 SAC: 1 DP: 2 HBP: 0	WP: 0 PB: 0 SB: 1 CS: 0 PA: 53						

PITCHER		IP	WLS	BF	H	R	ER	SO	BB	IBB	HBP	BLK	WP	HR	S	P	ERA	WHIP
39 Chase Whitley, R ERA: 1.0	(1, 1)	4.1		20	6	1	1	3	1	0	0	0	0	0	47	71	2.08	1.615
68 Dellin Betances, R ERA: 1.73	(5, 1)	1.2		5	0	0	0	3	0	0	0	0	0	0	14	21	0.00	0.000
43 Adam Warren, R ERA: 1.73	(7, 1)	1.0		6	2	1	1	1	1	0	0	0	0	0	11	19	9.00	3.000
91 Alfredo Aceves, R ERA: 5.84	(8, 1)	1.0		4	1	0	0	1	0	0	0	0	0	0	7	10	0.00	1.000
40 Matt Daley, R ERA: 4.0	(9, 1)	1.2		7	0	0	0	3	2	0	0	0	0	0	19	31	0.00	1.200

PITCHER		IP	WLS	BF	H	R	ER	SO	BB	IBB	HBP	BLK	WP	HR	S	P	ERA	WHIP
48 Matt Thornton, L ERA: 5.19	(10, 1)	0.2		2	0	0	0	1	0	0	0	0	0	0	7	10	0.00	0.000
38 Preston Claiborne, R ERA: 3.14	(11, 1)	1.2	W	5	1	0	0	1	0	0	0	0	0	0	10	14	0.00	0.600
30 David Robertson, R ERA: 1.42	(13, 1)	1.0	S	4	1	0	0	2	0	0	0	0	0	0	11	14	0.00	1.000

BOTTOM

New York Yankees @ Chicago Cubs

Wrigley Field, Chicago, IL

Wed May 21 2014, 1:22 PM - 6:00 PM CDT

Att. 34,808 - Sunny - 74 F

livebaseballscorecards.com

AB	47
R	2
H	11
RBI	2
BB	4
SO	15
LOB	22

Batter	1	2	3	4	5	6	7	8	9	AB	R	H	RBI	BB	SO	LOB
22 Jacoby Ellsbury, L (1, 8) OBP: 0.339, SLG: 0.380	B SI 94 F SI 94 C SI 94 B SL 82 T SL 81 2-2 ① K			C SI 89 B SL 79 C SI 94 B SI 93 F SL 80 S SL 83 2-3 ① K		C SI 94 C SL 80 B SI 95 1 SAFE B SL 81 B SI 94 S CH 84 3-3 ③ K 1-2			B SI 92 X SI 92 1-0 ② L7	4	0	0	0	0	3	2
2 Derek Jeter, R (1, 10) OBP: 0.331, SLG: 0.307	B SI 94 F SI 95 B CH 85 C SI 94 B CH 87 C SI 96 3-3 ② K			B CH 86 T CH 86 F SI 95 S SL 84 1-3 ② K2-3			X FS 83 0-0 ① G6-3		B SI 93 B SI 92 C SI 92 B SI 93 C SI 93 B SI 94 4-2 1-2 25 PB 25 1B BB	3	1	0	0	1	2	0
25 Mark Teixeira, S (1, 3) OBP: 0.368, SLG: 0.518 33 Kelly Johnson, L (9, PR) OBP: 0.275, SLG: 0.424	C SI 95 B SI 96 F CH 87 B SL 82 F CH 86 F SL 81 S CH 86 2-3 ③ K			B SL 80 C SI 92 B SI 94 B CH 86 X SI 94 3-1 ③ P4			C FC 87 S FS 84 B FS 85 B FC 87 X FS 84 2-2 ② G4-3		C SI 93 F SI 94 B SL 87 F SL 87 B SL 89 X SL 87 2-2 1-H 2-H 1B	4 0	0 0	1 0	2 0	0 0	1 0	0 0
12 Alfonso Soriano, R (1, 9) OBP: 0.262, SLG: 0.407		F SI 90 F SI 93 B SL 81 B CH 86 X SL 82 2-2 ① P4			F SI 93 F SI 93 S SI 92 0-3 ① K		C FS 84 F FF 90 S FS 84 0-3 ③ K		B SI 93 B SI 93 S SI 93 B SI 94 F SI 92 C SI 93 3-3 ③ K	4	0	0	0	0	3	1
26 Yangervis Solarte, S (1, 5) OBP: 0.387, SLG: 0.483		B SL 80 C SI 94 B SI 94 S CH 85 B CH 85 X CH 85 3-2 ② G3			C SL 79 B SI 93 B SI 93 X SI 91 2-1 ② F8			B CH 84 B FF 95 B SI 96 C FF 95 C FF 96 X SI 96 3-2 ① G4-3		3	0	0	0	0	0	0
14 Brian Roberts, S (1, 4) OBP: 0.297, SLG: 0.336		C SL 80 B SI 95 B SL 82 X SI 94 2-1 ③ G6-3			X CH 85 0-0 ③ G4-3			C SI 97 B CH 86 B CH 86 X SI 96 2-1 ② F7		3	0	0	0	0	0	0
66 John Ryan Murphy, R (1, 2) OBP: 0.400, SLG: 0.500 34 Brian McCann, L (8, PH) OBP: 0.272, SLG: 0.365 (8, 2)			C SI 92 C SI 91 S SI 91 0-3 ① K			X CH 83 0-0 ① G5-3		B FF 97 X FF 97 1-0 ③ L7		2 1	0 0	0 0	0 0	0 0	1 0	0 0
17 Brendan Ryan, R (1, 6) OBP: 0.444, SLG: 0.444 11 Brett Gardner, L (9, PH) OBP: 0.376, SLG: 0.421			F SI 93 B SI 94 F SI 93 S CH 86 1-3 ② K			B CH 81 B CH 83 F SI 91 X SI 92 2-1 ② L4			B SI 92 C SI 93 C SI 92 B SL 86 S SI 94 2-3 ① K2-3	2 1	0 0	0 0	0 0	0 0	1 1	0 0
24 Zoilo Almonte, S (1, 7) OBP: 0.214, SLG: 0.429 31 Ichiro Suzuki, L (9, PH) OBP: 0.406, SLG: 0.431			S CH 84 B SL 80 S CH 85 F SL 80 B CH 86 B CH 85 F SI 94 F CH 86 C SI 95 3-3 ③ K			C SI 93 B SI 95 X SI 94 1-1 22 S 1B			F SI 93 X SI 94 0-1 25 PB 2 DI 25 1B 1B	2 1	0 1	1 1	0 0	0 0	1 0	0 0
Inning Stats	R: 0 E: 0 K: 3 S: 11 H: 0 LOB: 0 BB: 0 P: 18	R: 0 E: 0 K: 0 S: 8 H: 0 LOB: 0 BB: 0 P: 15	R: 0 E: 0 K: 3 S: 12 H: 0 LOB: 0 BB: 0 P: 16	R: 0 E: 0 K: 2 S: 9 H: 0 LOB: 0 BB: 0 P: 15	R: 0 E: 0 K: 1 S: 6 H: 0 LOB: 0 BB: 0 P: 8	R: 0 E: 0 K: 1 S: 8 H: 1 LOB: 1 BB: 0 P: 14	R: 0 E: 0 K: 1 S: 7 H: 0 LOB: 0 BB: 0 P: 9	R: 0 E: 0 K: 0 S: 6 H: 0 LOB: 0 BB: 0 P: 12	R: 2 E: 0 K: 2 S: 15 H: 2 LOB: 1 BB: 1 P: 27	1B: 3 2B: 0 3B: 0 HR: 0 SF: 0 SAC: 0 DP: 0 HBP: 0						

PITCHER		IP	WLS	BF	H	R	ER	SO	BB	IBB	HBP	BLK	WP	HR	S	P	ERA	WHIP
49 Chris Sale, L ERA: 1.89	(1, 1)	6.0	W	19	1	0	0	10	0	0	0	0	0	0	54	86	0.00	0.167
57 Zach Putnam, R ERA: 1.33	(7, 1)	1.0	H	3	0	0	0	1	0	0	0	0	0	0	7	9	0.00	0.000
40 Daniel Webb, R ERA: 2.52	(8, 1)	1.0	H	3	0	0	0	0	0	0	0	0	0	0	6	12	0.00	0.000
54 Ronald Belisario, R ERA: 4.33	(9, 1)	1.0	S	6	2	2	1	2	1	0	0	0	0	0	15	27	9.00	3.000

PITCHER	IP	WLS	BF	H	R	ER	SO	BB	IBB	HBP	BLK	WP	HR	S	P	ERA	WHIP

TOP

New York Yankees @ Chicago White Sox

U.S. Cellular Field, Chicago, IL

Thu May 22 2014, 8:11 PM - 10:54 PM EDT

Att. 21,677 - Partly Cloudy - 61 F

livebaseballscorecards.com

AB	30
R	2
H	3
RBI	2
BB	1
SO	13
LOB	3

Batter	1	2	3	4	5	6	7	8	9	AB	R	H	RBI	BB	SO	LOB
1 Adam Eaton, L (1, 8) OBP: 0.341, SLG: 0.358	X SI 88 0-0 12 FC4-6 1B	C CH 82 B SI 90 X SI 90 1-1 1-2 2-H 1B		C KC 82 X CH 83 0-1 ③ L6			B KC 80 C KC 80 X KC 79 1-1 ③ G4-3			4	0	2	1	0	0	2
15 Gordon Beckham, R (1, 4) OBP: 0.313, SLG: 0.413	C SL 87 S SL 87 B SI 89 1 SAFE 1 SAFE F SL 88 B SL 88 1 SAFE S SI 90 2-3 ① K	S SI 90 B SL 87 B SL 88 F SI 92 B SL 87 S FF 92 3-3 ③ K			S FF 88 S SL 86 B FF 90 S KC 80 1-3 ① K			C SL 82 X SI 93 0-1 44 1B 2B		4	1	1	0	0	3	3
12 Conor Gillaspie, L (1, 5) OBP: 0.372, SLG: 0.431	X CH 82 0-0 ② FC4-6 1-2f		C KC 81 F SI 88 F SL 86 X SI 90 0-2 ① L8		C CH 82 X KC 80 0-1 ② G4-3			F SI 92 X FF 90 0-1 ① P5		4	0	0	0	0	0	2
24 Dayan Viciedo, R (1, 9) OBP: 0.344, SLG: 0.455 25 Moisés Sierra, R (9, 9) OBP: 0.224, SLG: 0.239	C KC 79 1 SAFE S FF 91 S SL 87 0-3 ③ K		X SL 86 0-0 ② F8		C SL 85 F FF 90 B KC 79 X SL 86 1-2 ③ G6-3			C CU 78 B SL 82 S FC 90 X CU 81 1-2 ② G5-3		4 0	0 0	0 0	0 0	0 0	1 0	2 0
44 Adam Dunn, L (1, 3) OBP: 0.399, SLG: 0.465		B SI 88 B KC 79 F SI 88 F KC 80 C SL 87 2-3 ① K	B SI 89 C CH 81 C KC 80 F SI 91 B SL 87 X CH 83 2-2 ③ L8			X KC 79 0-0 ① F8		B FF 91 B CU 80 B CU 83 C CH 84 X CH 84 3-1 2-H 10 BB 1B		4	0	1	1	0	1	0
10 Alexei Ramirez, R (1, 6) OBP: 0.353, SLG: 0.476		C FF 90 B SL 84 X SI 89 1-1 ② F8		B SL 86 C FF 90 C KC 81 X FF 91 1-2 21 1B 30 S 1B		B FF 89 B SL 86 B FF 89 X FF 89 3-0 ② F7		B FC 89 C CU 81 B CU 82 B SI 93 B FF 92 4-1 1-2 BB		3	0	1	0	1	0	0
14 Paul Konerko, R (1, 10) OBP: 0.233, SLG: 0.343		C FF 90 F KC 81 F SL 87 B SL 88 B CH 83 X SI 92 2-2 30 2B 2B		1 SAFE 1 SAFE B KC 80 1 SAFE B SI 90 S FF 90 1 SAFE B SI 90 X FF 90 3-1 ① F9		C FF 90 B SI 89 F SI 89 B SL 88 S CH 82 2-3 ③ K		B FF 91 B FS 89 F FF 91 S CU 82 F SI 93 X FF 92 2-2 ③ F9		4	1	1	0	0	1	3
30 Alejandro De Aza, L (1, 7) OBP: 0.246, SLG: 0.296		C SL 87 D CH 83 X SL 88 1-1 2-H 1 1B 2B		C KC 80 B SI 90 F CH 82 B SI 90 F KC 81 F SL 86 F CH 83 B FF 93 S KC 81 3-3 ② K 1-2			X CH 80 0-0 ① G4-3			3	1	1	1	0	1	1
21 Tyler Flowers, R (1, 2) OBP: 0.367, SLG: 0.403		B SL 86 B FC 90 B KC 81 C FF 90 B SI 90 4-1 1 1B BB		X KC 81 0-0 2-3 1B			B FF 90 C CH 80 F SL 86 B SL 88 F CH 82 C FF 92 2-3 ② K			2	0	1	0	1	1	0
Inning Stats	R: 0 E: 0 K: 2 S: 9 H: 1 LOB: 1 BB: 0 P: 11	R: 2 E: 0 K: 2 S: 17 H: 3 LOB: 2 BB: 1 P: 31	R: 0 E: 0 K: 0 S: 9 H: 0 LOB: 0 BB: 0 P: 11	R: 0 E: 0 K: 1 S: 14 H: 2 LOB: 2 BB: 0 P: 21	R: 0 E: 0 K: 1 S: 8 H: 0 LOB: 0 BB: 0 P: 10	R: 0 E: 0 K: 1 S: 5 H: 0 LOB: 0 BB: 0 P: 10	R: 0 E: 0 K: 1 S: 7 H: 0 LOB: 0 BB: 0 P: 10	R: 1 E: 0 K: 0 S: 14 H: 2 LOB: 2 BB: 1 P: 24		1B: 5 2B: 3 3B: 0 HR: 0 SF: 0 SAC: 0 DP: 0 HBP: 0					

PITCHER		IP	WLS	BF	H	R	ER	SO	BB	IBB	HBP	BLK	WP	HR	S	P	ERA	WHIP
41 David Phelps, R ERA: 3.18	(1, 1)	7.0	L	28	6	2	2	8	1	0	0	0	0	0	69	104	2.57	1.000
91 Alfredo Aceves, R ERA: 6.08	(8, 1)	1.0		6	2	1	1	0	1	0	0	0	0	0	14	24	9.00	3.000

PITCHER	IP	WLS	BF	H	R	ER	SO	BB	IBB	HBP	BLK	WP	HR	S	P	ERA	WHIP

BOTTOM

New York Yankees @ Chicago White Sox

U.S. Cellular Field, Chicago, IL

Thu May 22 2014, 8:11 PM - 10:54 PM EDT

Att. 21,677 - Partly Cloudy - 61 F

livebaseballscorecards.com

AB	32
R	3
H	8
RBI	3
BB	2
SO	8
LOB	13

Batter	1	2	3	4	5	6	7	8	9	AB	R	H	RBI	BB	SO	LOB
11 Brett Gardner, L (1, 7) OBP: 0.374, SLG: 0.417	C FF 94 B FF 95 B CH 90 B FF 94 F FF 94 F FF 95 F CH 89 X FF 95 3-2 ① L5		C FF 91 B CH 86 B CH 86 F SI 92 B CU 80 X CH 87 3-2 2 1B 1B	B FF 91 X SI 92 1-0 ③ P6			B SI 93 X SI 93 1-0 SH5-4 1-2 2-3 ①	F FF 96 B FF 97 B FF 96 B FF 96 X FF 96 3-1 ③ G6-3		4	0	1	0	0	0	4
2 Derek Jeter, R (1, 6) OBP: 0.339, SLG: 0.312	B FF 94 F FF 94 B FF 94 B SL 88 X FF 94 3-1 25 BB 34 HR 1B		X CH 90 0-0 1-2 1B		F CH 88 B CH 84 B CH 90 X FF 91 2-1 ① G5-3		B SI 93 B SI 94 B SI 93 B SI 93 4-0 22 WP BB		C FF 96 F FF 96 B SL 86 S SL 86 1-3 ① K	4	1	2	0	1	1	0
22 Jacoby Ellsbury, L (1, 8) OBP: 0.330, SLG: 0.371	X FF 93 0-0 ② F8		C FF 92 C FF 93 X SI 93 0-2 ① F7		F CH 91 B FF 92 F FF 92 B FF 94 B CH 88 F FF 94 S FF 94 3-3 ② K		B SI 92 X SI 92 1-0 ② SF8 1-2 2-H 3-H		X FF 97 0-0 ② F8	4	0	0	1	0	1	3
25 Mark Teixeira, S (1, 10) (9, 3) OBP: 0.377, SLG: 0.509	B CH 87 C CH 88 B FF 92 B FF 94 S CH 88 F FF 94 B CH 88 4-2 34 HR 1-2 BB		B CU 80 X SI 92 1-0 ② L8		B SI 92 C CU 79 F SI 94 C CU 80 1-3 ③ K		B SI 94 S CH 84 B SI 94 B CH 83 B CH 85 4-1 BB		C FF 96 B CH 85 B FF 97 B FF 95 B FF 96 4-1 BB	2	1	0	0	3	1	2
34 Brian McCann, L (1, 2) OBP: 0.270, SLG: 0.379	X CH 88 0-0 ③ 1-H 2-H HR		B FF 93 C FF 91 F FF 92 F SI 93 B CU 80 B FF 93 X FF 94 3-2 ③ G5-3			C FF 92 B CH 88 X SL 88 1-1 ① F8	C SI 93 F SI 94 X SI 91 0-2 ③ L8		B CH 85 S CH 86 X FF 97 1-1 ③ F9	5	1	1	3	0	0	5
26 Yangervis Solarte, S (1, 5) OBP: 0.390, SLG: 0.480	C FF 92 B FF 93 B CH 88 B FF 94 X FF 92 3-1 ③ F9			B CU 76 C CU 77 X SI 91 1-1 ① G4-3		B SL 87 C FF 92 B CH 88 B CU 78 S CH 87 B FF 94 4-2 31 G1-4-3 BB		C SI 92 F SI 93 B SI 93 X CH 85 1-2 17 G4-3 31 1B 1B		3	0	1	0	1	0	0
31 Ichiro Suzuki, L (1, 9) OBP: 0.425, SLG: 0.433		B CU 79 F FF 91 B SL 87 C FF 91 F FF 92 B CH 88 B CH 87 4-2 14 G1-6-3 BB		B FF 91 F CH 84 B CU 76 F FF 92 B CU 79 F CU 78 B CH 87 4-2 33 BB BB		F FF 92 F FF 93 B CH 87 X CH 86 1-2 ② ③ G1-4-3 1-2f		C SI 92 1 SAFE B SI 94 1 SAFE F SI 91 X CH 85 1-2 17 G4-3 1-2 1B		2	0	1	0	2	0	1
14 Brian Roberts, S (1, 4) OBP: 0.296, SLG: 0.333 30 David Robertson, R (9, 1)		C SI 90 X FF 92 0-1 ① ② G1-6-3 1-2f		1 SAFE B SI 90 C CH 84 B SI 90 F FF 91 1 SAFE F FF 92 X FF 91 2-2 ② F8			B SI 88 C SI 86 B SI 87 F SL 80 F CU 74 X CU 74 2-2 11 SH5-4 12 1B 22 WP 1B	F SI 93 S CH 85 F SI 94 D CH 84 D CH 84 F CH 86 F SI 93 F SI 94 F SL 86 2-2 ① F CH 84 F SI 84 X CH 84 F8		4	1	1	0	0	0	4
33 Kelly Johnson, L (1, 3) OBP: 0.279, SLG: 0.420 12 Alfonso Soriano, R (7, PH) OBP: 0.266, SLG: 0.411 17 Brendan Ryan, R (7, 3) OBP: 0.400, SLG: 0.400 (9, 4)		C FF 93 S CU 82 S FF 92 0-3 ③ K		1 SAFE D CH 86 C CH 85 1 SAFE B SI 90 S FF 91 F CU 78 B FF 92 B CH 86 4-2 1-2 BB			B SI 88 1 SAFE F SI 87 X SI 88 1-1 22 WP 11 SH5-4 22 SF8 1-2 1B	X CH 84 0-0 ② G4-3 1-2 2-3		1 1 1	0 1 0	0 1 0	0 0 0	1 0 0	1 0 0	0 0 2
Inning Stats	R: 3 E: 0 K: 0 S: 14 H: 2 LOB: 0 BB: 1 P: 27	R: 0 E: 0 K: 1 S: 8 H: 0 LOB: 0 BB: 1 P: 12	R: 0 E: 0 K: 0 S: 12 H: 2 LOB: 2 BB: 0 P: 19	R: 0 E: 0 K: 0 S: 13 H: 0 LOB: 2 BB: 2 P: 25	R: 0 E: 0 K: 2 S: 9 H: 0 LOB: 0 BB: 0 P: 15	R: 0 E: 0 K: 0 S: 7 H: 0 LOB: 0 BB: 1 P: 13	R: 2 E: 0 K: 0 S: 12 H: 2 LOB: 2 BB: 2 P: 25	R: 0 E: 0 K: 0 S: 19 H: 2 LOB: 2 BB: 0 P: 26	R: 0 E: 0 K: 1 S: 7 H: 0 LOB: 1 BB: 1 P: 13	1B: 7 2B: 0 3B: 0 HR: 1 SF: 1 SAC: 1 DP: 2 HBP: 0						WP: 1 PB: 0 SB: 0 CS: 0 PA: 41	

PITCHER	IP	WLS	BF	H	R	ER	SO	BB	IBB	HBP	BLK	WP	HR	S	P	ERA	WHIP
48 Hector Noesí, R (1, 1) ERA: 6.82	6.0		25	4	3	3	3	5	0	0	0	0	1	63	111	4.50	1.500
37 Scott Downs, L (7, 1) ERA: 6.11	0.0		2	2	2	2	0	0	0	0	0	0	0	6	9	∞	∞
52 Jake Petricka, R (7, 1) ERA: 1.63	1.2	B	9	2	0	0	0	2	0	0	0	1	0	23	37	0.00	2.400
40 Daniel Webb, R (8, 1) ERA: 2.39	1.1	W	5	0	0	0	1	1	0	0	0	0	0	9	18	0.00	0.750

PITCHER	IP	WLS	BF	H	R	ER	SO	BB	IBB	HBP	BLK	WP	HR	S	P	ERA	WHIP

TOP

New York Yankees @ Chicago White Sox

U.S. Cellular Field, Chicago, IL

Fri May 23 2014, 8:11 PM - 12:01 AM EDT

Att. 27,091 - Clear - 54 F

livebaseballscorecards.com

AB	31
R	5
H	8
RBI	4
BB	8
SO	4
LOB	21

Batter	1	2	3	4	5	6	7	8	9	AB	R	H	RBI	BB	SO	LOB
1 Adam Eaton, L (1, 8) OBP: 0.350, SLG: 0.368	B SI 89 C FS 88 X SL 82 1-1 24 S 24 E 1B		C FS 86 B SL 82 F SL 82 X SI 91 1-2 24 BB 12 1B 1B	C FS 86 B FS 88 X FS 86 1-1 E4 1-3 2-H 1B		C FF 95 C KC 81 B SV 85 S SV 83 1-3 ② K		1 SAFE S CH 84 1 SAFE F CH 84 B SL 88 X SL 88 1-2 ② G4-3 1-3		5	1	3	0	0	1	1
15 Gordon Beckham, R (1, 4) OBP: 0.317, SLG: 0.407	B FF 88 C SL 82 1 SAFE C SL 83 B FS 85 F SL 82 X FS 85 2-2 ① L5		F SI 90 1 SAFE S SI 90 B SI 91 1 SAFE 1 SAFE T SL 84 1-2 ② K	B SL 84 S FF 92 F SI 93 B SL 84 X FS 84 2-2 ③ G1-3		B KC 80 C KC 80 C KC 82 X SV 81 1-2 1B		B FC 90 B FC 92 B KC 82 B FC 91 4-0 BB		4	0	1	0	1	1	4
12 Conor Gillaspie, L (1, 5) OBP: 0.365, SLG: 0.421	D SI 90 1 SAFE X FS 84 1-0 ② F8		B CU 76 1 SAFE B SI 92 F SI 91 X FS 85 2-1 24 BB 1-2 1B		B FS 86 B SI 90 F SI 89 F SI 90 X SI 92 2-2 ① F7	C KC 80 C KC 81 S SV 85 0-3 ③ K		D KC 82 C FC 92 F FC 93 S KC 84 1-3 ③ K		5	0	1	0	0	2	4
24 Dayan Viciedo, R (1, 9) OBP: 0.346, SLG: 0.450 25 Moisés Sierra, R (9, PR) OBP: 0.224, SLG: 0.239	C SL 81 B SL 83 B SL 84 T SL 83 X FS 86 2-2 E3 44 WP 44 PB 1-H		B SI 92 B FS 83 D FS 84 B SI 92 4-0 1-2 2-3 BB		B SL 81 C SL 83 X SL 83 1-1 ② G5-3		C SL 84 B SL 86 B SI 94 F SL 85 S FF 94 2-3 ① K		C FC 92 C FC 94 X KC 83 0-2 44 HR 1B	4 0	0 1	1 0	1 0	1 0	0 0
44 Adam Dunn, L (1, 3) OBP: 0.399, SLG: 0.481	B SI 90 B FS 83 B SL 80 C SI 91 X SL 83 3-1 ③ F7 1-3		B SI 92 B SI 93 F SI 92 T FS 85 X FS 86 2-2 ③ F8		B SI 92 B FS 86 F SI 92 F FS 87 F FS 87 B SI 93 B SI 91 4-2 10 HR BB		B CU 82 C FF 95 B SL 85 F FF 93 B CH 86 X SL 86 3-2 ② F8		C FC 94 F FC 92 X FC 92 0-2 1-H HR	4	2	1	2	1	0	4
10 Alexei Ramirez, R (1, 6) OBP: 0.361, SLG: 0.497		X SI 90 0-0 ① F8	B SL 79 B SL 81 C FF 89 B FS 82 F SI 90 F SI 90 X SI 89 3-2 30 FC6-4 1B	X SI 92 0-0 1-H HR			B SL 84 B FF 94 C SL 84 C SL 84 X FF 95 2-2 1B			4	1	3	2	0	0	0
14 Paul Konerko, R (1, 10) OBP: 0.234, SLG: 0.338	C SI 89 B SI 91 C SI 91 X FS 84 1-2 ② G5-3		F FS 83 F SL 84 S SL 84 0-3 ① K	C FS 83 F FS 88 B SL 84 F FS 88 X SL 84 1-2 1B			1 SAFE B SL 86 S FF 94 C SL 86 1 SAFE F SL 88 S SL 86 1-3 ③ K			4	0	1	0	0	2	2
30 Alejandro De Aza, L (1, 7) OBP: 0.240, SLG: 0.288	B SI 91 S SI 90 C SI 91 S FS 87 1-3 ③ K		P PO 82 1 SAFE F SL 83 1 SAFE S FS 86 X FS 86 1-2 ② FC6-4 1 1B 21 1B 1 E 1-2f	D KC 80 B FF 94 X FF 95 2-0 ③ L6				B CH 87 B CH 85 C FF 94 F CH 85 T SL 86 2-2 ① K		4	1	0	0	0	2	2
21 Tyler Flowers, R (1, 2) OBP: 0.371, SLG: 0.406 28 Leury García, S (8, PR) OBP: 0.289, SLG: 0.310 17 Adrian Nieto, S (9, 2) OBP: 0.343, SLG: 0.412			B SL 81 C FS 83 X FS 83 1-1 ① G6-3	B FS 86 T SL 84 X FS 83 1-1 1 E 1-2 1B		F FF 96 B KC 82 B FF 97 F FF 96 X FF 98 3-2 ① G1-3		B SL 86 C SL 86 C SL 86 F FF 94 B CH 86 X SL 86 2-2 1 1 G4-3 1 S 1B		4 0 0	0 0 0	2 0 0	0 0 0	0 0 0	0 0 0	0 0 0
Inning Stats	R: 1 H: 1 E: 1 LOB: 1 K: 0 BB: 0 S: 12 P: 21	R: 0 H: 0 E: 0 LOB: 0 K: 1 BB: 0 S: 7 P: 9	R: 0 H: 2 E: 0 LOB: 3 K: 1 BB: 1 S: 13 P: 24	R: 1 H: 3 E: 1 LOB: 2 K: 1 BB: 0 S: 18 P: 25	R: 2 H: 2 E: 0 LOB: 1 K: 0 BB: 1 S: 14 P: 24	R: 0 H: 1 E: 0 LOB: 1 K: 2 BB: 0 S: 12 P: 17	R: 0 H: 1 E: 0 LOB: 1 K: 2 BB: 0 S: 12 P: 21	R: 0 H: 1 E: 0 LOB: 2 K: 2 BB: 1 S: 13 P: 23	R: 2 H: 2 E: 0 LOB: 1 K: 0 BB: 0 S: 6 P: 6	1B: 11 SF: 0 2B: 0 SAC: 0 3B: 0 DP: 0 HR: 2 HBP: 0						

PITCHER	IP	WLS	BF	H	R	ER	SO	BB	IBB	HBP	BLK	WP	HR	S	P	ERA	WHIP
18 Hiroki Kuroda, R (1, 1) ERA: 4.55	4.2		25	8	4	2	3	2	0	0	0	1	1	63	100	3.86	2.143
68 Dellin Betances, R (5, 1) ERA: 1.65	1.1		5	1	0	0	2	0	0	0	0	0	0	13	20	0.00	0.750
43 Adam Warren, R (7, 1) ERA: 1.63	1.2	H	7	2	0	0	3	0	0	0	0	0	0	23	36	0.00	1.200
30 David Robertson, R (8, 1) ERA: 2.77	0.1	L	4	2	2	2	1	1	0	0	0	0	1	9	14	54.00	9.000
30 David Robertson, R (9, 1) ERA: 2.77	0.1	L	4	2	2	2	1	1	0	0	0	0	1	9	14	54.00	9.000

PITCHER	IP	WLS	BF	H	R	ER	SO	BB	IBB	HBP	BLK	WP	HR	S	P	ERA	WHIP

BOTTOM

New York Yankees @ Chicago White Sox

U.S. Cellular Field, Chicago, IL

Fri May 23 2014, 8:11 PM - 12:01 AM EDT

Att. 27,091 - Clear - 54 F

livebaseballscorecards.com

AB	38
R	6
H	13
RBI	4
BB	3
SO	9
LOB	17

WP: 1	PA: 41
PB: 1	
SB: 2	
CS: 0	

Batter	1	2	3	4	5	6	7	8	9	10	AB	R	H	RBI	BB	SO	LOB
11 Brett Gardner, L (1, 7) OBP: 0.364, SLG: 0.405	C FF 87 F FF 89 F FC 85 B FF 86 B FF 90 B FF 90 X FF 88 3-2 F8 ①		1 SAFE C FC 82 B CU 72 B FF 89 X FF 87 2-1 G3 ③			C CU 70 B FC 83 B FF 89 C FF 88 F FF 88 X CH 81 2-2 F8 ②		C CU 72 X CH 79 0-1 F9 ③		B SI 90 C FS 83 B FS 84 C FS 83 T FS 84 2-2 K ①	5	0	0	0	0	1	3
2 Derek Jeter, R (1, 6) OBP: 0.330, SLG: 0.302	B FF 89 F FF 89 F SI 90 F FF 90 F CH 81 F FF 90 B FF 86 X CH 80 2-2 L4 ②			C FC 80 F FF 88 B FC 85 X CH 80 1-2 F9 ①		B FC 82 X FF 87 1-0 F9 ③			C SI 94 X SI 94 0-1 G4-3 ①	X SI 91 0-0 G4-3 ②	5	0	0	0	0	0	0
22 Jacoby Ellsbury, L (1, 8) OBP: 0.332, SLG: 0.389	C FF 89 X FF 89 0-1 G5-3 ③			C CU 72 B SI 88 X SI 88 1-1 P4 ②			C CU 72 F CH 79 B CH 79 B SI 89 C FC 82 2-3 K ①		C SI 95 B FF 93 X SI 94 1-1 12 DI 12 2B 1B	B FS 84 X FS 84 1-0 HR	5	2	2	1	0	1	0
25 Mark Teixeira, S (1, 3) OBP: 0.371, SLG: 0.504		C FF 87 C SI 88 B SI 89 F FF 90 B FF 90 B CH 81 X FF 91 3-2 G4-3 ①		B FC 84 X FF 89 1-0 2B			B FC 84 F CH 79 B FC 83 T CH 79 S FF 88 2-3 K ②		S SI 94 B SI 94 F SI 94 C SL 86 1-3 K ②	B FS 84 C SI 90 S FS 84 F FS 84 B FS 85 X FS 83 3-2 G6-3 ③	5	0	1	0	0	2	1
12 Alfonso Soriano, R (1, 10) OBP: 0.266, SLG: 0.413		B SI 90 B FF 89 F FF 89 B FF 89 S FF 89 F FF 90 C CH 82 3-3 K ②		C CH 80 B FF 89 S CH 81 S FF 89 1-3 K ③			X FF 88 0-0 G4-3 ③		C SI 94 X SI 95 0-1 1-H 26 1B 2B		4	1	1	1	0	2	1
26 Yangervis Solarte, S (1, 5) OBP: 0.386, SLG: 0.474 33 Kelly Johnson, L (9, PR) OBP: 0.279, SLG: 0.420 (9, 5)		B CU 75 X CH 81 1-0 G6-3 ③			B CH 80 C FC 82 X CH 80 1-1 F8 ①			C CU 72 S FC 83 B FF 88 X FF 89 1-2 G6-3 ①	B SI 95 C SI 94 F SL 90 X SI 96 1-2 2-H 31 BB 34 1B 1B		4 0	0 1	1 0	1 0	0 0	0 0	0 0
31 Ichiro Suzuki, L (1, 9) OBP: 0.416, SLG: 0.414			C FF 88 X SI 87 0-1 G4-3 ①		B FF 88 F FF 88 F FF 90 X SI 90 1-2 G6-3 ②			C FF 88 X SI 90 0-1 G3 ②	B SI 95 C SI 95 B SI 95 B SI 93 B SI 94 4-1 34 1B 1-2 BB		3	0	0	0	1	0	0
66 John Ryan Murphy, R (1, 2) OBP: 0.395, SLG: 0.486 34 Brian McCann, L (9, PH) OBP: 0.274, SLG: 0.383 (9, 2)			B FF 88 X CH 80 1-0 E5		F FF 88 F FC 84 B FF 89 X CH 81 1-2 G6-3 ③			F SI 87 B FF 88 X CH 80 1-1 17 1B 1B	X SL 87 1-2 2-H 0-0 17 FC5-4 1B		3 1	0 0	1 1	0 1	0 0	0 0	0 0
17 Brendan Ryan, R (1, 4) OBP: 0.357, SLG: 0.357			B FF 87 B FF 88 F FF 88 F FF 88 F FF 89 X CH 80 2-2 F7 ②	B FC 84 X FF 88 1-0 L9 ①				X SI 87 0-0 1-2 1B	B SI 95 X SI 95 1-0 1-2f FC5-4 ③		4	0	1	0	0	0	3
Inning Stats	R: 0 E: 0 K: 0 S: 12 H: 0 LOB: 0 BB: 0 P: 17	R: 0 E: 0 K: 1 S: 9 H: 0 LOB: 0 BB: 0 P: 16	R: 0 E: 1 K: 0 S: 9 H: 0 LOB: 1 BB: 0 P: 14	R: 0 E: 0 K: 1 S: 9 H: 1 LOB: 1 BB: 0 P: 13	R: 0 E: 0 K: 0 S: 8 H: 0 LOB: 0 BB: 0 P: 11	R: 0 E: 0 K: 0 S: 6 H: 0 LOB: 0 BB: 0 P: 10	R: 0 E: 0 K: 2 S: 7 H: 0 LOB: 0 BB: 0 P: 11	R: 0 E: 0 K: 0 S: 10 H: 2 LOB: 2 BB: 0 P: 12	R: 3 E: 0 K: 1 S: 15 H: 4 LOB: 2 BB: 1 P: 23	R: 1 E: 0 K: 1 S: 10 H: 1 LOB: 0 BB: 0 P: 16	1B: 5 2B: 2 3B: 0 HR: 1 SF: 0 SAC: 0 DP: 0 HBP: 0	WP: 0 PB: 0 SB: 0 CS: 0 PA: 40					

PITCHER		IP	WLS	BF	H	R	ER	SO	BB	IBB	HBP	BLK	WP	HR	S	P	ERA	WHIP
50 John Danks, L ERA: 4.9	(1, 1)	8.0		28	3	0	0	4	0	0	0	0	0	0	70	104	0.00	0.375
54 Ronald Belisario, R ERA: 5.14	(9, 1)	1.0	B	8	4	3	3	1	1	0	0	0	0	0	15	23	27.00	5.000
57 Zach Putnam, R ERA: 1.69	(10, 1)	1.0	L	4	1	1	1	1	0	0	0	0	0	1	10	16	9.00	1.000

PITCHER	IP	WLS	BF	H	R	ER	SO	BB	IBB	HBP	BLK	WP	HR	S	P	ERA	WHIP

TOP

New York Yankees @ Chicago White Sox

U.S. Cellular Field, Chicago, IL

Sat May 24 2014, 2:12 PM - 5:06 PM EDT
Att. 33,413 - Partly Cloudy - 64 F

livebaseballscorecards.com

AB	39
R	4
H	8
RBI	4
BB	1
SO	6
LOB	8

Batter	1	2	3	4	5	6	7	8	9	10	AB	R	H	RBI	BB	SO	LOB
1 Adam Eaton, L (1, 8) OBP: 0.359, SLG: 0.377	B SL 86 C SL 80 X CU 75 1-1 15 1B 24 2B 1B	C CU 78 F SL 83 F FF 88 B SL 83 X CU 76 1-2 ③ F8			C FF 88 B CU 76 F CU 77 C FF 89 1-3 ② K			B CU 77 F SL 79 F FF 90 X SL 78 1-2 24 G3 15 SH1-3 1B		B KC 82 C KC 84 X KC 82 1-1 15 S 1B	5	1	3	0	0	1	1
15 Gordon Beckham, R (1, 4) OBP: 0.331, SLG: 0.419	1 SAFE C SI 86 B CH 80 D SL 81 1 SAFE X FF 87 2-1 24 2B 44 SF8 1-2 1B		C SL 81 B CH 80 B SI 87 F SL 80 X FF 89 2-2 1B		F CH 82 X CU 73 0-1 24 FC5-4 1B			1 SAFE 1 SAFE X SI 86 0-0 ① SH1-3 1-2		B FC 93 1 SAFE B FC 94 C FC 92 1 SAFE S FF 94 D KC 84 F FC 94 C FC 93 3-3 ③ K 1-2	4	1	3	0	0	1	1
24 Dayan Viciedo, R (1, 9) OBP: 0.344, SLG: 0.451 25 Moisés Sierra, R (9, 9) OBP: 0.224, SLG: 0.239	B FF 88 D SL 79 X SI 87 2-0 44 SF8 10 G6-3 1-3 2-H 2B		D CU 76 B SI 87 F CH 80 F SL 82 X SL 80 2-2 ① F8		X SL 82 0-0 ③ FC5-4 1-2f			X CU 78 0-0 ② G3 2-3			4 0	1 0	1 0	1 0	0 0	0 0	3 0
44 Adam Dunn, L (1, 3) OBP: 0.395, SLG: 0.474	F SL 83 B SI 88 B CU 78 X SL 82 2-1 ① SF8 2-3 3-H		1 SAFE C FF 87 F SL 82 1 SAFE B SL 81 B FF 88 B SL 78 1 SAFE S SL 82 3-3 ② K			F FF 88 S CU 76 B FF 89 B SL 82 B CH 83 B SL 81 4-2 10 G4-3 BB		C FF 94 B SI 94 C FF 94 F SI 95 F FF 94 T FF 97 1-2 ③ K			2	0	0	1	1	2	2
10 Alexei Ramirez, R (1, 6) OBP: 0.354, SLG: 0.487	C SL 83 X FF 89 0-1 ② G6-3 3-H		C CU 75 X FF 88 0-1 ③ G5-3			C CH 81 X FF 88 0-1 ①② G4-3 1-2f			B FF 95 C KC 81 X KC 82 1-1 ① F7		4	0	0	1	0	0	2
14 Paul Konerko, R (1, 10) OBP: 0.222, SLG: 0.320	B CU 76 B CU 76 B FF 88 C FF 88 F SI 87 F SL 80 S FF 88 3-3 ③ K			X SI 85 0-0 ① G6-3		C SL 82 B FF 88 X FF 88 1-1 ③ F8			C FF 95 F KC 82 C KC 83 0-3 ② K		4	0	0	0	0	2	0
5 Marcus Semien, R (1, 5) OBP: 0.281, SLG: 0.338		B SI 85 C CH 82 B SL 87 X SL 81 2-1 17 1B 1B		C SI 85 C CU 75 B FF 88 B CU 78 X FF 89 2-2 ② F8			C SL 81 X CH 81 0-1 17 G6-4-3 1B		C KC 79 B KC 82 S FF 96 S KC 82 1-3 ③ K		4	0	2	0	0	1	0
17 Adrian Nieto, S (1, 2) OBP: 0.342, SLG: 0.405 30 Alejandro De Aza, L (10, PH) OBP: 0.239, SLG: 0.287		C SI 87 X SL 80 0-1 ① 1-3 1B		B SL 81 B SI 86 X FF 87 2-0 ③ F9			F SL 87 X CU 77 0-1 ①② G6-4-3 1-2f			C FC 91 S KC 81 T KC 83 0-2 ① K	3 1	0 0	1 0	0 0	0 0	0 1	1 0
28 Leury García, S (1, 7) OBP: 0.265, SLG: 0.283		C SL 82 F CU 77 D SL 82 S FF 89 1-3 ② K			F CU 76 L CU 75 B FF 88 F CU 77 F FF 90 X SL 82 1-2 ① F8		C SL 82 B SL 80 S CU 76 S SL 79 1-3 ③ K			C FC 93 B KC 83 C KC 82 F KC 86 B FF 93 C FF 94 2-3 ② K	4	0	0	0	0	3	1
Inning Stats	R: 3 H: 3 E: 0 LOB: 0 K: 1 BB: 0 S: 13 P: 23	R: 0 H: 2 E: 0 LOB: 1 K: 1 BB: 0 S: 11 P: 15	R: 0 H: 1 E: 0 LOB: 1 K: 1 BB: 0 S: 11 P: 18	R: 0 H: 0 E: 0 LOB: 0 K: 0 BB: 0 S: 5 P: 9	R: 0 H: 1 E: 0 LOB: 1 K: 1 BB: 0 S: 11 P: 13	R: 0 H: 0 E: 0 LOB: 0 K: 0 BB: 1 S: 6 P: 11	R: 0 H: 1 E: 0 LOB: 0 K: 1 BB: 0 S: 7 P: 8	R: 0 H: 1 E: 0 LOB: 1 K: 1 BB: 0 S: 10 P: 12	R: 0 H: 0 E: 0 LOB: 0 K: 2 BB: 0 S: 8 P: 10	R: 0 H: 1 E: 0 LOB: 1 K: 3 BB: 0 S: 13 P: 19	1B: 9 2B: 1 3B: 0 HR: 0	SF: 1 SAC: 1 DP: 2 HBP: 0					WP: 0 PB: 0 SB: 1 CS: 0	PA: 38

PITCHER	IP	WLS	BF	H	R	ER	SO	BB	IBB	HBP	BLK	WP	HR	S	P	ERA	WHIP
57 Vidal Nuño, L (1, 1) ERA: 5.49	7.0		28	9	3	3	5	1	0	0	0	0	0	67	101	3.86	1.429
40 Matt Daley, R (8, 1) ERA: 3.72	0.2		2	0	0	0	0	0	0	0	0	0	0	2	2	0.00	0.000
48 Matt Thornton, L (8, 1) ERA: 5.0	0.1		1	0	0	0	1	0	0	0	0	0	0	5	6	0.00	0.000
68 Dellin Betances, R (9, 1) ERA: 1.59	1.0	W	3	0	0	0	2	0	0	0	0	0	0	8	10	0.00	0.000
30 David Robertson, R (10, 1) ERA: 2.57	1.0	S	4	1	0	0	3	0	0	0	0	0	0	13	19	0.00	1.000

PITCHER	IP	WLS	BF	H	R	ER	SO	BB	IBB	HBP	BLK	WP	HR	S	P	ERA	WHIP

BOTTOM

New York Yankees @ Chicago White Sox

U.S. Cellular Field, Chicago, IL

Sat May 24 2014, 2:12 PM - 5:06 PM EDT
Att. 33,413 - Partly Cloudy - 64 F

livebaseballscorecards.com

AB	35
R	3
H	10
RBI	3
BB	1
SO	11
LOB	11

Batter	1	2	3	4	5	6	7	8	9	AB	R	H	RBI	BB	SO	LOB
11 Brett Gardner, L (1, 7) OBP: 0.359, SLG: 0.399	C SI 92 S FF 89 X FF 90 0-2 G6-3 ①	B FC 88 B FC 87 X FC 88 2-0 2 1B 2 E 22 SF8 1-2 2-H 3-H 1B		F FF 92 B CU 80 X FC 88 1-1 G1-3 ②		B FF 94 S FF 91 T FF 93 C FF 93 1-3 K ②		C SI 89 F FC 88 X CU 78 0-2 F7 ②		5	1	1	2	0	1	2
2 Derek Jeter, R (1, 6) OBP: 0.342, SLG: 0.329	X FF 89 0-0 22 BB 1B	D CU 80 2 SAFE C SI 91 X SI 90 1-1 25 FC6 1-3 2-H 1B		C FC 84 C SI 92 B CU 81 F CU 80 F FF 92 F CU 80 X FC 85 1-2 22 WP 3B		B FF 95 B SL 91 B FF 95 C FF 95 X FF 95 3-1 1-2 3-H 1B		C SI 90 S CU 77 S CU 80 0-3 K ③		5	1	4	2	0	1	0
22 Jacoby Ellsbury, L (1, 8) OBP: 0.328, SLG: 0.382	B FF 90 B SI 91 S FF 90 B SI 92 F FF 90 F FF 90 F FC 88 1 SAFE B FF 90 4-2 1-2 BB	X SI 92 0-0 SF8 ② 3-H		S FC 87 S CU 80 B CU 80 B CH 85 C SI 92 2-3 K ③ 3-H		B CU 78 F FF 94 B FF 92 X FF 94 2-1 F8 ③			S SI 89 B FF 88 S CH 80 C FF 91 1-3 K ①	3	0	0	1	1	2	2
25 Mark Teixeira, S (1, 3) OBP: 0.365, SLG: 0.488	D CU 80 C FC 88 S FC 88 B CU 79 F CH 84 F CU 80 S FC 88 2-3 K ②	D CU 76 B SI 91 X FC 88 2-0 FC6 ③ 1-2f			F CH 84 S CU 79 B SI 89 F CU 80 C SI 92 1-3 K ①		S CU 75 C CH 85 X FF 93 0-2 F7 ①		B CU 78 F CH 80 C CH 80 B CU 80 B SI 91 B SI 91 4-2 BB	4	0	0	0	1	2	3
34 Brian McCann, L (1, 2) OBP: 0.272, SLG: 0.373	C CU 77 B CU 81 S FC 87 S CU 81 1-3 K ③		C FC 88 X CH 85 0-1 G6-3 ①		C FC 86 C CH 85 B SI 87 S CU 80 1-3 K ②		B FF 93 H FF 95 2-0 HBP		C CU 77 B CH 82 B FF 91 X SI 91 2-1 F7 ②	4	0	0	0	0	2	3
26 Yangervis Solarte, S (1, 5) OBP: 0.376, SLG: 0.459		C FC 85 C CU 78 B CU 78 F CU 80 X FC 88 1-2 E4 14 BB 31 1B 11 1B	B SI 92 C CU 87 C CU 77 C CH 86 1-3 K ②		B FC 88 X FC 87 1-0 G4-3 ③		B FF 93 C FF 93 C SL 91 F CH 84 F FF 94 F FF 94 F CU 78 F SL 90 C SL 90 1-3 K ②		B CH 79 B SI 91 X SI 90 2-0 L9 ③	5	1	0	0	0	2	2
12 Alfonso Soriano, R (1, 9) OBP: 0.271, SLG: 0.427		B FC 87 T FC 85 S FC 85 D CU 78 X FC 86 2-2 F9 ① 2B	B FC 85 B FC 87 X CH 84 2-0			B SL 89 X SL 90 1-0 31 G4-3 2 1B 2B	F FF 95 B CU 78 B FF 95 C CH 86 F FF 94 F SL 91 F FF 95 S CU 77 2-3 K ③			4	1	2	0	0	1	2
31 Ichiro Suzuki, L (1, 10) OBP: 0.407, SLG: 0.405		C SI 91 1 SAFE F FC 88 X CU 72 0-2 14 BB 11 1B 1-2 1B	C SI 92 T FF 93 B CU 81 S FF 93 1-3 K ③			C FF 92 C CU 78 F FF 95 B FF 94 X CH 86 1-2 G4-3 ① 2-3		C SI 89 X CU 76 0-1 G4-3 ①		4	1	1	0	0	1	2
14 Brian Roberts, S (1, 4) OBP: 0.308, SLG: 0.357		B FC 87 B SI 91 C FC 85 F FC 88 B SI 92 F FC 88 F FC 88 D CH 84 4-2 2 E 11 1B 2 1B 1-2 2-3 BB		B SI 91 B SI 90 S FC 86 F FC 85 X CH 86 2-2 G6-3 ①		F FF 93 F FF 93 H FF 95 1-2 2 1B HBP		B CU 76 X SI 89 1-0 HR ①		2	2	1	1	1	0	0
Inning Stats	R: 0 E: 0 K: 2 S: 16 H: 1 LOB: 2 BB: 1 P: 23	R: 4 E: 2 K: 0 S: 19 H: 3 LOB: 1 BB: 1 P: 31	R: 0 E: 0 K: 2 S: 9 H: 1 LOB: 1 BB: 0 P: 13	R: 1 E: 0 K: 1 S: 14 H: 1 LOB: 0 BB: 0 P: 20	R: 0 E: 0 K: 2 S: 8 H: 0 LOB: 0 BB: 0 P: 11	R: 1 E: 0 K: 1 S: 14 H: 2 LOB: 2 BB: 0 P: 23	R: 0 E: 0 K: 2 S: 17 H: 0 LOB: 1 BB: 0 P: 22	R: 1 E: 0 K: 1 S: 9 H: 1 LOB: 0 BB: 0 P: 10	R: 0 E: 0 K: 1 S: 8 H: 0 LOB: 1 BB: 1 P: 17	1B: 5 2B: 2 3B: 1 HR: 1 SF: 1 SAC: 0 DP: 0 HBP: 2						

PITCHER		IP	WLS	BF	H	R	ER	SO	BB	IBB	HBP	BLK	WP	HR	S	P	ERA	WHIP
64 André Rienzo, R ERA: 3.95	(1, 1)	5.0	L	24	6	5	2	7	2	0	0	0	1	0	66	98	3.60	1.600
41 Javy Guerra, R ERA: 4.5	(6, 1)	2.0		10	2	1	1	3	0	0	2	0	0	0	31	45	4.50	1.000
67 Scott Carroll, R ERA: 6.04	(8, 1)	2.0		8	1	1	1	2	1	0	0	0	0	1	17	27	4.50	1.000

PITCHER	IP	WLS	BF	H	R	ER	SO	BB	IBB	HBP	BLK	WP	HR	S	P	ERA	WHIP

TOP

New York Yankees @ Chicago White Sox

U.S. Cellular Field, Chicago, IL

Sun May 25 2014, 2:11 PM - 5:27 PM EDT

Att. 39,142 - Sunny - 79 F

livebaseballscorecards.com

AB	36
R	7
H	9
RBI	6
BB	3
SO	12
LOB	16

WP: 1 PA: 42
PB: 0
SB: 0
CS: 0

Batter	1	2	3	4	5	6	7	8	9	AB	R	H	RBI	BB	SO	LOB
1 Adam Eaton, L (1, 8) OBP: 0.349, SLG: 0.366	C SL 80 C FC 87 F SL 84 X FS 86 0-2 G4-3 ①		B SL 80 F SI 89 C CU 73 F FF 90 D FS 86 B FF 92 F FS 87 X SI 92 3-2 F7 ③			B SI 89 B SI 90 B FF 88 C SI 90 C SI 92 S FS 88 3-3 K ①		F FF 93 B FF 93 B CH 83 F SI 94 X FF 94 2-2 G6-3 ①		4	0	0	0	0	1	2
15 Gordon Beckham, R (1, 4) OBP: 0.328, SLG: 0.413	C SI 90 B SI 89 F FF 90 B SI 90 F SL 84 B SL 84 X FS 87 3-2 F8 ②			B FF 90 F SL 81 S SI 89 T FS 88 1-2 K ①		F SI 90 B SI 90 X SL 83 1-1 F7 ②		C FF 94 B SI 93 F SL 83 B FF 95 B FF 94 X FF 94 3-2 24 FC6-4 1B		4	0	1	0	0	1	1
12 Conor Gillaspie, L (1, 5) OBP: 0.369, SLG: 0.424	B SL 82 F FF 89 B FS 87 X SL 83 2-1 P6 ③			C SI 90 X SI 91 0-1 1B		B CU 74 B SL 81 B FF 89 C SI 93 X FF 93 3-1 24 WP 2-H 1B		X CH 85 0-0 L8 ②		4	0	2	1	0	0	1
24 Dayan Viciedo, R (1, 9) OBP: 0.337, SLG: 0.441		C FF 88 C CU 72 B SL 83 F SI 90 B SL 84 S FS 87 2-3 K ①		B SI 91 X SI 90 1-0 P2 ②		C SL 84 F FS 86 B SL 86 B FS 88 S SL 86 2-3 K ③ 1-2		B FF 94 B FF 94 F SL 84 C SI 94 X CH 85 2-2 FC6-4 ③ 1-2f		4	0	0	0	0	2	3
44 Adam Dunn, L (1, 3) OBP: 0.398, SLG: 0.478		B FF 88 B SI 90 X SI 91 2-0 F8 ②		B CU 73 B SL 82 C SL 82 S SI 89 X FS 87 2-2 G3 ③			B SI 88 F SI 92 C SL 84 B FF 90 B SL 82 F SI 94 F SL 85 B FF 94 4-2 14 L6-4 10 1B BB		B SI 84 T SI 84 T SI 86 X SI 84 1-2 2B	3	0	1	0	1	0	1
10 Alexei Ramirez, R (1, 6) OBP: 0.357, SLG: 0.487		B SL 83 B SI 90 B SI 90 C FF 91 X SL 84 3-1 G5-3 ③			F SI 90 C FF 92 B FS 87 F SL 83 X SL 85 1-2 14 G6-4-3 1B		C FS 86 X FF 89 0-1 30 BB 1-2 1B		C SI 85 F CU 77 B FF 87 X CU 76 1-2 P3 ①	4	0	2	0	0	0	1
14 Paul Konerko, R (1, 10) OBP: 0.224, SLG: 0.308			B CU 71 S FF 89 S FS 87 F FF 93 H FF 92 2-2 HBP		C FF 92 X SI 90 0-1 G6-4-3 ①② 1-2f		F FF 88 F FF 92 X SL 84 0-2 L6-4 ①② 2-2		F SI 86 X FF 85 0-1 F8 ②	3	0	0	0	0	0	4
30 Alejandro De Aza, L (1, 7) OBP: 0.239, SLG: 0.281			B SI 91 B FF 89 B SI 90 C SI 90 X SI 90 3-1 L9 ①		B FS 83 C SI 92 B FS 86 B SL 83 F FF 92 F FF 93 S FS 89 3-3 K ③		B SI 91 F FF 91 S FF 93 F FF 94 1 SAFE D FS 88 B FF 94 F SI 93 D FS 87 4-2 1-2 BB		B FF 86 X FF 85 1-0 L9 ③	3	0	0	0	1	1	2
21 Tyler Flowers, R (1, 2) OBP: 0.370, SLG: 0.411			C SI 91 C FS 85 C FS 87 0-3 K ②			X SI 89 0-0 12 1B 2B	F SL 85 S FF 95 B SL 85 B SL 86 S FF 95 2-3 K ③			3	1	1	0	0	2	3
Inning Stats	R: 0 E: 0 K: 0 S: 10 H: 0 LOB: 0 BB: 0 P: 15	R: 0 E: 0 K: 1 S: 7 H: 0 LOB: 0 BB: 0 P: 14	R: 0 E: 0 K: 1 S: 13 H: 0 LOB: 1 BB: 0 P: 21	R: 0 E: 0 K: 1 S: 9 H: 1 LOB: 1 BB: 0 P: 13	R: 0 E: 0 K: 1 S: 10 H: 1 LOB: 0 BB: 0 P: 14	R: 1 E: 0 K: 2 S: 11 H: 2 LOB: 1 BB: 0 P: 20	R: 0 E: 0 K: 1 S: 16 H: 1 LOB: 2 BB: 2 P: 26	R: 0 E: 0 K: 0 S: 10 H: 1 LOB: 1 BB: 0 P: 17	R: 0 E: 0 K: 0 S: 9 H: 1 LOB: 1 BB: 0 P: 12	1B: 5 2B: 3 3B: 0 HR: 0 SF: 0 SAC: 0 DP: 2 HBP: 1						

PITCHER	IP	WLS	BF	H	R	ER	SO	BB	IBB	HBP	BLK	WP	HR	S	P	ERA	WHIP
19 Masahiro Tanaka, R (1, 1) ERA: 2.29	6.2	W	26	5	1	1	6	2	0	1	0	1	0	73	118	1.35	1.050
43 Adam Warren, R (7, 1) ERA: 1.55	1.1		5	1	0	0	1	0	0	0	0	0	0	13	22	0.00	0.750
40 Matt Daley, R (9, 1) ERA: 3.38	1.0		4	1	0	0	0	0	0	0	0	0	0	9	12	0.00	1.000

PITCHER	IP	WLS	BF	H	R	ER	SO	BB	IBB	HBP	BLK	WP	HR	S	P	ERA	WHIP

BOTTOM

New York Yankees @ Chicago White Sox

U.S. Cellular Field, Chicago, IL

Sun May 25 2014, 2:11 PM - 5:27 PM EDT

Att. 39,142 - Sunny - 79 F

livebaseballscorecards.com

AB	32
R	1
H	7
RBI	1
BB	2
SO	7
LOB	18

Batter	1	2	3	4	5	6	7	8	9	10	11	12	AB	R	H	RBI	BB	SO	LOB
11 Brett Gardner, L (1, 7) OBP: 0.359, SLG: 0.395	C FF 92 B FC 88 B FF 93 B FF 92 F FF 94 B FF 94 4-2 2 1B 22 1B BB		C CU 74 B CH 85 F FF 93 B FF 96 X FF 93 2-2 ② G6-3		B FF 93 B CH 87 C CU 75 X FF 93 2-1 ② SF7 3-H			X FF 96 0-0 2 CS 1B			C SI 91 B CH 72 C SI 92 X CH 74 1-2 ② G1-3	F FC 90 B FF 95 S FC 90 X FF 92 1-2 ③ G4-3	4	1	1	1	1	0	2
2 Derek Jeter, R (1, 6) OBP: 0.339, SLG: 0.326	B FF 94 X FF 95 1-0 34 22 G3-6-1 1B 1-2 1B		F FF 94 C FF 94 B CH 84 X CU 75 1-2 ③ G5-3		D FC 90 X FC 89 1-0 ③ F9			1 SAFE B SI 95 1 SAFE B FF 96 B FF 97 C FF 95 C FF 96 C CU 87 3-3 ② ③ K 1-2			B SI 90 X SL 83 1-0 ③ F9		5	0	1	0	0	1	2
22 Jacoby Ellsbury, L (1, 8) OBP: 0.330, SLG: 0.379	X FF 94 0-0 34 G3-6-1 1-2 2-H 1B			X FF 91 0-0 ① L7		S FF 90 B CH 84 C CU 73 B CU 73 B CH 86 S FF 93 3-3 ① K			C FF 97 B SI 94 F CH 88 B FF 98 X CU 86 2-2 ① G3-1			L SI 84 B SL 74 B SI 84 C SI 84 B SI 85 B SI 84 4-2 26 34 SH1-4 S 14 1B BB	4	1	1	1	1	1	0
34 Brian McCann, L (1, 2) OBP: 0.270, SLG: 0.364	B FF 94 C CH 85 X CH 87 1-1 ① G3-6-1 ② 1-2f 2-3			C CU 74 X CH 80 0-1 ② L9		X FF 93 0-0 ② G3			B CU 85 B FF 87 C CH 87 B CH 89 C FF 97 F CU 87 F CU 87 C FF 97 3-3 ② K			C SL 75 F SI 85 1 SAFE 1 SAFE B SL 75 F SL 76 D SL 75 H SL 73 3-2 14 26 1B SH1-4 12 1-2 SF9 HBP	4	1	0	0	0	1	2
26 Yangervis Solarte, S (1, 5) OBP: 0.368, SLG: 0.447	C FF 95 F FF 95 X CH 84 0-2 ③ G6-3			B FF 94 X FF 93 1-0 ③ P4		B FF 93 C FF 92 F CU 75 F CH 86 X FF 94 1-2 ③ L9			C FF 98 F CU 68 X CH 90 0-2 ③ G1-3			B SI 84 L SI 84 X SI 83 1-1 ① SH1-4 1-2 2-3	4	0	0	0	0	0	1
31 Ichiro Suzuki, L (1, 9) OBP: 0.407, SLG: 0.390		C FF 92 B FF 92 B FC 87 F CH 84 X CH 83 2-2 ① P4	C CH 84 B FF 93 B FF 92 S FF 92 B FF 94 D CH 85 4-2 14 1B 33 1B BB				C FF 91 X CU 73 0-1 ① G4-3			B FF 96 C FF 97 B FF 96 F CH 87 F FF 98 B CH 87 X FF 97 3-2 ① G6-3		I IN 75 I IN 76 I IN 75 I IN 75 4-0 14 1B 17 1B IBB	3	2	0	0	2	0	0
14 Brian Roberts, S (1, 4) OBP: 0.311, SLG: 0.359		X FF 92 0-0 ② L8	C FF 93 F FF 93 X FF 92 0-2 33 1B 11 1-2 SF7 1B				B CU 74 C FF 92 T FF 94 B CH 87 F CH 84 X CU 74 2-2 ② G3-1			B CH 87 C CU 82 F CH 89 B CH 86 B FF 97 S FF 97 3-3 ② K		F SI 84 X SI 85 0-1 17 1B 1-2 2-3 3-H 1B	5	1	2	1	0	1	0
33 Kelly Johnson, L (1, 3) OBP: 0.278, SLG: 0.413 91 Alfredo Aceves, R (10, 1) 12 Alfonso Soriano, R (12, PH) OBP: 0.269, SLG: 0.427 30 David Robertson, R (12, 1)		C FF 93 C CH 83 X FF 96 0-2 ③ G5-3			X FF 93 0-0 1-3 2-H 1B		B CU 73 S CH 86 F CU 76 S CH 87 1-3 ③ K			B CH 87 C CU 81 X FF 98 1-1 ③ G6-3		S FC 90 X FC 91 0-1 ② SF9 3-H	4 0 0 0 0	0 0 0 0 0	1 0 0 0 0	1 0 1 0 0	0 0 0 0 0	1 0 0 0 0	0 0 0 0 0
39 Chase Whitley, R (1, 1) OBP: 0.200, SLG: 0.200 38 Preston Claiborne, R (6, 1) 48 Matt Thornton, L (7, 1) 24 Zoilo Almonte, S (8, PH) OBP: 0.200, SLG: 0.400 68 Dellin Betances, R (8, 1) 17 Brendan Ryan, R (10, 3) OBP: 0.375, SLG: 0.375			C CU 72 F FC 88 B FF 94 F FF 93 X FF 93 1-2 ① G1-3		X FC 90 0-0 ① G6-3			T FF 94 S CH 89 B CH 89 F CU 84 F FF 99 X FF 96 X CU 86 1-2 ① F7			S SL 81 X SL 84 0-1 ① F8	F FC 90 S FC 91 F FF 95 F FC 90 B FF 92 F FC 91 X FF 95 1-2 1-3 2-H 1B	2 0 0 0 1 0 2	0 0 0 0 0 0 0	0 0 0 0 0 0 0	0 0 0 0 0 0 0	0 0 0 0 0 0 0	0 0 0 0 0 0 0	2 0 0 0 0 0 0
Inning Stats	R: 1 H: 2 E: 0 LOB: 1 K: 0 BB: 1 S: 9 P: 15	R: 0 H: 0 E: 0 LOB: 0 K: 0 BB: 0 S: 7 P: 9	R: 0 H: 0 E: 0 LOB: 0 K: 0 BB: 0 S: 10 P: 14	R: 0 H: 0 E: 0 LOB: 0 K: 0 BB: 0 S: 4 P: 5	R: 2 H: 2 E: 0 LOB: 1 K: 0 BB: 1 S: 10 P: 17	R: 0 H: 0 E: 0 LOB: 0 K: 1 BB: 0 S: 8 P: 12	R: 0 H: 0 E: 0 LOB: 0 K: 1 BB: 0 S: 9 P: 12	R: 0 H: 1 E: 0 LOB: 0 K: 1 BB: 0 S: 10 P: 14	R: 0 H: 0 E: 0 LOB: 0 K: 1 BB: 0 S: 11 P: 16	R: 0 H: 0 E: 0 LOB: 0 K: 1 BB: 0 S: 9 P: 16	R: 0 H: 0 E: 0 LOB: 0 K: 0 BB: 0 S: 6 P: 8	R: 3 H: 2 E: 0 LOB: 2 K: 0 BB: 2 S: 20 P: 34	1B: 7 SF: 2 2B: 0 SAC: 1 3B: 0 DP: 1 HR: 0 HBP: 1						

PITCHER		IP	WLS	BF	H	R	ER	SO	BB	IBB	HBP	BLK	WP	HR	S	P	ERA	WHIP
52 Michael Wacha, R ERA: 2.67	(1, 1)	7.0		26	4	3	3	2	2	0	0	0	0	0	57	84	3.86	0.857
44 Carlos Martinez, R ERA: 3.95	(8, 1)	2.0		6	1	0	0	2	0	0	0	0	0	0	21	30	0.00	0.500
26 Trevor Rosenthal, R ERA: 4.32	(10, 1)	1.0		3	0	0	0	1	0	0	0	0	0	0	9	16	0.00	0.000
37 Pat Neshek, R ERA: 0.79	(11, 1)	1.0		3	0	0	0	0	0	0	0	0	0	0	6	8	0.00	0.000
36 Randy Choate, L ERA: 7.71	(12, 1)	0.1	L	5	1	3	3	0	1	1	1	0	0	0	9	21	81.00	6.000

PITCHER		IP	WLS	BF	H	R	ER	SO	BB	IBB	HBP	BLK	WP	HR	S	P	ERA	WHIP
30 Jason Motte, R ERA: 3.0	(12, 1)	0.2		3	1	0	0	0	0	0	0	0	0	0	11	13	0.00	1.500

TOP

New York Yankees @ St. Louis Cardinals

Busch Stadium, St. Louis, MO

Mon May 26 2014, 4:18 PM - 7:57 PM CDT

Att. 47,311 - Partly Cloudy - 86 F

livebaseballscorecards.com

AB	38
R	6
H	7
RBI	6
BB	4
SO	5
LOB	9

WP: 0 PA: 46
PB: 0
SB: 1
CS: 1

Batter	1	2	3	4	5	6	7	8	9	10	11	12	AB	R	H	RBI	BB	SO	LOB
13 Matt Carpenter, L (1, 5) (12, 9) OBP: 0.371, SLG: 0.350	C FF 90 X SL 86 0-1 16 2B 3B		C SI 90 B SI 92 B CH 84 C CH 83 B SL 83 X FF 91 3-2 ② F8		C SI 86 B CH 85 C SL 84 B CH 84 X FF 91 2-2 ② F8		B FF 93 C FF 95 F FF 95 B SL 83 F FF 96 X SL 82 2-2 ② G6-3			L SI 94 L SI 93 X SI 94 0-2 ① L7		C KC 81 F KC 83 X KC 82 0-2 ② G3 2-3	6	1	1	0	0	0	2
16 Kolten Wong, L (1, 4) OBP: 0.327, SLG: 0.327	C CH 83 B SL 84 F CH 84 B FF 91 F FF 90 X CH 84 2-2 CS 3-H 2B		S CH 83 X SI 92 0-1 1B		B SL 83 C SL 82 F SL 84 B FF 90 X SL 84 2-2 ③ F8		B SL 83 X FF 94 1-0 ③ L7			X SI 94 0-0 ② ③ G3-6 1-2f		C KC 83 F KC 83 S KC 83 0-3 ③ K	6	0	2	1	0	1	2
7 Matt Holliday, R (1, 7) OBP: 0.371, SLG: 0.370	B SI 92 X SL 85 1-0 ① F7		1 SAFE B SI 91 F SI 92 B FF 92 F SL 85 1 SAFE F CH 85 B SL 86 X SI 91 3-2 ③ F8			X SI 89 0-0 1B 21 FC6-4 2B		C KC 80 C KC 82 B FF 99 B KC 84 S KC 84 2-3 ① K2-3			H SI 91 1-0 HBP		4	1	1	0	0	1	2
Matt Adams, L (1, 3) OBP: 0.330, SLG: 0.466	B SL 85 F CH 84 F SI 90 F SL 85 B SI 90 X SL 86 2-2 ② 4 FC5-4 2-3 1B			X CH 83 0-0 ① G3-1		C SL 84 F SL 84 D CH 84 X CH 82 1-2 21 FC6-4 4 HBP 27 SF9 2-3 1B		C KC 80 X KC 82 0-1 ② F8			C SI 93 X FF 91 0-1 ① L9		5	1	2	0	0	0	1
4 Yadier Molina, R (1, 2) OBP: 0.356, SLG: 0.467	B SL 85 F SL 85 F SI 88 B SL 85 X CH 83 2-2 ③ FC5-4 1-2f			B FF 91 C SL 85 F SI 90 F SI 91 B SI 91 F SL 84 X SI 91 2-2 ② G4-3		F SI 90 F SI 91 F SL 84 B FF 90 H CH 82 2-2 21 FC6-4 1-2 HBP		B FF 96 B KC 83 X FF 97 2-0 ③ G5-3			X SI 91 0-0 ② F7		4	0	0	0	0	0	2
21 Allen Craig, R (1, 9) 30 Jason Motte, R (12, 1) OBP: 0.303, SLG: 0.358		C FF 90 B SI 92 S SL 85 F FF 92 B SI 91 X SL 85 2-2 ① F8		B FF 88 X FF 91 1-0 27 1B 1B		C CH 82 D CH 86 X SL 83 1-1 ① FC6-4 1-2f 2-3 3-H 8 FC6-4			B FF 96 C KC 82 C KC 84 F KC 84 B KC 83 F KC 83 B FF 99 F FF 100 F FF 98 3-2 ① X FF 88 G6-3		1 SAFE X SI 92 0-0 ③ F9		5	0	1	1	0	0	3
27 Jhonny Peralta, R (1, 6) OBP: 0.325, SLG: 0.453		F SL 84 S CH 85 B CH 84 S SL 86 1-3 ② K		B SI 90 F CH 84 S SL 83 X SL 85 1-2 1-3 1B		S CH 83 D CH 85 B SL 84 X SL 83 2-1 ② SF9 3-H			B KC 84 B KC 83 B FF 97 C FF 97 X FF 97 3-1 ② G6-3			F FC 91 B FC 90 X FC 90 1-1 E6 19 2B	4	1	1	1	0	1	0
8 Peter Bourjos, R (1, 8) OBP: 0.295, SLG: 0.337 26 Trevor Rosenthal, R (10, 1) 37 Pat Neshek, S (11, 1) 36 Randy Choate, L (12, 1) 33 Daniel Descalso, L (12, 5) OBP: 0.184, SLG: 0.213	X FF 91 0-0 ③ F7			F FF 90 B SL 85 X SI 88 1-1 ③ L8		1 SAFE 1 SAFE C SL 82 1 SAFE X SL 82 0-1 ③ FC6-4 1-2f			S KC 82 B KC 84 S KC 83 S KC 84 1-3 ③ K2-3			C FC 92 S KC 83 D KC 85 B FC 92 F KC 82 C FC 92 2-3 ① K	4	0	0	0	0	1	3
52 Michael Wacha, R (1, 1) OBP: 0.050, SLG: 0.050 43 Shane Robinson, R (7, PH) OBP: 0.229, SLG: 0.188 44 Carlos Martinez, R (8, 1) 19 Jon Jay, L (10, 8) OBP: 0.354, SLG: 0.402			B FF 91 C FF 90 C SL 86 S SL 85 1-3 ① K		C SI 90 C SL 85 X SL 84 0-2 ① G1-3		B SL 84 B SL 82 C FF 91 X FF 92 2-1 ① P3			B FF 92 X CH 84 1-0 16 G3-6 1B		X FC 92 0-0 13 G3 1-H 2B	2	0	0	0	0	1	0
													1	0	0	0	0	0	0
													0	0	0	0	0	0	0
													2	0	2	1	0	0	0
Inning Stats	R: 1 E: 0 K: 0 S: 14 H: 3 LOB: 1 BB: 0 P: 21	R: 0 E: 0 K: 1 S: 8 H: 0 LOB: 0 BB: 0 P: 11	R: 0 E: 0 K: 1 S: 12 H: 1 LOB: 1 BB: 0 P: 19	R: 0 E: 0 K: 0 S: 12 H: 2 LOB: 2 BB: 0 P: 17	R: 0 E: 0 K: 0 S: 9 H: 0 LOB: 0 BB: 0 P: 13	R: 2 E: 0 K: 0 S: 13 H: 2 LOB: 1 BB: 0 P: 19	R: 0 E: 0 K: 0 S: 7 H: 0 LOB: 0 BB: 0 P: 12	R: 0 E: 0 K: 1 S: 6 H: 0 LOB: 0 BB: 0 P: 10	R: 0 E: 0 K: 1 S: 12 H: 0 LOB: 0 BB: 0 P: 19	R: 0 E: 0 K: 0 S: 5 H: 1 LOB: 0 BB: 0 P: 6	R: 0 E: 0 K: 0 S: 4 H: 0 LOB: 1 BB: 0 P: 5	R: 1 E: 1 K: 2 S: 13 H: 1 LOB: 1 BB: 0 P: 16	1B: 6 2B: 3 3B: 1 HR: 0	SF: 1 SAC: 0 DP: 1 HBP: 2					

PITCHER	IP	WLS	BF	H	R	ER	SO	BB	IBB	HBP	BLK	WP	HR	S	P	ERA	WHIP
39 Chase Whitley, R (1, 1) ERA: 2.57	5.0		23	8	3	3	2	0	0	1	0	0	0	62	91	5.40	1.600
38 Preston Claiborne, R (6, 1) ERA: 2.87	1.1	B	4	0	0	0	0	0	0	0	0	0	0	8	13	0.00	0.000
48 Matt Thornton, L (7, 1) ERA: 4.66	0.2		2	0	0	0	0	0	0	0	0	0	0	5	8	0.00	0.000
68 Dellin Betances, R (8, 1) ERA: 1.48	2.0		6	0	0	0	2	0	0	0	0	0	0	18	29	0.00	0.000
91 Alfredo Aceves, R (10, 1) ERA: 5.28	2.0	W	7	1	0	0	0	0	0	1	0	0	0	9	11	0.00	0.500

PITCHER	IP	WLS	BF	H	R	ER	SO	BB	IBB	HBP	BLK	WP	HR	S	P	ERA	WHIP
30 David Robertson, R (12, 1) ERA: 2.4	1.0	S	5	1	1	0	2	0	0	0	0	0	0	13	16	0.00	1.000

BOTTOM

New York Yankees @ St. Louis Cardinals

Busch Stadium, St. Louis, MO

Mon May 26 2014, 4:18 PM - 7:57 PM CDT

Att. 47,311 - Partly Cloudy - 86 F

livebaseballscorecards.com

AB	44
R	4
H	10
RBI	4
BB	0
SO	6
LOB	16

WP: 0 PB: 0 SB: 0 CS: 1 PA: 47

Batter	1	2	3	4	5	6	7	8	9	AB	R	H	RBI	BB	SO	LOB
11 Brett Gardner, L (1, 7) OBP: 0.356, SLG: 0.392	C FF 92 B CU 79 B FF 90 B SI 91 F SI 92 F FF 93 X SI 93 3-2 ① G3		C SI 93 C SL 88 B FF 94 C CU 80 1-3 ③ K			C CU 79 B CU 79 F SI 92 X CU 80 1-2 2 G1-3 1B		B SI 92 C FF 93 X FF 92 1-1 ① F9		4	0	1	0	0	1	1
2 Derek Jeter, R (1, 6) OBP: 0.337, SLG: 0.320 66 John Ryan Murphy, R (8, 2) OBP: 0.395, SLG: 0.486	B FF 93 X CU 78 1-0 ② G6-3			S FF 92 C FF 92 B FF 90 B SL 89 F SI 92 B FF 95 B FF 94 4-2 22 G4 BB		C SI 93 B FF 94 X SI 93 1-1 ① G1-3 1-2		F FF 94 B FF 94 B FF 94 B SI 92 S SI 92 X SI 94 3-2 ② FC4-6 22 1B 1-2f		3 0	0 0	0 0	0 0	1 0	0 0	2 0
22 Jacoby Ellsbury, L (1, 8) OBP: 0.333, SLG: 0.378	C CU 81 X CU 76 0-1 ③ G6-3			X SI 92 0-0 ① G4 1-2		B SI 92 B SI 91 B FF 94 B SI 91 4-0 BB		X SI 92 0-0 1-2 1B		3	0	1	0	1	0	1
34 Brian McCann, L (1, 2) OBP: 0.275, SLG: 0.370 (8, 3)		B SI 88 F FF 91 F FF 92 F SL 89 B CU 81 X SI 93 2-2 2B		B SI 91 B FF 94 B SI 91 C SI 91 B SI 91 4-1 26 G4-6-3 BB		F SI 92 F FF 94 B SI 94 B SI 93 F SI 93 X CU 82 2-2 ② F9		F FF 93 B SI 92 X FF 93 1-1 ③ F8		3	0	1	0	1	0	4
26 Yangervis Solarte, S (1, 5) OBP: 0.360, SLG: 0.436		X SI 91 0-0 ① G1-3		C FF 94 F SI 91 B CU 80 X CU 80 1-2 ② ③ G4-6-3 1-2f		B FF 94 X FF 94 1-0 ③ P5			C SI 90 X FF 91 0-1 ① G4-3	4	0	0	0	0	0	5
12 Alfonso Soriano, R (1, 9) OBP: 0.263, SLG: 0.417		B FF 94 D SL 89 C FF 94 X SI 92 2-1 ② G1-3			X SL 87 0-0 ① L7		B FF 92 B FF 92 S FF 92 X FF 93 2-1 ① F8		B CU 80 S FF 92 X FF 92 1-1 ② G6-3	4	0	0	0	0	0	1
14 Brian Roberts, S (1, 4) OBP: 0.309, SLG: 0.362		C FF 94 F FF 90 F CU 82 B FF 94 X FF 94 1-2 ③ G4-3			X SI 92 0-0 33 G3 2B		C SI 91 B SI 92 B FF 93 B SI 92 X FF 92 3-1 ② F8		B CU 78 F FF 92 B FF 94 B SI 91 X FF 92 3-1 ③ F7	4	0	1	0	0	0	1
33 Kelly Johnson, L (1, 3) OBP: 0.271, SLG: 0.402 91 Alfredo Aceves, R (7, 1)			C CU 78 B SI 88 F FF 91 B CU 78 B CU 78 X FF 92 3-2 ① G4-3		C FF 93 D CU 81 X SI 92 1-1 ② G3 2-3		T SI 92 F FF 93 B CU 81 X CU 79 1-2 ③ G3			3 0	0 0	0 0	0 0	0 0	0 0	1 0
41 David Phelps, R (1, 1) 17 Brendan Ryan, R (7, 3) OBP: 0.412, SLG: 0.412 (8, 6)			C FF 92 F FF 93 S SI 94 0-3 ② K		C SI 94 F SI 94 X FF 91 0-2 ③ P4			F FF 92 B CU 78 F SI 91 F SL 86 B FF 92 X FF 93 2-2 2 FC4-6 1B		2 1	0 0	0 1	0 0	1 0	1 0	1 0
Inning Stats	R: 0 H: 0 E: 0 LOB: 0 K: 0 BB: 0 S: 7 P: 11	R: 0 H: 1 E: 0 LOB: 1 K: 0 BB: 0 S: 11 P: 16	R: 0 H: 0 E: 0 LOB: 0 K: 2 BB: 0 S: 9 P: 13	R: 0 H: 0 E: 0 LOB: 1 K: 0 BB: 2 S: 8 P: 17	R: 0 H: 1 E: 0 LOB: 1 K: 0 BB: 0 S: 7 P: 8	R: 0 H: 1 E: 0 LOB: 2 K: 0 BB: 1 S: 10 P: 19	R: 0 H: 0 E: 0 LOB: 0 K: 0 BB: 0 S: 7 P: 13	R: 0 H: 2 E: 0 LOB: 2 K: 0 BB: 0 S: 12 P: 19	R: 0 H: 0 E: 0 LOB: 0 K: 0 BB: 0 S: 6 P: 10	1B: 3 2B: 2 3B: 0 HR: 0	SF: 0 SAC: 0 DP: 1 HBP: 0					

PITCHER	IP	WLS	BF	H	R	ER	SO	BB	IBB	HBP	BLK	WP	HR	S	P	ERA	WHIP
31 Lance Lynn, R (1, 1) ERA: 3.13	9.0	W	34	5	0	0	2	3	0	0	0	0	0	77	126	0.00	0.889

PITCHER	IP	WLS	BF	H	R	ER	SO	BB	IBB	HBP	BLK	WP	HR	S	P	ERA	WHIP

TOP

New York Yankees @ St. Louis Cardinals

Busch Stadium, St. Louis, MO

Tue May 27 2014, 7:18 PM - 9:57 PM CDT

Att. 45,202 - Partly Cloudy - 82 F

livebaseballscorecards.com

AB	31
R	0
H	5
RBI	0
BB	3
SO	2
LOB	17

1B: 3 SF: 0
2B: 2 SAC: 0
3B: 0 DP: 1
HR: 0 HBP: 0

WP: 0 PA: 34
PB: 0
SB: 0
CS: 0

BOTTOM

Batter	1	2	3	4	5	6	7	8	9	AB	R	H	RBI	BB	SO	LOB
13 Matt Carpenter, L (1, 5) OBP: 0.368, SLG: 0.346	B SI 90 B SL 87 C SI 89 F SI 90 B KC 80 F SL 87 F SI 90 X SI 90 3-2 ① **L8**		C KC 80 B CH 82 X SI 90 1-1 **7 1B 2B 1B**	B SI 89 C SL 85 C KC 80 F SI 90 F KC 80 C SL 88 1-3 ① **K**		C CH 80 B SI 90 C SL 85 B SL 85 X SL 86 2-2 ② **F7**		C SI 91 B CU 80 F SI 91 F SL 83 X FF 91 2-2 ③ **P2**		5	1	1	0	0	1	0
16 Kolten Wong, L (1, 4) OBP: 0.316, SLG: 0.315	F CH 82 B SL 88 B SI 90 X SL 87 2-1 ② **P6**		B SL 87 X KC 80 1-0 ① **B1**	B KC 81 C SL 86 B CH 82 C SL 86 B SI 91 X SI 91 3-2 ② **P2**		X SL 86 0-0 ③ **G3**				4	0	0	0	0	0	1
7 Matt Holliday, R (1, 7) OBP: 0.382, SLG: 0.395	B SL 86 B SL 86 B SI 90 T SI 90 F SI 90 B SL 86 4-2 **1B BB**		X SL 86 0-0 **2B 21 E** **1-3 1B**	C SI 91 B FF 91 X SI 90 1-1 **1B 1B**			C FF 91 C SI 93 B FF 92 B CU 82 X FF 93 2-2 **HR**			3	2	3	1	1	0	0
Matt Adams, L (1, 3) OBP: 0.338, SLG: 0.477	C KC 79 T SI 90 X KC 79 0-2 **1-3 1B**		X SL 87 0-0 **21 E 27 FC4** **1-3 2B** **3-H**	B SL 85 X SL 86 1-0 ③ **1-2 1B**			B FF 94 B CH 84 F CH 84 B SI 93 F CU 82 C SI 92 3-3 ① **K**			4	1	3	1	0	1	0
4 Yadier Molina, R (1, 2) OBP: 0.354, SLG: 0.459	F SL 88 B SL 87 F FF 91 B SL 87 F SI 93 B SI 91 X SL 87 3-2 ③ **G6-3**		I IN 81 I IN 84 I IN 83 I IN 82 4-0 **27 FC4 21 E 27 E IBB**		B SL 85 S FF 90 X SI 89 1-1 ① **G6-3**		B FC 92 C SI 93 C CU 82 B FC 92 F SI 93 F SI 94 F SL 84 X SI 93 2-2 ② **G5-3**			3	1	0	0	1	0	2
21 Allen Craig, R (1, 9) OBP: 0.307, SLG: 0.376		B FF 90 F FF 90 F SL 86 T SI 91 1-2 ① **K**	C SI 90 B SL 88 B SL 87 F SL 86 X SI 91 2-2 **E3 27 E** **1-2** **2-3** **3-H**		C FF 90 B SI 89 B SI 90 F SL 86 F FF 92 B SL 87 F FF 91 X CH 82 3-2 **HR**		B SI 94 C SI 83 C SL 84 F SI 94 B SL 84 B FF 94 X SI 94 3-2 **1B**			4	1	2	2	0	1	2
27 Jhonny Peralta, R (1, 6) OBP: 0.324, SLG: 0.448		X KC 79 0-0 **19 G1-5-3 1B**	C SL 87 F CH 83 B SL 87 F SI 92 X FF 93 1-2 **FC4** **1-2** **2-H** **3-H**		F FF 90 X FF 90 0-1 ② **F9**		F SI 93 D SL 84 X FF 91 1-1 ③ **P3**			4	0	1	1	0	0	2
19 Jon Jay, L (1, 8) OBP: 0.342, SLG: 0.387		B SI 90 S SL 87 1 SAFE X SI 89 1-1 ② **G1-5-3** **1-2**	B SL 87 X SL 86 1-0 ② **L3**		X CH 82 0-0 ③ **G3-1**			B FF 92 F FF 92 F FC 90 S FC 90 1-3 ① **K**		4	0	0	0	0	1	3
31 Lance Lynn, S (1, 1) OBP: 0.087, SLG: 0.091		B SL 86 B FF 91 S FF 90 S FF 90 S FF 92 2-3 ③ **K**	C SI 91 B SL 85 B FF 92 T FF 91 T FF 91 2-2 ③ **K**			C FF 89 C FF 89 C FF 91 0-3 ① **K**		F FC 87 B CU 81 C CU 82 B CU 80 F SI 92 F FC 90 B SI 92 F CU 80 S CU 83 3-3 ② **K**		4	0	0	0	0	4	3
Inning Stats	R: 0 E: 0 K: 0 S: 16 H: 1 LOB: 2 BB: 1 P: 28	R: 0 E: 0 K: 2 S: 9 H: 1 LOB: 1 BB: 0 P: 13	R: 4 E: 2 K: 1 S: 16 H: 3 LOB: 2 BB: 1 P: 28	R: 0 E: 0 K: 1 S: 11 H: 2 LOB: 1 BB: 0 P: 17	R: 1 E: 0 K: 0 S: 10 H: 1 LOB: 0 BB: 0 P: 14	R: 0 E: 0 K: 1 S: 7 H: 0 LOB: 0 BB: 0 P: 9	R: 1 E: 0 K: 1 S: 18 H: 2 LOB: 1 BB: 0 P: 29	R: 0 E: 0 K: 2 S: 13 H: 0 LOB: 0 BB: 0 P: 19		1B: 7 2B: 1 3B: 0 HR: 2 SF: 0 SAC: 0 DP: 0 HBP: 0						

PITCHER		IP	WLS	BF	H	R	ER	SO	BB	IBB	HBP	BLK	WP	HR	S	P	ERA	WHIP
41 David Phelps, R ERA: 3.38	(1, 1)	6.0	L	29	8	5	3	5	1	1	0	0	0	1	69	109	4.50	1.500
91 Alfredo Aceves, R ERA: 5.19	(7, 1)	2.0		8	2	1	1	3	0	0	0	0	0	1	31	48	4.50	1.000

PITCHER		IP	WLS	BF	H	R	ER	SO	BB	IBB	HBP	BLK	WP	HR	S	P	ERA	WHIP

New York Yankees @ St. Louis Cardinals

Busch Stadium, St. Louis, MO

Tue May 27 2014, 7:18 PM - 9:57 PM CDT

Att. 45,202 - Partly Cloudy - 82 F

livebaseballscorecards.com

AB	35
R	6
H	10
RBI	5
BB	2
SO	8
LOB	13

Batter	1	2	3	4	5	6	7	8	9	AB	R	H	RBI	BB	SO	LOB
11 Brett Gardner, L (1, 7) OBP: 0.353, SLG: 0.384	C FF 91 C FF 94 B FF 94 X CU 78 1-2 ① L8		F FF 92 B FF 93 B CU 79 C CU 78 B FF 93 B FF 93 4-2 14 1B 22 1B BB	X FF 92 0-0 ② F8		C FF 93 B CU 79 X FF 93 1-1 ② G4-3		F SI 85 B SI 86 F SI 85 B SL 75 F SI 86 S SL 75 2-3 ① K		4	1	0	0	1	1	4
14 Brian Roberts, S (1, 4) OBP: 0.318, SLG: 0.373 30 David Robertson, R (8, 1)	B FF 93 B FF 93 B FF 93 C FF 91 S FF 93 X FF 94 3-2 ② F7		1 SAFE B CU 78 F FF 92 X FF 91 1-1 22 1B 66 1B 1-2 1B	X FF 92 0-0 22 1B 1-3 2B		B FS 84 B FF 94 C FS 84 B FS 84 B FS 84 4-1 BB		B SI 86 B SI 86 B SI 86 X SI 87 3-0 ②③ G5-4-3 1-2f		4 0	2 0	2 0	0 0	1 0	0 0	3 0
22 Jacoby Ellsbury, L (1, 8) OBP: 0.340, SLG: 0.384	B CU 78 C SI 94 X CU 78 1-1 1B		C CU 79 X FF 93 0-1 34 S 66 1B 1-3 2-H 1B	X CU 79 0-0 34 S 34 1B 2-H 3-H 1B		B SI 93 C FF 93 B FF 93 X FF 92 2-1 ③ F8			X FC 89 0-0 ① L8	5	2	3	3	0	0	1
34 Brian McCann, L (1, 3) OBP: 0.284, SLG: 0.373	1 SAFE C FF 93 X FF 93 0-1 ③ L6		B FF 93 B FF 93 B FF 91 B SI 90 4-0 66 1B 31 FC4-6 1-2 BB	B FC 88 F FF 94 X CU 79 1-1 66 WP 1-H 1B			B SI 89 B SI 89 F SI 89 S SI 89 X SI 89 2-2 ① F8		B SI 92 B FF 93 C FC 88 X FC 90 2-1 1B	4	1	2	1	1	0	1
66 John Ryan Murphy, R (1, 2) OBP: 0.372, SLG: 0.452		C SI 92 F FC 86 X CU 76 0-2 ① G5-3	X CU 80 0-0 ② 31 FC4-6 1-3 2-H 3-H 1B	1 SAFE S FF 93 F FF 93 B FF 93 F FF 94 X FC 88 1-2 ③ G5-3 1-2			B FF 90 F SI 90 F SI 89 F SL 83 B FF 91 F CH 82 F SI 90 F SI 91 F SI 90 2-3 ② F FF 91 S SI 91 K		F FC 90 F SI 92 T FC 91 0-2 ② K	5	0	1	2	0	2	2
31 Ichiro Suzuki, L (1, 9) OBP: 0.389, SLG: 0.370 43 Adam Warren, R (7, 1) 26 Yangervis Solarte, S (8, 4) OBP: 0.358, SLG: 0.434		B SI 91 C FF 92 B CU 76 X FF 92 2-1 ② P6	B FF 93 B FF 92 X SI 94 2-0 ② FC4-6 1-2f 3-H	B FF 92 C CH 86 B FC 86 B FF 92 X SI 91 3-1 ① P6		B SI 90 X SI 90 1-0 ③ G3-1		F FF 93 X FC 90 0-1 ③ G4-3	4 0 1	0 0 0	0 0 0	1 0 0	0 0 0	0 0 0	1 0 1
17 Brendan Ryan, R (1, 6) OBP: 0.429, SLG: 0.429		F FF 93 S CU 78 X CU 76 0-2 1B	C SI 94 1 SAFE B FC 88 C CU 79 B FF 95 X FF 94 2-2 ③ G6-3	F SI 92 B FC 86 B FC 86 B SI 93 F SI 92 X FF 92 3-2 ② F7				X SI 89 0-0 24 E 33 1B 1B		4	0	2	0	0	0	1
33 Kelly Johnson, L (1, 5) OBP: 0.279, SLG: 0.405		C FF 92 1 SAFE B FF 92 X FF 93 1-1 ③ G3		B CU 76 B CU 77 X FF 92 2-0 14 2B 22 1B 1B	F FF 92 B FC 86 F CU 76 F FF 93 B CH 87 S CH 86 2-3 ③ K			1 SAFE B SI 89 B SI 90 1 SAFE X SI 89 2-1 24 E 1-2 1B		4	1	2	0	0	1	1
18 Hiroki Kuroda, R (1, 1) 48 Matt Thornton, L (6, 1) 68 Dellin Betances, R (6, 1) 24 Zoilo Almonte, S (7, 9) OBP: 0.188, SLG: 0.375			C FF 90 F FF 91 X FC 86 0-2 ① G3-1	X FF 91 0-0 ① B2		B SI 92 C FF 92 F FF 92 B FS 84 X FS 84 2-2 ① G4-3		B SI 89 B SI 90 X SI 89 2-0 E1 14 G5-4-3 1-2 2-3		3 0 0 1	0 0 0 0	0 0 0 0	0 0 0 0	0 0 0 0	0 0 0 0	1 0 0 2
Inning Stats	R: 0 E: 0 K: 0 S: 10 H: 1 LOB: 1 BB: 0 P: 15	R: 0 E: 0 K: 0 S: 10 H: 1 LOB: 1 BB: 0 P: 13	R: 4 E: 0 K: 0 S: 14 H: 3 LOB: 1 BB: 2 P: 27	R: 3 E: 0 K: 0 S: 11 H: 4 LOB: 1 BB: 0 P: 15	R: 0 E: 0 K: 1 S: 9 H: 0 LOB: 0 BB: 0 P: 17	R: 0 E: 0 K: 0 S: 8 H: 0 LOB: 1 BB: 1 P: 17	R: 0 E: 0 K: 1 S: 13 H: 0 LOB: 0 BB: 0 P: 18	R: 0 E: 1 K: 1 S: 9 H: 2 LOB: 2 BB: 0 P: 18	R: 0 E: 0 K: 1 S: 8 H: 1 LOB: 1 BB: 0 P: 10	1B: 11 2B: 1 3B: 0 HR: 0 SF: 0 SAC: 0 DP: 1 HBP: 0						

PITCHER		IP	WLS	BF	H	R	ER	SO	BB	IBB	HBP	BLK	WP	HR	S	P	ERA	WHIP
40 Shelby Miller, R ERA: 3.94	(1, 1)	5.0	L	26	9	7	7	1	2	0	0	0	1	0	54	87	12.60	2.200
71 Sam Freeman, L ERA:	(6, 1)	1.0		4	0	0	0	0	1	0	0	0	0	0	8	17	0.00	1.000
43 Seth Maness, R ERA: 2.57	(7, 1)	1.0		6	2	0	0	1	0	0	0	0	0	0	17	26	0.00	2.000
36 Randy Choate, L ERA: 7.2	(8, 1)	1.0		2	0	0	0	1	0	0	0	0	0	0	5	10	0.00	0.000
30 Jason Motte, R ERA: 2.25	(9, 1)	1.0		4	1	0	0	1	0	0	0	0	0	0	8	10	0.00	1.000

PITCHER	IP	WLS	BF	H	R	ER	SO	BB	IBB	HBP	BLK	WP	HR	S	P	ERA	WHIP

TOP

New York Yankees @ St. Louis Cardinals

Busch Stadium, St. Louis, MO

Wed May 28 2014, 7:21 PM - 10:43 PM CDT

Att. 45,267 - Partly Cloudy - 86 F

livebaseballscorecards.com

AB	39
R	7
H	12
RBI	7
BB	3
SO	4
LOB	18

WP: 1 PA: 42
PB: 0
SB: 2
CS: 0

BOTTOM

Batter	1	2	3	4	5	6	7	8	9	AB	R	H	RBI	BB	SO	LOB
13 Matt Carpenter, L (1, 5) OBP: 0.368, SLG: 0.357	L SI 90 C SL 80 S FS 86 0-3 ① **K**		B CU 77 B SI 91 C SI 89 X SI 91 2-1 ② **G3-1**	C SL 82 F SI 93 S FS 87 0-3 ③ **K**		B FS 87 B SL 83 B SI 91 C SI 91 F SI 92 X SI 92 3-2 16 1B **2B** 1-H		B SL 85 C FF 95 F SL 84 F CH 87 X FF 96 1-2 16 1B **2B**		5	1	2	1	0	2	1
16 Kolten Wong, L (1, 4) OBP: 0.336, SLG: 0.345	B SI 91 B SL 82 X SI 90 2-0 ② **L9**		B SL 79 F SI 91 B FS 87 F SI 92 B SI 93 X SI 92 3-2 21 WP 7 1B **1B**		C SL 82 X FS 85 0-1 7 G4-3 21 G4-3 **2B**	B FF 94 F FF 94 B SL 83 X FF 95 2-1 2-3 **1B**		B KC 83 C FC 91 C KC 83 X FC 92 1-2 2-H **1B**		5	1	4	1	0	0	0
7 Matt Holliday, R (1, 7) OBP: 0.378, SLG: 0.390	X SI 92 0-0 ③ **G5-3**		B SL 84 B SI 92 X SI 92 2-0 21 HBP 1-2 **1B**		F SL 82 B FS 83 B SI 93 X SI 93 2-1 ① **G4-3** 2-3	X KC 80 0-0 ③ **L7**		S KC 84 B FC 91 S KC 83 D KC 83 B FC 92 C FC 92 3-3 ③ **K**		5	0	1	0	0	1	4
21 Allen Craig, R (1, 3) OBP: 0.309, SLG: 0.373		C SI 90 C FS 85 X FS 85 0-2 ① **L8**	F SI 93 S FS 88 F FS 88 B SI 93 H SI 95 2-2 1-2 2-3 **HBP**		S SI 94 X SL 83 0-1 ② **G4-3** 3-H		C CU 79 B FF 94 X CU 83 1-1 ① **F9**		C FC 92 X FC 93 0-1 4 BB **1B**	4	0	1	1	0	0	0
4 Yadier Molina, R (1, 2) OBP: 0.365, SLG: 0.468		B SL 81 X SL 82 1-0 19 E 8 FC5-2 **2B**	C SI 94 X FS 88 0-1 ③ **P4**		F SI 93 S FS 88 B SI 92 B FS 88 B FS 84 X SI 92 3-2 **1B**		B CU 81 B FF 94 F FF 94 B CH 85 B SL 83 4-1 8 WP 19 G4-3 **BB**		B FC 91 B FC 92 B FC 92 B FC 92 4-0 1-2 **BB**	3	0	2	0	2	0	3
19 Jon Jay, L (1, 9) OBP: 0.336, SLG: 0.378		B SL 82 X SI 91 1-0 E6 8 FC5-2 2-3		C SI 89 B FS 86 X SL 81 1-1 8 G5-3 33 1B **1B**	F SL 82 C SI 90 B FS 87 F SI 93 X SL 85 1-2 ③ **F8**		F CH 84 B CU 83 B FF 95 X CH 84 2-1 ② **G4-3** 1-2		F FC 93 C KC 84 B FC 92 S KC 84 1-3 ① **K**	5	1	1	0	0	1	5
8 Peter Bourjos, R (1, 8) OBP: 0.284, SLG: 0.324 Matt Adams, L (9, PH) OBP: 0.337, SLG: 0.474		F SI 91 B SI 90 1 SAFE S SL 83 X FS 85 1-2 ② **FC5-2** 1-2 3-H		C FS 82 B FS 83 B SI 92 F SI 91 X FS 86 2-2 ① **G5-3** 1-2		C SL 79 B SL 82 X SL 83 1-1 ① **P4**	B CU 82 C SL 84 B SL 85 X FF 94 2-1 ③ **L9** 2-3		C KC 83 S KC 83 F KC 82 F FC 93 S KC 83 0-3 ② **K**	4 1	0 0	0 0	0 0	0 0	0 1	4 2
33 Daniel Descalso, L (1, 6) OBP: 0.204, SLG: 0.231		B SL 81 B SI 92 F SI 91 B SL 84 C FS 83 S FS 87 3-3 ③ **K**		S SI 92 F SI 93 X FS 87 0-2 40 SH2-4 2-H **1B**		X SI 91 0-0 27 FC1-4 **1B**		C CH 85 B CU 83 S SL 84 F FF 95 F CU 81 B FF 95 F CH 85 X CH 86 2-2 ① **G5-3**	B KC 83 B FC 93 C FC 92 F FC 92 S KC 84 2-3 ③ **K**	5	0	2	1	0	2	4
40 Shelby Miller, R (1, 1) OBP: 0.182, SLG: 0.238 71 Sam Freeman, R (6, 1) 27 Jhonny Peralta, R (6, PH) OBP: 0.322, SLG: 0.446 43 Seth Maness, R (7, 1) 36 Randy Choate, L (8, 1) 3 Mark Ellis, R (8, PH) OBP: 0.274, SLG: 0.208 30 Jason Motte, R (9, 1)			B SI 89 C SI 89 S SL 83 X SL 83 1-2 ① **F8**	X SI 90 0-0 ② **SH2-4** 1-2		F SI 92 X SI 92 0-1 ② **FC1-4** 13 2B 1-2f		C FF 95 F SL 88 B CU 83 B SL 86 B FF 95 X FF 93 3-2 ② **F7**		1 0 1 0 0 1 0	0 0 1 0 0 0 0	0 0 1 0 0 0 0	0 0 1 0 0 0 0	0 0 0 0 0 0 0	0 0 1 0 0 0 0	0 0 1 0 0 0 0
Inning Stats	R: 0 E: 0 K: 1 S: 5 H: 0 LOB: 0 BB: 0 P: 7	R: 0 E: 1 K: 1 S: 11 H: 1 LOB: 2 BB: 0 P: 17	R: 0 E: 0 K: 0 S: 14 H: 2 LOB: 3 BB: 0 P: 24	R: 1 E: 0 K: 1 S: 12 H: 2 LOB: 1 BB: 0 P: 15	R: 1 E: 0 K: 0 S: 13 H: 2 LOB: 1 BB: 0 P: 19	R: 1 E: 0 K: 0 S: 11 H: 3 LOB: 2 BB: 0 P: 17	R: 0 E: 0 K: 0 S: 7 H: 0 LOB: 1 BB: 1 P: 16	R: 1 E: 0 K: 1 S: 19 H: 2 LOB: 1 BB: 0 P: 29	R: 0 E: 0 K: 3 S: 13 H: 1 LOB: 2 BB: 1 P: 20	1B: 9 2B: 4 3B: 0 HR: 0 SF: 0 SAC: 1 DP: 0 HBP: 1						

PITCHER		IP	WLS	BF	H	R	ER	SO	BB	IBB	HBP	BLK	WP	HR	S	P	ERA	WHIP
18 Hiroki Kuroda, R ERA: 4.57	(1, 1)	5.2	W	28	9	3	3	3	0	0	1	0	1	0	63	94	4.76	1.588
48 Matt Thornton, L ERA: 4.66	(6, 1)	0.0		1	1	0	0	0	0	0	0	0	0	0	2	4	∞	∞
68 Dellin Betances, R ERA: 1.47	(6, 1)	0.1	H	1	0	0	0	0	0	0	0	0	0	0	1	1	0.00	0.000
43 Adam Warren, R ERA: 1.76	(7, 1)	1.2		7	1	1	1	0	1	0	0	0	1	0	20	35	5.40	1.200
30 David Robertson, R ERA: 2.2	(8, 1)	1.1		7	2	0	0	4	1	0	0	0	0	0	19	30	0.00	2.250

PITCHER	IP	WLS	BF	H	R	ER	SO	BB	IBB	HBP	BLK	WP	HR	S	P	ERA	WHIP

New York Yankees @ St. Louis Cardinals

Busch Stadium, St. Louis, MO

Wed May 28 2014, 7:21 PM - 10:43 PM CDT

Att. 45,267 - Partly Cloudy - 86 F

livebaseballscorecards.com

AB	40
R	4
H	13
RBI	4
BB	2
SO	7
LOB	24

WP: 2 PA: 44
PB: 0
SB: 0
CS: 0

Batter	1	2	3	4	5	6	7	8	9	AB	R	H	RBI	BB	SO	LOB
39 Danny Santana, S (1, 8) OBP: 0.432, SLG: 0.475 32 Aaron Hicks, S (3, PR) OBP: 0.329, SLG: 0.252 (3, 8)	C FF 86 S SL 82 B CU 77 S SL 82 1-3 K ①		L CU 74 B FF 87 S CU 74 F SL 82 F FF 88 X SL 82 1-2 2B	B SI 87 F CH 83 C SL 82 X CU 76 1-2 G5-3 ③			B SL 81 S SL 81 S SL 82 B SL 82 B CH 84 F FF 92 B FF 92 4-2 BB		B CU 74 C FF 85 C CU 75 B FF 85 C FF 84 2-3 K ①	2 2	0 0	1 0	0 0	0 1	1 1	0 1
2 Brian Dozier, R (1, 4) OBP: 0.341, SLG: 0.430	X SI 87 0-0 G5-3 ②	C CU 75 B SI 87 2 SAFE B CH 82 F SL 82 F FF 88 B CU 77 F SI 88 T SI 88 3-2 K ② 2-3			C CH 80 X SL 82 0-1 P3 ①		1 SAFE C SL 82 1 SAFE 1 SAFE D SL 84 T FF 91 X FF 91 1-2 G4-3 ③		C FF 85 B CU 76 X FF 86 1-1 L6 ②	5	0	0	0	0	1	2
7 Joe Mauer, L (1, 3) OBP: 0.349, SLG: 0.348	C FF 89 B SL 82 S SL 82 F FF 88 B SL 81 T CU 78 2-2 K ③		C CU 75 S SL 80 X FF 89 0-2 F7 ③		B FF 88 C CU 76 X SL 83 1-1 F8 ②			B SI 90 X SI 89 1-0 24 BB 8 1B 1B	C FF 85 B CU 76 B CU 75 F FF 85 B FF 85 X FF 84 3-2 G4-3 ③	5	1	1	0	0	1	1
16 Josh Willingham, R (1, 7) OBP: 0.432, SLG: 0.485		C CH 84 B CH 80 B SL 82 C CH 84 S SL 82 2-3 K ①		C CU 74 B CH 80 C SL 81 X FF 88 1-2 HR	F SI 88 B CH 80 B SI 87 C SL 81 X CH 81 2-2 F9 ③			C FF 89 B FF 91 F SL 83 F SL 82 B FF 91 S CH 85 2-3 K ①		4	1	1	1	0	2	1
31 Oswaldo Arcia, L (1, 9) OBP: 0.300, SLG: 0.564		C SL 81 C CU 73 X SI 89 0-2 HR		F SL 79 S SL 79 B SL 79 F SL 81 B CU 77 X CU 77 2-2 24 HR 1B		X SL 80 0-0 F8 ①		B CH 83 F SI 90 S CH 84 S SL 84 1-3 K ②		4	2	2	1	0	1	1
24 Trevor Plouffe, R (1, 5) OBP: 0.330, SLG: 0.428		B CU 75 F SI 87 C CH 82 B SL 82 C SL 82 2-3 K ②		C SI 87 B CH 80 B SL 82 1 SAFE X SI 86 2-1 1-H HR		C SI 87 C CH 82 F SL 82 B SL 79 X FF 88 1-2 G5-3 ②		C CH 84 B SI 90 D FF 91 B SI 90 F FF 90 B CH 83 4-2 8 1B 9 1B 1-2 BB		3	2	1	2	1	1	0
8 Kurt Suzuki, R (1, 2) OBP: 0.364, SLG: 0.400		C SI 87 B CH 82 X SL 82 1-1 1B		B SI 88 C CH 81 X CU 78 1-1 G6-3 ①		C SI 85 B CH 81 F CU 74 X CU 74 1-2 G6-3 ③		B FF 90 X FF 90 1-0 9 1B 1-3 2-H 1B		4	0	2	1	0	0	0
9 Eduardo Núñez, R (1, 10) OBP: 0.289, SLG: 0.349		B SI 86 X SI 86 1-0 F9 ③		C FF 88 X SL 83 0-1 G6-3 ②			B SI 85 F SI 86 F SL 81 S CU 78 1-3 K ①	X CH 85 0-0 1-2 3-H 1B		4	0	1	1	0	1	1
5 Eduardo Escobar, S (1, 6) OBP: 0.358, SLG: 0.478			C CH 84 X CU 74 0-1 G6-3 ①	C CU 76 X SL 82 0-1 1B			C CU 76 B CU 76 B CU 74 X SL 81 2-1 F8 ②	F CH 84 C SL 82 2 SAFE S SL 82 0-3 K ③		4	0	1	0	0	1	2
Inning Stats	R: 0 E: 0 K: 2 S: 8 H: 0 LOB: 0 BB: 0 P: 11	R: 1 E: 0 K: 2 S: 12 H: 2 LOB: 1 BB: 0 P: 18	R: 0 E: 0 K: 1 S: 15 H: 1 LOB: 1 BB: 0 P: 19	R: 3 E: 0 K: 0 S: 18 H: 4 LOB: 1 BB: 0 P: 25	R: 0 E: 0 K: 0 S: 7 H: 0 LOB: 0 BB: 0 P: 10	R: 0 E: 0 K: 0 S: 8 H: 0 LOB: 0 BB: 0 P: 10	R: 0 E: 0 K: 1 S: 11 H: 0 LOB: 1 BB: 1 P: 19	R: 2 E: 0 K: 3 S: 15 H: 3 LOB: 2 BB: 1 P: 24	R: 0 E: 0 K: 1 S: 8 H: 0 LOB: 0 BB: 0 P: 14	1B: 6 2B: 1 3B: 0 HR: 3 SF: 0 SAC: 0 DP: 0 HBP: 0						

PITCHER		IP	WLS	BF	H	R	ER	SO	BB	IBB	HBP	BLK	WP	HR	S	P	ERA	WHIP
57 Vidal Nuño, L ERA: 5.48	(1, 1)	6.2	L	27	7	4	4	6	0	0	0	0	0	3	73	101	5.40	1.050
38 Preston Claiborne, R ERA: 3.71	(7, 1)	1.1		9	3	2	2	3	2	0	0	0	0	0	21	35	13.50	3.750
40 Matt Daley, R ERA: 3.09	(9, 1)	1.0		3	0	0	0	1	0	0	0	0	0	0	8	14	0.00	0.000

PITCHER	IP	WLS	BF	H	R	ER	SO	BB	IBB	HBP	BLK	WP	HR	S	P	ERA	WHIP

TOP

Minnesota Twins @ New York Yankees

Yankee Stadium, Bronx, NY

Fri May 30 2014, 7:09 PM - 10:13 PM EDT

Att. 42,245 - Overcast - 75 F

livebaseballscorecards.com

AB	37
R	6
H	10
RBI	6
BB	2
SO	10
LOB	9

Batter	1	2	3	4	5	6	7	8	9	AB	R	H	RBI	BB	SO	LOB
11 Brett Gardner, L (1, 7) OBP: 0.354, SLG: 0.381	C FF 89 S SI 89 B FF 90 F FS 79 B FS 80 X CU 73 2-2 2 FC6-4 1B		B FF 88 B SI 89 X SI 90 2-0 ① FC3-6 2 2 2 G4-3 S 22 2B 1-2f		B FS 79 B FS 78 C FF 90 C SI 90 B CU 74 B SI 90 4-2 2 S 2 1B BB		B FF 88 C FF 88 X SL 78 1-1 ② B3		B FF 92 B FF 91 C FF 91 B FF 91 C SI 90 X SI 92 3-2 ③ F7	4	1	1	0	1	0	2
2 Derek Jeter, R (1, 6) OBP: 0.335, SLG: 0.318	L SI 88 1 SAFE 1 SAFE S SI 88 F SL 78 F SI 88 1 SAFE X SL 79 0-2 ① FC6-4 25 BB 1-2f		1 SAFE B SL 80 B SL 81 B SI 89 C FF 89 X FF 90 3-1 ② G4-3 1-3		1 SAFE C FF 90 B SI 88 1 SAFE 1 SAFE C SL 82 B SI 89 X SL 82 2-2 ② 1-H 1B		C CU 71 C FF 90 X SL 80 0-2 ③ G5-3			4	0	1	0	0	0	2
22 Jacoby Ellsbury, L (1, 8) OBP: 0.338, SLG: 0.387	X SI 87 0-0 ② F7		B FF 92 X SI 91 1-0 3-H 2B		B CU 74 B SI 92 F SI 90 B SI 92 X FF 91 3-1 ③ P5			C FF 92 B SL 87 C SL 88 C FF 93 1-3 ① K		4	0	1	1	0	1	2
25 Mark Teixeira, S (1, 3) OBP: 0.375, SLG: 0.484	B CU 71 C SI 88 B FF 90 1 SAFE B FF 89 B SI 88 4-1 1-2 BB		B FS 80 C SI 91 B FF 90 B SI 90 B FF 91 4-1 BB			C FF 89 B CU 75 C CU 73 B FF 92 B SL 80 F FF 90 B FF 90 4-2 14 FC3-6 BB		C FF 93 F SL 87 B FF 92 F SL 88 B FF 94 C SL 88 2-3 ② K		1	0	0	0	3	1	0
34 Brian McCann, L (1, 10) OBP: 0.283, SLG: 0.370	B CU 72 C SI 90 F SL 81 X FF 91 1-2 ③ L6		X SI 91 0-0 ③ G3			B FF 90 B FS 78 B SI 90 C FF 90 X FF 90 3-1 ① F8		B CU 79 B FF 92 X SI 91 2-0 1B		4	0	1	0	0	0	5
14 Brian Roberts, S (1, 4) OBP: 0.316, SLG: 0.369		B SI 87 B FF 89 X FF 88 2-0 31 CS 1B		B FS 79 C SI 89 X SL 81 1-1 ① L9		B SI 90 C SI 90 B CU 73 F SI 90 F SI 92 X CU 74 2-2 ② FC3-6 31 1B 26 1B 1-2f		C FF 92 B SL 87 F FF 92 X FF 93 1-2 ③ F8		4	0	1	0	0	0	2
31 Ichiro Suzuki, L (1, 9) OBP: 0.387, SLG: 0.369 12 Alfonso Soriano, R (9, PH) OBP: 0.262, SLG: 0.415		B SI 88 B FF 88 1 SAFE S SI 88 1 SAFE 1 SAFE B SL 82 X FF 88 3-1 ①② F7 1-2		C SI 90 B FF 90 F SL 83 B FF 92 S SL 82 2-3 ② K		B SI 89 F FF 90 B CU 73 X SI 90 2-1 26 1B 1-2 1B			C FF 93 B FF 93 S FF 93 B FF 94 F FF 93 F FF 94 S SL 82 2-3 ① K	3 1	0 0	1 0	0 0	0 0	1 1	1 0
26 Yangervis Solarte, S (1, 5) OBP: 0.361, SLG: 0.441	C CU 73 S FS 81 S FS 80 0-3 ③ K		B FS 80 C FF 91 F CU 74 F CU 75 X FS 81 1-2 ③ G4-3			X FS 81 0-0 ③ 1-2 2-H 1B			C FF 92 B SL 83 C FF 92 X SL 82 1-2 2B	4	0	2	0	0	1	0
66 John Ryan Murphy, R (1, 2) OBP: 0.362, SLG: 0.435			F FF 88 B SL 80 B SI 90 X SI 90 2-1 11 FC3-6 1B		F SL 83 S SL 81 C CU 76 0-3 ① K		C SI 88 B SL 79 F FF 89 X FF 90 1-2 ① F9		C FF 90 F FF 91 B FF 92 C FF 92 1-3 ② K	4	0	1	0	0	2	1
Inning Stats	R: 0 E: 0 K: 0 S: 14 H: 1 LOB: 2 BB: 1 P: 21	R: 0 E: 0 K: 1 S: 6 H: 1 LOB: 0 BB: 0 P: 11	R: 1 E: 0 K: 0 S: 8 H: 2 LOB: 2 BB: 1 P: 20	R: 0 E: 0 K: 1 S: 9 H: 0 LOB: 0 BB: 0 P: 13	R: 0 E: 0 K: 1 S: 10 H: 1 LOB: 1 BB: 1 P: 19	R: 0 E: 0 K: 0 S: 12 H: 2 LOB: 2 BB: 1 P: 23	R: 0 E: 0 K: 0 S: 8 H: 0 LOB: 0 BB: 0 P: 10	R: 0 E: 0 K: 2 S: 11 H: 1 LOB: 1 BB: 0 P: 17	R: 0 E: 0 K: 2 S: 14 H: 1 LOB: 1 BB: 0 P: 21	1B: 7 2B: 2 3B: 0 HR: 0 SF: 0 SAC: 0 DP: 0 HBP: 0						WP: 0 PB: 0 SB: 2 CS: 1 PA: 37

PITCHER		IP	WLS	BF	H	R	ER	SO	BB	IBB	HBP	BLK	WP	HR	S	P	ERA	WHIP
47 Ricky Nolasco, R ERA: 5.7	(1, 1)	6.0	W	26	7	1	1	3	4	0	0	0	0	0	59	107	1.50	1.833
56 Caleb Thielbar, L ERA: 4.0	(7, 1)	1.0	H	3	0	0	0	0	0	0	0	0	0	0	8	10	0.00	0.000
50 Casey Fien, R ERA: 1.96	(8, 1)	1.0		4	1	0	0	2	0	0	0	0	0	0	11	17	0.00	1.000
15 Glen Perkins, L ERA: 2.96	(9, 1)	1.0		4	1	0	0	2	0	0	0	0	0	0	14	21	0.00	1.000

PITCHER	IP	WLS	BF	H	R	ER	SO	BB	IBB	HBP	BLK	WP	HR	S	P	ERA	WHIP

BOTTOM

Minnesota Twins @ New York Yankees

Yankee Stadium, Bronx, NY

Fri May 30 2014, 7:09 PM - 10:13 PM EDT

Att. 42,245 - Overcast - 75 F

livebaseballscorecards.com

AB	33
R	1
H	9
RBI	1
BB	4
SO	7
LOB	15

Batter	1	2	3	4	5	6	7	8	9	AB	R	H	RBI	BB	SO	LOB
2 Brian Dozier, R (1, 4) OBP: 0.336, SLG: 0.422	X FF 90 0-0 E5 5 5 G3 WP 16 1B		B FF 90 C FS 87 X FS 84 1-1 E9 7 5 WP 1B		C SL 80 B SL 80 F SI 88 F FS 86 X SL 83 1-2 ① F9			B SL 81 S FS 85 F FF 92 B SL 87 F FS 86 S SL 84 2-3 ① K		4	1	0	0	0	1	0
5 Eduardo Escobar, S (1, 6) OBP: 0.362, SLG: 0.479	C FF 89 B FS 84 D FS 85 X FF 91 2-1 ① G3 1-3		1 SAFE S FS 85 S FS 86 X FS 85 0-2 7 WP 1-2 1B		X SI 89 0-0 7 G4-6-3 1B			B FS 84 C SL 82 S FS 85 X FS 87 1-2 ② L9		4	0	2	0	0	0	1
7 Joe Mauer, L (1, 10) OBP: 0.343, SLG: 0.340	C FF 91 C SL 81 S FF 88 0-3 ② K		C SL 84 C SL 84 B SI 88 S FS 88 1-3 ① K 1-2 2-3		X SI 90 0-0 ② ③ G4-6-3 1-2f			F FF 94 X FS 86 0-1 ③ G3		4	0	0	0	0	2	4
16 Josh Willingham, R (1, 7) OBP: 0.438, SLG: 0.472	C FF 92 X FF 92 0-1 3-H 1B		X FS 87 0-0 ② L4			B SL 81 B SL 83 S FS 87 F SL 81 B FS 87 B FF 92 4-2 31 G3-6-1 BB			B FC 89 C FC 92 B FC 90 C FC 90 B FC 92 F FC 92 F FC 92 C FC 92 3-3 ① K	3	0	1	1	1	1	2
31 Oswaldo Arcia, L (1, 9) OBP: 0.295, SLG: 0.535	S FS 83 F FS 85 S FS 84 0-3 ③ K		S FS 88 F FS 87 C FF 95 0-3 ③ K			B FS 82 F SL 82 D FS 86 B SI 90 F FF 90 X FS 88 3-2 ①② G3-6-1 1-2f			B FC 92 C FC 92 F KC 84 B KC 85 F KC 83 B KC 85 X FC 93 3-2 1B	4	0	1	0	0	2	4
24 Trevor Plouffe, R (1, 5) OBP: 0.329, SLG: 0.424		B FF 90 B SL 80 B FF 88 C FF 89 X FF 89 3-1 27 G4-3 1B	B SL 80 B FF 88 B SL 82 C FF 91 F FF 91 F FS 85 S SL 84 3-3 ① K			X FF 89 0-0 ③ F8			B KC 83 C FC 92 C FC 92 B KC 83 F FC 92 S FC 92 2-3 ② K	4	0	1	0	0	2	1
27 Chris Parmelee, L (1, 3) OBP: 0.217, SLG: 0.339		B SI 89 C SL 81 F FS 86 X FS 87 1-2 ① G4-3 1-2	C SL 81 B FS 84 F FF 88 X FS 85 1-2 ② F8				F CU 70 S FS 84 X FS 86 0-2 ① G1		C KC 83 D KC 84 F KC 84 F KC 84 B FC 93 S KC 84 2-3 ③ K	4	0	0	0	0	1	2
43 Josmil Pinto, R (1, 2) OBP: 0.340, SLG: 0.432		B SL 81 C SL 83 X FS 85 1-1 ② G6-3	C FF 92 B SL 82 B CU 74 B SI 90 S FS 83 B SI 89 4-2 32 FC6-4 BB				B FF 91 F SI 90 C FF 89 B FF 92 S SL 84 2-3 ② K			2	0	0	0	1	1	1
32 Aaron Hicks, S (1, 8) OBP: 0.322, SLG: 0.246		C SL 82 B SL 83 T FS 85 S FS 85 1-3 ③ K	X SI 88 0-0 ③ FC6-4 1-2f				B SL 81 C FF 89 F SI 90 B SL 85 C FF 93 2-3 ③ K			3	0	0	0	0	2	2
Inning Stats	R: 1 E: 1 K: 2 S: 11 H: 1 LOB: 1 BB: 0 P: 13	R: 0 E: 0 K: 1 S: 10 H: 1 LOB: 1 BB: 0 P: 16	R: 0 E: 1 K: 2 S: 12 H: 1 LOB: 2 BB: 0 P: 14	R: 0 E: 0 K: 1 S: 10 H: 0 LOB: 1 BB: 1 P: 18	R: 0 E: 0 K: 0 S: 6 H: 1 LOB: 0 BB: 0 P: 7	R: 0 E: 0 K: 0 S: 6 H: 0 LOB: 0 BB: 1 P: 13	R: 0 E: 0 K: 2 S: 9 H: 0 LOB: 0 BB: 0 P: 13	R: 0 E: 0 K: 1 S: 9 H: 0 LOB: 0 BB: 0 P: 12	R: 0 E: 0 K: 3 S: 17 H: 1 LOB: 1 BB: 0 P: 27	1B: 5 2B: 0 3B: 0 HR: 0 SF: 0 SAC: 0 DP: 2 HBP: 0						

PITCHER	IP	WLS	BF	H	R	ER	SO	BB	IBB	HBP	BLK	WP	HR	S	P	ERA	WHIP
19 Masahiro Tanaka, R (1, 1) ERA: 2.06	8.0	W	30	4	1	0	9	2	0	0	0	2	0	73	106	0.00	0.750
30 David Robertson, R (9, 1) ERA: 2.08	1.0	S	4	1	0	0	3	0	0	0	0	0	0	17	27	0.00	1.000

PITCHER	IP	WLS	BF	H	R	ER	SO	BB	IBB	HBP	BLK	WP	HR	S	P	ERA	WHIP

TOP

Minnesota Twins @ New York Yankees

Yankee Stadium, Bronx, NY

Sat May 31 2014, 1:10 PM - 4:48 PM EDT

Att. 44,346 - Partly Cloudy - 69 F

livebaseballscorecards.com

AB	32
R	1
H	5
RBI	1
BB	2
SO	12
LOB	17

Batter	1	2	3	4	5	6	7	8	9	AB	R	H	RBI	BB	SO	LOB
11 Brett Gardner, L (1, 7) OBP: 0.356, SLG: 0.383	C FF 88 B SI 90 C CH 86 X FF 90 1-2 2 2B 1B	B SL 87 B CH 85 X SI 90 2-0 ① G1-3	X FF 90 0-0 1B	C CU 70 B SL 80 C SL 80 S SL 79 1-3 ③ K			4	0	2	0	0	1	0
2 Derek Jeter, R (1, 10) OBP: 0.338, SLG: 0.328	B SI 89 X FF 90 1-0 1-3 2B	B SL 88 F SL 86 B SL 88 X FF 89 2-1 1B	C SL 86 B SL 85 1 SAFE B SL 86 X SL 86 2-1 ② L9			B FF 91 X CH 83 1-0 ① G6-3	4	0	2	0	0	0	1
22 Jacoby Ellsbury, L (1, 8) OBP: 0.341, SLG: 0.386	B FF 90 C CH 86 F SL 88 F CU 74 F CU 76 F CH 86 B SI 91 B SL 86 B SL 86 4-2 34 G3-6-1 BB	B SL 87 B CH 84 C SL 88 B CH 86 X CH 86 3-1 ② F8	F SI 89 B FF 88 X CH 85 1-1 ③ G3			C SI 92 B SI 91 B SL 81 X SL 82 2-1 14 E 14 S 34 2B 1B	3	1	1	0	1	0	2
25 Mark Teixeira, S (1, 3) OBP: 0.370, SLG: 0.477 14 Brian Roberts, S (6, PH) OBP: 0.318, SLG: 0.367 (7, 4)	B SL 87 B SI 90 F SI 90 F SL 87 F CU 77 B SL 86 S SL 87 3-3 ① K	B SI 90 S SI 90 B SL 88 F SL 87 B CH 85 F SI 90 X FC 88 3-2 ③ G3			F FF 89 F SI 88 F CU 74 B SL 86 B CH 86 F SL 87 T CU 75 2-2 ① K	F SI 90 B FF 89 1 SAFE 1 SAFE B CH 83 B FF 89 B SI 90 4-1 34 2B 33 1B 1-3 BB	2	0	0	0	0	1	4
							1	1	0	0	1	1	0
34 Brian McCann, L (1, 2) OBP: 0.288, SLG: 0.384	B FF 90 B CH 87 B CH 87 F SI 90 X SL 88 3-1 ②③ G3-6-1 1-2f	B SI 88 F SI 90 F SL 88 B CU 74 X CU 75 2-2 ① G4-3			X CH 85 0-0 26 1B 2B	S SI 88 X SL 80 0-1 33 1B 1-3 3-H 2B	4	0	2	1	0	0	3
12 Alfonso Soriano, R (1, 9) OBP: 0.262, SLG: 0.408 31 Ichiro Suzuki, L (8, PR) OBP: 0.387, SLG: 0.369 (9, 9)	C FC 88 B FF 89 F SI 90 F CU 77 F SL 88 F CU 75 S SL 87 1-3 ① K	F SI 91 B CU 75 X CU 78 1-1 ② G5-3	F SL 87 B SL 85 X CU 78 1-1 ② F8	I IN 69 I IN 73 I IN 71 I IN 69 4-0 33 1B IBB			3	0	0	0	1	1	1
							0	0	0	0	0	0	0
26 Yangervis Solarte, S (1, 4) OBP: 0.369, SLG: 0.466 (7, 5)	C FF 90 X CH 85 0-1 33 1B 1B	B FF 89 B SI 90 B SL 87 C FF 89 X SL 87 3-1 HR	B SI 90 X CH 86 2-0 ③ 2-3 1B	C SL 85 F FF 91 B FF 92 X FF 91 1-2 ② F5			4	1	3	1	0	0	3
33 Kelly Johnson, L (1, 5) OBP: 0.286, SLG: 0.409 (7, 3)	C SI 88 B FF 89 C FF 89 D CU 76 F CU 76 F SL 85 X CH 86 2-2 17 G6-3 1-2 1B	B SI 90 X FF 90 1-0 ③ G3			S SI 89 S SL 79 B SI 88 B FF 92 S SL 80 2-3 ① K	X SL 84 0-0 1-2 2-3 3-H 1B	4	0	2	1	0	1	0
17 Brendan Ryan, R (1, 6) OBP: 0.360, SLG: 0.360	X SL 87 0-0 ②③ G6-3 1-2f		F FF 89 C SI 90 B CU 78 X SL 87 1-2 ① P3		S SI 90 S FF 91 B SL 79 B SL 79 F SI 91 F FF 91 X CH 85 2-2 ② F9	C SL 84 S FF 91 S SL 84 0-3 ③ K	4	0	0	0	0	1	5
Inning Stats	R: 0 E: 0 K: 1 S: 15 H: 2 LOB: 2 BB: 1 P: 27	R: 0 E: 0 K: 1 S: 14 H: 2 LOB: 1 BB: 0 P: 17	R: 0 E: 0 K: 0 S: 9 H: 1 LOB: 1 BB: 0 P: 19	R: 1 E: 0 K: 0 S: 8 H: 1 LOB: 0 BB: 0 P: 15	R: 0 E: 0 K: 0 S: 8 H: 1 LOB: 1 BB: 0 P: 12	R: 0 E: 0 K: 1 S: 9 H: 2 LOB: 2 BB: 0 P: 14	R: 0 E: 0 K: 2 S: 11 H: 0 LOB: 0 BB: 0 P: 16	R: 2 E: 0 K: 1 S: 13 H: 3 LOB: 3 BB: 2 P: 25		1B: 8 2B: 3 3B: 0 HR: 1 SF: 0 SAC: 0 DP: 2 HBP: 0				WP: 0 PB: 0 SB: 1 CS: 0 PA: 36	

PITCHER		IP	WLS	BF	H	R	ER	SO	BB	IBB	HBP	BLK	WP	HR	S	P	ERA	WHIP
30 Kevin Correia, R ERA: 5.87	(1, 1)	6.0		25	9	1	1	3	1	0	0	0	0	1	63	104	1.50	1.667
52 Brian Duensing, L ERA: 2.08	(7, 1)	1.1	L	8	2	2	2	2	1	1	0	0	0	0	17	33	13.50	2.250
61 Jared Burton, R ERA: 6.23	(8, 1)	0.2		3	1	0	0	1	0	0	0	0	0	0	7	8	0.00	1.500

PITCHER	IP	WLS	BF	H	R	ER	SO	BB	IBB	HBP	BLK	WP	HR	S	P	ERA	WHIP

BOTTOM

Minnesota Twins @ New York Yankees

Yankee Stadium, Bronx, NY

Sat May 31 2014, 1:10 PM - 4:48 PM EDT

Att. 44,346 - Partly Cloudy - 69 F

livebaseballscorecards.com

AB	33
R	3
H	12
RBI	3
BB	3
SO	6
LOB	19

Batter	1	2	3	4	5	6	7	8	9	AB	R	H	RBI	BB	SO	LOB
2 Brian Dozier, R (1, 4) OBP: 0.333, SLG: 0.421	C FF 91 B SL 85 C SL 86 F FF 91 F CH 83 F CH 84 X SL 86 1-2 ① G1-3		B FF 92 1 SAFE 1 SAFE C SL 85 X FF 92 1-1 ① G4-3 1-2		S FF 91 F FF 91 X SL 84 0-2 ② G5-3			C SL 84 F SL 84 B FF 94 F FF 94 F FF 94 X SL 86 1-2 ① F8	B KC 82 B FC 91 C FC 90 X FC 90 2-1 1-3 2-H 9 2B 2B	5	1	1	1	0	0	1
7 Joe Mauer, L (1, 3) OBP: 0.344, SLG: 0.338	B FF 91 C FF 91 C SI 93 B FF 93 B SL 86 S SL 86 3-3 ② K		B CH 84 B FF 91 S CH 83 F SI 92 X SL 86 2-2 ② L8		X FF 91 0-0 1B			C SL 85 B FF 93 B FC 93 C SL 85 F CH 87 F SL 85 S CH 87 2-3 ② K	I IN 72 I IN 74 I IN 74 I IN 75 4-0 9 2B 31 1B IBB	4	1	1	0	1	2	1
24 Trevor Plouffe, R (1, 5) OBP: 0.332, SLG: 0.431 9 Eduardo Núñez, R (8, PR) OBP: 0.304, SLG: 0.386 (8, 5)	B FF 91 X SL 86 1-0 ③ G5-3		B SL 85 X CH 85 1-0 2-H 1B		C SL 83 B SL 85 X SL 85 1-1 ③ F9			C FF 94 X SL 87 0-1 2B	X FF 86 0-0 1-3 2-H 3-H 31 1B 2B	4 1	0 1	2 1	1 2	0 0	0 0	1 0
31 Oswaldo Arcia, L (1, 9) OBP: 0.306, SLG: 0.521		C SL 84 B FF 91 F CH 83 F SL 85 F SL 85 F FF 92 X FF 92 1-2 8 FC5-4 16 HBP 1B	B CH 84 X CH 84 1-0 ③ G1-3			C KC 80 S KC 82 S SV 84 0-3 ① K		C SL 85 D CH 87 S SL 86 F SL 87 X SL 86 1-2 ③ G5-3	B SI 94 F SI 95 B SI 95 C SI 95 X SL 84 2-2 2-H 3-H 1B	5	0	2	2	0	1	2
16 Josh Willingham, R (1, 10) OBP: 0.434, SLG: 0.525		C SI 93 B SL 87 H CH 83 2-1 8 FC5-4 1-2 HBP		C FF 91 F FF 91 S SL 86 B SL 84 S SL 85 2-3 ① K		C KC 81 F FF 97 B KC 82 C KC 83 1-3 ② K			HR B FF 95 1-1 ③ C FF 95 X SI 96 F8	4	1	1	1	0	2	1
13 Jason Kubel, L (1, 7) OBP: 0.322, SLG: 0.305		C CH 84 B CH 84 F SL 84 C FF 92 1-3 ① K		S CH 84 B SL 85 F CH 84 S SL 85 1-3 ② K		C FF 96 C FF 97 C SV 84 0-3 ③ K			B FC 92 F KC 82 C KC 82 B KC 81 C FC 93 2-3 ① K	4	0	0	0	0	4	2
8 Kurt Suzuki, R (1, 2) OBP: 0.367, SLG: 0.399		C SL 85 B SI 92 S FF 91 X CH 84 1-2 ② FC5-4 1-2f 2-3		B FF 91 C FF 91 F FF 91 X SL 84 1-2 1B			C KC 79 B FF 98 S FF 96 X KC 84 1-2 ① G5-3		B FC 92 F FC 91 B FC 89 B KC 83 B FC 92 4-1 32 BB 2 2B BB	3	1	1	0	1	0	2
5 Eduardo Escobar, S (1, 6) OBP: 0.351, SLG: 0.463		S CH 83 S FF 91 X SL 87 0-2 ③ G4-3		B CH 83 1 SAFE C CH 83 1 SAFE S CH 85 B FF 91 B CH 84 S SL 84 3-3 ③ K			C KC 80 B FF 96 C FF 97 S SV 85 1-3 ② K		F KC 83 C KC 82 B FC 93 C CH 88 1-3 ② K	4	0	0	0	0	3	4
32 Aaron Hicks, S (1, 8) OBP: 0.327, SLG: 0.248			S FF 90 B FF 92 B FF 93 X SI 91 2-1 2 G4-3 24 1B 1B		C SL 83 B FF 89 S FF 90 B FF 91 S SL 86 2-3 ① K		B FF 97 F FF 96 C KC 82 C SV 83 1-3 ③ K		1 SAFE B FC 92 B KC 82 B FC 91 B FC 91 4-0 2 2B 9 2B 1-2 BB	3	2	1	0	1	2	0
Inning Stats	R: 0 E: 0 K: 1 S: 10 H: 0 LOB: 0 BB: 0 P: 15	R: 0 E: 0 K: 1 S: 16 H: 1 LOB: 2 BB: 0 P: 21	R: 1 E: 0 K: 0 S: 9 H: 2 LOB: 1 BB: 0 P: 16	R: 0 E: 0 K: 3 S: 12 H: 1 LOB: 1 BB: 0 P: 19	R: 0 E: 0 K: 1 S: 9 H: 1 LOB: 1 BB: 0 P: 12	R: 0 E: 0 K: 3 S: 9 H: 0 LOB: 0 BB: 0 P: 10	R: 0 E: 0 K: 2 S: 9 H: 0 LOB: 0 BB: 0 P: 12	R: 0 E: 0 K: 1 S: 16 H: 1 LOB: 1 BB: 0 P: 20	R: 6 E: 0 K: 2 S: 16 H: 4 LOB: 1 BB: 3 P: 36	1B: 6 2B: 3 3B: 0 HR: 1 SF: 0 SAC: 0 DP: 0 HBP: 1						

TOP

Minnesota Twins @ New York Yankees

Yankee Stadium, Bronx, NY

Sun Jun 01 2014, 1:12 PM - 4:07 PM EDT

Att. 42,449 - Sunny - 71 F

livebaseballscorecards.com

AB	37
R	7
H	10
RBI	7
BB	3
SO	14
LOB	14

WP: 0 PB: 0 SB: 0 CS: 0 PA: 41

PITCHER		IP	WLS	BF	H	R	ER	SO	BB	IBB	HBP	BLK	WP	HR	S	P	ERA	WHIP
39 Chase Whitley, R ERA: 2.37	(1, 1)	5.0		21	5	1	1	6	0	0	1	0	0	0	56	83	1.80	1.000
68 Dellin Betances, R ERA: 1.38	(6, 1)	2.0	H	6	0	0	0	5	0	0	0	0	0	0	18	22	0.00	0.000
43 Adam Warren, R ERA: 1.71	(8, 1)	1.0	H	4	1	0	0	1	0	0	0	0	0	0	16	20	0.00	1.000
30 David Robertson, R ERA: 4.5	(9, 1)	0.2	L	7	2	5	5	2	2	1	0	0	0	1	10	27	67.50	6.000
40 Matt Daley, R ERA: 3.86	(9, 1)	0.0		1	1	0	0	0	0	0	0	0	0	0	1	1	∞	∞

PITCHER		IP	WLS	BF	H	R	ER	SO	BB	IBB	HBP	BLK	WP	HR	S	P	ERA	WHIP
48 Matt Thornton, L ERA: 4.5	(9, 1)	0.1		2	1	1	1	0	0	0	0	0	0	0	5	8	27.00	3.000

Batter	1	2	3	4	5	6	7	8	9	AB	R	H	RBI	BB	SO	LOB
11 Brett Gardner, L (1, 7) OBP: 0.355, SLG: 0.391	C FF 93 F SI 94 B FF 94 X FF 94 1-2 ① L7			B FF 92 F SI 92 F FF 94 F FC 91 X FF 94 1-2 2 1B 3B	C KC 76 B SI 94 F SI 93 F FC 91 B FC 90 X FC 91 2-2 ③ F8			F FF 92 B KC 77 B SI 92 B FF 92 F FF 91 F FC 90 F FC 88 X FF 93 3-2 ③ G3-1		4	1	1	0	0	0	0
2 Derek Jeter, R (1, 6) OBP: 0.337, SLG: 0.326	F FF 94 F FF 95 X FF 94 0-2 ② L9			B SI 93 F FF 94 X FF 95 1-1 34 BB 22 1B 31 SF8 3-H 1B		C KC 74 B SI 92 S KC 77 X FC 90 1-2 ① G5-3			B SI 88 F SI 89 F FF 90 F FF 92 X SL 80 1-2 ① L4	4	1	1	1	0	0	0
22 Jacoby Ellsbury, L (1, 8) OBP: 0.339, SLG: 0.383	C KC 76 F FF 94 B FF 93 S FF 92 1-3 ③ K			X FF 94 0-0 34 BB 1-2 1B		X FF 94 0-0 ② P6			C FF 91 S FF 91 X FF 93 0-2 ② F7	4	0	1	0	0	1	0
34 Brian McCann, L (1, 2) OBP: 0.292, SLG: 0.380		B FF 93 B FF 93 F FF 94 F FF 94 B FC 91 F FF 94 B FC 90 4-2 31 G4-3 BB		B SI 93 B KC 77 B SI 92 B SI 93 4-0 1-2 2-3 BB		F FF 93 B FF 94 X FF 93 1-1 ③ P6			X FF 91 0-0 ③ F9	2	0	0	0	2	0	0
26 Yangervis Solarte, S (1, 5) OBP: 0.363, SLG: 0.458		C FF 94 F FF 93 X KC 78 0-2 ① F9		F FF 93 X FF 94 0-1 ① F6			B FF 92 C FF 91 F FF 93 C FC 88 1-3 ① K			3	0	0	0	0	1	4
31 Ichiro Suzuki, L (1, 9) OBP: 0.375, SLG: 0.360		F FF 93 C FF 94 X FC 91 0-2 ②③ G4-3 1-2f		C FF 94 X FF 94 0-1 ② SF8 3-H			F FF 92 B FF 93 S KC 75 B FC 87 X FC 88 2-2 ② G6-3			2	0	0	1	0	0	1
14 Brian Roberts, S (1, 4) OBP: 0.313, SLG: 0.360			B FF 92 S FF 93 S FF 93 S FF 94 1-3 ① K	F FF 93 F FF 94 B FC 90 C FC 91 1-3 ③ K			F FF 93 B FF 93 B FF 93 X FF 92 2-1 ③ P6			3	0	0	0	0	2	2
33 Kelly Johnson, L (1, 3) OBP: 0.279, SLG: 0.398			F FF 94 X FF 94 0-1 ② G1-3		X FF 93 0-0 ① L9			C SI 91 X FF 92 0-1 ① G4-3		3	0	0	0	0	0	0
24 Zoilo Almonte, S (1, 10) OBP: 0.158, SLG: 0.316			S FF 93 F FF 94 S FC 91 0-3 ③ K		C FF 93 F FF 93 B FF 94 X FC 91 1-2 ② G2-3			F FF 91 F FF 93 B KC 77 S FC 88 1-3 ② K		3	0	0	0	0	2	0
Inning Stats	R: 0 E: 0 K: 1 S: 9 H: 0 LOB: 0 BB: 0 P: 11	R: 0 E: 0 K: 0 S: 9 H: 0 LOB: 0 BB: 1 P: 13	R: 0 E: 0 K: 2 S: 8 H: 0 LOB: 0 BB: 0 P: 9	R: 2 E: 0 K: 1 S: 14 H: 3 LOB: 2 BB: 1 P: 21	R: 0 E: 0 K: 0 S: 8 H: 0 LOB: 0 BB: 0 P: 11	R: 0 E: 0 K: 0 S: 6 H: 0 LOB: 0 BB: 0 P: 8	R: 0 E: 0 K: 1 S: 8 H: 0 LOB: 0 BB: 0 P: 13	R: 0 E: 0 K: 1 S: 10 H: 0 LOB: 0 BB: 0 P: 14	R: 0 E: 0 K: 0 S: 8 H: 0 LOB: 0 BB: 0 P: 9	1B: 2 2B: 0 3B: 1 HR: 0	SF: 1 SAC: 0 DP: 1 HBP: 0						

PITCHER	IP	WLS	BF	H	R	ER	SO	BB	IBB	HBP	BLK	WP	HR	S	P	ERA	WHIP
45 Phil Hughes, R (1, 1) ERA: 3.12	8.0	W	28	3	2	2	6	2	0	0	0	0	0	72	100	2.25	0.625
56 Caleb Thielbar, L (9, 1) ERA: 3.79	1.0		3	0	0	0	0	0	0	0	0	0	0	8	9	0.00	0.000

PITCHER	IP	WLS	BF	H	R	ER	SO	BB	IBB	HBP	BLK	WP	HR	S	P	ERA	WHIP

BOTTOM

Minnesota Twins @ New York Yankees

Yankee Stadium, Bronx, NY

Sun Jun 01 2014, 1:12 PM - 4:07 PM EDT

Att. 42,449 - Sunny - 71 F

livebaseballscorecards.com

AB	28
R	2
H	3
RBI	2
BB	2
SO	6
LOB	7

1B: 2	SF: 1	WP: 0	PA: 31
2B: 0	SAC: 0	PB: 0	
3B: 1	DP: 1	SB: 0	
HR: 0	HBP: 0	CS: 0	

Seattle Mariners @ New York Yankees

Yankee Stadium, Bronx, NY

Mon Jun 02 2014, 7:09 PM - 10:04 PM EDT

Att. 41,539 - Clear - 77 F

livebaseballscorecards.com

Batter	1	2	3	4	5	6	7	8	9	AB	R	H	RBI	BB	SO	LOB
99 James Jones, L (1, 8) OBP: 0.330, SLG: 0.375	B FF 90 X FF 90 1-0 ① G6-3	C SL 87 C SL 88 F SI 92 S KC 82 0-3 ③ K			C FF 88 B SL 86 F SL 85 F KC 79 B FF 91 C FF 91 2-3 ② K		L FF 92 B FF 93 L FF 93 X FF 95 1-2 ① SH5-4 1-2 2-3		F FF 91 X FF 92 0-1 ② F8	4	0	0	0	0	2	2
55 Michael Saunders, L (1, 9) OBP: 0.322, SLG: 0.449	C FF 90 B SL 87 B SL 87 X FF 90 2-1 ② F7		C SL 85 X CH 81 0-1 ① F9		B KC 80 B SL 87 C FF 91 B CH 84 F FC 91 X SI 92 3-2 ③ G4-3		X SI 95 0-0 E3 22 FC3-6 2-H 3-H		C FS 85 B SL 84 X SI 93 1-1 HR	5	1	1	1	0	0	0
22 Robinson Canó, L (1, 4) OBP: 0.376, SLG: 0.418	B FF 91 B SI 90 B SI 91 C FF 91 B SI 90 4-1 BB		B FF 90 B CH 82 B CH 82 B FF 90 4-0 17 CS BB			C SL 86 B FF 90 X CH 83 1-1 ① G6-3	B FF 96 X FF 95 1-0 ② FC3-6 1-2f		C CH 83 B FF 93 C CH 84 X SI 92 1-2 17 1B 15 HR 1B	3	1	1	0	2	0	1
17 Justin Smoak, S (1, 3) OBP: 0.290, SLG: 0.377	C KC 80 F CH 83 C SL 88 0-3 ③ K		1 SAFE B KC 80 B CH 81 C SL 87 C SL 87 C SI 91 2-3 ② ③ K 1-2			X CH 82 0-0 ② F7	1 SAFE F FF 94 S FC 89 D FC 91 S FF 96 1-3 ③ K		X SI 92 0-0 15 HR 1B 1-3	5	1	1	0	0	3	3
15 Kyle Seager, L (1, 5) OBP: 0.355, SLG: 0.503		F FF 89 B SI 90 X SL 86 1-1 3 1B 3B	C KC 79 B KC 80 B CH 82 B CH 82 X FC 90 3-1 13 FC4-6 3B		C FF 89 B SI 90 B SL 87 X CH 84 2-1 ③ L9		B FC 91 B FC 91 B CH 85 C FC 91 C SL 83 X FF 93 3-2 2B	C FS 87 C CH 82 X FF 92 0-2 1-H 3-H HR	5	3	4	3	0	0	0
3 Mike Zunino, R (1, 2) OBP: 0.286, SLG: 0.424		B SL 87 B SI 90 S SL 88 X SL 87 2-1 5 F8 13 1B 3-H 1B	B SI 90 H FF 89 2-0 13 FC4-6 HBP				X KC 79 0-0 9 SH 5 1B 2B	F FF 93 C FF 92 B SI 92 F SL 82 S SL 83 1-3 ① K	B FF 93 B FF 93 X FF 92 2-0 ③ F7	4	1	2	1	0	1	1
13 Dustin Ackley, L (1, 10) OBP: 0.296, SLG: 0.380		X SI 91 0-0 1-2 1B	B SL 88 X CH 83 1-0 ① FC4-6 9 CS 1-2f 3-H				S CH 81 B SL 87 B SL 88 F FC 91 B KC 80 B SL 87 4-2 9 SH 5 1B BB	X FF 93 0-0 ② F9		3	1	1	1	1	0	2
9 Endy Chavez, L (1, 7) OBP: 0.200, SLG: 0.333		C FC 91 B SL 87 B FC 90 B FF 91 C FC 90 X FC 91 3-2 ① F5	B CH 83 1 SAFE C SL 88 1 SAFE 1 SAFE B SL 87 X FC 90 2-1 ② ③ L3 1-2				X FF 90 0-0 SH 99 SH5-4 5 1B 55 E 1-2 2-3	F SI 93 C FF 93 X SL 83 0-2 ③ G3-1		3	1	0	0	0	0	4
5 Brad Miller, L (1, 6) OBP: 0.236, SLG: 0.270		F KC 81 D KC 81 B SL 86 B FC 91 X FF 90 3-1 ② F8 2-3			X SI 88 0-0 ① G6-3		F SL 85 X KC 80 0-1 99 SH5-4 55 E 1B 1-2 2-H 3-H		B FF 93 B SI 91 S FF 93 C SL 82 X CH 81 2-2 ① G3	4	1	1	2	0	0	2
Inning Stats	R: 0 E: 0 K: 1 S: 7 H: 0 LOB: 1 BB: 1 P: 14	R: 1 E: 0 K: 1 S: 14 H: 3 LOB: 2 BB: 0 P: 23	R: 0 E: 0 K: 1 S: 5 H: 0 LOB: 0 BB: 1 P: 11	R: 1 E: 0 K: 0 S: 5 H: 1 LOB: 0 BB: 0 P: 13	R: 0 E: 0 K: 1 S: 8 H: 0 LOB: 0 BB: 0 P: 13	R: 0 E: 0 K: 0 S: 5 H: 0 LOB: 0 BB: 0 P: 8	R: 4 E: 1 K: 1 S: 14 H: 2 LOB: 1 BB: 1 P: 21	R: 0 E: 0 K: 1 S: 11 H: 1 LOB: 1 BB: 0 P: 15	R: 4 E: 0 K: 0 S: 15 H: 4 LOB: 0 BB: 0 P: 21	1B: 5 2B: 2 3B: 2 HR: 2 SF: 0 SAC: 2 DP: 0 HBP: 1	WP: 0 PB: 0 SB: 0 CS: 2 PA: 42					

PITCHER		IP	WLS	BF	H	R	ER	SO	BB	IBB	HBP	BLK	WP	HR	S	P	ERA	WHIP
41 David Phelps, R ERA: 3.72	(1, 1)	6.0	L	27	6	6	4	4	3	0	1	0	0	0	50	92	6.00	1.500
48 Matt Thornton, L ERA: 4.09	(7, 1)	1.0		4	0	0	0	1	0	0	0	0	0	0	8	11	0.00	0.000
91 Alfredo Aceves, R ERA: 6.52	(8, 1)	2.0		11	5	4	4	1	0	0	0	0	0	2	26	36	18.00	2.500

PITCHER	IP	WLS	BF	H	R	ER	SO	BB	IBB	HBP	BLK	WP	HR	S	P	ERA	WHIP

TOP	
AB	36
R	10
H	11
RBI	8
BB	3
SO	6
LOB	15

BOTTOM

Batter	1	2	3	4	5	6	7	8	9	AB	R	H	RBI	BB	SO	LOB
11 Brett Gardner, L (1, 7) OBP: 0.348, SLG: 0.383	C SI 92 B SI 92 B CU 80 C SI 92 B FF 93 F FF 93 F FF 94 X FF 94 3-2 ① G6-3		F SI 92 F CH 89 F FF 94 B SI 94 X CH 90 1-2 ①② L6-3 1-1		B SI 90 B CH 88 F SI 92 F FF 93 X CU 82 2-2 ① G4-3			C CU 78 B FF 92 C FF 93 F SL 80 X SL 81 1-2 ① F7		4	0	0	0	0	0	1
2 Derek Jeter, R (1, 6) OBP: 0.330, SLG: 0.319	B SI 94 F SI 93 S SL 86 S CH 90 1-3 ② K		C SI 93 S SL 85 B FF 93 F FF 93 B FF 93 F FF 93 B CH 90 F SI 94 X SI 93 3-2 ③ G4-3		B SL 84 X SI 92 1-0 ② G4-3			C SL 79 X FF 93 0-1 ② L7		4	0	0	0	0	1	0
22 Jacoby Ellsbury, L (1, 8) OBP: 0.342, SLG: 0.385	B FF 93 X SI 93 1-0 1B			C CU 79 S CH 89 B FF 93 C FF 93 1-3 ① K	X SI 93 0-0 ③ G6-3			C FF 92 X SL 81 0-1 1B		4	0	2	0	0	1	0
34 Brian McCann, L (1, 2) OBP: 0.291, SLG: 0.377	C CU 81 D CH 90 X CH 89 1-1 ③ G3			S CU 80 B CH 90 S CH 89 X FF 93 1-2 26 2B 31 1B 1B		X FF 91 0-0 ① G1-3		C FF 92 B FF 91 S SL 80 C SL 80 1-3 ③ K		4	1	1	0	0	1	2
26 Yangervis Solarte, S (1, 5) OBP: 0.366, SLG: 0.464		B SI 92 X SI 92 1-0 1B		F CH 90 B CH 90 X CH 89 1-1 31 1B 1-3 2B		B SI 91 B CH 88 C FF 92 B CU 79 X FF 92 3-1 ② F9			C SI 85 B SI 86 X SI 86 1-1 ① L8	4	1	2	0	0	0	0
12 Alfonso Soriano, R (1, 10) OBP: 0.256, SLG: 0.399		C SI 92 S SL 87 S CH 90 0-3 ① K		F SL 86 S CH 90 S CH 91 0-3 ② K		S SL 84 B CH 90 F SI 92 B SL 83 S CH 90 2-3 ③ K			B SI 84 S SI 84 F CH 80 X CH 78 1-2 ② G4-3	4	0	0	0	0	3	3
31 Ichiro Suzuki, L (1, 9) OBP: 0.370, SLG: 0.356		C CH 90 S CU 82 B FF 94 D CH 90 S FF 94 2-3 ② K		C CU 80 B SI 95 D CH 90 B CH 90 X SI 93 3-1 14 1B 33 1B 2-H 3-H 1B			C SI 91 B CH 87 C CU 78 B FF 92 F FF 93 B CU 81 X FF 93 3-2 ① L7		C FF 88 B SL 83 C FF 90 B FF 91 S FF 89 2-3 ③ K	4	0	1	2	0	2	1
14 Brian Roberts, S (1, 4) OBP: 0.313, SLG: 0.360		F SI 93 D CU 82 F CU 82 F CH 91 F FF 94 B FF 94 X CH 90 2-2 ③ G4-3		F CH 90 X SI 93 0-1 33 1B 1-2 1B				B SI 93 C FF 94 B CU 80 C CU 80 S CH 90 2-3 ② K		3	0	1	0	0	1	1
33 Kelly Johnson, L (1, 3) OBP: 0.288, SLG: 0.405			F SI 92 X CU 80 0-1 11 L6-3 1B	X SI 93 0-0 ③ 1-2 2-H 1B				S CH 88 S CU 81 F CH 90 B CH 90 F CH 90 B FF 94 B CU 81 S CH 90 3-3 ③ K		3	0	2	0	0	1	0
Inning Stats	R: 0 E: 0 K: 1 S: 11 H: 1 LOB: 1 BB: 0 P: 17	R: 0 E: 0 K: 2 S: 12 H: 1 LOB: 1 BB: 0 P: 17	R: 0 E: 0 K: 0 S: 12 H: 1 LOB: 0 BB: 0 P: 16	R: 2 E: 0 K: 2 S: 16 H: 5 LOB: 2 BB: 0 P: 22	R: 0 E: 0 K: 0 S: 5 H: 0 LOB: 0 BB: 0 P: 8	R: 0 E: 0 K: 1 S: 6 H: 0 LOB: 0 BB: 0 P: 11	R: 0 E: 0 K: 2 S: 12 H: 0 LOB: 0 BB: 0 P: 20	R: 0 E: 0 K: 1 S: 11 H: 1 LOB: 1 BB: 0 P: 13	R: 0 E: 0 K: 1 S: 8 H: 0 LOB: 0 BB: 0 P: 12	1B: 8 2B: 2 3B: 0 HR: 0 SF: 0 SAC: 0 DP: 1 HBP: 0						

PITCHER	IP	WLS	BF	H	R	ER	SO	BB	IBB	HBP	BLK	WP	HR	S	P	ERA	WHIP
34 Félix Hernández, R (1, 1) ERA: 2.57	7.0	W	27	8	2	2	8	0	0	0	0	0	0	74	111	2.57	1.143
41 Charlie Furbush, L (8, 1) ERA: 4.86	1.0		4	1	0	0	1	0	0	0	0	0	0	11	13	0.00	1.000
97 Joe Beimel, L (9, 1) ERA: 2.04	1.0		3	0	0	0	1	0	0	0	0	0	0	8	12	0.00	0.000

PITCHER	IP	WLS	BF	H	R	ER	SO	BB	IBB	HBP	BLK	WP	HR	S	P	ERA	WHIP

Seattle Mariners @ New York Yankees

Yankee Stadium, Bronx, NY

Mon Jun 02 2014, 7:09 PM - 10:04 PM EDT

Att. 41,539 - Clear - 77 F

livebaseballscorecards.com

AB	34
R	2
H	9
RBI	2
BB	0
SO	10
LOB	8

Oakland Athletics @ New York Yankees

Yankee Stadium, Bronx, NY

Tue Jun 03 2014, 8:17 PM - 11:50 PM EDT

Att. 41,677 - Overcast - 71 F

livebaseballscorecards.com

TOP

Batter	1	2	3	4	5	6	7	8	9	10	AB	R	H	RBI	BB	SO	LOB
4 Coco Crisp, S (1, 8) OBP: 0.357, SLG: 0.391	P5			20 G5-4-3 BB		G4-3			L4-3	E8 1B	4	0	1	0	1	0	0
5 John Jaso, L (1, 2) OBP: 0.384, SLG: 0.465	L3			F8			G4-3		G1-3	BB	4	0	0	0	1	0	1
20 Josh Donaldson, R (1, 5) OBP: 0.370, SLG: 0.537	K			G5-4-3			L4		G5-3	F8	5	0	0	0	0	1	4
37 Brandon Moss, L (1, 10) OBP: 0.369, SLG: 0.598		F8			HR		K			HR	4	2	2	2	0	1	0
52 Yoenis Cespedes, R (1, 7) OBP: 0.300, SLG: 0.488		8 G6-3 1B			K			G4-3		8 2B BB	3	1	1	0	1	1	0
8 Jed Lowrie, S (1, 6) OBP: 0.352, SLG: 0.385		G6-3			L6			K		88 1B 2B	4	1	1	1	0	1	1
18 Alberto Callaspo, S (1, 3) OBP: 0.337, SLG: 0.331			G3-1		G6-3			21 2B BB		F7	3	1	0	0	1	0	1
3 Craig Gentry, R (1, 9) 21 Stephen Vogt, L (8, PH) 88 Kyle Blanks, R (8, 9) OBP: 0.339, SLG: 0.333 OBP: 0.200, SLG: 0.400 OBP: 0.382, SLG: 0.500			F8			G1-3				4 E 4 1B 1B	2 1 1	0 0 0	0 1 1	0 1 1	0 0 0	0 0 0	0 0 0
28 Eric Sogard, L (1, 4) OBP: 0.268, SLG: 0.240			F7		P6			G3-1		F8	4	0	0	0	0	0	2
Inning Stats	R: 0 E: 0 K: 1 S: 7 H: 0 LOB: 0 BB: 0 P: 13	R: 0 E: 0 K: 0 S: 8 H: 1 LOB: 0 BB: 0 P: 11	R: 0 E: 0 K: 0 S: 9 H: 0 LOB: 0 BB: 0 P: 14	R: 0 E: 0 K: 0 S: 6 H: 0 LOB: 0 BB: 1 P: 13	R: 1 E: 0 K: 1 S: 10 H: 1 LOB: 0 BB: 0 P: 17	R: 0 E: 0 K: 0 S: 8 H: 0 LOB: 0 BB: 0 P: 14	R: 0 E: 0 K: 1 S: 10 H: 0 LOB: 0 BB: 0 P: 15	R: 1 E: 0 K: 1 S: 14 H: 1 LOB: 1 BB: 1 P: 24	R: 0 E: 0 K: 0 S: 8 H: 0 LOB: 0 BB: 0 P: 13	R: 3 E: 1 K: 0 S: 19 H: 4 LOB: 3 BB: 2 P: 37	1B: 3 2B: 2 3B: 0 HR: 2 SF: 0 SAC: 0 DP: 2 HBP: 0						

	AB	35
	R	5
	H	7
	RBI	5
	BB	4
	SO	4
	LOB	9

WP: 0 PB: 0 SB: 0 CS: 0 PA: 39

PITCHER		IP	WLS	BF	H	R	ER	SO	BB	IBB	HBP	BLK	WP	HR	S	P	ERA	WHIP
18 Hiroki Kuroda, R ERA: 4.27	(1, 1)	6.2		21	2	1	1	2	1	0	0	0	0	1	55	93	1.35	0.450
68 Dellin Betances, R ERA: 1.59	(7, 1)	1.1	B	6	1	1	1	2	1	0	0	0	0	0	17	28	6.75	1.500
30 David Robertson, R ERA: 4.26	(9, 1)	1.0		3	0	0	0	0	0	0	0	0	0	0	8	13	0.00	0.000
43 Adam Warren, R ERA: 2.53	(10, 1)	0.1	L	5	3	3	3	0	1	0	0	0	0	1	12	24	81.00	12.000
38 Preston Claiborne, R ERA: 3.57	(10, 1)	0.2		4	1	0	0	0	1	0	0	0	0	0	7	13	0.00	3.000

PITCHER		IP	WLS	BF	H	R	ER	SO	BB	IBB	HBP	BLK	WP	HR	S	P	ERA	WHIP

Batter	1	2	3	4	5	6	7	8	9	10	AB	R	H	RBI	BB	SO	LOB
11 Brett Gardner, L (1, 7) OBP: 0.345, SLG: 0.379	C SI 91 B SI 91 X SI 90 1-1 22 1B 25 1B 1B		F SI 90 C SI 91 B SL 81 X SL 81 1-2 ① G5-3		C SL 80 B CU 78 F SI 94 S SI 94 1-3 ③ K		B KC 80 B KC 77 C FF 93 F FF 94 C FF 94 2-3 ② K		C FF 91 B SI 90 B SI 90 X SI 91 2-1 ③ L6		5	1	1	0	0	2	3
2 Derek Jeter, R (1, 10) OBP: 0.322, SLG: 0.311	C SI 90 B CH 78 D CH 79 F SI 91 T SI 94 2-2 ① K		F CU 71 B CH 80 B SI 92 X CH 79 2-1 ② L4			B SL 84 B SI 90 X SI 90 2-0 ① G4-3	X SI 90 0-0 ③ F8			C FF 94 X FF 94 0-1 ① P4	5	0	0	0	0	1	3
22 Jacoby Ellsbury, L (1, 8) OBP: 0.343, SLG: 0.383	B SI 92 C SI 92 F SL 80 F SI 94 X SI 94 1-2 25 1B 1-2 1B		S SL 81 B SL 81 X SL 79 1-1 ③ F9			B FF 91 C SI 91 F SI 92 X SL 82 1-2 ② G3		B FF 93 B FF 94 B FF 92 B FF 93 4-0 26 G3-1 26 S BB		B CU 83 C FF 94 S FF 95 B FF 96 S FF 94 2-3 ② K	4	0	1	0	1	1	0
25 Mark Teixeira, S (1, 3) OBP: 0.371, SLG: 0.496	C SI 93 B FF 93 X SI 93 1-1 1-3 2-H 1B			F SI 90 B SI 91 X SI 91 1-1 ① G5-3		B SI 91 X SI 92 1-0 HR		C SI 89 B SI 89 F SI 89 1 SAFE B SI 90 F CH 79 B SI 90 1 SAFE C SI 90 3-3 ① K		C FF 93 B FF 95 C FF 94 F FF 94 B CU 84 X FF 94 2-2 ③ G5-3	5	1	2	2	0	1	1
26 Yangervis Solarte, S (1, 4) OBP: 0.368, SLG: 0.462 (10, 5)	B SI 93 X CH 81 1-0 ② L5			B CU 73 B SI 91 B SI 92 C SI 91 B CH 78 4-1 45 FC5-4 BB		B CH 78 X SL 82 1-0 1B		C FF 88 D CH 79 F SL 81 F SL 80 F CH 78 X SI 87 1-2 ② G3-1 1-3			3	0	1	0	1	0	3
12 Alfonso Soriano, R (1, 9) OBP: 0.253, SLG: 0.392 31 Ichiro Suzuki, L (8, 9) OBP: 0.366, SLG: 0.352	S CH 79 D CH 81 S CH 80 S CH 81 1-3 ③ K			B CH 79 C SI 90 C SI 92 C SI 92 1-3 ② K		S CH 79 S CH 80 S CH 80 0-3 ③ K		C SI 88 B CH 78 X SI 89 1-1 ③ F7			3 0 0 0 0 3 4 1 0 0 0 0 0 1						
45 Scott Sizemore, R (1, 5) OBP: 0.313, SLG: 0.438 14 Brian Roberts, S (9, PH) OBP: 0.311, SLG: 0.358 (10, 4)		B SI 89 C SI 88 F CH 77 F CH 78 C SI 94 1-3 ① K	X CH 76 0-0 ③ FC5-4 1-2f				C SI 89 C SI 90 B SI 92 B CH 75 X CH 78 2-2 66 BB 1B		F FF 91 X CH 83 0-1 ① G6-3		3	0	1	0	0	1	1
66 John Ryan Murphy, R (1, 2) OBP: 0.360, SLG: 0.417 34 Brian McCann, L (9, PH) OBP: 0.295, SLG: 0.380 (10, 2)		F SI 91 B SI 92 S CH 77 S CH 77 1-3 ② K			C SI 89 F SI 90 F FF 93 X CH 78 0-2 ① G6-3		B CH 78 1 SAFE B SI 90 B SI 91 C SI 90 B SI 91 4-1 1-2 BB		B SI 91 C CH 84 S CH 84 B CH 84 X CH 84 2-2 17 FC5-4 1B		2	0	0	0	1	1	0
17 Brendan Ryan, R (1, 6) OBP: 0.310, SLG: 0.310		B SI 91 C SI 92 S CH 78 F SI 93 B CH 77 F CH 78 B CH 79 S CH 77 3-3 ③ K			F CH 77 F CU 74 B SI 94 F SI 94 C SI 95 1-3 ② K		L SI 92 B CU 77 C SI 93 B SI 93 F SI 94 B SI 94 F SI 93 F SI 92 C CH 78 3-3 ① K		B SI 91 1 SAFE X SI 91 1-0 ② FC5-4 1-2f		4	0	0	0	0	3	3
Inning Stats	R: 1 E: 0 K: 2 S: 15 H: 3 LOB: 2 BB: 0 P: 22	R: 0 E: 0 K: 3 S: 12 H: 0 LOB: 0 BB: 0 P: 17	R: 0 E: 0 K: 0 S: 7 H: 0 LOB: 0 BB: 0 P: 11	R: 0 E: 0 K: 1 S: 7 H: 0 LOB: 1 BB: 1 P: 13	R: 0 E: 0 K: 2 S: 11 H: 0 LOB: 0 BB: 0 P: 13	R: 1 E: 0 K: 1 S: 9 H: 2 LOB: 1 BB: 0 P: 14	R: 0 E: 0 K: 2 S: 14 H: 1 LOB: 2 BB: 1 P: 25	R: 0 E: 0 K: 1 S: 11 H: 0 LOB: 1 BB: 1 P: 20	R: 0 E: 0 K: 0 S: 8 H: 1 LOB: 1 BB: 0 P: 13	R: 0 E: 0 K: 1 S: 9 H: 0 LOB: 0 BB: 0 P: 13	1B: 6 2B: 0 3B: 0 HR: 1	SF: 0 SAC: 0 DP: 0 HBP: 0	WP: 0 PB: 0 SB: 1 CS: 0	PA: 40				

PITCHER		IP	WLS	BF	H	R	ER	SO	BB	IBB	HBP	BLK	WP	HR	S	P	ERA	WHIP
26 Scott Kazmir, L ERA: 2.4	(1, 1)	6.1		27	6	2	2	10	2	0	0	0	0	1	71	109	2.84	1.263
56 Fernando Abad, L ERA: 1.93	(7, 1)	0.2		3	0	0	0	1	1	0	0	0	0	0	4	10	0.00	1.500
44 Luke Gregerson, R ERA: 2.32	(8, 1)	1.0		3	0	0	0	1	0	0	0	0	0	0	11	16	0.00	0.000
61 Dan Otero, R ERA: 2.34	(9, 1)	1.0	W	4	1	0	0	0	0	0	0	0	0	0	8	13	0.00	1.000
62 Sean Doolittle, L ERA: 2.67	(10, 1)	1.0	S	3	0	0	0	1	0	0	0	0	0	0	9	13	0.00	0.000

PITCHER	IP	WLS	BF	H	R	ER	SO	BB	IBB	HBP	BLK	WP	HR	S	P	ERA	WHIP

BOTTOM

Oakland Athletics @ New York Yankees

Yankee Stadium, Bronx, NY

Tue Jun 03 2014, 8:17 PM - 11:50 PM EDT

Att. 41,677 - Overcast - 71 F

livebaseballscorecards.com

AB	37
R	2
H	7
RBI	2
BB	3
SO	13
LOB	19

Oakland Athletics @ New York Yankees

Yankee Stadium, Bronx, NY

Wed Jun 04 2014, 7:12 PM - 10:33 PM EDT

Att. 37,734 - Cloudy - 73 F

TOP

livebaseballscorecards.com

Batter	1	2	3	4	5	6	7	8	9	AB	R	H	RBI	BB	SO	LOB
3 Craig Gentry, R (1, 8) OBP: 0.325, SLG: 0.318	B FF 87 X SI 86 1-0 ① G6-3		B CU 74 B CU 75 C SI 88 C CU 74 X FF 89 2-2 ② G4-3		C SI 89 F CU 74 D CU 75 X SI 90 1-2 ① G3 1-2 2-3	B FF 95 D SI 95 F SI 96 X SI 95 2-1 ③ G5-3		X SL 84 0-0 ③ F8		5	0	0	0	0	0	6
8 Jed Lowrie, S (1, 6) OBP: 0.353, SLG: 0.387	C FF 89 S SL 82 F SL 82 B CU 78 F FF 89 B SL 81 B CH 82 S SI 88 3-3 ② K		S SL 82 X SI 88 0-1 20 FC4 1B		C SL 83 F SI 90 F CU 75 B CU 78 B FF 90 B SL 83 X SL 83 3-2 ② SF9 2-3 3-H		C FF 94 B FF 95 X CH 82 1-1 ① F9		C SI 89 C FF 86 F SI 89 B FF 86 F FF 87 X FF 90 1-2 52 G3 20 1B 37 HBP 1B	4	1	2	1	0	1	0
20 Josh Donaldson, R (1, 5) OBP: 0.375, SLG: 0.552	B CU 76 C SI 88 F SL 82 F SL 79 B SI 89 B CH 82 X SI 90 3-2 52 1B 1B		B CH 82 B SI 89 X CU 74 2-0 ③ FC4 1-2f		S CU 76 F CU 76 B FF 87 X FF 86 1-2 ③ F9		B FF 94 X FF 95 1-0 HR		B CH 78 X CH 77 1-0 37 HBP 52 G3 88 SF8 1-2 1B	5	2	3	1	0	0	2
52 Yoenis Cespedes, R (1, 7) OBP: 0.306, SLG: 0.519	C SI 88 C CH 82 B SL 80 F SI 90 B SL 82 X SI 89 2-2 1B 1-2			C CH 84 X SL 80 0-1 HR		C FF 85 X CU 79 0-1 HR	B CH 82 C FF 95 S SL 85 T CH 83 1-2 ② K		C FF 86 B SI 90 X CH 78 1-1 ① G3 1-2 2-3	5	2	3	2	0	1	2
36 Derek Norris, R (1, 2) OBP: 0.399, SLG: 0.462	C SL 81 F CH 82 S FF 90 0-3 ③ K			B CU 74 C CU 76 B CH 80 C SL 80 B FF 89 F SL 81 X SL 82 3-2 88 G5-4-3 1B		B CU 77 X FF 86 1-0 E6 88 BB 37 1B 18 SF7	B SL 84 C FF 96 X FF 94 1-1 ③ G5-3		I IN 69 I IN 71 I IN 75 I IN 75 4-0 37 HBP IBB	4	1	1	0	1	1	2
37 Brandon Moss, L (1, 9) OBP: 0.369, SLG: 0.591		B FF 87 C SL 81 F SL 78 S SL 83 1-3 ① K		B SL 81 C FF 89 B CU 78 C SI 87 1 SAFE S SL 81 2-3 ① K	X FF 93 0-0 18 SF7 88 BB 1-2 1B			B FF 93 S FF 92 B CH 82 S CH 83 F FF 93 B CH 83 X CH 83 3-2 ① F8	H SI 88 1-0 18 FC6-4 HBP 1-2 2-3 3-H	4	0	1	1	0	2	1
88 Kyle Blanks, R (1, 3) OBP: 0.385, SLG: 0.515		X SL 83 0-0 ② G6-3		X SL 81 0-0 ② ③ G5-4-3 1-2f	B SI 94 S SI 94 S SI 94 B FF 95 D SI 95 F FF 96 B FF 96 4-2 BB 1-2 2-3			B FF 93 X SL 84 1-0 2B	X FF 86 0-0 ② SF8 3-H	3	0	1	1	1	0	1
18 Alberto Callaspo, S (1, 10) OBP: 0.333, SLG: 0.326		C FF 88 C CH 82 B SL 83 F SL 82 B CU 74 B SI 89 F SI 89 F FF 89 F SL 83 3-2 ③ F7			C CU 73 F SI 87 B SL 79 B CH 80 B SI 88 B CU 76 4-2 3 G3 1 1B 8 SF9 BB	C SI 96 B SI 96 D FF 96 F SI 95 F FC 90 F SI 96 F FC 89 F FF 94 X SL 84 2-2 ① SF7 2-3 3-H		F FF 93 C FF 94 S CH 84 0-3 ② K	C CH 76 C SI 89 X SI 89 0-2 ③ FC6-4 1-2f	3	1	0	1	1	1	3
1 Nick Punto, S (1, 4) OBP: 0.345, SLG: 0.316			F FF 87 C SL 80 B CU 78 F SI 89 C CH 83 1-3 ① K		C CH 79 B SL 83 C SI 87 X SL 83 1-2 8 SF9 3 G3 1B	S SI 95 F FF 95 S FC 90 0-3 ② K		F CH 82 B FF 94 B CH 82 B FF 92 B FF 93 4-1 BB		3	0	1	0	1	2	2

Inning Stats																								
	R: 0	H: 2	R: 0	H: 0	R: 0	H: 1	R: 1	H: 2	R: 1	H: 1	R: 2	H: 2	R: 1	H: 1	R: 0	H: 1	R: 2	H: 2	1B: 8	SF: 3	WP: 0	PA: 44
	E: 0	LOB: 2	E: 0	LOB: 0	E: 0	LOB: 1	E: 0	LOB: 0	E: 1	LOB: 1	E: 1	LOB: 2	E: 0	LOB: 0	E: 0	LOB: 2	E: 0	LOB: 2	2B: 1	SAC: 0	PB: 0	
	K: 2	BB: 0	K: 1	BB: 0	K: 1	BB: 1	K: 1	BB: 0	K: 0	BB: 1	K: 1	BB: 1	K: 1	BB: 0	K: 1	BB: 1	K: 0	BB: 1	3B: 0	DP: 1	SB: 0	
	S: 17	P: 26	S: 11	P: 15	S: 10	P: 15	S: 10	P: 15	S: 15	P: 25	S: 19	P: 28	S: 8	P: 12	S: 10	P: 18	S: 12	P: 20	HR: 3	HBP: 1	CS: 0	

PITCHER		IP	WLS	BF	H	R	ER	SO	BB	IBB	HBP	BLK	WP	HR	S	P	ERA	WHIP
57 Vidal Nuño, L ERA: 5.33	(1, 1)	4.2		20	6	2	2	5	1	0	0	0	0	1	60	92	3.86	1.500
40 Matt Daley, R ERA: 4.5	(5, 1)	0.1		3	1	2	1	0	0	0	0	0	0	1	6	8	27.00	3.000
48 Matt Thornton, L ERA: 3.75	(6, 1)	1.0	B	5	1	0	0	1	1	0	0	0	0	0	16	24	0.00	2.000
63 José Ramirez, R ERA: 4.5	(7, 1)	2.0	L	9	2	1	1	2	1	0	0	0	0	1	18	30	4.50	1.500
55 Wade LeBlanc, L ERA: 7.36	(9, 1)	1.0		7	2	2	2	0	0	1	1	0	0	0	12	20	18.00	2.000

PITCHER	IP	WLS	BF	H	R	ER	SO	BB	IBB	HBP	BLK	WP	HR	S	P	ERA	WHIP

AB	36
R	7
H	12
RBI	7
BB	4
SO	8
LOB	19

Batter	1	2	3	4	5	6	7	8	9	AB	R	H	RBI	BB	SO	LOB
11 Brett Gardner, L (1, 7) OBP: 0.346, SLG: 0.379	C FC 87 S CU 74 B FF 90 B CU 77 F FC 88 F FC 89 F CU 76 X FC 89 2-2 ① F8		X FC 88 0-0 ① 2 S 22 HR 1-3 1B	B FC 87 1 SAFE 1 SAFE B SI 88 C SI 89 S CH 82 1 SAFE X CH 82 2-2 1-2 1B			B FF 92 L FF 91 B KC 79 F SI 93 X KC 81 2-2 ① G6-3		C FF 94 X CU 82 0-1 ① G1-3	5	1	2	0	0	0	0
2 Derek Jeter, R (1, 6) OBP: 0.320, SLG: 0.308	B FC 87 C FF 91 C FC 89 X FC 88 1-2 ② G4-3		C FF 89 F FC 88 B SI 90 F FC 86 X CH 84 1-2 ② 22 HR 1-2 1B 3-H	C CU 73 F SI 91 B FF 92 C SI 90 1-3 ③ K			B SI 92 X SI 91 1-0 E6 25 22 FC3-6 1B		X FF 95 0-0 ② F9	5	1	1	1	0	1	2
22 Jacoby Ellsbury, L (1, 8) OBP: 0.349, SLG: 0.402	C FC 88 S CU 76 B FC 88 B FF 91 B CH 84 X FC 89 3-2 1B		D CU 75 F CH 84 X FC 88 1-1 ② 1-H 2-H HR		X FC 87 0-0 ① L9		B KC 79 C KC 74 D KC 79 C KC 75 B SI 95 X KC 75 3-2 25 FC3-6 1-2 1B		B FF 94 C FF 95 C CU 83 B FF 95 B FF 96 F FF 95 X FF 95 3-2 ③ G4-3	5	1	3	3	0	0	0
25 Mark Teixeira, S (1, 3) OBP: 0.368, SLG: 0.489	C FF 90 B FC 88 C FC 89 F SI 92 1 SAFE X FC 86 1-2 ③ G3		B SI 93 X FC 89 1-0 1B		C SI 90 C FC 87 S CU 76 0-3 ② K		F SI 90 X SL 82 0-1 ② FC3-6 1-2f 2-3			4	0	1	0	0	1	3
34 Brian McCann, L (1, 10) OBP: 0.289, SLG: 0.372 (9, 2)		B FF 91 C FC 89 C FC 88 X CH 85 1-2 ① L7	B FF 90 C FC 88 B FF 90 X FF 90 2-1 ② L7		C FC 89 C FC 89 S CU 76 0-3 ③ K		C SL 84 X SI 91 0-1 ③ G4-3			4	0	0	0	0	1	3
26 Yangervis Solarte, S (1, 5) OBP: 0.366, SLG: 0.457		F FC 90 C CH 85 B FC 89 X CU 76 1-2 ② G3-1	C CU 74 B CH 84 X FC 89 1-1 ③ P5		C CU 73 B CU 75 X FC 87 1-1 ① F7		F SL 82 B SI 90 X SI 90 1-1 1B			4	0	1	0	0	0	1
14 Brian Roberts, S (1, 4) OBP: 0.310, SLG: 0.351		C FC 88 F FF 91 X FF 92 0-2 ③ F7		X FC 90 0-0 ① L8		B CH 83 C FC 88 F CH 84 B FC 88 B FC 88 B CH 83 4-2 31 FC6-4 BB		X SI 90 0-0 ① F7		3	0	0	0	1	0	1
31 Ichiro Suzuki, L (1, 9) OBP: 0.371, SLG: 0.351			B FF 90 B FF 90 B FF 89 B FF 89 4-0 11 1B 2 1B BB	C FC 89 C FC 88 B CU 77 X CU 76 1-2 11 1B 1B			C FC 88 B SI 90 1 SAFE C FC 88 F FF 91 1 SAFE F FC 88 F FC 89 D CH 84 2-2 ② X FC 88 FC6-4 66 66 E S 1-2f		C SI 89 F SI 89 D CH 82 C SI 91 1-3 ② K	3	1	1	0	1	1	2
66 John Ryan Murphy, R (1, 2) OBP: 0.340, SLG: 0.392 33 Kelly Johnson, L (8, PH) OBP: 0.286, SLG: 0.402 55 Wade LeBlanc, L (9, 1)			1 SAFE B FC 86 B FC 88 C FF 90 F FC 89 S FF 90 2-3 ① K	F FF 89 F FC 88 F CH 82 S FC 88 0-3 ② K			F FC 88 C SI 92 B FC 88 X CU 74 1-2 ③ G5-3 1-3		B CH 83 B SI 91 F SI 91 C SI 91 F CH 84 B SI 92 T SI 92 3-2 ③ K	3 1 0	0 0 0	0 0 0	0 0 0	0 0 0	2 1 0	3 1 0
Inning Stats	R: 0 H: 1 E: 0 LOB: 1 K: 0 BB: 0 S: 16 P: 23	R: 0 H: 0 E: 0 LOB: 0 K: 0 BB: 0 S: 9 P: 11	R: 4 H: 4 E: 0 LOB: 1 K: 1 BB: 1 S: 15 P: 27	R: 0 H: 2 E: 0 LOB: 2 K: 2 BB: 0 S: 14 P: 18	R: 0 H: 0 E: 0 LOB: 0 K: 2 BB: 0 S: 7 P: 7	R: 0 H: 0 E: 0 LOB: 1 K: 0 BB: 1 S: 13 P: 21	R: 0 H: 1 E: 1 LOB: 2 K: 0 BB: 0 S: 11 P: 17	R: 0 H: 1 E: 0 LOB: 1 K: 2 BB: 0 S: 10 P: 15	R: 0 H: 0 E: 0 LOB: 0 K: 0 BB: 0 S: 7 P: 10	1B: 8 2B: 0 3B: 0 HR: 1	SF: 0 SAC: 0 DP: 0 HBP: 0			WP: 0 PB: 0 SB: 2 CS: 0	PA: 39		

PITCHER	IP	WLS	BF	H	R	ER	SO	BB	IBB	HBP	BLK	WP	HR	S	P	ERA	WHIP
60 Jesse Chavez, R (1, 1) ERA: 3.04	6.0	W	27	7	4	4	5	2	0	0	0	0	1	74	107	6.00	1.500
56 Fernando Abad, L (7, 1) ERA: 1.9	0.1	H	3	1	0	0	0	0	0	0	0	0	0	7	13	0.00	3.000
61 Dan Otero, R (7, 1) ERA: 2.23	1.2	H	6	1	0	0	2	0	0	0	0	0	0	14	19	0.00	0.600
62 Sean Doolittle, L (9, 1) ERA: 2.57	1.0	S	3	0	0	0	0	0	0	0	0	0	0	7	10	0.00	0.000

PITCHER	IP	WLS	BF	H	R	ER	SO	BB	IBB	HBP	BLK	WP	HR	S	P	ERA	WHIP

BOTTOM

Oakland Athletics @ New York Yankees

Yankee Stadium, Bronx, NY

Wed Jun 04 2014, 7:12 PM - 10:33 PM EDT

Att. 37,734 - Cloudy - 73 F

livebaseballscorecards.com

AB	37
R	4
H	9
RBI	4
BB	2
SO	7
LOB	16

Oakland Athletics @ New York Yankees

Yankee Stadium, Bronx, NY

Thu Jun 05 2014, 1:14 PM - 4:09 PM EDT

Att. 44,346 - Cloudy - 70 F

livebaseballscorecards.com

TOP

Batter	1	2	3	4	5	6	7	8	9	AB	R	H	RBI	BB	SO	LOB
4 Coco Crisp, S (1, 8) OBP: 0.360, SLG: 0.390	B SI 91 B SI 90 B FF 91 C FF 90 F FF 91 X FF 92 3-2 P2		B CU 74 X SI 90 1-0 L4		B SI 90 B CU 75 F SI 90 B FS 84 F FF 89 B FF 93 4-2 1-2 BB			B CH 86 S CH 85 C SL 84 B CU 82 B FF 95 X CH 86 3-2 52 WP 5 1B 1B		3	0	1	0	1	0	0
5 John Jaso, L (1, 2) OBP: 0.387, SLG: 0.489	X SI 90 0-0 HR			C SL 81 B FS 84 F FF 89 B FS 87 X SL 84 2-2 F7	C FS 83 X FS 86 0-1 P6			1 SAFE 1 SAFE X SL 86 0-0 1-2 52 WP 1B		4	1	2	1	0	0	2
20 Josh Donaldson, R (1, 5) OBP: 0.369, SLG: 0.542	C SL 82 B SI 90 S SL 82 B FS 88 X FS 87 2-2 G5-3			B SI 90 F FS 85 X SL 83 1-1 L6		B FF 92 F SL 82 C SL 85 S SL 85 1-3 K		B SL 87 S SL 86 L FF 94 S SL 85 1-3 K		4	0	0	0	0	2	2
37 Brandon Moss, L (1, 7) OBP: 0.372, SLG: 0.589	S FS 84 F FF 91 B FF 92 B FS 88 F FS 88 C FF 93 2-3 K			F FS 85 S FS 85 B CU 79 F FS 86 F FF 94 X CU 78 1-2 52 1B 1B		B SI 91 S FS 85 X FS 86 1-1 8 FC4-6 1B		C FF 94 F FF 94 B CH 88 B FF 95 B FF 95 X CH 85 3-2 L9		4	0	2	0	0	1	2
52 Yoenis Cespedes, R (1, 10) OBP: 0.305, SLG: 0.514		B FF 90 B SI 89 S SL 83 F FF 91 F SL 82 X FF 92 2-2 P3		C SL 81 S FS 84 X FS 86 0-2 1-2 1B		B SI 90 F FF 89 X SL 82 1-1 P3		C FF 96 S SL 87 F FF 96 B FF 97 B CU 83 S FF 96 2-3 1-2 2-3 K		4	0	1	0	0	1	3
8 Jed Lowrie, S (1, 6) OBP: 0.347, SLG: 0.380		X FF 90 0-0 F7		B FF 90 F FS 84 B FS 84 S FF 89 F FS 86 F FF 90 F FS 86 F FF 94 S SL 86 2-3 K		X FS 86 0-0 1-2f FC4-6			B FC 91 F FC 92 S KC 84 F KC 83 S KC 81 1-3 K2-3	4	0	0	0	0	2	3
21 Stephen Vogt, L (1, 9) OBP: 0.333, SLG: 0.444 3 Craig Gentry, R (9, PR) OBP: 0.325, SLG: 0.318		C SL 83 B FS 85 B FS 85 C SL 83 F FF 91 X SL 84 2-2 G4-3			B FS 88 S FS 82 F FF 91 F SL 84 B FF 92 F FS 87 F FF 89 B FS 84 F SL 85 3-2 X FF 92 4 BB 1B		C FF 94 B KC 80 B KC 82 B FF 96 C FF 94 S FF 98 3-3 K		X KC 81 0-0 18 G1-3-1 18 S 1B	4 0	0 0	2 0	0 0	0 0	1 0	0 0
18 Alberto Callaspo, S (1, 3) OBP: 0.327, SLG: 0.318			C SL 81 X FS 84 0-1 G4-1		B FS 83 F FF 91 X SI 89 1-1 F8		C KC 82 B KC 83 B FF 96 B KC 82 X FF 95 3-1 P5		1 SAFE C FC 93 1 SAFE B KC 83 B FC 92 X KC 82 2-1 1-3 G1-3-1	4	0	0	0	0	0	2
28 Eric Sogard, L (1, 4) OBP: 0.262, SLG: 0.234 36 Derek Norris, R (9, PH) OBP: 0.396, SLG: 0.459			B FF 91 F FF 89 F FF 88 B FS 87 F FF 91 X SL 84 2-2 P5		B FS 83 S SI 89 B FF 88 F SI 90 C FF 92 2-3 K		C FF 96 B KC 83 C FF 96 X SV 83 1-2 G5-3		B KC 83 C FC 91 B FC 91 S FC 91 C FC 93 2-3 K	3 1	0 0	0 0	0 0	0 0	1 1	1 2
Inning Stats	R: 1 E: 0 K: 1 S: 11 H: 1 LOB: 0 BB: 0 P: 18	R: 0 E: 0 K: 0 S: 9 H: 0 LOB: 0 BB: 0 P: 13	R: 0 E: 0 K: 0 S: 7 H: 0 LOB: 0 BB: 0 P: 10	R: 0 E: 0 K: 1 S: 20 H: 2 LOB: 2 BB: 0 P: 26	R: 0 E: 0 K: 1 S: 16 H: 1 LOB: 2 BB: 1 P: 26	R: 0 E: 0 K: 1 S: 8 H: 1 LOB: 1 BB: 0 P: 11	R: 0 E: 0 K: 1 S: 8 H: 0 LOB: 0 BB: 0 P: 15	R: 0 E: 0 K: 2 S: 14 H: 2 LOB: 2 BB: 0 P: 23	R: 0 E: 0 K: 2 S: 10 H: 1 LOB: 2 BB: 0 P: 15	1B: 7 2B: 0 3B: 0 HR: 1 SF: 0 SAC: 0 DP: 0 HBP: 0						

PITCHER	IP	WLS	BF	H	R	ER	SO	BB	IBB	HBP	BLK	WP	HR	S	P	ERA	WHIP
19 Masahiro Tanaka, R (1, 1) ERA: 2.02	6.0	W	24	5	1	1	4	1	0	0	0	0	1	71	104	1.50	1.000
68 Dellin Betances, R (7, 1) ERA: 1.54	1.0	H	3	0	0	0	1	0	0	0	0	0	0	8	15	0.00	0.000
43 Adam Warren, R (8, 1) ERA: 2.45	1.0	H	5	2	0	0	2	0	0	0	0	1	0	14	23	0.00	2.000
30 David Robertson, R (9, 1) ERA: 4.05	1.0	S	4	1	0	0	2	0	0	0	0	0	0	10	15	0.00	1.000

PITCHER	IP	WLS	BF	H	R	ER	SO	BB	IBB	HBP	BLK	WP	HR	S	P	ERA	WHIP

AB	35
R	1
H	8
RBI	1
BB	1
SO	9
LOB	17

WP: 1 PA: 36
PB: 0
SB: 1
CS: 0

Batter	1	2	3	4	5	6	7	8	9	AB	R	H	RBI	BB	SO	LOB
11 Brett Gardner, L (1, 7) OBP: 0.345, SLG: 0.391	C FF 92 F FF 92 X FF 92 0-2 ① G6-3		X FF 92 0-0 HR		C FF 91 B KC 80 C KC 81 B KC 82 F FF 92 F FF 93 S KC 81 2-3 ③ K			B SI 94 B SI 94 X SI 94 2-0 ① G4-3		4	1	1	1	0	1	0
2 Derek Jeter, R (1, 6) OBP: 0.318, SLG: 0.307	F FF 91 F FF 93 X FF 94 0-2 22 2B 1B		F SI 91 B FF 91 F FF 90 X FF 91 1-2 ① G5-3			B SI 88 B SI 89 F SI 88 X SI 89 2-1 ① F9		B SI 94 L SI 94 X SI 94 1-1 ② G6-3		4	0	1	0	0	0	0
22 Jacoby Ellsbury, L (1, 8) OBP: 0.355, SLG: 0.410	B FF 93 F FF 92 F FF 92 B KC 80 F FF 91 X FF 92 2-2 1-3 2B		C FF 92 X KC 81 0-1 ② G1-3			C FF 91 B KC 81 B KC 80 B FF 92 B FF 92 4-1 25 S BB		X SI 95 0-0 25 S 1B		3	0	2	0	1	0	0
25 Mark Teixeira, S (1, 3) OBP: 0.359, SLG: 0.475	X FF 93 0-0 ② L5		C FF 92 B KC 82 B FF 92 F FF 91 S KC 82 2-3 ③ K			C FF 89 B SI 89 1 SAFE F SI 90 C KC 80 1-3 ② K 1-2		C SI 93 1 SAFE C SI 93 F CH 86 F SI 94 1 SAFE B FF 93 B CH 87 F SI 95 3-2 B CU 82 X SI 95 ③ G4-3 1-2		4	0	0	0	0	2	4
36 Carlos Beltrán, S (1, 10) OBP: 0.280, SLG: 0.420	B FF 90 C KC 80 F FF 93 S KC 81 1-3 ③ K			B SI 89 S SI 90 B SI 90 F FF 90 B KC 80 S SI 91 3-3 ① K		C KC 79 X FF 91 0-1 ③ F8				3	0	0	0	0	2	3
26 Yangervis Solarte, S (1, 5) OBP: 0.361, SLG: 0.450		X SI 91 0-0 ① G5-3		B SI 91 C SI 91 B CH 86 S KC 80 F KC 80 C KC 80 2-3 ② K			B SI 89 B KC 80 F SI 88 S KC 79 X KC 80 2-2 ① G6-3			3	0	0	0	0	1	0
34 Brian McCann, L (1, 2) OBP: 0.290, SLG: 0.372		C FF 92 S FF 93 X FF 92 0-2 ② E7 12 1B 1B		B FF 91 C FF 91 C KC 80 X FF 92 1-2 ③ G3			S FF 91 F FF 92 C KC 81 0-3 ② K			3	1	1	0	0	1	0
12 Alfonso Soriano, R (1, 9) OBP: 0.259, SLG: 0.402 31 Ichiro Suzuki, L (7, PR) OBP: 0.371, SLG: 0.351 (8, 9)		B FF 93 S KC 82 X KC 82 1-1 14 G4-6-3 2-H 1B			B SI 88 X SI 88 1-0 ① G5-3		B SI 89 B SI 88 F SI 89 B FF 90 C KC 79 X KC 80 3-2 2B			3 0	0 0	2 0	1 0	0 0	0 0	0 0
14 Brian Roberts, S (1, 4) OBP: 0.305, SLG: 0.345		C FF 92 B CH 86 B FF 90 X SI 91 2-1 ②③ G4-6-3 1-2f			C SI 88 X SI 87 0-1 ② G5-3		S SI 89 B KC 78 B SI 90 F FF 90 X KC 80 2-2 ③ F9			3	0	0	0	0	0	2
Inning Stats	R: 0 E: 0 K: 1 S: 14 H: 2 LOB: 2 BB: 0 P: 17	R: 1 E: 1 K: 0 S: 8 H: 2 LOB: 0 BB: 0 P: 11	R: 1 E: 0 K: 1 S: 9 H: 1 LOB: 0 BB: 0 P: 12	R: 0 E: 0 K: 2 S: 10 H: 0 LOB: 0 BB: 0 P: 16	R: 0 E: 0 K: 1 S: 8 H: 0 LOB: 0 BB: 0 P: 11	R: 0 E: 0 K: 1 S: 8 H: 0 LOB: 1 BB: 1 P: 15	R: 0 E: 0 K: 1 S: 12 H: 1 LOB: 1 BB: 0 P: 19	R: 0 E: 0 K: 0 S: 10 H: 1 LOB: 1 BB: 0 P: 16		1B: 4 2B: 2 3B: 0 HR: 1 SF: 0 SAC: 0 DP: 1 HBP: 0						

PITCHER		IP	WLS	BF	H	R	ER	SO	BB	IBB	HBP	BLK	WP	HR	S	P	ERA	WHIP
13 Drew Pomeranz, L ERA: 2.2	(1, 1)	7.0	L	27	6	2	1	7	1	0	0	0	0	1	69	101	1.29	1.000
45 Jim Johnson, R ERA: 6.26	(8, 1)	1.0		4	1	0	0	0	0	0	0	0	0	0	10	16	0.00	1.000

PITCHER	IP	WLS	BF	H	R	ER	SO	BB	IBB	HBP	BLK	WP	HR	S	P	ERA	WHIP

BOTTOM

Oakland Athletics @ New York Yankees

Yankee Stadium, Bronx, NY

Thu Jun 05 2014, 1:14 PM - 4:09 PM EDT

Att. 44,346 - Cloudy - 70 F

livebaseballscorecards.com

AB	30
R	2
H	7
RBI	2
BB	1
SO	7
LOB	9

Batter	1	2	3	4	5	6	7	8	9	AB	R	H	RBI	BB	SO	LOB
22 Jacoby Ellsbury, L (1, 8) OBP: 0.352, SLG: 0.405	F FF 90 C FF 92 F CH 87 F FF 92 X CH 86 0-2 ① P6		X FF 89 0-0 36 G4-3 11 1B 34 2B 1B	B SL 84 S CH 85 B FF 91 S CH 84 B FF 92 F CH 86 F SL 86 X FF 92 3-2 ②③ F9 2-3			F CU 76 F CH 88 B SI 95 B FF 95 B CH 89 X SI 89 3-2 ③ G3		B FF 94 B FF 94 F FF 94 F FF 94 B FF 95 S CH 87 3-3 ③ K	5	1	1	0	0	1	2
11 Brett Gardner, L (1, 7) OBP: 0.347, SLG: 0.393	B FF 92 B FF 93 F FF 93 B FF 94 X SI 93 3-1 ② F9		C CH 88 1 SAFE B CH 84 X SL 81 1-1 36 G4-3 34 2B 1-2 1B		C CU 73 S CH 86 B FF 91 X CH 86 1-2 ① F7			X SI 89 0-0 36 G4-3 1B		4	1	2	0	0	0	0
36 Carlos Beltrán, S (1, 10) OBP: 0.272, SLG: 0.407	C FF 93 X CH 87 0-1 ③ G3		B CU 74 C FF 91 D SL 86 B CH 86 F FF 93 X CH 86 3-2 ① G4-3 1-2 2-3		C SI 92 T FF 92 F FF 93 B CH 87 B CH 85 F SL 84 S FF 93 2-3 ② K			B SI 89 F SI 89 F SI 89 F SI 88 B SL 80 1 SAFE X CH 83 2-2 ① G4-3 1-2		4	0	0	0	0	1	3
25 Mark Teixeira, S (1, 3) OBP: 0.368, SLG: 0.476		C FF 90 B CU 75 X CH 86 1-1 34 G5-3 14 1B 1B	B CU 77 C CH 87 H FF 92 2-1 34 2B HBP		X FF 92 0-0 ③ F7			B SI 88 C SI 89 2 SAFE D CH 85 B SI 89 I IN 59 4-1 IBB		2	2	1	0	1	0	0
34 Brian McCann, L (1, 2) OBP: 0.289, SLG: 0.374		C FF 91 F FF 91 B FF 91 X CH 85 1-2 ① G5-3 1-2	B SL 86 F FF 93 F CH 87 F EP 58 F CH 87 X SI 94 1-2 1-H 2-H 3-H 2B			B CU 74 C FF 90 F CH 84 F CH 87 B FF 92 B FF 92 X CH 87 3-2 ① G5-3		B SI 89 B SI 89 F SI 88 2 SAFE F SI 89 X SL 75 2-2 ② F5		4	0	1	3	0	0	3
26 Yangervis Solarte, S (1, 5) OBP: 0.359, SLG: 0.443		C SL 85 B FF 91 B CH 84 D CH 85 F CU 75 B SI 94 4-2 14 1B BB	X CU 74 0-0 ② F7			B FF 92 C FF 92 B FF 92 B CH 84 X FF 92 3-1 ② L8		C SI 89 D CH 85 X SI 89 1-1 ③ F8		3	0	0	0	1	0	3
31 Ichiro Suzuki, L (1, 9) OBP: 0.367, SLG: 0.347		B CH 86 B FF 91 C SL 84 S FC 91 B SI 93 X FF 93 3-2 ② L8	B CU 75 C CH 84 C SL 85 S FF 92 1-3 ③ K			F FC 92 X CU 75 0-1 ③ L7			B FF 93 F FF 94 B CH 84 B FF 95 X FF 94 3-1 14 BB 1B	4	0	1	0	0	1	3
14 Brian Roberts, S (1, 4) OBP: 0.309, SLG: 0.345		C CU 74 C SL 85 X SI 93 0-2 1-3 2-H 1B		S CU 73 B FF 91 X CH 84 1-1 ① F7			C FF 92 F FF 92 X CH 88 0-2 ① G1-3		B FF 94 1 SAFE S CH 85 B FF 94 F FF 94 D CU 77 F FF 93 1 SAFE B FF 95 4-2 ① 1-2 BB	3	0	1	1	1	0	0
17 Brendan Ryan, R (1, 6) OBP: 0.303, SLG: 0.303		X FF 92 0-0 ③ G4-3		F FF 90 B SL 86 X FF 91 1-1 E4 22 CS 1B			F SL 86 X SI 93 0-1 ② L9		B FF 96 1 SAFE S FF 94 1 SAFE B CU 77 X FF 95 2-1 ② F8	4	0	1	0	0	0	3
Inning Stats	R: 0 E: 0 K: 0 S: 9 H: 0 LOB: 0 BB: 0 P: 12	R: 1 E: 0 K: 0 S: 14 H: 2 LOB: 2 BB: 1 P: 23	R: 3 E: 0 K: 1 S: 16 H: 3 LOB: 1 BB: 0 P: 24	R: 0 E: 1 K: 0 S: 9 H: 1 LOB: 0 BB: 0 P: 14	R: 0 E: 0 K: 1 S: 9 H: 0 LOB: 0 BB: 0 P: 12	R: 0 E: 0 K: 0 S: 8 H: 0 LOB: 0 BB: 0 P: 14	R: 0 E: 0 K: 0 S: 8 H: 0 LOB: 0 BB: 0 P: 11	R: 0 E: 0 K: 0 S: 11 H: 1 LOB: 2 BB: 1 P: 20	R: 0 E: 0 K: 1 S: 10 H: 1 LOB: 1 BB: 1 P: 22	1B: 7 2B: 1 3B: 0 HR: 0 SF: 0 SAC: 0 DP: 0 HBP: 1						

PITCHER		IP	WLS	BF	H	R	ER	SO	BB	IBB	HBP	BLK	WP	HR	S	P	ERA	WHIP
11 Jeremy Guthrie, R ERA: 4.1	(1, 1)	7.0	L	28	6	4	4	2	1	0	1	0	0	0	73	110	5.14	1.000
67 Francisley Bueno, L ERA: 3.0	(8, 1)	1.0		5	1	0	0	0	0	0	1	0	0	0	11	20	0.00	1.000
68 Wilking Rodríguez, R ERA:	(9, 1)	1.0		4	1	0	0	1	1	0	0	0	0	0	10	22	0.00	2.000

PITCHER	IP	WLS	BF	H	R	ER	SO	BB	IBB	HBP	BLK	WP	HR	S	P	ERA	WHIP

TOP

New York Yankees @ Kansas City Royals

Kauffman Stadium, Kansas City, MO

Fri Jun 06 2014, 7:13 PM - 10:02 PM CDT

Att. 23,418 - Cloudy - 77 F

livebaseballscorecards.com

AB	33
R	4
H	8
RBI	4
BB	3
SO	3
LOB	17

Batter	1	2	3	4	5	6	7	8	9	AB	R	H	RBI	BB	SO	LOB
23 Norichika Aoki, L (1, 9) OBP: 0.319, SLG: 0.315	C FF 90 X SI 91 0-1 ① G3		X FF 91 0-0 14 CS 1B			F FF 90 B CH 85 B CH 85 X FF 90 2-1 ① L5		C KC 81 X FF 98 0-1 ③ G3		4	0	1	0	0	0	1
14 Omar Infante, R (1, 4) OBP: 0.283, SLG: 0.343	X FF 90 0-0 ② F9		C FF 91 B SL 87 1 SAFE C SL 85 B CH 86 2-2 ③ CS 1-2	B FF 90 C FF 90 B CH 84 F FF 92 B SL 85 F FF 91 X FF 92 3-2 ① P3		C SL 85 B FF 92 B FF 91 X FF 90 2-1 ② P4			B FC 92 C FC 92 C KC 84 B KC 84 S FC 92 2-3 ① K	4	0	0	0	0	1	0
35 Eric Hosmer, L (1, 3) OBP: 0.300, SLG: 0.352	C SL 83 B FF 91 X CH 84 1-1 ③ G4-3			C FF 91 B FF 92 B SL 86 F SL 86 C FF 92 2-3 ② K		X SL 85 0-0 ③ F7			F FC 92 F FC 94 S KC 84 0-3 ② K	4	0	0	0	0	2	0
16 Billy Butler, R (1, 10) OBP: 0.300, SLG: 0.315 37 Pedro Ciriaco, R (9, PR) OBP: 0.256, SLG: 0.286		C SL 85 F FF 91 B SL 86 S SL 87 1-3 ① K		X SL 86 0-0 ③ L6			B SI 90 B FF 91 B FF 89 C FF 88 X FF 89 3-1 ① F7		F FC 92 C KC 82 F FC 94 B KC 83 B KC 81 X FC 94 2-2 2B	4 0	0 0	1 0	0 0	0 0	1 0	0 0
4 Alex Gordon, L (1, 7) OBP: 0.371, SLG: 0.444		B FF 91 S CH 84 B FF 91 X SI 90 2-1 13 1B 2B			B FF 88 B CH 84 B FF 90 C FF 90 F FF 89 X FF 91 3-2 13 S 6 2B 1B		C SL 83 B FF 90 B CH 83 C SL 82 B SL 84 X FF 91 3-2 ② F8		B KC 85 B KC 84 B FC 92 B FC 94 4-0 13 FC5-4 BB	3	2	2	0	1	0	0
13 Salvador Perez, R (1, 2) OBP: 0.315, SLG: 0.400		B SL 86 F SL 86 X CH 84 1-1 6 G5-4-3 2-H 1B			C FF 92 S SL 86 1 SAFE B FF 92 B CH 84 X SL 86 2-2 ① P4 1-2		B CH 81 F SL 84 S FF 91 S SL 85 1-3 ③ K		B FC 94 S KC 83 X KC 83 1-1 ③ FC5-4 1-2f	4	0	1	1	0	1	3
6 Lorenzo Cain, R (1, 8) OBP: 0.360, SLG: 0.413		B SI 91 X SL 86 1-0 ② ③ G5-4-3 1-2f			B SL 86 B SL 87 X CH 84 2-0 8 G4-3 2-H 2B			B KC 81 B KC 82 B FF 96 C FF 96 C FF 96 F FF 99 S FF 99 3-3 ① K		3	0	1	1	0	1	1
8 Mike Moustakas, L (1, 5) OBP: 0.213, SLG: 0.303			B FF 91 X SI 90 1-0 ① G4-3		B CH 84 D CH 84 F SI 91 X CH 85 2-1 ② G4-3 2-3			C KC 82 C KC 82 F FF 98 F SV 84 B SV 85 S SV 84 1-3 ② K		3	0	0	0	0	1	1
2 Alcides Escobar, R (1, 6) OBP: 0.319, SLG: 0.392			B FF 90 F SL 85 X FF 90 1-1 ② G6-3		F FF 91 B FF 91 X SL 87 1-1 ③ F9			B FF 97 X FF 97 1-0 2B		3	0	1	0	0	0	1
Inning Stats	R: 0 E: 0 K: 0 S: 5 H: 0 LOB: 0 BB: 0 P: 6	R: 1 E: 0 K: 1 S: 8 H: 2 LOB: 0 BB: 0 P: 13	R: 0 E: 0 K: 0 S: 6 H: 1 LOB: 0 BB: 0 P: 10	R: 0 E: 0 K: 1 S: 8 H: 0 LOB: 0 BB: 0 P: 13	R: 1 E: 0 K: 0 S: 11 H: 2 LOB: 1 BB: 0 P: 21	R: 0 E: 0 K: 0 S: 5 H: 0 LOB: 0 BB: 0 P: 9	R: 0 E: 0 K: 1 S: 8 H: 0 LOB: 0 BB: 0 P: 15	R: 0 E: 0 K: 2 S: 12 H: 1 LOB: 1 BB: 0 P: 17	R: 0 E: 0 K: 2 S: 12 H: 1 LOB: 2 BB: 1 P: 21	1B: 3 2B: 4 3B: 0 HR: 0 SF: 0 SAC: 0 DP: 1 HBP: 0						

PITCHER	IP	WLS	BF	H	R	ER	SO	BB	IBB	HBP	BLK	WP	HR	S	P	ERA	WHIP
39 Chase Whitley, R (1, 1) ERA: 2.42	7.0	W	24	5	2	2	3	0	0	0	0	0	0	51	87	2.57	0.714
68 Dellin Betances, R (8, 1) ERA: 1.5	1.0	H	4	1	0	0	2	0	0	0	0	0	0	12	17	0.00	1.000
30 David Robertson, R (9, 1) ERA: 3.86	1.0	S	5	1	0	0	2	1	0	0	0	0	0	12	21	0.00	2.000

PITCHER	IP	WLS	BF	H	R	ER	SO	BB	IBB	HBP	BLK	WP	HR	S	P	ERA	WHIP

BOTTOM

New York Yankees @ Kansas City Royals

Kauffman Stadium, Kansas City, MO

Fri Jun 06 2014, 7:13 PM - 10:02 PM CDT

Att. 23,418 - Cloudy - 77 F

livebaseballscorecards.com

AB	32
R	2
H	7
RBI	2
BB	1
SO	7
LOB	7

WP: 0 PB: 0 SB: 1 CS: 1 PA: 34

Batter	1	2	3	4	5	6	7	8	9	AB	R	H	RBI	BB	SO	LOB
11 Brett Gardner, L (1, 7) OBP: 0.340, SLG: 0.384	C FF 94 F SI 95 T FF 96 0-2 K		C FF 94 B CU 79 B FF 95 B FF 93 X FF 94 3-1 P3 1-2			C FF 91 B CU 76 B FF 92 B FF 92 C FF 92 X FF 92 3-2 F7	B SI 93 C SI 92 C SI 92 X SL 82 1-2 F7		B CH 87 C SI 93 C CH 87 D SL 85 B FF 94 X SI 92 3-2 G5-3	5	0	0	0	0	1	2
2 Derek Jeter, R (1, 6) OBP: 0.317, SLG: 0.306	B FF 97 F SI 93 X CU 80 1-1 G6-3			B FF 95 B FF 94 X FF 94 2-0 G3		B SI 90 F FF 92 F FF 94 B CU 79 X FF 96 2-2 25 BB 36 2B 1B		F FF 98 F SI 98 B CU 83 F FF 98 F CU 82 T FF 100 1-2 K		4	1	1	0	0	1	0
22 Jacoby Ellsbury, L (1, 8) OBP: 0.354, SLG: 0.407	C FF 95 B CU 80 X FF 95 1-1 1B			B FF 94 F FF 93 F FF 94 B FF 96 X CU 80 2-2 L9		C FF 92 F FF 92 B FF 93 X CU 77 1-2 F8		C FF 98 F FF 98 X CH 91 0-2 1B		4	0	2	0	0	0	1
25 Mark Teixeira, S (1, 3) OBP: 0.366, SLG: 0.466	C SI 94 B CH 82 1 SAFE X FF 94 1-1 G6-3			B CH 81 B CU 77 F FF 94 X FF 94 2-1 G3		1 SAFE F CH 82 B FF 93 F CH 82 B SI 94 B CH 79 F FF 95 F FF 94 B CU 78 4-2 36 2B 26 1B 1-2 BB		S CH 89 F FF 99 B FF 99 B CH 91 F FF 99 D CU 81 X FF 99 3-2 P3		3	1	0	0	1	0	2
36 Carlos Beltrán, S (1, 10) OBP: 0.272, SLG: 0.410		F FF 94 C FF 95 S FF 96 0-3 K			B SI 92 X FF 93 1-0 L7	X CH 82 0-0 26 1B 1-3 2-H 2B		X FF 98 0-0 G5-3		4	1	1	1	0	1	1
26 Yangervis Solarte, S (1, 5) OBP: 0.366, SLG: 0.452		C SI 94 F CU 79 B FF 96 F CU 78 X CH 86 1-2 G5-3			B FF 91 B SI 92 B FF 93 B FF 92 4-0 12 WP BB	F SI 94 F FF 94 D CH 86 X FF 95 1-2 2-H 3-H 1B			C SI 91 X CH 86 0-1 31 1B 14 G4-3 2B	3	1	2	2	1	0	0
12 Alfonso Soriano, R (1, 9) OBP: 0.255, SLG: 0.396 31 Ichiro Suzuki, L (9, PH) OBP: 0.373, SLG: 0.354		S CU 82 B CU 78 S SI 95 F FF 96 F CU 82 T CH 84 1-2 K			1 SAFE C SI 92 B CH 82 S FF 95 S CU 76 1-3 K 1-2	B FF 94 1 SAFE X SL 82 1-0 P6			B SI 92 X SI 93 1-0 34 F8 14 G4-3 2-3 1B	3 1	0 0	0 1	0 0	0 0	2 0	2 0
14 Brian Roberts, S (1, 4) OBP: 0.313, SLG: 0.345			B FF 93 F FF 92 B FF 94 X FF 93 2-1 11 CS 1B		C FF 95 C CH 83 B FF 95 B CU 77 B CU 76 F FF 94 B FF 94 4-2 BB		B SI 92 X SI 93 1-0 P5		C SL 83 B SI 93 F SL 81 D SL 84 B SI 93 X SI 92 3-2 G4-3 1-2 3-H	3	0	1	1	1	0	1
66 John Ryan Murphy, R (1, 2) OBP: 0.321, SLG: 0.370 34 Brian McCann, L (9, PH) OBP: 0.288, SLG: 0.372			B FF 93 F CH 85 B CU 76 X FF 94 2-1 F7		B SI 92 F FF 94 F SI 94 X FF 94 1-2 P5		B FF 92 C SI 92 C SL 81 B SL 82 F SI 92 S SI 92 2-3 K		B SI 93 B SI 92 X SI 91 2-0 F8 2-3	3 1	0 0	0 0	0 0	0 0	1 0	3 1
Inning Stats	R: 0 E: 0 K: 1 S: 9 H: 1 LOB: 1 BB: 0 P: 12	R: 0 E: 0 K: 2 S: 12 H: 0 LOB: 0 BB: 0 P: 14	R: 0 E: 0 K: 0 S: 6 H: 1 LOB: 0 BB: 0 P: 13	R: 0 E: 0 K: 0 S: 6 H: 0 LOB: 0 BB: 0 P: 12	R: 0 E: 0 K: 1 S: 10 H: 0 LOB: 2 BB: 2 P: 21	R: 3 E: 0 K: 0 S: 18 H: 3 LOB: 1 BB: 1 P: 30	R: 0 E: 0 K: 1 S: 8 H: 0 LOB: 0 BB: 0 P: 12	R: 0 E: 0 K: 1 S: 13 H: 1 LOB: 1 BB: 0 P: 17	R: 1 E: 0 K: 0 S: 10 H: 2 LOB: 1 BB: 0 P: 19	1B: 6 2B: 2 3B: 0 HR: 0 SF: 0 SAC: 0 DP: 0 HBP: 0						

PITCHER		IP	WLS	BF	H	R	ER	SO	BB	IBB	HBP	BLK	WP	HR	S	P	ERA	WHIP
41 Danny Duffy, L ERA: 3.26	(1, 1)	5.2		24	5	3	3	4	3	0	0	0	1	0	60	100	4.76	1.412
43 Aaron Crow, R ERA: 2.7	(6, 1)	1.1	W	4	0	0	0	1	0	0	0	0	0	0	9	14	0.00	0.000
40 Kelvin Herrera, R ERA: 2.45	(8, 1)	1.0		4	1	0	0	1	0	0	0	0	0	0	13	17	0.00	1.000
48 Michael Mariot, R ERA: 6.64	(9, 1)	1.0		5	2	1	1	0	0	0	0	0	0	0	10	19	9.00	2.000

PITCHER	IP	WLS	BF	H	R	ER	SO	BB	IBB	HBP	BLK	WP	HR	S	P	ERA	WHIP

TOP

New York Yankees @ Kansas City Royals

Kauffman Stadium, Kansas City, MO

Sat Jun 07 2014, 6:16 PM - 9:25 PM CDT

Att. 26,991 - Partly Cloudy - 76 F

livebaseballscorecards.com

AB	34
R	4
H	8
RBI	4
BB	3
SO	6
LOB	13

1B: 6	SF: 0	WP: 1	PA: 37
2B: 2	SAC: 0	PB: 0	
3B: 0	DP: 0	SB: 0	
HR: 0	HBP: 0	CS: 1	

BOTTOM

Batter	1	2	3	4	5	6	7	8	9	AB	R	H	RBI	BB	SO	LOB
23 Norichika Aoki, L (1, 9) OBP: 0.318, SLG: 0.314 1 Jarrod Dyson, L (6, PR) (7, 8) OBP: 0.342, SLG: 0.304	B SI 88 C FF 89 B SI 88 X FF 90 2-1 F7 ①	X SI 90 0-0 L8 ②			B KC 78 X SI 88 1-0 L3 ①	C SI 91 B SL 87 B CH 83 X SI 91 2-1 3-H 1B		B FF 94 B FF 94 B FF 93 C FF 92 B FF 94 4-1 BB		4 0	0 0	1 0	1 0	0 1	0 0	2 0
14 Omar Infante, R (1, 4) OBP: 0.276, SLG: 0.333	C FF 90 B SL 87 B FF 90 C FF 90 C FF 92 2-3 K ②	B KC 80 F FF 90 F FF 91 B FF 92 X SL 88 2-2 G4-3 ③			C FF 91 C SL 88 X FF 92 0-2 F9 ②	1 SAFE 1 SAFE X FF 85 0-0 P3 ③		S SL 81 B FF 94 X FF 93 1-1 F8 ②		5	0	0	0	0	1	4
35 Eric Hosmer, L (1, 3) OBP: 0.298, SLG: 0.361	B FF 90 C SI 90 F SL 87 C SI 91 1-3 K ③		F KC 78 X CH 81 0-1 G4-3 ①		C SL 87 B KC 80 B SI 91 X CH 84 2-1 G4-3 ③		F FF 86 F SI 86 F FF 86 X CU 78 0-2 HR	F CH 84 B CH 84 S FF 94 B CH 82 F FF 94 B CH 83 F FF 95 X FF 93 3-2 P3 ③		5	1	1	1	0	1	1
16 Billy Butler, R (1, 10) OBP: 0.304, SLG: 0.320		B KC 78 X FF 89 1-0 4 2B 2B	F KC 79 X SL 87 0-1 L8 ②			B SI 89 B SI 89 C SL 86 B SL 85 B KC 80 4-1 4 BB 13 HR BB	B CU 77 B CU 78 F FF 85 X FF 86 2-1 F7 ①			3	2	1	0	1	0	0
4 Alex Gordon, L (1, 7) OBP: 0.377, SLG: 0.449		B KC 80 C SL 86 C SL 86 B SI 91 X SL 87 2-2 13 1B 6 1B 2-H 2B	C SI 89 F CH 82 F FF 91 B SI 91 C SL 88 1-3 K ③			D CH 84 B CH 82 B SI 91 C FF 89 C FF 91 B SI 92 4-2 13 HR 1-2 BB	B CU 77 B FF 86 B FF 85 C FF 83 F FF 85 H FF 84 4-2 6 1B HBP			2	2	1	1	1	1	0
13 Salvador Perez, R (1, 2) OBP: 0.323, SLG: 0.426 12 Brett Hayes, R (9, 2) OBP: 0.086, SLG: 0.171		B SL 86 B SI 89 C KC 81 X SI 90 2-1 8 FC1-5 6 1B 2-3 1B		C FF 89 B SI 88 X KC 78 1-1 8 1B 2B		C FF 92 X SI 91 0-1 1-H 2-H HR	B FF 85 B FF 85 C FF 85 1 SAFE F FF 85 B CU 78 X FF 85 3-2 F7 ②			4 0	1 0	3 0	3 0	0 0	0 0	1 0
6 Lorenzo Cain, R (1, 8) (7, 9) OBP: 0.370, SLG: 0.437		B FF 91 X SL 88 1-0 8 FC1-5 2 1B 1-2 3-H 1B		F SI 92 C SI 91 C SL 88 0-3 K ①		B KC 80 B FF 91 X FF 89 2-0 23 1B 3B	X CU 78 0-0 1-3 1B			4	2	3	1	0	1	1
8 Mike Moustakas, L (1, 5) OBP: 0.213, SLG: 0.302		X CH 82 0-0 FC1-5 2 1B 1-2 2-3f		D KC 81 B CH 82 C SL 88 B CH 83 F SI 91 X SL 89 3-2 2 L1-3 2-3 1B		F SL 86 X SL 86 0-1 G4-3 ①	F FF 93 B CH 82 B CH 80 F FF 92 B CH 82 S FF 93 3-3 K ③			4	0	1	0	0	1	5
2 Alcides Escobar, R (1, 6) OBP: 0.318, SLG: 0.389		F SL 87 X SI 90 0-1 1-2 2-H 1B		F SI 91 B SL 88 X SI 92 1-1 L1-3 ②③ 1-1		B SL 86 F SI 90 X SL 86 1-1 F7 ②		C FF 94 B FF 92 F SL 82 X FF 94 1-2 F9 ①		4	0	1	1	0	0	3
Inning Stats	R: 0 E: 0 K: 2 S: 8 H: 0 LOB: 0 BB: 0 P: 13	R: 3 E: 0 K: 0 S: 14 H: 5 LOB: 2 BB: 0 P: 22	R: 0 E: 0 K: 1 S: 8 H: 0 LOB: 0 BB: 0 P: 9	R: 0 E: 0 K: 1 S: 10 H: 2 LOB: 1 BB: 0 P: 15	R: 0 E: 0 K: 0 S: 6 H: 0 LOB: 0 BB: 0 P: 9	R: 4 E: 0 K: 0 S: 13 H: 3 LOB: 1 BB: 2 P: 26	R: 1 E: 0 K: 1 S: 15 H: 2 LOB: 2 BB: 0 P: 27	R: 0 E: 0 K: 0 S: 11 H: 0 LOB: 1 BB: 1 P: 20								

PITCHER		IP	WLS	BF	H	R	ER	SO	BB	IBB	HBP	BLK	WP	HR	S	P	ERA	WHIP
41 David Phelps, R ERA: 4.53	(1, 1)	5.2	L	28	10	7	7	4	2	0	0	0	0	1	58	93	11.12	2.118
40 Matt Daley, R ERA: 4.85	(6, 1)	1.0		6	2	1	1	0	0	0	1	0	0	1	13	22	9.00	2.000
63 José Ramirez, R ERA: 2.7	(7, 1)	1.1		5	0	0	0	1	1	0	0	0	0	0	14	26	0.00	0.750

PITCHER	IP	WLS	BF	H	R	ER	SO	BB	IBB	HBP	BLK	WP	HR	S	P	ERA	WHIP

New York Yankees @ Kansas City Royals

Kauffman Stadium, Kansas City, MO

Sat Jun 07 2014, 6:16 PM - 9:25 PM CDT

Att. 26,991 - Partly Cloudy - 76 F

livebaseballscorecards.com

AB	35
R	8
H	12
RBI	8
BB	3
SO	5
LOB	17

1B: 6	SF: 0	WP: 0	PA: 39
2B: 4	SAC: 0	PB: 0	
3B: 1	DP: 1	SB: 0	
HR: 2	HBP: 1	CS: 0	

Batter	1	2	3	4	5	6	7	8	9	AB	R	H	RBI	BB	SO	LOB
11 Brett Gardner, L (1, 7) OBP: 0.341, SLG: 0.393	B FF 94 X FF 92 1-0 2 G6-3 1B	C SI 92 3 SAFE B FC 90 B FC 90 F CH 87 X CH 87 2-2 ② FC3-2 1-2 2-3 3-Hf		B FF 91 2 SAFE C FC 89 X FC 88 1-1 ③ G4-3			F SI 92 C SL 81 B SI 92 F SI 92 X SL 82 1-2 3B		C SL 86 B FF 97 B SL 86 C SL 87 F FF 98 B SL 86 F SL 87 S SL 86 3-3 ③ K2-3	5	0	2	0	0	1	5
2 Derek Jeter, R (1, 6) OBP: 0.312, SLG: 0.300	B FF 93 B FC 86 1 SAFE C FF 94 1 SAFE F SI 92 X CH 86 2-2 ① G6-3 1-2	T FC 89 S FF 95 B FF 94 F FF 94 B FF 94 S CH 87 2-3 ③ K			B FC 86 C SI 92 F CH 86 X CH 86 1-2 ① G5-3		B SI 93 X SL 82 1-0 ② G6-3			4	0	0	0	0	1	5
22 Jacoby Ellsbury, L (1, 8) OBP: 0.353, SLG: 0.409	F SI 93 B FC 88 C FF 94 B FC 88 X FC 87 2-2 ② G1-3		X FF 92 0-0 36 G3-1 2B		F KC 79 B FC 87 X FC 86 1-1 ② L6		B SI 92 B SL 81 C SL 81 B SI 94 C SL 80 F FF 92 C FF 93 3-3 ③ K			4	0	1	0	0	1	2
36 Carlos Beltrán, S (1, 10) OBP: 0.271, SLG: 0.401	B FC 89 B SI 87 B SI 95 C FF 94 B FC 89 4-1 BB		B SI 92 C CH 87 X CH 86 1-1 ① G3-1 2-3		C CH 87 S KC 80 F KC 80 C SI 93 0-3 ③ K			C FF 95 C FF 96 F KC 86 F KC 85 S KC 86 0-3 ① K2-3		3	0	0	0	1	2	1
34 Brian McCann, L (1, 2) OBP: 0.282, SLG: 0.365	B FC 88 B CH 86 C FF 93 F FF 94 X FC 88 2-2 ③ F8		B KC 80 C CH 85 S CH 86 D CH 86 D CH 87 S CH 87 3-3 ② K			F FC 87 X KC 79 0-1 ① P6		B KC 83 B FF 96 C FC 91 S KC 86 C SI 96 2-3 ② K		4	0	0	0	0	2	3
26 Yangervis Solarte, S (1, 5) OBP: 0.368, SLG: 0.458		C FF 92 B CH 85 S CH 87 X CH 86 1-2 31 1B 31 WP 11 FC3-2 1B	F FC 89 C FF 93 B CH 87 C SI 93 1-3 ③ K			B KC 81 C FC 88 B CH 86 B FC 85 X SI 91 3-1 31 PB 31 G6-3 2B		B KC 85 C FC 93 F FF 97 F KC 88 B FC 92 F FF 96 X FC 92 2-2 ③ G4-3		4	1	2	0	0	1	1
31 Ichiro Suzuki, L (1, 9) OBP: 0.377, SLG: 0.359		B FF 93 L FF 94 X FF 94 1-1 11 FC3-2 14 BB 1-3 1B		C KC 78 F CH 85 C FC 87 0-3 ① K		B FC 88 D CH 86 B FF 93 C SI 91 X CH 85 3-1 ② G6-3 2-H			X FF 95 0-0 25 G3-1 14 WP 1B	4	0	2	1	0	1	0
14 Brian Roberts, S (1, 4) OBP: 0.317, SLG: 0.350		1 SAFE B SI 92 3 SAFE S CH 87 B FC 89 B CH 85 B FF 94 4-1 11 FC3-2 1-2 BB		B FC 88 S FC 88 B KC 79 F SI 92 X CH 85 2-2 2B		C FC 87 B KC 80 S FC 86 B SI 92 B SI 92 F FF 93 S CH 86 3-3 ③ K			B FF 96 F FF 96 T SL 86 F SL 87 X SL 86 1-2 ① F7 1-2	3	0	1	0	1	1	1
33 Kelly Johnson, L (1, 3) OBP: 0.279, SLG: 0.392 25 Mark Teixeira, S (9, PH) OBP: 0.364, SLG: 0.463		B CH 86 F SI 93 F FF 95 S CH 86 1-3 ① K		S KC 81 S CH 85 B CH 85 B FC 85 F FC 86 S CH 85 2-3 ② K			B SL 82 C SI 92 C CH 86 X SL 83 1-2 ① L4		C SL 87 B FF 97 F FF 98 X SL 86 1-2 ② G3-1 2-3	3 1	0 0	0 0	0 0	0 0	2 0	4 1
Inning Stats	R: 0 E: 0 K: 0 S: 11 H: 1 LOB: 2 BB: 1 P: 22	R: 0 E: 0 K: 2 S: 16 H: 2 LOB: 3 BB: 1 P: 27	R: 0 E: 0 K: 2 S: 9 H: 1 LOB: 1 BB: 0 P: 14	R: 0 E: 0 K: 2 S: 12 H: 1 LOB: 1 BB: 0 P: 17	R: 0 E: 0 K: 1 S: 9 H: 0 LOB: 0 BB: 0 P: 11	R: 1 E: 0 K: 1 S: 10 H: 1 LOB: 0 BB: 0 P: 19	R: 0 E: 0 K: 1 S: 12 H: 1 LOB: 1 BB: 0 P: 18	R: 0 E: 0 K: 2 S: 13 H: 0 LOB: 0 BB: 0 P: 17	R: 0 E: 0 K: 1 S: 13 H: 1 LOB: 1 BB: 0 P: 18	1B: 4 2B: 3 3B: 1 HR: 0 SF: 0 SAC: 0 DP: 0 HBP: 0						

PITCHER		IP	WLS	BF	H	R	ER	SO	BB	IBB	HBP	BLK	WP	HR	S	P	ERA	WHIP
33 James Shields, R ERA: 3.44	(1, 1)	6.0	W	26	6	1	0	8	2	0	0	0	1	0	67	110	0.00	1.333
43 Aaron Crow, R ERA: 2.6	(7, 1)	1.0	H	4	1	0	0	1	0	0	0	0	0	0	12	18	0.00	1.000
17 Wade Davis, R ERA: 1.27	(8, 1)	1.0	H	3	0	0	0	2	0	0	0	0	0	0	13	17	0.00	0.000
56 Greg Holland, R ERA: 1.46	(9, 1)	1.0	S	4	1	0	0	1	0	0	0	0	1	0	13	18	0.00	1.000

PITCHER	IP	WLS	BF	H	R	ER	SO	BB	IBB	HBP	BLK	WP	HR	S	P	ERA	WHIP

TOP

New York Yankees @ Kansas City Royals

Kauffman Stadium, Kansas City, MO

Sun Jun 08 2014, 1:14 PM - 4:01 PM CDT

Att. 24,614 - Cloudy - 75 F

livebaseballscorecards.com

AB	35
R	1
H	8
RBI	1
BB	2
SO	12
LOB	23

WP: 2 PA: 37
PB: 1
SB: 0
CS: 0

Batter	1	2	3	4	5	6	7	8	9	AB	R	H	RBI	BB	SO	LOB
23 Norichika Aoki, L (1, 9) OBP: 0.318, SLG: 0.311	S SI 89 B FF 88 B SL 80 4-2 14 FC5-4 BB	B FS 87 X FS 87 1-0 ③ FC6 1-2f			B FS 87 B SL 83 F SI 91 F SI 92 B SL 83 X SI 91 3-2 ③ G4-3			B SL 84 X CH 86 1-0 ③ G3		2	0	0	0	1	0	2
1 Jarrod Dyson, L (8, 8) OBP: 0.338, SLG: 0.300										1	0	0	0	0	0	0
14 Omar Infante, R (1, 4) OBP: 0.277, SLG: 0.333	F SL 82 1 SAFE X SI 89 0-1 ① FC5-4 35 G4-6-3 1-2f		C SL 82 L FS 86 B SL 83 X SL 84 1-2 35 CS 1B			B SI 91 C SI 90 B SI 90 X SI 91 2-1 ① G5-3				3	0	1	0	0	0	1
35 Eric Hosmer, L (1, 3) OBP: 0.295, SLG: 0.357	B FS 84 B FS 85 B FF 88 C SI 90 X SI 90 3-1 ②③ G4-6-3 1-2f		C CU 76 B FS 86 B FF 90 B FS 87 F SI 90 1 SAFE S FS 86 3-3 ①② K 1-2			X FS 85 0-0 ② G4-3				3	0	0	0	0	1	2
16 Billy Butler, R (1, 10) OBP: 0.300, SLG: 0.316		C SI 89 X SI 91 0-1 ① G4-3	B SL 84 F FS 87 S SI 92 S SI 92 1-3 ③ K			C SI 92 B SL 84 X FS 84 1-1 ③ F8				3	0	0	0	0	1	0
4 Alex Gordon, L (1, 7) OBP: 0.376, SLG: 0.445		F FF 90 B SI 91 T FS 86 B SI 91 F CU 78 F FS 87 S FS 88 2-3 ② K		F CU 75 B SL 82 B FS 86 F FS 85 B SL 84 B SI 91 4-2 13 G6-4-3 BB			C SI 89 B SL 81 B SI 91 X SI 90 2-1 ① F8			2	0	0	0	1	1	0
13 Salvador Perez, R (1, 2) OBP: 0.323, SLG: 0.425		B SL 81 B FS 87 C SL 82 X SI 92 2-1 6 2B 1B		C SI 91 D FS 86 1 SAFE X SI 91 1-1 ①② G6-4-3 1-2f			B SL 81 B FS 87 C SL 82 T SL 82 X SI 93 2-2 ② G6-3			3	1	1	0	0	0	1
6 Lorenzo Cain, R (1, 8) (8, 9) OBP: 0.369, SLG: 0.441		X SI 91 0-0 8 1B 1-H 2B		C CU 76 X SI 92 0-1 ③ L1			X SL 83 0-0 ③ L4			3	1	1	1	0	0	0
8 Mike Moustakas, L (1, 5) OBP: 0.216, SLG: 0.303		X SI 90 0-0 2 1B 2-H 1B			C CU 75 F FS 84 B FS 87 B FS 87 F SI 91 X FS 86 2-2 ① G3-1			C SL 85 X CU 80 0-1 ① G4-3		3	0	1	1	0	0	0
2 Alcides Escobar, R (1, 6) OBP: 0.318, SLG: 0.388		S SL 84 S SL 84 X SL 84 0-2 23 FC6 1-2 1B			C SL 82 X SI 91 0-1 ② G5-3			X FF 94 0-0 ② P4		3	0	1	0	0	0	0
Inning Stats	R: 0 E: 0 K: 0 S: 6 H: 0 LOB: 0 BB: 1 P: 13	R: 2 E: 0 K: 1 S: 15 H: 4 LOB: 2 BB: 0 P: 20	R: 0 E: 0 K: 2 S: 9 H: 1 LOB: 0 BB: 0 P: 14	R: 0 E: 0 K: 0 S: 6 H: 0 LOB: 0 BB: 1 P: 11	R: 0 E: 0 K: 0 S: 9 H: 0 LOB: 0 BB: 0 P: 14	R: 0 E: 0 K: 0 S: 5 H: 0 LOB: 0 BB: 0 P: 8	R: 0 E: 0 K: 0 S: 6 H: 0 LOB: 0 BB: 0 P: 10	R: 0 E: 0 K: 0 S: 4 H: 0 LOB: 0 BB: 0 P: 5		1B: 4 2B: 2 3B: 0 HR: 0 SF: 0 SAC: 0 DP: 3 HBP: 0						

PITCHER		IP	WLS	BF	H	R	ER	SO	BB	IBB	HBP	BLK	WP	HR	S	P	ERA	WHIP
18 Hiroki Kuroda, R ERA: 4.12	(1, 1)	7.0	L	25	5	2	2	3	2	0	0	0	0	0	56	90	2.57	1.000
43 Adam Warren, R ERA: 2.38	(8, 1)	1.0		3	0	0	0	0	0	0	0	0	0	0	4	5	0.00	0.000

PITCHER	IP	WLS	BF	H	R	ER	SO	BB	IBB	HBP	BLK	WP	HR	S	P	ERA	WHIP

BOTTOM

New York Yankees @ Kansas City Royals

Kauffman Stadium, Kansas City, MO

Sun Jun 08 2014, 1:14 PM - 4:01 PM CDT

Att. 24,614 - Cloudy - 75 F

livebaseballscorecards.com

AB	26
R	2
H	5
RBI	2
BB	2
SO	3
LOB	6

New York Yankees @ Seattle Mariners

Safeco Field, Seattle, WA

Tue Jun 10 2014, 7:13 PM - 10:00 PM PDT

Att. 28,405 - Cloudy - 66 F

TOP

livebaseballscorecards.com

Batter	1	2	3	4	5	6	7	8	9	AB	R	H	RBI	BB	SO	LOB
11 Brett Gardner, L (1, 7) OBP: 0.340, SLG: 0.391	B FF 88 C SI 86 F SL 79 B FS 85 F SI 88 F FS 85 S FF 90 2-3 K ①	B SI 88 F SI 89 C SL 82 F SI 90 1 SAFE D FS 85 F FF 91 B SI 89 S FS 84 3-3 1-2 K ②③			C FF 85 B CU 74 X SI 88 1-1 2 BB 1B			B FS 83 F SI 88 B FF 86 B FS 83 X SI 89 3-1 F8 ①		4	0	1	0	0	2	1
2 Derek Jeter, R (1, 6) OBP: 0.319, SLG: 0.310	B SI 87 B SL 81 X SI 89 2-0 25 1B 36 2B 1B		B SL 79 C SI 89 B SI 89 F SL 83 X SI 89 2-2 G4-3 ①		C SI 89 B SL 80 B SI 89 F SL 83 B SI 91 B SI 91 4-2 1-2 BB			X SL 83 0-0 22 1B 2B		3	2	2	0	1	0	0
22 Jacoby Ellsbury, L (1, 8) OBP: 0.351, SLG: 0.406	C SI 88 X FS 84 0-1 L7 ②		B CU 71 X SI 89 1-0 L1-3 ②		C SL 83 F SI 87 C FF 92 0-3 K ③			C SI 92 C SL 81 X SI 93 0-2 25 L4-3 2-H 1B		4	0	1	1	0	1	3
25 Mark Teixeira, S (1, 3) OBP: 0.361, SLG: 0.457	C SI 88 C SL 81 B FS 85 B SI 91 F FS 84 X SI 89 2-2 36 2B 34 1B 1-2 1B		X FS 84 0-0 L9 ③			C SI 87 B SL 86 B FS 85 B SI 88 F SI 89 T SI 88 3-2 K ①		1 SAFE X SI 92 0-0 L4-3 ②③ 1-1		4	1	1	0	0	1	1
36 Carlos Beltrán, S (1, 10) OBP: 0.277, SLG: 0.411	C SL 80 X SL 79 0-1 34 1B 1-3 2-H 2B			B FS 84 X SL 86 1-0 G5-3 ①		B CU 74 F SI 90 B SI 89 F FS 85 X FF 91 2-2 34 G3-6-3 1B			C SI 90 B SL 80 S FF 92 S SL 82 1-3 K ①	4	0	2	1	0	1	0
34 Brian McCann, L (1, 2) OBP: 0.282, SLG: 0.363	C SI 88 B FS 85 X FS 84 1-1 2-3 3-H 1B			B CU 71 C SI 89 X CU 73 1-1 G1-3 ②		C CU 73 X CU 75 0-1 G3-6-3 ②③ 1-2f			X FF 92 0-0 G4-3 ②	4	0	1	1	0	0	1
26 Yangervis Solarte, S (1, 5) OBP: 0.366, SLG: 0.451	C SI 88 X SI 89 0-1 G4-3 ③			F SL 79 X FS 85 0-1 G4-3 ③			C SI 87 B FS 84 C SL 85 X FS 85 1-2 G4-3 ①		B FF 92 C FF 92 B FF 93 H SL 81 3-1 HBP	3	0	0	0	0	0	2
31 Ichiro Suzuki, L (1, 9) OBP: 0.364, SLG: 0.346		C SI 87 C FF 90 B FF 90 X SI 86 1-2 L7 ①			X CU 71 0-0 L7 ①		C CU 75 B SI 89 X SI 88 1-1 G4-3 ②		C SL 80 C SL 81 B SL 80 C SL 81 1-3 K ③	4	0	0	0	0	1	1
14 Brian Roberts, S (1, 4) OBP: 0.317, SLG: 0.346		C SI 87 F SI 90 B CU 74 B SI 90 F FS 84 B SI 90 B SI 91 4-2 11 CS BB			B SI 87 B FS 84 B SI 88 C SI 88 X SI 87 3-1 G3-1 ②		B SI 87 C SI 88 F CU 74 S FS 85 1-3 K ③			2	0	0	0	1	1	0
Inning Stats	R: 2 E: 0 K: 1 S: 18 H: 4 LOB: 2 BB: 0 P: 25	R: 0 E: 0 K: 1 S: 12 H: 0 LOB: 1 BB: 1 P: 20	R: 0 E: 0 K: 0 S: 5 H: 0 LOB: 0 BB: 0 P: 8	R: 0 E: 0 K: 0 S: 5 H: 0 LOB: 0 BB: 0 P: 7	R: 0 E: 0 K: 1 S: 10 H: 1 LOB: 2 BB: 1 P: 18	R: 0 E: 0 K: 1 S: 8 H: 1 LOB: 0 BB: 0 P: 13	R: 0 E: 0 K: 1 S: 8 H: 0 LOB: 0 BB: 0 P: 11	R: 1 E: 0 K: 0 S: 7 H: 2 LOB: 0 BB: 0 P: 10	R: 0 E: 0 K: 2 S: 8 H: 0 LOB: 1 BB: 0 P: 13	1B: 6 2B: 4 3B: 0 HR: 0 SF: 0 SAC: 0 DP: 3 HBP: 1						

	AB	32
	R	3
	H	8
	RBI	3
	BB	2
	SO	7
	LOB	9

WP: 0 PA: 35
PB: 0
SB: 0
CS: 1

PITCHER		IP	WLS	BF	H	R	ER	SO	BB	IBB	HBP	BLK	WP	HR	S	P	ERA	WHIP
18 Hisashi Iwakuma, R ERA: 2.79	(1, 1)	7.1	L	29	7	3	3	5	2	0	0	0	0	0	69	108	3.68	1.227
41 Charlie Furbush, L ERA: 4.26	(8, 1)	1.2		6	1	0	0	2	0	0	1	0	0	0	12	17	0.00	0.600

PITCHER		IP	WLS	BF	H	R	ER	SO	BB	IBB	HBP	BLK	WP	HR	S	P	ERA	WHIP

Batter	1	2	3	4	5	6	7	8	9	AB	R	H	RBI	BB	SO	LOB
8 Willie Bloomquist, R (1, 3) OBP: 0.277, SLG: 0.329	C FF 88 X SI 87 0-1 ① P3		X SI 86 0-0 ② P3		B SL 83 B SI 89 C CU 76 X CH 84 2-1 ③ F8		S KC 84 B FF 98 B FF 98 F KC 84 F FF 98 S FF 99 2-3 ③ K			4	0	0	0	0	1	2
99 James Jones, L (1, 8) OBP: 0.320, SLG: 0.372	C SI 89 S SL 83 F SL 82 B SI 88 X CU 76 1-2 ② L4		C CU 77 B FF 89 X SI 88 1-1 ③ G4-3			C SI 88 S FF 90 B SL 82 F SI 90 S CU 78 1-3 ① K2-3		B FF 94 B SI 93 F FF 93 F FF 94 X SL 87 2-2 ① G4-3		4	0	0	0	0	1	0
22 Robinson Canó, L (1, 4) OBP: 0.383, SLG: 0.426	C SI 90 T FF 90 X SL 80 0-2 16 1B 2B			F SL 82 B SI 89 F FF 90 X SI 90 1-2 ① G3		X SI 90 0-0 ② L8		B SI 94 C SI 95 X CH 87 1-1 1B		4	1	2	0	0	0	0
16 Cole Gillespie, R (1, 10) OBP: 0.389, SLG: 0.429 9 Endy Chavez, L (6, PH) OBP: 0.242, SLG: 0.344 (7, 10)	C SL 81 B CH 84 B SI 88 B SL 83 X SI 88 3-1 15 CS 1B 2-H			B CU 77 F FF 90 B SL 82 B CH 84 F FF 90 F SI 89 B SL 84 4-2 15 1B BB		B SV 80 F FF 94 B SV 82 X FF 96 2-1 ③ G4-3		1 SAFE C CH 86 S CU 81 B FF 94 F CU 82 X CU 82 1-2 ② P4		1 2	0 0	1 0	1 0	1 0	0 0	0 1
15 Kyle Seager, L (1, 5) OBP: 0.327, SLG: 0.453	C SL 83 S SL 83 1 SAFE F SL 83 B FF 90 1-2 CS 1-2	C SI 89 F SL 82 B FF 90 B SL 80 B SI 89 X SL 80 3-2 ① L9		B SI 88 B SI 86 B CU 77 C SI 86 S SI 88 X SI 87 3-2 3 F7 1B 1-3			X FF 95 0-0 ① L4-3	B FF 95 X CH 87 1-0 ③ P4		4	0	1	0	0	0	1
3 Mike Zunino, R (1, 2) OBP: 0.281, SLG: 0.401		C SI 88 B SL 83 F FF 89 B FF 89 F SL 82 X CH 84 2-2 55 WP 2B	B FF 89 F SI 88 X SL 83 1-1 ② F7 1-2				C FF 96 B FF 98 B SV 82 B SV 83 H SV 80 4-1 55 WP 13 1B HBP		F FC 90 F KC 83 B FC 93 B FC 91 B FC 91 T FC 92 3-2 ① K	3	1	1	0	0	1	2
55 Michael Saunders, L (1, 9) OBP: 0.313, SLG: 0.429		D CU 77 B SL 82 T SL 81 F SL 82 B SL 81 S SL 79 3-3 ② K 2-3	F SI 90 X SL 82 0-1 ③ F8				C SV 84 F SV 84 B SV 86 B FF 98 S SV 86 2-3 ② K 1-2		C FC 93 F FC 92 B KC 83 S KC 85 1-3 ② K	4	0	0	0	0	3	4
13 Dustin Ackley, L (1, 7) OBP: 0.293, SLG: 0.370		C SL 84 C FF 90 X SI 89 0-2 ③ L8			C SL 80 F SI 88 F SI 88 F SI 90 B FF 90 B SL 83 B SL 81 X FF 90 3-2 ① F7		C SV 83 B SV 82 F FF 99 X SV 84 1-2 5 1B 2-H		C FC 92 B FC 94 B FC 93 B FC 93 B FC 94 4-1 BB	3	0	1	1	1	0	1
5 Brad Miller, L (1, 6) OBP: 0.247, SLG: 0.278 4 John Buck, R (9, PH) OBP: 0.305, SLG: 0.333			B SL 80 B SL 81 C SI 88 F SI 88 F SL 81 X SI 88 2-2 ① L6		B SI 90 X SL 83 1-0 ② G6-3		X FF 98 0-0 1-2 1B		S KC 83 S KC 82 B FF 93 S KC 83 1-3 ③ K	3 1	0 0	1 0	0 0	0 0	0 1	0 1
Inning Stats	R: 1 H: 2 E: 0 LOB: 0 K: 0 BB: 0 S: 14 P: 19	R: 0 H: 1 E: 0 LOB: 1 K: 1 BB: 0 S: 13 P: 21	R: 0 H: 0 E: 0 LOB: 0 K: 0 BB: 0 S: 7 P: 10	R: 0 H: 1 E: 0 LOB: 2 K: 0 BB: 1 S: 13 P: 22	R: 0 H: 0 E: 0 LOB: 0 K: 0 BB: 0 S: 8 P: 14	R: 0 H: 0 E: 0 LOB: 0 K: 1 BB: 0 S: 7 P: 10	R: 1 H: 2 E: 0 LOB: 2 K: 2 BB: 0 S: 13 P: 22	R: 0 H: 1 E: 0 LOB: 1 K: 0 BB: 0 S: 10 P: 15	R: 0 H: 0 E: 0 LOB: 1 K: 3 BB: 1 S: 10 P: 19	1B: 5 2B: 2 3B: 0 HR: 0	SF: 0 SAC: 0 DP: 0 HBP: 1			WP: 2 PB: 0 SB: 0 CS: 1	PA: 37		

PITCHER	IP	WLS	BF	H	R	ER	SO	BB	IBB	HBP	BLK	WP	HR	S	P	ERA	WHIP
57 Vidal Nuño, L (1, 1) ERA: 4.97	5.2		21	4	1	1	2	1	0	0	0	1	0	60	92	1.59	0.882
68 Dellin Betances, R (6, 1) ERA: 1.69	1.1	W	7	2	1	1	2	0	0	1	0	1	0	15	26	6.75	1.500
43 Adam Warren, R (8, 1) ERA: 2.31	1.0	H	4	1	0	0	0	0	0	0	0	0	0	10	15	0.00	1.000
30 David Robertson, R (9, 1) ERA: 3.68	1.0	S	4	0	0	0	3	1	0	0	0	0	0	10	19	0.00	1.000

PITCHER	IP	WLS	BF	H	R	ER	SO	BB	IBB	HBP	BLK	WP	HR	S	P	ERA	WHIP

BOTTOM

New York Yankees @ Seattle Mariners

Safeco Field, Seattle, WA

Tue Jun 10 2014, 7:13 PM - 10:00 PM PDT

Att. 28,405 - Cloudy - 66 F

livebaseballscorecards.com

AB	33
R	2
H	7
RBI	2
BB	2
SO	7
LOB	12

New York Yankees @ Seattle Mariners

Safeco Field, Seattle, WA

Wed Jun 11 2014, 7:13 PM - 9:55 PM PDT

Att. 28,434 - Partly Cloudy - 71 F

livebaseballscorecards.com

Batter	1	2	3	4	5	6	7	8	9	AB	R	H	RBI	BB	SO	LOB
11 Brett Gardner, L (1, 7) OBP: 0.345, SLG: 0.392	C FF 85 C FF 86 B FF 87 F SL 80 F FF 86 F FF 85 X SL 81 1-2 ① L7		B SL 77 D FF 84 B FF 84 C FF 84 B FF 85 4-1 25 FC3-6 22 1B 1-2 BB		C FF 85 F CH 79 X CH 79 0-2 22 1B 25 HR 1B		S SL 84 T FF 96 B CH 90 B FF 96 S CU 79 2-3 ① K2-3		C FF 89 B SL 79 B FF 88 F FF 88 B FF 89 X FF 88 3-2 22 FC6 1B	4	1	2	0	1	1	0
2 Derek Jeter, R (1, 6) OBP: 0.321, SLG: 0.312	F FF 86 S SL 79 B FF 86 B SL 80 X FF 86 2-2 22 S 1B		B FF 86 X FF 85 1-0 ① B2		1 SAFE B FF 85 X FF 85 1-0 ① L8		F FF 96 F FF 97 B SL 88 X SI 98 1-2 22 E 22 S 1B		1 SAFE 1 SAFE X SI 85 0-0 ② L9	5	0	2	0	0	0	4
22 Jacoby Ellsbury, L (1, 8) OBP: 0.356, SLG: 0.408	1 SAFE B FF 85 F FF 85 B SL 78 B FF 86 F FF 86 S FF 84 3-3 ② K 1-2		B FF 86 C FF 85 X SL 78 1-1 25 FC3-6 1-2 2-H 1B		X SL 78 0-0 25 HR 1-2 1B		B SI 97 S CH 90 B CH 91 B SI 97 B SI 97 4-1 BB 1-3		1 SAFE C SL 80 B FF 89 C FF 88 1 SAFE F CU 72 F FF 87 X FF 89 1-2 ③ FC6 1-2f	4	1	2	1	1	1	2
25 Mark Teixeira, S (1, 3) OBP: 0.364, SLG: 0.474	B FF 85 S SL 79 C FF 85 F SL 78 B SL 79 D FF 86 F FF 86 B SL 79 4-2 BB		B FF 84 D FF 85 X FF 85 2-0 ② FC3-6 1-2f 2-3		F FF 85 X FF 85 0-1 HR 1-H 2-H		C SL 87 F SI 96 S CU 79 0-3 ② K			3	1	1	3	1	1	4
36 Carlos Beltrán, S (1, 10) OBP: 0.270, SLG: 0.400	F SL 78 B FF 86 D SL 78 F FF 86 S SL 79 1-3 ③ K		B FF 85 B FF 86 B FF 86 C FF 85 X FF 86 3-1 ③ P5		C SL 76 F SL 75 B CH 80 B CH 78 X FF 85 2-2 ② P5		F FF 96 B CH 88 1 SAFE X CU 78 1-1 ③ G4-3			4	0	0	0	0	1	6
34 Brian McCann, L (1, 2) OBP: 0.281, SLG: 0.361		B FF 84 X FF 85 1-0 ① G5-3		B SL 76 F FF 85 F FF 85 B CU 69 B FF 85 X FF 86 3-2 ① F8	C SL 78 B FF 86 F SL 78 B CU 68 F FF 86 X FF 86 2-2 ③ G4-3			F SI 96 B CU 78 S CH 89 X CU 79 1-2 26 G4-6-3 1B		4	0	1	0	0	0	0
26 Yangervis Solarte, S (1, 5) OBP: 0.360, SLG: 0.442		B FF 85 C SL 78 C FF 86 X SL 79 1-2 ② P5		X FF 85 0-0 ② F9		C FF 95 X SL 87 0-1 ① G3-1		X SI 96 0-0 ① ② G4-6-3 1-2f		4	0	0	0	0	0	1
31 Ichiro Suzuki, L (1, 9) OBP: 0.361, SLG: 0.342		B FF 86 F FF 85 B SL 78 B FF 86 X FF 85 3-1 ③ P5		C FF 86 C SL 78 X FF 86 0-2 1B	B CU 76 F CH 89 B CH 90 X FF 97 2-1 ② G4-3		C CH 89 B SI 96 B CH 90 X FF 96 2-1 ③ G4-3			4	0	1	0	0	0	0
14 Brian Roberts, S (1, 4) OBP: 0.316, SLG: 0.344			X FF 84 0-0 11 BB 22 1B 1B	B FF 84 C FF 86 T SL 77 1 SAFE 1 SAFE F SL 78 1 SAFE B CH 78 X FF 86 2-2 ③ L7		C SI 96 F FF 96 S CU 79 0-3 ③ K			S SI 84 F SI 86 F CH 78 B CH 78 B SL 76 X SI 84 2-2 ① L9	4	1	1	0	0	1	1
Inning Stats	R: 0 E: 0 K: 2 S: 20 H: 1 LOB: 2 BB: 1 P: 31	R: 0 E: 0 K: 0 S: 6 H: 0 LOB: 0 BB: 0 P: 11	R: 1 E: 0 K: 0 S: 8 H: 2 LOB: 2 BB: 1 P: 19	R: 0 E: 0 K: 0 S: 11 H: 1 LOB: 1 BB: 0 P: 16	R: 3 E: 0 K: 0 S: 14 H: 3 LOB: 0 BB: 0 P: 19	R: 0 E: 0 K: 1 S: 7 H: 0 LOB: 0 BB: 0 P: 9	R: 0 E: 0 K: 2 S: 12 H: 1 LOB: 2 BB: 1 P: 20	R: 0 E: 0 K: 0 S: 6 H: 1 LOB: 0 BB: 0 P: 9	R: 0 E: 0 K: 0 S: 14 H: 1 LOB: 1 BB: 0 P: 20	1B: 9 2B: 0 3B: 0 HR: 1	SF: 0 SAC: 0 DP: 1 HBP: 0			WP: 0 PB: 0 SB: 2 CS: 0	PA: 39		

	AB	36
	R	4
	H	10
	RBI	4
	BB	3
	SO	5
	LOB	18

PITCHER		IP	WLS	BF	H	R	ER	SO	BB	IBB	HBP	BLK	WP	HR	S	P	ERA	WHIP
53 Chris Young, R ERA: 3.68	(1, 1)	5.0	L	24	7	4	4	2	2	0	0	0	0	1	59	96	7.20	1.800
54 Tom Wilhelmsen, R ERA: 2.67	(6, 1)	3.0		11	2	0	0	3	1	0	0	0	0	0	25	38	0.00	1.000
97 Joe Beimel, L ERA: 1.77	(9, 1)	1.0		4	1	0	0	0	0	0	0	0	0	0	14	20	0.00	1.000

PITCHER	IP	WLS	BF	H	R	ER	SO	BB	IBB	HBP	BLK	WP	HR	S	P	ERA	WHIP

Batter	1	2	3	4	5	6	7	8	9	AB	R	H	RBI	BB	SO	LOB
9 Endy Chavez, L (1, 9) OBP: 0.216, SLG: 0.306	C FF 90 F FS 87 X FF 91 0-2 ① G6-3			C CU 73 S FS 86 S FS 88 0-3 ① K		C CU 74 B FF 92 F SI 89 S SI 89 1-3 ② K2-3			F FF 88 B FS 87 X FS 85 1-1 ① G6-3	4	0	0	0	0	2	0
99 James Jones, L (1, 8) OBP: 0.326, SLG: 0.376	B SI 92 C SL 80 S FS 84 X SI 90 1-2 ② F8			L SI 91 X FS 86 0-1 22 FC6-4 1B		B FF 91 F SI 90 B SL 83 T SI 91 C FF 94 2-3 ③ K			C SI 91 B SL 80 X SI 90 1-1 22 HR 1B	4	1	2	0	0	1	0
22 Robinson Canó, L (1, 4) OBP: 0.381, SLG: 0.436	F SL 83 X FF 92 0-1 ③ G4-3			B SI 91 1 SAFE S FS 85 X FF 93 1-1 ② FC6-4 15 1B 1-2f			B FF 91 X FF 88 1-0 ① G3-1		X SI 90 0-0 1-H HR	4	1	1	2	0	0	1
15 Kyle Seager, L (1, 5) OBP: 0.329, SLG: 0.452		X SI 90 0-0 ① G1-3		1 SAFE B SL 83 C SI 91 B FS 88 B SI 91 X SI 93 3-1 1-2 1B			B SI 90 B SI 90 B SI 90 B FF 92 4-0 20 G4-6-3 BB		B SI 91 F SI 91 L FS 87 B FS 89 F FS 88 C FF 94 2-3 ② K	3	0	1	0	1	1	0
20 Logan Morrison, L (1, 3) OBP: 0.192, SLG: 0.125		C FF 92 B SL 82 X SL 82 1-1 ② G4-3		S FS 87 S FS 87 D FS 88 F FF 95 S FS 87 1-3 ③ K			C SI 90 X SI 90 0-1 ②③ G4-6-3 1-2f		C SL 82 S FS 88 B FF 95 B FS 89 C FF 95 2-3 ③ K	4	0	0	0	0	2	3
13 Dustin Ackley, L (1, 7) OBP: 0.288, SLG: 0.365		B FF 89 X SI 92 1-0 ③ G3-1			B SI 90 C FS 87 F FS 83 X SL 84 1-2 ① F7			F FF 92 B FF 92 F FF 91 B FS 89 X SI 93 2-2 ① G6-3		3	0	0	0	0	0	0
3 Mike Zunino, R (1, 2) OBP: 0.281, SLG: 0.406			S SL 82 B SI 90 F FF 91 S SI 90 1-3 ① K		B FF 91 T SL 83 B FF 91 F SI 91 B FS 88 S SL 85 3-3 ② K			S SI 91 X SI 91 0-1 5 1B 2B		3	0	1	0	0	2	0
5 Brad Miller, L (1, 6) OBP: 0.249, SLG: 0.279			B SI 90 X SI 90 1-0 ② G3		T FF 93 C FF 92 S SI 90 0-3 ③ K			F FF 88 D FS 88 X SI 89 1-1 16 L4-3 2-3 1B		3	0	1	0	0	1	0
16 Cole Gillespie, R (1, 10) OBP: 0.368, SLG: 0.404			C FF 89 B SL 83 C FS 85 F SL 86 S SI 89 1-3 ③ K			B SI 91 F SI 89 C SL 82 B FS 88 T SL 83 2-2 ① K		C SI 91 B SI 89 X SI 91 1-1 ②③ L4-3 1-1		3	0	0	0	0	2	2
Inning Stats	R: 0 E: 0 K: 0 S: 8 H: 0 LOB: 0 BB: 0 P: 9	R: 0 E: 0 K: 0 S: 4 H: 0 LOB: 0 BB: 0 P: 6	R: 0 E: 0 K: 2 S: 8 H: 0 LOB: 0 BB: 0 P: 11	R: 0 E: 0 K: 2 S: 13 H: 2 LOB: 2 BB: 0 P: 18	R: 0 E: 0 K: 2 S: 9 H: 0 LOB: 0 BB: 0 P: 13	R: 0 E: 0 K: 3 S: 9 H: 0 LOB: 0 BB: 0 P: 14	R: 0 E: 0 K: 0 S: 3 H: 0 LOB: 0 BB: 1 P: 8	R: 0 E: 0 K: 0 S: 9 H: 2 LOB: 1 BB: 0 P: 13	R: 2 E: 0 K: 2 S: 12 H: 2 LOB: 0 BB: 0 P: 18	1B: 4 2B: 2 3B: 0 HR: 1 SF: 0 SAC: 0 DP: 2 HBP: 0						

PITCHER	IP	WLS	BF	H	R	ER	SO	BB	IBB	HBP	BLK	WP	HR	S	P	ERA	WHIP
19 Masahiro Tanaka, R (1, 1) ERA: 2.02	9.0	W	32	6	2	2	11	1	0	0	0	0	1	75	110	2.00	0.778

PITCHER	IP	WLS	BF	H	R	ER	SO	BB	IBB	HBP	BLK	WP	HR	S	P	ERA	WHIP

BOTTOM

New York Yankees @ Seattle Mariners

Safeco Field, Seattle, WA

Wed Jun 11 2014, 7:13 PM - 9:55 PM PDT

Att. 28,434 - Partly Cloudy - 71 F

livebaseballscorecards.com

AB	31
R	2
H	6
RBI	2
BB	1
SO	11
LOB	6

WP: 0 PB: 0 SB: 0 CS: 0 PA: 32

Batter	1	2	3	4	5	6	7	8	9	AB	R	H	RBI	BB	SO	LOB
11 Brett Gardner, L (1, 7) (7, 8) OBP: 0.340, SLG: 0.386	B FF 92 C FF 92 B FF 92 X SI 92 2-1 G3 ① C SI 90 B CU 78 C CU 77 B CU 80 F FF 93 B CU 79 C CU 78 3-3 K ③			D CU 78 C SI 90 B SI 88 2 SAFE B FF 91 X SI 91 3-1 SH1-3 ① 1-2 2-3		B CH 86 B SI 95 C SI 95 B CH 88 X FC 92 3-1 G3-1 ② 2-3			B CU 79 C SI 92 C SI 92 X SL 82 1-2 G4-3 ①	4	0	0	0	0	1	1
2 Derek Jeter, R (1, 6) OBP: 0.331, SLG: 0.320	X SI 92 0-0 22 HR 1B		X FF 91 0-0 22 BB 12 2B 1B	F FF 94 X FF 95 0-1 2-H 3-H 1B		C FF 92 B SL 84 F FF 95 B SL 84 F FC 91 F FF 96 B SI 96 B FF 96 4-2 BB			B SI 94 F FF 93 B SL 81 X FF 93 2-1 G1-3 ②	4	2	3	2	1	0	0
22 Jacoby Ellsbury, L (1, 8) OBP: 0.358, SLG: 0.419 31 Ichiro Suzuki, L (7, 9) OBP: 0.366, SLG: 0.348	B CH 85 C FF 92 D CU 78 X SI 92 2-1 1-H HR		1 SAFE D CU 78 B CH 88 B CH 88 B FF 91 4-0 1-2 12 2B BB	X FF 95 0-0 F7 ②		B FF 96 F FC 88 X SI 95 1-1 P6 ③			C FF 94 C FF 93 X SL 83 0-2 25 1B 1B	3 1	2 0	1 1	2 0	1 0	0 0	3 0
25 Mark Teixeira, S (1, 3) OBP: 0.365, SLG: 0.468	B CH 86 B SI 92 B CH 85 C FF 92 F FF 92 F FF 92 B CU 78 4-2 36 1B BB		C CH 85 S CH 87 X FF 93 0-2 F9 ①	D SI 92 X FF 96 1-0 G6-3 ③			C FC 90 S CH 84 B SI 94 B CU 76 B FF 92 S FC 90 3-3 K ①		C FF 93 B SL 81 X SI 94 1-1 1-2 1B	4	0	1	0	1	1	3
12 Alfonso Soriano, R (1, 9) (7, 7) OBP: 0.254, SLG: 0.396	X CH 84 0-0 F8 ②		C CH 86 F FF 92 B CU 80 X CH 87 1-2 26 S 1-H 2-H 2B		S SL 82 S SL 81 S SL 83 0-3 K ①		C CU 76 B FC 89 S CU 76 S CU 76 1-3 K ②		S FF 94 S SL 82 S SL 82 0-3 K ③	5	0	1	2	0	3	3
36 Carlos Beltrán, S (1, 10) OBP: 0.269, SLG: 0.396	B SI 91 D CH 84 B FF 92 F FF 91 X SI 91 3-1 1-2 1B		F SI 93 B FF 93 S CU 79 C CU 80 1-3 K ②		X SI 94 0-0 G1-3 ②		C FC 89 B CH 85 C FC 89 B FF 94 F CU 76 X FC 90 2-2 G3-1 ③			4	0	1	0	0	1	1
26 Yangervis Solarte, S (1, 5) OBP: 0.354, SLG: 0.434	B FF 91 X SI 91 1-0 L7 ③		C CH 86 B FF 91 F CU 79 S CU 80 1-3 K ③ 2-3		C SI 94 X FC 87 0-1 G4-3 ③			C FF 95 C CU 85 B CU 85 S CU 86 1-3 K ①		4	0	0	0	0	2	3
14 Brian Roberts, S (1, 4) OBP: 0.315, SLG: 0.339		B FF 90 C CH 83 X CH 83 1-1 L4 ①		B SI 89 B FF 90 C FF 90 F CH 84 B CU 77 B FF 91 4-2 11 SH1-3 66 1B 2 1B BB		T SI 94 X CH 88 0-1 G4-3 ①		C FF 95 F SI 95 B SI 95 B CU 84 F FF 95 B CU 85 F SI 95 S FF 96 3-3 K ②		3	1	0	0	1	1	0
66 John Ryan Murphy, R (1, 2) OBP: 0.333, SLG: 0.397		S SI 92 C CU 78 B CU 79 S CU 79 1-3 K ②		1 SAFE X SI 90 0-0 11 SH1-3 2 1B 1-2 1B		C FC 91 F FF 94 X SL 82 0-2 11 G3-1 2B		C FF 95 C CU 84 B FF 95 X CU 86 1-2 L7 ③		4	1	2	0	0	1	0
Inning Stats	R: 2 E: 0 K: 0 S: 12 H: 3 LOB: 2 BB: 1 P: 24	R: 0 E: 0 K: 2 S: 9 H: 0 LOB: 0 BB: 0 P: 14	R: 2 E: 0 K: 2 S: 13 H: 2 LOB: 1 BB: 1 P: 20	R: 2 E: 0 K: 0 S: 9 H: 2 LOB: 1 BB: 1 P: 17	R: 0 E: 0 K: 1 S: 6 H: 0 LOB: 0 BB: 0 P: 6	R: 0 E: 0 K: 0 S: 13 H: 1 LOB: 2 BB: 1 P: 21	R: 0 E: 0 K: 2 S: 10 H: 0 LOB: 0 BB: 0 P: 16	R: 0 E: 0 K: 2 S: 11 H: 0 LOB: 0 BB: 0 P: 16	R: 0 E: 0 K: 1 S: 13 H: 2 LOB: 2 BB: 0 P: 17	1B: 7 2B: 2 3B: 0 HR: 1	SF: 0 SAC: 1 DP: 0 HBP: 0			WP: 0 PB: 0 SB: 1 CS: 0	PA: 41		

TOP

New York Yankees @ Seattle Mariners

Safeco Field, Seattle, WA

Thu Jun 12 2014, 7:12 PM - 10:06 PM PDT

Att. 40,596 - Partly Cloudy - 63 F

livebaseballscorecards.com

AB	36
R	6
H	10
RBI	6
BB	4
SO	10
LOB	14

PITCHER		IP	WLS	BF	H	R	ER	SO	BB	IBB	HBP	BLK	WP	HR	S	P	ERA	WHIP
29 Roenis Elías, L ERA: 4.13	(1, 1)	3.1	L	19	6	6	6	4	3	0	0	0	0	1	39	70	16.20	2.700
52 Dominic Leone, R ERA: 1.23	(4, 1)	2.2		11	2	0	0	1	1	0	0	0	0	0	23	32	0.00	1.125
40 Danny Farquhar, R ERA: 2.4	(7, 1)	1.0		3	0	0	0	2	0	0	0	0	0	0	10	16	0.00	0.000
31 Yoervis Medina, R ERA: 2.88	(8, 1)	1.0		3	0	0	0	2	0	0	0	0	0	0	11	16	0.00	0.000
41 Charlie Furbush, L ERA: 4.05	(9, 1)	1.0		5	2	0	0	1	0	0	0	0	0	0	13	17	0.00	2.000

PITCHER	IP	WLS	BF	H	R	ER	SO	BB	IBB	HBP	BLK	WP	HR	S	P	ERA	WHIP

Batter	1	2	3	4	5	6	7	8	9	AB	R	H	RBI	BB	SO	LOB
9 Endy Chavez, L (1, 9) OBP: 0.195, SLG: 0.275	C FF 90 F SI 91 B CH 84 S CH 84 1-3 K ①		C FF 89 1 SAFE X SL 85 0-1 P3 ①		F CH 83 B SL 85 S CH 83 X SI 91 1-2 G6-3 ②			X FF 88 0-0 G4-3 ①		4	0	0	0	0	1	2
99 James Jones, L (1, 8) OBP: 0.324, SLG: 0.372	B FF 90 C SI 91 F SI 90 X CH 83 1-2 G3 ②		X SL 84 0-0 B3 ②		C SI 91 B FF 92 D SL 85 X FF 91 2-1 2-H 1B			C SL 83 B SL 84 X FF 89 1-1 P6 ②		4	0	1	1	0	0	1
22 Robinson Canó, L (1, 4) OBP: 0.387, SLG: 0.436	C FF 90 B FF 91 X CH 84 1-1 1B		C SL 84 B FF 91 1 SAFE F SL 86 H FF 91 2-2 1-3 HBP		X SL 86 0-0 F8 ③			B FF 94 F SI 94 C FF 95 F FF 97 B SI 94 B SI 95 F FF 96 B SI 96 4-2 BB		2	0	1	0	1	0	1
15 Kyle Seager, L (1, 5) OBP: 0.324, SLG: 0.444	B SL 85 C SL 86 1 SAFE C FF 91 T CH 84 1-2 K ③		C CH 84 B FF 91 B CH 85 F SL 87 C SI 92 2-3 K ③			F SL 84 B CH 82 C SL 85 X SI 90 1-2 F7 ①		X SI 95 0-0 F9 ③		4	0	0	0	0	2	4
7 Stefen Romero, R (1, 10) OBP: 0.250, SLG: 0.344		X FF 90 0-0 P5 ①		F FF 90 S SL 86 B SL 87 S SL 85 1-3 K ①		B CH 83 B FF 90 F FF 91 S SL 85 X CH 84 2-2 F8 ②			C SL 81 B SL 82 X SL 82 1-1 F9 ①	4	0	0	0	0	1	0
13 Dustin Ackley, L (1, 7) OBP: 0.288, SLG: 0.367		C SI 90 S CH 84 S CH 83 0-3 K ②		X SI 91 0-0 G5-3 ②		X SI 90 0-0 F8 ③			C FF 91 B SL 80 F FF 90 X SL 84 1-2 20 2B 2B	4	1	1	0	0	1	0
20 Logan Morrison, L (1, 3) OBP: 0.233, SLG: 0.321		X SL 84 0-0 HR		C SI 90 S CH 83 S CH 84 0-3 K ③			X SI 88 0-0 G4-3 ①		B SL 83 C FF 92 C SL 84 B FF 93 D SL 84 F SL 82 X SL 82 3-2 2-H 2B	4	1	2	2	0	1	0
3 Mike Zunino, R (1, 2) OBP: 0.276, SLG: 0.397		B SL 86 S SL 87 X SI 91 1-1 F8 ③		S FF 90 X SL 84 0-1 P4 ①			B SI 89 F SL 84 X SI 90 1-1 F8 ②		C KC 82 S KC 81 F KC 81 F KC 82 S FC 91 0-3 K ②	4	0	0	0	0	1	1
5 Brad Miller, L (1, 6) OBP: 0.254, SLG: 0.289			C CH 83 B FF 90 X SI 90 1-1 22 E 1B	F FF 90 S SL 85 F SI 92 B CH 84 X CH 83 1-2 99 1B 2B			F SI 90 X SL 84 0-1 P5 ③		C KC 82 T FC 92 S KC 84 0-3 K2-3 ③	4	1	2	0	0	1	1
Inning Stats	R: 0 E: 0 K: 2 S: 11 H: 1 LOB: 1 BB: 0 P: 15	R: 1 E: 0 K: 1 S: 7 H: 1 LOB: 0 BB: 0 P: 8	R: 0 E: 1 K: 1 S: 10 H: 1 LOB: 2 BB: 0 P: 15	R: 0 E: 0 K: 2 S: 7 H: 0 LOB: 0 BB: 0 P: 8	R: 1 E: 0 K: 0 S: 12 H: 2 LOB: 1 BB: 0 P: 16	R: 0 E: 0 K: 0 S: 7 H: 0 LOB: 0 BB: 0 P: 10	R: 0 E: 0 K: 0 S: 5 H: 0 LOB: 0 BB: 0 P: 6	R: 0 E: 0 K: 0 S: 8 H: 0 LOB: 1 BB: 1 P: 13	R: 1 E: 0 K: 2 S: 17 H: 2 LOB: 1 BB: 0 P: 22	1B: 3 2B: 3 3B: 0 HR: 1	SF: 0 SAC: 0 DP: 0 HBP: 1			WP: 0 PB: 0 SB: 0 CS: 0	PA: 36		

PITCHER	IP	WLS	BF	H	R	ER	SO	BB	IBB	HBP	BLK	WP	HR	S	P	ERA	WHIP
39 Chase Whitley, R (1, 1) ERA: 2.41	7.2	W	29	5	2	2	6	0	0	1	0	0	1	62	82	2.35	0.652
48 Matt Thornton, L (8, 1) ERA: 3.65	0.1		2	0	0	0	0	1	0	0	0	0	0	5	9	0.00	3.000
27 Shawn Kelley, R (9, 1) ERA: 4.02	0.1		3	2	1	1	0	0	0	0	0	0	0	9	14	27.00	6.000
30 David Robertson, R (9, 1) ERA: 3.57	0.2	S	2	0	0	0	2	0	0	0	0	0	0	8	8	0.00	0.000

PITCHER	IP	WLS	BF	H	R	ER	SO	BB	IBB	HBP	BLK	WP	HR	S	P	ERA	WHIP

BOTTOM

New York Yankees @ Seattle Mariners

Safeco Field, Seattle, WA

Thu Jun 12 2014, 7:12 PM - 10:06 PM PDT

Att. 40,596 - Partly Cloudy - 63 F

livebaseballscorecards.com

AB	34
R	3
H	7
RBI	3
BB	1
SO	8
LOB	10

Batter	1	2	3	4	5	6	7	8	9	AB	R	H	RBI	BB	SO	LOB
11 Brett Gardner, L (1, 7) OBP: 0.344, SLG: 0.388	B FF 94 X SI 92 1-0 22 1B 2 1B 1B	C CU 81 B SL 85 B SI 94 C FF 94 X CU 84 2-2 22 FC3-2 2 1B 1-2 2-H 1B		C SL 83 X SI 94 0-1 ③ P6			B KC 78 B KC 77 C KC 73 H CH 73 3-1 2 G4-6-3 HBP	B CU 73 F SI 88 X SI 87 1-1 ③ L5		4	1	2	1	0	0	1
2 Derek Jeter, R (1, 6) OBP: 0.333, SLG: 0.323 17 Brendan Ryan, R (9, PH) OBP: 0.324, SLG: 0.303 (9, 6)	B SI 93 X FF 93 1-0 22 1B 25 SF8 1-2 1B	S SL 86 B SL 86 S CU 82 D FF 93 F SL 86 X CU 81 2-2 22 FC3-2 1-2 2-3 1B			X SL 85 0-0 ① G5-3		C CH 72 1 SAFE X SI 91 0-1 ②③ G4-6-3 1-2f		F SI 93 B SI 92 F SI 93 H CU 79 2-2 25 G4-6-3 22 BB HBP	4 0	1 0	2 0	0 0	0 0	0 0	1 0
22 Jacoby Ellsbury, L (1, 8) OBP: 0.359, SLG: 0.416	B SL 87 B SI 94 F FF 94 X FF 94 2-1 25 SF8 1-3 2-H 1B	C CU 81 X CH 86 0-1 ② FC3-2 1-2 2-3 3-Hf			F FF 94 B CU 82 F CH 86 F SL 84 B FF 94 S SL 87 2-3 ② K			C SL 79 F CU 71 F SI 88 B CH 82 B SI 89 B CU 71 C SI 89 3-3 ① K	F SI 92 F SI 93 B SI 94 B CH 87 D SI 93 F SI 94 F SI 93 B SI 95 4-2 25 G4-6-3 1-2 BB	4	0	1	1	1	2	3
25 Mark Teixeira, S (1, 3) OBP: 0.361, SLG: 0.463	D CU 83 C FF 95 B SL 88 F CU 82 D SL 88 X FF 95 3-2 ① SF8 2-3 3-H	C CU 79 B SL 86 X SI 93 1-1 ③ F7			B CH 87 F FF 93 F FF 95 S SL 87 1-3 ③ K			C SI 89 B CU 72 B CH 82 B SI 88 X SI 86 3-1 36 F8 34 1B 31 1B 1B	X CH 88 0-0 ①② G4-6-3 1-2f 2-3	4	1	1	1	0	1	5
34 Brian McCann, L (1, 2) OBP: 0.284, SLG: 0.358	X FF 94 0-0 ② G5-3		C FF 91 X SL 85 0-1 ① F7			F SI 91 C CU 81 B CU 81 B SI 94 F SL 87 F CU 83 B CH 88 S SL 87 3-3 ① K		B SL 79 F SL 79 X SI 88 1-1 31 1B 14 1B 1-2 1B	C SI 94 C CU 81 B CH 87 D SI 94 B CU 80 F CU 81 D SI 94 4-2 BB	4	1	1	0	1	1	1
36 Carlos Beltrán, S (1, 10) OBP: 0.262, SLG: 0.384	X SL 87 0-0 ③ G3		B CU 81 B FF 92 F CH 89 X CU 81 2-1 ② G3-1			C CH 86 F CH 84 B SI 95 T CU 84 1-2 ② K		C CU 71 B CH 81 F SI 84 B SI 89 B CH 81 F SI 88 X SI 88 3-2 ② F8 2-3	X CH 88 0-0 ③ L9	5	0	0	0	0	1	5
31 Ichiro Suzuki, L (1, 9) OBP: 0.370, SLG: 0.353		B FF 94 F FF 94 B SL 88 B FF 93 F SI 92 T FF 93 3-2 ① K	C FF 93 X SL 87 0-1 ③ G5-3			B SL 88 C FF 94 B SL 84 B CU 79 X FF 93 3-1 1B		C SI 88 F SI 88 X CU 70 0-2 14 1B 14 E 1-2 3-H 1B		4	1	2	1	0	1	0
14 Brian Roberts, S (1, 4) OBP: 0.318, SLG: 0.342		C CU 82 B FF 94 F SI 94 B FF 95 X SI 89 2-2 33 BB 11 1B 1B		S CH 85 C SI 92 F CU 82 S FF 94 0-3 ① K		B CU 82 C FF 94 B FF 94 C SL 85 1 SAFE F CU 83 D CH 86 S SL 87 3-3 ③ K		C CH 81 B SI 88 B SL 80 B CH 81 C SI 88 X SI 88 3-2 E2 33 1B 1-H 2-H 1B		4	2	2	1	0	2	1
33 Kelly Johnson, L (1, 5) OBP: 0.286, SLG: 0.391		C SI 93 F SL 85 B FF 94 B CU 83 B CU 83 1 SAFE B SI 92 4-2 2 1B 11 1B 22 FC3-2 1-2 BB		C CU 77 B SL 86 B SI 94 F CU 79 X FF 92 2-2 ② G4-3			C SI 91 F SI 92 T SI 95 0-2 ① K	B SL 80 C SI 88 B SL 80 B SL 80 X SI 89 3-1 2-H 1B		3	0	1	1	1	1	0

| Inning Stats | | |

Batter	1	2	3	4	5	6	7	8	9	AB	R	H	RBI	BB	SO	LOB
4 Coco Crisp, S (1, 8) OBP: 0.373, SLG: 0.421	C SI 88 F SI 89 X FF 90 0-2 ① F8			X KC 79 0-0 ① F7		C SL 84 B SL 85 B KC 79 C FF 88 B KC 80 F FC 90 B SL 87 4-2 5 G3-6-1 BB		B KC 83 B FF 98 F FF 97 F FF 98 B FF 98 S SV 87 3-3 ③ K		3	0	0	0	1	1	0
5 John Jaso, L (1, 10) OBP: 0.359, SLG: 0.446	B SI 90 B KC 78 C SI 89 X KC 79 2-1 ② G3-1			B SI 89 B SL 86 S FC 90 F FF 91 B SL 89 B FF 91 4-2 BB		B SI 90 1 SAFE C CH 82 F KC 80 B SL 88 B SL 87 X SI 90 3-2 ①② G3-6-1 1-2f			B FF 92 F FF 92 F FF 93 S CH 84 1-3 ① K	3	0	0	0	1	1	1
20 Josh Donaldson, R (1, 5) OBP: 0.342, SLG: 0.500	C FF 90 B FF 90 B KC 80 B KC 79 C FC 91 X FF 92 3-2 ③ G4-3			B SL 88 B FF 90 C FF 91 B SL 89 X FF 91 3-1 ② L9		B CH 80 X FF 90 1-0 ③ G6-3			B CH 83 B FF 94 X FF 94 2-0 ② G4-3	4	0	0	0	0	0	1
37 Brandon Moss, L (1, 9) OBP: 0.355, SLG: 0.542		B SI 88 B SI 88 B FF 89 C FF 89 C FF 90 C FF 90 3-3 ① K		B FF 90 C CH 82 F SL 88 F FF 92 X SI 91 1-2 ③ L8			B KC 79 B CH 81 X SL 89 2-0 ① F7		B FF 96 B FF 95 S FF 94 F FF 94 B CH 83 F FF 93 F FF 95 F FF 94 X FF 94 3-2 ③ P5	4	0	0	0	0	1	1
52 Yoenis Cespedes, R (1, 7) OBP: 0.306, SLG: 0.500		C FF 90 X SI 90 0-1 ② G5-3			S KC 79 X KC 79 0-1 ① G6-3		C FF 89 B SL 86 F KC 78 C SL 88 1-3 ② K			3	0	0	0	0	1	0
8 Jed Lowrie, S (1, 6) OBP: 0.330, SLG: 0.358		C SI 90 B FF 89 B FF 89 X CH 81 2-1 ③ F8			B SI 89 B SI 91 F SI 90 F SI 90 B SL 88 B FF 91 4-2 36 1B BB		B SL 88 S SI 90 B SI 90 X SI 90 2-1 2B			2	0	1	0	1	0	0
36 Derek Norris, R (1, 2) OBP: 0.402, SLG: 0.473		C FF 89 B SI 90 F SI 89 B SL 87 X FF 92 2-2 ① P3			T FF 90 B SI 90 1 SAFE X FF 89 1-1 88 FC5-4 1B 1-2		C FF 98 X FF 98 0-1 ③ P3			3	0	1	0	0	0	1
12 Andy Parrino, S (1, 4)		B SI 90 F FF 90 C SL 86 B KC 79 F SI 91 T SL 88 2-2 ② K			C CH 82 B SL 88 C SL 88 B SL 89 X CH 84 2-2 ② L8			B FF 96 S FF 96 B FF 98 B FF 97 F FF 96 X FF 98 3-2 ① F7		3	0	0	0	0	1	2
88 Kyle Blanks, R (1, 3) OBP: 0.389, SLG: 0.444		B FF 90 F SI 90 F SI 91 B KC 80 B FF 92 C FF 91 3-3 ③ K			X KC 80 0-0 ③ FC5-4 1-2f			C FF 97 S FF 98 S KC 84 0-3 ② K		3	0	0	0	0	2	2
Inning Stats	R: 0 E: 0 K: 0 S: 8 H: 0 LOB: 0 BB: 0 P: 13	R: 0 E: 0 K: 1 S: 7 H: 0 LOB: 0 BB: 0 P: 12	R: 0 E: 0 K: 2 S: 10 H: 0 LOB: 0 BB: 0 P: 17	R: 0 E: 0 K: 0 S: 9 H: 0 LOB: 1 BB: 1 P: 17	R: 0 E: 0 K: 0 S: 10 H: 1 LOB: 2 BB: 1 P: 17	R: 0 E: 0 K: 0 S: 7 H: 0 LOB: 0 BB: 1 P: 15	R: 0 E: 0 K: 1 S: 8 H: 1 LOB: 1 BB: 0 P: 13	R: 0 E: 0 K: 2 S: 9 H: 0 LOB: 0 BB: 0 P: 15	R: 0 E: 0 K: 1 S: 10 H: 0 LOB: 0 BB: 0 P: 16	1B: 1 2B: 1 3B: 0 HR: 0 SF: 0 SAC: 0 DP: 1 HBP: 0						

PITCHER		IP	WLS	BF	H	R	ER	SO	BB	IBB	HBP	BLK	WP	HR	S	P	ERA	WHIP
41 David Phelps, R ERA: 4.01	(1, 1)	6.2	W	24	2	0	0	4	3	0	0	0	0	0	57	102	0.00	0.750
68 Dellin Betances, R ERA: 1.63	(7, 1)	1.1	H	4	0	0	0	2	0	0	0	0	0	0	11	17	0.00	0.000
63 José Ramirez, R ERA: 2.08	(9, 1)	1.0		3	0	0	0	1	0	0	0	0	0	0	10	16	0.00	0.000

PITCHER	IP	WLS	BF	H	R	ER	SO	BB	IBB	HBP	BLK	WP	HR	S	P	ERA	WHIP

BOTTOM

New York Yankees @ Oakland Athletics

O.co Coliseum, Oakland, CA

Fri Jun 13 2014, 10:09 PM - 1:14 AM EDT

Att. 36,067 - Clear - 67 F

livebaseballscorecards.com

AB	28
R	0
H	2
RBI	0
BB	3
SO	7
LOB	8

Batter	1	2	3	4	5	6	7	8	9	AB	R	H	RBI	BB	SO	LOB
11 Brett Gardner, L (1, 7) OBP: 0.343, SLG: 0.386	C SI 91 B SI 91 B SI 91 B SI 91 X SI 91 3-1 G3		C CU 78 X SL 81 0-1 2 E 1-3 1B		S CU 78 D CU 78 F SI 88 2 SAFE F SI 90 X CH 73 1-2 G4-3 2-3			B SI 90 C SI 89 X CH 83 1-1 F8		4	0	1	0	0	0	1
2 Derek Jeter, R (1, 6) OBP: 0.328, SLG: 0.318	F SI 91 B SI 90 X CH 78 1-1 G5-3		X CH 79 0-0 E6 12 FC6-5 22 BB 1-3 3-H		C SI 90 D SL 80 X SI 90 1-1 FC4-2 3-H			C SI 90 X SI 90 0-1 G4-3		4	0	0	0	0	0	2
22 Jacoby Ellsbury, L (1, 8) OBP: 0.357, SLG: 0.411	X SI 90 0-0 L7		B SI 91 S SL 82 B SL 81 C CH 78 D SL 84 D SL 82 4-2 12 FC6-5 1-2 BB		B CU 77 X CU 78 1-0 P5			C SI 91 B CH 83 X CH 83 1-1 G4-3		3	0	0	0	1	0	1
12 Alfonso Soriano, R (1, 10) OBP: 0.249, SLG: 0.388		B CH 78 X CH 76 1-0 P3	C SI 92 S CH 78 X CH 78 0-2 FC6-5 1-2 2-3f			B CH 74 F SI 87 S SI 89 B CH 74 B CH 76 X CH 74 3-2 P2			C FF 94 S FF 94 F FF 94 F FF 94 X CU 82 0-2 P4	4	0	0	0	0	0	3
34 Brian McCann, L (1, 3) OBP: 0.283, SLG: 0.356		S SI 91 B SI 92 F CH 77 F SI 92 C SI 92 1-3 K		B CU 78 X SI 88 1-0 26 G5-4-3 1B		F SI 90 B SI 91 S CU 79 X SI 91 1-2 G4-3			C CU 82 S CU 80 B CU 81 B CU 82 F FF 95 B FF 94 X FF 94 3-2 P5	4	0	1	0	0	1	0
26 Yangervis Solarte, S (1, 4) OBP: 0.348, SLG: 0.426		C SI 92 B CH 79 B FC 85 C SI 92 F CH 78 F SI 92 F CH 78 F SL 80 X SI 92 2-2 G4-3		C CH 75 C SI 89 F SI 91 D SL 82 F SI 90 B SI 92 X SI 92 2-2 G5-4-3 1-2f		C SI 90 B CH 76 F SL 79 F SI 93 B CU 78 C CH 76 2-3 K			C FF 94 F CH 84 F FF 95 F FF 95 X CU 82 0-2 F8	4	0	0	0	0	1	1
31 Ichiro Suzuki, L (1, 9) OBP: 0.369, SLG: 0.347			B SI 88 B SI 89 C SI 89 C SI 90 X SL 82 2-2 G1-3	B SI 90 C SI 91 C SI 91 F SI 93 F SI 92 B SL 82 B SI 90 B SL 81 4-2 BB			F SI 89 B SI 89 C CH 82 X SI 91 1-2 G3-1		2	0	0	0	1	0	0
66 John Ryan Murphy, R (1, 2) OBP: 0.317, SLG: 0.377			X SI 89 0-0 F9	X SI 88 0-0 P3			B SL 82 X SI 89 1-0 L8		3	0	0	0	0	0	1
33 Kelly Johnson, L (1, 5) OBP: 0.294, SLG: 0.400			B SI 91 C SL 81 B SI 92 B SL 82 C SI 92 B SI 92 4-2 11 1B 2 E BB		B FC 85 B FC 88 F SI 88 C SI 88 X SI 90 2-2 11 G4-3 2 FC4-2 2B		F SI 89 F CH 83 S FF 91 0-3 K			2	1	1	0	1	1	0
Inning Stats	R: 0 E: 0 K: 0 S: 5 H: 0 LOB: 0 BB: 0 P: 9	R: 0 E: 0 K: 1 S: 12 H: 0 LOB: 0 BB: 0 P: 16	R: 1 E: 1 K: 0 S: 14 H: 1 LOB: 3 BB: 2 P: 24	R: 0 E: 0 K: 0 S: 11 H: 1 LOB: 1 BB: 1 P: 18	R: 0 E: 0 K: 0 S: 10 H: 1 LOB: 1 BB: 0 P: 15	R: 0 E: 0 K: 1 S: 10 H: 0 LOB: 0 BB: 0 P: 16	R: 0 E: 0 K: 1 S: 7 H: 0 LOB: 0 BB: 0 P: 9	R: 0 E: 0 K: 0 S: 6 H: 0 LOB: 0 BB: 0 P: 8	R: 0 E: 0 K: 0 S: 14 H: 0 LOB: 0 BB: 0 P: 17	1B: 2 2B: 1 3B: 0 HR: 0 SF: 0 SAC: 0 DP: 1 HBP: 0						WP: 0 PB: 0 SB: 0 CS: 0 PA: 33

TOP

New York Yankees @ Oakland Athletics

O.co Coliseum, Oakland, CA

Sat Jun 14 2014, 10:09 PM - 1:30 AM EDT

Att. 36,067 - Partly Cloudy - 72 F

livebaseballscorecards.com

AB	30
R	1
H	3
RBI	0
BB	3
SO	3
LOB	9

PITCHER		IP	WLS	BF	H	R	ER	SO	BB	IBB	HBP	BLK	WP	HR	S	P	ERA	WHIP
26 Scott Kazmir, L ERA: 2.05	(1, 1)	6.0	W	24	3	1	0	2	3	0	0	0	0	0	62	98	0.00	1.000
61 Dan Otero, R ERA: 1.96	(7, 1)	2.0		6	0	0	0	1	0	0	0	0	0	0	13	17	0.00	0.000
61 Dan Otero, R ERA: 1.96	(8, 1)	2.0		6	0	0	0	1	0	0	0	0	0	0	13	17	0.00	0.000
62 Sean Doolittle, L ERA: 2.25	(9, 1)	1.0		3	0	0	0	0	0	0	0	0	0	0	14	17	0.00	0.000

PITCHER	IP	WLS	BF	H	R	ER	SO	BB	IBB	HBP	BLK	WP	HR	S	P	ERA	WHIP

Batter	1	2	3	4	5	6	7	8	9	AB	R	H	RBI	BB	SO	LOB
4 Coco Crisp, S (1, 8) OBP: 0.370, SLG: 0.418	B SI 89 X SI 89 1-0 ① G3	B SL 83 C FF 92 X SL 83 1-1 ③ F9			1 SAFE 1 SAFE X SL 82 0-0 5 G3-1 5 PB 20 PB 1-2 1B	C CH 82 X FC 88 0-1 ③ G6-3				4	1	1	0	0	0	3
5 John Jaso, L (1, 2) OBP: 0.351, SLG: 0.435	B FF 90 C SI 90 F FC 89 X SI 91 1-2 ② G3		C SL 80 B FS 85 B FC 89 C SL 82 F FF 90 F FS 86 X SI 91 2-2 ① F8		B FS 86 B FC 89 X FC 89 2-0 ① G3-1 1-3 2-H		C FF 90 S FC 88 B FF 90 B FC 89 X FF 92 2-2 ① G3-1			4	0	0	1	0	0	1
20 Josh Donaldson, R (1, 5) OBP: 0.338, SLG: 0.493 61 Dan Otero, R (8, 1) 62 Sean Doolittle, L (9, 1)	F SI 91 F SI 91 B FF 91 X SL 84 1-2 ③ G4-3		B SI 92 B SL 83 C SL 83 B SI 92 X SI 92 3-1 ② G6-3		C SI 93 S SL 84 B SI 89 F SL 84 F SI 94 B SI 94 C SI 93 2-3 ② K 3-H		C SL 80 X FF 92 0-1 ② P2			4 0 0	0 0 0	0 0 0	0 0 0	1 0 0	0 0 0	0 0 0
37 Brandon Moss, L (1, 3) OBP: 0.361, SLG: 0.544		B CU 73 F FF 89 X FS 84 1-1 ① F8	X CU 77 0-0 1B		F FC 92 B FS 87 B FF 90 X FC 91 2-1 1B		B FF 92 B FC 88 B FF 91 C FF 91 B FF 92 4-1 BB			3	0	2	0	1	0	0
52 Yoenis Cespedes, R (1, 7) OBP: 0.305, SLG: 0.494		C SI 92 F FS 86 B SI 90 F SL 82 B SI 89 B SI 92 B SL 83 4-2 12 BB 21 1B 28 1B BB	D FS 86 C SI 91 F SI 93 F FS 88 X SL 84 1-2 ③ L8		B SL 80 F FF 90 B FF 90 B FF 92 S FF 92 F FF 90 F FF 92 F FF 92 F FF 92 3-3 ③ K		C FF 90 X CH 81 0-1 ③ G5-3			3	1	0	0	1	1	3
8 Jed Lowrie, S (1, 10) (8, 6)		F FF 88 B SL 82 1 SAFE S FF 89 S SI 91 1-3 ② K		C SL 82 F FC 89 B FS 85 B FC 89 B SI 91 F SI 90 F SI 89 F SI 90 F SI 89 3-3 ① K		C FC 89 F CH 80 S FF 91 1-3 ① K		X CH 80 0-0 ① L7		4	0	0	0	0	3	1
21 Stephen Vogt, L (1, 9) OBP: 0.323, SLG: 0.452 3 Craig Gentry, R (6, PH) OBP: 0.336, SLG: 0.331 (7, 9)		B CU 74 F SI 91 B FS 85 X SI 91 2-1 12 BB 28 1B 1-2 1B		C SL 81 B FF 90 X FC 91 1-1 ② F8		B SL 79 F FF 92 B FC 86 X CH 81 2-1 12 2B 1B		B FF 90 B CH 82 B FF 90 C FF 91 X FF 90 3-1 1B		2 2	1 1	1 2	0 0	0 0	0 0	0 0
12 Andy Parrino, S (1, 6) OBP: 0.286, SLG: 0.333 (8, 5)		C SL 83 F FS 87 B FS 87 B SL 85 D SI 93 B FS 87 4-2 28 1B 1-2 2-3 BB		C CU 76 B FS 87 X SL 81 1-1 ③ G4-3		1 SAFE X CH 80 0-0 1-H 2B		B FF 91 X CH 81 1-0 ② L8		3	0	1	1	1	0	1
28 Eric Sogard, L (1, 4) OBP: 0.271, SLG: 0.236		B FC 90 X SI 91 1-0 1-2 2-H 3-H 1B			B CU 75 B SI 89 B SI 89 C SI 89 B FS 88 4-1 5 PB 4 1B 5 5 G3-1 BB	L FC 86 C FC 87 B FF 92 X FC 88 1-2 ② L8		1 SAFE X FF 91 0-0 ③ G4-3		3	1	1	2	1	0	2
Inning Stats	R: 0 E: 0 K: 0 S: 7 H: 0 LOB: 0 BB: 0 P: 10	R: 2 E: 0 K: 1 S: 15 H: 2 LOB: 2 BB: 2 P: 29	R: 0 E: 0 K: 0 S: 12 H: 1 LOB: 1 BB: 0 P: 18	R: 0 E: 0 K: 1 S: 11 H: 0 LOB: 0 BB: 0 P: 16	R: 2 E: 0 K: 2 S: 19 H: 2 LOB: 1 BB: 1 P: 32	R: 1 E: 0 K: 1 S: 11 H: 2 LOB: 1 BB: 0 P: 15	R: 0 E: 0 K: 0 S: 8 H: 0 LOB: 1 BB: 1 P: 14	R: 0 E: 0 K: 0 S: 5 H: 1 LOB: 1 BB: 0 P: 9		1B: 7 2B: 1 3B: 0 HR: 0 SF: 0 SAC: 0 DP: 0 HBP: 0					WP: 0 PB: 2 SB: 0 CS: 0	PA: 36

PITCHER		IP	WLS	BF	H	R	ER	SO	BB	IBB	HBP	BLK	WP	HR	S	P	ERA	WHIP
18 Hiroki Kuroda, R ERA: 4.32	(1, 1)	4.2	L	22	5	4	4	3	3	0	0	0	0	0	55	93	7.71	1.714
27 Shawn Kelley, R ERA: 3.94	(5, 1)	0.1		1	0	0	0	1	0	0	0	0	0	0	9	12	0.00	0.000
55 David Huff, L ERA: 5.87	(6, 1)	3.0		13	3	1	1	1	1	0	0	0	0	0	24	38	3.00	1.333

PITCHER	IP	WLS	BF	H	R	ER	SO	BB	IBB	HBP	BLK	WP	HR	S	P	ERA	WHIP

BOTTOM

New York Yankees @ Oakland Athletics

O.co Coliseum, Oakland, CA

Sat Jun 14 2014, 10:09 PM - 1:30 AM EDT

Att. 36,067 - Partly Cloudy - 72 F

livebaseballscorecards.com

AB	32
R	5
H	8
RBI	4
BB	4
SO	5
LOB	11

New York Yankees @ Oakland Athletics

O.co Coliseum, Oakland, CA

Sun Jun 15 2014, 4:07 PM - 7:13 PM EDT

Att. 36,067 - Partly Cloudy - 62 F

TOP

livebaseballscorecards.com

Batter	1	2	3	4	5	6	7	8	9	AB	R	H	RBI	BB	SO	LOB
11 Brett Gardner, L (1, 7) (7, 8) OBP: 0.344, SLG: 0.395	P4		G4-3-6-3			L7	BB		HR	4	1	1	2	1	0	1
2 Derek Jeter, R (1, 6) 17 Brendan Ryan, R (7, 6) OBP: 0.327, SLG: 0.322 OBP: 0.343, SLG: 0.303	K	G3				G6-3	SF9		BB	3 0	1 0	1 0	1 0	0 1	1 0	0 0
22 Jacoby Ellsbury, L (1, 8) 12 Alfonso Soriano, R (7, 7) OBP: 0.352, SLG: 0.405 OBP: 0.252, SLG: 0.391	K			G4-3		G6-3	G4-3		1B	4 1	0 0	0 1	0 0	0 0	1 0	3 0
25 Mark Teixeira, S (1, 3) 66 John Ryan Murphy, R (7, 2) OBP: 0.360, SLG: 0.467 OBP: 0.308, SLG: 0.365	F9			P5		2B		F7	K2-3	3 2	0 0	1 0	1 0	0 0	0 1	0 2
34 Brian McCann, L (1, 2) (7, 3) OBP: 0.283, SLG: 0.352	G5-3			K		K		BB		3	0	0	0	1	2	1
36 Carlos Beltrán, S (1, 10) OBP: 0.267, SLG: 0.405	1B				L8		HR	G6-4-3		4	1	2	1	0	0	1
31 Ichiro Suzuki, L (1, 9) OBP: 0.373, SLG: 0.352	1B				E3		1B		K2-3	4	1	2	0	0	1	0
26 Yangervis Solarte, S (1, 4) OBP: 0.347, SLG: 0.420	F7				P2		K		BB	3	1	0	0	1	1	4
33 Kelly Johnson, L (1, 5) OBP: 0.299, SLG: 0.398			1B		G3		BB		F8	3	0	1	0	1	0	2
Inning Stats	R: 0 E: 0 K: 2 S: 8 H: 0 LOB: 0 BB: 0 P: 9	R: 0 E: 0 K: 0 S: 12 H: 2 LOB: 2 BB: 0 P: 16	R: 0 E: 0 K: 0 S: 6 H: 1 LOB: 0 BB: 0 P: 9	R: 0 E: 0 K: 1 S: 7 H: 0 LOB: 0 BB: 0 P: 14	R: 0 E: 1 K: 0 S: 12 H: 0 LOB: 1 BB: 0 P: 16	R: 1 E: 0 K: 1 S: 15 H: 2 LOB: 1 BB: 0 P: 23	R: 2 E: 0 K: 1 S: 18 H: 2 LOB: 2 BB: 2 P: 29	R: 0 E: 0 K: 0 S: 6 H: 0 LOB: 0 BB: 1 P: 10	R: 2 E: 0 K: 2 S: 15 H: 2 LOB: 2 BB: 2 P: 30	1B: 5 2B: 3 3B: 0 HR: 2 SF: 1 SAC: 0 DP: 2 HBP: 0							

	AB	34
	R	5
	H	9
	RBI	5
	BB	5
	SO	7
	LOB	14

PITCHER		IP	WLS	BF	H	R	ER	SO	BB	IBB	HBP	BLK	WP	HR	S	P	ERA	WHIP
60 Jesse Chavez, R ERA: 2.93	(1, 1)	6.0	W	23	5	1	1	4	0	0	0	0	0	0	60	87	1.50	0.833
48 Ryan Cook, R ERA: 4.11	(7, 1)	1.0		7	2	2	2	1	2	0	0	0	0	1	18	29	18.00	4.000
56 Fernando Abad, L ERA: 1.63	(8, 1)	1.0		3	0	0	0	0	1	0	0	0	0	0	6	10	0.00	1.000
45 Jim Johnson, R ERA: 6.18	(9, 1)	0.2		6	2	2	2	1	2	0	0	0	0	1	12	25	27.00	6.000
44 Luke Gregerson, R ERA: 2.04	(9, 1)	0.1		1	0	0	0	1	0	0	0	0	0	0	3	5	0.00	0.000

PITCHER	IP	WLS	BF	H	R	ER	SO	BB	IBB	HBP	BLK	WP	HR	S	P	ERA	WHIP

WP: 0 PB: 0 SB: 0 CS: 0 PA: 40

Batter	1	2	3	4	5	6	7	8	9	AB	R	H	RBI	BB	SO	LOB
4 Coco Crisp, S (1, 8) OBP: 0.376, SLG: 0.435	C SI 87 B SL 82 X CU 77 1-1 3 1B 36 HR 1B	C CU 77 B SI 87 F SL 81 F CU 77 B FF 88 X SL 83 2-2 1-H 2-H HR		B FF 93 S CH 82 B FF 92 B FF 93 C FF 92 B CH 82 4-2 3 HBP 52 1B 1-2 2-3 BB	C FF 90 F SL 80 S SL 84 0-3 ③ K			B SI 93 S SI 94 C FF 94 B FC 89 B FF 94 C FF 96 3-3 ① K		4	3	2	3	1	2	0
3 Craig Gentry, R (1, 7) OBP: 0.338, SLG: 0.328	M SI 87 B FF 88 1 SAFE C SL 81 B SL 81 X SL 82 2-2 36 HR 1-2 1B	B SI 87 X SI 86 1-0 ② L7		B SL 81 C FF 94 S SL 82 H CH 81 2-2 36 1B 52 1B 20 1B 1-2 2-3 3-H HBP		F FF 95 F FF 94 S FF 95 0-3 ① K		C SI 96 B SI 96 B SI 94 B FF 95 X SI 96 3-1 E6 36 PB		4	2	1	1	0	1	0
52 Yoenis Cespedes, R (1, 10) OBP: 0.307, SLG: 0.492	B CH 81 F SL 82 F FF 89 S SL 81 1-3 ① K	C SI 88 B FF 89 B FF 89 B CH 82 X SI 87 3-1 36 WP 1B		B FF 96 F FF 96 F FF 95 X SL 82 1-2 8 L4-6 36 1B 1-2 2-H 3-H 1B		X SL 87 0-0 ② P3		B SI 95 B SI 95 S SI 95 T SI 94 F SI 95 B FC 88 F SI 96 F SI 96 X SI 95 3-2 ② G6-3		5	0	2	2	0	1	3
36 Derek Norris, R (1, 2) OBP: 0.408, SLG: 0.503	B SL 83 B CH 83 C SL 83 B SI 88 X SL 83 3-1 1-H 2-H HR	C SI 87 B SI 88 B CU 76 X SI 87 2-1 ③ G1-3 1-2		B FF 96 F FF 96 F FF 95 X FF 96 1-2 20 1B 1-2 2-3 1B		C FF 94 B SL 86 B SI 94 S CU 81 X FF 95 2-2 2B		B SI 95 B SI 96 S SI 94 X SI 94 2-1 ③ F9 2-3		5	1	3	3	0	0	2
8 Jed Lowrie, S (1, 6) OBP: 0.320, SLG: 0.346	L FF 88 C SI 88 X FF 90 0-2 ② L7		B SI 86 F SI 87 F CH 81 B CU 77 X CU 72 2-2 ① G5-3	B FF 95 F CH 85 X CH 83 1-1 ① ② L4-6 2-2		C FF 96 D CH 88 F CH 87 S SL 83 1-3 ③ K				4	0	0	0	0	1	4
20 Josh Donaldson, R (1, 5) OBP: 0.337, SLG: 0.489	B SI 87 F CH 84 X CU 76 1-1 ③ G4-3		F SI 88 B SI 89 X CU 77 1-1 ② G5-3	S FF 96 F FF 95 X FF 96 0-2 1-2 3-H 1B			B FF 92 C SL 84 X FF 94 1-1 ① G6-3			4	0	1	1	0	0	0
37 Brandon Moss, L (1, 9) OBP: 0.360, SLG: 0.537		F SI 87 C SL 82 B FF 89 F SL 79 T FF 89 1-2 ① K	S CU 76 B CU 76 S SL 82 B SL 83 B CU 73 F FF 89 X SL 82 3-2 ③ G4-3	B CH 85 X FF 94 1-0 ③ L9			B FF 94 B CH 86 B FF 94 B FF 93 4-0 BB			3	0	0	0	1	1	2
88 Kyle Blanks, R (1, 3) OBP: 0.397, SLG: 0.449		C CU 76 X CH 82 0-1 1 1B 4 HR 1B		B FF 87 C CU 76 X CH 82 1-1 4 BB 1 BB 3 HBP 1B	F FF 88 B FF 90 B FF 90 X SL 80 2-1 ① P6		B CU 79 F SI 93 S SL 87 B SL 88 T SL 84 2-2 ② K			4	2	2	0	0	1	1
1 Nick Punto, S (1, 4) OBP: 0.356, SLG: 0.325		B SI 86 C SI 87 1 SAFE C CH 81 F SL 80 X SI 88 1-2 4 HR 1B		B SI 87 B SL 82 B SI 88 C SI 88 1 SAFE B SI 88 4-1 3 HBP 4 BB 52 1B 1-2 BB	X FF 89 0-0 ② P6		F FF 95 D CH 87 F FF 94 B SL 85 C SL 86 2-3 ③ K			3	2	1	0	1	1	1
Inning Stats	R: 3 E: 0 K: 1 S: 15 H: 3 LOB: 0 BB: 0 P: 23	R: 3 E: 0 K: 1 S: 19 H: 4 LOB: 1 BB: 0 P: 29	R: 0 E: 0 K: 0 S: 9 H: 0 LOB: 0 BB: 0 P: 15	R: 4 E: 0 K: 0 S: 19 H: 4 LOB: 2 BB: 2 P: 34	R: 0 E: 0 K: 1 S: 6 H: 0 LOB: 0 BB: 0 P: 8	R: 0 E: 0 K: 2 S: 10 H: 1 LOB: 1 BB: 0 P: 13	R: 0 E: 0 K: 2 S: 8 H: 0 LOB: 1 BB: 1 P: 17	R: 0 E: 1 K: 1 S: 13 H: 0 LOB: 1 BB: 0 P: 24								

PITCHER		IP	WLS	BF	H	R	ER	SO	BB	IBB	HBP	BLK	WP	HR	S	P	ERA	WHIP
57 Vidal Nuño, L ERA: 5.9	(1, 1)	3.0	L	18	8	8	8	2	1	0	0	0	1	2	46	75	24.00	3.000
63 José Ramirez, R ERA: 5.06	(4, 1)	1.0		7	3	2	2	0	1	0	1	0	0	0	16	26	18.00	4.000
27 Shawn Kelley, R ERA: 3.71	(5, 1)	1.0		3	0	0	0	1	0	0	0	0	0	0	6	8	0.00	0.000
43 Adam Warren, R ERA: 2.19	(6, 1)	2.0		8	1	0	0	4	1	0	0	0	0	0	18	30	0.00	1.000
48 Matt Thornton, L ERA: 3.38	(8, 1)	1.0		4	0	0	0	1	0	0	0	0	0	0	13	24	0.00	0.000

PITCHER	IP	WLS	BF	H	R	ER	SO	BB	IBB	HBP	BLK	WP	HR	S	P	ERA	WHIP

BOTTOM

New York Yankees @ Oakland Athletics

O.co Coliseum, Oakland, CA

Sun Jun 15 2014, 4:07 PM - 7:13 PM EDT

Att. 36,067 - Partly Cloudy - 62 F

livebaseballscorecards.com

AB	36
R	10
H	12
RBI	10
BB	3
SO	8
LOB	13

1B: 9	SF: 0	WP: 1	PA: 40
2B: 2	SAC: 0	PB: 1	
3B: 0	DP: 1	SB: 0	
HR: 2	HBP: 1	CS: 0	

Toronto Blue Jays @ New York Yankees

Yankee Stadium, Bronx, NY

Tue Jun 17 2014, 7:12 PM - 10:19 PM EDT

Att. 41,834 - Clear - 85 F

livebaseballscorecards.com

TOP

Batter	1	2	3	4	5	6	7	8	9	AB	R	H	RBI	BB	SO	LOB
7 José Reyes, S (1, 6) OBP: 0.332, SLG: 0.414	X FF 91 0-0 HR	C SL 82 X FS 87 0-1 ③ G4-3		1 SAFE S FS 86 S FS 86 1 SAFE B FF 93 F FS 87 S FS 88 1-3 ③ K			X FF 98 0-0 ② F7			4	1	1	1	0	1	2
53 Melky Cabrera, S (1, 7) OBP: 0.333, SLG: 0.456	B FF 89 B SL 80 F SI 90 X SI 90 2-1 ① L1-3		C CU 73 B FC 87 X FF 92 1-1 10 HBP 1B		C CU 71 B FS 84 B SL 80 C SL 82 S FS 85 2-3 ① K		B KC 82 X FF 98 1-0 ③ G6-3			4	0	1	0	0	1	0
19 José Bautista, R (1, 9) OBP: 0.431, SLG: 0.537	B CU 73 C FS 87 B SL 82 S SI 90 S SL 84 2-3 ② K		1 SAFE B FS 86 F SI 90 B SL 83 B SL 84 F SI 92 X SL 84 3-2 ① P5		S SL 82 B FS 86 B SL 82 B FS 84 C SL 82 S SL 84 3-3 ② K			C KC 82 B KC 85 B KC 83 F FF 98 C KC 84 2-3 ① K		4	0	0	0	0	3	1
10 Edwin Encarnación, R (1, 3) OBP: 0.349, SLG: 0.572	S SL 82 B FS 87 F SI 90 X FF 93 1-2 13 1B 1B		C SL 83 H SI 91 1-1 1-2 HBP		F SL 82 S FS 86 B SL 84 S FS 87 1-3 ③ K			C FF 99 C KC 83 F KC 83 S KC 85 0-3 ② K		3	0	1	0	0	2	0
13 Brett Lawrie, R (1, 5) OBP: 0.290, SLG: 0.407	C FS 86 B SL 82 F FS 86 X FF 91 1-2 1-2 1B		C SL 84 X FS 87 0-1 ② L7			B FF 90 C SL 81 X FS 85 1-1 ① G4-3		B FF 98 C KC 84 F KC 85 X FF 98 1-2 ③ G3		4	0	1	0	0	0	2
30 Dioner Navarro, S (1, 2) OBP: 0.308, SLG: 0.340	S SL 83 F FS 86 D FS 88 S FS 86 1-3 ③ K		D FS 87 B SI 92 B SI 91 C SL 83 C SI 92 S SI 89 3-3 ③ K			F SI 89 F SL 80 F FF 92 B FS 86 B FS 86 B SL 80 F FS 87 X FF 94 3-2 ② G1-3			B FC 92 F FC 92 B KC 82 C FC 92 B FC 93 X FC 93 3-2 ① G4-3	4	0	0	0	0	2	4
47 Juan Francisco, L (1, 10) OBP: 0.319, SLG: 0.547		B SL 81 B FS 88 C SI 90 C SI 91 F SL 85 S FS 87 2-3 ① K		B SL 79 C SL 79 B SI 88 B SI 90 B SI 91 4-1 8 FC4-6 BB		X CU 74 0-0 2B			C KC 82 S KC 83 B KC 81 B KC 82 B KC 82 S FC 94 3-3 ② K	3	0	1	0	1	2	0
66 Munenori Kawasaki, L (1, 4) OBP: 0.294, SLG: 0.438		C FF 93 B FF 93 S FS 86 C FF 94 1-3 ② K		F SI 90 F FS 86 1 SAFE B FF 93 F SI 88 F FF 93 F FS 88 F FS 87 S CU 78 1-3 ① K		X SI 92 0-0 ③ G4-3			B FC 93 F FC 92 S FC 93 F KC 85 F KC 82 B FC 95 B FC 93 X FC 93 3-2 3B	4	0	1	0	0	2	2
8 Anthony Gose, L (1, 8) OBP: 0.347, SLG: 0.291		B SL 83 B FF 91 B SI 90 B FF 91 4-0 BB		X SI 91 0-0 ② FC4-6 1-2f			C FF 95 B KC 81 F FF 96 B FF 98 S KC 83 2-3 ① K		C KC 80 C FC 94 B FC 93 B KC 83 D KC 84 C FC 94 3-3 ③ K	3	0	0	0	1	2	2
Inning Stats	R: 1 E: 0 K: 2 S: 15 H: 3 LOB: 2 BB: 0 P: 22	R: 0 E: 0 K: 2 S: 9 H: 0 LOB: 1 BB: 1 P: 16	R: 0 E: 0 K: 1 S: 11 H: 1 LOB: 2 BB: 0 P: 19	R: 0 E: 0 K: 2 S: 13 H: 0 LOB: 1 BB: 1 P: 19	R: 0 E: 0 K: 3 S: 9 H: 0 LOB: 0 BB: 0 P: 15	R: 0 E: 0 K: 0 S: 9 H: 1 LOB: 1 BB: 0 P: 13	R: 0 E: 0 K: 1 S: 5 H: 0 LOB: 0 BB: 0 P: 8	R: 0 E: 0 K: 2 S: 10 H: 0 LOB: 0 BB: 0 P: 13	R: 0 E: 0 K: 2 S: 14 H: 1 LOB: 1 BB: 0 P: 26	1B: 3 2B: 1 3B: 1 HR: 1 SF: 0 SAC: 0 DP: 0 HBP: 1						

	AB	33
	R	1
	H	6
	RBI	1
	BB	2
	SO	15
	LOB	13

WP: 0 PA: 36
PB: 0
SB: 0
CS: 0

PITCHER	IP	WLS	BF	H	R	ER	SO	BB	IBB	HBP	BLK	WP	HR	S	P	ERA	WHIP
19 Masahiro Tanaka, R (1, 1) ERA: 1.99	6.0	W	26	5	1	1	10	2	0	1	0	0	1	66	104	1.50	1.167
68 Dellin Betances, R (7, 1) ERA: 1.55	2.0	H	6	0	0	0	3	0	0	0	0	0	0	15	21	0.00	0.000
30 David Robertson, R (9, 1) ERA: 3.42	1.0	S	4	1	0	0	2	0	0	0	0	0	0	14	26	0.00	1.000

PITCHER	IP	WLS	BF	H	R	ER	SO	BB	IBB	HBP	BLK	WP	HR	S	P	ERA	WHIP

BOTTOM

Toronto Blue Jays @ New York Yankees
Yankee Stadium, Bronx, NY
Tue Jun 17 2014, 7:12 PM - 10:19 PM EDT
Att. 41,834 - Clear - 85 F

livebaseballscorecards.com

Batter	1	2	3	4	5	6	7	8	9	AB	R	H	RBI	BB	SO	LOB
11 Brett Gardner, L (1, 7) OBP: 0.343, SLG: 0.405	B FF 94 C FF 94 C FF 94 F SV 81 F SV 81 F FF 95 F FF 95 F SV 81 B FF 95 2-2 ① F FF 95 F SV 82 X FF 93 G4-3		B FF 92 B FF 94 F FF 93 X SV 80 2-1 2-H HR	B SI 91 F SI 90 B SI 92 D SI 91 C SI 94 X SI 94 3-2 ③ G5-3		F SI 91 B SI 91 C SI 91 B SI 91 X SI 92 2-2 ③ F8 1-2				4	1	1	2	0	0	3
2 Derek Jeter, R (1, 6) OBP: 0.330, SLG: 0.325	X SV 81 0-0 ② F9		C FF 93 B FF 93 X FC 90 1-1 25 BB 1B		B SI 93 F SI 93 F SI 93 F SL 78 B CH 81 B SI 93 F SI 94 X SI 94 3-2 22 G6-3 22 WP 25 1B		B SI 90 X SL 80 1-0 ① P3			4	1	2	0	0	0	0
22 Jacoby Ellsbury, L (1, 8) OBP: 0.347, SLG: 0.398	C FF 94 C FF 95 B FF 96 F FC 91 S SV 83 1-3 ③ K		B FF 93 B FF 93 X FF 94 2-0 ② L6		F SI 93 B SI 92 B SI 94 B SI 92 F SI 94 X SI 94 3-2 ① G6-3 1-3		F SI 90 F SI 92 T SI 91 0-2 ② K			4	0	0	0	0	2	2
25 Mark Teixeira, S (1, 3) OBP: 0.363, SLG: 0.464		B SV 80 B FF 93 C FF 92 B FC 89 X FF 91 3-1 ① L3	B FF 94 F CH 85 S FC 91 F FF 94 D SV 83 D SV 81 D SV 81 4-2 1-2 BB		C SI 93 B CH 82 B CH 82 B CH 82 X SI 93 3-1 3-H 1B		B SI 91 C SI 91 S SL 82 F SI 90 B SL 82 B SL 80 C SI 92 3-3 ③ K			3	0	1	1	1	1	0
34 Brian McCann, L (1, 2) OBP: 0.278, SLG: 0.345		B CH 85 B CH 85 C FF 94 T FC 92 F SV 83 X SV 81 2-2 ② G5-3	B FC 90 C FF 93 D CH 85 B FF 92 X FC 91 3-1 ③ F9		L SI 93 B SI 92 C SL 77 C SL 78 1-3 ② K			X FF 94 0-0 ① G5-3		4	0	0	0	0	1	3
36 Carlos Beltrán, S (1, 10) OBP: 0.272, SLG: 0.400		C FF 94 B FF 94 B SV 81 B SV 83 B CH 86 4-1 BB		B FC 89 F FF 91 B FF 94 F FC 90 F FF 92 F SV 82 F SV 81 F FF 93 B CH 85 4-2 F FC 90 B FC 91 33 1B BB	B CH 83 S SI 93 B SI 93 C SI 93 X SI 93 2-2 ③ P3			B FF 94 B FF 93 X FF 94 2-0 ② P5		2	0	0	0	2	0	1
31 Ichiro Suzuki, L (1, 9) OBP: 0.362, SLG: 0.341		C FF 94 C FF 94 X FF 94 0-2 ③ G4-3		C FF 93 C FF 93 F FF 93 B FF 93 B SV 82 F FC 90 B FC 88 S FC 90 3-3 ① K		C SI 91 B SI 92 T SI 91 B SI 92 X SI 91 2-2 ① G6-3		B FF 94 C FF 93 X SL 85 1-1 ③ L7		4	0	0	0	0	1	2
14 Brian Roberts, S (1, 4) OBP: 0.318, SLG: 0.338			C FF 94 B CH 84 C FF 92 B FF 94 B SV 82 F FF 91 F FF 93 X SV 80 3-2 ① P6	B FF 93 C FF 93 X FC 90 1-1 ② F9		B SI 91 B SI 90 B SI 90 C SI 89 F SI 91 B SI 91 4-2 11 WP BB			2	0	0	0	1	0	1
33 Kelly Johnson, L (1, 5) OBP: 0.307, SLG: 0.412			B SV 80 B CH 86 C FF 94 B CH 84 F FF 94 X FF 93 3-2 11 HR 2B	B FC 90 S CH 84 X FC 91 1-1 1-2 1B		X SI 90 0-0 ② F7				3	1	2	0	0	0	1
Inning Stats	R: 0 E: 0 K: 1 S: 15 H: 0 LOB: 0 BB: 0 P: 18	R: 0 E: 0 K: 0 S: 10 H: 0 LOB: 1 BB: 1 P: 19	R: 2 E: 0 K: 0 S: 18 H: 3 LOB: 2 BB: 1 P: 36	R: 0 E: 0 K: 1 S: 19 H: 1 LOB: 2 BB: 1 P: 31	R: 1 E: 0 K: 1 S: 16 H: 2 LOB: 1 BB: 0 P: 28	R: 0 E: 0 K: 2 S: 9 H: 0 LOB: 1 BB: 1 P: 17	R: 0 E: 0 K: 0 S: 8 H: 0 LOB: 0 BB: 0 P: 12	R: 0 E: 0 K: 0 S: 4 H: 0 LOB: 0 BB: 0 P: 7		1B: 4 2B: 1 3B: 0 HR: 1 SF: 0 SAC: 0 DP: 0 HBP: 0					WP: 2 PB: 0 SB: 0 CS: 0 PA: 34	

	AB	30
	R	3
	H	6
	RBI	3
	BB	4
	SO	5
	LOB	13

PITCHER		IP	WLS	BF	H	R	ER	SO	BB	IBB	HBP	BLK	WP	HR	S	P	ERA	WHIP
6 Marcus Stroman, R ERA: 5.14	(1, 1)	3.2	L	18	4	2	2	2	3	0	0	0	0	1	59	98	4.91	1.909
62 Aaron Loup, L ERA: 3.51	(4, 1)	1.1		6	2	1	1	1	0	0	0	0	1	0	19	34	6.75	1.500
58 Todd Redmond, R ERA: 2.68	(6, 1)	2.0		7	0	0	0	2	1	0	0	0	1	0	17	29	0.00	0.500
21 Sergio Santos, R ERA: 8.31	(8, 1)	1.0		3	0	0	0	0	0	0	0	0	0	0	4	7	0.00	0.000

PITCHER	IP	WLS	BF	H	R	ER	SO	BB	IBB	HBP	BLK	WP	HR	S	P	ERA	WHIP

Toronto Blue Jays @ New York Yankees

Yankee Stadium, Bronx, NY

Wed Jun 18 2014, 7:12 PM - 10:13 PM EDT

Att. 41,342 - Clear - 87 F

livebaseballscorecards.com

TOP

Batter	1	2	3	4	5	6	7	8	9	AB	R	H	RBI	BB	SO	LOB
7 José Reyes, S (1, 6) OBP: 0.325, SLG: 0.405	C FF 89 B FF 91 F SL 84 B SL 86 X CH 83 2-2 ① G3		B CH 83 B SL 84 B FF 90 C FF 91 F SI 90 F SL 84 X FF 91 3-2 ② L7		C FF 88 B CH 84 C SI 90 X FF 90 1-2 ① L7		F CH 87 C SL 85 B FF 95 B CU 83 B CH 87 X SL 86 3-2 ③ G4-3		C FC 93 B FC 94 B KC 80 B FC 92 X FC 94 3-1 ③ F7	5	0	0	0	0	0	0
53 Melky Cabrera, S (1, 7) OBP: 0.338, SLG: 0.462	C SI 91 B FF 91 B CH 84 X CH 84 2-1 1B		B SL 85 C SL 85 C FF 90 B FF 92 B SL 86 F SI 92 X FF 92 3-2 ③ F9		B SL 83 C SL 85 B SL 86 F FF 90 B SL 85 B SL 84 4-2 19 FC4-6 BB			C FF 91 B CH 86 B FF 92 X FF 91 2-1 19 2B 2B		3	1	2	0	1	0	0
19 José Bautista, R (1, 9) OBP: 0.432, SLG: 0.540	B FF 90 X FF 92 1-0 ② P4			C SL 84 C CH 84 B SL 86 B CH 83 F SL 84 X FF 91 2-2 10 FC5-4 1B	C SL 83 X FF 90 0-1 ② FC4-6 1-2f			C FF 94 B SL 84 F SL 85 B SL 84 F CH 85 B CH 85 F FF 94 F FF 95 X FF 95 3-2 2-H 2B		4	0	2	1	0	0	2
10 Edwin Encarnación, R (1, 3) OBP: 0.344, SLG: 0.564	1 SAFE S SL 84 F FF 92 B SL 85 F SL 85 B FF 91 X SL 86 2-2 ③ P3			B FF 91 B FF 91 C SL 84 1 SAFE X SL 84 2-1 ① FC5-4 13 HBP 30 1B 1-2f	B FF 91 B FF 91 C SL 85 X SL 84 2-1 ③ G5-3			C FF 96 B FF 98 B FF 97 B KC 83 C FF 96 C KC 83 3-3 ① K		4	1	0	0	0	1	4
13 Brett Lawrie, R (1, 5) OBP: 0.292, SLG: 0.406 18 Steve Tolleson, R (5, 5) OBP: 0.329, SLG: 0.451		B SL 83 C SL 85 F CH 83 B FF 91 S CH 83 2-3 ① K		B CH 84 S SL 84 B FF 91 C SL 85 H CH 83 3-2 30 1B 28 1B HBP 1-2		B FF 93 S SL 84 F FF 94 C CU 80 1-3 ① K		B FF 97 X FF 96 1-0 ② P5		1 2	1 0	0 0	0 0	0 0	1 1	0 1
47 Juan Francisco, L (1, 10) OBP: 0.324, SLG: 0.543		X FF 90 0-0 1B		F FF 90 F SL 84 F CH 84 B FF 91 D SL 84 S CH 83 2-3 ② K		F CU 80 S SL 86 B SL 85 S CU 81 1-3 ② K		C KC 83 B KC 84 B FF 95 B FF 96 B FF 96 4-1 BB		3	0	1	0	1	2	2
30 Dioner Navarro, S (1, 2) OBP: 0.307, SLG: 0.338		B FF 91 B SI 91 C SI 91 X SI 92 2-1 ② F7		C SL 84 B SI 91 X CH 83 1-1 28 1B 1-2 2-H 1B		B FF 94 B SI 93 C SI 94 C SL 85 B FF 94 S SL 85 3-3 ③ K		B FF 96 C KC 82 B FF 97 C KC 82 S KC 84 2-3 ③ K		4	0	1	1	0	2	3
28 Colby Rasmus, L (1, 8) OBP: 0.265, SLG: 0.482		B CH 83 S CH 84 B FF 91 X SL 85 2-1 ③ G4-3		B SL 83 B SI 89 X SI 90 2-0 1-2 2-H 1B			F SL 84 B CU 82 F CU 81 F SL 86 F FF 95 X CU 82 1-2 ① G4-3		B FC 92 F FC 92 S KC 82 F FC 93 B KC 82 F FC 92 B CH 89 C FC 93 3-3 ① K	4	0	1	1	0	1	1
66 Munenori Kawasaki, L (1, 4) OBP: 0.238, SLG: 0.350			B FF 90 C SI 91 B FF 90 C SI 92 B CH 86 X FF 91 3-2 ① G2-3	X FF 90 0-0 ③ G4-3			F FF 95 B FF 94 X CH 88 1-1 ② G4-3		C FC 92 B CH 88 F FC 94 X FC 94 1-2 ② G6-3	4	0	0	0	0	0	2
Inning Stats	R: 0 E: 0 K: 0 S: 10 H: 1 LOB: 1 BB: 0 P: 17	R: 0 E: 0 K: 1 S: 8 H: 1 LOB: 1 BB: 0 P: 14	R: 0 E: 0 K: 0 S: 11 H: 0 LOB: 0 BB: 0 P: 20	R: 2 E: 0 K: 1 S: 16 H: 3 LOB: 2 BB: 0 P: 28	R: 0 E: 0 K: 0 S: 9 H: 0 LOB: 1 BB: 1 P: 16	R: 0 E: 0 K: 3 S: 9 H: 0 LOB: 0 BB: 0 P: 14	R: 0 E: 0 K: 0 S: 10 H: 0 LOB: 0 BB: 0 P: 15	R: 1 E: 0 K: 2 S: 16 H: 2 LOB: 2 BB: 1 P: 31	R: 0 E: 0 K: 1 S: 10 H: 0 LOB: 0 BB: 0 P: 17	1B: 5 2B: 2 3B: 0 HR: 0 SF: 0 SAC: 0 DP: 0 HBP: 1						

	AB	34
	R	3
	H	7
	RBI	3
	BB	2
	SO	8
	LOB	15

WP: 0 PA: 37
PB: 0
SB: 0
CS: 0

PITCHER		IP	WLS	BF	H	R	ER	SO	BB	IBB	HBP	BLK	WP	HR	S	P	ERA	WHIP
39 Chase Whitley, R ERA: 2.56	(1, 1)	5.0	W	22	5	2	2	2	1	0	1	0	0	0	54	95	3.60	1.200
43 Adam Warren, R ERA: 2.08	(6, 1)	2.0	H	6	0	0	0	3	0	0	0	0	0	0	19	29	0.00	0.000
63 José Ramirez, R ERA: 6.75	(8, 1)	0.0		2	2	1	1	0	0	0	0	0	0	0	8	13	∞	∞
68 Dellin Betances, R ERA: 1.51	(8, 1)	1.0		4	0	0	0	2	1	0	0	0	0	0	8	18	0.00	1.000
30 David Robertson, R ERA: 3.28	(9, 1)	1.0		3	0	0	0	1	0	0	0	0	0	0	10	17	0.00	0.000

PITCHER	IP	WLS	BF	H	R	ER	SO	BB	IBB	HBP	BLK	WP	HR	S	P	ERA	WHIP

Batter	1	2	3	4	5	6	7	8	9	AB	R	H	RBI	BB	SO	LOB
11 Brett Gardner, L (1, 7) OBP: 0.351, SLG: 0.412	C FF 81 B CU 70 B CU 71 S FF 82 X CH 81 2-2 22 F9 2 E 12 1B 1B	C SI 84 X CU 71 0-1 1-2 1B		C CH 77 B FC 78 F CH 78 X FC 80 1-2 1B			B SI 90 C SI 89 X SI 90 1-1 25 1B 22 1B 31 BB 1B	C FF 93 B CH 85 F CH 85 X SL 86 1-2 ② L3		5	2	4	0	0	0	0
2 Derek Jeter, R (1, 6) OBP: 0.327, SLG: 0.327	F CH 79 1 SAFE X CH 81 0-1 E5 12 1B 1-2	X CH 77 0-0 ③ F8		X FF 83 0-0 ③ P3			C SI 89 1 SAFE 1 SAFE X SI 88 0-1 ① B2	B SL 84 X FF 93 1-0 2B		5	0	1	0	0	0	5
22 Jacoby Ellsbury, L (1, 8) OBP: 0.345, SLG: 0.395	B FF 82 B FC 80 C CH 77 F SI 83 F CH 77 X CU 71 2-2 ① F9 2-3	X CU 71 0-0 ① P5			C SI 81 C FF 82 B CH 82 F CH 74 X CH 77 1-2 ① G4-3		B SI 90 X SI 89 1-0 31 BB 25 1B 34 3B 1B 1-2	F SL 86 X CH 85 0-1 ③ G3		5	1	1	0	0	0	3
25 Mark Teixeira, S (1, 3) OBP: 0.361, SLG: 0.459	C CH 76 B SI 82 C FF 80 B SI 83 X SI 84 2-2 ② L7	C FC 78 F CU 69 B FF 86 X SI 84 1-2 ② G6-3			C CH 75 F CH 74 C FF 84 0-3 ② K		B SI 89 X SI 90 1-0 31 BB 34 3B 1B 1-2 2-3			4	1	1	0	0	1	2
12 Alfonso Soriano, R (1, 9) OBP: 0.253, SLG: 0.390 31 Ichiro Suzuki, L (7, PH) OBP: 0.367, SLG: 0.341 (8, 9)	X CU 70 0-0 1-2 3-H 1B	X FC 80 0-0 ③ G6-3			B FF 80 C CH 76 B FF 81 F FF 83 F SI 83 B CU 72 S SI 82 3-3 ③ K		C CU 81 B CU 80 B FF 88 B CU 82 B FF 90 4-1 34 3B BB 1-2 2-3 3-H			3 0	0 1	1 0	1 1	0 0	1 0	0 0
36 Carlos Beltrán, S (1, 10) OBP: 0.272, SLG: 0.396	C SI 83 D CH 78 D FC 81 T CH 79 D CU 74 S SI 84 3-3 ③ K	X CH 76 0-0 34 HR 1B				B FC 77 B CH 82 S CH 82 X CH 76 2-1 ① F7	X CH 84 0-0 ② P6			4	1	1	0	0	1	5
34 Brian McCann, L (1, 2) OBP: 0.286, SLG: 0.372		B FC 79 B SI 83 B SI 84 B FF 84 4-0 11 1B BB		D FC 79 F SI 82 C FC 78 F CU 72 B SI 83 F CH 77 F CH 78 F FF 85 F FF 84 2-2 1 SAFE X CU 70 1-H HR		B CH 82 B CH 77 B CH 78 C FF 84 X SI 84 3-1 ② P5	B CU 80 C CH 81 B CU 80 X CH 87 2-1 1-H 2-H 3-H 3B			3	1	2	5	1	0	0
26 Yangervis Solarte, S (1, 5) OBP: 0.345, SLG: 0.414		C SI 84 B FC 80 B FC 81 C CH 79 X CH 78 2-2 ① F8		C FF 85 B CU 70 F FC 81 F SI 84 B FC 80 S CH 76 2-3 ① K		B CH 77 B CH 76 B FF 81 C FF 81 B FF 82 4-1 14 FC4 BB	B CH 82 B CH 84 X CH 84 2-0 ③ G6-3			3	0	0	0	1	1	2
14 Brian Roberts, S (1, 4) OBP: 0.313, SLG: 0.332		B FC 81 C CH 78 F FC 80 B SI 84 F CH 77 B SI 85 X SI 83 3-2 ② F9		X SI 84 0-0 ② F9		X SI 82 0-0 ③ FC4 1-2f		B FF 93 B FF 92 B FF 93 C FF 93 S SL 85 F SL 86 S FF 93 3-3 ① K		4	0	0	0	0	1	2
Inning Stats	R: 1 E: 1 K: 1 S: 16 H: 2 LOB: 2 BB: 0 P: 25	R: 0 E: 0 K: 0 S: 10 H: 1 LOB: 2 BB: 1 P: 19	R: 0 E: 0 K: 0 S: 5 H: 0 LOB: 0 BB: 0 P: 6	R: 2 E: 0 K: 1 S: 18 H: 3 LOB: 1 BB: 0 P: 23	R: 0 E: 0 K: 2 S: 11 H: 0 LOB: 0 BB: 0 P: 15	R: 0 E: 0 K: 0 S: 6 H: 0 LOB: 1 BB: 1 P: 15	R: 4 E: 0 K: 0 S: 11 H: 4 LOB: 1 BB: 1 P: 22	R: 0 E: 0 K: 1 S: 10 H: 1 LOB: 1 BB: 0 P: 15		1B: 8 2B: 1 3B: 1 HR: 1 SF: 0 SAC: 0 DP: 0 HBP: 0				WP: 0 PB: 0 SB: 0 CS: 0 PA: 39		

PITCHER		IP	WLS	BF	H	R	ER	SO	BB	IBB	HBP	BLK	WP	HR	S	P	ERA	WHIP
56 Mark Buehrle, L ERA: 2.32	(1, 1)	6.0	L	27	6	3	2	4	2	0	0	0	0	1	66	103	3.00	1.333
64 Chad Jenkins, R ERA: 4.76	(7, 1)	0.1		4	3	3	3	0	0	0	0	0	0	0	6	9	81.00	9.000
27 Brett Cecil, L ERA: 3.76	(7, 1)	0.2		4	1	1	1	0	1	0	0	0	0	0	5	13	13.50	3.000
21 Sergio Santos, R ERA: 7.71	(8, 1)	1.0		4	1	0	0	1	0	0	0	0	0	0	10	15	0.00	1.000

PITCHER	IP	WLS	BF	H	R	ER	SO	BB	IBB	HBP	BLK	WP	HR	S	P	ERA	WHIP

BOTTOM

Toronto Blue Jays @ New York Yankees

Yankee Stadium, Bronx, NY

Wed Jun 18 2014, 7:12 PM - 10:13 PM EDT

Att. 41,342 - Clear - 87 F

livebaseballscorecards.com

AB	36
R	7
H	11
RBI	7
BB	3
SO	5
LOB	19

Toronto Blue Jays @ New York Yankees

Yankee Stadium, Bronx, NY

Thu Jun 19 2014, 7:11 PM - 10:56 PM EDT

Att. 40,169 - Clear - 80 F

TOP

livebaseballscorecards.com

Batter	1	2	3	4	5	6	7	8	9	AB	R	H	RBI	BB	SO	LOB
7 José Reyes, S (1, 6) OBP: 0.323, SLG: 0.401	B FF 89 C FF 89 B SL 87 X FF 90 2-1 P3		B SI 89 C SL 87 B SL 88 X SL 87 2-1 53 HR 1B		C KC 80 B SL 88 X KC 81 1-1 G3		F SL 86 F KC 79 B SI 92 F KC 79 C SI 92 1-3 K		C CU 82 B FF 95 B SL 85 S CU 81 D CU 83 F SL 84 X CU 81 3-2 G4-3 1-2	5	1	1	0	0	1	2
53 Melky Cabrera, S (1, 7) OBP: 0.340, SLG: 0.472	C SI 90 X SI 89 0-1 10 A4 D2 19 BB 1B		B CH 82 X CH 82 1-0 1-H HR		C FF 92 B SL 89 B SL 88 F SL 89 B FC 89 X FF 93 3-2 G1-3			C FF 89 X SL 80 0-1 P5		4	1	2	2	0	0	1
19 José Bautista, R (1, 9) OBP: 0.433, SLG: 0.536	C SL 87 B SI 89 1 SAFE F SI 89 B SL 88 1 SAFE B SL 88 B SL 88 4-2 1-2 BB		F FF 90 B SL 88 C SL 88 F SL 87 X FF 92 1-2 F8			C SL 85 B FF 90 X SL 85 1-1 F7		B FF 90 C FF 89 S SL 83 B FF 92 F FF 90 B SL 84 B SL 80 4-2 10 HR BB		2	1	0	0	2	0	0
10 Edwin Encarnación, R (1, 3) OBP: 0.346, SLG: 0.574	C FF 91 B SI 89 B SL 88 B FF 91 C FF 92 2 SAFE C FF 92 3-3 K 2-3			C KC 78 B SI 89 B FF 90 X SL 86 2-1 30 FC3 1B		B SI 89 C SL 86 B FF 91 B FF 90 X FF 91 3-1 G6-3		C SL 82 B SL 83 B FF 90 X FF 91 2-1 1-H HR		4	1	2	2	0	1	2
30 Dioner Navarro, S (1, 10) OBP: 0.306, SLG: 0.336		F SI 88 C FF 89 B SI 89 X SL 86 1-2 F7		B SI 90 C CH 83 C SL 87 B SI 91 1 SAFE X SI 91 2-2 FC3 1-2f		X CH 82 0-0 47 BB 1B		C SL 80 X SL 85 0-1 G4-3		4	0	1	0	0	0	1
47 Juan Francisco, L (1, 5) OBP: 0.322, SLG: 0.532		S KC 78 B FF 89 F KC 79 B SL 87 S KC 81 2-3 K		S KC 80 D KC 80 C SL 87 F KC 80 S KC 80 1-3 K		C SL 87 B KC 79 C SL 87 F KC 80 F KC 80 D KC 80 B SL 88 4-2 1-2 BB		C FF 95 F SI 95 B SI 95 F FC 88 X SI 95 1-2 P5		3	0	0	0	1	2	1
31 Erik Kratz, R (1, 2) OBP: 0.258, SLG: 0.381 26 Adam Lind, L (6, PH) OBP: 0.406, SLG: 0.504 22 Josh Thole, L (6, 2) OBP: 0.377, SLG: 0.328		B FF 90 C SL 86 X SI 90 1-1 G5-3		C SL 87 C FF 91 B SI 92 F KC 80 C SL 89 1-3 K		C SL 86 X SL 87 0-1 G4-3			B SI 95 B FF 95 C FF 94 B SI 94 C SI 95 X SI 95 3-2 G4-3	2 1 1	0 0 0	0 0 0	0 0 0	0 0 0	1 0 0	1 2 0
28 Colby Rasmus, L (1, 8) OBP: 0.272, SLG: 0.490			C SL 86 C SL 87 F KC 80 C SI 90 0-3 K		B SL 86 B SL 87 F FF 90 X SI 90 2-1 18 SH2-4 2B		B FF 89 C SL 85 S SL 85 B KC 80 F SI 91 F KC 78 B SL 89 X FF 92 3-2 F7		B SI 96 S FF 95 X SI 95 1-1 7 DI 1B	4	0	2	0	0	1	0
18 Steve Tolleson, R (1, 4) OBP: 0.321, SLG: 0.438 66 Munenori Kawasaki, L (9, PH) OBP: 0.227, SLG: 0.333			X FF 90 0-0 F7		B SL 88 B FF 90 X FF 89 2-0 SH2-4 2-3		C KC 79 C KC 80 S SL 88 0-3 K		C CH 86 C SL 84 B FF 95 D CU 82 F FF 95 X SL 85 2-2 L8	2 1	0 0	0 0	0 0	0 0	1 0	0 1

Inning Stats										
	R: 0 E: 0 K: 1 S: 9	H: 1 LOB: 1 BB: 1 P: 18	R: 0 E: 0 K: 1 S: 8	H: 0 LOB: 0 BB: 0 P: 12	R: 2 E: 0 K: 1 S: 12	H: 2 LOB: 0 BB: 0 P: 16	R: 0 E: 0 K: 2 S: 13	H: 1 LOB: 1 BB: 0 P: 19	R: 0 E: 0 K: 0 S: 8	H: 1 LOB: 1 BB: 0 P: 16
	R: 0 E: 0 K: 0 S: 10	H: 1 LOB: 2 BB: 1 P: 18	R: 0 E: 0 K: 2 S: 12	H: 0 LOB: 0 BB: 0 P: 16	R: 2 E: 0 K: 0 S: 13	H: 1 LOB: 0 BB: 1 P: 20	R: 0 E: 0 K: 0 S: 13	H: 1 LOB: 1 BB: 0 P: 22	1B: 5 2B: 1 3B: 0 HR: 2	SF: 0 SAC: 1 DP: 0 HBP: 0

	AB	33
	R	4
	H	8
	RBI	4
	BB	3
	SO	7
	LOB	11

WP: 0 PB: 0 SB: 0 CS: 0 PA: 37

PITCHER		IP	WLS	BF	H	R	ER	SO	BB	IBB	HBP	BLK	WP	HR	S	P	ERA	WHIP
41 David Phelps, R ERA: 3.86	(1, 1)	7.0	W	28	6	2	2	7	2	0	0	0	0	1	72	115	2.57	1.143
27 Shawn Kelley, R ERA: 4.58	(8, 1)	0.2		4	1	2	2	0	1	0	0	0	0	1	9	15	27.00	3.000
48 Matt Thornton, L ERA: 3.21	(8, 1)	0.2	H	3	1	0	0	0	0	0	0	0	0	0	9	14	0.00	1.500
43 Adam Warren, R ERA: 2.04	(9, 1)	0.2	S	2	0	0	0	0	0	0	0	0	0	0	8	13	0.00	0.000

PITCHER		IP	WLS	BF	H	R	ER	SO	BB	IBB	HBP	BLK	WP	HR	S	P	ERA	WHIP

BOTTOM

Toronto Blue Jays @ New York Yankees

Yankee Stadium, Bronx, NY

Thu Jun 19 2014, 7:11 PM - 10:56 PM EDT

Att. 40,169 - Clear - 80 F

livebaseballscorecards.com

Batter	1	2	3	4	5	6	7	8	9	AB	R	H	RBI	BB	SO	LOB
11 Brett Gardner, L (1, 7) OBP: 0.355, SLG: 0.415	C SI 89 B FF 90 X FF 91 1-1 2 1B 22 SF7 2B	B FF 92 S FF 93 B FF 92 B CH 86 1 SAFE F FF 92 B FF 93 4-2 1-2 BB		C CH 85 C FF 93 F FF 93 X SL 87 0-2 ③ G3		B SL 76 B SI 94 C SL 77 F CH 81 D SL 78 F SI 94 H CH 82 4-2 2 G6-3 2-3 HBP	C SI 92 C SI 92 B SL 83 B SI 90 X SI 92 2-2 ③ F9			3	1	1	0	1	0	3
2 Derek Jeter, R (1, 6) OBP: 0.328, SLG: 0.328	F FF 91 C SI 91 F FF 93 F FF 92 X SL 85 0-2 25 CS 2-3 1B	F SL 86 S SL 86 S SL 85 0-3 ③ K			B FF 91 X SL 86 1-0 ① G6-3	S SL 88 X SL 90 0-1 ② G6-3 1-2 3-H		C SI 90 X SL 82 0-1 1B		5	0	2	1	0	1	4
22 Jacoby Ellsbury, L (1, 8) OBP: 0.346, SLG: 0.396	F FF 91 X SI 90 0-1 ① SF7 3-H		C FF 88 F CH 83 B FF 93 B FF 92 B FF 91 F FF 92 F FF 93 X CH 86 3-2 25 1B 25 S 36 SF7 1B		X CH 85 0-0 25 S 36 2B 1B	X FF 96 0-0 ③ F9		X SI 90 0-0 ① F8		4	2	2	1	0	0	2
25 Mark Teixeira, S (1, 3) OBP: 0.367, SLG: 0.460	F FF 91 S CH 85 F CH 86 F FF 92 F CH 85 1 SAFE B FF 94 X CH 86 1-2 ②③ F7 1-2		D CH 85 B CH 84 F SI 91 X FF 93 2-1 36 SF7 1-3 1B		B FF 91 1 SAFE 1 SAFE B FF 90 F CH 84 1 SAFE B FF 90 B CH 84 4-1 36 2B 1-2 BB		B FF 91 F FF 92 X FF 92 1-1 36 F8 34 BB 26 BB 1B	C SI 90 F SI 90 B SI 90 X SI 90 1-2 ② F7		4	1	2	0	1	0	2
34 Brian McCann, L (1, 2) OBP: 0.288, SLG: 0.367		B FF 92 C FF 91 B CH 85 B CH 84 B FF 93 4-1 36 FC4-6 BB	F FF 90 B FF 91 F CH 84 C FF 93 1-3 ① K		X SI 92 0-0 ② L6		B FF 92 B FF 92 B CH 83 C FF 92 B FF 92 4-1 26 BB 14 BB 1-2 BB	X SI 90 0-0 ③ L8		3	0	0	0	2	1	5
36 Carlos Beltrán, S (1, 10) OBP: 0.271, SLG: 0.401		F FF 91 1 SAFE X FF 90 0-1 ① FC4-6 14 BB 31 1B 33 SF9 1-2f	C FF 92 F FF 92 F FF 93 X FF 91 0-2 ② SF7 1-2 3-H		X SI 93 0-0 1-3 2-H 2B		C FF 93 B CH 85 X FF 92 1-1 ① F8 2-3			3	1	1	2	0	0	3
31 Ichiro Suzuki, L (1, 9) OBP: 0.364, SLG: 0.338	C FF 91 B FF 91 F FF 92 F SL 86 B FF 93 F FF 93 B FF 93 X FF 92 3-2 33 SF9 14 BB 1-2 1B	X FF 93 0-0 ③ G3			C SL 76 F SI 92 B SI 94 X SI 93 1-2 ③ G1-3		B FF 93 C FF 93 F SI 94 B CH 85 X CH 84 2-2 ② F8			4	0	1	0	0	0	5
14 Brian Roberts, S (1, 4) OBP: 0.320, SLG: 0.333	C FF 92 F FF 91 D SL 86 F FF 94 B FF 93 F FF 92 B SL 83 F FF 92 F FF 92 4-2 B FF 92 11 BB 1-2 2-3 BB			F FA 88 B CH 83 B CH 82 F FF 91 X FF 91 2-2 ① P6		C SI 92 F SI 92 B SI 92 B CH 82 B CH 81 F SI 92 X CH 81 3-2 11 S 26 S 2 G6-3 1B	B FF 93 B FF 92 F FF 92 F CH 86 B CH 87 B CH 84 4-2 26 BB 1-2 BB		2	1	1	0	2	0	0
33 Kelly Johnson, L (1, 5) OBP: 0.301, SLG: 0.406 26 Yangervis Solarte, S (6, PH) OBP: 0.348, SLG: 0.414 (7, 5)		B FF 92 F FF 92 B FF 92 X FF 93 2-1 ② SF9 2-3 3-H		F FF 91 F CH 84 B FF 93 F SL 87 D SL 83 C FF 93 2-3 ② K		D SL 76 F SI 93 1 SAFE 1 SAFE B SL 78 1 SAFE B SI 94 L SI 94 S CH 82 3-3 ① K 1-2	B FF 93 B FF 91 B FF 92 B FF 92 4-0 1-2 2-3 3-H BB			1 0 0 1 0 1 0 1 0 0 1 1 1 1						
Inning Stats	R: 1 E: 0 K: 0 S: 15 H: 2 LOB: 0 BB: 0 P: 17	R: 1 E: 0 K: 1 S: 21 H: 1 LOB: 3 BB: 3 P: 38	R: 1 E: 0 K: 1 S: 15 H: 2 LOB: 1 BB: 0 P: 21	R: 0 E: 0 K: 1 S: 11 H: 0 LOB: 0 BB: 0 P: 15	R: 1 E: 0 K: 0 S: 8 H: 2 LOB: 2 BB: 1 P: 14	R: 1 E: 0 K: 1 S: 13 H: 1 LOB: 1 BB: 0 P: 23	R: 1 E: 0 K: 0 S: 13 H: 1 LOB: 3 BB: 3 P: 31	R: 0 E: 0 K: 0 S: 7 H: 1 LOB: 1 BB: 0 P: 8		1B: 8 2B: 2 3B: 0 HR: 0 SF: 3 SAC: 0 DP: 0 HBP: 1	WP: 0 PB: 0 SB: 4 CS: 1 PA: 41					

	AB	30
	R	6
	H	10
	RBI	6
	BB	7
	SO	4
	LOB	25

PITCHER		IP	WLS	BF	H	R	ER	SO	BB	IBB	HBP	BLK	WP	HR	S	P	ERA	WHIP
36 Drew Hutchison, R ERA: 3.86	(1, 1)	4.1	L	22	6	4	4	3	4	0	0	0	0	0	65	99	8.31	2.308
62 Aaron Loup, L ERA: 3.67	(5, 1)	1.0		6	2	1	1	1	0	0	1	0	0	0	15	26	9.00	2.000
29 Dustin McGowan, R ERA: 3.95	(6, 1)	0.2		2	0	0	0	0	0	0	0	0	0	0	3	3	0.00	0.000
50 Steve Delabar, R ERA: 4.91	(7, 1)	0.2		6	1	1	1	0	3	0	0	0	0	0	10	26	13.50	6.000
64 Chad Jenkins, R ERA: 4.26	(7, 1)	1.1		5	1	0	0	0	0	0	0	0	0	0	10	13	0.00	0.750

PITCHER	IP	WLS	BF	H	R	ER	SO	BB	IBB	HBP	BLK	WP	HR	S	P	ERA	WHIP

Baltimore Orioles @ New York Yankees

Yankee Stadium, Bronx, NY

Fri Jun 20 2014, 7:12 PM - 10:48 PM EDT

Att. 46,197 - Partly Cloudy - 79 F

livebaseballscorecards.com

TOP

Batter	1	2	3	4	5	6	7	8	9	AB	R	H	RBI	BB	SO	LOB
21 Nick Markakis, L (1, 9) OBP: 0.358, SLG: 0.412	C CU 75 B FF 90 B FS 86 F SI 90 F SI 92 X FS 88 2-2 ① G6-3	B SI 91 B FF 92 C SI 91 C SL 84 X SI 93 2-2 ③ L7			B FF 88 X FF 92 1-0 ① F7	I IN 46 I IN 45 I IN 48 4-0 IBB		C FF 92 X FF 92 0-1 28 1B 2-3 1B	4	0	1	0	1	0	2
28 Steve Pearce, R (1, 10) OBP: 0.378, SLG: 0.555	B SI 92 B SI 92 F SI 90 S SL 83 F SI 93 F SL 83 S SL 83 2-3 ② K	F SI 90 F SI 92 B FF 92 B FS 88 S SL 84 2-3 ① K			B SI 91 C SL 84 X SL 83 1-1 10 1B 2-H 2B	C SL 83 B FF 90 S SL 84 S SL 84 1-3 ③ K		B FF 93 X CH 83 1-0 1-2 3-H 1B	5	1	2	2	0	3	2
10 Adam Jones, R (1, 8) OBP: 0.310, SLG: 0.470	B SI 93 C FS 87 X SL 83 1-1 ③ G5-3	B FS 88 F FS 88 C SI 92 X SI 93 1-2 ② F9			B SI 93 X SI 92 1-0 19 1B 2-H 1B			B FF 90 X SL 83 1-0 ① F8	B FF 90 S FF 93 S FC 89 B FC 90 S FF 90 2-3 ② K	5	0	1	1	0	1	2
19 Chris Davis, L (1, 3) OBP: 0.332, SLG: 0.431		B FS 86 F FF 92 S FS 87 S FS 87 1-3 ① K		F FS 87 B FS 88 F FF 93 F FS 88 F FS 88 B FS 88 B FS 88 C FS 88 3-3 ③ K	B SL 81 S FS 86 1 SAFE F FS 86 X FF 93 1-2 1B			B SI 95 C FF 95 F SI 95 F FF 95 X SI 95 1-2 ② P5	S FC 88 F FF 93 F FC 87 B FF 93 B FC 89 C FF 94 2-3 ③ K	5	0	1	0	0	3	2
23 Nelson Cruz, R (1, 7) OBP: 0.369, SLG: 0.599		C FS 87 B FS 87 B FS 88 X SL 83 2-1 ② F7			C SI 92 B FS 87 F SI 91 B SL 85 B SL 83 F SI 90 B SI 89 4-2 BB	C SI 93 F SI 94 B SL 84 B SL 84 X FS 88 2-2 ② F8		B FF 95 S SI 95 X FC 89 1-1 2 1B		3	0	1	0	1	0	2
2 J.J. Hardy, R (1, 6) OBP: 0.317, SLG: 0.354		C CU 76 B SL 83 X SI 93 1-1 ③ G5-3			B SI 92 X SI 92 1-0 ① F9	D SI 88 B SI 92 S SL 84 F SI 93 X SL 85 2-2 ③ F9		B FF 94 C SI 94 X SI 95 1-1 1-2 1B		4	0	1	0	0	0	3
13 Manny Machado, R (1, 5) OBP: 0.280, SLG: 0.330			F SI 91 B SI 92 B FS 87 C SI 91 S FS 88 2-3 ① K		S SL 83 B SI 93 1 SAFE B SL 84 F SI 92 X SI 92 2-2 ② P3		F SL 79 B FF 91 B SL 83 S SL 81 B SL 82 X SL 81 3-2 3 SH3 1B	B KC 80 C KC 80 B FF 97 C KC 81 F KC 83 F FF 96 X KC 82 2-2 ③ P2		4	0	1	0	0	1	3
3 Ryan Flaherty, L (1, 4) OBP: 0.283, SLG: 0.310 6 Jonathan Schoop, R (9, PH) OBP: 0.266, SLG: 0.335 (9, 4)			S FF 93 F FF 93 C FF 93 0-3 ② K		C FS 86 S FF 93 F FF 93 D FS 88 X FS 88 1-2 ③ G2-3		S FF 92 X FF 91 0-1 ① SH3 1-2		B FF 90 S CH 82 B FC 88 X CH 82 2-1 E5 21 1B 40 SH1-4 28 1B	2	0	0	0	0	1	1
40 Nick Hundley, R (1, 2) OBP: 0.240, SLG: 0.302			C SL 83 S SL 83 B SI 94 F SL 84 B SI 89 B SI 92 X SI 91 3-2 E6			F SL 82 B FS 86 X SI 91 1-1 28 2B 2B	B FF 90 D SL 82 C SL 82 F SL 82 S SL 84 2 SAFE 2-3 ② K		X FC 88 0-0 ① SH1-4 1-2	1	1	0	0	1	1	1
Inning Stats	R: 0 E: 0 K: 1 S: 11 H: 0 LOB: 0 BB: 0 P: 16	R: 0 E: 0 K: 1 S: 7 H: 0 LOB: 0 BB: 0 P: 11	R: 0 E: 1 K: 2 S: 13 H: 0 LOB: 1 BB: 0 P: 20	R: 0 E: 0 K: 2 S: 11 H: 0 LOB: 0 BB: 0 P: 17	R: 0 E: 0 K: 0 S: 11 H: 0 LOB: 1 BB: 1 P: 19	R: 2 E: 0 K: 0 S: 15 H: 4 LOB: 2 BB: 0 P: 24	R: 0 E: 0 K: 2 S: 11 H: 1 LOB: 2 BB: 1 P: 21	R: 0 E: 0 K: 0 S: 14 H: 2 LOB: 2 BB: 0 P: 20	R: 1 E: 1 K: 2 S: 13 H: 2 LOB: 2 BB: 0 P: 20	1B: 7 2B: 2 3B: 0 HR: 0 SF: 0 SAC: 2 DP: 0 HBP: 0						

	AB	36
	R	3
	H	9
	RBI	3
	BB	2
	SO	10
	LOB	18

WP: 0 PA: 40
PB: 0
SB: 0
CS: 0

PITCHER		IP	WLS	BF	H	R	ER	SO	BB	IBB	HBP	BLK	WP	HR	S	P	ERA	WHIP
18 Hiroki Kuroda, R ERA: 4.23	(1, 1)	6.0		24	4	2	2	6	1	0	0	0	0	0	68	107	3.00	0.833
27 Shawn Kelley, R ERA: 4.26	(7, 1)	1.1		6	1	0	0	2	0	1	0	0	0	0	12	23	0.00	0.750
48 Matt Thornton, L ERA: 3.14	(8, 1)	0.1		3	2	0	0	0	0	0	0	0	0	0	8	11	0.00	6.000
68 Dellin Betances, R ERA: 1.5	(8, 1)	0.1		1	0	0	0	0	0	0	0	0	0	0	5	7	0.00	0.000
55 David Huff, L ERA: 5.63	(9, 1)	1.0	W	6	2	1	0	2	0	0	0	0	0	0	13	20	0.00	2.000

PITCHER	IP	WLS	BF	H	R	ER	SO	BB	IBB	HBP	BLK	WP	HR	S	P	ERA	WHIP

BOTTOM

Baltimore Orioles @ New York Yankees

Yankee Stadium, Bronx, NY

Fri Jun 20 2014, 7:12 PM - 10:48 PM EDT

Att. 46,197 - Partly Cloudy - 79 F

livebaseballscorecards.com

Batter	1	2	3	4	5	6	7	8	9	AB	R	H	RBI	BB	SO	LOB
11 Brett Gardner, L (1, 7) OBP: 0.356, SLG: 0.413	C FF 89 T FF 90 C FF 91 0-3 ① K	B SI 92 B SI 91 X FF 91 2-0 ②③ F8-2 3-H			C SI 89 B FS 84 B FS 83 B SI 90 B SI 89 4-1 22 BB 2 S BB	B SI 90 C SI 90 B SI 90 X SI 90 2-1 ③ FC4-6 1-2f			B SI 96 C SI 95 C SI 96 X SI 97 1-2 25 BB 34 1B 1B	4	1	1	0	1	1	6
2 Derek Jeter, R (1, 6) OBP: 0.326, SLG: 0.323	B FF 91 X SI 92 1-0 ② G1-3		F SL 81 B FF 91 S SL 83 X SL 85 1-2 ① L4		1 SAFE B SI 91 B SL 82 B SI 90 C FF 91 B FF 92 4-1 22 BB 1-2 BB		C SI 90 B CH 84 B SI 91 X SI 90 2-1 ① G4-3		F SI 96 B SI 96 B SI 96 S SI 95 F SI 96 C SI 95 2-3 ① K	4	0	0	0	1	1	1
22 Jacoby Ellsbury, L (1, 8) OBP: 0.347, SLG: 0.394	C SI 91 B SI 92 X SL 84 1-1 25 S 25 2B 1B		F FF 90 F FF 90 X SI 92 0-2 ② P5		B FF 92 F SL 82 B FF 91 B FF 91 D FS 84 4-1 1-2 2-3 BB		B SI 91 X SI 91 1-0 ② G1-3		B SI 96 F SI 96 X SI 97 1-1 ② F8	4	1	1	0	1	0	1
25 Mark Teixeira, S (1, 3) OBP: 0.367, SLG: 0.461 33 Kelly Johnson, L (9, PR) OBP: 0.301, SLG: 0.406	C FF 92 B FF 93 X CU 77 1-1 1-H 2B		F FF 92 B SL 85 B FF 92 C SL 85 B FF 92 S SL 84 3-3 ③ K		X FF 92 0-0 ③ G3		B SL 82 C SI 89 X SI 91 1-1 ③ G6-3		B SI 97 B SI 96 S SI 97 C SI 96 B SI 96 B SI 97 4-2 34 1B 36 HR 1-2 BB	4 0	0 1	1 0	1 0	1 0	1 0	3 0
34 Brian McCann, L (1, 2) OBP: 0.290, SLG: 0.368 29 Francisco Cervelli, R (9, PR) OBP: 0.235, SLG: 0.250	C SL 84 B FF 92 B FS 84 F FF 93 B SI 91 F FS 85 X FF 92 3-2 ③ P5			B CU 77 C FF 90 F CU 76 B FF 91 F FF 92 X FS 84 2-2 ① G3	C SL 81 C FF 90 B FS 82 X FS 82 1-2 26 BB 36 BB 1B			C SI 89 C SL 84 F SL 83 X SI 90 0-2 ① G4-3	S SI 97 B SI 98 X SI 98 1-1 1-2 2-H 36 HR 1B	5 0	0 1	2 0	1 0	0 0	0 0	1 0
36 Carlos Beltrán, S (1, 10) OBP: 0.280, SLG: 0.426		X FF 90 0-0 14 1B 11 F8-2 2B		X SI 91 0-0 ② F7	B SI 90 B SL 81 D SL 82 B SI 87 4-0 26 BB 1-2 BB			B CH 84 C SI 90 B CH 85 X SI 91 2-1 ② G6-3	B SI 96 B SI 97 C SI 95 B SI 96 X SI 96 3-1 1-H 2-H HR	4	1	2	3	1	0	0
31 Ichiro Suzuki, L (1, 9) OBP: 0.363, SLG: 0.338 12 Alfonso Soriano, R (8, PH) OBP: 0.257, SLG: 0.393 (9, 9)		C FF 92 D FS 83 L SL 84 B FF 92 F FF 92 D FS 85 C SI 92 3-3 ① K		B SI 89 F SI 90 X SL 82 1-1 14 CS 1B	F SI 88 X SI 88 0-1 ① B5			C SL 80 S FF 88 X FF 88 0-2 14 1B 1B		3 1	0 0	1 1	0 0	0 0	1 0	3 0
14 Brian Roberts, S (1, 4) OBP: 0.323, SLG: 0.337		X FS 84 0-0 26 S 2-3 1B		1 SAFE 1 SAFE B SI 88 C SI 89 1 SAFE B SI 89 2-1 ③ CS 1-2	B SI 87 B SL 83 X SI 88 2-0 ① G3	B SI 89 B SI 89 X SI 87 2-0 ② P3		X SI 88 0-0 1-2 1B		4	0	2	0	0	0	2
26 Yangervis Solarte, S (1, 5) OBP: 0.350, SLG: 0.411		B SI 92 S SL 85 B FF 93 D FS 86 B SL 84 4-1 1-2 BB			L FS 82 B FF 90 B SI 90 B SI 89 X SI 90 3-1 ② F7	F SI 88 F SI 91 B FF 91 B FF 90 D FS 86 B SL 84 4-2 11 FC4-6 1-2 2-3 BB		C SL 80 B FF 88 B FF 88 B SI 87 F SL 80 X FF 88 3-2 ③ F7		2	0	0	0	2	0	2

Inning Stats																								
	R: 1	H: 2		R: 0	H: 2		R: 0	H: 0		R: 0	H: 1		R: 0	H: 0		R: 0	H: 1		R: 0	H: 0		R: 0	H: 2		R: 4	H: 3		1B: 8	SF: 0		WP: 0	PA: 43
	E: 0	LOB: 1		E: 0	LOB: 2		E: 0	LOB: 0		E: 0	LOB: 0		E: 0	LOB: 3		E: 0	LOB: 3		E: 0	LOB: 0		E: 0	LOB: 2		E: 0	LOB: 1		2B: 3	SAC: 0		PB: 0	
	K: 1	BB: 0		K: 1	BB: 1		K: 1	BB: 0		K: 0	BB: 0		K: 0	BB: 3		K: 0	BB: 2		K: 0	BB: 0		K: 0	BB: 0		K: 1	BB: 1		3B: 0	DP: 1		SB: 3	
	S: 12	P: 18		S: 8	P: 17		S: 9	P: 13		S: 8	P: 13		S: 7	P: 24		S: 10	P: 23		S: 5	P: 9		S: 13	P: 18		S: 15	P: 27		HR: 1	HBP: 0		CS: 1	

	AB	35
	R	5
	H	11
	RBI	5
	BB	7
	SO	4
	LOB	19

PITCHER		IP	WLS	BF	H	R	ER	SO	BB	IBB	HBP	BLK	WP	HR	S	P	ERA	WHIP
31 Ubaldo Jiménez, R ERA: 4.63	(1, 1)	5.2		27	6	1	1	3	6	0	0	0	0	0	52	104	1.59	2.118
66 T.J. McFarland, L ERA: 3.32	(6, 1)	2.0	H	6	0	0	0	0	0	0	0	0	0	0	13	21	0.00	0.000
56 Darren O'Day, R ERA: 1.45	(8, 1)	0.1	H	3	2	0	0	0	0	0	0	0	0	0	7	10	0.00	6.000
53 Zack Britton, L ERA: 1.64	(9, 1)	0.2	L	6	3	4	4	1	1	0	0	0	0	1	15	27	54.00	6.000

PITCHER	IP	WLS	BF	H	R	ER	SO	BB	IBB	HBP	BLK	WP	HR	S	P	ERA	WHIP

Batter	1	2	3	4	5	6	7	8	9	AB	R	H	RBI	BB	SO	LOB
21 Nick Markakis, L (1, 9) OBP: 0.353, SLG: 0.405	B FF 88 F SL 83 F SI 89 B SL 79 F SI 89 S SL 83 2-3 ① K		B SL 78 C SL 79 B SL 85 X SL 85 2-1 ② G6-3		B SI 87 C SL 80 D SI 86 B SL 82 X SL 82 3-1 ① FC1-6 28 HR 1-2f		B CU 76 C SL 84 B SL 84 X SL 79 2-1 ① F8		F FF 94 B SL 84 F FF 95 B FF 94 F SL 84 B FF 96 S FF 95 3-3 ① K	5	1	0	0	0	2	1
28 Steve Pearce, R (1, 7) OBP: 0.387, SLG: 0.579 9 David Lough, L (9, PR) OBP: 0.262, SLG: 0.282 (9, 7)	B FF 89 B SL 84 S SI 88 F SI 89 X SL 84 2-2 ② F7		X SI 89 0-0 ③ F8		B FF 88 B SI 87 C SI 88 1 SAFE 1 SAFE B SL 82 F SL 82 F SL 82 X SI 87 3-2 1-H HR		B SL 85 B FF 95 B FF 95 B FF 92 4-0 BB		C FF 94 B SL 88 X FF 94 1-1 10 1B 1B	4 0	1 0	2 0	2 0	1 0	0 0	0 0
10 Adam Jones, R (1, 8) OBP: 0.314, SLG: 0.480	B SI 90 C SI 88 B SL 84 B CH 84 S SL 85 X FF 90 3-2 HR			B SI 87 C CH 82 B FF 88 F SL 87 F CU 76 B SL 82 B CH 83 4-2 23 HR BB	C CH 82 X CH 82 0-1 ② G5-3		C FF 95 X SL 86 0-1 ② F8		C FF 96 B FF 93 S FF 95 X FF 96 1-2 1-2 1B	4	2	2	1	1	0	1
23 Nelson Cruz, R (1, 10) OBP: 0.369, SLG: 0.605	C CU 77 F SI 88 B SL 80 C SL 85 1-3 ③ K			B SL 81 X SI 88 1-0 1-H HR	C SL 79 F FF 90 F CH 83 B SL 79 B SL 85 B CH 83 B CH 84 4-2 BB		C SL 84 X FF 93 0-1 ③ P4		C SL 87 X SL 87 0-1 ② P2	4	1	1	2	1	1	3
19 Chris Davis, L (1, 3) OBP: 0.329, SLG: 0.430		C FF 87 B SL 85 S SL 80 B SL 80 X SI 89 2-2 2B		C CU 78 F SL 84 B SL 81 B SL 78 X SL 86 2-2 ① F8	X SL 84 0-0 ③ G3			C FF 94 B CH 87 B CH 87 B FF 95 C SL 87 S FF 95 3-3 ① K	S FF 96 X FF 95 0-1 ③ P6	5	0	1	0	0	1	3
2 J.J. Hardy, R (1, 6) OBP: 0.319, SLG: 0.368		C CU 77 D SL 80 X SL 84 1-1 ① G6-3		C SI 87 B SI 88 X SL 84 1-1 6 FC6-4 1B		B CH 82 C CH 82 X SL 83 1-1 ① P4		B FF 96 B SL 86 X FF 95 2-0 HR		4	1	2	1	0	0	1
13 Manny Machado, R (1, 5) OBP: 0.274, SLG: 0.322		B SI 87 F CU 77 F SL 84 X SL 83 1-2 ② F8		X SL 81 0-0 ② L7		C CH 82 B FF 89 B SL 85 B CH 83 X CH 82 3-1 ② F8		C FF 96 C FF 95 C SL 87 0-3 ② K		4	0	0	0	0	1	2
6 Jonathan Schoop, R (1, 4) OBP: 0.270, SLG: 0.335		C CU 78 X SL 84 0-1 ③ L7		C CH 83 X FF 90 0-1 ③ FC6-4 1-2f		C CU 77 F CH 83 X FF 89 0-2 1B		B SL 88 B SL 87 F FF 96 C FF 96 H CH 84 3-2 HBP		3	0	1	0	0	0	2
36 Caleb Joseph, R (1, 2) OBP: 0.234, SLG: 0.176			C SI 86 F CU 75 B FF 88 B SL 84 F CH 82 C SI 89 2-3 ① K		X SI 86 0-0 E5 21 FC1-6	C SI 87 F CH 83 C SL 84 0-3 ③ K		F FF 95 C FF 96 B FF 96 F FF 96 S SL 88 1-3 ③ K		4	0	0	0	0	3	2
Inning Stats	R: 1 E: 0 K: 2 S: 13 H: 1 LOB: 0 BB: 0 P: 21	R: 0 E: 0 K: 0 S: 10 H: 1 LOB: 1 BB: 0 P: 14	R: 0 E: 0 K: 1 S: 7 H: 0 LOB: 0 BB: 0 P: 11	R: 2 E: 0 K: 0 S: 12 H: 2 LOB: 1 BB: 1 P: 20	R: 2 E: 1 K: 0 S: 13 H: 1 LOB: 1 BB: 1 P: 23	R: 0 E: 0 K: 1 S: 10 H: 1 LOB: 1 BB: 0 P: 14	R: 0 E: 0 K: 0 S: 6 H: 0 LOB: 1 BB: 1 P: 12	R: 1 E: 0 K: 3 S: 13 H: 1 LOB: 1 BB: 0 P: 22	R: 0 E: 0 K: 1 S: 13 H: 2 LOB: 2 BB: 0 P: 18	1B: 4 2B: 1 3B: 0 HR: 4 SF: 0 SAC: 0 DP: 0 HBP: 1						

PITCHER	IP	WLS	BF	H	R	ER	SO	BB	IBB	HBP	BLK	WP	HR	S	P	ERA	WHIP
57 Vidal Nuño, L (1, 1) ERA: 5.88	6.1	L	28	6	5	4	4	2	0	0	0	0	3	67	107	5.68	1.263
63 José Ramirez, R (7, 1) ERA: 5.63	2.2		13	3	1	1	4	1	0	1	0	0	1	30	48	3.38	1.500

PITCHER	IP	WLS	BF	H	R	ER	SO	BB	IBB	HBP	BLK	WP	HR	S	P	ERA	WHIP

TOP

Baltimore Orioles @ New York Yankees

Yankee Stadium, Bronx, NY

Sat Jun 21 2014, 1:12 PM - 4:07 PM EDT

Att. 47,165 - Sunny - 76 F

livebaseballscorecards.com

AB	37
R	6
H	9
RBI	6
BB	3
SO	8
LOB	15

Baltimore Orioles @ New York Yankees

Yankee Stadium, Bronx, NY

Sat Jun 21 2014, 1:12 PM - 4:07 PM EDT

Att. 47,165 - Sunny - 76 F

BOTTOM

livebaseballscorecards.com

Batter	1	2	3	4	5	6	7	8	9	AB	R	H	RBI	BB	SO	LOB
11 Brett Gardner, L (1, 7) OBP: 0.354, SLG: 0.408	B FF 92 B FF 94 B FF 92 B FF 93 4-0 2 CS BB		C FF 93 F FF 93 F FF 90 X CH 87 0-2 ② G4-3 1-2		F CH 88 C FF 94 S SL 86 0-3 ③ K			C FF 90 C CU 77 F SL 83 F CU 76 B SI 91 B CU 80 F FF 92 C FF 92 2-3 ① K		3	0	0	0	1	2	2
2 Derek Jeter, R (1, 6) OBP: 0.325, SLG: 0.322	D SL 88 C FF 93 F FF 94 X SL 87 1-2 ①② F9 1-2		F SL 87 F FF 93 C FF 95 0-3 ③ K			X SI 92 0-0 ① G4-3		F FF 92 B CH 83 X CH 84 1-1 22 1B 1B		4	0	1	0	0	1	2
22 Jacoby Ellsbury, L (1, 8) OBP: 0.349, SLG: 0.393	S CH 88 B FF 94 F CH 85 B FF 95 B FF 92 B FF 94 4-2 BB			B SL 86 B SL 84 C FF 93 S FF 94 F SI 94 X FF 94 2-2 ① L7		B SI 90 X SI 91 1-0 ② F7		B CU 77 S FF 91 X CU 77 1-1 1-2 1B		3	0	1	0	1	0	0
25 Mark Teixeira, S (1, 3) OBP: 0.365, SLG: 0.473	1 SAFE 1 SAFE C FF 94 X FF 94 0-1 ③ F7			B FF 93 C FF 94 F CH 85 X FF 94 1-2 HR		C SI 91 F CH 83 B SL 81 B SI 92 X SL 81 2-2 ③ F8		B FF 96 C FF 96 B CU 81 X FF 97 2-1 ② L3		4	1	1	1	0	0	3
36 Carlos Beltrán, S (1, 10) OBP: 0.279, SLG: 0.419		B FF 93 F SL 85 B FF 94 B FF 93 X FF 94 3-1 ① F7		C SL 86 F FF 94 X SL 89 0-2 ② F8			B SL 80 B SI 91 B SI 92 B SI 91 4-0 14 1B BB	C FF 97 X CU 83 0-1 ③ P3		3	0	0	0	1	0	2
33 Kelly Johnson, L (1, 5) OBP: 0.293, SLG: 0.394		B FF 94 X FF 94 1-0 ② G6-3		B CH 86 C FF 93 C CH 86 B FF 94 F FF 94 B SL 87 X CH 88 3-2 ③ G6-3			B SI 92 C SI 93 X CH 83 1-1 ① F7		F FF 96 B FF 95 X FF 94 1-1 ① G1-4-3	4	0	0	0	0	0	1
14 Brian Roberts, S (1, 4) OBP: 0.326, SLG: 0.344		F SI 94 C FF 94 F FF 94 F FF 95 B CH 85 F CH 87 F FF 94 S SL 86 1-3 ③ K			X FF 90 0-0 29 F9 2B		C SL 82 B SI 92 X CH 85 1-1 29 FC6-4 1-3 1B		B CU 81 C SI 95 X FF 96 1-1 ② G6-3	4	0	2	0	0	1	0
31 Ichiro Suzuki, L (1, 9) OBP: 0.360, SLG: 0.336			B FF 94 B SI 92 S FF 93 B SL 87 T FF 93 X FF 94 3-2 ① F7		C FF 92 C SL 88 F SL 87 B FF 94 F FF 95 B FF 94 B SL 87 S SL 87 3-3 ① K		C SI 91 B SI 92 1 SAFE B SL 84 C SL 84 B SI 93 S SL 83 3-3 ② K		B SI 97 X SI 95 1-0 34 DI 1B	4	0	1	0	0	2	3
29 Francisco Cervelli, R (1, 2) OBP: 0.250, SLG: 0.263 34 Brian McCann, L (9, PH) OBP: 0.289, SLG: 0.366			C SL 88 B FF 94 X SL 86 1-1 11 G4-3 1B		B FF 95 C FF 94 X FF 95 1-1 ② F9 2-3		X SI 93 0-0 ③ FC6-4 1-2f	C FF 97 S FF 95 F CU 84 X FF 98 0-2 ③ F8 1-2		3 1	0 0	1 0	0 0	0 0	0 0	3 1
Inning Stats	R: 0 E: 0 K: 0 S: 7 H: 0 LOB: 1 BB: 2 P: 16	R: 0 E: 0 K: 1 S: 10 H: 0 LOB: 0 BB: 0 P: 15	R: 0 E: 0 K: 1 S: 12 H: 1 LOB: 1 BB: 0 P: 16	R: 1 E: 0 K: 0 S: 14 H: 1 LOB: 0 BB: 0 P: 20	R: 0 E: 0 K: 2 S: 11 H: 1 LOB: 1 BB: 0 P: 15	R: 0 E: 0 K: 0 S: 5 H: 0 LOB: 0 BB: 0 P: 8	R: 0 E: 0 K: 1 S: 8 H: 1 LOB: 2 BB: 1 P: 17	R: 0 E: 0 K: 1 S: 14 H: 2 LOB: 2 BB: 0 P: 20	R: 0 E: 0 K: 0 S: 9 H: 1 LOB: 1 BB: 0 P: 12	1B: 5 2B: 1 3B: 0 HR: 1 SF: 0 SAC: 0 DP: 0 HBP: 0						WP: 0 PB: 0 SB: 0 CS: 1 PA: 36

PITCHER	IP	WLS	BF	H	R	ER	SO	BB	IBB	HBP	BLK	WP	HR	S	P	ERA	WHIP
25 Bud Norris, R (1, 1) ERA: 3.62	5.0	W	19	3	1	1	4	2	0	0	0	0	1	54	82	1.80	1.000
58 Ryan Webb, R (6, 1) ERA: 2.48	2.0		8	1	0	0	1	1	0	0	0	0	0	13	25	0.00	1.000
17 Brian Matusz, L (8, 1) ERA: 4.15	0.1		3	2	0	0	1	0	0	0	0	0	0	10	14	0.00	6.000
29 Tommy Hunter, R (8, 1) ERA: 5.48	1.2		6	1	0	0	0	0	0	0	0	0	0	13	18	0.00	0.600

PITCHER	IP	WLS	BF	H	R	ER	SO	BB	IBB	HBP	BLK	WP	HR	S	P	ERA	WHIP

Batter	1	2	3	4	5	6	7	8	9	AB	R	H	RBI	BB	SO	LOB
21 Nick Markakis, L (1, 9) OBP: 0.357, SLG: 0.406	B SI 90 X SL 81 1-0 28 1B 1B		C FS 87 X FS 84 0-1 ① G3-1		C SI 89 B FF 88 F FC 87 B SL 85 B SI 90 B FS 86 4-2 BB		X CU 76 0-0 ③ F8		C FF 90 X FF 90 0-1 28 BB 1B	4	0	2	0	1	0	0
28 Steve Pearce, R (1, 10) OBP: 0.395, SLG: 0.576	B FF 88 B SI 88 B SI 89 C FF 89 F SI 89 F SL 82 X FF 90 3-2 1-2 1B		F FS 88 B FS 87 C FS 84 F FS 86 F FF 92 S FS 86 1-3 ② K		C SL 83 1 SAFE 1 SAFE F SL 82 C SL 83 0-3 ③ K			B CU 78 C CU 82 C CU 82 B FF 93 X CH 86 2-2 23 FC5 10 1B 1B	B FC 86 F FC 87 B FC 87 B CH 81 B FF 91 4-1 1-2 BB	4	0	2	0	1	2	1
10 Adam Jones, R (1, 8) OBP: 0.316, SLG: 0.479	B SL 82 S SL 82 X SI 90 1-1 ① F7		B SL 83 B FS 85 C SL 83 C SI 90 X FF 94 2-2 1B			B SI 89 B FS 87 X SL 82 2-0 ① L7		C FF 94 X SL 84 0-1 23 E 2 E 1-2 1B	S FC 88 B FC 88 S FC 87 F FF 92 S FC 88 1-3 ① K	5	1	2	0	0	1	4
23 Nelson Cruz, R (1, 7) OBP: 0.363, SLG: 0.594	S SL 82 B SL 83 S SL 84 F FS 87 F FS 86 S SL 84 1-3 ② K		C SI 89 X FS 85 0-1 ③ G4-3			X SL 83 0-0 ② F9		C FF 94 X CH 86 0-1 ① FC5 2 E 1-3 2-3f	C FC 87 B FC 88 S FC 87 D FC 87 X FC 87 2-2 ② F9	5	1	0	0	0	1	7
19 Chris Davis, L (1, 3) OBP: 0.327, SLG: 0.422	B FS 85 S FS 84 S FS 86 D FS 87 S FS 87 2-3 ③ K			B CU 73 T CU 73 B FF 91 X SI 89 2-1 ① F8		C FS 82 S CU 77 B FS 88 S SL 86 1-3 ③ K		I IN 74 I IN 76 I IN 79 I IN 79 4-0 2 E IBB	B FF 91 X FC 86 1-0 ③ G3	4	1	0	0	1	2	4
2 J.J. Hardy, R (1, 6) OBP: 0.322, SLG: 0.375		B FF 88 X SL 79 1-0 ① G6-3		B SI 89 C SI 89 B FS 84 F FF 89 B FS 87 X SL 84 3-2 ② F7			B FC 88 B FF 90 C FF 90 S FC 87 X FC 89 2-2 13 2B 6 G6-3 1B	C SL 86 B CH 87 X SL 86 1-1 E4 13 1B 1-H 2-H 3-H 2B		4	2	2	3	0	0	0
13 Manny Machado, R (1, 5) OBP: 0.279, SLG: 0.332		C FS 87 B SI 88 B FF 89 S SL 79 F FF 92 B SL 83 F FS 85 X SL 84 3-2 ② F7		X CU 74 0-0 ③ G3-1			1 SAFE X SI 89 0-0 6 G6-3 36 SF8 1-3 2B	B CH 87 B CH 87 S SI 94 S SI 94 X CU 81 2-2 6 G5-4-3 3-H 1B		4	1	2	1	0	0	0
6 Jonathan Schoop, R (1, 4) OBP: 0.270, SLG: 0.347		S FF 89 B SL 81 F SL 81 F FF 92 B FS 86 X SL 83 2-2 HR			B FF 90 B SL 80 X SI 88 2-0 ① L7		C CU 78 D SI 88 X FS 87 1-1 ① G6-3 2-3 3-H	F FF 95 S CH 87 X SI 94 0-2 ②③ G5-4-3 1-2f		4	1	1	2	0	0	2
36 Caleb Joseph, R (1, 2) OBP: 0.235, SLG: 0.225		B FF 90 F FF 89 F SI 88 B SL 84 B FS 87 S FS 86 3-3 ③ K			F SI 89 X SI 88 0-1 ② F7		L SL 86 B FC 89 X SI 93 1-1 ② SF8 3-H		C FF 90 F FC 87 B CH 80 B FC 86 B FF 91 X FF 91 3-2 HR	3	1	1	2	0	1	0

Inning Stats	1	2	3	4	5	6	7	8	9
	R: 0 E: 0 K: 2 S: 15	R: 1 E: 0 K: 1 S: 13	R: 0 E: 0 K: 1 S: 12	R: 0 E: 0 K: 0 S: 6	R: 0 E: 0 K: 1 S: 8	R: 0 E: 0 K: 1 S: 5	R: 2 E: 0 K: 0 S: 9	R: 4 E: 2 K: 0 S: 15	R: 1 E: 0 K: 1 S: 14
	H: 2 LOB: 2 BB: 0 P: 23	H: 1 LOB: 0 BB: 0 P: 22	H: 1 LOB: 1 BB: 0 P: 15	H: 0 LOB: 0 BB: 0 P: 11	H: 0 LOB: 1 BB: 1 P: 14	H: 0 LOB: 0 BB: 0 P: 8	H: 2 LOB: 0 BB: 0 P: 13	H: 4 LOB: 0 BB: 1 P: 24	H: 2 LOB: 2 BB: 1 P: 25

1B: 8 SF: 1
2B: 2 SAC: 0
3B: 0 DP: 1
HR: 2 HBP: 0

WP: 0 PA: 41
PB: 0
SB: 0
CS: 0

PITCHER	IP	WLS	BF	H	R	ER	SO	BB	IBB	HBP	BLK	WP	HR	S	P	ERA	WHIP
19 Masahiro Tanaka, R (1, 1) ERA: 2.11	7.0	L	28	6	3	3	6	1	0	0	0	0	1	68	106	3.86	1.000
43 Adam Warren, R (8, 1) ERA: 2.88	1.0		7	4	4	4	0	0	1	0	0	0	0	15	24	36.00	4.000
55 David Huff, L (9, 1) ERA: 5.76	1.0		6	2	1	1	1	1	0	0	0	0	1	14	25	9.00	3.000

PITCHER	IP	WLS	BF	H	R	ER	SO	BB	IBB	HBP	BLK	WP	HR	S	P	ERA	WHIP

TOP

Baltimore Orioles @ New York Yankees

Yankee Stadium, Bronx, NY

Sun Jun 22 2014, 2:11 PM - 5:14 PM EDT

Att. 47,493 - Sunny - 78 F

livebaseballscorecards.com

AB	37
R	8
H	12
RBI	8
BB	3
SO	7
LOB	18

Baltimore Orioles @ New York Yankees

Yankee Stadium, Bronx, NY

Sun Jun 22 2014, 2:11 PM - 5:14 PM EDT

Att. 47,493 - Sunny - 78 F

livebaseballscorecards.com

BOTTOM

Batter	1	2	3	4	5	6	7	8	9	AB	R	H	RBI	BB	SO	LOB
11 Brett Gardner, L (1, 7) OBP: 0.356, SLG: 0.411	B FF 91 B FF 92 B FC 91 C FF 90 X FC 92 3-1 ① 2B		B FF 92 C FF 91 B KC 75 B FF 92 C FF 90 F FF 93 B FF 92 4-2 2 G6-4-3 1-2 BB		1 SAFE B CH 82 F FF 92 C FF 92 B FF 93 F FF 92 F FF 93 S CH 85 2-3 ② K		B CH 82 C FF 92 S CH 84 X FF 93 1-2 ③ FC4-6 1-2f			3	0	1	0	1	1	3
2 Derek Jeter, R (1, 6) OBP: 0.320, SLG: 0.317	C FF 92 B FF 90 B KC 75 B FF 92 F FF 91 X FF 94 3-2 ② G4-3		C FC 92 F FF 91 B FF 92 F FF 94 F KC 76 X FF 92 1-2 ②③ G6-4-3 1-2f		B CH 82 D FF 91 X FF 91 2-0 ③ G5-3			B SI 90 X SI 89 1-0 ① G6-3		4	0	0	0	0	0	3
22 Jacoby Ellsbury, L (1, 8) OBP: 0.350, SLG: 0.396	B FF 94 S CH 85 T FF 93 F FF 93 F KC 78 B KC 78 B FF 96 B FF 95 4-2 BB			S CH 82 C FF 92 B KC 78 X FF 92 1-2 25 G4-3 2B		F FF 90 C FC 90 B CH 82 X CH 81 1-2 ① L8		B SI 90 C SI 91 B SI 91 X SL 83 2-1 ② G4-3		3	0	1	0	1	0	0
25 Mark Teixeira, S (1, 3) OBP: 0.363, SLG: 0.465 17 Brendan Ryan, R (8, PR) OBP: 0.343, SLG: 0.303 (9, 4)	B FF 94 C FF 94 F CH 85 X FC 94 1-2 ③ F9			B FF 93 B CH 83 X FC 92 2-0 ① G4-3 2-3		B CH 82 B FF 92 X FF 91 2-0 ② F8		B SI 91 C SI 90 S CH 84 H SL 85 2-2 HBP		3 0	0 0	0 0	0 0	0 0	0 0	2 0
34 Brian McCann, L (1, 2) OBP: 0.285, SLG: 0.360		B CH 83 B FF 92 X FF 91 2-0 ① F8		X FF 92 0-0 ② P5		C FF 93 F CH 83 X FF 92 0-2 ③ P6		F SI 90 X SL 85 0-1 ③ G6-3		4	0	0	0	0	0	2
36 Carlos Beltrán, S (1, 10) OBP: 0.279, SLG: 0.412		C FF 91 B FF 93 X FF 93 1-1 ② G4-3		B KC 75 B KC 76 F FF 92 B KC 76 B FF 95 4-1 BB			C FF 91 S KC 74 B KC 78 X KC 76 1-2 ① F8		B SI 89 C SI 89 B SI 89 F SI 90 B SI 91 F SI 90 F SI 89 F SI 91 F SI 91 3-2 ① F SI 91 X SI 91 L7	3	0	0	0	1	0	0
33 Kelly Johnson, L (1, 5) OBP: 0.294, SLG: 0.389 (9, 3) 12 Alfonso Soriano, R (9, PH) OBP: 0.256, SLG: 0.391		C FF 93 T FF 91 F FF 93 S FF 91 0-3 ③ K		B FF 93 C FF 93 X CH 85 1-1 ③ L1			B FF 93 B FF 90 B FF 91 B FF 92 4-0 31 E BB		C SI 91 X CH 85 0-1 ② G6-3	2 1	0 0	0 0	0 0	1 0	1 0	2 0
26 Yangervis Solarte, S (1, 4) OBP: 0.345, SLG: 0.404 (9, 5)			C FF 91 B KC 73 X KC 74 1-1 ① G4-3		X FC 90 0-0 ① L1-4-3		C CH 83 F FF 92 X FF 89 0-2 ② F8		C SI 91 F SI 90 B SL 84 S SL 84 1-3 ③ K	4	0	0	0	0	1	1
31 Ichiro Suzuki, L (1, 9) OBP: 0.366, SLG: 0.343			F FF 92 B CH 84 B CH 83 B FF 92 X FF 93 3-1 11 BB 1B		C FF 93 F FC 91 B KC 76 B KC 74 X FF 92 2-2 1B		F FF 94 B KC 75 X FF 90 1-1 E3 11 FC4-6 1-3			3	0	2	0	0	0	1

Inning Stats																															
	R: 0	H: 1	E: 0	LOB: 1	K: 0	BB: 1	S: 12	P: 23	R: 0	H: 0	E: 0	LOB: 0	K: 1	BB: 0	S: 7	P: 10	R: 0	H: 1	E: 0	LOB: 1	K: 0	BB: 1	S: 12	P: 21	R: 0	H: 1	E: 0	LOB: 2	K: 0	BB: 1	S: 8	P: 16
	R: 0	H: 1	E: 0	LOB: 1	K: 1	BB: 0	S: 10	P: 16	R: 0	H: 0	E: 0	LOB: 0	K: 0	BB: 0	S: 7	P: 10	R: 0	H: 0	E: 1	LOB: 2	K: 0	BB: 1	S: 11	P: 18	R: 0	H: 0	E: 0	LOB: 1	K: 0	BB: 0	S: 7	P: 12
	R: 0	H: 0	E: 0	LOB: 0	K: 1	BB: 0	S: 13	P: 17																							

	1B: 2	SF: 0	WP: 0	PA: 35
	2B: 2	SAC: 0	PB: 0	
	3B: 0	DP: 1	SB: 0	
	HR: 0	HBP: 1	CS: 0	

	AB	30
	R	0
	H	4
	RBI	0
	BB	4
	SO	3
	LOB	14

PITCHER		IP	WLS	BF	H	R	ER	SO	BB	IBB	HBP	BLK	WP	HR	S	P	ERA	WHIP
30 Chris Tillman, R ERA: 4.45	(1, 1)	7.0	W	28	4	0	0	2	4	0	0	0	0	0	67	114	0.00	1.143
66 T.J. McFarland, L ERA: 3.04	(8, 1)	2.0		7	0	0	0	1	0	0	1	0	0	0	20	29	0.00	0.000

PITCHER	IP	WLS	BF	H	R	ER	SO	BB	IBB	HBP	BLK	WP	HR	S	P	ERA	WHIP

Batter	1	2	3	4	5	6	7	8	9	AB	R	H	RBI	BB	SO	LOB
11 Brett Gardner, L (1, 7) OBP: 0.356, SLG: 0.408 29 Francisco Cervelli, R (8, 2) OBP: 0.286, SLG: 0.263	B FF 94 C FF 95 F FF 94 F FF 95 B FF 95 F FF 96 B SV 85 X FF 94 3-2 ① F9		C FF 94 B FC 90 C FF 94 C FF 94 1-3 ③ K			B FF 95 B FC 90 B FF 93 B FF 93 4-0 36 G4-6-3 BB			S SI 92 B SI 93 B SI 91 B SI 92 B SI 89 4-1 36 1B 26 1B BB	2	0	0	0	1	1	1
36 Carlos Beltrán, S (1, 10) OBP: 0.278, SLG: 0.409	F FF 96 C FF 96 B FF 95 S SL 88 1-3 ② K			C SV 79 C FF 93 B FF 94 X FF 93 1-2 ① L4		D CH 85 F FC 92 B FC 91 B FF 94 S FC 91 X FC 92 3-2 ②③ G4-6-3 1-2f			X SI 92 0-0 26 1B 33 2B 1-2 1B	4	1	1	0	0	1	1
22 Jacoby Ellsbury, L (1, 8) OBP: 0.347, SLG: 0.392 12 Alfonso Soriano, R (8, 9) OBP: 0.255, SLG: 0.389	B FF 95 C FF 94 B FF 95 X CH 86 2-1 ③ L8			B FF 94 F FC 89 X FF 94 1-1 ② L7			B FC 92 F FC 91 F FC 90 B SV 83 S SV 84 2-3 ① K		B SI 94 S SI 92 F SI 92 X SL 86 1-2 ① F7	3	0	0	0	0	1	0
25 Mark Teixeira, S (1, 3) OBP: 0.363, SLG: 0.479 26 Yangervis Solarte, S (8, 5) OBP: 0.347, SLG: 0.406		C FF 94 F FF 94 B FF 95 B SV 83 S SL 87 2-3 ① K		S CH 86 F FF 94 F SL 87 X SL 85 0-2 HR			C FC 91 S CH 85 B CH 86 X FF 94 1-2 ② G3		X SI 92 0-0 33 2B 1-2 2-H 1B	3	1	1	1	0	1	0
34 Brian McCann, L (1, 2) OBP: 0.280, SLG: 0.354 (8, 3)		B FF 94 C CH 86 B FF 94 F FC 91 B FF 94 X SL 87 3-2 ② G3		F FF 94 B FF 94 S FC 90 B FF 93 S FF 93 2-3 ③ K			C FF 93 S FF 94 X FF 94 0-2 ③ F8		X SI 93 0-0 ② F7	4	0	0	0	0	1	2
33 Kelly Johnson, L (1, 5) OBP: 0.293, SLG: 0.392 (8, 7)		C FF 94 S FC 91 X SL 88 0-2 ③ F7			B FF 92 C FC 88 B FC 89 F FF 92 X FC 89 2-2 ① G3			B FC 90 X FF 92 1-0 ① L6	B SI 92 B SI 92 F SI 92 X SI 93 2-1 1-3 2-H 2B	4	0	1	1	0	0	0
14 Brian Roberts, S (1, 4) OBP: 0.321, SLG: 0.338			C FF 93 B FF 93 F CH 84 F FF 94 S SL 86 1-3 ① K		F FF 94 B SV 80 F FC 91 S FF 94 1-3 ② K			X FF 93 0-0 ② F9	X SI 91 0-0 ③ L8	4	0	0	0	0	2	2
31 Ichiro Suzuki, L (1, 9) OBP: 0.365, SLG: 0.343 (8, 8)			C FF 92 S FC 90 B FF 92 F SL 87 B FF 93 X SL 85 2-2 ② G6-3		B FF 93 B FF 92 X FF 94 2-0 ③ F7			C FF 94 C FC 91 B FC 90 B FF 92 B SL 88 X FF 93 3-2 1B		3	0	1	0	0	0	0
17 Brendan Ryan, R (1, 6) OBP: 0.342, SLG: 0.306			B FF 94 B FF 92 F FF 93 X FF 93 2-1 1B			X FF 92 0-0 ① F9		B FC 91 S FF 94 C SL 87 F SV 83 X SL 86 1-2 ③ F7		3	0	1	0	0	0	1
Inning Stats	R: 0 H: 0 E: 0 LOB: 0 K: 1 BB: 0 S: 10 P: 16	R: 0 H: 0 E: 0 LOB: 0 K: 1 BB: 0 S: 9 P: 14	R: 0 H: 1 E: 0 LOB: 1 K: 2 BB: 0 S: 13 P: 19	R: 1 H: 1 E: 0 LOB: 0 K: 1 BB: 0 S: 12 P: 16	R: 0 H: 0 E: 0 LOB: 0 K: 1 BB: 0 S: 7 P: 12	R: 0 H: 0 E: 0 LOB: 0 K: 0 BB: 1 S: 4 P: 11	R: 0 H: 0 E: 0 LOB: 0 K: 1 BB: 0 S: 9 P: 12	R: 0 H: 1 E: 0 LOB: 1 K: 0 BB: 0 S: 9 P: 14	R: 2 H: 3 E: 0 LOB: 2 K: 0 BB: 1 S: 10 P: 17	1B: 4 SF: 0 2B: 1 SAC: 0 3B: 0 DP: 1 HR: 1 HBP: 0						

PITCHER		IP	WLS	BF	H	R	ER	SO	BB	IBB	HBP	BLK	WP	HR	S	P	ERA	WHIP
6 Marcus Stroman, R ERA: 4.25	(1, 1)	8.0	W	27	3	1	1	7	1	0	0	0	0	1	73	114	1.12	0.500
64 Chad Jenkins, R ERA: 5.02	(9, 1)	0.2		6	3	2	2	0	1	0	0	0	0	0	9	16	27.00	6.000
62 Aaron Loup, L ERA: 3.53	(9, 1)	0.1		1	0	0	0	0	0	0	0	0	0	0	1	1	0.00	0.000

PITCHER	IP	WLS	BF	H	R	ER	SO	BB	IBB	HBP	BLK	WP	HR	S	P	ERA	WHIP

TOP

New York Yankees @ Toronto Blue Jays

Rogers Centre, Toronto, ON

Mon Jun 23 2014, 7:10 PM - 9:53 PM EDT

Att. 31,554 - Roof Closed - 68 F

livebaseballscorecards.com

AB	32
R	3
H	6
RBI	3
BB	2
SO	7
LOB	9

BOTTOM

New York Yankees @ Toronto Blue Jays

Rogers Centre, Toronto, ON

Mon Jun 23 2014, 7:10 PM - 9:53 PM EDT

Att. 31,554 - Roof Closed - 68 F

livebaseballscorecards.com

Batter	1	2	3	4	5	6	7	8	9	AB	R	H	RBI	BB	SO	LOB
7 José Reyes, S (1, 6) OBP: 0.312, SLG: 0.378	C FF 89 B FF 90 B SL 85 F SI 91 S CH 85 2-3 K ①	S CH 86 B SL 88 X CH 86 1-1 FC4-6 53 1B 26 HR ① 1-2f 2-3 3-H	1 SAFE C SL 86 B CH 83 B FF 90 S CH 84 C SL 85 2-3 K ② 1-2		B FC 89 F FC 87 B FC 86 F FF 91 F FC 88 F FC 87 B CH 83 B FF 93 4-2 53 G5-4-3 BB		F FF 92 F FC 88 F FC 89 X CH 84 0-2 G5-3 ③			4	1	0	1	1	2	4
53 Melky Cabrera, S (1, 7) OBP: 0.348, SLG: 0.478 11 Kevin Pillar, R (9, 7) OBP: 0.237, SLG: 0.324	X SI 91 0-0 26 1B 2B	S CH 85 1 SAFE B CH 84 B SL 86 S CH 85 B SL 86 X FF 92 3-2 26 HR 1B 1-3 3-H	C SL 84 B SL 87 S CH 83 X CH 82 1-2 P5 ③		X FC 87 0-0 G5-4-3 ② ③ 1-2f			F SL 77 C FF 91 F FF 92 S SL 83 0-3 K ①		5 0	2 0	2 0	1 0	0 0	1 0	2 0
26 Adam Lind, L (1, 10) OBP: 0.420, SLG: 0.531	B FF 91 X SI 91 1-0 28 G3 10 1B 2-H 1B	F FF 92 X SL 86 0-1 1-H 3-H HR		B SI 89 B SI 90 B FF 91 B FF 90 4-0 28 F8 10 BB 30 1B BB		B CU 77 C FC 87 S FC 88 B FF 93 F FC 88 F FF 93 X FC 88 2-2 G1-3 ①		B FF 92 S FF 91 F SL 81 S SL 84 1-3 K ②		4	2	2	4	1	1	0
10 Edwin Encarnación, R (1, 3) OBP: 0.356, SLG: 0.597	B SL 86 F SL 87 B SI 91 D SL 88 X SL 86 3-1 28 G3 1B 1-2	C FF 91 F FF 89 B FF 92 B CH 84 X SL 86 2-2 28 G3 28 WP 30 2B 1B		B FF 90 C SL 85 B FF 90 B FF 91 B FF 90 4-1 66 WP 30 1B BB 1-2		B FF 91 C FF 92 B CH 83 B FC 89 S FC 88 C FF 93 3-3 K ②		B FF 93 C FF 92 B SL 82 S SL 82 F SL 84 X SL 85 2-2 1B		4	1	3	0	1	1	0
28 Colby Rasmus, L (1, 8) OBP: 0.284, SLG: 0.497	C CH 83 X SL 86 0-1 G3 ② 1-2 2-3	D CH 85 B CH 85 X SI 91 2-0 G3 ② 1-3		C CH 82 X SL 85 0-1 F8 ① 2-3		C FC 88 C FF 92 F FC 88 B FC 88 B CH 84 B FC 88 F FF 93 B FC 86 4-2 BB		F SL 82 B FF 93 C FF 93 B FF 94 B FF 93 S SL 84 3-3 K ③		4	0	0	0	1	1	6
30 Dioner Navarro, S (1, 2) OBP: 0.310, SLG: 0.348	C SL 85 B SI 92 B CH 85 X FF 92 2-1 L3 ③	X FF 89 0-0 3-H 2B		F SL 85 B CH 83 C SI 89 F SL 86 X SL 86 1-2 66 WP 1-2 3-H 1B		C FC 88 X FC 88 0-1 F7 ③				4	0	2	2	0	0	3
47 Juan Francisco, L (1, 5) OBP: 0.319, SLG: 0.537 18 Steve Tolleson, R (7, 5) OBP: 0.302, SLG: 0.410	S SL 84 B SL 87 S CH 83 X CH 82 2-1 8 1B 66 1B 7 FC4-6 1B			B FF 92 F FF 91 F FC 88 S FC 89 1-3 K ②			B FC 86 X FF 90 1-0 G6-3 ①			3 1	1 0	1 0	0 0	0 0	1 0	3 0
66 Munenori Kawasaki, L (1, 4) OBP: 0.263, SLG: 0.286		B SI 92 X SI 91 1-0 7 FC4-6 8 1B 53 1B 1B 1-2	C SI 91 B FF 91 C CH 84 X SL 86 1-2 G3-1 ①	F FF 92 F FF 92 B FC 88 B CH 84 X FF 90 2-2 G1-3 ③ 1-2 2-3			B FF 91 S FC 87 B FC 87 B FF 91 C FF 92 X FF 92 3-2 G6-3 ②			4	1	1	0	0	0	2
8 Anthony Gose, L (1, 9) OBP: 0.362, SLG: 0.303		F FF 92 B CH 86 S CH 85 X SI 92 1-2 7 FC4-6 1B 1-2 2-3	F SI 91 C SL 86 B CH 85 F CH 83 B FF 92 B CH 85 B SI 92 4-2 7 S BB		F FF 90 C FC 88 B FC 87 B FF 91 C FF 93 2-3 K ①		S FC 86 B FC 86 X FF 93 1-1 1B			3	0	2	0	1	1	0
Inning Stats	R: 1 E: 0 K: 1 S: 11 H: 3 LOB: 2 BB: 0 P: 19	R: 6 E: 0 K: 0 S: 20 H: 7 LOB: 1 BB: 0 P: 32	R: 0 E: 0 K: 1 S: 12 H: 0 LOB: 1 BB: 1 P: 20	R: 1 E: 0 K: 1 S: 13 H: 1 LOB: 2 BB: 2 P: 25	R: 0 E: 0 K: 1 S: 8 H: 0 LOB: 0 BB: 1 P: 14	R: 0 E: 0 K: 1 S: 14 H: 0 LOB: 1 BB: 1 P: 23	R: 0 E: 0 K: 0 S: 10 H: 1 LOB: 1 BB: 1 P: 15	R: 0 E: 0 K: 3 S: 14 H: 1 LOB: 1 BB: 0 P: 20		1B: 10 2B: 2 3B: 0 HR: 1 SF: 0 SAC: 0 DP: 1 HBP: 0		WP: 2 PB: 0 SB: 1 CS: 0 PA: 41			

	AB	36
	R	8
	H	13
	RBI	8
	BB	5
	SO	8
	LOB	20

PITCHER		IP	WLS	BF	H	R	ER	SO	BB	IBB	HBP	BLK	WP	HR	S	P	ERA	WHIP
39 Chase Whitley, R ERA: 4.07	(1, 1)	3.1	L	24	11	8	8	2	3	0	0	0	1	1	50	87	21.60	4.200
55 David Huff, L ERA: 5.02	(4, 1)	3.2		13	1	0	0	3	2	0	0	0	1	0	38	61	0.00	0.818
27 Shawn Kelley, R ERA: 4.05	(8, 1)	1.0		4	1	0	0	3	0	0	0	0	0	0	14	20	0.00	1.000

PITCHER	IP	WLS	BF	H	R	ER	SO	BB	IBB	HBP	BLK	WP	HR	S	P	ERA	WHIP

Batter	1	2	3	4	5	6	7	8	9	AB	R	H	RBI	BB	SO	LOB
11 Brett Gardner, L (1, 7) OBP: 0.357, SLG: 0.411	C FF 83 C FC 80 B FF 84 F FF 85 B FF 84 F FF 85 S CH 77 2-3 K		C FF 82 C CH 76 F FF 84 X FF 83 0-2 G4-3		S FF 83 X SI 83 0-1 G3		B FC 78 C FF 83 B SI 83 C FF 83 X FF 83 2-2 22 1B 2B		C FF 89 S CU 73 B FF 88 X SI 91 1-2 22 G6-3 2 G1-3 1B	5	1	2	0	0	1	1
2 Derek Jeter, R (1, 6) OBP: 0.322, SLG: 0.327	B FF 84 F FF 83 X FC 80 1-1 E6 22 1B		X CH 77 0-0 G5-3			B FC 76 F FC 78 X FC 78 1-1 HR	B SI 96 B SL 86 B FF 95 C FF 95 B FF 93 4-1 22 E 22 1B 25 E BB		B FF 89 X FF 88 1-0 G1-3 1-2	4	2	1	1	1	0	1
22 Jacoby Ellsbury, L (1, 8) OBP: 0.348, SLG: 0.392	X FF 82 0-0 25 G4-6-3 1-2 1B		C CH 80 F SI 84 B FF 85 S CH 74 1-3 K			C FF 82 B SI 82 B CH 80 F CH 76 X FC 77 2-2 F8	B SI 93 C FF 96 X FF 94 1-1 E7 25 E 1-3 2-H 1B		B FF 90 T CH 82 F FC 88 X FF 91 1-2 G6-3 2-3	5	1	2	1	0	1	1
25 Mark Teixeira, S (1, 3) OBP: 0.355, SLG: 0.467	B SI 83 F FC 81 C FC 81 X CH 76 1-2 G4-6-3 1-2f			B CU 68 C CH 79 B FC 79 B CH 78 C SI 84 X SI 84 3-2 G6-3		S SI 81 B CH 75 S CH 75 B FF 82 X FF 81 2-2 G6-3	B CH 88 C CH 88 X SI 97 1-1 E6 12 1B 2-H 3-H		C FF 89 S CU 73 S CU 73 0-3 K	5	0	0	0	0	1	3
12 Alfonso Soriano, R (1, 9) OBP: 0.254, SLG: 0.387		C FF 82 X FC 79 0-1 F7		C CH 77 X CH 76 0-1 F8		F CU 68 X CH 74 0-1 F8	D FF 94 D SL 89 D FF 96 C FF 94 S SL 88 F SL 86 F SI 94 X SL 88 3-2 1-2 1B			4	0	1	0	0	0	0
36 Carlos Beltrán, S (1, 10) OBP: 0.273, SLG: 0.400		F FF 83 X CU 70 0-1 F7		B FC 81 C FF 81 X CH 78 1-1 L4			K			4	0	0	0	0	1	2
34 Brian McCann, L (1, 2) OBP: 0.284, SLG: 0.360		C FC 79 X FF 84 0-1 14 2B 1B			B FF 81 F SI 82 F SI 80 X CH 76 1-2 G3		G1-3 X CH 76 0-0 14 HR 2B	B SL 77 X SI 91 1-0 L8		4	1	2	0	0	0	0
14 Brian Roberts, S (1, 4) OBP: 0.324, SLG: 0.359		C SI 83 X FC 80 0-1 1-3 2B			F CH 75 B CH 76 X FC 80 1-1 P3		B CH 82 B FC 79 F CH 80 C CH 78 X SI 83 2-2 2-H HR	C SI 92 C SI 92 X SL 79 0-2 G6-3		4	1	2	2	0	0	0
26 Yangervis Solarte, S (1, 5) OBP: 0.346, SLG: 0.403		B FF 82 F FC 81 X CH 78 1-1 G6-3			B CH 76 C FF 84 B FC 80 X FC 80 2-1 1B		B FC 79 B SI 83 X FF 83 2-0 F8	B SI 93 B SI 92 C SI 93 B CH 82 C SI 93 X SI 93 3-2 G5-3		4	0	1	0	0	0	2
Inning Stats	R: 0 E: 1 K: 1 S: 11 H: 1 LOB: 1 BB: 0 P: 15	R: 0 E: 0 K: 0 S: 10 H: 2 LOB: 2 BB: 0 P: 11	R: 0 E: 0 K: 1 S: 8 H: 0 LOB: 0 BB: 0 P: 9	R: 0 E: 0 K: 0 S: 7 H: 0 LOB: 0 BB: 0 P: 11	R: 0 E: 0 K: 0 S: 9 H: 1 LOB: 1 BB: 0 P: 13	R: 1 E: 0 K: 0 S: 10 H: 1 LOB: 0 BB: 0 P: 15	R: 5 E: 2 K: 1 S: 23 H: 5 LOB: 2 BB: 1 P: 43	R: 0 E: 0 K: 0 S: 7 H: 0 LOB: 0 BB: 0 P: 11	R: 0 E: 0 K: 1 S: 10 H: 1 LOB: 1 BB: 0 P: 13	1B: 6 2B: 3 3B: 0 HR: 2 SF: 0 SAC: 0 DP: 1 HBP: 0						

PITCHER		IP	WLS	BF	H	R	ER	SO	BB	IBB	HBP	BLK	WP	HR	S	P	ERA	WHIP
56 Mark Buehrle, L ERA: 2.52	(1, 1)	6.2		28	8	4	4	3	0	0	0	0	0	2	66	94	5.40	1.200
29 Dustin McGowan, R ERA: 3.88	(7, 1)	0.0	B	4	2	2	0	0	1	0	0	0	0	0	10	19	∞	∞
62 Aaron Loup, L ERA: 3.41	(7, 1)	1.1		4	0	0	0	0	0	0	0	0	0	0	9	15	0.00	0.000
44 Casey Janssen, R ERA: 1.13	(9, 1)	1.0	W	4	1	0	0	1	0	0	0	0	0	0	10	13	0.00	1.000

PITCHER	IP	WLS	BF	H	R	ER	SO	BB	IBB	HBP	BLK	WP	HR	S	P	ERA	WHIP

TOP

New York Yankees @ Toronto Blue Jays

Rogers Centre, Toronto, ON

Tue Jun 24 2014, 7:09 PM - 10:14 PM EDT

Att. 34,206 - Roof Closed - 68 F

livebaseballscorecards.com

AB	39
R	6
H	11
RBI	4
BB	1
SO	4
LOB	10

WP: 0 PA: 40
PB: 0
SB: 0
CS: 0

BOTTOM

New York Yankees @ Toronto Blue Jays

Rogers Centre, Toronto, ON

Tue Jun 24 2014, 7:09 PM - 10:14 PM EDT

Att. 34,206 - Roof Closed - 68 F

livebaseballscorecards.com

Batter	1	2	3	4	5	6	7	8	9	AB	R	H	RBI	BB	SO	LOB
7 José Reyes, S (1, 6) OBP: 0.313, SLG: 0.383	C FF 88 B SI 88 B SL 86 F FF 89 C SI 90 2-3 ① K		1 SAFE B SL 87 F CH 82 1 SAFE F SI 91 F KC 80 X CH 84 1-2 ① FC5-4 53 G3-6-3 1-2f		1 SAFE D CH 83 1 SAFE B SL 89 X SI 90 2-0 10 1B 28 1B 1-2 1B		C FF 96 B KC 82 F FF 98 F KC 83 B FF 98 B SV 86 X FF 98 3-2 ① G3-1		B CH 88 X CH 86 1-0 53 SH 2B	5	2	2	0	0	1	1
53 Melky Cabrera, S (1, 7) OBP: 0.344, SLG: 0.472	B FF 89 X KC 78 1-0 ② G3-1		X KC 80 0-0 ②③ G3-6-3 1-2f		C SL 88 C FF 92 B SI 92 S SL 88 1-3 ① K		B FF 96 B FF 97 X FF 95 2-0 ② F9		X SI 94 0-0 SH 2-H	4	0	0	0	0	1	3
26 Adam Lind, L (1, 10) OBP: 0.422, SLG: 0.527	B SI 90 F FF 90 B SI 90 B SL 87 B SI 90 4-1 BB			C FF 89 B FF 89 B SL 87 F CH 83 X SI 92 2-2 10 1B 30 HR 1B	S CH 84 B SL 88 B FF 92 X CH 84 2-1 ② F8		B FF 97 B FF 97 C FF 98 C FF 97 F KC 84 F KC 84 F SV 86 X SV 85 2-2 ③ G4-3			3	1	1	0	1	0	2
10 Edwin Encarnación, R (1, 3) OBP: 0.361, SLG: 0.598	B SL 88 C SL 87 F SI 91 C FF 92 1-3 ③ K			B SI 90 B SI 90 C SL 88 F FF 92 X FC 90 2-2 30 HR 1-2 1B	B FF 92 B FF 92 F FF 92 X SL 89 2-1 28 1B 28 1B 1-2 2-3 1B			F FF 98 B FF 98 F KC 83 B SV 84 B KC 83 B FF 98 4-2 30 1B 8 FC4-2 BB		3	2	2	0	1	1	1
28 Colby Rasmus, L (1, 8) OBP: 0.283, SLG: 0.491		C SI 90 F KC 79 C SI 90 0-3 ① K		S KC 82 C SL 89 F KC 81 S FF 92 0-3 ① K	X KC 82 0-0 1-H 2-H 3-H 1B			B KC 81 D FF 98 C FF 98 F FF 96 S KC 84 2-3 ① K		4	0	1	2	0	3	3
30 Dioner Navarro, S (1, 2) OBP: 0.317, SLG: 0.369		C FF 90 F SI 89 B SI 92 B SL 88 X SL 89 2-2 1B		C FF 92 S SI 93 B SI 92 F FF 93 X KC 80 1-2 1-H 2-H HR	C CH 83 X FF 90 0-1 ③ G4-3			F FF 96 X FF 98 0-1 8 FC4-2 18 BB 1-3 1B		4	1	3	3	0	0	1
47 Juan Francisco, L (1, 5) OBP: 0.315, SLG: 0.530 18 Steve Tolleson, R (6, PH) OBP: 0.307, SLG: 0.405 (7, 5)		C SI 90 B SL 86 F KC 80 B SI 92 D KC 81 F KC 80 S FF 93 3-3 ② K		C SL 87 S FF 91 F SL 88 B KC 80 S FF 91 1-3 ② K		B FF 95 F FF 96 B FC 89 F FF 95 B FF 96 X SI 96 3-2 ① F8		B KC 84 C KC 82 B KC 84 B KC 84 F FF 97 B KC 84 4-2 8 FC4-2 1-2 BB		2 1	0 0	0 0	0 0	0 1	2 0	1 0
11 Kevin Pillar, R (1, 9) OBP: 0.220, SLG: 0.300 8 Anthony Gose, L (8, PH) OBP: 0.358, SLG: 0.300 (9, 9)		B FF 91 B SL 88 F FF 91 F FF 92 X SI 92 2-2 ③ L9		X SL 86 0-0 ③ P4		C SL 85 B SI 95 F FC 89 F FC 89 F FF 96 S FC 89 1-3 ② K		C SV 84 S SV 83 F FF 97 D KC 84 X KC 84 1-2 ② FC4-2 1-2 2-3 3-Hf		3 1	0 0	0 0	0 0	1 0	1 3	1 0
66 Munenori Kawasaki, L (1, 4) OBP: 0.286, SLG: 0.289			C FF 89 H SL 85 1-1 7 FC5-4 HBP		B SL 86 C FF 89 C SI 89 F SI 89 B SI 91 F CH 83 X SI 90 2-2 10 1B 7 1B 28 1B 1B		B FF 96 C FF 95 B FF 96 X SI 96 2-1 ③ G6-3		F FF 97 C KC 83 S KC 84 0-3 ③ K	3	1	1	0	0	1	3
Inning Stats	R: 0 E: 0 K: 2 S: 8 H: 0 LOB: 1 BB: 1 P: 16	R: 0 E: 0 K: 2 S: 13 H: 1 LOB: 1 BB: 0 P: 20	R: 0 E: 0 K: 0 S: 6 H: 0 LOB: 0 BB: 0 P: 8	R: 3 E: 0 K: 2 S: 19 H: 3 LOB: 0 BB: 0 P: 25	R: 3 E: 0 K: 1 S: 16 H: 4 LOB: 1 BB: 0 P: 25	R: 0 E: 0 K: 1 S: 10 H: 0 LOB: 0 BB: 0 P: 16	R: 0 E: 0 K: 0 S: 11 H: 0 LOB: 0 BB: 0 P: 18	R: 0 E: 0 K: 2 S: 16 H: 1 LOB: 3 BB: 2 P: 27	R: 1 E: 1 K: 0 S: 2 H: 1 LOB: 1 BB: 0 P: 3	1B: 8 2B: 1 3B: 0 HR: 1 SF: 0 SAC: 1 DP: 1 HBP: 1						

	AB	33
	R	7
	H	10
	RBI	5
	BB	3
	SO	10
	LOB	19

WP: 0 PB: 0 SB: 0 CS: 0 PA: 38

PITCHER		IP	WLS	BF	H	R	ER	SO	BB	IBB	HBP	BLK	WP	HR	S	P	ERA	WHIP
41 David Phelps, R ERA: 4.35	(1, 1)	5.0		24	8	6	6	7	1	0	1	0	0	1	62	94	10.80	1.800
48 Matt Thornton, L ERA: 2.93	(6, 1)	1.0		3	0	0	0	1	0	0	0	0	0	0	10	16	0.00	0.000
68 Dellin Betances, R ERA: 1.43	(7, 1)	2.0		9	1	0	0	2	2	0	0	0	0	0	27	45	0.00	1.500
43 Adam Warren, R ERA: 2.88	(9, 1)	0.0	L	2	1	1	0	0	0	0	0	0	0	0	2	3	∞	∞

PITCHER	IP	WLS	BF	H	R	ER	SO	BB	IBB	HBP	BLK	WP	HR	S	P	ERA	WHIP

Batter	1	2	3	4	5	6	7	8	9	AB	R	H	RBI	BB	SO	LOB
11 Brett Gardner, L (1, 7) OBP: 0.357, SLG: 0.413	B SI 93 C FF 92 X SI 94 1-1 2 SH1-3 2B		B FF 92 B CH 85 X FF 93 2-0 ① P4		C FF 91 C SL 86 F SI 93 F SL 84 S SL 87 0-3 ① K		B FF 92 B FF 94 C FF 93 B FF 94 C FF 94 D FF 93 4-2 22 WP 2 HBP 25 SF8 BB	C SI 92 B SI 93 C SI 91 F SI 91 B SL 81 B SI 93 C SI 91 3-3 ③ K		4	1	1	0	1	2	1
2 Derek Jeter, R (1, 6) OBP: 0.324, SLG: 0.327	X FF 92 0-0 ① SH1-3 2-3		D SL 86 S SL 85 F FF 92 D SL 85 C FF 95 2-3 ② K		F SL 85 B SL 85 F SL 86 X SL 87 1-2 25 F8 22 1B 1B		H FF 94 1-0 31 BB 22 BB 1-2 HBP		C SL 78 B SI 91 B SI 90 F SI 90 B SI 91 X SI 91 3-2 ① F8	3	0	1	0	0	1	1
22 Jacoby Ellsbury, L (1, 8) OBP: 0.355, SLG: 0.397	B FF 93 S CH 86 X CH 86 1-1 ② L6		B FF 94 X FF 92 1-0 25 HR 2-H 1B		B FF 93 1 SAFE X FF 92 1-0 25 F8 1-2 1B		D SL 86 C FF 94 B CU 77 B FF 89 B FF 94 4-1 31 BB 1-2 2-3 BB		X SL 81 0-0 25 CS 1B	4	1	3	1	1	0	1
25 Mark Teixeira, S (1, 3) OBP: 0.352, SLG: 0.477	C FF 93 B SI 93 F CH 87 B SL 85 F SL 86 F SI 93 X CH 86 2-2 ③ G3-1		1 SAFE 1 SAFE S FF 90 1 SAFE X CH 84 0-1 1-H HR		X FF 92 0-0 ② F8 1-2 2-3		B CH 82 C SL 84 X CH 83 1-1 ① SF8 3-H		1 SAFE 1 SAFE P PO 84 X SI 91 1-0 ②③ F8 1-2	4	1	1	3	0	0	4
36 Carlos Beltrán, S (1, 10) OBP: 0.277, SLG: 0.404		X FF 91 0-0 ① G6-3	C SL 84 B CH 85 B FF 94 X FF 92 2-1 2B		B CH 86 D CH 85 F SL 85 B SL 85 B SL 86 4-1 BB		F SL 84 B FF 93 B FF 95 C CH 85 S SL 85 2-3 ② K			3	0	1	0	1	1	2
31 Ichiro Suzuki, L (1, 9) OBP: 0.363, SLG: 0.336		C SI 92 S FF 93 X FF 93 0-2 ② F7	X FF 92 0-0 ③ G4-3		B FF 92 X CH 85 1-0 ③ G3-1		D SL 87 B FF 94 B CH 85 C FF 93 D FF 94 4-1 1-2 2-3 BB			3	0	0	0	1	0	4
14 Brian Roberts, S (1, 4) OBP: 0.319, SLG: 0.353		B SI 94 C SI 92 B FF 92 F FF 93 B FF 94 X FF 94 3-2 ③ L9		X SI 90 0-0 ① G3		B FF 91 F CH 85 C SL 84 B SL 85 F FF 93 F FF 94 F SL 86 S CH 86 2-3 ① K	B FF 93 X FF 94 1-0 ③ L8			4	0	0	0	0	1	3
33 Kelly Johnson, L (1, 5) OBP: 0.298, SLG: 0.391			B SI 90 B FF 90 F FF 90 B FF 91 B FF 92 4-1 29 2B BB	B SI 92 C SL 83 B SI 90 S FF 91 S FF 93 2-3 ② K		B CH 85 B CH 85 F FF 93 C FF 93 S FF 95 2-3 ② K		X SI 90 0-0 29 CS 1B		3	1	1	0	1	2	0
29 Francisco Cervelli, R (1, 2) OBP: 0.280, SLG: 0.304			B FF 91 B FF 91 F FF 90 X FF 91 2-1 1-H 22 1B 2B	C SL 86 X SL 86 0-1 ③ G5-3		C FF 95 B SL 88 B FF 94 C FF 94 S SL 88 2-3 ③ K		B SI 89 S SI 90 B SL 80 X SI 91 2-1 ①② F9 1-2		4	1	1	1	0	1	1
Inning Stats	R: 0 E: 0 K: 0 S: 10 H: 1 LOB: 1 BB: 0 P: 14	R: 0 E: 0 K: 0 S: 7 H: 0 LOB: 0 BB: 0 P: 10	R: 4 E: 0 K: 1 S: 13 H: 4 LOB: 1 BB: 1 P: 26	R: 0 E: 0 K: 1 S: 6 H: 0 LOB: 0 BB: 0 P: 8	R: 0 E: 0 K: 1 S: 12 H: 2 LOB: 3 BB: 1 P: 19	R: 0 E: 0 K: 3 S: 12 H: 0 LOB: 0 BB: 0 P: 18	R: 1 E: 0 K: 1 S: 10 H: 0 LOB: 3 BB: 3 P: 27	R: 0 E: 0 K: 1 S: 7 H: 1 LOB: 0 BB: 0 P: 12	R: 0 E: 0 K: 0 S: 6 H: 1 LOB: 0 BB: 0 P: 9	1B: 5 2B: 3 3B: 0 HR: 1 SF: 1 SAC: 1 DP: 0 HBP: 1	WP: 1 PB: 0 SB: 0 CS: 2 PA: 40					

TOP

New York Yankees @ Toronto Blue Jays

Rogers Centre, Toronto, ON

Wed Jun 25 2014, 7:10 PM - 10:11 PM EDT

Att. 34,710 - Roof Closed - 68 F

livebaseballscorecards.com

AB	32
R	5
H	9
RBI	5
BB	5
SO	8
LOB	17

PITCHER		IP	WLS	BF	H	R	ER	SO	BB	IBB	HBP	BLK	WP	HR	S	P	ERA	WHIP
36 Drew Hutchison, R ERA: 4.0	(1, 1)	6.0	L	27	7	4	4	6	2	0	0	0	0	1	60	95	6.00	1.500
59 Rob Rasmussen, L ERA: 7.2	(7, 1)	0.0		3	0	1	1	0	2	0	1	0	1	0	3	12	∞	∞
21 Sergio Santos, R ERA: 6.61	(7, 1)	1.0		4	0	0	0	1	1	0	0	0	0	0	7	15	0.00	1.000
58 Todd Redmond, R ERA: 2.98	(8, 1)	2.0		6	2	0	0	1	0	0	0	0	0	0	13	21	0.00	1.000

PITCHER	IP	WLS	BF	H	R	ER	SO	BB	IBB	HBP	BLK	WP	HR	S	P	ERA	WHIP

Batter	1	2	3	4	5	6	7	8	9	AB	R	H	RBI	BB	SO	LOB
7 José Reyes, S (1, 6) OBP: 0.318, SLG: 0.402	X SI 89 0-0 HR		B SL 81 C SI 89 B FS 84 B SI 91 X SI 90 3-1 ① G4-3		X SL 82 0-0 53 1B 1-3 2B		1 SAFE X FF 92 0-0 26 S 1-2 1B		B FC 92 C FC 93 X FC 92 1-1 ③ G3-1	5	2	3	1	0	0	0
53 Melky Cabrera, S (1, 7) OBP: 0.346, SLG: 0.473	B SI 89 X SI 89 1-0 1B		B CU 75 F SI 92 B SL 83 X SI 93 2-1 ② F7		B FS 88 X SI 94 1-0 2-H 3-H 1B		X SL 84 0-0 ② F9			4	0	2	2	0	0	2
26 Adam Lind, L (1, 3) OBP: 0.412, SLG: 0.513	C SL 79 S FS 84 D FS 85 F FS 82 S SI 91 1-3 ① K		B SI 92 B SL 81 F SI 93 X SI 93 2-1 ③ F8		X CU 76 0-0 ③ F9		B SI 95 X SI 95 1-0 ③ G1-3 1-2 2-3			4	0	0	0	0	1	4
10 Edwin Encarnación, R (1, 10) OBP: 0.363, SLG: 0.595	B CU 75 B SL 82 S SL 83 1 SAFE S SL 82 C SI 91 2-3 ② K			C SI 91 C SI 92 B SL 84 B SL 84 X SL 83 2-2 30 G6-3 1B		F SL 80 B SI 91 S SI 92 B FS 88 F SI 93 F FS 87 B SL 82 B SL 83 4-2 47 FC4-5 BB		C SL 85 B FF 94 C CH 86 F FF 95 B SL 86 X SL 85 2-2 ① G6-3		3	0	1	0	1	1	1
30 Dioner Navarro, S (1, 2) OBP: 0.316, SLG: 0.367	C SI 90 C SI 91 1 SAFE D FS 87 F FS 85 F SL 82 X SI 93 1-2 ③ F7			C SI 93 B FF 89 F SI 92 B SI 92 X SI 92 2-2 ①② G6-3 1-2f		B SL 81 X FF 92 1-0 ① P2		L SI 94 B CU 81 S CH 86 X SI 94 1-2 1B		4	0	1	0	0	0	3
47 Juan Francisco, L (1, 5) OBP: 0.314, SLG: 0.524		C CU 74 X FS 86 0-1 8 L4-6 66 1B 1B		F FF 92 F SL 84 B SL 85 S SI 93 1-3 ③ K		B CU 75 S SI 92 1 SAFE B SL 81 S SI 91 X FS 86 2-2 ② FC4-5 1-2f		C KC 81 B FC 92 B KC 81 S FC 92 S KC 84 2-3 ② K		4	0	1	0	0	2	2
28 Colby Rasmus, L (1, 8) OBP: 0.277, SLG: 0.479		D SL 80 B SI 90 C SL 80 X SL 81 2-1 ① P5			C SL 81 X SI 90 0-1 ① F8	C FS 85 X FS 85 0-1 ③ G3		B FC 92 C FC 92 F FC 91 S KC 85 1-3 ③ K		4	0	0	0	0	1	3
66 Munenori Kawasaki, L (1, 4) OBP: 0.326, SLG: 0.317		C SI 91 B FF 88 B SL 80 X SI 92 2-1 1-2 1B			B SI 90 B SI 92 C SI 90 B SI 91 C SI 90 B SI 89 4-2 7 2B 53 1B BB		C SI 90 B FS 85 X SI 91 1-1 8 FC4-6 1B		C FC 92 C FC 91 B KC 84 S KC 84 1-3 ① K	3	1	2	0	1	1	0
8 Anthony Gose, L (1, 9) OBP: 0.345, SLG: 0.287		D FS 85 S SI 92 S SL 83 D FS 88 X SL 83 2-2 ②③ L4-6 2-2			C SL 82 C SL 83 C SI 92 0-3 ② K		B SL 80 1 SAFE B SI 90 F SI 90 1 SAFE S SI 91 B FS 86 1 SAFE X SI 90 3-2 ① FC4-6 26 S 7 1B 1-2f		C FC 93 C KC 82 B KC 83 B FC 94 B KC 82 X FC 92 3-2 ② G5-3	4	0	0	0	0	1	4
Inning Stats	R: 1 H: 2 E: 0 LOB: 1 K: 2 BB: 0 S: 14 P: 19	R: 0 H: 2 E: 0 LOB: 1 K: 0 BB: 0 S: 9 P: 15	R: 0 H: 0 E: 0 LOB: 0 K: 0 BB: 0 S: 6 P: 13	R: 0 H: 1 E: 0 LOB: 0 K: 1 BB: 0 S: 9 P: 14	R: 2 H: 2 E: 0 LOB: 1 K: 1 BB: 1 S: 10 P: 15	R: 0 H: 0 E: 0 LOB: 1 K: 0 BB: 1 S: 10 P: 17	R: 0 H: 2 E: 0 LOB: 2 K: 0 BB: 0 S: 8 P: 13	R: 0 H: 1 E: 0 LOB: 1 K: 2 BB: 0 S: 13 P: 19	R: 0 H: 0 E: 0 LOB: 0 K: 1 BB: 0 S: 8 P: 13	1B: 8 SF: 0 2B: 2 SAC: 0 3B: 0 DP: 2 HR: 1 HBP: 0					WP: 0 PA: 37 PB: 0 SB: 2 CS: 0	

PITCHER	IP	WLS	BF	H	R	ER	SO	BB	IBB	HBP	BLK	WP	HR	S	P	ERA	WHIP
18 Hiroki Kuroda, R (1, 1) ERA: 4.23	6.1	W	27	8	3	3	4	2	0	0	0	0	1	63	102	4.26	1.579
27 Shawn Kelley, R (7, 1) ERA: 3.98	0.1	H	2	1	0	0	0	0	0	0	0	0	0	2	2	0.00	3.000
48 Matt Thornton, L (7, 1) ERA: 2.87	0.1	H	1	0	0	0	0	0	0	0	0	0	0	1	2	0.00	0.000
43 Adam Warren, R (8, 1) ERA: 2.85	0.1	H	2	1	0	0	0	0	0	0	0	0	0	7	10	0.00	3.000
30 David Robertson, R (8, 1) ERA: 3.08	1.2	S	5	0	0	0	3	0	0	0	0	0	0	14	22	0.00	0.000

PITCHER	IP	WLS	BF	H	R	ER	SO	BB	IBB	HBP	BLK	WP	HR	S	P	ERA	WHIP

BOTTOM

New York Yankees @ Toronto Blue Jays

Rogers Centre, Toronto, ON

Wed Jun 25 2014, 7:10 PM - 10:11 PM EDT

Att. 34,710 - Roof Closed - 68 F

livebaseballscorecards.com

AB	35
R	3
H	10
RBI	3
BB	2
SO	7
LOB	19

Boston Red Sox @ New York Yankees

Yankee Stadium, Bronx, NY

Fri Jun 27 2014, 7:11 PM - 9:52 PM EDT

Att. 48,522 - Clear - 78 F

TOP

livebaseballscorecards.com

Batter	1	2	3	4	5	6	7	8	9	AB	R	H	RBI	BB	SO	LOB
26 Brock Holt, L (1, 9) OBP: 0.366, SLG: 0.450	B FF 90 B FF 90 B FF 90 C FF 90 B SI 90 4-1 BB	C SI 90 T SI 90 B FF 90 B SI 91 B SL 85 X SL 86 3-2 2B	C FF 89 C FF 91 B FF 91 F FF 91 S FF 91 1-3 ① K	F FF 93 F CU 80 B FF 94 X SL 84 1-2 ① L8						3	0	1	0	1	1	0
15 Dustin Pedroia, R (1, 4) OBP: 0.334, SLG: 0.372	B SI 89 C SL 84 F SI 90 C SI 90 1-3 ① K	F SL 85 B FF 90 X SI 89 1-1 ② F7	C SI 85 X CH 84 0-1 ② G5-3	B SL 86 X SL 84 1-0 ② F8						4	0	0	0	0	1	2
34 David Ortiz, L (1, 10) OBP: 0.355, SLG: 0.479	B CU 78 1 SAFE X SL 84 1-0 ② P4	B FF 91 S SI 90 T FF 91 B FF 86 X SL 85 2-2 ③ G4-3	F SL 79 C FF 91 B SL 84 B SL 84 B FF 91 F SL 79 B FF 91 4-2 29 FC5 12 BB BB	B FF 95 S FF 94 F SL 86 S FF 95 1-3 ③ K						3	0	0	0	1	1	2
12 Mike Napoli, R (1, 3) OBP: 0.388, SLG: 0.447	C SI 90 1 SAFE S FF 91 F SL 81 1 SAFE B SI 90 D CU 77 F SL 85 C FF 91 2-3 ③ K	C CU 76 S FF 89 C FF 89 0-3 ① K	B FF 94 C KC 80 B FF 95 B KC 82 B FF 96 4-1 29 FC5 1-2 BB	B FF 96 B SI 94 B FF 96 C FF 96 C FF 96 S FF 97 3-3 ① K						3	0	0	0	1	3	1
5 Jonny Gomes, R (1, 7) OBP: 0.335, SLG: 0.361 29 Daniel Nava, S (6, PH) OBP: 0.313, SLG: 0.308 (6, 7)	B CH 82 B SL 85 X SI 89 2-0 1B	X FF 89 0-0 ② P2	C FF 96 F FF 97 B FF 98 X KC 83 1-2 ③ FC5 1-2 2-3f	C FF 96 B FC 89 F SI 95 B FC 90 B FF 97 X FF 96 3-2 ② G6-3						2 2	0 0	1 0	0 0	0 0	0 0	0 2
40 A.J. Pierzynski, L (1, 2) OBP: 0.279, SLG: 0.353	C SI 89 B FF 91 B CH 84 B FF 89 S SL 84 F SL 84 F FF 90 F SL 84 X SL 83 3-2 ① F9	B FF 90 T SI 90 C FF 91 X SL 85 1-2 ③ L6	X FF 96 0-0 ① F9	C FF 96 X FF 97 0-1 ③ G4-3						4	0	0	0	0	0	1
2 Xander Bogaerts, R (1, 5) OBP: 0.334, SLG: 0.384	F FF 90 F SL 80 1 SAFE B SI 89 S CU 78 1-3 ② K	B FF 89 C CH 83 B CU 78 X FF 90 2-1 ① P3	C FF 97 F FF 96 B KC 84 B KC 84 C KC 83 2-3 ② K							3	0	0	0	0	2	1
7 Stephen Drew, L (1, 6) OBP: 0.167, SLG: 0.192	C SL 84 X SL 85 0-1 ③ L9	C CU 78 B FF 91 B SL 79 F FF 90 B SL 85 X CU 78 3-2 ② P5	C FF 97 B FF 96 X FF 97 1-1 2B							3	0	1	0	0	0	1
25 Jackie Bradley Jr., L (1, 8) OBP: 0.289, SLG: 0.298	B FF 90 F FF 89 B SI 90 C SL 84 X SI 90 2-2 ① G1-3	C SL 84 S FF 91 B FF 91 X SL 85 1-2 ③ G5-3	C KC 82 F FF 96 B SV 84 F KC 85 S KC 84 1-3 ③ K							3	0	0	0	0	1	1
Inning Stats	R: 0 E: 0 K: 2 S: 10 H: 0 LOB: 1 BB: 1 P: 18	R: 0 E: 0 K: 1 S: 12 H: 1 LOB: 1 BB: 0 P: 18	R: 0 E: 0 K: 0 S: 11 H: 1 LOB: 1 BB: 0 P: 19	R: 0 E: 0 K: 1 S: 7 H: 0 LOB: 0 BB: 0 P: 8	R: 0 E: 0 K: 0 S: 8 H: 0 LOB: 0 BB: 0 P: 14	R: 0 E: 0 K: 1 S: 13 H: 0 LOB: 2 BB: 2 P: 23	R: 0 E: 0 K: 2 S: 10 H: 1 LOB: 1 BB: 0 P: 14	R: 0 E: 0 K: 1 S: 7 H: 0 LOB: 0 BB: 0 P: 10	R: 0 E: 0 K: 1 S: 8 H: 0 LOB: 0 BB: 0 P: 14	1B: 1 2B: 2 3B: 0 HR: 0 SF: 0 SAC: 0 DP: 0 HBP: 0						

	AB	30
	R	0
	H	3
	RBI	0
	BB	3
	SO	9
	LOB	11

WP: 0 PA: 33
PB: 0
SB: 0
CS: 0

PITCHER		IP	WLS	BF	H	R	ER	SO	BB	IBB	HBP	BLK	WP	HR	S	P	ERA	WHIP
57 Vidal Nuño, L ERA: 5.42	(1, 1)	5.2	W	21	2	0	0	5	2	0	0	0	0	0	57	91	0.00	0.706
68 Dellin Betances, R ERA: 1.39	(6, 1)	1.1		6	1	0	0	2	1	0	0	0	0	0	14	23	0.00	1.500
43 Adam Warren, R ERA: 2.79	(8, 1)	1.0		3	0	0	0	1	0	0	0	0	0	0	7	10	0.00	0.000
48 Matt Thornton, L ERA: 2.7	(9, 1)	1.0		3	0	0	0	1	0	0	0	0	0	0	8	14	0.00	0.000

PITCHER	IP	WLS	BF	H	R	ER	SO	BB	IBB	HBP	BLK	WP	HR	S	P	ERA	WHIP

BOTTOM

Batter	1	2	3	4	5	6	7	8	9	AB	R	H	RBI	BB	SO	LOB
11 Brett Gardner, L (1, 7) OBP: 0.357, SLG: 0.422	B FF 91 C FF 93 B FF 93 F FF 93 S FF 94 2-3 K ①		C FF 89 1 SAFE 1 SAFE B FF 90 X FF 90 1-1 SH1-3 ① 1-2	C KC 78 B FF 93 B KC 77 B FC 86 C FF 90 X FF 92 3-2 HR			C FC 83 B KC 77 B KC 75 F FF 91 F FC 86 X FC 85 2-2 G3-1 ①		3	1	1	1	0	1	0
2 Derek Jeter, R (1, 6) OBP: 0.327, SLG: 0.330	X FF 92 0-0 22 2B 25 SF7 1B		C FC 86 C FF 91 X FF 91 0-2 22 BB 2-3 1B	X FC 87 0-0 G4-3 ③			C FC 86 T KC 77 B FC 87 B FC 86 F KC 77 F FF 91 F FC 87 F KC 77 F KC 77 2-2 F FF 92 X CH 83 F9 ②		4	1	2	0	0	0	0
22 Jacoby Ellsbury, L (1, 8) OBP: 0.357, SLG: 0.400	B SI 90 X FC 86 1-0 1-3 2B		F FC 86 B FF 92 B FF 91 B FC 87 F FC 86 B KC 75 4-2 1-2 BB		B FF 91 X FC 84 1-0 F8 ①		S KC 76 C FF 92 F FF 93 F FF 92 F KC 77 X CH 85 0-2 L6 ③		3	0	1	0	1	0	0
25 Mark Teixeira, S (1, 3) OBP: 0.354, SLG: 0.480	B FF 91 X FF 92 1-0 SF7 ② 3-H		B KC 75 S FC 87 F FF 93 S KC 77 1-3 K ②		B CH 83 F FF 87 B KC 78 C FC 86 X KC 77 2-2 1B			B SI 88 F SL 85 X SI 87 1-1 34 HR 1B		3	1	2	1	0	1	3
36 Carlos Beltrán, S (1, 10) OBP: 0.272, SLG: 0.396	X FC 86 0-0 G3 ③		C FC 87 C FC 86 X KC 78 0-2 G3-1 ③		C KC 76 F FF 91 B FF 92 S KC 76 1-3 K ②			T SL 85 B SL 84 F CH 76 D SL 85 X FF 89 2-2 F9 ①		4	0	0	0	0	1	6
34 Brian McCann, L (1, 2) OBP: 0.287, SLG: 0.375		B KC 76 C FC 86 X FC 87 1-1 P3 ①		B FC 86 X FF 91 1-0 33 HR 1B	F FC 85 X FC 84 0-1 G6-3 ③			D SI 89 B SI 88 F FF 90 B FF 89 X FF 89 3-1 1-H HR		4	2	2	2	0	0	1
14 Brian Roberts, S (1, 4) OBP: 0.313, SLG: 0.347		C FF 92 C FF 93 F FF 93 F KC 79 F FF 93 B KC 78 B FC 86 X FC 86 2-2 F9 ②		X FF 89 0-0 P5 ①	F FF 88 X FC 87 0-1 F8 ①			B SL 85 B CH 79 F FF 88 X SI 88 2-1 G6-3 ②		4	0	0	0	0	0	1
31 Ichiro Suzuki, L (1, 9) OBP: 0.354, SLG: 0.327		C FF 92 F CH 86 B FF 92 F FF 93 S KC 78 1-3 K2-3 ③		X FF 90 0-0 P5 ②	C FF 91 X SI 91 0-1 L8 ②			C CU 73 B CH 77 S CH 79 B CH 79 X SL 87 2-2 G1-3 ③		4	0	0	0	0	1	1
33 Kelly Johnson, L (1, 5) OBP: 0.304, SLG: 0.412			B FC 86 B FC 85 B FF 91 B FF 91 4-0 2 1B 11 SH1-3 BB	B FF 91 F FF 91 X FF 91 1-1 1-H HR			C SI 91 C KC 77 B KC 77 S KC 77 1-3 K ③			2	1	1	2	1	1	0
Inning Stats	R: 1 E: 0 K: 1 S: 7 H: 2 LOB: 1 BB: 0 P: 11	R: 0 E: 0 K: 1 S: 12 H: 0 LOB: 0 BB: 0 P: 16	R: 0 E: 0 K: 1 S: 13 H: 1 LOB: 3 BB: 2 P: 23	R: 3 E: 0 K: 0 S: 9 H: 3 LOB: 0 BB: 0 P: 14	R: 0 E: 0 K: 1 S: 9 H: 1 LOB: 1 BB: 0 P: 13	R: 0 E: 0 K: 1 S: 7 H: 0 LOB: 0 BB: 0 P: 8	R: 0 E: 0 K: 0 S: 19 H: 0 LOB: 0 BB: 0 P: 23	R: 2 E: 0 K: 0 S: 12 H: 2 LOB: 0 BB: 0 P: 22		1B: 5 2B: 1 3B: 0 HR: 3 SF: 1 SAC: 1 DP: 0 HBP: 0				WP: 0 PB: 0 SB: 0 CS: 0 PA: 35	

PITCHER	IP	WLS	BF	H	R	ER	SO	BB	IBB	HBP	BLK	WP	HR	S	P	ERA	WHIP
67 Brandon Workman, R (1, 1) ERA: 3.27	7.0	L	30	7	4	4	5	2	0	0	0	0	2	76	108	5.14	1.286
32 Craig Breslow, L (8, 1) ERA: 4.39	1.0		5	2	2	2	0	0	0	0	0	0	1	12	22	18.00	2.000

PITCHER	IP	WLS	BF	H	R	ER	SO	BB	IBB	HBP	BLK	WP	HR	S	P	ERA	WHIP

Boston Red Sox @ New York Yankees

Yankee Stadium, Bronx, NY

Fri Jun 27 2014, 7:11 PM - 9:52 PM EDT

Att. 48,522 - Clear - 78 F

livebaseballscorecards.com

AB	31
R	6
H	9
RBI	6
BB	2
SO	5
LOB	12

Batter	1	2	3	4	5	6	7	8	9	AB	R	H	RBI	BB	SO	LOB
26 Brock Holt, L (1, 9) OBP: 0.364, SLG: 0.451	C FF 91 F FF 91 X FS 88 0-2 ① G4-3		B SI 91 B SL 84 S SI 90 C SL 84 X FS 87 2-2 ② F8		C CU 75 B SL 83 B FS 85 X SL 84 2-1 2B			F SI 92 B FF 92 B FS 83 X SI 91 2-1 ② L7		4	0	1	0	0	0	0
29 Daniel Nava, S (1, 7) OBP: 0.305, SLG: 0.299	C FF 92 X SL 82 0-1 ② F7		C SI 90 X CU 76 0-1 ③ F8		D FS 88 C SI 92 F FS 87 X FS 88 1-2 ③ G4-3			B FF 92 C SL 84 F FS 84 S FC 88 1-3 ③ K		4	0	0	0	0	1	1
15 Dustin Pedroia, R (1, 4) OBP: 0.339, SLG: 0.377	B FF 91 X SL 82 1-0 ③ G6-3			C SL 80 F FS 84 X SL 83 0-2 34 2B 1B		C CU 74 X FF 89 0-1 ① 1B			C SL 85 F FS 87 F FF 94 X FS 87 0-2 34 G5-3 1B	4	0	3	0	0	0	0
34 David Ortiz, L (1, 10) OBP: 0.354, SLG: 0.479		C SL 82 B FF 92 C FS 88 B SL 85 F FS 89 F FF 94 F SL 80 B FF 94 S SL 84 3-3 ① K		F SI 90 B FS 86 X CU 77 1-1 1-3 2B		X SL 86 0-0 ② G3			X SI 92 0-0 ①② 1-2f G5-3	4	0	1	0	0	1	1
12 Mike Napoli, R (1, 3) OBP: 0.390, SLG: 0.459		B FF 92 C SL 82 S SL 83 B FF 92 B FF 93 B SL 85 4-2 BB		C FF 93 D SI 90 S FC 89 S SI 91 1-3 ① K		C SL 82 F FF 92 S SI 88 0-3 ③ K			B SI 94 S SL 86 S SI 90 X FF 96 1-2 HR	3	1	1	1	1	2	2
7 Stephen Drew, L (1, 6) OBP: 0.155, SLG: 0.179		B SL 82 F SI 89 B CU 74 C SL 81 S FS 85 2-3 ② K		T SI 89 C SL 88 S SI 90 0-3 ② K			B SL 83 C SL 83 S FS 84 B FF 94 X SL 86 2-2 ① P5		B SI 93 C SL 85 S SI 89 C FF 94 1-3 ③ K	4	0	0	0	0	3	3
2 Xander Bogaerts, R (1, 5) OBP: 0.331, SLG: 0.380		B SL 83 C FC 88 C FS 83 F FS 86 F SI 92 S SL 84 1-3 ③ K		C FF 89 X SI 90 0-1 ③ G6-3			B CU 76 F SI 92 F SI 92 B SI 89 X FF 93 2-2 ② L6			3	0	0	0	0	1	3
25 Jackie Bradley Jr., L (1, 8) OBP: 0.286, SLG: 0.294			X FF 91 0-0 ① F8		B SL 81 F FF 89 X FF 88 1-1 ① G4-3		X FS 84 0-0 ③ P6			3	0	0	0	0	0	0
3 David Ross, R (1, 2) OBP: 0.240, SLG: 0.371			B FF 91 X FF 91 1-0 HR		C SL 83 C CU 73 B FS 88 X SL 85 1-2 ② F8			S CU 73 C FF 92 F SL 86 F FF 94 X CU 74 0-2 ① P3		3	1	1	1	0	0	0
Inning Stats	R: 0 E: 0 K: 0 S: 6 H: 0 LOB: 0 BB: 0 P: 7	R: 0 E: 0 K: 3 S: 16 H: 0 LOB: 1 BB: 1 P: 26	R: 1 E: 0 K: 0 S: 7 H: 1 LOB: 0 BB: 0 P: 10	R: 0 E: 0 K: 2 S: 13 H: 2 LOB: 2 BB: 0 P: 15	R: 0 E: 0 K: 0 S: 10 H: 1 LOB: 1 BB: 0 P: 15	R: 0 E: 0 K: 1 S: 6 H: 1 LOB: 0 BB: 0 P: 6	R: 0 E: 0 K: 0 S: 7 H: 0 LOB: 0 BB: 0 P: 11	R: 0 E: 0 K: 1 S: 10 H: 0 LOB: 0 BB: 0 P: 13	R: 1 E: 0 K: 1 S: 11 H: 2 LOB: 0 BB: 0 P: 13	1B: 3 2B: 2 3B: 0 HR: 2 SF: 0 SAC: 0 DP: 1 HBP: 0						

PITCHER	IP	WLS	BF	H	R	ER	SO	BB	IBB	HBP	BLK	WP	HR	S	P	ERA	WHIP
19 Masahiro Tanaka, R (1, 1) ERA: 2.1	9.0	L	33	7	2	2	8	1	0	0	0	0	2	86	116	2.00	0.889

PITCHER	IP	WLS	BF	H	R	ER	SO	BB	IBB	HBP	BLK	WP	HR	S	P	ERA	WHIP

TOP

Boston Red Sox @ New York Yankees

Yankee Stadium, Bronx, NY

Sat Jun 28 2014, 7:17 PM - 10:02 PM EDT

Att. 48,433 - Partly Cloudy - 79 F

livebaseballscorecards.com

AB	32
R	2
H	7
RBI	2
BB	1
SO	8
LOB	10

PA: 33

WP: 0 PB: 0 SB: 0 CS: 0

Boston Red Sox @ New York Yankees

Yankee Stadium, Bronx, NY

Sat Jun 28 2014, 7:17 PM - 10:02 PM EDT

Att. 48,433 - Partly Cloudy - 79 F

livebaseballscorecards.com

BOTTOM

Batter	1	2	3	4	5	6	7	8	9	AB	R	H	RBI	BB	SO	LOB
11 Brett Gardner, L (1, 7) OBP: 0.360, SLG: 0.423	X FF 92 0-0 ① F8		B FF 91 L FF 91 B FF 93 X FF 92 2-1 ① SH5-4 1-2 2-3			B FC 86 C FF 92 B CU 75 C FC 86 X FC 86 2-2 2 CS 1B		C FC 87 B CU 75 F FF 91 F FC 85 B CU 75 B CU 75 F SI 91 B FF 92 4-2 2 G4-6-3 BB		2	0	1	0	1	0	0
2 Derek Jeter, R (1, 6) OBP: 0.329, SLG: 0.330	B FF 92 C SI 91 B FC 88 B FF 92 F FC 88 B FF 92 4-2 22 G6-3 BB		B FF 89 F FF 93 B FF 93 B FF 93 X FF 93 3-1 ② G6-3 2-3 3-H			C FC 88 F SI 91 B FF 92 F FF 92 B FC 87 X FF 90 2-2 ① 22 1B 1B 1-2		C SI 91 B FF 91 B CU 75 B SI 91 X SI 90 3-1 ①② G4-6-3 1-2f		3	0	1	1	1	0	2
22 Jacoby Ellsbury, L (1, 8) OBP: 0.358, SLG: 0.401	C FF 93 B FF 94 B SI 92 F FF 92 B FC 88 X FC 89 3-2 ② G6-3 1-2		F FC 89 B FC 87 F FF 93 B FF 94 B CU 78 X FC 89 3-2 ③ G6-3			X CH 85 0-0 1-2 1B		B FF 92 X FC 86 1-0 1B		4	0	2	0	0	0	2
25 Mark Teixeira, S (1, 3) OBP: 0.348, SLG: 0.471	C FF 94 B CU 75 B CU 76 X FF 93 2-1 ③ P6			C SI 90 S CU 76 B FC 86 S FF 92 1-3 ① K		B SI 92 B FF 92 X FF 92 2-0 ② F9		C CU 76 F FF 91 C FF 92 0-3 ③ K		4	0	0	0	0	2	4
36 Carlos Beltrán, S (1, 10) OBP: 0.267, SLG: 0.388		C FF 91 X CU 75 0-1 ① P4		F FF 93 F FC 89 B CU 78 B FC 89 X FF 92 2-2 ② F7		C CU 76 C FF 92 F FF 93 F FC 88 S CU 78 0-3 ③ K2-3			C FF 89 B SI 89 S FS 80 S FS 81 1-3 ① K	4	0	0	0	0	2	2
12 Alfonso Soriano, R (1, 9) OBP: 0.251, SLG: 0.381 31 Ichiro Suzuki, L (9, PH) OBP: 0.352, SLG: 0.325		C FF 91 F CH 85 B CU 77 F FF 92 F FC 89 B SI 92 F FC 88 S CU 76 2-3 ② K		B CH 86 X FC 88 1-0 ③ F7			C CU 75 F FC 88 X FF 92 0-2 ① F8		C FF 89 X FS 81 0-1 ② L8	3 1	0 0	0 0	0 0	0 0	1 0	0 0
34 Brian McCann, L (1, 2) OBP: 0.283, SLG: 0.369		C FF 93 B FF 93 X FC 87 1-1 ③ G4-3			X FF 91 0-0 ① F8		C FF 92 B FC 88 S FC 86 S CU 77 1-3 ② K		S FS 81 B SI 89 B FF 88 S FS 80 S FS 81 2-3 ③ K	4	0	0	0	0	2	0
14 Brian Roberts, S (1, 4) OBP: 0.314, SLG: 0.346			B FF 92 X SI 91 1-0 E6 11 SH5-4 26 HBP 2 G6-3		C FF 92 F CH 85 B FC 86 B FF 91 F FC 86 B FC 86 F SI 91 T FC 87 3-2 ② K		X SI 90 0-0 1B			3	1	1	0	0	1	0
26 Yangervis Solarte, S (1, 5) OBP: 0.346, SLG: 0.400			C FF 92 H FC 88 1-1 2 G6-3 11 SH5-4 1-2 HBP		X FC 88 0-0 ③ G5-3		C FF 91 X FF 92 0-1 ③ P4			2	0	0	0	0	0	1
Inning Stats	R: 0 E: 0 K: 0 S: 8 H: 0 LOB: 1 BB: 1 P: 17	R: 0 E: 0 K: 1 S: 10 H: 0 LOB: 0 BB: 0 P: 13	R: 1 E: 1 K: 0 S: 9 H: 0 LOB: 1 BB: 0 P: 19	R: 0 E: 0 K: 1 S: 7 H: 0 LOB: 0 BB: 0 P: 11	R: 0 E: 0 K: 1 S: 7 H: 0 LOB: 0 BB: 0 P: 10	R: 0 E: 0 K: 1 S: 14 H: 3 LOB: 2 BB: 0 P: 20	R: 0 E: 0 K: 1 S: 9 H: 1 LOB: 1 BB: 0 P: 10	R: 0 E: 0 K: 1 S: 10 H: 1 LOB: 1 BB: 1 P: 18	R: 0 E: 0 K: 2 S: 8 H: 0 LOB: 0 BB: 0 P: 11	1B: 5 2B: 0 3B: 0 HR: 0 SF: 0 SAC: 1 DP: 1 HBP: 1	WP: 0 PB: 0 SB: 0 CS: 1 PA: 34					

	AB	30
	R	1
	H	5
	RBI	1
	BB	2
	SO	8
	LOB	11

PITCHER	IP	WLS	BF	H	R	ER	SO	BB	IBB	HBP	BLK	WP	HR	S	P	ERA	WHIP
31 Jon Lester, L (1, 1) ERA: 2.92	8.0	W	31	5	1	0	6	2	0	1	0	0	0	74	118	0.00	0.875
19 Koji Uehara, R (9, 1) ERA: 1.23	1.0	S	3	0	0	0	2	0	0	0	0	0	0	8	11	0.00	0.000

PITCHER	IP	WLS	BF	H	R	ER	SO	BB	IBB	HBP	BLK	WP	HR	S	P	ERA	WHIP

Boston Red Sox @ New York Yankees

Yankee Stadium, Bronx, NY

Sun Jun 29 2014, 8:09 PM - 11:46 PM EDT

Att. 48,124 - Clear - 75 F

TOP

livebaseballscorecards.com

Batter	1	2	3	4	5	6	7	8	9	AB	R	H	RBI	BB	SO	LOB
26 Brock Holt, L (1, 5) OBP: 0.369, SLG: 0.449	G3-1		BB		BB	1B		K		3	2	1	0	2	1	0
29 Daniel Nava, S (1, 7) OBP: 0.314, SLG: 0.299	1B	F8			BB	K			BB	3	1	1	0	2	1	4
15 Dustin Pedroia, R (1, 4) OBP: 0.345, SLG: 0.383	1B		1B		1B	SF8			BB	3	1	3	3	1	0	0
34 David Ortiz, L (1, 10) OBP: 0.352, SLG: 0.485	G4-5-3		HR		F7	G4-3			K	5	1	1	3	0	1	8
12 Mike Napoli, R (1, 3) OBP: 0.394, SLG: 0.465		2B	1B		BB		K		K	4	1	2	0	1	2	2
40 A.J. Pierzynski, L (1, 2) OBP: 0.278, SLG: 0.350		F9	CS	G3	1B		L7		F7	5	0	1	0	0	0	3
7 Stephen Drew, L (1, 6) OBP: 0.161, SLG: 0.183		1B		K	F8		P6			4	0	1	1	0	1	2
50 Mookie Betts, R (1, 9) OBP: 0.500, SLG: 0.333		G5-4-3		1B		BB		G6-3		3	1	1	0	1	0	1
25 Jackie Bradley Jr., L (1, 8) OBP: 0.289, SLG: 0.295			F8	CS	BB	1B		K		3	1	1	0	1	1	0
Inning Stats	R: 0 E: 0 K: 0 S: 10 H: 2 LOB: 1 BB: 0 P: 16	R: 1 E: 0 K: 0 S: 14 H: 2 LOB: 0 BB: 0 P: 21	R: 3 E: 0 K: 0 S: 18 H: 3 LOB: 0 BB: 1 P: 28	R: 0 E: 0 K: 1 S: 9 H: 1 LOB: 0 BB: 0 P: 12	R: 3 E: 0 K: 0 S: 19 H: 2 LOB: 2 BB: 4 P: 42	R: 1 E: 0 K: 1 S: 17 H: 2 LOB: 2 BB: 1 P: 25	R: 0 E: 0 K: 1 S: 8 H: 0 LOB: 0 BB: 0 P: 11	R: 0 E: 0 K: 2 S: 11 H: 0 LOB: 0 BB: 0 P: 16	R: 0 E: 0 K: 2 S: 13 H: 0 LOB: 2 BB: 2 P: 26	1B: 10 2B: 1 3B: 0 HR: 1 SF: 1 SAC: 0 DP: 2 HBP: 0							

	AB	33
	R	8
	H	12
	RBI	7
	BB	8
	SO	7
	LOB	20

WP: 0 PB: 0 SB: 0 CS: 4 PA: 44

PITCHER		IP	WLS	BF	H	R	ER	SO	BB	IBB	HBP	BLK	WP	HR	S	P	ERA	WHIP
39 Chase Whitley, R ERA: 4.7	(1, 1)	4.0	L	18	8	5	5	1	2	0	0	0	0	1	51	81	11.25	2.500
27 Shawn Kelley, R ERA: 4.87	(5, 1)	0.0		3	1	1	1	0	2	0	0	0	0	0	4	13	∞	∞
55 David Huff, L ERA: 5.16	(5, 1)	1.0		7	3	2	2	0	2	0	0	0	0	0	24	41	18.00	5.000
68 Dellin Betances, R ERA: 1.33	(6, 1)	2.0		6	0	0	0	2	0	0	0	0	0	0	16	20	0.00	0.000
48 Matt Thornton, L ERA: 2.55	(8, 1)	1.0		3	0	0	0	2	0	0	0	0	0	0	11	16	0.00	0.000

PITCHER		IP	WLS	BF	H	R	ER	SO	BB	IBB	HBP	BLK	WP	HR	S	P	ERA	WHIP
63 José Ramirez, R ERA: 5.0	(9, 1)	1.0		5	0	0	0	2	2	0	0	0	0	0	13	26	0.00	2.000

Batter	1	2	3	4	5	6	7	8	9	AB	R	H	RBI	BB	SO	LOB
11 Brett Gardner, L (1, 7) OBP: 0.361, SLG: 0.424	B FF 92 C SI 91 C FF 93 X FF 94 1-2 ① F8		B FF 92 C FF 92 B SI 92 C CU 79 B FF 94 F FF 93 F CU 80 F FF 94 F FF 94 3-2 ② X SI 94 G3-1 1-3		X FF 90 0-0 2 G4-3 22 G1-3 3-H 2B		B SL 82 B SL 83 C FF 95 B FF 94 B FF 94 4-1 BB		C FF 88 B FF 89 B FF 88 B SI 89 F FF 88 X FS 80 3-2 ③ G4-3	4	1	1	1	1	0	1
2 Derek Jeter, R (1, 6) OBP: 0.331, SLG: 0.332	X SI 93 0-0 22 G6-4-3 1B		C FF 94 B FF 94 F FF 94 B FF 94 B FF 94 F FF 93 F FF 93 F FC 84 F FF 93 3-2 F FF 93 X SI 94 22 FC4-6 3-H 1B		C FF 88 F FF 90 F FF 92 X FF 92 0-2 ① G4-3 2-3		C FF 93 C FF 94 B FF 95 1 SAFE B FF 94 S SL 84 2-3 ② K			4	0	2	1	0	1	2
22 Jacoby Ellsbury, L (1, 8) OBP: 0.354, SLG: 0.396	B FF 93 X SI 92 1-0 ②③ G6-4-3 1-2f		C CU 80 X CH 86 0-1 ③ FC4-6 1-2f		B FC 86 B FF 91 X CH 84 2-0 ② G1-3 3-H		B FF 94 C FF 92 S FF 93 F SL 84 1 SAFE B FF 94 C SL 85 2-3 ③ K			4	0	0	1	0	1	3
25 Mark Teixeira, S (1, 3) OBP: 0.347, SLG: 0.481		C FF 93 X SI 94 0-1 ① G6-3		C CU 76 X CH 84 0-1 HR	F FF 92 B FF 92 B FF 93 F CU 80 X FF 93 2-2 ③ F9			B FF 93 B FF 93 F FF 91 X FO 86 2-1 ① G3-1		4	1	1	1	0	0	0
34 Brian McCann, L (1, 2) OBP: 0.282, SLG: 0.364		T SI 94 T FF 94 B FF 95 B FF 95 B FC 86 B FC 86 4-2 36 FC4-6 BB		B CU 77 B SI 90 B CH 84 C FF 90 X FF 92 3-1 ① G4-3		B SI 90 B SI 91 X SI 90 2-0 ① F7		C CU 75 X FO 87 0-1 ② G3		3	0	0	0	1	0	0
36 Carlos Beltrán, S (1, 10) OBP: 0.276, SLG: 0.415		B FC 86 B FF 94 B SI 93 C FF 93 F FF 94 X FF 94 3-2 ② FC4-6 1-2f		C FF 92 X CU 79 0-1 HR		B SI 91 B FS 84 B SI 90 C SI 89 X SI 89 3-1 2B		B FO 89 X FO 87 1-0 1B		4	1	3	1	0	0	1
33 Kelly Johnson, L (1, 5) OBP: 0.303, SLG: 0.408		B CU 80 C CU 79 S FF 94 B SI 93 B FF 94 S CU 79 3-3 ③ K		B FF 92 F SI 91 F FF 91 B FC 85 C CH 84 2-3 ② K		X SI 90 0-0 ② 2-3 1B		B FF 94 T FF 94 F FF 94 D FO 88 X FF 94 2-2 ③ G4-3		4	0	1	0	0	2	2
14 Brian Roberts, S (1, 4) OBP: 0.309, SLG: 0.341			C FF 91 F SI 92 B FF 94 F FC 84 B FC 85 X FF 94 2-2 ① L7	C FC 82 C FF 91 F FF 93 F FF 93 F FF 93 B CH 86 X CH 85 1-2 ③ G4-3		X FS 86 0-0 ③ G3			B FF 88 C FF 87 X FS 80 1-1 ① G4-3	4	0	0	0	0	0	1
31 Ichiro Suzuki, L (1, 9) OBP: 0.349, SLG: 0.335			C CU 79 X FF 94 0-1 E5 11 G3-1 11 S 2 1B		C FF 88 C FF 91 B FC 82 X FC 82 1-2 11 2B 3B		C FF 93 B FF 94 S FF 93 F SL 83 B FF 94 S SL 84 2-3 ① K		S FF 89 C SI 89 F FF 89 B SI 89 F FS 82 F FS 82 S FS 81 1-3 ② K	4	2	1	0	0	2	0
Inning Stats	R: 0 E: 0 K: 0 S: 5 H: 1 LOB: 0 BB: 0 P: 7	R: 0 E: 0 K: 1 S: 10 H: 0 LOB: 1 BB: 1 P: 20	R: 1 E: 1 K: 0 S: 23 H: 1 LOB: 1 BB: 0 P: 31	R: 2 E: 0 K: 1 S: 15 H: 2 LOB: 0 BB: 0 P: 21	R: 2 E: 0 K: 0 S: 12 H: 2 LOB: 0 BB: 0 P: 17	R: 0 E: 0 K: 0 S: 5 H: 2 LOB: 1 BB: 0 P: 10	R: 0 E: 0 K: 3 S: 12 H: 0 LOB: 1 BB: 1 P: 22	R: 0 E: 0 K: 0 S: 8 H: 1 LOB: 1 BB: 0 P: 13	R: 0 E: 0 K: 1 S: 11 H: 0 LOB: 0 BB: 0 P: 16	1B: 4 2B: 2 3B: 1 HR: 2 SF: 0 SAC: 0 DP: 1 HBP: 0	WP: 0 PB: 0 SB: 1 CS: 0 PA: 37					

PITCHER		IP	WLS	BF	H	R	ER	SO	BB	IBB	HBP	BLK	WP	HR	S	P	ERA	WHIP
41 John Lackey, R ERA: 3.62	(1, 1)	5.0	W	22	6	5	4	2	1	0	0	0	0	2	65	96	7.20	1.400
35 Burke Badenhop, R ERA: 1.73	(6, 1)	1.0	H	4	2	0	0	0	0	0	0	0	0	0	5	10	0.00	2.000
30 Andrew Miller, L ERA: 2.53	(7, 1)	1.0	H	4	0	0	0	3	1	0	0	0	0	0	12	22	0.00	1.000
36 Junichi Tazawa, R ERA: 2.14	(8, 1)	1.0	H	4	1	0	0	0	0	0	0	0	0	0	8	13	0.00	1.000
19 Koji Uehara, R ERA: 1.19	(9, 1)	1.0	S	3	0	0	0	1	0	0	0	0	0	0	11	16	0.00	0.000

PITCHER	IP	WLS	BF	H	R	ER	SO	BB	IBB	HBP	BLK	WP	HR	S	P	ERA	WHIP

BOTTOM

Boston Red Sox @ New York Yankees

Yankee Stadium, Bronx, NY

Sun Jun 29 2014, 8:09 PM - 11:46 PM EDT

Att. 48,124 - Clear - 75 F

livebaseballscorecards.com

AB	35
R	5
H	9
RBI	5
BB	2
SO	6
LOB	10

Batter	1	2	3	4	5	6	7	8	9	10	11	12	AB	R	H	RBI	BB	SO	LOB
8 Desmond Jennings, R (1, 8) OBP: 0.330, SLG: 0.372	F FF 88 B FF 89 B FF 90 X FF 90 2-1 ① G6-3		B SL 86 B SL 86 F FF 90 X FF 90 2-1 ① F8		B CH 81 B SL 86 B FC 90 C FF 90 B FF 91 4-1 18 CS BB		B SL 85 1 SAFE D CH 88 B FF 94 B FF 95 4-0 18 BB 1-2 BB		C FC 91 H FC 90 1-1 18 CS HBP		C SL 85 H FF 92 1-1 1-2 2-3 HBP		2	0	0	0	2	0	0
18 Ben Zobrist, S (1, 6) OBP: 0.338, SLG: 0.393	C FF 89 B CH 82 X FF 90 1-1 ② G4-3		B CH 82 B KC 79 B SL 87 C FF 90 B SI 90 4-1 BB		1 SAFE 1 SAFE C SL 87 C SI 91 B SI 91 1-2 ③ CS 1-2	C KC 78 B CH 81 B SL 86 B SI 90 C SI 90 B SL 87 4-2 5 FC5 21 1B BB	B SL 85 1 SAFE C SL 84 B CH 88 B SL 84 4-1 1-2 2-3 BB		C FC 90 1 SAFE B FC 93 S PO 85 B KC 84 F KC 83 S CH 85 3-3 ① ② K 1-2		C FF 93 F SL 85 F SL 86 S SL 87 0-3 ② K		3	0	0	0	3	2	4
20 Matt Joyce, L (1, 10) OBP: 0.355, SLG: 0.431	C CH 81 B FF 88 B CH 82 C SL 87 F FF 92 B KC 78 X FF 92 3-2 HR		1 SAFE C KC 80 S CH 82 B FF 91 1 SAFE B SL 89 1 SAFE D CH 82 X SL 88 3-2 ② P6			D CH 82 1 SAFE F SL 88 1 SAFE C CH 82 B SL 88 1 SAFE C SL 88 2-3 ① K	F SL 85 S CU 82 S CU 83 D CU 83 X FF 95 2-2 ③ G4-3		X CH 86 0-0 ③ F7		S SL 84 F SL 87 S SL 86 0-3 ③ K		6	1	1	1	0	2	8
3 Evan Longoria, R (1, 5) OBP: 0.331, SLG: 0.395	B FC 91 B SL 86 C FF 91 C FF 91 X SL 88 2-2 1B		B FF 89 F CH 83 B FF 91 F SI 90 C SL 89 2-3 ③ K			S CH 82 F SI 88 B SI 93 D CH 83 1 SAFE F FF 93 B SI 91 1 SAFE X SL 88 3-2 ② F9		B FF 94 F FF 96 B KC 83 B KC 81 F FF 96 X FF 97 3-2 ① F9		X FF 91 0-0 ① G6-3		B FF 96 B FF 94 C FF 94 X FF 95 2-1 ① F9	6	0	1	0	0	1	2
21 James Loney, L (1, 3) OBP: 0.332, SLG: 0.377	B FF 90 S CH 81 C FF 91 T SL 86 1-2 ③ K			X FF 87 0-0 ① F7		C CH 82 X SI 90 0-1 5 FC5 1-2 1B		C KC 81 F FF 97 X KC 85 0-2 ② G3		B SL 81 X FF 92 1-0 ② G4-3		B FF 95 X CH 86 1-0 ② P5	6	0	1	0	0	1	1
5 Brandon Guyer, R (1, 7) OBP: 0.319, SLG: 0.371		B SI 89 X FF 90 1-0 ① G6-3		B FF 89 C SL 85 X FF 89 1-1 ② G5-3		C SL 87 B SI 94 X CU 80 1-1 ③ FC5 1-2 2-3f		B SV 80 B FF 96 B FF 96 B FF 94 4-0 11 S 24 1B BB		C SL 83 C SL 85 X FF 93 0-2 ③ F9		B FF 95 B SL 86 B FF 97 C FF 94 S FF 95 F FF 96 F FF 97 B FF 97 4-2 11 S 11 1B BB	4	2	0	0	2	0	2
11 Logan Forsythe, R (1, 4) OBP: 0.293, SLG: 0.333		B SL 86 X SL 86 1-0 ② G5-3		C KC 79 B CH 80 B FC 90 X SL 86 2-1 ③ L4			B FF 94 B FF 94 C FF 94 C SL 86 F SL 87 T FF 96 2-2 ① K	C FF 97 C KC 83 D KC 83 B FF 97 F SV 94 F FF 99 B KC 85 B KC 85 4-2 24 1B 1-2 BB			X FF 90 0-0 8 HBP 39 1B 1B	C FF 95 X SL 86 0-1 1-H 1B	5	0	2	1	1	1	0
24 Ryan Hanigan, R (1, 2) OBP: 0.312, SLG: 0.355		C FF 90 B SL 86 C FF 90 F CH 83 B FF 92 X SL 88 2-2 ③ P3			C FF 89 X SL 86 0-1 ① F8		C SL 85 T SL 86 F FC 95 B SL 87 X CU 82 1-2 ② G5-3	C FC 89 X FC 90 0-1 1-3 2-H 1B			L FF 91 1 SAFE L SL 84 B SL 85 X SL 85 1-2 ① F8	B FF 96 F FF 98 X FF 95 1-1 ③ F9	6	0	1	1	0	0	2
39 Kevin Kiermaier, L (1, 9) OBP: 0.361, SLG: 0.611			B SL 86 S FF 89 B SI 88 B SL 86 F FF 88 X FC 90 3-2 HR		C CH 82 B KC 78 F CH 82 S KC 80 1-3 ② K		X CH 88 0-0 18 BB 8 BB 1B	C FC 92 F KC 83 F KC 81 B FC 93 F KC 82 D CH 88 B FC 93 X KC 82 3-2 ③ G6-3			B SL 84 C SL 86 X SL 84 1-1 8 HBP 1-2 1B		5	1	3	1	0	1	2
Inning Stats	R: 1 H: 2 E: 0 LOB: 1 K: 1 BB: 0 S: 14 P: 23	R: 0 H: 0 E: 0 LOB: 0 K: 0 BB: 0 S: 6 P: 10	R: 1 H: 1 E: 0 LOB: 1 K: 1 BB: 1 S: 12 P: 26	R: 0 H: 0 E: 0 LOB: 0 K: 0 BB: 0 S: 5 P: 8	R: 0 H: 0 E: 0 LOB: 0 K: 1 BB: 1 S: 8 P: 14	R: 0 H: 1 E: 0 LOB: 2 K: 1 BB: 1 S: 13 P: 23	R: 0 H: 1 E: 0 LOB: 3 K: 1 BB: 2 S: 13 P: 26	R: 1 H: 1 E: 0 LOB: 2 K: 0 BB: 2 S: 17 P: 31	R: 0 H: 0 E: 0 LOB: 0 K: 1 BB: 0 S: 6 P: 9	R: 0 H: 0 E: 0 LOB: 0 K: 0 BB: 0 S: 5 P: 6	R: 0 H: 2 E: 0 LOB: 3 K: 2 BB: 0 S: 14 P: 17	R: 1 H: 1 E: 0 LOB: 1 K: 0 BB: 1 S: 11 P: 19	1B: 7 SF: 0 2B: 0 SAC: 0 3B: 0 DP: 0 HR: 2 HBP: 2				WP: 0 PB: 0 SB: 2 CS: 2		PA: 54

TOP

Tampa Bay Rays @ New York Yankees

Yankee Stadium, Bronx, NY

Mon Jun 30 2014, 7:11 PM - 11:46 PM EDT

Att. 36,052 - Clear - 78 F

livebaseballscorecards.com

AB	43
R	4
H	9
RBI	4
BB	8
SO	8
LOB	21

PITCHER		IP	WLS	BF	H	R	ER	SO	BB	IBB	HBP	BLK	WP	HR	S	P	ERA	WHIP
41 David Phelps, R ERA: 4.26	(1, 1)	5.2		23	4	2	2	4	3	0	0	0	0	2	56	101	3.18	1.235
43 Adam Warren, R ERA: 2.7	(6, 1)	1.1		7	1	0	0	1	2	0	0	0	0	0	15	29	0.00	2.250
68 Dellin Betances, R ERA: 1.5	(8, 1)	0.2		4	0	1	1	0	2	0	0	0	0	0	10	21	13.50	3.000
30 David Robertson, R ERA: 2.93	(8, 1)	1.1		5	1	0	0	1	0	0	1	0	0	0	13	19	0.00	0.750
27 Shawn Kelley, R ERA: 4.43	(10, 1)	2.0		9	2	0	0	2	0	0	1	0	0	0	19	23	0.00	1.000

PITCHER		IP	WLS	BF	H	R	ER	SO	BB	IBB	HBP	BLK	WP	HR	S	P	ERA	WHIP
63 José Ramirez, R ERA: 5.4	(12, 1)	1.0	L	5	1	1	1	0	1	0	0	0	0	0	11	19	9.00	2.000

Batter	1	2	3	4	5	6	7	8	9	10	11	12	AB	R	H	RBI	BB	SO	LOB
11 Brett Gardner, L (1, 7) OBP: 0.357, SLG: 0.425	C SI 95 C SL 88 C SI 96 0-3 K		1 SAFE B SI 93 X FF 92 1-0 2 G4-3 1-H 3B		C FF 94 B FF 95 C SL 87 F SL 88 T SL 87 1-2 K		C FF 94 B SI 93 B SI 94 C SL 86 B SL 85 F SL 85 X SL 86 3-2 L3-6 2-2		C FS 82 C CU 79 S FF 91 0-3 K			C FF 95 S CH 81 B FF 94 F CH 80 B FF 95 X CH 80 2-2 G4-3	6	1	1	1	0	3	1
2 Derek Jeter, R (1, 6) OBP: 0.328, SLG: 0.329	X FF 96 0-0 G4-3		B FF 95 X FF 94 1-0 G4-3 3-H		B SI 95 X SI 95 1-0 G4-3			F FF 96 X FF 96 0-1 G4-3		C FF 92 C FF 93 B SL 88 X FF 94 1-2 25 S 1B		B CH 80 C FF 94 F FF 94 X CH 80 1-2 G5-3	6	0	1	1	0	0	0
22 Jacoby Ellsbury, L (1, 8) OBP: 0.358, SLG: 0.397	C SI 95 X SL 89 0-1 1B		C FF 95 F SI 97 B FF 96 F SL 89 F CH 87 B FF 96 B CH 87 B SI 95 4-2 25 S BB			B SI 93 S CH 85 C SI 94 X SL 87 1-2 P5		B FF 96 C FF 96 B SI 98 F FF 98 X FF 98 2-2 34 1B 1B		C FF 93 B FF 93 F FF 93 X SL 83 1-2 F7			4	0	2	0	1	0	1
25 Mark Teixeira, S (1, 3) OBP: 0.344, SLG: 0.474	C SI 94 X SI 95 0-1 F7		C SL 86 B SL 88 F FF 95 S SL 87 1-3 K 1-2			X SL 87 0-0 36 1B 1B		C FF 97 1 SAFE F SI 98 1 SAFE T SI 99 0-2 K		B SL 85 S SL 86 C FF 91 D SL 84 F SL 86 B FF 93 S SL 84 3-3 K 1-2			5	0	1	0	0	3	4
34 Brian McCann, L (1, 2) OBP: 0.281, SLG: 0.361		B SL 85 B SL 85 B SI 95 C FF 95 C SI 95 X SI 96 3-2 F8	C SI 94 B SI 94 B CH 88 B SL 86 X SI 95 3-1 L8			C SI 94 F SI 94 C SI 95 0-3 K		1 SAFE F FF 97 C SI 99 X SI 99 0-2 1-3 1B		C SL 86 B FF 93 C FF 92 B FF 93 T FF 94 2-2 K			5	0	1	0	0	2	3
36 Carlos Beltrán, S (1, 10) OBP: 0.274, SLG: 0.410		B SI 95 X SI 97 1-0 G4-3		C FF 93 B SI 95 B SI 94 F SI 94 F SL 88 X FF 95 2-2 G4-3		F SI 94 D FF 96 B SI 94 B SI 95 X SI 94 3-1 1-2 1B		C FF 97 D SI 97 X FF 98 1-1 P2			B FF 94 S CH 80 B FF 95 X CH 81 2-1 G3-1	5	0	1	0	0	0	2
33 Kelly Johnson, L (1, 5) OBP: 0.300, SLG: 0.398	C SI 94 B FF 98 B SI 97 B SL 88 B SI 96 4-1 BB			B SL 86 F SI 95 X SI 95 1-1 G4-3		B SL 86 X SI 93 1-0 F8			C CU 79 X FS 82 0-1 G3		C CH 80 C FF 95 F FF 94 B FF 94 F CH 81 B FF 95 F CH 81 X FF 93 2-2 G4-3		4	0	0	0	1	0	2
14 Brian Roberts, S (1, 4) OBP: 0.311, SLG: 0.354	B FF 94 F FF 94 B FF 94 B FF 93 X FF 93 3-1 P5			B SI 96 C SI 95 X FF 95 1-1 F8			B SL 82 X SI 94 1-0 11 L3-6 31 SH2-4 1B		B CU 78 B FF 92 S FF 91 F FF 92 B FF 92 F FF 92 F FF 91 X FF 92 3-2 HR		C CH 80 B FF 94 F FF 93 X CH 83 1-2 F8		5	1	2	1	0	0	1
31 Ichiro Suzuki, L (1, 9) OBP: 0.347, SLG: 0.329			B FF 94 S FF 92 C FF 93 H FF 96 2-2 11 3B HBP		X SL 86 0-0 G4-3		C SI 91 1 SAFE 1 SAFE X SI 92 0-1 SH2-4 1-2		C CU 79 X FS 84 0-1 L8			B FF 93 C CH 80 S FF 94 F FF 94 S FF 95 1-3 K	3	1	0	0	0	1	0
Inning Stats	R: 0 E: 0 K: 1 S: 8 H: 1 LOB: 1 BB: 0 P: 8	R: 0 E: 0 K: 0 S: 7 H: 0 LOB: 1 BB: 1 P: 18	R: 2 E: 0 K: 1 S: 13 H: 1 LOB: 1 BB: 1 P: 25	R: 0 E: 0 K: 0 S: 8 H: 0 LOB: 0 BB: 0 P: 12	R: 0 E: 0 K: 1 S: 6 H: 0 LOB: 0 BB: 0 P: 8	R: 0 E: 0 K: 1 S: 10 H: 2 LOB: 2 BB: 0 P: 15	R: 0 E: 0 K: 0 S: 7 H: 1 LOB: 0 BB: 0 P: 11	R: 0 E: 0 K: 1 S: 13 H: 2 LOB: 2 BB: 0 P: 16	R: 1 E: 0 K: 1 S: 12 H: 1 LOB: 0 BB: 0 P: 15	R: 0 E: 0 K: 2 S: 13 H: 1 LOB: 1 BB: 0 P: 20	R: 0 E: 0 K: 0 S: 11 H: 0 LOB: 0 BB: 0 P: 16	R: 0 E: 0 K: 1 S: 11 H: 0 LOB: 0 BB: 0 P: 15	1B: 7 2B: 1 3B: 1 HR: 1 SF: 0 SAC: 1 DP: 1 HBP: 1	WP: 0 PB: 0 SB: 2 CS: 0 PA: 47					

PITCHER		IP	WLS	BF	H	R	ER	SO	BB	IBB	HBP	BLK	WP	HR	S	P	ERA	WHIP
22 Chris Archer, R ERA: 3.24	(1, 1)	7.0		28	5	2	2	4	2	0	1	0	0	0	59	97	2.57	1.000
57 Jake McGee, L ERA: 1.24	(8, 1)	1.0	H	5	2	0	0	1	0	0	0	0	0	0	13	16	0.00	2.000
62 Joel Peralta, R ERA: 4.11	(9, 1)	1.0	B	4	1	1	1	1	0	0	0	0	0	1	12	15	9.00	1.000
50 Grant Balfour, R ERA: 5.34	(10, 1)	1.0		4	1	0	0	2	0	0	0	0	0	0	13	20	0.00	1.000
26 Brad Boxberger, R ERA: 2.97	(11, 1)	2.0	W	6	0	0	0	1	0	0	0	0	0	0	22	31	0.00	0.000

PITCHER	IP	WLS	BF	H	R	ER	SO	BB	IBB	HBP	BLK	WP	HR	S	P	ERA	WHIP

BOTTOM

Tampa Bay Rays @ New York Yankees

Yankee Stadium, Bronx, NY

Mon Jun 30 2014, 7:11 PM - 11:46 PM EDT

Att. 36,052 - Clear - 78 F

livebaseballscorecards.com

AB	43
R	3
H	9
RBI	3
BB	2
SO	9
LOB	14

Batter	1	2	3	4	5	6	7	8	9	AB	R	H	RBI	BB	SO	LOB
8 Desmond Jennings, R (1, 8) OBP: 0.331, SLG: 0.376	B FF 89 X SI 90 1-0 3 FC5-4 1B		C SI 89 B SL 83 B SL 83 F SI 91 C SL 84 2-3 ② K	B SL 82 X SI 91 1-0 20 FC4-6 2B	C SI 91 B SL 82 X SL 82 1-1 ② G6-3		B CH 84 C FF 92 B FF 94 F FF 93 C FF 90 2-3 ③ K	5	0	2	0	0	2	0
18 Ben Zobrist, S (1, 6) OBP: 0.337, SLG: 0.389	**B SI 89** **1 SAFE** **B SL 79** **B SI 90** C SI 89 1 SAFE C SI 89 1 SAFE 1 SAFE 3-2 X SL 82 ① P2		C CU 75 B FF 90 F FS 85 X FS 85 1-2 ③ G4-3	D SL 81 B FS 85 B SL 82 B SI 91 4-0 20 FC4-6 BB	B SI 91 S SI 91 X SL 86 1-1 ③ F8					3	0	0	0	1	0	1
20 Matt Joyce, L (1, 7) OBP: 0.354, SLG: 0.428	C CU 75 1 SAFE S FS 85 S FS 86 0-3 ② K			B FS 82 X SI 91 1-0 3 1B 11 1B 1B	C FF 90 B FS 86 X FF 90 1-1 ② FC4-6 **1-2f** **2-3**			B FS 83 B FS 85 X SI 89 2-0 ① P3		4	1	1	0	0	1	3
3 Evan Longoria, R (1, 5) OBP: 0.332, SLG: 0.396	C SI 90 B SI 92 S SL 83 1 SAFE D FS 86 X SL 83 2-2 ③ FC5-4 **1-2f**			X SL 80 0-0 11 1B **1-3** 1B	B SL 85 X SI 94 1-0 ③ P4			B SL 82 B SI 91 F SL 83 X SI 91 2-1 21 1B 1B		4	0	2	0	0	0	3
21 James Loney, L (1, 3) OBP: 0.334, SLG: 0.388		B FF 90 X SL 80 1-0 ① F7		B FF 88 T FS 84 F FS 87 D FS 86 S FS 86 2-3 ① K	X CU 75 0-0 HR			B FS 84 T SI 90 X SI 91 1-1 **1-3** 1B		4	1	2	1	0	1	2
11 Logan Forsythe, R (1, 4) OBP: 0.298, SLG: 0.338		C SL 81 C SI 90 B FS 86 B SI 91 X SL 82 2-2 28 FC5-4 1B		B SI 92 B SI 93 C SL 84 X SI 93 2-1 **1-2** **3-H** 1B	B SI 91 C SL 81 S SI 91 B FS 86 B SI 91 C SI 91 3-3 ① K			C SI 93 F SI 93 F FS 88 S FS 87 0-3 ② K		4	0	2	1	0	2	2
35 Cole Figueroa, L (1, 10) OBP: 0.176, SLG: 0.235		F SI 90 D FS 85 X SL 81 1-1 ② P5		C SI 92 X FF 90 0-1 ② F8	B SL 82 B SI 90 B SI 91 C SI 90 S SI 90 X 3-2 ② G3-1			X FS 87 0-0 ③ G4-3		4	0	0	0	0	0	5
28 José Molina, R (1, 2) OBP: 0.209, SLG: 0.181		B SI 90 F SI 91 X SL 83 1-1 ③ FC5-4 **1-2f**		S SL 84 S SI 92 S FS 87 0-3 ③ K	S SI 91 X FS 86 0-1 ③ G5-3				S FF 92 B CH 83 S FF 93 S FF 94 1-3 ① K	4	0	0	0	0	2	3
39 Kevin Kiermaier, L (1, 9) OBP: 0.349, SLG: 0.590			X SI 88 0-0 ① B1-3	C SI 90 X FS 85 0-1 ① G3		B SI 90 C SL 81 S FS 85 S FS 85 1-3 ① K			C SL 81 B SL 83 C FF 94 F FF 94 B FC 88 X FF 94 2-2 ② L7	4	0	0	0	0	1	0
Inning Stats	R: 0 E: 0 K: 1 S: 10 H: 1 LOB: 1 BB: 0 P: 16	R: 0 E: 0 K: 0 S: 8 H: 1 LOB: 1 BB: 0 P: 13	R: 0 E: 0 K: 1 S: 7 H: 0 LOB: 0 BB: 0 P: 10	R: 1 E: 0 K: 2 S: 12 H: 3 LOB: 2 BB: 0 P: 17	R: 0 E: 0 K: 0 S: 6 H: 1 LOB: 2 BB: 1 P: 13	R: 1 E: 0 K: 1 S: 9 H: 1 LOB: 0 BB: 0 P: 15	R: 0 E: 0 K: 1 S: 7 H: 0 LOB: 0 BB: 0 P: 10	R: 0 E: 0 K: 1 S: 10 H: 2 LOB: 2 BB: 0 P: 15	R: 0 E: 0 K: 2 S: 10 H: 0 LOB: 0 BB: 0 P: 15	1B: 7 2B: 1 3B: 0 HR: 1 SF: 0 SAC: 0 DP: 0 HBP: 0						

PITCHER		IP	WLS	BF	H	R	ER	SO	BB	IBB	HBP	BLK	WP	HR	S	P	ERA	WHIP
18 Hiroki Kuroda, R ERA: 4.08	(1, 1)	8.0	L	34	9	2	2	7	1	0	0	0	0	1	69	109	2.25	1.250
55 David Huff, L ERA: 4.99	(9, 1)	1.0		3	0	0	0	2	0	0	0	0	0	0	10	15	0.00	0.000

PITCHER	IP	WLS	BF	H	R	ER	SO	BB	IBB	HBP	BLK	WP	HR	S	P	ERA	WHIP

TOP

Tampa Bay Rays @ New York Yankees

Yankee Stadium, Bronx, NY

Tue Jul 01 2014, 7:10 PM - 10:23 PM EDT

Att. 35,866 - Partly Cloudy - 85 F

livebaseballscorecards.com

AB	36
R	2
H	9
RBI	2
BB	1
SO	9
LOB	19

WP: 0 PA: 37
PB: 0
SB: 0
CS: 0

Tampa Bay Rays @ New York Yankees

Yankee Stadium, Bronx, NY

Tue Jul 01 2014, 7:10 PM - 10:23 PM EDT

Att. 35,866 - Partly Cloudy - 85 F

livebaseballscorecards.com

BOTTOM

Batter	1	2	3	4	5	6	7	8	9	AB	R	H	RBI	BB	SO	LOB
11 Brett Gardner, L (1, 7) OBP: 0.356, SLG: 0.421	B FF 92 C SI 92 C SI 92 B SI 94 B KC 81 B SI 95 4-2 22 G6-3 BB		C SI 94 B KC 80 C SI 94 B SI 96 B SI 95 X SI 95 3-2 ③ P5		C FC 87 F KC 79 B SI 94 B SI 95 B SI 94 S SI 95 3-3 ③ K		C SI 93 B SI 95 C SI 94 B SI 95 X SI 95 2-2 ③ G5-3			3	0	0	0	1	1	2
2 Derek Jeter, R (1, 6) OBP: 0.330, SLG: 0.334	1 SAFE B FF 93 1 SAFE C SI 92 1 SAFE X CH 85 1-1 ① F8			F SI 93 X KC 78 0-1 ① 22 1B 36 CS 2B		F FF 93 X FF 94 0-1 ① 22 S 1B		C FF 95 B FF 96 B FF 95 F FF 95 S FF 98 2-3 ① K		4	1	2	0	0	1	1
22 Jacoby Ellsbury, L (1, 8) OBP: 0.357, SLG: 0.395	C SI 93 B SI 93 1 SAFE 1 SAFE C SI 93 B SI 94 X SI 95 2-2 ② G6-3 1-2			B SI 92 X SI 93 1-0 36 F8 36 CS 2-3 1B		C SI 94 F SI 93 B SI 95 F SI 95 B FC 89 F SI 94 B FC 86 C CH 85 3-3 ① K 1-2		X FF 96 0-0 ② P4		4	0	1	0	0	1	2
25 Mark Teixeira, S (1, 3) OBP: 0.342, SLG: 0.468	F CH 86 B KC 80 C SI 94 B SI 95 X FC 90 2-2 ③ L7			X SI 94 0-0 ① F9		B SI 93 C SI 94 B SI 94 B SI 94 B CH 85 4-1 BB		B FF 97 C FF 95 C FF 97 X FF 98 1-2 ③ G5-3		3	0	0	0	1	0	3
36 Carlos Beltrán, S (1, 10) OBP: 0.274, SLG: 0.404 31 Ichiro Suzuki, L (9, PR) OBP: 0.347, SLG: 0.329		B SI 92 S SI 92 C FF 93 C SI 94 1-3 ① K		1 SAFE 1 SAFE 1 SAFE C CH 83 B SI 94 C SI 94 X SI 95 1-2 ② F8 1-3 3-H		C CH 85 F FC 89 X SI 94 0-2 ② F8			B FF 93 B SL 85 B FF 93 C FF 92 B FF 92 4-1 33 BB	3 0	0 0	0 0	0 0	1 0	1 0	3 0
12 Alfonso Soriano, R (1, 9) OBP: 0.248, SLG: 0.376 34 Brian McCann, L (9, PH) OBP: 0.280, SLG: 0.360		B FF 94 B SI 93 B SI 94 C FF 94 X FF 94 3-1 ② L5		C SI 94 S SI 95 F SI 96 T SI 96 0-2 ③ K		F SI 94 B FF 95 C SI 94 F SI 94 B SI 95 C FC 90 2-3 ③ K			1 SAFE B SL 86 F SL 85 F FF 93 C FF 91 1-3 ① K	3 1	0 0	0 0	0 0	0 0	2 1	3 1
14 Brian Roberts, S (1, 4) OBP: 0.306, SLG: 0.349		B KC 79 C SI 94 T FF 95 F FF 95 B SI 95 C SI 95 2-3 ③ K			S CH 85 C FC 88 X FC 89 0-2 ① F7		X FF 92 0-0 ① F8		1 SAFE B FF 92 B SL 85 C FF 92 X FF 92 2-1 ② L8	4	0	0	0	0	1	1
29 Francisco Cervelli, R (1, 2) OBP: 0.250, SLG: 0.269 33 Kelly Johnson, L (9, PH) OBP: 0.304, SLG: 0.398			X SI 93 0-0 ① G5-3		C CH 86 B SI 94 C SI 94 C FC 90 1-3 ② K		C FF 93 S CH 84 B SI 95 F SI 94 B CH 85 B FC 87 T CH 85 3-2 ② K		B FF 91 B FF 92 F FF 94 F FF 92 B FF 92 B FF 92 4-2 1-2 BB	3 0	0 0	0 0	0 0	0 1	2 0	0 0
26 Yangervis Solarte, S (1, 5) OBP: 0.348, SLG: 0.399			C SI 94 B KC 79 B CH 84 S CH 84 C SI 94 2-3 ② K		X FC 88 0-0 1B		C CH 85 B CH 84 S CH 84 B SI 94 F SI 94 F SI 94 B FC 87 F CH 85 B CH 86 4-2 BB		C SL 86 X FF 90 0-1 ③ G3	3	0	1	0	1	1	2
Inning Stats	R: 0 E: 0 K: 0 S: 10 H: 0 LOB: 1 BB: 1 P: 19	R: 0 E: 0 K: 2 S: 9 H: 0 LOB: 0 BB: 0 P: 15	R: 0 E: 0 K: 1 S: 7 H: 0 LOB: 0 BB: 0 P: 12	R: 1 E: 0 K: 1 S: 11 H: 2 LOB: 1 BB: 0 P: 13	R: 0 E: 0 K: 2 S: 10 H: 1 LOB: 1 BB: 0 P: 14	R: 0 E: 0 K: 2 S: 15 H: 1 LOB: 2 BB: 1 P: 24	R: 0 E: 0 K: 1 S: 13 H: 0 LOB: 1 BB: 1 P: 22	R: 0 E: 0 K: 1 S: 7 H: 0 LOB: 0 BB: 0 P: 10	R: 0 E: 0 K: 1 S: 10 H: 0 LOB: 2 BB: 2 P: 21	1B: 3 2B: 1 3B: 0 HR: 0 SF: 0 SAC: 0 DP: 0 HBP: 0						WP: 0 PB: 0 SB: 1 CS: 2 PA: 36	

	AB	31
	R	1
	H	4
	RBI	0
	BB	5
	SO	11
	LOB	18

PITCHER		IP	WLS	BF	H	R	ER	SO	BB	IBB	HBP	BLK	WP	HR	S	P	ERA	WHIP
14 David Price, L ERA: 3.44	(1, 1)	7.0	W	28	4	1	0	9	3	0	0	0	0	0	75	119	0.00	1.000
57 Jake McGee, L ERA: 1.21	(8, 1)	1.0	H	3	0	0	0	1	0	0	0	0	0	0	7	10	0.00	0.000
50 Grant Balfour, R ERA: 5.18	(9, 1)	1.0	S	5	0	0	0	1	2	0	0	0	0	0	10	21	0.00	2.000

PITCHER	IP	WLS	BF	H	R	ER	SO	BB	IBB	HBP	BLK	WP	HR	S	P	ERA	WHIP

Tampa Bay Rays @ New York Yankees

Yankee Stadium, Bronx, NY

Wed Jul 02 2014, 1:10 PM - 4:41 PM EDT

Att. 42,343 - Sunny - 89 F

livebaseballscorecards.com

Batter	1	2	3	4	5	6	7	8	9	AB	R	H	RBI	BB	SO	LOB
8 Desmond Jennings, R (1, 8) OBP: 0.335, SLG: 0.378	C SI 88 C SL 83 X CH 82 0-2 1B		C CH 81 1 SAFE C FF 89 C SL 81 0-3 ② K		F CH 83 X CH 84 0-1 18 2B 5 1B 1B	C FF 92 S SL 85 B FF 94 B FF 94 B SL 85 F SL 84 F SL 83 S SL 84 3-3 ③ K		C FF 91 1 SAFE 0-1 ③ CS 1-2	B CH 82 S CH 81 B FC 88 B CH 81 B FF 90 4-1 18 FC3-6 BB	4	1	2	0	1	2	1
18 Ben Zobrist, S (1, 10) OBP: 0.341, SLG: 0.400	X FF 90 0-0 ① P3		1 SAFE C CU 77 1 SAFE 1 SAFE B CH 82 B FF 90 F FF 89 X CU 77 2-2 5 PB 1-3 2B		C FF 90 1 SAFE B CH 82 B SL 85 X CU 76 2-1 5 1B 1-3 2B		F FF 94 B FF 94 F SL 84 B SL 88 F SL 87 X FF 95 2-2 3 FC6-4 5 SH5-3 1B		C FF 91 B FC 88 B FF 92 1 SAFE F FF 92 X FF 92 2-2 ① FC3-6 5 E 5 E 21 G3 1-2f	5	1	3	0	0	0	2
5 Brandon Guyer, R (1, 7) OBP: 0.325, SLG: 0.370	C SL 84 C FF 90 B FF 90 F SL 80 F SI 89 F CH 82 1 SAFE S SL 84 1-3 ② K		B FF 90 C SL 83 S SI 88 H SL 84 2-2 2-3 3-H HBP		F CU 77 D SL 85 B SL 86 B FF 90 X FF 90 3-1 ② 2-H 3-H 1B		X SL 85 0-0 ① SH5-3 1-2		B FF 91 F CH 80 F FC 88 X FC 88 1-2 E5 21 G3 1-3	3	0	1	1	0	1	2
3 Evan Longoria, R (1, 5) OBP: 0.333, SLG: 0.392	B FF 90 X SI 90 1-0 ③ L7		C CU 76 X FF 90 0-1 ③ P3		I IN 73 I IN 70 I IN 72 I IN 74 4-0 IBB		B SL 88 D CU 81 X FF 94 2-0 ② FC6-4 21 1B 2-3		I IN 83 I IN 84 I IN 84 I IN 84 4-0 21 G3 IBB	3	0	0	0	2	0	4
21 James Loney, L (1, 3) OBP: 0.332, SLG: 0.385		F FF 89 S SL 84 B SI 89 B SL 84 C SL 79 2-3 ① K	C FF 89 C FF 90 S SL 85 0-3 ① K		B SL 85 B SL 84 F SI 88 C CU 78 B SL 85 X CU 78 3-2 ③ F8		B FF 95 B CH 88 C CU 79 C CH 87 F SL 85 X SL 85 2-2 1-2 1B		B FC 87 F FF 91 X FF 91 1-1 ② G3 1-2 2-3 3-H	5	0	1	1	0	2	4
11 Logan Forsythe, R (1, 4) OBP: 0.301, SLG: 0.346		C CU 77 B FF 90 B FF 89 S SL 85 S FF 90 2-3 ② K	B CU 78 F CH 84 B FF 90 X FF 90 2-1 1 1B 2B			B FF 88 X SI 88 1-0 1 HR 1B	C FF 96 B CH 85 F SL 88 B FF 97 C FF 96 2-3 ③ K		B FF 93 S FC 89 F FC 89 F FC 88 T FF 90 1-2 ③ K	5	2	2	0	0	3	4
1 Sean Rodríguez, R (1, 6) OBP: 0.260, SLG: 0.479		C CU 76 B FF 90 F SI 89 B SL 79 X SL 85 2-2 ③ F8	B CH 82 F SL 79 F FF 90 B CH 81 F SL 84 X FF 90 2-2 ② 2-H 1B			S SL 82 B SL 83 1 SAFE X SL 83 1-1 1-H HR		S SL 85 C FF 93 F SL 86 X SL 84 0-2 ① F8		4	1	2	3	0	0	0
24 Ryan Hanigan, R (1, 2) OBP: 0.316, SLG: 0.351			C CU 77 B SI 89 B FF 89 B SI 88 B FF 89 4-1 39 FC3-6 BB	S CH 82 C CH 83 X SI 89 0-2 ③ F8		B FF 92 C SL 84 B FF 92 B SL 82 C FF 92 C FF 92 3-3 ① K		B FF 94 B CH 86 B FF 95 B FF 96 4-0 39 FC6-4 BB		2	0	0	0	2	1	0
39 Kevin Kiermaier, L (1, 9) OBP: 0.338, SLG: 0.570			X SL 82 0-0 ① FC3-6 18 2B 5 PB 1-2f		C SL 83 X SI 89 0-1 ① G4-3	F SL 85 X SL 85 0-1 ② G3		X FF 91 0-0 ② FC6-4 8 CS 1-2f		4	1	0	0	0	0	2
Inning Stats	R: 0 E: 0 K: 1 S: 11 H: 1 LOB: 1 BB: 0 P: 13	R: 0 E: 0 K: 2 S: 9 H: 0 LOB: 0 BB: 0 P: 15	R: 1 E: 0 K: 1 S: 12 H: 1 LOB: 2 BB: 1 P: 20	R: 1 E: 0 K: 1 S: 12 H: 2 LOB: 0 BB: 0 P: 16	R: 1 E: 0 K: 0 S: 11 H: 3 LOB: 2 BB: 1 P: 23	R: 2 E: 0 K: 2 S: 13 H: 2 LOB: 0 BB: 0 P: 21	R: 0 E: 0 K: 1 S: 13 H: 2 LOB: 2 BB: 0 P: 21	R: 0 E: 0 K: 0 S: 6 H: 0 LOB: 0 BB: 1 P: 10	R: 1 E: 1 K: 1 S: 14 H: 0 LOB: 2 BB: 2 P: 27	1B: 7 2B: 3 3B: 0 HR: 1 SF: 0 SAC: 1 DP: 0 HBP: 1						

TOP

AB	35
R	6
H	11
RBI	5
BB	5
SO	9
LOB	19

PITCHER		IP	WLS	BF	H	R	ER	SO	BB	IBB	HBP	BLK	WP	HR	S	P	ERA	WHIP
57 Vidal Nuño, L ERA: 5.42	(1, 1)	5.0	L	24	8	4	3	5	1	1	1	0	0	0	56	89	5.40	1.800
27 Shawn Kelley, R ERA: 4.63	(6, 1)	1.0		4	1	1	1	2	0	0	0	0	0	1	12	19	9.00	1.000
43 Adam Warren, R ERA: 2.62	(7, 1)	1.1		7	2	0	0	1	1	0	0	0	0	0	17	29	0.00	2.250
55 David Huff, L ERA: 4.73	(8, 1)	1.2		7	0	1	0	1	1	1	0	0	0	0	16	29	0.00	0.600

PITCHER	IP	WLS	BF	H	R	ER	SO	BB	IBB	HBP	BLK	WP	HR	S	P	ERA	WHIP

WP: 0 PA: 43
PB: 1
SB: 0
CS: 1

Tampa Bay Rays @ New York Yankees

Yankee Stadium, Bronx, NY

Wed Jul 02 2014, 1:10 PM - 4:41 PM EDT

Att. 42,343 - Sunny - 89 F

BOTTOM

livebaseballscorecards.com

Batter	1	2	3	4	5	6	7	8	9	AB	R	H	RBI	BB	SO	LOB
11 Brett Gardner, L (1, 7) OBP: 0.359, SLG: 0.434	B FF 90 F FF 91 B FF 90 B FF 90 F SI 90 F FF 92 X SI 92 3-2 HR		C FF 90 B FS 85 B CU 71 B FF 92 X SI 91 3-1 ① F8	C CU 69 B CU 70 C CU 72 D FS 86 X FS 84 2-2 1-3 2-H 1B			C SL 82 B FF 90 X SL 84 1-1 2 FC5-4 1B		B FF 93 C FF 92 C CH 82 S FF 94 1-3 ① K	5	1	3	2	0	1	0
2 Derek Jeter, R (1, 6) OBP: 0.325, SLG: 0.329	S FF 90 B SI 90 F FF 90 F FF 92 F FC 86 B FC 88 X FF 91 2-2 ① F9		C FF 92 B FF 91 B FF 91 C FF 90 X FF 90 2-2 ② F8	B FF 90 X FF 89 1-0 ③ F8			1 SAFE X FF 91 0-0 ① FC5-4 34 BB 1-2f		L FF 94 F FF 94 F FF 95 S FF 93 0-3 ② K	5	0	0	0	0	1	3
34 Brian McCann, L (1, 2) OBP: 0.285, SLG: 0.373	C FF 92 X FS 86 0-1 36 1B 1B		B CU 70 C CU 69 X SI 90 1-1 HR		B FS 83 X FS 82 1-0 ① F8		C SI 94 B FF 94 B FF 93 B CH 84 B CH 84 4-1 1-2 BB		B FF 94 B FF 93 C FF 92 B CH 81 F CH 82 F FF 94 X FF 93 3-2 ③ L4	4	1	2	1	1	0	0
36 Carlos Beltrán, S (1, 10) OBP: 0.277, SLG: 0.406	C SI 91 X SI 91 0-1 1-2 1B		C FF 91 B FF 92 C SI 91 B FS 86 X SI 91 2-2 1B		F FF 91 B FS 83 X FS 83 1-1 ② F9		C CH 84 B CH 83 C CH 84 S CH 85 1-3 ② K			4	0	2	0	0	1	2
33 Kelly Johnson, L (1, 3) OBP: 0.297, SLG: 0.388	X SI 92 0-0 ② F8		B FS 84 C CU 70 F FF 91 1 SAFE F FS 86 S FS 85 1-3 ③ K		C CU 70 F FF 91 S FS 83 0-3 ③ K		B CH 85 C CH 83 C CH 84 D CH 86 S CH 83 2-3 ③ K			4	0	0	0	0	3	5
12 Alfonso Soriano, R (1, 9) OBP: 0.248, SLG: 0.374	F CU 71 F FC 86 B FC 85 F FS 84 B FC 85 B FF 92 S FS 85 3-3 ③ K			S CU 69 X SL 78 0-1 31 BB 11 1B 1B	S FF 89 B FS 85 X FF 92 1-1 ① F9			C CU 78 B FF 91 F CU 78 S FF 91 1-3 ① K		4	1	1	0	0	2	2
31 Ichiro Suzuki, L (1, 8) OBP: 0.345, SLG: 0.323		C CU 68 X CU 70 0-1 ① G4-3		B SI 90 B SI 90 1 SAFE C FF 89 B FS 87 F FF 90 1 SAFE F FF 90 B FS 83 4-2 11 1B 1-2 BB		X CU 69 0-0 ② L3		B CU 78 X CU 79 1-0 ② G6-3		3	0	0	0	1	0	0
14 Brian Roberts, S (1, 4) OBP: 0.309, SLG: 0.355		F FF 90 B FF 90 B FF 91 B FS 85 F FF 91 F FF 92 X FF 92 3-2 ② P3		C CU 71 T FS 85 X FS 84 0-2 ① L9		B FF 92 B FF 91 C FF 91 F FF 91 B SI 92 X FF 90 3-2 1B		C CU 78 B FS 82 S FS 83 F FF 92 X FS 83 1-2 2B		4	0	2	0	0	0	2
26 Yangervis Solarte, S (1, 5) OBP: 0.343, SLG: 0.393		C SI 91 B FF 91 F FF 92 S SI 91 1-3 ③ K		D FS 84 X FF 92 1-0 ② F4		B FF 91 B FF 92 F FF 92 X FF 91 2-1 ③ L7		B CU 80 B CU 78 C CU 78 F FS 84 B FF 92 S FS 84 3-3 ③ K		4	0	0	0	0	2	4

Inning Stats	1	2	3	4	5	6	7	8	9
	R: 1 E: 0 K: 1 S: 18 H: 3 LOB: 2 BB: 0 P: 26	R: 0 E: 0 K: 1 S: 9 H: 0 LOB: 0 BB: 0 P: 13	R: 1 E: 0 K: 1 S: 14 H: 2 LOB: 1 BB: 0 P: 23	R: 1 E: 0 K: 0 S: 13 H: 2 LOB: 2 BB: 1 P: 21	R: 0 E: 0 K: 1 S: 6 H: 0 LOB: 0 BB: 0 P: 8	R: 0 E: 0 K: 0 S: 8 H: 1 LOB: 1 BB: 0 P: 14	R: 0 E: 0 K: 2 S: 10 H: 1 LOB: 2 BB: 1 P: 18	R: 0 E: 0 K: 2 S: 11 H: 1 LOB: 1 BB: 0 P: 17	R: 0 E: 0 K: 2 S: 11 H: 0 LOB: 0 BB: 0 P: 15

	AB	37
	R	3
	H	10
	RBI	3
	BB	2
	SO	10
	LOB	18

1B: 7 SF: 0 WP: 0 PA: 39
2B: 1 SAC: 0 PB: 0
3B: 0 DP: 0 SB: 0
HR: 2 HBP: 0 CS: 0

PITCHER		IP	WLS	BF	H	R	ER	SO	BB	IBB	HBP	BLK	WP	HR	S	P	ERA	WHIP
23 Jake Odorizzi, R ERA: 4.18	(1, 1)	5.2	W	26	8	3	3	4	1	0	0	0	0	2	66	101	4.76	1.588
27 Cesár Ramos, L ERA: 4.11	(6, 1)	0.1	H	2	1	0	0	0	0	0	0	0	0	0	4	7	0.00	3.000
46 Juan Carlos Oviedo, R ERA: 2.48	(7, 1)	1.0	H	4	0	0	0	2	1	0	0	0	0	0	8	15	0.00	1.000
62 Joel Peralta, R ERA: 4.0	(8, 1)	1.0	H	4	1	0	0	2	0	0	0	0	0	0	11	17	0.00	1.000
26 Brad Boxberger, R ERA: 2.87	(9, 1)	1.0	S	3	0	0	0	2	0	0	0	0	0	0	11	15	0.00	0.000

PITCHER	IP	WLS	BF	H	R	ER	SO	BB	IBB	HBP	BLK	WP	HR	S	P	ERA	WHIP

New York Yankees @ Minnesota Twins

Target Field, Minneapolis, MN

Thu Jul 03 2014, 7:14 PM - 9:47 PM CDT

Att. 34,714 - Partly Cloudy - 75 F

TOP

livebaseballscorecards.com

Batter	1	2	3	4	5	6	7	8	9	AB	R	H	RBI	BB	SO	LOB
11 Brett Gardner, L (1, 7) OBP: 0.358, SLG: 0.431	C FF 93 B KC 78 S FF 94 B KC 79 F FC 90 F FF 94 F FF 95 B KC 78 S FC 89 3-3 ① K			C FF 92 B SI 93 B FF 93 F FF 93 B FC 90 F FF 95 S FC 90 3-3 ① K	C KC 77 B KC 79 X FF 94 1-1 ③ P6		C SL 81 X SI 92 0-1 2 FC4-6 2-3 3-H 1B			4	0	1	1	0	2	0
2 Derek Jeter, R (1, 6) OBP: 0.321, SLG: 0.324	F SI 94 X FF 94 0-1 ② F9			C KC 77 F SI 93 B KC 80 X FC 89 1-2 ② L8		C FC 88 F KC 76 S FF 94 0-3 ① K	1 SAFE B FF 93 1 SAFE 1 SAFE B CH 84 X SI 90 2-0 ② FC4-6 1-2f 3-H			4	0	0	1	0	1	1
22 Jacoby Ellsbury, L (1, 8) OBP: 0.352, SLG: 0.390	F FF 94 S FF 93 B FC 90 X FC 90 1-2 ③ G4-3			F FF 93 B KC 76 X KC 77 1-1 ③ G6-3		F FF 92 F FF 93 B FC 88 C FC 87 1-3 ② K	X SL 82 0-0 ③ G4-3			4	0	0	0	0	1	1
25 Mark Teixeira, S (1, 3) OBP: 0.345, SLG: 0.468		B FF 92 C FF 93 X FF 93 1-1 ① L3			F FF 92 B FF 93 B KC 76 X FF 93 2-1 34 1B 36 HR 1B	B KC 76 B FF 92 C SI 91 X KC 76 2-1 1B		C FF 91 B FF 93 X FF 92 1-1 ① G3-1		4	1	2	0	0	0	0
34 Brian McCann, L (1, 2) OBP: 0.285, SLG: 0.371		B FF 93 C FF 94 C KC 78 S FC 90 1-3 ② K			X FF 93 0-0 36 HR 1-2 1B	B FF 92 C FF 92 X FF 91 1-1 ③ F8		B FF 93 B FF 93 F FF 92 X FF 93 2-1 ② F7		4	1	1	0	0	1	1
36 Carlos Beltrán, S (1, 10) OBP: 0.277, SLG: 0.416		F FF 94 F FF 94 X FC 91 0-2 ③ G3			B FF 92 X SI 92 1-0 1-H 2-H HR		C FF 91 S FF 90 T FC 86 0-2 ① K	F FF 95 B SI 87 B CH 86 C FF 93 C FF 95 2-3 ③ K		4	1	1	3	0	2	0
31 Ichiro Suzuki, L (1, 9) OBP: 0.354, SLG: 0.329			X FF 92 0-0 17 G5-4-3 1B		B FF 92 F FF 92 C KC 77 B FC 88 X FC 89 2-2 ① G1-3		B KC 74 F FF 91 F FF 92 B FC 87 B FC 87 B FC 86 4-2 45 1B 17 2B BB		B SL 83 X FF 93 1-0 45 G6-4-3 1B	3	1	2	0	1	0	0
45 Zelous Wheeler, R (1, 5) OBP: 0.500, SLG: 1.250			F FF 93 B SI 92 F FF 92 B KC 79 1 SAFE X FF 93 2-2 ① P3		C FC 89 B KC 78 B FF 92 B FF 93 X FF 92 3-1 HR		C FC 88 X SI 91 0-1 17 2B 11 1B 1-2 1B		C FF 89 X FF 91 0-1 ①② G6-4-3 1-2f	4	2	2	1	0	0	2
17 Brendan Ryan, R (1, 4) OBP: 0.333, SLG: 0.325			1 SAFE C FC 89 F FF 93 X KC 78 0-2 ②③ G5-4-3 1-2f		F FF 94 B KC 78 S FF 94 F FF 94 B KC 77 F FF 94 X FC 88 2-2 ② G5-3		X SI 91 0-0 11 1B 2 FC4-6 1-3 2-H 2B		S SL 86 B SL 87 C FF 93 S SL 88 1-3 ③ K	4	1	1	1	0	1	1
Inning Stats	R: 0 E: 0 K: 1 S: 11 H: 0 LOB: 0 BB: 0 P: 15	R: 0 E: 0 K: 1 S: 8 H: 0 LOB: 0 BB: 0 P: 10	R: 0 E: 0 K: 0 S: 7 H: 1 LOB: 0 BB: 0 P: 9	R: 0 E: 0 K: 1 S: 9 H: 0 LOB: 0 BB: 0 P: 14	R: 4 E: 0 K: 0 S: 16 H: 4 LOB: 0 BB: 0 P: 27	R: 0 E: 0 K: 2 S: 10 H: 1 LOB: 1 BB: 0 P: 14	R: 3 E: 0 K: 1 S: 12 H: 3 LOB: 1 BB: 1 P: 18	R: 0 E: 0 K: 1 S: 7 H: 0 LOB: 0 BB: 0 P: 12	R: 0 E: 0 K: 1 S: 6 H: 1 LOB: 0 BB: 0 P: 8	1B: 7 2B: 1 3B: 0 HR: 2 SF: 0 SAC: 0 DP: 2 HBP: 0						

	AB	35
	R	7
	H	10
	RBI	7
	BB	1
	SO	8
	LOB	6

WP: 0 PA: 36
PB: 0
SB: 0
CS: 0

PITCHER		IP	WLS	BF	H	R	ER	SO	BB	IBB	HBP	BLK	WP	HR	S	P	ERA	WHIP
45 Phil Hughes, R ERA: 3.95	(1, 1)	6.1	L	27	8	7	7	6	1	0	0	0	0	2	69	101	9.95	1.421
52 Brian Duensing, L ERA: 2.78	(7, 1)	0.2		3	1	0	0	0	0	0	0	0	0	0	4	6	0.00	1.500
51 Anthony Swarzak, R ERA: 3.76	(8, 1)	2.0		6	1	0	0	2	0	0	0	0	0	0	13	20	0.00	0.500

PITCHER		IP	WLS	BF	H	R	ER	SO	BB	IBB	HBP	BLK	WP	HR	S	P	ERA	WHIP

Batter	1	2	3	4	5	6	7	8	9	AB	R	H	RBI	BB	SO	LOB
2 Brian Dozier, R (1, 4) OBP: 0.348, SLG: 0.417	C SL 81 X FF 91 0-1 27 2B 1B		F SI 89 1 SAFE B SL 84 X FS 86 1-1 27 FC1-5 8 G4-3 1-3 1B		1 SAFE C SL 81 B FS 85 X SL 83 1-1 ② ③ G5-4-3 1-2f			C FF 94 S KC 81 B KC 83 B KC 82 S FF 96 2-3 ① K		4	1	2	0	0	1	1
8 Kurt Suzuki, R (1, 2) OBP: 0.361, SLG: 0.394	F FF 89 C SI 88 S FS 86 0-3 ① K		B SI 92 F FF 92 1 SAFE X SI 93 1-1 ① G4-3 1-2 3-H			B SL 80 C SL 81 B SI 90 X FF 90 2-1 27 G4-3 17 G3 2B		F FF 96 F FF 97 X FF 98 0-2 ② F9		4	1	1	1	0	1	2
27 Chris Parmelee, L (1, 3) OBP: 0.319, SLG: 0.438	F FF 89 1 SAFE X FS 84 0-1 ② 1-H 2B		C CU 75 B FF 93 X FS 88 1-1 ② FC1-5 17 FC4 2-3			B FC 89 B SI 91 S SI 91 S SI 92 X FS 87 2-2 ① G4-3 2-3		B KC 79 F FF 98 S FF 98 F KC 84 B SV 85 C SV 83 2-3 ③ K		4	0	1	1	0	1	2
17 Kendrys Morales, S (1, 10) OBP: 0.247, SLG: 0.304	B CU 72 S SL 83 X SI 91 1-1 ③ G5-3		F FS 86 S FS 86 B FS 86 X FS 87 1-2 ③ FC4 1-2f			B FF 90 D SI 90 X SI 93 2-0 ② G3 3-H			C FC 91 S FC 90 B FC 91 B KC 81 F FC 92 B FC 91 C FC 91 3-3 ① K	4	0	0	1	0	1	1
16 Josh Willingham, R (1, 7) OBP: 0.377, SLG: 0.441		B FC 88 C SL 81 F SI 90 B SL 85 S FS 87 2-3 ① K		B CU 72 B FC 89 C SI 91 X FF 91 2-1 ① F9		X FF 93 0-0 ③ F8			C FC 90 B KC 81 S KC 81 B KC 80 C FC 91 2-3 ② K	4	0	0	0	0	2	0
31 Oswaldo Arcia, L (1, 9) OBP: 0.287, SLG: 0.370		F CU 74 S SI 92 X FC 86 0-2 1B		S SL 82 X FS 85 0-1 ② G4-3			C FS 84 B FS 84 B FS 85 S SL 82 C FS 85 2-3 ① K		B FC 90 B FC 91 F FC 90 S FC 91 F KC 82 F FC 92 F KC 83 B FC 92 B FC 93 4-2 24 DI BB	3	0	1	0	1	1	0
24 Trevor Plouffe, R (1, 5) OBP: 0.316, SLG: 0.398		B FF 91 B SL 83 X FF 90 2-0 ② F9		X SI 91 0-0 ③ G6-3			B FF 92 X SL 82 1-0 5 1B 2B		B KC 81 C FC 90 S KC 82 C FC 90 1-3 ③ K 1-2	4	1	1	0	0	1	2
5 Eduardo Escobar, S (1, 6) OBP: 0.315, SLG: 0.404		X SI 91 0-0 ③ G4-3			B SL 80 B SI 89 C SI 89 X SI 90 2-1 ① F7		C SL 83 F FS 86 X SI 93 0-2 1 L3 1B 2-H			3	0	1	1	0	0	1
1 Sam Fuld, L (1, 8) OBP: 0.296, SLG: 0.343			C SI 90 C SL 81 B FF 91 X FS 86 1-2 2 1B 8 G4-3 1B		C SI 90 B CU 72 C SI 90 F SL 84 X CU 77 1-2 2 G5-4-3 1B		B SI 90 B SL 80 C SI 90 X SI 90 2-1 ② ③ L3 1-1			3	1	2	0	0	0	1
Inning Stats	R: 1 H: 2 E: 0 LOB: 0 K: 1 BB: 0 S: 9 P: 10	R: 0 H: 1 E: 0 LOB: 1 K: 1 BB: 0 S: 8 P: 12	R: 1 H: 2 E: 0 LOB: 1 K: 0 BB: 0 S: 12 P: 17	R: 0 H: 0 E: 0 LOB: 0 K: 0 BB: 0 S: 5 P: 7	R: 0 H: 1 E: 0 LOB: 0 K: 0 BB: 0 S: 8 P: 12	R: 1 H: 1 E: 0 LOB: 0 K: 0 BB: 0 S: 7 P: 13	R: 1 H: 2 E: 0 LOB: 0 K: 1 BB: 0 S: 9 P: 14	R: 0 H: 0 E: 0 LOB: 0 K: 2 BB: 0 S: 10 P: 14	R: 0 H: 0 E: 0 LOB: 1 K: 3 BB: 1 S: 15 P: 25	1B: 6 SF: 0 2B: 4 SAC: 0 3B: 0 DP: 2 HR: 0 HBP: 0						

PITCHER	IP	WLS	BF	H	R	ER	SO	BB	IBB	HBP	BLK	WP	HR	S	P	ERA	WHIP
19 Masahiro Tanaka, R (1, 1) ERA: 2.27	7.0	W	27	9	4	4	3	0	0	0	0	0	0	58	85	5.14	1.286
68 Dellin Betances, R (8, 1) ERA: 1.47	1.0	H	3	0	0	0	2	0	0	0	0	0	0	10	14	0.00	0.000
30 David Robertson, R (9, 1) ERA: 2.83	1.0	S	4	0	0	0	3	1	0	0	0	0	0	15	25	0.00	1.000

PITCHER	IP	WLS	BF	H	R	ER	SO	BB	IBB	HBP	BLK	WP	HR	S	P	ERA	WHIP

BOTTOM

New York Yankees @ Minnesota Twins

Target Field, Minneapolis, MN

Thu Jul 03 2014, 7:14 PM - 9:47 PM CDT

Att. 34,714 - Partly Cloudy - 75 F

livebaseballscorecards.com

AB	33
R	4
H	9
RBI	4
BB	1
SO	8
LOB	10

Batter	1	2	3	4	5	6	7	8	9	AB	R	H	RBI	BB	SO	LOB
11 Brett Gardner, L (1, 7) OBP: 0.359, SLG: 0.435	C FF 90 B SI 90 X SI 90 1-1 14 2B 3B	B CH 82 B FF 91 C SL 84 F SI 91 B SL 82 F SI 90 F SL 83 B SI 93 4-2 14 2B 22 1B BB		C FC 90 B CU 80 B FC 90 C FC 88 F FC 92 S CU 82 2-3 ② K			X FC 88 0-0 ① G3		B SI 94 B SI 93 C SI 92 F FF 92 F SI 94 F FF 94 X FF 94 2-2 ① G6-3	4	2	1	0	1	1	0
14 Brian Roberts, S (1, 4) OBP: 0.318, SLG: 0.384	S SI 92 B FF 92 F CH 83 F SI 90 F CH 83 F FF 91 F SL 85 X FF 91 1-2 22 G4-3 25 2B 2B 3-H	1 SAFE B FF 91 C SI 89 1 SAFE 1 SAFE F SL 83 X CU 78 1-2 22 1B 2B 1-3		X FF 90 0-0 3B			B FC 90 C FC 89 B CU 79 B CU 79 F FC 88 F FC 90 X FC 90 3-2 2B		B SI 94 X SI 94 1-0 ② L8	5	2	4	1	0	0	0
22 Jacoby Ellsbury, L (1, 8) OBP: 0.353, SLG: 0.389	X SI 92 0-0 ① G4-3 2-3	F SL 85 X CH 83 0-1 2-H 3-H 1B		C CU 81 F FC 91 S CU 82 0-3 ③ K			B FC 89 S FC 90 B FC 89 H CU 80 3-1 HBP		X SL 84 0-0 ③ G4-3	4	0	1	2	0	1	2
25 Mark Teixeira, S (1, 3) OBP: 0.343, SLG: 0.469	C FF 92 B CH 83 B SI 92 X SI 92 2-1 36 PB 36 SF9 2B 3-H	C CH 86 B FF 90 1 SAFE X FF 91 1-1 ③ L9			B FC 89 B FF 89 C FC 89 F FC 89 B CU 80 X FC 90 3-2 ① G4-3		X FC 90 0-0 ② F7			4	1	1	1	0	0	3
36 Carlos Beltrán, S (1, 10) OBP: 0.272, SLG: 0.411	B CU 80 X CH 82 1-0 ② SF9 2-H		F FC 88 B FF 89 F FC 89 B CU 82 F FC 90 X CU 80 2-2 ① G4-3		C CU 77 X CU 81 0-1 ② G3		X SI 87 0-0 ③ G4-3			3	0	0	1	0	0	2
31 Ichiro Suzuki, L (1, 9) OBP: 0.346, SLG: 0.321	B SI 92 F SL 84 C SL 83 B FF 90 X SL 84 2-2 ③ G4-3		C FC 90 B FC 89 B FC 90 X FC 89 2-1 ② G2-3		C FC 90 C FC 90 F CU 82 F FC 90 X CU 81 0-2 ③ G1-3			B CU 78 F FF 92 X SL 87 1-1 ① G3-1		4	0	0	0	0	0	0
29 Francisco Cervelli, R (1, 2) OBP: 0.313, SLG: 0.400		B SL 84 B SI 90 B FF 91 C FF 90 X SI 90 3-1 33 G3-1 17 SF8 2B	C FC 91 C CU 80 X FC 91 0-2 1B			B FC 89 C FC 88 B CU 79 B FC 88 C FC 88 S FC 88 3-3 ① K		F FF 93 B FF 93 X SL 88 1-1 2B		4	1	3	0	0	1	0
33 Kelly Johnson, L (1, 5) 45 Zelous Wheeler, R (8, 5) OBP: 0.500, SLG: 1.250		B SI 90 B SL 83 T CH 83 X FF 91 2-1 ① G3-1 2-3	B FC 90 B FC 90 X FC 90 2-0 ③ G3			B CU 80 X FC 88 1-0 ② G1-6-3		B SL 87 F FF 93 B SL 88 S SL 88 2-3 ② K		4 0	0 0	0 0	0 0	0 0	1 0	3 0
17 Brendan Ryan, R (1, 6) OBP: 0.304, SLG: 0.302		F SL 84 B FF 90 X SI 92 1-1 ② SF8 3-H		B FF 88 B FC 89 F FC 88 C FC 89 C CU 80 2-3 ① K			B CU 81 S CU 80 F FC 89 X CU 83 1-2 ③ P5		C CU 80 S FF 93 S FF 93 0-3 ③ K	3	0	0	1	0	2	1
Inning Stats	R: 3 E: 0 K: 0 S: 16 H: 3 LOB: 0 BB: 0 P: 23	R: 3 E: 0 K: 0 S: 17 H: 3 LOB: 1 BB: 1 P: 29	R: 0 E: 0 K: 0 S: 10 H: 1 LOB: 1 BB: 0 P: 16	R: 0 E: 0 K: 3 S: 11 H: 1 LOB: 1 BB: 0 P: 15	R: 0 E: 0 K: 0 S: 10 H: 0 LOB: 0 BB: 0 P: 13	R: 0 E: 0 K: 1 S: 7 H: 0 LOB: 0 BB: 0 P: 12	R: 0 E: 0 K: 0 S: 8 H: 1 LOB: 2 BB: 0 P: 14	R: 0 E: 0 K: 2 S: 10 H: 1 LOB: 1 BB: 0 P: 14	R: 0 E: 0 K: 0 S: 7 H: 0 LOB: 0 BB: 0 P: 10	1B: 2 2B: 6 3B: 2 HR: 0 SF: 2 SAC: 0 DP: 0 HBP: 1						

PITCHER		IP	WLS	BF	H	R	ER	SO	BB	IBB	HBP	BLK	WP	HR	S	P	ERA	WHIP
44 Kyle Gibson, R ERA: 4.17	(1, 1)	2.0	L	13	6	6	5	0	1	0	0	0	0	0	33	52	22.50	3.500
21 Samuel Deduno, R ERA: 4.57	(3, 1)	4.2		18	3	0	0	4	0	0	1	0	0	0	45	69	0.00	0.643
56 Caleb Thielbar, L ERA: 2.96	(7, 1)	0.1		1	0	0	0	0	0	0	0	0	0	0	1	1	0.00	0.000
50 Casey Fien, R ERA: 2.52	(8, 1)	1.0		4	1	0	0	2	0	0	0	0	0	0	10	14	0.00	1.000
15 Glen Perkins, L ERA: 3.31	(9, 1)	1.0		3	0	0	0	0	0	0	0	0	0	0	7	10	0.00	0.000

PITCHER	IP	WLS	BF	H	R	ER	SO	BB	IBB	HBP	BLK	WP	HR	S	P	ERA	WHIP

TOP

New York Yankees @ Minnesota Twins

Target Field, Minneapolis, MN

Fri Jul 04 2014, 2:12 PM - 5:29 PM CDT

Att. 36,952 - Overcast - 76 F

livebaseballscorecards.com

AB	35
R	6
H	10
RBI	6
BB	1
SO	6
LOB	11

WP: 0 PA: 39
PB: 1
SB: 0
CS: 0

BOTTOM

New York Yankees @ Minnesota Twins

Target Field, Minneapolis, MN

Fri Jul 04 2014, 2:12 PM - 5:29 PM CDT

Att. 36,952 - Overcast - 76 F

livebaseballscorecards.com

Batter	1	2	3	4	5	6	7	8	9	AB	R	H	RBI	BB	SO	LOB
2 Brian Dozier, R (1, 4) OBP: 0.346, SLG: 0.423	C FF 90 B SL 86 X SI 90 1-1 HR	B SL 84 C SI 91 X SL 85 1-1 FC5-4 8 CS 1-2f 2-3		B FF 92 X FF 92 1-0 F9			C SL 84 B FF 93 C FC 94 1 SAFE D CU 80 F FF 95 B SL 84 1 SAFE X FF 95 3-2 L8		S KC 83 F FC 91 S KC 82 0-3 K	5	1	1	1	0	1	3
8 Kurt Suzuki, R (1, 2) OBP: 0.361, SLG: 0.398	B FF 90 B SL 85 C FF 90 X SL 85 2-1 31 BB 1B	B FF 90 F SI 92 1 SAFE B SL 85 B FF 91 X FF 91 3-1 G6-3 1-2		B FF 91 C FF 93 C FC 87 S FF 92 1-3 K			C SL 84 C FF 95 F FF 94 F CU 80 D CU 81 1 SAFE F FF 94 X CH 85 1-2 G6-3 1-2		F FC 91 F FF 92 X KC 82 0-2 2B	5	0	2	0	0	1	3
27 Chris Parmelee, L (1, 7) OBP: 0.306, SLG: 0.419 (9, 3)	B SL 86 F FF 89 X CH 83 1-1 F9		B SI 90 F SL 84 F SI 90 B SI 91 X CH 82 2-2 G3		F FC 87 C FC 87 F FF 92 B FC 88 S FF 93 1-3 K		B KC 80 B FF 96 C FF 95 X FF 97 2-1 L4		D KC 85 C FC 92 B FC 93 D FC 93 S KC 82 C FC 92 3-3 K	5	0	0	0	0	2	3
17 Kendrys Morales, S (1, 3) OBP: 0.257, SLG: 0.313 9 Eduardo Núñez, R (8, PR) OBP: 0.337, SLG: 0.463 (9, 7)	C FF 90 F CH 84 D CH 85 B SL 86 F CH 84 S SL 84 2-3 K		B SL 85 C SI 90 B CH 84 B CH 82 S SI 90 F FF 89 F SL 83 X FF 89 3-2 31 3B 1B		B FF 92 X FF 92 1-0 P3			B FF 97 B FF 96 F FF 97 X FF 97 2-1 20 S 31 HBP 20 G4-3 1B		4 0	1 1	2 0	0 0	0 0	1 0	1 0
31 Oswaldo Arcia, L (1, 9) OBP: 0.299, SLG: 0.387	C SL 84 B CH 84 B SI 90 B SL 85 1 SAFE C FF 89 D CH 85 4-2 BB 1-2		D CH 83 B FF 89 X SI 90 2-0 24 1B 3B 1-H		B FC 88 B FF 92 C FF 92 S FC 87 T FF 92 2-2 K			H KC 83 1-0 20 G4-3 20 S HBP 1-2		2	1	1	1	1	1	0
24 Trevor Plouffe, R (1, 5) OBP: 0.315, SLG: 0.396	C FF 91 B SL 87 B FF 91 B SL 85 F FF 91 S FF 92 3-3 K		F SI 90 F CH 83 D CH 84 X FF 90 1-2 1B 3-H			F FF 91 B FC 87 B FF 91 X FF 91 2-1 F9		C KC 82 S FF 98 F KC 83 D KC 83 X FF 98 1-2 F9		4	0	1	1	0	1	4
20 Chris Colabello, R (1, 10) OBP: 0.279, SLG: 0.394		B FF 89 X FF 90 1-0 HR	C CH 83 F SL 85 S CH 83 0-3 K			C FF 91 X FC 88 0-1 F9		C KC 82 C FF 99 B FF 98 B KC 85 B KC 84 X KC 85 3-2 G4-3 1-3 2-H		4	1	1	2	0	1	2
5 Eduardo Escobar, S (1, 6) OBP: 0.314, SLG: 0.401		C FF 90 F SL 85 F CH 83 X CH 82 0-2 2 FC5-4 1 1B 1B	C SI 90 F CH 85 F CH 84 B FF 91 B SL 85 S CH 83 2-3 K			B FF 92 F FC 89 B FC 88 F FF 90 X FF 93 2-2 F9		C FF 98 S FF 97 F FF 98 X KC 84 0-2 G3-1		4	0	1	0	0	1	3
1 Sam Fuld, L (1, 8) OBP: 0.301, SLG: 0.348		C FF 91 B SL 85 1 SAFE X SI 90 1-1 2 FC5-4 1-2 1B		C FF 92 C FC 87 F FF 93 F FC 88 F FF 92 X FC 87 0-2 L1			B FC 92 C FF 92 F CH 84 B CU 81 F CH 85 X FF 94 2-2 8 G6-3 1B		C FC 90 C KC 82 B FC 93 F KC 82 S KC 84 1-3 K2-3	4	0	2	0	0	1	0
Inning Stats	R: 1 E: 0 K: 2 S: 15 H: 2 LOB: 2 BB: 1 P: 28	R: 1 E: 0 K: 0 S: 11 H: 3 LOB: 1 BB: 0 P: 17	R: 2 E: 0 K: 2 S: 19 H: 3 LOB: 1 BB: 0 P: 29	R: 0 E: 0 K: 1 S: 10 H: 0 LOB: 0 BB: 0 P: 12	R: 0 E: 0 K: 2 S: 8 H: 0 LOB: 0 BB: 0 P: 12	R: 0 E: 0 K: 0 S: 7 H: 0 LOB: 0 BB: 0 P: 11	R: 0 E: 0 K: 0 S: 16 H: 1 LOB: 1 BB: 0 P: 24	R: 1 E: 0 K: 0 S: 13 H: 1 LOB: 2 BB: 0 P: 20	R: 0 E: 0 K: 3 S: 13 H: 1 LOB: 1 BB: 0 P: 17							

AB	37
R	5
H	11
RBI	5
BB	1
SO	10
LOB	19

1B: 7 SF: 0
2B: 1 SAC: 0
3B: 1 DP: 0
HR: 2 HBP: 1

WP: 0 PA: 39
PB: 0
SB: 2
CS: 1

PITCHER	IP	WLS	BF	H	R	ER	SO	BB	IBB	HBP	BLK	WP	HR	S	P	ERA	WHIP
39 Chase Whitley, R (1, 1) ERA: 5.14	3.0		17	8	4	4	4	1	0	0	0	0	2	45	74	12.00	3.000
55 David Huff, L (4, 1) ERA: 4.33	3.0	W	9	0	0	0	3	0	0	0	0	0	0	25	35	0.00	0.000
43 Adam Warren, R (7, 1) ERA: 2.58	0.2	H	3	1	0	0	0	0	0	0	0	0	0	14	20	0.00	1.500
68 Dellin Betances, R (7, 1) ERA: 1.61	1.1	H	6	1	1	1	0	0	0	1	0	0	0	15	24	6.75	0.750
30 David Robertson, R (9, 1) ERA: 2.73	1.0	S	4	1	0	0	3	0	0	0	0	0	0	13	17	0.00	1.000

PITCHER	IP	WLS	BF	H	R	ER	SO	BB	IBB	HBP	BLK	WP	HR	S	P	ERA	WHIP

Batter	1	2	3	4	5	6	7	8	9	10	11	AB	R	H	RBI	BB	SO	LOB
2 Derek Jeter, R (1, 6) OBP: 0.319, SLG: 0.322	F FF 86 X SL 80 0-1 G6-3		C FF 88 B SI 89 B SL 81 X SL 80 2-1 G6-3			B SL 77 S SI 87 X SL 79 1-1 G2-3	B FC 88 B FC 87 X SI 89 2-0 L9			F SL 85 B FF 93 B CH 88 S FF 93 X FF 93 2-2 14 S 1B		5	0	1	0	0	0	2
14 Brian Roberts, S (1, 4) OBP: 0.316, SLG: 0.380	B FF 87 F CH 81 F FF 89 X FF 90 1-2 F9			C SI 86 B FF 88 F CU 74 F FF 90 B FF 88 F CH 80 X SL 80 2-2 G4-3		X SI 88 0-0 L3		C CU 78 B SL 89 C SL 87 F FF 94 F FF 94 X SL 87 1-2 25 G4-6-3 1B		B SI 92 S CH 88 S CH 88 B CH 87 F CH 87 F CH 86 F FF 92 X CH 87 2-2 G4-3 1-2		5	0	1	0	0	0	1
22 Jacoby Ellsbury, L (1, 8) OBP: 0.351, SLG: 0.386	C SL 77 F FF 89 B FF 90 B CU 73 C FF 90 2-3 K			C CU 73 X FF 88 0-1 G1-4-3		B FF 89 S SL 81 F FF 88 F SL 82 B FF 91 X FF 90 2-2 25 BB 1B		F FF 94 1 SAFE 1 SAFE C SL 89 B FF 94 1 SAFE F FF 94 F SL 88 B SL 88 2-3 1 SAFE S FF 93 K			B SI 82 B SL 81 B FF 91 C FF 91 S FF 90 X FF 91 3-2 F8	5	0	1	0	0	2	1
25 Mark Teixeira, S (1, 3) OBP: 0.341, SLG: 0.461		B FF 87 C FF 88 B CH 82 F CH 80 F FF 90 F FF 89 X SL 78 2-2 G6-3		F CH 82 X FF 90 0-1 G3-1		B FF 88 1 SAFE 1 SAFE B SL 78 B SL 80 B FF 90 4-0 1-2 BB		C FF 94 1 SAFE 1 SAFE X FF 93 0-1 G4-6-3 1-2f			B SI 92 B SI 92 C SI 91 X SI 92 2-1 G6-3	4	0	0	0	1	0	1
36 Carlos Beltrán, S (1, 10) OBP: 0.275, SLG: 0.408		C CU 74 B CH 84 B FF 90 X FF 89 2-1 P3			C CU 74 B FF 89 B CH 81 B CH 83 B FF 89 4-1 31 FC3-6 BB	B SL 82 F FF 88 X CH 82 1-1 L8			C SI 92 X FF 94 0-1 G5-3		B CU 74 X SI 92 1-0 1B	4	0	1	0	1	0	2
31 Ichiro Suzuki, L (1, 9) OBP: 0.342, SLG: 0.318		B SI 88 C SI 88 B SL 81 B FF 89 F FF 89 X FF 90 3-2 1B			F FF 87 X SL 79 0-1 FC3-6 29 WP 29 S 29 1B 1-2f		C SI 89 F FF 90 B FC 88 B SI 88 X SI 90 2-2 E5 45 FC5-4 29 1B		B SL 82 B FF 93 F FF 92 F FF 94 F FF 95 B SL 83 C FF 94 3-3 K		C FF 91 B FF 91 X SL 82 1-1 G4-3	5	1	1	0	0	1	2
12 Alfonso Soriano, R (1, 7) OBP: 0.244, SLG: 0.367 11 Brett Gardner, L (9, 7) OBP: 0.359, SLG: 0.435	C FF 89 S SL 81 F FF 90 F FF 90 1 SAFE F SL 79 1 SAFE X FF 90 0-2 P6				1 SAFE D SL 81 1 SAFE 1 SAFE F SI 87 F FF 89 S SL 79 1-3 K		F SI 88 B FF 90 1 SAFE B SI 90 C FC 87 B FC 87 1 SAFE F FF 90 X FC 88 3-2 L7		C SL 82 S FF 94 F FF 94 S FF 94 0-3 K		4 0	0 0	0 0	0 0	2 0	3 0
29 Francisco Cervelli, R (1, 2) OBP: 0.333, SLG: 0.412			C FF 87 B SL 80 B SL 79 B FF 88 C FF 87 X FF 89 3-2 F8		C SL 80 F FF 88 B FF 90 B SL 80 X FF 89 2-2 1-H 1B		1 SAFE C FC 85 X FF 90 0-1 45 FC5-4 1-2 1B			C FF 92 B SL 86 F FF 92 B CH 88 X CH 88 2-2 L8		4	0	2	1	0	0	0
45 Zelous Wheeler, R (1, 5) OBP: 0.286, SLG: 0.714 33 Kelly Johnson, L (10, PH) OBP: 0.289, SLG: 0.376 (10, 5)			C FF 88 B FF 90 C SI 88 X FF 91 1-2 G6-3		C SL 79 B SL 81 C FF 88 F FF 89 B SL 78 S SL 80 2-3 K		X FC 87 0-0 FC5-4 1-2f 2-3			C SL 84 F SI 93 S CH 88 0-3 K		3 1	0 0	0 0	0 0	1 1	3 0
Inning Stats	R: 0 H: 0 E: 0 LOB: 0 K: 1 BB: 0 S: 8 P: 11	R: 0 H: 1 E: 0 LOB: 1 K: 0 BB: 0 S: 16 P: 23	R: 0 H: 0 E: 0 LOB: 0 K: 0 BB: 0 S: 8 P: 14	R: 0 H: 0 E: 0 LOB: 0 K: 0 BB: 0 S: 9 P: 11	R: 1 H: 1 E: 0 LOB: 1 K: 2 BB: 1 S: 13 P: 22	R: 0 H: 1 E: 0 LOB: 2 K: 0 BB: 1 S: 9 P: 17	R: 0 H: 1 E: 1 LOB: 2 K: 0 BB: 0 S: 11 P: 18	R: 0 H: 1 E: 0 LOB: 0 K: 1 BB: 0 S: 12 P: 15	R: 0 H: 0 E: 0 LOB: 0 K: 2 BB: 0 S: 10 P: 13	R: 0 H: 1 E: 0 LOB: 1 K: 1 BB: 0 S: 15 P: 21	R: 0 H: 1 E: 0 LOB: 1 K: 0 BB: 0 S: 8 P: 15	1B: 7 2B: 0 3B: 0 HR: 0	SF: 0 SAC: 0 DP: 1 HBP: 0					

PITCHER		IP	WLS	BF	H	R	ER	SO	BB	IBB	HBP	BLK	WP	HR	S	P	ERA	WHIP
63 Yohan Pino, R ERA: 4.98	(1, 1)	6.0		23	3	1	1	3	2	0	0	0	1	0	63	98	1.50	0.833
54 Matt Guerrier, R ERA: 2.86	(7, 1)	1.0		5	1	0	0	0	0	0	0	0	0	0	11	18	0.00	1.000
50 Casey Fien, R ERA: 2.45	(8, 1)	1.0		3	1	0	0	1	0	0	0	0	0	0	12	15	0.00	1.000
15 Glen Perkins, L ERA: 3.22	(9, 1)	1.0		3	0	0	0	2	0	0	0	0	0	0	10	13	0.00	0.000
61 Jared Burton, R ERA: 5.14	(10, 1)	1.0		4	1	0	0	1	0	0	0	0	0	0	15	21	0.00	1.000

PITCHER		IP	WLS	BF	H	R	ER	SO	BB	IBB	HBP	BLK	WP	HR	S	P	ERA	WHIP
52 Brian Duensing, L ERA: 2.7	(11, 1)	1.0	W	4	1	0	0	0	0	0	0	0	0	0	8	15	0.00	1.000

TOP

New York Yankees @ Minnesota Twins

Target Field, Minneapolis, MN

Sat Jul 05 2014, 1:11 PM - 4:52 PM CDT

Att. 36,514 - Partly Cloudy - 80 F

livebaseballscorecards.com

AB	40
R	1
H	7
RBI	1
BB	2
SO	7
LOB	15

WP: 1	PA: 42		
PB: 0			
SB: 2			
CS: 0			

New York Yankees @ Minnesota Twins

Target Field, Minneapolis, MN

Sat Jul 05 2014, 1:11 PM - 4:52 PM CDT

Att. 36,514 - Partly Cloudy - 80 F

livebaseballscorecards.com

BOTTOM

Batter	1	2	3	4	5	6	7	8	9	10	11	AB	R	H	RBI	BB	SO	LOB
2 Brian Dozier, R (1, 4) OBP: 0.344, SLG: 0.420	C FF 87 F SL 83 F FF 90 B FF 90 B KC 78 F FF 90 X FF 90 2-2 L9 ①		1 SAFE 1 SAFE C FC 89 1 SAFE 1 SAFE 1 SAFE F FF 89 F KC 79 B SL 87 1-2 1 SAFE X KC 80 G5-3 ①		B KC 78 F SL 84 B FF 90 X SL 85 2-1 G6-3 ③			B SL 83 F FF 91 C FF 93 F SL 87 X SL 86 1-2 16 WP 8 1B 1B		1 SAFE C FF 94 1 SAFE F FF 95 X FC 88 0-2 L7 ①		5	0	1	0	0	0	2
8 Kurt Suzuki, R (1, 2) OBP: 0.366, SLG: 0.400	B FF 89 C FF 89 B SL 84 X FF 89 2-1 1B		B SI 89 B SL 86 B SL 86 B FC 90 4-0 27 G1 BB			F SL 87 C SI 87 X SL 86 0-2 G1-3 ①		1 SAFE F FF 92 1 SAFE 1 SAFE F FF 93 B FF 93 X FF 94 1-2 16 WP 1B		1 SAFE B FF 95 S FF 94 1 SAFE 1 SAFE B SI 96 F SI 96 F FF 95 S FF 97 1-2 2-3 K ②③		4	0	2	0	1	1	1
27 Chris Parmelee, L (1, 3) OBP: 0.297, SLG: 0.405 20 Chris Colabello, R (11, PH) OBP: 0.283, SLG: 0.404	X KC 80 0-0 F8 ②		B FC 90 C SL 87 F FF 90 X 1-2 G1 ② 1-2 2-3			B SI 88 C SL 86 B FC 90 X CH 82 2-1 G4-3 ②		S SL 85 D SL 86 C FF 93 F SL 86 X SL 85 1-2 F8 ①			C FF 95 B FC 90 X FF 95 1-1 17 G5-3 24 FC1-2 2B	4 1	0 0	0 1	0 0	0 0	0 0	5 0
17 Kendrys Morales, S (1, 10) OBP: 0.245, SLG: 0.297	C FF 89 B CH 81 B SL 86 F SL 86 B SI 90 X FF 90 3-2 F7 ③		C SL 88 B SL 88 X KC 81 1-1 F8 ③			C FC 90 B CH 81 B CH 81 X SL 86 2-1 G3-1 ③		S SL 85 C FF 94 S SL 88 0-3 K ②			B SI 95 S FC 88 S FC 89 X FC 88 1-2 2-3 G5-3 ①	5	0	0	0	0	1	6
16 Josh Willingham, R (1, 7) OBP: 0.377, SLG: 0.458		B SL 83 F FF 87 C SL 85 B SI 90 C SL 87 2-3 K ①		F FF 88 B KC 78 F SL 85 B SI 91 B SL 85 S SL 87 3-3 K ①			B SL 84 C SL 83 X FF 88 1-1 HR	S SL 87 B SL 86 B SL 87 C SL 86 S SL 88 2-3 K2-3 ③ 1-2 2-3			I IN 84 I IN 85 I IN 87 I IN 85 4-0 31 HBP 24 E IBB	4	2	1	1	1	3	2
31 Oswaldo Arcia, L (1, 9) OBP: 0.302, SLG: 0.379		C KC 78 F CH 83 H FF 91 1-2 5 FC6 HBP		S KC 80 C SL 86 X KC 78 0-2 G4-3 ②			S KC 79 S FF 89 B KC 78 X SL 86 1-2 L9 ①		C SL 84 S SL 87 S SL 87 0-3 K ①		H SI 93 1-0 24 E 1-2 HBP	3	0	0	0	0	1	0
24 Trevor Plouffe, R (1, 5) OBP: 0.314, SLG: 0.390	X SL 88 0-0 L8 ②		C KC 78 X SL 86 0-1 F8 ③				C SL 85 S FF 88 B KC 80 B SL 86 F SL 85 B SL 84 F SL 86 B SI 91 4-2 BB	C FF 93 B SL 86 S SL 86 F SL 85 F SL 86 F SL 86 X FF 94 1-2 F8 ②			F SI 94 B FF 95 X SI 94 1-1 FC1-2 ② 1-2 2-H 3-Hf	4	0	0	0	1	0	3
5 Eduardo Escobar, S (1, 6) OBP: 0.309, SLG: 0.394	C SL 87 S KC 79 X KC 79 0-2 FC6 ③ 1-2f				B SL 84 X SI 87 1-0 L9 ①		S SL 86 F CH 82 B SI 90 C SL 88 1-3 K ②		C FF 92 B FF 94 S SL 84 F FF 94 S SL 85 1-3 K ③			4	0	0	0	0	2	2
1 Sam Fuld, L (1, 8) OBP: 0.306, SLG: 0.352			C FF 87 S SL 84 X SL 86 0-2 27 G1 2 G5-3 1B		C FF 88 B FF 88 C CH 81 F KC 78 B SI 89 B SL 86 X FF 89 3-2 F8 ②		B FF 90 B SL 86 B SL 87 X FF 90 2-1 G4-3 ③			C FF 98 X FF 96 0-1 8 CS 1B		4	0	2	0	0	0	1

Inning Stats	1	2	3	4	5	6	7	8	9	10	11
	R: 0 E: 0 K: 0 S: 11	R: 0 E: 0 K: 1 S: 9	R: 0 E: 0 K: 0 S: 12	R: 0 E: 0 K: 1 S: 8	R: 0 E: 0 K: 0 S: 7	R: 0 E: 0 K: 0 S: 7	R: 1 E: 0 K: 1 S: 14	R: 0 E: 0 K: 2 S: 17	R: 0 E: 0 K: 2 S: 13	R: 0 E: 0 K: 1 S: 9	R: 1 E: 1 K: 0 S: 7
	H: 1 LOB: 1 BB: 0 P: 18	H: 0 LOB: 1 BB: 0 P: 12	H: 1 LOB: 2 BB: 1 P: 19	H: 0 LOB: 0 BB: 0 P: 11	H: 0 LOB: 0 BB: 0 P: 13	H: 0 LOB: 0 BB: 0 P: 11	H: 1 LOB: 1 BB: 1 P: 23	H: 2 LOB: 2 BB: 0 P: 22	H: 0 LOB: 0 BB: 0 P: 15	H: 1 LOB: 0 BB: 0 P: 11	H: 1 LOB: 3 BB: 1 P: 15

| | | | |

New York Yankees @ Minnesota Twins

Target Field, Minneapolis, MN

Sun Jul 06 2014, 1:15 PM - 4:24 PM CDT

Att. 31,171 - Partly Cloudy - 80 F

TOP

livebaseballscorecards.com

Batter	1	2	3	4	5	6	7	8	9	AB	R	H	RBI	BB	SO	LOB
11 Brett Gardner, L (1, 7) OBP: 0.359, SLG: 0.431	C FF 89 B FF 89 B FF 89 F SI 90 B FF 90 F FF 89 B SI 88 4-2 22 F8 2 1B 25 1B BB	B SI 89 B SI 90 B FF 90 C FF 88 F FF 90 X SI 91 3-2 ① F6		B FF 89 B SI 90 B FF 90 C FF 89 X FF 88 3-1 ① F8 1-2 2-3		B FF 89 B SI 78 B FF 89 C FF 88 F FF 88 D FF 87 4-2 2 G4-6-3 BB		1 SAFE 1 SAFE C FF 88 B SI 90 F SI 89 1 SAFE X SI 90 1-2 ③ G3		3	1	0	0	2	0	6
2 Derek Jeter, R (1, 6) OBP: 0.323, SLG: 0.328	C SL 80 B FF 87 1 SAFE B SI 88 1 SAFE X SI 87 2-1 25 1B 34 2B 1-2 1B	X SL 82 0-0 ② SF8 2-3 3-H		B FF 91 C FF 93 X SL 86 1-1 22 FC4-6 2-3 3-H 1B		B SI 89 F CH 80 X FF 88 1-1 ②③ G4-6-3 1-2f			B FC 88 X FF 89 1-0 1B	4	1	3	2	0	0	1
22 Jacoby Ellsbury, L (1, 8) OBP: 0.352, SLG: 0.398	X FF 88 0-0 ① F8 2-3	C FS 79 X SL 84 0-1 1-H 3-H HR		F FF 92 F SL 84 B FF 92 B FF 90 X FF 93 2-2 ② FC4-6 25 1B 34 BLK 1-2f 3-H			C SL 76 X SL 79 0-1 25 G5-3 2B		B SI 89 F SI 89 B FF 90 B SI 89 X SI 89 3-1 ① L8	5	2	2	4	0	0	4
25 Mark Teixeira, S (1, 3) OBP: 0.342, SLG: 0.460	C CU 72 B SL 83 X SI 90 1-1 34 2B 1-2 3-H 1B	B CU 72 F FS 80 B SL 79 S FF 90 B FS 81 F FF 91 X FF 90 3-2 ③ F8		B FF 92 F FF 91 C FF 91 F SL 84 X FF 92 1-2 34 BLK 1-3 1B			C SI 87 D CU 70 X FF 90 1-1 ① G5-3 2-3		X FF 90 0-0 ② F9	5	0	2	1	0	0	2
34 Brian McCann, L (1, 2) OBP: 0.283, SLG: 0.372	X FF 89 0-0 ② 1-H 2-H 2B		B SI 90 X FF 90 1-0 ① F8	B FF 92 F FF 91 B CH 86 X FF 92 2-1 ③ F9 1-2 3-H			C SL 77 F FF 91 F FF 92 X SL 79 0-2 ② G3		B SI 90 X SI 89 1-0 ③ G4-3	5	0	1	1	0	0	3
36 Carlos Beltrán, S (1, 10) OBP: 0.271, SLG: 0.401	B CU 73 B FS 78 B SI 90 X SI 91 3-0 ③ G4-3		B FF 93 B FF 91 F FF 92 C FF 93 X FF 93 2-2 ② G4-3		B SL 83 X FF 90 1-0 ① L9		B CH 82 F FF 90 F SL 80 X SI 93 1-2 ③ L8			4	0	0	0	0	0	2
14 Brian Roberts, S (1, 4) OBP: 0.315, SLG: 0.378		F SI 87 X FF 88 0-1 33 1B 31 1B 2 SF8 1B	C SL 85 B CH 84 F FF 92 X FF 94 1-2 ③ F7		B CH 83 C CH 82 B FF 91 B FF 92 F SI 91 X FF 93 3-2 ② F8			F SI 89 X SI 90 0-1 ① G4-3		4	1	1	0	0	0	0
31 Ichiro Suzuki, L (1, 9) OBP: 0.351, SLG: 0.328		X FF 89 0-0 2 SF8 33 1B 22 HR 1-2 1B		X FF 89 0-0 11 F8 33 1B 2 1B 1B	C SL 83 F SL 85 B FF 94 C FF 93 1-3 ③ K			X FF 91 0-0 1B		4	2	3	0	0	1	0
33 Kelly Johnson, L (1, 5) OBP: 0.294, SLG: 0.379 45 Zelous Wheeler, R (8, 5) OBP: 0.286, SLG: 0.714		B SI 89 C FS 78 X CU 74 1-1 22 HR 1-2 2-3 1B		C FF 88 F FF 89 F FF 92 B FF 93 B CH 82 X FF 93 2-2 2 1B 11 F8 22 FC4-6 1-2 1B		F FF 88 X SL 78 0-1 ① P6		D SI 89 F SI 89 1 SAFE X SI 89 1-1 ② L7		4 0	2 0	2 0	0 0	0 0	0 0	1 0
Inning Stats	R: 2 E: 0 K: 0 S: 10 H: 3 LOB: 1 BB: 1 P: 20	R: 4 E: 0 K: 0 S: 15 H: 4 LOB: 0 BB: 0 P: 22	R: 0 E: 0 K: 0 S: 7 H: 0 LOB: 0 BB: 0 P: 11	R: 3 E: 0 K: 0 S: 18 H: 4 LOB: 1 BB: 0 P: 29	R: 0 E: 0 K: 1 S: 7 H: 0 LOB: 0 BB: 0 P: 12	R: 0 E: 0 K: 0 S: 6 H: 0 LOB: 0 BB: 1 P: 11	R: 0 E: 0 K: 0 S: 11 H: 1 LOB: 1 BB: 0 P: 13	R: 0 E: 0 K: 0 S: 8 H: 1 LOB: 1 BB: 0 P: 10	R: 0 E: 0 K: 0 S: 5 H: 1 LOB: 1 BB: 0 P: 10	1B: 11 2B: 2 3B: 0 HR: 1 SF: 1 SAC: 0 DP: 1 HBP: 0						

	AB	38
	R	9
	H	14
	RBI	8
	BB	2
	SO	1
	LOB	19

PITCHER		IP	WLS	BF	H	R	ER	SO	BB	IBB	HBP	BLK	WP	HR	S	P	ERA	WHIP
47 Ricky Nolasco, R ERA: 5.9	(1, 1)	2.0	L	13	7	6	6	0	1	0	0	0	0	1	25	42	27.00	4.000
51 Anthony Swarzak, R ERA: 4.12	(3, 1)	3.0		13	4	3	3	1	0	0	0	1	0	0	32	52	9.00	1.333
56 Caleb Thielbar, L ERA: 2.76	(6, 1)	2.0		7	1	0	0	0	1	0	0	0	0	0	17	24	0.00	1.000
54 Matt Guerrier, R ERA: 2.63	(8, 1)	2.0		8	2	0	0	0	0	0	0	0	0	0	13	20	0.00	1.000

PITCHER	IP	WLS	BF	H	R	ER	SO	BB	IBB	HBP	BLK	WP	HR	S	P	ERA	WHIP

BOTTOM

New York Yankees @ Minnesota Twins

Target Field, Minneapolis, MN

Sun Jul 06 2014, 1:15 PM - 4:24 PM CDT

Att. 31,171 - Partly Cloudy - 80 F

livebaseballscorecards.com

Batter	1	2	3	4	5	6	7	8	9	AB	R	H	RBI	BB	SO	LOB
2 Brian Dozier, R (1, 4) OBP: 0.342, SLG: 0.416	C FS 88 B SL 81 B SL 82 X SI 89 2-1 ① F8		B FF 93 C FS 87 F SI 93 D SI 88 X SI 92 2-2 ② F9 2-3	B SL 81 C SL 84 1 SAFE S FS 86 S FS 87 1-3 ③ K			C FF 92 B SL 85 F SL 84 X FF 94 1-2 9 1B 27 G5-3 1B		B FC 90 B FC 91 C FC 90 B FC 92 C FC 92 C FC 92 3-3 ① K	5	1	1	0	0	2	2
9 Eduardo Núñez, R (1, 6) OBP: 0.341, SLG: 0.460	C SI 90 B SL 83 F FS 85 F FF 90 B FS 87 F SL 83 F SL 83 X SI 91 2-2 ② G5-3		C SL 84 X SI 93 0-1 ③ G5-3		C SL 82 B SL 84 B SL 82 F SI 91 B FS 88 F SI 90 X SI 92 3-2 ① G5-3		C SL 85 B SI 94 F FF 94 X CU 82 1-2 27 G5-3 1-3 1B		B FC 92 X FC 92 1-0 27 1B 31 1B	5	1	2	0	0	0	1
27 Chris Parmelee, L (1, 3) OBP: 0.293, SLG: 0.397 (9, 8)	B SI 90 X FF 90 1-0 ③ G3-1			X SI 88 0-0 ① F7	B SI 92 F FF 91 F FF 90 F SI 89 B SI 93 X FF 91 2-2 ② G5-3		X FF 94 0-0 ② G5-3 2-3 3-H		B FC 92 X FC 91 1-0 31 1B 1-2 1B	5	0	1	1	0	0	1
16 Josh Willingham, R (1, 7) OBP: 0.378, SLG: 0.448		B FS 88 F SI 89 F SI 90 B FS 88 B SL 83 X SI 91 3-2 E5 24 FC6-4		B FS 88 C SI 92 F FC 89 B SI 92 F SI 91 B SI 92 F SI 90 B SI 91 4-2 31 WP 31 E BB	S SL 84 B FF 93 B FS 87 S SL 85 C SI 92 2-3 ③ K		B SL 86 B SL 85 B FF 94 B FF 94 4-0 BB		C KC 81 F FC 92 C KC 83 0-3 ② K	3	1	0	0	2	2	2
31 Oswaldo Arcia, L (1, 9) OBP: 0.311, SLG: 0.382		B SI 91 B SL 82 X SI 92 2-0 ① F7		S FS 85 C FS 86 D SL 84 F FS 85 B FF 92 F FS 87 X SL 83 2-2 ② E1 1-H 1B		B SL 80 S FS 85 B FS 86 T SI 91 B FF 92 B SI 92 4-2 8 G6-4-3 BB	B FF 94 B SL 85 S SL 85 S FC 94 B SL 84 C SL 84 3-3 ③ K		B KC 85 C KC 82 X KC 84 1-1 8 FC6-4 1-3 2-H 1B	4	0	2	1	1	1	3
8 Kurt Suzuki, R (1, 2) OBP: 0.363, SLG: 0.400		C SI 91 X SL 82 0-1 ② L8		B FF 93 X SI 91 1-0 24 2B 2B		B SI 91 B SI 92 C SI 90 1 SAFE F SI 91 X SI 93 2-2 ①② G6-4-3 1-2f		C FF 92 X FF 93 0-1 ① F9	S FC 93 B FC 93 F FC 91 F FC 93 X FC 92 1-2 ③ FC6-4 1-2f	5	1	1	0	0	0	4
24 Trevor Plouffe, R (1, 5) OBP: 0.319, SLG: 0.410		S SL 81 X SI 92 0-1 ③ FC6-4 1-2f		B SL 83 C SL 82 X SI 93 1-1 20 HR 2-H 2B		B SI 92 F SL 83 S FS 87 X SI 89 1-2 1B		B FF 93 B SL 82 X FF 92 2-0 HR		4	2	3	2	0	0	1
20 Chris Colabello, R (1, 10) OBP: 0.294, SLG: 0.434			C SI 91 S SI 92 B SL 85 B SL 85 X SI 92 2-2 2 F9 2B	X SI 92 0-0 2-H HR		C SL 83 F SL 85 B FF 92 B FF 94 B FF 94 S SL 84 3-3 ③ K		B SL 82 B SL 82 B FF 93 B FF 91 4-0 17 G5-3 BB		3	1	2	2	1	1	1
1 Sam Fuld, L (1, 8) OBP: 0.307, SLG: 0.351 17 Kendrys Morales, S (8, PH) OBP: 0.243, SLG: 0.294 (9, 3)			C SI 91 B FS 85 F FF 92 B SI 92 F FS 86 S FF 93 2-3 ① K	X SI 92 0-0 1B			X FF 92 0-0 ① G3	F SL 83 C FF 93 B SL 83 F FF 92 X SL 84 1-2 ②③ G5-3 1-2f		3	0	1	0	0	1	1
										1	0	0	0	0	0	1

Inning Stats																								
	R: 0 E: 0 K: 0 S: 9	H: 0 LOB: 0 BB: 0 P: 14	R: 0 E: 1 K: 0 S: 8	H: 0 LOB: 1 BB: 0 P: 13	R: 0 E: 0 K: 1 S: 12	H: 1 LOB: 1 BB: 0 P: 18	R: 4 E: 1 K: 1 S: 18	H: 5 LOB: 1 BB: 1 P: 27	R: 0 E: 0 K: 1 S: 11	H: 0 LOB: 0 BB: 0 P: 18	R: 0 E: 0 K: 1 S: 11	H: 1 LOB: 1 BB: 1 P: 21	R: 1 E: 0 K: 1 S: 11	H: 2 LOB: 2 BB: 1 P: 20	R: 1 E: 0 K: 0 S: 7	H: 1 LOB: 0 BB: 1 P: 14	R: 1 E: 0 K: 2 S: 14	H: 3 LOB: 2 BB: 0 P: 21	1B: 8 2B: 3 3B: 0 HR: 2	SF: 0 SAC: 0 DP: 2 HBP: 0	WP: 1 PB: 0 SB: 0 CS: 0	PA: 42				

	AB	38
	R	7
	H	13
	RBI	6
	BB	4
	SO	7
	LOB	17

PITCHER		IP	WLS	BF	H	R	ER	SO	BB	IBB	HBP	BLK	WP	HR	S	P	ERA	WHIP
18 Hiroki Kuroda, R ERA: 4.2	(1, 1)	5.2	W	25	7	4	4	3	2	0	0	0	1	1	66	105	6.35	1.588
43 Adam Warren, R ERA: 2.7	(6, 1)	1.1		7	2	1	1	2	1	0	0	0	0	0	14	26	6.75	2.250
53 Jim Miller, R ERA: 9.0	(8, 1)	1.0		4	1	1	1	0	1	0	0	0	0	1	7	14	9.00	2.000
30 David Robertson, R ERA: 2.93	(9, 1)	1.0	S	6	3	1	1	2	0	0	0	0	0	0	14	21	9.00	3.000

PITCHER	IP	WLS	BF	H	R	ER	SO	BB	IBB	HBP	BLK	WP	HR	S	P	ERA	WHIP

Batter	1	2	3	4	5	6	7	8	9	AB	R	H	RBI	BB	SO	LOB
11 Brett Gardner, L (1, 7) OBP: 0.363, SLG: 0.434	C FF 91 B SI 92 X SI 92 1-1 2 G5-3 1B	B FF 87 X FF 90 1-0 2 BB 1-2 2-3 3-H 1B	B SL 78 S FF 89 B FF 88 B FF 90 C FF 90 F FF 89 S FF 89 3-3 ③ K			B FF 94 B FF 96 X FF 95 2-0 ① G3		B FF 89 F SI 90 B SL 80 F FF 89 F SL 79 X SL 80 2-2 2 CS 1B		5	0	3	1	0	1	2
2 Derek Jeter, R (1, 6) OBP: 0.324, SLG: 0.327	B SI 90 X SI 90 1-0 ① G5-3 1-2	B SI 90 D SI 90 B FF 89 B FF 90 4-0 1-2 2-3 3-H BB		C FF 96 C SL 85 B FF 98 X CU 81 1-2 ① G5-3		B SL 85 C FF 97 F CU 81 B SI 96 X CU 83 2-2 22 FC3-6 1B		C FF 88 C FF 89 F FF 89 F FF 89 S FF 89 0-3 ②③ K 1-2		4	0	1	1	1	1	2
22 Jacoby Ellsbury, L (1, 8) OBP: 0.347, SLG: 0.392	B FF 91 S SI 91 X SI 92 1-1 ② G2-3	B SI 87 C FF 89 B FF 89 X FF 91 2-1 ②③ G3-2 3-Hf		F FF 96 F FF 97 B SI 97 S CU 84 1-3 ② K		X CH 89 0-0 ② FC3-6 1-2f			X FF 95 0-0 ① G3	5	0	0	0	0	1	5
25 Mark Teixeira, S (1, 3) OBP: 0.339, SLG: 0.452	C FF 92 B SL 82 S FF 94 B FF 94 C SL 83 2-3 ③ K		B FF 89 C FF 90 B FF 89 B FF 90 B FF 87 4-1 14 F9 34 1B 31 1B BB	X FF 97 0-0 ③ F8		1 SAFE C FF 94 1 SAFE C FF 95 1 SAFE S FF 95 0-3 ③ K			C FF 95 B CU 77 B FF 96 X FF 95 2-1 ② G4-3	4	1	0	0	1	2	2
34 Brian McCann, L (1, 10) OBP: 0.289, SLG: 0.379		B FF 91 C SI 87 B SI 88 F FF 90 X SI 91 2-2 14 2B 2B	B FF 89 B FF 89 B FF 89 C FF 89 F FF 89 X FF 89 3-2 33 BLK 31 1B 29 FC6-4 1-2 1B		B CU 83 B FF 96 F FF 96 B FF 96 X FF 96 3-1 31 FC5-4 14 1B 33 FC3-2-5 1B		C SI 92 C SI 92 S SL 83 0-3 ① K		F FF 96 B FF 96 C CU 78 S FF 97 1-3 ③ K	5	2	3	0	0	2	0
14 Brian Roberts, S (1, 4) OBP: 0.317, SLG: 0.384		F SI 89 X FF 92 0-1 31 1B 11 1B 2-H 2B	X FF 88 0-0 ① F9 2-3		B CH 88 X CH 88 1-0 31 FC5-4 1-2 1B		B SI 91 B SI 92 B SI 92 C SI 92 F SI 92 X SI 93 3-2 ② P4			4	1	2	1	0	0	2
31 Ichiro Suzuki, L (1, 9) OBP: 0.359, SLG: 0.337		B SI 88 B SI 89 X FF 89 2-0 ① 2-3 1B	C FF 89 C FF 91 D SL 81 X SL 79 1-2 29 FC6-4 33 BLK 1-2 3-H 1B		B FF 96 F FF 95 B CU 81 X FF 95 2-1 ① FC5-4 33 FC3-2-5 1-2f 2-3		B SI 93 C SI 93 S SL 86 X SL 85 1-2 1B			4	0	3	1	0	0	2
33 Kelly Johnson, L (1, 5) OBP: 0.299, SLG: 0.377 45 Zelous Wheeler, R (7, PH) OBP: 0.250, SLG: 0.625 (7, 5)		B FF 91 B SI 90 B FF 90 C FF 93 B FF 90 4-1 11 1B 29 HBP 2 BB BB	C FF 88 D SL 80 H FF 89 2-1 29 FC6-4 1-2 2-3 HBP		F SI 96 X CH 88 0-1 ② FC3-2-5 1-2 3-H		X SI 92 0-0 ③ F8			1 1	1 0	0 0	0 0	1 0	0 0	2 1
29 Francisco Cervelli, R (1, 2) OBP: 0.325, SLG: 0.378		C SI 89 B SI 90 B SI 89 C FF 92 H SI 88 3-2 2 BB 11 1B 22 G3-2 1-2 HBP	F FF 89 X CH 79 0-1 ② FC6-4 1-2f 2-3 3-H		S SL 85 S SL 87 B CU 85 F SL 86 C FF 97 1-3 ③ K			C FF 89 B SL 78 B FF 89 S FF 89 B FF 89 X FF 90 3-2 ① F8		3	0	0	1	0	1	4
Inning Stats	R: 0 E: 0 K: 1 S: 8 H: 1 LOB: 1 BB: 0 P: 13	R: 3 E: 0 K: 0 S: 12 H: 4 LOB: 2 BB: 2 P: 30	R: 2 E: 0 K: 1 S: 15 H: 2 LOB: 2 BB: 1 P: 28	R: 0 E: 0 K: 1 S: 7 H: 0 LOB: 0 BB: 0 P: 9	R: 0 E: 0 K: 1 S: 11 H: 2 LOB: 2 BB: 0 P: 18	R: 0 E: 0 K: 1 S: 8 H: 1 LOB: 1 BB: 0 P: 12	R: 0 E: 0 K: 1 S: 10 H: 1 LOB: 1 BB: 0 P: 14	R: 0 E: 0 K: 1 S: 12 H: 1 LOB: 0 BB: 0 P: 17	R: 0 E: 0 K: 1 S: 6 H: 0 LOB: 0 BB: 0 P: 9	1B: 10 2B: 2 3B: 0 HR: 0 SF: 0 SAC: 0 DP: 1 HBP: 2						

PITCHER		IP	WLS	BF	H	R	ER	SO	BB	IBB	HBP	BLK	WP	HR	S	P	ERA	WHIP
63 Justin Masterson, R ERA: 5.51	(1, 1)	2.0	L	14	6	5	5	1	3	0	1	0	0	0	24	54	22.50	4.500
57 Kyle Crockett, L ERA: 2.19	(3, 1)	1.0		5	1	0	0	1	0	0	1	1	0	0	11	17	0.00	1.000
59 Carlos Carrasco, R ERA: 3.81	(4, 1)	3.0		12	3	0	0	3	0	0	0	0	0	0	26	39	0.00	1.000
35 Marc Rzepczynski, L ERA: 3.82	(7, 1)	1.0		4	1	0	0	1	0	0	0	0	0	0	10	14	0.00	1.000
52 Vinnie Pestano, R ERA: 4.7	(8, 1)	1.0		3	1	0	0	1	0	0	0	0	0	0	12	17	0.00	1.000

PITCHER		IP	WLS	BF	H	R	ER	SO	BB	IBB	HBP	BLK	WP	HR	S	P	ERA	WHIP
44 John Axford, R ERA: 3.63	(9, 1)	1.0		3	0	0	0	1	0	0	0	0	0	0	6	9	0.00	0.000

TOP

New York Yankees @ Cleveland Indians

Progressive Field, Cleveland, OH

Mon Jul 07 2014, 7:12 PM - 10:11 PM EDT

Att. 21,558 - Cloudy - 82 F

livebaseballscorecards.com

AB	36
R	5
H	12
RBI	5
BB	3
SO	8
LOB	22

WP: 0 PA: 41
PB: 0
SB: 0
CS: 1

BOTTOM

New York Yankees @ Cleveland Indians

Progressive Field, Cleveland, OH

Mon Jul 07 2014, 7:12 PM - 10:11 PM EDT

Att. 21,558 - Cloudy - 82 F

livebaseballscorecards.com

Batter	1	2	3	4	5	6	7	8	9	AB	R	H	RBI	BB	SO	LOB
22 Jason Kipnis, L (1, 4) OBP: 0.325, SLG: 0.354	B SI 92 X FF 93 1-0 ① P6			B CU 81 B SI 94 X SI 94 2-0 ① G3		F SI 93 F SI 94 F CU 83 B FF 93 F SL 87 1 SAFE B FF 94 X SI 94 2-2 ② G4-3 1-2		X FF 96 0-0 E4 13 P5-3		4	0	0	0	0	0	1
13 Asdrúbal Cabrera, S (1, 6) OBP: 0.309, SLG: 0.392	B SI 95 F SI 95 H SL 90 2-1 23 CS HBP			X SI 94 0-0 ② G4-3		C CU 81 X FF 94 0-1 23 1B 2-H 1B		B KC 80 X FF 96 1-0 ②③ P5-3 1-1f		3	0	1	1	0	0	1
23 Michael Brantley, L (1, 8) OBP: 0.387, SLG: 0.511	C CU 82 F SI 94 B FF 95 F CU 83 1 SAFE F FF 94 B CU 82 X SI 95 2-2 ②③ G3-1 1-2			C SI 96 B CU 84 B CU 83 X SI 95 2-1 ③ F8		D SI 93 X SI 94 1-0 1B 1-2			B FF 96 S FF 97 X KC 82 1-1 1B	4	0	2	0	0	0	1
41 Carlos Santana, S (1, 3) OBP: 0.350, SLG: 0.388		C SI 96 C CH 87 B FF 95 X CU 82 1-2 ① G5-3			B CU 80 B SI 94 F SI 92 F SI 94 B SL 88 F SI 94 S SL 88 3-3 ① K	C CU 83 C FF 94 B SL 88 B FF 94 B SI 94 X SI 94 3-2 ③ F9			C KC 83 F FF 98 D SV 86 S SV 87 1-3 ① K	4	0	0	0	0	2	3
8 Lonnie Chisenhall, L (1, 5) OBP: 0.390, SLG: 0.535		C SI 95 S SL 90 X FF 95 0-2 ② L7			C SL 88 X SL 89 0-1 ② F8		X FF 92 0-0 ① P4		X FF 98 0-0 ② L9	4	0	0	0	0	0	1
33 Nick Swisher, S (1, 10) OBP: 0.286, SLG: 0.328		B SI 95 C SI 96 B CU 84 C CU 84 X SL 90 2-2 ③ G4-3			B SL 88 B CU 81 B SI 94 C SI 92 X SL 89 3-1 HR		C FF 93 F FC 87 F FF 93 F FC 89 S CH 84 0-3 ② K		C KC 84 X FF 98 0-1 ③ F9	4	1	1	1	0	1	1
7 David Murphy, L (1, 9) OBP: 0.314, SLG: 0.370 9 Ryan Raburn, R (7, PH) OBP: 0.250, SLG: 0.272 (8, 9)			B SI 93 C SI 92 B CU 80 X SI 94 2-1 ① G1-3		C SI 94 B CU 83 C SL 89 F FF 95 B SL 88 F FF 95 F SL 89 B CU 82 C FF 94 3-3 ③ K		F FF 91 B FC 88 X FF 90 1-1 ③ G5-3			2 1	0 0	0 0	0 0	1 0	0 0	1 0
10 Yan Gomes, R (1, 2) OBP: 0.313, SLG: 0.446			C CU 82 X SI 94 0-1 ② P3			X SI 92 0-0 ① G5-3		C FF 92 B CH 82 B FF 91 X FF 91 2-1 HR		3	1	1	1	0	0	0
38 Chris Dickerson, L (1, 7) OBP: 0.500, SLG: 0.500 4 Mike Aviles, R (8, PH) OBP: 0.285, SLG: 0.354 (9, 7)			C FF 95 S SL 90 F SL 90 B CU 82 B CU 84 B FF 96 X SI 95 3-2 ③ G4-3			C SI 94 X SL 90 0-1 22 G4-3 13 1B 1B		C FF 95 X KC 82 0-1 ① G1-3		2 1	1 0	1 0	0 0	0 0	0 0	0 0
Inning Stats	R: 0 E: 0 K: 0 S: 7 H: 0 LOB: 0 BB: 0 P: 12	R: 0 E: 0 K: 0 S: 9 H: 0 LOB: 0 BB: 0 P: 12	R: 0 E: 0 K: 0 S: 8 H: 0 LOB: 0 BB: 0 P: 13	R: 0 E: 0 K: 0 S: 4 H: 0 LOB: 0 BB: 0 P: 8	R: 1 E: 0 K: 2 S: 14 H: 1 LOB: 0 BB: 0 P: 23	R: 1 E: 0 K: 0 S: 14 H: 3 LOB: 2 BB: 0 P: 20	R: 0 E: 0 K: 1 S: 8 H: 0 LOB: 0 BB: 0 P: 9	R: 1 E: 1 K: 0 S: 6 H: 1 LOB: 0 BB: 0 P: 9	R: 0 E: 0 K: 1 S: 8 H: 1 LOB: 1 BB: 0 P: 10	1B: 4 2B: 1 3B: 0 HR: 2 SF: 0 SAC: 0 DP: 1 HBP: 1						WP: 0 PB: 0 SB: 0 CS: 1 PA: 33	

	AB	32
	R	3
	H	6
	RBI	3
	BB	0
	SO	4
	LOB	8

PITCHER		IP	WLS	BF	H	R	ER	SO	BB	IBB	HBP	BLK	WP	HR	S	P	ERA	WHIP
61 Shane Greene, R ERA: 2.84	(1, 1)	6.0	W	22	4	2	2	2	0	0	1	0	0	1	56	88	3.00	0.667
55 David Huff, L ERA: 4.46	(7, 1)	1.0	H	4	1	1	1	1	0	0	0	0	0	1	10	13	9.00	1.000
68 Dellin Betances, R ERA: 1.55	(8, 1)	2.0	S	7	1	0	0	1	0	0	0	0	0	0	12	15	0.00	0.500

PITCHER	IP	WLS	BF	H	R	ER	SO	BB	IBB	HBP	BLK	WP	HR	S	P	ERA	WHIP

Batter	1	2	3	4	5	6	7	8	9	AB	R	H	RBI	BB	SO	LOB
11 Brett Gardner, L (1, 7) OBP: 0.361, SLG: 0.430	B FF 91 C FF 92 C FF 92 B FC 84 F FF 95 B ST 83 B FF 93 4-2 22 1B 25 1B BB	B FF 95 C FF 95 S CH 83 D CH 87 X FF 95 2-2 ② G6-3 2-3 3-H		C FF 94 C ST 81 B FC 86 C KC 78 1-3 ③ K			C ST 79 F ST 80 F FF 96 B KC 81 C KC 79 1-3 ③ K			3	1	0	1	1	2	1
2 Derek Jeter, R (1, 6) OBP: 0.321, SLG: 0.323	C FF 92 F FF 91 1 SAFE X ST 78 0-2 ① F8	D FF 90 S FF 96 X FF 96 1-1 ③ G6-3			F FF 93 X FF 95 0-1 ① G4-3			C FC 93 F SL 82 B FC 93 B FC 92 F FC 93 B FC 92 S SL 81 3-3 ① K		4	0	0	0	0	1	2
22 Jacoby Ellsbury, L (1, 8) OBP: 0.346, SLG: 0.390	B FF 92 B CH 81 C FF 92 1 SAFE 1 SAFE X CH 80 2-1 34 S 25 1B 34 E 1-2 1B		C FF 94 B FF 94 B CH 84 X FF 94 2-1 E5 34 1B 25 S		X CH 83 0-0 E3 34 CS 25 G3			B FC 92 B SL 81 C FC 91 C FC 93 X SL 83 2-2 ② F8		4	1	1	0	0	0	0
25 Mark Teixeira, S (1, 10) OBP: 0.338, SLG: 0.449	C FF 93 S FC 87 X ST 80 0-2 34 S 1-2 2-H 1B		1 SAFE C FF 95 B KC 76 F FF 95 S KC 79 1-3 ① K 1-2		D FC 88 B SI 93 S FF 94 1 SAFE 1 SAFE X FF 94 2-1 ② G3 1-2			C FC 94 B SL 83 B FC 94 F FC 92 X CH 86 2-2 ③ G5-3		4	0	1	1	0	1	2
34 Brian McCann, L (1, 2) OBP: 0.288, SLG: 0.378	F CH 81 C ST 79 F SI 95 S KC 79 0-3 ② K 1-2 2-H		B ST 79 X FF 95 1-0 2-3 1B		B SL 81 1-0 ③ CS 2-3	B ST 78 C CH 81 X FF 94 1-1 ① F8			C FF 95 C KC 87 X FF 96 0-2 ① L7	4	0	1	0	0	1	1
14 Brian Roberts, S (1, 4) OBP: 0.313, SLG: 0.378	B FF 93 B CH 88 B FF 94 X FF 94 3-0 ③ G6-3		B FC 88 B FF 94 F FF 94 S FF 94 D CS 63 F FF 95 X FF 95 3-2 ② P4			B ST 85 B FF 94 B CH 87 C FF 94 F FF 94 F FF 94 X FF 95 3-2 ② P5			C KC 87 B FF 96 F KC 87 B KC 86 B FF 96 S FF 96 3-3 ② K	4	0	0	0	0	1	3
31 Ichiro Suzuki, L (1, 9) OBP: 0.356, SLG: 0.335		C SI 93 B CH 81 B FF 93 X FF 93 2-1 45 SH1-3 33 BB 11 G6-3 1B	C FF 95 F FF 95 D KC 79 D CH 88 F FF 96 F FF 96 B KC 79 X FF 96 3-2 ③ G3			X FF 93 0-0 ③ F8			S KC 86 B KC 87 C FF 96 B KC 86 S KC 86 2-3 ③ K	4	1	1	0	0	1	2
33 Kelly Johnson, L (1, 3) OBP: 0.300, SLG: 0.373		B FF 93 B FF 94 1 SAFE B FF 93 D SI 90 4-0 11 G6-3 45 SH1-3 1-2 BB		C FF 94 X FF 94 0-1 ① G1-3			C CH 82 B ST 80 C FF 94 B FC 84 F FF 96 X KC 79 2-2 ① G6-3			2	0	0	0	1	0	0
45 Zelous Wheeler, R (1, 5) OBP: 0.200, SLG: 0.500		X SI 94 0-0 ① SH1-3 1-2 2-3		B FC 85 C FF 94 F FF 95 B ST 82 F FF 96 S KC 80 2-3 ② K			C ST 79 C ST 80 C FF 96 0-3 ② K			2	0	0	0	0	2	0
Inning Stats	R: 2 E: 1 K: 1 S: 16 H: 2 LOB: 1 BB: 1 P: 25	R: 1 E: 0 K: 0 S: 8 H: 1 LOB: 1 BB: 1 P: 17	R: 0 E: 1 K: 1 S: 15 H: 1 LOB: 2 BB: 0 P: 25	R: 0 E: 0 K: 2 S: 9 H: 0 LOB: 0 BB: 0 P: 12	R: 0 E: 1 K: 0 S: 5 H: 0 LOB: 0 BB: 0 P: 8	R: 0 E: 0 K: 0 S: 7 H: 0 LOB: 0 BB: 0 P: 11	R: 0 E: 0 K: 2 S: 11 H: 0 LOB: 0 BB: 0 P: 14	R: 0 E: 0 K: 1 S: 10 H: 0 LOB: 0 BB: 0 P: 17	R: 0 E: 0 K: 2 S: 9 H: 0 LOB: 0 BB: 0 P: 14	1B: 4 2B: 0 3B: 0 HR: 0 SF: 0 SAC: 1 DP: 0 HBP: 0						

PITCHER		IP	WLS	BF	H	R	ER	SO	BB	IBB	HBP	BLK	WP	HR	S	P	ERA	WHIP
47 Trevor Bauer, R ERA: 4.23	(1, 1)	7.0	W	28	4	3	2	6	2	0	0	0	0	0	71	112	2.57	0.857
27 Bryan Shaw, R ERA: 2.45	(8, 1)	1.0	H	3	0	0	0	1	0	0	0	0	0	0	10	17	0.00	0.000
37 Cody Allen, R ERA: 2.33	(9, 1)	1.0	S	3	0	0	0	2	0	0	0	0	0	0	9	14	0.00	0.000

PITCHER	IP	WLS	BF	H	R	ER	SO	BB	IBB	HBP	BLK	WP	HR	S	P	ERA	WHIP

TOP

New York Yankees @ Cleveland Indians

Progressive Field, Cleveland, OH

Tue Jul 08 2014, 7:08 PM - 10:01 PM EDT

Att. 23,384 - Clear - 78 F

livebaseballscorecards.com

AB	31
R	3
H	4
RBI	2
BB	2
SO	9
LOB	11

WP: 0	PA: 35		
PB: 0			
SB: 3			
CS: 1			

Batter	1	2	3	4	5	6	7	8	9	AB	R	H	RBI	BB	SO	LOB
22 Jason Kipnis, L (1, 4) OBP: 0.327, SLG: 0.357	X SI 91 0-0 23 S 23 2B 1B	1 SAFE X SI 91 0-0 13 S 1-3 1B			1 SAFE C SL 82 S FS 85 X FS 86 0-2 ① G3 1-2		B FC 88 X SL 82 1-0 ① F7			4	1	2	0	0	0	1
13 Asdrúbal Cabrera, S (1, 6) OBP: 0.306, SLG: 0.387	B FF 91 S SI 89 D FS 85 D FS 87 X SI 91 3-1 ① F8	D SI 88 B SI 94 S SL 86 B FF 94 X SI 95 3-1 ③ G4-3 1-2			X FS 85 0-0 ② G3 2-3		C FS 84 X FC 86 0-1 ② P5			4	0	0	0	0	0	4
23 Michael Brantley, L (1, 8) OBP: 0.391, SLG: 0.529	F SI 90 B FS 88 B FF 90 X FS 88 2-1 1-H 2B		C SL 81 B FF 92 X SL 83 1-1 ① G3-1		B FF 95 C SL 86 B FF 94 S FS 88 F FC 88 X FS 88 2-2 3-H 2B		C SL 82 X FF 92 0-1 HR			4	1	3	3	0	0	0
41 Carlos Santana, S (1, 10) OBP: 0.349, SLG: 0.386	C CU 73 B FC 89 F FS 87 D S FC 87 2-3 ② K		B SL 82 F SL 82 B FC 89 S FS 84 B FF 94 C FC 88 3-3 ② K		X SL 86 0-0 ③ F8		F FS 83 B FS 86 X SI 91 1-1 1B			4	0	1	0	0	2	2
8 Lonnie Chisenhall, L (1, 5) OBP: 0.391, SLG: 0.533	C SL 84 D FS 87 B FC 89 B SL 84 B SI 92 4-1 BB		C CU 74 X FS 85 0-1 ③ G4-3			X SL 82 0-0 33 HR 1B	B FF 95 B FF 95 C FF 96 C SI 95 F FF 95 F SI 96 1 SAFE F FF 96 B SL 85 3-2 ③ F FF 96 F FF 96 F FF 97 F FF 96 X FF 96 F8			3	1	1	0	1	0	1
33 Nick Swisher, S (1, 3) OBP: 0.286, SLG: 0.339	B CU 75 B FS 88 F FC 90 X FS 88 2-1 G3-1			F CU 73 B FF 91 S FS 84 S FS 86 1-3 ① K		T SI 92 S FS 86 D FS 88 X SL 86 1-2 1-H HR		B FF 90 S SL 82 F SL 84 B FF 92 S SL 83 2-3 ① K		4	1	1	2	0	2	2
7 David Murphy, L (1, 9) OBP: 0.313, SLG: 0.369		X FF 91 0-0 38 FC6-4 1B		C SL 82 F FF 91 S FC 88 0-3 ② K		X SI 92 0-0 ① G6-3		C SL 82 B SL 84 C FF 92 S SL 85 1-3 ② K		4	0	1	0	0	2	0
10 Yan Gomes, R (1, 2) OBP: 0.308, SLG: 0.439		C SL 83 F SI 90 B FS 87 S FC 87 1-3 ① K		C SL 84 S FS 87 X FF 89 0-2 ③ G4-3		B SI 93 B SI 92 C SL 84 S FF 94 B SI 90 F FC 88 X SI 89 3-2 ② F9		X SL 82 0-0 ③ F8		4	0	0	0	0	1	1
38 Chris Dickerson, L (1, 7) OBP: 0.400, SLG: 0.400		1 SAFE B SI 90 C SL 83 B SI 91 C SI 90 B FC 87 X SI 93 3-2 ② FC6-4 22 1B 1-2f			B CU 72 X SI 92 1-0 13 G3 22 G3 23 2B 1B	B FF 94 X SI 92 1-0 ③ G4-3				3	1	1	0	0	0	1
Inning Stats	R: 1 E: 0 K: 1 S: 11 H: 2 LOB: 2 BB: 1 P: 24	R: 0 E: 0 K: 1 S: 10 H: 2 LOB: 2 BB: 0 P: 17	R: 0 E: 0 K: 1 S: 7 H: 0 LOB: 0 BB: 0 P: 11	R: 0 E: 0 K: 2 S: 9 H: 0 LOB: 0 BB: 0 P: 10	R: 1 E: 0 K: 0 S: 10 H: 2 LOB: 1 BB: 0 P: 13	R: 2 E: 0 K: 0 S: 10 H: 2 LOB: 0 BB: 0 P: 15	R: 1 E: 0 K: 0 S: 17 H: 2 LOB: 1 BB: 0 P: 22	R: 0 E: 0 K: 2 S: 7 H: 0 LOB: 0 BB: 0 P: 10		1B: 6 2B: 2 3B: 0 HR: 2 SF: 0 SAC: 0 DP: 0 HBP: 0						

BOTTOM

New York Yankees @ Cleveland Indians

Progressive Field, Cleveland, OH

Tue Jul 08 2014, 7:08 PM - 10:01 PM EDT

Att. 23,384 - Clear - 78 F

livebaseballscorecards.com

AB	34
R	5
H	10
RBI	5
BB	1
SO	7
LOB	12

PITCHER		IP	WLS	BF	H	R	ER	SO	BB	IBB	HBP	BLK	WP	HR	S	P	ERA	WHIP
19 Masahiro Tanaka, R ERA: 2.51	(1, 1)	6.2	L	31	10	5	5	5	1	0	0	0	0	2	64	99	6.75	1.650
48 Matt Thornton, L ERA: 2.29	(7, 1)	0.1		1	0	0	0	0	0	0	0	0	0	0	10	13	0.00	0.000
27 Shawn Kelley, R ERA: 4.1	(8, 1)	1.0		3	0	0	0	2	0	0	0	0	0	0	7	10	0.00	0.000

PITCHER	IP	WLS	BF	H	R	ER	SO	BB	IBB	HBP	BLK	WP	HR	S	P	ERA	WHIP

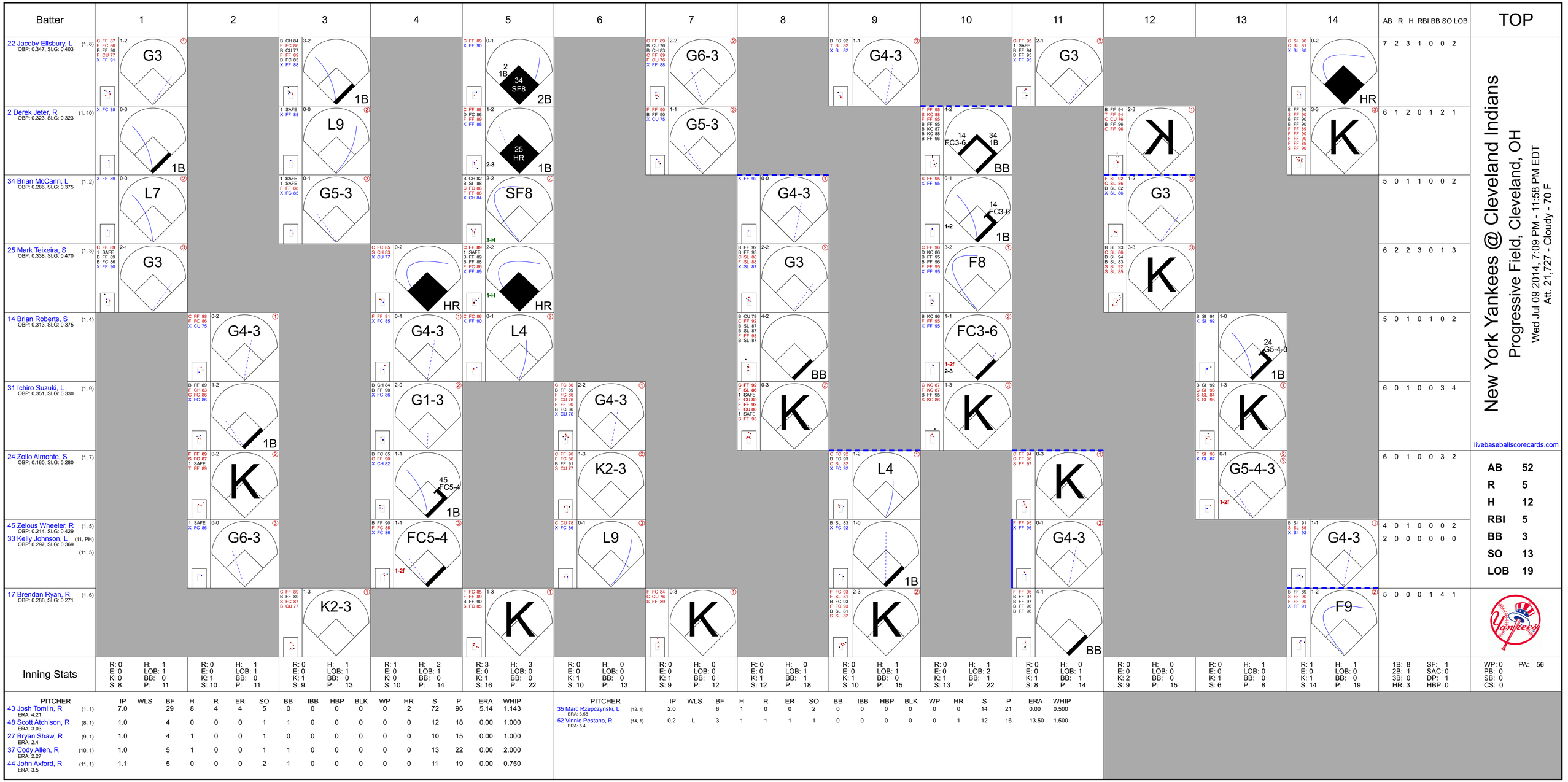
Batter
1
2
3
4
5
6
7
8
9
10
11
12
13
14
AB R H RBI BB SO LOB
TOP
22 Jacoby Ellsbury, L (1, 8) OBP: 0.347, SLG: 0.403
2 Derek Jeter, R (1, 10) OBP: 0.323, SLG: 0.323
34 Brian McCann, L (1, 2) OBP: 0.286, SLG: 0.375
25 Mark Teixeira, S (1, 3) OBP: 0.338, SLG: 0.470
14 Brian Roberts, S (1, 4) OBP: 0.313, SLG: 0.375
31 Ichiro Suzuki, L (1, 9) OBP: 0.351, SLG: 0.330
24 Zoilo Almonte, S (1, 7) OBP: 0.160, SLG: 0.280
45 Zelous Wheeler, R (1, 5) OBP: 0.214, SLG: 0.429
33 Kelly Johnson, L (11, PH) OBP: 0.297, SLG: 0.369 (11, 5)
17 Brendan Ryan, R (1, 6) OBP: 0.288, SLG: 0.271
7 2 3 1 0 0 2
6 1 2 0 1 2 1
5 0 1 1 0 0 2
6 2 2 3 0 1 3
5 0 1 0 1 0 2
6 0 1 0 0 3 4
6 0 1 0 0 3 2
4 0 1 0 0 0 2
2 0 0 0 0 0 0
5 0 0 0 1 4 1
New York Yankees @ Cleveland Indians
Progressive Field, Cleveland, OH
Wed Jul 09 2014, 7:09 PM - 11:58 PM EDT
Att. 21,727 - Cloudy - 70 F
livebaseballscorecards.com
AB 52
R 5
H 12
RBI 5
BB 3
SO 13
LOB 19
Inning Stats
R: 0 E: 0 K: 0 S: 8
H: 1 LOB: 1 BB: 0 P: 11
R: 0 E: 0 K: 1 S: 10
H: 1 LOB: 1 BB: 0 P: 11
R: 0 E: 0 K: 1 S: 9
H: 1 LOB: 1 BB: 0 P: 13
R: 1 E: 0 K: 0 S: 10
H: 2 LOB: 1 BB: 0 P: 14
R: 3 E: 0 K: 1 S: 16
H: 3 LOB: 0 BB: 0 P: 22
R: 0 E: 0 K: 1 S: 10
H: 0 LOB: 0 BB: 0 P: 13
R: 0 E: 0 K: 1 S: 9
H: 0 LOB: 0 BB: 0 P: 12
R: 0 E: 0 K: 1 S: 12
H: 0 LOB: 1 BB: 1 P: 18
R: 0 E: 0 K: 1 S: 10
H: 1 LOB: 1 BB: 0 P: 15
R: 0 E: 0 K: 1 S: 13
H: 1 LOB: 2 BB: 1 P: 22
R: 0 E: 0 K: 1 S: 8
H: 0 LOB: 1 BB: 1 P: 14
R: 0 E: 0 K: 2 S: 9
H: 0 LOB: 0 BB: 0 P: 15
R: 0 E: 0 K: 1 S: 6
H: 1 LOB: 0 BB: 0 P: 8
R: 1 E: 0 K: 1 S: 14
H: 1 LOB: 0 BB: 0 P: 19
1B: 8 2B: 1 3B: 0 HR: 3
SF: 1 SAC: 0 DP: 1 HBP: 0
WP: 0 PB: 0 SB: 0 CS: 0
PA: 56
PITCHER IP WLS BF H R ER SO BB IBB HBP BLK WP HR S P ERA WHIP
43 Josh Tomlin, R (1, 1) ERA: 4.21 7.0 29 8 4 4 5 0 0 0 0 0 2 72 96 5.14 1.143
48 Scott Atchison, R (8, 1) ERA: 3.03 1.0 4 0 0 0 1 1 0 0 0 0 0 12 18 0.00 1.000
27 Bryan Shaw, R (9, 1) ERA: 2.4 1.0 4 1 0 0 1 0 0 0 0 0 0 10 15 0.00 1.000
37 Cody Allen, R (10, 1) ERA: 2.27 1.0 5 1 0 0 1 1 0 0 0 0 0 13 22 0.00 2.000
44 John Axford, R (11, 1) ERA: 3.5 1.1 5 0 0 0 2 1 0 0 0 0 0 11 19 0.00 0.750
PITCHER IP WLS BF H R ER SO BB IBB HBP BLK WP HR S P ERA WHIP
35 Marc Rzepczynski, L (12, 1) ERA: 3.58 2.0 6 1 0 0 2 0 0 0 0 0 0 14 21 0.00 0.500
52 Vinnie Pestano, R (14, 1) ERA: 5.4 0.2 L 3 1 1 1 1 0 0 0 0 0 1 12 16 13.50 1.500

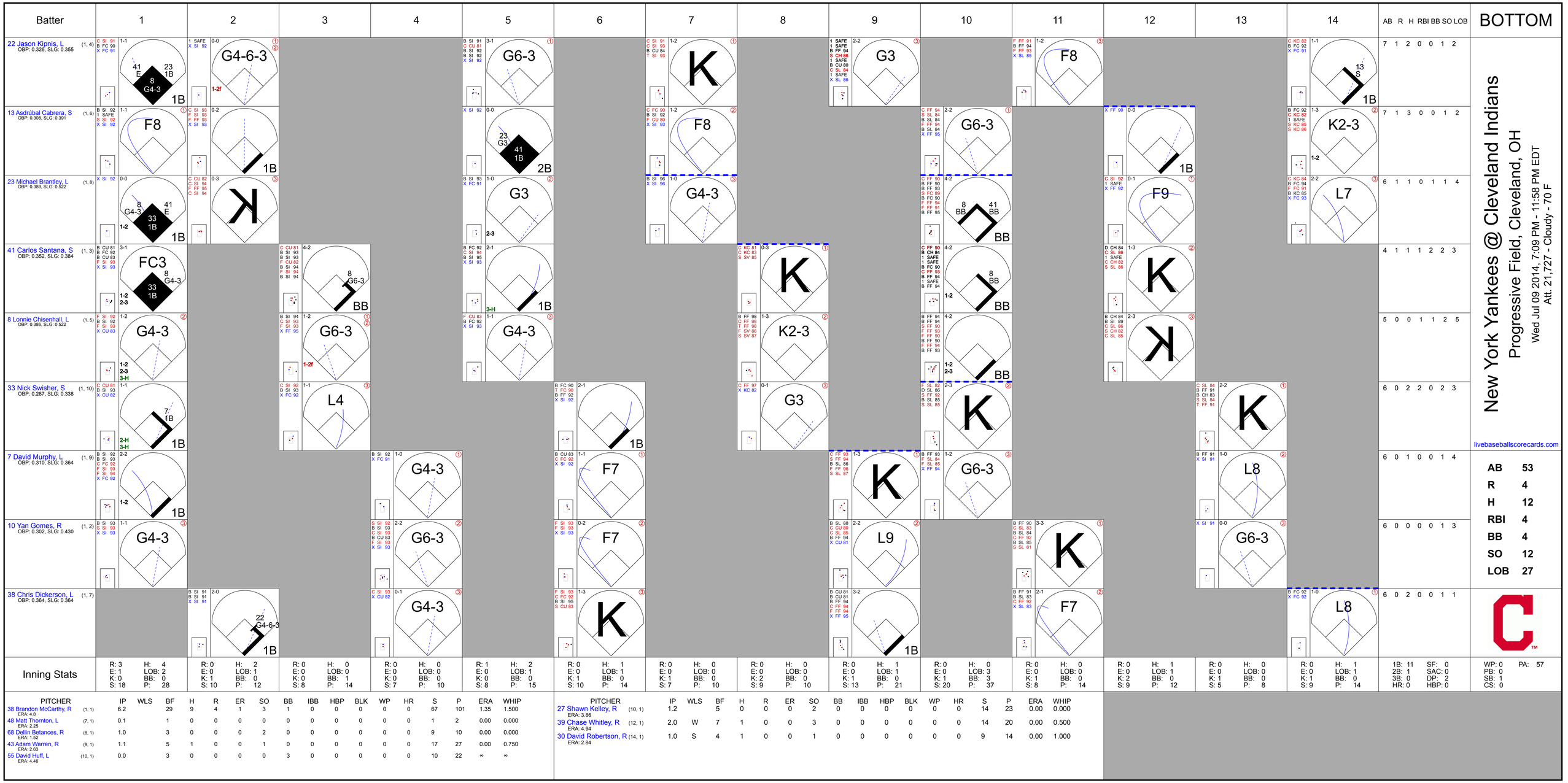
Batter
1
2
3
4
5
6
7
8
9
10
11
12
13
14
AB R H RBI BB SO LOB
BOTTOM
22 Jason Kipnis, L (1, 4) OBP: 0.326, SLG: 0.355
7 1 2 0 0 1 2
13 Asdrúbal Cabrera, S (1, 6) OBP: 0.308, SLG: 0.391
7 1 3 0 0 1 2
23 Michael Brantley, L (1, 8) OBP: 0.389, SLG: 0.522
6 1 1 0 1 1 4
41 Carlos Santana, S (1, 3) OBP: 0.352, SLG: 0.384
4 1 1 1 2 2 3
8 Lonnie Chisenhall, L (1, 5) OBP: 0.386, SLG: 0.522
5 0 0 1 1 2 5
33 Nick Swisher, S (1, 10) OBP: 0.287, SLG: 0.338
6 0 2 2 0 2 3
7 David Murphy, L (1, 9) OBP: 0.310, SLG: 0.364
6 0 1 0 0 1 4
10 Yan Gomes, R (1, 2) OBP: 0.302, SLG: 0.430
6 0 0 0 0 1 3
38 Chris Dickerson, L (1, 7) OBP: 0.364, SLG: 0.364
6 0 2 0 0 1 1
New York Yankees @ Cleveland Indians
Progressive Field, Cleveland, OH
Wed Jul 09 2014, 7:09 PM - 11:58 PM EDT
Att. 21,727 - Cloudy - 70 F
livebaseballscorecards.com
AB 53
R 4
H 12
RBI 4
BB 4
SO 12
LOB 27
Inning Stats
R: 3 E: 1 K: 0 S: 18
H: 4 LOB: 2 BB: 0 P: 28
R: 0 E: 0 K: 1 S: 10
H: 2 LOB: 1 BB: 0 P: 12
R: 0 E: 0 K: 0 S: 8
H: 0 LOB: 0 BB: 1 P: 14
R: 0 E: 0 K: 0 S: 7
H: 0 LOB: 0 BB: 0 P: 10
R: 1 E: 0 K: 0 S: 8
H: 2 LOB: 1 BB: 0 P: 15
R: 0 E: 0 K: 1 S: 10
H: 1 LOB: 1 BB: 0 P: 14
R: 0 E: 0 K: 1 S: 7
H: 0 LOB: 0 BB: 0 P: 10
R: 0 E: 0 K: 2 S: 9
H: 0 LOB: 0 BB: 0 P: 10
R: 0 E: 0 K: 1 S: 13
H: 1 LOB: 1 BB: 0 P: 21
R: 0 E: 0 K: 1 S: 20
H: 0 LOB: 3 BB: 3 P: 37
R: 0 E: 0 K: 1 S: 8
H: 0 LOB: 0 BB: 0 P: 14
R: 0 E: 0 K: 2 S: 9
H: 1 LOB: 1 BB: 0 P: 12
R: 0 E: 0 K: 1 S: 5
H: 0 LOB: 0 BB: 0 P: 8
R: 0 E: 0 K: 1 S: 9
H: 1 LOB: 1 BB: 0 P: 14
1B: 11 2B: 1 3B: 0 HR: 0
SF: 0 SAC: 0 DP: 2 HBP: 0
PA: 57
WP: 0 PB: 0 SB: 1 CS: 0
PITCHER IP WLS BF H R ER SO BB IBB HBP BLK WP HR S P ERA WHIP
38 Brandon McCarthy, R (1, 1) ERA: 4.8 6.2 29 9 4 1 3 1 0 0 0 0 0 67 101 1.35 1.500
48 Matt Thornton, L (7, 1) ERA: 2.25 0.1 1 0 0 0 0 0 0 0 0 0 0 1 2 0.00 0.000
68 Dellin Betances, R (8, 1) ERA: 1.52 1.0 3 0 0 0 2 0 0 0 0 0 0 9 10 0.00 0.000
43 Adam Warren, R (9, 1) ERA: 2.63 1.1 5 1 0 0 1 0 0 0 0 0 0 17 27 0.00 0.750
55 David Huff, L (10, 1) ERA: 4.46 0.0 3 0 0 0 0 3 0 0 0 0 0 10 22 ∞ ∞
PITCHER IP WLS BF H R ER SO BB IBB HBP BLK WP HR S P ERA WHIP
27 Shawn Kelley, R (10, 1) ERA: 3.86 1.2 5 0 0 0 2 0 0 0 0 0 0 14 23 0.00 0.000
39 Chase Whitley, R (12, 1) ERA: 4.94 2.0 W 7 1 0 0 3 0 0 0 0 0 0 14 20 0.00 0.500
30 David Robertson, R (14, 1) ERA: 2.84 1.0 S 4 1 0 0 1 0 0 0 0 0 0 9 14 0.00 1.000

Batter	1	2	3	4	5	6	7	8	9	AB	R	H	RBI	BB	SO	LOB
11 Brett Gardner, L (1, 7) OBP: 0.359, SLG: 0.426	B SI 90 B SI 90 X SI 91 2-0 ① G3		C SI 89 B CU 74 C CU 76 S SL 84 1-3 ① K	B SI 90 X SI 91 1-0 2 BB 1-3 1B		F SI 90 F SI 90 B SL 79 B FF 91 X FF 90 2-2 ① P1		B FF 92 B FF 92 B SL 88 C FF 92 X FF 93 3-1 ①② G6-4-3 1-2f		5	0	1	0	0	1	1
2 Derek Jeter, R (1, 6) OBP: 0.327, SLG: 0.325	C SI 92 F CH 82 B SI 91 X SI 92 1-2 25 1B 1B		S SL 81 B SI 91 C SI 90 B SL 84 F SI 91 B SI 92 C SI 91 3-3 ② K	S SL 81 B SI 90 B SL 83 B SI 90 S SI 90 B SI 91 4-2 1-2 BB		X FF 91 0-0 25 BB 1B		C SL 87 B FF 93 S SL 87 B FF 94 S SL 88 2-3 ③ K		4	0	2	0	1	2	0
22 Jacoby Ellsbury, L (1, 8) OBP: 0.348, SLG: 0.403	B SI 91 C SI 90 C SI 91 B SI 93 X SI 92 2-2 ② L7		X CH 81 0-0 1B	D SL 83 B SL 85 C SI 91 X SI 92 2-1 ③ G5-3		B FF 89 X FF 88 1-0 ② F8			C FF 91 X FF 92 0-1 25 G6-4-3 1B	5	0	2	0	0	0	5
25 Mark Teixeira, S (1, 3) OBP: 0.339, SLG: 0.466	C SI 91 1 SAFE X SI 91 0-1 34 BB 1-3 1B		B SI 90 B CH 82 B CH 82 1 SAFE 1 SAFE C SI 91 S CH 83 X SI 92 3-2 ③ G5-3		B SI 88 F SL 80 S SL 82 X SL 82 1-2 ① G5-3	C FF 89 B FF 92 B FF 91 B FF 89 C SL 78 B FF 89 4-2 1-2 BB			C FF 94 D SL 80 X FF 95 1-1 ①② G6-4-3 1-2f	4	0	1	0	1	0	2
34 Brian McCann, L (1, 10) OBP: 0.284, SLG: 0.369	C SL 84 B SI 91 B SL 84 C CH 82 B SL 84 B CH 82 4-2 1-2 BB			F SI 88 F CH 80 F SI 91 S SL 84 0-3 ① K	B SL 84 S CH 80 F SI 91 S SL 85 1-3 ② K	C FF 88 B FF 91 B SL 80 C SL 77 F FF 90 S FF 89 2-3 ③ K			S FF 94 F FF 96 C SL 81 0-3 ③ K	4	0	0	0	1	4	2
29 Francisco Cervelli, R (1, 2) OBP: 0.341, SLG: 0.375	C SI 91 S SL 82 S SL 81 0-3 ③ K			X SI 91 0-0 45 HR 1B	C SI 88 C SI 89 H SL 83 1-2 45 1B 26 1B HBP		F FF 97 C FF 97 S CU 82 0-3 ① K			3	2	1	0	0	2	3
45 Zelous Wheeler, R (1, 9) OBP: 0.278, SLG: 0.611 (8, 5)		B CH 78 C SI 89 B SI 88 X CH 80 2-1 ① F8	F SI 91 B SI 90 F SL 82 B SL 82 X CH 80 2-2 1-H HR	B SI 87 C SI 90 F SL 82 X SL 84 1-2 26 1B 1-2 1B			X FF 97 0-0 ② G6-3			4	1	2	2	0	0	0
26 Yangervis Solarte, S (1, 5) OBP: 0.342, SLG: 0.390 (8, 4)		F SI 90 F SL 82 X SI 91 0-2 ② G4-3	X SI 89 0-0 E5 11 1B	B SL 81 F SL 81 C SI 88 X SL 83 1-2 1-2 2-H 1B			C CH 89 F FF 98 X FF 96 0-2 ③ L8			4	0	1	1	0	0	0
17 Brendan Ryan, R (1, 4) OBP: 0.273, SLG: 0.255 31 Ichiro Suzuki, L (8, PH) OBP: 0.354, SLG: 0.333 (8, 9)		B SI 90 X SI 91 1-0 ③ G6-3	B SI 90 X SI 91 1-0 ② L4	S FF 89 S FF 91 T FF 91 0-2 ③ K			C FF 92 F SL 87 B FF 92 B FF 93 X SL 87 2-2 11 G6-4-3 1B		3 1	0 0	0 1	0 0	0 0	1 0	3 0
Inning Stats	R: 0 E: 0 K: 1 S: 14 H: 2 LOB: 3 BB: 1 P: 23	R: 0 E: 0 K: 0 S: 6 H: 0 LOB: 0 BB: 0 P: 9	R: 0 E: 0 K: 2 S: 11 H: 1 LOB: 1 BB: 0 P: 18	R: 2 E: 1 K: 1 S: 15 H: 3 LOB: 3 BB: 1 P: 25	R: 1 E: 0 K: 2 S: 17 H: 2 LOB: 2 BB: 0 P: 22	R: 0 E: 0 K: 1 S: 11 H: 1 LOB: 2 BB: 1 P: 20	R: 0 E: 0 K: 1 S: 7 H: 0 LOB: 0 BB: 0 P: 7	R: 0 E: 0 K: 1 S: 8 H: 1 LOB: 0 BB: 0 P: 15	R: 0 E: 0 K: 1 S: 7 H: 1 LOB: 0 BB: 0 P: 8	1B: 10 2B: 0 3B: 0 HR: 1 SF: 0 SAC: 0 DP: 2 HBP: 1						

TOP

New York Yankees @ Cleveland Indians

Progressive Field, Cleveland, OH

Thu Jul 10 2014, 7:08 PM - 10:37 PM EDT

Att. 28,334 - Clear - 72 F

livebaseballscorecards.com

AB	37
R	3
H	11
RBI	3
BB	3
SO	10
LOB	16

PITCHER		IP	WLS	BF	H	R	ER	SO	BB	IBB	HBP	BLK	WP	HR	S	P	ERA	WHIP
58 TJ House, L ERA: 4.4	(1, 1)	4.2		26	8	3	3	5	2	0	1	0	0	1	60	94	5.79	2.143
52 Vinnie Pestano, R ERA: 5.0	(5, 1)	0.2		3	1	0	0	1	0	0	0	0	0	0	7	9	0.00	1.500
57 Kyle Crockett, L ERA: 2.08	(6, 1)	0.2		3	0	0	0	1	1	0	0	0	0	0	7	14	0.00	1.500
59 Carlos Carrasco, R ERA: 3.74	(7, 1)	1.0	W	3	0	0	0	1	0	0	0	0	0	0	7	7	0.00	0.000
48 Scott Atchison, R ERA: 2.95	(8, 1)	1.0	H	4	2	0	0	1	0	0	0	0	0	0	10	17	0.00	2.000

PITCHER		IP	WLS	BF	H	R	ER	SO	BB	IBB	HBP	BLK	WP	HR	S	P	ERA	WHIP
50 Nick Hagadone, L ERA: 4.5	(9, 1)	1.0		2	0	0	0	1	0	0	0	0	0	0	5	6	0.00	0.000

WP: 0	PA: 41
PB: 0	
SB: 0	
CS: 0	

Batter	1	2	3	4	5	6	7	8	9	AB	R	H	RBI	BB	SO	LOB
22 Jason Kipnis, L (1, 4) OBP: 0.335, SLG: 0.361	C FF 88 C SL 85 B KC 78 B FF 91 B SL 87 F SI 90 B SI 89 4-2 23 1B BB		C CH 79 B SL 86 X SI 88 1-1 23 F9 13 S 1B	C KC 81 B CH 82 F SL 87 X SI 90 1-2 ③ F8			L FF 95 F FF 95 X FF 96 0-2 13 3B 1-2 2-3 1B	B CU 72 X FF 90 1-0 23 S 23 1B 1B		4	2	3	0	1	0	2
13 Asdrúbal Cabrera, S (1, 6) OBP: 0.312, SLG: 0.398	C SI 89 C SL 87 B SI 91 1 SAFE C SL 87 1-3 ① K		C SL 88 F CH 81 B SI 90 B FF 91 B KC 80 B SL 88 4-2 1-2 BB		X KC 77 0-0 23 G3-6-3-6 1B		X SI 96 0-0 23 SF8 1-H 2-H 3-H 3B	1 SAFE 1 SAFE B FF 93 F FF 91 1 SAFE B FF 92 F FF 92 1 SAFE 1 SAFE 2-2 ② X FF 91 F8		4	1	2	3	1	1	2
23 Michael Brantley, L (1, 8) OBP: 0.389, SLG: 0.522	D KC 81 1 SAFE B SL 86 C SL 87 X SI 91 2-1 1-2 1B		X SI 89 0-0 ① F9 2-3		C SI 88 1 SAFE B FF 90 1 SAFE X SL 86 1-1 ①② G3-6-3-6 1-2f		B FF 95 B SI 95 S SI 96 X SL 85 2-1 ① SF8 3-H	C FF 93 X FF 93 0-1 41 HR 1-H 1B		4	1	2	2	0	0	3
41 Carlos Santana, S (1, 3) OBP: 0.349, SLG: 0.391	B KC 79 C SI 90 F SL 87 C SI 90 1-3 ② K		1 SAFE F SL 87 1 SAFE C SI 90 S KC 79 0-3 ② K		S KC 78 B FF 88 B SL 86 C KC 78 X FF 91 2-2 ③ L8		F FF 92 B SL 83 B SL 83 B FF 92 F FF 93 F SI 94 F FF 93 F FF 94 F SL 84 3-2 ② X FF 93 L4	B CU 73 B FF 92 S FF 91 X FF 92 2-1 1-H HR		5	1	1	2	0	2	4
8 Lonnie Chisenhall, L (1, 5) OBP: 0.387, SLG: 0.518	B SI 89 C SL 87 X CH 82 1-1 ③ F7		B CH 83 D CH 84 B SL 88 C FC 90 X SL 88 3-1 ③ L8			X SL 83 0-0 ① F8	C FF 94 B CH 82 X FF 93 1-1 1B	B FF 91 B CH 82 B FF 91 C FF 91 B FF 92 4-1 BB		4	0	1	0	1	0	4
7 David Murphy, L (1, 9) OBP: 0.305, SLG: 0.358		C FF 87 X CH 80 0-1 ① G1-3		B KC 76 C SI 88 B SL 85 B SL 86 X FF 89 3-1 ① G4-3		C FF 87 B CH 80 B SI 88 F SL 85 B SL 87 F FF 90 C FF 90 3-3 ② K	B FF 94 F FF 93 B FF 93 1 SAFE F FF 93 B FF 93 T FF 92 3-2 ③ K	X FF 91 0-0 ③ L9		5	0	0	0	0	2	2
33 Nick Swisher, S (1, 10) OBP: 0.286, SLG: 0.337		C KC 78 B SL 85 X SI 89 1-1 ② L7		B SI 88 X CH 81 1-0 55 BB 1B		B KC 78 C SL 86 C FF 90 B SL 85 B CH 82 F SI 91 X KC 80 3-2 ③ G3-1		F FF 92 S CU 73 S SI 94 0-3 ① K		4	0	1	0	0	1	0
38 Chris Dickerson, L (1, 7) OBP: 0.467, SLG: 0.533		B SI 89 X SL 86 1-0 1B		C KC 79 B SI 90 B CH 82 C SI 90 1 SAFE S KC 81 2-3 ② K			B KC 78 F FF 88 X SL 85 1-1 22 1B 55 1B 13 3B 1B	X FF 94 0-0 55 HR 2B		4	2	3	0	0	1	1
55 Roberto Pérez, R (1, 2) OBP: 0.750, SLG: 1.667		C FF 90 X SL 84 0-1 ③ G4-3		F SL 86 C FF 91 B SI 91 B SL 87 F FF 92 D KC 80 B SI 91 4-2 1-2 BB			C SL 89 1 SAFE F SI 89 B SI 92 X SL 88 1-2 22 1B 13 3B 1B	T FF 93 F FF 94 B SL 85 B FF 94 B FF 94 F FF 93 X FF 92 3-2 2-H HR		3	2	2	2	1	0	1
Inning Stats	R: 0 E: 0 K: 2 S: 13 H: 1 LOB: 2 BB: 1 P: 22	R: 0 E: 0 K: 0 S: 7 H: 1 LOB: 1 BB: 0 P: 9	R: 0 E: 0 K: 1 S: 10 H: 1 LOB: 2 BB: 1 P: 18	R: 0 E: 0 K: 1 S: 12 H: 1 LOB: 2 BB: 1 P: 23	R: 0 E: 0 K: 0 S: 6 H: 1 LOB: 0 BB: 0 P: 9	R: 0 E: 0 K: 1 S: 9 H: 0 LOB: 0 BB: 0 P: 15	R: 4 E: 0 K: 1 S: 23 H: 5 LOB: 1 BB: 0 P: 34	R: 5 E: 0 K: 1 S: 18 H: 5 LOB: 1 BB: 1 P: 30		1B: 11 2B: 1 3B: 1 HR: 2 SF: 1 SAC: 0 DP: 1 HBP: 0						

PITCHER		IP	WLS	BF	H	R	ER	SO	BB	IBB	HBP	BLK	WP	HR	S	P	ERA	WHIP
41 David Phelps, R ERA: 3.94	(1, 1)	6.0		27	7	2	2	5	3	0	0	0	0	0	62	103	3.00	1.667
48 Matt Thornton, L ERA: 3.1	(7, 1)	0.1	L	3	2	2	2	0	0	0	0	0	0	0	6	8	54.00	6.000
53 Jim Miller, R ERA: 20.25	(7, 1)	1.2		12	6	5	5	2	1	0	0	0	0	2	30	49	27.00	4.200

PITCHER	IP	WLS	BF	H	R	ER	SO	BB	IBB	HBP	BLK	WP	HR	S	P	ERA	WHIP

BOTTOM

New York Yankees @ Cleveland Indians

Progressive Field, Cleveland, OH

Thu Jul 10 2014, 7:08 PM - 10:37 PM EDT

Att. 28,334 - Clear - 72 F

livebaseballscorecards.com

AB	37
R	9
H	15
RBI	9
BB	4
SO	7
LOB	19

WP: 0 PA: 42
PB: 0
SB: 2
CS: 0

Batter	1	2	3	4	5	6	7	8	9	10	AB	R	H	RBI	BB	SO	LOB
11 Brett Gardner, L (1, 7) OBP: 0.354, SLG: 0.420	C FF 91 B FF 90 S CH 84 S CH 84 1-3 ① K		S CH 86 B FF 91 C CU 76 B FF 91 F CH 86 X CH 86 2-2 ① L8		B FF 92 C CH 84 T FF 92 B FF 93 T SL 88 2-2 ① K		C CU 78 1 SAFE C CH 81 B FF 91 X SL 86 1-2 ③ P5			X SI 89 0-0 ① G3	5	0	0	0	0	2	1
2 Derek Jeter, R (1, 6) OBP: 0.322, SLG: 0.320	C FF 91 B SI 92 B SL 87 F SI 92 B CH 85 F SI 92 X SI 92 3-2 ② G4-3		B SL 86 X SL 85 1-0 ② G6-3		C SI 93 C SI 93 S CH 86 0-3 ② K			X SL 85 0-0 ① G6-3		B SI 89 X SI 89 1-0 ② G4-3	5	0	0	0	0	1	0
22 Jacoby Ellsbury, L (1, 8) OBP: 0.346, SLG: 0.400	B FF 92 F FF 92 B FF 91 F FF 92 F FF 92 C CH 85 2-3 ③ K		C FF 93 B SL 87 B CH 85 X FF 92 2-1 1B		C SL 89 B SL 88 B FF 94 B CH 86 F SL 88 X CH 86 3-2 ③ G3			X SI 92 0-0 ② G4-3		B SI 90 C FF 89 F SL 85 B SI 91 B SI 91 X SI 90 3-2 ③ G3-1	5	0	1	0	0	1	0
25 Mark Teixeira, S (1, 3) OBP: 0.334, SLG: 0.459		B FF 90 C SI 91 F CU 77 B FF 91 X FF 92 2-2 ① P5	1 SAFE F CU 78 1 SAFE X FF 91 0-1 ③ F7			C SL 87 F CH 85 T CH 86 0-2 ① K		F SI 92 B SL 85 X SL 85 1-1 ③ P4			4	0	0	0	0	1	1
34 Brian McCann, L (1, 2) OBP: 0.287, SLG: 0.371 29 Francisco Cervelli, R (9, PR) OBP: 0.341, SLG: 0.375 (9, 2)		X FF 92 0-0 ② F8		C CU 75 X CU 76 0-1 31 2B 1B		C SL 87 B FF 93 F CH 86 X SL 87 1-2 ② G5-3			C SI 96 B SL 84 S SI 95 X SI 96 1-2 14 FC3-6 1B		4 0	0 0	2 0	0 0	0 0	0 0	0 0
14 Brian Roberts, S (1, 4) OBP: 0.313, SLG: 0.384		X FF 92 0-0 HR		D CH 84 B CH 84 F FF 91 X CU 76 2-1 ① F7		C CH 86 B SL 87 X CU 78 1-1 ③ F7			L SI 96 X SI 96 0-1 ① FC3-6 26 BB 1-2f		4	1	1	1	0	0	2
31 Ichiro Suzuki, L (1, 9) OBP: 0.357, SLG: 0.347		X FF 93 0-0 2B		B CU 78 B SI 91 X FF 90 2-0 1-3 2B			C SL 88 B FF 92 B CH 86 B SL 88 X FF 92 3-1 ① P2		F SI 96 1 SAFE 1 SAFE C SI 95 S SI 97 0-3 ② K		4	0	2	0	0	1	1
26 Yangervis Solarte, S (1, 5) OBP: 0.340, SLG: 0.386		C CU 77 F FF 92 F SI 90 X CH 82 0-2 ③ P4		F SI 91 B SL 85 D CH 85 B CU 78 X CH 84 3-1 ② F8			B CU 79 F SL 87 T CH 85 X FF 92 1-2 ② P5		B SI 96 B SI 96 D SI 97 B SI 96 4-0 1-2 BB		3	0	0	0	1	0	3
33 Kelly Johnson, L (1, 10) OBP: 0.302, SLG: 0.387 45 Zelous Wheeler, R (9, PH) OBP: 0.263, SLG: 0.579 (9, 10)			B CU 76 X FF 90 1-0 HR	X FF 92 0-0 ③ F7			B CH 86 S SL 87 H SI 92 2-1 HBP		C SI 97 B SI 96 X SI 96 1-1 ③ G5-3		2 1	1 0	1 0	1 0	0 0	0 2	2 2
Inning Stats	R: 0 H: 0 E: 0 LOB: 0 K: 2 BB: 0 S: 11 P: 17	R: 1 H: 2 E: 0 LOB: 1 K: 0 BB: 0 S: 10 P: 12	R: 1 H: 2 E: 0 LOB: 1 K: 0 BB: 0 S: 10 P: 16	R: 0 H: 2 E: 0 LOB: 2 K: 0 BB: 0 S: 8 P: 15	R: 0 H: 0 E: 0 LOB: 0 K: 2 BB: 0 S: 9 P: 14	R: 0 H: 0 E: 0 LOB: 0 K: 1 BB: 0 S: 8 P: 10	R: 0 H: 0 E: 0 LOB: 1 K: 0 BB: 0 S: 9 P: 16	R: 0 H: 0 E: 0 LOB: 0 K: 0 BB: 0 S: 4 P: 5	R: 0 H: 1 E: 0 LOB: 2 K: 1 BB: 1 S: 10 P: 16	R: 0 H: 0 E: 0 LOB: 0 K: 0 BB: 0 S: 5 P: 9	1B: 3 2B: 2 3B: 0 HR: 2	SF: 0 SAC: 0 DP: 0 HBP: 1	WP: 0 PB: 0 SB: 0 CS: 0	PA: 39			

PITCHER	IP	WLS	BF	H	R	ER	SO	BB	IBB	HBP	BLK	WP	HR	S	P	ERA	WHIP
50 Miguel González, R (1, 1) ERA: 4.04	8.0		31	6	2	2	5	0	0	1	0	0	2	69	105	2.25	0.750
53 Zack Britton, L (9, 1) ERA: 1.3	1.0		5	1	0	0	1	1	0	0	0	0	0	10	16	0.00	2.000
66 T.J. McFarland, L (10, 1) ERA: 3.25	1.0	W	3	0	0	0	0	0	0	0	0	0	0	5	9	0.00	0.000

PITCHER	IP	WLS	BF	H	R	ER	SO	BB	IBB	HBP	BLK	WP	HR	S	P	ERA	WHIP

TOP

New York Yankees @ Baltimore Orioles

Oriole Park at Camden Yards, Baltimore, MD

Fri Jul 11 2014, 7:08 PM - 10:12 PM EDT

Att. 45,389 - Partly Cloudy - 83 F

livebaseballscorecards.com

AB	37
R	2
H	7
RBI	2
BB	1
SO	6
LOB	12

Batter	1	2	3	4	5	6	7	8	9	10	AB	R	H	RBI	BB	SO	LOB
21 Nick Markakis, L (1, 9) OBP: 0.352, SLG: 0.397	B SI 89 F SI 89 B SI 89 C SI 89 X SI 90 2-2 ① F9		C CU 76 B FS 86 X FS 86 1-1 ③ FC4-6 1-2f		C FS 87 C FF 91 F FS 88 X FS 88 0-2 ③ G3			X FF 97 0-0 ② G5-3			4	0	0	0	0	0	1
28 Steve Pearce, R (1, 10) OBP: 0.381, SLG: 0.577	B SL 82 B SI 91 C SI 91 F SL 84 F SI 90 B FS 87 F SL 83 X SI 90 3-2 ② F8			H SI 90 1-0 10 1B 23 WP HBP		F SI 91 S FS 86 B FS 88 X FS 87 1-2 ① P4		B FF 99 C KC 83 B KC 84 H KC 83 3-1 HBP			2	1	0	0	0	0	0
10 Adam Jones, R (1, 8) OBP: 0.329, SLG: 0.493	B CU 78 C SL 83 F FS 86 B FS 87 X SL 83 2-2 ③ L7			F SI 90 X SI 91 0-1 19 WP 23 WP 19 SF7 1-3 1B		S SL 83 F FS 87 B FS 88 X FF 87 1-2 23 WP 1B		B KC 84 S FF 97 1 SAFE S FF 98 1 SAFE F KC 84 F FF 98 S KC 84 1-3 ③ K			4	1	2	0	0	1	1
23 Nelson Cruz, R (1, 7) OBP: 0.353, SLG: 0.575		F SL 80 F FF 90 B FF 92 B SL 83 F SL 83 X SI 91 2-2 ① L8		B SL 84 F FS 87 1 SAFE B FS 87 S SL 84 S FS 88 2-3 ① K 1-2 3-H		1 SAFE F FS 87 B FS 86 X FS 86 1-1 ② F7 1-2			C KC 82 X FF 99 0-1 ① G6-3		4	0	0	0	0	1	2
19 Chris Davis, L (1, 3) OBP: 0.312, SLG: 0.385		C SL 82 B FS 86 B SL 82 F FS 87 S FS 87 2-3 ② K		S FS 86 S FS 88 B FF 92 B FS 89 X SI 89 2-2 ② SF7 2-H		B SL 84 X FS 87 1-0 ③ G3-1			F KC 84 B FF 98 C KC 84 S KC 86 1-3 ② K		3	0	0	1	0	2	1
2 J.J. Hardy, R (1, 6) OBP: 0.311, SLG: 0.363	B SI 92 C SL 82 X FS 87 1-1 ③ G5-3			H SI 93 1-0 13 FC6-4 HBP			B SL 82 B SL 83 X SI 91 2-0 ① F9		C FF 98 S KC 83 X KC 84 0-2 ③ G2-3		3	0	0	0	0	0	0
13 Manny Machado, R (1, 5) OBP: 0.314, SLG: 0.421			S SL 83 B SI 91 B SL 83 F SI 90 F FS 88 S FS 87 2-3 ① K	B SL 83 B SI 93 F SL 83 X SI 92 2-1 ③ FC6-4 1-2f			C SI 92 B SI 92 X SI 92 1-1 ② G4-3		B SL 84 X FF 93 1-0 40 1B 2B		4	1	1	0	0	1	1
3 Ryan Flaherty, L (1, 4) OBP: 0.297, SLG: 0.350			C FS 86 B FS 86 X FF 92 1-1 ② G4-3		F FF 89 S FS 86 B FF 92 X FS 87 1-2 ① G4-3		B FS 87 B FS 88 F SI 93 C SI 93 X FS 88 2-2 ③ G4-3		S SL 88 L FF 93 S CU 80 0-3 ① K		4	0	0	0	0	1	1
40 Nick Hundley, R (1, 2) OBP: 0.282, SLG: 0.384			B SI 92 F SL 84 B SI 92 F SI 91 X SI 93 2-2 21 FC4-6 1B		C FF 92 S FS 88 B FS 87 X FS 88 1-2 ② F9			F FF 96 F FF 97 C KC 82 0-3 ① K		D CU 81 S CU 83 S SL 86 D CU 81 X SL 85 2-2 2-H 1B	4	0	2	1	0	1	0
Inning Stats	R: 0 H: 0 E: 0 LOB: 0 K: 0 BB: 0 S: 11 P: 18	R: 0 H: 0 E: 0 LOB: 0 K: 1 BB: 0 S: 9 P: 14	R: 0 H: 1 E: 0 LOB: 1 K: 1 BB: 0 S: 11 P: 17	R: 2 H: 1 E: 0 LOB: 1 K: 1 BB: 0 S: 10 P: 18	R: 0 H: 0 E: 0 LOB: 0 K: 0 BB: 0 S: 10 P: 12	R: 0 H: 1 E: 0 LOB: 1 K: 0 BB: 0 S: 9 P: 13	R: 0 H: 0 E: 0 LOB: 0 K: 0 BB: 0 S: 6 P: 11	R: 0 H: 0 E: 0 LOB: 1 K: 2 BB: 0 S: 10 P: 14	R: 0 H: 0 E: 0 LOB: 0 K: 1 BB: 0 S: 8 P: 9	R: 1 H: 2 E: 0 LOB: 1 K: 1 BB: 0 S: 7 P: 10	1B: 4 SF: 1 2B: 1 SAC: 0 3B: 0 DP: 0 HR: 0 HBP: 3						WP: 3 PA: 36 PB: 0 SB: 0 CS: 0

PITCHER		IP	WLS	BF	H	R	ER	SO	BB	IBB	HBP	BLK	WP	HR	S	P	ERA	WHIP
18 Hiroki Kuroda, R ERA: 4.1	(1, 1)	7.0		26	3	2	2	3	0	0	2	0	3	0	66	103	2.57	0.429
68 Dellin Betances, R ERA: 1.46	(8, 1)	2.0		7	0	0	0	3	0	0	1	0	0	0	18	23	0.00	0.000
43 Adam Warren, R ERA: 2.79	(10, 1)	0.1	L	3	2	1	1	1	0	0	0	0	0	0	7	10	27.00	6.000

PITCHER	IP	WLS	BF	H	R	ER	SO	BB	IBB	HBP	BLK	WP	HR	S	P	ERA	WHIP

BOTTOM

New York Yankees @ Baltimore Orioles

Oriole Park at Camden Yards, Baltimore, MD

Fri Jul 11 2014, 7:08 PM - 10:12 PM EDT

Att. 45,389 - Partly Cloudy - 83 F

livebaseballscorecards.com

AB	32
R	3
H	5
RBI	2
BB	0
SO	7
LOB	7

Batter	1	2	3	4	5	6	7	8	9	AB	R	H	RBI	BB	SO	LOB
11 Brett Gardner, L (1, 7) OBP: 0.352, SLG: 0.415	B FC 89 B FC 89 C FC 89 X FF 89 2-1 ① F9		C CH 79 C FF 89 X FF 88 0-2 ① FC6-4 2 1B 25 2B 1-2f		C FF 91 B CH 81 B CH 82 B FF 89 B FF 89 4-1 2 FC5-4 BB		C FF 88 C FF 90 F FF 92 B KC 76 S KC 76 1-3 ② K 1-2		C CH 83 S CH 85 S SI 93 0-3 ② K	4	1	0	0	1	2	2
2 Derek Jeter, R (1, 6) OBP: 0.323, SLG: 0.321	F FF 89 X FF 90 0-1 ② L8		C FF 88 X SL 84 0-1 25 2B 1-2 1B		F FF 90 B FF 90 X CH 82 1-1 ③ FC5-4 1-2f		X CH 82 0-0 22 2B 2-H 1B		B SL 83 F SL 82 C CH 84 X SL 83 1-2 ③ F8	5	1	2	1	0	0	1
22 Jacoby Ellsbury, L (1, 8) OBP: 0.348, SLG: 0.402	B FF 90 B FF 91 F FF 90 X FF 91 2-1 ③ F7		F FF 89 C KC 76 B FF 90 C FF 91 1-3 ② K			B KC 72 B KC 73 B FF 90 C FF 90 B FF 89 4-1 31 FC4-6 34 1B BB	F SI 89 D SI 90 F SI 89 X SL 85 1-2 34 1B 2-H 2B			3	0	1	1	1	1	2
25 Mark Teixeira, S (1, 3) OBP: 0.340, SLG: 0.463		B FF 87 B SL 88 B CH 81 B FC 89 4-0 34 1B BB	B FF 88 B KC 75 F FC 89 B KC 73 X CH 82 3-1 ③ 1-H 2-H 2B			C FF 91 1 SAFE X KC 75 0-1 ① F9	I IN 74 I IN 74 I IN 77 I IN 76 4-0 34 1B IBB			2	0	1	1	2	0	1
34 Brian McCann, L (1, 10) OBP: 0.293, SLG: 0.376		F FF 88 B KC 74 F CH 82 X FF 91 1-2 1-2 1B		X FF 89 0-0 ① F7		1 SAFE B KC 77 F FC 90 1 SAFE X FF 92 1-1 31 FC4-6 1-2 1B	D SL 86 B KC 75 F SI 90 F SI 90 D SL 84 X SI 90 2-2 ③ 1-2 2-H 1B			4	0	3	0	0	0	0
31 Ichiro Suzuki, L (1, 9) OBP: 0.350, SLG: 0.340		X FC 90 0-0 ① L7		B FC 88 X CH 80 1-0 ② G1-3		B FF 90 B FF 91 C CH 83 C CH 82 B FC 91 F CH 83 X CH 83 3-2 ② FC4-6 1-2f 2-3		C CH 82 X CH 83 0-1 ① G3		4	0	0	0	0	0	4
14 Brian Roberts, S (1, 4) OBP: 0.308, SLG: 0.379		C CH 82 C CH 83 F FF 92 B KC 75 C KC 74 1-3 ② K		C KC 73 X FF 90 0-1 ③ F9		C KC 75 S KC 76 F KC 77 S FF 92 0-3 ③ K		B SI 92 B SI 92 X SI 93 2-0 ② F7		4	0	0	0	0	2	4
33 Kelly Johnson, L (1, 5) 45 Zelous Wheeler, R (8, 5) OBP: 0.263, SLG: 0.579		C CH 82 X FC 90 0-1 ③ F7			B KC 72 B FF 90 X FC 89 2-0 ① G4-3		F FF 89 B KC 73 B KC 73 B FC 91 F CH 83 X FF 90 3-2 11 WP 2 1B 1B	B SL 81 F SI 93 X SI 93 1-1 ③ G1-3		4 0	1 0	1 0	0 0	0 0	0 0	2 0
29 Francisco Cervelli, R (1, 2) OBP: 0.333, SLG: 0.364			F FC 89 X FC 91 0-1 11 FC6-4 1B		B SL 84 B SL 84 X FC 91 2-0 ② F7		1 SAFE 1 SAFE L SL 85 X KC 74 0-1 ① L9		B SL 82 S SL 82 B SI 93 F SL 83 B SI 94 X SI 93 3-2 ① G4-3	4	0	1	0	0	0	1
Inning Stats	R: 0 E: 0 K: 0 S: 6 H: 0 LOB: 0 BB: 0 P: 10	R: 0 E: 0 K: 1 S: 10 H: 1 LOB: 2 BB: 1 P: 16	R: 1 E: 0 K: 1 S: 12 H: 3 LOB: 2 BB: 0 P: 16	R: 0 E: 0 K: 0 S: 4 H: 0 LOB: 0 BB: 0 P: 5	R: 0 E: 0 K: 0 S: 5 H: 0 LOB: 1 BB: 1 P: 14	R: 0 E: 0 K: 1 S: 13 H: 1 LOB: 2 BB: 1 P: 21	R: 2 E: 0 K: 1 S: 17 H: 4 LOB: 2 BB: 1 P: 28	R: 0 E: 0 K: 0 S: 5 H: 0 LOB: 0 BB: 0 P: 8	R: 0 E: 0 K: 1 S: 9 H: 0 LOB: 0 BB: 0 P: 13	1B: 7 2B: 2 3B: 0 HR: 0 SF: 0 SAC: 0 DP: 0 HBP: 0						

PITCHER		IP	WLS	BF	H	R	ER	SO	BB	IBB	HBP	BLK	WP	HR	S	P	ERA	WHIP
30 Chris Tillman, R ERA: 4.11	(1, 1)	6.2	L	29	7	3	3	4	3	0	0	0	1	0	60	96	4.05	1.500
66 T.J. McFarland, L ERA: 3.22	(7, 1)	0.1		3	2	0	0	0	0	1	0	0	0	0	7	14	0.00	6.000
58 Ryan Webb, R ERA: 3.18	(8, 1)	2.0		6	0	0	0	1	0	0	0	0	0	0	14	21	0.00	0.000

PITCHER	IP	WLS	BF	H	R	ER	SO	BB	IBB	HBP	BLK	WP	HR	S	P	ERA	WHIP

TOP

New York Yankees @ Baltimore Orioles

Oriole Park at Camden Yards, Baltimore, MD

Sat Jul 12 2014, 4:08 PM - 7:09 PM EDT

Att. 46,667 - Partly Cloudy - 84 F

livebaseballscorecards.com

AB	34
R	3
H	9
RBI	3
BB	4
SO	5
LOB	17

WP: 1	PA: 38		
PB: 0			
SB: 0			
CS: 0			

BOTTOM

New York Yankees @ Baltimore Orioles

Oriole Park at Camden Yards, Baltimore, MD

Sat Jul 12 2014, 4:08 PM - 7:09 PM EDT

Att. 46,667 - Partly Cloudy - 84 F

livebaseballscorecards.com

Batter	1	2	3	4	5	6	7	8	9	AB	R	H	RBI	BB	SO	LOB
21 Nick Markakis, L (1, 9) OBP: 0.353, SLG: 0.398	X SI 93 0-0 ① G6-3			C SI 93 B SL 88 C CU 82 F SL 88 B FF 94 F SL 90 B FF 95 X FF 95 3-2 ① G4-3		B SI 90 C SI 90 X SL 86 1-1 10 G4-3 28 1B 1B		X FC 88 0-0 1B		4	0	2	0	0	0	0
28 Steve Pearce, R (1, 7) OBP: 0.383, SLG: 0.573	C SI 94 C SI 94 X FF 94 0-2 ② G5-3			B CU 81 B SL 87 S SL 88 B SI 93 B SI 93 4-1 10 G5-3 BB		B SI 91 B CU 80 X SI 92 2-0 10 G4-3 1-2 1B		B SL 84 X SL 85 1-0 ② F7		3	0	1	0	1	0	1
10 Adam Jones, R (1, 8) OBP: 0.326, SLG: 0.488	B CU 83 B SI 94 C SI 95 X CU 83 2-1 ③ L9			1 SAFE B SI 93 B CU 83 X SI 92 2-0 ② G5-3 1-2		X CU 81 0-0 ①② G4-3 1-2f 2-3		B FF 93 S FF 93 D SL 86 S SL 84 S SL 86 2-3 ③ K		4	0	0	0	0	1	4
23 Nelson Cruz, R (1, 10) OBP: 0.349, SLG: 0.569		B SI 93 C SL 88 F SI 93 T FF 95 1-2 ① K		C SI 93 S CU 81 S CU 82 0-3 ③ K		F CU 82 B SI 94 B SI 93 S CU 83 S SL 87 2-3 ③ K2-3			B FC 90 F FC 92 X FC 91 1-1 ① L5	4	0	0	0	0	3	2
19 Chris Davis, L (1, 3) OBP: 0.308, SLG: 0.380		C CU 81 X FF 94 0-1 ② G4-3			F SL 88 B FF 94 F CU 81 B FF 94 F SL 87 B FF 94 F SL 87 S SI 93 3-3 ① K		F SI 92 F SL 86 S CU 82 0-3 ① K		B FC 92 C FC 91 F KC 82 B KC 83 S FC 91 2-3 ② K	4	0	0	0	0	3	0
2 J.J. Hardy, R (1, 6) OBP: 0.307, SLG: 0.359		C SI 94 S CU 83 B FF 94 X FF 96 1-2 ③ P3			C CU 82 S SI 92 B SL 85 B SI 94 C CU 82 2-3 ② K		C CU 80 C CU 82 S CU 82 0-3 ② K		C FC 92 F FC 90 S KC 84 0-3 ③ K	4	0	0	0	0	3	0
13 Manny Machado, R (1, 5) OBP: 0.318, SLG: 0.421			C CU 82 B SI 93 X SI 93 1-1 ① G5-3		B SI 93 X SI 95 1-0 3 1B 1B		B SI 92 B SI 93 B SI 90 B CH 88 4-0 BB			2	0	1	0	1	0	0
3 Ryan Flaherty, L (1, 4) OBP: 0.298, SLG: 0.349			B SI 94 B SI 93 X FF 94 2-0 ② G3-1		B CU 79 1 SAFE B CU 81 D SI 94 S SI 90 S SI 94 X SI 94 3-2 40 S 1-3 1B		B CU 80 B SI 92 X SI 90 2-0 ③ G4-3			3	0	1	0	0	0	1
40 Nick Hundley, R (1, 2) OBP: 0.278, SLG: 0.378 45 Steve Clevenger, L (8, PH) OBP: 0.296, SLG: 0.373 (9, 2)			B SI 95 C SI 95 T CU 83 S CU 83 1-3 ③ K		S CU 82 D SI 93 C CU 82 F CU 82 F CU 82 B FF 94 S FF 94 2-3 ③ K 1-2			C SI 93 C SL 88 B SL 85 F FF 93 B CU 82 X SI 93 2-2 ① F7		2 1	0 0	0 0	0 0	0 0	2 0	2 0
Inning Stats	R: 0 E: 0 K: 0 S: 6 H: 0 LOB: 0 BB: 0 P: 8	R: 0 E: 0 K: 1 S: 8 H: 0 LOB: 0 BB: 0 P: 10	R: 0 E: 0 K: 1 S: 6 H: 0 LOB: 0 BB: 0 P: 10	R: 0 E: 0 K: 1 S: 10 H: 0 LOB: 1 BB: 1 P: 19	R: 0 E: 0 K: 3 S: 17 H: 2 LOB: 2 BB: 0 P: 28	R: 0 E: 0 K: 1 S: 7 H: 2 LOB: 1 BB: 0 P: 12	R: 0 E: 0 K: 2 S: 7 H: 0 LOB: 1 BB: 1 P: 13	R: 0 E: 0 K: 1 S: 9 H: 1 LOB: 1 BB: 0 P: 14	R: 0 E: 0 K: 2 S: 8 H: 0 LOB: 0 BB: 0 P: 11							

AB	**31**	1B: 5	SF: 0	WP: 0	PA: 33
R	**0**	2B: 0	SAC: 0	PB: 0	
H	**5**	3B: 0	DP: 1	SB: 1	
RBI	**0**	HR: 0	HBP: 0	CS: 0	
BB	**2**				
SO	**12**				
LOB	**10**				

PITCHER		IP	WLS	BF	H	R	ER	SO	BB	IBB	HBP	BLK	WP	HR	S	P	ERA	WHIP
61 Shane Greene, R ERA: 1.32	(1, 1)	7.1	W	27	4	0	0	9	2	0	0	0	0	0	65	106	0.00	0.818
55 David Huff, L ERA: 4.46	(8, 1)	0.0		1	1	0	0	0	0	0	0	0	0	0	1	1	∞	∞
27 Shawn Kelley, R ERA: 3.77	(8, 1)	0.2	H	2	0	0	0	1	0	0	0	0	0	0	4	7	0.00	0.000
30 David Robertson, R ERA: 2.76	(9, 1)	1.0	S	3	0	0	0	2	0	0	0	0	0	0	8	11	0.00	0.000

PITCHER	IP	WLS	BF	H	R	ER	SO	BB	IBB	HBP	BLK	WP	HR	S	P	ERA	WHIP

Batter	1	2	3	4	5	6	7	8	9	AB	R	H	RBI	BB	SO	LOB
11 Brett Gardner, L (1, 8) OBP: 0.353, SLG: 0.424	B FF 92 B FF 95 C FF 93 X FF 94 2-1 HR		B FF 97 B FS 81 B FF 93 C FF 95 F FF 96 C FF 96 3-3 ② K							2	1	1	1	0	1	0
2 Derek Jeter, R (1, 6) OBP: 0.324, SLG: 0.322	X FF 96 0-0 ① G5-3		B FF 92 C FF 97 X FF 94 1-1 1B							2	0	1	0	0	0	0
22 Jacoby Ellsbury, L (1, 10) OBP: 0.346, SLG: 0.400	B FF 92 C CH 85 B FF 96 B FF 95 X FF 97 3-1 ② F8		F FS 85 B FF 95 B FF 93 S FS 84 F CH 87 F FS 84 1 SAFE X FF 96 2-2 ③ G6-3							2	0	0	0	0	0	1
25 Mark Teixeira, S (1, 3) OBP: 0.341, SLG: 0.464	B FF 98 B FF 97 C FF 91 B FS 83 X FF 97 3-1 ③ 1B			B FS 79 C FF 94 B FS 82 X FF 94 2-1 ① F7						2	0	1	0	0	0	0
34 Brian McCann, L (1, 2) OBP: 0.294, SLG: 0.377		B FF 95 C FF 95 X CH 86 1-1 1B		S FF 96 B FF 96 B FS 82 F FS 82 X FF 96 2-2 ② F7						2	0	1	0	0	0	0
14 Brian Roberts, S (1, 4) OBP: 0.306, SLG: 0.376		B FF 92 C CH 84 D FF 97 F FF 95 S FF 95 2-3 ① K		B SL 79 B FS 83 C FF 93 B FF 96 X FF 95 3-1 ③ F8						2	0	0	0	0	1	1
31 Ichiro Suzuki, L (1, 9) OBP: 0.347, SLG: 0.337		D FS 86 S FF 95 F FF 96 F FF 97 X FS 84 1-2 ② F8			C FS 81 F CH 81 X FF 96 0-2 ① F8					2	0	0	0	0	0	1
33 Kelly Johnson, L (1, 7) OBP: 0.299, SLG: 0.380		C FF 97 B FF 97 C FS 84 D FS 88 F FF 97 X FF 96 2-2 ③ G1-3			C FF 95 B FS 84 S FS 83 X FF 93 1-2 ② F9					2	0	0	0	0	0	1
26 Yangervis Solarte, S (1, 5) OBP: 0.338, SLG: 0.382			C FF 91 B FF 95 B FF 96 X FF 93 2-1 ① G4-3		F FS 81 B FF 95 X FF 95 1-1 ③ G5-3					2	0	0	0	0	0	0
Inning Stats	R: 1 E: 0 K: 0 S: 7 H: 2 LOB: 1 BB: 0 P: 15	R: 0 E: 0 K: 1 S: 13 H: 1 LOB: 1 BB: 0 P: 19	R: 0 E: 0 K: 1 S: 12 H: 1 LOB: 1 BB: 0 P: 20	R: 0 E: 0 K: 0 S: 7 H: 0 LOB: 0 BB: 0 P: 14	R: 0 E: 0 K: 0 S: 8 H: 0 LOB: 0 BB: 0 P: 10					1B: 3 2B: 0 3B: 0 HR: 1 SF: 0 SAC: 0 DP: 0 HBP: 0				WP: 0 PB: 0 SB: 0 CS: 0 PA: 18		

PITCHER	IP	WLS	BF	H	R	ER	SO	BB	IBB	HBP	BLK	WP	HR	S	P	ERA	WHIP
39 Kevin Gausman, R (1, 1) ERA: 3.29	5.0	W	18	4	1	1	2	0	0	0	0	0	1	47	78	1.80	0.800

PITCHER	IP	WLS	BF	H	R	ER	SO	BB	IBB	HBP	BLK	WP	HR	S	P	ERA	WHIP

New York Yankees @ Baltimore Orioles

Oriole Park at Camden Yards, Baltimore, MD

Sun Jul 13 2014, 8:10 PM - 9:48 PM EDT

Att. 34,483 - Cloudy - 89 F

TOP

livebaseballscorecards.com

AB	18
R	1
H	4
RBI	1
BB	0
SO	2
LOB	4

Batter	1	2	3	4	5	6	7	8	9	AB	R	H	RBI	BB	SO	LOB
21 Nick Markakis, L (1, 9) OBP: 0.351, SLG: 0.395	F FF 91 X FF 89 0-1 G3-1 ①		C SL 83 B SL 84 F CH 82 X SL 84 1-2 L7 ①	1 SAFE F FC 89 S FF 92 1 SAFE X FF 92 0-2 G1-3 ③						3	0	0	0	0	0	1
28 Steve Pearce, R (1, 7) OBP: 0.383, SLG: 0.567	B FF 90 S SL 83 B FF 91 F SI 93 S SL 87 2-3 K ②		S CH 83 C CH 84 F SI 90 F SL 85 B FF 91 B CH 84 F SI 91 F SL 83 F CH 83 3-3 B SL 82 S SL 83 K ②		C FF 91 B FC 88 F FC 86 B FF 92 B CH 82 B FF 92 4-2 BB					2	0	0	0	1	2	0
10 Adam Jones, R (1, 8) OBP: 0.324, SLG: 0.486	C SL 85 B SL 85 F SI 91 B FF 92 X SL 85 2-2 G6-3 ③		F FF 91 B FF 90 B FF 91 S CH 83 S FF 90 2-3 K ③		S FF 92 S FF 92 0-2					3	0	0	0	0	1	1
23 Nelson Cruz, R (1, 10) OBP: 0.353, SLG: 0.570		C FF 90 F SL 83 X SL 84 0-2 2 FC5-4 1B		B FF 89 B FF 90 B FF 88 F FF 88 B FF 89 4-1 19 HR BB						1	1	1	0	1	0	0
19 Chris Davis, L (1, 3) OBP: 0.309, SLG: 0.391		S CH 82 F FF 91 C FF 91 0-3 K ①		B SI 90 S CH 83 X FF 89 1-1 1-H HR						2	1	1	2	0	1	1
2 J.J. Hardy, R (1, 6) OBP: 0.308, SLG: 0.363		B FF 91 1 SAFE X FF 90 1-0 FC5-4 13 1B 1-2f ②		C SL 84 B FF 89 X SL 85 1-1 36 G1-3 6 1B 2B						2	1	1	0	0	0	1
13 Manny Machado, R (1, 5) OBP: 0.319, SLG: 0.422		S SL 85 B SI 90 X SI 90 1-1 36 BB 1-3 1B		B FF 89 B SI 87 F FF 90 X SI 90 2-1 G5-3 ①						2	0	1	0	0	0	1
36 Caleb Joseph, R (1, 2) OBP: 0.262, SLG: 0.308		B FF 91 B SL 85 1 SAFE B SI 91 C FF 90 B FF 90 4-1 1-2 BB		X SL 84 0-0 G1-3 ② 2-3						1	0	0	0	1	0	1
6 Jonathan Schoop, R (1, 4) OBP: 0.259, SLG: 0.324		B CH 83 X SL 85 1-0 F8 ③		C FF 90 X FF 91 0-1 3-H 1B						2	0	1	1	0	0	3
Inning Stats	R: 0 E: 0 K: 1 S: 8 H: 0 LOB: 0 BB: 0 P: 12	R: 0 E: 0 K: 1 S: 11 H: 2 LOB: 3 BB: 1 P: 18	R: 0 E: 0 K: 2 S: 14 H: 0 LOB: 0 BB: 0 P: 20	R: 3 E: 0 K: 0 S: 13 H: 3 LOB: 1 BB: 1 P: 21	R: 0 E: 0 K: 0 S: 4 H: 0 LOB: 1 BB: 1 P: 8					1B: 3 2B: 1 3B: 0 HR: 1 SF: 0 SAC: 0 DP: 0 HBP: 0						

PITCHER		IP	WLS	BF	H	R	ER	SO	BB	IBB	HBP	BLK	WP	HR	S	P	ERA	WHIP
39 Chase Whitley, R ERA: 5.1	(1, 1)	3.2	L	18	5	3	3	4	2	0	0	0	0	1	43	68	7.36	1.909
55 David Huff, L ERA: 4.42	(4, 1)	0.1		3	0	0	0	0	1	0	0	0	0	0	7	11	0.00	3.000

PITCHER	IP	WLS	BF	H	R	ER	SO	BB	IBB	HBP	BLK	WP	HR	S	P	ERA	WHIP

BOTTOM

New York Yankees @ Baltimore Orioles

Oriole Park at Camden Yards, Baltimore, MD

Sun Jul 13 2014, 8:10 PM - 9:48 PM EDT

Att. 34,483 - Cloudy - 89 F

livebaseballscorecards.com

AB	18
R	3
H	5
RBI	3
BB	3
SO	4
LOB	9

1B: 3 SF: 0
2B: 1 SAC: 0
3B: 0 DP: 0
HR: 1 HBP: 0

WP: 0 PA: 21
PB: 0
SB: 0
CS: 0

Cincinnati Reds @ New York Yankees

Yankee Stadium, Bronx, NY

Fri Jul 18 2014, 7:11 PM - 9:46 PM EDT

Att. 47,372 - Partly Cloudy - 80 F

livebaseballscorecards.com

TOP

Batter	1	2	3	4	5	6	7	8	9	AB	R	H	RBI	BB	SO	LOB
6 Billy Hamilton, S (1, 8) OBP: 0.316, SLG: 0.418	C FF 87 B SL 85 B SL 86 S FF 89 T SI 90 2-2 ① K	B SI 88 X SL 86 1-0 ③ G3	C SL 87 F KC 78 C SI 91 0-3 ② K	B KC 79 F FF 96 S FF 95 1 SAFE B SV 84 X FF 98 2-2 ② P6 1-2						4	0	0	0	0	2	2
2 Zack Cozart, R (1, 6) OBP: 0.287, SLG: 0.307	C FF 88 F SI 90 F FF 90 B SL 87 C SI 91 1-3 ② K	X KC 75 0-0 32 G3-1 21 E 39 E 1B	1 SAFE X SI 90 0-0 1-2 1B	S FF 98 B FF 98 S FF 99 S FF 99 1-3 ③ K						4	1	2	0	0	2	1
21 Todd Frazier, R (1, 5) OBP: 0.349, SLG: 0.495	B SL 86 C SI 89 X SI 89 1-1 ③ F8	B SL 86 B SL 85 1 SAFE C FF 90 1 SAFE C SL 86 1 SAFE X SI 90 2-2 FC4 32 G3-1 1-2	C SL 87 S FF 89 C SL 89 0-3 ③ K				B KC 80 F FF 96 F FF 98 B KC 84 F KC 84 T FF 98 2-2 ① K			4	0	0	0	0	2	3
32 Jay Bruce, L (1, 9) OBP: 0.309, SLG: 0.404		B FF 87 F FF 87 C SL 85 F KC 77 B SI 90 B SL 88 B SL 88 4-2 39 CS BB	C CH 81 B FF 89 S SL 87 B SI 91 X CH 81 2-2 ① G3-1 1-2 2-3	S CH 79 B CH 80 B FF 88 B SI 88 X SI 89 3-1 ① F8			C KC 82 S KC 83 B SV 86 B SV 86 S KC 84 2-3 ② K			3	0	0	0	1	1	2
39 Devin Mesoraco, R (1, 2) OBP: 0.369, SLG: 0.597		S SI 88 B SL 88 C SI 89 B SL 87 X SL 87 2-2 ① ② F8 1-2	C SI 89 B CH 83 X SI 90 1-1 E6 3-H	F FF 89 S CH 81 F FF 91 D CH 82 X CH 81 1-2 ② G5-3				C KC 82 B FF 99 B FF 98 X FF 98 2-1 ③ P3		4	0	0	1	0	0	2
48 Ryan Ludwick, R (1, 10) OBP: 0.324, SLG: 0.400		S SL 85 B FF 89 X SI 89 1-1 ③ G5-3	B SL 87 S CH 81 S SL 87 B SL 88 S CH 82 2-3 ② K	S SL 86 B SL 85 B CH 82 S FF 90 B SL 87 C FF 91 3-3 ③ K					B FC 91 B FC 92 X FC 91 2-0 ① F9	4	0	0	0	0	2	2
29 Brayan Peña, S (1, 3) OBP: 0.288, SLG: 0.403			X FF 88 0-0 HR	X FF 87 0-0 ③ F8			B SL 85 F CH 80 B CH 81 F SI 88 F SI 90 X CH 82 2-2 HR		C FC 92 F FC 91 B FC 92 B KC 82 B FC 92 X FC 90 3-2 ② G6-3	4	2	2	2	0	0	2
28 Chris Heisey, R (1, 7) OBP: 0.297, SLG: 0.379			C SI 89 X SI 90 0-1 ① F8	X SL 84 0-0 ① F7			C SL 86 S FF 90 X SI 91 0-2 6 E 1B		S KC 81 X KC 81 0-1 1B	4	0	2	0	0	0	0
7 Ramon Santiago, S (1, 4) OBP: 0.347, SLG: 0.310			C KC 77 B SL 87 X CH 81 1-1 ② G4-3	B FF 88 F SI 88 B CH 81 X SL 87 2-1 2 1B 1B			1 SAFE F KC 79 1 SAFE C SI 89 B SI 90 1 SAFE B SL 88 1 SAFE C SI 91 2-3 ① K		C FC 92 X FC 92 0-1 ③ P6	4	0	1	0	0	1	2

	AB	35
	R	3
	H	7
	RBI	3
	BB	1
	SO	10
	LOB	16

Inning Stats	1	2	3	4	5	6	7	8	9	1B: 5	SF: 0	WP: 0	PA: 36
R:	0	0	1	1	0	0	1	0	0	2B: 0	SAC: 0	PB: 0	
E:	0	0	0	2	0	0	1	0	0	3B: 0	DP: 0	SB: 0	
K:	2	0	0	1	2	1	2	2	0	HR: 2	HBP: 0	CS: 1	
S:	9	8	6	13	10	9	16	9	8				
H:	0	0	1	1	2	0	2	0	1				
LOB:	0	0	0	2	0	0	1	0	1				
BB:	0	1	0	0	0	0	0	0	0				
P:	13	15	8	20	12	16	23	15	13				

PITCHER		IP	WLS	BF	H	R	ER	SO	BB	IBB	HBP	BLK	WP	HR	S	P	ERA	WHIP
41 David Phelps, R ERA: 3.87	(1, 1)	6.1	W	27	6	3	2	7	1	0	0	0	0	2	65	98	2.84	1.105
68 Dellin Betances, R ERA: 1.42	(7, 1)	1.2	H	5	0	0	0	3	0	0	0	0	0	0	15	24	0.00	0.000
30 David Robertson, R ERA: 2.67	(9, 1)	1.0	S	4	1	0	0	0	0	0	0	0	0	0	8	13	0.00	1.000

PITCHER	IP	WLS	BF	H	R	ER	SO	BB	IBB	HBP	BLK	WP	HR	S	P	ERA	WHIP

Batter	1	2	3	4	5	6	7	8	9	AB	R	H	RBI	BB	SO	LOB
11 Brett Gardner, L (1, 7) OBP: 0.355, SLG: 0.422	B SI 89 F SI 89 H FF 89 2-1 25 S 34 2B HBP	X SI 91 0-0 ③ L8		C SI 90 B FC 89 C KC 80 F SI 91 B SL 81 B SI 90 F FC 88 X FC 89 3-2 ③ P6		B KC 78 B FC 87 B CH 85 B SI 90 4-0 BB				2	1	0	0	1	0	1
2 Derek Jeter, R (1, 6) OBP: 0.326, SLG: 0.325	L KC 77 B SI 90 C SI 90 F SI 90 B SI 91 C FC 90 2-3 ① K		S SL 79 X SI 90 0-1 22 1B 36 1B 1B		B SL 80 X SI 89 1-0 22 HR 1B	C SI 90 1 SAFE 1 SAFE B SI 89 C SI 90 X FC 89 1-2 ③ G2-3				4	2	2	0	0	1	2
22 Jacoby Ellsbury, L (1, 8) OBP: 0.348, SLG: 0.409	X SI 90 0-0 ② F7		B SI 90 X SI 88 1-0 31 S 36 1B 1-2 1B		B SI 91 C KC 79 X SI 89 1-1 1-H HR		C SI 88 B FC 87 C KC 78 C FC 88 1-3 ① K			4	1	2	2	0	1	1
25 Mark Teixeira, S (1, 3) OBP: 0.340, SLG: 0.458	B SI 91 1 SAFE C SI 90 B SI 91 C KC 79 F FC 91 B SI 92 F SI 91 B FC 90 4-2 34 2B 1-2 BB		F SI 91 B SI 91 F SI 92 B SL 82 T FF 90 2-2 ① K		C SI 90 B SI 89 X KC 79 1-1 ① G6-3		C SI 89 B SL 79 B SI 89 F SI 90 X FC 89 2-2 ② G4-1			3	0	0	0	1	1	2
34 Brian McCann, L (1, 2) OBP: 0.293, SLG: 0.379	B KC 78 F FC 90 B FC 90 X CH 85 2-1 1-3 2-H 2B		F SI 91 X SI 91 0-1 ② L7		C KC 78 C SI 89 B KC 80 S SL 80 1-3 ② K		X SI 90 0-0 ③ G6-3			4	0	1	1	0	1	2
36 Carlos Beltrán, S (1, 10) OBP: 0.274, SLG: 0.407	B SI 92 X SI 91 1-0 ③ G4-3		S SI 91 X SI 91 0-1 31 S 1-2 2-H 1B		S SI 89 S SL 79 X SI 90 0-2 2B			B KC 72 S CH 80 X KC 73 1-1 ① G6-3		4	0	2	1	0	0	2
31 Ichiro Suzuki, L (1, 9) OBP: 0.341, SLG: 0.330		C KC 76 X FC 87 0-1 ① G4-3	C FF 89 B FF 90 X KC 80 1-1 ③ G5-3 1-2 2-3		D KC 79 X FC 88 1-0 ③ G6-3			B KC 72 X FF 89 1-0 ② L7		4	0	0	0	0	0	3
14 Brian Roberts, S (1, 4) OBP: 0.303, SLG: 0.371		C CH 83 B FC 87 B KC 79 F SI 90 F FC 90 S FC 89 2-3 ② K		X SI 88 0-0 ① L7		C CH 81 S KC 77 B SI 88 X KC 80 1-2 ① F8		C FF 89 B SI 88 F KC 74 S KC 74 1-3 ③ K		4	0	0	0	0	2	0
33 Kelly Johnson, L (1, 5) OBP: 0.299, SLG: 0.379 45 Zelous Wheeler, R (9, 5) OBP: 0.263, SLG: 0.579		B SI 90 C SI 91 B KC 80 B CH 84 X SI 92 3-1 1B		B SI 88 B CH 84 X SI 89 2-0 ② G4-3		B KC 77 C SI 89 B SI 89 B KC 79 X SI 90 3-1 ② F8				3 0	0 0	1 0	0 0	0 0	0 0	0 0
Inning Stats	R: 1 E: 0 K: 1 S: 13 H: 1 LOB: 2 BB: 1 P: 24	R: 0 E: 0 K: 1 S: 9 H: 1 LOB: 1 BB: 0 P: 14	R: 1 E: 0 K: 1 S: 12 H: 3 LOB: 2 BB: 0 P: 16	R: 0 E: 0 K: 0 S: 7 H: 0 LOB: 0 BB: 0 P: 12	R: 2 E: 0 K: 1 S: 12 H: 3 LOB: 1 BB: 0 P: 17	R: 0 E: 0 K: 0 S: 8 H: 0 LOB: 1 BB: 1 P: 17	R: 0 E: 0 K: 1 S: 7 H: 0 LOB: 0 BB: 0 P: 10	R: 0 E: 0 K: 1 S: 6 H: 0 LOB: 0 BB: 0 P: 9		1B: 5 2B: 2 3B: 0 HR: 1	SF: 0 SAC: 0 DP: 0 HBP: 1			WP: 0 PB: 0 SB: 3 CS: 0	PA: 35	

BOTTOM

Cincinnati Reds @ New York Yankees

Yankee Stadium, Bronx, NY

Fri Jul 18 2014, 7:11 PM - 9:46 PM EDT

Att. 47,372 - Partly Cloudy - 80 F

livebaseballscorecards.com

AB	32
R	4
H	8
RBI	4
BB	2
SO	6
LOB	13

PITCHER		IP	WLS	BF	H	R	ER	SO	BB	IBB	HBP	BLK	WP	HR	S	P	ERA	WHIP
44 Mike Leake, R ERA: 3.63	(1, 1)	7.0	L	32	8	4	4	5	2	0	1	0	0	1	68	110	5.14	1.429
63 Sam LeCure, R ERA: 3.38	(8, 1)	1.0		3	0	0	0	1	0	0	0	0	0	0	6	9	0.00	0.000

PITCHER	IP	WLS	BF	H	R	ER	SO	BB	IBB	HBP	BLK	WP	HR	S	P	ERA	WHIP

Batter	1	2	3	4	5	6	7	8	9	AB	R	H	RBI	BB	SO	LOB
6 Billy Hamilton, S (1, 8) OBP: 0.315, SLG: 0.419	C SI 91 B SI 92 X SI 91 1-1 ① F7		C CU 81 F FC 92 F SI 94 B FF 94 F SI 94 F CU 78 B SI 94 S FF 95 2-3 ③ K		C CU 80 X CU 81 0-1 ③ G4-3			B FF 91 S SL 83 X SL 84 1-1 32 WP 2B		4	0	1	0	0	1	1
2 Zack Cozart, R (1, 6) OBP: 0.284, SLG: 0.304	F FF 92 B SI 92 F SI 92 F FF 93 X FC 92 1-2 ② P3			C FF 92 F SI 92 S SI 92 0-3 ① K		B SI 91 B SI 90 C FC 91 B SI 91 F SI 91 F FF 92 S SI 92 3-3 ① K		S SL 81 X FF 92 0-1 ① F9		4	0	0	0	0	2	1
21 Todd Frazier, R (1, 5) OBP: 0.350, SLG: 0.495	B CU 80 X SI 92 1-0 ③ G5-3			B SI 92 F SI 93 C SI 92 F FF 94 X CU 82 1-2 39 S 1B		C FF 92 C SI 92 B SI 93 F SI 93 X SI 93 1-2 39 1B 1B		C FF 92 B FF 93 S SL 85 B SL 85 T SL 84 2-2 ② K		4	0	2	0	0	1	1
32 Jay Bruce, L (1, 9) OBP: 0.306, SLG: 0.399		B FC 90 F SI 91 X CU 81 1-1 ① G4-3		B FC 91 S SI 93 F FC 91 B CU 81 S CU 80 2-3 ② K		C SI 91 F CU 81 1 SAFE B SI 93 S CU 79 1-3 ② K		C SL 84 B FF 93 F SL 84 B SL 84 F SL 84 S SL 86 2-3 ③ K		4	0	0	0	0	3	3
39 Devin Mesoraco, R (1, 2) OBP: 0.367, SLG: 0.591		C SI 92 B SI 92 B FF 93 C SI 94 S SI 94 2-3 ② K		B FC 92 C FC 92 F SI 92 S FF 92 1-3 ③ K 1-2		S SI 93 1 SAFE B FF 93 B FF 94 D CU 82 F FF 93 F SI 93 F SI 93 X SI 93 3-2 1-3 1B			C FF 92 B SL 82 F FF 93 S SL 83 1-3 ① K	4	0	1	0	0	3	1
29 Brayan Peña, S (1, 3) OBP: 0.289, SLG: 0.402 50 Neftali Soto, R (9, PH) OBP: 0.097, SLG: 0.133		B FC 91 S SI 93 F FC 92 B FF 94 X SI 94 2-2 1B			F FC 91 X SI 90 0-1 ① G4-3	C SI 93 F FC 91 F FC 91 B SI 94 B SI 94 S SI 94 2-3 ③ K			F FF 94 B FF 95 X FF 94 1-1 ② F9	3 1	0 0	1 0	0 0	0 0	1 0	2 0
28 Chris Heisey, R (1, 7) OBP: 0.296, SLG: 0.394		B SI 93 X SI 92 1-0 ③ P6			F FC 91 X FC 92 0-1 HR		C FF 94 B SL 86 S SL 84 S CH 87 1-3 ① K		F SI 94 X FC 88 0-1 ③ L7	4	1	1	1	0	1	1
23 Donald Lutz, L (1, 10) OBP: 0.286, SLG: 0.316			X SI 91 0-0 ① F8		C CU 81 X SI 93 0-1 2B		B CH 86 S SL 85 X FF 95 1-1 ② L6			3	0	1	0	0	0	0
17 Kristopher Negrón, R (1, 4) OBP: 0.250, SLG: 0.571			C FF 92 S SI 92 B SI 92 B CU 82 X SI 93 2-2 ② G6-3		F SI 92 S SI 93 B SI 92 F SI 93 T SI 93 1-2 ② K		B FF 96 X SL 87 1-0 ③ F9			3	0	0	0	0	1	1
Inning Stats	R: 0 E: 0 K: 0 S: 7 H: 0 LOB: 0 BB: 0 P: 10	R: 0 E: 0 K: 1 S: 9 H: 1 LOB: 1 BB: 0 P: 15	R: 0 E: 0 K: 1 S: 10 H: 0 LOB: 0 BB: 0 P: 14	R: 0 E: 0 K: 3 S: 13 H: 1 LOB: 1 BB: 0 P: 17	R: 1 E: 0 K: 1 S: 12 H: 2 LOB: 1 BB: 0 P: 13	R: 0 E: 0 K: 3 S: 20 H: 2 LOB: 2 BB: 0 P: 30	R: 0 E: 0 K: 1 S: 6 H: 0 LOB: 0 BB: 0 P: 9	R: 0 E: 0 K: 2 S: 11 H: 1 LOB: 1 BB: 0 P: 16	R: 0 E: 0 K: 1 S: 7 H: 0 LOB: 0 BB: 0 P: 9	1B: 4 2B: 2 3B: 0 HR: 1 SF: 0 SAC: 0 DP: 0 HBP: 0						

PITCHER		IP	WLS	BF	H	R	ER	SO	BB	IBB	HBP	BLK	WP	HR	S	P	ERA	WHIP
38 Brandon McCarthy, R ERA: 4.63	(1, 1)	6.0	W	24	6	1	1	9	0	0	0	0	0	1	71	99	1.50	1.000
43 Adam Warren, R ERA: 2.74	(7, 1)	1.0		3	0	0	0	1	0	0	0	0	0	0	6	9	0.00	0.000
27 Shawn Kelley, R ERA: 3.6	(8, 1)	1.1		5	1	0	0	3	0	0	0	0	1	0	14	20	0.00	0.750
48 Matt Thornton, L ERA: 3.0	(9, 1)	0.2		2	0	0	0	0	0	0	0	0	0	0	4	5	0.00	0.000

PITCHER	IP	WLS	BF	H	R	ER	SO	BB	IBB	HBP	BLK	WP	HR	S	P	ERA	WHIP

TOP

Cincinnati Reds @ New York Yankees

Yankee Stadium, Bronx, NY

Sat Jul 19 2014, 1:08 PM - 3:48 PM EDT

Att. 47,606 - Cloudy - 77 F

livebaseballscorecards.com

AB	34
R	1
H	7
RBI	1
BB	0
SO	13
LOB	11

REDS™

Batter	1	2	3	4	5	6	7	8	9	AB	R	H	RBI	BB	SO	LOB
11 Brett Gardner, L (1, 7) OBP: 0.354, SLG: 0.422	C SI 90 B CU 76 S FS 83 S FS 85 1-3 K ①		B SI 94 F SI 94 D FC 89 X CU 77 2-1 2 BB 3-H 1B ②		M SI 94 F FS 88 F SI 95 D CU 77 X CU 77 1-2 SF9 ① 1-3 2-H	X FF 92 0-0 SF7 ② 3-H				2	0	1	3	0	1	0
2 Derek Jeter, R (1, 6) OBP: 0.328, SLG: 0.325	F SI 92 X SI 93 0-1 G1-3 ②		B SI 93 1 SAFE 1 SAFE B SI 93 B SI 94 C FF 93 B FF 93 4-1 1-2 BB		C CU 79 B SI 93 X CU 77 1-1 22 S 3-H 1B	C FF 92 X SL 84 0-1 G5-3 ③				3	0	1	1	1	0	1
22 Jacoby Ellsbury, L (1, 8) OBP: 0.344, SLG: 0.405	B SI 93 X SI 93 1-0 G3 ③		X SI 94 0-0 P6 ②		C SI 94 F FS 86 1 SAFE B FS 83 B FS 86 B FS 87 C SI 95 3-3 K ② 1-2		C SI 92 F CH 85 B SI 93 B CU 80 F CH 86 X CH 87 2-2 P5 ①			4	0	0	0	0	1	3
25 Mark Teixeira, S (1, 3) OBP: 0.335, SLG: 0.451		C SI 93 X FS 84 0-1 F8 ①	B SI 95 B SI 95 F FS 85 B FS 87 F SI 94 S FS 85 3-3 K ③		C CU 78 C FS 86 D FC 88 X FS 87 1-2 G1-3 ③		X SI 94 0-0 F8 ②			4	0	0	0	0	1	3
34 Brian McCann, L (1, 2) OBP: 0.293, SLG: 0.377		B SI 93 F SI 93 X FS 85 1-1 F7 ②		X SI 93 0-0 F7 ①		C FF 92 C FF 92 B FF 92 X SL 83 1-2 14 1B 36 1B 33 1B 1B	B SI 93 B SI 92 F SI 93 B SI 92 X FF 92 3-1 G6-3 ③			4	1	1	0	0	0	0
36 Carlos Beltrán, S (1, 10) OBP: 0.278, SLG: 0.421		C SI 94 C FS 84 X CU 77 0-2 HR		B SI 94 F SI 94 B FS 87 X FS 87 2-1 G4-3 ②		C FF 91 B FF 92 X CH 86 1-1 14 1B 33 1B 1-2 1B		X SI 97 0-0 G4-3 ①		4	2	2	1	0	0	0
31 Ichiro Suzuki, L (1, 9) OBP: 0.335, SLG: 0.324		C FS 84 C CU 76 X FS 84 0-2 F7 ③		B SI 94 F FS 84 B FS 88 F FS 87 F FS 89 S CU 78 2-3 K ③		B FF 92 F FF 90 F CU 74 F FF 92 B CU 74 S CU 73 2-3 K ①		B SI 96 C SL 87 B CH 89 C SL 87 B CH 91 X SL 86 3-2 G1-3 ②		4	0	0	0	0	2	2
14 Brian Roberts, S (1, 4) OBP: 0.305, SLG: 0.372			C SI 94 B FS 86 F FS 86 B EP 57 B SI 95 X SI 93 3-2 E9 33 G4-3 11 1B		B FS 82 B SI 93 C SI 93 F SI 92 F FC 87 F FS 88 X FC 88 2-2 11 PB 33 1B 11 SF9 1B	B FF 92 B CH 86 B FF 91 C FF 92 C FF 92 X CH 88 3-2 33 1B 11 SF7 1-2 2-3 1B		F SI 98 B SI 98 B CH 87 S SI 98 S SL 87 2-3 K ③		4	3	2	0	0	1	0
33 Kelly Johnson, L (1, 5) OBP: 0.304, SLG: 0.383			X SI 94 0-0 G4-3 ① 2-3		1 SAFE B SI 93 X SI 93 1-0 11 SF9 11 PB 2 1B 1-2 1B	F FF 92 B CU 73 B CU 73 F FF 92 F FF 92 X FF 92 2-2 1-3 2-H 3-H 1B				3	1	2	2	0	0	1
Inning Stats	R: 0 E: 0 K: 1 S: 6 H: 0 LOB: 0 BB: 0 P: 8	R: 1 E: 0 K: 0 S: 10 H: 1 LOB: 0 BB: 0 P: 11	R: 1 E: 1 K: 1 S: 11 H: 1 LOB: 2 BB: 1 P: 23	R: 0 E: 0 K: 1 S: 7 H: 0 LOB: 0 BB: 0 P: 11	R: 2 E: 0 K: 1 S: 18 H: 3 LOB: 1 BB: 0 P: 27	R: 3 E: 0 K: 1 S: 19 H: 4 LOB: 1 BB: 0 P: 28	R: 0 E: 0 K: 0 S: 7 H: 0 LOB: 0 BB: 0 P: 12	R: 0 E: 0 K: 1 S: 7 H: 0 LOB: 0 BB: 0 P: 12		1B: 8 2B: 0 3B: 0 HR: 1 SF: 2 SAC: 0 DP: 0 HBP: 0		WP: 0 PB: 1 SB: 1 CS: 0 PA: 35			

PITCHER		IP	WLS	BF	H	R	ER	SO	BB	IBB	HBP	BLK	WP	HR	S	P	ERA	WHIP
31 Alfredo Simon, R ERA: 2.74	(1, 1)	5.0	L	22	5	4	2	4	1	0	0	0	0	1	52	80	3.60	1.200
60 J.J. Hoover, R ERA: 5.49	(6, 1)	1.0		7	4	3	3	1	0	0	0	0	0	0	19	28	27.00	4.000
53 Carlos Contreras, R ERA: 2.45	(7, 1)	1.0		3	0	0	0	0	0	0	0	0	0	0	7	12	0.00	0.000
70 Jumbo Díaz, R ERA: 3.86	(8, 1)	1.0		3	0	0	0	1	0	0	0	0	0	0	7	12	0.00	0.000

PITCHER	IP	WLS	BF	H	R	ER	SO	BB	IBB	HBP	BLK	WP	HR	S	P	ERA	WHIP

BOTTOM

Cincinnati Reds @ New York Yankees

Yankee Stadium, Bronx, NY

Sat Jul 19 2014, 1:08 PM - 3:48 PM EDT

Att. 47,606 - Cloudy - 77 F

livebaseballscorecards.com

AB	32
R	7
H	9
RBI	7
BB	1
SO	6
LOB	10

Batter	1	2	3	4	5	6	7	8	9	AB	R	H	RBI	BB	SO	LOB
6 Billy Hamilton, S (1, 8) OBP: 0.311, SLG: 0.414	C SI 89 F FS 86 T FS 87 0-2 ① K		T FS 87 X FS 85 0-1 ② F9		C SL 83 B FF 91 F SL 83 X SI 92 1-2 ② P3		T FF 96 B FF 98 1 SAFE C FF 96 S SV 86 1-3 ③ K2-3 1-2			4	0	0	0	0	2	3
25 Skip Schumaker, L (1, 4) OBP: 0.298, SLG: 0.329	C SL 82 T FS 85 B FS 87 F SI 91 S FS 87 1-3 ② K		S FS 87 B FS 84 D FS 88 B SL 83 F SI 93 F FS 86 B SI 92 4-2 BB		B SL 82 B SL 83 X FF 90 2-0 2-H 2B			X FF 95 0-0 21 CS 1B		3	0	2	1	1	1	0
21 Todd Frazier, R (1, 3) OBP: 0.350, SLG: 0.500	S FF 92 S SL 84 C SL 83 0-3 ③ K		C SI 93 X SL 84 0-1 ③ L8		X SI 93 0-0 ③ G6-3			B KC 82 B KC 85 T FF 98 1 SAFE B FF 98 S FF 96 F FF 98 F FF 98 X FF 98 3-2 ① 1-2 HR		4	1	1	1	0	1	3
32 Jay Bruce, L (1, 9) OBP: 0.302, SLG: 0.393		C SL 80 X FF 88 0-1 ① F8		B CU 74 X FS 85 1-0 ① G3		C SL 81 B FS 85 S FS 86 F FS 87 B FS 87 F FS 87 F SI 91 F FS 88 B FS 87 3-3 S SI 91 ① K		B KC 82 B KC 83 X FF 98 2-0 ② G5-3		4	0	0	0	0	1	0
48 Ryan Ludwick, R (1, 10) OBP: 0.327, SLG: 0.403		B SI 90 B SL 83 F SL 81 B SI 90 F SI 91 B SL 84 4-2 BB		C SI 91 B SI 91 B FS 88 F SL 84 F SL 83 X FS 86 2-2 2B		F SI 93 B SI 94 F SI 93 F SI 92 B SL 84 D SL 84 S SL 83 3-3 ② K		C KC 81 F KC 83 B KC 84 X KC 83 1-2 ③ F9		3	0	1	0	1	1	0
29 Brayan Peña, S (1, 2) OBP: 0.284, SLG: 0.394		B FS 84 S FS 86 X SI 92 1-1 ② F8		B FF 90 S FS 88 S FS 87 S FS 88 1-3 ② K2-3		B FS 87 B FS 86 X SI 92 2-0 ③ G4-3			B KC 83 S FC 90 B FC 90 X FC 92 2-1 ① G4-3	4	0	0	0	0	1	2
28 Chris Heisey, R (1, 7) OBP: 0.290, SLG: 0.385		S SL 83 S SL 83 F SI 92 B SL 84 D FS 86 X SL 84 2-2 ③ P6		X SI 93 0-0 ③ G6-3			L SI 90 B SI 90 C SL 82 B SI 91 X SI 91 2-2 ① F7		C KC 83 B FC 92 F KC 82 S FC 93 1-3 ② K	4	0	0	0	0	1	2
2 Zack Cozart, R (1, 6) OBP: 0.280, SLG: 0.300			C SL 81 B SL 82 X FS 86 1-1 ① G6-3		F SL 82 F SI 91 B SL 84 X SI 92 1-2 E4 7 SH3-4 25 2B		S SL 84 B SL 83 F SI 92 X SL 84 1-2 ② P4		C FC 91 B KC 83 B KC 80 F KC 84 X FC 91 2-2 ③ P3	4	1	0	0	0	0	0
7 Ramon Santiago, S (1, 5) OBP: 0.361, SLG: 0.337			X SI 91 0-0 2B		X FF 89 0-0 ① SH3-4 1-2		B FF 93 B KC 78 C FF 95 X FF 96 2-1 6 S 1B			2	0	2	0	0	0	0

| Inning Stats | | |

Batter	1	2	3	4	5	6	7	8	9	AB	R	H	RBI	BB	SO	LOB
11 Brett Gardner, L (1, 7) OBP: 0.352, SLG: 0.418	C FF 92 F FF 92 B FC 89 F FF 94 B FF 94 B CH 85 F FC 90 C SI 93 3-3 K ①		2 SAFE X FC 89 0-0 F9 ①		C FC 90 B FF 94 1 SAFE B SI 93 B FC 86 F FC 89 1 SAFE B SI 93 4-2 2 1B 22 1B 1-2 BB	B SL 85 C SL 83 C SL 84 D SL 84 X FF 94 2-2 E5 2 FC6-4 1-2 2-3		B SI 93 B SI 92 X SI 92 2-0 F7 ②		4	1	0	0	1	1	5
2 Derek Jeter, R (1, 6) OBP: 0.326, SLG: 0.323	B FC 86 F FC 88 F FF 95 F FF 94 B FC 91 B CH 84 S CH 84 3-3 K ②		C SI 94 F SI 94 X SI 95 0-2 FC5-4 22 BB 1-2f 2-3 ②		F SI 93 B FF 93 2 SAFE X FF 94 1-1 22 1B 1-3 2-H 1B	B FF 88 C FF 89 B SI 90 X SI 88 2-1 FC6-4 ③ 1-2f		B FF 93 1 SAFE X SI 92 1-0 G4-3 ③		5	0	1	1	0	1	6
22 Jacoby Ellsbury, L (1, 8) OBP: 0.352, SLG: 0.414	F SI 94 F CH 85 B SI 94 X FF 91 1-2 1B		B FF 94 B CH 83 S FF 92 B FF 95 B FF 95 4-1 1-2 BB		F FF 94 F CH 83 B FF 95 B SI 95 B FC 89 X FF 94 3-2 34 S 1-3 3-H 1B		C FF 88 F CH 79 B SI 87 X KC 73 1-2 25 L9 2B		B FF 100 F FF 100 S FF 100 B FF 102 F FF 102 B FF 101 F FF 100 F FF 101 X FF 101 3-2 25 WP 25 S 34 1B 1B	4	1	4	1	1	0	0
25 Mark Teixeira, S (1, 3) OBP: 0.330, SLG: 0.443	C SI 93 F FF 93 X FC 89 0-2 G3 ③		F CH 84 F SI 95 D SL 83 B FF 95 C FC 91 2-3 K ③		F FC 89 C FF 95 B SI 94 S FF 95 1-3 K ②		X FF 87 0-0 L9 ① 2-3		B FF 100 1 SAFE C FF 99 F FF 99 B FF 102 B SL 88 F FF 101 S FF 100 3-3 K ① 1-3	5	0	0	0	0	3	8
34 Brian McCann, L (1, 2) OBP: 0.294, SLG: 0.377		C FC 88 B FF 92 F FF 91 B SI 94 X CH 85 2-2 G3-1 ①		B CH 83 X FF 91 1-0 36 G4-6-3 1B	F FF 91 B FF 95 S FC 89 B FF 95 T FF 94 2-2 K ③ 1-2		X FF 89 0-0 G3 ②		B FF 101 X FF 100 1-0 3-H 1B	5	0	2	1	0	1	3
36 Carlos Beltrán, S (1, 10) OBP: 0.277, SLG: 0.416		S SL 83 S CH 85 B FF 94 F SI 94 B SL 86 F FF 95 B SL 85 S CH 86 3-3 K ②		B FF 91 B SI 93 B CH 82 C SI 92 F FC 90 F FF 95 X SL 80 3-2 G4-6-3 ① ② 1-2f		B FS 83 F FS 83 B FS 83 S SL 82 T FF 94 2-2 K ①	C SI 88 B SI 88 B SI 88 B SI 88 S KC 74 B KC 74 4-2 BB			3	0	0	0	1	2	1
31 Ichiro Suzuki, L (1, 9) OBP: 0.333, SLG: 0.322		B SL 81 B FF 91 S CH 84 X CH 85 2-1 G4-3 ③		B CH 83 X CH 82 1-0 G6-3 ③		C FF 93 X FS 84 0-1 11 E 14 1B 1B	C FF 86 B FF 87 C FF 88 X KC 74 1-2 G3 ③			4	0	1	0	0	0	2
14 Brian Roberts, S (1, 4) OBP: 0.307, SLG: 0.374			B SL 83 B CH 81 F CH 82 X FC 90 2-1 2 FC5-4 33 BB 1B		C CH 82 C FF 94 B FF 92 F CH 85 B SI 95 S FF 95 2-3 K ①	1 SAFE C FF 93 1 SAFE 1 SAFE F FF 93 D SL 84 X FF 94 1-2 11 E 1B		B SI 92 C SL 88 B FF 94 F SI 94 B FF 95 F SI 94 S SL 89 3-3 K ①		4	0	2	0	0	2	0
33 Kelly Johnson, L (1, 5) 45 Zelous Wheeler, R (6, PH) OBP: 0.286, SLG: 0.571 (7, 5)			C FC 89 1 SAFE B SI 93 S SI 92 F SI 93 B SI 92 D SL 83 B CH 81 4-2 2 FC5-4 1-2 BB		S SL 83 B CH 84 B CH 85 T FC 90 B FC 89 F FF 94 B FC 89 4-2 11 BB 2 1B BB	B FF 93 F FF 93 F FF 94 F FS 85 F SL 85 F FF 93 C FF 94 1-3 K ②		B SL 88 S SL 88 F SL 89 F FF 96 B SL 89 X SL 88 2-2 1B	0 2	1 0	0 1	0 0	2 0	0 1	0 2
Inning Stats	R: 0 E: 0 K: 2 S: 15 H: 1 LOB: 1 BB: 0 P: 22	R: 0 E: 0 K: 1 S: 10 H: 0 LOB: 0 BB: 0 P: 17	R: 0 E: 0 K: 1 S: 13 H: 1 LOB: 3 BB: 2 P: 25	R: 0 E: 0 K: 0 S: 6 H: 1 LOB: 0 BB: 0 P: 11	R: 2 E: 0 K: 3 S: 20 H: 2 LOB: 2 BB: 2 P: 37	R: 0 E: 1 K: 2 S: 19 H: 2 LOB: 3 BB: 0 P: 27	R: 0 E: 0 K: 0 S: 10 H: 1 LOB: 2 BB: 1 P: 16	R: 0 E: 0 K: 1 S: 10 H: 1 LOB: 1 BB: 0 P: 18	R: 1 E: 0 K: 1 S: 11 H: 2 LOB: 1 BB: 0 P: 18	1B: 10 2B: 1 3B: 0 HR: 0 SF: 0 SAC: 0 DP: 1 HBP: 0						

PITCHER		IP	WLS	BF	H	R	ER	SO	BB	IBB	HBP	BLK	WP	HR	S	P	ERA	WHIP
47 Johnny Cueto, R ERA: 2.18	(1, 1)	5.0		23	5	2	2	7	4	0	0	0	0	0	64	112	3.60	1.800
43 Manny Parra, L ERA: 3.86	(6, 1)	0.2		5	2	0	0	2	0	0	0	0	0	0	17	23	0.00	3.000
63 Sam LeCure, R ERA: 3.25	(6, 1)	1.1		6	1	0	0	0	1	0	0	0	0	0	12	20	0.00	1.500
51 Jonathan Broxton, R ERA: 1.06	(8, 1)	1.0		4	1	0	0	1	0	0	0	0	0	0	10	18	0.00	1.000
54 Aroldis Chapman, L ERA: 2.4	(9, 1)	0.1	L	3	2	1	1	1	0	0	0	0	1	0	11	18	27.00	6.000

PITCHER	IP	WLS	BF	H	R	ER	SO	BB	IBB	HBP	BLK	WP	HR	S	P	ERA	WHIP

BOTTOM

Cincinnati Reds @ New York Yankees

Yankee Stadium, Bronx, NY

Sun Jul 20 2014, 1:11 PM - 4:42 PM EDT

Att. 43,115 - Partly Cloudy - 77 F

livebaseballscorecards.com

AB	36
R	3
H	11
RBI	3
BB	5
SO	11
LOB	27

WP: 1 PA: 41
PB: 0
SB: 2
CS: 0

Texas Rangers @ New York Yankees

Yankee Stadium, Bronx, NY

Mon Jul 21 2014, 7:12 PM - 10:42 PM EDT

Att. 45,278 - Partly Cloudy - 79 F

livebaseballscorecards.com

Batter	1	2	3	4	5	6	7	8	9	AB	R	H	RBI	BB	SO	LOB
17 Shin-Soo Choo, L (1, 9) OBP: 0.355, SLG: 0.370	C SI 94 F SI 93 B FF 95 B CU 82 X SI 94 2-2 F8 ①		S CU 82 B SL 88 B CU 81 F SI 92 X CU 84 2-2 1 1B 29 E 2B		F SI 92 B SL 87 B SI 93 T SI 93 B CU 80 F SI 94 X SI 93 3-2 G3 ①	C FF 96 F FF 95 B FF 96 X SI 96 1-2 1-3 2-H 1B		C FC 88 S FF 93 C FC 89 0-3 K ②		5	1	2	1	0	1	1
1 Elvis Andrus, R (1, 6) OBP: 0.311, SLG: 0.340	C SI 94 B SI 93 C SL 88 F CU 84 X FF 94 1-2 L8 ②		B SI 92 B CU 81 S SI 92 X SI 93 2-1 7 CS 29 E 2-3 1B		B CU 81 F SL 86 L SI 92 B FF 94 X SL 87 2-2 G3-1 ②	C SL 82 B FF 94 D CH 84 C CU 82 C FF 95 2-3 K ③		1 SAFE C FF 93 1 SAFE F FF 93 X FF 94 0-2 F8 ③		5	0	1	0	0	1	3
29 Adrián Beltré, R (1, 5) OBP: 0.375, SLG: 0.525	C SI 94 S CU 83 F FF 94 S SI 93 0-3 K ③		D SI 92 X SL 85 1-0 E4 1-2 3-H		S SL 86 B SL 88 C SL 87 S SI 94 1-3 K ③		F FF 93 C SL 85 X CU 81 0-2 E6 20 1B		C FC 88 B CH 81 F FF 90 F FC 89 B CH 82 X FF 92 2-2 2 G3 1B	5	0	1	1	0	2	1
7 J.P. Arencibia, R (1, 3) OBP: 0.188, SLG: 0.260		B CU 81 X SI 92 1-0 G5-3 ①	S SL 86 S SL 86 F SI 92 S CU 83 0-3 K2-3 ② ③ 2-3			C SL 86 F SI 91 F CU 82 X SL 86 0-2 G4-3 ①	S SL 84 X SL 84 0-1 L5 ①		C FC 89 F FF 90 T CH 82 0-2 K ①	5	0	0	0	0	2	4
2 Leonys Martin, L (1, 8) OBP: 0.324, SLG: 0.373		B SI 94 F SI 93 B CU 81 C SL 87 X SL 88 2-2 E1 35 E		F SL 88 F SI 93 F CU 83 X FF 94 0-2 G3 ①		C CU 81 F FF 92 B FF 94 F FF 94 X SL 85 1-2 L3 ②	B CH 86 C CH 84 C FF 95 S CU 80 1-3 K ②		F FC 86 X FC 89 0-1 G3 ② 1-2	5	0	0	0	0	1	2
20 Jake Smolinski, R (1, 10) OBP: 0.450, SLG: 0.472 60 Chris Gimenez, R (9, PH) OBP: 0.330, SLG: 0.374 (9, 10)		C SI 93 1 SAFE B SI 93 C CU 82 F CU 83 1 SAFE 1 SAFE S CU 84 1-3 K ②	B SI 93 B SL 86 B SI 93 C SI 93 H SI 92 4-1 8 E 8 1B HBP		B SL 87 B SI 92 C SI 92 B SL 86 F SI 93 F SI 93 F SI 94 X SI 93 3-2 35 BB 8 1B 1B	C FF 95 S SL 86 X CU 80 0-2 1-2 1B		I IN 82 I IN 83 I IN 83 I IN 84 4-0 IBB	3 0	1 0	2 0	0 0	0 1	1 0	1 0
35 James Adduci, L (1, 7) OBP: 0.389, SLG: 0.471		S SI 93 F SI 94 1 SAFE F FF 94 B CU 82 1 SAFE X CU 83 1-2 E1 1-3	B SL 86 B SI 92 X SI 92 2-0 L6 ②		D CU 81 1 SAFE B SI 91 B SI 92 C SI 91 B SI 92 4-1 8 1B 12 1B 1-2 BB	S CU 79 S FF 95 D CH 88 X CU 82 1-2 G3 ③		B FC 88 B FC 88 C FF 88 S FF 92 F FF 90 S FF 94 2-3 K ③	4	1	0	0	1	1	6
8 Geovany Soto, R (1, 2) OBP: 0.364, SLG: 0.455 61 Robinson Chirinos, R (6, 2) OBP: 0.270, SLG: 0.421		C CU 82 F SI 93 D SL 85 B CU 84 S SI 94 2-3 K ③		F SI 93 B CU 82 B SL 86 S SI 92 X FF 93 2-2 E1 1-3 1B	B SL 84 C SL 86 X SI 91 1-1 12 1B 17 1B 1-2 2-H 1B			C FC 89 F FF 91 B FF 93 F FC 89 B CH 83 X CH 83 2-2 F7 ① 1B		3 1	1 0	2 0	1 0	0 0	1 0	2 0
12 Rougned Odor, L (1, 4) OBP: 0.309, SLG: 0.410			B SI 92 X SI 92 1-0 F8 ①	B CU 81 X SI 93 1-0 G1-3 ③		B SI 95 C SI 95 X SL 84 1-1 17 1B 1-2 2-H 1B		F FC 88 X FF 92 0-1 1B		4	0	2	1	0	0	2

Inning Stats	1	2	3	4	5	6	7	8	9	1B: 9 SF: 0	WP: 0 PA: 43
	R: 0 H: 0 E: 0 LOB: 0 K: 1 BB: 0 S: 11 P: 14	R: 0 H: 0 E: 2 LOB: 2 K: 2 BB: 0 S: 15 P: 22	R: 1 H: 2 E: 1 LOB: 1 K: 1 BB: 0 S: 11 P: 17	R: 0 H: 1 E: 1 LOB: 2 K: 0 BB: 0 S: 10 P: 19	R: 0 H: 0 E: 0 LOB: 0 K: 1 BB: 0 S: 10 P: 16	R: 3 H: 4 E: 0 LOB: 2 K: 1 BB: 1 S: 24 P: 37	R: 0 H: 1 E: 1 LOB: 2 K: 1 BB: 0 S: 14 P: 16	R: 0 H: 1 E: 0 LOB: 1 K: 1 BB: 0 S: 12 P: 14	R: 0 H: 1 E: 0 LOB: 2 K: 2 BB: 1 S: 13 P: 21	2B: 1 SAC: 0 3B: 0 DP: 0 HR: 0 HBP: 1	PB: 0 SB: 0 CS: 1

	AB	40
	R	4
	H	10
	RBI	4
	BB	2
	SO	10
	LOB	22

PITCHER		IP	WLS	BF	H	R	ER	SO	BB	IBB	HBP	BLK	WP	HR	S	P	ERA	WHIP
61 Shane Greene, R ERA: 2.79	(1, 1)	5.2	L	26	5	4	4	5	1	0	1	0	0	0	73	113	6.35	1.059
48 Matt Thornton, L ERA: 3.0	(6, 1)	0.0		2	2	0	0	0	0	0	0	0	0	0	5	7	∞	∞
43 Adam Warren, R ERA: 2.66	(6, 1)	1.1		6	1	0	0	2	0	0	0	0	0	0	17	21	0.00	0.750
55 David Huff, L ERA: 4.19	(8, 1)	2.0		9	2	0	0	3	0	1	0	0	0	0	25	35	0.00	1.000

PITCHER	IP	WLS	BF	H	R	ER	SO	BB	IBB	HBP	BLK	WP	HR	S	P	ERA	WHIP

BOTTOM

Batter	1	2	3	4	5	6	7	8	9	AB	R	H	RBI	BB	SO	LOB
11 Brett Gardner, L (1, 7) OBP: 0.353, SLG: 0.415	C SI 92 B SI 94 B CU 74 C SI 92 X FF 95 2-2 ① G6-3		C SI 92 B CU 73 C SL 85 F FF 94 B CU 73 F SI 92 B SL 85 X SI 91 3-2 ② L4		C SI 90 D CH 84 C SI 93 B CU 73 F CH 84 F FF 93 B FF 93 B SI 90 4-2 2 G4-6-3 1-2 2-3 BB			B FF 91 B FF 90 C FF 89 B FF 90 B FF 90 4-1 BB		2	0	0	0	2	0	0
2 Derek Jeter, R (1, 6) OBP: 0.326, SLG: 0.320	B FF 94 B FF 92 B FF 90 C FF 93 F FF 93 F FF 94 F FF 93 F FF 94 B FF 95 4-2 22 1B 36 SF8 22 BLK BB		X SL 85 0-0 ③ P3		B SI 92 X SI 93 1-0 ②③ G4-6-3 1-2f			C SI 91 S SL 87 S FF 91 0-3 ② K		3	1	0	0	1	1	4
22 Jacoby Ellsbury, L (1, 8) OBP: 0.354, SLG: 0.423	F SI 91 B CH 87 F SI 93 F CU 74 X SL 86 1-2 1-3 1B			C SI 92 B SL 86 B SL 87 X SI 92 2-1 HR		B SI 91 B SI 92 X SI 90 2-0 ① G4-3		B FF 91 B FF 91 1 SAFE B FF 91 C FF 88 F FF 90 F FF 90 F FF 92 X SL 86 3-2 ③ F8		4	1	2	1	0	0	1
36 Carlos Beltrán, S (1, 10) OBP: 0.273, SLG: 0.411	X FF 93 0-0 ② SF8 3-H			B FF 93 X SI 93 1-0 ① L7		B FF 92 X FF 92 1-0 ② G4-3			C FF 90 X SL 74 0-1 ① P6	3	0	0	1	0	0	0
33 Kelly Johnson, L (1, 3) OBP: 0.309, SLG: 0.381	1 SAFE B FF 91 B SI 90 1 SAFE X SI 89 2-0 ③ F9			B CU 74 C CH 86 F SI 94 B FF 95 X SL 86 2-2 ② F9		C SI 93 X FF 94 0-1 ③ G6-3			X FF 90 0-0 34 HBP 1B	4	0	1	0	0	0	1
14 Brian Roberts, S (1, 4) OBP: 0.304, SLG: 0.369		B SI 91 C SI 91 F SL 85 B CU 76 F SL 87 F SI 93 B SL 84 F SI 92 X SL 85 3-2 ① F8		C SL 87 B CU 74 X CH 86 1-1 ③ G4-3			C FF 92 F FF 94 C CU 74 0-3 ① K		X SL 76 0-0 ② P5	4	0	0	0	0	1	1
31 Ichiro Suzuki, L (1, 9) OBP: 0.329, SLG: 0.318 34 Brian McCann, L (9, PH) OBP: 0.297, SLG: 0.377		C SI 92 F SI 95 B FF 96 F FF 96 S FF 95 1-3 ② K			X SI 92 0-0 ① L6		B FF 94 F SI 92 B FF 93 X FF 92 2-1 ② G4-3		B FC 89 B FF 90 H FF 89 3-0 1-2 HBP	3 0	0 0	0 0	0 0	0 0	1 0	0 0
29 Francisco Cervelli, R (1, 2) OBP: 0.333, SLG: 0.362 Yangervis Solarte, S (9, PH) OBP: 0.337, SLG: 0.381		C FF 92 C SL 86 F SI 95 B CU 75 B FF 95 C SL 85 2-3 ③ K			B SL 85 X FF 92 1-0 11 BB 45 1B 1B		F FF 93 C SI 93 X SL 86 0-2 ③ G6-3		C FC 88 X SL 77 0-1 ③ F7	3 1	0 0	1 0	0 0	0 0	1 0	0 2
45 Zelous Wheeler, R (1, 5) OBP: 0.292, SLG: 0.542			C SI 91 B CU 74 X SI 92 1-1 ① G5-3		T FF 89 D SL 85 X SI 91 1-1 11 BB 1-2 1B			C FF 92 X SI 91 0-1 ① P4		3	0	1	0	0	0	0
Inning Stats	R: 1 H: 1 E: 0 LOB: 1 K: 0 BB: 1 S: 14 P: 23	R: 0 H: 0 E: 0 LOB: 0 K: 2 BB: 0 S: 14 P: 20	R: 0 H: 0 E: 0 LOB: 0 K: 0 BB: 0 S: 9 P: 13	R: 1 H: 1 E: 0 LOB: 0 K: 0 BB: 0 S: 8 P: 14	R: 0 H: 2 E: 0 LOB: 2 K: 0 BB: 1 S: 9 P: 16	R: 0 H: 0 E: 0 LOB: 0 K: 0 BB: 0 S: 4 P: 7	R: 0 H: 0 E: 0 LOB: 0 K: 1 BB: 0 S: 8 P: 10	R: 0 H: 0 E: 0 LOB: 1 K: 1 BB: 1 S: 11 P: 18	R: 0 H: 1 E: 0 LOB: 2 K: 0 BB: 0 S: 6 P: 9	1B: 4 SF: 1 2B: 0 SAC: 0 3B: 0 DP: 1 HR: 1 HBP: 1						

PITCHER		IP	WLS	BF	H	R	ER	SO	BB	IBB	HBP	BLK	WP	HR	S	P	ERA	WHIP
36 Miles Mikolas, R ERA: 7.48	(1, 1)	7.1	W	27	4	2	2	3	2	0	0	1	0	1	68	105	2.46	0.818
56 Neal Cotts, L ERA: 3.43	(8, 1)	0.2	H	3	0	0	0	1	1	0	0	0	0	0	9	16	0.00	1.500
28 Joakim Soria, R ERA: 2.51	(9, 1)	1.0	S	5	1	0	0	0	0	0	1	0	0	0	6	9	0.00	1.000

PITCHER	IP	WLS	BF	H	R	ER	SO	BB	IBB	HBP	BLK	WP	HR	S	P	ERA	WHIP

Texas Rangers @ New York Yankees

Yankee Stadium, Bronx, NY

Mon Jul 21 2014, 7:12 PM - 10:42 PM EDT

Att. 45,278 - Partly Cloudy - 79 F

livebaseballscorecards.com

AB	30
R	2
H	5
RBI	2
BB	3
SO	4
LOB	9

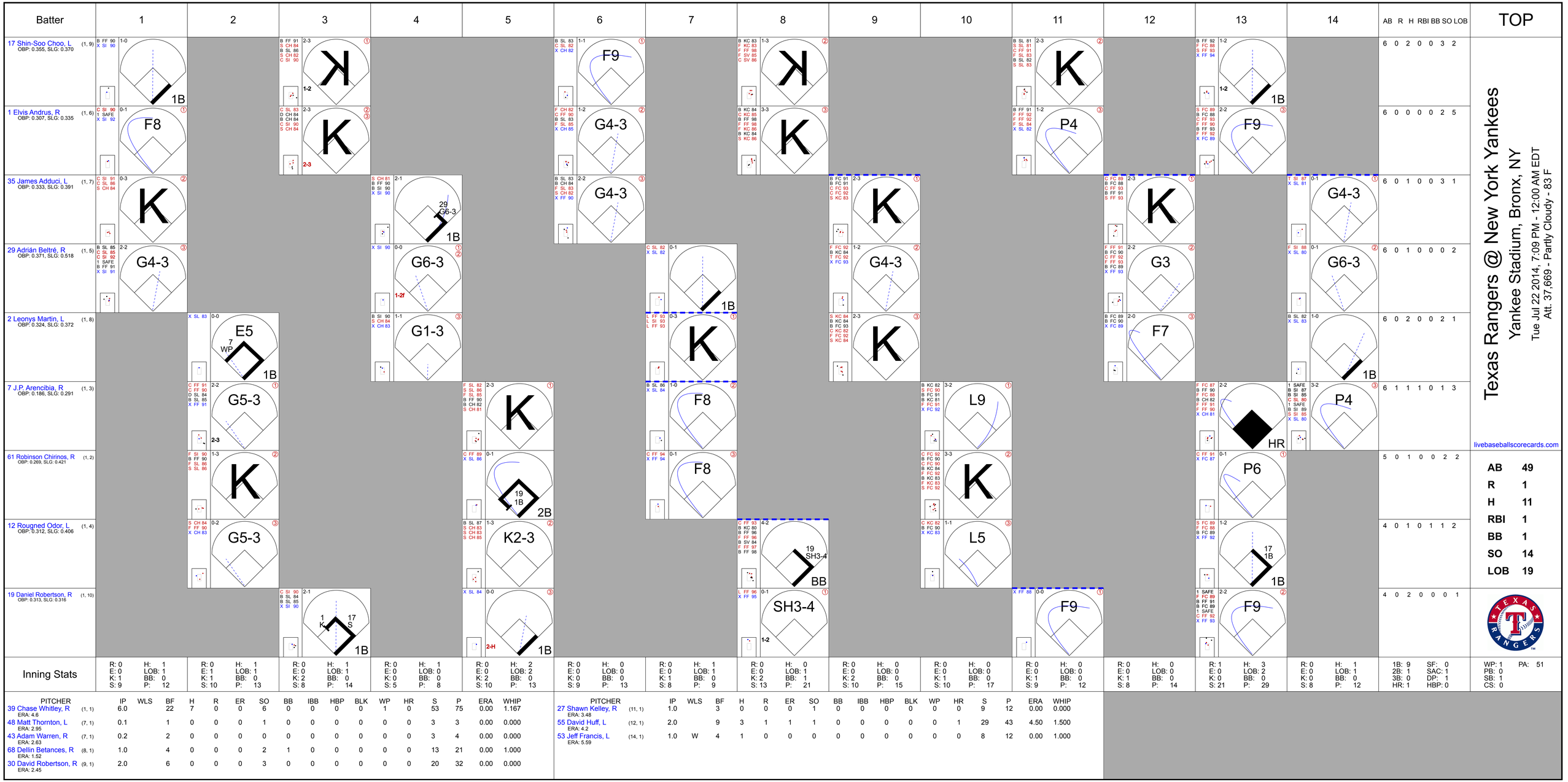
Batter
1
2
3
4
5
6
7
8
9
10
11
12
13
14
AB R H RBI BB SO LOB
TOP
17 Shin-Soo Choo, L (1, 9) OBP: 0.355, SLG: 0.370
1 Elvis Andrus, R (1, 6) OBP: 0.307, SLG: 0.335
35 James Adduci, L (1, 7) OBP: 0.333, SLG: 0.391
29 Adrián Beltré, R (1, 5) OBP: 0.371, SLG: 0.518
2 Leonys Martin, L (1, 8) OBP: 0.324, SLG: 0.372
7 J.P. Arencibia, R (1, 3) OBP: 0.186, SLG: 0.291
61 Robinson Chirinos, R (1, 2) OBP: 0.269, SLG: 0.421
12 Rougned Odor, L (1, 4) OBP: 0.312, SLG: 0.406
19 Daniel Robertson, R (1, 10) OBP: 0.313, SLG: 0.316
6 0 2 0 0 3 2
6 0 0 0 0 2 5
6 0 1 0 0 3 1
6 0 1 0 0 0 2
6 0 2 0 0 2 1
6 1 1 1 0 1 3
5 0 1 0 0 2 2
4 0 1 0 1 1 2
4 0 2 0 0 0 1
Texas Rangers @ New York Yankees
Yankee Stadium, Bronx, NY
Tue Jul 22 2014, 7:09 PM - 12:00 AM EDT
Att. 37,669 - Partly Cloudy - 83 F
livebaseballscorecards.com
AB 49
R 1
H 11
RBI 1
BB 1
SO 14
LOB 19
Inning Stats
PITCHER IP WLS BF H R ER SO BB IBB HBP BLK WP HR S P ERA WHIP
39 Chase Whitley, R (1, 1) ERA: 4.6 6.0 22 7 0 0 6 0 0 0 0 1 0 53 75 0.00 1.167
48 Matt Thornton, L (7, 1) ERA: 2.95 0.1 1 0 0 0 1 0 0 0 0 0 0 3 3 0.00 0.000
43 Adam Warren, R (7, 1) ERA: 2.83 0.2 2 0 0 0 0 0 0 0 0 0 0 3 4 0.00 0.000
68 Dellin Betances, R (8, 1) ERA: 1.52 1.0 4 0 0 0 2 1 0 0 0 0 0 13 21 0.00 1.000
30 David Robertson, R (9, 1) ERA: 2.45 2.0 6 0 0 0 3 0 0 0 0 0 0 20 32 0.00 0.000
27 Shawn Kelley, R (11, 1) ERA: 3.48 1.0 3 0 0 0 1 0 0 0 0 0 0 9 12 0.00 0.000
55 David Huff, L (12, 1) ERA: 4.2 2.0 9 3 1 1 1 0 0 0 0 0 1 29 43 4.50 1.500
53 Jeff Francis, L (14, 1) ERA: 5.59 1.0 W 4 1 0 0 0 0 0 0 0 0 0 8 12 0.00 1.000
1B: 9 SF: 0
2B: 1 SAC: 1
3B: 0 DP: 1
HR: 1 HBP: 0
PA: 51
WP: 1
PB: 0
SB: 1
CS: 0

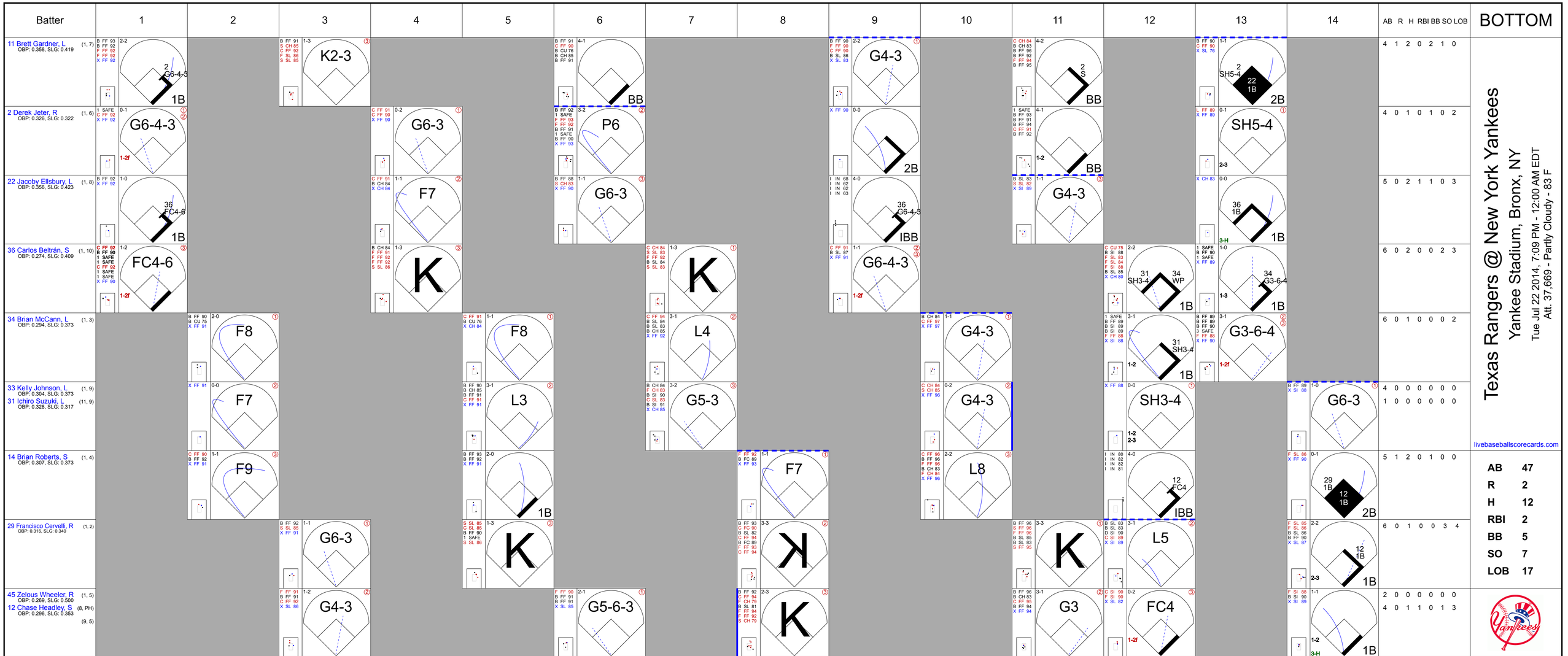
Batter
1
2
3
4
5
6
7
8
9
10
11
12
13
14
AB R H RBI BB SO LOB
BOTTOM
11 Brett Gardner, L (1, 7) OBP: 0.358, SLG: 0.419
4 1 2 0 2 1 0
2 Derek Jeter, R (1, 6) OBP: 0.326, SLG: 0.322
4 0 1 0 1 0 2
22 Jacoby Ellsbury, L (1, 8) OBP: 0.356, SLG: 0.423
5 0 2 1 1 0 3
36 Carlos Beltrán, S (1, 10) OBP: 0.274, SLG: 0.409
6 0 2 0 0 2 3
34 Brian McCann, L (1, 3) OBP: 0.294, SLG: 0.373
6 0 1 0 0 0 2
33 Kelly Johnson, L (1, 9) OBP: 0.304, SLG: 0.373
31 Ichiro Suzuki, L (11, 9) OBP: 0.328, SLG: 0.317
4 0 0 0 0 0 0
1 0 0 0 0 0 0
14 Brian Roberts, S (1, 4) OBP: 0.307, SLG: 0.373
5 1 2 0 1 0 0
29 Francisco Cervelli, R (1, 2) OBP: 0.316, SLG: 0.340
6 0 1 0 0 3 4
45 Zelous Wheeler, R (1, 5) OBP: 0.269, SLG: 0.500
12 Chase Headley, S (8, PH) (9, 5) OBP: 0.296, SLG: 0.353
2 0 0 0 0 0 0
4 0 1 1 0 1 3
Texas Rangers @ New York Yankees
Yankee Stadium, Bronx, NY
Tue Jul 22 2014, 7:09 PM - 12:00 AM EDT
Att. 37,669 - Partly Cloudy - 83 F
livebaseballscorecards.com
AB 47
R 2
H 12
RBI 2
BB 5
SO 7
LOB 17
Inning Stats
R: 0 E: 0 K: 0 S: 9
H: 2 LOB: 1 BB: 0 P: 13
R: 0 E: 0 K: 0 S: 4
H: 0 LOB: 0 BB: 0 P: 7
R: 0 E: 0 K: 1 S: 9
H: 0 LOB: 0 BB: 0 P: 12
R: 0 E: 0 K: 1 S: 9
H: 0 LOB: 0 BB: 0 P: 11
R: 0 E: 0 K: 1 S: 8
H: 1 LOB: 1 BB: 0 P: 15
R: 0 E: 0 K: 0 S: 8
H: 0 LOB: 1 BB: 1 P: 18
R: 0 E: 0 K: 1 S: 9
H: 0 LOB: 0 BB: 0 P: 16
R: 0 E: 0 K: 2 S: 11
H: 0 LOB: 0 BB: 0 P: 17
R: 0 E: 0 K: 0 S: 6
H: 1 LOB: 1 BB: 1 P: 13
R: 0 E: 0 K: 0 S: 9
H: 0 LOB: 0 BB: 0 P: 12
R: 0 E: 0 K: 1 S: 10
H: 0 LOB: 2 BB: 2 P: 25
R: 0 E: 0 K: 0 S: 13
H: 2 LOB: 3 BB: 1 P: 25
R: 1 E: 0 K: 0 S: 8
H: 3 LOB: 1 BB: 0 P: 13
R: 1 E: 0 K: 0 S: 8
H: 3 LOB: 2 BB: 0 P: 12
1B: 9 2B: 3 3B: 0 HR: 0
SF: 0 SAC: 2 DP: 3 HBP: 0
WP: 1 PB: 0 SB: 1 CS: 0
PA: 54
PITCHER IP WLS BF H R ER SO BB IBB HBP BLK WP HR S P ERA WHIP
22 Nick Martinez, R (1, 1) ERA: 4.73 5.1 19 3 0 0 3 1 0 0 0 0 0 42 67 0.00 0.750
30 Neftalí Feliz, R (6, 1) ERA: 2.61 1.2 5 0 0 0 1 0 0 0 0 0 0 14 25 0.00 0.000
37 Shawn Tolleson, R (8, 1) ERA: 3.28 1.0 3 0 0 0 2 0 0 0 0 0 0 11 17 0.00 0.000
56 Neal Cotts, L (9, 1) ERA: 3.35 1.0 4 1 0 0 0 0 1 0 0 0 0 6 13 0.00 1.000
55 Roman Mendez, R (10, 1) ERA: 1.2 7 0 0 0 1 2 0 0 0 0 0 0 17 34 0.00 1.200
PITCHER IP WLS BF H R ER SO BB IBB HBP BLK WP HR S P ERA WHIP
68 Ryan Feierabend, L (11, 1) ERA: 7.36 0.2 5 2 0 0 0 0 0 1 0 0 1 0 0 10 20 0.00 3.000
25 Scott Baker, R (12, 1) ERA: 6.17 0.2 2 0 0 0 0 0 0 0 0 0 0 0 5 8 0.00 0.000
Joakim Soria, R (13, 1) ERA: 2.7 1.0 B 5 3 1 1 0 0 0 0 0 0 0 0 8 13 9.00 3.000
23 Nick Tepesch, R (14, 1) ERA: 4.87 0.1 L 4 3 1 1 0 0 0 0 0 0 0 0 8 12 27.00 9.000

Batter	1	2	3	4	5	6	7	8	9	AB	R	H	RBI	BB	SO	LOB
17 Shin-Soo Choo, L (1, 7) OBP: 0.353, SLG: 0.367	B FF 88 C SI 88 B SL 86 X SL 85 2-1 ① G6-3		C KC 79 B FF 88 B SL 88 F SI 90 C SI 91 2-3 ③ K							2	0	0	0	0	1	0
1 Elvis Andrus, R (1, 6) OBP: 0.305, SLG: 0.333	C FF 89 B SL 87 X FF 90 1-1 ② L9			C FF 88 B SL 86 B SI 89 X FF 90 2-1 ① G4-3						2	0	0	0	0	0	0
Alex Rios, R (1, 9) OBP: 0.331, SLG: 0.435	C FF 89 X SI 89 0-1 29 CS 1B			B FF 90 C KC 80 F FF 91 F SL 88 X SI 92 1-2 ② L9						2	0	1	0	0	0	0
29 Adrián Beltré, R (1, 5) OBP: 0.372, SLG: 0.518	1 SAFE C KC 79 1 SAFE 1 SAFE B FF 90 C SL 87 B SI 92 2-2 ③ CS 1-2	X SI 87 0-0 ① G5-3		C SL 87 B SL 87 B SL 88 B FF 92 X SL 86 3-1 1B						2	0	1	0	0	0	0
35 James Adduci, L (1, 3) OBP: 0.308, SLG: 0.360		C FF 88 X KC 79 0-1 ② G2-3		F KC 81 F SL 88 B FF 92 X KC 81 1-2 ③ P5						2	0	0	0	0	0	1
7 J.P. Arencibia, R (1, 10) OBP: 0.182, SLG: 0.284		B KC 78 B FF 89 C SL 86 B SL 86 S FF 91 X SL 88 3-2 ③ F8			F SI 88 B SL 87 F SL 88 B FF 92 T SL 88 2-2 ① K					2	0	0	0	0	1	0
2 Leonys Martin, L (1, 8) OBP: 0.328, SLG: 0.382			B KC 77 X SL 85 1-0 60 1B 12 G4-6-3 1B		B CH 81 X CH 81 1-0 3B					2	1	2	0	0	0	0
60 Chris Gimenez, R (1, 2) OBP: 0.333, SLG: 0.376			1 SAFE C FF 89 1 SAFE 1 SAFE B SL 88 1 SAFE F FC 90 1 SAFE F SL 88 1-2 X SI 91 12 G4-6-3 1-3 1B		C SI 90 F KC 81 D KC 82 B KC 81 X SL 89 2-2 ② P2					2	0	1	0	0	0	1
12 Rougned Odor, L (1, 4) OBP: 0.308, SLG: 0.402			B FF 88 X KC 81 1-0 ① ② G4-6-3 1-2f 3-H		B FF 90 D KC 81 S KC 82 B SI 91 S KC 81 S SI 92 3-3 ③ K					2	0	0	0	0	1	2
Inning Stats	R: 0 E: 0 K: 0 S: 8 H: 1 LOB: 0 BB: 0 P: 13	R: 0 E: 0 K: 0 S: 6 H: 0 LOB: 0 BB: 0 P: 9	R: 1 E: 0 K: 1 S: 9 H: 2 LOB: 0 BB: 0 P: 14	R: 0 E: 0 K: 0 S: 11 H: 1 LOB: 1 BB: 0 P: 18	R: 0 E: 0 K: 2 S: 10 H: 1 LOB: 1 BB: 0 P: 18					1B: 4 2B: 0 3B: 1 HR: 0	SF: 0 SAC: 0 DP: 1 HBP: 0			WP: 0 PB: 0 SB: 0 CS: 1	PA: 19	

PITCHER	IP	WLS	BF	H	R	ER	SO	BB	IBB	HBP	BLK	WP	HR	S	P	ERA	WHIP
41 David Phelps, R (1, 1) ERA: 3.77	5.0	W	18	5	1	1	3	0	0	0	0	0	0	44	72	1.80	1.000

PITCHER	IP	WLS	BF	H	R	ER	SO	BB	IBB	HBP	BLK	WP	HR	S	P	ERA	WHIP

TOP

Texas Rangers @ New York Yankees

Yankee Stadium, Bronx, NY

Wed Jul 23 2014, 7:11 PM - 8:46 PM EDT

Att. 37,585 - Overcast - 82 F

livebaseballscorecards.com

AB	18
R	1
H	5
RBI	0
BB	0
SO	3
LOB	4

Batter	1	2	3	4	5	6	7	8	9	AB	R	H	RBI	BB	SO	LOB
11 Brett Gardner, L (1, 7) OBP: 0.359, SLG: 0.428	B FF 90 F FF 90 B FF 92 C FF 91 C CU 73 2-3 ① K		B FF 94 C ST 78 B SI 94 B SI 93 X FF 90 3-1 3-H HR							2	1	1	1	0	1	0
2 Derek Jeter, R (1, 6) OBP: 0.325, SLG: 0.320	B FF 92 X FF 93 1-0 ② P4		C ST 79 F FF 93 C SI 94 0-3 ② K							2	0	0	0	0	1	0
22 Jacoby Ellsbury, L (1, 8) OBP: 0.354, SLG: 0.421	C FF 93 B FF 93 C ST 78 S CU 71 1-3 ③ K		B ST 78 F ST 78 B ST 78 S ST 78 X ST 80 2-2 ③ F9							2	0	0	0	0	1	0
36 Carlos Beltrán, S (1, 10) OBP: 0.272, SLG: 0.406		X FF 92 0-0 ① G3		C ST 76 F FF 90 B CU 72 X ST 81 1-2 ① P5						2	0	0	0	0	0	0
34 Brian McCann, L (1, 3) OBP: 0.295, SLG: 0.374		C FF 91 C CU 71 F SI 95 F ST 77 F ST 81 X FF 94 0-2 ② P4		C ST 79 F FF 92 B CU 79 F SI 94 F ST 81 X SI 95 1-2 12 WP 1B						2	0	1	0	0	0	0
12 Chase Headley, S (1, 5) OBP: 0.297, SLG: 0.358		B FF 91 X FF 92 1-0 2B		C ST 78 F SI 94 D ST 78 B ST 81 S ST 80 2-3 ② K 1-2						2	0	1	0	0	1	1
31 Ichiro Suzuki, L (1, 9) OBP: 0.325, SLG: 0.314		B ST 79 B FF 93 C SI 93 C SI 95 S SI 97 2-3 ③ K		X FF 94 0-0 ③ F9						2	0	0	0	0	1	2
29 Francisco Cervelli, R (1, 2) OBP: 0.339, SLG: 0.400			X FF 90 0-0 17 G4-3 11 BLK 2B		B FF 91 B ST 77 F FF 91 B FF 92 X FF 91 3-1 2B					2	1	2	0	0	0	0
17 Brendan Ryan, R (1, 4) OBP: 0.263, SLG: 0.245			X FF 92 0-0 ① G4-3 2-3		C ST 78 B ST 79 B ST 80 L ST 78 F FF 94 X ST 81 2-2 ① G5-3					2	0	0	0	0	0	2
Inning Stats	R: 0 E: 0 K: 2 S: 7 H: 0 LOB: 0 BB: 0 P: 11	R: 0 E: 0 K: 1 S: 11 H: 1 LOB: 1 BB: 0 P: 14	R: 2 E: 0 K: 1 S: 10 H: 2 LOB: 0 BB: 0 P: 15	R: 0 E: 0 K: 1 S: 12 H: 1 LOB: 1 BB: 0 P: 16	R: 0 E: 0 K: 0 S: 6 H: 1 LOB: 1 BB: 0 P: 11					1B: 1 2B: 3 3B: 0 HR: 1	SF: 0 SAC: 0 DP: 0 HBP: 0					

PITCHER	IP	WLS	BF	H	R	ER	SO	BB	IBB	HBP	BLK	WP	HR	S	P	ERA	WHIP
11 Yu Darvish, R (1, 1) ERA: 2.92	4.1	L	18	5	2	2	5	0	0	0	1	1	1	46	67	4.15	1.154

PITCHER	IP	WLS	BF	H	R	ER	SO	BB	IBB	HBP	BLK	WP	HR	S	P	ERA	WHIP

BOTTOM

Texas Rangers @ New York Yankees

Yankee Stadium, Bronx, NY

Wed Jul 23 2014, 7:11 PM - 8:46 PM EDT

Att. 37,585 - Overcast - 82 F

livebaseballscorecards.com

AB	18
R	2
H	5
RBI	1
BB	0
SO	5
LOB	5

1B: 1 SF: 0
2B: 3 SAC: 0
3B: 0 DP: 0
HR: 1 HBP: 0

WP: 1 PA: 18
PB: 0
SB: 0
CS: 0

Batter	1	2	3	4	5	6	7	8	9	AB	R	H	RBI	BB	SO	LOB
17 Shin-Soo Choo, L (1, 7) OBP: 0.354, SLG: 0.367	B SI 90 X SI 91 1-0 ① L7		1 SAFE B FF 92 S SI 93 B FF 92 C FC 92 B FF 94 X SI 93 3-2 1 1B 1-3 1B		C CU 80 B FC 91 B FC 92 S SI 92 B FF 94 F CU 82 B FF 94 4-2 BB			F FF 94 B KC 80 S KC 82 S FF 99 1-3 ① K		3	0	1	0	1	1	0
1 Elvis Andrus, R (1, 6) OBP: 0.305, SLG: 0.333	C FC 91 F SI 91 B CU 80 F FF 92 S FC 91 1-3 ② K		C FC 93 X CU 82 0-1 1-3 3-H 1B		F SI 92 F FF 93 F FF 93 S FF 93 0-3 ③ K			X FF 96 0-0 ② G6-3		4	0	1	1	0	2	2
Alex Rios, R (1, 9) OBP: 0.327, SLG: 0.430	C SI 92 F FC 91 B SI 92 B CU 81 F FF 94 B SI 94 F FF 94 F FC 92 F SI 93 3-3 ③ K		1 SAFE F SI 92 B FF 92 F FC 92 X FF 94 1-2 ③ F9			C FC 91 C CU 80 B FF 91 B CU 82 X FF 92 2-2 ① G6-3		F FF 97 C KC 83 B KC 84 X FF 99 1-2 ③ F9		4	0	0	0	0	1	2
29 Adrian Beltré, R (1, 5) OBP: 0.368, SLG: 0.512		C CU 80 B SI 92 S FC 91 B FC 93 F FF 92 F FF 94 F FC 93 X SI 93 2-2 ① L8		B FC 90 C SI 92 F FF 94 X FF 93 1-2 ① F8		C SI 92 F SI 92 X FC 92 0-2 ② F8			X FC 90 0-0 ① F9	4	0	0	0	0	0	0
35 James Adduci, L (1, 3) OBP: 0.300, SLG: 0.321		F SI 93 B FC 92 F SI 94 B CU 83 T FF 94 2-2 ② K		C CU 81 X CU 80 0-1 ② G1-3		B FF 92 B SI 92 F SI 92 F FC 91 X CU 81 2-2 ③ G4-3			B FC 92 B FC 92 F FC 91 S FC 92 B KC 85 B FC 92 4-2 BB	3	0	0	0	1	1	0
7 J.P. Arencibia, R (1, 10) OBP: 0.185, SLG: 0.318		B SI 92 S FF 93 B SI 92 S FC 93 F FC 93 S SI 93 2-3 ③ K		X FF 92 0-0 ③ G5-3			C CU 77 B FF 95 C FF 94 X SL 85 1-2 HR		F FC 92 F FC 90 D KC 82 B FC 91 S FC 93 2-3 ② K	4	1	1	1	0	2	1
2 Leonys Martin, L (1, 8) OBP: 0.327, SLG: 0.379			B FC 90 C FC 91 B CU 81 F FF 93 F FC 92 F CU 82 B FF 95 B SI 94 4-2 61 G6-4-3 BB		B CU 80 C FC 91 B FF 92 F SI 93 B CU 81 X FF 93 3-2 ① G4-3		B CH 86 X FF 94 1-0 ① F7		C KC 83 S FC 92 D KC 85 D KC 85 S FC 93 2-3 ③ K 1-2	3	0	0	0	1	1	1
61 Robinson Chirinos, R (1, 2) OBP: 0.265, SLG: 0.415			F FF 93 X SI 93 0-1 ① ② G6-4-3 1-2f		B FC 91 F SI 92 C FF 93 B SI 94 B FF 94 F FF 93 F FF 94 F FC 92 X FF 94 3-2 ② L4		B FF 94 B SL 87 S FF 94 T FF 94 F FF 96 F SL 86 X FF 96 2-2 ② F9			3	0	0	0	0	0	1
12 Rougned Odor, L (1, 4) OBP: 0.314, SLG: 0.411			L SI 92 B FC 92 X FC 92 1-1 17 1B 1 1B 1B		X SI 93 0-0 2B		X FF 95 0-0 ③ P5			3	1	2	0	0	0	0
Inning Stats	R: 0 E: 0 K: 2 S: 13 H: 0 LOB: 0 BB: 0 P: 18	R: 0 E: 0 K: 2 S: 13 H: 0 LOB: 0 BB: 0 P: 19	R: 1 E: 0 K: 0 S: 16 H: 3 LOB: 2 BB: 1 P: 25	R: 0 E: 0 K: 0 S: 6 H: 0 LOB: 0 BB: 0 P: 7	R: 0 E: 0 K: 1 S: 17 H: 1 LOB: 2 BB: 1 P: 27	R: 0 E: 0 K: 0 S: 9 H: 0 LOB: 0 BB: 0 P: 13	R: 1 E: 0 K: 0 S: 10 H: 1 LOB: 0 BB: 0 P: 14	R: 0 E: 0 K: 1 S: 7 H: 0 LOB: 0 BB: 0 P: 9	R: 0 E: 0 K: 2 S: 9 H: 0 LOB: 1 BB: 1 P: 17	1B: 3 2B: 1 3B: 0 HR: 1 SF: 0 SAC: 0 DP: 1 HBP: 0						

PITCHER		IP	WLS	BF	H	R	ER	SO	BB	IBB	HBP	BLK	WP	HR	S	P	ERA	WHIP
38 Brandon McCarthy, R ERA: 4.49	(1, 1)	6.0	W	23	4	1	1	5	2	0	0	0	0	0	74	109	1.50	1.000
43 Adam Warren, R ERA: 2.77	(7, 1)	0.2	H	3	1	1	1	0	0	0	0	0	0	1	9	13	13.50	1.500
48 Matt Thornton, L ERA: 2.91	(7, 1)	0.1	H	1	0	0	0	0	0	0	0	0	0	0	1	1	0.00	0.000
68 Dellin Betances, R ERA: 1.49	(8, 1)	1.0	H	3	0	0	0	1	0	0	0	0	0	0	7	9	0.00	0.000
30 David Robertson, R ERA: 2.39	(9, 1)	1.0	S	4	0	0	0	2	1	0	0	0	0	0	9	17	0.00	1.000

PITCHER	IP	WLS	BF	H	R	ER	SO	BB	IBB	HBP	BLK	WP	HR	S	P	ERA	WHIP

TOP

Texas Rangers @ New York Yankees

Yankee Stadium, Bronx, NY

Thu Jul 24 2014, 1:09 PM - 3:56 PM EDT

Att. 45,105 - Cloudy - 78 F

livebaseballscorecards.com

AB	31
R	2
H	5
RBI	2
BB	3
SO	8
LOB	7

Texas Rangers @ New York Yankees

Yankee Stadium, Bronx, NY

Thu Jul 24 2014, 1:09 PM - 3:56 PM EDT

Att. 45,105 - Cloudy - 78 F

livebaseballscorecards.com

BOTTOM

Batter	1	2	3	4	5	6	7	8	9	AB	R	H	RBI	BB	SO	LOB
22 Jacoby Ellsbury, L (1, 8) OBP: 0.353, SLG: 0.417	C FF 87 B FF 89 X CU 75 1-1 ① F8		B FF 88 B SI 86 X FF 86 2-0 ③ L7		D CU 78 B CU 76 B CH 84 B SI 88 4-0 36 S BB		C FF 88 B SL 84 C FF 89 B CU 75 X SI 88 2-2 ② G3-1			3	0	0	0	1	0	1
11 Brett Gardner, L (1, 7) OBP: 0.357, SLG: 0.430	C FF 89 B FF 89 X FF 86 1-1 ② G4-3			C FF 89 C CU 77 X SL 83 0-2 12 1B 2B	B FF 87 1 SAFE B SI 87 F FF 88 X FF 88 2-1 ② SF7 3-H		B CU 74 F SL 81 C FF 88 S SL 83 1-3 ③ K			3	1	1	1	0	1	0
36 Carlos Beltrán, S (1, 10) OBP: 0.276, SLG: 0.405	B FF 89 B CH 85 X CH 85 2-0 ③ G4-3			X SI 88 0-0 ① G5-3	B FF 87 B FF 88 B FF 87 C FF 89 B FF 87 4-1 1-2 BB			B SL 84 X FF 89 1-0 34 2B 1B		3	1	1	0	1	0	1
34 Brian McCann, L (1, 3) OBP: 0.295, SLG: 0.376		X FF 87 0-0 ① F9		X SI 88 0-0 ② F7	C FF 89 C FF 90 X FF 90 0-2 ③ F7			B FF 87 1 SAFE 1 SAFE X FF 88 1-0 14 G3 1-H 2B		4	0	1	1	0	0	3
12 Chase Headley, S (1, 5) OBP: 0.297, SLG: 0.356		B FF 88 C FF 89 B FF 88 F CU 76 F SL 84 F SL 84 X FF 88 2-2 ② P5		C FF 90 X CU 77 0-1 2-H 1B		B CU 74 C FF 87 B FF 88 B FF 88 F SI 89 C FF 90 3-3 ① K		B FF 87 B FF 87 S FF 88 B FF 87 F SI 88 T SI 88 3-2 ① K		4	0	1	1	0	2	1
14 Brian Roberts, S (1, 4) OBP: 0.304, SLG: 0.368		C CU 76 X CH 83 0-1 ③ G4-3		B FF 88 C CU 76 1 SAFE B CH 84 X CH 84 2-1 ③ G3		X FF 89 0-0 ② F7		C FF 94 S FF 94 X FF 94 0-2 ② G3 2-3		4	0	0	0	0	0	2
31 Ichiro Suzuki, L (1, 9) OBP: 0.328, SLG: 0.314			X FF 86 0-0 ① F8		B FF 86 B FF 87 B FF 87 B CH 86 4-0 29 2B BB	C FF 89 C CU 77 F CU 77 X FF 89 0-2 1B		C FF 94 X FF 94 0-1 ③ G4-3		3	1	1	0	1	0	1
29 Francisco Cervelli, R (1, 2) OBP: 0.339, SLG: 0.414			B FF 88 B SL 81 X FF 90 2-0 ② G6-3		X FF 86 0-0 17 SH5-4 11 SF7 1-H 2B	1 SAFE C SL 83 1 SAFE B SL 82 C SL 79 F CH 82 X SL 83 1-2 ③ G6-3				3	1	1	1	0	0	1
17 Brendan Ryan, R (1, 6) OBP: 0.271, SLG: 0.241			C SL 84 C FF 90 H FF 89 1-2 HBP		B SL 84 B FF 88 T FF 90 X FF 86 2-1 ① SH5-4 2-3		S SL 81 B SL 82 C SL 81 B CU 74 F FF 89 S FF 89 2-3 ① K			1	0	0	0	0	1	0
Inning Stats	R: 0 H: 0 E: 0 LOB: 0 K: 0 BB: 0 S: 5 P: 9	R: 0 H: 0 E: 0 LOB: 0 K: 0 BB: 0 S: 8 P: 10	R: 0 H: 0 E: 0 LOB: 1 K: 0 BB: 0 S: 5 P: 10	R: 1 H: 2 E: 0 LOB: 1 K: 0 BB: 0 S: 9 P: 11	R: 2 H: 1 E: 0 LOB: 2 K: 0 BB: 3 S: 9 P: 25	R: 0 H: 1 E: 0 LOB: 1 K: 1 BB: 0 S: 12 P: 16	R: 0 H: 0 E: 0 LOB: 0 K: 2 BB: 0 S: 10 P: 15	R: 1 H: 2 E: 0 LOB: 1 K: 1 BB: 0 S: 10 P: 15		1B: 3 SF: 1 2B: 3 SAC: 1 3B: 0 DP: 0 HR: 0 HBP: 1					WP: 0 PA: 34 PB: 0 SB: 1 CS: 0	

	AB	28
	R	4
	H	6
	RBI	4
	BB	3
	SO	4
	LOB	10

PITCHER		IP	WLS	BF	H	R	ER	SO	BB	IBB	HBP	BLK	WP	HR	S	P	ERA	WHIP
48 Colby Lewis, R ERA: 6.23	(1, 1)	6.1	L	27	4	3	3	2	3	0	1	0	0	0	52	87	4.26	1.105
68 Ryan Feierabend, L ERA: 7.71	(7, 1)	1.0		5	2	1	1	2	0	0	0	0	0	0	11	19	9.00	2.000
55 Roman Mendez, R ERA:	(8, 1)	0.2		2	0	0	0	0	0	0	0	0	0	0	5	5	0.00	0.000

PITCHER	IP	WLS	BF	H	R	ER	SO	BB	IBB	HBP	BLK	WP	HR	S	P	ERA	WHIP

Batter	1	2	3	4	5	6	7	8	9	AB	R	H	RBI	BB	SO	LOB
7 José Reyes, S (1, 6) OBP: 0.327, SLG: 0.416	C SI 91 F FC 90 B FS 85 X FS 87 1-2 53 1B 19 HR 1B	C SL 82 B FF 90 B SI 92 B FS 86 X SI 90 3-1 ③ G4-3		X FS 87 0-0 ③ F7			F FF 91 B FC 88 B FF 90 X FF 91 2-1 ② L9		C FC 93 F FC 91 S KC 84 0-3 ③ K 1-2	5	1	1	0	0	1	3
66 Munenori Kawasaki, L (1, 5) OBP: 0.325, SLG: 0.316 18 Steve Tolleson, R (7, PH) OBP: 0.315, SLG: 0.407 16 Dan Johnson, L (7, PH) OBP: 0.355, SLG: 0.304 (7, 3)	1 SAFE C FS 88 B FS 85 S FF 89 S FS 86 1-3 ① K	B FS 88 B SL 80 C SI 88 B SI 89 C SI 89 X SI 88 3-2 53 G4-6-3 1B			S SI 92 C FC 89 X FS 86 0-2 ① G1-3		C FF 92 B SL 84 S SL 85 B SL 86 F SL 85 X FF 94 2-2 ③ L8			3 0 1	0 0 0	1 0 0	0 0 0	0 0 0	1 0 0	1 0 0
53 Melky Cabrera, S (1, 7) OBP: 0.358, SLG: 0.472	B FF 89 B SL 82 F SI 90 1 SAFE 1 SAFE X SI 91 2-1 19 HR 1-3 1B		X CU 74 0-0 ①② G4-6-3 1-2f		C SI 92 B FF 91 B SI 92 X SL 86 2-1 ② F7			X FF 94 0-0 ① G3-1		4	1	1	0	0	0	1
19 José Bautista, R (1, 9) OBP: 0.412, SLG: 0.524	B SI 91 B SI 91 B SL 84 X SI 91 3-0 1-H 3-H HR		B SL 83 C FS 86 B FS 86 X SL 82 2-1 HR		C SI 92 C FF 93 B FS 86 B SL 84 F SI 92 X SI 92 2-2 ③ G4-3			C FF 96 C KC 82 F FF 98 X KC 84 0-2 2B		4	2	3	4	0	0	0
30 Dioner Navarro, S (1, 2) OBP: 0.307, SLG: 0.379	C FF 92 B SL 82 X FS 85 1-1 ② G4-1		C SI 91 X FS 85 0-1 ③ G4-3			X SI 90 0-0 17 FC4-6 1B		S KC 83 X FF 98 0-1 ② F7		4	0	1	0	0	0	1
47 Juan Francisco, L (1, 3) OBP: 0.314, SLG: 0.521 (7, 5)	B CU 75 F FS 85 X FS 86 1-1 1B			F FS 83 F FF 87 B FS 86 B FS 88 S FS 86 2-3 ① K		C FS 84 D FS 85 X SI 92 1-1 ① F7		C KC 84 C SV 84 D KC 86 S SV 86 1-3 ③ K2-3		4	0	1	0	0	2	2
28 Colby Rasmus, L (1, 10) OBP: 0.269, SLG: 0.443	B SI 92 B FS 85 F SI 92 F SI 91 B SI 90 S FS 86 3-3 ③ K			B FS 86 B SL 83 B FS 86 X SI 91 3-0 ② L4		B FF 90 D FS 86 F SI 91 X SI 91 2-1 ② L5			C FC 91 X FC 91 0-1 ① P5	4	0	0	0	0	1	2
17 Ryan Goins, L (1, 4) OBP: 0.225, SLG: 0.276		B SI 90 B SI 90 C SI 90 B SL 81 X SI 90 3-1 ① G4-3		F SI 91 B FS 86 B SI 92 B SI 91 F SI 91 X SI 91 3-2 8 PB 1B		X FC 88 0-0 ③ FC4-6 1-2f			C FC 92 B KC 84 C FC 92 S FC 93 1-3 ② K	4	0	1	0	0	1	1
8 Anthony Gose, L (1, 8) OBP: 0.342, SLG: 0.284		B CU 76 X SI 91 1-0 ② G4-3		B SL 82 B FS 86 B SI 92 B SI 90 4-0 1-2 BB			C FF 91 X FC 87 0-1 ① L7		X FC 92 0-0 7 DI 1B	3	0	1	0	1	0	0
Inning Stats	R: 3 H: 4 E: 0 LOB: 1 K: 2 BB: 0 S: 16 P: 28	R: 0 H: 0 E: 0 LOB: 0 K: 0 BB: 0 S: 5 P: 12	R: 1 H: 2 E: 0 LOB: 0 K: 0 BB: 0 S: 8 P: 13	R: 0 H: 1 E: 0 LOB: 2 K: 1 BB: 1 S: 8 P: 20	R: 0 H: 0 E: 0 LOB: 0 K: 0 BB: 0 S: 9 P: 13	R: 0 H: 1 E: 0 LOB: 1 K: 0 BB: 0 S: 6 P: 9	R: 0 H: 0 E: 0 LOB: 0 K: 0 BB: 0 S: 8 P: 12	R: 0 H: 1 E: 0 LOB: 1 K: 1 BB: 0 S: 10 P: 11	R: 0 H: 1 E: 0 LOB: 1 K: 2 BB: 0 S: 9 P: 10	1B: 7 SF: 0 2B: 1 SAC: 0 3B: 0 DP: 1 HR: 2 HBP: 0						

TOP

Toronto Blue Jays @ New York Yankees

Yankee Stadium, Bronx, NY

Fri Jul 25 2014, 7:11 PM - 9:49 PM EDT

Att. 44,237 - Clear - 80 F

livebaseballscorecards.com

AB	36
R	4
H	10
RBI	4
BB	1
SO	6
LOB	11

WP: 0 PA: 37
PB: 1
SB: 0
CS: 0

PITCHER		IP	WLS	BF	H	R	ER	SO	BB	IBB	HBP	BLK	WP	HR	S	P	ERA	WHIP
18 Hiroki Kuroda, R ERA: 3.99	(1, 1)	5.2	W	25	8	4	4	3	1	0	0	0	0	2	51	94	6.35	1.588
55 David Huff, L ERA: 4.1	(6, 1)	1.0	H	3	0	0	0	0	0	0	0	0	0	0	5	7	0.00	0.000
27 Shawn Kelley, R ERA: 3.45	(7, 1)	0.1	H	1	0	0	0	0	0	0	0	0	0	0	4	6	0.00	0.000
68 Dellin Betances, R ERA: 1.47	(8, 1)	1.0	H	4	1	0	0	1	0	0	0	0	0	0	10	11	0.00	1.000
30 David Robertson, R ERA: 2.33	(9, 1)	1.0	S	4	1	0	0	2	0	0	0	0	0	0	9	10	0.00	1.000

PITCHER	IP	WLS	BF	H	R	ER	SO	BB	IBB	HBP	BLK	WP	HR	S	P	ERA	WHIP

BOTTOM

Toronto Blue Jays @ New York Yankees
Yankee Stadium, Bronx, NY
Fri Jul 25 2014, 7:11 PM - 9:49 PM EDT
Att. 44,237 - Clear - 80 F

livebaseballscorecards.com

Batter	1	2	3	4	5	6	7	8	9	AB	R	H	RBI	BB	SO	LOB
11 Brett Gardner, L (1, 7) OBP: 0.354, SLG: 0.426	C FF 84 B FF 84 B FF 85 X FF 84 2-1 ① F9	B CH 79 X FF 85 1-0 ② SF8 2-3 3-H	B FF 84 X SI 84 1-0 ③ P4			B SI 91 C SI 90 B SL 81 F SI 91 B SI 91 S SI 91 3-3 ② K				3	0	0	1	0	1	2
2 Derek Jeter, R (1, 6) OBP: 0.324, SLG: 0.320	X SI 84 0-0 36 FC5-4 1B	B CH 79 B CH 79 F CH 79 F FF 82 D CU 73 F SI 86 X SI 85 3-2 ③ G6-3		F SI 90 F SI 91 S SL 78 0-3 ① K		D SL 79 X SI 90 1-0 ③ G3				4	0	1	0	0	1	3
22 Jacoby Ellsbury, L (1, 8) OBP: 0.350, SLG: 0.413	C FF 85 S CH 78 B FF 86 B FF 86 S CH 79 2-3 ② K		B FF 83 X FF 84 1-0 ① G4-3	F SI 91 B SL 80 X SL 79 1-1 ② G4-3			X FF 90 0-0 ① G4-3			4	0	0	0	0	1	1
36 Carlos Beltrán, S (1, 10) OBP: 0.275, SLG: 0.414	B FC 82 X FF 82 1-0 ③ FC5-4 1-2f		C CH 80 B FF 81 B FC 76 X CH 78 2-1 HR	C SI 91 B CH 83 F SL 79 B SI 89 S SI 92 2-3 ③ K			C FF 91 T SI 92 B FF 93 S CU 85 1-3 ② K			4	1	1	1	0	2	1
34 Brian McCann, L (1, 3) OBP: 0.297, SLG: 0.377		B FF 84 C SI 84 F FF 84 X CH 78 1-2 31 BB 12 1B 14 1B 1B	C FC 79 S SI 85 B SI 85 X SI 84 1-2 12 1B 31 HR 1B		C SI 90 B SI 88 B SI 90 X SI 90 2-1 ① F7		B CU 84 B CU 86 X FF 93 2-0 ③ G5-3			4	2	2	0	0	0	0
12 Chase Headley, S (1, 5) OBP: 0.302, SLG: 0.365		C FF 85 F FC 81 B FC 80 X CH 78 1-2 14 1B 31 BB 11 SF8 1-2 1B	B SI 85 X FC 78 1-0 31 HR 1-2 1B		B SI 91 F SI 92 S SI 91 F SI 89 F SI 92 X SI 91 1-2 31 CS 2B			S SI 94 B SI 94 F SI 95 B FF 94 B CH 85 X SL 91 3-2 ① F9		4	2	3	0	0	0	0
31 Ichiro Suzuki, L (1, 9) OBP: 0.331, SLG: 0.327		B FF 86 C FC 81 B CH 78 B FF 85 C FF 86 F FF 86 F SI 86 B SI 85 4-2 11 SF8 14 1B 1-2 2-3 BB	B SI 84 F FF 82 X CU 72 1-1 1-H 2-H HR		F SI 91 C SI 92 B SI 92 B SI 92 S SI 92 2 SAFE 2-3 ② ③ K 2-3			F SI 93 B CH 88 F FF 93 B FF 92 S FF 94 2-3 ② K		3	1	1	3	1	2	1
14 Brian Roberts, S (1, 4) OBP: 0.303, SLG: 0.367	C CH 79 X CH 79 0-1 1-2 2-3 3-H 1B		C FF 84 B FC 81 X FF 82 1-1 ② F7			X SI 88 0-0 ① P2		X FF 95 0-0 ③ F8		4	0	1	1	0	0	0
29 Francisco Cervelli, R (1, 2) OBP: 0.354, SLG: 0.443	C FF 83 F FC 81 S CU 72 0-3 ① K		C FF 85 B CU 70 C FC 78 B FF 84 X SI 84 2-2 1B			B SI 90 F SI 90 C SI 90 F SL 78 X SL 78 1-2 2B				3	0	2	0	0	1	3
Inning Stats	R: 0 E: 0 K: 1 S: 7 H: 1 LOB: 1 BB: 0 P: 12	R: 2 E: 0 K: 1 S: 20 H: 3 LOB: 2 BB: 1 P: 30	R: 4 E: 0 K: 0 S: 15 H: 5 LOB: 1 BB: 0 P: 25	R: 0 E: 0 K: 2 S: 8 H: 0 LOB: 0 BB: 0 P: 11	R: 0 E: 0 K: 1 S: 10 H: 1 LOB: 1 BB: 0 P: 15	R: 0 E: 0 K: 1 S: 9 H: 1 LOB: 1 BB: 0 P: 14	R: 0 E: 0 K: 1 S: 5 H: 0 LOB: 0 BB: 0 P: 8	R: 0 E: 0 K: 1 S: 7 H: 0 LOB: 0 BB: 0 P: 12		1B: 7 2B: 3 3B: 0 HR: 2 SF: 1 SAC: 0 DP: 1 HBP: 0						

	AB	33
	R	6
	H	11
	RBI	6
	BB	1
	SO	8
	LOB	11

WP: 0 PB: 0 SB: 0 CS: 1 PA: 35

PITCHER		IP	WLS	BF	H	R	ER	SO	BB	IBB	HBP	BLK	WP	HR	S	P	ERA	WHIP
56 Mark Buehrle, L ERA: 3.19	(1, 1)	3.0	L	19	9	6	6	2	1	0	0	0	0	2	42	67	18.00	3.333
58 Todd Redmond, R ERA: 2.24	(4, 1)	3.0		10	2	0	0	4	0	0	0	0	0	0	27	40	0.00	0.667
27 Brett Cecil, L ERA: 3.66	(7, 1)	1.0		3	0	0	0	1	0	0	0	0	0	0	5	8	0.00	0.000
29 Dustin McGowan, R ERA: 4.13	(8, 1)	1.0		3	0	0	0	1	0	0	0	0	0	0	7	12	0.00	0.000

PITCHER	IP	WLS	BF	H	R	ER	SO	BB	IBB	HBP	BLK	WP	HR	S	P	ERA	WHIP

Batter	1	2	3	4	5	6	7	8	9	AB	R	H	RBI	BB	SO	LOB
7 José Reyes, S (1, 6) OBP: 0.326, SLG: 0.411	B SI 85 C SI 87 F SI 88 B CH 77 S CH 78 2-3 K ①	B SI 89 X CH 78 1-0 L9 ③			B SL 81 B CH 77 C SI 86 B SL 81 B SI 87 4-1 53 2B BB	B CU 75 X CH 77 1-0 G5-3 ③		B FF 96 F FF 96 F FF 96 X FC 90 1-2 G4-3 ②		4	1	0	0	1	1	2
53 Melky Cabrera, S (1, 9) OBP: 0.359, SLG: 0.472	C CU 76 S CH 79 B CH 79 F SI 92 B CH 80 F SI 90 X CH 78 2-2 G6-3 ②		C CH 77 X SI 89 0-1 P3 ①		F CU 75 X SI 88 0-1 30 1B 18 SF8 1-H 2B		B SL 83 B SL 82 C FF 92 B FF 92 B FF 92 4-1 19 2B 16 1B BB	F FF 96 F FF 96 S FC 90 0-3 K ③		4	2	1	1	1	1	0
19 José Bautista, R (1, 3) OBP: 0.417, SLG: 0.527	C CU 77 H SI 90 1-1 18 BB 30 1B HBP		C SL 83 X CH 78 0-1 G6-3 ②		B CH 79 D CH 78 I IN 75 I IN 75 4-0 18 SF8 30 1B IBB		B SL 85 C SL 84 B FF 93 X FF 93 2-1 16 1B 1-3 2B		C SL 84 B CH 85 F SI 92 B CH 85 B CH 84 F SL 86 B SL 84 4-2 30 2B 16 HR BB	2	1	1	0	2	0	0
30 Dioner Navarro, S (1, 2) OBP: 0.312, SLG: 0.385	X SI 88 0-0 18 BB 1-2 1B		B SL 82 B SL 80 X SI 88 2-0 G5-3 ③		F SL 81 B CH 77 D CH 77 X CH 77 2-1 1-2 2-3 1B		X SL 87 0-0 FC3 16 1B		C SL 84 B FF 92 X CH 85 1-1 16 HR 1-3 2B	5	1	3	0	0	0	2
18 Steve Tolleson, R (1, 5) OBP: 0.319, SLG: 0.405	B CU 76 B SI 88 2 SAFE B SI 88 C SI 88 D CH 78 4-1 1-2 2-3 BB			B SI 87 X CH 76 1-0 16 FC5 1B	B SL 82 X SI 89 1-0 SF8 ② 2-3 3-H		S SL 86 S SL 87 S SL 86 0-3 K ①		B SI 93 C SL 86 B SI 92 B SL 86 S SL 86 F SL 85 C SL 85 3-3 K ①	3	0	1	1	1	2	5
16 Dan Johnson, L (1, 10) OBP: 0.361, SLG: 0.429	B SL 81 C SI 88 C SI 88 F CH 78 X CH 78 1-2 F9 ③			1 SAFE B SI 85 B SL 79 B SI 86 C SI 86 F SI 87 X SI 86 3-2 FC5 ① 1-2f	X SI 88 0-0 F8 ③		B FF 95 X SI 94 1-0 1-2 2-3 3-H 1B		B SL 81 B SI 88 F SL 80 X SL 81 2-1 2-H 3-H HR	5	1	2	4	0	0	6
28 Colby Rasmus, L (1, 8) OBP: 0.272, SLG: 0.440		B CU 73 B SI 86 F SI 87 B SL 80 B SI 89 4-1 17 SH3-4 BB		C SL 81 B SI 88 X SL 81 1-1 L8 ②		C CU 75 X SI 89 0-1 17 SH1-3 1B	T SI 95 B SI 94 F SI 96 S SI 96 1-3 K ②		S CU 71 B SI 87 B SL 82 B SI 86 X SI 88 3-1 L3 ②	4	0	1	0	1	1	4
17 Ryan Goins, L (1, 4) OBP: 0.217, SLG: 0.266		B SI 85 1 SAFE L SI 86 X SI 85 1-1 SH3-4 ① 1-2		C CU 74 1 SAFE T SL 81 B CH 78 B SI 91 S CH 77 2-3 K ③		B SI 88 1 SAFE C SI 87 X SI 87 1-1 SH1-3 ① 1-2	C FF 96 X SI 96 0-1 G1-3 ③		C SL 80 C SI 89 B CU 68 F SL 81 F SI 90 C SI 88 1-3 K ③	3	0	0	0	0	2	4
8 Anthony Gose, L (1, 7) OBP: 0.333, SLG: 0.275		C CU 75 F SI 88 S CH 78 0-3 K ②			C SL 79 L SI 87 B CH 76 F SL 82 B CH 78 B SI 89 S SI 88 3-3 K ①	X CU 74 0-0 F7 ②		B FF 96 F FF 96 L FF 95 F FF 97 B SL 84 B FF 96 X FF 96 3-2 G3 ①		4	0	0	0	0	2	2
Inning Stats	R: 0 E: 0 K: 1 S: 15 H: 1 LOB: 3 BB: 1 P: 25	R: 0 E: 0 K: 1 S: 7 H: 0 LOB: 1 BB: 1 P: 13	R: 0 E: 0 K: 0 S: 5 H: 0 LOB: 0 BB: 0 P: 7	R: 0 E: 0 K: 1 S: 9 H: 1 LOB: 1 BB: 0 P: 16	R: 2 E: 0 K: 1 S: 11 H: 2 LOB: 2 BB: 2 P: 25	R: 0 E: 0 K: 0 S: 6 H: 1 LOB: 1 BB: 0 P: 8	R: 1 E: 0 K: 2 S: 13 H: 2 LOB: 3 BB: 1 P: 21	R: 0 E: 0 K: 1 S: 10 H: 0 LOB: 0 BB: 0 P: 14	R: 3 E: 0 K: 2 S: 18 H: 2 LOB: 0 BB: 1 P: 32	1B: 5 2B: 3 3B: 0 HR: 1 SF: 1 SAC: 2 DP: 0 HBP: 1						WP: 0 PB: 0 SB: 0 CS: 0 PA: 44	

PITCHER		IP	WLS	BF	H	R	ER	SO	BB	IBB	HBP	BLK	WP	HR	S	P	ERA	WHIP
26 Chris Capuano, L ERA: 4.3	(1, 1)	6.0		28	5	2	2	4	3	1	1	0	0	0	53	94	3.00	1.333
27 Shawn Kelley, R ERA: 3.69	(7, 1)	0.1	L	4	1	1	1	1	1	0	0	0	0	0	7	13	27.00	6.000
48 Matt Thornton, L ERA: 2.7	(7, 1)	1.2		6	1	0	0	2	0	0	0	0	0	0	16	22	0.00	0.600
39 Chase Whitley, R ERA: 4.87	(9, 1)	0.1		3	1	2	2	1	1	0	0	0	0	0	9	17	54.00	6.000
53 Jeff Francis, L ERA: 5.85	(9, 1)	0.2		3	1	1	1	1	0	0	0	0	0	1	9	15	13.50	1.500

PITCHER	IP	WLS	BF	H	R	ER	SO	BB	IBB	HBP	BLK	WP	HR	S	P	ERA	WHIP

TOP

Toronto Blue Jays @ New York Yankees

Yankee Stadium, Bronx, NY

Sat Jul 26 2014, 1:11 PM - 4:32 PM EDT

Att. 46,166 - Cloudy - 78 F

livebaseballscorecards.com

AB	34
R	6
H	9
RBI	6
BB	6
SO	9
LOB	25

BOTTOM

Batter	1	2	3	4	5	6	7	8	9	AB	R	H	RBI	BB	SO	LOB
11 Brett Gardner, L (1, 7) OBP: 0.350, SLG: 0.420	B FF 89 C FF 89 C FF 90 F FF 91 F FF 90 S FF 93 1-3 K ①		C FF 91 F FF 90 F FF 91 S SL 83 0-3 K ②	B CH 84 X FF 91 1-0 F8 ③		B FF 90 F FF 91 X FF 92 1-1 G4-3 ③		C SI 92 F SI 92 B SI 93 B SL 80 B SL 79 C SI 93 3-3 K ③		5	0	0	0	0	3	5
2 Derek Jeter, R (1, 6) OBP: 0.328, SLG: 0.322	C FF 91 X SL 82 0-1 36 HBP 1B		B SL 82 S FF 91 X FF 90 1-1 1B		C FF 90 B FF 90 C FF 90 F FF 91 B CH 84 B SL 86 B FF 92 4-2 22 FC1-6 BB		F FF 91 F FF 89 F FF 92 B SL 84 S SL 84 1-3 K ①		X FF 88 0-0 G4-3 ①	4	0	2	0	1	1	0
22 Jacoby Ellsbury, L (1, 8) OBP: 0.348, SLG: 0.410	X FF 90 0-0 F8 ②		X CH 84 0-0 G4-3 ③		C FF 90 B FF 89 F FF 89 X FF 90 1-2 FC1-6 36 G5-3 ① 1-2f		X FF 91 0-0 G6-3 ②		C FC 88 B SI 89 X SI 89 1-1 36 HR 1B	5	1	1	0	0	0	3
36 Carlos Beltrán, S (1, 10) OBP: 0.284, SLG: 0.428	H FF 92 1-0 1-2 HBP			B CH 87 B CH 87 B CH 82 B FF 89 4-0 34 HR BB	1 SAFE F SI 89 1 SAFE B CH 89 X FF 90 1-1 G5-3 ② 1-2		B SI 91 X SI 92 1-0 1B		B SI 88 X FF 89 1-0 1-H HR	3	2	2	2	1	0	1
34 Brian McCann, L (1, 3) OBP: 0.299, SLG: 0.385	C CH 84 F CH 85 D SL 84 S FF 92 1-3 K ③			F SI 89 B FF 89 1 SAFE X CH 83 1-1 1-H HR	B FF 91 B FF 92 C FF 90 B FF 90 B FF 90 4-1 BB		B SI 92 X SI 92 1-0 G4-3 ③		X FF 89 0-0 L5 ②	4	1	1	2	1	1	3
12 Chase Headley, S (1, 5) OBP: 0.301, SLG: 0.362		X FF 90 0-0 G5-3 ①		X FF 90 0-0 29 1B 1B	C CH 83 C FF 91 F SL 83 B SL 84 B FF 91 S SL 83 2-3 K ③			B SI 92 C CH 79 S SI 93 F SI 94 F SL 79 B SI 92 F SI 92 F SI 93 F CH 81 2-3 S SL 80 K ①	B FC 87 X FC 88 1-0 P6 ③	5	0	1	0	0	2	2
31 Ichiro Suzuki, L (1, 9) OBP: 0.325, SLG: 0.322		C FF 90 B FF 90 X FF 90 1-1 L8 ②		X FF 90 0-0 P6 ①		C FF 89 B FF 89 X FF 90 1-1 P6 ①		C SI 92 F SI 91 F SI 93 X SL 80 0-2 G6-3 ②		4	0	0	0	0	0	1
14 Brian Roberts, S (1, 4) OBP: 0.302, SLG: 0.363		B FF 91 C CH 84 F CH 85 S SL 84 1-3 K ③		C SI 89 B CH 83 1 SAFE F CH 84 F FF 90 S SL 83 1-3 K ②		X FF 91 0-0 P5 ②		B CH 82 F SI 92 B CH 80 B SI 92 C SI 92 B SI 92 4-2 29 BB BB		3	0	0	0	1	2	1
29 Francisco Cervelli, R (1, 2) OBP: 0.377, SLG: 0.444			X FF 89 0-0 G6-3 ①	S SL 82 X SL 82 0-1 1-2 1B		B SI 90 H FF 89 2-0 HBP		F SI 92 B SI 94 B SI 93 S SI 92 B SL 80 F SI 93 B CH 82 4-2 1-2 BB		2	0	1	0	1	0	0
Inning Stats	R: 0 E: 0 K: 2 S: 11 H: 1 LOB: 2 BB: 0 P: 14	R: 0 E: 0 K: 1 S: 6 H: 0 LOB: 0 BB: 0 P: 8	R: 0 E: 0 K: 1 S: 8 H: 1 LOB: 1 BB: 0 P: 9	R: 2 E: 0 K: 1 S: 11 H: 3 LOB: 2 BB: 1 P: 18	R: 0 E: 0 K: 1 S: 13 H: 0 LOB: 2 BB: 2 P: 25	R: 0 E: 0 K: 0 S: 5 H: 0 LOB: 1 BB: 0 P: 9	R: 0 E: 0 K: 1 S: 7 H: 1 LOB: 1 BB: 0 P: 10	R: 0 E: 0 K: 2 S: 20 H: 0 LOB: 2 BB: 2 P: 33	R: 2 E: 0 K: 0 S: 6 H: 2 LOB: 0 BB: 0 P: 9	1B: 6 2B: 0 3B: 0 HR: 2 SF: 0 SAC: 0 DP: 0 HBP: 2						

PITCHER		IP	WLS	BF	H	R	ER	SO	BB	IBB	HBP	BLK	WP	HR	S	P	ERA	WHIP
36 Drew Hutchison, R ERA: 4.44	(1, 1)	6.2	W	30	5	2	2	7	3	0	2	0	0	1	59	89	2.70	1.200
62 Aaron Loup, L ERA: 2.96	(7, 1)	1.1	H	7	1	0	0	2	2	0	0	0	0	0	22	37	0.00	2.250
44 Casey Janssen, R ERA: 2.84	(9, 1)	1.0		5	2	2	2	0	0	0	0	0	0	1	6	9	18.00	2.000

PITCHER	IP	WLS	BF	H	R	ER	SO	BB	IBB	HBP	BLK	WP	HR	S	P	ERA	WHIP

Toronto Blue Jays @ New York Yankees

Yankee Stadium, Bronx, NY

Sat Jul 26 2014, 1:11 PM - 4:32 PM EDT

Att. 46,166 - Cloudy - 78 F

livebaseballscorecards.com

AB	35
R	4
H	8
RBI	4
BB	5
SO	9
LOB	16

WP: 0	PA: 42		
PB: 0			
SB: 0			
CS: 0			

Toronto Blue Jays @ New York Yankees

Yankee Stadium, Bronx, NY

Sun Jul 27 2014, 1:10 PM - 4:31 PM EDT

Att. 45,063 - Partly Cloudy - 84 F

livebaseballscorecards.com

Batter	1	2	3	4	5	6	7	8	9	AB	R	H	RBI	BB	SO	LOB
7 José Reyes, S (1, 6) OBP: 0.327, SLG: 0.411	C SI 91 X SI 92 0-1 53 2B 19 G3 1B		C CU 83 C CU 82 S SL 88 0-3 ② K		1 SAFE B SI 91 B SI 91 X SI 91 2-0 ① B2 1-2		1 SAFE 1 SAFE X FF 92 0-0 30 FC3-2 53 G4-3 1-2 1B		C KC 81 F FC 90 X KC 84 0-2 ① G4-3	5	1	2	0	0	1	1
53 Melky Cabrera, S (1, 9) (7, 7) OBP: 0.359, SLG: 0.473	B SI 90 B CU 81 X SI 92 2-0 19 G3 1-3 2B		C CU 83 F FF 94 X SL 88 0-2 ③ G3		F FF 92 X SL 86 0-1 ② G4-3 2-3		C KC 81 B FF 96 B FF 97 B FF 96 X FF 97 3-1 ① G4-3 1-2 2-3		B FC 92 X KC 82 1-0 19 FC5-4 1B	5	0	2	0	0	0	3
19 José Bautista, R (1, 3) (7, 9) OBP: 0.414, SLG: 0.521	C CU 84 B CU 82 B FF 94 S SL 89 F SL 89 X SI 95 2-2 ① G3 2-3 3-H			F SI 94 X SL 90 0-1 ① L4	D SL 86 F SI 94 X SI 94 1-1 ③ F7		I IN 80 I IN 81 I IN 82 I IN 82 4-0 30 FC3-2 IBB		C FC 90 F FC 91 F FC 92 B FC 90 B FC 93 X KC 84 2-2 ② FC5-4 30 S 30 1B 1-2f	4	1	0	1	1	0	3
30 Dioner Navarro, S (1, 2) OBP: 0.310, SLG: 0.382	C CU 83 F SL 88 X SI 94 0-2 ② G6-3			B FF 94 C CU 82 C CU 81 F SL 88 X SI 94 1-2 ② P6		C CU 82 B SI 93 B SL 88 F SI 94 F SI 94 B SL 88 X SI 95 3-2 ① G6-3	F KC 83 F KC 84 X SV 84 0-2 ② FC3-2 1-2 2-3 3-Hf		S KC 84 B FC 91 F KC 83 F FC 93 X FC 92 1-2 1-H 1B	5	0	1	1	0	0	4
16 Dan Johnson, L (1, 10) OBP: 0.366, SLG: 0.406	C SL 87 B FF 93 F SI 94 S SL 87 1-3 ③ K			C FF 94 B CU 83 B CU 81 B FF 94 B SI 93 4-1 28 BB 66 1B BB	B SI 94 B SI 93 C SI 93 C SL 87 B SI 94 X SI 94 3-2 28 2B 1B		C FF 96 B KC 84 B FF 97 D FF 98 C FF 97 F FF 97 X FF 98 3-2 ③ F7		C FC 92 B FC 92 D FC 93 X FC 93 2-1 ③ G4-3	4	1	1	0	1	1	5
28 Colby Rasmus, L (1, 8) OBP: 0.280, SLG: 0.444		F SI 93 S SL 88 X SL 87 0-2 ① G5-3		B SL 85 D FF 93 B SI 92 B SI 92 4-0 66 1B 1-2 BB	S SL 88 X FF 93 0-1 1-H 2B			B KC 83 B FF 96 B FF 96 B FF 97 4-0 66 E 66 SF7 BB		2	1	1	1	2	0	0
66 Munenori Kawasaki, L (1, 4) (8, 5) OBP: 0.331, SLG: 0.325		X SI 92 0-0 47 G4-5-3 1B		F CU 81 F SL 88 B FF 93 X SL 86 1-2 ③ 1-2 2-H 1B	X FC 89 0-0 ② G1-3			1 SAFE F KC 85 B FF 98 F KC 86 X SV 86 1-2 ① SF7 1-H		3	0	2	1	0	0	1
47 Juan Francisco, L (1, 5) (7, 3) OBP: 0.313, SLG: 0.529		1 SAFE B CU 81 S CU 83 B SI 93 B CU 83 X SI 93 3-1 ② ③ G4-5-3 1-2f			B SI 93 X CU 83 1-0 HR	B FC 89 X FC 90 1-0 ③ G5-3		F FF 98 B FF 100 F KC 84 S FF 99 1-3 ② K		4	1	1	1	0	1	2
8 Anthony Gose, L (1, 7) OBP: 0.335, SLG: 0.279			C SI 92 S CH 86 F SL 89 F SI 95 B SL 89 B CU 81 X FF 95 2-2 ① G4-3		X SI 92 0-0 53 G4-3 7 S 1B		B FF 90 X FF 91 1-0 53 G4-3 7 1B 30 FC3-2 1B	C FF 95 F CU 78 F CH 86 T FF 94 0-2 ③ K		2	0	1	0	0	0	0
18 Steve Tolleson, R (7, PH) (7, 5) OBP: 0.324, SLG: 0.410										1	0	1	0	0	0	0
17 Ryan Goins, L (8, PH) (8, 4) OBP: 0.214, SLG: 0.263										1	0	0	0	0	1	0

Inning Stats	1	2	3	4	5	6	7	8	9
	R: 1 E: 0 K: 1 S: 13	H: 2 LOB: 1 BB: 0 P: 18	R: 0 E: 0 K: 0 S: 6	H: 1 LOB: 0 BB: 0 P: 9	R: 0 E: 0 K: 1 S: 11	H: 0 LOB: 0 BB: 0 P: 13	R: 0 E: 0 K: 0 S: 10	H: 1 LOB: 2 BB: 2 P: 20	R: 1 E: 0 K: 0 S: 7	H: 2 LOB: 1 BB: 0 P: 11	R: 1 E: 0 K: 0 S: 11	H: 2 LOB: 0 BB: 0 P: 18	R: 0 E: 0 K: 0 S: 11	H: 2 LOB: 3 BB: 1 P: 22	R: 1 E: 1 K: 2 S: 10	H: 0 LOB: 0 BB: 1 P: 16	R: 1 E: 0 K: 0 S: 14	H: 2 LOB: 1 BB: 0 P: 20

	AB	36
	R	5
	H	12
	RBI	5
	BB	4
	SO	4
	LOB	19

| | | | | | | | | | |

BOTTOM

Batter	1	2	3	4	5	6	7	8	9	AB	R	H	RBI	BB	SO	LOB
11 Brett Gardner, L (1, 7) OBP: 0.349, SLG: 0.419	C FF 91 X FF 91 0-1 L7 ①		C FF 92 B FF 92 C FF 92 B FF 93 F FF 93 F FF 93 F FF 93 B FF 93 S FF 92 3-3 K ③			B FF 92 F FF 92 C FF 92 F FF 92 B FF 93 X FF 93 2-2 G1-3 ①		C SI 97 B SI 97 X SI 97 1-1 2 SH1-3 36 1B 1B		4	1	1	0	0	1	0
2 Derek Jeter, R (1, 6) OBP: 0.328, SLG: 0.322	B FF 90 C FF 92 C FF 92 F FF 92 B CU 79 X FF 92 2-2 L7 ②			C FF 93 B CU 76 F CU 77 B CU 78 X FF 91 2-2 G1-6-3 ①		C CH 83 F CU 77 B CU 78 F FF 92 B FF 92 X FF 91 2-2 36 FC6-5 22 BB 1B		B SI 97 X SI 96 1-0 SH1-3 ① 1-2		3	0	1	0	0	0	0
22 Jacoby Ellsbury, L (1, 8) OBP: 0.347, SLG: 0.407	B FF 91 F FF 93 C SL 84 F CU 77 X FF 93 1-2 F8 ③			B FF 93 F FF 92 B FF 93 B SI 92 X FF 92 3-1 G3 ②		**B FF 92** **B FF 93** **F FF 93** **1 SAFE** F FF 93 F FF 93 F SI 93 **B CU 76** F FF 92 4-2 1 SAFE F FF 93 B FF 93 36 FC6-5 34 E 1-2 BB		B SI 97 X SI 97 1-0 L7 ②		3	1	0	0	1	0	1
36 Carlos Beltrán, S (1, 10) OBP: 0.287, SLG: 0.427		B FF 92 B SI 91 C CH 84 B FF 92 B CH 84 4-1 BB		S CU 77 B CU 79 F CU 78 B FF 93 X FF 91 2-2 P3 ③		X CU 84 0-0 FC6-5 ② 34 E 1-2 2-3f		B CU 81 C CU 81 X SI 98 1-1 2-H 1B		3	0	1	1	1	0	2
34 Brian McCann, L (1, 3) OBP: 0.295, SLG: 0.380		F FF 93 X FF 92 0-1 P6 ①			C FF 92 C CU 76 S CU 78 0-3 K ①	B CU 85 S SI 94 X CU 84 1-1 E4 1-2 2-H		B SI 97 B CU 81 F SI 97 B SI 96 X SI 97 3-1 G5-3 ③		4	0	0	0	0	1	3
12 Chase Headley, S (1, 5) OBP: 0.300, SLG: 0.371		C FF 92 B SI 92 F SI 92 F FF 93 F CU 77 F CU 77 F FF 92 F FF 93 B SL 83 3-2 B CU 75 F FF 94 X FF 93 L9 ②			F FF 92 B FF 91 X FF 92 1-1 HR	C CU 85 F CU 86 C FF 94 0-3 K ③			C FC 89 B CU 73 F FF 90 X CU 74 1-2 F9 ①	4	1	1	1	0	1	3
29 Francisco Cervelli, R (1, 2) OBP: 0.370, SLG: 0.478		B FF 93 F FF 93 X SI 93 1-1 F9 ③			B FF 92 X FF 91 1-0 HR		C FF 98 B SI 98 C FF 98 X CU 82 1-2 G4-3 ①		F FC 89 B SL 84 C SL 84 B FF 91 T FF 89 2-2 K ②	4	1	1	1	0	1	1
45 Zelous Wheeler, R (1, 9) OBP: 0.276, SLG: 0.483 31 Ichiro Suzuki, L (9, PH) OBP: 0.324, SLG: 0.320			B FF 90 B FF 90 F FF 92 B SI 90 X FF 92 3-2 17 P4-3 1B		B SI 93 C CH 86 B CU 76 F FF 92 F CU 77 C FF 92 2-3 K ②		F FF 97 B CU 80 C CU 81 X SI 97 1-2 G5-3 ②		C FF 90 B CU 74 C FC 89 F FC 90 X CU 74 1-2 F7 ③	3 1	0 0	1 0	0 0	0 0	1 0	0 0
17 Brendan Ryan, R (1, 4) OBP: 0.258, SLG: 0.228			C FF 93 F SI 92 X FF 92 0-2 P4-3 ①② 1-1f		S FF 91 X CU 76 0-1 F8 ③		B FF 97 F SI 97 S SI 97 X FF 97 1-2 G4-3 ③			3	0	0	0	0	0	1

Inning Stats	1	2	3	4	5	6	7	8	9
	R: 0 E: 0 K: 0 S: 10	H: 0 LOB: 0 BB: 0 P: 13	R: 0 E: 0 K: 0 S: 14	H: 0 LOB: 1 BB: 1 P: 22	R: 0 E: 0 K: 1 S: 12	H: 1 LOB: 0 BB: 0 P: 18	R: 0 E: 0 K: 0 S: 8	H: 0 LOB: 0 BB: 0 P: 15	R: 2 E: 0 K: 2 S: 12	H: 2 LOB: 0 BB: 0 P: 16	R: 1 E: 1 K: 1 S: 20	H: 1 LOB: 2 BB: 1 P: 29	R: 0 E: 0 K: 0 S: 9	H: 0 LOB: 0 BB: 0 P: 12	R: 1 E: 0 K: 0 S: 8	H: 2 LOB: 1 BB: 0 P: 15	R: 0 E: 0 K: 1 S: 10	H: 0 LOB: 0 BB: 0 P: 14

	1B: 4	SF: 0	WP: 0	PA: 35
	2B: 1	SAC: 1	PB: 0	
	3B: 0	DP: 1	SB: 0	
	HR: 2	HBP: 0	CS: 0	

PITCHER		IP	WLS	BF	H	R	ER	SO	BB	IBB	HBP	BLK	WP	HR	S	P	ERA	WHIP
48 J.A. Happ, L ERA: 4.48	(1, 1)	5.1		21	4	3	2	3	2	0	0	0	0	2	70	106	3.38	1.125
27 Brett Cecil, L ERA: 3.58	(6, 1)	0.2	B	3	0	0	0	1	0	0	0	0	0	0	6	7	0.00	0.000
41 Aaron Sanchez, R ERA: 2.25	(7, 1)	2.0	W	8	2	1	1	0	0	0	0	0	0	0	17	27	4.50	1.000
44 Casey Janssen, R ERA: 2.73	(9, 1)	1.0	S	3	0	0	0	1	0	0	0	0	0	0	10	14	0.00	0.000

PITCHER	IP	WLS	BF	H	R	ER	SO	BB	IBB	HBP	BLK	WP	HR	S	P	ERA	WHIP

Toronto Blue Jays @ New York Yankees

Yankee Stadium, Bronx, NY

Sun Jul 27 2014, 1:10 PM - 4:31 PM EDT

Att. 45,063 - Partly Cloudy - 84 F

livebaseballscorecards.com

AB	32
R	4
H	6
RBI	3
BB	2
SO	5
LOB	11

New York Yankees @ Texas Rangers

Globe Life Park in Arlington, Arlington, TX

Mon Jul 28 2014, 8:09 PM - 11:09 PM EDT

Att. 44,508 - Cloudy - 91 F

TOP

livebaseballscorecards.com

Batter	1	2	3	4	5	6	7	8	9	AB	R	H	RBI	BB	SO	LOB
11 Brett Gardner, L (1, 8) OBP: 0.352, SLG: 0.437	C FF 91 F SI 92 X SI 94 0-2 ① L8		B CU 71 X SI 93 1-0 HR		C CS 66 C CS 65 B CS 62 B SI 94 F FC 83 X FC 85 2-2 HR		B FC 89 X FC 88 1-0 2 1B		B FF 91 B CH 84 C FF 91 F FF 91 X FF 91 2-2 ② G5-3	5	2	3	2	0	0	0
2 Derek Jeter, R (1, 6) OBP: 0.333, SLG: 0.329	X FF 92 0-0 36 WP 1B		X FF 92 0-0 2B		C ST 79 B CU 69 B ST 81 B ST 80 B SI 93 4-1 BB		C SI 93 B ST 82 C SI 93 X FC 91 1-2 34 S 1B 1-3		B SL 85 C SI 91 F FF 92 F FF 91 B SI 91 B FF 91 X FF 92 3-2 ③ G6-3	4	0	3	0	1	0	0
34 Brian McCann, L (1, 3) OBP: 0.292, SLG: 0.376	X FF 94 0-0 ② P5		C ST 79 C CU 70 C FC 85 0-3 ③ K		S FF 91 F ST 79 X SI 92 0-2 ② L8		D CU 70 C ST 78 S FC 90 D ST 80 F ST 82 S FC 91 2-3 ③ K 1-2			4	0	0	0	0	2	5
36 Carlos Beltrán, S (1, 10) OBP: 0.290, SLG: 0.428	C FF 92 C ST 80 B FF 92 S CU 74 1-3 ③ K 1-2			X FF 90 0-0 29 1B 1B	C ST 80 F FF 92 D FC 86 1 SAFE S CU 69 1-3 ③ K			F FF 89 C FF 90 X SL 88 0-2 25 1B 1B		4	0	2	0	0	2	2
12 Chase Headley, S (1, 5) OBP: 0.299, SLG: 0.369		X SI 91 0-0 29 G4-3 1B		C ST 78 C FF 93 F FC 85 B ST 84 1 SAFE F FF 93 S CU 75 1-3 ① K		B CU 68 C ST 77 B ST 80 F FF 90 F ST 79 F ST 80 X FF 93 2-2 ① L9		X FF 90 0-0 ① F9		4	0	1	0	0	1	2
29 Francisco Cervelli, R (1, 2) OBP: 0.364, SLG: 0.465		C ST 79 1 SAFE D SI 92 X ST 80 1-1 ① ② G4-3 1-2f		C ST 80 S SI 92 X FC 84 0-2 1B 1-2		C SI 93 C SI 94 X SI 95 0-2 ② G4-3		B SL 88 S SL 85 B FF 90 X SL 78 2-1 ② F7		4	0	1	0	0	0	2
14 Brian Roberts, S (1, 4) OBP: 0.300, SLG: 0.360 25 Mark Teixeira, S (8, PH) OBP: 0.332, SLG: 0.445 17 Brendan Ryan, R (8, PR) OBP: 0.258, SLG: 0.228 (8, 4)	B FF 91 C CU 72 T SI 93 F CU 73 F ST 82 B SI 94 F ST 81 F SI 94 X CS 62 2-2 ③ G6-3		B ST 79 C ST 79 F ST 79 F FF 93 S ST 84 1-3 ② K			X FF 92 0-0 ③ G3		C FF 90 X SL 86 0-1 1-2 1B		3 1 0	0 0 0	0 1 0	0 0 0	1 0 0	2 0 0	2 0 0
31 Ichiro Suzuki, L (1, 9) OBP: 0.320, SLG: 0.316 45 Zelous Wheeler, R (8, PH) OBP: 0.267, SLG: 0.467 (8, 9)		B CU 71 F FF 92 S ST 80 F ST 82 F CS 64 S FC 88 1-3 ① K	C FF 94 F CU 71 B SI 93 B SI 92 X ST 80 2-2 ③ G4-3				B FF 91 B FF 91 F SI 90 C FF 92 X SI 95 2-2 ① G1-3	F FF 90 B FF 89 B SL 86 F SL 86 X FF 91 2-2 ③ P4		3 1	0 0	0 0	0 0	1 0	2 2	2 2
24 Zoilo Almonte, S (1, 7) OBP: 0.143, SLG: 0.250 22 Jacoby Ellsbury, L (9, PH) OBP: 0.346, SLG: 0.406		C ST 79 B FF 94 B SI 94 S ST 79 S ST 82 2-3 ② K		B FF 90 X CU 67 1-0 ① F8			X FF 92 0-0 ② F8		B FF 91 S FF 92 X FF 90 1-1 ① P5	3 1	0 0	0 0	0 0	0 0	1 0	0 0
Inning Stats	R: 0 E: 0 K: 1 S: 8 H: 1 LOB: 1 BB: 0 P: 9	R: 0 E: 0 K: 0 S: 10 H: 1 LOB: 0 BB: 0 P: 13	R: 1 E: 0 K: 3 S: 13 H: 2 LOB: 0 BB: 0 P: 17	R: 0 E: 0 K: 2 S: 16 H: 2 LOB: 2 BB: 0 P: 20	R: 1 E: 0 K: 1 S: 12 H: 1 LOB: 1 BB: 1 P: 20	R: 0 E: 0 K: 0 S: 9 H: 0 LOB: 0 BB: 0 P: 11	R: 0 E: 0 K: 1 S: 12 H: 2 LOB: 2 BB: 0 P: 18	R: 0 E: 0 K: 0 S: 11 H: 2 LOB: 2 BB: 0 P: 15	R: 0 E: 0 K: 0 S: 9 H: 0 LOB: 0 BB: 0 P: 15	1B: 8 2B: 1 3B: 0 HR: 2 SF: 0 SAC: 0 DP: 1 HBP: 0						

	AB	37
	R	2
	H	11
	RBI	2
	BB	1
	SO	8
	LOB	17

WP: 1 PA: 38
PB: 0
SB: 1
CS: 0

PITCHER		IP	WLS	BF	H	R	ER	SO	BB	IBB	HBP	BLK	WP	HR	S	P	ERA	WHIP
11 Yu Darvish, R ERA: 2.9	(1, 1)	7.0	W	30	9	2	2	8	1	0	0	0	1	2	80	108	2.57	1.429
56 Neal Cotts, L ERA: 3.2	(8, 1)	1.0	H	5	2	0	0	0	0	0	0	0	0	0	11	15	0.00	2.000
30 Neftalí Feliz, R ERA: 2.19	(9, 1)	1.0	S	3	0	0	0	0	0	0	0	0	0	0	9	15	0.00	0.000

PITCHER	IP	WLS	BF	H	R	ER	SO	BB	IBB	HBP	BLK	WP	HR	S	P	ERA	WHIP

New York Yankees @ Texas Rangers

Globe Life Park in Arlington, Arlington, TX

Mon Jul 28 2014, 8:09 PM - 11:09 PM EDT

Att. 44,508 - Cloudy - 91 F

livebaseballscorecards.com

BOTTOM

Batter	1	2	3	4	5	6	7	8	9	AB	R	H	RBI	BB	SO	LOB
17 Shin-Soo Choo, L (1, 9) OBP: 0.354, SLG: 0.367	B SI 87 X SI 87 1-0 G4-3 ①		C KC 79 C SI 89 X SL 86 0-2 2B		C SL 87 F SL 87 X SI 91 0-2 F7 ②	1 SAFE 1 SAFE B FF 90 1 SAFE B SI 90 S FF 90 X KC 80 2-1 G4-3 ② 1-2				4	0	1	0	0	0	2
1 Elvis Andrus, R (1, 6) OBP: 0.312, SLG: 0.339	C SI 88 X SL 86 0-1 F9 ②		H SI 89 1-0 HBP		X KC 80 0-0 1B 29 2B 2-H 1B	C SL 87 B SL 88 X FC 90 1-1 L9 ③				3	1	1	1	0	0	1
Alex Rios, R (1, 10) OBP: 0.329, SLG: 0.427	C SI 89 X KC 78 0-1 29 E 1B		B SL 88 C FF 90 X FF 90 1-1 L8 ②		1 SAFE 1 SAFE 1 SAFE B FF 91 C FF 91 1 SAFE X SL 88 1-1 29 2B 7 1B 1-3 1B		C FF 92 B SL 84 X SL 84 1-1 P3 ①			4	1	2	0	0	0	2
29 Adrián Beltré, R (1, 5) OBP: 0.368, SLG: 0.518	F FF 89 1 SAFE C FF 89 1 SAFE 1 SAFE F FF 91 X SL 88 0-2 E3 1-3		B FF 92 B SL 88 B SL 89 C FF 92 X SL 88 3-1 F8 ③		B SI 90 C FF 92 X SI 92 1-1 7 1B 1-3 3-H 2B		X SL 84 0-0 G5-3 ②			4	1	1	1	0	0	3
35 James Adduci, L (1, 7) OBP: 0.326, SLG: 0.342	X KC 80 0-0 G1-3 ③			B SI 88 C KC 77 C SI 89 F KC 79 B SI 90 F SL 88 X FF 92 2-2 G1-3 ①	D KC 82 B SL 87 B SL 89 B FF 90 4-0 7 1B BB		C FF 92 B SL 86 S SL 85 B SL 86 S SL 83 2-3 K ③			3	0	0	0	1	1	2
7 J.P. Arencibia, R (1, 3) OBP: 0.196, SLG: 0.303 9 Adam Rosales, R (9, 3) OBP: 0.333, SLG: 0.417		F FF 88 F SL 86 S FF 91 0-3 K ①		F FF 90 B SL 87 X SI 89 1-1 F9 ②	C FF 91 S FF 92 X FF 93 0-2 1-2 2-H 3-H 1B			C SL 83 X FF 91 0-1 G6-3 ①		4 0	0 0	1 0	2 0	0 0	1 0	0 0
2 Leonys Martin, L (1, 8) OBP: 0.317, SLG: 0.364		C KC 80 B FF 89 X SL 88 1-1 G4-3 ②		C KC 80 S KC 80 F KC 80 F FF 90 B KC 79 B SI 92 F CH 82 C SI 92 2-3 K ③	C KC 80 X SL 88 0-1 L7 ③			S SL 84 B FF 92 S SL 84 S SL 86 1-3 K ②		4	0	0	0	0	2	2
60 Chris Gimenez, R (1, 2) OBP: 0.336, SLG: 0.370		B FF 90 C FF 90 B FF 91 F SL 88 B SI 92 X FF 92 3-2 L8 ③			B KC 78 B SL 86 B SI 88 C FF 88 X FF 89 3-1 12 G4-3 1 1B 1B	F FF 88 F FF 89 B KC 80 F KC 79 B SL 88 S KC 79 2-3 K ①		C FF 93 S SL 85 B SL 87 B SL 85 B SL 87 F SL 85 B FF 93 4-2 BB		3	1	1	0	1	1	0
12 Rougned Odor, L (1, 4) OBP: 0.308, SLG: 0.401			C FF 88 X SL 85 0-1 G4-3 ①		X KC 79 0-0 G4-3 ① 1-2	C KC 79 B SL 88 X CH 83 1-1 17 G4-3 1B		1 SAFE B FF 94 C FF 95 1 SAFE S FF 95 F FF 95 B FF 96 T FF 95 2-2 K ③		4	0	1	0	0	1	2

Inning Stats																																			
	R: 0	H: 1	E: 1	LOB: 2	K: 0	BB: 0	S: 10	P: 11	R: 0	H: 0	E: 0	LOB: 0	K: 1	BB: 0	S: 8	P: 12	R: 0	H: 1	E: 0	LOB: 2	K: 0	BB: 0	S: 9	P: 14	R: 0	H: 0	E: 0	LOB: 0	K: 1	BB: 0	S: 13	P: 18	R: 4	H: 5	E: 0	LOB: 2	K: 0	BB: 1	S: 16	P: 25	R: 0	H: 1	E: 0	LOB: 1	K: 1	BB: 0	S: 10	P: 16	R: 0	H: 0	E: 0	LOB: 0	K: 1	BB: 0	S: 6	P: 9	R: 0	H: 0	E: 0	LOB: 1	K: 2	BB: 1	S: 12	P: 19

AB	33
R	4
H	8
RBI	4
BB	2
SO	6
LOB	14

| | | | | | | | | | | | | | | | | | | |

New York Yankees @ Texas Rangers

Globe Life Park in Arlington, Arlington, TX

Tue Jul 29 2014, 8:08 PM - 11:59 PM EDT

Att. 41,934 - Partly Cloudy - 81 F

TOP

livebaseballscorecards.com

Batter	1	2	3	4	5	6	7	8	9	AB	R	H	RBI	BB	SO	LOB
11 Brett Gardner, L (1, 7) OBP: 0.357, SLG: 0.455	B SI 91 X FF 91 1-0 HR		C FF 91 C FF 90 B FF 93 B SL 84 B CU 76 X FF 92 3-2 2 FC6-5 2B			X SI 89 0-0 25 WP 36 1B 2B B SL 82 B CH 80 C FC 86 B CH 79 X CH 80 3-1 E9 2-H		F SL 86 B FF 90 X SL 79 1-1 25 HR 1B		5	3	4	1	0	0	0
2 Derek Jeter, R (1, 6) OBP: 0.334, SLG: 0.330	F FF 91 B FF 92 C FF 91 X FF 91 1-2 25 BB 1B		C FF 91 F FF 91 X FF 91 0-2 ① FC6-5 22 G3-6-1 2-3			B FF 90 C FF 91 C SI 85 X FF 91 1-1 25 WP 36 1B 1B C FF 94 F FF 93 F FF 93 0-2 ③ K		B FF 91 1 SAFE X SL 86 1-0 ① F7		5	1	2	0	0	1	3
22 Jacoby Ellsbury, L (1, 8) OBP: 0.345, SLG: 0.402	X FF 91 0-0 ① L8		B CU 74 F CH 82 X FF 91 1-1 ②③ G3-6-1 1-2f			B CU 74 X FF 92 1-0 ① P5	B CH 82 B FF 95 B FF 93 B FF 94 4-0 36 1B 25 BB 12 1B BB	C FF 90 X SL 85 0-1 ② F8		4	1	0	0	1	0	5
25 Mark Teixeira, S (1, 3) OBP: 0.340, SLG: 0.457	C FF 92 1 SAFE B FF 91 B FF 91 S CH 83 F FF 92 B FF 92 F CH 84 B SI 92 4-2 1-2 BB			B FF 91 X FF 90 1-0 ① G3-1		B FF 92 D CH 84 B SI 90 B FF 91 4-0 36 1B 34 SF8 1-2 2-3 BB	B FF 94 1 SAFE B FF 94 C FF 93 1 SAFE S FF 94 B SL 83 F FF 94 B FF 94 4-2 12 1B 36 1B 24 FC4-6 1-2 BB	1 SAFE C SI 90 C FF 90 F FF 91 B FF 90 D SL 82 X SI 90 2-2 1-H HR	2	3	1	2	3	0	0
36 Carlos Beltrán, S (1, 10) OBP: 0.292, SLG: 0.428	B CU 76 B CH 84 X FF 92 2-0 ② F4			C FF 91 X CU 74 0-1 ② G4-3		X CU 77 0-0 12 BB 24 1B 1-3 2-H 3-H 1B	C FF 93 X FF 94 0-1 24 FC4-6 12 1B 1-2 2-3 1B	X FF 91 0-0 ③ G5-3		5	1	2	2	0	0	2
34 Brian McCann, L (1, 2) OBP: 0.288, SLG: 0.371	B CU 76 F CH 84 B FF 93 X FF 91 2-1 ③ G4-3			X CH 84 0-0 ③ P5		X SI 90 0-0 ② SF8 3-H	F FF 95 B CH 82 F FF 95 X SL 86 1-2 ① P5		B SI 92 C SI 93 X SL 88 1-1 ① F8	4	0	0	1	0	0	5
12 Chase Headley, S (1, 5) OBP: 0.304, SLG: 0.369		B FF 90 X CH 83 1-0 ① F7			B FF 89 B FF 90 C FF 90 C FF 90 X CU 75 2-2 ① L8	1 SAFE B FF 91 B CH 83 B FF 90 C FF 90 C FF 91 B FF 90 4-2 24 1B 17 2B 1-2 BB	C SL 85 B SL 83 X FF 94 1-1 24 FC4-6 1-2 2-3 3-H 1B		C SI 96 B SL 90 F SL 88 F SI 95 B FF 95 B SL 87 F SI 95 B SI 94 4-2 BB	3	1	1	1	2	0	0
24 Zoilo Almonte, S (1, 9) OBP: 0.152, SLG: 0.242		B FF 91 X CH 83 1-0 ② G4-3			B CU 74 B FF 90 B SI 90 C FF 91 F FF 90 C FF 91 3-3 ② K	X CH 79 0-0 17 2B 1-2 2-H 1B	F SL 86 F FF 96 B FF 96 X SL 85 1-2 ② FC4-6 1-2f 2-3 3-H		1 SAFE X SI 92 0-0 ② L8	5	1	1	2	0	1	3
17 Brendan Ryan, R (1, 4) OBP: 0.254, SLG: 0.242		C FF 92 B SL 84 B SL 84 S CH 83 B FF 92 X FF 91 3-2 ③ F9			S SL 84 S SL 85 B FF 90 B FF 93 C SL 84 2-3 ③ K	B FC 90 B FF 93 X FF 93 2-0 11 E 1-H 2-H 2B	F FF 95 F FF 94 B SL 81 F FF 95 F FF 95 F FS 87 F FF 96 D SL 88 F FF 95 2-3 F FF 96 C SL 85 K		S SL 88 F SL 88 S SL 88 0-3 ③ K	5	1	1	2	0	3	3

Inning Stats																															
	R: 1	H: 2	R: 0	H: 0	R: 0	H: 1	R: 0	H: 0	R: 0	H: 0	R: 7	H: 5	R: 2	H: 2	R: 2	H: 2	R: 0	H: 0	1B: 7	SF: 1	WP: 1	PA: 45
	E: 0	LOB: 2	E: 0	LOB: 0	E: 0	LOB: 0	E: 0	LOB: 0	E: 0	LOB: 0	E: 1	LOB: 1	E: 0	LOB: 0	E: 0	LOB: 0	E: 0	LOB: 1	2B: 3	SAC: 0	PB: 0	
	K: 0	BB: 1	K: 0	BB: 0	K: 0	BB: 0	K: 0	BB: 0	K: 2	BB: 0	K: 1	BB: 2	K: 1	BB: 2	K: 0	BB: 0	K: 1	BB: 1	3B: 0	DP: 1	SB: 0	
	S: 12	P: 22	S: 5	P: 10	S: 8	P: 12	S: 4	P: 5	S: 9	P: 16	S: 16	P: 31	S: 22	P: 35	S: 10	P: 14	S: 10	P: 15	HR: 2	HBP: 0	CS: 0	

PITCHER		IP	WLS	BF	H	R	ER	SO	BB	IBB	HBP	BLK	WP	HR	S	P	ERA	WHIP
22 Nick Martinez, R ERA: 5.08	(1, 1)	5.2	L	25	6	6	6	2	3	0	0	0	1	1	46	83	9.53	1.588
37 Shawn Tolleson, R ERA: 3.38	(6, 1)	0.1		4	2	2	1	1	0	0	0	0	0	0	8	13	27.00	6.000
55 Roman Mendez, R ERA: 1.5	(7, 1)	1.0		7	2	2	2	1	2	0	0	0	0	0	22	35	18.00	4.000
56 Neal Cotts, L ERA: 3.52	(8, 1)	1.0		5	2	2	2	0	0	0	0	0	0	1	10	14	18.00	2.000
57 Nate Adcock, R ERA: 6.0	(9, 1)	1.0		4	0	0	0	1	1	0	0	0	0	0	10	15	0.00	1.000

PITCHER	IP	WLS	BF	H	R	ER	SO	BB	IBB	HBP	BLK	WP	HR	S	P	ERA	WHIP

AB	38
R	12
H	12
RBI	11
BB	6
SO	5
LOB	21

Batter	1	2	3	4	5	6	7	8	9	AB	R	H	RBI	BB	SO	LOB
17 Shin-Soo Choo, L (1, 7) OBP: 0.354, SLG: 0.365 9 Adam Rosales, R (9, PR) OBP: 0.333, SLG: 0.417	C FC 91 C FC 90 B CU 81 C SI 93 1-3 K ①		F FF 92 B FC 92 B SI 92 X FC 91 2-1 F7 ①	S CU 82 B FC 92 B CU 82 F FF 93 B CU 83 X SI 94 3-2 1 1B 1B		F FF 93 B FF 93 F CU 81 X FC 91 1-2 G5-3 ③	C KC 84 S KC 84 D SV 85 S SV 85 1-3 K ③		B KC 85 B KC 80 C FC 93 B FC 93 B FC 92 4-1 BB 1 1B BB	5 0	0 0	1 0	0 0	1 0	2 0	2 0
1 Elvis Andrus, R (1, 6) OBP: 0.316, SLG: 0.342	B FF 93 S SI 92 F SI 93 B SI 94 B FF 94 C FC 92 3-3 K ②		C SI 92 C FF 94 B SI 94 X FF 93 1-2 G4-3 ②	B FC 91 1 SAFE F FF 93 F SI 93 1 SAFE X FC 92 1-2 DI 1-3 1B			B FF 94 F FF 92 B SL 87 B FF 94 C FF 94 F FF 94 B FF 94 4-2 1B 29 FC1-2-5 BB	B FF 91 C FF 92 B SI 92 B SL 86 X SI 92 3-1 G5-3 S 29 G4-3 1B	B FC 92 X FC 92 1-0 BB 1-2 2-H 3-H 1B	5 1	1 3	3 2	2 1	1 1	1 1	0 0
Alex Rios, R (1, 9) OBP: 0.334, SLG: 0.431	C CU 82 B FF 94 B FC 92 B CU 82 X FF 94 3-1 2B		B FC 92 T FC 93 F FF 93 B FF 94 X SI 93 2-2 29 1B 35 1B 1B	C FC 94 1 SAFE S FF 95 F CU 82 1 SAFE F FF 93 F CU 81 B FF 95 F CU 82 2-2 B FC 92 X FF 94 G6-3 ③ 1-2			C SL 84 X FF 95 0-1 29 FC1-2-5 1-3 7 HR 1B	C SI 92 F CH 84 B FF 93 B SL 88 X CH 83 2-2 G5-3 ① 1-3	D KC 86 C KC 83 B FC 92 B KC 79 B FC 91 4-1 1-2 2-3 BB	5 2	2 3	3 0	0 1	1 0	0 3	3 0
29 Adrian Beltré, R (1, 5) OBP: 0.368, SLG: 0.514	B FC 92 B FF 94 B SI 93 B FC 93 4-0 BB		C FF 93 1 SAFE B SI 93 B FF 94 X FF 93 2-1 7 WP 35 1B 7 2B 1-3 1B		B SI 92 F FF 93 X FC 92 1-1 P6 ①		B FF 95 F SL 85 1 SAFE F SL 84 F FF 95 F FF 96 F FF 96 B SL 88 1 SAFE 3-2 D SL 86 X SL 88 FC1-2-5 ① 7 HR 1-3 3-H	C SL 86 D CH 85 X SI 92 1-1 G4-3 ② 3-H	C FC 93 S KC 83 D KC 84 B FC 94 D KC 86 X FC 91 3-2 F7 ③	5 2	1 1	1 1	1 1	1 0	0 5	5 2
35 James Adduci, L (1, 10) OBP: 0.333, SLG: 0.333	C SI 94 X FC 93 0-1 G3 ③		C CU 82 B SI 94 X SI 93 1-1 7 2B 1-2 3-H 1B		C FF 93 X CU 81 0-1 G4-3 ②		B SL 84 F SL 85 C FF 94 D SL 86 B CH 87 D CH 87 4-2 7 HR BB	S SL 86 F SL 86 C SI 93 0-3 K ③		4 2	1 1	1 1	1 1	1 1	1 2	2 2
7 J.P. Arencibia, R (1, 3) OBP: 0.223, SLG: 0.404		C SI 92 B FF 94 F SI 94 X FF 94 1-2 2 G3 2B	F SI 94 S CU 82 D CU 83 F FF 93 X CU 83 1-2 1-H 2-H 2B		X FC 93 0-0 HR		B KC 82 S FF 94 B KC 84 B KC 84 C FF 96 X FF 97 3-2 1-H 2-H 3-H HR		B FC 91 C FC 92 F KC 81 S KC 84 1-3 K ①	5 2	4 4	7 7	0 0	1 1	0 0	0 0
2 Leonys Martin, L (1, 8) OBP: 0.318, SLG: 0.371		X FF 93 0-0 G3 ① 2-3	C FF 93 S FC 93 B FF 95 X FC 91 1-2 F9 ③		X FC 90 0-0 G1-3 ③		F KC 82 X KC 84 0-1 3B		C FC 92 X CH 85 0-1 12 G3 61 DI 1 1B 1B	5 1	2 0	0 0	0 0	0 0	0 2	2 0
61 Robinson Chirinos, R (1, 2) OBP: 0.264, SLG: 0.400 19 Daniel Robertson, R (9, PR) OBP: 0.307, SLG: 0.310		C SI 93 B SI 93 B FF 94 X FF 94 2-1 G6-3 ②		B SI 92 F FC 92 F SI 92 B FF 94 X FF 94 2-2 12 CS 1B		C SI 90 X SI 91 0-1 F9 ① 2-3 K ②	F FF 96 C KC 84 B KC 86 D KC 84 F FF 98 S KC 84		C KC 83 D KC 83 B FC 94 D FC 91 F FC 92 D FC 92 4-2 12 G3 1 1B 1-2 BB	4 0	0 1	1 0	0 0	1 0	1 0	2 0
12 Rougned Odor, L (1, 4) OBP: 0.306, SLG: 0.393		X FC 93 0-0 P5 ③		B SI 93 S PO 88 S CU 82 F CU 82 X FF 94 2-2 F7 ①② 1-2		C FF 91 B FC 89 B FC 90 F SI 92 F SI 92 S CU 81 2-3 K ②	C FF 97 B KC 83 F FF 98 D SV 86 B KC 86 F FF 98 B FF 98 4-2 BB		X KC 83 0-0 G3 ② 1-2 2-3	4 0	0 0	0 0	1 1	1 1	4 4	4 0
Inning Stats	R: 0 E: 0 K: 2 S: 10 H: 1 LOB: 2 BB: 1 P: 21	R: 0 E: 0 K: 0 S: 7 H: 1 LOB: 1 BB: 0 P: 10	R: 3 E: 0 K: 0 S: 19 H: 4 LOB: 1 BB: 0 P: 29	R: 0 E: 0 K: 0 S: 20 H: 3 LOB: 2 BB: 0 P: 29	R: 1 E: 0 K: 0 S: 6 H: 1 LOB: 0 BB: 0 P: 7	R: 0 E: 0 K: 1 S: 9 H: 0 LOB: 0 BB: 0 P: 12	R: 4 E: 0 K: 2 S: 28 H: 3 LOB: 2 BB: 3 P: 49	R: 1 E: 0 K: 1 S: 10 H: 1 LOB: 0 BB: 0 P: 16	R: 2 E: 0 K: 1 S: 14 H: 2 LOB: 3 BB: 3 P: 31	1B: 10 2B: 3 3B: 1 HR: 2 SF: 0 SAC: 0 DP: 0 HBP: 0						WP: 1 PB: 0 SB: 1 CS: 1 PA: 49	

PITCHER		IP	WLS	BF	H	R	ER	SO	BB	IBB	HBP	BLK	WP	HR	S	P	ERA	WHIP
38 Brandon McCarthy, R ERA: 4.56	(1, 1)	6.0	W	28	10	4	4	3	1	0	0	0	1	1	71	108	6.00	1.833
43 Adam Warren, R ERA: 3.25	(7, 1)	0.1		4	1	3	3	0	2	0	0	0	0	0	13	24	81.00	9.000
68 Dellin Betances, R ERA: 1.55	(7, 1)	0.2		5	2	1	1	2	1	0	0	0	0	1	15	25	13.50	4.500
39 Chase Whitley, R ERA: 4.94	(8, 1)	1.0		4	1	1	1	1	0	0	0	0	0	0	10	16	9.00	1.000
30 David Robertson, R ERA: 2.88	(9, 1)	1.0	S	8	2	2	2	1	3	0	0	0	0	0	14	31	18.00	5.000

PITCHER	IP	WLS	BF	H	R	ER	SO	BB	IBB	HBP	BLK	WP	HR	S	P	ERA	WHIP

BOTTOM

New York Yankees @ Texas Rangers

Globe Life Park in Arlington, Arlington, TX

Tue Jul 29 2014, 8:08 PM - 11:59 PM EDT

Att. 41,934 - Partly Cloudy - 81 F

livebaseballscorecards.com

AB	42
R	11
H	16
RBI	11
BB	7
SO	7
LOB	20

Batter	1	2	3	4	5	6	7	8	9	AB	R	H	RBI	BB	SO	LOB
11 Brett Gardner, L (1, 7) OBP: 0.356, SLG: 0.460	B FF 88 B CH 85 F FF 89 F FF 88 F FF 90 F FF 90 X FF 89 2-2 HR	B CU 76 B CH 86 C SI 87 C FF 89 B FF 91 C FF 90 3-3 K ③			C CU 75 C FF 89 F FF 90 X FF 92 0-2 F7 ①			B FF 90 C FF 91 T SL 86 B FF 91 S FF 90 2-3 K ①		4	1	1	1	0	2	0
2 Derek Jeter, R (1, 6) OBP: 0.331, SLG: 0.326	S SL 85 X FF 90 0-1 G1-3 ①		C FF 90 F SL 83 X SL 84 0-2 G6-3 ①		X SL 83 0-0 G6-3 ②			C FF 90 B SL 85 F SL 89 F FF 92 B SL 86 X SL 87 2-2 P3 ②		4	0	0	0	0	0	0
22 Jacoby Ellsbury, L (1, 8) OBP: 0.344, SLG: 0.408	X FF 89 0-0 F7 ②		B FF 88 X FF 89 1-0 HR		B FF 90 B CH 84 C FF 89 X FF 90 2-1 G4-3 ③			B FF 90 F SL 87 L SL 89 B SL 84 B SL 91 X FF 92 3-2 F7 ③		4	1	1	1	0	0	0
25 Mark Teixeira, S (1, 3) OBP: 0.338, SLG: 0.452	B FF 90 B SI 88 B FF 87 B FF 88 4-0 36 1B BB		B SI 88 C FF 89 F CU 78 S SL 84 1-3 K ②			S FF 89 B FF 90 B FF 88 X FF 89 2-1 L4 ①			C FF 92 F FF 90 S FF 92 0-3 K ①	3	0	0	0	1	2	0
36 Carlos Beltrán, S (1, 10) OBP: 0.294, SLG: 0.429	C FF 89 B CU 78 B CH 84 X CH 83 2-1 12 BB 1-3 1B		B FF 89 B FF 87 C FF 89 B FF 88 X SI 90 3-1 1B			B FF 90 C CU 76 X CU 78 1-1 P4 ②			X FF 92 0-0 P6 ②	4	0	2	0	0	0	0
12 Chase Headley, S (1, 5) OBP: 0.303, SLG: 0.365	C CU 77 C FF 89 B SL 85 B SL 84 B FF 90 F SL 83 B FF 90 4-2 29 FC6-4 1-2 BB		F FF 88 X CH 84 0-1 F9 ③			C CU 77 X FF 90 0-1 F7 ③			C FF 91 B SI 91 X CH 86 1-1 L3 ③	3	0	0	0	1	0	1
29 Francisco Cervelli, R (1, 2) OBP: 0.350, SLG: 0.446	B SL 83 C SL 82 B SL 82 X SL 83 2-1 FC6-4 ③ 1-2f			S FF 90 B FF 90 B SL 83 B FF 90 C FF 91 X FF 91 3-2 F8 ①			B SL 81 B SL 81 S FF 89 F FF 90 S FF 92 2-3 K ①			3	0	0	0	0	1	3
24 Zoilo Almonte, S (1, 9) OBP: 0.139, SLG: 0.222		C CH 86 S FF 89 B FF 90 B CU 78 F FF 89 X FF 89 2-2 F7 ①		B FF 90 B FF 89 X FF 89 2-0 F7 ②			C FF 90 C CU 77 X SL 85 0-2 G1-3 ②			3	0	0	0	0	0	0
17 Brendan Ryan, R (1, 4) OBP: 0.243, SLG: 0.231		F SL 82 X FF 90 0-1 G5-3 ②		C FF 90 F FF 91 B SL 84 F FF 92 F SL 84 X SL 85 1-2 P4 ③			S SL 83 S SL 84 B SL 83 F FF 91 S FF 90 1-3 K ③			3	0	0	0	0	1	0
Inning Stats	R: 1 H: 2 E: 0 LOB: 3 K: 0 BB: 2 S: 15 P: 29	R: 0 H: 0 E: 0 LOB: 0 K: 1 BB: 0 S: 9 P: 14	R: 1 H: 2 E: 0 LOB: 1 K: 1 BB: 0 S: 11 P: 16	R: 0 H: 0 E: 0 LOB: 0 K: 0 BB: 0 S: 10 P: 16	R: 0 H: 0 E: 0 LOB: 0 K: 0 BB: 0 S: 7 P: 9	R: 0 H: 0 E: 0 LOB: 0 K: 0 BB: 0 S: 6 P: 9	R: 0 H: 0 E: 0 LOB: 0 K: 2 BB: 0 S: 10 P: 13	R: 0 H: 0 E: 0 LOB: 0 K: 1 BB: 0 S: 10 P: 17	R: 0 H: 0 E: 0 LOB: 0 K: 1 BB: 0 S: 6 P: 7	1B: 2 SF: 0 2B: 0 SAC: 0 3B: 0 DP: 0 HR: 2 HBP: 0						

PITCHER		IP	WLS	BF	H	R	ER	SO	BB	IBB	HBP	BLK	WP	HR	S	P	ERA	WHIP
48 Colby Lewis, R ERA: 5.98	(1, 1)	7.0	W	27	4	2	2	4	2	0	0	0	0	2	68	106	2.57	0.857
56 Neal Cotts, L ERA: 3.45	(8, 1)	1.0	H	3	0	0	0	1	0	0	0	0	0	0	10	17	0.00	0.000
30 Neftalí Feliz, R ERA: 2.03	(9, 1)	1.0	S	3	0	0	0	1	0	0	0	0	0	0	6	7	0.00	0.000

PITCHER	IP	WLS	BF	H	R	ER	SO	BB	IBB	HBP	BLK	WP	HR	S	P	ERA	WHIP

TOP

New York Yankees @ Texas Rangers

Globe Life Park in Arlington, Arlington, TX

Wed Jul 30 2014, 8:10 PM - 10:56 PM EDT

Att. 46,599 - Partly Cloudy - 90 F

livebaseballscorecards.com

AB	31
R	2
H	4
RBI	2
BB	2
SO	6
LOB	4

New York Yankees @ Texas Rangers

Globe Life Park in Arlington, Arlington, TX

Wed Jul 30 2014, 8:10 PM - 10:56 PM EDT

Att. 46,599 - Partly Cloudy - 90 F

livebaseballscorecards.com

BOTTOM

Batter	1	2	3	4	5	6	7	8	9	AB	R	H	RBI	BB	SO	LOB
17 Shin-Soo Choo, L (1, 10) OBP: 0.353, SLG: 0.364	B FS 88 F FS 87 B SL 80 X FS 88 2-1 1 2B 1B	X SL 86 0-0 ② B1-3		B FS 86 F SI 92 B FS 87 X FS 86 2-1 ③ G4-3		B SL 83 D FS 88 D FS 88 C FF 93 S SI 93 X FS 88 3-2 ③ G5-3				4	1	1	0	0	0	3
1 Elvis Andrus, R (1, 6) OBP: 0.316, SLG: 0.344	C SL 80 B SI 89 X SI 90 1-1 G5-3 29 1B 1-H 2B	C SI 89 B SL 84 F FS 87 X FS 87 1-2 ③ G5-3			X SL 82 0-0 ① G1-3		B SI 91 C SL 81 B SL 82 C SI 92 X FS 87 2-2 ① P4			4	1	1	1	0	0	0
Alex Rios, R (1, 9) OBP: 0.335, SLG: 0.430 19 Daniel Robertson, R (5, 9) OBP: 0.300, SLG: 0.302	C FF 91 C SL 82 D FS 86 X FS 87 1-2 ① G5-3 2-3		T SL 82 H SI 89 1-1 35 G4-6-3 HBP		C SI 89 C SL 83 S SL 84 0-3 ② K		B SL 83 F SI 92 S SL 82 B FS 87 F SL 81 X SI 93 2-2 ② G1-3			1 2	0 0	0 0	0 0	0 1	0 0	1 0
29 Adrián Beltré, R (1, 5) OBP: 0.369, SLG: 0.514	C SI 91 B SL 83 B SL 84 X SL 84 2-1 35 1B 2 1B 3-H 1B		1 SAFE S SL 83 B FF 91 B SI 92 X SL 83 2-1 ① F9		X SI 92 0-0 35 1B 1B		B SL 83 C SI 94 S SI 94 X FS 88 1-2 ③ G6-3			4	1	2	1	0	0	1
35 James Adduci, L (1, 7) OBP: 0.346, SLG: 0.348	B CU 74 X SI 90 1-0 2 1B 1-2 1B		1 SAFE D FS 86 F FS 85 1 SAFE X FS 85 1-1 ②③ G4-6-3 1-2f		B FS 86 X SI 92 1-0 1-2 1B			B FC 89 X FC 89 1-0 ① G4-3		4	0	2	0	0	0	1
7 J.P. Arencibia, R (1, 3) OBP: 0.233, SLG: 0.402 9 Adam Rosales, R (8, PR) OBP: 0.333, SLG: 0.417 (9, 3)	F SI 91 F SL 83 S FS 87 0-3 ② K			X FS 85 0-0 61 FC5-6 2 WP 1B	C SI 93 B SI 93 B SL 84 F FS 88 B SI 94 S FS 88 3-3 ③ K			B FC 89 B FC 87 B FF 91 B FF 90 4-0 2 FC6-4 BB		3 0	0 0	1 0	0 0	1 0	2 0	4 0
2 Leonys Martin, L (1, 8) OBP: 0.320, SLG: 0.370	S FS 85 F FS 85 F FS 86 F FS 87 F FS 87 D FS 87 B SI 93 X FS 86 2-2 1-2 2-H 1B			B SI 90 D FS 86 S SI 90 B FS 86 D FS 86 4-1 61 FC5-6 1-2 BB		C FC 89 X FS 86 0-1 ① G4-3		B FC 89 1 SAFE 1 SAFE B FC 88 F FC 89 C FF 93 1 SAFE F FC 89 X FF 94 2-2 ② FC6-4 61 S 1-2f		3	0	1	1	1	0	1
61 Robinson Chirinos, R (1, 2) OBP: 0.268, SLG: 0.399	B SI 92 B FS 83 F SI 91 B SL 84 X SI 92 3-1 ③ G4-3			L SL 81 B FS 89 X FF 88 1-1 ① FC5-6 1-2 2-3f	C SL 81 S SI 93 B SI 92 B FS 87 X SI 91 2-2 12 WP 1B			1 SAFE B FF 92 F FC 89 1 SAFE F FF 91 F FF 90 D FC 90 F FF 94 B FC 88 4-2 B FC 89 1-2 BB		3	0	1	0	1	0	4
12 Rougned Odor, L (1, 4) OBP: 0.300, SLG: 0.386		C SI 90 B FF 89 C FS 85 X FS 86 1-2 ① G3		B FF 90 B FS 86 X FF 91 2-0 ② P4		S FS 85 B FS 87 S SI 88 D FS 88 F FS 86 F FF 90 S FS 88 2-3 ② K 1-2		B FC 88 X FC 88 1-0 ③ G2		4	0	0	0	0	1	5
Inning Stats	R: 3 E: 0 K: 1 S: 21 H: 5 LOB: 2 BB: 0 P: 33	R: 0 E: 0 K: 0 S: 7 H: 0 LOB: 0 BB: 0 P: 9	R: 0 E: 0 K: 0 S: 5 H: 0 LOB: 0 BB: 0 P: 9	R: 0 E: 0 K: 0 S: 7 H: 1 LOB: 2 BB: 1 P: 16	R: 0 E: 0 K: 2 S: 9 H: 2 LOB: 2 BB: 0 P: 13	R: 0 E: 0 K: 1 S: 13 H: 1 LOB: 1 BB: 0 P: 20	R: 0 E: 0 K: 0 S: 10 H: 0 LOB: 0 BB: 0 P: 15	R: 0 E: 0 K: 0 S: 10 H: 0 LOB: 2 BB: 2 P: 22		1B: 8 2B: 1 3B: 0 HR: 0 SF: 0 SAC: 0 DP: 1 HBP: 1				WP: 2 PB: 0 SB: 1 CS: 0 PA: 36		

PITCHER		IP	WLS	BF	H	R	ER	SO	BB	IBB	HBP	BLK	WP	HR	S	P	ERA	WHIP
18 Hiroki Kuroda, R ERA: 3.98	(1, 1)	7.0	L	31	9	3	3	4	1	0	1	0	2	0	72	115	3.86	1.429
55 David Huff, L ERA: 3.95	(8, 1)	1.0		5	0	0	0	0	2	0	0	0	0	0	10	22	0.00	2.000

PITCHER	IP	WLS	BF	H	R	ER	SO	BB	IBB	HBP	BLK	WP	HR	S	P	ERA	WHIP

Batter	1	2	3	4	5	6	7	8	9	AB	R	H	RBI	BB	SO	LOB
11 Brett Gardner, L (1, 7) OBP: 0.357, SLG: 0.457	B FF 90 C FF 91 B FF 92 F FF 92 F CU 76 F FF 91 B CU 75 B FF 91 4-2 2 G4-3 BB		B FF 92 C FF 91 B FF 91 B FF 91 B FF 91 4-1 22 1B 2 S BB		B FF 92 C FF 91 B FF 92 F FF 93 B FF 92 X FF 92 3-2 ① ② L4-3 1-1		C SL 85 C SL 86 C CU 81 0-3 ③ K		S FS 81 S FS 81 B FS 82 B FS 82 F FS 82 B FS 81 X FS 80 3-2 ③ F8	3	0	0	0	2	1	1
2 Derek Jeter, R (1, 6) OBP: 0.330, SLG: 0.333	C FF 93 X FF 93 0-1 ① G4-3 1-2	1 SAFE C FF 92 S FF 92 C FF 94 0-3 ② K 1-2		X FF 92 0-0 ③ G4-3		X FF 93 0-0 HR			4	1	1	1	0	1	2
22 Jacoby Ellsbury, L (1, 8) OBP: 0.345, SLG: 0.407	X FF 93 0-0 ② F7	C FF 93 X FF 93 0-1 2-3 1B		B FF 92 B FF 90 B FF 91 C FF 90 B FF 90 4-1 25 G3 36 1B 25 S BB		B FF 95 X FF 94 1-0 ① F8			3	1	1	0	1	0	1
25 Mark Teixeira, S (1, 3) OBP: 0.337, SLG: 0.452	C FF 93 F FF 94 F FF 94 B FF 94 F CU 77 B FF 94 X FF 93 2-2 ③ G1-3		X FF 92 0-0 ③ F8		B FF 92 B FF 90 X FF 91 2-0 ① G3 1-3			B FO 88 X FF 95 1-0 36 G4-3 2B	4	0	1	0	0	0	4
36 Carlos Beltrán, S (1, 10) OBP: 0.300, SLG: 0.442		C FF 92 B CH 82 B FF 92 F FF 92 B FF 92 B CU 75 4-2 BB	B CH 81 X FF 90 1-0 HR		B FF 92 F CU 76 X FF 92 1-1 3-H 1B			D FO 88 F FF 94 X FO 89 1-1 ② G4-3 2-3	3	1	2	2	1	0	1
34 Brian McCann, L (1, 2) OBP: 0.288, SLG: 0.368		C FF 93 B CU 78 X FF 93 1-1 ① F7	F FF 91 X FF 92 0-1 ① F7		C FF 91 C CU 77 D CU 78 C FF 92 1-3 ② K			S FO 88 D FO 89 B FO 88 B FO 89 S FO 88 B CU 77 4-2 BB	3	0	0	0	1	1	2
12 Chase Headley, S (1, 5) OBP: 0.300, SLG: 0.361		B FF 92 B CH 80 F FF 92 X FF 93 2-1 ② F9	C FF 91 B CU 78 S CU 75 B FF 93 X CU 76 2-2 ② G4-3		B CH 82 C CU 78 F FF 93 B FF 92 F FF 92 B CU 79 X FF 91 3-2 ③ G5-3			B FF 95 C FF 94 B FO 87 X FF 94 2-1 ③ G4-3	4	0	0	0	0	0	4
33 Stephen Drew, L (1, 4) OBP: 0.248, SLG: 0.319		C FF 93 S FF 93 F FF 93 B FF 93 X CU 78 1-2 ③ G3	B CU 75 B CU 75 X FF 91 2-0 ③ G4-3				B SL 85 X SL 84 1-0 ① F7		C FF 88 X FS 80 0-1 ① F9	4	0	0	0	0	0	1
31 Ichiro Suzuki, L (1, 9) OBP: 0.322, SLG: 0.318 14 Martín Prado, R (7, PH) OBP: 0.315, SLG: 0.368 (7, 9)			X FF 91 0-0 ① F7		B FF 91 X FF 91 1-0 11 L4-3 1B		B FF 91 B SI 88 X SL 85 2-0 ② G5-3		C FS 80 S FS 81 F FS 82 S FF 89 0-3 ② K	2 2	0 0	1 0	0 0	0 0	0 1	0 0
Inning Stats	R: 0 E: 0 K: 0 S: 12 H: 0 LOB: 1 BB: 1 P: 18	R: 0 E: 0 K: 0 S: 10 H: 0 LOB: 1 BB: 1 P: 18	R: 0 E: 0 K: 1 S: 8 H: 1 LOB: 2 BB: 1 P: 12	R: 1 E: 0 K: 0 S: 7 H: 1 LOB: 0 BB: 0 P: 12	R: 0 E: 0 K: 0 S: 5 H: 1 LOB: 0 BB: 0 P: 9	R: 1 E: 0 K: 1 S: 11 H: 1 LOB: 1 BB: 1 P: 22	R: 0 E: 0 K: 1 S: 5 H: 0 LOB: 0 BB: 0 P: 8	R: 1 E: 0 K: 0 S: 9 H: 2 LOB: 2 BB: 1 P: 18	R: 0 E: 0 K: 1 S: 10 H: 0 LOB: 0 BB: 0 P: 13	1B: 3 2B: 2 3B: 0 HR: 2 SF: 0 SAC: 0 DP: 1 HBP: 0						

PITCHER	IP	WLS	BF	H	R	ER	SO	BB	IBB	HBP	BLK	WP	HR	S	P	ERA	WHIP
63 Anthony Ranaudo, R (1, 1) ERA: 3.0	6.0	W	25	4	2	2	2	4	0	0	0	0	1	53	91	3.00	1.333
59 Tommy Layne, L (7, 1) ERA:	1.0	H	3	0	0	0	1	0	0	0	0	0	0	5	8	0.00	0.000
36 Junichi Tazawa, R (8, 1) ERA: 3.35	1.0	H	6	2	1	1	0	1	0	0	0	0	1	9	18	9.00	3.000
19 Koji Uehara, R (9, 1) ERA: 1.45	1.0	S	3	0	0	0	1	0	0	0	0	0	0	10	13	0.00	0.000

PITCHER	IP	WLS	BF	H	R	ER	SO	BB	IBB	HBP	BLK	WP	HR	S	P	ERA	WHIP

TOP

New York Yankees @ Boston Red Sox

Fenway Park, Boston, MA

Fri Aug 01 2014, 7:13 PM - 10:13 PM EDT

Att. 37,782 - Cloudy - 74 F

livebaseballscorecards.com

AB	32
R	3
H	6
RBI	3
BB	5
SO	4
LOB	16

WP: 0 PA: 37
PB: 0
SB: 2
CS: 0

New York Yankees @ Boston Red Sox

Fenway Park, Boston, MA

Fri Aug 01 2014, 7:13 PM - 10:13 PM EDT

Att. 37,782 - Cloudy - 74 F

BOTTOM

Batter	1	2	3	4	5	6	7	8	9	AB	R	H	RBI	BB	SO	LOB
26 Brock Holt, L (1, 9) (9, 7) OBP: 0.350, SLG: 0.428	B SI 86 B SI 86 C SI 85 C SI 87 F CH 76 S CH 76 2-3 K 15 FC6-4		B SL 81 C CU 74 X SI 88 1-1 15 2B 3B	B SI 88 C SL 82 X CU 76 1-1 ② F7			1 SAFE 1 SAFE 1 SAFE B SI 88 X SL 80 1-0 ① SH1-3 1-2			3	1	1	0	0	1	1
15 Dustin Pedroia, R (1, 4) OBP: 0.343, SLG: 0.374	C SI 86 D SL 80 1 SAFE X CH 76 1-1 ① FC6-4 1-2f		F CU 75 B SI 90 X CH 78 1-1 34 1B 2B 3-H	B SI 88 S CH 77 F SI 90 S CH 77 1-3 ③ K			C FF 91 B SL 83 B SL 83 X SL 82 2-1 34 G4-3 1B 2-H			4	1	2	2	0	1	2
34 David Ortiz, L (1, 10) OBP: 0.344, SLG: 0.497	C SL 80 X CH 76 0-1 ② F9		B SL 81 X SI 90 1-0 5 2B 1B 2-H		B SL 82 F CH 78 X SL 83 1-1 ① G6-3		X SI 95 0-0 ② ③ G4-3 1-2f			4	0	1	1	0	0	2
12 Mike Napoli, R (1, 3) OBP: 0.386, SLG: 0.439	X SI 88 0-0 ③ L8		C SI 89 B SI 91 D SL 82 B SI 90 X SI 89 3-1 ② L6		C SI 90 X CH 79 0-1 ② G6-3			B FF 95 C FF 94 B SL 87 C SL 86 B FF 94 B SL 86 4-2 5 G5-4-3 BB		3	0	0	0	1	0	2
5 Allen Craig, R (1, 7) OBP: 0.291, SLG: 0.348 25 Jackie Bradley Jr., L (9, 8) OBP: 0.297, SLG: 0.307		F SI 86 X SI 89 0-1 ① L8	1 SAFE C SI 91 C SH 79 B SI 92 B SL 84 F CH 79 X SI 92 2-2 1-3 2B		F SI 90 S SL 84 B SI 92 B CH 80 B SL 84 S SL 85 3-3 ③ K2-3			X SL 87 0-0 ① ② G5-4-3 1-2f		4 0	0 0	1 0	0 0	0 0	1 0	1 0
2 Xander Bogaerts, R (1, 6) OBP: 0.312, SLG: 0.367		B SI 88 C SL 80 X CH 76 1-1 1B	S SL 82 X SI 90 0-1 ③ G5-3			B SL 81 X SI 88 1-0 ① G5-3		C FF 95 B SI 94 F SL 87 F FF 95 S CH 87 1-3 ③ K		4	0	1	0	0	1	2
16 Will Middlebrooks, R (1, 5) OBP: 0.306, SLG: 0.338		B CH 75 1 SAFE C SL 81 B SI 87 S CH 76 B SI 89 S CH 74 3-3 ② K	C SI 88 X SL 81 0-1 3 1B 2B			S CH 76 S CH 77 S CH 78 0-3 ② K				3	1	1	0	0	2	1
3 David Ross, R (1, 2) OBP: 0.255, SLG: 0.384 55 Christian Vázquez, R (7, 2) OBP: 0.295, SLG: 0.350		C CU 74 1 SAFE D SL 83 B SI 91 X CH 76 2-1 ③ G6-3	B SI 88 X SI 87 1-0 2-H 1B			F CH 77 B SL 83 S SI 91 B SI 92 X CH 76 2-2 ③ G5-3				3 0	0 0	1 0	1 0	0 0	0 0	1 0
50 Mookie Betts, R (1, 8) (9, 9) OBP: 0.282, SLG: 0.378			B SI 86 F SI 86 C SL 80 B CH 77 B CH 76 X SI 86 3-2 ① G5-3	B SL 83 B CH 76 F CH 77 X CH 76 2-1 ① P4			C SL 80 B CH 78 B SL 82 B CH 76 C SI 89 X SI 90 3-2 26 SH1-3 15 1B			3	1	1	0	0	0	1
Inning Stats	R: 0 E: 0 K: 1 S: 9 H: 0 LOB: 1 BB: 0 P: 12	R: 0 E: 0 K: 1 S: 9 H: 1 LOB: 1 BB: 0 P: 15	R: 2 E: 0 K: 0 S: 16 H: 4 LOB: 2 BB: 0 P: 27	R: 1 E: 0 K: 1 S: 10 H: 2 LOB: 1 BB: 0 P: 15	R: 0 E: 0 K: 1 S: 7 H: 0 LOB: 0 BB: 0 P: 11	R: 0 E: 0 K: 1 S: 7 H: 0 LOB: 0 BB: 0 P: 10	R: 1 E: 0 K: 0 S: 7 H: 2 LOB: 0 BB: 0 P: 13	R: 0 E: 0 K: 1 S: 7 H: 0 LOB: 0 BB: 1 P: 12		1B: 5 2B: 3 3B: 1 HR: 0	SF: 0 SAC: 1 DP: 2 HBP: 0			WP: 0 PB: 1 SB: 0 CS: 0	PA: 33	

livebaseballscorecards.com

	AB	31
	R	4
	H	9
	RBI	4
	BB	1
	SO	6
	LOB	13

PITCHER		IP	WLS	BF	H	R	ER	SO	BB	IBB	HBP	BLK	WP	HR	S	P	ERA	WHIP
26 Chris Capuano, L ERA: 4.5	(1, 1)	6.1	L	28	8	4	4	5	0	0	0	0	0	0	62	98	5.68	1.263
27 Shawn Kelley, R ERA: 3.51	(7, 1)	0.0		1	1	0	0	0	0	0	0	0	0	0	2	4	∞	∞
48 Matt Thornton, L ERA: 2.59	(7, 1)	0.2		1	0	0	0	0	0	0	0	0	0	0	1	1	0.00	0.000
43 Adam Warren, R ERA: 3.19	(8, 1)	1.0		3	0	0	0	1	1	0	0	0	0	0	7	12	0.00	1.000

PITCHER	IP	WLS	BF	H	R	ER	SO	BB	IBB	HBP	BLK	WP	HR	S	P	ERA	WHIP

Batter	1	2	3	4	5	6	7	8	9	AB	R	H	RBI	BB	SO	LOB
11 Brett Gardner, L (1, 7) OBP: 0.358, SLG: 0.454	B FF 92 B FF 94 B FF 93 C FF 92 B SI 91 4-1 2 E BB		C FF 92 B SI 93 F CH 83 B FF 94 B FF 93 B SI 92 4-2 2 2B 22 G4-3 1-2 2-3 BB	1 SAFE C SI 88 X FS 83 0-1 ① SH1-3 1-2		B SI 93 C SI 92 C SI 92 F SL 88 B SI 94 F SL 87 S SL 88 2-3 ① K		C SL 84 B SI 92 S SL 85 X SL 84 1-2 ② G4-3		2	1	0	0	2	1	0
2 Derek Jeter, R (1, 6) OBP: 0.331, SLG: 0.337	L FF 94 1 SAFE B FF 93 F FF 93 X SI 93 1-2 E5 22 F8-3 1-2		C FF 94 X SI 92 0-1 22 G4-3 36 1B 1-3 2-H 3-H 2B	C SI 89 C SI 90 B SL 83 B SI 91 X SI 89 2-2 ② G6-3 2-3		C FF 94 F FF 93 B FF 92 X SL 88 1-2 22 FC3-6 1B		C FF 91 B SI 91 B SI 90 B SL 84 F SL 86 X SL 85 3-2 ③ L9		5	1	2	2	0	0	2
22 Jacoby Ellsbury, L (1, 8) OBP: 0.341, SLG: 0.402	C FF 92 F FF 93 F CH 82 X CH 82 0-2 ① ② F8-3 1-1		F CH 83 X CH 84 0-1 ① G4-3 2-3 3-H	B FS 84 D FS 83 C FS 82 X FS 82 2-1 ③ G4-3		C SI 93 C SL 88 B FF 94 X SL 87 1-2 ② FC3-6 1-2f			C SL 83 B SI 91 F SL 85 F CU 79 S CU 80 1-3 ① K	5	0	0	1	0	1	5
25 Mark Teixeira, S (1, 3) OBP: 0.338, SLG: 0.462	C FF 94 S CH 83 B FF 92 X FF 93 1-2 ③ F9		F FF 92 B CH 84 S CH 83 B FF 93 X CH 84 2-2 ② G4-3		B SI 88 C SI 87 B CH 78 X SI 87 2-1 HR	C SI 92 X SI 93 0-1 ③ G5-3			B FS 85 B FS 85 B FF 91 C FF 91 F FF 92 F FF 90 X FF 91 3-2 12 1B 1B	5	1	2	1	0	0	3
36 Carlos Beltrán, S (1, 10) OBP: 0.302, SLG: 0.444		S SI 91 B CH 83 X SI 92 1-1 ① G4-3	X FF 93 0-0 33 BB 12 BB 3-H 1B		B SI 88 F SI 88 F CH 78 B SL 85 S FF 89 2-3 ① K		C CU 81 X SL 87 0-1 33 2B 2B		F FS 86 C FS 84 F FF 91 B FS 84 S FS 86 1-3 ② K	5	1	2	1	0	2	1
12 Chase Headley, S (1, 5) OBP: 0.301, SLG: 0.359		B SI 91 X SI 92 1-0 ② G5-3	B FF 94 S CH 84 S CH 84 B FF 94 B FF 93 F SI 92 B CH 84 4-2 33 BB 1-2 BB		C SI 89 B CU 71 B CH 78 SI 88 X FF 88 3-1 ② P4		B SI 92 B FF 90 S SI 92 C FF 92 B SL 86 F SI 92 X SL 87 3-2 ① L1		C FS 86 F FS 86 X FF 92 0-2 1-2 1B	4	0	1	0	1	0	1
33 Stephen Drew, L (1, 4) OBP: 0.260, SLG: 0.326		C SI 90 S SI 92 B CH 83 F SI 93 F CH 84 F CH 86 F FF 95 F CH 85 B FF 95 2-3 ③ S SI 93 K	B CH 83 B FF 90 B FF 91 B FF 90 4-0 1-2 2-3 BB		B SL 87 B FF 88 F FF 87 B FF 88 C FF 88 B SL 83 4-2 29 WP 14 1B BB		B SI 92 X FF 92 1-0 29 PO 2-H 2B		C FF 92 F FS 88 B FS 86 F FS 87 F FF 91 X FS 87 1-2 ③ F9	3	0	1	1	2	1	2
14 Martín Prado, R (1, 9) OBP: 0.317, SLG: 0.368 31 Ichiro Suzuki, L (9, 9) OBP: 0.322, SLG: 0.318			11 BB 2 2B 29 BB BB 1-2 G4-3		C SI 89 B SI 89 F SI 90 X SL 86 1-2 29 WP 1-2 1B		D CU 83 B FC 93 C SL 86 X SL 88 2-1 ② G6-3			3 0	1 0	1 0	0 0	1 0	0 0	4 0
29 Francisco Cervelli, R (1, 2) OBP: 0.357, SLG: 0.442			B FF 91 B SL 82 C FF 93 C SL 84 D SL 85 F FF 93 B SL 83 4-2 11 BB 2 2B 1-2 BB	S SL 80 C SI 88 B SL 82 B SL 82 F SI 89 B SL 83 X SI 88 3-2 2 G6-3 11 SH1-3 1B	S CH 78 B FF 90 B CH 78 C FF 88 X FF 90 2-2 ③ G6-3 1-2 2-3		F SL 87 B SI 93 B FF 93 C SL 87 2 SAFE 2-2 ③ PO 2-3	B SL 87 X SL 85 1-0 ① G1-3		3	1	1	0	1	0	2
Inning Stats	R: 0 E: 1 K: 0 S: 11 H: 0 LOB: 1 BB: 1 P: 17	R: 0 E: 0 K: 1 S: 11 H: 0 LOB: 0 BB: 0 P: 15	R: 4 E: 0 K: 0 S: 21 H: 2 LOB: 3 BB: 5 P: 44	R: 0 E: 0 K: 0 S: 11 H: 1 LOB: 1 BB: 0 P: 18	R: 1 E: 0 K: 1 S: 15 H: 2 LOB: 2 BB: 1 P: 29	R: 0 E: 0 K: 1 S: 13 H: 1 LOB: 1 BB: 0 P: 17	R: 1 E: 0 K: 0 S: 11 H: 2 LOB: 0 BB: 0 P: 19	R: 0 E: 0 K: 0 S: 7 H: 0 LOB: 0 BB: 0 P: 12	R: 0 E: 0 K: 2 S: 20 H: 2 LOB: 2 BB: 0 P: 26	1B: 6 2B: 4 3B: 0 HR: 1 SF: 0 SAC: 1 DP: 1 HBP: 0						

TOP

New York Yankees @ Boston Red Sox

Fenway Park, Boston, MA

Sat Aug 02 2014, 4:07 PM - 8:03 PM EDT

Att. 37,302 - Cloudy - 68 F

livebaseballscorecards.com

AB	35
R	6
H	10
RBI	6
BB	7
SO	5
LOB	20

WP: 1 PA: 44
PB: 0
SB: 0
CS: 0

PITCHER		IP	WLS	BF	H	R	ER	SO	BB	IBB	HBP	BLK	WP	HR	S	P	ERA	WHIP
64 Allen Webster, R ERA: 6.75	(1, 1)	2.2	L	16	2	4	4	1	6	0	0	0	0	0	39	71	13.50	3.000
35 Burke Badenhop, R ERA: 2.73	(3, 1)	1.1		5	1	0	0	0	0	0	0	0	0	0	15	23	0.00	0.750
32 Craig Breslow, L ERA: 4.85	(5, 1)	1.0		6	2	1	1	1	1	0	0	0	1	1	15	29	9.00	3.000
30 Alex Wilson, R ERA: 3.38	(6, 1)	2.1		9	3	1	1	1	0	0	0	0	0	0	25	38	3.86	1.286
59 Tommy Layne, L ERA:	(8, 1)	1.0		3	0	0	0	1	0	0	0	0	0	0	10	15	0.00	0.000

PITCHER		IP	WLS	BF	H	R	ER	SO	BB	IBB	HBP	BLK	WP	HR	S	P	ERA	WHIP
54 Edward Mujica, R ERA: 4.99	(9, 1)	0.2		4	2	0	0	1	0	0	0	0	0	0	16	21	0.00	3.000

BOTTOM

New York Yankees @ Boston Red Sox

Fenway Park, Boston, MA

Sat Aug 02 2014, 4:07 PM - 8:03 PM EDT

Att. 37,302 - Cloudy - 68 F

livebaseballscorecards.com

Batter	1	2	3	4	5	6	7	8	9	AB	R	H	RBI	BB	SO	LOB
26 Brock Holt, L (1, 5) OBP: 0.354, SLG: 0.429	B SI 92 B SI 93 B SI 93 C FF 93 C SI 94 X SI 94 3-2 ① G3	B SI 92 B SI 91 X SI 91 2-0 1-2 1B			C FF 93 X SL 88 0-1 ① F8		B CU 81 B FF 94 B FC 93 C FC 93 C FC 93 B FF 94 4-2 15 1B 34 SF7 BB		C FC 90 F FC 92 F KC 84 X FC 92 0-2 15 DI 1B	4	1	2	0	1	0	0
15 Dustin Pedroia, R (1, 4) OBP: 0.344, SLG: 0.374	B SI 94 B SI 94 C SI 94 B SI 94 F SI 93 F SI 94 C SI 94 3-3 ② K	B SL 86 B SI 93 B SI 93 C FF 92 X FF 93 3-1 ③ P5			B SI 93 C SI 93 B SL 86 X SI 94 2-1 34 1B 1B		C FF 94 B SL 88 B SL 86 1 SAFE F FF 94 B FF 96 F FF 96 X FF 95 3-2 34 SF7 1-3 1B		C FC 93 X KC 84 0-1 ③ G5-3 1-2	5	0	2	0	0	1	3
34 David Ortiz, L (1, 10) OBP: 0.343, SLG: 0.496	C CU 81 B FF 94 B CH 87 B SI 95 C SI 94 C SL 89 3-3 ③ K		F SI 92 F SL 89 F SL 86 X FF 94 0-2 ① F7		C CU 81 B FF 94 D SI 94 B CU 84 X SL 88 3-1 1-2 1B		C KC 83 B FF 98 X FF 98 1-1 ② SF7 1-2 3-H			3	0	1	1	0	1	0
52 Yoenis Cespedes, R (1, 7) OBP: 0.303, SLG: 0.462		C SL 88 F SI 93 B CU 83 B SL 85 B SI 93 X SL 88 3-2 12 HR 1B	X SL 87 0-0 ② G5-3		C SL 85 X SI 92 0-1 ② F8		B KC 84 B KC 84 X FF 98 2-0 ③ P5			4	1	1	0	0	0	3
12 Mike Napoli, R (1, 3) OBP: 0.387, SLG: 0.448		B FF 93 B SI 92 X SI 92 2-0 1-H HR	B SL 86 B SL 87 C SI 94 B SL 87 B SL 86 4-1 BB		C FF 92 B FF 94 D SL 84 B SL 82 F SL 83 C FF 92 3-3 ③ K			C FF 97 B KC 84 B KC 86 S FF 98 F FF 98 B FF 99 F FF 98 F FF 100 F FF 100 3-3 S FF 100 ① K		3	1	1	2	1	2	2
29 Daniel Nava, S (1, 9) OBP: 0.333, SLG: 0.319		B FF 94 C SI 93 B SL 86 B FF 94 B SI 93 4-1 25 G4-3 55 1B BB	B SI 92 D SI 92 1 SAFE C SI 91 F SI 92 B CU 84 X SI 92 3-2 ③ G1-3			C FF 91 C SL 82 B SL 82 F FF 92 B FF 95 C FF 92 2-3 ① K		B FF 98 C FF 98 B FF 99 X FF 98 2-1 ② G4-3		3	1	0	0	1	1	1
2 Xander Bogaerts, R (1, 6) OBP: 0.309, SLG: 0.363		B CU 81 1 SAFE D CU 81 C SI 92 B SI 92 S SI 90 F SI 92 F FF 92 X FF 93 3-2 ① F9		B SI 92 C SI 92 F SL 87 S CU 82 1-3 ① K		C SL 83 B FF 95 X SL 83 1-1 ② F8		X FF 97 0-0 ③ G5-3		4	0	0	0	0	1	1
25 Jackie Bradley Jr., L (1, 8) OBP: 0.293, SLG: 0.303		1 SAFE D CU 82 B SI 91 X SI 92 2-0 ② G4-3 1-2		C SI 93 B CU 82 F SI 94 B CU 80 T SL 87 2-2 ② K		C FF 93 F FF 95 F SL 85 B FF 93 S SL 85 1-3 ③ K2-3			C FC 93 B FC 91 S FC 90 B KC 86 C FC 93 2-3 ① K	4	0	0	0	0	3	1
55 Christian Vázquez, R (1, 2) OBP: 0.292, SLG: 0.341		C CU 80 X SI 91 0-1 26 1B 2-H 1B		C SI 94 B SI 93 S SL 88 C CU 83 1-3 ③ K			B FF 94 X FF 94 1-0 ① G6-3		B FC 93 C FC 92 B KC 82 F FC 92 B FC 93 X FC 92 3-2 ② F9	4	0	1	1	0	1	0

	AB	34
	R	4
	H	8
	RBI	4
	BB	3
	SO	10
	LOB	11

Inning Stats	1	2	3	4	5	6	7	8	9
	R: 0 E: 0 K: 2 S: 10 H: 0 LOB: 0 BB: 0 P: 19	R: 3 E: 0 K: 0 S: 16 H: 4 LOB: 2 BB: 1 P: 35	R: 0 E: 0 K: 0 S: 9 H: 0 LOB: 1 BB: 1 P: 16	R: 0 E: 0 K: 3 S: 9 H: 0 LOB: 0 BB: 0 P: 13	R: 0 E: 0 K: 1 S: 11 H: 2 LOB: 2 BB: 0 P: 19	R: 0 E: 0 K: 2 S: 10 H: 0 LOB: 0 BB: 0 P: 14	R: 1 E: 0 K: 0 S: 10 H: 1 LOB: 1 BB: 1 P: 21	R: 0 E: 0 K: 1 S: 10 H: 0 LOB: 0 BB: 0 P: 15	R: 0 E: 0 K: 1 S: 12 H: 1 LOB: 1 BB: 0 P: 17

	1B: 7	SF: 1	WP: 0	PA: 38
	2B: 0	SAC: 0	PB: 0	
	3B: 0	DP: 0	SB: 0	
	HR: 1	HBP: 0	CS: 0	

PITCHER		IP	WLS	BF	H	R	ER	SO	BB	IBB	HBP	BLK	WP	HR	S	P	ERA	WHIP
61 Shane Greene, R ERA: 3.68	(1, 1)	4.2		22	6	3	3	5	2	0	0	0	0	1	52	96	5.79	1.714
27 Shawn Kelley, R ERA: 3.38	(5, 1)	1.1	W	4	0	0	0	3	0	0	0	0	0	0	13	20	0.00	0.000
43 Adam Warren, R ERA: 3.33	(7, 1)	0.1	H	3	1	1	1	0	1	0	0	0	0	0	7	15	27.00	6.000
68 Dellin Betances, R ERA: 1.52	(7, 1)	1.2	H	5	0	0	0	1	0	0	0	0	0	0	13	21	0.00	0.000
30 David Robertson, R ERA: 2.81	(9, 1)	1.0	S	4	1	0	0	1	0	0	0	0	0	0	12	17	0.00	1.000

PITCHER	IP	WLS	BF	H	R	ER	SO	BB	IBB	HBP	BLK	WP	HR	S	P	ERA	WHIP

New York Yankees @ Boston Red Sox

Fenway Park, Boston, MA

Sun Aug 03 2014, 8:09 PM - 11:50 PM EDT

Att. 38,035 - Cloudy - 67 F

TOP

livebaseballscorecards.com

Batter	1	2	3	4	5	6	7	8	9	AB	R	H	RBI	BB	SO	LOB
11 Brett Gardner, L (1, 7) OBP: 0.363, SLG: 0.467	C FF 91 C CH 79 B FF 93 X FF 94 1-2 2 G4-6-3 1B	C CU 75 X FC 87 0-1 1-3 2-H 3-H 2B		B SI 92 C FC 87 F FC 88 D CU 79 B CH 79 B FC 87 4-2 2 FC6-4 BB		B FF 88 B FF 88 X FF 87 2-0 HR		C FS 85 X FS 86 0-1 ③ G3-1		4	1	3	3	1	0	0
2 Derek Jeter, R (1, 6) OBP: 0.329, SLG: 0.335	D FC 89 1 SAFE B FF 92 B FC 87 C FF 91 F SI 91 1 SAFE X FF 92 3-2 ①② G4-6-3 1-2f	B FC 90 F FF 92 F FC 89 X FF 92 1-2 ③ G4-3		D FF 93 B SI 92 X FF 91 2-0 ③ FC6-4 1-2f		X CH 79 0-0 ① G6-3			C FF 89 F FS 81 B FS 82 F FS 81 F FF 90 B SL 84 X FS 81 2-2 22 G4-6-3 1B	5	0	1	0	0	0	5
22 Jacoby Ellsbury, L (1, 8) OBP: 0.338, SLG: 0.398	C SI 92 B FF 94 F SI 93 B SI 92 F FF 92 X CH 79 2-2 ③ F8		B FF 93 F SI 91 F FF 93 C SI 91 1-3 ① K		C CU 73 B CU 76 B SI 92 X FF 91 2-1 ① F8	B CU 75 B FF 89 X SL 86 2-0 ② L8			S FS 80 X FF 88 0-1 ①② G4-6-3 1-2f	5	0	0	0	0	1	1
25 Mark Teixeira, S (1, 3) OBP: 0.336, SLG: 0.455		B CU 76 B FF 91 B FC 87 C FF 91 B SI 92 4-1 34 BB 36 1B 33 FC1-6 BB	X FF 93 0-0 ② F8		B FF 92 X FF 91 1-0 ② G3-1	C CU 72 S SL 86 B FF 89 X CH 81 1-2 ③ G5-3			C FS 82 B SL 84 X FS 81 1-1 ③ F7	4	1	0	0	1	0	0
36 Carlos Beltrán, S (1, 10) OBP: 0.304, SLG: 0.449		C FF 92 B CH 80 X FC 88 1-1 33 FC1-6 34 BB 11 2B 1-2 1B	C SI 93 B FS 86 B CH 79 F SI 92 C FF 93 2-3 ③ K		C SI 92 B CU 78 F CH 78 B FF 92 X SI 91 2-2 12 2B 2B		C FF 92 B FO 88 X FO 88 1-1 ① G6-3		4	2	2	0	0	1	0
34 Brian McCann, L (1, 2) OBP: 0.293, SLG: 0.372		B FC 87 B CH 78 B FF 91 C FF 90 B SI 90 4-1 33 FC1-6 1-2 2-3 BB		B FF 92 B FF 91 X FF 90 2-0 33 2B 2B	C FF 91 B CH 77 F CU 77 F FC 87 B SI 91 B CH 81 B SI 90 4-2 12 2B 33 1B BB		B CU 75 B FF 94 F FF 93 B FO 85 X FF 94 3-1 ② P5		2	2	1	0	2	0	0
12 Chase Headley, S (1, 5) OBP: 0.301, SLG: 0.361		F FC 89 C FF 92 D CU 79 S FC 89 1-3 ① K		B FC 86 B SI 91 2 SAFE C FF 91 B CU 76 X FF 92 3-1 ① L4	C CU 75 B CU 77 X FF 92 1-1 1-3 2-H 33 1B 2B		B FO 88 C FF 93 C FF 93 B FO 90 S FF 94 2-3 ③ K		4	1	1	1	0	2	4
33 Stephen Drew, L (1, 4) OBP: 0.266, SLG: 0.338		B CH 79 C CU 76 X CH 80 1-1 ② FC1-6 14 BB 11 2B 1-2f 2-3 3-H		C FF 91 X FC 88 0-1 2-H 2B	B CU 75 B CU 76 X FF 91 2-0 2-H 3-H 1B			C FS 83 F FS 84 X FS 85 0-2 ① P6	4	1	2	4	0	0	2
14 Martín Prado, R (1, 9) OBP: 0.316, SLG: 0.365 31 Ichiro Suzuki, L (8, 9) OBP: 0.322, SLG: 0.318		D FF 92 F FC 89 D FC 89 B FF 92 B FC 87 4-1 11 2B 1-2 BB		C FC 88 B FF 92 B FF 93 B FC 88 C FF 92 S CU 79 3-3 ② K	C FF 92 S CU 80 D SI 93 F CU 80 B FC 89 F FF 93 F FC 88 C FF 92 2-3 ③			F SL 83 B SL 84 B SL 84 S SI 92 F SI 90 X SI 92 2-2 ② G6-3	3 0	0 0	0 0	0 0	1 0	2 0	2 0
Inning Stats	R: 0 E: 0 K: 0 S: 10 H: 1 LOB: 0 BB: 0 P: 16	R: 3 E: 0 K: 1 S: 15 H: 2 LOB: 2 BB: 3 P: 31	R: 0 E: 0 K: 2 S: 7 H: 0 LOB: 0 BB: 0 P: 10	R: 1 E: 0 K: 1 S: 11 H: 2 LOB: 2 BB: 1 P: 25	R: 3 E: 0 K: 1 S: 18 H: 3 LOB: 1 BB: 1 P: 32	R: 1 E: 0 K: 0 S: 6 H: 1 LOB: 0 BB: 0 P: 11	R: 0 E: 0 K: 1 S: 7 H: 0 LOB: 0 BB: 0 P: 13	R: 0 E: 0 K: 0 S: 9 H: 0 LOB: 0 BB: 0 P: 11	R: 0 E: 0 K: 0 S: 9 H: 1 LOB: 0 BB: 0 P: 12	1B: 4 2B: 5 3B: 0 HR: 1 SF: 0 SAC: 0 DP: 2 HBP: 0						

	AB	35
	R	8
	H	10
	RBI	8
	BB	5
	SO	6
	LOB	14

WP: 0 PA: 40
PB: 0
SB: 0
CS: 0

PITCHER		IP	WLS	BF	H	R	ER	SO	BB	IBB	HBP	BLK	WP	HR	S	P	ERA	WHIP
11 Clay Buchholz, R ERA: 6.2	(1, 1)	5.0		27	8	7	7	5	5	0	0	0	0	0	61	114	12.60	2.600
32 Craig Breslow, L ERA: 4.95	(6, 1)	1.0	L	4	1	1	1	0	0	0	0	0	0	1	6	11	9.00	1.000
36 Junichi Tazawa, R ERA: 3.27	(7, 1)	1.0		3	0	0	0	1	0	0	0	0	0	0	7	13	0.00	0.000
54 Edward Mujica, R ERA: 4.87	(8, 1)	1.0		3	0	0	0	0	0	0	0	0	0	0	9	11	0.00	0.000
19 Koji Uehara, R ERA: 1.42	(9, 1)	1.0		3	1	0	0	0	0	0	0	0	0	0	9	12	0.00	1.000

PITCHER	IP	WLS	BF	H	R	ER	SO	BB	IBB	HBP	BLK	WP	HR	S	P	ERA	WHIP

Batter	1	2	3	4	5	6	7	8	9	AB	R	H	RBI	BB	SO	LOB
26 Brock Holt, L (1, 5) OBP: 0.352, SLG: 0.425	B SL 86 C SL 87 B SL 86 X FF 88 2-1 15 1B 34 SF8 1B	C FF 87 X CH 80 0-1 ② FC4-6 15 HR 1-2f		B FF 90 X FF 90 1-0 ① FC4-6 15 FC5-4 1-2f		B SI 92 C SL 87 X SI 91 1-1 ② G1-3 1-2			C FC 93 1 SAFE P PO 90 1 SAFE 1 SAFE X FC 92 1-1 ①② L5-3 1-1	5	2	1	0	0	0	4
15 Dustin Pedroia, R (1, 4) OBP: 0.344, SLG: 0.381	B SL 88 B SL 87 C SL 89 1 SAFE S SL 87 1 SAFE F SL 88 F FC 91 F FF 91 3-2 B FF 80 1 SAFE X FF 93 12 1B 52 BB 29 1B 1-3 1B	X SL 88 0-0 1-H HR		1 SAFE B FF 90 F SL 84 D SI 90 F FF 91 1 SAFE F CH 84 F SL 85 F SL 83 2-2 ② FC5-4 34 HR 1-2f		B SL 88 X FF 93 1-0 ③ F9			B FC 92 B KC 84 B FC 93 C FC 92 F FC 91 F FC 92 F FC 91 F FC 92 X FC 93 3-2 ③ G6-3	5	3	2	2	0	0	3
34 David Ortiz, L (1, 10) OBP: 0.344, SLG: 0.504	C SL 88 X CH 83 0-1 ① SF8 3-H	B SL 86 B FC 90 B SI 89 C SL 89 B KC 80 4-1 BB		D CH 84 D CH 84 X SI 89 2-0 1-H HR			B SI 92 B SI 92 B SI 92 C FF 91 C SI 92 X FF 93 3-2 ① F8			2	1	1	3	1	0	0
52 Yoenis Cespedes, R (1, 7) OBP: 0.302, SLG: 0.458	B SL 88 1 SAFE B SL 88 B FC 90 B FC 90 4-0 12 1B 29 1B 1-2 BB	B SI 89 C KC 79 F FF 90 D KC 80 F SL 87 B CH 82 F SL 87 X FF 90 3-2 ③ G4-3		C SL 84 S CH 84 B FF 91 F CH 82 F SL 86 B CH 84 F FF 90 F CH 86 X FF 90 2-2 ③ F8			B FF 92 B SL 88 F FF 93 F FF 93 S SL 86 2-3 ② K			3	1	0	0	1	1	1
12 Mike Napoli, R (1, 3) OBP: 0.385, SLG: 0.446	C FF 90 B FF 90 X SL 88 1-1 29 1B 1-2 2-3 1B		S SI 90 C SI 92 B FF 92 F CH 85 B SL 86 F SI 92 F SI 92 X FF 92 2-2 ① F8		C FF 94 F FF 93 B FF 95 C FF 95 1-3 ① K		C SL 88 S FF 92 F FF 94 X FF 93 0-2 ③ G5-3			4	0	1	0	0	1	0
29 Daniel Nava, S (1, 9) OBP: 0.336, SLG: 0.319	C FC 90 B SL 88 C SL 88 B FF 90 B SL 88 X SL 87 3-2 2 G5-4-3 1-2 2-H 3-H 1B		B FF 91 B FF 90 B FF 90 C FF 90 B SI 91 4-1 BB		B FF 94 C FF 94 S SL 88 X FF 94 1-2 ② F9			F FF 95 X FF 96 0-1 ① G4-3		3	0	1	2	1	0	0
2 Xander Bogaerts, R (1, 6) OBP: 0.306, SLG: 0.360	C KC 80 B FC 91 F SL 87 X KC 79 1-2 ②③ G5-4-3 1-2f		B SL 86 C SL 84 T CH 85 1 SAFE B CH 85 S SL 87 2-3 ② K		C FF 95 F FC 89 B FF 94 B FF 94 T SL 84 2-2 ③ K			C KC 84 S FF 97 S KC 86 0-3 ② K		4	0	0	0	0	3	3
25 Jackie Bradley Jr., L (1, 8) OBP: 0.290, SLG: 0.299		C SL 85 X CH 78 0-1 ① F7	S CH 84 F FF 91 F CH 84 C SL 83 0-3 ③ K		F FF 94 B CH 85 S SL 87 X FF 93 1-2 ① F7			B FF 97 F FF 97 B KC 84 F FF 98 B SV 87 S SV 86 3-3 ③ K		4	0	0	0	0	2	1
55 Christian Vázquez, R (1, 2) OBP: 0.346, SLG: 0.370 50 Mookie Betts, R (9, PR) OBP: 0.282, SLG: 0.378		C SL 84 B SL 84 X KC 79 1-1 26 FC4-6 1B		B FF 88 C SL 85 B SL 84 C SL 84 B SL 84 F FF 91 X SL 85 3-2 26 FC4-6 1B		B FF 93 B FF 92 B SI 91 C FF 92 C FF 93 F FF 93 B FF 93 4-2 26 G1-3 BB			B FC 91 B FC 92 B FC 92 B FC 92 4-0 26 L5-3 BB	2 0	0 0	2 0	0 0	2 0	0 0	0 0
Inning Stats	R: 3 E: 0 K: 0 S: 18 H: 4 LOB: 1 BB: 1 P: 32	R: 2 E: 0 K: 0 S: 13 H: 2 LOB: 1 BB: 1 P: 21	R: 0 E: 0 K: 2 S: 14 H: 0 LOB: 1 BB: 1 P: 22	R: 2 E: 0 K: 0 S: 20 H: 2 LOB: 0 BB: 0 P: 30	R: 0 E: 0 K: 2 S: 9 H: 0 LOB: 0 BB: 0 P: 13	R: 0 E: 0 K: 0 S: 9 H: 0 LOB: 1 BB: 1 P: 16	R: 0 E: 0 K: 1 S: 10 H: 0 LOB: 0 BB: 0 P: 15	R: 0 E: 0 K: 2 S: 8 H: 0 LOB: 0 BB: 0 P: 11	R: 0 E: 0 K: 0 S: 9 H: 0 LOB: 1 BB: 1 P: 16	1B: 6 2B: 1 3B: 0 HR: 2 SF: 1 SAC: 0 DP: 2 HBP: 0						WP: 0 PB: 0 SB: 0 CS: 0 PA: 38	

PITCHER		IP	WLS	BF	H	R	ER	SO	BB	IBB	HBP	BLK	WP	HR	S	P	ERA	WHIP
41 David Phelps, R ERA: 4.24	(1, 1)	2.0		13	6	5	5	0	2	0	0	0	0	1	31	53	22.50	4.000
39 Chase Whitley, R ERA: 5.06	(3, 1)	2.0		9	2	2	2	2	1	0	0	0	0	1	34	52	9.00	1.500
53 Esmil Rogers, R ERA: 6.08	(5, 1)	3.0	W	10	0	0	0	3	1	0	0	0	0	0	28	44	0.00	0.333
68 Dellin Betances, R ERA: 1.49	(8, 1)	1.0	H	3	0	0	0	2	0	0	0	0	0	0	8	11	0.00	0.000
30 David Robertson, R ERA: 2.74	(9, 1)	1.0	S	3	0	0	0	0	1	0	0	0	0	0	9	16	0.00	1.000

PITCHER	IP	WLS	BF	H	R	ER	SO	BB	IBB	HBP	BLK	WP	HR	S	P	ERA	WHIP

BOTTOM

New York Yankees @ Boston Red Sox

Fenway Park, Boston, MA

Sun Aug 03 2014, 8:09 PM - 11:50 PM EDT

Att. 38,035 - Cloudy - 67 F

livebaseballscorecards.com

AB	32
R	7
H	8
RBI	7
BB	5
SO	7
LOB	12

Detroit Tigers @ New York Yankees

Yankee Stadium, Bronx, NY

Mon Aug 04 2014, 7:12 PM - 10:30 PM EDT

Att. 41,603 - Partly Cloudy - 80 F

livebaseballscorecards.com

TOP

Batter	1	2	3	4	5	6	7	8	9	AB	R	H	RBI	BB	SO	LOB
3 Ian Kinsler, R (1, 4) OBP: 0.323, SLG: 0.438	C FC 92 F SI 92 F SI 92 X CU 81 0-2 G4-3		C FC 90 X FF 93 0-1 G5-3		B SI 92 S FF 92 F FF 91 X CU 82 1-2 61 G4-3 1-2 2-H 1B		B CU 82 C SL 85 X SL 87 1-1 L7			4	0	1	1	0	0	0
61 Ezequiel Carrera, L (1, 8) OBP: 0.250, SLG: 0.500	C SI 93 B FC 91 B FC 91 F SI 94 S FF 94 2-3 K		L SI 92 B FC 92 X FF 93 1-1 G5-3		X FC 91 0-0 G4-3 1-2		B CU 81 X CH 86 1-0 2B			4	0	1	0	0	1	2
24 Miguel Cabrera, R (1, 3) OBP: 0.371, SLG: 0.528	C CU 81 B FC 92 F FC 92 F SI 95 F FC 93 B FF 95 S CU 82 2-3 K		B SI 93 B SI 93 C FC 92 F FF 93 F SI 95 F FF 94 F FF 94 B FF 93 4-2 BB		B FF 94 X FF 94 1-0 G6-3		X SL 89 0-0 G1			3	0	0	0	1	1	2
41 Victor Martinez, S (1, 10) OBP: 0.383, SLG: 0.569		B FC 91 C CU 80 C FC 90 X SI 93 1-2 28 1B 2B	C FF 93 B SI 93 F FF 94 F FF 94 X FF 95 1-2 L4			B SI 90 C FC 91 F FF 92 F FF 93 X CU 82 1-2 32 1B 1B		B FF 92 B FF 92 B FF 92 X FF 93 3-0 G3		4	0	2	0	0	0	1
48 Torii Hunter, R (1, 9) OBP: 0.309, SLG: 0.459		C FC 91 F SI 93 B SI 93 S CU 82 1-3 K		C SI 90 B SI 91 X SI 92 1-1 G6-3		F SI 91 B SI 91 B FF 92 1 SAFE F SI 91 B SI 92 F SI 92 S FF 93 3-3 K		C FF 92 X FF 94 0-1 F9		4	0	0	0	0	2	2
28 J.D. Martinez, R (1, 7) OBP: 0.360, SLG: 0.595		F SI 93 C FF 94 D CU 82 F CU 82 F SI 93 F FC 92 D CU 82 B SI 94 F FF 95 3-2 X FC 93 32 BB 2-3 1B		C SI 91 B SI 92 F SI 93 F SI 92 F SI 93 S FC 93 1-3 K		C FF 93 F SI 93 1 SAFE S FF 94 0-3 K		C SL 82 F SL 85 S SL 84 0-3 K		4	0	1	0	0	3	1
32 Don Kelly, L (1, 5) OBP: 0.333, SLG: 0.300		F FC 92 F SI 93 B CU 82 B FC 92 B FC 92 B CU 82 4-2 1-2 BB	C CU 81 B FC 90 F CU 80 F FF 94 X FC 91 1-2 G3		X FC 91 0-0 1-2 1B				C FC 92 X KC 83 0-1 F7	3	0	1	0	1	0	0
13 Alex Avila, L (1, 2) OBP: 0.321, SLG: 0.360		S CU 82 B FC 93 B CU 82 F FC 92 F FC 92 S FF 94 2-3 K			S CU 78 B CU 79 F FC 90 B FC 91 X FF 94 2-2 G5-3	C SL 84 F SI 96 X FC 89 0-2 G3-1			B KC 84 C KC 81 F FC 92 B KC 80 S KC 85 2-3 K	4	0	0	0	0	2	5
30 Eugenio Suárez, R (1, 6) OBP: 0.329, SLG: 0.378 17 Andrew Romine, S (5, PR) (5, 6) OBP: 0.267, SLG: 0.250 20 Rajai Davis, R (9, PH) OBP: 0.343, SLG: 0.432		F SI 93 B FC 92 F SI 94 C CU 81 1-3 K			B FF 93 C FF 92 S SI 92 B SI 92 X FF 94 2-2 E5 3 1B		C SL 84 F FF 94 B SL 88 F FF 95 B SL 86 X SL 87 2-2 G4-3		F KC 83 B FC 94 C FC 92 S KC 83 1-3 K	2 1 1	0 1 0	0 0 0	0 0 0	1 0 1	3 0 0
Inning Stats	R: 0 E: 0 K: 2 S: 12 H: 0 LOB: 0 BB: 0 P: 16	R: 0 E: 0 K: 3 S: 22 H: 2 LOB: 3 BB: 1 P: 34	R: 0 E: 0 K: 0 S: 13 H: 0 LOB: 1 BB: 1 P: 19	R: 0 E: 0 K: 1 S: 11 H: 0 LOB: 0 BB: 0 P: 14	R: 1 E: 1 K: 0 S: 11 H: 1 LOB: 1 BB: 0 P: 17	R: 0 E: 0 K: 2 S: 15 H: 2 LOB: 2 BB: 0 P: 19	R: 0 E: 0 K: 0 S: 8 H: 1 LOB: 1 BB: 0 P: 12	R: 0 E: 0 K: 1 S: 6 H: 0 LOB: 0 BB: 0 P: 9	R: 0 E: 0 K: 2 S: 8 H: 0 LOB: 0 BB: 0 P: 11	1B: 4 2B: 2 3B: 0 HR: 0 SF: 0 SAC: 0 DP: 0 HBP: 0						

	AB	34
	R	1
	H	6
	RBI	1
	BB	2
	SO	11
	LOB	16

WP: 0 PA: 36
PB: 0
SB: 1
CS: 0

PITCHER		IP	WLS	BF	H	R	ER	SO	BB	IBB	HBP	BLK	WP	HR	S	P	ERA	WHIP
38 Brandon McCarthy, R ERA: 4.37	(1, 1)	5.2	W	25	5	1	0	8	2	0	0	0	0	0	81	116	0.00	1.235
Matt Thornton, L ERA: 2.55	(6, 1)	0.1	H	1	0	0	0	0	0	0	0	0	0	0	3	3	0.00	0.000
43 Adam Warren, R ERA: 3.27	(7, 1)	1.0	H	4	1	0	0	0	0	0	0	0	0	0	8	12	0.00	1.000
27 Shawn Kelley, R ERA: 3.28	(8, 1)	1.0	H	3	0	0	0	1	0	0	0	0	0	0	6	9	0.00	0.000
30 David Robertson, R ERA: 2.68	(9, 1)	1.0	S	3	0	0	0	2	0	0	0	0	0	0	8	11	0.00	0.000

PITCHER	IP	WLS	BF	H	R	ER	SO	BB	IBB	HBP	BLK	WP	HR	S	P	ERA	WHIP

Detroit Tigers @ New York Yankees

Yankee Stadium, Bronx, NY

Mon Aug 04 2014, 7:12 PM - 10:30 PM EDT

Att. 41,603 - Partly Cloudy - 80 F

livebaseballscorecards.com

BOTTOM

Batter	1	2	3	4	5	6	7	8	9	AB	R	H	RBI	BB	SO	LOB
11 Brett Gardner, L (1, 7) OBP: 0.364, SLG: 0.468	C FF 89 B FF 91 B FF 92 C FF 92 X FF 94 2-2 ① F7		B FF 91 C CH 83 1 SAFE 1 SAFE X FF 92 1-1 22 SF8, 2 1B, 34 1B, 1-2 1B	B FF 93 C CH 84 F CH 85 B FF 94 X CU 80 2-2 ③ 2-3 1B			B FF 92 B FF 92 C FF 92 C FF 93 X CH 85 2-2 ① F9			4	1	2	0	0	0	0
2 Derek Jeter, R (1, 6) OBP: 0.329, SLG: 0.334	C FF 91 C FF 93 B SL 87 T SL 86 1-2 ② K		M SL 85 L SL 86 B FF 92 X SL 88 1-2 34 1B, 1-2 2-3 1B		B FF 92 F SL 82 F FF 93 S CH 84 1-3 ① K		C FF 94 B SL 86 X CH 85 1-1 ② G6-3			4	0	1	0	0	2	0
22 Jacoby Ellsbury, L (1, 8) OBP: 0.339, SLG: 0.402	B FF 91 B CH 83 F FF 94 F FF 93 X CU 80 2-2 36 BB, 1B		B FF 94 X CH 85 1-0 ① SF8 2-3 3-H		F CH 83 B FF 93 F FF 94 B FF 94 B FF 94 X FF 94 3-2 36 WP, 2B		C CH 84 F FF 95 B FF 98 X FF 96 1-2 ③ L7			3	0	2	1	0	0	0
36 Carlos Beltrán, S (1, 10) OBP: 0.307, SLG: 0.446	B CH 82 B FF 93 B FF 92 B FF 93 4-0 1-2 BB		X CH 85 0-0 ② L4		B FF 94 B FF 95 B CH 85 C FF 95 T FF 94 B FF 95 4-2 34 G4-6-3, 2-3 BB			B SI 94 B CH 83 X SI 94 2-0 ① F7		2	0	0	0	2	0	2
34 Brian McCann, L (1, 2) OBP: 0.292, SLG: 0.370	C FF 93 X FF 94 0-1 ③ F8		B CU 80 X CH 85 1-0 1-3 3-H 1B		C CU 77 B FF 95 B FF 95 X FF 94 2-1 ② ③ G4-6-3, 1-2f			B SI 94 S SI 94 S SI 81 X SI 94 1-2 ② G4-3		4	0	1	1	0	0	4
12 Chase Headley, S (1, 3) OBP: 0.303, SLG: 0.361		C FF 92 F FF 92 B FF 91 B FF 94 B CH 85 B CH 84 4-2 14 G6-4-3, BB	B FF 95 F FF 95 B FF 95 X CH 86 2-1 ③ G4-3			B CU 75 F FF 92 X CH 83 1-1 1B		F CH 86 B SI 95 F SI 94 F SL 80 F CH 85 B FF 94 B CH 84 S CH 85 3-3 ③ K		3	0	1	0	1	1	2
33 Stephen Drew, L (1, 4) OBP: 0.261, SLG: 0.331		1 SAFE C FF 93 X CH 84 0-1 ① F9		B CU 76 B FF 92 X FF 92 2-0 ① P5			C FF 92 F FF 93 B FF 95 B FF 94 X CH 85 3-2 ① F7			3	0	0	0	0	0	2
14 Martín Prado, R (1, 5) OBP: 0.316, SLG: 0.365		C FF 91 X FF 93 0-1 ② ③ G6-4-3, 1-2f		B FF 90 F FF 92 B CH 84 S SL 86 B CH 86 X FF 93 3-2 11 1B, 31 S, 1B			1 SAFE 1 SAFE C FF 92 X CH 83 0-1 ② P3			3	0	1	0	0	0	2
31 Ichiro Suzuki, L (1, 9) OBP: 0.322, SLG: 0.318			C FF 90 X CU 79 0-1 2 1B, 11 1B, 22 SF8, 1B	B CH 82 B CH 83 C FF 92 S FF 95 S FF 93 2-3 ② K, 1-2			1 SAFE F FF 92 B FF 92 C FF 93 F FF 96 S FF 94 1-3 ③ K			3	1	1	0	0	2	2

	AB	29
	R	2
	H	9
	RBI	2
	BB	3
	SO	5
	LOB	14

Inning Stats	1	2	3	4	5	6	7	8	9
	R: 0 E: 0 K: 1 S: 11	H: 1 LOB: 2 BB: 1 P: 20	R: 0 E: 0 K: 0 S: 6	H: 0 LOB: 0 BB: 1 P: 10	R: 2 E: 0 K: 0 S: 12	H: 4 LOB: 2 BB: 0 P: 18	R: 0 E: 0 K: 1 S: 10	H: 2 LOB: 2 BB: 0 P: 19	R: 0 E: 0 K: 1 S: 10	H: 1 LOB: 1 BB: 1 P: 20
	R: 0 E: 0 K: 1 S: 11	H: 1 LOB: 1 BB: 0 P: 16	R: 0 E: 0 K: 0 S: 8	H: 0 LOB: 0 BB: 0 P: 12	R: 0 E: 0 K: 1 S: 9	H: 0 LOB: 0 BB: 0 P: 15				

	AB	R	H	RBI	BB	SO	LOB
	4	1	2	0	0	0	0
	4	0	1	0	0	2	0
	3	0	2	1	0	0	0
	2	0	0	0	2	0	2
	4	0	1	1	0	0	4
	3	0	1	0	1	1	2
	3	0	0	0	0	0	2
	3	0	1	0	0	0	2
	3	1	1	0	0	2	2

PITCHER		IP	WLS	BF	H	R	ER	SO	BB	IBB	HBP	BLK	WP	HR	S	P	ERA	WHIP
37 Max Scherzer, R ERA: 3.24	(1, 1)	7.0	L	30	9	2	2	4	3	0	0	0	1	0	68	115	2.57	1.714
40 Phil Coke, L ERA: 4.35	(8, 1)	1.0		3	0	0	0	1	0	0	0	0	0	0	9	15	0.00	0.000

PITCHER	IP	WLS	BF	H	R	ER	SO	BB	IBB	HBP	BLK	WP	HR	S	P	ERA	WHIP

1B: 8 2B: 1 3B: 0 HR: 0	SF: 1 SAC: 0 DP: 2 HBP: 0	WP: 1 PB: 0 SB: 1 CS: 0	PA: 33
---	---	---	---

Batter	1	2	3	4	5	6	7	8	9	10	11	12	AB	R	H	RBI	BB	SO	LOB
20 Rajai Davis, R (1, 8) (9, 7) OBP: 0.340, SLG: 0.427	B SL 80 B SI 90 F SI 89 B SI 91 X SI 91 3-1 24 1B 41 SF7 1B		X SI 91 0-0 G5-3 ②			C SL 83 S FS 87 B SI 89 B FS 88 X FS 88 2-2 L4 ①		F FF 96 B KC 84 X FF 98 1-1 G4-3 ①		C FC 89 F SL 86 F SL 85 F SL 86 F FF 92 S SL 86 0-3 K ③		C CU 78 S FF 88 B CU 79 C SI 86 1-3 K ③	6	1	1	0	0	2	0
3 Ian Kinsler, R (1, 4) OBP: 0.320, SLG: 0.434	F SI 90 1 SAFE 1 SAFE B SL 82 X FS 84 1-1 P6 ①		B SI 90 C SL 84 S FS 88 B SI 92 B FS 88 X SI 90 3-2 P5 ③			F SI 93 X FS 87 0-1 G5-3 ②		B KC 82 C KC 83 C KC 84 B KC 84 F KC 84 B KC 86 C FF 100 3-3 K ②			S SL 88 X FF 92 0-1 G5-3 ①		5	0	0	0	0	1	1
24 Miguel Cabrera, R (1, 3) OBP: 0.369, SLG: 0.524	1 SAFE B SI 92 X SI 91 1-0 1-3 1B			X SL 83 0-0 L6 ①		F FF 93 X FS 88 0-1 G5-3 ③		B KC 86 B FF 100 S KC 84 S FF 99 S FF 100 2-3 K ③			C FF 94 B SI 92 F FF 93 B FF 92 S SL 86 2-3 K ②		5	0	1	0	0	2	0
41 Victor Martinez, S (1, 10) OBP: 0.383, SLG: 0.568 32 Don Kelly, L (11, PR) OBP: 0.333, SLG: 0.300 (11, 10)	X SI 92 0-0 SF7 ② 3-H			C SI 89 F FF 90 B FS 86 X FS 87 1-2 G1-3 ②			X SI 92 0-0 9 1B 13 1B 1B		X FF 98 0-0 P6 ①		B SI 92 B SI 92 C SL 87 F FF 92 X FF 93 2-2 1B		4 0	1 0	2 0	1 0	0 0	0 0	0 0
48 Torii Hunter, R (1, 9) OBP: 0.308, SLG: 0.455 61 Ezequiel Carrera, L (9, PR) OBP: 0.400, SLG: 0.500 (9, 8)	C SL 83 S FS 86 D FS 86 F SL 84 D FS 87 X FS 87 2-2 G2-3 ③			S SL 83 C SI 91 S SI 93 0-3 K ③			B FS 87 F SI 91 B SI 91 X SI 92 2-1 P4 ①		C FF 97 H KC 85 1-1 28 PB HBP		1 SAFE B FF 91 F FF 90 B CU 75 H SL 79 3-1 1-2 HBP		3 0	0 0	0 0	0 0	0 0	1 0	2 0
28 J.D. Martinez, R (1, 7) OBP: 0.353, SLG: 0.583 (9, 9)		F SL 80 B FS 86 S SL 82 S FS 87 1-3 K ①			X SI 91 0-0 L4 ①		B FS 87 D FS 88 X SI 92 2-0 F8 ②		B SL 79 1 SAFE C FF 91 P PO 89 X SL 83 2-1 1-2 G5-3 ②		X CU 76 0-0 G5-3 ③		5	0	0	0	0	1	4
9 Nick Castellanos, R (1, 5) OBP: 0.308, SLG: 0.399		C SI 91 B SL 85 F SL 83 B FS 88 B SI 91 F SL 83 F SI 90 S SI 90 3-3 K ②			C SI 90 B FS 88 F SL 83 B FS 87 F SL 84 B SI 92 C SI 93 3-3 K ②		B SI 88 F SI 93 X SI 93 1-1 13 1B 1-2 1B		B SL 82 X SL 83 1-0 G5-3 ③			B CU 76 S CU 78 X FF 87 1-1 F8 ①	5	0	1	0	0	2	2
13 Alex Avila, L (1, 2) OBP: 0.322, SLG: 0.372		X SI 92 0-0 F8 ③			B FS 87 B SL 85 C SI 92 B SI 93 X SI 92 3-1 F9 ③		B FS 88 X FS 88 1-0 17 FC4-6 1-2 2-H 1B			B FC 88 S FC 89 F FF 92 B FC 89 B FC 89 X FF 93 3-2 G4-3 ①		B FF 88 X FF 88 1-0 HR	5	1	2	2	0	0	0
17 Andrew Romine, S (1, 6) OBP: 0.266, SLG: 0.267	C SI 90 B SL 82 S FS 87 S FS 87 1-3 K ①			S FS 86 B FS 87 X SL 82 1-1 HR			C SI 95 B FS 88 D FS 89 X SI 94 2-1 FC4-6 ③ 1-2f			F FF 91 S FC 89 B FC 89 F FC 88 B FF 92 X FC 88 2-2 G5-3 ②		C FF 88 B CU 78 X FF 88 1-1 L7 ②	5	1	1	1	0	1	2
Inning Stats	R: 1 E: 0 K: 0 S: 10 H: 2 LOB: 1 BB: 0 P: 17	R: 0 E: 0 K: 2 S: 9 H: 0 LOB: 0 BB: 0 P: 13	R: 0 E: 0 K: 1 S: 7 H: 0 LOB: 0 BB: 0 P: 11	R: 0 E: 0 K: 1 S: 7 H: 0 LOB: 0 BB: 0 P: 8	R: 0 E: 0 K: 1 S: 7 H: 0 LOB: 0 BB: 0 P: 13	R: 1 E: 0 K: 0 S: 9 H: 1 LOB: 0 BB: 0 P: 12	R: 1 E: 0 K: 0 S: 9 H: 3 LOB: 2 BB: 0 P: 17	R: 0 E: 0 K: 2 S: 9 H: 0 LOB: 0 BB: 0 P: 15	R: 0 E: 0 K: 0 S: 6 H: 0 LOB: 2 BB: 0 P: 9	R: 0 E: 0 K: 1 S: 13 H: 0 LOB: 0 BB: 0 P: 18	R: 0 E: 0 K: 1 S: 10 H: 1 LOB: 2 BB: 0 P: 17	R: 1 E: 0 K: 1 S: 8 H: 1 LOB: 0 BB: 0 P: 12	1B: 6 2B: 0 3B: 0 HR: 2	SF: 1 SAC: 0 DP: 0 HBP: 2	WP: 0 PB: 1 SB: 1 CS: 0	PA: 46		

PITCHER		IP	WLS	BF	H	R	ER	SO	BB	IBB	HBP	BLK	WP	HR	S	P	ERA	WHIP
18 Hiroki Kuroda, R ERA: 3.97	(1, 1)	7.0		27	6	3	3	5	0	0	0	0	0	1	58	91	3.86	0.857
68 Dellin Betances, R ERA: 1.46	(8, 1)	1.1		5	0	0	0	2	0	0	1	0	0	0	11	18	0.00	0.000
27 Shawn Kelley, R ERA: 3.22	(9, 1)	0.2		2	0	0	0	0	0	0	0	0	0	0	4	6	0.00	0.000
55 David Huff, L ERA: 3.89	(10, 1)	0.2		2	0	0	0	0	0	0	0	0	0	0	7	12	0.00	0.000
53 Esmil Rogers, R ERA: 5.84	(10, 1)	1.0		4	1	0	0	2	0	0	0	0	0	0	14	18	0.00	1.000

PITCHER		IP	WLS	BF	H	R	ER	SO	BB	IBB	HBP	BLK	WP	HR	S	P	ERA	WHIP
57 Rich Hill, L ERA:	(11, 1)	0.0		1	0	0	0	0	0	0	1	0	0	0	1	4	∞	∞
40 Matt Daley, R ERA: 5.02	(11, 1)	1.1	L	5	1	1	1	1	0	0	0	0	0	1	9	13	6.75	0.750

TOP

Detroit Tigers @ New York Yankees

Yankee Stadium, Bronx, NY

Tue Aug 05 2014, 7:11 PM - 11:21 PM EDT

Att. 40,078 - Clear - 80 F

livebaseballscorecards.com

AB	43
R	4
H	8
RBI	4
BB	0
SO	10
LOB	11

Detroit Tigers @ New York Yankees

Yankee Stadium, Bronx, NY

Tue Aug 05 2014, 7:11 PM - 11:21 PM EDT

Att. 40,078 - Clear - 80 F

livebaseballscorecards.com

BOTTOM

Batter	1	2	3	4	5	6	7	8	9	10	11	12	AB	R	H	RBI	BB	SO	LOB
11 Brett Gardner, L (1, 7) OBP: 0.361, SLG: 0.463	C FF 92 B SI 93 B SI 93 F SI 93 X FF 94 2-2 F7 ①		X FF 93 0-0 SH3-4 ① 2-3		C SI 95 F SI 94 B SI 95 B CH 86 S CH 87 2-3 K ②		X SI 93 0-0 G1-3 ③			B CU 79 B CU 79 B SL 83 C FF 93 F FF 92 X FF 93 3-2 G4-3 ②			4	0	0	0	0	1	1
2 Derek Jeter, R (1, 6) OBP: 0.330, SLG: 0.333	B FF 94 X CH 86 1-0 G5-3 ②		C SI 94 X SI 94 0-1 G4-3 ②		X CH 86 0-0 1B			B CH 85 B SI 93 X CH 86 2-0 G6-3 ①		L SL 84 B SL 88 F SL 84 H FF 94 2-2 HBP			4	0	1	0	0	0	1
22 Jacoby Ellsbury, L (1, 8) OBP: 0.340, SLG: 0.404	C FF 93 X FF 94 0-1 1B		C KC 83 S SI 95 X SI 96 0-2 3-H 2B		B SI 95 F CH 87 1 SAFE F SI 95 S CH 86 1-3 K ③			C SI 93 X KC 82 0-1 F7 ②		B FF 91 S CU 79 1 SAFE B CU 80 X FF 92 2-1 G5-3 ③			5	0	2	1	0	1	2
25 Mark Teixeira, S (1, 3) OBP: 0.331, SLG: 0.448	1 SAFE C SI 94 B FF 94 C CH 86 F FF 95 F SI 95 1 SAFE S CH 84 1-3 K ③		S CH 86 F CH 86 B CH 86 X FC 90 1-2 G6-3 ③			B SI 94 B SI 93 F SI 94 X CH 86 2-1 F9 ①		B FF 94 X CH 86 1-0 G1-3 ③			C FF 90 B FF 91 B FF 91 X FC 90 2-1 F9 ①		5	0	0	0	0	1	2
36 Carlos Beltrán, S (1, 10) OBP: 0.306, SLG: 0.443 31 Ichiro Suzuki, L (9, PR) OBP: 0.320, SLG: 0.317 (10, 10)		B FF 94 C SI 94 B FF 94 S CH 86 F SI 95 F SI 94 S CH 86 2-3 K ①		X CH 86 0-0 G6-3 ①		C SI 95 B FF 92 B SI 95 B FF 95 F SI 94 F CH 88 C SI 94 3-3 K ②			B SI 93 X SI 93 1-0 14 S 1B			B FC 91 F FF 91 C FC 93 B CU 69 F FC 92 B CH 87 X FC 91 3-2 F8 ②		4 1	0 0	1 0	0 0	0 0	2 0	0 0
34 Brian McCann, L (1, 2) OBP: 0.291, SLG: 0.376	B SI 95 X SI 95 1-0 HR			C SI 95 B CH 86 S FC 85 B SI 95 T CH 87 2-2 K ②		F KC 82 X SI 96 0-1 L7 ③			B KC 83 B CH 86 X CH 86 2-0 F7 ①			C CH 83 X CH 84 0-1 G4-3 ③		5	1	1	1	0	1	1
12 Chase Headley, S (1, 5) OBP: 0.299, SLG: 0.355	C SI 94 X CH 86 0-1 G6-3 ②			C FF 95 F CH 87 C FC 91 0-3 K ③			X CH 86 0-0 G5-3 ①		t SAFE B SI 93 F CH 86 F CH 86 S SI 94 1-3 K ②			B SI 91 B SI 91 C FF 91 F SI 91 X CU 82 2-2 F9 ①	5	0	0	0	0	2	1
14 Martín Prado, R (1, 9) OBP: 0.317, SLG: 0.375	C SI 95 C SI 95 F FC 90 F CH 87 F SI 94 B SI 96 F KC 82 B CH 87 B CH 86 3-3 S FF 86 K ③				B CH 85 B CH 85 X SI 93 2-0 HR		B FF 94 C FF 94 F KC 82 B SI 94 X CH 86 2-2 2B		B FF 92 1 SAFE 1 SAFE C SL 65 C FF 94 B CU 78 S SL 88 2-3 K ③ 1-2			F FF 92 F SL 85 X SL 85 0-2 F9 ②	5	1	2	1	0	2	1
17 Brendan Ryan, R (1, 4) OBP: 0.247, SLG: 0.250 33 Stephen Drew, L (10, PH) OBP: 0.258, SLG: 0.327 (11, 4)			X FF 94 0-0 11 SH3-4 22 2B 2B		C CH 86 T CH 86 S SI 95 0-3 K ①		B CH 84 B SI 93 C SI 93 X CH 86 2-1 L4 ②			C FF 91 F CU 79 F FF 94 B SL 87 B CU 80 B SL 86 S SL 86 3-3 K ①		X SI 91 0-0 F7 ③	3 2	1 0	1 0	0 0	0 0	1 1	1 0
Inning Stats	R: 0 E: 0 K: 1 S: 11 H: 1 LOB: 1 BB: 0 P: 15	R: 1 E: 0 K: 2 S: 15 H: 1 LOB: 0 BB: 0 P: 21	R: 1 E: 0 K: 0 S: 10 H: 2 LOB: 1 BB: 0 P: 11	R: 0 E: 0 K: 2 S: 7 H: 0 LOB: 0 BB: 0 P: 9	R: 1 E: 0 K: 3 S: 11 H: 2 LOB: 1 BB: 0 P: 16	R: 0 E: 0 K: 1 S: 8 H: 0 LOB: 0 BB: 0 P: 13	R: 0 E: 0 K: 0 S: 7 H: 1 LOB: 1 BB: 0 P: 11	R: 0 E: 0 K: 0 S: 4 H: 0 LOB: 0 BB: 0 P: 7	R: 0 E: 0 K: 2 S: 8 H: 1 LOB: 2 BB: 0 P: 14	R: 0 E: 0 K: 1 S: 11 H: 0 LOB: 1 BB: 0 P: 21	R: 0 E: 0 K: 0 S: 8 H: 0 LOB: 0 BB: 0 P: 13	R: 0 E: 0 K: 0 S: 7 H: 0 LOB: 0 BB: 0 P: 9	1B: 3 2B: 3 3B: 0 HR: 2	SF: 0 SAC: 1 DP: 0 HBP: 1	WP: 0 PB: 0 SB: 1 CS: 0	PA: 45		

PITCHER		IP	WLS	BF	H	R	ER	SO	BB	IBB	HBP	BLK	WP	HR	S	P	ERA	WHIP
14 David Price, L ERA: 3.11	(1, 1)	8.2		34	8	3	3	10	0	0	0	0	0	2	78	112	3.12	0.923
44 Joba Chamberlain, R ERA: 2.93	(9, 1)	1.1		5	0	0	0	2	0	0	1	0	0	0	14	26	0.00	0.000
38 Joakim Soria, R ERA: 3.65	(11, 1)	1.0	W	3	0	0	0	0	0	0	0	0	0	0	8	13	0.00	0.000
36 Joe Nathan, R ERA: 5.31	(12, 1)	1.0	S	3	0	0	0	0	0	0	0	0	0	0	7	9	0.00	0.000

PITCHER	IP	WLS	BF	H	R	ER	SO	BB	IBB	HBP	BLK	WP	HR	S	P	ERA	WHIP

AB	43
R	3
H	8
RBI	3
BB	0
SO	12
LOB	10

Detroit Tigers @ New York Yankees

Yankee Stadium, Bronx, NY

Wed Aug 06 2014, 7:12 PM - 10:20 PM EDT

Att. 40,067 - Partly Cloudy - 81 F

livebaseballscorecards.com

Batter	1	2	3	4	5	6	7	8	9	AB	R	H	RBI	BB	SO	LOB
20 Rajai Davis, R (1, 7) OBP: 0.335, SLG: 0.422	C SI 87 F SL 82 F CH 76 B SI 92 B SL 84 X CH 77 2-2 E6 3 3 G4-3 WP 24 SF9		F CH 76 B SI 89 B SI 89 F CH 76 S CH 77 2-3 ① K		C SI 88 B SI 90 X CH 78 1-1 ② G5-3		F SL 85 X SL 87 0-1 ③ G4-3			4	1	0	0	0	1	3
3 Ian Kinsler, R (1, 4) OBP: 0.317, SLG: 0.430	1 SAFE B SI 88 1 SAFE B CH 76 X SI 88 2-0 ① G4-3 1-3		B SI 90 F CH 77 F SL 81 F CH 77 B SL 81 X SI 90 2-2 ② F8		F SI 90 X CH 79 0-1 ③ G5-3			X SL 85 0-0 ① G6-3		4	0	0	0	0	0	2
24 Miguel Cabrera, R (1, 3) OBP: 0.370, SLG: 0.523	X SI 90 0-0 ② SF9 3-H		B CH 79 C CH 78 B SI 91 B SL 81 B CH 78 4-1 41 FC5-4 BB			B SI 89 F SL 82 S CH 78 1-3 ① K		B CU 80 B SL 88 B CU 78 B SL 87 4-0 41 41 E E BB		1	0	0	1	2	1	0
41 Victor Martinez, S (1, 10) OBP: 0.382, SLG: 0.565	C SL 83 B CH 80 B SL 83 B CH 79 X SI 90 3-1 1B		X CH 77 0-0 ③ FC5-4 1-2f			C CH 79 F SL 82 B SI 91 F CH 79 B CH 80 F SL 81 F SL 82 S SI 91 2-3 ② K		C FF 96 B SL 86 D SL 87 B CU 80 C CH 85 X SL 86 3-2 E4 1-3		4	0	1	0	0	1	2
28 J.D. Martinez, R (1, 9) OBP: 0.348, SLG: 0.574	B SI 89 X CH 79 1-0 ③ G2-3			S CH 76 F CH 78 F CH 75 B SI 91 C SI 91 1-3 ① K		X CH 79 0-0 ③ F8		B SL 89 B SI 95 B SL 86 F FF 95 S FF 96 S FF 96 3-3 ② K		4	0	0	0	0	2	3
9 Nick Castellanos, R (1, 5) OBP: 0.305, SLG: 0.395		F SI 88 C SI 90 B CH 77 S CH 79 1-3 ① K		C CH 78 X CH 78 0-1 ② G5-3			B SL 81 C SL 80 B SI 89 F SI 88 F CH 76 S CH 76 2-3 ① K	B FF 96 B SL 90 B SL 89 T FF 96 F SL 88 F FF 96 F FF 97 X SL 89 3-2 ③ F9		4	0	0	0	0	2	2
50 Bryan Holaday, R (1, 2) OBP: 0.299, SLG: 0.286		C CU 75 S CH 79 B SI 91 X SI 91 1-2 ② G3		C CU 75 S CH 80 S CH 78 0-3 ③ K			C CH 77 T SL 82 S CH 78 0-3 ② K		X FF 93 0-0 ① L6	4	0	0	0	0	2	0
17 Andrew Romine, S (1, 6) OBP: 0.271, SLG: 0.278		B CU 75 S CH 78 X SI 90 1-1 2B			B CU 72 B CH 75 C SI 86 L CU 72 X CH 77 2-2 ① F8		B CH 76 B CH 78 S CH 76 B SL 82 X SI 88 3-1 61 1B 1B		C FF 91 B CH 82 S FC 89 F FF 91 X CH 82 1-2 ② F8	4	0	2	0	0	0	0
61 Ezequiel Carrera, L (1, 8) OBP: 0.444, SLG: 0.500		C SI 89 B SL 82 F SL 80 D CH 78 F CH 77 B SI 90 X SL 82 3-2 ③ G4-3			X CU 73 0-0 E1 1B		1 SAFE 1 SAFE X SL 80 0-0 1-3 1B		B FF 92 C FF 93 X FC 90 1-1 ③ G5-3	4	0	2	0	0	0	1
Inning Stats	R: 1 E: 1 K: 0 S: 9 H: 1 LOB: 1 BB: 0 P: 17	R: 0 E: 0 K: 1 S: 12 H: 1 LOB: 1 BB: 0 P: 18	R: 0 E: 0 K: 1 S: 9 H: 0 LOB: 1 BB: 1 P: 17	R: 0 E: 0 K: 2 S: 9 H: 0 LOB: 0 BB: 0 P: 10	R: 0 E: 1 K: 0 S: 8 H: 1 LOB: 1 BB: 0 P: 11	R: 0 E: 0 K: 2 S: 10 H: 0 LOB: 0 BB: 0 P: 13	R: 0 E: 0 K: 2 S: 12 H: 2 LOB: 2 BB: 0 P: 17	R: 0 E: 1 K: 1 S: 12 H: 0 LOB: 2 BB: 1 P: 25	R: 0 E: 0 K: 0 S: 7 H: 0 LOB: 0 BB: 0 P: 9	1B: 4 2B: 1 3B: 0 HR: 0 SF: 1 SAC: 0 DP: 0 HBP: 0						

	AB	33
	R	1
	H	5
	RBI	1
	BB	2
	SO	9
	LOB	13

PITCHER		IP	WLS	BF	H	R	ER	SO	BB	IBB	HBP	BLK	WP	HR	S	P	ERA	WHIP
26 Chris Capuano, L ERA: 3.91	(1, 1)	6.2		27	5	1	0	8	1	0	0	0	1	0	67	101	0.00	0.900
43 Adam Warren, R ERA: 3.2	(7, 1)	1.1	W	6	0	0	0	1	1	0	0	0	0	0	14	27	0.00	0.750
55 David Huff, L ERA: 3.8	(9, 1)	1.0		3	0	0	0	0	0	0	0	0	0	0	7	9	0.00	0.000

PITCHER		IP	WLS	BF	H	R	ER	SO	BB	IBB	HBP	BLK	WP	HR	S	P	ERA	WHIP

BOTTOM

Batter	1	2	3	4	5	6	7	8	9	AB	R	H	RBI	BB	SO	LOB
11 Brett Gardner, L (1, 7) OBP: 0.360, SLG: 0.461	B FF 91 B FF 91 F FF 90 C FF 91 X FF 92 2-2 ① F9			C FF 91 C FF 91 B FF 90 B FF 93 S CU 80 2-3 ① K		C FF 87 C CH 82 X CU 78 0-2 ① F8		C FF 89 B FC 84 X FC 85 1-1 22 BB 25 1B 1B		4	1	1	0	0	1	0
2 Derek Jeter, R (1, 6) OBP: 0.329, SLG: 0.333	C FF 92 B FF 91 B FF 92 F FF 92 B SL 86 X SL 86 3-2 ② G6-3			B SL 85 X SL 86 1-0 ② L4		X CU 76 0-0 1B		1 SAFE 1 SAFE B CH 80 B FF 90 1 SAFE B FF 89 C FF 90 F FF 89 F FF 90 3-2 ① F FF 90 X FF 90 F8		4	0	1	0	0	0	1
22 Jacoby Ellsbury, L (1, 8) OBP: 0.341, SLG: 0.404	F CH 82 S CH 82 B FF 91 X FF 92 1-2 ③ F8			B CU 77 F CH 84 B CU 81 X FF 93 2-1 25 BB 1B		B CU 78 1 SAFE X FF 92 1-0 ② F8		B CU 79 1 SAFE 1 SAFE B FF 89 B FF 88 B FF 88 4-0 36 1B 25 1B 34 FC3-6 1-2 BB		3	1	1	0	1	0	1
25 Mark Teixeira, S (1, 3) OBP: 0.333, SLG: 0.447 31 Ichiro Suzuki, L (9, 9) OBP: 0.320, SLG: 0.317		C FF 90 B CU 78 B CU 79 F CH 81 F FF 92 C FF 93 2-3 ① K		1 SAFE 1 SAFE 1 SAFE B FF 92 F FF 92 B CU 80 F FF 93 F CH 85 1 SAFE 4-2 D CU 81 B FF 95 1-2 BB		B FF 91 1 SAFE C FF 92 F FF 94 B FF 93 X FF 94 2-2 ③ F7		B CH 80 C CH 80 B FF 90 X CH 80 2-1 36 1B 34 E 1-2 2-H 1B		3 0	1 0	1 0	1 0	1 0	1 0	1 0
36 Carlos Beltrán, S (1, 10) OBP: 0.305, SLG: 0.440		B CH 83 C FF 92 T FF 92 S CH 83 1-3 ② K		F FF 95 F FF 95 B CU 82 B CU 81 F FF 95 S CH 86 2-3 ③ K			C FF 89 B FF 90 B FF 91 X CH 82 2-1 ① F7	X CH 81 0-0 34 FC3-6 1-2 2-3 1B		4	0	1	0	0	2	2
34 Brian McCann, L (1, 2) OBP: 0.291, SLG: 0.383		B FF 92 B FF 91 B CH 83 C FF 91 F FF 92 X FF 93 3-2 ③ L7			F CH 81 B CU 78 X FF 91 1-1 ① G3		C CU 77 B CU 77 F FF 92 X FF 91 1-2 HR	B FF 88 X FC 88 1-0 ② FC3-6 12 FC6-4 1-2f 2-H 3-H		4	1	1	2	0	0	1
12 Chase Headley, S (1, 5) OBP: 0.301, SLG: 0.366 (9, 3)			C FF 90 B FF 90 B FF 90 S FF 91 X CH 84 2-2 ① G3-1		F CH 82 F FF 92 B CH 85 B SL 86 X CH 83 2-2 HR		C CH 83 B CU 79 F FF 92 X FF 92 1-2 33 WP 1B	D SI 93 X CH 85 1-0 ③ FC6-4 1-2f		4	1	2	1	0	0	1
33 Stephen Drew, L (1, 4) OBP: 0.253, SLG: 0.320			B FF 91 F FF 91 B CU 78 C CU 78 X FF 93 2-2 ② F8		C FF 92 B CU 78 B CH 85 X FF 94 2-1 ② G4-3		1 SAFE B FF 92 F FF 93 S FF 93 1 SAFE 1 SAFE B CU 80 C CU 81 2-3 ② K 1-2			3	0	0	0	0	1	1
14 Martín Prado, R (1, 9) OBP: 0.315, SLG: 0.372 (9, 5)			X FF 92 0-0 ③ P4		C FF 92 B FF 93 C FF 92 B SL 86 B SL 85 F FF 94 X FF 94 3-2 ③ F7		X FF 94 0-0 ③ F7			3	0	0	0	0	0	1
Inning Stats	R: 0 E: 0 K: 0 S: 9 H: 0 LOB: 0 BB: 0 P: 15	R: 0 E: 0 K: 2 S: 10 H: 0 LOB: 0 BB: 0 P: 16	R: 0 E: 0 K: 0 S: 7 H: 0 LOB: 0 BB: 0 P: 11	R: 0 E: 0 K: 2 S: 13 H: 1 LOB: 2 BB: 1 P: 24	R: 1 E: 0 K: 0 S: 11 H: 1 LOB: 0 BB: 0 P: 19	R: 0 E: 0 K: 0 S: 8 H: 1 LOB: 1 BB: 0 P: 11	R: 1 E: 0 K: 1 S: 12 H: 2 LOB: 1 BB: 0 P: 18	R: 3 E: 1 K: 0 S: 12 H: 3 LOB: 1 BB: 1 P: 24		1B: 6 2B: 0 3B: 0 HR: 2 SF: 0 SAC: 0 DP: 0 HBP: 0						

PITCHER		IP	WLS	BF	H	R	ER	SO	BB	IBB	HBP	BLK	WP	HR	S	P	ERA	WHIP
35 Justin Verlander, R ERA: 4.57	(1, 1)	7.0	L	27	5	2	2	5	1	0	0	0	1	2	70	114	2.57	0.857
65 Blaine Hardy, L ERA: 2.75	(8, 1)	0.2		6	3	3	2	0	1	0	0	0	0	0	11	22	27.00	6.000
40 Phil Coke, L ERA: 4.31	(8, 1)	0.1		1	0	0	0	0	0	0	0	0	0	0	1	2	0.00	0.000

PITCHER	IP	WLS	BF	H	R	ER	SO	BB	IBB	HBP	BLK	WP	HR	S	P	ERA	WHIP

Detroit Tigers @ New York Yankees

Yankee Stadium, Bronx, NY

Wed Aug 06 2014, 7:12 PM - 10:20 PM EDT

Att. 40,067 - Partly Cloudy - 81 F

livebaseballscorecards.com

AB	32
R	5
H	8
RBI	4
BB	2
SO	5
LOB	9

WP: 1 PA: 34
PB: 0
SB: 0
CS: 0

Batter	1	2	3	4	5	6	7	8	9	AB	R	H	RBI	BB	SO	LOB
20 Rajai Davis, R (1, 7) OBP: 0.331, SLG: 0.416	B SI 93 C SI 93 S SL 89 C SL 89 1-3 ① K		C SL 89 F SL 86 X CU 83 0-2 ③ G5-3			S CU 82 B SI 93 X SL 87 1-1 ① G5-3		X SL 86 0-0 ② L5		4	0	0	0	0	1	0
61 Ezequiel Carrera, L (1, 8) OBP: 0.385, SLG: 0.417	X SI 94 0-0 ② G6-3			B SI 92 C SI 92 C CH 86 X SL 87 1-2 ① G1-3		F CH 84 B CH 84 X SI 94 1-1 ③ 3 1B 1B		B SI 93 F SI 92 B CU 79 F SI 93 X SL 85 2-2 ③ G3		4	0	1	0	0	0	0
3 Ian Kinsler, R (1, 4) OBP: 0.319, SLG: 0.430	C SI 94 B SI 93 C CU 83 S SL 89 1-3 ③ K			C SL 88 X SI 93 0-1 ② F8		1 SAFE 1 SAFE C SI 91 D SL 88 1 SAFE F SI 92 X SL 86 1-2 41 G4-6-3 1-3 1B			X SI 92 0-0 24 G4-3 41 BB 1B	4	0	2	0	0	1	0
41 Victor Martinez, S (1, 10) OBP: 0.383, SLG: 0.563		B SI 93 X SI 94 1-0 ① G5-3		C SI 93 B CH 85 S SL 89 B FF 94 X FF 94 2-2 28 BB 1B		C SL 85 X FF 93 0-1 ② ③ G4-6-3 1-2f			B FC 90 1 SAFE B FC 91 F FC 91 1 SAFE B FC 92 B FC 92 4-1 24 G4-3 1-2 BB	3	0	1	0	1	0	2
28 J.D. Martinez, R (1, 9) OBP: 0.348, SLG: 0.569 24 Miguel Cabrera, R (9, PH) OBP: 0.369, SLG: 0.521		C CU 83 B CU 84 X SI 93 1-1 ② L5		B CU 80 B SL 85 B SI 94 B SI 92 4-0 1-2 BB			S SL 86 S SL 86 X SL 86 0-2 ① G5-3		S KC 83 B FC 91 X FC 92 1-1 ① ② G4-3 1-2f 2-3	2 1	0 0	0 0	0 0	1 0	0 0	0 2
32 Don Kelly, L (1, 3) OBP: 0.331, SLG: 0.298		C SI 94 B SL 90 F FF 95 X CU 83 1-2 1B		C SI 92 F SL 86 S SL 88 0-3 ③ K			X SI 94 0-0 ② G4-3		S KC 86 D KC 83 C FF 93 D KC 85 X FC 92 2-2 ③ P6	4	0	1	0	0	1	3
9 Nick Castellanos, R (1, 5) OBP: 0.305, SLG: 0.393		F SI 93 C SL 86 T FF 94 0-2 ③ K			C SI 93 B CU 81 C SL 85 B FF 94 B SL 87 S SI 92 3-3 ① K		B SI 94 C SL 86 S SL 87 B SL 87 B SL 88 B SL 86 4-2 BB			2	0	0	0	1	2	1
13 Alex Avila, L (1, 2) OBP: 0.322, SLG: 0.369			B SI 92 B CU 81 C SI 93 B SI 94 B SI 94 4-1 17 G6-4-3 BB		B CU 81 C CU 81 B SI 94 X SI 94 2-1 ② G3		B SI 93 X SI 94 1-0 ③ F8			2	0	0	0	1	0	1
17 Andrew Romine, S (1, 6) OBP: 0.266, SLG: 0.273			B CU 81 F SI 93 F SI 93 X SI 93 1-2 ① ② G6-4-3 1-2f		B SI 94 C SI 94 B CH 85 X SI 95 2-1 ③ L7			C SI 92 B CH 83 X SI 92 1-1 ① F7		3	0	0	0	0	0	1
Inning Stats	R: 0 E: 0 K: 2 S: 7 H: 0 LOB: 0 BB: 0 P: 9	R: 0 E: 0 K: 1 S: 9 H: 1 LOB: 1 BB: 0 P: 12	R: 0 E: 0 K: 0 S: 7 H: 0 LOB: 0 BB: 1 P: 12	R: 0 E: 0 K: 1 S: 11 H: 1 LOB: 2 BB: 1 P: 18	R: 0 E: 0 K: 1 S: 7 H: 0 LOB: 0 BB: 0 P: 14	R: 0 E: 0 K: 0 S: 9 H: 2 LOB: 1 BB: 0 P: 12	R: 0 E: 0 K: 0 S: 7 H: 0 LOB: 1 BB: 1 P: 12	R: 0 E: 0 K: 0 S: 6 H: 0 LOB: 0 BB: 0 P: 9	R: 0 E: 0 K: 0 S: 7 H: 1 LOB: 1 BB: 1 P: 14	1B: 5 2B: 0 3B: 0 HR: 0	SF: 0 SAC: 0 DP: 3 HBP: 0					

TOP

Detroit Tigers @ New York Yankees

Yankee Stadium, Bronx, NY

Thu Aug 07 2014, 1:10 PM - 3:58 PM EDT

Att. 47,013 - Partly Cloudy - 81 F

livebaseballscorecards.com

AB	29
R	0
H	5
RBI	0
BB	4
SO	5
LOB	10

WP: 0 PA: 33
PB: 0
SB: 0
CS: 0

PITCHER		IP	WLS	BF	H	R	ER	SO	BB	IBB	HBP	BLK	WP	HR	S	P	ERA	WHIP
61 Shane Greene, R ERA: 2.89	(1, 1)	8.0	W	30	5	0	0	5	3	0	0	0	0	0	64	99	0.00	1.000
30 David Robertson, R ERA: 2.62	(9, 1)	1.0	S	3	0	0	0	0	1	0	0	0	0	0	6	13	0.00	1.000

PITCHER		IP	WLS	BF	H	R	ER	SO	BB	IBB	HBP	BLK	WP	HR	S	P	ERA	WHIP

Batter	1	2	3	4	5	6	7	8	9	AB	R	H	RBI	BB	SO	LOB
11 Brett Gardner, L (1, 7) OBP: 0.359, SLG: 0.459	B FF 90 X FF 91 1-0 ① F8		C SI 90 D CU 80 B CH 82 D CH 83 X FF 91 3-1 ②③ G4-6-3 1-2f		C FF 90 B CU 80 B CH 83 F SI 90 C SI 91 2-3 ③ K		C CU 77 F CH 83 B FF 90 D CU 79 D CU 79 X SI 91 3-2 14 FC6-4 1B 1-2 2-3			4	0	1	0	0	1	2
14 Martín Prado, R (1, 5) OBP: 0.315, SLG: 0.371	C FF 90 F SI 91 X SI 91 0-2 ② F9			F FF 90 X FF 91 0-1 ① L8		B FF 90 B SI 90 C FF 90 B SI 92 X SI 90 3-1 36 G4-6-3 22 1B 1B	C FF 91 F SL 87 F FF 91 B CU 78 X SI 92 1-2 ③ FC6-4 1-2f			4	0	1	0	0	0	3
22 Jacoby Ellsbury, L (1, 8) OBP: 0.340, SLG: 0.402	B FF 91 X SI 91 1-0 ③ F7			B FF 90 B CH 82 X FF 90 2-0 ② L7		C CH 82 X SI 92 0-1 36 G4-6-3 1B 1-2		C FF 94 F SI 93 S SL 81 0-3 ① K		4	0	1	0	0	1	0
36 Carlos Beltrán, S (1, 10) OBP: 0.305, SLG: 0.438		C FF 90 C CU 78 C SI 92 0-3 ① K		F FF 90 F FF 91 B SL 85 B CU 80 X CH 82 2-2 12 1B 33 2B 1B		B SI 91 X SI 92 1-0 ①② G4-6-3 1-2f 2-3		B SI 93 F CH 85 B SI 93 X FF 93 2-1 ② G5-3		4	1	1	0	0	1	2
12 Chase Headley, S (1, 3) OBP: 0.303, SLG: 0.366		C FF 92 S FF 93 F CU 79 F FF 93 B CH 84 X CU 74 1-2 ② F7		C CH 82 B FF 91 X SI 90 1-1 33 2B 1-2 1B		B FF 92 B FF 92 C CH 84 B SI 92 X CH 83 3-1 ③ F8		B FF 94 B CH 84 B SI 92 B FF 93 4-0 BB		3	0	1	0	1	0	1
33 Stephen Drew, L (1, 6) OBP: 0.253, SLG: 0.325		B FF 91 B CH 83 F SI 91 F FF 92 C SI 92 2-3 ③ K		B CU 79 S CH 82 B FF 91 X SI 92 2-1 1-3 2-H 2B			C CH 82 B FF 90 C CU 76 X FF 91 1-2 ① F8	B FF 93 1 SAFE B FF 94 F FF 93 1 SAFE 1 SAFE F FF 92 B SL 78 S SL 80 3-3 ③ K		4	0	1	1	0	2	1
29 Francisco Cervelli, R (1, 2) OBP: 0.345, SLG: 0.425			C SI 91 B SL 86 X FF 92 1-1 ① G6-3	B SI 91 X SL 87 1-0 ③ F8			C SL 86 F SI 90 B CH 81 S CU 78 1-3 ② K			3	0	0	0	0	1	2
31 Ichiro Suzuki, L (1, 9) OBP: 0.324, SLG: 0.321			B FF 91 B FF 91 F FF 91 B FF 91 X SI 91 3-1 17 1B 1B		S FF 90 C CH 81 S FF 91 0-3 ① K		C FF 90 X CU 77 0-1 11 1B 17 HBP 1B			3	0	2	0	0	1	0
17 Brendan Ryan, R (1, 4) OBP: 0.263, SLG: 0.257			1 SAFE C SI 90 C SL 87 D SL 86 F SL 86 1 SAFE X SI 90 1-2 11 G4-6-3 1-2 1B		C FF 90 B CU 78 T SL 86 B SI 91 F CH 80 B CU 76 X SI 90 3-2 ② G6-3		L FF 89 H SI 89 1-1 11 1B 1-2 HBP			2	0	1	0	0	0	0
Inning Stats	R: 0 H: 0 E: 0 LOB: 0 K: 0 BB: 0 S: 5 P: 7	R: 0 H: 0 E: 0 LOB: 0 K: 2 BB: 0 S: 11 P: 14	R: 0 H: 2 E: 0 LOB: 1 K: 0 BB: 0 S: 10 P: 18	R: 1 H: 3 E: 0 LOB: 2 K: 0 BB: 0 S: 11 P: 19	R: 0 H: 0 E: 0 LOB: 0 K: 2 BB: 0 S: 10 P: 15	R: 0 H: 2 E: 0 LOB: 1 K: 0 BB: 0 S: 7 P: 14	R: 0 H: 2 E: 0 LOB: 3 K: 1 BB: 0 S: 16 P: 23	R: 0 H: 0 E: 0 LOB: 1 K: 2 BB: 1 S: 8 P: 17		1B: 8 SF: 0 2B: 1 SAC: 0 3B: 0 DP: 2 HR: 0 HBP: 1					WP: 0 PA: 33 PB: 0 SB: 0 CS: 0	

PITCHER		IP	WLS	BF	H	R	ER	SO	BB	IBB	HBP	BLK	WP	HR	S	P	ERA	WHIP
21 Rick Porcello, R ERA: 3.09	(1, 1)	7.0	L	29	9	1	1	5	0	0	1	0	0	0	70	110	1.29	1.286
40 Phil Coke, L ERA: 4.2	(8, 1)	1.0		4	0	0	0	2	1	0	0	0	0	0	8	17	0.00	1.000

PITCHER	IP	WLS	BF	H	R	ER	SO	BB	IBB	HBP	BLK	WP	HR	S	P	ERA	WHIP

BOTTOM

Detroit Tigers @ New York Yankees

Yankee Stadium, Bronx, NY

Thu Aug 07 2014, 1:10 PM - 3:58 PM EDT

Att. 47,013 - Partly Cloudy - 81 F

livebaseballscorecards.com

AB	31
R	1
H	9
RBI	1
BB	1
SO	7
LOB	11

Cleveland Indians @ New York Yankees

Yankee Stadium, Bronx, NY

Fri Aug 08 2014, 7:10 PM - 11:02 PM EDT

Att. 43,972 - Clear - 80 F

livebaseballscorecards.com

Batter	1	2	3	4	5	6	7	8	9	AB	R	H	RBI	BB	SO	LOB
22 Jason Kipnis, L (1, 4) OBP: 0.328, SLG: 0.358	C FF 92 X SI 91 0-1 41 1B 2B		B FF 92 C FF 92 F CU 78 C FF 93 1-3 ① K		B CU 79 C SL 85 X FF 92 1-1 1B		B FF 93 B FF 93 C FF 93 S SL 83 D SL 85 B SL 80 4-2 23 BB 4 1B 41 2B 1-2 BB	C CU 74 B SI 88 B SI 89 X SI 88 2-1 ②③ G4-6-3 1-2r		4	2	2	0	1	1	2
4 Mike Aviles, R (1, 5) OBP: 0.281, SLG: 0.325	B FF 93 L FF 93 X CU 80 1-1 ① G5-3		B SI 91 F CU 78 S CU 79 X FF 93 1-2 ② L8		1 SAFE X FF 91 0-0 ③ L8		C FF 92 B SL 85 S SL 84 X SL 86 1-2 23 BB 41 2B 1-2 2-3 1B		C FF 94 S FF 97 S KC 84 0-3 ① K	5	1	1	0	0	1	3
23 Michael Brantley, L (1, 10) OBP: 0.381, SLG: 0.510	D SI 92 C CU 78 X FF 94 1-1 ② L4		B FF 93 C FF 92 B CH 87 D CU 79 B SI 91 4-1 1-2 BB			C FF 92 X FC 88 0-1 7 1B 2B	D FF 94 B FF 94 F FF 94 B FF 93 F SL 85 B SL 84 4-2 41 2B 7 SF7 1-2 2-3 3-H BB		X FF 97 0-0 ② G3	3	2	1	1	2	0	1
41 Carlos Santana, S (1, 3) OBP: 0.372, SLG: 0.438	B CU 80 F FF 94 C FF 94 B FF 95 B FF 94 F FC 89 X FF 94 3-2 2-H 1B		S CU 79 F CU 78 B CU 79 D CU 80 S SL 87 2-3 ③ K			C FF 93 B FF 90 S FF 90 F FF 91 F CH 83 S FF 94 1-3 ① K	C CU 79 X FF 94 0-1 33 G3 1-3 2-H 3-H 2B		F FF 96 X KC 84 0-1 7 1B 1B	5	0	3	3	0	2	3
7 David Murphy, L (1, 7) OBP: 0.327, SLG: 0.387	X FF 92 0-0 ③ P6			B CU 77 B FF 91 B FF 91 C CH 90 X FF 91 3-1 ① G4-3		F FC 89 X FF 91 0-1 33 1B 2-H 1B	S CH 87 X SL 87 0-1 ① SF7 3-H		X FF 98 0-0 33 DI 1-3 1B	4	0	2	2	0	0	1
33 Nick Swisher, S (1, 9) OBP: 0.277, SLG: 0.331		B FF 90 F FF 91 B CH 90 B FF 91 X FF 92 3-1 ① F8		F FF 91 B FF 93 S CU 77 B FF 93 S SL 87 2-3 ② K		1 SAFE B FF 92 F FF 93 X FF 90 1-1 1-2 1B	B CH 86 2 SAFE D CH 87 C FF 95 X FF 95 2-1 ② G3 2-3		C KC 85 F FF 98 D SV 87 B SV 87 B FF 99 S FF 99 3-3 ③ K 1-2	5	0	1	0	0	2	3
38 Chris Dickerson, L (1, 8) OBP: 0.329, SLG: 0.397		C FF 91 X CU 78 0-1 ② F7		B CU 77 T SL 87 X FF 92 1-1 ③ L9		B FF 94 S FC 88 C FF 94 C FF 90 1-3 ② K	S CU 82 T SL 89 D CU 82 F SL 88 B FF 95 C FF 94 2-3 ③ K			4	0	0	0	0	2	3
11 José Ramírez, S (1, 6) OBP: 0.230, SLG: 0.188		C FF 92 F CU 79 B SL 86 B CU 81 B FF 93 X FF 92 3-2 ③ L8		C FF 91 F FF 92 F CU 77 B SL 88 F SL 86 F SL 86 F FF 93 B FF 92 F CU 76 3-2 ① B CU 79 X FF 91 G4-3		X FF 90 0-0 ③ L9		B FF 94 C FF 93 B CH 86 B FF 95 B FF 93 4-1 22 G4-6-3 BB		3	0	0	0	1	0	2
55 Roberto Pérez, R (1, 2) OBP: 0.300, SLG: 0.414			C FF 94 B CU 78 B SL 86 B SI 93 S FF 93 X FF 94 3-2 23 BB 1B		B SL 87 F SL 87 B FF 92 S SL 86 B SL 86 F FF 93 X FF 92 3-2 ② P3		C FF 91 B FF 92 S SL 82 B SL 84 X FF 92 2-2 4 1B 22 BB 23 BB 1B	B SL 88 1 SAFE S FF 94 C SL 88 F FF 95 B SL 88 F SL 88 1 SAFE T FF 95 2-2 ① K		4	1	2	0	0	1	1
Inning Stats	R: 1 E: 0 K: 0 S: 11 H: 2 LOB: 1 BB: 0 P: 16	R: 0 E: 0 K: 0 S: 7 H: 0 LOB: 0 BB: 0 P: 13	R: 0 E: 0 K: 2 S: 13 H: 1 LOB: 2 BB: 1 P: 24	R: 0 E: 0 K: 1 S: 7 H: 0 LOB: 0 BB: 0 P: 13	R: 0 E: 0 K: 0 S: 15 H: 1 LOB: 1 BB: 0 P: 22	R: 1 E: 0 K: 2 S: 15 H: 3 LOB: 2 BB: 0 P: 18	R: 4 E: 0 K: 1 S: 20 H: 3 LOB: 1 BB: 2 P: 35	R: 0 E: 0 K: 1 S: 8 H: 0 LOB: 0 BB: 1 P: 16	R: 0 E: 0 K: 2 S: 10 H: 2 LOB: 2 BB: 0 P: 13	1B: 9 2B: 3 3B: 0 HR: 0 SF: 1 SAC: 0 DP: 1 HBP: 0						

TOP

AB	37
R	6
H	12
RBI	6
BB	4
SO	9
LOB	19

WP: 0 PB: 0 SB: 0 CS: 0 PA: 42

PITCHER		IP	WLS	BF	H	R	ER	SO	BB	IBB	HBP	BLK	WP	HR	S	P	ERA	WHIP
53 Esmil Rogers, R ERA: 5.16	(1, 1)	5.0	W	20	4	1	1	3	1	0	0	0	0	0	53	88	1.80	1.000
55 David Huff, L ERA: 3.94	(6, 1)	0.2		5	3	1	1	2	0	0	0	0	0	0	14	17	13.50	4.500
27 Shawn Kelley, R ERA: 4.17	(6, 1)	0.1	H	5	2	4	4	0	2	0	0	0	0	0	11	22	108.00	12.000
43 Adam Warren, R ERA: 3.12	(7, 1)	1.1		6	1	0	0	2	1	0	0	0	0	0	16	26	0.00	1.500
57 Rich Hill, L ERA: 13.5	(8, 1)	0.2		1	0	0	0	0	0	0	0	0	0	0	2	4	0.00	0.000

PITCHER		IP	WLS	BF	H	R	ER	SO	BB	IBB	HBP	BLK	WP	HR	S	P	ERA	WHIP
68 Dellin Betances, R ERA: 1.44	(9, 1)	1.0		5	2	0	0	2	0	0	0	0	0	0	10	13	0.00	2.000

Cleveland Indians @ New York Yankees

Yankee Stadium, Bronx, NY

Fri Aug 08 2014, 7:10 PM - 11:02 PM EDT

Att. 43,972 - Clear - 80 F

BOTTOM

livebaseballscorecards.com

Batter	1	2	3	4	5	6	7	8	9	AB	R	H	RBI	BB	SO	LOB
11 Brett Gardner, L (1, 7) OBP: 0.359, SLG: 0.459	K F8			2B		SH1-3 HR BB	F8			4	1	1	0	1	1	3
2 Derek Jeter, R (1, 6) OBP: 0.326, SLG: 0.329	E3 G6-3			K		SH1-3	F9			4	1	0	0	0	1	2
22 Jacoby Ellsbury, L (1, 8) OBP: 0.343, SLG: 0.400	BB G4-3			BB		HR IBB	K			2	2	0	0	3	1	1
36 Carlos Beltrán, S (1, 10) OBP: 0.306, SLG: 0.447	1B G3			F8		HR		G4-3		5	2	2	5	0	0	2
34 Brian McCann, L (1, 2) OBP: 0.294, SLG: 0.384 29 Francisco Cervelli, R (6, PH) OBP: 0.360, SLG: 0.463 (7, 2)	BB		1B K	K		2B		2B		2 2	1 1	1 2	0 0	1 0	1 0	2 0
12 Chase Headley, S (1, 3) OBP: 0.304, SLG: 0.363	BB		L4	P5	HBP	G3				3	1	0	1	1	0	2
33 Stephen Drew, L (1, 4) OBP: 0.251, SLG: 0.321	1B		P4	P5	FC3-6			F9		5	0	1	1	0	0	3
14 Martín Prado, R (1, 5) OBP: 0.316, SLG: 0.371	1B		HBP	F8	L8					3	0	1	1	0	0	1
31 Ichiro Suzuki, L (1, 9) OBP: 0.327, SLG: 0.321	FC4-6		K			BB	1B			3	1	1	0	1	1	4
Inning Stats	R: 5 E: 2 K: 1 S: 23 H: 3 LOB: 2 BB: 3 P: 44	R: 0 E: 0 K: 0 S: 6 H: 0 LOB: 0 BB: 0 P: 9	R: 0 E: 0 K: 1 S: 9 H: 1 LOB: 2 BB: 0 P: 12	R: 0 E: 0 K: 2 S: 14 H: 1 LOB: 2 BB: 1 P: 20	R: 0 E: 0 K: 0 S: 9 H: 0 LOB: 0 BB: 0 P: 15	R: 5 E: 1 K: 0 S: 12 H: 2 LOB: 3 BB: 3 P: 33	R: 0 E: 0 K: 1 S: 10 H: 1 LOB: 1 BB: 0 P: 14	R: 0 E: 0 K: 0 S: 11 H: 1 LOB: 1 BB: 0 P: 17			1B: 5 2B: 3 3B: 0 HR: 1 SF: 0 SAC: 1 DP: 0 HBP: 2				WP: 0 PB: 0 SB: 2 CS: 0 PA: 43		

PITCHER		IP	WLS	BF	H	R	ER	SO	BB	IBB	HBP	BLK	WP	HR	S	P	ERA	WHIP
47 Trevor Bauer, R ERA: 4.33	(1, 1)	3.1	L	21	5	5	3	3	4	0	1	0	0	0	46	79	8.10	2.700
50 Nick Hagadone, L ERA: 1.84	(4, 1)	1.1		4	0	0	0	1	0	0	0	0	0	0	8	11	0.00	0.000
44 John Axford, R ERA: 3.92	(5, 1)	0.2		6	1	4	4	0	2	1	0	0	0	1	14	31	54.00	4.500
35 Marc Rzepczynski, L ERA: 3.2	(6, 1)	0.1		3	1	1	0	0	0	0	1	0	0	0	3	7	0.00	3.000
27 Bryan Shaw, R ERA: 2.79	(6, 1)	0.1		1	0	0	0	0	0	0	0	0	0	0	2	5	0.00	0.000

PITCHER		IP	WLS	BF	H	R	ER	SO	BB	IBB	HBP	BLK	WP	HR	S	P	ERA	WHIP
43 Josh Tomlin, R ERA: 4.68	(7, 1)	1.1		6	2	0	0	1	0	0	0	0	0	0	16	24	0.00	1.500
37 Cody Allen, R ERA: 1.86	(8, 1)	0.2		2	0	0	0	0	0	0	0	0	0	0	5	7	0.00	0.000

AB	33
R	10
H	9
RBI	8
BB	7
SO	5
LOB	20

Batter	1	2	3	4	5	6	7	8	9	AB	R	H	RBI	BB	SO	LOB
22 Jason Kipnis, L (1, 4) OBP: 0.325, SLG: 0.354	B SI 89 C FC 89 F FC 89 F CU 80 S FF 92 1-3 ① **K**		C CU 80 F CU 80 X FC 90 0-2 ① G3		1 SAFE P PO 90 F FC 92 D CU 82 F FC 91 B FF 94 X FF 93 3-2 ② F8 1-3		C CU 74 B CU 74 X SI 90 1-1 ② FC3-2 1-2 2-3 3-Hf			4	0	0	0	0	1	4
7 David Murphy, L (1, 7) OBP: 0.324, SLG: 0.384 4 Mike Aviles, R (6, 7) OBP: 0.280, SLG: 0.324	B SI 91 X SI 90 1-0 ② G6-3		C FC 91 F CU 81 F FC 90 S FF 93 0-3 ② **K**		C CU 82 F FC 91 S FF 93 0-3 ③ **K**		C SL 84 S SL 85 F SL 85 B FF 93 D CH 86 B SL 87 S SL 84 3-3 ③ **K**			3 1	0 0	0 0	0 0	0 0	2 1	1 3
23 Michael Brantley, L (1, 10) OBP: 0.384, SLG: 0.519	C FC 90 F SI 92 X SI 93 0-2 1B		X SI 93 0-0 1B			C FC 90 C CU 80 X FC 90 0-2 ① F8		B SL 84 C FF 91 X SL 85 1-1 HR		4	1	3	1	0	0	0
41 Carlos Santana, S (1, 3) OBP: 0.369, SLG: 0.433	C CU 80 1 SAFE B FC 90 X SI 90 1-1 ③ G3		F SI 92 C FC 91 1 SAFE D CU 82 B FF 94 D CU 83 X SI 93 3-2 ③ P6			C SI 92 B FC 91 X CU 83 1-1 ② F9		C CH 82 X SI 92 0-1 ① F8		4	0	0	0	0	0	2
10 Yan Gomes, R (1, 2) OBP: 0.323, SLG: 0.480		C FC 90 B FC 90 F SI 91 X CU 82 1-2 ① F9		C CU 80 S SI 91 F FF 92 S CU 82 0-3 ① **K**		X FC 90 0-0 ③ L6		C SL 87 B SL 87 X SL 86 1-1 ② G5-3		4	0	0	0	0	1	0
33 Nick Swisher, S (1, 9) OBP: 0.278, SLG: 0.331 9 Ryan Raburn, R (7, 9) OBP: 0.251, SLG: 0.295		C SI 92 C CU 80 F FF 93 S CU 82 0-3 ② **K**		F CU 81 F FC 90 B FF 94 S CU 82 1-3 ② **K**			B CU 80 X SI 91 1-0 38 1B, 11 1B, 22 FC3-2, 1B	C SL 86 X SI 92 0-1 ③ G5-3		3 1	0 0	1 0	0 0	0 0	2 0	0 0
8 Lonnie Chisenhall, L (1, 5) OBP: 0.359, SLG: 0.463		B FF 92 F FC 92 X FC 91 1-1 11 HR 1B		F SI 93 F FC 92 B FF 94 X FC 92 1-2 ③ P6			F FC 89 S SI 91 T FC 90 0-2 ① **K**		B CH 82 X SL 84 1-0 ① F7	4	1	1	0	0	1	1
11 José Ramírez, S (1, 6) OBP: 0.256, SLG: 0.260		X FC 91 0-0 1-H HR			C SI 89 L CU 82 F CU 82 D CU 81 B FF 94 F SI 93 X FC 91 2-2 22 F8, 22 S, 1B		B FC 90 B SI 92 B SI 92 C FF 93 C SI 92 X SI 92 3-2 22 FC3-2, 38 1B 1-2 1B		C SI 91 B CH 83 B CH 84 F FF 92 B SL 84 X SI 92 3-2 ② L7	4	1	3	2	0	0	0
38 Chris Dickerson, L (1, 8) OBP: 0.324, SLG: 0.388		F SI 92 F FC 92 B FF 93 S CU 82 1-3 ③ **K**			1 SAFE 1 SAFE X FC 90 0-0 ① F8		C CU 74 X SI 89 0-1 22 FC3-2, 1B 1-2 2-3		F SL 86 S CH 85 F CH 86 X CH 85 0-2 ③ G3	4	0	1	0	0	1	1
Inning Stats	R: 0 E: 0 K: 1 S: 10 H: 1 LOB: 1 BB: 0 P: 13	R: 2 E: 0 K: 2 S: 13 H: 2 LOB: 0 BB: 0 P: 16	R: 0 E: 0 K: 1 S: 11 H: 1 LOB: 1 BB: 0 P: 14	R: 0 E: 0 K: 2 S: 10 H: 0 LOB: 0 BB: 0 P: 12	R: 0 E: 0 K: 1 S: 13 H: 1 LOB: 1 BB: 0 P: 17	R: 0 E: 0 K: 0 S: 6 H: 0 LOB: 0 BB: 0 P: 7	R: 0 E: 0 K: 2 S: 15 H: 3 LOB: 3 BB: 0 P: 23	R: 1 E: 0 K: 0 S: 8 H: 1 LOB: 0 BB: 0 P: 10	R: 0 E: 0 K: 0 S: 8 H: 0 LOB: 0 BB: 0 P: 12	1B: 7 2B: 0 3B: 0 HR: 2	SF: 0 SAC: 0 DP: 0 HBP: 0	WP: 0 PB: 0 SB: 1 CS: 0	PA: 36			

PITCHER		IP	WLS	BF	H	R	ER	SO	BB	IBB	HBP	BLK	WP	HR	S	P	ERA	WHIP
38 Brandon McCarthy, R ERA: 4.31	(1, 1)	6.1	L	26	7	2	2	8	0	0	0	0	0	1	70	90	2.84	1.105
57 Rich Hill, L ERA: 9.0	(7, 1)	0.1		2	1	0	0	0	0	0	0	0	0	0	4	5	0.00	3.000
39 Chase Whitley, R ERA: 5.02	(7, 1)	2.1		8	1	1	1	1	0	0	0	0	0	1	20	29	3.86	0.429

PITCHER	IP	WLS	BF	H	R	ER	SO	BB	IBB	HBP	BLK	WP	HR	S	P	ERA	WHIP

TOP

Cleveland Indians @ New York Yankees

Yankee Stadium, Bronx, NY

Sat Aug 09 2014, 1:12 PM - 4:09 PM EDT

Att. 47,376 - Partly Cloudy - 83 F

livebaseballscorecards.com

AB	36
R	3
H	9
RBI	3
BB	0
SO	9
LOB	12

Batter	1	2	3	4	5	6	7	8	9	AB	R	H	RBI	BB	SO	LOB
11 Brett Gardner, L (1, 7) OBP: 0.358, SLG: 0.460	C SI 92 C SI 92 F SL 89 S CU 84 0-3 ① K		C SL 86 B SL 87 B SI 93 F SI 93 S SL 88 2-3 ③ K		B SL 88 B CH 84 C SL 87 B SI 93 C SL 87 F CU 84 X SL 89 3-2 ③ G3-1			C FC 93 B SL 82 C FC 93 X FC 94 1-2 2B		4	0	1	0	0	2	2
2 Derek Jeter, R (1, 6) OBP: 0.325, SLG: 0.329	B SI 93 S SL 88 X SI 93 1-1 ② G1-3			C SI 93 B SI 94 X SI 93 1-1 ① G3		F CU 81 X SL 88 0-1 22 1B 1B		C FC 94 F SL 82 F FC 93 F FC 92 F SL 82 B FC 94 S SL 80 1-3 ① K		4	0	1	0	0	1	1
22 Jacoby Ellsbury, L (1, 8) OBP: 0.346, SLG: 0.405	F SI 93 C SI 94 B SI 94 F CU 84 S SL 89 1-3 ③ K			B SL 89 B SI 92 X SI 94 2-0 2B		B CH 83 B SL 88 X SI 93 2-0 1-2 1B		B FC 91 H FC 92 2-0 HBP		3	0	2	0	0	1	0
36 Carlos Beltrán, S (1, 10) OBP: 0.303, SLG: 0.441		B SI 91 B SL 88 F SI 92 B SI 93 X SI 94 3-1 ① G6-3		C CH 82 S SL 88 F CU 85 X SI 93 0-2 ② F8		F SI 94 C SI 94 C SI 94 0-3 ① K		S FC 93 F FC 92 B SL 81 S FC 94 1-3 ② K		4	0	0	0	0	2	5
12 Chase Headley, S (1, 3) OBP: 0.304, SLG: 0.359		B SI 94 C SI 93 B SL 89 B SL 88 S SI 94 F SI 94 X SI 94 3-2 ② F7		B SL 86 B SI 93 B SI 93 C SI 93 C SL 88 B SI 94 4-2 BB		B SL 86 C SL 89 F SL 89 S CU 84 1-3 ② K		B FC 91 C FC 93 S SL 81 B FC 94 F FC 94 S SL 83 2-3 ③ K		3	0	0	0	1	2	4
33 Stephen Drew, L (1, 4) OBP: 0.246, SLG: 0.313		C SI 93 B CH 84 F SI 94 F SL 89 X CU 83 1-2 ③ G4-3		B SI 94 F SL 88 B SI 94 F SI 93 F CU 83 B SI 94 S SL 87 3-3 ③ K		B SL 86 T SL 88 C SI 94 S SI 94 1-3 ③ K			C FF 96 C KC 86 S KC 87 0-3 ① K	4	0	0	0	0	3	4
14 Martín Prado, R (1, 5) OBP: 0.313, SLG: 0.367			C SI 91 F SL 88 B SI 92 S CU 84 1-3 ① K		S SL 86 S SL 87 B SL 88 C CU 82 1-3 ① K		C FF 90 B SL 87 X FF 92 1-1 ① F8		B FF 96 F FF 96 B KC 86 X FF 96 2-1 ② G4-3	4	0	0	0	0	2	0
31 Ichiro Suzuki, L (1, 9) OBP: 0.326, SLG: 0.320			C SL 87 S CH 84 B SI 94 F SI 94 X CU 84 1-2 ② G1-3		B CU 80 S SI 92 B SI 92 B SL 87 S SI 92 F SL 88 X SI 93 3-2 29 S 1B		F FF 92 X CU 79 0-1 ② G6-3		C KC 86 S FF 96 S FF 96 0-3 ③ K	4	0	1	0	0	1	0
29 Francisco Cervelli, R (1, 2) OBP: 0.359, SLG: 0.452			B SI 94 C SI 93 F SL 89 F SL 88 H SI 94 2-2 HBP		C CU 81 C SI 92 B SL 88 S SL 88 1-3 ② K 1-2		B SL 88 B FF 93 X SL 88 2-0 ③ G6-3			2	0	0	0	0	1	1
Inning Stats	R: 0 E: 0 K: 2 S: 10 H: 0 LOB: 0 BB: 0 P: 12	R: 0 E: 0 K: 0 S: 10 H: 0 LOB: 0 BB: 0 P: 17	R: 0 E: 0 K: 2 S: 13 H: 0 LOB: 1 BB: 0 P: 19	R: 0 E: 0 K: 1 S: 13 H: 1 LOB: 2 BB: 1 P: 23	R: 0 E: 0 K: 2 S: 14 H: 1 LOB: 1 BB: 0 P: 22	R: 0 E: 0 K: 3 S: 12 H: 2 LOB: 2 BB: 0 P: 16	R: 0 E: 0 K: 0 S: 5 H: 0 LOB: 0 BB: 0 P: 8	R: 0 E: 0 K: 3 S: 16 H: 1 LOB: 2 BB: 0 P: 23	R: 0 E: 0 K: 2 S: 8 H: 0 LOB: 0 BB: 0 P: 10	1B: 3 2B: 2 3B: 0 HR: 0	SF: 0 SAC: 0 DP: 0 HBP: 2	WP: 0 PB: 0 SB: 1 CS: 0	PA: 35			

PITCHER		IP	WLS	BF	H	R	ER	SO	BB	IBB	HBP	BLK	WP	HR	S	P	ERA	WHIP
28 Corey Kluber, R ERA: 2.46	(1, 1)	6.0	W	24	4	0	0	10	1	0	1	0	0	0	72	109	0.00	0.833
48 Scott Atchison, R ERA: 3.22	(7, 1)	1.0	H	3	0	0	0	0	0	0	0	0	0	0	5	8	0.00	0.000
27 Bryan Shaw, R ERA: 2.73	(8, 1)	1.0	H	5	1	0	0	3	0	0	1	0	0	0	16	23	0.00	1.000
37 Cody Allen, R ERA: 1.82	(9, 1)	1.0	S	3	0	0	0	2	0	0	0	0	0	0	8	10	0.00	0.000

PITCHER	IP	WLS	BF	H	R	ER	SO	BB	IBB	HBP	BLK	WP	HR	S	P	ERA	WHIP

BOTTOM

Cleveland Indians @ New York Yankees

Yankee Stadium, Bronx, NY

Sat Aug 09 2014, 1:12 PM - 4:09 PM EDT

Att. 47,376 - Partly Cloudy - 83 F

livebaseballscorecards.com

AB	32
R	0
H	5
RBI	0
BB	1
SO	15
LOB	17

Cleveland Indians @ New York Yankees

Yankee Stadium, Bronx, NY

Sun Aug 10 2014, 1:10 PM - 4:18 PM EDT

Att. 46,152 - Partly Cloudy - 83 F

livebaseballscorecards.com

Batter	1	2	3	4	5	6	7	8	9	AB	R	H	RBI	BB	SO	LOB
22 Jason Kipnis, L (1, 4) OBP: 0.328, SLG: 0.360	B SI 90 C SI 91 S FS 85 X FS 86 1-2 23 WP 11 G4-3 23 1B 1B		B SI 91 C SL 82 F FF 90 B FS 87 F SL 84 F SI 91 F FS 86 B SI 92 X SL 84 3-2 11 SH1-4 23 SF9 2B		B SI 91 B SI 92 C SI 91 X SI 91 2-1 ① F7		B FF 92 X FC 88 1-0 23 S 11 SH1-4 10 1B 1B	C CU 82 B FF 95 B FC 91 F FF 93 F CU 82 F FF 95 F CU 85 F CU 83 S FF 96 2-3 ③ K		5	3	3	0	0	1	3
11 José Ramírez, S (1, 6) OBP: 0.259, SLG: 0.263	1 SAFE C SI 91 B SL 83 B SI 90 1 SAFE X SI 90 2-1 ① G4-3 1-2		X FC 90 0-0 ① SH1-4 2-3		F FF 89 D FS 86 1 SAFE B SI 90 B SI 91 C SI 92 F SI 91 X SI 90 3-2 23 FC3-6 1-2 1B		X FF 92 0-0 ① SH1-4 1-2		C FF 94 F FF 95 X CU 83 0-2 ① G1-3	3	0	1	0	0	0	1
23 Michael Brantley, L (1, 10) OBP: 0.384, SLG: 0.518	C FF 91 B FS 87 F FF 92 X FS 88 1-2 10 1B 2-H 1B		B FF 91 F FF 91 B SL 83 C FF 91 X SL 84 2-2 ② SF9 3-H		X FS 86 0-0 ② FC3-6 10 BB 41 BB 1-2f 2-3		B FF 92 B FC 89 B FF 90 B FC 88 4-0 10 1B 2-3 BB		B FF 94 C FF 94 T FC 92 T FF 94 1-2 ② K	3	0	1	2	1	1	2
41 Carlos Santana, S (1, 3) OBP: 0.367, SLG: 0.429	C SI 92 1 SAFE X FF 89 0-1 ② F9		C FS 86 S FS 87 F FS 87 F FS 87 F FF 92 B FS 87 X FS 87 1-2 ③ G3-1		F FS 86 B FF 92 B FS 86 B FS 87 B SI 94 4-1 10 BB 1-2 BB		C SL 81 C FF 92 S SL 81 0-3 ② K		B FF 93 B CU 84 X FF 94 2-0 ③ G5-3	4	0	0	0	1	1	3
10 Yan Gomes, R (1, 2) OBP: 0.327, SLG: 0.482	C SL 83 X SI 91 0-1 1-3 1B			C SI 91 B SL 82 C SL 83 S FS 87 1-3 ① K	B SL 85 F SL 84 B SL 83 B SI 93 B SI 92 4-1 1-2 2-3 3-H BB		F SL 82 F SL 93 B SL 83 F SL 84 D SL 85 B SL 83 F SL 83 X FF 93 3-2 1-3 3-H 1B			3	0	2	2	1	1	0
8 Lonnie Chisenhall, L (1, 5) OBP: 0.358, SLG: 0.459	X FS 86 0-0 ③ G3			C SI 93 F FF 90 B SL 84 B FS 88 B FS 87 F SI 92 B SI 92 4-2 BB	B FF 90 C FF 92 X FF 90 1-1 ③ G4-3		B SL 84 B FF 93 C FF 94 C SL 83 S SL 84 2-3 ③ K			3	0	0	0	1	1	7
6 Zach Walters, S (1, 7) OBP: 0.277, SLG: 0.429 62 Tyler Holt, R (8, PR) (8, 7)		C SI 91 B FF 88 S FS 86 B FS 86 S SL 82 2-3 ① K		X FS 86 0-0 ② F8	B FF 90 B FC 88 X FC 89 2-0 ① F8			B FF 96 S FF 96 B FF 96 S FF 95 B CU 83 F FF 95 B FF 96 4-2 9 G1-3 BB		3 0	0 0	0 0	0 0	1 0	1 0	1 0
38 Chris Dickerson, L (1, 8) OBP: 0.321, SLG: 0.371		B CU 75 B SI 92 F SI 91 B FS 86 T SI 90 B SI 90 4-2 9 G6-4-3 BB		B FF 90 B FS 85 C SI 90 S SI 92 C SI 92 2-3 ③ K	B FC 88 B FC 88 F FF 93 C FF 92 B FC 89 F FF 93 X FF 92 3-2 ② F8			B FC 91 1 SAFE X FF 94 1-0 ① F8		3	0	0	0	1	1	2
9 Ryan Raburn, R (1, 9) OBP: 0.251, SLG: 0.291		B SI 91 1 SAFE B SL 82 C SI 90 1 SAFE X SI 90 2-1 ②③ G6-4-3 1-2f			C SL 82 F SL 82 B SI 92 H SI 92 2-2 23 FC3-6 11 1B 10 BB HBP	B FF 90 F FF 92 B FC 87 C FF 90 B FF 91 F FF 91 X FF 93 3-2 ③ G4-3		X FF 95 0-0 ② G1-3 1-2		3	1	0	0	0	0	2
Inning Stats	R: 1 E: 0 K: 0 S: 13 H: 3 LOB: 2 BB: 0 P: 17	R: 0 E: 0 K: 1 S: 7 H: 0 LOB: 0 BB: 1 P: 15	R: 1 E: 0 K: 0 S: 16 H: 1 LOB: 0 BB: 0 P: 22	R: 0 E: 0 K: 2 S: 10 H: 0 LOB: 1 BB: 1 P: 17	R: 1 E: 0 K: 0 S: 13 H: 1 LOB: 3 BB: 2 P: 29	R: 0 E: 0 K: 0 S: 9 H: 0 LOB: 0 BB: 0 P: 17	R: 1 E: 0 K: 2 S: 13 H: 2 LOB: 2 BB: 1 P: 23	R: 0 E: 0 K: 1 S: 12 H: 0 LOB: 2 BB: 1 P: 19	R: 0 E: 0 K: 1 S: 7 H: 0 LOB: 0 BB: 0 P: 10	1B: 6 2B: 1 3B: 0 HR: 0 SF: 1 SAC: 2 DP: 1 HBP: 1						

TOP	
AB	30
R	4
H	7
RBI	4
BB	6
SO	7
LOB	21

WP: 1 PA: 40
PB: 0
SB: 1
CS: 0

PITCHER		IP	WLS	BF	H	R	ER	SO	BB	IBB	HBP	BLK	WP	HR	S	P	ERA	WHIP
18 Hiroki Kuroda, R ERA: 4.03	(1, 1)	4.2	L	23	5	3	3	3	4	0	1	0	1	0	57	97	5.79	1.929
55 David Huff, L ERA: 3.99	(5, 1)	1.2		7	1	1	1	0	1	0	0	0	0	0	13	27	5.40	1.200
27 Shawn Kelley, R ERA: 4.1	(7, 1)	0.2		3	1	0	0	2	0	0	0	0	0	0	11	16	0.00	1.500
65 Bryan Mitchell, R ERA:	(8, 1)	2.0		7	0	0	0	2	1	0	0	0	0	0	19	29	0.00	0.500

PITCHER	IP	WLS	BF	H	R	ER	SO	BB	IBB	HBP	BLK	WP	HR	S	P	ERA	WHIP

Batter	1	2	3	4	5	6	7	8	9	AB	R	H	RBI	BB	SO	LOB
11 Brett Gardner, L (1, 7) OBP: 0.355, SLG: 0.455	C FF 96 B CH 89 X FF 96 1-1 ① P6		C FF 95 B SI 96 B CH 89 F FF 97 X SL 88 2-2 ② G3			B SI 92 C SI 92 S CU 84 C SI 93 1-3 ② K			B FF 94 C FF 95 C KC 85 X FF 95 1-2 ① P6	4	0	0	0	0	1	0
2 Derek Jeter, R (1, 6) OBP: 0.322, SLG: 0.325	F FF 97 F FF 98 B FF 96 F SL 89 X FF 95 1-2 ② G6-3		B CU 79 S FF 96 S SL 88 B FF 97 B SL 88 F FF 97 X SL 87 3-2 ③ F8			C SI 95 F CU 84 B SI 94 B CU 84 S CU 83 2-3 ③ K			C FF 95 B FF 95 X KC 87 1-1 ② G4-3	4	0	0	0	0	1	0
22 Jacoby Ellsbury, L (1, 8) OBP: 0.348, SLG: 0.412	C FF 96 C SI 95 B CH 91 B CU 85 F FF 98 B SL 88 X FF 98 3-2 25 S 1B			F SI 96 B FF 96 S CH 87 B CU 82 B FF 97 X FF 97 3-2 ① G3-1			C FF 92 B SL 89 X FF 92 1-1 ① G4-3		B KC 86 T FF 95 B KC 87 X FF 95 2-1 HR	4	1	2	1	0	0	0
25 Mark Teixeira, S (1, 3) OBP: 0.332, SLG: 0.444	1 SAFE 1 SAFE B FF 95 C SI 94 1 SAFE F FF 94 F CU 78 F FF 95 1 SAFE 2-2 ③ L4 D CU 81 X FF 97 1-2			C FF 97 B SI 95 B FF 96 C FF 96 B FF 97 S FF 95 3-3 ② K			B FF 93 C SL 88 F FF 93 X SL 88 1-2 36 G4-6-3 1B		X FF 95 0-0 ③ G3	4	0	1	0	0	1	1
36 Carlos Beltrán, S (1, 10) OBP: 0.300, SLG: 0.437		F SI 95 B CU 80 X SI 96 1-1 ① F7		B CH 88 F CH 88 X FF 97 1-1 ③ G6-3			X SL 87 0-0 ②③ G4-6-3 1-2f			3	0	0	0	0	0	1
33 Stephen Drew, L (1, 4) OBP: 0.247, SLG: 0.313		C SI 96 B CH 89 X FF 97 1-1 1B			C FF 95 F SI 94 F CU 82 B SI 97 S CH 88 1-3 ① K			C FC 93 X FC 92 0-1 ① F7		3	0	1	0	0	1	0
14 Martín Prado, R (1, 5) OBP: 0.311, SLG: 0.365		B SL 86 F SI 94 C SL 85 B CU 80 F SI 94 S SL 87 2-3 ② K			B FF 96 B SL 84 F FF 95 X FF 96 2-1 ② F9			C FC 92 S SL 82 B FC 94 X FC 94 1-2 ② G3-1		3	0	0	0	0	1	1
31 Ichiro Suzuki, L (1, 9) OBP: 0.326, SLG: 0.324		C FF 95 F FF 95 1 SAFE C FF 97 0-3 ③ K			C CH 88 S SL 88 X FF 97 0-2 ③ L7			X FC 93 0-0 2B		3	0	1	0	0	1	1
29 Francisco Cervelli, R (1, 2) OBP: 0.347, SLG: 0.437			X FF 94 0-0 ① F8			B SI 92 B SI 92 B SI 92 C SI 91 X SI 92 3-1 ① F9		B FC 92 B FC 93 C FC 92 C FC 93 S SL 82 2-3 ③ K		3	0	0	0	0	1	1
Inning Stats	R: 0 E: 0 K: 0 S: 15 H: 1 LOB: 1 BB: 0 P: 22	R: 0 E: 0 K: 2 S: 11 H: 1 LOB: 1 BB: 0 P: 15	R: 0 E: 0 K: 0 S: 8 H: 0 LOB: 0 BB: 0 P: 13	R: 0 E: 0 K: 1 S: 8 H: 0 LOB: 0 BB: 0 P: 15	R: 0 E: 0 K: 1 S: 9 H: 0 LOB: 0 BB: 0 P: 12	R: 0 E: 0 K: 2 S: 8 H: 0 LOB: 0 BB: 0 P: 14	R: 0 E: 0 K: 0 S: 6 H: 1 LOB: 0 BB: 0 P: 8	R: 0 E: 0 K: 1 S: 9 H: 1 LOB: 1 BB: 0 P: 12	R: 1 E: 0 K: 0 S: 8 H: 1 LOB: 0 BB: 0 P: 12	1B: 3 2B: 1 3B: 0 HR: 1 SF: 0 SAC: 0 DP: 1 HBP: 0						

PITCHER	IP	WLS	BF	H	R	ER	SO	BB	IBB	HBP	BLK	WP	HR	S	P	ERA	WHIP
59 Carlos Carrasco, R (1, 1) ERA: 3.6	5.0	W	17	2	0	0	4	0	0	0	0	0	0	51	77	0.00	0.400
20 C.C. Lee, R (6, 1) ERA: 3.45	1.0	H	3	0	0	0	2	0	0	0	0	0	0	8	14	0.00	0.000
48 Scott Atchison, R (7, 1) ERA: 3.16	1.0		3	1	0	0	0	0	0	0	0	0	0	6	8	0.00	1.000
27 Bryan Shaw, R (8, 1) ERA: 2.68	1.0		4	1	0	0	1	0	0	0	0	0	0	9	12	0.00	1.000
37 Cody Allen, R (9, 1) ERA: 1.97	1.0		4	1	1	1	0	0	0	0	0	0	1	8	12	9.00	1.000

PITCHER	IP	WLS	BF	H	R	ER	SO	BB	IBB	HBP	BLK	WP	HR	S	P	ERA	WHIP

BOTTOM

Cleveland Indians @ New York Yankees

Yankee Stadium, Bronx, NY

Sun Aug 10 2014, 1:10 PM - 4:18 PM EDT

Att. 46,152 - Partly Cloudy - 83 F

livebaseballscorecards.com

AB	31
R	1
H	5
RBI	1
BB	0
SO	7
LOB	5

Batter	1	2	3	4	5	6	7	8	9	AB	R	H	RBI	BB	SO	LOB
11 Brett Gardner, L (1, 7) OBP: 0.354, SLG: 0.457	B FF 93 C FF 93 F SL 91 B FF 94 B FF 94 F FF 94 X FF 93 3-2 2 G5-3 3B	B SI 93 B SL 89 B FF 94 C FF 92 X FF 94 3-1 ② L7			F CH 85 X FF 91 0-1 ① F7		C SI 88 B FF 87 X SI 87 1-1 ② G3		C SI 95 B CU 80 X SI 95 1-1 ③ G4-3	5	1	1	0	0	0	2
2 Derek Jeter, R (1, 6) OBP: 0.322, SLG: 0.327	C FF 94 B FF 94 S SL 90 D SL 92 X SL 89 2-2 ① G5-3 3-H	B FF 94 B FF 93 X FF 93 2-0 ③ G5-3			B FF 92 C FF 92 X FF 92 1-1 2B		C SI 87 X FF 88 0-1 ③ G4-3			4	0	1	1	0	0	2
22 Jacoby Ellsbury, L (1, 8) OBP: 0.347, SLG: 0.410	C FF 93 C FF 94 B FF 95 F FF 94 F SL 92 C SL 90 1-3 ② K		B CH 85 S CH 85 B SL 89 X FF 91 2-1 ① G4-3		B FF 94 B CH 87 B FF 92 C FF 92 X FF 93 3-1 ② G6-3			B SL 80 B SL 79 B SI 87 C SI 86 C SL 80 B SL 80 4-2 36 G4-3 25 S BB		3	0	0	0	1	1	1
25 Mark Teixeira, S (1, 3) OBP: 0.329, SLG: 0.438	C FF 95 B CH 88 F FF 95 S SL 92 1-3 ③ K		X FF 91 0-0 ② G6-3		C SL 90 B FF 95 X SL 85 1-1 ③ P6			B SI 87 C SL 80 S SI 87 S SI 88 1-3 ① K 1-2		4	0	0	0	0	2	2
36 Carlos Beltrán, S (1, 10) OBP: 0.302, SLG: 0.436		C FF 93 B FF 94 B SL 90 F FF 94 F FF 95 B FF 94 B SL 88 4-2 12 1B 14 S BB	B FF 92 F FF 92 X FF 91 1-1 1B		C FF 94 F FF 94 F FF 95 F SI 95 S SL 87 0-3 ① K			F FF 88 B FF 88 X SL 80 1-1 ② G4-3 2-3		3	1	1	0	1	1	1
12 Chase Headley, S (1, 5) OBP: 0.308, SLG: 0.360		B FF 92 B FF 93 F FF 94 F FF 94 B SL 88 X FF 94 3-2 14 S 14 E 1-3 1B	B SL 84 B SL 86 F FF 93 S SL 88 F FF 93 B FF 94 F SL 89 S FF 93 3-3 ③ K		C FF 94 B FS 87 F FF 95 F FF 95 B SL 87 F FF 95 B FS 86 B FF 95 4-2 BB			B SL 80 B FF 88 B SL 80 C SI 88 B FF 86 4-1 33 FC4-6 BB	2	1	1	0	2	1	1
33 Stephen Drew, L (1, 4) OBP: 0.242, SLG: 0.306		C SL 86 F FF 94 B SL 87 B FF 95 F SL 90 1 SAFE F FF 94 B FF 94 C FF 94 3-3 ① K	B SL 86 C FF 91 F FF 92 B FF 93 F FF 92 F CH 86 X FF 89 2-2 ① F8		B FF 93 X FF 94 1-0 ② F8			B SL 82 B FF 92 B FF 93 C FF 92 X FF 92 3-1 ③ FC4-6 1-2f		4	0	0	0	0	1	5
14 Martín Prado, R (1, 9) OBP: 0.311, SLG: 0.364		C SL 85 D SL 86 B FF 94 C SL 88 B FF 95 F FF 94 X SL 88 3-2 29 1B 1-H 3-H 1B	C FF 92 S FF 93 B SL 86 B SL 86 S FF 93 2-3 ② K		C FF 95 B FF 94 B FF 94 F FF 93 F FF 95 B FF 95 X FF 95 3-2 ③ L9				B FF 95 B FF 96 C FF 96 F SI 95 F FF 97 F CU 85 X CU 82 2-2 ① L7	4	0	1	0	0	1	1
29 Francisco Cervelli, R (1, 2) OBP: 0.347, SLG: 0.433 45 Austin Romine, R (9, PH)		B SL 86 T FF 94 B FF 94 X SL 88 2-1 1-2 1B	C CH 85 F FF 93 B FF 94 B FF 94 X SL 88 2-2 ③ L9				B SL 81 X SL 80 1-0 ① G1-3		C CU 82 S FF 96 X CU 83 0-2 ② G6-3	3 1	0 0	1 0	0 0	0 0	0 0	0 0

Inning Stats										
	R: 1	H: 1	R: 2	H: 3	R: 0	H: 1	R: 0	H: 0	R: 0	H: 1
	E: 0	LOB: 0	E: 0	LOB: 2	E: 0	LOB: 1	E: 0	LOB: 0	E: 0	LOB: 1
	K: 2	BB: 0	K: 1	BB: 1	K: 1	BB: 0	K: 1	BB: 1	K: 0	BB: 0
	S: 15	P: 22	S: 20	P: 40	S: 10	P: 16	S: 11	P: 17	S: 8	P: 13

Inning Stats										
	R: 0	H: 0	R: 0	H: 0	R: 0	H: 1	R: 0	H: 0	R: 0	H: 0
	E: 0	LOB: 1	E: 0	LOB: 0	E: 0	LOB: 2	E: 0	LOB: 0	E: 0	LOB: 0
	K: 1	BB: 1	K: 0	BB: 0	K: 1	BB: 2	K: 0	BB: 0	K: 0	BB: 0
	S: 14	P: 22	S: 5	P: 7	S: 10	P: 23	S: 10	P: 13		

PITCHER		IP	WLS	BF	H	R	ER	SO	BB	IBB	HBP	BLK	WP	HR	S	P	ERA	WHIP
25 Bud Norris, R ERA: 3.75	(1, 1)	5.0	W	22	6	3	3	5	1	0	0	0	0	0	64	108	5.40	1.400
35 Brad Brach, R ERA: 2.78	(6, 1)	1.0	H	4	0	0	0	1	1	0	0	0	0	0	14	22	0.00	1.000
56 Darren O'Day, R ERA: 1.03	(7, 1)	1.2	H	7	0	0	0	1	2	0	0	0	0	0	13	25	0.00	1.200
48 Andrew Miller, L ERA: 2.28	(8, 1)	0.1	H	1	0	0	0	0	0	0	0	0	0	0	2	5	0.00	0.000
29 Tommy Hunter, R ERA: 3.53	(9, 1)	1.0		3	0	0	0	0	0	0	0	0	0	0	10	13	0.00	0.000

PITCHER		IP	WLS	BF	H	R	ER	SO	BB	IBB	HBP	BLK	WP	HR	S	P	ERA	WHIP

TOP

New York Yankees @ Baltimore Orioles

Oriole Park at Camden Yards, Baltimore, MD

Mon Aug 11 2014, 7:10 PM - 10:48 PM EDT

Att. 34,018 - Cloudy - 79 F

livebaseballscorecards.com

AB	33
R	3
H	6
RBI	1
BB	4
SO	7
LOB	15

1B: 4	SF: 0	WP: 0	PA: 37
2B: 1	SAC: 0	PB: 0	
3B: 1	DP: 0	SB: 3	
HR: 0	HBP: 0	CS: 0	

New York Yankees @ Baltimore Orioles

Oriole Park at Camden Yards, Baltimore, MD

Mon Aug 11 2014, 7:10 PM - 10:48 PM EDT

Att. 34,018 - Cloudy - 79 F

livebaseballscorecards.com

Batter	1	2	3	4	5	6	7	8	9	AB	R	H	RBI	BB	SO	LOB
21 Nick Markakis, L (1, 9) OBP: 0.358, SLG: 0.407	C SI 86 C SI 88 B CH 76 B CH 76 X SI 88 2-2 ① G3		C SI 87 1 SAFE F SL 81 D CH 77 S SI 88 1-3 ① K		B SL 81 C SL 81 B SI 89 C SL 81 X SI 91 2-2 19 HR 1B		C FF 94 S SL 89 F FF 95 X CU 81 0-2 10 2B 2B	C FF 88 C SL 85 X SL 82 0-2 ② F8		5	2	2	0	0	1	1
13 Manny Machado, R (1, 5) OBP: 0.324, SLG: 0.431 19 Chris Davis, L (4, 5) OBP: 0.302, SLG: 0.406	S SI 88 B SL 81 X CH 78 1-1 10 WP 23 SF8 2B		F CH 78 B SI 89 X SI 89 1-1 ② G6-3 1-2		C CU 75 1 SAFE 1 SAFE S SL 82 B SI 90 D SL 81 B CH 76 X SL 81 3-2 1-H HR		C FF 93 C FF 94 T FF 94 0-2 ② K	B SL 82 S CH 82 S FF 88 B FF 90 X CH 84 2-2 10 2B 9 1B 1B		2 3	1 2	1 2	0 2	0 0	0 1	1 1
10 Adam Jones, R (1, 8) OBP: 0.316, SLG: 0.480	C CU 75 B SI 90 B SI 89 S CH 77 S CH 77 2-3 K 27 FC5-4		F SL 82 F SL 82 X CH 76 0-2 23 HBP 2-H 1B		S CH 78 S CH 79 B SI 91 F CH 80 B CH 81 F SI 91 S SL 83 2-3 ② K		B SL 89 X SL 87 1-0 23 HR 2-H 2B	X SL 84 0-0 9 1B 1-3 2B		5	1	3	2	0	2	1
23 Nelson Cruz, R (1, 7) OBP: 0.333, SLG: 0.522 9 David Lough, L (8, 7) OBP: 0.291, SLG: 0.328	1 SAFE B SL 81 F CH 78 1 SAFE T SI 89 X CH 78 1-2 ② SF8 3-H		B SI 88 F CH 79 H SL 83 2-1 1-2 HBP		C SI 90 B CH 80 X SL 83 1-1 1B		B FF 94 B FF 94 F CH 86 C SL 86 B FF 94 F CH 86 F FF 95 X FF 95 3-2 2-H HR	S SI 87 B CH 80 F FF 90 B CH 84 F FF 88 B SL 84 X SI 89 3-2 2-3 3-H 1B		2 1	1 0	2 1	3 1	0 0	0 0	0 0
27 Delmon Young, R (1, 10) OBP: 0.341, SLG: 0.455	X SL 82 0-0 ③ FC5-4 1-2f		B SL 82 S CH 78 B SI 89 X CH 78 2-1 ③ G4-3		1 SAFE S CH 79 B SI 90 F CH 79 1 SAFE S CH 77 1-3 ③ K		B SL 87 B SL 88 F SL 86 X FF 94 2-1 ③ G3	B SI 89 B FF 89 S SI 89 C CU 78 B CU 76 X SL 81 3-2 ③ L8		5	0	0	0	0	1	6
28 Steve Pearce, R (1, 3) OBP: 0.352, SLG: 0.491		C SI 86 B SL 80 X CH 77 1-1 ① F7		C SL 80 B SL 81 X CH 77 1-1 ① G5-3		S CH 77 X CH 78 0-1 ① G5-3		B SL 83 X SL 85 1-0 ① G1		4	0	0	0	0	0	0
36 Caleb Joseph, R (1, 2) OBP: 0.285, SLG: 0.426		B SI 86 T SI 87 X SL 81 1-1 ② P6		C CU 74 F SI 89 S CH 77 0-3 ② K		B SI 89 B CH 78 X SI 88 2-0 ② F8		B SL 83 C FF 91 S SL 84 B CH 83 B CH 83 X FF 90 3-2 6 HR 2B		4	1	1	0	0	1	0
3 Ryan Flaherty, L (1, 6) OBP: 0.269, SLG: 0.318		C SL 81 F SL 81 C SI 91 0-3 ③ K		X SI 88 0-0 ③ L9		B CU 75 C SL 81 F SI 90 B CH 77 F SI 90 B CH 77 F SI 89 X SI 89 3-2 ③ P1		C SL 84 B SL 87 D CH 84 S CH 83 B CH 86 D CH 84 4-2 6 HR BB		3	1	0	0	1	1	0
6 Jonathan Schoop, R (1, 4) OBP: 0.254, SLG: 0.340			C CU 73 B SI 89 X SI 89 1-1 13 G6-3 10 1B 1B		C SL 81 F SL 81 S CH 80 0-3 ① K		F FF 92 X FF 94 0-1 ① G6-3	D CH 82 X SI 90 1-0 1-H 2-H HR		4	2	2	3	0	1	0
Inning Stats	R: 1 E: 0 K: 1 S: 12 H: 1 LOB: 1 BB: 0 P: 18	R: 0 E: 0 K: 1 S: 7 H: 0 LOB: 0 BB: 0 P: 9	R: 1 E: 0 K: 1 S: 13 H: 2 LOB: 2 BB: 0 P: 20	R: 0 E: 0 K: 1 S: 6 H: 0 LOB: 0 BB: 0 P: 7	R: 2 E: 0 K: 3 S: 19 H: 3 LOB: 1 BB: 0 P: 28	R: 0 E: 0 K: 0 S: 8 H: 0 LOB: 0 BB: 0 P: 13	R: 3 E: 0 K: 1 S: 17 H: 3 LOB: 0 BB: 0 P: 23	R: 4 E: 0 K: 0 S: 21 H: 5 LOB: 2 BB: 1 P: 38		1B: 6 2B: 5 3B: 0 HR: 3	SF: 1 SAC: 0 DP: 0 HBP: 1		WP: 1 PB: 0 SB: 0 CS: 0	PA: 41		

	AB	38
	R	11
	H	14
	RBI	11
	BB	1
	SO	8
	LOB	10

PITCHER		IP	WLS	BF	H	R	ER	SO	BB	IBB	HBP	BLK	WP	HR	S	P	ERA	WHIP
26 Chris Capuano, L ERA: 4.13	(1, 1)	6.0	L	26	6	4	4	7	0	0	1	0	1	1	65	95	6.00	1.000
43 Adam Warren, R ERA: 3.53	(7, 1)	1.0		6	3	3	3	1	0	0	0	0	0	1	17	23	27.00	3.000
39 Chase Whitley, R ERA: 5.51	(8, 1)	0.2		8	5	4	4	0	1	0	0	0	0	1	18	32	54.00	9.000
57 Rich Hill, L ERA: 6.75	(8, 1)	0.1		1	0	0	0	0	0	0	0	0	0	0	3	6	0.00	0.000

PITCHER		IP	WLS	BF	H	R	ER	SO	BB	IBB	HBP	BLK	WP	HR	S	P	ERA	WHIP

Batter	1	2	3	4	5	6	7	8	9	AB	R	H	RBI	BB	SO	LOB
11 Brett Gardner, L (1, 7) OBP: 0.353, SLG: 0.455	F FF 88 B FF 89 B CH 82 F FF 89 F FF 91 B FF 91 X FF 91 3-2 ① F8		C CH 84 B FF 92 B FF 91 X FF 91 2-1 2 G6-4-3 1B		B KC 76 B FF 90 F CH 83 C FF 90 B KC 75 X FF 91 3-2 ③ L5			C SL 78 X SI 87 0-1 ② L7		4	0	1	0	0	0	1
2 Derek Jeter, R (1, 6) OBP: 0.319, SLG: 0.324	F FF 90 X FF 91 0-1 ② G4-3		F FF 90 X SL 86 0-1 ②③ G6-4-3 1-2f			S SL 82 F FC 90 X SL 84 0-2 ① G6-3		F SL 80 S SL 79 F SL 78 F FF 87 B SL 79 X SL 78 1-2 ③ L8 1-2		4	0	0	0	0	0	2
22 Jacoby Ellsbury, L (1, 8) OBP: 0.344, SLG: 0.406	B FF 90 B FF 90 F FF 90 B FF 91 C FF 91 F FF 92 X CH 85 3-2 ③ G4-3			X FF 89 0-0 ① G1-3		C FF 90 X SL 84 0-1 ② L8			B SI 96 B SI 95 C SI 95 B SI 96 F SI 96 S SI 96 3-3 ① K	4	0	0	0	0	1	0
25 Mark Teixeira, S (1, 3) OBP: 0.331, SLG: 0.437		C FF 89 F CH 84 B FF 90 X KC 76 1-2 ① L7		B FF 87 B FF 89 X FF 91 2-0 12 1B 1B		B CH 86 X FF 90 1-0 ③ F9			B SI 97 B SI 96 B SI 95 B SI 95 4-0 36 2B 12 G5-3 BB	3	1	1	0	1	0	0
36 Carlos Beltrán, S (1, 10) OBP: 0.302, SLG: 0.437		C FF 90 F KC 75 X FF 91 0-2 ② F9		B SL 84 F FF 90 C FF 90 F FF 91 T KC 75 1-2 ② K			C KC 72 F FF 89 B FF 86 B CH 82 X FF 92 2-2 ① G1-3		B SL 84 S SI 96 B SL 83 F SI 96 F SI 96 X SI 96 2-2 12 G5-3 1-3 2B	4	0	1	0	0	1	1
12 Chase Headley, S (1, 5) OBP: 0.308, SLG: 0.359		C FF 91 B FF 91 C KC 77 F FF 91 B FF 92 B FF 90 S CH 85 3-3 ③ K		B SL 84 S FF 89 X FF 90 1-1 1-3 1B			B KC 72 B KC 74 X FF 87 2-0 ② F7		B SL 83 X SI 96 1-0 ② G5-3 2-3 3-H	4	0	1	1	0	1	1
33 Stephen Drew, L (1, 4) OBP: 0.242, SLG: 0.310			C CH 83 B FF 90 B FF 90 B CH 82 X FF 90 3-1 14 F9 29 HR 2B	B FF 89 B KC 74 F FF 90 F FF 91 X FF 91 2-2 ③ G4-3			C SL 89 B KC 74 X FC 91 1-1 ③ G2-3		B SI 95 B SI 96 X SI 95 2-0 ③ G3	4	1	1	0	0	0	3
14 Martín Prado, R (1, 9) OBP: 0.309, SLG: 0.361 31 Ichiro Suzuki, L (8, 9) OBP: 0.326, SLG: 0.324			C FF 90 F FF 90 B KC 74 B KC 73 B KC 76 X FF 92 3-2 ① F9 2-3		X FF 89 0-0 ① P2			B SI 86 C SL 79 C SL 78 B SL 79 F FF 87 S FF 87 2-3 ① K		3 0	0 0	0 0	0 0	0 0	1 0	1 0
29 Francisco Cervelli, R (1, 2) OBP: 0.356, SLG: 0.467			B FF 90 F KC 75 C FF 91 B FC 92 F FF 92 B FF 89 X KC 76 3-2 3-H HR		B FF 90 C SL 84 F FC 89 S SL 86 1-3 ② K			C SL 78 B FF 87 B FF 87 B FF 87 C SL 79 B FF 88 4-2 2 S BB		2	1	1	2	1	1	0
Inning Stats	R: 0 E: 0 K: 0 S: 10 H: 0 LOB: 0 BB: 0 P: 16	R: 0 E: 0 K: 1 S: 10 H: 0 LOB: 0 BB: 0 P: 14	R: 2 E: 0 K: 0 S: 13 H: 3 LOB: 0 BB: 0 P: 24	R: 0 E: 0 K: 1 S: 11 H: 2 LOB: 2 BB: 0 P: 17	R: 0 E: 0 K: 1 S: 7 H: 0 LOB: 0 BB: 0 P: 11	R: 0 E: 0 K: 0 S: 6 H: 0 LOB: 0 BB: 0 P: 7	R: 0 E: 0 K: 0 S: 6 H: 0 LOB: 0 BB: 0 P: 11	R: 0 E: 0 K: 1 S: 13 H: 0 LOB: 1 BB: 1 P: 20	R: 1 E: 0 K: 1 S: 9 H: 1 LOB: 1 BB: 1 P: 21	1B: 3 2B: 2 3B: 0 HR: 1 SF: 0 SAC: 0 DP: 1 HBP: 0						

PITCHER		IP	WLS	BF	H	R	ER	SO	BB	IBB	HBP	BLK	WP	HR	S	P	ERA	WHIP
30 Chris Tillman, R ERA: 3.68	(1, 1)	7.0		25	5	2	2	3	0	0	0	0	0	1	63	100	2.57	0.714
56 Darren O'Day, R ERA: 1.01	(8, 1)	1.0	W	4	0	0	0	1	1	0	0	0	0	0	13	20	0.00	1.000
53 Zack Britton, L ERA: 2.11	(9, 1)	1.0	S	5	1	1	1	1	1	0	0	0	0	0	9	21	9.00	2.000

PITCHER	IP	WLS	BF	H	R	ER	SO	BB	IBB	HBP	BLK	WP	HR	S	P	ERA	WHIP

TOP

New York Yankees @ Baltimore Orioles

Oriole Park at Camden Yards, Baltimore, MD

Wed Aug 13 2014, 7:11 PM - 9:53 PM EDT
Att. 37,587 - Clear - 77 F

livebaseballscorecards.com

AB	32
R	3
H	6
RBI	3
BB	2
SO	5
LOB	9

WP: 0 PA: 34
PB: 0
SB: 1
CS: 0

New York Yankees @ Baltimore Orioles

Oriole Park at Camden Yards, Baltimore, MD

Wed Aug 13 2014, 7:11 PM - 9:53 PM EDT

Att. 37,587 - Clear - 77 F

livebaseballscorecards.com

BOTTOM

Batter	1	2	3	4	5	6	7	8	9	AB	R	H	RBI	BB	SO	LOB
21 Nick Markakis, L (1, 9) OBP: 0.358, SLG: 0.406	C FF 93 B FC 92 C FC 93 F SL 83 F FC 95 X SL 86 1-2 ① G4-3			C FC 92 B CH 88 C SL 83 F FC 94 X SL 84 1-2 ① F8		C FF 96 F KC 84 S FF 97 0-3 ① K		F SL 84 F FF 92 B SL 86 B FF 93 X FF 93 2-2 19 BB, 10 HR, 1B		4	1	1	0	0	1	1
19 Chris Davis, L (1, 5) OBP: 0.301, SLG: 0.402	C FC 94 B FF 93 F SL 85 B FC 93 B FC 94 F FC 94 S FC 94 3-3 ② K			C SL 83 B FC 93 X FC 93 1-1 ② F9		S FF 98 B FF 98 F FF 98 B SV 86 S KC 86 2-3 ② K		B FF 92 B FF 93 B SL 85 C FF 93 F SL 84 B SL 86 4-2 1-2 10 HR, BB		3	1	0	0	1	2	1
10 Adam Jones, R (1, 8) OBP: 0.316, SLG: 0.485	C FF 94 X FC 93 0-1 ③ F9			C SL 84 B SL 86 F SL 85 F FC 94 S CH 90 1-3 ③ K		S KC 85 S FF 98 B KC 85 S KC 85 1-3 ③ K		X SL 83 0-0 1-H 2-H HR		4	1	1	3	0	2	1
23 Nelson Cruz, R (1, 10) OBP: 0.333, SLG: 0.521		B FF 93 B FF 93 X FF 93 2-0 ① P3			C FC 92 F SL 84 F SL 84 X FC 93 0-2 28 1B, 3 SF8, 2B		C KC 83 X FF 97 0-1 ① P4	S FF 92 C FF 94 F FF 93 X SL 84 0-2 ③ L7		4	1	1	0	0	0	0
27 Delmon Young, R (1, 7) OBP: 0.335, SLG: 0.446 9 David Lough, L (9, 7) OBP: 0.291, SLG: 0.328		S FF 93 X SL 83 0-1 ② F7			B SL 82 D FF 93 B FC 92 C FF 91 X SL 84 3-1 ① G5-3		F FF 97 B KC 85 X KC 84 1-1 ② F7			3 0	0 0	0 0	0 0	0 0	0 0	1 0
28 Steve Pearce, R (1, 3) OBP: 0.352, SLG: 0.489		C FF 93 F SL 84 B SL 86 B SL 86 S FC 94 2-3 ③ K			C SL 82 F FF 93 B SL 84 X SL 85 1-2 2-3 1B		B KC 82 C KC 83 T FF 98 B KC 86 B FF 99 S KC 85 3-3 ③ K			3	0	1	0	0	2	0
3 Ryan Flaherty, L (1, 6) OBP: 0.265, SLG: 0.315			X FC 92 0-0 ① G3		B FF 90 C SL 81 F FC 92 1 SAFE B SL 84 X FC 92 2-2 ② SF8, 3-H			F FF 94 B FF 97 B KC 83 S FF 96 F FF 98 B KC 85 X FF 98 3-2 ① P6		2	0	0	1	0	0	0
6 Jonathan Schoop, R (1, 4) OBP: 0.255, SLG: 0.349			B FF 92 C FF 91 X SL 83 1-1 ② G5-3		1 SAFE F FC 91 B FC 90 1 SAFE C SL 79 X FC 91 1-2 ③ G5-3			C FF 96 X KC 85 0-1 HR		3	1	1	1	0	0	1
40 Nick Hundley, R (1, 2) OBP: 0.274, SLG: 0.335			C FC 91 S SL 84 S SL 86 0-3 ③ K			X FF 95 0-0 1B		C FF 91 S SL 83 B SL 86 B SL 84 X SL 83 2-2 ② G5-3		3	0	1	0	0	1	0
Inning Stats	R: 0 E: 0 K: 1 S: 11 H: 0 LOB: 0 BB: 0 P: 15	R: 0 E: 0 K: 1 S: 6 H: 0 LOB: 0 BB: 0 P: 10	R: 0 E: 0 K: 1 S: 6 H: 0 LOB: 0 BB: 0 P: 7	R: 0 E: 0 K: 1 S: 10 H: 0 LOB: 0 BB: 0 P: 13	R: 1 E: 0 K: 0 S: 15 H: 2 LOB: 1 BB: 0 P: 22	R: 0 E: 0 K: 3 S: 10 H: 1 LOB: 1 BB: 0 P: 13	R: 0 E: 0 K: 1 S: 7 H: 0 LOB: 0 BB: 0 P: 11	R: 4 E: 0 K: 0 S: 19 H: 3 LOB: 0 BB: 1 P: 30		1B: 3 2B: 1 3B: 0 HR: 2 SF: 1 SAC: 0 DP: 0 HBP: 0						

	AB	29
	R	5
	H	6
	RBI	5
	BB	1
	SO	8
	LOB	5

PITCHER		IP	WLS	BF	H	R	ER	SO	BB	IBB	HBP	BLK	WP	HR	S	P	ERA	WHIP
35 Michael Pineda, R ERA: 1.82	(1, 1)	5.0		17	2	1	1	4	0	0	0	0	0	0	48	67	1.80	0.400
68 Dellin Betances, R ERA: 1.52	(6, 1)	2.1	B	9	2	1	1	4	0	0	0	0	0	1	23	33	3.86	0.857
27 Shawn Kelley, R ERA: 4.74	(8, 1)	0.2	L	5	2	3	3	0	1	0	0	0	0	1	13	21	40.50	4.500

PITCHER		IP	WLS	BF	H	R	ER	SO	BB	IBB	HBP	BLK	WP	HR	S	P	ERA	WHIP

Batter	1	2	3	4	5	6	7	8	9	AB	R	H	RBI	BB	SO	LOB
11 Brett Gardner, L (1, 7) OBP: 0.352, SLG: 0.452	C FF 91 C KC 81 C FF 92 0-3 ① K		B KC 80 B CH 87 S CH 88 B FF 92 F FF 91 F CH 88 X CH 86 3-2 ③ G4-3			C KC 80 B KC 82 C KC 81 B FF 92 X CH 87 2-2 ① G1-3		C KC 79 D KC 81 B CH 85 B CH 85 B SI 90 4-1 2 1B 1-2 BB		3	0	0	0	1	1	1
2 Derek Jeter, R (1, 6) OBP: 0.321, SLG: 0.326	F FF 92 S CH 87 S CH 87 0-3 ② K		F KC 82 S CH 87 B FF 91 B FF 92 F CH 86 B CH 87 X CH 88 3-2 22 WP 1B			X FF 92 0-0 ② G3		C FF 93 C FF 94 X FF 94 0-2 1-2 2-3 1B		4	0	2	0	0	1	0
22 Jacoby Ellsbury, L (1, 8) OBP: 0.341, SLG: 0.402	S FF 92 B CH 87 S CH 87 B CH 88 X CH 88 2-2 ③ G1-3			C FF 92 F CH 88 B KC 83 C FF 92 1-3 ① 1-2 K		C KC 81 C FF 92 X KC 82 0-2 ③ G4-3		C CH 80 C FF 95 S FC 95 0-3 ② K		4	0	0	0	0	2	4
25 Mark Teixeira, S (1, 3) OBP: 0.332, SLG: 0.438		B KC 78 C KC 79 X CH 86 1-1 36 FC6-5 1B		B FF 91 T CH 87 B CH 87 F CH 88 S FF 92 2-3 ② K			S FF 90 B KC 82 F CH 85 B CH 87 F CH 86 B CH 85 F CH 86 X KC 81 3-2 1B	C CH 81 B FC 94 B FC 95 S CH 79 C FF 94 2-3 ③ K		4	0	2	0	0	2	4
36 Carlos Beltrán, S (1, 10) OBP: 0.298, SLG: 0.432		C FF 91 X CH 87 0-1 ① FC6-5 12 G4-5-3 1-2f		B FF 92 B KC 81 X CH 88 2-0 ③ G4-3			B FF 91 X CH 86 1-0 ① P6		C CU 75 B FS 81 B FC 86 F FF 89 X FF 89 2-2 ① L9	4	0	0	0	0	0	3
12 Chase Headley, S (1, 5) OBP: 0.307, SLG: 0.358		C FF 92 D CH 86 X CH 86 1-1 ②③ G4-5-3 1-2f			B KC 80 B FF 91 C FF 90 X CH 86 2-1 14 FC3-6 1B		C KC 81 S FF 92 B KC 82 B CH 87 S CH 87 2-3 ② K		C CU 76 C FF 89 T FS 82 0-2 ② K	4	0	1	0	0	2	2
33 Stephen Drew, L (1, 4) OBP: 0.242, SLG: 0.309		C FF 92 B FF 92 B FF 91 X CH 86 2-1 1B			C FF 90 1 SAFE C KC 81 D CH 86 B CH 87 X CH 87 2-2 ① L8		C KC 81 X FF 91 0-1 ③ F7		C CU 74 F FS 81 F FS 82 C FF 90 0-3 ③ K	4	0	1	0	0	1	2
14 Martín Prado, R (1, 9) OBP: 0.307, SLG: 0.359		B KC 80 B FF 91 X FF 91 2-0 ① F7		C FF 91 C CH 86 B FF 91 F CH 87 X KC 81 1-2 ② FC3-6 1-2f			C KC 80 B FF 90 F CH 86 C FF 91 1-3 ① K			3	0	0	0	0	1	2
29 Francisco Cervelli, R (1, 2) OBP: 0.356, SLG: 0.463		C FF 92 S CH 87 D CH 88 S CH 87 1-3 ② K		F FF 91 B FF 90 S KC 82 D CH 88 T CH 87 2-2 ③ K			B KC 81 X FF 92 1-0 2 1B 11 BB 1B			3	0	1	0	0	2	2
Inning Stats	R: 0 E: 0 K: 2 S: 9 H: 0 LOB: 0 BB: 0 P: 11	R: 0 E: 0 K: 0 S: 6 H: 1 LOB: 0 BB: 0 P: 8	R: 0 E: 0 K: 1 S: 10 H: 1 LOB: 0 BB: 0 P: 18	R: 0 E: 0 K: 2 S: 11 H: 1 LOB: 1 BB: 0 P: 19	R: 0 E: 0 K: 1 S: 12 H: 1 LOB: 1 BB: 0 P: 19	R: 0 E: 0 K: 0 S: 7 H: 0 LOB: 0 BB: 0 P: 9	R: 0 E: 0 K: 1 S: 11 H: 1 LOB: 1 BB: 0 P: 17	R: 0 E: 0 K: 3 S: 14 H: 2 LOB: 3 BB: 1 P: 22	R: 0 E: 0 K: 2 S: 10 H: 0 LOB: 0 BB: 0 P: 12	1B: 7 2B: 0 3B: 0 HR: 0 SF: 0 SAC: 0 DP: 1 HBP: 0						

PITCHER		IP	WLS	BF	H	R	ER	SO	BB	IBB	HBP	BLK	WP	HR	S	P	ERA	WHIP
53 Alex Cobb, R ERA: 3.19	(1, 1)	7.1	W	28	6	0	0	8	1	0	0	0	1	0	71	112	0.00	0.955
26 Brad Boxberger, R ERA: 1.9	(8, 1)	0.2	H	3	1	0	0	2	0	0	0	0	0	0	9	11	0.00	1.500
62 Joel Peralta, R ERA: 3.75	(9, 1)	1.0		3	0	0	0	2	0	0	0	0	0	0	10	12	0.00	0.000

PITCHER	IP	WLS	BF	H	R	ER	SO	BB	IBB	HBP	BLK	WP	HR	S	P	ERA	WHIP

TOP

New York Yankees @ Tampa Bay Rays

Tropicana Field, St. Petersburg, FL

Fri Aug 15 2014, 7:12 PM - 9:53 PM EDT

Att. 26,535 - Dome - 72 F

livebaseballscorecards.com

AB	33
R	0
H	7
RBI	0
BB	1
SO	12
LOB	20

WP: 1	PA: 34		
PB: 0			
SB: 0			
CS: 0			

BOTTOM

New York Yankees @ Tampa Bay Rays

Tropicana Field, St. Petersburg, FL

Fri Aug 15 2014, 7:12 PM - 9:53 PM EDT

Att. 26,535 - Dome - 72 F

livebaseballscorecards.com

Batter	1	2	3	4	5	6	7	8	9	AB	R	H	RBI	BB	SO	LOB
8 Desmond Jennings, R (1, 8) OBP: 0.324, SLG: 0.385	C FC 90 B FC 89 F FC 91 B SI 92 F SI 93 X FC 91 2-2 18 1B 18 S 3 FC5-4 1B	S SI 92 1 SAFE X SI 92 0-1 ③ FC6-4 1-2f			C FC 91 C CU 81 S FC 93 0-3 ③ K		F SI 91 X FC 91 0-1 18 G3-4-3 1-2 2-3 1B			4	1	2	0	0	1	1
18 Ben Zobrist, S (1, 7) OBP: 0.364, SLG: 0.422	B SI 92 1 SAFE C FC 90 X CU 82 1-1 3 FC5-4 20 BB 21 FC4-6 1-3 1B		C FC 90 B FC 91 F FC 90 B FC 94 F FC 92 F FF 94 X FF 94 2-2 ① L8			C CU 80 C FC 90 X FC 93 0-2 ① F8	C SL 88 B SL 88 S SL 87 X SL 88 1-2 ② G3-4-3 1-2 2-3 3-H			4	1	1	1	0	0	2
20 Matt Joyce, L (1, 10) OBP: 0.372, SLG: 0.427	F FC 91 C FC 91 D CU 82 B SI 94 F FC 94 B FC 91 B SI 94 4-2 3 FC5-4 1-2 BB		B CU 82 C CU 82 F FC 93 B FF 94 S CU 83 2-3 ② K			B FF 93 F CU 82 F FC 89 S CU 82 1-3 ② K	C SL 86 X SL 85 0-1 ③ G4-3			3	0	0	0	1	2	2
3 Evan Longoria, R (1, 5) OBP: 0.324, SLG: 0.394	F SI 92 X SI 93 0-1 ① FC5-4 21 FC4-6 1-2f 2-3 3-H		C FC 91 X FC 90 0-1 ③ G1-3			C FC 90 X CU 82 0-1 1B		X FF 93 0-0 ① G4-3		4	0	1	1	0	0	2
21 James Loney, L (1, 3) OBP: 0.341, SLG: 0.378	X SI 93 0-0 ② FC4-6 1-2f 3-H			C FC 90 F FC 89 F FC 93 B CU 82 B FF 94 F FC 91 B FF 93 F FF 93 X FF 93 3-2 11 G5-4-3 1B		C FC 92 B FC 91 B SI 92 C FC 92 D CU 82 X FC 94 3-2 ③ G5-3		F FF 92 B FF 93 F SL 87 X FF 92 1-2 HR		4	1	2	2	0	0	2
11 Logan Forsythe, R (1, 4) OBP: 0.298, SLG: 0.367	C FC 93 F SI 92 B FC 92 1 SAFE C CU 82 1-3 ③ K 3-H			D SI 93 C FC 90 F CU 82 1 SAFE 1 SAFE X SI 92 1-2 ① ② G5-4-3 1-2f			S FC 90 L SI 91 F CU 81 X FC 92 0-2 E5 11 SH3-4 59 1B	C SL 86 F SL 86 S SL 85 0-3 ② K		4	1	0	0	0	2	2
11 Yunel Escobar, R (1, 6) OBP: 0.324, SLG: 0.329		F FC 91 F SI 92 F FC 93 S SI 93 0-3 ① K		C CU 81 F CU 82 B CU 83 F FF 93 S FF 94 1-3 ③ K			F FC 90 S SI 90 X FC 93 0-2 ① SH3-4 1-2	X SL 86 0-0 ③ G6-3		3	0	0	0	0	2	0
59 Curt Casali, R (1, 2) OBP: 0.261, SLG: 0.220		F FC 93 C SI 92 B CU 83 S SI 93 1-3 ② K			C CU 80 S FC 92 X CU 81 0-2 ① G5-3		C CU 80 S FC 91 D SI 92 X CU 82 1-2 8 1B 39 1B 18 G3-4-3 2-H 1B			3	1	1	1	0	1	0
39 Kevin Kiermaier, L (1, 9) OBP: 0.325, SLG: 0.485		F FC 93 X FC 91 0-1 E4 8 FC6-4			C CU 81 S FC 90 B FC 92 B CU 83 X FC 92 2-2 ② G4-3		B SI 91 C FC 91 F FC 90 X CU 80 1-2 18 G3-4-3 8 1B 1-2 1B			3	0	1	0	0	0	0
Inning Stats	R: 2 H: 2 E: 0 LOB: 1 K: 1 BB: 1 S: 15 P: 23	R: 0 H: 0 E: 1 LOB: 1 K: 2 BB: 0 S: 11 P: 12	R: 0 H: 0 E: 0 LOB: 0 K: 1 BB: 0 S: 10 P: 14	R: 0 H: 1 E: 0 LOB: 0 K: 1 BB: 0 S: 13 P: 18	R: 0 H: 0 E: 0 LOB: 0 K: 1 BB: 0 S: 9 P: 11	R: 0 H: 1 E: 0 LOB: 1 K: 1 BB: 0 S: 11 P: 15	R: 2 H: 3 E: 1 LOB: 2 K: 0 BB: 0 S: 20 P: 23	R: 1 H: 1 E: 0 LOB: 0 K: 1 BB: 0 S: 8 P: 9		1B: 7 SF: 0 2B: 0 SAC: 1 3B: 0 DP: 1 HR: 1 HBP: 0						

AB	32
R	5
H	8
RBI	5
BB	1
SO	8
LOB	11

WP: 0 PA: 34
PB: 0
SB: 1
CS: 0

PITCHER		IP	WLS	BF	H	R	ER	SO	BB	IBB	HBP	BLK	WP	HR	S	P	ERA	WHIP
38 Brandon McCarthy, R ERA: 4.24	(1, 1)	6.1	L	28	7	4	2	7	1	0	0	0	0	0	84	110	2.84	1.263
53 Esmil Rogers, R ERA: 5.17	(7, 1)	1.2		6	1	1	1	1	0	0	0	0	0	1	13	15	5.40	0.600

PITCHER	IP	WLS	BF	H	R	ER	SO	BB	IBB	HBP	BLK	WP	HR	S	P	ERA	WHIP

Batter	1	2	3	4	5	6	7	8	9	AB	R	H	RBI	BB	SO	LOB
11 Brett Gardner, L (1, 7) OBP: 0.351, SLG: 0.450	C SI 86 F FC 82 F SI 91 S KC 77 0-3 K2-3		B FC 81 B FC 81 T SI 88 X SI 88 2-1 L9		C KC 75 B SI 91 1 SAFE 1-1 CS 1-2	B SI 88 C KC 76 B SI 89 B FC 84 F SI 89 C SI 91 3-3 K			C FF 94 F FF 97 B SI 96 B SI 96 F SI 96 B FF 97 F SI 97 X SI 95 3-2 E4 2 1B 1B	4	1	1	0	0	2	0
2 Derek Jeter, R (1, 10) OBP: 0.320, SLG: 0.325	B SI 89 F SI 89 B CH 83 F FC 83 F SI 91 X KC 77 2-2 P3		B CH 78 F SI 88 F FC 84 B FC 83 F SI 91 S SI 92 2-3 K			F CH 82 X SI 90 0-1 G4-3			C SI 94 B SI 95 B SI 94 C SI 95 X SI 99 2-2 25 1B 2-H 1B	4	0	1	1	0	1	0
22 Jacoby Ellsbury, L (1, 8) OBP: 0.339, SLG: 0.399	C SI 90 B SI 91 B FC 85 X SI 89 2-1 P6		C KC 76 X SI 91 0-1 G3			X SI 89 0-0 B2			F FF 95 S SI 97 D SI 98 S FF 97 1-3 K	4	0	0	0	0	1	1
25 Mark Teixeira, S (1, 3) OBP: 0.334, SLG: 0.439		B SI 86 C SI 86 X CH 82 1-1 F8		B SI 86 C SI 88 X KC 75 1-1 P5			B SI 88 B KC 73 C SI 88 C CH 82 F SI 90 B KC 77 X SI 90 3-2 12 G5-4-3 1B		1 SAFE B FF 96 1 SAFE F FF 94 F SI 97 B SI 97 1 SAFE 1 SAFE X SI 97 2-2 1-2 1B	4	0	2	0	0	0	0
36 Carlos Beltrán, S (1, 9) OBP: 0.295, SLG: 0.426 31 Ichiro Suzuki, L (9, 9) OBP: 0.326, SLG: 0.324		B SI 90 C SI 87 X KC 76 1-1 F9		B KC 74 B SI 90 C SI 89 X FC 84 2-1 G6-3			B FC 82 B SI 89 C SI 88 B KC 76 X SI 89 3-1 L7		B SI 95 F SI 96 S FF 98 B SI 98 C FF 96 2-3 K	4 0	0 0	0 0	0 0	0 0	1 0	3 0
12 Chase Headley, S (1, 5) OBP: 0.307, SLG: 0.355		C CH 82 B KC 76 B KC 75 S SI 89 B SI 91 F FC 84 F SI 91 F KC 77 B KC 76 4-2 14 S 14 HR BB		C KC 75 F SI 90 X KC 77 0-2 G6-3			S FC 82 C SI 91 D SI 92 X FC 83 1-2 G5-4-3 1-2f		S SI 96 F FF 98 F SI 97 B FF 98 X SI 96 1-2 F9	3	1	0	0	1	0	3
14 Martín Prado, R (1, 4) OBP: 0.307, SLG: 0.365		C SI 89 C FC 82 X SI 91 0-2 1-H HR			C KC 74 C KC 75 B CH 82 B KC 75 X SI 91 2-2 F9			C FF 92 B FF 93 X CH 79 1-1 P3		3	1	1	2	0	0	0
29 Francisco Cervelli, R (1, 2) OBP: 0.355, SLG: 0.469		C SI 90 B KC 77 S FC 85 F KC 76 B SI 91 X FC 84 2-2 2B			C KC 74 F SI 90 B SI 91 B KC 78 B SI 91 S FC 84 3-3 K			C CH 80 X FF 94 0-1 L9		3	0	1	0	0	1	0
17 Brendan Ryan, R (1, 6) OBP: 0.269, SLG: 0.264 33 Stephen Drew, L (8, PH) OBP: 0.241, SLG: 0.307 (8, 6)		C FC 82 C KC 75 X KC 76 0-2 F8			C KC 75 T SI 91 B KC 78 B KC 78 X SI 92 2-2 11 CS 1B			C CH 80 F CH 80 C FF 94 0-3 K		2 1	0 0	1 0	0 0	0 0	0 1	1 0
Inning Stats	R: 0 E: 0 K: 1 S: 10 H: 0 LOB: 0 BB: 0 P: 14	R: 2 E: 0 K: 0 S: 19 H: 2 LOB: 1 BB: 1 P: 27	R: 0 E: 0 K: 1 S: 8 H: 0 LOB: 0 BB: 0 P: 12	R: 0 E: 0 K: 0 S: 7 H: 0 LOB: 0 BB: 0 P: 10	R: 0 E: 0 K: 1 S: 10 H: 1 LOB: 0 BB: 0 P: 18	R: 0 E: 0 K: 1 S: 6 H: 0 LOB: 0 BB: 0 P: 9	R: 0 E: 0 K: 0 S: 9 H: 1 LOB: 0 BB: 0 P: 16	R: 0 E: 0 K: 1 S: 7 H: 0 LOB: 0 BB: 0 P: 8	R: 1 E: 1 K: 2 S: 21 H: 3 LOB: 2 BB: 0 P: 32	1B: 5 2B: 1 3B: 0 HR: 1 SF: 0 SAC: 0 DP: 1 HBP: 0						

PITCHER		IP	WLS	BF	H	R	ER	SO	BB	IBB	HBP	BLK	WP	HR	S	P	ERA	WHIP
33 Drew Smyly, L ERA: 3.66	(1, 1)	7.0		24	4	2	2	4	1	0	0	0	0	1	69	106	2.57	0.714
26 Brad Boxberger, R ERA: 1.87	(8, 1)	1.0		3	0	0	0	1	0	0	0	0	0	0	7	8	0.00	0.000
57 Jake McGee, L ERA: 1.45	(9, 1)	1.0	L	6	3	1	1	2	0	0	0	0	0	0	21	32	9.00	3.000

PITCHER	IP	WLS	BF	H	R	ER	SO	BB	IBB	HBP	BLK	WP	HR	S	P	ERA	WHIP

TOP

New York Yankees @ Tampa Bay Rays

Tropicana Field, St. Petersburg, FL

Sat Aug 16 2014, 4:12 PM - 7:09 PM EDT

Att. 31,042 - Dome - 72 F

livebaseballscorecards.com

AB	32
R	3
H	7
RBI	3
BB	1
SO	7
LOB	8

WP: 0 PA: 34
PB: 0
SB: 1
CS: 1

Batter	1	2	3	4	5	6	7	8	9	AB	R	H	RBI	BB	SO	LOB
8 Desmond Jennings, R (1, 8) OBP: 0.324, SLG: 0.387	X SI 93 0-0 2B		C SL 86 B FF 92 B SL 87 B SI 94 F SI 92 X SL 87 3-2 ① L7		C CU 83 F SL 86 B FF 94 C CU 82 1-3 ③		X FF 91 0-0 ① SH3-4 1-2 2-3			3	0	1	0	0	1	0
18 Ben Zobrist, S (1, 4) (8, 7) OBP: 0.363, SLG: 0.421	C SI 93 B CU 82 B SL 88 C FF 94 S SL 90 2-3 ① K		S CH 85 F SL 85 X FF 95 0-2 1B			B SI 92 F CU 81 F SL 87 C SL 87 1-3 ① K	F SL 85 B FF 93 X SL 85 1-1 ② G3 2-3 3-H			4	0	1	1	0	2	2
20 Matt Joyce, L (1, 7) OBP: 0.371, SLG: 0.425 28 José Molina, R (8, 2) OBP: 0.245, SLG: 0.199	S CU 83 B SL 87 X SL 86 1-1 ② P2		C FF 93 S SL 88 D SL 88 1 SAFE F CU 83 B FF 94 S SL 88 2-3 ② K			C FF 93 S CH 83 B SL 88 X SL 87 1-2 3 1B 11 1B 1B	C SL 86 B SL 84 C FF 94 S SL 86 1-3 ③ K			4	1	1	0	0	2	4
										0	0	0	0	0	0	0
3 Evan Longoria, R (1, 5) OBP: 0.323, SLG: 0.392	C FF 94 S SL 88 B SL 89 S SL 85 1-3 ③ K		1 SAFE C CU 80 S SI 93 B SL 88 B SL 88 S SI 94 2-3 ③ K			B SI 92 1 SAFE C SL 86 X SL 87 1-1 11 1B 1-2 1B		F FF 96 B KC 83 S FF 98 B FF 97 B KC 83 X FF 98 3-2 ① F9		4	0	1	0	0	2	2
21 James Loney, L (1, 3) OBP: 0.338, SLG: 0.375		B SI 91 F FF 93 F CU 82 F FF 94 S SL 89 1-3 ① K		C CU 80 F FF 92 X SL 88 0-2 ① L4		C SI 93 X FF 93 0-1 ② L7		B FF 97 S FF 96 X FF 98 1-1 ② G4-3		4	0	0	0	0	1	2
11 Yunel Escobar, R (1, 6) OBP: 0.324, SLG: 0.328		X SI 94 0-0 ② G4-3		C SL 86 S SL 89 S CU 83 0-3 ② K		C SL 87 B FF 93 X SL 86 1-1 30 FC4-6 1-2 2-H 1B		B FF 97 F FF 98 C KC 84 F FF 99 S KC 84 1-3 ③ K		4	0	1	1	0	2	0
30 Vince Belnome, L (1, 10) 5 Brandon Guyer, R (9, PH) OBP: 0.348, SLG: 0.368		B FF 94 B SI 93 S FF 92 B FF 95 C SI 94 F SL 87 B FF 94 4-2 59 1B BB		B FF 94 F CU 80 F SL 88 B FF 95 B SL 87 X SI 93 3-2 ③ G4-3		X FF 93 0-0 ③ FC4-6 1-2f			C FC 89 B KC 83 B FC 91 F FC 90 X FC 91 2-2 ① F9	2	0	0	0	1	0	2
										1	0	0	0	0	0	0
59 Curt Casali, R (1, 2) OBP: 0.286, SLG: 0.233 11 Logan Forsythe, R (7, PR) OBP: 0.297, SLG: 0.366 (8, 4)		B CU 79 F SI 93 X FF 94 1-1 1-2 1B			C SL 86 T FF 91 B SL 87 B CU 82 S SI 93 2-3 ① K		S SI 91 B SL 86 B SI 92 C SL 86 F SL 87 H FF 93 4-2 8 SH3-4 39 1B 18 G3 HBP		C FC 90 C FC 90 B KC 81 F FC 91 B KC 84 F FC 92 X FC 91 2-2 ② L4	2	0	1	0	0	1	0
										1	1	0	0	0	0	0
39 Kevin Kiermaier, L (1, 9) OBP: 0.325, SLG: 0.483 1 Sean Rodríguez, R (9, PH) OBP: 0.271, SLG: 0.476		C SL 86 B SL 88 B SI 94 C SL 85 S SL 87 2-3 ③ K			X SL 87 0-0 ② B2		B SI 91 X SI 91 1-0 18 G3 8 SH3-4 1-2 1B		B FC 92 X FC 90 1-0 ③ F7	3	0	1	0	0	1	2
										1	0	0	0	0	0	0
Inning Stats	R: 0 E: 0 K: 2 S: 9 H: 1 LOB: 1 BB: 0 P: 13	R: 0 E: 0 K: 2 S: 13 H: 1 LOB: 2 BB: 1 P: 21	R: 0 E: 0 K: 2 S: 13 H: 1 LOB: 1 BB: 0 P: 20	R: 0 E: 0 K: 1 S: 9 H: 0 LOB: 0 BB: 0 P: 12	R: 0 E: 0 K: 2 S: 7 H: 0 LOB: 0 BB: 0 P: 10	R: 1 E: 0 K: 1 S: 13 H: 3 LOB: 2 BB: 0 P: 17	R: 1 E: 0 K: 1 S: 10 H: 1 LOB: 2 BB: 0 P: 17	R: 0 E: 0 K: 1 S: 9 H: 0 LOB: 0 BB: 0 P: 14	R: 0 E: 0 K: 0 S: 9 H: 0 LOB: 0 BB: 0 P: 14	1B: 6 2B: 1 3B: 0 HR: 0 SF: 0 SAC: 1 DP: 0 HBP: 1						

PITCHER	IP	WLS	BF	H	R	ER	SO	BB	IBB	HBP	BLK	WP	HR	S	P	ERA	WHIP
61 Shane Greene, R (1, 1) ERA: 2.91	6.0		27	7	2	2	10	1	0	1	0	0	0	68	102	3.00	1.333
27 Shawn Kelley, R (7, 1) ERA: 4.62	1.0	B	3	0	0	0	1	0	0	0	0	0	0	6	8	0.00	0.000
68 Dellin Betances, R (8, 1) ERA: 1.5	1.0	W	3	0	0	0	1	0	0	0	0	0	0	9	14	0.00	0.000
30 David Robertson, R (9, 1) ERA: 2.56	1.0	S	3	0	0	0	0	0	0	0	0	0	0	9	14	0.00	0.000

PITCHER	IP	WLS	BF	H	R	ER	SO	BB	IBB	HBP	BLK	WP	HR	S	P	ERA	WHIP

BOTTOM

New York Yankees @ Tampa Bay Rays

Tropicana Field, St. Petersburg, FL

Sat Aug 16 2014, 4:12 PM - 7:09 PM EDT

Att. 31,042 - Dome - 72 F

livebaseballscorecards.com

AB	33
R	2
H	7
RBI	2
BB	1
SO	12
LOB	14

Batter	1	2	3	4	5	6	7	8	9	AB	R	H	RBI	BB	SO	LOB
11 Brett Gardner, L (1, 7) OBP: 0.350, SLG: 0.448	F FF 89 S FF 90 T FF 90 0-2 ① K		B FF 89 C CH 79 B FF 89 C FF 89 X CH 80 2-2 ② G3-1		C FF 91 B FF 91 C CU 77 D CU 78 X CH 80 2-2 2 1B 22 1B 2-H 3-H 1B		B FF 92 F SL 84 B KC 78 B FF 92 X SL 84 3-1 ② F8		B CU 78 F FF 92 X FF 91 1-1 ① SH1-3 1-2	4	1	1	2	0	1	0
2 Derek Jeter, R (1, 10) OBP: 0.319, SLG: 0.324	C FF 90 B CH 80 C CH 81 B FF 90 X CH 81 2-2 E5		X CH 80 0-0 ③ F8		C FF 89 C FF 90 X CH 79 0-2 22 1B 1-3 1B		C SL 84 C FF 92 B FF 93 F KC 77 S SL 85 1-3 ③ K		X FF 91 0-0 ② G6-3 2-3	5	0	1	0	0	1	1
22 Jacoby Ellsbury, L (1, 8) OBP: 0.337, SLG: 0.397	B FF 89 F FF 89 D CU 76 X CH 79 2-1 ② F7			B CH 78 S CH 80 C FF 90 S CH 82 1-3 ① K	B CU 75 X FF 90 1-0 1-2 3-H 1B			C CU 77 F FS 83 B FF 90 X FS 82 1-2 ① P6	B CU 78 F FF 91 D SL 86 S CU 80 C FC 92 2-3 ③ K	5	0	1	1	0	2	2
25 Mark Teixeira, S (1, 3) OBP: 0.333, SLG: 0.446	B CU 72 C FF 89 S FF 89 B FF 90 X FF 90 2-2 ③ P5			C CU 72 B CU 75 X CH 79 1-1 ② P6	S CH 79 S CH 78 B FF 89 X FF 91 1-2 ③ G3			C FS 82 X CU 78 0-1 HR		4	1	1	1	0	0	3
36 Carlos Beltrán, S (1, 9) OBP: 0.295, SLG: 0.423 31 Ichiro Suzuki, L (8, 9) OBP: 0.326, SLG: 0.324		B CH 76 B FF 91 B FF 91 C FF 89 B CH 80 4-1 BB		C FF 89 C FC 89 X CH 80 0-2 ③ F9		C SI 91 X FF 88 1-1 ① F8		C FF 89 B CU 77 S FS 81 X FS 81 1-2 ② G5-3		3 0	0 0	0 0	0 0	1 0	0 0	0 0
34 Brian McCann, L (1, 2) OBP: 0.291, SLG: 0.380		B FF 89 B FF 89 B FF 89 C FF 89 F FF 89 X FF 89 3-2 ① F8			C FF 90 B FF 91 S FF 90 B CH 81 X CH 80 2-2 ① F8	B CU 76 C FC 86 F FF 90 S FF 91 1-3 ② K		B CU 76 C CU 75 B FC 86 F FS 81 B FF 90 X FS 79 3-2 E6 12 1B		4	0	0	0	0	1	1
12 Chase Headley, S (1, 5) OBP: 0.308, SLG: 0.356		D CU 72 S CH 81 F CH 80 B FF 90 S CH 81 2-3 ② K			C CU 72 B CH 80 C CU 76 B FF 91 B FF 91 T FF 90 3-2 ② K	B CU 75 F FF 87 X FC 86 1-1 1B		S CU 77 X FS 81 0-1 1-2 1B		4	0	2	0	0	2	1
33 Stephen Drew, L (1, 6) OBP: 0.241, SLG: 0.302		B FF 90 T FF 90 B FF 90 F FF 90 C FF 91 2-3 ③ K			B FF 90 S CH 80 B FF 91 B FF 90 F FF 90 F CH 80 B FF 90 4-2 14 2B 11 1B BB	1 SAFE B SI 87 B FF 91 1 SAFE 1 SAFE X FC 84 2-0 ③ P4		T CU 77 F FF 89 X FF 90 0-2 ③ P5		3	1	0	0	1	1	4
14 Martín Prado, R (1, 4) OBP: 0.309, SLG: 0.369			F FF 88 B CH 79 B CH 80 S CH 80 F CH 80 F FF 90 X FF 90 2-2 ① L6		C FF 88 C FF 89 F FF 91 B CH 78 1 SAFE F CH 78 X FF 89 1-2 11 1B 1-3 2B		B FF 91 C SL 84 C KC 77 X SL 83 1-2 ① G4-3		C FF 91 B FF 91 X SL 84 1-1 2 G6-3 11 SH1-3 1B	4	1	2	0	0	0	0
Inning Stats	R: 0 E: 1 K: 1 S: 11 H: 0 LOB: 1 BB: 0 P: 17	R: 0 E: 0 K: 2 S: 10 H: 0 LOB: 1 BB: 1 P: 21	R: 0 E: 0 K: 0 S: 9 H: 0 LOB: 0 BB: 0 P: 13	R: 0 E: 0 K: 1 S: 8 H: 0 LOB: 0 BB: 0 P: 10	R: 3 E: 0 K: 1 S: 24 H: 4 LOB: 2 BB: 1 P: 38	R: 0 E: 0 K: 1 S: 8 H: 1 LOB: 1 BB: 0 P: 13	R: 0 E: 0 K: 1 S: 9 H: 0 LOB: 0 BB: 0 P: 14	R: 1 E: 1 K: 0 S: 16 H: 2 LOB: 2 BB: 0 P: 21	R: 0 E: 0 K: 1 S: 8 H: 1 LOB: 1 BB: 0 P: 12	1B: 6 2B: 1 3B: 0 HR: 1 SF: 0 SAC: 1 DP: 0 HBP: 0						

PITCHER		IP	WLS	BF	H	R	ER	SO	BB	IBB	HBP	BLK	WP	HR	S	P	ERA	WHIP
58 Jeremy Hellickson, R ERA: 2.56	(1, 1)	5.0	L	22	4	3	3	5	2	0	0	0	0	0	62	99	5.40	1.200
38 Jeff Beliveau, L ERA: 2.19	(6, 1)	1.0		4	1	0	0	1	0	0	0	0	0	0	8	13	0.00	1.000
49 Kirby Yates, R ERA: 2.19	(7, 1)	1.0		3	0	0	0	1	0	0	0	0	0	0	9	14	0.00	0.000
62 Joel Peralta, R ERA: 3.86	(8, 1)	1.0		6	2	1	1	0	0	0	0	0	0	1	16	21	9.00	2.000
50 Grant Balfour, R ERA: 4.91	(9, 1)	1.0		4	1	0	0	1	0	0	0	0	0	0	8	12	0.00	1.000

PITCHER	IP	WLS	BF	H	R	ER	SO	BB	IBB	HBP	BLK	WP	HR	S	P	ERA	WHIP

TOP

New York Yankees @ Tampa Bay Rays

Tropicana Field, St. Petersburg, FL

Sun Aug 17 2014, 1:42 PM - 4:55 PM EDT

Att. 28,812 - Dome - 72 F

livebaseballscorecards.com

AB	36
R	4
H	8
RBI	4
BB	2
SO	8
LOB	12

PA: 39

WP: 0
PB: 0
SB: 0
CS: 0

Batter	1	2	3	4	5	6	7	8	9	AB	R	H	RBI	BB	SO	LOB
8 Desmond Jennings, R (1, 8) OBP: 0.324, SLG: 0.386	C SL 81 C SL 81 S SL 86 0-3 ① K		B SL 83 C SI 91 X SI 91 1-1 ② G5-3			C SL 82 B SL 83 S FC 87 F FS 87 B SL 87 X SI 91 2-2 ② G4-3		B KC 82 C KC 81 B FF 98 C FF 98 X KC 83 2-2 ② 18 FC4-6 1B		4	0	1	0	0	1	0
18 Ben Zobrist, S (1, 4) OBP: 0.363, SLG: 0.419	C FF 91 B FS 85 F CU 75 X FC 88 1-2 20 1B 3 G4-3 1B		C SI 92 B FF 92 B FF 92 F SL 87 X FS 86 2-2 ③ L5			X CU 77 0-0 ③ G4-3		X FF 98 0-0 ② FC4-6 1-2f		4	1	1	0	0	0	1
20 Matt Joyce, L (1, 7) OBP: 0.372, SLG: 0.429	X SI 90 0-0 3 G4-3 1-3 1B			B FS 84 B FS 85 X SI 91 2-0 ① P3			X SL 82 0-0 3 WP 3 1B 2B	B KC 84 C KC 84 D KC 84 C FF 97 S SV 86 2-3 ③ K		4	1	2	0	0	1	1
3 Evan Longoria, R (1, 5) OBP: 0.323, SLG: 0.391	S SL 81 B SI 92 1 SAFE S SL 83 B SL 83 B SL 84 X FF 92 3-2 ② G4-3 1-2 3-H			C SI 91 B SL 83 B SI 91 C SL 83 X SL 83 2-2 ② F9			C FF 92 B SL 87 F SL 82 F SI 92 F SI 93 B FF 88 F SL 85 F SI 92 X SL 86 2-2 11 G4-3 21 G3 2-H 1B		B FC 90 F FC 92 S FC 91 F FC 92 B FC 92 X FC 92 2-2 ① L7	4	0	1	2	0	0	1
21 James Loney, L (1, 3) OBP: 0.335, SLG: 0.372	C SL 82 X FF 90 0-1 ③ F7			B FS 85 F SL 83 F FC 93 B FF 91 X FF 93 2-2 ③ L5			D FS 85 X SI 92 1-0 ① G3 1-2		B KC 83 X FC 92 1-0 ② L9	4	0	0	0	0	0	2
11 Yunel Escobar, R (1, 6) OBP: 0.320, SLG: 0.324		S SL 81 F FF 91 B FS 86 X SL 83 1-2 ① L4			S SI 90 X SI 92 0-1 ① G6-3		B SL 84 C SL 84 B SL 85 B SL 86 C SI 93 X SI 93 3-2 ② G4-3 2-3		S FC 92 B FC 91 B KC 84 X FC 91 2-1 ③ G6-3	4	0	0	0	0	0	1
30 Vince Belnome, L (1, 10)		C FF 92 B SL 85 X FS 85 1-1 ② F8			C SI 92 B FS 86 X FF 91 1-1 ② P6		B FS 88 S FS 86 F FS 87 B FF 92 B FS 88 F SL 87 B SI 94 4-2 BB			2	0	0	0	1	0	0
28 José Molina, R (1, 2) OBP: 0.243, SLG: 0.197 5 Brandon Guyer, R (7, PH) OBP: 0.346, SLG: 0.366 59 Curt Casali, R (8, 2) OBP: 0.286, SLG: 0.233		S SI 91 F SI 90 B SL 83 B SL 83 X SL 82 2-2 ③ G4-3			X SI 92 0-0 ③ G4-3		B SL 82 S SL 82 F SL 83 S FF 93 1-3 ③ K			2 1 0	0 0 0	0 0 0	0 0 0	0 0 0	0 1 0	0 2 0
39 Kevin Kiermaier, L (1, 9) OBP: 0.322, SLG: 0.477			C CU 74 B FS 84 B SL 81 F SI 91 F FS 87 F SI 92 X FS 86 2-2 ① G4-3			B SI 91 C SL 82 X CU 76 1-1 ① F8		F FF 96 F FF 95 B SV 85 C SV 85 1-3 ① K		3	0	0	0	0	1	0
Inning Stats	R: 1 E: 0 K: 1 S: 12 H: 2 LOB: 1 BB: 0 P: 16	R: 0 E: 0 K: 0 S: 8 H: 0 LOB: 0 BB: 0 P: 12	R: 0 E: 0 K: 0 S: 10 H: 0 LOB: 0 BB: 0 P: 15	R: 0 E: 0 K: 0 S: 7 H: 0 LOB: 0 BB: 0 P: 13	R: 0 E: 0 K: 0 S: 5 H: 0 LOB: 0 BB: 0 P: 6	R: 0 E: 0 K: 0 S: 7 H: 0 LOB: 0 BB: 0 P: 10	R: 1 E: 0 K: 1 S: 18 H: 2 LOB: 2 BB: 1 P: 29	R: 0 E: 0 K: 2 S: 10 H: 1 LOB: 1 BB: 0 P: 15	R: 0 E: 0 K: 0 S: 7 H: 0 LOB: 0 BB: 0 P: 12	1B: 4 2B: 1 3B: 0 HR: 0	SF: 0 SAC: 0 DP: 0 HBP: 0			WP: 1 PB: 0 SB: 0 CS: 0	PA: 33		

PITCHER	IP	WLS	BF	H	R	ER	SO	BB	IBB	HBP	BLK	WP	HR	S	P	ERA	WHIP
18 Hiroki Kuroda, R (1, 1) ERA: 3.97	6.2	W	25	4	2	2	1	1	0	0	0	1	0	64	97	2.70	0.750
27 Shawn Kelley, R (7, 1) ERA: 4.58	0.1	H	1	0	0	0	1	0	0	0	0	0	0	3	4	0.00	0.000
68 Dellin Betances, R (8, 1) ERA: 1.48	1.0	H	4	1	0	0	2	0	0	0	0	0	0	10	15	0.00	1.000
30 David Robertson, R (9, 1) ERA: 2.51	1.0	S	3	0	0	0	0	0	0	0	0	0	0	7	12	0.00	0.000

PITCHER	IP	WLS	BF	H	R	ER	SO	BB	IBB	HBP	BLK	WP	HR	S	P	ERA	WHIP

BOTTOM

New York Yankees @ Tampa Bay Rays

Tropicana Field, St. Petersburg, FL

Sun Aug 17 2014, 1:42 PM - 4:55 PM EDT

Att. 28,812 - Dome - 72 F

livebaseballscorecards.com

AB	32
R	2
H	5
RBI	2
BB	1
SO	4
LOB	8

Houston Astros @ New York Yankees

Yankee Stadium, Bronx, NY

Tue Aug 19 2014, 7:10 PM - 10:48 PM EDT

Att. 40,015 - Clear - 75 F

TOP

livebaseballscorecards.com

Batter	1	2	3	4	5	6	7	8	9	AB	R	H	RBI	BB	SO	LOB
19 Robbie Grossman, S (1, 9) OBP: 0.336, SLG: 0.332	C SI 88 C CH 78 B SI 90 B CH 79 C SL 83 2-3 ① K		F CU 74 F CH 78 B CH 80 B SI 90 X CH 78 2-2 ② L6		D CH 78 X CH 77 1-0 2-H 1B	B FF 96 C CU 80 C FF 95 S SL 87 1-3 ③ K			B FC 90 C FC 92 B FC 91 B FC 90 B FC 91 4-1 27 S 23 HR BB	4	1	1	1	1	2	2
27 Jose Altuve, R (1, 4) OBP: 0.376, SLG: 0.446	F SL 81 X SL 82 0-1 23 A-I B-S 1B		C SI 90 X CH 80 0-1 ③ G2-3		B SL 83 B CH 78 D SL 83 C CH 78 B SL 83 4-1 BB		S FF 91 F SL 81 X SL 82 0-2 ① G6-3		1 SAFE 1 SAFE S KC 85 S KC 85 F KC 84 B FC 91 B FC 93 B KC 83 B KC 82 1-2 4-2 23 HR BB	3	1	1	0	2	0	1
23 Chris Carter, R (1, 10) OBP: 0.301, SLG: 0.519	B SI 87 D CU 75 S CH 78 C CU 76 C SI 91 2-3 ②③ K 1-2			C SI 88 F CU 76 S SI 89 0-3 ① K	F CU 74 B SI 90 S CH 79 S CH 79 1-3 ③ K		S SL 84 F SL 83 B FF 92 S SL 85 1-3 ② K		B FC 92 B FC 92 B FC 91 X FC 90 3-0 1-H 2-H HR	5	1	1	3	0	4	3
21 Dexter Fowler, S (1, 8) OBP: 0.390, SLG: 0.414		C CH 76 B CH 78 C SL 80 B SI 89 B CH 77 B SI 88 4-2 30 FC6-4 BB		B CU 76 B SL 81 X SI 89 2-0 ② G6-3		B SI 88 S SL 81 X SL 82 1-1 15 G4-3 3B	C FF 92 F SL 85 C SL 84 0-3 ③ K		C FC 92 S KC 84 X FC 91 0-2 15 1B 1B	4	1	2	0	1	1	0
15 Jason Castro, L (1, 2) OBP: 0.304, SLG: 0.386		C SI 88 1 SAFE 1 SAFE B SL 81 B SL 80 F SL 79 1 SAFE F SI 89 S CH 76 2-3 ① K		B SI 89 F SI 89 B SL 82 B SL 83 F SI 90 X SI 91 3-2 1B		F SI 89 B SI 89 F CH 78 B SI 90 D CH 77 X SL 83 3-2 ① G4-3 3-H		C FF 95 C KC 80 C SV 85 0-3 ① K	X FF 90 0-0 21 S 1-3 1B	5	0	2	1	0	2	1
30 Matt Dominguez, R (1, 5) OBP: 0.267, SLG: 0.352		C CH 77 F SL 81 1 SAFE X CH 78 0-2 ② FC6-4 1-2f		C CU 75 C CH 79 B SI 90 B CH 78 B CH 79 F SI 90 F CH 78 F CH 79 S SL 82 3-3 ③ K		F SL 82 F CH 79 B SI 91 B CH 77 X SI 92 2-2 6 G1-3 9 E 21 1B 1B		C KC 83 F FF 98 B KC 83 S FF 98 1-3 ② K	C FF 90 S SL 80 S FF 91 0-3 ② K	5	1	1	0	0	3	4
21 Jon Singleton, L (1, 3) OBP: 0.294, SLG: 0.373		S SL 81 S SL 80 1 SAFE C SI 91 0-3 ③ K			S SI 88 S SL 80 B SI 91 S CH 78 1-3 ① K	D SL 82 D SL 82 B SI 89 C SI 90 X SI 90 3-1 6 G1-3 9 E 1-2 1B		C KC 82 B FF 98 B X FF 99 2-1 1B	B SL 81 B SL 84 B FF 91 B FF 92 4-0 1-2 BB	4	1	2	0	1	2	1
6 Jake Marisnick, R (1, 7) OBP: 0.256, SLG: 0.279			B SI 88 B SL 80 F SI 88 F CH 78 X CH 76 2-2 ① P3		X SI 88 0-0 ② F8	B SL 87 C SL 86 B FF 94 F SL 87 F CH 85 X SL 87 2-2 ② G1-3 1-2 2-3		C FF 98 X KC 84 0-1 ③ F8	C SL 80 B FF 90 C SL 79 S SL 80 1-3 ③ K	5	0	0	0	0	1	6
3 Gregorio Petit, R (1, 6) OBP: 0.333, SLG: 0.500 9 Marwin Gonzalez, S (6, PH) OBP: 0.314, SLG: 0.380 (6, 6)			C SI 88 X CH 78 0-1 2B		B SI 89 C CU 76 X SI 88 1-1 19 1B 2B	C CU 80 X SL 86 0-1 E9 2-H 3-H 1B			X FC 91 0-0 ① F8	2 2	1 0	2 1	0 2	0 0	0 0	0 0
Inning Stats	R: 0 E: 0 K: 2 S: 8 H: 1 LOB: 1 BB: 0 P: 12	R: 0 E: 0 K: 2 S: 12 H: 0 LOB: 1 BB: 1 P: 18	R: 0 E: 0 K: 0 S: 10 H: 1 LOB: 1 BB: 0 P: 14	R: 0 E: 0 K: 2 S: 13 H: 1 LOB: 1 BB: 0 P: 21	R: 1 E: 0 K: 2 S: 11 H: 2 LOB: 2 BB: 1 P: 19	R: 3 E: 1 K: 1 S: 19 H: 4 LOB: 1 BB: 0 P: 31	R: 0 E: 0 K: 2 S: 9 H: 0 LOB: 0 BB: 0 P: 10	R: 0 E: 0 K: 2 S: 10 H: 1 LOB: 1 BB: 0 P: 13	R: 3 E: 0 K: 2 S: 16 H: 3 LOB: 3 BB: 3 P: 32	1B: 9 2B: 2 3B: 1 HR: 1 SF: 0 SAC: 0 DP: 0 HBP: 0	WP: 0 PB: 0 SB: 2 CS: 0 PA: 44					

	AB	39
	R	7
	H	13
	RBI	7
	BB	5
	SO	15
	LOB	18

PITCHER		IP	WLS	BF	H	R	ER	SO	BB	IBB	HBP	BLK	WP	HR	S	P	ERA	WHIP
26 Chris Capuano, L ERA: 4.35	(1, 1)	5.1		25	8	4	4	8	2	0	0	0	0	0	64	103	6.75	1.875
43 Adam Warren, R ERA: 3.49	(6, 1)	0.2		3	1	0	0	1	0	0	0	0	0	0	9	12	0.00	1.500
27 Shawn Kelley, R ERA: 4.46	(7, 1)	1.0		3	0	0	0	2	0	0	0	0	0	0	9	10	0.00	0.000
68 Dellin Betances, R ERA: 1.46	(8, 1)	1.0		4	1	0	0	2	0	0	0	0	0	0	10	13	0.00	1.000
30 David Robertson, R ERA: 3.06	(9, 1)	0.1	L	5	2	3	3	0	2	0	0	0	0	1	9	20	81.00	12.000

PITCHER		IP	WLS	BF	H	R	ER	SO	BB	IBB	HBP	BLK	WP	HR	S	P	ERA	WHIP
57 Rich Hill, L ERA: 4.5	(9, 1)	0.2		4	1	0	0	2	1	0	0	0	0	0	7	12	0.00	3.000

Houston Astros @ New York Yankees

Yankee Stadium, Bronx, NY

Tue Aug 19 2014, 7:10 PM - 10:48 PM EDT

Att. 40,015 - Clear - 75 F

livebaseballscorecards.com

BOTTOM

Batter	1	2	3	4	5	6	7	8	9	AB	R	H	RBI	BB	SO	LOB
11 Brett Gardner, L (1, 7) OBP: 0.348, SLG: 0.444	C SI 89 B CH 80 F SI 90 X CH 80 1-2 G3 ①		X FF 90 0-0 SH1-3 ① 1-2		X FF 89 0-0 F9 ②		B FF 94 C FF 93 C SL 82 B FF 93 X SL 81 2-2 F8 ②		C SI 91 B SI 90 X SL 85 1-1 F7 ③	4	0	0	0	0	0	0
2 Derek Jeter, R (1, 6) OBP: 0.316, SLG: 0.321	B FF 91 B FF 90 X SI 88 2-0 L4 ②		B FF 88 X CH 81 1-0 G5-3 ②		C KC 79 B SI 90 X SI 90 1-1 L9 ③		B FF 93 C FF 93 S SL 81 X FF 93 1-2 G1-3 ③			4	0	0	0	0	0	1
22 Jacoby Ellsbury, L (1, 8) OBP: 0.340, SLG: 0.400	C SI 90 S KC 80 F KC 80 X SI 91 0-2 25 1B 1B		C KC 79 D KC 80 C FF 90 S CH 81 1-3 K ③			X FF 88 0-0 25 BLK 14 2B 1B		B FF 94 F FF 94 X CH 82 1-1 25 E 25 S 36 FC6-2 1B		4	1	3	0	0	1	1
25 Mark Teixeira, S (1, 3) OBP: 0.332, SLG: 0.443	C SI 91 B CH 80 C FF 91 D KC 80 X FF 91 2-2 1-2 1B			C KC 77 S CH 80 B SI 90 F KC 78 B CH 80 S CH 79 2-3 K ①		S CH 80 F SI 88 B SI 90 1 SAFE S CH 81 1-3 K ① 1-2		C FF 96 C CH 79 F FF 96 D KC 82 F FF 96 S FF 96 1-3 K ① 1-3		4	0	1	0	0	3	2
36 Carlos Beltrán, S (1, 10) OBP: 0.294, SLG: 0.419	S KC 78 B FF 90 B CH 81 F FF 90 F KC 80 F FF 91 F CH 81 F CH 81 X FF 90 2-2 F7 ③			C KC 78 B CH 81 X FF 90 1-1 F9 ②		B KC 78 C FF 90 S KC 79 B CH 81 B FF 90 D KC 81 4-2 14 2B BB		B FF 96 X KC 80 1-0 FC6-2 ② 14 1B 3-H		3	1	0	0	1	0	3
14 Martín Prado, R (1, 4) OBP: 0.312, SLG: 0.374		C FF 89 C KC 78 F KC 79 C SI 90 0-3 K ①		X SI 90 0-0 34 HR 1B		B KC 78 C CH 81 B CH 80 C FF 89 B FF 90 X FF 89 3-2 1-H 2-H 2B		B KC 81 F FF 95 X FF 96 1-1 1-2 1B		4	1	3	2	0	1	0
34 Brian McCann, L (1, 2) OBP: 0.290, SLG: 0.386		B FF 90 C CH 82 S KC 81 F KC 80 F FF 91 B CH 82 S KC 79 2-3 K ②		F KC 80 1 SAFE F CH 81 X KC 80 0-2 1-H HR		C FF 93 C FF 92 D SL 81 B FF 93 B FF 92 X FF 93 3-2 P4 ②		C FF 95 X CH 81 0-1 F8 ③		4	1	1	2	0	1	3
12 Chase Headley, S (1, 5) OBP: 0.305, SLG: 0.352		B FF 90 F SI 90 X CH 81 1-1 G5-3 ③		B CH 81 C FF 90 B CH 81 S CH 80 F CH 81 C SI 90 2-3 K ③		B FF 92 B FF 93 F FF 94 B FF 94 C FF 93 T FF 93 3-2 K ③			B SI 90 C SI 89 S SL 85 B SL 87 F SL 84 T SL 85 2-2 K ①	4	0	0	0	0	3	1
31 Ichiro Suzuki, L (1, 9) OBP: 0.325, SLG: 0.323			B FF 89 C FF 89 B FF 90 C CH 80 X KC 80 2-2 11 SH1-3 1B		C FF 88 F FF 88 S FF 89 0-3 K ①		C FF 92 B SL 80 F FF 92 B FF 93 F SL 82 X FF 92 2-2 F8 ①		C SI 92 C SI 92 X SL 88 0-2 G4-3 ②	4	0	1	0	0	1	0

Inning Stats																								
	R: 0	H: 2	R: 0	H: 0	R: 0	H: 1	R: 2	H: 2	R: 0	H: 0	R: 2	H: 2	R: 0	H: 0	R: 0	H: 2	R: 0	H: 0	1B: 7	SF: 0	WP: 0	PA: 37		
	E: 0	LOB: 2	E: 0	LOB: 0	E: 0	LOB: 1	E: 0	LOB: 0	E: 0	LOB: 0	E: 0	LOB: 1	E: 0	LOB: 0	E: 1	LOB: 2	E: 0	LOB: 0	2B: 1	SAC: 1	PB: 0			
	K: 0	BB: 0	K: 1	BB: 0	K: 2	BB: 0	K: 2	BB: 1	K: 1	BB: 0	K: 0	BB: 0	K: 1	BB: 0	K: 1	BB: 0	K: 1	BB: 0	3B: 0	DP: 0	SB: 1			
	S: 18	P: 25	S: 11	P: 14	S: 8	P: 12	S: 14	P: 19	S: 6	P: 7	S: 15	P: 29	S: 10	P: 15	S: 12	P: 16	S: 9	P: 12	HR: 1	HBP: 0	CS: 0			

PITCHER		IP	WLS	BF	H	R	ER	SO	BB	IBB	HBP	BLK	WP	HR	S	P	ERA	WHIP
39 Brett Oberholtzer, L ERA: 4.01	(1, 1)	5.1		24	7	4	4	7	1	0	0	1	0	1	66	94	6.75	1.500
29 Tony Sipp, L ERA: 2.5	(6, 1)	1.2		5	0	0	0	1	0	0	0	0	0	0	16	27	0.00	0.000
35 Josh Fields, R ERA: 5.21	(8, 1)	1.0	W	5	2	0	0	1	0	0	0	0	0	0	12	16	0.00	2.000
50 Chad Qualls, R ERA: 3.14	(9, 1)	1.0	S	3	0	0	0	1	0	0	0	0	0	0	9	12	0.00	0.000

PITCHER	IP	WLS	BF	H	R	ER	SO	BB	IBB	HBP	BLK	WP	HR	S	P	ERA	WHIP

Batter	1	2	3	4	5	6	7	8	9	AB	R	H	RBI	BB	SO	LOB
19 Robbie Grossman, S (1, 9) OBP: 0.337, SLG: 0.333	B FC 91 C FF 92 X FC 93 1-1 ① F7			F FC 92 S CH 90 X SL 86 0-2 27 SH1-3 21 2B 1B	F FC 93 F SL 85 X FC 95 0-2 ③ G6-3		X SL 87 0-0 27 1B 1-3 2-H 3-H 1B		B SL 86 F SL 86 B FF 93 S FF 92 F FF 92 B FF 92 X FF 92 3-2 ② F7	5	1	2	2	0	0	2
27 Jose Altuve, R (1, 4) OBP: 0.375, SLG: 0.445	F FC 94 X SL 84 0-1 ② F8			L FF 94 1 SAFE X SL 83 0-1 ① SH1-3 1-2		B FF 93 S FC 92 F FF 92 F SL 85 X SL 87 1-2 ① G6-3	X FF 93 0-0 1-2 3-H 1B		C SL 85 C FF 92 S FF 92 0-3 ③ K	4	0	1	1	0	1	0
23 Chris Carter, R (1, 10) OBP: 0.298, SLG: 0.514	B FC 94 S SL 83 F FC 94 B SL 87 F SL 85 X SL 87 2-2 ③ F7			S SL 85 S SL 85 S SL 87 0-3 ② K		C FF 92 F SL 85 F SL 85 S SL 86 0-3 ② K	B FF 95 2 SAFE F FF 94 F FF 95 B FF 92 S SL 86 2-3 ② K			4	0	0	0	0	3	3
21 Dexter Fowler, S (1, 8) OBP: 0.388, SLG: 0.415		C FC 92 X FC 94 0-1 ① G3		S SL 86 S SL 87 F FC 96 B SL 86 X SL 88 1-2 2-H 2B		C SL 84 X FC 93 0-1 ③ G4-3	B FF 94 C SL 86 C SL 87 S FF 95 1-3 ③ K			4	0	1	1	0	1	2
15 Jason Castro, L (1, 2) OBP: 0.303, SLG: 0.383		X FC 93 0-0 ② G5-3		B FC 93 T CH 89 F SL 85 B FC 96 F SL 86 X CH 90 2-2 ③ G3			F FF 90 F CH 88 B SL 83 F FC 93 B CH 88 F SL 85 B CH 89 B SL 84 4-2 30 1B 9 1B 6 1B BB	F SI 91 C FF 90 S FF 93 0-3 ① K		3	1	0	0	1	1	1
21 Jon Singleton, L (1, 3) OBP: 0.293, SLG: 0.368		B FC 94 C SL 82 X SL 86 1-1 ③ F8			S FC 92 B CH 90 C FC 94 F FC 95 C CH 91 1-3 ① K		B FC 89 B FC 89 F FF 94 C FF 90 D FF 90 F FF 94 T FF 94 3-2 ① K	B CU 77 B FF 93 B FF 92 B FF 92 4-0 BB		3	0	0	0	1	2	1
9 Marwin Gonzalez, S (1, 6) OBP: 0.313, SLG: 0.378			C SL 81 B SL 84 F FC 93 X SL 84 1-2 ① G3		B CH 88 B FC 94 X FC 93 2-0 ② F7		B FF 92 B FF 90 C FF 93 X FF 93 2-1 6 1B 30 1B 19 1B 1-2 1B	C SI 92 B SI 91 F SI 91 1 SAFE F CU 80 F FF 93 1 SAFE X FF 93 1-2 ② F7		4	1	1	0	0	0	1
30 Matt Dominguez, R (1, 5) OBP: 0.269, SLG: 0.354			C FC 93 S FC 94 B FC 93 B FC 94 F FC 95 X SL 86 2-2 ② G1-3		X FC 95 0-0 6 1B 1B		X SL 88 0-0 6 1B 19 1B 1-2 2-3 1B	T FF 93 X FF 93 0-1 ③ F8		4	1	2	0	0	0	1
6 Jake Marisnick, R (1, 7) OBP: 0.264, SLG: 0.287			C FC 93 B CH 90 F SL 84 F FC 96 F FC 95 B SI 92 X FC 94 2-2 ③ L6		B FF 93 B SL 84 B SL 84 C FF 93 X FC 93 3-1 1-2 1B		C SL 88 T CU 77 X CU 79 0-2 19 1B 27 1B 1-2 2-3 3-H 1B		S FF 91 S CH 86 X FF 93 0-2 ① P3	4	1	2	1	0	0	0
Inning Stats	R: 0 E: 0 K: 0 S: 8 H: 0 LOB: 0 BB: 0 P: 11	R: 0 E: 0 K: 0 S: 5 H: 0 LOB: 0 BB: 0 P: 6	R: 0 E: 0 K: 0 S: 12 H: 0 LOB: 0 BB: 0 P: 17	R: 1 E: 0 K: 1 S: 16 H: 2 LOB: 1 BB: 0 P: 19	R: 0 E: 0 K: 1 S: 11 H: 2 LOB: 2 BB: 0 P: 17	R: 0 E: 0 K: 1 S: 10 H: 0 LOB: 0 BB: 0 P: 11	R: 4 E: 0 K: 3 S: 22 H: 5 LOB: 2 BB: 1 P: 34	R: 0 E: 0 K: 1 S: 10 H: 0 LOB: 1 BB: 1 P: 15	R: 0 E: 0 K: 1 S: 10 H: 0 LOB: 0 BB: 0 P: 13	1B: 8 2B: 1 3B: 0 HR: 0	SF: 0 SAC: 1 DP: 0 HBP: 0						

TOP

Houston Astros @ New York Yankees

Yankee Stadium, Bronx, NY

Wed Aug 20 2014, 7:10 PM - 10:39 PM EDT

Att. 42,102 - Clear - 77 F

livebaseballscorecards.com

AB	35
R	5
H	9
RBI	5
BB	2
SO	8
LOB	11

PITCHER		IP	WLS	BF	H	R	ER	SO	BB	IBB	HBP	BLK	WP	HR	S	P	ERA	WHIP
35 Michael Pineda, R ERA: 2.05	(1, 1)	6.0		23	4	2	2	3	1	0	0	0	0	0	66	89	3.00	0.833
55 David Huff, L ERA: 4.15	(7, 1)	0.1	L	2	1	0	0	1	0	0	0	0	0	0	6	11	0.00	3.000
53 Esmil Rogers, R ERA: 5.45	(7, 1)	1.2	B	10	4	3	3	3	1	0	0	0	0	0	22	30	16.20	3.000
39 Chase Whitley, R ERA: 5.43	(9, 1)	1.0		3	0	0	0	1	0	0	0	0	0	0	10	13	0.00	0.000

PITCHER	IP	WLS	BF	H	R	ER	SO	BB	IBB	HBP	BLK	WP	HR	S	P	ERA	WHIP

Batter	1	2	3	4	5	6	7	8	9	AB	R	H	RBI	BB	SO	LOB
11 Brett Gardner, L (1, 7) OBP: 0.348, SLG: 0.443	C SI 89 X SI 89 0-1 ① F7	C CU 77 X FC 87 0-1 ③ G6-3			C CU 75 C FC 88 F CU 75 B FC 88 1 SAFE X CU 76 1-2 ① F7		B CU 74 C SI 89 B CU 76 B SI 88 C FC 88 B SI 90 4-2 22 PB, 2 1B, BB		B SI 92 C FS 83 B SI 93 C SI 92 F FS 84 B SI 94 X FS 83 3-2 2 DI, 1B	4	0	1	0	1	0	3
2 Derek Jeter, R (1, 10) OBP: 0.319, SLG: 0.322	B SI 90 X SI 90 1-0 25 S, 22 1B, 1B		F FC 86 S CU 75 B SI 92 F CU 74 X FC 89 1-2 ① G3		C SI 90 B FC 86 1 SAFE 1 SAFE B SI 90 B SI 90 X FC 87 3-1 ② G5-3 1-3		B SI 90 C SI 89 F CU 75 1 SAFE F SI 90 D CU 73 F SI 90 X CU 74 2-2 22 PB, 1B 1-2		C SI 95 D CU 77 F SI 94 F CU 76 B CU 76 B SI 95 B SI 95 4-2 BB 1-2	4	0	2	0	1	0	1
22 Jacoby Ellsbury, L (1, 8) OBP: 0.341, SLG: 0.400	X FC 88 0-0 25 S, 1B 1-2		L SI 90 B CH 85 B CH 84 X SI 88 2-1 ② G6-3		F FC 88 X CH 85 0-1 25 S, 1B 3-H		B SL 80 B SL 79 F SI 92 F SI 92 T SL 79 2-2 ③ K 1-2 2-3		B CU 76 F FS 84 B SI 94 X SI 94 2-1 ③ F9	5	0	2	1	0	1	4
25 Mark Teixeira, S (1, 3) OBP: 0.329, SLG: 0.438	B FC 86 B CH 84 D SI 90 C SI 89 F FC 88 F SI 89 S CU 75 3-3 ② K 1-2 2-3		C CU 74 F CH 84 S CU 77 0-3 ③ K		B FC 87 C CU 74 S CU 76 F CU 76 X FC 88 1-2 ③ G5-3 1-2			S FF 95 S CH 82 X FF 96 0-2 ① F9		4	0	0	0	0	2	3
34 Brian McCann, L (1, 2) OBP: 0.287, SLG: 0.382	F FC 89 B FC 88 B CU 74 C CU 76 B FC 88 X SI 91 3-2 ③ P6			B CU 77 X FC 87 1-0 ① F7		B CU 76 B SI 89 C FC 87 C CU 76 F CU 76 F FC 89 F CU 77 X SI 90 2-2 ① G4-1		F FF 96 X FF 96 0-1 ② G4-3		4	0	0	0	0	0	2
12 Chase Headley, S (1, 5) OBP: 0.307, SLG: 0.354		B FC 88 B SI 89 F FC 89 C CU 76 F FC 88 C FC 88 2-3 ① K		B FC 89 S CU 75 B CU 75 B FC 86 F FC 88 X SI 89 3-2 33 CS, 1B		C SI 89 B CU 74 F CU 75 B FC 88 C FC 89 2-3 ② K		B CH 82 X FF 95 1-0 1B		4	0	2	0	0	2	0
33 Stephen Drew, L (1, 6) OBP: 0.246, SLG: 0.319		B SI 88 C SI 89 B CU 74 F SI 89 B CU 75 B FC 86 4-2 31 2B, BB		B CU 76 X FC 86 1-0 ② HR 1-2	C SI 89 B CH 85 F CU 74 F SI 90 S CU 74 1-3 ③ K			B FF 95 X CH 80 1-0 ③ F9		3	1	1	1	1	1	1
14 Martín Prado, R (1, 4) OBP: 0.310, SLG: 0.371		B FC 86 C FC 86 B SI 89 1 SAFE F FC 86 S CU 78 2-3 ② K		C SI 89 S CU 73 B CU 72 F FC 86 B CU 77 S SI 89 2-3 ③ K		B FC 86 C SI 89 X CU 76 1-1 ① G5-3		C SI 93 B CU 75 C CU 76 X CU 77 1-2 ① P2	4	0	0	0	0	2	1
31 Ichiro Suzuki, L (1, 9) OBP: 0.327, SLG: 0.330		C CU 73 X SI 90 0-1 1-3 2B			X FC 86 0-0 2 G5-3, 2 S, 22 1B, 1B		C CU 73 X CU 74 0-1 ② G6-3		B FS 85 C SI 93 B CU 75 X FS 83 2-1 ② L6	4	1	2	0	0	0	0
Inning Stats	R: 0 E: 0 K: 1 S: 11 H: 2 LOB: 2 BB: 0 P: 18	R: 0 E: 0 K: 2 S: 13 H: 1 LOB: 2 BB: 1 P: 21	R: 0 E: 0 K: 1 S: 9 H: 0 LOB: 0 BB: 0 P: 12	R: 1 E: 0 K: 1 S: 9 H: 2 LOB: 0 BB: 0 P: 16	R: 1 E: 0 K: 0 S: 13 H: 2 LOB: 1 BB: 0 P: 18	R: 0 E: 0 K: 2 S: 13 H: 0 LOB: 0 BB: 0 P: 18	R: 0 E: 0 K: 1 S: 14 H: 1 LOB: 2 BB: 1 P: 23	R: 0 E: 0 K: 0 S: 7 H: 1 LOB: 1 BB: 0 P: 9	R: 0 E: 0 K: 0 S: 14 H: 1 LOB: 2 BB: 1 P: 26	1B: 8 2B: 1 3B: 0 HR: 1 SF: 0 SAC: 0 DP: 0 HBP: 0						WP: 0 PB: 1 SB: 4 CS: 1 PA: 39	

PITCHER		IP	WLS	BF	H	R	ER	SO	BB	IBB	HBP	BLK	WP	HR	S	P	ERA	WHIP
46 Scott Feldman, R ERA: 4.37	(1, 1)	6.2	W	29	8	2	2	7	2	0	0	0	0	1	79	121	2.70	1.500
66 Kevin Chapman, L ERA: 10.8	(7, 1)	0.1	H	1	0	0	0	1	0	0	0	0	0	0	3	5	0.00	0.000
35 Josh Fields, R ERA: 5.1	(8, 1)	1.0	H	4	1	0	0	0	0	0	0	0	0	0	7	9	0.00	1.000
55 Jose Veras, R ERA: 5.01	(9, 1)	1.0	S	5	1	0	0	0	1	0	0	0	0	0	14	26	0.00	2.000

PITCHER	IP	WLS	BF	H	R	ER	SO	BB	IBB	HBP	BLK	WP	HR	S	P	ERA	WHIP

BOTTOM

Houston Astros @ New York Yankees

Yankee Stadium, Bronx, NY

Wed Aug 20 2014, 7:10 PM - 10:39 PM EDT

Att. 42,102 - Clear - 77 F

livebaseballscorecards.com

AB	36
R	2
H	10
RBI	2
BB	3
SO	8
LOB	15

Batter	1	2	3	4	5	6	7	8	9	AB	R	H	RBI	BB	SO	LOB
19 Robbie Grossman, S (1, 7) OBP: 0.336, SLG: 0.332	B FC 91 X SI 91 1-0 ① G1-3			C FC 91 C CU 81 X SI 93 0-2 21 2B 1B		C CU 80 B FC 90 X SI 94 1-1 ② G6-3		X SI 92 0-0 ③ G4-3		4	0	1	0	0	0	0
27 Jose Altuve, R (1, 4) OBP: 0.373, SLG: 0.441	C FC 91 X FF 92 0-1 ② G1-3			F SI 92 X FC 91 0-1 ① F9		X FF 93 0-0 ③ L8			F FF 92 F SI 92 T FF 94 0-2 ① K	4	0	0	0	0	1	1
23 Chris Carter, R (1, 10) OBP: 0.297, SLG: 0.511	C SI 92 B SI 92 S CU 84 B CU 83 S SI 92 2-3 ③ K			1 SAFE C SI 92 B CU 83 1 SAFE B CU 83 B SI 92 S SI 93 C FF 95 3-3 ② K			X CU 82 0-0 21 FC4-6 1B		B SI 92 F SI 92 B SI 92 F SI 92 F FF 93 F SI 93 B SI 93 X FF 94 3-2 ② P4	4	0	1	0	0	2	1
21 Dexter Fowler, S (1, 8) OBP: 0.386, SLG: 0.416		S FC 92 F FC 90 S CU 82 0-3 ① K		F FC 92 F FF 94 B CU 82 B FF 95 1 SAFE X FC 92 2-2 1-3 2B			C FC 89 F FC 90 B SI 93 X CU 83 1-2 ① FC4-6 18 2B 1-2f		S FF 94 X CU 84 0-1 ③ F8	4	0	1	0	0	1	1
18 Marc Krauss, L (1, 9) OBP: 0.283, SLG: 0.345		C SI 92 C CU 83 B FF 94 F FC 92 C FF 94 1-3 ② K		B CU 82 C FC 91 B FC 92 X SI 93 2-1 ③ G1-3			X SI 92 0-0 1-3 2B			3	0	1	0	0	1	2
21 Jon Singleton, L (1, 3) OBP: 0.290, SLG: 0.364		C SI 93 X FC 92 0-1 ③ G3-1			C CU 80 B FF 93 F FC 92 F CU 82 X CU 81 1-2 ① G4-3		F FC 91 B SI 93 F CU 83 F FC 94 D CU 82 S FF 94 2-3 ② K			3	0	0	0	0	1	2
22 Carlos Corporán, S (1, 2) OBP: 0.285, SLG: 0.372			C SI 91 F FC 91 B FF 93 X CU 82 1-2 ① G4-3		B CU 81 S SI 92 B SI 93 S FC 92 C FC 92 2-3 ② K		S FC 91 B FC 92 F SI 93 X FF 95 1-2 ③ F7			3	0	0	0	0	1	2
30 Matt Dominguez, R (1, 5) OBP: 0.268, SLG: 0.351			B CU 82 S SI 92 X SI 92 1-1 ② G5-3		B SI 92 B SI 92 X SI 92 2-0 ③ L5			C FF 92 F SI 92 C FF 93 0-3 ① K		3	0	0	0	0	1	0
9 Marwin Gonzalez, S (1, 6) OBP: 0.309, SLG: 0.373			C FF 93 X FC 91 0-1 ③ F8			B FC 90 F SI 91 C CU 81 F FC 91 X CU 82 1-2 ① F7		C SI 91 B CU 81 S CU 81 X FF 94 1-2 ② G6-3		3	0	0	0	0	0	0
Inning Stats	R: 0 H: 0 E: 0 LOB: 0 K: 1 BB: 0 S: 6 P: 9	R: 0 H: 0 E: 0 LOB: 0 K: 2 BB: 0 S: 9 P: 10	R: 0 H: 0 E: 0 LOB: 0 K: 0 BB: 0 S: 7 P: 9	R: 0 H: 2 E: 0 LOB: 2 K: 1 BB: 0 S: 13 P: 20	R: 0 H: 0 E: 0 LOB: 0 K: 1 BB: 0 S: 8 P: 13	R: 0 H: 0 E: 0 LOB: 0 K: 0 BB: 0 S: 7 P: 9	R: 0 H: 2 E: 0 LOB: 2 K: 1 BB: 0 S: 12 P: 16	R: 0 H: 0 E: 0 LOB: 0 K: 1 BB: 0 S: 7 P: 8	R: 0 H: 0 E: 0 LOB: 0 K: 1 BB: 0 S: 10 P: 13	1B: 2 SF: 0 2B: 2 SAC: 0 3B: 0 DP: 0 HR: 0 HBP: 0						

TOP

Houston Astros @ New York Yankees

Yankee Stadium, Bronx, NY

Thu Aug 21 2014, 1:09 PM - 3:16 PM EDT

Att. 41,767 - Cloudy - 83 F

livebaseballscorecards.com

AB	31
R	0
H	4
RBI	0
BB	0
SO	8
LOB	9

PITCHER	IP	WLS	BF	H	R	ER	SO	BB	IBB	HBP	BLK	WP	HR	S	P	ERA	WHIP
38 Brandon McCarthy, R (1, 1) ERA: 4.01	9.0	W	31	4	0	0	8	0	0	0	0	0	0	79	107	0.00	0.444

PITCHER	IP	WLS	BF	H	R	ER	SO	BB	IBB	HBP	BLK	WP	HR	S	P	ERA	WHIP

WP: 0 PA: 31
PB: 0
SB: 0
CS: 0

BOTTOM

Houston Astros @ New York Yankees

Yankee Stadium, Bronx, NY

Thu Aug 21 2014, 1:09 PM - 3:16 PM EDT

Att. 41,767 - Cloudy - 83 F

livebaseballscorecards.com

Batter	1	2	3	4	5	6	7	8	9	AB	R	H	RBI	BB	SO	LOB
11 Brett Gardner, L (1, 7) OBP: 0.346, SLG: 0.439	C FF 88 C SI 90 B SL 80 B SL 80 B SI 91 X SI 91 3-2 ① G4-3		B SL 76 B FF 90 B FF 90 C FF 89 F FF 90 X FF 91 3-2 ① G1-3		B SL 81 X SI 91 1-0 ③ G4-3			B SL 78 C SI 90 B SI 91 X SI 91 2-1 ① G3		4	0	0	0	0	0	1
2 Derek Jeter, R (1, 6) OBP: 0.318, SLG: 0.322	X FF 90 0-0 ② G6-3		B SI 90 B SI 89 X SI 90 2-0 ② G4-3			C CH 77 X SI 90 0-1 ① 14 G4-3 22 1B 1B		B SL 77 X SI 89 1-0 ② G1-3		4	0	1	0	0	0	0
22 Jacoby Ellsbury, L (1, 8) OBP: 0.340, SLG: 0.398	C SI 90 X SI 90 0-1 ③ G3		C SL 79 X SL 79 0-1 ③ G4-3			C SI 89 D SL 81 X SI 90 1-1 14 G4-3 1-2 1B		F CH 78 S FF 90 S SL 81 0-3 ③ K		4	0	1	0	0	1	0
25 Mark Teixeira, S (1, 3) OBP: 0.332, SLG: 0.440		C FF 88 B FF 89 X FF 89 1-1 14 2B 12 2B 1B		C CH 78 X FF 89 0-1 14 G6-4-3 1B		F SI 89 B FF 90 S CH 80 S CH 79 1-3 ① K				3	1	2	0	0	1	2
14 Martín Prado, R (1, 4) OBP: 0.310, SLG: 0.373		L FF 89 C CH 77 X SL 80 0-2 12 2B 1-3 2B		C FF 90 C FF 89 B FF 89 X FF 91 1-2 ① ② G6-4-3 1-2f		C FF 90 B FF 90 C SI 90 X FF 90 1-2 ② G4-3 1-2 2-3				3	1	1	0	0	0	3
12 Chase Headley, S (1, 5) OBP: 0.308, SLG: 0.357		B FF 89 B CH 78 X SI 90 2-0 29 G5-3 31 SF8 2-H 3-H 2B		C FF 90 C SL 77 B SI 90 B SL 80 S CH 79 2-3 ③ K		X CH 80 0-0 ③ G4-3				3	1	1	2	0	1	2
29 Francisco Cervelli, R (1, 2) OBP: 0.355, SLG: 0.465		B FF 89 B FF 89 F CH 80 F FF 90 X SI 90 2-2 ① G5-3 2-3			F SI 88 F CH 78 B SL 80 X CH 76 1-2 1B		C SL 76 X FF 90 0-1 ① F9			3	0	1	0	0	0	1
31 Ichiro Suzuki, L (1, 9) OBP: 0.324, SLG: 0.327		B SI 89 S SL 78 X SL 79 1-1 ② SF8 3-H			C SI 90 C SI 91 D SI 90 S SL 81 1-3 ① K		B SL 80 S SI 90 C SI 90 X SL 80 1-2 ② F7			2	0	0	1	0	1	1
45 Zelous Wheeler, R (1, 10) OBP: 0.242, SLG: 0.424		B FF 90 X FF 89 1-0 ③ G6-3			C SI 90 B SI 91 B SI 90 S CH 80 C SI 91 2-3 ② K		B CH 78 X SI 90 1-0 ③ G6-3			3	0	0	0	0	1	1
Inning Stats	R: 0 E: 0 K: 0 S: 6 H: 0 LOB: 0 BB: 0 P: 9	R: 3 E: 0 K: 0 S: 12 H: 3 LOB: 0 BB: 0 P: 19	R: 0 E: 0 K: 0 S: 6 H: 0 LOB: 0 BB: 0 P: 11	R: 0 E: 0 K: 1 S: 8 H: 1 LOB: 0 BB: 0 P: 11	R: 0 E: 0 K: 2 S: 10 H: 1 LOB: 1 BB: 0 P: 15	R: 0 E: 0 K: 1 S: 11 H: 2 LOB: 2 BB: 0 P: 14	R: 0 E: 0 K: 0 S: 6 H: 0 LOB: 0 BB: 0 P: 8	R: 0 E: 0 K: 1 S: 6 H: 0 LOB: 0 BB: 0 P: 9		1B: 5 2B: 2 3B: 0 HR: 0 SF: 1 SAC: 0 DP: 1 HBP: 0						

	AB	29
	R	3
	H	7
	RBI	3
	BB	0
	SO	5
	LOB	11

PITCHER	IP	WLS	BF	H	R	ER	SO	BB	IBB	HBP	BLK	WP	HR	S	P	ERA	WHIP
60 Dallas Keuchel, L (1, 1) ERA: 3.12	8.0	L	30	7	3	3	5	0	0	0	0	0	0	65	96	3.38	0.875

PITCHER	IP	WLS	BF	H	R	ER	SO	BB	IBB	HBP	BLK	WP	HR	S	P	ERA	WHIP

Batter	1	2	3	4	5	6	7	8	9	AB	R	H	RBI	BB	SO	LOB
30 Alejandro De Aza, L (1, 7) OBP: 0.316, SLG: 0.361	C SI 93 X SL 90 0-1 77 1B 79 HR 1B	C CU 80 S CH 85 F FF 92 F SL 87 B CH 87 C FF 93 1-3 ① K		X SI 93 0-0 ③ G4-3		B SL 83 F SL 84 B FF 93 X FF 93 2-1 ③ 1-2 2-H 1B			F FC 92 S KC 84 S KC 84 0-3 ③ K2-3	5	1	2	0	0	2	1
77 Yolmer Sánchez, S (1, 4) OBP: 0.333, SLG: 0.333	B SI 92 B SI 93 1 SAFE C FF 92 X SI 93 2-1 1-2 79 HR 1B	C CU 82 X SL 86 0-1 1-2 79 FC4-6 1B			C CU 80 F CH 86 X CH 87 0-2 44 BB 1B		B FF 91 S SL 82 X FF 92 1-1 ① L8			4	1	3	0	0	0	0
79 José Abreu, R (1, 3) OBP: 0.362, SLG: 0.600	B CU 82 B SI 94 T SI 94 X SL 88 2-1 1-H 2-H HR	B FF 93 T CU 84 C CU 83 X FF 94 1-2 ② FC4-6 1-2f 2-3			B SI 92 F FF 93 F SL 87 F CU 82 F SL 85 S SI 93 1-3 ① K		X FF 95 0-0 44 G4-6-3 1B			4	1	2	3	0	1	3
44 Adam Dunn, L (1, 10) OBP: 0.346, SLG: 0.434	X SI 94 0-0 ① F9	B CU 82 B FF 93 B SI 92 C FF 93 S SL 88 S SL 86 3-3 ③ K			F FF 94 B SL 88 B CU 81 C SL 88 1 SAFE D CH 89 B SL 88 4-2 26 G6-4-3 1-2 BB		B FF 96 B KC 83 B FF 96 C FF 96 C FF 96 X FF 98 3-2 ② ③ G4-6-3 1-2f			3	0	0	0	1	1	3
26 Avisaíl García, R (1, 9) OBP: 0.321, SLG: 0.480	C SI 94 X SI 93 0-1 ② F8		B SL 86 S CU 82 C SL 86 F CU 83 S SL 87 1-3 ① K		B CU 83 S CU 83 B SI 93 X SL 87 2-1 ② ③ G6-4-3 1-2f			B KC 81 F FF 97 S FF 98 S KC 85 1-3 ① K		4	0	0	0	0	2	2
12 Conor Gillaspie, L (1, 5) OBP: 0.359, SLG: 0.445	B SI 93 B CU 82 B SI 93 B SI 94 4-0 10 1B BB		C FF 93 T CH 85 B CH 86 F SL 88 S CH 88 1-3 ② K			B SI 91 F SI 92 F CH 85 H SL 88 2-2 10 1B 30 1B HBP		F FF 97 X FF 97 0-1 ② F8		2	0	0	0	1	1	0
10 Alexei Ramirez, R (1, 6) OBP: 0.320, SLG: 0.413	B SL 86 F SI 92 B SI 92 B SI 92 S SI 93 F SI 94 X FF 93 3-2 1-2 1B		B SL 87 C SL 87 F FF 94 C CU 83 1-3 ③ K			B SI 91 X SL 86 1-0 30 1B 1-2 1B		C KC 82 F FF 97 S KC 83 0-3 ③ K		4	0	2	0	0	2	0
20 Jordan Danks, L (1, 8) OBP: 0.259, SLG: 0.278	C SL 87 D SL 87 S CH 86 S CH 87 1-3 ③ K			X SI 92 0-0 21 G5-4-3 1B		B FF 91 B FF 91 F FF 92 B SL 84 S SL 84 3-3 ① K			X FC 92 0-0 ① G4-3	4	0	1	0	0	2	4
21 Tyler Flowers, R (1, 2) OBP: 0.296, SLG: 0.358		C CU 81 X SI 92 0-1 79 FC4-6 77 1B 1B		C SL 85 B SL 87 X SI 92 1-1 ① ② G5-4-3 1-2f		T SL 83 F SL 85 B SL 84 C SL 84 1-3 ② K			B FC 91 B FC 91 S FC 90 F FC 90 B KC 83 S FC 91 3-3 ② K	4	0	1	0	0	2	3
Inning Stats	R: 3 E: 0 K: 1 S: 16 H: 4 LOB: 2 BB: 1 P: 28	R: 0 E: 0 K: 2 S: 15 H: 2 LOB: 2 BB: 0 P: 20	R: 0 E: 0 K: 3 S: 11 H: 0 LOB: 0 BB: 0 P: 14	R: 0 E: 0 K: 0 S: 4 H: 1 LOB: 0 BB: 0 P: 5	R: 0 E: 0 K: 1 S: 12 H: 1 LOB: 1 BB: 1 P: 19	R: 0 E: 0 K: 2 S: 11 H: 2 LOB: 2 BB: 0 P: 20	R: 0 E: 0 K: 0 S: 6 H: 1 LOB: 0 BB: 0 P: 10	R: 0 E: 0 K: 2 S: 8 H: 0 LOB: 0 BB: 0 P: 9	R: 0 E: 0 K: 2 S: 7 H: 0 LOB: 0 BB: 0 P: 10	1B: 10 2B: 0 3B: 0 HR: 1 SF: 0 SAC: 0 DP: 3 HBP: 1						

PITCHER		IP	WLS	BF	H	R	ER	SO	BB	IBB	HBP	BLK	WP	HR	S	P	ERA	WHIP
61 Shane Greene, R ERA: 3.17	(1, 1)	5.0		25	9	3	3	7	2	0	1	0	0	1	61	92	5.40	2.200
27 Shawn Kelley, R ERA: 4.32	(6, 1)	1.1		4	1	0	0	2	0	0	0	0	0	0	10	17	0.00	0.750
68 Dellin Betances, R ERA: 1.43	(7, 1)	1.2		5	1	0	0	2	0	0	0	0	0	0	12	16	0.00	0.600
30 David Robertson, R ERA: 3.0	(9, 1)	1.0	W	3	0	0	0	2	0	0	0	0	0	0	7	10	0.00	0.000

PITCHER	IP	WLS	BF	H	R	ER	SO	BB	IBB	HBP	BLK	WP	HR	S	P	ERA	WHIP

TOP

Chicago White Sox @ New York Yankees

Yankee Stadium, Bronx, NY

Fri Aug 22 2014, 7:09 PM - 10:32 PM EDT

Att. 43,811 - Overcast - 69 F

livebaseballscorecards.com

AB	34
R	3
H	11
RBI	3
BB	2
SO	13
LOB	16



WP: 0	PA: 37
PB: 0	
SB: 0	
CS: 0	

Batter	1	2	3	4	5	6	7	8	9	AB	R	H	RBI	BB	SO	LOB
11 Brett Gardner, L (1, 7) OBP: 0.349, SLG: 0.439	B FF 86 B FF 89 B FF 88 C FF 89 C FF 89 B FF 89 4-2 2 G1-3 BB	C FC 86 B CU 76 S CH 82 B FF 91 B SI 91 F FC 87 X CH 82 3-2 ③ P4			C FF 88 H FC 85 1-1 2 1B 22 2B HBP		B SI 94 C SI 93 C SL 86 B SI 95 X SL 86 2-2 22 S 1B		1 SAFE 1 SAFE 1 SAFE B SI 94 F FF 96 X FF 95 1-1 ① SH3-4 1-2	2	1	1	0	1	0	3
2 Derek Jeter, R (1, 6) OBP: 0.317, SLG: 0.320	C FF 90 B FC 87 C FF 91 X CH 82 1-2 ① G1-3 1-2		F CH 81 X FC 85 0-1 ① G5-3		X CH 80 0-0 22 2B 1-2 1B		1 SAFE 1 SAFE C SI 94 C SI 94 T SI 94 0-2 ① K		X FF 95 0-0 ② L8	5	0	1	0	0	1	3
22 Jacoby Ellsbury, L (1, 8) OBP: 0.343, SLG: 0.401	B FF 90 X FF 90 1-0 ② F8		C CU 75 X CH 83 0-1 14 HR 1B		C CU 74 D FF 89 B FF 88 F FF 89 B FF 90 X CH 83 3-2 1-3 2-H 2B		B FC 87 P PO 83 B FC 87 C SI 89 X FC 87 3-1 ② P5 1-2		I IN 64 I IN 73 I IN 72 I IN 74 4-0 14 1B 25 BB IBB	4	1	2	1	1	0	2
25 Mark Teixeira, S (1, 3) OBP: 0.332, SLG: 0.436	C FF 90 D CH 82 X FC 87 1-1 ③ G3-1		X FF 89 0-0 ② F8		F FC 85 S SI 90 X CH 82 0-2 ① G3		B FC 88 C FS 84 S FS 85 F FS 84 B FC 89 B FC 87 D FS 85 4-2 BB		B CH 88 C FF 96 S CH 87 F FF 97 B SL 88 D CH 89 B CH 88 4-2 14 1B 1-2 2-3 BB	3	0	0	0	2	0	4
14 Martín Prado, R (1, 4) OBP: 0.311, SLG: 0.380		C FF 89 X FC 86 0-1 ① G6-3	X FC 86 0-0 1-H HR		C SI 90 F FC 87 F FF 91 F CU 77 S CH 82 0-3 ② K2-3		C FC 88 C FS 84 S FS 84 0-3 ③ K		F FF 98 F FF 97 F FF 98 B SL 87 B FF 96 B FF 97 X FF 97 3-2 1-2 2-3 3-H 1B	5	1	2	3	0	2	4
34 Brian McCann, L (1, 10) OBP: 0.287, SLG: 0.381		C FF 90 C CU 76 X CU 75 0-2 45 1B 12 BB 1B	C FF 90 F FF 90 F FF 89 B CH 83 T CH 82 1-2 ③ K		B SI 90 C FF 90 B SI 89 F FF 89 F CU 78 X CH 82 2-2 ③ F9			B FS 83 F FC 88 B FS 84 B FS 85 X SI 89 3-1 ① F7		4	0	1	0	0	1	2
12 Chase Headley, S (1, 5) OBP: 0.309, SLG: 0.355	D FC 87 C FF 90 B CH 82 F CH 80 F FF 91 F FC 87 D CU 78 B CH 82 4-2 45 1B 1-2 BB		B FF 88 X FC 85 1-0 ① L4		B CU 74 C CH 80 S CH 80 B FF 88 B FF 88 B FF 89 4-2 29 G4-6-3 BB			B SI 90 S FS 84 C FC 88 B FS 85 X FS 84 2-2 ② G4-3		2	0	0	0	2	0	0
29 Francisco Cervelli, R (1, 2) OBP: 0.342, SLG: 0.448	C FC 86 B CU 75 S CH 82 F FF 90 S CH 83 1-3 ② K		C CU 76 B FF 90 B FC 86 S CH 83 S FC 85 2-3 ② K				B SI 91 1 SAFE F SI 92 B SI 92 F SI 92 1 SAFE X SI 93 2-2 ① ② G4-6-3 1-2f	X FC 88 0-0 ③ P6		4	0	0	0	0	2	3
45 Zelous Wheeler, R (1, 9) OBP: 0.257, SLG: 0.429 31 Ichiro Suzuki, L (6, PH) OBP: 0.325, SLG: 0.328 (7, 9)	C CU 75 F SI 91 X CH 82 0-2 1-2 2-3 1B		S CH 82 X FC 86 0-1 ③ G6-3				B SI 94 F SI 94 B SL 86 B SI 93 X SI 93 3-1 ③ G6-3		C SI 96 X CH 88 0-1 25 BB 11 SH3-4 14 1B 1B	2 2	0 1	1 1	0 0	0 0	0 0	0 0
Inning Stats	R: 0 E: 0 K: 0 S: 8 H: 0 LOB: 1 BB: 1 P: 15	R: 0 E: 0 K: 1 S: 20 H: 2 LOB: 3 BB: 1 P: 28	R: 2 E: 0 K: 1 S: 10 H: 2 LOB: 0 BB: 0 P: 11	R: 0 E: 0 K: 1 S: 6 H: 0 LOB: 0 BB: 0 P: 9	R: 1 E: 0 K: 1 S: 17 H: 2 LOB: 2 BB: 0 P: 23	R: 0 E: 0 K: 0 S: 7 H: 0 LOB: 0 BB: 1 P: 16	R: 0 E: 0 K: 2 S: 15 H: 1 LOB: 2 BB: 1 P: 23	R: 0 E: 0 K: 0 S: 6 H: 0 LOB: 0 BB: 0 P: 11	R: 1 E: 0 K: 0 S: 12 H: 2 LOB: 3 BB: 2 P: 24	1B: 7 2B: 1 3B: 0 HR: 1	SF: 0 SAC: 1 DP: 1 HBP: 1				WP: 0 PB: 0 SB: 1 CS: 0	PA: 41	

PITCHER		IP	WLS	BF	H	R	ER	SO	BB	IBB	HBP	BLK	WP	HR	S	P	ERA	WHIP
50 John Danks, L ERA: 4.96	(1, 1)	5.0		25	6	3	3	4	3	0	1	0	0	0	63	92	5.40	1.800
54 Ronald Belisario, R ERA: 5.97	(6, 1)	1.1		4	1	0	0	1	0	0	0	0	0	0	11	18	0.00	0.750
57 Zach Putnam, R ERA: 2.03	(7, 1)	1.2		6	0	0	0	1	1	0	0	0	0	0	15	26	0.00	0.600
40 Daniel Webb, R ERA: 3.77	(9, 1)	0.2	L	6	2	1	1	0	1	1	0	0	0	0	12	24	13.50	4.500

PITCHER	IP	WLS	BF	H	R	ER	SO	BB	IBB	HBP	BLK	WP	HR	S	P	ERA	WHIP

BOTTOM

Chicago White Sox @ New York Yankees

Yankee Stadium, Bronx, NY

Fri Aug 22 2014, 7:09 PM - 10:32 PM EDT

Att. 43,811 - Overcast - 69 F

livebaseballscorecards.com

AB	33
R	4
H	9
RBI	4
BB	6
SO	6
LOB	21

Chicago White Sox @ New York Yankees

Yankee Stadium, Bronx, NY

Sat Aug 23 2014, 1:19 PM - 4:12 PM EDT

Att. 47,594 - Cloudy - 72 F

livebaseballscorecards.com

TOP

Batter	1	2	3	4	5	6	7	8	9	AB	R	H	RBI	BB	SO	LOB
30 Alejandro De Aza, L (1, 7) OBP: 0.318, SLG: 0.363 24 Dayan Viciedo, R (9, PH) OBP: 0.279, SLG: 0.399	B SI 90 F FS 84 F FF 88 X FS 86 1-2 F9 ①	B FS 86 B FF 90 C FF 92 F FF 92 T FS 88 2-2 K ③			B FF 90 B FF 90 B SI 88 C SI 88 B FS 88 4-1 79 WP 79 1B BB		1 SAFE S SL 81 B SL 84 X SL 82 1-1 77 G1 1-3 2B		C FC 92 F KC 84 S FC 91 0-3 K ②	3 1	1 0	1 0	0 0	1 0	1 1	1 1
77 Yolmer Sánchez, S (1, 4) OBP: 0.286, SLG: 0.357	F SI 91 B FF 89 X FS 85 1-1 44 F9 2B	B CU 73 C FF 90 F FF 90 B FS 88 F SI 90 F FF 92 X SI 90 2-2 P6 ①			1 SAFE B FS 84 C SI 90 B FS 84 X SI 89 2-1 F8 ①		F SL 84 X SL 86 0-1 G1 ② 2-3 3-H		X FC 90 0-0 P6 ③	5	0	1	1	0	0	3
79 José Abreu, R (1, 3) OBP: 0.365, SLG: 0.600	B SL 81 F SI 90 X SI 90 1-1 E6	B SI 92 B SI 92 X SI 91 2-0 26 FC6-4 1B			1 SAFE B SL 81 F SI 91 F SI 92 B FS 87 X SI 93 2-2 44 G4-5-3 1-H 1B		D SL 87 B FF 94 S SL 85 S SL 87 D SL 85 D SL 85 4-2 BB			3	0	2	1	1	0	1
44 Adam Dunn, L (1, 10) OBP: 0.343, SLG: 0.429	B SI 91 B FF 90 X SI 91 2-0 F9 ② 2-3	C SL 82 D FS 84 F FF 90 B FS 86 F FS 86 S FS 86 2-3 K ②			B FS 85 X FS 85 1-0 G4-5-3 ②③ 1-2f		B KC 80 C KC 82 B KC 83 X FF 97 2-1 F9 ③			4	0	0	0	0	1	6
26 Avisaíl García, R (1, 9) OBP: 0.300, SLG: 0.444	S SI 92 C SI 92 B SL 84 B SL 84 F SI 92 D SL 84 S SL 84 3-3 K ③		B SL 84 F SI 91 X SI 92 1-1 FC6-4 ③ 1-2f			S SL 83 F SL 83 B SI 91 S SI 92 1-3 K ①		S SI 94 B SL 87 X FF 95 1-1 G3-1 ①		4	0	0	0	0	2	3
12 Conor Gillaspie, L (1, 5) OBP: 0.358, SLG: 0.445		C FF 90 S CU 74 F SI 91 B SL 86 B CU 76 X FS 86 2-2 10 2B 2B		C FF 90 B SL 81 X SI 90 1-1 P6 ①		B CU 75 X SI 90 1-0 G3-1 ②		C SL 88 B CU 82 B FF 95 C FF 96 X SL 88 2-2 L8 ②		4	1	1	0	0	0	0
10 Alexei Ramirez, R (1, 6) OBP: 0.319, SLG: 0.414		B SI 91 C SI 91 X SL 84 1-1 2-H 2B		F SI 91 B SI 91 X SI 91 1-1 P2 ②		B SI 92 B SI 92 C SI 90 F SI 91 X SI 91 2-2 G6-3 ③		F SI 95 X SI 95 0-1 L6 ③		4	0	1	1	0	0	0
20 Jordan Danks, L (1, 8) OBP: 0.271, SLG: 0.280		C CU 75 B FS 86 F SL 85 S FS 86 1-3 K ①		S SL 82 B SI 91 B FS 86 B SI 91 F SI 91 B SI 92 4-2 BB			X FF 91 0-0 30 2B 77 G1 1B		B FC 92 C FC 91 S KC 83 B KC 84 F KC 83 T FC 92 2-2 K ①	3	1	1	0	1	2	1
17 Adrian Nieto, S (1, 2) OBP: 0.307, SLG: 0.333 14 Paul Konerko, R (9, PH) OBP: 0.277, SLG: 0.368 21 Tyler Flowers, R (9, PR) OBP: 0.296, SLG: 0.358		C CU 76 S FS 86 D FS 87 S FS 87 1-3 K ②		X SI 90 0-0 G3 ③			F FF 92 D SL 82 S SL 82 D SL 84 S SL 84 2-3 K ①		B KC 83 T FC 92 B FC 91 B FC 92 B FC 92 4-1 BB	3 0 0	0 0 0	0 0 0	0 0 0	0 1 0	2 0 0	3 0 0
Inning Stats	R: 0 E: 1 K: 1 S: 12 H: 1 LOB: 2 BB: 0 P: 20	R: 1 E: 0 K: 3 S: 15 H: 2 LOB: 1 BB: 0 P: 22	R: 0 E: 0 K: 1 S: 12 H: 1 LOB: 1 BB: 0 P: 19	R: 0 E: 0 K: 0 S: 7 H: 0 LOB: 1 BB: 1 P: 13	R: 1 E: 0 K: 0 S: 7 H: 1 LOB: 0 BB: 1 P: 16	R: 0 E: 0 K: 1 S: 7 H: 0 LOB: 0 BB: 0 P: 11	R: 1 E: 0 K: 1 S: 12 H: 2 LOB: 2 BB: 1 P: 21	R: 0 E: 0 K: 0 S: 7 H: 0 LOB: 0 BB: 0 P: 10	R: 0 E: 0 K: 2 S: 9 H: 0 LOB: 1 BB: 1 P: 15	1B: 3 2B: 4 3B: 0 HR: 0 SF: 0 SAC: 0 DP: 1 HBP: 0						

	AB	34
	R	3
	H	7
	RBI	3
	BB	4
	SO	9
	LOB	19

WP: 1 PA: 38
PB: 0
SB: 0
CS: 0

PITCHER		IP	WLS	BF	H	R	ER	SO	BB	IBB	HBP	BLK	WP	HR	S	P	ERA	WHIP
18 Hiroki Kuroda, R ERA: 3.94	(1, 1)	6.0	W	25	5	2	2	6	2	0	0	0	1	0	60	101	3.00	1.167
27 Shawn Kelley, R ERA: 4.46	(7, 1)	0.2	H	5	2	1	1	1	1	0	0	0	0	0	10	17	13.50	4.500
68 Dellin Betances, R ERA: 1.42	(7, 1)	0.1	H	1	0	0	0	0	0	0	0	0	0	0	2	4	0.00	0.000
43 Adam Warren, R ERA: 3.43	(8, 1)	1.0	H	3	0	0	0	0	0	0	0	0	0	0	7	10	0.00	0.000
30 David Robertson, R ERA: 2.94	(9, 1)	1.0	S	4	0	0	0	2	1	0	0	0	0	0	9	15	0.00	1.000

PITCHER		IP	WLS	BF	H	R	ER	SO	BB	IBB	HBP	BLK	WP	HR	S	P	ERA	WHIP

Batter	1	2	3	4	5	6	7	8	9	AB	R	H	RBI	BB	SO	LOB
22 Jacoby Ellsbury, L (1, 8) OBP: 0.340, SLG: 0.398	C FF 88 X SI 89 0-1 G4-3 ①		X FC 85 0-0 L8 ②	B CU 77 B CH 83 F SI 89 X SI 89 2-1 G3 ③			X SI 92 0-0 L8 ①			4	0	0	0	0	0	3
11 Brett Gardner, L (1, 7) OBP: 0.346, SLG: 0.435	C FF 89 B SI 90 B SI 91 B SI 91 C SI 91 F SI 91 F SI 89 F SI 90 X SI 90 3-2 P3 ②		C SI 89 C CH 82 B SI 85 X SI 91 1-2 G3 ③		B SI 88 B FF 89 X SI 87 2-0 G3 ①		C SI 92 B SL 87 X SL 88 1-1 F9 ②			4	0	0	0	0	0	0
34 Brian McCann, L (1, 2) OBP: 0.287, SLG: 0.382	X SI 89 0-0 G4-3 ③			C CU 74 B CH 84 X SI 90 1-1 36 1B 14 2B 2B	B SI 88 C CH 80 B SI 88 F SI 89 B CH 82 X SI 88 3-2 F8 ②		C FF 93 B CU 83 B SL 87 X SI 93 2-1 L9 ③			4	1	1	0	0	0	0
25 Mark Teixeira, S (1, 3) OBP: 0.337, SLG: 0.435		B FF 89 B SI 90 B SI 90 B FF 88 4-0 14 1B 36 E 12 G6-3 BB		F SI 88 B SI 89 S CH 84 B CH 83 F CH 82 F SI 89 B CH 83 D CH 83 4-2 36 1B BB	B CU 74 X SI 89 1-0 L6 ③			C SI 92 B CU 82 H SL 88 2-1 36 G1-6-3 HBP		1	1	0	0	2	0	0
36 Carlos Beltrán, S (1, 10) OBP: 0.296, SLG: 0.429		C SI 88 X SI 89 0-1 FC4 12 G6-3 14 1B 1-2		B SI 89 X SI 90 1-0 14 2B 1-3 2-3 1B ①		B CU 72 S SI 88 X SI 89 1-1 HR		B SI 92 C SI 93 X CH 85 1-1 G1-6-3 1-2f ①②		4	2	2	1	0	0	2
14 Martín Prado, R (1, 4) OBP: 0.314, SLG: 0.387		X SI 89 0-0 12 G6-3 1-2 2-3 1B		B SI 90 S CH 83 F SI 90 B SI 91 F CH 82 F SI 91 X CH 83 2-2 12 FC1-5-6 2-H 3-H 2B		X SI 88 0-0 12 G3-1 33 SF9 2B		C CU 82 B SL 88 F SL 87 X FF 92 1-2 L9 ③		4	1	3	2	0	0	0
12 Chase Headley, S (1, 5) OBP: 0.307, SLG: 0.352		B SI 90 X SI 89 1-0 G6-3 ①② 1-2f 2-3 3-H		C SI 89 F CU 77 D CU 79 X SI 88 1-2 FC1-5-6 31 1B 33 BB 2-3 ②		X SI 87 0-0 G3-1 ① 2-3				3	0	0	0	0	0	4
33 Stephen Drew, L (1, 6) OBP: 0.248, SLG: 0.317		B SI 91 B SI 90 X FF 91 2-0 G4-3 ③		B SI 90 C CH 83 1 SAFE B SI 89 D SI 90 B SI 89 4-1 31 1B 1-2 BB		X SI 88 0-0 SF9 ② 3-H				1	0	0	1	1	0	1
31 Ichiro Suzuki, L (1, 9) OBP: 0.325, SLG: 0.328			F FF 89 B CH 81 B FC 88 C SI 90 X FF 91 2-2 G2-3 ①	X SI 89 0-0 1-2 2-3 1B		C CU 73 X CU 76 0-1 F8 ③				3	0	1	0	0	0	0
Inning Stats	R: 0 E: 0 K: 0 S: 9 H: 0 LOB: 0 BB: 0 P: 12	R: 1 E: 1 K: 0 S: 5 H: 1 LOB: 1 BB: 1 P: 12	R: 0 E: 0 K: 0 S: 7 H: 0 LOB: 0 BB: 0 P: 10	R: 2 E: 0 K: 0 S: 19 H: 4 LOB: 3 BB: 2 P: 34	R: 0 E: 0 K: 0 S: 5 H: 0 LOB: 0 BB: 0 P: 11	R: 2 E: 0 K: 0 S: 7 H: 2 LOB: 0 BB: 0 P: 8	R: 0 E: 0 K: 0 S: 5 H: 0 LOB: 0 BB: 0 P: 8	R: 0 E: 0 K: 0 S: 6 H: 0 LOB: 0 BB: 0 P: 10								

BOTTOM

Chicago White Sox @ New York Yankees

Yankee Stadium, Bronx, NY

Sat Aug 23 2014, 1:19 PM - 4:12 PM EDT

Att. 47,594 - Cloudy - 72 F

livebaseballscorecards.com

AB	28
R	5
H	7
RBI	4
BB	3
SO	0
LOB	10

| | | | | | | | |

Batter	1	2	3	4	5	6	7	8	9	10	AB	R	H	RBI	BB	SO	LOB
10 Alexei Ramirez, R (1, 6) OBP: 0.318, SLG: 0.418	C SI 85 X SI 88 0-1 HR		B CU 74 B SI 87 C SI 85 B CH 75 C SI 87 X CH 75 3-2 ① F9		X CU 77 0-0 ③ G6-3			B SI 94 X SI 94 1-0 ① F8		1 SAFE C FC 89 F FF 93 1 SAFE F CH 82 B FF 93 S FC 90 1-3 ② K	5	1	1	1	0	1	1
77 Yolmer Sánchez, S (1, 4) OBP: 0.316, SLG: 0.368	C SI 87 X CH 78 0-1 ① G6-3		B CH 75 B SI 86 C SI 87 S SL 81 X CH 74 2-2 79 1B 1B			C SI 85 B SL 80 B CH 78 S CH 77 X SI 89 2-2 ① G4-3		C FF 94 X CH 86 0-1 ② G4-3		1 SAFE 1 SAFE X FF 92 0-0 1-2 1B	5	0	2	0	0	0	0
79 José Abreu, R (1, 3) OBP: 0.366, SLG: 0.598	B SL 80 F CH 78 B SI 88 B CH 77 X CH 78 3-1 ② F8		C SI 88 1 SAFE X SI 89 0-1 ② 1-3 1B			C CU 78 F SL 82 B SI 91 X CH 79 1-2 12 HR 1B		B SI 95 B SL 89 B SI 94 C SL 89 S SI 94 C SL 89 3-3 ③		C FC 89 C FF 93 B FF 94 C FF 93 1-3 ③	5	1	2	0	0	2	2
26 Avisaíl García, R (1, 9) OBP: 0.297, SLG: 0.483	T SI 87 B CU 74 S CH 77 S CH 78 1-3 ③		S CH 78 S SL 82 F CH 80 B SI 91 B CH 77 S CH 78 2-3 ③			B CU 74 S CH 76 B CH 77 S CH 77 C SI 89 2-3 ② K			X KC 81 0-0 HR		4	1	1	1	0	3	2
12 Conor Gillaspie, L (1, 5) OBP: 0.357, SLG: 0.451		B SI 86 B SL 79 X SI 86 2-0 ① G4-3		B SI 87 F SI 87 B SL 80 X SL 79 2-1 ① F8		B SI 88 B SL 81 X SI 87 2-0 1-H HR			B FC 91 F FC 91 B FC 90 X FC 90 2-1 ① G4-3		4	1	1	2	0	0	0
14 Paul Konerko, R (1, 10) OBP: 0.271, SLG: 0.360		B CU 74 F SI 87 B CH 77 S CH 78 B CH 78 X SI 88 3-2 ② F9		C CU 74 C SI 89 S CH 78 0-3 ② K		B CH 78 C CU 75 F SI 90 B CH 78 B SL 82 S CH 77 3-3 ③ K			F FC 90 B KC 83 F FC 90 B FC 91 S KC 85 2-3 ② K		4	0	0	0	0	3	0
24 Dayan Viciedo, R (1, 7) OBP: 0.279, SLG: 0.397		B SI 87 S CH 75 B SI 88 F SL 80 B CH 76 X CH 77 3-2 21 HBP 1B		F CU 74 X CH 79 0-1 ③ G5-3			B SL 85 S FF 94 X SI 94 1-1 ① G6-3		X FC 90 0-0 F9		4	0	1	0	0	0	0
21 Tyler Flowers, R (1, 2) OBP: 0.296, SLG: 0.355		F SL 80 C SI 87 1 SAFE F CH 78 F CH 77 B SI 88 H SL 79 2-2 1-2 HBP	B SL 80 S CH 76 S CH 78 X SI 90 1-2 ① P3				C SL 84 B SI 94 F SL 84 B SL 85 T FF 94 2-2 ② K			C FC 88 X CH 82 0-1 ① P3	3	0	0	0	0	1	0
20 Jordan Danks, L (1, 8) OBP: 0.270, SLG: 0.278		C SL 80 B SI 88 C SI 89 2 SAFE X CH 78 1-2 ③ G3-1	B CU 74 B SL 81 X SL 80 2-0 ② G1-3				B CU 76 C SL 79 X SL 80 1-1 ③ F9			B FC 88 B FC 88 C FF 92 T FC 89 X FC 89 2-2 77 1B 1B	4	0	1	0	0	0	2
Inning Stats	R: 1 H: 1 E: 0 LOB: 0 K: 1 BB: 0 S: 9 P: 13	R: 0 H: 1 E: 0 LOB: 2 K: 0 BB: 0 S: 14 P: 25	R: 0 H: 2 E: 0 LOB: 1 K: 1 BB: 0 S: 12 P: 19	R: 0 H: 0 E: 0 LOB: 0 K: 1 BB: 0 S: 7 P: 9	R: 0 H: 0 E: 0 LOB: 0 K: 0 BB: 0 S: 5 P: 8	R: 2 H: 2 E: 0 LOB: 0 K: 2 BB: 0 S: 13 P: 23	R: 0 H: 0 E: 0 LOB: 0 K: 1 BB: 0 S: 7 P: 11	R: 0 H: 0 E: 0 LOB: 0 K: 1 BB: 0 S: 6 P: 10	R: 1 H: 1 E: 0 LOB: 0 K: 1 BB: 0 S: 7 P: 11	R: 0 H: 2 E: 0 LOB: 2 K: 2 BB: 0 S: 13 P: 17	1B: 6 SF: 0 2B: 0 SAC: 0 3B: 0 DP: 0 HR: 3 HBP: 1						

PITCHER		IP	WLS	BF	H	R	ER	SO	BB	IBB	HBP	BLK	WP	HR	S	P	ERA	WHIP
26 Chris Capuano, L ERA: 4.37	(1, 1)	6.0		24	6	3	3	5	0	0	1	0	0	2	60	97	4.50	1.000
53 Esmil Rogers, R ERA: 5.35	(7, 1)	0.2	H	2	0	0	0	1	0	0	0	0	0	0	5	8	0.00	0.000
57 Rich Hill, L ERA: 3.86	(7, 1)	0.1	H	1	0	0	0	0	0	0	0	0	0	0	2	3	0.00	0.000
43 Adam Warren, R ERA: 3.38	(8, 1)	1.0	H	3	0	0	0	1	0	0	0	0	0	0	6	10	0.00	0.000
30 David Robertson, R ERA: 3.06	(9, 1)	1.0	B	4	1	1	1	1	0	0	0	0	0	1	7	11	9.00	1.000

PITCHER		IP	WLS	BF	H	R	ER	SO	BB	IBB	HBP	BLK	WP	HR	S	P	ERA	WHIP
55 David Huff, L ERA: 4.07	(10, 1)	1.0	W	5	2	0	0	2	0	0	0	0	0	0	13	17	0.00	2.000

TOP

Chicago White Sox @ New York Yankees

Yankee Stadium, Bronx, NY

Sun Aug 24 2014, 1:10 PM - 4:26 PM EDT
Att. 43,366 - Sunny - 78 F

livebaseballscorecards.com

AB	38
R	4
H	9
RBI	4
BB	0
SO	10
LOB	7

WP: 0 PA: 39
PB: 0
SB: 0
CS: 0

Batter	1	2	3	4	5	6	7	8	9	10	AB	R	H	RBI	BB	SO	LOB
2 Derek Jeter, R (1, 6) OBP: 0.314, SLG: 0.317	B SI 96 B SI 96 B SI 94 C SI 91 X CH 86 3-1 ① F8		C SL 78 X CH 85 0-1 ② FC6-4 1-2f			X SI 91 0-0 ① G6-3	F FS 84 B FS 83 X FC 86 1-1 ① F9		C SI 92 F SI 95 X SI 94 0-2 ②③ G6-3 1-2f		5	0	0	0	0	0	3
14 Martín Prado, R (1, 7) OBP: 0.313, SLG: 0.385	C SI 96 B SI 95 F CH 87 S CH 87 1-3 ② K		C CH 85 B SI 95 1 SAFE F SI 95 X SI 96 1-2 ③ F8			B CH 80 C SI 93 C SL 79 B CH 86 F SI 95 X SI 94 2-2 E7 25 2B	C FC 89 F FC 88 B FS 82 B FS 85 B FS 84 X FS 85 3-2 25 G5-6-3 1B			C SL 83 C SI 94 B SI 95 B SL 86 S CH 87 2-3 ① K	5	1	1	0	0	2	1
25 Mark Teixeira, S (1, 3) OBP: 0.335, SLG: 0.434	X SI 96 0-0 ③ F8			C SI 92 B SL 74 X CH 82 1-1 ① P4		F SL 79 X CH 86 0-1 29 BB 45 HBP 2-H 2B	B FC 87 S FS 84 B FS 85 X FC 86 2-1 ②③ G5-6-3 1-2f			B SL 85 B SI 94 F CH 88 C CH 88 S SL 85 2-3 ② K	5	1	1	1	0	1	1
36 Carlos Beltrán, S (1, 10) OBP: 0.298, SLG: 0.429		B SI 94 C SI 95 C SL 80 F SI 94 F SL 80 B SI 95 X SL 81 2-2 ① F7		C CH 83 S SI 94 X SL 80 0-2 ② G5-3		B SI 96 B SI 95 B SI 94 B SI 94 4-0 45 HBP 29 BB 31 1B BB		B SL 90 B FF 93 F SL 88 X FF 94 2-1 ① F9		B SI 96 C SL 85 X SI 94 1-1 34 HR 2B	4	2	1	0	1	0	0
12 Chase Headley, S (1, 5) OBP: 0.311, SLG: 0.354		B SI 96 B SI 96 C CH 86 B CH 87 X CH 87 3-1 2B		C CH 82 F SI 94 B SI 93 B SI 92 B SL 76 B SI 94 4-2 BB		B SL 78 C SL 80 F CH 86 S SL 81 1-3 ② K		C CU 77 X FC 90 0-1 ② L8		I IN 77 I IN 78 I IN 77 I IN 78 4-0 34 HR IBB	3	1	1	0	2	1	2
29 Francisco Cervelli, R (1, 2) OBP: 0.339, SLG: 0.435 34 Brian McCann, L (10, PH) OBP: 0.288, SLG: 0.391	C SL 79 S CH 86 D SL 81 S CH 86 1-3 ② K		B SI 91 1 SAFE C SI 95 C SI 95 B SL 80 T SI 95 2-2 ③ K			B SL 78 B CH 85 S CH 85 B SI 95 B CH 85 4-1 45 HBP 31 1B 1-2 2-3 BB		F SL 88 S CU 78 B FF 95 F FF 95 B CU 76 B FF 95 C SL 85 3-3 ③ K		B SI 95 C CH 87 B SL 86 F CH 86 B SL 84 F SI 95 X CH 86 3-2 1-H 2-H HR	3 1	1 1	0 1	0 3	1 0	3 0	2 0
45 Zelous Wheeler, R (1, 9) OBP: 0.263, SLG: 0.405 22 Jacoby Ellsbury, L (7, 8) OBP: 0.341, SLG: 0.399	S SI 96 F SI 95 B SL 80 F SI 96 C SL 82 1-3 ③ K				B CH 83 C CH 82 S CH 82 B CH 85 F SI 94 S CH 86 2-3 ① K	H SL 79 1-0 31 1B 1-2 2-3 3-H HBP			B CU 77 F FF 92 X FF 91 1-1 33 S 1B	2 1	0 0	0 1	1 0	0 0	2 0	1 0
31 Ichiro Suzuki, L (1, 8) OBP: 0.328, SLG: 0.331 (7, 9)			X SI 92 0-0 2 FC6-4 1B		C SI 90 B SI 90 C CH 85 B SL 80 F SI 95 X SL 80 2-2 ② G6-3	X CH 84 0-0 1-2 2-H 3-H 1B			1 SAFE L FF 94 F FF 93 1 SAFE 1 SAFE X FF 94 0-2 ① F7	4	0	2	2	0	0	1
17 Brendan Ryan, R (1, 4) OBP: 0.259, SLG: 0.253 33 Stephen Drew, L (9, PH) OBP: 0.251, SLG: 0.317 (10, 4)			B SI 91 S SI 95 1 SAFE B SI 93 1 SAFE S SI 94 F SI 95 S CH 83 2-3 ① K		X SI 94 0-0 ③ F8	B SI 95 B SI 94 C SI 89 X SI 94 2-1 ③ F9			C FF 93 I IN 72 I IN 72 I IN 72 I IN 70 4-1 2 G6-3 1-2 IBB	3 0	0 0	0 0	0 0	1 1	3 0	0 0
Inning Stats	R: 0 E: 0 K: 1 S: 6 H: 0 LOB: 0 BB: 0 P: 10	R: 0 E: 0 K: 2 S: 14 H: 1 LOB: 1 BB: 0 P: 21	R: 0 E: 0 K: 1 S: 10 H: 1 LOB: 1 BB: 1 P: 13	R: 0 E: 0 K: 1 S: 10 H: 0 LOB: 1 BB: 1 P: 17	R: 0 E: 0 K: 1 S: 9 H: 0 LOB: 0 BB: 0 P: 13	R: 4 E: 1 K: 1 S: 14 H: 2 LOB: 2 BB: 2 P: 28	R: 0 E: 0 K: 0 S: 7 H: 1 LOB: 0 BB: 0 P: 13	R: 0 E: 0 K: 1 S: 8 H: 0 LOB: 0 BB: 0 P: 13	R: 0 E: 0 K: 0 S: 9 H: 1 LOB: 1 BB: 1 P: 14	R: 3 E: 0 K: 2 S: 12 H: 2 LOB: 0 BB: 1 P: 24	1B: 4 2B: 3 3B: 0 HR: 1 SF: 0 SAC: 0 DP: 2 HBP: 1						

PITCHER		IP	WLS	BF	H	R	ER	SO	BB	IBB	HBP	BLK	WP	HR	S	P	ERA	WHIP
49 Chris Sale, L ERA: 2.03	(1, 1)	6.0		27	4	4	0	7	3	0	1	0	0	0	63	102	0.00	1.167
57 Zach Putnam, R ERA: 1.99	(7, 1)	1.0		3	1	0	0	0	0	0	0	0	0	0	7	13	0.00	1.000
41 Javy Guerra, R ERA: 2.88	(8, 1)	1.1		6	1	0	0	1	0	1	0	0	0	0	14	24	0.00	0.750
52 Jake Petricka, R ERA: 2.57	(9, 1)	1.1	L	6	2	3	3	2	0	1	0	0	0	1	15	27	20.25	1.500

PITCHER	IP	WLS	BF	H	R	ER	SO	BB	IBB	HBP	BLK	WP	HR	S	P	ERA	WHIP

BOTTOM

Chicago White Sox @ New York Yankees

Yankee Stadium, Bronx, NY

Sun Aug 24 2014, 1:10 PM - 4:26 PM EDT

Att. 43,366 - Sunny - 78 F

livebaseballscorecards.com

AB	36
R	7
H	8
RBI	7
BB	5
SO	10
LOB	14

WP: 0 PA: 42
PB: 0
SB: 1
CS: 0

Batter	1	2	3	4	5	6	7	8	9	AB	R	H	RBI	BB	SO	LOB
22 Jacoby Ellsbury, L (1, 8) OBP: 0.344, SLG: 0.407	X SI 92 0-0 2 G6-3 1B		F FC 88 F CH 86 F KC 82 X SI 93 0-2 ① FC3-6 2 G6-3 1-2f 2-3		B KC 78 F FC 86 B KC 79 X SI 93 2-1 ② G3-1		X 0-0 2 1B 34 SF9 1-3 2-H 1B		X SI 89 0-0 1-H HR	5	2	3	3	0	0	2
2 Derek Jeter, R (1, 6) OBP: 0.313, SLG: 0.316 17 Brendan Ryan, R (9, 4) OBP: 0.259, SLG: 0.253	C FF 94 1 SAFE S CH 85 X CH 86 0-2 ①② G6-3 1-2f		F CH 86 B CH 86 X CH 85 1-1 ② G6-3 1-2 3-H		B FF 93 B FC 86 F FF 91 C FF 93 X CH 85 2-2 ③ G6-3		F CH 85 X CH 84 0-1 36 BB 1-3 3-H 1B		B SI 90 B SI 90 F SI 90 X SI 89 2-1 ① G5-3	5	0	1	2	0	0	2
										0	0	0	0	0	0	0
34 Brian McCann, L (1, 2) OBP: 0.290, SLG: 0.391	B FC 87 B SI 94 S FC 87 B CH 86 C FF 93 B FF 93 4-2 BB		B KC 81 F CH 86 X FC 88 1-1 ③ G3			X KC 78 0-0 ① G4-3	B KC 82 3 SAFE X FC 87 1-0 ② SF9 3-H		B CH 85 B SL 80 X SI 90 2-0 1B	3	0	1	1	1	0	1
36 Carlos Beltrán, S (1, 10) OBP: 0.299, SLG: 0.427	B SI 93 B SI 93 C FF 93 F FC 90 B CH 87 S CH 87 3-3 ③ K			C FF 92 X KC 80 0-1 ① G1-3		B KC 78 B CH 85 C SI 92 C CH 85 F FC 86 X CH 86 2-2 33 CS 1B	S KC 80 S KC 80 D KC 80 D KC 80 F KC 80 B SI 92 B CH 86 4-2 1-2 BB		B SI 83 F SI 83 X CH 76 1-1 ② L8	4	0	1	0	1	1	2
33 Stephen Drew, L (1, 4) OBP: 0.250, SLG: 0.330 (9, 6)		B FF 92 B SI 92 C FF 91 X FC 88 2-1 ① G3-1		C FF 92 F SI 92 B SI 92 B FC 87 F FF 92 X FF 92 3-2 HR		C SI 92 S FC 87 B FC 86 B FC 86 F CH 86 B CH 85 S CH 86 3-3 ②③ K 1-2	B SL 78 B SI 88 S SI 89 B SI 90 S SI 90 X FF 91 3-2 ③ F8		C SL 81 S EP 69 F SI 84 S EP 70 0-3 ③ K	5	1	1	1	0	2	4
14 Martín Prado, R (1, 7) OBP: 0.315, SLG: 0.394		C SI 92 X SI 93 0-1 ② G5-3		C SI 93 F KC 80 B CH 86 X CH 86 1-2 2B			B SI 92 C FC 86 X FF 92 1-1 HR	C SI 90 X SI 90 0-1 ① G4-3		4	1	2	1	0	0	0
12 Chase Headley, S (1, 3) OBP: 0.310, SLG: 0.353		C FF 92 F CH 85 B CH 86 B CH 86 S CH 87 2-3 ③ K		F FC 88 X FC 88 0-1 ② F7			B KC 79 X CH 85 1-0 45 FC1-5 31 1B 1B	F SI 90 B CH 83 C SL 78 B SL 83 X SI 90 2-2 ② G5-3		4	0	1	0	0	1	1
31 Ichiro Suzuki, L (1, 9) OBP: 0.330, SLG: 0.333			B FF 93 X SI 91 1-0 E1 22 FC3-6 2 G6-3 1B	B SI 92 S FF 92 X SI 92 1-1 ③ F8			C CH 85 B CH 85 X CH 84 1-1 45 FC1-5 22 1B 1-2 1B	C SI 91 X SL 78 0-1 ③ P6		4	2	2	0	0	0	1
45 Zelous Wheeler, R (1, 5) OBP: 0.286, SLG: 0.400			T SI 94 D CH 85 B SI 92 B FC 87 B SI 92 4-1 22 FC3-6 BB		C KC 77 X FC 85 0-1 ① G6-3		B KC 80 X SI 92 1-0 ① FC1-5 22 1B 2 1B 1-2 2-3f		T SI 89 X CH 84 0-1 22 HR 1B	3	2	1	0	1	0	2
Inning Stats	R: 0 E: 0 K: 1 S: 9 H: 1 LOB: 1 BB: 1 P: 16	R: 0 E: 0 K: 1 S: 7 H: 0 LOB: 0 BB: 0 P: 11	R: 1 E: 1 K: 0 S: 10 H: 1 LOB: 1 BB: 1 P: 17	R: 1 E: 0 K: 0 S: 13 H: 2 LOB: 1 BB: 0 P: 18	R: 0 E: 0 K: 0 S: 7 H: 0 LOB: 0 BB: 0 P: 11	R: 0 E: 0 K: 1 S: 9 H: 1 LOB: 1 BB: 0 P: 14	R: 4 E: 0 K: 0 S: 16 H: 5 LOB: 2 BB: 1 P: 28	R: 0 E: 0 K: 0 S: 7 H: 0 LOB: 0 BB: 0 P: 9	R: 2 E: 0 K: 1 S: 12 H: 3 LOB: 1 BB: 0 P: 17	1B: 9 2B: 2 3B: 0 HR: 3 SF: 1 SAC: 0 DP: 2 HBP: 0						

PITCHER		IP	WLS	BF	H	R	ER	SO	BB	IBB	HBP	BLK	WP	HR	S	P	ERA	WHIP
33 James Shields, R ERA: 3.45	(1, 1)	6.2	L	31	10	6	6	3	3	0	0	0	0	2	68	109	8.10	1.950
67 Francisley Bueno, L ERA: 4.13	(7, 1)	1.2		8	3	2	2	0	0	0	0	0	0	1	16	25	10.80	1.800
52 Bruce Chen, L ERA: 6.46	(9, 1)	0.2		2	0	0	0	1	0	0	0	0	0	0	6	7	0.00	0.000

PITCHER	IP	WLS	BF	H	R	ER	SO	BB	IBB	HBP	BLK	WP	HR	S	P	ERA	WHIP

TOP

New York Yankees @ Kansas City Royals

Kauffman Stadium, Kansas City, MO

Mon Aug 25 2014, 6:11 PM - 9:12 PM CDT

Att. 31,758 - Clear - 94 F

livebaseballscorecards.com

AB	37
R	8
H	13
RBI	8
BB	3
SO	4
LOB	15

WP: 0 PA: 41
PB: 0
SB: 0
CS: 1

New York Yankees @ Kansas City Royals

Kauffman Stadium, Kansas City, MO

Mon Aug 25 2014, 6:11 PM - 9:12 PM CDT

Att. 31,758 - Clear - 94 F

livebaseballscorecards.com

BOTTOM

Batter	1	2	3	4	5	6	7	8	9	AB	R	H	RBI	BB	SO	LOB
1 Jarrod Dyson, L (1, 8) OBP: 0.349, SLG: 0.352	B FC 91 C FF 92 F FF 91 F SL 85 X SL 84 1-2 14 CS 1B		C FF 93 B CH 90 F FF 94 F SL 85 B CH 90 X FF 95 2-2 ② G5-3			B FF 94 F FF 95 B CH 90 X FF 96 2-1 14 S 1B		C FF 92 S FF 90 S FF 93 0-3 ② K		4	0	2	0	0	1	0
14 Omar Infante, R (1, 4) OBP: 0.292, SLG: 0.353	1 SAFE C FF 92 1 SAFE X SL 86 0-1 ①② F7 1-2		C FF 94 S SL 86 X FF 95 0-2 ③ F9			1 SAFE 1 SAFE P PO 88 B FF 93 C FC 93 B FF 95 F FF 92 X FF 94 3-2 ② F9 1-2		X CU 78 0-0 ③ L7		4	0	0	0	0	0	2
4 Alex Gordon, L (1, 7) OBP: 0.355, SLG: 0.447	C FF 94 B SL 85 S SL 85 C FF 94 1-3 ③ K			B SL 82 B FF 94 F FF 94 S FF 95 B FF 95 X FC 94 3-2 ① G3		T FF 94 D CH 87 S SL 86 X FC 95 1-2 ③ G1-3			C FF 91 X FF 92 0-1 7 DI 1B	4	0	1	0	0	1	1
16 Billy Butler, R (1, 3) OBP: 0.325, SLG: 0.390		C FF 92 C FF 93 X SL 86 0-2 1B		C SL 84 S SL 86 F FF 95 F FF 95 B SL 88 S FF 95 1-3 ② K			C FF 93 T FF 94 B FF 94 F FF 94 X FF 96 1-2 ① F9		C FF 92 X FF 93 0-1 ① F8	4	0	1	0	0	1	1
13 Salvador Perez, R (1, 2) OBP: 0.298, SLG: 0.410		C SL 80 X FF 93 0-1 ① L4		S FF 93 S SL 85 X CH 88 0-2 ③ L5			B SL 84 F SL 84 X FF 94 1-1 6 1B 2B		S CH 83 B FF 93 B FF 93 X FF 93 2-1 ② L4	4	0	1	0	0	0	2
18 Raul Ibanez, L (1, 10) OBP: 0.255, SLG: 0.294 7 Josh Willingham, R (7, PH) OBP: 0.351, SLG: 0.427 (8, 10)		C FF 93 B CH 88 F SL 85 S SL 85 1-3 ② K			S FF 94 B FC 93 B CH 91 F FF 94 X FF 93 2-2 ① G4-3		B FC 88 S FF 93 B FF 94 S FF 90 X FF 94 2-2 ② F8		C FF 92 C FF 93 X CH 82 0-2 ③ G4-3 1-2	2	0	0	0	0	1	1
										2	0	0	0	0	0	2
6 Lorenzo Cain, R (1, 9) OBP: 0.339, SLG: 0.409		S FF 93 F FC 95 F FF 94 X SL 85 0-2 ③ F8			C SL 83 F FF 95 B FF 95 F FF 95 C SL 87 1-3 ② K		X FF 92 0-0 2-3 1B			3	0	1	0	0	1	1
8 Mike Moustakas, L (1, 5) OBP: 0.268, SLG: 0.389			B FF 92 C FF 92 X CH 89 1-1 HR		B CH 90 B FF 95 C FF 95 S FF 96 F SL 87 B FF 97 S SL 87 3-3 ③ K		C FC 89 X FC 88 0-1 ③ F8			3	1	1	1	0	1	2
2 Alcides Escobar, R (1, 6) OBP: 0.310, SLG: 0.363			C FF 92 X FF 96 0-1 ① L3			B FF 93 S SL 83 B SL 86 X FF 93 2-1 ① F9		C FF 92 X FF 92 0-1 ① G1-3		3	0	0	0	0	0	0
Inning Stats	R: 0 E: 0 K: 1 S: 9 H: 1 LOB: 0 BB: 0 P: 11	R: 0 E: 0 K: 1 S: 12 H: 1 LOB: 1 BB: 0 P: 13	R: 1 E: 0 K: 0 S: 11 H: 1 LOB: 0 BB: 0 P: 14	R: 0 E: 0 K: 1 S: 11 H: 0 LOB: 0 BB: 0 P: 15	R: 0 E: 0 K: 2 S: 11 H: 0 LOB: 0 BB: 0 P: 17	R: 0 E: 0 K: 0 S: 11 H: 1 LOB: 1 BB: 0 P: 18	R: 0 E: 0 K: 0 S: 12 H: 2 LOB: 2 BB: 0 P: 16	R: 0 E: 0 K: 1 S: 6 H: 0 LOB: 0 BB: 0 P: 6	R: 0 E: 0 K: 0 S: 9 H: 1 LOB: 1 BB: 0 P: 11	1B: 5 2B: 1 3B: 0 HR: 1 SF: 0 SAC: 0 DP: 0 HBP: 0						

	AB	33
	R	1
	H	7
	RBI	1
	BB	0
	SO	6
	LOB	12

WP: 0 PB: 0 SB: 1 CS: 1 PA: 33

PITCHER		IP	WLS	BF	H	R	ER	SO	BB	IBB	HBP	BLK	WP	HR	S	P	ERA	WHIP
35 Michael Pineda, R ERA: 1.95	(1, 1)	6.1	W	23	5	1	1	5	0	0	0	0	0	1	71	96	1.42	0.789
55 David Huff, L ERA: 3.86	(7, 1)	2.2		10	2	0	0	1	0	0	0	0	0	0	21	25	0.00	0.750

PITCHER	IP	WLS	BF	H	R	ER	SO	BB	IBB	HBP	BLK	WP	HR	S	P	ERA	WHIP

Batter	1	2	3	4	5	6	7	8	9	AB	R	H	RBI	BB	SO	LOB
22 Jacoby Ellsbury, L (1, 8) OBP: 0.347, SLG: 0.422	F FF 91 B FF 92 C FF 92 X SI 93 1-2 ① G4-3		C CH 81 S FF 91 F SI 91 X CU 78 0-2 1-2 1B		X CH 82 0-0 HR			C SI 86 X SL 88 0-1 HR		4	2	3	2	0	0	0
2 Derek Jeter, R (1, 10) OBP: 0.314, SLG: 0.317	S SI 91 B SI 91 F SI 92 F SI 92 X SI 92 1-2 34 G4-6-3 1B		B SL 87 C SI 89 C SI 90 B SI 91 C SI 91 2-3 ③ K		B FF 91 X SI 89 1-0 ③ G1-3			B SI 87 C SI 88 C SI 88 X SI 89 1-2 34 G3-6-3 1B		4	0	2	0	0	1	2
34 Brian McCann, L (1, 2) OBP: 0.289, SLG: 0.389	C FF 92 X SL 88 0-1 ②③ G4-6-3 1-2f			B CH 81 B CH 81 B SI 91 C SI 89 X FF 91 3-1 14 FC4-6 36 1B 1B		C FF 90 C SL 88 B FF 91 S CU 77 1-3 ① K		B SI 89 B SI 89 L SI 89 X CH 82 2-1 ①② G3-6-3 1-2f		4	0	1	0	0	1	2
25 Mark Teixeira, S (1, 3) OBP: 0.332, SLG: 0.429		B SI 89 C SI 90 F SL 88 F FF 92 X CU 78 1-2 ① G4-3		X SI 91 0-0 ① F8		C FF 91 X FF 90 0-1 ② L5		X FF 90 0-0 ③ P6		4	0	0	0	0	0	1
36 Carlos Beltrán, S (1, 9) OBP: 0.301, SLG: 0.428		C FF 91 B FF 92 B CU 78 X CH 82 2-1 ② G3-1		X CU 78 0-0 14 FC4-6 1-2 1B		B FF 90 X SI 87 1-0 14 FC6-4 1B			C FF 91 L SI 91 S FF 91 0-3 ① K	4	0	2	0	0	1	0
14 Martín Prado, R (1, 4) OBP: 0.312, SLG: 0.391		C FF 91 B CU 78 F FF 92 X SI 91 1-2 ③ G5-3		C FF 91 B SI 91 F SI 91 X SI 92 1-2 ② FC4-6 1-2f 2-3		B SL 84 X SL 88 1-0 ③ FC6-4 1-2f			C FF 91 B SL 85 X SL 86 1-1 ② G6-3	4	0	0	0	0	0	3
33 Stephen Drew, L (1, 6) OBP: 0.245, SLG: 0.323			C FF 91 C SI 92 X CU 78 0-2 ① G4-3	X FF 92 0-0 ③ F7			B SI 89 F FF 90 B CU 76 X CH 82 2-1 ① F8		B FF 90 B FF 90 X FF 90 2-0 ③ G3-1	4	0	0	0	0	0	2
12 Chase Headley, S (1, 5) OBP: 0.308, SLG: 0.351			C FF 90 B FF 92 B FF 91 X SI 92 2-1 ② G3-1		B FF 90 C CH 82 X CH 80 1-1 ① F8		F FF 91 F CU 78 F FF 93 B SL 86 X SI 91 1-2 ② G4-3			3	0	0	0	0	0	0
31 Ichiro Suzuki, L (1, 7) OBP: 0.330, SLG: 0.333			F FF 92 B SL 87 X CH 81 1-1 22 1B 1B		C FF 90 F SL 88 F FF 92 B SI 90 X CH 81 1-2 ② G4-3		B FF 90 B CH 82 F CH 82 B FF 91 X SI 90 3-1 ③ G4-3			3	0	1	0	0	0	0
Inning Stats	R: 0 E: 0 K: 0 S: 9 H: 1 LOB: 0 BB: 0 P: 11	R: 0 E: 0 K: 0 S: 9 H: 0 LOB: 0 BB: 0 P: 13	R: 0 E: 0 K: 1 S: 14 H: 2 LOB: 2 BB: 0 P: 19	R: 0 E: 0 K: 0 S: 8 H: 2 LOB: 2 BB: 0 P: 12	R: 1 E: 0 K: 0 S: 8 H: 1 LOB: 0 BB: 0 P: 11	R: 0 E: 0 K: 1 S: 7 H: 1 LOB: 1 BB: 0 P: 10	R: 0 E: 0 K: 0 S: 8 H: 0 LOB: 0 BB: 0 P: 14	R: 1 E: 0 K: 0 S: 8 H: 2 LOB: 0 BB: 0 P: 11	R: 0 E: 0 K: 1 S: 6 H: 0 LOB: 0 BB: 0 P: 9	1B: 7 2B: 0 3B: 0 HR: 2 SF: 0 SAC: 0 DP: 2 HBP: 0						

PITCHER		IP	WLS	BF	H	R	ER	SO	BB	IBB	HBP	BLK	WP	HR	S	P	ERA	WHIP
21 Rick Porcello, R ERA: 3.06	(1, 1)	8.0	W	31	9	2	2	2	0	0	0	0	0	2	71	101	2.25	1.125
36 Joe Nathan, R ERA: 5.25	(9, 1)	1.0	S	3	0	0	0	1	0	0	0	0	0	0	6	9	0.00	0.000

PITCHER	IP	WLS	BF	H	R	ER	SO	BB	IBB	HBP	BLK	WP	HR	S	P	ERA	WHIP

TOP

New York Yankees @ Detroit Tigers

Comerica Park, Detroit, MI

Tue Aug 26 2014, 8:17 PM - 10:46 PM EDT

Att. 40,488 - Partly Cloudy - 73 F

livebaseballscorecards.com

AB	34
R	2
H	9
RBI	2
BB	0
SO	3
LOB	10

WP: 0 PA: 34
PB: 0
SB: 0
CS: 0

Batter	1	2	3	4	5	6	7	8	9	AB	R	H	RBI	BB	SO	LOB
3 Ian Kinsler, R (1, 4) OBP: 0.313, SLG: 0.418	X SI 92 0-0 ① G5-3	X FF 94 0-0 ② ③ G5-3 2-3f			B FF 92 B FC 92 F SI 90 F SI 93 S SI 94 2-3 ① K		B SI 90 B SI 91 X FC 90 2-0 ① G5-3 2-3			4	0	0	0	0	1	4
48 Torii Hunter, R (1, 9) OBP: 0.316, SLG: 0.451	C FF 92 S SI 92 X SI 92 0-2 2B		C SI 92 T FF 92 F FF 93 S CU 82 0-3 ① K		B CU 82 X CU 82 1-0 ② G4-3		X SI 91 0-0 3-H 1B			4	0	2	1	0	1	0
24 Miguel Cabrera, R (1, 3) OBP: 0.374, SLG: 0.501	S FC 91 B SI 92 X SI 93 1-1 ② G5-3		B FC 93 X SI 92 1-0 41 G3 28 1B 2B		S FC 91 B FC 91 X SI 92 1-1 ③ L5		F FF 94 F SI 95 1 SAFE 1 SAFE T FF 95 0-2 ② K			4	1	1	0	0	1	2
41 Victor Martinez, S (1, 10) OBP: 0.395, SLG: 0.550	B CU 82 C CU 83 F FF 95 F FF 94 T FF 94 1-2 ③ K		X SI 92 0-0 ② G3 2-3			F CU 80 B SI 91 F FC 92 F FF 93 X FC 92 1-2 28 2B 9 1B 1B	1 SAFE B SI 94 B SI 93 X SI 94 2-0 ③ F9			4	1	1	0	0	1	3
28 J.D. Martinez, R (1, 7) OBP: 0.352, SLG: 0.561 32 Don Kelly, L (9, 5) OBP: 0.325, SLG: 0.281		C SI 92 B SI 92 B SI 93 B FC 92 S SI 93 X SI 94 3-2 13 F8 9 BB 20 BB 1B	C FF 94 X FC 91 0-1 3-H 1B			B SI 92 X FF 93 1-0 9 1B 13 G4-6-3 1-3 2B		B FF 94 F SI 94 B CU 78 B SL 83 X FF 94 3-1 ① F8		4 0	2 0	3 0	1 0	0 0	0 0	0 0
9 Nick Castellanos, R (1, 5) OBP: 0.312, SLG: 0.411 61 Ezequiel Carrera, L (9, 8) OBP: 0.268, SLG: 0.333		B SI 92 D SI 94 C FF 94 B SI 93 F SI 94 B FF 94 4-2 20 BB 30 HBP 1-2 BB	1 SAFE C CU 82 F SI 93 X FF 92 0-2 ③ F9			F SI 92 X SI 92 0-1 13 G4-6-3 2-3 3-H 1B		C CU 80 F CU 79 B SL 82 S CU 81 1-3 ② K		3 0	0 0	1 0	1 0	1 0	1 0	1 0
13 Alex Avila, L (1, 2) OBP: 0.325, SLG: 0.371		X FC 92 0-0 ① F8 2-3		X SI 91 0-0 ① G4-3		B CU 82 X SI 92 1-0 ① ② G4-6-3 1-2f 3-H		B SL 82 C FF 93 B FF 94 B CU 80 F FF 95 S FF 95 3-3 ③ K		4	0	0	0	0	1	3
30 Eugenio Suárez, R (1, 6) OBP: 0.333, SLG: 0.378		H SI 92 1-0 3 G5-3 20 BB 1-2 HBP		B FC 92 C FF 92 C CU 82 S CU 82 1-3 ② K		C CU 81 S FF 93 S FC 92 0-3 ③ K				2	0	0	0	0	2	0
20 Rajai Davis, R (1, 8) OBP: 0.321, SLG: 0.413 (9, 7)		C CU 83 B SI 92 F FF 93 D CU 84 F CU 82 B SI 94 B FF 95 4-2 1-2 2-3 3-H BB		B FF 94 C FF 93 F FF 93 B FF 93 X SI 93 2-2 ③ F8			X FC 89 0-0 3 G5-3 48 1B 2B			2	1	1	1	1	0	0
Inning Stats	R: 0 E: 0 K: 1 S: 10 H: 1 LOB: 1 BB: 0 P: 12	R: 1 E: 0 K: 0 S: 10 H: 1 LOB: 2 BB: 2 P: 22	R: 1 E: 0 K: 1 S: 11 H: 2 LOB: 1 BB: 0 P: 12	R: 0 E: 0 K: 1 S: 7 H: 0 LOB: 0 BB: 0 P: 10	R: 0 E: 0 K: 1 S: 6 H: 0 LOB: 0 BB: 0 P: 10	R: 2 E: 0 K: 1 S: 11 H: 3 LOB: 0 BB: 0 P: 14	R: 1 E: 0 K: 1 S: 7 H: 2 LOB: 1 BB: 0 P: 11	R: 0 E: 0 K: 2 S: 8 H: 0 LOB: 0 BB: 0 P: 15		1B: 5 2B: 4 3B: 0 HR: 0 SF: 0 SAC: 0 DP: 2 HBP: 1		WP: 0 PB: 0 SB: 0 CS: 0 PA: 34		

BOTTOM

New York Yankees @ Detroit Tigers

Comerica Park, Detroit, MI

Tue Aug 26 2014, 8:17 PM - 10:46 PM EDT

Att. 40,488 - Partly Cloudy - 73 F

livebaseballscorecards.com

AB	31
R	5
H	9
RBI	4
BB	2
SO	8
LOB	13

PITCHER		IP	WLS	BF	H	R	ER	SO	BB	IBB	HBP	BLK	WP	HR	S	P	ERA	WHIP
38 Brandon McCarthy, R ERA: 4.13	(1, 1)	6.1	L	29	9	5	5	5	2	0	1	0	0	0	58	85	7.11	1.737
53 Esmil Rogers, R ERA: 5.09	(7, 1)	1.2		5	0	0	0	3	0	0	0	0	0	0	12	21	0.00	0.000

PITCHER	IP	WLS	BF	H	R	ER	SO	BB	IBB	HBP	BLK	WP	HR	S	P	ERA	WHIP

Batter	1	2	3	4	5	6	7	8	9	AB	R	H	RBI	BB	SO	LOB
22 Jacoby Ellsbury, L (1, 8) OBP: 0.347, SLG: 0.423	B SI 91 B SI 92 C SI 92 X SI 92 2-1 2 S 1B		B SI 92 2 S 2B 1B B FF 88 C FC 86 X FC 88 0-2 SF7 1-2 2-3 3-H			C SI 91 B SL 83 X FF 91 1-1 L9		B FF 92 F CH 86 B SI 94 X SI 93 2-1 G4-3		4	1	2	1	0	0	0
2 Derek Jeter, R (1, 6) OBP: 0.315, SLG: 0.319 33 Stephen Drew, L (8, 6) OBP: 0.245, SLG: 0.323	C SI 93 F CH 86 F SI 93 F FC 88 1 SAFE 1 SAFE B CH 84 1 SAFE B SI 93 2-3 K 1-2		B CH 86 1 SAFE B FF 93 X CH 84 2-1 14 1B 25 2B 1-H 2B B CH 79 B FF 90 F FF 89 B FC 83 X FF 88 3-1 SF8 3-H			B FF 92 X SI 92 1-0 G6-3		C CU 76 B SI 92 B SI 92 B SI 93 B SI 92 4-1 BB		3 0	1 0	1 0	2 0	1 0	1 0	1 0
14 Martín Prado, R (1, 4) OBP: 0.315, SLG: 0.392	B FF 93 D CH 87 B SI 94 B SI 93 4-0 BB		C SI 94 F SI 93 B SI 95 X FC 88 2-2 25 2B 36 1B 2-3 1B B FF 88 B FF 88 B SI 93 B CH 79 C FF 89 F FF 89 X FF 90 3-2 G5-3			C FF 92 X FF 91 0-1 1B		C SI 93 X CU 78 0-1 L6		4	1	2	0	1	0	2
25 Mark Teixeira, S (1, 3) OBP: 0.330, SLG: 0.429	B SI 93 C FF 93 F SI 94 C FC 89 1-3 K		B CH 85 F FF 94 X SI 94 1-1 36 1B 34 1B 1-3 3-H 2B	B SI 93 F SI 93 F CH 85 B FF 94 X SI 94 2-2 G6-3		C FF 91 D CH 86 B FF 92 F SI 93 F CH 84 F SI 92 C SL 84 2-3 K			F SI 92 S SL 86 B SI 94 S SL 88 1-3 K	5	1	1	1	0	3	3
36 Carlos Beltrán, S (1, 9) OBP: 0.301, SLG: 0.426 31 Ichiro Suzuki, L (7, 9) OBP: 0.332, SLG: 0.336	B CH 86 C SI 94 B CH 86 F CH 87 F SI 95 B SI 94 S FF 95 3-3 K		X SI 94 0-0 12 1B 34 1B 11 1B 2-3 3-H 1B	B SI 93 B CH 84 C SI 93 B SI 94 X SI 94 3-1 G6-3			B FF 89 F SL 82 F FF 90 C SI 91 1-3 K		C SL 86 S SL 93 B SI 94 B SI 95 F SL 87 X SL 87 2-2 34 G4-6-3 1B	4 1	1 0	1 1	1 0	0 0	2 0	2 0
34 Brian McCann, L (1, 10) OBP: 0.291, SLG: 0.390		B FF 92 C SI 93 X CH 84 1-1 11 FC4-6 12 1B 1B	C FF 95 B KC 83 X KC 82 1-1 11 1B 12 1B 29 1B 1-2 3-H 1B	B SI 94 C SI 92 B SL 80 F FF 94 B SI 94 F SI 92 C SI 93 3-3 K			C SI 91 S SL 83 X SL 84 0-2 G4-3		B SL 85 B SL 85 B SI 93 C SI 93 X SI 94 3-1 G4-6-3 1-2f	5	1	2	1	0	1	1
12 Chase Headley, S (1, 5) OBP: 0.312, SLG: 0.353		C FF 94 C FC 87 B SI 94 B SI 94 F FC 88 X FF 95 2-2 11 FC4-6 1-2 1B	B CH 85 B CH 86 F FF 93 X CH 86 2-1 29 1B 11 1B 22 SF7 1-2 2-3 1B		S SI 92 B SI 93 B FF 93 X SI 93 2-1 L8		B SI 91 F SL 83 F SL 83 F SI 91 B CH 86 B CH 85 F SL 84 B SI 91 4-2 BB		3	1	2	0	1	0	0
11 Brett Gardner, L (1, 7) OBP: 0.345, SLG: 0.434		B SI 94 B SI 95 C SI 94 F SI 94 X CH 85 2-2 FC4-6 29 G4-6-3 1-2f 2-3	X SI 94 0-0 22 SF7 29 1B 2 SF8 1-2 2-3 3-H 1B		C SI 93 B SL 77 B SL 78 X FF 93 2-1 L9		S SL 83 S SL 83 X SL 84 0-2 G4-3		4	1	1	1	0	0	3
29 Francisco Cervelli, R (1, 2) OBP: 0.336, SLG: 0.429		1 SAFE X SI 93 0-0 G4-6-3 1-2f	D SI 94 C SI 94 X CH 86 1-1 22 SF7 1-2 2-3 3-H 1B	B FF 94 X FF 94 1-0 G6-3			C SI 92 C CU 78 F SI 92 B CU 78 B FF 92 S SI 93 2-3 K		4	0	1	1	0	1	2
Inning Stats	R: 0 E: 0 K: 3 S: 16 H: 1 LOB: 2 BB: 1 P: 28	R: 0 E: 0 K: 0 S: 10 H: 2 LOB: 1 BB: 0 P: 15	R: 8 E: 0 K: 0 S: 25 H: 9 LOB: 1 BB: 0 P: 40	R: 0 E: 0 K: 1 S: 9 H: 0 LOB: 0 BB: 0 P: 17	R: 0 E: 0 K: 0 S: 5 H: 0 LOB: 0 BB: 0 P: 10	R: 0 E: 0 K: 1 S: 10 H: 1 LOB: 1 BB: 0 P: 14	R: 0 E: 0 K: 1 S: 13 H: 0 LOB: 1 BB: 1 P: 18	R: 0 E: 0 K: 1 S: 9 H: 0 LOB: 1 BB: 1 P: 17	R: 0 E: 0 K: 1 S: 9 H: 1 LOB: 0 BB: 0 P: 15	1B: 12 2B: 2 3B: 0 HR: 0 SF: 2 SAC: 0 DP: 2 HBP: 0						

TOP

New York Yankees @ Detroit Tigers

Comerica Park, Detroit, MI

Wed Aug 27 2014, 7:12 PM - 10:39 PM EDT

Att. 40,876 - Partly Cloudy - 76 F

livebaseballscorecards.com

AB	37
R	8
H	14
RBI	8
BB	3
SO	8
LOB	14

PITCHER		IP	WLS	BF	H	R	ER	SO	BB	IBB	HBP	BLK	WP	HR	S	P	ERA	WHIP
14 David Price, L ERA: 3.32	(1, 1)	2.0	L	18	12	8	8	3	1	0	0	0	0	0	42	68	36.00	6.500
65 Blaine Hardy, L ERA: 1.99	(3, 1)	1.0		3	0	0	0	0	0	0	0	0	0	0	9	15	0.00	0.000
40 Phil Coke, L ERA: 4.2	(4, 1)	2.0		6	0	0	0	1	0	0	0	0	0	0	14	27	0.00	0.000
63 Patrick McCoy, L ERA: 4.5	(6, 1)	2.0		8	1	0	0	2	1	0	0	0	0	0	23	32	0.00	1.000
49 Jim Johnson, R ERA: 7.15	(8, 1)	1.0		4	0	0	0	1	1	0	0	0	0	0	9	17	0.00	1.000

PITCHER		IP	WLS	BF	H	R	ER	SO	BB	IBB	HBP	BLK	WP	HR	S	P	ERA	WHIP
62 Al Alburquerque, R ERA: 2.64	(9, 1)	1.0		3	1	0	0	1	0	0	0	0	0	0	9	15	0.00	1.000

BOTTOM

New York Yankees @ Detroit Tigers

Comerica Park, Detroit, MI

Wed Aug 27 2014, 7:12 PM - 10:39 PM EDT

Att. 40,876 - Partly Cloudy - 76 F

livebaseballscorecards.com

Batter	1	2	3	4	5	6	7	8	9	AB	R	H	RBI	BB	SO	LOB
3 Ian Kinsler, R (1, 4) OBP: 0.313, SLG: 0.416	B SI 91 B SI 93 B SI 93 C SI 93 B SI 94 4-1 BB		X SL 88 0-0 ③ F7		B SI 92 B SL 88 C SI 93 B SI 93 S SI 94 S SL 87 3-3 ③ K		C SL 86 C SL 86 B FF 94 B SL 87 X SL 87 2-2 ② G6-3 1-2 2-3		B FF 96 B FF 97 F FF 96 F FF 97 B KC 83 F FF 98 F FF 97 X FF 97 3-2 48 WP 48 1B 1B	4	1	1	0	1	1	3
48 Torii Hunter, R (1, 9) OBP: 0.317, SLG: 0.450	C CU 82 C SL 88 X FF 92 0-2 ① P4			B SI 94 C SI 93 B SL 89 F SI 94 F SL 88 X FF 95 2-2 24 2B 1B		C CU 79 B SL 88 B SL 88 S FF 94 X CU 84 2-2 ① F7	B CU 83 F SL 88 F SI 93 T FF 94 1-2 ③ K		B KC 80 B FF 98 F FF 98 X FF 98 2-1 1-H 24 DI 1B	5	1	2	1	0	1	3
24 Miguel Cabrera, R (1, 3) OBP: 0.372, SLG: 0.500	S SL 87 X SL 88 0-1 ② F7			C SL 88 X SI 93 0-1 41 G4-3 1-H 2B		C FF 94 B FF 94 B FF 94 X SL 88 2-1 ② G6-3		B SI 93 F FF 91 F FF 94 X CH 86 2-2 ① P4	S FF 98 B KC 82 C KC 82 S FF 98 1-3 ③ K 1-2	5	0	1	1	0	1	2
41 Victor Martinez, S (1, 10) OBP: 0.396, SLG: 0.555	1 SAFE C FF 93 C CH 87 S SL 88 0-3 ③ K			F CH 88 F SL 87 F FF 92 X FF 93 0-2 ① G4-3 2-3		F FF 93 X FF 93 0-1 HR		B CU 79 B CU 78 B SI 93 C FF 92 B CH 86 4-1 9 3B BB		3	2	1	1	1	1	2
28 J.D. Martinez, R (1, 7) OBP: 0.350, SLG: 0.557		C CU 82 B SI 92 B SL 89 F SL 89 C CU 82 2-3 ① K		S CU 81 D SL 88 X SI 94 1-1 ② G5-3		X CU 80 0-0 9 FC6-4 1B		S SI 93 B SL 87 S SL 86 S FF 94 1-3 ② K		4	0	1	0	0	2	2
9 Nick Castellanos, R (1, 5) OBP: 0.312, SLG: 0.415		F SL 87 X SL 88 0-1 ② G6-3		B SI 93 B SL 87 S SI 93 B FF 94 X SI 92 3-1 ③ G5-3		C SL 87 X SI 93 0-1 ③ FC6-4 1-2f		B SL 85 B SI 94 X SI 94 2-0 1-H 3B		4	0	1	1	0	0	2
13 Alex Avila, L (1, 2) OBP: 0.324, SLG: 0.369		C FF 94 B CH 88 C CH 86 B SL 87 S FF 96 2-3 ③ K			X SI 93 0-0 1B		B FF 93 B SL 86 B SI 92 C FF 93 X FF 93 3-1 E4 3 G6-3 20 HBP	C CH 86 D CH 88 X CH 87 1-1 ③ G4-3		4	0	1	0	0	1	1
30 Eugenio Suárez, R (1, 6) OBP: 0.327, SLG: 0.370			C FF 94 F SI 91 B CU 81 F SL 89 T CU 84 1-2 ① K		C SI 91 D SI 93 X SL 85 1-1 ① F7		D CU 82 S SI 92 F SI 93 X CU 82 1-2 ① F8		B FF 96 X FF 95 1-0 ① F9	4	0	0	0	0	1	2
20 Rajai Davis, R (1, 8) OBP: 0.321, SLG: 0.411 61 Ezequiel Carrera, L (8, 8) OBP: 0.262, SLG: 0.325			B SI 93 C SI 94 S SL 89 S SL 85 1-3 ② K		C SL 87 F SI 93 S CU 84 0-3 ② K		H SI 92 1-0 3 G6-3 1-2 HBP		F FF 96 X FF 98 0-1 ② G4-3	2 1	0 0	0 0	0 0	0 0	2 0	1 0

	AB	36
	R	4
	H	8
	RBI	4
	BB	2
	SO	10
	LOB	18

Inning Stats																		
	R: 0	H: 0	R: 0	H: 0	R: 0	H: 0	R: 1	H: 2	R: 0	H: 1	R: 1	H: 2	R: 0	H: 0	R: 1	H: 1	R: 1	H: 2
	E: 0	LOB: 1	E: 0	LOB: 0	E: 0	LOB: 0	E: 0	LOB: 1	E: 0	LOB: 1	E: 0	LOB: 1	E: 1	LOB: 2	E: 0	LOB: 1	E: 0	LOB: 1
	K: 1	BB: 1	K: 2	BB: 0	K: 2	BB: 0	K: 0	BB: 0	K: 2	BB: 0	K: 0	BB: 0	K: 1	BB: 0	K: 1	BB: 1	K: 1	BB: 0
	S: 9	P: 13	S: 8	P: 12	S: 8	P: 10	S: 14	P: 20	S: 9	P: 13	S: 10	P: 14	S: 11	P: 19	S: 10	P: 20	S: 13	P: 20

	1B: 5	SF: 0
	2B: 1	SAC: 0
	3B: 1	DP: 0
	HR: 1	HBP: 1

	WP: 1	PA: 39
	PB: 0	
	SB: 0	
	CS: 0	

PITCHER		IP	WLS	BF	H	R	ER	SO	BB	IBB	HBP	BLK	WP	HR	S	P	ERA	WHIP
61 Shane Greene, R ERA: 3.09	(1, 1)	7.0	W	29	5	2	2	8	1	0	1	0	0	1	69	101	2.57	0.857
43 Adam Warren, R ERA: 3.47	(8, 1)	1.0		5	1	1	1	1	1	0	0	0	0	0	10	20	9.00	2.000
68 Dellin Betances, R ERA: 1.52	(9, 1)	1.0		5	2	1	1	1	0	0	0	0	1	0	13	20	9.00	2.000

PITCHER	IP	WLS	BF	H	R	ER	SO	BB	IBB	HBP	BLK	WP	HR	S	P	ERA	WHIP

Batter	1	2	3	4	5	6	7	8	9	AB	R	H	RBI	BB	SO	LOB
22 Jacoby Ellsbury, L (1, 8) OBP: 0.347, SLG: 0.422	C FF 90 C FF 90 X FC 85 0-2 ① F8		B CU 78 S CU 79 X CU 76 1-1 2 FC6-4 2-H 1B		C FF 89 X FC 84 0-1 ③ G4-3			C CU 79 F FF 95 X FF 95 0-2 ③ G6-3		4	0	1	1	0	0	0
2 Derek Jeter, R (1, 6) OBP: 0.313, SLG: 0.317	B FF 90 B FF 90 X FF 90 2-0 ② G6-3		B CH 81 B CH 81 1 SAFE C FF 89 X FF 90 2-1 ③ FC6-4 1-2f			B FF 88 F FF 88 X FC 84 1-1 ① F8			S SL 85 C FF 94 B FF 94 F FF 95 F FF 95 X SL 86 1-2 ① G6-3	4	0	0	0	0	0	1
14 Martín Prado, R (1, 4) OBP: 0.315, SLG: 0.391	B FF 91 C FF 90 B FC 87 X FF 90 2-1 ③ F9			C FF 89 F CH 81 X FF 89 0-2 36 2B 34 G4-3 1B		B FF 89 C SI 88 X FC 84 1-1 ② F7			B FF 93 F SL 85 X FF 94 1-1 ② F9	4	1	1	0	0	0	0
25 Mark Teixeira, S (1, 3) OBP: 0.332, SLG: 0.427		B FF 89 C FF 89 B SI 88 B CH 81 B FF 90 4-1 34 G5-6-3 BB		B CH 81 C FF 88 B FC 84 B FF 89 F FF 89 F CH 81 1 SAFE F FF 90 X FF 89 3-2 ① F8		B FF 89 C FF 89 X CH 82 1-1 ③ F8			C FF 94 B FF 93 B FF 92 B CU 80 B FF 92 4-1 36 1B BB	2	0	0	0	2	0	1
36 Carlos Beltrán, S (1, 10) OBP: 0.303, SLG: 0.430		C FF 88 B FF 89 D CH 82 B FF 89 X FF 90 3-1 ① L5		B CH 82 B FF 89 C CH 82 1 SAFE B CH 82 X FF 90 3-1 34 G4-3 1-3 2B			B FF 89 C FF 89 C CU 76 X CH 79 1-2 ① G4-3		C FF 94 X SI 94 0-1 1-3 1B	4	0	2	0	0	0	1
34 Brian McCann, L (1, 2) OBP: 0.288, SLG: 0.386		B FF 89 C FC 84 X CU 77 1-1 ②③ G5-6-3 1-2f		C FF 89 F FC 85 B FF 89 X CU 77 1-2 ② G4-3 2-3 3-H			C CU 76 B FC 84 B FF 88 X FF 89 2-1 ② G5-3		D SL 80 F FF 94 S FF 95 S FF 95 1-3 ③ K	4	0	0	1	0	1	4
12 Chase Headley, S (1, 5) OBP: 0.310, SLG: 0.350			C FF 88 X FC 86 0-1 ① F7 X FC 85 0-0 ③ G5-3				B FF 89 F CH 79 F FC 85 B CU 77 B CH 80 S CH 81 3-3 ③ K			3	0	0	0	0	1	1
11 Brett Gardner, L (1, 7) OBP: 0.343, SLG: 0.431			B FC 85 B FF 89 C FF 89 B FC 84 X FF 90 3-1 ② G4-3		C SI 88 B CU 78 X FC 83 1-1 ① G6-3			C FF 89 C FF 90 B CU 75 F FC 85 B FF 89 B CH 80 X FF 90 3-2 ① F8		3	0	0	0	0	0	0
45 Zelous Wheeler, R (1, 9) OBP: 0.295, SLG: 0.405 31 Ichiro Suzuki, L (8, PH) OBP: 0.331, SLG: 0.335 (8, 9)			B FF 90 C FF 90 B CH 82 X FF 89 2-1 E5 22 1B 1B		B CH 82 C FF 88 F FC 84 B CH 83 F FF 90 B FF 90 X FF 90 3-2 ② F8			B FF 94 S SL 84 F FF 93 S SL 83 1-3 ② K		2 1	1 0	1 0	0 0	0 0	0 1	0 0
Inning Stats	R: 0 E: 0 K: 0 S: 6 H: 0 LOB: 0 BB: 0 P: 10	R: 0 E: 0 K: 0 S: 5 H: 0 LOB: 0 BB: 1 P: 13	R: 1 E: 1 K: 0 S: 10 H: 2 LOB: 1 BB: 0 P: 18	R: 1 E: 0 K: 0 S: 14 H: 2 LOB: 1 BB: 0 P: 21	R: 0 E: 0 K: 0 S: 8 H: 0 LOB: 0 BB: 0 P: 12	R: 0 E: 0 K: 0 S: 6 H: 0 LOB: 0 BB: 0 P: 9	R: 0 E: 0 K: 1 S: 8 H: 0 LOB: 0 BB: 0 P: 14	R: 0 E: 0 K: 1 S: 10 H: 0 LOB: 0 BB: 0 P: 14	R: 0 E: 0 K: 1 S: 13 H: 1 LOB: 2 BB: 1 P: 20	1B: 4 2B: 1 3B: 0 HR: 0 SF: 0 SAC: 0 DP: 1 HBP: 0						

PITCHER		IP	WLS	BF	H	R	ER	SO	BB	IBB	HBP	BLK	WP	HR	S	P	ERA	WHIP
53 Kyle Lobstein, L ERA: 3.09	(1, 1)	6.0		22	4	2	1	0	1	0	0	0	0	0	49	83	1.50	0.833
65 Blaine Hardy, L ERA: 1.91	(7, 1)	1.1		4	0	0	0	1	0	0	0	0	0	0	12	21	0.00	0.000
44 Joba Chamberlain, R ERA: 3.4	(8, 1)	1.1		5	0	0	0	1	1	0	0	0	0	0	14	21	0.00	0.750
40 Phil Coke, L ERA: 4.17	(9, 1)	0.1	W	2	1	0	0	1	0	0	0	0	0	0	5	6	0.00	3.000

PITCHER	IP	WLS	BF	H	R	ER	SO	BB	IBB	HBP	BLK	WP	HR	S	P	ERA	WHIP

TOP

New York Yankees @ Detroit Tigers

Comerica Park, Detroit, MI

Thu Aug 28 2014, 1:09 PM - 4:02 PM EDT

Att. 42,647 - Sunny - 70 F

livebaseballscorecards.com

AB	31
R	2
H	5
RBI	2
BB	2
SO	3
LOB	8

WP: 0 PA: 33
PB: 0
SB: 0
CS: 0

New York Yankees @ Detroit Tigers

Comerica Park, Detroit, MI

Thu Aug 28 2014, 1:09 PM - 4:02 PM EDT

Att. 42,647 - Sunny - 70 F

BOTTOM

Batter	1	2	3	4	5	6	7	8	9	AB	R	H	RBI	BB	SO	LOB
20 Rajai Davis, R (1, 8) OBP: 0.323, SLG: 0.412	C FF 90 B SI 90 X SL 82 1-1 24 F8 1B		F FF 89 B FS 84 X FS 85 1-1 ① F8		B SI 92 X SI 92 1-0 3-H 1B			X FF 97 0-0 ② G4-3		4	0	2	1	0	0	0
3 Ian Kinsler, R (1, 4) OBP: 0.313, SLG: 0.414	1 SAFE 1 SAFE C SL 82 X SI 89 0-1 ① F8		B FS 85 X FS 86 1-0 ② P5		1 SAFE X SL 84 0-0 ③ P6			B FF 95 B KC 82 B FF 98 B FF 96 4-0 24 S BB		3	0	0	0	1	0	2
24 Miguel Cabrera, R (1, 3) OBP: 0.369, SLG: 0.496	B SL 84 B FF 91 1 SAFE C SI 91 X FF 91 2-1 ② F8 1-2		C SL 82 S SL 83 B FF 91 B FS 86 X FS 86 2-2 ③ G6-3			S FF 91 B FS 86 F SL 83 B SL 83 B SL 84 F SL 84 X SL 84 3-2 ① G5-3		C KC 82 B FF 97 C KC 82 S KC 82 1-3 ③ K 1-2		4	0	0	0	0	1	2
41 Victor Martinez, S (1, 10) OBP: 0.395, SLG: 0.555 50 Bryan Holaday, R (9, PR) OBP: 0.285, SLG: 0.288	B SL 82 C SL 83 X FS 86 1-1 ③ G3-1			X SI 90 0-0 ① F7		C SI 93 B FS 87 X FS 86 1-1 ② F7			B FF 92 C SL 82 F SL 84 F SL 87 B SL 86 F SL 85 X SL 86 2-2 13 1B 2B	4 0	0 1	1 0	0 0	0 0	0 0	1 0
28 J.D. Martinez, R (1, 9) OBP: 0.349, SLG: 0.552		B FF 89 B FS 85 C SL 81 C SI 90 S FS 86 2-3 ① K		B CU 72 F FS 84 F SL 82 B FS 87 X FS 86 2-2 ② G5-3		F FS 86 F FS 86 C SL 83 0-3 ③ K			B SL 85 B SL 86 C FF 94 S SL 85 F SL 86 B FF 95 B SL 86 4-2 13 1B BB	3	0	0	0	1	2	0
9 Nick Castellanos, R (1, 5) OBP: 0.311, SLG: 0.413		C SI 91 F FF 92 B FS 87 B SL 87 F SI 91 B SI 91 X SI 91 3-2 32 1B 13 SF8 1B		C SL 83 B FF 92 F SL 82 C FS 86 1-3 ③ K			B SI 90 C SL 82 F SL 83 X FS 87 1-2 ① G1-3		B B SL 85 F FF 95 B FF 95 F FF 94 C FF 94 3-3 ① K	4	1	1	0	0	2	2
32 Don Kelly, L (1, 7) OBP: 0.331, SLG: 0.285 48 Torii Hunter, R (9, PH) OBP: 0.316, SLG: 0.449		B SI 92 F SI 91 X SI 90 1-1 1-3 1B			B CU 72 B SL 80 B SI 89 C SI 89 F FS 88 B SI 88 4-2 17 G6-3 13 WP 20 1B BB		X FS 86 0-0 ② G4-3		S SL 87 B FF 97 S FF 95 F SL 87 F SL 83 S FF 95 1-3 ② K	2 1	1 0	1 0	0 0	1 0	0 1	0 2
13 Alex Avila, L (1, 2) OBP: 0.323, SLG: 0.369		X SI 92 0-0 ② SF8 3-H			1 SAFE B FS 85 S FS 86 B FS 86 F FF 92 S FS 87 2-3 ① K 1-2		B SI 92 B SI 91 F SI 91 S SI 91 B FS 87 X SI 92 3-2 ③ G6-3		X SL 88 0-0 1-2 2-H 1B	3	0	1	2	0	1	1
17 Andrew Romine, S (1, 6) OBP: 0.265, SLG: 0.269 61 Ezequiel Carrera, L (8, PH) OBP: 0.256, SLG: 0.317 30 Eugenio Suárez, R (9, 6) OBP: 0.327, SLG: 0.370		1 SAFE 1 SAFE C FS 84 X FS 84 0-1 ③ G4-3			B FS 86 F FF 91 X FS 87 1-1 ② G6-3 2-3			L FF 94 C KC 81 B SV 84 S SV 84 1-3 ① K		2 1 0	0 0 0	0 0 0	0 0 0	0 1 0	0 0 0	2 0 0
Inning Stats	R: 0 E: 0 K: 0 S: 8 H: 1 LOB: 1 BB: 0 P: 12	R: 1 E: 0 K: 1 S: 12 H: 2 LOB: 1 BB: 0 P: 18	R: 0 E: 0 K: 0 S: 6 H: 0 LOB: 0 BB: 0 P: 10	R: 0 E: 0 K: 1 S: 7 H: 0 LOB: 0 BB: 0 P: 10	R: 1 E: 0 K: 1 S: 9 H: 1 LOB: 1 BB: 1 P: 17	R: 0 E: 0 K: 1 S: 9 H: 0 LOB: 0 BB: 0 P: 13	R: 0 E: 0 K: 0 S: 7 H: 0 LOB: 0 BB: 0 P: 11	R: 0 E: 0 K: 2 S: 7 H: 0 LOB: 1 BB: 1 P: 13	R: 1 E: 0 K: 2 S: 17 H: 2 LOB: 2 BB: 1 P: 27	1B: 5 2B: 1 3B: 0 HR: 0 SF: 1 SAC: 0 DP: 0 HBP: 0						WP: 1 PB: 0 SB: 1 CS: 0 PA: 35	

livebaseballscorecards.com

	AB	31
	R	3
	H	6
	RBI	3
	BB	3
	SO	8
	LOB	12

PITCHER		IP	WLS	BF	H	R	ER	SO	BB	IBB	HBP	BLK	WP	HR	S	P	ERA	WHIP
18 Hiroki Kuroda, R ERA: 3.88	(1, 1)	7.0		26	4	2	2	4	1	0	0	0	1	0	58	91	2.57	0.714
68 Dellin Betances, R ERA: 1.5	(8, 1)	1.0		4	0	0	0	2	1	0	0	0	0	0	7	13	0.00	1.000
27 Shawn Kelley, R ERA: 4.6	(9, 1)	0.2	L	5	2	1	1	2	1	0	0	0	0	0	17	27	13.50	4.500

PITCHER	IP	WLS	BF	H	R	ER	SO	BB	IBB	HBP	BLK	WP	HR	S	P	ERA	WHIP

New York Yankees @ Toronto Blue Jays

Rogers Centre, Toronto, ON

Fri Aug 29 2014, 7:08 PM - 10:27 PM EDT

Att. 43,318 - Cloudy - 66 F

livebaseballscorecards.com

TOP

Batter	1	2	3	4	5	6	7	8	9	AB	R	H	RBI	BB	SO	LOB
22 Jacoby Ellsbury, L (1, 8) OBP: 0.347, SLG: 0.431	C FF 86 B FF 87 F SI 86 B CH 81 S SI 86 2-3 ① K		F CU 76 B SI 86 F SI 86 D CU 75 B SI 86 X SI 88 3-2 ③ G3-1			B CH 79 S CH 79 X CU 73 1-1 ② P6	1 SAFE B SI 92 3 SAFE F SI 93 X SI 94 1-1 1-H 3-H HR		B SI 96 X SI 96 1-0 2 FC 3B	5	1	2	2	0	1	1
2 Derek Jeter, R (1, 6) OBP: 0.312, SLG: 0.315	B SI 87 X CH 81 1-0 ② F9			B CH 80 F FF 86 X FF 86 1-1 ① F9		B CU 72 X CH 80 1-0 14 1B 1B	B SI 93 S CH 82 X CH 81 1-1 ② G5-3		B SI 96 C SI 96 F SI 96 B SI 97 X SI 98 2-2 ① FC 14 G1-3 3-H	5	0	1	0	0	0	1
14 Martín Prado, R (1, 5) (7, 4) OBP: 0.315, SLG: 0.391	B SI 87 C SI 87 S SI 87 C SI 87 1-3 ③ K			C CU 71 X FF 87 0-1 1B		B SI 84 C FF 84 X SI 84 1-1 1-2 1B	B SI 93 C SI 93 B SI 93 C CH 82 X CH 84 2-2 ③ F7		1 SAFE C SI 96 C SI 96 F SI 96 B SL 89 X SI 95 1-2 ② G1-3 1-2	5	0	2	0	0	1	1
25 Mark Teixeira, S (1, 3) OBP: 0.328, SLG: 0.421		C SI 84 C SI 85 X FF 87 0-2 ① G4-3		B SI 86 C SI 87 X CH 81 1-1 ② F9		B FF 84 F SI 85 X FF 86 1-1 ③ G3		C SI 90 B CH 82 S CH 81 F SL 79 B SI 93 B SI 92 X CH 82 3-2 ① F8	C CH 91 B SI 98 S CH 89 S SI 93 1-3 ③ K	5	0	0	0	0	1	4
34 Brian McCann, L (1, 2) OBP: 0.288, SLG: 0.387		X FF 86 0-0 ② G4-3		C FF 86 B FF 87 X FF 86 1-1 ③ F8			C CU 72 B CH 78 B CH 80 F SI 84 X CU 73 2-2 11 2B 2B	B SL 80 B SI 93 F SI 92 F SI 93 S SL 81 2-3 ② K		4	1	1	0	0	1	1
36 Carlos Beltrán, S (1, 10) OBP: 0.304, SLG: 0.427		C SI 86 X FF 86 0-1 ③ G5-3			B FF 85 B FF 84 F SI 85 B FF 85 X CH 81 3-1 ① G6-3		S SI 84 B FF 85 F FF 84 F FC 80 B SI 84 B CH 80 B SI 84 4-2 11 2B 11 E BB	C SI 93 B SL 79 B SI 92 B CH 83 B SI 93 4-1 11 BB BB		2	1	0	0	2	0	0
11 Brett Gardner, L (1, 7) OBP: 0.345, SLG: 0.432			C CU 74 C FF 86 B SI 86 F SI 86 B CU 76 C FF 87 2-3 ① K		B CU 73 F SI 84 C SI 86 X FF 86 1-2 ② F9		X SI 86 0-0 E4 22 E 1-H 2-H 2B 4-2	B SL 79 C SL 79 F SI 93 B SL 80 B SI 93 B SI 93 4-2 1-2 BB		3	1	1	1	1	1	0
31 Ichiro Suzuki, L (1, 9) OBP: 0.330, SLG: 0.333			C FF 87 X SI 86 0-1 ② G6-3		X CU 74 0-0 ③ G4-3		B CH 79 F FF 85 F SI 85 D CU 75 B CH 80 X SI 86 3-2 22 E 22 HR 1B	C FF 93 B CU 84 B CU 85 B FF 92 X FF 95 3-1 ③ P5		4	1	1	0	0	0	2
33 Stephen Drew, L (1, 4) OBP: 0.248, SLG: 0.330 12 Chase Headley, S (7, PH) (7, 5) OBP: 0.311, SLG: 0.359			C FF 86 B CU 75 B CH 81 B CH 80 X FF 86 3-1 2B			C CU 73 C CU 73 B FF 84 B SI 85 C SI 85 2-3 ① K	F SI 92 F SI 93 C SI 94 0-3 ① K		X SI 96 0-0 HR	2 2	0 1	1 1	0 1	0 0	1 1	0 2

Inning Stats																																
	R: 0	H: 0		R: 0	H: 0		R: 0	H: 1		R: 0	H: 1		R: 0	H: 0		R: 0	H: 2		R: 5	H: 4		R: 0	H: 0		R: 1	H: 2		1B: 4	SF: 0		WP: 0	PA: 40	
	E: 0	LOB: 0		E: 0	LOB: 0		E: 0	LOB: 1		E: 0	LOB: 1		E: 0	LOB: 0		E: 0	LOB: 2		E: 2	LOB: 0		E: 0	LOB: 2		E: 0	LOB: 1		2B: 3	SAC: 0		PB: 0		
	K: 2	BB: 0		K: 0	BB: 0		K: 0	BB: 0		K: 0	BB: 0		K: 0	BB: 0		K: 1	BB: 0		K: 1	BB: 1		K: 1	BB: 2		K: 1	BB: 0		3B: 1	DP: 0		SB: 0		
	S: 7	P: 11		S: 6	P: 6		S: 11	P: 19		S: 8	P: 11		S: 6	P: 10		S: 10	P: 16		S: 20	P: 33		S: 12	P: 28		S: 12	P: 17		HR: 2	HBP: 0		CS: 0		

PITCHER		IP	WLS	BF	H	R	ER	SO	BB	IBB	HBP	BLK	WP	HR	S	P	ERA	WHIP
56 Mark Buehrle, L ERA: 3.5	(1, 1)	6.0	L	26	7	4	4	4	1	0	0	0	0	0	58	92	6.00	1.333
62 Aaron Loup, L ERA: 2.92	(7, 1)	1.2		8	1	1	1	2	2	0	0	0	0	1	20	37	5.40	1.800
27 Brett Cecil, L ERA: 3.27	(8, 1)	0.1		1	0	0	0	0	0	0	0	0	0	0	2	5	0.00	0.000
29 Dustin McGowan, R ERA: 4.14	(9, 1)	1.0		5	2	1	1	1	0	0	0	0	0	1	12	17	9.00	2.000

PITCHER	IP	WLS	BF	H	R	ER	SO	BB	IBB	HBP	BLK	WP	HR	S	P	ERA	WHIP

AB	37
R	6
H	10
RBI	4
BB	3
SO	7
LOB	12

Batter	1	2	3	4	5	6	7	8	9	AB	R	H	RBI	BB	SO	LOB
7 José Reyes, S (1, 6) OBP: 0.330, SLG: 0.404	B SI 89 X SI 86 1-0 ① L8		C SI 89 C SI 90 S CH 80 0-3 ③ K		X CH 79 0-0 ② P4		C SL 81 B SI 92 F CH 80 B SI 92 X CH 80 2-2 E6 53 E 2-3		B FC 91 X FC 93 1-0 ② G6-3	5	0	0	0	0	1	3
53 Melky Cabrera, S (1, 7) OBP: 0.356, SLG: 0.462	C SI 89 S CH 79 F SI 91 B SI 92 F CH 80 F SL 82 F SL 81 X SI 91 1-2 ② P4			C SL 81 X SI 89 0-1 ① L5	C SL 80 1 SAFE X SL 81 0-1 ③ FC5-4 1-2f		1 SAFE F SI 93 X SL 85 0-1 ② SF7 1-2 3-H		B FC 93 C FC 92 B FC 92 X FC 93 2-1 ③ G4-3	4	0	0	1	0	0	2
19 José Bautista, R (1, 9) OBP: 0.399, SLG: 0.512	B CU 76 C CH 79 B CH 80 B CU 75 X SI 90 3-1 ③ P4			C CU 76 S SI 91 B SI 90 X SI 91 1-2 HR		F CU 75 S CH 78 B SI 91 B CH 80 C SL 82 2-3 ① K	C SL 86 S SL 84 B FF 95 B FF 95 H SI 95 3-2 HBP			3	1	1	1	0	1	0
10 Edwin Encarnación, R (1, 3) OBP: 0.352, SLG: 0.553		F SI 89 B SI 89 F CH 81 F SI 90 B CH 80 B SI 91 X CH 78 3-2 ① G6-3		F CH 78 X SL 82 0-1 ② F7		C SL 82 C SL 81 X CH 78 0-2 ② G4-3	F SL 87 B SI 96 B SL 88 F SI 96 X SL 89 2-2 ③ F9			4	0	0	0	0	0	2
30 Dioner Navarro, S (1, 2) OBP: 0.314, SLG: 0.391		B SI 89 S CU 75 X CH 79 1-1 15 FC6-4 1B		C SL 81 S CH 78 B SI 91 X CH 77 1-2 2B		C SL 80 B SL 81 C SI 92 F SI 92 B SI 92 X SL 83 2-2 15 FC5-4 1B		B FF 95 C SL 84 C CU 80 F FF 95 B CU 83 S FF 95 2-3 ① K		4	0	3	0	0	1	0
15 Danny Valencia, R (1, 5) OBP: 0.332, SLG: 0.397		C CH 77 B CH 78 X CH 78 1-1 ② FC6-4 1-2f		C SL 80 B SI 90 F CH 78 S SL 82 1-3 ③ K		X CH 77 0-0 ③ FC5-4 1-2f		C SL 86 B FF 94 F SL 84 B FF 95 F CH 86 B FF 96 F SL 88 X SL 87 3-2 ② G5-3		4	0	0	0	0	1	3
18 Steve Tolleson, R (1, 4) OBP: 0.291, SLG: 0.353 66 Munenori Kawasaki, L (8, PH) OBP: 0.332, SLG: 0.320 (9, 4)		C CU 75 X CH 77 0-1 ③ L5			C SI 89 B CH 78 S SL 81 B CH 79 S SL 81 2-3 ① K		C SL 80 B SI 90 B CH 79 B SL 80 F SI 88 X SI 90 3-2 ① F9	B FF 93 B SI 89 C FF 93 F FF 92 F SL 84 B SL 82 X FF 93 3-2 1B		3 1	0 0	0 1	0 0	0 0	1 0	1 0
28 Colby Rasmus, L (1, 10) OBP: 0.290, SLG: 0.442			C SI 88 X SI 88 0-1 11 G5-4-3 1B		C SL 80 B SI 91 B SL 82 F CU 76 X CH 79 2-2 11 1B 2B		F SI 90 B SL 82 C CU 75 F SI 91 B SL 81 B SL 82 B SI 91 4-2 11 2B BB	F KC 82 B KC 82 C FC 93 1 SAFE C KC 85 1-3 ③ K		3	1	2	0	1	1	1
11 Kevin Pillar, R (1, 8) OBP: 0.259, SLG: 0.365			1 SAFE 1 SAFE C CU 75 X CH 77 0-1 ①② G5-4-3 1-2f		B CH 78 X SL 80 1-0 53 FC5-4 2-3 1B		F SI 90 B CH 78 B CH 80 S CH 79 X CH 79 2-2 7 E 53 SF7 1-H 2B		C FC 91 X FC 91 0-1 ① L4	4	1	2	1	0	0	1
Inning Stats	R: 0 E: 0 K: 0 S: 10 H: 0 LOB: 0 BB: 0 P: 15	R: 0 E: 0 K: 0 S: 10 H: 1 LOB: 1 BB: 0 P: 15	R: 0 E: 0 K: 1 S: 7 H: 1 LOB: 0 BB: 0 P: 7	R: 1 E: 0 K: 1 S: 13 H: 2 LOB: 1 BB: 0 P: 16	R: 0 E: 0 K: 1 S: 10 H: 2 LOB: 2 BB: 0 P: 15	R: 0 E: 0 K: 1 S: 11 H: 1 LOB: 1 BB: 0 P: 15	R: 2 E: 2 K: 0 S: 19 H: 1 LOB: 2 BB: 1 P: 35	R: 0 E: 0 K: 2 S: 17 H: 1 LOB: 1 BB: 0 P: 26	R: 0 E: 0 K: 0 S: 5 H: 0 LOB: 0 BB: 0 P: 8	1B: 5 2B: 3 3B: 0 HR: 1	SF: 1 SAC: 0 DP: 1 HBP: 1	WP: 0 PB: 0 SB: 0 CS: 0	PA: 38				

PITCHER		IP	WLS	BF	H	R	ER	SO	BB	IBB	HBP	BLK	WP	HR	S	P	ERA	WHIP
26 Chris Capuano, L ERA: 4.24	(1, 1)	6.1	W	28	8	3	2	4	1	0	0	0	0	1	73	106	2.84	1.421
43 Adam Warren, R ERA: 3.39	(7, 1)	1.1	H	5	0	0	0	1	0	0	1	0	0	0	16	26	0.00	0.000
88 Josh Outman, L ERA: 3.28	(8, 1)	0.0		1	1	0	0	0	0	0	0	0	0	0	5	8	∞	∞
30 David Robertson, R ERA: 2.98	(8, 1)	1.1	S	4	0	0	0	1	0	0	0	0	0	0	8	12	0.00	0.000

PITCHER	IP	WLS	BF	H	R	ER	SO	BB	IBB	HBP	BLK	WP	HR	S	P	ERA	WHIP

BOTTOM

New York Yankees @ Toronto Blue Jays

Rogers Centre, Toronto, ON

Fri Aug 29 2014, 7:08 PM - 10:27 PM EDT

Att. 43,318 - Cloudy - 66 F

livebaseballscorecards.com

AB	35
R	3
H	9
RBI	3
BB	1
SO	6
LOB	13

Batter	1	2	3	4	5	6	7	8	9	AB	R	H	RBI	BB	SO	LOB
11 Brett Gardner, L (1, 8) OBP: 0.342, SLG: 0.429	F FF 92 X FF 92 0-1 F8			C FF 92 B SL 83 B FF 93 L FF 93 F FF 92 S SL 83 2-3 K		C FF 93 B SI 93 X FF 93 1-1 F9		B SI 98 C SI 98 F SI 97 F SI 97 C FF 98 1-3 K		4	0	0	0	0	2	0
2 Derek Jeter, R (1, 6) OBP: 0.309, SLG: 0.313	F FF 93 X SL 83 0-1 G5-3			B SL 84 F SL 81 F SL 84 C SI 93 1-3 K		T FF 94 S FF 95 X FF 95 0-2 G4-3		B SI 98 F SI 97 C SI 97 B SI 98 F SI 98 F SI 97 B CU 82 C SI 97 3-3 K		4	0	0	0	0	2	0
36 Carlos Beltrán, S (1, 10) OBP: 0.306, SLG: 0.425	C FF 92 B FF 93 C FF 94 B CH 88 F CH 86 S FF 93 2-3 K			H FF 94 1-0 25 2B HBP		B FF 95 C FF 92 B FF 93 B FF 94 B FF 92 4-1 BB			B SI 96 C SI 95 S SI 96 1-2 G4-3	2	0	0	0	1	1	0
25 Mark Teixeira, S (1, 3) OBP: 0.327, SLG: 0.421		C FF 90 C SL 82 B SL 85 X SL 84 1-2 G3		B CH 86 F CH 86 X CH 86 1-1 1-3 2B		F FF 93 F FF 93 B FF 94 F FF 94 D SL 84 S SL 84 2-3 K			B SI 96 X SI 96 1-0 G3	4	0	1	0	0	1	1
34 Brian McCann, L (1, 2) OBP: 0.287, SLG: 0.384		C FF 92 S FF 93 S FF 93 0-3 K		H FF 92 1-0 HBP			C SL 82 B CH 86 C SL 83 B SL 86 X FF 93 2-2 F7		C SI 96 F SI 96 B SI 96 C SI 98 1-3 K	3	0	0	0	0	2	0
14 Martín Prado, R (1, 7) OBP: 0.314, SLG: 0.388		B FF 95 X FF 94 1-0 P5		B FF 94 B FF 94 X FF 93 2-0 F8			B FF 93 C SI 94 B FF 94 F SL 86 F FF 94 X SL 86 2-2 F7			3	0	0	0	0	0	3
33 Stephen Drew, L (1, 4) OBP: 0.249, SLG: 0.327			B CH 84 B CH 84 F FF 92 X FF 93 2-1 P6		F SI 91 B SL 83 B SL 83 X FF 92 2-1 F7		B SI 92 B SL 84 B FF 93 C FF 91 B FF 92 4-1 BB			2	0	0	0	1	0	0
12 Chase Headley, S (1, 5) OBP: 0.309, SLG: 0.356			B SI 92 F CH 86 B SL 82 F FF 93 X FF 94 2-2 G6-3		B SL 84 B CH 85 C FF 93 S FF 93 B FF 94 T FF 92 3-2 K		B CH 85 D CH 86 S SL 85 F FF 93 S SL 86 2-3 K			3	0	0	0	0	2	1
31 Ichiro Suzuki, L (1, 9) OBP: 0.327, SLG: 0.330			F FF 92 F FF 94 B FF 94 S SL 86 1-3 K		T FF 93 C FF 93 F FF 93 F FF 94 S SL 85 0-3 K			B SI 97 T SI 97 B SI 98 F SI 96 X SI 98 2-2 G5-3		3	0	0	0	0	2	0
Inning Stats	R: 0 E: 0 K: 1 S: 8 H: 0 LOB: 0 BB: 0 P: 10	R: 0 E: 0 K: 1 S: 7 H: 0 LOB: 0 BB: 0 P: 9	R: 0 E: 0 K: 1 S: 8 H: 0 LOB: 0 BB: 0 P: 13	R: 0 E: 0 K: 2 S: 10 H: 1 LOB: 3 BB: 0 P: 18	R: 0 E: 0 K: 2 S: 10 H: 0 LOB: 0 BB: 0 P: 15	R: 0 E: 0 K: 1 S: 10 H: 0 LOB: 1 BB: 1 P: 17	R: 0 E: 0 K: 1 S: 11 H: 0 LOB: 1 BB: 1 P: 21	R: 0 E: 0 K: 2 S: 12 H: 0 LOB: 0 BB: 0 P: 18	R: 0 E: 0 K: 1 S: 7 H: 0 LOB: 0 BB: 0 P: 10	1B: 0 2B: 1 3B: 0 HR: 0	SF: 0 SAC: 0 DP: 0 HBP: 2	WP: 0 PB: 0 SB: 0 CS: 0	PA: 32			

PITCHER		IP	WLS	BF	H	R	ER	SO	BB	IBB	HBP	BLK	WP	HR	S	P	ERA	WHIP
36 Drew Hutchison, R ERA: 4.47	(1, 1)	7.0	W	26	1	0	0	9	2	0	2	0	0	0	64	103	0.00	0.429
41 Aaron Sanchez, R ERA: 1.66	(8, 1)	2.0	S	6	0	0	0	3	0	0	0	0	0	0	19	28	0.00	0.000

PITCHER	IP	WLS	BF	H	R	ER	SO	BB	IBB	HBP	BLK	WP	HR	S	P	ERA	WHIP

TOP

New York Yankees @ Toronto Blue Jays

Rogers Centre, Toronto, ON

Sat Aug 30 2014, 1:09 PM - 3:40 PM EDT

Att. 45,863 - Partly Cloudy - 73 F

livebaseballscorecards.com

AB	28
R	0
H	1
RBI	0
BB	2
SO	12
LOB	5

Batter	1	2	3	4	5	6	7	8	9	AB	R	H	RBI	BB	SO	LOB
7 José Reyes, S (1, 6) OBP: 0.329, SLG: 0.403	C FC 91 X FC 92 0-1 53 G5-3 53 S 19 HR 1B		C FF 95 X CH 89 0-1 ① P6		C SL 85 C SL 86 F SL 88 X FC 95 0-2 ③ G1-3		B FF 94 S FF 94 B FF 95 X SL 87 2-1 ③ F8			4	1	1	0	0	0	2
66 Munenori Kawasaki, L (1, 4) OBP: 0.327, SLG: 0.315 18 Steve Tolleson, R (8, PH) OBP: 0.289, SLG: 0.351 (9, 4)	B FF 93 C FC 92 1 SAFE B SL 82 F FF 92 F SL 84 1 SAFE S FF 92 2-3 ① K		C FC 95 C CH 89 F SL 88 B FF 96 C CH 89 1-3 ② K			B FF 92 B FF 92 C FF 93 B FF 93 X FF 93 3-1 ① G4-3		C FF 93 B FF 94 C FF 93 B CH 84 F FF 93 X FF 94 2-2 ① L9		3 1	0 0	0 0	0 0	0 0	2 0	1 0
53 Melky Cabrera, S (1, 7) OBP: 0.356, SLG: 0.460	F FF 93 1 SAFE B FC 93 S CH 86 F SL 86 F CH 88 B FC 94 F SL 86 B FC 94 3-2 ② X FC 92 G5-3 1-3		B FF 95 F SL 84 F SL 87 F FF 96 F SI 92 X CH 89 1-2 ③ G4-3			C FF 94 X SL 87 0-1 1B		C FF 93 C CH 84 B FF 94 F FF 92 X CH 83 1-2 ② L4		4	0	1	0	0	0	1
19 José Bautista, R (1, 9) OBP: 0.399, SLG: 0.517	C SL 84 C SL 86 F SL 86 X SL 86 0-2 3-H HR			B FF 95 C SL 85 C FF 95 X SL 87 1-2 ① F8		S FF 94 1 SAFE X CH 87 0-1 ② L8		B FC 88 B FF 93 B FF 90 B FC 90 4-0 BB		3	1	1	2	1	0	1
26 Adam Lind, L (1, 3) OBP: 0.376, SLG: 0.470	B FC 94 X SL 85 1-0 ③ F9			C SL 86 B CH 89 X FF 95 1-1 2B	C FF 95 X SL 86 0-1 ③ G4-3			T FF 94 1 SAFE 1 SAFE X FC 88 0-1 ③ L8		4	0	1	0	0	0	2
10 Edwin Encarnación, R (1, 10) OBP: 0.352, SLG: 0.552		X FC 94 0-0 ① F9		B FF 94 S FC 93 B FF 96 S SL 83 F FF 96 B FF 95 F SL 88 X FF 96 3-2 ② G5-3			S SL 85 X FF 94 0-1 30 2B 1B			3	0	1	0	0	0	1
30 Dioner Navarro, S (1, 2) OBP: 0.314, SLG: 0.393		C FF 94 X CH 88 0-1 ② G4-3		F FF 93 D SL 85 F SL 85 D CH 89 X SL 86 2-2 ③ G5-3			F FF 94 X FF 94 0-1 1-3 2B			3	0	1	0	0	0	1
15 Danny Valencia, R (1, 5) OBP: 0.332, SLG: 0.396		C FF 94 F FF 94 X SL 88 0-2 11 BLK 1B			S FF 93 B SL 86 X FF 94 1-1 ① F9		C SL 83 S SL 83 S FF 94 0-3 ① K			3	0	1	0	0	1	2
11 Kevin Pillar, R (1, 8) OBP: 0.246, SLG: 0.345		B FF 95 F SL 84 F SL 84 F FF 95 X FF 94 1-2 ③ P5 1-2			C FF 94 F FF 94 B SL 87 S SL 87 1-3 ② K		S SL 85 X SL 85 0-1 ② G6-3			3	0	0	0	0	1	3
Inning Stats	R: 2 E: 0 K: 1 S: 17 H: 2 LOB: 0 BB: 0 P: 23	R: 0 E: 0 K: 0 S: 10 H: 1 LOB: 1 BB: 0 P: 11	R: 0 E: 0 K: 1 S: 11 H: 0 LOB: 0 BB: 0 P: 13	R: 0 E: 0 K: 0 S: 13 H: 1 LOB: 1 BB: 0 P: 20	R: 0 E: 0 K: 1 S: 9 H: 0 LOB: 0 BB: 0 P: 11	R: 0 E: 0 K: 0 S: 8 H: 1 LOB: 1 BB: 0 P: 11	R: 0 E: 0 K: 1 S: 11 H: 2 LOB: 2 BB: 0 P: 13	R: 0 E: 0 K: 0 S: 10 H: 0 LOB: 1 BB: 1 P: 17		1B: 4 2B: 2 3B: 0 HR: 1	SF: 0 SAC: 0 DP: 0 HBP: 0		WP: 0 PB: 0 SB: 1 CS: 0	PA: 32	

PITCHER		IP	WLS	BF	H	R	ER	SO	BB	IBB	HBP	BLK	WP	HR	S	P	ERA	WHIP
35 Michael Pineda, R ERA: 2.09	(1, 1)	6.0	L	25	7	2	2	3	0	0	0	1	0	1	72	93	3.00	1.167
27 Shawn Kelley, R ERA: 4.5	(7, 1)	1.0		3	0	0	0	1	0	0	0	0	0	0	7	9	0.00	0.000
55 David Huff, L ERA: 3.78	(8, 1)	1.0		4	0	0	0	0	1	0	0	0	0	0	10	17	0.00	1.000

PITCHER	IP	WLS	BF	H	R	ER	SO	BB	IBB	HBP	BLK	WP	HR	S	P	ERA	WHIP

BOTTOM

New York Yankees @ Toronto Blue Jays

Rogers Centre, Toronto, ON

Sat Aug 30 2014, 1:09 PM - 3:40 PM EDT

Att. 45,863 - Partly Cloudy - 73 F

livebaseballscorecards.com

AB	31
R	2
H	7
RBI	2
BB	1
SO	4
LOB	14

Batter	1	2	3	4	5	6	7	8	9	AB	R	H	RBI	BB	SO	LOB
11 Brett Gardner, L (1, 8) OBP: 0.344, SLG: 0.443	B FF 92 X FF 91 1-0 HR		B FF 92 C SL 83 B SL 85 X FF 92 2-1 ② F7		C FF 93 B SL 85 X FF 93 1-1 E6 3B		C FF 92 C SI 93 X CU 79 0-2 2B		C FF 91 B FF 90 X FF 90 1-1 ② G3 2-3	5	2	3	1	0	0	1
2 Derek Jeter, R (1, 10) OBP: 0.308, SLG: 0.312	S FF 92 X CH 86 0-1 14 G6-4-3 1B		B SI 92 B FF 92 C FF 91 B SI 92 X FF 92 3-1 ③ G4-3		S FF 92 B FF 93 B SL 84 X FF 93 2-1 ② F7		B SI 94 F FF 94 X CU 80 1-1 ③ G1-3		C FF 91 X CU 77 0-1 ③ L4	5	0	1	0	0	0	3
14 Martín Prado, R (1, 4) OBP: 0.315, SLG: 0.389	C FF 93 B SI 93 B SI 92 F FF 93 X SI 94 2-2 ①② G6-4-3 1-2f			C FF 91 B SL 84 X SI 92 1-1 12 1B 29 1B 1B	B FF 93 C FF 92 B CU 77 X FF 92 2-1 ③ L5			C FF 93 C CU 84 F CU 85 X FF 94 0-2 12 BB 1B		4	1	2	0	0	0	1
25 Mark Teixeira, S (1, 3) OBP: 0.324, SLG: 0.417	C FF 92 B SL 86 F CH 86 S FF 93 1-3 ③ K			X SI 92 0-0 ① L9		C CU 78 B CU 77 C FF 91 B CU 79 C FF 93 2-3 ① K		C CU 84 F FF 92 B FF 93 S CU 85 1-3 ① K		4	0	0	0	0	3	2
36 Carlos Beltrán, S (1, 9) OBP: 0.303, SLG: 0.420		C SL 84 B CH 84 C FF 92 S CU 78 1-3 ① K		C FF 94 X CH 85 0-1 ② F9		B CH 85 C FF 93 F FF 93 B FF 93 B CU 77 S FF 92 3-3 ② K		B FF 91 B CU 83 F CU 84 B FC 91 S CU 84 X CU 83 3-2 ② F7		4	0	0	0	0	2	2
12 Chase Headley, S (1, 5) OBP: 0.313, SLG: 0.361		B SI 93 F CH 86 X SL 84 1-1 ② G1-3		C SL 85 D SL 86 X SI 93 1-1 29 1B 1-3 1B		B CU 76 C CU 77 X CH 86 1-1 2B		D CU 85 1 SAFE B SI 92 B CU 83 B FF 92 4-0 1-2 BB		3	0	2	0	1	0	0
29 Francisco Cervelli, R (1, 2) OBP: 0.341, SLG: 0.448		C SL 84 B FF 93 X SI 92 1-1 3B		C SI 93 D CH 86 X CH 86 1-1 1-2 3-H 1B		D SL 84 B CU 77 C FF 92 C CU 79 S CU 80 2-3 ③ K		C CU 84 S CU 84 S CU 84 0-3 ③ K		4	0	2	1	0	2	3
33 Stephen Drew, L (1, 6) OBP: 0.244, SLG: 0.320		F FF 92 C FF 94 S FF 94 0-3 ③ K		B SL 85 B FF 94 X FF 94 2-0 ③ F7			B CU 76 X FF 91 1-0 ① P4		C FF 90 B FF 91 X FC 90 1-1 ① P4	4	0	0	0	0	1	3
45 Zelous Wheeler, R (1, 7) OBP: 0.277, SLG: 0.378 22 Jacoby Ellsbury, L (9, PH) OBP: 0.348, SLG: 0.435 31 Ichiro Suzuki, L (9, PR) OBP: 0.327, SLG: 0.330			B FF 92 C SL 83 X SL 83 1-1 ① P4		C SL 84 C FF 91 X FF 92 0-2 ① F9		C FF 92 B CU 78 B FF 92 F FF 93 B CU 78 X FF 93 3-2 ② F8		B FF 92 F FC 90 F FC 90 B CU 74 F CU 75 B FF 91 X FF 90 3-2 11 G3 2B	3 1 0	0 0 0	0 1 0	0 0 0	0 0 0	0 0 0	0 0 0
Inning Stats	R: 1 E: 0 K: 1 S: 9 H: 2 LOB: 0 BB: 0 P: 13	R: 0 E: 0 K: 2 S: 10 H: 1 LOB: 1 BB: 0 P: 13	R: 0 E: 0 K: 0 S: 6 H: 0 LOB: 0 BB: 0 P: 12	R: 1 E: 0 K: 0 S: 10 H: 3 LOB: 2 BB: 0 P: 15	R: 1 E: 1 K: 0 S: 9 H: 1 LOB: 0 BB: 0 P: 14	R: 0 E: 0 K: 3 S: 11 H: 1 LOB: 1 BB: 0 P: 19	R: 0 E: 0 K: 0 S: 9 H: 1 LOB: 1 BB: 0 P: 14	R: 0 E: 0 K: 2 S: 13 H: 1 LOB: 2 BB: 1 P: 21	R: 0 E: 0 K: 0 S: 10 H: 1 LOB: 2 BB: 0 P: 15	1B: 5 2B: 3 3B: 2 HR: 1	SF: 0 SAC: 0 DP: 1 HBP: 0					

PITCHER		IP	WLS	BF	H	R	ER	SO	BB	IBB	HBP	BLK	WP	HR	S	P	ERA	WHIP
48 J.A. Happ, L ERA: 4.37	(1, 1)	7.0	W	29	9	3	3	6	0	0	0	0	0	1	64	100	3.86	1.286
27 Brett Cecil, L ERA: 3.2	(8, 1)	1.0	H	5	1	0	0	2	1	0	0	0	0	0	13	21	0.00	2.000
44 Casey Janssen, R ERA: 3.82	(9, 1)	1.0	S	4	1	0	0	0	0	0	0	0	0	0	10	15	0.00	1.000

PITCHER	IP	WLS	BF	H	R	ER	SO	BB	IBB	HBP	BLK	WP	HR	S	P	ERA	WHIP

TOP

New York Yankees @ Toronto Blue Jays

Rogers Centre, Toronto, ON

Sun Aug 31 2014, 1:09 PM - 3:36 PM EDT

Att. 45,678 - Cloudy - 77 F

livebaseballscorecards.com

AB	37
R	3
H	11
RBI	2
BB	1
SO	8
LOB	15

WP: 0	PB: 0	SB: 0
CS: 0	PA: 38	

Batter	1	2	3	4	5	6	7	8	9	AB	R	H	RBI	BB	SO	LOB
7 José Reyes, S (1, 6) OBP: 0.328, SLG: 0.401	C FF 92 S CU 81 B FF 93 F FC 92 X CU 82 1-2 ① G5-3		B CU 81 C SI 93 B FC 91 F FC 92 F CU 83 B FF 94 B SI 94 4-2 BB			B FC 89 B CU 81 C FF 93 F SI 93 F FF 94 X CU 83 2-2 ② G3	S KC 83 D KC 85 F FF 98 C SV 85 1-3 ③ K			3	0	0	0	1	1	2
53 Melky Cabrera, S (1, 7) OBP: 0.355, SLG: 0.464	B SI 93 X SI 92 1-0 ② G4-3		1 SAFE B SI 94 B CU 83 X SI 94 2-0 ③ F7			C CU 81 X FF 94 0-1 HR		B FF 98 B KC 81 X FF 97 2-0 ① L8		4	1	1	1	0	0	1
19 José Bautista, R (1, 9) OBP: 0.398, SLG: 0.521	C FF 93 X SI 93 0-1 ③ G6-3			C FC 91 B FC 91 S FF 93 B CU 82 F FF 94 X CU 84 2-2 ① G5-3		B CU 83 B FC 92 C CU 82 X SI 93 2-1 HR		C KC 84 B KC 84 C FF 97 B FF 97 B SV 83 S KC 84 3-3 ② K		4	1	1	1	0	1	0
26 Adam Lind, L (1, 10) OBP: 0.373, SLG: 0.466 11 Kevin Pillar, R (8, PR) OBP: 0.246, SLG: 0.345 (9, 10)		B CU 81 B SI 92 B FF 93 C FF 93 X FF 93 3-1 ① G4-3		C CU 82 B FF 94 F FC 93 X FC 92 1-2 ② G4-3		S FF 95 F SI 94 X FF 95 0-2 ③ F7		X FF 98 0-0 1B		4 0	0 0	1 0	0 0	0 0	0 0	0 0
10 Edwin Encarnación, R (1, 3) OBP: 0.351, SLG: 0.556		C FC 92 X SI 93 0-1 ② G4-3		C FF 94 X FC 92 0-1 ③ G4-3			B FC 92 C CU 82 B FF 94 F FC 92 B FF 94 X FC 93 3-2 HR	S KC 84 B KC 84 1 SAFE F FF 98 X SV 84 1-2 ③ L9		4	1	1	1	0	0	1
30 Dioner Navarro, S (1, 2) OBP: 0.317, SLG: 0.394 18 Steve Tolleson, R (7, PR) OBP: 0.289, SLG: 0.351 (8, 4)		B FF 94 X SI 94 1-0 28 S 1B			C SI 93 C FC 92 S CU 83 0-3 ① K		B CU 81 B SI 93 B FF 94 B SI 94 4-0 66 S 66 1B BB			2 0	0 1	1 0	0 0	1 0	1 0	0 0
28 Colby Rasmus, L (1, 8) OBP: 0.287, SLG: 0.438		C CU 83 C FC 91 F FF 95 S CU 83 0-3 ③ K 1-2			S CU 82 S FF 94 S CU 83 0-3 ② K		F FF 96 F FF 97 C SV 85 0-3 ① K			3	0	0	0	0	3	2
15 Danny Valencia, R (1, 5) OBP: 0.332, SLG: 0.395			C FF 93 C FC 91 B FF 94 X CU 83 1-2 66 L3 1B		B CU 83 C FC 91 F FF 93 F FF 94 S CU 83 1-3 ③ K		F FF 98 F FF 100 B FF 98 S KC 85 1-3 ② K			3	0	1	0	0	2	1
66 Munenori Kawasaki, L (1, 4) OBP: 0.327, SLG: 0.315 22 Josh Thole, L (8, 2) OBP: 0.344, SLG: 0.297			X FF 93 0-0 ① ② L3 1-1			C FF 93 C CU 82 B FF 94 B FF 95 X CU 82 2-2 ① G3-1	F FF 98 B FF 98 B KC 83 X FF 97 2-1 1-H 1B			3 0	0 0	1 0	1 0	0 0	0 0	1 0
Inning Stats	R: 0 E: 0 K: 0 S: 7 H: 0 LOB: 0 BB: 0 P: 9	R: 0 E: 0 K: 1 S: 9 H: 1 LOB: 1 BB: 0 P: 13	R: 0 E: 0 K: 0 S: 8 H: 1 LOB: 1 BB: 1 P: 15	R: 0 E: 0 K: 0 S: 9 H: 0 LOB: 0 BB: 0 P: 12	R: 0 E: 0 K: 3 S: 10 H: 0 LOB: 0 BB: 0 P: 11	R: 2 E: 0 K: 0 S: 14 H: 2 LOB: 0 BB: 0 P: 20	R: 2 E: 0 K: 3 S: 14 H: 2 LOB: 2 BB: 1 P: 25	R: 0 E: 0 K: 1 S: 8 H: 1 LOB: 1 BB: 0 P: 14		1B: 4 2B: 1 3B: 0 HR: 3 SF: 0 SAC: 0 DP: 1 HBP: 0				WP: 0 PB: 0 SB: 2 CS: 0 PA: 32		

PITCHER		IP	WLS	BF	H	R	ER	SO	BB	IBB	HBP	BLK	WP	HR	S	P	ERA	WHIP
38 Brandon McCarthy, R ERA: 4.19	(1, 1)	6.0	L	24	5	4	4	4	2	0	0	0	0	3	60	90	6.00	1.167
68 Dellin Betances, R ERA: 1.46	(7, 1)	2.0		8	2	0	0	4	0	0	0	0	0	0	19	29	0.00	1.000

PITCHER		IP	WLS	BF	H	R	ER	SO	BB	IBB	HBP	BLK	WP	HR	S	P	ERA	WHIP

BOTTOM

New York Yankees @ Toronto Blue Jays

Rogers Centre, Toronto, ON

Sun Aug 31 2014, 1:09 PM - 3:36 PM EDT

Att. 45,678 - Cloudy - 77 F

livebaseballscorecards.com

AB	30
R	4
H	7
RBI	4
BB	2
SO	8
LOB	8

Boston Red Sox @ New York Yankees

Yankee Stadium, Bronx, NY

Tue Sep 02 2014, 7:09 PM - 10:37 PM EDT

Att. 40,334 - Partly Cloudy - 89 F

livebaseballscorecards.com

TOP

Batter	1	2	3	4	5	6	7	8	9	AB	R	H	RBI	BB	SO	LOB
26 Brock Holt, L (1, 4) OBP: 0.334, SLG: 0.377	C SI 93 X SI 94 0-1 ① L7	B FF 92 B SI 92 X FF 94 2-0 ② L9	X SI 92 0-0 ③ G3		C SI 89 B SI 90 B CU 76 B CU 75 F SI 90 C CU 74 3-3 ② K			B FF 91 C FF 92 F FC 89 X FF 93 1-2 ① F7	C FF 92 B SI 90 F FF 92 S FF 93 1-3 ③ K	6	0	0	0	0	2	5
50 Mookie Betts, R (1, 8) OBP: 0.358, SLG: 0.474	C SI 94 X SI 94 0-1 ③ 34 BB / 52 2B 1B	B CU 79 X SI 92 1-0 ③ L8		B FF 93 X SI 93 1-0 HR	B SI 90 C SI 90 B CU 77 B SI 90 C SI 90 X CU 74 3-2 2-3 1B			B CH 81 B FF 90 C FF 92 X FF 90 2-1 ② L7		5	2	3	1	0	0	1
34 David Ortiz, L (1, 10) OBP: 0.360, SLG: 0.511	B SI 94 B CU 83 1 SAFE B SI 93 B SI 94 4-0 52 2B / 12 SF8 1-2 BB		X SI 93 0-0 ① F7	C CU 77 B CU 81 B FF 93 F SL 88 B CH 87 X SL 87 3-2 ① F8	B CU 74 F SI 90 F CU 74 B CU 74 S CU 78 2-3 ③ K			C FC 88 F FF 92 T FF 93 0-2 ③ K		4	1	0	0	1	2	2
52 Yoenis Cespedes, R (1, 7) OBP: 0.304, SLG: 0.468	C SL 88 S SL 89 F SL 89 F FF 96 F CU 84 B SL 86 X CH 88 1-2 1-3 2-H 2B		X SI 93 0-0 12 BB / 29 HR 1B	C FF 94 B FF 91 S SL 82 X FF 94 1-2 ② F9		B SI 95 C SL 84 T FF 94 B FF 95 F FF 94 F FF 96 F SL 85 F FF 96 F FF 96 2-2 ① F8			C SI 91 X ST 85 0-1 12 SF9 3B	5	2	3	1	0	0	0
12 Mike Napoli, R (1, 3) OBP: 0.371, SLG: 0.432	B FF 95 C FF 95 B SI 94 B SL 89 C CU 83 X SL 89 3-2 ② SF8 3-H		B SL 88 D CU 83 B SI 93 C SI 93 S SL 86 B SL 86 4-2 29 HR 1-2 BB	B CU 78 F FF 93 B SI 92 B SL 82 B FF 93 4-1 29 1B BB		C SL 86 B FF 96 B FF 95 C SL 85 S FF 96 2-3 ② K			C SI 91 X SI 92 0-1 ① SF9 3-H	1	1	0	2	2	1	0
29 Daniel Nava, S (1, 9) OBP: 0.340, SLG: 0.345	C CU 82 B CH 88 F SI 93 H SL 89 2-2 HBP		C FF 93 B FF 93 X FF 94 1-1 1-H 2-H HR	C FF 92 B CU 77 X FF 91 1-1 1-3 1B		C FF 95 B CH 87 S CH 87 T CH 88 1-2 ③ K			B FF 93 B SI 93 B SI 92 C FF 92 F SI 92 B SI 93 4-2 16 PB / 2 1B BB	3	2	2	3	1	1	0
16 Will Middlebrooks, R (1, 5) OBP: 0.251, SLG: 0.268	B CU 82 D SI 93 C SI 93 C SI 93 B SI 93 C SL 87 3-3 ③ K		S CU 82 B CU 82 B SI 93 C SI 94 C SL 87 2-3 ② K	C CU 82 X SL 87 0-1 ③ L7			C FF 94 F FF 93 B SL 86 C SL 87 1-3 ① K		B ST 84 B SI 92 F SI 91 S ST 84 C ST 84 2-3 1-2 ② K	5	0	0	0	0	4	5
2 Xander Bogaerts, R (1, 6) OBP: 0.298, SLG: 0.350		C SI 90 S SL 86 X SL 87 0-2 1B	X SI 93 0-0 HR		B FF 94 C FF 94 F SL 83 F FF 94 X SL 83 1-2 50 1B 2B		X FF 94 0-0 ② F7		B SI 92 S ST 84 X ST 84 1-1 3 BB 2-H 1B	5	1	4	2	0	0	0
3 David Ross, R (1, 2) OBP: 0.263, SLG: 0.369		D SI 91 F SI 92 1 SAFE B SI 92 F SL 84 C SL 86 2-3 ① K	C SL 85 B SL 86 F SI 93 B CU 83 B SL 87 B FF 93 4-2 BB		B FF 94 C FF 93 B SI 93 B FF 94 F FF 92 S FF 94 3-3 ① K		B FF 95 S FF 95 C SL 85 F FF 95 B SL 84 X SL 85 2-2 ③ F7		B SI 91 B SI 91 B FF 92 C FF 91 B FF 92 4-1 1-2 BB	3	0	0	0	2	2	2
Inning Stats	R: 2 E: 0 K: 1 S: 18 H: 2 LOB: 2 BB: 1 P: 31	R: 0 E: 0 K: 1 S: 8 H: 1 LOB: 1 BB: 0 P: 13	R: 4 E: 0 K: 1 S: 13 H: 3 LOB: 1 BB: 2 P: 24	R: 1 E: 0 K: 0 S: 12 H: 2 LOB: 2 BB: 1 P: 22	R: 0 E: 0 K: 3 S: 16 H: 2 LOB: 2 BB: 0 P: 28	R: 0 E: 0 K: 2 S: 15 H: 0 LOB: 0 BB: 0 P: 20	R: 0 E: 0 K: 1 S: 8 H: 0 LOB: 0 BB: 0 P: 11	R: 0 E: 0 K: 1 S: 8 H: 0 LOB: 0 BB: 0 P: 11	R: 2 E: 0 K: 2 S: 15 H: 2 LOB: 2 BB: 2 P: 27	1B: 6 2B: 2 3B: 1 HR: 3 SF: 2 SAC: 0 DP: 0 HBP: 1						

	AB	37
	R	9
	H	12
	RBI	9
	BB	6
	SO	12
	LOB	15

WP: 0 PA: 46
PB: 1
SB: 0
CS: 0

PITCHER		IP	WLS	BF	H	R	ER	SO	BB	IBB	HBP	BLK	WP	HR	S	P	ERA	WHIP
61 Shane Greene, R ERA: 3.88	(1, 1)	2.2	L	18	6	6	6	3	3	0	1	0	0	2	38	67	20.25	3.375
53 Esmil Rogers, R ERA: 5.11	(3, 1)	1.2		9	3	1	1	1	1	0	0	0	0	1	20	34	5.40	2.400
57 Rich Hill, L ERA: 3.0	(5, 1)	0.2		3	1	0	0	2	0	0	0	0	0	0	9	17	0.00	1.500
43 Adam Warren, R ERA: 3.29	(6, 1)	2.0		6	0	0	0	3	0	0	0	0	0	0	23	31	0.00	0.000
55 David Huff, L ERA: 3.71	(8, 1)	1.0		3	0	0	0	1	0	0	0	0	0	0	8	11	0.00	0.000

PITCHER		IP	WLS	BF	H	R	ER	SO	BB	IBB	HBP	BLK	WP	HR	S	P	ERA	WHIP
64 Chaz Roe, R ERA: 9.0	(9, 1)	1.0		7	2	2	1	2	2	0	0	0	0	0	15	27	9.00	4.000

Boston Red Sox @ New York Yankees

Yankee Stadium, Bronx, NY

Tue Sep 02 2014, 7:09 PM - 10:37 PM EDT

Att. 40,334 - Partly Cloudy - 89 F

livebaseballscorecards.com

BOTTOM

Batter	1	2	3	4	5	6	7	8	9	AB	R	H	RBI	BB	SO	LOB
22 Jacoby Ellsbury, L (1, 8) OBP: 0.345, SLG: 0.430	B SI 93 F SI 93 C FF 93 B CU 78 F CH 83 B SI 94 T SI 93 3-2 **K** ①		B SI 92 C CH 83 X CH 84 1-1 **G3** ③		B SI 94 S SI 94 F SI 94 X SI 96 1-2 **L6** ②		B FF 91 T SL 87 X SL 86 1-1 **F9** ③		S FF 89 B FF 88 F FF 89 X FS 80 1-2 **G4-3** ③ 1-2	5	0	0	0	0	1	5
2 Derek Jeter, R (1, 6) OBP: 0.308, SLG: 0.311	L SI 95 B SI 96 B FF 97 C SI 96 X SI 97 2-2 **G4-3** ②			C SI 94 F CH 84 B SL 88 X FF 96 1-2 **G4-3** ①	X SL 87 0-0 **1B** 1-2 2-3 3-H			B SI 91 X SL 86 1-0 **F8** ①		4	0	1	1	0	0	0
11 Brett Gardner, L (1, 7) OBP: 0.342, SLG: 0.440 33 Stephen Drew, L (6, 4) OBP: 0.243, SLG: 0.319	B FF 97 C SI 96 B SI 95 C SI 96 C SI 95 2-3 **K** ③			B SL 87 F SI 94 B SI 94 C SI 94 S CU 78 2-3 **K2-3** ②	C SI 94 B CH 83 B SI 95 S CH 84 C SI 96 2-3 **K** ③			B FF 90 F FF 91 B SL 84 F SL 85 B SI 89 C SL 86 3-3 **K** ②		3 1	0 0	0 0	0 0	0 0	3 1	3 0
25 Mark Teixeira, S (1, 3) OBP: 0.323, SLG: 0.414		C SI 94 C SI 95 S FF 97 0-3 **K** ①		C CU 80 F SI 95 B SI 94 X SI 97 1-2 **F8** ③		B SI 92 F CH 83 B SI 94 X SI 94 2-1 **P3** ①		B SI 90 C SI 90 F SL 86 F CU 80 B SI 92 B SL 86 B SL 86 4-2 **BB**		3	0	0	0	1	1	0
36 Carlos Beltrán, S (1, 9) OBP: 0.305, SLG: 0.420		C SI 96 F CU 80 B FF 97 B SI 96 C CH 86 2-3 **K** ②			B CU 76 X CU 76 1-0 14 1B 34 1B 29 BB **1B**	C CU 79 B SI 95 F SI 94 B CH 84 B SL 85 B CH 82 4-2 34 G6-4-3 **BB**		B SL 86 B SI 88 B SL 86 C SI 90 F SI 90 X SL 86 3-2 **F9** ③		3	1	1	0	1	1	1
34 Brian McCann, L (1, 10) OBP: 0.289, SLG: 0.392		C SI 98 C SI 98 X FF 96 0-2 **L7** ③			X SI 92 0-0 29 BB 14 1B 2 1B **1B** 1-2	C CU 79 C SI 92 D SI 92 D CH 84 F SI 94 X SI 93 2-2 **G6-4-3** ② ③ 1-2f			B FF 88 C SI 89 X FS 80 1-1 **HR**	4	2	2	1	0	0	1
14 Martín Prado, R (1, 4) (6, 7) OBP: 0.317, SLG: 0.397 24 Chris Young, R (9, PH) OBP: 0.282, SLG: 0.345			B SI 96 F SI 95 X SI 96 1-1 **HR**		C SI 94 D SL 86 X CU 76 1-1 **1B** ① 1-2 2-3		C FF 95 X SI 94 0-1 E5 29 G6-4-3 12 BB		C SI 90 F SI 89 C FS 80 0-3 **K** ①	3 1	1 0	2 0	1 0	0 0	0 1	0 0
12 Chase Headley, S (1, 5) OBP: 0.316, SLG: 0.361			X SI 93 0-0 **G5-3** ①		B CU 80 B SI 94 B CH 84 B SI 93 4-0 2 1B 29 BB **BB**		B SI 92 D CH 85 F SI 95 F SI 92 F SI 93 D CU 78 F SI 95 D CH 84 4-2 29 G6-4-3 1-2 **BB**		B FF 88 X FF 88 1-0 22 DI **1B**	2	0	1	0	2	0	0
29 Francisco Cervelli, R (1, 2) OBP: 0.341, SLG: 0.441 31 Ichiro Suzuki, L (9, PH) OBP: 0.326, SLG: 0.329			B SI 94 X SL 88 1-0 **G6-3** ②		B CU 79 F SI 94 B CU 80 D SL 85 B SI 95 4-1 2 1B **BB** 1-2 2-3 3-H		X SI 95 0-0 **G6-4-3** ① ② 1-2f 2-3		B FF 88 S FF 88 S FF 88 B FF 88 F FF 88 S FF 88 2-3 **K** ②	2 1	0 0	0 0	1 0	1 0	0 1	2 1

Inning Stats	1	2	3	4	5	6	7	8	9
	R: 0 E: 0 K: 2 S: 10 H: 0 LOB: 0 BB: 0 P: 17	R: 0 E: 0 K: 2 S: 9 H: 0 LOB: 0 BB: 0 P: 11	R: 1 E: 0 K: 0 S: 6 H: 1 LOB: 0 BB: 0 P: 9	R: 0 E: 0 K: 1 S: 9 H: 0 LOB: 0 BB: 0 P: 13	R: 2 E: 0 K: 1 S: 12 H: 4 LOB: 3 BB: 2 P: 25	R: 0 E: 0 K: 0 S: 8 H: 0 LOB: 0 BB: 1 P: 16	R: 0 E: 1 K: 0 S: 9 H: 0 LOB: 1 BB: 1 P: 14	R: 0 E: 0 K: 1 S: 10 H: 0 LOB: 1 BB: 1 P: 21	R: 1 E: 0 K: 2 S: 13 H: 2 LOB: 1 BB: 0 P: 18

	AB	32
	R	4
	H	7
	RBI	4
	BB	5
	SO	9
	LOB	13

1B: 5 SF: 0 WP: 0 PA: 37
2B: 0 SAC: 0 PB: 0
3B: 0 DP: 2 SB: 0
HR: 2 HBP: 0 CS: 0

PITCHER		IP	WLS	BF	H	R	ER	SO	BB	IBB	HBP	BLK	WP	HR	S	P	ERA	WHIP
56 Joe Kelly, R ERA: 4.13	(1, 1)	6.2	W	27	5	3	3	6	4	0	0	0	0	1	61	102	4.05	1.350
59 Tommy Layne, L ERA: 0.66	(7, 1)	1.1		5	0	0	0	1	1	0	0	0	0	0	12	24	0.00	0.750
19 Koji Uehara, R ERA: 2.36	(9, 1)	1.0		5	2	1	1	2	0	0	0	0	0	1	13	18	9.00	2.000

PITCHER	IP	WLS	BF	H	R	ER	SO	BB	IBB	HBP	BLK	WP	HR	S	P	ERA	WHIP

Batter	1	2	3	4	5	6	7	8	9	AB	R	H	RBI	BB	SO	LOB
26 Brock Holt, L (1, 5) OBP: 0.333, SLG: 0.378	C SI 89 X FS 86 0-1 G3-1		C CU 74 X FS 85 0-1 G3			C CU 75 1 SAFE X SI 90 0-1 50 F9 1-H 2B		C FF 98 B FF 99 B FF 98 F FF 97 F FF 98 S SV 85 2-3 K		4	0	1	1	0	1	2
50 Mookie Betts, R (1, 8) OBP: 0.345, SLG: 0.455	C FF 90 F SL 83 B FF 90 F SL 83 S FS 87 1-3 K			B SL 81 B SL 80 X SI 89 2-0 F8		C SL 83 X SL 83 0-1 F9 2-3		C KC 83 B KC 82 F FF 97 S KC 84 1-3 K 1-2		4	0	0	0	0	2	2
34 David Ortiz, L (1, 10) OBP: 0.358, SLG: 0.506	C FS 86 B FF 92 F FF 92 F FS 87 F FS 84 F FF 91 B FS 85 F FS 84 B FS 86 3-2 F SI 92 X FF 92 G3			F FS 84 B FS 87 X FS 85 1-1 G4-3		C FF 93 B FF 93 B FS 87 X SI 93 2-1 F7			B FC 92 F FC 91 B KC 84 X FC 93 2-1 F7	4	0	0	0	0	0	1
52 Yoenis Cespedes, R (1, 7) OBP: 0.304, SLG: 0.466		F SI 89 S FF 91 S FS 86 0-3 K		B SI 92 F SI 92 B FS 88 X SI 92 2-2 G6-3			S SL 82 X SI 90 0-1 G1-3		B FC 91 B FC 90 B FC 91 C FC 90 F FC 92 X FC 91 3-2 29 DI 1B	4	0	1	0	0	1	0
29 Daniel Nava, S (1, 9) OBP: 0.342, SLG: 0.347		B SI 91 C FF 91 F CU 75 F FF 92 B FS 87 C SI 92 2-3 K			X FF 91 0-0 5 K 1B		C SI 91 C SI 92 X FS 88 0-2 2 FC5-4 1B		B FC 93 B FC 93 C FC 92 C FC 93 S KC 84 2-3 K2-3 1-2	4	0	2	0	0	2	1
5 Allen Craig, R (1, 3) OBP: 0.285, SLG: 0.337		C SI 92 S FS 87 S FS 88 0-3 K			1 SAFE B SI 91 C SL 83 1 SAFE S FS 88 S FS 88 1-3 K 1-2		C SI 91 D FS 86 F SI 90 D FS 86 F SI 90 S SL 83 2-3 K		C KC 83 F FC 92 B FC 90 S FC 92 1-3 K	4	0	0	0	0	4	3
2 Xander Bogaerts, R (1, 6) OBP: 0.296, SLG: 0.348			C SL 82 S SL 82 S SI 91 0-3 K		C FF 93 B SI 93 S SI 89 F FS 88 B SL 84 F FS 86 F SL 82 F SI 92 F SI 93 2-3 S FS 87 K		F SL 81 D FS 85 1 SAFE X SI 92 1-1 FC5-4 1-2f			3	0	0	0	0	2	1
55 Christian Vázquez, R (1, 2) OBP: 0.290, SLG: 0.267			C SL 82 X SL 84 0-1 1B			C FF 91 X SL 82 0-1 F9		B FF 97 X FF 95 1-0 G6-3		3	0	1	0	0	0	0
7 Jemile Weeks, S (1, 4) OBP: 0.357, SLG: 0.462			C SI 90 F FS 86 X FS 86 0-2 P5			C FF 91 S FS 86 B FS 87 B FS 87 H SI 91 3-2 26 2B HBP		C FF 96 C KC 80 B SV 85 B SV 84 B FF 98 X FF 96 3-2 50 S 1B		2	1	1	0	0	0	1
Inning Stats	R: 0 E: 0 K: 1 S: 14 H: 0 LOB: 0 BB: 0 P: 18	R: 0 E: 0 K: 3 S: 10 H: 0 LOB: 0 BB: 0 P: 12	R: 0 E: 0 K: 1 S: 10 H: 1 LOB: 1 BB: 0 P: 10	R: 0 E: 0 K: 0 S: 6 H: 0 LOB: 0 BB: 0 P: 11	R: 0 E: 0 K: 2 S: 12 H: 1 LOB: 0 BB: 0 P: 15	R: 1 E: 0 K: 0 S: 10 H: 1 LOB: 1 BB: 0 P: 15	R: 0 E: 0 K: 1 S: 11 H: 1 LOB: 1 BB: 0 P: 14	R: 0 E: 0 K: 2 S: 11 H: 1 LOB: 1 BB: 0 P: 18	R: 0 E: 0 K: 2 S: 11 H: 1 LOB: 1 BB: 0 P: 19	1B: 5 2B: 1 3B: 0 HR: 0 SF: 0 SAC: 0 DP: 0 HBP: 1						

PITCHER	IP	WLS	BF	H	R	ER	SO	BB	IBB	HBP	BLK	WP	HR	S	P	ERA	WHIP
18 Hiroki Kuroda, R (1, 1) ERA: 3.78	7.0	W	25	4	1	1	8	0	0	1	0	0	0	73	95	1.29	0.571
68 Dellin Betances, R (8, 1) ERA: 1.44	1.0		4	1	0	0	2	0	0	0	0	0	0	11	18	0.00	1.000
30 David Robertson, R (9, 1) ERA: 2.92	1.0		4	1	0	0	2	0	0	0	0	0	0	11	19	0.00	1.000

PITCHER	IP	WLS	BF	H	R	ER	SO	BB	IBB	HBP	BLK	WP	HR	S	P	ERA	WHIP

TOP

Boston Red Sox @ New York Yankees

Yankee Stadium, Bronx, NY

Wed Sep 03 2014, 7:11 PM - 10:23 PM EDT

Att. 40,007 - Partly Cloudy - 82 F

livebaseballscorecards.com

AB	32
R	1
H	6
RBI	1
BB	0
SO	12
LOB	11

PA: 33

WP: 0
PB: 0
SB: 1
CS: 0

BOTTOM

Boston Red Sox @ New York Yankees

Yankee Stadium, Bronx, NY

Wed Sep 03 2014, 7:11 PM - 10:23 PM EDT

Att. 40,007 - Partly Cloudy - 82 F

livebaseballscorecards.com

Batter	1	2	3	4	5	6	7	8	9	AB	R	H	RBI	BB	SO	LOB
22 Jacoby Ellsbury, L (1, 8) OBP: 0.344, SLG: 0.434	B FF 91 F FF 91 F FF 92 F CU 79 X FF 93 1-2 F9 ①		X FF 92 0-0 F7 ①		C FF 92 B CH 83 X FF 91 1-1 1-2 2-3 1B		B SL 86 F SI 91 B CH 86 X SI 90 2-1 L7 ①	C FS 85 X FS 85 0-1 G4-3 ③		3	1	1	1	0	0	0
2 Derek Jeter, R (1, 6) OBP: 0.309, SLG: 0.311	X FF 93 0-0 11 1B 36 CS 1B		B FF 92 F FF 92 S CH 85 B CU 79 X CU 78 2-2 G6-3 ②		D CH 85 B FF 92 X FF 91 2-0 SF7 ② 3-H		B SL 88 C SL 86 B SL 87 B SI 92 X SI 91 3-1 11 1B 3B			3	1	1	0	1	0	2
11 Brett Gardner, L (1, 7) OBP: 0.344, SLG: 0.441	B FF 93 X FF 93 1-0 36 CS 1-2 1B		X FF 93 0-0 F8 ③		C FF 92 S CH 84 B FF 93 B CH 84 B FF 93 X FF 92 3-2 L9 ③		B FF 93 F FF 93 B SL 88 B SL 88 B SL 87 4-1 36 FC4-6 11 1B 34 1B BB			4	0	2	1	0	0	0
36 Carlos Beltrán, S (1, 10) OBP: 0.305, SLG: 0.416	D CU 80 C FF 93 B CH 84 2-1 CS ② ③ 1-2 2-H			C CU 78 F FF 91 B FF 92 B FF 92 X CH 84 2-2 G1-3 ①		F FF 91 B CH 83 B FF 92 B CU 77 X FF 91 3-1 P2 ①	X CH 88 0-0 36 FC4-6 1-2 3-H 1B			3	0	0	0	1	1	2
25 Mark Teixeira, S (1, 3) OBP: 0.325, SLG: 0.413		C FF 92 C FF 93 F FF 93 B CU 78 B CU 78 S CH 84 2-3 K ①		S CH 84 B FF 92 S FF 93 X FF 92 1-2 P2 ②		B FF 91 B FF 92 C CH 84 B FF 92 B FF 91 4-1 12 1B 34 1B BB	C SL 88 C SL 87 X FF 94 0-2 FC4-6 ② 25 BB 34 1B 1-2f 2-3			3	1	1	0	1	1	1
34 Brian McCann, L (1, 2) OBP: 0.295, SLG: 0.405		C FF 93 C CU 79 B FF 94 F CU 80 B FF 93 X CU 77 2-2 34 HR 1B		X FF 92 0-0 F8 ③		C FF 89 B SL 85 F CH 76 F FF 89 F CH 77 C FF 90 1-3 K ②	B SL 89 B FF 93 S FF 92 T SI 93 B SL 88 B SL 88 4-2 34 1B 1-2 BB			4	1	4	3	0	0	0
12 Chase Headley, S (1, 5) OBP: 0.316, SLG: 0.360		F FF 92 S FF 93 X FF 93 0-2 1-H HR			B CU 77 C CU 76 F CH 84 X CH 83 1-2 12 FC6-5 1B	C SL 86 B CH 75 X SL 86 1-1 12 1B 1-2 1B	C SI 91 S SL 87 D CU 84 F FF 94 B SL 86 X SL 86 2-2 1-2 2-H 3-H 1B			4	1	1	0	0	0	1
33 Stephen Drew, L (1, 4) OBP: 0.243, SLG: 0.314		C CU 80 F FF 93 X CU 79 0-2 G5-3 ②			C CH 84 D FF 92 C CH 84 X CU 78 1-2 FC6-5 ① 31 1B 33 BB 22 SF7 1-2f	B SL 86 B SI 88 B FF 89 X FF 88 3-0 1-2 2-3 1B		C FS 85 X FS 84 0-1 F8 ①		3	0	0	0	1	1	3
31 Ichiro Suzuki, L (1, 9) OBP: 0.325, SLG: 0.328		T FF 93 F FF 93 B CU 78 B FF 93 F FF 93 B CU 78 F FF 92 F FF 92 X CU 81 3-2 G3 ③			B FF 92 B FF 91 C FF 91 B CH 82 B FF 91 4-1 31 1B 1-2 BB	B SL 84 F FF 88 C FF 90 F FF 90 F SL 88 B CH 77 S FF 90 2-3 K ③		C FS 85 B FS 86 X FS 86 1-1 G3 ②		4	0	1	0	0	0	0
Inning Stats	R: 0 E: 0 K: 0 S: 7 H: 2 LOB: 1 BB: 0 P: 11	R: 2 E: 0 K: 1 S: 20 H: 2 LOB: 0 BB: 0 P: 27	R: 0 E: 0 K: 0 S: 5 H: 0 LOB: 0 BB: 0 P: 7	R: 0 E: 0 K: 0 S: 7 H: 0 LOB: 0 BB: 0 P: 10	R: 1 E: 0 K: 0 S: 13 H: 2 LOB: 2 BB: 1 P: 25	R: 0 E: 0 K: 2 S: 16 H: 2 LOB: 3 BB: 1 P: 30	R: 2 E: 0 K: 0 S: 15 H: 3 LOB: 2 BB: 2 P: 30	R: 0 E: 0 K: 0 S: 6 H: 0 LOB: 0 BB: 0 P: 7		1B: 9 2B: 1 3B: 1 HR: 1 SF: 1 SAC: 0 DP: 1 HBP: 0						

	AB	31
	R	5
	H	11
	RBI	5
	BB	4
	SO	3
	LOB	9

WP: 0 PA: 37
PB: 0
SB: 0
CS: 1

PITCHER	IP	WLS	BF	H	R	ER	SO	BB	IBB	HBP	BLK	WP	HR	S	P	ERA	WHIP
63 Anthony Ranaudo, R (1, 1) ERA: 4.63	5.1	L	22	6	3	3	1	2	0	0	0	0	1	55	90	5.06	1.500
32 Craig Breslow, L (6, 1) ERA: 4.56	0.2		4	2	0	0	2	0	0	0	0	0	0	13	20	0.00	3.000
30 Alex Wilson, R (7, 1) ERA: 2.33	1.0		7	3	2	2	0	2	0	0	0	0	0	15	30	18.00	5.000
54 Edward Mujica, R (8, 1) ERA: 4.13	1.0		3	0	0	0	0	0	0	0	0	0	0	6	7	0.00	0.000

PITCHER	IP	WLS	BF	H	R	ER	SO	BB	IBB	HBP	BLK	WP	HR	S	P	ERA	WHIP

Boston Red Sox @ New York Yankees

Yankee Stadium, Bronx, NY

Thu Sep 04 2014, 7:08 PM - 10:24 PM EDT

Att. 44,708 - Partly Cloudy - 80 F

TOP

livebaseballscorecards.com

Batter	1	2	3	4	5	6	7	8	9	AB	R	H	RBI	BB	SO	LOB
26 Brock Holt, L (1, 4) (9, 5) OBP: 0.332, SLG: 0.383	B SI 89 X SI 90 1-0 ① G4-3		B SL 80 C SI 90 X CU 75 1-1 ① L8		B SI 87 B SL 82 C SI 86 X SL 80 2-1 HR		S SL 82 F SL 84 B FF 92 X SI 90 1-2 ② G4-3 2-3		B FF 94 S CU 80 B FF 95 X CH 87 2-1 ③ G4-3	5	1	1	1	0	0	4
50 Mookie Betts, R (1, 8) OBP: 0.342, SLG: 0.447	B SI 89 B SL 80 C SI 88 C SL 82 B CH 79 F SI 90 X CH 79 3-2 ② G3		B CU 75 B SI 89 C SL 81 C CH 78 F CH 77 X SL 81 2-2 34 HR 1B		B SI 88 C SL 80 B SI 88 C SL 79 X SL 80 2-2 ① G5-3		B FF 93 C SL 83 B SL 84 F SL 85 X SL 85 2-2 ③ G6-3			4	1	1	0	0	0	1
34 David Ortiz, L (1, 10) OBP: 0.359, SLG: 0.519	C CU 75 X SI 91 0-1 HR		1 SAFE X SL 79 0-0 1-H HR		B SI 88 F SI 89 B CU 75 S CU 75 T CU 76 2-2 ② K			C SL 82 B SL 85 X SL 85 1-1 ① F8		4	2	2	3	0	1	0
52 Yoenis Cespedes, R (1, 7) OBP: 0.302, SLG: 0.463	C CH 78 S CH 80 B SI 92 B SI 92 X CH 80 2-2 ③ G1-3		X CH 79 0-0 ② F7		C FC 89 X FC 90 0-1 ③ F7			B FF 94 B FF 95 F SL 84 S FF 93 F SL 86 S SL 85 2-3 ② K		4	0	0	0	0	1	0
12 Mike Napoli, R (1, 3) OBP: 0.372, SLG: 0.432		C SI 88 C SL 81 X SI 90 0-2 5' BB 1B	C SI 90 B SI 90 C SL 82 X CH 81 1-2 1B			S FF 94 B FF 94 B FF 94 B SI 94 F SI 94 X FF 95 3-2 ① F8		S FF 95 B FF 94 B FF 94 B SL 84 S SL 84 S SL 84 3-3 ③ K		4	0	2	0	0	1	0
5 Allen Craig, R (1, 9) OBP: 0.287, SLG: 0.336 7 Jemile Weeks, S (9, PR) OBP: 0.357, SLG: 0.462 (9, 4)		B SI 89 B CH 79 B SI 89 B SI 88 4-0 1-2 BB	B SI 88 C SL 82 D SL 82 C SL 84 B SL 86 F SL 83 F SL 82 C SI 88 3-3 ③ K			B FF 94 S FF 95 B SI 94 X FF 94 2-1 ② G6-3			B SL 83 F FF 93 H FF 94 2-1 55 G6-3 2 SH HBP	2 0	0 0	0 0	0 0	1 0	1 0	1 0
2 Xander Bogaerts, R (1, 6) OBP: 0.294, SLG: 0.346		L CH 77 F CH 78 X SI 91 0-2 ① F9		B CH 76 C SI 87 C SL 80 B SL 85 F SI 91 X CH 78 2-2 ① L8		S CU 79 X CU 81 0-1 ③ L4			1 SAFE L SL 85 1 SAFE X SL 86 0-1 SH 55 G6-3 1-2	3	0	0	0	0	0	2
16 Will Middlebrooks, R (1, 5) OBP: 0.247, SLG: 0.263 29 Daniel Nava, S (9, PH) OBP: 0.341, SLG: 0.346 (9, 9)		F CH 79 F SL 85 S CH 80 0-3 ② K		B SI 89 B SI 88 C SL 79 S CH 78 X CH 78 2-2 ② G5-3			C SL 88 B SL 83 F FF 94 B CU 81 B SL 86 C FF 95 3-3 ① K		X FF 94 0-0 ① F7	3 1	0 0	0 0	0 0	0 0	2 0	2 2
55 Christian Vázquez, R (1, 2) OBP: 0.289, SLG: 0.275		C CU 76 X CH 80 0-1 ③ G2-3		C SL 79 X SI 90 0-1 ③ F9			B CU 79 C FF 95 B FF 95 X FF 94 2-1 26 G4-3 2B		C SL 87 B SL 86 C SL 86 B FF 94 F SI 94 F SL 87 B SL 86 X FF 94 3-2 ② G6-3 1-2 2-3	4	0	1	0	0	0	4
Inning Stats	R: 1 H: 1 E: 0 LOB: 0 K: 0 BB: 0 S: 10 P: 16	R: 0 H: 1 E: 0 LOB: 2 K: 1 BB: 1 S: 11 P: 15	R: 2 H: 3 E: 0 LOB: 1 K: 1 BB: 0 S: 16 P: 23	R: 0 H: 0 E: 0 LOB: 0 K: 0 BB: 0 S: 9 P: 13	R: 1 H: 1 E: 0 LOB: 0 K: 1 BB: 0 S: 10 P: 16	R: 0 H: 0 E: 0 LOB: 0 K: 0 BB: 0 S: 7 P: 12	R: 0 H: 1 E: 0 LOB: 1 K: 1 BB: 0 S: 11 P: 19	R: 0 H: 0 E: 0 LOB: 0 K: 2 BB: 0 S: 9 P: 15	R: 0 H: 0 E: 1 LOB: 3 K: 0 BB: 0 S: 11 P: 18	1B: 3 SF: 0 2B: 1 SAC: 1 3B: 0 DP: 0 HR: 3 HBP: 1						

	AB	34
	R	4
	H	7
	RBI	4
	BB	1
	SO	6
	LOB	16

WP: 0 PA: 37
PB: 0
SB: 0
CS: 0

PITCHER		IP	WLS	BF	H	R	ER	SO	BB	IBB	HBP	BLK	WP	HR	S	P	ERA	WHIP
26 Chris Capuano, L ERA: 4.46	(1, 1)	4.1		20	6	4	4	2	1	0	0	0	0	3	51	76	8.31	1.615
57 Rich Hill, L ERA: 2.7	(5, 1)	0.1		1	0	0	0	1	0	0	0	0	0	0	3	5	0.00	0.000
53 Esmil Rogers, R ERA: 4.89	(5, 1)	1.2		6	1	0	0	1	0	0	0	0	0	0	14	24	0.00	0.600
88 Josh Outman, L ERA: 3.24	(7, 1)	0.1		1	0	0	0	0	0	0	0	0	0	0	3	4	0.00	0.000
27 Shawn Kelley, R ERA: 4.37	(7, 1)	1.1		4	0	0	0	2	0	0	0	0	0	0	12	20	0.00	0.000

PITCHER		IP	WLS	BF	H	R	ER	SO	BB	IBB	HBP	BLK	WP	HR	S	P	ERA	WHIP
43 Adam Warren, R ERA: 3.24	(9, 1)	1.0	W	5	0	0	0	0	0	0	1	0	0	0	11	18	0.00	0.000

Batter	1	2	3	4	5	6	7	8	9	AB	R	H	RBI	BB	SO	LOB
22 Jacoby Ellsbury, L (1, 8) OBP: 0.344, SLG: 0.431	X FF 89 0-0 ① P6		B FF 90 B FF 91 B FF 90 C FF 90 B FF 89 4-1 2 2B 1-2 BB		X CH 83 0-0 ① P4		C SI 90 B SL 87 X SI 91 1-1 ③ G6-3			3	1	0	0	1	0	1
2 Derek Jeter, R (1, 6) OBP: 0.309, SLG: 0.313	C FF 90 X FF 91 0-1 ② F9		F FC 86 B FC 85 X FF 91 1-1 36 1B 1-H 2-H 2B		B FC 84 F FF 90 X CH 83 1-1 ② G5-3			X FF 94 0-0 ① F9		4	1	1	2	0	0	0
11 Brett Gardner, L (1, 7) OBP: 0.343, SLG: 0.441	B FF 90 X FF 90 1-0 2B		D KC 75 C CH 84 C CH 83 D KC 77 C KC 76 2-3 ② K		C KC 75 X CH 86 0-1 ③ G1-3			B CU 75 C FF 94 X CU 76 1-1 ② G4-3		4	0	1	0	0	1	1
36 Carlos Beltrán, S (1, 10) OBP: 0.304, SLG: 0.415	C FF 90 B CH 85 C FF 90 F CH 84 X KC 77 1-2 ③ F9		B CH 84 F FF 90 B CH 84 X FF 91 2-1 2-H 1B			C FF 87 F FF 89 F KC 76 X KC 76 0-2 ① P5		B FO 89 B FF 94 C FF 93 B FF 94 F FF 94 F FF 95 X FF 94 3-2 ③ P5		4	0	1	1	0	0	1
25 Mark Teixeira, S (1, 3) OBP: 0.326, SLG: 0.422		C FF 89 X FC 87 0-1 ① G3	S FC 88 F FC 86 S KC 76 0-3 ③ K			B FC 86 B FF 89 C KC 74 F FF 90 F KC 77 F FC 82 F KC 77 X FF 91 2-2 12 FC5 1B			B FF 88 B FF 88 C FF 89 S FS 80 F FS 81 X FS 81 2-2 HR	4	1	2	1	0	1	1
34 Brian McCann, L (1, 2) OBP: 0.293, SLG: 0.401		C FF 92 F KC 77 X KC 77 0-2 ② F8		B CH 84 C FF 90 X FC 85 1-1 ① P5		B CH 86 F FF 90 F FC 86 B KC 75 C KC 74 2-3 ② K			B FS 82 C FF 89 F FF 88 X FF 89 1-2 ① L7	4	0	0	0	0	1	1
12 Chase Headley, S (1, 5) OBP: 0.315, SLG: 0.367		B FF 90 C FF 90 B CH 86 C FF 90 S FC 86 2-3 ③ K		C KC 75 B FC 84 B FF 90 S KC 75 B FF 90 X KC 75 3-2 ② G3		C KC 75 C FF 90 F FF 89 F KC 75 F FF 89 D KC 75 X KC 74 1-2 ③ FC5 1-2f			F FS 80 B FS 81 B FS 79 C FF 88 B FS 80 X FS 79 3-2 HR	4	1	1	1	0	1	1
33 Stephen Drew, L (1, 4) OBP: 0.246, SLG: 0.313 45 Zelous Wheeler, R (7, PH) OBP: 0.292, SLG: 0.378 63 Antoan Richardson, S (7, PR) 17 Brendan Ryan, R (8, 4) OBP: 0.259, SLG: 0.253			C FF 89 B CH 84 B FF 89 C FF 90 B FF 91 X FF 89 3-2 ① F7	C FF 90 B KC 75 B FF 89 B KC 74 S FF 90 B FF 91 4-2 BB			B FF 90 B SL 86 B SI 91 B SI 90 4-0 31 L8-3 BB			1 0 0 0	0 0 0 0	0 0 0 0	0 0 0 0	1 1 0 0	0 0 0 0	0 0 0 0
31 Ichiro Suzuki, L (1, 9) OBP: 0.325, SLG: 0.328			B FF 89 X FF 90 1-0 22 BB 2 2B 1B	F FF 89 F FF 90 C FF 90 0-3 ③ K			B SI 91 L FF 89 L SL 86 1 SAFE F SI 90 F SI 89 X CU 80 1-2 ① ② L8-3 1-1			3	1	1	0	0	1	2
Inning Stats	R: 0 E: 0 K: 0 S: 8 H: 1 LOB: 1 BB: 0 P: 10	R: 0 E: 0 K: 1 S: 8 H: 0 LOB: 0 BB: 0 P: 10	R: 3 E: 0 K: 2 S: 15 H: 3 LOB: 1 BB: 1 P: 28	R: 0 E: 0 K: 1 S: 10 H: 0 LOB: 1 BB: 1 P: 18	R: 0 E: 0 K: 0 S: 5 H: 0 LOB: 0 BB: 0 P: 6	R: 0 E: 0 K: 1 S: 19 H: 1 LOB: 1 BB: 0 P: 24	R: 0 E: 0 K: 0 S: 7 H: 0 LOB: 1 BB: 1 P: 13	R: 0 E: 0 K: 0 S: 7 H: 0 LOB: 0 BB: 0 P: 11	R: 2 E: 0 K: 0 S: 10 H: 2 LOB: 0 BB: 0 P: 16	1B: 3 2B: 3 3B: 0 HR: 2 SF: 0 SAC: 0 DP: 1 HBP: 0						

PITCHER	IP	WLS	BF	H	R	ER	SO	BB	IBB	HBP	BLK	WP	HR	S	P	ERA	WHIP
67 Brandon Workman, R (1, 1) ERA: 4.9	6.0		25	5	3	3	5	2	0	0	0	0	0	65	96	4.50	1.167
59 Tommy Layne, L (7, 1) ERA: 0.61	1.0	H	3	0	0	0	0	1	0	0	0	0	0	7	13	0.00	1.000
36 Junichi Tazawa, R (8, 1) ERA: 2.95	1.0	H	3	0	0	0	0	0	0	0	0	0	0	7	11	0.00	0.000
19 Koji Uehara, R (9, 1) ERA: 2.64	0.1	L	3	2	2	2	0	0	0	0	0	0	2	10	16	54.00	6.000

PITCHER	IP	WLS	BF	H	R	ER	SO	BB	IBB	HBP	BLK	WP	HR	S	P	ERA	WHIP

BOTTOM

Boston Red Sox @ New York Yankees

Yankee Stadium, Bronx, NY

Thu Sep 04 2014, 7:08 PM - 10:24 PM EDT

Att. 44,708 - Partly Cloudy - 80 F

livebaseballscorecards.com

AB	31
R	5
H	7
RBI	5
BB	3
SO	5
LOB	8

Batter	1	2	3	4	5	6	7	8	9	AB	R	H	RBI	BB	SO	LOB
23 Norichika Aoki, L (1, 9) OBP: 0.332, SLG: 0.337	B FF 93 X FC 93 1-0 G6-3		C FF 92 X FC 93 0-1 4 CS 2-H 1B			B FC 92 C FF 92 X SL 82 1-1 G6-3			C FC 90 S KC 81 S KC 83 0-3 K	3	0	1	1	0	0	0
1 Jarrod Dyson, L (6, 8) OBP: 0.340, SLG: 0.346										1	0	0	0	0	1	0
14 Omar Infante, R (1, 4) OBP: 0.290, SLG: 0.348	C FC 94 B SL 85 B SL 84 F FC 95 B FF 96 X FC 94 3-2 F8		F FC 92 1 SAFE X FC 93 0-1 P2			C FC 92 B CH 89 X SL 84 1-1 F7			B FC 89 X FC 90 1-0 F9	4	0	0	0	0	0	1
4 Alex Gordon, L (1, 7) OBP: 0.353, SLG: 0.455	B SL 84 C FF 94 C SL 85 B SL 86 B FC 96 S SL 84 3-3 K		1 SAFE S CH 86 1 SAFE B FC 92 B FC 91 2-1 CS 1-2	B FC 91 F FF 92 X SL 85 1-1 G5-3		B SL 84 F SL 86 X FC 94 1-1 G5-3			C KC 82 B FC 92 S KC 83 B FC 94 B FC 92 S KC 84 3-3 K	4	0	0	0	0	2	0
13 Salvador Perez, R (1, 2) OBP: 0.304, SLG: 0.425		B FF 91 C SL 82 F SL 84 F FC 95 X SL 87 1-2 35 FC1-6 1B		F SL 84 B FC 93 S CH 88 X FC 94 1-2 1B			B FC 91 C FC 91 B FC 91 F SL 84 X FF 93 2-2 G6-3			3	0	2	0	0	0	0
35 Eric Hosmer, L (1, 3) OBP: 0.307, SLG: 0.370		C FC 93 B FF 94 F CH 87 X SL 84 1-2 FC1-6 1-2f		C SL 85 S CH 89 T SL 85 0-2 K			B FC 92 C SL 83 B CH 88 F FC 93 F SL 85 S SL 86 2-3 K			3	0	0	0	0	2	2
16 Billy Butler, R (1, 10) OBP: 0.323, SLG: 0.380		C FC 92 1 SAFE F FF 93 X FC 94 0-2 L8		B SL 85 B SL 84 B FC 92 X FF 92 3-0 P2			S SL 84 X FF 94 0-1 G4-3			3	0	0	0	0	0	2
8 Mike Moustakas, L (1, 5) OBP: 0.267, SLG: 0.374		B SL 84 F FC 94 1 SAFE X SL 86 1-1 G3-4-3			C FC 93 B CH 89 C FC 93 S SL 86 1-3 K			F FF 96 B KC 81 F KC 82 S SV 86 1-3 K		3	0	0	0	0	2	1
6 Lorenzo Cain, R (1, 8) OBP: 0.334, SLG: 0.398 (6, 9)			C FC 92 B FC 91 C FC 92 X SL 88 1-2 F7		C SL 81 X SL 85 0-1 G4-3			F FF 98 F FF 99 B FF 100 C KC 84 1-3 K		3	0	0	0	0	1	0
2 Alcides Escobar, R (1, 6) OBP: 0.308, SLG: 0.367			C FF 93 S CH 88 B CH 89 B SL 87 F SL 86 F FC 94 F SL 86 F FF 95 F CH 88 2-2 F FC 85 X CH 89 E5 23 1B		B FC 93 B FC 93 T FC 92 F FC 92 X SL 86 2-2 F7			C KC 82 B FF 99 S FF 98 X FF 99 1-2 G6-3		3	1	0	0	0	0	0
Inning Stats	R: 0 E: 0 K: 1 S: 7 H: 0 LOB: 0 BB: 0 P: 14	R: 0 E: 0 K: 0 S: 12 H: 1 LOB: 1 BB: 0 P: 15	R: 1 E: 1 K: 0 S: 17 H: 1 LOB: 0 BB: 0 P: 22	R: 0 E: 0 K: 1 S: 9 H: 1 LOB: 1 BB: 0 P: 14	R: 0 E: 0 K: 1 S: 8 H: 0 LOB: 0 BB: 0 P: 11	R: 0 E: 0 K: 0 S: 6 H: 0 LOB: 0 BB: 0 P: 9	R: 0 E: 0 K: 1 S: 9 H: 0 LOB: 0 BB: 0 P: 13	R: 0 E: 0 K: 2 S: 9 H: 0 LOB: 0 BB: 0 P: 12	R: 0 E: 0 K: 2 S: 7 H: 0 LOB: 0 BB: 0 P: 11	1B: 3 2B: 0 3B: 0 HR: 0 SF: 0 SAC: 0 DP: 0 HBP: 0						

PITCHER		IP	WLS	BF	H	R	ER	SO	BB	IBB	HBP	BLK	WP	HR	S	P	ERA	WHIP
35 Michael Pineda, R ERA: 1.8	(1, 1)	7.0	L	24	3	1	0	4	0	0	0	0	0	0	68	98	0.00	0.429
68 Dellin Betances, R ERA: 1.43	(8, 1)	1.0		3	0	0	0	2	0	0	0	0	0	0	9	12	0.00	0.000
30 David Robertson, R ERA: 2.87	(9, 1)	1.0		3	0	0	0	2	0	0	0	0	0	0	7	11	0.00	0.000

PITCHER	IP	WLS	BF	H	R	ER	SO	BB	IBB	HBP	BLK	WP	HR	S	P	ERA	WHIP

TOP

Kansas City Royals @ New York Yankees

Yankee Stadium, Bronx, NY

Fri Sep 05 2014, 7:09 PM - 9:41 PM EDT

Att. 36,284 - Partly Cloudy - 82 F

livebaseballscorecards.com

AB	30
R	1
H	3
RBI	1
BB	0
SO	8
LOB	6

PA: 31

WP: 0
PB: 0
SB: 0
CS: 1

Batter	1	2	3	4	5	6	7	8	9	AB	R	H	RBI	BB	SO	LOB
22 Jacoby Ellsbury, L (1, 8) OBP: 0.341, SLG: 0.428	C FF 92 X CH 85 0-1 G4-3 ①			B KC 79 F FC 90 X CH 86 1-1 F8 ①		B KC 77 F SI 91 F FC 87 C SI 93 1-3 K ①			X SI 92 0-0 F7 ①	4	0	0	0	0	1	0
2 Derek Jeter, R (1, 6) OBP: 0.308, SLG: 0.312 63 Antoan Richardson, S (9, PR)	X FF 92 0-0 G6-3 ②			X FF 93 0-0 G1-3 ②		B CH 86 F CH 85 F CH 84 B FF 94 B CH 84 X FF 93 3-2 G4-3 ②			B FF 92 F FF 91 X CH 84 1-1 11 S 1B	4 0	0 0	1 0	0 0	0 0	0 0	0 0
11 Brett Gardner, L (1, 7) OBP: 0.342, SLG: 0.442	B FF 92 C FF 92 C FC 90 X KC 81 1-2 G3 ③			C FF 93 S KC 81 X KC 82 0-2 2B		X CH 84 0-0 F9 ③			B FF 96 D FC 93 C FF 97 1 SAFE B FF 97 S FF 98 T FF 98 3-2 K ② 1-2	4	0	1	0	0	1	1
36 Carlos Beltrán, S (1, 10) OBP: 0.304, SLG: 0.411		C FF 93 B FC 87 B CH 85 C SI 91 S FC 88 2-3 K ①		H KC 81 1-0 HBP			F FC 88 X KC 80 0-1 G3 ①		B FF 97 F FC 94 S KC 88 B FF 99 C FF 98 2-3 K ③	3	0	0	0	0	2	2
34 Brian McCann, L (1, 2) OBP: 0.291, SLG: 0.399		C SI 93 X CH 85 0-1 G6-3 ②		C CH 85 S CH 86 X CH 85 0-2 P5 ③			B FC 88 X CH 85 1-0 P5 ②			3	0	0	0	0	0	2
25 Mark Teixeira, S (1, 3) OBP: 0.324, SLG: 0.418		C FF 92 S KC 80 B CH 85 S CH 85 1-3 K ③			S KC 79 S KC 79 B CH 83 B KC 80 S CH 85 2-3 K ①		C FC 89 B KC 79 C CH 85 B FC 87 F CH 86 B FC 88 C CH 85 3-3 K ③			3	0	0	0	0	3	0
33 Stephen Drew, L (1, 4) OBP: 0.243, SLG: 0.308			C FF 92 S KC 78 B KC 80 B CH 86 S FC 88 2-3 K ①		S SI 93 B KC 82 X CH 85 1-1 F7 ②			C CH 83 B KC 79 X FC 88 1-1 F9 ①		3	0	0	0	0	1	0
12 Chase Headley, S (1, 5) OBP: 0.315, SLG: 0.366			X FC 90 0-0 G6-3 ②		C FC 88 B FF 93 X CH 84 1-1 1B			C SI 93 B KC 80 F FC 88 X CH 84 1-2 G3 ②		3	0	1	0	0	0	0
31 Ichiro Suzuki, L (1, 9) OBP: 0.322, SLG: 0.324			B FF 93 F FF 93 B CH 85 S CH 85 B CH 86 X FC 88 3-2 G5-3 ③		C SI 92 B SI 91 B FF 92 L CH 85 F CH 85 F FC 88 X FC 88 2-2 G5-3 ③			C FF 92 F FF 93 B FC 87 F FC 87 X CH 84 1-2 G6-3 ③		3	0	0	0	0	0	1
Inning Stats	R: 0 E: 0 K: 0 S: 6 H: 0 LOB: 0 BB: 0 P: 7	R: 0 E: 0 K: 2 S: 8 H: 0 LOB: 0 BB: 0 P: 11	R: 0 E: 0 K: 1 S: 7 H: 0 LOB: 0 BB: 0 P: 12	R: 0 E: 0 K: 0 S: 9 H: 1 LOB: 2 BB: 0 P: 11	R: 0 E: 0 K: 1 S: 12 H: 1 LOB: 1 BB: 0 P: 18	R: 0 E: 0 K: 1 S: 7 H: 0 LOB: 0 BB: 0 P: 11	R: 0 E: 0 K: 1 S: 7 H: 0 LOB: 0 BB: 0 P: 11	R: 0 E: 0 K: 0 S: 9 H: 0 LOB: 0 BB: 0 P: 12	R: 0 E: 0 K: 2 S: 9 H: 1 LOB: 2 BB: 0 P: 15	1B: 2 2B: 1 3B: 0 HR: 0	SF: 0 SAC: 0 DP: 0 HBP: 1	WP: 0 PB: 0 SB: 1 CS: 0	PA: 31			

PITCHER		IP	WLS	BF	H	R	ER	SO	BB	IBB	HBP	BLK	WP	HR	S	P	ERA	WHIP
33 James Shields, R ERA: 3.23	(1, 1)	8.1	W	29	3	0	0	6	0	0	1	0	0	0	68	97	0.00	0.360
17 Wade Davis, R ERA: 0.72	(9, 1)	0.2	S	2	0	0	0	2	0	0	0	0	0	0	6	11	0.00	0.000

PITCHER	IP	WLS	BF	H	R	ER	SO	BB	IBB	HBP	BLK	WP	HR	S	P	ERA	WHIP

BOTTOM

Kansas City Royals @ New York Yankees

Yankee Stadium, Bronx, NY

Fri Sep 05 2014, 7:09 PM - 9:41 PM EDT

Att. 36,284 - Partly Cloudy - 82 F

livebaseballscorecards.com

AB	30
R	0
H	3
RBI	0
BB	0
SO	8
LOB	6

Batter	1	2	3	4	5	6	7	8	9	AB	R	H	RBI	BB	SO	LOB
6 Lorenzo Cain, R (1, 8) OBP: 0.331, SLG: 0.394	C FC 92 X SI 91 0-1 ① G5-3		F CU 82 F SI 93 B SI 94 S SI 93 1-3 ② K		B FC 93 F CU 84 B FF 93 C FC 92 S SI 94 2-3 ② K			C KC 79 F FF 98 F KC 83 S KC 82 0-3 ① K		4	0	0	0	0	3	2
14 Omar Infante, R (1, 4) OBP: 0.290, SLG: 0.347	B FC 92 X FF 93 1-0 ② G6-3		B FF 93 C FF 95 D CU 82 X FF 93 2-1 4 1B 1-2 1B		C FF 94 B FF 94 F SI 93 X FC 93 1-2 ③ F9			X FF 97 0-0 ② G6-3		4	0	1	0	0	0	1
4 Alex Gordon, L (1, 7) OBP: 0.354, SLG: 0.455	B CU 81 F CU 81 F SI 93 B FC 94 B CU 82 B FC 94 4-2 13 FC5-4 BB		S CU 83 D CU 82 X FF 95 1-1 ③ 1-3 2-H 1B			B SI 92 C CU 81 X FC 91 1-1 ① G4-3		C FF 97 B KC 82 B KC 82 X FF 98 2-1 ③ F8		3	0	1	1	1	0	0
13 Salvador Perez, R (1, 2) OBP: 0.302, SLG: 0.422	C SI 93 1 SAFE X SI 93 0-1 ③ FC5-4 1-2f			C FF 92 X CU 82 0-1 ① F8		C CU 81 B CU 83 X FF 94 1-1 ② F8			X FC 91 0-0 ① F9	4	0	0	0	0	0	1
35 Eric Hosmer, L (1, 3) OBP: 0.306, SLG: 0.371		C CU 80 X FC 91 0-1 ① L6		C CU 82 B SI 92 X SI 93 1-1 2B		C FF 94 C FF 93 X FC 93 0-2 ③ G4-3			C FC 91 B KC 84 C FC 92 X FC 92 1-2 ② G4-3	4	0	1	0	0	0	0
7 Josh Willingham, R (1, 10) OBP: 0.349, SLG: 0.418		C FF 92 B FF 92 F FF 93 B CU 83 B FF 93 X FF 94 3-2 ② P2		B FC 92 B FC 93 C CU 83 S FF 93 B CU 84 X CU 83 3-2 ② F8			C FC 92 X FC 91 0-1 34 G6-3 8 SF8 2B		C KC 82 B FC 92 S KC 83 C KC 86 1-3 ③ K	4	1	1	0	0	1	1
34 Carlos Peguero, L (1, 9) OBP: 0.167, SLG: 0.333		C SI 93 C CU 82 S CU 82 0-3 ③ K2-3		S FC 93 B SI 94 C FF 95 S CU 84 1-3 ③ K2-3			B FC 92 S CU 82 B FC 92 X SI 93 2-1 ① G6-3 2-3			3	0	0	0	0	2	2
8 Mike Moustakas, L (1, 5) OBP: 0.267, SLG: 0.374			C SI 91 B FC 92 C FC 92 F CU 82 X FC 92 1-2 14 1B 4 1B 1B		C FC 91 C FC 92 F CU 82 F FF 94 X FC 93 0-2 ① G6-3		B FC 92 F SI 93 B FC 92 F CU 82 F FF 95 F FF 95 F FF 95 F CU 83 X FF 95 2-2 ② SF8			2	1	1	1	0	0	0
2 Alcides Escobar, R (1, 6) OBP: 0.308, SLG: 0.368			L SI 93 X CU 82 0-1 ① L7		C CU 81 B FF 93 F SI 93 F FF 93 F FF 95 B CU 83 F SI 93 B FF 95 F SI 94 3-2 X FF 93 E7 2B		B SL 81 F FF 93 S SL 82 X FF 94 3-H 1-2 ③ P4			3	0	1	0	0	0	1
Inning Stats	R: 0 E: 0 K: 0 S: 7 H: 0 LOB: 1 BB: 1 P: 12	R: 0 E: 0 K: 1 S: 8 H: 0 LOB: 0 BB: 0 P: 11	R: 1 E: 0 K: 1 S: 13 H: 3 LOB: 2 BB: 0 P: 18	R: 0 E: 0 K: 1 S: 10 H: 1 LOB: 1 BB: 0 P: 15	R: 0 E: 1 K: 1 S: 19 H: 1 LOB: 1 BB: 0 P: 25	R: 0 E: 0 K: 0 S: 7 H: 0 LOB: 0 BB: 0 P: 9	R: 1 E: 0 K: 0 S: 14 H: 1 LOB: 0 BB: 0 P: 19	R: 0 E: 0 K: 1 S: 7 H: 0 LOB: 0 BB: 0 P: 9	R: 0 E: 0 K: 1 S: 7 H: 0 LOB: 0 BB: 0 P: 9	1B: 3 2B: 3 3B: 0 HR: 0 SF: 1 SAC: 0 DP: 0 HBP: 0						

PITCHER		IP	WLS	BF	H	R	ER	SO	BB	IBB	HBP	BLK	WP	HR	S	P	ERA	WHIP
38 Brandon McCarthy, R ERA: 4.13	(1, 1)	6.2	W	26	6	2	2	4	1	0	0	0	0	0	75	105	2.70	1.050
27 Shawn Kelley, R ERA: 4.34	(7, 1)	0.1		1	0	0	0	0	0	0	0	0	0	0	3	4	0.00	0.000
68 Dellin Betances, R ERA: 1.41	(8, 1)	1.0		3	0	0	0	1	0	0	0	0	0	0	7	9	0.00	0.000
30 David Robertson, R ERA: 2.82	(9, 1)	1.0		3	0	0	0	1	0	0	0	0	0	0	7	9	0.00	0.000

PITCHER	IP	WLS	BF	H	R	ER	SO	BB	IBB	HBP	BLK	WP	HR	S	P	ERA	WHIP

TOP

Kansas City Royals @ New York Yankees

Yankee Stadium, Bronx, NY

Sat Sep 06 2014, 4:10 PM - 6:57 PM EDT

Att. 45,262 - Cloudy - 89 F

livebaseballscorecards.com

AB	31
R	2
H	6
RBI	2
BB	1
SO	6
LOB	8

PA: 33

BOTTOM

Kansas City Royals @ New York Yankees

Yankee Stadium, Bronx, NY

Sat Sep 06 2014, 4:10 PM - 6:57 PM EDT

Att. 45,262 - Cloudy - 89 F

livebaseballscorecards.com

Batter	1	2	3	4	5	6	7	8	9	AB	R	H	RBI	BB	SO	LOB
22 Jacoby Ellsbury, L (1, 8) OBP: 0.341, SLG: 0.430	B SI 91 X SI 89 1-0 ① F8		B SI 90 C SL 84 X SI 90 1-1 2 SF8 3B 2-H	C SI 90 3 SAFE F SL 82 F FF 92 D SL 82 B CH 84 F SL 84 F FF 92 X SI 93 2-2 ③ F9 1-2 3-H		C SI 92 C SL 81 B SI 94 F SI 93 S CH 84 1-3 ② K				4	1	1	1	0	1	1
2 Derek Jeter, R (1, 10) OBP: 0.306, SLG: 0.311	B FF 89 X SI 89 1-0 ② G5-3		F SI 91 X FF 91 0-1 ① SF8 3-H		B FF 95 X FF 95 1-0 ① G6-3	B SI 92 S SI 93 F FF 92 S SI 94 1-3 ③ K				3	0	0	1	0	1	0
14 Martín Prado, R (1, 4) OBP: 0.320, SLG: 0.404	C FF 90 S SL 85 X SL 84 0-2 25 1B 2B		C FF 91 F SL 84 X SI 91 0-2 25 WP 1B		B SI 95 B FF 95 S SI 95 B FF 96 X SI 94 3-1 36 2B 2B		B SI 91 C SI 91 B SI 92 C SI 91 B CH 83 X FF 93 3-2 ① F8			4	2	3	0	0	0	0
25 Mark Teixeira, S (1, 3) OBP: 0.324, SLG: 0.417	C SI 93 B CU 75 X CH 85 1-1 2-H 1B		B CU 75 C FF 91 B FF 92 B SL 83 S FF 93 S SL 84 3-3 ② K 1-2		B FF 95 F FF 96 T SL 87 C FF 96 1-3 ② K		C SI 92 B SL 80 S CH 84 B CH 85 B CH 85 F SI 93 X SI 93 3-2 ② G5-6-3			4	0	1	1	0	2	2
36 Carlos Beltrán, S (1, 9) OBP: 0.303, SLG: 0.412 24 Chris Young, R (8, 7) OBP: 0.282, SLG: 0.345	C FF 92 B SI 92 B FF 93 C SI 92 F SL 86 F CH 85 X CH 85 2-2 ③ G4-3		S SL 83 B CH 84 B SL 83 F FF 92 X SI 93 2-2 ③ G5-3		B FF 96 C FF 96 B SL 83 B SL 83 X FF 96 3-1 31 1B 2B 2-H		F SI 93 B SI 92 X CH 84 1-1 ③ G1-3			4 0	1 0	1 0	1 0	0 0	0 0	2 0
12 Chase Headley, S (1, 5) OBP: 0.317, SLG: 0.366		C SI 90 B FF 92 B CU 73 S SL 84 T FF 93 2-2 ① K	B CH 87 B SL 83 F SI 90 B FF 90 C FF 90 X FF 91 3-2 66 17 1B G3 22 E 1B		B FF 95 B CU 79 B SI 95 B SI 94 4-0 31 1B BB			X SI 89 0-0 ① G4-3		3	1	1	0	1	1	0
45 Zelous Wheeler, R (1, 7) OBP: 0.280, SLG: 0.362 31 Ichiro Suzuki, L (5, PH) OBP: 0.326, SLG: 0.329 (6, 7) (8, 9)		X FF 91 0-0 ② F8	C FF 91 S SL 84 B FF 91 C SI 92 1-3 ① K	X FF 95 0-0 1-3 2-H 1B				B SI 89 F SI 90 B SL 80 X SI 89 2-1 1B		2 2	0 0	0 2	0 1	0 0	1 0	1 0
17 Brendan Ryan, R (1, 6) OBP: 0.247, SLG: 0.241		B FF 91 C SI 91 B FF 91 X SI 91 2-1 ③ G5-3	S SL 82 B FF 91 B FF 91 X SL 82 2-1 ② G3 1-2	1 SAFE S FF 94 S SL 85 D SL 86 X FF 96 1-2 ③ G1-3				F SI 88 X SL 79 0-1 ② F7		4	0	0	0	0	0	4
66 John Ryan Murphy, R (1, 2) OBP: 0.319, SLG: 0.388			X FF 91 0-0 22 3B 2B	D SL 81 C SI 91 X SL 83 1-1 22 E 1B 2-3		X SI 92 0-0 ① F8		C SI 89 B SI 90 B FF 89 B FF 90 S SI 89 X SI 89 3-2 ③ G5-3		4	1	2	0	0	0	1

	AB	34
	R	6
	H	11
	RBI	5
	BB	1
	SO	6
	LOB	11

Inning Stats	1	2	3	4	5	6	7	8	9
	R: 1 E: 0 K: 0 S: 12	R: 0 E: 0 K: 1 S: 6	R: 2 E: 0 K: 1 S: 14	R: 1 E: 1 K: 1 S: 16	R: 2 E: 0 K: 1 S: 12	R: 0 E: 0 K: 2 S: 8	R: 0 E: 0 K: 0 S: 9	R: 0 E: 0 K: 0 S: 8	
	H: 2 LOB: 1 BB: 0 P: 17	H: 0 LOB: 0 BB: 0 P: 10	H: 3 LOB: 1 BB: 0 P: 20	H: 2 LOB: 1 BB: 0 P: 25	H: 3 LOB: 2 BB: 1 P: 25	H: 0 LOB: 0 BB: 0 P: 10	H: 0 LOB: 0 BB: 0 P: 16	H: 1 LOB: 1 BB: 0 P: 13	

| | | | |

Batter	1	2	3	4	5	6	7	8	9	AB	R	H	RBI	BB	SO	LOB
23 Norichika Aoki, L (1, 9) OBP: 0.333, SLG: 0.337	B SI 94 B SI 94 B SI 94 B FF 94 4-0 4 BB BB	B SL 89 B SL 90 C SI 93 B SI 93 F SI 93 X SL 89 3-2 E1 1-2 2-H 1B		C SI 90 C SL 88 X FF 92 0-2 ② ③ G6-3 1-2 2-3			C SL 86 B FF 93 B FF 93 B CH 87 T FF 94 S FF 95 3-3 ③ K			3	0	1	0	1	1	2
6 Lorenzo Cain, R (7, 9) OBP: 0.331, SLG: 0.394										0	0	0	0	0	0	0
14 Omar Infante, R (1, 4) OBP: 0.289, SLG: 0.346	C SI 94 B SI 93 1 SAFE B SI 94 S SL 89 S SL 89 2-3 ① K	S SL 89 S SL 89 B SL 85 B CU 84 X SL 90 2-2 ③ F7			B SI 91 C SI 92 F CU 77 X SL 87 1-2 ① P4			B FF 93 C SL 80 F FF 94 B SL 84 X SL 84 2-2 7 WP 13 S 1B		4	0	1	0	0	1	3
4 Alex Gordon, L (1, 7) OBP: 0.353, SLG: 0.452	S SL 88 1 SAFE B SL 89 S SI 94 F SL 89 B SL 88 F SI 94 1 SAFE F SL 87 4-2 F SL 88 F FF 94 D CH 87 B SL 89 1-2 BB		C SI 91 B CU 80 B SI 93 X FF 94 2-1 E9 35 S 35 1B		C SI 94 F SI 94 S CH 87 1-3 ② K			C SL 82 D SL 83 1 SAFE F FF 95 S SL 86 1-3 ① K		3	1	0	0	1	2	1
13 Salvador Perez, R (1, 2) OBP: 0.299, SLG: 0.418	C SL 89 B SI 94 S CU 83 S CU 84 1-3 ② K		B SI 92 F SI 92 X SL 88 1-1 ① F7		B SL 88 X SL 89 1-0 ③ G5-3			1 SAFE S FF 95 D SL 86 S SL 86 D SL 87 F SL 86 F FF 95 C FF 96 2-3 ② K 1-2		4	0	0	0	0	2	4
35 Eric Hosmer, L (1, 3) OBP: 0.308, SLG: 0.371	B SL 90 C SI 94 T SL 89 B SL 87 X FF 95 2-2 ③ G6-3		B FF 92 C SL 86 X SL 88 1-1 ② 1-H 1B			B FF 94 C FF 94 S SL 87 B FF 95 F CU 81 B SL 87 X SL 86 3-2 ① F7		I I I I 4-0 IBB		3	0	1	1	1	0	2
7 Josh Willingham, R (1, 10) OBP: 0.348, SLG: 0.415		X SI 92 0-0 23 1B 8 1B 23 E 1B	C CU 78 B SI 93 X SL 87 1-1 ③ G5-3			C SL 86 B CH 86 B FF 94 B CH 86 F FF 95 F SL 88 X FF 95 3-2 F8		B SL 88 B SL 87 F FF 94 S FF 95 X SL 86 2-2 ③ F7 2-3		4	1	1	0	0	0	2
8 Mike Moustakas, L (1, 5) OBP: 0.267, SLG: 0.373		B SL 87 C SL 87 D SI 92 X SI 92 2-1 23 E 1-2 1B		C FF 92 B FF 92 B SL 88 X FF 93 2-1 ① L9		B CU 82 B CU 81 X CH 88 2-0 ③ F9			B SL 80 T FF 89 F SL 81 B SL 78 S SL 79 2-3 ① K	4	0	1	0	0	1	0
2 Alcides Escobar, R (1, 6) OBP: 0.310, SLG: 0.369		B SI 92 L CU 84 F SI 91 S CU 83 1-3 ① K		X SI 92 0-0 23 CS 1 S 1B			C SL 87 F SI 94 B FF 95 X SL 86 1-2 ① G4-3		C SL 85 B SL 88 F FF 93 X FF 94 1-2 1 G4-3 1B	4	0	2	0	0	1	2
1 Jarrod Dyson, L (1, 8) OBP: 0.338, SLG: 0.342		F SL 87 B SL 90 F FF 94 F SL 88 X CU 83 1-2 ② F8		1 SAFE B FF 91 1 SAFE B SI 91 C SL 87 1 SAFE B SL 86 B SI 91 4-1 23 CS 1-2 BB			F FF 95 C SL 87 S SL 86 0-3 ② K		B FF 91 1 SAFE 1 SAFE D FF 92 1 SAFE C FF 92 B SI 91 C FF 93 X FF 94 3-2 ② ③ G4-3 1-2	3	0	0	0	1	1	3
Inning Stats	R: 0 E: 0 K: 2 S: 16 H: 0 LOB: 2 BB: 2 P: 29	R: 1 E: 1 K: 1 S: 16 H: 3 LOB: 2 BB: 0 P: 25	R: 1 E: 1 K: 0 S: 8 H: 1 LOB: 0 BB: 0 P: 13	R: 0 E: 0 K: 0 S: 7 H: 1 LOB: 1 BB: 1 P: 13	R: 0 E: 0 K: 1 S: 7 H: 0 LOB: 0 BB: 0 P: 10	R: 0 E: 0 K: 0 S: 9 H: 0 LOB: 0 BB: 0 P: 17	R: 0 E: 0 K: 2 S: 9 H: 0 LOB: 0 BB: 0 P: 13	R: 0 E: 0 K: 2 S: 14 H: 1 LOB: 2 BB: 1 P: 25	R: 0 E: 0 K: 1 S: 9 H: 1 LOB: 1 BB: 0 P: 15	1B: 7 2B: 0 3B: 0 HR: 0 SF: 0 SAC: 0 DP: 0 HBP: 0	WP: 1 PB: 0 SB: 3 CS: 2 PA: 36					

PITCHER		IP	WLS	BF	H	R	ER	SO	BB	IBB	HBP	BLK	WP	HR	S	P	ERA	WHIP
61 Shane Greene, R ERA: 3.57	(1, 1)	5.0	L	22	5	2	0	4	3	0	0	0	0	0	54	90	0.00	1.600
43 Adam Warren, R ERA: 3.15	(6, 1)	2.0		6	0	0	0	2	0	0	0	0	0	0	18	30	0.00	0.000
27 Shawn Kelley, R ERA: 4.24	(8, 1)	1.0		5	1	0	0	2	0	1	0	0	1	0	14	25	0.00	1.000
88 Josh Outman, L ERA: 3.2	(9, 1)	0.1		1	0	0	0	1	0	0	0	0	0	0	3	5	0.00	0.000
53 Esmil Rogers, R ERA: 4.81	(9, 1)	0.2		2	1	0	0	0	0	0	0	0	0	0	6	10	0.00	1.500

PITCHER	IP	WLS	BF	H	R	ER	SO	BB	IBB	HBP	BLK	WP	HR	S	P	ERA	WHIP

TOP

Kansas City Royals @ New York Yankees

Yankee Stadium, Bronx, NY

Sun Sep 07 2014, 1:37 PM - 4:53 PM EDT

Att. 48,110 - Partly Cloudy - 77 F

livebaseballscorecards.com

AB	32
R	2
H	7
RBI	1
BB	4
SO	9
LOB	19

Batter	1	2	3	4	5	6	7	8	9	AB	R	H	RBI	BB	SO	LOB
22 Jacoby Ellsbury, L (1, 8) OBP: 0.340, SLG: 0.429	B SI 96 X FF 96 1-0 F8 ①		B CU 81 F SI 95 F CH 90 X CH 87 1-2 G3 ①		B SI 98 B CH 90 X SI 95 2-0 1B			C FF 98 S CH 91 B CH 90 X FF 100 1-2 G3-1 ①		4	0	1	0	0	0	0
2 Derek Jeter, R (1, 6) OBP: 0.308, SLG: 0.311	B FF 99 X FF 97 1-0 14 E 1B		F FF 98 B SI 99 B CH 89 B SI 96 S SI 96 B FF 97 4-2 36 BB BB		1 SAFE F SI 96 F SI 97 B SI 98 1 SAFE S CH 89 1-3 ② K			C FF 100 B FF 98 X SI 98 1-1 ② G5-3		3	0	1	0	1	1	1
14 Martín Prado, R (1, 4) OBP: 0.318, SLG: 0.400	C SI 96 B FF 97 X SI 95 1-1 FC4 1-2		F CH 84 B SI 96 X SI 95 1-1 ② F8		C FF 98 X SI 98 0-1 ③ G6-3			B FF 100 X SI 98 1-0 ③ G4-3		4	0	0	0	0	0	3
36 Carlos Beltrán, S (1, 9) OBP: 0.307, SLG: 0.413 24 Chris Young, R (9, PR) OBP: 0.282, SLG: 0.345	X SI 96 0-0 ② F8		C SI 97 S CH 86 D CH 88 B FF 98 B FF 97 B CH 88 4-2 1-2 BB			B CH 92 C SI 92 B CU 80 B SI 96 C SI 95 F SI 96 F FF 96 B FF 94 4-2 25 G4-6-3 BB			C FF 94 B KC 84 X KC 85 1-1 25 G5-3 1B	2 0	0 0	1 0	0 0	2 0	0 0	2 0
34 Brian McCann, L (1, 2) OBP: 0.288, SLG: 0.395	B FF 96 X CH 86 1-0 ③ G3		C CH 85 F SI 97 B SI 98 F SI 97 F CH 89 B CU 86 F CH 88 F SI 99 X FF 97 2-2 ③ F8			C SI 96 X FF 97 0-1 ① P4			B FF 96 F FF 98 F FC 92 B FF 97 B FF 98 S FC 93 3-3 ① K	4	0	0	0	0	1	6
25 Mark Teixeira, S (1, 3) OBP: 0.323, SLG: 0.415		B CH 92 C FF 94 X CH 91 1-1 1B		B CU 79 B SI 94 C SI 94 S SI 94 B SI 95 S SI 96 3-3 ① K		C SI 96 B SI 97 B FF 96 F CH 86 B SI 98 X SI 97 3-2 ② ③ G4-6-3 1-2f			C FF 97 X FF 98 0-1 ② G5-3 1-2	4	0	1	0	0	1	2
33 Stephen Drew, L (1, 10) OBP: 0.243, SLG: 0.304		C SI 95 F FF 96 X CH 85 0-2 ① F8		C CU 80 F CH 87 X CH 89 0-2 ② L3			F FF 95 C CU 80 B CH 90 F CU 82 B FF 94 B CH 88 B FF 97 4-2 12 G4-6-3 BB		B FF 98 F FF 97 B FF 98 F FC 95 B FF 98 S FF 98 3-3 ③ K	3	0	0	0	1	1	3
12 Chase Headley, S (1, 5) OBP: 0.315, SLG: 0.363		B FF 96 B SI 96 F SI 94 F SI 96 B FF 97 X SI 95 3-2 ② F7		B CU 80 X FF 97 1-0 ③ G3			C SI 92 B FF 91 B FF 92 1 SAFE B FF 91 X SI 92 3-1 ① ② G4-6-3 1-2f			3	0	0	0	0	0	2
31 Ichiro Suzuki, L (1, 7) OBP: 0.323, SLG: 0.326		B FF 98 S CH 86 F FF 99 F CH 87 F FF 99 D CU 84 B FF 95 X SI 96 3-2 ③ L7			C SI 93 X CH 85 0-1 ① F7		C FF 93 S CH 85 B SL 82 B FF 91 C SI 91 2-3 ③ K			3	0	0	0	0	1	1
Inning Stats	R: 0 H: 1 E: 1 LOB: 2 K: 0 BB: 0 S: 6 P: 10	R: 0 H: 1 E: 0 LOB: 1 K: 0 BB: 0 S: 13 P: 20	R: 0 H: 0 E: 0 LOB: 2 K: 0 BB: 2 S: 16 P: 28	R: 0 H: 0 E: 0 LOB: 0 K: 1 BB: 0 S: 7 P: 11	R: 0 H: 1 E: 0 LOB: 1 K: 1 BB: 0 S: 8 P: 11	R: 0 H: 0 E: 0 LOB: 0 K: 0 BB: 1 S: 9 P: 16	R: 0 H: 0 E: 0 LOB: 0 K: 1 BB: 1 S: 8 P: 17	R: 0 H: 0 E: 0 LOB: 0 K: 0 BB: 0 S: 6 P: 9	R: 0 H: 1 E: 0 LOB: 2 K: 2 BB: 0 S: 10 P: 17	1B: 4 SF: 0 2B: 0 SAC: 0 3B: 0 DP: 2 HR: 0 HBP: 0						

PITCHER	IP	WLS	BF	H	R	ER	SO	BB	IBB	HBP	BLK	WP	HR	S	P	ERA	WHIP
30 Yordano Ventura, R (1, 1) ERA: 3.25	6.0	W	25	3	0	0	2	4	0	0	0	0	0	62	103	0.00	1.167
43 Aaron Crow, R (7, 1) ERA: 3.71	1.0	H	2	0	0	0	1	0	0	0	0	0	0	5	10	0.00	0.000
40 Kelvin Herrera, R (8, 1) ERA: 1.34	1.0	H	3	0	0	0	0	0	0	0	0	0	0	6	9	0.00	0.000
17 Wade Davis, R (9, 1) ERA: 0.71	1.0	S	4	1	0	0	2	0	0	0	0	0	0	10	17	0.00	1.000

PITCHER	IP	WLS	BF	H	R	ER	SO	BB	IBB	HBP	BLK	WP	HR	S	P	ERA	WHIP

BOTTOM

Kansas City Royals @ New York Yankees

Yankee Stadium, Bronx, NY

Sun Sep 07 2014, 1:37 PM - 4:53 PM EDT

Att. 48,110 - Partly Cloudy - 77 F

livebaseballscorecards.com

AB	30
R	0
H	4
RBI	0
BB	4
SO	5
LOB	20

Tampa Bay Rays @ New York Yankees

Yankee Stadium, Bronx, NY

Tue Sep 09 2014, 7:10 PM - 10:26 PM EDT

Att. 31,188 - Cloudy - 70 F

livebaseballscorecards.com

TOP

Batter	1	2	3	4	5	6	7	8	9	AB	R	H	RBI	BB	SO	LOB
18 Ben Zobrist, S (1, 4) OBP: 0.360, SLG: 0.399	S SI 89 B SI 89 S FS 84 C FF 91 1-3 ① K		X SI 90 0-0 3 1B 21 1B 1-2 1B	B SL 82 F CU 75 B FS 86 F FS 86 F FS 86 D CU 76 X SI 91 3-2 1-2 2-H 1B		B FF 91 B SL 83 S CH 84 C FF 92 F CH 85 C SL 85 2-3 ② ③ K 2-3			C FC 90 B KC 83 F KC 82 B FC 92 B KC 83 F FC 91 C FC 92 3-3 ① K	5	1	2	1	0	3	1
7 David DeJesus, L (1, 10) OBP: 0.359, SLG: 0.426	F FF 91 C CU 75 S FS 85 0-3 ② K		C SI 90 B FS 86 F FS 85 D FS 85 F SI 90 F SI 91 F FS 87 S SI 91 2-3 ① K	X FF 91 0-0 ② F9 2-3			B SL 83 B CH 82 B FF 91 B FF 91 4-0 BB		B FC 92 C FC 91 F FC 91 X KC 83 1-2 ② G3	4	0	0	0	1	2	4
3 Evan Longoria, R (1, 5) OBP: 0.321, SLG: 0.399	C SL 82 C SL 82 S SI 91 0-3 ③ K		X SI 91 0-0 21 1B 1-3 2-H 1B	B FF 92 D FC 89 X FF 90 2-0 ③ F7			C SL 84 1 SAFE F SL 84 1 SAFE S SL 85 0-3 ① K		S KC 83 F FC 90 F FC 93 B KC 84 S KC 82 1-3 ③ K	5	0	1	1	0	3	3
21 James Loney, L (1, 3) OBP: 0.337, SLG: 0.385		X FF 90 0-0 HR	B SL 81 B FS 85 X SI 92 2-0 1-2 3-H 1B		X FC 88 0-0 1B		1 SAFE C CU 74 F CU 74 B CU 74 S CU 75 1-3 ② K			4	1	3	2	0	1	1
9 Wil Myers, R (1, 9) OBP: 0.299, SLG: 0.330		C SL 81 S FS 84 B FS 85 B FS 86 X SI 90 2-2 ① G5-3	C SL 84 S FC 82 S FS 86 0-3 ② K		C FF 92 C FF 92 B FF 92 B FC 89 C FF 93 2-3 ① K		1 SAFE X SL 87 0-0 ③ L7			4	0	0	0	0	2	4
20 Matt Joyce, L (1, 7) OBP: 0.354, SLG: 0.390		B SI 91 F FS 84 B SL 85 F SI 90 X SI 90 2-2 11 S 1B	B CU 76 B FS 85 X FS 85 2-0 ③ G1-3		B FF 92 F FC 89 S FC 88 X FF 92 1-2 ② P4			B SI 93 B FF 92 B FF 93 B FF 93 4-0 11 SH2-4 BB		3	0	1	0	1	0	3
11 Yunel Escobar, R (1, 6) OBP: 0.313, SLG: 0.310		B SL 81 1 SAFE S SI 90 X SI 90 1-1 ② F9 1-2	X SL 80 0-0 ① G2-3	C FF 92 B FF 93 C FF 93 B FF 93 X FF 92 2-2 ③ G5-3			1 SAFE 1 SAFE X SL 87 0-0 ① SH2-4 1-2		3	0	0	0	0	0	2
39 Kevin Kiermaier, L (1, 8) OBP: 0.324, SLG: 0.472		B CU 75 B FS 85 B FS 84 C FS 85 X FF 92 3-1 ③ L8	C SI 90 B CU 75 B FF 87 F FS 85 X SI 90 2-2 24 1B 18 1B 1B		B FC 87 F FC 87 B FC 86 X FF 92 2-1 18 CS 2B		B SL 82 S SL 81 X SL 81 1-1 ② F8		4	1	2	0	0	0	2
24 Ryan Hanigan, R (1, 2) OBP: 0.326, SLG: 0.338			X FF 90 0-0 18 1B 3 1B 1B	1 SAFE B SL 81 1 SAFE B SI 90 C SI 90 F SL 82 1 SAFE X FS 85 2-2 7 F9 18 1B 1-2 1B		C SL 85 X SL 84 0-1 ① G5-3		C SL 80 S SL 82 B FF 93 D SL 83 F FF 92 X FF 92 2-2 ③ L9		4	1	2	0	0	0	2
Inning Stats	R: 0 E: 0 K: 3 S: 9 H: 0 LOB: 0 BB: 0 P: 10	R: 1 E: 0 K: 0 S: 11 H: 2 LOB: 1 BB: 0 P: 19	R: 2 E: 0 K: 2 S: 14 H: 4 LOB: 2 BB: 0 P: 20	R: 1 E: 0 K: 0 S: 13 H: 3 LOB: 2 BB: 0 P: 22	R: 0 E: 0 K: 1 S: 10 H: 1 LOB: 1 BB: 0 P: 15	R: 0 E: 0 K: 1 S: 8 H: 1 LOB: 0 BB: 0 P: 12	R: 0 E: 0 K: 2 S: 7 H: 0 LOB: 1 BB: 1 P: 12	R: 0 E: 0 K: 0 S: 7 H: 0 LOB: 1 BB: 1 P: 14	R: 0 E: 0 K: 2 S: 11 H: 0 LOB: 0 BB: 0 P: 16	1B: 9 2B: 1 3B: 0 HR: 1 SF: 0 SAC: 1 DP: 0 HBP: 0						

	AB	36
	R	4
	H	11
	RBI	4
	BB	2
	SO	11
	LOB	22

WP: 0 PB: 0 SB: 1 CS: 1 PA: 39

PITCHER		IP	WLS	BF	H	R	ER	SO	BB	IBB	HBP	BLK	WP	HR	S	P	ERA	WHIP
18 Hiroki Kuroda, R ERA: 3.91	(1, 1)	3.1	L	19	9	4	4	5	0	0	0	0	0	1	45	67	10.80	2.700
55 David Huff, L ERA: 3.6	(4, 1)	1.2		7	2	0	0	1	0	0	0	0	0	0	14	23	0.00	1.200
39 Chase Whitley, R ERA: 5.32	(6, 1)	1.1		4	0	0	0	2	1	0	0	0	0	0	9	15	0.00	0.750
57 Rich Hill, L ERA: 2.45	(7, 1)	0.1		1	0	0	0	1	0	0	0	0	0	0	3	4	0.00	0.000
53 Esmil Rogers, R ERA: 4.73	(7, 1)	0.2		3	0	0	0	0	1	0	0	0	0	0	2	6	0.00	1.500

PITCHER		IP	WLS	BF	H	R	ER	SO	BB	IBB	HBP	BLK	WP	HR	S	P	ERA	WHIP
88 Josh Outman, L ERA: 3.16	(8, 1)	0.1		1	0	0	0	0	0	0	0	0	0	0	2	3	0.00	0.000
27 Shawn Kelley, R ERA: 4.21	(8, 1)	0.1		1	0	0	0	0	0	0	0	0	0	0	4	6	0.00	0.000
30 David Robertson, R ERA: 2.77	(9, 1)	1.0		3	0	0	0	2	0	0	0	0	0	0	11	16	0.00	0.000

Batter	1	2	3	4	5	6	7	8	9	AB	R	H	RBI	BB	SO	LOB
22 Jacoby Ellsbury, L (1, 8) OBP: 0.341, SLG: 0.435	B FF 94 X SI 93 1-0 ① F9			C FF 92 B FF 95 B FF 94 F FF 94 F FF 96 B SL 86 X SI 95 3-2 HR	S SL 87 B SL 86 X FF 96 1-1 ① 1-2 2-H 1B			B CH 81 B FF 93 C FF 92 F CH 81 B FF 94 X FF 95 3-2 ② L8		4	1	2	1	0	0	0
2 Derek Jeter, R (1, 6) OBP: 0.305, SLG: 0.308	B SI 96 X FF 94 1-0 ② G6-3			B SL 86 B SI 95 C SI 95 S SI 94 X FF 97 2-2 ① G4-3	F SI 95 B FF 96 X FF 95 1-1 ②③ 2-2 L4-6			C FF 94 C FF 94 S FF 96 0-3 ③ K		4	0	0	0	0	1	2
34 Brian McCann, L (1, 2) OBP: 0.288, SLG: 0.394	B SI 96 B FF 94 B SI 95 C SI 94 C FF 94 F FF 95 X SI 95 3-2 ③ P5			B CH 89 C SI 96 X FF 95 1-1 1B		L SL 85 C SL 85 X FF 97 0-2 ① F8			C FF 94 B FF 95 F FF 96 B CU 78 X FF 97 2-2 ① F9	4	0	1	0	0	0	0
36 Carlos Beltrán, S (1, 10) OBP: 0.305, SLG: 0.409		C SL 84 C FF 95 S FF 96 0-3 ① K		B FF 96 B FF 94 B SI 93 X SI 95 3-0 ② F8		B SL 87 C SL 85 B SI 97 S SL 85 S FF 97 2-3 ② K			B FF 97 S FF 93 F FF 95 F FF 97 X FF 97 1-2 ② F7	4	0	0	0	0	2	1
25 Mark Teixeira, S (1, 3) OBP: 0.320, SLG: 0.411		B FF 94 C SI 94 X FF 96 1-1 ② F7		F FF 94 B FF 96 X FF 96 1-1 ③ F8		X FF 95 0-0 ③ G3			C SI 98 X FF 96 0-1 ③ G1-3	4	0	0	0	0	0	1
12 Chase Headley, S (1, 5) OBP: 0.315, SLG: 0.362		B SI 95 C FF 95 F FF 95 B SL 88 C SL 87 2-3 ③ K			C SL 84 B SL 83 B FF 95 H FF 94 3-1 33 1B 31 1B 24 1B HBP		B SL 86 F FF 94 B FF 94 C SL 84 B FF 94 X SL 86 3-2 ① G4-3			2	1	0	0	0	1	0
31 Ichiro Suzuki, L (1, 9) OBP: 0.326, SLG: 0.329			X FF 93 0-0 ① L8		C FF 93 X FF 94 0-1 1-2 33 1B 24 1B 1B		B SI 95 F SL 83 F SI 96 F SL 86 F SL 86 X FF 97 1-2 33 F9-6 33 S 1B			3	1	2	0	0	0	0
33 Stephen Drew, L (1, 4) OBP: 0.244, SLG: 0.304			B FF 94 C FF 93 F FF 95 B FF 96 X SL 88 2-2 ② G4-3		B SL 86 B FF 93 C FF 93 X SI 94 2-1 1-2 2-3 24 1B 22 1B 1B		1 SAFE D FF 90 B CU 77 X CU 77 2-0 ②③ 1-2 F9-6			3	0	1	0	0	0	1
24 Chris Young, R (1, 7) OBP: 0.283, SLG: 0.345			S SL 84 X SL 86 0-1 ③ P3		X FF 94 0-0 1-2 2-H 3-H 2 L4-6 22 1B 1B			C FF 93 C FF 94 S FF 95 0-3 ① K		3	0	1	2	0	1	0
Inning Stats	R: 0 E: 0 K: 0 S: 6 H: 0 LOB: 0 BB: 0 P: 11	R: 0 E: 0 K: 2 S: 8 H: 0 LOB: 0 BB: 0 P: 11	R: 0 E: 0 K: 0 S: 6 H: 0 LOB: 0 BB: 0 P: 8	R: 1 E: 0 K: 0 S: 12 H: 2 LOB: 1 BB: 0 P: 22	R: 2 E: 0 K: 0 S: 10 H: 4 LOB: 1 BB: 0 P: 17	R: 0 E: 0 K: 1 S: 7 H: 0 LOB: 0 BB: 0 P: 9	R: 0 E: 0 K: 0 S: 9 H: 1 LOB: 0 BB: 0 P: 15	R: 0 E: 0 K: 2 S: 9 H: 0 LOB: 0 BB: 0 P: 12	R: 0 E: 0 K: 0 S: 9 H: 0 LOB: 0 BB: 0 P: 12	1B: 6 2B: 2 3B: 0 HR: 1 SF: 0 SAC: 0 DP: 2 HBP: 1						

PITCHER		IP	WLS	BF	H	R	ER	SO	BB	IBB	HBP	BLK	WP	HR	S	P	ERA	WHIP
22 Chris Archer, R ERA: 3.63	(1, 1)	6.1	W	25	7	3	3	3	0	0	1	0	0	1	57	90	4.26	1.105
50 Grant Balfour, R ERA: 5.01	(7, 1)	0.2	H	1	0	0	0	0	0	0	0	0	0	0	1	3	0.00	0.000
26 Brad Boxberger, R ERA: 1.89	(8, 1)	1.0	H	3	0	0	0	2	0	0	0	0	0	0	9	12	0.00	0.000
57 Jake McGee, L ERA: 1.34	(9, 1)	1.0	S	3	0	0	0	0	0	0	0	0	0	0	9	12	0.00	0.000

PITCHER	IP	WLS	BF	H	R	ER	SO	BB	IBB	HBP	BLK	WP	HR	S	P	ERA	WHIP

BOTTOM

Tampa Bay Rays @ New York Yankees

Yankee Stadium, Bronx, NY

Tue Sep 09 2014, 7:10 PM - 10:26 PM EDT

Att. 31,188 - Cloudy - 70 F

livebaseballscorecards.com

AB	31
R	3
H	7
RBI	3
BB	0
SO	5
LOB	5

Batter	1	2	3	4	5	6	7	8	9	AB	R	H	RBI	BB	SO	LOB
18 Ben Zobrist, S (1, 7) (8, 4) OBP: 0.358, SLG: 0.397	C SI 86 F SI 89 X SI 90 0-2 3 BB 9 2B 1B	C FF 88 B SL 84 C SL 86 F CH 85 C FF 90 1-3 ① K		C SI 91 F CH 86 B SL 86 D SL 86 S CH 86 2-3 ① K		X CU 81 0-0 ③ G4-3			B FF 93 C FF 93 B FF 94 B FF 94 X FF 94 3-1 ① F9	5	1	1	0	0	2	1
5 Brandon Guyer, R (1, 8) OBP: 0.336, SLG: 0.367	B SI 87 B CH 77 B SI 87 C SI 87 1 SAFE F SL 82 1 SAFE S CH 77 3-3 ① K	X FF 92 0-0 ② G6-3		B SL 86 X FF 92 1-0 ② F9			B FF 94 X SL 85 1-0 3 G4-3 1B		C FF 94 B FF 94 F SL 84 B SL 84 F FF 94 B SL 83 X FF 94 3-2 ② G6-3	5	0	1	0	0	1	2
3 Evan Longoria, R (1, 5) OBP: 0.322, SLG: 0.403	S SL 80 1 SAFE F CH 79 F CH 78 B SI 89 B SL 83 B SI 89 B SI 88 4-2 9 2B 11 1B 1-2 BB	C FF 90 X SL 86 0-1 ③ G5-3		C FF 92 X CH 85 0-1 ③ F8			S SL 88 X FF 94 0-1 ①② G4-3 1-2f		F FF 94 F SL 88 B FF 94 F SL 83 B CU 81 X FC 88 2-2 HR	4	2	1	1	1	0	2
9 Wil Myers, R (1, 9) OBP: 0.301, SLG: 0.335	X CU 74 0-0 11 1B 11 1B 1-3 2-H 2B		B SL 84 S CH 84 B CH 86 B SL 85 C FF 91 X SL 86 3-2 ① F7		B SL 85 X CH 85 1-0 ① F7		S SL 88 S SL 88 F FF 96 B SL 88 F CH 87 X SL 88 1-2 21 1B 1B		C FF 95 B SL 83 C FF 94 B SL 82 X SL 86 2-2 ③ P4	5	1	2	1	0	0	0
21 James Loney, L (1, 3) OBP: 0.339, SLG: 0.388	C SI 89 B CH 79 D SL 83 D SL 83 C SI 89 B SI 90 4-2 11 1B 11 1B 24 SF7 BB		X FF 90 0-0 ② G4-3		F SI 91 B SI 91 B CH 85 S CH 85 X SL 85 2-2 2B		C KC 79 X FF 95 0-1 1-3 1B			3	1	2	0	1	0	0
11 Yunel Escobar, R (1, 6) OBP: 0.315, SLG: 0.314	S CH 78 B SI 90 F CH 79 F CH 78 F CH 79 B SL 84 X CH 79 2-2 24 SF7 11 1B 1-2 2-3 3-H 1B		C FF 91 B SI 91 B SL 86 F SL 85 F SI 90 B CH 84 X FF 91 3-2 11 PB 2B		B CH 84 C CH 84 B CH 86 F SL 85 F SI 89 X CH 85 2-2 ② G5-3		F FF 96 B KC 81 X KC 82 1-1 ③ P4			4	0	2	1	0	0	3
11 Logan Forsythe, R (1, 4) OBP: 0.297, SLG: 0.332 20 Matt Joyce, L (8, PH) (8, 7) OBP: 0.353, SLG: 0.389	B CH 78 F CH 78 B SI 88 C SI 89 D SI 89 X SI 88 3-2 1-2 2-3 3-H 1B		B FF 92 B CH 84 B SL 84 C FF 91 F FF 91 B FF 92 4-2 2-3 BB		B SL 85 B SL 84 C SI 90 F SI 91 B CH 85 X SI 91 3-2 ③ F8			F FF 96 C FF 98 S SV 83 0-3 ① K		2 1	0 0	1 0	1 0	1 0	0 1	1 0
24 Ryan Hanigan, R (1, 2) OBP: 0.320, SLG: 0.333	C SL 84 D SL 83 B SI 92 B FF 91 X FF 90 3-1 ② SF7 2-3 3-H		X FF 92 0-0 ③ L8			B FF 95 C FF 93 B SI 95 X FF 96 2-1 ① F8		X FF 98 0-0 ② P3		3	0	0	1	0	0	2
1 Sean Rodríguez, R (1, 10) OBP: 0.263, SLG: 0.447 7 David DeJesus, L (8, PH) (8, 10) OBP: 0.357, SLG: 0.424	B SL 86 S SL 85 B SL 84 B FF 91 S FF 91 S SL 85 3-3 ③ K			B SL 85 B SL 86 F FF 92 X SI 92 2-1 2B		F FF 95 X SL 87 0-1 ② F7		B SV 80 F FF 97 B FF 98 B FF 98 C FF 99 X FF 100 3-2 ③ F7		3 1	0 0	1 0	0 0	1 0	2 0	2 0
Inning Stats	R: 4 E: 0 K: 2 S: 25 H: 4 LOB: 2 BB: 2 P: 47	R: 0 E: 0 K: 1 S: 7 H: 0 LOB: 0 BB: 0 P: 8	R: 0 E: 0 K: 0 S: 12 H: 1 LOB: 2 BB: 1 P: 22	R: 0 E: 0 K: 1 S: 8 H: 1 LOB: 1 BB: 0 P: 13	R: 0 E: 0 K: 0 S: 11 H: 1 LOB: 1 BB: 0 P: 19	R: 0 E: 0 K: 0 S: 5 H: 0 LOB: 0 BB: 0 P: 7	R: 0 E: 0 K: 0 S: 12 H: 3 LOB: 2 BB: 0 P: 15	R: 0 E: 0 K: 1 S: 7 H: 0 LOB: 0 BB: 0 P: 10	R: 1 E: 0 K: 0 S: 13 H: 1 LOB: 0 BB: 0 P: 23	1B: 6 2B: 4 3B: 0 HR: 1 SF: 1 SAC: 0 DP: 1 HBP: 0						

PITCHER		IP	WLS	BF	H	R	ER	SO	BB	IBB	HBP	BLK	WP	HR	S	P	ERA	WHIP
26 Chris Capuano, L ERA: 4.9	(1, 1)	0.1		7	4	4	4	1	2	0	0	0	0	0	20	36	108.00	18.000
39 Chase Whitley, R ERA: 5.13	(1, 1)	2.2		10	1	0	0	2	1	0	0	0	0	0	24	41	0.00	0.750
48 Preston Claiborne, R ERA: 3.2	(4, 1)	2.0	W	8	2	0	0	1	0	0	0	0	0	0	19	32	0.00	1.000
43 Adam Warren, R ERA: 3.07	(6, 1)	1.2	H	6	2	0	0	0	0	0	0	0	0	0	13	17	0.00	1.200
68 Dellin Betances, R ERA: 1.39	(7, 1)	1.1	H	5	1	0	0	1	0	0	0	0	0	0	11	15	0.00	0.750

PITCHER		IP	WLS	BF	H	R	ER	SO	BB	IBB	HBP	BLK	WP	HR	S	P	ERA	WHIP
53 Esmil Rogers, R ERA: 4.83	(9, 1)	1.0		4	1	1	1	0	0	0	0	0	0	1	13	23	9.00	1.000

TOP

Tampa Bay Rays @ New York Yankees

Yankee Stadium, Bronx, NY

Wed Sep 10 2014, 7:10 PM - 10:40 PM EDT

Att. 31,591 - Partly Cloudy - 72 F

livebaseballscorecards.com

AB	36
R	5
H	11
RBI	5
BB	3
SO	5
LOB	13

BOTTOM

Tampa Bay Rays @ New York Yankees
Yankee Stadium, Bronx, NY
Wed Sep 10 2014, 7:10 PM - 10:40 PM EDT
Att. 31,591 - Partly Cloudy - 72 F

livebaseballscorecards.com

Batter	1	2	3	4	5	6	7	8	9	AB	R	H	RBI	BB	SO	LOB
22 Jacoby Ellsbury, L (1, 8) OBP: 0.340, SLG: 0.432	B FF 91 B FC 87 F FF 90 F FF 91 B FS 86 X FS 85 3-2 ① F8		B FF 89 B FF 90 C FF 90 F FS 83 B FF 91 1 SAFE F FS 83 B FF 90 4-2 E2 2 S 34 1B 1-3 BB	S FF 92 X CU 71 0-1 ③ G3-1		B FS 80 F SL 81 F FS 83 X FS 83 1-2 ③ L9		B FF 92 F CH 83 F CH 84 B FF 93 D CH 84 S FF 92 3-3 ③ K		4	1	0	0	1	1	1
2 Derek Jeter, R (1, 10) OBP: 0.303, SLG: 0.306	B FF 92 X FF 90 1-0 ② L8		C FF 89 X FF 88 0-1 ② G5-3 1-2		X FF 88 0-0 ① F7		B FF 91 F FF 93 C FF 92 B FF 93 F FF 93 B FF 92 X FF 94 3-2 ① F9			4	0	0	0	0	0	2
34 Brian McCann, L (1, 2) OBP: 0.292, SLG: 0.402	C FS 83 F FS 84 X FS 84 0-2 HR		C CU 70 B FF 90 X FS 84 1-1 12 BB 25 BB 2-H 3-H 1B		C CU 71 H FC 86 1-1 25 E HBP		C FF 94 S FS 84 B FF 93 F FF 94 S FS 85 1-3 ② K			3	2	2	3	0	1	0
25 Mark Teixeira, S (1, 3) OBP: 0.322, SLG: 0.413	B FF 93 C FF 92 C FF 92 B FS 85 B FS 85 X FF 92 3-2 ③ G4-3		B FF 92 D FS 85 C FS 83 B SI 90 B FS 84 4-1 12 BB 1-2 BB		S FS 84 B SI 91 D FS 84 X FS 84 2-1 E9 12 1B 1-H 2B		C SL 82 C FF 93 S FF 93 0-3 ③ K			3	1	1	1	1	1	0
12 Chase Headley, S (1, 5) OBP: 0.319, SLG: 0.364		C FF 90 B FS 86 X FS 84 1-1 ① G4-3	C CU 70 B FF 91 D FS 84 C FS 82 B FF 91 B FS 83 4-2 31 FC4-6 1-2 2-3 BB		C CU 73 B FF 90 D FF 91 X FC 86 2-1 31 S 3-H 1B			C CU 75 B FS 82 X FF 89 1-1 31 2B 1B		3	1	2	1	1	0	0
31 Ichiro Suzuki, L (1, 9) OBP: 0.325, SLG: 0.331		C CU 70 S FF 91 S FS 85 0-3 ② K	X FS 83 0-0 ③ FC4-6 1-2f		C FF 89 B FC 85 S CU 74 1 SAFE F FF 90 F FF 90 F CU 75 S CU 74 1-3 ② K 1-2			C FF 88 X FS 79 0-1 24 2B 1-H 2B		4	1	1	1	0	2	4
33 Stephen Drew, L (1, 4) OBP: 0.240, SLG: 0.299		B SI 91 S FS 83 C SI 92 B FS 85 F FS 84 F FF 92 C SI 92 2-3 ③ K		C CU 69 X FF 90 0-1 ① P2	B FF 89 B SI 88 F FF 88 C SI 89 B CU 75 X SI 89 3-2 ③ F8			B CU 76 B FF 88 B FF 89 C FF 89 X FF 88 3-1 ① P3		4	0	0	0	0	1	2
24 Chris Young, R (1, 7) OBP: 0.289, SLG: 0.366			F SL 79 X FF 91 0-1 22 E 22 BB 34 1B 1B	C FC 86 B FS 84 B FS 85 B FC 86 C FC 85 X FC 88 3-2 HR		C FF 92 B FF 93 S FF 93 S FF 93 1-3 ① K		X FF 92 0-0 2-H 2B		4	2	3	2	0	1	0
17 Brendan Ryan, R (1, 6) OBP: 0.236, SLG: 0.229			B FF 89 B FF 87 C FF 90 1 SAFE F FF 90 X FF 90 2-2 ① L7	S FF 91 B FC 86 S FC 86 X FF 92 1-2 ② G5-3		F FF 94 X FF 94 0-1 ② G5-3		B FF 92 B FF 92 F FF 91 B SL 86 X FF 92 3-1 ② G5-3		4	0	0	0	0	0	2
Inning Stats	R: 1 E: 0 K: 0 S: 10 H: 1 LOB: 0 BB: 0 P: 17	R: 0 E: 0 K: 2 S: 10 H: 0 LOB: 0 BB: 0 P: 13	R: 2 E: 1 K: 0 S: 16 H: 2 LOB: 3 BB: 3 P: 31	R: 1 E: 0 K: 0 S: 10 H: 1 LOB: 0 BB: 0 P: 14	R: 2 E: 1 K: 1 S: 15 H: 2 LOB: 1 BB: 0 P: 24	R: 0 E: 0 K: 1 S: 8 H: 0 LOB: 0 BB: 0 P: 10	R: 0 E: 0 K: 2 S: 11 H: 0 LOB: 0 BB: 0 P: 15	R: 2 E: 0 K: 1 S: 12 H: 3 LOB: 1 BB: 0 P: 22		1B: 4 2B: 3 3B: 0 HR: 2 SF: 0 SAC: 0 DP: 0 HBP: 1				WP: 0 PB: 0 SB: 2 CS: 0 PA: 37		

	AB	33
	R	8
	H	9
	RBI	8
	BB	3
	SO	7
	LOB	11

PITCHER		IP	WLS	BF	H	R	ER	SO	BB	IBB	HBP	BLK	WP	HR	S	P	ERA	WHIP
23 Jake Odorizzi, R ERA: 4.02	(1, 1)	4.1	L	22	5	6	5	2	3	0	1	0	0	2	50	82	10.38	1.846
38 Jeff Beliveau, L ERA: 1.77	(5, 1)	0.2		3	1	0	0	1	0	0	0	0	0	0	11	17	0.00	1.500
54 Steve Geltz, R ERA: 2.08	(6, 1)	2.0		6	0	0	0	3	0	0	0	0	0	0	19	25	0.00	0.000
62 Joel Peralta, R ERA: 4.55	(8, 1)	0.1		3	2	2	2	0	0	0	0	0	0	0	6	10	54.00	6.000
49 Kirby Yates, R ERA: 3.41	(8, 1)	0.2		3	1	0	0	1	0	0	0	0	0	0	6	12	0.00	1.500

PITCHER	IP	WLS	BF	H	R	ER	SO	BB	IBB	HBP	BLK	WP	HR	S	P	ERA	WHIP

Batter	1	2	3	4	5	6	7	8	9	AB	R	H	RBI	BB	SO	LOB
18 Ben Zobrist, S (1, 4) OBP: 0.355, SLG: 0.393	X FC 89 0-0 ① G3-1		C FF 93 X CH 88 0-1 ② F7		B CH 88 B SL 83 C FF 93 S SL 82 X FF 92 2-2 ② F7		F CH 87 B SL 84 B CH 88 X SL 84 2-1 ③ G4-3		S SL 79 C FF 90 B SL 82 B SL 83 F FF 92 X FF 92 2-2 ③ G4-3	5	0	0	0	0	0	1
7 David DeJesus, L (1, 10) OBP: 0.360, SLG: 0.430	C FC 89 X FC 91 0-1 3 PB 1B		C FF 93 F CH 89 B SL 85 F CH 89 B FF 94 X FF 94 2-2 ③ F7		B FF 91 F SL 82 X CH 87 1-1 ③ P5			C FF 91 F SL 84 F CH 89 X FC 92 0-2 2B		4	0	2	0	0	0	0
3 Evan Longoria, R (1, 5) OBP: 0.320, SLG: 0.400	1 SAFE C FC 90 S SL 82 X SL 82 0-2 ② G5-3 1-2			X FC 91 0-0 ① F9		C FF 92 F SL 84 C SL 84 0-3 ① K		C FC 92 B SL 83 D FF 93 X SL 83 2-1 ① G5-3		4	0	0	0	0	1	2
21 James Loney, L (1, 3) OBP: 0.339, SLG: 0.387	F SL 81 S SL 82 X SL 84 0-2 ③ G4-3			C FF 91 X CH 87 0-1 ② G4-3		C SL 83 B SL 86 X FC 93 1-1 20 WP 20 1B 1B		B CU 76 C SI 89 S CU 75 T CU 78 1-2 ② K		4	0	1	0	0	1	2
9 Wil Myers, R (1, 9) OBP: 0.306, SLG: 0.338		C FC 90 F SL 81 B SL 83 X FC 91 1-2 39 L6-4 11 1B 1B		C FF 90 B SL 84 F SL 82 X SL 84 1-2 20 1B 11 HR 1B		C FF 93 S SL 85 X SL 86 0-2 ② P4		I IN 82 I IN 82 I IN 86 I IN 85 4-0 IBB		3	1	2	0	1	0	1
20 Matt Joyce, L (1, 7) OBP: 0.354, SLG: 0.390		C FC 90 S CH 86 D SL 82 F SL 82 1 SAFE F CH 86 X FF 91 1-2 ① F9		X CH 86 0-0 11 HR 1-2 1B		B CH 88 B SL 82 F FF 92 X SL 83 2-1 ③ 1-H 1B		B SL 79 S CU 75 B CU 75 C SI 90 F CU 76 S SL 78 2-3 ③ K		4	1	2	0	0	1	3
11 Yunel Escobar, R (1, 6) OBP: 0.320, SLG: 0.332		F FF 90 X FF 91 0-1 1-2 1B		C SL 84 B SL 84 B FF 94 X SL 84 2-1 1-H 2-H HR			C SL 82 X SL 83 0-1 HR		C ST 84 C ST 84 F ST 84 B ST 84 B SI 93 B ST 85 B SI 92 4-2 39 SH5-3 BB	3	2	3	4	1	0	0
39 Kevin Kiermaier, L (1, 8) OBP: 0.321, SLG: 0.468		C SL 81 B FC 92 X SL 82 1-1 ②③ L6-4 2-2		C FF 93 S CH 89 X CH 90 0-2 ③ F9			S FF 93 X FC 91 0-1 ① G3-1		1 SAFE X FF 91 0-0 ① SH5-3 1-2	3	0	0	0	0	0	2
59 Curt Casali, R (1, 2) OBP: 0.243, SLG: 0.194			C FF 92 S SL 84 F SL 84 X FF 93 0-2 ① F9		B FF 91 C FC 91 T FF 92 B FC 92 X SL 83 2-2 ① G5-3		F FF 91 F FF 91 S SL 85 0-3 ② K		X SL 81 0-0 ② G5-3	4	0	0	0	0	1	1
Inning Stats	R: 0 E: 0 K: 0 S: 9 H: 1 LOB: 1 BB: 0 P: 9	R: 0 E: 0 K: 0 S: 12 H: 2 LOB: 1 BB: 0 P: 15	R: 0 E: 0 K: 0 S: 10 H: 0 LOB: 0 BB: 0 P: 12	R: 3 E: 0 K: 0 S: 12 H: 3 LOB: 0 BB: 0 P: 15	R: 0 E: 0 K: 0 S: 8 H: 0 LOB: 0 BB: 0 P: 13	R: 0 E: 0 K: 1 S: 10 H: 2 LOB: 2 BB: 0 P: 13	R: 1 E: 0 K: 1 S: 9 H: 1 LOB: 0 BB: 0 P: 11	R: 0 E: 0 K: 2 S: 13 H: 1 LOB: 2 BB: 1 P: 22	R: 0 E: 0 K: 0 S: 9 H: 0 LOB: 1 BB: 1 P: 15	1B: 7 2B: 2 3B: 0 HR: 2 SF: 0 SAC: 1 DP: 1 HBP: 0						

PITCHER		IP	WLS	BF	H	R	ER	SO	BB	IBB	HBP	BLK	WP	HR	S	P	ERA	WHIP
35 Michael Pineda, R ERA: 2.2	(1, 1)	7.1		30	10	4	4	2	0	0	0	0	1	0	76	96	4.91	1.364
57 Rich Hill, L ERA: 2.08	(8, 1)	0.2		3	0	0	0	2	0	1	0	0	0	0	7	14	0.00	0.000
64 Chaz Roe, R ERA: 9.0	(9, 1)	0.0		1	0	0	0	0	1	0	0	0	0	0	3	7	∞	∞
88 Josh Outman, L ERA: 3.12	(9, 1)	0.1		1	0	0	0	0	0	0	0	0	0	0	1	1	0.00	0.000
27 Shawn Kelley, R ERA: 4.15	(9, 1)	0.2	W	2	0	0	0	0	0	0	0	0	0	0	5	7	0.00	0.000

PITCHER	IP	WLS	BF	H	R	ER	SO	BB	IBB	HBP	BLK	WP	HR	S	P	ERA	WHIP

TOP

Tampa Bay Rays @ New York Yankees

Yankee Stadium, Bronx, NY

Thu Sep 11 2014, 7:11 PM - 10:16 PM EDT

Att. 32,627 - Cloudy - 82 F

livebaseballscorecards.com

AB	34
R	4
H	10
RBI	4
BB	2
SO	4
LOB	12

WP: 1 PA: 37
PB: 1
SB: 0
CS: 0

Batter	1	2	3	4	5	6	7	8	9	AB	R	H	RBI	BB	SO	LOB
22 Jacoby Ellsbury, L (1, 8) OBP: 0.338, SLG: 0.429	C FF 93 X CH 89 0-1 ① G6-3		F CH 89 X SI 92 0-1 ③ F9			B CH 88 F CH 89 B SI 93 B SI 93 X CH 87 3-1 ③ F8		B FF 93 F CH 82 F FF 94 C FF 93 1-3 ② K		4	0	0	0	0	1	1
2 Derek Jeter, R (1, 6) OBP: 0.303, SLG: 0.304	C FF 93 F KC 81 S CH 87 0-3 ② K			F KC 81 B CH 88 B SI 93 X SI 93 2-1 ① G6-3			X FF 94 0-0 ① G6-3	C FF 93 H FF 94 1-1 34 E HBP		3	0	0	0	0	1	0
34 Brian McCann, L (1, 2) OBP: 0.292, SLG: 0.400 63 Antoan Richardson, S (8, PR) 66 John Ryan Murphy, R (9, 2) OBP: 0.319, SLG: 0.388	C KC 82 C SI 93 X CH 88 0-2 ③ G6-3			C SI 94 X KC 83 0-1 ② F7			B KC 83 B KC 81 B FF 92 B FF 93 4-0 25 BB BB	B CH 80 X CH 80 1-0 E3 1-2		3 0 0	0 0 0	0 0 0	0 0 0	1 0 0	0 0 0	1 0 0
25 Mark Teixeira, S (1, 3) OBP: 0.321, SLG: 0.410		C KC 80 B CH 88 X CH 88 1-1 ① G6-3		C FF 93 X CH 89 0-1 ③ G6-3			D CH 88 B FF 93 B SI 92 C FF 91 F FF 90 B SI 92 4-2 1-2 BB	C CH 81 C FF 94 S FC 93 0-3 ③ K		3	0	0	0	1	1	2
12 Chase Headley, S (1, 10) OBP: 0.318, SLG: 0.361 62 Austin Romine, R (9, PR)		C FF 93 F SI 94 C KC 81 0-3 ② K			C FF 93 X CH 87 0-1 ① G5-3		B KC 81 B CH 87 C SI 92 S CH 86 S SI 93 2-3 ② K		C FF 94 F FF 96 B FF 98 H FF 96 2-2 31 2B 24 HR HBP	3 0	0 1	0 0	0 0	0 0	2 0	2 0
31 Ichiro Suzuki, L (1, 9) OBP: 0.324, SLG: 0.333		B FF 92 C SI 93 B CH 87 X CH 87 2-1 ③ G1-3			C KC 81 B CH 88 F CH 89 B FF 92 B SI 94 F CH 87 F CH 87 X SI 93 3-2 ② G4-3		B FF 93 X CH 88 1-0 ③ P5		C FF 95 C FF 95 D FF 97 F FF 96 X FF 96 1-2 1-3 24 HR 2B	4	1	1	0	0	0	2
33 Stephen Drew, L (1, 4) OBP: 0.237, SLG: 0.295 45 Zelous Wheeler, R (9, PH) OBP: 0.275, SLG: 0.354			B KC 81 B FF 92 C FF 92 X CH 89 2-1 E8		B KC 81 F CH 89 B SI 94 B CH 87 C FF 94 X CH 88 3-2 ③ G4-3			B KC 80 B KC 80 C FF 92 F SI 93 B CH 88 X CH 89 3-2 ① P3	S FF 98 D FF 98 S FF 97 S FF 98 1-3 ① K	3 1	0 0	0 0	0 0	0 1	0 3	0 3
24 Chris Young, R (1, 7) OBP: 0.292, SLG: 0.383			D KC 81 B FF 93 C SI 92 X SI 93 2-1 ① F7			C FF 92 F CH 87 B CH 87 F CH 88 B FF 94 B CH 88 F SI 92 F CH 89 F CH 89 3-2 ① X FF 93 F9		S KC 81 X FF 93 0-1 14 HR 2B	F FF 98 X FF 97 0-1 2-H 3-H HR	4	2	2	3	0	0	1
17 Brendan Ryan, R (1, 5) OBP: 0.231, SLG: 0.224 14 Martín Prado, R (8, PH) OBP: 0.319, SLG: 0.407 (9, 5)			C KC 80 B CH 88 F CH 88 F SI 92 F SI 93 F CH 87 S CH 87 1-3 ② K			F SI 94 X FF 93 0-1 ② F7		F FF 95 F FF 95 F FF 95 B FF 95 F FF 95 B CH 81 B FF 94 X CH 81 3-2 2-H HR		2 1	0 1	0 1	0 2	1 0	1 0	1 0
Inning Stats	R: 0 E: 0 K: 1 S: 8 H: 0 LOB: 0 BB: 0 P: 8	R: 0 E: 0 K: 1 S: 7 H: 0 LOB: 0 BB: 0 P: 10	R: 0 E: 1 K: 1 S: 12 H: 0 LOB: 1 BB: 0 P: 17	R: 0 E: 0 K: 0 S: 6 H: 0 LOB: 0 BB: 0 P: 8	R: 0 E: 0 K: 0 S: 10 H: 0 LOB: 0 BB: 0 P: 16	R: 0 E: 0 K: 0 S: 11 H: 0 LOB: 0 BB: 0 P: 17	R: 0 E: 0 K: 1 S: 7 H: 0 LOB: 2 BB: 2 P: 18	R: 2 E: 1 K: 2 S: 18 H: 2 LOB: 2 BB: 0 P: 27	R: 3 E: 0 K: 1 S: 11 H: 2 LOB: 1 BB: 0 P: 15	1B: 0 2B: 2 3B: 0 HR: 2 SF: 0 SAC: 0 DP: 0 HBP: 2						WP: 0 PB: 0 SB: 0 CS: 0 PA: 35	

PITCHER		IP	WLS	BF	H	R	ER	SO	BB	IBB	HBP	BLK	WP	HR	S	P	ERA	WHIP
53 Alex Cobb, R ERA: 2.75	(1, 1)	7.1		26	1	1	1	4	2	0	0	0	0	0	66	102	1.23	0.409
26 Brad Boxberger, R ERA: 2.01	(8, 1)	0.2		5	1	1	1	2	0	0	1	0	0	1	13	19	13.50	1.500
57 Jake McGee, L ERA: 1.74	(9, 1)	0.1	L	4	2	3	3	1	0	0	1	0	0	1	11	15	81.00	6.000

PITCHER	IP	WLS	BF	H	R	ER	SO	BB	IBB	HBP	BLK	WP	HR	S	P	ERA	WHIP

BOTTOM

Tampa Bay Rays @ New York Yankees

Yankee Stadium, Bronx, NY

Thu Sep 11 2014, 7:11 PM - 10:16 PM EDT

Att. 32,627 - Cloudy - 82 F

livebaseballscorecards.com

AB	31
R	5
H	4
RBI	5
BB	2
SO	7
LOB	13

Batter	1	2	3	4	5	6	7	8	9	10	11	AB	R	H	RBI	BB	SO	LOB
22 Jacoby Ellsbury, L (1, 8) OBP: 0.337, SLG: 0.426	B FF 90 B FF 91 X FF 90 2-0 F8 ①		C SL 76 F FS 82 X FS 82 0-2 1B		F FF 93 F FF 94 X SL 80 0-2 L9 ③		1 SAFE 1 SAFE F FF 91 X FF 93 0-1 F8 ②			B SL 84 C SI 96 B SI 97 F SI 97 1 SAFE X SI 97 2-2 1-2 G3 ②		5	0	1	0	0	0	4
14 Martín Prado, R (1, 5) OBP: 0.320, SLG: 0.407	C FF 94 X FF 94 0-1 1B		C SL 78 F FF 94 1 SAFE C FF 95 0-3 K ③			C FF 92 B FF 94 X FF 94 1-1 24 2B 1B	1 SAFE 0-0 PO ③ 1-2	B FF 95 C FF 92 S SL 82 B FF 95 F SL 83 C SL 83 2-3 K ①		C SI 97 B SL 85 F SI 96 X SL 85 1-2 2-3 F7 ③		5	0	2	0	0	2	2
34 Brian McCann, L (1, 10) OBP: 0.291, SLG: 0.396	B FF 92 C SL 78 D FF 94 X FF 92 2-1 F9 ②			B FS 82 B CH 80 B FF 89 C FF 90 B CH 87 4-1 25 G6-4-3 BB		B SL 77 C FF 93 C FF 93 X FF 92 1-2 P3 ①		C SL 82 B FF 95 B FF 95 C SL 84 S FF 96 2-3 K ②			C FS 85 S SI 94 B SL 86 B FS 86 C FF 94 X FF 95 3-2 P4 ①	4	0	0	0	1	1	2
25 Mark Teixeira, S (1, 3) OBP: 0.318, SLG: 0.404	C FF 93 B SL 80 F FF 93 D SL 82 X FF 96 2-2 F9 ③			B FF 91 F FF 90 C SL 78 D SL 80 D FS 82 X FF 93 3-2 G6-4-3 ① ② 1-2f	F SL 77 C FF 93 F FF 94 F FF 93 S FS 83 0-3 K ②			C FF 95 B SL 83 S SL 83 B FF 96 S FF 95 2-3 K ③			B SL 85 B FF 95 F FF 94 B FS 86 F FF 95 X FF 95 3-2 L8 ②	5	0	0	0	0	2	3
24 Chris Young, R (1, 7) OBP: 0.294, SLG: 0.399		X FF 91 0-0 B2-3 ①		C FF 94 F FF 93 D FS 82 S FS 84 1-3 K ③	X FF 92 0-0 1-3 2B				X SI 88 0-0 P3 ①		B SL 86 F SL 85 B SL 85 F FF 94 X FF 95 2-2 HR	5	1	2	1	0	1	0
33 Stephen Drew, L (1, 4) OBP: 0.240, SLG: 0.298		C FF 90 B FS 81 F FF 92 S FS 81 1-3 K ②			S CH 81 B FF 95 S FS 80 B FS 82 B FF 93 S FF 93 3-3 K ①	B CH 85 B FS 82 D FS 84 F FF 95 F FF 97 D FS 86 B FS 84 4-2 BB			B SL 80 B SL 79 C SI 87 S FF 87 T FF 89 2-2 K ②		B FS 86 X FF 93 1-0 2B	4	0	1	0	1	3	0
66 John Ryan Murphy, R (1, 2) OBP: 0.311, SLG: 0.375		C FF 93 B FF 94 F FF 93 F FS 84 F FF 94 S FF 95 1-3 K ③			B FF 94 S SL 77 X FF 95 1-1 63 1B 1B	B FF 96 F FF 94 X SL 77 1-1 F7 ③			B SI 88 C SL 79 B FF 88 S SL 80 F FF 89 S SL 80 2-3 K ③		B FF 94 C SL 83 F FS 86 X SL 85 1-2 G6-3 ③	5	0	1	0	0	2	4
17 Brendan Ryan, R (1, 6) OBP: 0.221, SLG: 0.213			B FF 92 B FF 91 C FF 90 X FF 92 2-1 F8 ①		F FF 93 X FF 93 0-1 F8 ②		C FF 93 B FS 81 F FF 93 S FS 83 1-3 K ①			B SI 95 F SI 95 S SI 96 S SI 96 1-3 K ①		4	0	0	0	0	2	1
63 Antoan Richardson, S (1, 9) OBP: 0.750, SLG: 0.667 31 Ichiro Suzuki, L (11, 9) OBP: 0.324, SLG: 0.333			X FF 91 0-0 F9 ②		C FF 91 C FS 82 B FF 93 B FF 95 X FS 82 2-2 1-2 1B		L CH 82 S FF 93 B FS 82 F FF 94 B FF 94 B FS 80 X FF 94 3-2 14 PO 1B			B SI 97 B SI 96 B SI 95 B SI 95 4-0 14 S 22 G3 BB		3	0	2	0	1	0	0
												0	0	0	0	0	0	0
Inning Stats	R: 0 E: 0 K: 0 S: 8 H: 1 LOB: 1 BB: 0 P: 14	R: 0 E: 0 K: 2 S: 9 H: 0 LOB: 0 BB: 0 P: 11	R: 0 E: 0 K: 1 S: 9 H: 1 LOB: 1 BB: 0 P: 11	R: 0 E: 0 K: 1 S: 7 H: 0 LOB: 0 BB: 1 P: 15	R: 0 E: 0 K: 1 S: 13 H: 2 LOB: 2 BB: 0 P: 19	R: 0 E: 0 K: 1 S: 16 H: 2 LOB: 3 BB: 1 P: 23	R: 0 E: 0 K: 1 S: 9 H: 1 LOB: 0 BB: 0 P: 13	R: 0 E: 0 K: 3 S: 10 H: 0 LOB: 0 BB: 0 P: 16	R: 0 E: 0 K: 2 S: 8 H: 0 LOB: 0 BB: 0 P: 12	R: 0 E: 0 K: 1 S: 9 H: 0 LOB: 1 BB: 1 P: 17	R: 1 E: 0 K: 0 S: 13 H: 2 LOB: 1 BB: 0 P: 23	1B: 6 2B: 2 3B: 0 HR: 1 SF: 0 SAC: 0 DP: 1 HBP: 0	WP: 0 PB: 0 SB: 1 CS: 0 PA: 44					

PITCHER	IP	WLS	BF	H	R	ER	SO	BB	IBB	HBP	BLK	WP	HR	S	P	ERA	WHIP
39 Kevin Gausman, R (1, 1) ERA: 3.57	7.0		28	7	0	0	7	2	0	0	0	0	0	71	106	0.00	1.286
48 Andrew Miller, L (8, 1) ERA: 2.03	1.0		3	0	0	0	3	0	0	0	0	0	0	10	16	0.00	0.000
56 Darren O'Day, R (9, 1) ERA: 1.44	1.0		3	0	0	0	2	0	0	0	0	0	0	8	12	0.00	0.000
53 Zack Britton, L (10, 1) ERA: 1.77	1.0		4	0	0	0	1	1	0	0	0	0	0	9	17	0.00	1.000
35 Brad Brach, R (11, 1) ERA: 3.2	1.0	W	5	2	1	1	0	0	0	0	0	0	1	13	23	9.00	2.000

PITCHER	IP	WLS	BF	H	R	ER	SO	BB	IBB	HBP	BLK	WP	HR	S	P	ERA	WHIP

TOP

New York Yankees @ Baltimore Orioles

Oriole Park at Camden Yards, Baltimore, MD

Fri Sep 12 2014, 1:08 PM - 5:04 PM EDT
Att. 31,871 - Sunny - 71 F

livebaseballscorecards.com

AB	40
R	1
H	9
RBI	1
BB	3
SO	13
LOB	16

New York Yankees @ Baltimore Orioles

Oriole Park at Camden Yards, Baltimore, MD

Fri Sep 12 2014, 1:08 PM - 5:04 PM EDT

Att. 31,871 - Sunny - 71 F

livebaseballscorecards.com

Batter	1	2	3	4	5	6	7	8	9	10	11	AB	R	H	RBI	BB	SO	LOB
21 Nick Markakis, L (1, 9) OBP: 0.336, SLG: 0.379	F SI 90 S FC 90 B SI 91 F CU 80 B FC 91 F SI 92 T FC 91 2-2 K	C CU 81 F CU 80 B FF 94 X FC 92 1-2 F9	B SI 91 F CU 81 F FC 90 B FC 92 F CU 81 F FF 93 X FC 93 2-2 F8	B SV 80 X FF 97 1-0 FC4-5 12 BB 1-2 3-H	C KC 80 B FC 90 F KC 80 X FC 90 1-2 G4-3							5	0	0	0	0	1	2
12 Alejandro De Aza, L (1, 7) OBP: 0.320, SLG: 0.374	C CU 79 B FF 93 F FC 90 F CU 82 B FF 93 F FC 91 X FC 92 2-2 23 FC6-4 1B	C CU 80 F FC 94 B FF 94 X CU 81 1-2 G4-3	B FC 93 S FC 93 S FC 92 B CU 83 B FF 94 F SI 92 X SI 94 3-2 1B	S SV 83 B SV 83 D KC 83 B FF 98 D FF 98 4-1 1-2 2-3 BB	B FC 90 F FC 90 G FC 90 B FC 91 X FC 91 2-2 L8							4	0	2	0	1	0	0
10 Adam Jones, R (1, 8) OBP: 0.315, SLG: 0.464	X FF 92 0-0 F7	B SI 92 C SI 92 F FC 91 B FF 93 T SI 93 2-2 K	1 SAFE 1 SAFE B SI 93 1 SAFE F SI 92 S SI 92 F FF 94 1 SAFE F FF 94 2-3 B SI 94 S CU 83 K2-3	D SV 82 S FF 98 S FF 100 S KC 83 1-3 K	F KC 82 B KC 82 F FC 90 F FC 90 C KC 82 1-3 K							5	0	0	0	0	4	5
23 Nelson Cruz, R (1, 10) OBP: 0.330, SLG: 0.525 9 David Lough, L (11, PR) OBP: 0.292, SLG: 0.344	1 SAFE B SI 92 X FC 92 1-0 FC6-4 1-2f	S FC 91 C FF 94 S CU 83 0-3 K	S FC 92 S SI 92 S SI 93 0-3 K	C KC 82 B FF 98 C SV 81 X SV 83 1-2 L7	C FF 94 B FF 95 B SI 87 F SL 84 B SL 88 B SL 88 4-2 45 BB 3 SH3-4 38 2B BB							4 0	0 1	0 0	0 0	1 0	2 0	1 0
28 Steve Pearce, R (1, 3) OBP: 0.359, SLG: 0.518 34 Quintin Berry, L (9, PR) 3 Ryan Flaherty, L (10, 3) OBP: 0.278, SLG: 0.347		C FC 91 B SI 91 S SI 92 B FF 93 F SI 93 X CU 81 2-2 G5-3	F SI 93 C SI 93 F CU 82 S FC 93 0-3 K	B SI 92 B SI 93 X FF 94 2-0 G1-3	B FF 97 B FF 97 B FF 97 B FF 96 4-0 40 BB 2 S BB	X FF 94 0-0 SH3-4 1-2						3 0 0	0 0 0	0 0 0	1 0 0	1 0 0	0 0 0	0 0 0
2 J.J. Hardy, R (1, 6) OBP: 0.322, SLG: 0.391		C FF 93 B SI 92 S FC 91 X SI 93 1-2 1B	C FC 92 B SI 92 S SI 92 F FF 93 X CU 81 1-2 F8	C FC 91 F FF 93 B SI 94 B SI 92 X FF 94 2-2 F9	P PO 86 1 SAFE B FC 91 B KC 82 I IN 72 4-0 40 BB 1-2 IBB	D CU 82 B SI 94 H FF 94 3-0 45 BB 38 2B HBP						3	1	1	0	1	0	0
14 Kelly Johnson, L (1, 5) OBP: 0.293, SLG: 0.357	B FC 92 B FC 92 X FC 93 2-0 F8	C CU 80 B FF 93 F CU 80 F FC 92 X FC 92 1-2 L3	C FC 90 X FC 93 0-1 40 SH 21 FC4-5 2B	B FC 93 X FC 92 1-0 P5	S CH 86 B CH 87 C SL 86 S CH 88 1-3 K							5	0	1	0	0	1	5
40 Nick Hundley, R (1, 2) OBP: 0.281, SLG: 0.374 45 Steve Clevenger, L (11, PH) OBP: 0.294, SLG: 0.359	1 SAFE C CU 80 X FC 91 0-1 P4	B FC 91 F SI 92 S SI 93 X FF 94 1-2 F9	F X SV 80 0-1 SH 12 BB 21 FC4-5 2-3	B KC 84 F KC 83 B FC 92 T KC 83 D KC 83 B FC 91 4-2 1-2 2-3 BB	B SI 94 B CH 87 F SI 96 B FF 96 B SI 96 4-1 38 2B 1-2 2-3 BB							2 0	0 0	0 0	0 0	1 1	0 0	1 0
6 Jonathan Schoop, R (1, 4) OBP: 0.244, SLG: 0.361 38 Jimmy Paredes, S (11, PH) OBP: 0.344, SLG: 0.516		B SI 90 F SI 92 B CU 81 X SI 92 2-1 G5-3	B SI 90 X FC 91 1-0 P2	C KC 82 S FF 98 S KC 82 0-3 K	C FC 91 F KC 82 F KC 84 F FC 92 F KC 83 F FC 92 D KC 85 B FC 91 C FC 90 2-3 K	X CH 87 0-0 1-3 2-H 3-H 2B						4 1	0 0	0 1	0 2	0 0	2 0	5 0

Inning Stats	1	2	3	4	5	6	7	8	9	10	11
	R: 0 E: 0 K: 1 S: 12 H: 1 LOB: 1 BB: 0 P: 17	R: 0 E: 0 K: 0 S: 10 H: 1 LOB: 1 BB: 0 P: 15	R: 0 E: 0 K: 0 S: 8 H: 0 LOB: 0 BB: 0 P: 12	R: 0 E: 0 K: 3 S: 10 H: 0 LOB: 0 BB: 0 P: 12	R: 0 E: 0 K: 0 S: 11 H: 0 LOB: 0 BB: 0 P: 14	R: 0 E: 0 K: 1 S: 15 H: 1 LOB: 1 BB: 0 P: 23	R: 0 E: 0 K: 1 S: 7 H: 0 LOB: 0 BB: 0 P: 11	R: 0 E: 0 K: 2 S: 12 H: 1 LOB: 3 BB: 1 P: 18	R: 0 E: 0 K: 1 S: 14 H: 0 LOB: 3 BB: 3 P: 29	R: 0 E: 0 K: 1 S: 10 H: 0 LOB: 0 BB: 0 P: 14	R: 2 E: 0 K: 1 S: 8 H: 1 LOB: 3 BB: 2 P: 20

	AB	36
	R	2
	H	5
	RBI	2
	BB	6
	SO	11
	LOB	19

1B: 3	2B: 2	3B: 0	HR: 0	SF: 0	SAC: 2	DP: 0	HBP: 1	WP: 0	PB: 0	SB: 1	CS: 0	PA: 45						

PITCHER		IP	WLS	BF	H	R	ER	SO	BB	IBB	HBP	BLK	WP	HR	S	P	ERA	WHIP
38 Brandon McCarthy, R ERA: 3.98	(1, 1)	7.0		25	4	0	0	6	0	0	0	0	0	0	75	106	0.00	0.571
68 Dellin Betances, R ERA: 1.37	(8, 1)	1.1		7	0	0	0	2	2	0	0	0	0	0	13	24	0.00	1.500
30 David Robertson, R ERA: 2.68	(9, 1)	1.2		7	0	0	0	2	1	1	0	0	0	0	21	35	0.00	0.600
43 Adam Warren, R ERA: 3.3	(11, 1)	0.2	L	6	1	2	2	1	2	0	1	0	0	0	8	20	27.00	4.500

PITCHER	IP	WLS	BF	H	R	ER	SO	BB	IBB	HBP	BLK	WP	HR	S	P	ERA	WHIP

Batter	1	2	3	4	5	6	7	8	9	AB	R	H	RBI	BB	SO	LOB
22 Jacoby Ellsbury, L (1, 10) OBP: 0.336, SLG: 0.425	C FF 93 F CH 87 X FF 93 0-2 ① L8		B CH 88 F CH 87 C SI 94 F SL 91 X SI 95 1-2 1B			C CH 84 B SL 88 F SL 86 S FF 94 1-3 ① K		B CU 83 B CU 82 C FF 96 X FF 96 2-1 ② P4		4	0	1	0	0	1	1
2 Derek Jeter, R (1, 6) OBP: 0.301, SLG: 0.302	B FF 94 C FF 93 F SL 90 S SL 87 1-3 ② K		X SL 87 0-0 ③ G1-3			C FF 93 T FF 94 B SL 87 X SL 86 1-2 G5-3		F SI 95 X FF 97 0-1 ③ G3		4	0	0	0	0	1	2
11 Brett Gardner, L (1, 8) OBP: 0.343, SLG: 0.441	B FF 94 B FF 93 F FF 93 F FF 94 B CH 84 X SL 88 3-2 1B			B FF 91 C FF 91 B CH 83 B FF 93 B FF 93 4-1 24 S BB		C FF 93 C SI 94 S FF 94 0-3 ③ K			C FF 91 B CU 78 C SL 86 F FF 91 B FF 92 C SL 86 2-3 ① K	3	0	1	0	1	2	0
34 Brian McCann, L (1, 3) OBP: 0.288, SLG: 0.392	B SI 94 X SI 94 1-0 ③ G4-3			C FF 93 1 SAFE S SL 88 C FF 93 0-3 ① K			B FF 92 X FF 93 1-0 ① F7		B FF 92 B FF 91 X FF 91 2-0 ② P4	4	0	0	0	0	1	2
24 Chris Young, R (1, 7) OBP: 0.293, SLG: 0.396		C SL 88 B SL 86 B FF 93 X FF 93 2-1 ① F9		C FF 94 B SL 84 S SL 86 D SL 85 1 SAFE F FF 94 D SL 86 S SL 88 3-3 ② K 1-2			B SL 86 B SL 86 S FF 92 F SL 87 X SL 85 2-2 1B		L FF 91 F SI 91 S SL 86 0-3 ③ K	4	0	1	0	0	2	1
33 Stephen Drew, L (1, 4) OBP: 0.237, SLG: 0.294		B FF 93 C FF 92 F FF 93 X CH 86 1-2 ② F9		S SL 89 B FF 93 F SL 86 B FF 94 X SL 89 2-2 ③ G3			C SI 92 B SL 88 B FF 94 B FF 92 F SL 87 1 SAFE F SL 89 S FF 93 3-3 ② K			3	0	0	0	0	1	2
31 Ichiro Suzuki, L (1, 9) OBP: 0.324, SLG: 0.331		B FF 93 B FF 93 F FF 94 F FF 94 S SL 86 2-3 ③ K			B CH 84 B FF 92 B FF 93 B SI 91 4-0 62 CS BB		F FF 93 B FF 93 B SL 85 F FF 93 S FF 94 2-3 ③ K			2	0	0	0	1	2	1
45 Zelous Wheeler, R (1, 5) OBP: 0.264, SLG: 0.340 63 Antoan Richardson, S (8, PH) OBP: 0.800, SLG: 0.750 66 John Ryan Murphy, R (8, 2) OBP: 0.311, SLG: 0.375			C FF 92 C FF 93 B FF 94 B SL 87 F FF 94 F SL 87 S SL 88 2-3 ① K		C SL 87 X FF 93 0-1 ① L9			C FF 97 B SI 96 B SI 96 X SI 96 2-1 E1 14 F8 1B		2 1 0	0 0 0	0 1 0	0 0 0	0 0 0	1 0 0	1 0 0
62 Austin Romine, R (1, 2) 14 Martín Prado, R (8, PH) OBP: 0.319, SLG: 0.406 (8, 5)			C FF 94 B FF 94 X SL 87 1-1 ② L4		C FF 93 1 SAFE B FF 94 F FF 94 F SL 84 S SL 86 1-3 ② ③ K 1-2			B FF 95 C SI 95 X CU 82 1-1 ① F8 2-3		2 1	0 0	0 0	0 0	0 0	1 0	1 1

Inning Stats	1	2	3	4	5	6	7	8	9
	R: 0 E: 0 K: 1 S: 10	R: 0 E: 0 K: 1 S: 8	R: 0 E: 0 K: 1 S: 12	R: 0 E: 0 K: 2 S: 11	R: 0 E: 0 K: 1 S: 6	R: 0 E: 0 K: 2 S: 9	R: 0 E: 0 K: 2 S: 11	R: 0 E: 1 K: 0 S: 8	R: 0 E: 0 K: 2 S: 8
	H: 1 LOB: 1 BB: 0 P: 15	H: 0 LOB: 0 BB: 0 P: 13	H: 1 LOB: 1 BB: 0 P: 16	H: 0 LOB: 1 BB: 1 P: 20	H: 0 LOB: 0 BB: 1 P: 11	H: 0 LOB: 0 BB: 0 P: 11	H: 1 LOB: 1 BB: 0 P: 19	H: 1 LOB: 1 BB: 0 P: 13	H: 0 LOB: 0 BB: 0 P: 12

1B: 4 SF: 0
2B: 0 SAC: 0
3B: 0 DP: 0
HR: 0 HBP: 0

WP: 0 PA: 32
PB: 0
SB: 1
CS: 1

PITCHER		IP	WLS	BF	H	R	ER	SO	BB	IBB	HBP	BLK	WP	HR	S	P	ERA	WHIP
25 Bud Norris, R ERA: 3.74	(1, 1)	7.0	W	25	3	0	0	10	2	0	0	0	0	0	67	105	0.00	0.714
29 Tommy Hunter, R ERA: 3.21	(8, 1)	1.0		4	1	0	0	0	0	0	0	0	0	0	8	13	0.00	1.000
17 Brian Matusz, L ERA: 3.54	(9, 1)	1.0		3	0	0	0	2	0	0	0	0	0	0	8	12	0.00	0.000

PITCHER	IP	WLS	BF	H	R	ER	SO	BB	IBB	HBP	BLK	WP	HR	S	P	ERA	WHIP

TOP

New York Yankees @ Baltimore Orioles

Oriole Park at Camden Yards, Baltimore, MD

Fri Sep 12 2014, 7:07 PM - 10:03 PM EDT

Att. 43,707 - Clear - 75 F

livebaseballscorecards.com

AB	30
R	0
H	4
RBI	0
BB	2
SO	12
LOB	12

BOTTOM

Batter	1	2	3	4	5	6	7	8	9	AB	R	H	RBI	BB	SO	LOB
12 Alejandro De Aza, L (1, 7) OBP: 0.321, SLG: 0.383	C FF 93 B FC 92 F FC 92 X CU 82 1-2 L8		C CU 83 X FC 91 0-1 G3 ①	B CU 81 B FC 90 X FC 90 2-0 2-H 3B			B KC 80 B FC 90 F SI 90 F SL 87 C SI 91 2-3 K ②	X SI 90 0-0 1-H 3B		5	0	2	2	0	1	0
28 Steve Pearce, R (1, 3) OBP: 0.362, SLG: 0.516	C FF 94 H CU 82 1-1 23 1B HBP		S FF 94 S FC 90 X CU 84 0-2 23 2B 1B	B FC 91 X FC 90 1-0 G5-3 ③			B SL 87 F FF 91 B SI 90 F SL 87 B SL 89 B SL 88 4-2 23 BB 38 BB 27 1B BB	C ST 83 S ST 82 C ST 82 0-3 K ③		3	1	1	0	1	1	2
38 Jimmy Paredes, S (1, 5) OBP: 0.361, SLG: 0.500 14 Kelly Johnson, L (8, 5) OBP: 0.293, SLG: 0.357	B FF 94 F CU 81 B FC 92 D FF 94 X FF 94 3-1 F7 ②		1 SAFE S CU 82 C FC 90 B CU 82 1 SAFE B FC 90 F CU 83 B FF 94 F FC 91 3-2 X FF 93 F8 ②		X FF 92 0-0 23 FC5-4 1B		F SL 87 B FF 90 1 SAFE B SL 88 B SI 90 S FF 90 F FF 91 B FF 91 4-2 23 BB 27 1B 1-2 BB			3 0	1 0	1 0	0 0	1 0	0 0	2 0
23 Nelson Cruz, R (1, 9) OBP: 0.332, SLG: 0.528 34 Quintin Berry, L (7, PR) (8, 9)	F FF 94 1 SAFE X CU 83 0-1 1-2 1B		B FF 90 X FC 91 1-0 1-3 2B		B FC 90 X CU 81 1-0 FC5-4 27 CS 1-2f		B SL 87 S FF 90 B SL 88 B SL 88 B FF 91 4-1 27 1B 1-2 2-3 BB			3 0	0 0	2 0	0 0	1 0	0 0	1 0
27 Delmon Young, R (1, 10) OBP: 0.329, SLG: 0.434	B FC 92 B FF 94 F FC 92 B CU 82 C FC 91 S FC 92 3-3 K ③		D CU 83 B FF 93 X FC 90 2-0 G6-3 ③		C CU 81 C FC 90 B FC 91 B FF 92 S FC 91 2-3 K ② ③ 1-2		X SL 88 0-0 1-3 2-H 3-H 1B			4	0	1	2	0	2	5
9 David Lough, L (1, 8) OBP: 0.291, SLG: 0.338		X FF 94 0-0 F7 ①		C FF 93 B FC 91 B FC 91 B FF 92 B FF 94 4-1 36 G6-3 3 2B BB		C FF 91 B SL 81 B SI 89 S SL 79 F FF 89 X SL 81 2-2 L7 ①	C CU 74 B CU 75 X SI 88 1-1 L5 ③			3	1	0	0	1	0	2
36 Caleb Joseph, R (1, 2) OBP: 0.289, SLG: 0.395		B FF 94 F FF 94 B FC 90 F FC 91 F CU 82 X FF 94 2-2 G5-3 ②		B FF 93 1 SAFE X FC 91 1-0 G6-3 ① 1-2		B FF 89 F CH 77 T FF 91 S SL 82 1-3 K ②		B SI 87 S ST 83 B ST 82 X SI 90 2-1 F8 ①		4	0	0	0	0	1	1
3 Ryan Flaherty, L (1, 6) OBP: 0.281, SLG: 0.351		B FF 94 F FF 93 B CU 82 F FC 90 B CU 81 F FC 90 B FF 94 4-2 BB		F CU 82 S FF 94 B FF 93 D CU 84 B FF 94 X CU 82 3-2 12 3B 2-H 2B		S SL 81 B SL 81 B FF 90 T SI 91 X SL 82 2-2 G4-3 ③		X SI 90 0-0 G3-1 ②		3	1	1	1	1	0	0
6 Jonathan Schoop, R (1, 4) OBP: 0.242, SLG: 0.357		C CU 82 D FC 92 S FC 90 X CU 82 1-2 L7 ③		F FC 89 B FF 92 X FC 89 1-1 L9 ②			B SL 86 C FF 89 F SL 86 B SL 89 X FF 91 2-2 G5-3 ①	C SI 90 S ST 84 S ST 82 0-3 K 12 3B		4	1	0	0	0	1	2
Inning Stats	R: 0 E: 0 K: 1 S: 11 H: 1 LOB: 2 BB: 0 P: 19	R: 0 E: 0 K: 0 S: 11 H: 0 LOB: 1 BB: 1 P: 18	R: 0 E: 0 K: 0 S: 12 H: 2 LOB: 2 BB: 0 P: 18	R: 2 E: 0 K: 0 S: 9 H: 2 LOB: 1 BB: 1 P: 21	R: 0 E: 0 K: 1 S: 5 H: 1 LOB: 1 BB: 0 P: 8	R: 0 E: 0 K: 1 S: 10 H: 0 LOB: 0 BB: 0 P: 15	R: 2 E: 0 K: 1 S: 15 H: 1 LOB: 2 BB: 3 P: 32	R: 1 E: 0 K: 2 S: 10 H: 1 LOB: 1 BB: 0 P: 12		1B: 4 2B: 3 3B: 2 HR: 0	SF: 0 SAC: 0 DP: 1 HBP: 1		WP: 1 PB: 0 SB: 0 CS: 1	PA: 38		

PITCHER		IP	WLS	BF	H	R	ER	SO	BB	IBB	HBP	BLK	WP	HR	S	P	ERA	WHIP
65 Bryan Mitchell, R ERA: 2.57	(1, 1)	5.0	L	23	6	2	2	2	2	0	1	0	0	0	48	84	3.60	1.600
88 Josh Outman, L ERA: 3.0	(6, 1)	1.0		3	0	0	0	1	0	0	0	0	0	0	10	15	0.00	0.000
41 David Phelps, R ERA: 4.38	(7, 1)	0.2		6	1	2	2	1	3	0	0	0	0	0	13	29	27.00	6.000
57 Rich Hill, L ERA: 1.93	(7, 1)	0.1		1	0	0	0	0	0	0	0	0	0	0	2	3	0.00	0.000
64 Chaz Roe, R ERA: 9.0	(8, 1)	1.0		5	1	1	1	2	0	0	0	0	1	0	10	12	9.00	1.000

PITCHER	IP	WLS	BF	H	R	ER	SO	BB	IBB	HBP	BLK	WP	HR	S	P	ERA	WHIP

New York Yankees @ Baltimore Orioles

Oriole Park at Camden Yards, Baltimore, MD

Fri Sep 12 2014, 7:07 PM - 10:03 PM EDT

Att. 43,707 - Clear - 75 F

livebaseballscorecards.com

AB	32
R	5
H	8
RBI	5
BB	5
SO	6
LOB	15

Batter	1	2	3	4	5	6	7	8	9	AB	R	H	RBI	BB	SO	LOB
22 Jacoby Ellsbury, L (1, 10) OBP: 0.334, SLG: 0.422	B CH 86 X SI 87 1-0 ① G4-3	C CH 81 F SL 86 B FF 90 F CH 82 B SL 86 F FF 91 B FF 90 X FF 90 3-2 ③ P2 1-2 3-H			B CH 85 X SL 84 1-0 ③ F7			B SI 92 C SI 93 F SI 92 X SI 92 1-2 ① G3		4	0	0	0	0	0	1
2 Derek Jeter, R (1, 6) OBP: 0.300, SLG: 0.300	X FF 88 0-0 ② F9		C SI 88 B SL 84 F FF 89 F SI 89 F SI 89 X SL 85 1-2 ① L1			B SL 83 B FF 89 C FF 88 B FF 90 F FF 90 F SI 89 B FF 90 4-2 34 BB BB		B SI 93 X SI 92 1-0 ② G1-3		3	0	0	0	1	0	0
11 Brett Gardner, L (1, 8) OBP: 0.343, SLG: 0.438	C FF 89 X FF 88 0-1 ③ P4		C SL 85 C FF 90 F FF 90 X CH 84 0-2 ② F7			B FF 89 B FF 88 X FF 89 2-0 ① F9		B SL 84 B SI 93 B SI 92 B SI 92 4-0 14 1B BB		3	0	0	0	1	0	1
14 Martín Prado, R (1, 4) OBP: 0.319, SLG: 0.405		B FF 88 B CU 74 F FF 87 B SI 88 X FF 88 3-1 ① L8	C SL 85 F FF 90 X FF 90 0-2 ③ F8			B SL 85 B SL 81 F FF 89 T SI 88 X FF 89 2-2 ② F9		C SI 92 B FF 92 B SI 92 S SI 93 1 SAFE B SL 85 F SL 86 X SI 91 3-2 1-2 1B		4	0	1	0	0	0	1
34 Brian McCann, L (1, 2) OBP: 0.290, SLG: 0.399		S SI 88 F SL 84 F CH 82 B CH 79 F SI 88 X CH 82 1-2 HR	F SL 84 B SL 84 B FF 88 S FF 89 B FF 89 X SI 90 3-2 ① F8			B SL 84 C CH 82 B FF 88 B FF 89 B FF 89 4-1 1-2 BB		B SI 92 B SI 93 B SI 91 C SI 92 X SI 92 3-1 ③ G3		3	1	1	1	1	0	2
25 Mark Teixeira, S (1, 3) OBP: 0.319, SLG: 0.402		B FF 89 B SI 89 F SI 89 B CH 82 F FF 89 B CH 82 4-2 24 2B 63 1B BB	B FF 89 F FF 90 X FF 89 1-1 ② L3			C SL 85 C FF 89 B FF 89 F CH 82 F FF 90 B CU 76 X FF 90 2-2 ③ G3			B FF 89 B CH 88 C FF 89 C CU 76 B FF 90 B CU 78 4-2 31 FC5-4 BB	2	1	0	0	2	0	2
24 Chris Young, R (1, 7) OBP: 0.293, SLG: 0.398		B FF 90 F SL 82 B SL 83 C FF 89 B FF 89 X SI 90 3-2 63 1B 22 S 1-3 2B	C SL 84 X CU 77 0-1 ③ G1-3				C SI 92 X CH 83 0-1 ① F7		B CU 78 F FF 88 S CU 78 X CU 83 1-2 ① L7	4	1	1	0	0	0	1
63 Antoan Richardson, S (1, 9) OBP: 0.625, SLG: 0.571 31 Ichiro Suzuki, L (8, 9) OBP: 0.324, SLG: 0.330		X FF 89 0-0 22 S 2-3 3-H 1B			C CU 74 B CU 76 B FF 88 B FF 89 C FF 88 X FF 89 3-2 ① G6-3		B SI 91 C CH 83 F SI 91 C SL 85 1-3 ② K		F FF 91 X FF 92 0-1 ② FC5-4 1-2f	3 1	0 0	1 0	1 0	0 0	1 0	0 1
45 Zelous Wheeler, R (1, 5) OBP: 0.246, SLG: 0.315		S SL 81 1 SAFE C SI 88 F SL 84 1 SAFE S SI 89 0-3 ② K			B FF 90 C FF 90 F SI 89 F SL 84 F FF 91 X CU 79 1-2 ② F9		S SI 92 B SI 93 C CH 85 X SL 84 1-2 ③ P5		B CU 80 1 SAFE C CU 80 S FF 90 X FF 91 1-2 ③ G5-3	4	0	0	0	0	1	3
Inning Stats	R: 0 E: 0 K: 0 S: 4 H: 0 LOB: 0 BB: 0 P: 5	R: 3 E: 0 K: 1 S: 22 H: 3 LOB: 1 BB: 1 P: 36	R: 0 E: 0 K: 0 S: 12 H: 0 LOB: 0 BB: 0 P: 13	R: 0 E: 0 K: 0 S: 7 H: 0 LOB: 0 BB: 0 P: 11	R: 0 E: 0 K: 0 S: 9 H: 0 LOB: 0 BB: 0 P: 14	R: 0 E: 0 K: 0 S: 13 H: 0 LOB: 2 BB: 2 P: 27	R: 0 E: 0 K: 1 S: 8 H: 0 LOB: 0 BB: 0 P: 10	R: 0 E: 0 K: 0 S: 10 H: 1 LOB: 2 BB: 1 P: 22	R: 0 E: 0 K: 0 S: 10 H: 0 LOB: 1 BB: 1 P: 16	1B: 2 2B: 1 3B: 0 HR: 1 SF: 0 SAC: 0 DP: 0 HBP: 0						

PITCHER	IP	WLS	BF	H	R	ER	SO	BB	IBB	HBP	BLK	WP	HR	S	P	ERA	WHIP
50 Miguel González, R (1, 1) ERA: 3.28	6.0	L	24	3	3	3	1	3	0	0	0	0	1	67	106	4.50	1.000
58 Ryan Webb, R (7, 1) ERA: 3.86	1.0		3	0	0	0	1	0	0	0	0	0	0	8	10	0.00	0.000
66 T.J. McFarland, L (8, 1) ERA: 2.98	1.0		5	1	0	0	0	1	0	0	0	0	0	10	22	0.00	2.000
47 Evan Meek, R (9, 1) ERA: 6.41	1.0		4	0	0	0	0	1	0	0	0	0	0	10	16	0.00	1.000

PITCHER	IP	WLS	BF	H	R	ER	SO	BB	IBB	HBP	BLK	WP	HR	S	P	ERA	WHIP

TOP

New York Yankees @ Baltimore Orioles

Oriole Park at Camden Yards, Baltimore, MD

Sat Sep 13 2014, 1:41 PM - 5:08 PM EDT

Att. 44,231 - Rain - 68 F

livebaseballscorecards.com

AB	31
R	3
H	4
RBI	2
BB	5
SO	2
LOB	12

Batter	1	2	3	4	5	6	7	8	9	AB	R	H	RBI	BB	SO	LOB
21 Nick Markakis, L (1, 9) OBP: 0.337, SLG: 0.379	B SI 92 F SI 93 B CH 87 F SL 88 X SI 94 2-2 12 G4-6-3 1B		C SL 87 C SI 91 B FF 93 F CH 88 X CU 82 1-2 10 G3-1 23 1B 1B		C SI 90 X CH 85 0-1 ① L9		C SL 79 X SL 80 0-1 ② F8		C FC 92 F KC 84 X KC 84 0-2 ③ G4-3	5	1	2	0	0	0	2
12 Alejandro De Aza, L (1, 7) OBP: 0.318, SLG: 0.380	B SI 91 X SL 87 1-0 ① ② G4-6-3 1-2f		B SI 92 B SI 92 F FF 92 X SL 88 2-1 ① L9		C SI 92 C SI 92 F CH 87 S SL 87 0-3 ② K		B SL 80 C SL 81 X FF 89 1-1 ③ G4-3			4	0	0	0	0	1	3
10 Adam Jones, R (1, 8) OBP: 0.317, SLG: 0.466	C CU 83 F SL 89 B FF 94 F FF 94 F SL 85 X SL 89 1-2 2B		S SI 92 B SI 93 B SI 91 X SL 85 2-1 ② G3-1 1-2		B SI 92 B CU 84 C SL 86 B CU 82 F SI 93 S CU 82 3-3 ③ K			T FF 91 X FF 92 0-1 28 G1-3 1B		4	0	2	0	0	1	1
23 Nelson Cruz, R (1, 10) OBP: 0.332, SLG: 0.526	B SI 92 S CU 84 S CU 84 B FF 94 B SL 90 S CU 84 3-3 ③ K		S FF 93 B SI 92 F CU 82 B SL 85 X SL 89 2-2 28 2B 2-H 1B			S CU 82 B FF 92 B CU 82 B CU 81 S FF 92 C CU 83 3-3 ① K		C SL 82 D SL 83 B FF 93 B SL 85 S SL 83 X FF 92 3-2 ① F8		4	0	1	1	0	2	2
28 Steve Pearce, R (1, 3) OBP: 0.364, SLG: 0.529		C SI 90 F SI 90 F CU 83 B SL 88 F CU 81 S CU 83 1-3 ① K	C CU 84 S CU 81 B CU 83 F CH 87 X FF 93 1-2 1-3 2B			F SI 92 F CH 85 F SL 87 X SL 87 0-2 HR		1 SAFE F SL 84 1 SAFE X SL 83 0-1 ② G1-3 1-2		4	1	2	1	0	1	1
2 J.J. Hardy, R (1, 6) OBP: 0.320, SLG: 0.388		C SI 93 B SL 86 B FF 94 C CU 81 B SI 93 C SI 94 3-3 ② K	B CU 82 X SI 93 1-0 ③ G4-3			B FF 94 C FF 94 B FF 94 C FF 95 X FF 93 2-2 ② L9		B SL 86 C SL 85 X SL 84 1-1 ③ G4-3		4	0	0	0	0	1	3
38 Jimmy Paredes, S (1, 5) OBP: 0.375, SLG: 0.526		B SI 92 F SL 87 C CU 80 F CH 86 F SL 87 X CH 86 1-2 36 S 2B		B SI 90 C SI 90 B SI 90 X SI 92 2-1 ① G4-3		F CU 79 S CU 79 B CU 77 B FF 94 S CU 77 2-3 ③ K			B KC 81 C FC 90 X KC 83 1-1 27 G6-3 3 SH2-4 1B	4	0	2	0	0	1	0
3 Ryan Flaherty, L (1, 4) OBP: 0.285, SLG: 0.350		B CU 80 B SL 87 B SI 92 B FF 93 4-0 BB		B SI 91 B SL 86 B SI 92 C FF 92 F SI 92 F FF 93 F SL 88 C SL 87 3-3 ② K			B FF 94 C FF 95 C CU 78 B CU 80 B CU 79 B CU 77 4-2 36 SH3 BB		C FC 91 1 SAFE X FC 92 0-1 ① SH2-4 1-2	1	0	0	0	2	1	0
36 Caleb Joseph, R (1, 2) OBP: 0.287, SLG: 0.392 27 Delmon Young, R (9, PH) OBP: 0.328, SLG: 0.432		B SL 87 B CU 81 S SI 93 F SI 91 S CU 84 2-3 ③ K 2-3		B SL 86 F SI 92 B CU 82 B SL 88 F SI 92 F CU 82 C SI 93 3-3 ③ K			X FF 94 0-0 ① SH3 1-2		D KC 87 C FC 91 X KC 82 1-1 ② G6-3 2-3	2 1	0 0	0 0	0 0	0 0	2 0	2 1
Inning Stats	R: 0 E: 0 K: 1 S: 12 H: 2 LOB: 1 BB: 0 P: 19	R: 0 E: 0 K: 3 S: 16 H: 1 LOB: 2 BB: 1 P: 27	R: 1 E: 0 K: 0 S: 16 H: 3 LOB: 2 BB: 0 P: 25	R: 0 E: 0 K: 2 S: 11 H: 0 LOB: 0 BB: 0 P: 19	R: 0 E: 0 K: 2 S: 9 H: 0 LOB: 0 BB: 0 P: 12	R: 1 E: 0 K: 2 S: 13 H: 1 LOB: 0 BB: 0 P: 20	R: 0 E: 0 K: 0 S: 7 H: 0 LOB: 1 BB: 1 P: 12	R: 0 E: 0 K: 0 S: 9 H: 1 LOB: 1 BB: 0 P: 13	R: 0 E: 0 K: 0 S: 9 H: 1 LOB: 1 BB: 1 P: 11	1B: 5 2B: 3 3B: 0 HR: 1	SF: 0 SAC: 2 DP: 1 HBP: 0			WP: 0 PB: 0 SB: 1 CS: 0		PA: 37	

PITCHER	IP	WLS	BF	H	R	ER	SO	BB	IBB	HBP	BLK	WP	HR	S	P	ERA	WHIP
61 Shane Greene, R (1, 1) ERA: 3.56	5.1	W	23	7	2	2	9	1	0	0	0	0	1	71	112	3.38	1.500
53 Esmil Rogers, R (6, 1) ERA: 4.71	1.0	H	4	0	0	0	1	1	0	0	0	0	0	9	17	0.00	1.000
88 Josh Outman, L (7, 1) ERA: 2.93	0.2	H	2	0	0	0	0	0	0	0	0	0	0	4	5	0.00	0.000
27 Shawn Kelley, R (8, 1) ERA: 4.07	1.0	H	4	1	0	0	0	0	0	0	0	0	0	9	13	0.00	1.000
30 David Robertson, R (9, 1) ERA: 2.64	1.0	S	4	1	0	0	0	0	0	0	0	0	0	9	11	0.00	1.000

PITCHER	IP	WLS	BF	H	R	ER	SO	BB	IBB	HBP	BLK	WP	HR	S	P	ERA	WHIP

BOTTOM

New York Yankees @ Baltimore Orioles

Oriole Park at Camden Yards, Baltimore, MD

Sat Sep 13 2014, 1:41 PM - 5:08 PM EDT

Att. 44,231 - Rain - 68 F

livebaseballscorecards.com

AB	33
R	2
H	9
RBI	2
BB	2
SO	10
LOB	15

Batter	1	2	3	4	5	6	7	8	9	AB	R	H	RBI	BB	SO	LOB
22 Jacoby Ellsbury, L (1, 8) OBP: 0.332, SLG: 0.419	B FF 91 X FF 91 1-0 ① P5		B FF 91 C CH 82 F FF 90 F FF 92 B KC 76 F FF 91 X FF 93 2-2 ① P2		X FF 90 0-0 ③ G4-3			L SL 83 C SL 83 F SL 84 B FF 91 B FF 92 F SL 85 X SL 83 2-2 ① G4-3		4	0	0	0	0	0	1
2 Derek Jeter, R (1, 6) OBP: 0.298, SLG: 0.298	X FF 91 0-0 ② F9		C FF 92 F FF 92 B KC 78 X FF 91 1-2 ② F9			X FF 90 0-0 ① L9		B FF 93 B FF 93 F FF 94 C SL 83 S SL 82 2-3 ② K		4	0	0	0	0	1	0
11 Brett Gardner, L (1, 7) OBP: 0.340, SLG: 0.435	B FF 91 C FF 90 B FF 92 B FF 90 F FF 91 F FF 91 F FF 92 T FF 93 3-2 ③ K		C KC 76 B KC 77 X FF 92 1-1 ③ F7			B CH 82 C FF 91 C KC 75 S KC 76 1-3 ② K		B FF 92 B FF 94 C FF 94 B FF 94 S SL 83 C SL 84 3-3 ③ K		4	0	0	0	0	3	0
14 Martín Prado, R (1, 5) OBP: 0.320, SLG: 0.412		B FF 91 C FF 90 F SL 84 X FF 92 1-2 HR		B FF 90 C CH 83 C FF 92 B KC 73 T KC 76 2-2 ① K		B SL 85 C FF 91 F KC 76 F KC 76 B KC 76 X FF 93 2-2 1B			C SI 86 B SL 80 C SL 80 S FF 87 1-3 ① K	4	1	2	1	0	2	0
34 Brian McCann, L (1, 2) OBP: 0.292, SLG: 0.406		B FF 92 C FF 92 C KC 77 X KC 76 1-2 E7 25 1B 1B		C KC 76 F FF 90 F FF 90 S SL 87 0-3 ② K		B FC 90 C FC 92 B FF 90 B FF 92 X CH 84 3-1 ③ P6			B SL 80 B SL 80 X SI 86 2-0 HR	4	1	2	1	0	1	1
25 Mark Teixeira, S (1, 3) OBP: 0.319, SLG: 0.401		B FF 91 B KC 77 S FF 92 B FF 91 C FF 93 X FF 92 3-2 2-3 1B		B SL 86 X FF 91 1-0 ③ G3			C SL 84 B KC 74 X FF 88 1-1 ① F8		C SL 80 X FF 88 0-1 ② G3	4	0	1	0	0	0	0
24 Chris Young, R (1, 10) OBP: 0.295, SLG: 0.395		C FF 92 C FF 92 D KC 76 B SL 85 F FF 92 F FF 92 F FF 94 S CH 85 2-3 ① K		C SL 83 C FF 90 B KC 74 B CH 83 X FF 91 2-2 ① F8			B SL 84 S CH 82 C FF 92 B FF 91 B CH 84 B CH 84 4-2 33 G3-1 33 WP BB		B SL 80 B SL 80 C SL 80 F SL 79 B FF 88 B SL 80 4-2 BB	2	0	0	0	2	1	2
33 Stephen Drew, L (1, 4) OBP: 0.238, SLG: 0.294		C CH 84 B FF 91 F CH 85 F KC 77 X FF 92 1-2 ② P6			X FF 90 0-0 63 G5-3 1B		B FF 91 S FF 90 C FF 90 F FF 92 B KC 76 F FF 92 X CH 84 2-2 ② G3-1 1-3		B FF 87 C SI 86 X FF 88 1-1 ③ P3	4	0	1	0	0	0	4
63 Antoan Richardson, S (1, 9) OBP: 0.500, SLG: 0.444 36 Carlos Beltrán, S (7, PH) OBP: 0.304, SLG: 0.408 31 Ichiro Suzuki, L (7, 9) OBP: 0.324, SLG: 0.330		C CH 85 C KC 76 S KC 77 0-3 ③ K		C FF 91 F FF 89 F FF 92 D KC 75 B FC 92 B KC 76 X CH 85 3-2 ② G5-3 1-2			C SL 82 C FF 93 B SL 83 S SL 84 1-3 ③ K			2 1 0	0 0 0	0 0 0	0 0 0	0 0 0	1 1 0	3 1 0
Inning Stats	R: 0 E: 0 K: 1 S: 7 H: 0 LOB: 0 BB: 0 P: 11	R: 1 E: 1 K: 2 S: 22 H: 3 LOB: 2 BB: 0 P: 30	R: 0 E: 0 K: 0 S: 10 H: 0 LOB: 0 BB: 0 P: 14	R: 0 E: 0 K: 2 S: 8 H: 0 LOB: 0 BB: 0 P: 11	R: 0 E: 0 K: 0 S: 9 H: 1 LOB: 1 BB: 0 P: 14	R: 0 E: 0 K: 1 S: 10 H: 1 LOB: 1 BB: 0 P: 16	R: 0 E: 0 K: 1 S: 12 H: 0 LOB: 1 BB: 1 P: 20	R: 0 E: 0 K: 2 S: 11 H: 0 LOB: 0 BB: 0 P: 18	R: 1 E: 0 K: 1 S: 10 H: 1 LOB: 1 BB: 1 P: 18	1B: 4 2B: 0 3B: 0 HR: 2 SF: 0 SAC: 0 DP: 0 HBP: 0						

PITCHER	IP	WLS	BF	H	R	ER	SO	BB	IBB	HBP	BLK	WP	HR	S	P	ERA	WHIP
30 Chris Tillman, R (1, 1) ERA: 3.29	6.2		26	5	1	1	6	1	0	0	0	1	1	75	112	1.35	0.900
48 Andrew Miller, L (7, 1) ERA: 1.98	1.1		4	0	0	0	3	0	0	0	0	0	0	14	22	0.00	0.000
56 Darren O'Day, R (9, 1) ERA: 1.56	1.0	W	5	1	1	1	1	1	0	0	0	0	1	10	18	9.00	2.000

PITCHER	IP	WLS	BF	H	R	ER	SO	BB	IBB	HBP	BLK	WP	HR	S	P	ERA	WHIP

TOP

New York Yankees @ Baltimore Orioles

Oriole Park at Camden Yards, Baltimore, MD

Sun Sep 14 2014, 8:11 PM - 11:14 PM EDT

Att. 43,947 - Partly Cloudy - 66 F

livebaseballscorecards.com

AB	33
R	2
H	6
RBI	2
BB	2
SO	10
LOB	12

WP: 1 PA: 35
PB: 0
SB: 0
CS: 0

Batter	1	2	3	4	5	6	7	8	9	AB	R	H	RBI	BB	SO	LOB
21 Nick Markakis, L (1, 9) OBP: 0.335, SLG: 0.376	X SI 89 0-0 F7 ①		C SI 90 C FF 88 B SI 91 X FS 86 1-2 G6-3 ③			C CU 75 X CU 75 0-1 F7 ①		C KC 79 C FF 96 B SV 84 F SV 84 F FF 97 S SV 86 1-3 K ①		4	0	0	0	0	1	0
12 Alejandro De Aza, L (1, 7) OBP: 0.317, SLG: 0.378	C FS 88 S FS 83 X FS 85 0-2 G3-1 ②			T FF 90 B FS 86 F FS 85 F FS 87 F SI 91 F SI 92 S FS 87 1-3 K ①		B FF 90 C SI 91 B CU 78 F SI 91 X FS 87 2-2 10 2B 1B		B KC 80 F FF 96 X FF 97 1-1 F7 ②		4	1	1	0	0	1	0
10 Adam Jones, R (1, 8) OBP: 0.316, SLG: 0.466	X SI 90 0-0 G4-3 ③			B SI 92 C SI 92 B FS 86 F SI 91 X FS 86 2-2 G5-3 ②		1 SAFE 1 SAFE B FS 86 X SI 92 1-1 28 1B 1-H 2B		B KC 81 B KC 81 C KC 81 S SI 96 F KC 82 S KC 83 2-3 K2-3 ③		4	0	1	1	0	1	0
23 Nelson Cruz, R (1, 10) OBP: 0.331, SLG: 0.526 34 Quintin Berry, L (9, PR)		C SL 81 C SI 90 F SL 83 B FF 91 F FS 84 B SL 83 X FS 85 2-2 G4-3 ①		B FS 86 X FS 87 1-0 P3 ③		F SL 84 X FS 88 0-1 G5-3 ②			F FC 90 B FC 91 B KC 80 B KC 82 X FC 90 3-1 28 2B 2B	4 0	0 1	1 0	0 0	0 0	0 0	1 0
28 Steve Pearce, R (1, 3) OBP: 0.365, SLG: 0.532		B FF 91 C SL 82 S FS 84 B SI 91 T SI 92 2-2 K ②			C SL 81 F FS 86 B FF 91 S FS 87 1-3 K ①	B FF 92 S SL 84 X SL 84 1-1 2-3 1B			C FC 91 B FC 92 S KC 83 D KC 84 X KC 84 2-2 14 2B 2-H 2B	4	1	2	1	0	2	0
2 J.J. Hardy, R (1, 6) OBP: 0.321, SLG: 0.391		C SI 89 B SI 91 X SI 91 1-1 2B			C SL 82 B SL 83 B FS 87 C SI 91 X FS 86 2-2 40 1B 1B	B SL 83 C FF 92 B FS 86 X SL 84 2-1 P4 ③			L FC 93 B FC 91 X KC 83 1-1 F9 ①	4	0	2	0	0	0	3
14 Kelly Johnson, L (1, 5) OBP: 0.292, SLG: 0.359		B CU 75 C FS 83 S FS 85 S FS 87 1-3 K ③			B SL 84 X FF 91 1-0 F8 ②		C FS 84 B FS 84 S FS 84 X FS 85 1-2 F7 ①		X FC 91 0-0 2-H 2B	4	0	1	1	0	1	2
40 Nick Hundley, R (1, 2) OBP: 0.282, SLG: 0.373			B FF 90 C SI 89 F SL 81 B SL 82 X FS 86 2-2 G5-3 ①		C SL 83 X FS 86 0-1 6 FC6-4 1-3 1B		B SL 82 B FS 86 F SI 90 F SI 91 S SL 83 2-3 K ②			3	0	1	0	0	1	0
6 Jonathan Schoop, R (1, 4) OBP: 0.241, SLG: 0.355			X SL 80 0-0 G2-3 ②		S FF 92 B FS 87 X FS 86 1-1 FC6-4 ③ 1-2f		B FS 86 X FS 86 1-0 L5 ③			3	0	0	0	0	0	2
Inning Stats	R: 0 E: 0 K: 0 S: 5 H: 0 LOB: 0 BB: 0 P: 5	R: 0 E: 0 K: 2 S: 13 H: 1 LOB: 1 BB: 0 P: 19	R: 0 E: 0 K: 0 S: 7 H: 0 LOB: 0 BB: 0 P: 10	R: 0 E: 0 K: 1 S: 10 H: 0 LOB: 0 BB: 0 P: 14	R: 0 E: 0 K: 1 S: 11 H: 2 LOB: 2 BB: 0 P: 16	R: 1 E: 0 K: 0 S: 13 H: 3 LOB: 2 BB: 0 P: 19	R: 0 E: 0 K: 1 S: 7 H: 0 LOB: 0 BB: 0 P: 11	R: 0 E: 0 K: 2 S: 11 H: 0 LOB: 0 BB: 0 P: 15	R: 2 E: 0 K: 0 S: 8 H: 3 LOB: 1 BB: 0 P: 14	1B: 4 2B: 5 3B: 0 HR: 0 SF: 0 SAC: 0 DP: 0 HBP: 0						

PITCHER	IP	WLS	BF	H	R	ER	SO	BB	IBB	HBP	BLK	WP	HR	S	P	ERA	WHIP
18 Hiroki Kuroda, R (1, 1) ERA: 3.81	7.0		27	6	1	1	5	0	0	0	0	0	0	66	94	1.29	0.857
68 Dellin Betances, R (8, 1) ERA: 1.35	1.0		3	0	0	0	2	0	0	0	0	0	0	11	15	0.00	0.000
30 David Robertson, R (9, 1) ERA: 2.93	0.1	L	4	3	2	2	0	0	0	0	0	0	0	8	14	54.00	9.000

PITCHER	IP	WLS	BF	H	R	ER	SO	BB	IBB	HBP	BLK	WP	HR	S	P	ERA	WHIP

BOTTOM

New York Yankees @ Baltimore Orioles

Oriole Park at Camden Yards, Baltimore, MD

Sun Sep 14 2014, 8:11 PM - 11:14 PM EDT

Att. 43,947 - Partly Cloudy - 66 F

livebaseballscorecards.com

AB	34
R	3
H	9
RBI	3
BB	0
SO	7
LOB	8

New York Yankees @ Tampa Bay Rays

Tropicana Field, St. Petersburg, FL

Mon Sep 15 2014, 7:13 PM - 10:39 PM EDT

Att. 16,058 - Dome - 72 F

livebaseballscorecards.com

TOP

Batter	1	2	3	4	5	6	7	8	9	AB	R	H	RBI	BB	SO	LOB
22 Jacoby Ellsbury, L (1, 8) OBP: 0.330, SLG: 0.416	C FF 95 B FF 95 F FF 95 F FC 90 X CH 86 1-2 ① F7		B FF 94 X FF 94 1-0 ② P6		X FC 87 0-0 ③ P3			C FC 86 B CU 75 C FF 90 B SI 90 C CU 75 2-3 ① K		4	0	0	0	0	1	1
11 Brett Gardner, L (1, 7) OBP: 0.338, SLG: 0.432	C FF 94 B FC 88 S FC 89 B CU 80 S FF 94 2-3 ② K		B FC 81 C FF 94 B FC 88 B FF 95 C FF 95 S FF 94 3-3 ③ K			C FF 93 F FF 92 B CU 79 F FF 94 B CU 75 B CU 76 F FF 94 F FF 94 X FF 94 3-2 ① P6		B SI 91 B CU 76 C SI 90 C FF 90 X CU 75 2-2 ② G4-3		4	0	0	0	0	2	0
14 Martín Prado, R (1, 4) OBP: 0.321, SLG: 0.412	B FF 95 F FF 95 B FF 95 X FC 90 2-1 ③ G5-3			C FF 94 X FC 88 0-1 1B		C CU 76 B FF 94 S FC 90 X FF 95 1-2 25 G4-5-3 1B		B FF 92 F SL 84 C FF 94 F FF 93 X FF 94 1-2 ③ P4		4	0	2	0	0	0	0
25 Mark Teixeira, S (1, 3) OBP: 0.320, SLG: 0.400		C FF 94 F FC 89 B FF 94 B FC 90 B FF 94 X FF 95 3-2 31 WP 36 1B 1B		C FF 93 B FC 89 S FC 89 B FC 90 F FF 94 C FF 95 2-3 ① K		C FF 94 B FF 92 B FC 85 X FF 93 2-2 ② ③ G4-5-3 1-2f			C FF 89 B FF 90 B FS 82 B FF 90 B FF 90 4-1 BB	3	0	1	0	1	1	2
36 Carlos Beltrán, S (1, 10) OBP: 0.303, SLG: 0.406		B FF 94 C FF 94 X FC 89 1-1 31 WP 1-2 1B		B FF 94 X CH 84 1-0 ② F8			F FF 93 S FF 94 B FF 94 B FC 88 B FF 93 X FF 94 3-2 ① F9		B CU 79 C CU 78 D FS 83 B FF 90 T FF 91 S FF 90 3-3 ① K	4	0	1	0	0	1	2
12 Chase Headley, S (1, 5) OBP: 0.317, SLG: 0.360 33 Stephen Drew, L (7, PH) OBP: 0.236, SLG: 0.291 (7, 6)		B FF 94 C CH 84 B CH 83 F FF 94 C FF 94 2-3 ① K		B CH 84 B FC 86 C FF 94 D CH 84 C FF 94 X FF 93 3-2 ③ G3			C FC 86 B FC 85 B FF 93 X FF 93 2-1 ② P5		S FF 90 C FF 90 X FF 90 0-2 ② F8	2 2	0 0	0 0	0 0	0 0	1 0	3 1
31 Ichiro Suzuki, L (1, 9) OBP: 0.323, SLG: 0.332		F FC 89 B FC 90 B FF 94 F FF 94 B FF 94 X FF 94 3-2 ② P6 1-2 2-3	F FF 93 B FF 94 B FC 87 F FF 93 F FF 94 F FF 94 B FC 87 F FF 94 F FF 94 3-2 ① G1-3		F FF 93 X FF 85		C FF 93 X FF 94 0-1 2B	X CU 78 0-0 ③ G1-3	4	0	1	0	0	0	3
66 John Ryan Murphy, R (1, 2) OBP: 0.312, SLG: 0.365		S CH 89 B FF 95 B FF 95 X FC 88 2-1 ③ F9			B CU 78 X FF 93 1-0 ② F8		D FC 87 B FC 85 C FF 94 B FF 94 B FF 93 4-1 BB			2	0	0	0	1	0	2
17 Brendan Ryan, R (1, 6) OBP: 0.227, SLG: 0.220 34 Brian McCann, L (7, PH) OBP: 0.291, SLG: 0.405 45 Zelous Wheeler, R (7, 5) OBP: 0.246, SLG: 0.315			X FF 94 0-0 ① F9		C FF 93 X FF 94 0-1 1B		B SL 82 F SL 81 F FF 94 X FS 84 1-2 ③ F8			2 1 0	0 0 0	1 0 0	0 0 0	0 0 0	0 2 0	0 0 0
Inning Stats	R: 0 E: 0 K: 1 S: 9 H: 0 LOB: 0 BB: 0 P: 14	R: 0 E: 0 K: 1 S: 13 H: 2 LOB: 2 BB: 0 P: 24	R: 0 E: 0 K: 1 S: 5 H: 0 LOB: 0 BB: 0 P: 9	R: 0 E: 0 K: 1 S: 10 H: 1 LOB: 1 BB: 0 P: 16	R: 0 E: 0 K: 0 S: 11 H: 1 LOB: 1 BB: 0 P: 15	R: 0 E: 0 K: 0 S: 12 H: 1 LOB: 0 BB: 0 P: 18	R: 0 E: 0 K: 0 S: 11 H: 1 LOB: 2 BB: 1 P: 21	R: 0 E: 0 K: 1 S: 10 H: 0 LOB: 0 BB: 0 P: 15	R: 0 E: 0 K: 1 S: 8 H: 0 LOB: 1 BB: 1 P: 15	1B: 5 2B: 1 3B: 0 HR: 0 SF: 0 SAC: 0 DP: 1 HBP: 0						

	AB	32
	R	0
	H	6
	RBI	0
	BB	2
	SO	6
	LOB	16

WP: 1 PA: 34
PB: 0
SB: 0
CS: 0

PITCHER		IP	WLS	BF	H	R	ER	SO	BB	IBB	HBP	BLK	WP	HR	S	P	ERA	WHIP
37 Alex Colomé, R ERA: 1.65	(1, 1)	6.2		26	6	0	0	4	1	0	0	0	1	0	68	113	0.00	1.050
54 Steve Geltz, R ERA: 3.38	(7, 1)	0.1		1	0	0	0	0	0	0	0	0	0	0	3	4	0.00	0.000
38 Jeff Beliveau, L ERA: 1.69	(8, 1)	0.2		2	0	0	0	1	0	0	0	0	0	0	6	10	0.00	0.000
49 Kirby Yates, R ERA: 3.38	(8, 1)	0.1		1	0	0	0	0	0	0	0	0	0	0	4	5	0.00	0.000
62 Joel Peralta, R ERA: 4.45	(9, 1)	1.0	W	4	0	0	0	1	1	0	0	0	0	0	8	15	0.00	1.000

PITCHER	IP	WLS	BF	H	R	ER	SO	BB	IBB	HBP	BLK	WP	HR	S	P	ERA	WHIP

BOTTOM

New York Yankees @ Tampa Bay Rays

Tropicana Field, St. Petersburg, FL

Mon Sep 15 2014, 7:13 PM - 10:39 PM EDT

Att. 16,058 - Dome - 72 F

livebaseballscorecards.com

Batter	1	2	3	4	5	6	7	8	9	AB	R	H	RBI	BB	SO	LOB
18 Ben Zobrist, S (1, 8) OBP: 0.355, SLG: 0.398	B SI 87 C CH 77 B SI 88 C SL 82 X CH 78 2-2 9 WP 1B		C CU 76 X SI 90 0-1 ② F8		B SI 90 1 SAFE F CH 78 D CH 78 L SL 81 1 SAFE X SI 89 2-2 ① F8		B CU 82 B FF 95 B CH 87 X FC 95 3-0 ③ P6		D SL 87 C SL 83 X FF 94 1-1 1-2 2-3 3-H 1B	5	0	2	1	0	0	1
5 Brandon Guyer, R (1, 7) OBP: 0.338, SLG: 0.374	X CH 76 0-0 ① F7		C CH 78 B CH 78 F SI 90 B CU 76 B SI 90 B CH 77 4-2 3 BB BB		X SL 83 0-0 1-2 1B			B FF 94 C FF 93 X FF 93 1-1 ① F8		3	0	1	0	1	0	1
3 Evan Longoria, R (1, 10) OBP: 0.321, SLG: 0.404	B SI 88 C SL 81 1 SAFE C SI 89 X SI 90 1-2 ② P4		C SL 82 B SI 91 1 SAFE 1 SAFE B SL 83 B SI 90 F CH 79 D CU 77 4-2 1-2 BB		X SI 90 0-0 ② F7			C CU 80 B FF 95 C FC 95 S SL 87 1-3 ② K		3	0	0	0	1	1	3
9 Wil Myers, R (1, 9) OBP: 0.300, SLG: 0.328	B SL 82 S CH 79 C SI 90 1 SAFE D SL 82 B CH 80 B SI 89 4-2 1-2 BB		X SI 90 0-0 ③ P6		B CH 80 B SI 91 C SL 84 X SI 91 2-1 ③ L7			B FF 95 X FF 94 1-0 ③ F9		3	0	0	0	1	0	4
11 Yunel Escobar, R (1, 6) OBP: 0.320, SLG: 0.338	C CU 76 X SI 91 0-1 ③ F9			B SL 80 B SL 81 C SI 90 F SI 90 F SI 90 X SL 81 2-2 ① G5-3		C CU 74 B CH 78 X SI 89 1-1 ① F9			B SL 82 C SL 83 F SL 83 B FF 95 F FF 94 B FF 96 X SL 83 3-2 ① G5-3	4	0	0	0	0	0	2
11 Logan Forsythe, R (1, 4) OBP: 0.292, SLG: 0.325		C SI 87 S SI 89 B SI 89 B CH 79 F CH 79 F SI 91 B SL 83 F CH 78 C SL 80 3-3 ① K		C CU 74 B CH 78 C SI 90 B SI 90 F CH 77 F SL 83 X SL 81 2-2 ② F8		C CU 75 F CH 80 B SI 90 B SI 90 B SI 91 F SI 90 F CH 77 F SI 89 T SL 83 3-2 ② K			B FF 94 B SL 83 F FF 92 B SL 82 X FF 92 3-1 20 BB 21 1B 18 1B 1B	4	1	1	0	0	2	0
21 James Loney, L (1, 3) OBP: 0.336, SLG: 0.383		X CU 74 0-0 ② F9		B SI 90 X SI 90 1-0 E7		B CU 76 C SI 89 X SI 90 1-1 ③ G4-3			B SL 83 X SL 83 1-0 18 1B 20 BB 1-2 1B	4	0	1	0	0	0	0
1 Sean Rodríguez, R (1, 5) OBP: 0.259, SLG: 0.438 7 David DeJesus, L (9, PH) OBP: 0.361, SLG: 0.424		B SL 81 B CH 78 C CU 75 X SI 90 2-1 ③ P4		C SL 83 F SI 91 C SI 91 0-3 ③ K			S SL 86 X FF 94 0-1 ① G5-3		B FF 95 F FF 95 F FF 94 B FF 95 T FF 94 2-2 ② K	3 1	0 0	0 0	0 0	0 0	1 1	1 2
59 Curt Casali, R (1, 2) OBP: 0.247, SLG: 0.188 20 Matt Joyce, L (9, PH) OBP: 0.353, SLG: 0.386			C SL 81 B CH 78 T SI 89 C SI 91 1-3 ① K		B CH 77 C CH 77 F SI 88 B SL 81 B CH 77 B SL 81 4-2 5 1B BB		C SL 84 X SL 86 0-1 ② F8		D FF 96 D SL 84 F FF 94 D FF 95 B FF 96 4-1 18 1B 1-2 2-3 BB	2 0	0 0	0 0	0 0	1 1	1 0	0 0
Inning Stats	R: 0 H: 1 E: 0 LOB: 2 K: 0 BB: 1 S: 11 P: 18	R: 0 H: 0 E: 0 LOB: 0 K: 1 BB: 0 S: 9 P: 14	R: 0 H: 0 E: 0 LOB: 2 K: 1 BB: 2 S: 10 P: 19	R: 0 H: 0 E: 1 LOB: 1 K: 1 BB: 0 S: 13 P: 18	R: 0 H: 1 E: 0 LOB: 2 K: 0 BB: 1 S: 9 P: 17	R: 0 H: 0 E: 0 LOB: 0 K: 1 BB: 0 S: 10 P: 15	R: 0 H: 0 E: 0 LOB: 0 K: 0 BB: 0 S: 5 P: 8	R: 0 H: 0 E: 0 LOB: 0 K: 1 BB: 0 S: 6 P: 9	R: 1 H: 3 E: 0 LOB: 3 K: 1 BB: 1 S: 13 P: 27	1B: 5 2B: 0 3B: 0 HR: 0	SF: 0 SAC: 0 DP: 0 HBP: 0						

PITCHER		IP	WLS	BF	H	R	ER	SO	BB	IBB	HBP	BLK	WP	HR	S	P	ERA	WHIP
26 Chris Capuano, L ERA: 4.55	(1, 1)	6.0		25	2	0	0	4	4	0	0	0	1	0	62	101	0.00	1.000
43 Adam Warren, R ERA: 3.21	(7, 1)	2.0		6	0	0	0	1	0	0	0	0	0	0	11	17	0.00	0.000
27 Shawn Kelley, R ERA: 4.2	(9, 1)	0.2	L	6	3	1	1	1	1	0	0	0	0	0	13	27	13.50	6.000

PITCHER	IP	WLS	BF	H	R	ER	SO	BB	IBB	HBP	BLK	WP	HR	S	P	ERA	WHIP

AB	32
R	1
H	5
RBI	1
BB	5
SO	6
LOB	14

1B: 5	SF: 0	WP: 1	PA: 37
2B: 0	SAC: 0	PB: 0	
3B: 0	DP: 0	SB: 0	
HR: 0	HBP: 0	CS: 0	

Batter	1	2	3	4	5	6	7	8	9	AB	R	H	RBI	BB	SO	LOB
22 Jacoby Ellsbury, L (1, 8) OBP: 0.329, SLG: 0.415	B FF 90 X FF 91 1-0 P5		F FF 90 X FF 88 0-1 2 SH5-4 1-2 1B		B CU 69 F FF 89 B FF 89 F FS 82 B FF 89 F FC 86 F FF 90 X FC 86 3-2 L8		B CU 73 C SI 89 X CU 76 1-1 L9			4	0	1	0	0	0	4
2 Derek Jeter, R (1, 6) OBP: 0.298, SLG: 0.297	C FF 91 B SL 82 B FF 91 F FF 91 X FF 91 2-2 G4-3		B FC 87 X FF 88 1-0 SH5-4 1-2 2-3		C SL 77 X FF 89 0-1 F9 2-3			C FF 92 F FF 93 F FF 93 H FF 93 1-2 34 G4-6-3 HBP		2	0	0	0	0	0	2
11 Brett Gardner, L (1, 7) OBP: 0.336, SLG: 0.428	C FF 91 X FS 84 0-1 F7		C CU 69 S FF 90 B FS 84 B FF 91 F FF 90 X FF 91 2-2 P5		B FS 84 B FF 91 C FS 85 B FF 91 S FF 91 S FF 91 3-3 K			C FF 89 B SL 78 C SL 78 D SL 79 X SL 79 2-2 P6		4	0	0	0	0	1	5
34 Brian McCann, L (1, 3) OBP: 0.289, SLG: 0.402		C FF 90 B FS 84 B FF 90 B FF 90 X FF 90 3-1 F8	B FF 89 B FF 91 B FF 90 C FS 84 C FF 91 T FF 90 3-2 K			B FS 83 C FF 89 F FF 89 F FF 90 X FF 91 1-2 F8		C SL 77 X FF 89 0-1 G4-6-3 1-2f		4	0	0	0	0	1	3
12 Chase Headley, S (1, 5) OBP: 0.316, SLG: 0.359		S FF 90 C FF 91 B FF 90 X FF 91 1-2 F7		X FS 83 0-0 F9		C FF 90 B FF 91 C FF 90 X FF 89 1-2 F8			B FF 86 B CH 76 F FF 87 F FF 87 F FF 89 X FF 89 2-2 66 DI 1B	4	0	1	0	0	0	0
24 Chris Young, R (1, 10) OBP: 0.295, SLG: 0.396		C FF 90 S FS 86 B FC 87 B FC 87 B FS 84 F FF 90 F FF 90 X FF 90 3-2 31 1B 2B		L FS 83 B FC 86 X FS 83 1-1 P5		C CU 70 F FS 84 B FF 90 B CU 72 F FF 91 X FF 91 2-2 F8			C SL 84 X SL 83 0-1 F7	4	1	1	0	0	0	1
31 Ichiro Suzuki, L (1, 9) OBP: 0.322, SLG: 0.331		C FS 84 X FS 83 0-1 2-H 1B		S FF 89 B FF 90 B FS 84 S FF 89 T FF 91 2-2 K			B FF 92 B SI 90 C SI 90 C SI 90 B FS 81 X SI 90 3-2 P6		X FF 92 0-0 F7	4	0	1	1	0	1	1
29 Francisco Cervelli, R (1, 2) OBP: 0.348, SLG: 0.446 63 Antoan Richardson, S (7, PR) OBP: 0.500, SLG: 0.444 66 John Ryan Murphy, R (7, 2) OBP: 0.321, SLG: 0.365		B CU 71 B FC 86 B FC 86 C FF 90 F FC 87 X FF 90 3-2 F9			C FF 88 X FC 85 0-1 2 F9 17 1B 1B		F FF 92 B FC 85 C SL 82 X FF 91 1-2 17 S 1B		B FF 92 D SL 85 B FF 93 C FF 91 B FF 92 4-1 1-2 BB	3 0 0	0 0 0	2 0 0	0 0 0	0 0 1	0 0 0	1 0 0
17 Brendan Ryan, R (1, 4) OBP: 0.238, SLG: 0.223			C FF 90 B FC 85 B FC 86 S FF 90 B FF 90 B FF 91 4-2 2 SH5-4 22 1B BB		F SL 83 F FC 88 X FC 84 0-2 1-2 1B		1 SAFE 1 SAFE B SI 90 B FS 79 C SI 91 X FF 91 2-1 L8 1-2		C FF 92 C SL 84 S SL 84 0-3 K	3	0	1	0	1	1	3
Inning Stats	R: 0 E: 0 K: 0 S: 6 H: 0 LOB: 0 BB: 0 P: 9	R: 1 E: 0 K: 0 S: 15 H: 2 LOB: 1 BB: 0 P: 25	R: 0 E: 0 K: 1 S: 12 H: 1 LOB: 2 BB: 1 P: 22	R: 0 E: 0 K: 1 S: 6 H: 0 LOB: 0 BB: 0 P: 9	R: 0 E: 0 K: 1 S: 15 H: 2 LOB: 2 BB: 0 P: 21	R: 0 E: 0 K: 0 S: 11 H: 0 LOB: 0 BB: 0 P: 15	R: 0 E: 0 K: 0 S: 10 H: 1 LOB: 2 BB: 0 P: 17	R: 0 E: 0 K: 0 S: 8 H: 0 LOB: 0 BB: 0 P: 11	R: 0 E: 0 K: 1 S: 11 H: 1 LOB: 2 BB: 1 P: 17	1B: 6 2B: 1 3B: 0 HR: 0	SF: 0 SAC: 1 DP: 1 HBP: 1				WP: 0 PB: 0 SB: 1 CS: 0	PA: 36	

PITCHER		IP	WLS	BF	H	R	ER	SO	BB	IBB	HBP	BLK	WP	HR	S	P	ERA	WHIP
23 Jake Odorizzi, R ERA: 3.93	(1, 1)	6.0	W	24	5	1	1	3	1	0	0	0	0	0	65	101	1.50	1.000
47 Brandon Gomes, R ERA: 3.48	(7, 1)	0.2	H	3	1	0	0	0	0	0	0	0	0	0	8	14	0.00	1.500
38 Jeff Beliveau, L ERA: 1.66	(7, 1)	0.1	H	1	0	0	0	0	0	0	0	0	0	0	2	3	0.00	0.000
54 Steve Geltz, R ERA: 3.38	(8, 1)	0.0		1	0	0	0	0	0	0	1	0	0	0	3	4	∞	∞
34 C.J. Riefenhauser, L ERA: 9.0	(8, 1)	1.0		3	1	0	0	0	0	0	0	0	0	0	9	13	0.00	1.000

PITCHER		IP	WLS	BF	H	R	ER	SO	BB	IBB	HBP	BLK	WP	HR	S	P	ERA	WHIP
49 Kirby Yates, R ERA: 3.27	(9, 1)	1.0		4	0	0	0	1	1	0	0	0	0	0	7	11	0.00	1.000

TOP

New York Yankees @ Tampa Bay Rays

Tropicana Field, St. Petersburg, FL

Tue Sep 16 2014, 7:22 PM - 10:54 PM EDT

Att. 21,387 - Dome - 72 F

livebaseballscorecards.com

AB	32
R	1
H	7
RBI	1
BB	2
SO	4
LOB	20

BOTTOM

New York Yankees @ Tampa Bay Rays

Tropicana Field, St. Petersburg, FL

Tue Sep 16 2014, 7:22 PM - 10:54 PM EDT

Att. 21,387 - Dome - 72 F

livebaseballscorecards.com

Batter	1	2	3	4	5	6	7	8	9	AB	R	H	RBI	BB	SO	LOB
18 Ben Zobrist, S (1, 7) OBP: 0.353, SLG: 0.395	C FC 91 B CH 87 B FC 91 X FC 91 2-1 F8 ①		B CH 86 B SL 83 X FC 93 2-0 G3 ②		C SL 82 B SL 84 B FC 92 C SL 82 D SL 84 X FC 92 3-2 E1 1-2 2-H		B FF 95 B FF 94 C FF 94 B FF 94 B FF 95 4-1 7 1B 3 1B BB	B FF 92 B CH 81 X FF 90 2-0 G5-4-3 ②③ 1-2f		4	1	0	0	1	0	2
7 David DeJesus, L (1, 10) OBP: 0.359, SLG: 0.421	C FC 89 S FC 91 S SL 83 0-3 K 3 FC1-4		B SL 83 X FC 94 1-0 G4-3 ③		X FC 92 0-0 L8 ②		1 SAFE X FF 94 0-0 21 1B 3 1B 2 1B 1-3 1B			4	1	1	0	0	1	2
3 Evan Longoria, R (1, 5) OBP: 0.320, SLG: 0.403	C FC 90 B FC 90 X SL 82 1-1 FC1-4 ② 21 1B 1-2f			C SL 82 X FC 92 0-1 F7 ①	S SL 84 B SL 83 S SL 84 S FC 92 1-3 K ③		X FF 93 0-0 2 1B 21 1B 9 SF8 1-2 3-H 1B			4	1	1	1	0	1	3
21 James Loney, L (1, 3) OBP: 0.338, SLG: 0.385	C SL 82 F SL 84 B FC 91 F SL 83 B FC 92 X FC 92 2-2 1-2 1B			C FC 94 F FC 92 X CH 88 0-2 20 FC6 1B		C FC 91 B CH 86 C SL 82 F SL 84 T FC 91 1-2 K ① B CU 74 B CU 74 F SI 90 X CU 74 2-1 2 1B 9 SF8 1-2 2-3 1B			4	1	3	0	0	1	0
2 Nick Franklin, S (1, 4) OBP: 0.214, SLG: 0.216	C FC 92 X SL 83 0-1 G4-3 ③			C FC 92 S CH 88 S FC 94 0-3 K ②		B SL 81 C SL 81 S SL 83 X SL 84 1-2 20 WP 11 1B 2B	S SI 90 X SI 90 0-1 1-2 2-3 3-H 1B			4	1	2	1	0	1	3
20 Matt Joyce, L (1, 9) OBP: 0.352, SLG: 0.384 9 Wil Myers, R (7, PH) OBP: 0.299, SLG: 0.328 (8, 9)		B FC 89 S FC 91 B FC 91 B FC 91 C FC 92 S SL 84 3-3 K ①		B SL 82 C SL 82 X FC 93 1-1 FC6 ③ 1-2f		S CH 85 B FC 91 D SL 82 B SL 80 C FC 91 F SL 83 B SL 84 4-2 11 1B 2-3 BB	B SL 88 X SL 87 1-0 SF8 ② 2-H 3-H			2 0	0 0	0 0	0 2	1 0	1 0	1 0
11 Yunel Escobar, R (1, 6) OBP: 0.320, SLG: 0.338		C SL 85 F FC 93 B FC 93 F FC 94 X SL 86 1-2 G5-3 ②			C FC 92 C FC 93 F SL 86 B FC 94 X SL 84 1-2 F8 ①	F FC 93 X FF 92 0-1 39 B1-6-3 1-2 3-H 1B	C FF 90 B FF 91 B KC 81 X SI 91 2-1 G1-3 ③			4	0	1	1	0	0	1
39 Kevin Kiermaier, L (1, 8) OBP: 0.314, SLG: 0.452		B FC 92 C FC 93 X CH 89 1-1 G4-3 ③			B CH 88 C FC 93 C SL 86 F SL 85 F SL 84 X FC 93 1-2 E4 24 BB 18 E	B SL 79 X FF 90 1-0 B1-6-3 ②③ 1-2f		B FC 92 B FF 92 B FF 91 B FF 90 4-0 18 G5-4-3 BB		3	1	0	0	1	0	2
24 Ryan Hanigan, R (1, 2) OBP: 0.321, SLG: 0.344			B FC 90 C FC 92 B SL 84 X FC 92 2-1 P3 ①		1 SAFE C FC 92 B FC 93 1 SAFE 1 SAFE B FC 92 F SL 83 B FC 93 F SL 83 4-2 F FC 93 B FC 92 18 E 1-2 BB		B FF 94 C FF 94 B CU 80 C FF 95 X FF 94 2-2 F9 ①	C CH 81 B FC 88 X CH 81 1-1 P2 ①		3	0	0	0	1	0	1
Inning Stats	R: 0 E: 0 K: 1 S: 13 H: 1 LOB: 2 BB: 0 P: 18	R: 0 E: 0 K: 1 S: 9 H: 0 LOB: 0 BB: 0 P: 14	R: 0 E: 0 K: 0 S: 4 H: 0 LOB: 0 BB: 0 P: 9	R: 0 E: 0 K: 1 S: 10 H: 1 LOB: 1 BB: 0 P: 11	R: 1 E: 2 K: 1 S: 20 H: 0 LOB: 2 BB: 1 P: 30	R: 1 E: 0 K: 1 S: 13 H: 2 LOB: 1 BB: 1 P: 20	R: 4 E: 0 K: 0 S: 13 H: 4 LOB: 1 BB: 1 P: 24	R: 0 E: 0 K: 0 S: 3 H: 0 LOB: 0 BB: 1 P: 10		1B: 7 2B: 1 3B: 0 HR: 0 SF: 1 SAC: 0 DP: 2 HBP: 0						

	AB	32
	R	6
	H	8
	RBI	5
	BB	4
	SO	5
	LOB	15

WP: 2 PB: 0 SB: 0 CS: 0 PA: 37

PITCHER		IP	WLS	BF	H	R	ER	SO	BB	IBB	HBP	BLK	WP	HR	S	P	ERA	WHIP
35 Michael Pineda, R ERA: 2.15	(1, 1)	5.1	L	25	4	2	1	5	2	0	0	0	2	0	68	100	1.69	1.125
88 Josh Outman, L ERA: 2.86	(6, 1)	0.2		1	0	0	0	0	0	0	0	0	0	0	1	2	0.00	0.000
53 Esmil Rogers, R ERA: 5.31	(7, 1)	0.1		4	2	3	3	0	1	0	0	0	0	0	6	12	81.00	9.000
57 Rich Hill, L ERA: 3.86	(7, 1)	0.0		2	2	0	0	0	0	0	0	0	0	0	4	6	∞	∞
41 David Phelps, R ERA: 4.35	(7, 1)	0.2		2	0	1	1	0	0	0	0	0	0	0	3	6	13.50	0.000

PITCHER		IP	WLS	BF	H	R	ER	SO	BB	IBB	HBP	BLK	WP	HR	S	P	ERA	WHIP
55 David Huff, L ERA: 3.54	(8, 1)	1.0		3	0	0	0	0	1	0	0	0	0	0	3	10	0.00	1.000

New York Yankees @ Tampa Bay Rays

Tropicana Field, St. Petersburg, FL

Wed Sep 17 2014, 7:12 PM - 10:08 PM EDT

Att. 26,332 - Dome - 72 F

TOP

livebaseballscorecards.com

Batter	1	2	3	4	5	6	7	8	9	AB	R	H	RBI	BB	SO	LOB
22 Jacoby Ellsbury, L (1, 10) OBP: 0.329, SLG: 0.414	C FF 92 C KC 81 T CH 87 0-2 K			B KC 79 F FF 92 X CH 87 1-1 34 G3-1 2 S 1B	S CH 87 X CH 88 0-1 L1-6-3		S SL 77 S SL 77 B SL 79 X SL 79 1-2 G2-3			4	0	1	0	0	1	1
2 Derek Jeter, R (1, 6) OBP: 0.298, SLG: 0.297	X FF 92 0-0 B1-3			1 SAFE T FF 91 F CH 86 1 SAFE B CH 87 F CH 87 X FF 92 1-2 G1-3 1-2		X FF 91 0-0 25 BB 34 BB 11 SF9 1B	X FF 90 0-0 G4-3			4	1	1	0	0	0	1
34 Brian McCann, L (1, 2) OBP: 0.289, SLG: 0.399	B KC 80 C FF 91 X CH 87 1-1 G6-3			C KC 81 X CH 88 0-1 G3-1 2-3		L FF 91 F CH 85 B FF 91 B KC 83 B CH 87 B FF 92 4-2 12 BB 25 BB 1-2 BB		C CU 78 X CU 77 0-1 L9		3	0	0	0	1	0	1
25 Mark Teixeira, S (1, 3) OBP: 0.320, SLG: 0.398		C FF 91 X CH 87 0-1 G4-3		D CH 88 T CH 86 X CH 88 1-1 G6-3		C FF 91 B FF 92 S CH 87 B CH 88 F CH 88 F CH 86 B FF 91 F CH 87 B FF 92 4-2 12 BB 1-2 2-3 BB		B FF 90 C FF 90 S CU 82 C SL 82 1-3 K		3	0	0	0	1	1	1
24 Chris Young, R (1, 7) OBP: 0.294, SLG: 0.392		F FF 92 S CH 87 B CH 86 B CH 87 X KC 82 2-2 F8			H KC 80 1-0 12 2B HBP	S CH 87 C FF 92 B CH 88 B CH 88 B CH 87 F FF 92 X FF 91 3-2 P2		C SL 84 B FF 91 B SL 83 C SL 85 B SL 83 X FF 91 3-2 G6-3		3	1	0	0	0	0	3
11 Brett Gardner, L (1, 8) OBP: 0.333, SLG: 0.426		C KC 80 X FF 91 0-1 F9			1 SAFE B SI 90 B CH 86 F CH 86 1 SAFE X FF 91 2-1 F7	B KC 81 B FF 91 B CH 88 X FF 90 3-0 SF9 3-H			C CU 75 B FS 81 B FF 89 C FF 89 X FF 90 2-2 F7	3	0	0	1	0	0	1
12 Chase Headley, S (1, 5) OBP: 0.318, SLG: 0.361			B KC 80 F CH 86 B CH 87 F CH 87 B FF 92 S CH 87 3-3 K	C KC 80 1 SAFE B CH 86 X CH 86 1-1 31 G4-3 17 2B 2B 1-H	B FF 92 B FF 91 C FF 91 D CH 87 F FF 91 B FF 91 4-2 1-2 2-3 BB			C FF 89 F FS 84 F FF 90 S FS 82 0-3 K	3	1	1	1	1	2	0
31 Ichiro Suzuki, L (1, 9) OBP: 0.318, SLG: 0.327			C FF 91 B CH 88 B FF 92 F FF 91 X CH 87 2-2 G6-3	B CH 86 B FF 90 X FF 91 2-0 G4-3 2-3	B FF 90 B FF 91 F FF 91 F CH 87 F FF 91 X CH 87 2-2 G1-3			F CU 78 C FS 82 B FF 89 S FF 90 1-3 K	4	0	0	0	0	1	4
17 Brendan Ryan, R (1, 4) OBP: 0.240, SLG: 0.237			B KC 81 B FF 90 S FF 91 B FF 92 T FF 92 S CH 88 3-3 K	F FF 92 X FF 92 0-1		F FF 88 B CH 78 F SL 77 X FF 90 1-2 G6-3			3	0	1	1	0	1	0
Inning Stats	R: 0 E: 0 K: 1 S: 6 H: 0 LOB: 0 BB: 0 P: 7	R: 0 E: 0 K: 0 S: 7 H: 0 LOB: 0 BB: 0 P: 9	R: 0 E: 0 K: 2 S: 9 H: 0 LOB: 0 BB: 0 P: 17	R: 0 E: 0 K: 0 S: 10 H: 1 LOB: 1 BB: 0 P: 13	R: 2 E: 0 K: 0 S: 9 H: 2 LOB: 1 BB: 0 P: 15	R: 1 E: 0 K: 0 S: 19 H: 1 LOB: 3 BB: 3 P: 39	R: 0 E: 0 K: 0 S: 7 H: 0 LOB: 0 BB: 0 P: 9	R: 0 E: 0 K: 1 S: 8 H: 0 LOB: 0 BB: 0 P: 12	R: 0 E: 0 K: 2 S: 10 H: 0 LOB: 0 BB: 0 P: 13	1B: 2 2B: 2 3B: 0 HR: 0 SF: 1 SAC: 0 DP: 0 HBP: 1						

	AB	30
	R	3
	H	4
	RBI	3
	BB	3
	SO	6
	LOB	12

WP: 0 PB: 0 SB: 1 CS: 0 PA: 35

PITCHER		IP	WLS	BF	H	R	ER	SO	BB	IBB	HBP	BLK	WP	HR	S	P	ERA	WHIP
53 Alex Cobb, R ERA: 2.82	(1, 1)	6.0	L	26	4	3	3	3	3	0	1	0	0	0	60	100	4.50	1.167
34 C.J. Riefenhauser, L ERA: 7.36	(7, 1)	0.2		2	0	0	0	0	0	0	0	0	0	0	6	8	0.00	0.000
50 Grant Balfour, R ERA: 5.22	(7, 1)	1.1		4	0	0	0	1	0	0	0	0	0	0	9	13	0.00	0.000
62 Joel Peralta, R ERA: 4.37	(9, 1)	1.0		3	0	0	0	2	0	0	0	0	0	0	10	13	0.00	0.000

PITCHER		IP	WLS	BF	H	R	ER	SO	BB	IBB	HBP	BLK	WP	HR	S	P	ERA	WHIP

Batter	1	2	3	4	5	6	7	8	9	AB	R	H	RBI	BB	SO	LOB
18 Ben Zobrist, S (1, 6) OBP: 0.353, SLG: 0.394	C FC 91 C CU 80 B SI 92 X FC 91 1-2 7 FC4-6 1B			B CU 79 C CU 79 X FC 91 1-1 ① G4-3		C SI 88 B SI 91 F CU 80 F FC 92 X CU 80 1-2 ① G4-3		C FF 97 B KC 82 C KC 82 B FF 97 X SV 85 2-2 ② G6-3 1-3		4	0	1	0	0	0	1
7 David DeJesus, L (1, 10) OBP: 0.357, SLG: 0.427	X SI 91 0-0 ① FC4-6 3 CS 1-2f			C FC 91 C CU 81 B CU 80 B FF 94 F SI 92 B FC 92 X SI 93 3-2 ② G3		X SI 91 0-0 3 G6-3 3B		B FF 97 C KC 83 B FF 98 C FF 98 F SV 85 C SV 86 2-3 ③ K		4	1	1	0	0	1	3
3 Evan Longoria, R (1, 5) OBP: 0.320, SLG: 0.407	C CU 80 B FC 90 C FC 93 S SI 93 1-3 ② ③ K 1-2			F FC 91 X FC 93 0-1 HR		X SI 91 0-0 ② G6-3 3-H			B FC 91 B FC 90 F FC 90 S FC 91 C KC 83 2-3 ① K	4	1	1	2	0	2	1
21 James Loney, L (1, 3) OBP: 0.336, SLG: 0.382		F FC 90 B FC 92 X CU 81 1-1 ① L8		B CU 81 C CU 81 F SI 93 X FC 94 1-2 ③ G5-3		S CU 81 F FC 92 X FC 92 0-2 ③ G1-3			C FC 91 B FC 92 B KC 84 F FC 91 B FC 94 X FC 92 3-2 ② G4-3	4	0	0	0	0	0	0
9 Wil Myers, R (1, 9) OBP: 0.298, SLG: 0.327		B SI 92 X SI 92 1-0 ② G6-3			B FC 90 B FC 90 C SI 92 C CU 80 F SI 92 B SI 93 X SI 92 3-2 ① G6-3		C CU 79 F FC 91 S FC 93 0-3 ① K		X FC 92 0-0 1B	4	0	1	0	0	1	0
2 Nick Franklin, S (1, 4) OBP: 0.217, SLG: 0.218		F FC 91 S FC 91 B SI 93 X FC 91 1-2 ③ P5			C CU 80 F FC 90 B CU 81 X FC 92 1-2 24 S 1B		C FC 90 F CU 79 S FC 93 0-3 ② K		F FC 92 S KC 84 T KC 84 0-2 ③ K	4	0	1	0	0	2	1
20 Matt Joyce, L (1, 7) OBP: 0.350, SLG: 0.382			S SI 91 B SI 90 B CU 80 B FC 92 X SI 92 3-1 ① L8		C FC 91 D CU 82 B SI 92 X FC 91 2-1 ② P5		S CU 80 F FC 91 S FC 93 0-3 ③ K			3	0	0	0	0	1	1
24 Ryan Hanigan, R (1, 2) OBP: 0.325, SLG: 0.343 5 Brandon Guyer, R (8, PR) OBP: 0.338, SLG: 0.374 59 Curt Casali, R (9, 2) OBP: 0.247, SLG: 0.188			C SI 93 B SI 91 C FC 93 F SI 92 F CU 82 B FC 92 B CU 82 X SI 94 3-2 ② G5-3		1 SAFE C FC 91 B SI 92 C SI 92 1 SAFE B FC 92 B CU 80 B FC 93 4-2 1-2 BB			C FF 96 C KC 81 B KC 82 B FF 96 B KC 82 F FF 98 B FF 98 4-2 18 G6-3 18 S BB		1 0 0	0 0 0	0 0 0	0 0 0	2 0 0	0 0 0	0 0 0
39 Kevin Kiermaier, L (1, 8) OBP: 0.311, SLG: 0.448			B SI 93 F FC 92 X CU 82 1-1 ③ G4-3		X CU 82 0-0 ③ G3-1			B FF 96 C KC 81 1 SAFE F KC 82 F SV 84 S SV 85 1-3 ① K		3	0	0	0	0	1	3
Inning Stats	R: 0 E: 0 K: 1 S: 7 H: 1 LOB: 0 BB: 0 P: 9	R: 0 E: 0 K: 0 S: 6 H: 0 LOB: 0 BB: 0 P: 9	R: 0 E: 0 K: 0 S: 9 H: 0 LOB: 0 BB: 0 P: 16	R: 1 E: 0 K: 0 S: 11 H: 1 LOB: 0 BB: 0 P: 16	R: 0 E: 0 K: 0 S: 12 H: 1 LOB: 2 BB: 1 P: 22	R: 1 E: 0 K: 0 S: 9 H: 1 LOB: 0 BB: 0 P: 10	R: 0 E: 0 K: 3 S: 9 H: 0 LOB: 0 BB: 0 P: 9	R: 0 E: 0 K: 2 S: 14 H: 0 LOB: 2 BB: 1 P: 23	R: 0 E: 0 K: 2 S: 10 H: 1 LOB: 1 BB: 0 P: 15	1B: 3 2B: 0 3B: 1 HR: 1	SF: 0 SAC: 0 DP: 0 HBP: 0		WP: 0 PB: 0 SB: 2 CS: 1		PA: 33	

PITCHER		IP	WLS	BF	H	R	ER	SO	BB	IBB	HBP	BLK	WP	HR	S	P	ERA	WHIP
38 Brandon McCarthy, R ERA: 3.93	(1, 1)	7.0	W	25	4	2	2	4	1	0	0	0	0	1	63	91	2.57	0.714
68 Dellin Betances, R ERA: 1.33	(8, 1)	1.0	H	4	0	0	0	2	1	0	0	0	0	0	14	23	0.00	1.000
30 David Robertson, R ERA: 2.88	(9, 1)	1.0	S	4	1	0	0	2	0	0	0	0	0	0	10	15	0.00	1.000

PITCHER	IP	WLS	BF	H	R	ER	SO	BB	IBB	HBP	BLK	WP	HR	S	P	ERA	WHIP

BOTTOM

New York Yankees @ Tampa Bay Rays

Tropicana Field, St. Petersburg, FL

Wed Sep 17 2014, 7:12 PM - 10:08 PM EDT

Att. 26,332 - Dome - 72 F

livebaseballscorecards.com

AB	31
R	2
H	5
RBI	2
BB	2
SO	8
LOB	10

Batter	1	2	3	4	5	6	7	8	9	AB	R	H	RBI	BB	SO	LOB
7 José Reyes, S (1, 6) OBP: 0.330, SLG: 0.398	F SI 92 F SI 93 B SI 94 F SL 87 F FF 95 F CU 81 F SI 95 F CH 88 B CU 80 2-2 X SI 85 L7 ①		1 SAFE B FF 94 X CH 87 1-0 G3-1 ③ 1-2			C FF 94 X CH 88 0-1 1B		X SL 83 0-0 19 HR 1B		4	1	2	0	0	0	1
19 José Bautista, R (1, 9) OBP: 0.401, SLG: 0.522	C SI 95 B SL 89 C CU 83 B FF 96 B FF 96 B SL 88 4-2 10 G5-4-3 BB			C CU 82 X SL 87 0-1 G4-3 ①		C SL 86 1 SAFE X FF 94 0-1 P3 ③		C FF 92 F FF 94 X FF 94 0-2 1-H HR		3	1	1	2	1	0	1
10 Edwin Encarnación, R (1, 10) OBP: 0.351, SLG: 0.548	C SI 93 F SI 94 F CU 83 X FF 94 0-2 G5-4-3 ② ③ 1-2f			B SI 93 C FF 94 C SI 93 X SL 88 1-2 G5-3 ②			C SL 87 B FF 94 F FF 94 B CU 83 B CU 84 F SL 88 B SL 87 4-2 66 1B BB	C SL 80 F SL 82 B SL 82 X FF 92 1-2 L8 ③		3	0	0	0	1	0	1
26 Adam Lind, L (1, 3) OBP: 0.383, SLG: 0.489		C FF 93 F SL 89 B FF 94 B SL 86 F SI 93 F SL 89 F FF 95 F SL 89 S CH 88 2-3 K ①		B CH 86 B CU 79 X SI 94 2-0 F8 ③			B FF 92 X SI 91 1-0 F8 ①		B FC 91 B FC 92 C FC 93 B FC 93 C FC 93 C FC 94 3-3 K ①	4	0	0	0	0	2	1
15 Danny Valencia, R (1, 5) OBP: 0.300, SLG: 0.372 28 Colby Rasmus, L (7, PH) OBP: 0.287, SLG: 0.448 18 Steve Tolleson, R (7, 5) OBP: 0.297, SLG: 0.356 47 Juan Francisco, L (9, PH) OBP: 0.292, SLG: 0.460 (9, 5)		C SI 94 B SI 93 C CU 81 F SI 94 F SL 89 S SL 88 1-3 K ②			B CU 80 F SL 87 B SI 93 X SL 86 2-1 F9 ①		S SI 92 F SI 93 B FF 94 S SL 87 1-3 K ②		F KC 84 B FC 92 C KC 84 S KC 85 1-3 K2-3 ②	2 1 0 1	0 0 0 0	0 0 0 0	0 0 0 0	1 1 0 0	0 1 0 1	0 1 0 0
66 Munenori Kawasaki, L (1, 4) OBP: 0.331, SLG: 0.304		B FF 93 C SI 93 C CH 88 F CH 88 F SI 94 B SI 90 F FF 96 B FF 94 F FF 94 3-2 F SI 95 X FF 96 G5-3 ③			B FF 93 B SI 92 C SI 93 C SL 86 X SL 87 2-2 G4-3 ②		X SL 88 0-0 1-2 1B		B FC 93 C FC 93 X KC 84 1-1 G1-3 ③	4	0	1	0	0	0	0
22 Josh Thole, L (1, 2) OBP: 0.326, SLG: 0.283 30 Dioner Navarro, S (7, PH) OBP: 0.323, SLG: 0.409 (7, 2)			B SI 92 X SI 93 1-0 8 FC4-6 1B		B FF 92 C SL 88 S SL 87 S SL 88 1-3 K ③		C FF 95 F KC 81 B SV 84 X FF 98 1-2 F9 ③			2 1	0 0	1 0	0 0	0 0	1 0	0 2
11 Kevin Pillar, R (1, 7) OBP: 0.269, SLG: 0.340			C CU 80 F SI 92 F SL 86 S CU 81 0-3 K ①			B CU 80 B SI 93 X SI 91 2-0 F7 ①		F FF 90 B SL 81 X FF 91 1-1 P3 ①		3	0	0	0	0	1	1
8 Anthony Gose, L (1, 8) OBP: 0.314, SLG: 0.274			S SL 86 X SI 93 0-1 FC4-6 7 WP ② 1-2f			L SI 93 B SL 88 S CH 86 F CH 88 B SL 88 S FF 95 2-3 K ②		B FF 91 F FF 91 C SL 80 B FF 92 C FF 92 2-3 K ②		3	0	0	0	0	2	1
Inning Stats	R: 0 E: 0 K: 0 S: 14 H: 0 LOB: 0 BB: 1 P: 20	R: 0 E: 0 K: 2 S: 20 H: 0 LOB: 0 BB: 0 P: 26	R: 0 E: 0 K: 1 S: 8 H: 1 LOB: 1 BB: 0 P: 10	R: 0 E: 0 K: 0 S: 6 H: 0 LOB: 0 BB: 0 P: 9	R: 0 E: 0 K: 1 S: 8 H: 0 LOB: 0 BB: 0 P: 13	R: 0 E: 0 K: 1 S: 9 H: 1 LOB: 1 BB: 0 P: 13	R: 0 E: 0 K: 1 S: 11 H: 1 LOB: 2 BB: 1 P: 18	R: 2 E: 0 K: 1 S: 12 H: 2 LOB: 0 BB: 0 P: 16	R: 0 E: 0 K: 2 S: 8 H: 0 LOB: 0 BB: 0 P: 13	1B: 4 2B: 0 3B: 0 HR: 1 SF: 0 SAC: 0 DP: 1 HBP: 0						

TOP

Toronto Blue Jays @ New York Yankees

Yankee Stadium, Bronx, NY

Thu Sep 18 2014, 7:12 PM - 9:48 PM EDT

Att. 34,279 - Partly Cloudy - 73 F

livebaseballscorecards.com

AB	31
R	2
H	5
RBI	2
BB	2
SO	9
LOB	9

WP: 1 PA: 33
PB: 0
SB: 0
CS: 0

PITCHER		IP	WLS	BF	H	R	ER	SO	BB	IBB	HBP	BLK	WP	HR	S	P	ERA	WHIP
61 Shane Greene, R ERA: 3.24	(1, 1)	6.2		24	3	0	0	6	2	0	0	0	1	0	73	105	0.00	0.750
68 Dellin Betances, R ERA: 1.33	(7, 1)	0.1	H	1	0	0	0	0	0	0	0	0	0	0	3	4	0.00	0.000
27 Shawn Kelley, R ERA: 4.47	(8, 1)	1.0	B	5	2	2	2	1	0	0	0	0	0	1	12	16	18.00	2.000
30 David Robertson, R ERA: 2.83	(9, 1)	1.0	W	3	0	0	0	2	0	0	0	0	0	0	8	13	0.00	0.000

PITCHER	IP	WLS	BF	H	R	ER	SO	BB	IBB	HBP	BLK	WP	HR	S	P	ERA	WHIP

Batter	1	2	3	4	5	6	7	8	9	AB	R	H	RBI	BB	SO	LOB
22 Jacoby Ellsbury, L (1, 8) OBP: 0.326, SLG: 0.411	C KN 74 B KN 78 B KN 73 F KN 72 F KN 77 X KN 76 2-2 ① G3-1		F KN 77 B FF 83 B KN 77 B KN 75 C KN 74 F KN 77 X KN 76 3-2 ③ P6			X KN 75 0-0 ① G3-1	C CU 84 S CU 85 B FF 93 B CU 85 S CU 86 2-3 ③ K			4	0	0	0	0	1	3
2 Derek Jeter, R (1, 6) OBP: 0.299, SLG: 0.303	X FF 82 0-0 34 CS 1B			B KN 74 C KN 73 B KN 77 S KN 74 X KN 78 2-2 ① L7		B KN 72 B KN 72 B FF 82 C FF 79 X FF 82 3-1 HR		B FF 96 X FF 96 1-0 ① F8		4	1	2	1	0	0	0
34 Brian McCann, L (1, 10) OBP: 0.286, SLG: 0.396	B KN 75 B KN 77 C KN 70 F KN 76 F KN 78 D KN 80 C KN 77 3-3 ② ③ K 1-2			B KN 76 C KN 75 B KN 77 F KN 74 X KN 79 2-2 ② F8		X KN 74 0-0 ② G6-3		B SL 87 F FF 97 F SL 87 B SL 89 S SL 88 2-3 ② K		4	0	0	0	0	2	1
25 Mark Teixeira, S (1, 3) OBP: 0.319, SLG: 0.396		C KN 74 C KN 77 F EP 68 S KN 78 0-3 ① K		B FF 83 C FF 83 B KN 78 X KN 74 2-1 ③ F8		C KN 76 C KN 79 F KN 79 B EP 69 F KN 78 B KN 77 X EP 66 2-2 24 FC6-4 1B		B FF 98 S FF 98 B FF 97 X FF 97 2-1 ③ F8		4	0	1	0	0	1	0
24 Chris Young, R (1, 9) OBP: 0.294, SLG: 0.390 63 Antoan Richardson, S (9, PR) OBP: 0.500, SLG: 0.444		C KN 73 X KN 77 0-1 ② F9			S KN 75 F KN 77 B KN 79 C EP 65 1-3 ① K	B KN 78 X KN 76 1-0 ③ FC6-4 1-2f			X SI 94 0-0 11 SH1-3 11 S 12 E 1B	4 0	0 1	1 0	0 0	0 0	1 0	1 0
11 Brett Gardner, L (1, 7) OBP: 0.332, SLG: 0.423		C KN 74 B KN 77 F KN 77 B KN 79 X KN 76 2-2 ③ L7			B KN 74 F KN 77 C EP 68 X EP 66 1-2 ② F8		C FF 91 B FF 91 X CH 85 1-1 ① G1-3		B SI 94 B SI 96 B SI 96 L SI 96 L SI 96 X SI 97 3-2 ① SH1-3 1-3	3	0	0	0	0	0	0
12 Chase Headley, S (1, 5) OBP: 0.319, SLG: 0.361			F KN 71 C KN 78 X KN 77 0-2 ① F8		B KN 77 B FF 82 S KN 70 F FF 83 F KN 80 B EP 66 B FF 83 4-2 33 2B BB		B FF 92 S CH 84 F FF 93 X CH 86 1-2 33 1B 1B		C SI 96 B SI 97 F SI 96 X SI 97 1-2 E3 3-H	3	1	1	0	1	0	1
33 Stephen Drew, L (1, 4) OBP: 0.241, SLG: 0.300			F FF 83 C KN 77 X KN 78 0-2 ② G3-1		X KN 76 0-0 1-H 2B		F FF 92 X SI 93 0-1 1-2 1B			3	0	2	1	0	0	0
29 Francisco Cervelli, R (1, 2) OBP: 0.348, SLG: 0.444			C KN 74 B KN 78 X KN 77 1-1 1B		C KN 74 X EP 69 0-1 ③ L9		B CH 84 X FF 90 1-0 ② L8			3	0	1	0	0	0	3
Inning Stats	R: 0 E: 0 K: 1 S: 9 H: 1 LOB: 1 BB: 0 P: 14	R: 0 E: 0 K: 1 S: 9 H: 0 LOB: 0 BB: 0 P: 11	R: 0 E: 0 K: 0 S: 12 H: 1 LOB: 1 BB: 0 P: 16	R: 0 E: 0 K: 0 S: 8 H: 0 LOB: 0 BB: 0 P: 14	R: 1 E: 0 K: 1 S: 12 H: 1 LOB: 1 BB: 1 P: 18	R: 1 E: 0 K: 0 S: 10 H: 2 LOB: 1 BB: 0 P: 16	R: 0 E: 0 K: 1 S: 11 H: 2 LOB: 2 BB: 0 P: 16	R: 0 E: 0 K: 1 S: 6 H: 0 LOB: 0 BB: 0 P: 11	R: 1 E: 1 K: 0 S: 7 H: 1 LOB: 1 BB: 0 P: 11	1B: 6 2B: 2 3B: 0 HR: 1	SF: 0 SAC: 1 DP: 1 HBP: 0					WP: 0 PB: 0 SB: 1 CS: 1	PA: 34

PITCHER		IP	WLS	BF	H	R	ER	SO	BB	IBB	HBP	BLK	WP	HR	S	P	ERA	WHIP
43 R.A. Dickey, R ERA: 3.82	(1, 1)	6.0		23	5	2	2	3	1	0	0	0	0	1	60	89	3.00	1.000
27 Brett Cecil, L ERA: 2.84	(7, 1)	1.0		5	2	0	0	1	0	0	0	0	0	0	11	16	0.00	2.000
23 Brandon Morrow, R ERA: 5.34	(8, 1)	1.0		3	0	0	0	1	0	0	0	0	0	0	6	11	0.00	0.000
41 Aaron Sanchez, R ERA: 1.24	(9, 1)	0.1	L	3	1	1	0	0	0	0	0	0	0	0	7	11	0.00	3.000

PITCHER	IP	WLS	BF	H	R	ER	SO	BB	IBB	HBP	BLK	WP	HR	S	P	ERA	WHIP

BOTTOM

Toronto Blue Jays @ New York Yankees

Yankee Stadium, Bronx, NY

Thu Sep 18 2014, 7:12 PM - 9:48 PM EDT

Att. 34,279 - Partly Cloudy - 73 F

livebaseballscorecards.com

AB	32
R	3
H	8
RBI	2
BB	1
SO	5
LOB	9

Batter	1	2	3	4	5	6	7	8	9	AB	R	H	RBI	BB	SO	LOB
7 José Reyes, S (1, 6) OBP: 0.332, SLG: 0.403	B SI 89 X SI 90 1-0 19 FC6-5 2B	F FS 87 X FS 87 0-1 G4-3			C CU 76 F FS 85 X FF 91 0-2 19 E 19 S 19 G5-3 1B		B SL 79 B SL 76 S SI 89 1 SAFE B FF 89 C FF 91 X SL 81 3-2 1-3 2B		C FF 96 C SL 88 B SL 90 S SL 90 1-3 ③ K	5	1	3	0	0	1	2
19 José Bautista, R (1, 9) OBP: 0.400, SLG: 0.519	B FF 90 C FS 84 B SL 82 X FS 85 2-1 ① FC6-5 10 HR 2-3		B FF 90 C SL 83 B FS 85 C SL 82 X FF 90 2-2 ① F9		S SL 84 B FF 93 B FS 85 1 SAFE F SL 84 B SL 85 X SI 92 3-2 ② G5-3 1-H		C SL 86 F SL 84 F SL 85 B FF 94 B FF 94 3 SAFE D SL 84 F SL 85 F SL 82 4-2 F FF 95 D SL 87 10 FC6-4 BB			3	1	0	1	1	0	1
10 Edwin Encarnación, R (1, 10) OBP: 0.350, SLG: 0.552	B SL 81 B SL 80 X SL 81 2-0 1-H HR		C SI 92 S SI 92 B SL 84 B SI 91 S SI 92 2-3 ② K		C SI 93 B SL 83 B FS 86 C SI 91 S SL 83 2-3 ③ K		B FF 96 F SL 85 X SL 87 1-1 ③ FC6-4 1-2f			4	1	1	2	0	2	3
26 Adam Lind, L (1, 3) OBP: 0.384, SLG: 0.489	B FF 92 F SI 90 B SL 84 F SI 90 F FS 86 S FF 92 2-3 ② K		C FF 91 B FF 90 X FF 92 1-1 1B			C FF 92 F FS 86 X FS 86 0-2 ① G2-3		B FF 95 F FF 94 F FF 94 B CU 78 B SL 85 X FF 94 3-2 30 F9 30 BLK 1B		4	0	2	0	0	1	0
30 Dioner Navarro, S (1, 2) OBP: 0.321, SLG: 0.405	F FF 91 B FF 91 B SI 91 C FS 85 F FS 86 F FF 91 F FS 84 S FS 86 2-3 ③ K		X FF 92 0-0 ③ F7			B SI 90 C FS 85 X FS 86 1-1 ② F7		B FF 94 B FF 93 C B FF 94 X FF 93 3-1 ① F9 1-3		4	0	0	0	0	1	2
15 Danny Valencia, R (1, 5) OBP: 0.295, SLG: 0.366		B FF 89 B SL 83 F SI 90 S SL 80 X SL 81 2-2 ① G4-3		B SL 81 F SI 91 X FS 85 1-1 ① G6-3		X SL 82 0-0 ③ F9		F SL 88 B SI 94 F SL 88 S FF 95 1-3 ② K		4	0	0	0	0	1	1
66 Munenori Kawasaki, L (1, 4) OBP: 0.329, SLG: 0.303		B FF 92 C SI 90 C SI 90 B FS 85 X FF 91 2-2 45 1B 1B		C SL 81 B SL 85 X FS 85 1-1 ② L3			X FF 91 0-0 ① L7	B CU 82 C FF 95 F FF 95 S SL 90 1-3 ③ K		4	0	1	0	0	1	1
45 Dalton Pompey, S (1, 7) OBP: 0.143, SLG: 0.143		B FS 85 C FS 85 B FS 84 B SI 91 1 SAFE X SI 90 3-1 1-2 1B		C FF 92 S SL 86 S FS 86 0-3 ③ K			X FF 90 0-0 ② G3		B FF 96 F CH 86 B CU 81 C FF 95 X CH 88 2-2 ① L3	4	0	1	0	0	1	0
8 Anthony Gose, L (1, 8) OBP: 0.313, SLG: 0.274		C CU 75 D FS 85 S FS 85 B FS 86 F FS 86 S FS 87 2-3 ② K			C SI 90 C CU 75 B FS 85 B FS 86 S FS 86 2-3 ① K		B FC 91 B FF 92 X SI 90 2-0 7 2B 1B		C FF 95 X SL 89 0-1 ② G6-3	4	0	1	0	0	2	2
Inning Stats	R: 2 E: 0 K: 2 S: 14 H: 2 LOB: 0 BB: 0 P: 23	R: 0 E: 0 K: 1 S: 14 H: 2 LOB: 2 BB: 0 P: 23	R: 0 E: 0 K: 1 S: 9 H: 1 LOB: 1 BB: 0 P: 14	R: 0 E: 0 K: 1 S: 7 H: 0 LOB: 0 BB: 0 P: 9	R: 1 E: 0 K: 2 S: 12 H: 1 LOB: 0 BB: 0 P: 19	R: 0 E: 0 K: 0 S: 6 H: 0 LOB: 0 BB: 0 P: 7	R: 0 E: 0 K: 0 S: 14 H: 2 LOB: 3 BB: 1 P: 24	R: 0 E: 0 K: 2 S: 11 H: 1 LOB: 1 BB: 0 P: 19	R: 0 E: 0 K: 1 S: 8 H: 0 LOB: 0 BB: 0 P: 11	1B: 6 2B: 2 3B: 0 HR: 1 SF: 0 SAC: 0 DP: 0 HBP: 0						

PITCHER	IP	WLS	BF	H	R	ER	SO	BB	IBB	HBP	BLK	WP	HR	S	P	ERA	WHIP
18 Hiroki Kuroda, R (1, 1) ERA: 3.77	6.2	W	27	7	3	2	7	0	0	0	0	0	1	65	100	2.70	1.050
88 Josh Outman, L (7, 1) ERA: 2.86	0.0		1	1	0	0	0	0	0	0	0	0	0	3	6	∞	∞
53 Esmil Rogers, R (7, 1) ERA: 5.23	0.2	H	4	1	0	0	0	1	0	0	1	0	0	13	24	0.00	3.000
43 Adam Warren, R (8, 1) ERA: 3.13	1.2	S	5	0	0	0	3	0	0	0	0	0	0	14	19	0.00	0.000

PITCHER	IP	WLS	BF	H	R	ER	SO	BB	IBB	HBP	BLK	WP	HR	S	P	ERA	WHIP

TOP

Toronto Blue Jays @ New York Yankees

Yankee Stadium, Bronx, NY

Fri Sep 19 2014, 7:08 PM - 9:52 PM EDT

Att. 40,059 - Cloudy - 63 F

livebaseballscorecards.com

AB	36
R	3
H	9
RBI	3
BB	1
SO	10
LOB	12

WP: 0	PB: 0	SB: 1	CS: 0
PA: 37			

Batter	1	2	3	4	5	6	7	8	9	AB	R	H	RBI	BB	SO	LOB
22 Jacoby Ellsbury, L (1, 8) OBP: 0.328, SLG: 0.419	C FC 82 X CU 70 0-1 2 1B 34 1B 2B		B SI 84 F CH 79 X FF 84 1-1 1-H HR	X FF 83 0-0 ② FC4-6 2 1B 1-2f 2-H 3-H			C SI 87 C SL 78 B SI 90 B SL 78 S SI 89 2-3 ① K			3	2	2	3	0	0	1
24 Chris Young, R (5, 7) OBP: 0.293, SLG: 0.389										1	0	0	0	0	1	0
2 Derek Jeter, R (1, 6) OBP: 0.301, SLG: 0.305	L SI 83 X SI 84 0-1 25 G1-4-3 34 1B 2-3 1B		C CH 79 C FF 85 B SI 86 B CH 80 X CH 79 2-2 ① G6-3	D CU 74 C SI 84 X CH 78 1-1 1-2 1B			B SI 89 B SL 78 F SI 89 F SI 90 F SL 80 X SL 79 2-2 ② F7			4	0	2	0	0	0	0
34 Brian McCann, L (1, 2) OBP: 0.286, SLG: 0.395	C FF 85 C SI 83 X SI 84 0-2 25 G1-4-3 1-2 3-H 1B		B FF 85 F CH 80 B CH 78 X CH 79 2-1 ② G3-1	B FF 82 F CH 79 F CH 80 B CH 78 F FC 81 X CH 80 2-2 ③ P4			X SI 92 0-0 ③ G6-3			4	0	1	1	0	0	2
25 Mark Teixeira, S (1, 3) OBP: 0.318, SLG: 0.395	D CH 80 X CH 79 1-0 ①② G1-4-3 1-2f 2-3		B CU 72 X SI 84 1-0 1B		B FF 84 C CH 79 X CU 70 1-1 ① L5			C SI 92 B CH 81 X CH 80 1-1 ① G6-3		4	0	1	0	0	0	2
36 Carlos Beltrán, S (1, 10) OBP: 0.301, SLG: 0.402	F FF 85 B SI 84 F SI 85 D CU 74 C FF 85 2-3 ③ K		C CH 78 F FF 84 X SI 85 0-2 ③ P2		B CH 79 X CH 78 1-0 ② P4			B SI 92 B SI 92 S SI 91 S SI 92 B SI 92 S SI 92 3-3 ② K		4	0	0	0	0	2	2
11 Brett Gardner, L (1, 7) OBP: 0.329, SLG: 0.420 (5, 8)		F FF 83 B SI 83 C SI 84 B CH 78 S CH 80 2-3 ① K	X FC 80 0-0 ① G5-3	C FF 83 C CH 78 B SI 85 X CH 78 1-2 ③ G4-3				C SI 92 S SI 93 B SL 82 B SL 82 S SI 93 2-3 ③ K		4	0	0	0	0	2	0
33 Stephen Drew, L (1, 4) OBP: 0.242, SLG: 0.300		C FC 80 B FC 82 C CH 79 X SI 85 1-2 ② F8	C FF 83 B FC 81 C FC 79 X FF 84 1-2 31 BB 12 BB 22 FC4-6 1B			B FC 79 X FC 80 1-0 ① P5				3	1	1	0	0	0	0
12 Chase Headley, S (1, 5) OBP: 0.319, SLG: 0.359		C CU 71 B CU 70 F SI 84 F CH 79 B CH 79 C FF 84 2-3 ③ K	B CH 79 B CH 78 B CH 80 C FF 83 B SI 85 4-1 31 BB 22 E 1-2 BB			B CU 71 B CH 78 C FF 84 B FF 83 F FF 84 F FC 80 X SI 85 3-2 ② F7			2	1	0	0	1	1	0
31 Ichiro Suzuki, L (1, 9) OBP: 0.321, SLG: 0.328			C FF 84 C SI 84 X SI 85 0-2 22 HR 1B	B FF 83 B SI 84 B FF 84 B FF 85 4-0 22 FC4-6 1-2 2-3 BB		B FC 81 X FF 84 1-0 ③ F8				2	1	1	0	1	0	0
Inning Stats	R: 1 H: 3 E: 0 LOB: 1 K: 1 BB: 0 S: 11 P: 14	R: 0 H: 0 E: 0 LOB: 0 K: 2 BB: 0 S: 10 P: 15	R: 2 H: 3 E: 0 LOB: 1 K: 0 BB: 0 S: 14 P: 20	R: 2 H: 2 E: 1 LOB: 2 K: 0 BB: 2 S: 12 P: 24	R: 0 H: 0 E: 0 LOB: 0 K: 0 BB: 0 S: 6 P: 9	R: 0 H: 0 E: 0 LOB: 0 K: 0 BB: 0 S: 6 P: 11	R: 0 H: 0 E: 0 LOB: 0 K: 1 BB: 0 S: 8 P: 12	R: 0 H: 0 E: 0 LOB: 0 K: 2 BB: 0 S: 8 P: 14		1B: 6 SF: 0 2B: 1 SAC: 0 3B: 0 DP: 1 HR: 1 HBP: 0					WP: 0 PA: 33 PB: 0 SB: 0 CS: 0	

PITCHER		IP	WLS	BF	H	R	ER	SO	BB	IBB	HBP	BLK	WP	HR	S	P	ERA	WHIP
56 Mark Buehrle, L ERA: 3.53	(1, 1)	6.0	L	27	8	5	5	3	2	0	0	0	0	1	59	93	7.50	1.667
58 Todd Redmond, R ERA: 2.85	(7, 1)	0.2		2	0	0	0	1	0	0	0	0	0	0	7	11	0.00	0.000
62 Aaron Loup, L ERA: 3.09	(7, 1)	1.1		4	0	0	0	2	0	0	0	0	0	0	9	15	0.00	0.000

PITCHER	IP	WLS	BF	H	R	ER	SO	BB	IBB	HBP	BLK	WP	HR	S	P	ERA	WHIP

BOTTOM

Toronto Blue Jays @ New York Yankees

Yankee Stadium, Bronx, NY

Fri Sep 19 2014, 7:08 PM - 9:52 PM EDT

Att. 40,059 - Cloudy - 63 F

livebaseballscorecards.com

AB	31
R	5
H	8
RBI	4
BB	2
SO	6
LOB	7

Toronto Blue Jays @ New York Yankees

Yankee Stadium, Bronx, NY

Sat Sep 20 2014, 4:09 PM - 7:26 PM EDT

Att. 47,292 - Partly Cloudy - 70 F

livebaseballscorecards.com

Batter	1	2	3	4	5	6	7	8	9	AB	R	H	RBI	BB	SO	LOB
7 José Reyes, S (1, 6) OBP: 0.329, SLG: 0.399	C SI 87 B SL 82 F SI 89 X SL 82 1-2 G6-3 ①	X CH 78 0-0 P3 ③			B SI 90 B SL 80 C SI 90 L SI 90 X CH 82 2-2 L7 ③	B CH 83 X SI 91 1-0 F7 ③		B FF 93 B FF 92 F FF 93 1 SAFE X FF 92 2-1 L9 ③		5	0	0	0	0	0	6
19 José Bautista, R (1, 9) OBP: 0.405, SLG: 0.527	F SI 89 C SI 91 X SL 83 0-2 10 2B 1B	C SL 83 B CU 78 S CH 77 B SI 90 B SI 91 B SL 83 4-2 30 G1-4-3 BB				C CU 75 B CU 77 B CH 78 B CU 75 B SI 89 4-1 10 E 10 1B 15 2B BB	C SL 84 B FF 91 B FF 92 B SL 86 X FF 92 3-1 HR		C FF 92 C SL 88 B KC 80 F SL 88 B FF 94 B SL 88 B SL 89 4-2 10 WP 30 1B BB	2	4	2	1	3	0	0
10 Edwin Encarnación, R (1, 10) OBP: 0.352, SLG: 0.554	B SL 83 C SI 89 F CH 77 X CH 78 1-2 1-H 2B	X CH 78 0-0 F9 ①				C SL 81 B SI 90 1 SAFE D SL 81 C SI 87 1 SAFE 1 SAFE F SI 90 X SI 90 2-2 E4 30 BB 15 2B 1-3 1B	B FF 94 C FF 95 X FF 95 1-1 1B		B SL 90 B FC 93 B FF 93 C FF 93 X SL 88 3-1 G5-3 ① 1-2	5	1	3	1	0	0	2
30 Dioner Navarro, S (1, 2) OBP: 0.321, SLG: 0.404	X CU 74 0-0 G5-3 ②	C CH 77 B SI 90 X SL 81 1-1 G1-4-3 ②③ 1-2f				B CU 77 B CH 80 B CH 78 B SI 88 4-0 15 2B 9 SF7 1-2 BB	F FF 95 B FF 96 C FC 89 B FF 95 F FF 95 S SL 88 2-3 K ①		C KC 81 X SL 88 0-1 ② 2-H 1B	4	1	1	1	1	1	3
15 Danny Valencia, R (1, 5) OBP: 0.294, SLG: 0.367	C CU 74 B SI 90 F CH 78 D CH 80 X CH 79 2-2 L7 ③			B SL 80 C CH 77 S SI 89 S CH 79 1-3 K ①		X SL 81 0-0 11 1B 2B 1-3 2-H 3-H	F FF 96 F FF 95 S FF 95 0-3 K ②		B FF 93 X KC 80 1-0 G4-3 ③	5	0	1	2	0	2	2
9 John Mayberry Jr., R (1, 3) OBP: 0.310, SLG: 0.441		C SI 87 C SL 81 X CH 78 0-2 G6-3 ①		B CU 75 X CU 73 1-0 F8 ②		X CH 78 0-0 SF7 ① 3-H	C SL 88 B FF 94 B FF 96 S FF 95 C FF 96 2-3 K ③			3	0	0	1	0	1	1
45 Dalton Pompey, S (1, 8) OBP: 0.091, SLG: 0.091		B CU 75 S CH 76 F CH 78 B SI 91 S CH 78 2-3 K ②		F CU 73 X CH 79 0-1 G5-3 ③		B CU 75 C SI 90 2 SAFE B CH 80 B CH 78 S SI 89 X CH 78 3-2 L8 ②		X FF 91 0-0 F8 ①		4	0	0	0	0	1	1
18 Steve Tolleson, R (1, 4) OBP: 0.299, SLG: 0.358 66 Munenori Kawasaki, L (6, PH) OBP: 0.331, SLG: 0.302 (6, 4) 17 Ryan Goins, L (8, 4) OBP: 0.211, SLG: 0.267		X SI 90 0-0 11 WP 1B			B SI 88 B CH 77 C SI 88 C SL 80 X CH 78 2-2 L9 ①	B FF 90 C CH 85 B CH 85 B SL 85 C FF 92 D CH 85 4-2 11 1B BB		C FF 92 C FF 90 B FF 92 B FF 90 S FF 92 2-3 K ②		2 1 0	0 0 0	1 0 0	0 0 0	0 1 0	0 1 0	0 0 0
11 Kevin Pillar, R (1, 7) OBP: 0.287, SLG: 0.350		1 SAFE C SL 82 D SL 82 1 SAFE B SI 90 S CH 77 B CH 79 D SL 82 4-2 1-2 BB			X CU 75 0-0 G6-3 ②	X SL 84 0-0 1-2 2-3 1B		C FF 92 X FF 90 0-1 1B		3	0	2	0	1	0	0

Inning Stats	1	2	3	4	5	6	7	8	9	1B	SF	WP	PA
	R: 1 E: 0 K: 0 S: 13	R: 0 E: 0 K: 1 S: 10	R: 0 E: 0 K: 0 S: 5	R: 0 E: 0 K: 1 S: 6	R: 0 E: 0 K: 0 S: 7	R: 3 E: 1 K: 0 S: 14	R: 1 E: 0 K: 3 S: 14	R: 0 E: 0 K: 1 S: 8	R: 1 E: 0 K: 0 S: 8	2B: 2 3B: 0 HR: 1	SAC: 0 DP: 1 HBP: 0	PB: 0 SB: 0 CS: 0	
	H: 2 LOB: 1 BB: 0 P: 17	H: 1 LOB: 2 BB: 1 P: 16	H: 0 LOB: 0 BB: 1 P: 10	H: 0 LOB: 0 BB: 0 P: 8	H: 0 LOB: 0 BB: 0 P: 11	H: 3 LOB: 3 BB: 3 P: 32	H: 2 LOB: 1 BB: 0 P: 22	H: 1 LOB: 1 BB: 0 P: 12	H: 1 LOB: 0 BB: 1 P: 16	1B: 7			

PITCHER		IP	WLS	BF	H	R	ER	SO	BB	IBB	HBP	BLK	WP	HR	S	P	ERA	WHIP
26 Chris Capuano, L ERA: 4.67	(1, 1)	5.2	L	25	5	4	4	2	4	0	0	0	1	0	51	85	6.35	1.588
39 Chase Whitley, R ERA: 5.23	(6, 1)	0.1		4	2	1	1	0	1	0	0	0	0	1	6	14	27.00	9.000
53 Esmil Rogers, R ERA: 5.11	(7, 1)	1.0		4	1	0	0	3	0	0	0	0	0	0	12	17	0.00	1.000
55 David Huff, L ERA: 3.47	(8, 1)	1.0		4	1	0	0	1	0	0	0	0	0	0	8	12	0.00	1.000
41 David Phelps, R ERA: 4.39	(9, 1)	1.0		4	1	1	1	0	1	0	0	0	1	0	8	16	9.00	2.000

PITCHER	IP	WLS	BF	H	R	ER	SO	BB	IBB	HBP	BLK	WP	HR	S	P	ERA	WHIP

TOP

AB	34
R	6
H	10
RBI	6
BB	6
SO	6
LOB	15

BOTTOM

Toronto Blue Jays @ New York Yankees

Yankee Stadium, Bronx, NY

Sat Sep 20 2014, 4:09 PM - 7:26 PM EDT

Att. 47,292 - Partly Cloudy - 70 F

livebaseballscorecards.com

Batter	1	2	3	4	5	6	7	8	9	AB	R	H	RBI	BB	SO	LOB
11 Brett Gardner, L (1, 8) OBP: 0.330, SLG: 0.422	B SI 93 C SI 94 X SI 95 1-1 34 E 2B		B SI 89 B FF 94 S FF 92 F FF 94 X SI 94 2-2 ② L8	C SI 93 B SV 84 B SV 84 B SI 93 X SI 92 3-1 ③ L7			B SI 96 C SI 97 S SI 97 F SI 98 F SI 98 X SI 97 1-2 ① G6-3		B FF 96 C FF 95 B FF 96 F FF 96 F FF 96 X SL 86 2-2 2 DI 2 2B 1B	5	1	2	0	0	0	2
2 Derek Jeter, R (1, 6) OBP: 0.302, SLG: 0.308	L FF 94 D SV 84 C FC 91 D SL 87 C SI 94 2-3 ① K		X SL 87 0-0 34 WP 34 1B 1B	X SI 90 0-0 ① G4-3			B SI 97 B SI 98 X SI 95 2-0 ② F9		B FF 97 B FF 97 F FF 97 X FF 97 2-1 1-H 2B	5	1	2	1	0	1	1
34 Brian McCann, L (1, 10) OBP: 0.287, SLG: 0.393	C SI 94 F SI 95 D SV 84 X SV 84 1-2 E4 2-3		B CH 86 X SI 93 1-0 1-H 1B	C FC 90 B CH 86 C CH 88 F SV 84 F SI 93 B SI 93 X SL 87 2-2 ② F7			X FF 98 0-0 ③ F9		H FF 90 1-0 HBP	4	0	1	1	0	0	1
25 Mark Teixeira, S (1, 3) OBP: 0.317, SLG: 0.393 17 Brendan Ryan, R (5, PH) OBP: 0.234, SLG: 0.230 (6, 3)	C SI 94 B SI 94 S SI 94 F FF 94 B SV 84 S SV 84 2-3 ② K		C FF 93 F SI 93 S FF 94 0-3 ③ K	B FF 93 X SI 92 1-0 ③ G6-3				C SI 96 X SI 97 0-1 ① G1-3	F FF 90 B FC 89 F FC 89 F SL 86 F SL 84 S CU 74 1-3 ② K	2 3	0 0	0 0	0 0	0 0	2 1	3 2
24 Chris Young, R (1, 7) OBP: 0.291, SLG: 0.389	B SL 88 X SI 94 1-0 ③ L7			B SI 90 F SI 92 B SL 87 F SL 87 S SV 81 2-3 ① K		C SI 91 X SI 91 0-1 ① G6-3		X SI 96 0-0 12 WP 2B	B SL 83 C FC 89 B SL 83 B FC 89 S FF 90 X FC 89 3-2 ③ L4	5	0	1	0	0	1	4
12 Chase Headley, S (1, 5) OBP: 0.321, SLG: 0.359		B FF 93 C SV 84 B SV 82 X SI 92 2-1 ① L7		C SI 92 C FC 88 B SV 84 F FF 94 X FF 92 1-2 31 1B 29 1B 1B		B FC 90 F FC 91 F SV 83 S SL 87 1-3 ② K2-3		C SI 97 B SI 97 B SI 96 B FF 95 4-1 31 FC4-6 2-3 BB		3	1	1	0	1	1	0
33 Stephen Drew, L (1, 4) OBP: 0.242, SLG: 0.300		C SI 93 S SI 89 B FF 94 B SI 94 F SV 85 S SV 84 2-3 ② K		C SI 93 X SI 93 0-1 ② F7		B SV 82 F SV 82 X SI 93 1-1 31 1B 1B		B CU 85 S CU 85 S FF 93 B FF 94 B CU 86 S CU 86 3-3 ② K		4	0	1	0	0	2	3
31 Ichiro Suzuki, L (1, 9) OBP: 0.323, SLG: 0.330		B FF 94 C SI 93 B SI 92 B FF 93 S FF 93 F SI 93 F SI 93 F FF 93 F FF 93 3-2 ③ X SI 84 G4-3		F SI 90 B SI 93 C SI 92 F FF 93 X FF 93 1-2 29 1B 1-2 1B		B SI 93 C FF 91 X FF 92 1-1 29 FC6-4 1-2 1B		C FF 94 X CU 87 0-1 ③ FC4-6 1-2f		4	0	2	0	0	0	2
29 Francisco Cervelli, R (1, 2) OBP: 0.345, SLG: 0.438			C FF 93 S SL 86 F SL 87 F SI 93 F SL 86 S FF 94 0-3 ① K	F SI 88 B SI 93 B SI 93 X SL 87 2-1 1-2 2-H 1B		D SI 93 X SI 94 1-0 ③ FC6-4 1-2f			F FF 94 C FF 97 X FF 97 0-2 ① G5-3	4	0	1	1	0	1	2

Inning Stats										
	R: 0 E: 1 K: 2 S: 13	H: 1 LOB: 2 BB: 0 P: 20	R: 0 E: 0 K: 1 S: 13	H: 0 LOB: 0 BB: 0 P: 20	R: 1 E: 0 K: 2 S: 14	H: 2 LOB: 1 BB: 0 P: 17	R: 1 E: 0 K: 1 S: 17	H: 3 LOB: 2 BB: 0 P: 26	R: 0 E: 0 K: 0 S: 7	H: 0 LOB: 0 BB: 0 P: 10
	R: 0 E: 0 K: 1 S: 10	H: 2 LOB: 2 BB: 0 P: 14	R: 0 E: 0 K: 0 S: 7	H: 0 LOB: 0 BB: 0 P: 10	R: 0 E: 0 K: 1 S: 9	H: 1 LOB: 2 BB: 1 P: 16	R: 1 E: 0 K: 1 S: 17	H: 2 LOB: 2 BB: 0 P: 26	1B: 8 2B: 3 3B: 0 HR: 0	SF: 0 SAC: 0 DP: 0 HBP: 1

	AB	39
	R	3
	H	11
	RBI	3
	BB	1
	SO	9
	LOB	20

WP: 2 PA: 41
PB: 0
SB: 0
CS: 0

PITCHER		IP	WLS	BF	H	R	ER	SO	BB	IBB	HBP	BLK	WP	HR	S	P	ERA	WHIP
6 Marcus Stroman, R ERA: 3.77	(1, 1)	6.0	W	27	8	2	2	7	0	0	0	0	1	0	74	107	3.00	1.333
41 Aaron Sanchez, R ERA: 1.19	(7, 1)	1.1	H	6	1	0	0	0	1	0	0	0	1	0	11	18	0.00	1.500
27 Brett Cecil, L ERA: 2.81	(8, 1)	0.2	H	2	0	0	0	1	0	0	0	0	0	0	5	8	0.00	0.000
23 Brandon Morrow, R ERA: 5.57	(9, 1)	0.1		3	2	1	1	0	0	0	0	0	0	0	9	13	27.00	6.000
44 Casey Janssen, R ERA: 4.22	(9, 1)	0.2	S	3	0	0	0	1	0	0	1	0	0	0	8	13	0.00	0.000

PITCHER	IP	WLS	BF	H	R	ER	SO	BB	IBB	HBP	BLK	WP	HR	S	P	ERA	WHIP

Toronto Blue Jays @ New York Yankees

Yankee Stadium, Bronx, NY

Sun Sep 21 2014, 1:10 PM - 4:19 PM EDT

Att. 48,144 - Cloudy - 72 F

TOP

livebaseballscorecards.com

Batter	1	2	3	4	5	6	7	8	9	AB	R	H	RBI	BB	SO	LOB
7 José Reyes, S (1, 6) OBP: 0.332, SLG: 0.402	B FF 92 F SI 89 B SL 79 X SI 90 2-1 19 1B 10 G6-4-3 1B		C SI 90 B SL 79 F FC 88 X FS 84 1-2 ② G4-3			B FS 81 B CU 72 X SI 91 2-0 19 FC4 1B		X FF 95 0-0 10 S 19 S 10 1B 1B		4	2	3	0	0	0	0
19 José Bautista, R (1, 9) OBP: 0.404, SLG: 0.524	B FF 91 C SL 80 1 SAFE F FS 84 X SI 91 1-2 10 G6-4-3 1-3 1B		C SL 80 B FC 87 X SI 91 1-1 ③ L5			B FF 91 1 SAFE X FC 88 1-0 ① FC4 10 1B 1-2f		C FF 98 F KC 84 B KC 85 C KC 83 1-3 ② K 1-2		4	0	1	0	0	1	2
10 Edwin Encarnación, R (1, 10) OBP: 0.353, SLG: 0.554	B SI 91 F SL 83 X SI 91 1-1 ①② G6-4-3 1-2f 3-H		C SI 88 F SI 88 B SL 80 X SI 91 1-2 ① L8			F SI 90 B SL 82 C FS 85 X FS 87 1-2 1-2 1B		C KC 84 B FF 100 X FF 100 1-1 2-H 1B		4	0	2	1	0	0	1
30 Dioner Navarro, S (1, 2) OBP: 0.319, SLG: 0.400	C CU 72 F FF 88 S FS 87 0-3 ③ K			B FF 90 X FS 84 1-0 ② F9		C FF 94 B FF 94 C FF 95 S SL 90 1-3 ② K		C FF 99 F KC 84 B SV 86 F SV 85 B FF 98 X SV 86 2-2 ③ L9		4	0	0	0	0	2	3
16 Dan Johnson, L (1, 3) OBP: 0.333, SLG: 0.342		C FS 88 X CU 71 0-1 ① G5-3		B FF 91 C CU 72 S FS 87 H FF 88 2-2 HBP		B FF 96 B CU 80 C SL 87 S CH 87 F FF 96 S SL 89 2-3 ③ K			C FC 90 B FC 90 X FC 91 1-1 ① F9	3	0	0	0	0	1	2
66 Munenori Kawasaki, L (1, 5) OBP: 0.329, SLG: 0.305		X SI 90 0-0 45 G3 2B		C CU 72 C FS 82 F FS 88 C SI 91 0-3 ③ K			F FF 94 X CH 86 0-1 ① G4-3		C FC 91 F CH 86 X KC 83 0-2 ② G3-1	4	0	1	0	0	1	1
45 Dalton Pompey, S (1, 7) OBP: 0.133, SLG: 0.071		C FF 91 B FS 84 B FF 89 X CU 74 2-1 ② G3 2-3	C CU 71 B FF 88 S FS 83 S FS 88 1-3 ① K				C SL 87 X CH 86 0-1 ② F7		C FC 91 B CH 86 B CH 87 F FC 91 B FC 93 F FC 92 B FC 90 4-2 14 DI BB	3	0	0	0	1	1	1
17 Ryan Goins, L (1, 4) OBP: 0.207, SLG: 0.262 14 George Kottaras, L (9, PH) OBP: 0.353, SLG: 0.571		B CU 74 S SI 89 F FS 88 F SI 89 S SI 90 1-3 ③ K	C CU 74 B FS 84 C SI 92 B FS 88 B FF 93 X FS 88 3-2 ② G1-3				C FF 94 C FF 94 B FF 95 B CH 87 S CH 88 2-3 ③ K		C FC 91 S KC 83 D KC 83 F KC 83 S KC 84 1-3 ③ K 1-2	3 1	0 0	0 0	0 0	0 0	2 1	1 1
8 Anthony Gose, L (1, 8) OBP: 0.310, SLG: 0.270			X SI 89 0-0 ① F8		C CU 73 B CU 74 X SI 90 1-1 ③ G4-3			X FF 94 0-0 ① B3		3	0	0	0	0	0	0
Inning Stats	R: 1 E: 0 K: 1 S: 10 H: 2 LOB: 0 BB: 0 P: 14	R: 0 E: 0 K: 1 S: 9 H: 1 LOB: 1 BB: 0 P: 12	R: 0 E: 0 K: 0 S: 6 H: 0 LOB: 0 BB: 0 P: 8	R: 0 E: 0 K: 1 S: 10 H: 0 LOB: 1 BB: 0 P: 14	R: 0 E: 0 K: 1 S: 8 H: 0 LOB: 0 BB: 0 P: 13	R: 0 E: 0 K: 2 S: 12 H: 2 LOB: 2 BB: 0 P: 19	R: 0 E: 0 K: 1 S: 7 H: 0 LOB: 0 BB: 0 P: 9	R: 1 E: 0 K: 1 S: 11 H: 2 LOB: 1 BB: 0 P: 15	R: 0 E: 0 K: 1 S: 12 H: 0 LOB: 1 BB: 1 P: 18	1B: 6 2B: 1 3B: 0 HR: 0 SF: 0 SAC: 0 DP: 1 HBP: 1						

AB	33
R	2
H	7
RBI	1
BB	1
SO	9
LOB	12

WP: 0 PA: 35
PB: 0
SB: 2
CS: 0

PITCHER	IP	WLS	BF	H	R	ER	SO	BB	IBB	HBP	BLK	WP	HR	S	P	ERA	WHIP
19 Masahiro Tanaka, R (1, 1) ERA: 2.47	5.1	W	21	5	1	1	4	0	0	1	0	0	0	48	70	1.69	0.938
43 Adam Warren, R (6, 1) ERA: 3.07	1.2	H	5	0	0	0	3	0	0	0	0	0	0	14	19	0.00	0.000
68 Dellin Betances, R (8, 1) ERA: 1.42	1.0		5	2	1	1	1	0	0	0	0	0	0	11	15	9.00	2.000
30 David Robertson, R (9, 1) ERA: 2.79	1.0	S	4	0	0	0	1	1	0	0	0	0	0	12	18	0.00	1.000

PITCHER	IP	WLS	BF	H	R	ER	SO	BB	IBB	HBP	BLK	WP	HR	S	P	ERA	WHIP

BOTTOM

Toronto Blue Jays @ New York Yankees

Yankee Stadium, Bronx, NY

Sun Sep 21 2014, 1:10 PM - 4:19 PM EDT

Att. 48,144 - Cloudy - 72 F

livebaseballscorecards.com

Batter	1	2	3	4	5	6	7	8	9	AB	R	H	RBI	BB	SO	LOB
11 Brett Gardner, L (1, 8) OBP: 0.331, SLG: 0.429	B FF 89 X FF 90 1-0 ① F9		C SL 80 C FF 92 B FF 93 S FF 93 1-3 ① K		B FF 92 C FF 94 B FF 93 F FF 94 F FF 94 B SL 84 X FF 94 3-2 HR		B FF 90 C SI 90 F SI 91 F SI 91 X SI 92 1-2 2 PB 2 2B 2B	B FF 95 B SI 95 X SI 95 2-0 ③ P5		5	2	2	1	0	1	0
2 Derek Jeter, R (1, 10) OBP: 0.303, SLG: 0.311	B FF 93 F FF 92 X SL 82 1-1 ② F8		B SL 83 B FF 94 F FF 94 F FF 93 T FF 94 2-2 ② K		S SL 82 S SL 83 X FF 94 0-2 34 G4-3 34 WP 1B		B SI 90 F SI 91 S SL 81 F SL 79 D SL 78 F SI 90 X SL 78 2-2 34 S 34 HR 2B 2-H			4	1	2	1	0	1	0
34 Brian McCann, L (1, 2) OBP: 0.291, SLG: 0.407	C SL 79 B CH 86 X FF 91 1-1 HR		B FF 92 B SL 83 B CH 85 S CH 85 B SL 81 4-1 24 BB BB		C SI 92 B SL 79 C SI 93 F SI 94 B CH 83 B SI 94 X SI 93 3-2 ① G4-3 1-3		B FF 93 B FF 93 B FF 91 X FF 92 3-0 2-H HR			3	2	2	3	1	0	1
24 Chris Young, R (1, 7) OBP: 0.291, SLG: 0.385	B FF 92 B SL 82 C SL 82 B FF 92 X FF 92 3-1 ③ P4		B SL 81 F FF 92 B FF 94 S SL 83 D SL 84 B FF 92 4-2 1-2 BB		B CH 83 F SI 93 S SI 94 B CH 83 S SI 93 2-3 ② K		B FF 92 S CH 83 S CH 85 B CH 87 X FF 93 2-2 ① F9			3	0	0	0	1	1	1
12 Chase Headley, S (1, 5) OBP: 0.320, SLG: 0.356		C FF 91 X SL 82 0-1 ① G2-3	C FF 92 B FF 94 C FF 93 D SL 84 F SL 82 S FF 94 2-3 ③ K		B SI 94 B CH 81 X SI 93 2-0 ③ G6-3		B CU 75 F FF 92 B CH 84 F CH 82 B SL 82 F CH 82 F FF 92 F FF 91 B CH 82 4-2 BB			3	0	0	0	1	1	3
29 Francisco Cervelli, R (1, 3) OBP: 0.350, SLG: 0.431		F FF 92 T FF 92 B FF 94 B SL 82 B SL 83 B FF 92 4-2 31 2B BB		F FF 92 T FF 93 B FF 93 D SL 84 S SL 82 2-3 ① K		C SI 89 B SL 81 B SI 90 B FF 89 B SI 89 4-1 BB	C FF 92 B CH 85 B FF 93 B FF 90 X FF 91 3-1 ② F9			2	0	0	0	2	1	1
33 Stephen Drew, L (1, 4) OBP: 0.238, SLG: 0.295		F FF 92 B FF 92 F FF 93 D SL 82 X SL 81 2-2 ② F8	C CH 85 B CH 86 S SL 80 B SL 82 S FF 93 2-3 ② K		F SI 89 C SL 78 X SL 79 0-2 ① L9		S SL 83 D SL 85 1 SAFE F FF 93 B CU 76 S SL 80 2-3 ③ K			4	0	0	0	0	2	3
31 Ichiro Suzuki, L (1, 9) OBP: 0.325, SLG: 0.335		B FF 91 B FF 91 X FF 91 2-0 1-3 2B	C FF 92 B FF 93 B SL 82 F FF 93 F FF 94 X SL 84 2-2 17 S 1B		T SI 90 S SI 91 F SI 90 B SI 91 S SI 91 1-3 ② K			B FF 96 X SI 96 1-0 ① G3		4	0	2	0	0	1	1
17 Brendan Ryan, R (1, 6) OBP: 0.225, SLG: 0.221		C SL 81 D SL 82 F FF 93 F SL 81 F SL 81 F FF 93 B FF 93 S SL 83 2-3 ③ K2-3		F FF 92 B FF 93 B FF 94 D SL 85 X FF 93 3-1 ③ F7 1-2		B SI 90 F SI 90 F SI 90 X SI 91 1-2 ③ L9		S SI 97 F FF 97 B SL 88 B SL 88 F FF 94 F FF 96 B SL 89 F SI 95 F SI 94 3-2 F SI 95 X SI 94 ② G5-3		4	0	0	0	0	1	4
Inning Stats	R: 1 E: 0 K: 0 S: 7 H: 1 LOB: 0 BB: 0 P: 13	R: 0 E: 0 K: 1 S: 14 H: 1 LOB: 2 BB: 1 P: 24	R: 0 E: 0 K: 3 S: 13 H: 0 LOB: 2 BB: 2 P: 26	R: 0 E: 0 K: 2 S: 12 H: 1 LOB: 1 BB: 0 P: 21	R: 1 E: 0 K: 1 S: 15 H: 2 LOB: 1 BB: 0 P: 25	R: 0 E: 0 K: 1 S: 11 H: 0 LOB: 1 BB: 1 P: 17	R: 3 E: 0 K: 1 S: 23 H: 3 LOB: 1 BB: 1 P: 40	R: 0 E: 0 K: 0 S: 10 H: 0 LOB: 0 BB: 0 P: 16		1B: 2 2B: 3 3B: 0 HR: 3 SF: 0 SAC: 0 DP: 0 HBP: 0	WP: 1 PB: 1 SB: 2 CS: 0 PA: 37					

	AB	32
	R	5
	H	8
	RBI	5
	BB	5
	SO	9
	LOB	14

PITCHER		IP	WLS	BF	H	R	ER	SO	BB	IBB	HBP	BLK	WP	HR	S	P	ERA	WHIP
36 Drew Hutchison, R ERA: 4.51	(1, 1)	4.0	L	20	5	2	2	6	3	0	0	0	0	2	53	94	4.50	2.000
62 Aaron Loup, L ERA: 3.04	(5, 1)	1.0		3	0	0	0	1	0	0	0	0	1	0	8	15	0.00	0.000
58 Todd Redmond, R ERA: 3.05	(6, 1)	1.0		6	2	2	2	1	1	0	0	0	0	0	20	29	18.00	3.000
32 Daniel Norris, L ERA: 5.4	(7, 1)	1.0		5	1	1	1	1	1	0	0	0	0	1	14	28	9.00	2.000
29 Dustin McGowan, R ERA: 4.09	(8, 1)	1.0		3	0	0	0	0	0	0	0	0	0	0	10	16	0.00	0.000

PITCHER	IP	WLS	BF	H	R	ER	SO	BB	IBB	HBP	BLK	WP	HR	S	P	ERA	WHIP

Baltimore Orioles @ New York Yankees

Yankee Stadium, Bronx, NY

Mon Sep 22 2014, 7:10 PM - 10:09 PM EDT

Att. 35,614 - Partly Cloudy - 62 F

TOP

livebaseballscorecards.com

Batter	1	2	3	4	5	6	7	8	9	AB	R	H	RBI	BB	SO	LOB
21 Nick Markakis, L (1, 9) OBP: 0.336, SLG: 0.373	P5			G4-3		G3			BB	3	0	0	0	1	0	0
12 Alejandro De Aza, L (1, 7) OBP: 0.317, SLG: 0.383	G4-3			F8			K		K	4	0	0	0	0	2	1
10 Adam Jones, R (1, 8) OBP: 0.314, SLG: 0.468	F8			K			L6		F9	4	0	0	0	0	1	1
23 Nelson Cruz, R (1, 10) OBP: 0.332, SLG: 0.523		K			F9		K			3	0	0	0	0	2	0
2 J.J. Hardy, R (1, 6) OBP: 0.313, SLG: 0.378		F8			1B			L4		3	0	1	0	0	0	0
18 Christian Walker, R (1, 3) OBP: 0.235, SLG: 0.438		G5-3			K			45 FC4	BB	2	0	0	0	1	1	1
3 Ryan Flaherty, L (1, 5) OBP: 0.283, SLG: 0.350			F8		G4-3			K		3	0	0	0	0	1	2
36 Caleb Joseph, R (1, 2) OBP: 0.270, SLG: 0.367 45 Steve Clevenger, L (8, PH) OBP: 0.295, SLG: 0.358 (8, 2)			K			K		FC4 1-2f		2 1	0 0	0 0	0 0	0 0	2 0	0 1
6 Jonathan Schoop, R (1, 4) OBP: 0.245, SLG: 0.351			G5-3			K			K	3	0	0	0	0	2	0

AB	28
R	0
H	1
RBI	0
BB	2
SO	11
LOB	6

Inning Stats	1	2	3	4	5	6	7	8	9
	R: 0 E: 0 K: 0 S: 8	H: 0 LOB: 0 BB: 0 P: 11	R: 0 E: 0 K: 1 S: 9	H: 0 LOB: 0 BB: 0 P: 14	R: 0 E: 0 K: 1 S: 6	H: 0 LOB: 0 BB: 0 P: 9	R: 0 E: 0 K: 1 S: 9	H: 0 LOB: 0 BB: 0 P: 14	R: 0 E: 0 K: 1 S: 12	H: 1 LOB: 1 BB: 0 P: 17	R: 0 E: 0 K: 2 S: 11	H: 0 LOB: 0 BB: 0 P: 13	R: 0 E: 0 K: 2 S: 14	H: 0 LOB: 0 BB: 0 P: 19	R: 0 E: 0 K: 1 S: 11	H: 0 LOB: 1 BB: 1 P: 19	R: 0 E: 0 K: 2 S: 8	H: 0 LOB: 1 BB: 1 P: 16

1B: 1	SF: 0	WP: 0	PA: 30
2B: 0	SAC: 0	PB: 0	
3B: 0	DP: 0	SB: 0	
HR: 0	HBP: 0	CS: 0	

PITCHER		IP	WLS	BF	H	R	ER	SO	BB	IBB	HBP	BLK	WP	HR	S	P	ERA	WHIP
35 Michael Pineda, R ERA: 1.93	(1, 1)	7.1	W	24	1	0	0	8	1	0	0	0	0	0	73	106	0.00	0.273
27 Shawn Kelley, R ERA: 4.38	(8, 1)	1.0		3	0	0	0	2	0	0	0	0	0	0	10	16	0.00	0.000
57 Rich Hill, L ERA: 3.6	(9, 1)	0.1		2	0	0	0	1	1	0	0	0	0	0	4	9	0.00	3.000
41 David Phelps, R ERA: 4.38	(9, 1)	0.1		1	0	0	0	0	0	0	0	0	0	0	1	1	0.00	0.000

PITCHER	IP	WLS	BF	H	R	ER	SO	BB	IBB	HBP	BLK	WP	HR	S	P	ERA	WHIP

BOTTOM

Baltimore Orioles @ New York Yankees

Yankee Stadium, Bronx, NY

Mon Sep 22 2014, 7:10 PM - 10:09 PM EDT

Att. 35,614 - Partly Cloudy - 62 F

livebaseballscorecards.com

Batter	1	2	3	4	5	6	7	8	9	AB	R	H	RBI	BB	SO	LOB
11 Brett Gardner, L (1, 8) OBP: 0.330, SLG: 0.427	C FF 91 M FF 91 S FF 91 0-3 K		C SL 80 B SL 83 B FF 91 B SI 91 X FF 91 3-1 F9		B FF 89 1 SAFE B FF 91 B FF 90 C FF 89 B FF 90 4-1 1-2 2 2B BB		C FF 91 B FF 92 C FF 92 S CH 83 1-3 K2-3			3	1	0	0	1	2	2
2 Derek Jeter, R (1, 6) OBP: 0.304, SLG: 0.313	X FF 90 0-0 L9		B FF 91 X SI 91 1-0 G6-3 3-H		F CH 84 F FF 91 F FF 91 B SL 81 B FF 92 B FF 92 F FF 91 X FF 90 3-2 1-H 2-H 2B		B FF 92 F SI 92 S CU 80 B FF 94 F CU 80 D CH 82 F CH 80 F FF 93 B FF 93 4-2 2-3 BB			3	0	1	3	1	0	0
34 Brian McCann, L (1, 2) OBP: 0.288, SLG: 0.404	B FF 91 C SL 81 X FF 90 1-1 G3		C FF 92 X FF 93 0-1 F8		B SL 83 B SL 82 X FF 92 2-0 F8		B FF 90 F FF 90 X FF 90 1-1 F7			4	0	0	0	0	0	3
24 Chris Young, R (1, 7) OBP: 0.290, SLG: 0.382		C FF 90 B CH 83 C FF 91 B FF 92 S FF 92 2-3 K		C CU 69 B FF 92 B SL 83 T SI 91 F FF 92 B CU 73 B FF 92 4-2 12 G6-4-3 BB		C CH 81 S SI 90 X FF 91 0-2 G5-3		B SI 92 X SI 92 1-0 F7		3	0	0	0	1	1	0
12 Chase Headley, S (1, 5) OBP: 0.322, SLG: 0.364		C FF 91 X FF 91 0-1 1B	C SI 91 F CH 85 B FF 92 B SL 81 X FF 92 2-2 G6-4-3 1-2f		B FF 91 C CU 69 X CU 70 1-1 F7		X SI 91 0-0 HR		4	1	2	1	0	0	1
29 Francisco Cervelli, R (1, 3) OBP: 0.347, SLG: 0.425		B FF 92 F FF 90 C CU 71 S FF 92 1-3 K	X CH 83 0-0 G5-3		C FF 89 B SL 78 B FF 90 C FF 91 F FF 91 F FF 90 F FF 91 X SL 82 2-2 1B		B SL 83 C SL 84 C SL 84 C SI 94 1-3 K		4	0	1	0	0	2	1
33 Stephen Drew, L (1, 4) OBP: 0.238, SLG: 0.294		S FF 90 X FF 91 0-1 G3		B SL 82 C SL 80 T FF 89 X FF 91 1-2 31 G4-6-3 1B	C FF 89 B FF 89 F SI 89 F SL 81 B FF 91 S CU 68 2-3 K		F SL 81 B FF 92 S CU 77 B CU 76 S SL 80 2-3 K		4	0	1	0	0	2	2
31 Ichiro Suzuki, L (1, 9) OBP: 0.325, SLG: 0.335			F FF 91 C FF 90 X FF 93 0-2 E5 67 3B		C SI 89 B FF 91 X SL 82 1-1 G4-6-3 1-2f		C FF 90 B SI 92 X FF 89 1-1 2 S 67 S 1B			3	1	1	0	0	0	1
67 José Pirela, R (1, 10) OBP: 0.667, SLG: 1.333			C SI 91 B FF 93 X CH 84 1-1 2 G6-3 1-H 3B		C SI 90 F FF 91 B FF 92 X SL 80 1-2 11 BB 2 2B 1B		B FF 90 C FF 88 B FF 90 B FF 90 F FF 92 X FF 90 3-2 F7 1-2			3	2	2	1	0	0	1
Inning Stats	R: 0 E: 0 K: 1 S: 6 H: 0 LOB: 0 BB: 0 P: 7	R: 0 E: 0 K: 2 S: 10 H: 1 LOB: 1 BB: 0 P: 13	R: 2 E: 1 K: 0 S: 10 H: 1 LOB: 0 BB: 0 P: 15	R: 0 E: 0 K: 0 S: 7 H: 0 LOB: 0 BB: 1 P: 13	R: 2 E: 0 K: 0 S: 15 H: 3 LOB: 1 BB: 1 P: 27	R: 0 E: 0 K: 1 S: 15 H: 1 LOB: 1 BB: 0 P: 20	R: 0 E: 0 K: 1 S: 15 H: 1 LOB: 2 BB: 1 P: 25	R: 1 E: 0 K: 2 S: 8 H: 1 LOB: 0 BB: 0 P: 12		1B: 5 2B: 1 3B: 1 HR: 1 SF: 0 SAC: 0 DP: 2 HBP: 0					WP: 0 PB: 0 SB: 2 CS: 0 PA: 34	

	AB	31
	R	5
	H	8
	RBI	5
	BB	3
	SO	7
	LOB	11

PITCHER		IP	WLS	BF	H	R	ER	SO	BB	IBB	HBP	BLK	WP	HR	S	P	ERA	WHIP
16 Wei-Yin Chen, L ERA: 3.56	(1, 1)	6.0	L	25	6	4	2	4	2	0	0	0	0	0	63	95	3.00	1.333
47 Evan Meek, R ERA: 5.48	(7, 1)	0.2		4	1	0	0	1	1	0	0	0	0	0	13	22	0.00	3.000
17 Brian Matusz, L ERA: 3.6	(7, 1)	0.1		1	0	0	0	0	0	0	0	0	0	0	2	3	0.00	0.000
58 Ryan Webb, R ERA: 3.86	(8, 1)	0.2		3	1	1	1	1	0	0	0	0	0	1	5	7	13.50	1.500
51 Joe Saunders, L ERA: 7.02	(8, 1)	0.1		1	0	0	0	1	0	0	0	0	0	0	3	5	0.00	0.000

PITCHER	IP	WLS	BF	H	R	ER	SO	BB	IBB	HBP	BLK	WP	HR	S	P	ERA	WHIP

Baltimore Orioles @ New York Yankees

Yankee Stadium, Bronx, NY

Tue Sep 23 2014, 7:10 PM - 10:31 PM EDT

Att. 43,201 - Partly Cloudy - 68 F

TOP

livebaseballscorecards.com

Batter	1	2	3	4	5	6	7	8	9	AB	R	H	RBI	BB	SO	LOB
21 Nick Markakis, L (1, 9) OBP: 0.339, SLG: 0.382	X SI 91 0-0 10 FC5-4 1B	F CU 82 B FF 94 X FF 94 1-1 1-3 3-H 1B		C FC 92 X CU 82 0-1 1-H HR		B CU 74 C CU 73 F CU 73 X SI 90 1-2 ② FC6-4 12 1B 1-2f		B KC 81 F KC 81 B FF 98 C FF 97 X SV 86 2-2 1-2 1B		5	1	4	3	0	0	1
12 Alejandro De Aza, L (1, 7) OBP: 0.316, SLG: 0.381	F SI 91 F FC 91 B FC 93 F FC 92 F CU 82 T FF 94 1-2 ① K	C CU 83 C FF 94 F FF 95 B FC 93 S CU 84 1-3 ③ K		B FF 94 S FC 93 F FF 94 S FF 95 1-3 ② K		1 SAFE B CU 74 1 SAFE B CU 74 1 SAFE X SI 89 2-0 1-2 1B		B KC 82 X FF 98 1-0 ③ G3-1		5	0	1	0	0	3	5
10 Adam Jones, R (1, 8) OBP: 0.311, SLG: 0.464	T SI 92 B SI 93 S SI 93 X SI 93 1-2 ② FC5-4 1-2f		C CU 82 B SI 92 F SI 92 X CU 83 1-2 ① G5-3	S FF 95 C FF 94 C FF 95 0-3 ③ K		T FF 95 S SL 85 B FF 95 D FF 96 X FF 96 2-2 ③ F9			S FC 89 X FC 90 0-1 ① G3-1	5	0	0	0	0	1	3
23 Nelson Cruz, R (1, 10) OBP: 0.334, SLG: 0.529 34 Quintin Berry, L (9, PR) (9, 10)	B SI 93 F SI 93 1 SAFE C CU 82 1 SAFE X SI 93 1-2 ③ F9		X CU 82 0-0 14 FC1-6 1B	B FF 94 F FF 92 B FC 92 X FF 93 2-1 HR			C CU 80 S SL 86 B SL 84 X SL 85 1-2 ① P5		S KC 80 B FC 89 X KC 81 1-1 14 1B 1B	5 0	1 0	3 0	1 0	0 0	0 0	1 0
14 Kelly Johnson, L (1, 4) OBP: 0.296, SLG: 0.370 (8, 5)		B FC 91 S SI 90 X FC 90 1-1 HR	S FF 93 B CU 82 C CU 81 X FF 94 1-2 ② FC1-6 2 1B 1-2f	C CU 81 S FF 94 0-3 ① K			B FF 95 C FF 94 X CU 79 1-1 2 G5-4-3 1B		X KC 83 0-0 1-3 1B	5	1	3	1	0	1	1
2 J.J. Hardy, R (1, 6) OBP: 0.312, SLG: 0.376		C FF 92 F CU 82 B SI 93 X SI 93 1-2 ① G6-3	C FF 93 1 SAFE C CU 82 F FC 93 D CU 83 X FF 94 1-2 1-3 1B	B CU 81 X FC 91 1-0 ② G4-3			B FF 95 C FF 95 1 SAFE B SL 87 C FF 95 X CU 81 2-2 ②③ G5-4-3 1-2f		X FC 89 0-0 ② P5	5	0	1	0	0	0	3
38 Jimmy Paredes, S (1, 5) OBP: 0.339, SLG: 0.500 6 Jonathan Schoop, R (8, 4) OBP: 0.244, SLG: 0.350		X SI 93 0-0 40 1B 21 1B 1B	X CU 82 0-0 ③ F8	B FC 93 F FC 91 T FC 92 B CU 84 C FF 94 2-3 ③ K				C FF 95 C KC 80 S SV 82 0-3 ① K	C FC 91 B FC 90 D KC 84 C FC 91 S KC 84 2-3 ③ K	4 1	1 0	1 0	0 0	0 0	2 1	2 2
3 Ryan Flaherty, L (1, 3) OBP: 0.283, SLG: 0.348		D CU 82 1 SAFE F FC 92 1 SAFE F FF 94 D CU 82 1 SAFE S FF 95 2-3 ② K		C FF 92 C FF 93 B FF 93 C FF 95 1-3 ① K		X FC 92 0-0 ① P5		F FF 96 B FF 97 X FF 96 1-1 21 1B 1B		4	0	1	0	0	2	1
40 Nick Hundley, R (1, 2) OBP: 0.280, SLG: 0.368		B SI 94 1 SAFE B FC 93 S FF 95 B SI 91 X FF 94 3-1 21 1B 1-3 1B		B CU 83 B CU 82 S FC 94 B CU 81 F FF 94 X SI 92 3-2 21 HR 1B		B SI 92 X FC 89 1-0 21 FC6-4 1B		S FF 96 B KC 82 B KC 83 F FF 97 C KC 83 2-3 ② K		4	1	3	0	0	1	1
Inning Stats	R: 0 E: 0 K: 1 S: 12 H: 1 LOB: 1 BB: 0 P: 15	R: 2 E: 0 K: 2 S: 17 H: 4 LOB: 2 BB: 0 P: 26	R: 0 E: 0 K: 0 S: 12 H: 2 LOB: 2 BB: 0 P: 15	R: 2 E: 0 K: 3 S: 14 H: 2 LOB: 0 BB: 0 P: 19	R: 1 E: 0 K: 2 S: 9 H: 1 LOB: 0 BB: 0 P: 14	R: 0 E: 0 K: 0 S: 9 H: 2 LOB: 2 BB: 0 P: 15	R: 0 E: 0 K: 0 S: 8 H: 1 LOB: 0 BB: 0 P: 12	R: 0 E: 0 K: 2 S: 12 H: 2 LOB: 2 BB: 0 P: 18	R: 0 E: 0 K: 1 S: 9 H: 2 LOB: 2 BB: 0 P: 12	1B: 14 2B: 0 3B: 0 HR: 3 SF: 0 SAC: 0 DP: 1 HBP: 0						

	AB	43
	R	5
	H	17
	RBI	5
	BB	0
	SO	11
	LOB	20

WP: 0 PA: 43
PB: 0
SB: 0
CS: 0

PITCHER		IP	WLS	BF	H	R	ER	SO	BB	IBB	HBP	BLK	WP	HR	S	P	ERA	WHIP
38 Brandon McCarthy, R ERA: 4.05	(1, 1)	5.1	L	27	11	5	5	8	0	0	0	0	0	3	66	92	8.44	2.062
57 Rich Hill, L ERA: 3.38	(6, 1)	0.1		2	1	0	0	0	0	0	0	0	0	0	4	7	0.00	3.000
53 Esmil Rogers, R ERA: 4.96	(6, 1)	1.1		4	1	0	0	0	0	0	0	0	0	0	11	17	0.00	0.750
68 Dellin Betances, R ERA: 1.4	(8, 1)	1.0		5	2	0	0	2	0	0	0	0	0	0	12	18	0.00	2.000
30 David Robertson, R ERA: 2.74	(9, 1)	1.0		5	2	0	0	1	0	0	0	0	0	0	9	12	0.00	2.000

PITCHER		IP	WLS	BF	H	R	ER	SO	BB	IBB	HBP	BLK	WP	HR	S	P	ERA	WHIP

Baltimore Orioles @ New York Yankees

Yankee Stadium, Bronx, NY

Tue Sep 23 2014, 7:10 PM - 10:31 PM EDT

Att. 43,201 - Partly Cloudy - 68 F

livebaseballscorecards.com

BOTTOM

Batter	1	2	3	4	5	6	7	8	9	AB	R	H	RBI	BB	SO	LOB
11 Brett Gardner, L (1, 8) OBP: 0.331, SLG: 0.425	B FF 90 B FF 90 B FF 90 C FF 89 B FF 90 4-1 12 S BB		C CU 74 B CU 76 B SI 92 C FF 92 B SI 92 X FF 93 3-2 ② P5		C CU 77 B SI 90 C FS 82 X FF 93 1-2 ② F7		X SI 86 0-0 ② F8		B SI 96 B SI 96 B SI 97 C SI 96 C SI 96 X SI 97 3-2 1B	4	0	1	0	1	0	1
2 Derek Jeter, R (1, 6) OBP: 0.303, SLG: 0.312	1 SAFE C SI 91 X SL 83 0-1 ① F9		X SL 82 0-0 ③ F8		C SI 93 F SI 90 B SI 94 C FF 93 1-3 ③ K		B SL 82 F SI 87 C FF 87 B SL 81 X SL 80 2-2 34 HR 1B		C SI 97 S SI 96 S SI 96 0-3 ③ K	5	1	1	0	0	2	3
34 Brian McCann, L (1, 2) OBP: 0.290, SLG: 0.411	C FF 92 1 SAFE B FF 92 F SL 83 1 SAFE F FF 92 X FF 92 1-2 ② F8			B FS 82 C SL 82 F FF 92 B FF 92 C SI 92 2-3 ① K		C SI 89 X CU 75 0-1 25 G3 12 BB 33 SF8 1B	D SL 83 X FF 94 1-0 1-H HR			4	2	2	2	0	1	1
12 Chase Headley, S (1, 5) OBP: 0.325, SLG: 0.363	C CU 78 F FF 92 F FF 92 D FS 85 F SI 93 B FF 92 B SL 84 H SL 85 4-2 1-2 HBP			B FF 92 C SL 83 S FS 85 B FF 93 B FF 92 B CU 76 4-2 25 2B 24 G5-3 BB		B SI 89 B FF 89 B FF 90 B FF 89 4-0 33 SF8 25 G3 1-2 BB	B FF 94 B SL 84 C SL 84 C SL 82 S SL 84 2-3 ③ K			1	1	0	0	2	1	0
25 Mark Teixeira, S (1, 3) OBP: 0.317, SLG: 0.394	C SI 93 X SI 93 0-1 ③ F7			D SL 83 C SL 81 X FF 93 1-1 1-3 2B		C FF 94 D FF 95 S FF 95 B FF 95 D SL 86 F FF 96 X FF 96 3-2 ① G3 1-2 2-3		B SI 96 F FF 97 B CU 81 F SI 96 X FF 97 2-2 ① G1		4	0	1	0	0	0	4
24 Chris Young, R (1, 7) OBP: 0.290, SLG: 0.378		C FF 90 B SL 83 C FF 92 X FF 92 1-2 ① P4		C FF 93 F FF 92 D FS 85 X SI 94 1-2 ② G5-3 3-H		B FF 96 D SL 87 B FS 88 B FF 95 4-0 BB		C CU 80 X FF 97 0-1 ② G5-3		3	0	0	1	1	0	1
33 Stephen Drew, L (1, 4) OBP: 0.235, SLG: 0.291		B FF 92 B SL 82 C SI 91 F SL 82 X FF 93 2-2 ② F8		S FS 84 B FF 93 F FS 86 D FS 84 X CU 76 2-2 ③ G3		C FF 95 D FS 88 X FF 95 1-1 ② SF8 2-3 3-H		X SI 96 0-0 ③ G4-1		3	0	0	1	0	0	1
31 Ichiro Suzuki, L (1, 9) OBP: 0.324, SLG: 0.337		B SL 80 F FF 92 X FS 83 1-1 ③ L1			B FS 82 B SI 92 F FF 91 B SI 92 X SI 90 3-1 2B	B FF 95 F FF 95 C FF 95 F FF 96 S FS 88 1-3 ③ K			C SI 96 S SL 85 X SL 86 0-2 ① G6-3	4	0	1	0	0	1	2
67 José Pirela, R (1, 10) OBP: 0.286, SLG: 0.571			C SI 91 B FF 93 X FS 86 1-1 ① P2		F SI 92 F SL 81 B SI 92 B SI 92 T SL 79 2-2 ① K		C SL 80 F FF 87 B SL 80 B SL 80 B SL 80 X FF 88 3-2 ① P5		C SI 96 B SI 96 S SI 97 S SI 97 1-3 ② K	4	0	0	0	0	2	1
Inning Stats	R: 0 E: 0 K: 0 S: 13 H: 0 LOB: 2 BB: 1 P: 22	R: 0 E: 0 K: 0 S: 8 H: 0 LOB: 0 BB: 0 P: 12	R: 0 E: 0 K: 0 S: 6 H: 0 LOB: 0 BB: 0 P: 10	R: 1 E: 0 K: 1 S: 13 H: 1 LOB: 1 BB: 1 P: 23	R: 0 E: 0 K: 2 S: 11 H: 1 LOB: 1 BB: 0 P: 18	R: 1 E: 0 K: 1 S: 12 H: 1 LOB: 2 BB: 2 P: 25	R: 2 E: 0 K: 1 S: 11 H: 2 LOB: 0 BB: 0 P: 19	R: 0 E: 0 K: 0 S: 6 H: 0 LOB: 0 BB: 0 P: 8	R: 0 E: 0 K: 2 S: 12 H: 1 LOB: 1 BB: 0 P: 16	1B: 3 2B: 2 3B: 0 HR: 1 SF: 1 SAC: 0 DP: 0 HBP: 1						

	AB	32
	R	4
	H	6
	RBI	4
	BB	4
	SO	7
	LOB	14

PITCHER		IP	WLS	BF	H	R	ER	SO	BB	IBB	HBP	BLK	WP	HR	S	P	ERA	WHIP
31 Ubaldo Jiménez, R ERA: 4.85	(1, 1)	5.0	W	22	3	2	2	3	3	0	1	0	0	0	53	91	3.60	1.200
35 Brad Brach, R ERA: 2.95	(6, 1)	1.0	H	4	0	0	0	1	1	0	0	0	0	0	10	19	0.00	1.000
56 Darren O'Day, R ERA: 1.76	(7, 1)	0.2	H	3	1	1	1	0	0	0	0	0	0	0	7	12	13.50	1.500
48 Andrew Miller, L ERA: 2.07	(7, 1)	0.1	H	2	1	1	1	1	0	0	0	0	0	1	4	7	27.00	3.000
29 Tommy Hunter, R ERA: 3.0	(8, 1)	1.0	H	3	0	0	0	0	0	0	0	0	0	0	6	8	0.00	0.000

PITCHER		IP	WLS	BF	H	R	ER	SO	BB	IBB	HBP	BLK	WP	HR	S	P	ERA	WHIP
53 Zack Britton, L ERA: 1.7	(9, 1)	1.0	S	4	1	0	0	2	0	0	0	0	0	0	12	16	0.00	1.000

Baltimore Orioles @ New York Yankees

Yankee Stadium, Bronx, NY

Wed Sep 24 2014, 1:09 PM - 4:41 PM EDT

Att. 46,056 - Cloudy - 69 F

livebaseballscorecards.com

Batter	1	2	3	4	5	6	7	8	9	AB	R	H	RBI	BB	SO	LOB
21 Nick Markakis, L (1, 9) OBP: 0.341, SLG: 0.381	F9		BB	1B		G3-1		IBB		3	2	1	2	2	0	0
9 David Lough, L (1, 7) OBP: 0.305, SLG: 0.382	F7		BB	3B		G6-3		SF9		3	1	1	2	1	0	0
10 Adam Jones, R (1, 8) OBP: 0.312, SLG: 0.464	F8		FC5-4	1B		P6		1B		5	0	2	2	0	0	3
23 Nelson Cruz, R (1, 10) OBP: 0.338, SLG: 0.531		G6-3					45 G3	1B		5	1	4	1	0	0	0
45 Steve Clevenger, L (1, 3) OBP: 0.293, SLG: 0.353 28 Steve Pearce, R (7, 3) OBP: 0.375, SLG: 0.555		K					G3	L7		4 1	1 0	1 0	0 0	0 0	1 0	3 2
38 Jimmy Paredes, S (1, 5) OBP: 0.333, SLG: 0.483 6 Jonathan Schoop, R (7, 4) OBP: 0.244, SLG: 0.349		K	K	1B			L4		K	4 1	0 0	1 0	0 0	0 0	2 1	2 0
14 Kelly Johnson, L (1, 4) OBP: 0.301, SLG: 0.372 (7, 5)			B2-3	BB	F7					4	2	2	0	1	0	1
3 Ryan Flaherty, L (1, 6) OBP: 0.288, SLG: 0.356			1B	2B	1B			SF9 1B	L8	5	2	3	2	0	1	2
36 Caleb Joseph, R (1, 2) OBP: 0.266, SLG: 0.361			K	K	F8			SH5-4	G1-4-3	4	0	0	0	0	2	5

Inning Stats	1	2	3	4	5	6	7	8	9
	R: 0 E: 0 K: 0 S: 10	H: 0 LOB: 0 BB: 0 P: 12	R: 0 E: 0 K: 2 S: 7	H: 0 LOB: 0 BB: 0 P: 10	R: 0 E: 0 K: 1 S: 14	H: 1 LOB: 3 BB: 2 P: 25	R: 6 E: 0 K: 2 S: 23	H: 7 LOB: 2 BB: 1 P: 35	R: 0 E: 0 K: 1 S: 9	H: 1 LOB: 1 BB: 0 P: 13	R: 0 E: 0 K: 0 S: 6	H: 0 LOB: 0 BB: 0 P: 9	R: 0 E: 0 K: 0 S: 9	H: 1 LOB: 0 BB: 0 P: 13	R: 3 E: 0 K: 0 S: 13	H: 4 LOB: 2 BB: 1 P: 23	R: 0 E: 0 K: 1 S: 8	H: 1 LOB: 1 BB: 0 P: 11

1B: 13	SF: 1	WP: 0
2B: 1	SAC: 1	PB: 0
3B: 1	DP: 1	SB: 0
HR: 0	HBP: 0	CS: 0
		PA: 45

PITCHER		IP	WLS	BF	H	R	ER	SO	BB	IBB	HBP	BLK	WP	HR	S	P	ERA	WHIP
61 Shane Greene, R ERA: 3.78	(1, 1)	3.2	L	21	7	6	6	5	3	0	0	0	0	0	49	73	14.73	2.727
55 David Huff, L ERA: 3.36	(4, 1)	2.0		8	2	0	0	1	0	0	0	0	0	0	19	29	0.00	1.000
39 Chase Whitley, R ERA: 5.38	(6, 1)	1.1		6	3	2	2	0	0	0	0	0	0	0	14	21	13.50	2.250
41 David Phelps, R ERA: 4.42	(8, 1)	1.0		6	2	1	1	0	0	1	0	0	0	0	9	17	9.00	2.000
48 Preston Claiborne, R ERA: 3.05	(9, 1)	1.0		4	1	0	0	1	0	0	0	0	0	0	8	11	0.00	1.000

PITCHER	IP	WLS	BF	H	R	ER	SO	BB	IBB	HBP	BLK	WP	HR	S	P	ERA	WHIP

TOP

AB	39
R	9
H	15
RBI	9
BB	4
SO	7
LOB	18

Batter	1	2	3	4	5	6	7	8	9	AB	R	H	RBI	BB	SO	LOB
11 Brett Gardner, L (1, 8) OBP: 0.328, SLG: 0.422	C FF 94 B FF 94 X FF 93 1-1 F8 ①		C CH 86 C CH 86 C FF 95 0-3 K ①		C FF 93 C SL 90 B FF 94 F FF 96 B CH 88 F SL 87 X SL 85 2-2 F7 ②			C FF 89 C CH 80 F FF 90 F SL 85 F FF 91 B FF 91 F SL 85 F SL 84 F FF 91 1-2 X FF 92 F8 ①	C FF 87 C SL 80 F FF 87 F SI 87 C SL 78 0-3 K ③	5	0	0	0	0	2	0
2 Derek Jeter, R (1, 10) OBP: 0.301, SLG: 0.309	B FF 95 X FF 95 1-0 G6-3 ②		C FF 94 S FF 96 B FF 96 B FF 96 S FF 96 2-3 K ②		F SL 87 S FF 95 B FF 96 B FF 95 X CH 88 2-2 G6-3 ③			F FF 93 X FF 92 0-1 G3-1 ②		4	0	0	0	0	1	0
12 Chase Headley, S (1, 5) OBP: 0.328, SLG: 0.373	C FF 94 C FF 94 F FF 95 X CH 87 0-2 25 2B 1B		B CH 87 B FF 96 X FF 95 2-0 HR			B CH 86 B FF 93 C FF 93 C CH 88 S SL 88 2-3 K ①		F FF 93 B FS 87 S FS 87 X FF 95 1-2 25 HR 1B		4	3	3	1	0	1	0
25 Mark Teixeira, S (1, 3) OBP: 0.318, SLG: 0.404	X FF 94 0-0 1-H 2B		C FF 95 B SL 92 F SL 88 B FF 96 F SL 89 B SI 90 F SL 87 S FF 95 3-3 K ③			F FF 95 B SL 87 B SL 86 S CH 88 C SL 87 2-3 K ②		B FF 93 X FF 93 1-0 1-H HR		4	1	2	3	0	2	0
29 Francisco Cervelli, R (1, 2) OBP: 0.351, SLG: 0.423	C SL 88 S SL 88 S FF 95 0-3 K ③			X FF 93 0-0 24 L5-4 33 BB 1B		B SL 84 B FF 95 X FF 93 2-0 F8 ③		B SL 86 B FF 94 B FF 94 B FF 93 4-0 67 1B BB		3	0	1	0	1	1	1
33 Stephen Drew, L (1, 4) OBP: 0.240, SLG: 0.304 67 José Pirela, R (8, PH) OBP: 0.375, SLG: 0.625 (9, 4)		C FF 93 F FF 94 X SL 86 0-2 HR		B SI 93 B FF 92 B FF 92 C FF 93 B FF 93 4-1 1-2 BB			X SI 95 0-0 F8 ①	C SI 92 F SI 92 X SL 85 0-2 1-2 1B		2 1	1 0	1 1	1 0	1 0	0 0	0 0
24 Chris Young, R (1, 7) OBP: 0.289, SLG: 0.379		B SL 87 F FF 95 C SL 87 F FF 95 F FF 96 S SL 88 1-3 K ①		B SL 88 D SL 87 X SL 88 2-0 L5-4 ①② 2-2			C SI 94 B SI 93 B FF 96 C CU 82 B CU 82 X CU 83 3-2 34 G4-3 2B	C SL 80 S FF 87 B SL 80 B SL 79 F FF 89 B FF 87 F FF 88 X SI 87 3-2 G6-3 ③		4	0	1	0	0	1	4
63 Antoan Richardson, S (1, 9) OBP: 0.417, SLG: 0.364 34 Brian McCann, L (7, PH) OBP: 0.289, SLG: 0.410 40 Eury Pérez, R (8, 9) 31 Ichiro Suzuki, L (9, PH) OBP: 0.323, SLG: 0.336		F FF 95 F SI 95 F SL 87 F FF 95 F SL 86 B SL 91 B FF 95 S SL 89 2-3 K ②		C SL 86 F FF 94 B FF 94 X FF 94 1-2 F9 ③			C SL 83 B FF 89 C SL 83 X SL 83 1-2 G4-3 ② 2-3	B SL 79 B SL 78 S SI 85 X SL 80 2-1 P5 ①		2 1 0 1	0 0 0 0	0 0 0 0	0 0 0 0	1 0 0 0	1 1 0 0	1 1 0 0
17 Brendan Ryan, R (1, 6) OBP: 0.217, SLG: 0.213		B FF 94 F FF 95 F FF 95 B SL 88 S SL 89 2-3 K ③			S SL 87 C SL 88 X FF 94 0-2 F7 ①		B CU 78 S FF 89 B SI 90 X SL 85 2-1 L8 ③		B SI 86 C SL 80 X FF 87 1-1 F7 ②	4	0	0	0	0	1	1
Inning Stats	R: 1 E: 0 K: 1 S: 11 H: 2 LOB: 1 BB: 0 P: 13	R: 1 E: 0 K: 3 S: 17 H: 1 LOB: 0 BB: 0 P: 22	R: 1 E: 0 K: 3 S: 12 H: 1 LOB: 0 BB: 0 P: 19	R: 0 E: 0 K: 0 S: 6 H: 1 LOB: 1 BB: 1 P: 13	R: 0 E: 0 K: 0 S: 11 H: 0 LOB: 0 BB: 0 P: 15	R: 0 E: 0 K: 2 S: 7 H: 0 LOB: 0 BB: 0 P: 13	R: 0 E: 0 K: 0 S: 9 H: 1 LOB: 1 BB: 0 P: 15	R: 2 E: 0 K: 0 S: 23 H: 3 LOB: 2 BB: 1 P: 33	R: 0 E: 0 K: 1 S: 9 H: 0 LOB: 0 BB: 0 P: 12	1B: 4 2B: 3 3B: 0 HR: 3 SF: 0 SAC: 0 DP: 1 HBP: 0						WP: 0 PB: 0 SB: 0 CS: 0 PA: 37

PITCHER		IP	WLS	BF	H	R	ER	SO	BB	IBB	HBP	BLK	WP	HR	S	P	ERA	WHIP
25 Bud Norris, R ERA: 3.65	(1, 1)	6.0	W	23	5	3	3	9	1	0	0	0	0	2	64	95	4.50	1.000
29 Tommy Hunter, R ERA: 2.98	(7, 1)	0.1	H	2	1	0	0	0	0	0	0	0	0	0	4	7	0.00	3.000
17 Brian Matusz, L ERA: 3.53	(7, 1)	1.0	H	3	0	0	0	0	0	0	0	0	0	0	14	18	0.00	0.000
35 Brad Brach, R ERA: 3.23	(8, 1)	0.1		4	2	2	2	0	1	0	0	0	0	1	6	12	54.00	9.000
66 T.J. McFarland, L ERA: 2.83	(8, 1)	0.0		1	1	0	0	0	0	0	0	0	0	0	3	3	∞	∞

PITCHER		IP	WLS	BF	H	R	ER	SO	BB	IBB	HBP	BLK	WP	HR	S	P	ERA	WHIP
56 Darren O'Day, R ERA: 1.73	(8, 1)	1.1	S	4	0	0	0	1	0	0	0	0	0	0	14	20	0.00	0.000

BOTTOM

Baltimore Orioles @ New York Yankees

Yankee Stadium, Bronx, NY

Wed Sep 24 2014, 1:09 PM - 4:41 PM EDT

Att. 46,056 - Cloudy - 69 F

livebaseballscorecards.com

AB	35
R	5
H	9
RBI	5
BB	2
SO	10
LOB	8

Baltimore Orioles @ New York Yankees

Yankee Stadium, Bronx, NY

Thu Sep 25 2014, 7:10 PM - 10:18 PM EDT

Att. 48,613 - Overcast - 61 F

TOP

livebaseballscorecards.com

Batter	1	2	3	4	5	6	7	8	9	AB	R	H	RBI	BB	SO	LOB
21 Nick Markakis, L (1, 9) OBP: 0.342, SLG: 0.386	B SI 90 C SI 89 C FS 85 X SI 90 1-2 HR		B CU 76 C CU 75 B FS 86 F SI 91 B FS 86 C SI 90 3-3 ① K			B CU 75 C SI 91 X FS 86 1-1 ① L7			F FC 92 F FC 92 B KC 84 B FC 93 B FC 91 B FC 92 4-2 10 HR BB	3	2	1	1	1	1	0
12 Alejandro De Aza, L (1, 7) OBP: 0.317, SLG: 0.388	B FF 90 C SI 89 C FS 85 X FS 86 1-2 HR		C CU 75 X FS 86 0-1 10 G6-4-3 1B			C FF 92 B FF 92 X FF 92 1-1 ② F9			C FC 92 C FC 92 B FC 92 C FC 92 1-3 ① K	4	1	2	1	0	1	1
10 Adam Jones, R (1, 8) OBP: 0.312, SLG: 0.467	F SL 81 B SI 91 F FS 85 X SL 83 1-2 ① G5-3		1 SAFE B SI 90 F SL 82 D SL 83 1 SAFE X SI 91 2-1 ②③ G6-4-3 1-2f			X SL 82 0-0 ③ P5			B FC 91 C FC 91 F KC 82 F FC 90 B FC 92 X FC 91 2-2 1-H HR	4	1	1	2	0	0	1
23 Nelson Cruz, R (1, 10) OBP: 0.336, SLG: 0.527	S SL 83 B FS 86 X SL 81 1-1 ② F7			C SI 90 F SL 81 S SL 83 0-3 ① K			F SL 81 B FS 86 B FS 86 B SI 89 X SI 90 3-1 ① G6-3		F FC 90 B KC 86 F FC 90 S KC 84 1-3 ② K	4	0	0	0	0	2	0
28 Steve Pearce, R (1, 3) OBP: 0.373, SLG: 0.560	B FF 90 X SI 90 1-0 ③ G5-3			F SI 91 X SI 92 0-1 ② G5-3			C SL 82 B SL 83 B FS 88 F SI 92 S SL 83 2-3 ② K		X FC 91 0-0 HR	4	1	1	1	0	1	0
2 J.J. Hardy, R (1, 6) OBP: 0.310, SLG: 0.374		C FS 88 S SL 81 S SL 81 0-3 ① K		C SL 81 S SL 83 C SI 92 0-3 ③ K			X FS 86 0-0 ③ F7		C KC 80 C FC 92 X KC 85 0-2 ③ F8	4	0	0	0	0	2	0
14 Kelly Johnson, L (1, 4) OBP: 0.298, SLG: 0.368		B FS 84 C SL 82 S SL 83 X FS 85 1-2 E6 38 G6-3			B CU 76 F FS 85 T FF 90 F FS 87 S FS 87 1-3 ① K			C FS 84 F FS 85 S FS 85 0-3 ① K		3	0	0	0	0	2	0
38 Jimmy Paredes, S (1, 5) 3 Ryan Flaherty, L (9, 5) OBP: 0.288, SLG: 0.356		D FS 84 X FS 84 1-0 ② G6-3 1-2			C FF 92 S FS 86 B FS 87 X FS 85 1-2 ② G4-3			B FS 86 F SI 92 F FS 86 F SI 90 B FF 92 S FS 87 2-3 ② K		3 0	0 0	0 0	0 0	0 0	1 0	1 0
36 Caleb Joseph, R (1, 2) OBP: 0.263, SLG: 0.357		C FS 82 S FS 86 X FS 86 0-2 ③ G3-1			B SL 83 F SL 82 S SI 92 C SL 82 1-3 ③ K			B SL 84 B SL 82 F SI 92 C FF 91 B SI 91 X SL 84 3-2 ③ P2		3	0	0	0	0	1	1
Inning Stats	R: 2 E: 0 K: 0 S: 12 H: 2 LOB: 0 BB: 0 P: 17	R: 0 E: 1 K: 1 S: 10 H: 0 LOB: 1 BB: 0 P: 12	R: 0 E: 0 K: 1 S: 7 H: 1 LOB: 0 BB: 0 P: 12	R: 0 E: 0 K: 2 S: 8 H: 0 LOB: 0 BB: 0 P: 8	R: 0 E: 0 K: 2 S: 10 H: 0 LOB: 0 BB: 0 P: 13	R: 0 E: 0 K: 0 S: 5 H: 0 LOB: 0 BB: 0 P: 7	R: 0 E: 0 K: 1 S: 6 H: 0 LOB: 0 BB: 0 P: 11	R: 0 E: 0 K: 2 S: 10 H: 0 LOB: 0 BB: 0 P: 15	R: 3 E: 0 K: 2 S: 16 H: 2 LOB: 0 BB: 1 P: 24	1B: 1 2B: 0 3B: 0 HR: 4 SF: 0 SAC: 0 DP: 1 HBP: 0						

	AB	32
	R	5
	H	5
	RBI	5
	BB	1
	SO	11
	LOB	4

WP: 0 PA: 33
PB: 0
SB: 0
CS: 0

PITCHER		IP	WLS	BF	H	R	ER	SO	BB	IBB	HBP	BLK	WP	HR	S	P	ERA	WHIP
18 Hiroki Kuroda, R ERA: 3.71	(1, 1)	8.0		27	3	2	2	9	0	0	0	0	0	2	68	95	2.25	0.375
30 David Robertson, R ERA: 3.13	(9, 1)	1.0	W	6	2	3	3	2	1	0	0	0	0	2	16	24	27.00	3.000

PITCHER		IP	WLS	BF	H	R	ER	SO	BB	IBB	HBP	BLK	WP	HR	S	P	ERA	WHIP

Batter	1	2	3	4	5	6	7	8	9	AB	R	H	RBI	BB	SO	LOB
11 Brett Gardner, L (1, 8) OBP: 0.327, SLG: 0.420	B FF 92 F FF 93 B FS 83 F FF 94 X FF 96 2-2 2 2B 1B	B FF 92 F FF 93 B FS 84 S FS 82 F FF 96 F FF 95 F FF 96 X FS 84 2-2 E5 2 FC6-4			C FS 82 C FS 82 B FS 85 F FF 95 B FF 95 S FS 83 2-3 K ①		D SI 92 B SI 90 C SI 91 X SI 92 2-1 FC3-2 2 E 34 SF9 1-2 2-3 3-Hf ①		1 SAFE X CH 88 0-0 SH1-3 1-2 ①	4	2	1	0	0	1	3
2 Derek Jeter, R (1, 6) OBP: 0.302, SLG: 0.312	B FF 96 B FF 96 B FF 96 C FF 94 1 SAFE X FF 95 3-1 34 WP 34 E 1-H 2B	C FF 95 X FF 96 0-1 FC6-4 1-2f ③			C FF 94 F SL 79 B FF 97 S FF 97 1-3 K ②		C SI 94 X SI 93 0-1 FC6 1-3 2-H 3-H		X CH 86 0-0 1B 2-H	5	1	2	3	0	1	2
34 Brian McCann, L (1, 2) OBP: 0.287, SLG: 0.408	S FF 96 B FS 85 B FS 84 X FF 96 2-1 E4 12 FC4-6 2-H		B SL 77 C CH 83 B FF 92 B FF 96 X FF 95 3-1 F7 ①		C FF 94 X FF 92 0-1 F8 ③		B SL 85 B SL 84 X FF 90 2-0 SF9 3-H ②			3	0	0	2	0	0	0
25 Mark Teixeira, S (1, 3) OBP: 0.315, SLG: 0.400	C FF 96 S FF 94 F FF 96 D FS 86 S FS 86 1-3 K ①		F FS 83 B FF 94 F FF 93 S FS 84 1-3 K ②			B SI 92 F SI 91 X CH 84 1-1 G6-3 ①	C CH 82 B FF 90 X CU 79 1-1 F8 ③			4	0	0	0	0	2	2
12 Chase Headley, S (1, 5) OBP: 0.328, SLG: 0.371	C FF 95 B FS 87 X FS 85 1-1 FC4-6 24 1B 1-2f ②		B FF 91 B CH 84 B FF 95 C FF 94 C FF 91 F FF 95 B FF 96 4-2 BB		C FF 80 C FS 83 X FF 96 0-2 G6-3 ③	C SI 92 S SL 83 B SI 92 X CH 86 1-2 G4-3 ②		B FF 90 B FF 91 C FF 91 B CH 81 X FF 90 3-1 L5 ①		3	0	0	0	1	0	1
24 Chris Young, R (1, 7) OBP: 0.292, SLG: 0.379	C FF 96 D SL 83 S SL 81 F FF 97 B SL 83 B FS 85 X FF 97 3-2 1-2 1B					B CH 84 F SI 93 B SI 92 S CH 86 B SL 85 C SI 92 3-3 K ③		B CU 74 B CH 80 B FF 92 B FF 91 4-0 33 G3 BB		3	0	1	0	1	1	1
33 Stephen Drew, L (1, 4) OBP: 0.236, SLG: 0.299	C FS 84 S FF 94 B FF 97 B FS 84 X FF 94 2-2 F9 ③			C FF 91 F FF 89 B FS 83 B FS 84 B FF 94 X FF 93 3-2 F7 ①			C SL 85 B SI 91 B SI 90 F SI 91 F SI 91 B SL 86 F FF 92 S SI 91 3-3 K 67 1B 31 BB 11 FC3-2	B FF 90 C FF 90 S SL 84 B FF 91 X SL 80 2-2 G3 1-2 ②	4	0	0	0	0	1	3
31 Ichiro Suzuki, L (1, 9) OBP: 0.323, SLG: 0.333		F FF 93 C FF 93 S FS 84 0-3 K ①		C CH 84 F FF 96 B FF 95 X FS 85 1-2 G4-3 ②			L FF 90 B SI 91 B SI 90 L SI 91 B SI 90 F SI 92 B SI 91 4-2 11 FC3-2 67 1B 2 FC6 1-2 BB	B FF 91 B SL 82 C FF 89 X SL 81 2-1 G1-3 ③	3	1	0	0	1	1	1
67 José Pirela, R (1, 10) OBP: 0.417, SLG: 0.583 63 Antoan Richardson, S (9, PR) OBP: 0.417, SLG: 0.364		C FF 96 B FF 95 S FF 96 F FF 97 X FF 96 1-2 G5-3 ②		F FF 96 F FS 84 X FF 97 0-2 P3 ③			D SI 91 B SI 91 X SI 92 2-0 2 FC6 11 FC3-2 2 E 1-2 2-3 1B		F CH 88 B CU 76 X CU 77 1-1 11 SH1-3 2 1B 1B	4 0	1 1	2 0	0 0	0 0	0 0	0 0
Inning Stats	R: 2 E: 1 K: 1 S: 21 H: 3 LOB: 2 BB: 0 P: 35	R: 0 E: 1 K: 1 S: 15 H: 0 LOB: 1 BB: 0 P: 18	R: 0 E: 0 K: 1 S: 11 H: 0 LOB: 1 BB: 1 P: 19	R: 0 E: 0 K: 0 S: 9 H: 0 LOB: 0 BB: 0 P: 13	R: 0 E: 0 K: 2 S: 9 H: 0 LOB: 0 BB: 0 P: 12	R: 0 E: 0 K: 1 S: 8 H: 0 LOB: 0 BB: 0 P: 13	R: 3 E: 1 K: 1 S: 16 H: 1 LOB: 1 BB: 1 P: 30	R: 0 E: 0 K: 0 S: 7 H: 0 LOB: 1 BB: 1 P: 18	R: 1 E: 0 K: 0 S: 4 H: 2 LOB: 1 BB: 0 P: 5	1B: 5 2B: 1 3B: 0 HR: 0 SF: 1 SAC: 1 DP: 0 HBP: 0						

PITCHER		IP	WLS	BF	H	R	ER	SO	BB	IBB	HBP	BLK	WP	HR	S	P	ERA	WHIP
39 Kevin Gausman, R ERA: 3.57	(1, 1)	5.0		21	3	2	2	5	1	0	0	0	1	0	65	97	3.60	0.800
66 T.J. McFarland, L ERA: 2.76	(6, 1)	1.1		7	1	3	0	2	1	0	0	0	0	0	19	35	0.00	1.500
58 Ryan Webb, R ERA: 3.86	(7, 1)	0.0		1	0	0	0	0	0	0	0	0	0	0	2	2	∞	∞
17 Brian Matusz, L ERA: 3.48	(7, 1)	0.2		2	0	0	0	0	0	0	0	0	0	0	3	6	0.00	0.000
51 Joe Saunders, L ERA: 6.86	(8, 1)	1.0		4	0	0	0	0	1	0	0	0	0	0	7	18	0.00	1.000

PITCHER		IP	WLS	BF	H	R	ER	SO	BB	IBB	HBP	BLK	WP	HR	S	P	ERA	WHIP
47 Evan Meek, R ERA: 5.79	(9, 1)	0.1	L	3	2	1	1	0	0	0	0	0	0	0	4	5	27.00	6.000

BOTTOM

Baltimore Orioles @ New York Yankees

Yankee Stadium, Bronx, NY

Thu Sep 25 2014, 7:10 PM - 10:18 PM EDT

Att. 48,613 - Overcast - 61 F

livebaseballscorecards.com

AB	33
R	6
H	6
RBI	5
BB	3
SO	7
LOB	13

WP: 1 PA: 38
PB: 1
SB: 0
CS: 0

Batter	1	2	3	4	5	6	7	8	9	AB	R	H	RBI	BB	SO	LOB
67 José Pirela, R (1, 4) OBP: 0.294, SLG: 0.412	B KN 76 B KN 76 C FF 85 X KN 76 2-1 G6-3 ①		B KN 74 B KN 74 B KN 75 C FF 82 C FF 83 S FF 84 3-3 K ①		S KN 73 X CU 63 0-1 G5-3 ①		C FF 93 F FF 94 F FF 93 B KC 82 B CH 86 F FF 94 F FF 93 X KC 81 2-2 L7 ①		S FF 91 X SL 85 0-1 G6-4-3 ②③ 1-2f	5	0	0	0	0	1	1
40 Eury Pérez, R (1, 8) OBP: 0.250, SLG: 0.250	B KN 75 C KN 76 B KN 78 F KN 75 B KN 76 X FF 85 3-2 24 S 1B		B KN 74 B CU 67 S FF 84 S FF 86 B KN 77 F FF 86 F FF 87 C KN 76 3-3 K 29 PB 29 1B		B KN 73 F KN 74 X KN 75 1-1 B1-3 ②		F FF 95 B KC 81 F FF 95 S KC 83 1-3 K ②			4	1	1	0	0	2	0
29 Francisco Cervelli, R (1, 3) OBP: 0.361, SLG: 0.429	**B KN 75** **D KN 76** **C CU 71** **1 SAFE** **F KN 76** 1 SAFE 1 SAFE C KN 75 2-3 K ②		1 SAFE B KN 75 B KN 76 D KN 76 X FF 85 3-0 24 1B 66 E 1-H 1B		B KN 76 B KN 75 C CU 69 X KN 75 2-1 1B		C KC 82 F FF 95 B FF 96 B KC 84 B CH 88 B KC 83 4-2 BB			3	1	2	1	1	1	1
24 Chris Young, R (1, 7) OBP: 0.294, SLG: 0.379	C KN 74 B KN 76 S KN 76 B KN 78 B KN 77 F KN 77 B KN 75 4-2 1-2 BB		B KN 71 B KN 76 B KN 75 F FF 83 F FF 84 X KN 76 3-2 66 FC6-4 1-2 1B		B KN 76 C KN 76 X CU 67 1-1 F7 ③		X FF 95 0-0 P3 ③			3	0	1	0	1	0	2
66 John Ryan Murphy, R (1, 2) OBP: 0.317, SLG: 0.372	C KN 76 B KN 76 S KN 76 S KN 76 1-3 K2-3 ③		X CU 62 0-0 FC6-4 62 FC6-4 1-2f 2-H ②			C FF 94 B FF 95 X FF 95 1-1 62 1B 45 SF9 2B		C FF 92 S FF 92 B SL 85 B FF 93 F FF 92 B FF 94 S FF 90 3-3 K ①		4	1	1	0	0	2	3
62 Austin Romine, R (1, 10) OBP: 0.125, SLG: 0.125		B KN 73 S KN 75 F KN 73 X KN 77 1-2 G6-3 ①	X KN 74 0-0 FC6-4 ③ 1-2f			B FF 94 S FF 93 X KC 80 1-1 2-3 1B		S FF 92 X FF 93 0-1 F9 ②		4	0	1	0	0	0	1
17 Brendan Ryan, R (1, 6) OBP: 0.218, SLG: 0.207		B KN 72 C KN 74 B KN 73 B KN 75 C FF 84 F FF 84 B KN 75 4-2 45 G5-3 BB		B CU 71 B KN 73 C FF 82 X KN 73 2-1 F8 ①		F FF 94 F FF 95 F FF 94 S KC 81 0-3 K ①		X FF 93 0-0 F7 ③		3	0	0	0	1	1	2
45 Zelous Wheeler, R (1, 5) OBP: 0.230, SLG: 0.298		C KN 76 X KN 76 0-1 G5-3 ② 1-2		B KN 74 B KN 75 C FF 82 X FF 82 2-1 G5-3 ②		F FF 93 B KC 81 S FF 94 D KC 82 X FF 96 2-2 SF9 ② 3-H			C FF 91 X FF 90 0-1 F9 ①	3	0	0	1	0	0	1
63 Antoan Richardson, S (1, 9) OBP: 0.375, SLG: 0.333		B KN 76 X FF 84 1-0 F7 ③		B FF 83 C FF 84 F FF 84 F KN 76 X FF 85 1-2 G3-1 ③		B FF 95 F FF 95 F FF 95 F FF 96 X FF 96 1-2 F8 ③			C FF 92 F CH 87 B FF 92 B FF 92 X FF 92 2-2 67 G6-4-3 1B	4	0	1	0	0	0	2
Inning Stats	R: 0 E: 0 K: 2 S: 14 H: 1 LOB: 2 BB: 1 P: 26	R: 0 E: 0 K: 0 S: 9 H: 0 LOB: 1 BB: 1 P: 15	R: 2 E: 1 K: 2 S: 14 H: 2 LOB: 1 BB: 0 P: 26	R: 0 E: 0 K: 0 S: 8 H: 0 LOB: 0 BB: 0 P: 13	R: 0 E: 0 K: 0 S: 8 H: 1 LOB: 1 BB: 0 P: 12	R: 1 E: 0 K: 1 S: 15 H: 2 LOB: 1 BB: 0 P: 20	R: 0 E: 0 K: 1 S: 12 H: 0 LOB: 1 BB: 1 P: 19	R: 0 E: 0 K: 1 S: 7 H: 0 LOB: 0 BB: 0 P: 10	R: 0 E: 0 K: 0 S: 7 H: 1 LOB: 0 BB: 0 P: 9	1B: 6 2B: 1 3B: 0 HR: 0 SF: 1 SAC: 0 DP: 1 HBP: 0						

PITCHER		IP	WLS	BF	H	R	ER	SO	BB	IBB	HBP	BLK	WP	HR	S	P	ERA	WHIP
35 Steven Wright, R ERA: 2.57	(1, 1)	5.0	L	22	4	2	0	4	2	0	0	0	0	0	53	92	0.00	1.200
68 Matt Barnes, R ERA: 4.0	(6, 1)	2.0		9	2	1	1	2	1	0	0	0	0	0	27	39	4.50	1.500
37 Heath Hembree, R ERA: 4.5	(8, 1)	2.0		6	1	0	0	1	0	0	0	0	0	0	14	19	0.00	0.500

PITCHER	IP	WLS	BF	H	R	ER	SO	BB	IBB	HBP	BLK	WP	HR	S	P	ERA	WHIP

TOP

New York Yankees @ Boston Red Sox

Fenway Park, Boston, MA

Fri Sep 26 2014, 7:13 PM - 10:13 PM EDT

Att. 37,605 - Cloudy - 69 F

livebaseballscorecards.com

AB	33
R	3
H	7
RBI	2
BB	3
SO	7
LOB	13

Batter	1	2	3	4	5	6	7	8	9	AB	R	H	RBI	BB	SO	LOB
50 Mookie Betts, R (1, 4) OBP: 0.365, SLG: 0.436	B SI 86 C CH 75 C SI 89 X CH 79 1-2 ① L8		B CU 74 C SI 89 B SI 90 B SL 81 C SI 88 F CH 77 F SI 89 X CH 77 3-2 ② G6-3			C SI 89 B SI 90 C SL 83 B CH 80 X CH 80 2-2 ① G4-3		C FF 95 C SL 86 F FF 96 X SL 87 0-2 ③ F8		4	0	0	0	0	0	0
2 Xander Bogaerts, R (1, 6) OBP: 0.296, SLG: 0.360	B CU 75 C SI 89 B SL 81 C SL 80 B SI 90 X CH 77 3-2 ② P4		C CH 77 S SL 82 F SI 91 S CH 80 0-3 ③ K			C SL 81 F SI 91 B CH 80 B SL 82 X SI 92 2-2 ② G5-3			C FC 90 X KC 81 0-1 52 E 1B	4	0	1	0	0	1	0
52 Yoenis Cespedes, R (1, 10) OBP: 0.301, SLG: 0.453	C SI 90 B SL 81 S SI 90 X SL 81 1-2 ③ 1B			B CH 79 F CH 80 F SI 89 C SI 91 1-3 ① K		C SI 91 X CH 81 0-1 ③ G4-3			C KC 82 C KC 81 1 SAFE D KC 86 B FC 90 D KC 85 S FC 90 3-3 ① K 1-2	4	0	1	0	0	2	1
5 Allen Craig, R (1, 9) OBP: 0.282, SLG: 0.319 (9, 3)		X SI 88 0-0 E7 38 G6-3 73 1B 1B		C SI 90 S SI 91 X CU 78 0-2 ② L5			C SL 80 B SI 89 C SI 89 B SI 92 X CH 80 2-2 ① F8		B FC 89 S KC 83 C FC 89 S KC 83 1-3 ② K	4	1	1	0	0	1	1
70 Garin Cecchini, L (1, 5) OBP: 0.357, SLG: 0.417		X SL 80 0-0 ① F8		B SI 90 X SI 89 1-0 ③ G3			C CU 75 F SI 90 B SI 92 B CH 79 S SI 90 2-3 ② K		S KC 85 B FC 90 F KC 85 B KC 84 B FC 91 X KC 83 3-2 ③ F7	4	0	0	0	0	1	2
38 Rusney Castillo, R (1, 8) OBP: 0.313, SLG: 0.500		S CH 78 S CH 79 B CH 79 F SI 90 F CH 80 X CH 77 1-2 ② G6-3 2-3	B CU 74 S CH 77 B SI 89 F SI 90 X CH 81 2-2 20 S 1B				X SL 80 0-0 HR			3	1	2	1	0	0	1
73 Bryce Brentz, R (1, 7) OBP: 0.389, SLG: 0.500		C CU 75 X CH 80 0-1 3-H 1B	1 SAFE S SL 82 1 SAFE X SI 89 0-1 ① F9				C FF 92 B SL 82 X SL 84 1-1 ③ F7			3	0	1	1	0	0	1
20 Ryan Lavarnway, R (1, 3) 7 Jemile Weeks, S (8, PH) OBP: 0.375, SLG: 0.457 55 Christian Vázquez, R (9, 2) OBP: 0.304, SLG: 0.308		B SI 89 C CU 74 1 SAFE B SI 89 F SI 90 S CH 78 2-3 ③ K	B SI 89 B SL 84 B SI 89 C SI 89 X SI 89 3-1 ② P3 1-2					C CH 86 C FF 95 S SL 88 0-3 ① K		2 1 0	0 0 0	0 0 0	0 0 0	0 0 0	1 1 0	2 0 0
61 Dan Butler, R (1, 2) OBP: 0.222, SLG: 0.294 29 Daniel Nava, S (8, PH) OBP: 0.343, SLG: 0.360 (9, 9)			C SL 80 B SI 89 C CH 78 X SI 90 1-2 ① P5			C CH 79 C SI 90 S CH 81 0-3 ③ K		C SL 85 C FF 95 S SL 87 0-3 ② K		2 1	0 0	0 0	0 0	0 0	1 1	1 0
Inning Stats	R: 0 E: 0 K: 0 S: 9 H: 1 LOB: 1 BB: 0 P: 14	R: 1 E: 1 K: 1 S: 12 H: 2 LOB: 1 BB: 0 P: 15	R: 0 E: 0 K: 1 S: 12 H: 0 LOB: 0 BB: 0 P: 16	R: 0 E: 0 K: 1 S: 7 H: 0 LOB: 0 BB: 0 P: 9	R: 0 E: 0 K: 1 S: 10 H: 1 LOB: 1 BB: 0 P: 15	R: 0 E: 0 K: 0 S: 8 H: 0 LOB: 0 BB: 0 P: 12	R: 1 E: 0 K: 1 S: 9 H: 1 LOB: 0 BB: 0 P: 14	R: 0 E: 0 K: 2 S: 10 H: 0 LOB: 0 BB: 0 P: 10	R: 0 E: 0 K: 2 S: 11 H: 1 LOB: 1 BB: 0 P: 18	1B: 5 2B: 0 3B: 0 HR: 1 SF: 0 SAC: 0 DP: 0 HBP: 0						

PITCHER		IP	WLS	BF	H	R	ER	SO	BB	IBB	HBP	BLK	WP	HR	S	P	ERA	WHIP
26 Chris Capuano, L ERA: 4.35	(1, 1)	6.2	W	23	4	1	0	5	0	0	0	0	0	0	64	91	0.00	0.600
27 Shawn Kelley, R ERA: 4.53	(7, 1)	0.1	H	2	1	1	1	0	0	0	0	0	0	1	3	4	27.00	3.000
43 Adam Warren, R ERA: 3.03	(8, 1)	1.0	H	3	0	0	0	2	0	0	0	0	0	0	10	10	0.00	0.000
30 David Robertson, R ERA: 3.08	(9, 1)	1.0	S	4	1	0	0	2	0	0	0	0	0	0	11	18	0.00	1.000

PITCHER	IP	WLS	BF	H	R	ER	SO	BB	IBB	HBP	BLK	WP	HR	S	P	ERA	WHIP

BOTTOM

New York Yankees @ Boston Red Sox

Fenway Park, Boston, MA

Fri Sep 26 2014, 7:13 PM - 10:13 PM EDT

Att. 37,605 - Cloudy - 69 F

livebaseballscorecards.com

AB	32
R	2
H	6
RBI	2
BB	0
SO	9
LOB	9

WP: 0	PA: 32					
PB: 0						
SB: 1						
CS: 0						

Batter	1	2	3	4	5	6	7	8	9	AB	R	H	RBI	BB	SO	LOB
31 Ichiro Suzuki, L (1, 9) OBP: 0.324, SLG: 0.334	B SI 92 B FF 94 X SI 92 2-0 ① F8		C SI 96 F FF 97 X SI 96 0-2 ② G5-3		B FF 94 F SI 95 B SI 95 X SI 97 2-1 29 G5-4-3 1B			S CH 83 X SI 94 0-1 ① L8	F FF 93 B FF 95 F FF 94 X FF 92 1-2 29 1B	5	0	2	0	0	0	0
2 Derek Jeter, R (1, 10) OBP: 0.303, SLG: 0.313 29 Francisco Cervelli, R (5, PH) OBP: 0.367, SLG: 0.434 (5, 10)	C SI 95 F FF 96 S FF 99 0-3 ② K		F FF 97 X SI 98 0-1 1B		X SI 96 0-0 ② ③ G5-4-3 1-2f			B SI 97 C FF 97 B SI 97 B FF 97 X SI 96 3-1 12 1B 62 1B 24 1B 1B	X FF 93 0-0 12 DI 1-3 1B	2	0	1	0	0	1	0
										3	1	2	0	0	0	1
34 Brian McCann, L (1, 2) OBP: 0.286, SLG: 0.406 62 Austin Romine, R (3, 2) OBP: 0.182, SLG: 0.182	B SI 96 C SI 95 F SI 94 X CH 81 1-2 ③ G3		C CU 80 X CH 84 0-1 ③ L1			F FF 98 X CH 84 0-1 ① G5-3		D CU 80 B SI 97 F SI 96 X SI 96 2-1 24 1B 12 1B 33 2B 1-2 1B	F SI 94 F CH 87 S FF 93 0-3 ② K	2	0	0	0	0	0	1
										3	1	1	0	0	1	2
12 Chase Headley, S (1, 3) OBP: 0.328, SLG: 0.373		L FF 94 B CU 76 X SI 93 1-1 ① 2B		B CH 84 F SI 94 C SI 95 S CH 83 1-3 ① K		S CU 80 B CU 81 X SI 96 1-1 ② F8		C SI 95 X SI 95 0-1 24 1B 33 2B 1-2 2-3 1B	B CH 88 F FF 94 B FF 95 C FF 94 S CH 89 2-3 ③ K 1-2	5	1	2	0	0	2	2
24 Chris Young, R (1, 7) OBP: 0.296, SLG: 0.383		X SI 95 0-0 ① F7		C CU 78 F CU 79 B CH 84 X SL 87 1-2 67 FC5 2B		X SI 98 0-0 ③ L6		B SI 97 C SI 97 X SI 97 1-1 33 2B 1-2 2-3 3-H 1B		4	0	2	1	0	0	1
33 Stephen Drew, L (1, 6) OBP: 0.240, SLG: 0.303		B CU 79 X SI 96 1-0 ② L8		B CU 80 B SI 95 B CH 83 B SI 96 4-0 67 FC5 BB			F SI 94 C SI 95 B SL 84 S CH 82 1-3 ① K	B SL 87 B SI 89 X SL 86 2-0 1-3 2-H 3-H 2B		3	0	1	2	1	1	1
67 José Pirela, R (1, 4) OBP: 0.333, SLG: 0.500		B SI 96 C FF 97 D SL 87 B SL 87 C SI 98 F FF 98 B FF 98 4-2 BB		C SI 98 X CH 84 0-1 ② FC5 1-2 2-3f			X SL 86 0-0 17 SF7 3B	F FF 95 B FF 95 B FF 95 S FF 96 C FF 96 2-3 ② K		3	1	1	0	1	1	4
17 Brendan Ryan, R (1, 5) OBP: 0.211, SLG: 0.202		C SI 98 S CU 81 B FF 99 D CU 81 X SI 98 2-2 ③ G3		D CU 82 F SI 96 B SL 86 F FF 99 X CU 81 2-2 ③ G1			S SI 95 B FF 96 B SI 98 X SI 96 2-1 ② SF7 3-H	X FF 95 0-0 ③ F8		3	0	0	1	0	0	6
40 Eury Pérez, R (1, 8) OBP: 0.125, SLG: 0.125			C SI 93 B CU 77 X SL 84 1-1 ① G5-3		X SI 96 0-0 ① P4		C SI 98 S CU 81 X CU 77 0-2 ③ F8		F FF 92 F SL 88 F FF 92 S FF 94 0-3 ① K	4	0	0	0	0	1	0
Inning Stats	R: 0 E: 0 K: 1 S: 7 H: 0 LOB: 0 BB: 0 P: 10	R: 0 E: 0 K: 0 S: 10 H: 1 LOB: 2 BB: 1 P: 18	R: 0 E: 0 K: 0 S: 9 H: 1 LOB: 1 BB: 0 P: 10	R: 0 E: 0 K: 1 S: 11 H: 1 LOB: 2 BB: 1 P: 19	R: 0 E: 0 K: 0 S: 4 H: 1 LOB: 0 BB: 0 P: 6	R: 0 E: 0 K: 0 S: 5 H: 0 LOB: 0 BB: 0 P: 6	R: 1 E: 0 K: 1 S: 9 H: 1 LOB: 0 BB: 0 P: 12	R: 3 E: 0 K: 1 S: 15 H: 5 LOB: 2 BB: 0 P: 25	R: 0 E: 0 K: 3 S: 14 H: 2 LOB: 2 BB: 0 P: 17	1B: 8 2B: 3 3B: 1 HR: 0 SF: 1 SAC: 0 DP: 1 HBP: 0						

PITCHER		IP	WLS	BF	H	R	ER	SO	BB	IBB	HBP	BLK	WP	HR	S	P	ERA	WHIP
56 Joe Kelly, R ERA: 4.2	(1, 1)	7.1	W	32	9	4	4	3	2	0	0	0	0	0	65	97	4.91	1.500
59 Tommy Layne, L ERA: 0.95	(8, 1)	0.0		1	1	0	0	0	0	0	0	0	0	0	1	3	∞	∞
62 Rubby De La Rosa, R ERA: 4.43	(8, 1)	1.2		7	2	0	0	4	0	0	0	0	0	0	18	23	0.00	1.200

PITCHER	IP	WLS	BF	H	R	ER	SO	BB	IBB	HBP	BLK	WP	HR	S	P	ERA	WHIP

TOP

New York Yankees @ Boston Red Sox

Fenway Park, Boston, MA

Sat Sep 27 2014, 1:09 PM - 4:13 PM EDT

Att. 37,147 - Sunny - 81 F

livebaseballscorecards.com

AB	37
R	4
H	12
RBI	4
BB	2
SO	7
LOB	18

BOTTOM

New York Yankees @ Boston Red Sox

Fenway Park, Boston, MA

Sat Sep 27 2014, 1:09 PM - 4:13 PM EDT

Att. 37,147 - Sunny - 81 F

livebaseballscorecards.com

Batter	1	2	3	4	5	6	7	8	9	AB	R	H	RBI	BB	SO	LOB
50 Mookie Betts, R (1, 4) OBP: 0.365, SLG: 0.438	C FF 91 B FF 88 B SL 81 X FF 91 2-1 29 1B 52 1B 2B	B FF 91 B SL 83 B SI 89 B SL 82 4-0 2 1B 29 1B 1-2 BB B FF 90 C FF 91 X SL 86 1-1 ③ FC6-4 1-2f			F FC 91 B CU 82 X CU 83 1-1 ③ G6-3		B SI 92 C SL 84 B CH 85 C CH 84 T FF 93 2-2 ③ K			4	2	1	0	1	1	4
2 Xander Bogaerts, R (1, 6) OBP: 0.297, SLG: 0.362	B FC 87 B SI 90 S SL 83 F SL 83 B FS 86 S SL 84 3-3 ① K	B SL 82 X FS 85 1-0 29 E 29 1B 52 1B 1-2 2-3 1B	B FF 96 X FF 95 1-0 ① G6-3			B CU 81 F FC 90 B FF 94 B FC 91 X FF 93 3-1 29 E 2B		B FF 91 B SL 84 B SI 91 C SI 92 X FF 91 3-1 ① F8		5	2	2	0	0	1	1
29 Daniel Nava, S (1, 9) OBP: 0.348, SLG: 0.364	C FF 91 B FS 85 B FF 90 B SL 84 X SI 91 3-1 5 L6-4 52 1B 2-3 1B	C SL 83 D SI 89 B FS 87 C SL 83 F SI 93 F SI 89 X FS 88 2-2 E3 52 1B 5 E 1-3 2-H 3-H 1B	C FF 96 F CU 82 B CU 82 H FC 92 2-2 52 G6-3 HBP			F FF 93 X FF 93 0-1 E8 2-H 1B		B SI 93 B SI 92 X SI 91 2-0 ② F8		4	1	3	3	0	0	0
52 Yoenis Cespedes, R (1, 10) OBP: 0.303, SLG: 0.453 72 Carlos Rivero, R (8, PH) OBP: 0.625, SLG: 1.286 (9, 10)	X SI 92 0-0 1-2 3-H 1B	S SL 84 X FS 84 0-1 5 E 1-3 3-H 1B	C CU 80 S FC 91 X FC 91 0-2 ② ③ G6-3 1-2f			F CU 82 F CU 81 S FF 93 0-3 ① K		S FF 90 B FF 92 S CH 85 X CH 86 1-2 2B		4 1	1 0	2 1	2 0	0 0	1 0	2 0
5 Allen Craig, R (1, 3) OBP: 0.279, SLG: 0.315	X SL 82 0-0 ② ③ L6-4 2-2	X SI 92 0-0 E8 70 2B 1-H 3-H	C FF 94 B FC 93 B FC 92 X FF 94 2-1 ① G6-3			C FC 91 X FF 93 0-1 ② L9		C SL 86 F FF 92 T CH 86 0-2 ③ K		5	1	0	0	0	1	4
70 Garin Cecchini, L (1, 5) OBP: 0.375, SLG: 0.500	C SI 89 B CU 72 C FS 87 D FS 87 S FS 87 3-3 ① K C FF 91 B FF 92 D CH 85 C SL 84 X SI 91 3-2 38 1B 2-H 2B		B CU 83 X FF 94 1-0 38 1B 2B			C CU 82 B FC 89 F CU 82 S FF 93 1-3 ③ K				4	1	2	1	0	2	1
38 Rusney Castillo, R (1, 8) OBP: 0.389, SLG: 0.545	B SL 82 B FS 83 B FF 89 B FF 92 4-0 73 S 55 1B BB B SL 83 D SI 92 B SL 84 X SI 92 1-2 73 1B 2-H 1B		B FC 92 X FC 91 1-0 ② ③ 2-H 1B				X FF 91 0-0 1B			3	1	3	1	1	0	0
73 Bryce Brentz, R (1, 7) OBP: 0.364, SLG: 0.455	F SI 90 B SL 82 D FS 87 K SI 90 2-1 ② G5-3 1-2 X FF 92 0-0 55 BB 1-3 1B				C FC 91 B FC 91 C CU 83 X FF 95 1-2 ① G5-3		F SL 85 F FF 93 S CH 85 0-3 ① K			4	0	1	0	0	1	2
55 Christian Vázquez, R (1, 2) OBP: 0.308, SLG: 0.309	C FF 92 C SL 83 B FF 93 X FS 88 1-2 2 1B 50 BB 29 1B 2-H 1B 1 SAFE C SL 84 D SL 87 B FF 92 B SI 91 B FF 91 4-1 50 FC6-4 1-2 BB				C FF 94 C FC 91 D CU 83 S FC 90 1-3 ② K		C FF 94 S CH 83 S CH 85 0-3 ② K			3	1	1	1	1	2	1
Inning Stats	R: 1 E: 0 K: 1 S: 9 H: 3 LOB: 1 BB: 0 P: 17	R: 8 E: 2 K: 1 S: 27 H: 7 LOB: 3 BB: 3 P: 53	R: 0 E: 0 K: 0 S: 6 H: 0 LOB: 0 BB: 0 P: 9	R: 0 E: 0 K: 0 S: 4 H: 2 LOB: 2 BB: 0 P: 8	R: 0 E: 0 K: 1 S: 8 H: 0 LOB: 0 BB: 0 P: 11	R: 1 E: 1 K: 2 S: 12 H: 2 LOB: 1 BB: 0 P: 16	R: 0 E: 0 K: 3 S: 10 H: 1 LOB: 1 BB: 0 P: 12	R: 0 E: 0 K: 1 S: 9 H: 1 LOB: 1 BB: 0 P: 15		1B: 11 2B: 6 3B: 0 HR: 0 SF: 0 SAC: 0 DP: 2 HBP: 1					

AB	37
R	10
H	16
RBI	8
BB	3
SO	9
LOB	15

PITCHER		IP	WLS	BF	H	R	ER	SO	BB	IBB	HBP	BLK	WP	HR	S	P	ERA	WHIP
19 Masahiro Tanaka, R ERA: 2.77	(1, 1)	1.2	L	13	7	7	5	2	2	0	0	0	0	0	25	50	27.00	5.400
48 Preston Claiborne, R ERA: 3.0	(2, 1)	0.1		6	3	2	0	0	1	0	0	0	0	0	11	20	0.00	12.000
65 Bryan Mitchell, R ERA: 2.45	(3, 1)	4.0		14	4	1	1	3	0	0	1	0	0	0	30	44	2.25	1.000
39 Chase Whitley, R ERA: 5.23	(7, 1)	2.0		8	2	0	0	4	0	0	0	0	0	0	19	27	0.00	1.000

PITCHER	IP	WLS	BF	H	R	ER	SO	BB	IBB	HBP	BLK	WP	HR	S	P	ERA	WHIP

Batter	1	2	3	4	5	6	7	8	9	AB	R	H	RBI	BB	SO	LOB
31 Ichiro Suzuki, L (1, 9) OBP: 0.324, SLG: 0.340 40 Eury Pérez, R (5, 9) OBP: 0.200, SLG: 0.200	B FF 90 F SI 90 B CH 81 S FC 88 F SI 91 F SI 91 X FC 88 2-2 ① G4-3		B CU 76 F FC 88 B FC 88 B CU 77 X CU 76 3-1 2 1B 1-H 2-H 3B		C FF 91 B FS 85 X FC 87 1-1 ① G4-3		X CH 77 0-0 66 1B 62 2B 2-3 1B	B SI 89 C SI 89 X SI 90 1-1 ③ G6-3		3 2	1 1	1 1	2 0	0 0	0 0	0 0
2 Derek Jeter, R (1, 10) OBP: 0.304, SLG: 0.313 34 Brian McCann, L (3, PR) OBP: 0.286, SLG: 0.406 (3, 10) 66 John Ryan Murphy, R (5, PH) OBP: 0.318, SLG: 0.370 (5, 10)	S FF 93 X FF 92 0-1 ② L6		C FF 94 B FF 93 F FC 90 X SI 93 1-2 11 2B 25 SF8 3-H 1B		C CU 77 F SI 92 S FF 93 0-3 ② K		D CU 70 F FF 88 X SL 86 1-1 62 2B 12 1B 1-2 3-H 1B		F FF 92 X SL 86 0-1 ① L7	2 0 3	0 1 1	1 0 1	1 0 1	0 0 0	0 0 1	0 0 0
11 Brett Gardner, L (1, 8) OBP: 0.327, SLG: 0.422 62 Austin Romine, R (7, PH) OBP: 0.231, SLG: 0.308 (7, 3)	C FF 93 B CU 78 B CU 77 X SI 91 2-1 ③ F9		B SI 91 F SI 90 B CH 80 F FC 89 F CH 82 X SI 92 2-2 25 SF8 1-3 2B		C FF 92 B FS 85 C FF 93 F FC 88 B FF 91 X SI 92 2-2 ③ G4-3		F SI 92 B SI 92 B SI 93 X CH 85 2-1 12 1B 1-3 2-H 2B		C FF 92 S FF 92 B SI 95 S FF 93 1-3 ② K	3 2	0 0	1 1	0 1	0 0	0 1	0 0
25 Mark Teixeira, S (1, 3) OBP: 0.313, SLG: 0.398 63 Antoan Richardson, S (7, 8) OBP: 0.353, SLG: 0.313		C FF 92 B CU 78 F FC 90 X FS 85 1-2 ① G3	F FC 88 X 0-1 ② SF8 2-3 3-H			C CU 76 C CU 77 F FF 91 B SI 92 B CH 82 S FC 87 2-3 ① K	X SI 93 0-0 L5		F FC 92 B FF 93 F FF 93 X FF 92 1-2 ③ G4-3	3 1	0 0	0 0	1 0	0 0	1 0	2 0
12 Chase Headley, S (1, 5) OBP: 0.328, SLG: 0.372		C SI 92 B FS 85 S CH 81 B CH 79 B CH 81 C CU 76 3-3 ② K	X FC 89 0-0 ③ G3-1			C FF 92 X FF 92 0-1 ② G3	C SL 81 C SL 81 X SI 94 0-2 2-3 3-H 1B			4	0	1	1	0	1	2
33 Stephen Drew, L (1, 6) OBP: 0.237, SLG: 0.299 17 Brendan Ryan, R (8, 6) OBP: 0.211, SLG: 0.202		X SI 92 0-0 ③ P4		B FF 92 X SI 91 1-0 ① P4		B CU 76 X SI 89 1-0 ③ G3	C SL 81 S SL 81 C SL 82 0-3 ② K			4 0	0 0	0 0	0 0	0 0	1 0	2 0
29 Francisco Cervelli, R (1, 2) OBP: 0.370, SLG: 0.432			C FF 92 B CH 81 F FF 92 B FF 92 B CU 78 B CU 76 4-2 31 WP 67 1B 31 3B BB	C FF 92 F FF 93 B FF 92 B CU 80 F FF 93 B CH 80 X FC 89 3-2 ② G6-3			F SI 92 B CH 79 X CH 79 1-1 24 1B 67 2B 1B 1-1 ③ G1-5-3			3 0	2 0	1 0	0 0	1 0	0 0	2 0
24 Chris Young, R (1, 7) OBP: 0.299, SLG: 0.385			C FC 88 B CU 78 1 SAFE F SI 90 S CH 80 1-3 ① K	B CU 79 C CU 78 F CH 81 X FC 88 1-2 67 FC4-6 1B			B FF 88 X FF 88 1-0 67 2B 1-2 1B	C SI 90 S SI 90 C SI 91 0-3 ① K		4	1	2	0	0	2	1
67 José Pirela, R (1, 4) OBP: 0.360, SLG: 0.542			S FC 89 S FF 92 B FC 89 B FC 89 X SI 91 2-2 31 WP 31 3B 1-2 1B	C FF 92 1 SAFE X FC 87 0-1 ③ FC4-6 1-2f			B SL 86 X FF 90 1-0 40 1B 66 1B 1-H 2-H 2B	B SI 90 C SI 90 B SI 90 X SI 90 2-1 ② G6-3		4	2	2	2	0	0	1
Inning Stats	R: 0 E: 0 K: 0 S: 9 H: 0 LOB: 0 BB: 0 P: 13	R: 0 E: 0 K: 1 S: 7 H: 0 LOB: 0 BB: 0 P: 11	R: 4 E: 0 K: 1 S: 20 H: 4 LOB: 2 BB: 1 P: 33	R: 0 E: 0 K: 0 S: 10 H: 1 LOB: 1 BB: 0 P: 15	R: 0 E: 0 K: 1 S: 9 H: 0 LOB: 0 BB: 0 P: 12	R: 0 E: 0 K: 1 S: 7 H: 0 LOB: 0 BB: 0 P: 10	R: 5 E: 0 K: 1 S: 18 H: 7 LOB: 2 BB: 0 P: 25	R: 0 E: 0 K: 1 S: 7 H: 0 LOB: 0 BB: 0 P: 10	R: 0 E: 0 K: 1 S: 8 H: 0 LOB: 0 BB: 0 P: 10	1B: 8 2B: 3 3B: 1 HR: 0 SF: 1 SAC: 0 DP: 0 HBP: 0						

PITCHER		IP	WLS	BF	H	R	ER	SO	BB	IBB	HBP	BLK	WP	HR	S	P	ERA	WHIP
11 Clay Buchholz, R ERA: 5.34	(1, 1)	6.0	L	24	5	4	4	4	1	0	0	0	1	0	62	94	6.00	1.000
32 Craig Breslow, L ERA: 5.96	(7, 1)	0.0		5	5	5	5	0	0	0	0	0	0	0	7	11	∞	∞
66 Drake Britton, L ERA:	(7, 1)	1.0		5	2	0	0	1	0	0	0	0	0	0	11	14	0.00	2.000
35 Burke Badenhop, R ERA: 2.29	(8, 1)	1.0		3	0	0	0	1	0	0	0	0	0	0	7	10	0.00	0.000
30 Alex Wilson, R ERA: 1.91	(9, 1)	1.0		3	0	0	0	1	0	0	0	0	0	0	8	10	0.00	0.000

PITCHER	IP	WLS	BF	H	R	ER	SO	BB	IBB	HBP	BLK	WP	HR	S	P	ERA	WHIP

TOP

New York Yankees @ Boston Red Sox

Fenway Park, Boston, MA

Sun Sep 28 2014, 1:43 PM - 4:54 PM EDT

Att. 36,879 - Sunny - 84 F

livebaseballscorecards.com

AB	38
R	9
H	12
RBI	9
BB	1
SO	7
LOB	10

WP: 1 PA: 40
PB: 0
SB: 0
CS: 0

BOTTOM

New York Yankees @ Boston Red Sox

Fenway Park, Boston, MA

Sun Sep 28 2014, 1:43 PM - 4:54 PM EDT

Att. 36,879 - Sunny - 84 F

livebaseballscorecards.com

Batter	1	2	3	4	5	6	7	8	9	AB	R	H	RBI	BB	SO	LOB
50 Mookie Betts, R (1, 4) OBP: 0.368, SLG: 0.444	B FC 91 C FC 91 X FC 92 1-1 52 S 1B		C SL 83 B SL 87 B FC 94 F SL 83 X FC 93 2-2 ③ F9			C SL 83 F F SL 86 F FC 93 B CH 88 T SL 85 1-2 ② K	C FF 94 X FF 93 0-1 1-H 2-H 2B			4	0	2	2	0	1	0
29 Daniel Nava, S (1, 9) OBP: 0.346, SLG: 0.361 20 Ryan Lavarnway, R (7, PH) (8, 3)	C FF 92 C FF 92 D SL 85 C SL 84 1-3 ① K			C SL 82 F FC 92 S SL 85 0-3 ① K		B FC 92 B FC 93 F FC 91 X FC 92 2-1 ③ G4-3	C SL 87 B FF 95 X SL 86 1-1 ③ G5-3			3 1	0 0	0 0	0 0	0 0	2 0	1 1
52 Yoenis Cespedes, R (1, 10) OBP: 0.301, SLG: 0.450	1 SAFE B FC 93 C SL 82 S FC 92 S FC 96 1-3 ② K 1-2			F SL 84 F SL 85 X SL 84 0-2 ② F7			B FC 93 C FC 93 S FC 93 S FC 94 1-3 ① K	C FF 95 B CH 86 S FF 95 B FF 95 S SL 86 2-3 ① K		4	0	0	0	0	3	1
5 Allen Craig, R (1, 3) OBP: 0.279, SLG: 0.315 (8, 9)	C SL 83 S SL 86 S SL 86 0-3 ③ K			F FC 93 X SL 86 0-1 ③ G1-3			C SL 82 B SL 83 S SL 82 F SL 86 F FC 93 X SL 84 1-2 38 HBP 70 BB 61 2B 1B	F FF 95 F SL 85 B FF 94 S FF 96 1-3 ② K		4	1	1	0	0	2	1
70 Garin Cecchini, L (1, 5) OBP: 0.361, SLG: 0.452		B FC 92 C FF 93 B CH 88 C FC 92 S SL 84 2-3 ① K			C SL 82 C FC 90 B CH 89 F SL 84 B CH 87 C FC 93 2-3 ① K		B FF 94 C FF 95 C FF 95 B SL 84 F FF 95 F FF 95 D SL 86 B FF 96 4-2 38 HBP 61 2B 1-2 BB	B FF 95 S CH 85 C CH 87 X SL 87 1-2 ③ G4-3		3	1	0	0	1	2	0
38 Rusney Castillo, R (1, 8) OBP: 0.400, SLG: 0.528		B FC 94 X SL 83 1-0 ② F8			B SL 82 C FF 92 X FC 92 1-1 1B		C FF 95 H FF 95 1-1 61 2B 61 E 1-2 2-3 HBP		C FF 92 B SL 89 C FF 92 F SL 89 B SI 93 F SI 92 C KC 80 2-3 ① K	3	1	1	0	0	1	0
73 Bryce Brentz, R (1, 7) OBP: 0.308, SLG: 0.385		C FF 93 B FC 93 S SL 84 S SL 86 1-3 ③ K			F FC 92 F FC 92 S SL 85 0-3 ② K		F SL 87 B SL 86 F SL 87 F FF 95 C FF 95 1-3 ② K		C KC 79 F SL 87 B SI 93 C SI 92 1-3 ② K	4	0	0	0	0	4	4
3 David Ross, R (1, 2) OBP: 0.260, SLG: 0.368 61 Dan Butler, R (7, 2) OBP: 0.250, SLG: 0.368			B FC 91 C FC 92 S SL 84 B SL 88 B X SL 84 3-2 ① G5-3		C SL 80 B FF 92 X SL 82 1-1 ③ G6-3		S FF 95 B FF 95 C FF 95 F FF 95 X FF 96 1-2 E9 50 2B 1-H 2-H 3-H 2B		B FF 92 B SL 87 S FC 92 C FF 92 X SL 88 2-2 ③ F7	2 2	0 1	0 1	0 2	0 0	0 0	1 0
7 Jemile Weeks, S (1, 6) OBP: 0.372, SLG: 0.432			C FC 94 F FC 93 B CH 90 F FC 95 B FC 94 F SL 85 B SL 86 X FC 94 3-2 ② G4-3			C FC 92 X CH 88 0-1 ① F9	C FF 95 C SL 86 B FF 95 B FF 95 B SL 86 B FF 96 4-2 50 2B BB			2	1	0	0	1	0	0
Inning Stats	R: 0 E: 0 K: 3 S: 11 H: 1 LOB: 1 BB: 0 P: 14	R: 0 E: 0 K: 2 S: 7 H: 0 LOB: 0 BB: 0 P: 11	R: 0 E: 0 K: 0 S: 11 H: 0 LOB: 0 BB: 0 P: 19	R: 0 E: 0 K: 1 S: 8 H: 0 LOB: 0 BB: 0 P: 8	R: 0 E: 0 K: 2 S: 11 H: 1 LOB: 1 BB: 0 P: 15	R: 0 E: 0 K: 1 S: 9 H: 0 LOB: 0 BB: 0 P: 12	R: 5 E: 1 K: 2 S: 27 H: 3 LOB: 1 BB: 2 P: 41	R: 0 E: 0 K: 2 S: 9 H: 0 LOB: 0 BB: 0 P: 13	R: 0 E: 0 K: 2 S: 11 H: 0 LOB: 0 BB: 0 P: 16	1B: 3 2B: 2 3B: 0 HR: 0 SF: 0 SAC: 0 DP: 0 HBP: 1						

	AB	32
	R	5
	H	5
	RBI	4
	BB	2
	SO	15
	LOB	9

PITCHER		IP	WLS	BF	H	R	ER	SO	BB	IBB	HBP	BLK	WP	HR	S	P	ERA	WHIP
35 Michael Pineda, R ERA: 1.89	(1, 1)	6.1	W	22	3	1	1	10	0	0	0	0	0	0	65	89	1.42	0.474
53 Esmil Rogers, R ERA: 5.72	(7, 1)	0.1		5	1	2	2	1	2	0	1	0	0	0	15	26	54.00	9.000
43 Adam Warren, R ERA: 2.97	(7, 1)	1.1		5	1	2	2	2	0	0	0	0	0	0	13	18	13.50	0.750
41 David Phelps, R ERA: 4.38	(9, 1)	1.0		3	0	0	0	2	0	0	0	0	0	0	11	16	0.00	0.000

PITCHER	IP	WLS	BF	H	R	ER	SO	BB	IBB	HBP	BLK	WP	HR	S	P	ERA	WHIP

WP: 0 PA: 35
PB: 0
SB: 1
CS: 0