

**New York Yankees - 2014**

Batter	1	2	3	4	5	6	7	8	9	AB	R	H	RBI	BB	SO	LOB	TOP				
2 Josh Delph, L (1, 10) OBP: 0.250, SLG: 0.250										4	0	1	0	0	1	0	Florida State Seminoles @ New York Yankees George M. Steinbrenner Field, Tampa, FL Tue Feb 25 2014, 1:06 PM - 3:50 PM EST Att: 7,708 - Partly Cloudy - 74 F				
Justin Gonzalez, R (1, 6)										4	0	0	0	0	1						
8 DJ Stewart, L (1, 7) 44 Jameis Winston, S (5, 7)										2	0	0	0	0	0	2					
25 Brett Knief, R (1, 9) OBP: 0.750, SLG: 1.000										4	1	3	0	0	1	0					
3 John Nogowski, R (1, 3) OBP: 0.500, SLG: 0.750										4	1	2	0	0	1	1					
53 Jose Brizuela, L (1, 5) 43 Casey Smit, L (5, 5)										2	0	0	0	0	1	3					
12 John Sansone, R (1, 4) 15 Hank Truluck, R (6, 4)										3	0	1	3	0	1	3					
21 Ben DeLuzio, R (1, 8) 1 Nick Graganella, R (5, 8) OBP: 0.500, SLG: 0.500										2	0	1	0	0	1	0					
13 Daniel De La Calle, R (1, 2) 20 Gage West, L (5, 2)										2	0	0	0	0	0	1					
										2	0	0	0	0	0	1					
<b>Inning Stats</b>	R: 0 E: 0 K: 2 S: 7	H: 0 LOB: 0 BB: 0 P: 8	R: 0 E: 0 K: 1 S: 6	H: 1 LOB: 1 BB: 0 P: 6	R: 0 E: 0 K: 0 S: 4	H: 2 LOB: 1 BB: 0 P: 4	R: 0 E: 0 K: 1 S: 7	H: 2 LOB: 2 BB: 0 P: 7	R: 0 E: 0 K: 1 S: 5	H: 0 LOB: 0 BB: 0 P: 5	R: 3 E: 0 K: 0 S: 6	H: 3 LOB: 1 BB: 1 P: 10	R: 0 E: 0 K: 0 S: 3	H: 0 LOB: 0 BB: 0 P: 3	R: 0 E: 0 K: 3 S: 9	H: 1 LOB: 1 BB: 0 P: 8		1B: 5 2B: 4 3B: 0 HR: 0	SF: 0 SAC: 0 DP: 1 HBP: 0	WP: 0 PB: 0 CS: 0	PA: 36
<b>PITCHER</b>	IP WLS BF H R ER SO BB IBB HBP BLK WP HR S P ERA WHIP																				
57 Vidal Nuño, L (1, 1) ERA: 13.5	2.0 W 7 1 0 0 3 0 0 0 0 0 0 0 13 14 0.00 0.500																				
71 Brian Gordon, R (3, 1) ERA: 13.5	2.0 H 9 4 0 0 1 0 0 0 0 0 0 0 11 11 0.00 2.000																				
90 Shane Greene, R (5, 1) ERA: 13.5	2.0 10 3 3 3 1 1 0 0 0 0 0 0 11 15 13.50 2.000																				
85 Bryan Mitchell, R (7, 1) ERA: 13.5	2.0 6 0 0 0 3 0 0 0 0 0 0 0 12 12 0.00 0.000																				
77 Francisco Rondon, L (9, 1) ERA: 13.5	1.0 4 1 0 0 2 0 0 0 0 0 0 0 8 8 0.00 1.000																				

Batter	1	2	3	4	5	6	7	8	9	AB	R	H	RBI	BB	SO	LOB	BOTTOM				
11 Brett Gardner, L (1, 8) 97 Mason Williams, L (3, PH) OBP: 1.000, SLG: 1.000										1	0	1	0	0	0	0	Florida State Seminoles @ New York Yankees George M. Steinbrenner Field, Tampa, FL Tue Feb 25 2014, 1:06 PM - 3:50 PM EST Att: 7,708 - Partly Cloudy - 74 F				
29 Francisco Cervelli, R (1, 2) 82 Gary Sánchez, R (3, PH) OBP: 1.000, SLG: 1.000										1	0	0	0	0	0	1					
33 Kelly Johnson, L (1, 5) 86 José Pirela, R (3, PH) OBP: 1.000, SLG: 1.000										1	0	0	0	0	1	0					
70 Russ Canzler, R (1, 3) 80 Jose Gil, R (6, PH) OBP: 1.000, SLG: 1.000										2	0	0	0	0	1	0					
65 Zoilo Almonte, S (1, 7) 73 Antwan Richardson, S (5, PH) OBP: 0.500, SLG: 1.000										2	1	1	0	0	1	0					
17 Brendan Ryan, R (1, 6) 45 Dean Anna, L (4, 6) OBP: 1.000, SLG: 2.000										1	0	1	1	0	0	0					
95 Adonis Garcia, R (1, 9) 81 Ramón Flores, L (6, 9) OBP: 1.000, SLG: 2.500										2	2	2	1	0	0	0					
89 Yangervis Solarte, S (1, 4) 72 Cortlan Joseph, L (6, 4) OBP: 0.500, SLG: 0.500										2	1	1	1	0	0	1					
66 John Ryan Murphy, R (1, 10) 96 Peter O'Brien, R (7, 10) OBP: 1.000, SLG: 2.500										2	1	2	1	0	0	0					
										2	0	0	0	0	1	1					
<b>Inning Stats</b>	R: 0 E: 0 K: 1 S: 5	H: 1 LOB: 0 BB: 0 P: 5	R: 1 E: 0 K: 1 S: 7	H: 2 LOB: 1 BB: 0 P: 7	R: 1 E: 0 K: 0 S: 4	H: 1 LOB: 0 BB: 0 P: 4	R: 3 E: 0 K: 1 S: 8	H: 3 LOB: 1 BB: 1 P: 13	R: 0 E: 0 K: 0 S: 4	H: 1 LOB: 1 BB: 0 P: 4	R: 2 E: 1 K: 1 S: 7	H: 2 LOB: 1 BB: 1 P: 11	R: 0 E: 0 K: 2 S: 8	H: 1 LOB: 1 BB: 0 P: 8	R: 1 E: 0 K: 1 S: 6	H: 1 LOB: 0 BB: 0 P: 8		1B: 6 2B: 5 3B: 0 HR: 1	SF: 1 SAC: 0 DP: 2 HBP: 0	WP: 1 PB: 0 CS: 0	PA: 37
<b>PITCHER</b>	IP WLS BF H R ER SO BB IBB HBP BLK WP HR S P ERA WHIP																				
17 Mike Compton, R (1, 1) ERA: 9.0	1.0 L 5 2 1 1 1 0 0 0 0 0 0 0 7 7 9.00 2.000																				
40 Peter Miller, R (2, 1) ERA: 9.0	1.0 4 1 1 1 0 0 0 0 0 0 0 0 4 4 9.00 1.000																				
51 Brandon Johnson, L (3, 1) ERA: 9.0	1.0 7 3 3 3 1 1 0 0 0 0 1 0 8 13 27.00 4.000																				
16 Taylor Blatch, R (4, 1) ERA: 27.0	1.0 4 1 0 0 0 0 0 0 0 0 0 0 4 4 0.00 1.000																				
33 Bryant Holtmann, L (5, 1) ERA: 9.0	1.0 4 1 0 0 0 0 0 0 0 0 0 0 4 4 0.00 1.000																				
42 Jim Voyles, R (6, 1) ERA: 9.0	1.0 6 2 2 1 1 1 0 0 0 0 0 0 0 8 8 9.00 3.000																				
5 Billy Strobe, L (7, 1) ERA: 9.0	1.0 4 1 0 0 2 0 0 0 0 0 0 0 0 8 8 0.00 1.000																				
31 Alec Byrd, L (8, 1) ERA: 9.0	1.0 4 1 1 1 1 0 0 0 0 0 0 0 1 6 8 9.00 1.000																				



Batter	1	2	3	4	5	6	7	8	9	AB	R	H	RBI	BB	SO	LOB	TOP				
22 Jacoby Ellsbury, L OBP: 1.000, SLG: 1.000 97 Mason Williams, L OBP: 1.000, SLG: 2.000										1	2	1	0	2	0	0	<b>New York Yankees @ Pittsburgh Pirates</b> McKechnie Field, Bradenton, FL Wed Feb 26 2014, 1:08 PM - 3:55 PM EST Att: 6,870 - Cloudy - 72 F				
89 Yanervis Solarte, S Addison Maruszak, R										3	2	2	2	0	0	1					
36 Carlos Beltrán, S 65 Zoilo Almonte, S										3	0	0	0	0	1	2					
34 Brian McCann, L 53 Austin Romine, R										2	0	1	1	0	1	0					
81 Ramón Flores, L 73 Antwan Richardson, S										2	0	1	1	0	0	0					
98 Zealous Wheeler, R 95 Adonis García, R										3	0	0	0	0	0	2					
45 Dean Anna, L 86 José Pirela, R										2	0	1	0	0	0	2					
72 Corban Joseph, L 80 Jose Gil, R										2	0	0	0	0	0	1					
66 John Ryan Murphy, R 87 Francisco Arcia, L										2	0	0	0	0	0	0					
<b>Inning Stats</b>	R: 2 E: 0 K: 0 S: 10	H: 3 LOB: 2 BB: 1 P: 14	R: 2 E: 0 K: 1 S: 6	H: 1 LOB: 0 BB: 1 P: 10	R: 0 E: 0 K: 1 S: 5	H: 0 LOB: 0 BB: 0 P: 5	R: 0 E: 0 K: 0 S: 3	H: 1 LOB: 0 BB: 0 P: 3	R: 0 E: 0 K: 1 S: 5	H: 0 LOB: 0 BB: 0 P: 5	R: 0 E: 0 K: 1 S: 6	H: 1 LOB: 1 BB: 1 P: 10	R: 0 E: 0 K: 0 S: 3	H: 0 LOB: 0 BB: 0 P: 3	R: 0 E: 0 K: 0 S: 3	H: 0 LOB: 0 BB: 0 P: 3		1B: 5 2B: 1 3B: 0 HR: 1	SF: 0 SAC: 0 DP: 2 HBP: 0	WP: 0 PB: 0 SB: 1 CS: 0	PA: 35
<b>PITCHER</b>	IP WLS BF H R ER SO BB IBB HBP BLK WP HR S P ERA WHIP	47 Francisco Liriano, L ERA: 18.0	36 Edinson Volquez, R ERA: 18.0	30 Jeanmar Gómez, R ERA: 0.00	32 Vin Mazzaro, R ERA: 1.000	29 Bryan Morris, R ERA: 1.000	48 Jared Hughes, R ERA: 18.00	53 Duke Welker, R ERA: 9.0	27 Josh Kinney, R ERA: 0.00	71 Adam Wiik, L ERA: 1.000	IP WLS BF H R ER SO BB IBB HBP BLK WP HR S P ERA WHIP	48 Jared Hughes, R ERA: 18.00	53 Duke Welker, R ERA: 9.0	27 Josh Kinney, R ERA: 0.00	71 Adam Wiik, L ERA: 1.000	IP WLS BF H R ER SO BB IBB HBP BLK WP HR S P ERA WHIP	48 Jared Hughes, R ERA: 18.00	53 Duke Welker, R ERA: 9.0	27 Josh Kinney, R ERA: 0.00	71 Adam Wiik, L ERA: 1.000	IP WLS BF H R ER SO BB IBB HBP BLK WP HR S P ERA WHIP

Batter	1	2	3	4	5	6	7	8	9	AB	R	H	RBI	BB	SO	LOB	BOTTOM				
6 Starling Marte, R 14 Jaff Decker, L										3	0	0	1	0	0	1	<b>New York Yankees @ Pittsburgh Pirates</b> McKechnie Field, Bradenton, FL Wed Feb 26 2014, 1:08 PM - 3:55 PM EST Att: 6,870 - Cloudy - 72 F				
55 Russell Martin, R 26 Tony Sanchez, R										2	0	0	0	1	0	2					
22 Andrew McCutchen, R 25 Chris Dickerson, L										2	0	2	0	1	0	0					
24 Pedro Alvarez, L 72 Matt Hague, R									3	0	0	0	0	2	6						
18 Neil Walker, S 70 Michael Martínez, S									2	0	0	0	0	0	2	3					
17 Gaby Sanchez, R 69 Chris McGuiness, L										1	1	1	0	1	0	0					
57 Andrew Lambo, L									4	1	1	0	0	1	4						
31 Jose Tabata, R 62 Gregory Polanco, L									2	0	0	0	0	0	2						
10 Jordy Mercer, R 63 Allen Hanson, S									2	0	1	1	0	1	0						
<b>Inning Stats</b>	R: 0 E: 0 K: 1 S: 6	H: 1 LOB: 2 BB: 1 P: 10	R: 2 E: 1 K: 1 S: 8	H: 2 LOB: 2 BB: 2 P: 16	R: 0 E: 0 K: 1 S: 5	H: 0 LOB: 0 BB: 0 P: 5	R: 0 E: 0 K: 1 S: 6	H: 1 LOB: 1 BB: 0 P: 6	R: 0 E: 0 K: 0 S: 3	H: 1 LOB: 0 BB: 0 P: 3	R: 4 E: 1 K: 2 S: 11	H: 4 LOB: 2 BB: 1 P: 18	R: 0 E: 0 K: 1 S: 6	H: 1 LOB: 1 BB: 0 P: 6	R: 0 E: 0 K: 0 S: 3	H: 0 LOB: 0 BB: 0 P: 3		1B: 10 2B: 0 3B: 0 HR: 1	SF: 0 SAC: 0 DP: 2 HBP: 1	WP: 0 PB: 0 SB: 1 CS: 0	PA: 39
<b>PITCHER</b>	IP WLS BF H R ER SO BB IBB HBP BLK WP HR S P ERA WHIP	47 Francisco Liriano, L ERA: 18.0	36 Edinson Volquez, R ERA: 18.0	30 Jeanmar Gómez, R ERA: 0.00	32 Vin Mazzaro, R ERA: 1.000	29 Bryan Morris, R ERA: 1.000	48 Jared Hughes, R ERA: 18.00	53 Duke Welker, R ERA: 9.0	27 Josh Kinney, R ERA: 0.00	71 Adam Wiik, L ERA: 1.000	IP WLS BF H R ER SO BB IBB HBP BLK WP HR S P ERA WHIP	48 Jared Hughes, R ERA: 18.00	53 Duke Welker, R ERA: 9.0	27 Josh Kinney, R ERA: 0.00	71 Adam Wiik, L ERA: 1.000	IP WLS BF H R ER SO BB IBB HBP BLK WP HR S P ERA WHIP	48 Jared Hughes, R ERA: 18.00	53 Duke Welker, R ERA: 9.0	27 Josh Kinney, R ERA: 0.00	71 Adam Wiik, L ERA: 1.000	IP WLS BF H R ER SO BB IBB HBP BLK WP HR S P ERA WHIP



Batter	1	2	3	4	5	6	7	8	9	AB	R	H	RBI	BB	SO	LOB	TOP									
14 Jaff Decker, L (1.7) OBP: 0.400, SLG: 0.500 69 Chris McGuiness, L (6.3) OBP: 1.000, SLG: 1.250										3	1	1	0	0	1	10	<p>Pittsburgh Pirates @ New York Yankees</p> <p>George M. Steinbrenner Field, Tampa, FL</p> <p>Thu Feb 27 2014, 1:08 PM - 3:54 PM EST</p> <p>Att. 7,763 - Overcast - 69 F</p>									
62 Gregory Polanco, L (1.8) OBP: 0.200, SLG: 0.800 22 Mel Rojas Jr., S (6.8) OBP: 1.000, SLG: 2.500										3	1	1	1	0	0	1										
25 Chris Dickerson, L (1.9) OBP: 0.500, SLG: 0.500 63 Allen Hanson, S (6.6) OBP: 0.500, SLG: 0.500										3	0	2	1	0	1	10										
57 Andrew Lambo, L (1.3) OBP: 0.143, SLG: 0.143 61 Jeff Roy, L (6.7) OBP: 0.500, SLG: 1.000										3	0	0	0	0	0	2										
26 Tony Sanchez, R (1.10) OBP: 0.500, SLG: 1.167										4	0	1	0	0	2	4										
19 Chris Stewart, R (1.2) 66 Nevin Ashley, R (6.2)										2	0	0	0	0	0	2										
5 Josh Harrison, R (1.5) 72 Matt Hague, R (6.5) OBP: 0.667, SLG: 0.667										2	0	1	0	0	1	1										
12 Clint Barnes, R (1.6) 31 Jose Tabata, R (6.9)										2	0	0	0	0	1	2										
70 Michael Martinez, S (1.4) 59 Robert Andino, R (6.4)										2	0	0	0	0	0	1										
<b>Inning Stats</b>	R: 1 E: 0 K: 2 S: 9	H: 1 LOB: 0 BB: 0 P: 10	R: 0 E: 0 K: 2 S: 8	H: 1 LOB: 1 BB: 0 P: 8	R: 0 E: 0 K: 1 S: 3	H: 0 LOB: 0 BB: 0 P: 3	R: 0 E: 0 K: 1 S: 6	H: 1 LOB: 1 BB: 0 P: 7	R: 0 E: 0 K: 0 S: 4	H: 1 LOB: 0 BB: 0 P: 4	R: 1 E: 0 K: 0 S: 5	H: 2 LOB: 1 BB: 0 P: 5	R: 0 E: 0 K: 2 S: 7	H: 0 LOB: 0 BB: 0 P: 7	R: 5 E: 0 K: 1 S: 11	H: 5 LOB: 2 BB: 1 P: 18		R: 1 E: 0 K: 0 S: 4	H: 2 LOB: 0 BB: 0 P: 4	1B: 7 2B: 4 3B: 0 HR: 2	SF: 0 SAC: 0 DP: 1 HBP: 1	WP: 0 PB: 0 SB: 1 CS: 1	PA: 41			
<b>PITCHER</b>	IP WLS BF H R ER SO BB IBB HBP BLK WP HR S P ERA WHIP	41 David Phelps, R (1.1) ERA: 4.5	57 Chris Leroux, R (3.1) ERA: 5.4	61 Jim Miller, R (5.1) ERA: 5.4	63 Yoshinori Tateyama, R (6.1) ERA: 5.4	62 Robert Coello, R (8.1) ERA: 135.0	75 Branden Pinder, R (8.1) ERA: 9.0	98 Jeremy Bleich, L (9.1) ERA: 9.0	IP WLS BF H R ER SO BB IBB HBP BLK WP HR S P ERA WHIP	75 Branden Pinder, R (8.1) ERA: 9.0	98 Jeremy Bleich, L (9.1) ERA: 9.0	IP WLS BF H R ER SO BB IBB HBP BLK WP HR S P ERA WHIP	75 Branden Pinder, R (8.1) ERA: 9.0	98 Jeremy Bleich, L (9.1) ERA: 9.0	IP WLS BF H R ER SO BB IBB HBP BLK WP HR S P ERA WHIP	75 Branden Pinder, R (8.1) ERA: 9.0	98 Jeremy Bleich, L (9.1) ERA: 9.0	IP WLS BF H R ER SO BB IBB HBP BLK WP HR S P ERA WHIP	75 Branden Pinder, R (8.1) ERA: 9.0	98 Jeremy Bleich, L (9.1) ERA: 9.0	IP WLS BF H R ER SO BB IBB HBP BLK WP HR S P ERA WHIP	75 Branden Pinder, R (8.1) ERA: 9.0	98 Jeremy Bleich, L (9.1) ERA: 9.0	IP WLS BF H R ER SO BB IBB HBP BLK WP HR S P ERA WHIP	75 Branden Pinder, R (8.1) ERA: 9.0	98 Jeremy Bleich, L (9.1) ERA: 9.0

AB 38  
R 8  
H 13  
RBI 7  
BB 1  
SO 8  
LOB 18



Batter	1	2	3	4	5	6	7	8	9	AB	R	H	RBI	BB	SO	LOB	BOTTOM						
11 Brett Gardner, L (1.7) OBP: 1.000, SLG: 1.000 86 José Pirela, R (6.7)										1	0	1	0	1	0	0	<p>Pittsburgh Pirates @ New York Yankees</p> <p>George M. Steinbrenner Field, Tampa, FL</p> <p>Thu Feb 27 2014, 1:08 PM - 3:54 PM EST</p> <p>Att. 7,763 - Overcast - 69 F</p>						
2 Derek Jeter, R (1.6) 17 Brendan Ryan, R (6.6)										2	0	0	0	0	0	2							
31 Ichiro Suzuki, L (1.9) 95 Adonis Garcia, R (6.9) OBP: 0.333, SLG: 0.333										2	0	0	0	0	0	1							
14 Brian Roberts, S (1.4) 72 Corban Joseph, L (6.4)										2	0	0	0	0	1	1							
29 Francisco Cervelli, R (1.2) 66 John Ryan Murphy, R (6.2) OBP: 0.250, SLG: 0.250										2	1	1	0	0	0	0							
33 Kelly Johnson, L (1.5) 98 Zolous Wheeler, R (6.5)										2	0	1	1	0	0	0							
53 Austin Romine, R (1.10) 96 Peter O'Brien, R (7.7) OBP: 0.500, SLG: 0.500										2	0	0	0	0	1	1							
70 Russ Canzler, R (1.3) 80 Jose Gil, R (6.3)										2	0	1	0	0	0	0							
97 Mason Williams, L (1.8) 81 Ramón Flores, L (6.8) OBP: 0.333, SLG: 0.333										2	0	0	0	0	0	2							
<b>Inning Stats</b>	R: 0 E: 0 K: 0 S: 2	H: 0 LOB: 1 BB: 1 P: 6	R: 0 E: 0 K: 1 S: 5	H: 0 LOB: 0 BB: 0 P: 5	R: 0 E: 0 K: 0 S: 4	H: 1 LOB: 1 BB: 0 P: 4	R: 1 E: 0 K: 0 S: 5	H: 3 LOB: 1 BB: 0 P: 5	R: 1 E: 1 K: 0 S: 5	H: 1 LOB: 2 BB: 1 P: 9	R: 0 E: 0 K: 1 S: 4	H: 0 LOB: 0 BB: 1 P: 8	R: 0 E: 0 K: 0 S: 4	H: 1 LOB: 1 BB: 0 P: 4	R: 0 E: 0 K: 1 S: 5	H: 0 LOB: 0 BB: 0 P: 5		1B: 5 2B: 1 3B: 0 HR: 0	SF: 0 SAC: 0 DP: 4 HBP: 0	WP: 0 PB: 0 SB: 0 CS: 0	PA: 34		
<b>PITCHER</b>	IP WLS BF H R ER SO BB IBB HBP BLK WP HR S P ERA WHIP	50 Charlie Morton, R (1.1) ERA: 0.00	49 Jeff Locke, L (3.1) ERA: 0.00	58 Brandon Cumpton, R (5.1) ERA: 5.4	4 Nate Baker, L (6.1) ERA: 0.00	77 Yao-Hsun Yang, L (7.1) ERA: 0.00	43 Daniel Schereth, L (8.1) ERA: 0.00	61 Cody Eppley, R (9.1) ERA: 0.00	IP WLS BF H R ER SO BB IBB HBP BLK WP HR S P ERA WHIP	43 Daniel Schereth, L (8.1) ERA: 0.00	61 Cody Eppley, R (9.1) ERA: 0.00	IP WLS BF H R ER SO BB IBB HBP BLK WP HR S P ERA WHIP	43 Daniel Schereth, L (8.1) ERA: 0.00	61 Cody Eppley, R (9.1) ERA: 0.00	IP WLS BF H R ER SO BB IBB HBP BLK WP HR S P ERA WHIP	43 Daniel Schereth, L (8.1) ERA: 0.00	61 Cody Eppley, R (9.1) ERA: 0.00	IP WLS BF H R ER SO BB IBB HBP BLK WP HR S P ERA WHIP	43 Daniel Schereth, L (8.1) ERA: 0.00	61 Cody Eppley, R (9.1) ERA: 0.00	IP WLS BF H R ER SO BB IBB HBP BLK WP HR S P ERA WHIP	43 Daniel Schereth, L (8.1) ERA: 0.00	61 Cody Eppley, R (9.1) ERA: 0.00

AB 31  
R 2  
H 6  
RBI 2  
BB 3  
SO 4  
LOB 12









Batter	1	2	3	4	5	6	7	8	9	AB	R	H	RBI	BB	SO	LOB	TOP										
2 Ben Revere, L (1, 8) 64 Tyson Gillies, L (6, 8)	F8		G6-3			K		BB		3	0	0	0	0	1	1	Philadelphia Phillies @ New York Yankees George M. Steinbrenner Field, Tampa, FL Sat Mar 01 2014, 1:12 PM - 3:41 PM EST Att: 10,934 - Sunny - 69 F										
11 Jimmy Rollins, S (1, 6) 7 Ronny Cedeno, R (4, 6)	1B		K			1B		F8		2	0	1	0	0	1	0											
9 Domonic Brown, L (1, 7) 65 Leandro Castro, R (6, 7)	K			G6-3		K		G5-3		3	0	0	0	0	2	2											
3 Marlon Byrd, R (1, 10) 72 Kelly Dugan, L (6, PH) (6, 10)	G4-3			P4		F8			K	2	0	0	0	0	0	1											
53 Bobby Abreu, L (1, 9) 80 Zach Collier, L (7, 9)	1B			K			L4		K	3	0	1	0	0	1	0											
18 Darin Ruf, R (1, 3)	L6					1B		G6-3		4	0	1	0	0	0	1											
25 Cody Asche, L (1, 5) 28 Kevin Frandsen, R (7, 5)	FC4-6					F7		E6		3	0	0	0	0	0	2											
29 Cameron Rupp, R (1, 2) 62 Sebastian Valle, R (7, 2)	F9					F7		FC5-4		3	0	0	0	0	0	3											
16 César Hernández, S (1, 4)	1B					K		G6-3		3	0	1	0	0	1	1											
<b>Inning Stats</b>	R: 0 E: 0 K: 1 S: 6	H: 1 LOB: 1 BB: 0 P: 6	R: 0 E: 0 K: 0 S: 4	H: 1 LOB: 1 BB: 0 P: 4	R: 0 E: 0 K: 1 S: 5	H: 1 LOB: 0 BB: 0 P: 5	R: 0 E: 0 K: 1 S: 5	H: 0 LOB: 0 BB: 0 P: 5	R: 0 E: 0 K: 1 S: 6	H: 1 LOB: 1 BB: 0 P: 6	R: 0 E: 0 K: 2 S: 8	H: 0 LOB: 0 BB: 0 P: 4	R: 0 E: 0 K: 0 S: 3	H: 0 LOB: 0 BB: 0 P: 7	R: 0 E: 0 K: 2 S: 7	H: 0 LOB: 0 BB: 0 P: 7		1B: 5 2B: 0 3B: 0 HR: 0	SF: 0 SAC: 0 DP: 1 HBP: 0	WP: 0 PB: 0 SB: 0 CS: 0	PA: 33						
<b>PITCHER</b>	IP	WLS	BF	H	R	ER	SO	BB	IBB	HBP	BLK	WP	HR	S	P	ERA	WHIP										
52 CC Sabathia, L (1, 1) 18 Hiroki Kuroda, R (3, 1) 19 Masahiro Tanaka, R (5, 1) 68 Dellin Betances, R (7, 1) 64 César Cabral, L (8, 1)	2.0	W	6	1	0	0	2	0	0	0	0	0	0	10	10	0.00	1.000										
	2.0	H	8	2	0	0	3	0	0	0	0	0	0	14	14	0.00	1.000										
	1.2	H	7	0	0	0	0	1	0	0	0	0	0	6	10	0.00	0.600										
	1.1		4	0	0	0	2	0	0	0	0	0	0	8	8	0.00	0.000										

Batter	1	2	3	4	5	6	7	8	9	AB	R	H	RBI	BB	SO	LOB	BOTTOM										
11 Brett Gardner, L (1, 7) 65 Zoilo Almonte, S (6, PH) (7, 7)	L6		34 BB 2 BB	G3		K		G6-4-3		3	0	1	0	0	0	2	Philadelphia Phillies @ New York Yankees George M. Steinbrenner Field, Tampa, FL Sat Mar 01 2014, 1:12 PM - 3:41 PM EST Att: 10,934 - Sunny - 69 F										
2 Derek Jeter, R (1, 6) 45 Dean Anna, L (7, 6)	K		34 BB		E5		89 BB 95 BB	G3-1		2	1	0	0	1	1	0											
34 Brian McCann, L (1, 10) 96 Peter O'Brien, R (7, PH) (8, 10)	2B					F9				1	0	1	0	2	0	0											
14 Brian Roberts, S (1, 4) Addison Maruszak, R (7, 4)	K		G1		FC3-6		K			3	0	0	0	0	1	6											
29 Francisco Cervelli, R (1, 2) 66 John Ryan Murphy, R (7, 2)	F7						33 BB 31 BB			2	1	1	1	1	0	0											
33 Kelly Johnson, L (1, 5) 89 Yangervis Solarte, S (7, 5)	K						97 WP 31 BB			2	0	0	0	1	2	2											
31 Ichiro Suzuki, L (1, 9) 95 Adonis García, R (7, 9)	G4-3						97 WP 1B			3	0	1	1	0	0	2											
72 Corban Joseph, L (1, 3) 80 Jose Gil, R (7, 3)	K									3	0	1	0	0	1	2											
97 Mason Williams, L (1, 8) 73 Antwan Richardson, S (7, 8)	K2-3									3	0	0	0	0	1	3											
<b>Inning Stats</b>	R: 0 E: 0 K: 2 S: 8	H: 1 LOB: 1 BB: 0 P: 8	R: 0 E: 0 K: 1 S: 5	H: 0 LOB: 0 BB: 0 P: 5	R: 0 E: 0 K: 2 S: 8	H: 1 LOB: 3 BB: 2 P: 16	R: 1 E: 0 K: 0 S: 4	H: 1 LOB: 2 BB: 2 P: 13	R: 1 E: 1 K: 1 S: 7	H: 1 LOB: 2 BB: 1 P: 12	R: 0 E: 0 K: 1 S: 5	H: 1 LOB: 0 BB: 0 P: 6	R: 2 E: 0 K: 1 S: 7	H: 2 LOB: 2 BB: 2 P: 16	R: 0 E: 0 K: 0 S: 3	H: 1 LOB: 0 BB: 0 P: 3		1B: 7 2B: 1 3B: 0 HR: 0	SF: 0 SAC: 0 DP: 1 HBP: 0	WP: 2 PB: 0 SB: 1 CS: 1	PA: 38						
<b>PITCHER</b>	IP	WLS	BF	H	R	ER	SO	BB	IBB	HBP	BLK	WP	HR	S	P	ERA	WHIP										
78 David Buchanan, R (1, 1) 75 Miguel Alfredo Gonzalez, R (1, 1) 52 Kevin Munson, R (4, 1) 76 Ken Giles, R (6, 1) 47 Jeremy Horst, L (7, 1)	2.0	L	11	2	1	1	2	4	0	0	0	1	0	11	28	5.40	3.600										
	1.1		7	1	1	0	1	1	0	0	0	1	0	8	13	0.00	1.500										
	1.0		3	1	0	0	1	0	0	0	0	0	0	5	6	0.00	1.000										
	1.0		7	2	2	2	1	2	0	0	0	0	0	7	16	18.00	4.000										
<b>PITCHER</b>	IP	WLS	BF	H	R	ER	SO	BB	IBB	HBP	BLK	WP	HR	S	P	ERA	WHIP										
50 Shawn Camp, R (8, 1)	1.0		3	1	0	0	0	0	0	0	0	0	0	3	3	0.00	1.000										





Batter	1	2	3	4	5	6	7	8	9	AB	R	H	RBI	BB	SO	LOB	TOP				
22 Jacoby Ellsbury, L (1.8) 73 Antron Richardson, S (6.8)	G3-1		G4-3			K		89 1B 66 HR		3	1	0	0	1	1	2	<b>New York Yankees @ Toronto Blue Jays</b> Florida Auto Exchange Stadium, Dunedin, FL Sun Mar 02 2014, 1:08 PM - 4:12 PM EST Att: 5,533 - Sunny - 72 F				
26 Eduardo Núñez, R (1.6) 89 Yanervis Solarte, S (6.6)	F8		HR		G4-3	66 WP 1B		66 HR 1B		3	1	1	2	0	0	0					
36 Carlos Beltrán, S (1.10) 66 John Ryan Murphy, R (6.6)	K		HR		G4-3	K		HR		3	1	1	1	0	1	0					
95 Adonis García, R (1.9) Addison Maruszak, R (7.9)		F9						K		4	2	3	0	0	0	0					
53 Austin Romine, R (1.2) 82 Gary Sánchez, R (7.6)	F8		17 CS 1B			17 BB BB		K		2	0	1	0	1	0	1					
17 Brendan Ryan, R (1.4) 72 Corban Joseph, L (6.4)	45 1B 1B		F7					K		2	0	1	0	1	0	1					
70 Russ Canzler, R (1.3) 87 Francisco Arcia, L (6.3)	F8				K	K		G4-3		3	0	0	0	0	2	5					
45 Dean Anna, L (1.5) 86 José Pirela, R (6.5)						K		G6-3		2	0	1	1	1	1	0					
81 Ramón Flores, L (1.7) 98 Zelous Wheeler, R (6.7)	P6		F7			89 1B 1B		K		3	0	1	0	0	0	3					
										1	0	0	0	0	1	0					
<b>Inning Stats</b>	R: 0 E: 0 K: 1 S: 5	H: 0 LOB: 0 BB: 0 P: 5	R: 1 E: 0 K: 0 S: 6	H: 3 LOB: 2 BB: 0 P: 6	R: 3 E: 0 K: 0 S: 6	H: 3 LOB: 0 BB: 1 P: 12	R: 0 E: 0 K: 1 S: 5	H: 0 LOB: 1 BB: 2 P: 9	R: 0 E: 0 K: 3 S: 11	H: 2 LOB: 2 BB: 0 P: 12	R: 1 E: 0 K: 0 S: 5	H: 2 LOB: 1 BB: 0 P: 5	R: 3 E: 0 K: 3 S: 13	H: 3 LOB: 0 BB: 0 P: 13	R: 0 E: 0 K: 2 S: 7	H: 0 LOB: 0 BB: 0 P: 7	1B: 10 2B: 1 3B: 0 HR: 3	SF: 0 SAC: 0 DP: 0 HBP: 0	WP: 1 PB: 0 SB: 1 CS: 1	PA: 44	
<b>PITCHER</b>	IP WLS BF H R ER SO BB IBB HBP BLK WP HR S P ERA WHIP	IP WLS BF H R ER SO BB IBB HBP BLK WP HR S P ERA WHIP	IP WLS BF H R ER SO BB IBB HBP BLK WP HR S P ERA WHIP	IP WLS BF H R ER SO BB IBB HBP BLK WP HR S P ERA WHIP	IP WLS BF H R ER SO BB IBB HBP BLK WP HR S P ERA WHIP	IP WLS BF H R ER SO BB IBB HBP BLK WP HR S P ERA WHIP	IP WLS BF H R ER SO BB IBB HBP BLK WP HR S P ERA WHIP	IP WLS BF H R ER SO BB IBB HBP BLK WP HR S P ERA WHIP	IP WLS BF H R ER SO BB IBB HBP BLK WP HR S P ERA WHIP	IP WLS BF H R ER SO BB IBB HBP BLK WP HR S P ERA WHIP	IP WLS BF H R ER SO BB IBB HBP BLK WP HR S P ERA WHIP	IP WLS BF H R ER SO BB IBB HBP BLK WP HR S P ERA WHIP	IP WLS BF H R ER SO BB IBB HBP BLK WP HR S P ERA WHIP	IP WLS BF H R ER SO BB IBB HBP BLK WP HR S P ERA WHIP	IP WLS BF H R ER SO BB IBB HBP BLK WP HR S P ERA WHIP	IP WLS BF H R ER SO BB IBB HBP BLK WP HR S P ERA WHIP	IP WLS BF H R ER SO BB IBB HBP BLK WP HR S P ERA WHIP	IP WLS BF H R ER SO BB IBB HBP BLK WP HR S P ERA WHIP	IP WLS BF H R ER SO BB IBB HBP BLK WP HR S P ERA WHIP	IP WLS BF H R ER SO BB IBB HBP BLK WP HR S P ERA WHIP	IP WLS BF H R ER SO BB IBB HBP BLK WP HR S P ERA WHIP

AB	40
R	8
H	14
RBI	8
BB	4
SO	11
LOB	17



Batter	1	2	3	4	5	6	7	8	9	AB	R	H	RBI	BB	SO	LOB	BOTTOM					
7 José Reyes, S (1.6) 66 Munenori Kawasaki, L (6.6)	E6		F9-3				G1-3		K	3	0	1	0	0	0	1	<b>New York Yankees @ Toronto Blue Jays</b> Florida Auto Exchange Stadium, Dunedin, FL Sun Mar 02 2014, 1:08 PM - 4:12 PM EST Att: 5,533 - Sunny - 72 F					
15 Mike Nickeas, R (9.6)			1-1			2B			K	1	0	0	0	0	1	0						
14 Moisés Sierra, R (1.10) 26 Adam Lind, L (3.6)	K		K			K			K	1	0	0	0	0	1	1						
18 Steve Tolleson, R (7.6) 19 José Bautista, R (1.9)						K			K	3	1	1	1	0	1	0						
11 Kevin Pillar, R (7.9)	HR									1	0	0	0	0	0	1						
10 Edwin Encarnación, R (1.3) 16 Dan Johnson, L (6.6)						K			K	3	0	1	0	0	2	0						
13 Brett Lawrie, R (1.5) 3 Maicer Izturis, S (6.5)			F7			53 1B 1B			G4-3	2	0	1	0	0	0	0						
53 Melky Cabrera, S (1.7) 71 Kenny Wilson, R (6.6)			F9						G4-3	2	0	0	0	0	0	0						
30 Dioner Navarro, S (1.2) 72 Kevin Nolan, R (6.6)										3	0	2	1	0	0	0						
22 Josh Thole, L (8.2) 8 Anthony Gose, L (1.8)										0	0	0	0	0	0	0						
69 Ricardo Naitza, L (8.7) 17 Ryan Goins, L (1.4)										1	0	1	0	0	0	0						
										4	0	1	0	0	0	0						
<b>Inning Stats</b>	R: 1 E: 1 K: 2 S: 10	H: 1 LOB: 0 BB: 0 P: 13	R: 0 E: 0 K: 1 S: 6	H: 1 LOB: 0 BB: 0 P: 6	R: 0 E: 0 K: 1 S: 5	H: 1 LOB: 0 BB: 0 P: 5	R: 0 E: 0 K: 2 S: 9	H: 2 LOB: 2 BB: 0 P: 9	R: 0 E: 0 K: 1 S: 6	H: 1 LOB: 3 BB: 0 P: 6	R: 1 E: 1 K: 0 S: 6	H: 2 LOB: 1 BB: 0 P: 6	R: 0 E: 0 K: 1 S: 4	H: 1 LOB: 1 BB: 0 P: 4	R: 0 E: 0 K: 1 S: 6	H: 1 LOB: 2 BB: 1 P: 10	R: 0 E: 0 K: 2 S: 7	H: 0 LOB: 0 BB: 0 P: 7	1B: 5 2B: 5 3B: 0 HR: 1	SF: 0 SAC: 0 DP: 1 HBP: 0	WP: 0 PB: 0 SB: 0 CS: 1	PA: 38
<b>PITCHER</b>	IP WLS BF H R ER SO BB IBB HBP BLK WP HR S P ERA WHIP	IP WLS BF H R ER SO BB IBB HBP BLK WP HR S P ERA WHIP	IP WLS BF H R ER SO BB IBB HBP BLK WP HR S P ERA WHIP	IP WLS BF H R ER SO BB IBB HBP BLK WP HR S P ERA WHIP	IP WLS BF H R ER SO BB IBB HBP BLK WP HR S P ERA WHIP	IP WLS BF H R ER SO BB IBB HBP BLK WP HR S P ERA WHIP	IP WLS BF H R ER SO BB IBB HBP BLK WP HR S P ERA WHIP	IP WLS BF H R ER SO BB IBB HBP BLK WP HR S P ERA WHIP	IP WLS BF H R ER SO BB IBB HBP BLK WP HR S P ERA WHIP	IP WLS BF H R ER SO BB IBB HBP BLK WP HR S P ERA WHIP	IP WLS BF H R ER SO BB IBB HBP BLK WP HR S P ERA WHIP	IP WLS BF H R ER SO BB IBB HBP BLK WP HR S P ERA WHIP	IP WLS BF H R ER SO BB IBB HBP BLK WP HR S P ERA WHIP	IP WLS BF H R ER SO BB IBB HBP BLK WP HR S P ERA WHIP	IP WLS BF H R ER SO BB IBB HBP BLK WP HR S P ERA WHIP	IP WLS BF H R ER SO BB IBB HBP BLK WP HR S P ERA WHIP	IP WLS BF H R ER SO BB IBB HBP BLK WP HR S P ERA WHIP	IP WLS BF H R ER SO BB IBB HBP BLK WP HR S P ERA WHIP	IP WLS BF H R ER SO BB IBB HBP BLK WP HR S P ERA WHIP	IP WLS BF H R ER SO BB IBB HBP BLK WP HR S P ERA WHIP	IP WLS BF H R ER SO BB IBB HBP BLK WP HR S P ERA WHIP	

AB	37
R	2
H	10
RBI	2
BB	1
SO	10
LOB	14













Batter	1	2	3	4	5	6	7	8	9	AB	R	H	RBI	BB	SO	LOB	TOP			
11 Brett Gardner, L (1.7) 73 Antron Richardson, S (6.7)										3	0	1	2	0	1	0	<b>New York Yankees @ Tampa Bay Rays</b> Charlotte Sports Park, Port Charlotte, FL Wed Mar 05 2014, 1:08 PM - 4:19 PM EST Att: 6,469 - Partly Cloudy - 78 F			
26 Eduardo Núñez, R (1.4) 98 Zolou Wheeler, R (6.5)										3	1	3	0	0	0	0				
31 Ichiro Suzuki, L (1.8) 96 Peter O'Brien, R (6.2)										3	1	1	0	0	0	2				
70 Russ Canzler, R (1.3) 80 Jose Gil, R (6.3)										2	0	1	1	1	0	1				
33 Kelly Johnson, L (1.5) 45 Dean Anna, L (6.6)										2	1	0	1	0	0	2				
89 Yanerquis Solarte, S (1.6) 97 Mason Williams, L (6.8)										3	1	1	0	0	0	1				
53 Austin Romine, R (1.2) 95 Adonis Garcia, R (6.9)										3	0	0	0	0	1	3				
65 Zoilo Almonte, S (1.9) 72 Corban Joseph, L (6.4)										2	0	1	0	1	0	0				
66 John Ryan Murphy, R (1.10) 86 Jose Pirela, R (9. PH)										3	0	0	0	0	1	5				
<b>Inning Stats</b>	R: 2 E: 0 K: 1 S: 8	H: 3 LOB: 1 BB: 0 P: 8	R: 0 E: 0 K: 1 S: 5	H: 0 LOB: 0 BB: 0 P: 5	R: 0 E: 0 K: 0 S: 4	H: 1 LOB: 1 BB: 0 P: 4	R: 2 E: 0 K: 0 S: 4	H: 2 LOB: 2 BB: 1 P: 9	R: 0 E: 0 K: 0 S: 3	H: 1 LOB: 1 BB: 1 P: 7	R: 0 E: 1 K: 1 S: 6	H: 1 LOB: 1 BB: 0 P: 6	R: 0 E: 0 K: 3 S: 9	H: 0 LOB: 0 BB: 0 P: 9	R: 0 E: 0 K: 1 S: 7	H: 2 LOB: 2 BB: 0 P: 7		1B: 9 2B: 3 3B: 0 HR: 0	SF: 0 SAC: 0 DP: 2 HBP: 1	WP: 0 PB: 0 SB: 0 CS: 0
<b>PITCHER</b>	IP WLS BF H R ER SO BB IBB HBP BLK WP HR S P ERA WHIP																			
27 Cesar Ramos, L (1.1) 83 Juan Sandoval, R (3.1) 50 Grant Balfour, R (4.1) 40 Erik Bedard, L (5.1) 62 Joel Peralta, R (8.1)	2.2 0.1 1.0 3.0 1.0	WLS 0 6 W H	BF 12 2 12 3	H 4 0 3 0	R 2 0 0 0	ER 2 0 0 0	SO 2 0 2 2	BB 0 0 1 0	IBB 0 0 0 0	HBP 0 0 1 0	BLK 0 0 0 0	WP 0 0 0 0	HR 0 1 4 0	S 16 1 9 15	P 16 1 9 19	ERA 6.75 0.00 18.00 0.00	WHIP 1.500 0.000 3.000 1.333			
23 Jake Odorizzi, R (9.1)	1.0	S	5	H 2	R 0	ER 0	SO 1	BB 0	IBB 0	HBP 0	BLK 0	WP 0	HR 0	S 7	P 7	ERA 0.00	WHIP 2.000			

Batter	1	2	3	4	5	6	7	8	9	AB	R	H	RBI	BB	SO	LOB	BOTTOM			
18 Ben Zobrist, S (1.4) 68 Jerry Sands, R (6.3)										3	2	2	1	0	0	2	<b>New York Yankees @ Tampa Bay Rays</b> Charlotte Sports Park, Port Charlotte, FL Wed Mar 05 2014, 1:08 PM - 4:19 PM EST Att: 6,469 - Partly Cloudy - 78 F			
8 Desmond Jennings, R (1.8) 71 Justin Christian, R (6.8)										3	1	1	3	0	1	0				
3 Evan Longoria, R (1.5) 69 Ray Olmedo, S (6.4)										3	0	1	0	0	1	0				
20 Matt Joyce, L (1.10) 60 Mayo Acosta, R (7. PH) (8.10)										3	1	1	1	0	0	1				
24 Ryan Hanigan, R (1.2) 64 Ali Solis, R (7.2)										2	0	0	0	1	1	1				
30 Vince Belnome, L (1.3) 18 Richie Shaffer, R (6.5)										3	0	2	0	0	1	1				
16 Jayson Nix, R (1.6) 10 Taylor Motter, R (6.6)										3	0	1	0	0	1	2				
5 Brandon Guyer, R (1.7) 34 Willie Argo, R (6.7)										3	0	1	0	0	0	3				
67 Mikie Mahtook, R (1.9) 73 Jeremy Moore, L (6.9)										1	1	0	0	0	0	2				
<b>Inning Stats</b>	R: 1 E: 0 K: 1 S: 9	H: 2 LOB: 1 BB: 0 P: 12	R: 0 E: 0 K: 1 S: 7	H: 2 LOB: 2 BB: 0 P: 7	R: 0 E: 0 K: 1 S: 5	H: 0 LOB: 0 BB: 0 P: 5	R: 0 E: 0 K: 1 S: 5	H: 0 LOB: 1 BB: 1 P: 9	R: 4 E: 0 K: 1 S: 13	H: 5 LOB: 2 BB: 0 P: 20	R: 0 E: 0 K: 1 S: 5	H: 0 LOB: 0 BB: 0 P: 5	R: 0 E: 0 K: 2 S: 7	H: 0 LOB: 0 BB: 0 P: 7	R: 0 E: 0 K: 2 S: 7	H: 0 LOB: 0 BB: 0 P: 7		1B: 6 2B: 0 3B: 0 HR: 3	SF: 0 SAC: 0 DP: 0 HBP: 1	WP: 1 PB: 0 SB: 0 CS: 0
<b>PITCHER</b>	IP WLS BF H R ER SO BB IBB HBP BLK WP HR S P ERA WHIP																			
43 Adam Warren, R (1.1) 68 Delin Betances, R (3.1) 62 Robert Coello, R (5.1) 40 Matt Daley, R (5.1) 63 Yoshinori Tateyama, R (6.1)	2.1 1.2 0.1 0.2 2.0	WLS H L 4 7	BF 11 6 5 4 7	H 4 0 2 0	R 1 0 0 0	ER 1 0 0 0	SO 2 0 0 2	BB 0 1 0 1	IBB 0 0 0 0	HBP 0 0 1 0	BLK 0 0 0 0	WP 0 0 0 0	HR 0 0 0 0	S 17 9 6 7 10	P 17 13 7 6 14	ERA 3.86 0.00 108.00 0.00 0.00	WHIP 1.714 0.600 9.000 3.000 0.500			
61 Jim Miller, R (8.1)	1.0	S	3	H 0	R 0	ER 0	SO 2	BB 0	IBB 0	HBP 0	BLK 0	WP 0	HR 0	S 7	P 7	ERA 0.00	WHIP 0.000			

**AB 36**  
**R 4**  
**H 11**  
**RBI 4**  
**BB 2**  
**SO 8**  
**LOB 20**

**AB 33**  
**R 5**  
**H 9**  
**RBI 5**  
**BB 2**  
**SO 9**  
**LOB 14**



Batter	1	2	3	4	5	6	7	8	9	AB	R	H	RBI	BB	SO	LOB	TOP																			
11 Brett Gardner, L (1,7) 95 Adonis García, R (5,9) OBP: 0.357, SLG: 0.385 OBP: 0.500, SLG: 0.583	G3		F8					L6		3	0	0	0	0	1	0	<b>New York Yankees @ Philadelphia Phillies</b> Bright House Field, Clearwater, FL Thu Mar 06 2014, 3:09 PM - 5:27 PM EST Att: 6,935 - Partly Cloudy - 66 F <a href="http://livebaseballscorecards.com">livebaseballscorecards.com</a>																			
2 Derek Jeter, R (1,6) 89 Yanervis Solarte, S (6,6) OBP: 0.231, SLG: 0.250 OBP: 0.733, SLG: 1.154	G5-3									3	0	2	0	0	0	0																				
25 Mark Teixeira, S (1,3) 72 Corban Joseph, L (5,3) OBP: 0.333, SLG: 0.167	G3		F8							3	0	0	0	0	0	2																				
34 Brian McCann, L (1,2) 66 John Ryan Murphy, R (4,2) OBP: 0.309, SLG: 0.385 OBP: 0.214, SLG: 0.385			F7							2	0	0	0	0	1	1																				
12 Alfonso Soriano, R (1,10) 82 Gary Sánchez, R (8,PH) (8,10)										3	0	0	0	0	3	0																				
33 Kelly Johnson, L (1,5) 73 Antwan Richardson, S (6,8) OBP: 0.429, SLG: 0.500 OBP: 0.300, SLG: 0.300										3	0	2	0	0	0	0																				
14 Brian Roberts, S (1,4) 86 José Pirela, R (7,4) OBP: 0.182, SLG: 0.182 OBP: 0.364, SLG: 0.727										2	0	0	0	1	0	1																				
97 Mason Williams, L (1,8) 24 Scott Sizemore, R (6,5) OBP: 0.182, SLG: 0.273 OBP: 0.750, SLG: 1.000										2	0	0	0	0	1	3																				
81 Ramón Flores, L (1,9) OBP: 0.200, SLG: 0.429										3	1	1	2	0	0	1																				
<b>Inning Stats</b>	R: 0 E: 0 K: 0 S: 3	H: 0 LOB: 0 BB: 0 P: 3	R: 0 E: 0 K: 1 S: 6	H: 1 LOB: 2 BB: 1 P: 10	R: 1 E: 0 K: 1 S: 7	H: 2 LOB: 1 BB: 0 P: 7	R: 0 E: 0 K: 2 S: 8	H: 1 LOB: 1 BB: 0 P: 9	R: 0 E: 0 K: 1 S: 5	H: 0 LOB: 0 BB: 0 P: 5	R: 1 E: 0 K: 0 S: 5	H: 2 LOB: 3 BB: 2 P: 13	R: 2 E: 1 K: 1 S: 7	H: 2 LOB: 1 BB: 0 P: 11	R: 0 E: 0 K: 2 S: 8	H: 1 LOB: 1 BB: 0 P: 9		1B: 6 2B: 3 3B: 0 HR: 1	SF: 1 SAC: 0 DP: 0 HBP: 0	WP: 0 PB: 1 SB: 1 CS: 0	PA: 41															
<b>PITCHER</b>	IP	WLS	BF	H	R	ER	SO	BB	IBB	HBP	BLK	WP	HR	S	P	ERA	WHIP	<b>PITCHER</b>		IP	WLS	BF	H	R	ER	SO	BB	IBB	HBP	BLK	WP	HR	S	P	ERA	WHIP
38 Kyle Kendrick, R (1,1) ERA: 7.2	3.0		13	3	1	1	2	1	0	0	0	0	1	16	20	3.00	1.333	30 Justin De Fratus, R (9,1) ERA: 3.0		1.0		4	1	0	0	2	0	0	0	0	0	8	9	0.00	1.000	
58 Jonathan Papelbon, R (4,1) ERA: 7.2	1.0		4	1	0	0	2	0	0	0	0	0	0	8	9	0.00	1.000																			
77 Mario Hollands, L (5,1) ERA: 13.5	2.0		7	1	0	0	2	0	0	0	0	0	0	11	11	0.00	0.500																			
47 Jeremy Horst, L (7,1) ERA: 13.5	1.0	H	7	2	1	1	0	2	0	0	0	0	0	5	13	9.00	4.000																			
48 Philippe Aumont, R (8,1) ERA: 6.75	1.0	L	6	2	2	1	1	1	0	0	0	0	0	7	11	9.00	3.000																			

Batter	1	2	3	4	5	6	7	8	9	AB	R	H	RBI	BB	SO	LOB	BOTTOM																			
13 Freddy Galvis, S (1,6) 66 Andrés Blanco, S (7,6) OBP: 0.222, SLG: 0.353	G3									3	1	1	1	0	1	0	<b>New York Yankees @ Philadelphia Phillies</b> Bright House Field, Clearwater, FL Thu Mar 06 2014, 3:09 PM - 5:27 PM EST Att: 6,935 - Partly Cloudy - 66 F <a href="http://livebaseballscorecards.com">livebaseballscorecards.com</a>																			
28 Kevin Frandsen, R (1,5) OBP: 0.200, SLG: 0.200	G6-3									4	0	0	0	0	0	0																				
26 Chase Utley, L (1,4) 25 Cody Asche, L (5,5) OBP: 0.143, SLG: 0.143										2	0	0	0	0	2	0																				
6 Ryan Howard, L (1,3) 13 Albert Cartwright, R (6,PR) OBP: 0.214, SLG: 0.154										3	0	1	0	0	0	0																				
18 Darin Ruf, R (7,3) OBP: 0.409, SLG: 0.444										1	0	0	0	0	1	0																				
3 Marlon Byrd, R (1,9) 65 Leandro Castro, R (7,9) OBP: 0.375, SLG: 0.625 OBP: 0.125, SLG: 0.250										3	0	1	0	0	1	1																				
9 Domic Brown, L (1,7) 19 Tony Gwynn Jr., L (7,7) OBP: 0.286, SLG: 0.118 OBP: 0.385, SLG: 0.300										1	0	0	0	1	0	1																				
51 Carlos Ruiz, R (1,2) 4 Lou Marson, R (7,2) OBP: 0.462, SLG: 0.600 OBP: 0.333, SLG: 0.667										2	1	1	1	0	0	1																				
15 John Mayberry Jr., R (1,8) OBP: 0.455, SLG: 1.091										3	1	2	1	0	0	0																				
17 Reid Brignac, L (1,10) 74 Maikel Franco, R (8,PH) (8,10)										2	0	0	0	0	1	0																				
<b>Inning Stats</b>	R: 0 E: 0 K: 1 S: 5	H: 0 LOB: 0 BB: 0 P: 5	R: 0 E: 0 K: 0 S: 4	H: 1 LOB: 1 BB: 0 P: 4	R: 1 E: 0 K: 0 S: 5	H: 1 LOB: 0 BB: 0 P: 8	R: 0 E: 0 K: 1 S: 5	H: 0 LOB: 0 BB: 0 P: 5	R: 2 E: 0 K: 2 S: 11	H: 2 LOB: 0 BB: 1 P: 20	R: 0 E: 0 K: 2 S: 8	H: 1 LOB: 1 BB: 0 P: 8	R: 0 E: 0 K: 0 S: 3	H: 1 LOB: 1 BB: 0 P: 3	R: 0 E: 0 K: 0 S: 3	H: 0 LOB: 0 BB: 0 P: 3	R: 0 E: 0 K: 1 S: 5	H: 0 LOB: 0 BB: 0 P: 5	1B: 1 2B: 2 3B: 0 HR: 3	SF: 0 SAC: 0 DP: 0 HBP: 0	WP: 0 PB: 0 SB: 0 CS: 1	PA: 32														
<b>PITCHER</b>	IP	WLS	BF	H	R	ER	SO	BB	IBB	HBP	BLK	WP	HR	S	P	ERA	WHIP	<b>PITCHER</b>		IP	WLS	BF	H	R	ER	SO	BB	IBB	HBP	BLK	WP	HR	S	P	ERA	WHIP
19 Masahiro Tanaka, R (1,1) ERA: 1.8	3.0		11	2	1	1	1	0	0	0	0	0	1	14	17	3.00	0.667	84 Mark Montgomery, R (9,1) ERA: 0.2		0.2		2	0	0	0	1	0	0	0	0	4	4	0.00	0.000		
74 Bruce Billings, R (4,1) ERA: 3.96	2.0		8	2	2	2	3	1	0	0	0	0	2	16	25	9.00	1.500																			
57 Chris Leroux, R (6,1) ERA: 3.96	1.0		4	1	0	0	2	0	0	0	0	0	0	8	8	0.00	1.000																			
88 Danny Burawa, R (7,1) ERA: 3.0	1.0	W	3	1	0	0	0	0	0	0	0	0	0	3	3	0.00	1.000																			
92 Fred Lewis, L (8,1) ERA: 3.0	1.1	H	4	0	0	0	0	0	0	0	0	0	0	4	4	0.00	0.000																			





Batter	1	2	3	4	5	6	7	8	9	AB	R	H	RBI	BB	SO	LOB	TOP																				
20 Rajai Davis, R OBP: 0.333, SLG: 0.313 30 Steven Moya, L OBP: 0.364, SLG: 0.300	F9		K			K	G3-1			3	0	0	0	0	2	0																					
48 Tori Hunter, R OBP: 0.188, SLG: 0.200 72 Tyler Collins, L OBP: 0.200, SLG: 0.111	K		G6-3			F8		L5		2	0	0	0	0	1	0																					
24 Miguel Cabrera, R OBP: 0.291, SLG: 0.250 28 Jordan Lennerton, L OBP: 0.143, SLG: 0.077	2B			G5-3		K		E4		3	0	1	0	0	1	0																					
41 Victor Martinez, S OBP: 0.381, SLG: 0.450 63 Trevor Crowe, S OBP: 0.143, SLG: 0.077	K			G3		F9		F8		3	0	0	0	0	1	1																					
13 Alex Avila, L OBP: 0.429, SLG: 0.273 61 Ezequiel Carrera, L OBP: 0.417, SLG: 0.300	14 FC6-4 BB			K		14 3B 1B		L8		2	0	1	0	1	1	0																					
14 Austin Jackson, R OBP: 0.611, SLG: 0.938 38 Ramón Cabrera, S OBP: 0.400, SLG: 0.250	FC6-4 1-2f			K		4 1B 3B		G4-3		3	1	1	1	0	1	1																					
4 Steve Lombardozzi, S OBP: 0.150, SLG: 0.211 26 Hernán Pérez, R OBP: 0.150, SLG: 0.211	P4			9 FC6-4 1B		29 S 9 1B 1B		P3		3	0	2	1	0	0	1																					
9 Nick Castellanos, R OBP: 0.389, SLG: 0.708 55 Francisco Martínez, R OBP: 0.417, SLG: 0.364	K			FC6-4 1-2		29 S 1-2 1B		1B		3	0	1	0	0	1	2																					
29 Danny Worth, R OBP: 0.222, SLG: 0.250 27 Eugenio Suárez, R OBP: 0.308, SLG: 0.364			K			1-2 2-3 1B				3	0	0	0	0	3	3																					
<b>Inning Stats</b>	R: 0 E: 0 K: 2 S: 8	H: 1 LOB: 1 BB: 0 P: 8	R: 0 E: 0 K: 1 S: 5	H: 0 LOB: 1 BB: 1 P: 10	R: 0 E: 0 K: 2 S: 7	H: 0 LOB: 0 BB: 0 P: 7	R: 0 E: 0 K: 1 S: 5	H: 0 LOB: 0 BB: 0 P: 5	R: 0 E: 0 K: 2 S: 8	H: 1 LOB: 1 BB: 0 P: 8	R: 0 E: 0 K: 1 S: 7	H: 0 LOB: 0 BB: 0 P: 7	R: 2 E: 0 K: 1 S: 9	H: 4 LOB: 3 BB: 0 P: 10	R: 0 E: 1 K: 0 S: 4	H: 0 LOB: 1 BB: 0 P: 4	R: 0 E: 0 K: 0 S: 3	H: 1 LOB: 1 BB: 0 P: 3	1B: 5 2B: 1 3B: 1 HR: 0	SF: 0 SAC: 0 DP: 0 HBP: 0	WP: 0 PB: 0 SB: 3 CS: 0	PA: 35															
<b>PITCHER</b>	IP WLS BF H R ER SO BB IBB HBP BLK WP HR S P ERA WHIP																																				
18 Hiroki Kuroda, R ERA: 3.95	2.2	10	1	0	0	5	1	0	0	0	0	0	0	0	19	24	0.00	0.750																			
27 Shawn Kelley, R ERA: 3.95	0.1	1	0	0	0	0	0	0	0	0	0	0	0	0	1	1	0.00	0.000																			
30 David Robertson, R ERA: 13.5	1.0	H	3	0	0	1	0	0	0	0	0	0	0	5	5	0.00	0.000																				
35 Michael Pineda, R ERA: 13.5	2.0	H	7	1	0	4	0	0	0	0	0	0	0	15	15	0.00	0.500																				
48 Matt Thornton, L ERA: 13.5	1.0	B	7	4	2	2	1	0	0	0	0	0	0	9	10	18.00	4.000																				

**Detroit Tigers @ New York Yankees**  
George M. Steinbrenner Field, Tampa, FL  
Fri Mar 07 2014, 7:06 PM - 10:13 PM EST  
Att: 10,820 - Partly Cloudy - 55 F

AB 34  
R 2  
H 7  
RBI 2  
BB 1  
SO 11  
LOB 13



Batter	1	2	3	4	5	6	7	8	9	AB	R	H	RBI	BB	SO	LOB	BOTTOM																				
22 Jacoby Ellsbury, L OBP: 0.375, SLG: 0.091 80 Jose Gil, R OBP: 0.429, SLG: 0.333	K		K		F7		45 WP 1B		BLK	3	0	0	0	0	2	0																					
2 Derek Jeter, R OBP: 0.375, SLG: 0.357 45 Dean Anna, L OBP: 0.385, SLG: 0.273	34 1B 1B		36 WP 36 HR 1B		BB		BB			2	1	2	0	1	0	0																					
36 Carlos Beltrán, S OBP: 0.214, SLG: 0.615 87 Francisco Arcia, L OBP: 0.375, SLG: 0.571	P6		HR		F9		K			3	1	1	2	0	0	2																					
34 Brian McCann, L OBP: 0.412, SLG: 0.600 65 Zoilo Almonte, S OBP: 0.333, SLG: 0.364	1-2 1B		K		F7		F7		F7	3	0	1	0	0	1	0																					
12 Alfonso Soriano, R OBP: 0.462, SLG: 0.538	F7				F9		K		K	3	0	0	0	0	1	2																					
14 Brian Roberts, S OBP: 0.333, SLG: 0.167 86 José Pirela, R OBP: 0.385, SLG: 0.692	G5-3		26 L8-4 31 BB BB		26 L8-4 BB		1B		F8	1	0	0	0	1	0	0																					
31 Ichiro Suzuki, L OBP: 0.286, SLG: 0.167 73 Antwan Richardson, S OBP: 0.273, SLG: 0.273	K				1-2 BB		G3		P6	2	0	0	0	1	1	1																					
26 Eduardo Núñez, R OBP: 0.308, SLG: 0.615 98 Zealous Wheeler, R OBP: 0.214, SLG: 0.357	G6-3				L8-4 2-2		G5-3		29 1B 80 BLK 1B	2	0	0	0	0	0	2																					
70 Russ Canzler, R OBP: 0.286, SLG: 0.231 29 Francisco Cervelli, R OBP: 0.615, SLG: 0.959	K				F9		K		80 BLK 1-3 1B	2	0	0	0	0	1	0																					
<b>Inning Stats</b>	R: 0 E: 1 K: 1 S: 7	H: 2 LOB: 2 BB: 0 P: 7	R: 0 E: 0 K: 1 S: 5	H: 0 LOB: 0 BB: 0 P: 5	R: 2 E: 0 K: 3 S: 13	H: 2 LOB: 0 BB: 0 P: 16	R: 0 E: 0 K: 0 S: 2	H: 0 LOB: 2 BB: 2 P: 10	R: 0 E: 0 K: 0 S: 6	H: 1 LOB: 1 BB: 0 P: 6	R: 0 E: 0 K: 2 S: 8	H: 1 LOB: 2 BB: 1 P: 12	R: 0 E: 0 K: 1 S: 5	H: 0 LOB: 0 BB: 0 P: 5	R: 1 E: 0 K: 1 S: 3	H: 2 LOB: 1 BB: 0 P: 3	1B: 7 2B: 1 3B: 0 HR: 1	SF: 0 SAC: 0 DP: 1 HBP: 0	WP: 2 PB: 0 SB: 0 CS: 0	PA: 37																	
<b>PITCHER</b>	IP WLS BF H R ER SO BB IBB HBP BLK WP HR S P ERA WHIP																																				
19 Anibal Sánchez, R ERA: 2.25	3.0	13	4	2	2	5	0	0	0	0	0	0	0	0	25	28	6.00	1.333																			
Robbie Ray, L ERA: 13.5	1.0	4	0	0	0	0	2	0	0	0	0	0	0	2	10	0.00	2.000																				
65 Blaine Hardy, L ERA: 13.5	1.0	4	0	0	0	0	1	0	0	0	0	0	0	3	7	0.00	1.000																				
36 Joe Nathan, R ERA: 13.5	1.0	4	1	0	0	1	0	0	0	0	0	0	0	6	6	0.00	1.000																				
44 Joba Chamberlain, R ERA: 13.5	1.0	5	1	0	0	2	1	0	0	0	0	0	0	8	12	0.00	2.000																				
56 Jose Ortega, R ERA: 2.25	1.0	L	4	2	1	1	0	0	0	0	0	0	0	3	5	3	27.00	6.000																			
49 Luis Marte, R ERA: 13.5	0.1	L	4	2	1	1	0	0	0	0	0	0	0	3	3	27.00	6.000																				

**Detroit Tigers @ New York Yankees**  
George M. Steinbrenner Field, Tampa, FL  
Fri Mar 07 2014, 7:06 PM - 10:13 PM EST  
Att: 10,820 - Partly Cloudy - 55 F

AB 33  
R 3  
H 8  
RBI 2  
BB 4  
SO 10  
LOB 10









Batter	1	2	3	4	5	6	7	8	9	10	AB	R	H	RBI	BB	SO	LOB	TOP		
8 Desmond Jennings, R OBP: 0.287, SLG: 0.533 73 Jeremy Moore, L OBP: 0.313, SLG: 0.688	F9		G6-3			G6-3		E6 68 WP 67 1B		G4-3	3	0	1	0	0	0	0			
20 Matt Joyce, L OBP: 0.316, SLG: 0.579 68 Jony Sands, R OBP: 0.444, SLG: 0.875				G3			K	F9			3	0	1	0	0	1	1			
9 Wil Myers, R OBP: 0.200, SLG: 0.200 67 Mike Mottok, R OBP: 0.235, SLG: 0.188											3	0	1	0	0	0	2			
21 James Loney, L OBP: 0.429, SLG: 0.600 39 Kevin Kiermaier, L OBP: 0.333, SLG: 0.500											3	0	1	0	0	1	2			
1 Sean Rodriguez, R OBP: 0.333, SLG: 0.333 10 Taylor Motter, R OBP: 0.333, SLG: 0.333											2	1	1	0	0	0	0			
61 Cole Figueroa, L OBP: 0.176, SLG: 0.188 72 Eddy Rodriguez, R OBP: 0.375, SLG: 0.375											3	0	0	0	0	0	3			
24 Ryan Hanigan, R OBP: 0.231, SLG: 0.250 69 Ray Olmedo, S OBP: 0.375, SLG: 0.375											3	0	1	1	0	0	1			
28 José Molina, R OBP: 0.364, SLG: 0.333 30 Vince Beltrame, L OBP: 0.200, SLG: 0.250											2	0	0	0	0	0	1			
16 Jayson Nix, R OBP: 0.333, SLG: 0.231 36 Hak-Ju Lee, L OBP: 0.500, SLG: 0.571											3	0	0	0	0	0	0			
<b>Inning Stats</b>	R: 0 E: 0 K: 1 S: 6	H: 1 LOB: 1 BB: 0 P: 6	R: 0 E: 0 K: 0 S: 3	H: 0 LOB: 0 BB: 0 P: 3	R: 0 E: 0 K: 0 S: 3	H: 0 LOB: 0 BB: 0 P: 3	R: 0 E: 0 K: 1 S: 7	H: 1 LOB: 1 BB: 0 P: 7	R: 2 E: 1 K: 0 S: 5	H: 2 LOB: 2 BB: 0 P: 7	R: 1 E: 1 K: 1 S: 7	H: 1 LOB: 1 BB: 0 P: 8	R: 0 E: 0 K: 2 S: 7	H: 0 LOB: 0 BB: 0 P: 7	R: 0 E: 0 K: 1 S: 5	H: 0 LOB: 0 BB: 0 P: 5	1B: 4 2B: 4 3B: 0 HR: 0	SF: 0 SAC: 1 DP: 2 HBP: 0	WP: 1 PB: 1 SB: 2 CS: 0	
<b>PITCHER</b>	IP 5.0	WLS 17	BF 3	H 0	R 0	ER 0	SO 1	BB 0	IBB 0	HBP 0	BLK 0	WP 0	HR 0	S 19	P 19	ERA 0.00	WHIP 0.600			
41 David Phelps, R ERA: 1.88 68 Dellin Betances, R ERA: 74 Bruce Billings, R ERA: 4.76 88 Danny Burawa, R ERA: 2.25 40 Matt Daley, R ERA:	1.0 1.0 1.0 1.0 1.0	3 4 5 2 3	0 1 1 1 0	0 0 2 1 0	0 0 0 1 0	0 0 0 0 0	0 0 0 0 0	0 0 0 0 0	0 0 0 0 0	0 0 0 0 0	0 0 0 0 0	0 0 0 0 0	0 0 0 0 0	0 0 0 0 0	0 0 0 0 0	0 0 0 0 0	0 0 0 0 0	0 0 0 0 0	0 0 0 0 0	0 0 0 0 0
<b>PITCHER</b>	IP 1.0	WLS 3	BF 0	H 0	R 0	ER 0	SO 1	BB 0	IBB 0	HBP 0	BLK 0	WP 0	HR 0	S 5	P 5	ERA 0.00	WHIP 0.000			
84 Mark Montgomery, R ERA:	1.0	3	0	0	0	0	1	0	0	0	0	0	0	0	0	0.00	0.000			

Tampa Bay Rays @ New York Yankees  
George M. Steinbrenner Field, Tampa, FL  
Sun Mar 09 2014, 1:07 PM - 4:18 PM EDT  
Att. 11,017 - Sunny - 72 F

AB	36
R	3
H	7
RBI	2
BB	0
SO	6
LOB	14



Batter	1	2	3	4	5	6	7	8	9	10	AB	R	H	RBI	BB	SO	LOB	BOTTOM	
22 Jacoby Ellsbury, L OBP: 0.368, SLG: 0.214 97 Mason Williams, L OBP: 0.267, SLG: 0.385 24 Scott Sizemore, R OBP: 0.625, SLG: 0.600 84 Mark Montgomery, R ERA:											3	0	1	0	0	2	0		
2 Derek Jeter, R OBP: 0.316, SLG: 0.294 95 Adonis Garcia, R OBP: 0.438, SLG: 0.500											3	0	0	0	0	1	1		
36 Carlos Beltrán, S OBP: 0.176, SLG: 0.500 45 Dean Anna, R OBP: 0.500, SLG: 0.357											3	0	0	0	0	0	0		
34 Brian McCann, L OBP: 0.222, SLG: 0.222 66 John Ryan Murphy, R OBP: 0.176, SLG: 0.313											2	0	1	0	0	0	0		
12 Alfonso Soriano, R OBP: 0.222, SLG: 0.222 81 Ramón Flores, L OBP: 0.167, SLG: 0.353											3	0	2	0	0	0	1		
33 Kelly Johnson, L OBP: 0.450, SLG: 0.625 70 Russ Canzler, R OBP: 0.267, SLG: 0.214											2	0	0	0	0	0	1		
14 Brian Roberts, S OBP: 0.278, SLG: 0.143 98 Zolous Wheeler, R OBP: 0.235, SLG: 0.353											2	0	0	1	0	0	1		
31 Ichiro Suzuki, L OBP: 0.294, SLG: 0.200 80 Jose Gil, R OBP: 0.590, SLG: 0.429 73 Antwan Richardson, S OBP: 0.250, SLG: 0.250											3	0	1	0	0	0	2		
89 Yanervis Solarte, S OBP: 0.632, SLG: 0.941 86 José Pineda, R OBP: 0.438, SLG: 0.688											2	0	0	0	0	1	1		
<b>Inning Stats</b>	R: 0 E: 0 K: 2 S: 7	H: 0 LOB: 0 BB: 0 P: 7	R: 0 E: 0 K: 0 S: 4	H: 1 LOB: 1 BB: 0 P: 4	R: 0 E: 0 K: 0 S: 4	H: 1 LOB: 1 BB: 0 P: 4	R: 0 E: 0 K: 1 S: 5	H: 0 LOB: 0 BB: 0 P: 5	R: 1 E: 0 K: 0 S: 4	H: 1 LOB: 2 BB: 0 P: 6	R: 1 E: 0 K: 0 S: 5	H: 2 LOB: 2 BB: 1 P: 9	R: 1 E: 0 K: 1 S: 7	H: 2 LOB: 2 BB: 1 P: 11	R: 0 E: 0 K: 1 S: 5	H: 0 LOB: 0 BB: 0 P: 5	1B: 8 2B: 1 3B: 0 HR: 0	SF: 1 SAC: 0 DP: 1 HBP: 1	WP: 2 PB: 0 SB: 1 CS: 0
<b>PITCHER</b>	IP 3.1	WLS 12	BF 2	H 0	R 0	ER 0	SO 2	BB 0	IBB 0	HBP 0	BLK 0	WP 0	HR 0	S 16	P 16	ERA 0.00	WHIP 0.600		
22 Chris Archer, R ERA: 52 Josh Lueke, R ERA: 38 Jeff Beliveau, L ERA: 3.38 74 Adam Liberatore, L ERA: 3.86 34 C.J. Rietzenhauser, L ERA:	1.2 1.1 1.1 0.1	6 6 7	2 1 1	0 1 0	0 1 0	0 0 0	0 0 0	0 0 0	0 0 0	0 0 0	0 0 0	0 0 0	0 0 0	0 0 0	0 0 0	0 0 0	0 0 0	0 0 0	0 0 0
<b>PITCHER</b>	IP 1.0	WLS B	BF 6	H 2	R 1	ER 1	SO 1	BB 1	IBB 0	HBP 0	BLK 0	WP 1	HR 0	S 7	P 11	ERA 9.00	WHIP 3.000		
75 Braulio Lara, L ERA: 4.5 Merrill Kelly, R ERA:	1.0	3	0	0	0	1	0	0	0	0	0	0	0	0	0	0.00	0.000		

Tampa Bay Rays @ New York Yankees  
George M. Steinbrenner Field, Tampa, FL  
Sun Mar 09 2014, 1:07 PM - 4:18 PM EDT  
Att. 11,017 - Sunny - 72 F

AB	37
R	3
H	9
RBI	1
BB	2
SO	6
LOB	14









Batter	1	2	3	4	5	6	7	8	9	10	AB	R	H	RBI	BB	SO	LOB	TOP																					
3 Ian Kinsler, R OBP: 0.296, SLG: 0.292 74 Devon Travis, R OBP: 0.353, SLG: 0.313											4	1	1	0	0	0	2	<b>Detroit Tigers @ New York Yankees</b> George M. Steinbrenner Field, Tampa, FL Wed Mar 12 2014, 1:33 PM - 4:43 PM EDT Att: 10,759 - Partly Cloudy - 70 F																					
32 Don Kelly, L OBP: 0.449, SLG: 0.682 28 Jordan Lennerton, L OBP: 0.348, SLG: 0.250											4	1	1	0	0	0	1																						
41 Victor Martinez, S OBP: 0.290, SLG: 0.345 67 John Murrain, R OBP: 0.200, SLG: 0.400											3	1	1	1	0	0	2																						
13 Alex Avila, L OBP: 0.423, SLG: 0.364 34 Daniel Fields, L OBP: 0.313, SLG: 0.154											4	1	2	0	0	1	1																						
72 Tyler Collins, L OBP: 0.273, SLG: 0.450											5	1	2	0	0	0	2																						
63 Trevor Crowe, S OBP: 0.240, SLG: 0.217											5	1	2	2	0	1	1																						
9 Nick Castellanos, R OBP: 0.424, SLG: 0.733 55 Francisco Martinez, R OBP: 0.294, SLG: 0.250											4	0	2	2	0	0	1																						
50 Bryan Holaday, R OBP: 0.167, SLG: 0.136											5	0	1	0	0	0	2																						
26 Hernán Pérez, R OBP: 0.214, SLG: 0.200											3	1	1	0	1	1	1																						
<b>Inning Stats</b>	R: 4 E: 1 K: 0 S: 8	H: 6 LOB: 2 BB: 0 P: 8	R: 0 E: 0 K: 0 S: 4	H: 0 LOB: 0 BB: 0 P: 4	R: 2 E: 0 K: 1 S: 7	H: 3 LOB: 0 BB: 0 P: 8	R: 0 E: 1 K: 0 S: 5	H: 1 LOB: 2 BB: 0 P: 8	R: 0 E: 0 K: 0 S: 3	H: 0 LOB: 0 BB: 0 P: 3	R: 0 E: 0 K: 1 S: 6	H: 1 LOB: 1 BB: 0 P: 6	R: 0 E: 0 K: 0 S: 3	H: 0 LOB: 0 BB: 0 P: 3	R: 1 E: 0 K: 1 S: 6	H: 0 LOB: 1 BB: 1 P: 11	R: 0 E: 0 K: 1 S: 6		H: 1 LOB: 1 BB: 0 P: 6	1B: 8 2B: 5 3B: 0 HR: 0	SF: 1 SAC: 0 DP: 0 HBP: 0	WP: 0 PA: 44																	
<b>PITCHER</b>	IP WLS BF H R ER SO BB IBB HBP BLK WP HR S P ERA WHIP	18 Hiroki Kuroda, R ERA: 6.48	83 Chase Whitley, R ERA: 14.73	27 Shawn Kelley, R ERA: 2.7	94 Vicente Campos, R ERA: 1.7	92 Fred Lewis, L ERA: 7.1	88 Danny Burawa, R ERA: 1.8	62 Robert Coello, R ERA: 30.38	63 Yoshinori Tateyama, R ERA: 10.1	IP WLS BF H R ER SO BB IBB HBP BLK WP HR S P ERA WHIP	1.0 0.1 1.0 1.0 1.0	3.2 0.1 1.0 1.0 1.0	20 0 3 4 4	10 0 0 1 0	6 0 0 0 0	6 0 0 1 0	1 0 0 0 0	0 0 0 0 0	0 0 0 0 0	0 0 0 0 0	0 0 0 0 0	0 0 0 0 0	23 1 3 6 4	24 1 3 6 4	14.73 0.00 0.00 0.00 0.00	2.727 0.000 0.000 1.000 1.000	1.0 1.0 1.0	3 0 1 0 1	0 0 0 0 0	0 1 0 0 1	0 0 0 0 0	0 0 0 0 0	0 0 0 0 0	0 0 0 0 0	0 0 0 0 0	3 3 6 6 6	3 3 11 6 6	0.00 0.00 0.00 0.00 0.00	0.000 1.000 1.000

Batter	1	2	3	4	5	6	7	8	9	10	AB	R	H	RBI	BB	SO	LOB	BOTTOM																		
31 Ichiro Suzuki, L OBP: 0.250, SLG: 0.167 65 Zoilo Almonte, S OBP: 0.421, SLG: 0.667											3	0	0	0	0	1	0	<b>Detroit Tigers @ New York Yankees</b> George M. Steinbrenner Field, Tampa, FL Wed Mar 12 2014, 1:33 PM - 4:43 PM EDT Att: 10,759 - Partly Cloudy - 70 F																		
2 Derek Jeter, R OBP: 0.275, SLG: 0.250 89 Yangelis Solarte, S OBP: 0.682, SLG: 0.947											3	0	0	0	0	2	0																			
36 Carlos Beltrán, S OBP: 0.150, SLG: 0.424 95 Adonis Garcia, R OBP: 0.444, SLG: 0.500											3	0	0	0	0	0	0																			
12 Alfonso Soriano, R OBP: 0.435, SLG: 0.579 66 John Ryan Murphy, R OBP: 0.158, SLG: 0.278											3	0	1	0	0	1	0																			
33 Kelly Johnson, L OBP: 0.435, SLG: 0.579 86 José Pirela, R OBP: 0.500, SLG: 0.706											3	0	1	0	0	0	0																			
14 Brian Roberts, S OBP: 0.238, SLG: 0.118 98 Zelous Wheeler, R OBP: 0.250, SLG: 0.400											3	0	0	0	0	1	2																			
29 Francisco Cervelli, R OBP: 0.556, SLG: 1.125 53 Austin Romine, R OBP: 0.316, SLG: 0.276											2	2	2	2	0	0	0																			
70 Russ Canzler, R OBP: 0.235, SLG: 0.188 80 Jose Gil, R OBP: 0.500, SLG: 0.556											2	0	0	0	0	0	0																			
97 Mason Williams, L OBP: 0.222, SLG: 0.313 73 Antwan Richardson, S OBP: 0.214, SLG: 0.214											2	0	0	0	0	0	1																			
<b>Inning Stats</b>	R: 0 E: 0 K: 1 S: 5	H: 0 LOB: 0 BB: 0 P: 5	R: 0 E: 0 K: 1 S: 5	H: 0 LOB: 0 BB: 0 P: 5	R: 1 E: 0 K: 0 S: 5	H: 1 LOB: 0 BB: 0 P: 5	R: 0 E: 0 K: 1 S: 7	H: 2 LOB: 2 BB: 0 P: 7	R: 1 E: 0 K: 2 S: 8	H: 1 LOB: 1 BB: 0 P: 8	R: 0 E: 0 K: 0 S: 4	H: 1 LOB: 1 BB: 0 P: 4	R: 3 E: 0 K: 0 S: 7	H: 4 LOB: 2 BB: 1 P: 11	R: 2 E: 0 K: 0 S: 6	H: 2 LOB: 1 BB: 1 P: 10	R: 0 E: 0 K: 0 S: 3		H: 1 LOB: 0 BB: 0 P: 3	1B: 7 2B: 2 3B: 0 HR: 3	SF: 0 SAC: 0 DP: 1 HBP: 0	WP: 0 PA: 43														
<b>PITCHER</b>	IP WLS BF H R ER SO BB IBB HBP BLK WP HR S P ERA WHIP	19 Anibal Sanchez, R ERA: 3.0	57 Evan Reed, R ERA: 2.25	39 Luke Putkonen, R ERA: 2.25	46 Ian Krol, L ERA: 5.4	56 Jose Ortega, R ERA: 6.0	66 Jhan Maríñez, R ERA: 8.1	IP WLS BF H R ER SO BB IBB HBP BLK WP HR S P ERA WHIP	1.0 0.1 1.0 1.0 1.0	4.0 2.0 1.0 1.0 1.0	3 7 4 8 6	3 1 0 4 2	1 1 0 3 2	0 0 0 0 0	0 0 0 0 0	0 0 0 0 0	0 0 0 0 0	0 0 0 0 0	0 0 0 0 0	0 0 0 0 0	0 0 0 0 0	0 0 0 0 0	22 13 4 7 10	2.25 4.50 0.00 27.00 18.00	0.750 0.500 1.000 5.000 3.000	1.0 1.0 1.0	3 1 0 0 0	0 0 0 0 0	0 0 0 0 0	0 0 0 0 0	0 0 0 0 0	0 0 0 0 0	3 3 3 11 10	3 3 11 6 10	0.00 0.00 0.00 0.00 0.00	1.000 1.000 1.000 5.000 3.000



Batter	1	2	3	4	5	6	7	8	9	AB	R	H	RBI	BB	SO	LOB	TOP					
34 Quintin Berry, L OBP: 0.304, SLG: 0.364 48 Johnny Monell, L OBP: 0.412, SLG: 0.533	0-3 K		0-3 K		0-0 E3			0-0 G3-1		3	0	0	0	0	2	1	<p>Baltimore Orioles @ New York Yankees</p> <p>George M. Steinbrenner Field, Tampa, FL</p> <p>Thu Mar 13 2014, 1:09 PM - 4:07 PM EDT</p> <p>Att: 9,317 - Sunny - 60 F</p>					
36 Alex Gonzalez, R OBP: 0.429, SLG: 0.762 12 Alexi Casilla, S	0-0 51 1B		0-0 1-2 1B		0-0 F9			0-3 K		3	0	2	0	0	0	1						
51 Henry Urrutia, L OBP: 0.333, SLG: 0.400 93 Chih-Hsien Chiang, L	0-0 1-2 1B		0-3 K		0-0 2B			0-0 G4-3		4	0	2	0	0	1	2						
28 Steve Pearce, R OBP: 0.323, SLG: 0.448 67 Michael Almanzar, R OBP: 0.391, SLG: 0.600	0-0 1-2 F7-1-4			0-0 F7		0-0 G5-3			4-0 86 2B BB	3	0	0	0	0	0	3						
3 Ryan Flaherty, L OBP: 0.344, SLG: 0.464 92 Buck Britton, L OBP: 0.200, SLG: 0.200		0-3 K		0-0 1B		0-3 K			0-3 K	3	0	1	0	0	2	1						
27 Delmon Young, R OBP: 0.167, SLG: 0.208		0-0 L1		0-0 F8		0-0 P3			0-3 K	4	0	0	0	0	1	3						
38 Xavier Paul, L OBP: 0.500, SLG: 0.750 86 Daniel Álvarez, R OBP: 0.500, SLG: 1.000		0-3 K		0-3 K			0-0 F7		0-0 1-3 2B	3	0	0	0	0	2	1						
6 Jonathan Schoop, R OBP: 0.500, SLG: 0.750 87 Mike Yastrzemski, L OBP: 0.333, SLG: 0.200			4-0 36 1B BB		0-2 K		0-0 G5-3		0-3 K	2	0	0	0	1	1	0						
63 Caleb Joseph, R OBP: 0.222, SLG: 0.143 88 Garabez Rosa, R			0-3 K		0-0 F8		0-0 L7			3	0	0	0	0	1	1						
										0	0	0	0	0	0	0						
<b>Inning Stats</b>	R: 0 E: 0 K: 1 S: 6	H: 2 LOB: 1 BB: 0 P: 6	R: 0 E: 0 K: 2 S: 7	H: 0 LOB: 0 BB: 0 P: 7	R: 0 E: 0 K: 3 S: 10	H: 1 LOB: 2 BB: 1 P: 14	R: 0 E: 0 K: 1 S: 6	H: 1 LOB: 1 BB: 0 P: 6	R: 0 E: 1 K: 1 S: 6	H: 0 LOB: 1 BB: 0 P: 6	R: 0 E: 0 K: 0 S: 3	H: 0 LOB: 0 BB: 0 P: 3	R: 0 E: 0 K: 1 S: 5	H: 0 LOB: 0 BB: 0 P: 5	R: 0 E: 0 K: 3 S: 10	H: 1 LOB: 2 BB: 1 P: 14	1B: 4 2B: 3 3B: 0 HR: 0	SF: 0 SAC: 0 DP: 1 HBP: 0	WP: 0 PB: 0 SB: 0 CS: 0	PA: 35		
<b>PITCHER</b>	IP WLS BF H R ER SO BB IBB HBP BLK WP HR S P ERA WHIP	IP WLS BF H R ER SO BB IBB HBP BLK WP HR S P ERA WHIP	IP WLS BF H R ER SO BB IBB HBP BLK WP HR S P ERA WHIP	IP WLS BF H R ER SO BB IBB HBP BLK WP HR S P ERA WHIP	IP WLS BF H R ER SO BB IBB HBP BLK WP HR S P ERA WHIP	IP WLS BF H R ER SO BB IBB HBP BLK WP HR S P ERA WHIP	IP WLS BF H R ER SO BB IBB HBP BLK WP HR S P ERA WHIP	IP WLS BF H R ER SO BB IBB HBP BLK WP HR S P ERA WHIP	IP WLS BF H R ER SO BB IBB HBP BLK WP HR S P ERA WHIP	IP WLS BF H R ER SO BB IBB HBP BLK WP HR S P ERA WHIP	IP WLS BF H R ER SO BB IBB HBP BLK WP HR S P ERA WHIP	IP WLS BF H R ER SO BB IBB HBP BLK WP HR S P ERA WHIP	IP WLS BF H R ER SO BB IBB HBP BLK WP HR S P ERA WHIP	IP WLS BF H R ER SO BB IBB HBP BLK WP HR S P ERA WHIP	IP WLS BF H R ER SO BB IBB HBP BLK WP HR S P ERA WHIP	IP WLS BF H R ER SO BB IBB HBP BLK WP HR S P ERA WHIP	IP WLS BF H R ER SO BB IBB HBP BLK WP HR S P ERA WHIP	IP WLS BF H R ER SO BB IBB HBP BLK WP HR S P ERA WHIP	IP WLS BF H R ER SO BB IBB HBP BLK WP HR S P ERA WHIP	IP WLS BF H R ER SO BB IBB HBP BLK WP HR S P ERA WHIP	IP WLS BF H R ER SO BB IBB HBP BLK WP HR S P ERA WHIP	IP WLS BF H R ER SO BB IBB HBP BLK WP HR S P ERA WHIP

AB	33
R	0
H	6
RBI	0
BB	2
SO	13
LOB	16



Batter	1	2	3	4	5	6	7	8	9	AB	R	H	RBI	BB	SO	LOB	BOTTOM					
11 Brett Gardner, L OBP: 0.320, SLG: 0.391 73 Aníbal Richardson, S OBP: 0.297, SLG: 0.297	0-0 36 1B	0-0 2 E 2B		0-0 F7		0-0 G3-1		0-0 1B		4	2	2	1	0	0	0	<p>Baltimore Orioles @ New York Yankees</p> <p>George M. Steinbrenner Field, Tampa, FL</p> <p>Thu Mar 13 2014, 1:09 PM - 4:07 PM EDT</p> <p>Att: 9,317 - Sunny - 60 F</p>					
2 Derek Jeter, R OBP: 0.231, SLG: 0.208 86 José Pirela, R OBP: 0.474, SLG: 0.667	0-0 G5-3	0-0 2H FC1		0-0 G5-3		0-3 K		0-0 L5		4	0	0	0	0	1	1						
36 Carlos Beltrán, S OBP: 0.174, SLG: 0.409 Gary Sánchez, R OBP: 0.300, SLG: 0.600	0-0 12 BB 2H 1B	0-3 K		0-0 F9			0-0 E5 66 G4-6-3			3	0	1	1	0	1	1						
34 Brian McCann, L OBP: 0.400, SLG: 0.476 66 John Ryan Murphy, R OBP: 0.150, SLG: 0.263	4-0 12 BB 1-2 BB	0-3 K			4-0 12 WP 1B BB		0-0 G4-6-3			1	1	0	0	2	1	1						
12 Alfonso Soriano, R OBP: 0.333, SLG: 0.286 85 Jake Cave, L	4-0 1-2 2-3 BB		0-0 F7		1-0 26 G1-3 1B		0-0 G6-3			2	0	1	1	1	0	0						
26 Eduardo Núñez, R OBP: 0.261, SLG: 0.522 98 Zolous Wheeler, R OBP: 0.286, SLG: 0.400	0-0 F3		0-0 65 1B		0-0 G1-3			4-0 72 1B 95 1B BB		3	0	1	0	0	0	4						
45 Dean Anna, L OBP: 0.435, SLG: 0.316 72 Corban Joseph, L OBP: 0.316, SLG: 0.188	0-0 G3		0-0 F8		0-0 F9			0-0 95 1B 80 G6-4-3 1B		1	1	1	0	0	0	0						
65 Zoilo Almonte, S OBP: 0.455, SLG: 0.714 95 Adonis García, R OBP: 0.474, SLG: 0.526		0-0 11 2B		0-0 1-2 1B		0-0 G3-1		1-0 80 G6-4-3 1B		3	1	2	0	0	0	1						
70 Russ Canzler, R OBP: 0.200, SLG: 0.158 80 Jose Gil, R OBP: 0.455, SLG: 0.500	0-0 K	0-3 K		0-3 K			0-0 K	0-0 1-2 3H G6-4-3		3	0	0	0	0	3	3						
										1	0	0	0	0	0	1						
<b>Inning Stats</b>	R: 1 E: 0 K: 0 S: 5	H: 2 LOB: 2 BB: 2 P: 13	R: 2 E: 1 K: 3 S: 12	H: 2 LOB: 1 BB: 0 P: 12	R: 0 E: 0 K: 1 S: 7	H: 2 LOB: 2 BB: 0 P: 7	R: 0 E: 0 K: 0 S: 3	H: 0 LOB: 0 BB: 0 P: 3	R: 1 E: 0 K: 0 S: 4	H: 1 LOB: 1 BB: 1 P: 9	R: 0 E: 0 K: 2 S: 7	H: 0 LOB: 0 BB: 0 P: 7	R: 0 E: 0 K: 0 S: 3	H: 0 LOB: 0 BB: 0 P: 3	R: 2 E: 0 K: 0 S: 5	H: 3 LOB: 1 BB: 1 P: 10	1B: 8 2B: 2 3B: 0 HR: 0	SF: 0 SAC: 0 DP: 2 HBP: 0	WP: 2 PB: 0 SB: 0 CS: 0	PA: 38		
<b>PITCHER</b>	IP WLS BF H R ER SO BB IBB HBP BLK WP HR S P ERA WHIP	IP WLS BF H R ER SO BB IBB HBP BLK WP HR S P ERA WHIP	IP WLS BF H R ER SO BB IBB HBP BLK WP HR S P ERA WHIP	IP WLS BF H R ER SO BB IBB HBP BLK WP HR S P ERA WHIP	IP WLS BF H R ER SO BB IBB HBP BLK WP HR S P ERA WHIP	IP WLS BF H R ER SO BB IBB HBP BLK WP HR S P ERA WHIP	IP WLS BF H R ER SO BB IBB HBP BLK WP HR S P ERA WHIP	IP WLS BF H R ER SO BB IBB HBP BLK WP HR S P ERA WHIP	IP WLS BF H R ER SO BB IBB HBP BLK WP HR S P ERA WHIP	IP WLS BF H R ER SO BB IBB HBP BLK WP HR S P ERA WHIP	IP WLS BF H R ER SO BB IBB HBP BLK WP HR S P ERA WHIP	IP WLS BF H R ER SO BB IBB HBP BLK WP HR S P ERA WHIP	IP WLS BF H R ER SO BB IBB HBP BLK WP HR S P ERA WHIP	IP WLS BF H R ER SO BB IBB HBP BLK WP HR S P ERA WHIP	IP WLS BF H R ER SO BB IBB HBP BLK WP HR S P ERA WHIP	IP WLS BF H R ER SO BB IBB HBP BLK WP HR S P ERA WHIP	IP WLS BF H R ER SO BB IBB HBP BLK WP HR S P ERA WHIP	IP WLS BF H R ER SO BB IBB HBP BLK WP HR S P ERA WHIP	IP WLS BF H R ER SO BB IBB HBP BLK WP HR S P ERA WHIP	IP WLS BF H R ER SO BB IBB HBP BLK WP HR S P ERA WHIP	IP WLS BF H R ER SO BB IBB HBP BLK WP HR S P ERA WHIP	IP WLS BF H R ER SO BB IBB HBP BLK WP HR S P ERA WHIP

AB	34
R	6
H	10
RBI	4
BB	4
SO	6
LOB	19





Batter	1	2	3	4	5	6	7	8	9	AB	R	H	RBI	BB	SO	LOB	TOP										
22 Jacoby Ellsbury, L OBP: 0.320, SLG: 0.350 97 Mason Williams, L OBP: 0.211, SLG: 0.294	F8			G4-3			HR		F9	3	1	1	1	0	0	0	<b>New York Yankees @ Philadelphia Phillies</b> Bright House Field, Clearwater, FL Thu Mar 13 2014, 1:09 PM - 3:40 PM EDT Att: 9,003 - Sunny - 56 F										
31 Ichiro Suzuki, L OBP: 0.217, SLG: 0.143 94 Taylor Dugas, L	G1-3			F7			G6-3		K	3	0	0	0	0	0	0											
25 Mark Teixeira, S OBP: 0.250, SLG: 0.200 87 Francisco Arcia, L OBP: 0.333, SLG: 0.500	G1-3			L5			BB		F8	2	0	0	0	1	0	0											
33 Kelly Johnson, L OBP: 0.423, SLG: 0.591 78 Rob Segedin, R		K			G4-3		2B			3	0	1	0	0	1	0											
29 Francisco Cervelli, R OBP: 0.524, SLG: 1.000 96 Peter O'Brien, R		G5-3			G6-3		2B			3	0	1	1	0	0	0											
89 Yanerjis Solarte, S OBP: 0.600, SLG: 0.818 79 Carmen Angelini, R		G3			G4-3		1B			3	0	0	0	0	1	2											
24 Scott Sizemore, R OBP: 0.462, SLG: 0.400 99 Rob Refsnyder, R				G4-3			1B		F9	2	0	1	0	0	0	0											
81 Ramón Flores, L OBP: 0.143, SLG: 0.300 76 Ben Gamel, L				K			P4		P6	2	0	0	0	0	1	1											
53 Austin Romine, R OBP: 0.273, SLG: 0.238				G5-3			G6-4-3		G5-3	3	0	0	0	0	0	1											
<b>Inning Stats</b>	R: 0 E: 0 K: 0 S: 3	H: 0 LOB: 0 BB: 0 P: 3	R: 0 E: 0 K: 1 S: 5	H: 0 LOB: 0 BB: 0 P: 5	R: 0 E: 0 K: 1 S: 5	H: 0 LOB: 0 BB: 0 P: 5	R: 0 E: 0 K: 0 S: 3	H: 1 LOB: 0 BB: 0 P: 3	R: 2 E: 0 K: 1 S: 7	H: 3 LOB: 2 BB: 1 P: 12	R: 0 E: 0 K: 0 S: 3	H: 0 LOB: 0 BB: 0 P: 3	R: 0 E: 0 K: 1 S: 5	H: 0 LOB: 0 BB: 0 P: 5	1B: 2 2B: 1 3B: 0 HR: 1	SF: 0 SAC: 0 DP: 1 HBP: 0		WP: 0 PB: 0 SB: 0 CS: 0	PA: 30								
<b>PITCHER</b>	IP	WLS	BF	H	R	ER	SO	BB	IBB	HBP	BLK	WP	HR	S	P	ERA	WHIP										
27 Roberto Hernandez, R ERA: 2.03	5.0	W	16	1	0	0	2	0	0	0	0	0	0	20	20	0.00	0.200										
47 Jeremy Horst, L ERA: 9.64	1.2	H	6	2	2	2	0	1	0	0	0	0	1	5	10	10.80	1.800										
76 Ken Giles, R ERA: 2.08	1.1	H	5	1	0	0	1	0	0	0	0	0	0	7	7	0.00	0.750										
31 Brad Lincoln, R ERA:	1.0		3	0	0	0	1	0	0	0	0	0	0	5	5	0.00	0.000										

Batter	1	2	3	4	5	6	7	8	9	AB	R	H	RBI	BB	SO	LOB	BOTTOM										
2 Ben Revere, L OBP: 0.353, SLG: 0.387 19 Tony Gwynn Jr., L OBP: 0.450, SLG: 0.286	G4-3			B3-4			G3-1			4	1	2	0	0	0	0	<b>New York Yankees @ Philadelphia Phillies</b> Bright House Field, Clearwater, FL Thu Mar 13 2014, 1:09 PM - 3:40 PM EDT Att: 9,003 - Sunny - 56 F										
26 Chase Utley, L OBP: 0.231, SLG: 0.200 28 Kevin Frandsen, R OBP: 0.240, SLG: 0.240	G4-3			1B			G5-3			3	1	1	0	0	0	1											
3 Marlon Byrd, R OBP: 0.387, SLG: 0.517 24 Clete Thomas, L OBP: 0.214, SLG: 0.154	F9			1B			F7			3	1	1	1	0	0	1											
6 Ryan Howard, L OBP: 0.273, SLG: 0.267 17 Reid Brignac, L OBP: 0.500, SLG: 0.444	K2-3			1B			K			3	0	1	1	0	2	1											
51 Carlos Ruiz, R OBP: 0.455, SLG: 0.667 73 Tommy Joseph, R OBP: 0.286, SLG: 0.333				G6-4-3			K			3	0	1	0	0	1	1											
9 Dominic Brown, L OBP: 0.306, SLG: 0.233 64 Tyson Gillies, L OBP: 0.200, SLG: 0.222				1B			CS			2	0	2	0	1	0	0											
18 Darin Ruf, R OBP: 0.359, SLG: 0.455				K			K			4	0	1	0	0	2	3											
25 Cody Asche, L OBP: 0.250, SLG: 0.333 74 Maikel Franco, R OBP: 0.250, SLG: 0.200				K			G4-3			3	0	0	0	0	2	2											
13 Freddy Galvis, S OBP: 0.235, SLG: 0.300				K			K			3	0	0	0	0	3	2											
<b>Inning Stats</b>	R: 0 E: 0 K: 1 S: 6	H: 1 LOB: 1 BB: 0 P: 6	R: 0 E: 0 K: 3 S: 11	H: 2 LOB: 2 BB: 0 P: 11	R: 3 E: 0 K: 0 S: 7	H: 6 LOB: 2 BB: 0 P: 8	R: 0 E: 0 K: 1 S: 5	H: 0 LOB: 0 BB: 0 P: 5	R: 0 E: 0 K: 2 S: 6	H: 0 LOB: 1 BB: 1 P: 10	R: 0 E: 0 K: 2 S: 7	H: 0 LOB: 0 BB: 0 P: 7	R: 3 E: 1 K: 0 S: 7	H: 4 LOB: 1 BB: 0 P: 7	1B: 10 2B: 4 3B: 0 HR: 0	SF: 0 SAC: 0 DP: 2 HBP: 0		WP: 1 PB: 0 SB: 0 CS: 1	PA: 35								
<b>PITCHER</b>	IP	WLS	BF	H	R	ER	SO	BB	IBB	HBP	BLK	WP	HR	S	P	ERA	WHIP										
47 Ivan Nova, R ERA: 5.4	5.0	L	22	9	3	3	6	1	0	0	0	0	0	6	10	0.00	1.000										
90 Shane Greene, R ERA: 3.0	1.0		3	0	0	0	2	0	0	0	0	0	0	7	7	0.00	0.000										
Bryan Mitchell, R ERA:	1.0		3	0	0	0	2	0	0	0	0	0	0	5	5	40.50	6.000										
38 Preston Claiborne, R ERA: 5.79	0.2		5	4	3	3	0	0	0	0	0	0	0	2	2	0.00	0.000										
84 Mark Montgomery, R ERA:	0.1		2	0	0	0	0	0	0	0	0	0	0	2	2	0.00	0.000										



Batter	1	2	3	4	5	6	7	8	9	AB	R	H	RBI	BB	SO	LOB	TOP							
32 Aaron Hicks, S (1, 8) OBP: 0.250, SLG: 0.450										5	1	1	0	0	3	9	<b>Minnesota Twins @ New York Yankees</b> George M. Steinbrenner Field, Tampa, FL Fri Mar 14 2014, 1:08 PM - 3:59 PM EDT Att: 9,309 - Sunny - 69 F							
2 Brian Dozier, R (1, 4) OBP: 0.345, SLG: 0.500										2	2	1	1	1	0	1								
95 Eric Farris, R (5, 4) OBP: 0.500, SLG: 1.000										2	1	1	2	0	0	3								
13 Jason Kubel, L (1, 10) OBP: 0.208, SLG: 0.238										3	0	0	1	1	0	2								
12 Chris Herrmann, L (6, PH) OBP: 0.615, SLG: 0.600										1	0	0	0	0	0	0								
31 Oswaldo Arcia, L (1, 9) OBP: 0.333, SLG: 0.471										4	0	1	1	0	3	3								
97 Corey Wimberly, S (7, 9) OBP: 0.333, SLG: 0.471										1	0	0	0	0	0	0								
55 Chris Colabello, R (1, 3) OBP: 0.519, SLG: 0.636										5	0	2	2	0	2	1								
22 Wilkin Ramirez, R (1, 7) OBP: 0.318, SLG: 0.500										3	0	0	0	0	1	3								
96 Danny Ortiz, L (5, 7) OBP: 0.318, SLG: 0.500										1	0	0	0	0	0	0								
79 Delbinson Romero, R (1, 5) OBP: 0.474, SLG: 0.709										3	1	1	0	0	0	0								
77 James Beresford, L (6, 5) OBP: 0.231, SLG: 0.167										1	0	0	0	1	0	1								
43 Josmil Pinto, R (1, 2) OBP: 0.536, SLG: 0.545										2	1	1	0	1	0	0								
84 Dan Rohlfing, R (6, 2) OBP: 0.231, SLG: 0.167										2	0	1	0	0	1	0								
39 Danny Santana, S (1, 6) OBP: 0.458, SLG: 0.727										3	1	2	0	1	0	1								
<b>Inning Stats</b>	R: 1 E: 0 K: 1 S: 10	H: 2 LOB: 2 BB: 1 P: 17	R: 0 E: 1 K: 1 S: 6	H: 0 LOB: 1 BB: 0 P: 6	R: 1 E: 0 K: 1 S: 8	H: 1 LOB: 0 BB: 0 P: 11	R: 0 E: 0 K: 1 S: 8	H: 2 LOB: 2 BB: 0 P: 8	R: 1 E: 0 K: 1 S: 7	H: 1 LOB: 1 BB: 1 P: 12	R: 4 E: 0 K: 2 S: 10	H: 3 LOB: 1 BB: 2 P: 18	R: 0 E: 0 K: 1 S: 7	H: 2 LOB: 3 BB: 1 P: 11	R: 0 E: 0 K: 1 S: 5	H: 0 LOB: 0 BB: 0 P: 5	R: 0 E: 0 K: 1 S: 4	H: 0 LOB: 0 BB: 0 P: 5	R: 0 E: 0 K: 1 S: 4	H: 0 LOB: 0 BB: 0 P: 5	1B: 7 2B: 3 3B: 0 HR: 1	SF: 0 SAC: 0 DP: 1 HBP: 1	WP: 0 PB: 0 SB: 1 CS: 0	PA: 44
<b>PITCHER</b>	IP WLS BF H R ER SO BB IBB HBP BLK WP HR S P ERA WHIP	4.0 2 19 5 2 2 4 1 0 0 0 0 1 32 42 4.50 1.500	1.0 B 5 1 1 1 1 1 0 0 0 0 0 0 7 12 9.00 2.000	0.1 L 5 2 4 4 1 2 0 0 0 0 0 0 5 13 108.00 12.000	1.0 7 3 0 0 1 1 0 0 0 0 0 0 8 12 0.00 4.000	1.2 5 0 0 0 2 0 0 0 0 0 0 0 9 9 0.00 0.000	<b>PITCHER</b>										IP WLS BF H R ER SO BB IBB HBP BLK WP HR S P ERA WHIP	1.0 3 0 0 0 1 0 0 0 1 0 0 4 5 0.00 0.000						
41 David Phelps, R (1, 1) ERA: 2.63											98 James Pazos, L (9, 1) ERA:													
55 David Herndon, R (5, 1) ERA: 3.0											98 James Pazos, L (9, 1) ERA:													
75 Manny Bañuelos, L (6, 1) ERA: 63.0											98 James Pazos, L (9, 1) ERA:													
92 Fred Lewis, L (6, 1) ERA:											98 James Pazos, L (9, 1) ERA:													
68 Dellin Betances, R (7, 1) ERA:											98 James Pazos, L (9, 1) ERA:													

Batter	1	2	3	4	5	6	7	8	9	AB	R	H	RBI	BB	SO	LOB	BOTTOM							
22 Jacoby Ellsbury, L (1, 8) OBP: 0.321, SLG: 0.391										3	1	1	0	0	0	0	<b>Minnesota Twins @ New York Yankees</b> George M. Steinbrenner Field, Tampa, FL Fri Mar 14 2014, 1:08 PM - 3:59 PM EDT Att: 9,309 - Sunny - 69 F							
85 Jake Cave, L (6, 8) OBP: 0.321, SLG: 0.391										1	0	0	0	0	0	0								
14 Brian Roberts, S (1, 4) OBP: 0.250, SLG: 0.200										3	1	1	1	0	1	0								
99 Rob Refsnyder, R (6, 4) OBP: 0.250, SLG: 0.200										1	0	0	0	0	0	0								
25 Mark Teixeira, S (1, 3) OBP: 0.333, SLG: 0.250										2	1	1	1	1	0	0								
87 Francisco Arcia, L (6, PR) OBP: 0.300, SLG: 0.444										1	0	0	0	0	1	0								
34 Brian McCann, L (1, 2) OBP: 0.370, SLG: 0.435										2	0	0	0	0	0	1								
53 Austin Romine, R (6, 2) OBP: 0.250, SLG: 0.217										2	0	0	0	0	0	1								
26 Eduardo Núñez, R (1, 6) OBP: 0.240, SLG: 0.480										2	0	0	1	0	0	0								
79 Carmen Angelini, R (6, 6) OBP: 0.240, SLG: 0.480										2	0	0	0	0	0	1								
81 Ramón Flores, L (1, 7) OBP: 0.217, SLG: 0.300										0	0	0	0	2	0	0								
76 Ben Gamel, L (7, 7) OBP: 0.217, SLG: 0.300										1	0	0	0	0	0	0								
96 Peter O'Brien, R (1, 10) OBP: 0.250, SLG: 0.217										3	0	0	0	0	1	2								
97 Mason Williams, L (1, 9) OBP: 0.190, SLG: 0.263										2	0	0	0	0	0	1								
94 Taylor Dugas, L (7, 9) OBP: 0.190, SLG: 0.263										1	0	0	0	0	0	0								
78 Rob Segedin, R (1, 5) OBP: 0.250, SLG: 0.217										2	0	0	0	0	0	0								
81 Ail Castillo, R (6, 5) OBP: 0.250, SLG: 0.217										1	0	0	0	0	1	0								
<b>Inning Stats</b>	R: 3 E: 0 K: 0 S: 6	H: 3 LOB: 1 BB: 1 P: 11	R: 0 E: 0 K: 0 S: 3	H: 0 LOB: 0 BB: 0 P: 3	R: 0 E: 0 K: 0 S: 3	H: 0 LOB: 0 BB: 0 P: 3	R: 0 E: 0 K: 0 S: 3	H: 0 LOB: 1 BB: 1 P: 7	R: 0 E: 0 K: 1 S: 5	H: 0 LOB: 0 BB: 0 P: 5	R: 0 E: 0 K: 0 S: 2	H: 0 LOB: 1 BB: 1 P: 6	R: 0 E: 0 K: 1 S: 5	H: 0 LOB: 0 BB: 0 P: 5	R: 0 E: 0 K: 1 S: 5	H: 0 LOB: 0 BB: 0 P: 5	R: 0 E: 0 K: 1 S: 5	H: 0 LOB: 0 BB: 0 P: 5	R: 0 E: 0 K: 1 S: 5	H: 0 LOB: 0 BB: 0 P: 5	1B: 1 2B: 2 3B: 0 HR: 0	SF: 0 SAC: 0 DP: 1 HBP: 0	WP: 0 PB: 1 SB: 0 CS: 0	PA: 32
<b>PITCHER</b>	IP WLS BF H R ER SO BB IBB HBP BLK WP HR S P ERA WHIP	4.0 3 17 3 3 3 0 2 0 0 0 0 0 5 5 0.00 0.000	1.0 W 3 0 0 0 1 0 0 0 0 0 0 0 5 5 0.00 0.000	2.0 6 0 0 0 1 1 0 0 0 0 0 0 7 11 0.00 0.500	1.5 3 0 0 0 1 0 0 0 0 0 0 0 5 5 0.00 0.000	6.75 1.250	<b>PITCHER</b>										IP WLS BF H R ER SO BB IBB HBP BLK WP HR S P ERA WHIP	1.0 3 0 0 0 1 0 0 0 1 0 0 4 5 0.00 0.000						
44 Kyle Gibson, R (1, 1) ERA: 3.0											98 James Pazos, L (9, 1) ERA:													
56 Caleb Thielbar, L (5, 1) ERA: 2.25											98 James Pazos, L (9, 1) ERA:													
83 Sean Gilmartin, L (6, 1) ERA: 1.5											98 James Pazos, L (9, 1) ERA:													
57 Ryan Pressly, R (8, 1) ERA: 6.75											98 James Pazos, L (9, 1) ERA:													
64 Aaron Thompson, L (9, 1) ERA: 2.25											98 James Pazos, L (9, 1) ERA:													

AB	38
R	7
H	11
RBI	7
BB	5
SO	10
LOB	24



AB	29
R	3
H	3
RBI	3
BB	3
SO	4
LOB	6









Batter	1	2	3	4	5	6	7	8	9	AB	R	H	RBI	BB	SO	LOB	TOP									
31 Ichiro Suzuki, L (1, 9) OBP: 0.192, SLG: 0.125	G6-3			F9		G1-3				3	0	0	0	0	0	0	<b>New York Yankees @ Baltimore Orioles</b> Ed Smith Stadium, Sarasota, FL Sat Mar 15 2014, 1:11 PM - 3:30 PM EDT Att: 8,602 - Cloudy - 74 F									
94 Taylor Dugas, L (7, 9) OBP: 0.333, SLG: 0.667								1-3 2B		1	0	1	0	0	0											
14 Brian Roberts, S (1, 4) OBP: 0.296, SLG: 0.261	G3			33 BB				K		3	0	2	0	0	0											
99 Rob Refsnyder, R (7, 4)										1	0	0	0	0	1	3										
33 Kelly Johnson, L (1, 5) OBP: 0.414, SLG: 0.542	G4-3			53 G4-6-3				K		2	0	0	0	1	1											
78 Rob Segedin, R (7, 5)										1	0	0	0	0	1	3										
53 Austin Romine, R (1, 2) OBP: 0.259, SLG: 0.200		4-0								2	0	0	0	1	0	3										
96 Peter O'Brien, R (7, 2)				G4-6-3				K		1	0	0	0	0	1	3										
81 Ramón Flores, L (1, 7) OBP: 0.269, SLG: 0.391		0-3						F9		3	0	2	0	0	1	1										
76 Ben Gamel, L (7, 7)										1	0	0	0	0	0	0										
97 Mason Williams, L (1, 8) OBP: 0.174, SLG: 0.238		0-0								2	0	0	0	0	0	2										
85 Jake Cave, L (7, 8)										1	0	0	0	0	1	0										
Kyle Roller, L (1, 10)										3	0	0	0	0	1	2										
81 Ali Castillo, R (9, PR)										0	0	0	0	0	0	0										
79 Carmen Angelini, R (1, 6)										2	0	0	0	0	2	1										
98 Cito Culver, R (6, 6)										2	0	0	0	0	0	2										
87 Francisco Arcia, L (1, 3) OBP: 0.385, SLG: 0.727		0-3								2	1	1	1	1	1	0										
74 Zach Wilson, R (8, PR) (8, 3)										0	0	0	0	0	0	0										
<b>Inning Stats</b>	R: 0 E: 0 K: 0 S: 3	H: 0 LOB: 0 BB: 0 P: 3	R: 0 E: 0 K: 1 S: 4	H: 0 LOB: 0 BB: 1 P: 8	R: 0 E: 0 K: 3 S: 9	H: 0 LOB: 0 BB: 0 P: 9	R: 0 E: 0 K: 0 S: 3	H: 1 LOB: 1 BB: 0 P: 7	R: 0 E: 0 K: 1 S: 6	H: 1 LOB: 1 BB: 0 P: 6	R: 1 E: 0 K: 1 S: 9	H: 2 LOB: 1 BB: 0 P: 10	R: 0 E: 0 K: 0 S: 4	H: 1 LOB: 1 BB: 0 P: 4	R: 0 E: 0 K: 3 S: 10	H: 1 LOB: 3 BB: 1 P: 14	R: 0 E: 0 K: 1 S: 5	H: 0 LOB: 1 BB: 0 P: 6	1B: 3 2B: 2 3B: 0 HR: 1	SF: 0 SAC: 1 DP: 2 HBP: 1	WP: 0 PB: 0 SB: 0 CS: 0	PA: 35				
<b>PITCHER</b>	IP	WLS	BF	H	R	ER	SO	BB	IBB	HBP	BLK	WP	HR	S	P	ERA	WHIP									
30 Chris Tillman, R (1, 1) ERA: 4.97	5.0		18	3	1	1	5	2	0	0	0	0	0	1	28	37	1.80	1.000								
53 Zack Britton, L (6, 1) ERA: 1.13	1.0	4	1	0	0	1	0	0	0	0	0	0	0	6	6	0.00	1.000									
18 Suk-min Yoon, R (7, 1) ERA: 1.13	1.0	W	4	1	0	0	0	0	0	0	0	0	0	4	4	0.00	1.000									
56 Darren O'Day, R (8, 1) ERA: 1.13	1.0	H	5	1	0	0	3	1	0	0	0	0	0	10	14	0.00	2.000									
47 Evan Meek, R (9, 1) ERA: 1.13	1.0	S	4	0	0	0	1	0	0	1	0	0	0	5	6	0.00	0.000									


Batter	1	2	3	4	5	6	7	8	9	AB	R	H	RBI	BB	SO	LOB	BOTTOM									
21 Nick Markakis, L (1, 10) OBP: 0.462, SLG: 0.680	K		G4-3		G4-3			G6-3		4	0	0	0	0	1	3	<b>New York Yankees @ Baltimore Orioles</b> Ed Smith Stadium, Sarasota, FL Sat Mar 15 2014, 1:11 PM - 3:30 PM EDT Att: 8,602 - Cloudy - 74 F									
2 J.J. Hardy, R (1, 6) OBP: 0.400, SLG: 0.522										3	0	0	0	0	0	0										
51 Henry Urrutia, L (8, 7) OBP: 0.346, SLG: 0.520	G5-3							K		1	0	0	0	0	1	0										
23 Nelson Cruz, R (1, 8) OBP: 0.440, SLG: 0.590										3	0	0	0	0	0	0										
67 Michael Almanzar, R (8, 3) OBP: 0.321, SLG: 0.480	G5-3							P3		1	0	0	0	0	0	0										
19 Chris Davis, L (1, 3) OBP: 0.560, SLG: 1.000										3	1	2	1	0	0	0										
38 Xavier Paul, L (8, 9) OBP: 0.250, SLG: 0.259										0	0	0	0	0	0	0										
28 Steve Pearce, R (1, 7) OBP: 0.289, SLG: 0.417										3	0	0	0	0	1	1										
34 Quintin Berry, L (7, 7) OBP: 0.296, SLG: 0.333										0	0	0	0	0	0	0										
27 Delmon Young, R (1, 9) OBP: 0.222, SLG: 0.296										3	0	2	0	0	0	0										
1 Jemile Weeks, S (7, PR) (8, 4) OBP: 0.355, SLG: 0.217										0	1	0	0	0	0	0										
6 Jonathan Schoop, R (1, 4) OBP: 0.448, SLG: 0.692										2	0	0	1	0	1	1										
3 Ryan Flaherty, L (8, 6) OBP: 0.344, SLG: 0.464										0	0	0	0	0	0	0										
63 Caleb Joseph, R (1, 2) OBP: 0.182, SLG: 0.111										2	0	0	0	0	0	1										
48 Johnny Monell, L (7, PH) (8, 2) OBP: 0.368, SLG: 0.471										1	0	0	0	0	0	1										
36 Alex Gonzalez, R (1, 5) OBP: 0.458, SLG: 0.739										2	0	1	0	1	0	1										
92 Buck Britton, L (8, 5) OBP: 0.167, SLG: 0.167										0	0	0	0	0	0	0										
<b>Inning Stats</b>	R: 0 E: 0 K: 1 S: 5	H: 0 LOB: 0 BB: 0 P: 5	R: 0 E: 0 K: 0 S: 3	H: 0 LOB: 0 BB: 0 P: 3	R: 0 E: 0 K: 1 S: 5	H: 0 LOB: 1 BB: 1 P: 9	R: 0 E: 0 K: 1 S: 6	H: 1 LOB: 1 BB: 0 P: 6	R: 0 E: 0 K: 0 S: 5	H: 2 LOB: 2 BB: 0 P: 5	R: 1 E: 0 K: 0 S: 5	H: 1 LOB: 0 BB: 0 P: 6	R: 1 E: 0 K: 0 S: 4	H: 1 LOB: 1 BB: 0 P: 5	R: 0 E: 0 K: 1 S: 5	H: 0 LOB: 0 BB: 0 P: 5	1B: 3 2B: 1 3B: 0 HR: 1	SF: 1 SAC: 0 DP: 0 HBP: 0	WP: 0 PB: 0 SB: 1 CS: 0	PA: 30						
<b>PITCHER</b>	IP	WLS	BF	H	R	ER	SO	BB	IBB	HBP	BLK	WP	HR	S	P	ERA	WHIP									
57 Vidal Nuno, L (1, 1) ERA: 1.5	4.0		14	1	0	0	3	1	0	0	0	0	0	1	9	10	5.40	1.800								
86 Danny Burawa, R (5, 1) ERA: 2.7	1.2	8	3	1	1	0	0	0	0	0	0	0	0	5	6	6.75	0.750									
84 Mark Montgomery, R (6, 1) ERA: 2.08	1.1	L	5	1	1	1	0	0	0	0	0	0	0	5	5	0.00	0.000									
71 Brian Gordon, R (8, 1) ERA: 9.0	1.0		3	0	0	0	1	0	0	0	0	0	0	5	5	0.00	0.000									





Batter	1	2	3	4	5	6	7	8	9	AB	R	H	RBI	BB	SO	LOB	TOP					
22 Jason Heyward, L (1, 9) OBP: 0.409, SLG: 0.600 20 Todd Cunningham, S (7, 9) OBP: 0.222, SLG: 0.440	G1-3		4-0 BB		0-0 2B		G4-3		G4-3	3	1	1	0	1	0	0	<b>Atlanta Braves @ New York Yankees</b> George M. Steinbrenner Field, Tampa, FL Sun Mar 16 2014, 1:07 PM - 4:09 PM EDT Att: 10,527 - Sunny - 77 F <a href="http://livebaseballscorecards.com">livebaseballscorecards.com</a>					
2 B.J. Upton, R (1, 8) OBP: 0.360, SLG: 0.351 25 Joey Terdoslavich, S (8, 9) OBP: 0.284, SLG: 0.286	1B		0-3 BB		0-0 1B				K	4	0	2	1	0	2	2						
5 Freddie Freeman, L (1, 3) OBP: 0.425, SLG: 0.496 59 Ernesto Mejia, R (3, PH) OBP: 0.368, SLG: 0.514	K		0-3 BB		1-0 1B		G5-3		K	1	0	0	0	0	1	1						
8 Justin Upton, R (1, 7) OBP: 0.250, SLG: 0.281 13 Jose Constanza, L (8, 7) OBP: 0.394, SLG: 0.419	K		0-3 BB		0-0 G6-3				F8	4	1	1	1	0	1	2						
4 Ryan Doumit, S (1, 2) OBP: 0.286, SLG: 0.313 58 Christian Bethancourt, R (2, 2) OBP: 0.176, SLG: 0.176	K		0-3 BB		0-0 F8				K	1	0	0	0	0	1	0						
26 Dan Uggla, R (1, 10) OBP: 0.402, SLG: 0.419	P3		0-0 BB		4-0 84 2B				K	3	1	0	0	1	1	0						
84 Tommy La Stella, L (1, 4) OBP: 0.383, SLG: 0.390	G3-1		0-0 BB		1-0 2B				F9	3	1	1	1	1	0	0						
19 Andrelton Simmons, R (1, 6) OBP: 0.286, SLG: 0.300 67 Elmer Reyes, R (7, 6) OBP: 0.333, SLG: 0.348	F7		0-0 BB		0-0 P5				K	3	0	0	0	0	1	1						
7 Tyler Greene, R (1, 5) OBP: 0.313, SLG: 0.214	1B		0-0 BB		0-3 K				K	4	0	2	0	0	2	0						
									1-2 2-3 3-H	20 G4-3	1B											
<b>Inning Stats</b>	R: 0 E: 0 K: 2 S: 8	H: 1 LOB: 1 BB: 0 P: 9	R: 0 E: 0 K: 1 S: 5	H: 0 LOB: 0 BB: 0 P: 5	R: 0 E: 0 K: 2 S: 8	H: 1 LOB: 2 BB: 1 P: 12	R: 1 E: 0 K: 0 S: 4	H: 1 LOB: 1 BB: 1 P: 8	R: 1 E: 0 K: 1 S: 7	H: 2 LOB: 1 BB: 0 P: 8	R: 0 E: 0 K: 2 S: 7	H: 0 LOB: 0 BB: 0 P: 7	R: 0 E: 0 K: 2 S: 7	H: 0 LOB: 0 BB: 0 P: 7	R: 1 E: 0 K: 2 S: 8	H: 1 LOB: 0 BB: 0 P: 8	R: 1 E: 0 K: 1 S: 6	H: 1 LOB: 2 BB: 1 P: 11	1B: 4 2B: 2 3B: 0 HR: 1	SF: 0 SAC: 0 DP: 0 HBP: 1	WP: 1 PB: 0 SB: 1 CS: 0	PA: 38
<b>PITCHER</b>	IP WLS BF H R ER SO BB IBB HBP BLK WP HR S P ERA WHIP																					
19 Masahiro Tanaka, R (1, 1) ERA: 1.93	4.1		18	3	1	1	6	2	0	0	0	0	0	0	1	0	4	5	2.08	1.154		
48 Matt Thornton, L (5, 1) ERA: 11.57	0.2	W	4	2	1	1	0	0	0	0	0	0	1	0	4	5	13.50	3.000				
27 Shawn Kelley, R (6, 1) ERA: 2.08	1.0		3	0	0	0	2	0	0	0	0	0	0	0	7	7	0.00	0.000				
90 Shane Greene, R (7, 1) ERA: 3.6	2.0		7	1	1	1	4	0	0	0	0	0	0	1	15	15	4.50	0.500				
68 Dellin Betances, R (9, 1) ERA: 1.0	1.0		6	1	1	1	1	1	0	1	0	0	0	0	6	11	9.00	2.000				


Batter	1	2	3	4	5	6	7	8	9	AB	R	H	RBI	BB	SO	LOB	BOTTOM			
31 Ichiro Suzuki, L (1, 9) OBP: 0.267, SLG: 0.222 94 Taylor Dugas, L (6, 9) OBP: 0.250, SLG: 0.500	2B		1-3 2-H		0-0 G3-1				L5	3	1	2	1	1	0	2	<b>Atlanta Braves @ New York Yankees</b> George M. Steinbrenner Field, Tampa, FL Sun Mar 16 2014, 1:07 PM - 4:09 PM EDT Att: 10,527 - Sunny - 77 F <a href="http://livebaseballscorecards.com">livebaseballscorecards.com</a>			
26 Eduardo Núñez, R (1, 6) OBP: 0.310, SLG: 0.500 79 Carmen Angelini, R (6, FR) OBP: 0.286, SLG: 0.286	1B		0-0 F8		4-0 34 WP				F8	3	1	2	0	1	0	2				
25 Mark Teixeira, S (1, 3) OBP: 0.333, SLG: 0.214 87 Francisco Arcia, L (6, 2) OBP: 0.333, SLG: 0.615	K		0-3 BB		0-0 F4				G4-6-3	2	0	0	0	1	1	4				
34 Brian McCann, L (1, 2) OBP: 0.367, SLG: 0.462 Kyle Roller, L (5, PR) OBP: 0.286, SLG: 0.286	K		0-3 L6		1-0 33 1B				K	3	0	1	2	0	1	3				
33 Kelly Johnson, L (1, 5) OBP: 0.406, SLG: 0.519 78 Rob Segedin, R (7, 5) OBP: 0.250, SLG: 0.250	K		0-3 F7		0-0 81 1B				P5	2	0	0	0	0	1	1				
81 Ramón Flores, L (1, 7) OBP: 0.310, SLG: 0.423 76 Ben Gamel, L (7, 7) OBP: 0.250, SLG: 0.250	1B		0-0 G4-3		0-0 81 1B				1B	3	2	2	1	0	0	1				
96 Peter O'Brien, R (1, 10) OBP: 1.000, SLG: 1.000	K		0-3 K		0-0 97 WP				1B	1	0	1	0	0	0	0				
97 Mason Williams, L (1, 8) OBP: 0.192, SLG: 0.261 73 Brandon Thomas, R (7, 8) OBP: 0.286, SLG: 0.286	1B		0-0 G3		1-0 97 WP				1B	2	0	1	1	0	0	0				
81 Ali Castillo, R (1, 4) OBP: 0.286, SLG: 0.286	F8		0-0 F9		0-0 E6				G6-4-3	4	0	0	0	0	0	6				
									1-2 2-3	81 G6-4-3	1B									
<b>Inning Stats</b>	R: 0 E: 0 K: 3 S: 11	H: 2 LOB: 2 BB: 0 P: 11	R: 1 E: 0 K: 1 S: 8	H: 3 LOB: 0 BB: 0 P: 8	R: 0 E: 0 K: 0 S: 3	H: 0 LOB: 1 BB: 1 P: 7	R: 0 E: 0 K: 1 S: 5	H: 0 LOB: 0 BB: 0 P: 5	R: 6 E: 2 K: 0 S: 7	H: 3 LOB: 2 BB: 3 P: 21	R: 0 E: 0 K: 1 S: 5	H: 1 LOB: 1 BB: 0 P: 5	R: 0 E: 0 K: 0 S: 5	H: 3 LOB: 2 BB: 0 P: 5	R: 0 E: 0 K: 0 S: 3	H: 0 LOB: 0 BB: 0 P: 3	1B: 10 2B: 2 3B: 0 HR: 0	SF: 1 SAC: 0 DP: 2 HBP: 0	WP: 2 PB: 0 SB: 1 CS: 0	PA: 39
<b>PITCHER</b>	IP WLS BF H R ER SO BB IBB HBP BLK WP HR S P ERA WHIP																			
49 Julio Teheran, R (1, 1) ERA: 0.69	4.0		18	5	1	1	5	1	0	0	0	0	1	0	4	13	135.00	15.000		
80 Atahualpa Severino, L (5, 1) ERA: 20.77	0.1	L	6	3	6	5	0	2	0	0	0	0	1	0	11	16	0.00	3.000		
38 Anthony Varvaro, R (5, 1) ERA: 0.75	1.2		10	4	0	0	1	1	0	0	0	0	1	0	11	16	0.00	3.000		
78 John Cornely, R (7, 1) ERA: 1.29	1.0		2	0	0	0	0	0	0	0	0	0	0	2	2	0.00	0.000			
48 David Carpenter, R (8, 1) ERA: 1.29	1.0		3	0	0	0	0	0	0	0	0	0	0	3	3	0.00	0.000			









Batter	1	2	3	4	5	6	7	8	9	AB	R	H	RBI	BB	SO	LOB	TOP																		
																													<p><b>New York Yankees @ Pittsburgh Pirates</b>            McKechnie Field, Bradenton, FL            Mon Mar 17 2014, 1:05 PM EDT</p> <p><a href="http://livebaseballscorecards.com">livebaseballscorecards.com</a></p> <p><b>AB</b> 0  <b>R</b> 0  <b>H</b> 0  <b>RBI</b> 0  <b>BB</b> 0  <b>SO</b> 0  <b>LOB</b> 0</p> 						
Inning Stats																																			
PITCHER	IP	WLS	BF	H	R	ER	SO	BB	IBB	HBP	BLK	WP	HR	S	P	ERA	WHIP	PITCHER	IP	WLS	BF	H	R	ER	SO	BB	IBB	HBP	BLK	WP	HR	S	P	ERA	WHIP

Batter	1	2	3	4	5	6	7	8	9	AB	R	H	RBI	BB	SO	LOB	BOTTOM																		
Inning Stats																																			
PITCHER	IP	WLS	BF	H	R	ER	SO	BB	IBB	HBP	BLK	WP	HR	S	P	ERA	WHIP	PITCHER	IP	WLS	BF	H	R	ER	SO	BB	IBB	HBP	BLK	WP	HR	S	P	ERA	WHIP



Batter	1	2	3	4	5	6	7	8	9	AB	R	H	RBI	BB	SO	LOB	TOP								
25 Jackie Bradley Jr., L (1.8) OBP: 0.268, SLG: 0.324 26 Shannon Wilkerson, R (7.8)	G3-1		2B		K		K			4	0	1	0	0	2	3	<b>Boston Red Sox @ New York Yankees</b> George M. Steinbrenner Field, Tampa, FL Tue Mar 18 2014, 1:09 PM - 3:57 PM EDT Att: 11,032 - Partly Cloudy - 68 F <a href="http://livebaseballscorecards.com">livebaseballscorecards.com</a>								
5 Jonny Gomes, R (1.10) OBP: 0.212, SLG: 0.281	K		K		K			F9		4	0	0	0	0	3	3									
37 Mike Carp, L (1.7) OBP: 0.294, SLG: 0.581 Scott Cousins, L (6.7) OBP: 0.333, SLG: 0.333 (7.9)	1B		K				F7	F9		3	0	1	0	0	1	1									
20 Ryan Lavarnway, R (1.3) OBP: 0.406, SLG: 0.586 61 Dan Butler, R (7.2) OBP: 0.308, SLG: 0.182	1B			G5-3			P3	1B		3	0	1	0	0	0	0									
2 Xander Bogaerts, R (1.6) OBP: 0.294, SLG: 0.321 16 Sean Coyle, R (7.4) OBP: 0.667, SLG: 1.333	K			F8			F7	FC5-4		3	0	0	0	0	1	2									
72 Corey Brown, L (1.9) OBP: 0.381, SLG: 0.632 76 Justin Henry, L (7.7) OBP: 0.500, SLG: 0.500		G3			P5			2B	1B	3	1	1	0	0	0	0									
3 David Ross, R (1.2) OBP: 0.176, SLG: 0.188 48 Mike McCoy, R (7.5) OBP: 0.167, SLG: 0.118	K				2B		G5-3	F9		3	0	1	0	0	1	1									
23 Brandon Snyder, R (1.5) OBP: 0.280, SLG: 0.227 84 Carlos Rivera, R (7.3)	F8				P3		G6-3	F9		3	0	0	0	0	2	2									
10 Jonathan Herrera, S (1.4) OBP: 0.267, SLG: 0.310 5 Mike Miller, R (7.6)			G4-3		1B			FC6-4		3	0	2	1	0	0	0									
<b>Inning Stats</b>	R: 0 E: 0 K: 2 S: 9	H: 2 LOB: 2 BB: 0 P: 10	R: 0 E: 0 K: 1 S: 5	H: 0 LOB: 0 BB: 5 P: 6	R: 0 E: 0 K: 2 S: 8	H: 1 LOB: 1 BB: 0 P: 8	R: 0 E: 0 K: 0 S: 3	H: 0 LOB: 0 BB: 0 P: 3	R: 0 E: 0 K: 2 S: 9	H: 2 LOB: 2 BB: 0 P: 10	R: 0 E: 0 K: 0 S: 3	H: 0 LOB: 0 BB: 0 P: 3	R: 1 E: 0 K: 1 S: 7	H: 2 LOB: 1 BB: 0 P: 7	R: 0 E: 0 K: 0 S: 4	H: 1 LOB: 1 BB: 0 P: 4		R: 0 E: 0 K: 0 S: 4	H: 1 LOB: 1 BB: 0 P: 4	1B: 6 2B: 3 3B: 0 HR: 0	SF: 0 SAC: 0 DP: 0 HBP: 0	WP: 1 PB: 0 SB: 0 CS: 0	PA: 36		
<b>PITCHER</b>	IP	WLS	BF	H	R	ER	SO	BB	IBB	HBP	BLK	WP	HR	S	P	ERA	WHIP								
35 Michael Pineda, R (1.1) ERA: 0.00	4.1	W	17	4	0	0	5	0	0	0	0	0	0	27	28	0.00	0.923								
30 David Robertson, R (5.1) ERA: 1.69	0.2		3	1	0	0	2	0	0	0	0	1	0	7	8	0.00	1.500								
27 Shawn Kelley, R (6.1) ERA: 4.5	1.0		3	0	0	0	0	0	0	0	0	0	0	3	3	0.00	0.000								
55 David Herndon, R (7.1) ERA: 4.5	1.0		5	2	1	1	1	0	0	0	0	0	0	7	7	9.00	2.000								
92 Fred Lewis, L (8.1) ERA: 0.00	1.0		4	1	0	0	0	0	0	0	0	0	0	4	4	0.00	1.000								

Batter	1	2	3	4	5	6	7	8	9	AB	R	H	RBI	BB	SO	LOB	BOTTOM								
11 Brett Gardner, L (1.7) OBP: 0.343, SLG: 0.375 89 Yandervis Solarte, S (7.7) OBP: 0.546, SLG: 0.700	1B	2B						L4		4	2	3	0	0	0	0	<b>Boston Red Sox @ New York Yankees</b> George M. Steinbrenner Field, Tampa, FL Tue Mar 18 2014, 1:09 PM - 3:57 PM EDT Att: 11,032 - Partly Cloudy - 68 F <a href="http://livebaseballscorecards.com">livebaseballscorecards.com</a>								
2 Derek Jeter, R (1.6) OBP: 0.216, SLG: 0.176 45 Dean Anna, L (7.6) OBP: 0.367, SLG: 0.240	F9	1B		G5-4-3	G4-3			G3-1		4	0	1	1	0	0	2									
36 Carlos Beltrán, S (1.9) OBP: 0.192, SLG: 0.375 65 Zoilo Almonte, S (7.9) OBP: 0.462, SLG: 0.680	P5	F9					K	G5-3		4	1	1	0	0	1	4									
25 Mark Teixeira, S (1.3) OBP: 0.409, SLG: 0.250 80 Jose Gil, R (7.3) OBP: 0.385, SLG: 0.417	BB	1B					K			2	1	1	2	2	1	0									
12 Alfonso Soriano, R (1.10) OBP: 0.280, SLG: 0.375	1B	F8					L9			4	1	2	4	0	0	1									
29 Francisco Cervelli, R (1.2) OBP: 0.533, SLG: 0.929 53 Austin Romine, R (7.2) OBP: 0.250, SLG: 0.192	G4-3							K		3	0	2	0	0	0	2									
14 Brian Roberts, S (1.4) OBP: 0.333, SLG: 0.308 26 Eduardo Núñez, R (7.4) OBP: 0.300, SLG: 0.483		1B						F7		3	1	2	0	0	1	1									
33 Kelly Johnson, L (1.5) OBP: 0.400, SLG: 0.483 98 Zolous Wheeler, R (7.5) OBP: 0.333, SLG: 0.480		BB						2B		2	1	0	0	1	2	3									
31 Ichiro Suzuki, L (1.8) OBP: 0.273, SLG: 0.233 95 Adonis García, R (7.8) OBP: 0.435, SLG: 0.478	1B	1B						F8		3	1	1	1	0	0	1									
<b>Inning Stats</b>	R: 1 E: 0 K: 0 S: 5	H: 2 LOB: 2 BB: 1 P: 10	R: 4 E: 0 K: 0 S: 7	H: 5 LOB: 1 BB: 1 P: 11	R: 0 E: 0 K: 2 S: 8	H: 1 LOB: 1 BB: 0 P: 10	R: 3 E: 0 K: 1 S: 11	H: 5 LOB: 2 BB: 1 P: 16	R: 0 E: 0 K: 0 S: 3	H: 0 LOB: 0 BB: 0 P: 3	R: 0 E: 0 K: 2 S: 7	H: 0 LOB: 0 BB: 0 P: 7	R: 0 E: 0 K: 1 S: 6	H: 1 LOB: 1 BB: 0 P: 6	R: 0 E: 0 K: 0 S: 3	H: 0 LOB: 0 BB: 0 P: 3		1B: 10 2B: 2 3B: 1 HR: 1	SF: 0 SAC: 0 DP: 1 HBP: 0	WP: 0 PB: 1 SB: 1 CS: 0	PA: 39				
<b>PITCHER</b>	IP	WLS	BF	H	R	ER	SO	BB	IBB	HBP	BLK	WP	HR	S	P	ERA	WHIP								
22 Felix Doubront, L (1.1) ERA: 6.52	3.2	L	22	10	7	7	2	3	0	0	0	0	0	18	19	3.86	1.286								
67 Brandon Workman, R (4.1) ERA: 6.55	2.1		10	3	1	1	3	0	0	0	0	0	1	18	19	3.86	1.286								
56 Rich Hill, L (7.1) ERA: 0.00	1.0		4	1	0	0	1	0	0	0	0	0	0	6	6	0.00	1.000								
59 Tommy Layne, L (8.1) ERA: 0.00	1.0		3	0	0	0	0	0	0	0	0	0	0	3	3	0.00	0.000								







Batter	1	2	3	4	5	6	7	8	9	AB	R	H	RBI	BB	SO	LOB	TOP			
31 Ichiro Suzuki, L (1.8) 73 Aníbal Sánchez, S (7.8) OBP: 0.270, SLG: 0.235 OBP: 0.310, SLG: 0.365	F8		G5-3				G6-3			4	0	1	2	0	0	1	<b>New York Yankees @ Boston Red Sox</b> JetBlue Park, Ft. Myers, FL Thu Mar 20 2014, 7:13 PM - 9:58 PM EDT Att: 9,750 - Clear - 76 F			
45 Dean Anna, L (1.6) 79 Carmen Angelini, R (8.6) OBP: 0.361, SLG: 0.233 OBP: 0.375, SLG: 0.185	K		G4-3					G3		4	0	1	0	0	1	0				
26 Eduardo Núñez, R (1.5) 80 Jose Gil, R (8.3) OBP: 0.278, SLG: 0.429 OBP: 0.375, SLG: 0.357				B1-3	G1-3			F9		4	0	1	0	0	0	2				
25 Mark Teixeira, S (1.3) 81 Ali Castillo, R (8.4) OBP: 0.385, SLG: 0.211 OBP: 0.375, SLG: 0.185	P2			G1			G6-3			3	0	0	0	1	0	1				
29 Francisco Cervelli, R (1.2) 53 Austin Romine, R (8.2) OBP: 0.515, SLG: 0.968 OBP: 0.267, SLG: 0.185		HR		G6-3			G5-3			3	1	1	1	0	0	0				
24 Scott Sizemore, R (1.4) José Pirela, R (5.4) OBP: 0.400, SLG: 0.333 OBP: 0.375, SLG: 0.522							F9			2	0	0	0	0	1	0				
89 Yanger Solarte, S (1.7) 76 Ben Gamel, L (7.7) OBP: 0.514, SLG: 0.636 OBP: 0.200, SLG: 0.200							F9			2	0	0	0	0	0	0				
65 Zoilo Almonte, S (1.9) 95 Adonis García, R (7.9) OBP: 0.433, SLG: 0.607 OBP: 0.444, SLG: 0.519							G3-1			3	0	0	0	0	1	0				
98 Zolton Thomas, R (1.10) 66 John Ryan Murphy, R (9.10) OBP: 0.406, SLG: 0.536 OBP: 0.311, SLG: 0.152							G5-3			2	1	0	0	1	0	0				
<b>Inning Stats</b>	R: 0 E: 0 K: 1 S: 6	H: 1 LOB: 1 BB: 0 P: 6	R: 1 E: 0 K: 2 S: 9	H: 1 LOB: 0 BB: 0 P: 9	R: 0 E: 0 K: 0 S: 3	H: 0 LOB: 0 BB: 0 P: 3	R: 0 E: 0 K: 0 S: 3	H: 0 LOB: 0 BB: 0 P: 3	R: 2 E: 0 K: 0 S: 6	H: 3 LOB: 2 BB: 1 P: 10	R: 0 E: 0 K: 0 S: 3	H: 0 LOB: 1 BB: 1 P: 7	R: 0 E: 0 K: 0 S: 3	H: 0 LOB: 1 BB: 0 P: 7	R: 0 E: 0 K: 1 S: 6	H: 1 LOB: 1 BB: 0 P: 6		1B: 4 2B: 1 3B: 0 HR: 1	SF: 0 SAC: 0 DP: 0 HBP: 0	WP: 0 PB: 0 SB: 0 CS: 0
<b>PITCHER</b>	IP WLS BF H R ER SO BB IBB HBP BLK WP HR S P ERA WHIP																			
11 Clay Buchholz, R (1.1) 55 Chris Capuano, L (6.1) 66 Drake Britton, L (9.1) ERA: 2.77 ERA: 2.45 ERA: 7.27	5.0 L 21 5 3 3 3 1 0 0 0 0 0 1 27 31 5.40 1.200																			

Batter	1	2	3	4	5	6	7	8	9	AB	R	H	RBI	BB	SO	LOB	BOTTOM					
38 Grady Sizemore, L (1.8) OBP: 0.385, SLG: 0.400	G4-3		G4-3					L6		4	1	1	0	0	0	0	<b>New York Yankees @ Boston Red Sox</b> JetBlue Park, Ft. Myers, FL Thu Mar 20 2014, 7:13 PM - 9:58 PM EDT Att: 9,750 - Clear - 76 F					
18 Shane Victorino, S (1.9) 72 Corey Brown, L (7.9) OBP: 0.294, SLG: 0.267 OBP: 0.435, SLG: 0.650				K			G1-3			3	0	1	0	0	1	2						
15 Dustin Pedroia, R (1.4) 11 Mookie Betts, R (8.4) OBP: 0.366, SLG: 0.486 OBP: 0.435, SLG: 0.650										3	0	1	2	0	0	1						
34 David Ortiz, L (1.10) 61 Dan Butler, R (6.10) OBP: 0.143, SLG: 0.188 OBP: 0.297, SLG: 0.154										2	0	0	0	1	0	1						
12 Mike Napoli, R (1.3) 48 Mike McCoy, R (8.6) OBP: 0.200, SLG: 0.111		K					G6-3			3	0	0	0	0	1	2						
29 Daniel Nava, S (1.7) OBP: 0.421, SLG: 0.533		K					P3			1	0	0	0	0	0	0						
2 Xander Bogaerts, R (1.6) 82 Matty Johnson, S (8.7) OBP: 0.300, SLG: 0.324 OBP: 0.394, SLG: 0.567										3	0	0	0	0	0	1						
3 David Ross, R (1.2) 20 Ryan Lavanway, R (7.2) OBP: 0.211, SLG: 0.222 OBP: 0.394, SLG: 0.567										2	0	1	0	0	0	0						
10 Jonathan Herrera, S (1.5) 84 Carlos Rivera, R (7.5) OBP: 0.250, SLG: 0.290 OBP: 0.394, SLG: 0.567										2	0	0	0	0	0	1						
<b>Inning Stats</b>	R: 0 E: 0 K: 0 S: 4	H: 1 LOB: 1 BB: 0 P: 5	R: 0 E: 0 K: 2 S: 7	H: 0 LOB: 0 BB: 0 P: 7	R: 0 E: 0 K: 0 S: 3	H: 0 LOB: 0 BB: 0 P: 3	R: 0 E: 0 K: 1 S: 5	H: 0 LOB: 0 BB: 0 P: 5	R: 0 E: 0 K: 0 S: 2	H: 0 LOB: 0 BB: 1 P: 6	R: 2 E: 0 K: 0 S: 6	H: 3 LOB: 2 BB: 1 P: 10	R: 0 E: 0 K: 0 S: 3	H: 0 LOB: 0 BB: 0 P: 3	R: 0 E: 0 K: 1 S: 6	H: 1 LOB: 1 BB: 0 P: 6		R: 0 E: 0 K: 0 S: 3	H: 0 LOB: 0 BB: 0 P: 3	1B: 3 2B: 2 3B: 0 HR: 0	SF: 0 SAC: 0 DP: 1 HBP: 0	WP: 1 PB: 0 SB: 0 CS: 0
<b>PITCHER</b>	IP WLS BF H R ER SO BB IBB HBP BLK WP HR S P ERA WHIP																					
41 David Phelps, R (1.1) 57 Chris Leroux, R (7.1) 92 Fred Lewis, L (8.1) 40 Matt Daley, R (9.1) ERA: 2.75 ERA: ERA:	1.1 H 4 0 0 0 0 0 0 0 0 0 0 4 4 0.00 0.000																					



Batter	1	2	3	4	5	6	7	8	9	AB	R	H	RBI	BB	SO	LOB	TOP										
5 Josh Harrison, R OBP: 0.375, SLG: 0.567 (1, 7)										4	0	1	0	0	1	1	<b>Pittsburgh Pirates @ New York Yankees</b> George M. Steinbrenner Field, Tampa, FL Fri Mar 21 2014, 7:05 PM - 9:43 PM EDT Att: 10,890 - Clear - 83 F <a href="http://livebaseballscorecards.com">livebaseballscorecards.com</a>										
18 Neil Walker, S OBP: 0.286, SLG: 0.333 (1, 10)										4	0	1	0	0	0	1											
22 Andrew McCutchen, R OBP: 0.576, SLG: 1.000 23 Travis Snider, L OBP: 0.344, SLG: 0.516 (1, 8) (6, 9)										3	0	1	0	0	1	1											
17 Gaby Sanchez, R OBP: 0.417, SLG: 0.450 57 Andrew Lambo, L OBP: 0.190, SLG: 0.105 (1, 3) (7, 3)										3	0	0	0	0	2	2											
26 Tony Sanchez, R OBP: 0.333, SLG: 0.485 66 Nevin Ashley, R (1, 2) (8, 2)										2	0	0	0	1	0	2											
10 Jordy Mercer, R OBP: 0.344, SLG: 0.231 14 Jaff Decker, L OBP: 0.229, SLG: 0.324 (1, 6) (7, 7)										3	0	1	0	0	1	0											
31 Jose Tabata, R OBP: 0.121, SLG: 0.152 25 Chris Dickerson, L OBP: 0.433, SLG: 0.423 (1, 9) (5, 9) (6, 8)										2	0	0	0	0	1	3											
70 Michael Martinez, S OBP: 0.387, SLG: 0.433 (1, 4)										3	0	0	0	0	1	1											
59 Robert Andino, R OBP: 0.188, SLG: 0.226 (1, 5) (7, 6)										3	0	0	0	0	1	1											
<b>Inning Stats</b>	R: 0 E: 0 K: 1 S: 5	H: 1 LOB: 1 BB: 0 P: 5	R: 0 E: 0 K: 0 S: 3	H: 1 LOB: 1 BB: 1 P: 7	R: 0 E: 1 K: 2 S: 7	H: 0 LOB: 1 BB: 0 P: 7	R: 0 E: 0 K: 1 S: 6	H: 2 LOB: 1 BB: 0 P: 6	R: 0 E: 1 K: 1 S: 6	H: 0 LOB: 1 BB: 0 P: 6	R: 0 E: 0 K: 0 S: 3	H: 0 LOB: 0 BB: 0 P: 3	R: 0 E: 0 K: 2 S: 7	H: 0 LOB: 0 BB: 0 P: 7	R: 0 E: 0 K: 1 S: 5	H: 0 LOB: 0 BB: 0 P: 5		R: 0 E: 0 K: 0 S: 3	H: 0 LOB: 0 BB: 0 P: 3	1B: 4 2B: 2 3B: 0 HR: 0	SF: 0 SAC: 0 DP: 4 HBP: 0	WP: 0 PB: 0 SB: 0 CS: 2	PA: 30				
<b>PITCHER</b>	IP	WLS	BF	H	R	ER	SO	BB	IBB	HBP	BLK	WP	HR	S	P	ERA	WHIP										
52 CC Sabathia, L ERA: 1.59 (1, 1)	7.0	W	24	4	0	0	7	1	0	0	0	0	0	37	41	0.00	0.714										
48 Matt Thornton, L ERA: 9.0 (8, 1)	0.2		2	0	0	0	0	0	0	0	0	0	0	2	2	0.00	0.000										
27 Shawn Kelley, R ERA: 1.59 (8, 1)	0.1		1	0	0	0	1	0	0	0	0	0	0	3	3	0.00	0.000										
30 David Robertson, R ERA: (9, 1)	1.0		3	0	0	0	0	0	0	0	0	0	0	3	3	0.00	0.000										

Batter	1	2	3	4	5	6	7	8	9	AB	R	H	RBI	BB	SO	LOB	BOTTOM										
11 Brett Gardner, L OBP: 0.357, SLG: 0.333 73 Antron Richardson, S OBP: 0.350, SLG: 0.350 (1, 8) (6, 8)										3	0	0	1	0	0	2	<b>Pittsburgh Pirates @ New York Yankees</b> George M. Steinbrenner Field, Tampa, FL Fri Mar 21 2014, 7:05 PM - 9:43 PM EDT Att: 10,890 - Clear - 83 F <a href="http://livebaseballscorecards.com">livebaseballscorecards.com</a>										
2 Derek Jeter, R OBP: 0.182, SLG: 0.146 45 Dean Anna, L OBP: 0.378, SLG: 0.258 (1, 6) (8, 6)										3	0	0	1	0	1	1											
36 Carlos Beltrán, S OBP: 0.250, SLG: 0.410 95 Adonis García, R OBP: 0.464, SLG: 0.519 (1, 9) (8, 9)										3	1	1	0	0	1	1											
25 Mark Teixeira, S OBP: 0.367, SLG: 0.182 70 Russ Canzler, R OBP: 0.200, SLG: 0.158 (1, 3) (9, 3)										3	1	0	0	1	1	2											
34 Brian McCann, L OBP: 0.316, SLG: 0.412 (1, 2)										4	0	1	1	0	1	2											
12 Alfonso Soriano, R OBP: 0.281, SLG: 0.355 65 Zoilo Almonte, S OBP: 0.452, SLG: 0.607 (1, 7) (8, 7)										3	0	1	0	0	0	1											
33 Kelly Johnson, L OBP: 0.360, SLG: 0.424 98 Zolous Wheeler, R OBP: 0.394, SLG: 0.517 (1, 5) (7, 5)										2	1	0	0	1	0	1											
14 Brian Roberts, S OBP: 0.361, SLG: 0.323 89 Yungvis Solarte, S OBP: 0.514, SLG: 0.636 (1, 4) (8, 4)										3	1	1	0	0	0	0											
31 Ichiro Suzuki, L OBP: 0.275, SLG: 0.243 (1, 10)										3	0	1	0	0	0	0											
<b>Inning Stats</b>	R: 2 E: 0 K: 1 S: 7	H: 2 LOB: 1 BB: 1 P: 12	R: 2 E: 0 K: 1 S: 7	H: 2 LOB: 1 BB: 1 P: 12	R: 0 E: 1 K: 1 S: 6	H: 1 LOB: 1 BB: 0 P: 6	R: 0 E: 0 K: 0 S: 3	H: 0 LOB: 0 BB: 0 P: 3	R: 0 E: 0 K: 1 S: 5	H: 0 LOB: 0 BB: 0 P: 5	R: 0 E: 0 K: 0 S: 3	H: 0 LOB: 0 BB: 0 P: 3	R: 0 E: 0 K: 1 S: 5	H: 0 LOB: 0 BB: 0 P: 5	R: 0 E: 0 K: 1 S: 6	H: 1 LOB: 3 BB: 2 P: 14		1B: 5 2B: 1 3B: 0 HR: 0	SF: 0 SAC: 0 DP: 0 HBP: 0	WP: 1 PB: 0 SB: 1 CS: 0	PA: 34						
<b>PITCHER</b>	IP	WLS	BF	H	R	ER	SO	BB	IBB	HBP	BLK	WP	HR	S	P	ERA	WHIP										
36 Edinson Volquez, R ERA: 9.64 (1, 1)	5.0	L	22	5	4	4	4	2	0	0	0	0	0	28	38	7.20	1.400										
52 Andy Oliver, L ERA: 4.5 (6, 1)	1.0		3	0	0	0	0	0	0	0	0	0	0	3	3	0.00	0.000										
68 Jay Jackson, R ERA: 2.0 (7, 1)	1.0		3	0	0	0	1	0	0	0	0	0	0	5	5	0.00	0.000										
43 Daniel Schereth, L ERA: (8, 1)	1.0		6	1	0	0	1	2	0	0	0	0	0	6	14	0.00	3.000										

AB 29  
R 0  
H 4  
RBI 0  
BB 1  
SO 8  
LOB 12



AB 30  
R 4  
H 6  
RBI 3  
BB 4  
SO 6  
LOB 13





Batter	1	2	3	4	5	6	7	8	9	AB	R	H	RBI	BB	SO	LOB	TOP				
11 Brett Gardner, L OBP: 0.333, SLG: 0.308 Roybell Herrera, R OBP: 1.000, SLG: 1.000	G1-3			F8	G3-4-1		FC8-5 1B		FC6-4 BB	3	0	0	0	0	0	0					
26 Eduardo Núñez, R OBP: 0.275, SLG: 0.410 81 Ali Castillo, R	G1-3			FC8-5 1B	G5-3		FC8-5 1B		FC6-4	4	1	1	0	0	0	2					
33 Kelly Johnson, L OBP: 0.378, SLG: 0.495 Francisco Arcia, L OBP: 0.333, SLG: 0.615	P4			FC4-6 1B	F8		G4-3			4	1	1	0	0	0	2					
29 Francisco Cervelli, R OBP: 0.500, SLG: 0.909 80 Jose Gil, R OBP: 0.353, SLG: 0.333		F8		HBP			F7		G6-3	2	1	0	0	0	0	0					
24 Scott Sizemore, R OBP: 0.389, SLG: 0.333 95 Adonis García, R OBP: 0.448, SLG: 0.500		G5-3		FC4-6 1B			L6		K	3	1	1	2	0	0	0					
45 Dean Anna, L OBP: 0.375, SLG: 0.265 89 Yangeris Solarte, S OBP: 0.528, SLG: 0.647		F8		FC4-6 1B			F8			3	0	1	0	0	0	0					
65 Zoilo Almonte, S				FC4-6 1B			FC8-5 2B		G6-3	4	1	2	0	0	0	3					
98 Zelous Wheeler, R OBP: 0.417, SLG: 0.563 Ramón Flores, L OBP: 0.300, SLG: 0.407				G6-4-3 2B			FC8-5 1B		G1-3	3	0	2	1	0	0	1					
73 Antao Richardson, S OBP: 0.281, SLG: 0.304 Mason Williams, L OBP: 0.155, SLG: 0.250				K	F8		F8		G2	3	0	0	0	0	1	4					
<b>Inning Stats</b>	R: 0 E: 0 K: 0 S: 3	H: 0 LOB: 0 BB: 0 P: 3	R: 0 E: 0 K: 0 S: 3	H: 0 LOB: 0 BB: 0 P: 3	R: 0 E: 0 K: 1 S: 5	H: 1 LOB: 3 BB: 0 P: 5	R: 4 E: 0 K: 0 S: 8	H: 5 LOB: 2 BB: 0 P: 10	R: 0 E: 0 K: 0 S: 3	H: 0 LOB: 0 BB: 0 P: 3	R: 1 E: 0 K: 0 S: 6	H: 3 LOB: 2 BB: 0 P: 6	R: 0 E: 0 K: 1 S: 6	H: 1 LOB: 1 BB: 0 P: 6	R: 0 E: 0 K: 0 S: 3	H: 0 LOB: 1 BB: 1 P: 7	1B: 8 2B: 2 3B: 0 HR: 0	SF: 0 SAC: 0 DP: 1 HBP: 1	WP: 1 PB: 0 CS: 0	PA: 38	
<b>PITCHER</b>	IP	WLS	BF	H	R	ER	SO	BB	IBB	HBP	BLK	WP	HR	S	P	ERA	WHIP				
30 Kevin Correia, R ERA: 6.0	6.0	L	24	6	4	4	1	0	0	1	0	1	0	25	27	6.00	1.000				
51 Anthony Swarzak, R ERA: 5.87	2.0		10	4	1	1	1	0	0	0	0	0	0	12	12	4.50	2.000				
15 Glen Perkins, L ERA: 4.5	1.0		4	0	0	0	0	1	0	0	0	0	0	3	7	0.00	1.000				

**New York Yankees @ Minnesota Twins**  
Hammond Stadium, Fort Myers, FL  
Sat Mar 22 2014, 1:05 PM - 3:47 PM EDT  
Att: 9,298 - Partly Cloudy - 77 F

AB	36
R	5
H	10
RBI	4
BB	1
SO	2
LOB	13



Batter	1	2	3	4	5	6	7	8	9	AB	R	H	RBI	BB	SO	LOB	BOTTOM				
2 Brian Dozier, R OBP: 0.295, SLG: 0.415 11 Jason Bartlett, R OBP: 0.143, SLG: 0.063	G6-3 2B		G6-3 1B		F9		P4			3	1	2	0	0	0	0					
8 Kurt Suzuki, R OBP: 0.281, SLG: 0.233	G6-3		E5 1B							4	1	1	0	0	1	2					
7 Joe Mauer, L OBP: 0.400, SLG: 0.303 55 Chris Colabello, R OBP: 0.488, SLG: 0.545	G3									2	0	0	1	1	1	1					
16 Josh Willingham, R OBP: 0.200, SLG: 0.103 1 Alex Presley, L OBP: 0.231, SLG: 0.143	K									2	0	0	0	0	1	3					
13 Jason Kubel, L OBP: 0.333, SLG: 0.333 22 Wilkin Ramirez, R OBP: 0.257, SLG: 0.364		P6								3	0	1	1	0	1	0					
24 Trevor Plouffe, R OBP: 0.302, SLG: 0.237 5 Eduardo Escobar, S OBP: 0.306, SLG: 0.514										3	0	0	1	0	1	2					
31 Oswaldo Arcia, L OBP: 0.308, SLG: 0.471 12 Chris Herrmann, L OBP: 0.526, SLG: 0.563										3	0	0	0	0	2						
32 Aaron Hicks, S OBP: 0.389, SLG: 0.543 27 Chris Parmelee, L OBP: 0.250, SLG: 0.297										3	0	1	0	0	0	0					
25 Pedro Florimón, S OBP: 0.167, SLG: 0.091 17 Doug Bernier, R OBP: 0.412, SLG: 0.286										3	0	0	0	0	3	1					
<b>Inning Stats</b>	R: 1 E: 0 K: 1 S: 6	H: 1 LOB: 0 BB: 0 P: 6	R: 0 E: 0 K: 1 S: 5	H: 0 LOB: 0 BB: 0 P: 5	R: 0 E: 1 K: 1 S: 8	H: 2 LOB: 3 BB: 1 P: 12	R: 0 E: 0 K: 1 S: 5	H: 0 LOB: 0 BB: 0 P: 5	R: 0 E: 0 K: 1 S: 7	H: 2 LOB: 2 BB: 0 P: 8	R: 0 E: 0 K: 1 S: 5	H: 0 LOB: 0 BB: 0 P: 5	R: 0 E: 0 K: 3 S: 9	H: 0 LOB: 0 BB: 0 P: 9	R: 1 E: 0 K: 3 S: 12	H: 1 LOB: 0 BB: 0 P: 15	1B: 3 2B: 2 3B: 0 HR: 1	SF: 0 SAC: 0 DP: 0 HBP: 1	WP: 0 PB: 0 CS: 1	PA: 35	
<b>PITCHER</b>	IP	WLS	BF	H	R	ER	SO	BB	IBB	HBP	BLK	WP	HR	S	P	ERA	WHIP				
19 Masahiro Tanaka, R ERA: 3.0	5.2	W	24	5	3	3	6	1	0	1	0	0	0	35	40	4.76	1.059				
92 Fred Lewis, L ERA:	0.1	H	1	0	0	0	0	0	0	0	0	0	0	1	1	0.00	0.000				
55 David Herndon, R ERA: 0.6	1.0	H	3	0	0	0	1	0	0	0	0	0	0	5	5	0.00	0.000				
90 Shane Greene, R ERA: 2.7	1.0	H	3	0	0	0	3	0	0	0	0	0	0	9	9	0.00	0.000				
63 Yoshinori Tateyama, R ERA: 1.28	1.0	S	4	1	1	1	3	0	0	0	0	0	1	12	15	9.00	1.000				

**New York Yankees @ Minnesota Twins**  
Hammond Stadium, Fort Myers, FL  
Sat Mar 22 2014, 1:05 PM - 3:47 PM EDT  
Att: 9,298 - Partly Cloudy - 77 F

AB	33
R	4
H	6
RBI	4
BB	1
SO	13
LOB	11





Batter	1	2	3	4	5	6	7	8	9	AB	R	H	RBI	BB	SO	LOB	TOP					
39 Chris Getz, L (1.4) OBP: 0.303, SLG: 0.355	X 0-0 G1-3 ①		X 0-0 G4-3 ①		X 1-0 G6-3 ①		X 4-0 BB ①		X 0-0 F9-3 ②	3	0	0	0	0	0	2	Toronto Blue Jays @ New York Yankees George M. Steinbrenner Field, Tampa, FL Sun Mar 23 2014, 1:09 PM - 4:01 PM EDT Att: 10,953 - Cloudy - 76 F					
66 Munenori Kawasaki, L (6.6) OBP: 0.300, SLG: 0.222	X 0-0 G1-3		X 0-0 F9 ②		X 1-0 BB ②		X 4-0 BB ②		X 0-0 F9-3 ③	3	0	1	0	1	0	0						
31 Erik Kratz, R (9.7) OBP: 0.438, SLG: 0.783	X 0-0 G1-3		X 0-0 G4-3 ③		X 0-0 P3 ③		X 0-3 BB ③		X 0-0 F9-3 ④	4	0	0	0	0	1	4						
1 Jonathan Diaz, R (9.6) OBP: 0.333, SLG: 0.125	X 0-0 G1-3		X 0-0 G4-3 ④		X 0-0 P3 ④		X 0-3 BB ④		X 0-0 F9-3 ⑤	0	0	0	0	0	0	0						
53 Melky Cabrera, S (1.7) OBP: 0.441, SLG: 0.589	X 0-0 G4-3 ⑤		X 0-0 F9 ⑤		X 1-0 BB ⑤		X 1-2 BB ⑤		X 0-0 F9-3 ⑥	3	0	1	0	1	0	0						
72 Brett Carroll, R (7.7)	X 0-0 G4-3		X 0-0 F9 ⑥		X 1-0 BB ⑥		X 1-2 BB ⑥		X 0-0 F9-3 ⑦	0	0	0	0	0	0	0						
19 José Bautista, R (1.9) OBP: 0.455, SLG: 0.778	X 0-0 G1-3 ⑥		X 0-0 G4-3 ⑦		X 0-0 P3 ⑦		X 0-3 BB ⑦		X 0-0 F9-3 ⑧	4	0	0	0	0	1	4						
18 Steve Tolleson, R (7.4)	X 0-0 G1-3		X 0-0 G4-3 ⑧		X 0-0 P3 ⑧		X 0-3 BB ⑧		X 0-0 F9-3 ⑨	0	0	0	0	0	0	0						
10 Edwin Encarnación, R (1.10) OBP: 0.321, SLG: 0.556		X 0-0 E5 ① 26 1B		X 0-0 G4-3 ①		X 0-0 P2 ①		X 0-0 F7 ①		4	1	0	0	0	0	3						
26 Adam Lind, L (1.3) OBP: 0.426, SLG: 0.614		X 0-0 13 HBP ② 30 1B		X 0-0 G3 ②		X 0-0 BB ②		X 0-0 L4 ②		4	0	2	0	0	0	0						
68 Mike McDade, S (8.3) OBP: 0.571, SLG: 0.400		X 0-0 13 HBP ③ 1B		X 0-0 G3-1 ③		X 0-0 BB ③		X 0-0 F9 ③		4	0	1	1	0	0	1						
30 Dioner Navarro, S (1.2) OBP: 0.302, SLG: 0.317		X 0-0 13 HBP ④ 1B		X 0-0 G3-1 ④		X 0-0 BB ④		X 0-0 F9 ④		4	0	0	0	0	0	0						
22 Josh Thole, L (8.2)		X 0-0 13 HBP ⑤ 1B		X 0-0 G3-1 ⑤		X 0-0 BB ⑤		X 0-0 F9 ⑤		0	0	0	0	0	0	0						
28 Colby Rasmus, L (1.8) OBP: 0.270, SLG: 0.333		X 0-3 K ①		X 0-0 13 SH ① 1B		X 0-3 K ①		X 0-0 L4 ①		3	1	1	0	0	2	3						
8 Anthony Gose, L (7.8) OBP: 0.314, SLG: 0.375		X 0-3 K ②		X 0-0 13 SH ② 1B		X 0-3 K ②		X 0-0 L4 ②		1	0	0	0	0	0	0						
13 Brett Lawrie, R (1.5) OBP: 0.360, SLG: 0.435		X 2-0 17 SH ③ G3-6-1		X 0-0 17 SH ③ 53 WP ③ 1B		X 0-0 F9 ③		X 0-0 G6-3 ③		2	1	1	0	0	0	0						
14 Moisés Sierra, R (7.9) OBP: 0.318, SLG: 0.590		X 1-2 2-3 HBP ④		X 1-2 2-3 HBP ④		X 0-0 F9 ④		X 0-0 G6-3 ④		1	0	0	0	0	0	0						
17 Ryan Goins, L (1.6) OBP: 0.236, SLG: 0.216		X 0-0 G3-6-1 ⑤		X 0-0 SH ⑤ 39 CS		X 0-0 F9 ⑤		X 0-0 G6-3 ⑤		1	0	0	0	0	0	3						
3 Maicer Izturis, S (7.7) OBP: 0.300, SLG: 0.276		X 1-2 2-3 HBP ⑥		X 1-3 2-H SH ⑥ 39 CS		X 0-0 F9 ⑥		X 0-0 G6-3 ⑥		2	0	2	0	0	0	0						
31 Maicer Izturis, S (7.7) OBP: 0.300, SLG: 0.276		X 1-2 2-3 HBP ⑦		X 1-3 2-H SH ⑦ 39 CS		X 0-0 F9 ⑦		X 0-0 G6-3 ⑦		2	0	2	0	0	0	0						
<b>Inning Stats</b>	R: 0 E: 0 K: 0 S: 3	H: 0 LOB: 0 BB: 0 P: 3	R: 1 E: 1 K: 1 S: 7	H: 2 LOB: 2 BB: 0 P: 9	R: 0 E: 0 K: 0 S: 3	H: 0 LOB: 0 BB: 0 P: 3	R: 0 E: 0 K: 0 S: 3	H: 0 LOB: 0 BB: 0 P: 3	R: 2 E: 1 K: 1 S: 6	H: 3 LOB: 1 BB: 0 P: 8	R: 0 E: 0 K: 1 S: 6	H: 1 LOB: 3 BB: 2 P: 6	R: 0 E: 0 K: 1 S: 6	H: 1 LOB: 3 BB: 2 P: 14	R: 0 E: 0 K: 0 S: 3	H: 0 LOB: 0 BB: 0 P: 3	R: 0 E: 0 K: 0 S: 3	H: 1 LOB: 0 BB: 0 P: 3	1B: 6 2B: 3 3B: 0 HR: 0	SF: 0 SAC: 1 DP: 2 HBP: 1	WP: 1 PA: 37 CS: 1	
<b>PITCHER</b>	IP WLS BF H R ER SO BB IBB HBP BLK WP HR S P ERA WHIP	IP WLS BF H R ER SO BB IBB HBP BLK WP HR S P ERA WHIP	IP WLS BF H R ER SO BB IBB HBP BLK WP HR S P ERA WHIP	IP WLS BF H R ER SO BB IBB HBP BLK WP HR S P ERA WHIP	IP WLS BF H R ER SO BB IBB HBP BLK WP HR S P ERA WHIP	IP WLS BF H R ER SO BB IBB HBP BLK WP HR S P ERA WHIP	IP WLS BF H R ER SO BB IBB HBP BLK WP HR S P ERA WHIP	IP WLS BF H R ER SO BB IBB HBP BLK WP HR S P ERA WHIP	IP WLS BF H R ER SO BB IBB HBP BLK WP HR S P ERA WHIP	IP WLS BF H R ER SO BB IBB HBP BLK WP HR S P ERA WHIP	IP WLS BF H R ER SO BB IBB HBP BLK WP HR S P ERA WHIP	IP WLS BF H R ER SO BB IBB HBP BLK WP HR S P ERA WHIP	IP WLS BF H R ER SO BB IBB HBP BLK WP HR S P ERA WHIP	IP WLS BF H R ER SO BB IBB HBP BLK WP HR S P ERA WHIP	IP WLS BF H R ER SO BB IBB HBP BLK WP HR S P ERA WHIP	IP WLS BF H R ER SO BB IBB HBP BLK WP HR S P ERA WHIP	IP WLS BF H R ER SO BB IBB HBP BLK WP HR S P ERA WHIP	IP WLS BF H R ER SO BB IBB HBP BLK WP HR S P ERA WHIP	IP WLS BF H R ER SO BB IBB HBP BLK WP HR S P ERA WHIP	IP WLS BF H R ER SO BB IBB HBP BLK WP HR S P ERA WHIP	IP WLS BF H R ER SO BB IBB HBP BLK WP HR S P ERA WHIP	IP WLS BF H R ER SO BB IBB HBP BLK WP HR S P ERA WHIP

Toronto Blue Jays @ New York Yankees  
George M. Steinbrenner Field, Tampa, FL  
Sun Mar 23 2014, 1:09 PM - 4:01 PM EDT  
Att: 10,953 - Cloudy - 76 F

AB 33  
R 3  
H 8  
RBI 1  
BB 2  
SO 3  
LOB 17



Batter	1	2	3	4	5	6	7	8	9	AB	R	H	RBI	BB	SO	LOB	BOTTOM				
11 Brett Gardner, L (1.7) OBP: 0.354, SLG: 0.333	X 0-0 G1-3 ①		X 0-0 FC6-4 ① 2 1B		X 0-0 G6-4-3 ① 2 1B		X 0-3 K ①		X 0-0 K ①	3	0	2	0	0	0	0	Toronto Blue Jays @ New York Yankees George M. Steinbrenner Field, Tampa, FL Sun Mar 23 2014, 1:09 PM - 4:01 PM EDT Att: 10,953 - Cloudy - 76 F				
24 Scott Sizemore, R (8.5) OBP: 0.368, SLG: 0.313	X 0-0 G1-3		X 0-0 FC6-4 ② 1B		X 0-0 G6-4-3 ② 1B		X 0-0 K ②		X 0-0 K ②	1	0	0	0	1	0	0					
2 Derek Jeter, R (1.6) OBP: 0.170, SLG: 0.136	X 0-0 F9 ②		X 0-0 FC6-4 ③		X 0-0 G6-4-3 ③ 1B		X 0-0 K ③		X 0-0 K ③	3	0	0	0	0	2	0					
95 Adonis Garcia, R (8.9) OBP: 0.433, SLG: 0.483	X 0-0 F9		X 0-0 FC6-4 ④		X 0-0 G6-4-3 ④ 1B		X 0-0 K ④		X 0-0 K ④	1	0	0	0	0	0	0					
36 Carlos Beltrán, S (1.9) OBP: 0.279, SLG: 0.452	X 0-0 FC6-4 ⑤		X 0-0 FC6-4 ⑥ 1B		X 0-0 F8 ⑥		X 0-0 K ⑥		X 0-0 K ⑥	3	0	2	0	0	0	0					
98 Zelous Wheeler, R (8.4) OBP: 0.432, SLG: 0.563	X 0-0 FC6-4		X 0-0 FC6-4 ⑦ 1B		X 0-0 F8 ⑦		X 0-0 K ⑦		X 0-0 K ⑦	0	0	0	0	1	0	0					
25 Mark Teixeira, S (1.3) OBP: 0.324, SLG: 0.154	X 0-0 FC6-4 ⑧		X 0-0 FC6-4 ⑨		X 0-0 F8 ⑨		X 0-0 K ⑨		X 0-0 K ⑨	4	0	0	0	0	1	3					
34 Brian McCann, L (1.2) OBP: 0.317, SLG: 0.405		X 0-0 P5 ①		X 0-0 G4-3 ①		X 0-0 K ①		X 0-0 K ①		3	0	1	0	0	0	0					
73 Anton Richardson, S (7.7) OBP: 0.292, SLG: 0.333		X 0-0 P5 ②		X 0-0 G4-3 ②		X 0-0 K ②		X 0-0 K ②		1	0	1	0	0	0	0					
12 Alfonso Soriano, R (1.10) OBP: 0.286, SLG: 0.353		X 0-0 F9 ③		X 0-0 G4-3 ③		X 0-0 K ③		X 0-0 K ③		3	0	1	0	0	0	1					
70 Russ Canzler, R (9.7) OBP: 0.190, SLG: 0.150		X 0-0 F9 ④		X 0-0 G4-3 ④		X 0-0 K ④		X 0-0 K ④		1	0	0	0	0	2	0					
14 Brian Roberts, S (1.4) OBP: 0.333, SLG: 0.294		X 0-0 F9 ⑤		X 0-0 G4-3 ⑤		X 0-0 K ⑤		X 0-0 K ⑤		3	0	0	0	0	1	2					
89 Yangervis Solarte, S (8.6) OBP: 0.513, SLG: 0.629		X 0-0 F9 ⑥		X 0-0 G4-3 ⑥		X 0-0 K ⑥		X 0-0 K ⑥		1	0	0	0	0	1	2					
26 Eduardo Núñez, R (1.5) OBP: 0.256, SLG: 0.381		X 0-0 F9 ⑦		X 0-0 G4-3 ⑦		X 0-0 K ⑦		X 0-0 K ⑦		3	0	0	0	0	2	0					
80 Jose Gil, R (8.2) OBP: 0.353, SLG: 0.333		X 0-0 F9 ⑧		X 0-0 G4-3 ⑧		X 0-0 K ⑧		X 0-0 K ⑧		0	0	0	0	0	0	0					
31 Ichiro Suzuki, L (1.8) OBP: 0.279, SLG: 0.275		X 0-0 F9 ⑨		X 0-0 G4-3 ⑨		X 0-0 K ⑨		X 0-0 K ⑨		3	1	1	0	0	0	0					
<b>Inning Stats</b>	R: 0 E: 0 K: 0 S: 4	H: 1 LOB: 1 BB: 0 P: 4	R: 0 E: 0 K: 0 S: 3	H: 0 LOB: 0 BB: 0 P: 3	R: 0 E: 0 K: 0 S: 4	H: 1 LOB: 1 BB: 0 P: 4	R: 0 E: 0 K: 0 S: 3	H: 0 LOB: 0 BB: 0 P: 3	R: 0 E: 0 K: 1 S: 6	H: 1 LOB: 2 BB: 0 P: 7	R: 0 E: 0 K: 1 S: 5	H: 0 LOB: 0 BB: 0 P: 5	R: 0 E: 0 K: 2 S: 8	H: 1 LOB: 2 BB: 1 P: 12	1B: 6 2B: 2 3B: 0 HR: 0	SF: 0 SAC: 0 DP: 2 HBP: 0	WP: 1 PA: 34 CS: 0				
<b>PITCHER</b>	IP WLS BF H R ER SO BB IBB HBP BLK WP HR S P ERA WHIP	IP WLS BF H R ER SO BB IBB HBP BLK WP HR S P ERA WHIP	IP WLS BF H R ER SO BB IBB HBP BLK WP HR S P ERA WHIP	IP WLS BF H R ER SO BB IBB HBP BLK WP HR S P ERA WHIP	IP WLS BF H R ER SO BB IBB HBP BLK WP HR S P ERA WHIP	IP WLS BF H R ER SO BB IBB HBP BLK WP HR S P ERA WHIP	IP WLS BF H R ER SO BB IBB HBP BLK WP HR S P ERA WHIP	IP WLS BF H R ER SO BB IBB HBP BLK WP HR S P ERA WHIP	IP WLS BF H R ER SO BB IBB HBP BLK WP HR S P ERA WHIP	IP WLS BF H R ER SO BB IBB HBP BLK WP HR S P ERA WHIP	IP WLS BF H R ER SO BB IBB HBP BLK WP HR S P ERA WHIP	IP WLS BF H R ER SO BB IBB HBP BLK WP HR S P ERA WHIP	IP WLS BF H R ER SO BB IBB HBP BLK WP HR S P ERA WHIP	IP WLS BF H R ER SO BB IBB HBP BLK WP HR S P ERA WHIP	IP WLS BF H R ER SO BB IBB HBP BLK WP HR S P ERA WHIP	IP WLS BF H R ER SO BB IBB HBP BLK WP HR S P ERA WHIP	IP WLS BF H R ER SO BB IBB HBP BLK WP HR S P ERA WHIP	IP WLS BF H R ER SO BB IBB HBP BLK WP HR S P ERA WHIP	IP WLS BF H R ER SO BB IBB HBP BLK WP HR S P ERA WHIP	IP WLS BF H R ER SO BB IBB HBP BLK WP HR S P ERA WHIP	IP WLS BF H R ER SO BB IBB HBP BLK WP HR S P ERA WHIP

Toronto Blue Jays @ New York Yankees  
George M. Steinbrenner Field, Tampa, FL  
Sun Mar 23 2014, 1:09 PM - 4:01 PM EDT  
Att: 10,953 - Cloudy - 76 F

AB 33  
R 1  
H 8  
RBI 0  
BB 1  
SO 4  
LOB 14















Batter	1	2	3	4	5	6	7	8	9	AB	R	H	RBI	BB	SO	LOB	TOP			
31 Ichiro Suzuki, L (1, 8) OBP: 0.300, SLG: 0.298 76 Ben Gamel, L (6, 7) OBP: 0.167, SLG: 0.167										4	2	3	1	0	0	1				
26 Eduardo Nunez, R (1, 5) OBP: 0.280, SLG: 0.388 Jose Pirela, R (8, 4) OBP: 0.400, SLG: 0.542										4	1	3	1	0	0	0				
25 Mark Teixeira, S (1, 3) OBP: 0.286, SLG: 0.121 Corban Joseph, L (6, 3) OBP: 0.280, SLG: 0.227										3	0	0	1	1	1	4				
34 Brian McCann, L (1, 2) OBP: 0.277, SLG: 0.349 Jose Gil, R (6, 2) OBP: 0.300, SLG: 0.278										3	0	0	0	0	0	2				
Zoilo Almonte, S (1, 7) OBP: 0.452, SLG: 0.615 Mason Williams, L (6, 8) OBP: 0.172, SLG: 0.231										3	0	3	1	0	0	0				
89 Yaneris Solarte, S (1, 4) OBP: 0.478, SLG: 0.561 79 Carmen Angelini, R (8, 6) OBP: 0.172, SLG: 0.231										4	0	0	0	0	1	5				
45 Dean Anna, L (1, 6) OBP: 0.233, SLG: 0.293 Addison Maruszak, R (8, 5) OBP: 0.172, SLG: 0.231										4	0	0	0	0	0	2				
98 Zelous Wheeler, R (1, 10) OBP: 0.381, SLG: 0.486 66 Radley Haddad, L (8, PH) OBP: 0.172, SLG: 0.231										3	0	0	0	0	2	0				
95 Adonis Garcia, R (1, 9) OBP: 0.457, SLG: 0.559 73 Anton Richardson, S (6, PR) OBP: 0.259, SLG: 0.259										3	1	2	0	0	0	0				
<b>Inning Stats</b>	R: 2 E: 0 K: 0 S: 6	H: 3 LOB: 1 BB: 0 P: 6	R: 0 E: 0 K: 0 S: 4	H: 2 LOB: 1 BB: 0 P: 6	R: 0 E: 0 K: 1 S: 6	H: 1 LOB: 2 BB: 1 P: 10	R: 2 E: 0 K: 2 S: 10	H: 3 LOB: 1 BB: 0 P: 11	R: 0 E: 0 K: 1 S: 8	H: 1 LOB: 2 BB: 0 P: 8	R: 0 E: 1 K: 0 S: 4	H: 0 LOB: 1 BB: 0 P: 4	R: 0 E: 0 K: 0 S: 3	H: 0 LOB: 0 BB: 0 P: 3	R: 0 E: 0 K: 0 S: 4	H: 1 LOB: 1 BB: 0 P: 4	1B: 10 2B: 2 3B: 0 HR: 0	SF: 0 SAC: 0 DP: 0 HBP: 0	WP: 1 PB: 0 SB: 2 CS: 1	PA: 42
<b>PITCHER</b>	IP WLS BF H R ER SO BB IBB HBP BLK WP HR S P ERA WHIP	IP WLS BF H R ER SO BB IBB HBP BLK WP HR S P ERA WHIP	IP WLS BF H R ER SO BB IBB HBP BLK WP HR S P ERA WHIP	IP WLS BF H R ER SO BB IBB HBP BLK WP HR S P ERA WHIP	IP WLS BF H R ER SO BB IBB HBP BLK WP HR S P ERA WHIP	IP WLS BF H R ER SO BB IBB HBP BLK WP HR S P ERA WHIP	IP WLS BF H R ER SO BB IBB HBP BLK WP HR S P ERA WHIP	IP WLS BF H R ER SO BB IBB HBP BLK WP HR S P ERA WHIP	IP WLS BF H R ER SO BB IBB HBP BLK WP HR S P ERA WHIP	IP WLS BF H R ER SO BB IBB HBP BLK WP HR S P ERA WHIP	IP WLS BF H R ER SO BB IBB HBP BLK WP HR S P ERA WHIP	IP WLS BF H R ER SO BB IBB HBP BLK WP HR S P ERA WHIP	IP WLS BF H R ER SO BB IBB HBP BLK WP HR S P ERA WHIP	IP WLS BF H R ER SO BB IBB HBP BLK WP HR S P ERA WHIP	IP WLS BF H R ER SO BB IBB HBP BLK WP HR S P ERA WHIP	IP WLS BF H R ER SO BB IBB HBP BLK WP HR S P ERA WHIP	IP WLS BF H R ER SO BB IBB HBP BLK WP HR S P ERA WHIP	IP WLS BF H R ER SO BB IBB HBP BLK WP HR S P ERA WHIP	IP WLS BF H R ER SO BB IBB HBP BLK WP HR S P ERA WHIP	IP WLS BF H R ER SO BB IBB HBP BLK WP HR S P ERA WHIP
6 Starling Marte, R (1, 7) OBP: 0.400, SLG: 0.532 70 Drew Maggi, R (6, 7) OBP: 0.167, SLG: 0.167										2	0	1	0	0	0	2				
10 Jordy Mercer, R (1, 6) OBP: 0.348, SLG: 0.308 2 Gift Ngoepe, R (6, 6) OBP: 0.400, SLG: 0.750										2	0	0	0	0	0	1				
22 Andrew McCutchen, R (1, 8) OBP: 0.362, SLG: 0.944 22 Mel Rojas Jr., S (6, 8) OBP: 0.417, SLG: 0.636										2	0	0	0	0	0	2				
17 Gaby Sanchez, R (1, 3) OBP: 0.371, SLG: 0.419 41 Justin Howard, L (6, 3) OBP: 0.250, SLG: 0.250										2	0	0	0	0	0	0				
55 Russell Martin, R (1, 2) OBP: 0.410, SLG: 0.743 66 Nevin Ashley, R (6, 2) OBP: 0.214, SLG: 0.154										2	0	1	0	0	0	0				
31 Jose Tabata, R (1, 9) OBP: 0.195, SL																				







Batter	1	2	3	4	5	6	7	8	9	AB R H RBI BB SO LOB	TOP																																		
											<b>Miami Marlins @ New York Yankees</b> George M. Steinbrenner Field, Tampa, FL Sat Mar 29 2014, 1:05 PM EDT <a href="http://livebaseballscorecards.com">livebaseballscorecards.com</a>																																		
																				<b>AB 0</b> <b>R 0</b> <b>H 0</b> <b>RBI 0</b> <b>BB 0</b> <b>SO 0</b> <b>LOB 0</b>																									
																				 <b>MIAMI</b>																									
Inning Stats																				1B: 0 SF: 0 WP: 0 PA: 0 2B: 0 SAC: 0 FB: 0 3B: 0 DP: 0 SB: 0 HR: 0 HBP: 0 CS: 0																									
PITCHER										IP		WLS	BF	H	R	ER	SO	BB	IBB	HBP	BLK	WP	HR	S	P	ERA	WHIP	PITCHER	IP	WLS	BF	H	R	ER	SO	BB	IBB	HBP	BLK	WP	HR	S	P	ERA	WHIP

Batter	1	2	3	4	5	6	7	8	9	AB R H RBI BB SO LOB	BOTTOM																																		
											<b>Miami Marlins @ New York Yankees</b> George M. Steinbrenner Field, Tampa, FL Sat Mar 29 2014, 1:05 PM EDT <a href="http://livebaseballscorecards.com">livebaseballscorecards.com</a>																																		
																				<b>AB 0</b> <b>R 0</b> <b>H 0</b> <b>RBI 0</b> <b>BB 0</b> <b>SO 0</b> <b>LOB 0</b>																									
																																													
Inning Stats																				1B: 0 SF: 0 WP: 0 PA: 0 2B: 0 SAC: 0 FB: 0 3B: 0 DP: 0 SB: 0 HR: 0 HBP: 0 CS: 0																									
PITCHER										IP		WLS	BF	H	R	ER	SO	BB	IBB	HBP	BLK	WP	HR	S	P	ERA	WHIP	PITCHER	IP	WLS	BF	H	R	ER	SO	BB	IBB	HBP	BLK	WP	HR	S	P	ERA	WHIP



Batter	1	2	3	4	5	6	7	8	9	AB	R	H	RBI	BB	SO	LOB	TOP			
22 Jacoby Ellsbury, L (1, 8)										4	1	0	0	1	0	1				
2 Derek Jeter, R (1, 6)										3	1	1	0	0	1	0				
36 Carlos Beltrán, S (1, 9)										4	0	1	0	0	0	3				
34 Brian McCann, L (1, 2)										4	0	1	1	0	0	2				
25 Mark Teixeira, S (1, 3)										3	0	2	1	1	0	0				
12 Alfonso Soriano, R (1, 10)										4	0	0	0	0	2	5				
11 Brett Gardner, L (1, 7)										3	0	0	0	0	0	0	AB 32			
14 Brian Roberts, S (1, 4)										3	0	0	0	1	0	0	R 2			
33 Kelly Johnson, L (1, 5)										4	0	1	0	0	0	3	H 6			
																	RBI 2			
																	BB 3			
																	SO 3			
																	LOB 14			
<b>Inning Stats</b>	R: 0 E: 0 K: 0 S: 6	H: 0 LOB: 1 BB: 0 P: 9	R: 0 E: 0 K: 0 S: 12	H: 0 LOB: 0 BB: 0 P: 18	R: 0 E: 0 K: 0 S: 8	H: 0 LOB: 0 BB: 0 P: 13	R: 0 E: 0 K: 2 S: 15	H: 1 LOB: 2 BB: 1 P: 24	R: 0 E: 0 K: 0 S: 5	H: 0 LOB: 0 BB: 0 P: 7	R: 0 E: 0 K: 1 S: 15	H: 1 LOB: 3 BB: 1 P: 25	R: 2 E: 0 K: 0 S: 14	H: 3 LOB: 1 BB: 1 P: 19	R: 0 E: 0 K: 0 S: 10	H: 1 LOB: 1 BB: 0 P: 13	1B: 5 2B: 1 3B: 0 HR: 0	SF: 0 SAC: 0 DP: 1 HBP: 2	WP: 0 PB: 0 SB: 0 CS: 0	PA: 37
<b>PITCHER</b>	IP WLS BF H R ER SO BB IBB HBP BLK WP HR S P ERA WHIP																			
46 Scott Feldman, R (1, 1)	6.2 W 26 2 0 0 3 2 0 2 0 0 0 66 102 0.00 0.600																			
66 Kevin Chapman, L (7, 1)	0.1 2 0 1 1 0 1 0 0 0 0 0 6 11 27.00 3.000																			
50 Chad Qualls, R (8, 1)	1.0 5 3 1 1 0 0 0 0 0 0 0 11 12 9.00 3.000																			
37 Matt Albers, R (9, 1)	1.0 4 1 0 0 0 0 0 0 0 0 0 10 13 0.00 1.000																			

New York Yankees @ Houston Astros  
Minute Maid Park, Houston, TX  
Tue Apr 01 2014, 6:13 PM - 9:04 PM CDT  
Att. 42,117 - Cloudy - 78 F

AB 32  
R 2  
H 6  
RBI 2  
BB 3  
SO 3  
LOB 14



Batter	1	2	3	4	5	6	7	8	9	AB	R	H	RBI	BB	SO	LOB	BOTTOM			
21 Dexter Fowler, S (1, 8)										4	2	2	0	0	2	2				
19 Robbie Grossman, S (1, 7)										4	0	0	0	0	1	4				
27 Jose Altuve, R (1, 4)										4	1	2	2	0	0	0				
15 Jason Castro, L (1, 2)										4	1	1	1	0	1	1				
14 Jesus Guzman, R (1, 3)										4	1	1	2	0	2	1				
23 Chris Carter, R (1, 10)										4	0	1	0	0	1	1				
30 Matt Dominguez, R (1, 5)										4	0	0	0	0	3	1				
28 L.J. Hoes, R (1, 9)										2	1	1	1	1	0	0				
6 Jonathan Villar, S (1, 6)										3	0	1	0	0	1	0				
																	AB 33			
																	R 6			
																	H 9			
																	RBI 6			
																	BB 1			
																	SO 11			
																	LOB 10			
<b>Inning Stats</b>	R: 4 E: 0 K: 0 S: 19	H: 3 LOB: 0 BB: 0 P: 27	R: 2 E: 1 K: 1 S: 15	H: 3 LOB: 1 BB: 0 P: 23	R: 0 E: 0 K: 2 S: 9	H: 0 LOB: 0 BB: 0 P: 14	R: 0 E: 0 K: 1 S: 7	H: 1 LOB: 1 BB: 1 P: 11	R: 0 E: 0 K: 1 S: 10	H: 1 LOB: 1 BB: 0 P: 14	R: 0 E: 0 K: 1 S: 8	H: 0 LOB: 0 BB: 0 P: 10	R: 0 E: 0 K: 2 S: 9	H: 0 LOB: 0 BB: 0 P: 10	R: 0 E: 0 K: 3 S: 13	H: 1 LOB: 1 BB: 0 P: 18	1B: 5 2B: 3 3B: 0 HR: 2	SF: 0 SAC: 0 DP: 1 HBP: 0	WP: 1 PB: 0 SB: 1 CS: 0	PA: 34
<b>PITCHER</b>	IP WLS BF H R ER SO BB IBB HBP BLK WP HR S P ERA WHIP																			
52 CC Sabathia, L (1, 1)	6.0 L 27 8 6 0 2 1 0 0 0 0 0 1 2 68 99 0.00 1.500																			
68 Dellin Betances, R (7, 1)	1.0 3 0 0 0 2 0 0 0 0 0 0 9 10 0.00 0.000																			
57 Vidal Nuño, L (8, 1)	1.0 4 1 0 0 3 0 0 0 0 0 0 13 18 0.00 1.000																			

New York Yankees @ Houston Astros  
Minute Maid Park, Houston, TX  
Tue Apr 01 2014, 6:13 PM - 9:04 PM CDT  
Att. 42,117 - Cloudy - 78 F

AB 33  
R 6  
H 9  
RBI 6  
BB 1  
SO 11  
LOB 10





Batter	1	2	3	4	5	6	7	8	9	AB	R	H	RBI	BB	SO	LOB	TOP																						
22 Jacoby Ellsbury, L (1, 8)	G4-3		L7		G4-3		BB			3	0	0	0	1	0	3	<p><b>New York Yankees @ Houston Astros</b> Minute Maid Park, Houston, TX Wed Apr 02 2014, 7:15 PM - 10:31 PM CDT Att: 23,145 - Roof Closed - 73 F</p> <p>livebaseballscorecards.com</p>																						
2 Derek Jeter, R (1, 6)	G4-3			G4-3		BB	K			3	0	0	0	1	1																								
36 Carlos Beltrán, S (1, 9)	G3			F8		K				4	0	1	0	0	1																								
34 Brian McCann, L (1, 2)		G3-1			1B					4	0	2	0	0	1																								
25 Mark Teixeira, S (1, 3)		K			P5					4	0	0	0	0	3	4																							
12 Alfonso Soriano, R (1, 10)			G5-3			K	G5-3			4	0	0	0	0	2	3																							
11 Brett Gardner, L (1, 7)										3	1	1	0	1	1	0																							
14 Brian Roberts, S (1, 4)										4	0	3	0	0	1	0																							
33 Kelly Johnson, L (1, 5)										2	0	0	0	0	0	3																							
26 Yangervis Solarte, S (7, PH)										2	0	0	0	0	0	1																							
<b>Inning Stats</b>	R: 0 E: 0 K: 0 S: 10	H: 0 LOB: 0 BB: 0 P: 15	R: 0 E: 0 K: 1 S: 10	H: 0 LOB: 0 BB: 0 P: 13	R: 0 E: 0 K: 1 S: 13	H: 1 LOB: 1 BB: 0 P: 22	R: 0 E: 0 K: 0 S: 8	H: 1 LOB: 1 BB: 0 P: 14	R: 0 E: 0 K: 2 S: 13	H: 1 LOB: 2 BB: 1 P: 21	R: 0 E: 0 K: 1 S: 13	H: 1 LOB: 1 BB: 2 P: 25	R: 0 E: 0 K: 3 S: 10	H: 1 LOB: 1 BB: 0 P: 10	R: 0 E: 0 K: 1 S: 8	H: 0 LOB: 0 BB: 0 P: 10	1B: 6 2B: 1 3B: 0 HR: 0	SF: 0 SAC: 0 DP: 1 HBP: 0	WP: 0 PB: 0 SB: 1 CS: 0	PA: 36																			
<b>PITCHER</b>	IP	WLS	BF	H	R	ER	SO	BB	IBB	HBP	BLK	WP	HR	S	P	ERA	WHIP	<b>PITCHER</b>				IP	WLS	BF	H	R	ER	SO	BB	IBB	HBP	BLK	WP	HR	S	P	ERA	WHIP	
48 Jarred Cosart, R (1, 1)	5.0	W	19	4	0	0	3	0	0	0	0	0	0	0	57	88	0.00	0.800					IP	WLS	BF	H	R	ER	SO	BB	IBB	HBP	BLK	WP	HR	S	P	ERA	WHIP
36 Jerome Williams, R (6, 1)	1.0	H	5	1	0	0	2	1	0	0	0	0	0	0	13	21	0.00	2.000					IP	WLS	BF	H	R	ER	SO	BB	IBB	HBP	BLK	WP	HR	S	P	ERA	WHIP
66 Kevin Chapman, L (7, 1)	0.2	H	4	1	1	1	0	2	0	0	0	0	0	9	19	13.50	4.500					IP	WLS	BF	H	R	ER	SO	BB	IBB	HBP	BLK	WP	HR	S	P	ERA	WHIP	
37 Matt Albers, R (7, 1)	1.1	H	5	1	0	0	4	0	0	0	0	0	0	14	22	0.00	0.750					IP	WLS	BF	H	R	ER	SO	BB	IBB	HBP	BLK	WP	HR	S	P	ERA	WHIP	
35 Josh Fields, R (9, 1)	1.0	S	3	0	0	0	1	0	0	0	0	0	0	8	10	0.00	0.000					IP	WLS	BF	H	R	ER	SO	BB	IBB	HBP	BLK	WP	HR	S	P	ERA	WHIP	

Batter	1	2	3	4	5	6	7	8	9	AB	R	H	RBI	BB	SO	LOB	BOTTOM																						
21 Dexter Fowler, S (1, 8)	HR		3B			G4-3		K		4	2	2	1	0	1	1	<p><b>New York Yankees @ Houston Astros</b> Minute Maid Park, Houston, TX Wed Apr 02 2014, 7:15 PM - 10:31 PM CDT Att: 23,145 - Roof Closed - 73 F</p> <p>livebaseballscorecards.com</p>																						
19 Robbie Grossman, S (1, 7)	K2-3		E3			3B		G3		3	0	1	1	1	1	0																							
15 Jason Castro, L (1, 2)			G4-5-3			F7		G3		3	0	0	0	1	0	4																							
27 Jose Altuve, R (1, 4)		F8				F9				3	0	0	0	1	1	2																							
23 Chris Carter, R (1, 10)										3	0	0	0	0	2	1																							
22 Carlos Corporán, S (8, PH)								G1-3		1	0	0	0	0	0	3																							
18 Marc Krauss, L (1, 3)		G3-1			G5-3					3	0	0	0	0	0	0																							
30 Matt Dominguez, R (1, 5)						G4-3		HR		3	1	1	1	0	1	0																							
8 Alex Presley, L (1, 9)			L9			F8		G4-3		3	0	0	0	0	0	0																							
6 Jonathan Villar, S (1, 6)			G2-3			K				2	0	0	0	1	1	0																							
<b>Inning Stats</b>	R: 1 E: 0 K: 1 S: 12	H: 1 LOB: 1 BB: 1 P: 21	R: 0 E: 0 K: 1 S: 8	H: 0 LOB: 0 BB: 0 P: 14	R: 1 E: 1 K: 0 S: 10	H: 1 LOB: 0 BB: 0 P: 16	R: 0 E: 0 K: 2 S: 9	H: 0 LOB: 0 BB: 0 P: 16	R: 0 E: 0 K: 1 S: 7	H: 0 LOB: 0 BB: 0 P: 8	R: 0 E: 0 K: 0 S: 9	H: 1 LOB: 1 BB: 0 P: 16	R: 1 E: 0 K: 1 S: 9	H: 1 LOB: 0 BB: 0 P: 14	R: 0 E: 0 K: 1 S: 12	H: 0 LOB: 3 BB: 3 P: 24	1B: 0 2B: 0 3B: 2 HR: 2	SF: 0 SAC: 0 DP: 1 HBP: 0	WP: 0 PB: 0 SB: 1 CS: 0	PA: 32																			
<b>PITCHER</b>	IP	WLS	BF	H	R	ER	SO	BB	IBB	HBP	BLK	WP	HR	S	P	ERA	WHIP	<b>PITCHER</b>				IP	WLS	BF	H	R	ER	SO	BB	IBB	HBP	BLK	WP	HR	S	P	ERA	WHIP	
18 Hiroki Kuroda, R (1, 1)	6.0	L	22	3	2	2	5	1	0	0	0	0	0	1	55	91	3.00	0.667					IP	WLS	BF	H	R	ER	SO	BB	IBB	HBP	BLK	WP	HR	S	P	ERA	WHIP
41 David Phelps, R (7, 1)	1.1		7	1	1	1	2	2	0	0	0	0	0	1	17	30	6.75	2.250					IP	WLS	BF	H	R	ER	SO	BB	IBB	HBP	BLK	WP	HR	S	P	ERA	WHIP
48 Matt Thornton, L (8, 1)	0.1		2	0	0	0	0	0	1	0	0	0	0	1	5	0.00	0.000					IP	WLS	BF	H	R	ER	SO	BB	IBB	HBP	BLK	WP	HR	S	P	ERA	WHIP	
27 Shawn Kelley, R (8, 1)	0.1		1	0	0	0	0	0	0	0	0	0	0	3	3	0.00	0.000					IP	WLS	BF	H	R	ER	SO	BB	IBB	HBP	BLK	WP	HR	S	P	ERA	WHIP	











Batter	1	2	3	4	5	6	7	8	9	AB	R	H	RBI	BB	SO	LOB	TOP							
22 Jacoby Ellsbury, L OBP: 0.474, SLG: 0.500	P5		2H 1B			G1-6-3 2 BB 1B		G2-3 2 BB 1B	K	5	0	3	0	0	1	2								
2 Derek Jeter, R OBP: 0.438, SLG: 0.182	G4-3			K		G1-6-3 BB		G2-3 BB		2	0	0	0	2	1	0								
36 Carlos Beltrán, S OBP: 0.190, SLG: 0.211	G1-3			P5		G1-6-3		K		4	0	0	0	0	1	4								
34 Brian McCann, L OBP: 0.235, SLG: 0.235	G6-3			K		L6		G2-3		4	0	0	0	0	1	3								
12 Alfonso Soriano, R (1, 7)	L8					P4		F8		4	0	0	0	0	1	2								
33 Kelly Johnson, L OBP: 0.200, SLG: 0.400	G4-3					K		G6-3		4	0	0	0	0	1	0								
29 Francisco Cervelli, R OBP: 0.375, SLG: 0.429						26 1B HBP		F8		3	0	2	0	0	0	0								
26 Yangervis Solarte, S OBP: 0.600, SLG: 0.769						K		14 BB 1B		3	0	2	0	0	1	1								
45 Dean Anna, L OBP: 0.286, SLG: 0.167						K		P3		2	0	0	0	0	2	3								
14 Brian Roberts, S OBP: 0.389, SLG: 0.214						K		BB		1	0	0	0	1	0	2								
<b>Inning Stats</b>	R: 0 E: 0 K: 0 S: 6	H: 0 LOB: 0 BB: 0 P: 12	R: 0 E: 0 K: 0 S: 11	H: 0 LOB: 0 BB: 0 P: 14	R: 0 E: 0 K: 2 S: 13	H: 2 LOB: 2 BB: 0 P: 20	R: 0 E: 0 K: 2 S: 9	H: 0 LOB: 0 BB: 0 P: 12	R: 0 E: 0 K: 2 S: 11	H: 1 LOB: 2 BB: 0 P: 14	R: 0 E: 0 K: 0 S: 10	H: 1 LOB: 2 BB: 1 P: 22	R: 0 E: 0 K: 0 S: 12	H: 1 LOB: 2 BB: 0 P: 18	R: 0 E: 0 K: 2 S: 14	H: 1 LOB: 2 BB: 1 P: 23	R: 0 E: 0 K: 1 S: 9	H: 1 LOB: 2 BB: 1 P: 20	1B: 6 2B: 1 3B: 0 HR: 0	SF: 0 SAC: 0 DP: 1 HBP: 2	WP: 0 PB: 0 SB: 0 CS: 0	PA: 37		
<b>PITCHER</b>	IP WLS BF H R ER SO BB IBB HBP BLK WP HR S P ERA WHIP	IP WLS BF H R ER SO BB IBB HBP BLK WP HR S P ERA WHIP	IP WLS BF H R ER SO BB IBB HBP BLK WP HR S P ERA WHIP	IP WLS BF H R ER SO BB IBB HBP BLK WP HR S P ERA WHIP	IP WLS BF H R ER SO BB IBB HBP BLK WP HR S P ERA WHIP	IP WLS BF H R ER SO BB IBB HBP BLK WP HR S P ERA WHIP	IP WLS BF H R ER SO BB IBB HBP BLK WP HR S P ERA WHIP	IP WLS BF H R ER SO BB IBB HBP BLK WP HR S P ERA WHIP	IP WLS BF H R ER SO BB IBB HBP BLK WP HR S P ERA WHIP	IP WLS BF H R ER SO BB IBB HBP BLK WP HR S P ERA WHIP	IP WLS BF H R ER SO BB IBB HBP BLK WP HR S P ERA WHIP	IP WLS BF H R ER SO BB IBB HBP BLK WP HR S P ERA WHIP	IP WLS BF H R ER SO BB IBB HBP BLK WP HR S P ERA WHIP	IP WLS BF H R ER SO BB IBB HBP BLK WP HR S P ERA WHIP	IP WLS BF H R ER SO BB IBB HBP BLK WP HR S P ERA WHIP	IP WLS BF H R ER SO BB IBB HBP BLK WP HR S P ERA WHIP	IP WLS BF H R ER SO BB IBB HBP BLK WP HR S P ERA WHIP	IP WLS BF H R ER SO BB IBB HBP BLK WP HR S P ERA WHIP	IP WLS BF H R ER SO BB IBB HBP BLK WP HR S P ERA WHIP	IP WLS BF H R ER SO BB IBB HBP BLK WP HR S P ERA WHIP	IP WLS BF H R ER SO BB IBB HBP BLK WP HR S P ERA WHIP	IP WLS BF H R ER SO BB IBB HBP BLK WP HR S P ERA WHIP	IP WLS BF H R ER SO BB IBB HBP BLK WP HR S P ERA WHIP	IP WLS BF H R ER SO BB IBB HBP BLK WP HR S P ERA WHIP

New York Yankees @ Toronto Blue Jays  
Rogers Centre, Toronto, ON  
Sat Apr 05 2014, 1:10 PM - 3:55 PM EDT  
Att. 45,446 - Roof Closed - 68 F

AB	32
R	0
H	7
RBI	0
BB	3
SO	9
LOB	17



Batter	1	2	3	4	5	6	7	8	9	AB	R	H	RBI	BB	SO	LOB	BOTTOM							
53 Melky Cabrera, S OBP: 0.346, SLG: 0.577	G4-3 1B		G4-3		L7			HR		4	1	2	1	0	0	1								
28 Colby Rasmus, L OBP: 0.200, SLG: 0.182	K		G4-3			K		19 HR 2B		4	1	1	0	0	2	1								
19 José Bautista, R OBP: 0.440, SLG: 0.722	L9		K			F7		2H HR		4	1	1	2	0	1	1								
10 Edwin Encarnación, R OBP: 0.160, SLG: 0.208	F9				P2			K		4	0	0	0	0	1	1								
26 Adam Lind, L OBP: 0.471, SLG: 0.692	22 1B 2B		G4-3		G4-3			13 FC6-4 BB		3	1	1	0	1	1	0								
13 Brett Lawrie, R OBP: 0.174, SLG: 0.095	B1-3		G6-3			FC6-4				3	0	0	0	0	2									
22 Josh Thole, L OBP: 0.500, SLG: 0.500					G4-3			L9		2	0	1	1	0	0	0								
31 Erik Kratz, R OBP: 0.333, SLG: 1.333	17 CS 1B									1	0	0	0	0	0	1								
17 Ryan Goins, L OBP: 0.063, SLG: 0.125								K		3	0	1	0	0	2	1								
1 Jonathan Diaz, R OBP: 0.333, SLG: 0.364								G4-3		3	0	1	0	0	1	1								
<b>Inning Stats</b>	R: 0 E: 0 K: 1 S: 14	H: 1 LOB: 1 BB: 0 P: 20	R: 1 E: 0 K: 1 S: 12	H: 3 LOB: 1 BB: 0 P: 18	R: 0 E: 0 K: 1 S: 9	H: 0 LOB: 0 BB: 0 P: 11	R: 0 E: 0 K: 0 S: 6	H: 0 LOB: 0 BB: 0 P: 10	R: 0 E: 0 K: 1 S: 9	H: 1 LOB: 1 BB: 0 P: 12	R: 0 E: 0 K: 1 S: 8	H: 0 LOB: 0 BB: 0 P: 12	R: 0 E: 0 K: 1 S: 12	H: 0 LOB: 1 BB: 1 P: 18	R: 3 E: 0 K: 2 S: 18	H: 3 LOB: 0 BB: 0 P: 24	R: 0 E: 0 K: 2 S: 9	H: 0 LOB: 0 BB: 0 P: 20	1B: 2 2B: 4 3B: 0 HR: 2	SF: 0 SAC: 0 DP: 0 HBP: 0	WP: 0 PB: 0 SB: 0 CS: 1	PA: 32		
<b>PITCHER</b>	IP WLS BF H R ER SO BB IBB HBP BLK WP HR S P ERA WHIP	IP WLS BF H R ER SO BB IBB HBP BLK WP HR S P ERA WHIP	IP WLS BF H R ER SO BB IBB HBP BLK WP HR S P ERA WHIP	IP WLS BF H R ER SO BB IBB HBP BLK WP HR S P ERA WHIP	IP WLS BF H R ER SO BB IBB HBP BLK WP HR S P ERA WHIP	IP WLS BF H R ER SO BB IBB HBP BLK WP HR S P ERA WHIP	IP WLS BF H R ER SO BB IBB HBP BLK WP HR S P ERA WHIP	IP WLS BF H R ER SO BB IBB HBP BLK WP HR S P ERA WHIP	IP WLS BF H R ER SO BB IBB HBP BLK WP HR S P ERA WHIP	IP WLS BF H R ER SO BB IBB HBP BLK WP HR S P ERA WHIP	IP WLS BF H R ER SO BB IBB HBP BLK WP HR S P ERA WHIP	IP WLS BF H R ER SO BB IBB HBP BLK WP HR S P ERA WHIP	IP WLS BF H R ER SO BB IBB HBP BLK WP HR S P ERA WHIP	IP WLS BF H R ER SO BB IBB HBP BLK WP HR S P ERA WHIP	IP WLS BF H R ER SO BB IBB HBP BLK WP HR S P ERA WHIP	IP WLS BF H R ER SO BB IBB HBP BLK WP HR S P ERA WHIP	IP WLS BF H R ER SO BB IBB HBP BLK WP HR S P ERA WHIP	IP WLS BF H R ER SO BB IBB HBP BLK WP HR S P ERA WHIP	IP WLS BF H R ER SO BB IBB HBP BLK WP HR S P ERA WHIP	IP WLS BF H R ER SO BB IBB HBP BLK WP HR S P ERA WHIP	IP WLS BF H R ER SO BB IBB HBP BLK WP HR S P ERA WHIP	IP WLS BF H R ER SO BB IBB HBP BLK WP HR S P ERA WHIP	IP WLS BF H R ER SO BB IBB HBP BLK WP HR S P ERA WHIP	IP WLS BF H R ER SO BB IBB HBP BLK WP HR S P ERA WHIP

New York Yankees @ Toronto Blue Jays  
Rogers Centre, Toronto, ON  
Sat Apr 05 2014, 1:10 PM - 3:55 PM EDT  
Att. 45,446 - Roof Closed - 68 F

AB	31
R	4
H	8
RBI	4
BB	1
SO	8
LOB	9





Batter	1	2	3	4	5	6	7	8	9	AB R H RBI BB SO LOB	TOP					
11 Brett Gardner, L (1, 7) OBP: 0.409, SLG: 0.444										4 2 1 2 1 2 1	<b>New York Yankees @ Toronto Blue Jays</b> Rogers Centre, Toronto, ON Sun Apr 06 2014, 1:09 PM - 4:04 PM EDT Att: 34,067 - Roof Closed - 68 F					
2 Derek Jeter, R (1, 6) OBP: 0.429, SLG: 0.250										5 0 2 0 0 1 2						
22 Jacoby Ellsbury, L (1, 8) OBP: 0.417, SLG: 0.429										5 0 1 1 0 1 1						
34 Brian McCann, L (1, 2) OBP: 0.273, SLG: 0.238										4 1 1 0 1 1 3						
12 Alfonso Soriano, R (1, 10) OBP: 0.100, SLG: 0.053										3 1 1 0 0 1 3						
33 Kelly Johnson, L (1, 3) OBP: 0.283, SLG: 0.444										3 0 1 2 1 1 3						
14 Brian Roberts, S (1, 4) OBP: 0.364, SLG: 0.176										3 1 0 0 1 2 4						
31 Ichiro Suzuki, L (1, 9) OBP: 0.462, SLG: 0.538										4 0 1 0 0 3 1						
26 Yangervis Solarte, S (1, 5) OBP: 0.526, SLG: 0.706										4 1 1 1 0 0 1						
<b>Inning Stats</b>	R: 3 H: 1 E: 0 K: 1 S: 14	L: 1 BB: 2 P: 25	R: 0 H: 0 E: 0 K: 2 S: 8	R: 0 H: 2 E: 0 K: 2 S: 15	R: 3 H: 3 E: 0 K: 2 S: 19	R: 3 H: 3 E: 0 K: 2 S: 19	R: 0 H: 1 E: 0 K: 2 S: 12	R: 0 H: 1 E: 0 K: 2 S: 13	R: 0 H: 0 E: 0 K: 1 S: 11	R: 0 H: 0 E: 0 K: 0 S: 7		R: 0 H: 0 E: 0 K: 0 S: 9	1B: 6 2B: 2 3B: 0 HR: 1	SF: 0 SAC: 0 DP: 1 HBP: 1	WP: 0 PB: 0 CS: 3	PA: 40
<b>PITCHER</b>	IP WLS BF H R ER SO BB IBB HBP BLK WP HR S P ERA WHIP	3.1 L 20 6 6 6 6 3 0 1 0 0 1 49 78 16.20 2.700	4.1 H 14 3 0 0 5 1 0 0 0 0 0 37 59 0.00 1.091	8.1 S 1.0 3 0 0 0 1 0 0 0 0 0 11 15 0.00 0.000	9.1 S 1.0 3 0 0 0 0 0 0 0 0 0 7 9 0.00 0.000											

Batter	1	2	3	4	5	6	7	8	9	AB R H RBI BB SO LOB	BOTTOM									
53 Melky Cabrera, S (1, 8) OBP: 0.323, SLG: 0.613										5 1 1 1 0 2 2	<b>New York Yankees @ Toronto Blue Jays</b> Rogers Centre, Toronto, ON Sun Apr 06 2014, 1:09 PM - 4:04 PM EDT Att: 34,067 - Roof Closed - 68 F									
3 Maicer Izturis, S (1, 4) OBP: 0.529, SLG: 0.563										4 0 2 0 0 0 0										
19 José Bautista, R (1, 9) OBP: 0.414, SLG: 0.636										4 1 1 0 0 0 2										
10 Edwin Encarnación, R (1, 3) OBP: 0.207, SLG: 0.321										4 1 2 0 0 1 1										
30 Dioner Navarro, S (1, 10) OBP: 0.200, SLG: 0.250										4 1 1 1 0 0 2										
31 Erik Kratz, R (1, 2) OBP: 0.286, SLG: 0.714										4 0 1 2 0 1 0										
13 Brett Lawrie, R (1, 5) OBP: 0.185, SLG: 0.120										4 0 1 0 0 0 1										
14 Moisés Sierra, R (1, 7) OBP: 0.500, SLG: 0.692										3 0 0 0 0 0 0										
17 Ryan Goins, L (9, FR) OBP: 0.063, SLG: 0.125										0 0 0 0 1 0 0										
1 Jonathan Diaz, R (1, 6) OBP: 0.267, SLG: 0.286										4 0 1 2 0 1 0										
28 Colby Rasmus, L (9, PH) OBP: 0.192, SLG: 0.174										4 0 1 2 0 1 0										
<b>Inning Stats</b>	R: 1 H: 2 E: 0 K: 1 S: 15	L: 2 LOB: 1 BB: 0 P: 22	R: 0 H: 0 E: 0 K: 0 S: 9	R: 0 H: 1 E: 0 K: 2 S: 9	R: 0 H: 1 E: 0 K: 2 S: 10	R: 0 H: 0 E: 0 K: 1 S: 7	R: 0 H: 0 E: 0 K: 1 S: 16	R: 3 H: 4 E: 0 K: 1 S: 14	R: 0 H: 0 E: 0 K: 0 S: 9	R: 0 H: 1 E: 0 K: 0 S: 9		R: 0 H: 1 E: 0 K: 0 S: 11	R: 0 H: 1 E: 0 K: 0 S: 12	R: 0 H: 1 E: 0 K: 0 S: 9	R: 0 H: 1 E: 0 K: 0 S: 12	R: 0 H: 1 E: 0 K: 0 S: 12	1B: 6 2B: 1 3B: 1 HR: 1	SF: 0 SAC: 0 DP: 0 HBP: 0	WP: 0 PB: 0 CS: 0	PA: 37
<b>PITCHER</b>	IP WLS BF H R ER SO BB IBB HBP BLK WP HR S P ERA WHIP	6.0 W 25 7 4 4 6 0 0 0 0 0 0 65 93 6.00 1.167	7.1 H 3 0 0 0 0 0 0 0 0 0 0 9 12 0.00 0.000	8.1 H 4 1 0 0 0 0 0 0 0 0 0 9 11 0.00 1.000	9.1 S 5 1 0 0 0 1 0 0 0 0 0 12 21 0.00 2.000															



Batter	1	2	3	4	5	6	7	8	9	AB	R	H	RBI	BB	SO	LOB	TOP										
9 David Lough, L OBP: 0.190, SLG: 0.211										3	0	0	0	1	1	0	<p><b>Baltimore Orioles @ New York Yankees</b>  <b>Yankee Stadium, Bronx, NY</b>            Mon Apr 07 2014, 1:13 PM - 4:17 PM EDT            Att: 48,142 - Cloudy - 52 F</p>										
21 Nick Markakis, L OBP: 0.297, SLG: 0.345										4	0	1	0	0	0	1											
10 Adam Jones, R OBP: 0.296, SLG: 0.375										4	1	1	0	0	1	2											
19 Chris Davis, L OBP: 0.321, SLG: 0.385										4	1	1	0	0	1	3											
32 Matt Wieters, S OBP: 0.391, SLG: 0.565										4	0	2	1	0	0	0											
23 Nelson Cruz, R OBP: 0.357, SLG: 0.542										4	0	2	1	0	0	1											
12 Steve Lombardozzi, S OBP: 0.263, SLG: 0.263										4	0	0	0	0	1	3											
3 Ryan Flaherty, L OBP: 0.091, SLG: 0.048										3	0	0	0	0	1	2											
6 Jonathan Schoop, R OBP: 0.143, SLG: 0.190										3	0	1	0	0	1	2											
<b>Inning Stats</b>	R: 0 H: 1 E: 0 K: 1 S: 9	H: 1 LOB: 0 BB: 0 P: 14	R: 0 H: 0 E: 0 K: 0 S: 5	H: 1 LOB: 0 BB: 0 P: 10	R: 0 H: 0 E: 0 K: 2 S: 8	H: 0 LOB: 0 BB: 0 P: 12	R: 1 H: 2 E: 0 K: 0 S: 10	H: 2 LOB: 1 BB: 0 P: 19	R: 0 H: 1 E: 0 K: 1 S: 9	H: 1 LOB: 0 BB: 0 P: 15	R: 0 H: 0 E: 0 K: 0 S: 6	H: 0 LOB: 0 BB: 0 P: 8	R: 1 H: 3 E: 0 K: 0 S: 13	H: 3 LOB: 2 BB: 0 P: 21	R: 0 H: 0 E: 0 K: 2 S: 10	H: 0 LOB: 1 BB: 0 P: 17	R: 0 H: 0 E: 0 K: 0 S: 5	H: 0 LOB: 0 BB: 0 P: 9	1B: 5 2B: 4 3B: 0 HR: 0	SF: 0 SAC: 0 DP: 1 HBP: 0	WP: 0 PB: 0 SB: 0 CS: 0	PA: 35					
<b>PITCHER</b>	IP	WLS	BF	H	R	ER	SO	BB	IBB	HBP	BLK	WP	HR	S	P	ERA	WHIP										
18 Hiroki Kuroda, R ERA: 2.92	6.1	W	25	8	2	2	4	0	0	0	0	0	0	56	92	2.84	1.263										
48 Matt Thornton, L ERA: 9.82	0.1	H	1	0	0	0	0	0	0	0	0	0	0	2	3	0.00	0.000										
41 David Phelps, R ERA: 9.82	0.1	H	1	0	0	0	0	0	0	0	0	0	0	2	4	0.00	0.000										
43 Adam Warren, R ERA: 9.82	1.0	H	4	0	0	0	2	1	0	0	0	0	0	10	17	0.00	1.000										
27 Shawn Kelley, R ERA: 9.82	1.0	S	3	0	0	0	0	0	0	0	0	0	0	5	9	0.00	0.000										

Batter	1	2	3	4	5	6	7	8	9	AB	R	H	RBI	BB	SO	LOB	BOTTOM										
11 Brett Gardner, L OBP: 0.385, SLG: 0.409										4	0	1	0	0	1	2	<p><b>Baltimore Orioles @ New York Yankees</b>  <b>Yankee Stadium, Bronx, NY</b>            Mon Apr 07 2014, 1:13 PM - 4:17 PM EDT            Att: 48,142 - Cloudy - 52 F</p>										
2 Derek Jeter, R OBP: 0.400, SLG: 0.300										4	1	1	0	0	2	1											
22 Jacoby Ellsbury, L OBP: 0.429, SLG: 0.440										4	0	2	1	0	0	0											
36 Carlos Beltrán, S OBP: 0.240, SLG: 0.227										3	1	1	0	1	1	1											
31 Ichiro Suzuki, L OBP: 0.462, SLG: 0.538										0	0	0	0	0	0	0											
34 Brian McCann, L OBP: 0.231, SLG: 0.200										4	0	0	0	0	0	2											
12 Alfonso Soriano, R OBP: 0.208, SLG: 0.136										3	1	2	0	1	1	0											
14 Brian Roberts, S OBP: 0.346, SLG: 0.150										3	0	0	0	1	1	3											
33 Kelly Johnson, L OBP: 0.304, SLG: 0.400										2	0	0	1	2	2	2											
26 Yangelis Solarte, S OBP: 0.522, SLG: 0.650										3	1	1	1	1	0	3											
<b>Inning Stats</b>	R: 0 H: 0 E: 0 K: 1 S: 8	H: 0 LOB: 0 BB: 0 P: 13	R: 0 H: 0 E: 0 K: 2 S: 10	H: 0 LOB: 2 BB: 2 P: 19	R: 1 H: 2 E: 0 K: 0 S: 11	H: 2 LOB: 1 BB: 1 P: 18	R: 1 H: 2 E: 0 K: 1 S: 19	H: 2 LOB: 2 BB: 1 P: 32	R: 2 H: 4 E: 0 K: 0 S: 23	H: 4 LOB: 3 BB: 2 P: 36	R: 0 H: 0 E: 0 K: 1 S: 10	H: 0 LOB: 0 BB: 0 P: 14	R: 0 H: 0 E: 0 K: 2 S: 11	H: 0 LOB: 0 BB: 0 P: 15	R: 0 H: 0 E: 0 K: 1 S: 10	H: 0 LOB: 0 BB: 0 P: 16	R: 0 H: 0 E: 0 K: 1 S: 10	H: 0 LOB: 0 BB: 0 P: 16	1B: 7 2B: 1 3B: 0 HR: 0	SF: 0 SAC: 0 DP: 1 HBP: 0	WP: 0 PB: 0 SB: 0 CS: 1	PA: 36					
<b>PITCHER</b>	IP	WLS	BF	H	R	ER	SO	BB	IBB	HBP	BLK	WP	HR	S	P	ERA	WHIP										
31 Ubaldo Jiménez, R ERA: 6.75	4.2	L	25	8	4	4	4	5	0	0	0	0	0	66	109	7.71	2.786										
53 Zack Britton, L ERA: 9.82	2.0		7	0	0	0	2	1	0	0	0	0	0	23	35	0.00	0.500										
58 Ryan Webb, R ERA: 9.82	1.1		4	0	0	0	2	0	0	0	0	0	0	13	19	0.00	0.000										

AB	33
R	2
H	8
RBI	2
BB	1
SO	6
LOB	14




AB	30
R	4
H	8
RBI	3
BB	6
SO	8
LOB	14





Batter	1	2	3	4	5	6	7	8	9	AB	R	H	RBI	BB	SO	LOB	TOP								
21 Nick Markakis, L OBP: 0.278, SLG: 0.353										5	2	2	1	0	0	2	<p><b>Baltimore Orioles @ New York Yankees</b>  <b>Yankee Stadium, Bronx, NY</b>            Tue Apr 08 2014, 1:09 PM - 4:36 PM EDT            Att: 35,864 - Cloudy - 64 F</p>								
27 Delmon Young, R OBP: 0.385, SLG: 0.583										6	2	3	3	0	1	2									
19 Chris Davis, L OBP: 0.364, SLG: 0.414										3	2	2	2	1	0	0									
28 Steve Pearce, R OBP: 0.344, SLG: 0.536										1	0	0	0	0	1	0									
10 Adam Jones, R OBP: 0.344, SLG: 0.536										4	2	2	2	1	0	1									
32 Matt Wieters, S OBP: 0.357, SLG: 0.630										4	1	1	3	0	2	3									
45 Steve Clevenger, L OBP: 0.400, SLG: 1.000										0	0	0	0	0	0	0									
23 Nelson Cruz, R OBP: 0.391, SLG: 0.571										4	1	2	1	1	1	0									
12 Steve Lombardozzi, S OBP: 0.333, SLG: 0.333										5	1	3	1	0	0	2									
3 Ryan Flaherty, L OBP: 0.185, SLG: 0.192										5	2	3	0	0	1	1									
6 Jonathan Schoop, R OBP: 0.192, SLG: 0.269										5	1	2	1	0	2	2									
<b>Inning Stats</b>	R: 3 E: 0 K: 2 S: 14	H: 3 LOB: 0 BB: 0 P: 17	R: 1 E: 0 K: 0 S: 16	H: 3 LOB: 1 BB: 0 P: 23	R: 0 E: 0 K: 1 S: 6	H: 0 LOB: 0 BB: 0 P: 9	R: 3 E: 0 K: 0 S: 12	H: 5 LOB: 1 BB: 1 P: 21	R: 0 E: 0 K: 1 S: 7	H: 0 LOB: 0 BB: 1 P: 13	R: 4 E: 0 K: 1 S: 17	H: 4 LOB: 1 BB: 1 P: 24	R: 0 E: 0 K: 0 S: 8	H: 1 LOB: 1 BB: 0 P: 14	R: 3 E: 0 K: 1 S: 19	H: 4 LOB: 1 BB: 0 P: 30	R: 0 E: 0 K: 2 S: 9	H: 0 LOB: 0 BB: 0 P: 12	1B: 13 2B: 4 3B: 0 HR: 3	SF: 3 SAC: 0 DP: 1 HBP: 0	WP: 1 PB: 0 SB: 0 CS: 0	PA: 48			
<b>PITCHER</b>	IP WLS BF H R ER SO BB IBB HBP BLK WP HR S P ERA WHIP	IP WLS BF H R ER SO BB IBB HBP BLK WP HR S P ERA WHIP	IP WLS BF H R ER SO BB IBB HBP BLK WP HR S P ERA WHIP	IP WLS BF H R ER SO BB IBB HBP BLK WP HR S P ERA WHIP	IP WLS BF H R ER SO BB IBB HBP BLK WP HR S P ERA WHIP	IP WLS BF H R ER SO BB IBB HBP BLK WP HR S P ERA WHIP	IP WLS BF H R ER SO BB IBB HBP BLK WP HR S P ERA WHIP	IP WLS BF H R ER SO BB IBB HBP BLK WP HR S P ERA WHIP	IP WLS BF H R ER SO BB IBB HBP BLK WP HR S P ERA WHIP	IP WLS BF H R ER SO BB IBB HBP BLK WP HR S P ERA WHIP	IP WLS BF H R ER SO BB IBB HBP BLK WP HR S P ERA WHIP	IP WLS BF H R ER SO BB IBB HBP BLK WP HR S P ERA WHIP	IP WLS BF H R ER SO BB IBB HBP BLK WP HR S P ERA WHIP	IP WLS BF H R ER SO BB IBB HBP BLK WP HR S P ERA WHIP	IP WLS BF H R ER SO BB IBB HBP BLK WP HR S P ERA WHIP	IP WLS BF H R ER SO BB IBB HBP BLK WP HR S P ERA WHIP	IP WLS BF H R ER SO BB IBB HBP BLK WP HR S P ERA WHIP	IP WLS BF H R ER SO BB IBB HBP BLK WP HR S P ERA WHIP	IP WLS BF H R ER SO BB IBB HBP BLK WP HR S P ERA WHIP	IP WLS BF H R ER SO BB IBB HBP BLK WP HR S P ERA WHIP	IP WLS BF H R ER SO BB IBB HBP BLK WP HR S P ERA WHIP	IP WLS BF H R ER SO BB IBB HBP BLK WP HR S P ERA WHIP	IP WLS BF H R ER SO BB IBB HBP BLK WP HR S P ERA WHIP	IP WLS BF H R ER SO BB IBB HBP BLK WP HR S P ERA WHIP	
47 Iván Nova, R ERA: 8.88	3.2	L	20	10	7	7	3	0	0	0	0	0	0	0	0	0	0	0	0	0	1	45	61	17.18	2.727
64 Cesar Cabral, L ERA:	0.1		3	1	0	0	0	1	0	0	0	0	0	0	0	0	0	0	0	0	0	3	9	0.00	6.000
57 Vidal Nuño, L ERA: 14.54	3.1		19	8	7	7	2	2	0	0	0	1	2	43	67	18.90	3.000								
68 Dellin Betances, R ERA:	1.2		6	1	0	0	3	0	0	0	0	0	0	0	17	26	0.00	0.600							

Batter	1	2	3	4	5	6	7	8	9	AB	R	H	RBI	BB	SO	LOB	BOTTOM							
11 Brett Gardner, L OBP: 0.387, SLG: 0.385										4	0	1	1	1	2	1	<p><b>Baltimore Orioles @ New York Yankees</b>  <b>Yankee Stadium, Bronx, NY</b>            Tue Apr 08 2014, 1:09 PM - 4:36 PM EDT            Att: 35,864 - Cloudy - 64 F</p>							
2 Derek Jeter, R OBP: 0.375, SLG: 0.292										4	0	1	0	0	1	3								
45 Dean Anna, L OBP: 0.250, SLG: 0.143										1	0	0	0	0	1	1								
22 Jacoby Ellsbury, L OBP: 0.469, SLG: 0.517										4	1	3	0	0	0	0								
31 Ichiro Suzuki, L OBP: 0.429, SLG: 0.500										1	0	0	0	0	0	0								
36 Carlos Beltrán, S OBP: 0.233, SLG: 0.259										5	0	1	1	0	1	3								
12 Alfonso Soriano, R OBP: 0.276, SLG: 0.346										4	1	2	1	0	0	2								
34 Brian McCann, L OBP: 0.200, SLG: 0.174										4	0	0	0	0	0	2								
53 Austin Romine, R OBP: 0.333, SLG: 0.364										1	0	0	0	0	1	1								
29 Francisco Cervelli, R OBP: 0.333, SLG: 0.364										4	1	1	0	0	2	0								
14 Brian Roberts, S OBP: 0.345, SLG: 0.174										3	1	1	0	0	0	0								
33 Kelly Johnson, L OBP: 0.333, SLG: 0.571										1	1	1	1	0	0	0								
26 Yangeris Solarte, S OBP: 0.519, SLG: 0.708										4	0	2	1	0	0	0								
<b>Inning Stats</b>	R: 1 E: 0 K: 1 S: 11	H: 2 LOB: 1 BB: 0 P: 21	R: 0 E: 0 K: 0 S: 7	H: 0 LOB: 0 BB: 0 P: 13	R: 0 E: 0 K: 1 S: 13	H: 2 LOB: 2 BB: 0 P: 19	R: 3 E: 0 K: 0 S: 18	H: 4 LOB: 1 BB: 0 P: 30	R: 0 E: 0 K: 1 S: 16	H: 1 LOB: 1 BB: 0 P: 19	R: 0 E: 0 K: 2 S: 13	H: 1 LOB: 1 BB: 1 P: 23	R: 0 E: 0 K: 0 S: 10	H: 0 LOB: 1 BB: 0 P: 16	R: 1 E: 0 K: 2 S: 14	H: 2 LOB: 1 BB: 0 P: 21	R: 0 E: 0 K: 1 S: 13	H: 1 LOB: 1 BB: 0 P: 18	1B: 6 2B: 5 3B: 0 HR: 2	SF: 0 SAC: 0 DP: 0 HBP: 1	WP: 0 PB: 0 SB: 1 CS: 0	PA: 42		
<b>PITCHER</b>	IP WLS BF H R ER SO BB IBB HBP BLK WP HR S P ERA WHIP	IP WLS BF H R ER SO BB IBB HBP BLK WP HR S P ERA WHIP	IP WLS BF H R ER SO BB IBB HBP BLK WP HR S P ERA WHIP	IP WLS BF H R ER SO BB IBB HBP BLK WP HR S P ERA WHIP	IP WLS BF H R ER SO BB IBB HBP BLK WP HR S P ERA WHIP	IP WLS BF H R ER SO BB IBB HBP BLK WP HR S P ERA WHIP	IP WLS BF H R ER SO BB IBB HBP BLK WP HR S P ERA WHIP	IP WLS BF H R ER SO BB IBB HBP BLK WP HR S P ERA WHIP	IP WLS BF H R ER SO BB IBB HBP BLK WP HR S P ERA WHIP	IP WLS BF H R ER SO BB IBB HBP BLK WP HR S P ERA WHIP	IP WLS BF H R ER SO BB IBB HBP BLK WP HR S P ERA WHIP	IP WLS BF H R ER SO BB IBB HBP BLK WP HR S P ERA WHIP	IP WLS BF H R ER SO BB IBB HBP BLK WP HR S P ERA WHIP	IP WLS BF H R ER SO BB IBB HBP BLK WP HR S P ERA WHIP	IP WLS BF H R ER SO BB IBB HBP BLK WP HR S P ERA WHIP	IP WLS BF H R ER SO BB IBB HBP BLK WP HR S P ERA WHIP	IP WLS BF H R ER SO BB IBB HBP BLK WP HR S P ERA WHIP	IP WLS BF H R ER SO BB IBB HBP BLK WP HR S P ERA WHIP	IP WLS BF H R ER SO BB IBB HBP BLK WP HR S P ERA WHIP	IP WLS BF H R ER SO BB IBB HBP BLK WP HR S P ERA WHIP	IP WLS BF H R ER SO BB IBB HBP BLK WP HR S P ERA WHIP	IP WLS BF H R ER SO BB IBB HBP BLK WP HR S P ERA WHIP	IP WLS BF H R ER SO BB IBB HBP BLK WP HR S P ERA WHIP	IP WLS BF H R ER SO BB IBB HBP BLK WP HR S P ERA WHIP
16 Wei-Yin Chen, L ERA: 6.75	5.0	W	24	9	4	4	3	0	0	0	0	0	0	0	0	0	0	0	0	0	27	45	0.00	0.857
60 Josh Stinson, R ERA:	2.1		10	1	0	0	3	1	0	1	0	0	0	0	0	0	0	0	0	0	10	15	13.50	3.000
17 Brian Matusz, L ERA: 11.57	0.2		4	2	1	1	1	0	0	0	0	0	0	0	0	0	0	0	0	0	13	18	0.00	1.000
56 Darren O'Day, R ERA:	1.0		4	1	0	0	1	0	0	0	0	0	0	0	0	0	0	0	0	0	13	18	0.00	1.000





Batter	1	2	3	4	5	6	7	8	9	AB	R	H	RBI	BB	SO	LOB	TOP								
21 Nick Markakis, L OBP: 0.288, SLG: 0.333	G1-6-3	K			F8		G1-3		10 PB 27 1B	5	0	1	1	0	1	0	<b>Baltimore Orioles @ New York Yankees</b> Yankee Stadium, Bronx, NY Wed Apr 09 2014, 7:09 PM - 10:15 PM EDT Att: 39,412 - Clear - 54 F								
27 Delmon Young, R OBP: 0.444, SLG: 0.647	2B		K		10 1B		K		10 PB	5	0	3	0	0	2	0									
19 Chris Davis, L OBP: 0.342, SLG: 0.394	L3		32 BB		1B		K		SF8	4	0	1	1	0	2	2									
10 Adam Jones, R OBP: 0.351, SLG: 0.515	K		K		1B		32 E 1B		K	5	0	2	0	0	3	4									
32 Matt Wieters, S OBP: 0.394, SLG: 0.600		FC3-6 6 HR 12 1B	1B		BB		1B		G3-1	3	1	1	0	2	1	4									
23 Nelson Cruz, R OBP: 0.351, SLG: 0.500	K		K				F8			4	0	0	0	0	2	5									
9 David Lough, L OBP: 0.190, SLG: 0.211							F9			0	0	0	0	0	0	0									
12 Steve Lombardozzi, S OBP: 0.321, SLG: 0.321					G4-3		L7		P6	4	0	1	0	0	0	2									
3 Ryan Flaherty, L OBP: 0.194, SLG: 0.233		FC3-6 6 HR			P5		G4-3		6 1B 21 1B	4	2	1	0	0	0	2									
6 Jonathan Schoop, R OBP: 0.233, SLG: 0.400					G6-3		K		27 1B 19 SF8 21 1B	4	2	2	3	0	1	0									
<b>Inning Stats</b>	R: 0 E: 0 K: 1 S: 10	H: 1 LOB: 1 BB: 0 P: 14	R: 3 E: 0 K: 2 S: 14	H: 3 LOB: 0 BB: 0 P: 20	R: 0 E: 0 K: 3 S: 16	H: 1 LOB: 2 BB: 1 P: 24	R: 0 E: 0 K: 0 S: 8	H: 0 LOB: 0 BB: 0 P: 13	R: 0 E: 0 K: 2 S: 11	H: 2 LOB: 2 BB: 0 P: 14	R: 0 E: 0 K: 0 S: 4	H: 0 LOB: 0 BB: 0 P: 6	R: 0 E: 0 K: 2 S: 8	H: 0 LOB: 0 BB: 0 P: 10	R: 0 E: 1 K: 1 S: 14	H: 1 LOB: 2 BB: 1 P: 25	R: 2 E: 0 K: 1 S: 21	H: 4 LOB: 2 BB: 0 P: 30	1B: 9 2B: 2 3B: 0 HR: 1	SF: 1 SAC: 0 DP: 0 HBP: 0	WP: 0 PB: 1 SB: 0 CS: 0	PA: 41			
<b>PITCHER</b>	IP WLS BF H R ER SO BB IBB HBP BLK WP HR S P ERA WHIP	7.0 0.1 0.2 1.0	29 1 4 7	7 0 0 4	3 0 0 2	10 0 0 1	1 0 0 0	0 0 0 0	0 0 0 0	0 0 0 0	1 5 8 21	71 5 7 30	101 0 17 30	3.86 0.00 0.00 18.00	1.143 0.000 3.000 4.000										

Batter	1	2	3	4	5	6	7	8	9	AB	R	H	RBI	BB	SO	LOB	BOTTOM					
11 Brett Gardner, L OBP: 0.400, SLG: 0.433	2 1B L4-3		F9		L8			SH1-3 2 2B		4	0	2	0	0	0	1	<b>Baltimore Orioles @ New York Yankees</b> Yankee Stadium, Bronx, NY Wed Apr 09 2014, 7:09 PM - 10:15 PM EDT Att: 39,412 - Clear - 54 F					
2 Derek Jeter, R OBP: 0.295, SLG: 0.296	L4-3		K		1B		SH1-3		3	0	1	0	0	1	1							
22 Jacoby Ellsbury, L OBP: 0.417, SLG: 0.455	G3		L9		L7		P5		4	0	0	0	0	0	3							
36 Carlos Beltrán, S OBP: 0.324, SLG: 0.467		HR	34 F9 12 G6-3		34 F9 12 G6-3		34 F9 12 G6-3		3 2B 3 1B 1 0B	3	2	3	1	1	0	0						
34 Brian McCann, L OBP: 0.176, SLG: 0.152		G5-3	F9		G6-3		G6-3		F8	4	0	0	0	0	4							
12 Alfonso Soriano, R OBP: 0.273, SLG: 0.367		F9			G6-3		K		33 1B 14 SF9	4	1	1	1	0	1	0						
33 Kelly Johnson, L OBP: 0.357, SLG: 0.680		HR			K		G3		26 G6-4-3 1B	4	1	2	1	0	1	0						
31 Ichiro Suzuki, L OBP: 0.429, SLG: 0.500		HR					G3		2B	0	0	0	0	0	0	0						
14 Brian Roberts, S OBP: 0.333, SLG: 0.160		BB			G3		K		SF9	2	0	0	1	1	1	0						
26 Yangervis Solarte, S OBP: 0.484, SLG: 0.643		F9			G3		K		G6-4-3	4	0	1	0	0	1	2						
<b>Inning Stats</b>	R: 0 E: 0 K: 0 S: 8	H: 1 LOB: 0 BB: 0 P: 11	R: 2 E: 0 K: 0 S: 11	H: 2 LOB: 1 BB: 1 P: 20	R: 0 E: 0 K: 1 S: 6	H: 0 LOB: 0 BB: 0 P: 11	R: 1 E: 0 K: 1 S: 12	H: 1 LOB: 0 BB: 0 P: 16	R: 0 E: 0 K: 0 S: 10	H: 2 LOB: 2 BB: 0 P: 15	R: 0 E: 0 K: 1 S: 8	H: 1 LOB: 0 BB: 0 P: 12	R: 0 E: 0 K: 2 S: 11	H: 0 LOB: 0 BB: 0 P: 18	R: 0 E: 0 K: 0 S: 8	H: 1 LOB: 2 BB: 1 P: 17	R: 1 E: 0 K: 0 S: 10	H: 2 LOB: 1 BB: 0 P: 14	1B: 5 2B: 4 3B: 0 HR: 2	SF: 1 SAC: 1 DP: 3 HBP: 0	WP: 0 PB: 0 SB: 0 CS: 0	PA: 36
<b>PITCHER</b>	IP WLS BF H R ER SO BB IBB HBP BLK WP HR S P ERA WHIP	6.0 1.1 0.2 1.0	24 1 3 2	7 0 0 1	3 0 0 0	2 0 0 0	5 15 4 10	25 0.00 0.00 9.00	1.333 0.750 0.000 2.000													







Batter	1	2	3	4	5	6	7	8	9	AB	R	H	RBI	BB	SO	LOB	TOP					
5 Jonny Gomes, R OBP: 0.333, SLG: 0.357										5	1	2	1	0	2	1	<b>Boston Red Sox @ New York Yankees</b> Yankee Stadium, Bronx, NY Fri Apr 11 2014, 7:09 PM - 10:08 PM EDT Att: 44,121 - Cloudy - 64 F					
15 Dustin Pedroia, R OBP: 0.240, SLG: 0.280										4	0	0	0	0	1	2						
34 David Ortiz, L OBP: 0.348, SLG: 0.500										2	1	1	0	2	0	0						
12 Mike Napoli, R OBP: 0.388, SLG: 0.465										4	1	1	0	0	1	2						
38 Grady Sizemore, L OBP: 0.394, SLG: 0.600										4	1	2	3	0	1	0						
2 Xander Bogaerts, R OBP: 0.400, SLG: 0.342										3	0	0	0	1	2	2						
7 Ryan Roberts, R										3	0	0	0	0	1	1						
37 Mike Carp, L OBP: 0.250, SLG: 0.375										1	0	0	0	0	1	2						
10 Jonathan Herrera, S OBP: 0.357, SLG: 0.250										0	0	0	0	0	0	0						
3 David Ross, R OBP: 0.286, SLG: 0.308										4	0	1	0	0	2	1						
25 Jackie Bradley Jr., L OBP: 0.400, SLG: 0.385										4	0	0	0	0	2	2						
<b>Inning Stats</b>	R: 0 E: 0 K: 2 S: 11	H: 0 LOB: 1 BB: 1 P: 21	R: 0 E: 0 K: 2 S: 7	H: 0 LOB: 0 BB: 0 P: 10	R: 0 E: 0 K: 0 S: 6	H: 1 LOB: 1 BB: 0 P: 7	R: 0 E: 0 K: 0 S: 6	H: 0 LOB: 0 BB: 0 P: 6	R: 0 E: 0 K: 2 S: 15	H: 0 LOB: 1 BB: 1 P: 24	R: 4 E: 0 K: 3 S: 18	H: 4 LOB: 0 BB: 0 P: 28	R: 0 E: 0 K: 0 S: 10	H: 1 LOB: 1 BB: 0 P: 15	R: 0 E: 0 K: 1 S: 12	H: 1 LOB: 2 BB: 1 P: 19	R: 0 E: 0 K: 3 S: 13	H: 0 LOB: 0 BB: 0 P: 19	1B: 4 2B: 1 3B: 0 HR: 2	SF: 0 SAC: 0 DP: 0 HBP: 0	WP: 0 PB: 0 SB: 0 CS: 0	PA: 37
<b>PITCHER</b>	IP WLS BF H R ER SO BB IBB HBP BLK WP HR S P ERA WHIP																					
52 CC Sabathia, L ERA: 6.63	7.0 L 29 6 4 4 9 2 0 0 0 0 0 2 73 111 5.14 1.143																					
64 Cesar Cabral, L ERA:	0.0 1 0 0 0 0 1 0 0 0 0 0 0 4 ∞ ∞																					
43 Adam Warren, R ERA:	1.0 4 1 0 0 1 0 0 0 0 0 0 0 12 15 0.00 1.000																					
68 Dellin Betances, R ERA:	1.0 3 0 0 0 3 0 0 0 0 0 0 0 13 19 0.00 0.000																					

AB	34
R	4
H	7
RBI	4
BB	3
SO	13
LOB	13



Batter	1	2	3	4	5	6	7	8	9	AB	R	H	RBI	BB	SO	LOB	BOTTOM					
2 Derek Jeter, R OBP: 0.375, SLG: 0.343										4	0	1	0	0	0	2	<b>Boston Red Sox @ New York Yankees</b> Yankee Stadium, Bronx, NY Fri Apr 11 2014, 7:09 PM - 10:08 PM EDT Att: 44,121 - Cloudy - 64 F					
22 Jacoby Ellsbury, L OBP: 0.305, SLG: 0.425										3	0	1	0	1	0	0						
36 Carlos Beltrán, S OBP: 0.293, SLG: 0.405										4	0	0	0	0	2	3						
12 Alfonso Soriano, R OBP: 0.275, SLG: 0.432										4	1	2	1	0	1	1						
29 Francisco Cervelli, R OBP: 0.267, SLG: 0.286										3	0	0	0	0	1	0						
34 Brian McCann, L OBP: 0.194, SLG: 0.162										1	0	0	0	0	1	1						
26 Yanoris Solarte, S OBP: 0.395, SLG: 0.514										4	0	0	0	0	2	0						
31 Ichiro Suzuki, L OBP: 0.444, SLG: 0.500										4	1	2	0	0	0	0						
14 Brian Roberts, S OBP: 0.333, SLG: 0.148										2	0	0	0	1	0	1						
11 Brett Gardner, L OBP: 0.375, SLG: 0.400										1	0	0	0	0	1	0						
33 Kelly Johnson, L OBP: 0.324, SLG: 0.581										3	0	1	1	0	1	0						
<b>Inning Stats</b>	R: 0 E: 0 K: 0 S: 5	H: 0 LOB: 0 BB: 0 P: 8	R: 1 E: 0 K: 1 S: 11	H: 1 LOB: 0 BB: 0 P: 16	R: 0 E: 0 K: 0 S: 10	H: 1 LOB: 2 BB: 1 P: 21	R: 0 E: 0 K: 2 S: 11	H: 0 LOB: 0 BB: 0 P: 16	R: 0 E: 0 K: 1 S: 8	H: 1 LOB: 0 BB: 0 P: 9	R: 0 E: 0 K: 1 S: 11	H: 1 LOB: 1 BB: 0 P: 16	R: 1 E: 0 K: 1 S: 17	H: 2 LOB: 2 BB: 1 P: 29	R: 0 E: 0 K: 2 S: 10	H: 1 LOB: 1 BB: 0 P: 17	R: 0 E: 0 K: 1 S: 9	H: 0 LOB: 0 BB: 0 P: 13	1B: 6 2B: 0 3B: 0 HR: 1	SF: 0 SAC: 0 DP: 1 HBP: 0	WP: 0 PB: 0 SB: 1 CS: 0	PA: 35
<b>PITCHER</b>	IP WLS BF H R ER SO BB IBB HBP BLK WP HR S P ERA WHIP																					
31 Jon Lester, L ERA: 2.57	6.2 W 27 6 2 2 2 2 0 0 0 0 0 1 71 113 2.70 1.200																					
36 Junichi Tazawa, R ERA:	1.1 H 5 1 0 0 2 0 0 0 0 0 0 12 19 0.00 0.750																					
54 Edward Mujica, R ERA: 10.8	1.0 S 3 0 0 0 1 0 0 0 0 0 0 0 9 13 0.00 0.000																					

AB	33
R	2
H	7
RBI	2
BB	2
SO	9
LOB	8















Batter	1	2	3	4	5	6	7	8	9	AB	R	H	RBI	BB	SO	LOB	TOP										
64 Emilio Bonifacio, S OBP: 0.407, SLG: 0.418	B1-3		G6-3			F8			G5-3	4	0	0	0	0	0	0	<p>Chicago Cubs @ New York Yankees</p> <p>Yankee Stadium, Bronx, NY</p> <p>Wed Apr 16 2014, 1:10 PM - 3:52 PM EDT</p> <p>Att: 36,569 - Sunny - 43 F</p> <p>livebaseballscorecards.com</p> <p>AB 30 R 0 H 3 RBI 0 BB 1 SO 11 LOB 8</p> 										
20 Justin Ruggiano, R OBP: 0.250, SLG: 0.190									F9	2	0	0	0	1	2	0											
6 Ryan Sweeney, L OBP: 0.267, SLG: 0.231	BB									1	0	0	0	0	0	0											
44 Anthony Rizzo, L OBP: 0.397, SLG: 0.490	F8				G4-3				19 D1 1B	4	0	2	0	0	0	1											
19 Nate Schierholtz, L OBP: 0.261, SLG: 0.318	F8									4	0	0	0	0	2	3											
13 Starlin Castro, R OBP: 0.309, SLG: 0.434		P4								3	0	0	0	0	0	1											
21 Junior Lake, R OBP: 0.308, SLG: 0.541										3	0	1	0	0	1	1											
24 Luis Valbuena, L OBP: 0.313, SLG: 0.222										3	0	0	0	0	2	1											
30 Mike Olt, R OBP: 0.258, SLG: 0.448										3	0	0	0	0	3	1											
12 John Baker, L OBP: 0.258, SLG: 0.448										3	0	0	0	0	1	0											
<b>Inning Stats</b>	R: 0 E: 0 K: 0 S: 8	H: 0 LOB: 1 BB: 1 P: 13	R: 0 E: 0 K: 2 S: 12	H: 1 LOB: 1 BB: 0 P: 18	R: 0 E: 0 K: 2 S: 10	H: 0 LOB: 0 BB: 0 P: 13	R: 0 E: 0 K: 1 S: 9	H: 0 LOB: 0 BB: 0 P: 14	R: 0 E: 0 K: 1 S: 11	H: 0 LOB: 0 BB: 0 P: 13	R: 0 E: 0 K: 1 S: 7	H: 0 LOB: 0 BB: 0 P: 9	R: 0 E: 0 K: 1 S: 10	H: 1 LOB: 1 BB: 0 P: 13	R: 0 E: 0 K: 2 S: 9	H: 0 LOB: 0 BB: 0 P: 14	R: 0 E: 0 K: 1 S: 14	H: 1 LOB: 1 BB: 0 P: 22	1B: 3 2B: 0 3B: 0 HR: 0	SF: 0 SAC: 0 DP: 0 HBP: 0	WP: 0 PB: 0 SB: 1 CS: 0	PA: 31					
<b>PITCHER</b>	IP	WLS	BF	H	R	ER	SO	BB	IBB	HBP	BLK	WP	HR	S	P	ERA	WHIP										
19 Masahiro Tanaka, R ERA: 2.05	8.0	W	27	2	0	0	10	1	0	0	0	0	0	76	107	0.00	0.375										
27 Shawn Kelley, R ERA: 2.45	1.0	S	4	1	0	0	1	0	0	0	0	0	0	14	22	0.00	1.000										

Batter	1	2	3	4	5	6	7	8	9	AB	R	H	RBI	BB	SO	LOB	BOTTOM										
11 Brett Gardner, L OBP: 0.358, SLG: 0.396	F7		G6-3							4	1	1	0	0	0	0	<p>Chicago Cubs @ New York Yankees</p> <p>Yankee Stadium, Bronx, NY</p> <p>Wed Apr 16 2014, 1:10 PM - 3:52 PM EDT</p> <p>Att: 36,569 - Sunny - 43 F</p> <p>livebaseballscorecards.com</p> <p>AB 27 R 3 H 5 RBI 3 BB 4 SO 6 LOB 11</p> 										
36 Carlos Beltrán, S OBP: 0.358, SLG: 0.667										3	1	1	1	1	1	1											
31 Ichiro Suzuki, L OBP: 0.421, SLG: 0.474										0	0	0	0	0	0	0											
22 Jacoby Ellsbury, L OBP: 0.429, SLG: 0.460										3	0	1	1	1	0	1											
12 Alfonso Soriano, R OBP: 0.250, SLG: 0.429										4	0	0	0	0	1	2											
34 Brian McCann, L OBP: 0.240, SLG: 0.354										4	1	1	0	0	1	2											
26 Yanervis Solarte, S OBP: 0.429, SLG: 0.468										1	0	0	0	2	0	0											
33 Kelly Johnson, L OBP: 0.333, SLG: 0.585										3	0	1	0	0	1	1											
45 Dean Anna, L OBP: 0.190, SLG: 0.368										2	0	0	1	0	0	1											
24 Scott Sizemore, R OBP: 0.267, SLG: 0.231										3	0	0	0	0	2	3											
<b>Inning Stats</b>	R: 1 E: 0 K: 1 S: 12	H: 2 LOB: 1 BB: 0 P: 17	R: 0 E: 0 K: 0 S: 7	H: 0 LOB: 1 BB: 1 P: 14	R: 0 E: 0 K: 0 S: 4	H: 0 LOB: 0 BB: 1 P: 9	R: 1 E: 0 K: 2 S: 17	H: 2 LOB: 2 BB: 1 P: 27	R: 1 E: 0 K: 0 S: 7	H: 1 LOB: 0 BB: 0 P: 10	R: 0 E: 0 K: 1 S: 9	H: 0 LOB: 0 BB: 0 P: 14	R: 0 E: 0 K: 1 S: 8	H: 0 LOB: 0 BB: 0 P: 13	R: 0 E: 0 K: 1 S: 10	H: 0 LOB: 1 BB: 1 P: 19	1B: 2 2B: 2 3B: 0 HR: 1	SF: 1 SAC: 0 DP: 1 HBP: 0	WP: 0 PB: 0 SB: 1 CS: 0	PA: 32							
<b>PITCHER</b>	IP	WLS	BF	H	R	ER	SO	BB	IBB	HBP	BLK	WP	HR	S	P	ERA	WHIP										
39 Jason Hammel, R ERA: 3.05	7.0	L	28	5	3	3	5	3	0	0	0	0	0	64	104	3.86	1.143										
52 Justin Grimm, R ERA: 4.5	0.2		3	0	0	0	1	1	0	0	0	0	0	8	15	0.00	1.500										
53 Wesley Wright, L ERA: 4.5	0.1		1	0	0	0	0	0	0	0	0	0	0	2	4	0.00	0.000										



Batter	1	2	3	4	5	6	7	8	9	AB	R	H	RBI	BB	SO	LOB	TOP							
64 Emilio Bonifacio, S OBP: 0.381, SLG: 0.390										4	0	0	0	0	2	1								
6 Ryan Sweeney, L OBP: 0.242, SLG: 0.207										3	0	0	0	0	0	0								
21 Junior Lake, R OBP: 0.300, SLG: 0.526										1	0	0	0	0	1	0								
44 Anthony Rizzo, L OBP: 0.403, SLG: 0.519										3	0	1	0	1	0	0								
19 Nate Schierholz, L OBP: 0.260, SLG: 0.313										4	0	1	0	0	1	2								
13 Starlin Castro, R OBP: 0.322, SLG: 0.439										4	0	2	0	0	0	1								
24 Luis Valbuena, L OBP: 0.361, SLG: 0.241										2	0	1	0	2	0	0								
5 Welington Castillo, R OBP: 0.262, SLG: 0.365										3	0	0	0	0	0	4								
51 Ryan Kalish, L OBP: 0.250, SLG: 0.280										4	0	1	0	0	2	6								
15 Darwin Barney, R OBP: 0.290, SLG: 0.120										3	0	0	0	0	0	5								
<b>Inning Stats</b>	R: 0 H: 0 E: 0 K: 1 S: 13	H: 0 BB: 0 LOB: 0 P: 18	R: 0 H: 0 E: 0 K: 0 S: 7	H: 0 BB: 0 LOB: 0 P: 10	R: 0 H: 1 E: 0 K: 0 S: 10	H: 1 BB: 0 LOB: 1 P: 13	R: 0 H: 0 E: 0 K: 1 S: 8	H: 0 BB: 0 LOB: 1 P: 16	R: 0 H: 2 E: 0 K: 1 S: 11	H: 2 BB: 0 LOB: 2 P: 18	R: 0 H: 1 E: 0 K: 0 S: 8	H: 1 BB: 1 LOB: 1 P: 14	R: 0 H: 1 E: 0 K: 1 S: 13	H: 1 BB: 1 LOB: 2 P: 24	R: 0 H: 0 E: 0 K: 2 S: 11	H: 0 BB: 0 LOB: 0 P: 15	R: 0 H: 1 E: 0 K: 0 S: 10	H: 1 BB: 1 LOB: 2 P: 21	1B: 5 2B: 1 3B: 1 HR: 0	SF: 0 SAC: 1 DP: 1 HBP: 0	WP: 1 PB: 0 SB: 1 CS: 1	PA: 35		
<b>PITCHER</b>	IP WLS BF H R ER SO BB IBB HBP BLK WP HR S P ERA WHIP	IP WLS BF H R ER SO BB IBB HBP BLK WP HR S P ERA WHIP	IP WLS BF H R ER SO BB IBB HBP BLK WP HR S P ERA WHIP	IP WLS BF H R ER SO BB IBB HBP BLK WP HR S P ERA WHIP	IP WLS BF H R ER SO BB IBB HBP BLK WP HR S P ERA WHIP	IP WLS BF H R ER SO BB IBB HBP BLK WP HR S P ERA WHIP	IP WLS BF H R ER SO BB IBB HBP BLK WP HR S P ERA WHIP	IP WLS BF H R ER SO BB IBB HBP BLK WP HR S P ERA WHIP	IP WLS BF H R ER SO BB IBB HBP BLK WP HR S P ERA WHIP	IP WLS BF H R ER SO BB IBB HBP BLK WP HR S P ERA WHIP	IP WLS BF H R ER SO BB IBB HBP BLK WP HR S P ERA WHIP	IP WLS BF H R ER SO BB IBB HBP BLK WP HR S P ERA WHIP	IP WLS BF H R ER SO BB IBB HBP BLK WP HR S P ERA WHIP	IP WLS BF H R ER SO BB IBB HBP BLK WP HR S P ERA WHIP	IP WLS BF H R ER SO BB IBB HBP BLK WP HR S P ERA WHIP	IP WLS BF H R ER SO BB IBB HBP BLK WP HR S P ERA WHIP	IP WLS BF H R ER SO BB IBB HBP BLK WP HR S P ERA WHIP	IP WLS BF H R ER SO BB IBB HBP BLK WP HR S P ERA WHIP	IP WLS BF H R ER SO BB IBB HBP BLK WP HR S P ERA WHIP	IP WLS BF H R ER SO BB IBB HBP BLK WP HR S P ERA WHIP	IP WLS BF H R ER SO BB IBB HBP BLK WP HR S P ERA WHIP	IP WLS BF H R ER SO BB IBB HBP BLK WP HR S P ERA WHIP	IP WLS BF H R ER SO BB IBB HBP BLK WP HR S P ERA WHIP	IP WLS BF H R ER SO BB IBB HBP BLK WP HR S P ERA WHIP

Chicago Cubs @ New York Yankees  
Yankee Stadium, Bronx, NY  
Wed Apr 16 2014, 7:12 PM - 10:16 PM EDT  
Att. 40,073 - Clear - 47 F

AB	31
R	0
H	6
RBI	0
BB	3
SO	6
LOB	19



Batter	1	2	3	4	5	6	7	8	9	AB	R	H	RBI	BB	SO	LOB	BOTTOM							
11 Brett Gardner, L OBP: 0.345, SLG: 0.377										5	0	1	1	0	0	0								
2 Derek Jeter, R OBP: 0.356, SLG: 0.325										5	0	1	0	0	0	2								
36 Carlos Beltrán, S OBP: 0.368, SLG: 0.673										4	0	2	0	0	0	1								
12 Alfonso Soriano, R OBP: 0.268, SLG: 0.434										4	1	2	0	0	0	2								
45 Dean Anna, L OBP: 0.190, SLG: 0.368										0	0	0	0	0	0	0								
26 Yangervis Solarte, S OBP: 0.434, SLG: 0.478										3	0	1	0	1	0	4								
31 Ichiro Suzuki, L OBP: 0.435, SLG: 0.478										4	0	2	0	0	1	2								
24 Scott Sizemore, R OBP: 0.333, SLG: 0.333										3	1	2	1	0	0	1								
22 Jacoby Ellsbury, L OBP: 0.421, SLG: 0.451										1	0	0	0	0	1	2								
33 Kelly Johnson, L OBP: 0.306, SLG: 0.533										4	0	0	0	0	1	6								
66 John Ryan Murphy, R OBP: 0.250, SLG: 0.250										4	0	1	0	0	0	1								
<b>Inning Stats</b>	R: 0 H: 2 E: 0 K: 0 S: 16	H: 1 BB: 0 LOB: 2 P: 24	R: 0 H: 1 E: 0 K: 0 S: 12	H: 1 BB: 0 LOB: 1 P: 15	R: 0 H: 1 E: 1 K: 0 S: 11	H: 1 BB: 0 LOB: 2 P: 15	R: 1 H: 3 E: 0 K: 2 S: 13	H: 3 BB: 0 LOB: 0 P: 19	R: 1 H: 3 E: 0 K: 0 S: 13	H: 3 BB: 0 LOB: 2 P: 20	R: 0 H: 1 E: 0 K: 0 S: 7	H: 1 BB: 0 LOB: 1 P: 13	R: 0 H: 1 E: 0 K: 1 S: 15	H: 1 BB: 1 LOB: 2 P: 25	R: 0 H: 0 E: 0 K: 0 S: 9	H: 0 BB: 0 LOB: 0 P: 13	1B: 11 2B: 1 3B: 0 HR: 0	SF: 0 SAC: 0 DP: 0 HBP: 0	WP: 0 PB: 0 SB: 0 CS: 0	PA: 38				
<b>PITCHER</b>	IP WLS BF H R ER SO BB IBB HBP BLK WP HR S P ERA WHIP	IP WLS BF H R ER SO BB IBB HBP BLK WP HR S P ERA WHIP	IP WLS BF H R ER SO BB IBB HBP BLK WP HR S P ERA WHIP	IP WLS BF H R ER SO BB IBB HBP BLK WP HR S P ERA WHIP	IP WLS BF H R ER SO BB IBB HBP BLK WP HR S P ERA WHIP	IP WLS BF H R ER SO BB IBB HBP BLK WP HR S P ERA WHIP	IP WLS BF H R ER SO BB IBB HBP BLK WP HR S P ERA WHIP	IP WLS BF H R ER SO BB IBB HBP BLK WP HR S P ERA WHIP	IP WLS BF H R ER SO BB IBB HBP BLK WP HR S P ERA WHIP	IP WLS BF H R ER SO BB IBB HBP BLK WP HR S P ERA WHIP	IP WLS BF H R ER SO BB IBB HBP BLK WP HR S P ERA WHIP	IP WLS BF H R ER SO BB IBB HBP BLK WP HR S P ERA WHIP	IP WLS BF H R ER SO BB IBB HBP BLK WP HR S P ERA WHIP	IP WLS BF H R ER SO BB IBB HBP BLK WP HR S P ERA WHIP	IP WLS BF H R ER SO BB IBB HBP BLK WP HR S P ERA WHIP	IP WLS BF H R ER SO BB IBB HBP BLK WP HR S P ERA WHIP	IP WLS BF H R ER SO BB IBB HBP BLK WP HR S P ERA WHIP	IP WLS BF H R ER SO BB IBB HBP BLK WP HR S P ERA WHIP	IP WLS BF H R ER SO BB IBB HBP BLK WP HR S P ERA WHIP	IP WLS BF H R ER SO BB IBB HBP BLK WP HR S P ERA WHIP	IP WLS BF H R ER SO BB IBB HBP BLK WP HR S P ERA WHIP	IP WLS BF H R ER SO BB IBB HBP BLK WP HR S P ERA WHIP	IP WLS BF H R ER SO BB IBB HBP BLK WP HR S P ERA WHIP	IP WLS BF H R ER SO BB IBB HBP BLK WP HR S P ERA WHIP

Chicago Cubs @ New York Yankees  
Yankee Stadium, Bronx, NY  
Wed Apr 16 2014, 7:12 PM - 10:16 PM EDT  
Att. 40,073 - Clear - 47 F

AB	37
R	2
H	12
RBI	2
BB	1
SO	3
LOB	21









Batter	1	2	3	4	5	6	7	8	9	AB	R	H	RBI	BB	SO	LOB	TOP			
11 Brett Gardner, L OBP: 0.317, SLG: 0.345	F8	FC4-6		K		F8			P6	5	0	0	1	0	1	3				
2 Derek Jeter, R OBP: 0.364, SLG: 0.347		G5-4-3		K			G6-3		K	5	0	1	0	0	2	3				
22 Jacoby Ellsbury, L OBP: 0.418, SLG: 0.483					F7				K	5	1	2	0	0	2	1				
12 Alfonso Soriano, R OBP: 0.308, SLG: 0.492	P4		F8						K	3	0	1	1	1	0	2				
34 Brian McCann, L OBP: 0.254, SLG: 0.404				F7			F9		F7	4	1	1	0	0	0	3				
26 Yanervis Solarte, S OBP: 0.452, SLG: 0.566				F7					F8	3	1	1	0	1	0	2				
33 Kelly Johnson, L OBP: 0.291, SLG: 0.480									K	3	1	0	0	1	1	4				
24 Scott Sizemore, R OBP: 0.333, SLG: 0.500									F7	3	1	1	3	0	2	1				
14 Brian Roberts, S OBP: 0.326, SLG: 0.270										1	0	0	0	0	0	0				
31 Ichiro Suzuki, L OBP: 0.355, SLG: 0.387									G1-3	4	0	1	0	0	0	1				
<b>Inning Stats</b>	R: 0 E: 0 K: 1 S: 11	H: 1 LOB: 1 BB: 0 P: 18	R: 4 E: 0 K: 0 S: 17	H: 4 LOB: 0 BB: 0 P: 29	R: 0 E: 0 K: 0 S: 6	H: 1 LOB: 1 BB: 0 P: 11	R: 0 E: 1 K: 3 S: 12	H: 0 LOB: 2 BB: 1 P: 18	R: 0 E: 0 K: 0 S: 8	H: 0 LOB: 2 BB: 2 P: 16	R: 1 E: 0 K: 0 S: 13	H: 2 LOB: 1 BB: 0 P: 18	R: 0 E: 0 K: 1 S: 10	H: 0 LOB: 0 BB: 0 P: 14	R: 0 E: 0 K: 2 S: 8	H: 0 LOB: 0 BB: 0 P: 11	1B: 7 2B: 1 3B: 0 HR: 0	SF: 0 SAC: 0 DP: 1 HBP: 0	WP: 0 PB: 0 SB: 1 CS: 0	PA: 39
<b>PITCHER</b>	IP WLS BF H R ER SO BB IBB HBP BLK WP HR S P ERA WHIP																			
40 Erik Bedard, L ERA: 6.35	3.2	19	6	4	4	3	1	0	0	0	0	0	0	0	43	73	9.82	1.909		
26 Brad Boxberger, R ERA:	2.0	8	0	0	0	2	2	0	0	0	0	0	0	17	30	0.00	1.000			
57 Jake McGee, L ERA: 1.59	1.1	W 6	2	1	1	0	0	0	0	0	0	0	0	16	24	6.75	1.500			
62 Joel Peralta, R ERA: 3.38	1.0	H 3	0	0	0	1	0	0	0	0	0	0	0	10	14	0.00	0.000			
47 Brandon Gomes, R ERA: 4.05	1.0	3	0	0	0	2	0	0	0	0	0	0	0	8	11	0.00	0.000			

**New York Yankees @ Tampa Bay Rays**  
Tropicana Field, St. Petersburg, FL  
Fri Apr 18, 2014, 7:12 PM - 11:05 PM EDT  
Att: 26,079 - Dome - 72 F

AB 36  
R 5  
H 8  
RBI 5  
BB 3  
SO 8  
LOB 20



Batter	1	2	3	4	5	6	7	8	9	AB	R	H	RBI	BB	SO	LOB	BOTTOM			
7 David DeJesus, L OBP: 0.231, SLG: 0.257	G3			F8		F7				3	0	0	0	0	0	0				
1 Sean Rodriguez, R OBP: 0.333, SLG: 0.875										2	2	1	2	0	0	1				
18 Ben Zobrist, S OBP: 0.389, SLG: 0.443	F7			F8		G4-3			HR	5	2	2	0	0	0	0				
20 Matt Joyce, L OBP: 0.391, SLG: 0.554										2	2	1	0	1	0	0				
8 Desmond Jennings, R OBP: 0.391, SLG: 0.434										1	0	1	1	0	0	0				
5 Brandon Guyer, R OBP: 0.176, SLG: 0.235										1	2	1	1	0	0	0				
3 Evan Longoria, R OBP: 0.408, SLG: 0.444										3	2	3	0	1	0	0				
21 James Loney, L OBP: 0.322, SLG: 0.392										4	0	2	4	0	0	3				
9 Wil Myers, R OBP: 0.302, SLG: 0.263										5	0	3	3	0	1	2				
11 Logan Forsythe, R OBP: 0.268, SLG: 0.222										3	0	0	0	1	0	4				
11 Yunel Escobar, R OBP: 0.254, SLG: 0.317										5	0	1	0	0	1	4				
24 Ryan Hanigan, R OBP: 0.270, SLG: 0.333										4	1	1	0	0	1	1				
<b>Inning Stats</b>	R: 0 E: 0 K: 0 S: 5	H: 0 LOB: 0 BB: 0 P: 12	R: 0 E: 0 K: 0 S: 6	H: 1 LOB: 0 BB: 0 P: 7	R: 0 E: 0 K: 1 S: 7	H: 0 LOB: 1 BB: 1 P: 13	R: 2 E: 0 K: 0 S: 19	H: 3 LOB: 2 BB: 1 P: 35	R: 0 E: 0 K: 1 S: 7	H: 0 LOB: 0 BB: 0 P: 8	R: 1 E: 0 K: 0 S: 15	H: 3 LOB: 2 BB: 0 P: 26	R: 3 E: 0 K: 1 S: 23	H: 4 LOB: 2 BB: 1 P: 40	R: 5 E: 0 K: 0 S: 24	H: 5 LOB: 3 BB: 0 P: 42	1B: 13 2B: 2 3B: 0 HR: 1	SF: 0 SAC: 0 DP: 2 HBP: 3	WP: 1 PB: 0 SB: 0 CS: 0	PA: 44
<b>PITCHER</b>	IP WLS BF H R ER SO BB IBB HBP BLK WP HR S P ERA WHIP																			
18 Hiroki Kuroda, R ERA: 4.07	5.2	24	7	3	3	2	2	0	0	0	0	0	0	0	58	99	4.76	1.588		
41 David Phelps, R ERA: 5.4	0.2	H 3	1	1	1	0	0	0	0	0	0	0	0	8	15	13.50	1.500			
48 Matt Thornton, L ERA: 2.7	0.1	H 2	1	0	0	0	0	0	0	0	0	0	0	5	9	0.00	3.000			
43 Adam Warren, R ERA: 3.38	1.0	L 8	4	4	4	1	1	0	0	0	1	23	32	36.00	5.000					
64 Cesar Cabral, L ERA: 27.0	0.0	6	3	3	3	0	0	0	3	0	1	0	9	23	∞	∞				

**New York Yankees @ Tampa Bay Rays**  
Tropicana Field, St. Petersburg, FL  
Fri Apr 18, 2014, 7:12 PM - 11:05 PM EDT  
Att: 26,079 - Dome - 72 F

AB 38  
R 11  
H 16  
RBI 11  
BB 3  
SO 3  
LOB 15





Batter	1	2	3	4	5	6	7	8	9	AB	R	H	RBI	BB	SO	LOB	TOP							
22 Jacoby Ellsbury, L OBP: 0.414, SLG: 0.476 24 Scott Sizemore, R OBP: 0.308, SLG: 0.462										3	0	1	0	0	2	0	New York Yankees @ Tampa Bay Rays Tropicana Field, St. Petersburg, FL Sat Apr 19 2014, 7:14 PM - 10:33 PM EDT Att: 30,159 - Dome - 72 F							
11 Brett Gardner, L OBP: 0.299, SLG: 0.323										4	0	0	0	0	1	1								
36 Carlos Beltrán, S OBP: 0.323, SLG: 0.583 31 Ichiro Suzuki, L OBP: 0.355, SLG: 0.387									3	0	0	0	0	1	1									
34 Brian McCann, L OBP: 0.246, SLG: 0.390 66 John Ryan Murphy, R OBP: 0.200, SLG: 0.200									2	0	0	0	0	0	0									
12 Alfonso Soriano, R OBP: 0.309, SLG: 0.484									3	1	1	0	0	0	0									
26 Yoenis Solarte, S OBP: 0.431, SLG: 0.568									3	0	0	0	0	0	1									
33 Kelly Johnson, L OBP: 0.293, SLG: 0.491									3	0	1	1	0	0	0									
14 Brian Roberts, S OBP: 0.306, SLG: 0.250									3	0	0	0	0	0	1									
45 Dean Anna, L OBP: 0.167, SLG: 0.318										3	0	0	0	0	1	0								
<b>Inning Stats</b>	R: 0 E: 0 K: 1 S: 10	H: 1 LOB: 0 BB: 0 P: 17	R: 0 E: 0 K: 0 S: 7	H: 0 LOB: 0 BB: 0 P: 8	R: 0 E: 0 K: 0 S: 6	H: 0 LOB: 0 BB: 0 P: 9	R: 0 E: 0 K: 2 S: 10	H: 0 LOB: 0 BB: 0 P: 16	R: 1 E: 0 K: 0 S: 14	H: 2 LOB: 1 BB: 0 P: 22	R: 0 E: 0 K: 1 S: 9	H: 0 LOB: 0 BB: 0 P: 14	R: 0 E: 0 K: 0 S: 8	H: 0 LOB: 0 BB: 0 P: 11	R: 0 E: 0 K: 0 S: 7	H: 0 LOB: 0 BB: 0 P: 9	R: 0 E: 0 K: 2 S: 7	H: 0 LOB: 0 BB: 0 P: 8	1B: 2 2B: 1 3B: 0 HR: 0	SF: 0 SAC: 0 DP: 0 HBP: 0	WP: 0 PB: 0 SB: 0 CS: 1	PA: 29		
<b>PITCHER</b>	IP WLS BF H R ER SO BB IBB HBP BLK WP HR S P ERA WHIP	IP WLS BF H R ER SO BB IBB HBP BLK WP HR S P ERA WHIP	IP WLS BF H R ER SO BB IBB HBP BLK WP HR S P ERA WHIP	IP WLS BF H R ER SO BB IBB HBP BLK WP HR S P ERA WHIP	IP WLS BF H R ER SO BB IBB HBP BLK WP HR S P ERA WHIP	IP WLS BF H R ER SO BB IBB HBP BLK WP HR S P ERA WHIP	IP WLS BF H R ER SO BB IBB HBP BLK WP HR S P ERA WHIP	IP WLS BF H R ER SO BB IBB HBP BLK WP HR S P ERA WHIP	IP WLS BF H R ER SO BB IBB HBP BLK WP HR S P ERA WHIP	IP WLS BF H R ER SO BB IBB HBP BLK WP HR S P ERA WHIP	IP WLS BF H R ER SO BB IBB HBP BLK WP HR S P ERA WHIP	IP WLS BF H R ER SO BB IBB HBP BLK WP HR S P ERA WHIP	IP WLS BF H R ER SO BB IBB HBP BLK WP HR S P ERA WHIP	IP WLS BF H R ER SO BB IBB HBP BLK WP HR S P ERA WHIP	IP WLS BF H R ER SO BB IBB HBP BLK WP HR S P ERA WHIP	IP WLS BF H R ER SO BB IBB HBP BLK WP HR S P ERA WHIP	IP WLS BF H R ER SO BB IBB HBP BLK WP HR S P ERA WHIP	IP WLS BF H R ER SO BB IBB HBP BLK WP HR S P ERA WHIP	IP WLS BF H R ER SO BB IBB HBP BLK WP HR S P ERA WHIP	IP WLS BF H R ER SO BB IBB HBP BLK WP HR S P ERA WHIP	IP WLS BF H R ER SO BB IBB HBP BLK WP HR S P ERA WHIP	IP WLS BF H R ER SO BB IBB HBP BLK WP HR S P ERA WHIP	IP WLS BF H R ER SO BB IBB HBP BLK WP HR S P ERA WHIP	IP WLS BF H R ER SO BB IBB HBP BLK WP HR S P ERA WHIP

New York Yankees @ Tampa Bay Rays  
Tropicana Field, St. Petersburg, FL  
Sat Apr 19 2014, 7:14 PM - 10:33 PM EDT  
Att: 30,159 - Dome - 72 F

AB 29  
R 1  
H 3  
RBI 1  
BB 0  
SO 6  
LOB 4



Batter	1	2	3	4	5	6	7	8	9	AB	R	H	RBI	BB	SO	LOB	BOTTOM							
7 David DeJesus, L OBP: 0.200, SLG: 0.220										6	0	0	0	0	2	4	New York Yankees @ Tampa Bay Rays Tropicana Field, St. Petersburg, FL Sat Apr 19 2014, 7:14 PM - 10:33 PM EDT Att: 30,159 - Dome - 72 F							
18 Ben Zobrist, S OBP: 0.403, SLG: 0.470										5	3	3	0	0	0	0								
20 Matt Joyce, L OBP: 0.465, SLG: 0.581										4	2	2	0	1	2	1								
3 Evan Longoria, R OBP: 0.413, SLG: 0.500 5 Brandon Guyer, R OBP: 0.197, SLG: 0.222										3	2	2	4	0	1	1								
21 James Loney, L OBP: 0.344, SLG: 0.418										4	3	2	1	1	0	0								
9 Wil Myers, R OBP: 0.338, SLG: 0.410										4	4	3	4	1	1	2								
1 Sean Rodriguez, R OBP: 0.261, SLG: 0.667										5	0	0	0	0	1	4								
11 Yunel Escobar, R OBP: 0.269, SLG: 0.317 11 Logan Forsythe, R OBP: 0.262, SLG: 0.216										3	0	1	0	1	0	1								
24 Ryan Hanigan, R OBP: 0.333, SLG: 0.541										4	2	3	6	1	0	1								
<b>Inning Stats</b>	R: 0 E: 0 K: 2 S: 12	H: 1 LOB: 1 BB: 0 P: 15	R: 1 E: 0 K: 1 S: 12	H: 1 LOB: 0 BB: 0 P: 16	R: 3 E: 0 K: 1 S: 14	H: 3 LOB: 0 BB: 0 P: 21	R: 2 E: 0 K: 0 S: 12	H: 1 LOB: 0 BB: 1 P: 21	R: 4 E: 0 K: 0 S: 12	H: 4 LOB: 1 BB: 1 P: 24	R: 4 E: 1 K: 2 S: 34	H: 3 LOB: 3 BB: 3 P: 53	R: 0 E: 0 K: 1 S: 8	H: 0 LOB: 0 BB: 0 P: 14	R: 2 E: 0 K: 0 S: 14	H: 3 LOB: 1 BB: 0 P: 17	R: 2 E: 0 K: 0 S: 14	H: 3 LOB: 1 BB: 0 P: 17	1B: 7 2B: 4 3B: 0 HR: 5	SF: 1 SAC: 0 DP: 0 HBP: 0	WP: 0 PB: 0 SB: 0 CS: 0	PA: 46		
<b>PITCHER</b>	IP WLS BF H R ER SO BB IBB HBP BLK WP HR S P ERA WHIP	IP WLS BF H R ER SO BB IBB HBP BLK WP HR S P ERA WHIP	IP WLS BF H R ER SO BB IBB HBP BLK WP HR S P ERA WHIP	IP WLS BF H R ER SO BB IBB HBP BLK WP HR S P ERA WHIP	IP WLS BF H R ER SO BB IBB HBP BLK WP HR S P ERA WHIP	IP WLS BF H R ER SO BB IBB HBP BLK WP HR S P ERA WHIP	IP WLS BF H R ER SO BB IBB HBP BLK WP HR S P ERA WHIP	IP WLS BF H R ER SO BB IBB HBP BLK WP HR S P ERA WHIP	IP WLS BF H R ER SO BB IBB HBP BLK WP HR S P ERA WHIP	IP WLS BF H R ER SO BB IBB HBP BLK WP HR S P ERA WHIP	IP WLS BF H R ER SO BB IBB HBP BLK WP HR S P ERA WHIP	IP WLS BF H R ER SO BB IBB HBP BLK WP HR S P ERA WHIP	IP WLS BF H R ER SO BB IBB HBP BLK WP HR S P ERA WHIP	IP WLS BF H R ER SO BB IBB HBP BLK WP HR S P ERA WHIP	IP WLS BF H R ER SO BB IBB HBP BLK WP HR S P ERA WHIP	IP WLS BF H R ER SO BB IBB HBP BLK WP HR S P ERA WHIP	IP WLS BF H R ER SO BB IBB HBP BLK WP HR S P ERA WHIP	IP WLS BF H R ER SO BB IBB HBP BLK WP HR S P ERA WHIP	IP WLS BF H R ER SO BB IBB HBP BLK WP HR S P ERA WHIP	IP WLS BF H R ER SO BB IBB HBP BLK WP HR S P ERA WHIP	IP WLS BF H R ER SO BB IBB HBP BLK WP HR S P ERA WHIP	IP WLS BF H R ER SO BB IBB HBP BLK WP HR S P ERA WHIP	IP WLS BF H R ER SO BB IBB HBP BLK WP HR S P ERA WHIP	IP WLS BF H R ER SO BB IBB HBP BLK WP HR S P ERA WHIP

New York Yankees @ Tampa Bay Rays  
Tropicana Field, St. Petersburg, FL  
Sat Apr 19 2014, 7:14 PM - 10:33 PM EDT  
Att: 30,159 - Dome - 72 F

AB 40  
R 16  
H 16  
RBI 15  
BB 5  
SO 7  
LOB 16









Batter	1	2	3	4	5	6	7	8	9	AB	R	H	RBI	BB	SO	LOB	TOP							
22 Jacoby Ellsbury, L (1, 8) OBP: 0.395, SLG: 0.479										5	2	2	2	0	0	6								
2 Derek Jeter, R (1, 6) OBP: 0.385, SLG: 0.351										4	1	2	2	1	0	0								
45 Dean Anna, L (9, 6) OBP: 0.200, SLG: 0.318										0	0	0	0	0	0	0								
36 Carlos Beltrán, S (1, 10) OBP: 0.329, SLG: 0.592										5	1	2	2	0	1	4								
12 Alfonso Soriano, R (1, 7) OBP: 0.316, SLG: 0.486										5	1	1	0	0	2	1								
11 Brett Gardner, L (8, 7) OBP: 0.306, SLG: 0.343										0	0	0	0	0	0	0								
25 Mark Teixeira, S (1, 3) OBP: 0.333, SLG: 0.318										4	2	1	1	1	2	1								
34 Brian McCann, L (1, 2) OBP: 0.294, SLG: 0.431										4	1	3	1	1	0	0								
26 Yanervis Solarte, S (1, 5) OBP: 0.387, SLG: 0.455										5	0	0	0	0	3	6								
31 Ichiro Suzuki, L (1, 9) OBP: 0.389, SLG: 0.429										4	0	2	0	1	1	3								
14 Brian Roberts, S (1, 4) OBP: 0.288, SLG: 0.240										5	1	2	0	0	0	3								
<b>Inning Stats</b>	R: 2 H: 3 E: 0 K: 2 S: 21	H: 3 LOB: 2 BB: 1 P: 27	R: 0 H: 2 E: 0 K: 0 S: 9	H: 2 LOB: 2 BB: 1 P: 17	R: 2 H: 4 E: 0 K: 1 S: 15	H: 4 LOB: 2 BB: 1 P: 28	R: 0 H: 0 E: 0 K: 2 S: 8	H: 0 LOB: 0 BB: 0 P: 12	R: 4 H: 3 E: 1 K: 2 S: 26	H: 3 LOB: 1 BB: 1 P: 39	R: 0 H: 0 E: 0 K: 0 S: 6	H: 0 LOB: 0 BB: 0 P: 10	R: 0 H: 1 E: 0 K: 1 S: 12	H: 1 LOB: 1 BB: 0 P: 15	R: 1 H: 1 E: 0 K: 1 S: 12	H: 1 LOB: 0 BB: 0 P: 16	R: 0 H: 1 E: 0 K: 0 S: 11	H: 1 LOB: 1 BB: 0 P: 13	1B: 8 2B: 5 3B: 1 HR: 1	SF: 0 SAC: 0 DP: 2 HBP: 0	WP: 0 PB: 0 SB: 0 CS: 0	PA: 45		
<b>PITCHER</b>	IP WLS BF H R ER SO BB IBB HBP BLK WP HR S P ERA WHIP	IP WLS BF H R ER SO BB IBB HBP BLK WP HR S P ERA WHIP	IP WLS BF H R ER SO BB IBB HBP BLK WP HR S P ERA WHIP	IP WLS BF H R ER SO BB IBB HBP BLK WP HR S P ERA WHIP	IP WLS BF H R ER SO BB IBB HBP BLK WP HR S P ERA WHIP	IP WLS BF H R ER SO BB IBB HBP BLK WP HR S P ERA WHIP	IP WLS BF H R ER SO BB IBB HBP BLK WP HR S P ERA WHIP	IP WLS BF H R ER SO BB IBB HBP BLK WP HR S P ERA WHIP	IP WLS BF H R ER SO BB IBB HBP BLK WP HR S P ERA WHIP	IP WLS BF H R ER SO BB IBB HBP BLK WP HR S P ERA WHIP	IP WLS BF H R ER SO BB IBB HBP BLK WP HR S P ERA WHIP	IP WLS BF H R ER SO BB IBB HBP BLK WP HR S P ERA WHIP	IP WLS BF H R ER SO BB IBB HBP BLK WP HR S P ERA WHIP	IP WLS BF H R ER SO BB IBB HBP BLK WP HR S P ERA WHIP	IP WLS BF H R ER SO BB IBB HBP BLK WP HR S P ERA WHIP	IP WLS BF H R ER SO BB IBB HBP BLK WP HR S P ERA WHIP	IP WLS BF H R ER SO BB IBB HBP BLK WP HR S P ERA WHIP	IP WLS BF H R ER SO BB IBB HBP BLK WP HR S P ERA WHIP	IP WLS BF H R ER SO BB IBB HBP BLK WP HR S P ERA WHIP	IP WLS BF H R ER SO BB IBB HBP BLK WP HR S P ERA WHIP	IP WLS BF H R ER SO BB IBB HBP BLK WP HR S P ERA WHIP	IP WLS BF H R ER SO BB IBB HBP BLK WP HR S P ERA WHIP	IP WLS BF H R ER SO BB IBB HBP BLK WP HR S P ERA WHIP	
31 Jon Lester, L (1, 1) ERA: 2.67	55 Chrs Capuano, L (5, 1) ERA:	54 Edward Mujica, R (8, 1) ERA: 9.45	36 Junichi Tazawa, R (9, 1) ERA:																					

New York Yankees @ Boston Red Sox  
Fenway Park, Boston, MA  
Tue Apr 22 2014, 7:12 PM - 10:28 PM EDT  
Att: 37,041 - Cloudy - 71 F

AB	41
R	9
H	15
RBI	8
BB	4
SO	9
LOB	24



Batter	1	2	3	4	5	6	7	8	9	AB	R	H	RBI	BB	SO	LOB	BOTTOM						
38 Grady Sizemore, L (1, 9) OBP: 0.269, SLG: 0.344										4	0	0	0	0	1	1							
15 Dustin Pedroia, R (1, 4) OBP: 0.352, SLG: 0.361										4	0	1	0	0	1	0							
10 Jonathan Herrera, S (9, 4) OBP: 0.313, SLG: 0.214										0	0	0	0	0	0	0							
34 David Ortiz, L (1, 10) OBP: 0.333, SLG: 0.449										4	1	1	1	0	2	1							
12 Mike Napoli, R (1, 3) OBP: 0.375, SLG: 0.532										4	1	2	1	0	1	1							
5 Jonny Gomes, R (1, 7) OBP: 0.309, SLG: 0.404										4	1	1	0	0	1	1							
40 A.J. Pierzynski, L (1, 2) OBP: 0.283, SLG: 0.309										4	0	1	0	0	2	1							
2 Xander Bogaerts, R (1, 6) OBP: 0.400, SLG: 0.357										4	0	1	1	0	1	1							
26 Brock Holt, L (1, 5) OBP: 0.400, SLG: 0.500										4	0	1	0	0	0	1							
25 Jackie Bradley Jr., L (1, 8) OBP: 0.333, SLG: 0.298										3	0	1	0	0	0	1							
<b>Inning Stats</b>	R: 0 H: 1 E: 0 K: 2 S: 13	H: 0 LOB: 0 BB: 0 P: 18	R: 0 H: 0 E: 0 K: 1 S: 7	H: 0 LOB: 0 BB: 0 P: 12	R: 0 H: 1 E: 0 K: 0 S: 6	H: 1 LOB: 0 BB: 0 P: 7	R: 2 H: 3 E: 0 K: 1 S: 11	H: 3 LOB: 1 BB: 0 P: 16	R: 0 H: 0 E: 0 K: 0 S: 7	H: 0 LOB: 0 BB: 0 P: 11	R: 0 H: 1 E: 0 K: 1 S: 16	H: 1 LOB: 0 BB: 0 P: 23	R: 0 H: 1 E: 0 K: 1 S: 9	H: 1 LOB: 1 BB: 0 P: 11	R: 0 H: 0 E: 0 K: 3 S: 10	H: 0 LOB: 0 BB: 0 P: 14	R: 1 H: 2 E: 0 K: 0 S: 15	H: 2 LOB: 1 BB: 0 P: 19	1B: 2 2B: 5 3B: 0 HR: 2	SF: 0 SAC: 0 DP: 1 HBP: 0	WP: 0 PB: 0 SB: 0 CS: 0	PA: 35	
<b>PITCHER</b>	IP WLS BF H R ER SO BB IBB HBP BLK WP HR S P ERA WHIP	IP WLS BF H R ER SO BB IBB HBP BLK WP HR S P ERA WHIP	IP WLS BF H R ER SO BB IBB HBP BLK WP HR S P ERA WHIP	IP WLS BF H R ER SO BB IBB HBP BLK WP HR S P ERA WHIP	IP WLS BF H R ER SO BB IBB HBP BLK WP HR S P ERA WHIP	IP WLS BF H R ER SO BB IBB HBP BLK WP HR S P ERA WHIP	IP WLS BF H R ER SO BB IBB HBP BLK WP HR S P ERA WHIP	IP WLS BF H R ER SO BB IBB HBP BLK WP HR S P ERA WHIP	IP WLS BF H R ER SO BB IBB HBP BLK WP HR S P ERA WHIP	IP WLS BF H R ER SO BB IBB HBP BLK WP HR S P ERA WHIP	IP WLS BF H R ER SO BB IBB HBP BLK WP HR S P ERA WHIP	IP WLS BF H R ER SO BB IBB HBP BLK WP HR S P ERA WHIP	IP WLS BF H R ER SO BB IBB HBP BLK WP HR S P ERA WHIP	IP WLS BF H R ER SO BB IBB HBP BLK WP HR S P ERA WHIP	IP WLS BF H R ER SO BB IBB HBP BLK WP HR S P ERA WHIP	IP WLS BF H R ER SO BB IBB HBP BLK WP HR S P ERA WHIP	IP WLS BF H R ER SO BB IBB HBP BLK WP HR S P ERA WHIP	IP WLS BF H R ER SO BB IBB HBP BLK WP HR S P ERA WHIP	IP WLS BF H R ER SO BB IBB HBP BLK WP HR S P ERA WHIP	IP WLS BF H R ER SO BB IBB HBP BLK WP HR S P ERA WHIP	IP WLS BF H R ER SO BB IBB HBP BLK WP HR S P ERA WHIP	IP WLS BF H R ER SO BB IBB HBP BLK WP HR S P ERA WHIP	IP WLS BF H R ER SO BB IBB HBP BLK WP HR S P ERA WHIP
19 Masahiro Tanaka, R (1, 1) ERA: 2.15	68 Dellin Betances, R (8, 1) ERA: 0.93																						

New York Yankees @ Boston Red Sox  
Fenway Park, Boston, MA  
Tue Apr 22 2014, 7:12 PM - 10:28 PM EDT  
Att: 37,041 - Cloudy - 71 F

AB	35
R	3
H	9
RBI	3
BB	0
SO	9
LOB	8





Batter	1	2	3	4	5	6	7	8	9	AB	R	H	RBI	BB	SO	LOB	TOP				
22 Jacoby Ellsbury, L OBP: 0.376, SLG: 0.455	G6-3		K		K		G3			4	0	0	0	0	2	4	<b>New York Yankees @ Boston Red Sox</b> Fenway Park, Boston, MA Wed Apr 23 2014, 7:11 PM - 10:23 PM EDT Att: 37,015 - Cloudy - 53 F				
2 Derek Jeter, R OBP: 0.392, SLG: 0.328	G3-1		K		K		G4-3		G1-3	4	0	0	0	0	1	3					
36 Carlos Beltrán, S OBP: 0.338, SLG: 0.600					G4-3				K	4	1	2	0	0	1	0					
34 Brian McCann, L OBP: 0.292, SLG: 0.420	F8								F8	4	0	1	0	0	0	2					
12 Alfonso Soriano, R OBP: 0.313, SLG: 0.481			K		K		SF9			3	0	1	1	0	2	1					
25 Mark Teixeira, S OBP: 0.286, SLG: 0.269			K		K				K	4	0	0	0	0	4	2					
11 Brett Gardner, L OBP: 0.303, SLG: 0.338			K				G4-3		K	4	0	1	0	0	2	1					
14 Brian Roberts, S OBP: 0.302, SLG: 0.259					P6				K	4	0	2	0	0	1	2					
33 Kelly Johnson, L OBP: 0.295, SLG: 0.500	FC6-4								K	3	0	1	0	0	1	2					
<b>Inning Stats</b>	R: 0 E: 0 K: 0 S: 9	H: 1 LOB: 1 BB: 0 P: 15	R: 0 E: 0 K: 3 S: 10	H: 0 LOB: 0 BB: 0 P: 11	R: 0 E: 0 K: 2 S: 12	H: 1 LOB: 1 BB: 0 P: 16	R: 0 E: 0 K: 2 S: 12	H: 1 LOB: 1 BB: 0 P: 15	R: 0 E: 0 K: 1 S: 15	H: 2 LOB: 2 BB: 0 P: 21	R: 1 E: 0 K: 1 S: 8	H: 1 LOB: 1 BB: 0 P: 10	R: 0 E: 0 K: 1 S: 9	H: 0 LOB: 0 BB: 0 P: 11	R: 0 E: 0 K: 3 S: 12	H: 1 LOB: 1 BB: 0 P: 14	1B: 6 2B: 2 3B: 0 HR: 0	SF: 1 SAC: 0 DP: 0 HBP: 0	WP: 0 PB: 0 SB: 1 CS: 0	PA: 35	
<b>PITCHER</b>	IP	WLS	BF	H	R	ER	SO	BB	IBB	HBP	BLK	WP	HR	S	P	ERA	WHIP				
41 John Lackey, R ERA: 4.22	8.0	W	31	7	1	1	11	0	0	0	0	0	0	84	111	1.12	0.875				
19 Koji Uehara, R ERA:	1.0		4	1	0	0	3	0	0	0	0	0	0	12	14	0.00	1.000				

Batter	1	2	3	4	5	6	7	8	9	AB	R	H	RBI	BB	SO	LOB	BOTTOM				
38 Grady Sizemore, L OBP: 0.264, SLG: 0.364		K				K		FC1		5	1	1	0	0	3	1	<b>New York Yankees @ Boston Red Sox</b> Fenway Park, Boston, MA Wed Apr 23 2014, 7:11 PM - 10:23 PM EDT Att: 37,015 - Cloudy - 53 F				
15 Dustin Pedroia, R OBP: 0.326, SLG: 0.382			E6			F8		G6-4-3		5	2	2	1	0	0	2					
34 David Ortiz, L OBP: 0.341, SLG: 0.444	F8					G5-3				3	1	1	0	1	0	1					
12 Mike Napoli, R OBP: 0.391, SLG: 0.556					G5-3					4	0	3	1	0	0	2					
37 Mike Carp, L OBP: 0.290, SLG: 0.286	F7		K2-3					L9		4	0	0	0	0	2	7					
5 Jonny Gomes, R OBP: 0.309, SLG: 0.404										0	0	0	0	0	0	0					
40 A.J. Pierzynski, L OBP: 0.297, SLG: 0.310					P5			F9		3	0	1	1	1	0	1					
2 Xander Bogaerts, R OBP: 0.393, SLG: 0.351	F8					G1-3		E5		4	1	1	0	0	0	5					
26 Brock Holt, L OBP: 0.458, SLG: 0.500		L8								2	0	1	1	2	0	0					
25 Jackie Bradley Jr., L OBP: 0.314, SLG: 0.279	F7							FC3-6		4	0	0	0	0	1	5					
<b>Inning Stats</b>	R: 2 E: 0 K: 0 S: 18	H: 4 LOB: 2 BB: 0 P: 30	R: 0 E: 0 K: 1 S: 7	H: 0 LOB: 0 BB: 0 P: 11	R: 2 E: 1 K: 2 S: 25	H: 2 LOB: 3 BB: 2 P: 43	R: 0 E: 0 K: 2 S: 12	H: 1 LOB: 1 BB: 1 P: 20	R: 0 E: 0 K: 0 S: 9	H: 0 LOB: 0 BB: 1 P: 18	R: 0 E: 0 K: 1 S: 8	H: 0 LOB: 0 BB: 0 P: 11	R: 0 E: 0 K: 0 S: 6	H: 1 LOB: 0 BB: 0 P: 11	R: 1 E: 2 K: 0 S: 14	H: 2 LOB: 1 BB: 0 P: 20	1B: 8 2B: 1 3B: 1 HR: 0	SF: 0 SAC: 0 DP: 1 HBP: 0	WP: 1 PB: 0 SB: 0 CS: 1	PA: 38	
<b>PITCHER</b>	IP	WLS	BF	H	R	ER	SO	BB	IBB	HBP	BLK	WP	HR	S	P	ERA	WHIP				
35 Michael Pineda, R ERA: 1.83	1.2	L	9	4	2	2	0	0	0	0	0	0	0	22	37	10.80	2.400				
41 David Phelps, R ERA: 3.86	2.0		13	3	2	0	4	3	0	0	0	1	0	35	60	0.00	3.000				
48 Matt Thornton, L ERA: 1.93	1.1		5	0	0	0	1	1	0	0	0	0	0	14	25	0.00	0.750				
38 Preston Claiborne, R ERA: 2.25	2.0		8	3	1	1	1	0	0	0	0	0	0	22	32	4.50	1.500				
43 Adam Warren, R ERA: 2.53	1.0		3	0	0	0	0	0	0	0	0	0	0	6	10	0.00	0.000				



Batter	1	2	3	4	5	6	7	8	9	AB	R	H	RBI	BB	SO	LOB	TOP				
22 Jacoby Ellsbury, L OBP: 0.391, SLG: 0.494										6	1	3	3	1	1	1	<b>New York Yankees @ Boston Red Sox</b> Fenway Park, Boston, MA Thu Apr 24 2014, 7:14 PM - 11:04 PM EDT Att: 37,356 - Clear - 59 F				
2 Derek Jeter, R OBP: 0.373, SLG: 0.333										5	0	2	2	1	1	1					
33 Kelly Johnson, L OBP: 0.290, SLG: 0.491										6	1	1	0	0	0	4					
36 Carlos Beltrán, S OBP: 0.326, SLG: 0.580										6	1	1	0	0	0	4					
31 Ichiro Suzuki, L OBP: 0.389, SLG: 0.429										0	0	0	0	0	0	0					
12 Alfonso Soriano, R OBP: 0.326, SLG: 0.500										5	0	2	1	1	0	4					
25 Mark Teixeira, S OBP: 0.379, SLG: 0.379										3	1	1	1	3	0	2					
66 John Ryan Murphy, R OBP: 0.125, SLG: 0.125										0	0	0	0	0	0	0					
34 Brian McCann, L OBP: 0.395, SLG: 0.405										5	1	1	0	1	0	6					
11 Brett Gardner, L OBP: 0.317, SLG: 0.324										3	4	0	0	3	0	5					
14 Brian Roberts, S OBP: 0.319, SLG: 0.271										5	4	2	1	1	0	3					
26 Yangervis Solarte, S OBP: 0.395, SLG: 0.465										5	2	2	4	1	0	2					
<b>Inning Stats</b>	R: 1 E: 1 K: 1 S: 9	H: 1 LOB: 2 BB: 1 P: 19	R: 3 E: 1 K: 0 S: 18	H: 2 LOB: 1 BB: 1 P: 33	R: 3 E: 1 K: 1 S: 16	H: 3 LOB: 2 BB: 0 P: 25	R: 0 E: 0 K: 0 S: 11	H: 1 LOB: 2 BB: 1 P: 18	R: 0 E: 0 K: 0 S: 12	H: 1 LOB: 1 BB: 0 P: 8	R: 5 E: 1 K: 0 S: 23	H: 4 LOB: 3 BB: 3 P: 42	R: 1 E: 0 K: 0 S: 9	H: 2 LOB: 2 BB: 1 P: 16	R: 1 E: 0 K: 0 S: 15	H: 0 LOB: 3 BB: 5 P: 38	1B: 6 2B: 7 3B: 0 HR: 1	SF: 0 SAC: 0 DP: 1 HBP: 0	WP: 3 PB: 1 SB: 3 CS: 0	PA: 56	
<b>PITCHER</b>	IP WLS BF H R ER SO BB IBB HBP BLK WP HR S P ERA WHIP	2.2 L 19 6 7 3 1 2 0 0 0 2 1 40 73 10.12 3.000	3.1 L 10 5 5 4 0 3 0 0 0 0 0 27 41 0.00 0.375	4.0 L 12 1 5 4 0 3 0 0 0 0 0 24 42 36.00 8.000	7.5 L 8 2 1 1 0 1 0 0 0 1 0 14 23 5.40 1.800	9.1 L 7 0 1 1 0 5 0 0 0 0 0 15 38 9.00 5.000															
15 Dustin Pedroia, R OBP: 0.320, SLG: 0.366										4	2	0	0	1	1	2	<b>New York Yankees @ Boston Red Sox</b> Fenway Park, Boston, MA Thu Apr 24 2014, 7:14 PM - 11:04 PM EDT Att: 37,356 - Clear - 59 F				
37 Mike Carp, L OBP: 0.290, SLG: 0.286										5	1	1	0	0	2	1					
18 Shane Victorino, S OBP: 0.200, SLG: 0.400										1	0	0	1	0	1	0					
34 David Ortiz, L OBP: 0.340, SLG: 0.439										1	0	0	1	0	1	0					
10 Jonathan Herrera, S OBP: 0.324, SLG: 0.207										1	1	0	0	1	0	0					
12 Mike Napoli, R OBP: 0.381, SLG: 0.529										4	0	0	0	1	1	2					
5 Jonny Gomes, R OBP: 0.322, SLG: 0.429										2	0	1	2	1	1	0					
2 Xander Bogaerts, R OBP: 0.398, SLG: 0.372										4	0	2	1	0	0	2					
26 Brock Holt, L OBP: 0.429, SLG: 0.435										3	0	0	0	1	1	3					
3 David Ross, R OBP: 0.286, SLG: 0.400										4	0	0	0	0	1	3					
25 Jackie Bradley Jr., L OBP: 0.324, SLG: 0.270										2	1	0	0	1	2	2					
<b>Inning Stats</b>	R: 0 E: 0 K: 1 S: 12	H: 0 LOB: 1 BB: 0 P: 16	R: 0 E: 0 K: 1 S: 13	H: 0 LOB: 2 BB: 2 P: 22	R: 2 E: 0 K: 0 S: 18	H: 2 LOB: 1 BB: 1 P: 26	R: 0 E: 0 K: 2 S: 9	H: 1 LOB: 1 BB: 0 P: 14	R: 0 E: 0 K: 2 S: 10	H: 1 LOB: 1 BB: 0 P: 16	R: 3 E: 1 K: 1 S: 12	H: 1 LOB: 2 BB: 3 P: 30	R: 0 E: 0 K: 1 S: 10	H: 0 LOB: 0 BB: 0 P: 15	R: 0 E: 0 K: 0 S: 8	H: 0 LOB: 0 BB: 0 P: 12	1B: 1 2B: 3 3B: 0 HR: 0	SF: 2 SAC: 0 DP: 0 HBP: 2	WP: 1 PB: 1 SB: 0 CS: 0	PA: 40	
<b>PITCHER</b>	IP WLS BF H R ER SO BB IBB HBP BLK WP HR S P ERA WHIP	6.0 W 26 3 2 2 8 3 0 0 0 0 0 8 22 0.00 9.000	7.1 L 5 0 3 0 1 3 0 0 0 0 0 8 22 0.00 9.000	1.2 L 6 1 0 0 1 0 0 0 0 0 0 14 23 0.00 0.600	1.0 L 3 0 0 0 0 0 0 0 0 0 0 8 12 0.00 0.000																

AB 44  
R 14  
H 14  
RBI 12  
BB 12  
SO 2  
LOB 31



AB 30  
R 5  
H 4  
RBI 4  
BB 6  
SO 10  
LOB 15





Batter	1	2	3	4	5	6	7	8	9	AB	R	H	RBI	BB	SO	LOB	TOP							
3 JB Shuck, L (1,7) OBP: 0.200, SLG: 0.293	G3	G6-3	F9	K	K	P3				5	0	0	1	0	1	0								
27 Mike Trout, R (1,8) OBP: 0.363, SLG: 0.559	F8	G4-3	K	K	K	K				4	0	0	0	0	2	0								
0 Brennan Boesch, L (8,PH) OBP: 0.231, SLG: 0.308										1	0	0	0	0	1	0								
5 Albert Pujols, R (1,3) OBP: 0.356, SLG: 0.652										4	1	2	1	0	0	0								
8 John McDonald, R (7,5) OBP: 0.400, SLG: 0.429										1	0	0	0	0	0	0								
28 Raul Ibanez, L (1,10) OBP: 0.224, SLG: 0.314										3	1	1	0	1	0	0								
6 David Freese, R (8,PH) OBP: 0.211, SLG: 0.206										1	0	0	0	0	1	0								
47 Howie Kendrick, R (1,4) OBP: 0.373, SLG: 0.430										5	3	3	0	0	0	2								
44 Ian Stewart, L (1,5) OBP: 0.314, SLG: 0.550										5	2	2	2	0	2	3								
2 Erick Aybar, S (1,6) OBP: 0.314, SLG: 0.400										5	4	4	3	0	0	0								
16 Hank Conger, L (1,2) OBP: 0.333, SLG: 0.517										5	1	3	3	0	1	1								
7 Collin Cowgill, R (1,9) OBP: 0.400, SLG: 0.615										4	1	1	2	0	2	2								
<b>Inning Stats</b>	R: 0 E: 0 K: 0 S: 11	H: 2 LOB: 2 BB: 0 P: 16	R: 3 E: 0 K: 0 S: 17	H: 3 LOB: 0 BB: 0 P: 25	R: 2 E: 0 K: 0 S: 14	H: 3 LOB: 1 BB: 0 P: 23	R: 0 E: 0 K: 1 S: 9	H: 0 LOB: 0 BB: 0 P: 13	R: 3 E: 1 K: 2 S: 14	H: 3 LOB: 1 BB: 0 P: 23	R: 0 E: 0 K: 2 S: 8	H: 0 LOB: 0 BB: 0 P: 14	R: 4 E: 0 K: 2 S: 16	H: 3 LOB: 0 BB: 1 P: 31	R: 0 E: 0 K: 2 S: 11	H: 0 LOB: 0 BB: 0 P: 17	R: 1 E: 0 K: 1 S: 10	H: 2 LOB: 1 BB: 0 P: 13	1B: 8 2B: 4 3B: 0 HR: 4	SF: 0 SAC: 1 DP: 0 HBP: 0	WP: 1 PB: 0 CS: 0	PA: 45		
<b>PITCHER</b>	IP WLS BF ERA WHIP	IP WLS BF ERA WHIP	IP WLS BF ERA WHIP	IP WLS BF ERA WHIP	IP WLS BF ERA WHIP	IP WLS BF ERA WHIP	IP WLS BF ERA WHIP	IP WLS BF ERA WHIP	IP WLS BF ERA WHIP	IP WLS BF ERA WHIP	IP WLS BF ERA WHIP	IP WLS BF ERA WHIP	IP WLS BF ERA WHIP	IP WLS BF ERA WHIP	IP WLS BF ERA WHIP	IP WLS BF ERA WHIP	IP WLS BF ERA WHIP	IP WLS BF ERA WHIP	IP WLS BF ERA WHIP	IP WLS BF ERA WHIP	IP WLS BF ERA WHIP	IP WLS BF ERA WHIP	IP WLS BF ERA WHIP	
18 Hiroki Kuroda, R (1,1) ERA: 5.28	4.2 L	25 10	8 8	6 6	2 2	0 0	0 0	0 0	0 0	1 2	61 91	11.57 2.143												
40 Bruce Billings, R (5,1) ERA: 9.0	4.0	17 4	4 4	4 4	7 7	1 1	0 0	0 0	0 0	2 43	76 91	9.00 1.250												
27 Shawn Kelley, R (9,1) ERA: 2.7	0.1	3 2	1 1	1 1	1 1	0 0	0 0	0 0	0 0	0 6	8 8	27.00 6.000												

Los Angeles Angels @ New York Yankees  
Yankee Stadium, Bronx, NY  
Fri Apr 25 2014, 7:10 PM - 10:39 PM EDT  
Att: 38,358 - Partly Cloudy - 53 F

AB 43  
R 13  
H 16  
RBI 12  
BB 1  
SO 10  
LOB 8



Batter	1	2	3	4	5	6	7	8	9	AB	R	H	RBI	BB	SO	LOB	BOTTOM							
22 Jacoby Ellsbury, L (1,8) OBP: 0.379, SLG: 0.477	K	G4-3	G4-3			K				3	0	0	0	0	2	0								
66 John Ryan Murphy, R (7,PH) OBP: 0.260, SLG: 0.260										2	0	1	0	0	1	2								
2 Derek Jeter, R (1,6) OBP: 0.385, SLG: 0.338										2	1	1	0	1	0	0								
33 Kelly Johnson, L (7,PH) OBP: 0.286, SLG: 0.483										1	0	0	0	0	0	2								
36 Carlos Beltrán, S (1,9) OBP: 0.322, SLG: 0.576										4	0	1	0	0	0	1								
12 Alfonso Soriano, R (1,10) OBP: 0.312, SLG: 0.482										3	0	0	1	0	1	1								
25 Mark Teixeira, S (1,3) OBP: 0.378, SLG: 0.367										1	0	0	0	2	0	0								
31 Ichiro Suzuki, L (8,8) OBP: 0.378, SLG: 0.417										1	0	0	0	0	0	0								
34 Brian McCann, L (1,2) OBP: 0.280, SLG: 0.385										4	0	0	0	0	1	3								
11 Brett Gardner, L (1,7) OBP: 0.326, SLG: 0.333										4	0	2	0	0	1	0								
14 Brian Roberts, S (1,4) OBP: 0.315, SLG: 0.270										4	0	1	0	0	1	2								
26 Yungvis Solarte, S (1,5) OBP: 0.400, SLG: 0.452										2	0	0	0	2	0	0								
<b>Inning Stats</b>	R: 0 E: 0 K: 1 S: 11	H: 0 LOB: 1 BB: 1 P: 21	R: 0 E: 0 K: 1 S: 9	H: 1 LOB: 0 BB: 0 P: 14	R: 0 E: 0 K: 0 S: 8	H: 0 LOB: 0 BB: 0 P: 15	R: 0 E: 0 K: 2 S: 10	H: 0 LOB: 1 BB: 1 P: 21	R: 0 E: 0 K: 0 S: 9	H: 1 LOB: 0 BB: 0 P: 13	R: 1 E: 0 K: 1 S: 16	H: 2 LOB: 2 BB: 1 P: 27	R: 0 E: 0 K: 1 S: 13	H: 1 LOB: 2 BB: 1 P: 23	R: 0 E: 0 K: 0 S: 13	H: 0 LOB: 0 BB: 0 P: 15	R: 0 E: 0 K: 1 S: 17	H: 1 LOB: 2 BB: 1 P: 28	1B: 5 2B: 1 3B: 0 HR: 0	SF: 1 SAC: 0 DP: 1 HBP: 0	WP: 0 PB: 0 CS: 0	PA: 37		
<b>PITCHER</b>	IP WLS BF ERA WHIP	IP WLS BF ERA WHIP	IP WLS BF ERA WHIP	IP WLS BF ERA WHIP	IP WLS BF ERA WHIP	IP WLS BF ERA WHIP	IP WLS BF ERA WHIP	IP WLS BF ERA WHIP	IP WLS BF ERA WHIP	IP WLS BF ERA WHIP	IP WLS BF ERA WHIP	IP WLS BF ERA WHIP	IP WLS BF ERA WHIP	IP WLS BF ERA WHIP	IP WLS BF ERA WHIP	IP WLS BF ERA WHIP	IP WLS BF ERA WHIP	IP WLS BF ERA WHIP	IP WLS BF ERA WHIP	IP WLS BF ERA WHIP	IP WLS BF ERA WHIP	IP WLS BF ERA WHIP	IP WLS BF ERA WHIP	
33 C.J. Wilson, L (1,1) ERA: 3.69	6.0	24 4	1 1	0 0	1 1	1 1	0 0	0 0	0 0	0 13	23 23	0.00 1.167												
63 Nick Maronde, L (7,1) ERA: 2.25	1.0	5 1	0 0	0 0	1 1	0 0	0 0	0 0	0 0	0 13	15 15	0.00 0.000												
49 Ernesto Frieri, R (8,1) ERA: 8.38	1.0	3 0	0 0	0 0	0 0	0 0	0 0	0 0	0 0	0 17	28 28	0.00 2.000												
60 Yoslan Herrera, R (9,1) ERA: 1.5	1.0	5 1	0 0	0 0	1 1	0 0	0 0	0 0	0 0	0 17	28 28	0.00 2.000												

Los Angeles Angels @ New York Yankees  
Yankee Stadium, Bronx, NY  
Fri Apr 25 2014, 7:10 PM - 10:39 PM EDT  
Att: 38,358 - Partly Cloudy - 53 F

AB 31  
R 1  
H 6  
RBI 1  
BB 5  
SO 7  
LOB 11





Batter	1	2	3	4	5	6	7	8	9	AB	R	H	RBI	BB	SO	LOB	TOP			
7 Collin Cowgill, R OBP: 0.371, SLG: 0.548										5	0	1	0	0	1	0	<b>Los Angeles Angels @ New York Yankees</b> Yankee Stadium, Bronx, NY Sat Apr 26 2014, 1:09 PM - 4:13 PM EDT Att: 40,908 - Partly Cloudy - 61 F			
27 Mike Trout, R OBP: 0.383, SLG: 0.594										3	1	2	1	2	1	0				
5 Albert Pujols, R OBP: 0.358, SLG: 0.639										5	1	2	0	0	0	4				
47 Howie Kendrick, R OBP: 0.364, SLG: 0.412										4	0	0	0	1	2	5				
2 Erick Aybar, S OBP: 0.300, SLG: 0.381										4	1	0	0	0	1	2				
17 Chris Iannetta, R OBP: 0.358, SLG: 0.426										4	0	2	1	0	1	0				
0 Brennan Boesch, L (8, PR)										0	0	0	0	0	0	0				
44 Ian Stewart, L OBP: 0.289, SLG: 0.535										3	0	1	0	1	2	1				
6 David Freese, R OBP: 0.213, SLG: 0.209										4	0	1	0	0	1	3				
3 JB Shuck, L OBP: 0.190, SLG: 0.279										3	0	0	0	0	1	2				
28 Raul Ibanez, L (8, PH)										1	0	0	0	0	0	2				
16 Hank Conger, L OBP: 0.333, SLG: 0.517										0	0	0	0	0	0	0				
<b>Inning Stats</b>	R: 1 E: 0 K: 1 S: 13	H: 2 LOB: 1 BB: 0 P: 19	R: 0 E: 0 K: 1 S: 7	H: 0 LOB: 0 BB: 0 P: 10	R: 0 E: 0 K: 1 S: 10	H: 0 LOB: 0 BB: 0 P: 14	R: 2 E: 1 K: 1 S: 12	H: 3 LOB: 2 BB: 1 P: 19	R: 0 E: 0 K: 2 S: 10	H: 0 LOB: 1 BB: 1 P: 17	R: 0 E: 0 K: 2 S: 10	H: 1 LOB: 2 BB: 1 P: 21	R: 0 E: 0 K: 0 S: 13	H: 2 LOB: 2 BB: 0 P: 18	R: 0 E: 0 K: 2 S: 16	H: 1 LOB: 1 BB: 0 P: 26	1B: 7 2B: 1 3B: 0 HR: 1	SF: 0 SAC: 0 DP: 0 HBP: 0	WP: 0 PB: 0 SB: 1 CS: 0	PA: 40
<b>PITCHER</b>	IP WLS BF H R ER SO BB IBB HBP BLK WP HR S P ERA WHIP																			
57 Vidal Nuño, L ERA: 6.59	4.1	20	5	3	3	4	2	0	0	0	0	0	0	0	1	48	72	6.23	1.615	
68 Dellin Betances, R ERA: 0.77	2.0	8	1	0	0	3	1	0	0	1	0	0	0	0	18	32	0.00	1.000		
27 Shawn Kelley, R ERA: 2.38	1.1	7	2	0	0	1	1	0	0	0	0	0	0	0	13	24	0.00	2.250		
48 Matt Thornton, L ERA: 1.8	0.1	1	0	0	0	0	0	0	0	0	0	0	0	5	7	0.00	0.000			
30 David Robertson, R ERA:	1.0	4	1	0	0	2	0	0	0	0	0	0	0	0	16	26	0.00	1.000		

Batter	1	2	3	4	5	6	7	8	9	AB	R	H	RBI	BB	SO	LOB	BOTTOM			
22 Jacoby Ellsbury, L OBP: 0.374, SLG: 0.467										4	0	1	0	0	2	1	<b>Los Angeles Angels @ New York Yankees</b> Yankee Stadium, Bronx, NY Sat Apr 26 2014, 1:09 PM - 4:13 PM EDT Att: 40,908 - Partly Cloudy - 61 F			
2 Derek Jeter, R OBP: 0.376, SLG: 0.333										4	0	1	0	0	1	0				
36 Carlos Beltrán, S OBP: 0.309, SLG: 0.551										4	0	0	0	0	0	2				
12 Alfonso Soriano, R OBP: 0.309, SLG: 0.472										4	0	1	0	0	1	2				
31 Ichiro Suzuki, L OBP: 0.376, SLG: 0.417										0	0	0	0	0	0	0				
25 Mark Teixeira, S OBP: 0.366, SLG: 0.333										3	1	0	0	0	1	3				
11 Brett Gardner, L OBP: 0.344, SLG: 0.346										3	1	2	0	0	0	0				
14 Brian Roberts, S OBP: 0.312, SLG: 0.258										3	1	0	0	1	1	2				
33 Kelly Johnson, L OBP: 0.273, SLG: 0.459										3	0	0	0	0	0	4				
66 John Ryan Murphy, R OBP: 0.388, SLG: 0.538										3	1	2	3	0	0	1				
<b>Inning Stats</b>	R: 0 E: 0 K: 1 S: 8	H: 0 LOB: 0 BB: 0 P: 10	R: 3 E: 0 K: 1 S: 16	H: 2 LOB: 1 BB: 1 P: 29	R: 0 E: 0 K: 1 S: 11	H: 1 LOB: 0 BB: 0 P: 14	R: 0 E: 0 K: 0 S: 7	H: 0 LOB: 0 BB: 0 P: 12	R: 1 E: 0 K: 1 S: 14	H: 3 LOB: 2 BB: 0 P: 23	R: 0 E: 0 K: 1 S: 12	H: 1 LOB: 1 BB: 0 P: 14	R: 0 E: 0 K: 1 S: 8	H: 0 LOB: 0 BB: 0 P: 12	R: 0 E: 0 K: 0 S: 6	H: 0 LOB: 1 BB: 0 P: 11	1B: 6 2B: 0 3B: 0 HR: 1	SF: 0 SAC: 0 DP: 0 HBP: 2	WP: 0 PB: 0 SB: 1 CS: 0	PA: 34
<b>PITCHER</b>	IP WLS BF H R ER SO BB IBB HBP BLK WP HR S P ERA WHIP																			
53 Héctor Santiago, L ERA: 4.44	4.1	21	6	4	4	3	1	0	0	0	0	0	0	0	7	11	0.00	0.000		
40 Kevin Jepsen, R ERA: 5.63	0.2	2	0	0	0	1	0	0	0	0	0	0	0	0	10	10	0.00	1.500		
63 Nick Maronde, L ERA: 1.93	0.2	3	1	0	0	1	0	0	0	0	0	0	0	0	10	16	0.00	0.000		
58 Michael Kohn, R ERA: 1.38	1.1	4	0	0	0	1	0	0	0	0	0	0	0	0	6	11	0.00	0.000		
49 Ernesto Frieri, R ERA: 7.59	1.0	4	0	0	0	0	0	0	1	0	0	0	0	0	6	11	0.00	0.000		







Batter	1	2	3	4	5	6	7	8	9	AB	R	H	RBI	BB	SO	LOB	TOP						
36 Abraham Almonte, S (1, 8) OBP: 0.248, SLG: 0.301										5	1	1	0	0	3	4	<b>Seattle Mariners @ New York Yankees</b> Yankee Stadium, Bronx, NY Tue Apr 29 2014, 7:09 PM - 10:41 PM EDT Att: 37,484 - Rain - 46 F						
7 Stefan Romero, R (1, 9) 55 Michael Saunders, L (8, 9) OBP: 0.267, SLG: 0.333										5	0	0	0	0	1	7							
22 Robinson Cano, L (1, 4) OBP: 0.346, SLG: 0.378										5	1	1	1	0	2	2							
27 Corey Hart, R (1, 10) OBP: 0.337, SLG: 0.453										4	1	1	2	0	1	1							
17 Justin Smoak, S (1, 3) OBP: 0.309, SLG: 0.420										5	0	2	1	0	2	2							
16 Cole Gillespie, R (1, 7) 13 Dustin Ackley, L (7, PH) OBP: 0.298, SLG: 0.372										3	0	1	0	0	0	1							
15 Kyle Seager, L (1, 5) OBP: 0.333, SLG: 0.458										4	0	1	0	0	1	4							
3 Mike Zunino, R (1, 2) OBP: 0.299, SLG: 0.479										5	1	4	1	0	1	2							
8 Willie Bloomquist, R (1, 6) OBP: 0.286, SLG: 0.259										4	1	2	0	0	1	4							
<b>Inning Stats</b>	R: 0 E: 0 K: 2 S: 9	H: 0 LOB: 0 BB: 0 P: 13	R: 0 E: 0 K: 0 S: 8	H: 0 LOB: 0 BB: 0 P: 14	R: 0 E: 0 K: 1 S: 13	H: 2 LOB: 2 BB: 0 P: 20	R: 0 E: 0 K: 2 S: 13	H: 1 LOB: 2 BB: 0 P: 19	R: 4 E: 0 K: 1 S: 22	H: 5 LOB: 1 BB: 0 P: 28	R: 0 E: 0 K: 2 S: 16	H: 1 LOB: 2 BB: 0 P: 22	R: 2 E: 0 K: 2 S: 27	H: 4 LOB: 2 BB: 0 P: 37	R: 0 E: 0 K: 1 S: 8	H: 0 LOB: 0 BB: 0 P: 11		R: 0 E: 0 K: 1 S: 11	H: 2 LOB: 2 BB: 0 P: 16	1B: 13 2B: 2 HR: 0	SF: 0 SAC: 0 HBP: 2	WP: 0 PB: 0 CS: 0	PA: 44
<b>PITCHER</b>	IP WLS BF H R ER SO BB IBB HBP BLK WP HR S P ERA WHIP	IP WLS BF H R ER SO BB IBB HBP BLK WP HR S P ERA WHIP	IP WLS BF H R ER SO BB IBB HBP BLK WP HR S P ERA WHIP	IP WLS BF H R ER SO BB IBB HBP BLK WP HR S P ERA WHIP	IP WLS BF H R ER SO BB IBB HBP BLK WP HR S P ERA WHIP	IP WLS BF H R ER SO BB IBB HBP BLK WP HR S P ERA WHIP	IP WLS BF H R ER SO BB IBB HBP BLK WP HR S P ERA WHIP	IP WLS BF H R ER SO BB IBB HBP BLK WP HR S P ERA WHIP	IP WLS BF H R ER SO BB IBB HBP BLK WP HR S P ERA WHIP	IP WLS BF H R ER SO BB IBB HBP BLK WP HR S P ERA WHIP	IP WLS BF H R ER SO BB IBB HBP BLK WP HR S P ERA WHIP	IP WLS BF H R ER SO BB IBB HBP BLK WP HR S P ERA WHIP	IP WLS BF H R ER SO BB IBB HBP BLK WP HR S P ERA WHIP	IP WLS BF H R ER SO BB IBB HBP BLK WP HR S P ERA WHIP	IP WLS BF H R ER SO BB IBB HBP BLK WP HR S P ERA WHIP	IP WLS BF H R ER SO BB IBB HBP BLK WP HR S P ERA WHIP	IP WLS BF H R ER SO BB IBB HBP BLK WP HR S P ERA WHIP	IP WLS BF H R ER SO BB IBB HBP BLK WP HR S P ERA WHIP	IP WLS BF H R ER SO BB IBB HBP BLK WP HR S P ERA WHIP	IP WLS BF H R ER SO BB IBB HBP BLK WP HR S P ERA WHIP	IP WLS BF H R ER SO BB IBB HBP BLK WP HR S P ERA WHIP	IP WLS BF H R ER SO BB IBB HBP BLK WP HR S P ERA WHIP	IP WLS BF H R ER SO BB IBB HBP BLK WP HR S P ERA WHIP
52 CC Sabathia, L (1, 1) ERA: 5.11	5.0	L	26	9	4	4	6	0	0	2	0	0	0	0	68	98	7.20	1.800					
68 Dellin Betances, R (6, 1) ERA: 2.03	1.2	T	7	2	2	2	4	0	0	0	0	0	0	29	40	10.80	1.200						
38 Preston Claiborne, R (7, 1) ERA: 1.69	1.1	T	6	2	0	0	1	0	0	0	0	0	0	19	26	0.00	1.500						
63 Chris Leroux, R (9, 1) ERA:	1.0	T	5	2	0	0	1	0	0	0	0	0	0	11	16	0.00	2.000						

Batter	1	2	3	4	5	6	7	8	9	AB	R	H	RBI	BB	SO	LOB	BOTTOM						
11 Brett Gardner, L (1, 8) OBP: 0.347, SLG: 0.349										5	0	2	1	0	2	0	<b>Seattle Mariners @ New York Yankees</b> Yankee Stadium, Bronx, NY Tue Apr 29 2014, 7:09 PM - 10:41 PM EDT Att: 37,484 - Rain - 46 F						
2 Derek Jeter, R (1, 6) OBP: 0.352, SLG: 0.309										5	0	1	0	0	1	4							
36 Carlos Beltrán, S (1, 9) OBP: 0.311, SLG: 0.516										4	0	0	0	0	2	4							
34 Brian McCann, L (1, 2) OBP: 0.267, SLG: 0.353										4	0	0	0	0	2	3							
12 Alfonso Soriano, R (1, 10) OBP: 0.286, SLG: 0.433										4	0	0	0	0	1	2							
25 Mark Teixeira, S (1, 3) OBP: 0.375, SLG: 0.487										4	1	1	1	0	0	2							
26 Yanervis Solarte, S (1, 5) OBP: 0.404, SLG: 0.461										3	0	1	0	1	1	1							
31 Ichiro Suzuki, L (1, 7) OBP: 0.386, SLG: 0.405										3	1	2	0	1	0	1							
14 Brian Roberts, S (1, 4) OBP: 0.321, SLG: 0.292										3	1	1	0	1	0	3							
<b>Inning Stats</b>	R: 0 E: 0 K: 1 S: 8	H: 0 LOB: 0 BB: 0 P: 9	R: 1 E: 0 K: 1 S: 15	H: 1 LOB: 1 BB: 1 P: 25	R: 1 E: 0 K: 0 S: 15	H: 1 LOB: 1 BB: 1 P: 26	R: 0 E: 0 K: 0 S: 9	H: 0 LOB: 0 BB: 0 P: 20	R: 0 E: 0 K: 1 S: 9	H: 0 LOB: 0 BB: 0 P: 13	R: 0 E: 0 K: 0 S: 10	H: 0 LOB: 1 BB: 0 P: 18	R: 0 E: 0 K: 1 S: 8	H: 1 LOB: 0 BB: 0 P: 15	R: 0 E: 0 K: 2 S: 13	H: 1 LOB: 2 BB: 0 P: 20		R: 1 E: 0 K: 3 S: 16	H: 3 LOB: 0 BB: 0 P: 26	1B: 5 2B: 2 HR: 1	SF: 0 SAC: 0 HBP: 1	WP: 0 PB: 0 CS: 0	PA: 39
<b>PITCHER</b>	IP WLS BF H R ER SO BB IBB HBP BLK WP HR S P ERA WHIP	IP WLS BF H R ER SO BB IBB HBP BLK WP HR S P ERA WHIP	IP WLS BF H R ER SO BB IBB HBP BLK WP HR S P ERA WHIP	IP WLS BF H R ER SO BB IBB HBP BLK WP HR S P ERA WHIP	IP WLS BF H R ER SO BB IBB HBP BLK WP HR S P ERA WHIP	IP WLS BF H R ER SO BB IBB HBP BLK WP HR S P ERA WHIP	IP WLS BF H R ER SO BB IBB HBP BLK WP HR S P ERA WHIP	IP WLS BF H R ER SO BB IBB HBP BLK WP HR S P ERA WHIP	IP WLS BF H R ER SO BB IBB HBP BLK WP HR S P ERA WHIP	IP WLS BF H R ER SO BB IBB HBP BLK WP HR S P ERA WHIP	IP WLS BF H R ER SO BB IBB HBP BLK WP HR S P ERA WHIP	IP WLS BF H R ER SO BB IBB HBP BLK WP HR S P ERA WHIP	IP WLS BF H R ER SO BB IBB HBP BLK WP HR S P ERA WHIP	IP WLS BF H R ER SO BB IBB HBP BLK WP HR S P ERA WHIP	IP WLS BF H R ER SO BB IBB HBP BLK WP HR S P ERA WHIP	IP WLS BF H R ER SO BB IBB HBP BLK WP HR S P ERA WHIP	IP WLS BF H R ER SO BB IBB HBP BLK WP HR S P ERA WHIP	IP WLS BF H R ER SO BB IBB HBP BLK WP HR S P ERA WHIP	IP WLS BF H R ER SO BB IBB HBP BLK WP HR S P ERA WHIP	IP WLS BF H R ER SO BB IBB HBP BLK WP HR S P ERA WHIP	IP WLS BF H R ER SO BB IBB HBP BLK WP HR S P ERA WHIP	IP WLS BF H R ER SO BB IBB HBP BLK WP HR S P ERA WHIP	IP WLS BF H R ER SO BB IBB HBP BLK WP HR S P ERA WHIP
53 Chris Young, R (1, 1) ERA: 3.04	5.2	W	24	3	2	1	3	0	0	0	0	0	0	0	63	105	1.59	1.059					
41 Charlie Furbush, L (6, 1) ERA: 4.82	1.1	H	4	1	0	0	1	0	0	0	0	0	0	11	21	0.00	0.750						
40 Danny Farquhar, R (8, 1) ERA: 1.38	1.0	T	5	1	0	0	2	0	0	1	0	0	0	13	20	0.00	1.000						
56 Fernando Rodney, R (9, 1) ERA: 3.86	1.0	T	6	3	1	1	3	0	0	0	0	0	0	16	26	9.00	3.000						



Batter	1	2	3	4	5	6	7	8	9	AB	R	H	RBI	BB	SO	LOB	TOP										
55 Michael Saunders, L (1,8) OBP: 0.306, SLG: 0.395										4	0	3	1	0	1	0	<b>Seattle Mariners @ New York Yankees</b> Yankee Stadium, Bronx, NY Thu May 01 2014, 7:10 PM - 9:57 PM EDT Att: 43,121 - Partly Cloudy - 75 F										
7 Stefan Romero, R (1,9) OBP: 0.233, SLG: 0.286										4	1	1	0	0	2	5											
36 Abraham Almonte, S (8,8) OBP: 0.248, SLG: 0.301										0	0	0	0	0	0	0											
22 Robinson Cano, L (1,4) OBP: 0.342, SLG: 0.382										4	0	1	2	0	0	1											
27 Corey Hart, R (1,10) OBP: 0.322, SLG: 0.430										4	0	0	0	0	1	2											
15 Kyle Seager, L (1,5) OBP: 0.330, SLG: 0.448										4	1	1	0	0	0	1											
17 Justin Smoak, S (1,3) OBP: 0.297, SLG: 0.402										4	0	0	0	0	0	1											
13 Dustin Ackley, L (1,7) OBP: 0.307, SLG: 0.370										3	1	1	0	1	1	0											
3 Mike Zunino, R (1,2) OBP: 0.284, SLG: 0.455										4	0	0	0	0	3	3											
5 Brad Miller, L (1,6) OBP: 0.215, SLG: 0.326										3	1	1	1	0	0	0											
<b>Inning Stats</b>	R: 1 E: 0 K: 1 S: 10	H: 2 LOB: 1 BB: 0 P: 15	R: 0 E: 0 K: 1 S: 8	H: 1 LOB: 1 BB: 0 P: 11	R: 1 E: 1 K: 1 S: 11	H: 1 LOB: 1 BB: 0 P: 20	R: 2 E: 0 K: 1 S: 19	H: 3 LOB: 2 BB: 1 P: 28	R: 0 E: 0 K: 2 S: 8	H: 0 LOB: 0 BB: 0 P: 13	R: 0 E: 0 K: 0 S: 9	H: 0 LOB: 0 BB: 0 P: 15	R: 0 E: 0 K: 0 S: 6	H: 0 LOB: 0 BB: 0 P: 10	R: 0 E: 0 K: 0 S: 6	H: 0 LOB: 0 BB: 0 P: 10	1B: 6 2B: 3 3B: 0 HR: 0	SF: 0 SAC: 0 DP: 1 HBP: 0	WP: 0 PB: 0 SB: 0 CS: 2	PA: 35							
<b>PITCHER</b>	IP	WLS	BF	H	R	ER	SO	BB	IBB	HBP	BLK	WP	HR	S	P	ERA	WHIP										
18 Hiroki Kuroda, R (1,1) ERA: 5.14	6.0	L	26	7	4	3	7	1	0	0	0	0	0	61	94	4.50	1.333										
48 Matt Thornton, L (7,1) ERA: 1.59	0.1		2	1	0	0	0	0	0	0	0	0	0	4	5	0.00	3.000										
43 Adam Warren, R (7,1) ERA: 1.72	1.2		4	0	0	0	1	0	0	0	0	0	0	13	22	0.00	0.000										
27 Shawn Kelley, R (9,1) ERA: 2.19	1.0		3	0	0	0	0	0	0	0	0	0	0	6	10	0.00	0.000										

Batter	1	2	3	4	5	6	7	8	9	AB	R	H	RBI	BB	SO	LOB	BOTTOM										
22 Jacoby Ellsbury, L (1,8) OBP: 0.364, SLG: 0.474										4	1	1	1	0	2	0	<b>Seattle Mariners @ New York Yankees</b> Yankee Stadium, Bronx, NY Thu May 01 2014, 7:10 PM - 9:57 PM EDT Att: 43,121 - Partly Cloudy - 75 F										
2 Derek Jeter, R (1,6) OBP: 0.347, SLG: 0.306										4	0	1	0	0	3	0											
36 Carlos Beltrán, S (1,9) OBP: 0.299, SLG: 0.495										4	0	0	0	0	1	1											
12 Alfonso Soriano, R (1,10) OBP: 0.284, SLG: 0.426										4	1	1	0	0	1	0											
25 Mark Teixeira, S (1,3) OBP: 0.385, SLG: 0.476										3	0	1	0	1	0	1											
34 Brian McCann, L (1,2) OBP: 0.286, SLG: 0.348										4	0	1	1	0	0	2											
26 Yanervis Solarte, S (1,5) OBP: 0.402, SLG: 0.456										3	0	1	0	0	1	3											
31 Ichiro Suzuki, L (9,PH) OBP: 0.400, SLG: 0.419										1	0	1	0	0	0	0											
11 Brett Gardner, L (1,7) OBP: 0.343, SLG: 0.337										3	0	0	0	1	2	1											
14 Brian Roberts, S (1,4) OBP: 0.310, SLG: 0.280										3	0	0	0	0	2	2											
<b>Inning Stats</b>	R: 1 E: 0 K: 3 S: 11	H: 1 LOB: 0 BB: 0 P: 16	R: 0 E: 0 K: 0 S: 10	H: 2 LOB: 2 BB: 1 P: 20	R: 0 E: 0 K: 1 S: 5	H: 1 LOB: 0 BB: 0 P: 6	R: 0 E: 0 K: 1 S: 10	H: 0 LOB: 1 BB: 1 P: 17	R: 0 E: 0 K: 3 S: 11	H: 0 LOB: 0 BB: 0 P: 15	R: 1 E: 0 K: 1 S: 17	H: 2 LOB: 2 BB: 0 P: 22	R: 0 E: 0 K: 1 S: 9	H: 0 LOB: 0 BB: 0 P: 14	R: 0 E: 0 K: 1 S: 6	H: 0 LOB: 0 BB: 0 P: 10	R: 0 E: 0 K: 1 S: 10	H: 1 LOB: 1 BB: 0 P: 18	1B: 6 2B: 0 3B: 0 HR: 1	SF: 0 SAC: 0 DP: 2 HBP: 0	WP: 0 PB: 0 SB: 0 CS: 0	PA: 35					
<b>PITCHER</b>	IP	WLS	BF	H	R	ER	SO	BB	IBB	HBP	BLK	WP	HR	S	P	ERA	WHIP										
29 Roenis Elias, L (1,1) ERA: 3.34	7.0		28	6	2	2	10	2	0	0	0	0	0	73	110	2.57	1.143										
31 Yoervis Medina, R (8,1) ERA: 2.92	1.0	H	3	0	0	0	1	0	0	0	0	0	0	6	10	0.00	0.000										
56 Fernando Rodney, R (9,1) ERA: 3.48	1.0	S	4	1	0	0	1	0	0	0	0	0	0	10	18	0.00	1.000										



Batter	1	2	3	4	5	6	7	8	9	10	11	12	13	14	AB	R	H	RBI	BB	SO	LOB	TOP						
18 Ben Zobrist, S OBP: 0.360, SLG: 0.395	L1-4-3		G6-3		K		P6		1B		K		G4-3	K	8	1	1	0	0	3	4							
8 Desmond Jennings, R OBP: 0.376, SLG: 0.465	K		G6-3		HR		BB		K		K				6	2	1	1	2	3	3							
3 Evan Longoria, R OBP: 0.341, SLG: 0.420	G6-3				9 1B		F8								6	1	3	1	1	1	1							
9 Wil Myers, R OBP: 0.315, SLG: 0.339			F9		21 BB 11 SF8		1B		F7		G5-4-3		G4-3		7	2	3	2	0	0	4							
1 Sean Rodriguez, R OBP: 0.341, SLG: 0.700			21 WP 21 1B		11 SF8		1B		G6-3				G2-3		6	2	3	1	1	1	1							
21 James Loney, L OBP: 0.403, SLG: 0.452							1B								4	0	3	1	1	1	2							
5 Brandon Guyer, R OBP: 0.185, SLG: 0.192							K		11 1B						1	1	1	1	0	0	0							
11 Logan Forsythe, R OBP: 0.290, SLG: 0.212							BB		F8						1	0	0	1	0	0	1							
20 Matt Joyce, L OBP: 0.410, SLG: 0.461			G5-4-3		SF8		K		F8		G1-5-3		G5-3		4	1	0	0	1	1	5							
11 Yunel Escobar, R OBP: 0.303, SLG: 0.339					L7		K								6	0	3	1	1	2	4							
28 José Molina, R OBP: 0.171, SLG: 0.128															4	0	0	0	0	1	3							
7 David DeJesus, L OBP: 0.321, SLG: 0.364			G6-4-3		F9		K		FC6-4						1	0	0	0	0	1	0							
24 Ryan Hanigan, R OBP: 0.362, SLG: 0.476															2	0	2	1	0	0	0							
<b>Inning Stats</b>	R: 0 E: 0 K: 1 S: 9	H: 0 LOB: 0 BB: 0 P: 14	R: 1 E: 0 K: 0 S: 6	H: 2 LOB: 0 BB: 1 P: 9	R: 0 E: 0 K: 0 S: 6	H: 0 LOB: 1 BB: 1 P: 14	R: 2 E: 0 K: 1 S: 15	H: 2 LOB: 2 BB: 2 P: 31	R: 1 E: 0 K: 1 S: 12	H: 1 LOB: 0 BB: 0 P: 16	R: 0 E: 0 K: 1 S: 11	H: 0 LOB: 2 BB: 2 P: 21	R: 0 E: 0 K: 0 S: 16	H: 1 LOB: 0 BB: 0 P: 24	R: 1 E: 0 K: 1 S: 11	H: 2 LOB: 0 BB: 0 P: 15	R: 0 E: 0 K: 0 S: 5	H: 1 LOB: 0 BB: 0 P: 6	R: 0 E: 0 K: 3 S: 11	H: 1 LOB: 1 BB: 0 P: 19	R: 0 E: 0 K: 0 S: 11	H: 3 LOB: 2 BB: 0 P: 17	R: 5 E: 0 K: 2 S: 23	H: 5 LOB: 2 BB: 2 P: 40	1B: 16 2B: 2 3B: 1 HR: 1	SF: 1 SAC: 0 DP: 5 HBP: 1	WP: 1 PB: 0 SB: 2 CS: 0	PA: 65
<b>PITCHER</b>	IP 4.2	WLS 5	BF 20	H 4	ER 4	SO 2	BB 3	IBB 0	HBP 0	BLK 0	WP 0	HR 1	S 45	P 80	ERA 7.71	WHIP 1.714												
57 Vidal Nunez, L ERA: 6.97											27 Shawn Kelley, R ERA: 1.88																	
68 Delin Betances, R ERA: 1.94											43 Adam Warren, R ERA: 1.53																	
38 Preston Claiborne, R ERA: 1.35											63 Chris Leroux, R ERA: 22.5																	
48 Matt Thornton, L ERA: 1.29																												
30 David Robertson, R ERA: 1.29																												
Batter	1	2	3	4	5	6	7	8	9	10	11	12	13	14	AB	R	H	RBI	BB	SO	LOB	BOTTOM						
22 Jacoby Ellsbury, L OBP: 0.386, SLG: 0.485					K		G6-3								6	0	4	1	1	1	1							
63 Chris Leroux, L															0	0	0	0	0	0	0							
2 Derek Jeter, R OBP: 0.327, SLG: 0.286	G3-6-3		F8				G3		F9		PO		G4-3		6	0	0	0	0	0	5							
36 Carlos Beltrán, S OBP: 0.298, SLG: 0.481	F8		F9				12 B		F8				G1-3		7	0	2	0	0	0	3							
25 Mark Teixeira, S OBP: 0.390, SLG: 0.521			F9				K						G5-3		6	1	2	1	0	1	2							
12 Alfonso Soriano, R OBP: 0.293, SLG: 0.454							1B				HR				7	2	3	1	0	1	4							
34 Brian McCann, L OBP: 0.267, SLG: 0.375							K				HR				7	2	3	1	0	1	4							
34 Brian Roberts, S OBP: 0.323, SLG: 0.296							1B								7	1	2	2	0	0	4							
14 Brian Roberts, S OBP: 0.323, SLG: 0.296							K								6	1	3	0	0	2	1							
26 Yangervis Solarte, S OBP: 0.308, SLG: 0.435							K								6	0	1	0	0	1	3							
66 John Ryan Murphy, R ERA: 4.44											52 Josh Lueke, R ERA: 3.78																	
33 Koji Yasuhira, L ERA: 4.63																												
31 Ichiro Suzuki, L ERA: 4.63																												
43 Adam Warren, R ERA: 1.53																												
11 Brett Gardner, L ERA: 6.06																												
<b>Inning Stats</b>	R: 0 E: 0 K: 0 S: 6	H: 1 LOB: 0 BB: 0 P: 13	R: 2 E: 0 K: 2 S: 13	H: 2 LOB: 0 BB: 0 P: 20	R: 0 E: 0 K: 1 S: 15	H: 1 LOB: 1 BB: 0 P: 14	R: 0 E: 0 K: 2 S: 13	H: 1 LOB: 1 BB: 0 P: 20	R: 0 E: 0 K: 1 S: 8	H: 1 LOB: 0 BB: 0 P: 11	R: 2 E: 0 K: 0 S: 14	H: 2 LOB: 0 BB: 0 P: 16	R: 1 E: 0 K: 0 S: 8	H: 2 LOB: 2 BB: 0 P: 12	R: 0 E: 0 K: 0 S: 14	H: 1 LOB: 2 BB: 0 P: 23	R: 0 E: 0 K: 0 S: 10	H: 1 LOB: 2 BB: 0 P: 12	R: 0 E: 0 K: 0 S: 10	H: 2 LOB: 3 BB: 1 P: 23	R: 0 E: 0 K: 0 S: 10	H: 1 LOB: 1 BB: 0 P: 15	1B: 14 2B: 2 3B: 0 HR: 3	SF: 1 SAC: 1 DP: 2 HBP: 1	WP: 0 PB: 0 SB: 2 CS: 0	PA: 61		
<b>PITCHER</b>	IP 7.0	WLS 6	BF 26	H 8	ER 2	SO 8	BB 0	IBB 0	HBP 0	BLK 0	WP 0	HR 2	S 79	P 118	ERA 2.57	WHIP 1.143												
14 David Price, L ERA: 4.44																												
62 Joel Peralta, R ERA: 4.63																												
46 Juan Carlos Oviedo, R ERA: 4.63																												
47 Brandon Gomes, R ERA: 2.93																												
13 Heath Bell, R ERA: 6.06																												

Tampa Bay Rays @ New York Yankees  
Yankee Stadium, Bronx, NY  
Fri May 02 2014, 7:09 PM - 12:58 AM EDT  
Att. 33,580 - Partly Cloudy - 65 F

AB 56  
R 10  
H 20  
RBI 10  
BB 7  
SO 14  
LOB 28



Tampa Bay Rays @ New York Yankees  
Yankee Stadium, Bronx, NY  
Fri May 02 2014, 7:09 PM - 12:58 AM EDT  
Att. 33,580 - Partly Cloudy - 65 F

AB 57  
R 18  
H 15  
RBI 5  
BB 1  
SO 8  
LOB 28





Batter	1	2	3	4	5	6	7	8	9	AB	R	H	RBI	BB	SO	LOB	TOP										
18 Ben Zobrist, S OBP: 0.350, SLG: 0.382	F8	G4-3		F9			K			4	0	0	0	0	1	3	<b>Tampa Bay Rays @ New York Yankees</b> Yankee Stadium, Bronx, NY Sat May 03 2014, 1:12 PM - 4:40 PM EDT Att: 43,325 - Partly Cloudy - 67 F										
8 Desmond Jennings, R OBP: 0.374, SLG: 0.489	HR		L7		G6-3		K			4	1	1	1	0	1	0											
20 Matt Joyce, L OBP: 0.404, SLG: 0.450	K				G4-3			K		4	0	1	0	0	2	0											
3 Evan Longoria, R OBP: 0.313, SLG: 0.407	G5-3		L5				K			4	0	0	0	0	2	1											
21 James Loney, L OBP: 0.415, SLG: 0.472		1B	G4-3							4	1	3	0	0	0	1											
9 Wil Myers, R OBP: 0.313, SLG: 0.362	G2			HR		F7		G2-3		4	1	1	1	0	0	3											
7 David DeJesus, L OBP: 0.329, SLG: 0.371		1B		FC6-4		FC6-4			F9	4	0	2	0	0	0	1											
1 Sean Rodriguez, R OBP: 0.313, SLG: 0.636	P4		FC6-4		FC6-4				K	4	0	0	0	0	1	4											
24 Ryan Hanigan, R OBP: 0.347, SLG: 0.463		1B		K			G4-3		G6-3	4	0	1	1	0	1	1											
<b>Inning Stats</b>	R: 1 E: 0 K: 1 S: 11	H: 1 LOB: 0 BB: 0 P: 18	R: 1 E: 0 K: 0 S: 16	H: 3 LOB: 2 BB: 0 P: 25	R: 0 E: 0 K: 0 S: 7	H: 1 LOB: 1 BB: 0 P: 9	R: 1 E: 0 K: 1 S: 14	H: 2 LOB: 1 BB: 0 P: 17	R: 0 E: 0 K: 0 S: 7	H: 0 LOB: 0 BB: 0 P: 11	R: 0 E: 0 K: 2 S: 10	H: 0 LOB: 0 BB: 0 P: 16	R: 0 E: 0 K: 2 S: 13	H: 1 LOB: 1 BB: 0 P: 19	R: 0 E: 0 K: 1 S: 7	H: 0 LOB: 0 BB: 0 P: 13		1B: 6 2B: 1 3B: 0 HR: 2	SF: 0 SAC: 0 DP: 0 HBP: 0	WP: 0 PB: 0 SB: 0 CS: 0	PA: 36						
<b>PITCHER</b>	IP	WLS	BF	H	R	ER	SO	BB	IBB	HBP	BLK	WP	HR	S	P	ERA	WHIP										
19 Masahiro Tanaka, R ERA: 2.53	7.0	W	29	8	3	3	5	0	0	0	0	0	2	76	113	3.86	1.143										
68 Dellin Betances, R ERA: 1.72	1.0	H	4	1	0	0	2	0	0	0	0	0	0	13	19	0.00	1.000										
38 Preston Claiborne, R ERA: 1.17	1.0		3	0	0	0	1	0	0	0	0	0	0	7	13	0.00	0.000										


Batter	1	2	3	4	5	6	7	8	9	AB	R	H	RBI	BB	SO	LOB	BOTTOM											
22 Jacoby Ellsbury, L OBP: 0.303, SLG: 0.505	K			FC1-6	2B		1B			4	2	3	1	1	1	0	<b>Tampa Bay Rays @ New York Yankees</b> Yankee Stadium, Bronx, NY Sat May 03 2014, 1:12 PM - 4:40 PM EDT Att: 43,325 - Partly Cloudy - 67 F											
11 Brett Gardner, L OBP: 0.343, SLG: 0.337	F7			HR	K				BB	5	2	2	2	0	1	3												
25 Mark Teixeira, S OBP: 0.406, SLG: 0.577	K			HR						4	1	2	3	1	1	1												
34 Brian McCann, L OBP: 0.264, SLG: 0.376		G6-3		HR	IBB					5	0	1	0	0	1	6												
12 Alfonso Soriano, R OBP: 0.283, SLG: 0.441		K		F9	G6-3					3	0	0	1	0	1	4												
33 Kelly Johnson, L OBP: 0.284, SLG: 0.485		G4-3			BB					3	1	1	1	1	0	1												
14 Brian Roberts, S OBP: 0.320, SLG: 0.294			F8		K					4	1	1	0	0	1	2												
31 Ichiro Suzuki, L OBP: 0.400, SLG: 0.458			L9							4	2	2	1	0	0	0												
26 Yangelis Solarte, S OBP: 0.382, SLG: 0.420			L9		2B					3	0	0	0	1	0	1												
<b>Inning Stats</b>	R: 0 E: 0 K: 2 S: 10	H: 0 LOB: 0 BB: 0 P: 17	R: 0 E: 0 K: 1 S: 7	H: 0 LOB: 0 BB: 0 P: 11	R: 0 E: 0 K: 0 S: 15	H: 0 LOB: 0 BB: 0 P: 20	R: 2 E: 0 K: 1 S: 17	H: 3 LOB: 2 BB: 1 P: 29	R: 1 E: 0 K: 2 S: 13	H: 2 LOB: 3 BB: 2 P: 27	R: 1 E: 0 K: 0 S: 8	H: 1 LOB: 0 BB: 0 P: 15	R: 2 E: 0 K: 0 S: 17	H: 3 LOB: 1 BB: 0 P: 30	R: 3 E: 0 K: 0 S: 14	H: 3 LOB: 1 BB: 1 P: 28		1B: 6 2B: 4 3B: 0 HR: 2	SF: 1 SAC: 0 DP: 0 HBP: 0	WP: 0 PB: 1 SB: 1 CS: 0	PA: 40							
<b>PITCHER</b>	IP	WLS	BF	H	R	ER	SO	BB	IBB	HBP	BLK	WP	HR	S	P	ERA	WHIP											
23 Jake Odorizzi, R ERA: 6.83	4.0			5	3	3	4	2	0	0	0	0	0	9	17	0.00	0.000											
27 Cesar Ramos, L ERA: 2.91	1.0		4	0	0	0	2	0	1	0	0	0	0	1	25	45	13.50	2.000										
52 Josh Lueke, R ERA: 4.82	2.0	L	10	4	3	3	0	0	0	0	0	0	0	14	28	27.00	4.000											
13 Heath Bell, R ERA: 7.27	1.0		7	3	3	3	0	1	0	0	0	0	0	14	28	27.00	4.000											




Batter	1	2	3	4	5	6	7	8	9	AB	R	H	RBI	BB	SO	LOB	TOP					
11 Logan Forsythe, R OBP: 0.262, SLG: 0.246										5	2	2	0	0	1	2	<p>Tampa Bay Rays @ New York Yankees Yankee Stadium, Bronx, NY Sun May 04 2014, 1:10 PM - 4:23 PM EDT Att: 41,122 - Cloudy - 64 F</p>					
8 Desmond Jennings, R OBP: 0.386, SLG: 0.265										4	1	3	0	0	0	0						
3 Evan Longoria, R OBP: 0.333, SLG: 0.409										4	1	1	1	1	0	3						
9 Wil Myers, R OBP: 0.316, SLG: 0.397										5	1	2	4	0	1	2						
1 Sean Rodriguez, R OBP: 0.302, SLG: 0.592										5	0	1	0	0	2	4						
21 James Loney, L OBP: 0.402, SLG: 0.455										4	0	0	0	0	2	1						
11 Yunel Escobar, R OBP: 0.309, SLG: 0.345										4	0	2	0	0	0	0						
5 Brandon Guyer, R OBP: 0.226, SLG: 0.233										4	0	2	0	0	1	2						
24 Ryan Hanigan, R OBP: 0.329, SLG: 0.437										4	0	0	0	0	1	3						
<b>Inning Stats</b>	R: 1 H: 2 E: 0 K: 1 S: 9	H: 2 LOB: 1 BB: 0 P: 14	R: 0 H: 1 E: 0 K: 0 S: 8	H: 1 LOB: 1 BB: 0 P: 11	R: 3 H: 4 E: 0 K: 1 S: 20	H: 4 LOB: 2 BB: 1 P: 33	R: 1 H: 3 E: 0 K: 2 S: 18	H: 3 LOB: 2 BB: 0 P: 24	R: 0 H: 2 E: 0 K: 1 S: 15	H: 2 LOB: 2 BB: 0 P: 20	R: 0 H: 1 E: 0 K: 1 S: 11	H: 1 LOB: 1 BB: 0 P: 14	R: 0 H: 0 E: 0 K: 1 S: 7	H: 0 LOB: 0 BB: 0 P: 12	R: 0 H: 0 E: 0 K: 0 S: 5	H: 0 LOB: 0 BB: 0 P: 6	R: 0 H: 0 E: 0 K: 0 S: 10	H: 0 LOB: 0 BB: 0 P: 15	1B: 8 2B: 4 3B: 0 HR: 1	SF: 0 SAC: 1 DP: 0 HBP: 0	WP: 0 PB: 0 SB: 0 CS: 0	PA: 41
<b>PITCHER</b>	IP WLS BF H R ER SO BB IBB HBP BLK WP HR S P ERA WHIP																					
52 CC Sabathia, L ERA: 5.75	3.2 L 22 10 5 5 3 1 0 0 0 0 0 0 52 77 12.27 3.000																					
91 Alfredo Aceves, R ERA:	5.1 19 3 0 0 5 0 0 0 0 0 0 0 51 72 0.00 0.562																					

Batter	1	2	3	4	5	6	7	8	9	AB	R	H	RBI	BB	SO	LOB	BOTTOM					
22 Jacoby Ellsbury, L OBP: 0.390, SLG: 0.486										4	0	0	0	0	1	4	<p>Tampa Bay Rays @ New York Yankees Yankee Stadium, Bronx, NY Sun May 04 2014, 1:10 PM - 4:23 PM EDT Att: 41,122 - Cloudy - 64 F</p>					
2 Derek Jeter, R OBP: 0.314, SLG: 0.274										4	0	0	0	0	0	4						
36 Carlos Beltrán, S OBP: 0.288, SLG: 0.464										4	0	0	0	0	0	2						
25 Mark Teixeira, S OBP: 0.397, SLG: 0.554										4	1	1	0	0	1	0						
12 Alfonso Soriano, R OBP: 0.290, SLG: 0.447										3	0	1	0	1	1	0						
33 Kelly Johnson, L OBP: 0.282, SLG: 0.486										4	0	1	0	0	0	2						
26 Yanervis Solarte, S OBP: 0.387, SLG: 0.422										2	0	1	1	1	0	2						
11 Brett Gardner, L OBP: 0.349, SLG: 0.343										4	0	2	0	0	1	2						
66 John Ryan Murphy, R OBP: 0.316, SLG: 0.526										4	0	2	0	0	1	2						
34 Brian McCann, L OBP: 0.262, SLG: 0.373										1	0	0	0	0	0	1						
<b>Inning Stats</b>	R: 0 H: 0 E: 0 K: 0 S: 6	H: 2 LOB: 0 BB: 0 P: 9	R: 1 H: 2 E: 0 K: 1 S: 10	H: 2 LOB: 1 BB: 0 P: 15	R: 0 H: 0 E: 0 K: 0 S: 7	H: 0 LOB: 0 BB: 0 P: 13	R: 0 H: 1 E: 0 K: 0 S: 14	H: 1 LOB: 2 BB: 1 P: 22	R: 0 H: 2 E: 0 K: 1 S: 14	H: 2 LOB: 2 BB: 0 P: 18	R: 0 H: 0 E: 0 K: 1 S: 5	H: 0 LOB: 0 BB: 0 P: 5	R: 0 H: 2 E: 0 K: 0 S: 14	H: 2 LOB: 2 BB: 0 P: 19	R: 0 H: 0 E: 0 K: 1 S: 6	H: 0 LOB: 0 BB: 0 P: 7	R: 0 H: 0 E: 0 K: 0 S: 9	H: 0 LOB: 1 BB: 1 P: 18	1B: 5 2B: 2 3B: 0 HR: 0	SF: 1 SAC: 0 DP: 0 HBP: 0	WP: 1 PB: 0 SB: 0 CS: 0	PA: 36
<b>PITCHER</b>	IP WLS BF H R ER SO BB IBB HBP BLK WP HR S P ERA WHIP																					
40 Erik Bedard, L ERA: 4.35	6.0 W 25 6 1 0 0 0 1 0 0 0 0 0 0 12 16 0.00 1.000																					
57 Jake McGee, L ERA: 1.89	1.0 4 1 0 0 0 0 0 0 0 0 0 0 0 6 7 0.00 0.000																					
62 Joel Peralta, R ERA: 4.26	1.0 3 0 0 0 0 1 0 0 0 0 0 0 0 9 18 0.00 1.000																					
50 Grant Balfour, R ERA: 4.73	1.0 4 0 0 0 0 0 1 0 0 0 0 0 0 9 18 0.00 1.000																					

AB 39  
R 5  
H 13  
RBI 5  
BB 1  
SO 8  
LOB 17



AB 33  
R 1  
H 7  
RBI 1  
BB 2  
SO 4  
LOB 19



livebaseballscores.com

livebaseballscores.com




Batter	1	2	3	4	5	6	7	8	9	AB	R	H	RBI	BB	SO	LOB	TOP								
11 Brett Gardner, L OBP: 0.336, SLG: 0.330	G1-3		K			K		K		4	0	0	0	0	3	3	<b>New York Yankees @ Los Angeles Angels</b> Angel Stadium of Anaheim, Anaheim, CA Mon May 05 2014, 7:09 PM - 10:17 PM PDT Att: 39,701 - Partly Cloudy - 65 F								
2 Derek Jeter, R OBP: 0.321, SLG: 0.293	F8			1B			2B	G4-6-3		4	1	2	0	0	0	3									
22 Jacoby Ellsbury, L OBP: 0.378, SLG: 0.470	G3			G4-6-3			G4-3		K	4	0	0	0	0	1	2									
25 Mark Teixeira, S OBP: 0.403, SLG: 0.542		BB		L3			1B		K	3	0	1	1	1	1	0									
34 Brian McCann, L OBP: 0.252, SLG: 0.358	FC4-5					F9	FC3-5		L9	4	0	0	0	0	0	2									
12 Alfonso Soriano, R OBP: 0.283, SLG: 0.436	K			L8			K			3	0	0	0	0	2	2									
33 Kelly Johnson, L OBP: 0.284, SLG: 0.480	K			G3-1						3	0	1	0	0	1	1									
14 Brian Roberts, S OBP: 0.320, SLG: 0.295			F7			F9				3	0	1	0	0	0	0									
31 Ichiro Suzuki, L OBP: 0.396, SLG: 0.451	G4-3					K				3	0	1	0	0	1	0									
<b>Inning Stats</b>	R: 0 E: 0 K: 0 S: 4	H: 0 LOB: 0 BB: 0 P: 6	R: 0 E: 0 K: 2 S: 10	H: 0 LOB: 1 BB: 1 P: 21	R: 0 E: 0 K: 1 S: 7	H: 0 LOB: 0 BB: 0 P: 10	R: 0 E: 0 K: 0 S: 6	H: 1 LOB: 1 BB: 0 P: 11	R: 0 E: 0 K: 0 S: 6	H: 0 LOB: 0 BB: 0 P: 11	R: 0 E: 0 K: 2 S: 14	H: 0 LOB: 0 BB: 0 P: 18	R: 1 E: 0 K: 1 S: 11	H: 2 LOB: 1 BB: 0 P: 18	R: 0 E: 0 K: 1 S: 7	H: 3 LOB: 2 BB: 0 P: 9		R: 0 E: 0 K: 2 S: 13	H: 0 LOB: 0 BB: 0 P: 16	1B: 5 2B: 1 3B: 0 HR: 0	SF: 0 SAC: 0 DP: 2 HBP: 0	WP: 0 PB: 0 SB: 0 CS: 0	PA: 32		
<b>PITCHER</b>	IP	WLS	BF	H	R	ER	SO	BB	IBB	HBP	BLK	WP	HR	S	P	ERA	WHIP								
36 Jered Weaver, R ERA: 3.48	8.0	W	29	6	1	1	7	1	0	0	0	0	0	65	104	1.12	0.875								
49 Ernesto Frieri, R ERA: 6.08	1.0	S	3	0	0	0	2	0	0	0	0	0	0	13	16	0.00	0.000								

Batter	1	2	3	4	5	6	7	8	9	AB	R	H	RBI	BB	SO	LOB	BOTTOM								
2 Erick Aybar, S OBP: 0.298, SLG: 0.415	G1-6-3			L5		E3		G4-3		4	0	0	0	0	0	1	<b>New York Yankees @ Los Angeles Angels</b> Angel Stadium of Anaheim, Anaheim, CA Mon May 05 2014, 7:09 PM - 10:17 PM PDT Att: 39,701 - Partly Cloudy - 65 F								
27 Mike Trout, R OBP: 0.348, SLG: 0.537	L6			5B		P3		F8		3	0	0	0	1	0	2									
5 Albert Pujols, R OBP: 0.364, SLG: 0.600	G1-3			BB						3	1	2	0	1	0	0									
20 C.J. Cron, R OBP: 0.417, SLG: 0.500			K							3	0	0	0	0	1	4									
28 Raul Ibanez, L OBP: 0.230, SLG: 0.289			K							0	1	0	0	1	0	0									
47 Howie Kendrick, R OBP: 0.383, SLG: 0.440			K							3	1	1	1	1	1	2									
44 Ian Stewart, L OBP: 0.246, SLG: 0.404				G6-4-3						3	0	0	1	0	0	0									
8 John McDonald, R OBP: 0.412, SLG: 0.400	F8									0	0	0	1	1	0	0									
17 Chris Iannetta, R OBP: 0.381, SLG: 0.394			K							3	0	1	1	1	1	0									
10 Grant Green, R OBP: 0.300, SLG: 0.400				P3						4	0	0	0	0	1	4									
7 Collin Cowgill, R OBP: 0.403, SLG: 0.481				G6-3						2	1	0	0	1	0	1									
<b>Inning Stats</b>	R: 0 E: 0 K: 0 S: 6	H: 0 LOB: 0 BB: 0 P: 11	R: 0 E: 0 K: 2 S: 16	H: 0 LOB: 0 BB: 0 P: 20	R: 0 E: 0 K: 1 S: 10	H: 0 LOB: 0 BB: 0 P: 15	R: 0 E: 0 K: 0 S: 7	H: 1 LOB: 1 BB: 1 P: 15	R: 1 E: 0 K: 0 S: 12	H: 2 LOB: 1 BB: 0 P: 18	R: 0 E: 1 K: 0 S: 10	H: 1 LOB: 2 BB: 0 P: 15	R: 0 E: 0 K: 1 S: 13	H: 0 LOB: 0 BB: 0 P: 16	R: 3 E: 0 K: 0 S: 21	H: 0 LOB: 3 BB: 6 P: 49	R: 0 E: 0 K: 0 S: 13	H: 0 LOB: 0 BB: 0 P: 16	1B: 3 2B: 0 3B: 1 HR: 0	SF: 0 SAC: 0 DP: 1 HBP: 0	WP: 0 PB: 0 SB: 0 CS: 0	PA: 35			
<b>PITCHER</b>	IP	WLS	BF	H	R	ER	SO	BB	IBB	HBP	BLK	WP	HR	S	P	ERA	WHIP								
41 David Phelps, R ERA: 3.18	5.1		20	3	1	1	3	1	0	0	0	0	0	56	87	1.69	0.750								
43 Adam Warren, R ERA: 1.4	1.2		6	1	0	0	1	0	0	0	0	0	0	18	23	0.00	0.600								
27 Shawn Kelley, R ERA: 3.6	0.2	L	6	0	3	3	0	3	1	0	0	0	0	14	34	40.50	4.500								
48 Matt Thornton, L ERA: 1.5	0.0		1	0	0	0	0	1	0	0	0	0	0	3	7	=	=								
38 Preston Claiborne, R ERA: 1.15	0.1		2	0	0	0	0	1	0	0	0	0	0	4	8	0.00	3.000								

AB	31
R	1
H	6
RBI	1
BB	1
SO	9
LOB	13

AB	28
R	4
H	4
RBI	4
BB	7
SO	4
LOB	14









Batter	1	2	3	4	5	6	7	8	9	AB	R	H	RBI	BB	SO	LOB	TOP							
22 Jacoby Ellsbury, L (1,8) OBP: 0.380, SLG: 0.463										4	1	2	0	1	0	0	<b>New York Yankees @ Los Angeles Angels</b> Angel Stadium of Anaheim, Anaheim, CA Wed May 07 2014, 7:10 PM - 10:10 PM PDT Att: 44,083 - Clear - 64 F							
2 Derek Jeter, R (1,6) OBP: 0.339, SLG: 0.330										5	2	2	1	0	1	4								
17 Brendan Ryan, R (9,6)										0	0	0	0	0	0	0								
36 Carlos Beltrán, S (1,9) OBP: 0.291, SLG: 0.448										3	1	0	1	1	0	3								
31 Ichiro Suzuki, L (8,9) OBP: 0.396, SLG: 0.451										0	0	0	0	0	0	0								
25 Mark Teixeira, S (1,3) OBP: 0.383, SLG: 0.507										4	1	1	2	1	0	5								
12 Alfonso Soriano, R (1,10) OBP: 0.272, SLG: 0.413											5	0	0	0	0	3								
26 Yanoris Solarte, S (1,5) OBP: 0.391, SLG: 0.499										4	1	2	1	0	0	0								
11 Brett Gardner, L (1,7) OBP: 0.347, SLG: 0.336										4	2	2	0	1	0	2								
14 Brian Roberts, S (1,4) OBP: 0.333, SLG: 0.337										3	0	1	1	1	1	3								
66 John Ryan Murphy, R (1,2) OBP: 0.348, SLG: 0.522										4	1	2	2	0	1	0								
<b>Inning Stats</b>	R: 5 E: 2 K: 1 S: 17	H: 3 LOB: 0 BB: 2 P: 30	R: 1 E: 0 K: 0 S: 9	H: 1 LOB: 0 BB: 1 P: 15	R: 0 E: 0 K: 1 S: 13	H: 1 LOB: 2 BB: 1 P: 22	R: 0 E: 0 K: 0 S: 12	H: 3 LOB: 2 BB: 0 P: 20	R: 0 E: 0 K: 1 S: 9	H: 0 LOB: 1 BB: 1 P: 16	R: 0 E: 0 K: 2 S: 10	H: 0 LOB: 0 BB: 0 P: 13	R: 0 E: 0 K: 0 S: 5	H: 0 LOB: 0 BB: 0 P: 5	R: 3 E: 0 K: 0 S: 14	H: 4 LOB: 2 BB: 1 P: 24	R: 0 E: 0 K: 1 S: 5	H: 0 LOB: 0 BB: 0 P: 6	1B: 8 2B: 3 3B: 0 HR: 1	SF: 2 SAC: 0 DP: 1 HBP: 0	WP: 1 PB: 0 SB: 0 CS: 1	PA: 44		
<b>PITCHER</b>	IP WLS BF H R ER SO BB IBB HBP BLK WP HR S P ERA WHIP	IP WLS BF H R ER SO BB IBB HBP BLK WP HR S P ERA WHIP	IP WLS BF H R ER SO BB IBB HBP BLK WP HR S P ERA WHIP	IP WLS BF H R ER SO BB IBB HBP BLK WP HR S P ERA WHIP	IP WLS BF H R ER SO BB IBB HBP BLK WP HR S P ERA WHIP	IP WLS BF H R ER SO BB IBB HBP BLK WP HR S P ERA WHIP	IP WLS BF H R ER SO BB IBB HBP BLK WP HR S P ERA WHIP	IP WLS BF H R ER SO BB IBB HBP BLK WP HR S P ERA WHIP	IP WLS BF H R ER SO BB IBB HBP BLK WP HR S P ERA WHIP	IP WLS BF H R ER SO BB IBB HBP BLK WP HR S P ERA WHIP	IP WLS BF H R ER SO BB IBB HBP BLK WP HR S P ERA WHIP	IP WLS BF H R ER SO BB IBB HBP BLK WP HR S P ERA WHIP	IP WLS BF H R ER SO BB IBB HBP BLK WP HR S P ERA WHIP	IP WLS BF H R ER SO BB IBB HBP BLK WP HR S P ERA WHIP	IP WLS BF H R ER SO BB IBB HBP BLK WP HR S P ERA WHIP	IP WLS BF H R ER SO BB IBB HBP BLK WP HR S P ERA WHIP	IP WLS BF H R ER SO BB IBB HBP BLK WP HR S P ERA WHIP	IP WLS BF H R ER SO BB IBB HBP BLK WP HR S P ERA WHIP	IP WLS BF H R ER SO BB IBB HBP BLK WP HR S P ERA WHIP	IP WLS BF H R ER SO BB IBB HBP BLK WP HR S P ERA WHIP	IP WLS BF H R ER SO BB IBB HBP BLK WP HR S P ERA WHIP	IP WLS BF H R ER SO BB IBB HBP BLK WP HR S P ERA WHIP	IP WLS BF H R ER SO BB IBB HBP BLK WP HR S P ERA WHIP	IP WLS BF H R ER SO BB IBB HBP BLK WP HR S P ERA WHIP
53 Héctor Santiago, L (1,1) ERA: 5.19	2.1 L 15 5 6 2 2 3 0 0 0 0 1 1 34 58 7.71 3.429	2.1 L 15 5 6 2 2 3 0 0 0 0 1 1 34 58 7.71 3.429	2.1 L 15 5 6 2 2 3 0 0 0 0 1 1 34 58 7.71 3.429	2.1 L 15 5 6 2 2 3 0 0 0 0 1 1 34 58 7.71 3.429	2.1 L 15 5 6 2 2 3 0 0 0 0 1 1 34 58 7.71 3.429	2.1 L 15 5 6 2 2 3 0 0 0 0 1 1 34 58 7.71 3.429	2.1 L 15 5 6 2 2 3 0 0 0 0 1 1 34 58 7.71 3.429	2.1 L 15 5 6 2 2 3 0 0 0 0 1 1 34 58 7.71 3.429	2.1 L 15 5 6 2 2 3 0 0 0 0 1 1 34 58 7.71 3.429	2.1 L 15 5 6 2 2 3 0 0 0 0 1 1 34 58 7.71 3.429	2.1 L 15 5 6 2 2 3 0 0 0 0 1 1 34 58 7.71 3.429	2.1 L 15 5 6 2 2 3 0 0 0 0 1 1 34 58 7.71 3.429	2.1 L 15 5 6 2 2 3 0 0 0 0 1 1 34 58 7.71 3.429	2.1 L 15 5 6 2 2 3 0 0 0 0 1 1 34 58 7.71 3.429	2.1 L 15 5 6 2 2 3 0 0 0 0 1 1 34 58 7.71 3.429	2.1 L 15 5 6 2 2 3 0 0 0 0 1 1 34 58 7.71 3.429	2.1 L 15 5 6 2 2 3 0 0 0 0 1 1 34 58 7.71 3.429	2.1 L 15 5 6 2 2 3 0 0 0 0 1 1 34 58 7.71 3.429	2.1 L 15 5 6 2 2 3 0 0 0 0 1 1 34 58 7.71 3.429	2.1 L 15 5 6 2 2 3 0 0 0 0 1 1 34 58 7.71 3.429	2.1 L 15 5 6 2 2 3 0 0 0 0 1 1 34 58 7.71 3.429	2.1 L 15 5 6 2 2 3 0 0 0 0 1 1 34 58 7.71 3.429	2.1 L 15 5 6 2 2 3 0 0 0 0 1 1 34 58 7.71 3.429	2.1 L 15 5 6 2 2 3 0 0 0 0 1 1 34 58 7.71 3.429
64 Mike Morin, R (3,1) ERA: 5.19	1.2 7 3 0 0 0 0 0 0 0 0 0 0 17 29 0.00 1.800	1.2 7 3 0 0 0 0 0 0 0 0 0 0 17 29 0.00 1.800	1.2 7 3 0 0 0 0 0 0 0 0 0 0 17 29 0.00 1.800	1.2 7 3 0 0 0 0 0 0 0 0 0 0 17 29 0.00 1.800	1.2 7 3 0 0 0 0 0 0 0 0 0 0 17 29 0.00 1.800	1.2 7 3 0 0 0 0 0 0 0 0 0 0 17 29 0.00 1.800	1.2 7 3 0 0 0 0 0 0 0 0 0 0 17 29 0.00 1.800	1.2 7 3 0 0 0 0 0 0 0 0 0 0 17 29 0.00 1.800	1.2 7 3 0 0 0 0 0 0 0 0 0 0 17 29 0.00 1.800	1.2 7 3 0 0 0 0 0 0 0 0 0 0 17 29 0.00 1.800	1.2 7 3 0 0 0 0 0 0 0 0 0 0 17 29 0.00 1.800	1.2 7 3 0 0 0 0 0 0 0 0 0 0 17 29 0.00 1.800	1.2 7 3 0 0 0 0 0 0 0 0 0 0 17 29 0.00 1.800	1.2 7 3 0 0 0 0 0 0 0 0 0 0 17 29 0.00 1.800	1.2 7 3 0 0 0 0 0 0 0 0 0 0 17 29 0.00 1.800	1.2 7 3 0 0 0 0 0 0 0 0 0 0 17 29 0.00 1.800	1.2 7 3 0 0 0 0 0 0 0 0 0 0 17 29 0.00 1.800	1.2 7 3 0 0 0 0 0 0 0 0 0 0 17 29 0.00 1.800	1.2 7 3 0 0 0 0 0 0 0 0 0 0 17 29 0.00 1.800	1.2 7 3 0 0 0 0 0 0 0 0 0 0 17 29 0.00 1.800	1.2 7 3 0 0 0 0 0 0 0 0 0 0 17 29 0.00 1.800	1.2 7 3 0 0 0 0 0 0 0 0 0 0 17 29 0.00 1.800	1.2 7 3 0 0 0 0 0 0 0 0 0 0 17 29 0.00 1.800	
40 Kevin Jepsen, R (5,1) ERA: 5.84	1.0 4 0 0 0 1 1 0 0 0 0 0 0 9 16 0.00 1.000	1.0 4 0 0 0 1 1 0 0 0 0 0 0 9 16 0.00 1.000	1.0 4 0 0 0 1 1 0 0 0 0 0 0 9 16 0.00 1.000	1.0 4 0 0 0 1 1 0 0 0 0 0 0 9 16 0.00 1.000	1.0 4 0 0 0 1 1 0 0 0 0 0 0 9 16 0.00 1.000	1.0 4 0 0 0 1 1 0 0 0 0 0 0 9 16 0.00 1.000	1.0 4 0 0 0 1 1 0 0 0 0 0 0 9 16 0.00 1.000	1.0 4 0 0 0 1 1 0 0 0 0 0 0 9 16 0.00 1.000	1.0 4 0 0 0 1 1 0 0 0 0 0 0 9 16 0.00 1.000	1.0 4 0 0 0 1 1 0 0 0 0 0 0 9 16 0.00 1.000	1.0 4 0 0 0 1 1 0 0 0 0 0 0 9 16 0.00 1.000	1.0 4 0 0 0 1 1 0 0 0 0 0 0 9 16 0.00 1.000	1.0 4 0 0 0 1 1 0 0 0 0 0 0 9 16 0.00 1.000	1.0 4 0 0 0 1 1 0 0 0 0 0 0 9 16 0.00 1.000	1.0 4 0 0 0 1 1 0 0 0 0 0 0 9 16 0.00 1.000	1.0 4 0 0 0 1 1 0 0 0 0 0 0 9 16 0.00 1.000	1.0 4 0 0 0 1 1 0 0 0 0 0 0 9 16 0.00 1.000	1.0 4 0 0 0 1 1 0 0 0 0 0 0 9 16 0.00 1.000	1.0 4 0 0 0 1 1 0 0 0 0 0 0 9 16 0.00 1.000	1.0 4 0 0 0 1 1 0 0 0 0 0 0 9 16 0.00 1.000	1.0 4 0 0 0 1 1 0 0 0 0 0 0 9 16 0.00 1.000	1.0 4 0 0 0 1 1 0 0 0 0 0 0 9 16 0.00 1.000	1.0 4 0 0 0 1 1 0 0 0 0 0 0 9 16 0.00 1.000	1.0 4 0 0 0 1 1 0 0 0 0 0 0 9 16 0.00 1.000
58 Michael Kohn, R (6,1) ERA: 1.02	2.0 6 0 0 0 2 0 0 0 0 0 0 0 15 18 0.00 0.000	2.0 6 0 0 0 2 0 0 0 0 0 0 0 15 18 0.00 0.000	2.0 6 0 0 0 2 0 0 0 0 0 0 0 15 18 0.00 0.000	2.0 6 0 0 0 2 0 0 0 0 0 0 0 15 18 0.00 0.000	2.0 6 0 0 0 2 0 0 0 0 0 0 0 15 18 0.00 0.000	2.0 6 0 0 0 2 0 0 0 0 0 0 0 15 18 0.00 0.000	2.0 6 0 0 0 2 0 0 0 0 0 0 0 15 18 0.00 0.000	2.0 6 0 0 0 2 0 0 0 0 0 0 0 15 18 0.00 0.000	2.0 6 0 0 0 2 0 0 0 0 0 0 0 15 18 0.00 0.000	2.0 6 0 0 0 2 0 0 0 0 0 0 0 15 18 0.00 0.000	2.0 6 0 0 0 2 0 0 0 0 0 0 0 15 18 0.00 0.000	2.0 6 0 0 0 2 0 0 0 0 0 0 0 15 18 0.00 0.000	2.0 6 0 0 0 2 0 0 0 0 0 0 0 15 18 0.00 0.000	2.0 6 0 0 0 2 0 0 0 0 0 0 0 15 18 0.00 0.000	2.0 6 0 0 0 2 0 0 0 0 0 0 0 15 18 0.00 0.000	2.0 6 0 0 0 2 0 0 0 0 0 0 0 15 18 0.00 0.000	2.0 6 0 0 0 2 0 0 0 0 0 0 0 15 18 0.00 0.000	2.0 6 0 0 0 2 0 0 0 0 0 0 0 15 18 0.00 0.000	2.0 6 0 0 0 2 0 0 0 0 0 0 0 15 18 0.00 0.000	2.0 6 0 0 0 2 0 0 0 0 0 0 0 15 18 0.00 0.000	2.0 6 0 0 0 2 0 0 0 0 0 0 0 15 18 0.00 0.000	2.0 6 0 0 0 2 0 0 0 0 0 0 0 15 18 0.00 0.000	2.0 6 0 0 0 2 0 0 0 0 0 0 0 15 18 0.00 0.000	2.0 6 0 0 0 2 0 0 0 0 0 0 0 15 18 0.00 0.000
63 Nick Maronde, L (8,1) ERA: 12.79	0.0 3 2 3 3 0 1 0 0 0 0 0 0 6 12 ∞ ∞	0.0 3 2 3 3 0 1 0 0 0 0 0 0 6 12 ∞ ∞	0.0 3 2 3 3 0 1 0 0 0 0 0 0 6 12 ∞ ∞	0.0 3 2 3 3 0 1 0 0 0 0 0 0 6 12 ∞ ∞	0.0 3 2 3 3 0 1 0 0 0 0 0 0 6 12 ∞ ∞	0.0 3 2 3 3 0 1 0 0 0 0 0 0 6 12 ∞ ∞	0.0 3 2 3 3 0 1 0 0 0 0 0 0 6 12 ∞ ∞	0.0 3 2 3 3 0 1 0 0 0 0 0 0 6 12 ∞ ∞	0.0 3 2 3 3 0 1 0 0 0 0 0 0 6 12 ∞ ∞	0.0 3 2 3 3 0 1 0 0 0 0 0 0 6 12 ∞ ∞	0.0 3 2 3 3 0 1 0 0 0 0 0 0 6 12 ∞ ∞	0.0 3 2 3 3 0 1 0 0 0 0 0 0 6 12 ∞ ∞	0.0 3 2 3 3 0 1 0 0 0 0 0 0 6 12 ∞ ∞	0.0 3 2 3 3 0 1 0 0 0 0 0 0 6 12 ∞ ∞	0.0 3 2 3 3 0 1 0 0 0 0 0 0 6 12 ∞ ∞	0.0 3 2 3 3 0 1 0 0 0 0 0 0 6 12 ∞ ∞	0.0 3 2 3 3 0 1 0 0 0 0 0 0 6 12 ∞ ∞	0.0 3 2 3 3 0 1 0 0 0 0 0 0 6 12 ∞ ∞	0.0 3 2 3 3 0 1 0 0 0 0 0 0 6 12 ∞ ∞	0.0 3 2 3 3 0 1 0 0 0 0 0 0 6 12 ∞ ∞	0.0 3 2 3 3 0 1 0 0 0 0 0 0 6 12 ∞ ∞	0.0 3 2 3 3 0 1 0 0 0 0 0 0 6 12 ∞ ∞	0.0 3 2 3 3 0 1 0 0 0 0 0 0 6 12 ∞ ∞	0.0 3 2 3 3 0 1 0 0 0 0 0 0 6 12 ∞ ∞
<b>Batter</b>	<b>1</b>	<b>2</b>	<b>3</b>	<b>4</b>	<b>5</b>	<b>6</b>	<b>7</b>	<b>8</b>	<b>9</b>	<b>AB</b>	<b>R</b>	<b>H</b>	<b>RBI</b>	<b>BB</b>	<b>SO</b>	<b>LOB</b>	<b>BOTTOM</b>							
7 Collin Cowgill, R (1,9) OBP: 0.382, SLG: 0.450										4	0	0	0	0	1	6	<b>New York Yankees @ Los Angeles Angels</b> Angel Stadium of Anaheim, Anaheim, CA Wed May 07 2014, 7:10 PM - 10:10 PM PDT Att: 44,083 - Clear - 64 F							
27 Mike Trout, R (1,8) OBP: 0.373, SLG: 0.535										3	1	0	0	1	0	0								
5 Albert Pujols, R (1,3) OBP: 0.359, SLG: 0.579										4	0	0	0	0	2	1								
44 Ian Stewart, L (9,3) OBP: 0.231, SLG: 0.377										0	0	0	0	0	0	0								
47 Howie Kendrick, R (1,4) OBP: 0.369, SLG: 0.421										4	1	1	0	0	0	1								
20 C.J. Cron, R (1,10) OBP: 0.450, SLG: 0.579										4	0	3	1	0	1	0								
2 Enck Aybar, S (1,6) OBP: 0.288, SLG: 0.400										4	0	0	1	0	0	3								
17 Chris Iannetta, R (1,2) OBP: 0.364, SLG: 0.371										4	0	0	0	0	1	2								
10 Grant Green, R (1,7) OBP: 0.357, SLG: 0.385											3	0	1	0	1	0								
8 John McDonald, R (1,5) OBP: 0.421, SLG: 0.375											1	0	0	0	1	0								
28 Raul Ibanez, L (7,PH) OBP: 0.226, SLG: 0.281																								















Batter	1	2	3	4	5	6	7	8	9	AB	R	H	RBI	BB	SO	LOB	TOP										
22 Eric Young Jr., S OBP: 0.336, SLG: 0.339 12 Juan Lagares, R OBP: 0.347, SLG: 0.441			L6					F8		5	2	3	2	0	0	1	New York Mets @ New York Yankees Yankee Stadium, Bronx, NY Mon May 12 2014, 7:10 PM - 10:45 PM EDT Att: 46,517 - Overcast - 74 F										
28 Daniel Murphy, L OBP: 0.368, SLG: 0.453	G3		G6-3		G6-3					5	0	2	0	0	0	2											
5 David Wright, R OBP: 0.333, SLG: 0.382	G6-3		F8							5	1	1	1	0	2	2											
3 Curtis Granderson, L OBP: 0.291, SLG: 0.326										5	1	2	2	0	1	1											
53 Bobby Abreu, L OBP: 0.208, SLG: 0.409 29 Eric Campbell, R OBP: 0.375, SLG: 0.500										3	0	0	0	0	1	1											
21 Lucas Duda, L OBP: 0.282, SLG: 0.406	G4-3									4	1	1	1	0	1	0											
1 Chris Young, R OBP: 0.314, SLG: 0.436										4	1	2	2	0	1	0											
15 Travis d'Arnaud, R OBP: 0.287, SLG: 0.330	G6-3									3	2	1	1	1	1	1											
11 Rubén Tejada, R OBP: 0.318, SLG: 0.242	L7									4	0	1	0	0	1	2											
<b>Inning Stats</b>	R: 1 E: 0 K: 1 S: 10	H: 2 LOB: 1 BB: 0 P: 14	R: 0 E: 0 K: 0 S: 10	H: 1 LOB: 0 BB: 0 P: 13	R: 0 E: 0 K: 0 S: 15	H: 0 LOB: 0 BB: 0 P: 22	R: 0 E: 0 K: 0 S: 5	H: 0 LOB: 0 BB: 0 P: 10	R: 1 E: 0 K: 1 S: 10	H: 2 LOB: 1 BB: 0 P: 17	R: 2 E: 0 K: 1 S: 12	H: 2 LOB: 0 BB: 0 P: 19	R: 2 E: 0 K: 2 S: 13	H: 2 LOB: 0 BB: 1 P: 24	R: 3 E: 0 K: 1 S: 16	H: 4 LOB: 1 BB: 0 P: 28		R: 0 E: 1 K: 2 S: 10	H: 1 LOB: 1 BB: 0 P: 17	1B: 6 2B: 4 3B: 0 HR: 4	SF: 0 SAC: 0 DP: 0 HBP: 0	WP: 0 PB: 0 SB: 2 CS: 1	PA: 42				
<b>PITCHER</b>	IP	WLS	BF	H	R	ER	SO	BB	IBB	HBP	BLK	WP	HR	S	P	ERA	WHIP										
18 Hiroki Kuroda, R ERA: 4.62	6.0		25	7	4	4	3	0	0	0	0	0	2	62	95	6.00	1.167										
91 Alfredo Aceves, R ERA: 3.38	0.2	H	5	2	2	2	2	1	0	0	0	0	1	10	18	27.00	4.500										
48 Matt Thornton, L ERA: 5.4	0.2	L	3	2	2	2	0	0	0	0	0	0	0	10	20	27.00	3.000										
38 Preston Claiborne, R ERA: 1.69	1.2		8	3	1	1	3	0	0	0	0	0	1	19	31	5.40	1.800										
<b>PITCHER</b>	IP	WLS	BF	H	R	ER	SO	BB	IBB	HBP	BLK	WP	HR	S	P	ERA	WHIP										
11 Brett Gardner, L OBP: 0.348, SLG: 0.381																				5	1	2	4	0	2	1	New York Mets @ New York Yankees Yankee Stadium, Bronx, NY Mon May 12 2014, 7:10 PM - 10:45 PM EDT Att: 46,517 - Overcast - 74 F
2 Derek Jeter, R OBP: 0.341, SLG: 0.328																				4	0	3	0	1	0	1	
22 Jacoby Ellsbury, L OBP: 0.357, SLG: 0.424	F7																			5	0	0	0	0	2	4	
36 Carlos Beltrán, S OBP: 0.286, SLG: 0.430 66 John Ryan Murphy, R OBP: 0.429, SLG: 0.556	F8																			3	0	0	0	0	0	2	
25 Mark Teixeira, S OBP: 0.389, SLG: 0.563 17 Brendan Ryan, R OBP: 1.000, SLG: 1.000	F8																			1	0	1	0	0	0	0	
34 Brian McCann, L OBP: 0.250, SLG: 0.336																				5	1	1	0	0	1	3	
12 Alfonso Soriano, R OBP: 0.282, SLG: 0.424																				4	2	2	0	0	1	1	
26 Yan Gomes Solarte, S OBP: 0.405, SLG: 0.473																				4	2	3	1	0	0	0	
33 Kelly Johnson, L OBP: 0.286, SLG: 0.488																				4	0	1	1	0	2	4	
14 Brian Roberts, S OBP: 0.314, SLG: 0.324	L3																			4	1	1	0	0	0	4	
<b>Inning Stats</b>	R: 0 E: 0 K: 1 S: 11	H: 1 LOB: 1 BB: 0 P: 15	R: 4 E: 0 K: 2 S: 17	H: 5 LOB: 1 BB: 0 P: 24	R: 0 E: 0 K: 0 S: 4	H: 0 LOB: 0 BB: 0 P: 7	R: 0 E: 0 K: 1 S: 9	H: 0 LOB: 0 BB: 0 P: 13	R: 0 E: 0 K: 0 S: 8	H: 1 LOB: 1 BB: 0 P: 10	R: 3 E: 0 K: 0 S: 17	H: 4 LOB: 1 BB: 0 P: 27	R: 0 E: 0 K: 3 S: 12	H: 0 LOB: 1 BB: 1 P: 21	R: 0 E: 0 K: 1 S: 11	H: 2 LOB: 1 BB: 0 P: 19	R: 0 E: 0 K: 0 S: 5	H: 1 LOB: 2 BB: 1 P: 14	1B: 11 2B: 1 3B: 1 HR: 1	SF: 0 SAC: 0 DP: 2 HBP: 0	WP: 1 PB: 0 SB: 1 CS: 0	PA: 41					
<b>PITCHER</b>	IP	WLS	BF	H	R	ER	SO	BB	IBB	HBP	BLK	WP	HR	S	P	ERA	WHIP										
40 Bartolo Colon, R ERA: 5.84	5.2		28	11	7	6	4	0	0	0	0	0	0	2	5	0.00	0.000										
52 Carlos Torres, R ERA: 2.95	0.1		1	0	0	0	0	0	0	0	0	0	0	2	5	0.00	0.000										
56 Scott Rice, L ERA: 5.59	0.2		3	0	0	0	2	1	0	0	0	1	0	9	18	0.00	1.500										
58 Jenny Mejia, R ERA: 4.09	1.1	W	5	2	0	0	2	0	0	0	0	0	0	14	22	0.00	1.500										
44 Kyle Farnsworth, R ERA: 3.18	1.0	S	4	1	0	0	0	1	0	0	0	0	0	5	14	0.00	2.000										








Batter	1	2	3	4	5	6	7	8	9	AB R H RBI BB SO LOB	TOP											
11 Brett Gardner, L OBP: 0.351, SLG: 0.382	0-1 FC1-6 1B		1-2 F9		2-3 K		2-1 1B		2-1 P6	5 1 2 0 0 1 1	<b>New York Yankees @ New York Mets</b> Citi Field, Flushing, NY Wed May 14 2014, 7:12 PM - 10:12 PM EDT Att: 35,577 - Cloudy - 58 F											
2 Derek Jeter, R OBP: 0.340, SLG: 0.317	2-2 FC1-6 1-2		3-3 K		1-0 G5-3		3-2 1B			4 0 1 1 0 1 1												
22 Jacoby Ellsbury, L OBP: 0.362, SLG: 0.410	3-2 P6		4-2 BB		0-0 L7		0-3 K			3 0 0 0 1 1 2												
25 Mark Teixeira, S OBP: 0.375, SLG: 0.562	1-0 P4		3-2 P6		1-0 HR		2-3 K			4 1 1 1 0 1 2												
34 Brian McCann, L OBP: 0.263, SLG: 0.362		3-2 G6-3		0-0 F9		3-3 K		2-2 F7		4 0 0 0 0 1 0												
12 Alfonso Soriano, R OBP: 0.272, SLG: 0.404		1-1 G6-3		1-2 G6-3		0-0 F8		2-1 P6		4 0 0 0 0 0 0												
26 Yanervis Solarte, S OBP: 0.414, SLG: 0.521		4-1 BB		3-1 HR		0-1 F9		1-3 K		3 2 1 1 1 1 0												
14 Brian Roberts, S OBP: 0.318, SLG: 0.357		0-2 3B		2-1 3B		0-0 L1-3		0-0 L8		4 0 2 1 0 0 0												
19 Masahiro Tanaka, R OBP: 0.143, SLG: 0.143		2-2 F9		0-1 G4-3		2-3 K		1-0 1B		4 0 1 0 0 1 2												
<b>Inning Stats</b>	R: 0 E: 0 K: 0 S: 10	H: 1 LOB: 1 BB: 0 P: 16	R: 1 E: 0 K: 0 S: 13	H: 1 LOB: 1 BB: 23	R: 0 E: 0 K: 1 S: 19	H: 0 LOB: 1 BB: 1 P: 30	R: 1 E: 0 K: 0 S: 10	H: 2 LOB: 1 BB: 0 P: 16	R: 0 E: 0 K: 1 S: 9	H: 0 LOB: 0 BB: 0 P: 12	R: 1 E: 0 K: 1 S: 7	H: 1 LOB: 0 BB: 0 P: 11	R: 1 E: 0 K: 2 S: 17	H: 2 LOB: 1 BB: 0 P: 24	R: 0 E: 0 K: 1 S: 8	H: 0 LOB: 0 BB: 0 P: 14	R: 0 E: 0 K: 1 S: 7	H: 1 LOB: 0 BB: 0 P: 11	1B: 4 2B: 0 3B: 2 HR: 2	SF: 0 SAC: 0 DP: 0 HBP: 0	WP: 1 PB: 0 CS: 0	PA: 37
<b>PITCHER</b>	IP WLS BF H R ER SO BB IBB HBP BLK WP HR S P ERA WHIP											<b>PITCHER</b>	IP WLS BF H R ER SO BB IBB HBP BLK WP HR S P ERA WHIP									
50 Rafael Montero, R ERA: 4.5	(1, 1) 6.0 L 25 5 3 3 3 2 0 0 0 0 0 2 68 108 4.50 1.167																					
52 Carlos Torres, R ERA: 3.22	(7, 1) 1.0 5 2 1 1 2 0 0 0 0 1 0 17 24 9.00 2.000																					
47 Jose Valverde, R ERA: 3.63	(8, 1) 2.0 7 1 0 0 2 0 0 0 0 0 0 15 25 0.00 0.500																					


Batter	1	2	3	4	5	6	7	8	9	AB R H RBI BB SO LOB	BOTTOM									
22 Eric Young Jr., S OBP: 0.336, SLG: 0.336	2-2 G3		1-1 G3			3-2 2B			2-2 FC4-6 FC1-6 1-2	4 0 1 0 0 0 1	<b>New York Yankees @ New York Mets</b> Citi Field, Flushing, NY Wed May 14 2014, 7:12 PM - 10:12 PM EDT Att: 35,577 - Cloudy - 58 F									
28 Daniel Murphy, L OBP: 0.386, SLG: 0.465	1-2 1B		2-0 L9		1-1 G3			1-1 FC1-6 1-2		4 0 1 0 0 0 2										
5 David Wright, R OBP: 0.333, SLG: 0.386	2-1 F9		0-2 G4-3		3-3 K			0-1 L6		4 0 0 0 0 1 2										
3 Curtis Granderson, L OBP: 0.301, SLG: 0.348	0-1 L9		2-2 F7		1-3 K					3 0 0 0 0 1 1										
1 Chris Young, R OBP: 0.298, SLG: 0.407		1-0 P4		1-1 1B		2-2 K				3 0 1 0 0 1 0										
47 Jose Valverde, R ERA: 3.63		0-1 P4		0-2 L8		0-2 L8		1-1 P4		0 0 0 0 0 0 0										
21 Lucas Duda, L OBP: 0.344, SLG: 0.407		2-3 K		0-2 L8		1-2 L8		1-1 P4		3 0 0 0 0 1 1										
20 Anthony Recker, R OBP: 0.271, SLG: 0.400		2-3 K		2-2 K		3-3 K		0-0 G4-3		3 0 0 0 0 2 0										
11 Rubén Tejada, R OBP: 0.313, SLG: 0.235			0-0 L8		3-1 F9			2-3 K		3 0 0 0 0 1 0										
<b>Inning Stats</b>	R: 0 E: 0 K: 0 S: 10	H: 1 LOB: 0 BB: 0 P: 15	R: 0 E: 0 K: 2 S: 7	H: 0 LOB: 0 BB: 0 P: 12	R: 0 E: 0 K: 1 S: 6	H: 0 LOB: 0 BB: 0 P: 7	R: 0 E: 0 K: 0 S: 7	H: 0 LOB: 0 BB: 0 P: 11	R: 0 E: 0 K: 1 S: 8	H: 1 LOB: 0 BB: 0 P: 11	R: 0 E: 0 K: 3 S: 12	H: 0 LOB: 0 BB: 0 P: 18	R: 0 E: 0 K: 1 S: 6	H: 0 LOB: 0 BB: 0 P: 9	R: 0 E: 0 K: 1 S: 10	H: 1 LOB: 0 BB: 0 P: 13	1B: 3 2B: 1 3B: 0 HR: 0	SF: 0 SAC: 0 DP: 0 HBP: 0	WP: 0 PB: 0 CS: 1	PA: 30
<b>PITCHER</b>	IP WLS BF H R ER SO BB IBB HBP BLK WP HR S P ERA WHIP											<b>PITCHER</b>	IP WLS BF H R ER SO BB IBB HBP BLK WP HR S P ERA WHIP							
19 Masahiro Tanaka, R ERA: 2.17	(1, 1) 9.0 W 30 4 0 0 8 0 0 0 0 0 0 76 114 0.00 0.444																			
12 Juan Lagares, R OBP: 0.336, SLG: 0.439	(6, PH)																			
52 Carlos Torres, R ERA: 3.22	(7, 1)																			
53 Bobby Abreu, L OBP: 0.240, SLG: 0.435	(8, 9)																			







Batter	1	2	3	4	5	6	7	8	9	AB	R	H	RBI	BB	SO	LOB	TOP
31 Jose Tabata, R OBP: 0.300, SLG: 0.324	G4-3		G6-3				G5-3			4	0	1	0	0	0	0	Pittsburgh Pirates @ New York Yankees Yankee Stadium, Bronx, NY Sat May 17 2014, 4:08 PM - 7:02 PM EDT Att: 47,353 - Partly Cloudy - 68 F
18 Neil Walker, S OBP: 0.343, SLG: 0.449	BB		F7				G5-3			3	0	0	0	1	2		
22 Andrew McCutchen, R OBP: 0.422, SLG: 0.473	F8		BB					P3		3	0	0	0	1	0	3	
24 Pedro Alvarez, L OBP: 0.313, SLG: 0.379	G1-3		BB					K		4	0	0	0	0	2	4	
6 Starling Marte, R OBP: 0.339, SLG: 0.401	HBP							2B		3	1	3	1	0	0	0	
15 Ike Davis, L OBP: 0.374, SLG: 0.392	BB							K		3	0	0	0	1	3	2	
17 Gaby Sanchez, R OBP: 0.342, SLG: 0.575	F8									4	0	1	0	0	1	2	
10 Jordy Mercer, R OBP: 0.254, SLG: 0.289	K							L8		4	0	1	0	0	2	2	
26 Tony Sanchez, R OBP: 0.308, SLG: 0.349	K							K		4	0	2	0	0	2	2	
<b>Inning Stats</b>	R: 0 H: 0 E: 0 K: 0 S: 13	H: 0 LOB: 1 BB: 1 P: 25	R: 0 H: 0 E: 0 K: 2 S: 15	H: 0 LOB: 2 BB: 1 P: 25	R: 0 H: 0 E: 0 K: 1 S: 7	H: 3 LOB: 2 BB: 0 P: 12	R: 0 H: 2 E: 0 K: 1 S: 16	H: 1 LOB: 0 BB: 0 P: 15	R: 0 H: 1 E: 0 K: 2 S: 12	H: 1 LOB: 1 BB: 0 P: 10	R: 0 H: 0 E: 0 K: 1 S: 10	H: 0 LOB: 0 BB: 0 P: 11	1B: 5 2B: 3 3B: 0 HR: 1	SF: 0 SAC: 0 DP: 1 HBP: 1	WP: 0 SB: 0 CS: 1	PA: 36	
<b>PITCHER</b>	IP WLS BF H R ER SO BB IBB HBP BLK WP HR S P ERA WHIP																
41 David Phelps, R ERA: 3.33	5.0 W 22 5 0 0 5 3 0 1 0 0 0 60 100 0.00 1.600																
68 Dellin Betances, R ERA: 1.85	2.0 H 7 2 1 1 3 0 0 0 0 0 1 18 25 4.50 1.000																
43 Adam Warren, R ERA: 1.48	1.0 4 1 0 0 2 0 0 0 0 0 0 12 20 0.00 1.000																
40 Matt Daley, R ERA: 6.75	1.0 3 0 0 0 1 0 0 0 0 0 0 10 11 0.00 0.000																

Batter	1	2	3	4	5	6	7	8	9	AB	R	H	RBI	BB	SO	LOB	BOTTOM			
11 Brett Gardner, L OBP: 0.359, SLG: 0.397	B5-3		G3							3	2	1	1	1	0	0	Pittsburgh Pirates @ New York Yankees Yankee Stadium, Bronx, NY Sat May 17 2014, 4:08 PM - 7:02 PM EDT Att: 47,353 - Partly Cloudy - 68 F			
2 Derek Jeter, R OBP: 0.336, SLG: 0.313	HR		F7					F9		4	1	2	0	0	1					
25 Mark Teixeira, S OBP: 0.375, SLG: 0.573	HR		P5					P5		4	1	1	2	0	0	2				
34 Brian McCann, L OBP: 0.262, SLG: 0.377	B1-3							HR		4	1	1	2	0	2	0				
12 Alfonso Soriano, R OBP: 0.283, SLG: 0.443	L5									4	1	2	1	0	1	0				
31 Ichiro Suzuki, L OBP: 0.397, SLG: 0.436								2B		0	0	0	0	0	0	0				
26 Yanoris Solarte, S OBP: 0.332, SLG: 0.488	G3-1							G3-1		4	0	0	0	0	0	1				
33 Kelly Johnson, L OBP: 0.290, SLG: 0.456	F8							G4-3		3	0	0	0	0	0	0				
14 Brian Roberts, S OBP: 0.313, SLG: 0.350	G6-3									3	0	1	0	0	0	0				
24 Zoilo Almonte, S OBP: 0.250, SLG: 1.000	HR							G4-3		3	1	1	1	0	0	1				
<b>Inning Stats</b>	R: 2 H: 2 E: 0 K: 0 S: 9	H: 2 LOB: 0 BB: 0 P: 12	R: 0 H: 0 E: 0 K: 0 S: 5	H: 0 LOB: 0 BB: 0 P: 7	R: 1 H: 1 E: 0 K: 0 S: 10	H: 1 LOB: 0 BB: 0 P: 14	R: 0 H: 0 E: 0 K: 2 S: 10	H: 0 LOB: 0 BB: 0 P: 18	R: 0 H: 0 E: 0 K: 0 S: 8	H: 0 LOB: 0 BB: 0 P: 11	R: 1 H: 2 E: 0 K: 1 S: 7	H: 2 LOB: 1 BB: 0 P: 10	R: 1 H: 2 E: 0 K: 0 S: 9	H: 2 LOB: 1 BB: 0 P: 14	R: 2 H: 2 E: 0 K: 0 S: 11	H: 2 LOB: 1 BB: 1 P: 21		1B: 3 2B: 1 3B: 0 HR: 5	SF: 0 SAC: 0 DP: 1 HBP: 0	WP: 0 SB: 1 CS: 0
<b>PITCHER</b>	IP WLS BF H R ER SO BB IBB HBP BLK WP HR S P ERA WHIP																			
36 Edinson Volquez, R ERA: 4.71	6.1 L 24 6 1 0 5 3 0 0 0 0 0 4 55 81 7.11 0.947																			
48 Jared Hughes, R ERA: 2.53	0.2 3 1 0 0 0 0 0 0 0 0 0 3 5 0.00 1.500																			
32 Vin Mazzaro, R ERA: 6.75	1.0 6 2 2 2 0 1 0 0 0 0 1 11 21 18.00 3.000																			









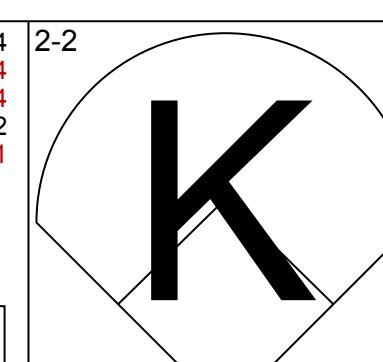
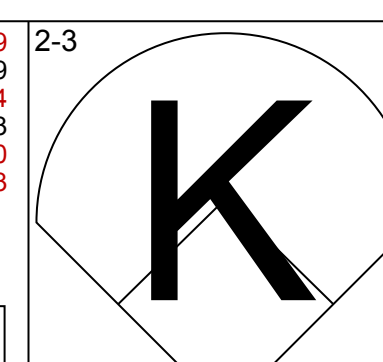
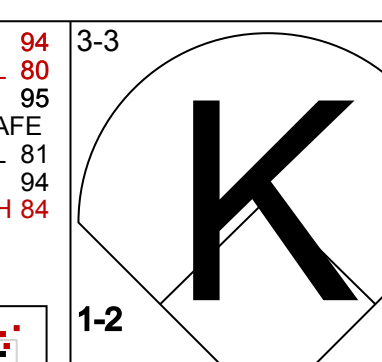
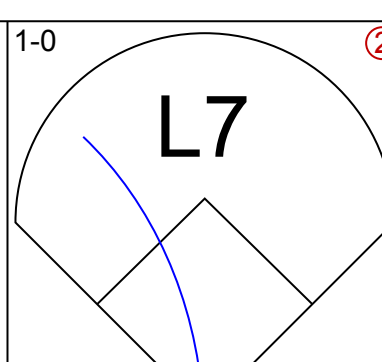

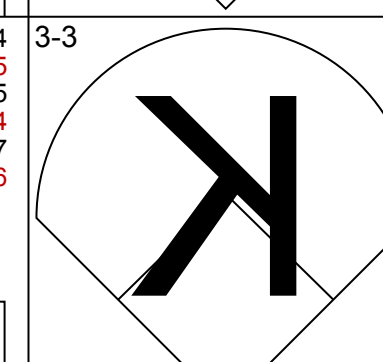
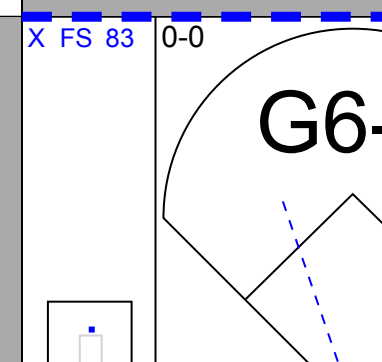
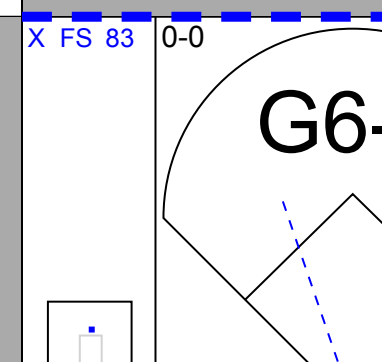
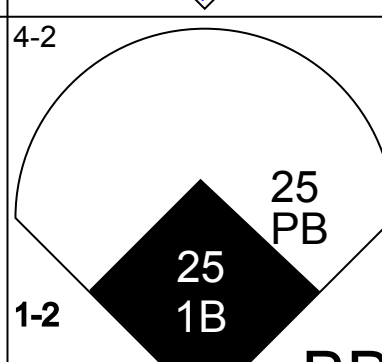
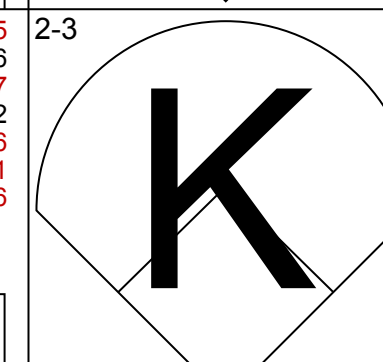
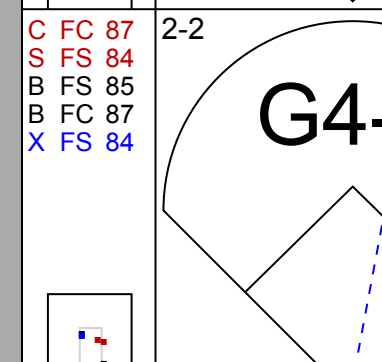
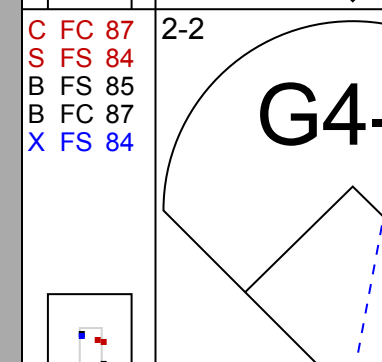
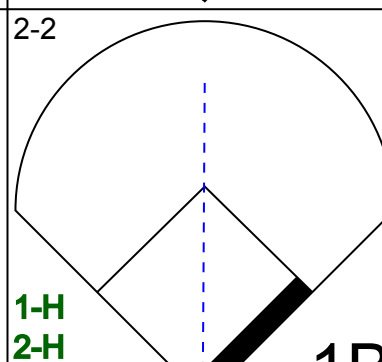
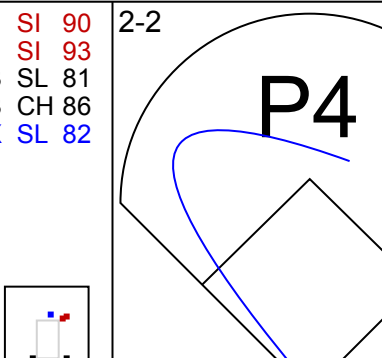
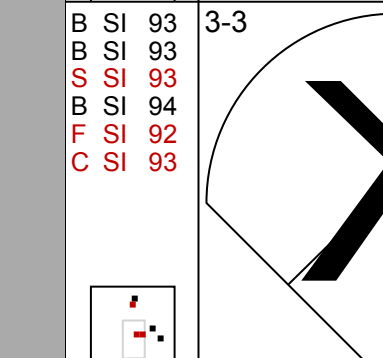
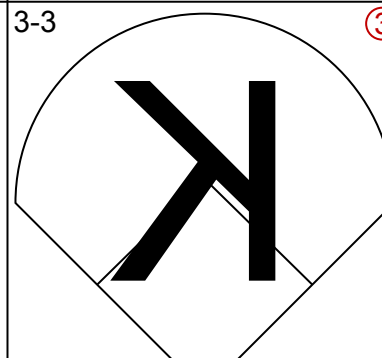
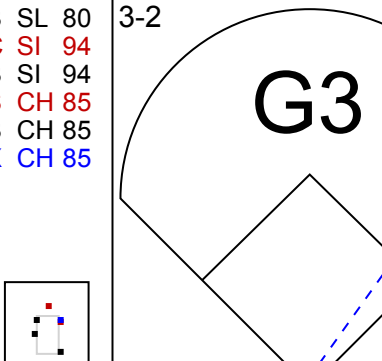
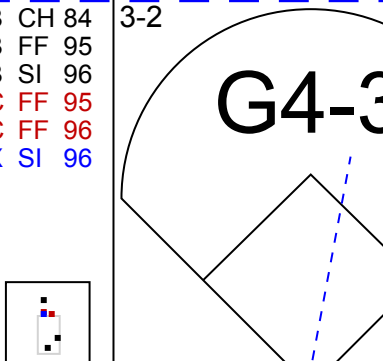
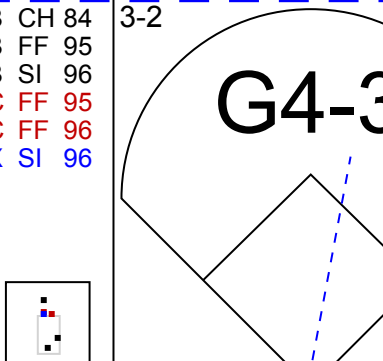
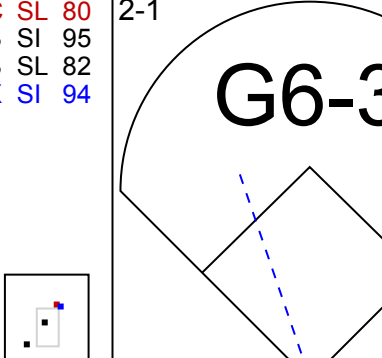
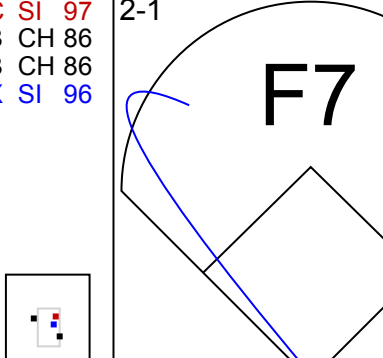
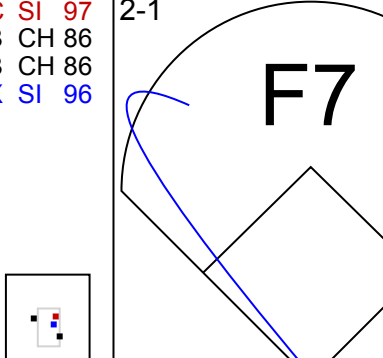
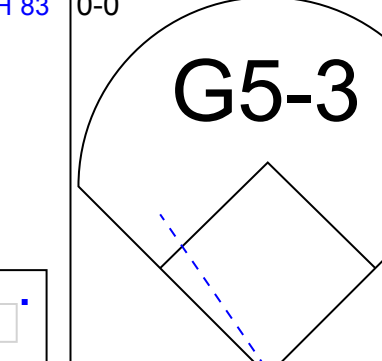
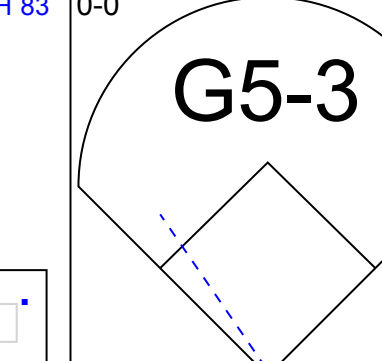
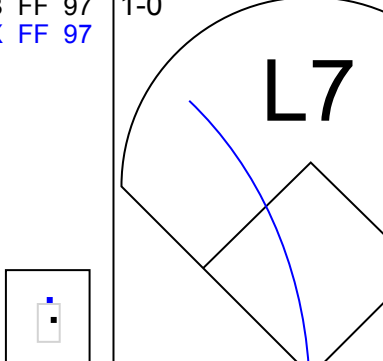
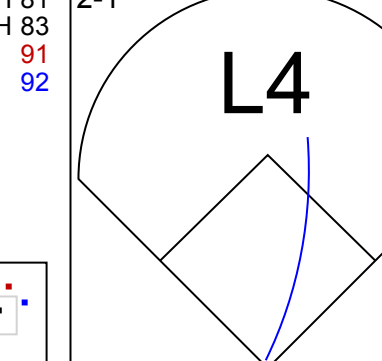
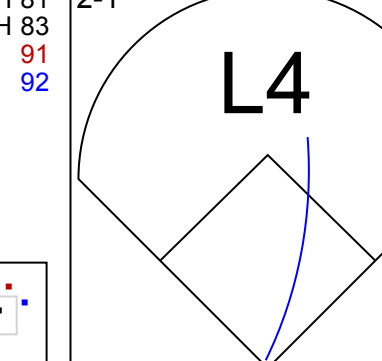
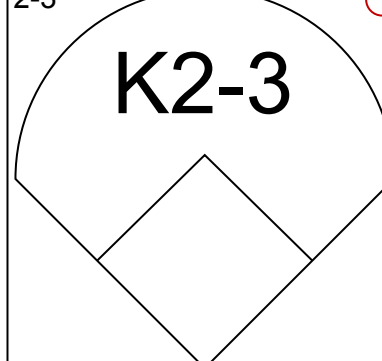
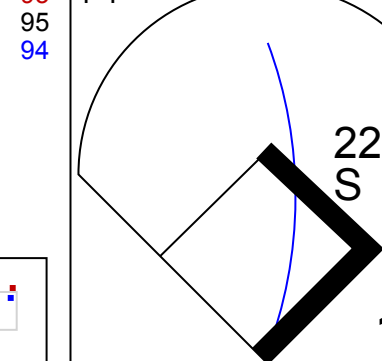
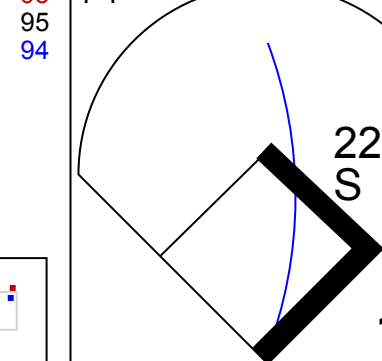
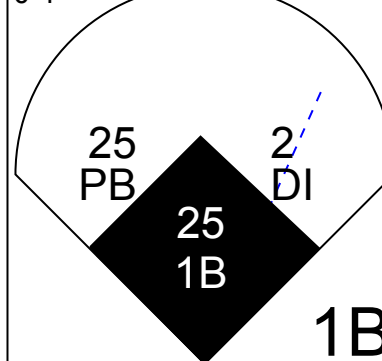
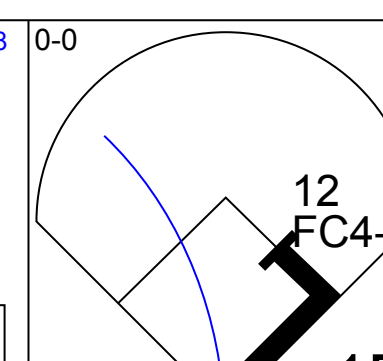
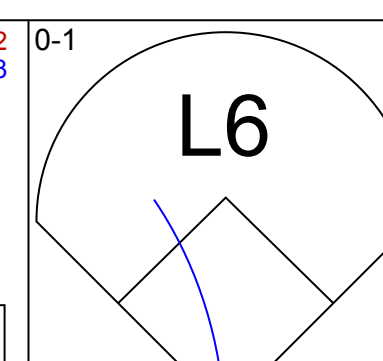
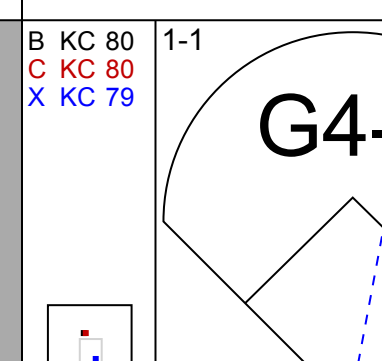

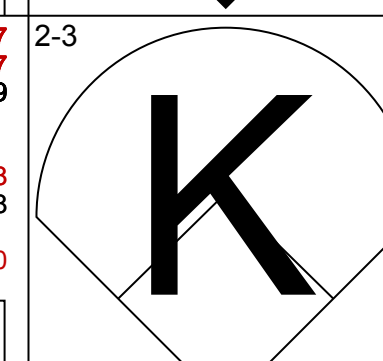
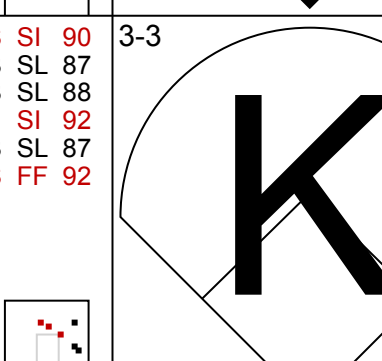
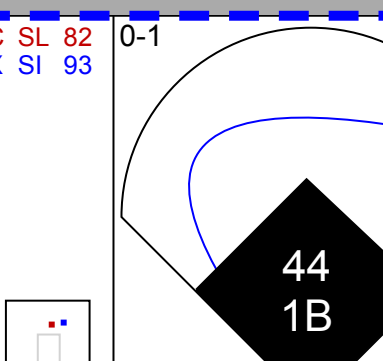
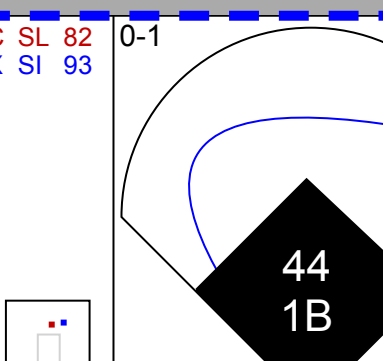
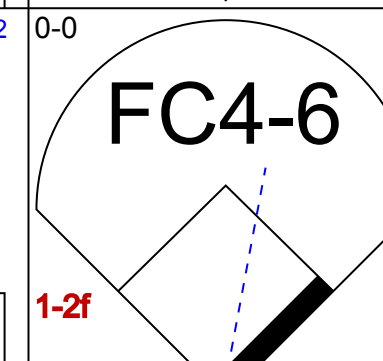
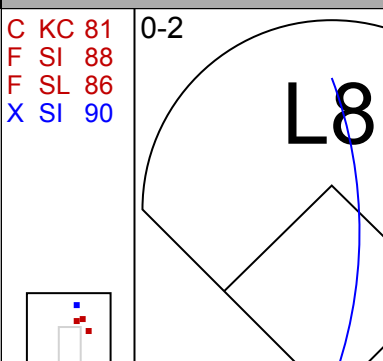
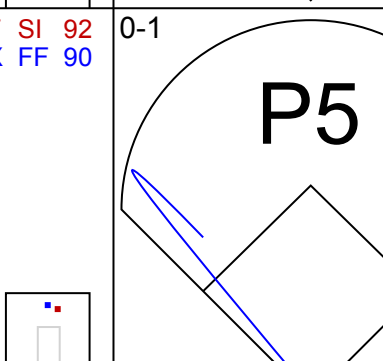
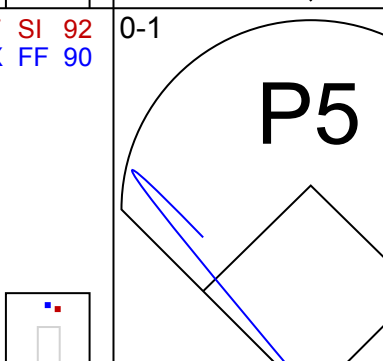
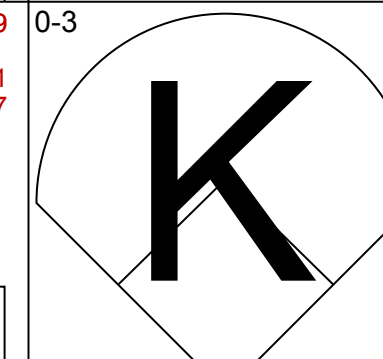
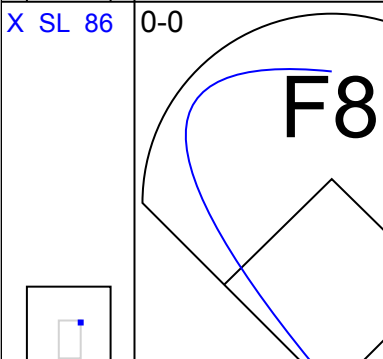
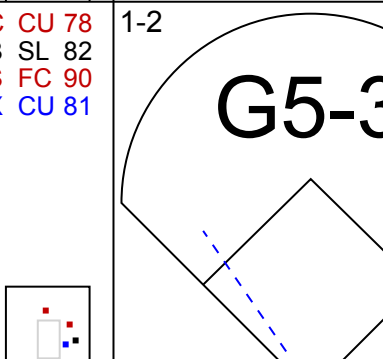
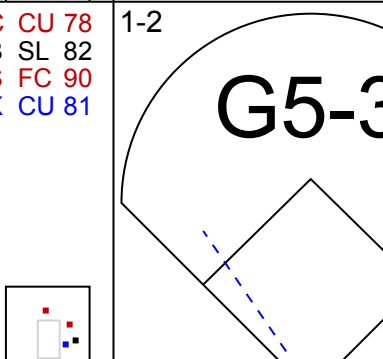
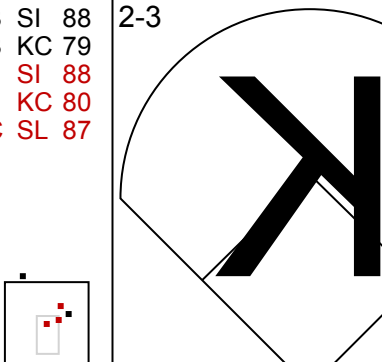
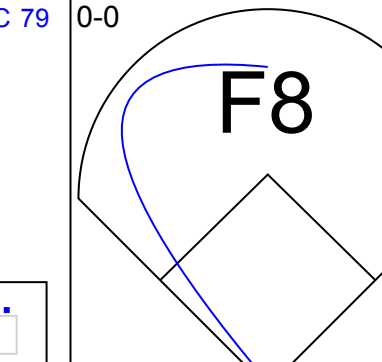
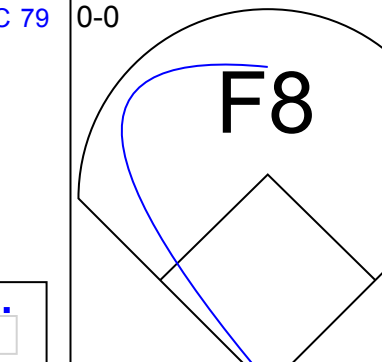
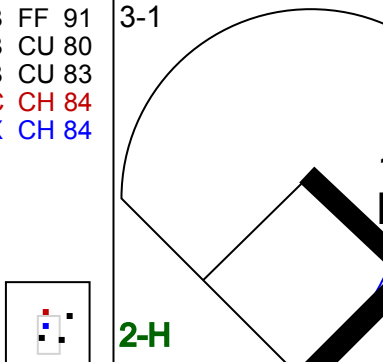
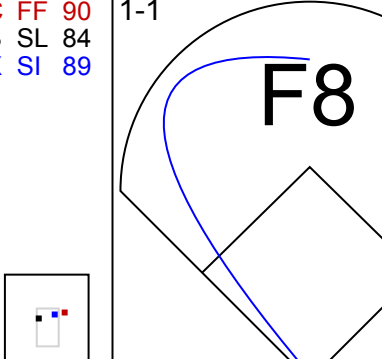
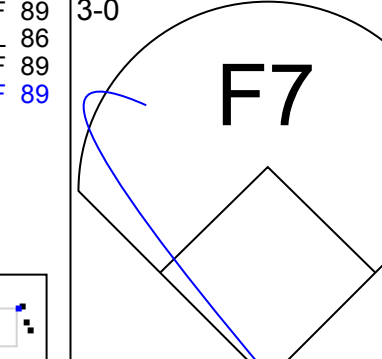
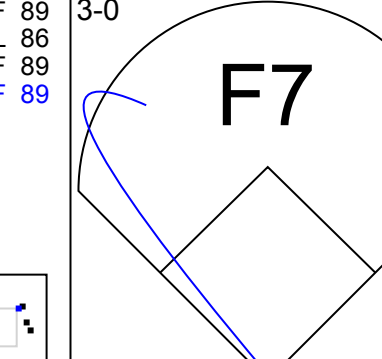
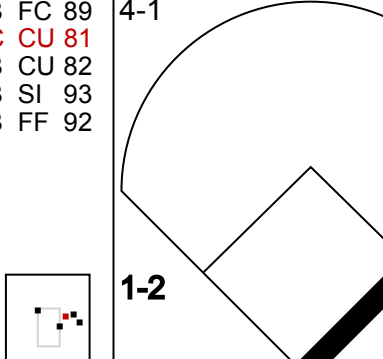
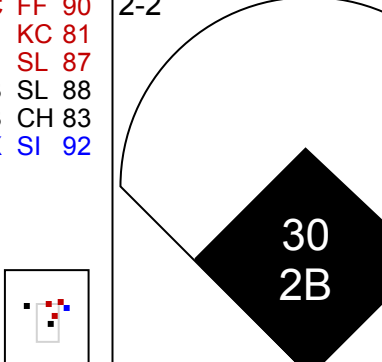
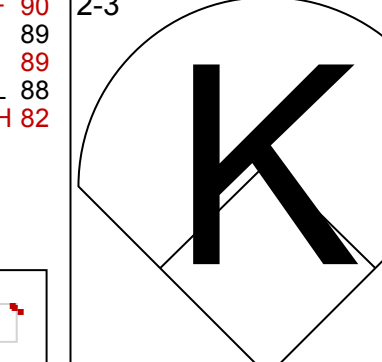
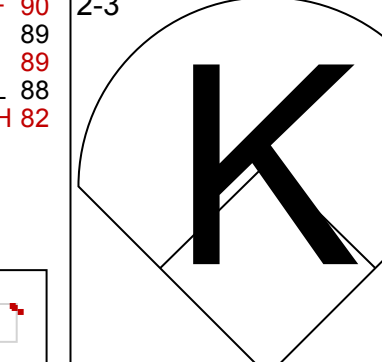
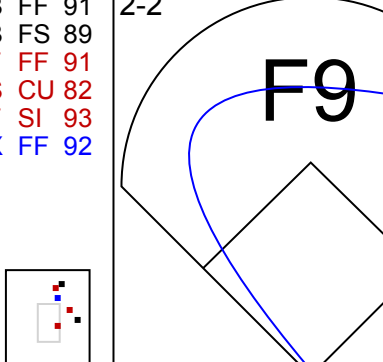
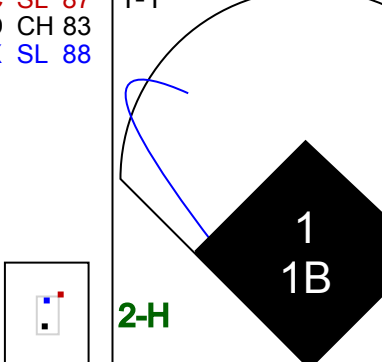
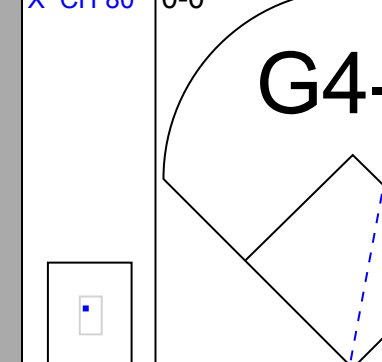
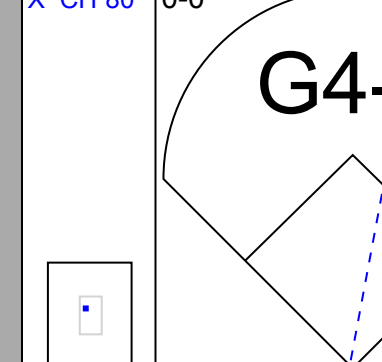
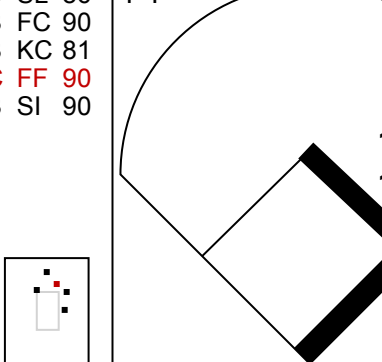

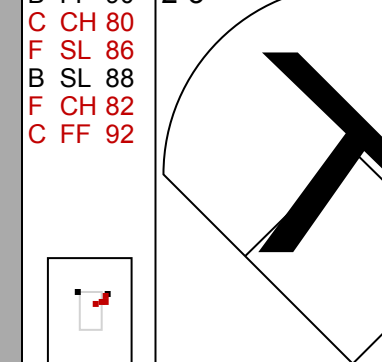










Batter	1	2	3	4	5	6	7	8	9	AB	R	H	RBI	BB	SO	LOB	TOP	
22 Jacoby Ellsbury, L (1, 8) OBP: 0.339, SLG: 0.380										4	0	0	0	0	3	2	<b>New York Yankees @ Chicago White Sox</b> U.S. Cellular Field, Chicago, IL Thu May 22 2014, 8:11 PM - 10:54 PM EDT Att: 21,677 - Partly Cloudy - 61 F  <b>AB 30</b> <b>R 2</b> <b>H 3</b> <b>RBI 2</b> <b>BB 1</b> <b>SO 13</b> <b>LOB 3</b> 	
2 Derek Jeter, R (1, 10) OBP: 0.331, SLG: 0.307										3	1	0	0	1	2	0		
25 Mark Teixeira, S (1, 3) OBP: 0.368, SLG: 0.518 33 Kelly Johnson, L (9, PR) OBP: 0.275, SLG: 0.424										4	0	1	2	0	1	0		
12 Alfonso Soriano, R (1, 9) OBP: 0.262, SLG: 0.407										4	0	0	0	0	3	1		
26 Yangervis Solarte, S (1, 5) OBP: 0.387, SLG: 0.483										3	0	0	0	0	0	0		
14 Brian Roberts, S (1, 4) OBP: 0.297, SLG: 0.336										3	0	0	0	0	0	0		
66 John Ryan Murphy, R (1, 2) OBP: 0.272, SLG: 0.365 34 Brian McCann, L (8, PH) OBP: 0.272, SLG: 0.365										2	0	0	0	0	1	0		
17 Brendan Ryan, R (1, 6) OBP: 0.444, SLG: 0.444 11 Brett Gardner, L (9, PH) OBP: 0.376, SLG: 0.421										2	0	0	0	0	1	0		
24 Zoilo Almonte, S (1, 7) OBP: 0.214, SLG: 0.429 31 Ichiro Suzuki, L (9, PH) OBP: 0.406, SLG: 0.431										2	0	1	0	0	1	0		
<b>Inning Stats</b>	R: 0 E: 0 K: 3 S: 11	H: 0 LOB: 0 BB: 0 P: 18	R: 0 E: 0 K: 0 S: 8	H: 0 LOB: 0 BB: 0 P: 15	R: 0 E: 0 K: 3 S: 12	H: 0 LOB: 0 BB: 0 P: 16	R: 0 E: 0 K: 2 S: 9	H: 1 LOB: 1 BB: 0 P: 15	R: 0 E: 0 K: 1 S: 6	H: 0 LOB: 0 BB: 0 P: 9	R: 0 E: 0 K: 0 S: 6	H: 0 LOB: 0 BB: 0 P: 12	R: 2 E: 0 K: 2 S: 15	H: 2 LOB: 1 BB: 1 P: 27	1B: 3 2B: 0 3B: 0 HR: 0	SF: 0 SAC: 0 DP: 0 HBP: 0		WP: 0 PB: 1 SB: 1 CS: 0
<b>PITCHER</b>	IP WLS BF H R ER SO BB IBB HBP BLK WP HR S P ERA WHIP																	
49 Chris Sale, L (1, 1) ERA: 1.89	6.0	W	19	1	0	0	10	0	0	0	0	0	0	0	54	86	0.00	0.167
57 Zach Putnam, R (7, 1) ERA: 1.33	1.0	H	3	0	0	0	1	0	0	0	0	0	0	7	9	0.00	0.000	
40 Daniel Webb, R (8, 1) ERA: 2.53	1.0	H	3	0	0	0	0	0	0	0	0	0	0	6	12	0.00	0.000	
54 Ronald Belisario, R (9, 1) ERA: 4.33	1.0	S	6	2	2	1	2	1	0	0	0	0	0	15	27	9.00	3.000	
Batter	1	2	3	4	5	6	7	8	9	AB	R	H	RBI	BB	SO	LOB	BOTTOM	
1 Adam Eaton, L (1, 8) OBP: 0.341, SLG: 0.358										4	0	2	1	0	0	2	<b>New York Yankees @ Chicago White Sox</b> U.S. Cellular Field, Chicago, IL Thu May 22 2014, 8:11 PM - 10:54 PM EDT Att: 21,677 - Partly Cloudy - 61 F  <b>AB 32</b> <b>R 3</b> <b>H 8</b> <b>RBI 3</b> <b>SO 8</b> <b>LOB 13</b> 	
15 Gordon Beckham, R (1, 4) OBP: 0.313, SLG: 0.413										4	1	1	0	0	3	3		
12 Conor Gillaspie, L (1, 5) OBP: 0.372, SLG: 0.431										4	0	0	0	0	0	2		
24 Dayan Viciedo, R (1, 9) OBP: 0.344, SLG: 0.455 25 Moisés Sierra, R (9, 9) OBP: 0.224, SLG: 0.239										4	0	0	0	0	1	2		
44 Adam Dunn, L (1, 3) OBP: 0.399, SLG: 0.465										4	0	1	1	0	1	0		
10 Alexei Ramirez, R (1, 6) OBP: 0.353, SLG: 0.476										3	0	1	0	1	0	0		
14 Paul Konerko, R (1, 10) OBP: 0.233, SLG: 0.343										4	1	1	0	0	1	3		
30 Alejandro De Aza, L (1, 7) OBP: 0.246, SLG: 0.296										3	1	1	1	0	1	1		
21 Tyler Flowers, R (1, 2) OBP: 0.367, SLG: 0.403										2	0	1	0	1	1	0		
<b>Inning Stats</b>	R: 0 E: 0 K: 2 S: 9	H: 1 LOB: 1 BB: 0 P: 11	R: 2 E: 0 K: 2 S: 17	H: 3 LOB: 2 BB: 1 P: 31	R: 0 E: 0 K: 0 S: 9	H: 0 LOB: 0 BB: 0 P: 11	R: 0 E: 0 K: 1 S: 14	H: 2 LOB: 2 BB: 0 P: 21	R: 0 E: 0 K: 1 S: 8	H: 0 LOB: 0 BB: 0 P: 10	R: 0 E: 0 K: 1 S: 5	H: 0 LOB: 0 BB: 0 P: 10	R: 1 E: 0 K: 0 S: 14	H: 2 LOB: 2 BB: 1 P: 24	1B: 5 2B: 3 3B: 0 HR: 0	SF: 0 SAC: 0 DP: 0 HBP: 0		WP: 0 PB: 0 SB: 1 CS: 0
<b>PITCHER</b>	IP WLS BF H R ER SO BB IBB HBP BLK WP HR S P ERA WHIP																	
41 David Phelps, R (1, 1) ERA: 3.18	7.0	L	28	6	2	2	8	1	0	0	0	0	0	0	69	104	2.57	1.000
91 Alfredo Aceves, R (8, 1) ERA: 6.09	1.0		6	2	1	1	0	1	0	0	0	0	0	14	24	9.00	3.000	



















Batter	1	2	3	4	5	6	7	8	9	AB	R	H	RBI	BB	SO	LOB	TOP		
11 Brett Gardner, L OBP: 0.356, SLG: 0.392	G3		K			G1-3		F9		4	0	1	0	0	1	1			
2 Derek Jeter, R 66 John Ryan Murphy, R OBP: 0.337, SLG: 0.320 OBP: 0.395, SLG: 0.486	G6-3				BB	G1-3		FC4-6		3	0	0	0	1	0	2			
22 Jacoby Ellsbury, L OBP: 0.333, SLG: 0.378	G6-3				G4					3	0	1	0	1	0	1			
34 Brian McCann, L OBP: 0.275, SLG: 0.370		2B			BB	F9		F8		3	0	1	0	1	0	4			
26 Yangervis Solarte, S OBP: 0.360, SLG: 0.436	G1-3				G4-6-3					4	0	0	0	0	0	5			
12 Alfonso Soriano, R OBP: 0.263, SLG: 0.417	G1-3				L7					4	0	0	0	0	0	1			
14 Brian Roberts, S OBP: 0.309, SLG: 0.362	G4-3				G3					4	0	1	0	0	0	1			
33 Kelly Johnson, L 91 Alfredo Aceves, R OBP: 0.271, SLG: 0.402 OBP: 0.283, SLG: 0.417	G4-3				G3					3	0	0	0	0	0	1			
41 David Phelps, R 17 Brendan Ryan, R OBP: 0.412, SLG: 0.412					P4					2	0	0	0	0	1	1			
										1	0	1	0	0	0	0			
<b>Inning Stats</b>	R: 0 E: 0 K: 0 S: 7	H: 0 LOB: 0 BB: 0 P: 11	R: 0 E: 0 K: 0 S: 11	H: 1 LOB: 1 BB: 0 P: 16	R: 0 E: 0 K: 2 S: 9	H: 0 LOB: 0 BB: 0 P: 13	R: 0 E: 0 K: 0 S: 8	H: 0 LOB: 1 BB: 2 P: 17	R: 0 E: 0 K: 0 S: 10	H: 1 LOB: 2 BB: 1 P: 19	R: 0 E: 0 K: 0 S: 12	H: 2 LOB: 2 BB: 0 P: 19	R: 0 E: 0 K: 0 S: 6	H: 0 LOB: 0 BB: 0 P: 10	1B: 3 2B: 2 3B: 0 HR: 0	SF: 0 SAC: 0 DP: 1 HBP: 0	WP: 0 PB: 0 CS: 0	PA: 34	
<b>PITCHER</b>	IP	WLS	BF	H	R	ER	SO	BB	IBB	HBP	BLK	WP	HR	S	P	ERA	WHIP		
31 Lance Lynn, R ERA: 3.13	9.0	W	34	5	0	0	2	3	0	0	0	0	0	77	126	0.00	0.889		

**New York Yankees @ St. Louis Cardinals**  
 Busch Stadium, St. Louis, MO  
 Tue May 27 2014, 7:18 PM - 9:57 PM CDT  
 Att: 45,202 - Partly Cloudy - 82 F

AB	31
R	0
H	5
RBI	0
BB	3
SO	2
LOB	17



Batter	1	2	3	4	5	6	7	8	9	AB	R	H	RBI	BB	SO	LOB	BOTTOM			
13 Matt Carpenter, L OBP: 0.368, SLG: 0.346	L8		2B			F7		P2		5	1	1	0	0	1	0				
16 Kolten Wong, L OBP: 0.316, SLG: 0.315	P6		B1		P2					4	0	0	0	0	0	1				
7 Matt Holliday, R OBP: 0.382, SLG: 0.395	1B		2B		1B					3	2	3	1	1	0	0				
Matt Adams, L OBP: 0.338, SLG: 0.477			2B		1B					4	1	3	1	0	1	0				
4 Yadier Molina, R OBP: 0.354, SLG: 0.459	G6-3		2B		1B					3	1	0	0	1	0	2				
21 Allen Craig, R OBP: 0.307, SLG: 0.376			E3		HR					4	1	2	2	0	1	2				
27 Jhonny Peralta, R OBP: 0.324, SLG: 0.448			FC4		F9					4	0	1	1	0	0	2				
19 Jon Jay, L OBP: 0.342, SLG: 0.387	G1-5-3		L3		G3-1					4	0	0	0	0	1	3				
31 Lance Lynn, S OBP: 0.087, SLG: 0.091			K		K					4	0	0	0	0	4	3				
<b>Inning Stats</b>	R: 0 E: 0 K: 0 S: 16	H: 1 LOB: 2 BB: 1 P: 28	R: 0 E: 0 K: 2 S: 9	H: 1 LOB: 0 BB: 0 P: 13	R: 4 E: 2 K: 1 S: 16	H: 3 LOB: 2 BB: 1 P: 28	R: 0 E: 0 K: 1 S: 11	H: 2 LOB: 1 BB: 0 P: 17	R: 1 E: 0 K: 0 S: 10	H: 1 LOB: 0 BB: 0 P: 14	R: 0 E: 0 K: 1 S: 7	H: 0 LOB: 0 BB: 0 P: 9	R: 1 E: 0 K: 1 S: 18	H: 2 LOB: 1 BB: 0 P: 29	R: 0 E: 0 K: 2 S: 13	H: 0 LOB: 0 BB: 0 P: 19	1B: 7 2B: 1 3B: 0 HR: 2	SF: 0 SAC: 0 DP: 0 HBP: 0	WP: 0 PB: 0 CS: 0	PA: 37
<b>PITCHER</b>	IP	WLS	BF	H	R	ER	SO	BB	IBB	HBP	BLK	WP	HR	S	P	ERA	WHIP			
41 David Phelps, R ERA: 3.38 91 Alfredo Aceves, R ERA: 5.19	6.0	L	29	8	5	3	5	1	0	0	0	0	1	31	109	4.50	1.500			

**New York Yankees @ St. Louis Cardinals**  
 Busch Stadium, St. Louis, MO  
 Tue May 27 2014, 7:18 PM - 9:57 PM CDT  
 Att: 45,202 - Partly Cloudy - 82 F

AB	35
R	6
H	10
RBI	5
BB	2
SO	8
LOB	13









Batter	1	2	3	4	5	6	7	8	9	AB	R	H	RBI	BB	SO	LOB	TOP							
39 Danny Santana, S OBP: 0.432, SLG: 0.475 32 Aaron Hicks, S OBP: 0.329, SLG: 0.252										2	0	1	0	0	1	0	<b>Minnesota Twins @ New York Yankees</b> Yankee Stadium, Bronx, NY Fri May 30 2014, 7:09 PM - 10:13 PM EDT Att. 42,245 - Overcast - 75 F							
2 Brian Dozier, R OBP: 0.341, SLG: 0.430										5	0	0	0	0	1	2								
7 Joe Mauer, L OBP: 0.349, SLG: 0.348										5	1	1	0	0	1	1								
16 Josh Willingham, R OBP: 0.432, SLG: 0.485										4	1	1	1	0	2	1								
31 Oswaldo Arcia, L OBP: 0.300, SLG: 0.564										4	2	2	1	0	1	1								
24 Trevor Plouffe, R OBP: 0.301, SLG: 0.428										3	2	1	2	1	1	0								
8 Kurt Suzuki, R OBP: 0.364, SLG: 0.400										4	0	2	1	0	0	0								
9 Eduardo Núñez, R OBP: 0.289, SLG: 0.349										4	0	1	1	0	1	1								
5 Eduardo Escobar, S OBP: 0.358, SLG: 0.478										4	0	1	0	0	1	2								
<b>Inning Stats</b>	R: 0 E: 0 K: 2 S: 8	H: 0 LOB: 0 BB: 0 P: 11	R: 1 E: 0 K: 2 S: 12	H: 2 LOB: 1 BB: 0 P: 18	R: 0 E: 0 K: 1 S: 15	H: 1 LOB: 1 BB: 0 P: 19	R: 3 E: 0 K: 0 S: 18	H: 4 LOB: 1 BB: 0 P: 25	R: 0 E: 0 K: 0 S: 7	H: 0 LOB: 0 BB: 0 P: 10	R: 0 E: 0 K: 0 S: 8	H: 0 LOB: 0 BB: 0 P: 10	R: 0 E: 0 K: 1 S: 11	H: 0 LOB: 1 BB: 1 P: 19	R: 2 E: 0 K: 3 S: 15	H: 3 LOB: 2 BB: 1 P: 24		R: 0 E: 0 K: 1 S: 8	H: 0 LOB: 0 BB: 0 P: 14	1B: 6 2B: 1 3B: 0 HR: 3	SF: 0 SAC: 0 DP: 0 HBP: 0	WP: 0 PB: 0 SB: 1 CS: 0	PA: 39	
<b>PITCHER</b>	IP WLS BF H R ER SO BB IBB HBP BLK WP HR S P ERA WHIP	IP WLS BF H R ER SO BB IBB HBP BLK WP HR S P ERA WHIP	IP WLS BF H R ER SO BB IBB HBP BLK WP HR S P ERA WHIP	IP WLS BF H R ER SO BB IBB HBP BLK WP HR S P ERA WHIP	IP WLS BF H R ER SO BB IBB HBP BLK WP HR S P ERA WHIP	IP WLS BF H R ER SO BB IBB HBP BLK WP HR S P ERA WHIP	IP WLS BF H R ER SO BB IBB HBP BLK WP HR S P ERA WHIP	IP WLS BF H R ER SO BB IBB HBP BLK WP HR S P ERA WHIP	IP WLS BF H R ER SO BB IBB HBP BLK WP HR S P ERA WHIP	IP WLS BF H R ER SO BB IBB HBP BLK WP HR S P ERA WHIP	IP WLS BF H R ER SO BB IBB HBP BLK WP HR S P ERA WHIP	IP WLS BF H R ER SO BB IBB HBP BLK WP HR S P ERA WHIP	IP WLS BF H R ER SO BB IBB HBP BLK WP HR S P ERA WHIP	IP WLS BF H R ER SO BB IBB HBP BLK WP HR S P ERA WHIP	IP WLS BF H R ER SO BB IBB HBP BLK WP HR S P ERA WHIP	IP WLS BF H R ER SO BB IBB HBP BLK WP HR S P ERA WHIP	IP WLS BF H R ER SO BB IBB HBP BLK WP HR S P ERA WHIP	IP WLS BF H R ER SO BB IBB HBP BLK WP HR S P ERA WHIP	IP WLS BF H R ER SO BB IBB HBP BLK WP HR S P ERA WHIP	IP WLS BF H R ER SO BB IBB HBP BLK WP HR S P ERA WHIP	IP WLS BF H R ER SO BB IBB HBP BLK WP HR S P ERA WHIP	IP WLS BF H R ER SO BB IBB HBP BLK WP HR S P ERA WHIP	IP WLS BF H R ER SO BB IBB HBP BLK WP HR S P ERA WHIP	IP WLS BF H R ER SO BB IBB HBP BLK WP HR S P ERA WHIP

AB	37
R	6
H	10
RBI	6
BB	2
SO	10
LOB	9



Batter	1	2	3	4	5	6	7	8	9	AB	R	H	RBI	BB	SO	LOB	BOTTOM							
11 Brett Gardner, L OBP: 0.354, SLG: 0.381										4	1	1	0	1	0	2	<b>Minnesota Twins @ New York Yankees</b> Yankee Stadium, Bronx, NY Fri May 30 2014, 7:09 PM - 10:13 PM EDT Att. 42,245 - Overcast - 75 F							
2 Derek Jeter, R OBP: 0.335, SLG: 0.318										4	0	1	0	0	0	2								
22 Jacoby Ellsbury, L OBP: 0.338, SLG: 0.387										4	0	1	1	0	1	2								
25 Mark Teixeira, S OBP: 0.375, SLG: 0.484										1	0	0	0	3	1	0								
34 Brian McCann, L OBP: 0.283, SLG: 0.370										4	0	1	0	0	0	5								
14 Brian Roberts, S OBP: 0.316, SLG: 0.369										4	0	1	0	0	0	2								
31 Ichiro Suzuki, L OBP: 0.367, SLG: 0.369										3	0	1	0	0	1	1								
12 Alfonso Soriano, R OBP: 0.262, SLG: 0.415										1	0	0	0	0	1	0								
26 Yangeris Solarte, S OBP: 0.361, SLG: 0.441										4	0	2	0	0	1	0								
66 John Ryan Murphy, R OBP: 0.362, SLG: 0.435										4	0	1	0	0	2	1								
<b>Inning Stats</b>	R: 0 E: 0 K: 0 S: 14	H: 1 LOB: 2 BB: 1 P: 21	R: 0 E: 0 K: 1 S: 6	H: 1 LOB: 0 BB: 0 P: 11	R: 1 E: 0 K: 0 S: 8	H: 2 LOB: 2 BB: 1 P: 20	R: 0 E: 0 K: 1 S: 9	H: 0 LOB: 0 BB: 0 P: 13	R: 0 E: 0 K: 1 S: 10	H: 1 LOB: 1 BB: 1 P: 19	R: 0 E: 0 K: 0 S: 12	H: 2 LOB: 2 BB: 1 P: 23	R: 0 E: 0 K: 0 S: 8	H: 0 LOB: 0 BB: 0 P: 10	R: 0 E: 0 K: 2 S: 11	H: 1 LOB: 1 BB: 0 P: 17	R: 0 E: 0 K: 2 S: 14	H: 1 LOB: 1 BB: 0 P: 21	1B: 7 2B: 2 3B: 0 HR: 0	SF: 0 SAC: 0 DP: 0 HBP: 0	WP: 0 PB: 0 SB: 0 CS: 1	PA: 37		
<b>PITCHER</b>	IP WLS BF H R ER SO BB IBB HBP BLK WP HR S P ERA WHIP	IP WLS BF H R ER SO BB IBB HBP BLK WP HR S P ERA WHIP	IP WLS BF H R ER SO BB IBB HBP BLK WP HR S P ERA WHIP	IP WLS BF H R ER SO BB IBB HBP BLK WP HR S P ERA WHIP	IP WLS BF H R ER SO BB IBB HBP BLK WP HR S P ERA WHIP	IP WLS BF H R ER SO BB IBB HBP BLK WP HR S P ERA WHIP	IP WLS BF H R ER SO BB IBB HBP BLK WP HR S P ERA WHIP	IP WLS BF H R ER SO BB IBB HBP BLK WP HR S P ERA WHIP	IP WLS BF H R ER SO BB IBB HBP BLK WP HR S P ERA WHIP	IP WLS BF H R ER SO BB IBB HBP BLK WP HR S P ERA WHIP	IP WLS BF H R ER SO BB IBB HBP BLK WP HR S P ERA WHIP	IP WLS BF H R ER SO BB IBB HBP BLK WP HR S P ERA WHIP	IP WLS BF H R ER SO BB IBB HBP BLK WP HR S P ERA WHIP	IP WLS BF H R ER SO BB IBB HBP BLK WP HR S P ERA WHIP	IP WLS BF H R ER SO BB IBB HBP BLK WP HR S P ERA WHIP	IP WLS BF H R ER SO BB IBB HBP BLK WP HR S P ERA WHIP	IP WLS BF H R ER SO BB IBB HBP BLK WP HR S P ERA WHIP	IP WLS BF H R ER SO BB IBB HBP BLK WP HR S P ERA WHIP	IP WLS BF H R ER SO BB IBB HBP BLK WP HR S P ERA WHIP	IP WLS BF H R ER SO BB IBB HBP BLK WP HR S P ERA WHIP	IP WLS BF H R ER SO BB IBB HBP BLK WP HR S P ERA WHIP	IP WLS BF H R ER SO BB IBB HBP BLK WP HR S P ERA WHIP	IP WLS BF H R ER SO BB IBB HBP BLK WP HR S P ERA WHIP	IP WLS BF H R ER SO BB IBB HBP BLK WP HR S P ERA WHIP

AB	33
R	1
H	9
RBI	1
BB	4
SO	7
LOB	15





Batter	1	2	3	4	5	6	7	8	9	AB R H RBI BB SO LOB	TOP									
2 Brian Dozier, R OBP: 0.336, SLG: 0.422										4 1 0 0 0 1 0	<b>Minnesota Twins @ New York Yankees</b> Yankee Stadium, Bronx, NY Sat May 31 2014, 1:10 PM - 4:48 PM EDT Att: 44,346 - Partly Cloudy - 69 F									
5 Eduardo Escobar, S OBP: 0.362, SLG: 0.479										4 0 2 0 0 0 1										
7 Joe Mauer, L OBP: 0.343, SLG: 0.340										4 0 0 0 0 2 4										
16 Josh Willingham, R OBP: 0.438, SLG: 0.472										3 0 1 1 1 1 2										
31 Oswaldo Arcia, L OBP: 0.295, SLG: 0.535										4 0 1 0 0 2 4										
24 Trevor Plouffe, R OBP: 0.329, SLG: 0.424										4 0 1 0 0 2 1										
27 Chris Parmelee, L OBP: 0.217, SLG: 0.339										4 0 0 0 0 1 2										
43 Josmil Pinto, R OBP: 0.340, SLG: 0.432										2 0 0 0 1 1 1										
32 Aaron Hicks, S OBP: 0.322, SLG: 0.246										3 0 0 0 0 2 2										
<b>Inning Stats</b>	R: 1 E: 1 K: 2 S: 11	H: 1 LOB: 1 BB: 0 P: 13	R: 0 E: 0 K: 1 S: 10	H: 1 LOB: 1 BB: 0 P: 16	R: 0 E: 0 K: 1 S: 12	H: 0 LOB: 1 BB: 0 P: 14	R: 0 E: 0 K: 0 S: 6	H: 0 LOB: 0 BB: 0 P: 7	R: 0 E: 0 K: 0 S: 6	H: 0 LOB: 0 BB: 1 P: 13		R: 0 E: 0 K: 2 S: 9	H: 0 LOB: 0 BB: 0 P: 13	R: 0 E: 0 K: 1 S: 9	H: 0 LOB: 0 BB: 0 P: 12	R: 0 E: 0 K: 3 S: 17	H: 1 LOB: 1 BB: 0 P: 27	1B: 5 2B: 0 3B: 0 HR: 0	SF: 0 SAC: 0 DP: 2 HBP: 0	WP: 2 PB: 0 SB: 0 CS: 0
<b>PITCHER</b>	IP WLS BF H R ER SO BB IBB HBP BLK WP HR S P ERA WHIP											IP WLS BF H R ER SO BB IBB HBP BLK WP HR S P ERA WHIP								
19 Masahiro Tanaka, R ERA: 2.06	8.0 W 30 4 1 0 9 2 0 0 0 2 0 73 106 0.00 0.750																			
30 David Robertson, R ERA: 2.06	1.0 S 4 1 0 0 3 0 0 0 0 0 0 17 27 0.00 1.000																			

Batter	1	2	3	4	5	6	7	8	9	AB R H RBI BB SO LOB	BOTTOM									
11 Brett Gardner, L OBP: 0.356, SLG: 0.383										4 0 2 0 0 1 0	<b>Minnesota Twins @ New York Yankees</b> Yankee Stadium, Bronx, NY Sat May 31 2014, 1:10 PM - 4:48 PM EDT Att: 44,346 - Partly Cloudy - 69 F									
2 Derek Jeter, R OBP: 0.338, SLG: 0.328										4 0 2 0 0 0 1										
22 Jacoby Ellsbury, L OBP: 0.341, SLG: 0.386										3 1 1 0 1 0 2										
25 Mark Teixeira, S OBP: 0.370, SLG: 0.477										2 0 0 0 0 1 4										
14 Brian Roberts, S OBP: 0.316, SLG: 0.387										1 1 0 0 1 1 0										
34 Brian McCann, L OBP: 0.288, SLG: 0.384										4 0 2 1 0 0 3										
12 Alfonso Soriano, R OBP: 0.262, SLG: 0.408										3 0 0 0 1 1 1										
31 Ichiro Suzuki, L OBP: 0.387, SLG: 0.369										0 0 0 0 0 0 0										
26 Yangervis Solarte, S OBP: 0.369, SLG: 0.466										4 1 3 1 0 0 3										
33 Kelly Johnson, L OBP: 0.286, SLG: 0.409										4 0 2 1 0 1 0										
17 Brendan Ryan, R OBP: 0.360, SLG: 0.360										4 0 0 0 0 1 5										
<b>Inning Stats</b>	R: 0 E: 0 K: 1 S: 15	H: 2 LOB: 2 BB: 1 P: 27	R: 0 E: 0 K: 1 S: 14	H: 2 LOB: 1 BB: 0 P: 17	R: 0 E: 0 K: 0 S: 9	H: 1 LOB: 1 BB: 0 P: 19	R: 1 E: 0 K: 0 S: 8	H: 1 LOB: 0 BB: 0 P: 15	R: 0 E: 0 K: 1 S: 9	H: 2 LOB: 2 BB: 0 P: 14	R: 0 E: 0 K: 2 S: 11	H: 0 LOB: 0 BB: 0 P: 16	R: 2 E: 0 K: 1 S: 13	H: 3 LOB: 3 BB: 2 P: 25	R: 2 E: 0 K: 3 S: 17	H: 1 LOB: 1 BB: 0 P: 27	1B: 8 2B: 3 3B: 0 HR: 1	SF: 0 SAC: 0 DP: 2 HBP: 0	WP: 0 PB: 0 SB: 1 CS: 0	PA: 36
<b>PITCHER</b>	IP WLS BF H R ER SO BB IBB HBP BLK WP HR S P ERA WHIP											IP WLS BF H R ER SO BB IBB HBP BLK WP HR S P ERA WHIP								
30 Kevin Correia, R ERA: 5.87	6.0 L 8 2 2 2 2 1 1 0 0 0 0 17 33 13.50 2.250																			
52 Brian Duensing, L ERA: 2.09	1.1 L 8 2 2 2 2 1 1 0 0 0 0 17 33 13.50 2.250																			
61 Jared Burton, R ERA: 6.23	0.2 3 1 0 0 1 0 0 0 0 0 0 7 8 0.00 1.500																			




Batter	1	2	3	4	5	6	7	8	9	AB	R	H	RBI	BB	SO	LOB	TOP																			
2 Brian Dozier, R OBP: 0.333, SLG: 0.421	G1-3		G4-3		G5-3			F8	2B	5	1	1	1	0	0	1	<b>Minnesota Twins @ New York Yankees</b> Yankee Stadium, Bronx, NY Sun Jun 01 2014, 1:12 PM - 4:07 PM EDT Att: 42,449 - Sunny - 71 F																			
7 Joe Mauer, L OBP: 0.344, SLG: 0.338	K		L8					K	2B	4	1	1	0	1	2	1																				
24 Trevor Plouffe, R OBP: 0.332, SLG: 0.431	G5-3								IBB	4	0	2	1	0	0	1																				
9 Eduardo Núñez, R OBP: 0.304, SLG: 0.386					F9				2B	1	1	1	2	0	0	0																				
31 Oswaldo Arcia, L OBP: 0.306, SLG: 0.521		FC5-4	G1-3			K		G5-3	2B	5	0	2	2	0	1	2																				
16 Josh Willingham, R OBP: 0.434, SLG: 0.525		HBP		K		K			HR	4	1	1	1	0	2	1																				
13 Jason Kubel, L OBP: 0.322, SLG: 0.305				K		K				4	0	0	0	0	4	2																				
8 Kurt Suzuki, R OBP: 0.367, SLG: 0.399							G5-3			3	1	1	0	1	0	2																				
5 Eduardo Escobar, S OBP: 0.351, SLG: 0.463		G4-3					K			4	0	0	0	0	3	4																				
32 Aaron Hicks, S OBP: 0.327, SLG: 0.248						K			2B	3	2	1	0	1	2	0																				
<b>Inning Stats</b>	R: 0 E: 0 K: 1 S: 10	H: 0 LOB: 0 BB: 0 P: 15	R: 0 E: 0 K: 1 S: 16	H: 1 LOB: 2 BB: 0 P: 21	R: 1 E: 0 K: 0 S: 9	H: 2 LOB: 1 BB: 0 P: 16	R: 0 E: 0 K: 3 S: 12	H: 1 LOB: 1 BB: 0 P: 19	R: 0 E: 0 K: 1 S: 9	H: 0 LOB: 0 BB: 0 P: 10	R: 0 E: 0 K: 2 S: 9	H: 0 LOB: 0 BB: 0 P: 12	R: 0 E: 0 K: 1 S: 16	H: 1 LOB: 1 BB: 0 P: 20	R: 6 E: 0 K: 2 S: 16	H: 4 LOB: 3 BB: 3 P: 36	1B: 6 2B: 3 3B: 0 HR: 1	SF: 0 SAC: 0 DP: 0 HBP: 1	WP: 0 PB: 0 CS: 0	PA: 41																
<b>PITCHER</b>	IP	WLS	BF	H	R	ER	SO	BB	IBB	HBP	BLK	WP	HR	S	P	ERA	WHIP	<b>PITCHER</b>		IP	WLS	BF	H	R	ER	SO	BB	IBB	HBP	BLK	WP	HR	S	P	ERA	WHIP
39 Chase Whitley, R ERA: 2.37	5.0		21	5	1	1	6	0	0	1	0	0	0	56	83	1.80	1.000	48 Matt Thornton, L ERA: 4.5		0.1		2	1	1	1	0	0	0	0	0	0	5	8	27.00	3.000	
68 Dellin Betances, R ERA: 1.39	2.0	H	6	0	0	0	5	0	0	0	0	0	0	18	22	0.00	0.000																			
43 Adam Warren, R ERA: 1.71	1.0	H	4	1	0	0	1	0	0	0	0	0	0	16	20	0.00	1.000																			
30 David Robertson, R ERA: 4.5	0.2	L	7	2	5	5	2	2	1	0	0	0	1	10	27	67.50	6.000																			
40 Matt Daley, R ERA: 3.69	0.0		1	1	0	0	0	0	0	0	0	0	0	1	1	∞	∞																			
<b>Batter</b>	<b>1</b>	<b>2</b>	<b>3</b>	<b>4</b>	<b>5</b>	<b>6</b>	<b>7</b>	<b>8</b>	<b>9</b>	<b>AB</b>	<b>R</b>	<b>H</b>	<b>RBI</b>	<b>BB</b>	<b>SO</b>	<b>LOB</b>	<b>BOTTOM</b>																			
11 Brett Gardner, L OBP: 0.355, SLG: 0.391	L7			2B	F8			G3-1		4	1	1	0	0	0	0	<b>Minnesota Twins @ New York Yankees</b> Yankee Stadium, Bronx, NY Sun Jun 01 2014, 1:12 PM - 4:07 PM EDT Att: 42,449 - Sunny - 71 F																			
2 Derek Jeter, R OBP: 0.337, SLG: 0.326	L9		3B	34 BB		G5-3			L4	4	1	1	1	0	0	0																				
22 Jacoby Ellsbury, L OBP: 0.339, SLG: 0.383	K		1B	34 BB		P6			F7	4	0	1	0	0	1	0																				
34 Brian McCann, L OBP: 0.292, SLG: 0.380		31 G4-3				P6			F9	2	0	0	0	2	0	0																				
26 Yangervis Solarte, S OBP: 0.363, SLG: 0.458										3	0	0	0	0	1	4																				
31 Ichiro Suzuki, L OBP: 0.375, SLG: 0.360										2	0	0	1	0	0	1																				
14 Brian Roberts, S OBP: 0.313, SLG: 0.360										3	0	0	0	0	2	2																				
33 Kelly Johnson, L OBP: 0.279, SLG: 0.398										3	0	0	0	0	0	0																				
24 Zoilo Almonte, S OBP: 0.158, SLG: 0.316										3	0	0	0	0	2	0																				
<b>Inning Stats</b>	R: 0 E: 0 K: 1 S: 9	H: 0 LOB: 0 BB: 0 P: 11	R: 0 E: 0 K: 0 S: 9	H: 0 LOB: 0 BB: 1 P: 13	R: 0 E: 0 K: 2 S: 8	H: 0 LOB: 0 BB: 0 P: 9	R: 2 E: 0 K: 1 S: 14	H: 3 LOB: 2 BB: 1 P: 21	R: 0 E: 0 K: 0 S: 8	H: 0 LOB: 0 BB: 0 P: 11	R: 0 E: 0 K: 0 S: 6	H: 0 LOB: 0 BB: 0 P: 8	R: 0 E: 0 K: 1 S: 8	H: 0 LOB: 0 BB: 0 P: 13	R: 0 E: 0 K: 1 S: 10	H: 0 LOB: 0 BB: 0 P: 14		R: 0 E: 0 K: 0 S: 8	H: 0 LOB: 0 BB: 0 P: 9	1B: 2 2B: 0 3B: 1 HR: 0	SF: 1 SAC: 0 DP: 1 HBP: 0	WP: 0 PB: 0 CS: 0	PA: 31													
<b>PITCHER</b>	IP	WLS	BF	H	R	ER	SO	BB	IBB	HBP	BLK	WP	HR	S	P	ERA	WHIP	<b>PITCHER</b>		IP	WLS	BF	H	R	ER	SO	BB	IBB	HBP	BLK	WP	HR	S	P	ERA	WHIP
45 Phil Hughes, R ERA: 3.12	8.0		28	3	2	2	6	0	0	0	0	0	0	72	100	2.25	0.625	56 Caleb Thelbar, L ERA: 3.79		1.0		3	0	0	0	0	0	0	0	0	8	9	0.00	0.000		



Batter	1	2	3	4	5	6	7	8	9	AB	R	H	RBI	BB	SO	LOB	TOP
99 James Jones, L (1,8)	G6-3	K			K		SH5-4		F8	4	0	0	0	0	2	2	
55 Michael Saunders, L (1,9)	F7		F9		G4-3		E3		HR	5	1	1	1	0	0	0	
22 Robinson Cano, L (1,4)						G6-3	FC3-6		1B	3	1	1	0	2	0	1	
17 Justin Smoak, S (1,3)						F7	K		1B	5	1	1	0	0	3	3	
15 Kyle Seager, L (1,5)						L9			HR	5	3	4	3	0	0	0	
3 Mike Zunino, R (1,2)									F7	4	1	2	1	0	1	1	
13 Dustin Ackley, L (1,10)						FC4-6				3	1	1	1	1	0	2	
9 Endy Chavez, L (1,7)						L3				3	1	0	0	0	0	4	
5 Brad Miller, L (1,6)						G6-3			G3	4	1	1	2	0	0	2	
<b>Inning Stats</b>	R: 0 H: 0 E: 0 K: 1 S: 7	H: 3 R: 1 ER: 0 LOB: 2 BB: 1 P: 14	R: 0 H: 0 E: 0 K: 1 S: 5	H: 0 R: 0 ER: 0 LOB: 0 BB: 1 P: 11	R: 1 H: 1 E: 0 K: 0 S: 5	H: 0 R: 0 ER: 0 LOB: 0 BB: 0 P: 13	R: 0 H: 0 E: 0 K: 1 S: 8	H: 2 R: 1 ER: 1 LOB: 1 BB: 1 P: 21	R: 0 H: 1 E: 0 K: 1 S: 11	H: 4 R: 4 ER: 0 LOB: 0 BB: 0 P: 21	1B: 5 2B: 2 3B: 2 HR: 2	SF: 0 SAC: 2 DP: 0 HBP: 1	WP: 0 PB: 0 SB: 0 CS: 2	PA: 42			
<b>PITCHER</b>	IP WLS BF H R ER SO BB IBB HBP BLK WP HR S P ERA WHIP																
41 David Phelps, R (1,1)	6.0 L 27 6 6 4 4 3 0 1 0 0 0 50 92 6.00 1.500																
48 Matt Thornton, L (7,1)	1.0 4 0 0 0 1 0 0 0 0 0 0 8 11 0.00 0.000																
91 Alfredo Aceves, R (8,1)	2.0 11 5 4 4 1 0 0 0 0 0 2 26 36 18.00 2.500																

Seattle Mariners @ New York Yankees  
 Yankee Stadium, Bronx, NY  
 Mon Jun 02 2014, 7:09 PM - 10:04 PM EDT  
 Att: 41,539 - Clear - 77 F


AB 36  
 R 10  
 H 11  
 RBI 8  
 BB 3  
 SO 6  
 LOB 15



Batter	1	2	3	4	5	6	7	8	9	AB	R	H	RBI	BB	SO	LOB	BOTTOM
11 Brett Gardner, L (1,7)	G6-3		L6-3		G4-3			F7		4	0	0	0	0	0	1	
2 Derek Jeter, R (1,6)	K		G4-3		G4-3			L7		4	0	0	0	0	1	0	
22 Jacoby Ellsbury, L (1,8)					G6-3			1B		4	0	2	0	0	1	0	
34 Brian McCann, L (1,2)								K		4	1	1	0	0	1	2	
26 Yangervis Solarte, S (1,5)									L8	4	1	2	0	0	0	0	
12 Alfonso Soriano, R (1,10)									G4-3	4	0	0	0	0	3	3	
31 Ichiro Suzuki, L (1,9)									K	4	0	1	2	0	2	1	
14 Brian Roberts, S (1,4)										3	0	1	0	0	1	1	
33 Kelly Johnson, L (1,3)										3	0	2	0	0	1	0	
<b>Inning Stats</b>	R: 0 H: 1 E: 0 K: 1 S: 11	H: 1 R: 0 ER: 0 LOB: 1 BB: 0 P: 17	R: 0 H: 1 E: 0 K: 2 S: 12	H: 1 R: 0 ER: 0 LOB: 0 BB: 0 P: 17	R: 0 H: 1 E: 0 K: 0 S: 12	H: 5 R: 2 ER: 0 LOB: 2 BB: 0 P: 22	R: 0 H: 0 E: 0 K: 1 S: 6	H: 0 R: 0 ER: 0 LOB: 0 BB: 0 P: 11	R: 0 H: 1 E: 0 K: 1 S: 11	H: 0 R: 0 ER: 0 LOB: 0 BB: 0 P: 13	1B: 8 2B: 2 3B: 0 HR: 0	SF: 0 SAC: 0 DP: 1 HBP: 0	WP: 0 PB: 0 SB: 0 CS: 0	PA: 34			
<b>PITCHER</b>	IP WLS BF H R ER SO BB IBB HBP BLK WP HR S P ERA WHIP																
34 Félix Hernández, R (1,1)	7.0 W 27 8 2 2 8 0 0 0 0 0 0 74 111 2.57 1.143																
41 Charlie Furbush, L (8,1)	1.0 4 1 0 0 1 0 0 0 0 0 0 11 13 0.00 1.000																
97 Joe Beimel, L (9,1)	1.0 3 0 0 0 1 0 0 0 0 0 0 8 12 0.00 0.000																

Seattle Mariners @ New York Yankees  
 Yankee Stadium, Bronx, NY  
 Mon Jun 02 2014, 7:09 PM - 10:04 PM EDT  
 Att: 41,539 - Clear - 77 F

AB 34  
 R 2  
 H 9  
 RBI 2  
 BB 0  
 SO 10  
 LOB 8













Batter	1	2	3	4	5	6	7	8	9	AB	R	H	RBI	BB	SO	LOB	TOP											
4 Coco Crisp, S (1, 8) OBP: 0.360, SLG: 0.390	P2		L4					52 WP 1B		3	0	1	0	1	0	0	<b>Oakland Athletics @ New York Yankees</b> Yankee Stadium, Bronx, NY Thu Jun 05 2014, 1:14 PM - 4:09 PM EDT Att: 44,346 - Cloudy - 70 F											
5 John Jaso, L (1, 2) OBP: 0.372, SLG: 0.489	HR			F7	P6			52 WP 1B		4	1	2	1	0	0	2												
20 Josh Donaldson, R (1, 5) OBP: 0.369, SLG: 0.542	G5-3			L6				K		4	0	0	0	0	2	2												
37 Brandon Moss, L (1, 7) OBP: 0.372, SLG: 0.589	K			L6				L9		4	0	2	0	0	1	2												
52 Yoenis Cespedes, R (1, 10) OBP: 0.305, SLG: 0.514	P3			L6				K		4	0	1	0	0	1	3												
8 Jed Lowrie, S (1, 6) OBP: 0.347, SLG: 0.380	F7			K				K2-3		4	0	0	0	0	2	3												
21 Stephen Vogt, L (1, 9) OBP: 0.333, SLG: 0.444	G4-3									4	0	2	0	0	1	0												
3 Craig Gentry, R (9, PR) OBP: 0.325, SLG: 0.318										0	0	0	0	0	0	0												
18 Alberto Callaspo, S (1, 3) OBP: 0.327, SLG: 0.318			G4-1							4	0	0	0	0	0	2												
28 Eric Sogard, L (1, 4) OBP: 0.262, SLG: 0.234	P5									3	0	0	0	0	1	1												
36 Derek Norris, R (9, PH) OBP: 0.396, SLG: 0.459										1	0	0	0	0	1	2												
<b>Inning Stats</b>	R: 1 H: 1 E: 0 K: 1 S: 11	H: 1 LOB: 0 BB: 0 P: 18	R: 0 H: 0 E: 0 K: 0 S: 9	H: 0 LOB: 0 BB: 0 P: 13	R: 0 H: 0 E: 0 K: 0 S: 7	H: 0 LOB: 0 BB: 0 P: 10	R: 0 H: 2 E: 0 K: 1 S: 20	H: 2 LOB: 2 BB: 0 P: 26	R: 0 H: 1 E: 0 K: 1 S: 16	H: 1 LOB: 1 BB: 1 P: 26	R: 0 H: 0 E: 0 K: 1 S: 8	H: 0 LOB: 0 BB: 0 P: 15	R: 0 H: 2 E: 0 K: 2 S: 14	H: 2 LOB: 2 BB: 0 P: 23	R: 0 H: 1 E: 0 K: 2 S: 10	H: 1 LOB: 2 BB: 0 P: 15	1B: 7 2B: 0 3B: 0 HR: 1	SF: 0 SAC: 0 DP: 0 HBP: 0	WP: 1 PB: 0 SB: 1 CS: 0	PA: 36								
<b>PITCHER</b>	IP	WLS	BF	H	R	ER	SO	BB	IBB	HBP	BLK	WP	HR	S	P	ERA	WHIP											
19 Masahiro Tanaka, R (1, 1) ERA: 2.02	6.0	W	24	5	1	1	4	1	0	0	0	0	0	1	71	104	1.50	1.000										
68 Dellin Betances, R (7, 1) ERA: 1.54	1.0	H	3	0	0	0	1	0	0	0	0	0	0	8	15	0.00	0.000											
43 Adam Warren, R (8, 1) ERA: 2.45	1.0	H	5	2	0	0	2	0	0	0	0	1	0	14	23	0.00	2.000											
30 David Robertson, R (9, 1) ERA: 4.05	1.0	S	4	1	0	0	2	0	0	0	0	0	0	10	15	0.00	1.000											

AB	35
R	1
H	8
RBI	1
BB	1
SO	9
LOB	17



Batter	1	2	3	4	5	6	7	8	9	AB	R	H	RBI	BB	SO	LOB	BOTTOM										
11 Brett Gardner, L (1, 7) OBP: 0.345, SLG: 0.391	G6-3		HR					G4-3		4	1	1	1	0	1	0	<b>Oakland Athletics @ New York Yankees</b> Yankee Stadium, Bronx, NY Thu Jun 05 2014, 1:14 PM - 4:09 PM EDT Att: 44,346 - Cloudy - 70 F										
2 Derek Jeter, R (1, 6) OBP: 0.318, SLG: 0.307	22 2B 1B		G5-3				F9	G6-3		4	0	1	0	0	0	0											
22 Jacoby Ellsbury, L (1, 8) OBP: 0.355, SLG: 0.410	1B		G1-3				25 6B BB	25 6B 1B		3	0	2	0	1	0	0											
25 Mark Teixeira, S (1, 3) OBP: 0.359, SLG: 0.475	L5		K				K	G4-3		4	0	0	0	0	2	4											
36 Carlos Beltrán, S (1, 10) OBP: 0.280, SLG: 0.420	K						F8			3	0	0	0	0	2	3											
26 Yaneris Solarte, S (1, 5) OBP: 0.311, SLG: 0.450	G5-3							G6-3		3	0	0	0	0	1	0											
34 Brian McCann, L (1, 2) OBP: 0.290, SLG: 0.372	E7 12 1B 1B		G3							3	1	1	0	0	1	0											
12 Alfonso Soriano, R (1, 9) OBP: 0.259, SLG: 0.402										3	0	2	1	0	0	0											
31 Ichiro Suzuki, L (7, PR) OBP: 0.371, SLG: 0.351										0	0	0	0	0	0	0											
14 Brian Roberts, S (1, 4) OBP: 0.305, SLG: 0.345	G4-6-3 2H 1B		G5-3							3	0	0	0	0	0	2											
<b>Inning Stats</b>	R: 0 H: 2 E: 0 K: 1 S: 14	H: 2 LOB: 2 BB: 0 P: 17	R: 1 H: 1 E: 1 K: 0 S: 8	H: 1 LOB: 0 BB: 0 P: 11	R: 1 H: 1 E: 0 K: 1 S: 9	H: 1 LOB: 0 BB: 0 P: 12	R: 0 H: 0 E: 0 K: 2 S: 10	H: 0 LOB: 0 BB: 0 P: 16	R: 0 H: 0 E: 0 K: 1 S: 8	H: 0 LOB: 1 BB: 1 P: 15	R: 0 H: 1 E: 0 K: 1 S: 12	H: 1 LOB: 1 BB: 0 P: 19	R: 0 H: 1 E: 0 K: 0 S: 10	H: 1 LOB: 1 BB: 0 P: 16	1B: 4 2B: 2 3B: 0 HR: 1	SF: 0 SAC: 0 DP: 1 HBP: 0	WP: 0 PB: 0 SB: 2 CS: 0	PA: 31									
<b>PITCHER</b>	IP	WLS	BF	H	R	ER	SO	BB	IBB	HBP	BLK	WP	HR	S	P	ERA	WHIP										
13 Drew Pomeranz, L (1, 1) ERA: 2.2	7.0	L	27	6	2	1	7	1	0	0	0	0	0	69	101	1.29	1.000										
45 Jim Johnson, R (8, 1) ERA: 6.25	1.0		4	1	0	0	0	0	0	0	0	0	0	10	16	0.00	1.000										





Batter	1	2	3	4	5	6	7	8	9	AB	R	H	RBI	BB	SO	LOB	TOP
22 Jacoby Ellsbury, L (1, 8) OBP: 0.352, SLG: 0.405	P6		G4-3 36 34 2B 1B	F9		G3		K		5	1	1	0	0	1	2	
11 Brett Gardner, L (1, 7) OBP: 0.347, SLG: 0.393	F9		G4-3 36 34 2B 1B		F7			G4-3		4	1	2	0	0	0	0	
36 Carlos Beltrán, S (1, 10)	G3		G4-3		K			G4-3		4	0	0	0	0	1	3	
25 Mark Teixeira, S (1, 3)		G5-3 14 1B	G4-3 34 2B		F7			IBB		2	2	1	0	1	0	0	
34 Brian McCann, L (1, 2)	G5-3		HBP			G5-3		F5		4	0	1	3	0	0	3	
26 Yanoris Solarte, S (1, 5)	G5-3 14 1B		F7		L8			F8		3	0	0	0	1	0	3	
31 Ichiro Suzuki, L (1, 9)	L8		K		L7			L8 14 BB 1B		4	0	1	0	0	1	3	
14 Brian Roberts, S (1, 4)	F7		F7		G1-3			BB		3	0	1	1	1	0	0	
17 Brendan Ryan, R (1, 6)	G4-3		E4 22 CS 1B		L9			F8		4	0	1	0	0	0	3	
<b>Inning Stats</b>	R: 0 H: 0 E: 0 K: 0 S: 9	H: 0 LOB: 0 BB: 0 P: 12	R: 1 H: 2 E: 0 K: 0 S: 14	H: 2 LOB: 2 BB: 1 P: 23	R: 3 H: 3 E: 0 K: 1 S: 16	H: 3 LOB: 1 BB: 0 P: 24	R: 0 H: 1 E: 0 K: 0 S: 9	H: 0 LOB: 0 BB: 0 P: 14	R: 0 H: 0 E: 0 K: 0 S: 8	H: 0 LOB: 0 BB: 0 P: 14	R: 0 H: 0 E: 0 K: 0 S: 11	H: 1 LOB: 2 BB: 1 P: 20	R: 0 H: 1 E: 0 K: 1 S: 10	H: 1 LOB: 1 BB: 1 P: 22	1B: 7 HR: 0	SF: 0 2B: 1 3B: 0 DP: 0 HBP: 1	WP: 0 PA: 37 PB: 0 SB: 0 CS: 1
<b>PITCHER</b>	IP WLS BF H R ER SO BB IBB HBP BLK WP HR S P ERA WHIP	IP WLS BF H R ER SO BB IBB HBP BLK WP HR S P ERA WHIP	IP WLS BF H R ER SO BB IBB HBP BLK WP HR S P ERA WHIP	IP WLS BF H R ER SO BB IBB HBP BLK WP HR S P ERA WHIP	IP WLS BF H R ER SO BB IBB HBP BLK WP HR S P ERA WHIP	IP WLS BF H R ER SO BB IBB HBP BLK WP HR S P ERA WHIP	IP WLS BF H R ER SO BB IBB HBP BLK WP HR S P ERA WHIP	IP WLS BF H R ER SO BB IBB HBP BLK WP HR S P ERA WHIP	IP WLS BF H R ER SO BB IBB HBP BLK WP HR S P ERA WHIP	IP WLS BF H R ER SO BB IBB HBP BLK WP HR S P ERA WHIP	IP WLS BF H R ER SO BB IBB HBP BLK WP HR S P ERA WHIP	IP WLS BF H R ER SO BB IBB HBP BLK WP HR S P ERA WHIP	IP WLS BF H R ER SO BB IBB HBP BLK WP HR S P ERA WHIP	IP WLS BF H R ER SO BB IBB HBP BLK WP HR S P ERA WHIP	IP WLS BF H R ER SO BB IBB HBP BLK WP HR S P ERA WHIP	IP WLS BF H R ER SO BB IBB HBP BLK WP HR S P ERA WHIP	IP WLS BF H R ER SO BB IBB HBP BLK WP HR S P ERA WHIP

New York Yankees @ Kansas City Royals  
Kauffman Stadium, Kansas City, MO  
Fri Jun 06 2014, 7:13 PM - 10:02 PM CDT  
Att: 23,418 - Cloudy - 77 F

AB 33  
R 4  
H 8  
RBI 4  
BB 3  
SO 3  
LOB 17



Batter	1	2	3	4	5	6	7	8	9	AB	R	H	RBI	BB	SO	LOB	BOTTOM				
23 Norichika Aoki, L (1, 9) OBP: 0.319, SLG: 0.315	G3		G3 14 CS 1B		L5			G3		4	0	1	0	0	0	1					
14 Omar Infante, R (1, 4)	F9		CS		P3			K		4	0	0	0	0	1	0					
35 Eric Hosmer, L (1, 3)	G4-3		K		P4			K		4	0	0	0	0	2	0					
16 Billy Butler, R (1, 10) OBP: 0.300, SLG: 0.315		K			L6			F7		4	0	1	0	0	1	0					
37 Pedro Ciriaco, R (9, PR) OBP: 0.236, SLG: 0.296		K						2B		0	0	0	0	0	0	0					
4 Alex Gordon, L (1, 7)		G5-3 13 1B 2B			F8			F8 13 FC5-4 BB		3	2	2	0	1	0	0					
13 Salvador Perez, R (1, 2) OBP: 0.315, SLG: 0.400		G5-4-3 6 1B			P4			K		4	0	1	1	0	1	3					
6 Lorenzo Cain, R (1, 8) OBP: 0.360, SLG: 0.413		G5-4-3			G4-3 8 2B			K		3	0	1	1	0	1	1					
8 Mike Moustakas, L (1, 5)		G4-3			G4-3			K		3	0	0	0	0	1	1					
2 Alcides Escobar, R (1, 6) OBP: 0.319, SLG: 0.392		G6-3			F9			2B		3	0	1	0	0	0	1					
<b>Inning Stats</b>	R: 0 H: 0 E: 0 K: 0 S: 5	H: 0 LOB: 0 BB: 0 P: 6	R: 1 H: 2 E: 0 K: 1 S: 8	H: 2 LOB: 0 BB: 0 P: 13	R: 0 H: 1 E: 0 K: 0 S: 6	H: 1 LOB: 0 BB: 0 P: 10	R: 0 H: 0 E: 0 K: 1 S: 8	H: 0 LOB: 0 BB: 0 P: 13	R: 1 H: 2 E: 0 K: 0 S: 11	H: 2 LOB: 1 BB: 0 P: 21	R: 0 H: 0 E: 0 K: 0 S: 5	H: 0 LOB: 0 BB: 0 P: 9	R: 0 H: 0 E: 0 K: 1 S: 8	H: 0 LOB: 0 BB: 0 P: 15	R: 0 H: 1 E: 0 K: 2 S: 12	H: 1 LOB: 1 BB: 0 P: 17	R: 0 H: 1 E: 0 K: 2 S: 12	H: 1 LOB: 2 BB: 1 P: 21	1B: 3 HR: 0	SF: 0 2B: 4 3B: 0 DP: 1 HBP: 0	WP: 0 PA: 34 PB: 0 SB: 1 CS: 1
<b>PITCHER</b>	IP WLS BF H R ER SO BB IBB HBP BLK WP HR S P ERA WHIP	IP WLS BF H R ER SO BB IBB HBP BLK WP HR S P ERA WHIP	IP WLS BF H R ER SO BB IBB HBP BLK WP HR S P ERA WHIP	IP WLS BF H R ER SO BB IBB HBP BLK WP HR S P ERA WHIP	IP WLS BF H R ER SO BB IBB HBP BLK WP HR S P ERA WHIP	IP WLS BF H R ER SO BB IBB HBP BLK WP HR S P ERA WHIP	IP WLS BF H R ER SO BB IBB HBP BLK WP HR S P ERA WHIP	IP WLS BF H R ER SO BB IBB HBP BLK WP HR S P ERA WHIP	IP WLS BF H R ER SO BB IBB HBP BLK WP HR S P ERA WHIP	IP WLS BF H R ER SO BB IBB HBP BLK WP HR S P ERA WHIP	IP WLS BF H R ER SO BB IBB HBP BLK WP HR S P ERA WHIP	IP WLS BF H R ER SO BB IBB HBP BLK WP HR S P ERA WHIP	IP WLS BF H R ER SO BB IBB HBP BLK WP HR S P ERA WHIP	IP WLS BF H R ER SO BB IBB HBP BLK WP HR S P ERA WHIP	IP WLS BF H R ER SO BB IBB HBP BLK WP HR S P ERA WHIP	IP WLS BF H R ER SO BB IBB HBP BLK WP HR S P ERA WHIP	IP WLS BF H R ER SO BB IBB HBP BLK WP HR S P ERA WHIP				

New York Yankees @ Kansas City Royals  
Kauffman Stadium, Kansas City, MO  
Fri Jun 06 2014, 7:13 PM - 10:02 PM CDT  
Att: 23,418 - Cloudy - 77 F

AB 32  
R 2  
H 7  
RBI 2  
BB 1  
SO 7  
LOB 7





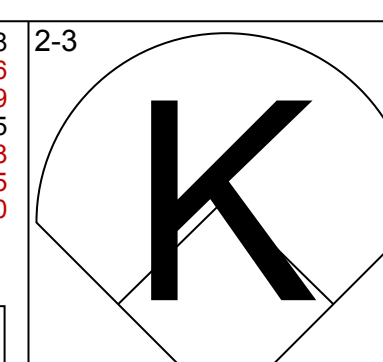
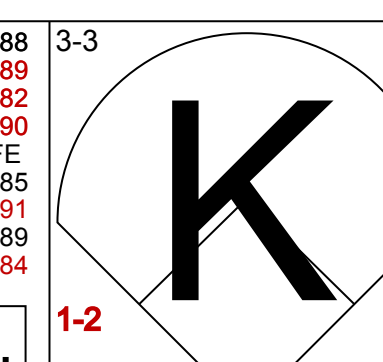
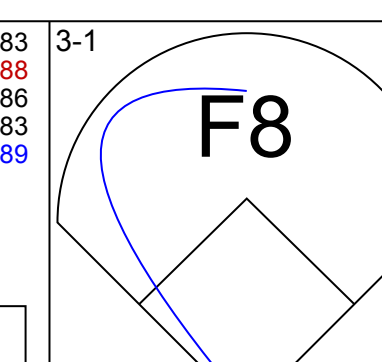
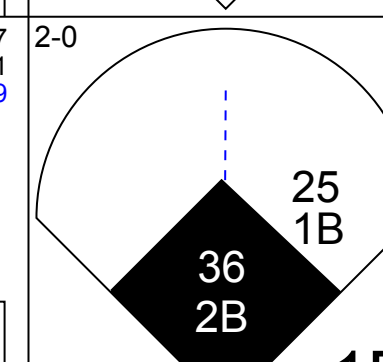
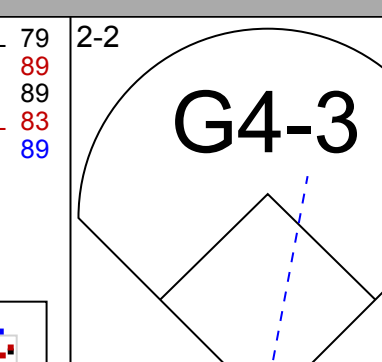
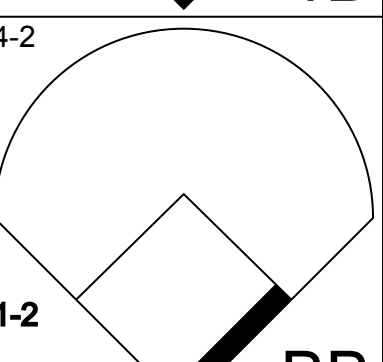
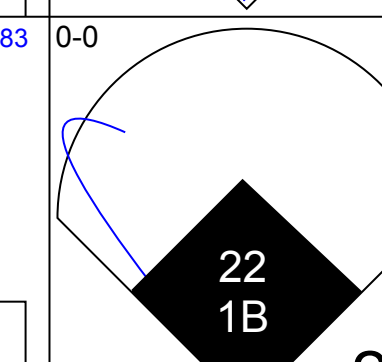
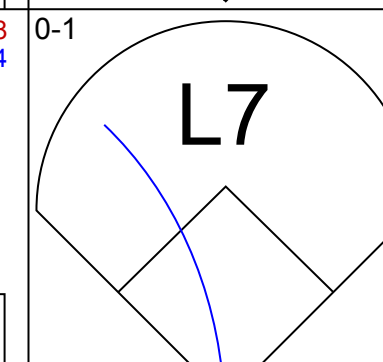
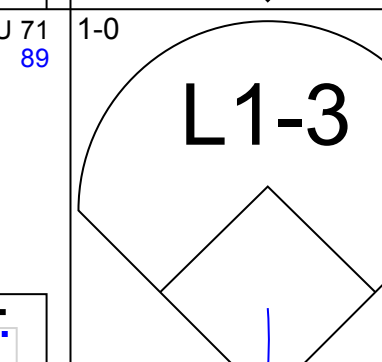
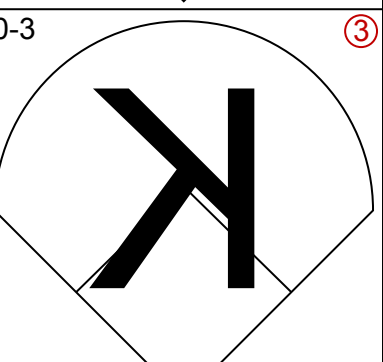
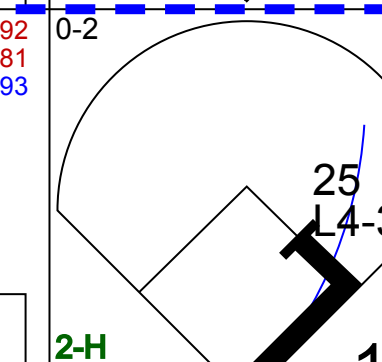
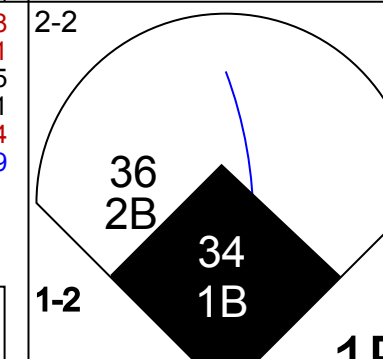
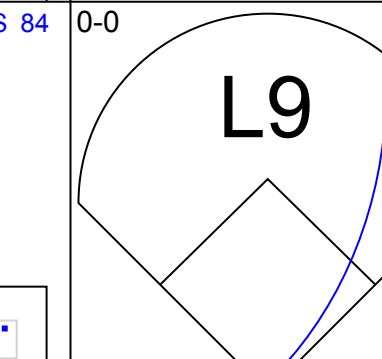

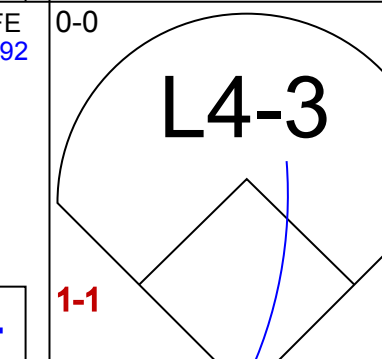
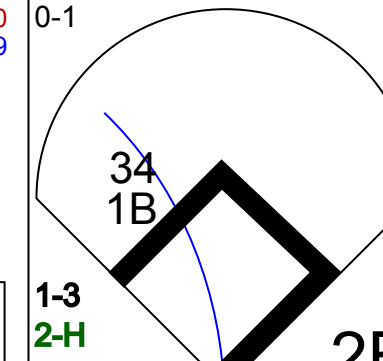
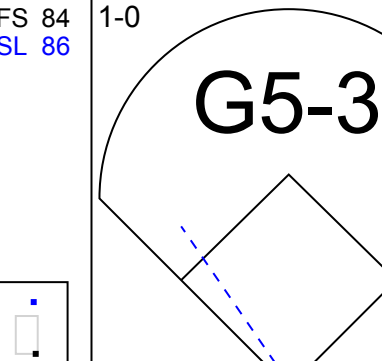

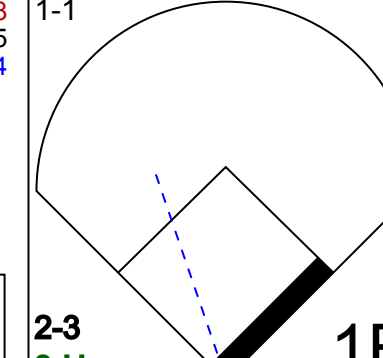
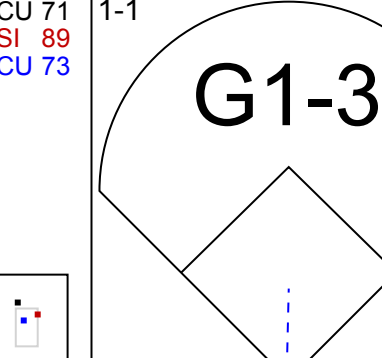

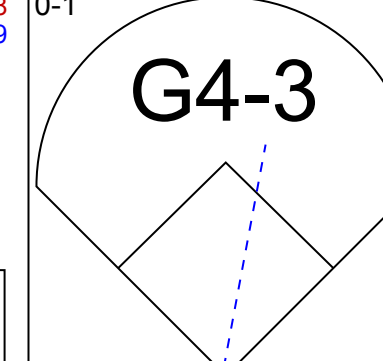
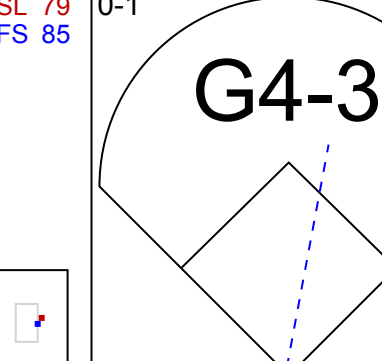

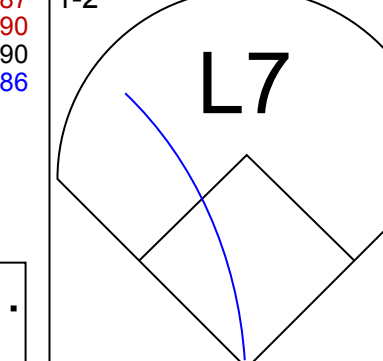
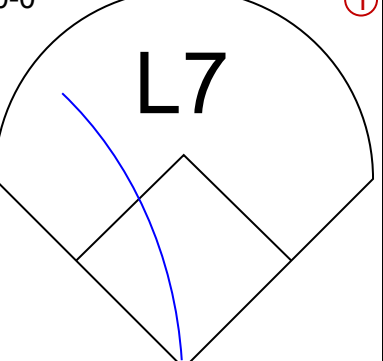
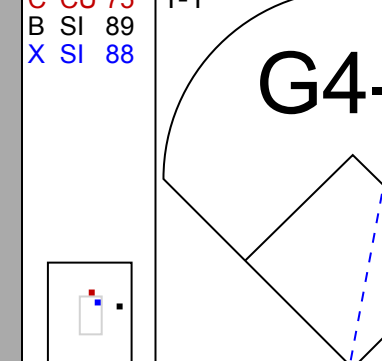
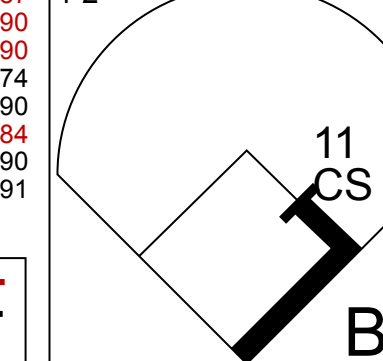
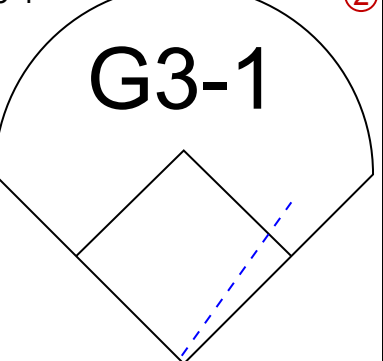
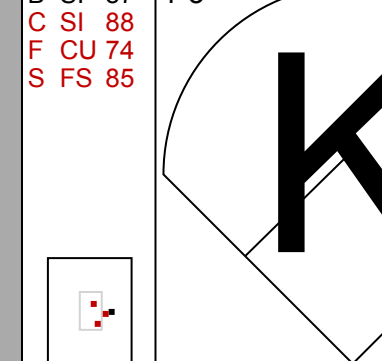
Batter	1	2	3	4	5	6	7	8	9	AB	R	H	RBI	BB	SO	LOB	TOP			
11 Brett Gardner, L (1,7) OBP: 0.340, SLG: 0.384										5	0	0	0	0	1	2	<p><b>New York Yankees @ Kansas City Royals</b> Kauffman Stadium, Kansas City, MO</p> <p>Sat Jun 07 2014, 6:16 PM - 9:25 PM CDT Att: 26,991 - Partly Cloudy - 76 F</p> <p>livebaseballscorecards.com</p>			
2 Derek Jeter, R (1,6) OBP: 0.317, SLG: 0.306										4	1	1	0	0	1	0				
22 Jacoby Ellsbury, L (1,8) OBP: 0.354, SLG: 0.407										4	0	2	0	0	0	1				
25 Mark Teixeira, S (1,3) OBP: 0.366, SLG: 0.466										3	1	0	0	1	0	2				
36 Carlos Beltrán, S (1,10) OBP: 0.272, SLG: 0.410										4	1	1	1	0	1	1				
26 Yanervis Solarte, S (1,5) OBP: 0.366, SLG: 0.462										3	1	2	2	1	0	0				
12 Alfonso Soriano, R (1,9) OBP: 0.255, SLG: 0.396										3	0	0	0	0	2	2				
31 Ichiro Suzuki, L (9,PH) OBP: 0.373, SLG: 0.354										1	0	1	0	0	0	0				
14 Brian Roberts, S (1,4) OBP: 0.313, SLG: 0.345										3	0	1	1	1	0	1				
66 John Ryan Murphy, R (1,2) OBP: 0.321, SLG: 0.370										3	0	0	0	0	1	3				
34 Brian McCann, L (9,PH) OBP: 0.288, SLG: 0.372										1	0	0	0	0	0	1				
<b>Inning Stats</b>	R: 0 H: 1 E: 0 K: 1 S: 9	H: 1 LOB: 1 BB: 0 P: 12	R: 0 H: 0 E: 0 K: 2 S: 12	H: 0 LOB: 0 BB: 0 P: 14	R: 0 H: 1 E: 0 K: 0 S: 6	H: 1 LOB: 0 BB: 0 P: 13	R: 0 H: 0 E: 0 K: 0 S: 6	H: 0 LOB: 2 BB: 2 P: 21	R: 3 H: 3 E: 0 K: 0 S: 18	H: 3 LOB: 1 BB: 1 P: 30	R: 0 H: 0 E: 0 K: 1 S: 8	H: 0 LOB: 0 BB: 0 P: 12	R: 0 H: 1 E: 0 K: 1 S: 13	H: 1 LOB: 1 BB: 0 P: 17	R: 1 H: 2 E: 0 K: 0 S: 10	H: 2 LOB: 1 BB: 0 P: 19	1B: 6 2B: 2 3B: 0 HR: 0	SF: 0 SAC: 0 DP: 0 HBP: 0	WP: 1 PB: 0 CS: 1	PA: 37
<b>PITCHER</b>	IP WLS BF H R ER SO BB IBB HBP BLK WP HR S P ERA WHIP																			
41 Danny Duffy, L (1,1) ERA: 3.26	5.2	24	5	3	3	4	3	0	0	0	0	1	0	60	100	4.76	1.412			
43 Aaron Crow, R (6,1) ERA: 2.7	1.1	W	4	0	0	1	0	0	0	0	0	0	0	9	14	0.00	0.000			
40 Kelvin Herrera, R (8,1) ERA: 2.45	1.0		4	1	0	1	0	0	0	0	0	0	0	13	17	0.00	1.000			
48 Michael Mariot, R (9,1) ERA: 6.64	1.0		5	2	1	1	0	0	0	0	0	0	0	10	19	9.00	2.000			

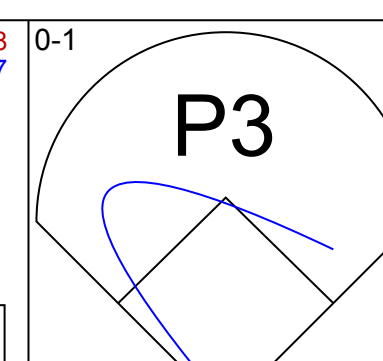
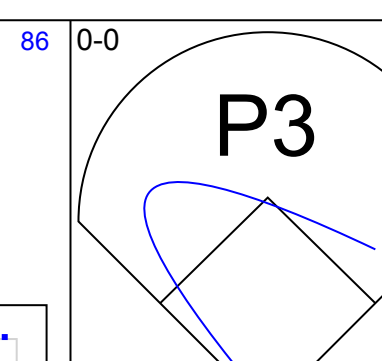
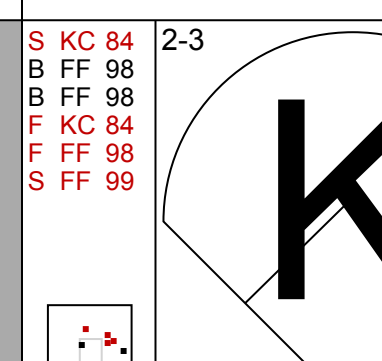
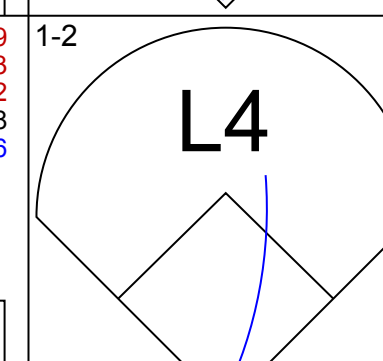
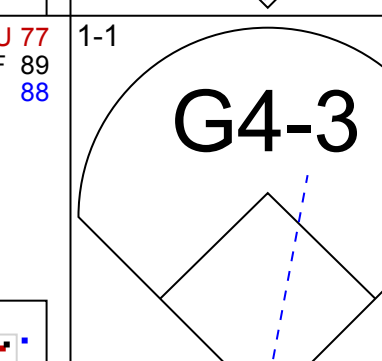

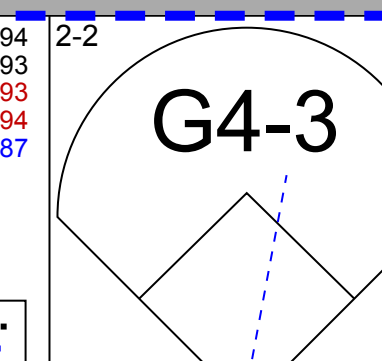
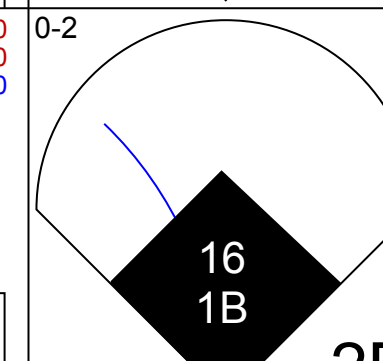
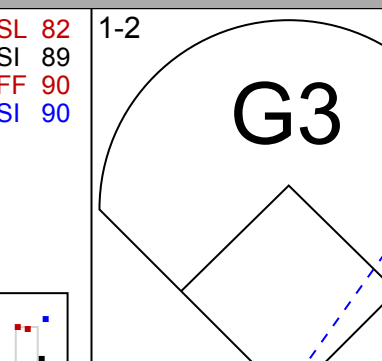

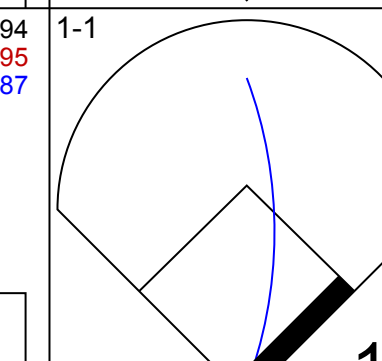
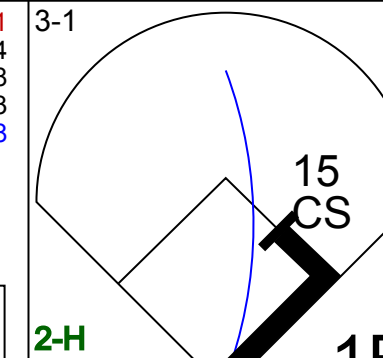
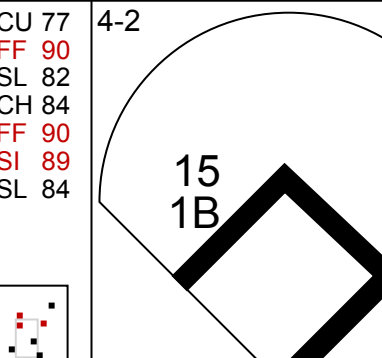

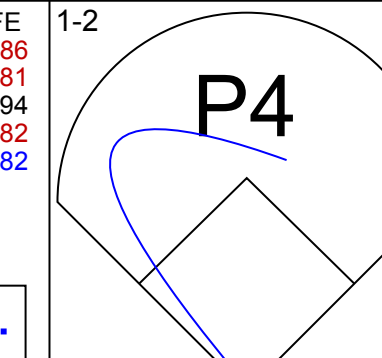
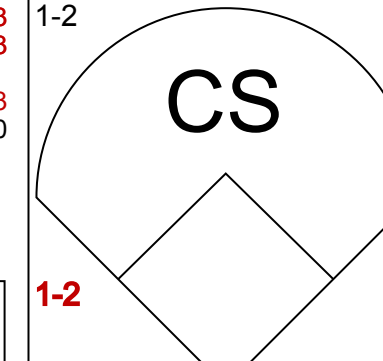
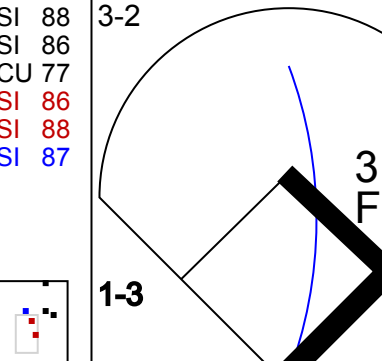

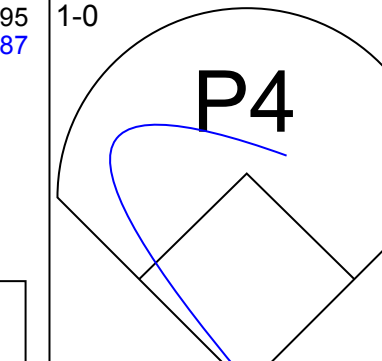

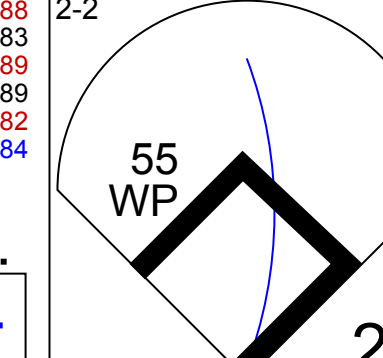
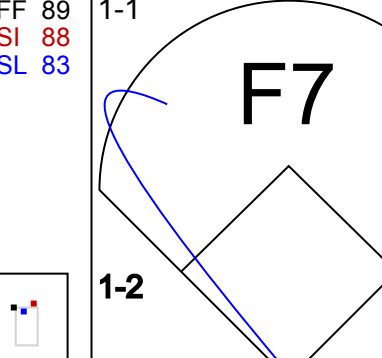


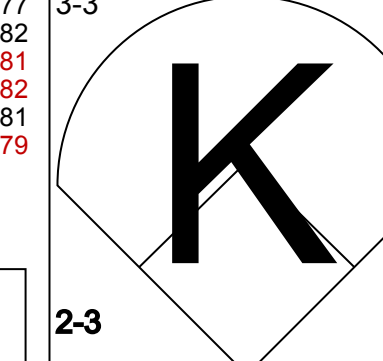
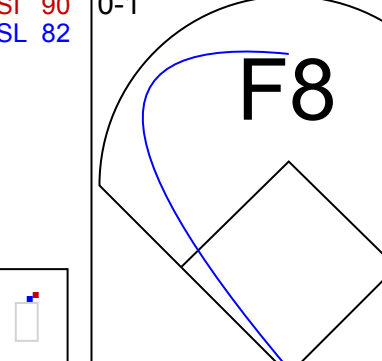


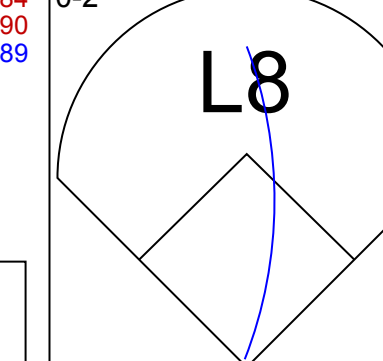

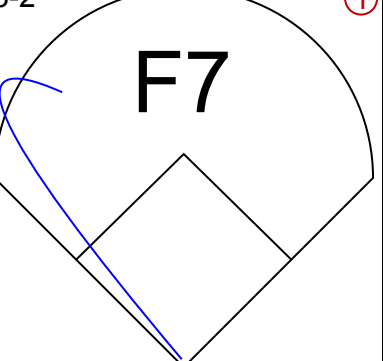


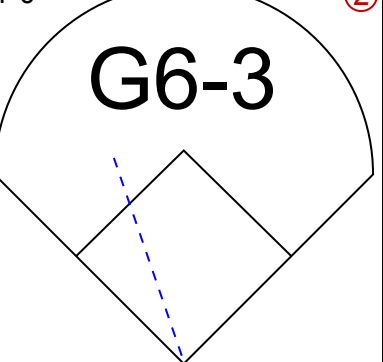
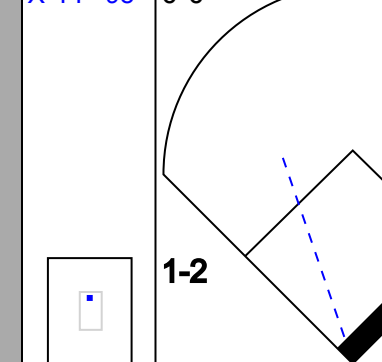
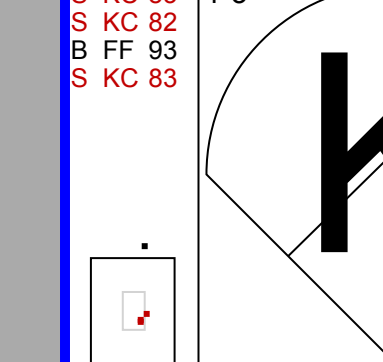
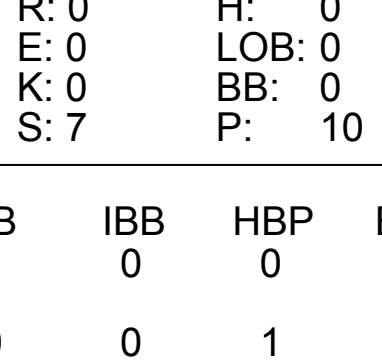
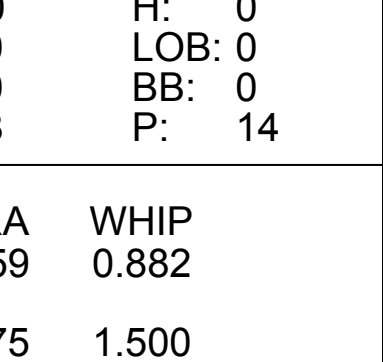
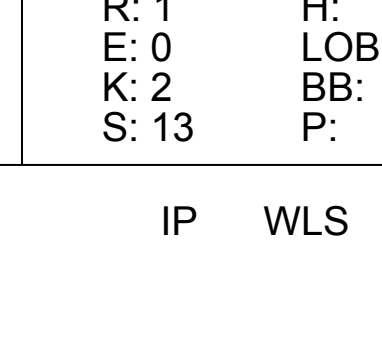
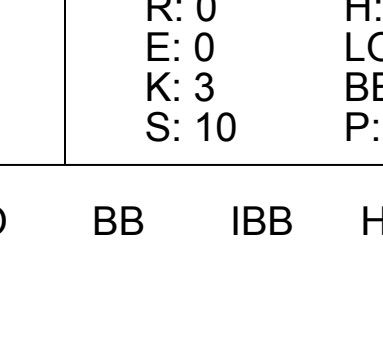


Batter	1	2	3	4	5	6	7	8	9	AB	R	H	RBI	BB	SO	LOB	BOTTOM	
23 Norichika Aoki, L (1,9) OBP: 0.318, SLG: 0.314										4	0	1	1	0	0	2	<p><b>New York Yankees @ Kansas City Royals</b> Kauffman Stadium, Kansas City, MO</p> <p>Sat Jun 07 2014, 6:16 PM - 9:25 PM CDT Att: 26,991 - Partly Cloudy - 76 F</p> <p>livebaseballscorecards.com</p>	
1 Jarrod Dyson, L (6,FR) OBP: 0.342, SLG: 0.304										5	0	0	0	0	1	4		
14 Omar Infante, R (1,4) OBP: 0.276, SLG: 0.333										5	0	0	0	0	1	4		
35 Eric Hosmer, L (1,3) OBP: 0.298, SLG: 0.361										5	1	1	1	0	1	1		
16 Billy Butler, R (1,10) OBP: 0.304, SLG: 0.320										3	2	1	0	1	0	0		
4 Alex Gordon, L (1,7) OBP: 0.377, SLG: 0.449										2	2	1	1	1	1	0		
13 Salvador Perez, R (1,2) OBP: 0.323, SLG: 0.426										4	1	3	3	0	0	1		
12 Brett Hayes, R (9,2) OBP: 0.086, SLG: 0.171										0	0	0	0	0	0	0		
6 Lorenzo Cain, R (1,8) OBP: 0.370, SLG: 0.437										4	2	3	1	0	1	1		
8 Mike Moustakas, L (1,5) OBP: 0.213, SLG: 0.302										4	0	1	0	0	1	5		
2 Alcides Escobar, R (1,6) OBP: 0.318, SLG: 0.389										4	0	1	1	0	0	3		
<b>Inning Stats</b>	R: 0 H: 0 E: 0 K: 2 S: 8	H: 5 LOB: 2 BB: 0 P: 22	R: 3 H: 0 E: 0 K: 0 S: 14	H: 0 LOB: 0 BB: 0 P: 9	R: 0 H: 2 E: 0 K: 1 S: 10	H: 2 LOB: 1 BB: 0 P: 15	R: 0 H: 0 E: 0 K: 0 S: 6	H: 0 LOB: 0 BB: 0 P: 9	R: 4 H: 3 E: 0 K: 0 S: 13	H: 3 LOB: 1 BB: 2 P: 26	R: 1 H: 2 E: 0 K: 1 S: 15	H: 2 LOB: 2 BB: 0 P: 27	R: 0 H: 0 E: 0 K: 0 S: 11	H: 0 LOB: 1 BB: 1 P: 20	1B: 6 2B: 4 3B: 1 HR: 2	SF: 0 SAC: 0 DP: 1 HBP: 1	WP: 0 PB: 0 CS: 0	PA: 39
<b>PITCHER</b>	IP WLS BF H R ER SO BB IBB HBP BLK WP HR S P ERA WHIP																	
41 David Phelps, R (1,1) ERA: 4.53	5.2	L	28	10	7	7	2	0	0	0	0	0	0	58	93	11.12	2.118	
40 Matt Daley, R (6,1) ERA: 4.65	1.0		6	2	1	1	0	0	1	0	0	0	0	13	22	9.00	2.000	
63 José Ramírez, R (7,1) ERA: 2.7	1.1		5	0	0	0	1	0	0	0	0	0	0	14	26	0.00	0.750	







Batter	1	2	3	4	5	6	7	8	9	AB	R	H	RBI	BB	SO	LOB	TOP																							
11 Brett Gardner, L OBP: 0.340, SLG: 0.391										4	0	1	0	0	2	1	<b>New York Yankees @ Seattle Mariners</b> Safeco Field, Seattle, WA Tue Jun 10 2014, 7:13 PM - 10:00 PM PDT Att: 28,405 - Cloudy - 66 F																							
2 Derek Jeter, R OBP: 0.319, SLG: 0.310										3	2	2	0	1	0	0																								
22 Jacoby Ellsbury, L OBP: 0.351, SLG: 0.406										4	0	1	1	0	1	3																								
25 Mark Teixeira, S OBP: 0.361, SLG: 0.457										4	1	1	0	0	1	1																								
36 Carlos Beltrán, S OBP: 0.277, SLG: 0.411										4	0	2	1	0	1	0																								
34 Brian McCann, L OBP: 0.282, SLG: 0.363										4	0	1	1	0	0	1																								
26 Yanervis Solarte, S OBP: 0.366, SLG: 0.451										3	0	0	0	0	0	2																								
31 Ichiro Suzuki, L OBP: 0.364, SLG: 0.346										4	0	0	0	0	1	1																								
14 Brian Roberts, S OBP: 0.317, SLG: 0.346										2	0	0	0	1	1	0																								
<b>Inning Stats</b>	R: 2 E: 0 K: 1 S: 18	H: 4 LOB: 2 BB: 0 P: 25	R: 0 E: 0 K: 1 S: 12	H: 0 LOB: 1 BB: 1 P: 20	R: 0 E: 0 K: 0 S: 5	H: 0 LOB: 0 BB: 0 P: 8	R: 0 E: 0 K: 0 S: 5	H: 0 LOB: 0 BB: 0 P: 7	R: 0 E: 0 K: 1 S: 10	H: 1 LOB: 2 BB: 1 P: 18	R: 0 E: 0 K: 1 S: 8	H: 1 LOB: 0 BB: 0 P: 13	R: 0 E: 0 K: 1 S: 8	H: 0 LOB: 0 BB: 0 P: 11	R: 1 E: 0 K: 0 S: 7	H: 2 LOB: 0 BB: 0 P: 10		R: 0 E: 0 K: 2 S: 8	H: 0 LOB: 1 BB: 0 P: 13	1B: 6 2B: 4 HR: 0	SF: 0 SAC: 0 DP: 3 HBP: 1	WP: 0 PB: 0 CS: 1	PA: 35																	
<b>PITCHER</b>	IP: 7.1 ERA: 2.79	WLS: L BF: 29	H: 7 R: 3 ER: 3 SO: 5	BB: 2 IBB: 0 HBP: 0 BLK: 0	WP: 0 HR: 0 S: 69 P: 108	ERA: 3.68 WHIP: 1.227	<b>PITCHER</b>														IP: 1.2 ERA: 4.26	WLS: L BF: 6	H: 1 R: 0 ER: 0 SO: 2	BB: 0 IBB: 0 HBP: 1 BLK: 0	WP: 0 HR: 0 S: 12 P: 17	ERA: 0.00 WHIP: 0.600														

Batter	1	2	3	4	5	6	7	8	9	AB	R	H	RBI	BB	SO	LOB	BOTTOM																							
8 Willie Bloomquist, R OBP: 0.277, SLG: 0.329										4	0	0	0	0	1	2	<b>New York Yankees @ Seattle Mariners</b> Safeco Field, Seattle, WA Tue Jun 10 2014, 7:13 PM - 10:00 PM PDT Att: 28,405 - Cloudy - 66 F																							
99 James Jones, L OBP: 0.320, SLG: 0.372										4	0	0	0	0	1	0																								
22 Robinson Canó, L OBP: 0.383, SLG: 0.426										4	1	2	0	0	0	0																								
16 Cole Gillespie, R OBP: 0.389, SLG: 0.429										1	0	1	1	1	0	0																								
9 Endy Chavez, L OBP: 0.242, SLG: 0.344										2	0	0	0	0	0	1																								
15 Kyle Seager, L OBP: 0.327, SLG: 0.453										4	0	1	0	0	0	1																								
3 Mike Zunino, R OBP: 0.281, SLG: 0.401										3	1	1	0	0	1	2																								
55 Michael Saunders, L OBP: 0.313, SLG: 0.429										4	0	0	0	0	3	4																								
13 Dustin Ackley, L OBP: 0.293, SLG: 0.370										3	0	1	1	1	0	1																								
5 Brad Miller, L OBP: 0.247, SLG: 0.278										3	0	1	0	0	0	0																								
4 John Buck, R OBP: 0.305, SLG: 0.333										1	0	0	0	0	1	1																								
<b>Inning Stats</b>	R: 1 E: 0 K: 0 S: 14	H: 2 LOB: 0 BB: 0 P: 19	R: 0 E: 0 K: 1 S: 13	H: 1 LOB: 0 BB: 0 P: 21	R: 0 E: 0 K: 0 S: 7	H: 0 LOB: 0 BB: 0 P: 10	R: 0 E: 0 K: 0 S: 13	H: 1 LOB: 2 BB: 1 P: 22	R: 0 E: 0 K: 0 S: 8	H: 0 LOB: 0 BB: 0 P: 14	R: 0 E: 0 K: 1 S: 7	H: 0 LOB: 0 BB: 0 P: 10	R: 1 E: 0 K: 2 S: 13	H: 2 LOB: 0 BB: 0 P: 22	R: 0 E: 0 K: 0 S: 10	H: 1 LOB: 1 BB: 0 P: 15	R: 0 E: 0 K: 3 S: 10	H: 0 LOB: 1 BB: 1 P: 19	1B: 5 2B: 2 HR: 0	SF: 0 SAC: 0 DP: 0 HBP: 1	WP: 2 PB: 0 CS: 1	PA: 37																		
<b>PITCHER</b>	IP: 5.2 ERA: 4.97	WLS: W BF: 7	H: 2 R: 1 ER: 1 SO: 2	BB: 0 IBB: 0 HBP: 1 BLK: 0	WP: 1 HR: 0 S: 15 P: 26	ERA: 6.75 WHIP: 1.500	<b>PITCHER</b>														IP: 1.0 ERA: 2.31	WLS: H BF: 4	H: 1 R: 0 ER: 0 SO: 0	BB: 0 IBB: 0 HBP: 0 BLK: 0	WP: 0 HR: 0 S: 10 P: 15	ERA: 0.00 WHIP: 1.000														
57 Vidal Nuño, L	IP: 1.1 ERA: 1.69	WLS: H BF: 4	H: 1 R: 0 ER: 0 SO: 0	BB: 0 IBB: 0 HBP: 0 BLK: 0	WP: 0 HR: 0 S: 10 P: 15	ERA: 0.00 WHIP: 1.000															IP: 1.0 ERA: 3.68	WLS: S BF: 4	H: 0 R: 0 ER: 0 SO: 3	BB: 1 IBB: 0 HBP: 0 BLK: 0	WP: 0 HR: 0 S: 10 P: 19	ERA: 0.00 WHIP: 1.000														

AB	32
R	3
H	8
RBI	3
BB	2
SO	7
LOB	9



AB	33
R	2
H	7
RBI	2
BB	2
SO	7
LOB	12






Batter	1	2	3	4	5	6	7	8	9	AB	R	H	RBI	BB	SO	LOB	TOP					
11 Brett Gardner, L OBP: 0.345, SLG: 0.392	L7		FC3-6 25 22 1B		25 HR 1B		K2-3		22 FC6 1B	4	1	2	0	1	1	0	<b>New York Yankees @ Seattle Mariners</b> Safeco Field, Seattle, WA Wed Jun 11 2014, 7:13 PM - 9:55 PM PDT Att: 28,434 - Partly Cloudy - 71 F					
2 Derek Jeter, R OBP: 0.321, SLG: 0.312	22 S 1B		B2		L8		22 E 1B		L9	5	0	2	0	0	0	4						
22 Jacoby Ellsbury, L OBP: 0.356, SLG: 0.408	K		FC3-6 25 1B		25 HR 1B				FC6	4	1	2	1	1	1	2						
25 Mark Teixeira, S OBP: 0.364, SLG: 0.474			FC3-6		HR		K			3	1	1	3	1	1	4						
36 Carlos Beltrán, S OBP: 0.270, SLG: 0.400	K		P5		P5		G4-3			4	0	0	0	0	1	6						
34 Brian McCann, L OBP: 0.281, SLG: 0.361		G5-3		F8		G4-3				4	0	1	0	0	0	0						
26 Yanervis Solarte, S OBP: 0.360, SLG: 0.442		P5		F9			G3-1		G4-6-3	4	0	0	0	0	0	1						
31 Ichiro Suzuki, L OBP: 0.361, SLG: 0.342		P5					G4-3		G4-3	4	0	1	0	0	0	0						
14 Brian Roberts, S OBP: 0.316, SLG: 0.344			11 BB 22 1B	L7			K		L9	4	1	1	0	0	1	1						
<b>Inning Stats</b>	R: 0 E: 0 K: 2 S: 20	H: 1 LOB: 2 BB: 1 P: 31	R: 0 E: 0 K: 0 S: 6	H: 0 LOB: 0 BB: 0 P: 11	R: 1 E: 0 K: 0 S: 8	H: 2 LOB: 2 BB: 1 P: 19	R: 0 E: 0 K: 0 S: 11	H: 1 LOB: 1 BB: 0 P: 16	R: 3 E: 0 K: 0 S: 14	H: 3 LOB: 0 BB: 0 P: 19	R: 0 E: 0 K: 1 S: 7	H: 0 LOB: 0 BB: 0 P: 9	R: 0 E: 0 K: 2 S: 12	H: 1 LOB: 2 BB: 1 P: 20	R: 0 E: 0 K: 0 S: 6	H: 1 LOB: 0 BB: 0 P: 9	R: 0 E: 0 K: 0 S: 14	H: 1 LOB: 1 BB: 0 P: 20	1B: 9 2B: 0 3B: 0 HR: 1	SF: 0 SAC: 0 DP: 1 HBP: 0	WP: 0 PB: 0 CS: 0	PA: 39
<b>PITCHER</b>	IP WLS BF H R ER SO BB IBB HBP BLK WP HR S P ERA WHIP	5.0 L 24 7 4 4 2 2 0 0 0 0 1 59 96 7.20 1.800	3.0 11 2 0 0 3 1 0 0 0 0 0 25 38 0.00 1.000	1.0 4 1 0 0 0 0 0 0 0 0 14 20 0.00 1.000	<b>PITCHER</b>										IP WLS BF H R ER SO BB IBB HBP BLK WP HR S P ERA WHIP							

Batter	1	2	3	4	5	6	7	8	9	AB	R	H	RBI	BB	SO	LOB	BOTTOM			
9 Endy Chavez, L OBP: 0.216, SLG: 0.306	G6-3			K		K2-3			G6-3	4	0	0	0	0	2	0	<b>New York Yankees @ Seattle Mariners</b> Safeco Field, Seattle, WA Wed Jun 11 2014, 7:13 PM - 9:55 PM PDT Att: 28,434 - Partly Cloudy - 71 F			
99 James Jones, L OBP: 0.326, SLG: 0.376	F8			22 FC6-4 1B					22 HR 1B	4	1	2	0	0	1	0				
22 Robinson Canó, L OBP: 0.381, SLG: 0.436	G4-3			FC6-4 15 1B					HR	4	1	1	2	0	0	1				
15 Kyle Seager, L OBP: 0.329, SLG: 0.452	G1-3					G3-1				3	0	1	0	1	1	0				
20 Logan Morrison, L OBP: 0.192, SLG: 0.125	G4-3					G4-6-3				4	0	0	0	0	2	3				
13 Dustin Ackley, L OBP: 0.288, SLG: 0.365	G3-1									3	0	0	0	0	0	0				
3 Mike Zunino, R OBP: 0.281, SLG: 0.406				K						3	0	1	0	0	2	0				
5 Brad Miller, L OBP: 0.249, SLG: 0.279										3	0	1	0	0	1	0				
16 Cole Gillespie, R OBP: 0.368, SLG: 0.404				K					L4-3	3	0	0	0	0	2	2				
<b>Inning Stats</b>	R: 0 E: 0 K: 0 S: 8	H: 0 LOB: 0 BB: 0 P: 9	R: 0 E: 0 K: 0 S: 4	H: 0 LOB: 0 BB: 0 P: 6	R: 0 E: 0 K: 2 S: 8	H: 2 LOB: 2 BB: 0 P: 11	R: 0 E: 0 K: 2 S: 13	H: 0 LOB: 0 BB: 0 P: 18	R: 0 E: 0 K: 3 S: 9	H: 0 LOB: 0 BB: 0 P: 14	R: 0 E: 0 K: 0 S: 3	H: 0 LOB: 0 BB: 1 P: 8	R: 0 E: 0 K: 0 S: 9	H: 2 LOB: 1 BB: 0 P: 13	R: 2 E: 0 K: 2 S: 12	H: 2 LOB: 0 BB: 0 P: 18	1B: 4 2B: 2 3B: 0 HR: 1	SF: 0 SAC: 0 DP: 2 HBP: 0	WP: 0 PB: 0 CS: 0	PA: 32
<b>PITCHER</b>	IP WLS BF H R ER SO BB IBB HBP BLK WP HR S P ERA WHIP	9.0 W 32 6 2 2 11 1 0 0 0 0 1 75 110 2.00 0.778	<b>PITCHER</b>										IP WLS BF H R ER SO BB IBB HBP BLK WP HR S P ERA WHIP							


livebaseballscores.com

AB 36  
R 4  
H 10  
RBI 4  
BB 3  
SO 5  
LOB 18



livebaseballscores.com

AB 31  
R 2  
H 6  
RBI 2  
BB 1  
SO 11  
LOB 6






Batter	1	2	3	4	5	6	7	8	9	AB	R	H	RBI	BB	SO	LOB	TOP									
11 Brett Gardner, L OBP: 0.340, SLG: 0.386	G3	K		SH1-3		G3-1			G4-3	4	0	0	0	0	1	1	<b>New York Yankees @ Seattle Mariners</b> Safeco Field, Seattle, WA Thu Jun 12 2014, 7:12 PM - 10:06 PM PDT Att: 40,596 - Partly Cloudy - G3 F									
2 Derek Jeter, R OBP: 0.331, SLG: 0.320	22 HR	1B	12 2B	1B	1B	BB			G1-3	4	2	3	2	1	0	0										
22 Jacoby Ellsbury, L OBP: 0.358, SLG: 0.419				F7						3	2	1	2	1	0	3										
31 Ichiro Suzuki, L OBP: 0.366, SLG: 0.348	HR		12 2B	BB		P6			25 1B	1	0	1	0	0	0	0										
25 Mark Teixeira, S OBP: 0.365, SLG: 0.468	36 1B	BB	F9	G6-3					1B	4	0	1	0	1	1	3										
12 Alfonso Soriano, R OBP: 0.254, SLG: 0.396	F8		26 S	2B		K			K	5	0	1	2	0	3	3										
36 Carlos Beltrán, S OBP: 0.269, SLG: 0.396	1B		K			G1-3			G3-1	4	0	1	0	0	1	1										
26 Yoenis Solarte, S OBP: 0.354, SLG: 0.434	L7		K			G4-3			K	4	0	0	0	0	2	3										
14 Brian Roberts, S OBP: 0.315, SLG: 0.339		L4		SH1-3		G4-3			K	3	1	0	0	1	1	0										
66 John Ryan Murphy, R OBP: 0.333, SLG: 0.597		K		SH1-3		G3-1			L7	4	1	2	0	0	1	0										
<b>Inning Stats</b>	R: 2 H: 3 E: 0 K: 0 S: 12	H: 3 LOB: 2 BB: 1 P: 24	R: 0 H: 0 E: 0 K: 2 S: 9	H: 0 LOB: 0 BB: 0 P: 14	R: 2 H: 2 E: 0 K: 2 S: 13	H: 2 LOB: 1 BB: 1 P: 20	R: 2 H: 2 E: 0 K: 0 S: 9	H: 2 LOB: 1 BB: 0 P: 17	R: 0 H: 0 E: 0 K: 1 S: 6	H: 0 LOB: 0 BB: 0 P: 6	R: 0 H: 1 E: 0 K: 0 S: 13	H: 1 LOB: 2 BB: 1 P: 21	R: 0 H: 0 E: 0 K: 2 S: 10	H: 0 LOB: 0 BB: 0 P: 16	R: 0 H: 0 E: 0 K: 2 S: 11	H: 0 LOB: 0 BB: 0 P: 16	R: 0 H: 2 E: 0 K: 1 S: 13	H: 2 LOB: 2 BB: 0 P: 17	1B: 7 2B: 2 3B: 0 HR: 1	SF: 0 SAC: 1 DP: 0 HBP: 0	WP: 0 PB: 0 SB: 1 CS: 0	PA: 41				
<b>PITCHER</b>	IP WLS BF H R ER SO BB IBB HBP BLK WP HR S P ERA WHIP	IP WLS BF H R ER SO BB IBB HBP BLK WP HR S P ERA WHIP	IP WLS BF H R ER SO BB IBB HBP BLK WP HR S P ERA WHIP	IP WLS BF H R ER SO BB IBB HBP BLK WP HR S P ERA WHIP	IP WLS BF H R ER SO BB IBB HBP BLK WP HR S P ERA WHIP	IP WLS BF H R ER SO BB IBB HBP BLK WP HR S P ERA WHIP	IP WLS BF H R ER SO BB IBB HBP BLK WP HR S P ERA WHIP	IP WLS BF H R ER SO BB IBB HBP BLK WP HR S P ERA WHIP	IP WLS BF H R ER SO BB IBB HBP BLK WP HR S P ERA WHIP	IP WLS BF H R ER SO BB IBB HBP BLK WP HR S P ERA WHIP	IP WLS BF H R ER SO BB IBB HBP BLK WP HR S P ERA WHIP	IP WLS BF H R ER SO BB IBB HBP BLK WP HR S P ERA WHIP	IP WLS BF H R ER SO BB IBB HBP BLK WP HR S P ERA WHIP	IP WLS BF H R ER SO BB IBB HBP BLK WP HR S P ERA WHIP	IP WLS BF H R ER SO BB IBB HBP BLK WP HR S P ERA WHIP	IP WLS BF H R ER SO BB IBB HBP BLK WP HR S P ERA WHIP	IP WLS BF H R ER SO BB IBB HBP BLK WP HR S P ERA WHIP	IP WLS BF H R ER SO BB IBB HBP BLK WP HR S P ERA WHIP	IP WLS BF H R ER SO BB IBB HBP BLK WP HR S P ERA WHIP	IP WLS BF H R ER SO BB IBB HBP BLK WP HR S P ERA WHIP	IP WLS BF H R ER SO BB IBB HBP BLK WP HR S P ERA WHIP	IP WLS BF H R ER SO BB IBB HBP BLK WP HR S P ERA WHIP	IP WLS BF H R ER SO BB IBB HBP BLK WP HR S P ERA WHIP	IP WLS BF H R ER SO BB IBB HBP BLK WP HR S P ERA WHIP	IP WLS BF H R ER SO BB IBB HBP BLK WP HR S P ERA WHIP	IP WLS BF H R ER SO BB IBB HBP BLK WP HR S P ERA WHIP
29 Roenis Elias, L ERA: 4.13	3.1	L	19	6	6	6	4	3	0	0	0	0	0	0	0	0	0	0	23	32	0.00	1.125				
52 Dominic Leone, R ERA: 1.23	2.2		11	2	0	0	1	1	0	0	0	0	0	0	0	0	0	0	10	16	0.00	0.000				
40 Danny Farquhar, R ERA: 2.4	1.0		3	0	0	0	2	0	0	0	0	0	0	0	0	0	0	0	11	16	0.00	0.000				
31 Yoervis Medina, R ERA: 2.88	1.0		3	0	0	0	2	0	0	0	0	0	0	0	0	0	0	0	13	17	0.00	2.000				
41 Charlie Furbush, L ERA: 4.65	1.0		5	2	0	0	1	0	0	0	0	0	0	0	0	0	0	0	13	17	0.00	2.000				

Batter	1	2	3	4	5	6	7	8	9	AB	R	H	RBI	BB	SO	LOB	BOTTOM									
9 Endy Chavez, L OBP: 0.195, SLG: 0.275	K		P3		G6-3				G4-3	4	0	0	0	0	1	2	<b>New York Yankees @ Seattle Mariners</b> Safeco Field, Seattle, WA Thu Jun 12 2014, 7:12 PM - 10:06 PM PDT Att: 40,596 - Partly Cloudy - G3 F									
99 James Jones, L OBP: 0.234, SLG: 0.372	G3		B3		1B				P6	4	0	1	1	0	0	1										
22 Robinson Canó, L OBP: 0.387, SLG: 0.436	1B		HBP		F8				BB	2	0	1	0	1	0	1										
15 Kyle Seager, L OBP: 0.324, SLG: 0.444	K		K		F7				F9	4	0	0	0	0	2	4										
7 Stefan Romero, R OBP: 0.250, SLG: 0.344	P5		K		F8				F9	4	0	0	0	0	1	0										
13 Dustin Ackley, L OBP: 0.288, SLG: 0.367	K		G5-3		F8				20 2B	4	1	1	0	0	1	0										
20 Logan Morrison, L OBP: 0.233, SLG: 0.321	HR		K		G4-3				2B	4	1	2	2	0	1	0										
3 Mike Zunino, R OBP: 0.276, SLG: 0.397	F8		P4		F8				K	4	0	0	0	0	1	1										
5 Brad Miller, L OBP: 0.254, SLG: 0.289	22 1B		99 2B		P5				K2-3	4	1	2	0	0	1	1										
<b>Inning Stats</b>	R: 0 H: 1 E: 0 K: 2 S: 11	H: 1 LOB: 1 BB: 0 P: 15	R: 1 H: 1 E: 0 K: 1 S: 7	H: 1 LOB: 0 BB: 0 P: 8	R: 0 H: 1 E: 0 K: 1 S: 10	H: 1 LOB: 2 BB: 0 P: 15	R: 0 H: 0 E: 0 K: 2 S: 7	H: 0 LOB: 0 BB: 0 P: 8	R: 1 H: 2 E: 0 K: 0 S: 12	H: 2 LOB: 1 BB: 0 P: 16	R: 0 H: 0 E: 0 K: 0 S: 7	H: 0 LOB: 0 BB: 0 P: 10	R: 0 H: 0 E: 0 K: 0 S: 5	H: 0 LOB: 0 BB: 0 P: 6	R: 0 H: 0 E: 0 K: 0 S: 8	H: 0 LOB: 1 BB: 1 P: 13		R: 1 H: 2 E: 0 K: 2 S: 17	H: 2 LOB: 1 BB: 0 P: 22	1B: 3 2B: 3 3B: 0 HR: 1	SF: 0 SAC: 0 DP: 0 HBP: 1	WP: 0 PB: 0 SB: 0 CS: 0	PA: 36			
<b>PITCHER</b>	IP WLS BF H R ER SO BB IBB HBP BLK WP HR S P ERA WHIP	IP WLS BF H R ER SO BB IBB HBP BLK WP HR S P ERA WHIP	IP WLS BF H R ER SO BB IBB HBP BLK WP HR S P ERA WHIP	IP WLS BF H R ER SO BB IBB HBP BLK WP HR S P ERA WHIP	IP WLS BF H R ER SO BB IBB HBP BLK WP HR S P ERA WHIP	IP WLS BF H R ER SO BB IBB HBP BLK WP HR S P ERA WHIP	IP WLS BF H R ER SO BB IBB HBP BLK WP HR S P ERA WHIP	IP WLS BF H R ER SO BB IBB HBP BLK WP HR S P ERA WHIP	IP WLS BF H R ER SO BB IBB HBP BLK WP HR S P ERA WHIP	IP WLS BF H R ER SO BB IBB HBP BLK WP HR S P ERA WHIP	IP WLS BF H R ER SO BB IBB HBP BLK WP HR S P ERA WHIP	IP WLS BF H R ER SO BB IBB HBP BLK WP HR S P ERA WHIP	IP WLS BF H R ER SO BB IBB HBP BLK WP HR S P ERA WHIP	IP WLS BF H R ER SO BB IBB HBP BLK WP HR S P ERA WHIP	IP WLS BF H R ER SO BB IBB HBP BLK WP HR S P ERA WHIP	IP WLS BF H R ER SO BB IBB HBP BLK WP HR S P ERA WHIP	IP WLS BF H R ER SO BB IBB HBP BLK WP HR S P ERA WHIP	IP WLS BF H R ER SO BB IBB HBP BLK WP HR S P ERA WHIP	IP WLS BF H R ER SO BB IBB HBP BLK WP HR S P ERA WHIP	IP WLS BF H R ER SO BB IBB HBP BLK WP HR S P ERA WHIP	IP WLS BF H R ER SO BB IBB HBP BLK WP HR S P ERA WHIP	IP WLS BF H R ER SO BB IBB HBP BLK WP HR S P ERA WHIP	IP WLS BF H R ER SO BB IBB HBP BLK WP HR S P ERA WHIP	IP WLS BF H R ER SO BB IBB HBP BLK WP HR S P ERA WHIP	IP WLS BF H R ER SO BB IBB HBP BLK WP HR S P ERA WHIP	IP WLS BF H R ER SO BB IBB HBP BLK WP HR S P ERA WHIP
39 Chase Whitley, R ERA: 2.41	7.2	W	29	5	2	2	6	0	0	0	0	0	0	0	0	0	0	0	5	9	0.00	3.000				
48 Matt Thornton, L ERA: 3.65	0.1		2	0	0	0	0	1	0	0	0	0	0	0	0	0	0	0	9	14	27.00	6.000				
27 Shawn Kelley, R ERA: 4.02	0.1		3	2	1	1	0	0	0	0	0	0	0	0	0	0	0	0	8	8	0.00	0.000				
30 David Robertson, R ERA: 3.57	0.2	S	2	0	0	0	2	0	0	0	0	0	0	0	0	0	0	0	8	8	0.00	0.000				


livebaseballscorecards.com

AB 36  
R 6  
H 10  
RBI 6  
BB 4  
SO 10  
LOB 14



livebaseballscorecards.com

AB 34  
R 3  
H 7  
RBI 3  
BB 1  
SO 8  
LOB 10





Batter	1	2	3	4	5	6	7	8	9	AB	R	H	RBI	BB	SO	LOB	TOP						
11 Brett Gardner, L OBP: 0.344, SLG: 0.388										4	1	2	1	0	0	1							
2 Derek Jeter, R OBP: 0.333, SLG: 0.323										4	1	2	0	0	0	1							
17 Brendan Ryan, R OBP: 0.324, SLG: 0.303										0	0	0	0	0	0	0							
22 Jacoby Ellsbury, L OBP: 0.359, SLG: 0.416										4	0	1	1	1	2	3							
25 Mark Teixeira, S OBP: 0.361, SLG: 0.463										4	1	1	1	0	1	5							
34 Brian McCann, L OBP: 0.284, SLG: 0.358										4	1	1	0	1	1	1							
36 Carlos Beltrán, S OBP: 0.282, SLG: 0.384										5	0	0	0	0	1	5							
31 Ichiro Suzuki, L OBP: 0.370, SLG: 0.353										4	1	2	1	0	1	0							
14 Brian Roberts, S OBP: 0.318, SLG: 0.342										4	2	2	1	0	2	1							
33 Kelly Johnson, L OBP: 0.286, SLG: 0.391										3	0	1	1	1	1	0							
<b>Inning Stats</b>	R: 2 E: 0 K: 0 S: 9	H: 3 LOB: 1 BB: 0 P: 16	R: 1 E: 0 K: 1 S: 19	H: 3 LOB: 3 BB: 1 P: 33	R: 0 E: 0 K: 0 S: 6	H: 0 LOB: 0 BB: 0 P: 8	R: 0 E: 0 K: 1 S: 9	H: 0 LOB: 0 BB: 0 P: 11	R: 0 E: 0 K: 2 S: 8	H: 1 LOB: 1 BB: 0 P: 24	R: 0 E: 0 K: 1 S: 6	H: 0 LOB: 0 BB: 0 P: 9	R: 4 E: 1 K: 1 S: 22	H: 5 LOB: 1 BB: 0 P: 39	R: 0 E: 0 K: 0 S: 11	H: 0 LOB: 2 BB: 2 P: 21	1B: 12 2B: 0 3B: 0 HR: 0	SF: 1 SAC: 0 DP: 2 HBP: 2	WP: 0 PB: 0 SB: 0 CS: 0	PA: 42			
<b>PITCHER</b>	IP: 6.0 ERA: 2.93	WLS: L LOB: 26	H: 7 R: 3 ER: 3 SO: 7	R: 0 ER: 0 LOB: 3 P: 1	BB: 1 IBB: 0 HBP: 0 BLK: 0	WP: 0 HR: 0 S: 65 P: 103	ERA: 4.50 WHIP: 1.333	<b>PITCHER</b>	IP: 7.1 ERA: 1.59	WLS: L LOB: 6	H: 0 R: 0 ER: 0 SO: 9	R: 0 ER: 0 LOB: 0 P: 22	BB: 0 IBB: 0 HBP: 0 BLK: 0	WP: 0 HR: 0 S: 69 P: 36.00	ERA: 0.00 WHIP: 0.000	<b>PITCHER</b>	IP: 8.1 ERA: 6.75	WLS: L LOB: 4	H: 5 R: 4 ER: 4 SO: 1	R: 0 ER: 0 LOB: 0 P: 0	BB: 0 IBB: 0 HBP: 0 BLK: 0	WP: 0 HR: 0 S: 21 P: 2.00	ERA: 2.000

**New York Yankees @ Oakland Athletics**  
O.co Coliseum, Oakland, CA  
Fri Jun 13 2014, 10:09 PM - 1:14 AM EDT  
Att: 36,067 - Clear - 67 F

livebaseballscores.com

AB 36  
R 7  
H 12  
RBI 6  
BB 3  
SO 9  
LOB 17

Batter	1	2	3	4	5	6	7	8	9	AB	R	H	RBI	BB	SO	LOB	BOTTOM						
4 Coco Crisp, S OBP: 0.373, SLG: 0.421										3	0	0	0	1	1	0							
5 John Jaso, L OBP: 0.359, SLG: 0.446										3	0	0	0	1	1	1							
20 Josh Donaldson, R OBP: 0.342, SLG: 0.500										4	0	0	0	0	0	1							
37 Brandon Moss, L OBP: 0.355, SLG: 0.542										4	0	0	0	0	1	1							
52 Yoenis Cespedes, R OBP: 0.306, SLG: 0.500										3	0	0	0	0	1	0							
8 Jed Lowrie, S OBP: 0.330, SLG: 0.358										2	0	1	0	1	0	0							
36 Derek Norris, R OBP: 0.402, SLG: 0.473										3	0	1	0	0	0	1							
12 Andy Parrino, S OBP: 0.389, SLG: 0.444										3	0	0	0	0	1	2							
88 Kyle Blanks, R OBP: 0.389, SLG: 0.444										3	0	0	0	0	2	2							
<b>Inning Stats</b>	R: 0 E: 0 K: 0 S: 8	H: 0 LOB: 0 BB: 0 P: 13	R: 0 E: 0 K: 1 S: 7	H: 0 LOB: 0 BB: 0 P: 12	R: 0 E: 0 K: 2 S: 10	H: 0 LOB: 0 BB: 0 P: 17	R: 0 E: 0 K: 0 S: 9	H: 0 LOB: 1 BB: 1 P: 17	R: 0 E: 0 K: 0 S: 10	H: 1 LOB: 2 BB: 1 P: 17	R: 0 E: 0 K: 0 S: 7	H: 0 LOB: 0 BB: 1 P: 15	R: 0 E: 0 K: 1 S: 8	H: 1 LOB: 1 BB: 0 P: 13	R: 0 E: 0 K: 2 S: 9	H: 0 LOB: 0 BB: 0 P: 15	1B: 1 2B: 1 3B: 0 HR: 0	SF: 0 SAC: 0 DP: 1 HBP: 0	WP: 0 PB: 0 SB: 0 CS: 0	PA: 31			
<b>PITCHER</b>	IP: 6.2 ERA: 4.01	WLS: H LOB: 4	H: 2 R: 0 ER: 0 SO: 4	R: 0 ER: 0 LOB: 0 P: 2	BB: 3 IBB: 0 HBP: 0 BLK: 0	WP: 0 HR: 0 S: 57 P: 102	ERA: 0.00 WHIP: 0.750	<b>PITCHER</b>	IP: 7.1 ERA: 1.63	WLS: H LOB: 3	H: 0 R: 0 ER: 0 SO: 1	R: 0 ER: 0 LOB: 1 P: 11	BB: 0 IBB: 0 HBP: 0 BLK: 0	WP: 0 HR: 0 S: 17 P: 17	ERA: 0.00 WHIP: 0.000	<b>PITCHER</b>	IP: 8.1 ERA: 2.08	WLS: L LOB: 3	H: 0 R: 0 ER: 0 SO: 1	R: 0 ER: 0 LOB: 0 P: 0	BB: 0 IBB: 0 HBP: 0 BLK: 0	WP: 0 HR: 0 S: 16 P: 16	ERA: 0.00 WHIP: 0.000

**New York Yankees @ Oakland Athletics**  
O.co Coliseum, Oakland, CA  
Fri Jun 13 2014, 10:09 PM - 1:14 AM EDT  
Att: 36,067 - Clear - 67 F

livebaseballscores.com

AB 28  
R 0  
H 2  
RBI 0  
BB 3  
SO 7  
LOB 8











Batter	1	2	3	4	5	6	7	8	9	AB	R	H	RBI	BB	SO	LOB	TOP			
7 José Reyes, S OBP: 0.332, SLG: 0.414										4	1	1	1	0	1	2	<p>Toronto Blue Jays @ New York Yankees Yankee Stadium, Bronx, NY Tue Jun 17 2014, 7:12 PM - 10:19 PM EDT Att. 41,834 - Clear - 85 F</p> <p>livebaseballscorecards.com</p> <p>AB 33 R 1 H 6 RBI 1 BB 2 SO 15 LOB 13</p>			
53 Melky Cabrera, S OBP: 0.333, SLG: 0.456										4	0	1	0	0	1	0				
19 José Bautista, R OBP: 0.431, SLG: 0.537										4	0	0	0	0	3	1				
10 Edwin Encarnación, R OBP: 0.349, SLG: 0.572										3	0	1	0	0	2	0				
13 Brett Lawrie, R OBP: 0.290, SLG: 0.407										4	0	1	0	0	2					
30 Dioner Navarro, S OBP: 0.328, SLG: 0.340										4	0	0	0	0	2	4				
47 Juan Francisco, L OBP: 0.319, SLG: 0.547										3	0	1	0	1	2	0				
66 Munenori Kawasaki, L OBP: 0.294, SLG: 0.438										4	0	1	0	0	2	2				
8 Anthony Gose, L OBP: 0.347, SLG: 0.291										3	0	0	0	1	2	2				
<b>Inning Stats</b>	R: 1 H: 3 E: 0 K: 2 S: 15	H: 3 LOB: 2 BB: 0 P: 22	R: 0 H: 0 E: 0 K: 2 S: 9	H: 0 LOB: 1 BB: 1 P: 16	R: 0 H: 1 E: 0 K: 1 S: 11	H: 1 LOB: 2 BB: 0 P: 19	R: 0 H: 0 E: 0 K: 2 S: 13	H: 0 LOB: 1 BB: 1 P: 19	R: 0 H: 1 E: 0 K: 3 S: 9	H: 0 LOB: 0 BB: 0 P: 15	R: 0 H: 1 E: 0 K: 0 S: 9	H: 1 LOB: 1 BB: 0 P: 13	R: 0 H: 0 E: 0 K: 2 S: 10	H: 0 LOB: 0 BB: 0 P: 13	R: 0 H: 1 E: 0 K: 2 S: 14	H: 1 LOB: 0 BB: 0 P: 26	1B: 3 2B: 1 3B: 1 HR: 1	SF: 0 SAC: 0 DP: 0 HBP: 1	WP: 0 PB: 0 CS: 0	PA: 36
<b>PITCHER</b>	IP WLS BF H R ER SO BB IBB HBP BLK WP HR S P ERA WHIP																			
19 Masahiro Tanaka, R ERA: 1.99	6.0 W 26 5 1 1 10 2 0 0 0 0 0 1 66 104 1.50 1.167																			
68 Dellin Betances, R ERA: 1.55	2.0 H 6 0 0 0 3 0 0 0 0 0 0 0 15 21 0.00 0.000																			
30 David Robertson, R ERA: 3.42	1.0 S 4 1 0 0 2 0 0 0 0 0 0 0 0 14 26 0.00 1.000																			

Batter	1	2	3	4	5	6	7	8	9	AB	R	H	RBI	BB	SO	LOB	BOTTOM			
11 Brett Gardner, L OBP: 0.343, SLG: 0.405										4	1	1	2	0	0	3	<p>Toronto Blue Jays @ New York Yankees Yankee Stadium, Bronx, NY Tue Jun 17 2014, 7:12 PM - 10:19 PM EDT Att. 41,834 - Clear - 85 F</p> <p>livebaseballscorecards.com</p> <p>AB 30 R 3 H 6 RBI 3 BB 4 SO 5 LOB 13</p>			
2 Derek Jeter, R OBP: 0.330, SLG: 0.325										4	1	2	0	0	0	0				
22 Jacoby Ellsbury, L OBP: 0.347, SLG: 0.398										4	0	0	0	0	2	2				
25 Mark Teixeira, S OBP: 0.363, SLG: 0.464										3	0	1	1	1	1	0				
34 Brian McCann, L OBP: 0.278, SLG: 0.345										4	0	0	0	0	1	3				
36 Carlos Beltrán, S OBP: 0.272, SLG: 0.400										2	0	0	0	2	0	1				
31 Ichiro Suzuki, L OBP: 0.362, SLG: 0.341										4	0	0	0	0	1	2				
14 Brian Roberts, S OBP: 0.318, SLG: 0.338										2	0	0	0	1	0	1				
33 Kelly Johnson, L OBP: 0.307, SLG: 0.412										3	1	2	0	0	0	1				
<b>Inning Stats</b>	R: 0 H: 0 E: 0 K: 1 S: 15	H: 0 LOB: 0 BB: 0 P: 18	R: 0 H: 0 E: 0 K: 0 S: 10	H: 0 LOB: 1 BB: 1 P: 19	R: 2 H: 3 E: 0 K: 0 S: 18	H: 3 LOB: 2 BB: 1 P: 36	R: 0 H: 1 E: 0 K: 1 S: 19	H: 1 LOB: 2 BB: 1 P: 31	R: 1 H: 2 E: 0 K: 1 S: 16	H: 2 LOB: 1 BB: 0 P: 28	R: 0 H: 0 E: 0 K: 0 S: 9	H: 0 LOB: 0 BB: 1 P: 17	R: 0 H: 0 E: 0 K: 2 S: 8	H: 0 LOB: 0 BB: 0 P: 12	R: 0 H: 0 E: 0 K: 0 S: 4	H: 0 LOB: 0 BB: 0 P: 7	1B: 4 2B: 1 3B: 0 HR: 1	SF: 0 SAC: 0 DP: 0 HBP: 0	WP: 2 PB: 0 CS: 0	PA: 34
<b>PITCHER</b>	IP WLS BF H R ER SO BB IBB HBP BLK WP HR S P ERA WHIP																			
6 Marcus Stroman, R ERA: 5.14	3.2 L 18 4 2 2 2 2 3 0 0 0 0 1 0 19 34 6.75 1.909																			
62 Aaron Loup, L ERA: 3.51	1.1 6 2 1 1 1 0 0 0 0 0 1 0 19 34 6.75 1.500																			
58 Todd Redmond, R ERA: 2.68	2.0 7 0 0 0 2 1 0 0 0 0 1 0 17 29 0.00 0.500																			
21 Sergio Santos, R ERA: 8.31	1.0 3 0 0 0 0 0 0 0 0 0 0 0 4 7 0.00 0.000																			



Batter	1	2	3	4	5	6	7	8	9	AB	R	H	RBI	BB	SO	LOB	TOP					
7 José Reyes, S OBP: 0.325, SLG: 0.405										5	0	0	0	0	0	0						
53 Melky Cabrera, S OBP: 0.338, SLG: 0.462										3	1	2	0	1	0	0						
19 José Bautista, R OBP: 0.432, SLG: 0.540										4	0	2	1	0	0	2						
10 Edwin Encarnación, R OBP: 0.344, SLG: 0.564										4	1	0	0	0	1	4						
13 Brett Lawrie, R OBP: 0.292, SLG: 0.406										1	1	0	0	0	1	0						
18 Steve Tolleson, R OBP: 0.329, SLG: 0.451										2	0	0	0	0	1	1						
47 Juan Francisco, L OBP: 0.324, SLG: 0.543										3	0	1	0	1	2	2						
30 Dioner Navarro, S OBP: 0.307, SLG: 0.338										4	0	1	1	0	2	3						
28 Colby Rasmus, L OBP: 0.265, SLG: 0.482										4	0	1	1	0	1	1						
66 Munenori Kawasaki, L OBP: 0.238, SLG: 0.350										4	0	0	0	0	0	2						
<b>Inning Stats</b>	R: 0 H: 1 E: 0 K: 0 S: 10	H: 1 LOB: 1 BB: 0 P: 17	R: 0 H: 1 E: 0 K: 1 S: 8	H: 1 LOB: 1 BB: 0 P: 14	R: 0 H: 0 E: 0 K: 0 S: 11	H: 0 LOB: 0 BB: 0 P: 20	R: 2 H: 3 E: 0 K: 1 S: 16	H: 3 LOB: 2 BB: 0 P: 28	R: 0 H: 0 E: 0 K: 0 S: 9	H: 0 LOB: 1 BB: 1 P: 16	R: 0 H: 0 E: 0 K: 3 S: 9	H: 0 LOB: 0 BB: 0 P: 14	R: 0 H: 0 E: 0 K: 0 S: 10	H: 0 LOB: 0 BB: 0 P: 15	R: 1 H: 2 E: 0 K: 2 S: 16	H: 2 LOB: 2 BB: 1 P: 31	R: 0 H: 0 E: 0 K: 1 S: 10	H: 0 LOB: 0 BB: 0 P: 17	1B: 5 2B: 2 HR: 0	SF: 0 SAC: 0 DP: 0 HBP: 1	WP: 0 PB: 0 SB: 0 CS: 0	PA: 37
<b>PITCHER</b>	IP	WLS	BF	H	R	ER	SO	BB	IBB	HBP	BLK	WP	HR	S	P	ERA	WHIP					
39 Chase Whitley, R ERA: 2.56	5.0	W	22	5	2	2	2	1	0	1	0	0	0	54	95	3.60	1.200					
43 Adam Warren, R ERA: 2.09	2.0	H	6	0	0	0	3	0	0	0	0	0	0	19	29	0.00	0.000					
63 José Ramirez, R ERA: 6.75	0.0		2	2	1	1	0	0	0	0	0	0	0	8	13	∞	∞					
68 Dellin Betances, R ERA: 1.51	1.0		4	0	0	0	2	1	0	0	0	0	0	8	18	0.00	1.000					
30 David Robertson, R ERA: 3.28	1.0		3	0	0	0	1	0	0	0	0	0	0	10	17	0.00	0.000					

Toronto Blue Jays @ New York Yankees  
Yankee Stadium, Bronx, NY  
Wed Jun 18 2014, 7:12 PM - 10:13 PM EDT  
Att. 41,342 - Clear - 87 F

AB 34  
R 3  
H 7  
RBI 3  
BB 2  
SO 8  
LOB 15



Batter	1	2	3	4	5	6	7	8	9	AB	R	H	RBI	BB	SO	LOB	BOTTOM					
11 Brett Gardner, L OBP: 0.351, SLG: 0.412										5	2	4	0	0	0	0						
2 Derek Jeter, R OBP: 0.327, SLG: 0.327										5	0	1	0	0	0	5						
22 Jacoby Ellsbury, L OBP: 0.345, SLG: 0.395										5	1	1	0	0	0	3						
25 Mark Teixeira, S OBP: 0.361, SLG: 0.459										4	1	1	0	0	1	2						
12 Alfonso Soriano, R OBP: 0.253, SLG: 0.390										3	0	1	1	0	1	0						
31 Ichiro Suzuki, L OBP: 0.367, SLG: 0.341										0	1	0	1	1	0	0						
36 Carlos Beltrán, S OBP: 0.272, SLG: 0.396										4	1	1	0	0	1	5						
34 Brian McCann, L OBP: 0.286, SLG: 0.372										3	1	2	5	1	0	0						
26 Yangerve Solarte, S OBP: 0.345, SLG: 0.414										3	0	0	0	1	1	2						
14 Brian Roberts, S OBP: 0.313, SLG: 0.332										4	0	0	0	0	1	2						
<b>Inning Stats</b>	R: 1 H: 2 E: 1 K: 1 S: 16	H: 2 LOB: 2 BB: 0 P: 25	R: 0 H: 1 E: 0 K: 0 S: 10	H: 1 LOB: 1 BB: 1 P: 19	R: 0 H: 0 E: 0 K: 0 S: 5	H: 0 LOB: 0 BB: 0 P: 6	R: 2 H: 3 E: 0 K: 1 S: 18	H: 3 LOB: 1 BB: 0 P: 23	R: 0 H: 0 E: 0 K: 2 S: 11	H: 0 LOB: 0 BB: 0 P: 15	R: 0 H: 0 E: 0 K: 0 S: 6	H: 0 LOB: 1 BB: 1 P: 15	R: 4 H: 4 E: 0 K: 0 S: 11	H: 4 LOB: 1 BB: 1 P: 22	R: 0 H: 1 E: 0 K: 1 S: 10	H: 1 LOB: 0 BB: 0 P: 15	1B: 8 2B: 1 3B: 1 HR: 1	SF: 0 SAC: 0 DP: 0 HBP: 0	WP: 0 PB: 0 SB: 0 CS: 0	PA: 39		
<b>PITCHER</b>	IP	WLS	BF	H	R	ER	SO	BB	IBB	HBP	BLK	WP	HR	S	P	ERA	WHIP					
56 Mark Buehrle, L ERA: 2.32	6.0	L	27	6	3	2	4	2	0	0	0	0	0	66	103	3.00	1.333					
64 Chad Jenkins, R ERA: 4.75	0.1		4	3	3	3	0	0	0	0	0	0	0	6	9	81.00	9.000					
27 Brett Cecil, L ERA: 3.76	0.2		4	1	1	1	0	1	0	0	0	0	0	5	13	13.50	3.000					
21 Sergio Santos, R ERA: 7.71	1.0		4	1	0	0	1	0	0	0	0	0	0	10	15	0.00	1.000					

Toronto Blue Jays @ New York Yankees  
Yankee Stadium, Bronx, NY  
Wed Jun 18 2014, 7:12 PM - 10:13 PM EDT  
Att. 41,342 - Clear - 87 F

AB 36  
R 7  
H 11  
RBI 7  
BB 3  
SO 5  
LOB 19





Batter	1	2	3	4	5	6	7	8	9	AB	R	H	RBI	BB	SO	LOB	TOP					
7 José Reyes, S OBP: 0.323, SLG: 0.401										5	1	1	0	0	1	2						
53 Melky Cabrera, S OBP: 0.340, SLG: 0.472										4	1	2	2	0	0	1						
19 José Bautista, R OBP: 0.433, SLG: 0.536										2	1	0	0	2	0	0						
10 Edwin Encarnación, R OBP: 0.346, SLG: 0.574										4	1	2	2	0	1	2						
30 Dioner Navarro, S OBP: 0.306, SLG: 0.336										4	0	1	0	0	0	1						
47 Juan Francisco, L OBP: 0.322, SLG: 0.532										3	0	0	0	1	2	1						
31 Erik Kratz, R OBP: 0.258, SLG: 0.381										2	0	0	0	0	1	1						
26 Adam Lind, L OBP: 0.406, SLG: 0.504										1	0	0	0	0	0	2						
22 Josh Thole, L OBP: 0.377, SLG: 0.328										1	0	0	0	0	0	0						
28 Colby Rasmus, L OBP: 0.272, SLG: 0.490										4	0	2	0	0	1	0						
18 Steve Tolleson, R OBP: 0.321, SLG: 0.438										2	0	0	0	0	1	0						
66 Munenori Kawasaki, L OBP: 0.227, SLG: 0.333										1	0	0	0	0	0	1						
<b>Inning Stats</b>	R: 0 H: 1 E: 0 K: 1 S: 9	H: 1 LOB: 1 BB: 1 P: 18	R: 0 H: 0 E: 0 K: 1 S: 8	H: 0 LOB: 0 BB: 0 P: 12	R: 2 H: 2 E: 0 K: 1 S: 12	H: 2 LOB: 0 BB: 0 P: 16	R: 0 H: 1 E: 0 K: 2 S: 13	H: 1 LOB: 1 BB: 0 P: 19	R: 0 H: 1 E: 0 K: 0 S: 8	H: 1 LOB: 2 BB: 1 P: 16	R: 0 H: 1 E: 0 K: 0 S: 10	H: 1 LOB: 0 BB: 1 P: 18	R: 0 H: 0 E: 0 K: 2 S: 12	H: 0 LOB: 0 BB: 0 P: 16	R: 2 H: 1 E: 0 K: 0 S: 13	H: 1 LOB: 0 BB: 1 P: 20	R: 0 H: 1 E: 0 K: 0 S: 13	H: 1 LOB: 1 BB: 0 P: 22	1B: 5 2B: 1 3B: 0 HR: 2	SF: 0 LOB: 1 DP: 0 HBP: 0	WP: 0 PB: 0 CS: 0	PA: 37
<b>PITCHER</b>	IP	WLS	BF	H	R	ER	SO	BB	IBB	HBP	BLK	WP	HR	S	P	ERA	WHIP					
41 David Phelps, R ERA: 3.86	7.0	W	28	6	2	2	7	2	0	0	0	0	1	72	115	2.57	1.143					
27 Shawn Kelley, R ERA: 4.58	0.2		4	1	2	2	0	1	0	0	0	0	1	9	15	27.00	3.000					
48 Matt Thornton, L ERA: 3.21	0.2	H	3	1	0	0	0	0	0	0	0	0	0	9	14	0.00	1.500					
43 Adam Warren, R ERA: 2.04	0.2	S	2	0	0	0	0	0	0	0	0	0	0	8	13	0.00	0.000					

Toronto Blue Jays @ New York Yankees  
 Yankee Stadium, Bronx, NY  
 Thu Jun 19 2014, 7:11 PM - 10:56 PM EDT  
 Att. 40,169 - Clear - 80 F

AB	33
R	4
H	8
RBI	4
BB	3
SO	7
LOB	11




Batter	1	2	3	4	5	6	7	8	9	AB	R	H	RBI	BB	SO	LOB	BOTTOM					
11 Brett Gardner, L OBP: 0.355, SLG: 0.415										3	1	1	0	1	0	3						
2 Derek Jeter, R OBP: 0.328, SLG: 0.328										5	0	2	1	0	1	4						
22 Jacoby Ellsbury, L OBP: 0.346, SLG: 0.396										4	2	2	1	0	0	2						
25 Mark Teixeira, S OBP: 0.367, SLG: 0.460										4	1	2	0	1	0	2						
34 Brian McCann, L OBP: 0.288, SLG: 0.367										3	0	0	0	2	1	5						
36 Carlos Beltrán, S OBP: 0.271, SLG: 0.401										3	1	1	2	0	0	3						
31 Ichiro Suzuki, L OBP: 0.364, SLG: 0.338										4	0	1	0	0	0	5						
14 Brian Roberts, S OBP: 0.320, SLG: 0.333										2	1	1	0	2	0	0						
33 Kelly Johnson, L OBP: 0.301, SLG: 0.406										1	0	0	1	0	1	0						
26 Yanervis Solarte, S OBP: 0.348, SLG: 0.414										1	0	0	1	1	1	1						
<b>Inning Stats</b>	R: 1 H: 2 E: 0 K: 0 S: 15	H: 1 LOB: 3 BB: 3 P: 17	R: 1 H: 2 E: 0 K: 1 S: 15	H: 2 LOB: 1 BB: 0 P: 21	R: 0 H: 0 E: 0 K: 1 S: 11	H: 0 LOB: 0 BB: 0 P: 15	R: 1 H: 2 E: 0 K: 0 S: 8	H: 2 LOB: 2 BB: 1 P: 14	R: 1 H: 1 E: 0 K: 1 S: 13	H: 1 LOB: 1 BB: 0 P: 23	R: 1 H: 1 E: 0 K: 0 S: 13	H: 1 LOB: 3 BB: 3 P: 31	R: 0 H: 1 E: 0 K: 0 S: 7	H: 1 LOB: 1 BB: 0 P: 8	1B: 8 2B: 2 3B: 0 HR: 0	SF: 3 LOB: 1 DP: 0 HBP: 1	WP: 0 PB: 0 CS: 1	PA: 41				
<b>PITCHER</b>	IP	WLS	BF	H	R	ER	SO	BB	IBB	HBP	BLK	WP	HR	S	P	ERA	WHIP					
36 Drew Hutchison, R ERA: 3.86	4.1	L	22	6	4	4	3	4	0	0	0	0	0	15	26	9.00	2.308					
62 Aaron Loup, L ERA: 3.67	1.0		6	2	1	1	1	0	0	1	0	0	0	3	3	0.00	0.000					
29 Dustin McGowan, R ERA: 3.95	0.2		2	0	0	0	0	0	0	0	0	0	0	3	3	0.00	0.000					
50 Steve Delabar, R ERA: 4.91	0.2		6	1	1	1	0	3	0	0	0	0	0	10	26	13.50	6.000					
64 Chad Jenkins, R ERA: 4.26	1.1		5	1	0	0	0	0	0	0	0	0	0	10	13	0.00	0.750					


Toronto Blue Jays @ New York Yankees  
 Yankee Stadium, Bronx, NY  
 Thu Jun 19 2014, 7:11 PM - 10:56 PM EDT  
 Att. 40,169 - Clear - 80 F

AB	30
R	6
H	10
RBI	6
BB	7
SO	4
LOB	25





Batter	1	2	3	4	5	6	7	8	9	AB R H RBI BB SO LOB	TOP																		
21 Nick Markakis, L (1,9) OBP: 0.358, SLG: 0.412	G6-3		L7			F7	IBB		1B	4 0 1 0 1 0 2	<p><b>Baltimore Orioles @ New York Yankees</b>  <b>Yankee Stadium, Bronx, NY</b>            Fri Jun 20 2014, 7:12 PM - 10:48 PM EDT            Att: 46,197 - Partly Cloudy - 79 F</p> <p>livebaseballscorecards.com</p> <p>AB 36 R 3 H 9 RBI 3 BB 2 SO 10 LOB 18</p> 																		
28 Steve Pearce, R (1,10) OBP: 0.376, SLG: 0.555	K			K		10 1B	K		1B	5 1 2 2 0 3 2																			
10 Adam Jones, R (1,8) OBP: 0.310, SLG: 0.470	G5-3			F9		19 1B		F8	K	5 0 1 1 0 1 2																			
19 Chris Davis, L (1,3) OBP: 0.332, SLG: 0.431		K		K		1B		P5	K	5 0 1 0 0 3 2																			
23 Nelson Cruz, R (1,7) OBP: 0.369, SLG: 0.599	F7				F8			2B		3 0 1 0 1 0 2																			
2 J.J. Hardy, R (1,6) OBP: 0.317, SLG: 0.354	G5-3			F9		F9			1B	4 0 1 0 0 0 3																			
13 Manny Machado, R (1,5) OBP: 0.280, SLG: 0.330			K		P3			P2		4 0 1 0 0 1 3																			
3 Ryan Flaherty, L (1,4) OBP: 0.283, SLG: 0.310			K		G2-3		SH3		E5	2 0 0 0 0 1 1																			
6 Jonathan Schoop, R (9,PH) OBP: 0.266, SLG: 0.355									21 1B, 40 SH1, 28 1B	1 1 0 0 0 0 0																			
40 Nick Hundley, R (1,2) OBP: 0.240, SLG: 0.302			E6			28 2B	K		SH1-4	3 1 1 0 0 1 1																			
<b>Inning Stats</b>	R: 0 H: 0 E: 0 K: 1 S: 11	H: 0 LOB: 0 BB: 0 P: 16	R: 0 H: 0 E: 0 K: 1 S: 7	H: 0 LOB: 0 BB: 0 P: 11	R: 0 H: 0 E: 1 K: 2 S: 13	H: 0 LOB: 1 BB: 0 P: 20	R: 0 H: 0 E: 0 K: 2 S: 11	H: 0 LOB: 0 BB: 0 P: 17	R: 0 H: 0 E: 0 K: 0 S: 11	H: 0 LOB: 1 BB: 1 P: 19	R: 2 H: 4 E: 0 K: 0 S: 15	H: 4 LOB: 2 BB: 0 P: 24	R: 0 H: 1 E: 0 K: 2 S: 11	H: 1 LOB: 2 BB: 1 P: 21	R: 0 H: 2 E: 0 K: 0 S: 14	H: 2 LOB: 2 BB: 0 P: 20	R: 1 H: 2 E: 1 K: 2 S: 13	H: 2 LOB: 2 BB: 0 P: 20	1B: 7 2B: 2 3B: 0 HR: 0	SF: 0 SAC: 2 DP: 0 HBP: 0	WP: 0 PB: 0 SB: 0 CS: 0	PA: 40							
<b>PITCHER</b>	IP WLS BF H R ER SO BB IBB HBP BLK WP HR S P ERA WHIP												IP WLS BF H R ER SO BB IBB HBP BLK WP HR S P ERA WHIP																
18 Hiroki Kuroda, R (1,1) ERA: 4.23	6.0	24	4	2	2	6	1	0	0	0	0	0	0	0	68	107	3.00	0.833											
27 Shawn Kelley, R (7,1) ERA: 4.25	1.1	6	1	0	0	2	0	1	0	0	0	0	0	0	12	23	0.00	0.750											
48 Matt Thornton, L (8,1) ERA: 3.14	0.1	3	2	0	0	0	0	0	0	0	0	0	0	0	8	11	0.00	6.000											
68 Dellin Betances, R (8,1) ERA: 1.5	0.1	1	0	0	0	0	0	0	0	0	0	0	0	0	5	7	0.00	0.000											
55 David Huff, L (9,1) ERA: 5.63	1.0	W	6	2	1	0	2	0	0	0	0	0	0	0	13	20	0.00	2.000											

Batter	1	2	3	4	5	6	7	8	9	AB R H RBI BB SO LOB	BOTTOM																		
11 Brett Gardner, L (1,7) OBP: 0.356, SLG: 0.413	K	F8-2			22 BB	FC4-6			25 BB	4 1 1 0 1 1 6	<p><b>Baltimore Orioles @ New York Yankees</b>  <b>Yankee Stadium, Bronx, NY</b>            Fri Jun 20 2014, 7:12 PM - 10:48 PM EDT            Att: 46,197 - Partly Cloudy - 79 F</p> <p>livebaseballscorecards.com</p> <p>AB 35 R 5 H 11 RBI 5 BB 7 SO 4 LOB 19</p> 																		
2 Derek Jeter, R (1,6) OBP: 0.326, SLG: 0.323	G1-3		L4		22 BB		G4-3		K	4 0 0 0 1 1 1																			
22 Jacoby Ellsbury, L (1,8) OBP: 0.347, SLG: 0.394	25 2B		P5		4-1		G1-3		F8	4 1 1 0 1 0 1																			
25 Mark Teixeira, S (1,3) OBP: 0.367, SLG: 0.461	1B		K		G3		G6-3		34 1B	4 0 1 1 1 1 3																			
33 Kelly Johnson, L (9,PR) OBP: 0.301, SLG: 0.406	2B								36 HR	0 1 0 0 0 0 0																			
34 Brian McCann, L (1,2) OBP: 0.290, SLG: 0.368	P5			G3		26 BB	G4-3		36 HR	5 0 2 1 0 0 1																			
29 Francisco Cervelli, R (9,PR) OBP: 0.236, SLG: 0.250									36 HR	0 1 0 0 0 0 0																			
36 Carlos Beltrán, S (1,10) OBP: 0.280, SLG: 0.426		14 1B		F7		26 BB	G6-3		HR	4 1 2 3 1 0 0																			
31 Ichiro Suzuki, L (1,9) OBP: 0.363, SLG: 0.338		11 F8-2								4 1 2 3 1 0 0																			
12 Alfonso Soriano, R (6,PH) OBP: 0.257, SLG: 0.393			K		14 CS		B5			3 0 1 0 0 1 3																			
14 Brian Roberts, S (1,4) OBP: 0.323, SLG: 0.337		26 S		CS		G3	P3			1 0 1 0 0 0 0																			
26 Yangervis Solarte, S (1,5) OBP: 0.350, SLG: 0.411						F7		F7		2 0 0 0 2 0 2																			
<b>Inning Stats</b>	R: 1 H: 2 E: 0 K: 1 S: 12	H: 2 LOB: 1 BB: 0 P: 18	R: 0 H: 2 E: 0 K: 1 S: 8	H: 2 LOB: 1 BB: 1 P: 17	R: 0 H: 0 E: 0 K: 1 S: 9	H: 0 LOB: 0 BB: 0 P: 13	R: 0 H: 1 E: 0 K: 0 S: 8	H: 1 LOB: 0 BB: 0 P: 13	R: 0 H: 0 E: 0 K: 0 S: 8	H: 1 LOB: 3 BB: 3 P: 24	R: 0 H: 1 E: 0 K: 0 S: 10	H: 1 LOB: 2 BB: 2 P: 23	R: 0 H: 0 E: 0 K: 0 S: 5	H: 0 LOB: 0 BB: 0 P: 9	R: 0 H: 2 E: 0 K: 0 S: 13	H: 2 LOB: 2 BB: 0 P: 18	R: 4 H: 3 E: 0 K: 1 S: 15	H: 3 LOB: 1 BB: 1 P: 27	1B: 8 2B: 3 3B: 0 HR: 1	SF: 0 SAC: 0 DP: 1 HBP: 0	WP: 0 PB: 0 SB: 3 CS: 1	PA: 43							
<b>PITCHER</b>	IP WLS BF H R ER SO BB IBB HBP BLK WP HR S P ERA WHIP												IP WLS BF H R ER SO BB IBB HBP BLK WP HR S P ERA WHIP																
31 Ubaldo Jiménez, R (1,1) ERA: 4.63	5.2	27	6	1	1	3	6	0	0	0	0	0	0	0	52	104	1.59	2.118											
66 T.J. McFarland, L (6,1) ERA: 3.32	2.0	H	6	0	0	0	0	0	0	0	0	0	0	0	13	21	0.00	0.000											
56 Darren O'Day, R (8,1) ERA: 1.45	0.1	H	3	2	0	0	0	0	0	0	0	0	0	0	7	10	0.00	6.000											
53 Zack Britton, L (9,1) ERA: 1.64	0.2	L	6	3	4	4	1	1	0	0	0	0	0	1	15	27	54.00	6.000											







Batter	1	2	3	4	5	6	7	8	9	AB	R	H	RBI	BB	SO	LOB	TOP					
21 Nick Markakis, L (1,9) OBP: 0.357, SLG: 0.406										4	0	2	0	1	0	0	<p><b>Baltimore Orioles @ New York Yankees</b>  Yankee Stadium, Bronx, NY  Sun Jun 22 2014, 2:11 PM - 5:14 PM EDT  Att: 47,493 - Sunny - 78 F</p>					
28 Steve Pearce, R (1,10) OBP: 0.395, SLG: 0.576										4	0	2	0	1	2	1						
10 Adam Jones, R (1,8) OBP: 0.316, SLG: 0.479										5	1	2	0	0	1	4						
23 Nelson Cruz, R (1,7) OBP: 0.363, SLG: 0.594										5	1	0	0	0	1	7						
19 Chris Davis, L (1,3) OBP: 0.327, SLG: 0.422										4	1	0	0	1	2	4						
2 J.J. Hardy, R (1,6) OBP: 0.322, SLG: 0.375										4	2	2	3	0	0	0						
13 Manny Machado, R (1,5) OBP: 0.279, SLG: 0.332										4	1	2	1	0	0	0						
6 Jonathan Schoop, R (1,4) OBP: 0.270, SLG: 0.347										4	1	1	2	0	0	2						
36 Caleb Joseph, R (1,2) OBP: 0.235, SLG: 0.225										3	1	1	2	0	1	0						
<b>Inning Stats</b>	R: 0 H: 2 E: 0 K: 2 S: 15	H: 2 LOB: 2 BB: 0 P: 23	R: 1 H: 1 E: 0 K: 1 S: 13	H: 1 LOB: 0 BB: 0 P: 22	R: 0 H: 1 E: 0 K: 1 S: 12	H: 1 LOB: 1 BB: 0 P: 15	R: 0 H: 0 E: 0 K: 0 S: 6	H: 0 LOB: 0 BB: 0 P: 11	R: 0 H: 0 E: 0 K: 1 S: 8	H: 0 LOB: 1 BB: 1 P: 14	R: 0 H: 0 E: 0 K: 1 S: 5	H: 0 LOB: 0 BB: 0 P: 8	R: 2 H: 2 E: 0 K: 0 S: 9	H: 2 LOB: 0 BB: 0 P: 13	R: 4 H: 4 E: 2 K: 0 S: 15	H: 4 LOB: 2 BB: 1 P: 24		R: 1 H: 2 E: 0 K: 1 S: 14	H: 2 LOB: 2 BB: 1 P: 25	1B: 8 2B: 2 3B: 0 HR: 2	SF: 1 SAC: 0 DP: 1 HBP: 0	WP: 0 PB: 0 SB: 0 CS: 0
<b>PITCHER</b>	IP WLS BF H R ER SO BB IBB HBP BLK WP HR S P ERA WHIP																					
19 Masahiro Tanaka, R (1,1) ERA: 2.11	7.0 L 28 6 3 3 6 1 0 0 0 0 0 1 68 106 3.86 1.000																					
43 Adam Warren, R (8,1) ERA: 2.89	1.0 7 4 4 4 0 0 1 0 0 0 0 0 15 24 36.00 4.000																					
55 David Huff, L (9,1) ERA: 5.76	1.0 6 2 1 1 1 1 0 0 0 0 0 1 14 25 9.00 3.000																					

Batter	1	2	3	4	5	6	7	8	9	AB	R	H	RBI	BB	SO	LOB	BOTTOM					
11 Brett Gardner, L (1,7) OBP: 0.356, SLG: 0.411										3	0	1	0	1	1	3	<p><b>Baltimore Orioles @ New York Yankees</b>  Yankee Stadium, Bronx, NY  Sun Jun 22 2014, 2:11 PM - 5:14 PM EDT  Att: 47,493 - Sunny - 78 F</p>					
2 Derek Jeter, R (1,6) OBP: 0.320, SLG: 0.317										4	0	0	0	0	3							
22 Jacoby Ellsbury, L (1,8) OBP: 0.350, SLG: 0.396										3	0	1	0	1	0	0						
25 Mark Teixeira, S (1,3) OBP: 0.363, SLG: 0.465										3	0	0	0	0	0	2						
17 Brendan Ryan, R (8,PR) OBP: 0.343, SLG: 0.393										0	0	0	0	0	0	0						
34 Brian McCann, L (1,2) OBP: 0.285, SLG: 0.360										4	0	0	0	0	0	2						
36 Carlos Beltrán, S (1,10) OBP: 0.279, SLG: 0.412										3	0	0	0	1	0	0						
33 Kelly Johnson, L (1,5) OBP: 0.294, SLG: 0.389										2	0	0	0	1	1	2						
12 Alfonso Soriano, R (9,PH) OBP: 0.256, SLG: 0.391										4	0	0	0	0	1	1						
26 Yangelis Solarte, S (1,4) OBP: 0.345, SLG: 0.404										3	0	2	0	0	0	1						
31 Ichiro Suzuki, L (1,9) OBP: 0.366, SLG: 0.343										3	0	2	0	0	0	1						
<b>Inning Stats</b>	R: 0 H: 1 E: 0 K: 0 S: 12	H: 0 LOB: 1 BB: 1 P: 23	R: 0 H: 0 E: 0 K: 1 S: 7	H: 0 LOB: 0 BB: 0 P: 10	R: 0 H: 1 E: 0 K: 0 S: 12	H: 1 LOB: 1 BB: 1 P: 21	R: 0 H: 1 E: 0 K: 0 S: 8	H: 1 LOB: 2 BB: 1 P: 16	R: 0 H: 0 E: 0 K: 1 S: 10	H: 0 LOB: 1 BB: 0 P: 16	R: 0 H: 0 E: 0 K: 0 S: 7	H: 0 LOB: 0 BB: 0 P: 10	R: 0 H: 0 E: 1 K: 0 S: 11	H: 0 LOB: 2 BB: 1 P: 18	R: 0 H: 0 E: 0 K: 0 S: 7	H: 0 LOB: 1 BB: 0 P: 12	R: 0 H: 0 E: 0 K: 1 S: 13	H: 0 LOB: 0 BB: 0 P: 17	1B: 2 2B: 2 3B: 0 HR: 0	SF: 0 SAC: 0 DP: 1 HBP: 1	WP: 0 PB: 0 SB: 0 CS: 0	PA: 35
<b>PITCHER</b>	IP WLS BF H R ER SO BB IBB HBP BLK WP HR S P ERA WHIP																					
30 Chris Tillman, R (1,1) ERA: 4.45	7.0 W 28 4 0 0 2 4 0 0 0 0 0 0 20 29 0.00 1.143																					
66 T.J. McFarland, L (8,1) ERA: 3.04	2.0 7 0 0 0 1 0 0 1 0 0 0 0 20 29 0.00 0.000																					















Batter	1	2	3	4	5	6	7	8	9	AB	R	H	RBI	BB	SO	LOB	TOP			
26 Brock Holt, L OBP: 0.366, SLG: 0.450	4-1 BB		3-2 2B			1-3 K		1-2 L8		3	0	1	0	1	1	0	<b>Boston Red Sox @ New York Yankees</b> Yankee Stadium, Bronx, NY Fri Jun 27 2014, 7:11 PM - 9:52 PM EDT Att. 48,522 - Clear - 78 F			
15 Dustin Pedroia, R OBP: 0.334, SLG: 0.372	1-3 K		1-1 F7			0-1 G5-3		1-0 F8		4	0	0	0	0	1	2				
34 David Ortiz, L OBP: 0.355, SLG: 0.479	1-0 P4		2-2 G4-3			4-2 29 FC5 12 BB BB		1-3 K		3	0	0	0	1	1	2				
12 Mike Napoli, R OBP: 0.388, SLG: 0.447	2-3 K			0-3 K		4-1 29 FC5 BB		3-3 K		3	0	0	0	1	3	1				
5 Jonny Gomes, R OBP: 0.335, SLG: 0.361		2-0 1B		0-0 P2		1-2 FC5		3-2 G6-3		2	0	1	0	0	0	0				
29 Daniel Nava, S OBP: 0.313, SLG: 0.308		3-2 F9		1-2 L6		1-2 2-3F		0-1 G4-3		2	0	0	0	0	0	2				
40 A.J. Pierzynski, L OBP: 0.279, SLG: 0.353		1-3 F9		1-2 L6		0-0 F9				4	0	0	0	0	0	1				
2 Xander Bogaerts, R OBP: 0.334, SLG: 0.384		1-3 K		2-1 P3		2-3 K				3	0	0	0	0	2	1				
7 Stephen Drew, L OBP: 0.167, SLG: 0.192		0-1 L9		3-2 P5		1-1 2B				3	0	1	0	0	0	1				
25 Jackie Bradley Jr., L OBP: 0.289, SLG: 0.298			2-2 G1-3		1-2 G5-3		1-3 K			3	0	0	0	0	1	1				
<b>Inning Stats</b>	R: 0 H: 0 E: 0 K: 2 S: 10	H: 0 LOB: 1 BB: 1 P: 18	R: 0 H: 1 E: 0 K: 1 S: 12	H: 1 LOB: 1 BB: 0 P: 18	R: 0 H: 1 E: 0 K: 0 S: 11	H: 1 LOB: 1 BB: 0 P: 19	R: 0 H: 0 E: 0 K: 1 S: 7	H: 0 LOB: 0 BB: 0 P: 8	R: 0 H: 0 E: 0 K: 1 S: 13	H: 0 LOB: 2 BB: 2 P: 23	R: 0 H: 1 E: 0 K: 2 S: 10	H: 1 LOB: 1 BB: 0 P: 14	R: 0 H: 0 E: 0 K: 1 S: 7	H: 0 LOB: 0 BB: 0 P: 10	R: 0 H: 0 E: 0 K: 1 S: 8	H: 0 LOB: 0 BB: 0 P: 14	1B: 1 2B: 2 HR: 0	SF: 0 SAC: 0 DP: 0 HBP: 0	WP: 0 PB: 0 SB: 0 CS: 0	PA: 33
<b>PITCHER</b>	IP WLS BF H R ER SO BB IBB HBP BLK WP HR S P ERA WHIP	IP WLS BF H R ER SO BB IBB HBP BLK WP HR S P ERA WHIP	IP WLS BF H R ER SO BB IBB HBP BLK WP HR S P ERA WHIP	IP WLS BF H R ER SO BB IBB HBP BLK WP HR S P ERA WHIP	IP WLS BF H R ER SO BB IBB HBP BLK WP HR S P ERA WHIP	IP WLS BF H R ER SO BB IBB HBP BLK WP HR S P ERA WHIP	IP WLS BF H R ER SO BB IBB HBP BLK WP HR S P ERA WHIP	IP WLS BF H R ER SO BB IBB HBP BLK WP HR S P ERA WHIP	IP WLS BF H R ER SO BB IBB HBP BLK WP HR S P ERA WHIP	IP WLS BF H R ER SO BB IBB HBP BLK WP HR S P ERA WHIP	IP WLS BF H R ER SO BB IBB HBP BLK WP HR S P ERA WHIP	IP WLS BF H R ER SO BB IBB HBP BLK WP HR S P ERA WHIP	IP WLS BF H R ER SO BB IBB HBP BLK WP HR S P ERA WHIP	IP WLS BF H R ER SO BB IBB HBP BLK WP HR S P ERA WHIP	IP WLS BF H R ER SO BB IBB HBP BLK WP HR S P ERA WHIP	IP WLS BF H R ER SO BB IBB HBP BLK WP HR S P ERA WHIP	IP WLS BF H R ER SO BB IBB HBP BLK WP HR S P ERA WHIP			
57 Vidal Nuño, L ERA: 5.42	5.2 W	21 2	0 0	0 0	5 5	2 2	0 0	0 0	0 0	0 0	57 91	0.00 0.706								
68 Dellin Betances, R ERA: 1.39	1.1 6	1 0	0 0	0 2	1 1	0 0	0 0	0 0	0 0	0 0	14 23	0.00 1.500								
43 Adam Warren, R ERA: 2.79	1.0 3	0 0	0 0	1 2	0 0	0 0	0 0	0 0	0 0	7 10	0.00 0.000									
48 Matt Thornton, L ERA: 2.7	1.0 3	0 0	0 0	1 1	0 0	0 0	0 0	0 0	0 0	8 14	0.00 0.000									

Batter	1	2	3	4	5	6	7	8	9	AB	R	H	RBI	BB	SO	LOB	BOTTOM			
11 Brett Gardner, L OBP: 0.397, SLG: 0.422	2-3 K		1-1 SH1-3	3-2 HR		1-1 G3-1		2-2 G3-1		3	1	1	1	0	1	0	<b>Boston Red Sox @ New York Yankees</b> Yankee Stadium, Bronx, NY Fri Jun 27 2014, 7:11 PM - 9:52 PM EDT Att. 48,522 - Clear - 78 F			
2 Derek Jeter, R OBP: 0.327, SLG: 0.330	0-0 22 BB 25 SF7 1B		0-2 22 BB 1B	0-0 G4-3		2-2 F9		2-2 F9		4	1	2	0	0	0	0				
22 Jacoby Ellsbury, L OBP: 0.357, SLG: 0.400	1-0 2B		4-2 BB		1-0 F8		0-2 L6			3	0	1	0	1	0	0				
25 Mark Teixeira, S OBP: 0.354, SLG: 0.480	1-0 SF7		1-3 K		2-2 1B		1-1 34 HR 1B			3	1	2	1	0	1	3				
36 Carlos Beltrán, S OBP: 0.272, SLG: 0.396	0-0 G3		0-2 G3-1		1-3 K		2-2 F9			4	0	0	0	0	1	6				
34 Brian McCann, L OBP: 0.287, SLG: 0.375		1-1 P3		1-0 33 HR 1B		0-1 G6-3		3-1 HR		4	2	2	2	0	0	1				
14 Brian Roberts, S OBP: 0.313, SLG: 0.347		2-2 F9		0-0 P5		0-1 F8		2-1 G6-3		4	0	0	0	0	0	1				
31 Ichiro Suzuki, L OBP: 0.354, SLG: 0.327		1-3 K2-3		0-0 P5		0-1 L8		2-2 G1-3		4	0	0	0	0	1	1				
33 Kelly Johnson, L OBP: 0.304, SLG: 0.412			4-0 2 BB 11 SH1-3 BB		1-1 HR		1-3 K			2	1	1	2	1	1	0				
<b>Inning Stats</b>	R: 1 H: 2 E: 0 K: 1 S: 7	H: 2 LOB: 1 BB: 0 P: 11	R: 0 H: 0 E: 0 K: 1 S: 12	H: 0 LOB: 0 BB: 0 P: 16	R: 0 H: 1 E: 0 K: 1 S: 13	H: 1 LOB: 3 BB: 2 P: 23	R: 3 H: 3 E: 0 K: 0 S: 9	H: 3 LOB: 0 BB: 0 P: 14	R: 0 H: 1 E: 0 K: 1 S: 9	H: 1 LOB: 1 BB: 0 P: 13	R: 0 H: 0 E: 0 K: 1 S: 7	H: 0 LOB: 0 BB: 0 P: 8	R: 0 H: 0 E: 0 K: 0 S: 19	H: 0 LOB: 0 BB: 0 P: 23	R: 2 H: 2 E: 0 K: 0 S: 12	H: 2 LOB: 0 BB: 0 P: 22		1B: 5 2B: 1 3B: 0 HR: 3	SF: 1 SAC: 1 DP: 0 HBP: 0	WP: 0 PB: 0 SB: 0 CS: 0
<b>PITCHER</b>	IP WLS BF H R ER SO BB IBB HBP BLK WP HR S P ERA WHIP	IP WLS BF H R ER SO BB IBB HBP BLK WP HR S P ERA WHIP	IP WLS BF H R ER SO BB IBB HBP BLK WP HR S P ERA WHIP	IP WLS BF H R ER SO BB IBB HBP BLK WP HR S P ERA WHIP	IP WLS BF H R ER SO BB IBB HBP BLK WP HR S P ERA WHIP	IP WLS BF H R ER SO BB IBB HBP BLK WP HR S P ERA WHIP	IP WLS BF H R ER SO BB IBB HBP BLK WP HR S P ERA WHIP	IP WLS BF H R ER SO BB IBB HBP BLK WP HR S P ERA WHIP	IP WLS BF H R ER SO BB IBB HBP BLK WP HR S P ERA WHIP	IP WLS BF H R ER SO BB IBB HBP BLK WP HR S P ERA WHIP	IP WLS BF H R ER SO BB IBB HBP BLK WP HR S P ERA WHIP	IP WLS BF H R ER SO BB IBB HBP BLK WP HR S P ERA WHIP	IP WLS BF H R ER SO BB IBB HBP BLK WP HR S P ERA WHIP	IP WLS BF H R ER SO BB IBB HBP BLK WP HR S P ERA WHIP	IP WLS BF H R ER SO BB IBB HBP BLK WP HR S P ERA WHIP	IP WLS BF H R ER SO BB IBB HBP BLK WP HR S P ERA WHIP				
67 Brandon Workman, R ERA: 3.27	7.0 L	30 4	4 4	0 0	0 0	2 2	0 0	0 0	0 0	0 0	2 12	5.14 1.286								
32 Craig Breslow, L ERA: 4.39	1.0 5	2 2	2 2	0 0	0 0	0 0	0 0	0 0	0 0	1 12	22 18.00	2.000								



Batter	1	2	3	4	5	6	7	8	9	AB	R	H	RBI	BB	SO	LOB	TOP					
26 Brock Holt, L OBP: 0.364, SLG: 0.451	G4-3		F8					L7		4	0	1	0	0	0	0	<b>Boston Red Sox @ New York Yankees</b> Yankee Stadium, Bronx, NY Sat Jun 28 2014, 7:17 PM - 10:02 PM EDT Att: 48,433 - Partly Cloudy - 79 F					
29 Daniel Nava, S OBP: 0.305, SLG: 0.299	F7		F8					K		4	0	0	0	0	1	1						
15 Dustin Pedroia, R OBP: 0.339, SLG: 0.377	G6-3									4	0	3	0	0	0	0						
34 David Ortiz, L OBP: 0.354, SLG: 0.479		K								4	0	1	0	0	1	1						
12 Mike Napoli, R OBP: 0.390, SLG: 0.459										3	1	1	1	1	2	2						
7 Stephen Drew, L OBP: 0.155, SLG: 0.179										4	0	0	0	0	3	3						
2 Xander Bogaerts, R OBP: 0.331, SLG: 0.380										3	0	0	0	0	1	3						
25 Jackie Bradley Jr., L OBP: 0.286, SLG: 0.294										3	0	0	0	0	0	0						
3 David Ross, R OBP: 0.240, SLG: 0.371										3	1	1	1	0	0	0						
<b>Inning Stats</b>	R: 0 E: 0 K: 0 S: 6	H: 0 LOB: 0 BB: 0 P: 7	R: 0 E: 0 K: 3 S: 16	H: 0 LOB: 1 BB: 1 P: 26	R: 1 E: 0 K: 0 S: 7	H: 1 LOB: 0 BB: 0 P: 10	R: 0 E: 0 K: 2 S: 13	H: 2 LOB: 2 BB: 0 P: 15	R: 0 E: 0 K: 1 S: 10	H: 1 LOB: 1 BB: 0 P: 15	R: 0 E: 0 K: 1 S: 6	H: 1 LOB: 0 BB: 0 P: 6	R: 0 E: 0 K: 0 S: 7	H: 0 LOB: 0 BB: 0 P: 11	R: 0 E: 0 K: 1 S: 10	H: 0 LOB: 0 BB: 0 P: 13		R: 1 E: 0 K: 1 S: 11	H: 2 LOB: 0 BB: 0 P: 13	1B: 3 2B: 2 3B: 0 HR: 2	SF: 0 SAC: 0 DP: 1 HBP: 0	WP: 0 PB: 0 SB: 0 CS: 0
<b>PITCHER</b> 19 Masahiro Tanaka, R ERA: 2.1	IP: 9.0 WLS: L BF: 33 H: 7 R: 2 ER: 2 SO: 8 BB: 1 IBB: 0 HBP: 0 BLK: 0 WP: 0 HR: 2 S: 86 P: 116 ERA: 2.00 WHIP: 0.889																					

Batter	1	2	3	4	5	6	7	8	9	AB	R	H	RBI	BB	SO	LOB	BOTTOM			
11 Brett Gardner, L OBP: 0.360, SLG: 0.423	F8		SH5-4							2	0	1	0	1	0	0	<b>Boston Red Sox @ New York Yankees</b> Yankee Stadium, Bronx, NY Sat Jun 28 2014, 7:17 PM - 10:02 PM EDT Att: 48,433 - Partly Cloudy - 79 F			
2 Derek Jeter, R OBP: 0.325, SLG: 0.330			G6-3							3	0	1	1	1	0	2				
22 Jacoby Ellsbury, L OBP: 0.358, SLG: 0.401			G6-3							4	0	2	0	0	0	2				
25 Mark Teixeira, S OBP: 0.348, SLG: 0.471										4	0	0	0	0	2	4				
36 Carlos Beltrán, S OBP: 0.267, SLG: 0.388										4	0	0	0	0	2	2				
12 Alfonso Soriano, R OBP: 0.251, SLG: 0.381										3	0	0	0	0	1	0				
31 Ichiro Suzuki, L OBP: 0.352, SLG: 0.325										1	0	0	0	0	0	0				
34 Brian McCann, L OBP: 0.283, SLG: 0.369										4	0	0	0	0	2	0				
14 Brian Roberts, S OBP: 0.314, SLG: 0.346										3	1	1	0	0	1	0				
26 Yangervis Solarte, S OBP: 0.346, SLG: 0.400										2	0	0	0	0	0	1				
<b>Inning Stats</b>	R: 0 E: 0 K: 0 S: 8	H: 0 LOB: 1 BB: 1 P: 17	R: 0 E: 0 K: 1 S: 10	H: 0 LOB: 0 BB: 0 P: 13	R: 1 E: 1 K: 0 S: 9	H: 0 LOB: 1 BB: 0 P: 19	R: 0 E: 0 K: 1 S: 7	H: 0 LOB: 0 BB: 0 P: 11	R: 0 E: 0 K: 1 S: 14	H: 3 LOB: 2 BB: 0 P: 20	R: 0 E: 0 K: 1 S: 9	H: 1 LOB: 0 BB: 0 P: 10	R: 0 E: 0 K: 1 S: 10	H: 1 LOB: 1 BB: 1 P: 18	R: 0 E: 0 K: 2 S: 8	H: 0 LOB: 0 BB: 0 P: 11	1B: 5 2B: 0 3B: 0 HR: 0	SF: 0 SAC: 1 DP: 1 HBP: 1	WP: 0 PB: 0 SB: 0 CS: 1	PA: 34
<b>PITCHER</b> 31 Jon Lester, L ERA: 2.92 19 Koji Uehara, R ERA: 1.23	IP: 8.0 WLS: W BF: 31 H: 5 R: 0 ER: 0 SO: 6 BB: 2 IBB: 0 HBP: 0 BLK: 0 WP: 0 HR: 0 S: 74 P: 118 ERA: 0.00 WHIP: 0.875																			







Batter	1	2	3	4	5	6	7	8	9	10	11	12	AB	R	H	RBI	BB	SO	LOB	TOP		
8 Desmond Jennings, R OBP: 0.330, SLG: 0.372	G6-3		F8		18 CS BB		18 BB		18 CS HBP		18 CS HBP		2	0	0	0	2	0	0			
18 Ben Zobrist, S OBP: 0.338, SLG: 0.393	G4-3		BB		CS	5 FC5 21 BB	BB		K		K		3	0	0	0	3	2	4			
20 Matt Joyce, L OBP: 0.355, SLG: 0.431	HR		P6		K	K	G4-3		F7		K		6	1	1	1	0	2	8			
3 Evan Longoria, R OBP: 0.337, SLG: 0.395	1B		K		F9		F9		G6-3		F9		6	0	1	0	0	1	2			
21 James Loney, L OBP: 0.332, SLG: 0.377	K		F7		F7	5 C5 1B	G3		G4-3		P5		6	0	1	0	0	1	1			
5 Brandon Guyer, R OBP: 0.319, SLG: 0.371	G6-3		G5-3		FC5		11 S 24 1B BB		F9		F9		4	2	0	0	2	0	2			
11 Logan Forsythe, R OBP: 0.293, SLG: 0.333	G5-3		L4		K		24 1B BB		K		8 HBP 39 1B		5	0	2	1	1	1	0			
24 Ryan Hanigan, R OBP: 0.312, SLG: 0.355	P3		F8		G5-3		1B		G5-3		F8	F9	6	0	1	1	0	0	2			
39 Kevin Kiermaier, L OBP: 0.361, SLG: 0.611	HR		K		K		18 BB 8 BB 1B		G6-3		8 HBP 1B		5	1	3	1	0	1	2			
<b>Inning Stats</b>	R: 1 E: 0 K: 1 S: 14	H: 2 LOB: 1 BB: 0 P: 23	R: 0 E: 0 K: 0 S: 6	H: 0 LOB: 0 BB: 0 P: 10	R: 1 E: 0 K: 1 S: 12	H: 1 LOB: 1 BB: 1 P: 26	R: 0 E: 0 K: 0 S: 5	H: 0 LOB: 0 BB: 0 P: 8	R: 0 E: 0 K: 1 S: 8	H: 0 LOB: 0 BB: 1 P: 14	R: 0 E: 0 K: 1 S: 13	H: 1 LOB: 2 BB: 1 P: 23	R: 0 E: 0 K: 0 S: 5	H: 0 LOB: 0 BB: 0 P: 6	R: 0 E: 0 K: 2 S: 14	H: 2 LOB: 3 BB: 0 P: 17	R: 1 E: 0 K: 0 S: 11	H: 1 LOB: 1 BB: 1 P: 19	1B: 7 2B: 0 3B: 0 HR: 2	SF: 0 SAC: 0 DP: 0 HBP: 2	WP: 0 PB: 0 SB: 2 CS: 2	PA: 54
<b>PITCHER</b>	IP 5.2	WLS 23	BF 23	H 4	R 2	ER 2	SO 4	BB 2	IBB 0	HBP 0	BLK 0	WP 0	HR 2	S 56	P 101	ERA 3.18	WHIP 1.235					
41 David Phelps, R ERA: 4.26													<b>PITCHER</b>									
43 Adam Warren, R ERA: 2.7													63 José Ramirez, R ERA: 5.4									
68 Dellin Betances, R ERA: 1.5													IP 1.0									
30 David Robertson, R ERA: 2.93													WLS 5									
27 Shawn Kelley, R ERA: 4.43													BF 1									
												H 1										
												R 1										
												ER 1										
												SO 0										
												BB 1										
												IBB 0										
												HBP 0										
												BLK 0										
												WP 0										
												HR 1										
												S 19										
												P 19										
												ERA 9.00										
												WHIP 2.000										

Batter	1	2	3	4	5	6	7	8	9	10	11	12	AB	R	H	RBI	BB	SO	LOB	BOTTOM								
11 Brett Gardner, L OBP: 0.397, SLG: 0.425	K		2 G4-3 3B		K		L3-6		K			G4-3	6	1	1	1	0	3	1									
2 Derek Jeter, R OBP: 0.328, SLG: 0.329	G4-3		G4-3		G4-3		G4-3		G4-3		25 S 1B	G5-3	6	0	1	1	0	0	0									
22 Jacoby Ellsbury, L OBP: 0.358, SLG: 0.397	1B		25 S BB		P5		34 1B 1B		F7		F7		4	0	2	0	1	0	1									
25 Mark Teixeira, S OBP: 0.344, SLG: 0.474	F7		K		36 1B 1B		K		K		K		5	0	1	0	0	3	4									
34 Brian McCann, L OBP: 0.281, SLG: 0.361	F8		L8		K		1B		K		K		5	0	1	0	0	2	3									
36 Carlos Beltrán, S OBP: 0.274, SLG: 0.410	G4-3		G4-3		G4-3		1B		P2		G3-1		5	0	1	0	0	0	2									
33 Kelly Johnson, L OBP: 0.300, SLG: 0.398	BB		G4-3		G4-3		F8		G3		G4-3		4	0	0	0	1	0	2									
14 Brian Roberts, S OBP: 0.311, SLG: 0.354	P5		F8		F8		11 L3-6 31 SH2-4 1B		HR		F8		5	1	2	1	0	0	1									
31 Ichiro Suzuki, L OBP: 0.347, SLG: 0.329	11 3B HBP		G4-3		G4-3		SH2-4		L8		K		3	1	0	0	0	1	0									
<b>Inning Stats</b>	R: 0 E: 0 K: 1 S: 8	H: 1 LOB: 1 BB: 0 P: 18	R: 0 E: 0 K: 0 S: 7	H: 0 LOB: 1 BB: 1 P: 18	R: 2 E: 0 K: 1 S: 25	H: 1 LOB: 1 BB: 1 P: 25	R: 0 E: 0 K: 0 S: 8	H: 0 LOB: 0 BB: 0 P: 12	R: 0 E: 0 K: 1 S: 6	H: 0 LOB: 0 BB: 0 P: 8	R: 0 E: 0 K: 0 S: 10	H: 2 LOB: 2 BB: 1 P: 15	R: 0 E: 0 K: 0 S: 7	H: 1 LOB: 0 BB: 0 P: 11	R: 0 E: 0 K: 1 S: 13	H: 2 LOB: 0 BB: 0 P: 16	R: 1 E: 0 K: 1 S: 12	H: 1 LOB: 0 BB: 0 P: 15	R: 0 E: 0 K: 2 S: 13	H: 1 LOB: 1 BB: 0 P: 20	R: 0 E: 0 K: 1 S: 11	H: 0 LOB: 0 BB: 0 P: 16	R: 0 E: 0 K: 1 S: 11	H: 0 LOB: 0 BB: 1 P: 15	1B: 7 2B: 1 3B: 1 HR: 1	SF: 0 SAC: 1 DP: 1 HBP: 1	WP: 0 PB: 0 SB: 2 CS: 0	PA: 47
<b>PITCHER</b>	IP 7.0	WLS 28	BF 28	H 5	R 2	ER 2	SO 4	BB 2	IBB 0	HBP 1	BLK 0	WP 0	HR 0	S 59	P 97	ERA 2.57	WHIP 1.000											
22 Chris Archer, R ERA: 3.24													<b>PITCHER</b>															
57 Jake McGee, L ERA: 1.24													IP 1.0															
62 Joel Peralta, R ERA: 4.11													WLS 5															
50 Grant Balfour, R ERA: 5.34													BF 4															
26 Brad Boxberger, R ERA: 2.97													H 1															
												R 0																
												ER 0																
												SO 16																
												BB 0																
												HBP 0																
												BLK 0																
												WP 0																
												HR 0																
												S 16																
												P 16																
												ERA 0.00																
												WHIP 0.000																

Tampa Bay Rays @ New York Yankees  
 Yankee Stadium, Bronx, NY  
 Mon Jun 30 2014, 7:11 PM - 11:46 PM EDT  
 Att: 36,052 - Clear - 78 F

AB	43
R	4
H	9
RBI	4
BB	8
SO	8
LOB	21



Tampa Bay Rays @ New York Yankees  
 Yankee Stadium, Bronx, NY  
 Mon Jun 30 2014, 7:11 PM - 11:46 PM EDT  
 Att: 36,052 - Clear - 78 F

AB	43
R	3
H	9
RBI	3
BB	2
SO	9
LOB	14





Batter	1	2	3	4	5	6	7	8	9	AB	R	H	RBI	BB	SO	LOB	TOP					
8 Desmond Jennings, R OBP: 0.337, SLG: 0.576										5	0	2	0	0	2	0	<b>Tampa Bay Rays @ New York Yankees</b> Yankee Stadium, Bronx, NY Tue Jul 01 2014, 7:10 PM - 10:23 PM EDT Att: 35,866 - Partly Cloudy - 85 F					
18 Ben Zobrist, S OBP: 0.337, SLG: 0.389										3	0	0	0	1	0	1						
20 Matt Joyce, L OBP: 0.354, SLG: 0.428										4	1	1	0	0	1	3						
3 Evan Longoria, R OBP: 0.332, SLG: 0.396										4	0	2	0	0	0	3						
21 James Loney, L OBP: 0.334, SLG: 0.388										4	1	2	1	0	1	2						
11 Logan Forsythe, R OBP: 0.298, SLG: 0.338										4	0	2	1	0	2	2						
35 Cole Figueroa, L OBP: 0.176, SLG: 0.235										4	0	0	0	0	0	5						
28 José Molina, R OBP: 0.209, SLG: 0.181										4	0	0	0	0	2	3						
39 Kevin Kiermaier, L OBP: 0.349, SLG: 0.590										4	0	0	0	0	1	0						
<b>Inning Stats</b>	R: 0 H: 1 E: 0 K: 1 S: 10	H: 1 LOB: 1 BB: 0 P: 16	R: 0 H: 0 E: 0 K: 0 S: 8	H: 1 LOB: 1 BB: 0 P: 13	R: 0 H: 0 E: 0 K: 1 S: 7	H: 0 LOB: 0 BB: 0 P: 10	R: 1 H: 3 E: 0 K: 2 S: 12	H: 3 LOB: 2 BB: 0 P: 17	R: 0 H: 1 E: 0 K: 0 S: 6	H: 1 LOB: 2 BB: 1 P: 13	R: 1 H: 1 E: 0 K: 1 S: 9	H: 1 LOB: 0 BB: 0 P: 15	R: 0 H: 0 E: 0 K: 1 S: 7	H: 0 LOB: 0 BB: 0 P: 10	R: 0 H: 2 E: 0 K: 1 S: 10	H: 2 LOB: 2 BB: 0 P: 15	R: 0 H: 0 E: 0 K: 2 S: 10	H: 0 LOB: 0 BB: 0 P: 15	1B: 7 2B: 1 3B: 0 HR: 1	SF: 0 SAC: 0 DP: 0 HBP: 0	WP: 0 PB: 0 SB: 0 CS: 0	PA: 37
<b>PITCHER</b>	IP WLS BF H R ER SO BB IBB HBP BLK WP HR S P ERA WHIP																					
18 Hiroki Kuroda, R ERA: 4.08	(1, 1)	8.0 L 34 9 2 2 7 1 0 0 0 0 0 1 69 109 2.25 1.250																				
55 David Huff, L ERA: 4.99	(9, 1)	1.0 3 0 0 0 2 0 0 0 0 0 0 0 10 15 0.00 0.000																				

Batter	1	2	3	4	5	6	7	8	9	AB	R	H	RBI	BB	SO	LOB	BOTTOM							
11 Brett Gardner, L OBP: 0.356, SLG: 0.421										3	0	0	0	1	1	2	<b>Tampa Bay Rays @ New York Yankees</b> Yankee Stadium, Bronx, NY Tue Jul 01 2014, 7:10 PM - 10:23 PM EDT Att: 35,866 - Partly Cloudy - 85 F							
2 Derek Jeter, R OBP: 0.330, SLG: 0.334										4	1	2	0	0	1	1								
22 Jacoby Ellsbury, L OBP: 0.357, SLG: 0.395										4	0	1	0	0	1	2								
25 Mark Teixeira, S OBP: 0.342, SLG: 0.468										3	0	0	0	1	0	3								
36 Carlos Beltrán, S OBP: 0.274, SLG: 0.404										3	0	0	0	1	1	3								
31 Ichiro Suzuki, L OBP: 0.347, SLG: 0.329										0	0	0	0	0	0	0								
12 Alfonso Soriano, R OBP: 0.248, SLG: 0.376										3	0	0	0	0	2	3								
34 Brian McCann, L OBP: 0.280, SLG: 0.360										1	0	0	0	0	1	1								
14 Brian Roberts, S OBP: 0.306, SLG: 0.349										4	0	0	0	0	1	1								
<b>Inning Stats</b>	R: 0 H: 0 E: 0 K: 0 S: 10	H: 0 LOB: 1 BB: 1 P: 19	R: 0 H: 0 E: 0 K: 2 S: 9	H: 0 LOB: 0 BB: 0 P: 15	R: 0 H: 0 E: 0 K: 1 S: 7	H: 0 LOB: 0 BB: 0 P: 12	R: 1 H: 2 E: 0 K: 1 S: 11	H: 2 LOB: 1 BB: 0 P: 13	R: 0 H: 1 E: 0 K: 2 S: 10	H: 1 LOB: 1 BB: 0 P: 14	R: 0 H: 1 E: 0 K: 2 S: 15	H: 1 LOB: 2 BB: 1 P: 24	R: 0 H: 0 E: 0 K: 1 S: 13	H: 0 LOB: 1 BB: 1 P: 22	R: 0 H: 0 E: 0 K: 1 S: 7	H: 0 LOB: 0 BB: 0 P: 10	R: 0 H: 0 E: 0 K: 1 S: 10	H: 0 LOB: 2 BB: 2 P: 21	R: 0 H: 0 E: 0 K: 2 S: 10	H: 0 LOB: 2 BB: 0 P: 21	1B: 3 2B: 1 3B: 0 HR: 0	SF: 0 SAC: 0 DP: 0 HBP: 0	WP: 0 PB: 0 SB: 1 CS: 2	PA: 36
<b>PITCHER</b>	IP WLS BF H R ER SO BB IBB HBP BLK WP HR S P ERA WHIP																							
14 David Price, L ERA: 3.44	(1, 1)	7.0 W 28 4 1 0 9 3 0 0 0 0 0 0 75 119 0.00 1.000																						
57 Jake McGee, L ERA: 1.21	(8, 1)	1.0 H 3 0 0 0 1 0 0 0 0 0 0 0 7 10 0.00 0.000																						
50 Grant Balfour, R ERA: 5.18	(9, 1)	1.0 S 5 0 0 0 1 0 0 0 0 0 0 0 10 21 0.00 2.000																						



Batter	1	2	3	4	5	6	7	8	9	AB	R	H	RBI	BB	SO	LOB	TOP					
8 Desmond Jennings, R OBP: 0.325, SLG: 0.378										4	1	2	0	1	2	1	<p><b>Tampa Bay Rays @ New York Yankees</b>  Yankee Stadium, Bronx, NY  Wed Jul 02 2014, 1:10 PM - 4:41 PM EDT  Att: 42,343 - Sunny - 89 F</p>					
18 Ben Zobrist, S OBP: 0.341, SLG: 0.400										5	1	3	0	0	0	2						
5 Brandon Guyer, R OBP: 0.325, SLG: 0.370										3	0	1	1	0	1	2						
3 Evan Longoria, R OBP: 0.333, SLG: 0.392										3	0	0	0	0	2	0						
21 James Loney, L OBP: 0.332, SLG: 0.385										5	0	1	1	0	2	4						
11 Logan Forsythe, R OBP: 0.301, SLG: 0.346										5	2	2	0	0	3	4						
1 Sean Rodriguez, R OBP: 0.280, SLG: 0.479										4	1	2	3	0	0	0						
24 Ryan Hanigan, R OBP: 0.316, SLG: 0.351										2	0	0	0	2	1	0						
39 Kevin Kiermaier, L OBP: 0.338, SLG: 0.570										4	1	0	0	0	0	2						
<b>Inning Stats</b>	R: 0 E: 0 K: 1 S: 11	H: 1 LOB: 1 BB: 0 P: 13	R: 0 E: 0 K: 2 S: 9	H: 0 LOB: 0 BB: 0 P: 15	R: 1 E: 0 K: 1 S: 12	H: 1 LOB: 2 BB: 1 P: 20	R: 1 E: 0 K: 1 S: 12	H: 2 LOB: 0 BB: 1 P: 16	R: 1 E: 0 K: 0 S: 11	H: 3 LOB: 2 BB: 1 P: 23	R: 2 E: 0 K: 2 S: 13	H: 2 LOB: 0 BB: 0 P: 21	R: 0 E: 0 K: 1 S: 13	H: 2 LOB: 2 BB: 0 P: 21	R: 0 E: 0 K: 0 S: 6	H: 0 LOB: 0 BB: 1 P: 10	R: 1 E: 0 K: 1 S: 14	H: 0 LOB: 2 BB: 2 P: 27	1B: 7 2B: 3 3B: 0 HR: 1	SF: 0 SAC: 1 DP: 0 HBP: 1	WP: 0 PB: 1 SB: 0 CS: 1	PA: 43
<b>PITCHER</b>	IP WLS BF H R ER SO BB IBB HBP BLK WP HR S P ERA WHIP																					
57 Vidal Nuño, L ERA: 5.42	5.0 L 24 8 4 3 5 1 1 1 0 0 0 0 56 89 5.40 1.800																					
27 Shawn Kelley, R ERA: 4.53	1.0 4 1 1 1 2 0 0 0 0 0 1 12 19 9.00 1.000																					
43 Adam Warren, R ERA: 2.62	1.1 7 2 0 0 1 1 0 0 0 0 0 17 29 0.00 2.250																					
55 David Huff, L ERA: 4.73	1.2 7 0 1 0 1 1 1 0 0 0 0 16 29 0.00 0.600																					

Batter	1	2	3	4	5	6	7	8	9	AB	R	H	RBI	BB	SO	LOB	BOTTOM			
11 Brett Gardner, L OBP: 0.359, SLG: 0.434										5	1	3	2	0	1	0	<p><b>Tampa Bay Rays @ New York Yankees</b>  Yankee Stadium, Bronx, NY  Wed Jul 02 2014, 1:10 PM - 4:41 PM EDT  Att: 42,343 - Sunny - 89 F</p>			
2 Derek Jeter, R OBP: 0.325, SLG: 0.329										5	0	0	0	0	1	3				
34 Brian McCann, L OBP: 0.285, SLG: 0.373										4	1	2	1	1	0	0				
36 Carlos Beltrán, S OBP: 0.277, SLG: 0.406										4	0	2	0	0	1	2				
33 Kelly Johnson, L OBP: 0.297, SLG: 0.388										4	0	0	0	0	3	5				
12 Alfonso Soriano, R OBP: 0.345, SLG: 0.374										4	1	1	0	0	2	2				
31 Ichiro Suzuki, L OBP: 0.345, SLG: 0.323										3	0	0	0	1	0	0				
14 Brian Roberts, S OBP: 0.309, SLG: 0.355										4	0	2	0	0	0	2				
26 Yanervis Solarte, S OBP: 0.343, SLG: 0.393										4	0	0	0	0	2	4				
<b>Inning Stats</b>	R: 1 E: 0 K: 1 S: 18	H: 3 LOB: 2 BB: 0 P: 26	R: 0 E: 0 K: 1 S: 9	H: 0 LOB: 0 BB: 0 P: 13	R: 1 E: 0 K: 1 S: 14	H: 2 LOB: 1 BB: 0 P: 23	R: 1 E: 0 K: 0 S: 13	H: 2 LOB: 2 BB: 1 P: 21	R: 0 E: 0 K: 1 S: 6	H: 1 LOB: 1 BB: 0 P: 14	R: 0 E: 0 K: 2 S: 10	H: 1 LOB: 2 BB: 1 P: 18	R: 0 E: 0 K: 2 S: 11	H: 1 LOB: 0 BB: 0 P: 17	R: 0 E: 0 K: 2 S: 11	H: 0 LOB: 0 BB: 0 P: 15	1B: 7 2B: 1 3B: 0 HR: 2	SF: 0 SAC: 0 DP: 0 HBP: 0	WP: 0 PB: 0 SB: 0 CS: 0	PA: 39
<b>PITCHER</b>	IP WLS BF H R ER SO BB IBB HBP BLK WP HR S P ERA WHIP																			
23 Jake Odorizzi, R ERA: 4.11	5.2 W 26 8 3 3 4 1 0 0 0 0 0 0 4 7 0.00 3.000																			
46 Juan Carlos Oviedo, R ERA: 2.45	1.0 H 4 0 0 0 2 1 0 0 0 0 0 0 8 15 0.00 1.000																			
62 Joel Peralta, R ERA: 4.0	1.0 H 4 1 0 0 2 0 0 0 0 0 0 0 11 17 0.00 1.000																			
26 Brad Boxberger, R ERA: 2.87	1.0 S 3 0 0 0 2 0 0 0 0 0 0 0 11 15 0.00 0.000																			



Batter	1	2	3	4	5	6	7	8	9	AB	R	H	RBI	BB	SO	LOB	TOP										
11 Brett Gardner, L OBP: 0.358, SLG: 0.431										4	0	1	1	0	2	0	<b>New York Yankees @ Minnesota Twins</b> Target Field, Minneapolis, MN Thu Jul 03 2014, 7:14 PM - 9:47 PM CDT Att: 34,714 - Partly Cloudy - 75 F										
2 Derek Jeter, R OBP: 0.321, SLG: 0.324										4	0	0	1	0	1												
22 Jacoby Ellsbury, L OBP: 0.352, SLG: 0.390										4	0	0	0	0	1												
25 Mark Teixeira, S OBP: 0.345, SLG: 0.468										4	1	2	0	0	0												
34 Brian McCann, L OBP: 0.285, SLG: 0.371										4	1	1	0	0	1												
36 Carlos Beltrán, S OBP: 0.277, SLG: 0.416										4	1	1	3	0	2												
31 Ichiro Suzuki, L OBP: 0.354, SLG: 0.329										3	1	2	0	1	0												
45 Zelous Wheeler, R OBP: 0.500, SLG: 1.250										4	2	2	1	0	0												
17 Brendan Ryan, R OBP: 0.333, SLG: 0.325										4	1	1	1	0	1												
<b>Inning Stats</b>	R: 0 E: 0 K: 1 S: 11	H: 0 LOB: 0 BB: 0 P: 15	R: 0 E: 0 K: 1 S: 8	H: 0 LOB: 0 BB: 0 P: 10	R: 0 E: 0 K: 0 S: 7	H: 1 LOB: 0 BB: 0 P: 9	R: 0 E: 0 K: 1 S: 9	H: 0 LOB: 0 BB: 0 P: 14	R: 4 E: 0 K: 0 S: 16	H: 4 LOB: 0 BB: 0 P: 27	R: 0 E: 0 K: 2 S: 10	H: 1 LOB: 1 BB: 0 P: 14	R: 3 E: 0 K: 1 S: 12	H: 3 LOB: 1 BB: 1 P: 18	R: 0 E: 0 K: 1 S: 7	H: 0 LOB: 0 BB: 0 P: 12	R: 0 E: 0 K: 1 S: 6	H: 1 LOB: 0 BB: 0 P: 8	1B: 7 2B: 1 3B: 0 HR: 2	SF: 0 SAC: 0 DP: 2 HBP: 0	WP: 0 PB: 0 CS: 0	PA: 36					
<b>PITCHER</b>	IP	WLS	BF	H	R	ER	SO	BB	IBB	HBP	BLK	WP	HR	S	P	ERA	WHIP										
45 Phil Hughes, R ERA: 3.95	6.1	L	27	8	7	7	6	1	0	0	0	0	2	69	101	9.95	1.421										
52 Brian Duensing, L ERA: 2.78	0.2		3	1	0	0	0	0	0	0	0	0	0	4	6	0.00	1.500										
51 Anthony Swarzak, R ERA: 3.76	2.0		6	1	0	0	2	0	0	0	0	0	0	13	20	0.00	0.500										

Batter	1	2	3	4	5	6	7	8	9	AB	R	H	RBI	BB	SO	LOB	BOTTOM										
2 Brian Dozier, R OBP: 0.348, SLG: 0.417										4	1	2	0	0	1		<b>New York Yankees @ Minnesota Twins</b> Target Field, Minneapolis, MN Thu Jul 03 2014, 7:14 PM - 9:47 PM CDT Att: 34,714 - Partly Cloudy - 75 F										
8 Kurt Suzuki, R OBP: 0.381, SLG: 0.394										4	1	1	1	0	1												
27 Chris Parmelee, L OBP: 0.319, SLG: 0.438										4	0	1	1	0	1												
17 Kendrys Morales, S OBP: 0.247, SLG: 0.304										4	0	0	1	0	1												
16 Josh Willingham, R OBP: 0.377, SLG: 0.441										4	0	0	0	0	2												
31 Oswaldo Arcia, L OBP: 0.287, SLG: 0.370										3	0	1	0	1	1												
24 Trevor Plouffe, R OBP: 0.316, SLG: 0.398										4	1	1	0	0	1												
5 Eduardo Escobar, S OBP: 0.315, SLG: 0.404										3	0	1	1	0	0												
1 Sam Fuld, L OBP: 0.296, SLG: 0.343										3	1	2	0	0	0												
<b>Inning Stats</b>	R: 1 E: 0 K: 1 S: 9	H: 2 LOB: 0 BB: 0 P: 10	R: 0 E: 0 K: 1 S: 8	H: 1 LOB: 0 BB: 0 P: 12	R: 1 E: 0 K: 0 S: 12	H: 2 LOB: 1 BB: 0 P: 17	R: 0 E: 0 K: 0 S: 5	H: 0 LOB: 0 BB: 0 P: 7	R: 0 E: 0 K: 0 S: 8	H: 1 LOB: 0 BB: 0 P: 12	R: 1 E: 0 K: 0 S: 7	H: 1 LOB: 0 BB: 0 P: 13	R: 1 E: 0 K: 1 S: 9	H: 2 LOB: 0 BB: 0 P: 14	R: 0 E: 0 K: 2 S: 10	H: 0 LOB: 0 BB: 0 P: 14	R: 0 E: 0 K: 3 S: 15	H: 0 LOB: 1 BB: 1 P: 25	1B: 6 2B: 4 3B: 0 HR: 0	SF: 0 SAC: 0 DP: 2 HBP: 0	WP: 0 PB: 0 CS: 0	PA: 34					
<b>PITCHER</b>	IP	WLS	BF	H	R	ER	SO	BB	IBB	HBP	BLK	WP	HR	S	P	ERA	WHIP										
19 Masahiro Tanaka, R ERA: 2.27	7.0	W	27	9	4	4	3	0	0	0	0	0	0	10	14	0.00	0.000										
68 Dellin Betances, R ERA: 1.47	1.0	H	3	0	0	0	2	0	0	0	0	0	0	15	25	0.00	1.000										
30 David Robertson, R ERA: 2.83	1.0	S	4	0	0	0	3	1	0	0	0	0	0	15	25	0.00	1.000										

AB	35
R	7
H	10
RBI	7
BB	1
SO	8
LOB	6





Batter	1	2	3	4	5	6	7	8	9	AB R H RBI BB SO LOB	TOP			
11 Brett Gardner, L OBP: 0.359, SLG: 0.435	1-1 14 2B 3B	4-2 14 2B 22 1B BB		2-3 K			0-0 G3		2-2 G6-3	4 2 1 0 1 1 0	<b>New York Yankees @ Minnesota Twins</b> Target Field, Minneapolis, MN Fri Jul 04 2014, 2:12 PM - 5:29 PM CDT Att: 36,952 - Overcast - 76 F			
14 Brian Roberts, S OBP: 0.318, SLG: 0.384	1-2 22 G4-3 2B	1-2 22 1B 2B		0-0 3B			3-2 2B		1-0 L8	5 2 4 1 0 0 0				
22 Jacoby Ellsbury, L OBP: 0.353, SLG: 0.389	0-0 G4-3 2-3	0-1 1B		0-3 K			3-1 HBP		0-0 G4-3	4 0 1 2 0 1 2				
25 Mark Teixeira, S OBP: 0.343, SLG: 0.469	2-1 36 PB 2B	1-1 L9				3-2 G4-3			0-0 F7	4 1 1 1 0 0 3				
36 Carlos Beltrán, S OBP: 0.272, SLG: 0.411	1-0 SF9 2H			2-2 G4-3			0-0 G3		0-0 G4-3	3 0 0 1 0 0 2				
31 Ichiro Suzuki, L OBP: 0.346, SLG: 0.321	2-2 G4-3			2-1 G2-3					1-1 G3-1	4 0 0 0 0 0 0				
29 Francisco Cervelli, R OBP: 0.313, SLG: 0.490		3-1 33 G3-1 17 SF8 2B		0-2 1B		3-3 K			1-1 2B	4 1 3 0 0 1 0				
33 Kelly Johnson, L OBP: 0.291, SLG: 0.379		2-1 G3-1		2-0 G3		1-0 G1-6-3			2-3 K	4 0 0 0 0 1 3				
45 Zolous Wheeler, R OBP: 0.300, SLG: 0.250		2-3							0-3 K	0 0 0 0 0 0 0				
17 Brendan Ryan, R OBP: 0.304, SLG: 0.302	1-1 SF8 3H			2-3 K		1-2 P5			0-3 K	3 0 0 1 0 2 1				
<b>Inning Stats</b>	R: 3 H: 3 E: 0 K: 0 S: 16	H: 3 R: 3 ER: 0 LOB: 0 BB: 0 P: 23	R: 0 H: 1 E: 0 K: 0 S: 10	H: 1 R: 1 ER: 0 LOB: 1 BB: 0 P: 15	R: 0 H: 0 E: 0 K: 1 S: 11	H: 0 R: 0 ER: 0 LOB: 0 BB: 0 P: 13	R: 0 H: 0 E: 0 K: 1 S: 7	H: 1 R: 2 ER: 0 LOB: 2 BB: 0 P: 14	R: 0 H: 1 E: 0 K: 2 S: 10	H: 1 R: 1 ER: 0 LOB: 1 BB: 0 P: 10	1B: 2 2B: 6 3B: 2 HR: 0	SF: 2 SAC: 0 DP: 0 HBP: 1	WP: 0 PB: 1 CS: 0	PA: 39
<b>PITCHER</b>	IP WLS BF H R ER SO BB IBB HBP BLK WP HR S P ERA WHIP													
44 Kyle Gibson, R ERA: 4.17	2.0 L 13 6 6 5 0 1 0 0 0 0 0 0 33 52 22.50 3.500													
21 Samuel Deduno, R ERA: 4.57	3.1 4.2 18 3 0 0 4 0 0 1 0 0 0 45 69 0.00 0.643													
56 Caleb Thielbar, L ERA: 2.96	(7, 1) 0.1 1 0 0 0 0 0 0 0 0 0 0 1 1 0.00 0.000													
50 Casey Fien, R ERA: 2.52	(8, 1) 1.0 4 1 0 0 2 0 0 0 0 0 0 10 14 0.00 1.000													
15 Glen Perkins, L ERA: 3.31	(9, 1) 1.0 3 0 0 0 0 0 0 0 0 0 0 7 10 0.00 0.000													

Batter	1	2	3	4	5	6	7	8	9	AB R H RBI BB SO LOB	BOTTOM			
2 Brian Dozier, R OBP: 0.346, SLG: 0.423	1-1 HR	1-1 FC5-4 8 CS 1-2 2-3		1-0 F9			3-2 L8		0-3 K	5 1 1 1 0 1 3	<b>New York Yankees @ Minnesota Twins</b> Target Field, Minneapolis, MN Fri Jul 04 2014, 2:12 PM - 5:29 PM CDT Att: 36,952 - Overcast - 76 F			
8 Kurt Suzuki, R OBP: 0.315, SLG: 0.398	2-1 31 BB 1B	3-1 G6-3		1-3 K			1-2 G6-3		0-2 2B	5 0 2 0 0 1 3				
27 Chris Parmelee, L OBP: 0.306, SLG: 0.419	1-1 F9			1-3 K			2-1 L4		3-3 K	5 0 0 0 0 2 3				
17 Kendrys Morales, S OBP: 0.257, SLG: 0.313	2-3 K			1-0 P3					2-1 20 S 31 HBP G4-3 1B	4 1 2 0 0 1 1				
9 Eduardo Núñez, R OBP: 0.337, SLG: 0.463				3B					1-0 20 G4-3 20 S HBP	0 1 0 0 0 0 0				
31 Oswaldo Arcia, L OBP: 0.299, SLG: 0.387	4-2 BB			2-2 K					1-0 20 G4-3 20 S HBP	2 1 1 1 1 1 0				
24 Trevor Plouffe, R OBP: 0.315, SLG: 0.396	3-3 K			1-2 1B					1-2 F9	4 0 1 1 0 1 4				
20 Chris Colabello, R OBP: 0.279, SLG: 0.394		1-0 HR		0-3 K					3-2 G4-3	4 1 1 2 0 1 2				
5 Eduardo Escobar, S OBP: 0.314, SLG: 0.401		0-2 FC5-4 1B		2-3 K					0-2 G3-1	4 0 1 0 0 1 3				
1 Sam Fuld, L OBP: 0.301, SLG: 0.348		1-1 FC5-4 1B		0-2 L1					1-3 8 G6-3 1B	4 0 2 0 0 1 0				
<b>Inning Stats</b>	R: 1 H: 2 E: 0 K: 2 S: 15	H: 3 R: 4 ER: 0 LOB: 1 BB: 0 P: 17	R: 2 H: 3 E: 0 K: 2 S: 19	H: 3 R: 1 ER: 0 LOB: 1 BB: 0 P: 29	R: 0 H: 0 E: 0 K: 1 S: 10	H: 0 R: 0 ER: 0 LOB: 0 BB: 0 P: 12	R: 0 H: 0 E: 0 K: 0 S: 7	H: 1 R: 2 ER: 0 LOB: 1 BB: 0 P: 24	R: 1 H: 1 E: 0 K: 0 S: 13	H: 1 R: 2 ER: 0 LOB: 1 BB: 0 P: 17	1B: 7 2B: 1 3B: 1 HR: 2	SF: 0 SAC: 0 DP: 0 HBP: 1	WP: 0 PB: 2 CS: 1	PA: 39
<b>PITCHER</b>	IP WLS BF H R ER SO BB IBB HBP BLK WP HR S P ERA WHIP													
39 Chase Whitley, R ERA: 5.14	3.0 W 9 0 0 0 3 1 0 0 0 0 0 25 35 0.00 0.000													
55 David Huff, L ERA: 4.33	(4, 1) 0.2 H 3 1 0 0 0 0 0 0 0 0 0 14 20 0.00 1.500													
43 Adam Warren, R ERA: 2.58	(7, 1) 1.1 H 6 1 1 1 0 0 0 0 1 0 0 0 15 24 6.75 0.750													
68 Dellin Betances, R ERA: 1.61	(9, 1) 1.0 S 4 1 0 0 3 0 0 0 0 0 0 0 13 17 0.00 1.000													



Batter	1	2	3	4	5	6	7	8	9	10	11	AB	R	H	RBI	BB	SO	LOB	TOP			
2 Derek Jeter, R OBP: 0.319, SLG: 0.322	G6-3		G6-3			G2-3	L9					5	0	1	0	0	0	2				
14 Brian Roberts, S OBP: 0.316, SLG: 0.380	F9		G4-3			L3				G4-3		5	0	1	0	0	0	1				
22 Jacoby Ellsbury, L OBP: 0.351, SLG: 0.386	K		G1-4-3			G4-6-3						5	0	1	0	0	2	1				
25 Mark Teixeira, S OBP: 0.341, SLG: 0.461	G6-3		G3-1			G4-6-3						4	0	0	0	1	0	1				
36 Carlos Beltrán, S OBP: 0.275, SLG: 0.408	P3					L8						4	0	1	0	1	0	2				
31 Ichiro Suzuki, L OBP: 0.342, SLG: 0.318			FC3-6									5	1	1	0	0	1	2				
12 Alfonso Soriano, R OBP: 0.244, SLG: 0.367	P6					L7						4	0	0	0	0	2	3				
11 Brett Gardner, L OBP: 0.359, SLG: 0.435												0	0	0	0	0	0	0				
29 Francisco Cervelli, R OBP: 0.333, SLG: 0.412	F8											4	0	2	1	0	0	0				
45 Zelous Wheeler, R OBP: 0.289, SLG: 0.376	G6-3											3	0	0	0	0	1	3				
33 Kelly Johnson, L OBP: 0.289, SLG: 0.376												1	0	0	0	0	1	0				
<b>Inning Stats</b>	R: 0 E: 0 K: 1 S: 8	H: 0 LOB: 0 BB: 0 P: 11	R: 0 E: 0 K: 0 S: 16	H: 1 LOB: 1 BB: 0 P: 23	R: 0 E: 0 K: 0 S: 8	H: 0 LOB: 0 BB: 0 P: 14	R: 0 E: 0 K: 0 S: 9	H: 0 LOB: 0 BB: 0 P: 11	R: 0 E: 0 K: 0 S: 9	H: 1 LOB: 2 BB: 0 P: 17	R: 0 E: 1 K: 1 S: 12	H: 0 LOB: 0 BB: 0 P: 15	R: 0 E: 0 K: 2 S: 10	H: 0 LOB: 0 BB: 0 P: 13	R: 0 E: 0 K: 1 S: 15	H: 1 LOB: 1 BB: 0 P: 21	R: 0 E: 0 K: 0 S: 8	H: 1 LOB: 1 BB: 0 P: 15	1B: 7 2B: 0 3B: 0 HR: 0	SF: 0 SAC: 0 DP: 1 HBP: 0	WP: 1 PB: 0 SB: 2 CS: 0	PA: 42
<b>PITCHER</b>	63 Yohan Pino, R ERA: 4.96	IP: 6.0 WLS: 1.0 BF: 23	H: 3 R: 1 ER: 1 SO: 3	BB: 2 IBB: 0 HBP: 0 BLK: 0	WP: 0 HR: 0 S: 63 P: 98	ERA: 1.50 WHIP: 0.833	<b>PITCHER</b>	52 Brian Duensing, L ERA: 2.7	IP: 11.0 WLS: 4.0 BF: 44	H: 1 R: 0 ER: 0 SO: 0	BB: 0 IBB: 0 HBP: 0 BLK: 0	WP: 0 HR: 0 S: 63 P: 115	ERA: 0.00 WHIP: 1.000									

New York Yankees @ Minnesota Twins  
Target Field, Minneapolis, MN  
Sat Jul 05 2014, 1:11 PM - 4:52 PM CDT  
Att: 36,514 - Partly Cloudy - 80 F

livebaseballscorecards.com

AB 40  
R 1  
H 7  
RBI 1  
BB 2  
SO 7  
LOB 15



Batter	1	2	3	4	5	6	7	8	9	10	11	AB	R	H	RBI	BB	SO	LOB	BOTTOM	
2 Brian Dozier, R OBP: 0.344, SLG: 0.420	L9		G5-3			G6-3						5	0	1	0	0	0	2		
8 Kurt Suzuki, R OBP: 0.366, SLG: 0.400												4	0	2	0	1	1	1		
27 Chris Parnelle, L OBP: 0.297, SLG: 0.405	1B											4	0	0	0	0	0	5		
20 Chris Colabello, R OBP: 0.283, SLG: 0.404	F8		G1			G4-3						1	0	1	0	0	0	0		
17 Kendrys Morales, S OBP: 0.245, SLG: 0.297	F7		F8			G3-1						5	0	0	0	0	1	6		
16 Josh Willingham, R OBP: 0.377, SLG: 0.458												4	2	1	1	1	3	2		
31 Oswaldo Arcia, L OBP: 0.302, SLG: 0.379												3	0	0	0	0	1	0		
24 Trevor Plouffe, R OBP: 0.314, SLG: 0.390	L8											4	0	0	0	1	0	3		
5 Eduardo Escobar, S OBP: 0.309, SLG: 0.394	FC6											4	0	0	0	0	2	2		
1 Sam Feldt, L OBP: 0.306, SLG: 0.352												4	0	2	0	0	0	1		
<b>Inning Stats</b>	R: 0 E: 0 K: 0 S: 11	H: 1 LOB: 1 BB: 0 P: 18	R: 0 E: 0 K: 1 S: 9	H: 0 LOB: 1 BB: 0 P: 12	R: 0 E: 0 K: 0 S: 12	H: 1 LOB: 2 BB: 1 P: 19	R: 0 E: 0 K: 1 S: 8	H: 0 LOB: 0 BB: 0 P: 11	R: 0 E: 0 K: 0 S: 7	H: 1 LOB: 1 BB: 0 P: 13	R: 0 E: 0 K: 2 S: 17	H: 0 LOB: 0 BB: 0 P: 22	R: 0 E: 0 K: 2 S: 13	H: 0 LOB: 0 BB: 0 P: 15	R: 0 E: 0 K: 1 S: 9	H: 1 LOB: 3 BB: 1 P: 15	1B: 5 2B: 1 3B: 0 HR: 1	SF: 0 SAC: 0 DP: 0 HBP: 2	WP: 1 PB: 0 SB: 0 CS: 1	PA: 43
<b>PITCHER</b>	41 David Phelps, R ERA: 4.01	IP: 7.0 WLS: 2.0 BF: 27	H: 3 R: 2 ER: 0 SO: 4	BB: 2 IBB: 0 HBP: 0 BLK: 0	WP: 1 HR: 1 S: 68 P: 107	ERA: 1.29 WHIP: 0.714	<b>PITCHER</b>	27 Shawn Kelley, R ERA: 4.26	IP: 8.1 WLS: 1.2 BF: 34	H: 1 R: 0 ER: 0 SO: 3	BB: 0 IBB: 0 HBP: 0 BLK: 0	WP: 0 HR: 0 S: 30 P: 37	ERA: 1.000							

New York Yankees @ Minnesota Twins  
Target Field, Minneapolis, MN  
Sat Jul 05 2014, 1:11 PM - 4:52 PM CDT  
Att: 36,514 - Partly Cloudy - 80 F

livebaseballscorecards.com

AB 38  
R 2  
H 7  
RBI 1  
BB 3  
SO 8  
LOB 22









Batter	1	2	3	4	5	6	7	8	9	AB	R	H	RBI	BB	SO	LOB	TOP			
11 Brett Gardner, L (1,7) OBP: 0.363, SLG: 0.434										5	0	3	1	0	1	2	<b>New York Yankees @ Cleveland Indians</b> Progressive Field, Cleveland, OH Mon Jul 07 2014, 7:12 PM - 10:11 PM EDT Att: 21,558 - Cloudy - 82 F			
2 Derek Jeter, R (1,6) OBP: 0.324, SLG: 0.327										4	0	1	1	1	1	2				
22 Jacoby Ellsbury, L (1,8) OBP: 0.347, SLG: 0.392										5	0	0	0	0	1	5				
25 Mark Teixeira, S (1,3) OBP: 0.339, SLG: 0.452										4	1	0	0	1	2	2				
34 Brian McCann, L (1,10) OBP: 0.339, SLG: 0.379										5	2	3	0	0	2	0				
14 Brian Roberts, S (1,4) OBP: 0.317, SLG: 0.384										4	1	2	1	0	0	2				
31 Ichiro Suzuki, L (1,9) OBP: 0.337, SLG: 0.337										4	0	3	1	0	0	2				
33 Kelly Johnson, L (1,5) OBP: 0.299, SLG: 0.377										1	1	0	0	1	0	2				
45 Zolner Wheeler, R (7,PH) OBP: 0.250, SLG: 0.625										1	0	0	0	0	0	1				
29 Francisco Cervelli, R (1,2) OBP: 0.325, SLG: 0.378										3	0	0	1	0	1	4				
<b>Inning Stats</b>	R: 0 E: 0 K: 1 S: 8	H: 1 LOB: 1 BB: 0 P: 13	R: 3 E: 0 K: 0 S: 12	H: 4 LOB: 2 BB: 2 P: 30	R: 2 E: 0 K: 1 S: 15	H: 2 LOB: 2 BB: 1 P: 28	R: 0 E: 0 K: 1 S: 7	H: 0 LOB: 0 BB: 0 P: 9	R: 0 E: 0 K: 1 S: 11	H: 2 LOB: 2 BB: 0 P: 18	R: 0 E: 0 K: 1 S: 10	H: 1 LOB: 1 BB: 0 P: 14	R: 0 E: 0 K: 1 S: 12	H: 1 LOB: 0 BB: 0 P: 17	R: 0 E: 0 K: 1 S: 6	H: 0 LOB: 0 BB: 0 P: 9	1B: 10 2B: 2 HR: 0	SF: 0 SAC: 0 HBP: 2	WP: 0 PB: 0 SB: 0 CS: 1	PA: 41
<b>PITCHER</b>	IP: 2.0 WLS: L BF: 14 ERA: 5.51	H: 6 R: 5 ER: 5 SO: 1	BB: 3 IBB: 0 HBP: 1 BLK: 0	WP: 0 HR: 0 S: 24 P: 54	ERA: 22.50 WHIP: 4.500	IP: 1.0 WLS: L BF: 3 ERA: 3.63	H: 0 R: 0 ER: 0 SO: 1	BB: 0 IBB: 0 HBP: 0 BLK: 0	WP: 0 HR: 0 S: 6 P: 9	ERA: 0.00 WHIP: 0.000										
63 Justin Masterson, R (1,1) ERA: 5.51	57 Kyle Crockett, L (3,1) ERA: 2.19	59 Carlos Carrasco, R (4,1) ERA: 3.81	35 Marc Rzepczynski, L (7,1) ERA: 3.82	52 Winnie Pestano, R (8,1) ERA: 4.7	44 John Axford, R (9,1) ERA: 3.63															

Batter	1	2	3	4	5	6	7	8	9	AB	R	H	RBI	BB	SO	LOB	BOTTOM			
22 Jason Kipnis, L (1,4) OBP: 0.325, SLG: 0.354										4	0	0	0	0	0	1	<b>New York Yankees @ Cleveland Indians</b> Progressive Field, Cleveland, OH Mon Jul 07 2014, 7:12 PM - 10:11 PM EDT Att: 21,558 - Cloudy - 82 F			
13 Asdrubal Cabrera, S (1,6) OBP: 0.309, SLG: 0.362										3	0	1	1	0	0	1				
23 Michael Brantley, L (1,8) OBP: 0.387, SLG: 0.511										4	0	2	0	0	0	1				
41 Carlos Santana, S (1,3) OBP: 0.350, SLG: 0.388										4	0	0	0	0	2	3				
8 Lonnie Chisenhall, L (1,5) OBP: 0.390, SLG: 0.535										4	0	0	0	0	0	1				
33 Nick Swisher, S (1,10) OBP: 0.286, SLG: 0.328										4	1	1	1	0	1	1				
7 David Murphy, L (1,9) OBP: 0.314, SLG: 0.370										2	0	0	0	0	1	0				
9 Ryan Raburn, R (7,PH) OBP: 0.250, SLG: 0.272										1	0	0	0	0	0	0				
10 Yan Gomes, R (1,2) OBP: 0.313, SLG: 0.446										3	1	1	1	0	0	0				
3B Chris Dickerson, L (1,7) OBP: 0.500, SLG: 0.500										2	1	1	0	0	0	0				
4 Mike Aviles, R (8,PH) OBP: 0.285, SLG: 0.354										1	0	0	0	0	0	0				
<b>Inning Stats</b>	R: 0 E: 0 K: 0 S: 7	H: 0 LOB: 0 BB: 0 P: 12	R: 0 E: 0 K: 0 S: 9	H: 0 LOB: 0 BB: 0 P: 12	R: 0 E: 0 K: 0 S: 8	H: 0 LOB: 0 BB: 0 P: 13	R: 0 E: 0 K: 0 S: 4	H: 0 LOB: 0 BB: 0 P: 8	R: 1 E: 0 K: 2 S: 14	H: 1 LOB: 0 BB: 0 P: 23	R: 0 E: 0 K: 1 S: 8	H: 0 LOB: 0 BB: 0 P: 9	R: 1 E: 1 K: 0 S: 6	H: 1 LOB: 0 BB: 0 P: 9	R: 0 E: 0 K: 1 S: 8	H: 1 LOB: 1 BB: 0 P: 10	1B: 4 2B: 1 HR: 2	SF: 0 SAC: 0 HBP: 1	WP: 0 PB: 0 SB: 0 CS: 1	PA: 33
<b>PITCHER</b>	IP: 6.0 WLS: W BF: 22 ERA: 2.84	H: 4 R: 2 ER: 2 SO: 2	BB: 0 IBB: 0 HBP: 0 BLK: 0	WP: 0 HR: 1 S: 56 P: 88	ERA: 3.00 WHIP: 0.667	IP: 1.0 WLS: H BF: 4 ERA: 4.46	H: 1 R: 1 ER: 1 SO: 1	BB: 0 IBB: 0 HBP: 0 BLK: 0	WP: 0 HR: 0 S: 10 P: 13	ERA: 9.00 WHIP: 1.000	IP: 2.0 WLS: S BF: 7 ERA: 1.55	H: 1 R: 0 ER: 0 SO: 1	BB: 0 IBB: 0 HBP: 0 BLK: 0	WP: 0 HR: 0 S: 12 P: 15	ERA: 0.00 WHIP: 0.500					
61 Shane Greene, R (1,1) ERA: 2.84	55 David Huff, L (7,1) ERA: 4.46	68 Dellin Betances, R (8,1) ERA: 1.55																		



Batter	1	2	3	4	5	6	7	8	9	AB	R	H	RBI	BB	SO	LOB	TOP				
11 Brett Gardner, L OBP: 0.361, SLG: 0.430										3	1	0	1	1	2	1					
2 Derek Jeter, R OBP: 0.321, SLG: 0.323										4	0	0	0	0	1	2					
22 Jacoby Ellsbury, L OBP: 0.346, SLG: 0.390										4	1	1	0	0	0	0					
25 Mark Teixeira, S OBP: 0.338, SLG: 0.449										4	0	1	1	0	1	2					
34 Brian McCann, L OBP: 0.288, SLG: 0.378										4	0	1	0	0	1	1					
14 Brian Roberts, S OBP: 0.313, SLG: 0.378										4	0	0	0	0	1	3					
31 Ichiro Suzuki, L OBP: 0.356, SLG: 0.335										4	1	1	0	0	1	2					
33 Kelly Johnson, L OBP: 0.300, SLG: 0.373										2	0	0	0	1	0	0					
45 Zelous Wheeler, R OBP: 0.200, SLG: 0.500										2	0	0	0	0	2	0					
<b>Inning Stats</b>	R: 2 H: 2 E: 1 K: 1 S: 16	H: 2 R: 3 ER: 1 LOB: 1 P: 25	R: 1 H: 1 E: 0 K: 0 S: 8	H: 1 R: 0 ER: 1 LOB: 2 P: 17	R: 0 H: 0 E: 0 K: 2 S: 15	H: 1 R: 0 ER: 0 LOB: 0 P: 25	R: 0 H: 0 E: 0 K: 2 S: 9	H: 0 R: 0 ER: 0 LOB: 0 P: 12	R: 0 H: 0 E: 0 K: 0 S: 7	H: 0 R: 0 ER: 0 LOB: 0 P: 11	R: 0 H: 0 E: 0 K: 2 S: 11	H: 0 R: 0 ER: 0 LOB: 0 P: 14	R: 0 H: 0 E: 0 K: 1 S: 10	H: 0 R: 0 ER: 0 LOB: 0 P: 17	R: 0 H: 0 E: 0 K: 2 S: 9	H: 0 R: 0 ER: 0 LOB: 0 P: 14	1B: 4 2B: 0 3B: 0 HR: 0	SF: 0 SAC: 1 DP: 0 HBP: 0	WP: 0 PB: 0 SB: 3 CS: 1	PA: 35	
<b>PITCHER</b>	IP: 7.0 WLS: W BF: 28 ERA: 4.23	IP: 1.0 WLS: H BF: 3 ERA: 2.45	IP: 1.0 WLS: S BF: 3 ERA: 2.33																		

**New York Yankees @ Cleveland Indians**  
**Progressive Field, Cleveland, OH**  
 Tue Jul 08 2014, 7:08 PM - 10:01 PM EDT  
 Att: 23,384 - Clear - 78 F

AB	31
R	3
H	4
RBI	2
BB	2
SO	9
LOB	11



Batter	1	2	3	4	5	6	7	8	9	AB	R	H	RBI	BB	SO	LOB	BOTTOM				
22 Jason Kipnis, L OBP: 0.327, SLG: 0.357										4	1	2	0	0	0	1					
13 Adrúbal Cabrera, S OBP: 0.306, SLG: 0.367										4	0	0	0	0	0	4					
23 Michael Brantley, L OBP: 0.391, SLG: 0.529										4	1	3	3	0	0	0					
41 Carlos Santana, S OBP: 0.349, SLG: 0.386										4	0	1	0	0	2	2					
8 Lonnie Chisenhall, L OBP: 0.391, SLG: 0.533										3	1	1	0	1	0	1					
33 Nick Swisher, S OBP: 0.286, SLG: 0.339										4	1	1	2	0	2	2					
7 David Murphy, L OBP: 0.313, SLG: 0.369										4	0	1	0	0	2	0					
10 Yan Gomes, R OBP: 0.308, SLG: 0.439										4	0	0	0	0	1	1					
38 Chris Dickerson, L OBP: 0.400, SLG: 0.400										3	1	1	0	0	0	1					
<b>Inning Stats</b>	R: 1 H: 2 E: 0 K: 1 S: 11	H: 2 R: 0 ER: 0 LOB: 2 P: 24	R: 0 H: 2 E: 0 K: 1 S: 10	H: 2 R: 0 ER: 0 LOB: 0 P: 17	R: 0 H: 0 E: 0 K: 1 S: 7	H: 0 R: 0 ER: 0 LOB: 0 P: 11	R: 0 H: 0 E: 0 K: 2 S: 9	H: 0 R: 0 ER: 0 LOB: 0 P: 10	R: 1 H: 2 E: 0 K: 0 S: 10	H: 2 R: 0 ER: 0 LOB: 1 P: 13	R: 2 H: 2 E: 0 K: 0 S: 10	H: 2 R: 0 ER: 0 LOB: 0 P: 15	R: 1 H: 2 E: 0 K: 0 S: 17	H: 2 R: 0 ER: 0 LOB: 0 P: 22	R: 0 H: 0 E: 0 K: 2 S: 7	H: 0 R: 0 ER: 0 LOB: 0 P: 10	1B: 6 2B: 2 3B: 0 HR: 2	SF: 0 SAC: 0 DP: 0 HBP: 0	WP: 0 PB: 0 SB: 2 CS: 0	PA: 35	
<b>PITCHER</b>	IP: 6.2 WLS: L BF: 31 ERA: 2.51	IP: 0.1 WLS: 1 BF: 1 ERA: 2.29	IP: 1.0 WLS: 3 BF: 0 ERA: 4.1																		

**New York Yankees @ Cleveland Indians**  
**Progressive Field, Cleveland, OH**  
 Tue Jul 08 2014, 7:08 PM - 10:01 PM EDT  
 Att: 23,384 - Clear - 78 F

AB	34
R	5
H	10
RBI	5
BB	1
SO	7
LOB	12





Batter	1	2	3	4	5	6	7	8	9	10	11	12	13	14	AB	R	H	BI	BB	SO	LOB	TOP															
22 Jacoby Ellsbury, L OBP: 0.347, SLG: 0.403															7	2	3	1	0	0	2																
2 Derek Jeter, R OBP: 0.323, SLG: 0.323															6	1	2	0	1	2	1																
34 Brian McCann, L OBP: 0.286, SLG: 0.375															5	0	1	1	0	0	2																
25 Mark Teixeira, S OBP: 0.338, SLG: 0.470															6	2	2	3	0	1	3																
14 Brian Roberts, S OBP: 0.313, SLG: 0.375															5	0	1	0	1	0	2																
31 Ichiro Suzuki, L OBP: 0.351, SLG: 0.330															6	0	1	0	0	3	4																
24 Zoilo Almonte, S OBP: 0.160, SLG: 0.280															6	0	1	0	0	3	2																
45 Zelous Wheeler, R OBP: 0.297, SLG: 0.369															4	0	1	0	0	0	2																
33 Kelly Johnson, L OBP: 0.297, SLG: 0.369															2	0	0	0	0	0	0																
17 Brendan Ryan, R OBP: 0.288, SLG: 0.271															5	0	0	0	1	4	1																
<b>Inning Stats</b>	R: 0 E: 0 K: 0 S: 8	H: 1 LOB: 1 BB: 0 P: 11	R: 0 E: 0 K: 1 S: 10	H: 1 LOB: 1 BB: 0 P: 11	R: 0 E: 0 K: 1 S: 9	H: 1 LOB: 1 BB: 0 P: 13	R: 1 E: 0 K: 1 S: 10	H: 2 LOB: 1 BB: 0 P: 14	R: 3 E: 0 K: 1 S: 16	H: 3 LOB: 0 BB: 0 P: 22	R: 0 E: 0 K: 1 S: 9	H: 0 LOB: 0 BB: 0 P: 12	R: 0 E: 0 K: 1 S: 12	H: 0 LOB: 1 BB: 1 P: 18	R: 0 E: 0 K: 1 S: 10	H: 1 LOB: 1 BB: 0 P: 15	R: 0 E: 0 K: 1 S: 8	H: 0 LOB: 1 BB: 1 P: 14	R: 0 E: 0 K: 2 S: 9	H: 0 LOB: 0 BB: 0 P: 15	R: 0 E: 0 K: 1 S: 6	H: 1 LOB: 0 BB: 0 P: 8	R: 1 E: 0 K: 1 S: 14	H: 1 LOB: 0 BB: 0 P: 19	1B: 8 2B: 1 3B: 0 HR: 3	SF: 1 SAC: 0 DP: 1 HBP: 0	WP: 0 PB: 0 CS: 0	PA: 56									
<b>PITCHER</b>	IP: 7.0 WLS: 29 ERA: 4.21	BF: 8 ER: 4 SO: 5 BB: 0 IBB: 0 HBP: 0 BLK: 0 WP: 0 HR: 2 S: 72 P: 96	H: 4 ER: 0 SO: 5 BB: 0 IBB: 0 HBP: 0 BLK: 0 WP: 0 HR: 2 S: 72 P: 96	ER: 4 SO: 5 BB: 0 IBB: 0 HBP: 0 BLK: 0 WP: 0 HR: 2 S: 72 P: 96	IP: 6.0 WLS: 29 ERA: 4.21	BF: 8 ER: 4 SO: 5 BB: 0 IBB: 0 HBP: 0 BLK: 0 WP: 0 HR: 2 S: 72 P: 96	H: 4 ER: 0 SO: 5 BB: 0 IBB: 0 HBP: 0 BLK: 0 WP: 0 HR: 2 S: 72 P: 96	ER: 4 SO: 5 BB: 0 IBB: 0 HBP: 0 BLK: 0 WP: 0 HR: 2 S: 72 P: 96	IP: 12.1 WLS: 6 ERA: 3.59	BF: 6 ER: 0 SO: 2 BB: 0 IBB: 0 HBP: 0 BLK: 0 WP: 0 HR: 1 S: 14 P: 21	H: 0 ER: 0 SO: 2 BB: 0 IBB: 0 HBP: 0 BLK: 0 WP: 0 HR: 1 S: 14 P: 21	WLS: 6 ERA: 3.59	BF: 6 ER: 0 SO: 2 BB: 0 IBB: 0 HBP: 0 BLK: 0 WP: 0 HR: 1 S: 14 P: 21	IP: 14.1 WLS: 16 ERA: 1.50	BF: 21 ER: 0 SO: 16 BB: 0 IBB: 0 HBP: 0 BLK: 0 WP: 0 HR: 12 S: 16	H: 0 ER: 0 SO: 16 BB: 0 IBB: 0 HBP: 0 BLK: 0 WP: 0 HR: 12 S: 16	WLS: 16 ERA: 1.50	BF: 21 ER: 0 SO: 16 BB: 0 IBB: 0 HBP: 0 BLK: 0 WP: 0 HR: 12 S: 16	H: 0 ER: 0 SO: 16 BB: 0 IBB: 0 HBP: 0 BLK: 0 WP: 0 HR: 12 S: 16	IP: 11.1 WLS: 5 ERA: 3.5	BF: 5 ER: 0 SO: 2 BB: 0 IBB: 0 HBP: 0 BLK: 0 WP: 0 HR: 0 S: 11 P: 19	H: 0 ER: 0 SO: 2 BB: 0 IBB: 0 HBP: 0 BLK: 0 WP: 0 HR: 0 S: 11 P: 19	WLS: 5 ERA: 3.5	BF: 5 ER: 0 SO: 2 BB: 0 IBB: 0 HBP: 0 BLK: 0 WP: 0 HR: 0 S: 11 P: 19	H: 0 ER: 0 SO: 2 BB: 0 IBB: 0 HBP: 0 BLK: 0 WP: 0 HR: 0 S: 11 P: 19	IP: 12.1 WLS: 6 ERA: 3.59	BF: 6 ER: 0 SO: 2 BB: 0 IBB: 0 HBP: 0 BLK: 0 WP: 0 HR: 1 S: 14 P: 21	H: 0 ER: 0 SO: 2 BB: 0 IBB: 0 HBP: 0 BLK: 0 WP: 0 HR: 1 S: 14 P: 21	WLS: 6 ERA: 3.59	BF: 6 ER: 0 SO: 2 BB: 0 IBB: 0 HBP: 0 BLK: 0 WP: 0 HR: 1 S: 14 P: 21	H: 0 ER: 0 SO: 2 BB: 0 IBB: 0 HBP: 0 BLK: 0 WP: 0 HR: 1 S: 14 P: 21	IP: 14.1 WLS: 16 ERA: 1.50	BF: 21 ER: 0 SO: 16 BB: 0 IBB: 0 HBP: 0 BLK: 0 WP: 0 HR: 12 S: 16	H: 0 ER: 0 SO: 16 BB: 0 IBB: 0 HBP: 0 BLK: 0 WP: 0 HR: 12 S: 16	WLS: 16 ERA: 1.50	BF: 21 ER: 0 SO: 16 BB: 0 IBB: 0 HBP: 0 BLK: 0 WP: 0 HR: 12 S: 16	H: 0 ER: 0 SO: 16 BB: 0 IBB: 0 HBP: 0 BLK: 0 WP: 0 HR: 12 S: 16

New York Yankees @ Cleveland Indians  
Progressive Field, Cleveland, OH  
Wed Jul 09 2014, 7:09 PM - 11:58 PM EDT  
Att: 21,727 - Cloudy - 70 F

AB 52  
R 5  
H 12  
RBI 5  
BB 3  
SO 13  
LOB 19



Batter	1	2	3	4	5	6	7	8	9	10	11	12	13	14	AB	R	H	BI	BB	SO	LOB	BOTTOM															
22 Jason Kipnis, L OBP: 0.326, SLG: 0.355															7	1	2	0	0	1	2																
13 Adrobal Cabrera, S OBP: 0.308, SLG: 0.391															7	1	3	0	0	1	2																
23 Michael Brantley, L OBP: 0.388, SLG: 0.552															6	1	1	0	1	1	4																
41 Carlos Santana, S OBP: 0.352, SLG: 0.384															4	1	1	1	2	2	3																
8 Lonnie Chisenhall, L OBP: 0.386, SLG: 0.522															5	0	0	1	1	2	5																
33 Nick Swisher, S OBP: 0.287, SLG: 0.338															6	0	2	2	0	2	3																
7 David Murphy, L OBP: 0.310, SLG: 0.364															6	0	1	0	0	1	4																
10 Yan Gomes, R OBP: 0.302, SLG: 0.430															6	0	0	0	0	1	3																
38 Chris Dickerson, L OBP: 0.364, SLG: 0.364															6	0	2	0	0	1	1																
<b>Inning Stats</b>	R: 3 E: 1 K: 0 S: 18	H: 4 LOB: 2 BB: 0 P: 28	R: 0 E: 0 K: 1 S: 10	H: 2 LOB: 0 BB: 0 P: 12	R: 0 E: 0 K: 0 S: 8	H: 0 LOB: 0 BB: 0 P: 14	R: 0 E: 0 K: 1 S: 7	H: 1 LOB: 0 BB: 0 P: 10	R: 1 E: 0 K: 1 S: 7	H: 2 LOB: 1 BB: 0 P: 15	R: 0 E: 0 K: 1 S: 10	H: 0 LOB: 0 BB: 0 P: 10	R: 0 E: 0 K: 2 S: 9	H: 1 LOB: 1 BB: 0 P: 12	R: 0 E: 0 K: 1 S: 5	H: 0 LOB: 0 BB: 0 P: 8	R: 0 E: 0 K: 1 S: 9	H: 1 LOB: 1 BB: 0 P: 14	1B: 11 2B: 1 3B: 0 HR: 0	SF: 0 SAC: 0 DP: 2 HBP: 0	WP: 0 PB: 0 CS: 0	PA: 57															
<b>PITCHER</b>	IP: 6.2 WLS: 29 ERA: 4.9	BF: 9 ER: 4 SO: 3 BB: 1 IBB: 0 HBP: 0 BLK: 0 WP: 0 HR: 0 S: 67 P: 101	H: 4 ER: 0 SO: 3 BB: 1 IBB: 0 HBP: 0 BLK: 0 WP: 0 HR: 0 S: 67 P: 101	ER: 4 SO: 3 BB: 1 IBB: 0 HBP: 0 BLK: 0 WP: 0 HR: 0 S: 67 P: 101	IP: 7.1 WLS: 29 ERA: 4.9	BF: 9 ER: 4 SO: 3 BB: 1 IBB: 0 HBP: 0 BLK: 0 WP: 0 HR: 0 S: 67 P: 101	H: 4 ER: 0 SO: 3 BB: 1 IBB: 0 HBP: 0 BLK: 0 WP: 0 HR: 0 S: 67 P: 101	ER: 4 SO: 3 BB: 1 IBB: 0 HBP: 0 BLK: 0 WP: 0 HR: 0 S: 67 P: 101	IP: 10.1 WLS: 7 ERA: 3.86	BF: 5 ER: 0 SO: 3 BB: 0 IBB: 0 HBP: 0 BLK: 0 WP: 0 HR: 0 S: 14 P: 23	H: 0 ER: 0 SO: 3 BB: 0 IBB: 0 HBP: 0 BLK: 0 WP: 0 HR: 0 S: 14 P: 23	WLS: 7 ERA: 3.86	BF: 5 ER: 0 SO: 3 BB: 0 IBB: 0 HBP: 0 BLK: 0 WP: 0 HR: 0 S: 14 P: 23	IP: 14.0 WLS: 20 ERA: 0.500	BF: 20 ER: 0 SO: 14 BB: 0 IBB: 0 HBP: 0 BLK: 0 WP: 0 HR: 9 S: 14	H: 0 ER: 0 SO: 14 BB: 0 IBB: 0 HBP: 0 BLK: 0 WP: 0 HR: 9 S: 14	WLS: 20 ERA: 0.500	BF: 20 ER: 0 SO: 14 BB: 0 IBB: 0 HBP: 0 BLK: 0 WP: 0 HR: 9 S: 14	H: 0 ER: 0 SO: 14 BB: 0 IBB: 0 HBP: 0 BLK: 0 WP: 0 HR: 9 S: 14	IP: 10.1 WLS: 5 ERA: 2.84	BF: 4 ER: 0 SO: 2 BB: 0 IBB: 0 HBP: 0 BLK: 0 WP: 0 HR: 0 S: 10 P: 22	H: 0 ER: 0 SO: 2 BB: 0 IBB: 0 HBP: 0 BLK: 0 WP: 0 HR: 0 S: 10 P: 22	WLS: 5 ERA: 2.84	BF: 4 ER: 0 SO: 2 BB: 0 IBB: 0 HBP: 0 BLK: 0 WP: 0 HR: 0 S: 10 P: 22	H: 0 ER: 0 SO: 2 BB: 0 IBB: 0 HBP: 0 BLK: 0 WP: 0 HR: 0 S: 10 P: 22	IP: 12.1 WLS: 6 ERA: 3.59	BF: 6 ER: 0 SO: 2 BB: 0 IBB: 0 HBP: 0 BLK: 0 WP: 0 HR: 1 S: 14 P: 21	H: 0 ER: 0 SO: 2 BB: 0 IBB: 0 HBP: 0 BLK: 0 WP: 0 HR: 1 S: 14 P: 21	WLS: 6 ERA: 3.59	BF: 6 ER: 0 SO: 2 BB: 0 IBB: 0 HBP: 0 BLK: 0 WP: 0 HR: 1 S: 14 P: 21	H: 0 ER: 0 SO: 2 BB: 0 IBB: 0 HBP: 0 BLK: 0 WP: 0 HR: 1 S: 14 P: 21	IP: 14.1 WLS: 16 ERA: 1.50	BF: 21 ER: 0 SO: 16 BB: 0 IBB: 0 HBP: 0 BLK: 0 WP: 0 HR: 12 S: 16	H: 0 ER: 0 SO: 16 BB: 0 IBB: 0 HBP: 0 BLK: 0 WP: 0 HR: 12 S: 16	WLS: 16 ERA: 1.50	BF: 21 ER: 0 SO: 16 BB: 0 IBB: 0 HBP: 0 BLK: 0 WP: 0 HR: 12 S: 16	H: 0 ER: 0 SO: 16 BB: 0 IBB: 0 HBP: 0 BLK: 0 WP: 0 HR: 12 S: 16

New York Yankees @ Cleveland Indians  
Progressive Field, Cleveland, OH  
Wed Jul 09 2014, 7:09 PM - 11:58 PM EDT  
Att: 21,727 - Cloudy - 70 F

AB 53  
R 4  
H 12  
RBI 4  
BB 4  
SO 12  
LOB 27





Batter	1	2	3	4	5	6	7	8	9	AB	R	H	RBI	BB	SO	LOB	TOP			
11 Brett Gardner, L (1,7) OBP: 0.359, SLG: 0.426	G3		K	1B		P1		G6-4-3		5	0	1	0	0	1	1	<b>New York Yankees @ Cleveland Indians</b> Progressive Field, Cleveland, OH Thu Jul 10 2014, 7:08 PM - 10:37 PM EDT Att: 28,334 - Clear - 72 F			
2 Derek Jeter, R (1,6) OBP: 0.327, SLG: 0.325	25 1B		K	BB				K		4	0	2	0	1	2	0				
22 Jacoby Ellsbury, L (1,8) OBP: 0.348, SLG: 0.403	L7			G5-3		F8				5	0	2	0	0	0	5				
25 Mark Teixeira, S (1,3) OBP: 0.359, SLG: 0.466	34 BB		G5-3		G5-3			G6-4-3		4	0	1	0	1	0	2				
34 Brian McCann, L (1,10) OBP: 0.284, SLG: 0.369				K	K	K				4	0	0	0	1	4	2				
29 Francisco Cervelli, R (1,2) OBP: 0.341, SLG: 0.375	K									3	2	1	0	0	2	3				
45 Zelous Wheeler, R (1,9) OBP: 0.278, SLG: 0.611		F8		45 HR 1B	26 1B HBP					4	1	2	2	0	0	0				
26 Yangervis Solarte, S (1,5) OBP: 0.342, SLG: 0.390		G4-3		HR	1B			L8		4	0	1	1	0	0	0				
17 Brendan Ryan, R (1,4) OBP: 0.273, SLG: 0.255										3	0	0	0	0	1	3				
31 Ichiro Suzuki, L (8,PH) OBP: 0.354, SLG: 0.333								11 G6-4-3 1B		1	0	1	0	0	0	0				
<b>Inning Stats</b>	R: 0 E: 0 K: 1 S: 14	H: 2 LOB: 3 BB: 1 P: 23	R: 0 E: 0 K: 0 S: 6	H: 0 LOB: 0 BB: 0 P: 9	R: 0 E: 0 K: 2 S: 11	H: 1 LOB: 1 BB: 0 P: 18	R: 2 E: 1 K: 1 S: 15	H: 3 LOB: 3 BB: 1 P: 25	R: 1 E: 0 K: 2 S: 17	H: 2 LOB: 2 BB: 0 P: 22	R: 0 E: 0 K: 1 S: 11	H: 1 LOB: 0 BB: 0 P: 7	R: 0 E: 0 K: 1 S: 8	H: 1 LOB: 0 BB: 0 P: 15	R: 0 E: 0 K: 1 S: 7	H: 1 LOB: 0 BB: 0 P: 8	1B: 10 2B: 0 3B: 0 HR: 1	SF: 0 SAC: 0 DP: 2 HBP: 1	WP: 0 PB: 0 SB: 0 CS: 0	PA: 41
<b>PITCHER</b>	IP ERA WLS BF H R ER SO	IP ERA WLS BF H R ER SO	IP ERA WLS BF H R ER SO	IP ERA WLS BF H R ER SO	IP ERA WLS BF H R ER SO	IP ERA WLS BF H R ER SO	IP ERA WLS BF H R ER SO	IP ERA WLS BF H R ER SO	IP ERA WLS BF H R ER SO	IP ERA WLS BF H R ER SO	IP ERA WLS BF H R ER SO	IP ERA WLS BF H R ER SO	IP ERA WLS BF H R ER SO	IP ERA WLS BF H R ER SO	IP ERA WLS BF H R ER SO	IP ERA WLS BF H R ER SO	ERA WHIP	ERA WHIP		
58 TJ House, L (1,1) ERA: 4.4	4.2	26	8	3	3	5	2	0	1	0	0	0	0	0	0	0	5.79	2.143		
52 Vinnie Pestano, R (5,1) ERA: 5.0	0.2	3	1	0	0	1	0	0	0	0	0	0	0	0	0	7	9	0.00	1.500	
57 Kyle Crockett, L (6,1) ERA: 2.08	0.2	3	0	0	0	1	1	0	0	0	0	0	0	0	0	7	14	0.00	1.500	
59 Carlos Carrasco, R (7,1) ERA: 3.74	1.0	W 3	0	0	0	1	0	0	0	0	0	0	0	0	7	7	0.00	0.000		
48 Scott Atchison, R (8,1) ERA: 2.95	1.0	H 4	2	0	0	1	0	0	0	0	0	0	0	0	10	17	0.00	2.000		

Batter	1	2	3	4	5	6	7	8	9	AB	R	H	RBI	BB	SO	LOB	BOTTOM			
22 Jason Kipnis, L (1,4) OBP: 0.335, SLG: 0.361	23 1B		F8		F8					4	2	3	0	1	0	2	<b>New York Yankees @ Cleveland Indians</b> Progressive Field, Cleveland, OH Thu Jul 10 2014, 7:08 PM - 10:37 PM EDT Att: 28,334 - Clear - 72 F			
13 Adrián Cabrera, S (1,6) OBP: 0.312, SLG: 0.398	K							F8		4	1	2	3	1	1	2				
23 Michael Brantley, L (1,8) OBP: 0.389, SLG: 0.522	1B		F9		G3-6-3-6		SF8			4	1	2	2	0	0	3				
41 Carlos Santana, S (1,3) OBP: 0.349, SLG: 0.391	K		K		L8		L4			5	1	1	2	0	2	4				
8 Lonnie Chisenhall, L (1,5) OBP: 0.387, SLG: 0.518	F7		L8							4	0	1	0	1	0	4				
7 David Murphy, L (1,9) OBP: 0.305, SLG: 0.358		G1-3		G4-3		K	K	L9		5	0	0	0	0	2	2				
33 Nick Swisher, S (1,10) OBP: 0.286, SLG: 0.337	L7					G3-1		K		4	0	1	0	0	1	0				
38 Chris Dickerson, L (1,7) OBP: 0.467, SLG: 0.533					K					4	2	3	0	0	1	1				
55 Roberto Pérez, R (1,2) OBP: 0.750, SLG: 1.667	G4-3									3	2	2	2	1	0	1				
<b>Inning Stats</b>	R: 0 E: 0 K: 2 S: 13	H: 1 LOB: 2 BB: 1 P: 22	R: 0 E: 0 K: 0 S: 7	H: 1 LOB: 0 BB: 0 P: 9	R: 0 E: 0 K: 1 S: 10	H: 1 LOB: 2 BB: 1 P: 18	R: 0 E: 0 K: 1 S: 12	H: 1 LOB: 2 BB: 1 P: 23	R: 0 E: 0 K: 0 S: 6	H: 1 LOB: 0 BB: 0 P: 9	R: 0 E: 0 K: 1 S: 9	H: 0 LOB: 0 BB: 0 P: 15	R: 4 E: 0 K: 1 S: 23	H: 5 LOB: 1 BB: 0 P: 34	R: 5 E: 0 K: 1 S: 18	H: 5 LOB: 1 BB: 1 P: 30	1B: 11 2B: 1 3B: 1 HR: 2	SF: 1 SAC: 0 DP: 1 HBP: 0	WP: 0 PB: 0 SB: 2 CS: 0	PA: 42
<b>PITCHER</b>	IP ERA WLS BF H R ER SO	IP ERA WLS BF H R ER SO	IP ERA WLS BF H R ER SO	IP ERA WLS BF H R ER SO	IP ERA WLS BF H R ER SO	IP ERA WLS BF H R ER SO	IP ERA WLS BF H R ER SO	IP ERA WLS BF H R ER SO	IP ERA WLS BF H R ER SO	IP ERA WLS BF H R ER SO	IP ERA WLS BF H R ER SO	IP ERA WLS BF H R ER SO	IP ERA WLS BF H R ER SO	IP ERA WLS BF H R ER SO	IP ERA WLS BF H R ER SO	IP ERA WLS BF H R ER SO	ERA WHIP	ERA WHIP		
41 David Phelps, R (1,1) ERA: 3.94	6.0	27	7	2	2	5	3	0	0	0	0	0	0	0	0	10	3.00	1.667		
48 Matt Thornton, L (7,1) ERA: 3.1	0.1	L 3	2	2	2	0	0	0	0	0	0	6	8	54.00	6.000					
53 Jim Miller, R (7,1) ERA: 20.25	1.2	12	6	5	5	2	1	0	0	0	2	30	49	27.00	4.200					



Batter	1	2	3	4	5	6	7	8	9	10	AB	R	H	RBI	BB	SO	LOB	TOP									
11 Brett Gardner, L (1,7) OBP: 0.354, SLG: 0.420	K		L8		K		P5			G3	5	0	0	0	0	2	1	<b>New York Yankees @ Baltimore Orioles</b> Oriole Park at Camden Yards, Baltimore, MD Fri Jul 11 2014, 7:08 PM - 10:12 PM EDT Att. 45,389 - Partly Cloudy - 83 F  livebaseballscorecards.com  <b>AB 37</b> <b>R 2</b> <b>H 7</b> <b>RBI 2</b> <b>BB 1</b> <b>SO 6</b> <b>LOB 12</b>									
2 Derek Jeter, R (1,6) OBP: 0.322, SLG: 0.320	G4-3		G6-3		K			G6-3		G4-3	5	0	0	0	0	1	0										
22 Jacoby Ellsbury, L (1,8) OBP: 0.346, SLG: 0.400	K		1B		G3			G4-3		G3-1	5	0	1	0	0	1	0										
25 Mark Teixeira, S (1,3) OBP: 0.354, SLG: 0.459		P5	F7			K		P4			4	0	0	0	0	1	1										
34 Brian McCann, L (1,2) 29 Francisco Cervelli, R (9, PR) OBP: 0.341, SLG: 0.375		F8		31 2B		G5-3				14 FC3-6 1B	4	0	2	0	0	0	0										
14 Brian Roberts, S (1,4) OBP: 0.313, SLG: 0.384		HR		F7		F7				26 BB FC3-6	4	1	1	1	0	0	2										
31 Ichiro Suzuki, L (1,9) OBP: 0.357, SLG: 0.347				2B				P2		K	4	0	2	0	0	1	1										
26 Yangervis Solarte, S (1,3) OBP: 0.340, SLG: 0.386		P4		F8				P5			3	0	0	0	1	0	3										
33 Kelly Johnson, L (1,10) 45 Zelous Wheeler, R (9, PH) OBP: 0.263, SLG: 0.379				HR		F7				G5-3	2	1	1	1	0	0	2										
								HBP			1	0	0	0	0	0	2										
<b>Inning Stats</b>	R: 0 E: 0 K: 2 S: 11	H: 0 LOB: 0 BB: 0 P: 17	R: 1 E: 0 K: 0 S: 10	H: 2 LOB: 1 BB: 0 P: 12	R: 1 E: 0 K: 0 S: 10	H: 2 LOB: 1 BB: 0 P: 16	R: 0 E: 0 K: 0 S: 8	H: 0 LOB: 0 BB: 0 P: 15	R: 0 E: 0 K: 2 S: 9	H: 0 LOB: 0 BB: 0 P: 14	R: 0 E: 0 K: 1 S: 8	H: 0 LOB: 0 BB: 0 P: 10	R: 0 E: 0 K: 0 S: 9	H: 0 LOB: 1 BB: 0 P: 16	R: 0 E: 0 K: 0 S: 4	H: 0 LOB: 0 BB: 0 P: 5	R: 0 E: 0 K: 1 S: 10	H: 1 LOB: 2 BB: 0 P: 16	R: 0 E: 0 K: 0 S: 5	H: 0 LOB: 0 BB: 0 P: 9	1B: 3 2B: 2 3B: 0 HR: 2	SF: 0 SAC: 0 DP: 0 HBP: 1	WP: 0 PB: 0 SB: 0 CS: 0	PA: 39			
<b>PITCHER</b>	IP 8.0	WLS 0	BF 31	H 6	R 2	ER 2	SO 5	BB 0	IBB 0	HBP 1	BLK 0	WP 0	HR 2	S 69	P 105	ERA 2.25	WHIP 0.750										
50 Miguel González, R (1,1) ERA: 4.04	1.0	5	1	0	0	1	1	0	0	0	0	0	0	10	16	0.00	2.000										
53 Zack Britton, L (9,1) ERA: 1.3	1.0	W	3	0	0	0	0	0	0	0	0	0	0	5	9	0.00	0.000										
60 T.J. McFarland, L (10,1) ERA: 3.25																											

Batter	1	2	3	4	5	6	7	8	9	10	AB	R	H	RBI	BB	SO	LOB	BOTTOM									
21 Nick Markakis, L (1,9) OBP: 0.352, SLG: 0.397	F9		FC4-6		G3			G5-3			4	0	0	0	0	0	1	<b>New York Yankees @ Baltimore Orioles</b> Oriole Park at Camden Yards, Baltimore, MD Fri Jul 11 2014, 7:08 PM - 10:12 PM EDT Att. 45,389 - Partly Cloudy - 83 F  livebaseballscorecards.com  <b>AB 32</b> <b>R 3</b> <b>H 5</b> <b>RBI 2</b> <b>BB 0</b> <b>SO 7</b> <b>LOB 7</b>									
28 Steve Pearce, R (1,10) OBP: 0.381, SLG: 0.577	F8			10 1B HBP		P4				HBP	2	1	0	0	0	0	0										
10 Adam Jones, R (1,8) OBP: 0.329, SLG: 0.493	L7			19 WP 19 SF7 1B						K	4	1	2	0	0	1	1										
23 Nelson Cruz, R (1,7) OBP: 0.353, SLG: 0.575	L8			1-2 3-H 1B		F7				G6-3	4	0	0	0	0	1	2										
19 Chris Davis, L (1,3) OBP: 0.312, SLG: 0.385	K			2-2 3-H 1B		SF7				K	3	0	0	1	0	2	1										
2 J.J. Hardy, R (1,6) OBP: 0.311, SLG: 0.363	G5-3			2-H 1B		G3-1					3	0	0	0	0	0	0										
13 Manny Machado, R (1,5) OBP: 0.314, SLG: 0.421			K		FC6-4 HBP			F9		G2-3	3	0	0	0	0	0	0										
3 Ryan Flaherty, L (1,4) OBP: 0.297, SLG: 0.350	G4-3			1-2 1B		FC6-4 HBP		G4-3			4	1	1	0	0	1	1										
40 Nick Hundley, R (1,2) OBP: 0.282, SLG: 0.384											4	0	2	1	0	1	0										
																			<b>AB 32</b> <b>R 3</b> <b>H 5</b> <b>RBI 2</b> <b>BB 0</b> <b>SO 7</b> <b>LOB 7</b>								
<b>Inning Stats</b>	R: 0 E: 0 K: 0 S: 11	H: 0 LOB: 0 BB: 0 P: 18	R: 0 E: 0 K: 1 S: 9	H: 1 LOB: 1 BB: 0 P: 14	R: 0 E: 0 K: 1 S: 11	H: 1 LOB: 1 BB: 0 P: 17	R: 2 E: 0 K: 1 S: 10	H: 1 LOB: 1 BB: 0 P: 18	R: 0 E: 0 K: 0 S: 10	H: 0 LOB: 0 BB: 0 P: 12	R: 0 E: 0 K: 0 S: 9	H: 1 LOB: 1 BB: 0 P: 13	R: 0 E: 0 K: 0 S: 6	H: 0 LOB: 0 BB: 0 P: 11	R: 0 E: 0 K: 2 S: 10	H: 0 LOB: 1 BB: 0 P: 14	R: 0 E: 0 K: 1 S: 8	H: 0 LOB: 0 BB: 0 P: 9	R: 1 E: 0 K: 1 S: 7	H: 2 LOB: 1 BB: 0 P: 10	1B: 4 2B: 1 3B: 0 HR: 0	SF: 1 SAC: 0 DP: 0 HBP: 3	WP: 3 PB: 0 SB: 0 CS: 0	PA: 36			
<b>PITCHER</b>	IP 7.0	WLS 2	BF 26	H 3	R 2	ER 2	SO 3	BB 0	IBB 0	HBP 2	BLK 0	WP 3	HR 0	S 66	P 103	ERA 2.57	WHIP 0.429										
18 Hiroki Kuroda, R (1,1) ERA: 4.1	2.0	7	0	0	0	3	0	0	0	1	0	0	0	18	23	0.00	0.000										
68 Dellin Betances, R (8,1) ERA: 1.46	0.1	L	3	2	1	1	1	0	0	0	0	0	0	7	10	27.00	6.000										
43 Adam Warren, R (10,1) ERA: 2.79																											



Batter	1	2	3	4	5	6	7	8	9	AB	R	H	RBI	BB	SO	LOB	TOP								
11 Brett Gardner, L (1,7) OBP: 0.352, SLG: 0.415	F9		FC6-4 25 2B				K		K	4	1	0	0	1	2	2	<b>New York Yankees @ Baltimore Orioles</b> Oriole Park at Camden Yards, Baltimore, MD Sat Jul 12 2014, 4:08 PM - 7:09 PM EDT Att: 46,667 - Partly Cloudy - 84 F								
2 Derek Jeter, R (1,6) OBP: 0.323, SLG: 0.321	L8					FC5-4			F8	5	1	2	1	0	0	1									
22 Jacoby Ellsbury, L (1,8) OBP: 0.348, SLG: 0.402	F7									3	0	1	1	1	1	2									
25 Mark Teixeira, S (1,3)										2	0	1	1	2	0	1									
34 Brian McCann, L (1,10) OBP: 0.308, SLG: 0.376										4	0	3	0	0	0	0									
31 Ichiro Suzuki, L (1,9) OBP: 0.350, SLG: 0.340										4	0	0	0	0	0	4									
14 Brian Roberts, S (1,4) OBP: 0.308, SLG: 0.379										4	0	0	0	0	2	4									
33 Kelly Johnson, L (1,5) OBP: 0.301, SLG: 0.384										4	1	1	0	0	0	2									
45 Zolner Wheeler, R (8,5) OBP: 0.253, SLG: 0.579										0	0	0	0	0	0	0									
29 Francisco Cervelli, R (1,2) OBP: 0.333, SLG: 0.384										4	0	1	0	0	0	1									
<b>Inning Stats</b>	R: 0 E: 0 K: 0 S: 6	H: 0 LOB: 0 BB: 0 P: 10	R: 0 E: 0 K: 1 S: 10	H: 1 LOB: 2 BB: 1 P: 16	R: 1 E: 0 K: 1 S: 12	H: 3 LOB: 2 BB: 0 P: 16	R: 0 E: 0 K: 0 S: 4	H: 0 LOB: 0 BB: 0 P: 5	R: 0 E: 0 K: 0 S: 5	H: 0 LOB: 1 BB: 1 P: 14	R: 0 E: 0 K: 1 S: 13	H: 1 LOB: 2 BB: 1 P: 21	R: 2 E: 0 K: 1 S: 17	H: 4 LOB: 2 BB: 1 P: 28	R: 0 E: 0 K: 0 S: 5	H: 0 LOB: 0 BB: 0 P: 8	R: 0 E: 0 K: 1 S: 9	H: 0 LOB: 0 BB: 0 P: 13	1B: 7 2B: 2 3B: 0 HR: 0	SF: 0 SAC: 0 DP: 0 HBP: 0	WP: 1 PB: 0 SB: 0 CS: 0	PA: 38			
<b>PITCHER</b>	IP WLS BF H R ER SO BB IBB HBP BLK WP HR S P ERA WHIP	IP WLS BF H R ER SO BB IBB HBP BLK WP HR S P ERA WHIP	IP WLS BF H R ER SO BB IBB HBP BLK WP HR S P ERA WHIP	IP WLS BF H R ER SO BB IBB HBP BLK WP HR S P ERA WHIP	IP WLS BF H R ER SO BB IBB HBP BLK WP HR S P ERA WHIP	IP WLS BF H R ER SO BB IBB HBP BLK WP HR S P ERA WHIP	IP WLS BF H R ER SO BB IBB HBP BLK WP HR S P ERA WHIP	IP WLS BF H R ER SO BB IBB HBP BLK WP HR S P ERA WHIP	IP WLS BF H R ER SO BB IBB HBP BLK WP HR S P ERA WHIP	IP WLS BF H R ER SO BB IBB HBP BLK WP HR S P ERA WHIP	IP WLS BF H R ER SO BB IBB HBP BLK WP HR S P ERA WHIP	IP WLS BF H R ER SO BB IBB HBP BLK WP HR S P ERA WHIP	IP WLS BF H R ER SO BB IBB HBP BLK WP HR S P ERA WHIP	IP WLS BF H R ER SO BB IBB HBP BLK WP HR S P ERA WHIP	IP WLS BF H R ER SO BB IBB HBP BLK WP HR S P ERA WHIP	IP WLS BF H R ER SO BB IBB HBP BLK WP HR S P ERA WHIP	IP WLS BF H R ER SO BB IBB HBP BLK WP HR S P ERA WHIP	IP WLS BF H R ER SO BB IBB HBP BLK WP HR S P ERA WHIP	IP WLS BF H R ER SO BB IBB HBP BLK WP HR S P ERA WHIP	IP WLS BF H R ER SO BB IBB HBP BLK WP HR S P ERA WHIP	IP WLS BF H R ER SO BB IBB HBP BLK WP HR S P ERA WHIP	IP WLS BF H R ER SO BB IBB HBP BLK WP HR S P ERA WHIP	IP WLS BF H R ER SO BB IBB HBP BLK WP HR S P ERA WHIP	IP WLS BF H R ER SO BB IBB HBP BLK WP HR S P ERA WHIP	IP WLS BF H R ER SO BB IBB HBP BLK WP HR S P ERA WHIP
30 Chris Tillman, R (1,1) ERA: 4.11	6.2	L	29	7	3	3	4	3	0	0	0	0	0	0	0	0	1	0	60	96	4.05	1.500			
66 T.J. McFarland, L (7,1) ERA: 3.22	0.1		3	2	0	0	0	0	1	0	0	0	0	0	0	0	0	0	7	14	0.00	6.000			
58 Ryan Webb, R (8,1) ERA: 3.18	2.0		6	0	0	0	1	0	0	0	0	0	0	0	0	0	0	0	14	21	0.00	0.000			

AB	34
R	3
H	9
RBI	3
BB	4
SO	5
LOB	17



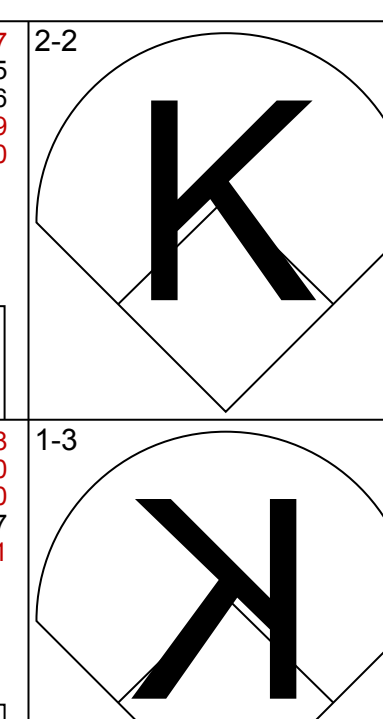
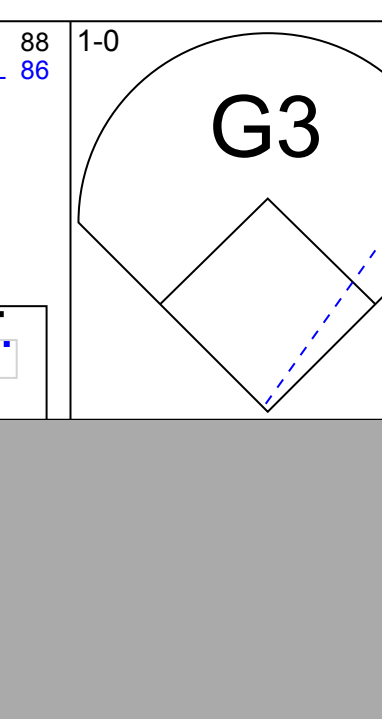
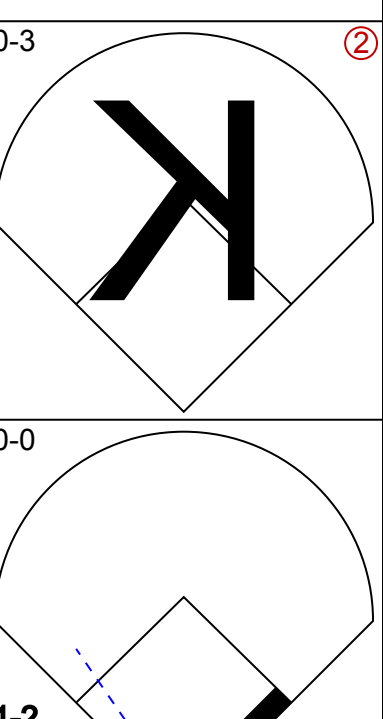
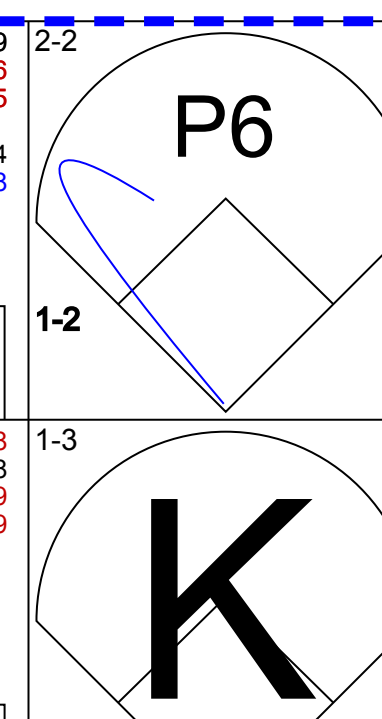
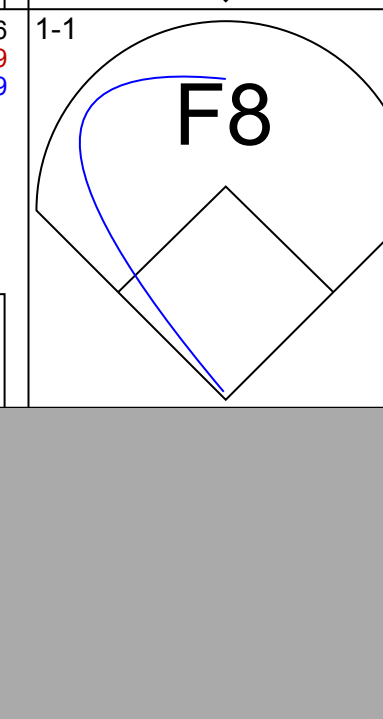
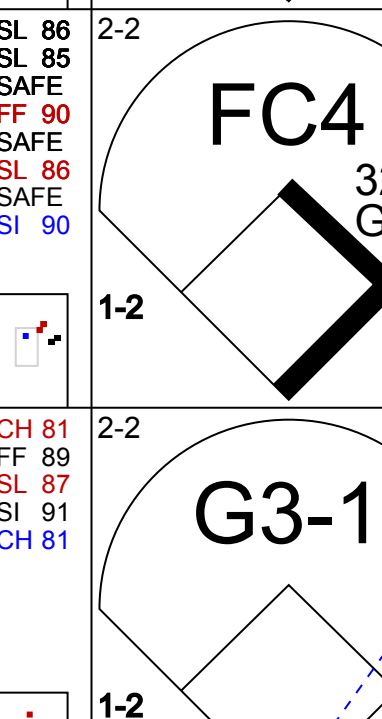



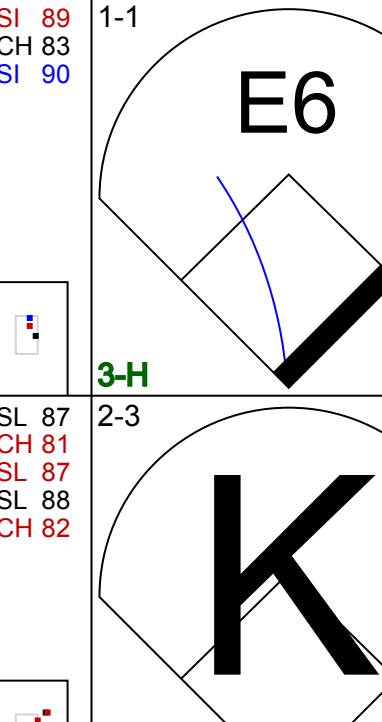

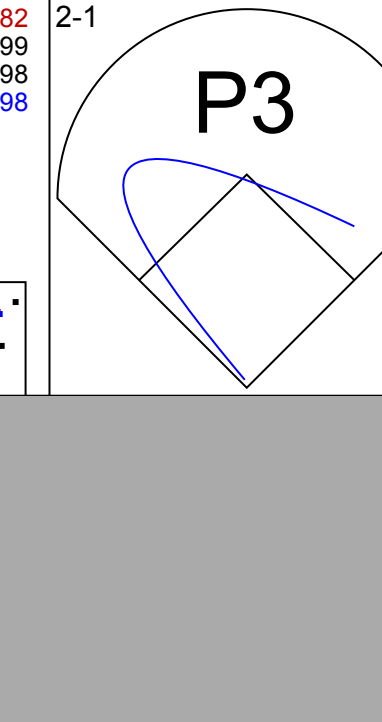
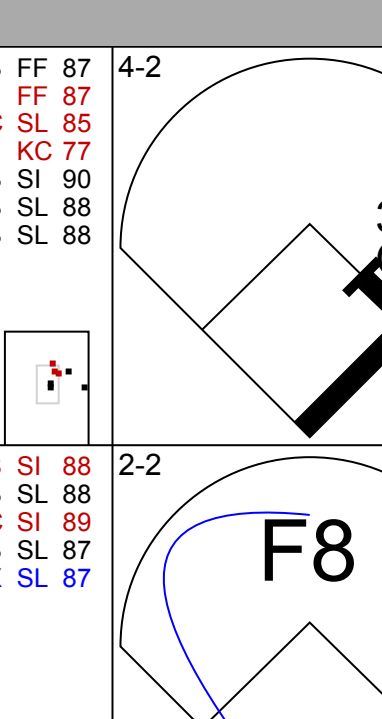
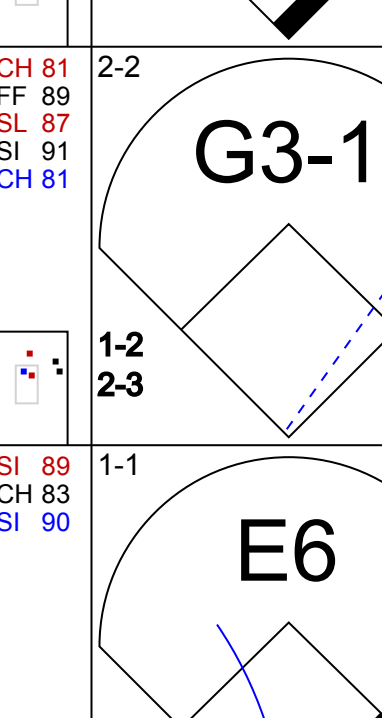
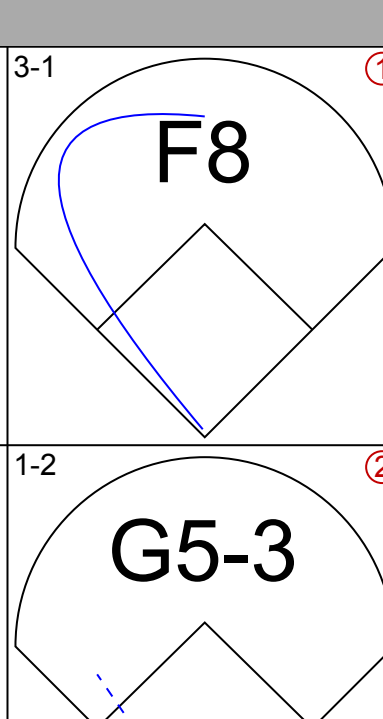
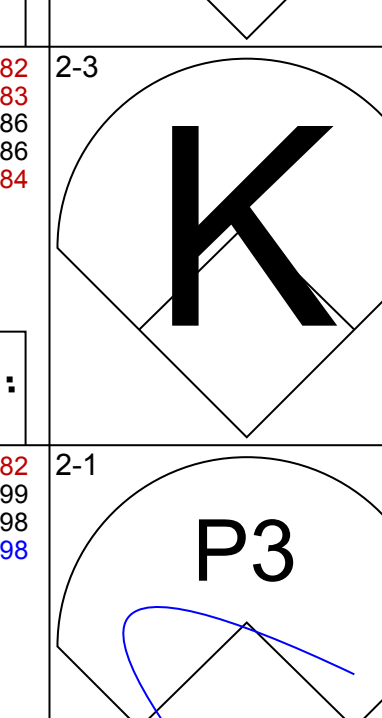

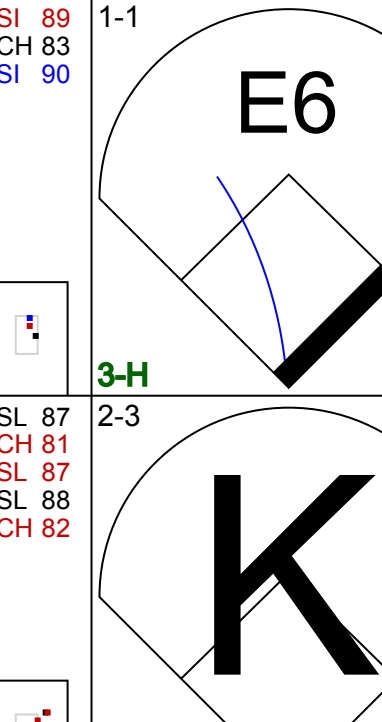
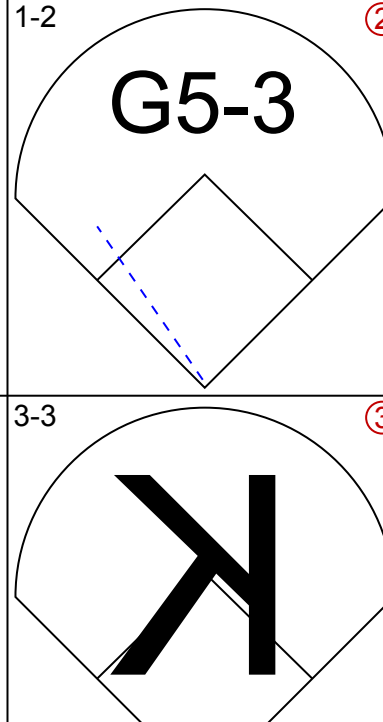
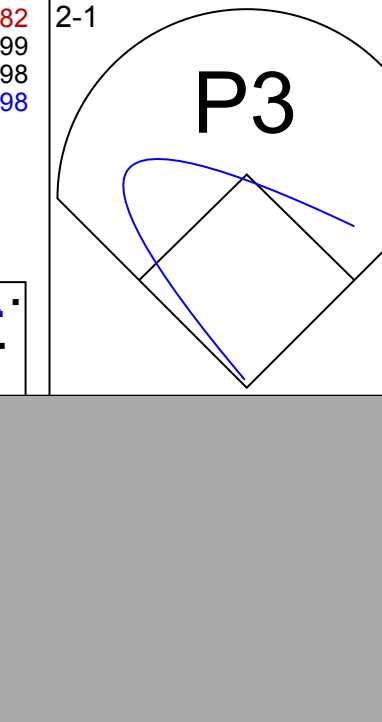

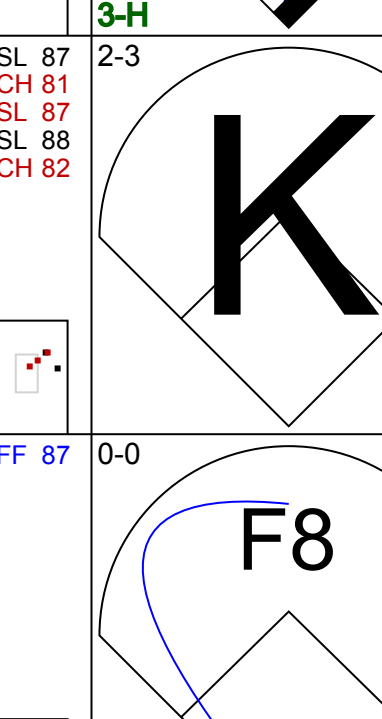

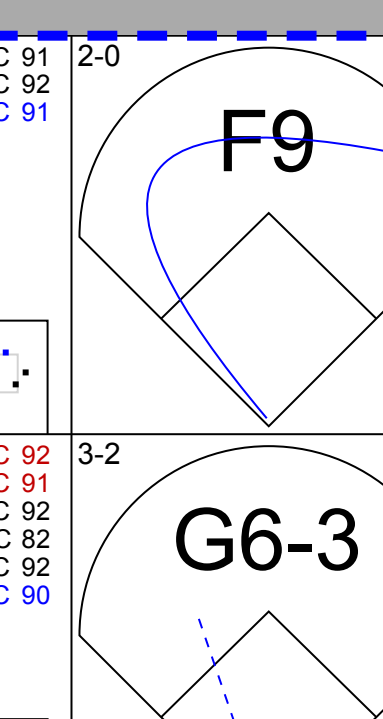
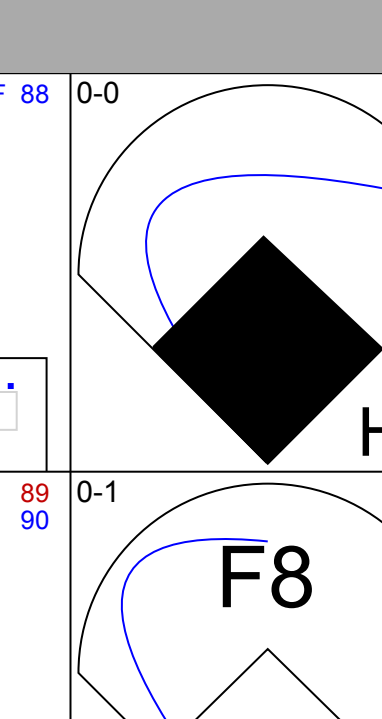
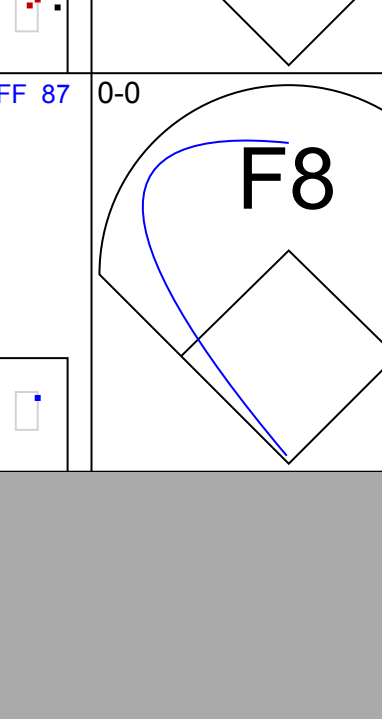
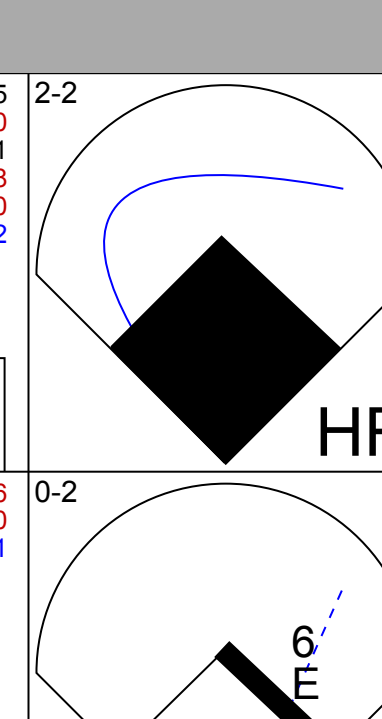
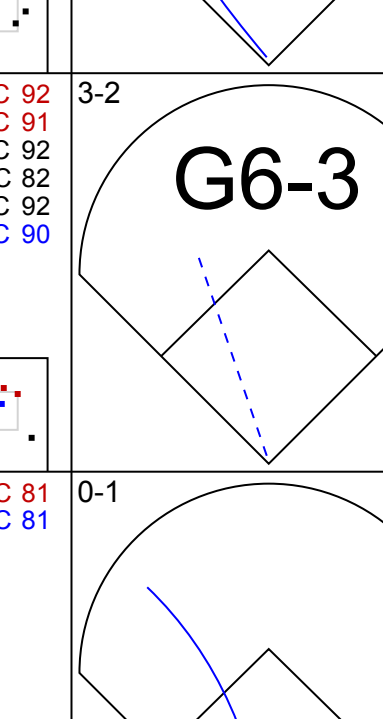
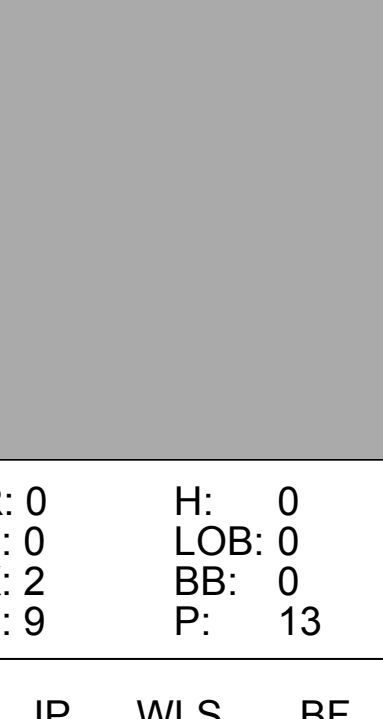
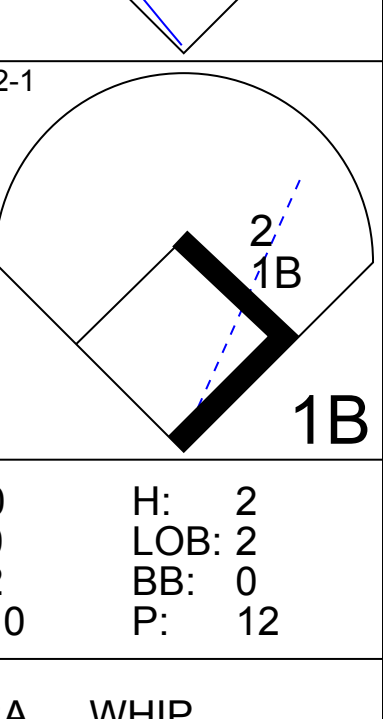
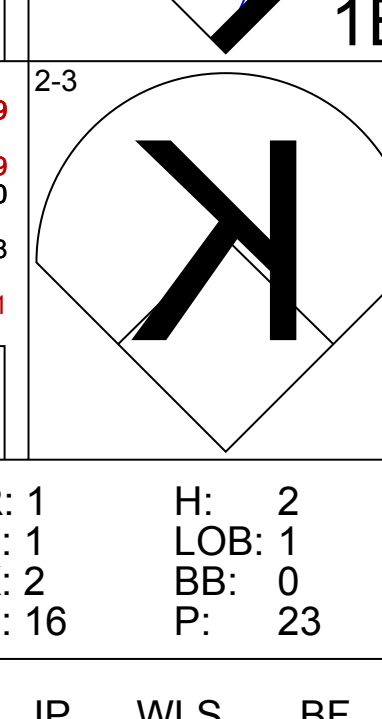
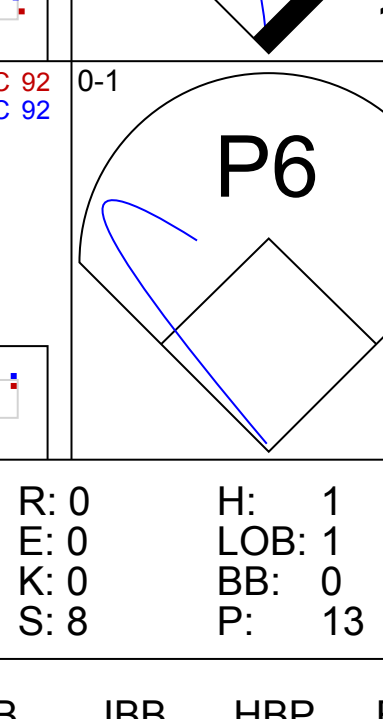
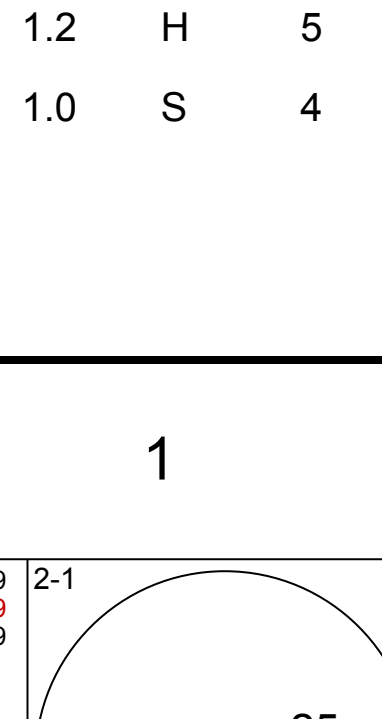
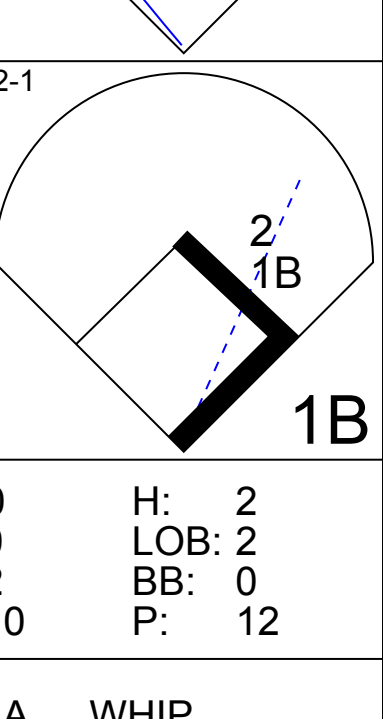
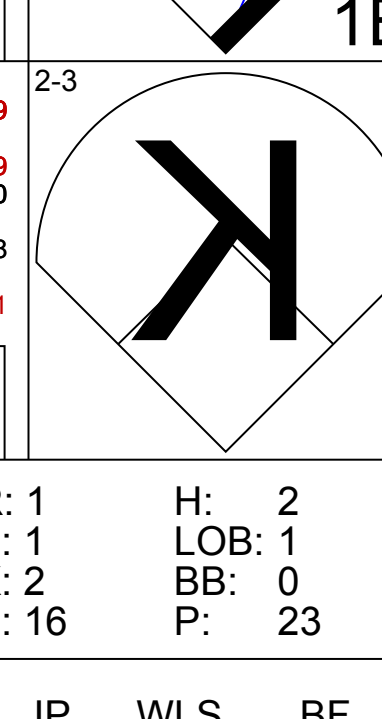
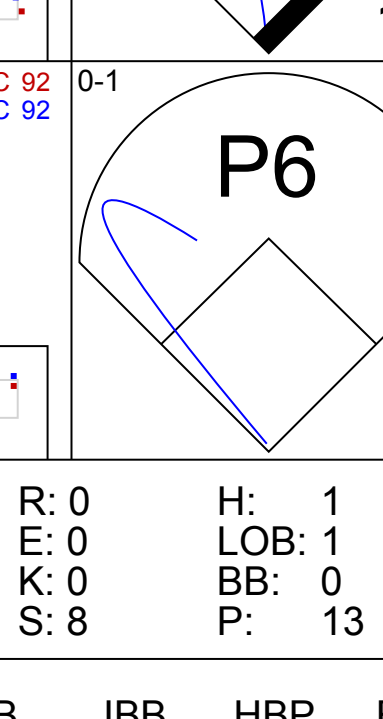
Batter	1	2	3	4	5	6	7	8	9	AB	R	H	RBI	BB	SO	LOB	BOTTOM								
21 Nick Markakis, L (1,9) OBP: 0.353, SLG: 0.398	G6-3									4	0	2	0	0	0	0	<b>New York Yankees @ Baltimore Orioles</b> Oriole Park at Camden Yards, Baltimore, MD Sat Jul 12 2014, 4:08 PM - 7:09 PM EDT Att: 46,667 - Partly Cloudy - 84 F								
28 Steve Pearce, R (1,7) OBP: 0.383, SLG: 0.573	G5-3									3	0	1	0	1	0	1									
10 Adam Jones, R (1,8) OBP: 0.326, SLG: 0.488	L9									4	0	0	0	0	1	4									
23 Nelson Cruz, R (1,10) OBP: 0.349, SLG: 0.569										4	0	0	0	0	3	2									
19 Chris Davis, L (1,3) OBP: 0.308, SLG: 0.380										4	0	0	0	0	3	0									
2 J.J. Hardy, R (1,6) OBP: 0.307, SLG: 0.359										4	0	0	0	0	3	0									
13 Manny Machado, R (1,5) OBP: 0.318, SLG: 0.421										2	0	1	0	1	0	0									
3 Ryan Flaherty, L (1,4) OBP: 0.298, SLG: 0.349										3	0	1	0	0	0	1									
40 Nick Hundley, R (1,2) OBP: 0.278, SLG: 0.378										2	0	0	0	0	2	2									
45 Steve Clevenger, L (8,PH) OBP: 0.296, SLG: 0.373										1	0	0	0	0	0	0									
<b>Inning Stats</b>	R: 0 E: 0 K: 0 S: 6	H: 0 LOB: 0 BB: 0 P: 8	R: 0 E: 0 K: 1 S: 8	H: 0 LOB: 0 BB: 0 P: 10	R: 0 E: 0 K: 1 S: 6	H: 0 LOB: 0 BB: 0 P: 10	R: 0 E: 0 K: 1 S: 10	H: 0 LOB: 1 BB: 1 P: 19	R: 0 E: 0 K: 3 S: 17	H: 2 LOB: 2 BB: 0 P: 28	R: 0 E: 0 K: 1 S: 7	H: 2 LOB: 1 BB: 0 P: 12	R: 0 E: 0 K: 2 S: 7	H: 0 LOB: 1 BB: 1 P: 13	R: 0 E: 0 K: 1 S: 9	H: 1 LOB: 0 BB: 0 P: 14	R: 0 E: 0 K: 2 S: 8	H: 0 LOB: 0 BB: 0 P: 11	1B: 5 2B: 0 3B: 0 HR: 0	SF: 0 SAC: 0 DP: 1 HBP: 0	WP: 0 PB: 0 SB: 1 CS: 0	PA: 33			
<b>PITCHER</b>	IP WLS BF H R ER SO BB IBB HBP BLK WP HR S P ERA WHIP	IP WLS BF H R ER SO BB IBB HBP BLK WP HR S P ERA WHIP	IP WLS BF H R ER SO BB IBB HBP BLK WP HR S P ERA WHIP	IP WLS BF H R ER SO BB IBB HBP BLK WP HR S P ERA WHIP	IP WLS BF H R ER SO BB IBB HBP BLK WP HR S P ERA WHIP	IP WLS BF H R ER SO BB IBB HBP BLK WP HR S P ERA WHIP	IP WLS BF H R ER SO BB IBB HBP BLK WP HR S P ERA WHIP	IP WLS BF H R ER SO BB IBB HBP BLK WP HR S P ERA WHIP	IP WLS BF H R ER SO BB IBB HBP BLK WP HR S P ERA WHIP	IP WLS BF H R ER SO BB IBB HBP BLK WP HR S P ERA WHIP	IP WLS BF H R ER SO BB IBB HBP BLK WP HR S P ERA WHIP	IP WLS BF H R ER SO BB IBB HBP BLK WP HR S P ERA WHIP	IP WLS BF H R ER SO BB IBB HBP BLK WP HR S P ERA WHIP	IP WLS BF H R ER SO BB IBB HBP BLK WP HR S P ERA WHIP	IP WLS BF H R ER SO BB IBB HBP BLK WP HR S P ERA WHIP	IP WLS BF H R ER SO BB IBB HBP BLK WP HR S P ERA WHIP	IP WLS BF H R ER SO BB IBB HBP BLK WP HR S P ERA WHIP	IP WLS BF H R ER SO BB IBB HBP BLK WP HR S P ERA WHIP	IP WLS BF H R ER SO BB IBB HBP BLK WP HR S P ERA WHIP	IP WLS BF H R ER SO BB IBB HBP BLK WP HR S P ERA WHIP	IP WLS BF H R ER SO BB IBB HBP BLK WP HR S P ERA WHIP	IP WLS BF H R ER SO BB IBB HBP BLK WP HR S P ERA WHIP	IP WLS BF H R ER SO BB IBB HBP BLK WP HR S P ERA WHIP	IP WLS BF H R ER SO BB IBB HBP BLK WP HR S P ERA WHIP	IP WLS BF H R ER SO BB IBB HBP BLK WP HR S P ERA WHIP
61 Shane Greene, R (1,1) ERA: 1.32	7.1	W	27	4	0	0	0	2	0	0	0	0	0	0	0	0	0	0	65	106	0.00	0.818			
55 David Huff, L (8,1) ERA: 4.46	0.0		1	1	0	0	0	0	0	0	0	0	0	0	0	0	0	0	1	1	∞	∞			
27 Shawn Kelley, R (8,1) ERA: 3.77	0.2	H	2	0	0	0	1	0	0	0	0	0	0	0	0	0	0	0	4	7	0.00	0.000			
30 David Robertson, R (9,1) ERA: 2.76	1.0	S	3	0	0	0	2	0	0	0	0	0	0	0	0	0	0	0	8	11	0.00	0.000			








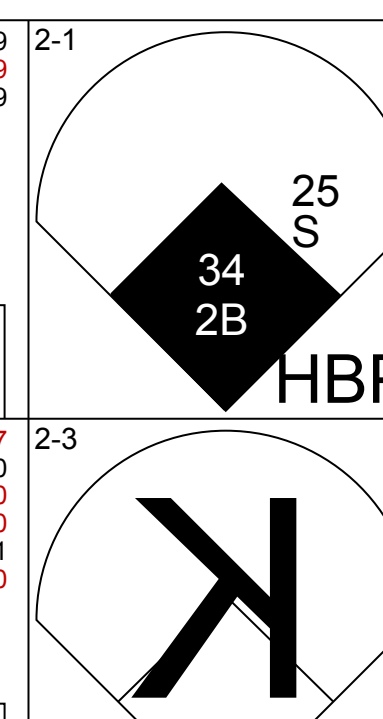
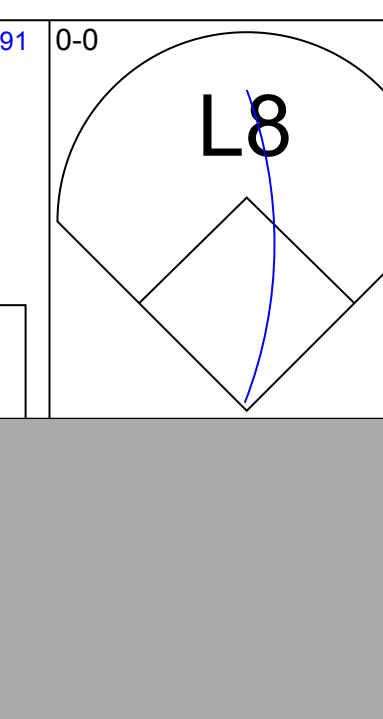
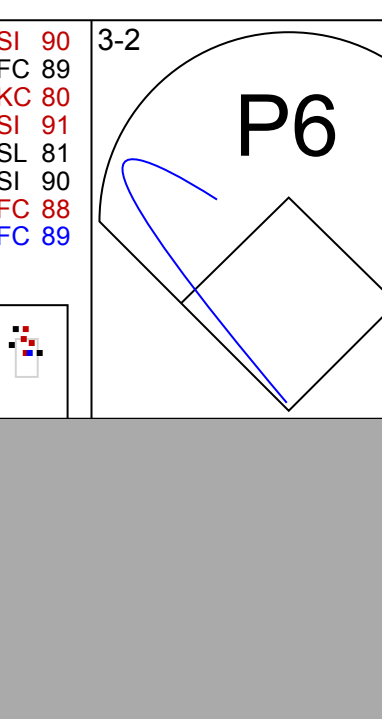
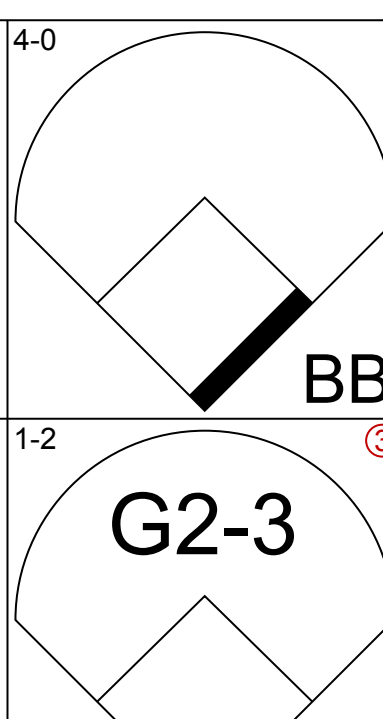
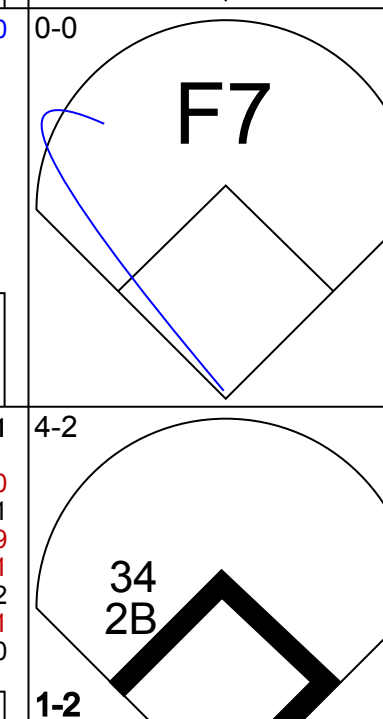
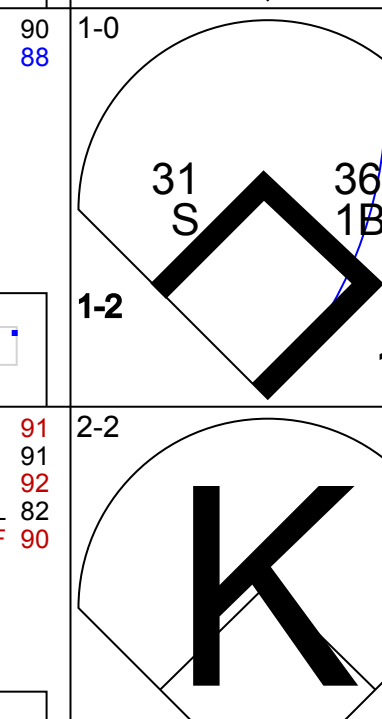

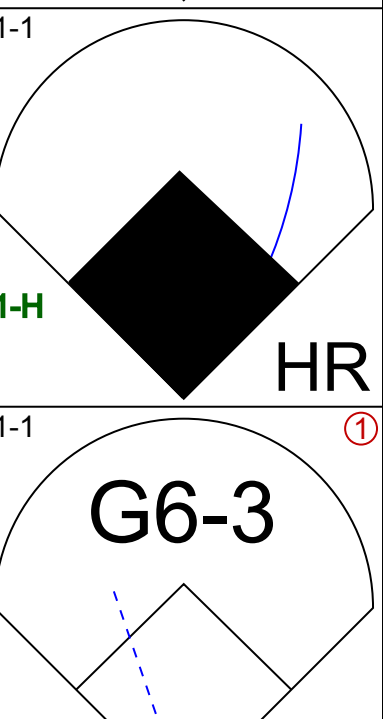

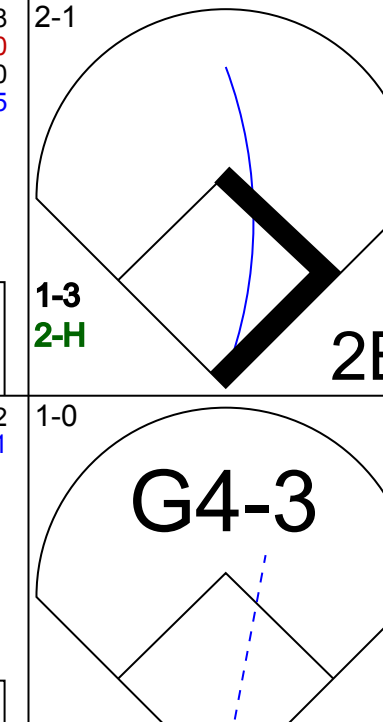
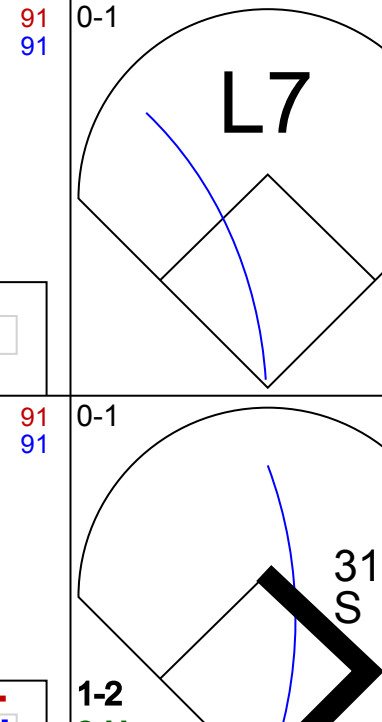

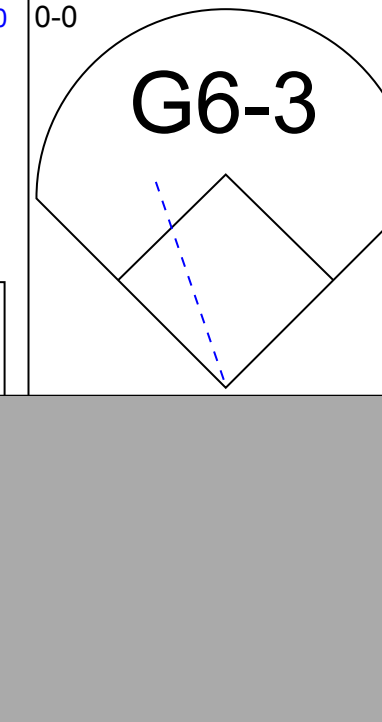

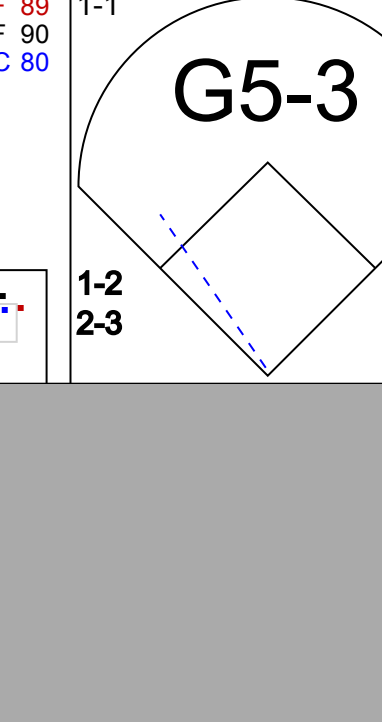
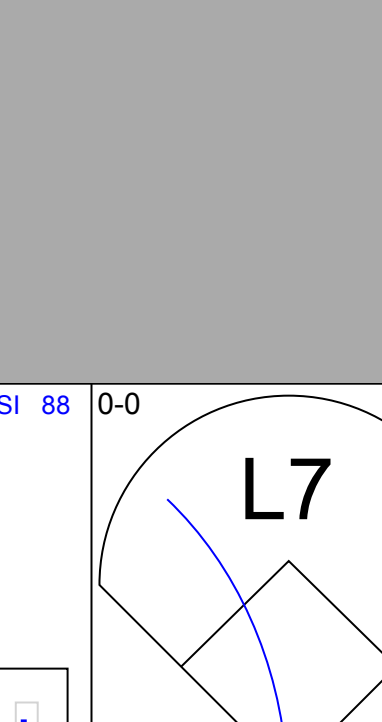
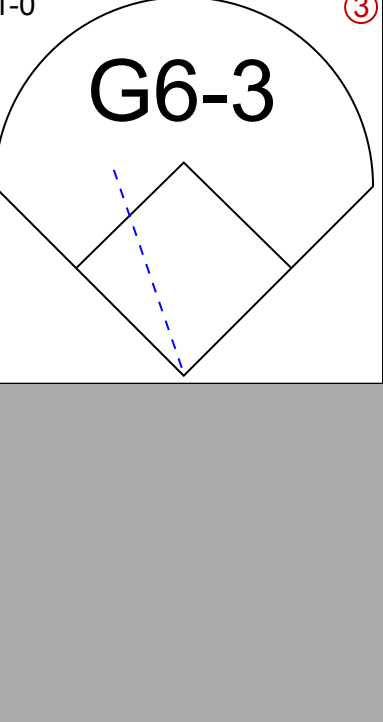
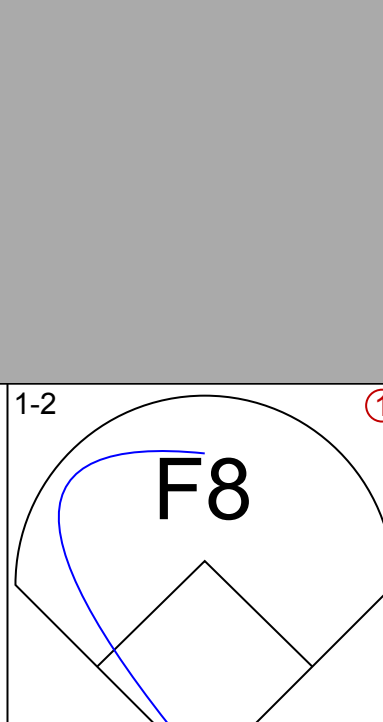


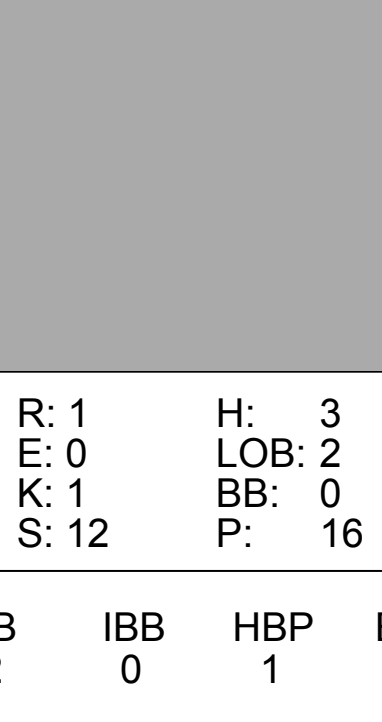
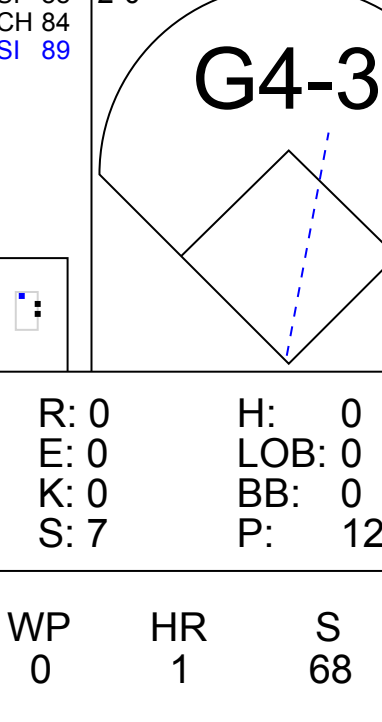

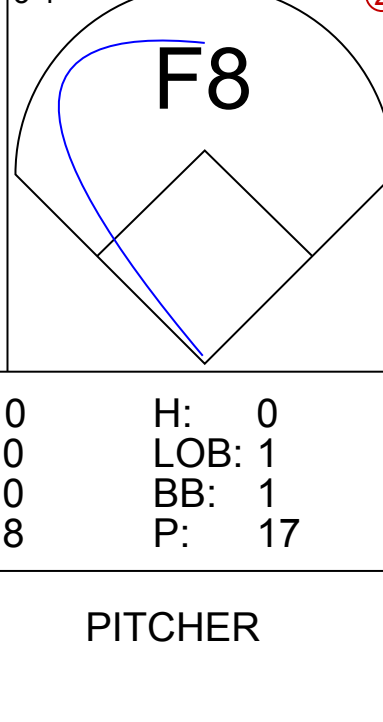
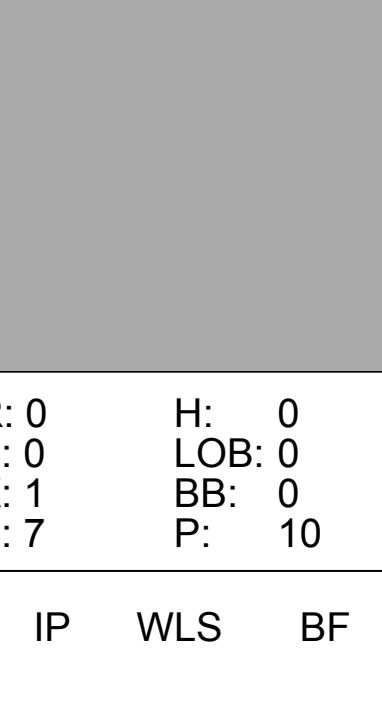











Batter	1	2	3	4	5	6	7	8	9	AB	R	H	RBI	BB	SO	LOB	TOP		
6 Billy Hamilton, S OBP: 0.316, SLG: 0.418										4	0	0	0	0	2	2			
2 Zack Cozart, R OBP: 0.297, SLG: 0.307										4	1	2	0	0	2	1			
21 Todd Frazier, R OBP: 0.349, SLG: 0.495										4	0	0	0	0	2	3			
32 Jay Bruce, L OBP: 0.309, SLG: 0.404										3	0	0	0	1	1	2			
39 Devin Mesoraco, R OBP: 0.369, SLG: 0.597										4	0	0	1	0	0	2			
48 Ryan Ludwick, R OBP: 0.324, SLG: 0.400										4	0	0	0	0	2	2			
29 Brayan Peña, S OBP: 0.288, SLG: 0.403										4	2	2	2	0	0	2			
28 Chris Heisey, R OBP: 0.297, SLG: 0.379										4	0	2	0	0	0	0			
7 Ramon Santiago, S OBP: 0.347, SLG: 0.310										4	0	1	0	0	1	2			
<b>Inning Stats</b>	R: 0 H: 0 E: 0 K: 2 S: 9	H: 0 R: 0 ER: 0 LOB: 0 BB: 13	R: 0 H: 0 E: 0 K: 0 S: 8	H: 0 R: 0 ER: 0 LOB: 0 BB: 15	R: 1 H: 1 E: 0 K: 0 S: 6	H: 1 R: 1 ER: 2 LOB: 2 BB: 0	R: 1 H: 1 E: 0 K: 1 S: 13	H: 2 R: 0 ER: 0 LOB: 0 BB: 0	R: 0 H: 0 E: 0 K: 1 S: 9	H: 2 R: 1 ER: 1 LOB: 1 BB: 23	R: 0 H: 0 E: 0 K: 2 S: 9	H: 0 R: 0 ER: 0 LOB: 0 BB: 15	R: 0 H: 1 E: 0 K: 0 S: 8	H: 1 R: 0 ER: 0 LOB: 1 BB: 13	1B: 5 2B: 0 3B: 0 HR: 2	SF: 0 SAC: 0 DP: 0 HBP: 0	WP: 0 PB: 0 SB: 0 CS: 1	PA: 36	
<b>PITCHER</b>	IP: 6.1 WLS: W BF: 27 ERA: 3.87	IP: 1.2 WLS: H BF: 5 ERA: 1.42	IP: 1.0 WLS: S BF: 4 ERA: 2.67	IP: 0.0 WLS: 0 BF: 0 ERA: 0.00	IP: 0.0 WLS: 0 BF: 0 ERA: 0.00	IP: 0.0 WLS: 0 BF: 0 ERA: 0.00	IP: 0.0 WLS: 0 BF: 0 ERA: 0.00	IP: 0.0 WLS: 0 BF: 0 ERA: 0.00	IP: 0.0 WLS: 0 BF: 0 ERA: 0.00	IP: 0.0 WLS: 0 BF: 0 ERA: 0.00	IP: 0.0 WLS: 0 BF: 0 ERA: 0.00	IP: 0.0 WLS: 0 BF: 0 ERA: 0.00	IP: 0.0 WLS: 0 BF: 0 ERA: 0.00	IP: 0.0 WLS: 0 BF: 0 ERA: 0.00	IP: 0.0 WLS: 0 BF: 0 ERA: 0.00	IP: 0.0 WLS: 0 BF: 0 ERA: 0.00	IP: 0.0 WLS: 0 BF: 0 ERA: 0.00	IP: 0.0 WLS: 0 BF: 0 ERA: 0.00	IP: 0.0 WLS: 0 BF: 0 ERA: 0.00

**Cincinnati Reds @ New York Yankees**  
 Yankee Stadium, Bronx, NY  
 Fri Jul 18 2014, 7:11 PM - 9:46 PM EDT  
 Att: 47,372 - Partly Cloudy - 80 F

**AB 35**  
**R 3**  
**H 7**  
**RBI 3**  
**BB 1**  
**SO 10**  
**LOB 16**



Batter	1	2	3	4	5	6	7	8	9	AB	R	H	RBI	BB	SO	LOB	BOTTOM	
11 Brett Gardner, L OBP: 0.355, SLG: 0.422										2	1	0	0	1	0	1		
2 Derek Jeter, R OBP: 0.326, SLG: 0.325										4	2	2	0	0	1	2		
22 Jacoby Ellsbury, L OBP: 0.348, SLG: 0.409										4	1	2	2	0	1	1		
25 Mark Teixeira, S OBP: 0.340, SLG: 0.458										3	0	0	0	1	1	2		
34 Brian McCann, L OBP: 0.293, SLG: 0.379										4	0	1	1	0	1	2		
36 Carlos Beltrán, S OBP: 0.274, SLG: 0.407										4	0	2	1	0	0	2		
31 Ichiro Suzuki, L OBP: 0.341, SLG: 0.330										4	0	0	0	0	0	3		
14 Brian Roberts, S OBP: 0.303, SLG: 0.371										4	0	0	0	0	2	0		
33 Kelly Johnson, L OBP: 0.299, SLG: 0.379										3	0	1	0	0	0	0		
45 Zelous Wheeler, R OBP: 0.263, SLG: 0.579										0	0	0	0	0	0	0		
<b>Inning Stats</b>	R: 1 H: 1 E: 0 K: 1 S: 13	H: 1 R: 0 ER: 0 LOB: 1 BB: 0 P: 14	R: 1 H: 3 E: 0 K: 1 S: 12	H: 3 R: 0 ER: 0 LOB: 2 BB: 0 P: 16	R: 0 H: 0 E: 0 K: 0 S: 7	H: 0 R: 2 ER: 0 LOB: 1 BB: 0 P: 12	R: 0 H: 0 E: 0 K: 0 S: 12	H: 0 R: 0 ER: 0 LOB: 1 BB: 0 P: 17	R: 0 H: 0 E: 0 K: 1 S: 8	H: 0 R: 0 ER: 0 LOB: 0 BB: 1 P: 10	R: 0 H: 0 E: 0 K: 1 S: 6	H: 0 R: 0 ER: 0 LOB: 0 BB: 0 P: 9	1B: 5 2B: 2 3B: 0 HR: 1	SF: 0 SAC: 0 DP: 0 HBP: 1	WP: 0 PB: 0 SB: 3 CS: 0	PA: 35		
<b>PITCHER</b>	IP: 7.0 WLS: L BF: 32 ERA: 3.63	IP: 1.0 WLS: 0 BF: 3 ERA: 3.36	IP: 0.0 WLS: 0 BF: 0 ERA: 0.00	IP: 0.0 WLS: 0 BF: 0 ERA: 0.00	IP: 0.0 WLS: 0 BF: 0 ERA: 0.00	IP: 0.0 WLS: 0 BF: 0 ERA: 0.00	IP: 0.0 WLS: 0 BF: 0 ERA: 0.00	IP: 0.0 WLS: 0 BF: 0 ERA: 0.00	IP: 0.0 WLS: 0 BF: 0 ERA: 0.00	IP: 0.0 WLS: 0 BF: 0 ERA: 0.00	IP: 0.0 WLS: 0 BF: 0 ERA: 0.00	IP: 0.0 WLS: 0 BF: 0 ERA: 0.00	IP: 0.0 WLS: 0 BF: 0 ERA: 0.00	IP: 0.0 WLS: 0 BF: 0 ERA: 0.00	IP: 0.0 WLS: 0 BF: 0 ERA: 0.00	IP: 0.0 WLS: 0 BF: 0 ERA: 0.00	IP: 0.0 WLS: 0 BF: 0 ERA: 0.00	IP: 0.0 WLS: 0 BF: 0 ERA: 0.00

**Cincinnati Reds @ New York Yankees**  
 Yankee Stadium, Bronx, NY  
 Fri Jul 18 2014, 7:11 PM - 9:46 PM EDT  
 Att: 47,372 - Partly Cloudy - 80 F

**AB 32**  
**R 4**  
**H 8**  
**RBI 4**  
**BB 2**  
**SO 6**  
**LOB 13**





Batter	1	2	3	4	5	6	7	8	9	AB	R	H	RBI	BB	SO	LOB	TOP									
6 Billy Hamilton, S OBP: 0.315, SLG: 0.419	F7		K		G4-3			32 WP 2B		4	0	1	0	0	1	1	<b>Cincinnati Reds @ New York Yankees</b> Yankee Stadium, Bronx, NY Sat Jul 19 2014, 1:08 PM - 3:48 PM EDT Att: 47,606 - Cloudy - 77 F									
2 Zack Cozart, R OBP: 0.284, SLG: 0.304	P3			K		K		F9		4	0	0	0	0	2	1										
21 Todd Frazier, R OBP: 0.350, SLG: 0.495	G5-3				39 S 1B	39 1B		K		4	0	2	0	0	1	1										
32 Jay Bruce, L OBP: 0.306, SLG: 0.399		G4-3			K		K		K	4	0	0	0	0	3	3										
39 Devin Mesoraco, R OBP: 0.367, SLG: 0.591			K		K			K		4	0	1	0	0	3	1										
29 Brayan Peña, S OBP: 0.288, SLG: 0.402						G4-3				3	0	1	0	0	1	2										
50 Neftali Soto, R OBP: 0.097, SLG: 0.133							K		F9	1	0	0	0	0	0	0										
28 Chris Heisey, R OBP: 0.296, SLG: 0.394										4	1	1	1	0	1	1										
23 Donald Lutz, L OBP: 0.286, SLG: 0.316										3	0	1	0	0	0	0										
17 Kristopher Negrón, R OBP: 0.250, SLG: 0.571										3	0	0	0	0	1	1										
<b>Inning Stats</b>	R: 0 E: 0 K: 0 S: 7	H: 0 LOB: 0 BB: 0 P: 10	R: 0 E: 0 K: 1 S: 9	H: 1 LOB: 1 BB: 0 P: 15	R: 0 E: 0 K: 1 S: 10	H: 0 LOB: 0 BB: 0 P: 14	R: 0 E: 0 K: 3 S: 13	H: 1 LOB: 1 BB: 0 P: 17	R: 1 E: 0 K: 1 S: 12	H: 2 LOB: 1 BB: 0 P: 13	R: 0 E: 0 K: 3 S: 20	H: 2 LOB: 2 BB: 0 P: 30	R: 0 E: 0 K: 2 S: 6	H: 0 LOB: 0 BB: 0 P: 9	R: 0 E: 0 K: 2 S: 11	H: 1 LOB: 1 BB: 0 P: 16	R: 0 E: 0 K: 1 S: 7	H: 0 LOB: 0 BB: 0 P: 9	1B: 4 2B: 2 3B: 0 HR: 1	SF: 0 SAC: 0 DP: 0 HBP: 0	WP: 1 PB: 0 SB: 1 CS: 0	PA: 34				
<b>PITCHER</b>	IP	WLS	BF	H	R	ER	SO	BB	IBB	HBP	BLK	WP	HR	S	P	ERA	WHIP									
38 Brandon McCarthy, R ERA: 4.63	(1, 1)	6.0	W	24	6	1	1	9	0	0	0	0	0	1	71	99	1.50	1.000								
43 Adam Warren, R ERA: 2.74	(7, 1)	1.0		3	0	0	0	1	0	0	0	0	0	6	9	0.00	0.000									
27 Shawn Kelley, R ERA: 3.6	(8, 1)	1.1		5	1	0	0	3	0	0	0	1	0	14	20	0.00	0.750									
48 Matt Thornton, L ERA: 3.0	(9, 1)	0.2		2	0	0	0	0	0	0	0	0	0	4	5	0.00	0.000									

AB	34
R	1
H	7
RBI	1
BB	0
SO	13
LOB	11



Batter	1	2	3	4	5	6	7	8	9	AB	R	H	RBI	BB	SO	LOB	BOTTOM								
11 Brett Gardner, L OBP: 0.354, SLG: 0.422	K				SF9	SF7				2	0	1	3	0	1	0	<b>Cincinnati Reds @ New York Yankees</b> Yankee Stadium, Bronx, NY Sat Jul 19 2014, 1:08 PM - 3:48 PM EDT Att: 47,606 - Cloudy - 77 F								
2 Derek Jeter, R OBP: 0.328, SLG: 0.325	G1-3					G5-3				3	0	1	1	1	0	1									
22 Jacoby Ellsbury, L OBP: 0.344, SLG: 0.405	G3									4	0	0	0	0	1	3									
25 Mark Teixeira, S OBP: 0.335, SLG: 0.451		F8								4	0	0	0	0	1	3									
34 Brian McCann, L OBP: 0.293, SLG: 0.377										4	1	1	0	0	0	0									
36 Carlos Beltrán, S OBP: 0.276, SLG: 0.421										4	2	2	1	0	0	0									
31 Ichiro Suzuki, L OBP: 0.335, SLG: 0.324										4	0	0	0	0	2	2									
14 Brian Roberts, S OBP: 0.305, SLG: 0.372										4	3	2	0	0	1	0									
33 Kelly Johnson, L OBP: 0.304, SLG: 0.383										3	1	2	2	0	0	1									
<b>Inning Stats</b>	R: 0 E: 0 K: 1 S: 6	H: 0 LOB: 0 BB: 0 P: 8	R: 1 E: 0 K: 0 S: 10	H: 1 LOB: 0 BB: 0 P: 11	R: 1 E: 1 K: 1 S: 11	H: 1 LOB: 2 BB: 1 P: 23	R: 0 E: 0 K: 1 S: 7	H: 0 LOB: 0 BB: 0 P: 11	R: 2 E: 0 K: 1 S: 18	H: 3 LOB: 1 BB: 0 P: 27	R: 3 E: 0 K: 1 S: 19	H: 4 LOB: 1 BB: 0 P: 28	R: 0 E: 0 K: 0 S: 7	H: 0 LOB: 0 BB: 0 P: 12	R: 0 E: 0 K: 1 S: 7	H: 0 LOB: 0 BB: 0 P: 12		1B: 8 2B: 0 3B: 0 HR: 1	SF: 2 SAC: 0 DP: 0 HBP: 0	WP: 0 PB: 1 SB: 1 CS: 0	PA: 35				
<b>PITCHER</b>	IP	WLS	BF	H	R	ER	SO	BB	IBB	HBP	BLK	WP	HR	S	P	ERA	WHIP								
31 Alfredo Simon, R ERA: 2.74	(1, 1)	5.0	L	22	5	4	2	4	1	0	0	0	0	19	28	27.00	4.000								
60 J.J. Hoover, R ERA: 5.49	(6, 1)	1.0		7	4	3	3	1	0	0	0	0	0	7	12	0.00	0.000								
53 Carlos Contreras, R ERA: 2.45	(7, 1)	1.0		3	0	0	0	0	0	0	0	0	0	7	12	0.00	0.000								
70 Jumbo Diaz, R ERA: 3.86	(8, 1)	1.0		3	0	0	0	1	0	0	0	0	0	7	12	0.00	0.000								

AB	32
R	7
H	9
RBI	7
BB	1
SO	6
LOB	10





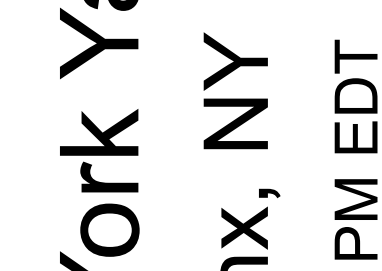
Batter	1	2	3	4	5	6	7	8	9	AB	R	H	RBI	BB	SO	LOB	TOP										
6 Billy Hamilton, S (1, 8) OBP: 0.311, SLG: 0.414										4	0	0	0	0	2	3	<p>Cincinnati Reds @ New York Yankees Yankee Stadium, Bronx, NY Sun Jul 20 2014, 1:11 PM - 4:42 PM EDT Att: 43,115 - Partly Cloudy - 77 F</p> <p>livebaseballscorecards.com</p>										
25 Skip Schumaker, L (1, 4) OBP: 0.288, SLG: 0.329										3	0	2	1	1	1	0											
21 Todd Frazier, R (1, 3) OBP: 0.350, SLG: 0.500										4	1	1	1	0	1	3											
32 Jay Bruce, L (1, 9) OBP: 0.302, SLG: 0.393										4	0	0	0	0	1	0											
48 Ryan Ludwick, R (1, 10) OBP: 0.327, SLG: 0.403										3	0	1	0	1	1	0											
29 Brayan Peña, S (1, 2) OBP: 0.284, SLG: 0.394										4	0	0	0	0	1	2											
28 Chris Heisey, R (1, 7) OBP: 0.290, SLG: 0.385										4	0	0	0	0	1	2											
2 Zack Cozart, R (1, 6) OBP: 0.280, SLG: 0.300										4	1	0	0	0	0	0											
7 Ramon Santiago, S (1, 5) OBP: 0.361, SLG: 0.337										2	0	2	0	0	0	0											
<b>Inning Stats</b>	R: 0 E: 0 K: 3 S: 10	H: 0 LOB: 0 BB: 0 P: 11	R: 0 E: 0 K: 0 S: 10	H: 0 LOB: 1 BB: 1 P: 17	R: 0 E: 0 K: 0 S: 10	H: 1 LOB: 2 BB: 1 P: 15	R: 0 E: 0 K: 1 S: 10	H: 1 LOB: 1 BB: 0 P: 14	R: 1 E: 0 K: 0 S: 9	H: 1 LOB: 1 BB: 0 P: 13	R: 0 E: 0 K: 2 S: 12	H: 0 LOB: 0 BB: 0 P: 20	R: 0 E: 0 K: 1 S: 11	H: 1 LOB: 0 BB: 0 P: 17	R: 1 E: 0 K: 0 S: 10	H: 2 LOB: 0 BB: 0 P: 16	R: 0 E: 0 K: 1 S: 8	H: 0 LOB: 0 BB: 0 P: 13	1B: 2 2B: 3 HR: 1	SF: 0 SAC: 1 DP: 0 HBP: 0	WP: 0 PB: 0 SB: 1 CS: 1	PA: 35					
<b>PITCHER</b>	IP	WLS	BF	H	R	ER	SO	BB	IBB	HBP	BLK	WP	HR	S	P	ERA	WHIP										
18 Hiroki Kuroda, R (1, 1) ERA: 3.88	6.2		26	3	1	0	6	2	0	0	0	0	0	67	99	0.00	0.750										
68 Dellin Betances, R (7, 1) ERA: 1.54	1.1	B	6	3	1	1	1	0	0	0	0	0	1	15	24	6.75	2.250										
30 David Robertson, R (9, 1) ERA: 2.6	1.0	W	3	0	0	0	1	0	0	0	0	0	0	8	13	0.00	0.000										

Batter	1	2	3	4	5	6	7	8	9	AB	R	H	RBI	BB	SO	LOB	BOTTOM										
11 Brett Gardner, L (1, 7) OBP: 0.352, SLG: 0.418										4	1	0	0	1	1	5	<p>Cincinnati Reds @ New York Yankees Yankee Stadium, Bronx, NY Sun Jul 20 2014, 1:11 PM - 4:42 PM EDT Att: 43,115 - Partly Cloudy - 77 F</p> <p>livebaseballscorecards.com</p>										
2 Derek Jeter, R (1, 6) OBP: 0.326, SLG: 0.323										5	0	1	1	0	1	6											
22 Jacoby Ellsbury, L (1, 8) OBP: 0.352, SLG: 0.414										4	1	4	1	1	0	0											
25 Mark Teixeira, S (1, 3) OBP: 0.330, SLG: 0.443										5	0	0	0	0	3	8											
34 Brian McCann, L (1, 2) OBP: 0.294, SLG: 0.377										5	0	2	1	0	1	3											
36 Carlos Beltrán, S (1, 10) OBP: 0.277, SLG: 0.416										3	0	0	0	1	2	1											
31 Ichiro Suzuki, L (1, 9) OBP: 0.333, SLG: 0.322										4	0	1	0	0	0	2											
14 Brian Roberts, S (1, 4) OBP: 0.307, SLG: 0.374										4	0	2	0	0	2	0											
33 Kelly Johnson, L (1, 5) OBP: 0.311, SLG: 0.383										0	1	0	0	2	0	0											
45 Zealous Wheeler, R (6, PH) OBP: 0.286, SLG: 0.571										2	0	1	0	0	1	2											
<b>Inning Stats</b>	R: 0 E: 0 K: 2 S: 15	H: 1 LOB: 1 BB: 0 P: 22	R: 0 E: 0 K: 1 S: 10	H: 0 LOB: 0 BB: 0 P: 17	R: 0 E: 0 K: 1 S: 13	H: 1 LOB: 3 BB: 2 P: 25	R: 0 E: 0 K: 0 S: 6	H: 1 LOB: 0 BB: 0 P: 11	R: 2 E: 0 K: 3 S: 20	H: 2 LOB: 2 BB: 2 P: 37	R: 0 E: 0 K: 2 S: 19	H: 2 LOB: 3 BB: 0 P: 27	R: 0 E: 0 K: 0 S: 10	H: 1 LOB: 2 BB: 1 P: 16	R: 0 E: 0 K: 1 S: 10	H: 1 LOB: 1 BB: 0 P: 18	R: 1 E: 0 K: 1 S: 11	H: 2 LOB: 1 BB: 0 P: 18	1B: 10 2B: 1 HR: 0	SF: 0 SAC: 0 DP: 1 HBP: 0	WP: 1 PB: 0 SB: 2 CS: 0	PA: 41					
<b>PITCHER</b>	IP	WLS	BF	H	R	ER	SO	BB	IBB	HBP	BLK	WP	HR	S	P	ERA	WHIP										
47 Johnny Cueto, R (1, 1) ERA: 2.18	5.0		23	5	2	2	7	4	0	0	0	0	0	64	112	3.60	1.800										
43 Manny Parra, L (6, 1) ERA: 3.86	0.2		5	2	0	0	2	0	0	0	0	0	0	17	23	0.00	3.000										
63 Sam LeCure, R (6, 1) ERA: 3.25	1.1		6	1	0	0	0	1	0	0	0	0	0	12	20	0.00	1.500										
51 Jonathan Broxton, R (8, 1) ERA: 1.06	1.0		4	1	0	0	1	0	0	0	0	0	0	10	18	0.00	1.000										
54 Arodis Chapman, L (9, 1) ERA: 2.4	0.1	L	3	2	1	1	1	0	0	0	0	1	0	11	18	27.00	6.000										

AB 32  
R 2  
H 6  
RBI 2  
BB 2  
SO 8  
LOB 10



AB 36  
R 3  
H 11  
RBI 3  
BB 5  
SO 11  
LOB 27





Batter	1	2	3	4	5	6	7	8	9	AB	R	H	RBI	BB	SO	LOB	TOP					
17 Shin-Soo Choo, L (1,9) OBP: 0.355, SLG: 0.370										5	1	2	1	0	1	1						
1 Elvis Andrus, R (1,6) OBP: 0.311, SLG: 0.340										5	0	1	0	0	1	3						
29 Adrián Beltré, R (1,5) OBP: 0.375, SLG: 0.525										5	0	1	1	0	2	1						
7 J.P. Arencibia, R (1,3) OBP: 0.188, SLG: 0.260										5	0	0	0	0	2	4						
2 Leonys Martin, L (1,8) OBP: 0.324, SLG: 0.373										5	0	0	0	0	1	2						
20 Jake Smolinski, R (1,10) OBP: 0.450, SLG: 0.472										3	1	2	0	0	1	1						
60 Chris Gimenez, R (9, PH) OBP: 0.330, SLG: 0.374										0	0	0	0	1	0	0						
35 James Adduci, L (1,7) OBP: 0.389, SLG: 0.471										4	1	0	0	1	1	6						
8 Geovany Soto, R (1,2) OBP: 0.364, SLG: 0.455										3	1	2	1	0	1	2						
61 Robinson Chirinos, R (9, PH) OBP: 0.270, SLG: 0.421										1	0	0	0	0	0	0						
12 Rougned Odor, L (1,4) OBP: 0.309, SLG: 0.410										4	0	2	1	0	0	2						
<b>Inning Stats</b>	R: 0 E: 0 K: 1 S: 11	H: 0 LOB: 0 BB: 0 P: 14	R: 0 E: 2 K: 2 S: 15	H: 0 LOB: 2 BB: 0 P: 22	R: 1 E: 1 K: 1 S: 11	H: 2 LOB: 1 BB: 0 P: 17	R: 0 E: 1 K: 0 S: 10	H: 1 LOB: 2 BB: 0 P: 19	R: 0 E: 0 K: 1 S: 10	H: 0 LOB: 0 BB: 0 P: 16	R: 3 E: 0 K: 1 S: 24	H: 4 LOB: 2 BB: 1 P: 37	R: 0 E: 1 K: 1 S: 14	H: 1 LOB: 2 BB: 0 P: 16	R: 0 E: 0 K: 1 S: 12	H: 1 LOB: 1 BB: 0 P: 14	R: 0 E: 0 K: 2 S: 13	H: 1 LOB: 2 BB: 1 P: 21	1B: 9 2B: 1 3B: 0 HR: 0	SF: 0 SAC: 0 DP: 0 HBP: 1	WP: 0 PB: 0 SB: 0 CS: 1	PA: 43
<b>PITCHER</b>	IP WLS BF H R ER SO BB IBB HBP BLK WP HR S P ERA WHIP																					
61 Shane Greene, R (1,1) ERA: 2.79	5.2 L 26 5 4 4 5 1 0 1 0 0 0 0 73 113 6.35 1.059																					
48 Matt Thornton, L (6,1) ERA: 3.0	0.0 2 2 0 0 0 0 0 0 0 0 0 0 5 7 2 0.00 0.750																					
43 Adam Warren, R (6,1) ERA: 2.66	1.1 6 1 0 0 2 0 0 0 0 0 0 0 17 21 0.00 0.750																					
55 David Huff, L (8,1) ERA: 4.19	2.0 9 2 0 0 3 0 1 0 0 0 0 0 25 35 0.00 1.000																					

Texas Rangers @ New York Yankees  
Yankee Stadium, Bronx, NY  
Mon Jul 21 2014, 7:12 PM - 10:42 PM EDT  
Att: 45,278 - Partly Cloudy - 79 F

AB	40
R	4
H	10
RBI	4
BB	2
SO	10
LOB	22



Batter	1	2	3	4	5	6	7	8	9	AB	R	H	RBI	BB	SO	LOB	BOTTOM					
11 Brett Gardner, L (1,7) OBP: 0.353, SLG: 0.415										2	0	0	0	2	0	0						
2 Derek Jeter, R (1,6) OBP: 0.326, SLG: 0.320										3	1	0	0	1	1	4						
22 Jacoby Ellsbury, L (1,8) OBP: 0.354, SLG: 0.423										4	1	2	1	0	0	1						
36 Carlos Beltrán, S (1,10) OBP: 0.273, SLG: 0.411										3	0	0	1	0	0	0						
33 Kelly Johnson, L (1,3) OBP: 0.309, SLG: 0.381										4	0	1	0	0	0	1						
14 Brian Roberts, S (1,4) OBP: 0.304, SLG: 0.369										4	0	0	0	0	1	1						
31 Ichiro Suzuki, L (1,9) ERA: 3.43										3	0	0	0	0	1	0						
29 Francisco Cervelli, R (1,2) OBP: 0.333, SLG: 0.362										1	0	0	0	0	0	2						
45 Zelous Wheeler, R (1,5) OBP: 0.292, SLG: 0.542										3	0	1	0	0	0	0						
<b>Inning Stats</b>	R: 1 E: 0 K: 0 S: 14	H: 1 LOB: 1 BB: 1 P: 23	R: 0 E: 0 K: 2 S: 14	H: 0 LOB: 0 BB: 0 P: 20	R: 0 E: 0 K: 0 S: 9	H: 0 LOB: 0 BB: 0 P: 13	R: 1 E: 0 K: 0 S: 8	H: 1 LOB: 0 BB: 0 P: 14	R: 0 E: 0 K: 0 S: 9	H: 2 LOB: 2 BB: 1 P: 16	R: 0 E: 0 K: 0 S: 4	H: 0 LOB: 0 BB: 0 P: 7	R: 0 E: 0 K: 1 S: 8	H: 0 LOB: 0 BB: 0 P: 10	R: 0 E: 0 K: 1 S: 11	H: 0 LOB: 1 BB: 1 P: 18	R: 0 E: 0 K: 0 S: 6	H: 1 LOB: 2 BB: 0 P: 9	1B: 4 2B: 0 3B: 0 HR: 1	SF: 1 SAC: 0 DP: 1 HBP: 1	WP: 0 PB: 0 SB: 0 CS: 0	PA: 35
<b>PITCHER</b>	IP WLS BF H R ER SO BB IBB HBP BLK WP HR S P ERA WHIP																					
36 Miles Mikolas, R (1,1) ERA: 7.48	7.1 W 27 4 2 2 3 2 0 0 0 0 0 0 68 105 2.46 0.818																					
56 Neal Cotts, L (8,1) ERA: 3.43	0.2 H 3 0 0 0 1 1 0 0 0 0 0 0 9 16 0.00 1.500																					
2B Joakim Soria, R (9,1) ERA: 2.51	1.0 S 5 1 0 0 0 0 0 0 1 0 0 0 6 9 0.00 1.000																					

Texas Rangers @ New York Yankees  
Yankee Stadium, Bronx, NY  
Mon Jul 21 2014, 7:12 PM - 10:42 PM EDT  
Att: 45,278 - Partly Cloudy - 79 F

AB	30
R	2
H	5
RBI	2
BB	3
SO	4
LOB	9









Batter	1	2	3	4	5	6	7	8	9	AB	R	H	RBI	BB	SO	LOB	TOP
17 Shin-Soo Choo, L (1, 7) OBP: 0.353, SLG: 0.367	G6-3		K							2	0	0	0	0	1	0	<p>Texas Rangers @ New York Yankees</p> <p>Yankee Stadium, Bronx, NY</p> <p>Wed Jul 23 2014, 7:11 PM - 8:46 PM EDT</p> <p>Att: 37,585 - Overcast - 82 F</p> <p>livebaseballscorecards.com</p>
1 Elvis Andrus, R (1, 6) OBP: 0.305, SLG: 0.333	L9				G4-3					2	0	0	0	0	0		
Alex Rios, R (1, 9) OBP: 0.331, SLG: 0.435	L9				L9					2	0	1	0	0	0		
29 Adrián Beltré, R (1, 5) OBP: 0.372, SLG: 0.518	CS	G5-3			1B					2	0	1	0	0	0		
35 James Adduci, L (1, 3)		G2-3			P5					2	0	0	0	0	1		
7 J.P. Arencibia, R (1, 10) OBP: 0.182, SLG: 0.284	F8					K				2	0	0	0	0	1		
2 Leonys Martin, L (1, 8) OBP: 0.328, SLG: 0.382					60 1B 12 G4-6-3					2	1	2	0	0	0		
60 Chris Gimenez, R (1, 2) OBP: 0.333, SLG: 0.376					12 G4-6-3					2	0	1	0	0	1		
12 Rougned Odor, L (1, 4) OBP: 0.308, SLG: 0.402					G4-6-3					2	0	0	0	0	1		
<b>Inning Stats</b>	R: 0 E: 0 K: 0 S: 8	H: 1 LOB: 0 BB: 0 P: 13	R: 0 E: 0 K: 0 S: 6	H: 0 LOB: 0 BB: 0 P: 9	R: 1 E: 0 K: 1 S: 9	H: 2 LOB: 0 BB: 0 P: 14	R: 0 E: 0 K: 0 S: 11	H: 1 LOB: 1 BB: 0 P: 18	R: 0 E: 0 K: 2 S: 10	H: 1 LOB: 1 BB: 0 P: 18							
<b>PITCHER</b>	IP WLS BF H R ER SO BB IBB HBP BLK WP HR S P ERA WHIP																
41 David Phelps, R (1, 1) ERA: 3.77	5.0 W 18	H 5 R 1 ER 1 SO 3	BB 0 IBB 0 HBP 0 BLK 0	WP 0 HR 0 S 44 P 72	ERA 1.80 WHIP 1.000												

Batter	1	2	3	4	5	6	7	8	9	AB	R	H	RBI	BB	SO	LOB	BOTTOM
11 Brett Gardner, L (1, 7) OBP: 0.359, SLG: 0.428	K									2	1	1	1	0	1	0	<p>Texas Rangers @ New York Yankees</p> <p>Yankee Stadium, Bronx, NY</p> <p>Wed Jul 23 2014, 7:11 PM - 8:46 PM EDT</p> <p>Att: 37,585 - Overcast - 82 F</p> <p>livebaseballscorecards.com</p>
2 Derek Jeter, R (1, 6) OBP: 0.325, SLG: 0.320	P4									2	0	0	0	0	1	0	
22 Jacoby Ellsbury, L (1, 8) OBP: 0.354, SLG: 0.421	K									2	0	0	0	0	1	0	
36 Carlos Beltrán, S (1, 10) OBP: 0.272, SLG: 0.406		G3								2	0	0	0	0	0	0	
34 Brian McCann, L (1, 3) OBP: 0.295, SLG: 0.374		P4								2	0	1	0	0	0	0	
12 Chase Headley, S (1, 5) OBP: 0.297, SLG: 0.358										2	0	1	0	0	1	1	
31 Ichiro Suzuki, L (1, 9) OBP: 0.325, SLG: 0.314										2	0	0	0	0	1	2	
29 Francisco Cervelli, R (1, 2) OBP: 0.339, SLG: 0.400										2	1	2	0	0	0	0	
17 Brendan Ryan, R (1, 4) OBP: 0.263, SLG: 0.245										2	0	0	0	0	2	2	
<b>Inning Stats</b>	R: 0 E: 0 K: 2 S: 7	H: 0 LOB: 0 BB: 0 P: 11	R: 0 E: 0 K: 1 S: 11	H: 1 LOB: 1 BB: 0 P: 14	R: 2 E: 0 K: 1 S: 10	H: 2 LOB: 0 BB: 0 P: 15	R: 0 E: 0 K: 1 S: 12	H: 1 LOB: 1 BB: 0 P: 16	R: 0 E: 0 K: 0 S: 6	H: 1 LOB: 1 BB: 0 P: 11							
<b>PITCHER</b>	IP WLS BF H R ER SO BB IBB HBP BLK WP HR S P ERA WHIP																
11 Yu Darvish, R (1, 1) ERA: 2.92	4.1 L 18	H 5 R 2 ER 2 SO 5	BB 0 IBB 0 HBP 0 BLK 1	WP 1 HR 1 S 46 P 67	ERA 4.15 WHIP 1.154												



Batter	1	2	3	4	5	6	7	8	9	AB	R	H	RBI	BB	SO	LOB	TOP										
17 Shin-Soo Choo, L (1.7) OBP: 0.354, SLG: 0.367	L7		1B					K		3	0	1	0	1	1	0	<p><b>Texas Rangers @ New York Yankees</b>            Yankee Stadium, Bronx, NY            Thu Jul 24 2014, 1:09 PM - 3:56 PM EDT            Att: 45,105 - Cloudy - 78 F</p>										
1 Elvis Andrus, R (1.6) OBP: 0.395, SLG: 0.333	K		1B					G6-3		4	0	1	1	0	2	2											
Alex Rios, R (1.9) OBP: 0.327, SLG: 0.430	K		F9					F9		4	0	0	0	0	1	2											
29 Adrian Beltré, R (1.5) OBP: 0.368, SLG: 0.512	L8							F9		4	0	0	0	0	0	0											
35 James Adduci, L (1.3) OBP: 0.300, SLG: 0.321	K							G4-3		3	0	0	0	1	1	0											
7 J.P. Arencibia, R (1.10) OBP: 0.185, SLG: 0.318	K							K		4	1	1	1	0	2	1											
2 Leonys Martín, L (1.8) OBP: 0.327, SLG: 0.379								K		3	0	0	0	1	1	1											
61 Robinson Chirinos, R (1.2) OBP: 0.265, SLG: 0.415								K		3	0	0	0	0	0	1											
12 Rougned Odor, L (1.4) OBP: 0.314, SLG: 0.411										3	1	2	0	0	0	0											
<b>Inning Stats</b>	R: 0 H: 0 E: 0 K: 2 S: 13	H: 0 LOB: 0 BB: 0 P: 18	R: 0 H: 0 E: 0 K: 2 S: 13	H: 0 LOB: 0 BB: 0 P: 19	R: 1 H: 3 E: 0 K: 0 S: 16	H: 3 LOB: 2 BB: 1 P: 25	R: 0 H: 0 E: 0 K: 0 S: 6	H: 0 LOB: 0 BB: 0 P: 7	R: 0 H: 1 E: 0 K: 1 S: 17	H: 1 LOB: 2 BB: 1 P: 27	R: 0 H: 0 E: 0 K: 0 S: 9	H: 0 LOB: 0 BB: 0 P: 13	R: 1 H: 1 E: 0 K: 0 S: 10	H: 1 LOB: 0 BB: 0 P: 14	R: 0 H: 0 E: 0 K: 1 S: 7	H: 0 LOB: 0 BB: 0 P: 9	R: 0 H: 0 E: 0 K: 2 S: 9	H: 0 LOB: 1 BB: 1 P: 17	1B: 3 2B: 1 3B: 0 HR: 1	SF: 0 SAC: 0 DP: 1 HBP: 0	WP: 0 PB: 0 SB: 0 CS: 0	PA: 34					
<b>PITCHER</b>	IP	WLS	BF	H	R	ER	SO	BB	IBB	HBP	BLK	WP	HR	S	P	ERA	WHIP										
38 Brandon McCarthy, R (1.1) ERA: 4.48	6.0	W	23	4	1	1	5	2	0	0	0	0	0	74	109	1.50	1.000										
43 Adam Warren, R (7.1) ERA: 2.77	0.2	H	3	1	1	1	0	0	0	0	0	0	1	9	13	13.50	1.500										
48 Matt Thornton, L (7.1) ERA: 2.91	0.1	H	1	0	0	0	0	0	0	0	0	0	0	1	1	0.00	0.000										
68 Dellin Betances, R (8.1) ERA: 1.49	1.0	H	3	0	0	0	1	0	0	0	0	0	0	7	9	0.00	0.000										
30 David Robertson, R (9.1) ERA: 2.38	1.0	S	4	0	0	0	2	1	0	0	0	0	0	9	17	0.00	1.000										

Batter	1	2	3	4	5	6	7	8	9	AB	R	H	RBI	BB	SO	LOB	BOTTOM										
22 Jacoby Ellsbury, L (1.8) OBP: 0.353, SLG: 0.417	F8		L7					G3-1		3	0	0	0	1	0	1	<p><b>Texas Rangers @ New York Yankees</b>            Yankee Stadium, Bronx, NY            Thu Jul 24 2014, 1:09 PM - 3:56 PM EDT            Att: 45,105 - Cloudy - 78 F</p>										
11 Brett Gardner, L (1.7) OBP: 0.397, SLG: 0.430	G4-3							K		3	1	1	1	0	1	0											
36 Carlos Beltrán, S (1.10) OBP: 0.276, SLG: 0.405	G4-3									3	1	1	0	1	0	1											
34 Brian McCann, L (1.3) OBP: 0.295, SLG: 0.376	F9									4	0	1	1	0	0	3											
12 Chase Headley, S (1.5) OBP: 0.297, SLG: 0.356	P5							K		4	0	1	1	0	2	1											
14 Brian Roberts, S (1.4) OBP: 0.304, SLG: 0.368	G4-3							G3		4	0	0	0	0	0	2											
31 Ichiro Suzuki, L (1.9) OBP: 0.328, SLG: 0.314										3	1	1	0	1	0	1											
29 Francisco Cervelli, R (1.2) OBP: 0.339, SLG: 0.414										3	1	1	1	0	0	1											
17 Brendan Ryan, R (1.6) OBP: 0.271, SLG: 0.241										1	0	0	0	0	1	0											
<b>Inning Stats</b>	R: 0 H: 0 E: 0 K: 0 S: 5	H: 0 LOB: 0 BB: 0 P: 9	R: 0 H: 0 E: 0 K: 0 S: 8	H: 0 LOB: 0 BB: 0 P: 10	R: 0 H: 0 E: 0 K: 0 S: 5	H: 0 LOB: 1 BB: 0 P: 10	R: 1 H: 2 E: 0 K: 0 S: 9	H: 2 LOB: 0 BB: 0 P: 11	R: 2 H: 1 E: 0 K: 0 S: 9	H: 1 LOB: 2 BB: 3 P: 25	R: 0 H: 1 E: 0 K: 1 S: 12	H: 1 LOB: 0 BB: 0 P: 16	R: 0 H: 0 E: 0 K: 2 S: 10	H: 0 LOB: 0 BB: 0 P: 15	R: 1 H: 2 E: 0 K: 0 S: 10	H: 2 LOB: 1 BB: 0 P: 15	1B: 3 2B: 3 3B: 0 HR: 0	SF: 1 SAC: 1 DP: 0 HBP: 1	WP: 0 PB: 0 SB: 1 CS: 0	PA: 34							
<b>PITCHER</b>	IP	WLS	BF	H	R	ER	SO	BB	IBB	HBP	BLK	WP	HR	S	P	ERA	WHIP										
48 Colby Lewis, R (1.1) ERA: 6.23	6.1	L	27	4	3	3	2	3	0	0	0	0	0	11	19	9.00	2.000										
68 Ryan Feierabend, L (7.1) ERA: 7.71	1.0		5	2	1	1	2	0	0	0	0	0	0	5	5	0.00	0.000										
55 Roman Mendez, R (8.1) ERA:	0.2		2	0	0	0	0	0	0	0	0	0	0	5	5	0.00	0.000										



Batter	1	2	3	4	5	6	7	8	9	AB	R	H	RBI	BB	SO	LOB	TOP			
7 José Reyes, S OBP: 0.327, SLG: 0.416										5	1	1	0	0	1	3				
66 Munenori Kawasaki, L OBP: 0.325, SLG: 0.919										3	0	1	0	0	1	1				
18 Steve Tolson, R OBP: 0.313, SLG: 0.407										0	0	0	0	0	0	0				
16 Dan Johnson, L OBP: 0.355, SLG: 0.304										1	0	0	0	0	0	0				
53 Melky Cabrera, S OBP: 0.358, SLG: 0.472										4	1	1	0	0	0	1				
19 José Bautista, R OBP: 0.412, SLG: 0.524										4	2	3	4	0	0	0				
30 Dioner Navarro, S OBP: 0.307, SLG: 0.379										4	0	1	0	0	0	1				
47 Juan Francisco, L OBP: 0.314, SLG: 0.521										4	0	1	0	0	2	2				
28 Colby Rasmus, L OBP: 0.289, SLG: 0.443										4	0	0	0	0	1	2				
17 Ryan Goins, L OBP: 0.225, SLG: 0.276										4	0	1	0	0	1	1				
8 Anthony Gose, L OBP: 0.342, SLG: 0.284										3	0	1	0	1	0	0				
<b>Inning Stats</b>	R: 3 E: 0 K: 2 S: 16	H: 4 LOB: 1 BB: 0 P: 28	R: 0 E: 0 K: 0 S: 5	H: 0 LOB: 0 BB: 0 P: 12	R: 1 E: 0 K: 0 S: 8	H: 2 LOB: 0 BB: 0 P: 13	R: 0 E: 0 K: 1 S: 8	H: 1 LOB: 2 BB: 1 P: 20	R: 0 E: 0 K: 0 S: 9	H: 0 LOB: 0 BB: 0 P: 13	R: 0 E: 0 K: 0 S: 6	H: 1 LOB: 1 BB: 0 P: 9	R: 0 E: 0 K: 1 S: 10	H: 0 LOB: 0 BB: 0 P: 11	R: 0 E: 0 K: 2 S: 9	H: 1 LOB: 1 BB: 0 P: 10	1B: 7 2B: 1 3B: 0 HR: 2	SF: 0 SAC: 0 DP: 1 HBP: 0	WP: 0 PB: 1 SB: 0 CS: 0	PA: 37
<b>PITCHER</b>	IP: 5.2 ERA: 3.99	WLS: W LOB: 1	BF: 25	H: 8 R: 4 ER: 4 SO: 3	BB: 1 IBB: 0 HBP: 0 BLK: 0	WP: 0 HR: 2 S: 51 P: 94	ERA: 6.35 WHIP: 1.588	<b>PITCHER</b>	IP: 5.2 ERA: 3.99	WLS: W LOB: 1	BF: 25	H: 8 R: 4 ER: 4 SO: 3	BB: 1 IBB: 0 HBP: 0 BLK: 0	WP: 0 HR: 2 S: 51 P: 94	ERA: 6.35 WHIP: 1.588	11 Hiroki Kuroda, R ERA: 3.99	55 David Huff, L ERA: 4.1	27 Shawn Kelley, R ERA: 3.45	68 Dellin Betances, R ERA: 1.47	30 David Robertson, R ERA: 2.33

Toronto Blue Jays @ New York Yankees  
Yankee Stadium, Bronx, NY  
Fri Jul 25 2014, 7:11 PM - 9:49 PM EDT  
Att: 44,237 - Clear - 80 F

livebaseballscores.com

AB 36  
R 4  
H 10  
RBI 4  
BB 1  
SO 6  
LOB 11

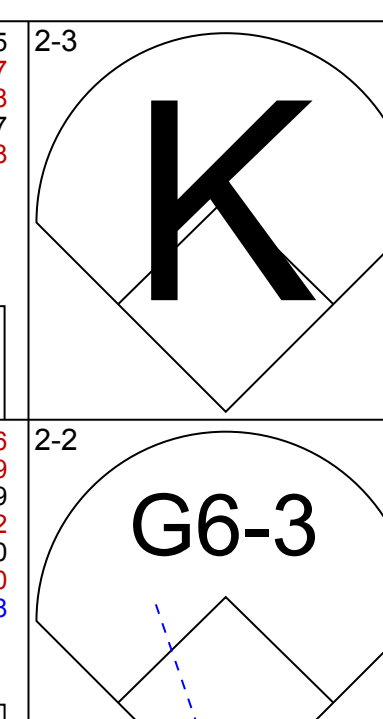
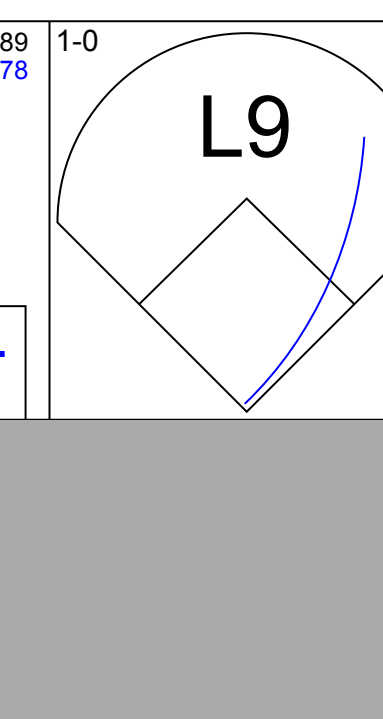
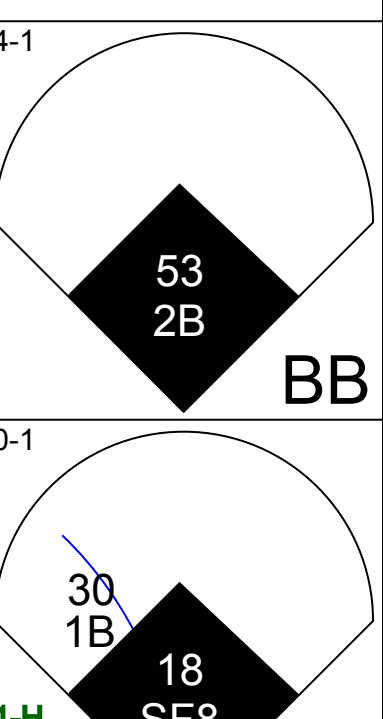
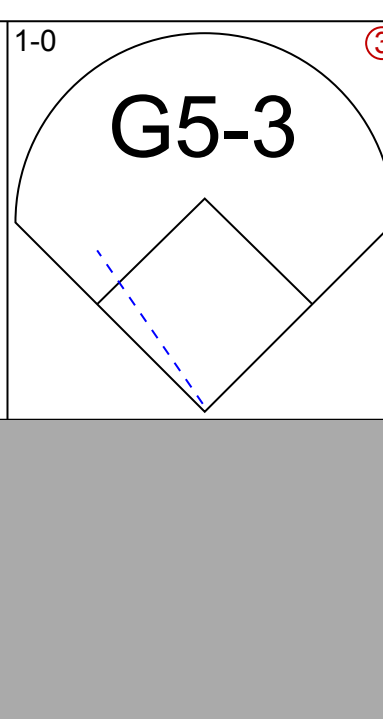
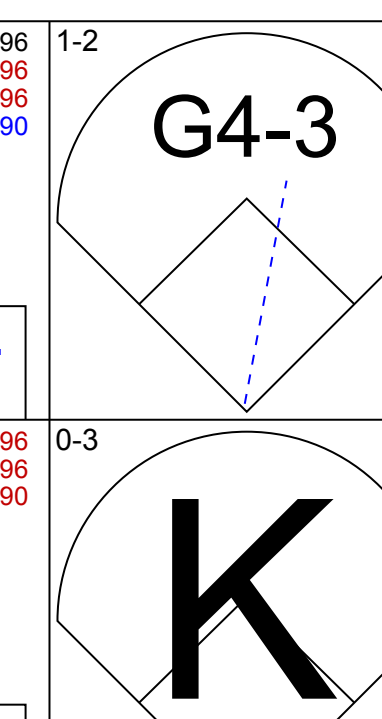
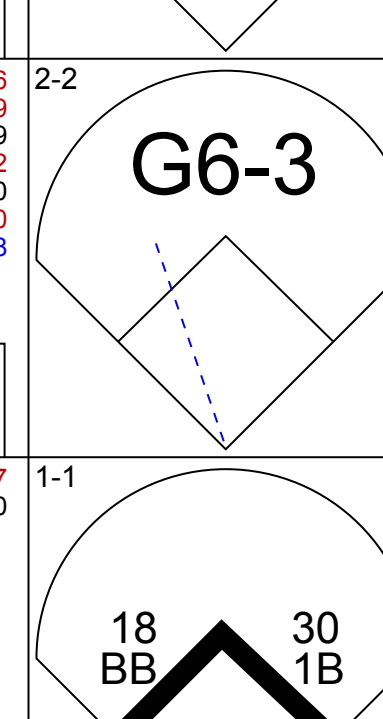
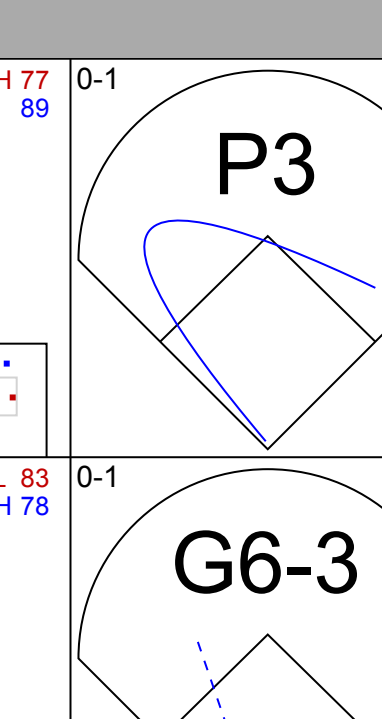
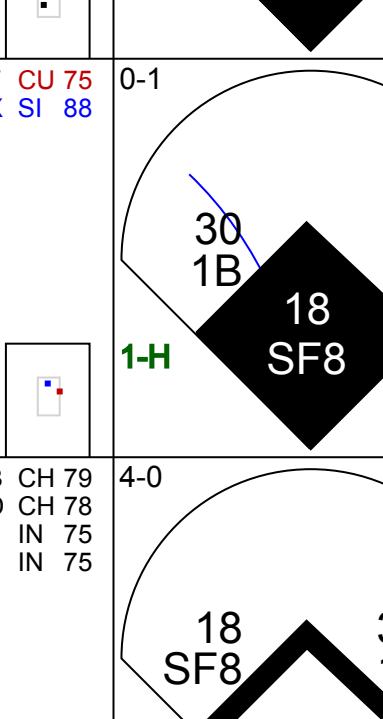
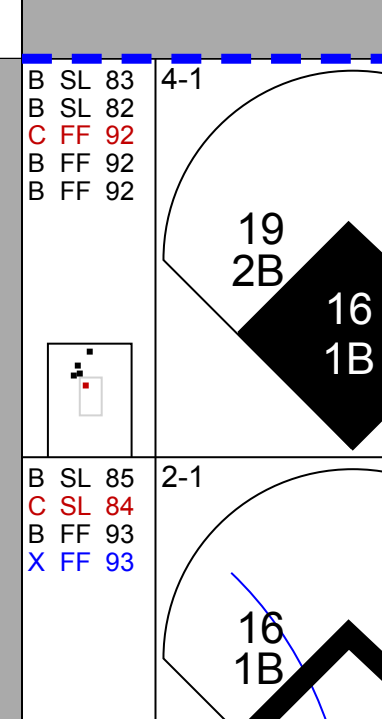
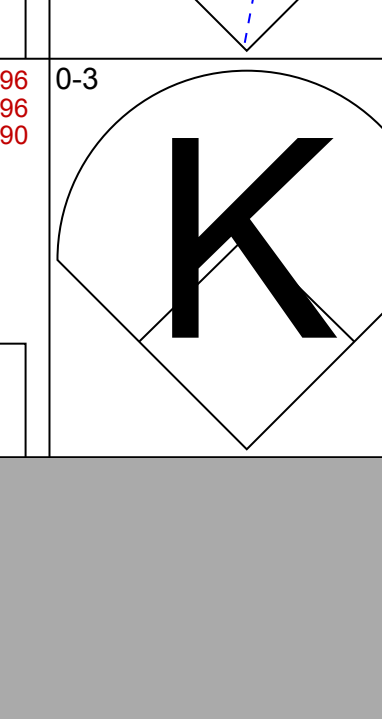
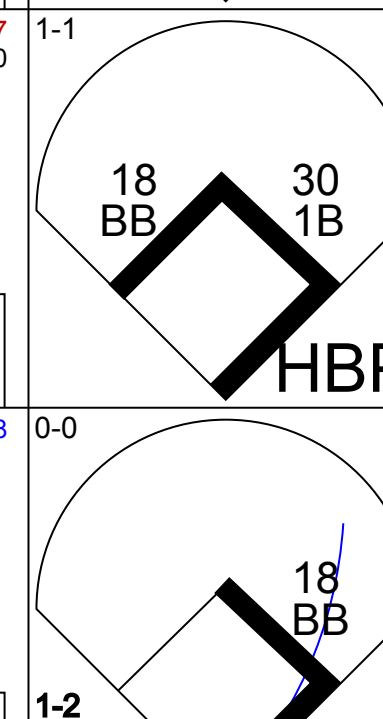
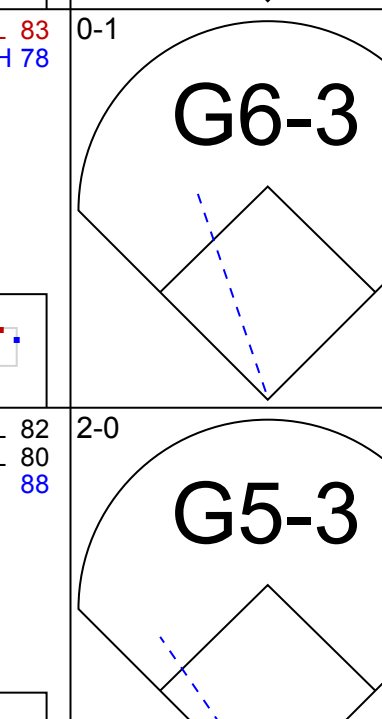
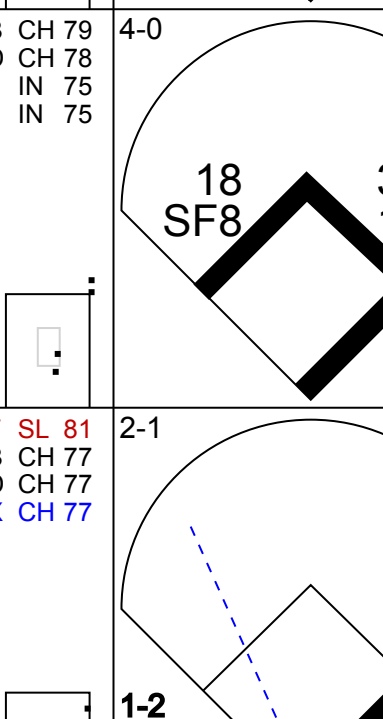
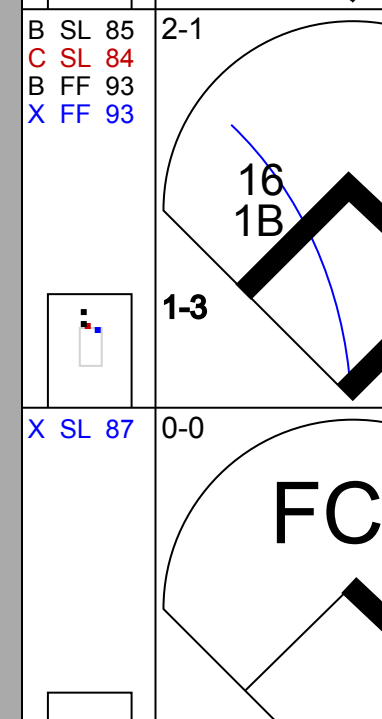

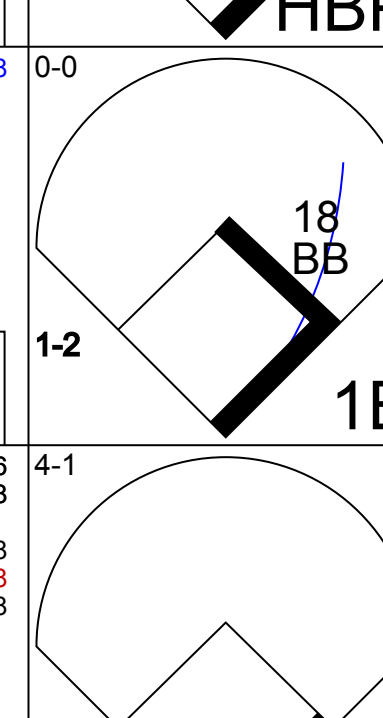
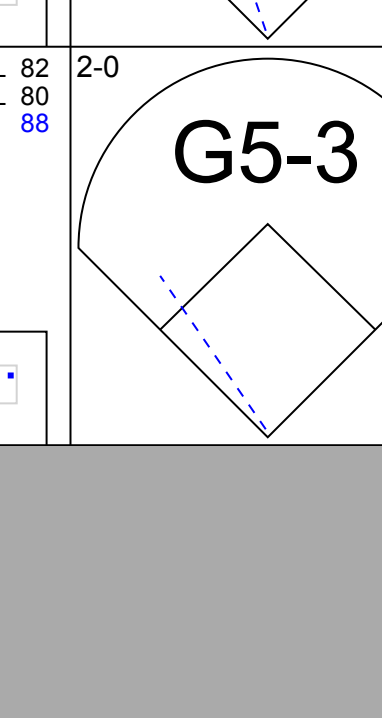
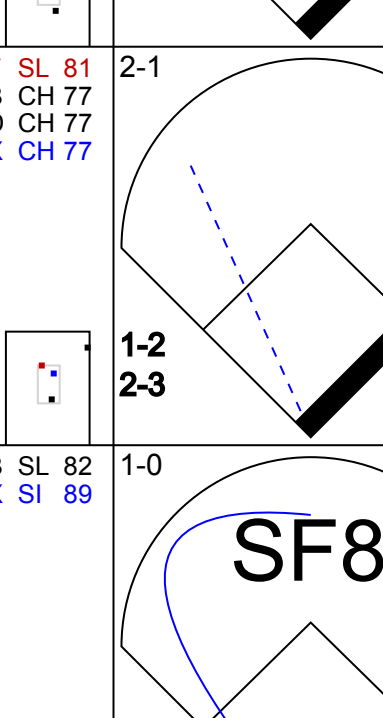
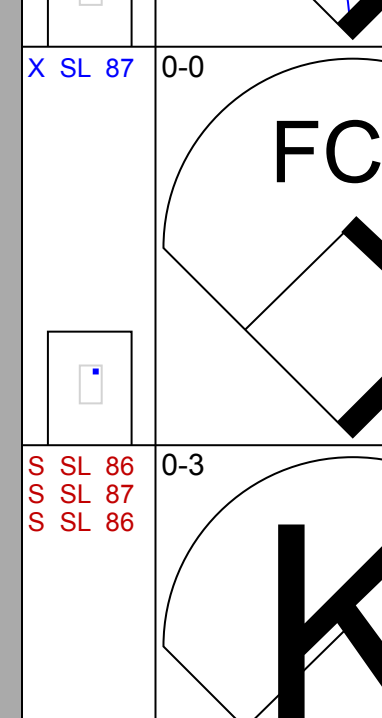

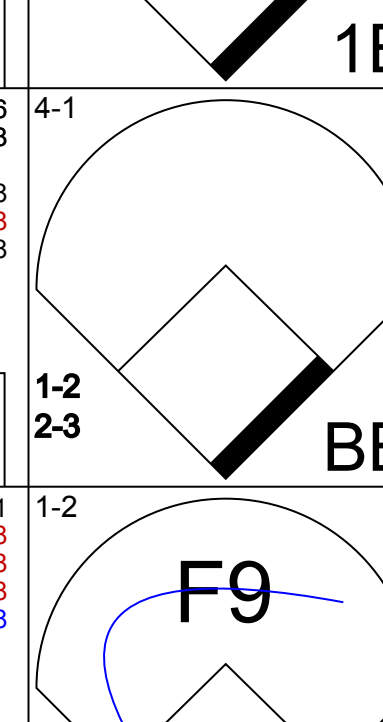
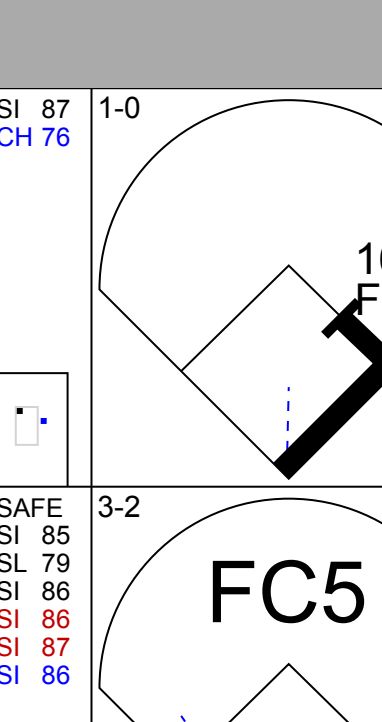
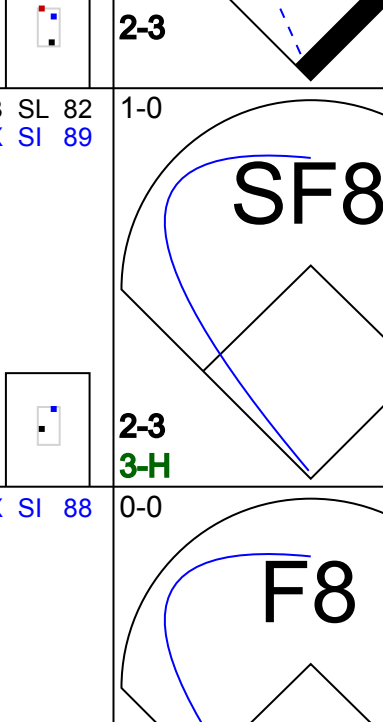
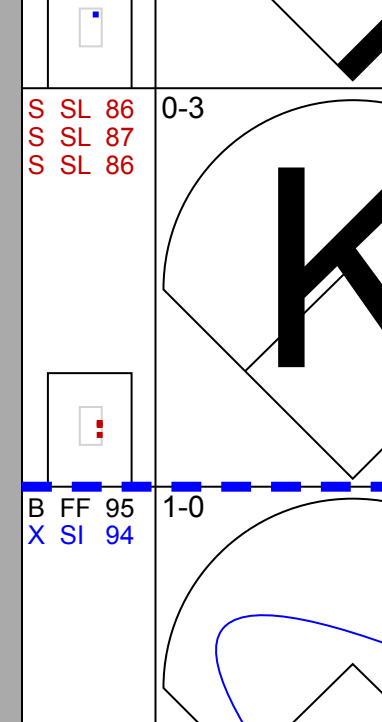

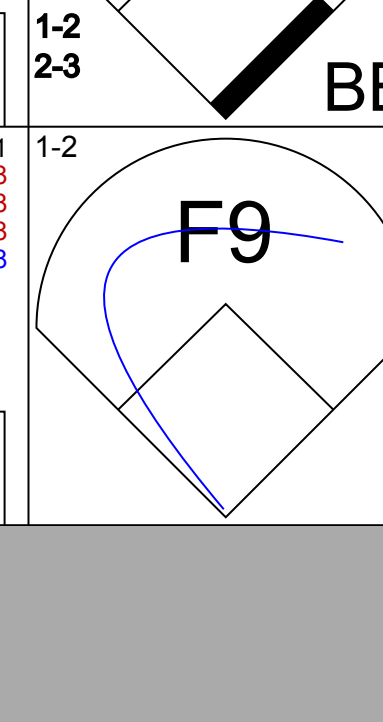
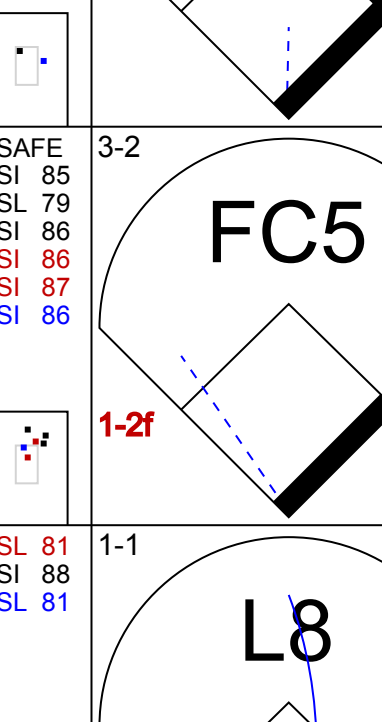
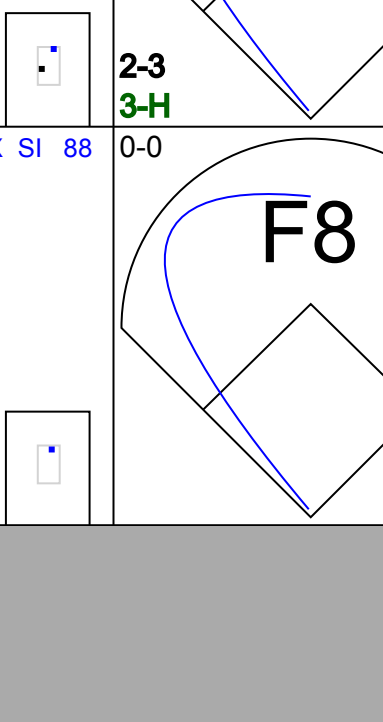
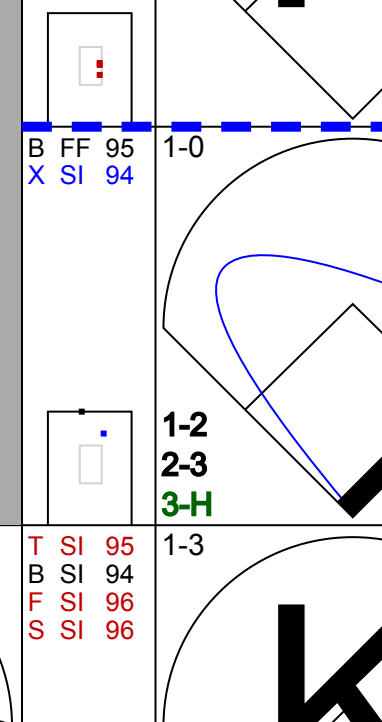

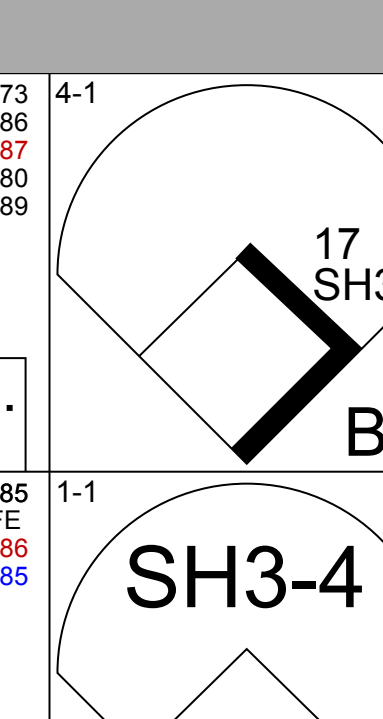
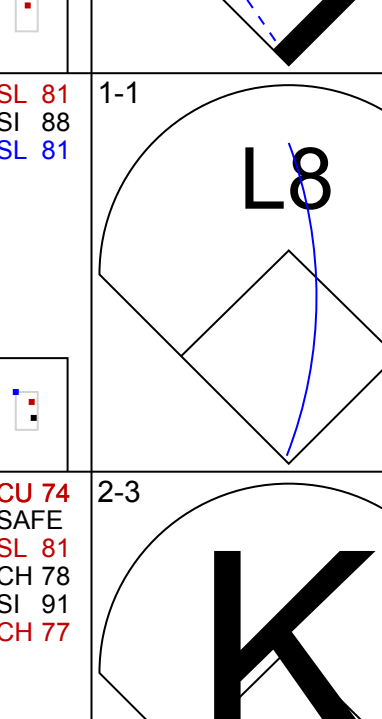
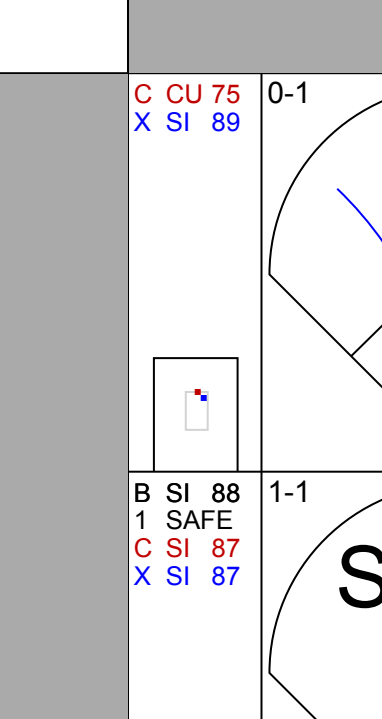
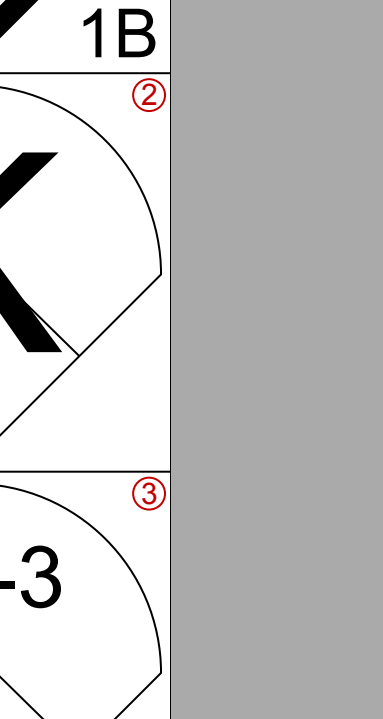
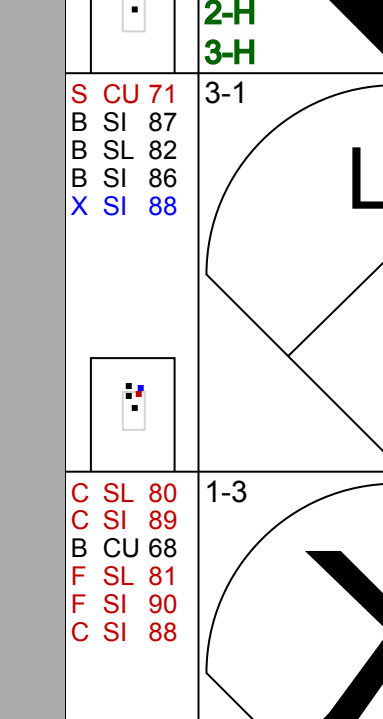
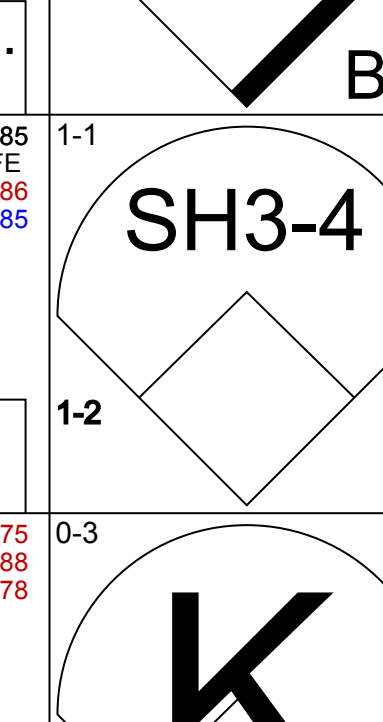
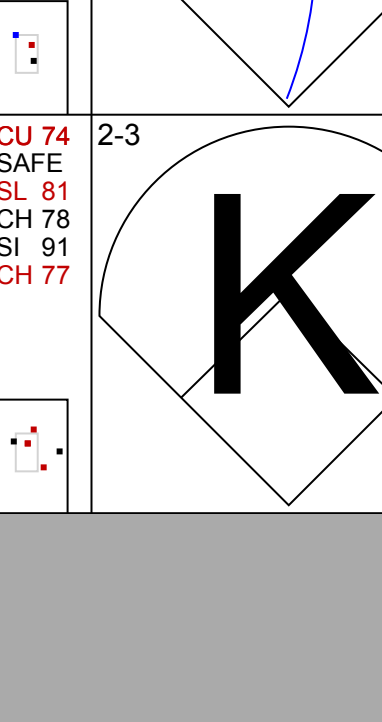
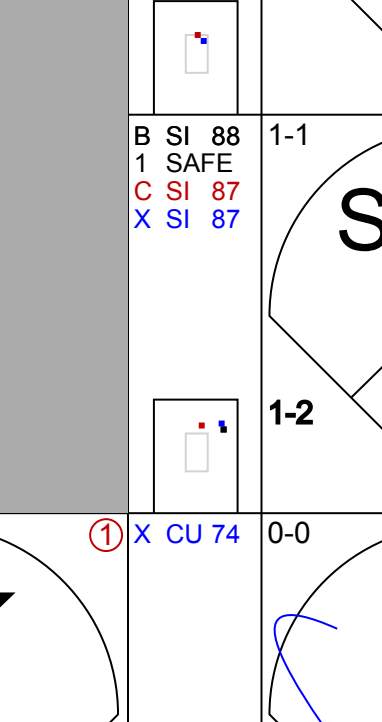
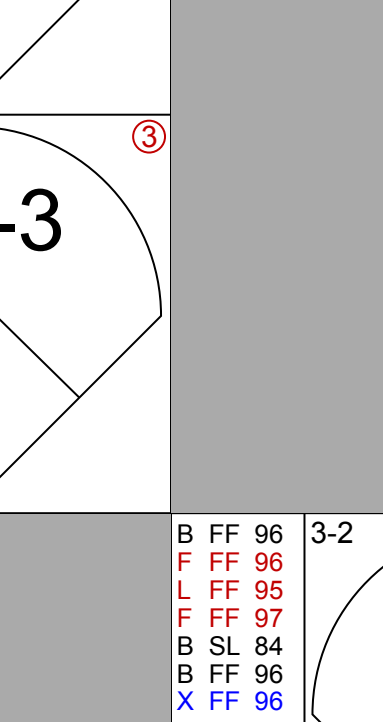
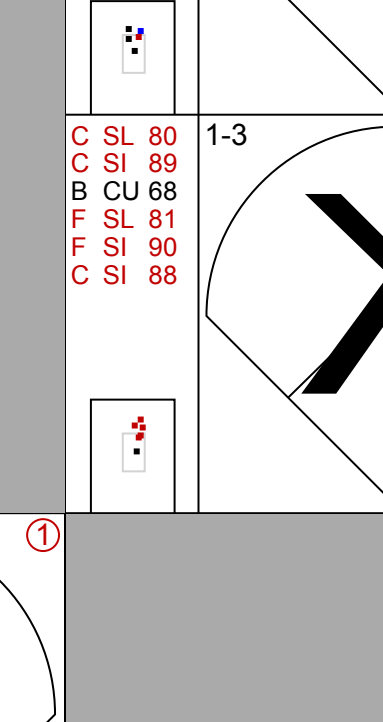
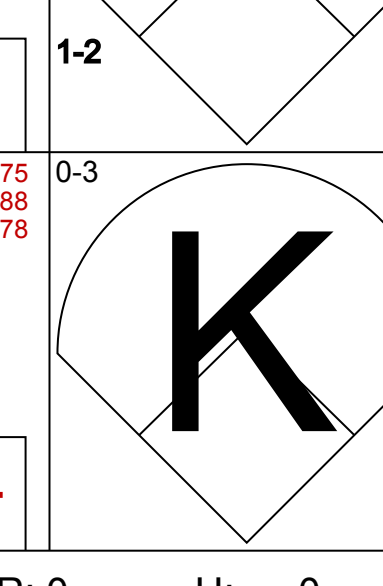
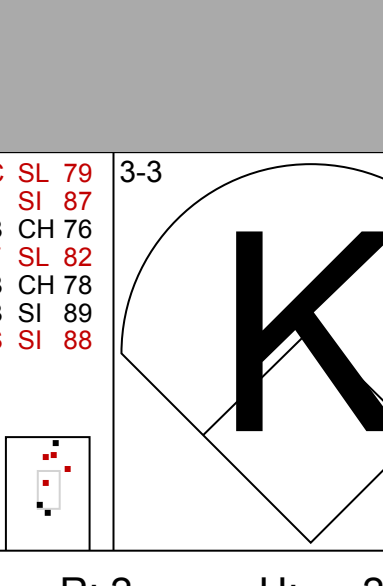
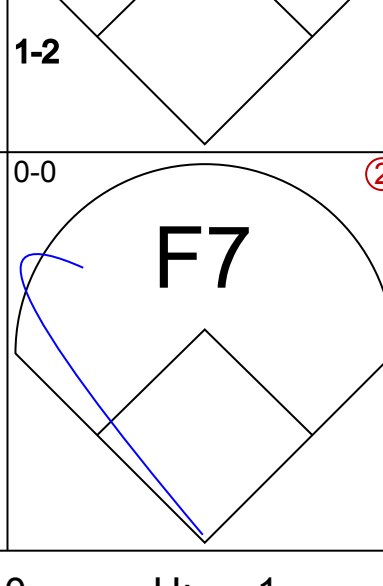
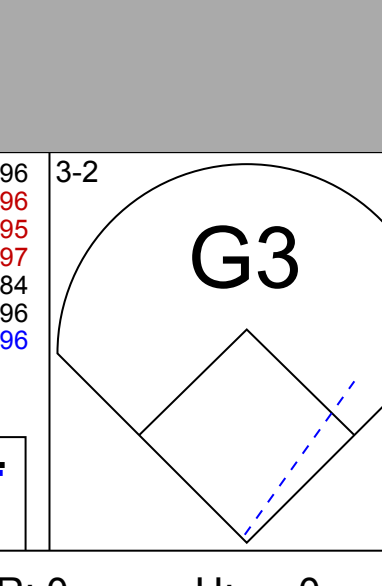
Batter	1	2	3	4	5	6	7	8	9	AB	R	H	RBI	BB	SO	LOB	BOTTOM			
11 Brett Gardner, L OBP: 0.354, SLG: 0.426										3	0	0	1	0	1	2				
2 Derek Jeter, R OBP: 0.324, SLG: 0.320										4	0	1	0	0	1	3				
22 Jacoby Ellsbury, L OBP: 0.350, SLG: 0.413										4	0	0	0	0	1	1				
36 Carlos Beltrán, S OBP: 0.275, SLG: 0.414										4	1	1	1	0	2	1				
34 Brian McCann, L OBP: 0.297, SLG: 0.377										4	2	2	0	0	0	0				
12 Chase Headley, S OBP: 0.302, SLG: 0.365										4	2	3	0	0	0	0				
31 Ichiro Suzuki, L OBP: 0.331, SLG: 0.327										3	1	1	3	1	2	1				
14 Brian Roberts, S OBP: 0.303, SLG: 0.367										4	0	1	1	0	0	0				
29 Francisco Cervelli, R OBP: 0.354, SLG: 0.443										3	0	2	0	0	1	3				
<b>Inning Stats</b>	R: 0 E: 0 K: 1 S: 7	H: 1 LOB: 1 BB: 0 P: 12	R: 2 E: 0 K: 1 S: 20	H: 3 LOB: 2 BB: 1 P: 30	R: 4 E: 0 K: 0 S: 15	H: 5 LOB: 1 BB: 0 P: 25	R: 0 E: 0 K: 2 S: 8	H: 0 LOB: 0 BB: 0 P: 11	R: 0 E: 0 K: 1 S: 10	H: 1 LOB: 1 BB: 0 P: 15	R: 0 E: 0 K: 1 S: 9	H: 1 LOB: 1 BB: 0 P: 14	R: 0 E: 0 K: 1 S: 5	H: 0 LOB: 0 BB: 0 P: 8	R: 0 E: 0 K: 1 S: 7	H: 0 LOB: 0 BB: 0 P: 12	1B: 7 2B: 3 3B: 0 HR: 2	SF: 1 SAC: 0 DP: 1 HBP: 0	WP: 0 PB: 0 SB: 0 CS: 1	PA: 35
<b>PITCHER</b>	IP: 3.0 ERA: 3.19	WLS: L	BF: 19	H: 9 R: 6 ER: 6 SO: 2	BB: 1 IBB: 0 HBP: 0 BLK: 0	WP: 0 HR: 2 S: 42 P: 67	ERA: 18.00 WHIP: 3.333	<b>PITCHER</b>	IP: 3.0 ERA: 3.19	WLS: L	BF: 19	H: 9 R: 6 ER: 6 SO: 2	BB: 1 IBB: 0 HBP: 0 BLK: 0	WP: 0 HR: 2 S: 42 P: 67	ERA: 18.00 WHIP: 3.333	56 Mark Buehrle, L ERA: 3.19	56 Todd Redmond, R ERA: 2.24	27 Brett Cecil, L ERA: 3.66	29 Dustin McGowan, R ERA: 4.13	

Toronto Blue Jays @ New York Yankees  
Yankee Stadium, Bronx, NY  
Fri Jul 25 2014, 7:11 PM - 9:49 PM EDT  
Att: 44,237 - Clear - 80 F

livebaseballscores.com

AB 33  
R 6  
H 11  
RBI 6  
BB 1  
SO 8  
LOB 11

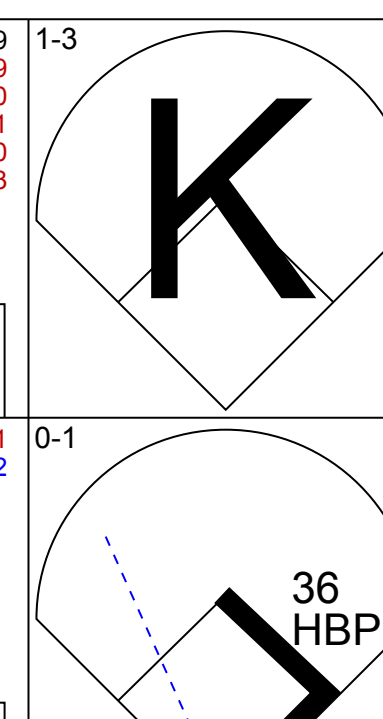
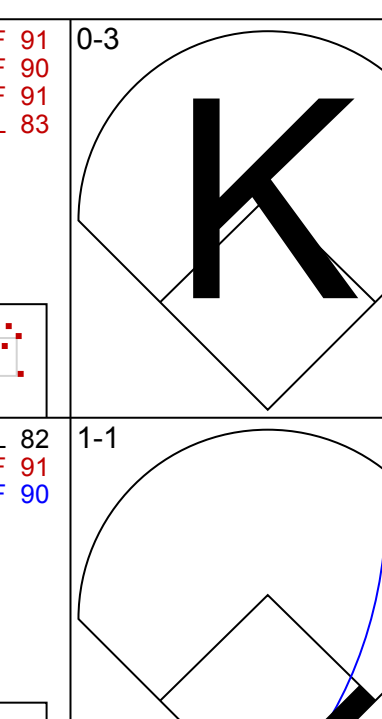
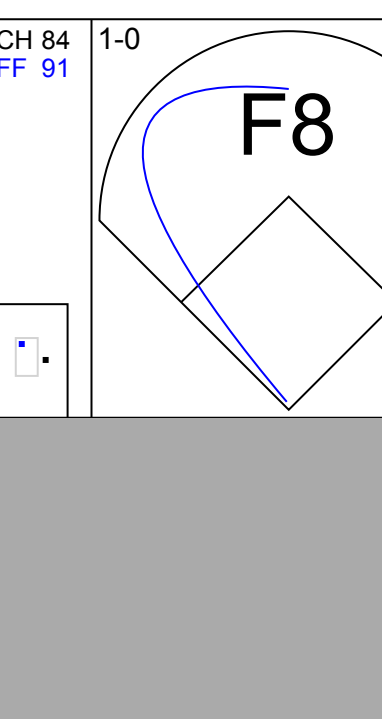
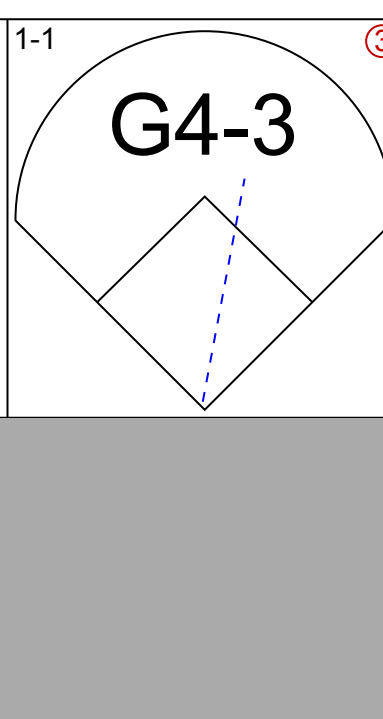
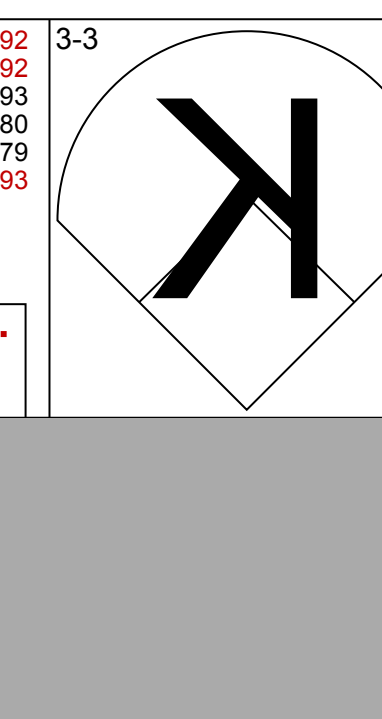
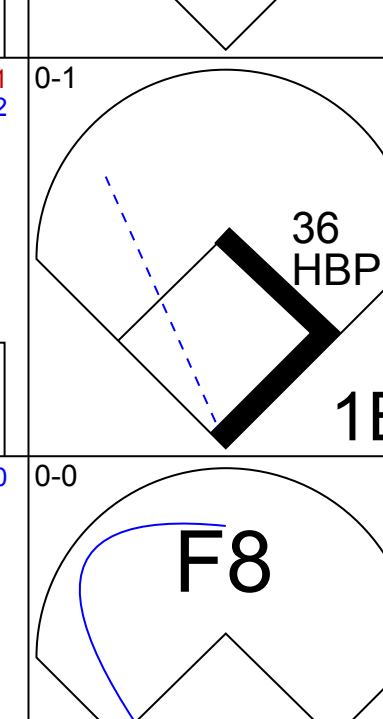
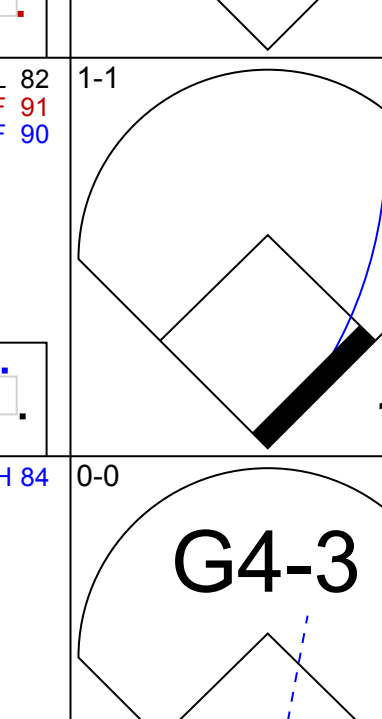
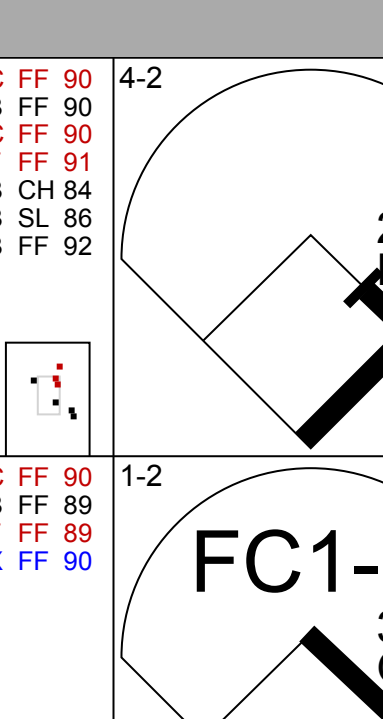
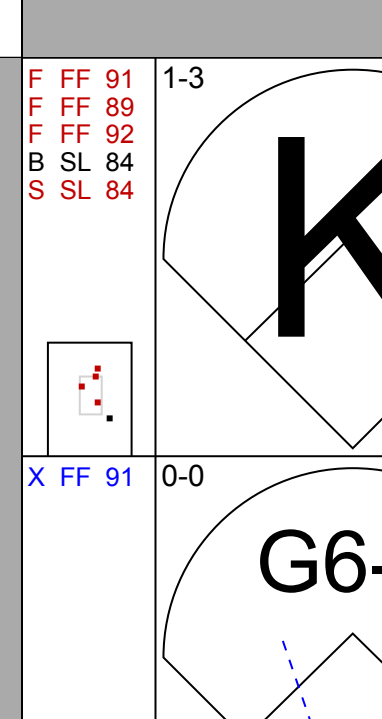

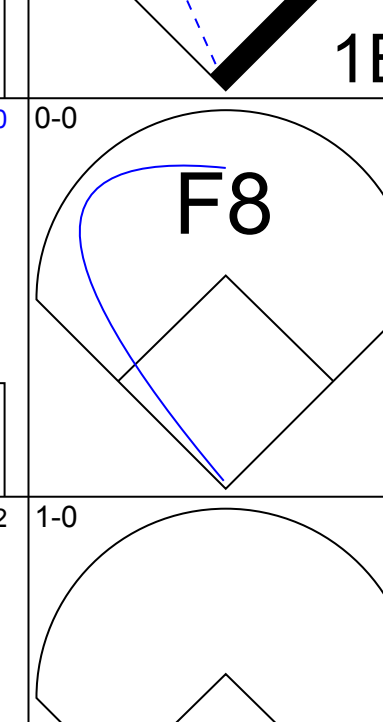
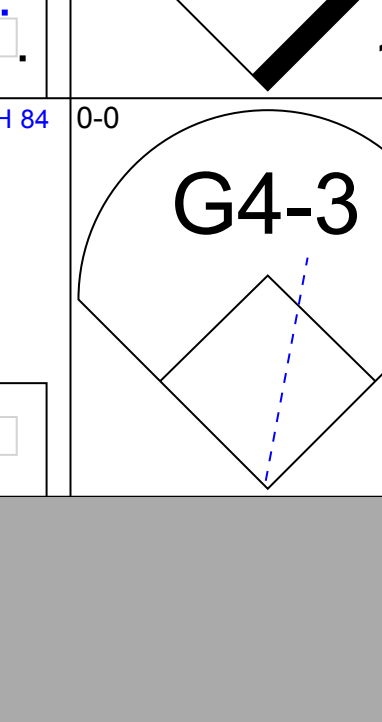
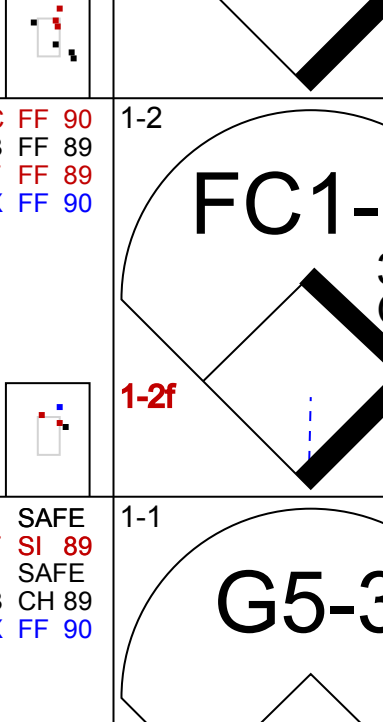
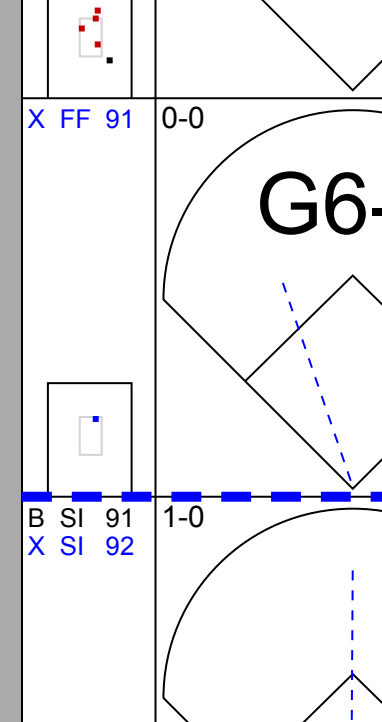

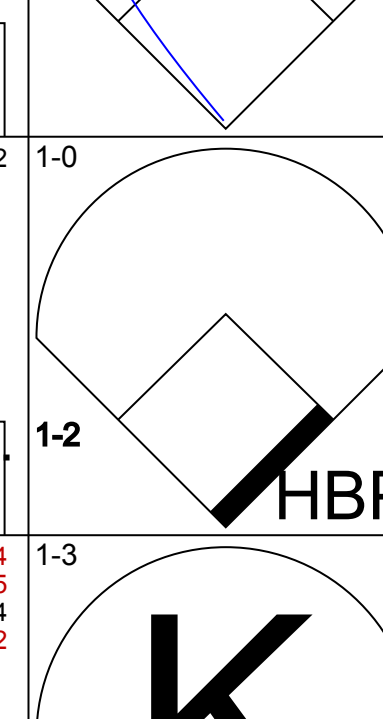
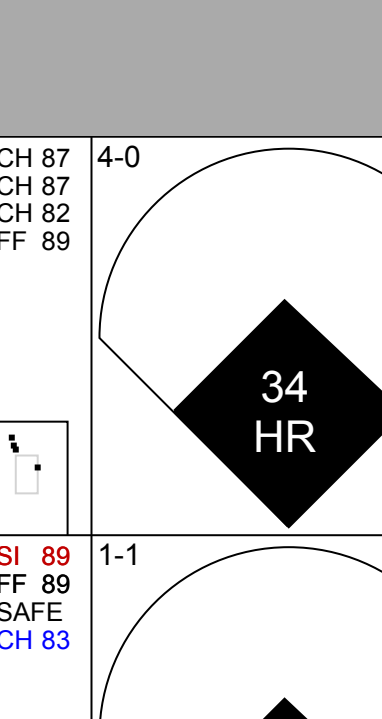
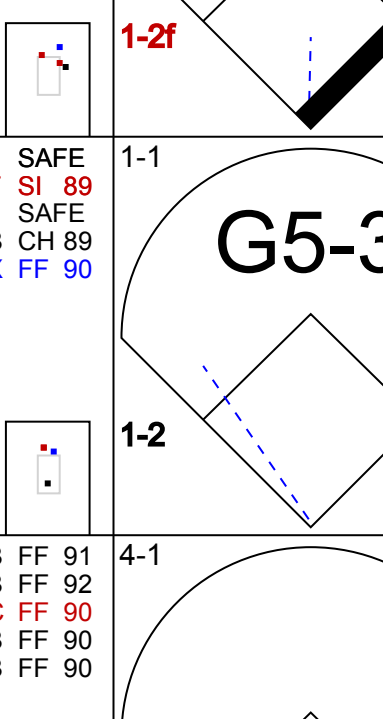
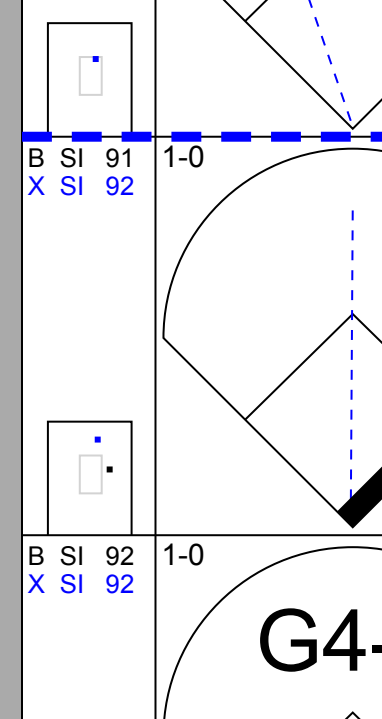

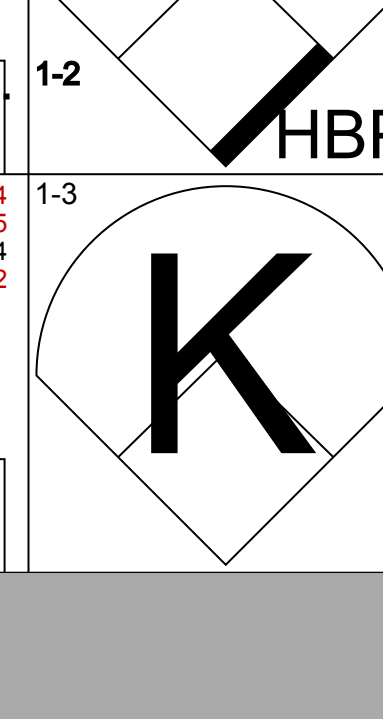
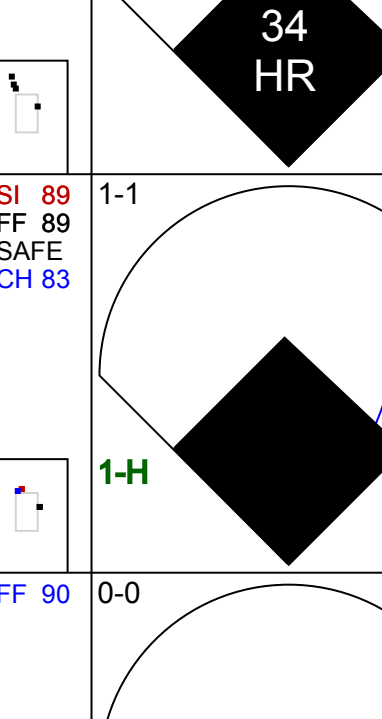
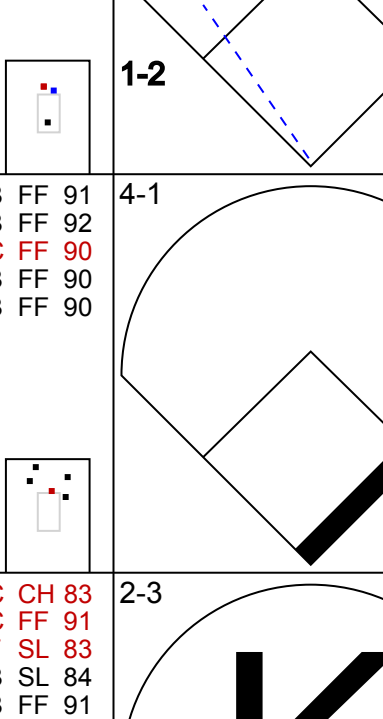
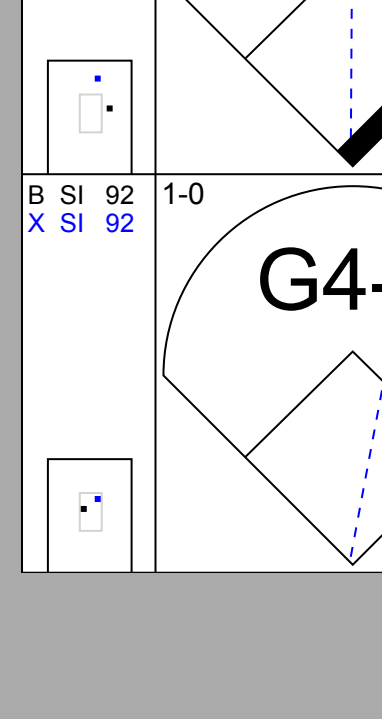

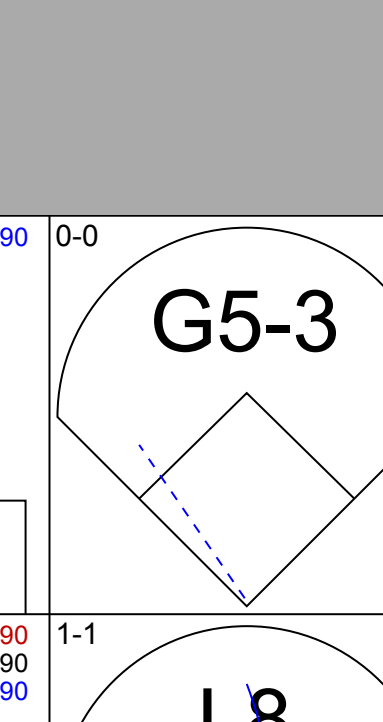
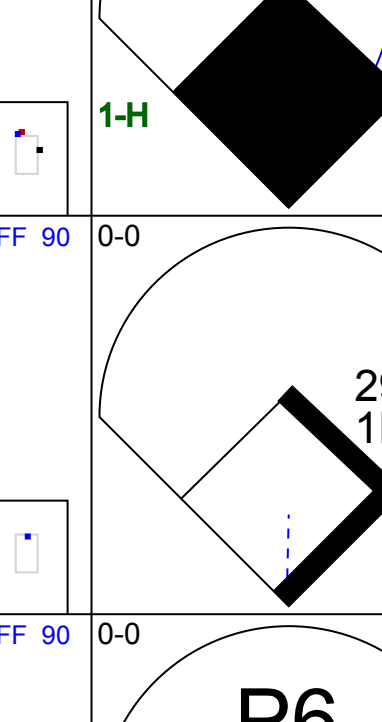
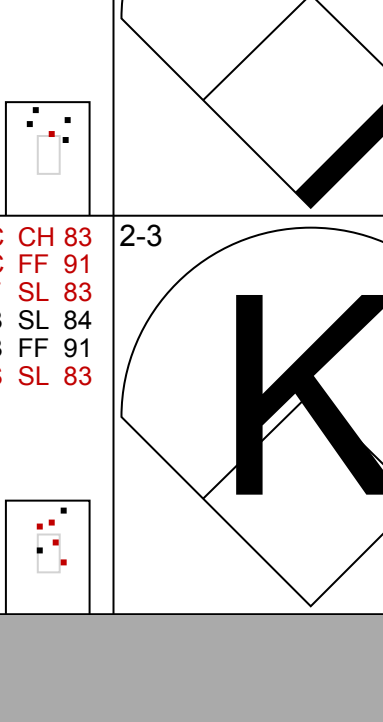
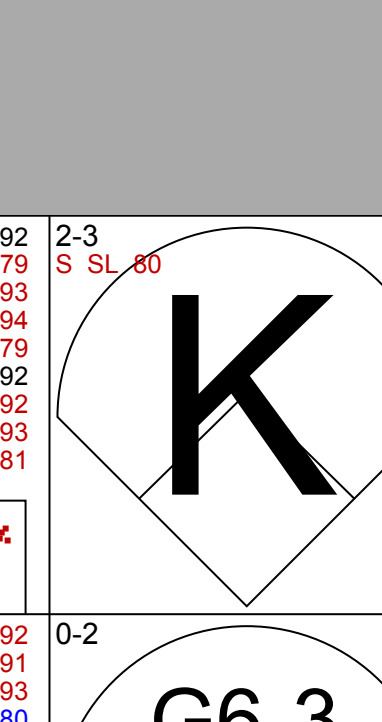
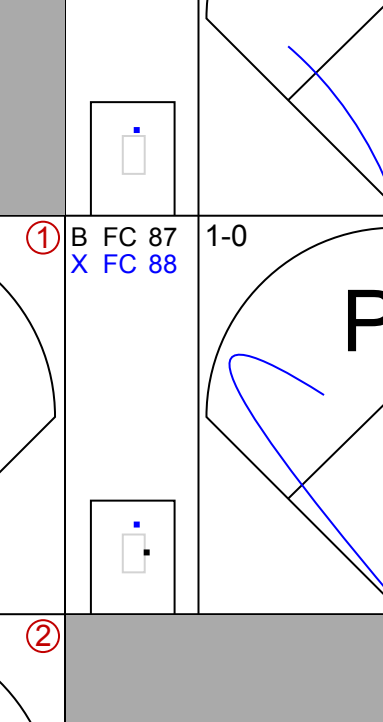
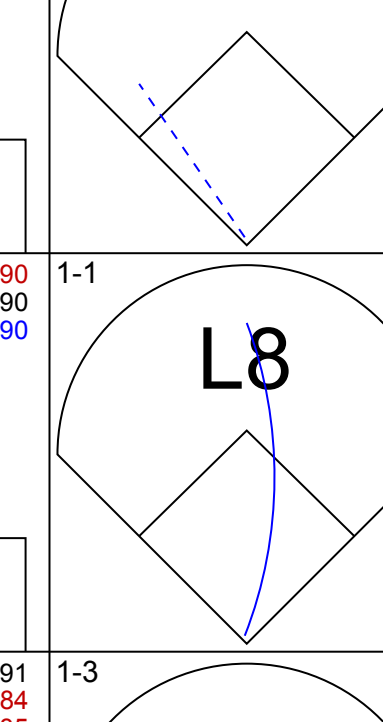
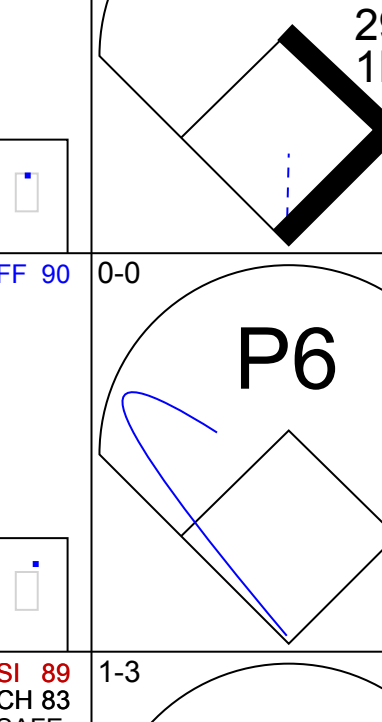
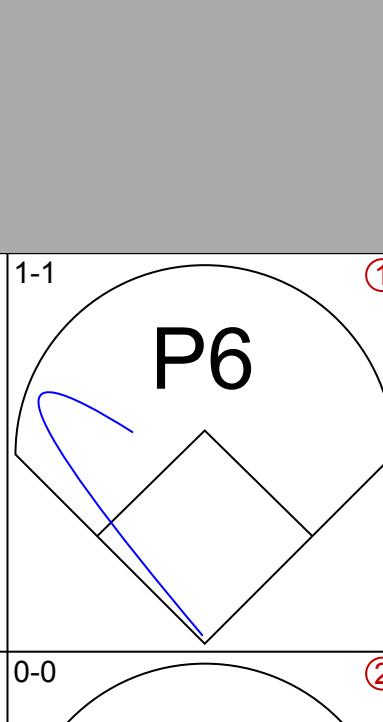
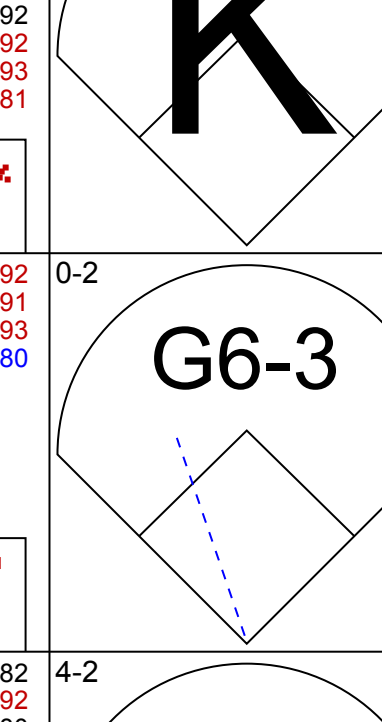
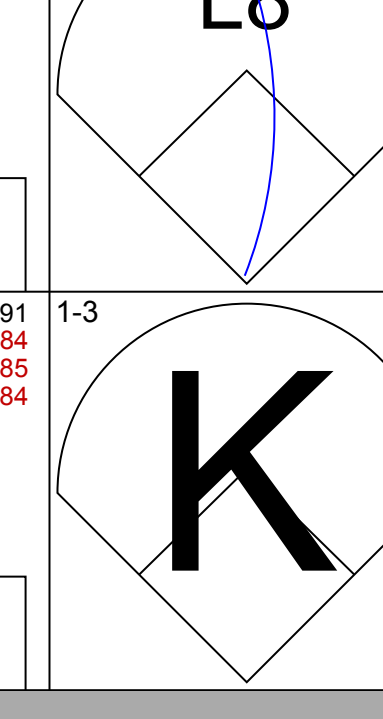
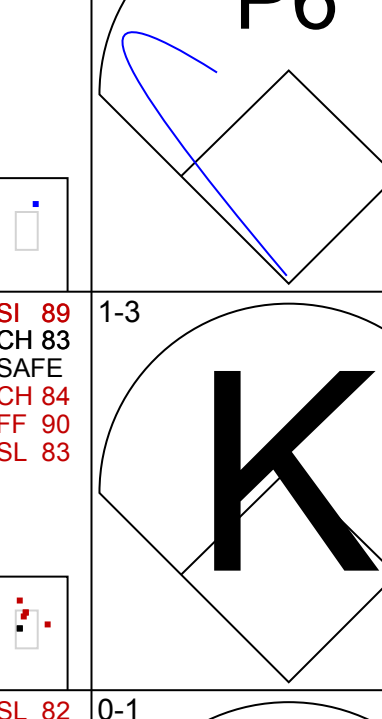
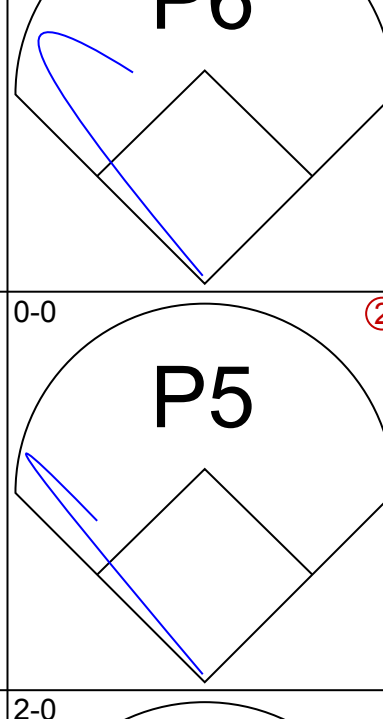
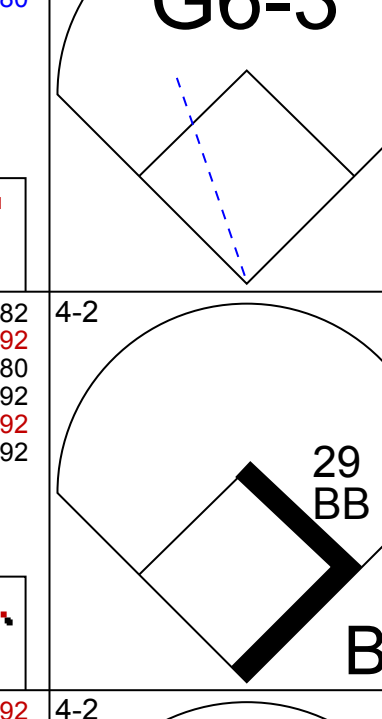
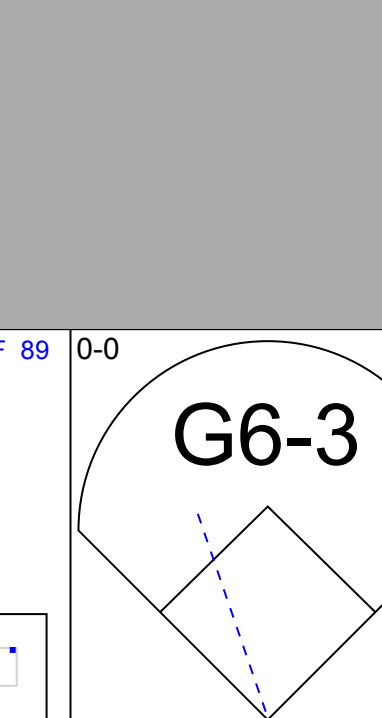
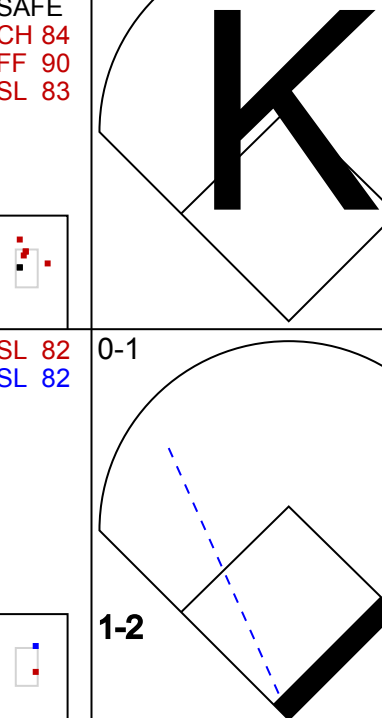
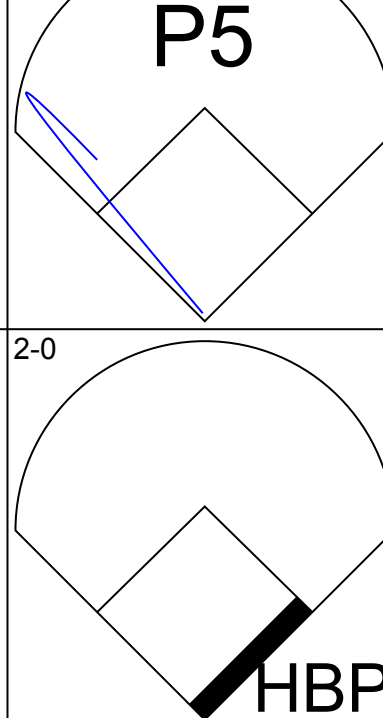
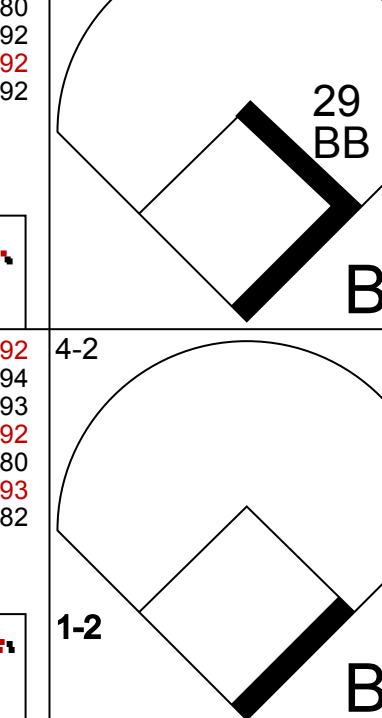


Batter	1	2	3	4	5	6	7	8	9	AB	R	H	RBI	BB	SO	LOB	TOP						
7 José Reyes, S OBP: 0.326, SLG: 0.411										4	1	0	0	1	1	2							
53 Melky Cabrera, S OBP: 0.369, SLG: 0.472										4	2	1	1	1	1	0							
19 José Bautista, R OBP: 0.417, SLG: 0.527										2	1	1	0	2	0	0							
30 Dioner Navarro, S OBP: 0.312, SLG: 0.385										5	1	3	0	0	0	2							
18 Steve Tolleson, R OBP: 0.319, SLG: 0.405										3	0	1	1	1	2	5							
16 Dan Johnson, L OBP: 0.361, SLG: 0.429										5	1	2	4	0	0	6							
28 Colby Rasmus, L OBP: 0.272, SLG: 0.440										4	0	1	0	1	1	4							
17 Ryan Goins, L OBP: 0.217, SLG: 0.266										3	0	0	0	0	2	4							
8 Anthony Gose, L OBP: 0.333, SLG: 0.275										4	0	0	0	0	2	2							
<b>Inning Stats</b>	R: 0 E: 0 K: 1 S: 15	H: 1 LOB: 3 BB: 1 P: 25	R: 0 E: 0 K: 1 S: 7	H: 0 LOB: 1 BB: 1 P: 13	R: 0 E: 0 K: 0 S: 5	H: 0 LOB: 0 BB: 0 P: 7	R: 0 E: 0 K: 1 S: 9	H: 1 LOB: 1 BB: 0 P: 16	R: 2 E: 0 K: 1 S: 11	H: 2 LOB: 2 BB: 2 P: 25	R: 0 E: 0 K: 0 S: 6	H: 1 LOB: 1 BB: 0 P: 8	R: 1 E: 0 K: 2 S: 13	H: 2 LOB: 3 BB: 1 P: 21	R: 0 E: 0 K: 1 S: 10	H: 0 LOB: 0 BB: 0 P: 14	R: 3 E: 0 K: 2 S: 18	H: 2 LOB: 1 BB: 1 P: 32	1B: 5 2B: 3 3B: 0 HR: 1	SF: 1 SAC: 2 DP: 0 HBP: 1	WP: 0 PB: 0 CS: 0	PA: 44	
<b>PITCHER</b>	IP WLS BF H R ER SO BB IBB HBP BLK WP HR S P ERA WHIP	IP WLS BF H R ER SO BB IBB HBP BLK WP HR S P ERA WHIP	IP WLS BF H R ER SO BB IBB HBP BLK WP HR S P ERA WHIP	IP WLS BF H R ER SO BB IBB HBP BLK WP HR S P ERA WHIP	IP WLS BF H R ER SO BB IBB HBP BLK WP HR S P ERA WHIP	IP WLS BF H R ER SO BB IBB HBP BLK WP HR S P ERA WHIP	IP WLS BF H R ER SO BB IBB HBP BLK WP HR S P ERA WHIP	IP WLS BF H R ER SO BB IBB HBP BLK WP HR S P ERA WHIP	IP WLS BF H R ER SO BB IBB HBP BLK WP HR S P ERA WHIP	IP WLS BF H R ER SO BB IBB HBP BLK WP HR S P ERA WHIP	IP WLS BF H R ER SO BB IBB HBP BLK WP HR S P ERA WHIP	IP WLS BF H R ER SO BB IBB HBP BLK WP HR S P ERA WHIP	IP WLS BF H R ER SO BB IBB HBP BLK WP HR S P ERA WHIP	IP WLS BF H R ER SO BB IBB HBP BLK WP HR S P ERA WHIP	IP WLS BF H R ER SO BB IBB HBP BLK WP HR S P ERA WHIP	IP WLS BF H R ER SO BB IBB HBP BLK WP HR S P ERA WHIP	IP WLS BF H R ER SO BB IBB HBP BLK WP HR S P ERA WHIP	IP WLS BF H R ER SO BB IBB HBP BLK WP HR S P ERA WHIP	IP WLS BF H R ER SO BB IBB HBP BLK WP HR S P ERA WHIP	IP WLS BF H R ER SO BB IBB HBP BLK WP HR S P ERA WHIP	IP WLS BF H R ER SO BB IBB HBP BLK WP HR S P ERA WHIP	IP WLS BF H R ER SO BB IBB HBP BLK WP HR S P ERA WHIP	IP WLS BF H R ER SO BB IBB HBP BLK WP HR S P ERA WHIP

Toronto Blue Jays @ New York Yankees  
Yankee Stadium, Bronx, NY  
Sat Jul 26 2014, 1:11 PM - 4:32 PM EDT  
Att: 46,166 - Cloudy - 78 F

AB	34
R	6
H	9
RBI	6
BB	6
SO	9
LOB	25



Batter	1	2	3	4	5	6	7	8	9	AB	R	H	RBI	BB	SO	LOB	BOTTOM					
11 Brett Gardner, L OBP: 0.350, SLG: 0.420										5	0	0	0	0	3	5						
2 Derek Jeter, R OBP: 0.326, SLG: 0.322										4	0	2	0	1	1	0						
22 Jacoby Ellsbury, L OBP: 0.348, SLG: 0.410										5	1	1	0	0	0	3						
36 Carlos Beltrán, S OBP: 0.284, SLG: 0.428										3	2	2	2	1	0	1						
34 Brian McCann, L OBP: 0.299, SLG: 0.385										4	1	1	2	1	1	3						
12 Chase Headley, S OBP: 0.301, SLG: 0.362										5	0	1	0	0	2	2						
31 Ichiro Suzuki, L OBP: 0.325, SLG: 0.322										4	0	0	0	0	0	1						
14 Brian Roberts, S OBP: 0.302, SLG: 0.363										3	0	0	0	1	2	1						
29 Francisco Cervelli, R OBP: 0.377, SLG: 0.444										2	0	1	0	1	0	0						
<b>Inning Stats</b>	R: 0 E: 0 K: 2 S: 11	H: 1 LOB: 2 BB: 0 P: 14	R: 0 E: 0 K: 1 S: 6	H: 0 LOB: 0 BB: 0 P: 8	R: 0 E: 0 K: 1 S: 8	H: 1 LOB: 1 BB: 0 P: 9	R: 2 E: 0 K: 1 S: 11	H: 3 LOB: 2 BB: 1 P: 18	R: 0 E: 0 K: 0 S: 5	H: 0 LOB: 1 BB: 0 P: 9	R: 0 E: 0 K: 1 S: 7	H: 1 LOB: 1 BB: 0 P: 10	R: 0 E: 0 K: 2 S: 20	H: 0 LOB: 2 BB: 2 P: 33	R: 2 E: 0 K: 0 S: 6	H: 2 LOB: 0 BB: 0 P: 9	1B: 6 2B: 0 3B: 0 HR: 2	SF: 0 SAC: 0 DP: 0 HBP: 2	WP: 0 PB: 0 CS: 0	PA: 42		
<b>PITCHER</b>	IP WLS BF H R ER SO BB IBB HBP BLK WP HR S P ERA WHIP	IP WLS BF H R ER SO BB IBB HBP BLK WP HR S P ERA WHIP	IP WLS BF H R ER SO BB IBB HBP BLK WP HR S P ERA WHIP	IP WLS BF H R ER SO BB IBB HBP BLK WP HR S P ERA WHIP	IP WLS BF H R ER SO BB IBB HBP BLK WP HR S P ERA WHIP	IP WLS BF H R ER SO BB IBB HBP BLK WP HR S P ERA WHIP	IP WLS BF H R ER SO BB IBB HBP BLK WP HR S P ERA WHIP	IP WLS BF H R ER SO BB IBB HBP BLK WP HR S P ERA WHIP	IP WLS BF H R ER SO BB IBB HBP BLK WP HR S P ERA WHIP	IP WLS BF H R ER SO BB IBB HBP BLK WP HR S P ERA WHIP	IP WLS BF H R ER SO BB IBB HBP BLK WP HR S P ERA WHIP	IP WLS BF H R ER SO BB IBB HBP BLK WP HR S P ERA WHIP	IP WLS BF H R ER SO BB IBB HBP BLK WP HR S P ERA WHIP	IP WLS BF H R ER SO BB IBB HBP BLK WP HR S P ERA WHIP	IP WLS BF H R ER SO BB IBB HBP BLK WP HR S P ERA WHIP	IP WLS BF H R ER SO BB IBB HBP BLK WP HR S P ERA WHIP	IP WLS BF H R ER SO BB IBB HBP BLK WP HR S P ERA WHIP	IP WLS BF H R ER SO BB IBB HBP BLK WP HR S P ERA WHIP	IP WLS BF H R ER SO BB IBB HBP BLK WP HR S P ERA WHIP	IP WLS BF H R ER SO BB IBB HBP BLK WP HR S P ERA WHIP	IP WLS BF H R ER SO BB IBB HBP BLK WP HR S P ERA WHIP	IP WLS BF H R ER SO BB IBB HBP BLK WP HR S P ERA WHIP

Toronto Blue Jays @ New York Yankees  
Yankee Stadium, Bronx, NY  
Sat Jul 26 2014, 1:11 PM - 4:32 PM EDT  
Att: 46,166 - Cloudy - 78 F

AB	35
R	4
H	8
RBI	4
BB	5
SO	9
LOB	16





Batter	1	2	3	4	5	6	7	8	9	AB	R	H	RBI	BB	SO	LOB	TOP									
7 José Reyes, S OBP: 0.327, SLG: 0.411										5	1	2	0	0	1	1	Toronto Blue Jays @ New York Yankees Yankee Stadium, Bronx, NY Sun Jul 27 2014, 1:10 PM - 4:31 PM EDT Att: 45,063 - Partly Cloudy - 84 F									
53 Melky Cabrera, S OBP: 0.369, SLG: 0.473										5	0	2	0	0	0	3										
19 José Bautista, R OBP: 0.414, SLG: 0.521										4	1	0	1	1	0	3										
30 Dioner Navarro, S OBP: 0.310, SLG: 0.382										5	0	1	1	0	0	4										
16 Dan Johnson, L OBP: 0.366, SLG: 0.406										4	1	1	0	1	1	5										
28 Colby Rasmus, L OBP: 0.280, SLG: 0.444										2	1	1	1	2	0	0										
66 Munenori Kawasaki, L OBP: 0.331, SLG: 0.325										3	0	2	1	0	0	1										
47 Juan Francisco, L OBP: 0.313, SLG: 0.529										4	1	1	1	0	1	2										
8 Anthony Gose, L OBP: 0.335, SLG: 0.279										2	0	1	0	0	0	0										
18 Steve Tolleson, R OBP: 0.324, SLG: 0.410										1	0	1	0	0	0	0										
17 Ryan Goins, L OBP: 0.214, SLG: 0.263										1	0	0	0	0	1	0										
<b>Inning Stats</b>	R: 1 E: 0 K: 1 S: 13	H: 2 LOB: 1 BB: 0 P: 18	R: 0 E: 0 K: 0 S: 6	H: 1 LOB: 0 BB: 0 P: 9	R: 0 E: 0 K: 1 S: 11	H: 0 LOB: 0 BB: 0 P: 13	R: 0 E: 0 K: 0 S: 10	H: 1 LOB: 2 BB: 2 P: 20	R: 1 E: 0 K: 0 S: 7	H: 2 LOB: 1 BB: 0 P: 11	R: 1 E: 0 K: 0 S: 11	H: 2 LOB: 3 BB: 1 P: 18	R: 0 E: 0 K: 0 S: 11	H: 2 LOB: 1 BB: 1 P: 22	R: 1 E: 0 K: 2 S: 10	H: 0 LOB: 0 BB: 1 P: 16	R: 1 E: 0 K: 0 S: 14	H: 2 LOB: 1 BB: 0 P: 20	1B: 9 2B: 2 3B: 0 HR: 1	SF: 1 SAC: 0 DP: 1 HBP: 0	WP: 0 PB: 0 SB: 2 CS: 0	PA: 41				
<b>PITCHER</b>	IP WLS BF H R ER SO BB IBB HBP BLK WP HR S P ERA WHIP																									
61 Shane Greene, R ERA: 3.28	5.1	24	8	3	3	2	2	0	0	0	0	0	0	0	4	6	5.06	1.875								
55 David Huff, L ERA: 4.04	0.2	4	2	0	0	0	0	0	0	0	0	0	0	0	15	31	0.00	3.000								
68 Dellin Betances, R ERA: 1.43	1.2	7	0	1	0	1	1	1	0	0	0	0	0	4	4	0.00	0.000									
43 Adam Warren, R ERA: 2.75	0.1	1	0	0	0	1	0	0	0	0	0	0	0	4	4	0.00	0.000									
30 David Robertson, R ERA: 2.5	1.0	L	5	2	1	1	0	0	0	0	0	0	0	14	20	9.00	2.000									

Batter	1	2	3	4	5	6	7	8	9	AB	R	H	RBI	BB	SO	LOB	BOTTOM								
11 Brett Gardner, L OBP: 0.349, SLG: 0.419										4	1	1	0	0	1	0	Toronto Blue Jays @ New York Yankees Yankee Stadium, Bronx, NY Sun Jul 27 2014, 1:10 PM - 4:31 PM EDT Att: 45,063 - Partly Cloudy - 84 F								
2 Derek Jeter, R OBP: 0.328, SLG: 0.322										3	0	1	0	0	0	0									
22 Jacoby Ellsbury, L OBP: 0.347, SLG: 0.407										3	1	0	0	1	0	1									
36 Carlos Beltrán, S OBP: 0.287, SLG: 0.427										3	0	1	1	1	0	2									
34 Brian McCann, L OBP: 0.295, SLG: 0.380										4	0	0	0	0	1	3									
12 Chase Headley, S OBP: 0.300, SLG: 0.371										4	1	1	1	0	1	3									
29 Francisco Cervelli, R OBP: 0.370, SLG: 0.478										4	1	1	1	0	1	1									
45 Zelig Wheeler, R OBP: 0.276, SLG: 0.483										3	0	1	0	0	1	0									
31 Ichiro Suzuki, L OBP: 0.324, SLG: 0.320										1	0	0	0	0	0	0									
17 Brendan Ryan, R OBP: 0.258, SLG: 0.228										3	0	0	0	0	0	1									
<b>Inning Stats</b>	R: 0 E: 0 K: 0 S: 10	H: 0 LOB: 0 BB: 0 P: 13	R: 0 E: 0 K: 0 S: 14	H: 0 LOB: 1 BB: 1 P: 22	R: 0 E: 0 K: 1 S: 12	H: 1 LOB: 0 BB: 0 P: 18	R: 0 E: 0 K: 0 S: 8	H: 0 LOB: 0 BB: 0 P: 15	R: 2 E: 0 K: 2 S: 12	H: 2 LOB: 2 BB: 0 P: 16	R: 1 E: 0 K: 1 S: 20	H: 1 LOB: 1 BB: 1 P: 29	R: 0 E: 0 K: 0 S: 9	H: 0 LOB: 0 BB: 0 P: 12	R: 1 E: 0 K: 0 S: 8	H: 2 LOB: 1 BB: 0 P: 15	R: 0 E: 0 K: 1 S: 10	H: 0 LOB: 0 BB: 0 P: 14	1B: 4 2B: 1 3B: 0 HR: 2	SF: 0 SAC: 1 DP: 1 HBP: 0	WP: 0 PB: 0 SB: 0 CS: 0	PA: 35			
<b>PITCHER</b>	IP WLS BF H R ER SO BB IBB HBP BLK WP HR S P ERA WHIP																								
48 J.A. Happ, L ERA: 4.48	5.1	21	4	3	2	3	2	0	0	0	0	0	0	6	7	0.00	0.000								
27 Brett Cecil, L ERA: 3.59	0.2	B	3	0	0	0	1	0	0	0	0	0	0	17	27	4.50	1.000								
41 Aaron Sanchez, R ERA: 2.25	2.0	W	8	2	1	1	0	0	0	0	0	0	0	10	14	0.00	0.000								
44 Casey Janssen, R ERA: 2.73	1.0	S	3	0	0	0	1	0	0	0	0	0	0	10	14	0.00	0.000								

AB	36
R	5
H	12
RBI	5
BB	4
SO	4
LOB	19



AB	32
R	4
H	6
RBI	3
BB	2
SO	5
LOB	11









Batter	1	2	3	4	5	6	7	8	9	AB	R	H	RBI	BB	SO	LOB	TOP												
11 Brett Gardner, L OBP: 0.357, SLG: 0.455										5	3	4	1	0	0	0	<b>New York Yankees @ Texas Rangers</b> Globe Life Park in Arlington, Arlington, TX Tue Jul 29 2014, 8:08 PM - 11:59 PM EDT Att: 41,934 - Partly Cloudy - 81 F												
2 Derek Jeter, R OBP: 0.334, SLG: 0.330										5	1	2	0	0	1	3													
22 Jacoby Ellsbury, L OBP: 0.345, SLG: 0.402										4	1	0	0	1	0	5													
25 Mark Teixeira, S OBP: 0.340, SLG: 0.457										2	3	1	2	3	0	0													
36 Carlos Beltrán, S OBP: 0.292, SLG: 0.428										5	1	2	2	0	0	2													
34 Brian McCann, L OBP: 0.288, SLG: 0.371										4	0	0	1	0	0	5													
12 Chase Headley, S OBP: 0.304, SLG: 0.369										3	1	1	1	2	0	0													
24 Zoilo Almonte, S OBP: 0.152, SLG: 0.242										5	1	1	2	0	1	3													
17 Brendan Ryan, R OBP: 0.254, SLG: 0.242										5	1	1	2	0	3	3													
<b>Inning Stats</b>	R: 1 H: 2 E: 0 K: 0 S: 12	H: 2 LOB: 2 BB: 1 P: 22	R: 0 H: 0 E: 0 K: 0 S: 5	H: 0 LOB: 0 BB: 0 P: 10	R: 0 H: 1 E: 0 K: 0 S: 8	H: 0 LOB: 0 BB: 0 P: 12	R: 0 H: 0 E: 0 K: 0 S: 4	H: 0 LOB: 0 BB: 0 P: 5	R: 0 H: 0 E: 0 K: 2 S: 9	H: 0 LOB: 0 BB: 0 P: 16	R: 7 H: 5 E: 1 K: 1 S: 16	H: 5 LOB: 1 BB: 2 P: 31	R: 2 H: 2 E: 0 K: 1 S: 22	H: 2 LOB: 2 BB: 2 P: 35	R: 2 H: 2 E: 0 K: 0 S: 10	H: 2 LOB: 0 BB: 0 P: 14		R: 0 H: 0 E: 0 K: 1 S: 10	H: 0 LOB: 1 BB: 1 P: 15	1B: 7 2B: 3 3B: 0 HR: 2	SF: 1 SAC: 0 DP: 1 HBP: 0	WP: 1 PB: 0 SB: 0 CS: 0	PA: 45						
<b>PITCHER</b>	IP WLS BF H R ER SO BB IBB HBP BLK WP HR S P ERA WHIP	5.2 L 25 6 6 6 2 3 0 0 0 0 1 1 46 83 9.53 1.588	0.1 4 2 2 1 1 0 0 0 0 0 0 0 8 13 27.00 6.000	1.0 7 2 2 2 1 2 0 0 0 0 0 0 22 35 18.00 4.000	1.0 5 2 2 2 0 0 0 0 0 0 0 1 10 14 18.00 2.000	1.0 4 0 0 0 1 1 0 0 0 0 0 0 10 15 0.00 1.000	<b>PITCHER</b>										IP WLS BF H R ER SO BB IBB HBP BLK WP HR S P ERA WHIP												
22 Nick Martinez, R ERA: 5.08											5.2	L	25	6	6	6	2	3	0	0	0	0	1	1	46	83	9.53	1.588	
37 Shawn Tolleson, R ERA: 3.35											0.1		4	2	2	1	1	0	0	0	0	0	0	0	0	8	13	27.00	6.000
55 Roman Mendez, R ERA: 1.5											1.0		7	2	2	2	1	2	0	0	0	0	0	0	0	22	35	18.00	4.000
56 Neal Cotts, L ERA: 3.52											1.0		5	2	2	2	0	0	0	0	0	0	0	1	10	14	18.00	2.000	
57 Nate Adcock, R ERA: 6.0											1.0		4	0	0	0	1	1	0	0	0	0	0	0	10	15	0.00	1.000	
<b>Inning Stats</b>	R: 0 H: 1 E: 0 K: 2 S: 10	H: 1 LOB: 2 BB: 1 P: 21	R: 0 H: 1 E: 0 K: 0 S: 7	H: 1 LOB: 1 BB: 0 P: 10	R: 3 H: 4 E: 0 K: 0 S: 19	H: 4 LOB: 1 BB: 0 P: 29	R: 0 H: 3 E: 0 K: 0 S: 20	H: 3 LOB: 2 BB: 0 P: 29	R: 1 H: 1 E: 0 K: 0 S: 6	H: 1 LOB: 0 BB: 0 P: 7	R: 0 H: 0 E: 0 K: 1 S: 9	H: 0 LOB: 0 BB: 0 P: 12	R: 4 H: 3 E: 0 K: 2 S: 28	H: 3 LOB: 3 BB: 3 P: 49	R: 1 H: 1 E: 0 K: 1 S: 10	H: 1 LOB: 0 BB: 0 P: 16	R: 2 H: 2 E: 0 K: 1 S: 14	H: 2 LOB: 3 BB: 3 P: 31	1B: 10 2B: 3 3B: 1 HR: 2	SF: 0 SAC: 0 DP: 0 HBP: 0	WP: 1 PB: 0 SB: 1 CS: 1	PA: 49							
<b>PITCHER</b>	IP WLS BF H R ER SO BB IBB HBP BLK WP HR S P ERA WHIP	6.0 W 28 10 4 4 3 1 0 0 0 0 0 0 13 24 81.00 9.000	0.1 4 1 3 3 0 2 0 0 0 0 0 0 1 25 13.50 4.500	1.0 4 1 1 1 1 0 0 0 0 0 0 0 10 16 9.00 1.000	1.0 S 8 2 2 2 1 3 0 0 0 0 0 0 14 31 18.00 5.000	<b>PITCHER</b>										IP WLS BF H R ER SO BB IBB HBP BLK WP HR S P ERA WHIP													
38 Brandon McCarthy, R ERA: 4.56											6.0	W	28	10	4	4	3	1	0	0	0	0	0	0	13	24	81.00	9.000	
43 Adam Warren, R ERA: 3.25											0.1		4	1	3	3	0	2	0	0	0	0	0	0	1	25	13.50	4.500	
68 Dellin Betances, R ERA: 1.55											1.0		4	1	1	1	1	0	0	0	0	0	0	0	10	16	9.00	1.000	
39 Chase Whitley, R ERA: 4.94											1.0	S	8	2	2	2	1	3	0	0	0	0	0	0	14	31	18.00	5.000	
30 David Robertson, R ERA: 2.88											1.0		8	2	2	2	1	3	0	0	0	0	0	0	14	31	18.00	5.000	
<b>Inning Stats</b>	R: 0 H: 1 E: 0 K: 2 S: 10	H: 1 LOB: 2 BB: 1 P: 21	R: 0 H: 1 E: 0 K: 0 S: 7	H: 1 LOB: 1 BB: 0 P: 10	R: 3 H: 4 E: 0 K: 0 S: 19	H: 4 LOB: 1 BB: 0 P: 29	R: 0 H: 3 E: 0 K: 0 S: 20	H: 3 LOB: 2 BB: 0 P: 29	R: 1 H: 1 E: 0 K: 0 S: 6	H: 1 LOB: 0 BB: 0 P: 7	R: 0 H: 0 E: 0 K: 1 S: 9	H: 0 LOB: 0 BB: 0 P: 12	R: 4 H: 3 E: 0 K: 2 S: 28	H: 3 LOB: 3 BB: 3 P: 49	R: 1 H: 1 E: 0 K: 1 S: 10	H: 1 LOB: 0 BB: 0 P: 16	R: 2 H: 2 E: 0 K: 1 S: 14	H: 2 LOB: 3 BB: 3 P: 31	1B: 10 2B: 3 3B: 1 HR: 2	SF: 0 SAC: 0 DP: 0 HBP: 0	WP: 1 PB: 0 SB: 1 CS: 1	PA: 49							
<b>PITCHER</b>	IP WLS BF H R ER SO BB IBB HBP BLK WP HR S P ERA WHIP	6.0 W 28 10 4 4 3 1 0 0 0 0 0 0 13 24 81.00 9.000	0.1 4 1 3 3 0 2 0 0 0 0 0 0 1 25 13.50 4.500	1.0 4 1 1 1 1 0 0 0 0 0 0 0 10 16 9.00 1.000	1.0 S 8 2 2 2 1 3 0 0 0 0 0 0 14 31 18.00 5.000	<b>PITCHER</b>										IP WLS BF H R ER SO BB IBB HBP BLK WP HR S P ERA WHIP													
17 Shin-Soo Choo, L OBP: 0.354, SLG: 0.365										5	0	1	0	1	2	2	<b>New York Yankees @ Texas Rangers</b> Globe Life Park in Arlington, Arlington, TX Tue Jul 29 2014, 8:08 PM - 11:59 PM EDT Att: 41,934 - Partly Cloudy - 81 F												
9 Adam Rosales, R OBP: 0.333, SLG: 0.417										5	1	3	2	1	1	0													
1 Elvis Andrus, R OBP: 0.316, SLG: 0.342										5	2	1	1	1	0	5													
Alex Rios, R OBP: 0.334, SLG: 0.431										4	2	1	1	1	1	2													
29 Adrian Beltré, R OBP: 0.368, SLG: 0.514										5	2	1	1	1	0	5													
35 James Adduci, L OBP: 0.333, SLG: 0.333										4	2	1	1	1	1	2													
7 J.P. Arencibia, R OBP: 0.223, SLG: 0.404										5	2	4	7	0	1	0													
2 Leonys Martin, L OBP: 0.318, SLG: 0.371										5	1	2	0	0	0	2													
61 Robinson Chirinos, R OBP: 0.254, SLG: 0.400										4	0	1	0	1	1	2													
19 Daniel Robertson, R OBP: 0.307, SLG: 0.310										0	1	0	0	0	0	0													
12 Rougned Odor, L OBP: 0.306, SLG: 0.393										4	0	0	0	1	1	4													
<b>Inning Stats</b>	R: 0 H: 1 E: 0 K: 2 S: 10	H: 1 LOB: 2 BB: 1 P: 21	R: 0 H: 1 E: 0 K: 0 S: 7	H: 1 LOB: 1 BB: 0 P: 10	R: 3 H: 4 E: 0 K: 0 S: 19	H: 4 LOB: 1 BB: 0 P: 29	R: 0 H: 3 E: 0 K: 0 S: 20	H: 3 LOB: 2 BB: 0 P: 29	R: 1 H: 1 E: 0 K: 0 S: 6	H: 1 LOB: 0 BB: 0 P: 7	R: 0 H: 0 E: 0 K: 1 S: 9	H: 0 LOB: 0 BB: 0 P: 12	R: 4 H: 3 E: 0 K: 2 S: 28	H: 3 LOB: 3 BB: 3 P: 49	R: 1 H: 1 E: 0 K: 1 S: 10	H: 1 LOB: 0 BB: 0 P: 16	R: 2 H: 2 E: 0 K: 1 S: 14	H: 2 LOB: 3 BB: 3 P: 31	1B: 10 2B: 3 3B: 1 HR: 2	SF: 0 SAC: 0 DP: 0 HBP: 0	WP: 1 PB: 0 SB: 1 CS: 1	PA: 49							
<b>PITCHER</b>	IP WLS BF H R ER SO BB IBB HBP BLK WP HR S P ERA WHIP	6.0 W 28 10 4 4 3 1 0 0 0 0 0 0 13 24 81.00 9.000	0.1 4 1 3 3 0 2 0 0 0 0 0 0 1 25 13.50 4.500	1.0 4 1 1 1 1 0 0 0 0 0 0 0 10 16 9.00 1.000	1.0 S 8 2 2 2 1 3 0 0 0 0 0 0 14 31 18.00 5.000	<b>PITCHER</b>										IP WLS BF H R ER SO BB IBB HBP BLK WP HR S P ERA WHIP													
38 Brandon McCarthy, R ERA: 4.56											6.0	W	28	10	4	4	3	1	0	0	0	0	0	0	13	24	81.00	9.000	
43 Adam Warren, R ERA: 3.25											0.1		4	1	3	3	0	2	0	0	0	0	0	0	1	25	13.50	4.500	
68 Dellin Betances, R ERA: 1.55											1.0		4	1	1	1	1	0	0	0	0	0	0	0	10	16	9.00	1.000	
39 Chase Whitley, R ERA: 4.94											1.0	S	8	2	2	2	1	3	0	0	0	0	0	0	14	31	18.00	5.000	
30 David Robertson, R ERA: 2.88											1.0		8	2	2	2	1	3	0	0	0	0	0	0	14	31	18.00	5.000	















Batter	1	2	3	4	5	6	7	8	9	AB	R	H	RBI	BB	SO	LOB	TOP					
11 Brett Gardner, L OBP: 0.363, SLG: 0.467										4	1	3	3	1	0	0	<b>New York Yankees @ Boston Red Sox</b> Fenway Park, Boston, MA Sun Aug 03 2014, 8:09 PM - 11:50 PM EDT Att: 38,035 - Cloudy - 67 F					
2 Derek Jeter, R OBP: 0.329, SLG: 0.335										5	0	1	0	0	0	5						
22 Jacoby Ellsbury, L OBP: 0.338, SLG: 0.398											5	0	0	0	0	1						
25 Mark Teixeira, S OBP: 0.363, SLG: 0.455											4	1	0	0	1	0						
36 Carlos Beltrán, S OBP: 0.304, SLG: 0.449											4	2	2	0	0	1						
34 Brian McCann, L OBP: 0.293, SLG: 0.372											2	2	1	0	2	0						
12 Chase Headley, S OBP: 0.301, SLG: 0.361											4	1	1	1	0	2						
33 Stephen Drew, L OBP: 0.266, SLG: 0.338											4	1	2	4	0	0						
14 Martín Prado, R OBP: 0.316, SLG: 0.365											3	0	0	0	1	2						
31 Ichiro Suzuki, L OBP: 0.322, SLG: 0.318											0	0	0	0	0	0						
<b>Inning Stats</b>	R: 0 E: 0 K: 0 S: 10	H: 1 LOB: 0 BB: 0 P: 16	R: 3 E: 0 K: 1 S: 15	H: 2 LOB: 2 BB: 3 P: 31	R: 0 E: 0 K: 2 S: 7	H: 0 LOB: 0 BB: 0 P: 10	R: 1 E: 0 K: 1 S: 11	H: 2 LOB: 2 BB: 1 P: 25	R: 3 E: 0 K: 1 S: 18	H: 3 LOB: 1 BB: 1 P: 32	R: 1 E: 0 K: 0 S: 6	H: 1 LOB: 0 BB: 0 P: 11	R: 0 E: 0 K: 1 S: 7	H: 0 LOB: 0 BB: 0 P: 13	R: 0 E: 0 K: 0 S: 9	H: 0 LOB: 0 BB: 0 P: 11	R: 0 E: 0 K: 0 S: 9	H: 1 LOB: 0 BB: 0 P: 12	1B: 4 2B: 5 3B: 0 HR: 1	SF: 0 SAC: 0 DP: 2 HBP: 0	WP: 0 PB: 0 SB: 0 CS: 0	PA: 40
<b>PITCHER</b>	IP WLS BF H R ER SO BB IBB HBP BLK WP HR S P ERA WHIP																					
11 Clay Buchholz, R ERA: 6.2	5.0		27	8	7	7	5	5	0	0	0	0	0	0	0	0	0	61	114	12.60	2.600	
32 Craig Breslow, L ERA: 4.95	1.0	L	4	1	1	1	0	0	0	0	0	0	0	0	0	0	0	1	6	11	9.00	1.000
36 Junichi Tazawa, R ERA: 3.27	1.0		3	0	0	0	1	0	0	0	0	0	0	0	0	0	0	0	7	13	0.00	0.000
54 Edward Mujica, R ERA: 4.87	1.0		3	0	0	0	0	0	0	0	0	0	0	0	0	0	0	0	9	11	0.00	0.000
19 Koji Uehara, R ERA: 1.42	1.0		3	1	0	0	0	0	0	0	0	0	0	0	0	0	0	0	9	12	0.00	1.000

Batter	1	2	3	4	5	6	7	8	9	AB	R	H	RBI	BB	SO	LOB	BOTTOM					
26 Brock Holt, L OBP: 0.352, SLG: 0.425											5	2	1	0	0	4	<b>New York Yankees @ Boston Red Sox</b> Fenway Park, Boston, MA Sun Aug 03 2014, 8:09 PM - 11:50 PM EDT Att: 38,035 - Cloudy - 67 F					
15 Dustin Pedroia, R OBP: 0.344, SLG: 0.381											5	3	2	2	0	3						
34 David Ortiz, L OBP: 0.344, SLG: 0.504											2	1	1	3	1	0						
52 Yoenis Cespedes, R OBP: 0.302, SLG: 0.458											3	1	0	0	1	1						
12 Mike Napoli, R OBP: 0.385, SLG: 0.446											4	0	1	0	0	1						
29 Daniel Nava, S OBP: 0.336, SLG: 0.319											3	0	1	2	1	0						
2 Xander Bogaerts, R OBP: 0.306, SLG: 0.380											4	0	0	0	0	3						
25 Jackie Bradley Jr., L OBP: 0.290, SLG: 0.299											4	0	0	0	0	2						
55 Christian Vázquez, R OBP: 0.346, SLG: 0.370											2	0	2	0	2	0						
50 Mookie Betts, R OBP: 0.262, SLG: 0.378											0	0	0	0	0	0						
<b>Inning Stats</b>	R: 3 E: 0 K: 0 S: 18	H: 4 LOB: 1 BB: 1 P: 32	R: 2 E: 0 K: 0 S: 13	H: 2 LOB: 1 BB: 1 P: 21	R: 0 E: 0 K: 2 S: 14	H: 0 LOB: 1 BB: 1 P: 22	R: 2 E: 0 K: 0 S: 20	H: 2 LOB: 0 BB: 0 P: 30	R: 0 E: 0 K: 2 S: 9	H: 0 LOB: 0 BB: 0 P: 13	R: 0 E: 0 K: 0 S: 9	H: 0 LOB: 0 BB: 1 P: 16	R: 0 E: 0 K: 1 S: 10	H: 0 LOB: 0 BB: 0 P: 15	R: 0 E: 0 K: 2 S: 8	H: 0 LOB: 0 BB: 0 P: 11	R: 0 E: 0 K: 0 S: 9	H: 0 LOB: 1 BB: 1 P: 16	1B: 6 2B: 1 3B: 0 HR: 2	SF: 1 SAC: 0 DP: 2 HBP: 0	WP: 0 PB: 0 SB: 0 CS: 0	PA: 38
<b>PITCHER</b>	IP WLS BF H R ER SO BB IBB HBP BLK WP HR S P ERA WHIP																					
41 David Phelps, R ERA: 4.24	2.0		13	6	5	5	0	2	0	0	0	0	0	0	0	0	0	1	31	53	22.50	4.000
39 Chase Whitley, R ERA: 5.06	2.0		9	2	2	2	2	1	0	0	0	0	0	0	0	0	0	1	34	52	9.00	1.500
53 Esmil Rogers, R ERA: 6.08	3.0	W	10	0	0	0	3	1	0	0	0	0	0	0	0	0	0	0	28	44	0.00	0.333
68 Dellin Betances, R ERA: 1.49	1.0	H	3	0	0	0	2	0	0	0	0	0	0	0	0	0	0	0	8	11	0.00	0.000
30 David Robertson, R ERA: 2.74	1.0	S	3	0	0	0	0	1	0	0	0	0	0	0	0	0	0	0	9	16	0.00	1.000

AB 35  
R 8  
H 10  
RBI 8  
BB 5  
SO 6  
LOB 14



AB 32  
R 7  
H 8  
RBI 7  
BB 5  
SO 7  
LOB 12



WP: 0  
PB: 0  
SB: 0  
CS: 0







Batter	1	2	3	4	5	6	7	8	9	10	11	12	AB	R	H	RBI	BB	SO	LOB	TOP								
20 Rajai Davis, R OBP: 0.340, SLG: 0.427													6	1	1	0	0	2	0									
3 Ian Kinsler, R OBP: 0.320, SLG: 0.434														5	0	0	0	0	1	1								
24 Miguel Cabrera, R OBP: 0.369, SLG: 0.524													5	0	1	0	0	2	0									
41 Victor Martinez, S OBP: 0.383, SLG: 0.588													4	1	2	1	0	0	0									
32 Don Kelly, L OBP: 0.333, SLG: 0.300													3	0	0	0	0	0	1	2								
48 Torii Hunter, R OBP: 0.308, SLG: 0.455													5	0	0	0	0	1	4									
61 Ezequiel Carrera, L OBP: 0.400, SLG: 0.500													5	0	1	0	0	2	2									
26 J.D. Martinez, R OBP: 0.353, SLG: 0.583													5	0	1	0	0	2	2									
9 Nick Castellanos, R OBP: 0.308, SLG: 0.399													5	1	2	2	0	0	0									
13 Alex Avila, L OBP: 0.322, SLG: 0.372													5	1	1	1	0	1	2									
17 Andrew Romine, S OBP: 0.266, SLG: 0.267													5	1	1	1	0	1	2									
<b>Inning Stats</b>	R: 1 E: 0 K: 10	H: 2 LOB: 1 BB: 0 P: 17	R: 0 E: 0 K: 2 S: 9	H: 0 LOB: 0 BB: 0 P: 13	R: 0 E: 0 K: 1 S: 7	H: 0 LOB: 0 BB: 0 P: 11	R: 0 E: 0 K: 1 S: 7	H: 0 LOB: 0 BB: 0 P: 13	R: 1 E: 0 K: 0 S: 9	H: 1 LOB: 0 BB: 0 P: 12	R: 1 E: 0 K: 0 S: 9	H: 3 LOB: 2 BB: 0 P: 17	R: 0 E: 0 K: 2 S: 9	H: 0 LOB: 0 BB: 0 P: 15	R: 0 E: 0 K: 0 S: 6	H: 0 LOB: 2 BB: 0 P: 9	R: 0 E: 0 K: 1 S: 13	H: 0 LOB: 2 BB: 0 P: 18	R: 0 E: 0 K: 1 S: 10	H: 1 LOB: 0 BB: 0 P: 17	R: 1 E: 0 K: 1 S: 8	H: 1 LOB: 0 BB: 0 P: 12	1B: 6 2B: 0 3B: 0 HR: 2	SF: 1 SAC: 0 DP: 0 HBP: 2	WP: 0 PB: 1 SB: 1 CS: 0	PA: 46		
<b>PITCHER</b>	IP 7.0	WLS 27	BF 27	H 6	R 3	ER 3	SO 5	BB 0	IBB 0	HBP 0	BLK 0	WP 0	HR 1	S 58	P 91	ERA 3.86	WHIP 0.857											
18 Hiroki Kuroda, R ERA: 3.97											57 Rich Hill, L ERA: 5.02	IP 0.0	WLS L	BF 5	H 1	R 1	ER 1	SO 1	BB 0	IBB 0	HBP 0	BLK 0	WP 0	HR 0	S 4	P 13	ERA 6.75	WHIP 0.750
68 Delin Betances, R ERA: 1.46											40 Matt Daley, R ERA: 5.02	IP 1.1	WLS L	BF 5	H 1	R 1	ER 1	SO 1	BB 0	IBB 0	HBP 0	BLK 0	WP 0	HR 0	S 9	P 13	ERA 6.75	WHIP 0.750
27 Shawn Kelley, R ERA: 3.22												IP 0.2	WLS 0	BF 0	H 0	R 0	ER 0	SO 0	BB 0	IBB 0	HBP 0	BLK 0	WP 0	HR 0	S 6	P 12	ERA 0.00	WHIP 0.000
55 David Huff, L ERA: 3.89												IP 0.2	WLS 0	BF 0	H 0	R 0	ER 0	SO 0	BB 0	IBB 0	HBP 0	BLK 0	WP 0	HR 0	S 7	P 12	ERA 0.00	WHIP 0.000
53 Esmil Rogers, R ERA: 5.84												IP 1.0	WLS 4	BF 1	H 0	R 0	ER 0	SO 2	BB 0	IBB 0	HBP 0	BLK 0	WP 0	HR 0	S 14	P 18	ERA 0.00	WHIP 1.000

Detroit Tigers @ New York Yankees  
Yankee Stadium, Bronx, NY  
Tue Aug 05 2014, 7:11 PM - 11:21 PM EDT  
Att: 40,078 - Clear - 80 F

AB 43  
R 4  
H 8  
RBI 4  
BB 0  
SO 10  
LOB 11



Batter	1	2	3	4	5	6	7	8	9	10	11	12	AB	R	H	RBI	BB	SO	LOB	BOTTOM								
11 Brett Gardner, L OBP: 0.361, SLG: 0.463													4	0	0	0	0	1	1									
2 Derek Jeter, R OBP: 0.330, SLG: 0.333													4	0	1	0	0	0	1									
22 Jacoby Ellsbury, L OBP: 0.340, SLG: 0.404													5	0	2	1	0	1	2									
25 Mark Teixeira, S OBP: 0.331, SLG: 0.448														5	0	0	0	0	1	2								
36 Carlos Beltrán, S OBP: 0.306, SLG: 0.443													4	0	1	0	0	2	0									
31 Ichiro Suzuki, L OBP: 0.320, SLG: 0.317													1	0	0	0	0	0	0									
34 Brian McCann, L OBP: 0.291, SLG: 0.376													5	1	1	1	0	1	1									
12 Chase Headley, S OBP: 0.299, SLG: 0.355													5	0	0	0	0	2	1									
14 Martín Prado, R OBP: 0.317, SLG: 0.375													5	1	2	1	0	2	1									
17 Brendan Ryan, R OBP: 0.247, SLG: 0.250													3	1	1	0	0	1	1									
33 Stephen Drew, L OBP: 0.258, SLG: 0.327													2	0	0	0	0	1	0									
<b>Inning Stats</b>	R: 0 E: 0 K: 11	H: 1 LOB: 1 BB: 0 P: 15	R: 1 E: 0 K: 15	H: 1 LOB: 0 BB: 0 P: 21	R: 1 E: 0 K: 10	H: 2 LOB: 1 BB: 0 P: 11	R: 0 E: 0 K: 2 S: 7	H: 0 LOB: 0 BB: 0 P: 9	R: 1 E: 0 K: 3 S: 11	H: 2 LOB: 1 BB: 0 P: 16	R: 0 E: 0 K: 1 S: 8	H: 0 LOB: 0 BB: 0 P: 13	R: 0 E: 0 K: 0 S: 7	H: 1 LOB: 1 BB: 0 P: 11	R: 0 E: 0 K: 0 S: 4	H: 0 LOB: 0 BB: 0 P: 7	R: 0 E: 0 K: 2 S: 8	H: 1 LOB: 2 BB: 0 P: 14	R: 0 E: 0 K: 1 S: 11	H: 0 LOB: 1 BB: 0 P: 21	R: 0 E: 0 K: 0 S: 8	H: 0 LOB: 0 BB: 0 P: 13	R: 0 E: 0 K: 0 S: 7	H: 0 LOB: 0 BB: 0 P: 9	1B: 3 2B: 3 3B: 0 HR: 2	SF: 0 SAC: 1 DP: 0 HBP: 1	WP: 0 PB: 0 SB: 1 CS: 0	PA: 45
<b>PITCHER</b>	IP 8.2	WLS 34	BF 8	H 3	R 3	ER 3	SO 10	BB 0	IBB 0	HBP 0	BLK 0	WP 0	HR 2	S 78	P 112	ERA 3.12	WHIP 0.923											
14 David Price, L ERA: 3.11												IP 1.1	WLS 0	BF 5	H 0	R 0	ER 0	SO 0	BB 0	IBB 0	HBP 0	BLK 0	WP 0	HR 0	S 14	P 26	ERA 0.00	WHIP 0.000
44 Joba Chamberlain, R ERA: 2.98												IP 1.0	WLS W	BF 3	H 0	R 0	ER 0	SO 0	BB 0	IBB 0	HBP 0	BLK 0	WP 0	HR 0	S 8	P 13	ERA 0.00	WHIP 0.000
38 Joshi Soria, R ERA: 3.65												IP 1.0	WLS S	BF 3	H 0	R 0	ER 0	SO 0	BB 0	IBB 0	HBP 0	BLK 0	WP 0	HR 0	S 7	P 9	ERA 0.00	WHIP 0.000
36 Joe Nathan, R ERA: 5.31												IP 0.0	WLS 0	BF 0	H 0	R 0	ER 0	SO 0	BB 0	IBB 0	HBP 0	BLK 0	WP 0	HR 0	S 0	P 0	ERA 0.00	WHIP 0.000

Detroit Tigers @ New York Yankees  
Yankee Stadium, Bronx, NY  
Tue Aug 05 2014, 7:11 PM - 11:21 PM EDT  
Att: 40,078 - Clear - 80 F

AB 43  
R 3  
H 8  
RBI 3  
BB 0  
SO 12  
LOB 10





Batter	1	2	3	4	5	6	7	8	9	AB	R	H	RBI	BB	SO	LOB	TOP										
20 Rajai Davis, R OBP: 0.335, SLG: 0.422	E6 G4-3 3 WP 24 SF9		K		G5-3		G4-3			4	1	0	0	0	1	3	<b>Detroit Tigers @ New York Yankees</b> Yankee Stadium, Bronx, NY Wed Aug 06 2014, 7:12 PM - 10:20 PM EDT Att: 40,067 - Partly Cloudy - 81 F										
3 Ian Kinsler, R OBP: 0.317, SLG: 0.430	G4-3		F8		G5-3			G6-3		4	0	0	0	0	0	2											
24 Miguel Cabrera, R OBP: 0.370, SLG: 0.523	SF9		FC5-4 41 BB			K		41 E 41 BB		1	0	0	1	2	1	0											
41 Victor Martinez, S OBP: 0.382, SLG: 0.565	1B		FC5-4		K			E4		4	0	1	0	0	1	2											
28 J.D. Martinez, R OBP: 0.348, SLG: 0.574	G2-3			K		F8		K		4	0	0	0	0	2	3											
9 Nick Castellanos, R OBP: 0.305, SLG: 0.395		K		G5-3			K		F9	4	0	0	0	0	2	2											
50 Bryan Holaday, R OBP: 0.299, SLG: 0.286		G3		K			K		L6	4	0	0	0	0	2	0											
17 Andrew Romine, S OBP: 0.271, SLG: 0.278			F8		F8		61 BB 1B		F8	4	0	2	0	0	0	0											
61 Ezequiel Carrera, L OBP: 0.444, SLG: 0.500	G4-3		E1 1B				1 SAFE X SL 80		G5-3	4	0	2	0	0	0	1											
<b>Inning Stats</b>	R: 1 H: 1 E: 0 K: 0 S: 9	H: 1 LOB: 1 BB: 0 P: 17	R: 0 H: 0 E: 0 K: 1 S: 12	H: 1 LOB: 1 BB: 0 P: 18	R: 0 H: 0 E: 0 K: 1 S: 9	H: 0 LOB: 1 BB: 1 P: 17	R: 0 H: 0 E: 0 K: 2 S: 9	H: 1 LOB: 1 BB: 0 P: 10	R: 0 H: 0 E: 1 K: 0 S: 8	H: 0 LOB: 0 BB: 0 P: 13	R: 0 H: 2 E: 0 K: 2 S: 12	H: 2 LOB: 2 BB: 0 P: 17	R: 0 H: 0 E: 0 K: 1 S: 12	H: 0 LOB: 0 BB: 1 P: 25	R: 0 H: 0 E: 0 K: 0 S: 7	H: 0 LOB: 0 BB: 0 P: 9	1B: 4 2B: 1 3B: 0 HR: 0	SF: 1 SAC: 0 DP: 0 HBP: 0	WP: 1 PB: 0 SB: 0 CS: 0	PA: 36							
<b>PITCHER</b>	IP	WLS	BF	H	R	ER	SO	BB	IBB	HBP	BLK	WP	HR	S	P	ERA	WHIP										
26 Chris Capuano, L ERA: 3.91	6.2		27	5	1	0	8	1	0	0	0	1	0	67	101	0.00	0.900										
43 Adam Warren, R ERA: 3.2	1.1	W	6	0	0	0	1	1	0	0	0	0	0	14	27	0.00	0.750										
55 David Huff, L ERA: 3.8	1.0		3	0	0	0	0	0	0	0	0	0	0	7	9	0.00	0.000										

Batter	1	2	3	4	5	6	7	8	9	AB	R	H	RBI	BB	SO	LOB	BOTTOM										
11 Brett Gardner, L OBP: 0.360, SLG: 0.461	F9		K			F8		22 BB 25 BB 1B		4	1	1	0	0	1	0	<b>Detroit Tigers @ New York Yankees</b> Yankee Stadium, Bronx, NY Wed Aug 06 2014, 7:12 PM - 10:20 PM EDT Att: 40,067 - Partly Cloudy - 81 F										
2 Derek Jeter, R OBP: 0.329, SLG: 0.333	G6-3		L4			1B		F8		4	0	1	0	0	0	1											
22 Jacoby Ellsbury, L OBP: 0.341, SLG: 0.404	F8		25 BB 1B			F8		36 BB 34 FC3-6 25 BB		3	1	1	0	1	0	1											
25 Mark Teixeira, S OBP: 0.333, SLG: 0.447								36 BB 34 FC3-6 1B		3	1	1	1	1	1	1											
31 Ichiro Suzuki, L OBP: 0.320, SLG: 0.317								36 BB 34 FC3-6 1B		0	0	0	0	0	0	0											
36 Carlos Beltrán, S OBP: 0.305, SLG: 0.440								34 FC3-6 1B		4	0	1	0	0	2	2											
34 Brian McCann, L OBP: 0.291, SLG: 0.383	L7							34 FC3-6 1B		4	1	1	2	0	0	1											
12 Chase Headley, S OBP: 0.301, SLG: 0.366	G3-1							33 WP 1B		4	1	2	1	0	0	1											
33 Stephen Drew, L OBP: 0.253, SLG: 0.320	F8							FC6-4		3	0	0	0	0	1	1											
14 Martín Prado, R OBP: 0.315, SLG: 0.372	P4							F7		3	0	0	0	0	0	1											
<b>Inning Stats</b>	R: 0 H: 0 E: 0 K: 0 S: 9	H: 0 LOB: 0 BB: 0 P: 15	R: 0 H: 0 E: 0 K: 2 S: 10	H: 0 LOB: 0 BB: 0 P: 16	R: 0 H: 0 E: 0 K: 0 S: 7	H: 0 LOB: 0 BB: 0 P: 11	R: 0 H: 1 E: 0 K: 2 S: 13	H: 1 LOB: 2 BB: 1 P: 24	R: 1 H: 1 E: 0 K: 0 S: 11	H: 1 LOB: 0 BB: 0 P: 19	R: 0 H: 1 E: 0 K: 0 S: 8	H: 1 LOB: 1 BB: 0 P: 11	R: 1 H: 2 E: 0 K: 1 S: 12	H: 2 LOB: 1 BB: 0 P: 18	R: 3 H: 3 E: 1 K: 0 S: 12	H: 3 LOB: 1 BB: 1 P: 24	1B: 6 2B: 0 3B: 0 HR: 2	SF: 0 SAC: 0 DP: 0 HBP: 0	WP: 1 PB: 0 SB: 0 CS: 0	PA: 34							
<b>PITCHER</b>	IP	WLS	BF	H	R	ER	SO	BB	IBB	HBP	BLK	WP	HR	S	P	ERA	WHIP										
35 Justin Verlander, R ERA: 4.57	7.0	L	27	5	2	2	5	1	0	0	0	1	2	70	114	2.57	0.857										
65 Blaine Hardy, L ERA: 2.75	0.2		6	3	3	2	0	1	0	0	0	0	0	11	22	27.00	6.000										
40 Phil Coke, L ERA: 4.31	0.1		1	0	0	0	0	0	0	0	0	0	0	1	2	0.00	0.000										





Batter	1	2	3	4	5	6	7	8	9	AB	R	H	RBI	BB	SO	LOB	TOP																						
20 Rajai Davis, R OBP: 0.331, SLG: 0.416										4	0	0	0	0	1	0	<p><b>Detroit Tigers @ New York Yankees</b>            Yankee Stadium, Bronx, NY            Thu Aug 07 2014, 1:10 PM - 3:58 PM EDT            Att: 47,013 - Partly Cloudy - 81 F</p>																						
61 Ezequiel Carrera, L OBP: 0.365, SLG: 0.417										4	0	1	0	0	0	0																							
3 Ian Kinsler, R OBP: 0.319, SLG: 0.430										4	0	2	0	0	1	0																							
41 Victor Martinez, S OBP: 0.383, SLG: 0.563										3	0	1	0	1	0	2																							
28 J.D. Martinez, R OBP: 0.348, SLG: 0.569										2	0	0	0	1	0	0																							
24 Miguel Cabrera, R (9, PH) OBP: 0.369, SLG: 0.521										1	0	0	0	0	0	2																							
32 Don Kelly, L OBP: 0.331, SLG: 0.298										4	0	1	0	0	1	3																							
9 Nick Castellanos, R OBP: 0.305, SLG: 0.393										2	0	0	0	1	2	1																							
13 Alex Avila, L OBP: 0.322, SLG: 0.369										2	0	0	0	1	0	1																							
17 Andrew Romine, S OBP: 0.266, SLG: 0.273										3	0	0	0	0	0	1																							
<b>Inning Stats</b>	R: 0 E: 0 K: 2 S: 7	H: 0 LOB: 0 BB: 0 P: 9	R: 0 E: 0 K: 1 S: 9	H: 1 LOB: 1 BB: 0 P: 12	R: 0 E: 0 K: 0 S: 7	H: 0 LOB: 0 BB: 1 P: 12	R: 0 E: 0 K: 1 S: 11	H: 1 LOB: 2 BB: 1 P: 18	R: 0 E: 0 K: 1 S: 7	H: 0 LOB: 0 BB: 0 P: 14	R: 0 E: 0 K: 0 S: 9	H: 2 LOB: 1 BB: 0 P: 12	R: 0 E: 0 K: 0 S: 7	H: 0 LOB: 1 BB: 1 P: 12	R: 0 E: 0 K: 0 S: 6	H: 0 LOB: 0 BB: 0 P: 9	R: 0 E: 0 K: 0 S: 7	H: 1 LOB: 1 BB: 1 P: 14	1B: 5 2B: 0 3B: 0 HR: 0	SF: 0 SAC: 0 DP: 3 HBP: 0	WP: 0 PB: 0 SB: 0 CS: 0	PA: 33																	
<b>PITCHER</b>	IP WLS BF H R ER SO BB IBB HBP BLK WP HR S P ERA WHIP	8.0 W 30 5 0 0 5 3 0 0 0 0 0 64 99 0.00 1.000	1.0 S 3 0 0 0 0 1 0 0 0 0 0 6 13 0.00 1.000											IP WLS BF H R ER SO BB IBB HBP BLK WP HR S P ERA WHIP	8.0 L 29 9 1 1 5 0 0 0 0 0 70 110 1.29 1.286	1.0 4 0 0 0 0 2 1 0 0 0 0 8 17 0.00 1.000											IP WLS BF H R ER SO BB IBB HBP BLK WP HR S P ERA WHIP	7.0 L 29 9 1 1 5 0 0 0 0 0 70 110 1.29 1.286	1.0 4 0 0 0 0 2 1 0 0 0 0 8 17 0.00 1.000										

Batter	1	2	3	4	5	6	7	8	9	AB	R	H	RBI	BB	SO	LOB	BOTTOM									
11 Brett Gardner, L OBP: 0.359, SLG: 0.459										4	0	1	0	0	1	2	<p><b>Detroit Tigers @ New York Yankees</b>            Yankee Stadium, Bronx, NY            Thu Aug 07 2014, 1:10 PM - 3:58 PM EDT            Att: 47,013 - Partly Cloudy - 81 F</p>									
14 Martin Prado, R OBP: 0.315, SLG: 0.371										4	0	1	0	0	0	3										
22 Jacoby Ellsbury, L OBP: 0.340, SLG: 0.402										4	0	1	0	0	1	0										
36 Carlos Beltrán, S OBP: 0.305, SLG: 0.438										4	1	1	0	0	1	2										
12 Chase Headley, S OBP: 0.303, SLG: 0.366										3	0	1	0	1	0	1										
33 Stephen Drew, L OBP: 0.253, SLG: 0.325										4	0	1	1	0	2	1										
29 Francisco Cervelli, R OBP: 0.345, SLG: 0.425										3	0	0	0	0	1	2										
31 Ichiro Suzuki, L OBP: 0.324, SLG: 0.321										3	0	2	0	0	1	0										
17 Brendan Ryan, R OBP: 0.263, SLG: 0.257										2	0	1	0	0	0	0										
<b>Inning Stats</b>	R: 0 E: 0 K: 0 S: 5	H: 0 LOB: 0 BB: 0 P: 7	R: 0 E: 0 K: 2 S: 11	H: 0 LOB: 0 BB: 0 P: 14	R: 0 E: 0 K: 0 S: 10	H: 2 LOB: 1 BB: 0 P: 18	R: 1 E: 0 K: 0 S: 11	H: 3 LOB: 2 BB: 0 P: 19	R: 0 E: 0 K: 0 S: 7	H: 0 LOB: 1 BB: 0 P: 14	R: 0 E: 0 K: 1 S: 16	H: 2 LOB: 3 BB: 0 P: 23	R: 0 E: 0 K: 2 S: 8	H: 0 LOB: 1 BB: 1 P: 17	R: 0 E: 0 K: 2 S: 8	H: 0 LOB: 1 BB: 1 P: 17		1B: 8 2B: 1 3B: 0 HR: 0	SF: 0 SAC: 0 DP: 2 HBP: 1	WP: 0 PB: 0 SB: 0 CS: 0	PA: 33					
<b>PITCHER</b>	IP WLS BF H R ER SO BB IBB HBP BLK WP HR S P ERA WHIP	7.0 L 29 9 1 1 5 0 0 0 0 0 70 110 1.29 1.286	1.0 4 0 0 0 0 2 1 0 0 0 0 8 17 0.00 1.000											IP WLS BF H R ER SO BB IBB HBP BLK WP HR S P ERA WHIP	7.0 L 29 9 1 1 5 0 0 0 0 0 70 110 1.29 1.286	1.0 4 0 0 0 0 2 1 0 0 0 0 8 17 0.00 1.000										



Batter	1	2	3	4	5	6	7	8	9	AB	R	H	RBI	BB	SO	LOB	TOP																			
22 Jason Kipnis, L OBP: 0.328, SLG: 0.358										4	2	2	0	1	1	2																				
4 Mike Aviles, R OBP: 0.281, SLG: 0.325										5	1	1	0	0	1	3																				
23 Michael Brantley, L OBP: 0.381, SLG: 0.510										3	2	1	1	2	0	1																				
41 Carlos Santana, S OBP: 0.372, SLG: 0.438										5	0	3	3	0	2	3																				
7 David Murphy, L OBP: 0.327, SLG: 0.387											4	0	2	2	0	0	1																			
33 Nick Swisher, S OBP: 0.277, SLG: 0.331											5	0	1	0	0	2	3																			
38 Chris Dickerson, L OBP: 0.329, SLG: 0.397										4	0	0	0	0	2	3																				
11 José Ramírez, S OBP: 0.230, SLG: 0.188										3	0	0	0	1	0	2																				
55 Roberto Pérez, R OBP: 0.300, SLG: 0.414										4	1	2	0	0	1	1																				
<b>Inning Stats</b>	R: 1 H: 2 E: 0 K: 0 S: 11	WLS: 2 BF: 16	R: 0 H: 0 E: 0 K: 0 S: 7	LOB: 0 BB: 13	R: 0 H: 1 E: 0 K: 2 S: 13	LOB: 2 BB: 1 P: 24	R: 0 H: 0 E: 0 K: 1 S: 7	LOB: 0 BB: 0 P: 13	R: 0 H: 1 E: 0 K: 0 S: 15	LOB: 1 BB: 0 P: 22	R: 1 H: 3 E: 0 K: 2 S: 15	LOB: 2 BB: 0 P: 18	R: 4 H: 3 E: 0 K: 1 S: 20	LOB: 1 BB: 2 P: 35	R: 0 H: 0 E: 0 K: 1 S: 8	LOB: 0 BB: 1 P: 16	R: 0 H: 2 E: 0 K: 2 S: 10	LOB: 2 BB: 0 P: 13	1B: 9 2B: 3 3B: 0 HR: 0	SF: 1 SAC: 0 DP: 1 HBP: 0	WP: 0 PB: 0 SB: 0 CS: 0	PA: 42														
<b>PITCHER</b>	IP: 5.0 WLS: 1 BF: 20 ERA: 5.16	53 Esmil Rogers, R	H: 4 R: 1 ER: 1 SO: 3	BB: 1 IBB: 0 HBP: 0 BLK: 0	WP: 0 HR: 0 S: 53 P: 88	ERA: 1.80 WHIP: 1.000	IP: 1.0 WLS: 0 BF: 5	68 Delin Betances, R	H: 2 R: 0 ER: 0 SO: 2	BB: 0 IBB: 0 HBP: 0 BLK: 0	WP: 0 HR: 0 S: 10 P: 13	ERA: 0.00 WHIP: 2.000	IP: 6.1 WLS: 0.2 BF: 27	55 David Huff, L	H: 5 R: 3 ER: 1 SO: 2	BB: 0 IBB: 0 HBP: 0 BLK: 0	WP: 0 HR: 0 S: 14 P: 17	ERA: 13.50 WHIP: 4.500	IP: 6.1 WLS: 0.1 BF: 24	27 Shawn Kelley, R	H: 4 R: 4 ER: 0 SO: 0	BB: 2 IBB: 0 HBP: 0 BLK: 0	WP: 0 HR: 0 S: 11 P: 22	108.00 12.000	IP: 7.1 WLS: 1.1 BF: 26	43 Adam Warren, R	H: 1 R: 0 ER: 0 SO: 2	BB: 1 IBB: 0 HBP: 0 BLK: 0	WP: 0 HR: 0 S: 16 P: 26	0.00 1.500	IP: 8.1 WLS: 0.2 BF: 1	57 Rich Hill, L	H: 0 R: 0 ER: 0 SO: 0	BB: 0 IBB: 0 HBP: 0 BLK: 0	WP: 0 HR: 0 S: 2 P: 4	0.00 0.000

Cleveland Indians @ New York Yankees  
Yankee Stadium, Bronx, NY  
Fri Aug 08 2014, 7:10 PM - 11:02 PM EDT  
Att. 43,972 - Clear - 80 F

AB	37
R	6
H	12
RBI	6
BB	4
SO	9
LOB	19



Cleveland Indians @ New York Yankees  
Yankee Stadium, Bronx, NY  
Fri Aug 08 2014, 7:10 PM - 11:02 PM EDT  
Att. 43,972 - Clear - 80 F

AB	33
R	10
H	9
RBI	8
BB	7
SO	5
LOB	20













Batter	1	2	3	4	5	6	7	8	9	AB	R	H	RBI	BB	SO	LOB	TOP	
11 Brett Gardner, L OBP: 0.354, SLG: 0.457										5	1	1	0	0	0	2	<b>New York Yankees @ Baltimore Orioles</b> Oriole Park at Camden Yards, Baltimore, MD Mon Aug 11 2014, 7:10 PM - 10:48 PM EDT Att: 34,018 - Cloudy - 79 F	
2 Derek Jeter, R OBP: 0.322, SLG: 0.327										4	0	1	1	0	0	2		
22 Jacoby Ellsbury, L OBP: 0.347, SLG: 0.410										3	0	0	0	1	1			
25 Mark Teixeira, S OBP: 0.329, SLG: 0.438										4	0	0	0	0	2	2		
36 Carlos Beltrán, S OBP: 0.302, SLG: 0.436										3	1	1	0	1	1			
12 Chase Headley, S OBP: 0.308, SLG: 0.360										2	1	1	0	2	1			
33 Stephen Drew, L OBP: 0.242, SLG: 0.306										4	0	0	0	0	1	5		
14 Martín Prado, R OBP: 0.311, SLG: 0.364										4	0	1	0	0	1	1		
29 Francisco Cervelli, R OBP: 0.347, SLG: 0.433										3	0	1	0	0	0	0		
45 Austin Romine, R (9, PH)										1	0	0	0	0	0	0		
<b>Inning Stats</b>	R: 1 H: 1 E: 0 K: 2 S: 15	H: 3 LOB: 2 BB: 1 P: 22	R: 0 H: 1 E: 0 K: 1 S: 20	H: 1 LOB: 1 BB: 0 P: 16	R: 0 H: 0 E: 0 K: 1 S: 11	H: 0 LOB: 0 BB: 0 P: 17	R: 0 H: 1 E: 0 K: 0 S: 8	H: 1 LOB: 1 BB: 0 P: 13	R: 0 H: 0 E: 0 K: 1 S: 14	H: 0 LOB: 0 BB: 0 P: 7	R: 0 H: 0 E: 0 K: 1 S: 10	H: 0 LOB: 2 BB: 2 P: 23	R: 0 H: 0 E: 0 K: 0 S: 10	H: 0 LOB: 0 BB: 0 P: 13	1B: 4 2B: 1 3B: 1 HR: 0	SF: 0 SAC: 0 DP: 0 HBP: 0	WP: 0 PB: 0 SB: 3 CS: 0	PA: 37
<b>PITCHER</b>	IP WLS BF H R ER SO BB IBB HBP BLK WP HR S P ERA WHIP																	
25 Bud Norris, R ERA: 3.75	5.0 W 22 6 3 3 5 1 0 0 0 0 0 0 64 108 5.40 1.400																	
35 Brad Brach, R ERA: 2.78	1.0 H 4 0 0 0 1 1 0 0 0 0 0 0 14 22 0.00 1.000																	
56 Darren O'Day, R ERA: 1.03	1.2 H 7 0 0 0 1 2 0 0 0 0 0 0 0 13 25 0.00 1.200																	
48 Andrew Miller, L ERA: 2.28	0.1 H 1 0 0 0 0 0 0 0 0 0 0 0 2 5 0.00 0.000																	
29 Tommy Hunter, R ERA: 3.53	1.0 3 0 0 0 0 0 0 0 0 0 0 0 10 13 0.00 0.000																	

Batter	1	2	3	4	5	6	7	8	9	AB	R	H	RBI	BB	SO	LOB	BOTTOM			
21 Nick Markakis, L OBP: 0.358, SLG: 0.407										5	2	2	0	0	1	1	<b>New York Yankees @ Baltimore Orioles</b> Oriole Park at Camden Yards, Baltimore, MD Mon Aug 11 2014, 7:10 PM - 10:48 PM EDT Att: 34,018 - Cloudy - 79 F			
13 Manny Machado, R OBP: 0.324, SLG: 0.431										2	1	1	0	0	0	1				
19 Chris Davis, L OBP: 0.302, SLG: 0.406										3	2	2	2	0	1	1				
10 Adam Jones, R OBP: 0.316, SLG: 0.480										5	1	3	2	0	2	1				
23 Nelson Cruz, R OBP: 0.333, SLG: 0.522										2	1	2	3	0	0	0				
9 David Lough, L OBP: 0.291, SLG: 0.328										1	0	1	1	0	0	0				
27 Delmon Young, R OBP: 0.341, SLG: 0.455										5	0	0	0	0	1	6				
28 Steve Pearce, R OBP: 0.352, SLG: 0.491										4	0	0	0	0	0	0				
36 Caleb Joseph, R OBP: 0.285, SLG: 0.426										4	1	1	0	0	1	0				
3 Ryan Flaherty, L OBP: 0.269, SLG: 0.318										3	1	0	0	1	1	0				
6 Jonathan Schoop, R OBP: 0.254, SLG: 0.340										4	2	2	3	0	1	0				
<b>Inning Stats</b>	R: 1 H: 1 E: 0 K: 1 S: 12	H: 0 LOB: 0 BB: 0 P: 18	R: 0 H: 0 E: 0 K: 1 S: 7	H: 0 LOB: 0 BB: 0 P: 9	R: 1 H: 2 E: 0 K: 1 S: 13	H: 2 LOB: 2 BB: 0 P: 20	R: 0 H: 0 E: 0 K: 1 S: 6	H: 0 LOB: 0 BB: 0 P: 7	R: 2 H: 3 E: 0 K: 3 S: 19	H: 3 LOB: 0 BB: 0 P: 28	R: 0 H: 0 E: 0 K: 0 S: 8	H: 0 LOB: 0 BB: 0 P: 13	R: 3 H: 3 E: 0 K: 1 S: 17	H: 3 LOB: 0 BB: 0 P: 23	R: 4 H: 5 E: 0 K: 0 S: 21	H: 2 LOB: 2 BB: 1 P: 38	1B: 6 2B: 5 3B: 0 HR: 3	SF: 1 SAC: 0 DP: 0 HBP: 1	WP: 1 PB: 0 SB: 0 CS: 0	PA: 41
<b>PITCHER</b>	IP WLS BF H R ER SO BB IBB HBP BLK WP HR S P ERA WHIP																			
26 Chris Capuano, L ERA: 4.13	6.0 L 26 6 4 4 7 0 0 0 0 0 0 1 17 23 6.00 3.000																			
43 Adam Warren, R ERA: 3.53	1.0 6 3 3 3 1 0 0 0 0 0 0 1 17 23 27.00 3.000																			
39 Chase Whitley, R ERA: 5.51	0.2 8 5 4 4 0 1 0 0 0 0 0 1 18 32 54.00 9.000																			
57 Rich Hill, L ERA: 6.75	0.1 1 0 0 0 0 0 0 0 0 0 0 0 3 6 0.00 0.000																			

AB 33  
R 3  
H 6  
RBI 1  
BB 4  
SO 7  
LOB 15



AB 38  
R 11  
H 14  
RBI 11  
BB 1  
SO 8  
LOB 10



WP: 1  
PB: 0  
SB: 0  
CS: 0



Batter	1	2	3	4	5	6	7	8	9	AB	R	H	RBI	BB	SO	LOB	TOP										
11 Brett Gardner, L OBP: 0.353, SLG: 0.455	F8		G6-4-3 1B		L5			L7		4	0	1	0	0	0	1	<b>New York Yankees @ Baltimore Orioles</b> Oriole Park at Camden Yards, Baltimore, MD Wed Aug 13 2014, 7:11 PM - 9:53 PM EDT Att: 37,587 - Clear - 77 F										
2 Derek Jeter, R OBP: 0.319, SLG: 0.324	G4-3		G6-4-3			G6-3		L8		4	0	0	0	0	0	2											
22 Jacoby Ellsbury, L OBP: 0.344, SLG: 0.406	G4-3			G1-3		L8		K		4	0	0	0	0	1	0											
25 Mark Teixeira, S OBP: 0.331, SLG: 0.437		L7		12 1B	F9			36 2B 12 G5-3 BB		3	1	1	0	1	0	0											
36 Carlos Beltrán, S OBP: 0.302, SLG: 0.437	F9			K		G1-3		12 G5-3 2B		4	0	1	0	0	1	1											
12 Chase Headley, S OBP: 0.308, SLG: 0.359	K			1B		F7		G5-3		4	0	1	1	0	1	1											
33 Stephen Drew, L OBP: 0.242, SLG: 0.310			14 F9 29 HR 2B	G4-3		G2-3		G3		4	1	1	0	0	0	3											
14 Martin Prado, R OBP: 0.309, SLG: 0.361			F9			P2		K		3	0	0	0	0	1	1											
31 Ichiro Suzuki, L OBP: 0.326, SLG: 0.324						K		K		0	0	0	0	0	0	0											
29 Francisco Cervelli, R OBP: 0.356, SLG: 0.467			3H HR			K		2 S BB		2	1	1	2	1	1	0											
<b>Inning Stats</b>	R: 0 E: 0 K: 10 S: 10	H: 0 LOB: 0 BB: 0 P: 16	R: 0 E: 0 K: 1 S: 10	H: 0 LOB: 0 BB: 0 P: 14	R: 2 E: 0 K: 10 S: 13	H: 3 LOB: 0 BB: 0 P: 24	R: 0 E: 0 K: 1 S: 11	H: 2 LOB: 2 BB: 0 P: 17	R: 0 E: 0 K: 1 S: 7	H: 0 LOB: 0 BB: 0 P: 11	R: 0 E: 0 K: 10 S: 6	H: 0 LOB: 0 BB: 0 P: 7	R: 0 E: 0 K: 10 S: 6	H: 0 LOB: 0 BB: 0 P: 11	R: 0 E: 0 K: 13 S: 13	H: 0 LOB: 1 BB: 1 P: 20	R: 1 E: 0 K: 1 S: 9	H: 1 LOB: 1 BB: 1 P: 21	1B: 3 2B: 2 3B: 0 HR: 1	SF: 0 SAC: 0 DP: 1 HBP: 0	WP: 0 PB: 0 SB: 1 CS: 0	PA: 34					
<b>PITCHER</b>	IP	WLS	BF	H	R	ER	SO	BB	IBB	HBP	BLK	WP	HR	S	P	ERA	WHIP										
30 Chris Tillman, R ERA: 3.88	7.0		25	5	2	2	3	0	0	0	0	0	1	63	100	2.57	0.714										
56 Darren O'Day, R ERA: 1.01	1.0	W	4	0	0	0	1	1	0	0	0	0	0	13	20	0.00	1.000										
53 Zack Britton, L ERA: 2.11	1.0	S	5	1	1	1	1	1	0	0	0	0	0	9	21	9.00	2.000										

Batter	1	2	3	4	5	6	7	8	9	AB	R	H	RBI	BB	SO	LOB	BOTTOM										
21 Nick Markakis, L OBP: 0.358, SLG: 0.406	G4-3			F8		K		19 HR 10 BB 1B		4	1	1	0	0	1	1	<b>New York Yankees @ Baltimore Orioles</b> Oriole Park at Camden Yards, Baltimore, MD Wed Aug 13 2014, 7:11 PM - 9:53 PM EDT Att: 37,587 - Clear - 77 F										
19 Chris Davis, L OBP: 0.301, SLG: 0.402	K			F9		K		10 HR BB		3	1	0	0	1	2	1											
10 Adam Jones, R OBP: 0.316, SLG: 0.485	F9			K		K		HR		4	1	1	3	0	2	1											
23 Nelson Cruz, R OBP: 0.333, SLG: 0.521		P3		28 1B 3 SF8 2B		P4		L7		4	1	1	0	0	0	0											
27 Delmon Young, R OBP: 0.335, SLG: 0.446		F7		G5-3		F7				3	0	0	0	0	0	1											
9 David Lough, L OBP: 0.291, SLG: 0.328				1B		K				0	0	0	0	0	0	0											
28 Steve Pearce, R OBP: 0.352, SLG: 0.489	K			3H 1B						3	0	1	0	0	2	0											
3 Ryan Flaherty, L OBP: 0.265, SLG: 0.315			G3		SF8			P6		2	0	0	1	0	0	0											
6 Jonathan Schoop, R OBP: 0.255, SLG: 0.349		G5-3		G5-3				HR		3	1	1	1	0	0	1											
40 Nick Hundley, R OBP: 0.274, SLG: 0.335			K					G5-3		3	0	1	0	0	1	0											
<b>Inning Stats</b>	R: 0 E: 0 K: 1 S: 11	H: 0 LOB: 0 BB: 0 P: 15	R: 0 E: 0 K: 1 S: 6	H: 0 LOB: 0 BB: 0 P: 10	R: 0 E: 0 K: 1 S: 6	H: 0 LOB: 0 BB: 0 P: 7	R: 0 E: 0 K: 1 S: 10	H: 0 LOB: 0 BB: 0 P: 13	R: 1 E: 0 K: 0 S: 15	H: 2 LOB: 1 BB: 0 P: 22	R: 0 E: 0 K: 3 S: 10	H: 1 LOB: 0 BB: 0 P: 13	R: 0 E: 0 K: 1 S: 7	H: 0 LOB: 0 BB: 0 P: 11	R: 4 E: 0 K: 0 S: 19	H: 3 LOB: 0 BB: 1 P: 30	1B: 3 2B: 1 3B: 0 HR: 2	SF: 1 SAC: 0 DP: 0 HBP: 0	WP: 0 PB: 0 SB: 0 CS: 0	PA: 31							
<b>PITCHER</b>	IP	WLS	BF	H	R	ER	SO	BB	IBB	HBP	BLK	WP	HR	S	P	ERA	WHIP										
35 Michael Pineda, R ERA: 1.82	5.0		17	2	1	1	4	0	0	0	0	0	1	23	33	3.86	0.857										
68 Delin Betances, R ERA: 1.52	2.1	B	9	2	1	1	4	0	0	0	0	0	1	13	21	40.50	4.500										
27 Shawn Kelley, R ERA: 4.74	0.2	L	5	2	3	3	0	1	0	0	0	0	1	13	21	40.50	4.500										





Batter	1	2	3	4	5	6	7	8	9	AB	R	H	RBI	BB	SO	LOB	TOP										
11 Brett Gardner, L (1.7)										3	0	0	0	1	1	1	<b>New York Yankees @ Tampa Bay Rays</b> Tropicana Field, St. Petersburg, FL Fri Aug 15 2014, 7:12 PM - 9:53 PM EDT Att: 26,535 - Dome - 72 F										
2 Derek Jeter, R (1.6)										4	0	2	0	0	1	0											
22 Jacoby Ellsbury, L (1.8)										4	0	0	0	0	2	4											
25 Mark Teixeira, S (1.3)										4	0	2	0	0	2	4											
36 Carlos Beltrán, S (1.10)										4	0	0	0	0	0	3											
12 Chase Headley, S (1.5)										4	0	1	0	0	2	2											
33 Stephen Drew, L (1.4)										4	0	1	0	0	1	2											
14 Martín Prado, R (1.9)										3	0	0	0	0	1	2											
29 Francisco Cervelli, R (1.2)										3	0	1	0	0	2	2											
<b>Inning Stats</b>	R: 0 E: 0 K: 2 S: 9	H: 0 LOB: 0 BB: 0 P: 11	R: 0 E: 0 K: 0 S: 6	H: 1 LOB: 0 BB: 0 P: 8	R: 0 E: 0 K: 1 S: 10	H: 1 LOB: 1 BB: 0 P: 18	R: 0 E: 0 K: 2 S: 11	H: 1 LOB: 1 BB: 0 P: 19	R: 0 E: 0 K: 0 S: 7	H: 0 LOB: 0 BB: 0 P: 9	R: 0 E: 0 K: 1 S: 11	H: 1 LOB: 1 BB: 0 P: 17	R: 0 E: 0 K: 3 S: 14	H: 2 LOB: 3 BB: 1 P: 22	R: 0 E: 0 K: 2 S: 10	H: 0 LOB: 0 BB: 0 P: 12		1B: 7 2B: 0 3B: 0 HR: 0	SF: 0 SAC: 0 DP: 1 HBP: 0	WP: 1 PB: 0 SB: 0 CS: 0	PA: 34						
<b>PITCHER</b>	IP	WLS	BF	H	R	ER	SO	BB	IBB	HBP	BLK	WP	HR	S	P	ERA	WHIP										
53 Alex Cobb, R (1.1)	7.1	W	28	6	0	0	8	1	0	0	0	1	0	71	112	0.00	0.955										
26 Brad Boxberger, R (8.1)	0.2	H	3	1	0	0	2	0	0	0	0	0	0	9	11	0.00	1.500										
62 Joel Peralta, R (9.1)	1.0		3	0	0	0	2	0	0	0	0	0	0	10	12	0.00	0.000										

Batter	1	2	3	4	5	6	7	8	9	AB	R	H	RBI	BB	SO	LOB	BOTTOM										
8 Desmond Jennings, R (1.8)										4	1	2	0	0	1	1	<b>New York Yankees @ Tampa Bay Rays</b> Tropicana Field, St. Petersburg, FL Fri Aug 15 2014, 7:12 PM - 9:53 PM EDT Att: 26,535 - Dome - 72 F										
18 Ben Zobrist, S (1.7)										4	1	1	1	0	0	2											
20 Matt Joyce, L (1.10)										3	0	0	0	1	2	2											
3 Evan Longoria, R (1.5)										4	0	1	1	0	0	2											
21 James Loney, L (1.3)										4	1	2	2	0	0	2											
11 Logan Forsythe, R (1.4)										4	1	0	0	0	2	2											
11 Yunel Escobar, R (1.6)										3	0	0	0	0	2	0											
59 Curt Casali, R (1.2)										3	1	1	1	0	1	0											
39 Kevin Kiermaier, L (1.9)										3	0	1	0	0	0	0											
<b>Inning Stats</b>	R: 2 E: 0 K: 1 S: 15	H: 2 LOB: 1 BB: 1 P: 23	R: 0 E: 1 K: 2 S: 11	H: 0 LOB: 1 BB: 0 P: 12	R: 0 E: 0 K: 1 S: 10	H: 0 LOB: 0 BB: 0 P: 14	R: 0 E: 0 K: 1 S: 13	H: 1 LOB: 0 BB: 0 P: 18	R: 0 E: 0 K: 1 S: 9	H: 0 LOB: 0 BB: 0 P: 11	R: 0 E: 0 K: 1 S: 11	H: 1 LOB: 1 BB: 0 P: 15	R: 2 E: 1 K: 0 S: 20	H: 3 LOB: 2 BB: 0 P: 23	R: 1 E: 0 K: 1 S: 8	H: 1 LOB: 0 BB: 0 P: 9		1B: 7 2B: 0 3B: 0 HR: 1	SF: 0 SAC: 1 DP: 1 HBP: 0	WP: 0 PB: 0 SB: 1 CS: 0	PA: 34						
<b>PITCHER</b>	IP	WLS	BF	H	R	ER	SO	BB	IBB	HBP	BLK	WP	HR	S	P	ERA	WHIP										
38 Brandon McCarthy, R (1.1)	6.1	L	28	7	4	2	7	1	0	0	0	0	0	84	110	2.84	1.263										
53 Esmil Rogers, R (7.1)	1.2		6	1	1	1	1	0	0	0	0	0	1	13	15	5.40	0.600										

AB	33
R	0
H	7
RBI	0
BB	1
SO	12
LOB	20



AB	32
R	5
H	8
RBI	5
BB	1
SO	8
LOB	11

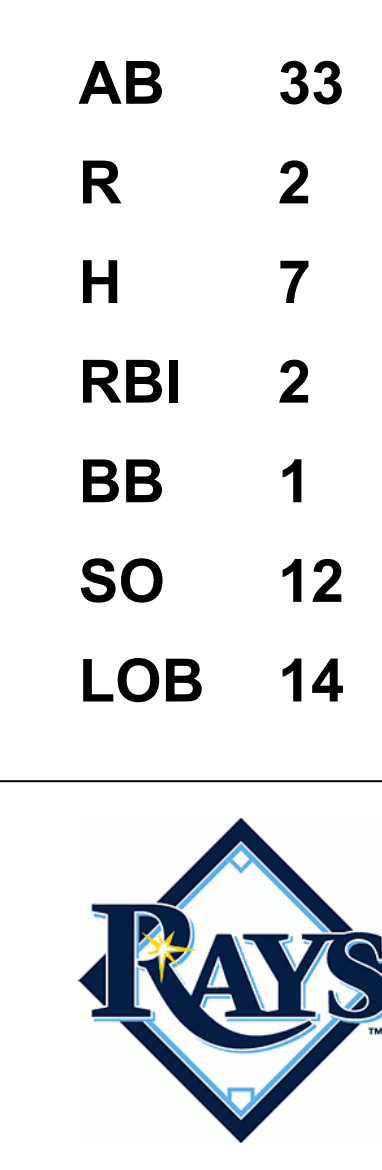




Batter	1	2	3	4	5	6	7	8	9	AB	R	H	RBI	BB	SO	LOB	TOP										
11 Brett Gardner, L (1,7) OBP: 0.351, SLG: 0.450	K2-3		L9		CS	K			E4 2 1B	4	1	1	0	0	2	0	<b>New York Yankees @ Tampa Bay Rays</b> Tropicana Field, St. Petersburg, FL Sat Aug 16 2014, 4:12 PM - 7:09 PM EDT Att: 31,042 - Dome - 72 F  <b>livebaseballscorecards.com</b>										
2 Derek Jeter, R (1,10) OBP: 0.320, SLG: 0.325	P3		K			G4-3			25 1B	4	0	1	1	0	1	0											
22 Jacoby Ellsbury, L (1,8) OBP: 0.339, SLG: 0.399	P6		G3			B2			K	4	0	0	0	0	1	1											
25 Mark Teixeira, S (1,3) OBP: 0.334, SLG: 0.439		F8		P5			12 G5-4-3 1B		1-2 1B	4	0	2	0	0	0	0											
36 Carlos Beltrán, S (1,9) OBP: 0.295, SLG: 0.426		F9		G6-3			L7		K	4	0	0	0	0	1	3											
31 Ichiro Suzuki, L (9,9) OBP: 0.326, SLG: 0.324				G6-3			G5-4-3		F9	0	0	0	0	0	0	0											
12 Chase Headley, S (1,5) OBP: 0.307, SLG: 0.355			14 HR BB		G6-3					3	1	0	0	1	0	3											
14 Martín Prado, R (1,4) OBP: 0.307, SLG: 0.365					F9				P3	3	1	1	2	0	0	0											
29 Francisco Cervelli, R (1,2) OBP: 0.355, SLG: 0.469					K				L9	3	0	1	0	0	1	0											
17 Brendan Ryan, R (1,6) OBP: 0.269, SLG: 0.264					F8				K	2	0	1	0	0	0	1											
33 Stephen Drew, L (8,PH) OBP: 0.241, SLG: 0.307						11 CS 1B				1	0	0	0	0	1	0											
<b>Inning Stats</b>	R: 0 E: 0 K: 1 S: 10	H: 0 LOB: 0 BB: 0 P: 14	R: 2 E: 0 K: 0 S: 19	H: 2 LOB: 1 BB: 1 P: 27	R: 0 E: 0 K: 1 S: 8	H: 0 LOB: 0 BB: 0 P: 12	R: 0 E: 0 K: 0 S: 7	H: 1 LOB: 0 BB: 0 P: 10	R: 0 E: 0 K: 1 S: 10	H: 0 LOB: 0 BB: 0 P: 18	R: 0 E: 0 K: 1 S: 6	H: 0 LOB: 0 BB: 0 P: 9	R: 0 E: 0 K: 0 S: 9	H: 1 LOB: 0 BB: 0 P: 16	R: 0 E: 0 K: 1 S: 7	H: 0 LOB: 0 BB: 0 P: 8	R: 1 E: 1 K: 2 S: 21	H: 3 LOB: 2 BB: 0 P: 32	1B: 5 2B: 1 3B: 0 HR: 1	SF: 0 SAC: 0 DP: 1 HBP: 0	WP: 0 PB: 0 SB: 1 CS: 1	PA: 34					
<b>PITCHER</b>	IP	WLS	BF	H	R	ER	SO	BB	IBB	HBP	BLK	WP	HR	S	P	ERA	WHIP										
33 Drew Smyly, L (1,1) ERA: 3.66	7.0		24	4	2	2	4	1	0	0	0	0	1	69	106	2.57	0.714										
26 Brad Boxberger, R (8,1) ERA: 1.97	1.0		3	0	0	0	1	0	0	0	0	0	0	7	8	0.00	0.000										
57 Jake McGee, L (9,1) ERA: 1.45	1.0	L	6	3	1	1	2	0	0	0	0	0	0	21	32	9.00	3.000										

Batter	1	2	3	4	5	6	7	8	9	AB	R	H	RBI	BB	SO	LOB	BOTTOM										
8 Desmond Jennings, R (1,8) OBP: 0.324, SLG: 0.387			L7		K		SH3-4			3	0	1	0	0	1	0	<b>New York Yankees @ Tampa Bay Rays</b> Tropicana Field, St. Petersburg, FL Sat Aug 16 2014, 4:12 PM - 7:09 PM EDT Att: 31,042 - Dome - 72 F  <b>livebaseballscorecards.com</b>										
18 Ben Zobrist, S (1,4) OBP: 0.371, SLG: 0.421		K				G3				4	0	1	1	0	2	2											
20 Matt Joyce, L (1,7) OBP: 0.371, SLG: 0.425		P2				K				4	1	1	0	0	2	4											
28 José Molina, R (8,2) OBP: 0.245, SLG: 0.199						K				0	0	0	0	0	0	0											
3 Evan Longoria, R (1,5) OBP: 0.323, SLG: 0.392						K				4	0	1	0	0	2	2											
21 James Loney, L (1,3) OBP: 0.338, SLG: 0.375		K			L4					4	0	0	0	0	1	2											
11 Yunel Escobar, R (1,6) OBP: 0.324, SLG: 0.328		G4-3			K					4	0	1	1	0	2	0											
30 Vince Belnome, L (1,10) OBP: 0.348, SLG: 0.368					G4-3					2	0	0	0	1	0	2											
5 Brandon Guyer, R (9,PH) OBP: 0.348, SLG: 0.368					G4-3		FC4-6			1	0	0	0	0	0	0											
59 Curt Casali, R (1,2) OBP: 0.286, SLG: 0.233										2	0	1	0	0	1	0											
11 Logan Forsythe, R (7,PR) OBP: 0.297, SLG: 0.366					K		8 SH3-4 18 G3 1B HBP			1	1	0	0	0	0	0											
39 Kevin Kiermaier, L (1,9) OBP: 0.325, SLG: 0.483										3	0	1	0	0	1	2											
1 Sean Rodriguez, R (9,PH) OBP: 0.271, SLG: 0.476					B2		18 G3 8 SH3-4 1B			1	0	0	0	0	0	0											
<b>Inning Stats</b>	R: 0 E: 0 K: 2 S: 9	H: 1 LOB: 1 BB: 0 P: 13	R: 0 E: 0 K: 2 S: 13	H: 1 LOB: 2 BB: 1 P: 21	R: 0 E: 0 K: 2 S: 13	H: 1 LOB: 1 BB: 0 P: 20	R: 0 E: 0 K: 1 S: 9	H: 0 LOB: 0 BB: 0 P: 12	R: 0 E: 0 K: 2 S: 7	H: 0 LOB: 0 BB: 0 P: 10	R: 1 E: 0 K: 1 S: 13	H: 3 LOB: 2 BB: 0 P: 17	R: 1 E: 0 K: 1 S: 10	H: 1 LOB: 2 BB: 0 P: 17	R: 0 E: 0 K: 1 S: 9	H: 0 LOB: 0 BB: 0 P: 14	R: 0 E: 0 K: 0 S: 9	H: 0 LOB: 0 BB: 0 P: 14	1B: 6 2B: 1 3B: 0 HR: 0	SF: 0 SAC: 1 DP: 0 HBP: 1	WP: 0 PB: 0 SB: 0 CS: 0	PA: 36					
<b>PITCHER</b>	IP	WLS	BF	H	R	ER	SO	BB	IBB	HBP	BLK	WP	HR	S	P	ERA	WHIP										
61 Shane Greene, R (1,1) ERA: 2.91	6.0		27	7	2	2	10	1	0	1	0	0	0	68	102	3.00	1.333										
27 Shawn Kelley, R (7,1) ERA: 4.52	1.0	B	3	0	0	0	1	0	0	0	0	0	0	6	8	0.00	0.000										
68 Dellin Betances, R (8,1) ERA: 1.5	1.0	W	3	0	0	0	1	0	0	0	0	0	0	9	14	0.00	0.000										
30 David Robertson, R (9,1) ERA: 2.56	1.0	S	3	0	0	0	0	0	0	0	0	0	0	9	14	0.00	0.000										

AB 32  
R 3  
H 7  
RBI 3  
BB 1  
SO 7  
LOB 8





Batter	1	2	3	4	5	6	7	8	9	AB	R	H	RBI	BB	SO	LOB	TOP										
11 Brett Gardner, L (1, 7) OBP: 0.350, SLG: 0.448			G3-1				F8		SH1-3	4	1	1	2	0	1	0	<b>New York Yankees @ Tampa Bay Rays</b> Tropicana Field, St. Petersburg, FL Sun Aug 17 2014, 1:42 PM - 4:55 PM EDT Att: 28,812 - Dome - 72 F										
2 Derek Jeter, R (1, 10) OBP: 0.319, SLG: 0.324			F8				K		G6-3	5	0	1	0	0	1	1											
22 Jacoby Ellsbury, L (1, 8) OBP: 0.337, SLG: 0.397				K				P6	K	5	0	1	1	0	2	2											
25 Mark Teixeira, S (1, 3) OBP: 0.333, SLG: 0.446				P6		G3				4	1	1	1	0	0	3											
36 Carlos Beltrán, S (1, 9) OBP: 0.295, SLG: 0.423				F9		F8		G5-3		3	0	0	0	1	0	0											
31 Ichiro Suzuki, L (8, 9) OBP: 0.326, SLG: 0.324										0	0	0	0	0	0	0											
34 Brian McCann, L (1, 2) OBP: 0.291, SLG: 0.380						K		E6		4	0	0	0	0	1	1											
12 Chase Headley, S (1, 5) OBP: 0.308, SLG: 0.359						K				4	0	2	0	0	2	1											
33 Stephen Drew, L (1, 6) OBP: 0.241, SLG: 0.302										3	1	0	0	1	1	4											
14 Martín Prado, R (1, 4) OBP: 0.309, SLG: 0.369										4	1	2	0	0	0	0											
<b>Inning Stats</b>	R: 0 H: 0 E: 1 K: 1 S: 11	H: 0 LOB: 1 BB: 0 P: 17	R: 0 H: 0 E: 0 K: 2 S: 10	H: 0 LOB: 1 BB: 1 P: 21	R: 0 H: 0 E: 0 K: 0 S: 9	H: 0 LOB: 0 BB: 0 P: 13	R: 0 H: 0 E: 0 K: 1 S: 8	H: 0 LOB: 0 BB: 0 P: 10	R: 3 H: 4 E: 0 K: 1 S: 24	H: 4 LOB: 2 BB: 1 P: 38	R: 0 H: 1 E: 0 K: 1 S: 8	H: 1 LOB: 1 BB: 0 P: 13	R: 0 H: 0 E: 0 K: 1 S: 9	H: 0 LOB: 0 BB: 0 P: 14	R: 1 H: 2 E: 1 K: 0 S: 16	H: 2 LOB: 2 BB: 0 P: 21	R: 0 H: 1 E: 0 K: 1 S: 8	H: 1 LOB: 1 BB: 0 P: 12	1B: 6 2B: 1 3B: 0 HR: 1	SF: 0 SAC: 1 DP: 0 HBP: 0	WP: 0 PB: 0 CS: 0	PA: 39					
<b>PITCHER</b>	IP	WLS	BF	H	R	ER	SO	BB	IBB	HBP	BLK	WP	HR	S	P	ERA	WHIP										
58 Jeremy Hellickson, R (1, 1) ERA: 2.96	5.0	L	22	4	3	3	5	2	0	0	0	0	0	62	99	5.40	1.200										
38 Jeff Beaveau, L (6, 1) ERA: 2.19	1.0		4	1	0	0	1	0	0	0	0	0	0	8	13	0.00	1.000										
49 Kirby Yates, R (7, 1) ERA: 2.19	1.0		3	0	0	0	1	0	0	0	0	0	0	9	14	0.00	0.000										
62 Joel Peralta, R (8, 1) ERA: 3.86	1.0		6	2	1	1	0	0	0	0	0	0	1	16	21	9.00	2.000										
50 Grant Balfour, R (9, 1) ERA: 4.91	1.0		4	1	0	0	1	0	0	0	0	0	0	8	12	0.00	1.000										
8 Desmond Jennings, R (1, 8) OBP: 0.324, SLG: 0.386			G5-3														4	0	1	0	0	1	0	<b>New York Yankees @ Tampa Bay Rays</b> Tropicana Field, St. Petersburg, FL Sun Aug 17 2014, 1:42 PM - 4:55 PM EDT Att: 28,812 - Dome - 72 F			
18 Ben Zobrist, S (1, 4) OBP: 0.363, SLG: 0.419			L5														4	1	1	0	0	0	1				
20 Matt Joyce, L (1, 7) OBP: 0.372, SLG: 0.429																	4	1	2	0	0	1	1				
3 Evan Longoria, R (1, 5) OBP: 0.323, SLG: 0.391			G4-3														4	0	1	2	0	0	1				
21 James Loney, L (1, 3) OBP: 0.335, SLG: 0.372																	4	0	0	0	0	0	2				
11 Yunel Escobar, R (1, 6) OBP: 0.320, SLG: 0.324																	4	0	0	0	0	0	1				
30 Vince Belnoe, L (1, 10) OBP: 0.346, SLG: 0.396																	2	0	0	0	1	0	0				
28 José Molina, R (1, 2) OBP: 0.243, SLG: 0.197																	2	0	0	0	0	0	0				
5 Brandon Guyer, R (7, PH) ERA: 4.58																	1	0	0	0	0	1	2				
59 Curt Casali, R (8, 2) OBP: 0.286, SLG: 0.233																	0	0	0	0	0	0	0				
39 Kevin Kiermaier, L (1, 9) OBP: 0.322, SLG: 0.477																	3	0	0	0	0	1	0				
<b>Inning Stats</b>	R: 1 H: 2 E: 0 K: 1 S: 12	H: 2 LOB: 1 BB: 0 P: 16	R: 0 H: 0 E: 0 K: 0 S: 8	H: 0 LOB: 0 BB: 0 P: 12	R: 0 H: 0 E: 0 K: 0 S: 10	H: 0 LOB: 0 BB: 0 P: 15	R: 0 H: 0 E: 0 K: 0 S: 7	H: 0 LOB: 0 BB: 0 P: 13	R: 0 H: 0 E: 0 K: 0 S: 5	H: 0 LOB: 0 BB: 0 P: 6	R: 0 H: 0 E: 0 K: 0 S: 7	H: 0 LOB: 0 BB: 0 P: 10	R: 1 H: 2 E: 0 K: 1 S: 18	H: 2 LOB: 2 BB: 1 P: 29	R: 0 H: 1 E: 0 K: 2 S: 10	H: 1 LOB: 1 BB: 0 P: 15	R: 0 H: 0 E: 0 K: 0 S: 7	H: 0 LOB: 0 BB: 0 P: 12	1B: 4 2B: 1 3B: 0 HR: 0	SF: 0 SAC: 0 DP: 0 HBP: 0	WP: 1 PB: 0 CS: 0	PA: 33					
<b>PITCHER</b>	IP	WLS	BF	H	R	ER	SO	BB	IBB	HBP	BLK	WP	HR	S	P	ERA	WHIP										
18 Hiroki Kuroda, R (1, 1) ERA: 3.97	6.2		25	4	2	2	1	0	0	0	0	0	0	64	97	2.70	0.750										
27 Shawn Kelley, R (7, 1) ERA: 4.58	0.1	H	1	0	0	0	1	0	0	0	0	0	0	3	4	0.00	0.000										
68 Dellin Betances, R (8, 1) ERA: 1.48	1.0	H	4	1	0	0	2	0	0	0	0	0	0	10	15	0.00	1.000										
30 David Robertson, R (9, 1) ERA: 2.51	1.0	S	3	0	0	0	0	0	0	0	0	0	0	7	12	0.00	0.000										



Batter	1	2	3	4	5	6	7	8	9	AB R H RBI BB SO LOB	TOP															
19 Robbie Grossman, S (1.9) OBP: 0.336, SLG: 0.332										4 1 1 1 1 2 2	<p><b>Houston Astros @ New York Yankees</b> Yankee Stadium, Bronx, NY Tue Aug 19 2014, 7:10 PM - 10:48 PM EDT Att. 40,015 - Clear - 75 F</p> <p>livebaseballscorecards.com</p> <p>AB 39 R 7 H 13 RBI 7 BB 5 SO 15 LOB 18</p>															
27 Jose Altuve, R (1.4) OBP: 0.376, SLG: 0.446									3 1 1 0 2 0 1																	
23 Chris Carter, R (1.10) OBP: 0.301, SLG: 0.519									5 1 1 3 0 4 3																	
21 Dexter Fowler, S (1.8) OBP: 0.390, SLG: 0.414										4 1 2 0 1 1 0																
15 Jason Castro, L (1.2) OBP: 0.304, SLG: 0.386										5 0 2 1 0 2 1																
30 Matt Dominguez, R (1.5) OBP: 0.287, SLG: 0.352										5 1 1 0 0 3 4																
21 Jon Singleton, L (1.3) OBP: 0.294, SLG: 0.373										4 1 2 0 1 2 1																
6 Jake Marisnick, R (1.7) OBP: 0.256, SLG: 0.279										5 0 0 0 0 1 6																
3 Gregorio Petit, R (1.6) OBP: 0.333, SLG: 0.500										2 1 2 0 0 0 0																
9 Marwin Gonzalez, S (6, PH) OBP: 0.314, SLG: 0.380										2 0 1 2 0 0 0																
<b>Inning Stats</b>	R: 0 E: 0 K: 2 S: 8	H: 1 LOB: 0 BB: 0 P: 12	R: 0 E: 0 K: 2 S: 12	H: 0 LOB: 1 BB: 1 P: 18	R: 0 E: 0 K: 0 S: 10	H: 1 LOB: 0 BB: 0 P: 14	R: 0 E: 0 K: 2 S: 13	H: 1 LOB: 1 BB: 0 P: 21	R: 1 E: 0 K: 2 S: 11	H: 2 LOB: 2 BB: 1 P: 19	R: 3 E: 1 K: 1 S: 19	H: 4 LOB: 1 BB: 0 P: 31	R: 0 E: 0 K: 2 S: 9	H: 0 LOB: 0 BB: 0 P: 10	R: 0 E: 0 K: 2 S: 10	H: 1 LOB: 1 BB: 0 P: 13	R: 3 E: 0 K: 2 S: 16	H: 3 LOB: 3 BB: 3 P: 32	1B: 9 2B: 2 3B: 1 HR: 1	SF: 0 SAC: 0 DP: 0 HBP: 0	WP: 0 PB: 0 SB: 2 CS: 0	PA: 44				
<b>PITCHER</b>	IP WLS BF H R ER SO BB IBB HBP BLK WP HR S P ERA WHIP	5.1 0.2 25 8 4 4 8 2 0 0 0 0 0 0 64 103 6.75 1.875	6.1 0.2 3 1 0 0 1 0 0 0 0 0 0 0 9 12 0.00 1.500	7.1 1.0 3 0 0 0 2 0 0 0 0 0 0 0 9 10 0.00 0.000	8.1 1.0 4 1 0 0 2 0 0 0 0 0 0 0 10 13 0.00 1.000	9.1 0.1 L 5 2 3 3 0 2 0 0 0 0 0 1 9 20 81.00 12.000	5.1 0.2 4 1 0 0 2 1 0 0 0 0 0 0 12 12 0.00 3.000	6.1 0.2 3 1 0 0 1 0 0 0 0 0 0 0 9 10 0.00 0.000	7.1 1.0 4 1 0 0 2 0 0 0 0 0 0 0 10 13 0.00 1.000	8.1 1.0 4 1 0 0 2 0 0 0 0 0 0 0 10 13 0.00 1.000	9.1 0.1 L 5 2 3 3 0 2 0 0 0 0 0 1 9 20 81.00 12.000	5.1 0.2 4 1 0 0 2 1 0 0 0 0 0 0 12 12 0.00 3.000	6.1 0.2 3 1 0 0 1 0 0 0 0 0 0 0 9 10 0.00 0.000	7.1 1.0 4 1 0 0 2 0 0 0 0 0 0 0 10 13 0.00 1.000	8.1 1.0 4 1 0 0 2 0 0 0 0 0 0 0 10 13 0.00 1.000	9.1 0.1 L 5 2 3 3 0 2 0 0 0 0 0 1 9 20 81.00 12.000	5.1 0.2 4 1 0 0 2 1 0 0 0 0 0 0 12 12 0.00 3.000	6.1 0.2 3 1 0 0 1 0 0 0 0 0 0 0 9 10 0.00 0.000	7.1 1.0 4 1 0 0 2 0 0 0 0 0 0 0 10 13 0.00 1.000	8.1 1.0 4 1 0 0 2 0 0 0 0 0 0 0 10 13 0.00 1.000	9.1 0.1 L 5 2 3 3 0 2 0 0 0 0 0 1 9 20 81.00 12.000	5.1 0.2 4 1 0 0 2 1 0 0 0 0 0 0 12 12 0.00 3.000	6.1 0.2 3 1 0 0 1 0 0 0 0 0 0 0 9 10 0.00 0.000	7.1 1.0 4 1 0 0 2 0 0 0 0 0 0 0 10 13 0.00 1.000	8.1 1.0 4 1 0 0 2 0 0 0 0 0 0 0 10 13 0.00 1.000	9.1 0.1 L 5 2 3 3 0 2 0 0 0 0 0 1 9 20 81.00 12.000
<b>Batter</b>	1	2	3	4	5	6	7	8	9	AB R H RBI BB SO LOB	BOTTOM															
11 Brett Gardner, L (1.7) OBP: 0.348, SLG: 0.444										4 0 0 0 0 0 0	<p><b>Houston Astros @ New York Yankees</b> Yankee Stadium, Bronx, NY Tue Aug 19 2014, 7:10 PM - 10:48 PM EDT Att. 40,015 - Clear - 75 F</p> <p>livebaseballscorecards.com</p> <p>AB 35 R 4 H 9 RBI 4 BB 1 SO 10 LOB 11</p>															
2 Derek Jeter, R (1.6) OBP: 0.316, SLG: 0.321										4 0 0 0 0 0 1																
22 Jacoby Ellsbury, L (1.8) OBP: 0.340, SLG: 0.400									4 1 3 0 0 1 1																	
25 Mark Teixeira, S (1.3) OBP: 0.332, SLG: 0.443									4 0 1 0 0 3 2																	
36 Carlos Beltrán, S (1.10) OBP: 0.294, SLG: 0.419									3 1 0 0 1 0 3																	
14 Martín Prado, R (1.4) OBP: 0.312, SLG: 0.374									4 1 3 2 0 1 0																	
34 Brian McCann, L (1.2) OBP: 0.290, SLG: 0.386									4 1 1 2 0 1 3																	
12 Chase Headley, S (1.5) OBP: 0.305, SLG: 0.352									4 0 0 0 0 3 1																	
31 Ichiro Suzuki, L (1.9) OBP: 0.325, SLG: 0.323									4 0 1 0 0 1 0																	
<b>Inning Stats</b>	R: 0 E: 0 K: 0 S: 18	H: 2 LOB: 2 BB: 0 P: 25	R: 0 E: 0 K: 1 S: 11	H: 1 LOB: 0 BB: 0 P: 14	R: 2 E: 0 K: 2 S: 14	H: 2 LOB: 0 BB: 0 P: 19	R: 0 E: 0 K: 1 S: 6	H: 0 LOB: 0 BB: 0 P: 7	R: 2 E: 0 K: 2 S: 15	H: 2 LOB: 1 BB: 1 P: 29		R: 0 E: 0 K: 0 S: 10	H: 0 LOB: 0 BB: 0 P: 15	R: 0 E: 0 K: 1 S: 12	H: 2 LOB: 2 BB: 0 P: 16	R: 0 E: 0 K: 1 S: 9	H: 0 LOB: 0 BB: 0 P: 12	1B: 7 2B: 1 3B: 0 HR: 1	SF: 0 SAC: 1 DP: 0 HBP: 0	WP: 0 PB: 0 SB: 1 CS: 0	PA: 37					
<b>PITCHER</b>	IP WLS BF H R ER SO BB IBB HBP BLK WP HR S P ERA WHIP	5.1 1.2 24 7 4 4 7 1 0 0 0 0 0 0 16 27 0.00 0.000	6.1 0.2 5 0 0 0 1 0 0 0 0 0 0 0 12 16 0.00 2.000	7.1 1.0 5 2 0 0 1 0 0 0 0 0 0 0 12 16 0.00 2.000	8.1 1.0 5 2 0 0 1 0 0 0 0 0 0 0 12 16 0.00 2.000	9.1 1.0 S 3 0 0 0 1 0 0 0 0 0 0 0 9 12 0.00 0.000	5.1 0.2 4 1 0 0 2 1 0 0 0 0 0 0 12 12 0.00 3.000	6.1 0.2 3 1 0 0 1 0 0 0 0 0 0 0 9 10 0.00 0.000	7.1 1.0 4 1 0 0 2 0 0 0 0 0 0 0 10 13 0.00 1.000	8.1 1.0 4 1 0 0 2 0 0 0 0 0 0 0 10 13 0.00 1.000	9.1 0.1 L 5 2 3 3 0 2 0 0 0 0 0 1 9 20 81.00 12.000	5.1 0.2 4 1 0 0 2 1 0 0 0 0 0 0 12 12 0.00 3.000	6.1 0.2 3 1 0 0 1 0 0 0 0 0 0 0 9 10 0.00 0.000	7.1 1.0 4 1 0 0 2 0 0 0 0 0 0 0 10 13 0.00 1.000	8.1 1.0 4 1 0 0 2 0 0 0 0 0 0 0 10 13 0.00 1.000	9.1 0.1 L 5 2 3 3 0 2 0 0 0 0 0 1 9 20 81.00 12.000	5.1 0.2 4 1 0 0 2 1 0 0 0 0 0 0 12 12 0.00 3.000	6.1 0.2 3 1 0 0 1 0 0 0 0 0 0 0 9 10 0.00 0.000	7.1 1.0 4 1 0 0 2 0 0 0 0 0 0 0 10 13 0.00 1.000	8.1 1.0 4 1 0 0 2 0 0 0 0 0 0 0 10 13 0.00 1.000	9.1 0.1 L 5 2 3 3 0 2 0 0 0 0 0 1 9 20 81.00 12.000	5.1 0.2 4 1 0 0 2 1 0 0 0 0 0 0 12 12 0.00 3.000	6.1 0.2 3 1 0 0 1 0 0 0 0 0 0 0 9 10 0.00 0.000	7.1 1.0 4 1 0 0 2 0 0 0 0 0 0 0 10 13 0.00 1.000	8.1 1.0 4 1 0 0 2 0 0 0 0 0 0 0 10 13 0.00 1.000	9.1 0.1 L 5 2 3 3 0 2 0 0 0 0 0 1 9 20 81.00 12.000











Batter	1	2	3	4	5	6	7	8	9	AB	R	H	RBI	BB	SO	LOB	TOP					
30 Alejandro De Aza, L OBP: 0.316, SLG: 0.361										5	1	2	0	0	2	1						
77 Yoelmer Sánchez, S OBP: 0.333, SLG: 0.333										4	1	3	0	0	0	0						
79 José Abreu, R OBP: 0.362, SLG: 0.600										4	1	2	3	0	1	3						
44 Adam Dunn, L OBP: 0.346, SLG: 0.434										3	0	0	0	1	1	3						
26 Avisail García, R OBP: 0.321, SLG: 0.480										4	0	0	0	0	2	2						
12 Conor Gillaspie, L OBP: 0.359, SLG: 0.445										2	0	0	0	1	1	0						
10 Alexei Ramirez, R OBP: 0.320, SLG: 0.413										4	0	2	0	0	2	0						
20 Jordan Danks, L OBP: 0.259, SLG: 0.278										4	0	1	0	0	2	4						
21 Tyler Flowers, R OBP: 0.296, SLG: 0.358										4	0	1	0	0	2	3						
<b>Inning Stats</b>	R: 3 E: 0 K: 1 S: 16	H: 4 LOB: 2 BB: 1 P: 28	R: 0 E: 0 K: 2 S: 15	H: 2 LOB: 2 BB: 0 P: 20	R: 0 E: 0 K: 3 S: 11	H: 0 LOB: 0 BB: 0 P: 14	R: 0 E: 0 K: 0 S: 4	H: 1 LOB: 0 BB: 0 P: 5	R: 0 E: 0 K: 1 S: 12	H: 1 LOB: 1 BB: 1 P: 19	R: 0 E: 0 K: 2 S: 11	H: 2 LOB: 2 BB: 0 P: 20	R: 0 E: 0 K: 0 S: 6	H: 1 LOB: 0 BB: 0 P: 10	R: 0 E: 0 K: 2 S: 8	H: 0 LOB: 0 BB: 0 P: 9	R: 0 E: 0 K: 2 S: 7	H: 0 LOB: 0 BB: 0 P: 10	1B: 10 3B: 0 HR: 1	SF: 0 SAC: 0 DP: 3 HBP: 1	WP: 0 PB: 0 SB: 0 CS: 0	PA: 37
<b>PITCHER</b>	IP WLS BF H R ER SO BB IBB HBP BLK WP HR S P ERA WHIP																					
61 Shane Greene, R ERA: 3.17	5.0	25	9	3	3	7	2	0	1	0	0	0	0	0	1	61	92	5.40	2.200			
27 Shawn Kelley, R ERA: 4.32	1.1	4	1	0	0	2	0	0	0	0	0	0	0	0	10	17	0.00	0.750				
68 Dellin Betances, R ERA: 1.43	1.2	5	1	0	0	2	0	0	0	0	0	0	0	12	16	0.00	0.600					
30 David Robertson, R ERA: 3.0	1.0	W	3	0	0	0	0	0	0	0	0	0	0	7	10	0.00	0.000					

Chicago White Sox @ New York Yankees  
 Yankee Stadium, Bronx, NY  
 Fri Aug 22 2014, 7:09 PM - 10:32 PM EDT  
 Att.: 43,811 - Overcast - 69 F

livebaseballscorecards.com

AB 34  
 R 3  
 H 11  
 RBI 3  
 BB 2  
 SO 13  
 LOB 16

Batter	1	2	3	4	5	6	7	8	9	AB	R	H	RBI	BB	SO	LOB	BOTTOM					
11 Brett Gardner, L OBP: 0.349, SLG: 0.439										2	1	1	0	1	0	3						
2 Derek Jeter, R OBP: 0.317, SLG: 0.320										5	0	1	0	0	1	3						
22 Jacoby Ellsbury, L OBP: 0.343, SLG: 0.401										4	1	2	1	1	0	2						
25 Mark Teixeira, S OBP: 0.332, SLG: 0.436										3	0	0	0	2	0	4						
14 Martín Prado, R OBP: 0.311, SLG: 0.380											5	1	2	3	0	2	4					
34 Brian McCann, L OBP: 0.287, SLG: 0.381										4	0	1	0	0	1	2						
12 Chase Headley, S OBP: 0.309, SLG: 0.355										2	0	0	0	2	0	0						
29 Francisco Cervelli, R OBP: 0.342, SLG: 0.448										4	0	0	0	0	2	3						
45 Zolner Wheeler, R OBP: 0.257, SLG: 0.429										2	0	1	0	0	0	0						
31 Ichiro Suzuki, L OBP: 0.325, SLG: 0.328										2	1	1	0	0	0	0						
<b>Inning Stats</b>	R: 0 E: 0 K: 0 S: 8	H: 0 LOB: 1 BB: 1 P: 15	R: 0 E: 0 K: 1 S: 20	H: 2 LOB: 3 BB: 1 P: 28	R: 2 E: 0 K: 1 S: 10	H: 2 LOB: 0 BB: 0 P: 11	R: 0 E: 0 K: 1 S: 6	H: 0 LOB: 0 BB: 0 P: 9	R: 1 E: 0 K: 1 S: 17	H: 2 LOB: 2 BB: 0 P: 23	R: 0 E: 0 K: 0 S: 7	H: 0 LOB: 1 BB: 1 P: 16	R: 0 E: 0 K: 2 S: 15	H: 1 LOB: 2 BB: 1 P: 23	R: 0 E: 0 K: 0 S: 6	H: 0 LOB: 0 BB: 0 P: 11	R: 1 E: 0 K: 0 S: 12	H: 2 LOB: 3 BB: 2 P: 24	1B: 7 3B: 0 HR: 1	SF: 0 SAC: 1 DP: 1 HBP: 1	WP: 0 PB: 0 SB: 1 CS: 0	PA: 41
<b>PITCHER</b>	IP WLS BF H R ER SO BB IBB HBP BLK WP HR S P ERA WHIP																					
50 John Danks, L ERA: 4.86	5.0	25	6	3	3	4	3	0	1	0	0	0	0	11	18	0.00	0.750					
54 Ronald Belisario, R ERA: 5.97	1.1	4	1	0	0	1	0	0	0	0	0	0	0	15	26	0.00	0.600					
57 Zach Putnam, R ERA: 2.03	1.2	6	0	0	0	1	1	0	0	0	0	0	0	12	24	13.50	4.500					
40 Daniel Webb, R ERA: 3.77	0.2	L	6	2	1	0	1	1	0	0	0	0	0	0	0	0						

Chicago White Sox @ New York Yankees  
 Yankee Stadium, Bronx, NY  
 Fri Aug 22 2014, 7:09 PM - 10:32 PM EDT  
 Att.: 43,811 - Overcast - 69 F

livebaseballscorecards.com

AB 33  
 R 4  
 H 9  
 RBI 4  
 BB 6  
 SO 6  
 LOB 21



Batter	1	2	3	4	5	6	7	8	9	AB	R	H	RBI	BB	SO	LOB	TOP										
30 Alejandro De Aza, L (1,7) OBP: 0.318, SLG: 0.363 24 Dayan Viciedo, R (9,PH) OBP: 0.279, SLG: 0.399	F9	K			79 WP 1B BB		77 G1 2B		K	3	1	1	0	1	1	1											
77 Yolmer Sánchez, S (1,4) OBP: 0.286, SLG: 0.357	44 F9 2B		P6		F8		G1		P6	5	0	1	1	0	0	3											
79 José Abreu, R (1,3) OBP: 0.365, SLG: 0.600	E6		26 FC6-4 1B		44 G4-5-3 1B					3	0	2	1	1	0	1											
44 Adam Dunn, L (1,10) OBP: 0.343, SLG: 0.429	F9		K		G4-5-3		F9			4	0	0	0	0	1	6											
26 Avisail García, R (1,9) OBP: 0.300, SLG: 0.444	K		FC6-4						G3-1	4	0	0	0	0	2	3											
12 Conor Gillaspie, L (1,5) OBP: 0.338, SLG: 0.445		10 2B			P6		G3-1		L8	4	1	1	0	0	0	0											
10 Alexei Ramirez, R (1,6) OBP: 0.319, SLG: 0.414					P2		G6-3		L6	4	0	1	1	0	0	0											
20 Jordan Danks, L (1,8) OBP: 0.271, SLG: 0.280										3	1	1	0	1	2	1											
17 Adrian Nieto, S (1,2) OBP: 0.307, SLG: 0.333 14 Paul Konerko, R (9,PH) OBP: 0.277, SLG: 0.368 21 Tyler Flowers, R (9,PR) OBP: 0.296, SLG: 0.358										3	0	0	0	0	2	3											
										0	0	0	0	1	0	0											
										0	0	0	0	0	0	0											
<b>Inning Stats</b>	R: 0 H: 1 E: 0 K: 1 S: 12	H: 1 LOB: 2 BB: 0 P: 20	R: 1 H: 2 E: 0 K: 3 S: 15	H: 2 LOB: 1 BB: 0 P: 22	R: 0 H: 1 E: 0 K: 1 S: 12	LOB: 1 BB: 0 P: 19	R: 0 H: 0 E: 0 K: 0 S: 7	H: 0 LOB: 1 BB: 1 P: 13	R: 1 H: 1 E: 0 K: 0 S: 7	H: 1 LOB: 0 BB: 0 P: 16	R: 0 H: 0 E: 0 K: 1 S: 7	H: 0 LOB: 0 BB: 0 P: 11	R: 1 H: 2 E: 0 K: 1 S: 12	H: 2 LOB: 2 BB: 1 P: 21	R: 0 H: 0 E: 0 K: 0 S: 7	H: 0 LOB: 0 BB: 0 P: 10	R: 0 H: 0 E: 0 K: 2 S: 9	H: 0 LOB: 1 BB: 1 P: 15	1B: 3 2B: 4 3B: 0 HR: 0	SF: 0 SAC: 0 DP: 1 HBP: 0	WP: 1 PB: 0 SB: 0 CS: 0	PA: 38					
<b>PITCHER</b>	IP	WLS	BF	H	R	ER	SO	BB	IBB	HBP	BLK	WP	HR	S	P	ERA	WHIP										
18 Hiroki Kuroda, R (1,1) ERA: 3.94	6.0	W	25	5	2	2	6	2	0	0	0	1	0	60	101	3.00	1.167										
27 Shawn Kelley, R (7,1) ERA: 4.46	0.2	H	5	2	1	1	1	1	0	0	0	0	0	10	17	13.50	4.500										
68 Dellin Betances, R (7,1) ERA: 1.42	0.1	H	1	0	0	0	0	0	0	0	0	0	0	2	4	0.00	0.000										
43 Adam Warren, R (8,1) ERA: 3.43	1.0	H	3	0	0	0	0	0	0	0	0	0	0	7	10	0.00	0.000										
30 David Robertson, R (9,1) ERA: 2.94	1.0	S	4	0	0	0	2	1	0	0	0	0	0	9	15	0.00	1.000										

Chicago White Sox @ New York Yankees  
Yankee Stadium, Bronx, NY  
Sat Aug 23 2014, 1:19 PM - 4:12 PM EDT  
Att: 47,594 - Cloudy - 72 F

AB 34  
R 3  
H 7  
RBI 3  
BB 4  
SO 9  
LOB 19



Batter	1	2	3	4	5	6	7	8	9	AB	R	H	RBI	BB	SO	LOB	BOTTOM										
22 Jacoby Ellsbury, L (1,8) OBP: 0.340, SLG: 0.398	G4-3		L8		G3		L8			4	0	0	0	0	0	3											
11 Brett Gardner, L (1,7) OBP: 0.346, SLG: 0.435	P3		G3		G3		F9			4	0	0	0	0	0	0											
34 Brian McCann, L (1,2) OBP: 0.287, SLG: 0.382	G4-3				36 1B 14 2B 2B		F8		L9	4	1	1	0	0	0	0											
25 Mark Teixeira, S (1,3) OBP: 0.337, SLG: 0.435		14 1B 12 G6-3 36 E BB			36 1B BB		L6		36 G1-6-3 HBP	1	1	0	0	2	0	0											
36 Carlos Beltrán, S (1,10) OBP: 0.296, SLG: 0.429		12 G6-3 14 1B FC4			14 2B 1B		HR		G1-6-3	4	2	2	1	0	0	2											
14 Martín Prado, R (1,4) OBP: 0.314, SLG: 0.387					12 G6-3 1B		12 G3-1 33 SF9 2B		L9	4	1	3	2	0	0	0											
12 Chase Headley, S (1,5) OBP: 0.307, SLG: 0.352					G6-3		G3-1			3	0	0	0	0	0	4											
33 Stephen Drew, L (1,6) OBP: 0.248, SLG: 0.317					G4-3		SF9			1	0	0	1	1	0	1											
31 Ichiro Suzuki, L (1,9) OBP: 0.325, SLG: 0.328					G2-3		F8			3	0	1	0	0	0	0											
<b>Inning Stats</b>	R: 0 H: 0 E: 0 K: 0 S: 9	H: 0 LOB: 0 BB: 0 P: 12	R: 1 H: 1 E: 1 K: 0 S: 5	H: 1 LOB: 1 BB: 1 P: 12	R: 0 H: 0 E: 0 K: 0 S: 7	LOB: 0 BB: 0 P: 10	R: 2 H: 4 E: 0 K: 0 S: 19	H: 4 LOB: 3 BB: 2 P: 34	R: 0 H: 0 E: 0 K: 0 S: 5	H: 0 LOB: 0 BB: 0 P: 11	R: 2 H: 2 E: 0 K: 0 S: 7	H: 2 LOB: 0 BB: 0 P: 8	R: 0 H: 0 E: 0 K: 0 S: 5	H: 0 LOB: 0 BB: 0 P: 8	R: 0 H: 0 E: 0 K: 0 S: 6	H: 0 LOB: 0 BB: 0 P: 10	R: 0 H: 0 E: 0 K: 2 S: 6	H: 0 LOB: 0 BB: 0 P: 10	1B: 3 2B: 3 3B: 0 HR: 1	SF: 1 SAC: 0 DP: 2 HBP: 1	WP: 0 PB: 0 SB: 0 CS: 0	PA: 33					
<b>PITCHER</b>	IP	WLS	BF	H	R	ER	SO	BB	IBB	HBP	BLK	WP	HR	S	P	ERA	WHIP										
67 Scott Carroll, R (1,1) ERA: 5.05	6.0	L	27	7	5	4	0	3	0	0	0	0	1	52	87	6.00	1.667										
27 Matt Lindstrom, R (7,1) ERA: 5.09	2.0		6	0	0	0	0	0	0	1	0	0	0	11	18	0.00	0.000										

Chicago White Sox @ New York Yankees  
Yankee Stadium, Bronx, NY  
Sat Aug 23 2014, 1:19 PM - 4:12 PM EDT  
Att: 47,594 - Cloudy - 72 F

AB 28  
R 5  
H 7  
RBI 4  
BB 3  
SO 0  
LOB 10






Batter	1	2	3	4	5	6	7	8	9	10	AB	R	H	RBI	BB	SO	LOB	TOP				
10 Alexei Ramirez, R OBP: 0.318, SLG: 0.418											5	1	1	1	0	1	1	Chicago White Sox @ New York Yankees Yankee Stadium, Bronx, NY Sun Aug 24 2014, 1:10 PM - 4:26 PM EDT Att. 43,366 - Sunny - 78 F				
77 Yolmer Sánchez, S OBP: 0.316, SLG: 0.368											5	0	2	0	0	0	0					
79 José Abreu, R OBP: 0.366, SLG: 0.598											5	1	2	0	0	2	2					
26 Avisail García, R OBP: 0.297, SLG: 0.483											4	1	1	1	0	3	2					
12 Conor Gillaspie, L OBP: 0.357, SLG: 0.451											4	1	1	2	0	0	0					
14 Paul Konerko, R OBP: 0.271, SLG: 0.360											4	0	0	0	0	3	0					
24 Dayan Viciedo, R OBP: 0.279, SLG: 0.397											4	0	1	0	0	0	0					
21 Tyler Flowers, R OBP: 0.296, SLG: 0.355											3	0	0	0	0	1	0					
20 Jordan Danks, L OBP: 0.270, SLG: 0.278											4	0	1	0	0	0	2					
<b>Inning Stats</b>	R: 1 E: 0 K: 1 S: 9	H: 1 LOB: 0 BB: 0 P: 13	R: 0 E: 0 K: 0 S: 14	H: 1 LOB: 2 BB: 0 P: 25	R: 0 E: 0 K: 1 S: 12	H: 2 LOB: 0 BB: 0 P: 19	R: 0 E: 0 K: 0 S: 7	H: 0 LOB: 0 BB: 0 P: 9	R: 2 E: 0 K: 1 S: 13	H: 2 LOB: 0 BB: 0 P: 23	R: 0 E: 0 K: 1 S: 7	H: 0 LOB: 0 BB: 0 P: 11	R: 0 E: 0 K: 1 S: 6	H: 0 LOB: 0 BB: 0 P: 10	R: 1 E: 0 K: 1 S: 7	H: 1 LOB: 0 BB: 0 P: 11	R: 0 E: 0 K: 2 S: 13		H: 2 LOB: 2 BB: 0 P: 17	1B: 6 2B: 0 3B: 0 HR: 3	SF: 0 SAC: 0 DP: 0 HBP: 1	WP: 0 PB: 0 SB: 0 CS: 0
<b>PITCHER</b>	IP WLS BF H R ER SO BB IBB HBP BLK WP HR S P ERA WHIP	6.0 0.2 24 6 2 0 3 5 0 0 0 0 2 60 97 4.50 1.000	26 Chris Capuano, L ERA: 4.37	53 Esmil Rogers, R ERA: 5.35	57 Rich Hill, L ERA: 3.86	43 Adam Warren, R ERA: 3.38	30 David Robertson, R ERA: 3.06	<b>PITCHER</b>	IP WLS BF H R ER SO BB IBB HBP BLK WP HR S P ERA WHIP	10.1 1.0 5 2 0 0 2 17 0 0 0 0 13 17 0.00 2.000	55 David Huff, L ERA: 4.07											

Batter	1	2	3	4	5	6	7	8	9	10	AB	R	H	RBI	BB	SO	LOB	BOTTOM				
2 Derek Jeter, R OBP: 0.314, SLG: 0.317											5	0	0	0	0	0	3	Chicago White Sox @ New York Yankees Yankee Stadium, Bronx, NY Sun Aug 24 2014, 1:10 PM - 4:26 PM EDT Att. 43,366 - Sunny - 78 F				
14 Martín Prado, R OBP: 0.313, SLG: 0.385											5	1	1	0	0	2	1					
25 Mark Teixeira, S OBP: 0.335, SLG: 0.434											5	1	1	1	0	1	1					
36 Carlos Beltrán, S OBP: 0.298, SLG: 0.429											4	2	1	0	1	0	0					
12 Chase Headley, S OBP: 0.311, SLG: 0.354											3	1	1	0	2	1	2					
29 Francisco Cervelli, R OBP: 0.359, SLG: 0.435											3	1	0	0	1	3	2					
34 Brian McCann, L OBP: 0.286, SLG: 0.391											1	1	1	3	0	0	0					
45 Zelous Wheeler, R OBP: 0.263, SLG: 0.405											2	0	0	1	0	2	1					
22 Jacoby Ellsbury, L OBP: 0.341, SLG: 0.399											1	0	1	0	0	0	0					
31 Ichiro Suzuki, L OBP: 0.328, SLG: 0.331											4	0	2	2	0	0	1					
17 Brendan Ryan, R OBP: 0.259, SLG: 0.253											3	0	0	0	0	1	3					
33 Stephen Drew, L OBP: 0.251, SLG: 0.317											0	0	0	0	1	0	0					
<b>Inning Stats</b>	R: 0 E: 0 K: 1 S: 6	H: 0 LOB: 0 BB: 0 P: 10	R: 0 E: 0 K: 2 S: 14	H: 1 LOB: 1 BB: 0 P: 21	R: 0 E: 0 K: 1 S: 10	H: 1 LOB: 1 BB: 1 P: 17	R: 0 E: 0 K: 1 S: 9	H: 0 LOB: 0 BB: 0 P: 13	R: 4 E: 1 K: 1 S: 14	H: 2 LOB: 2 BB: 2 P: 28	R: 0 E: 0 K: 0 S: 7	H: 1 LOB: 0 BB: 0 P: 13	R: 0 E: 0 K: 1 S: 8	H: 0 LOB: 0 BB: 0 P: 13	R: 0 E: 0 K: 0 S: 9	H: 1 LOB: 1 BB: 1 P: 14	R: 3 E: 0 K: 2 S: 12	H: 2 LOB: 0 BB: 1 P: 24	1B: 4 2B: 3 3B: 0 HR: 1	SF: 0 SAC: 0 DP: 2 HBP: 1	WP: 0 PB: 0 SB: 1 CS: 0	PA: 42
<b>PITCHER</b>	IP WLS BF H R ER SO BB IBB HBP BLK WP HR S P ERA WHIP	6.0 1.0 27 4 1 0 7 3 0 0 0 0 0 63 102 0.00 1.167	49 Chris Sale, L ERA: 2.03	57 Zach Putnam, R ERA: 1.90	41 Javy Guerra, R ERA: 2.88	52 Jake Petricka, R ERA: 2.57	<b>PITCHER</b>	IP WLS BF H R ER SO BB IBB HBP BLK WP HR S P ERA WHIP	10.1 1.0 5 2 0 0 2 17 0 0 0 0 13 17 0.00 2.000													


Chicago White Sox @ New York Yankees  
Yankee Stadium, Bronx, NY  
Sun Aug 24 2014, 1:10 PM - 4:26 PM EDT  
Att. 43,366 - Sunny - 78 F

AB 38  
R 4  
H 9  
RBI 4  
BB 0  
SO 10  
LOB 7



Chicago White Sox @ New York Yankees  
Yankee Stadium, Bronx, NY  
Sun Aug 24 2014, 1:10 PM - 4:26 PM EDT  
Att. 43,366 - Sunny - 78 F

AB 36  
R 7  
H 8  
RBI 7  
BB 5  
SO 10  
LOB 14





Batter	1	2	3	4	5	6	7	8	9	AB R H RBI BB SO LOB	TOP										
22 Jacoby Ellsbury, L (1, 8) OBP: 0.344, SLG: 0.407										5 2 3 3 0 0 2	<b>New York Yankees @ Kansas City Royals</b> Kauffman Stadium, Kansas City, MO Mon Aug 25 2014, 6:11 PM - 9:12 PM CDT Att: 31,758 - Clear - 94 F										
2 Derek Jeter, R (1, 6) OBP: 0.313, SLG: 0.316										5 0 1 2 0 0 2											
17 Brendan Ryan, R (9, 4) OBP: 0.259, SLG: 0.253										0 0 0 0 0 0 0											
34 Brian McCann, L (1, 2) OBP: 0.290, SLG: 0.391										3 0 1 1 1 0 1											
36 Carlos Beltrán, S (1, 10) OBP: 0.299, SLG: 0.427										4 0 1 0 1 1 2											
33 Stephen Drew, L (1, 4) OBP: 0.290, SLG: 0.330										5 1 1 1 1 0 2 4											
14 Martín Prado, R (1, 7) OBP: 0.315, SLG: 0.394										4 1 2 1 0 0 0											
12 Chase Headley, S (1, 3) OBP: 0.310, SLG: 0.353										4 0 1 0 0 1 1											
31 Ichiro Suzuki, L (1, 9) OBP: 0.330, SLG: 0.333										4 2 2 0 0 0 1											
45 Zelous Wheeler, R (1, 5) OBP: 0.286, SLG: 0.400										3 2 1 0 1 0 2											
<b>Inning Stats</b>	R: 0 E: 0 K: 1 S: 9	H: 1 LOB: 1 BB: 1 P: 16	R: 0 E: 0 K: 1 S: 7	H: 0 LOB: 0 BB: 0 P: 11	R: 1 E: 1 K: 0 S: 10	H: 1 LOB: 1 BB: 1 P: 17	R: 1 E: 0 K: 0 S: 13	H: 2 LOB: 1 BB: 0 P: 18	R: 0 E: 0 K: 1 S: 9	H: 1 LOB: 0 BB: 0 P: 14	R: 4 E: 0 K: 0 S: 16	H: 5 LOB: 2 BB: 1 P: 28	R: 0 E: 0 K: 0 S: 7	H: 0 LOB: 0 BB: 0 P: 9	R: 2 E: 0 K: 1 S: 12	H: 3 LOB: 1 BB: 0 P: 17	1B: 9 2B: 2 3B: 0 HR: 3	SF: 1 SAC: 0 DP: 2 HBP: 0	WP: 0 PB: 0 SB: 1 CS: 0	PA: 41	
<b>PITCHER</b>	IP WLS BF H R ER SO BB IBB HBP BLK WP HR S P ERA WHIP	6.2 L 31 10 6 6 3 3 0 0 0 0 2 68 109 8.10 1.950	1.2 8 3 2 2 0 0 0 0 0 0 1 16 25 10.80 1.800	0.2 2 0 0 0 1 0 0 0 0 0 0 6 7 0.00 0.000																	

AB	37
R	8
H	13
RBI	8
BB	3
SO	4
LOB	15



Batter	1	2	3	4	5	6	7	8	9	AB R H RBI BB SO LOB	BOTTOM									
1 Jarrod Dyson, L (1, 8) OBP: 0.349, SLG: 0.352										4 0 2 0 0 1 0	<b>New York Yankees @ Kansas City Royals</b> Kauffman Stadium, Kansas City, MO Mon Aug 25 2014, 6:11 PM - 9:12 PM CDT Att: 31,758 - Clear - 94 F									
14 Omar Infante, R (1, 4) OBP: 0.292, SLG: 0.353										4 0 0 0 0 0 2										
4 Alex Gordon, L (1, 7) OBP: 0.355, SLG: 0.447										4 0 1 0 0 1 1										
16 Billy Butler, R (1, 3) OBP: 0.325, SLG: 0.390										4 0 1 0 0 1 1										
13 Salvador Perez, R (1, 2) OBP: 0.298, SLG: 0.410										4 0 1 0 0 0 2										
18 Raul Ibanez, L (1, 10) OBP: 0.285, SLG: 0.294										2 0 0 0 0 1 1										
7 Josh Willingham, R (7, PH) OBP: 0.351, SLG: 0.427										2 0 0 0 0 0 2										
6 Lorenzo Cain, R (1, 9) OBP: 0.339, SLG: 0.409										3 0 1 0 0 1 1										
8 Mike Moustakas, L (1, 5) OBP: 0.268, SLG: 0.389										3 1 1 1 0 1 2										
2 Alcides Escobar, R (1, 6) OBP: 0.310, SLG: 0.363										3 0 0 0 0 0 0										
<b>Inning Stats</b>	R: 0 E: 0 K: 1 S: 9	H: 1 LOB: 0 BB: 0 P: 11	R: 0 E: 0 K: 1 S: 12	H: 1 LOB: 0 BB: 0 P: 13	R: 1 E: 0 K: 0 S: 11	H: 1 LOB: 0 BB: 0 P: 14	R: 0 E: 0 K: 1 S: 11	H: 0 LOB: 0 BB: 0 P: 15	R: 0 E: 0 K: 2 S: 11	H: 0 LOB: 0 BB: 0 P: 17	R: 0 E: 0 K: 0 S: 11	H: 1 LOB: 1 BB: 0 P: 18	R: 0 E: 0 K: 1 S: 6	H: 0 LOB: 0 BB: 0 P: 6	R: 0 E: 0 K: 0 S: 9	H: 1 LOB: 1 BB: 0 P: 11	1B: 5 2B: 1 3B: 0 HR: 1	SF: 0 SAC: 0 DP: 0 HBP: 0	WP: 0 PB: 0 SB: 1 CS: 1	PA: 33
<b>PITCHER</b>	IP WLS BF H R ER SO BB IBB HBP BLK WP HR S P ERA WHIP	6.1 W 23 10 6 1 1 5 0 0 0 0 1 71 96 1.42 0.789	2.2 10 2 0 0 1 0 0 0 0 0 0 21 25 0.00 0.750																	

AB	33
R	1
H	7
RBI	1
BB	0
SO	6
LOB	12













Batter	1	2	3	4	5	6	7	8	9	AB	R	H	RBI	BB	SO	LOB	TOP										
22 Jacoby Ellsbury, L (1, 8) OBP: 0.347, SLG: 0.422	F8		FC6-4		G4-3			G6-3		4	0	1	1	0	0	0	<b>New York Yankees @ Detroit Tigers</b> Comerica Park, Detroit, MI Thu Aug 28 2014, 1:09 PM - 4:02 PM EDT Att: 42,647 - Sunny - 70 F										
2 Derek Jeter, R (1, 6) OBP: 0.313, SLG: 0.317	G6-3		FC6-4			F8		G6-3		4	0	0	0	0	0	1											
14 Martin Prado, R (1, 4) OBP: 0.315, SLG: 0.391	F9				G4-3		F7		F9	4	1	1	0	0	0	0											
25 Mark Teixeira, S (1, 3) OBP: 0.332, SLG: 0.427		G5-6-3		F8		F8			BB	2	0	0	0	2	0	1											
36 Carlos Beltrán, S (1, 10) OBP: 0.303, SLG: 0.430	L5		G4-3			G4-3			BB	4	0	2	0	0	0	1											
34 Brian McCann, L (1, 2) OBP: 0.288, SLG: 0.386	G5-6-3		G4-3		G4-3		G5-3		K	4	0	0	1	0	1	4											
12 Chase Headley, S (1, 5) OBP: 0.310, SLG: 0.350			F7		G5-3		K			3	0	0	0	0	1	1											
11 Brett Gardner, L (1, 7) OBP: 0.343, SLG: 0.431			G4-3			G6-3				3	0	0	0	0	0	0											
45 Zelous Wheeler, R (1, 9) OBP: 0.295, SLG: 0.405			E5		F8			F8		2	1	1	0	0	0	0											
31 Ichiro Suzuki, L (8, PH) OBP: 0.331, SLG: 0.335			22 1B					K		1	0	0	0	0	1	0											
<b>Inning Stats</b>	R: 0 E: 0 K: 0 S: 6	H: 0 LOB: 0 BB: 0 P: 10	R: 0 E: 0 K: 0 S: 5	H: 0 LOB: 0 BB: 1 P: 13	R: 1 E: 1 K: 0 S: 10	H: 2 LOB: 1 BB: 0 P: 18	R: 1 E: 0 K: 0 S: 14	H: 2 LOB: 1 BB: 0 P: 21	R: 0 E: 0 K: 0 S: 8	H: 0 LOB: 0 BB: 0 P: 12	R: 0 E: 0 K: 0 S: 6	H: 0 LOB: 0 BB: 0 P: 9	R: 0 E: 0 K: 1 S: 8	H: 0 LOB: 0 BB: 0 P: 14	R: 0 E: 0 K: 1 S: 10	H: 0 LOB: 0 BB: 0 P: 14	R: 0 E: 0 K: 1 S: 13	H: 1 LOB: 2 BB: 1 P: 20	1B: 4 2B: 1 3B: 0 HR: 0	SF: 0 SAC: 0 DP: 1 HBP: 0	WP: 0 PB: 0 SB: 0 CS: 0	PA: 33					
<b>PITCHER</b>	IP	WLS	BF	H	R	ER	SO	BB	IBB	HBP	BLK	WP	HR	S	P	ERA	WHIP										
53 Kyle Lobstein, L (1, 1) ERA: 3.09	6.0	22	4	2	1	0	1	0	0	0	0	0	0	49	83	1.50	0.833										
65 Blaine Hardy, L (7, 1) ERA: 1.91	1.1	4	0	0	0	0	0	0	0	0	0	0	0	12	21	0.00	0.000										
44 Joba Chamberlain, R (8, 1) ERA: 2.4	1.1	5	0	0	0	1	1	0	0	0	0	0	0	14	21	0.00	0.750										
40 Phil Coke, L (9, 1) ERA: 4.17	0.1	W	2	1	0	0	1	0	0	0	0	0	0	5	6	0.00	3.000										

Batter	1	2	3	4	5	6	7	8	9	AB	R	H	RBI	BB	SO	LOB	BOTTOM										
20 Rajai Davis, R (1, 8) OBP: 0.323, SLG: 0.412	F8		F8					G4-3		4	0	2	1	0	0	0	<b>New York Yankees @ Detroit Tigers</b> Comerica Park, Detroit, MI Thu Aug 28 2014, 1:09 PM - 4:02 PM EDT Att: 42,647 - Sunny - 70 F										
3 Ian Kinsler, R (1, 4) OBP: 0.313, SLG: 0.414	F8		P5		P6			BB		3	0	0	0	1	0	2											
24 Miguel Cabrera, R (1, 3) OBP: 0.369, SLG: 0.496	F8		G6-3			G5-3		K		4	0	0	0	0	1	2											
41 Victor Martinez, S (1, 10) OBP: 0.395, SLG: 0.555	G3-1				F7		F7		BB	4	0	1	0	0	0	1											
50 Bryan Holaday, R (9, PR) OBP: 0.295, SLG: 0.289									2B	0	1	0	0	0	0	0											
28 J.D. Martinez, R (1, 9) OBP: 0.349, SLG: 0.552		K		G5-3		K			BB	3	0	0	0	1	2	0											
9 Nick Castellanos, R (1, 5) OBP: 0.313, SLG: 0.413			32 1B		K		G1-3		K	4	1	1	0	0	2	2											
32 Don Kelly, L (1, 7) OBP: 0.331, SLG: 0.285							G4-3		K	2	1	1	0	1	0	0											
48 Torii Hunter, R (9, PH) OBP: 0.316, SLG: 0.449									K	1	0	0	0	0	1	2											
13 Alex Avila, L (1, 2) OBP: 0.323, SLG: 0.369		SF8			K		G6-3			3	0	1	2	0	1	1											
17 Andrew Romine, S (1, 6) OBP: 0.265, SLG: 0.269		G4-3						K		2	0	0	0	0	0	2											
61 Ezequiel Carrera, L (8, PH) OBP: 0.256, SLG: 0.317										1	0	0	0	0	1	0											
30 Eugenio Suárez, R (9, 6) OBP: 0.327, SLG: 0.370										0	0	0	0	0	0	0											
<b>Inning Stats</b>	R: 0 E: 0 K: 0 S: 8	H: 1 LOB: 1 BB: 0 P: 12	R: 1 E: 0 K: 1 S: 12	H: 2 LOB: 1 BB: 0 P: 18	R: 0 E: 0 K: 0 S: 6	H: 0 LOB: 0 BB: 0 P: 10	R: 0 E: 0 K: 1 S: 7	H: 0 LOB: 0 BB: 0 P: 10	R: 1 E: 0 K: 1 S: 9	H: 1 LOB: 1 BB: 1 P: 17	R: 0 E: 0 K: 1 S: 9	H: 0 LOB: 0 BB: 0 P: 13	R: 0 E: 0 K: 2 S: 7	H: 0 LOB: 1 BB: 1 P: 13	R: 0 E: 0 K: 2 S: 17	H: 2 LOB: 2 BB: 1 P: 27	1B: 5 2B: 1 3B: 0 HR: 0	SF: 1 SAC: 0 DP: 0 HBP: 0	WP: 1 PB: 0 SB: 1 CS: 0	PA: 35							
<b>PITCHER</b>	IP	WLS	BF	H	R	ER	SO	BB	IBB	HBP	BLK	WP	HR	S	P	ERA	WHIP										
18 Hiroki Kuroda, R (1, 1) ERA: 3.88	7.0	26	4	2	2	0	1	0	0	0	0	0	0	58	91	2.57	0.714										
68 Dellin Betances, R (8, 1) ERA: 1.5	1.0	4	0	0	0	2	1	0	0	0	0	0	0	7	13	0.00	1.000										
27 Shawn Kelley, R (9, 1) ERA: 4.6	0.2	L	5	2	1	1	2	1	0	0	0	0	0	17	27	13.50	4.500										

AB 31  
R 2  
H 5  
RBI 2  
BB 2  
SO 3  
LOB 8

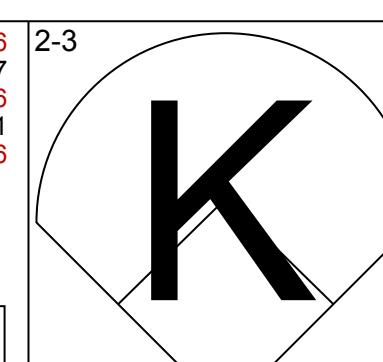
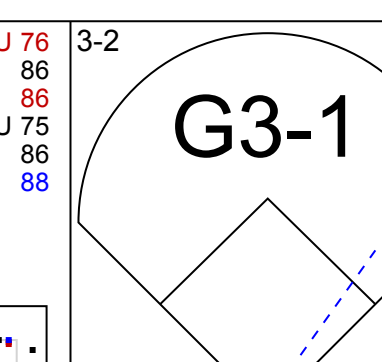
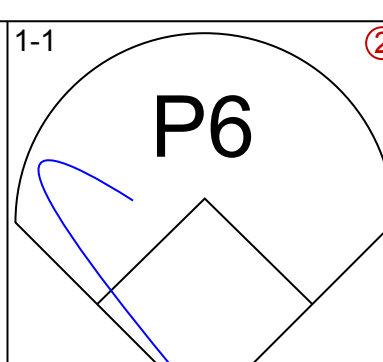
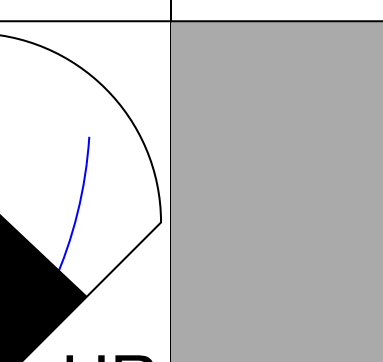
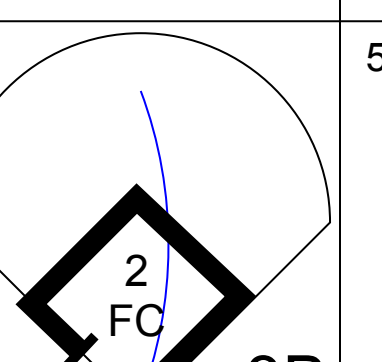
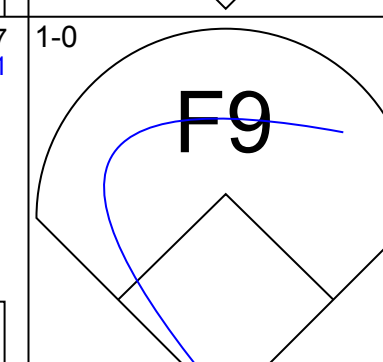
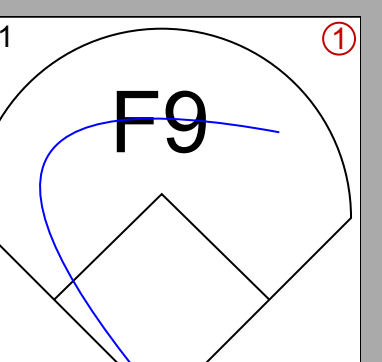
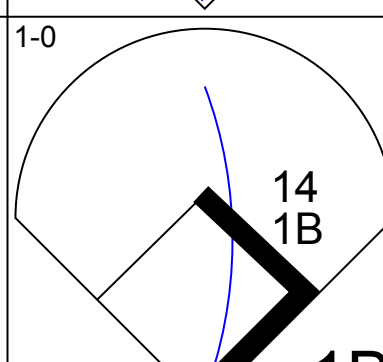
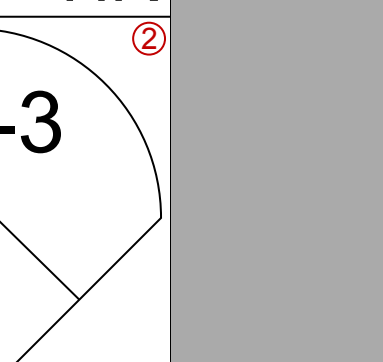
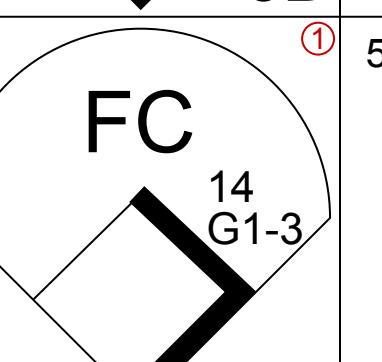
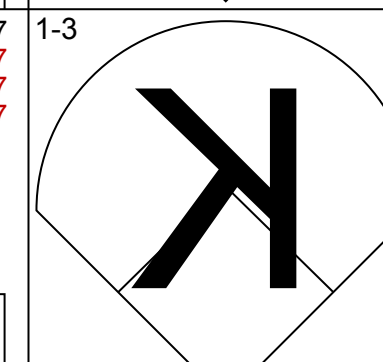
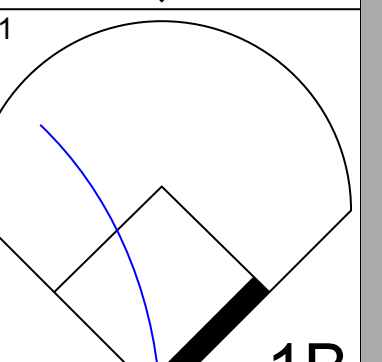
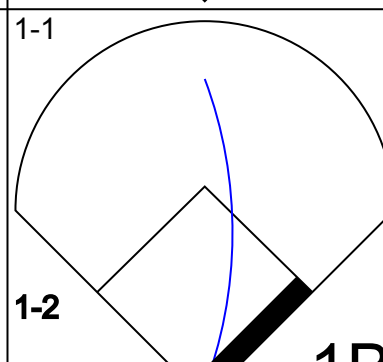
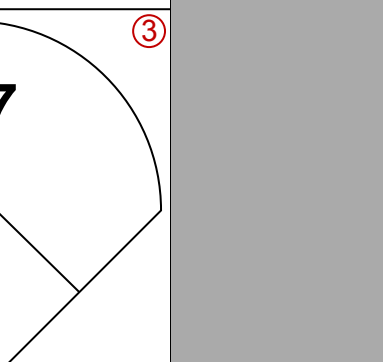
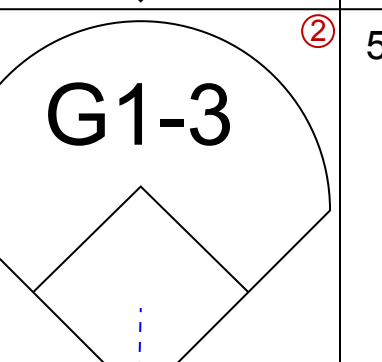
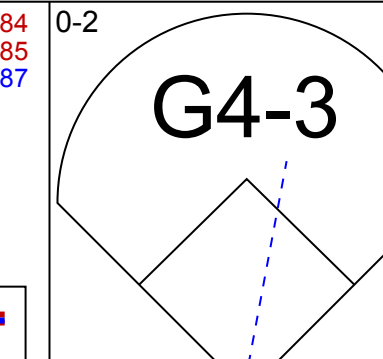
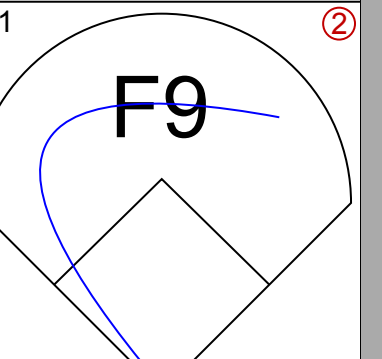
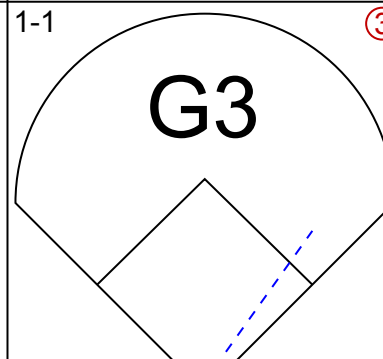
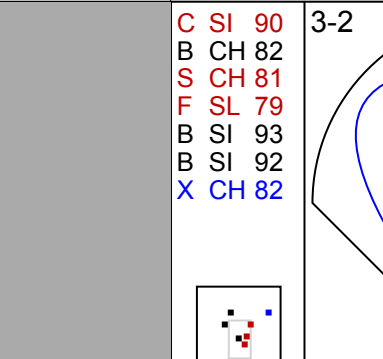
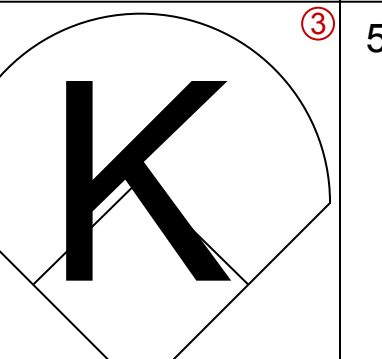
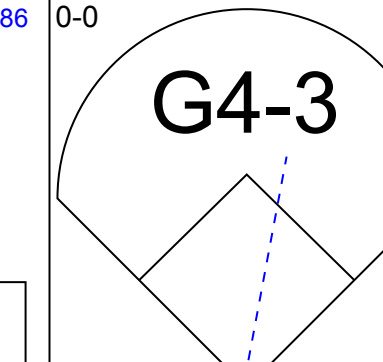
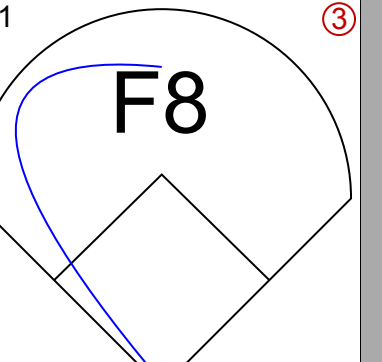

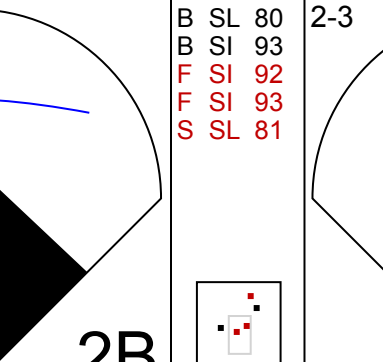
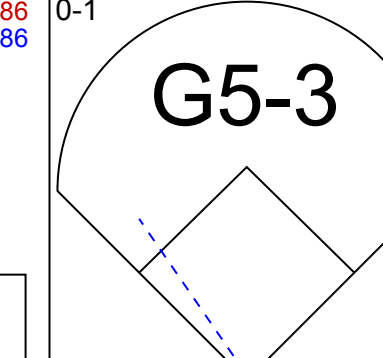


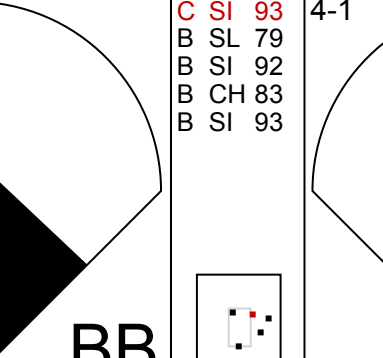

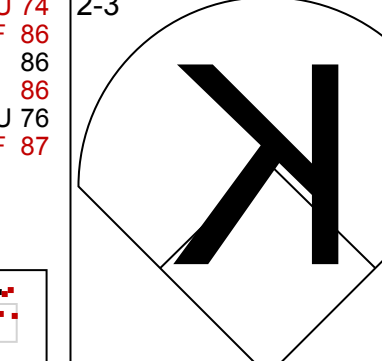


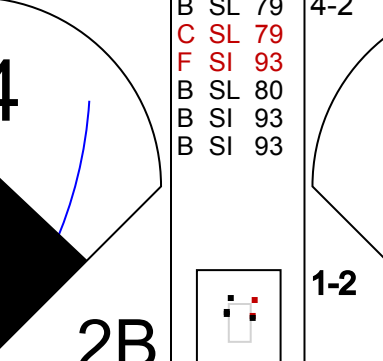

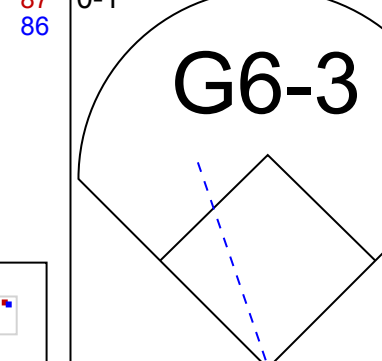


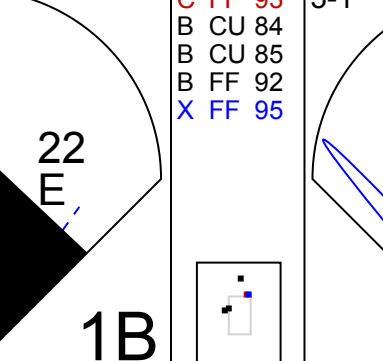
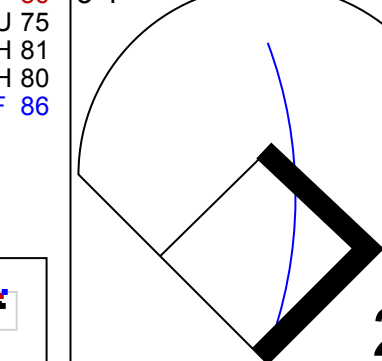
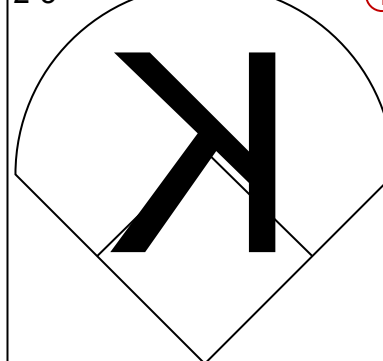
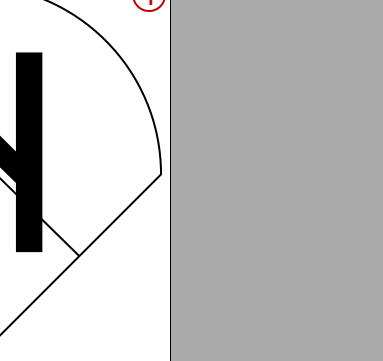
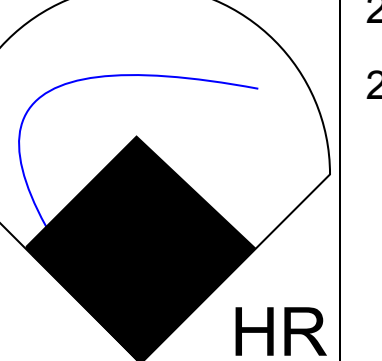


AB 31  
R 3  
H 6  
RBI 3  
BB 3  
SO 8  
LOB 12




WP: 1  
PB: 0  
SB: 1  
CS: 0

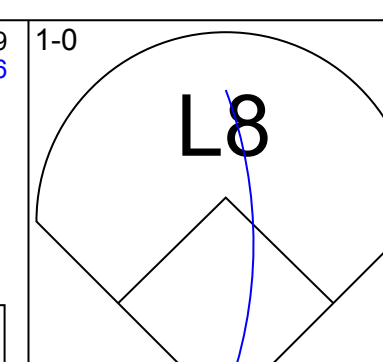
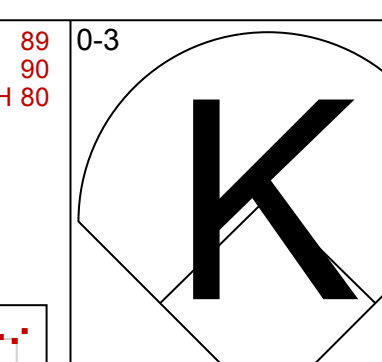
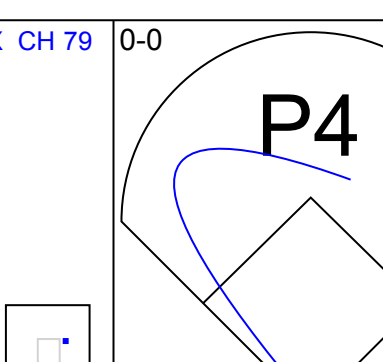
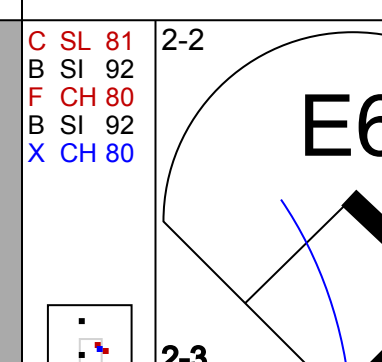
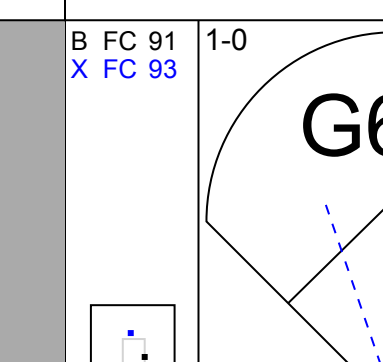
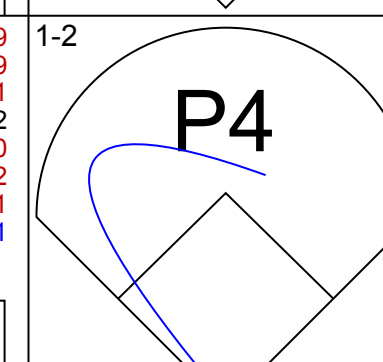
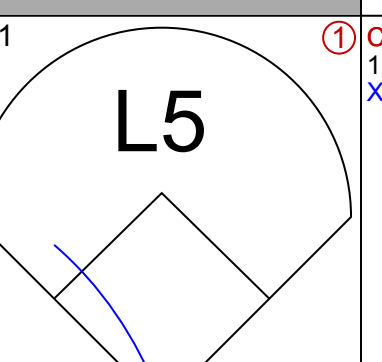
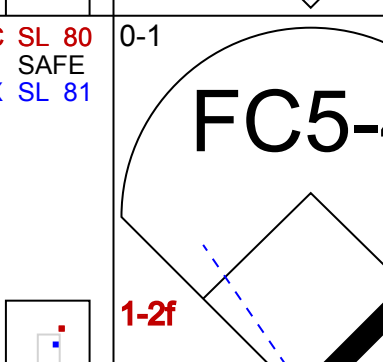
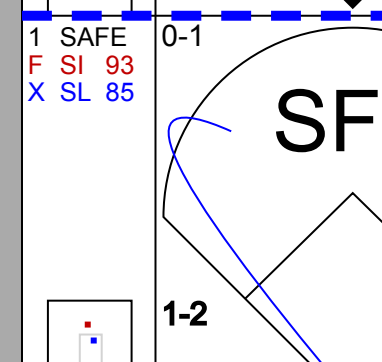
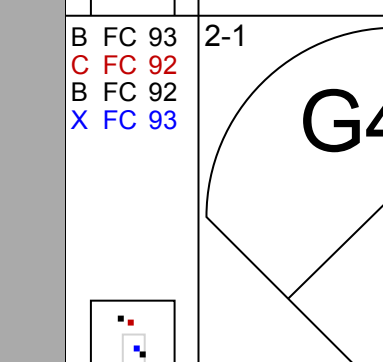
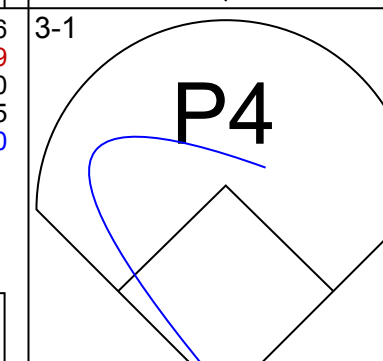
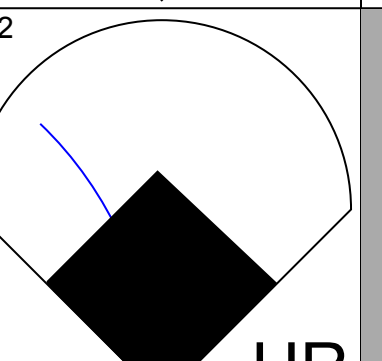
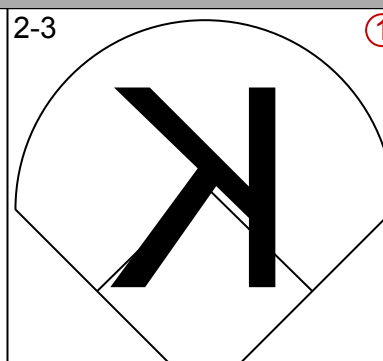

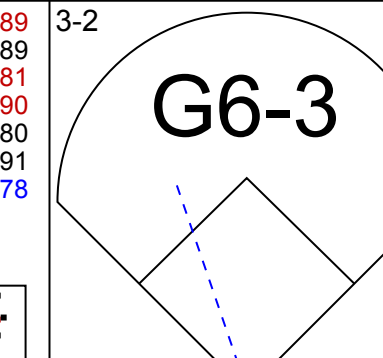
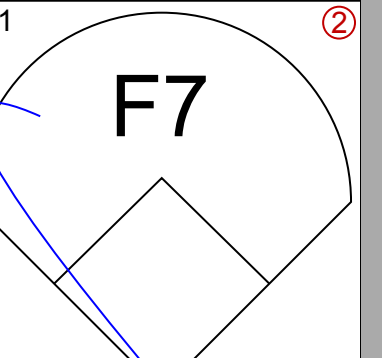
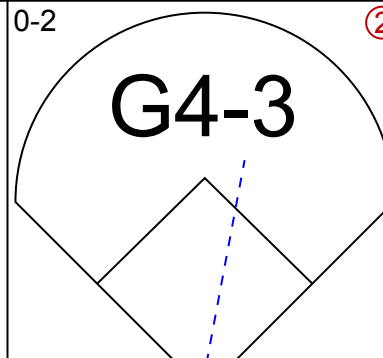
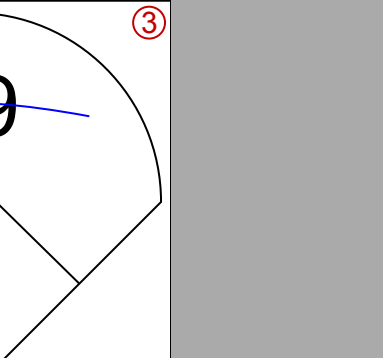
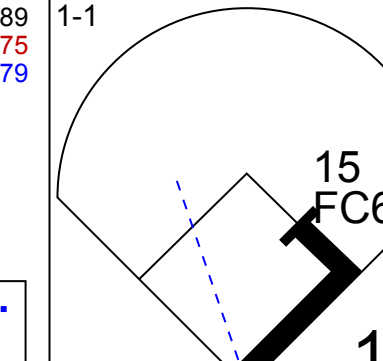
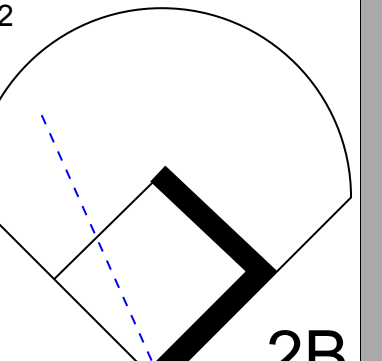
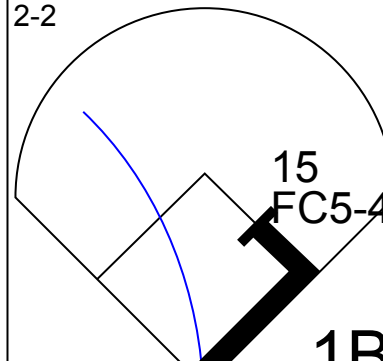
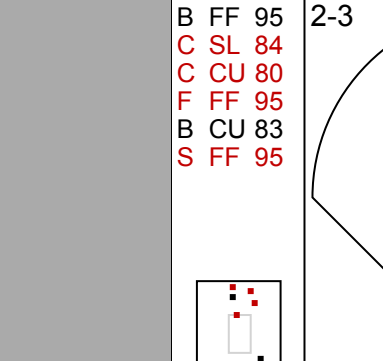
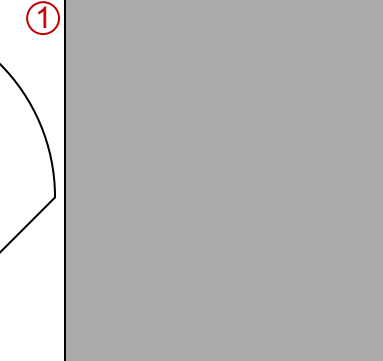
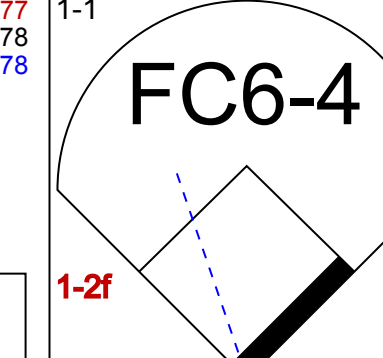

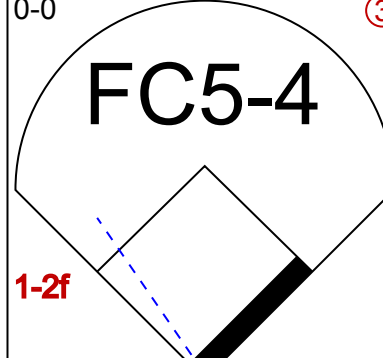
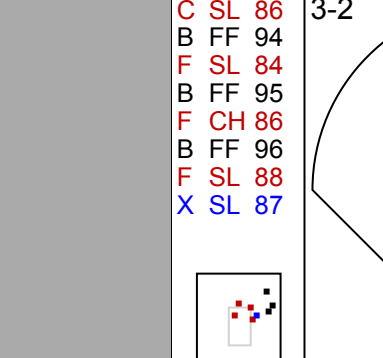
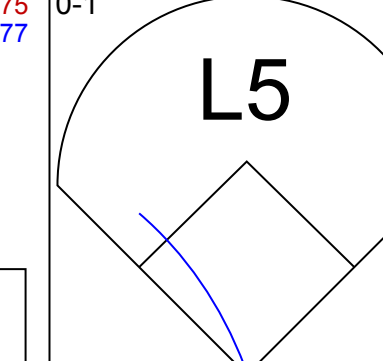


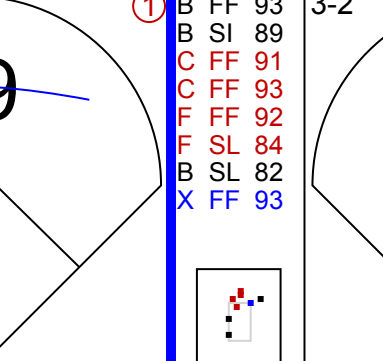
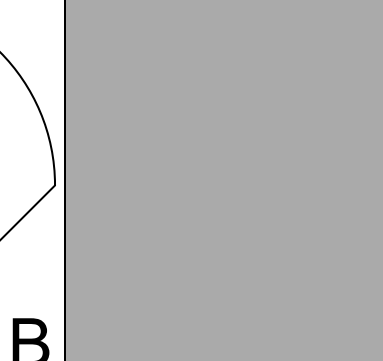


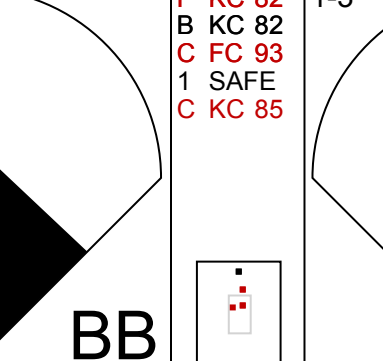
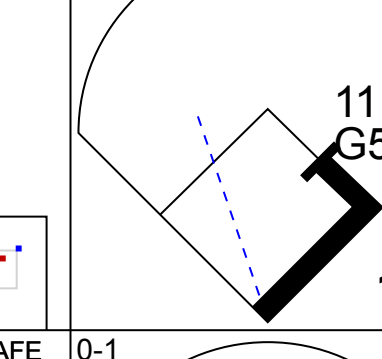

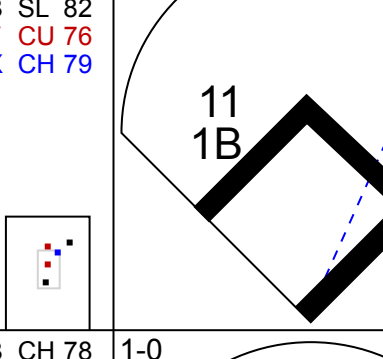

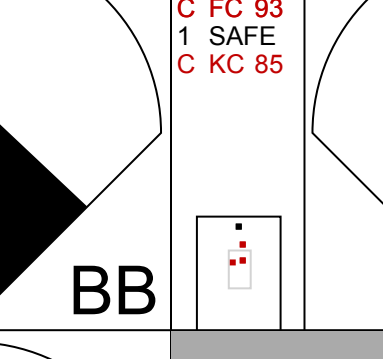
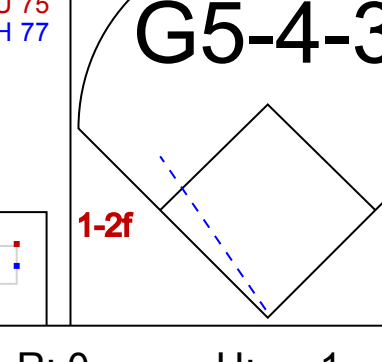

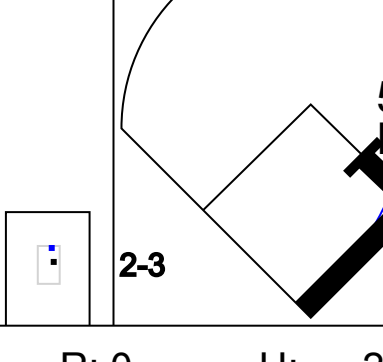

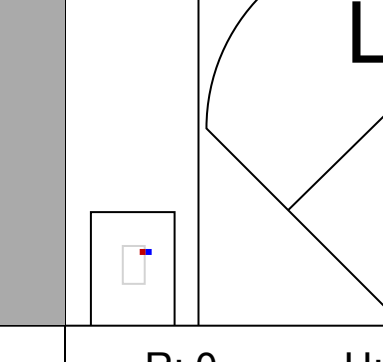


Batter	1	2	3	4	5	6	7	8	9	AB	R	H	RBI	BB	SO	LOB	TOP					
22 Jacoby Ellsbury, L (1, 8) OBP: 0.347, SLG: 0.431										5	1	2	2	0	1	1						
2 Derek Jeter, R (1, 6) OBP: 0.312, SLG: 0.315										5	0	1	0	0	0	1						
14 Martin Prado, R (1, 5) OBP: 0.315, SLG: 0.391 (7, 4)										5	0	2	0	0	1	1						
25 Mark Teixeira, S (1, 3) OBP: 0.328, SLG: 0.421										5	0	0	0	0	1	4						
34 Brian McCann, L (1, 2) OBP: 0.288, SLG: 0.387										4	1	1	0	0	1	1						
36 Carlos Beltrán, S (1, 10) OBP: 0.324, SLG: 0.427										2	1	0	0	2	0	0						
11 Brett Gardner, L (1, 7) OBP: 0.345, SLG: 0.432										3	1	1	1	1	1	0						
31 Ichiro Suzuki, L (1, 9) OBP: 0.330, SLG: 0.333										4	1	1	0	0	0	2						
33 Stephen Drew, L (1, 4) OBP: 0.248, SLG: 0.330										2	0	1	0	0	1	0						
12 Chase Headley, S (7, PH) OBP: 0.311, SLG: 0.359 (7, 5)										2	1	1	1	0	1	2						
<b>Inning Stats</b>	R: 0 E: 0 K: 2 S: 7	H: 0 LOB: 0 BB: 0 P: 11	R: 0 E: 0 K: 0 S: 6	H: 0 LOB: 0 BB: 0 P: 6	R: 0 E: 0 K: 1 S: 11	H: 1 LOB: 1 BB: 0 P: 19	R: 0 E: 0 K: 0 S: 8	H: 1 LOB: 1 BB: 0 P: 11	R: 0 E: 0 K: 0 S: 6	H: 0 LOB: 0 BB: 0 P: 10	R: 0 E: 0 K: 1 S: 10	H: 2 LOB: 2 BB: 0 P: 16	R: 5 E: 2 K: 1 S: 20	H: 4 LOB: 0 BB: 1 P: 33	R: 0 E: 0 K: 1 S: 12	H: 0 LOB: 2 BB: 2 P: 28	R: 1 E: 0 K: 1 S: 12	H: 2 LOB: 1 BB: 0 P: 17	1B: 4 2B: 3 HR: 2	SF: 0 SAC: 0 DP: 0 HBP: 0	WP: 0 PB: 0 SB: 0 CS: 0	PA: 40
<b>PITCHER</b>	IP WLS BF H R ER SO BB IBB HBP BLK WP HR S P ERA WHIP																					
56 Mark Buehrle, L (1, 1) ERA: 3.5	6.0 L 26 7 4 4 4 1 0 0 0 0 0 0 58 92 6.00 1.333																					
62 Aaron Loup, L (7, 1) ERA: 2.92	1.2 8 1 1 1 2 2 0 0 0 0 0 1 20 37 5.40 1.800																					
27 Brett Cecil, L (8, 1) ERA: 3.27	0.1 1 0 0 0 0 0 0 0 0 0 0 0 2 5 0.00 0.000																					
29 Dustin McGowan, R (9, 1) ERA: 4.14	1.0 5 2 1 1 1 0 0 0 0 0 0 1 12 17 9.00 2.000																					

New York Yankees @ Toronto Blue Jays  
Rogers Centre, Toronto, ON  
Fri Aug 29 2014, 7:08 PM - 10:27 PM EDT  
Att: 43,318 - Cloudy - 66 F


AB 37  
R 6  
H 10  
RBI 4  
BB 3  
SO 7  
LOB 12



Batter	1	2	3	4	5	6	7	8	9	AB	R	H	RBI	BB	SO	LOB	BOTTOM					
7 José Reyes, S (1, 6) OBP: 0.330, SLG: 0.404										5	0	0	0	0	1	3						
53 Melky Cabrera, S (1, 7) OBP: 0.356, SLG: 0.462										4	0	0	1	0	0	2						
19 José Bautista, R (1, 9) OBP: 0.399, SLG: 0.512										3	1	1	1	0	1	0						
10 Edwin Encarnación, R (1, 3) OBP: 0.352, SLG: 0.553										4	0	0	0	0	0	2						
30 Dioner Navarro, S (1, 2) OBP: 0.314, SLG: 0.391										4	0	3	0	0	1	0						
15 Danny Valencia, R (1, 5) OBP: 0.332, SLG: 0.397										4	0	0	0	0	1	3						
18 Steve Tolleson, R (1, 4) OBP: 0.332, SLG: 0.320 (8, PH)										3	0	0	0	0	1	1						
66 Munenori Kawasaki, L (8, PH) OBP: 0.332, SLG: 0.320 (9, 4)										1	0	1	0	0	0	0						
28 Colby Rasmus, L (1, 10) OBP: 0.290, SLG: 0.442										3	1	2	0	1	1	1						
11 Kevin Pillar, R (1, 8) OBP: 0.259, SLG: 0.365										4	1	2	1	0	0	1						
<b>Inning Stats</b>	R: 0 E: 0 K: 0 S: 10	H: 0 LOB: 0 BB: 0 P: 15	R: 0 E: 0 K: 0 S: 10	H: 1 LOB: 1 BB: 0 P: 15	R: 0 E: 0 K: 1 S: 7	H: 1 LOB: 0 BB: 0 P: 7	R: 1 E: 0 K: 1 S: 13	H: 2 LOB: 1 BB: 0 P: 16	R: 0 E: 0 K: 1 S: 10	H: 2 LOB: 2 BB: 0 P: 15	R: 0 E: 0 K: 1 S: 11	H: 1 LOB: 1 BB: 0 P: 15	R: 2 E: 0 K: 0 S: 19	H: 1 LOB: 2 BB: 1 P: 35	R: 0 E: 0 K: 2 S: 17	H: 1 LOB: 1 BB: 0 P: 26	R: 0 E: 0 K: 0 S: 5	H: 0 LOB: 0 BB: 0 P: 8	1B: 5 2B: 3 HR: 1	SF: 1 SAC: 0 DP: 1 HBP: 1	WP: 0 PB: 0 SB: 0 CS: 0	PA: 38
<b>PITCHER</b>	IP WLS BF H R ER SO BB IBB HBP BLK WP HR S P ERA WHIP																					
26 Chris Capuano, L (1, 1) ERA: 4.24	6.1 W 28 8 3 2 4 1 0 0 0 0 0 0 16 26 0.00 0.000																					
43 Adam Warren, R (7, 1) ERA: 3.39	1.1 H 5 0 0 0 1 0 0 0 1 0 0 0 5 8 ∞ ∞																					
8B Josh Outman, L (8, 1) ERA: 3.28	0.0 1 1 0 0 0 0 0 0 0 0 0 0 5 8 ∞ ∞																					
30 David Robertson, R (8, 1) ERA: 2.98	1.1 S 4 0 0 0 1 0 0 0 0 0 0 0 8 12 0.00 0.000																					

New York Yankees @ Toronto Blue Jays  
Rogers Centre, Toronto, ON  
Fri Aug 29 2014, 7:08 PM - 10:27 PM EDT  
Att: 43,318 - Cloudy - 66 F

AB 35  
R 3  
H 9  
RBI 3  
BB 1  
SO 6  
LOB 13





Batter	1	2	3	4	5	6	7	8	9	AB	R	H	RBI	BB	SO	LOB	TOP			
11 Brett Gardner, L OBP: 0.342, SLG: 0.429	F8			K		F9		K		4	0	0	0	0	2	0	<p>New York Yankees @ Toronto Blue Jays</p> <p>Rogers Centre, Toronto, ON</p> <p>Sat Aug 30 2014, 1:09 PM - 3:40 PM EDT</p> <p>Att: 45,863 - Partly Cloudy - 73 F</p> <p>livebaseballscorecards.com</p>			
2 Derek Jeter, R OBP: 0.309, SLG: 0.313	G5-3			K		G4-3		K		4	0	0	0	0	2	0				
36 Carlos Beltrán, S OBP: 0.306, SLG: 0.425	K			HBP		BB		G4-3		2	0	0	0	1	1	0				
25 Mark Teixeira, S OBP: 0.327, SLG: 0.421	G3			2B		K		G3		4	0	1	0	0	1	1				
34 Brian McCann, L OBP: 0.287, SLG: 0.384	K			HBP		F7		K		3	0	0	0	0	2	0				
14 Martín Prado, R OBP: 0.314, SLG: 0.388	P5			F8		F7		F7		3	0	0	0	0	0	3				
33 Stephen Drew, L OBP: 0.249, SLG: 0.327						BB		BB		2	0	0	0	1	0	0				
12 Chase Headley, S OBP: 0.309, SLG: 0.356				K		K		K		3	0	0	0	0	2	1				
31 Ichiro Suzuki, L OBP: 0.327, SLG: 0.330	K			K		K		G5-3		3	0	0	0	0	2	0				
<b>Inning Stats</b>	R: 0 E: 0 K: 1 S: 8	H: 0 LOB: 0 BB: 0 P: 10	R: 0 E: 0 K: 1 S: 7	H: 0 LOB: 0 BB: 0 P: 9	R: 0 E: 0 K: 1 S: 8	H: 0 LOB: 0 BB: 0 P: 13	R: 0 E: 0 K: 2 S: 10	H: 1 LOB: 3 BB: 0 P: 18	R: 0 E: 0 K: 1 S: 10	H: 0 LOB: 1 BB: 1 P: 17	R: 0 E: 0 K: 1 S: 11	H: 0 LOB: 1 BB: 1 P: 21	R: 0 E: 0 K: 2 S: 12	H: 0 LOB: 0 BB: 0 P: 18	R: 0 E: 0 K: 1 S: 7	H: 0 LOB: 0 BB: 0 P: 10	1B: 0 2B: 1 3B: 0 HR: 0	SF: 0 SAC: 0 DP: 0 HBP: 2	WP: 0 PB: 0 SB: 0 CS: 0	PA: 32
<b>PITCHER</b>	IP WLS BF H R ER SO BB IBB HBP BLK WP HR S P ERA WHIP	7.0 W 26 1 0 0 9 2 0 2 0 0 0 64 103 0.00 0.429	2.0 S 6 0 0 0 3 0 0 0 0 0 0 19 28 0.00 0.000	<b>PITCHER</b>																
36 Drew Hutchison, R ERA: 4.47																				
41 Aaron Sanchez, R ERA: 1.66																				

Batter	1	2	3	4	5	6	7	8	9	AB	R	H	RBI	BB	SO	LOB	BOTTOM			
7 José Reyes, S OBP: 0.329, SLG: 0.403	G5-3 53 19 HR 53 1B		P6		G1-3		F8			4	1	1	0	0	0	2	<p>New York Yankees @ Toronto Blue Jays</p> <p>Rogers Centre, Toronto, ON</p> <p>Sat Aug 30 2014, 1:09 PM - 3:40 PM EDT</p> <p>Att: 45,863 - Partly Cloudy - 73 F</p> <p>livebaseballscorecards.com</p>			
66 Munenori Kawasaki, L OBP: 0.307, SLG: 0.315	K		K		G4-3		L9		3	0	0	0	0	2	1	0				
18 Steve Tolson, R OBP: 0.289, SLG: 0.351	K		K		G4-3		L4		1	0	0	0	0	0	0	0				
53 Melky Cabrera, S OBP: 0.356, SLG: 0.460	G5-3		G4-3		G4-3		L4		4	0	1	0	0	0	1	0				
19 José Bautista, R OBP: 0.399, SLG: 0.517	HR		F8		L8		L8		3	1	1	2	1	0	1	0				
26 Adam Lind, L OBP: 0.376, SLG: 0.470	F9		2B		G4-3		L8		4	0	1	0	0	0	2	0				
10 Edwin Encarnación, R OBP: 0.352, SLG: 0.552	F9		G5-3		G5-3		1B		3	0	1	0	0	0	1	0				
30 Dioner Navarro, S OBP: 0.314, SLG: 0.393	G4-3		G5-3		G5-3		2B		3	0	1	0	0	0	1	0				
15 Danny Valencia, R OBP: 0.332, SLG: 0.396	1B		F9		F9		K		3	0	1	0	0	1	2	0				
11 Kevin Pillar, R OBP: 0.246, SLG: 0.345	P5		K		K		G6-3		3	0	0	0	0	1	3	0				
<b>Inning Stats</b>	R: 2 E: 0 K: 1 S: 17	H: 2 LOB: 0 BB: 0 P: 23	R: 0 E: 0 K: 0 S: 10	H: 1 LOB: 1 BB: 0 P: 11	R: 0 E: 0 K: 1 S: 11	H: 0 LOB: 0 BB: 0 P: 13	R: 0 E: 0 K: 0 S: 13	H: 1 LOB: 1 BB: 0 P: 20	R: 0 E: 0 K: 1 S: 9	H: 0 LOB: 0 BB: 0 P: 11	R: 0 E: 0 K: 0 S: 8	H: 1 LOB: 1 BB: 0 P: 11	R: 0 E: 0 K: 1 S: 11	H: 2 LOB: 2 BB: 0 P: 13	R: 0 E: 0 K: 0 S: 10	H: 0 LOB: 1 BB: 1 P: 17	1B: 4 2B: 2 3B: 0 HR: 1	SF: 0 SAC: 0 DP: 0 HBP: 0	WP: 0 PB: 0 SB: 1 CS: 0	PA: 32
<b>PITCHER</b>	IP WLS BF H R ER SO BB IBB HBP BLK WP HR S P ERA WHIP	6.0 L 25 7 2 2 3 0 0 0 1 0 0 7 9 0.00 0.000	1.0 3 0 0 0 1 0 0 0 0 0 0 7 9 0.00 0.000	1.0 4 0 0 0 0 1 0 0 0 0 0 10 17 0.00 1.000	<b>PITCHER</b>															
35 Michael Pineda, R ERA: 2.09																				
27 Shawn Kelley, R ERA: 4.5																				
55 David Huff, L ERA: 3.78																				



Batter	1	2	3	4	5	6	7	8	9	AB	R	H	RBI	BB	SO	LOB	TOP					
11 Brett Gardner, L OBP: 0.344, SLG: 0.443										5	2	3	1	0	0	1	<b>New York Yankees @ Toronto Blue Jays</b> Rogers Centre, Toronto, ON Sun Aug 31 2014, 1:09 PM - 3:36 PM EDT Att: 45,678 - Cloudy - 77 F					
2 Derek Jeter, R OBP: 0.308, SLG: 0.312										5	0	1	0	0	0	3						
14 Martin Prado, R OBP: 0.315, SLG: 0.389										4	1	2	0	0	0	1						
25 Mark Teixeira, S OBP: 0.324, SLG: 0.417										4	0	0	0	0	3	2						
36 Carlos Beltrán, S OBP: 0.303, SLG: 0.420										4	0	0	0	0	2	2						
12 Chase Headley, S OBP: 0.313, SLG: 0.361										3	0	2	0	1	0	0						
29 Francisco Cervelli, R OBP: 0.341, SLG: 0.448										4	0	2	1	0	2	3						
33 Stephen Drew, L OBP: 0.244, SLG: 0.320										4	0	0	0	0	1	3						
45 Zelous Wheeler, R OBP: 0.277, SLG: 0.378										3	0	0	0	0	0	0						
22 Jacoby Ellsbury, L OBP: 0.349, SLG: 0.435										1	0	1	0	0	0	0						
31 Ichiro Suzuki, L OBP: 0.327, SLG: 0.330										0	0	0	0	0	0	0						
<b>Inning Stats</b>	R: 1 E: 0 K: 1 S: 9	H: 2 LOB: 0 BB: 0 P: 13	R: 0 E: 0 K: 2 S: 10	H: 1 LOB: 1 BB: 0 P: 13	R: 0 E: 0 K: 0 S: 6	H: 0 LOB: 0 BB: 0 P: 12	R: 1 E: 0 K: 0 S: 10	H: 3 LOB: 2 BB: 0 P: 15	R: 1 E: 1 K: 0 S: 9	H: 1 LOB: 0 BB: 0 P: 14	R: 0 E: 0 K: 3 S: 11	H: 1 LOB: 1 BB: 0 P: 19	R: 0 E: 0 K: 0 S: 9	H: 1 LOB: 1 BB: 0 P: 14	R: 0 E: 0 K: 2 S: 13	H: 1 LOB: 2 BB: 1 P: 21	R: 0 E: 0 K: 0 S: 10	H: 1 LOB: 2 BB: 0 P: 15	1B: 5 2B: 3 3B: 2 HR: 1	SF: 0 SAC: 0 DP: 1 HBP: 0	WP: 0 PB: 0 SB: 0 CS: 0	PA: 38
<b>PITCHER</b>	IP WLS BF H R ER SO BB IBB HBP BLK WP HR S P ERA WHIP																					
48 J.A. Happ, L ERA: 4.37	7.0 W 29 9 3 3 6 0 0 0 0 0 1 64 100 3.86 1.286																					
27 Brett Cecil, L ERA: 3.2	1.0 H 5 1 0 0 2 1 0 0 0 0 0 13 21 0.00 2.000																					
44 Casey Janssen, R ERA: 3.82	1.0 S 4 1 0 0 0 0 0 0 0 0 0 10 15 0.00 1.000																					

Batter	1	2	3	4	5	6	7	8	9	AB	R	H	RBI	BB	SO	LOB	BOTTOM			
7 José Reyes, S OBP: 0.328, SLG: 0.401										3	0	0	0	1	1	2	<b>New York Yankees @ Toronto Blue Jays</b> Rogers Centre, Toronto, ON Sun Aug 31 2014, 1:09 PM - 3:36 PM EDT Att: 45,678 - Cloudy - 77 F			
53 Melky Cabrera, S OBP: 0.355, SLG: 0.464										4	1	1	1	0	0	1				
19 José Bautista, R OBP: 0.398, SLG: 0.521										4	1	1	1	0	1	0				
26 Adam Lind, L OBP: 0.373, SLG: 0.466										4	0	1	0	0	0	0				
11 Kevin Pillar, R OBP: 0.246, SLG: 0.345										0	0	0	0	0	0	0				
10 Edwin Encarnación, R OBP: 0.351, SLG: 0.556										4	1	1	1	0	0	1				
30 Dioner Navarro, S OBP: 0.317, SLG: 0.394										2	0	1	0	1	1	0				
18 Steve Tolleson, R OBP: 0.289, SLG: 0.351										0	1	0	0	0	0	0				
28 Colby Rasmus, L OBP: 0.287, SLG: 0.438										3	0	0	0	0	3	2				
15 Danny Valencia, R OBP: 0.332, SLG: 0.395										3	0	1	0	0	2	1				
66 Munenori Kawasaki, L OBP: 0.327, SLG: 0.315										3	0	1	1	0	0	1				
22 Josh Thole, L OBP: 0.344, SLG: 0.297										0	0	0	0	0	0	0				
<b>Inning Stats</b>	R: 0 E: 0 K: 0 S: 7	H: 0 LOB: 0 BB: 0 P: 9	R: 0 E: 0 K: 1 S: 9	H: 1 LOB: 1 BB: 0 P: 13	R: 0 E: 0 K: 0 S: 8	H: 1 LOB: 1 BB: 1 P: 15	R: 0 E: 0 K: 0 S: 9	H: 0 LOB: 0 BB: 0 P: 12	R: 0 E: 0 K: 3 S: 10	H: 0 LOB: 0 BB: 0 P: 11	R: 2 E: 0 K: 0 S: 14	H: 2 LOB: 0 BB: 0 P: 20	R: 2 E: 0 K: 3 S: 14	H: 2 LOB: 2 BB: 1 P: 25	R: 0 E: 0 K: 1 S: 8	H: 1 LOB: 1 BB: 0 P: 14	1B: 4 2B: 1 3B: 0 HR: 3	SF: 0 SAC: 0 DP: 1 HBP: 0	WP: 0 PB: 0 SB: 2 CS: 0	PA: 32
<b>PITCHER</b>	IP WLS BF H R ER SO BB IBB HBP BLK WP HR S P ERA WHIP																			
38 Brandon McCarthy, R ERA: 1.46	6.0 L 24 5 4 4 4 2 0 0 0 0 0 3 60 90 6.00 1.167																			
68 Dellin Betances, R ERA: 1.46	2.0 8 2 0 0 4 0 0 0 0 0 0 19 29 0.00 1.000																			















Batter	1	2	3	4	5	6	7	8	9	AB R H RBI BB SO LOB	TOP											
23 Norichika Aoki, L (1, 9) 1 Jarrod Dyson, L (6, 8)	G6-3		CS			G6-3			K	3 0 1 1 0 0 0 1 0 0 0 0 1 0	<b>Kansas City Royals @ New York Yankees</b> Yankee Stadium, Bronx, NY Fri Sep 05 2014, 7:09 PM - 9:41 PM EDT Att: 36,284 - Partly Cloudy - 82 F <a href="http://livebaseballscorecards.com">livebaseballscorecards.com</a>											
14 Omar Infante, R (1, 4)	F8		P2			F7			F9	4 0 0 0 0 0 1												
4 Alex Gordon, L (1, 7)	K		CS		G5-3	G5-3			K	4 0 0 0 0 2 0												
13 Salvador Perez, R (1, 2)		1B				G6-3				3 0 2 0 0 0 0												
35 Eric Hosmer, L (1, 3)	FC1-6					K				3 0 0 0 0 2 2												
16 Billy Butler, R (1, 10)	L8				P2					3 0 0 0 0 0 2												
8 Mike Moustakas, L (1, 5)	G3-4-3					K				3 0 0 0 0 2 1												
6 Lorenzo Cain, R (1, 8) (6, 9)			F7		G4-3				K	3 0 0 0 0 1 0												
2 Alcides Escobar, R (1, 6)			E5 23 1B		F7				G6-3	3 1 0 0 0 0 0												
<b>Inning Stats</b>	R: 0 E: 0 K: 1 S: 7	H: 0 LOB: 0 BB: 0 P: 14	R: 0 E: 0 K: 0 S: 12	H: 1 LOB: 1 BB: 0 P: 15	R: 1 E: 1 K: 0 S: 17	H: 1 LOB: 0 BB: 0 P: 22	R: 0 E: 0 K: 1 S: 9	H: 1 LOB: 1 BB: 0 P: 14	R: 0 E: 0 K: 1 S: 8	H: 0 LOB: 0 BB: 0 P: 11		R: 0 E: 0 K: 0 S: 6	H: 0 LOB: 0 BB: 0 P: 9	R: 0 E: 0 K: 1 S: 9	H: 0 LOB: 0 BB: 0 P: 13	R: 0 E: 0 K: 2 S: 9	H: 0 LOB: 0 BB: 0 P: 12	R: 0 E: 0 K: 2 S: 7	H: 0 LOB: 0 BB: 0 P: 11	1B: 3 2B: 0 3B: 0 HR: 0	SF: 0 SAC: 0 DP: 0 HBP: 0	WP: 0 PB: 0 SB: 0 CS: 1
<b>PITCHER</b>	IP WLS BF H R ER SO BB IBB HBP BLK WP HR S P ERA WHIP											<b>PITCHER</b>	IP WLS BF H R ER SO BB IBB HBP BLK WP HR S P ERA WHIP									
35 Michael Pineda, R (1, 1) ERA: 1.8	7.0 L 24 3 1 0 4 0 0 0 0 0 0 0 68 98 0.00 0.429																					
68 Dellin Betances, R (8, 1) ERA: 1.43	1.0 3 0 0 0 2 0 0 0 0 0 0 0 9 12 0.00 0.000																					
30 David Robertson, R (9, 1) ERA: 2.87	1.0 3 0 0 0 2 0 0 0 0 0 0 0 7 11 0.00 0.000																					

Batter	1	2	3	4	5	6	7	8	9	AB R H RBI BB SO LOB	BOTTOM											
22 Jacoby Ellsbury, L (1, 8)	G4-3					F8			F7	4 0 0 0 0 1 0	<b>Kansas City Royals @ New York Yankees</b> Yankee Stadium, Bronx, NY Fri Sep 05 2014, 7:09 PM - 9:41 PM EDT Att: 36,284 - Partly Cloudy - 82 F <a href="http://livebaseballscorecards.com">livebaseballscorecards.com</a>											
2 Derek Jeter, R (1, 6) 63 Antao Richardson, S (9, PR)	G6-3				G1-3				G4-3	4 0 1 1 0 0 0 0 0 0 0 0 0 0												
11 Brett Gardner, L (1, 7)	G3				2B				F9	4 0 1 0 0 1 1												
36 Carlos Beltrán, S (1, 10)	K				HBP				K	3 0 0 0 0 2 2												
34 Brian McCann, L (1, 2)	G6-3				P5				P5	3 0 0 0 0 0 2												
25 Mark Teixeira, S (1, 3)	K								K	3 0 0 0 0 3 0												
33 Stephen Drew, L (1, 4)	K								F9	3 0 0 0 0 1 0												
12 Chase Headley, S (1, 5)	G6-3								G3	3 0 1 0 0 0 0												
31 Ichiro Suzuki, L (1, 9)	G5-3								G6-3	3 0 0 0 0 0 1												
<b>Inning Stats</b>	R: 0 E: 0 K: 0 S: 6	H: 0 LOB: 0 BB: 0 P: 7	R: 0 E: 0 K: 2 S: 8	H: 0 LOB: 0 BB: 0 P: 11	R: 0 E: 0 K: 1 S: 7	H: 0 LOB: 0 BB: 0 P: 12	R: 0 E: 0 K: 0 S: 9	H: 1 LOB: 2 BB: 0 P: 11	R: 0 E: 0 K: 1 S: 12	H: 1 LOB: 1 BB: 0 P: 18		R: 0 E: 0 K: 1 S: 7	H: 0 LOB: 0 BB: 0 P: 11	R: 0 E: 0 K: 1 S: 7	H: 0 LOB: 0 BB: 0 P: 11	R: 0 E: 0 K: 0 S: 9	H: 0 LOB: 0 BB: 0 P: 12	R: 0 E: 0 K: 2 S: 9	H: 1 LOB: 2 BB: 0 P: 15	1B: 2 2B: 1 3B: 0 HR: 0	SF: 0 SAC: 0 DP: 0 HBP: 1	WP: 0 PB: 0 SB: 1 CS: 0
<b>PITCHER</b>	IP WLS BF H R ER SO BB IBB HBP BLK WP HR S P ERA WHIP											<b>PITCHER</b>	IP WLS BF H R ER SO BB IBB HBP BLK WP HR S P ERA WHIP									
33 James Shields, R (1, 1) ERA: 3.23	8.1 W 29 3 0 0 6 0 0 0 0 0 0 0 68 97 0.00 0.360																					
17 Wade Davis, R (9, 1) ERA: 0.72	0.2 S 2 0 0 0 2 0 0 0 0 0 0 0 6 11 0.00 0.000																					



Batter	1	2	3	4	5	6	7	8	9	AB	R	H	RBI	BB	SO	LOB	TOP											
6 Lorenzo Cain, R OBP: 0.331, SLG: 0.394	G5-3		K		K			K		4	0	0	0	0	3	2	<b>Kansas City Royals @ New York Yankees</b> Yankee Stadium, Bronx, NY Sat Sep 06 2014, 4:10 PM - 6:57 PM EDT Att: 45,262 - Cloudy - 89 F											
14 Omar Infante, R OBP: 0.290, SLG: 0.347	G6-3		1B		F9			G6-3		4	0	1	0	0	0	1												
4 Alex Gordon, L OBP: 0.354, SLG: 0.455	FC5-4		1B					F8		3	0	1	1	1	0	0												
13 Salvador Perez, R OBP: 0.302, SLG: 0.422	FC5-4		1B					F9		4	0	0	0	0	0	1												
35 Eric Hosmer, L OBP: 0.306, SLG: 0.371	L6							G4-3		4	0	1	0	0	0	0												
7 Josh Willingham, R OBP: 0.349, SLG: 0.418	P2							K		4	1	1	0	0	1	1												
34 Carlos Peguero, L OBP: 0.167, SLG: 0.333	K2-3							G6-3		3	0	0	0	0	2	2												
8 Mike Moustakas, L OBP: 0.267, SLG: 0.374			1B		G6-3			SF8		2	1	1	1	0	0	0												
2 Alcides Escobar, R OBP: 0.308, SLG: 0.368	L7				E7			P4		3	0	1	0	0	0	1												
<b>Inning Stats</b>	R: 0 H: 0 E: 0 K: 0 S: 7	H: 0 LOB: 1 BB: 1 P: 12	R: 0 H: 0 E: 0 K: 1 S: 8	H: 0 LOB: 0 BB: 0 P: 11	R: 1 H: 3 E: 0 K: 1 S: 13	H: 3 LOB: 2 BB: 0 P: 18	R: 0 H: 1 E: 0 K: 1 S: 10	H: 1 LOB: 1 BB: 0 P: 15	R: 0 H: 1 E: 1 K: 1 S: 19	H: 1 LOB: 0 BB: 0 P: 25	R: 0 H: 0 E: 0 K: 0 S: 7	H: 0 LOB: 0 BB: 0 P: 9	R: 1 H: 1 E: 0 K: 0 S: 14	H: 1 LOB: 0 BB: 0 P: 19	R: 0 H: 0 E: 0 K: 1 S: 7	H: 0 LOB: 0 BB: 0 P: 9		1B: 3 2B: 3 3B: 0 HR: 0	SF: 1 SAC: 0 DP: 0 HBP: 0	WP: 0 PB: 0 CS: 0	PA: 33							
<b>PITCHER</b>	IP	WLS	BF	H	R	ER	SO	BB	IBB	HBP	BLK	WP	HR	S	P	ERA	WHIP											
38 Brandon McCarthy, R ERA: 4.13	(1, 1)	6.2	W	26	6	2	2	4	1	0	0	0	0	0	75	105	2.70	1.050										
27 Shawn Kelley, R ERA: 4.34	(7, 1)	0.1		1	0	0	0	0	0	0	0	0	0	3	4	0.00	0.000											
68 Dellin Betances, R ERA: 1.41	(8, 1)	1.0		3	0	0	0	1	0	0	0	0	0	7	9	0.00	0.000											
30 David Robertson, R ERA: 2.82	(9, 1)	1.0		3	0	0	0	1	0	0	0	0	0	7	9	0.00	0.000											
<b>Batter</b>	<b>1</b>	<b>2</b>	<b>3</b>	<b>4</b>	<b>5</b>	<b>6</b>	<b>7</b>	<b>8</b>	<b>9</b>	<b>AB</b>	<b>R</b>	<b>H</b>	<b>RBI</b>	<b>BB</b>	<b>SO</b>	<b>LOB</b>	<b>BOTTOM</b>											
22 Jacoby Ellsbury, L OBP: 0.341, SLG: 0.430	F8		3B		F9			K		4	1	1	1	0	1	1	<b>Kansas City Royals @ New York Yankees</b> Yankee Stadium, Bronx, NY Sat Sep 06 2014, 4:10 PM - 6:57 PM EDT Att: 45,262 - Cloudy - 89 F											
2 Derek Jeter, R OBP: 0.306, SLG: 0.311	G5-3		SF8		G6-3			K		3	0	0	1	0	1	0												
14 Martin Prado, R OBP: 0.320, SLG: 0.404	2B		1B		2B			F8		4	2	3	0	0	0	0												
25 Mark Teixeira, S OBP: 0.324, SLG: 0.417	1B		K		K			G5-6-3		4	0	1	1	0	2	2												
36 Carlos Beltrán, S OBP: 0.303, SLG: 0.412	G4-3		G5-3		G1-3			G1-3		4	1	1	1	0	0	2												
24 Chris Young, R OBP: 0.282, SLG: 0.345					2B					0	0	0	0	0	0	0												
12 Chase Headley, S OBP: 0.317, SLG: 0.366	K		1B		BB			G4-3		3	1	1	0	1	1	0												
45 Zolner Wheeler, R ERA: 2.42	(1, 7)	0.0		0	0	0	0	0	0	2	0	0	0	0	1	1												
31 Ichiro Suzuki, L OBP: 0.326, SLG: 0.329	(6, 7) (8, 9)	F8		K		1B		1B		2	0	2	1	0	0	0												
17 Brendan Ryan, R OBP: 0.247, SLG: 0.241	(1, 6)	G5-3		G3		G1-3		F7		4	0	0	0	0	0	4												
66 John Ryan Murphy, R OBP: 0.319, SLG: 0.388	(1, 2)	2B		1B		F8		G5-3		4	1	2	0	0	0	1												
<b>Inning Stats</b>	R: 1 H: 2 E: 0 K: 0 S: 12	H: 2 LOB: 1 BB: 0 P: 17	R: 0 H: 0 E: 0 K: 1 S: 6	H: 0 LOB: 0 BB: 0 P: 10	R: 2 H: 3 E: 0 K: 1 S: 14	H: 3 LOB: 1 BB: 0 P: 20	R: 1 H: 2 E: 0 K: 1 S: 16	H: 2 LOB: 1 BB: 0 P: 25	R: 2 H: 3 E: 0 K: 1 S: 12	H: 3 LOB: 2 BB: 1 P: 25	R: 0 H: 0 E: 0 K: 2 S: 8	H: 0 LOB: 0 BB: 0 P: 10	R: 0 H: 0 E: 0 K: 0 S: 9	H: 0 LOB: 0 BB: 0 P: 16	R: 0 H: 1 E: 0 K: 0 S: 8	H: 1 LOB: 1 BB: 0 P: 13	1B: 6 2B: 4 3B: 1 HR: 0	SF: 1 SAC: 0 DP: 0 HBP: 0	WP: 1 PB: 0 CS: 0	PA: 36								
<b>PITCHER</b>	IP	WLS	BF	H	R	ER	SO	BB	IBB	HBP	BLK	WP	HR	S	P	ERA	WHIP											
41 Danny Duffy, L ERA: 4.81	(1, 1)	0.0		0	0	0	0	0	0	0	0	0	0	0	0	∞	∞											
39 Liam Hendriks, R ERA: 4.81	(1, 1)	4.0	L	19	7	4	3	3	0	0	0	0	1	0	48	72	6.75	1.750										
25 Casey Coleman, R ERA: 5.78	(5, 1)	1.0		7	3	2	2	1	1	0	0	0	0	12	25	18.00	4.000											
27 Brandon Finnegan, L ERA: 7.03	(6, 1)	2.0		6	0	0	0	2	0	0	0	0	0	17	26	0.00	0.000											
31 Louis Coleman, R ERA: 7.03	(8, 1)	1.0		4	1	0	0	0	0	0	0	0	0	8	13	0.00	1.000											



Batter	1	2	3	4	5	6	7	8	9	AB	R	H	RBI	BB	SO	LOB	TOP										
23 Norichika Aoki, L OBP: 0.333, SLG: 0.337 6 Lorenzo Cain, R OBP: 0.331, SLG: 0.394										3	0	1	0	1	1	2											
14 Omar Infante, R OBP: 0.299, SLG: 0.346										4	0	1	0	0	1	3											
4 Alex Gordon, L OBP: 0.353, SLG: 0.452										3	1	0	0	1	2	1											
13 Salvador Perez, R OBP: 0.299, SLG: 0.418										4	0	0	0	0	2	4											
35 Eric Hosmer, L OBP: 0.308, SLG: 0.371										3	0	1	1	1	0	2											
7 Josh Willingham, R OBP: 0.348, SLG: 0.415										4	1	1	0	0	0	2											
8 Mike Moustakas, L OBP: 0.287, SLG: 0.373											4	0	1	0	0	1	0										
2 Alcides Escobar, R OBP: 0.310, SLG: 0.369											4	0	2	0	0	1	2										
1 Jarrod Dyson, L OBP: 0.338, SLG: 0.342											3	0	0	0	1	1	3										
<b>Inning Stats</b>	R: 0 H: 0 E: 0 K: 2 S: 16	H: 0 LOB: 2 BB: 2 P: 29	R: 1 H: 3 E: 1 K: 1 S: 16	H: 3 LOB: 2 BB: 25 P: 25	R: 1 H: 1 E: 0 K: 0 S: 8	H: 1 LOB: 1 BB: 0 P: 13	R: 0 H: 1 E: 0 K: 0 S: 7	H: 1 LOB: 1 BB: 0 P: 13	R: 0 H: 0 E: 0 K: 0 S: 9	H: 0 LOB: 0 BB: 0 P: 17	R: 0 H: 0 E: 0 K: 2 S: 9	H: 0 LOB: 0 BB: 0 P: 13	R: 0 H: 1 E: 0 K: 2 S: 14	H: 1 LOB: 2 BB: 1 P: 25	R: 0 H: 1 E: 0 K: 1 S: 9	H: 1 LOB: 1 BB: 0 P: 15	1B: 7 2B: 0 3B: 0 HR: 0	SF: 0 SAC: 0 DP: 0 HBP: 0	WP: 1 PB: 0 SB: 3 CS: 2	PA: 36							
<b>PITCHER</b>	IP	WLS	BF	H	R	ER	SO	BB	IBB	HBP	BLK	WP	HR	S	P	ERA	WHIP										
61 Shane Greene, R ERA: 3.57	5.0	L	22	5	2	0	4	3	0	0	0	0	0	54	90	0.00	1.600										
43 Adam Warren, R ERA: 3.15	2.0		6	0	0	0	2	0	0	0	0	0	0	18	30	0.00	0.000										
27 Shawn Kelley, R ERA: 4.24	1.0		5	1	0	0	2	0	1	0	0	1	0	14	25	0.00	1.000										
88 Josh Outman, L ERA: 3.2	0.1		1	0	0	0	1	0	0	0	0	0	0	3	5	0.00	0.000										
53 Esmil Rogers, R ERA: 4.81	0.2		2	1	0	0	0	0	0	0	0	0	0	6	10	0.00	1.500										

**Kansas City Royals @ New York Yankees**  
 Yankee Stadium, Bronx, NY  
 Sun Sep 07 2014, 1:37 PM - 4:53 PM EDT  
 Att: 48,110 - Partly Cloudy - 77 F

AB	32
R	2
H	7
RBI	1
BB	4
SO	9
LOB	19



Batter	1	2	3	4	5	6	7	8	9	AB	R	H	RBI	BB	SO	LOB	BOTTOM										
22 Jacoby Ellsbury, L OBP: 0.340, SLG: 0.429										4	0	1	0	0	0	0											
2 Derek Jeter, R OBP: 0.326, SLG: 0.311											3	0	1	0	1	1											
14 Martin Prado, R OBP: 0.318, SLG: 0.400											4	0	0	0	0	3											
36 Carlos Beltrán, S OBP: 0.307, SLG: 0.413 24 Chris Young, R OBP: 0.292, SLG: 0.345										2	0	1	0	2	0	2											
34 Brian McCann, L OBP: 0.288, SLG: 0.395										4	0	0	0	0	1	6											
25 Mark Teixeira, S OBP: 0.323, SLG: 0.415										4	0	1	0	0	1	2											
33 Stephen Drew, L OBP: 0.243, SLG: 0.304										3	0	0	0	1	1	3											
12 Chase Headley, S OBP: 0.315, SLG: 0.363										3	0	0	0	0	0	2											
31 Ichiro Suzuki, L OBP: 0.323, SLG: 0.326										3	0	0	0	0	1	1											
<b>Inning Stats</b>	R: 0 H: 1 E: 1 K: 0 S: 6	H: 1 LOB: 2 BB: 0 P: 10	R: 0 H: 1 E: 0 K: 0 S: 13	H: 1 LOB: 1 BB: 0 P: 20	R: 0 H: 0 E: 0 K: 0 S: 16	H: 0 LOB: 2 BB: 2 P: 28	R: 0 H: 0 E: 0 K: 1 S: 7	H: 0 LOB: 0 BB: 0 P: 11	R: 0 H: 1 E: 0 K: 1 S: 8	H: 1 LOB: 1 BB: 0 P: 11	R: 0 H: 0 E: 0 K: 0 S: 9	H: 0 LOB: 0 BB: 1 P: 16	R: 0 H: 0 E: 0 K: 1 S: 8	H: 0 LOB: 0 BB: 1 P: 17	R: 0 H: 0 E: 0 K: 0 S: 6	H: 0 LOB: 0 BB: 0 P: 9	R: 0 H: 1 E: 0 K: 2 S: 10	H: 1 LOB: 2 BB: 0 P: 17	1B: 4 2B: 0 3B: 0 HR: 0	SF: 0 SAC: 0 DP: 2 HBP: 0	WP: 0 PB: 0 SB: 0 CS: 0	PA: 34					
<b>PITCHER</b>	IP	WLS	BF	H	R	ER	SO	BB	IBB	HBP	BLK	WP	HR	S	P	ERA	WHIP										
30 Yordano Ventura, R ERA: 3.25	6.0	W	25	3	0	0	2	4	0	0	0	0	0	62	103	0.00	1.167										
43 Aaron Crow, R ERA: 3.71	1.0	H	2	0	0	0	1	0	0	0	0	0	0	5	10	0.00	0.000										
40 Kelvin Herrera, R ERA: 1.34	1.0	H	3	0	0	0	0	0	0	0	0	0	0	6	9	0.00	0.000										
17 Wade Davis, R ERA: 0.71	1.0	S	4	1	0	0	2	0	0	0	0	0	0	10	17	0.00	1.000										

**Kansas City Royals @ New York Yankees**  
 Yankee Stadium, Bronx, NY  
 Sun Sep 07 2014, 1:37 PM - 4:53 PM EDT  
 Att: 48,110 - Partly Cloudy - 77 F

AB	30
R	0
H	4
RBI	0
BB	4
SO	5
LOB	20













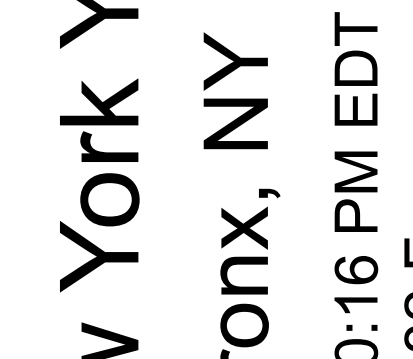
Batter	1	2	3	4	5	6	7	8	9	AB	R	H	RBI	BB	SO	LOB	TOP			
18 Ben Zobrist, S OBP: 0.355, SLG: 0.393	G3-1		F7		F7		G4-3		G4-3	5	0	0	0	0	0	1	<p>Tampa Bay Rays @ New York Yankees</p> <p>Yankee Stadium, Bronx, NY</p> <p>Thu Sep 11 2014, 7:11 PM - 10:16 PM EDT</p> <p>Att: 32,627 - Cloudy - 82 F</p>			
7 David DeJesus, L OBP: 0.360, SLG: 0.430	1B		F7		P5			2B		4	0	2	0	0	0	0				
3 Evan Longoria, R OBP: 0.320, SLG: 0.400	G5-3				F9			G5-3		4	0	0	0	0	1	2				
21 James Loney, L OBP: 0.339, SLG: 0.387	G4-3				G4-3		20 WP 1B	K		4	0	1	0	0	1	2				
9 Wil Myers, R OBP: 0.306, SLG: 0.338			39 L6-4 11 1B		20 1B 11 HR		P4			3	1	2	0	1	0	1				
20 Matt Joyce, L OBP: 0.354, SLG: 0.390	F9				11 HR			IBB		4	1	2	0	0	1	3				
11 Yunel Escobar, R OBP: 0.320, SLG: 0.332					11 HR															
39 Kevin Kiermaier, L OBP: 0.321, SLG: 0.468	L6-4				HR		HR		39 SH5-3 BB	3	2	3	4	1	0	0				
59 Curt Casali, R OBP: 0.243, SLG: 0.194	F9				F9			G5-3		4	0	0	0	0	1	1				
<b>Inning Stats</b>	R: 0 E: 0 K: 0 S: 9	H: 1 LOB: 1 BB: 0 P: 9	R: 0 E: 0 K: 0 S: 12	H: 2 LOB: 1 BB: 0 P: 15	R: 0 E: 0 K: 0 S: 10	H: 0 LOB: 0 BB: 0 P: 12	R: 3 E: 0 K: 0 S: 12	H: 3 LOB: 0 BB: 0 P: 15	R: 0 E: 0 K: 1 S: 10	H: 2 LOB: 2 BB: 0 P: 13	R: 1 E: 0 K: 1 S: 9	H: 1 LOB: 0 BB: 0 P: 11	R: 0 E: 0 K: 2 S: 13	H: 1 LOB: 1 BB: 1 P: 22	R: 0 E: 0 K: 0 S: 9	H: 0 LOB: 1 BB: 1 P: 15	1B: 7 2B: 2 3B: 0 HR: 2	SF: 0 SAC: 1 DP: 1 HBP: 0	WP: 1 PB: 1 SB: 0 CS: 0	PA: 37
<b>PITCHER</b>	IP WLS BF H R ER SO BB IBB HBP BLK WP HR S P ERA WHIP	7.1 0.2 0.0 0.1 0.2	30 3 0 0 0	10 0 0 0 0	4 0 0 0 0	4 0 0 0 0	2 2 0 0 0	2 0 0 0 0	0 1 0 0 0	0 0 0 0 0	0 0 0 0 0	0 0 0 0 0	0 0 0 0 0	0 0 0 0 0	0 0 0 0 0	0 0 0 0 0	0 0 0 0 0	0.00 0.00 0.00 0.00 0.00	1.364 0.000 0.000 0.000 0.000	

Batter	1	2	3	4	5	6	7	8	9	AB	R	H	RBI	BB	SO	LOB	BOTTOM					
22 Jacoby Ellsbury, L OBP: 0.338, SLG: 0.429	G6-3		F9				F8		K	4	0	0	0	0	1	1	<p>Tampa Bay Rays @ New York Yankees</p> <p>Yankee Stadium, Bronx, NY</p> <p>Thu Sep 11 2014, 7:11 PM - 10:16 PM EDT</p> <p>Att: 32,627 - Cloudy - 82 F</p>					
2 Derek Jeter, R OBP: 0.303, SLG: 0.304	K				G6-3			G6-3		3	0	0	0	0	1	0						
34 Brian McCann, L OBP: 0.292, SLG: 0.400					F7					3	0	0	0	1	0	1						
63 Antao Richardson, S OBP: 0.319, SLG: 0.388	G6-3									0	0	0	0	0	0	0						
66 John Ryan Murphy, R OBP: 0.319, SLG: 0.388										0	0	0	0	0	0	0						
25 Mark Teixeira, S OBP: 0.321, SLG: 0.410					G6-3					3	0	0	0	1	1	2						
12 Chase Headley, S OBP: 0.318, SLG: 0.361										3	0	0	0	0	2	2						
62 Austin Romine, R OBP: 0.324, SLG: 0.354										0	1	0	0	0	0	0						
31 Ichiro Suzuki, L OBP: 0.324, SLG: 0.333	G1-3				G4-3					4	1	1	0	0	0	2						
33 Stephen Drew, L OBP: 0.237, SLG: 0.295										3	0	0	0	0	0	0						
45 Zelous Wheeler, R OBP: 0.275, SLG: 0.354					G4-3					1	0	0	0	0	1	3						
24 Chris Young, R OBP: 0.292, SLG: 0.383					F7					4	2	2	3	0	0	1						
17 Brendan Ryan, R OBP: 0.231, SLG: 0.224										2	0	0	0	0	1	1						
14 Martin Prado, R OBP: 0.319, SLG: 0.407	K									1	1	1	2	0	0	0						
<b>Inning Stats</b>	R: 0 E: 0 K: 1 S: 8	H: 0 LOB: 0 BB: 0 P: 8	R: 0 E: 0 K: 1 S: 7	H: 0 LOB: 0 BB: 0 P: 10	R: 0 E: 1 K: 1 S: 12	H: 0 LOB: 1 BB: 0 P: 17	R: 0 E: 0 K: 0 S: 6	H: 0 LOB: 0 BB: 0 P: 8	R: 0 E: 0 K: 0 S: 10	H: 0 LOB: 0 BB: 0 P: 16	R: 0 E: 0 K: 0 S: 11	H: 0 LOB: 2 BB: 0 P: 17	R: 0 E: 0 K: 1 S: 7	H: 0 LOB: 2 BB: 2 P: 18	R: 2 E: 0 K: 2 S: 18	H: 2 LOB: 1 BB: 0 P: 27	R: 3 E: 0 K: 1 S: 11	H: 2 LOB: 1 BB: 0 P: 15	1B: 0 2B: 2 3B: 0 HR: 2	SF: 0 SAC: 0 DP: 0 HBP: 2	WP: 0 PB: 0 SB: 0 CS: 0	PA: 35
<b>PITCHER</b>	IP WLS BF H R ER SO BB IBB HBP BLK WP HR S P ERA WHIP	7.1 0.2 0.1 0.1	26 5 1 2	1 1 1 2	1 1 1 2	0 0 1 0	0 0 1 0	0 0 1 0	0 0 1 0	0 0 1 0	0 0 1 0	0 0 1 0	0 0 1 0	0 0 1 0	0 0 1 0	0 0 1 0	0 0 1 0	0.00 13.50 81.00	0.409 1.500 6.000			

AB 34  
R 4  
H 10  
RBI 4  
BB 2  
SO 4  
LOB 12



AB 31  
R 5  
H 4  
RBI 5  
BB 2  
SO 7  
LOB 13









Batter	1	2	3	4	5	6	7	8	9	AB	R	H	RBI	BB	SO	LOB	TOP										
22 Jacoby Ellsbury, L (1, 10) OBP: 0.336, SLG: 0.425	L8		1B			K		P4		4	0	1	0	0	1	1	<b>New York Yankees @ Baltimore Orioles</b> Oriole Park at Camden Yards, Baltimore, MD Fri Sep 12 2014, 7:07 PM - 10:03 PM EDT Att: 43,707 - Clear - 75 F										
2 Derek Jeter, R (1, 6) OBP: 0.301, SLG: 0.302	K		G1-3			G5-3		G3		4	0	0	0	0	1	2											
11 Brett Gardner, L (1, 8) OBP: 0.343, SLG: 0.441	1B					K		K		3	0	1	0	1	2	0											
34 Brian McCann, L (1, 3) OBP: 0.288, SLG: 0.392	G4-3					K		P4		4	0	0	0	0	1	2											
24 Chris Young, R (1, 7) OBP: 0.293, SLG: 0.396	F9					K		K		4	0	1	0	0	2	1											
33 Stephen Drew, L (1, 4) OBP: 0.237, SLG: 0.294	F9					G3		K		3	0	0	0	0	1	2											
31 Ichiro Suzuki, L (1, 9) OBP: 0.324, SLG: 0.331	K					K		K		2	0	0	0	1	2	1											
45 Zelous Wheeler, R (1, 5) OBP: 0.264, SLG: 0.340						L9		E1		2	0	0	0	0	1	1											
63 Anton Richardson, S (8, PH) OBP: 0.800, SLG: 0.750						K		F8		1	0	1	0	0	0	0											
66 John Ryan Murphy, R (8, 2) OBP: 0.311, SLG: 0.375						K				0	0	0	0	0	0	0											
62 Austin Romine, R (1, 2)										2	0	0	0	0	1	1											
14 Martin Prado, R (8, PH) (8, 5)										1	0	0	0	0	0	1											
<b>Inning Stats</b>	R: 0 E: 0 K: 1 S: 10	H: 1 LOB: 1 BB: 0 P: 15	R: 0 E: 0 K: 1 S: 8	H: 0 LOB: 0 BB: 0 P: 13	R: 0 E: 0 K: 1 S: 12	H: 1 LOB: 1 BB: 0 P: 16	R: 0 E: 0 K: 2 S: 11	H: 0 LOB: 0 BB: 1 P: 20	R: 0 E: 0 K: 1 S: 6	H: 0 LOB: 0 BB: 1 P: 11	R: 0 E: 0 K: 2 S: 9	H: 1 LOB: 1 BB: 0 P: 19	R: 0 E: 1 K: 0 S: 8	H: 1 LOB: 1 BB: 0 P: 13	R: 0 E: 0 K: 2 S: 8	H: 0 LOB: 0 BB: 0 P: 12	1B: 4 2B: 0 3B: 0 HR: 0	SF: 0 SAC: 0 DP: 0 HBP: 0	WP: 0 PB: 0 SB: 1 CS: 1	PA: 32							
<b>PITCHER</b>	IP	WLS	BF	H	R	ER	SO	BB	IBB	HBP	BLK	WP	HR	S	P	ERA	WHIP										
25 Bud Norris, R (1, 1) ERA: 3.74	7.0	W	25	3	0	0	10	2	0	0	0	0	0	67	105	0.00	0.714										
29 Tommy Hunter, R (8, 1) ERA: 3.21	1.0		4	1	0	0	0	0	0	0	0	0	0	8	13	0.00	1.000										
17 Brian Matusz, L (9, 1) ERA: 3.54	1.0		3	0	0	0	2	0	0	0	0	0	0	8	12	0.00	0.000										

AB	30
R	0
H	4
RBI	0
BB	2
SO	12
LOB	12



Batter	1	2	3	4	5	6	7	8	9	AB	R	H	RBI	BB	SO	LOB	BOTTOM										
12 Alejandro De Aza, L (1, 7) OBP: 0.321, SLG: 0.383	L8		G3			K		K		5	0	2	2	0	1	0	<b>New York Yankees @ Baltimore Orioles</b> Oriole Park at Camden Yards, Baltimore, MD Fri Sep 12 2014, 7:07 PM - 10:03 PM EDT Att: 43,707 - Clear - 75 F										
28 Steve Pearce, R (1, 3) OBP: 0.362, SLG: 0.516	23 1B HBP		23 1B			G5-3		K		3	1	1	0	1	1	2											
38 Jimmy Paredes, S (1, 5) OBP: 0.361, SLG: 0.500	F7		F8			K		K		3	1	1	0	1	0	2											
14 Kelly Johnson, L (8, 5) OBP: 0.293, SLG: 0.357						K		K		0	0	0	0	0	0	0											
23 Nelson Cruz, R (1, 9) OBP: 0.332, SLG: 0.528						K		K		3	0	2	0	1	0	1											
34 Quintin Berry, L (7, PR) (8, 9)						K		K		0	0	0	0	0	0	0											
27 Delmon Young, R (1, 10) OBP: 0.329, SLG: 0.434	K		G6-3			K		K		4	0	1	2	0	2	5											
9 David Lough, L (1, 8) OBP: 0.291, SLG: 0.338	F7					L7		L5		3	1	0	0	1	0	2											
36 Caleb Joseph, R (1, 2) OBP: 0.289, SLG: 0.395	G5-3		G6-3			K		F8		4	0	0	0	0	1	1											
3 Ryan Flaherty, L (1, 6) OBP: 0.281, SLG: 0.351						G4-3		G3-1		3	1	1	1	1	0	0											
6 Jonathan Schoop, R (1, 4) OBP: 0.242, SLG: 0.357	L7		L9			G5-3		K		4	1	0	0	0	1	2											
<b>Inning Stats</b>	R: 0 E: 0 K: 1 S: 11	H: 1 LOB: 2 BB: 0 P: 19	R: 0 E: 0 K: 0 S: 11	H: 0 LOB: 1 BB: 1 P: 18	R: 0 E: 0 K: 0 S: 12	H: 2 LOB: 2 BB: 0 P: 18	R: 2 E: 0 K: 0 S: 9	H: 2 LOB: 1 BB: 1 P: 21	R: 0 E: 0 K: 1 S: 5	H: 0 LOB: 0 BB: 0 P: 8	R: 0 E: 0 K: 1 S: 10	H: 0 LOB: 2 BB: 3 P: 15	R: 2 E: 0 K: 1 S: 15	H: 1 LOB: 2 BB: 0 P: 32	R: 1 E: 0 K: 2 S: 10	H: 1 LOB: 1 BB: 0 P: 12	1B: 4 2B: 3 3B: 2 HR: 0	SF: 0 SAC: 0 DP: 1 HBP: 1	WP: 1 PB: 0 SB: 0 CS: 1	PA: 38							
<b>PITCHER</b>	IP	WLS	BF	H	R	ER	SO	BB	IBB	HBP	BLK	WP	HR	S	P	ERA	WHIP										
65 Bryan Mitchell, R (1, 1) ERA: 2.57	5.0	L	23	6	2	2	2	2	0	0	0	0	0	10	84	3.60	1.600										
86 Josh Outman, L (6, 1) ERA: 3.0	1.0		3	0	0	0	1	0	0	0	0	0	0	10	15	0.00	0.000										
41 David Phelps, R (7, 1) ERA: 4.38	0.2		6	1	2	2	1	3	0	0	0	0	0	13	29	27.00	6.000										
57 Rich Hill, L (7, 1) ERA: 1.93	0.1		1	0	0	0	0	0	0	0	0	0	0	2	3	0.00	0.000										
64 Chaz Roe, R (8, 1) ERA: 9.0	1.0		5	1	1	1	2	0	0	0	0	1	0	10	12	9.00	1.000										

AB	32
R	5
H	8
RBI	5
BB	5
SO	6
LOB	15









Batter	1	2	3	4	5	6	7	8	9	AB R H RBI BB SO LOB	TOP											
22 Jacoby Ellsbury, L (1, 8) OBP: 0.332, SLG: 0.419	P5		P2		G4-3			G4-3		4 0 0 0 0 0 1	<b>New York Yankees @ Baltimore Orioles</b> Oriole Park at Camden Yards, Baltimore, MD Sun Sep 14 2014, 8:11 PM - 11:14 PM EDT Att: 43,947 - Partly Cloudy - 66 F											
2 Derek Jeter, R (1, 6) OBP: 0.298, SLG: 0.298	F9		F9			L9		K		4 0 0 0 0 1 0												
11 Brett Gardner, L (1, 7) OBP: 0.340, SLG: 0.435	K		F7			K		K		4 0 0 0 0 3 0												
14 Martin Prado, R (1, 5) OBP: 0.320, SLG: 0.412		HR			K			K		4 1 2 1 0 2 0												
34 Brian McCann, L (1, 2) OBP: 0.292, SLG: 0.406	E7 25 1B				K			HR		4 1 2 1 0 1 1												
25 Mark Teixeira, S (1, 3) OBP: 0.319, SLG: 0.401					G3			G3		4 0 1 0 0 0 0												
24 Chris Young, R (1, 10)										2 0 0 0 2 1 2												
33 Stephen Drew, L (1, 4) OBP: 0.238, SLG: 0.294										4 0 1 0 0 0 4												
63 Antao Richardson, S (1, 9) OBP: 0.500, SLG: 0.444										2 0 0 0 0 1 3												
36 Carlos Beltrán, S (7, PH) OBP: 0.304, SLG: 0.408										1 0 0 0 0 1 1												
31 Ichiro Suzuki, L (7, 9) OBP: 0.324, SLG: 0.330										0 0 0 0 0 0 0												
<b>Inning Stats</b>	R: 0 E: 0 K: 1 S: 7	H: 0 LOB: 0 BB: 0 P: 11	R: 1 E: 1 K: 2 S: 22	H: 3 LOB: 2 BB: 0 P: 30	R: 0 E: 0 K: 0 S: 10	H: 0 LOB: 0 BB: 0 P: 14	R: 0 E: 0 K: 2 S: 8	H: 0 LOB: 0 BB: 0 P: 11	R: 0 E: 0 K: 1 S: 9	H: 1 LOB: 1 BB: 0 P: 14	R: 0 E: 0 K: 1 S: 10	H: 1 LOB: 1 BB: 0 P: 16	R: 0 E: 0 K: 1 S: 12	H: 0 LOB: 1 BB: 1 P: 20	R: 0 E: 0 K: 2 S: 11	H: 0 LOB: 0 BB: 0 P: 18	R: 1 E: 0 K: 1 S: 10	H: 1 LOB: 1 BB: 1 P: 18	1B: 4 2B: 0 3B: 0 HR: 2	SF: 0 SAC: 0 DP: 0 HBP: 0	WP: 1 PB: 0 SB: 0 CS: 0	PA: 35
<b>PITCHER</b>	IP WLS BF H R ER SO BB IBB HBP BLK WP HR S P ERA WHIP											IP WLS BF H R ER SO BB IBB HBP BLK WP HR S P ERA WHIP										
30 Chris Tillman, R (1, 1) ERA: 3.29	6.2 26 5 1 1 6 1 0 0 0 1 1 75 112 1.35 0.900																					
48 Andrew Miller, L (7, 1) ERA: 1.98	1.1 4 0 0 0 3 0 0 0 0 0 0 14 22 0.00 0.000																					
56 Darren O'Day, R (9, 1) ERA: 1.56	1.0 W 5 1 1 1 1 1 0 0 0 0 1 10 18 9.00 2.000																					

Batter	1	2	3	4	5	6	7	8	9	AB R H RBI BB SO LOB	BOTTOM											
21 Nick Markakis, L (1, 9) OBP: 0.335, SLG: 0.376	F7		G6-3			F7		K		4 0 0 0 0 1 0	<b>New York Yankees @ Baltimore Orioles</b> Oriole Park at Camden Yards, Baltimore, MD Sun Sep 14 2014, 8:11 PM - 11:14 PM EDT Att: 43,947 - Partly Cloudy - 66 F											
12 Alejandro De Aza, L (1, 7) OBP: 0.317, SLG: 0.378	G3-1							F7		4 1 1 0 0 1 0												
10 Adam Jones, R (1, 8) OBP: 0.316, SLG: 0.466	G4-3							K2-3		4 0 1 1 0 1 0												
23 Nelson Cruz, R (1, 10) OBP: 0.331, SLG: 0.526										4 0 1 0 0 0 1												
34 Quintin Berry, L (9, PR)										0 1 0 0 0 0 0												
28 Steve Pearce, R (1, 3) OBP: 0.365, SLG: 0.532										4 1 2 1 0 2 0												
2 J.J. Hardy, R (1, 6) OBP: 0.321, SLG: 0.391										4 0 2 0 0 0 3												
14 Kelly Johnson, L (1, 5) OBP: 0.292, SLG: 0.359										4 0 1 1 0 1 2												
40 Nick Hundley, R (1, 2) OBP: 0.282, SLG: 0.373										3 0 1 0 0 1 0												
6 Jonathan Schoop, R (1, 4) OBP: 0.241, SLG: 0.355										3 0 0 0 0 0 2												
<b>Inning Stats</b>	R: 0 E: 0 K: 0 S: 5	H: 0 LOB: 0 BB: 0 P: 5	R: 0 E: 0 K: 2 S: 13	H: 1 LOB: 1 BB: 0 P: 19	R: 0 E: 0 K: 0 S: 7	H: 0 LOB: 0 BB: 0 P: 10	R: 0 E: 0 K: 1 S: 10	H: 0 LOB: 0 BB: 0 P: 14	R: 0 E: 0 K: 1 S: 11	H: 2 LOB: 2 BB: 0 P: 16	R: 1 E: 0 K: 0 S: 13	H: 3 LOB: 2 BB: 0 P: 19	R: 0 E: 0 K: 1 S: 7	H: 0 LOB: 0 BB: 0 P: 11	R: 0 E: 0 K: 2 S: 11	H: 0 LOB: 0 BB: 0 P: 15	R: 2 E: 0 K: 0 S: 8	H: 3 LOB: 1 BB: 0 P: 14	1B: 4 2B: 5 3B: 0 HR: 0	SF: 0 SAC: 0 DP: 0 HBP: 0	WP: 0 PB: 0 SB: 0 CS: 0	PA: 34
<b>PITCHER</b>	IP WLS BF H R ER SO BB IBB HBP BLK WP HR S P ERA WHIP											IP WLS BF H R ER SO BB IBB HBP BLK WP HR S P ERA WHIP										
18 Hiroki Kuroda, R (1, 1) ERA: 3.81	7.0 27 6 1 1 5 0 0 0 0 0 0 66 94 1.29 0.857																					
68 Dellin Betances, R (8, 1) ERA: 1.35	1.0 3 0 0 0 2 0 0 0 0 0 0 11 15 0.00 0.000																					
30 David Robertson, R (9, 1) ERA: 2.93	0.1 L 4 3 2 2 0 0 0 0 0 0 0 8 14 54.00 9.000																					



livebaseballscores.com

AB 33  
R 2  
H 6  
RBI 2  
BB 2  
SO 10  
LOB 12

livebaseballscores.com

AB 34  
R 3  
H 9  
RBI 3  
BB 0  
SO 7  
LOB 8











Batter	1	2	3	4	5	6	7	8	9	AB	R	H	RBI	BB	SO	LOB	TOP					
22 Jacoby Ellsbury, L (1, 10) OBP: 0.328, SLG: 0.414										4	0	1	0	0	1	1	<b>New York Yankees @ Tampa Bay Rays</b> Tropicana Field, St. Petersburg, FL Wed Sep 17 2014, 7:12 PM - 10:08 PM EDT Att: 26,332 - Dome - 72 F					
2 Derek Jeter, R (1, 6) OBP: 0.298, SLG: 0.297										4	1	1	0	0	0	1						
34 Brian McCann, L (1, 2) OBP: 0.289, SLG: 0.399										3	0	0	0	1	0	1						
25 Mark Teixeira, S (1, 3)										3	0	0	0	1	1	1						
24 Chris Young, R (1, 7)										3	1	0	0	0	0	3						
11 Brett Gardner, L (1, 8) OBP: 0.333, SLG: 0.426										3	0	0	1	0	0	1						
12 Chase Headley, S (1, 5) OBP: 0.318, SLG: 0.361										3	1	1	1	1	2	0						
31 Ichiro Suzuki, L (1, 9) OBP: 0.318, SLG: 0.327										4	0	0	0	0	1	4						
17 Brendan Ryan, R (1, 4) OBP: 0.240, SLG: 0.237										3	0	1	1	0	1	0						
<b>Inning Stats</b>	R: 0 E: 0 K: 1 S: 6	H: 0 LOB: 0 BB: 0 P: 7	R: 0 E: 0 K: 0 S: 7	H: 0 LOB: 0 BB: 0 P: 9	R: 0 E: 0 K: 2 S: 9	H: 0 LOB: 0 BB: 0 P: 17	R: 0 E: 0 K: 0 S: 10	H: 1 LOB: 1 BB: 0 P: 13	R: 2 E: 0 K: 0 S: 9	H: 2 LOB: 1 BB: 0 P: 15	R: 1 E: 0 K: 0 S: 19	H: 1 LOB: 3 BB: 3 P: 39	R: 0 E: 0 K: 0 S: 7	H: 0 LOB: 0 BB: 0 P: 9	R: 0 E: 0 K: 1 S: 8	H: 0 LOB: 0 BB: 0 P: 12		R: 0 E: 0 K: 2 S: 10	H: 0 LOB: 0 BB: 0 P: 13	1B: 2 2B: 2 3B: 0 HR: 0	SF: 1 SAC: 0 DP: 0 HBP: 1	WP: 0 PB: 0 SB: 1 CS: 0
<b>PITCHER</b>	IP WLS BF H R ER SO BB IBB HBP BLK WP HR S P ERA WHIP																					
53 Alex Cobb, R (1, 1) ERA: 2.82	6.0 L 26 4 3 3 3 3 0 1 0 0 0 60 100 4.50 1.167																					
34 C.J. Riefenhauser, L (7, 1) ERA: 7.36	0.2 2 0 0 0 0 0 0 0 0 0 0 6 8 0.00 0.000																					
50 Grant Balfour, R (7, 1) ERA: 5.22	1.1 4 0 0 0 1 0 0 0 0 0 0 9 13 0.00 0.000																					
62 Joel Peralta, R (9, 1) ERA: 4.37	1.0 3 0 0 0 2 0 0 0 0 0 0 10 13 0.00 0.000																					

Batter	1	2	3	4	5	6	7	8	9	AB	R	H	RBI	BB	SO	LOB	BOTTOM					
18 Ben Zobrist, S (1, 6) OBP: 0.353, SLG: 0.394										4	0	1	0	0	0	1	<b>New York Yankees @ Tampa Bay Rays</b> Tropicana Field, St. Petersburg, FL Wed Sep 17 2014, 7:12 PM - 10:08 PM EDT Att: 26,332 - Dome - 72 F					
7 David DeJesus, L (1, 10) OBP: 0.357, SLG: 0.427										4	1	1	0	0	1	3						
3 Evan Longoria, R (1, 5) OBP: 0.320, SLG: 0.407										4	1	1	2	0	2	1						
21 James Loney, L (1, 3) OBP: 0.336, SLG: 0.382										4	0	0	0	0	0	0						
9 Wil Myers, R (1, 9) OBP: 0.298, SLG: 0.327										4	0	1	0	0	1	0						
2 Nick Franklin, S (1, 4) OBP: 0.217, SLG: 0.218										4	0	1	0	0	2	1						
20 Matt Joyce, L (1, 7) OBP: 0.350, SLG: 0.382										3	0	0	0	0	1	1						
24 Ryan Hanigan, R (1, 2) OBP: 0.325, SLG: 0.343										1	0	0	0	2	0	0						
5 Brandon Guyer, R (8, PR) OBP: 0.338, SLG: 0.374										0	0	0	0	0	0	0						
59 Curt Casali, R (9, 2) OBP: 0.247, SLG: 0.188										0	0	0	0	0	0	0						
39 Kevin Kiermaier, L (1, 8) OBP: 0.311, SLG: 0.448										3	0	0	0	0	1	3						
<b>Inning Stats</b>	R: 0 E: 0 K: 1 S: 7	H: 1 LOB: 0 BB: 0 P: 9	R: 0 E: 0 K: 0 S: 6	H: 0 LOB: 0 BB: 0 P: 9	R: 0 E: 0 K: 0 S: 9	H: 0 LOB: 0 BB: 0 P: 16	R: 1 E: 0 K: 0 S: 11	H: 1 LOB: 0 BB: 0 P: 16	R: 0 E: 0 K: 0 S: 12	H: 1 LOB: 2 BB: 1 P: 22	R: 1 E: 0 K: 0 S: 9	H: 1 LOB: 0 BB: 0 P: 10	R: 0 E: 0 K: 3 S: 9	H: 0 LOB: 0 BB: 0 P: 9	R: 0 E: 0 K: 2 S: 14	H: 0 LOB: 2 BB: 1 P: 23	R: 0 E: 0 K: 2 S: 10	H: 1 LOB: 1 BB: 0 P: 15	1B: 3 2B: 0 3B: 1 HR: 1	SF: 0 SAC: 0 DP: 0 HBP: 0	WP: 0 PB: 0 SB: 2 CS: 1	PA: 33
<b>PITCHER</b>	IP WLS BF H R ER SO BB IBB HBP BLK WP HR S P ERA WHIP																					
38 Brandon McCarthy, R (1, 1) ERA: 3.93	7.0 W 25 4 2 2 4 1 0 0 0 0 0 63 91 2.57 0.714																					
68 Dellin Betances, R (8, 1) ERA: 1.33	1.0 H 4 0 0 0 2 1 0 0 0 0 0 14 23 0.00 1.000																					
30 David Robertson, R (9, 1) ERA: 2.88	1.0 S 4 1 0 0 2 0 0 0 0 0 0 10 15 0.00 1.000																					



Batter	1	2	3	4	5	6	7	8	9	AB	R	H	RBI	BB	SO	LOB	TOP										
7 José Reyes, S OBP: 0.330, SLG: 0.398										4	1	2	0	0	0	1											
19 José Bautista, R OBP: 0.401, SLG: 0.522										3	1	1	2	1	0	1											
10 Edwin Encarnación, R OBP: 0.351, SLG: 0.546										3	0	0	0	1	0	1											
26 Adam Lind, L OBP: 0.383, SLG: 0.489										4	0	0	0	0	2	1											
15 Danny Valencia, R OBP: 0.300, SLG: 0.372										2	0	0	0	0	1	0											
28 Colby Rasmus, L OBP: 0.287, SLG: 0.448										1	0	0	0	0	1	1											
18 Steve Tolleson, R OBP: 0.297, SLG: 0.356										0	0	0	0	0	0	0											
47 Juan Francisco, L OBP: 0.292, SLG: 0.460										1	0	0	0	0	1	0											
66 Munenori Kawasaki, L OBP: 0.331, SLG: 0.394										4	0	1	0	0	0	0											
22 Josh Thole, L OBP: 0.326, SLG: 0.283										2	0	1	0	0	1	0											
30 Dioner Navarro, S OBP: 0.323, SLG: 0.409										1	0	0	0	0	0	2											
11 Kevin Pillar, R OBP: 0.269, SLG: 0.340										3	0	0	0	0	1	1											
8 Anthony Gose, L OBP: 0.314, SLG: 0.274										3	0	0	0	0	2	1											
<b>Inning Stats</b>	R: 0 E: 0 K: 0 S: 14	H: 0 LOB: 0 BB: 1 P: 20	R: 0 E: 0 K: 2 S: 20	H: 0 LOB: 0 BB: 0 P: 26	R: 0 E: 0 K: 1 S: 8	H: 1 LOB: 1 BB: 0 P: 10	R: 0 E: 0 K: 0 S: 6	H: 0 LOB: 0 BB: 0 P: 9	R: 0 E: 0 K: 1 S: 9	H: 1 LOB: 0 BB: 0 P: 13	R: 0 E: 0 K: 1 S: 11	H: 1 LOB: 2 BB: 1 P: 18	R: 2 E: 0 K: 1 S: 12	H: 2 LOB: 0 BB: 0 P: 16	R: 0 E: 0 K: 2 S: 8	H: 0 LOB: 0 BB: 0 P: 13	1B: 4 2B: 0 3B: 0 HR: 1	SF: 0 SAC: 0 DP: 1 HBP: 0	WP: 1 PB: 0 SB: 0 CS: 0	PA: 33							
<b>PITCHER</b>	IP	WLS	BF	H	R	ER	SO	BB	IBB	HBP	BLK	WP	HR	S	P	ERA	WHIP										
61 Shane Greene, R ERA: 3.24	6.2		24	3	0	0	6	2	0	0	0	1	0	73	105	0.00	0.750										
68 Dellin Betances, R ERA: 1.33	0.1	H	1	0	0	0	0	0	0	0	0	0	0	3	4	0.00	0.000										
27 Shawn Kelley, R ERA: 4.47	1.0	B	5	2	2	1	1	0	0	0	0	0	1	12	16	18.00	2.000										
30 David Robertson, R ERA: 2.83	1.0	W	3	0	0	0	2	0	0	0	0	0	0	8	13	0.00	0.000										

Toronto Blue Jays @ New York Yankees  
Yankee Stadium, Bronx, NY  
Thu Sep 18 2014, 7:12 PM - 9:48 PM EDT  
Att: 34,279 - Partly Cloudy - 73 F

AB 31  
R 2  
H 5  
RBI 2  
BB 2  
SO 9  
LOB 9



Batter	1	2	3	4	5	6	7	8	9	AB	R	H	RBI	BB	SO	LOB	BOTTOM										
22 Jacoby Ellsbury, L OBP: 0.326, SLG: 0.411										4	0	0	0	0	1	3											
2 Derek Jeter, R OBP: 0.295, SLG: 0.303										4	1	2	1	0	0	0											
34 Brian McCann, L OBP: 0.286, SLG: 0.396										4	0	0	0	0	2	1											
25 Mark Teixeira, S OBP: 0.319, SLG: 0.396										4	0	1	0	0	1	0											
24 Chris Young, R OBP: 0.294, SLG: 0.390										4	0	1	0	0	1	1											
63 Anton Richardson, S OBP: 0.500, SLG: 0.444										0	1	0	0	0	0	0											
11 Brett Gardner, L OBP: 0.332, SLG: 0.423										3	0	0	0	0	0	0											
12 Chase Headley, S OBP: 0.319, SLG: 0.361										3	1	1	0	1	0	1											
33 Stephen Drew, L OBP: 0.241, SLG: 0.300										3	0	2	1	0	0	0											
29 Francisco Cervelli, R OBP: 0.348, SLG: 0.444										3	0	1	0	0	0	3											
<b>Inning Stats</b>	R: 0 E: 0 K: 1 S: 9	H: 1 LOB: 1 BB: 0 P: 14	R: 0 E: 0 K: 1 S: 9	H: 0 LOB: 0 BB: 0 P: 11	R: 0 E: 0 K: 0 S: 12	H: 1 LOB: 1 BB: 0 P: 16	R: 0 E: 0 K: 0 S: 8	H: 0 LOB: 0 BB: 0 P: 14	R: 1 E: 0 K: 1 S: 12	H: 1 LOB: 1 BB: 1 P: 18	R: 1 E: 0 K: 0 S: 10	H: 2 LOB: 1 BB: 0 P: 16	R: 0 E: 0 K: 1 S: 11	H: 2 LOB: 2 BB: 0 P: 16	R: 0 E: 0 K: 1 S: 6	H: 0 LOB: 0 BB: 0 P: 11	R: 1 E: 1 K: 0 S: 7	H: 1 LOB: 1 BB: 0 P: 11	1B: 6 2B: 2 3B: 0 HR: 1	SF: 0 SAC: 1 DP: 1 HBP: 0	WP: 0 PB: 0 SB: 1 CS: 1	PA: 34					
<b>PITCHER</b>	IP	WLS	BF	H	R	ER	SO	BB	IBB	HBP	BLK	WP	HR	S	P	ERA	WHIP										
43 R.A. Dickey, R ERA: 3.82	6.0		23	5	2	2	3	1	0	0	0	0	0	11	16	0.00	2.000										
27 Brett Cecil, L ERA: 2.94	1.0		5	2	0	0	1	0	0	0	0	0	0	6	11	0.00	0.000										
23 Brandon Morrow, R ERA: 5.34	1.0	L	3	1	1	0	0	0	0	0	0	0	0	7	11	0.00	3.000										
41 Aaron Sanchez, R ERA: 1.24																											

Toronto Blue Jays @ New York Yankees  
Yankee Stadium, Bronx, NY  
Thu Sep 18 2014, 7:12 PM - 9:48 PM EDT  
Att: 34,279 - Partly Cloudy - 73 F

AB 32  
R 3  
H 8  
RBI 2  
BB 1  
SO 5  
LOB 9





Batter	1	2	3	4	5	6	7	8	9	AB R H RBI BB SO LOB	TOP							
7 José Reyes, S OBP: 0.332, SLG: 0.403										5 1 3 0 0 1 2	<p>Toronto Blue Jays @ New York Yankees Yankee Stadium, Bronx, NY Fri Sep 19 2014, 7:08 PM - 9:52 PM EDT Att: 40,059 - Cloudy - 63 F</p> <p>livebaseballscorecards.com</p>							
19 José Bautista, R OBP: 0.400, SLG: 0.519										3 1 0 1 1 0 1								
10 Edwin Encarnación, R OBP: 0.350, SLG: 0.552										4 1 1 2 0 2 3								
26 Adam Lind, L OBP: 0.384, SLG: 0.489										4 0 2 0 0 1 0								
30 Dioner Navarro, S OBP: 0.321, SLG: 0.405										4 0 0 0 0 1 2								
15 Danny Valencia, R OBP: 0.295, SLG: 0.366										4 0 0 0 0 1 1								
66 Munenori Kawasaki, L OBP: 0.295, SLG: 0.303										4 0 1 0 0 1 1								
45 Dalton Pompey, S OBP: 0.143, SLG: 0.143										4 0 1 0 0 1 0								
8 Anthony Gose, L OBP: 0.313, SLG: 0.274										4 0 1 0 0 2 2								
<b>Inning Stats</b>	R: 2 H: 2 E: 0 K: 2 S: 14	H: 2 R: 3 ER: 0 LOB: 2 BB: 0 P: 23	R: 0 H: 2 E: 0 K: 1 S: 14	H: 1 R: 3 ER: 0 LOB: 1 BB: 0 P: 14	R: 0 H: 0 E: 0 K: 1 S: 7	H: 0 R: 0 ER: 0 LOB: 0 BB: 0 P: 9	R: 1 H: 1 E: 0 K: 2 S: 12	H: 1 R: 0 ER: 0 LOB: 0 BB: 0 P: 19	R: 0 H: 0 E: 0 K: 0 S: 6	H: 0 R: 0 ER: 0 LOB: 0 BB: 0 P: 7	R: 0 H: 2 E: 0 K: 0 S: 14	R: 0 H: 1 E: 0 K: 2 S: 11	R: 0 H: 0 E: 0 K: 1 S: 8	R: 0 H: 0 E: 0 K: 1 S: 8	1B: 6 2B: 2 3B: 0 HR: 1	SF: 0 SAC: 0 DP: 0 HBP: 0	WP: 0 PB: 0 SB: 1 CS: 0	PA: 37
<b>PITCHER</b>	IP WLS BF H R ER SO BB IBB HBP BLK WP HR S P ERA WHIP											IP WLS BF H R ER SO BB IBB HBP BLK WP HR S P ERA WHIP						
18 Hiroki Kuroda, R ERA: 3.77	6.2 W 27 7 3 2 7 0 0 0 0 0 1 65 100 2.70 1.050																	
86 Josh Outman, L ERA: 2.95	0.0 1 1 0 0 0 0 0 0 0 0 0 3 6 ∞ ∞																	
53 Esmil Rogers, R ERA: 5.23	0.2 H 4 1 0 0 0 1 0 0 0 1 0 0 13 24 0.00 3.000																	
43 Adam Warren, R ERA: 3.13	1.2 S 5 0 0 0 3 0 0 0 0 0 0 0 14 19 0.00 0.000																	

Batter	1	2	3	4	5	6	7	8	9	AB R H RBI BB SO LOB	BOTTOM						
22 Jacoby Ellsbury, L OBP: 0.328, SLG: 0.419										3 2 2 3 0 0 1	<p>Toronto Blue Jays @ New York Yankees Yankee Stadium, Bronx, NY Fri Sep 19 2014, 7:08 PM - 9:52 PM EDT Att: 40,059 - Cloudy - 63 F</p> <p>livebaseballscorecards.com</p>						
24 Chris Young, R OBP: 0.293, SLG: 0.389										4 0 2 0 0 0 0							
2 Derek Jeter, R OBP: 0.301, SLG: 0.305										4 0 1 1 0 0 2							
34 Brian McCann, L OBP: 0.286, SLG: 0.395										4 0 1 1 0 0 2							
25 Mark Teixeira, S OBP: 0.318, SLG: 0.395										4 0 1 0 0 0 2							
36 Carlos Beltrán, S OBP: 0.301, SLG: 0.402										4 0 0 0 0 2 2							
11 Brett Gardner, L OBP: 0.325, SLG: 0.420										4 0 0 0 0 2 0							
33 Stephen Drew, L OBP: 0.242, SLG: 0.300										3 1 1 0 0 0 0							
12 Chase Headley, S OBP: 0.319, SLG: 0.359										2 1 0 0 1 1 0							
31 Ichiro Suzuki, L OBP: 0.321, SLG: 0.328										2 1 1 0 1 0 0							
<b>Inning Stats</b>	R: 1 H: 3 E: 0 K: 1 S: 11	H: 3 R: 5 ER: 0 LOB: 0 BB: 0 P: 15	R: 2 H: 3 E: 0 K: 0 S: 14	H: 3 R: 3 ER: 0 LOB: 1 BB: 0 P: 20	R: 2 H: 2 E: 1 K: 0 S: 12	H: 2 R: 1 ER: 0 LOB: 2 BB: 2 P: 24	R: 0 H: 0 E: 0 K: 0 S: 6	H: 0 R: 0 ER: 0 LOB: 0 BB: 0 P: 11	R: 0 H: 0 E: 0 K: 1 S: 8	H: 0 R: 0 ER: 0 LOB: 0 BB: 0 P: 12	R: 0 H: 0 E: 0 K: 2 S: 8	R: 0 H: 0 E: 0 K: 2 S: 8	R: 0 H: 0 E: 0 K: 1 S: 8	1B: 6 2B: 1 3B: 0 HR: 1	SF: 0 SAC: 0 DP: 1 HBP: 0	WP: 0 PB: 0 SB: 0 CS: 0	PA: 33
<b>PITCHER</b>	IP WLS BF H R ER SO BB IBB HBP BLK WP HR S P ERA WHIP											IP WLS BF H R ER SO BB IBB HBP BLK WP HR S P ERA WHIP					
56 Mark Buehrle, L ERA: 3.53	6.0 L 27 7 5 5 3 2 0 0 0 0 0 1 59 93 7.50 1.667																
58 Todd Redmond, R ERA: 2.85	0.2 2 0 0 0 1 0 0 0 0 0 0 7 11 0.00 0.000																
62 Aaron Loup, L ERA: 3.09	1.1 4 0 0 0 2 0 0 0 0 0 0 0 9 15 0.00 0.000																







Batter	1	2	3	4	5	6	7	8	9	AB	R	H	RBI	BB	SO	LOB	TOP					
7 José Reyes, S OBP: 0.332, SLG: 0.402										4	2	3	0	0	0	0						
19 José Bautista, R OBP: 0.404, SLG: 0.524										4	0	1	0	0	0	1	2					
10 Edwin Encarnación, R OBP: 0.353, SLG: 0.554										4	0	2	1	0	0	1						
30 Dioner Navarro, S OBP: 0.319, SLG: 0.400										4	0	0	0	0	0	2	3					
16 Dan Johnson, L OBP: 0.133, SLG: 0.342										3	0	0	0	0	1	2						
66 Munenori Kawasaki, L OBP: 0.329, SLG: 0.395										4	0	1	0	0	1	1						
45 Dalton Pompey, S OBP: 0.133, SLG: 0.071											3	0	0	0	1	1						
17 Ryan Goins, L OBP: 0.207, SLG: 0.262											3	0	0	0	0	2	1					
14 George Kottaras, L (9, PH) OBP: 0.034, SLG: 0.571										1	0	0	0	0	1	1						
8 Anthony Gose, L OBP: 0.310, SLG: 0.270										3	0	0	0	0	0	0						
<b>Inning Stats</b>	R: 1 E: 0 K: 1 S: 10	H: 2 LOB: 0 BB: 0 P: 14	R: 0 E: 0 K: 1 S: 9	H: 1 LOB: 1 BB: 0 P: 12	R: 0 E: 0 K: 0 S: 6	H: 0 LOB: 0 BB: 0 P: 8	R: 0 E: 0 K: 1 S: 10	H: 0 LOB: 1 BB: 0 P: 14	R: 0 E: 0 K: 1 S: 8	H: 2 LOB: 2 BB: 0 P: 13	R: 0 E: 0 K: 2 S: 12	H: 0 LOB: 0 BB: 0 P: 9	R: 1 E: 0 K: 1 S: 11	H: 2 LOB: 1 BB: 0 P: 15	R: 0 E: 0 K: 1 S: 12	H: 0 LOB: 1 BB: 1 P: 18	1B: 6 2B: 1 3B: 0 HR: 0	SF: 0 SAC: 0 DP: 1 HBP: 1	WP: 0 PB: 0 CS: 0	PA: 35		
<b>PITCHER</b>	IP WLS BF H R ER SO BB IBB HBP BLK WP HR S P ERA WHIP	5.1 W 21 5 1 1 4 0 0 0 0 0 0 48 70 1.69 0.938	1.2 H 5 0 0 0 3 0 0 0 0 0 0 14 19 0.00 0.000	1.0 S 4 0 0 0 1 1 0 0 0 0 0 0 11 15 9.00 2.000	1.0 S 4 0 0 0 1 1 0 0 0 0 0 0 12 18 0.00 1.000																	

Toronto Blue Jays @ New York Yankees  
Yankee Stadium, Bronx, NY  
Sun Sep 21 2014, 1:10 PM - 4:19 PM EDT  
Att: 48,144 - Cloudy - 72 F

AB 33  
R 2  
H 7  
RBI 1  
BB 1  
SO 9  
LOB 12



Batter	1	2	3	4	5	6	7	8	9	AB	R	H	RBI	BB	SO	LOB	BOTTOM				
11 Brett Gardner, L OBP: 0.331, SLG: 0.429										5	2	2	1	0	1	0					
2 Derek Jeter, R OBP: 0.303, SLG: 0.311										4	1	2	1	0	1	0					
34 Brian McCann, L OBP: 0.291, SLG: 0.407										3	2	2	3	1	0	1					
24 Chris Young, R OBP: 0.291, SLG: 0.385										3	0	0	0	1	1	1					
12 Chase Headley, S OBP: 0.320, SLG: 0.356										3	0	0	0	1	1	3					
29 Francisco Cervelli, R OBP: 0.350, SLG: 0.431										2	0	0	0	2	1	1					
33 Stephen Drew, L OBP: 0.238, SLG: 0.295										4	0	0	0	0	2	3					
31 Ichiro Suzuki, L OBP: 0.325, SLG: 0.335										4	0	2	0	0	1	1					
17 Brendan Ryan, R OBP: 0.225, SLG: 0.221										4	0	0	0	0	1	4					
<b>Inning Stats</b>	R: 1 E: 0 K: 0 S: 7	H: 1 LOB: 0 BB: 0 P: 13	R: 0 E: 0 K: 1 S: 14	H: 1 LOB: 2 BB: 1 P: 24	R: 0 E: 0 K: 3 S: 13	H: 0 LOB: 2 BB: 2 P: 26	R: 0 E: 0 K: 2 S: 12	H: 1 LOB: 1 BB: 0 P: 21	R: 1 E: 0 K: 1 S: 15	H: 2 LOB: 1 BB: 0 P: 25	R: 0 E: 0 K: 1 S: 11	H: 0 LOB: 1 BB: 1 P: 17	R: 3 E: 0 K: 1 S: 23	H: 3 LOB: 1 BB: 1 P: 40	R: 0 E: 0 K: 0 S: 10	H: 0 LOB: 0 BB: 0 P: 16	1B: 2 2B: 3 3B: 0 HR: 3	SF: 0 SAC: 0 DP: 0 HBP: 0	WP: 1 PB: 1 CS: 0	PA: 37	
<b>PITCHER</b>	IP WLS BF H R ER SO BB IBB HBP BLK WP HR S P ERA WHIP	4.0 L 20 5 2 2 6 3 0 0 0 0 1 0 8 15 0.00 0.000	1.0 3 0 0 0 1 0 0 0 0 0 0 0 20 29 18.00 3.000	1.0 5 1 1 1 1 1 0 0 0 0 0 1 14 28 9.00 2.000	1.0 3 0 0 0 0 0 0 0 0 0 0 10 16 0.00 0.000																

Toronto Blue Jays @ New York Yankees  
Yankee Stadium, Bronx, NY  
Sun Sep 21 2014, 1:10 PM - 4:19 PM EDT  
Att: 48,144 - Cloudy - 72 F

AB 32  
R 5  
H 8  
RBI 5  
BB 5  
SO 9  
LOB 14





Batter	1	2	3	4	5	6	7	8	9	AB	R	H	RBI	BB	SO	LOB	TOP										
21 Nick Markakis, L (1,9) OBP: 0.336, SLG: 0.373										3	0	0	0	1	0	0	<p><b>Baltimore Orioles @ New York Yankees</b>  <b>Yankee Stadium, Bronx, NY</b>            Mon Sep 22 2014, 7:10 PM - 10:09 PM EDT            Att: 35,614 - Partly Cloudy - 62 F</p> <p>livebaseballscores.com</p> <p>AB 28 R 0 H 1 RBI 0 BB 2 SO 11 LOB 6</p>										
12 Alejandro De Aza, L (1,7) OBP: 0.317, SLG: 0.363										4	0	0	0	0	2	1											
10 Adam Jones, R (1,8) OBP: 0.314, SLG: 0.468										4	0	0	0	0	1	1											
23 Nelson Cruz, R (1,10) OBP: 0.332, SLG: 0.523										3	0	0	0	0	2	0											
2 J.J. Hardy, R (1,6) OBP: 0.313, SLG: 0.378										3	0	1	0	0	0	0											
18 Christian Walker, R (1,3) OBP: 0.235, SLG: 0.438										2	0	0	0	1	1	1											
3 Ryan Flaherty, L (1,5) OBP: 0.283, SLG: 0.350										3	0	0	0	0	1	2											
36 Caleb Joseph, R (1,2) OBP: 0.270, SLG: 0.367										2	0	0	0	0	2	0											
45 Steve Clevenger, L (8,PH) OBP: 0.295, SLG: 0.355										1	0	0	0	0	0	1											
6 Jonathan Schoop, R (1,4) OBP: 0.245, SLG: 0.351										3	0	0	0	0	2	0											
<b>Inning Stats</b>	R: 0 E: 0 K: 0 S: 8	H: 0 LOB: 0 BB: 0 P: 11	R: 0 E: 0 K: 1 S: 9	H: 0 LOB: 0 BB: 0 P: 14	R: 0 E: 0 K: 1 S: 6	H: 0 LOB: 0 BB: 0 P: 9	R: 0 E: 0 K: 1 S: 9	H: 0 LOB: 0 BB: 0 P: 14	R: 0 E: 0 K: 2 S: 12	H: 0 LOB: 1 BB: 0 P: 17	R: 0 E: 0 K: 2 S: 11	H: 0 LOB: 0 BB: 0 P: 13	R: 0 E: 0 K: 2 S: 14	H: 0 LOB: 0 BB: 0 P: 19	R: 0 E: 0 K: 1 S: 11	H: 0 LOB: 1 BB: 1 P: 19	R: 0 E: 0 K: 2 S: 8	H: 0 LOB: 1 BB: 1 P: 16	1B: 1 2B: 0 3B: 0 HR: 0	SF: 0 SAC: 0 DP: 0 HBP: 0	WP: 0 PB: 0 SB: 0 CS: 0	PA: 30					
<b>PITCHER</b>	IP	WLS	BF	H	R	ER	SO	BB	IBB	HBP	BLK	WP	HR	S	P	ERA	WHIP										
35 Michael Pineda, R (1,1) ERA: 1.93	7.1	W	24	1	0	0	8	1	0	0	0	0	0	73	106	0.00	0.273										
27 Shawn Kelley, R (8,1) ERA: 4.38	1.0		3	0	0	0	2	0	0	0	0	0	0	10	16	0.00	0.000										
57 Rich Hill, L (9,1) ERA: 3.6	0.1		2	0	0	0	1	1	0	0	0	0	0	4	9	0.00	3.000										
41 David Phelps, R (9,1) ERA: 4.38	0.1		1	0	0	0	0	0	0	0	0	0	0	1	1	0.00	0.000										

Batter	1	2	3	4	5	6	7	8	9	AB	R	H	RBI	BB	SO	LOB	BOTTOM										
11 Brett Gardner, L (1,8) OBP: 0.330, SLG: 0.427										3	1	0	0	1	2	2	<p><b>Baltimore Orioles @ New York Yankees</b>  <b>Yankee Stadium, Bronx, NY</b>            Mon Sep 22 2014, 7:10 PM - 10:09 PM EDT            Att: 35,614 - Partly Cloudy - 62 F</p> <p>livebaseballscores.com</p> <p>AB 31 R 5 H 8 RBI 5 BB 3 SO 7 LOB 11</p>										
2 Derek Jeter, R (1,6) OBP: 0.304, SLG: 0.313										3	0	1	3	1	0	0											
34 Brian McCann, L (1,2) OBP: 0.288, SLG: 0.404										4	0	0	0	0	0	3											
24 Chris Young, R (1,7) OBP: 0.290, SLG: 0.382										3	0	0	0	1	1	0											
12 Chase Headley, S (1,5) OBP: 0.322, SLG: 0.364										4	1	2	1	0	0	1											
29 Francisco Cervelli, R (1,3) OBP: 0.347, SLG: 0.425										4	0	1	0	0	2	1											
33 Stephen Drew, L (1,4) OBP: 0.238, SLG: 0.294										4	0	1	0	0	2	2											
31 Ichiro Suzuki, L (1,9) OBP: 0.325, SLG: 0.335										3	1	1	0	0	0	1											
67 José Pirela, R (1,10) OBP: 0.667, SLG: 1.333										3	2	2	1	0	0	1											
<b>Inning Stats</b>	R: 0 E: 0 K: 1 S: 6	H: 0 LOB: 0 BB: 0 P: 7	R: 0 E: 0 K: 2 S: 10	H: 1 LOB: 1 BB: 0 P: 13	R: 2 E: 1 K: 0 S: 10	H: 1 LOB: 0 BB: 0 P: 15	R: 0 E: 0 K: 0 S: 7	H: 0 LOB: 0 BB: 1 P: 13	R: 2 E: 0 K: 0 S: 15	H: 3 LOB: 1 BB: 1 P: 27	R: 0 E: 0 K: 1 S: 15	H: 1 LOB: 0 BB: 0 P: 20	R: 0 E: 0 K: 1 S: 15	H: 1 LOB: 2 BB: 1 P: 25	R: 1 E: 0 K: 2 S: 8	H: 1 LOB: 0 BB: 0 P: 12		1B: 5 2B: 1 3B: 1 HR: 1	SF: 0 SAC: 0 DP: 2 HBP: 0	WP: 0 PB: 0 SB: 2 CS: 0	PA: 34						
<b>PITCHER</b>	IP	WLS	BF	H	R	ER	SO	BB	IBB	HBP	BLK	WP	HR	S	P	ERA	WHIP										
16 Wei-Yin Chen, L (1,1) ERA: 3.56	6.0	L	25	6	4	2	4	2	0	0	0	0	0	63	95	3.00	1.333										
47 Evan Meek, R (7,1) ERA: 5.49	0.2		4	1	0	0	1	1	0	0	0	0	0	13	22	0.00	3.000										
17 Brian Matusz, L (7,1) ERA: 3.6	0.1		1	0	0	0	0	0	0	0	0	0	0	2	3	0.00	0.000										
58 Ryan Webb, R (8,1) ERA: 3.86	0.2		3	1	1	1	1	0	0	0	0	0	1	5	7	13.50	1.500										
51 Joe Saunders, L (8,1) ERA: 7.02	0.1		1	0	0	0	1	0	0	0	0	0	0	3	5	0.00	0.000										



Batter	1	2	3	4	5	6	7	8	9	AB R H RBI BB SO LOB	TOP											
21 Nick Markakis, L OBP: 0.339, SLG: 0.382										5 1 4 3 0 0 1	<p><b>Baltimore Orioles @ New York Yankees</b> Yankee Stadium, Bronx, NY Tue Sep 23 2014, 7:10 PM - 10:31 PM EDT Att: 43,201 - Partly Cloudy - 68 F</p> <p>livebaseballscorecards.com</p> <p>AB 43 R 5 H 17 RBI 5 BB 0 SO 11 LOB 20</p>											
12 Alejandro De Aza, L OBP: 0.316, SLG: 0.361										5 0 1 0 0 3 5												
10 Adam Jones, R OBP: 0.311, SLG: 0.464										5 0 0 0 0 1 3												
23 Nelson Cruz, R OBP: 0.339, SLG: 0.529										5 1 3 1 0 0 1 0 0 0 0 0 0 0												
14 Kelly Johnson, L OBP: 0.288, SLG: 0.370										5 1 3 1 0 1 1												
2 J.J. Hardy, R OBP: 0.312, SLG: 0.376										5 0 1 0 0 0 3												
38 Jimmy Paredes, S OBP: 0.244, SLG: 0.350										4 1 1 0 0 2 2 1 0 0 0 0 1 2												
3 Jonathan Schoop, R OBP: 0.283, SLG: 0.348										4 0 1 0 0 2 1												
40 Nick Hundley, R OBP: 0.280, SLG: 0.368										4 1 3 0 0 1 1												
<b>Inning Stats</b>	R: 0 E: 0 K: 1 S: 12	H: 1 LOB: 1 BB: 0 P: 15	R: 2 E: 0 K: 2 S: 17	H: 4 LOB: 2 BB: 0 P: 26	R: 0 E: 0 K: 0 S: 12	H: 2 LOB: 0 BB: 0 P: 15	R: 2 E: 0 K: 3 S: 14	H: 2 LOB: 0 BB: 0 P: 19	R: 1 E: 0 K: 2 S: 9	H: 1 LOB: 0 BB: 0 P: 14		R: 0 E: 0 K: 0 S: 9	H: 2 LOB: 2 BB: 0 P: 15	R: 0 E: 0 K: 2 S: 12	H: 1 LOB: 2 BB: 0 P: 18	R: 0 E: 0 K: 1 S: 9	H: 2 LOB: 2 BB: 0 P: 12	R: 0 E: 0 K: 1 S: 9	H: 2 LOB: 2 BB: 0 P: 12	1B: 14 2B: 0 3B: 0 HR: 3	SF: 0 SAC: 0 DP: 1 HBP: 0	WP: 0 PB: 0 SB: 0 CS: 0
<b>PITCHER</b>	IP WLS BF H R ER SO BB IBB HBP BLK WP HR S P ERA WHIP											IP WLS BF H R ER SO BB IBB HBP BLK WP HR S P ERA WHIP										
38 Brandon McCarthy, R ERA: 4.05	5.1 L 27 11 5 5 8 0 0 0 0 0 3 66 92 8.44 2.062																					
57 Rich Hill, L ERA: 3.38	(6.1) 0.1 2 1 0 0 0 0 0 0 0 0 4 7 0.00 3.000																					
53 Esmil Rogers, R ERA: 4.96	(6.1) 1.1 4 1 0 0 0 0 0 0 0 0 11 17 0.00 0.750																					
68 Dellin Betances, R ERA: 1.4	(8.1) 1.0 5 2 0 0 2 0 0 0 0 0 12 18 0.00 2.000																					
30 David Robertson, R ERA: 2.74	(9.1) 1.0 5 2 0 0 1 0 0 0 0 0 9 12 0.00 2.000																					

Batter	1	2	3	4	5	6	7	8	9	AB R H RBI BB SO LOB	BOTTOM											
11 Brett Gardner, L OBP: 0.331, SLG: 0.425										4 0 1 0 1 0 1	<p><b>Baltimore Orioles @ New York Yankees</b> Yankee Stadium, Bronx, NY Tue Sep 23 2014, 7:10 PM - 10:31 PM EDT Att: 43,201 - Partly Cloudy - 68 F</p> <p>livebaseballscorecards.com</p> <p>AB 32 R 4 H 6 RBI 4 BB 4 SO 7 LOB 14</p>											
2 Derek Jeter, R OBP: 0.303, SLG: 0.312										5 1 1 0 0 2 3												
34 Brian McCann, L OBP: 0.290, SLG: 0.411										4 2 2 2 0 1 1												
12 Chase Headley, S OBP: 0.325, SLG: 0.363										1 1 0 0 2 1 0												
25 Mark Teixeira, S OBP: 0.317, SLG: 0.394										4 0 1 0 0 0 4												
24 Chris Young, R OBP: 0.290, SLG: 0.378										3 0 0 1 1 0 1												
33 Stephen Drew, L OBP: 0.235, SLG: 0.291										3 0 0 1 0 0 1												
31 Ichiro Suzuki, L OBP: 0.324, SLG: 0.337										4 0 1 0 0 1 2												
67 José Pirela, R OBP: 0.286, SLG: 0.571										4 0 0 0 0 2 1												
<b>Inning Stats</b>	R: 0 E: 0 K: 0 S: 13	H: 0 LOB: 1 BB: 0 P: 22	R: 0 E: 0 K: 0 S: 8	H: 0 LOB: 0 BB: 0 P: 12	R: 0 E: 0 K: 0 S: 6	H: 0 LOB: 0 BB: 0 P: 10	R: 1 E: 0 K: 1 S: 13	H: 1 LOB: 1 BB: 1 P: 23	R: 0 E: 0 K: 2 S: 11	H: 1 LOB: 1 BB: 0 P: 18		R: 1 E: 0 K: 1 S: 12	H: 1 LOB: 2 BB: 2 P: 25	R: 2 E: 0 K: 1 S: 11	H: 2 LOB: 0 BB: 0 P: 19	R: 0 E: 0 K: 0 S: 6	H: 0 LOB: 0 BB: 0 P: 8	R: 0 E: 0 K: 2 S: 12	H: 1 LOB: 1 BB: 0 P: 16	1B: 3 2B: 2 3B: 0 HR: 1	SF: 1 SAC: 0 DP: 0 HBP: 1	WP: 0 PB: 0 SB: 1 CS: 0
<b>PITCHER</b>	IP WLS BF H R ER SO BB IBB HBP BLK WP HR S P ERA WHIP											IP WLS BF H R ER SO BB IBB HBP BLK WP HR S P ERA WHIP										
31 Ubaldo Jiménez, R ERA: 4.85	5.0 W 22 3 2 2 2 3 1 0 0 0 0 10 19 3.60 1.200																					
35 Brad Brach, R ERA: 2.95	(6.1) 1.0 H 4 0 0 0 1 1 0 0 0 0 0 10 19 0.00 1.000																					
56 Darren O'Day, R ERA: 1.76	(7.1) 0.2 H 3 1 1 1 0 0 0 0 0 0 0 7 12 13.50 1.500																					
48 Andrew Miller, L ERA: 2.07	(7.1) 0.1 H 2 1 1 1 1 0 0 0 0 0 1 4 7 27.00 3.000																					
29 Tommy Hunter, R ERA: 3.0	(8.1) 1.0 H 3 0 0 0 0 0 0 0 0 0 0 6 8 0.00 0.000																					












Batter	1	2	3	4	5	6	7	8	9	AB	R	H	RBI	BB	SO	LOB	TOP					
67 José Pirela, R (1,4) OBP: 0.294, SLG: 0.412	G6-3		K		G5-3		L7		G6-4-3	5	0	0	0	0	1	1						
40 Eury Pérez, R (1,8) OBP: 0.250, SLG: 0.250	1B		K		B1-3		K			4	1	1	0	0	2	0						
29 Francisco Cervelli, R (1,3) OBP: 0.361, SLG: 0.429	K		1B							3	1	2	1	1	1	1						
24 Chris Young, R (1,7) OBP: 0.294, SLG: 0.379	BB		1B		F7		P3			3	0	1	0	1	0	2						
66 John Ryan Murphy, R (1,2) OBP: 0.317, SLG: 0.572	K2-3		FC6-4							4	1	1	0	0	2	3						
62 Austin Romine, R (1,10) OBP: 0.125, SLG: 0.125	G6-3		FC6-4							4	0	1	0	0	0	1						
17 Brendan Ryan, R (1,6) OBP: 0.218, SLG: 0.207			BB		F8		K			3	0	0	0	1	1	2						
45 Zelous Wheeler, R (1,5) OBP: 0.230, SLG: 0.298	G5-3		G5-3		G5-3		SF9		F9	3	0	0	1	0	0	1						
63 Antoan Richardson, S (1,9) OBP: 0.375, SLG: 0.333	F7		G3-1		G3-1		F8		1B	4	0	1	0	0	0	2						
<b>Inning Stats</b>	R: 0 E: 0 K: 2 S: 14	H: 1 LOB: 2 BB: 1 P: 26	R: 0 E: 0 K: 0 S: 9	H: 0 LOB: 1 BB: 1 P: 15	R: 2 E: 1 K: 2 S: 14	H: 2 LOB: 1 BB: 0 P: 26	R: 0 E: 0 K: 0 S: 8	H: 0 LOB: 0 BB: 0 P: 13	R: 0 E: 0 K: 1 S: 15	H: 1 LOB: 1 BB: 0 P: 12	R: 1 E: 0 K: 1 S: 15	H: 2 LOB: 1 BB: 0 P: 20	R: 0 E: 0 K: 1 S: 12	H: 0 LOB: 1 BB: 1 P: 19	R: 0 E: 0 K: 1 S: 7	H: 0 LOB: 0 BB: 0 P: 10	R: 0 E: 0 K: 0 S: 7	H: 1 LOB: 0 BB: 0 P: 9	1B: 6 2B: 1 3B: 0 HR: 0	SF: 1 SAC: 0 DP: 1 HBP: 0	WP: 0 PB: 2 SB: 1 CS: 0	PA: 37
<b>PITCHER</b>	IP	WLS	BF	H	R	ER	SO	BB	IBB	HBP	BLK	WP	HR	S	P	ERA	WHIP					
35 Steven Wright, R (1,1) ERA: 2.57	5.0	L	22	4	2	0	4	2	0	0	0	0	0	53	92	0.00	1.200					
68 Matt Barnes, R (6,1) ERA: 4.0	2.0		9	2	1	1	2	1	0	0	0	0	0	27	39	4.50	1.500					
37 Heath Hembree, R (8,1) ERA: 4.5	2.0		6	1	0	0	1	0	0	0	0	0	0	14	19	0.00	0.500					

**New York Yankees @ Boston Red Sox**  
Fenway Park, Boston, MA  
Fri Sep 26 2014, 7:13 PM - 10:13 PM EDT  
Att: 37,605 - Cloudy - 69 F

AB 33  
R 3  
H 7  
RBI 2  
BB 3  
SO 7  
LOB 13



Batter	1	2	3	4	5	6	7	8	9	AB	R	H	RBI	BB	SO	LOB	BOTTOM					
50 Mookie Betts, R (1,4) OBP: 0.365, SLG: 0.436	L8		G6-3		G4-3		F8			4	0	0	0	0	0	0						
2 Xander Bogaerts, R (1,6) OBP: 0.296, SLG: 0.360	P4		K		G5-3					4	0	1	0	0	1	0						
52 Yoenis Cespedes, R (1,10) OBP: 0.301, SLG: 0.453	1B				G4-3					4	0	1	0	0	2	1						
5 Allen Craig, R (1,9) OBP: 0.282, SLG: 0.319			1B		L5		F8		K	4	1	1	0	0	1	1						
70 Garin Cecchini, L (1,5) OBP: 0.357, SLG: 0.417	F8		G3		G3		K		F7	4	0	0	0	0	1	2						
38 Rusney Castillo, R (1,8) OBP: 0.313, SLG: 0.500	G6-3						HR			3	1	2	1	0	0	1						
73 Bryce Brentz, R (1,7) OBP: 0.389, SLG: 0.500	1B				F9		F7			3	0	1	1	0	0	1						
20 Ryan Lavarnway, R (1,3) OBP: 0.375, SLG: 0.457	K				P3					2	0	0	0	0	1	2						
7 Jemile Weeks, S (8,PH) OBP: 0.375, SLG: 0.457										1	0	0	0	0	1	0						
55 Christian Vázquez, R (9,2) OBP: 0.304, SLG: 0.305	K									0	0	0	0	0	0	0						
61 Dan Butler, R (1,2) OBP: 0.222, SLG: 0.294										2	0	0	0	0	1	1						
29 Daniel Nava, S (8,PH) OBP: 0.343, SLG: 0.360										1	0	0	0	0	1	0						
<b>Inning Stats</b>	R: 0 E: 0 K: 0 S: 9	H: 1 LOB: 1 BB: 0 P: 14	R: 1 E: 1 K: 1 S: 12	H: 2 LOB: 1 BB: 0 P: 15	R: 0 E: 0 K: 1 S: 12	H: 0 LOB: 0 BB: 0 P: 16	R: 0 E: 0 K: 1 S: 7	H: 0 LOB: 0 BB: 0 P: 9	R: 0 E: 0 K: 0 S: 10	H: 1 LOB: 1 BB: 0 P: 15	R: 0 E: 0 K: 0 S: 8	H: 0 LOB: 0 BB: 0 P: 12	R: 1 E: 0 K: 1 S: 9	H: 1 LOB: 0 BB: 0 P: 14	R: 0 E: 0 K: 2 S: 10	H: 0 LOB: 0 BB: 0 P: 10	R: 0 E: 0 K: 2 S: 11	H: 1 LOB: 1 BB: 0 P: 18	1B: 5 2B: 0 3B: 0 HR: 1	SF: 0 SAC: 0 DP: 0 HBP: 0	WP: 0 PB: 0 SB: 1 CS: 0	PA: 32
<b>PITCHER</b>	IP	WLS	BF	H	R	ER	SO	BB	IBB	HBP	BLK	WP	HR	S	P	ERA	WHIP					
26 Chris Capuano, L (1,1) ERA: 4.35	6.2	W	23	4	1	0	5	0	0	0	0	0	0	64	91	0.00	0.600					
27 Shawn Kelley, R (7,1) ERA: 4.53	0.1	H	2	1	1	1	0	0	0	0	0	0	1	3	4	27.00	3.000					
43 Adam Warren, R (8,1) ERA: 3.03	1.0	H	3	0	0	0	2	0	0	0	0	0	0	10	10	0.00	0.000					
30 David Robertson, R (9,1) ERA: 3.08	1.0	S	4	1	0	0	2	0	0	0	0	0	0	11	18	0.00	1.000					

**New York Yankees @ Boston Red Sox**  
Fenway Park, Boston, MA  
Fri Sep 26 2014, 7:13 PM - 10:13 PM EDT  
Att: 37,605 - Cloudy - 69 F

AB 32  
R 2  
H 6  
RBI 2  
BB 0  
SO 9  
LOB 9





Batter	1	2	3	4	5	6	7	8	9	AB	R	H	RBI	BB	SO	LOB	TOP			
31 Ichiro Suzuki, L OBP: 0.324, SLG: 0.334	F8		G5-3		G5-4-3			L8	29 1B	5	0	2	0	0	0	0	<b>New York Yankees @ Boston Red Sox</b> Fenway Park, Boston, MA Sat Sep 27 2014, 1:09 PM - 4:13 PM EDT Att: 37,147 - Sunny - 81°F			
2 Derek Jeter, R 29 Francisco Cervelli, R OBP: 0.367, SLG: 0.434	K				G5-4-3			12 1B, 24 1B, 62 1B	12 DI	2	0	1	0	0	1	0				
34 Brian McCann, L 62 Austin Romine, R OBP: 0.182, SLG: 0.182	G3		L1					24 1B, 33 2B, 17 1B	K	2	0	0	0	0	1	1				
12 Chase Headley, S OBP: 0.328, SLG: 0.373								33 2B, 24 1B	K	5	1	2	0	0	2	2				
24 Chris Young, R OBP: 0.296, SLG: 0.383										4	0	2	1	0	0	1				
33 Stephen Drew, L OBP: 0.240, SLG: 0.303										3	0	1	2	1	1	1				
67 José Pirela, R OBP: 0.333, SLG: 0.500										3	1	1	0	1	1	4				
17 Brendan Ryan, R OBP: 0.211, SLG: 0.202										3	0	0	1	0	0	6				
40 Eury Pérez, R OBP: 0.125, SLG: 0.125										4	0	0	0	0	1	0				
<b>Inning Stats</b>	R: 0 E: 0 K: 1 S: 7	H: 0 LOB: 0 BB: 0 P: 10	R: 0 E: 2 K: 0 S: 10	H: 1 LOB: 2 BB: 1 P: 18	R: 0 E: 0 K: 0 S: 9	H: 1 LOB: 1 BB: 0 P: 10	R: 0 E: 0 K: 1 S: 11	H: 1 LOB: 2 BB: 1 P: 19	R: 0 E: 0 K: 0 S: 4	H: 0 LOB: 0 BB: 0 P: 6	R: 1 E: 0 K: 1 S: 9	H: 1 LOB: 0 BB: 0 P: 12	R: 3 E: 0 K: 1 S: 15	H: 5 LOB: 2 BB: 0 P: 25	R: 0 E: 0 K: 3 S: 14	H: 2 LOB: 2 BB: 0 P: 17		1B: 8 2B: 3 3B: 1 HR: 0	SF: 1 SAC: 0 DP: 1 HBP: 0	WP: 0 PB: 0 SB: 0 CS: 0
<b>PITCHER</b>	IP WLS BF H R ER SO BB IBB HBP BLK WP HR S P ERA WHIP																			
56 Joe Kelly, R ERA: 4.2	7.1 W 32 9 4 4 3 2 0 0 0 0 0 0 65 97 4.91 1.500																			
59 Tommy Layne, L ERA: 0.98	0.0 1 1 0 0 0 0 0 0 0 0 0 0 0 1 3 ∞ ∞																			
62 Rubby De La Rosa, R ERA: 4.43	1.2 7 2 0 0 4 0 0 0 0 0 0 0 0 18 23 0.00 1.200																			

AB	37
R	4
H	12
RBI	4
BB	2
SO	7
LOB	18



Batter	1	2	3	4	5	6	7	8	9	AB	R	H	RBI	BB	SO	LOB	BOTTOM			
50 Mookie Betts, R OBP: 0.365, SLG: 0.438	29 1B, 52 1B				G6-3					4	2	1	0	1	1	4	<b>New York Yankees @ Boston Red Sox</b> Fenway Park, Boston, MA Sat Sep 27 2014, 1:09 PM - 4:13 PM EDT Att: 37,147 - Sunny - 81°F			
2 Xander Bogaerts, R OBP: 0.297, SLG: 0.362	K		G6-3					F8		5	2	2	0	0	1	1				
29 Daniel Nava, S OBP: 0.348, SLG: 0.364	L6-4, 52 1B		E3		HBP			F8		4	1	3	3	0	0	0				
52 Yoenis Cespedes, R OBP: 0.303, SLG: 0.453										4	1	2	2	0	1	2				
72 Carlos Rivera, R OBP: 0.625, SLG: 1.286					G6-3					1	0	1	0	0	0	0				
5 Allen Craig, R OBP: 0.275, SLG: 0.315	L6-4		E8							5	1	0	0	0	1	4				
70 Gann Cecchini, L OBP: 0.375, SLG: 0.500			K							4	1	2	1	0	2	1				
38 Rusney Castillo, R OBP: 0.389, SLG: 0.545										3	1	3	1	1	0	0				
73 Bryce Brentz, R OBP: 0.364, SLG: 0.455			G5-3							4	0	1	0	0	1	2				
55 Christian Vázquez, R OBP: 0.308, SLG: 0.309										3	1	1	1	1	2	1				
<b>Inning Stats</b>	R: 1 E: 0 K: 1 S: 9	H: 3 LOB: 1 BB: 0 P: 17	R: 8 E: 2 K: 1 S: 27	H: 7 LOB: 3 BB: 3 P: 53	R: 0 E: 0 K: 0 S: 6	H: 0 LOB: 0 BB: 0 P: 9	R: 0 E: 0 K: 0 S: 4	H: 2 LOB: 2 BB: 0 P: 8	R: 0 E: 0 K: 1 S: 8	H: 0 LOB: 0 BB: 0 P: 11	R: 1 E: 1 K: 2 S: 12	H: 2 LOB: 1 BB: 0 P: 16	R: 0 E: 0 K: 3 S: 10	H: 1 LOB: 1 BB: 0 P: 12	R: 0 E: 0 K: 1 S: 9	H: 1 LOB: 1 BB: 0 P: 15	1B: 11 2B: 6 3B: 0 HR: 0	SF: 0 SAC: 0 DP: 2 HBP: 1	WP: 0 PB: 0 SB: 1 CS: 0	PA: 41
<b>PITCHER</b>	IP WLS BF H R ER SO BB IBB HBP BLK WP HR S P ERA WHIP																			
19 Masahiro Tanaka, R ERA: 2.77	1.2 L 13 7 7 5 2 2 0 0 0 0 0 0 11 20 0.00 12.000																			
48 Preston Claiborne, R ERA: 3.0	0.1 6 3 2 0 0 1 0 0 0 0 0 0 30 44 2.25 1.000																			
65 Bryan Mitchell, R ERA: 2.45	4.0 14 4 1 1 3 0 0 0 1 0 0 0 19 27 0.00 1.000																			
39 Chase Whitley, R ERA: 5.23	2.0 8 2 0 0 4 0 0 0 0 0 0 0 19 27 0.00 1.000																			

AB	37
R	10
H	16
RBI	8
BB	3
SO	9
LOB	15






Batter	1	2	3	4	5	6	7	8	9	AB	R	H	RBI	BB	SO	LOB	TOP					
31 Ichiro Suzuki, L (1, 9) OBP: 0.324, SLG: 0.340 40 Eury Pérez, R (5, 9) OBP: 0.200, SLG: 0.200	G4-3		2 1B 3B		G4-3		66 1B 62 2B 1B	G6-3		3	1	1	2	0	0	0						
2 Derek Jeter, R (1, 10) OBP: 0.304, SLG: 0.313 34 Brian McCann, L (3, PH) OBP: 0.286, SLG: 0.406 66 John Ryan Murphy, R (5, PH) OBP: 0.318, SLG: 0.370	L6		11 2B 25 SF8 1B		K		62 2B 12 1B 1B	L7		2	0	1	1	0	0	0						
11 Brett Gardner, L (1, 8) OBP: 0.327, SLG: 0.422 62 Austin Romine, R (7, PH) OBP: 0.231, SLG: 0.308	F9		25 SF8 2B		G4-3		12 1B 1B 2B	K		3	0	1	0	0	0	0						
25 Mark Teixeira, S (1, 3) OBP: 0.313, SLG: 0.398 63 Antonio Richardson, S (7, 8) OBP: 0.353, SLG: 0.313	G3		SF8		K		L5	G4-3		3	0	0	1	0	1	2						
12 Chase Headley, S (1, 5)	K		G3-1		G3					4	0	1	1	0	1	2						
33 Stephen Drew, L (1, 6) OBP: 0.237, SLG: 0.299 17 Brendan Ryan, R (8, 6) OBP: 0.211, SLG: 0.202	P4				P4		G3			4	0	0	0	0	1	2						
29 Francisco Cervelli, R (1, 2) OBP: 0.370, SLG: 0.432			31 WP 67 1B 3B		G6-3					3	2	1	0	1	0	2						
24 Chris Young, R (1, 7) OBP: 0.299, SLG: 0.385			K		K		67 FC4-6 1B			4	1	2	0	0	2	1						
67 José Pirela, R (1, 4) OBP: 0.360, SLG: 0.542			31 WP 3B		FC4-6		40 1B 66 1B 2B	G6-3		4	2	2	2	0	0	1						
<b>Inning Stats</b>	R: 0 E: 0 K: 0 S: 9	H: 0 LOB: 0 BB: 0 P: 13	R: 0 E: 0 K: 1 S: 7	H: 0 LOB: 0 BB: 0 P: 11	R: 4 E: 0 K: 1 S: 20	H: 4 LOB: 2 BB: 1 P: 33	R: 0 E: 0 K: 0 S: 10	H: 1 LOB: 1 BB: 0 P: 15	R: 0 E: 0 K: 1 S: 9	H: 0 LOB: 0 BB: 0 P: 12	R: 5 E: 0 K: 1 S: 18	H: 7 LOB: 2 BB: 0 P: 25	R: 0 E: 0 K: 1 S: 7	H: 0 LOB: 0 BB: 0 P: 10	R: 0 E: 0 K: 1 S: 8	H: 0 LOB: 0 BB: 0 P: 10	1B: 8 2B: 3 3B: 1 HR: 0	SF: 1 SAC: 0 DP: 0 HBP: 0	WP: 1 PB: 0 SB: 0 CS: 0	PA: 40		
<b>PITCHER</b>	IP WLS BF H R ER SO BB IBB HBP BLK WP HR S P ERA WHIP	IP WLS BF H R ER SO BB IBB HBP BLK WP HR S P ERA WHIP	IP WLS BF H R ER SO BB IBB HBP BLK WP HR S P ERA WHIP	IP WLS BF H R ER SO BB IBB HBP BLK WP HR S P ERA WHIP	IP WLS BF H R ER SO BB IBB HBP BLK WP HR S P ERA WHIP	IP WLS BF H R ER SO BB IBB HBP BLK WP HR S P ERA WHIP	IP WLS BF H R ER SO BB IBB HBP BLK WP HR S P ERA WHIP	IP WLS BF H R ER SO BB IBB HBP BLK WP HR S P ERA WHIP	IP WLS BF H R ER SO BB IBB HBP BLK WP HR S P ERA WHIP	IP WLS BF H R ER SO BB IBB HBP BLK WP HR S P ERA WHIP	IP WLS BF H R ER SO BB IBB HBP BLK WP HR S P ERA WHIP	IP WLS BF H R ER SO BB IBB HBP BLK WP HR S P ERA WHIP	IP WLS BF H R ER SO BB IBB HBP BLK WP HR S P ERA WHIP	IP WLS BF H R ER SO BB IBB HBP BLK WP HR S P ERA WHIP	IP WLS BF H R ER SO BB IBB HBP BLK WP HR S P ERA WHIP	IP WLS BF H R ER SO BB IBB HBP BLK WP HR S P ERA WHIP	IP WLS BF H R ER SO BB IBB HBP BLK WP HR S P ERA WHIP					
11 Clay Buchholz, R (1, 1) ERA: 5.34 32 Craig Breslow, L (7, 1) ERA: 5.96 66 Drake Britton, L (7, 1) ERA: 5.96 35 Burke Badenhop, R (8, 1) ERA: 2.29 30 Alex Wilson, R (9, 1) ERA: 1.91	6.0 L 24 5 4 4 4 1 0 0 0 0 0 0 7 11 6.00 1.000	0.0 5 5 5 5 0 0 0 0 0 0 0 0 7 11 0.00 2.000	1.0 5 2 0 0 1 0 0 0 0 0 0 7 14 0.00 0.000	1.0 3 0 0 0 1 0 0 0 0 0 0 8 10 0.00 0.000	6.0 L 24 5 4 4 4 1 0 0 0 0 0 7 11 6.00 1.000	0.0 5 5 5 5 0 0 0 0 0 0 0 7 11 0.00 2.000	1.0 5 2 0 0 1 0 0 0 0 0 0 7 14 0.00 0.000	1.0 3 0 0 0 1 0 0 0 0 0 0 8 10 0.00 0.000	6.0 L 24 5 4 4 4 1 0 0 0 0 0 7 11 6.00 1.000	0.0 5 5 5 5 0 0 0 0 0 0 0 7 11 0.00 2.000	1.0 5 2 0 0 1 0 0 0 0 0 0 7 14 0.00 0.000	1.0 3 0 0 0 1 0 0 0 0 0 0 8 10 0.00 0.000	6.0 L 24 5 4 4 4 1 0 0 0 0 0 7 11 6.00 1.000	0.0 5 5 5 5 0 0 0 0 0 0 0 7 11 0.00 2.000	1.0 5 2 0 0 1 0 0 0 0 0 0 7 14 0.00 0.000	1.0 3 0 0 0 1 0 0 0 0 0 0 8 10 0.00 0.000	6.0 L 24 5 4 4 4 1 0 0 0 0 0 7 11 6.00 1.000					
50 Mookie Betts, R (1, 4) OBP: 0.368, SLG: 0.444	52 S 1B		F9		K		1-H 2H 2B			4	0	2	2	0	1	0						
29 Daniel Nava, S (1, 9) OBP: 0.346, SLG: 0.361 20 Ryan Lavarnway, R (7, PH) (8, 3)	K		K		K		G5-3			3	0	0	0	0	2	1						
52 Yoanis Cespedes, R (1, 10) OBP: 0.301, SLG: 0.450	K		F7		K		K	K		4	0	0	0	0	3	1						
5 Allen Craig, R (1, 3) OBP: 0.279, SLG: 0.315 (8, 9)	K		G1-3		K		38 HBP 61 2B 1B	K		4	1	1	0	0	2	1						
70 Garin Cecchini, L (1, 5)	K		K		K		61 HBP 2B BB	G4-3		3	1	0	0	1	2	0						
38 Rusney Castillo, R (1, 8) OBP: 0.400, SLG: 0.528	F8		1B		1B		61 2B 61 E HBP	K		3	1	1	0	0	1	0						
73 Bryce Brentz, R (1, 7) OBP: 0.308, SLG: 0.385	K		K		K		K	K		4	0	0	0	0	4	4						
3 David Ross, R (1, 2) OBP: 0.260, SLG: 0.368 61 Dan Butler, R (7, 2) OBP: 0.250, SLG: 0.368	G5-3		G5-3		G6-3		E9 50 2B 2B	F7		2	0	0	0	0	0	1						
7 Jemile Weeks, S (1, 6) OBP: 0.372, SLG: 0.432	G4-3		G4-3		F9		50 2B BB			2	1	0	0	1	0	0						
<b>Inning Stats</b>	R: 0 E: 0 K: 3 S: 11	H: 1 LOB: 1 BB: 0 P: 14	R: 0 E: 0 K: 2 S: 7	H: 0 LOB: 0 BB: 0 P: 11	R: 0 E: 0 K: 0 S: 11	H: 0 LOB: 0 BB: 0 P: 19	R: 0 E: 0 K: 1 S: 8	H: 0 LOB: 0 BB: 0 P: 8	R: 0 E: 0 K: 2 S: 11	H: 1 LOB: 1 BB: 0 P: 15	R: 0 E: 0 K: 1 S: 9	H: 0 LOB: 0 BB: 0 P: 12	R: 5 E: 1 K: 2 S: 27	H: 3 LOB: 1 BB: 2 P: 41	R: 0 E: 0 K: 2 S: 9	H: 0 LOB: 0 BB: 0 P: 13	R: 0 E: 0 K: 2 S: 11	H: 0 LOB: 0 BB: 0 P: 16	1B: 3 2B: 2 3B: 0 HR: 0	SF: 0 SAC: 0 DP: 0 HBP: 1	WP: 0 PB: 0 SB: 1 CS: 0	PA: 35
<b>PITCHER</b>	IP WLS BF H R ER SO BB IBB HBP BLK WP HR S P ERA WHIP	IP WLS BF H R ER SO BB IBB HBP BLK WP HR S P ERA WHIP	IP WLS BF H R ER SO BB IBB HBP BLK WP HR S P ERA WHIP	IP WLS BF H R ER SO BB IBB HBP BLK WP HR S P ERA WHIP	IP WLS BF H R ER SO BB IBB HBP BLK WP HR S P ERA WHIP	IP WLS BF H R ER SO BB IBB HBP BLK WP HR S P ERA WHIP	IP WLS BF H R ER SO BB IBB HBP BLK WP HR S P ERA WHIP	IP WLS BF H R ER SO BB IBB HBP BLK WP HR S P ERA WHIP	IP WLS BF H R ER SO BB IBB HBP BLK WP HR S P ERA WHIP	IP WLS BF H R ER SO BB IBB HBP BLK WP HR S P ERA WHIP	IP WLS BF H R ER SO BB IBB HBP BLK WP HR S P ERA WHIP	IP WLS BF H R ER SO BB IBB HBP BLK WP HR S P ERA WHIP	IP WLS BF H R ER SO BB IBB HBP BLK WP HR S P ERA WHIP	IP WLS BF H R ER SO BB IBB HBP BLK WP HR S P ERA WHIP	IP WLS BF H R ER SO BB IBB HBP BLK WP HR S P ERA WHIP	IP WLS BF H R ER SO BB IBB HBP BLK WP HR S P ERA WHIP	IP WLS BF H R ER SO BB IBB HBP BLK WP HR S P ERA WHIP					
35 Michael Pineda, R (1, 1) ERA: 1.89 53 Esnail Rogers, R (7, 1) ERA: 5.72 43 Adam Warren, R (7, 1) ERA: 2.97 41 David Phelps, R (9, 1) ERA: 4.38	6.1 W 22 3 1 1 1 2 0 0 0 0 0 15 26 54.00 9.000	0.1 5 1 2 2 1 2 0 0 0 0 0 13 18 13.50 0.750	1.1 5 1 2 2 2 0 0 0 0 0 0 11 16 0.00 0.000	1.0 3 0 0 0 2 0 0 0 0 0 0 11 16 0.00 0.000	6.1 W 22 3 1 1 1 2 0 0 0 0 0 15 26 54.00 9.000	0.1 5 1 2 2 1 2 0 0 0 0 0 13 18 13.50 0.750	1.1 5 1 2 2 2 0 0 0 0 0 0 11 16 0.00 0.000	1.0 3 0 0 0 2 0 0 0 0 0 0 11 16 0.00 0.000	6.1 W 22 3 1 1 1 2 0 0 0 0 0 15 26 54.00 9.000	0.1 5 1 2 2 1 2 0 0 0 0 0 13 18 13.50 0.750	1.1 5 1 2 2 2 0 0 0 0 0 0 11 16 0.00 0.000	1.0 3 0 0 0 2 0 0 0 0 0 0 11 16 0.00 0.000	6.1 W 22 3 1 1 1 2 0 0 0 0 0 15 26 54.00 9.000	0.1 5 1 2 2 1 2 0 0 0 0 0 13 18 13.50 0.750	1.1 5 1 2 2 2 0 0 0 0 0 0 11 16 0.00 0.000	1.0 3 0 0 0 2 0 0 0 0 0 0 11 16 0.00 0.000	6.1 W 22 3 1 1 1 2 0 0 0 0 0 15 26 54.00 9.000					

New York Yankees @ Boston Red Sox  
Fenway Park, Boston, MA  
Sun Sep 28 2014, 1:43 PM - 4:54 PM EDT  
Att: 36,879 - Sunny - 84 F

AB 38  
R 9  
H 12  
RBI 9  
BB 1  
SO 7  
LOB 10



New York Yankees @ Boston Red Sox  
Fenway Park, Boston, MA  
Sun Sep 28 2014, 1:43 PM - 4:54 PM EDT  
Att: 36,879 - Sunny - 84 F

AB 32  
R 5  
H 5  
RBI 4  
SO 15  
LOB 9

