New York Yankees - 2015

New York Yankees @ Philadelphia Phillies

Bright House Field, Clearwater, FL

Tue Mar 03 2015, 4:20 PM - 4:24 PM EST

Att. 7,007 - Sunny - 82 F

TOP

livebaseballscorecards.com

Batter	1	2	3	4	5	6	7	8	9	AB	R	H	RBI	BB	SO	LOB
22 Jacoby Ellsbury, L (1, 8) 93 Jake Cave, L (6, 8) OBP: 0.500, SLG: 0.500	G4-3	FC5-2 1-2 3-H			F7			G1-3	99 HR 74 1B 3-H	3 2	0 1	0 1	0 1	0 0	0 0	2 0
11 Brett Gardner, L (1, 7) 74 Slade Heathcott, L (6, 7) OBP: 1.000, SLG: 1.500	G4-3	L8			CCC K			95 1B 2B	99 HR 1B 1-2	3 2	0 1	0 2	0 0	0 0	1 0	2 0
24 Chris Young, R (1, 9) OBP: 0.500, SLG: 0.500 99 Aaron Judge, R (6, PH) OBP: 0.667, SLG: 2.000 (6, 9)	33 1B 63 1B 1B		G6-3			G5-3		BBBB 95 1B BB	SSBBBX 1-H 2-H HR	2 2	1 1	1 1	0 3	0 1	0 0	0 0
33 Garrett Jones, L (1, 3) OBP: 0.500, SLG: 0.500 95 Greg Bird, L (6, PH) OBP: 0.667, SLG: 1.000 (6, 3)	63 1B 1-3 1B		G3-1			F7		1-2 2-3 1B	2B	2 3	0 0	1 2	0 0	0 0	0 0	0 0
63 José Pirela, R (1, 4) OBP: 0.500, SLG: 0.500 98 Rob Refsnyder, R (6, PH) (6, 4)	55 G1-3 1-3 3-H 1B		G4-3			BBBB 66 FC6-4 BB		F3	SSS K	2 2	0 0	1 0	1 0	0 1	0 1	0 4
55 Austin Romine, R (1, 2) 66 John Ryan Murphy, R (6, PH) (6, 2)	G1-3 1-2			SSS K		FC6-4 1-2f		G4-3		2 2	0 0	0 0	0 0	0 0	1 0	2 4
94 Kyle Roller, L (1, 10) OBP: 0.500, SLG: 0.500 80 Mason Williams, L (7, PH) OBP: 0.500, SLG: 1.000 (7, 10)	G6-3		97 G4-6-3 1B				F8	62 G6-3 93 1B 2B		2 2	0 1	1 1	0 0	0 0	0 0	0 0
97 Jonathan Galvez, R (1, 5) OBP: 0.500, SLG: 0.500 62 Cole Figueroa, L (6, 5)	60 1B 22 FC5-2 1B		G4-6-3 1-2f				SSC K	G6-3 2-3		2 2	0 0	1 0	0 0	0 0	0 1	1 1
60 Nick Noonan, L (1, 6) OBP: 0.500, SLG: 0.500 96 Cito Culver, R (6, 6)	22 FC5-2 1-3 1B				G3-1		G5-3	SSS K		2 2	0 0	1 0	0 0	0 0	0 1	0 1
Inning Stats	R: 1 E: 0 K: 0 S: 6 H: 3 LOB: 2 BB: 0 P: 6	R: 0 E: 0 K: 0 S: 5 H: 2 LOB: 2 BB: 0 P: 5	R: 0 E: 0 K: 0 S: 3 H: 0 LOB: 0 BB: 0 P: 3	R: 0 E: 0 K: 1 S: 5 H: 1 LOB: 0 BB: 0 P: 5	R: 0 E: 0 K: 1 S: 5 H: 0 LOB: 0 BB: 0 P: 5	R: 0 E: 0 K: 0 S: 3 H: 0 LOB: 1 BB: 1 P: 7	R: 0 E: 0 K: 1 S: 5 H: 0 LOB: 0 BB: 0 P: 5	R: 0 E: 0 K: 0 S: 5 H: 2 LOB: 3 BB: 1 P: 9	R: 4 E: 0 K: 2 S: 14 H: 5 LOB: 1 BB: 0 P: 17	1B: 9 2B: 3 3B: 0 HR: 1	SF: 0 SAC: 0 DP: 1 HBP: 0					

	AB	39
	R	5
	H	13
	RBI	5
	BB	2
	SO	5
	LOB	17

WP: 0 PB: 0 SB: 0 CS: 0 PA: 41

PITCHER	IP	WLS	BF	H	R	ER	SO	BB	IBB	HBP	BLK	WP	HR	S	P	ERA	WHIP
55 David Buchanan, R (1, 1) ERA: 4.5	2.0		11	5	1	1	0	0	0	0	0	0	0	11	11	4.50	2.500
31 Jerome Williams, R (3, 1) ERA:	2.0		6	1	0	0	1	0	0	0	0	0	0	8	8	0.00	0.500
64 Joely Rodríguez, L (5, 1) ERA:	2.0	H	7	0	0	0	1	1	0	0	0	0	0	8	12	0.00	0.500
46 Jeanmar Gómez, R (7, 1) ERA:	2.0	H	9	2	0	0	1	1	0	0	0	0	0	10	14	0.00	1.500
43 Mario Hollands, L (9, 1) ERA: 54.0	0.2		7	5	4	4	1	0	0	0	0	0	1	11	14	54.00	7.500

PITCHER	IP	WLS	BF	H	R	ER	SO	BB	IBB	HBP	BLK	WP	HR	S	P	ERA	WHIP
57 Luis García, R (9, 1) ERA:	0.1		1	0	0	0	1	0	0	0	0	0	0	3	3	0.00	0.000

New York Yankees @ Philadelphia Phillies

Bright House Field, Clearwater, FL

Tue Mar 03 2015, 4:20 PM - 4:24 PM EST

Att. 7,007 - Sunny - 82 F

livebaseballscorecards.com

BOTTOM

Batter	1	2	3	4	5	6	7	8	9	AB	R	H	RBI	BB	SO	LOB
2 Ben Revere, L (1, 8)	G5-3		G5-3		G3 1-2		E4 40 1B 2-H		1-2 HBP	3	0	0	0	0	0	1
37 Odúbel Herrera, L (6, 8)										1	1	0	0	0	0	0
13 Freddy Galvis, S (1, 6) OBP: 0.333, SLG: 0.333	F8			24 6 1B 1B	G4-3 2-3		F7		P3	3	1	1	0	0	0	1
4 Andrés Blanco, S (7, 6)										2	0	0	0	0	0	3
24 Grady Sizemore, L (1, 7) OBP: 0.333, SLG: 0.333	G4-3			9 1B 6 1B 25 SF7 1-2 1B	S S S K 3-H		2-H 1B		C C C K	3	1	1	0	0	1	0
40 Aaron Altherr, R (6, 7) OBP: 0.500, SLG: 0.500										2	0	1	1	0	1	2
6 Ryan Howard, L (1, 3) OBP: 1.000, SLG: 1.000		51 FC5-4 1B		9 1B 1-2 2-H 1B		L6 S S T	K			2	0	2	1	0	0	0
18 Darin Ruf, R (6, 3)										2	0	0	0	0	1	1
51 Carlos Ruiz, R (1, 10)		FC5-4 9 FC6-4 1-2f		F7		G5-3		G4-3		3	0	0	0	0	0	3
Xavier Paul, L (8, PH) (9, 10)										1	0	0	0	0	0	0
9 Domonic Brown, L (1, 9) OBP: 0.667, SLG: 0.500		FC6-4 1-2f		1-2 2-3 1B		H 25 S HBP		F9		2	0	1	0	0	0	1
3 Jeff Francoeur, R (7, 9)										1	0	0	0	0	0	0
25 Cody Asche, L (1, 5)		F9		SF7 3-H		C S S K 1-2		P6		2	0	0	1	0	1	2
7 Maikel Franco, R (7, 5)										1	0	0	0	0	0	0
16 César Hernández, S (1, 4) OBP: 0.333, SLG: 0.333		C C C K		G3-1			47 S 37 E 1B		37 HBP 1B	3	1	1	0	0	1	2
71 Cord Phelps, S (8, 4) OBP: 1.000, SLG: 1.000										1	0	1	0	0	0	0
29 Cameron Rupp, R (1, 2)		S S S K			B B B 13 G4-3 2 G3 24 BLK BB		S S S K 1-2		S S S K	1	1	0	0	1	1	0
47 Koyie Hill, S (7, 2)										1	0	0	0	0	1	1
19 Darin Mastroianni, R (9, PH)										1	0	0	0	0	1	1
Inning Stats	R: 0 E: 0 K: 0 S: 3 H: 0 LOB: 0 BB: 0 P: 3	R: 0 E: 1 K: 0 S: 4 H: 1 LOB: 1 BB: 0 P: 4	R: 0 E: 0 K: 2 S: 7 H: 0 LOB: 0 BB: 0 P: 7	R: 2 E: 0 K: 0 S: 7 H: 4 LOB: 2 BB: 0 P: 7	R: 1 E: 0 K: 1 S: 5 H: 0 LOB: 0 BB: 1 P: 9	R: 0 E: 0 K: 1 S: 5 H: 0 LOB: 1 BB: 0 P: 6	R: 2 E: 1 K: 2 S: 10 H: 2 LOB: 1 BB: 0 P: 10	R: 0 E: 0 K: 0 S: 3 H: 0 LOB: 0 BB: 0 P: 3	R: 0 E: 0 K: 2 S: 8 H: 1 LOB: 2 BB: 0 P: 9	1B: 8 2B: 0 3B: 0 HR: 0	SF: 1 SAC: 0 DP: 0 HBP: 2	WP: 0 PB: 0 SB: 2 CS: 0	PA: 39				

	AB	R	H	RBI	BB	SO	LOB
AB	35						
R	5						
H	8						
RBI	3						
BB	1						
SO	8						
LOB	18						

PITCHER		IP	WLS	BF	H	R	ER	SO	BB	IBB	HBP	BLK	WP	HR	S	P	ERA	WHIP
43 Adam Warren, R	(1, 1)	2.0		7	1	0	0	0	0	0	0	0	0	0	7	7	0.00	0.500
ERA:																		
91 Luis Severino, R	(3, 1)	1.1	H	8	4	2	2	2	0	0	0	0	0	0	12	12	13.50	3.000
ERA: 13.5																		
88 Diego Moreno, R	(4, 1)	1.2	B	6	0	1	1	1	1	0	0	1	0	0	7	11	5.40	0.600
ERA: 5.4																		
82 Nick Goody, R	(6, 1)	1.0		4	0	0	0	1	0	0	1	0	0	0	5	6	0.00	0.000
ERA:																		
87 Jacob Lindgren, L	(7, 1)	0.2		5	2	2	0	1	0	0	0	0	0	0	7	7	0.00	3.000
ERA:																		

PITCHER		IP	WLS	BF	H	R	ER	SO	BB	IBB	HBP	BLK	WP	HR	S	P	ERA	WHIP
76 Branden Pinder, R	(7, 1)	1.1		4	0	0	0	1	0	0	0	0	0	0	6	6	0.00	0.000
ERA:																		
45 Chasen Shreve, L	(9, 1)	1.0		5	1	0	0	2	0	0	1	0	0	0	8	9	0.00	1.000
ERA:																		

Philadelphia Phillies @ New York Yankees

George M. Steinbrenner Field, Tampa, FL

Wed Mar 04 2015, 3:34 PM - 3:36 PM EST

Att. 9,673 - Partly Cloudy - 82 F

livebaseballscorecards.com

TOP

Batter	1	2	3	4	5	6	7	8	9	AB	R	H	RBI	BB	SO	LOB
37 Odúbel Herrera, L (1, 8) OBP: 0.667, SLG: 0.600 19 Darin Mastroianni, R (7, 7)	E4 9 G5-3		9 S 13 S 1B		13 SH1-3 7 1B 1B		13 13 G5-3 S 40 1B 1B		G4-3	4 1	2 0	3 0	0 0	0 0	0 0	0 0
13 Freddy Galvis, S (1, 6) OBP: 0.167, SLG: 0.167 4 Andrés Blanco, S (8, 6)	F8 ①		K ① 1-2		SH1-3 ① 1-2		G5-3 ② 1-3			3 0	0 0	0 0	0 0	0 0	1 0	3 0
9 Domonic Brown, L (1, 9) OBP: 0.500, SLG: 0.250 40 Aaron Altherr, R (5, 9) OBP: 0.667, SLG: 0.667	G5-3 ② 1-2		K ② 2-3		7 1B 7 1B BB		68 G5-3 3-H 1B			2 1	0 0	0 1	0 1	1 0	1 0	2 0
6 Ryan Howard, L (1, 10) OBP: 0.400, SLG: 0.400 68 Russ Canzler, R (7, PH) (7, 10)	F7 ③		G3-1 ③		F7 ②		G5-3 ③ 1-2			3 1	0 0	0 0	0 0	0 0	0 0	4 1
7 Maikel Franco, R (1, 5) OBP: 0.200, SLG: 0.200 16 César Hernández, S (8, 4) OBP: 0.333, SLG: 0.333		K ① S S S		F9 ① 1-0	1-H 2-H 1B			G5-3 ①		4 0	0 0	1 0	1 0	0 0	1 0	0 0
18 Darin Ruf, R (1, 3) OBP: 0.167, SLG: 0.333		24 G3-1 71 1B 2B		G4-3 ②		K ① S S S		G6-3 ②		4	1	1	0	0	1	0
24 Grady Sizemore, L (1, 7) OBP: 0.400, SLG: 0.250 15 Jordan Danks, L (4, PR) (4, 7) (7, 8)		G3-1 ② 2-3		71 1B HBP		G4-3 ②		K ③ C C C		1 2	0 0	0 0	0 0	0 0	0 1	1 0
71 Cord Phelps, S (1, 4) OBP: 0.600, SLG: 0.600 (8, 5)		73 FC5-4 3-H 1B		1-2 1B		G4-3 ③			K ① S S S	4	0	2	1	0	1	0
73 Tommy Joseph, R (1, 2) 76 René García, R (7, 2)		FC5-4 ③ 1-2f		L8 ③			K ① C C C		G6-3 ②	3 1	0 0	0 0	0 0	0 0	1 0	3 0
Inning Stats	R: 0 E: 1 K: 0 S: 4 H: 0 LOB: 1 BB: 0 P: 4	R: 1 E: 0 K: 1 S: 7 H: 2 LOB: 1 BB: 0 P: 7	R: 0 E: 0 K: 2 S: 7 H: 1 LOB: 1 BB: 0 P: 8	R: 0 E: 0 K: 0 S: 4 H: 1 LOB: 2 BB: 0 P: 5	R: 1 E: 0 K: 0 S: 4 H: 2 LOB: 2 BB: 1 P: 8	R: 0 E: 0 K: 1 S: 5 H: 0 LOB: 0 BB: 0 P: 5	R: 1 E: 0 K: 1 S: 7 H: 2 LOB: 1 BB: 0 P: 7	R: 0 E: 0 K: 1 S: 5 H: 0 LOB: 0 BB: 0 P: 5	R: 0 E: 0 K: 1 S: 5 H: 0 LOB: 0 BB: 0 P: 5	1B: 7 2B: 1 3B: 0 HR: 0 SF: 0 SAC: 1 DP: 0 HBP: 1	WP: 0 PB: 0 SB: 3 CS: 0 PA: 37					

	AB	34
	R	3
	H	8
	RBI	3
	BB	1
	SO	7
	LOB	14

PITCHER		IP	WLS	BF	H	R	ER	SO	BB	IBB	HBP	BLK	WP	HR	S	P	ERA	WHIP
30 Nathan Eovaldi, R ERA: 4.5	(1, 1)	2.0	L	9	2	1	1	1	0	0	0	0	0	0	11	11	4.50	1.000
48 Andrew Miller, L ERA:	(3, 1)	1.0		4	1	0	0	2	0	0	0	0	0	0	7	8	0.00	1.000
45 Kyle Davies, R ERA: 4.5	(4, 1)	2.0		10	3	1	1	0	1	0	1	0	0	0	8	13	4.50	2.000
72 Danny Burawa, R ERA:	(6, 1)	1.0		3	0	0	0	1	0	0	0	0	0	0	5	5	0.00	0.000
89 James Pazos, L ERA: 9.0	(7, 1)	1.0		5	2	1	1	1	0	0	0	0	0	0	7	7	9.00	2.000

PITCHER		IP	WLS	BF	H	R	ER	SO	BB	IBB	HBP	BLK	WP	HR	S	P	ERA	WHIP
70 Wilking Rodríguez, R ERA:	(8, 1)	1.0		3	0	0	0	1	0	0	0	0	0	0	5	5	0.00	0.000
92 Tyler Webb, L ERA:	(9, 1)	1.0		3	0	0	0	1	0	0	0	0	0	0	5	5	0.00	0.000

Philadelphia Phillies @ New York Yankees

George M. Steinbrenner Field, Tampa, FL

Wed Mar 04 2015, 3:34 PM - 3:36 PM EST

Att. 9,673 - Partly Cloudy - 82 F

BOTTOM

livebaseballscorecards.com

Batter	1	2	3	4	5	6	7	8	9	AB	R	H	RBI	BB	SO	LOB
18 Didi Gregorius, L (1, 6) 96 Cito Culver, R (6, 6) OBP: 0.250, SLG: 0.250	F7		BB: 13 FC6-4			1B: 83 G4-6-3, 13 BB; 2-3		F7		1 2	0 0	0 1	0 0	1 0	0 0	0 0
13 Alex Rodriguez, R (1, 10) OBP: 0.667, SLG: 0.500 86 Kyle Higashioka, R (6, PR) (7, 10)	1B: 25 G3		FC6-4; 1-2f			BB: 83 G4-6-3; 1-2			G5-3	2 1	0 0	1 0	0 0	1 0	0 0	1 0
34 Brian McCann, L (1, 2) 78 Gary Sánchez, R (6, 2)	F7			F8		SF9; 3-H			F7	2 1	0 0	0 0	0 1	0 0	0 0	1 0
25 Mark Teixeira, S (1, 3) 83 Francisco Arcia, L (6, 3) OBP: 0.500, SLG: 1.000	G3; 1-2			G6-3		G4-6-3; 1-2f, 2-3			2B: 62 1B	2 2	0 0	0 1	0 0	0 0	0 0	1 2
12 Chase Headley, S (1, 5) 62 Cole Figueroa, L (6, 5) OBP: 0.250, SLG: 0.250		K		G4-3			F8		1B; 2-3	2 2	0 0	0 1	0 0	0 0	1 0	0 0
14 Stephen Drew, L (1, 4) 60 Nick Noonan, L (6, 4) OBP: 0.250, SLG: 0.250	G3-1				G4-3		F7	K		2 2	0 0	0 0	0 0	0 0	0 1	0 2
79 Tyler Austin, R (1, 9) 99 Aaron Judge, R (6, 9) OBP: 0.500, SLG: 1.333	K				F8		K			2 1	0 0	0 0	0 0	0 0	1 1	0 0
77 Ramón Flores, L (1, 7) 93 Jake Cave, L (6, 7) OBP: 0.333, SLG: 0.333			L5		F8			G4-3		2 1	0 0	0 0	0 0	0 0	0 0	0 0
80 Mason Williams, L (1, 8) OBP: 0.500, SLG: 1.000 74 Slade Heathcott, L (7, 8) OBP: 0.667, SLG: 1.000			G5-3			2B: 96 1B; 78 SF9		K		2 1	1 0	1 0	0 0	0 0	0 1	0 0
Inning Stats	R: 0 E: 0 K: 0 S: 4 H: 1 LOB: 1 BB: 0 P: 4	R: 0 E: 0 K: 2 S: 7 H: 0 LOB: 0 BB: 0 P: 7	R: 0 E: 0 K: 0 S: 3 H: 0 LOB: 1 BB: 1 P: 7	R: 0 E: 0 K: 0 S: 3 H: 0 LOB: 0 BB: 0 P: 3	R: 0 E: 0 K: 0 S: 3 H: 0 LOB: 0 BB: 0 P: 3	R: 1 E: 0 K: 0 S: 4 H: 2 LOB: 2 BB: 1 P: 8	R: 0 E: 0 K: 0 S: 5 H: 0 LOB: 0 BB: 0 P: 5	R: 0 E: 0 K: 1 S: 5 H: 0 LOB: 0 BB: 0 P: 5	R: 0 E: 0 K: 1 S: 7 H: 2 LOB: 2 BB: 0 P: 7	1B: 3 2B: 2 3B: 0 HR: 0	SF: 1 SAC: 0 DP: 1 HBP: 0						

	AB	30
	R	1
	H	5
	RBI	1
	BB	2
	SO	5
	LOB	7

WP: 0 PB: 0 SB: 0 CS: 0 PA: 33

PITCHER		IP	WLS	BF	H	R	ER	SO	BB	IBB	HBP	BLK	WP	HR	S	P	ERA	WHIP
59 Kevin Slowey, R ERA:	(1, 1)	2.0	W	7	1	0	0	2	0	0	0	0	0	0	11	11	0.00	0.500
67 Paul Clemens, R ERA:	(3, 1)	2.0	H	7	0	0	0	0	1	0	0	0	0	0	6	10	0.00	0.500
49 Ethan Martin, R ERA: 4.5	(5, 1)	2.0	H	8	2	1	1	0	1	0	0	0	0	0	7	11	4.50	1.500
50 Héctor Neris, R ERA:	(7, 1)	2.0	H	6	0	0	0	2	0	0	0	0	0	0	10	10	0.00	0.000
30 Justin De Fratus, R ERA:	(9, 1)	1.0	S	5	2	0	0	1	0	0	0	0	0	0	7	7	0.00	2.000

PITCHER	IP	WLS	BF	H	R	ER	SO	BB	IBB	HBP	BLK	WP	HR	S	P	ERA	WHIP

New York Yankees @ Pittsburgh Pirates

McKechnie Field, Bradenton, FL

Thu Mar 05 2015, 3:49 PM - 3:52 PM EST

Att. 7,880 - Partly Cloudy - 83 F

TOP

livebaseballscorecards.com

Batter	1	2	3	4	5	6	7	8	9	AB	R	H	RBI	BB	SO	LOB
22 Jacoby Ellsbury, L (1, 8) 93 Jake Cave, L (6, 8) OBP: 0.250, SLG: 0.250	G6-3		G3-1		G4-3		G6-3			3 1	0 0	0 0	0 0	0 0	0 0	0 0
11 Brett Gardner, L (1, 7) 77 Ramón Flores, L (6, 7) OBP: 0.333, SLG: 0.333	66 G4-3 33 1B BB		BB		G3		79 PO 1B			1 1	0 0	0 1	0 0	2 0	0 0	0 0
24 Chris Young, R (1, 9) OBP: 0.400, SLG: 0.600 79 Tyler Austin, R (6, 9) OBP: 0.333, SLG: 1.333	K		F8		33 2B 2B		1 SAFE PO 1-2	HR		3 1	1 1	1 1	0 1	0 0	1 0	2 0
33 Garrett Jones, L (1, 3) OBP: 0.800, SLG: 1.000 95 Greg Bird, L (6, 3) OBP: 0.500, SLG: 0.750	66 G4-3 1-2 1B			66 FC5-4 BB	2-H 2B			K		2 1	0 0	2 0	1 0	1 0	0 1	0 0
66 John Ryan Murphy, R (1, 2) 62 Cole Figueroa, L (6, 4) OBP: 0.200, SLG: 0.200	G4-3 1-2 2-3			FC5-4 98 1B 63 1B 1-2f	G6-3			F9		3 1	0 0	0 0	0 0	0 0	0 0	4 0
63 José Pirela, R (1, 5) OBP: 0.400, SLG: 0.400 97 Jonathan Galvez, R (6, 5) OBP: 0.333, SLG: 0.333		K		98 1B 1-2 1B		K		K		3 1	0 0	1 0	0 0	0 0	2 1	0 0
94 Kyle Roller, L (1, 10) OBP: 0.200, SLG: 0.200 67 Eddy Rodriguez, R (9, PH) (9, 10)		F7		K		K			P2	3 1	0 0	0 0	0 0	0 0	2 0	2 0
98 Rob Refsnyder, R (1, 4) OBP: 0.500, SLG: 0.600 73 Tyler Wade, L (6, 6) OBP: 1.000, SLG: 1.000		2B		1-2 2-3 1B		F8			55 G6-4-3 1B	3 1	0 0	2 1	0 0	0 0	0 0	0 0
96 Cito Culver, R (1, 6) OBP: 0.167, SLG: 0.167 55 Austin Romine, R (6, 2)			G5-3	P4			F9		G6-4-3 1-2f	2 2	0 0	0 0	0 0	0 0	0 0	3 1

AB	33
R	2
H	9
RBI	2
BB	3
SO	7
LOB	12

Inning Stats	1	2	3	4	5	6	7	8	9
	R: 0 E: 0 K: 1 S: 6	H: 1 LOB: 2 BB: 1 P: 10	R: 0 E: 0 K: 1 S: 5	H: 1 LOB: 1 BB: 0 P: 5	R: 0 E: 0 K: 0 S: 3	H: 0 LOB: 1 BB: 1 P: 7	R: 0 E: 0 K: 1 S: 7	H: 2 LOB: 3 BB: 1 P: 11	R: 1 E: 0 K: 0 S: 5	H: 2 LOB: 1 BB: 0 P: 5	R: 0 E: 0 K: 2 S: 7	H: 0 LOB: 0 BB: 0 P: 7	R: 0 E: 0 K: 0 S: 3	H: 1 LOB: 0 BB: 0 P: 3	R: 1 E: 0 K: 2 S: 9	H: 1 LOB: 0 BB: 0 P: 10	R: 0 E: 0 K: 0 S: 3	H: 1 LOB: 0 BB: 0 P: 3

1B: 5	SF: 0
2B: 3	SAC: 0
3B: 0	DP: 1
HR: 1	HBP: 0

WP: 0	PA: 37
PB: 0	
SB: 0	
CS: 0	

PITCHER		IP	WLS	BF	H	R	ER	SO	BB	IBB	HBP	BLK	WP	HR	S	P	ERA	WHIP
47 Francisco Liriano, L ERA:	(1, 1)	2.0		8	2	0	0	2	1	0	0	0	0	0	11	15	0.00	1.500
50 Charlie Morton, R ERA:	(3, 1)	2.0		10	2	0	0	1	2	0	0	0	0	0	10	18	0.00	2.000
35 Mark Melancon, R ERA: 9.0	(5, 1)	1.0		5	2	1	1	0	0	0	0	0	0	0	5	5	9.00	2.000
77 Tyler Glasnow, R ERA:	(6, 1)	1.0		3	0	0	0	2	0	0	0	0	0	0	7	7	0.00	0.000
30 Clayton Richard, L ERA:	(7, 1)	1.0		3	1	0	0	0	0	0	0	0	0	0	3	3	0.00	1.000

PITCHER		IP	WLS	BF	H	R	ER	SO	BB	IBB	HBP	BLK	WP	HR	S	P	ERA	WHIP
64 Deolis Guerra, R ERA: 9.0	(8, 1)	1.0	L	4	1	1	1	2	0	0	0	0	0	1	9	10	9.00	1.000
68 Jeremy Bleich, L ERA:	(9, 1)	1.0		3	1	0	0	0	0	0	0	0	0	0	3	3	0.00	1.000

Batter	1	2	3	4	5	6	7	8	9	AB	R	H	RBI	BB	SO	LOB
31 Jose Tabata, R (1, 7) 81 Mel Rojas Jr., S (6, 7) OBP: 0.571, SLG: 0.250	G6-3		K			P6		K		2 2	0 0	0 0	0 0	0 0	1 1	0 0
25 Gregory Polanco, L (1, 9) OBP: 0.200, SLG: 0.200 73 Willy García, R (6, 9) OBP: 0.571, SLG: 0.667	G3-1			F8		14 1B 2B		74 WP 1B		2 2	0 1	0 2	0 0	0 0	0 0	0 0
22 Andrew McCutchen, R (1, 10) 74 Sebastian Valle, R (8, PH) (9, 10)	P4			L6		P3		K 1-2		3 1	0 0	0 0	0 0	0 0	0 1	1 1
6 Starling Marte, R (1, 8) OBP: 0.400, SLG: 0.400 14 Jaff Decker, L (6, 8) OBP: 0.600, SLG: 0.800		K		1B		57 1B 2-H 1B		K		2 2	0 0	1 1	0 1	0 0	1 1	0 1
15 Andrew Lambo, L (1, 3) OBP: 0.125, SLG: 0.250 57 Deibinson Romero, R (6, 3) OBP: 0.286, SLG: 0.167		G1-3		F7		2-H 1B			G5-3	2 2	0 0	0 1	0 0	0 0	0 0	1 0
27 Jung Ho Kang, R (1, 6) OBP: 0.600, SLG: 1.500 63 Alen Hanson, S (6, 4) OBP: 0.500, SLG: 0.500		2B			K		67 WP 26 S 1B		F8	2 2	0 0	1 1	0 0	0 0	1 0	0 0
19 Chris Stewart, R (1, 2) OBP: 0.500, SLG: 0.500 26 Tony Sanchez, R (6, 2) OBP: 0.250, SLG: 0.250		G4-3			3 FC4-6 1B		K 1-2		G5-3	2 2	0 0	1 0	0 0	0 0	0 1	1 1
3 Sean Rodríguez, R (1, 4) OBP: 0.200, SLG: 0.200 67 Gustavo Nunez, S (5, PR) (6, 6)			1B		FC4-6 51 S 1-2f		K 2-3			2 1	0 0	1 0	0 0	0 0	0 1	1 1
51 Justin Sellers, R (1, 5) 53 Brent Morel, R (6, 5) OBP: 0.200, SLG: 0.200			G6-3		G6-3 1-2		F9			2 1	0 0	0 0	0 0	0 0	0 0	1 1
Inning Stats	R: 0 E: 0 K: 0 S: 3 H: 0 LOB: 0 BB: 0 P: 3	R: 0 E: 0 K: 1 S: 6 H: 1 LOB: 1 BB: 0 P: 6	R: 0 E: 0 K: 1 S: 5 H: 1 LOB: 0 BB: 0 P: 5	R: 0 E: 0 K: 0 S: 4 H: 1 LOB: 1 BB: 0 P: 4	R: 0 E: 0 K: 1 S: 6 H: 1 LOB: 2 BB: 0 P: 7	R: 1 E: 0 K: 0 S: 5 H: 3 LOB: 2 BB: 0 P: 5	R: 0 E: 0 K: 2 S: 8 H: 1 LOB: 1 BB: 0 P: 9	R: 0 E: 0 K: 3 S: 10 H: 1 LOB: 1 BB: 0 P: 10	R: 0 E: 0 K: 0 S: 3 H: 0 LOB: 0 BB: 0 P: 3	1B: 7 2B: 2 3B: 0 HR: 0 SF: 0 SAC: 0 DP: 0 HBP: 0						

PITCHER		IP	WLS	BF	H	R	ER	SO	BB	IBB	HBP	BLK	WP	HR	S	P	ERA	WHIP
53 Esmil Rogers, R ERA:	(1, 1)	2.0		7	1	0	0	1	0	0	0	0	0	0	9	9	0.00	0.500
39 Chase Whitley, R ERA:	(3, 1)	2.0		7	2	0	0	1	0	0	0	0	0	0	9	9	0.00	1.000
53 Esmil Rogers, R ERA:	(5, 1)	2.0		7	1	0	0	1	0	0	0	0	0	0	9	9	0.00	0.500
85 César Vargas, R ERA: 4.5	(5, 1)	2.0		9	4	1	1	1	0	0	0	0	0	0	11	12	4.50	2.000
93 Fred Lewis, L ERA:	(7, 1)	1.0	W	4	1	0	0	2	0	0	0	0	1	0	8	9	0.00	1.000

PITCHER		IP	WLS	BF	H	R	ER	SO	BB	IBB	HBP	BLK	WP	HR	S	P	ERA	WHIP
90 Nick Rumbelow, R ERA:	(8, 1)	1.0	H	4	1	0	0	3	0	0	0	0	1	0	10	10	0.00	1.000
79 Taylor Garrison, R ERA:	(9, 1)	1.0	S	3	0	0	0	0	0	0	0	0	0	0	3	3	0.00	0.000

BOTTOM

New York Yankees @ Pittsburgh Pirates

McKechnie Field, Bradenton, FL

Thu Mar 05 2015, 3:49 PM - 3:52 PM EST

Att. 7,880 - Partly Cloudy - 83 F

livebaseballscorecards.com

AB	34
R	1
H	9
RBI	1
BB	0
SO	8
LOB	10

WP: 2 PA: 34
PB: 0
SB: 2
CS: 0

Batter	1	2	3	4	5	6	7	8	9	AB	R	H	RBI	BB	SO	LOB
18 Didi Gregorius, L (1, 6) OBP: 0.400, SLG: 0.500	x 0-0 ① F8		C C C 0-3 ① K	x 0-0 1-3 2-H 2B		x 0-0 1-H 2B		x 0-0 ② F7		3	0	1	1	0	1	2
60 Nick Noonan, L (5, 6) OBP: 0.333, SLG: 0.500										2	0	1	1	0	0	1
12 Chase Headley, S (1, 5)	S S S	C C C 0-3 ② K	B B B B 4-0 BB		x 0-0 ③ G4-3		S S S 0-3 ③ K		2	0	0	0	1	2	2
95 Eric Jagielo, L (4, PR) (4, 5)										2	0	0	0	0	1	2
14 Stephen Drew, L (1, 4) OBP: 0.200, SLG: 0.200	x 0-0 1B	x 0-0 ③ G4-3	S S S 0-3 ③ K				B B B B 4-0 94 1B BB		x 0-0 84 G4-6-3 1B	3	0	1	0	0	1	5
98 Rob Refsnyder, R (5, 4) OBP: 0.625, SLG: 0.667										1	0	1	0	1	0	0
25 Mark Teixeira, S (1, 3) OBP: 0.250, SLG: 0.250	x 0-0 ③ F7			x 0-0 95 2B 1B	x 0-0 ① G6-3		x 0-0 1-2 1B		S S S 0-3 ① K	2	0	1	0	0	0	1
94 Kyle Roller, L (4, PR) (4, 3) OBP: 0.250, SLG: 0.250										3	1	1	0	0	1	1
95 Greg Bird, L (1, 10) OBP: 0.429, SLG: 0.714		x 0-0 ① F7		x 0-0 1-H 77 1B 2B	x 0-0 ② F7		C C C 0-3 ① K		x 0-0 ② ③ G4-6-3 1-2f	3	1	1	1	0	0	0
84 Trent Garrison, L (7, PH) (7, 10)										2	0	0	0	0	1	3
78 Gary Sánchez, R (1, 2)		S S S 0-3 ② K2-3		S S S 0-3 ① K	x 0-0 ③ G6-3		S S S 0-3 ② K			4	0	0	0	0	3	4
77 Ramón Flores, L (1, 7) OBP: 0.333, SLG: 0.333		x 0-0 ③ G4-3		x 0-0 3-H 99 FC4-6 1B		x 0-0 ① S S S F8	0-3 ③ K2-3			3	0	1	1	0	0	0
91 Michael O'Neill, R (6, 7)										1	0	0	0	0	1	2
99 Aaron Judge, R (1, 9) OBP: 0.571, SLG: 1.000			B B B B 4-0 74 1B BB	x 0-0 ② FC4-6 1-2f 74 BB 18 2B		B B B B 4-0 74 BB BB		x 0-0 1B		1	1	0	0	2	0	1
85 Taylor Dugas, L (6, 9) OBP: 1.000, SLG: 1.000										1	0	1	0	0	0	0
74 Slade Heathcott, L (1, 8) OBP: 0.833, SLG: 1.000		x 0-0 1-2 1B	B B B 4-0 1-2 18 2B BB			B 1 SAFE B B B 4-0 1-2 60 2B BB		x 0-0 ① F9		1	1	1	0	2	0	0
80 Mason Williams, L (6, 8) OBP: 0.400, SLG: 0.800										1	0	0	0	0	0	1

Inning Stats										
	R: 0 E: 0 K: 1 S: 6	H: 1 LOB: 1 BB: 0 P: 6	R: 0 E: 0 K: 1 S: 5	H: 0 LOB: 0 BB: 0 P: 5	R: 0 E: 0 K: 2 S: 8	H: 1 LOB: 2 BB: 1 P: 12	R: 3 E: 0 K: 2 S: 11	H: 4 LOB: 3 BB: 2 P: 19	R: 0 E: 0 K: 0 S: 3	H: 0 LOB: 0 BB: 0 P: 3
	R: 1 E: 0 K: 0 S: 3	H: 1 LOB: 1 BB: 2 P: 11	R: 0 E: 0 K: 3 S: 10	H: 1 LOB: 2 BB: 1 P: 14	R: 0 E: 0 K: 1 S: 6	H: 1 LOB: 1 BB: 0 P: 6	R: 0 E: 0 K: 1 S: 5	H: 1 LOB: 0 BB: 0 P: 5	1B: 7 2B: 3 3B: 0 HR: 0	SF: 0 SAC: 0 DP: 1 HBP: 0

WP: 0 PB: 0 SB: 0 CS: 0 PA: 41

PITCHER		IP	WLS	BF	H	R	ER	SO	BB	IBB	HBP	BLK	WP	HR	S	P	ERA	WHIP
35 Cole Hamels, L	(1, 1)	2.0		7	1	0	0	2	0	0	0	0	0	0	11	11	0.00	0.500
ERA:																		
65 Nefi Ogando, R	(3, 1)	1.0		5	1	0	0	2	1	0	0	0	0	0	8	12	0.00	2.000
ERA:																		
79 Mike Nesseth, R	(4, 1)	1.0	L	9	4	3	3	2	2	0	0	0	0	0	11	19	27.00	6.000
ERA: 27.0																		
63 Jake Diekman, L	(5, 1)	1.0		3	0	0	0	0	0	0	0	0	0	0	3	3	0.00	0.000
ERA:																		
53 Ken Giles, R	(6, 1)	1.0		5	1	1	1	0	2	0	0	0	0	0	3	11	9.00	3.000
ERA: 9.0																		

PITCHER		IP	WLS	BF	H	R	ER	SO	BB	IBB	HBP	BLK	WP	HR	S	P	ERA	WHIP
52 Andy Oliver, L	(7, 1)	2.0		9	2	0	0	4	1	0	0	0	0	0	16	20	0.00	1.500
ERA:																		
57 Luis García, R	(9, 1)	1.0		3	1	0	0	1	0	0	0	0	0	0	5	5	0.00	1.000
ERA:																		

TOP

New York Yankees @ Philadelphia Phillies

Bright House Field, Clearwater, FL

Fri Mar 06 2015, 4:55 PM - 4:56 PM EST

Att. 7,365 - Overcast - 69 F

livebaseballscorecards.com

AB	35
R	4
H	10
RBI	4
BB	6
SO	11
LOB	25

New York Yankees @ Philadelphia Phillies

Bright House Field, Clearwater, FL

Fri Mar 06 2015, 4:55 PM - 4:56 PM EST

Att. 7,365 - Overcast - 69 F

livebaseballscorecards.com

BOTTOM

Batter	1	2	3	4	5	6	7	8	9	AB	R	H	RBI	BB	SO	LOB
37 Odúbel Herrera, L (1, 8) OBP: 0.556, SLG: 0.500 19 Darin Mastroianni, R (7, 8)	G6-3			1B		F8		F9		3 1	0 0	1 0	0 0	0 0	0 0	0 0
13 Freddy Galvis, S (1, 6) OBP: 0.200, SLG: 0.200	24 G1-6-3 1B			F8		G6-3			P6	4	0	1	0	0	0	1
24 Grady Sizemore, L (1, 10) OBP: 0.286, SLG: 0.167 Xavier Paul, L (7, PH) OBP: 0.333, SLG: 1.333 (8, 10)	G1-6-3 1-2f			P6			HR		F8	2 2	0 1	0 1	0 1	0 0	0 0	2 0
6 Ryan Howard, L (1, 3) OBP: 0.286, SLG: 0.286 77 Chris McGuiness, L (5, 3) OBP: 0.500, SLG: 0.333		K		F7			G5-3		15 DI BB	2 1	0 0	0 0	0 0	0 1	1 0	1 0
18 Darin Ruf, R (1, 7) OBP: 0.222, SLG: 0.333 15 Jordan Danks, L (7, PR) (8, 7)		K			G4-3		76 FC6-4 1B		1-2 BB	3 0	0 0	1 0	0 0	0 1	1 0	0 0
25 Cody Asche, L (1, 5) OBP: 0.333, SLG: 0.429 68 Russ Canzler, R (6, 5)	G4-3				G4-3		F9		F9	2 2	0 0	0 0	0 0	0 0	0 3	0 3
51 Carlos Ruiz, R (1, 2) 40 Aaron Altherr, R (5, PR) OBP: 0.400, SLG: 0.400 76 René García, R (6, 2)			K		E5 3 FC6-4		FC6-4 1-2f			2 0 1	0 0 0	0 0 0	0 0 0	0 0 0	1 0 1	0 0 1
3 Jeff Francoeur, R (1, 9) OBP: 0.143, SLG: 0.286 17 Brian Bogusevic, L (6, 9)			G1-3		FC6-4 1-2f			K		2 1	0 0	0 0	0 0	0 1	0 0	1 0
71 Cord Phelps, S (1, 4) OBP: 0.375, SLG: 0.375			F7			G4-3		G6-3		3	0	0	0	0	0	0

	AB	31
	R	1
	H	4
	RBI	1
	BB	2
	SO	4
	LOB	9

Inning Stats	1	2	3	4	5	6	7	8	9
	R: 0 E: 0 K: 0 S: 3	H: 1 LOB: 0 BB: 0 P: 3	R: 0 E: 0 K: 2 S: 7	H: 0 LOB: 0 BB: 0 P: 7	R: 0 E: 0 K: 1 S: 5	H: 0 LOB: 0 BB: 0 P: 5	R: 0 E: 0 K: 0 S: 4	H: 1 LOB: 1 BB: 0 P: 4	R: 0 E: 1 K: 0 S: 4	H: 0 LOB: 1 BB: 0 P: 4	R: 0 E: 0 K: 0 S: 3	H: 0 LOB: 0 BB: 0 P: 3	R: 1 E: 0 K: 0 S: 6	H: 2 LOB: 1 BB: 0 P: 9	R: 0 E: 0 K: 1 S: 5	H: 0 LOB: 0 BB: 0 P: 5	R: 0 E: 0 K: 0 S: 3	H: 0 LOB: 2 BB: 2 P: 11

	1B	3	SF	0	WP	0	PA	33
	2B	0	SAC	0	PB	0		
	3B	0	DP	1	SB	0		
	HR	1	HBP	0	CS	0		

PITCHER		IP	WLS	BF	H	R	ER	SO	BB	IBB	HBP	BLK	WP	HR	S	P	ERA	WHIP
65 Bryan Mitchell, R ERA:	(1, 1)	2.0		6	1	0	0	2	0	0	0	0	0	0	10	10	0.00	0.500
97 Jaron Long, R ERA:	(3, 1)	1.0	W	3	0	0	0	1	0	0	0	0	0	0	5	5	0.00	0.000
82 Nick Goody, R ERA:	(4, 1)	1.0	H	4	1	0	0	0	0	0	0	0	0	0	4	4	0.00	1.000
91 Matt Tracy, L ERA:	(5, 1)	2.0	H	7	0	0	0	0	0	0	0	0	0	0	7	7	0.00	0.000
81 Mark Montgomery, R ERA: 9.0	(7, 1)	1.0		5	2	1	1	0	0	0	0	0	0	1	6	9	9.00	2.000

PITCHER		IP	WLS	BF	H	R	ER	SO	BB	IBB	HBP	BLK	WP	HR	S	P	ERA	WHIP
76 Branden Pinder, R ERA:	(8, 1)	2.0	S	8	0	0	0	1	2	0	0	0	0	0	8	16	0.00	1.000

Batter	1	2	3	4	5	6	7	8	9	AB	R	H	RBI	BB	SO	LOB
17 Pedro Florimón, S (1, 5) OBP: 0.500, SLG: 0.667 57 Deibinson Romero, R (6, 5) OBP: 0.250, SLG: 0.143	0-0 29 G5-3 29 PB 1B	0-3 ① K	0-3 ① K	0-3 ① K	0-0 ③ G5-3					3 1	0 0	1 0	0 0	0 0	2 0	0 0
29 Francisco Cervelli, R (1, 2) OBP: 0.200, SLG: 0.200 74 Sebastian Valle, R (6, 2)	1-0 ① G5-3 1-3		0-0 ② 10 G6-4-3 1B	0-0 ② F7				0-3 ① K		3 1	0 0	1 0	0 0	0 0	0 1	1 0
10 Jordy Mercer, R (1, 6) 51 Justin Sellers, R (6, 6)	0-2 ② K		0-0 ②③ G6-4-3 1-2f	0-0 ③ G3-1				4-0 BB		3 0	0 0	0 0	0 0	0 1	1 0	2 0
18 Neil Walker, S (1, 4) OBP: 0.250, SLG: 0.500 67 Gustavo Nunez, S (6, PH) (6, 4)	0-3 ③ K			0-0 26 G4-3 2B		0-3 ① K		0-3 ② K		2 2	0 0	1 0	0 0	0 0	1 2	1 1
31 Jose Tabata, R (1, 7) 23 Steve Lombardozzi, S (6, PH) OBP: 0.167, SLG: 0.167 (6, 7)		0-3 ① K		0-3 ① K		0-0 53 S 1B		0-0 ③ P3		2 2	0 0	0 1	0 0	0 0	2 0	1 1
24 Pedro Alvarez, L (1, 3) OBP: 0.714, SLG: 1.333 53 Brent Morel, R (6, PH) OBP: 0.143, SLG: 0.143 (6, 3)	0-0 26 HR 1B			4-0 26 G4-3 BB		1-0 ② G5-3 1-2			0-0 ① G1-3	1 2	1 0	1 0	0 0	1 0	0 0	0 1
26 Tony Sanchez, R (1, 10) OBP: 0.250, SLG: 0.625	1-0 1-H HR		0-0 ② G4-3 1-2 2-3			0-3 ③ K			0-3 ② K	4	1	1	2	0	2	3
81 Mel Rojas Jr., S (1, 9) OBP: 0.444, SLG: 0.167 73 Willy García, R (6, 9) OBP: 0.444, SLG: 0.500	0-3 ② K		0-0 ③ G4-3				0-0 ① G6-3		0-0 ③ F8	2 2	0 0	0 0	0 0	0 0	1 0	2 0
14 Jaff Decker, L (1, 8) OBP: 0.571, SLG: 1.143 79 Keon Broxton, R (6, 8)	0-0 ③ G4-3				0-0 HR		0-0 ② G6-3			2 1	1 0	1 0	1 0	0 0	0 0	0 0
Inning Stats	R: 0 E: 0 K: 2 S: 8 H: 1 LOB: 1 BB: 0 P: 9	R: 2 E: 0 K: 2 S: 9 H: 2 LOB: 0 BB: 0 P: 10	R: 0 E: 0 K: 1 S: 5 H: 1 LOB: 0 BB: 0 P: 5	R: 0 E: 0 K: 1 S: 6 H: 1 LOB: 2 BB: 1 P: 10	R: 1 E: 0 K: 1 S: 6 H: 1 LOB: 0 BB: 0 P: 6	R: 0 E: 0 K: 2 S: 8 H: 1 LOB: 1 BB: 0 P: 9	R: 0 E: 0 K: 0 S: 3 H: 0 LOB: 0 BB: 0 P: 3	R: 0 E: 0 K: 2 S: 7 H: 0 LOB: 1 BB: 1 P: 11	R: 0 E: 0 K: 1 S: 5 H: 0 LOB: 0 BB: 0 P: 5	1B: 4 2B: 1 3B: 0 HR: 2 SF: 0 SAC: 0 DP: 1 HBP: 0						

PITCHER		IP	WLS	BF	H	R	ER	SO	BB	IBB	HBP	BLK	WP	HR	S	P	ERA	WHIP
26 Chris Capuano, L ERA: 9.0	(1, 1)	2.0	L	9	3	2	2	4	0	0	0	0	0	1	17	19	9.00	1.500
29 David Carpenter, R ERA:	(3, 1)	1.0		3	1	0	0	1	0	0	0	0	0	0	5	5	0.00	1.000
57 Chris Martin, R ERA:	(4, 1)	1.0		5	1	0	0	1	1	0	0	0	0	0	6	10	0.00	2.000
71 José Ramirez, R ERA: 9.0	(5, 1)	1.0		4	1	1	1	1	0	0	0	0	0	1	6	6	9.00	1.000
88 Diego Moreno, R ERA: 2.7	(6, 1)	1.2		6	1	0	0	2	0	0	0	0	0	0	10	11	0.00	0.600

PITCHER		IP	WLS	BF	H	R	ER	SO	BB	IBB	HBP	BLK	WP	HR	S	P	ERA	WHIP
87 Jacob Lindgren, L ERA:	(7, 1)	1.1		5	0	0	0	2	1	0	0	0	0	0	8	12	0.00	0.750
45 Chasen Shreve, L ERA:	(9, 1)	1.0		3	0	0	0	1	0	0	0	0	0	0	5	5	0.00	0.000

Pittsburgh Pirates @ New York Yankees

George M. Steinbrenner Field, Tampa, FL

Fri Mar 06 2015, 10:02 PM - 10:05 PM EST

Att. 9,429 - Cloudy - 61 F

TOP

AB	33
R	3
H	7
RBI	3
BB	2
SO	12
LOB	13

WP: 0 PB: 1 SB: 1 CS: 0 PA: 35

livebaseballscorecards.com

BOTTOM

Batter	1	2	3	4	5	6	7	8	9	AB	R	H	RBI	BB	SO	LOB
22 Jacoby Ellsbury, L (1, 8) OBP: 0.111, SLG: 0.111 83 Francisco Arcia, L (7, 3) OBP: 0.667, SLG: 1.000	K		1B		K			73 FC4-6 93 1B 2-3 1B		3 1	0 0	1 1	0 0	0 0	2 0	1 0
11 Brett Gardner, L (1, 7) OBP: 0.333, SLG: 0.143 90 Dante Bichette, R (7, 5)	34 G4-3 1B		K			L6		K		3 1	0 0	1 0	0 0	0 0	1 1	1 2
36 Carlos Beltrán, S (1, 9) 93 Jake Cave, L (6, PR) OBP: 0.400, SLG: 0.400 (7, 7)	K			K		34 G4-6-3 BB		73 FC4-6 1-2 3-H 1B		2 1	0 0	0 1	0 1	1 0	2 0	1 0
34 Brian McCann, L (1, 2) 73 Tyler Wade, L (7, 4) OBP: 0.500, SLG: 0.500	G4-3 1-2			33 WP BB		G4-6-3 1-2f		FC4-6 1-2f 2-3		2 1	0 0	0 0	0 0	1 0	0 0	2 2
13 Alex Rodriguez, R (1, 10) OBP: 0.500, SLG: 0.250 66 John Ryan Murphy, R (9, PH)		33 G6-3 BB		L6			K		F9	2 1	0 0	0 0	0 0	1 0	1 0	1 0
33 Garrett Jones, L (1, 3) OBP: 0.571, SLG: 0.667 24 Chris Young, R (7, 8) OBP: 0.286, SLG: 0.429	G6-3 1-2f			K 1-2			K		P2	2 2	0 0	0 0	0 0	0 0	1 1	2 0
63 José Pirela, R (1, 4) OBP: 0.429, SLG: 0.333 79 Tyler Austin, R (7, 9) OBP: 0.200, SLG: 0.800	L8				BB		G4-3		L7	1 2	0 0	0 0	0 0	1 0	0 0	0 0
97 Jonathan Galvez, R (1, 5) OBP: 0.200, SLG: 0.200 67 Eddy Rodriguez, R (7, 2) OBP: 0.500, SLG: 1.000			K		K			83 1B 93 1B 2B		2 1	0 1	0 1	0 1	0 0	2 0	1 0
62 Cole Figueroa, L (1, 6) OBP: 0.143, SLG: 0.143 96 Cito Culver, R (7, 6) OBP: 0.143, SLG: 0.143			K		P6			F9		2 1	0 0	0 0	0 0	0 0	1 0	1 1
Inning Stats	R: 0 E: 0 K: 2 S: 8 H: 1 LOB: 1 BB: 0 P: 8	R: 0 E: 0 K: 0 S: 2 H: 0 LOB: 0 BB: 1 P: 6	R: 0 E: 0 K: 3 S: 10 H: 1 LOB: 1 BB: 0 P: 10	R: 0 E: 0 K: 2 S: 7 H: 0 LOB: 1 BB: 1 P: 12	R: 0 E: 0 K: 2 S: 7 H: 0 LOB: 1 BB: 1 P: 11	R: 0 E: 0 K: 0 S: 2 H: 0 LOB: 1 BB: 1 P: 6	R: 0 E: 0 K: 2 S: 7 H: 0 LOB: 0 BB: 0 P: 7	R: 1 E: 0 K: 1 S: 8 H: 3 LOB: 2 BB: 0 P: 9	R: 0 E: 0 K: 0 S: 3 H: 0 LOB: 0 BB: 0 P: 3	1B: 4 2B: 1 3B: 0 HR: 0	SF: 0 SAC: 0 DP: 2 HBP: 0					

PITCHER		IP	WLS	BF	H	R	ER	SO	BB	IBB	HBP	BLK	WP	HR	S	P	ERA	WHIP
49 Jeff Locke, L ERA:	(1, 1)	2.0	W	7	1	0	0	2	1	0	0	0	0	0	10	14	0.00	1.000
37 Arquimedes Caminero, R ERA:	(3, 1)	1.0	H	4	1	0	0	3	0	0	0	0	0	0	10	10	0.00	1.000
82 Charlie Leesman, L ERA:	(4, 1)	1.0	H	4	0	0	0	2	1	0	0	0	1	0	7	12	0.00	1.000
71 Collin Balester, R ERA:	(5, 1)	1.0	H	4	0	0	0	2	1	0	0	0	0	0	7	11	0.00	1.000
76 Adrian Sampson, R ERA:	(6, 1)	1.0	H	3	0	0	0	0	1	0	0	0	0	0	2	6	0.00	1.000

PITCHER		IP	WLS	BF	H	R	ER	SO	BB	IBB	HBP	BLK	WP	HR	S	P	ERA	WHIP
55 Blake Wood, R ERA:	(7, 1)	1.0	H	3	0	0	0	2	0	0	0	0	0	0	7	7	0.00	0.000
72 Angel Sánchez, R ERA: 13.5	(8, 1)	0.2	H	5	3	1	1	1	0	0	0	0	0	0	7	7	13.50	4.500
23 Ryan Beckman, R ERA: 6.75	(8, 1)	0.1	H	1	0	0	0	0	0	0	0	0	0	0	1	2	0.00	0.000
69 Wilfredo Boscan, R ERA:	(9, 1)	1.0	S	3	0	0	0	0	0	0	0	0	0	0	3	3	0.00	0.000

Pittsburgh Pirates @ New York Yankees
George M. Steinbrenner Field, Tampa, FL
Fri Mar 06 2015, 10:02 PM - 10:05 PM EST
Att. 9,429 - Cloudy - 61 F

livebaseballscorecards.com

AB	30
R	1
H	5
RBI	1
BB	4
SO	12
LOB	15

1B: 4	SF: 0	WP: 1	PA: 34
2B: 1	SAC: 0	PB: 0	
3B: 0	DP: 2	SB: 0	
HR: 0	HBP: 0	CS: 0	

New York Yankees @ Houston Astros

Osceola County Stadium, Kissimmee, FL

Sat Mar 07 2015, 4:11 PM - 4:15 PM EST

Att. 4,444 - Overcast - 69 F

TOP

livebaseballscorecards.com

Batter	1	2	3	4	5	6	7	8	9	AB	R	H	RBI	BB	SO	LOB
18 Didi Gregorius, L (1, 6) OBP: 0.250, SLG: 0.286	G4-3		G1-3			K		63 3B 2B	98 1B 95 BLK BB 1-2 2-3 3-H	3	0	0	0	0	1	0
60 Nick Noonan, L (6, 6) OBP: 0.500, SLG: 0.714										1	2	1	1	1	0	0
12 Chase Headley, S (1, 5) OBP: 0.250, SLG: 0.143	G4-3			G4-3		25 G6-3 14 BB 1B		95 FC3-2 3B 2-H	K	3	0	1	0	0	0	0
63 José Pirela, R (6, 5) OBP: 0.444, SLG: 0.625										2	0	1	1	0	1	3
14 Stephen Drew, L (1, 4) OBP: 0.250, SLG: 0.143	F7			F7		25 G6-3 BB 1-2		K	95 BLK 95 HR 1B 1-3 2-H 3-H	2	0	0	0	1	0	0
98 Rob Refsnyder, R (6, 4) OBP: 0.600, SLG: 0.625										2	1	1	2	0	1	1
25 Mark Teixeira, S (1, 3) OBP: 0.286, SLG: 0.286		79 G6-4-3 55 BB 1B		F8		G6-3 1-2 2-3		FC3-2 3-H	HR 1-H 3-H	3	0	1	0	0	0	2
95 Greg Bird, L (6, 3) OBP: 0.444, SLG: 1.000										2	1	1	2	0	0	1
55 Austin Romine, R (1, 2)		79 G6-4-3 BB 1-2			K	G6-3	F7		1B	1	0	0	0	1	1	0
66 John Ryan Murphy, R (6, 2) OBP: 0.111, SLG: 0.111										3	0	1	0	0	0	1
94 Kyle Roller, L (1, 10) OBP: 0.273, SLG: 0.200		K			K2-3		97 G5-4-3 99 BB BB		93 1B 97 1B 60 BB 1B K	2	0	0	0	1	2	2
73 Tyler Wade, L (9, PH) OBP: 0.500, SLG: 0.500										2	1	1	0	0	1	1
(9, 10)																
79 Tyler Austin, R (1, 9) OBP: 0.143, SLG: 0.571		G6-4-3 1-2f 2-3			K		97 G5-4-3 BB 1-2		K	2	0	0	0	0	1	2
99 Aaron Judge, R (7, PH) OBP: 0.556, SLG: 0.800										1	0	0	0	1	1	1
(7, 9)																
77 Ramón Flores, L (1, 7) OBP: 0.375, SLG: 0.750			G6-3			HR	G5-4-3 1-2f 2-3		60 BB 93 1B 98 1B 1B 1-2	2	1	1	1	0	0	0
97 Jonathan Galvez, R (7, PH) OBP: 0.286, SLG: 0.286										2	1	1	0	0	0	2
(7, 7)																
80 Mason Williams, L (1, 8) OBP: 0.286, SLG: 0.571			F7			F9		HR	60 BB 98 1B 1B 1-2 2-3	2	0	0	0	0	0	0
93 Jake Cave, L (7, 8) OBP: 0.571, SLG: 1.000										2	2	2	1	0	0	0
Inning Stats	R: 0 H: 0 E: 0 LOB: 0 K: 0 BB: 0 S: 3 P: 3	R: 0 H: 1 E: 0 LOB: 1 K: 1 BB: 1 S: 5 P: 9	R: 0 H: 0 E: 0 LOB: 0 K: 0 BB: 0 S: 3 P: 3	R: 0 H: 0 E: 0 LOB: 0 K: 0 BB: 0 S: 3 P: 3	R: 0 H: 0 E: 0 LOB: 0 K: 3 BB: 0 S: 9 P: 9	R: 1 H: 2 E: 0 LOB: 2 K: 1 BB: 1 S: 7 P: 12	R: 0 H: 0 E: 0 LOB: 1 K: 0 BB: 2 S: 2 P: 10	R: 2 H: 3 E: 0 LOB: 1 K: 1 BB: 0 S: 10 P: 12	R: 6 H: 6 E: 0 LOB: 1 K: 3 BB: 1 S: 17 P: 23	1B: 7 SF: 0 2B: 1 SAC: 0 3B: 1 DP: 2 HR: 3 HBP: 0						

	AB	37
	R	9
	H	12
	RBI	8
	BB	5
	SO	9
	LOB	16

WP: 0 PA: 42
PB: 0
SB: 0
CS: 0

PITCHER		IP	WLS	BF	H	R	ER	SO	BB	IBB	HBP	BLK	WP	HR	S	P	ERA	WHIP
60 Dallas Keuchel, L ERA:	(1, 1)	2.0		7	1	0	0	1	1	0	0	0	0	0	8	12	0.00	1.000
44 Luke Gregerson, R ERA:	(3, 1)	1.0	H	3	0	0	0	0	0	0	0	0	0	0	3	3	0.00	0.000
50 Chad Qualls, R ERA:	(4, 1)	1.0	H	3	0	0	0	0	0	0	0	0	0	0	3	3	0.00	0.000
35 Josh Fields, R ERA:	(5, 1)	1.0	H	3	0	0	0	3	0	0	0	0	0	0	9	9	0.00	0.000
29 Tony Sipp, L ERA: 9.0	(6, 1)	1.0	H	6	2	1	1	1	1	0	0	0	0	1	7	12	9.00	3.000

PITCHER		IP	WLS	BF	H	R	ER	SO	BB	IBB	HBP	BLK	WP	HR	S	P	ERA	WHIP
38 Darin Downs, L ERA: 18.0	(7, 1)	1.0	H	6	2	2	2	0	2	0	0	0	0	1	6	16	18.00	4.000
65 Jordan Jankowski, R ERA: 27.0	(8, 1)	1.2	L	11	5	5	5	3	1	0	0	0	0	0	16	20	27.00	3.600
93 Kent Emanuel, L ERA: 27.0	(9, 1)	0.1		3	2	1	1	1	0	0	0	1	0	1	7	9	27.00	6.000

BOTTOM

New York Yankees @ Houston Astros

Osceola County Stadium, Kissimmee, FL

Sat Mar 07 2015, 4:11 PM - 4:15 PM EST

Att. 4,444 - Overcast - 69 F

Batter	1	2	3	4	5	6	7	8	9	AB	R	H	RBI	BB	SO	LOB
27 Jose Altuve, R (1, 4) OBP: 0.333, SLG: 0.333 74 Ronald Torreyes, R (6, 4)	0-0 4 1B, 19 1B, 23 2B, 1B	0-3 K ①		0-0 G4-3 ②		4-0 75 HBP, BB		0-0 G5-3 ②		3 1 1 0 0 1 0 1 0 0 0 1 0 2						
19 Robbie Grossman, S (1, 7) OBP: 0.667, SLG: 1.200 75 Preston Tucker, L (6, 7) 0 L.J. Hoes, R (6, PR) OBP: 0.250, SLG: 0.250 (7, 7)	0-0 4 1B, 23 2B, 1-2, 1B	4-0 23 G6-4-3, 4 WP, BB		0-0 G4-3 ③		1-0 1-2, HBP		0-3 K ③		2 1 1 0 1 0 0 0 0 0 0 0 0 0 1 0 0 0 0 1 2						
4 George Springer, R (1, 9) OBP: 0.500, SLG: 0.400 13 Domingo Santana, R (6, 9)	0-0 23 2B, 18 1B, 1-2, 2-3, 1B	4-0 23 G6-4-3, 1-2, BB			0-2 K ①	0-3 K ③			0-3 K ①	2 1 1 0 1 1 0 2 0 0 0 0 2 3						
23 Chris Carter, R (1, 3) OBP: 0.167, SLG: 0.333 72 Matt Duffy, R (6, 3)	0-0 15 1B, 1-3, 2-H, 3-H, 2B	0-0 G6-4-3 ②③, 1-2f, 2-3			0-0 F9 ②		0-0 G5-3 ①		0-0 G4-3 ②	3 0 1 2 0 0 2 2 0 0 0 0 0 0						
18 Luis Valbuena, L (1, 5) OBP: 0.600, SLG: 1.200 77 Colin Moran, L (6, 5) OBP: 0.500, SLG: 0.500	0-0 20 FC6-4, 15 1B, 3-H, 1B		0-3 K ①		0-0 G4-3 ③		0-0 78 CS, 1B		0-0 G3-1 ③	3 0 1 1 0 1 0 2 0 1 0 0 0 0						
8 Jed Lowrie, S (1, 6) OBP: 0.500, SLG: 1.500 78 Nolan Fontana, L (6, 6) OBP: 0.500, SLG: 0.500	0-3 K ①	0-0 3B				0-0 15 2B, 1B	0-3 1-2, K ②③			2 0 1 0 0 1 2 2 1 1 0 0 1 1						
15 Jason Castro, L (1, 10) OBP: 0.600, SLG: 1.000 76 Carlos Correa, R (6, PR) OBP: 0.667, SLG: 0.667 (7, 10)	0-0 20 FC6-4, 1-2, 2-3, 1B	0-0 G3 ②				0-0 20 WP, 1-H, 2B		0-0 71 SH5-4, 79 1B, 1B		3 0 2 1 0 0 1 1 0 1 0 0 0 0						
16 Hank Conger, L (1, 2) 79 Andrew Aplin, L (7, 8) OBP: 0.333, SLG: 0.333	0-3 K ②	0-0 G5-3 ③				0-3 K ①		0-0 71 SH5-4, 1-2, 1B		3 0 0 0 0 2 5 1 0 1 0 0 0 0						
20 Alex Presley, L (1, 8) OBP: 0.286, SLG: 0.286 71 Roberto Peña, R (7, 2)	0-0 FC6-4 ③ 1-2f, 2-3			0-0 G6-3 ①		1-0 G4-3 ② 2-3		0-0 SH5-4 ① 1-2, 2-3		3 0 0 0 0 0 4 0 0 0 0 0 0 0						
Inning Stats	R: 3 E: 0 K: 2 S: 13 H: 6 LOB: 3 BB: 0 P: 13	R: 0 E: 0 K: 1 S: 4 H: 0 LOB: 1 BB: 2 P: 12	R: 0 E: 0 K: 1 S: 6 H: 1 LOB: 1 BB: 0 P: 6	R: 0 E: 0 K: 0 S: 3 H: 0 LOB: 0 BB: 0 P: 3	R: 0 E: 0 K: 1 S: 5 H: 0 LOB: 0 BB: 0 P: 5	R: 1 E: 0 K: 2 S: 9 H: 2 LOB: 3 BB: 1 P: 15	R: 0 E: 0 K: 1 S: 5 H: 1 LOB: 1 BB: 0 P: 5	R: 0 E: 0 K: 1 S: 7 H: 2 LOB: 2 BB: 0 P: 7	R: 0 E: 0 K: 1 S: 5 H: 0 LOB: 0 BB: 0 P: 5	1B: 9 2B: 3 3B: 1 HR: 0 SF: 0 SAC: 1 DP: 2 HBP: 1							

	AB	36
	R	4
	H	12
	RBI	4
	BB	3
	SO	10
	LOB	22

WP: 2 PB: 0 SB: 0 CS: 1 PA: 41

livebaseballscorecards.com

PITCHER		IP	WLS	BF	H	R	ER	SO	BB	IBB	HBP	BLK	WP	HR	S	P	ERA	WHIP
27 Scott Baker, R ERA: 27.0	(1, 1)	1.0		9	6	3	3	2	0	0	0	0	0	0	13	13	27.00	6.000
72 Danny Burawa, R ERA:	(2, 1)	1.0		4	0	0	0	1	2	0	0	0	1	0	4	12	0.00	2.000
73 Jose De Paula, L ERA:	(3, 1)	2.0		7	1	0	0	1	0	0	0	0	0	0	9	9	0.00	0.500
90 Nick Rumbelow, R ERA: 4.5	(5, 1)	1.0		5	2	1	1	1	0	0	0	0	0	0	7	7	9.00	2.000
92 Tyler Webb, L ERA:	(6, 1)	1.0		5	0	0	0	2	1	0	1	0	1	0	7	13	0.00	1.000

PITCHER		IP	WLS	BF	H	R	ER	SO	BB	IBB	HBP	BLK	WP	HR	S	P	ERA	WHIP
45 Kyle Davies, R ERA: 3.0	(7, 1)	1.0		3	1	0	0	1	0	0	0	0	0	0	5	5	0.00	1.000
78 Caleb Cotham, R ERA:	(8, 1)	1.0	W	5	2	0	0	1	0	0	0	0	0	0	7	7	0.00	2.000
85 Zach Nuding, R ERA:	(9, 1)	1.0		3	0	0	0	1	0	0	0	0	0	0	5	5	0.00	0.000

Batter	1	2	3	4	5	6	7	8	9	AB	R	H	RBI	BB	SO	LOB
3 Michael Taylor, R (1, 8) OBP: 0.600, SLG: 1.200 17 Derrick Robinson, S (5, 8) OBP: 0.125, SLG: 0.125	HR		20 1B 1B		K		G1-3 2-3 3-H			3 1	1 0	2 0	1 1	0 0	1 0	1 1
19 Kevin Frandsen, R (1, 5) OBP: 0.500, SLG: 0.429 10 Ian Stewart, L (5, 5) OBP: 0.667, SLG: 0.333	G6-3		P4		G6-3		BB			3 0	0 0	0 0	0 0	0 1	0 0	2 0
20 Ian Desmond, R (1, 6) OBP: 0.375, SLG: 0.375 16 Emmanuel Burriss, S (6, 6) OBP: 0.143, SLG: 0.143	K		1-2 1B			G4-3	G6-3			3 1	0 0	1 0	0 0	0 0	1 0	0 3
12 Tyler Moore, R (1, 7) OBP: 0.750, SLG: 1.875 23 Jeff Kobernus, R (6, 7) OBP: 0.375, SLG: 0.333	2B		G5-3			33 WP 2B		K		3 1	0 0	2 0	0 0	0 0	0 1	2 0
18 Kila Ka'aihue, L (1, 3) OBP: 0.250, SLG: 0.667 63 Matt Skole, L (6, 3) OBP: 0.429, SLG: 0.500	G3			F8		K		G3-1		3 1	0 0	0 0	0 0	0 0	1 0	2 0
33 Mike Carp, L (1, 10) OBP: 0.429, SLG: 0.200 68 Spencer Kieboom, R (8, PH) (8, 10)		F8		K		K 2-3		G6-3		3 1	0 0	0 0	0 0	0 0	2 0	1 0
59 Jose Lobaton, S (1, 2) 41 Sandy León, S (6, 2)		F8		G4-3			K		P4	2 2	0 0	0 0	0 0	0 0	0 1	0 0
25 Clint Robinson, L (1, 9) OBP: 0.500, SLG: 0.556 7 Tony Gwynn Jr., L (6, 9) OBP: 0.667, SLG: 0.333		G4-3			2B		1 E 17 G1-3 1 1B BB		K	2 1	0 1	1 0	0 0	0 1	0 1	0 0
1 Wilmer Difo, S (1, 4) OBP: 0.714, SLG: 0.667 66 Cutter Dykstra, R (7, PR) OBP: 0.600, SLG: 1.000 (7, 4)			G3-1		K2-3		E9 17 G1-3 1-3 1B		P4	3 1	0 0	1 0	0 0	0 0	1 0	1 0
Inning Stats	R: 1 E: 0 K: 1 S: 7 H: 2 LOB: 1 BB: 0 P: 7	R: 0 E: 0 K: 0 S: 3 H: 0 LOB: 0 BB: 0 P: 3	R: 0 E: 0 K: 0 S: 5 H: 2 LOB: 2 BB: 0 P: 5	R: 0 E: 0 K: 1 S: 6 H: 0 LOB: 0 BB: 0 P: 6	R: 0 E: 0 K: 2 S: 8 H: 1 LOB: 1 BB: 1 P: 8	R: 0 E: 0 K: 2 S: 8 H: 1 LOB: 1 BB: 0 P: 9	R: 1 E: 1 K: 1 S: 6 H: 1 LOB: 3 BB: 2 P: 14	R: 0 E: 0 K: 1 S: 5 H: 0 LOB: 0 BB: 0 P: 5	R: 0 E: 0 K: 1 S: 5 H: 0 LOB: 0 BB: 0 P: 5	1B: 3 2B: 3 3B: 0 HR: 1	SF: 0 SAC: 0 DP: 0 HBP: 0						

TOP

Washington Nationals @ New York Yankees

George M. Steinbrenner Field, Tampa, FL

Sun Mar 08 2015, 3:40 PM - 3:43 PM EDT

Att. 10,737 - Partly Cloudy - 77 F

livebaseballscorecards.com

AB	34
R	2
H	7
RBI	2
BB	2
SO	9
LOB	13

WP: 1 PB: 0 SB: 0 CS: 0 PA: 36

PITCHER		IP	WLS	BF	H	R	ER	SO	BB	IBB	HBP	BLK	WP	HR	S	P	ERA	WHIP
43 Adam Warren, R ERA: 1.8	(1, 1)	3.0		13	4	1	1	1	0	0	0	0	0	1	15	15	3.00	1.333
48 Andrew Miller, L ERA:	(4, 1)	1.0		3	0	0	0	1	0	0	0	0	0	0	6	6	0.00	0.000
68 Dellin Betances, R ERA:	(5, 1)	1.0	H	4	1	0	0	2	0	0	0	0	0	0	8	8	0.00	1.000
91 Luis Severino, R ERA: 6.75	(6, 1)	1.1	H	7	2	1	0	3	1	0	0	0	1	0	12	17	0.00	2.250
89 James Pazos, L ERA: 5.4	(7, 1)	0.2	B	3	0	0	0	0	1	0	0	0	0	0	2	6	0.00	1.500
70 Wilking Rodríguez, R ERA:	(8, 1)	1.0	W	3	0	0	0	1	0	0	0	0	0	0	5	5	0.00	0.000
31 Jared Burton, R ERA:	(9, 1)	1.0	S	3	0	0	0	1	0	0	0	0	0	0	5	5	0.00	0.000

BOTTOM

Batter	1	2	3	4	5	6	7	8	9	AB	R	H	RBI	BB	SO	LOB
22 Jacoby Ellsbury, L (1, 8) OBP: 0.083, SLG: 0.083	G4-3		G1-3		G6-3		HBP (1-2)			3	0	0	0	0	0	1
80 Mason Williams, L (6, 8) OBP: 0.375, SLG: 0.571										0	0	0	0	0	0	0
11 Brett Gardner, L (1, 7) OBP: 0.417, SLG: 0.222	BB (36 G4-6-3)		1B (3-H)		G4-3		F7			2	0	1	1	1	0	0
83 Ben Gamel, L (6, 7)										1	0	0	0	0	0	2
36 Carlos Beltrán, S (1, 10)	G4-6-3 (1-2f)		K		G6-3		K			3	0	0	0	0	1	2
84 Trent Garrison, L (7, PH) (8, 10)										1	0	0	0	0	1	2
34 Brian McCann, L (1, 2) OBP: 0.286, SLG: 0.167		F7		1B (24 E 63 1B)		K		G6-3		2	1	1	0	0	0	0
78 Gary Sánchez, R (6, 2)										2	0	0	0	0	1	0
13 Alex Rodriguez, R (1, 5) OBP: 0.500, SLG: 0.500		2B (33 G6-3)		K		E3 (33 WP)		K		2	0	1	0	0	1	1
97 Jonathan Galvez, R (6, 5) OBP: 0.222, SLG: 0.222										2	0	0	0	0	1	0
33 Garrett Jones, L (1, 3) OBP: 0.400, SLG: 0.444	G6-3 (2-3)			F8		G4-3 (1-2)		1B (99 1B 62 1B)		3	0	0	0	0	0	3
94 Kyle Roller, L (7, 3) OBP: 0.333, SLG: 0.273										1	1	1	0	0	0	0
24 Chris Young, R (1, 9) OBP: 0.200, SLG: 0.300	G5-3			E5 (63 1B) (1-3)		K		1B (62 1B) (1-3)		3	0	0	0	0	1	3
99 Aaron Judge, R (7, 9) OBP: 0.600, SLG: 0.833										1	0	1	0	0	0	0
63 José Pirela, R (1, 4) OBP: 0.500, SLG: 0.727			2B (60 G3-1 11 1B)	1B (1-2 3-H)			F9	1B (1-2 3-H)		3	1	2	1	0	0	0
62 Cole Figueroa, L (8, 4) OBP: 0.250, SLG: 0.250										1	0	1	1	0	0	0
60 Nick Noonan, L (1, 6) OBP: 0.455, SLG: 0.600			G3-1 (2-3)	K			1B (80 HBP)	K		3	0	1	0	0	1	3
96 Cito Culver, R (7, PR) OBP: 0.125, SLG: 0.125 (8, 6)										1	0	0	0	0	1	2
Inning Stats	R: 0 E: 0 K: 0 S: 2 H: 0 LOB: 0 BB: 1 P: 6	R: 0 E: 0 K: 0 S: 4 H: 1 LOB: 1 BB: 0 P: 4	R: 1 E: 0 K: 1 S: 7 H: 2 LOB: 1 BB: 0 P: 7	R: 1 E: 1 K: 2 S: 10 H: 2 LOB: 2 BB: 0 P: 10	R: 0 E: 0 K: 0 S: 3 H: 0 LOB: 0 BB: 0 P: 3	R: 0 E: 1 K: 2 S: 8 H: 0 LOB: 1 BB: 0 P: 9	R: 0 E: 0 K: 1 S: 6 H: 1 LOB: 2 BB: 0 P: 7	R: 1 E: 0 K: 2 S: 10 H: 3 LOB: 2 BB: 0 P: 10		1B: 7 2B: 2 3B: 0 HR: 0	SF: 0 SAC: 0 DP: 1 HBP: 1					

PITCHER	IP	WLS	BF	H	R	ER	SO	BB	IBB	HBP	BLK	WP	HR	S	P	ERA	WHIP
58 Doug Fister, R (1, 1) ERA:	2.0		7	1	0	0	0	1	0	0	0	0	0	6	10	0.00	1.000
36 Sammy Solís, L (3, 1) ERA: 5.4	1.2	B	8	3	2	1	2	0	0	0	0	0	0	12	12	5.40	1.800
64 Blake Treinen, R (4, 1) ERA:	1.1		6	1	0	0	1	0	0	0	0	0	0	8	8	0.00	0.750
29 Xavier Cedeño, L (6, 1) ERA:	1.0		4	0	0	0	2	0	0	0	0	1	0	8	9	0.00	0.000
30 Aaron Barrett, R (7, 1) ERA:	1.0		5	1	0	0	1	0	0	1	0	0	0	6	7	0.00	1.000

PITCHER	IP	WLS	BF	H	R	ER	SO	BB	IBB	HBP	BLK	WP	HR	S	P	ERA	WHIP
45 Mitch Lively, R (8, 1) ERA: 9.0	1.0	L	6	3	1	1	2	0	0	0	0	0	0	10	10	9.00	3.000

Washington Nationals @ New York Yankees

George M. Steinbrenner Field, Tampa, FL

Sun Mar 08 2015, 3:40 PM - 3:43 PM EDT

Att. 10,737 - Partly Cloudy - 77 F

livebaseballscorecards.com

AB	34
R	3
H	9
RBI	3
BB	1
SO	8
LOB	19

1B: 7 SF: 0
2B: 2 SAC: 0
3B: 0 DP: 1
HR: 0 HBP: 1

WP: 1 PA: 36
PB: 0
SB: 0
CS: 0

Tampa Bay Rays @ New York Yankees

George M. Steinbrenner Field, Tampa, FL

Mon Mar 09 2015, 3:57 PM - 4:00 PM EDT

Att. 9,821 - Cloudy - 79 F

TOP

livebaseballscorecards.com

Batter	1	2	3	4	5	6	7	8	9	AB	R	H	RBI	BB	SO	LOB
2 Nick Franklin, S (1, 6) OBP: 0.125, SLG: 0.125	C S S 0-3 ① K		X 0-0 ③ G4-3			S S S 0-3 ① K		H 1-0 69 FC5-4 1-2 HBP	S S S 0-3 ③ K	3	0	0	0	0	2	0
80 Daniel Robertson, R (6, 6) OBP: 0.750, SLG: 0.500										1	0	0	0	0	1	1
8 Desmond Jennings, R (1, 7) OBP: 0.714, SLG: 0.667	X 0-0 3 S 1B			B X 1-0 3 1B 1B		X 0-0 ② G4-3		X 0-0 ① FC5-4 30 S 63 1B 1-2f 2-H		2	0	2	0	0	0	0
69 Taylor Motter, R (4, 7) OBP: 0.333, SLG: 0.333										2	1	0	0	0	0	1
21 James Loney, L (1, 3)	X 0-0 ② F7			X 0-0 ① L6		B B B B 4-0 63 WP BB		B X 1-0 ② L6 1-2		2	0	0	0	0	0	2
30 Vince Belnome, L (4, 3)										1	0	0	0	1	0	1
3 Evan Longoria, R (1, 5) OBP: 0.286, SLG: 0.429	B S S S 1-3 ③ K 1-2			X 0-0 1-2 1B		B X 1-0 ③ L8 1-2		X 0-0 2-H 83 1B		2	0	1	0	0	1	1
63 Eugenio Velez, S (5, 5) OBP: 0.400, SLG: 0.400										2	1	1	1	0	0	1
20 Steven Souza Jr., R (1, 9) OBP: 0.250, SLG: 0.375		X 0-0 ① G6-3		C C C 0-3 ② K			S S S 0-3 ① K	X 0-0 2-H 1B		3	0	0	0	0	2	2
83 Jake Elmore, R (7, 9) OBP: 0.400, SLG: 0.250										1	0	1	1	0	0	0
39 Kevin Kiermaier, L (1, 10) OBP: 0.333, SLG: 0.250		X 0-0 ② G4-3		S S S 0-3 ③ K			X 0-0 10 10 G6-3 S 1B	C C C 0-3 ③ K		2	0	0	0	0	1	2
64 Corey Brown, L (7, PH) OBP: 0.714, SLG: 1.667										2	0	1	0	0	1	1
(7, 10)																
10 Alexi Casilla, S (1, 4) OBP: 0.286, SLG: 0.167		X 0-0 ③ G4-3			X 0-0 60 CS 1B		D X 1-0 ② G6-3 1-3		X 0-0 ① L3	3	0	1	0	0	0	1
29 Ryan Brett, R (7, 4)										1	0	0	0	0	0	0
60 Bobby Wilson, R (1, 2) OBP: 0.333, SLG: 0.200			X 0-0 ① G5-3		C S S 0-3 ① ② K 1-2		X 0-0 ③ F9		X 0-0 2B	2	0	0	0	0	1	1
67 Luke Maile, R (6, 2) OBP: 0.143, SLG: 0.286										2	0	1	0	0	0	1
36 Hak-Ju Lee, L (9, PR)										0	0	0	0	0	0	0
27 Mikie Mahtook, R (1, 8)			S S S 0-3 ② K		S S S 0-3 ③ K			B B B B 4-0 80 HBP 69 E BB	C C C 0-3 ② K	2	0	0	0	0	2	0
79 Boog Powell, L (5, 8) OBP: 0.400, SLG: 0.500										1	1	0	0	1	1	1
Inning Stats	R: 0 H: 1 E: 0 LOB: 1 K: 2 BB: 0 S: 8 P: 9	R: 0 H: 0 E: 0 LOB: 0 K: 0 BB: 0 S: 3 P: 3	R: 0 H: 0 E: 0 LOB: 0 K: 1 BB: 0 S: 5 P: 5	R: 0 H: 2 E: 0 LOB: 2 K: 2 BB: 0 S: 9 P: 10	R: 0 H: 1 E: 0 LOB: 0 K: 2 BB: 0 S: 7 P: 7	R: 0 H: 0 E: 0 LOB: 1 K: 1 BB: 1 S: 5 P: 10	R: 0 H: 1 E: 0 LOB: 1 K: 1 BB: 0 S: 6 P: 7	R: 3 H: 2 E: 1 LOB: 1 K: 1 BB: 1 S: 7 P: 13	R: 0 H: 1 E: 0 LOB: 1 K: 2 BB: 0 S: 8 P: 8	1B: 7 SF: 0 2B: 2 SAC: 0 3B: 0 DP: 1 HR: 0 HBP: 1						

	AB	34
	R	3
	H	8
	RBI	2
	BB	2
	SO	12
	LOB	16

WP: 1 PB: 0 SB: 3 CS: 1 PA: 37

PITCHER		IP	WLS	BF	H	R	ER	SO	BB	IBB	HBP	BLK	WP	HR	S	P	ERA	WHIP
35 Michael Pineda, R ERA:	(1, 1)	2.0	W	7	1	0	0	2	0	0	0	0	0	0	11	12	0.00	0.500
30 Nathan Eovaldi, R ERA: 1.8	(3, 1)	3.0	H	11	3	0	0	5	0	0	0	0	0	0	21	22	0.00	1.000
29 David Carpenter, R ERA:	(6, 1)	1.0	H	4	0	0	0	1	1	0	0	0	1	0	5	10	0.00	1.000
41 Justin Wilson, L ERA:	(7, 1)	1.0	H	4	1	0	0	1	0	0	0	0	0	0	6	7	0.00	1.000
88 Diego Moreno, R ERA: 8.31	(8, 1)	1.0		7	2	3	3	1	1	0	1	0	0	0	7	13	27.00	3.000

PITCHER		IP	WLS	BF	H	R	ER	SO	BB	IBB	HBP	BLK	WP	HR	S	P	ERA	WHIP
57 Chris Martin, R ERA:	(9, 1)	1.0	S	4	1	0	0	2	0	0	0	0	0	0	8	8	0.00	1.000

Batter	1	2	3	4	5	6	7	8	9	AB	R	H	RBI	BB	SO	LOB
22 Jacoby Ellsbury, L (1, 8) OBP: 0.133, SLG: 0.133 74 Slade Heathcott, L (6, 8) OBP: 0.857, SLG: 1.000	G6-3	G5-3			36 BB 1B		E8 77 F9 95 2B 1B 1-H			3 1	0 1	1 1	0 1	0 0	0 0	2 0
11 Brett Gardner, L (1, 7) OBP: 0.333, SLG: 0.167 77 Ramón Flores, L (6, 7) OBP: 0.333, SLG: 0.667	G6-3		L8		F7		F9 2-3			3 1	0 0	0 0	0 0	0 0	0 0	1 1
36 Carlos Beltrán, S (1, 9) 79 Tyler Austin, R (5, PR) OBP: 0.250, SLG: 0.571 (6, 9)	G6-3		K		1-2 BB		95 2B BB			2 0	0 0	0 0	0 0	1 1	1 0	0 0
25 Mark Teixeira, S (1, 3) OBP: 0.200, SLG: 0.200 95 Greg Bird, L (6, 3) OBP: 0.500, SLG: 1.100		G5-3	L8		F7		1-3 3-H 2B			3 1	0 0	0 1	0 1	0 0	0 0	2 0
34 Brian McCann, L (1, 2) OBP: 0.333, SLG: 0.375 55 Austin Romine, R (6, 2) OBP: 0.375, SLG: 0.167		12 E 13 1B 2B		G5-3		12 G5-4-3 1B	BB			2 1	1 0	1 1	0 0	0 1	0 0	0 0
12 Chase Headley, S (1, 5) OBP: 0.182, SLG: 0.100 62 Cole Figueroa, L (7, 5) OBP: 0.222, SLG: 0.222		E7 14 BB 13 1B 18 G4-3 2-3		K		G5-4-3 1-2f	G3-1			3 1	1 0	0 0	0 0	0 0	1 0	2 3
13 Alex Rodriguez, R (1, 10) OBP: 0.545, SLG: 0.556 93 Jake Cave, L (8, PH) OBP: 0.500, SLG: 0.875 (9, 10)		18 G4-3 14 BB 1-2 3-H 1B		1B		F8		F8		3 1	0 0	2 0	1 0	0 0	0 0	0 0
14 Stephen Drew, L (1, 4) OBP: 0.300, SLG: 0.125 98 Rob Refsnyder, R (7, 4) OBP: 0.583, SLG: 0.600		18 G4-3 1-2 2-3 BB		P6			74 S 74 E 1B	P4		1 2	0 1	0 1	0 0	0 0	1 0	1 0
18 Didi Gregorius, L (1, 6) OBP: 0.200, SLG: 0.222 96 Cito Culver, R (7, 6) OBP: 0.100, SLG: 0.100		G4-3 1-2 2-3 3-H			G3		K	K2-3		2 2	0 0	0 0	1 0	0 0	0 2	2 1
Inning Stats	R: 0 E: 0 K: 0 S: 3 H: 0 LOB: 0 BB: 0 P: 3	R: 2 E: 1 K: 0 S: 6 H: 2 LOB: 2 BB: 1 P: 10	R: 0 E: 0 K: 1 S: 5 H: 0 LOB: 0 BB: 0 P: 6	R: 0 E: 0 K: 1 S: 6 H: 1 LOB: 1 BB: 0 P: 6	R: 0 E: 0 K: 0 S: 4 H: 1 LOB: 2 BB: 1 P: 8	R: 0 E: 0 K: 0 S: 3 H: 1 LOB: 0 BB: 0 P: 4	R: 2 E: 1 K: 1 S: 8 H: 3 LOB: 3 BB: 2 P: 17	R: 0 E: 0 K: 1 S: 5 H: 0 LOB: 0 BB: 0 P: 5		1B: 6 2B: 2 3B: 0 HR: 0	SF: 0 SAC: 0 DP: 1 HBP: 0						

BOTTOM

Tampa Bay Rays @ New York Yankees

George M. Steinbrenner Field, Tampa, FL

Mon Mar 09 2015, 3:57 PM - 4:00 PM EDT

Att. 9,821 - Cloudy - 79 F

livebaseballscorecards.com

AB	32
R	4
H	8
RBI	4
BB	4
SO	4
LOB	15

WP: 0 PB: 0 SB: 1 CS: 0 PA: 36

PITCHER	IP	WLS	BF	H	R	ER	SO	BB	IBB	HBP	BLK	WP	HR	S	P	ERA	WHIP
51 Nate Karns, R (1, 1) ERA: 1.8	3.0	L	13	2	2	1	1	1	0	0	0	0	0	14	19	3.00	1.000
47 Brandon Gomes, R (4, 1) ERA:	1.0		4	1	0	0	1	0	0	0	0	0	0	6	6	0.00	1.000
43 Ernesto Frieri, R (5, 1) ERA:	1.0		5	1	0	0	0	1	0	0	0	0	0	4	8	0.00	2.000
71 Jordan Norberto, L (6, 1) ERA:	1.0		3	1	0	0	0	0	0	0	0	0	0	3	4	0.00	1.000
49 Kirby Yates, R (7, 1) ERA: 10.8	0.2		7	3	2	2	1	2	0	0	0	0	0	7	16	27.00	7.500

PITCHER	IP	WLS	BF	H	R	ER	SO	BB	IBB	HBP	BLK	WP	HR	S	P	ERA	WHIP
34 C.J. Riefenhauser, L (7, 1) ERA:	1.1		4	0	0	0	1	0	0	0	0	0	0	6	6	0.00	0.000

Batter	1	2	3	4	5	6	7	8	9	AB	R	H	RBI	BB	SO	LOB
18 Didi Gregorius, L (1, 6) OBP: 0.154, SLG: 0.167	S S S 0-3 K2-3 ①		X 0-0 G5-3 ②		B S S S 1-3 K ③ 1-2		X 0-0 G4-3 ③			3	0	0	0	0	2	1
62 Cole Figueroa, L (6, 6) OBP: 0.200, SLG: 0.200										1	0	0	0	0	0	0
24 Chris Young, R (1, 8) OBP: 0.154, SLG: 0.231	X 0-0 P2 ②		X 0-0 G6-3 ③			X 0-0 P4 ①		X 0-0 G1-3 ①		3	0	0	0	0	0	0
80 Mason Williams, L (6, 8) OBP: 0.333, SLG: 0.500										1	0	0	0	0	0	0
12 Chase Headley, S (1, 5) OBP: 0.357, SLG: 0.385	X 0-0 25 G5-3 1B			X 0-0 66 G6-4-3 25 1B 1B		X 0-0 63 1B 2B		C C C 0-3 K ②		3	0	3	0	0	0	0
97 Jonathan Galvez, R (6, PR) OBP: 0.200, SLG: 0.200 (6, 5)										1	0	0	0	0	1	0
25 Mark Teixeira, S (1, 3) OBP: 0.308, SLG: 0.250	X 0-0 G5-3 ③ 1-2			X 0-0 66 G6-4-3 1B 1-2		B B B 4-0 63 1B BB		S S S 0-3 K ③		2	0	1	0	1	0	1
94 Kyle Roller, L (6, PR) OBP: 0.308, SLG: 0.250 (6, 3)										1	0	0	0	0	1	0
66 John Ryan Murphy, R (1, 2) OBP: 0.083, SLG: 0.083		X 0-0 P4 ①		X 0-0 G6-4-3 ① ② 1-2f 2-3		C C C 0-3 K ②			B B C X 2-1 HR	3	0	0	0	0	1	4
78 Gary Sánchez, R (7, 2) OBP: 0.111, SLG: 0.500										1	1	1	1	0	0	0
63 José Pirela, R (1, 10) OBP: 0.533, SLG: 0.692		B B B B 4-0 99 S BB		X 0-0 G6-3 ③		X 0-0 1-2 2-3 1B			X 0-0 G6-3 ①	2	0	1	0	1	0	1
67 Eddy Rodriguez, R (9, PH) OBP: 0.333, SLG: 0.667										1	0	0	0	0	0	0
14 Stephen Drew, L (1, 4) OBP: 0.231, SLG: 0.091		X 0-0 F7 ②			X 0-0 F7 ①	X 0-0 P4 ③			C C C 0-3 K ②	3	0	0	0	0	0	4
98 Rob Refsnyder, R (6, 4) OBP: 0.538, SLG: 0.545										1	0	0	0	0	1	0
99 Aaron Judge, R (1, 9) OBP: 0.462, SLG: 0.556		B X 1-0 F8 ③ 1-2			X 0-0 G5-3 ②		S S S 0-3 K ①		S S S 0-3 K ③	3	0	0	0	0	1	1
74 Slade Heathcott, L (7, 9) OBP: 0.750, SLG: 0.833										1	0	0	0	0	1	0
77 Ramón Flores, L (1, 7) OBP: 0.333, SLG: 0.545			S S S 0-3 K ①		B B B 4-0 18 WP BB		X 0-0 G3-1 ②			2	0	0	0	1	1	0
93 Jake Cave, L (7, 7) OBP: 0.500, SLG: 0.875										0	0	0	0	0	0	0

TOP

New York Yankees @ Baltimore Orioles

Ed Smith Stadium, Sarasota, FL

Tue Mar 10 2015, 1:07 PM - 3:47 PM EDT

Att. 7,987 - Sunny - 84 F

livebaseballscorecards.com

	AB	32
	R	1
	H	6
	RBI	1
	BB	3
	SO	9
	LOB	12

Inning Stats	1	2	3	4	5	6	7	8	9
	R: 0 E: 0 K: 1 S: 6	H: 1 LOB: 1 BB: 0 P: 6	R: 0 E: 0 K: 0 S: 3	H: 0 LOB: 1 BB: 1 P: 8	R: 0 E: 0 K: 1 S: 5	H: 0 LOB: 0 BB: 0 P: 5	R: 0 E: 0 K: 0 S: 4	H: 2 LOB: 1 BB: 0 P: 4	R: 0 E: 0 K: 1 S: 5	H: 0 LOB: 1 BB: 1 P: 10	R: 0 E: 0 K: 1 S: 7	H: 2 LOB: 3 BB: 1 P: 11	R: 0 E: 0 K: 1 S: 5	H: 0 LOB: 0 BB: 0 P: 5	R: 0 E: 0 K: 2 S: 7	H: 0 LOB: 0 BB: 0 P: 7	R: 1 E: 0 K: 2 S: 9	H: 1 LOB: 0 BB: 0 P: 11

	1B: 4	SF: 0
	2B: 1	SAC: 0
	3B: 0	DP: 1
	HR: 1	HBP: 0

	WP: 1	PA: 35
	PB: 0	
	SB: 1	
	CS: 0	

PITCHER		IP	WLS	BF	H	R	ER	SO	BB	IBB	HBP	BLK	WP	HR	S	P	ERA	WHIP
16 Wei-Yin Chen, L ERA:	(1, 1)	3.0		11	1	0	0	2	1	0	0	0	0	0	14	19	0.00	0.667
39 Kevin Gausman, R ERA:	(4, 1)	2.0	W	8	2	0	0	1	1	0	0	0	1	0	9	14	0.00	1.500
61 Jason García, R ERA:	(6, 1)	1.0	H	6	2	0	0	1	1	0	0	0	0	0	7	11	0.00	3.000
29 Tommy Hunter, R ERA:	(7, 1)	1.0	H	3	0	0	0	1	0	0	0	0	0	0	5	5	0.00	0.000
52 Steve Johnson, R ERA:	(8, 1)	1.0	H	3	0	0	0	2	0	0	0	0	0	0	7	7	0.00	0.000

PITCHER		IP	WLS	BF	H	R	ER	SO	BB	IBB	HBP	BLK	WP	HR	S	P	ERA	WHIP
64 Logan Verrett, R ERA: 3.6	(9, 1)	1.0	S	4	1	1	1	2	0	0	0	0	0	1	9	11	9.00	1.000

BOTTOM

Batter	1	2	3	4	5	6	7	8	9	AB	R	H	RBI	BB	SO	LOB
13 Manny Machado, R (1, 5) OBP: 0.467, SLG: 0.500	0-0 WP 2S 1B		0-0 G4-6-3 2B		0-0 2 1B 1B 2-H	0-0 ③ F9				3	0	3	1	0	0	0
79 Dariel Álvarez, R (6, PH) OBP: 0.364, SLG: 0.600 (7, 8)										1	0	0	0	0	0	2
2 J.J. Hardy, R (1, 6) OBP: 0.400, SLG: 0.250	B X 1-0 ① F7 1-2		B B B B 4-0 G4-6-3 BB		X 0-0 1-3 1B		S S S 0-3 ① K2-3			2	0	1	0	1	0	1
3 Ryan Flaherty, L (6, 6) OBP: 0.417, SLG: 0.300										1	0	0	0	0	1	0
Chris Davis, L (1, 3) OBP: 0.313, SLG: 0.417	B B B B 4-0 32 G4-3 2-3 BB		X 0-0 ①② G4-6-3 1-2f 2-3		C C C 0-3 ① K		X 0-0 ② F8			2	0	0	0	1	1	4
14 Nolan Reimold, R (7, 9) OBP: 0.385, SLG: 0.200										1	0	0	0	0	0	0
10 Adam Jones, R (1, 8) OBP: 0.200, SLG: 0.214	X 0-0 ② P4		X 0-0 ③ G6-3		X 0-0 ② P6		B B C C X 2-2 HR			3	0	0	0	0	0	5
43 Rey Navarro, S (7, 4) OBP: 0.375, SLG: 0.714										1	1	1	1	0	0	0
32 Matt Wieters, S (1, 10)	X 0-0 ③ G4-3 1-2			S S S 0-3 ① K	X 0-0 ③ G4-3		X 0-0 ③ G5-3			4	0	0	0	0	1	4
27 Delmon Young, R (1, 9)		X 0-0 ① P6		S S S 0-3 ② K		X 0-0 ① P3		X 0-0 ① G5-3		3	0	0	0	0	1	0
38 Jimmy Paredes, S (7, 5) OBP: 0.429, SLG: 0.462										1	0	0	0	0	0	0
23 Travis Snider, L (1, 7) OBP: 0.267, SLG: 0.214		X 0-0 ② G3		X 0-0 ③ G4-3		X 0-0 6 2B 1B		S S S 0-3 ② K		3	0	1	0	0	0	0
9 David Lough, L (7, 7) OBP: 0.231, SLG: 0.091										1	0	0	0	0	1	0
60 Ryan Lavarnway, R (1, 2) OBP: 0.571, SLG: 0.500		B B B B 4-0 BB			X 0-0 6 WP 6 2B 1B	S S S 0-3 ② K		S S S 0-3 ③ K		1	1	1	0	1	0	0
15 J.P. Arencibia, R (6, 2) OBP: 0.111, SLG: 0.111										2	0	0	0	0	2	1
83 Rossmel Perez, L (9, 2)										0	0	0	0	0	0	0
6 Jonathan Schoop, R (1, 4) OBP: 0.250, SLG: 0.667		S S S 0-3 ③ K			B X 1-0 1-H 13 1B 2B	X 0-0 1-3 2B				3	1	2	1	0	1	1
41 Chris Parmelee, L (7, 3) OBP: 0.364, SLG: 0.400										0	0	0	0	0	0	0
Inning Stats	R: 0 E: 0 K: 0 S: 4 H: 1 LOB: 2 BB: 1 P: 9	R: 0 E: 0 K: 1 S: 5 H: 0 LOB: 1 BB: 1 P: 9	R: 0 E: 0 K: 0 S: 3 H: 1 LOB: 1 BB: 1 P: 7	R: 0 E: 0 K: 2 S: 7 H: 0 LOB: 0 BB: 0 P: 7	R: 2 E: 0 K: 1 S: 9 H: 4 LOB: 2 BB: 0 P: 10	R: 0 E: 0 K: 1 S: 7 H: 2 LOB: 2 BB: 0 P: 7	R: 1 E: 0 K: 1 S: 8 H: 1 LOB: 0 BB: 0 P: 10	R: 0 E: 0 K: 2 S: 7 H: 0 LOB: 0 BB: 0 P: 7		1B: 5 2B: 3 3B: 0 HR: 1	SF: 0 SAC: 0 DP: 1 HBP: 0					

PITCHER	IP	WLS	BF	H	R	ER	SO	BB	IBB	HBP	BLK	WP	HR	S	P	ERA	WHIP
39 Chase Whitley, R (1, 1) ERA:	3.0		13	2	0	0	1	3	0	0	0	1	0	12	25	0.00	1.667
53 Esmil Rogers, R (4, 1) ERA:	1.0		3	0	0	0	2	0	0	0	0	0	0	7	7	0.00	0.000
76 Branden Pinder, R (5, 1) ERA: 4.15	1.0	L	7	4	2	2	1	0	0	0	0	1	0	9	10	18.00	4.000
71 José Ramirez, R (6, 1) ERA: 4.5	1.0		5	2	0	0	1	0	0	0	0	0	0	7	7	0.00	2.000
45 Chasen Shreve, L (7, 1) ERA: 3.0	1.0		4	1	1	1	1	0	0	0	0	0	1	8	10	9.00	1.000

PITCHER	IP	WLS	BF	H	R	ER	SO	BB	IBB	HBP	BLK	WP	HR	S	P	ERA	WHIP
87 Jacob Lindgren, L (8, 1) ERA:	1.0		3	0	0	0	2	0	0	0	0	0	0	7	7	0.00	0.000

New York Yankees @ Baltimore Orioles

Ed Smith Stadium, Sarasota, FL

Tue Mar 10 2015, 1:07 PM - 3:47 PM EDT

Att. 7,987 - Sunny - 84 F

livebaseballscorecards.com

AB	32
R	3
H	9
RBI	3
BB	3
SO	8
LOB	18

WP: 2 PA: 35
PB: 0
SB: 1
CS: 0

Boston Red Sox @ New York Yankees

George M. Steinbrenner Field, Tampa, FL

Wed Mar 11 2015, 1:08 PM - 4:32 PM EDT

Att. 10,770 - Cloudy - 78 F

TOP

livebaseballscorecards.com

Batter	1	2	3	4	5	6	7	8	9	AB	R	H	RBI	BB	SO	LOB
50 Mookie Betts, R (1, 8) OBP: 0.400, SLG: 0.600 72 Luke Montz, R (7, 3) OBP: 0.286, SLG: 0.538	G4-3		26 CS 2B	1-2 1B		1B		1-H HR	1B	4 0 3 0 0 0 0 2 1 2 2 0 0 0						
26 Brock Holt, L (1, 6) OBP: 0.500, SLG: 0.300 30 Jemile Weeks, S (6, 4) OBP: 0.429, SLG: 0.545 (8, 6)	G3-1		2-3 5 FC6-4 BB	F7		F7		75 E 80 FC6-4 2B	G4-3	3 0 0 0 1 0 3 2 1 1 0 0 0 1						
5 Allen Craig, R (1, 10) OBP: 0.294, SLG: 0.267 75 Aneury Tavárez, L (8, PH) OBP: 0.333, SLG: 0.333 (8, 10)	1B		1-2f FC6-4	K			G3-1	2-3 E4 80 FC6-4 73 E		4 0 1 0 0 1 3 1 0 0 0 0 0 2						
73 Bryce Brentz, R (1, 7) OBP: 0.375, SLG: 0.462 82 Forrett Allday, L (8, PR) (8, 7)	K			29 1B 70 1B 1B	F8		7 1B 29 PB 70 2B 1B	E5 80 FC6-4 1-2		5 2 2 0 0 1 3 0 0 0 0 0 0 0						
29 Daniel Nava, S (1, 9) OBP: 0.438, SLG: 0.333 80 Manuel Margot, R (7, 8)		K		70 1B 77 2B 1-3 1B	7 1B BB		1-3 1-2	FC6-4 1-2f 2-3 3-H		3 1 1 0 1 2 1 1 0 0 1 0 0 2						
7 Christian Vázquez, R (1, 2) OBP: 0.308, SLG: 0.250 72 Cole Sturgeon, L (7, 9)		G5-3			70 G4-6-3 1-2 1B		70 2B 1B 2-3	K		4 1 2 0 0 1 2 1 0 0 0 0 1 2						
70 Garin Cecchini, L (1, 5) OBP: 0.313, SLG: 0.438		K	77 2B 1-2 3-H 1B		G4-6-3 1-2f		1-H 3-H 2B	K		5 1 2 3 0 2 4						
77 Travis Shaw, L (1, 3) OBP: 0.250, SLG: 0.583 81 Matt Spring, R (7, 2)			HR	16 S 16 1B 1-H 2-H 2B		F8	F7		K	4 2 2 3 0 0 1 1 0 0 0 0 1 0						
16 Jeff Bianchi, R (1, 4) OBP: 0.308, SLG: 0.250 (6, 6) 89 Carlos Asuaje, L (8, PR) (8, 4)			G3-1	50 1B 2-H 1B		G3-1		72 HR 1B	F9	4 0 2 1 0 0 0 1 1 0 0 0 0 0						

Inning Stats																								
	R: 0	H: 1	R: 0	H: 0	R: 1	H: 2	R: 4	H: 6	R: 0	H: 1	R: 0	H: 1	R: 2	H: 3	R: 3	H: 3	R: 0	H: 1	1B: 12	SF: 0	WP: 0	PA: 47		
	E: 0	LOB: 1	E: 0	LOB: 0	E: 0	LOB: 1	E: 0	LOB: 2	E: 0	LOB: 1	E: 0	LOB: 1	E: 0	LOB: 1	E: 2	LOB: 2	E: 0	LOB: 1	2B: 4	SAC: 0	PB: 1			
	K: 1	BB: 0	K: 2	BB: 0	K: 0	BB: 1	K: 2	BB: 0	K: 0	BB: 1	K: 0	BB: 0	K: 1	BB: 0	K: 2	BB: 0	K: 1	BB: 0	3B: 0	DP: 1	SB: 1			
	S: 6	P: 6	S: 7	P: 7	S: 6	P: 10	S: 13	P: 14	S: 3	P: 9	S: 4	P: 4	S: 8	P: 9	S: 14	P: 15	S: 6	P: 6	HR: 2	HBP: 0	CS: 1			

PITCHER		IP	WLS	BF	H	R	ER	SO	BB	IBB	HBP	BLK	WP	HR	S	P	ERA	WHIP
26 Chris Capuano, L ERA: 6.75	(1, 1)	0.2		2	0	0	0	0	0	0	0	0	0	0	2	2	0.00	0.000
90 Nick Rumbelow, R ERA: 3.86	(1, 1)	0.1		2	1	0	0	1	0	0	0	0	0	0	4	4	0.00	3.000
68 Dellin Betances, R ERA:	(2, 1)	1.0		3	0	0	0	2	0	0	0	0	0	0	7	7	0.00	0.000
48 Andrew Miller, L ERA: 3.0	(3, 1)	1.0		5	2	1	1	0	1	0	0	0	0	1	6	10	9.00	3.000
65 Bryan Mitchell, R ERA: 9.0	(4, 1)	2.0	L	13	7	4	4	2	1	0	0	0	0	0	16	23	18.00	4.000
31 Jared Burton, R ERA:	(6, 1)	1.0		4	1	0	0	0	0	0	0	0	0	0	4	4	0.00	1.000
92 Tyler Webb, L ERA: 6.0	(7, 1)	1.0		6	3	2	2	1	0	0	0	0	0	0	8	9	18.00	3.000
57 Chris Martin, R ERA: 6.0	(8, 1)	1.0		8	3	3	2	2	0	0	0	0	0	1	14	15	18.00	3.000
88 Diego Moreno, R ERA: 6.75	(9, 1)	1.0		4	1	0	0	1	0	0	0	0	0	0	6	6	0.00	1.000

AB	45
R	10
H	18
RBI	10
BB	2
SO	9
LOB	24

BOTTOM

Batter	1	2	3	4	5	6	7	8	9	AB	R	H	RBI	BB	SO	LOB
22 Jacoby Ellsbury, L (1, 8) OBP: 0.167, SLG: 0.167	G6-3		11 BB 36 1B 3-H 1B		G3		97 WP 97 E BB		K	3	1	1	1	0	0	0
80 Mason Williams, L (6, 8) OBP: 0.364, SLG: 0.444										1	1	0	0	1	1	1
11 Brett Gardner, L (1, 7) OBP: 0.333, SLG: 0.143	K		36 1B 1-2 BB		P6		K		1-H HR	2	0	0	0	1	1	0
74 Slade Heathcott, L (6, 7) OBP: 0.700, SLG: 1.125										2	1	1	2	0	1	1
36 Carlos Beltrán, S (1, 9) OBP: 0.250, SLG: 0.100	K		1-2 2-H 1B		G5-3		E5 1-H		BB	3	0	1	1	0	1	0
97 Jonathan Galvez, R (6, 5) OBP: 0.250, SLG: 0.182										1	0	0	0	1	0	0
34 Brian McCann, L (1, 10) OBP: 0.250, SLG: 0.273		K	G4-3			K	K		K	3	0	0	0	0	2	2
79 Tyler Austin, R (7, PH) OBP: 0.200, SLG: 0.444 (8, 10)										2	0	0	0	0	2	2
13 Alex Rodriguez, R (1, 5) OBP: 0.538, SLG: 0.818		G5-3		HR		66 S 98 BB 1B		F7		2	1	1	1	0	0	0
24 Chris Young, R (6, 9) OBP: 0.200, SLG: 0.267										2	0	1	0	0	0	0
33 Garrett Jones, L (1, 3) OBP: 0.333, SLG: 0.364		K		F9		F8		98 G5-4-3 BB		2	0	0	0	0	1	0
95 Greg Bird, L (6, 3) OBP: 0.500, SLG: 1.000										1	0	0	0	1	0	1
63 José Pirela, R (1, 4) OBP: 0.588, SLG: 0.800			55 G4-3 22 1B 2B			1-2 BB		G5-4-3 1-2f		2	1	2	0	0	0	0
98 Rob Refsnyder, R (6, 4) OBP: 0.533, SLG: 0.500										1	0	0	0	1	0	1
55 Austin Romine, R (1, 2) OBP: 0.300, SLG: 0.125			G4-3 2-3	K		L4 2-3			G6-3	2	0	0	0	0	1	2
66 John Ryan Murphy, R (6, 2) OBP: 0.071, SLG: 0.071										2	0	0	0	0	0	2
96 Cito Culver, R (1, 6) OBP: 0.083, SLG: 0.083			L4	P3			G6-3		74 HR 1B	2	0	0	0	0	0	2
62 Cole Figueroa, L (6, 6) OBP: 0.250, SLG: 0.250										2	1	1	0	0	0	0
Inning Stats	R: 0 E: 0 K: 2 S: 7 H: 0 LOB: 0 BB: 0 P: 7	R: 0 E: 0 K: 2 S: 7 H: 0 LOB: 0 BB: 0 P: 7	R: 2 E: 0 K: 0 S: 6 H: 3 LOB: 2 BB: 1 P: 10	R: 1 E: 0 K: 1 S: 8 H: 2 LOB: 1 BB: 0 P: 11	R: 0 E: 0 K: 0 S: 3 H: 0 LOB: 0 BB: 0 P: 3	R: 0 E: 0 K: 1 S: 6 H: 1 LOB: 2 BB: 1 P: 11	R: 1 E: 1 K: 2 S: 8 H: 0 LOB: 1 BB: 1 P: 13	R: 0 E: 0 K: 0 S: 2 H: 0 LOB: 0 BB: 1 P: 6	R: 2 E: 0 K: 2 S: 9 H: 2 LOB: 1 BB: 1 P: 14	1B: 5 2B: 1 3B: 0 HR: 2 SF: 0 SAC: 0 DP: 1 HBP: 0							

PITCHER	IP	WLS	BF	H	R	ER	SO	BB	IBB	HBP	BLK	WP	HR	S	P	ERA	WHIP
56 Joe Kelly, R (1, 1) ERA: 11.57	3.0	W	13	3	2	2	4	1	0	0	0	0	0	20	24	6.00	1.333
67 Brandon Workman, R (4, 1) ERA: 4.5	1.0	H	5	2	1	1	1	0	0	0	0	0	1	8	11	9.00	2.000
51 Edwin Escobar, L (5, 1) ERA: 6.0	1.0	H	3	0	0	0	0	0	0	0	0	0	0	3	3	0.00	0.000
32 Craig Breslow, L (6, 1) ERA:	1.0	H	5	1	0	0	1	1	0	0	0	0	0	6	11	0.00	2.000
59 Tommy Layne, L (7, 1) ERA: 3.0	1.0		5	0	1	1	2	1	0	0	0	1	0	8	13	9.00	1.000

PITCHER	IP	WLS	BF	H	R	ER	SO	BB	IBB	HBP	BLK	WP	HR	S	P	ERA	WHIP
41 Mitchell Boggs, R (8, 1) ERA:	1.0		3	0	0	0	0	1	0	0	0	0	0	2	6	0.00	1.000
35 Steven Wright, R (9, 1) ERA: 6.0	1.0		6	2	2	2	2	1	0	0	0	0	1	9	14	18.00	3.000

Boston Red Sox @ New York Yankees

George M. Steinbrenner Field, Tampa, FL

Wed Mar 11 2015, 1:08 PM - 4:32 PM EDT

Att. 10,770 - Cloudy - 78 F

livebaseballscorecards.com

AB	35
R	6
H	8
RBI	5
BB	5
SO	10
LOB	14

1B: 5 SF: 0 WP: 1 PA: 40
2B: 1 SAC: 0 PB: 0
3B: 0 DP: 1 SB: 1
HR: 2 HBP: 0 CS: 0

Atlanta Braves @ New York Yankees

George M. Steinbrenner Field, Tampa, FL

Thu Mar 12 2015, 7:08 PM - 9:37 PM EDT

Att. 10,936 - Partly Cloudy - 84 F

TOP

livebaseballscorecards.com

Batter	1	2	3	4	5	6	7	8	9	AB	R	H	RBI	BB	SO	LOB
19 Andrelton Simmons, R (1, 6) OBP: 0.333, SLG: 0.333	C X 0-2 ① G6-3			B F B X 2-1 ① G5-3		1 SAFE F X 0-1 5 FC4-6 1-3 1B		C X 0-1 ③ G1-4-3		3	0	1	0	0	0	0
77 Daniel Castro, R (6, 4) OBP: 0.417, SLG: 0.333										1	0	0	0	0	0	0
1 Alberto Callaspo, S (1, 10) OBP: 0.111, SLG: 0.118	C X 0-1 ② G4-3			B X 1-0 ② P3		B C B B X 3-1 ① SF7 3-H			C X 0-1 ① L9	2	0	0	1	0	0	0
71 José Yépez, R (9, PH)										1	0	0	0	0	0	0
5 Freddie Freeman, L (1, 3) OBP: 0.421, SLG: 0.882	B C S B F C 2-3 ③ K			F F B S 1-3 ③ K		S S B X 1-2 ② FC4-6 1-2f			C B F B F X 2-2 ② F9	3	0	0	0	0	2	1
78 Cedric Hunter, L (6, 7) OBP: 0.235, SLG: 0.071										1	0	0	0	0	0	0
7 Jonny Gomes, R (1, 7) OBP: 0.176, SLG: 0.133		C B F S 1-3 ① K			C F X 0-2 ① L8	C B B C X 2-2 ③ G5-3			X 0-0 1B	3	0	0	0	0	1	1
14 Zoilo Almonte, S (6, 9) OBP: 0.333, SLG: 0.222										1	0	1	0	0	0	0
83 Mallex Smith, L (9, PR) OBP: 0.400, SLG: 0.600										0	0	0	0	0	0	0
27 Christian Bethancourt, R (1, 2) OBP: 0.294, SLG: 0.471		B X 1-0 ② G6-3			X 0-0 26 1B 2B		B B F C X 2-2 ① G6-3		1 SAFE S 1 SAFE F B 1 SAFE 1 SAFE X 1-2 ③ F8	2	0	1	0	0	0	0
82 Braeden Schlehuber, R (5, PR) OBP: 0.250, SLG: 0.143										1	1	0	0	0	0	0
(5, 2)																
25 Jesus Flores, R (7, 2) OBP: 0.333, SLG: 0.333										1	0	0	0	0	0	1
23 Chris Johnson, R (1, 5) OBP: 0.091, SLG: 0.091		C X 0-1 ③ G5-3			S F S 0-3 ② K		C F F B S 1-3 ② K			3	0	0	0	0	2	1
81 Rio Ruiz, L (7, 5)										0	0	0	0	0	0	0
26 Todd Cunningham, S (1, 8) OBP: 0.350, SLG: 0.250			C X 0-1 ① G5-3		B X 1-0 2-H 1B		B B B C C C 3-3 ③ K			3	0	1	1	0	1	0
54 Joey Terdoslavich, S (1, 9) OBP: 0.429, SLG: 0.579			C C S 0-3 ② K		1 SAFE C X 0-1 ③ F8			B X 1-0 61 G5-4-3 1B		3	0	1	0	0	1	2
(6, 3)																
61 Pedro Ciriaco, R (1, 4) OBP: 0.316, SLG: 0.526			C S X 0-2 ③ G6-3			C S B X 1-2 19 1B 1 SF7 1B		B 1 SAFE X 1-0 ①② G5-4-3 1-2f		3	1	1	0	0	0	1
(6, 6)																
Inning Stats	R: 0 E: 0 K: 1 S: 9 H: 0 LOB: 0 BB: 0 P: 11	R: 0 E: 0 K: 1 S: 6 H: 0 LOB: 0 BB: 0 P: 8	R: 0 E: 0 K: 1 S: 8 H: 0 LOB: 0 BB: 0 P: 8	R: 0 E: 0 K: 1 S: 6 H: 0 LOB: 0 BB: 0 P: 10	R: 1 E: 0 K: 1 S: 10 H: 2 LOB: 2 BB: 0 P: 11	R: 1 E: 0 K: 0 S: 13 H: 2 LOB: 1 BB: 0 P: 20	R: 0 E: 0 K: 2 S: 10 H: 0 LOB: 0 BB: 0 P: 16	R: 0 E: 0 K: 0 S: 4 H: 1 LOB: 0 BB: 0 P: 6	R: 0 E: 0 K: 0 S: 10 H: 1 LOB: 1 BB: 0 P: 13	1B: 5 2B: 1 3B: 0 HR: 0 SF: 1 SAC: 0 DP: 1 HBP: 0						

AB	31
R	2
H	6
RBI	2
BB	0
SO	7
LOB	7

WP: 0 PB: 0 SB: 0 CS: 0 PA: 32

PITCHER		IP	WLS	BF	H	R	ER	SO	BB	IBB	HBP	BLK	WP	HR	S	P	ERA	WHIP
19 Masahiro Tanaka, R ERA:	(1, 1)	2.0		6	0	0	0	2	0	0	0	0	0	0	15	19	0.00	0.000
27 Scott Baker, R ERA: 9.0	(3, 1)	3.0		11	2	1	1	3	0	0	0	0	0	0	24	29	3.00	0.667
29 David Carpenter, R ERA: 3.0	(6, 1)	1.0		5	2	1	1	0	0	0	0	0	0	0	13	20	9.00	2.000
41 Justin Wilson, L ERA:	(7, 1)	1.0	W	3	0	0	0	2	0	0	0	0	0	0	10	16	0.00	0.000
45 Kyle Davies, R ERA: 2.25	(8, 1)	1.0	H	3	1	0	0	0	0	0	0	0	0	0	4	6	0.00	1.000

PITCHER		IP	WLS	BF	H	R	ER	SO	BB	IBB	HBP	BLK	WP	HR	S	P	ERA	WHIP
70 Wilking Rodríguez, R ERA:	(9, 1)	1.0	S	4	1	0	0	0	0	0	0	0	0	0	10	13	0.00	1.000

BOTTOM

Atlanta Braves @ New York Yankees

George M. Steinbrenner Field, Tampa, FL

Thu Mar 12 2015, 7:08 PM - 9:37 PM EDT

Att. 10,936 - Partly Cloudy - 84 F

livebaseballscorecards.com

Batter	1	2	3	4	5	6	7	8	9	AB	R	H	RBI	BB	SO	LOB
22 Jacoby Ellsbury, L (1, 8) OBP: 0.190, SLG: 0.190 60 Nick Noonan, L (5, PR) OBP: 0.417, SLG: 0.600 (6, 6)	G6-3		FC1, 11 FC4-6		1-3, 1B		SF7, 3-H			3 0	0 0	1 0	0 1	0 0	0 0	1 0
11 Brett Gardner, L (1, 7) OBP: 0.286, SLG: 0.118 77 Ramón Flores, L (7, 7) OBP: 0.308, SLG: 0.500	P6		FC4-6, 36 G4-6-3, 1-2f, 3-H		F9		P6			3 1	0 0	0 0	1 0	0 0	0 0	3 2
36 Carlos Beltrán, S (1, 9) OBP: 0.267, SLG: 0.154 79 Tyler Austin, R (7, 9) OBP: 0.182, SLG: 0.400	1B		G4-6-3, 1-2f			K		K		3 1	0 0	1 0	0 0	0 0	1 1	1 0
25 Mark Teixeira, S (1, 3) OBP: 0.250, SLG: 0.200 94 Kyle Roller, L (7, 3) OBP: 0.286, SLG: 0.231	K			K		K2-3		K		3 1	0 0	0 0	0 0	0 0	3 1	1 0
34 Brian McCann, L (1, 2) OBP: 0.200, SLG: 0.214 55 Austin Romine, R (7, 2) OBP: 0.364, SLG: 0.333		G4-3		K		G3-1		2B		3 1	0 0	0 1	0 0	0 0	1 0	0 0
12 Chase Headley, S (1, 5) OBP: 0.353, SLG: 0.375 97 Jonathan Galvez, R (7, PR) OBP: 0.231, SLG: 0.167 (8, 5)		K		G6-3			93 2B, 13 G5-3	K		3 1	0 1	1 0	0 0	0 0	1 1	0 1
13 Alex Rodriguez, R (1, 10) OBP: 0.500, SLG: 0.692		BB			G6-3		G5-3, 1-2			2	0	0	0	1	0	1
14 Stephen Drew, L (1, 4) OBP: 0.250, SLG: 0.077 63 José Pirela, R (7, PR) OBP: 0.588, SLG: 0.800 (8, 4)		F8			G5-3		93 2B, 60 SF7, BB			2 0	0 1	0 0	0 0	1 0	0 0	1 0
18 Didi Gregorius, L (1, 6) OBP: 0.267, SLG: 0.385 93 Jake Cave, L (5, PR) OBP: 0.556, SLG: 1.000 (6, 8)			11 FC4-6, 3B		22 1B, HBP		1-3, 2-H, 2B			1 1	1 0	1 1	0 1	0 0	0 0	0 0
Inning Stats	R: 0 E: 0 K: 1 S: 11 H: 1 LOB: 1 BB: 0 P: 18	R: 0 E: 0 K: 1 S: 10 H: 0 LOB: 1 BB: 1 P: 18	R: 1 E: 0 K: 0 S: 9 H: 1 LOB: 0 BB: 0 P: 12	R: 0 E: 0 K: 2 S: 11 H: 0 LOB: 0 BB: 0 P: 17	R: 0 E: 0 K: 0 S: 9 H: 1 LOB: 2 BB: 0 P: 14	R: 0 E: 0 K: 2 S: 11 H: 0 LOB: 0 BB: 0 P: 15	R: 2 E: 0 K: 0 S: 11 H: 2 LOB: 2 BB: 1 P: 19	R: 0 E: 0 K: 3 S: 14 H: 1 LOB: 1 BB: 0 P: 20		1B: 3 2B: 2 3B: 1 HR: 0	SF: 1 SAC: 0 DP: 1 HBP: 1					

	AB	29
	R	3
	H	6
	RBI	3
	BB	2
	SO	9
	LOB	11

WP: 0 PB: 0 SB: 0 CS: 0 PA: 33

PITCHER		IP	WLS	BF	H	R	ER	SO	BB	IBB	HBP	BLK	WP	HR	S	P	ERA	WHIP
17 Shelby Miller, R ERA: 13.5	(1, 1)	3.0		12	2	1	1	2	1	0	0	0	0	0	30	48	3.00	1.000
55 Josh Outman, L ERA:	(4, 1)	1.0		3	0	0	0	2	0	0	0	0	0	0	11	17	0.00	0.000
58 Michael Kohn, R ERA:	(5, 1)	1.0		5	1	0	0	0	0	0	1	0	0	0	9	14	0.00	1.000
63 Tyrell Jenkins, R ERA: 4.5	(6, 1)	2.0	L	9	2	2	2	2	1	0	0	0	0	0	22	34	9.00	1.500
73 Sugar Ray Marimon, R ERA:	(8, 1)	1.0		4	1	0	0	3	0	0	0	0	0	0	14	20	0.00	1.000

PITCHER		IP	WLS	BF	H	R	ER	SO	BB	IBB	HBP	BLK	WP	HR	S	P	ERA	WHIP

Batter	1	2	3	4	5	6	7	8	9	AB	R	H	RBI	BB	SO	LOB
77 Ramón Flores, L (1, 9) OBP: 0.250, SLG: 0.400	F8				G3		80 2B 2B 1-3		L3-6 1-1	3	0	0	0	0	1	0
99 Aaron Judge, R (6, 9) OBP: 0.467, SLG: 0.636			K							2	1	1	0	0	0	1
24 Chris Young, R (1, 8) OBP: 0.167, SLG: 0.222	K		G5-3		L6		2-H 3-H 2B			3	0	0	0	0	1	0
80 Mason Williams, L (5, 8) OBP: 0.417, SLG: 0.600										1	0	1	2	0	0	0
33 Garrett Jones, L (1, 3) OBP: 0.400, SLG: 0.385	G4-3			98 1B 34 1B 97 3B 1B	BB		K			2	1	1	0	1	0	0
95 Greg Bird, L (5, PR) OBP: 0.462, SLG: 0.917 (5, 3)										1	0	0	0	0	1	1
34 Brian McCann, L (1, 10) OBP: 0.222, SLG: 0.235		K		98 1B 97 3B 1-2 1B	G3-4-3		L7			3	1	1	0	0	1	1
79 Tyler Austin, R (7, PH) OBP: 0.167, SLG: 0.364 (7, 10)										1	0	0	0	0	0	1
66 John Ryan Murphy, R (1, 2) OBP: 0.118, SLG: 0.176		2B	K		F8			G5-3		3	0	1	0	0	1	2
78 Gary Sánchez, R (7, 2) OBP: 0.100, SLG: 0.444										1	0	0	0	0	0	0
98 Rob Refsnyder, R (1, 4) OBP: 0.500, SLG: 0.467		G5-3		97 3B 1-2 2-3 1B		G4-3		E3 62 CS		3	1	1	0	0	0	1
73 Tyler Wade, L (6, 4) OBP: 0.400, SLG: 0.400										1	0	0	0	0	0	0
74 Slade Heathcott, L (1, 7) OBP: 0.615, SLG: 0.900		BB	K			F7		K		2	0	0	0	1	1	3
93 Jake Cave, L (6, 7) OBP: 0.500, SLG: 0.900										1	0	0	0	0	1	1
97 Jonathan Galvez, R (1, 5) OBP: 0.313, SLG: 0.400		G1-3		1-H 2-H 3-H 3B			99 2B 80 2B 1B	CS 1-2	G4-3	3	1	2	3	0	0	2
62 Cole Figueroa, L (7, 5) OBP: 0.231, SLG: 0.231										1	0	0	0	0	0	0
60 Nick Noonan, L (1, 6) OBP: 0.333, SLG: 0.462			G6-3	G3			P3		BB 99 L3-6	3	0	0	0	0	0	2
96 Cito Culver, R (7, 6) OBP: 0.154, SLG: 0.083										0	0	0	0	1	0	0
Inning Stats	R: 0 E: 0 K: 1 S: 5 H: 0 LOB: 0 BB: 0 P: 5	R: 0 E: 0 K: 1 S: 6 H: 1 LOB: 2 BB: 1 P: 10	R: 0 E: 0 K: 1 S: 5 H: 0 LOB: 0 BB: 0 P: 5	R: 3 E: 0 K: 2 S: 11 H: 4 LOB: 1 BB: 0 P: 11	R: 0 E: 0 K: 0 S: 3 H: 0 LOB: 1 BB: 1 P: 7	R: 0 E: 0 K: 0 S: 3 H: 0 LOB: 0 BB: 0 P: 3	R: 2 E: 0 K: 1 S: 8 H: 3 LOB: 1 BB: 0 P: 8	R: 0 E: 1 K: 1 S: 5 H: 0 LOB: 0 BB: 0 P: 6	R: 0 E: 0 K: 0 S: 2 H: 0 LOB: 0 BB: 1 P: 6	1B: 4 2B: 4 3B: 1 HR: 0 SF: 0 SAC: 0 DP: 1 HBP: 0							

TOP

New York Yankees @ Boston Red Sox

JetBlue Park, Ft. Myers, FL

Fri Mar 13 2015, 7:09 PM - 10:11 PM EDT

Att. 9,659 - Partly Cloudy - 81 F

livebaseballscorecards.com

AB	34
R	5
H	8
RBI	5
BB	3
SO	7
LOB	15

PITCHER		IP	WLS	BF	H	R	ER	SO	BB	IBB	HBP	BLK	WP	HR	S	P	ERA	WHIP
22 Rick Porcello, R ERA: 3.0	(1, 1)	3.0		13	3	2	2	3	1	0	0	0	0	0	18	22	6.00	1.333
94 Dalier Hinojosa, R ERA: 21.6	(4, 1)	1.0	L	5	2	1	1	2	0	0	0	0	0	0	9	9	9.00	2.000
62 Zeke Spruill, R ERA:	(5, 1)	1.0		4	0	0	0	0	1	0	0	0	0	0	3	7	0.00	1.000
36 Junichi Tazawa, R ERA: 3.0	(6, 1)	1.0		3	0	0	0	0	0	0	0	0	0	0	3	3	0.00	0.000
54 Edward Mujica, R ERA: 9.0	(7, 1)	1.0		6	3	2	2	1	0	0	0	0	0	0	8	8	18.00	3.000
78 Brian Johnson, L ERA: 1.8	(8, 1)	2.0		6	0	0	0	1	1	0	0	0	0	0	7	12	0.00	0.500

WP: 0 PB: 0 SB: 0 CS: 1 PA: 38

BOTTOM

New York Yankees @ Boston Red Sox

JetBlue Park, Ft. Myers, FL

Fri Mar 13 2015, 7:09 PM - 10:11 PM EDT

Att. 9,659 - Partly Cloudy - 81 F

livebaseballscorecards.com

Batter	1	2	3	4	5	6	7	8	9	AB	R	H	RBI	BB	SO	LOB
50 Mookie Betts, R (1, 8) OBP: 0.444, SLG: 0.667 26 Brock Holt, L (6, 8) OBP: 0.533, SLG: 0.300	0-0 34 F8 15 1B 13 G2-3 1B	0-0 34 1B 2B	0-0 FC5-4 15 FC6-4 1-2f	0-1 CS 1-2	4-0 BB					3 2 2 0 0 0 1 0 0 0 0 1 0 0						
15 Dustin Pedroia, R (1, 4) OBP: 0.400, SLG: 0.667 80 Sean Coyle, R (6, 4) OBP: 0.333, SLG: 0.400	0-0 13 G2-3 1-2 1B	0-0 F8	0-0 FC6-4 1-2f					0-3 K		3 0 1 0 0 0 2 1 0 0 0 0 1 1						
34 David Ortiz, L (1, 10) OBP: 0.357, SLG: 0.538 61 Bryan LaHair, L (6, PH) OBP: 0.176, SLG: 0.067 (7, 10)	0-0 F8 2-3	0-0 2-H 1B				0-3 K		0-3 K		2 0 1 1 0 0 2 2 0 0 0 0 2 1						
13 Hanley Ramirez, R (1, 7) OBP: 0.267, SLG: 0.400 73 Bryce Brentz, R (7, 7) OBP: 0.353, SLG: 0.429	0-0 G2-3 1-2 3-H	0-0 L6				0-0 G6-3		0-3 K		3 0 0 1 0 0 2 1 0 0 0 0 1 1						
48 Pablo Sandoval, S (1, 5) OBP: 0.267, SLG: 0.429 70 Garin Cecchini, L (7, 5) OBP: 0.294, SLG: 0.412	0-0 G4-3			0-0 P3		0-0 G6-3			0-3 K	3 0 0 0 0 0 1 1 0 0 0 0 1 0						
12 Mike Napoli, R (1, 3) OBP: 0.429, SLG: 0.385 77 Travis Shaw, L (7, 3) OBP: 0.357, SLG: 0.714		H 1-0 2 G6-4-3 HBP		0-3 K			0-0 16 WP 16 G3 2B		0-0 16 BB 1B	1 0 0 0 0 1 0 2 1 2 0 0 0 0						
29 Daniel Nava, S (1, 9) OBP: 0.368, SLG: 0.267 80 Manuel Margot, R (8, 9)		0-3 K		0-0 F7			0-0 F8		0-3 K	3 0 0 0 0 1 2 1 0 0 0 0 1 1						
2 Xander Bogaerts, R (1, 6) OBP: 0.389, SLG: 0.643 16 Jeff Bianchi, R (6, 6) OBP: 0.333, SLG: 0.231	0-0 G6-4-3 1-2f				4-0 50 FC5-4 BB		1-0 G3 2-H		4-0 1-2 BB	1 0 0 0 1 0 1 1 0 0 1 1 0 0						
10 Ryan Hanigan, R (1, 2) OBP: 0.250, SLG: 0.250 7 Christian Vázquez, R (6, 2) OBP: 0.267, SLG: 0.214		0-3 K			0-0 F8		0-0 E6 26 CS		0-3 K	2 0 0 0 0 1 1 2 0 0 0 0 1 2						
Inning Stats	R: 1 H: 2 E: 0 LOB: 1 K: 0 BB: 0 S: 5 P: 5	R: 0 H: 0 E: 0 LOB: 0 K: 1 BB: 0 S: 4 P: 5	R: 1 H: 2 E: 0 LOB: 1 K: 1 BB: 0 S: 7 P: 7	R: 0 H: 0 E: 0 LOB: 0 K: 1 BB: 0 S: 5 P: 5	R: 0 H: 0 E: 0 LOB: 1 K: 0 BB: 1 S: 3 P: 7	R: 0 H: 0 E: 0 LOB: 0 K: 1 BB: 0 S: 5 P: 5	R: 1 H: 1 E: 1 LOB: 0 K: 0 BB: 0 S: 5 P: 6	R: 0 H: 0 E: 0 LOB: 1 K: 3 BB: 1 S: 9 P: 13	R: 0 H: 1 E: 0 LOB: 2 K: 3 BB: 1 S: 10 P: 14	1B: 4 SF: 0 2B: 2 SAC: 0 3B: 0 DP: 1 HR: 0 HBP: 1						

	AB	32
	R	3
	H	6
	RBI	3
	BB	3
	SO	10
	LOB	18

WP: 1 PA: 37
PB: 0
SB: 0
CS: 1

PITCHER	IP	WLS	BF	H	R	ER	SO	BB	IBB	HBP	BLK	WP	HR	S	P	ERA	WHIP
43 Adam Warren, R (1, 1) ERA: 3.38	3.0	W	13	4	2	2	2	0	0	1	0	0	0	16	17	6.00	1.333
45 Chasen Shreve, L (4, 1) ERA: 1.8	2.0	H	7	0	0	0	1	1	0	0	0	0	0	8	12	0.00	0.500
71 José Ramirez, R (6, 1) ERA: 3.0	1.0	H	3	0	0	0	1	0	0	0	0	0	0	5	5	0.00	0.000
76 Branden Pinder, R (7, 1) ERA: 5.06	1.0	H	4	1	1	1	0	0	0	0	0	1	0	5	6	9.00	1.000
82 Nick Goody, R (8, 1) ERA:	1.0	H	4	0	0	0	3	1	0	0	0	0	0	9	13	0.00	1.000

PITCHER	IP	WLS	BF	H	R	ER	SO	BB	IBB	HBP	BLK	WP	HR	S	P	ERA	WHIP
87 Jacob Lindgren, L (9, 1) ERA:	1.0	S	5	1	0	0	3	1	0	0	0	0	0	10	14	0.00	2.000

Detroit Tigers @ New York Yankees

George M. Steinbrenner Field, Tampa, FL

Sat Mar 14 2015, 1:09 PM - 3:33 PM EDT

Att. 10,682 - Partly Cloudy - 82 F

TOP

livebaseballscorecards.com

Batter	1	2	3	4	5	6	7	8	9	AB	R	H	RBI	BB	SO	LOB
20 Rajai Davis, R (1, 8) OBP: 0.292, SLG: 0.263	F8		1 SAFE CS 1-2	81 BLK 81 G6-3 2B		BB		K		2	1	1	0	1	0	0
19 Connor Harrell, R (7, 8)										1	0	0	0	0	1	1
81 Josh Wilson, R (1, 4) OBP: 0.385, SLG: 0.304	K			G6-3 2-H		L9			F9	3	0	0	1	0	1	1
9 Joey Pankake, R (8, 4)										1	0	0	0	0	0	0
28 J.D. Martinez, R (1, 10) OBP: 0.444, SLG: 0.652	G6-3			G4-3		K			K	4	0	0	0	0	2	1
9 Nick Castellanos, R (1, 5) OBP: 0.391, SLG: 0.550		K		2B			K		G6-3	3	0	1	0	0	2	0
22 Wade Gaynor, R (7, 5) OBP: 0.429, SLG: 0.200										1	0	0	0	0	0	0
33 Steven Moya, L (1, 9) OBP: 0.182, SLG: 0.364		K		F9			G5-3			3	0	0	0	0	1	1
17 Jeff McVaney, R (7, 9) OBP: 1.000, SLG: 1.000										0	0	0	0	0	0	0
74 Jordan Lennerton, L (1, 3) OBP: 0.357, SLG: 0.348		K			G4-3		F9			3	0	0	0	0	1	0
29 Dominic Ficociello, S (7, 3)					K					0	0	0	0	0	0	0
50 Bryan Holaday, R (1, 2) OBP: 0.143, SLG: 0.154			G4-3					49 G4-3 2B		2	0	0	0	0	1	0
79 Manny Piña, R (7, 2) OBP: 0.300, SLG: 0.250					K					1	0	1	0	0	0	0
49 Dixon Machado, R (1, 6) OBP: 0.300, SLG: 0.333			G6-3		K			G4-3 2-3		3	0	0	0	0	1	1
17 Andrew Romine, S (1, 7) OBP: 0.286, SLG: 0.118			BB 20 CS			G3-1		K		1	0	0	0	1	0	0
39 Ben Verlander, R (7, 7) OBP: 0.667, SLG: 0.667										1	0	0	0	0	1	1

Inning Stats	1	2	3	4	5	6	7	8	9
R	0	0	0	1	0	0	0	0	0
E	0	0	0	0	0	0	0	0	0
K	1	3	0	0	2	1	1	2	1
S	6	9	2	5	7	5	5	8	5
H	0	0	0	2	0	0	0	1	0
LOB	0	0	0	1	0	1	0	1	0
BB	0	0	1	0	0	1	0	0	0
P	6	9	6	5	7	9	5	8	5

1B	0	
2B	3	
3B	0	
HR	0	
SF	0	
SAC	0	
DP	0	
HBP	0	
WP	0	
PB	0	
SB	0	
CS	1	
PA	32	

	AB	29
	R	1
	H	3
	RBI	1
	BB	2
	SO	11
	LOB	6

PITCHER		IP	WLS	BF	H	R	ER	SO	BB	IBB	HBP	BLK	WP	HR	S	P	ERA	WHIP
35 Michael Pineda, R ERA:	(1, 1)	3.0		9	0	0	0	4	1	0	0	0	0	0	17	21	0.00	0.333
68 Dellin Betances, R ERA: 3.0	(4, 1)	1.0	B	5	2	1	1	0	0	0	0	1	0	0	5	5	9.00	2.000
48 Andrew Miller, L ERA: 2.25	(5, 1)	1.0		3	0	0	0	2	0	0	0	0	0	0	7	7	0.00	0.000
90 Nick Rumbelow, R ERA: 2.45	(6, 1)	1.1	W	5	0	0	0	2	1	0	0	0	0	0	8	12	0.00	0.750
89 James Pazos, L ERA: 3.86	(7, 1)	0.2	H	2	0	0	0	0	0	0	0	0	0	0	2	2	0.00	0.000

PITCHER		IP	WLS	BF	H	R	ER	SO	BB	IBB	HBP	BLK	WP	HR	S	P	ERA	WHIP
97 Jaron Long, R ERA:	(8, 1)	1.0	H	4	1	0	0	2	0	0	0	0	0	0	8	8	0.00	1.000
31 Jared Burton, R ERA:	(9, 1)	1.0	S	3	0	0	0	1	0	0	0	0	0	0	5	5	0.00	0.000

BOTTOM

Detroit Tigers @ New York Yankees

George M. Steinbrenner Field, Tampa, FL

Sat Mar 14 2015, 1:09 PM - 3:33 PM EDT

Att. 10,682 - Partly Cloudy - 82 F

Batter	1	2	3	4	5	6	7	8	9	AB	R	H	RBI	BB	SO	LOB
18 Didi Gregorius, L (1, 6) OBP: 0.278, SLG: 0.400	F8		SF9 3-H			14 1B 12 1B 25 FC4-6 1B	K			2	1	1	1	0	0	0
60 Nick Noonan, L (7, 6) OBP: 0.313, SLG: 0.429										1	0	0	0	0	1	1
12 Chase Headley, S (1, 5) OBP: 0.400, SLG: 0.474	2B		G5-3			14 1B 25 E 1-2 1B	98 BLK 1-3 BB			3	0	2	0	0	0	0
97 Jonathan Galvez, R (6, PR) OBP: 0.353, SLG: 0.400										0	1	0	0	1	0	0
(7, 5)																
14 Stephen Drew, L (1, 4) OBP: 0.263, SLG: 0.125	F8		K			25 FC4-6 1-2 2-3 1B	K 1-2 3-H			3	0	1	0	0	1	1
98 Rob Refsnyder, R (7, 4) OBP: 0.474, SLG: 0.438										1	0	0	0	0	1	1
25 Mark Teixeira, S (1, 3) OBP: 0.211, SLG: 0.167	K			G6-3		FC4-6 55 1B 1-2f 2-H 3-H		F8		3	0	0	1	0	1	2
95 Greg Bird, L (6, PR) OBP: 0.429, SLG: 0.846										1	0	0	0	0	0	0
(7, 3)																
33 Garrett Jones, L (1, 10) OBP: 0.333, SLG: 0.313		E6 55 G6-4-3		K		K		K		3	0	0	0	0	2	1
73 Dan Fiorito, R (8, PH)										1	0	0	0	0	1	0
(9, 10)																
55 Austin Romine, R (1, 2) OBP: 0.357, SLG: 0.333		G6-4-3 1-2f		F9		1-3 1B		K		3	0	1	0	0	0	1
99 Aaron Judge, R (6, PR) OBP: 0.438, SLG: 0.583										1	0	0	0	0	1	0
(7, 9)																
79 Tyler Austin, R (1, 9) OBP: 0.200, SLG: 0.429		2B		G5-3		L7				3	0	1	0	0	0	2
78 Gary Sánchez, R (7, 2) OBP: 0.100, SLG: 0.444										0	0	0	0	0	0	0
93 Jake Cave, L (1, 7) OBP: 0.417, SLG: 0.750		G4-3		K			74 FC4-6 1B			2	0	0	0	0	1	1
77 Ramón Flores, L (7, 7) OBP: 0.294, SLG: 0.438										1	0	1	0	0	0	0
80 Mason Williams, L (1, 8) OBP: 0.429, SLG: 0.750			18 SF9 3B	K			FC4-6 97 S 98 BLK 1-2f			2	1	1	0	0	1	0
74 Slade Heathcott, L (7, 8) OBP: 0.571, SLG: 0.818										1	1	0	0	0	0	1
Inning Stats	R: 0 E: 0 K: 1 S: 6 H: 1 LOB: 1 BB: 0 P: 6	R: 0 E: 1 K: 0 S: 4 H: 1 LOB: 1 BB: 0 P: 4	R: 1 E: 0 K: 1 S: 6 H: 1 LOB: 0 BB: 0 P: 6	R: 0 E: 0 K: 1 S: 5 H: 0 LOB: 0 BB: 0 P: 5	R: 0 E: 0 K: 2 S: 7 H: 0 LOB: 0 BB: 0 P: 7	R: 2 E: 1 K: 1 S: 9 H: 4 LOB: 2 BB: 0 P: 9	R: 1 E: 0 K: 2 S: 8 H: 1 LOB: 1 BB: 1 P: 12	R: 0 E: 0 K: 2 S: 7 H: 0 LOB: 0 BB: 0 P: 7		1B: 5 2B: 2 3B: 1 HR: 0 SF: 1 SAC: 0 DP: 1 HBP: 0						

livebaseballscorecards.com

AB	31
R	4
H	8
RBI	2
BB	1
SO	10
LOB	11

PITCHER	IP	WLS	BF	H	R	ER	SO	BB	IBB	HBP	BLK	WP	HR	S	P	ERA	WHIP
53 Kyle Lobstein, L (1, 1) ERA: 3.0	3.0		12	3	1	1	2	0	0	0	0	0	0	16	16	3.00	1.000
56 Kyle Ryan, L (4, 1) ERA:	2.0		6	0	0	0	3	0	0	0	0	0	0	12	12	0.00	0.000
67 Rafael Dolis, R (6, 1) ERA: 5.4	1.0	L	7	4	2	2	1	0	0	0	0	0	0	9	9	18.00	4.000
46 Ian Krol, L (7, 1) ERA: 5.4	1.0		5	1	1	1	2	1	0	0	1	0	0	8	12	9.00	2.000
66 Alberto Cabrera, R (8, 1) ERA: 7.5	1.0		3	0	0	0	2	0	0	0	0	0	0	7	7	0.00	0.000

PITCHER	IP	WLS	BF	H	R	ER	SO	BB	IBB	HBP	BLK	WP	HR	S	P	ERA	WHIP

Batter	1	2	3	4	5	6	7	8	9	AB	R	H	RBI	BB	SO	LOB
22 Jacoby Ellsbury, L (1, 8) OBP: 0.208, SLG: 0.208 91 Michael O'Neill, R (6, 8) OBP: 0.500, SLG: 0.500	G5-3		G4-3 2-3		36 CS 1B			85 WP 83 S 1B		3 0 1 0 0 0 1 1 0 1 0 0 0 0						
11 Brett Gardner, L (1, 7) OBP: 0.250, SLG: 0.100 83 Ben Gamel, L (6, 7)	G3		K		K			K 1-2		3 0 0 0 0 2 2 1 0 0 0 0 1 1						
36 Carlos Beltrán, S (1, 9) OBP: 0.222, SLG: 0.125 85 Taylor Dugas, L (6, 9) OBP: 0.500, SLG: 0.500	G4-3			K	1 SAFE CS 1-2	P3		G4-3 2-3		3 0 0 0 0 1 0 1 0 0 0 0 0 1						
13 Alex Rodriguez, R (1, 5) OBP: 0.474, SLG: 0.625 95 Eric Jagielo, L (6, 5) 73 Tyler Wade, L (9, PR) OBP: 0.400, SLG: 0.400		K		63 WP 24 BB 1B		F9			86 PB 83 FC6-2 HBP	3 0 1 0 0 1 0 0 0 0 0 0 0 0 0 0 0 0 0 0 0						
24 Chris Young, R (1, 10) OBP: 0.238, SLG: 0.250 86 Kyle Higashioka, R (9, PH)		1B		63 WP 1-2 BB		G6-3			G5-3 1-2	2 0 1 0 1 0 0 1 0 0 0 0 0 1						
63 José Pirela, R (1, 4) OBP: 0.500, SLG: 0.667 73 Ali Castillo, R (7, 4)	F8			L9 1-2 2-3			K		K	3 0 0 0 0 1 3 1 0 0 0 0 1 2						
67 Eddy Rodriguez, R (1, 2) OBP: 0.400, SLG: 0.500 83 Francisco Arcia, L (7, PH) OBP: 0.400, SLG: 0.600 (7, 3)	F8			94 FC4-6 BB			G4-3		FC6-2 2-H	1 0 0 0 1 0 1 2 0 0 0 0 0 2						
94 Kyle Roller, L (1, 3) OBP: 0.250, SLG: 0.200 84 Trent Garrison, L (7, PH) (7, 2)		K		FC4-6 1-2f			P6			2 0 0 0 0 1 3 1 0 0 0 0 0 0						
62 Cole Figueroa, L (1, 6) OBP: 0.267, SLG: 0.333 96 Cito Culver, R (7, 6) OBP: 0.143, SLG: 0.077		22 G4-3 2B			F8			K		2 0 1 0 0 0 0 1 0 0 0 0 1 0						
Inning Stats	R: 0 H: 0 E: 0 LOB: 0 K: 0 BB: 0 S: 3 P: 3	R: 0 H: 1 E: 0 LOB: 1 K: 1 BB: 0 S: 6 P: 6	R: 0 H: 1 E: 0 LOB: 1 K: 2 BB: 0 S: 8 P: 8	R: 0 H: 1 E: 0 LOB: 3 K: 1 BB: 2 S: 6 P: 15	R: 0 H: 1 E: 0 LOB: 0 K: 1 BB: 0 S: 5 P: 5	R: 0 H: 0 E: 0 LOB: 0 K: 0 BB: 0 S: 3 P: 3	R: 0 H: 0 E: 0 LOB: 0 K: 1 BB: 0 S: 5 P: 5	R: 0 H: 1 E: 0 LOB: 1 K: 2 BB: 0 S: 8 P: 9	R: 0 H: 0 E: 0 LOB: 2 K: 1 BB: 0 S: 5 P: 7	1B: 4 SF: 0 2B: 1 SAC: 0 3B: 0 DP: 0 HR: 0 HBP: 1						

TOP

New York Yankees @ Toronto Blue Jays

Florida Auto Exchange Stadium, Dunedin, FL

Sat Mar 14 2015, 1:09 PM - 3:53 PM EDT

Att. 5,511 - Partly Cloudy - 79 F

livebaseballscorecards.com

AB	31
R	0
H	5
RBI	0
BB	2
SO	9
LOB	17

WP: 2 PA: 35
PB: 1
SB: 1
CS: 1

PITCHER		IP	WLS	BF	H	R	ER	SO	BB	IBB	HBP	BLK	WP	HR	S	P	ERA	WHIP
32 Daniel Norris, L ERA: 3.86	(1, 1)	3.1		14	3	0	0	4	1	0	0	0	0	0	21	25	0.00	1.200
53 Gregory Infante, R ERA:	(4, 1)	0.2		3	0	0	0	0	1	0	0	0	1	0	2	7	0.00	1.500
50 Steve Delabar, R ERA: 2.25	(5, 1)	1.0		3	1	0	0	1	0	0	0	0	0	0	5	5	0.00	1.000
62 Aaron Loup, L ERA: 3.0	(6, 1)	1.0	W	3	0	0	0	0	0	0	0	0	0	0	3	3	0.00	0.000
4 Kyle Drabek, R ERA: 3.6	(7, 1)	2.0	H	7	1	0	0	3	0	0	0	0	1	0	13	14	0.00	0.500

PITCHER		IP	WLS	BF	H	R	ER	SO	BB	IBB	HBP	BLK	WP	HR	S	P	ERA	WHIP
64 Chad Jenkins, R ERA: 11.25	(9, 1)	1.0	S	4	0	0	0	1	0	0	1	0	0	0	5	7	0.00	0.000

New York Yankees @ Toronto Blue Jays

Florida Auto Exchange Stadium, Dunedin, FL

Sat Mar 14 2015, 1:09 PM - 3:53 PM EDT

Att. 5,511 - Partly Cloudy - 79 F

livebaseballscorecards.com

BOTTOM

Batter	1	2	3	4	5	6	7	8	9	AB	R	H	RBI	BB	SO	LOB
55 Russell Martin, R (1, 2) OBP: 0.400, SLG: 0.313 22 Josh Thole, L (5, 2) OBP: 0.500, SLG: 0.455	0-0: 20 1B 2B		SCC 0-3 ①② K 1-2		BBB 4-0 20 FC5 29 FC5 1-2 BB		SCS 0-3 ② K			2 0 1 0 0 1 1 1 0 0 0 1 1 0						
29 Devon Travis, R (1, 4) OBP: 0.286, SLG: 0.296 1 Jonathan Diaz, R (8, 6)	CSS 0-3 ① K		X 0-0 ③ L4		X 0-0 FC5 1-2 2-3		X 0-0 66 BB 1B			4 0 1 0 0 1 3 0 0 0 0 0 0 0						
20 Josh Donaldson, R (1, 5) OBP: 0.333, SLG: 0.471 66 Munenori Kawasaki, L (6, 5) OBP: 0.583, SLG: 0.625	X 0-0 ② 2-H 1B			CSS 0-3 ① K	X 0-0 ③ FC5 2-3f		BBB 4-0 24 FC6-4 1-2 BB			3 0 1 0 0 1 3 0 0 0 0 1 0 0						
24 Dayan Viciedo, R (1, 10) OBP: 0.300, SLG: 0.500	CSS 0-3 ③ K			X 0-0 2B		X 0-0 14 G6-4-3 1B	X 0-0 ③ FC6-4 1-2f			4 0 2 0 0 1 3						
14 Justin Smoak, S (1, 3) OBP: 0.200, SLG: 0.048 28 Matt Hague, R (7, 3) OBP: 0.455, SLG: 0.500		X 0-0 ① P4		SSC 0-3 ② K		X 0-0 ①② G6-4-3 1-2f		SSC 0-3 ① K		3 0 0 0 0 1 2 1 0 0 0 0 1 0						
45 Dalton Pompey, S (1, 8) OBP: 0.333, SLG: 0.462 18 Steve Tolleson, R (6, 7) OBP: 0.313, SLG: 0.286		X 0-0 ② B1-3		X 0-0 ③ G4-3		BBB 4-0 39 S 39 1B BB		BBB 4-0 75 A1 08 BB		2 0 0 0 0 0 1 0 1 0 0 2 0 0						
39 Caleb Gindl, L (1, 9) (6, 8) OBP: 0.522, SLG: 0.850 75 Anthony Alford, R (6, PR) (7, 8)		X 0-0 2B			CSS 0-3 ① K	CX 0-1 3 S 1-H 1B	1 SAFE SSC 0-3 ②③ K 1-2			3 0 2 1 0 1 0 1 0 0 0 0 1 1						
11 Kevin Pillar, R (1, 7) OBP: 0.296, SLG: 0.462 3 Ezequiel Carrera, L (6, 9)		X 0-0 ③ F7			X 0-0 17 FC4-6 1B	BX 1-0 ③ F7 2-3				2 0 1 0 0 0 1 1 0 0 0 0 0 1						
17 Ryan Goins, L (1, 6) OBP: 0.350, SLG: 0.421 (8, 4)			X 0-0 55 CS 1B		X 0-0 ② FC4-6 29 FC5 22 BB 1-2f		X 0-0 ① G6-3			3 0 1 0 0 0 1						
Inning Stats	R: 0 E: 0 K: 2 S: 8 H: 2 LOB: 1 BB: 0 P: 8	R: 0 E: 0 K: 0 S: 4 H: 1 LOB: 1 BB: 0 P: 4	R: 0 E: 0 K: 1 S: 5 H: 1 LOB: 0 BB: 0 P: 5	R: 0 E: 0 K: 2 S: 8 H: 1 LOB: 1 BB: 0 P: 8	R: 0 E: 0 K: 1 S: 7 H: 1 LOB: 3 BB: 1 P: 11	R: 1 E: 0 K: 0 S: 5 H: 2 LOB: 2 BB: 1 P: 10	R: 0 E: 0 K: 1 S: 6 H: 1 LOB: 2 BB: 1 P: 10	R: 0 E: 0 K: 2 S: 6 H: 0 LOB: 0 BB: 1 P: 10		1B: 6 2B: 3 3B: 0 HR: 0 SF: 0 SAC: 0 DP: 1 HBP: 0						

	AB	30
	R	1
	H	9
	RBI	1
	BB	4
	SO	9
	LOB	17

WP: 0 PB: 0 SB: 2 CS: 1 PA: 34

PITCHER		IP	WLS	BF	H	R	ER	SO	BB	IBB	HBP	BLK	WP	HR	S	P	ERA	WHIP
53 Esmil Rogers, R ERA:	(1, 1)	3.0		11	4	0	0	3	0	0	0	0	0	0	17	17	0.00	1.333
57 Chris Martin, R ERA: 4.5	(4, 1)	1.0		4	1	0	0	2	0	0	0	0	0	0	8	8	0.00	1.000
72 Danny Burawa, R ERA:	(5, 1)	1.0		6	1	0	0	1	1	0	0	0	0	0	7	11	0.00	2.000
92 Tyler Webb, L ERA: 6.75	(6, 1)	1.0	L	5	2	1	1	0	1	0	0	0	0	0	5	10	9.00	3.000
85 César Vargas, R ERA: 3.0	(7, 1)	1.0		5	1	0	0	1	1	0	0	0	0	0	6	10	0.00	2.000

PITCHER		IP	WLS	BF	H	R	ER	SO	BB	IBB	HBP	BLK	WP	HR	S	P	ERA	WHIP
88 Diego Moreno, R ERA: 5.68	(8, 1)	1.0		3	0	0	0	2	1	0	0	0	0	0	6	10	0.00	1.000

Philadelphia Phillies @ New York Yankees

George M. Steinbrenner Field, Tampa, FL

Sun Mar 15 2015, 1:09 PM - 3:31 PM EDT

Att. 9,682 - Partly Cloudy - 81 F

livebaseballscorecards.com

Batter	1	2	3	4	5	6	7	8	9	AB	R	H	RBI	BB	SO	LOB
2 Ben Revere, L (1, 8) OBP: 0.241, SLG: 0.154	C C S 0-3 ① K			F X 0-1 ① L8			B B B B 4-0 25 WP 25 S 9 1B BB	B B F C F X 2-2 ③ F8		2	1	0	0	1	1	0
19 Darin Mastroianni, R (7, 8) OBP: 0.100, SLG: 0.200										1	0	0	0	0	0	1
25 Cody Asche, L (1, 5) OBP: 0.333, SLG: 0.381	F B C B S 2-3 ② K			C C F F F X 0-2 9 CS 1B			C C B B X 2-2 ① P6 1-3		C C B X 2-2 ① G6-3	3	0	1	0	0	1	1
26 Cameron Perkins, R (7, 7)										1	0	0	0	0	0	0
9 Domonic Brown, L (1, 9) OBP: 0.394, SLG: 0.296	S B F X 1-2 ③ G4-3			1 SAFE B C T F F B X 2-2 ② ③ G3 1-2			B F F B B X 3-2 3-H 1B		F B F C 1-3 ② K	3	0	1	1	0	0	1
40 Aaron Altherr, R (7, PR) OBP: 0.250, SLG: 0.250										1	0	0	0	0	1	0
(7, 9)																
18 Darin Ruf, R (1, 3) OBP: 0.250, SLG: 0.231		X 0-0 ① G6-3			C B S X 1-2 ① G6-3		B 1 SAFE F 1 SAFE C C 1-3 ② K		X 0-0 ③ F8	4	0	0	0	0	1	1
68 Russ Canzler, R (1, 7) OBP: 0.067, SLG: 0.067	C B C B S 2-3 ② K				B S B F C 2-3 ② K		X 0-0 ③ F8			3	0	0	0	0	2	1
(7, 5)																
27 Chris Nelson, R (1, 10) OBP: 0.444, SLG: 0.333	F B C F F X 1-2 ③ G6-3				B S X 1-1 ③ F8			S F B X 1-2 29 WP 16 HBP 4 G3 1B		3	1	1	0	0	0	0
16 César Hernández, S (1, 4) OBP: 0.200, SLG: 0.136			C X 0-1 ① G4-3			S B S S 1-3 ① K		B H 2-0 4 G3 29 WP 1-2 HBP		2	0	0	0	0	1	0
29 Cameron Rupp, R (1, 2) OBP: 0.417, SLG: 0.545			F X 0-1 4 G4-6-3 1B			B S B X 2-1 ② G6-3		B C S B B C 3-3 ① K 1-2 2-3		3	0	1	0	0	1	2
76 René García, R (8, 2)										0	0	0	0	0	0	0
4 Andrés Blanco, S (1, 6) OBP: 0.217, SLG: 0.478			C X 0-1 ② ③ G4-6-3 1-2f			C S X 0-2 ③ F7		C D B X 2-1 ② G3 2-3 3-H		3	0	0	1	0	0	2
Inning Stats	R: 0 E: 0 K: 2 S: 9 H: 0 LOB: 0 BB: 0 P: 12	R: 0 E: 0 K: 1 S: 9 H: 0 LOB: 0 BB: 0 P: 12	R: 0 E: 0 K: 0 S: 6 H: 1 LOB: 0 BB: 0 P: 6	R: 0 E: 0 K: 0 S: 13 H: 1 LOB: 0 BB: 0 P: 15	R: 0 E: 0 K: 1 S: 8 H: 0 LOB: 0 BB: 0 P: 12	R: 0 E: 0 K: 1 S: 8 H: 0 LOB: 0 BB: 0 P: 11	R: 1 E: 0 K: 1 S: 10 H: 1 LOB: 1 BB: 1 P: 20	R: 1 E: 0 K: 1 S: 12 H: 1 LOB: 1 BB: 0 P: 22	R: 0 E: 0 K: 1 S: 7 H: 0 LOB: 0 BB: 0 P: 10	1B: 4 2B: 0 3B: 0 HR: 0 SF: 0 SAC: 0 DP: 1 HBP: 1						

TOP	
AB	29
R	2
H	4
RBI	2
BB	1
SO	8
LOB	9

WP: 2 PB: 0 SB: 1 CS: 1 PA: 31

PITCHER		IP	WLS	BF	H	R	ER	SO	BB	IBB	HBP	BLK	WP	HR	S	P	ERA	WHIP
30 Nathan Eovaldi, R ERA: 1.0	(1, 1)	4.0		12	2	0	0	3	0	0	0	0	0	0	37	45	0.00	0.500
39 Chase Whitley, R ERA:	(5, 1)	2.0	H	6	0	0	0	2	0	0	0	0	0	0	16	23	0.00	0.000
29 David Carpenter, R ERA: 6.75	(7, 1)	1.0	W	6	2	2	2	1	1	0	0	0	1	0	13	24	18.00	3.000
41 Justin Wilson, L ERA:	(8, 1)	1.0	H	4	0	0	0	1	0	0	1	0	1	0	9	18	0.00	0.000
70 Wilking Rodríguez, R ERA:	(9, 1)	1.0	S	3	0	0	0	1	0	0	0	0	0	0	7	10	0.00	0.000

PITCHER	IP	WLS	BF	H	R	ER	SO	BB	IBB	HBP	BLK	WP	HR	S	P	ERA	WHIP

BOTTOM

Philadelphia Phillies @ New York Yankees

George M. Steinbrenner Field, Tampa, FL

Sun Mar 15 2015, 1:09 PM - 3:31 PM EDT

Att. 9,682 - Partly Cloudy - 81 F

livebaseballscorecards.com

Batter	1	2	3	4	5	6	7	8	9	AB	R	H	RBI	BB	SO	LOB
22 Jacoby Ellsbury, L (1, 8) OBP: 0.222, SLG: 0.296 74 Slade Heathcott, L (6, 8) OBP: 0.600, SLG: 0.833	X 0-0 34 SF8 3B		B B F X 2-1 ② L8		C S B B F X 2-2 ③ L8		S B X 2-1 ③ 1-3 2-H 1B			3 1	1 0	1 1	0 1	0 0	0 0	0 0
11 Brett Gardner, L (1, 7) OBP: 0.259, SLG: 0.130 63 José Pirela, R (7, 7) OBP: 0.476, SLG: 0.632	F S D B S 2-3 ① K		B C X 1-1 ① E7 1B			X 0-0 ① G3		C B X 1-1 ① F8		3 1	0 0	1 0	0 0	0 0	1 0	1 0
25 Mark Teixeira, S (1, 3) OBP: 0.227, SLG: 0.150 94 Kyle Roller, L (7, 3) OBP: 0.294, SLG: 0.250	C T B D B B 4-2 34 SF8 BB		C B B F D X 3-2 ③ G4-3			B B X 2-0 ② F7		X 0-0 66 G5-4-3 1B		2 1	0 0	0 1	0 0	1 0	0 0	1 0
34 Brian McCann, L (1, 2) OBP: 0.190, SLG: 0.211 66 John Ryan Murphy, R (7, 2) OBP: 0.111, SLG: 0.167	C B X 1-1 ② SF8 1-2 3-H			B C F B X 2-2 ① G5-3		C B B X 2-1 ③ P5		C C D B X 2-2 ②③ G5-4-3 1-2f		2 1	0 0	0 0	1 0	0 0	0 0	0 1
12 Chase Headley, S (1, 5) OBP: 0.391, SLG: 0.591 62 Cole Figueroa, L (8, 5) OBP: 0.267, SLG: 0.333	C F B C 1-3 ③ K			C S B F B F C 2-3 ② K			C C X 0-2 HR			3 0	1 0	1 0	1 0	0 0	2 0	1 0
13 Alex Rodriguez, R (1, 10) OBP: 0.476, SLG: 0.588 95 Greg Bird, L (7, PH) OBP: 0.467, SLG: 0.846 (8, 10)		B X 1-0 ① G6-3		B F B B B 4-1 BB			B C B B B 4-1 33 F8 74 1B BB			1 0	0 1	0 0	0 0	1 1	0 0	0 0
33 Garrett Jones, L (1, 9) OBP: 0.286, SLG: 0.263 99 Aaron Judge, R (8, 9) OBP: 0.438, SLG: 0.583		B X 1-0 ② F8		X 0-0 ③ P5			B 1 SAFE F B X 2-1 ① F8 1-2			3 0	0 0	0 0	0 0	0 0	0 0	2 0
14 Stephen Drew, L (1, 4) OBP: 0.227, SLG: 0.105 98 Rob Refsnyder, R (8, 4) OBP: 0.474, SLG: 0.438		F B X 1-1 ③ F7			B C B X 2-1 ① G4-3		B B T X 2-1 ② F8			3 0	0 0	0 0	0 0	0 0	0 0	1 0
18 Didi Gregorius, L (1, 6) OBP: 0.286, SLG: 0.353 96 Cito Culver, R (7, PR) OBP: 0.143, SLG: 0.077 (8, 6)			C B X 1-1 ① G4-3		B F C F X 1-2 ② G4-3		D F F B B B 4-2 74 1B BB			2 0	0 0	0 0	0 0	1 0	0 0	0 0
Inning Stats	R: 1 H: 1 E: 0 LOB: 1 K: 2 BB: 1 S: 11 P: 19	R: 0 H: 0 E: 0 LOB: 0 K: 0 BB: 0 S: 4 P: 7	R: 0 H: 1 E: 1 LOB: 1 K: 0 BB: 0 S: 9 P: 16	R: 0 H: 0 E: 0 LOB: 1 K: 1 BB: 1 S: 10 P: 18	R: 0 H: 0 E: 0 LOB: 0 K: 0 BB: 0 S: 10 P: 15	R: 0 H: 0 E: 0 LOB: 0 K: 0 BB: 0 S: 4 P: 8	R: 2 H: 2 E: 0 LOB: 2 K: 0 BB: 2 S: 12 P: 26	R: 0 H: 1 E: 0 LOB: 0 K: 0 BB: 0 S: 6 P: 9		1B: 3 SF: 1 2B: 0 SAC: 0 3B: 1 DP: 1 HR: 1 HBP: 0						

	AB	26
	R	3
	H	5
	RBI	3
	BB	4
	SO	3
	LOB	7

WP: 0 PA: 31
PB: 0
SB: 0
CS: 0

PITCHER		IP	WLS	BF	H	R	ER	SO	BB	IBB	HBP	BLK	WP	HR	S	P	ERA	WHIP
61 Sean O'Sullivan, R ERA: 6.75	(1, 1)	3.0		12	2	1	1	2	1	0	0	0	0	0	24	42	3.00	1.000
43 Mario Hollands, L ERA: 7.71	(4, 1)	2.0		7	0	0	0	1	1	0	0	0	0	0	20	33	0.00	0.500
59 Kevin Slowey, R ERA: 2.35	(6, 1)	1.2	L	8	1	2	2	0	2	0	0	0	0	1	14	30	10.80	1.800
50 Héctor Neris, R ERA: 6.23	(7, 1)	0.1		1	1	0	0	0	0	0	0	0	0	0	2	4	0.00	3.000
46 Jeanmar Gómez, R ERA:	(8, 1)	1.0		3	1	0	0	0	0	0	0	0	0	0	6	9	0.00	1.000

PITCHER	IP	WLS	BF	H	R	ER	SO	BB	IBB	HBP	BLK	WP	HR	S	P	ERA	WHIP

Batter	1	2	3	4	5	6	7	8	9	AB	R	H	RBI	BB	SO	LOB
7 José Reyes, S (1, 6) OBP: 0.478, SLG: 0.714	G6-3		20 G4-3 3B		20 E 19 G6-3 1B	K			E1 1-3	3	2	2	0	0	0	0
13 Maicer Izturis, S (6, PH) OBP: 0.200, SLG: 0.154 (6, 6)										2	0	0	0	0	1	3
1 Jonathan Diaz, R (9, 6)										0	0	0	0	0	0	0
20 Josh Donaldson, R (1, 5) OBP: 0.385, SLG: 0.435	K2-3		G4-3 3-H		19 CS 1-3 BB		39 G4-6-3 1B		G3	3	0	1	1	1	1	0
66 Munenori Kawasaki, L (7, PR) OBP: 0.538, SLG: 0.556 (7, 5)										1	0	0	0	0	0	2
19 José Bautista, R (1, 9) OBP: 0.476, SLG: 0.688	G6-3		30 CS BB		G6-3 1-2 3-H		G4-6-3 1-2f		F7	2	0	0	1	1	0	1
39 Caleb Gindl, L (6, 9) OBP: 0.448, SLG: 0.720										2	0	0	0	0	0	3
30 Dioner Navarro, S (1, 10) OBP: 0.412, SLG: 0.438		24 2B 1B	1 SAFE 1-2		BB		K			2	1	2	0	0	0	0
33 Chris Dickerson, L (3, PR) OBP: 0.304, SLG: 0.316 (3, 10)										1	0	0	0	1	1	1
23 Danny Valencia, R (1, 3) OBP: 0.316, SLG: 0.389		F8	P6		G4-3			G6-3		2	0	0	0	0	0	2
14 Justin Smoak, S (5, PH) OBP: 0.207, SLG: 0.080 (5, 3)										2	0	0	0	0	0	1
45 Dalton Pompey, S (1, 8) OBP: 0.290, SLG: 0.400		K		G5-3		F7		K		4	0	0	0	0	2	1
24 Dayan Viciedo, R (1, 7) OBP: 0.353, SLG: 0.588				K				K		3	1	2	1	0	1	0
3 Ezequiel Carrera, L (6, PR) (6, 7)		29 1B 1-H 2B				2B				1	0	0	0	0	1	0
29 Devon Travis, R (1, 4) OBP: 0.344, SLG: 0.367		22 2B 2-H 1B		2B		BB			F9	3	0	2	1	1	0	0
17 Ryan Goins, L (9, 4) OBP: 0.375, SLG: 0.435										0	0	0	0	0	0	0
22 Josh Thole, L (1, 2) OBP: 0.476, SLG: 0.500		1-H 2B		G6-3		F8			13 E 1B	4	0	2	0	0	0	3
Inning Stats	R: 0 E: 0 K: 1 S: 5 H: 0 LOB: 0 BB: 0 P: 5	R: 2 E: 0 K: 1 S: 8 H: 4 LOB: 2 BB: 0 P: 8	R: 1 E: 0 K: 0 S: 4 H: 2 LOB: 1 BB: 1 P: 8	R: 0 E: 0 K: 1 S: 6 H: 1 LOB: 1 BB: 0 P: 6	R: 1 E: 0 K: 0 S: 3 H: 1 LOB: 1 BB: 2 P: 12	R: 0 E: 0 K: 1 S: 6 H: 1 LOB: 2 BB: 1 P: 10	R: 0 E: 0 K: 1 S: 5 H: 1 LOB: 1 BB: 0 P: 5	R: 0 E: 0 K: 2 S: 7 H: 0 LOB: 0 BB: 0 P: 7	R: 0 E: 1 K: 0 S: 5 H: 1 LOB: 2 BB: 0 P: 5	1B: 6 2B: 4 3B: 1 HR: 0	SF: 0 SAC: 0 DP: 1 HBP: 0					

TOP

Toronto Blue Jays @ New York Yankees

George M. Steinbrenner Field, Tampa, FL

Tue Mar 17 2015, 7:05 PM - 9:57 PM EDT

Att. 9,863 - Clear - 74 F

livebaseballscorecards.com

AB	35
R	4
H	11
RBI	4
BB	4
SO	7
LOB	17

WP: 0 PB: 0 SB: 0 CS: 2 PA: 39

PITCHER		IP	WLS	BF	H	R	ER	SO	BB	IBB	HBP	BLK	WP	HR	S	P	ERA	WHIP
52 CC Sabathia, L ERA: 9.0	(1, 1)	2.0	L	9	4	2	2	2	0	0	0	0	0	0	13	13	9.00	2.000
68 Dellin Betances, R ERA: 4.5	(3, 1)	1.0		5	2	1	1	0	1	0	0	0	0	0	4	8	9.00	3.000
41 Justin Wilson, L ERA:	(4, 1)	1.0		4	1	0	0	1	0	0	0	0	0	0	6	6	0.00	1.000
45 Kyle Davies, R ERA: 1.8	(5, 1)	1.0		5	1	1	0	0	2	0	0	0	0	0	3	12	0.00	3.000
Domingo Germán, R ERA:	(6, 1)	1.0		5	1	0	0	1	1	0	0	0	0	0	6	10	0.00	2.000

PITCHER		IP	WLS	BF	H	R	ER	SO	BB	IBB	HBP	BLK	WP	HR	S	P	ERA	WHIP
57 Chris Martin, R ERA: 3.6	(7, 1)	1.0		3	1	0	0	1	0	0	0	0	0	0	5	5	0.00	1.000
45 Chasen Shreve, L ERA: 1.5	(8, 1)	1.0		3	0	0	0	2	0	0	0	0	0	0	7	7	0.00	0.000
31 Jared Burton, R ERA:	(9, 1)	1.0		5	1	0	0	0	0	0	0	0	0	0	5	5	0.00	1.000

BOTTOM

Batter	1	2	3	4	5	6	7	8	9	AB	R	H	RBI	BB	SO	LOB
11 Brett Gardner, L (1, 7) OBP: 0.233, SLG: 0.115 77 Ramón Flores, L (7, 7) OBP: 0.278, SLG: 0.412	CCC 0-3 ① K		x 0-0 ① G4-3		x 0-0 ③ G4-3			x 0-0 ① F7		3	0	0	0	0	1	0
										1	0	0	0	0	0	0
13 Alex Rodriguez, R (1, 5) OBP: 0.417, SLG: 0.500 97 Jonathan Galvez, R (7, 5) OBP: 0.389, SLG: 0.400	SSS 0-3 ② K		x 0-0 ② F8			x 0-0 ① G6-3		BBBB 4-0 79 2B BB		3	0	0	0	0	1	0
										0	0	0	0	1	0	0
36 Carlos Beltrán, S (1, 9) OBP: 0.238, SLG: 0.211 79 Tyler Austin, R (7, 9) OBP: 0.250, SLG: 0.533	x 0-0 2B		x 0-0 ③ F8			x 0-0 ② F7		x 0-0 1-3 2B		3	0	1	0	0	0	0
										1	0	1	0	0	0	0
25 Mark Teixeira, S (1, 3) OBP: 0.240, SLG: 0.304 95 Greg Bird, L (7, 3) OBP: 0.438, SLG: 0.786	x 0-0 ③ G4-3			CBX 1-1 HR		x 0-0 ③ G4-3		SSS 0-3 ② K		3	1	1	1	0	0	1
										1	0	0	0	0	1	2
34 Brian McCann, L (1, 2) OBP: 0.174, SLG: 0.190 55 Austin Romine, R (6, 2) OBP: 0.313, SLG: 0.286		x 0-0 ① F9		x 0-0 ① G6-3			SSS 0-3 ① K	x 0-0 ③ G4-3		2	0	0	0	0	0	0
										2	0	0	0	0	1	2
33 Garrett Jones, L (1, 10) OBP: 0.292, SLG: 0.238 94 Kyle Roller, L (9, PH) OBP: 0.278, SLG: 0.235		BBBB 4-0 24 1B 14 1B BB		x 0-0 ② G3-1			x 0-0 ② P4		x 0-0 ① G4-3	2	1	0	0	1	0	0
										1	0	0	0	0	0	0
24 Chris Young, R (1, 8) OBP: 0.292, SLG: 0.304 80 Mason Williams, L (8, 8) OBP: 0.400, SLG: 0.692		x 0-0 18 CS 14 1B 1-2 1B		x 0-0 ③ P4			x 0-0 63 BB 1B		x 0-0 ② G6-3	3	0	2	0	0	0	0
										1	0	0	0	0	0	0
14 Stephen Drew, L (1, 4) OBP: 0.250, SLG: 0.143 63 José Pirela, R (7, 4) OBP: 0.522, SLG: 0.750		x 0-0 1-2 2-H 1B			SSS 0-3 ① K		BBBB 4-0 1-2 BB		x 0-0 3B	2	0	1	1	0	1	0
										1	0	1	0	1	0	0
18 Didi Gregorius, L (1, 6) OBP: 0.261, SLG: 0.316 60 Nick Noonan, L (7, 6) OBP: 0.278, SLG: 0.375		SSS 0-3 ②③ K 2-3			x 0-0 ② L6		CCC 0-3 ③ K		SSS 0-3 ③ K	2	0	0	0	0	1	2
										2	0	0	0	0	2	3
Inning Stats	R: 0 E: 0 K: 2 S: 8 H: 1 LOB: 1 BB: 0 P: 8	R: 1 E: 0 K: 1 S: 6 H: 2 LOB: 2 BB: 1 P: 10	R: 0 E: 0 K: 0 S: 3 H: 0 LOB: 0 BB: 0 P: 3	R: 1 E: 0 K: 0 S: 5 H: 1 LOB: 0 BB: 0 P: 6	R: 0 E: 0 K: 1 S: 5 H: 0 LOB: 0 BB: 0 P: 5	R: 0 E: 0 K: 0 S: 3 H: 0 LOB: 0 BB: 0 P: 3	R: 0 E: 0 K: 2 S: 8 H: 1 LOB: 2 BB: 1 P: 12	R: 0 E: 0 K: 1 S: 6 H: 1 LOB: 2 BB: 1 P: 10	R: 0 E: 0 K: 1 S: 6 H: 1 LOB: 1 BB: 0 P: 6	1B: 3 2B: 3 3B: 1 HR: 1	SF: 0 SAC: 0 DP: 1 HBP: 0			WP: 0 PB: 0 SB: 0 CS: 1	PA: 36		

PITCHER	IP	WLS	BF	H	R	ER	SO	BB	IBB	HBP	BLK	WP	HR	S	P	ERA	WHIP
36 Drew Hutchison, R (1, 1) ERA: 1.8	4.0	W	16	4	2	2	3	1	0	0	0	0	1	22	27	4.50	1.250
51 Miguel Castro, R (5, 1) ERA:	2.2	H	8	0	0	0	2	0	0	0	0	0	0	12	12	0.00	0.000
31 Liam Hendriks, R (7, 1) ERA: 6.23	0.1	H	3	1	0	0	1	1	0	0	0	0	0	4	8	0.00	6.000
52 Roberto Osuna, R (8, 1) ERA:	2.0	S	9	2	0	0	2	1	0	0	0	0	0	12	16	0.00	1.500

PITCHER	IP	WLS	BF	H	R	ER	SO	BB	IBB	HBP	BLK	WP	HR	S	P	ERA	WHIP

Toronto Blue Jays @ New York Yankees

George M. Steinbrenner Field, Tampa, FL

Tue Mar 17 2015, 7:05 PM - 9:57 PM EDT

Att. 9,863 - Clear - 74 F

livebaseballscorecards.com

AB	33
R	2
H	7
RBI	2
BB	3
SO	8
LOB	10

New York Yankees @ Atlanta Braves

Champion Stadium, Lake Buena Vista, FL

Wed Mar 18 2015, 6:07 PM - 9:59 PM EDT

Att. 9,980 - Partly Cloudy - 84 F

TOP

livebaseballscorecards.com

Batter	1	2	3	4	5	6	7	8	9	AB	R	H	RBI	BB	SO	LOB
11 Brett Gardner, L (1, 8) OBP: 0.265, SLG: 0.138 80 Mason Williams, L (6, PR) OBP: 0.412, SLG: 0.714 (6, 8)	0-0: 34 BB, 12 BLK, 1B		0-3 ②: K	0-0 ③: F9		4-0: 34 BB, 97 BB, 79 BLK, BB	0-0 ①: SF9; 1-2, 2-3, 3-H		0-0: 79 BB, 1B	3 0 1 0 1 1 2 1 1 1 1 0 0 0						
12 Chase Headley, S (1, 5) OBP: 0.423, SLG: 0.583 97 Jonathan Galvez, R (5, PR) OBP: 0.381, SLG: 0.353 (5, 5)	0-3 ①: K; 1-2		0-0: 34 1B, 1B; 2-H		4-0: 34 HR, BB	4-0: 79 BLK, 34 BB, 79 SF8, BB; 1-2	0-3 ②: K		0-0 ①: F8	2 0 1 1 1 1 1 2 2 0 0 1 1 3						
34 Brian McCann, L (1, 2) OBP: 0.296, SLG: 0.391 66 John Ryan Murphy, R (7, PH) OBP: 0.100, SLG: 0.150 (7, 2)	4-0 ②: BB; 2-3		0-0: 1B; 1-2		1-0: HR; 1-H	4-0: 79 SF8, 79 BLK, 33 SF8, BB; 1-2, 2-3	0-0 ③: F9		0-0 ②: F8	2 2 2 2 2 0 0 2 0 0 0 0 0 3						
25 Mark Teixeira, S (1, 10) OBP: 0.250, SLG: 0.346 79 Tyler Austin, R (5, PR) OBP: 0.316, SLG: 0.533 (5, 10)	0-3 ③: K		0-0 ③: G5-3		0-0 ①: 33 G3, 24 1B, 2B	0-0 ①: SF8; 1-3, 2-H, 3-H		4-0: 98 F8, 83 1B, 62 WP, BB	4-0: 1-2, BB	3 0 1 0 0 1 3 0 2 0 1 2 0 0						
33 Garrett Jones, L (1, 3) OBP: 0.286, SLG: 0.292 83 Francisco Arcia, L (6, 3) OBP: 0.429, SLG: 0.571		0-0 ①: G3-1		0-0: 14 HR, 2B	0-0 ①: G3; 2-3	0-0 ②: SF8; 3-H		0-0: 62 WP, 1-2, 1B	0-0 ③: F7	3 1 1 1 0 0 2 2 0 1 0 0 0 2						
14 Stephen Drew, L (1, 4) OBP: 0.259, SLG: 0.292 98 Rob Refsnyder, R (5, 4) OBP: 0.429, SLG: 0.389		0-0 ②: G1-4-3		0-1 ②: 2-H, HR	0-0 ②: G4-3	0-3 ③: K		0-0 ①: F8; 2-3		3 1 1 2 0 0 3 2 0 0 0 0 1 3						
24 Chris Young, R (1, 9) OBP: 0.296, SLG: 0.308 74 Slade Heathcott, L (5, 9) OBP: 0.588, SLG: 0.769		0-0 ③: L7		0-0 ①: G1-3	0-0: 18 3B, 3-H, 1B		4-0: 77 HBP, 62 1B, 80 SF9, BB	0-3 ②: K		3 1 1 1 0 0 0 1 1 0 0 1 1 2						
18 Didi Gregorius, L (1, 6) OBP: 0.346, SLG: 0.500 62 Cole Figueroa, L (5, 6) OBP: 0.353, SLG: 0.375			0-0: 63 S, 12 1B, 1B	0-0: 1B	0-0: 1-H, 3B		0-0: 80 SF9, 77 HBP, 1-2, 1B	4-0: 1-2, 3-H, BB		3 1 3 1 0 0 0 1 0 1 0 1 0 0						
63 José Pirela, R (1, 7) OBP: 0.462, SLG: 0.652 77 Ramón Flores, L (6, 7) OBP: 0.300, SLG: 0.389			0-3 ①: K; 1-2	0-0 ②: F8	0-0 ③: G4-3		1-0: 80 SF9, 1-2, 2-3, HBP	0-0 ③: F7		3 0 0 0 0 1 5 1 0 0 0 0 0 2						

Inning Stats																						
	R: 0	H: 1	R: 0	H: 0	R: 1	H: 3	R: 2	H: 3	R: 4	H: 4	R: 3	H: 0	R: 1	H: 1	R: 1	H: 1	R: 0	H: 1	1B: 9	SF: 3	WP: 1	PA: 50
	E: 0	LOB: 1	E: 0	LOB: 0	E: 0	LOB: 2	E: 0	LOB: 1	E: 0	LOB: 3	E: 0	LOB: 1	E: 0	LOB: 2	E: 0	LOB: 2	E: 0	LOB: 2	2B: 2	SAC: 0	PB: 0	
	K: 2	BB: 1	K: 0	BB: 0	K: 2	BB: 0	K: 0	BB: 1	K: 0	BB: 1	K: 1	BB: 3	K: 1	BB: 1	K: 1	BB: 2	K: 0	BB: 1	3B: 1	DP: 0	SB: 1	
	S: 7	P: 11	S: 3	P: 3	S: 10	P: 10	S: 7	P: 7	S: 7	P: 12	S: 5	P: 17	S: 6	P: 11	S: 6	P: 14	S: 4	P: 8	HR: 2	HBP: 1	CS: 0	

PITCHER		IP	WLS	BF	H	R	ER	SO	BB	IBB	HBP	BLK	WP	HR	S	P	ERA	WHIP
48 Mike Foltynewicz, R ERA: 5.4	(1, 1)	2.2	L	11	3	1	1	4	1	0	0	1	0	0	18	22	3.38	1.500
43 Luis Avilán, L ERA: 1.8	(3, 1)	0.1		2	1	0	0	0	0	0	0	0	0	0	2	2	0.00	3.000
51 James Russell, L ERA: 14.73	(4, 1)	1.2		12	6	6	6	0	1	0	0	0	0	2	12	17	32.40	4.200
38 Arodys Vizcaíno, R ERA: 9.53	(5, 1)	1.1		8	1	3	3	1	3	0	0	1	0	0	7	19	20.25	3.000
57 Jose Veras, R ERA: 11.81	(7, 1)	0.2		5	1	1	1	1	1	0	1	0	0	0	5	10	13.50	3.000
58 Michael Kohn, R ERA: 1.69	(7, 1)	1.0		6	1	1	1	1	2	0	0	0	1	0	6	14	9.00	3.000
75 Justin Jackson, R ERA: 2.25	(8, 1)	1.0		5	1	0	0	0	1	0	0	0	0	0	4	8	0.00	2.000
33 Jake Brigham, R ERA: 4.5	(9, 1)	0.1		1	0	0	0	0	0	0	0	0	0	0	1	1	0.00	0.000

AB	37
R	12
H	14
RBI	10
BB	9
SO	7
LOB	31

New York Yankees @ Atlanta Braves

Champion Stadium, Lake Buena Vista, FL

Wed Mar 18 2015, 6:07 PM - 9:59 PM EDT

Att. 9,980 - Partly Cloudy - 84 F

livebaseballscorecards.com

BOTTOM

Batter	1	2	3	4	5	6	7	8	9	AB	R	H	RBI	BB	SO	LOB
8 Eury Pérez, R (1, 8) OBP: 0.379, SLG: 0.385	G4-3			K	1B		K	K2-3		5	0	1	0	0	3	3
8 Jace Peterson, L (1, 4) OBP: 0.429, SLG: 0.400	K			G4-3	G2-3		11 1B, 1-3, 1B		E5 11 G4-3	4	0	1	0	0	1	1
87 Sean Kazmar Jr., R (8, 4) OBP: 0.333, SLG: 0.333										1	0	0	0	0	0	0
5 Freddie Freeman, L (1, 3) OBP: 0.500, SLG: 0.800	K			2B		G4-3	SF8, 3-H		K	3	0	1	0	0	1	0
54 Joey Terdoslavich, S (7, 3) OBP: 0.314, SLG: 0.548										1	0	0	1	0	1	1
7 Jonny Gomes, R (1, 7) OBP: 0.194, SLG: 0.111		G3		P6		F8	1-3, 1B		G4-3, 1-2	3	0	0	0	0	0	1
11 Phil Gosselin, R (7, 7) OBP: 0.300, SLG: 0.222										2	0	1	0	0	0	1
(8, 6)																
15 A.J. Pierzynski, L (1, 2) OBP: 0.550, SLG: 0.529		19 G6-3, 1B			F9	E4 19 1B, 1 1B	K		K	2	0	1	0	0	0	0
25 Jesus Flores, R (6, 2) OBP: 0.167, SLG: 0.167										3	1	0	0	0	2	3
19 Andrelton Simmons, R (1, 6) OBP: 0.526, SLG: 0.684		G6-3, 1-2f			K	1 1B, 1-2, 1B		4 1B, BB		3	0	1	0	0	1	1
26 Todd Cunningham, S (8, 7) OBP: 0.353, SLG: 0.286										0	0	0	0	1	0	0
1 Alberto Callaspo, S (1, 5) OBP: 0.133, SLG: 0.138			G1-6-3		E3 14 1B, 24 HR	1-2, 2-H, 1B		F9		3	1	1	1	0	0	0
61 Pedro Ciriaco, R (6, PR) OBP: 0.310, SLG: 0.448										1	0	0	0	0	0	1
(7, 5)																
14 Zoilo Almonte, S (1, 9) OBP: 0.270, SLG: 0.242			F7		24 HR, 1-2, 1B	L8		K		4	1	1	0	0	1	3
96 Mycal Jones, R (9, 9) OBP: 0.400, SLG: 0.600										0	0	0	0	0	0	0
24 Kelly Johnson, L (1, 10) OBP: 0.259, SLG: 0.417			G1-3		1-H, 2-H, HR		8 1B, 8 WP, 54 SF8, BB		1-2, 1B	2	2	1	3	1	0	0
4 Eric Young Jr., S (8, PH) OBP: 0.378, SLG: 0.452										1	0	1	0	0	0	0
(9, 10)																
Inning Stats	R: 0 E: 0 K: 2 S: 7 H: 0 LOB: 0 BB: 0 P: 7	R: 0 E: 0 K: 0 S: 3 H: 1 LOB: 0 BB: 0 P: 3	R: 0 E: 0 K: 0 S: 3 H: 0 LOB: 0 BB: 0 P: 3	R: 0 E: 0 K: 1 S: 6 H: 1 LOB: 1 BB: 0 P: 6	R: 3 E: 1 K: 1 S: 9 H: 3 LOB: 1 BB: 0 P: 9	R: 1 E: 1 K: 0 S: 6 H: 2 LOB: 2 BB: 0 P: 6	R: 1 E: 0 K: 2 S: 9 H: 2 LOB: 2 BB: 1 P: 14	R: 0 E: 0 K: 2 S: 8 H: 1 LOB: 2 BB: 1 P: 12	R: 0 E: 1 K: 2 S: 8 H: 0 LOB: 1 BB: 0 P: 8	1B: 8 2B: 1 3B: 0 HR: 1	SF: 1 SAC: 0 DP: 1 HBP: 0						

AB	38
R	5
H	10
RBI	5
BB	2
SO	10
LOB	15

WP: 1 PB: 0 SB: 0 CS: 0 PA: 41

PITCHER		IP	WLS	BF	H	R	ER	SO	BB	IBB	HBP	BLK	WP	HR	S	P	ERA	WHIP
19 Masahiro Tanaka, R ERA:	(1, 1)	3.2	W	12	2	0	0	3	0	0	0	0	0	0	18	18	0.00	0.545
71 José Ramirez, R ERA: 2.25	(4, 1)	1.0	H	7	3	3	0	1	0	0	0	0	0	1	9	9	0.00	3.000
87 Jacob Lindgren, L ERA:	(5, 1)	0.1		1	0	0	0	0	0	0	0	0	0	0	1	1	0.00	0.000
40 Andrew Bailey, R ERA:	(6, 1)	1.0		6	2	1	0	0	0	0	0	0	0	0	6	6	0.00	2.000
72 Danny Burawa, R ERA: 2.25	(7, 1)	1.0		6	2	1	1	2	1	0	0	0	1	0	9	14	9.00	3.000

PITCHER		IP	WLS	BF	H	R	ER	SO	BB	IBB	HBP	BLK	WP	HR	S	P	ERA	WHIP
90 Nick Rumbelow, R ERA: 1.93	(8, 1)	1.0		5	1	0	0	2	1	0	0	0	0	0	8	12	0.00	2.000
James Pazos, L ERA: 2.7	(9, 1)	1.0		4	0	0	0	2	0	0	0	0	0	0	8	8	0.00	0.000

Philadelphia Phillies @ New York Yankees

George M. Steinbrenner Field, Tampa, FL

Thu Mar 19 2015, 7:08 PM - 10:00 PM EDT

Att. 10,431 - Cloudy - 77 F

livebaseballscorecards.com

TOP

Batter	1	2	3	4	5	6	7	8	9	AB	R	H	RBI	BB	SO	LOB
2 Ben Revere, L (1, 8) OBP: 0.194, SLG: 0.121	G6-3	G5-3		F7			G5-3		4 E 2B (2-H)	4	0	0	0	0	0	1
15 Jordan Danks, L (7, 8) OBP: 0.333, SLG: 0.500										1	1	1	1	0	0	0
13 Freddy Galvis, S (1, 6) OBP: 0.263, SLG: 0.263	G3		K		K		1B		E8 27 1B (2-H)	4	0	1	0	0	2	0
4 Andrés Blanco, S (7, 6) OBP: 0.200, SLG: 0.440										1	1	0	0	0	0	0
26 Chase Utley, L (1, 10) OBP: 0.533, SLG: 0.571	6 1B 2B		6 G6-3 51 1B 1B		6 G3 BB		G4-3		3-H 1B	2	2	2	0	1	0	0
27 Chris Nelson, R (7, PH) OBP: 0.385, SLG: 0.300 (7, 10)										2	0	1	1	0	0	1
6 Ryan Howard, L (1, 3) OBP: 0.243, SLG: 0.432	51 BB 2-H 1B		G6-3 1-2		G3 1-2			HR	K	3	0	1	1	0	0	2
18 Darin Ruf, R (5, 3) OBP: 0.242, SLG: 0.323										2	1	1	1	0	1	1
51 Carlos Ruiz, R (1, 2) OBP: 0.185, SLG: 0.192	BB 1-2		1B 2-H		G6-3			G1-3	K	2	0	1	1	1	0	1
47 Koyie Hill, S (7, 2)										2	0	0	0	0	1	1
9 Domonic Brown, L (1, 9) OBP: 0.371, SLG: 0.276	K		K			K		K		2	0	0	0	0	2	3
17 Brian Bogusevic, L (3, 9) OBP: 0.412, SLG: 0.813										2	0	0	0	0	2	0
25 Cody Asche, L (1, 5) OBP: 0.300, SLG: 0.444		HR		F8		G4-3		K		3	1	1	1	0	0	0
7 Maikel Franco, R (6, 5) OBP: 0.200, SLG: 0.200										1	0	0	0	0	1	0
24 Grady Sizemore, L (1, 7) OBP: 0.250, SLG: 0.125		F9		G3		F8			16 SH1-4 15 2B 1B	3	0	0	0	0	0	0
68 Russ Canzler, R (6, 7) OBP: 0.176, SLG: 0.176										1	1	1	0	0	0	0
16 César Hernández, S (1, 4) OBP: 0.226, SLG: 0.185		G4-3		BB			K		SH1-4 1-2	2	0	0	0	1	1	0

	AB	37
	R	7
	H	10
	RBI	6
	BB	3
	SO	10
	LOB	10

Inning Stats																						
	R: 1	H: 2	R: 1	H: 1	R: 1	H: 2	R: 0	H: 0	R: 0	H: 0	R: 0	H: 1	R: 1	H: 1	R: 3	H: 3	1B: 6	SF: 0	WP: 0	PA: 41
	E: 0	LOB: 2	E: 0	LOB: 0	E: 0	LOB: 1	E: 0	LOB: 1	E: 0	LOB: 0	E: 0	LOB: 1	E: 0	LOB: 0	E: 1	LOB: 1	2B: 2	SAC: 1	PB: 0	
	K: 1	BB: 1	K: 0	BB: 0	K: 2	BB: 0	K: 0	BB: 1	K: 1	BB: 0	K: 1	BB: 0	K: 2	BB: 0	K: 2	BB: 0	3B: 0	DP: 0	SB: 0	
	S: 7	P: 11	S: 5	P: 6	S: 9	P: 9	S: 3	P: 7	S: 5	P: 5	S: 6	P: 6	S: 9	P: 11	S: 11	P: 11	HR: 2	HBP: 0	CS: 0	

PITCHER		IP	WLS	BF	H	R	ER	SO	BB	IBB	HBP	BLK	WP	HR	S	P	ERA	WHIP
53 Esmil Rogers, R ERA: 2.89	(1, 1)	3.1		16	5	3	3	3	1	0	0	0	0	1	22	27	8.10	1.800
29 David Carpenter, R ERA: 4.76	(4, 1)	1.2		7	0	0	0	1	2	0	0	0	0	0	7	15	0.00	1.200
Tyler Webb, L ERA: 4.76	(6, 1)	1.2		5	0	0	0	2	0	0	0	0	0	0	9	9	0.00	0.000
Nick Goody, R ERA: 2.08	(7, 1)	1.1	L	6	2	1	1	2	0	0	0	0	0	1	11	13	6.75	1.500
45 Chasen Shreve, L ERA: 3.86	(9, 1)	1.0		7	3	3	2	2	0	0	0	0	0	0	11	11	18.00	3.000

PITCHER	IP	WLS	BF	H	R	ER	SO	BB	IBB	HBP	BLK	WP	HR	S	P	ERA	WHIP

BOTTOM

Philadelphia Phillies @ New York Yankees

George M. Steinbrenner Field, Tampa, FL

Thu Mar 19 2015, 7:08 PM - 10:00 PM EDT

Att. 10,431 - Cloudy - 77 F

livebaseballscorecards.com

Batter	1	2	3	4	5	6	7	8	9	AB	R	H	RBI	BB	SO	LOB
18 Didi Gregorius, L (1, 6) OBP: 0.345, SLG: 0.480 60 Nick Noonan, L (6, PR) OBP: 0.263, SLG: 0.353 (7, 6)	G4-3		F8			14 BB, 36 1B, 1B		K2-3		3 1	0 1	1 0	0 0	0 0	0 1	1 0
14 Stephen Drew, L (1, 4) OBP: 0.300, SLG: 0.346 98 Rob Refsnyder, R (6, PR) OBP: 0.409, SLG: 0.368 (7, 4)	F8		1-H, 2B			25 G6-4-3, 36 1B, 1-2, BB		G4-3		2 1	0 0	1 0	1 0	1 0	0 0	0 0
36 Carlos Beltrán, S (1, 9) OBP: 0.250, SLG: 0.227 Tyler Austin, R (6, PR) OBP: 0.300, SLG: 0.500 (7, 9)	G4-3		G6-3			25 G6-4-3, 1-2, 2-H, 1B			K	3 1	0 0	1 0	1 0	0 0	0 1	1 0
25 Mark Teixeira, S (1, 3) OBP: 0.226, SLG: 0.310 83 Francisco Arcia, L (7, 3) OBP: 0.375, SLG: 0.500		G5-3		G3-1		G6-4-3, 1-2f, 2-3			G5-3	3 1	0 0	0 0	0 0	0 0	0 0	2 0
12 Chase Headley, S (1, 5) OBP: 0.414, SLG: 0.667 62 Cole Figueroa, L (7, 5) OBP: 0.333, SLG: 0.353		HR		K		F8			G6-3	3 1	1 0	1 0	1 0	0 0	1 0	2 0
13 Alex Rodriguez, R (1, 10) OBP: 0.370, SLG: 0.435		L3		F8			K			3	0	0	0	0	1	0
55 Austin Romine, R (1, 2) OBP: 0.278, SLG: 0.250 66 John Ryan Murphy, R (7, 2) OBP: 0.095, SLG: 0.143	K				G6-3		K2-3			2 1	0 0	0 0	0 0	0 0	1 1	0 0
77 Ramón Flores, L (1, 7) OBP: 0.261, SLG: 0.333 97 Jonathan Galvez, R (8, 7) OBP: 0.381, SLG: 0.353			E3, 74 FC4-6		F8		L7			3 0	0 0	0 0	0 0	0 0	0 0	0 0
74 Slade Heathcott, L (1, 8) OBP: 0.526, SLG: 0.667 63 José Pirela, R (7, 8) OBP: 0.444, SLG: 0.625			FC4-6, 14 2B, 1-2f		F8			K		2 1	1 0	0 0	0 0	0 0	0 1	1 0
Inning Stats	R: 0 E: 0 K: 0 S: 3 H: 0 LOB: 0 BB: 0 P: 3	R: 1 E: 0 K: 1 S: 7 H: 1 LOB: 0 BB: 0 P: 8	R: 1 E: 1 K: 0 S: 5 H: 1 LOB: 1 BB: 0 P: 5	R: 0 E: 0 K: 1 S: 5 H: 0 LOB: 0 BB: 0 P: 5	R: 0 E: 0 K: 0 S: 3 H: 0 LOB: 0 BB: 0 P: 3	R: 1 E: 0 K: 0 S: 4 H: 2 LOB: 2 BB: 1 P: 8	R: 0 E: 0 K: 2 S: 7 H: 0 LOB: 0 BB: 0 P: 7	R: 0 E: 0 K: 2 S: 7 H: 0 LOB: 0 BB: 0 P: 7	R: 0 E: 0 K: 1 S: 5 H: 0 LOB: 0 BB: 0 P: 5	1B: 2 2B: 1 3B: 0 HR: 1 SF: 0 SAC: 0 DP: 1 HBP: 0						

	AB	31
	R	3
	H	4
	RBI	3
	BB	1
	SO	7
	LOB	7

WP: 0 PA: 32
PB: 0
SB: 0
CS: 0

PITCHER		IP	WLS	BF	H	R	ER	SO	BB	IBB	HBP	BLK	WP	HR	S	P	ERA	WHIP
34 Aaron Harang, R ERA: 1.8	(1, 1)	3.0		12	2	2	1	1	0	0	0	0	0	1	15	16	3.00	0.667
58 Jonathan Papelbon, R ERA: 2.25	(4, 1)	1.0	H	3	0	0	0	1	0	0	0	0	0	0	5	5	0.00	0.000
64 Joely Rodríguez, L ERA: 1.0	(5, 1)	2.0	B	8	2	1	1	0	1	0	0	0	0	0	7	11	4.50	1.500
52 Andy Oliver, L ERA:	(7, 1)	1.2	W	5	0	0	0	4	0	0	0	0	0	0	13	13	0.00	0.000
57 Luis García, R ERA:	(8, 1)	1.1	S	4	0	0	0	1	0	0	0	0	0	0	6	6	0.00	0.000

PITCHER		IP	WLS	BF	H	R	ER	SO	BB	IBB	HBP	BLK	WP	HR	S	P	ERA	WHIP

Batter	1	2	3	4	5	6	7	8	9	AB	R	H	RBI	BB	SO	LOB
11 Brett Gardner, L (1, 8) OBP: 0.270, SLG: 0.219	17 2B 3B	L8		F8			L4		60 SF9 3B	3	1	1	0	0	0	0
74 Slade Heathcott, L (6, 8) OBP: 0.524, SLG: 0.765										2	1	1	0	0	0	0
17 Brendan Ryan, R (1, 6) OBP: 0.333, SLG: 0.667	34 1B 2B 3-H	G6-3			K		G3		SF9 3-H	3	1	1	1	0	1	0
60 Nick Noonan, L (5, 6) OBP: 0.238, SLG: 0.333										1	0	0	1	0	0	0
34 Brian McCann, L (1, 2) OBP: 0.333, SLG: 0.400	13 FC5-4 1B 2-H	13 FC4 BB			K			K	67 G6-4-3 1B	2	0	1	1	1	1	0
55 Austin Romine, R (6, 2) OBP: 0.300, SLG: 0.278										2	0	1	0	0	1	0
13 Alex Rodriguez, R (1, 10) OBP: 0.367, SLG: 0.538	FC5-4 24 G4-3 33 1B 63 2B 1-2f	FC4 1-2f			HR			83 1B 97 3B BB	G6-4-3 1-2f	3	2	1	1	0	0	2
67 Eddy Rodriguez, R (8, PH) OBP: 0.429, SLG: 0.400 (8, 10)										1	1	0	0	1	0	1
33 Garrett Jones, L (1, 3) OBP: 0.290, SLG: 0.296	24 G4-3 63 2B 1B 1-2		G3-1		K			97 3B 1B 1-2		3	1	1	0	0	1	0
83 Francisco Arcia, L (6, 3) OBP: 0.444, SLG: 0.556										1	1	1	0	0	0	0
24 Chris Young, R (1, 9) OBP: 0.300, SLG: 0.286	G4-3 1-2 2-3		63 G4-6-3 HBP			K		K		2	0	0	0	0	1	2
Aaron Judge, R (6, 9) OBP: 0.412, SLG: 0.538										1	0	0	0	0	1	2
63 José Pirela, R (1, 5) OBP: 0.433, SLG: 0.630			G4-6-3 1-2f			G5-3		62 E 3B 1-H 2-H		3	1	1	2	0	0	1
97 Jonathan Galvez, R (6, 5) OBP: 0.409, SLG: 0.500	98 HR 2B 2-H 3-H									1	1	1	2	0	0	0
98 Rob Refsnyder, R (1, 4) OBP: 0.400, SLG: 0.500	HR 2-H			L4		K		E6 3-H		3	1	1	2	0	1	0
62 Cole Figueroa, L (6, 4) OBP: 0.316, SLG: 0.333										1	0	0	0	0	0	0
77 Ramón Flores, L (1, 7) OBP: 0.231, SLG: 0.292	K			K			G4-3	G3-1		3	0	0	0	0	2	0
83 Ben Gamel, L (7, 7)										1	0	0	0	0	0	1

TOP

New York Yankees @ Detroit Tigers

Joker Marchant Stadium, Lakeland, FL

Fri Mar 20 2015, 1:11 PM - 4:04 PM EDT
Att. 9,817 - Sunny - 81 F

livebaseballscorecards.com

AB	36
R	11
H	11
RBI	10
BB	2
SO	9
LOB	9

Inning Stats	1	2	3	4	5	6	7	8	9	1B: 4 SF: 1	WP: 0 PA: 40
	R: 6 H: 6 E: 0 LOB: 0 K: 1 BB: 0 S: 11 P: 11	R: 0 H: 0 E: 0 LOB: 1 K: 0 BB: 1 S: 3 P: 7	R: 0 H: 0 E: 0 LOB: 0 K: 0 BB: 0 S: 2 P: 3	R: 0 H: 0 E: 0 LOB: 0 K: 1 BB: 0 S: 5 P: 5	R: 1 H: 1 E: 0 LOB: 0 K: 3 BB: 0 S: 12 P: 14	R: 0 H: 0 E: 0 LOB: 0 K: 2 BB: 0 S: 7 P: 7	R: 0 H: 0 E: 0 LOB: 0 K: 0 BB: 0 S: 3 P: 3	R: 3 H: 2 E: 1 LOB: 1 K: 2 BB: 1 S: 10 P: 14	R: 1 H: 2 E: 0 LOB: 0 K: 0 BB: 0 S: 4 P: 4	2B: 2 SAC: 0 3B: 3 DP: 2 HR: 2 HBP: 1	PB: 0 SB: 0 CS: 0

PITCHER		IP	WLS	BF	H	R	ER	SO	BB	IBB	HBP	BLK	WP	HR	S	P	ERA	WHIP
31 Alfredo Simon, R ERA: 6.75	(1, 1)	3.0	L	16	6	6	6	1	1	0	1	0	0	1	16	21	18.00	2.333
36 Joe Nathan, R ERA: 5.4	(4, 1)	1.0		3	0	0	0	1	0	0	0	0	0	0	5	5	0.00	0.000
43 Bruce Rondón, R ERA: 4.5	(5, 1)	1.0		4	1	1	1	3	0	0	0	0	0	1	12	14	9.00	1.000
44 Joba Chamberlain, R ERA: 7.2	(6, 1)	1.0		3	0	0	0	2	0	0	0	0	0	0	7	7	0.00	0.000
38 Joakim Soria, R ERA:	(7, 1)	1.0		3	0	0	0	0	0	0	0	0	0	0	3	3	0.00	0.000

PITCHER		IP	WLS	BF	H	R	ER	SO	BB	IBB	HBP	BLK	WP	HR	S	P	ERA	WHIP
30 Alex Wilson, R ERA: 8.1	(8, 1)	0.2		5	2	3	2	2	1	0	0	0	0	0	8	12	27.00	4.500
66 Alberto Cabrera, R ERA: 7.04	(8, 1)	1.1		6	2	1	1	0	0	0	0	0	0	0	6	6	6.75	1.500

BOTTOM

New York Yankees @ Detroit Tigers

Joker Marchant Stadium, Lakeland, FL

Fri Mar 20 2015, 1:11 PM - 4:04 PM EDT

Att. 9,817 - Sunny - 81 F

livebaseballscorecards.com

Batter	1	2	3	4	5	6	7	8	9	AB	R	H	RBI	BB	SO	LOB
20 Rajai Davis, R (1, 7) OBP: 0.324, SLG: 0.406	0-0 3 G5-4-3 1B			0-0 2B		0-0 12 G3 3 1B 1B		0-0 ② F7		3	1	3	0	0	0	0
73 Jason Krizan, L (7, 7) OBP: 0.200, SLG: 0.474										1	0	0	0	0	0	1
12 Anthony Gose, L (1, 8) OBP: 0.405, SLG: 0.579	0-0 ① F8			0-0 ① F7		0-0 ② G3 1-2		0-0 1-2 1B		3	0	0	0	0	0	3
18 Tyler Collins, L (7, 8) OBP: 0.378, SLG: 0.438										1	0	1	0	0	0	0
3 Ian Kinsler, R (1, 4) OBP: 0.483, SLG: 0.880	0-0 ② ③ G5-4-3 1-2f			0-0 ② P5		0-0 28 S 2-H 1B		0-0 ③ G5-3		3	0	1	1	0	0	2
26 Hernán Pérez, R (7, 4) OBP: 0.385, SLG: 0.400										1	0	0	0	0	0	2
28 J.D. Martinez, R (1, 9) OBP: 0.395, SLG: 0.641		S S S 0-3 ① K		0-0 ③ F9		B X 1-0 ③ G4-3 1-2			0-0 E5 76 1B	3	0	0	0	0	1	2
33 Steven Moya, L (7, 9) OBP: 0.143, SLG: 0.286										1	0	0	0	0	0	0
52 Yoenis Cespedes, R (1, 10) OBP: 0.321, SLG: 0.593		0-0 13 G5-6-3 1B			S S X 0-2 HR		0-0 ① F9		0-0 ① P6	2	1	2	1	0	0	0
64 Xavier Avery, L (7, PH) (8, 10) OBP: 0.348, SLG: 0.333										2	0	0	0	0	0	1
13 Alex Avila, L (1, 2) OBP: 0.389, SLG: 0.231		0-0 ② ③ G5-6-3 1-2f			S S S 0-3 ① K		0-0 ② G5-3		0-0 ② P4	2	0	0	0	0	1	1
50 Bryan Holaday, R (7, 2) OBP: 0.136, SLG: 0.143										2	0	0	0	0	0	1
9 Nick Castellanos, R (1, 5) OBP: 0.364, SLG: 0.448			0-0 ① F8		0-0 ② F9		0-0 ③ G5-3		0-0 1-3 1B	2	0	0	0	0	0	0
76 Jefry Marte, R (7, 5) OBP: 0.290, SLG: 0.357										2	0	1	0	0	0	0
74 Jordan Lennerton, L (1, 3) OBP: 0.324, SLG: 0.267			S S S 0-3 ② K		0-0 ③ G6-3			0-0 81 FC6-4 1B	0-0 ③ G3-1	2	0	0	0	0	1	0
17 Andrew Romine, S (7, 3) OBP: 0.273, SLG: 0.172										2	0	1	0	0	0	2
1 Jose Iglesias, R (1, 6) OBP: 0.160, SLG: 0.130			0-0 ③ G6-3			0-0 ① G6-3		0-0 ① FC6-4 18 1B 1-2f		2	0	0	0	0	0	0
81 Josh Wilson, R (7, 6) OBP: 0.294, SLG: 0.226										1	0	0	0	0	0	1
Inning Stats	R: 0 H: 1 E: 0 LOB: 0 K: 0 BB: 0 S: 3 P: 3	R: 0 H: 1 E: 0 LOB: 0 K: 1 BB: 0 S: 5 P: 5	R: 0 H: 0 E: 0 LOB: 0 K: 1 BB: 0 S: 5 P: 5	R: 0 H: 1 E: 0 LOB: 1 K: 0 BB: 0 S: 4 P: 4	R: 1 H: 1 E: 0 LOB: 0 K: 1 BB: 0 S: 8 P: 8	R: 1 H: 2 E: 0 LOB: 1 K: 0 BB: 0 S: 5 P: 6	R: 0 H: 0 E: 0 LOB: 0 K: 0 BB: 0 S: 3 P: 3	R: 0 H: 2 E: 0 LOB: 2 K: 0 BB: 0 S: 5 P: 5	R: 0 H: 1 E: 1 LOB: 2 K: 0 BB: 0 S: 5 P: 5	1B: 7 SF: 0 2B: 1 SAC: 0 3B: 0 DP: 2 HR: 1 HBP: 0							

	AB	35
	R	2
	H	9
	RBI	2
	BB	0
	SO	3
	LOB	16

WP: 0 PA: 35
PB: 0
SB: 1
CS: 0

PITCHER		IP	WLS	BF	H	R	ER	SO	BB	IBB	HBP	BLK	WP	HR	S	P	ERA	WHIP
43 Adam Warren, R	(1, 1)	5.0	W	17	4	1	1	3	0	0	0	0	0	1	25	25	1.80	0.800
ERA: 2.77																		
57 Chris Martin, R	(6, 1)	1.0		5	2	1	1	0	0	0	0	0	0	0	5	6	9.00	2.000
ERA: 4.5																		
39 Chase Whitley, R	(7, 1)	3.0	S	13	3	0	0	0	0	0	0	0	0	0	13	13	0.00	1.000
ERA:																		

PITCHER	IP	WLS	BF	H	R	ER	SO	BB	IBB	HBP	BLK	WP	HR	S	P	ERA	WHIP

Batter	1	2	3	4	5	6	7	8	9	AB	R	H	RBI	BB	SO	LOB
19 Robbie Grossman, S (1, 7) OBP: 0.429, SLG: 0.533 79 Andrew Aplin, L (7, 7) OBP: 0.316, SLG: 0.071	G6-3	G4-3			F8		F9			4 0	0 0	0 0	0 0	0 0	0 0	3 0
4 George Springer, R (1, 9) OBP: 0.486, SLG: 0.700 87 Brett Phillips, L (8, 9) OBP: 0.500, SLG: 1.250	23 HR 3B		K		1-2 BB			G6-3		3 0	1 0	1 0	0 0	1 0	1 0	0 0
23 Chris Carter, R (1, 10) OBP: 0.370, SLG: 0.500 12 Max Stassi, R (8, PR) OBP: 0.438, SLG: 0.583 (8, 10)	3-H HR	F8			K			E5		4 0	1 0	1 0	2 0	0 0	1 0	2 0
15 Jason Castro, L (1, 2) OBP: 0.357, SLG: 0.640 70 Tyler Heineman, S (6, 2) OBP: 0.200, SLG: 0.400	K	G6-3				G6-3		F9		3 1	0 0	0 0	0 0	0 0	1 0	0 1
30 Matt Dominguez, R (1, 5) OBP: 0.321, SLG: 0.269 2 Jonathan Villar, S (6, 5) OBP: 0.393, SLG: 0.478	1B			K		K		K		3 1	0 0	1 0	0 0	0 0	2 1	0 1
21 Jon Singleton, L (1, 3) OBP: 0.343, SLG: 0.469 26 Dan Johnson, L (7, 3) OBP: 0.250, SLG: 0.063	K			F8		K			G5-3	3 1	0 0	0 0	0 0	0 0	2 0	1 0
76 Carlos Correa, R (1, 6) OBP: 0.333, SLG: 0.393 3 Gregorio Petit, R (7, 6) OBP: 0.333, SLG: 0.316		K		G6-3			K		K	3 1	0 0	0 0	0 0	0 0	2 1	0 0
9 Marwin Gonzalez, S (1, 4) OBP: 0.250, SLG: 0.333 91 Tony Kemp, L (7, 4) OBP: 1.000, SLG: 1.000	2B		K			K	1B			3 1	0 0	1 1	0 0	0 0	2 0	0 0
6 Jake Marisnick, R (1, 8) OBP: 0.375, SLG: 0.385		K	E3 4 BB			HBP			P5	3	0	0	0	0	1	2
Inning Stats	R: 2 E: 0 K: 2 S: 12 H: 3 LOB: 1 BB: 0 P: 13	R: 0 E: 0 K: 2 S: 8 H: 1 LOB: 1 BB: 0 P: 8	R: 0 E: 0 K: 1 S: 5 H: 0 LOB: 0 BB: 0 P: 5	R: 0 E: 0 K: 1 S: 5 H: 0 LOB: 0 BB: 0 P: 5	R: 0 E: 1 K: 2 S: 8 H: 0 LOB: 2 BB: 1 P: 12	R: 0 E: 0 K: 2 S: 7 H: 0 LOB: 0 BB: 0 P: 7	R: 0 E: 0 K: 2 S: 7 H: 0 LOB: 1 BB: 0 P: 8	R: 0 E: 1 K: 1 S: 6 H: 0 LOB: 1 BB: 0 P: 6	R: 0 E: 0 K: 1 S: 6 H: 1 LOB: 1 BB: 0 P: 6	1B: 2 2B: 1 3B: 1 HR: 1 SF: 0 SAC: 0 DP: 0 HBP: 1						

PITCHER		IP	WLS	BF	H	R	ER	SO	BB	IBB	HBP	BLK	WP	HR	S	P	ERA	WHIP
35 Michael Pineda, R ERA: 2.08	(1, 1)	3.2		15	4	2	2	6	0	0	0	0	0	1	29	30	4.91	1.091
41 Justin Wilson, L ERA:	(4, 1)	1.1		6	0	0	0	2	1	0	0	0	0	0	9	13	0.00	0.750
48 Andrew Miller, L ERA: 1.8	(6, 1)	1.0		3	0	0	0	2	0	0	0	0	0	0	7	7	0.00	0.000
40 Andrew Bailey, R ERA:	(7, 1)	1.0		4	0	0	0	2	0	0	1	0	0	0	7	8	0.00	0.000
90 Nick Rumbelow, R ERA: 1.59	(8, 1)	1.0		4	0	0	0	1	0	0	0	0	0	0	6	6	0.00	0.000

PITCHER		IP	WLS	BF	H	R	ER	SO	BB	IBB	HBP	BLK	WP	HR	S	P	ERA	WHIP
87 Jacob Lindgren, L ERA:	(9, 1)	1.0	W	4	1	0	0	1	0	0	0	0	0	0	6	6	0.00	1.000

TOP

Houston Astros @ New York Yankees

George M. Steinbrenner Field, Tampa, FL

Sat Mar 21 2015, 1:09 PM - 3:43 PM EDT

Att. 9,914 - Sunny - 76 F

livebaseballscorecards.com

AB	34
R	2
H	5
RBI	2
BB	1
SO	14
LOB	10

WP: 0 PA: 36
PB: 0
SB: 0
CS: 0

Houston Astros @ New York Yankees

George M. Steinbrenner Field, Tampa, FL

Sat Mar 21 2015, 1:09 PM - 3:43 PM EDT

Att. 9,914 - Sunny - 76 F

livebaseballscorecards.com

BOTTOM

Batter	1	2	3	4	5	6	7	8	9	AB	R	H	RBI	BB	SO	LOB
11 Brett Gardner, L (1, 7) OBP: 0.275, SLG: 0.206 Tyler Austin, R (6, PR) OBP: 0.286, SLG: 0.471 (7, 7)	S S S 0-3 ① K	C C C 0-3 ② K	B B B 4-0 36 FC6-4 BB	x 0-0 ③ G1-3		2 0 0 0 1 2 0 1 0 0 0 0 0 0
12 Chase Headley, S (1, 5) OBP: 0.375, SLG: 0.600 60 Nick Noonan, L (7, 5) OBP: 0.273, SLG: 0.368	x 0-0 ② G5-3	x 0-0 ③ F8	S S S 0-3 ① K	x 0-0 67 2B 1B 1B		3 0 0 0 0 1 1 1 1 1 0 0 0 0
36 Carlos Beltrán, S (1, 9) OBP: 0.259, SLG: 0.240 Aaron Judge, R (6, PR) OBP: 0.444, SLG: 0.571 (7, 9)	x 0-0 25 2B 1B	x 0-0 ① G6-3	x 0-0 ② FC6-4 1-2f	x 0-0 67 2B 1-2 67 E 1B		3 0 1 0 0 0 1 1 1 1 0 0 0 0
25 Mark Teixeira, S (1, 3) OBP: 0.265, SLG: 0.375 83 Francisco Arcia, L (7, 3) OBP: 0.400, SLG: 0.500	x 0-0 1-3 2B	x 0-0 34 1B 1B	x 0-0 ③ G3	S S S 0-3 ① K		3 0 2 0 0 0 1 1 0 0 0 0 1 2
34 Brian McCann, L (1, 2) OBP: 0.344, SLG: 0.407 67 Eddy Rodriguez, R (7, 2) OBP: 0.444, SLG: 0.571 74 Slade Heathcott, L (9, PR) OBP: 0.524, SLG: 0.765	x 0-0 ③ G6-3	x 0-0 24 G5-4-3 1-2 1B	x 0-0 ① F9	x 0-0 E7 93 SF9 1-H 2-H 2B		2 0 1 0 0 0 2 2 0 1 1 0 0 0 0 1 0 0 0 0 0
24 Chris Young, R (1, 8) OBP: 0.273, SLG: 0.258 93 Jake Cave, L (8, 8) OBP: 0.385, SLG: 0.750	C C C 0-3 ① K	x 0-0 ② G5-4-3 ③ 1-2f	x 0-0 ② G5-3	x 0-0 ② SF9 3-H		3 0 0 0 0 1 2 0 0 0 1 0 0 0
14 Stephen Drew, L (1, 4) OBP: 0.281, SLG: 0.321 98 Rob Refsnyder, R (7, 4) OBP: 0.385, SLG: 0.478	x 0-0 ② G4-3	x 0-0 ① G6-3	x 0-0 ③ F8			2 0 0 0 0 0 0 1 0 0 0 0 0 0
18 Didi Gregorius, L (1, 6) OBP: 0.355, SLG: 0.481 62 Cole Figueroa, L (7, 6) OBP: 0.300, SLG: 0.316	x 0-0 ③ G1-3	x 0-0 55 G5-4-3 1B	S S S 0-3 ① K			2 0 1 0 0 0 0 1 0 0 0 0 1 0
55 Austin Romine, R (1, 10) OBP: 0.273, SLG: 0.250 66 John Ryan Murphy, R (8, PH) OBP: 0.091, SLG: 0.136 (9, 10)	x 0-0 ① G6-3	x 0-0 ② ③ G5-4-3 1-2f	x 0-0 ② F9			2 0 0 0 0 0 1 1 0 0 0 0 0 0
Inning Stats	R: 0 H: 2 E: 0 LOB: 2 K: 1 BB: 0 S: 7 P: 7	R: 0 H: 0 E: 0 LOB: 0 K: 1 BB: 0 S: 5 P: 5	R: 0 H: 0 E: 0 LOB: 0 K: 1 BB: 0 S: 5 P: 5	R: 0 H: 2 E: 0 LOB: 1 K: 0 BB: 0 S: 4 P: 4	R: 0 H: 1 E: 0 LOB: 0 K: 0 BB: 0 S: 3 P: 3	R: 0 H: 0 E: 0 LOB: 1 K: 1 BB: 1 S: 5 P: 9	R: 0 H: 0 E: 0 LOB: 0 K: 0 BB: 0 S: 3 P: 3	R: 0 H: 0 E: 0 LOB: 0 K: 1 BB: 0 S: 5 P: 5	R: 3 H: 3 E: 1 LOB: 1 K: 1 BB: 0 S: 7 P: 7	1B: 6 SF: 1 2B: 2 SAC: 0 3B: 0 DP: 2 HR: 0 HBP: 0						

	AB	31
	R	3
	H	8
	RBI	2
	BB	1
	SO	6
	LOB	10

WP: 0 PA: 33
PB: 0
SB: 0
CS: 0

PITCHER		IP	WLS	BF	H	R	ER	SO	BB	IBB	HBP	BLK	WP	HR	S	P	ERA	WHIP
60 Dallas Keuchel, L ERA: 1.93	(1, 1)	4.1		16	4	0	0	3	0	0	0	0	0	0	22	22	0.00	0.923
38 Darin Downs, L ERA: 4.91	(5, 1)	0.2	H	2	1	0	0	0	0	0	0	0	0	0	2	2	0.00	1.500
61 Mark Appel, R ERA: 2.57	(6, 1)	3.0	H	10	0	0	0	2	1	0	0	0	0	0	13	17	0.00	0.333
36 Will Harris, R ERA: 3.86	(9, 1)	0.2	L	5	3	3	2	1	0	0	0	0	0	0	7	7	27.00	4.500

PITCHER	IP	WLS	BF	H	R	ER	SO	BB	IBB	HBP	BLK	WP	HR	S	P	ERA	WHIP

Batter	1	2	3	4	5	6	7	8	9	AB	R	H	RBI	BB	SO	LOB
18 Didi Gregorius, L (1, 6) OBP: 0.324, SLG: 0.433	F8		K			G4-3			98 G6-4-3 1B 1-2	3	0	0	0	0	1	0
60 Nick Noonan, L (7, 6) OBP: 0.304, SLG: 0.400										1	0	1	0	0	0	0
14 Stephen Drew, L (1, 4) OBP: 0.257, SLG: 0.290	P4			K			K		G6-4-3 1-2f	3	0	0	0	0	2	0
98 Rob Refsnyder, R (7, 4) OBP: 0.370, SLG: 0.458				G4-3			25 G5-4-3 BB			1	0	0	0	0	0	2
12 Chase Headley, S (1, 5) OBP: 0.371, SLG: 0.563	G4-3			F7			G5-4-3 1-2f			2	0	0	0	1	0	0
62 Cole Figueroa, L (7, 5) OBP: 0.300, SLG: 0.316										0	0	0	0	0	0	0
25 Mark Teixeira, S (1, 3) OBP: 0.270, SLG: 0.371		33 S 1B			G3-1			P2		3	0	0	0	0	1	1
83 Francisco Arcia, L (7, 3) OBP: 0.400, SLG: 0.500		K 1-2								0	0	0	0	0	0	0
33 Garrett Jones, L (1, 9) OBP: 0.265, SLG: 0.267		F8			17 G4-6-3 1B			P3		2	0	1	0	0	0	1
Aaron Judge, R (8, 9) OBP: 0.444, SLG: 0.571										1	0	0	0	0	0	0
66 John Ryan Murphy, R (1, 2) OBP: 0.125, SLG: 0.167																
55 Austin Romine, R (7, 2) OBP: 0.261, SLG: 0.238																
17 Brendan Ryan, R (1, 10) OBP: 0.167, SLG: 0.333		G3			G4-6-3 1-2f			K		3	0	0	0	0	1	2
63 José Pirela, R (1, 8) OBP: 0.433, SLG: 0.630			F9			F7			K	0	0	0	0	0	0	0
74 Slade Heathcott, L (1, 8) OBP: 0.458, SLG: 0.650										3	0	0	0	0	1	0
77 Ramón Flores, L (1, 7) OBP: 0.214, SLG: 0.269			K			L3			E6 60 1B	2	0	0	0	0	1	0
97 Jonathan Galvez, R (7, 7) OBP: 0.391, SLG: 0.474										1	0	0	0	0	0	0
Inning Stats	R: 0 E: 0 K: 0 S: 3 H: 0 LOB: 0 BB: 0 P: 3	R: 0 E: 0 K: 1 S: 6 H: 1 LOB: 1 BB: 0 P: 6	R: 0 E: 0 K: 2 S: 7 H: 0 LOB: 0 BB: 0 P: 7	R: 0 E: 0 K: 1 S: 5 H: 0 LOB: 0 BB: 0 P: 5	R: 0 E: 0 K: 0 S: 3 H: 1 LOB: 0 BB: 0 P: 3	R: 0 E: 0 K: 0 S: 3 H: 0 LOB: 0 BB: 0 P: 3	R: 0 E: 0 K: 1 S: 4 H: 0 LOB: 0 BB: 1 P: 8	R: 0 E: 0 K: 1 S: 5 H: 0 LOB: 0 BB: 0 P: 5	R: 0 E: 1 K: 1 S: 6 H: 1 LOB: 1 BB: 0 P: 6	1B: 3 2B: 0 3B: 0 HR: 0	SF: 0 SAC: 0 DP: 3 HBP: 0						

TOP

New York Yankees @ New York Mets

Tradition Field, Port St. Lucie, FL

Sun Mar 22 2015, 1:12 PM - 3:36 PM EDT

Att. 8,205 - Sunny - 86 F

livebaseballscorecards.com

AB	28
R	0
H	3
RBI	0
BB	1
SO	7
LOB	7

WP: 0 PB: 0 SB: 1 CS: 0 PA: 29

PITCHER		IP	WLS	BF	H	R	ER	SO	BB	IBB	HBP	BLK	WP	HR	S	P	ERA	WHIP
33 Matt Harvey, R ERA: 1.26	(1, 1)	5.2	W	18	2	0	0	4	0	0	0	0	0	0	26	26	0.00	0.353
36 Sean Gilmartin, L ERA: 7.11	(6, 1)	1.2	H	5	0	0	0	1	1	0	0	0	0	0	6	10	0.00	0.600
62 Erik Goeddel, R ERA: 5.68	(8, 1)	0.2		2	0	0	0	1	0	0	0	0	0	0	4	4	0.00	0.000
64 Duane Below, L ERA:	(9, 1)	1.0		4	1	0	0	1	0	0	0	0	0	0	6	6	0.00	1.000

PITCHER		IP	WLS	BF	H	R	ER	SO	BB	IBB	HBP	BLK	WP	HR	S	P	ERA	WHIP

BOTTOM

New York Yankees @ New York Mets

Tradition Field, Port St. Lucie, FL

Sun Mar 22 2015, 1:12 PM - 3:36 PM EDT

Att. 8,205 - Sunny - 86 F

livebaseballscorecards.com

Batter	1	2	3	4	5	6	7	8	9	AB	R	H	RBI	BB	SO	LOB
12 Juan Lagares, R (1, 8) OBP: 0.475, SLG: 0.694 6 Matthew den Dekker, L (7, PH) OBP: 0.375, SLG: 0.406 (8, 8)	IHR		1B		F9		G4-3			3 1	2 0	2 0	1 0	0 0	0 0	0 1
3 Curtis Granderson, L (1, 9) OBP: 0.500, SLG: 0.704 65 César Puello, R (8, 9) OBP: 0.393, SLG: 0.227	G3		F7		F8			L6		3 1	0 0	0 0	0 0	0 0	0 0	1 0
5 David Wright, R (1, 5) OBP: 0.370, SLG: 0.615 74 Danny Muno, S (8, 5) OBP: 0.424, SLG: 0.419	K		HR		G4-3			K		3 1	1 0	1 0	2 0	0 0	1 1	0 0
21 Lucas Duda, L (1, 3) OBP: 0.240, SLG: 0.304 29 Eric Campbell, R (8, 3) OBP: 0.385, SLG: 0.563	HR		P4			K2-3		HR		3 1	1 1	1 1	1 1	0 0	1 0	0 0
23 Michael Cuddyer, R (1, 7) OBP: 0.355, SLG: 0.833 9 Kirk Nieuwenhuis, L (8, 7) OBP: 0.512, SLG: 0.568	K		2B			P3		1B		3 1	0 1	1 1	0 0	0 0	1 0	0 0
4 Wilmer Flores, R (1, 6) OBP: 0.350, SLG: 0.605 11 Rubén Tejada, R (8, 4) OBP: 0.351, SLG: 0.455		K	G4-1			G4-3		2B		3 1	0 0	0 1	0 1	0 0	1 0	1 0
7 Travis d'Arnaud, R (1, 2) OBP: 0.194, SLG: 0.258 19 Johnny Monell, L (8, 2) OBP: 0.419, SLG: 0.724		K	G6-3				1B	G6-3		3 1	0 0	1 0	0 0	0 0	1 0	0 1
20 Anthony Recker, R (1, 10) OBP: 0.207, SLG: 0.185		1B	F8				K			3	0	1	0	0	1	1
55 Matt Reynolds, R (1, 4) OBP: 0.400, SLG: 0.483 (8, 6)		FC6-4	G6-3				FC5-4			3	0	0	0	0	0	2
Inning Stats	R: 2 E: 0 K: 2 S: 10 H: 2 LOB: 0 BB: 0 P: 13	R: 0 E: 0 K: 2 S: 8 H: 1 LOB: 1 BB: 0 P: 8	R: 2 E: 0 K: 0 S: 7 H: 3 LOB: 1 BB: 0 P: 9	R: 0 E: 0 K: 0 S: 3 H: 0 LOB: 0 BB: 0 P: 3	R: 0 E: 0 K: 0 S: 3 H: 0 LOB: 0 BB: 0 P: 3	R: 0 E: 0 K: 1 S: 5 H: 0 LOB: 0 BB: 0 P: 5	R: 0 E: 0 K: 1 S: 6 H: 1 LOB: 1 BB: 0 P: 6	R: 2 E: 0 K: 1 S: 8 H: 3 LOB: 1 BB: 0 P: 10		1B: 4 2B: 2 3B: 0 HR: 4 SF: 0 SAC: 0 DP: 0 HBP: 0						

	AB	34
	R	6
	H	10
	RBI	6
	BB	0
	SO	7
	LOB	7

WP: 0 PB: 0 SB: 0 CS: 0 PA: 34

PITCHER		IP	WLS	BF	H	R	ER	SO	BB	IBB	HBP	BLK	WP	HR	S	P	ERA	WHIP
52 CC Sabathia, L ERA: 11.57	(1, 1)	2.2	L	13	5	4	4	4	0	0	0	0	0	2	23	28	13.50	1.875
57 Chris Martin, R ERA: 4.26	(3, 1)	0.1		2	1	0	0	0	0	0	0	0	0	0	2	2	0.00	3.000
27 Scott Baker, R ERA: 4.32	(4, 1)	4.1		14	1	0	0	2	0	0	0	0	0	0	18	18	0.00	0.231
45 Chasen Shreve, L ERA: 5.87	(8, 1)	0.2		5	3	2	2	1	0	0	0	0	0	1	7	9	27.00	4.500

PITCHER	IP	WLS	BF	H	R	ER	SO	BB	IBB	HBP	BLK	WP	HR	S	P	ERA	WHIP

Batter	1	2	3	4	5	6	7	8	9	AB	R	H	RBI	BB	SO	LOB
11 Brett Gardner, L (1, 7) OBP: 0.250, SLG: 0.184	S C C 0-3 ① K		X 0-0 ② G4-3 3-H	C C C 0-3 ③ K		X 0-0 ② F8			X 0-0 ① F9	4	0	0	1	0	2	3
74 Slade Heathcott, L (7, 7) OBP: 0.440, SLG: 0.619										1	0	0	0	0	0	0
24 Chris Young, R (1, 8) OBP: 0.324, SLG: 0.471	X 0-0 ② G1-3		H 1-0 34 HR HBP		B B S S X 2-2 HR	B B X 2-0 2-H HR			S S S 0-3 ② K	3	3	2	3	0	0	0
77 Ramón Flores, L (7, 8) OBP: 0.207, SLG: 0.259										1	0	0	0	0	1	0
34 Brian McCann, L (1, 2) OBP: 0.333, SLG: 0.484	S S S 0-3 ③ K		S S X 0-2 1-H HR		X 0-0 ① G3-1	C C C 0-3 ③ K			X 0-0 ③ G4-3	4	1	1	2	0	2	0
73 Dan Fiorito, R (7, 4)										1	0	0	0	0	0	0
33 Garrett Jones, L (1, 3) OBP: 0.263, SLG: 0.265		X 0-0 ① F9	X 0-0 66 FC5-4 1B		X 0-0 ② F8		S S S 0-3 ① K			4	0	1	0	0	1	0
83 Francisco Arcia, L (7, 3) OBP: 0.400, SLG: 0.500										0	0	0	0	0	0	0
66 John Ryan Murphy, R (1, 10) OBP: 0.185, SLG: 0.222		X 0-0 17 FC6-4 1B	X 0-0 ③ FC5-4 1-2f		X 0-0 17 BB 1B		S S S 0-3 ② K			3	0	2	0	0	0	1
67 Eddy Rodriguez, R (7, PH) OBP: 0.400, SLG: 0.500										1	0	0	0	0	1	0
(7, 10)																
17 Brendan Ryan, R (1, 6) OBP: 0.200, SLG: 0.222		X 0-0 ② FC6-4 1-2f		X 0-0 ① G5-3	B B B B 4-0 1-2 BB		X 0-0 ③ G3			3	0	0	0	1	0	1
(6, 4)																
87 Jacob Lindgren, R (8, 1)										0	0	0	0	0	0	0
Aaron Judge, R (1, 9) OBP: 0.429, SLG: 0.529		S S S 0-3 ③ K		X 0-0 60 F8 98 1B 1B	X 0-0 ③ F9			B B B B 4-0 97 G6-4-3 BB		3	0	1	0	0	1	3
Tyler Austin, R (7, 9) OBP: 0.318, SLG: 0.471										0	0	0	0	1	0	0
98 Rob Refsnyder, R (1, 4) OBP: 0.433, SLG: 0.538			X 0-0 60 G3 11 G4-3 2B	X 0-0 1-2 1B		B B B B 4-0 60 G4-3 24 HR BB		X 0-0 ①② G6-4-3 1-2f		2	2	2	0	1	0	0
62 Cole Figueroa, L (6, 6) OBP: 0.300, SLG: 0.316										0	0	0	0	0	0	0
97 Jonathan Galvez, R (7, 5) OBP: 0.375, SLG: 0.450										1	0	0	0	0	0	1
60 Nick Noonan, L (1, 5) OBP: 0.269, SLG: 0.348			X 0-0 ① G3 2-3	X 0-0 ② F8 2-3		X 0-0 ① G4-3 1-2		C C C 0-3 ③ K		3	0	0	0	0	0	4
55 Austin Romine, R (7, 2) OBP: 0.250, SLG: 0.227										1	0	0	0	0	1	0
Inning Stats	R: 0 H: 0 E: 0 LOB: 0 K: 2 BB: 0 S: 7 P: 7	R: 0 H: 1 E: 1 LOB: 1 K: 1 BB: 0 S: 6 P: 6	R: 3 H: 3 E: 0 LOB: 1 K: 0 BB: 0 S: 8 P: 9	R: 0 H: 2 E: 0 LOB: 2 K: 1 BB: 0 S: 7 P: 7	R: 1 H: 2 E: 0 LOB: 2 K: 0 BB: 1 S: 7 P: 13	R: 2 H: 1 E: 0 LOB: 0 K: 1 BB: 1 S: 6 P: 12	R: 0 H: 0 E: 0 LOB: 0 K: 2 BB: 0 S: 7 P: 7	R: 0 H: 0 E: 0 LOB: 0 K: 1 BB: 1 S: 4 P: 8	R: 0 H: 0 E: 0 LOB: 0 K: 1 BB: 0 S: 5 P: 5	1B: 5 SF: 0 2B: 1 SAC: 0 3B: 0 DP: 1 HR: 3 HBP: 1						

TOP

New York Yankees @ Washington Nationals

Space Coast Stadium, Viera, FL

Mon Mar 23 2015, 1:09 PM - 3:53 PM EDT

Att. 7,295 - Cloudy - 71 F

livebaseballscorecards.com

AB	35
R	6
H	9
RBI	6
BB	3
SO	9
LOB	13

WP: 0 PA: 39
PB: 0
SB: 0
CS: 0

PITCHER		IP	WLS	BF	H	R	ER	SO	BB	IBB	HBP	BLK	WP	HR	S	P	ERA	WHIP
58 Doug Fister, R ERA: 4.97	(1, 1)	4.1		21	7	4	4	4	0	0	1	0	0	2	32	35	8.31	1.615
72 Rich Hill, L ERA: 4.15	(5, 1)	0.2		4	1	0	0	0	1	0	0	0	0	0	3	7	0.00	3.000
44 Casey Janssen, R ERA: 4.5	(6, 1)	1.0		5	1	2	2	1	1	0	0	0	0	1	6	12	18.00	2.000
35 Craig Stammen, R ERA: 5.19	(7, 1)	1.0	W	3	0	0	0	2	0	0	0	0	0	0	7	7	0.00	0.000
64 Blake Treinen, R ERA:	(8, 1)	1.0	H	3	0	0	0	1	1	0	0	0	0	0	4	8	0.00	1.000

PITCHER		IP	WLS	BF	H	R	ER	SO	BB	IBB	HBP	BLK	WP	HR	S	P	ERA	WHIP
Heath Bell, R ERA: 5.68	(9, 1)	1.0	S	3	0	0	0	1	0	0	0	0	0	0	5	5	0.00	0.000

BOTTOM

Batter	1	2	3	4	5	6	7	8	9	AB	R	H	RBI	BB	SO	LOB
5 Yunel Escobar, R (1, 4) OBP: 0.500, SLG: 0.500 8 Danny Espinosa, S (4, 4) OBP: 0.229, SLG: 0.313 (6, 5)	0-0 1B		0-0 L7	0-0 20 2B 1B 1-2			0-3 K	0-0 G5-3		2 3	0 1	1 1	0 0	0 0	0 1	0 0
20 Ian Desmond, R (1, 6) OBP: 0.333, SLG: 0.438 13 Stephen Perez, S (7, PR) (8, 6)	0-3 K		0-0 E5 34 E 1-H 2-H 2B	0-0 1-H 2-H 2B			4-0 34 1B 11 E BB			3 0	0 1	1 0	2 0	1 0	1 0	1 0
34 Bryce Harper, L (1, 9) OBP: 0.444, SLG: 0.385 5 Drew Vettleson, L (7, PR) OBP: 0.750, SLG: 2.000 (8, 9)	0-0 F8		4-1 11 CS BB 1-3	0-3 K			0-0 11 2B 59 2B 1B 1-3			3 0	0 1	1 0	0 0	1 0	1 0	2 0
11 Ryan Zimmerman, R (1, 3) OBP: 0.242, SLG: 0.333 63 Matt Skole, L (7, PR) OBP: 0.480, SLG: 0.727 (8, 3)	0-0 F7		1-0 G2-3 1-2		0-3 K		0-0 59 2B 2B 1-3 3-H			4 0	0 1	1 0	0 0	0 0	1 0	3 0
40 Wilson Ramos, R (1, 2) OBP: 0.300, SLG: 0.300 59 Jose Lobaton, S (6, 2) OBP: 0.231, SLG: 0.217		0-3 K		0-0 G3 3 1B 58 1B 1B	0-3 K		0-0 2B 2-H 3-H			3 1	1 0	1 1	0 2	0 0	2 0	0 0
25 Clint Robinson, L (1, 7) OBP: 0.432, SLG: 0.688 44 Casey Janssen, R (6, 1) 35 Craig Stammen, R (7, 1) 66 Cutter Dykstra, R (7, PH) OBP: 0.400, SLG: 0.375 64 Blake Treinen, R (8, 1) Heath Bell, R (9, 1)		4-0 1B 3 BB BB		0-0 F8	0-0 F7		0-0 F9			2 0 0 1 0 0	0 0 0 0 0 0	0 0 0 0 0 0	0 0 0 0 0 0	1 0 0 0 0 0	0 0 0 0 0 0	1 0 0 2 0 0
3 Michael Taylor, R (1, 8) OBP: 0.342, SLG: 0.730 D.K. Carey, R (8, 8)		4-0 1B 1-2 BB		0-0 G3 58 1B 1-2 1B		0-0 P3	0-0 P3			3 0	1 0	1 0	0 0	1 0	0 0	2 0
Drew Ward, L (1, 5) OBP: 0.500, SLG: 0.500 Tony Renda, R (6, 4)	0-0 58 G4-6-3 1-2 2-3 1B			0-0 G3 1-2 2-3		0-0 L7		0-0 G1-3		2 2	0 0	1 0	0 0	0 0	0 0	2 0
58 Doug Fister, L (1, 1) OBP: 0.333, SLG: 0.333 72 Rich Hill, L (5, 1) 19 Kevin Frandsen, R (6, 7) OBP: 0.235, SLG: 0.107		0-0 G4-6-3 1-2f		0-0 8 1B 20 2B 1B 2-H 3-H		0-0 G6-3		0-0 G5-3		2 0 2	1 0 0	1 0 0	2 0 0	0 0 0	0 0 0	3 0 0
Inning Stats	R: 0 E: 0 K: 1 S: 6 H: 1 LOB: 1 BB: 0 P: 6	R: 0 E: 0 K: 1 S: 5 H: 1 LOB: 2 BB: 2 P: 13	R: 0 E: 1 K: 0 S: 5 H: 0 LOB: 1 BB: 1 P: 9	R: 4 E: 0 K: 1 S: 10 H: 5 LOB: 1 BB: 0 P: 10	R: 0 E: 0 K: 2 S: 7 H: 0 LOB: 0 BB: 0 P: 7	R: 0 E: 0 K: 0 S: 3 H: 0 LOB: 0 BB: 0 P: 3	R: 3 E: 1 K: 1 S: 8 H: 3 LOB: 2 BB: 1 P: 12	R: 0 E: 0 K: 0 S: 3 H: 0 LOB: 0 BB: 0 P: 3		1B: 7 2B: 3 3B: 0 HR: 0	SF: 0 SAC: 0 DP: 1 HBP: 0			WP: 0 PB: 0 SB: 0 CS: 1	PA: 37		

PITCHER		IP	WLS	BF	H	R	ER	SO	BB	IBB	HBP	BLK	WP	HR	S	P	ERA	WHIP
65 Bryan Mitchell, R ERA: 7.36	(1, 1)	3.1		16	4	2	2	2	3	0	0	0	0	0	19	31	5.40	2.100
45 Chasen Shreve, L ERA: 6.75	(4, 1)	0.1	H	2	1	0	0	0	0	0	0	0	0	0	2	2	0.00	3.000
José Ramirez, R ERA: 3.38	(4, 1)	1.1	B	6	2	2	2	3	0	0	0	0	0	0	12	12	13.50	1.500
45 Kyle Davies, R ERA: 5.14	(6, 1)	2.0	L	10	3	3	3	1	1	0	0	0	0	0	11	15	13.50	2.000
87 Jacob Lindgren, L ERA:	(8, 1)	1.0		3	0	0	0	0	0	0	0	0	0	0	3	3	0.00	0.000

PITCHER	IP	WLS	BF	H	R	ER	SO	BB	IBB	HBP	BLK	WP	HR	S	P	ERA	WHIP

New York Yankees @ Washington Nationals

Space Coast Stadium, Viera, FL

Mon Mar 23 2015, 1:09 PM - 3:53 PM EDT

Att. 7,295 - Cloudy - 71 F

livebaseballscorecards.com

AB	33
R	7
H	10
RBI	6
BB	4
SO	6
LOB	16

Detroit Tigers @ New York Yankees

George M. Steinbrenner Field, Tampa, FL

Tue Mar 24 2015, 7:09 PM - 10:34 PM EDT

Att. 10,921 - Partly Cloudy - 77 F

TOP

livebaseballscorecards.com

Batter	1	2	3	4	5	6	7	8	9	AB	R	H	RBI	BB	SO	LOB
12 Anthony Gose, L (1, 8) OBP: 0.388, SLG: 0.556	0-0 24 1B 3 S 52 1B 1B	0-0 F8 2-3		0-0 G4-3		0-0 G4-3		0-3 K		4	1	1	0	0	0	2
64 Xavier Avery, L (6, 8) OBP: 0.333, SLG: 0.318										1	0	0	0	0	1	0
3 Ian Kinsler, R (1, 4) OBP: 0.459, SLG: 0.806	1-0 P3 1-2	1-0 28 PB 24 BB 28 2B 1-H 3-H 1B		4-0 BB		0-0 G6-3		0-3 K		3	1	1	2	1	0	1
80 Aaron Westlake, L (6, 3) OBP: 0.325, SLG: 0.343										1	0	0	0	0	1	0
24 Miguel Cabrera, R (1, 10) OBP: 0.429, SLG: 0.333	0-0 52 1B 2-3 1B	4-0 28 2B 1-2 BB		0-3 K			0-3 K	4-0 BB		3	1	1	0	1	2	1
74 Jordan Lennerton, L (8, PH) OBP: 0.310, SLG: 0.235 (8, 10)										0	0	0	0	1	0	0
28 J.D. Martinez, R (1, 9) OBP: 0.434, SLG: 0.761	0-0 L4	1-0 1-H 2-H 2B			4-0 13 G6-3 9 1B BB		0-3 K	0-3 K		3	1	1	2	1	1	2
18 Tyler Collins, L (7, 9) OBP: 0.349, SLG: 0.378										1	0	0	0	0	1	1
52 Yoenis Cespedes, R (1, 7) OBP: 0.324, SLG: 0.556	0-0 1-2 3-H 1B	0-0 G6-3			0-0 P6		0-0 13 2B 1B		4-0 34 G6-4-3 BB	4	0	2	1	0	0	2
73 Jason Krizan, L (7, PR) OBP: 0.292, SLG: 0.476 (7, 7)										0	1	0	0	1	0	0
13 Alex Avila, L (1, 2) OBP: 0.387, SLG: 0.440	0-0 P5		0-0 G6-3		0-0 G6-3 1-2		0-0 17 E 1-H 2B		0-0 G6-4-3 1-2f	4	1	1	1	0	0	3
34 James McCann, R (8, 2) OBP: 0.452, SLG: 0.483										1	0	0	0	0	0	1
9 Nick Castellanos, R (1, 5) OBP: 0.395, SLG: 0.447	0-3 K	0-3 K		0-0 2-H 1B		4-0 17 E BB		0-0 E3		3	0	1	1	1	2	0
76 Jefry Marte, R (7, PR) OBP: 0.278, SLG: 0.424 (7, 5)										1	0	0	0	0	0	0
17 Andrew Romine, S (1, 3) OBP: 0.256, SLG: 0.184 (6, 4)	4-0 12 F8 1 E 3 1B BB	0-0 G6-3		0-0 G6-3		0-0 E3 1-3 2-H		0-0 G5-3		3	1	0	0	1	0	2
81 Josh Wilson, R (8, 4) OBP: 0.333, SLG: 0.235										1	0	0	0	0	0	1
1 Jose Iglesias, R (1, 6) OBP: 0.125, SLG: 0.100	0-0 E1 3 S 3 1B 1-2			0-0 F9		0-3 K		0-0 G5-3		3	1	0	0	0	1	1
26 Hernán Pérez, R (6, 6) OBP: 0.348, SLG: 0.366										1	0	0	0	0	0	3

	AB	37
	R	8
	H	8
	RBI	7
	BB	7
	SO	9
	LOB	20

Inning Stats	1	2	3	4	5	6	7	8	9
	R: 1 E: 0 K: 0 S: 6	R: 4 E: 1 K: 1 S: 8	R: 0 E: 0 K: 1 S: 5	R: 0 E: 0 K: 1 S: 5	R: 1 E: 0 K: 0 S: 4	R: 0 E: 0 K: 1 S: 5	R: 2 E: 1 K: 2 S: 10	R: 0 E: 0 K: 3 S: 9	R: 0 E: 1 K: 0 S: 3
	H: 3 LOB: 2 BB: 0 P: 7	H: 2 LOB: 1 BB: 2 P: 18	H: 0 LOB: 0 BB: 0 P: 5	H: 0 LOB: 1 BB: 1 P: 9	H: 1 LOB: 1 BB: 1 P: 8	H: 0 LOB: 0 BB: 0 P: 5	H: 2 LOB: 3 BB: 1 P: 14	H: 0 LOB: 1 BB: 1 P: 13	H: 0 LOB: 1 BB: 1 P: 7

1B: 6	SF: 0	WP: 0	PA: 44
2B: 2	SAC: 0	PB: 1	
3B: 0	DP: 1	SB: 2	
HR: 0	HBP: 0	CS: 0	

PITCHER		IP	WLS	BF	H	R	ER	SO	BB	IBB	HBP	BLK	WP	HR	S	P	ERA	WHIP
53 Esmil Rogers, R ERA: 2.92	(1, 1)	3.0		17	5	5	1	2	2	0	0	0	0	0	19	30	3.00	2.333
48 Andrew Miller, L ERA: 1.5	(4, 1)	1.0		4	0	0	0	1	1	0	0	0	0	0	5	9	0.00	1.000
68 Dellin Betances, R ERA: 5.4	(5, 1)	1.0		5	1	1	1	0	1	0	0	0	0	0	4	8	9.00	2.000
41 Justin Wilson, L ERA:	(6, 1)	1.0		3	0	0	0	1	0	0	0	0	0	0	5	5	0.00	0.000
90 Nick Rumbelow, R ERA: 2.7	(7, 1)	1.0		7	2	2	1	2	1	0	0	0	0	0	10	14	9.00	3.000

PITCHER		IP	WLS	BF	H	R	ER	SO	BB	IBB	HBP	BLK	WP	HR	S	P	ERA	WHIP
James Pazos, L ERA: 2.08	(8, 1)	1.0		4	0	0	0	3	1	0	0	0	0	0	9	13	0.00	1.000
Diego Moreno, R ERA: 4.91	(9, 1)	1.0	W	4	0	0	0	0	1	0	0	0	0	0	3	7	0.00	1.000

BOTTOM

Batter	1	2	3	4	5	6	7	8	9	AB	R	H	RBI	BB	SO	LOB
11 Brett Gardner, L (1, 8) OBP: 0.277, SLG: 0.200 74 Slade Heathcott, L (7, 8) OBP: 0.444, SLG: 0.591	0-0 12 F8-5 12 S 1B		4-0 12 G3-1 12 S 36 SF8 BB		0-0 ② F7		1-0 83 FC6-4 97 BB 86 BB HBP	0-3 K		2 1	1 1	1 0	0 0	1 0	0 1	0 0
12 Chase Headley, S (1, 5) OBP: 0.342, SLG: 0.514 97 Jonathan Galvez, R (7, 5) OBP: 0.385, SLG: 0.429	1-0 ①② F8-5 1-3		1-0 ① G3-1 1-3		0-0 ③ F8		4-0 83 FC6-4 1-2 2-3 BB	0-0 ③ F9		3 1	0 0	0 0	0 0	0 1	0 0	2 1
36 Carlos Beltrán, S (1, 9) OBP: 0.267, SLG: 0.296 Aaron Judge, R (7, 9) OBP: 0.435, SLG: 0.500	0-0 25 2B 2B		0-0 ② SF8 3-H			0-0 ① G6-3	0-3 ① K		4-0 83 G4-3 83 S 66 1B BB	2 1	1 1	1 0	1 0	0 1	0 1	0 3
25 Mark Teixeira, S (1, 3) OBP: 0.325, SLG: 0.432 83 Francisco Arcia, L (6, PR) OBP: 0.333, SLG: 0.417 (7, 3)	0-0 2-H 2B		4-0 BB			0-0 13 1B 1B	0-0 ② FC6-4 86 BB 66 BB 1-2f 2-3 3-H		1-0 ① G4-3 1-3	2 2	0 0	2 0	1 1	1 0	0 0	0 3
34 Brian McCann, L (1, 2) OBP: 0.308, SLG: 0.441 66 John Ryan Murphy, R (7, 2) OBP: 0.241, SLG: 0.250	0-3 ③ K		0-0 ③ G4-3			0-0 ② F9	4-0 86 BB 1-2 BB		0-0 73 BB 77 HR 3-H 1B	3 1	0 1	0 1	0 1	0 1	1 0	3 0
13 Alex Rodriguez, R (1, 10) OBP: 0.394, SLG: 0.536 86 Kyle Higashioka, R (6, PR) (7, 10)		4-0 BB		0-0 ① G5-3		0-0 1-2 1B	4-0 1-2 2-3 3-H BB		0-3 ② K	2 1	0 0	1 0	0 1	1 1	0 1	0 1
14 Stephen Drew, L (1, 4) OBP: 0.263, SLG: 0.294 73 Ali Castillo, R (7, 4)	0-3 ① K			0-0 ② 1B		0-0 ③ F7	0-3 ③ K		4-0 77 HR 1-2 BB	3 1	0 1	1 0	0 0	0 1	1 1	3 3
24 Chris Young, R (1, 7) OBP: 0.325, SLG: 0.486 77 Ramón Flores, L (7, PR) OBP: 0.226, SLG: 0.379 (8, 7)	0-3 ② K			0-3 ③ K			0-0 18 PB 18 2B 2B	0-0 ① F9	2-2 1-H 2-H HR	3 2	0 2	1 2	0 1	0 3	2 0	1 0
18 Didi Gregorius, L (1, 6) OBP: 0.324, SLG: 0.455 60 Nick Noonan, L (7, PR) OBP: 0.259, SLG: 0.333 (8, 6)	0-0 ③ F8				0-0 ① G3		1-0 97 BB 83 FC6-4 2-H 2B	0-3 ② K		3 1	0 1	1 0	1 0	0 0	0 1	1 0
Inning Stats	R: 1 E: 0 K: 1 S: 7 H: 3 LOB: 1 BB: 0 P: 8	R: 0 E: 0 K: 2 S: 7 H: 0 LOB: 1 BB: 1 P: 11	R: 1 E: 0 K: 0 S: 3 H: 0 LOB: 1 BB: 2 P: 12	R: 0 E: 0 K: 1 S: 5 H: 1 LOB: 0 BB: 0 P: 5	R: 0 E: 0 K: 0 S: 3 H: 0 LOB: 0 BB: 0 P: 3	R: 0 E: 0 K: 0 S: 5 H: 2 LOB: 2 BB: 0 P: 5	R: 3 E: 0 K: 2 S: 9 H: 2 LOB: 3 BB: 3 P: 23	R: 0 E: 0 K: 2 S: 8 H: 0 LOB: 1 BB: 0 P: 8	R: 4 E: 0 K: 1 S: 8 H: 2 LOB: 0 BB: 2 P: 19	1B: 5 2B: 5 3B: 0 HR: 1 SF: 1 SAC: 0 DP: 1 HBP: 1						

PITCHER		IP	WLS	BF	H	R	ER	SO	BB	IBB	HBP	BLK	WP	HR	S	P	ERA	WHIP
19 Aníbal Sánchez, R ERA: 3.93	(1, 1)	5.0		20	4	2	2	4	3	0	0	0	0	0	25	39	3.60	1.400
60 Angel Nesbitt, R ERA: 3.24	(6, 1)	1.0		5	2	0	0	0	0	0	0	0	0	0	5	5	0.00	2.000
56 Kyle Ryan, L ERA: 5.79	(7, 1)	0.2		6	2	3	3	1	1	0	1	0	0	0	6	12	40.50	4.500
45 Buck Farmer, R ERA: 5.19	(7, 1)	1.1	H	7	0	0	0	3	2	0	0	0	1	0	11	19	0.00	1.500
67 Rafael Dolis, R ERA: 7.56	(9, 1)	0.2	L	6	2	4	4	1	2	0	0	0	0	1	8	19	54.00	6.000

PITCHER	IP	WLS	BF	H	R	ER	SO	BB	IBB	HBP	BLK	WP	HR	S	P	ERA	WHIP

Detroit Tigers @ New York Yankees

George M. Steinbrenner Field, Tampa, FL

Tue Mar 24 2015, 7:09 PM - 10:34 PM EDT

Att. 10,921 - Partly Cloudy - 77 F

livebaseballscorecards.com

AB	34
R	9
H	10
RBI	9
BB	8
SO	9
LOB	21

WP: 1 PA: 44
PB: 1
SB: 3
CS: 0

Batter	1	2	3	4	5	6	7	8	9	AB	R	H	RBI	BB	SO	LOB
12 Juan Lagares, R (1, 8) OBP: 0.447, SLG: 0.721 6 Matthew den Dekker, L (7, PH) OBP: 0.348, SLG: 0.395 (7, 8)	0-0 21 E 2B		0-0 F8 ②		B C C X 1-2 2-H HR		B C C C 1-3 ② 1-3		B X 1-0 2-H 2B	3 2 2 2 0 0 0 2 0 1 1 0 1 1						
11 Rubén Tejada, R (1, 6) OBP: 0.311, SLG: 0.415 5 T.J. Rivera, R (8, 6) OBP: 0.250, SLG: 0.250	0-0 L9 ①		0-0 F8 ③		0-0 P6 ③		0-0 G5-3 ③		0-0 P4 ②	4 0 0 0 0 0 2 1 0 0 0 0 0 1						
21 Lucas Duda, L (1, 3) OBP: 0.250, SLG: 0.250 29 Eric Campbell, R (6, 3) OBP: 0.391, SLG: 0.568	B B B B 4-0 2-H BB			S S S 0-3 ① K		H 1-0 9 F9 44 1B 7 1B HBP		C C C 0-3 ① K	S S S 0-3 ③ K	1 1 0 0 1 1 0 2 0 0 0 0 2 1						
44 John Mayberry Jr., R (1, 7) OBP: 0.524, SLG: 0.771 93 Darrell Ceciliani, L (7, 7)	S S S 0-3 ② K			B X 1-0 HR		X 0-0 7 1B 1-2 1B		X 0-0 ② F7		3 1 2 1 0 1 1 1 0 0 0 0 0 0						
9 Kirk Nieuwenhuis, L (1, 9) OBP: 0.451, SLG: 0.477 65 César Puello, R (7, 9) OBP: 0.400, SLG: 0.250	C C C 0-3 ③ K			S S S 0-3 ② K		X 0-0 ① F9 2-3		X 0-0 20 2B 1B		3 0 0 0 0 2 3 1 1 1 0 0 0 0						
7 Travis d'Arnaud, R (1, 2) OBP: 0.235, SLG: 0.294 20 Anthony Recker, R (8, PH) OBP: 0.286, SLG: 0.394 (8, 2)		X 0-0 19 G3-6-3 1B		S S S 0-3 ③ K		X 0-0 19 L5-3 1-2 3-H 1B		X 0-0 1-H 2B		3 0 2 1 0 1 0 1 0 1 1 0 0 0						
19 Johnny Monell, L (1, 10) OBP: 0.333, SLG: 0.568		X 0-0 ① ② G3-6-3 1-2f			X 0-0 ① G3-1	X 0-0 ② ③ L5-3 1-2		X 0-0 ③ G1-3		4 0 0 0 0 0 4						
16 Alex Castellanos, R (1, 5) OBP: 0.278, SLG: 0.500 78 Dustin Lawley, R (8, 5) OBP: 0.500, SLG: 1.000		S S S 0-3 ③ K			C C C 0-3 ② K		C C C 0-3 ① K		X 0-0 6 WP 6 2B 2B	3 0 0 0 0 3 0 1 1 1 0 0 0 0						
55 Matt Reynolds, R (1, 4) OBP: 0.378, SLG: 0.457			X 0-0 ① F9		X 0-0 12 HR 2B		B B B B 4-0 6 E BB		X 0-0 ① G5-3	3 1 1 0 1 0 1						

Inning Stats	1	2	3	4	5	6	7	8	9
	R: 1 E: 0 K: 2 S: 8	H: 1 LOB: 1 BB: 1 P: 12	R: 0 E: 0 K: 1 S: 5	H: 1 LOB: 0 BB: 0 P: 5	R: 0 E: 0 K: 0 S: 3	H: 0 LOB: 0 BB: 0 P: 3	R: 1 E: 0 K: 3 S: 10	H: 1 LOB: 0 BB: 0 P: 11	R: 2 E: 0 K: 1 S: 9	H: 2 LOB: 0 BB: 0 P: 10	R: 1 E: 0 K: 0 S: 4	H: 2 LOB: 1 BB: 0 P: 5	R: 0 E: 0 K: 2 S: 7	H: 0 LOB: 1 BB: 1 P: 12	R: 1 E: 0 K: 1 S: 7	H: 2 LOB: 1 BB: 0 P: 7	R: 1 E: 0 K: 1 S: 7	H: 2 LOB: 1 BB: 0 P: 8

1B: 4	SF: 0
2B: 6	SAC: 0
3B: 0	DP: 2
HR: 2	HBP: 1

WP: 1	PA: 39
PB: 0	
SB: 0	
CS: 0	

PITCHER		IP	WLS	BF	H	R	ER	SO	BB	IBB	HBP	BLK	WP	HR	S	P	ERA	WHIP
19 Masahiro Tanaka, R ERA: 1.74	(1, 1)	4.2	L	18	4	3	2	7	1	0	0	0	0	1	31	36	3.86	1.071
68 Dellin Betances, R ERA: 6.75	(5, 1)	0.1		2	1	1	1	0	0	0	0	0	0	1	4	5	27.00	3.000
48 Andrew Miller, L ERA: 2.84	(6, 1)	0.1		4	2	1	1	0	0	0	1	0	0	0	3	4	27.00	6.000
41 Justin Wilson, L ERA:	(6, 1)	0.2		1	0	0	0	0	0	0	0	0	0	0	1	1	0.00	0.000
40 Andrew Bailey, R ERA:	(7, 1)	1.0		4	0	0	0	2	1	0	0	0	0	0	7	12	0.00	1.000

PITCHER		IP	WLS	BF	H	R	ER	SO	BB	IBB	HBP	BLK	WP	HR	S	P	ERA	WHIP
39 Chase Whitley, R ERA: 0.82	(8, 1)	1.0		5	2	1	1	1	0	0	0	0	0	0	7	7	9.00	2.000
29 David Carpenter, R ERA: 5.4	(9, 1)	1.0		5	2	1	1	1	0	0	0	0	1	0	7	8	9.00	2.000

New York Mets @ New York Yankees

George M. Steinbrenner Field, Tampa, FL

Wed Mar 25 2015, 1:07 PM - 4:06 PM EDT

Att. 10,787 - Partly Cloudy - 77 F

TOP

livebaseballscorecards.com

AB	36
R	7
H	11
RBI	6
BB	2
SO	11
LOB	14

BOTTOM

New York Mets @ New York Yankees

George M. Steinbrenner Field, Tampa, FL

Wed Mar 25 2015, 1:07 PM - 4:06 PM EDT

Att. 10,787 - Partly Cloudy - 77 F

livebaseballscorecards.com

Batter	1	2	3	4	5	6	7	8	9	AB	R	H	RBI	BB	SO	LOB
11 Brett Gardner, L (1, 8) OBP: 0.260, SLG: 0.186 74 Slade Heathcott, L (7, 8) OBP: 0.429, SLG: 0.565	G1-3		K			K		G4-3 1-2f		3 0 0 0 0 2 1 1 0 0 0 0 0 1						
12 Chase Headley, S (1, 5) OBP: 0.366, SLG: 0.553 62 Cole Figueroa, L (6, PR) OBP: 0.333, SLG: 0.316 (7, 5)	G3		2-H 2B			36 G3 1B			FC3-6 60 1B 77 BB HBP	3 0 2 1 0 0 0 0 1 0 0 0 0 0						
36 Carlos Beltrán, S (1, 9) OBP: 0.242, SLG: 0.267 77 Ramón Flores, L (7, 9) OBP: 0.250, SLG: 0.379	G3		K			G3 1-2			FC3-6 1-2 BB	3 0 0 0 0 1 2 0 0 0 0 1 0 0						
25 Mark Teixeira, S (1, 3) OBP: 0.326, SLG: 0.425 Greg Bird, L (7, 3) OBP: 0.412, SLG: 0.733		1B		P5		G4-3			FC3-6 60 1B 1-2f 2-3	3 0 1 0 0 0 2 1 0 0 0 0 0 2						
13 Alex Rodriguez, R (1, 10) OBP: 0.389, SLG: 0.516 60 Nick Noonan, L (7, PR) OBP: 0.286, SLG: 0.360 (8, 10)		K		P4			33 G4-6-3 1B		1B 1-2 3-H	3 0 1 0 0 1 1 1 0 1 1 0 0 0						
33 Garrett Jones, L (1, 7) OBP: 0.244, SLG: 0.243 83 Ben Gamel, L (8, 7)		K		G4-3			G4-6-3 1-2f		K	3 0 0 0 0 1 2 1 0 0 0 0 1 2						
14 Stephen Drew, L (1, 4) OBP: 0.250, SLG: 0.278 98 Rob Refsnyder, R (7, 4) OBP: 0.406, SLG: 0.500		F9			K		L5		P3	2 0 0 0 0 1 1 2 0 0 0 0 0 3						
18 Didi Gregorius, L (1, 6) OBP: 0.333, SLG: 0.486 17 Brendan Ryan, R (7, 6) OBP: 0.182, SLG: 0.200			12 2B 2B		F8			E3 74 G4-3		2 1 1 0 0 0 0 1 0 0 0 0 0 0						
66 John Ryan Murphy, R (1, 2) OBP: 0.226, SLG: 0.233 67 Eddy Rodriguez, R (7, 2) OBP: 0.364, SLG: 0.444			F8		L7			K		2 0 0 0 0 0 1 1 0 0 0 0 1 1						
Inning Stats	R: 0 H: 0 E: 0 LOB: 0 K: 0 BB: 0 S: 3 P: 3	R: 0 H: 1 E: 0 LOB: 1 K: 2 BB: 0 S: 8 P: 8	R: 1 H: 2 E: 0 LOB: 1 K: 2 BB: 0 S: 9 P: 9	R: 0 H: 0 E: 0 LOB: 0 K: 0 BB: 0 S: 3 P: 3	R: 0 H: 0 E: 0 LOB: 0 K: 1 BB: 0 S: 5 P: 5	R: 0 H: 1 E: 0 LOB: 2 K: 1 BB: 0 S: 6 P: 6	R: 0 H: 1 E: 0 LOB: 1 K: 0 BB: 0 S: 3 P: 3	R: 0 H: 0 E: 1 LOB: 0 K: 1 BB: 0 S: 5 P: 5	R: 1 H: 1 E: 0 LOB: 2 K: 1 BB: 1 S: 6 P: 11	1B: 4 SF: 0 2B: 2 SAC: 0 3B: 0 DP: 2 HR: 0 HBP: 1						

AB	32
R	2
H	6
RBI	2
BB	1
SO	8
LOB	19

WP: 0 PA: 34
PB: 0
SB: 0
CS: 0

PITCHER	IP	WLS	BF	H	R	ER	SO	BB	IBB	HBP	BLK	WP	HR	S	P	ERA	WHIP
50 Rafael Montero, R (1, 1) ERA: 4.0	4.0	W	15	3	1	1	4	0	0	0	0	0	0	23	23	2.25	0.750
36 Sean Gilmartin, L (5, 1) ERA: 5.87	1.1	H	4	0	0	0	2	0	0	0	0	0	0	8	8	0.00	0.000
76 Chasen Bradford, R (6, 1) ERA: 4.32	1.2		6	2	0	0	0	0	0	0	0	0	0	6	6	0.00	1.200
46 Zack Thornton, R (8, 1) ERA: 2.16	0.1		2	0	0	0	1	0	0	0	0	0	0	4	4	0.00	0.000
55 Chase Huchingson, L (8, 1) ERA: 3.86	1.1		6	1	1	1	1	1	0	1	0	0	0	6	11	6.75	1.500

PITCHER	IP	WLS	BF	H	R	ER	SO	BB	IBB	HBP	BLK	WP	HR	S	P	ERA	WHIP
Jon Velasquez, R (9, 1) ERA: 3.6	0.1		1	0	0	0	0	0	0	0	0	0	0	1	1	0.00	0.000

Batter	1	2	3	4	5	6	7	8	9	AB	R	H	RBI	BB	SO	LOB
18 Didi Gregorius, L (1, 6) OBP: 0.349, SLG: 0.513	B S S S 1-3 K		S S S 0-3 K2-3 ①		X 0-0 E4 33 DI 1B		X 0-0 3-H 2B		X 0-0 97 CS 1-H 1B	4	0	2	1	0	2	0
93 Jake Cave, L (7, PR) OBP: 0.429, SLG: 0.769 (7, 8)										1	0	1	1	0	0	0
17 Brendan Ryan, R (1, 4) OBP: 0.200, SLG: 0.154	B B B B 4-0 BB	X 0-0 F8 ②	C C C 0-3 K ①	X 0-0 P3 ②	B X 1-0 P6 ② ③ 1-2	3	0	0	0	1	1	2
97 Jonathan Galvez, R (7, 3) OBP: 0.370, SLG: 0.409										1	0	0	0	0	0	1
24 Chris Young, R (1, 8) OBP: 0.295, SLG: 0.439	C C C 0-3 K ②	X 0-0 F8 ③	S S S 0-3 K ②	X 0-0 L3 ③		4	0	0	0	0	2	3
Danny Burawa, R (7, 1)						0	0	0	0	0	0	0
Tyler Webb, L (8, 1)						0	0	0	0	0	0	0
33 Garrett Jones, L (1, 3) OBP: 0.227, SLG: 0.225	S S S 0-3 K ③		X 0-0 G3 ①	B S S S 1-3 K ③ 2-3	C C C 0-3 K ①					3	0	0	0	0	2	2
60 Nick Noonan, L (7, 6) OBP: 0.276, SLG: 0.346										1	0	0	0	0	1	0
66 John Ryan Murphy, R (1, 2) OBP: 0.242, SLG: 0.250		X 0-0 L8 ①	X 0-0 74 BB 77 2B 1B	S S S 0-3 K ①	X 0-0 G6-3 ②					2	1	1	0	0	0	0
67 Eddy Rodriguez, R (5, 2) OBP: 0.308, SLG: 0.364										2	0	0	0	0	1	0
98 Rob Refsnyder, R (1, 10) OBP: 0.417, SLG: 0.516	B B B B 4-0 74 2B BB	S S S 0-3 K ②	C C C 0-3 K ②		X 0-0 2B					3	1	1	0	1	2	1
(7, 4)																
74 Slade Heathcott, L (1, 7) OBP: 0.452, SLG: 0.600	X 0-0 1-H 2B	B B B B 4-0 77 2B 1-2 BB	S S S 0-3 K ③		X 0-0 F7 ③					2	1	1	1	1	1	0
83 Ben Gamel, L (6, 7)										1	0	0	0	0	0	1
77 Ramón Flores, L (1, 9) OBP: 0.278, SLG: 0.424	X 0-0 F7 ②	X 0-0 1-H 2-H 2B		X 0-0 62 G4-3 62 WP 18 2B 1B			X 0-0 F8 ①		4	1	2	2	0	0	1
62 Cole Figueroa, L (1, 5) OBP: 0.320, SLG: 0.304	C C C 0-3 K ③	X 0-0 F9 ③		B X 1-0 G4-3 ① 1-3			X 0-0 93 DI 93 1B 1B		4	1	1	0	0	1	3
Inning Stats	R: 0 H: 0 E: 0 LOB: 1 K: 3 BB: 1 S: 9 P: 14	R: 1 H: 1 E: 0 LOB: 1 K: 1 BB: 1 S: 6 P: 10	R: 0 H: 0 E: 0 LOB: 0 K: 1 BB: 0 S: 5 P: 5	R: 2 H: 2 E: 0 LOB: 1 K: 1 BB: 1 S: 7 P: 11	R: 0 H: 1 E: 1 LOB: 1 K: 3 BB: 0 S: 10 P: 11	R: 0 H: 0 E: 0 LOB: 0 K: 3 BB: 0 S: 9 P: 9	R: 1 H: 2 E: 0 LOB: 1 K: 0 BB: 0 S: 5 P: 6	R: 0 H: 1 E: 0 LOB: 1 K: 1 BB: 0 S: 6 P: 6	R: 1 H: 2 E: 0 LOB: 0 K: 0 BB: 0 S: 4 P: 5	1B: 5 SF: 0 2B: 4 SAC: 0 3B: 0 DP: 0 HR: 0 HBP: 0						

TOP

New York Yankees @ Tampa Bay Rays

Charlotte Sports Park, Port Charlotte, FL

Thu Mar 26 2015, 1:10 PM - 4:09 PM EDT

Att. 6,148 - Partly Cloudy - 85 F

livebaseballscorecards.com

AB	35
R	5
H	9
RBI	5
BB	3
SO	13
LOB	14

WP: 1 PA: 38
PB: 0
SB: 0
CS: 1

PITCHER		IP	WLS	BF	H	R	ER	SO	BB	IBB	HBP	BLK	WP	HR	S	P	ERA	WHIP
71 Jordan Norberto, L ERA: 4.91	(1, 1)	2.0		9	1	1	1	4	2	0	0	0	0	0	15	24	4.50	1.500
50 Grant Balfour, R ERA: 4.5	(3, 1)	1.0		3	0	0	0	1	0	0	0	0	0	0	5	5	0.00	0.000
40 Kevin Jepsen, R ERA: 4.26	(4, 1)	1.1		8	3	2	2	2	1	0	0	0	0	0	11	15	13.50	3.000
43 Ernesto Frieri, R ERA: 4.26	(5, 1)	1.1		4	0	0	0	4	0	0	0	0	0	0	12	13	0.00	0.000
26 Brad Boxberger, R ERA: 2.84	(6, 1)	1.1	W	6	2	1	1	1	0	0	0	0	1	0	8	9	6.75	1.500
49 Kirby Yates, R ERA: 3.86	(8, 1)	1.1	H	5	1	0	0	1	0	0	0	0	0	0	7	7	0.00	0.750
72 Jhan Mariñez, R ERA: 6.35	(9, 1)	0.2	S	3	2	1	1	0	0	0	0	0	0	0	3	4	13.50	3.000

New York Yankees @ Tampa Bay Rays

Charlotte Sports Park, Port Charlotte, FL

Thu Mar 26 2015, 1:10 PM - 4:09 PM EDT

Att. 6,148 - Partly Cloudy - 85 F

livebaseballscorecards.com

BOTTOM

Batter	1	2	3	4	5	6	7	8	9	AB	R	H	RBI	BB	SO	LOB
7 David DeJesus, L (1, 10) OBP: 0.303, SLG: 0.345 20 Steven Souza Jr., R (5, PH) OBP: 0.189, SLG: 0.324 (6, 10)	F9	G4-3	5 1B; 13 1B; 1-2; BB	K	2 0 0 0 0 0 0 1 1 0 0 1 1 0
5 Brandon Guyer, R (1, 9) OBP: 0.385, SLG: 0.462 65 Joey Butler, R (6, 9) OBP: 0.357, SLG: 0.480	K2-3	2B	13 1B; 1-2; 2-H; 1B	K	3 0 2 1 0 1 0 1 0 0 0 0 1 0
13 Asdrúbal Cabrera, S (1, 6) OBP: 0.222, SLG: 0.176 1 Tim Beckham, R (5, PR) OBP: 0.222, SLG: 0.265 (6, 6)	G1-3	BB	F9	83 SF8; 3B	2 0 1 1 1 0 0 1 1 1 0 0 0 0
3 Evan Longoria, R (1, 5) OBP: 0.325, SLG: 0.486 83 Jake Elmore, R (7, 5) OBP: 0.233, SLG: 0.043	HR	L8	F9	SF8; 3-H	3 1 1 1 0 0 3 0 0 0 1 0 0 0
21 James Loney, L (1, 3) OBP: 0.256, SLG: 0.368 61 Juan Francisco, L (6, 3) OBP: 0.250, SLG: 0.423	F9	1B	F7	G6-3	3 0 1 0 0 0 1 1 0 0 0 0 0 0
8 Desmond Jennings, R (1, 7) OBP: 0.545, SLG: 0.821 63 Eugenio Velez, S (7, 7) OBP: 0.333, SLG: 0.294	F7	K	HR	G6-3	3 1 1 1 0 1 1 1 0 0 0 0 0 0
39 Kevin Kiermaier, L (1, 8) OBP: 0.361, SLG: 0.387 64 Corey Brown, L (7, 8) OBP: 0.375, SLG: 0.536	2B	K	19 S; 11 S; 19 WP; 1B	K	3 1 2 0 0 1 1 1 0 0 0 0 1 0
11 Logan Forsythe, R (1, 4) OBP: 0.290, SLG: 0.643 10 Alexi Casilla, S (7, 4) OBP: 0.241, SLG: 0.370	K	F7	1-3; 1-2; K	E4	3 0 0 0 0 2 3 1 0 0 0 0 0 0
19 Curt Casali, R (1, 2) OBP: 0.217, SLG: 0.333 78 Mayo Acosta, R (7, 2)	K	20 BB; 5 1B; 1B	2-3; 2-H; K	K	3 1 1 0 0 2 0 1 0 0 0 0 1 1
Inning Stats	R: 0 E: 0 K: 1 S: 5 H: 0 LOB: 0 BB: 0 P: 5	R: 1 E: 0 K: 1 S: 8 H: 2 LOB: 1 BB: 0 P: 9	R: 0 E: 0 K: 1 S: 6 H: 1 LOB: 2 BB: 1 P: 10	R: 0 E: 0 K: 2 S: 8 H: 1 LOB: 1 BB: 0 P: 8	R: 2 E: 0 K: 0 S: 5 H: 3 LOB: 1 BB: 1 P: 9	R: 2 E: 0 K: 3 S: 12 H: 2 LOB: 0 BB: 0 P: 16	R: 1 E: 0 K: 1 S: 6 H: 1 LOB: 0 BB: 0 P: 6	R: 0 E: 1 K: 2 S: 8 H: 0 LOB: 1 BB: 0 P: 8		1B: 5 2B: 2 3B: 1 HR: 2	SF: 1 SAC: 0 DP: 0 HBP: 0		WP: 1 PB: 0 SB: 2 CS: 0	PA: 36		

AB	33
R	6
H	10
RBI	5
BB	2
SO	11
LOB	10

PITCHER		IP	WLS	BF	H	R	ER	SO	BB	IBB	HBP	BLK	WP	HR	S	P	ERA	WHIP
43 Adam Warren, R ERA: 2.7	(1, 1)	3.2		16	4	1	1	5	1	0	0	0	0	1	26	31	2.46	1.364
José Ramirez, R ERA: 5.4	(4, 1)	1.1	B	7	3	2	2	0	1	0	0	0	0	0	6	10	13.50	3.000
57 Chris Martin, R ERA: 6.14	(6, 1)	1.0	L	5	2	2	2	3	0	0	0	0	1	1	12	16	18.00	2.000
Danny Burawa, R ERA: 3.6	(7, 1)	1.0		4	1	1	1	1	0	0	0	0	0	0	6	6	9.00	1.000
Danny Burawa, R ERA: 3.6	(7, 1)	1.0		4	1	1	1	1	0	0	0	0	0	0	6	6	9.00	1.000

PITCHER		IP	WLS	BF	H	R	ER	SO	BB	IBB	HBP	BLK	WP	HR	S	P	ERA	WHIP
Tyler Webb, L ERA: 4.05	(8, 1)	1.0		4	0	0	0	2	0	0	0	0	0	0	8	8	0.00	0.000

Batter	1	2	3	4	5	6	7	8	9	AB	R	H	RBI	BB	SO	LOB
11 Brett Gardner, L (1, 7) OBP: 0.278, SLG: 0.196 93 Jake Cave, L (5, PR) OBP: 0.429, SLG: 0.769 (5, 8)	S S S 0-3 ① K	X 0-0 ① G3 2-3	X 0-0 12 PB 36 1B 1B 2-3 4-0 BB							3 1 1 0 1 1 1 0 0 0 0 0 0 0						
12 Chase Headley, S (1, 5) OBP: 0.356, SLG: 0.524 62 Cole Figueroa, L (5, 5) OBP: 0.320, SLG: 0.304	X 0-0 ② G3-1	C C C 0-3 ② K	B X 1-0 36 E 36 1B 25 1B 1B 1-2 3-H 0-0 ③ F7							4 1 1 0 0 1 3 0 0 0 0 0 0 0						
36 Carlos Beltrán, S (1, 9) OBP: 0.278, SLG: 0.281 Aaron Judge, R (5, 9) OBP: 0.417, SLG: 0.474	B B B B 4-0 BB	S S S 0-3 ③ K	X 0-0 E8 13 BB 25 1B 14 1B 1B 1-3 2-H	C C C 0-3 ① K						2 1 1 1 1 1 1 1 0 0 0 0 1 0						
25 Mark Teixeira, S (1, 3) OBP: 0.326, SLG: 0.419 97 Jonathan Galvez, R (5, 3) OBP: 0.357, SLG: 0.391	X 0-0 ③ P6		X 0-0 ① F7	X 0-0 13 BB 14 1B 1B 1-2 3-H	X 0-0 ② F9					3 1 1 1 0 0 1 1 0 0 0 0 0 0						
34 Brian McCann, L (1, 2) OBP: 0.310, SLG: 0.432 67 Eddy Rodriguez, R (6, PH) OBP: 0.357, SLG: 0.417		X 0-0 ① G3-1		X 0-0 14 1B 1B	X 0-0 ① F9	X 0-0 98 BB 86 1B 2B 1B				3 0 1 0 0 0 2 1 1 1 0 0 0 0						
13 Alex Rodriguez, R (1, 10) OBP: 0.410, SLG: 0.515 86 Kyle Higashioka, R (6, PH) OBP: 0.400, SLG: 0.250		X 0-0 14 2B 24 F9-2 1B		S S S 0-3 ② K	B B B B 4-0 14 1B 24 2B BB 1-2 2-3	X 0-0 98 BB 2B 1B 1-2				2 1 1 0 1 1 1 1 1 1 0 0 0 0						
14 Stephen Drew, L (1, 4) OBP: 0.302, SLG: 0.359 98 Rob Refsnyder, R (5, 4) OBP: 0.432, SLG: 0.516		X 0-0 1-3 2B		X 0-0 1-2 1B	X 0-0 1-2 2-H 3-H 24 2B 1B	B B B B 4-0 1-2 2-3 2B BB				3 1 3 2 0 0 0 0 1 0 0 1 0 0						
24 Chris Young, R (1, 8) OBP: 0.298, SLG: 0.455 Tyler Austin, R (5, 7) OBP: 0.348, SLG: 0.556		X 0-0 ② ③ F9-2 3-H		S S S 0-3 ③ K	X 0-0 17 G6-3 1-H 2-H 2B	X 0-0 1-H 2-H 3-H 2B				3 0 1 2 0 1 4 1 0 1 3 0 0 0						
17 Brendan Ryan, R (1, 6) OBP: 0.278, SLG: 0.375 60 Nick Noonan, L (5, 6) OBP: 0.276, SLG: 0.346			X 0-0 11 G3 2B		0-0 11 1B 12 PB 2B 0-0 G6-3 2-3					3 1 2 0 0 0 1 0 0 0 0 0 0 0						
Inning Stats	R: 0 E: 0 K: 1 S: 5 H: 0 LOB: 1 BB: 1 P: 9	R: 0 E: 0 K: 0 S: 4 H: 2 LOB: 1 BB: 0 P: 4	R: 0 E: 0 K: 2 S: 8 H: 1 LOB: 1 BB: 0 P: 8	R: 0 E: 0 K: 2 S: 9 H: 2 LOB: 2 BB: 0 P: 9	R: 7 E: 1 K: 0 S: 10 H: 7 LOB: 2 BB: 2 P: 19	R: 3 E: 0 K: 1 S: 7 H: 3 LOB: 1 BB: 1 P: 11				1B: 10 2B: 6 3B: 0 HR: 0 SF: 0 SAC: 0 DP: 1 HBP: 0						

TOP

New York Yankees @ Philadelphia Phillies

Bright House Field, Clearwater, FL

Fri Mar 27 2015, 2:09 PM - 3:03 PM EDT

Att. 8,638 - Overcast - 80 F

livebaseballscorecards.com

AB	31
R	10
H	15
RBI	9
BB	4
SO	6
LOB	14

PITCHER		IP	WLS	BF	H	R	ER	SO	BB	IBB	HBP	BLK	WP	HR	S	P	ERA	WHIP
58 Jonathan Papelbon, R ERA: 1.5	(1, 1)	1.0		4	0	0	0	1	1	0	0	0	0	0	5	9	0.00	1.000
10 Aaron Nola, R ERA:	(2, 1)	3.0		13	5	0	0	4	0	0	0	0	0	0	21	21	0.00	1.667
63 Jake Diekman, L ERA: 12.27	(5, 1)	0.1	L	8	6	7	7	0	1	0	0	0	0	0	7	12	189.00	21.000
50 Héctor Neris, R ERA: 8.0	(5, 1)	1.1		10	4	3	3	1	2	0	0	0	0	0	10	18	20.25	4.500

PITCHER	IP	WLS	BF	H	R	ER	SO	BB	IBB	HBP	BLK	WP	HR	S	P	ERA	WHIP

Batter	1	2	3	4	5	6	7	8	9	AB	R	H	RBI	BB	SO	LOB
2 Ben Revere, L (1, 7) OBP: 0.212, SLG: 0.163	0-0 68 1B 13 S 1B	0-0 L6								2	0	1	0	0	0	0
13 Freddy Galvis, S (1, 6) OBP: 0.269, SLG: 0.269	1-0 G5-3 1-2	0-3 K								2	0	0	0	0	1	1
68 Russ Canzler, R (1, 5) OBP: 0.333, SLG: 0.375	0-0 6 G4-6-3 2-3 1B			0-0 3 L6-3 1B						2	0	2	0	0	0	0
6 Ryan Howard, L (1, 3) OBP: 0.214, SLG: 0.400 77 Chris McGuiness, L (6, 3) OBP: 0.450, SLG: 0.267	0-0 G4-6-3 1-2f			0-0 F7						2 0	0 0	0 0	0 0	0 0	0 0	3 0
3 Jeff Francoeur, R (1, 9) OBP: 0.200, SLG: 0.267		0-0 G1-3		0-0 L6-3 1-1						2	0	0	0	0	0	1
37 Odúbel Herrera, L (1, 8) OBP: 0.392, SLG: 0.375		0-0 1B			0-0 G5-3					2	0	1	0	0	0	0
16 César Hernández, S (1, 4) OBP: 0.213, SLG: 0.146		0-3 K			0-3 K					2	0	0	0	0	2	1
29 Cameron Rupp, R (1, 2) OBP: 0.444, SLG: 0.600		0-3 K			0-0 1B					2	0	1	0	0	1	1
27 Chris Nelson, R (1, 10) OBP: 0.333, SLG: 0.294			0-0 G6-3		0-3 K					2	0	0	0	0	1	1
Inning Stats	R: 0 E: 0 K: 0 S: 4 H: 2 LOB: 1 BB: 0 P: 5	R: 0 E: 0 K: 2 S: 8 H: 1 LOB: 1 BB: 0 P: 8	R: 0 E: 0 K: 1 S: 5 H: 0 LOB: 0 BB: 0 P: 5	R: 0 E: 0 K: 0 S: 3 H: 1 LOB: 0 BB: 0 P: 3	R: 0 E: 0 K: 2 S: 8 H: 1 LOB: 1 BB: 0 P: 8					1B: 5 2B: 1 3B: 0 HR: 0 SF: 0 SAC: 0 DP: 2 HBP: 0							

PITCHER	IP	WLS	BF	H	R	ER	SO	BB	IBB	HBP	BLK	WP	HR	S	P	ERA	WHIP
35 Michael Pineda, R (1, 1) ERA: 1.32	5.0	W	18	5	0	0	5	0	0	0	0	0	0	28	29	0.00	1.000

PITCHER	IP	WLS	BF	H	R	ER	SO	BB	IBB	HBP	BLK	WP	HR	S	P	ERA	WHIP

BOTTOM

New York Yankees @ Philadelphia Phillies

Bright House Field, Clearwater, FL

Fri Mar 27 2015, 2:09 PM - 3:03 PM EDT

Att. 8,638 - Overcast - 80 F

livebaseballscorecards.com

AB	18
R	0
H	5
RBI	0
BB	0
SO	5
LOB	8

WP: 0 PA: 18
PB: 0
SB: 1
CS: 0

Baltimore Orioles @ New York Yankees

George M. Steinbrenner Field, Tampa, FL

Sat Mar 28 2015, 1:06 PM - 3:51 PM EDT

Att. 10,851 - Partly Cloudy - 69 F

TOP

livebaseballscorecards.com

Batter	1	2	3	4	5	6	7	8	9	AB	R	H	RBI	BB	SO	LOB
12 Alejandro De Aza, L (1, 7) OBP: 0.237, SLG: 0.382 57 Jayson Nix, R (8, PH) OBP: 0.297, SLG: 0.441 (8, 5)	K	HR		F8		SF9		K		3 1	1 0	1 0	4 0	0 0	1 1	0 1
13 Manny Machado, R (1, 5) OBP: 0.250, SLG: 0.362 60 Ryan Lavarnway, R (8, PH) OBP: 0.250, SLG: 0.269 (8, 2)	K	K		2B		K		K		4 1	0 0	1 0	0 0	0 0	3 1	1 1
38 Jimmy Paredes, S (1, 10) OBP: 0.378, SLG: 0.651	F7		K	P5			K		HR	5	1	1	1	0	2	1
Chris Davis, L (1, 3) OBP: 0.347, SLG: 0.500 41 Chris Parmelee, L (8, 3) OBP: 0.344, SLG: 0.200		1B	1B		BB		K		F9	3 1	1 0	2 0	0 0	1 0	1 0	0 0
23 Travis Snider, L (1, 9) OBP: 0.310, SLG: 0.282 14 Nolan Reimold, R (8, 7) OBP: 0.415, SLG: 0.424		1B	1B		K		K		K	4 1	1 0	1 0	0 0	0 0	2 1	2 0
1 Everth Cabrera, S (1, 8) OBP: 0.348, SLG: 0.350 79 Dariel Álvarez, R (8, 9) OBP: 0.382, SLG: 0.613		1B	BB		G4-6-3			BB	BB	2 0	2 0	1 0	0 0	2 1	0 0	1 0
45 Steve Clevenger, L (1, 2) OBP: 0.294, SLG: 0.344 86 Julio Borbon, L (8, 8) OBP: 0.444, SLG: 0.556		1B	SF7			1B		1B	P4	3 1	3 0	3 0	1 0	0 0	0 0	0 1
3 Ryan Flaherty, L (1, 6) OBP: 0.341, SLG: 0.371 1 Paul Janish, R (8, 6) OBP: 0.222, SLG: 0.222		SF8	G6-3			BB		F5		2 0	0 0	0 0	1 0	1 0	0 0	4 0
6 Jonathan Schoop, R (1, 4) OBP: 0.286, SLG: 0.488 91 Osvaldo Martinez, R (8, 4) OBP: 0.375, SLG: 0.429		HR		F8		FC6-4		2B		4 0	1 0	2 0	3 0	0 0	0 0	2 0
Inning Stats	R: 0 E: 0 K: 2 S: 7 H: 0 LOB: 0 BB: 0 P: 7	R: 5 E: 0 K: 1 S: 10 H: 5 LOB: 0 BB: 0 P: 12	R: 1 E: 0 K: 1 S: 7 H: 2 LOB: 2 BB: 1 P: 11	R: 0 E: 0 K: 0 S: 4 H: 1 LOB: 1 BB: 0 P: 4	R: 0 E: 0 K: 1 S: 4 H: 0 LOB: 0 BB: 1 P: 8	R: 1 E: 0 K: 1 S: 6 H: 1 LOB: 1 BB: 1 P: 10	R: 0 E: 0 K: 3 S: 9 H: 0 LOB: 0 BB: 0 P: 9	R: 2 E: 0 K: 2 S: 9 H: 2 LOB: 1 BB: 1 P: 13	R: 1 E: 0 K: 1 S: 6 H: 1 LOB: 1 BB: 1 P: 10	1B: 8 2B: 2 3B: 0 HR: 2 SF: 3 SAC: 0 DP: 1 HBP: 0						

	AB	35
	R	10
	H	12
	RBI	10
	BB	5
	SO	12
	LOB	14

WP: 0 PB: 0 SB: 0 CS: 0 PA: 43

PITCHER		IP	WLS	BF	H	R	ER	SO	BB	IBB	HBP	BLK	WP	HR	S	P	ERA	WHIP
27 Scott Baker, R ERA: 7.84	(1, 1)	2.0	L	11	5	5	5	3	0	0	0	0	0	1	17	19	22.50	2.500
87 Jacob Lindgren, L ERA: 1.23	(3, 1)	1.0		6	2	1	1	1	1	0	0	0	0	0	7	11	9.00	3.000
40 Andrew Bailey, R ERA:	(4, 1)	1.0		4	1	0	0	0	0	0	0	0	0	0	4	4	0.00	1.000
45 Chasen Shreve, L ERA: 6.0	(5, 1)	1.0		3	0	0	0	1	1	0	0	0	0	0	4	8	0.00	1.000
68 Dellin Betances, R ERA: 7.11	(6, 1)	1.0		5	1	1	1	1	1	0	0	0	0	0	6	10	9.00	2.000

PITCHER		IP	WLS	BF	H	R	ER	SO	BB	IBB	HBP	BLK	WP	HR	S	P	ERA	WHIP
41 Justin Wilson, L ERA: 2.16	(7, 1)	1.1		6	1	2	2	3	1	0	0	0	0	0	11	15	13.50	1.500
57 Chris Martin, R ERA: 5.63	(8, 1)	0.2		3	1	0	0	2	0	0	0	0	0	0	7	7	0.00	1.500
90 Nick Rumbelow, R ERA: 3.52	(9, 1)	1.0		5	1	1	1	1	1	0	0	0	0	1	6	10	9.00	2.000

Baltimore Orioles @ New York Yankees

George M. Steinbrenner Field, Tampa, FL

Sat Mar 28 2015, 1:06 PM - 3:51 PM EDT

Att. 10,851 - Partly Cloudy - 69 F

livebaseballscorecards.com

BOTTOM

Batter	1	2	3	4	5	6	7	8	9	AB	R	H	RBI	BB	SO	LOB
11 Brett Gardner, L (1, 7) OBP: 0.263, SLG: 0.184	G6-3		G1-3			G6-3		F9		3	0	0	0	0	0	0
77 Ramón Flores, L (8, 7) OBP: 0.270, SLG: 0.412										1	0	0	0	0	0	0
12 Chase Headley, S (1, 5) OBP: 0.333, SLG: 0.489	G1-3			F7		K		K		3	0	0	0	0	1	0
97 Jonathan Galvez, R (7, 5) OBP: 0.345, SLG: 0.375										1	0	0	0	0	1	0
36 Carlos Beltrán, S (1, 9) OBP: 0.308, SLG: 0.294	1B			G3		BB			L4	2	0	1	0	1	0	0
83 Francisco Arcia, L (7, 3) OBP: 0.308, SLG: 0.385										1	0	0	0	0	0	0
25 Mark Teixeira, S (1, 3) OBP: 0.306, SLG: 0.391	K			G5-3		F8			K2-3	3	0	0	0	0	1	2
98 Rob Refsnyder, R (7, 4) OBP: 0.421, SLG: 0.500										1	0	0	0	0	1	0
13 Alex Rodriguez, R (1, 10) OBP: 0.405, SLG: 0.583		F9			G5-3		HR		K	3	1	1	1	0	0	0
86 Kyle Higashioka, R (9, PH)										1	0	0	0	0	1	0
24 Chris Young, R (1, 8) OBP: 0.280, SLG: 0.426		F7			P3		G6-3			3	0	0	0	0	0	0
74 Slade Heathcott, L (8, 8) OBP: 0.452, SLG: 0.600										0	0	0	0	0	0	0
14 Stephen Drew, L (1, 4) OBP: 0.311, SLG: 0.439		G3			HR		P3			2	1	1	1	0	0	0
33 Garrett Jones, L (7, 9) OBP: 0.222, SLG: 0.220										1	0	0	0	0	0	0
18 Didi Gregorius, L (1, 6) OBP: 0.341, SLG: 0.500			K		BB		G3			1	0	0	0	0	1	0
60 Nick Noonan, L (5, 6) OBP: 0.290, SLG: 0.333										1	0	0	0	1	0	0
55 Austin Romine, R (1, 2) OBP: 0.231, SLG: 0.208			F8		K			K		2	0	0	0	0	1	1
66 John Ryan Murphy, R (7, 2) OBP: 0.235, SLG: 0.242										1	0	0	0	0	1	0
Inning Stats	R: 0 E: 0 K: 1 S: 6 H: 1 LOB: 1 BB: 0 P: 6	R: 0 E: 0 K: 0 S: 3 H: 0 LOB: 0 BB: 0 P: 3	R: 0 E: 0 K: 1 S: 5 H: 0 LOB: 0 BB: 0 P: 5	R: 0 E: 0 K: 0 S: 3 H: 0 LOB: 0 BB: 0 P: 3	R: 1 E: 0 K: 1 S: 6 H: 1 LOB: 1 BB: 1 P: 10	R: 0 E: 0 K: 1 S: 5 H: 0 LOB: 1 BB: 1 P: 9	R: 1 E: 0 K: 0 S: 4 H: 1 LOB: 0 BB: 0 P: 4	R: 0 E: 0 K: 2 S: 7 H: 0 LOB: 0 BB: 0 P: 7	R: 0 E: 0 K: 2 S: 7 H: 0 LOB: 0 BB: 0 P: 7	1B: 1 2B: 0 3B: 0 HR: 2 SF: 0 SAC: 0 DP: 0 HBP: 0						

	AB	30
	R	2
	H	3
	RBI	2
	BB	2
	SO	8
	LOB	3

WP: 0 PA: 32
PB: 0
SB: 0
CS: 0

PITCHER	IP	WLS	BF	H	R	ER	SO	BB	IBB	HBP	BLK	WP	HR	S	P	ERA	WHIP
63 Tyler Wilson, R (1, 1) ERA: 0.64	4.0	W	13	1	0	0	2	0	0	0	0	0	0	17	17	0.00	0.250
61 Jason García, R (5, 1) ERA: 1.29	2.0		9	1	1	1	2	2	0	0	0	0	1	11	19	4.50	1.500
17 Brian Matusz, L (7, 1) ERA: 1.46	1.0		4	1	1	1	0	0	0	0	0	0	1	4	4	9.00	1.000
58 Ryan Webb, R (8, 1) ERA: 5.4	1.0		3	0	0	0	2	0	0	0	0	0	0	7	7	0.00	0.000
64 Logan Verrett, R (9, 1) ERA: 1.5	1.0		3	0	0	0	2	0	0	0	0	0	0	7	7	0.00	0.000

PITCHER	IP	WLS	BF	H	R	ER	SO	BB	IBB	HBP	BLK	WP	HR	S	P	ERA	WHIP

New York Yankees @ Houston Astros

Osceola County Stadium, Kissimmee, FL

Sun Mar 29 2015, 1:07 PM - 4:21 PM EDT

Att. 5,097 - Sunny - 66 F

TOP

livebaseballscorecards.com

Batter	1	2	3	4	5	6	7	8	9	AB	R	H	RBI	BB	SO	LOB
17 Brendan Ryan, R (1, 6) OBP: 0.273, SLG: 0.350	G6-3		12 CS 1B		K	K		P5		4	0	1	0	0	2	3
60 Nick Noonan, L (7, 6) OBP: 0.281, SLG: 0.321										1	0	0	0	0	0	0
12 Chase Headley, S (1, 5) OBP: 0.365, SLG: 0.592	K		1-2 HR		2B	66 E 1-3 2-H 3-H 1B		BB 55 G6-3		4	1	3	3	0	1	0
95 Eric Jagielo, L (6, PR) (6, 5)										0	0	0	0	1	0	0
66 John Ryan Murphy, R (1, 2) OBP: 0.237, SLG: 0.270	2B		G4-3		K	E5 1-3 3-H		G6-3 1-2		4	0	1	0	0	1	2
55 Austin Romine, R (8, PH) (8, 2) OBP: 0.222, SLG: 0.200										1	0	0	0	0	0	1
13 Alex Rodriguez, R (1, 3) OBP: 0.432, SLG: 0.595	BB			98 BB 74 1B 1B	G5-3	BB		K		1	1	1	0	1	0	0
Aaron Judge, R (4, 9) OBP: 0.407, SLG: 0.429										2	0	0	0	1	1	2
14 Stephen Drew, L (1, 4) OBP: 0.306, SLG: 0.444	G4-3			F9		98 WP 98 2B 2B K			1B	4	1	1	0	0	1	6
62 Cole Figueroa, L (6, 4) OBP: 0.346, SLG: 0.333										1	0	1	0	0	0	0
98 Rob Refsnyder, R (1, 10) OBP: 0.452, SLG: 0.571		G3 74 F7-2 2B		74 1B 97 WP 1-2 BB		97 S 12 1B 2-H 2B	G6-3		P3	3	2	2	1	1	0	0
67 Eddy Rodriguez, R (9, PH) (9, 10) OBP: 0.333, SLG: 0.385										1	0	0	0	0	0	1
Ramón Flores, L (1, 9) OBP: 0.275, SLG: 0.389		G3 2-3		F8		97 S 12 1B BB	F8		K	2	1	0	0	1	0	3
(4, 7)																
91 Michael O'Neill, R (7, PH) OBP: 0.250, SLG: 0.250										2	0	0	0	0	1	1
(7, 7)																
74 Slade Heathcott, L (1, 8) OBP: 0.441, SLG: 0.571		F7-2 3-H		97 WP 1-3 2-H 1B		K	BB		K	3	0	1	1	0	1	3
Mason Williams, L (6, 8) OBP: 0.421, SLG: 0.667										1	0	0	0	1	1	1
97 Jonathan Galvez, R (1, 7) OBP: 0.344, SLG: 0.346			G5-3	P4 1-2 3-H		12 1B 66 E 1-2 2-3 BB	K			2	1	0	0	1	0	1
(4, 3)																
83 Francisco Arcia, L (7, PH) OBP: 0.286, SLG: 0.357										1	0	0	0	0	1	1
(7, 3)																

	AB	37
	R	7
	H	11
	RBI	5
	BB	7
	SO	10
	LOB	25

Inning Stats	1	2	3	4	5	6	7	8	9
	R: 0 H: 1 E: 0 LOB: 2 K: 1 BB: 1 S: 6 P: 10	R: 0 H: 1 E: 0 LOB: 0 K: 0 BB: 0 S: 3 P: 3	R: 1 H: 2 E: 0 LOB: 0 K: 0 BB: 0 S: 5 P: 8	R: 2 H: 2 E: 0 LOB: 1 K: 0 BB: 1 S: 5 P: 10	R: 0 H: 1 E: 0 LOB: 1 K: 2 BB: 0 S: 8 P: 8	R: 4 H: 3 E: 1 LOB: 3 K: 3 BB: 3 S: 13 P: 26	R: 0 H: 0 E: 0 LOB: 1 K: 1 BB: 1 S: 5 P: 9	R: 0 H: 0 E: 0 LOB: 1 K: 1 BB: 1 S: 5 P: 9	R: 0 H: 1 E: 0 LOB: 1 K: 2 BB: 0 S: 8 P: 8

	1B: 5	SF: 0	WP: 2	PA: 44
	2B: 6	SAC: 0	PB: 0	
	3B: 0	DP: 1	SB: 2	
	HR: 1	HBP: 0	CS: 1	

PITCHER		IP	WLS	BF	H	R	ER	SO	BB	IBB	HBP	BLK	WP	HR	S	P	ERA	WHIP
46 Scott Feldman, R ERA: 8.76	(1, 1)	4.1	L	20	7	3	3	2	2	0	0	0	1	1	23	35	6.23	2.077
50 Chad Qualls, R ERA:	(5, 1)	0.2		2	0	0	0	1	0	0	0	0	0	0	4	4	0.00	0.000
41 Brad Peacock, R ERA: 40.5	(6, 1)	0.2		6	2	4	3	2	2	0	0	0	1	0	8	17	40.50	6.000
80 James Hoyt, R ERA:	(6, 1)	1.1		8	1	0	0	2	2	0	0	0	0	0	10	18	0.00	2.250
36 Will Harris, R ERA: 2.45	(8, 1)	2.0		8	1	0	0	3	1	0	0	0	0	0	13	17	0.00	1.000

PITCHER		IP	WLS	BF	H	R	ER	SO	BB	IBB	HBP	BLK	WP	HR	S	P	ERA	WHIP

New York Yankees @ Houston Astros

Osceola County Stadium, Kissimmee, FL

Sun Mar 29 2015, 1:07 PM - 4:21 PM EDT

Att. 5,097 - Sunny - 66 F

livebaseballscorecards.com

BOTTOM

Batter	1	2	3	4	5	6	7	8	9	AB	R	H	RBI	BB	SO	LOB
27 Jose Altuve, R (1, 4) OBP: 0.325, SLG: 0.410	G5-3		F7			G4-3			K	3	0	0	0	0	0	0
9 Marwin Gonzalez, S (7, 4) OBP: 0.256, SLG: 0.317 (9, 3)										1	0	0	0	0	1	0
4 George Springer, R (1, 9) OBP: 0.392, SLG: 0.523	K			K		K			K	3	0	0	0	0	3	0
20 Alex Presley, L (7, 9) OBP: 0.316, SLG: 0.333										1	0	0	0	0	1	0
18 Luis Valbuena, L (1, 5) OBP: 0.447, SLG: 0.667	L4			8 WP 1B 1B		F7			2B 1B	4	0	2	0	0	0	0
92 Ruben Sosa, S (9, PR)										0	0	0	0	0	0	0
Evan Gattis, R (1, 10) OBP: 0.448, SLG: 0.654		G3-1		8 WP 1-2 1B			K		1-3 2B	4	0	2	0	0	1	0
Preston Tucker, L (9, PR)										0	0	0	0	0	0	0
15 Jason Castro, L (1, 2) OBP: 0.324, SLG: 0.529		K		F8			G1-3		F8	3	0	0	0	0	1	2
70 Tyler Heineman, S (8, 2) OBP: 0.143, SLG: 0.286										1	0	0	0	0	0	3
8 Jed Lowrie, S (1, 6) OBP: 0.355, SLG: 0.500		2B		F7 1-2 2-3			G1-3			2	0	1	0	0	0	2
2 Jonathan Villar, S (7, 6) OBP: 0.381, SLG: 0.472										1	0	0	0	0	0	0
28 Colby Rasmus, L (1, 8) OBP: 0.441, SLG: 0.500	G4-3				K			F7		3	0	0	0	0	1	1
92 Mott Hyde, R (9, 4)										0	0	0	0	0	0	0
21 Jon Singleton, L (1, 3) OBP: 0.294, SLG: 0.348			L1		F8			19 G6-4-3 BB		2	0	0	0	1	0	0
87 Brett Phillips, L (8, PR) OBP: 0.500, SLG: 1.000 (9, 8)										0	0	0	0	0	0	0
19 Robbie Grossman, S (1, 7) OBP: 0.408, SLG: 0.465			K		K			G6-4-3 1-2f		3	0	0	0	0	2	1

	AB	31
	R	0
	H	5
	RBI	0
	BB	1
	SO	10
	LOB	9

Inning Stats	1	2	3	4	5	6	7	8	9	1B: 3	SF: 0	WP: 1	PA: 32
R:	0	0	0	0	0	0	0	0	0	2B: 2	SAC: 0	PB: 0	
E:	0	0	0	0	0	0	0	0	0	3B: 0	DP: 1	SB: 0	
H:	0	1	0	2	0	0	0	1	2	HR: 0	HBP: 0	CS: 0	
LOB:	0	1	0	2	0	0	0	1	3				
BB:	0	0	0	0	0	0	0	0	0				
K:	1	1	1	1	2	1	1	2	2				
P:	5	6	5	8	7	5	5	6	9				
S:	5	6	5	7	7	5	5	2	9				

PITCHER		IP	WLS	BF	H	R	ER	SO	BB	IBB	HBP	BLK	WP	HR	S	P	ERA	WHIP
30 Nathan Eovaldi, R ERA: 0.66	(1, 1)	4.2	W	17	3	0	0	5	0	0	0	0	1	0	27	28	0.00	0.643
39 Chase Whitley, R ERA: 0.79	(5, 1)	0.1	H	1	0	0	0	1	0	0	0	0	0	0	3	3	0.00	0.000
53 Esmil Rogers, R ERA: 2.57	(6, 1)	1.2		5	0	0	0	2	0	0	0	0	0	0	9	9	0.00	0.000
45 Chasen Shreve, L ERA: 5.23	(7, 1)	1.1		4	0	0	0	0	1	0	0	0	0	0	3	7	0.00	0.750
José Ramirez, R ERA: 4.7	(9, 1)	1.0		5	2	0	0	2	0	0	0	0	0	0	9	9	0.00	2.000

PITCHER	IP	WLS	BF	H	R	ER	SO	BB	IBB	HBP	BLK	WP	HR	S	P	ERA	WHIP

Batter	1	2	3	4	5	6	7	8	9	AB	R	H	RBI	BB	SO	LOB
11 Brett Gardner, L (1, 7) OBP: 0.283, SLG: 0.196	B B B B 4-0 33 CS BB		x 0-0 1B		x 0-0 ② G6-3			x 0-0 73 1B		2	0	1	0	1	0	0
85 Taylor Dugas, L (7, 7) OBP: 0.667, SLG: 0.667								1B		1	0	1	0	0	0	0
17 Brendan Ryan, R (1, 5) OBP: 0.240, SLG: 0.304	x 0-0 ① L7		S S S 0-3 ③ K		x 0-0 ③ G1-3			x 0-0 G4-6-3 1-2 1B		3	0	0	0	0	1	2
73 Dan Fiorito, R (7, 5) OBP: 0.333, SLG: 0.333										1	0	1	0	0	0	0
24 Chris Young, R (1, 8) OBP: 0.283, SLG: 0.420	x 0-0 ② P3			x 0-0 33 F9 1B 1B		x 0-0 ① G5-3		x 0-0 ② ③ G4-6-3 1-2f		3	1	1	0	0	0	1
Mason Williams, L (7, 8) OBP: 0.400, SLG: 0.625										1	0	0	0	0	0	2
33 Garrett Jones, L (1, 3) OBP: 0.208, SLG: 0.205	1 SAFE 0-0 ③ CS 1-2	x 0-0 ① P6		x 0-0 ① F9 1-2		x 0-0 ② F9			x 0-0 ① F8	3	0	0	0	0	0	1
Greg Bird, L (7, 3) OBP: 0.389, SLG: 0.688										1	0	0	0	0	0	0
55 Austin Romine, R (1, 2) OBP: 0.200, SLG: 0.179		x 0-0 ② F7		x 0-0 ② P3		S S S 0-3 ③ K			B B B B 4-0 98 FC6-4 BB	3	0	0	0	0	1	1
67 Eddy Rodriguez, R (8, 2) OBP: 0.375, SLG: 0.385										0	0	0	0	1	0	0
98 Rob Refsnyder, R (1, 4) OBP: 0.457, SLG: 0.553		x 0-0 1B		B B B B 4-0 1B BB			x 0-0 ① G6-3		x 0-0 ② FC6-4 1-2f 1B	3	0	1	0	1	0	1
Ramón Flores, L (1, 9) OBP: 0.295, SLG: 0.400	S S S 0-3 ③ K		x 0-0 1-2 2-H 1B				C C C 0-3 ② K		x 0-0 1-2 1B	4	0	2	1	0	2	1
60 Nick Noonan, L (1, 6) OBP: 0.250, SLG: 0.281			x 0-0 ① F9	x 0-0 ③ P6			x 0-0 ③ G4-3		S S S 0-3 ③ K	4	0	0	0	0	1	4
95 Eric Jagielo, L (1, 10)			S S S 0-3 ② K		S S S 0-3 ① K			x 0-0 ① F7		3	0	0	0	0	2	0
Inning Stats	R: 0 H: 0 E: 0 LOB: 0 K: 0 BB: 1 S: 2 P: 6	R: 0 H: 1 E: 0 LOB: 1 K: 1 BB: 0 S: 6 P: 6	R: 0 H: 1 E: 0 LOB: 1 K: 2 BB: 0 S: 8 P: 8	R: 1 H: 2 E: 0 LOB: 2 K: 0 BB: 1 S: 5 P: 9	R: 0 H: 0 E: 0 LOB: 0 K: 1 BB: 0 S: 5 P: 5	R: 0 H: 0 E: 0 LOB: 0 K: 1 BB: 0 S: 5 P: 5	R: 0 H: 0 E: 0 LOB: 0 K: 1 BB: 0 S: 5 P: 5	R: 0 H: 2 E: 0 LOB: 1 K: 0 BB: 0 S: 4 P: 4	R: 0 H: 1 E: 0 LOB: 2 K: 1 BB: 1 S: 6 P: 10	1B: 7 SF: 0 2B: 0 SAC: 0 3B: 0 DP: 1 HR: 0 HBP: 0						WP: 0 PA: 36 PB: 0 SB: 0 CS: 1	

TOP

New York Yankees @ Minnesota Twins

CenturyLink Sports Complex, Fort Myers, FL

Tue Mar 31 2015, 1:08 PM - 3:42 PM EDT

Att. 8,442 - Partly Cloudy - 77 F

livebaseballscorecards.com

AB	32
R	1
H	7
RBI	1
BB	3
SO	7
LOB	13

PITCHER		IP	WLS	BF	H	R	ER	SO	BB	IBB	HBP	BLK	WP	HR	S	P	ERA	WHIP
33 Tommy Milone, L ERA: 3.6	(1, 1)	6.0	W	23	4	1	1	5	2	0	0	0	0	0	31	39	1.50	1.000
15 Glen Perkins, L ERA: 2.25	(7, 1)	1.0	H	3	0	0	0	1	0	0	0	0	0	0	5	5	0.00	0.000
37 Mike Pelfrey, R ERA: 1.15	(8, 1)	1.0	H	4	2	0	0	0	0	0	0	0	0	0	4	4	0.00	2.000
50 Casey Fien, R ERA: 1.0	(9, 1)	1.0	S	5	1	0	0	1	1	0	0	0	0	0	6	10	0.00	2.000

PITCHER	IP	WLS	BF	H	R	ER	SO	BB	IBB	HBP	BLK	WP	HR	S	P	ERA	WHIP

BOTTOM

New York Yankees @ Minnesota Twins

CenturyLink Sports Complex, Fort Myers, FL

Tue Mar 31 2015, 1:08 PM - 3:42 PM EDT

Att. 8,442 - Partly Cloudy - 77 F

livebaseballscorecards.com

Batter	1	2	3	4	5	6	7	8	9	AB	R	H	RBI	BB	SO	LOB
1 Jordan Schafer, L (1, 8) OBP: 0.314, SLG: 0.333 96 Nate Hanson, R (6, 5)	E4 12 S		G1-3 ②	FC4-6 ③ 1-2f			K ① S S S 0-3			3 1	0 0	0 0	0 0	0 0	0 1	2 0
5 Eduardo Escobar, S (1, 6) OBP: 0.309, SLG: 0.593 Argenis Diaz, R (8, 6) OBP: 0.222, SLG: 0.250	F8 ①		12 1B 2B		HR		F7 ②			4 0	2 0	2 0	1 0	0 0	0 0	1 0
12 Chris Herrmann, L (1, 9) OBP: 0.333, SLG: 0.395 (6, 3)	K ② S S S 0-3 1-2		2-H 1B		F8 ①		G3 ③			4	0	1	1	0	1	1
19 Kennys Vargas, S (1, 3) OBP: 0.302, SLG: 0.466 85 Chad Christensen, R (5, PR) OBP: 0.500, SLG: 0.500 (6, 9)	G3 ③		G3-1 ③		1B			G6-3 ①		3 1	0 0	1 0	0 0	0 0	0 0	2 0
9 Eduardo Núñez, R (1, 5) OBP: 0.353, SLG: 0.479 (6, 7)		G6-3 ①		G5-3 ①	L4 ②			P3 ②		4	0	0	0	0	0	1
Adam Brett Walker, R (1, 10) OBP: 0.143, SLG: 0.286 Jason Kanzler, R (8, PH) OBP: 0.333, SLG: 0.667 (9, 10)		G5-3 ②		21 1B 26 1B 2B	G5-3 ③			2B		3 1	1 0	1 1	0 0	0 0	0 0	1 0
21 Shane Robinson, R (1, 7) OBP: 0.340, SLG: 0.370 (6, 8)		E6	26 1B 2-3 1B			F9 ①		F9 ③		4	0	1	0	0	0	1
26 Eric Fryer, R (1, 2) OBP: 0.324, SLG: 0.500 97 Alex Swim, L (7, 2)		F9 ③	1 FC4-6 1-2 3-H 1B			K ② C C C 0-3				3 0	0 0	1 0	1 0	0 0	1 0	1 0
17 Doug Bernier, R (1, 4) OBP: 0.324, SLG: 0.233			F9 ①	F9 ②		K ③ S S S 0-3				3	0	0	0	0	1	2

	AB	34
	R	3
	H	8
	RBI	3
	BB	0
	SO	4
	LOB	12

Inning Stats	1	2	3	4	5	6	7	8	9
	R: 0 E: 1 K: 1 S: 6	H: 0 LOB: 1 BB: 0 P: 6	R: 0 E: 1 K: 0 S: 4	H: 0 LOB: 1 BB: 0 P: 4	R: 1 E: 0 K: 0 S: 5	H: 2 LOB: 1 BB: 0 P: 5	R: 1 E: 0 K: 0 S: 6	H: 3 LOB: 2 BB: 0 P: 6	R: 1 E: 0 K: 0 S: 5	H: 2 LOB: 1 BB: 0 P: 5	R: 0 E: 0 K: 2 S: 7	H: 0 LOB: 0 BB: 0 P: 7	R: 0 E: 0 K: 1 S: 5	H: 0 LOB: 0 BB: 0 P: 5	R: 0 E: 0 K: 0 S: 4	H: 1 LOB: 1 BB: 0 P: 4

	1B: 4	SF: 0	WP: 0	PA: 34
	2B: 3	SAC: 0	PB: 0	
	3B: 0	DP: 0	SB: 1	
	HR: 1	HBP: 0	CS: 0	

PITCHER		IP	WLS	BF	H	R	ER	SO	BB	IBB	HBP	BLK	WP	HR	S	P	ERA	WHIP
19 Masahiro Tanaka, R ERA: 3.07	(1, 1)	4.1	L	22	7	3	3	1	0	0	0	0	0	1	24	24	6.23	1.615
57 Chris Martin, R ERA: 4.5	(5, 1)	2.0		6	0	0	0	3	0	0	0	0	0	0	12	12	0.00	0.000
Branden Pinder, R ERA: 4.5	(7, 1)	0.2		2	0	0	0	0	0	0	0	0	0	0	2	2	0.00	0.000
Danny Burawa, R ERA: 3.0	(8, 1)	1.0		4	1	0	0	0	0	0	0	0	0	0	4	4	0.00	1.000

PITCHER		IP	WLS	BF	H	R	ER	SO	BB	IBB	HBP	BLK	WP	HR	S	P	ERA	WHIP

Tampa Bay Rays @ New York Yankees

George M. Steinbrenner Field, Tampa, FL

Wed Apr 01 2015, 1:07 PM - 3:50 PM EDT

Att. 9,881 - Partly Cloudy - 82 F

livebaseballscorecards.com

TOP

Batter	1	2	3	4	5	6	7	8	9	AB	R	H	RBI	BB	SO	LOB
28 John Jaso, L (1, 10) OBP: 0.347, SLG: 0.293	S S S 0-3 ① K		S S S 0-3 ① K		B B B B 4-0 BB		B B B B 4-0 1 1B BB		S S S 0-3 ③ K	3	0	0	0	2	3	0
11 Logan Forsythe, R (1, 4) 83 Jake Elmore, R (5, 4) OBP: 0.286, SLG: 0.125 (7, 3)	X 0-0 ② G6-3		X 0-0 ② F9		C C C 0-3 ③ K		X 0-0 ② B1			3 1	0 0	0 0	0 0	0 0	1 0	2 1
13 Asdrúbal Cabrera, S (1, 6) OBP: 0.245, SLG: 0.217 1 Tim Beckham, R (6, 6) OBP: 0.260, SLG: 0.277	X 0-0 ③ G3		C C C 0-3 ③ K			X 0-0 ① G5-3	X 0-0 S 1-3 1B			3 1	0 0	0 1	0 0	0 0	1 0	0 0
8 Desmond Jennings, R (1, 7) OBP: 0.500, SLG: 0.610 Joey Butler, R (6, 7) OBP: 0.325, SLG: 0.472		X 0-0 21 1B 2B	S S S 0-3 ① K			X 0-0 21 2B 39 E 1B	B S S S 1-3 ③ K 1-2			3 1	2 0	2 0	0 0	0 0	1 1	0 2
21 James Loney, L (1, 3) OBP: 0.269, SLG: 0.373 Corey Brown, L (6, 8) OBP: 0.375, SLG: 0.455		X 0-0 39 2B 2-H 1B	X 0-0 44 G5-4-3 1B			X 0-0 39 E 1-3 2B		B B B B 4-0 19 F9-4-6 19 WP BB		3 0	1 0	3 0	1 0	0 1	0 0	0 0
44 René Rivera, R (1, 2) OBP: 0.212, SLG: 0.455 19 Curt Casali, R (6, 2) OBP: 0.226, SLG: 0.310		X 0-0 ① P4	X 0-0 ②③ G5-4-3 1-2f			C C C 0-3 ② K		B X 1-0 ①② F9-4-6 1-2		3 1	0 0	0 0	0 0	0 0	1 0	4 1
39 Kevin Kiermaier, L (1, 8) OBP: 0.391, SLG: 0.439 27 Thomas Milone, L (6, 9) OBP: 0.500, SLG: 0.500		X 0-0 1-3 2B			S S S 0-3 ① K	X 0-0 E6 2-H 3-H		S S S 0-3 ③ K		3 1	0 0	1 0	0 0	0 0	1 1	0 0
5 Brandon Guyer, R (1, 9) OBP: 0.423, SLG: 0.480 67 Pat Blair, R (6, 5)		S S S 0-3 ② K			X 0-0 61 S 1B	X 0-0 ③ F8			C C C 0-3 ① K	3 1	0 0	1 0	0 0	0 0	1 1	3 0
61 Juan Francisco, L (1, 5) OBP: 0.227, SLG: 0.300 (6, 3) 19 Juniel Querecuto, S (7, 4)		S S S 0-3 ③ K2-3			S C C 0-3 ② K 1-2		X 0-0 ① F7		X 0-0 ② G4-3	3 1	0 0	0 0	0 0	0 0	2 0	3 0
Inning Stats	R: 0 E: 0 K: 1 S: 5 H: 0 LOB: 0 BB: 0 P: 5	R: 1 E: 0 K: 2 S: 10 H: 3 LOB: 2 BB: 0 P: 10	R: 0 E: 0 K: 2 S: 7 H: 0 LOB: 0 BB: 0 P: 7	R: 0 E: 0 K: 1 S: 5 H: 1 LOB: 0 BB: 0 P: 5	R: 0 E: 0 K: 3 S: 10 H: 1 LOB: 2 BB: 1 P: 14	R: 2 E: 1 K: 1 S: 8 H: 2 LOB: 1 BB: 0 P: 8	R: 0 E: 0 K: 1 S: 6 H: 1 LOB: 2 BB: 1 P: 11	R: 0 E: 0 K: 1 S: 4 H: 0 LOB: 0 BB: 1 P: 9	R: 0 E: 0 K: 2 S: 7 H: 0 LOB: 0 BB: 0 P: 7	1B: 5 2B: 4 3B: 0 HR: 0		SF: 0 SAC: 0 DP: 2 HBP: 0		WP: 1 PB: 0 SB: 2 CS: 0		PA: 37

	AB	34
	R	3
	H	8
	RBI	1
	BB	3
	SO	14
	LOB	16

PITCHER		IP	WLS	BF	H	R	ER	SO	BB	IBB	HBP	BLK	WP	HR	S	P	ERA	WHIP
39 Chase Whitley, R ERA: 1.17	(1, 1)	4.0	L	15	4	1	1	6	0	0	0	0	0	0	27	27	2.25	1.000
53 Esmil Rogers, R ERA: 2.35	(5, 1)	1.1		7	2	1	0	3	1	0	0	0	0	0	12	16	0.00	2.250
45 Chasen Shreve, L ERA: 4.91	(6, 1)	0.2		4	1	1	0	1	0	0	0	0	0	0	6	6	0.00	1.500
40 Andrew Bailey, R ERA:	(7, 1)	1.0		5	1	0	0	1	1	0	0	0	0	0	6	11	0.00	2.000
Nick Rumbelow, R ERA: 2.79	(8, 1)	2.0		6	0	0	0	3	1	0	0	0	1	0	11	16	0.00	0.500

PITCHER	IP	WLS	BF	H	R	ER	SO	BB	IBB	HBP	BLK	WP	HR	S	P	ERA	WHIP

Batter	1	2	3	4	5	6	7	8	9	AB	R	H	RBI	BB	SO	LOB
22 Jacoby Ellsbury, L (1, 8) OBP: 0.200, SLG: 0.267 98 Rob Refsnyder, R (7, 4) OBP: 0.447, SLG: 0.538	F7	F8			K			K		3 1	0 0	0 0	0 0	0 0	1 1	2 0
11 Brett Gardner, L (1, 7) OBP: 0.286, SLG: 0.204 85 Taylor Dugas, L (6, PR) OBP: 0.500, SLG: 0.500 (7, 7)	F7		K			36 FC4-6 1B		G6-3		3 1	0 0	1 0	0 0	0 0	1 0	0 0
36 Carlos Beltrán, S (1, 9) OBP: 0.310, SLG: 0.297 Ramón Flores, L (6, PR) OBP: 0.311, SLG: 0.415 (7, 9)	25 1B 1B		F7			FC4-6 25 G4-3 1-2f			62 G3-1 66 DI 1B	3 1	0 0	1 1	0 0	0 0	0 0	1 0
25 Mark Teixeira, S (1, 3) OBP: 0.308, SLG: 0.388 93 Jake Cave, L (7, 8) OBP: 0.400, SLG: 0.714	1-2 1B		F7			G4-3 1-2			K	3 1	0 0	1 0	0 0	0 0	0 1	1 1
34 Brian McCann, L (1, 2) OBP: 0.295, SLG: 0.410 66 John Ryan Murphy, R (6, 2) OBP: 0.250, SLG: 0.263	K			F9		K			62 G3-1 1-2 BB	2 1	0 0	0 0	0 0	0 1	1 1	2 2
12 Chase Headley, S (1, 5) OBP: 0.364, SLG: 0.569 62 Cole Figueroa, L (8, 5) OBP: 0.333, SLG: 0.320		14 G3-6-3 13 BB BB		G6-3			K		G3-1 1-2 2-3	2 1	0 0	0 0	0 0	1 0	1 0	0 2
13 Alex Rodriguez, R (1, 10) OBP: 0.426, SLG: 0.564 55 Austin Romine, R (9, PH) OBP: 0.194, SLG: 0.172		14 G3-6-3 1-2 BB		K			G6-3		P6	2 1	0 0	0 0	0 0	1 0	1 0	0 2
14 Stephen Drew, L (1, 4) OBP: 0.294, SLG: 0.426 33 Garrett Jones, L (7, 3) OBP: 0.204, SLG: 0.200		G3-6-3 1-2f 2-3			G6-3		F8			2 1	0 0	0 0	0 0	0 0	0 0	2 0
Brendan Ryan, R (1, 6) OBP: 0.259, SLG: 0.292 60 Nick Noonan, L (6, 6) OBP: 0.243, SLG: 0.273		BB			G6-3			K		1 1	0 0	0 0	0 0	1 0	0 1	0 0
Inning Stats	R: 0 H: 2 E: 0 LOB: 2 K: 1 BB: 0 S: 7 P: 7	R: 0 H: 0 E: 0 LOB: 2 K: 0 BB: 3 S: 2 P: 14	R: 0 H: 0 E: 0 LOB: 0 K: 1 BB: 0 S: 5 P: 5	R: 0 H: 0 E: 0 LOB: 0 K: 1 BB: 0 S: 5 P: 5	R: 0 H: 0 E: 0 LOB: 0 K: 1 BB: 0 S: 5 P: 5	R: 0 H: 1 E: 0 LOB: 2 K: 1 BB: 0 S: 6 P: 6	R: 0 H: 0 E: 0 LOB: 0 K: 1 BB: 0 S: 5 P: 5	R: 0 H: 0 E: 0 LOB: 0 K: 2 BB: 0 S: 7 P: 7	R: 0 H: 1 E: 0 LOB: 2 K: 1 BB: 1 S: 6 P: 10	1B: 4 SF: 0 2B: 0 SAC: 0 3B: 0 DP: 1 HR: 0 HBP: 0						

PITCHER	IP	WLS	BF	H	R	ER	SO	BB	IBB	HBP	BLK	WP	HR	S	P	ERA	WHIP
Jordan Norberto, L (1, 1) ERA: 3.97	2.0	W	10	2	0	0	1	3	0	0	0	0	0	9	21	0.00	2.500
50 Grant Balfour, R (3, 1) ERA: 2.25	1.0	H	3	0	0	0	1	0	0	0	0	0	0	5	5	0.00	0.000
49 Kirby Yates, R (4, 1) ERA: 2.45	2.0	H	6	0	0	0	2	0	0	0	0	0	0	10	10	0.00	0.000
Jhan Mariñez, R (6, 1) ERA: 3.38	3.0	H	10	1	0	0	4	0	0	0	0	0	0	18	18	0.00	0.333
33 Mark Sappington, R (9, 1) ERA:	1.0	S	5	1	0	0	1	1	0	0	0	0	0	6	10	0.00	2.000

PITCHER	IP	WLS	BF	H	R	ER	SO	BB	IBB	HBP	BLK	WP	HR	S	P	ERA	WHIP

BOTTOM

Tampa Bay Rays @ New York Yankees

George M. Steinbrenner Field, Tampa, FL

Wed Apr 01 2015, 1:07 PM - 3:50 PM EDT

Att. 9,881 - Partly Cloudy - 82 F

livebaseballscorecards.com

AB	30
R	0
H	4
RBI	0
BB	4
SO	9
LOB	15

WP: 0		PA:	34
PB: 0			
SB: 0			
CS: 0			

Batter	1	2	3	4	5	6	7	8	9	AB	R	H	RBI	BB	SO	LOB
18 Didi Gregorius, L (1, 6) OBP: 0.319, SLG: 0.465	F X 0-1 G4-3		X 0-0 F8			S S S 0-3 K		X 0-0 F7		3	0	0	0	0	1	0
Cole Figueroa, L (6, 6) OBP: 0.321, SLG: 0.308										1	0	0	0	0	0	0
12 Chase Headley, S (1, 5) OBP: 0.345, SLG: 0.537	C C C 0-3 K			S S S 0-3 K		X 0-0 G6-3			S S S 0-3 K	3	0	0	0	0	2	0
90 Dante Bichette, R (6, 5)										1	0	0	0	0	1	0
25 Mark Teixeira, S (1, 3) OBP: 0.309, SLG: 0.373	X 0-0 F8			B B B B 4-0 66 BB BB		X 0-0 G6-3			C C C 0-3 K	2	0	0	0	1	0	0
Jonathan Galvez, R (6, 3) OBP: 0.333, SLG: 0.333										1	0	0	0	0	1	0
66 John Ryan Murphy, R (1, 2) OBP: 0.302, SLG: 0.325		X 0-0 G6-4-3 BB 1B		B B B B 4-0 G6-4-3 1-2 BB			X 0-0 1B 2B		X 0-0 81 PO 1B	2	1	2	0	1	0	0
67 Eddy Rodriguez, R (7, 2) OBP: 0.412, SLG: 0.429										1	0	1	0	0	0	0
93 Vicente Conde, R (9, PR)										0	0	0	0	0	0	0
Ramón Flores, L (1, 9) OBP: 0.313, SLG: 0.395		B B B B 4-0 G6-4-3 1-2 BB		X 0-0 G6-4-3 1-2f			S S F T 0-2 K		1 SAFE 0-0 PO 1-2	2	0	0	0	1	1	3
81 Mark Payton, L (7, 9)										0	0	0	0	0	0	0
Slade Heathcott, L (1, 8) OBP: 0.459, SLG: 0.581		X 0-0 G6-4-3 1-2f 2-3			X 0-0 85 L9 85 S SF8 1B		X 0-0 85 CS 2-H 1B			3	1	2	1	0	0	2
Mason Williams, L (7, 8) OBP: 0.400, SLG: 0.625										0	0	0	0	0	0	0
85 Taylor Dugas, L (1, 7) OBP: 0.286, SLG: 0.286		X 0-0 F8			B X 1-0 L9 1-3		1 SAFE 1 SAFE X 0-0 F8 1-2			3	0	0	0	0	0	3
98 Dustin Fowler, L (7, 7)										0	0	0	0	0	0	0
Kyle Roller, L (1, 10) OBP: 0.238, SLG: 0.211			X 0-0 L8		X 0-0 SF8 3-H			X 0-0 G6-3		2	0	0	1	0	0	0
60 Nick Noonan, L (1, 4) OBP: 0.225, SLG: 0.250			S S S 0-3 K		X 0-0 G6-3			S S S 0-3 K		3	0	0	0	0	2	0
73 Ali Castillo, R (8, 4)										0	0	0	0	0	0	0
Inning Stats	R: 0 E: 0 K: 1 S: 6 H: 0 LOB: 0 BB: 0 P: 6	R: 0 E: 0 K: 0 S: 3 H: 1 LOB: 1 BB: 1 P: 7	R: 0 E: 0 K: 1 S: 5 H: 0 LOB: 0 BB: 0 P: 5	R: 0 E: 0 K: 1 S: 4 H: 0 LOB: 1 BB: 2 P: 12	R: 1 E: 0 K: 0 S: 4 H: 1 LOB: 0 BB: 0 P: 5	R: 0 E: 0 K: 1 S: 5 H: 0 LOB: 0 BB: 0 P: 5	R: 1 E: 0 K: 1 S: 7 H: 2 LOB: 0 BB: 0 P: 7	R: 0 E: 0 K: 1 S: 5 H: 0 LOB: 0 BB: 0 P: 5	R: 0 E: 0 K: 2 S: 7 H: 1 LOB: 1 BB: 0 P: 7	1B: 4 2B: 1 3B: 0 HR: 0 SF: 1 SAC: 0 DP: 2 HBP: 0						

PITCHER		IP	WLS	BF	H	R	ER	SO	BB	IBB	HBP	BLK	WP	HR	S	P	ERA	WHIP
60 Angel Nesbitt, R ERA: 2.77	(1, 1)	2.0		7	1	0	0	1	1	0	0	0	0	0	9	13	0.00	1.000
32 Tom Gorzelanny, L ERA: 6.48	(3, 1)	0.2		2	0	0	0	1	0	0	0	0	0	0	4	4	0.00	0.000
44 Joba Chamberlain, R ERA: 7.0	(3, 1)	1.1	W	5	0	0	0	1	2	0	0	0	0	0	5	13	0.00	1.500
65 Blaine Hardy, L ERA: 4.35	(5, 1)	1.0	H	4	1	1	1	0	0	0	0	0	0	0	4	5	9.00	1.000
46 Ian Krol, L ERA: 3.86	(6, 1)	1.1	H	6	2	1	1	2	0	0	0	0	0	0	11	11	6.75	1.500

PITCHER		IP	WLS	BF	H	R	ER	SO	BB	IBB	HBP	BLK	WP	HR	S	P	ERA	WHIP
Alberto Cabrera, R ERA: 5.79	(7, 1)	1.2	H	4	0	0	0	1	0	0	0	0	0	0	6	6	0.00	0.000
Rafael Dolis, R ERA: 6.75	(9, 1)	1.0	S	3	1	0	0	2	0	0	0	0	0	0	7	7	0.00	1.000

TOP

New York Yankees @ Detroit Tigers

Joker Marchant Stadium, Lakeland, FL

Thu Apr 02 2015, 1:05 PM - 3:40 PM EDT

Att. 6,772 - Partly Cloudy - 81 F

livebaseballscorecards.com

AB	27
R	2
H	5
RBI	2
BB	3
SO	8
LOB	8

Batter	1	2	3	4	5	6	7	8	9	AB	R	H	RBI	BB	SO	LOB
12 Anthony Gose, L (1, 8) OBP: 0.366, SLG: 0.462	H 1-0 24 F9 1 1B HBP		X 0-0 ② G3		X 0-0 1 SH1-3 1B		X 0-0 ③ G3			2	0	1	0	0	0	0
19 Connor Harrell, R (7, 8)										1	0	0	0	0	0	0
1 Jose Iglesias, R (1, 6) OBP: 0.143, SLG: 0.128	X 0-0 1-2 1B		X 0-0 ③ G6-3		X 0-0 ① SH1-3 1-3			X 0-0 ① G6-3		3	0	1	0	0	0	0
24 Miguel Cabrera, R (1, 3) OBP: 0.367, SLG: 0.560	X 0-0 ① F9 2-3			B B B B 4-0 52 1B 28 1B 9 1B BB	S S S 0-3 ② K			S S S 0-3 ② K		3	1	0	0	1	2	3
41 Victor Martinez, S (1, 10) OBP: 0.138, SLG: 0.241	S S S 0-3 ② K			X 0-0 ① F9	S S S 0-3 ③ K			X 0-0 ③ G4-3		4	0	0	0	0	2	4
28 J.D. Martinez, R (1, 9) OBP: 0.431, SLG: 0.645	S S S 0-3 ③ K			X 0-0 52 1B 9 1B 1-2 1B		X 0-0 ① P3				3	1	1	0	0	1	2
17 Jeff McVaney, R (7, 9) OBP: 0.667, SLG: 0.500										0	0	0	0	0	0	0
52 Yoenis Cespedes, R (1, 7) OBP: 0.322, SLG: 0.655		X 0-0 ① G5-3		X 0-0 9 1B 26 WP 1-2 2-3 1B		S S S 0-3 ② K				3	1	1	0	0	1	0
13 Alex Avila, L (1, 2) OBP: 0.300, SLG: 0.357		B B B B 4-0 9 F8-6-3 BB		S S S 0-3 ② K		X 0-0 ③ G4-3				2	0	0	0	1	1	3
9 Nick Castellanos, R (1, 5) OBP: 0.313, SLG: 0.345		X 0-0 ② ③ F8-6-3 1-1		X 0-0 1-3 2-H 3-H 1B			X 0-0 ① F9			3	0	1	2	0	0	1
81 Josh Wilson, R (8, 5) OBP: 0.318, SLG: 0.211										0	0	0	0	0	0	0
26 Hernán Pérez, R (1, 4) OBP: 0.317, SLG: 0.316			X 0-0 ① G6-3	B S S S 1-3 ③ K 3-H			C C C 0-3 ② K			3	0	0	0	0	2	1
Inning Stats	R: 0 E: 0 K: 2 S: 8 H: 1 LOB: 2 BB: 0 P: 9	R: 0 E: 0 K: 0 S: 2 H: 0 LOB: 0 BB: 1 P: 6	R: 0 E: 0 K: 0 S: 3 H: 0 LOB: 0 BB: 0 P: 3	R: 3 E: 0 K: 2 S: 10 H: 3 LOB: 1 BB: 1 P: 15	R: 0 E: 0 K: 2 S: 8 H: 1 LOB: 1 BB: 0 P: 8	R: 0 E: 0 K: 1 S: 5 H: 0 LOB: 0 BB: 0 P: 5	R: 0 E: 0 K: 1 S: 5 H: 0 LOB: 0 BB: 0 P: 5	R: 0 E: 0 K: 1 S: 5 H: 0 LOB: 0 BB: 0 P: 5		1B: 5 2B: 1 3B: 0 HR: 0 SF: 0 SAC: 1 DP: 1 HBP: 1						

PITCHER		IP	WLS	BF	H	R	ER	SO	BB	IBB	HBP	BLK	WP	HR	S	P	ERA	WHIP
65 Bryan Mitchell, R ERA: 6.57	(1, 1)	5.0	L	22	5	3	3	6	2	0	1	0	1	0	31	41	5.40	1.400
Kyle Davies, R ERA: 3.6	(6, 1)	3.0		9	0	0	0	3	0	0	0	0	0	0	15	15	0.00	0.000

PITCHER	IP	WLS	BF	H	R	ER	SO	BB	IBB	HBP	BLK	WP	HR	S	P	ERA	WHIP

BOTTOM

New York Yankees @ Detroit Tigers

Joker Marchant Stadium, Lakeland, FL

Thu Apr 02 2015, 1:05 PM - 3:40 PM EDT
Att. 6,772 - Partly Cloudy - 81 F

livebaseballscorecards.com

AB	27
R	3
H	5
RBI	2
BB	2
SO	9
LOB	14

Batter	1	2	3	4	5	6	7	8	9	AB	R	H	RBI	BB	SO	LOB
5 Josh Harrison, R (1, 5) OBP: 0.340, SLG: 0.480	G6-3		F7		K		G6-3		F9	3	0	0	0	0	1	0
48 Jared Hughes, R (5, 1)										0	0	0	0	0	0	0
12 Corey Hart, R (7, PH) (7, 3) OBP: 0.382, SLG: 0.414										2	0	0	0	0	0	2
10 Jordy Mercer, R (1, 6) OBP: 0.375, SLG: 0.472	25 G3 1B		1B			G6-3		BB 17 SF9 2B		3	0	2	0	0	0	0
83 Wilkin Castillo, S (7, 2) OBP: 0.357, SLG: 0.333										1	1	1	0	0	0	0
25 Gregory Polanco, L (1, 9) OBP: 0.288, SLG: 0.411	G3 1-2		K			6 S 6 1B 1B		E5 BB		3	1	1	0	0	1	2
Stetson Allie, R (6, 9) OBP: 0.400, SLG: 0.375										1	0	0	0	0	0	1
6 Starling Marte, R (1, 8) OBP: 0.344, SLG: 0.524	G6-3		P3			24 G6-3 1B 1-H		1-2 2-3 BB		3	0	1	1	0	0	2
Keon Broxton, R (6, 8) OBP: 0.250, SLG: 0.100										0	0	0	0	1	0	0
24 Pedro Alvarez, L (1, 3) OBP: 0.320, SLG: 0.723		K		G3		G6-3 1-2f		SF9 3-H		3	0	0	0	0	1	1
56 Matt Benedict, R (7, 1)										0	0	0	0	0	0	0
17 Josh Bell, S (8, PH)										0	0	0	1	0	0	0
24 Jonathan Schwind, R (8, 7)										0	0	0	0	0	0	0
29 Francisco Cervelli, R (1, 2) OBP: 0.465, SLG: 0.794		F8		K			3 F BB	K		2	0	0	0	1	1	0
Gustavo Nunez, S (7, PR) (7, 6) OBP: 0.125, SLG: 0.087										1	0	0	0	0	1	2
15 Andrew Lambo, L (1, 7) OBP: 0.220, SLG: 0.268		3 1B 1B		G3-1			L8	P6		4	0	1	0	0	0	3
54 A.J. Morris, R (8, 1)										0	0	0	0	0	0	0
3 Sean Rodríguez, R (1, 4) OBP: 0.173, SLG: 0.160		1-2 1B			F9		K 1-3		K	3	0	1	0	0	1	1
10 Max Moroff, S (8, 4)										1	0	0	0	0	1	0
34 A.J. Burnett, R (1, 1)							BB			1	0	0	0	0	1	2
17 Pedro Florimón, S (5, PH) OBP: 0.333, SLG: 0.514										2	0	0	0	1	2	0
(5, 5)																
Inning Stats	R: 0 H: 1 E: 0 LOB: 1 K: 0 BB: 0 S: 4 P: 4	R: 0 H: 2 E: 0 LOB: 2 K: 2 BB: 0 S: 9 P: 9	R: 0 H: 1 E: 0 LOB: 1 K: 1 BB: 0 S: 6 P: 6	R: 0 H: 0 E: 0 LOB: 0 K: 1 BB: 0 S: 5 P: 5	R: 0 H: 0 E: 0 LOB: 0 K: 2 BB: 0 S: 7 P: 7	R: 1 H: 2 E: 0 LOB: 0 K: 0 BB: 0 S: 4 P: 5	R: 0 H: 0 E: 1 LOB: 2 K: 1 BB: 2 S: 5 P: 13	R: 1 H: 1 E: 1 LOB: 2 K: 1 BB: 1 S: 7 P: 11	R: 0 H: 0 E: 0 LOB: 0 K: 2 BB: 0 S: 7 P: 7	1B: 6 SF: 1 2B: 1 SAC: 0 3B: 0 DP: 1 HR: 0 HBP: 0						

TOP

Pittsburgh Pirates @ New York Yankees

George M. Steinbrenner Field, Tampa, FL

Thu Apr 02 2015, 1:08 PM - 3:50 PM EDT

Att. 8,240 - Sunny - 81 F

livebaseballscorecards.com

AB	33
R	2
H	7
RBI	2
BB	3
SO	10
LOB	16

PITCHER		IP	WLS	BF	H	R	ER	SO	BB	IBB	HBP	BLK	WP	HR	S	P	ERA	WHIP
35 Michael Pineda, R ERA: 1.42	(1, 1)	5.1		22	6	1	1	6	0	0	0	0	0	0	34	35	1.69	1.125
48 Andrew Miller, L ERA: 2.57	(6, 1)	0.2	W	1	0	0	0	0	0	0	0	0	0	0	1	1	0.00	0.000
68 Dellin Betances, R ERA: 6.14	(7, 1)	1.0	H	5	0	0	0	1	2	0	0	0	0	0	5	13	0.00	2.000
29 David Carpenter, R ERA: 4.7	(8, 1)	1.0		6	1	1	0	1	1	0	0	0	0	0	7	11	0.00	2.000
José Ramirez, R ERA: 4.15	(9, 1)	1.0		3	0	0	0	2	0	0	0	0	0	0	7	7	0.00	0.000

PITCHER	IP	WLS	BF	H	R	ER	SO	BB	IBB	HBP	BLK	WP	HR	S	P	ERA	WHIP

BOTTOM

Pittsburgh Pirates @ New York Yankees

George M. Steinbrenner Field, Tampa, FL

Thu Apr 02 2015, 1:08 PM - 3:50 PM EDT

Att. 8,240 - Sunny - 81 F

livebaseballscorecards.com

Batter	1	2	3	4	5	6	7	8	9	AB	R	H	RBI	BB	SO	LOB
22 Jacoby Ellsbury, L (1, 8) OBP: 0.212, SLG: 0.273 27 Gregorio Petit, R (7, 6) OBP: 0.353, SLG: 0.387 (8, 5)	34 G3 13 S 1B	G4-3			G3-1		G6-3	G4-3		3 0 1 0 0 0 3 2 0 0 0 0 0 0						
13 Alex Rodriguez, R (1, 3) OBP: 0.400, SLG: 0.524 Greg Bird, L (7, 3) OBP: 0.421, SLG: 0.706	K 1-2		F8		K		55 1B 34 BB 1B			3 0 0 0 0 2 1 1 1 1 0 0 0 0						
34 Brian McCann, L (1, 2) OBP: 0.292, SLG: 0.381 74 Radley Haddad, L (7, PR) 29 David Carpenter, R (8, 1) José Ramirez, R (9, 1)	G3 2-3		L7		K		55 1B 1-2 1B BB			3 0 0 0 1 1 1 0 1 0 0 0 0 0 0 0 0 0 0 0 0 0 0 0 0 0 0 0						
55 Austin Romine, R (1, 10) OBP: 0.229, SLG: 0.212 (8, 2)	K		L4			33 2B 24 1B 1B	1B 83 SF7 1-2 2-3 1B			4 2 2 0 0 1 1						
33 Garrett Jones, L (1, 9) OBP: 0.231, SLG: 0.250 Aaron Judge, R (6, PR) OBP: 0.429, SLG: 0.455 (7, 9)		24 G5-3 14 1B 1B		F8		1-3 24 1B 2B	1-3 2-H 3-H 1B			3 0 2 0 0 0 0 1 1 1 2 0 0 0						
24 Chris Young, R (1, 7) OBP: 0.304, SLG: 0.434 83 Ben Gamel, L (6, PR) (7, 7)	G5-3 1-2			98 G5-3 14 1B 1B		98 WP 14 G4-3 98 1B 2-H 3-H 1B	SF7 3-H			3 0 2 2 0 0 1 0 1 0 1 0 0 0						
14 Stephen Drew, L (1, 6) OBP: 0.315, SLG: 0.440 93 Jake Cave, L (7, 8) OBP: 0.375, SLG: 0.667	98 1B 2-H 1B			98 G5-3 1-2 1B	G4-3 1-2		L6			3 0 2 0 0 0 2 1 0 0 0 0 0 1						
98 Rob Refsnyder, R (1, 4) OBP: 0.460, SLG: 0.548 73 Tyler Wade, L (7, 4) OBP: 0.333, SLG: 0.333	95 BB 2-3 1B			G5-3 1-2 2-3		95 G4-6-3 2-H 1B		G3		3 0 2 1 0 0 2 1 0 0 0 0 0 0						
95 Eric Jagielo, L (1, 5) Cito Culver, R (8, 6) OBP: 0.133, SLG: 0.071	BB 1-2			G4-1		G4-6-3 1-2f		K		2 0 0 0 1 0 4 1 0 0 0 0 1 0						
Inning Stats	R: 0 E: 0 K: 2 S: 8 H: 1 LOB: 1 BB: 0 P: 8	R: 0 E: 0 K: 0 S: 5 H: 3 LOB: 3 BB: 1 P: 9	R: 0 E: 0 K: 0 S: 3 H: 0 LOB: 0 BB: 0 P: 3	R: 0 E: 0 K: 0 S: 5 H: 2 LOB: 2 BB: 0 P: 5	R: 0 E: 0 K: 2 S: 7 H: 0 LOB: 0 BB: 0 P: 7	R: 3 E: 0 K: 0 S: 6 H: 4 LOB: 2 BB: 0 P: 7	R: 3 E: 0 K: 0 S: 6 H: 3 LOB: 1 BB: 1 P: 10	R: 0 E: 0 K: 1 S: 5 H: 0 LOB: 0 BB: 0 P: 5		1B: 12 2B: 1 3B: 0 HR: 0 SF: 1 SAC: 0 DP: 1 HBP: 0						

	AB	34
	R	6
	H	13
	RBI	6
	BB	2
	SO	5
	LOB	16

WP: 1 PB: 0 SB: 1 CS: 0 PA: 37

PITCHER		IP	WLS	BF	H	R	ER	SO	BB	IBB	HBP	BLK	WP	HR	S	P	ERA	WHIP
34 A.J. Burnett, R ERA: 4.86	(1, 1)	4.0		18	6	0	0	2	1	0	0	0	0	0	21	25	0.00	1.750
48 Jared Hughes, R ERA: 10.61	(5, 1)	2.0	L	9	4	3	3	2	0	0	0	0	1	0	13	14	13.50	2.000
56 Matt Benedict, R ERA: 27.0	(7, 1)	1.0		7	3	3	3	0	1	0	0	0	0	0	6	10	27.00	4.000
54 A.J. Morris, R ERA:	(8, 1)	1.0		3	0	0	0	1	0	0	0	0	0	0	5	5	0.00	0.000

PITCHER	IP	WLS	BF	H	R	ER	SO	BB	IBB	HBP	BLK	WP	HR	S	P	ERA	WHIP

Washington Nationals @ New York Yankees

George M. Steinbrenner Field, Tampa, FL

Fri Apr 03 2015, 1:05 PM - 4:19 PM EDT

Att. 9,097 - Partly Cloudy - 81 F

livebaseballscorecards.com

TOP

Batter	1	2	3	4	5	6	7	8	9	AB	R	H	RBI	BB	SO	LOB
3 Michael Taylor, R (1, 8) OBP: 0.344, SLG: 0.661	S S S 0-3 ① K	X 0-0 ② 5 FC6-4 1B			X 0-0 ② F9		B B B B 4-0 13 S 13 1B BB	B B B B 4-0 BB		3	0	1	0	0	1	0
21 Matthew den Dekker, L (5, 8) OBP: 0.393, SLG: 0.500										0	1	0	0	2	0	0
5 Yunel Escobar, R (1, 5) OBP: 0.348, SLG: 0.364	B B B B 4-0 34 3B BB	X 0-0 ② FC6-4 34 CS 1-2f			X 0-0 1B		B X 1-0 33 HR 1-H 1B	X 0-0 ③ F8		2	1	1	0	1	0	1
13 Josh Johnson, S (5, PR) OBP: 0.500, SLG: 0.400										2	1	1	1	0	0	3
(5, 5)																
(9, 6)																
34 Bryce Harper, L (1, 9) OBP: 0.439, SLG: 0.568	X 0-0 ③ 11 1B 1-H 3B	B 1-0 ③ CS 1-2	X 0-0 ① F8		X 0-0 ③ F7		B B B B 4-0 33 HR BB		X 0-0 ① 59 1B 23 1B 2B	3	1	1	1	0	0	1
25 Clint Robinson, L (5, 9) OBP: 0.411, SLG: 0.620										1	2	1	0	1	0	0
11 Ryan Zimmerman, R (1, 3) OBP: 0.288, SLG: 0.320	X 0-0 40 G1-3 20 2B 3-H 1B		X 0-0 ② G4-3			X 0-0 ① L8	B B S S X 2-2 1-H 2-H HR		X 0-0 ① P6	3	1	1	1	0	0	0
33 Mike Carp, L (6, 3) OBP: 0.347, SLG: 0.282										2	1	1	3	0	0	1
40 Wilson Ramos, R (1, 2) OBP: 0.356, SLG: 0.381	X 0-0 ② G1-3 1-2		S S S 0-3 ③ K			B B B B 4-0 12 S BB	C C C 0-3 ③ K		X 0-0 23 1B 2-3 1B	2	0	0	0	1	1	1
12 Rafael Bautista, R (6, PR) OBP: 0.200, SLG: 0.200										0	0	0	0	0	0	0
59 Jose Lobaton, S (6, 2) OBP: 0.310, SLG: 0.405										2	0	1	0	0	1	0
20 Ian Desmond, R (1, 6) OBP: 0.310, SLG: 0.365	X 0-0 2-H 2B			X 0-0 ① F7		X 0-0 ② F8		X 0-0 26 WP 8 BB 1B	X 0-0 1-3 3-H 1B	3	0	1	1	0	0	1
Reed Johnson, R (6, 7) OBP: 0.227, SLG: 0.233										2	0	1	0	0	1	2
23 Austin Davidson, L (9, PH) OBP: 1.000, SLG: 1.000										1	0	1	1	0	0	0
(9, 5)																
12 Tyler Moore, R (1, 7) OBP: 0.333, SLG: 0.544	B B B B 4-0 BB			X 0-0 ② F8		B X 1-0 ③ G1-3 1-2		C C C 0-3 ① K	S S S 0-3 ② K	2	0	0	0	1	0	1
57 Tanner Roark, R (6, 1)										0	0	0	0	0	0	0
8 Raudy Read, R (8, PH)										1	0	0	0	0	1	1
46 Matt Thornton, L (8, 1)										0	0	0	0	0	0	0
Reed Johnson, R (9, PH) OBP: 0.227, SLG: 0.233										2	0	1	0	0	1	2
(9, 7)																
8 Danny Espinosa, S (1, 4) OBP: 0.203, SLG: 0.222	X 0-0 ③ G6-3	X 0-0 ③ L8					S S S 0-3 ① K	B B B B 4-0 26 WP 1-2 BB	X 0-0 ③ G5-3	3	0	0	0	1	1	2
(7, 6)																
6 José Marmolejos, L (9, PH)										1	0	0	0	0	0	2
29 Xavier Cedeño, L (9, 1)										0	0	0	0	0	0	0
30 Aaron Barrett, R (9, 1)										0	0	0	0	0	0	0
37 Stephen Strasburg, R (1, 1)		S S S 0-3 ① K			X 0-0 ① L3		S S S 0-3 ② K	C C C 0-3 ② K 1-2 2-3		2	0	0	0	0	1	0
13 Stephen Perez, S (6, 6)										0	0	0	0	0	0	0
26 Dan Uggla, R (7, PH) OBP: 0.448, SLG: 0.477										2	0	0	0	0	2	2
(7, 4)																
Inning Stats	R: 3 H: 3 E: 0 LOB: 2 K: 1 BB: 2 S: 8 P: 16	R: 0 H: 1 E: 0 LOB: 0 K: 1 BB: 0 S: 5 P: 6	R: 0 H: 0 E: 0 LOB: 0 K: 1 BB: 0 S: 5 P: 5	R: 0 H: 0 E: 0 LOB: 0 K: 0 BB: 0 S: 3 P: 3	R: 0 H: 1 E: 0 LOB: 1 K: 0 BB: 0 S: 4 P: 4	R: 0 H: 0 E: 0 LOB: 2 K: 0 BB: 1 S: 3 P: 8	R: 4 H: 2 E: 0 LOB: 0 K: 3 BB: 2 S: 13 P: 24	R: 0 H: 1 E: 0 LOB: 3 K: 2 BB: 2 S: 8 P: 16	R: 1 H: 3 E: 0 LOB: 2 K: 1 BB: 0 S: 8 P: 8	1B: 7 SF: 0 2B: 2 SAC: 0 3B: 1 DP: 0 HR: 1 HBP: 0						

	AB	37
	R	8
	H	11
	RBI	8
	BB	7
	SO	9
	LOB	18

WP: 1 PB: 0 SB: 2 CS: 1 PA: 45

PITCHER		IP	WLS	BF	H	R	ER	SO	BB	IBB	HBP	BLK	WP	HR	S	P	ERA	WHIP
52 CC Sabathia, L ERA: 8.1	(1, 1)	5.1	L	23	5	3	3	3	3	0	0	0	0	0	26	39	5.06	1.500
Branden Pinder, R ERA: 4.05	(6, 1)	0.2		2	0	0	0	0	0	0	0	0	0	0	2	3	0.00	0.000
40 Andrew Bailey, R ERA: 4.76	(7, 1)	0.2		5	1	3	3	2	2	0	0	0	0	0	7	16	40.50	4.500
Nick Goody, R ERA: 3.86	(7, 1)	0.1		2	1	1	1	1	0	0	0	0	0	1	6	8	27.00	3.000
Danny Burawa, R ERA: 2.7	(8, 1)	0.2		4	1	0	0	2	1	0	0	0	1	0	7	11	0.00	3.000

PITCHER		IP	WLS	BF	H	R	ER	SO	BB	IBB	HBP	BLK	WP	HR	S	P	ERA	WHIP
45 Chasen Shreve, L ERA: 4.76	(8, 1)	0.1		2	0	0	0	0	1	0	0	0	0	0	1	5	0.00	3.000
85 César Vargas, R ERA: 4.5	(9, 1)	1.0		6	3	1	1	1	0	0	0	0	0	0	8	8	9.00	3.000

Batter	1	2	3	4	5	6	7	8	9	AB	R	H	RBI	BB	SO	LOB
11 Brett Gardner, L (1, 7) OBP: 0.277, SLG: 0.196 83 Ben Gamel, L (5, 7) OBP: 0.125, SLG: 0.143	G3		F8		1B		F9			2 2	0 0	0 1	0 0	0 0	0 0	1 0
18 Didi Gregorius, L (1, 6) OBP: 0.306, SLG: 0.444 Nick Noonan, L (5, 6) OBP: 0.214, SLG: 0.237	K		G6-4-3 1-2f		F8			K	K	2 2	0 0	0 0	0 0	0 0	1 1	1 1
34 Brian McCann, L (1, 10) OBP: 0.300, SLG: 0.386 14 Stephen Drew, L (5, PH) OBP: 0.304, SLG: 0.423 (6, 10)	1B			K	F8			K	K	2 2	0 0	1 0	0 0	0 0	1 1	0 1
25 Mark Teixeira, S (1, 3) OBP: 0.316, SLG: 0.396 Jonathan Galvez, R (4, PR) OBP: 0.314, SLG: 0.310 (5, 3)	G3			2B 12 2B		K		G6-3		2 2	0 1	1 0	0 0	0 0	0 1	1 0
33 Garrett Jones, L (1, 9) OBP: 0.222, SLG: 0.240 Slade Heathcott, L (5, 8) OBP: 0.462, SLG: 0.563		F8		K		95 WP BB			K	2 1	0 0	0 0	0 0	0 1	1 1	1 0
12 Chase Headley, S (1, 5) OBP: 0.367, SLG: 0.571 95 Eric Jagielo, L (4, PR) (5, 5)		1B		2B 24 1B 2-H		K 1-2			K	2 2	0 0	2 0	1 0	0 0	0 2	0 1
24 Chris Young, R (1, 8) OBP: 0.310, SLG: 0.436 Ramón Flores, L (4, PR) OBP: 0.320, SLG: 0.422 (5, 9)	K			1B 2-3		F7			2B	2 2	0 1	1 1	0 0	0 0	1 0	1 1
27 Gregorio Petit, R (1, 4) OBP: 0.324, SLG: 0.353 Rob Refsnyder, R (8, 4) OBP: 0.471, SLG: 0.581	F9			K			K		2B	3 1	0 0	0 1	0 1	0 0	2 0	4 0
66 John Ryan Murphy, R (1, 2) OBP: 0.311, SLG: 0.317 55 Austin Romine, R (7, 2) OBP: 0.216, SLG: 0.200			BB 18 G6-4-3		F9		G6-3		G5-3	1 2	0 0	0 0	0 0	1 0	0 0	0 1
Inning Stats	R: 0 E: 0 K: 1 S: 6 H: 1 LOB: 1 BB: 0 P: 6	R: 0 E: 0 K: 1 S: 6 H: 1 LOB: 1 BB: 0 P: 6	R: 0 E: 0 K: 0 S: 2 H: 0 LOB: 0 BB: 1 P: 6	R: 1 E: 0 K: 3 S: 12 H: 3 LOB: 3 BB: 0 P: 12	R: 0 E: 0 K: 0 S: 4 H: 1 LOB: 1 BB: 0 P: 4	R: 0 E: 0 K: 2 S: 7 H: 0 LOB: 1 BB: 1 P: 11	R: 0 E: 0 K: 1 S: 5 H: 0 LOB: 0 BB: 0 P: 5	R: 0 E: 0 K: 2 S: 7 H: 0 LOB: 0 BB: 0 P: 7	R: 1 E: 0 K: 2 S: 9 H: 2 LOB: 1 BB: 0 P: 9	1B: 4 2B: 4 3B: 0 HR: 0 SF: 0 SAC: 0 DP: 1 HBP: 0						

PITCHER		IP	WLS	BF	H	R	ER	SO	BB	IBB	HBP	BLK	WP	HR	S	P	ERA	WHIP
37 Stephen Strasburg, R ERA: 4.2	(1, 1)	5.1	W	23	6	1	1	6	2	0	0	0	0	0	33	41	1.69	1.500
57 Tanner Roark, R ERA: 7.71	(6, 1)	1.2	H	5	0	0	0	2	0	0	0	0	1	0	9	9	0.00	0.000
46 Matt Thornton, L ERA: 1.5	(8, 1)	1.0		3	0	0	0	2	0	0	0	0	0	0	7	7	0.00	0.000
29 Xavier Cedeño, L ERA: 5.06	(9, 1)	0.2		3	1	1	1	2	0	0	0	0	0	0	7	7	13.50	1.500
30 Aaron Barrett, R ERA: 1.74	(9, 1)	0.1		2	1	0	0	0	0	0	0	0	0	0	2	2	0.00	3.000

PITCHER	IP	WLS	BF	H	R	ER	SO	BB	IBB	HBP	BLK	WP	HR	S	P	ERA	WHIP

BOTTOM

Washington Nationals @ New York Yankees

George M. Steinbrenner Field, Tampa, FL

Fri Apr 03 2015, 1:05 PM - 4:19 PM EDT

Att. 9,097 - Partly Cloudy - 81 F

livebaseballscorecards.com

AB	34
R	2
H	8
RBI	2
BB	2
SO	12
LOB	14

1B: 4	SF: 0	WP: 1	PA: 36
2B: 4	SAC: 0	PB: 0	
3B: 0	DP: 1	SB: 0	
HR: 0	HBP: 0	CS: 0	

New York Yankees @ Washington Nationals

Nationals Park, Washington, DC

Sat Apr 04 2015, 1:07 PM - 3:52 PM EDT

Att. 36,998 - Partly Cloudy - 57 F

livebaseballscorecards.com

TOP

Batter	1	2	3	4	5	6	7	8	9	AB	R	H	RBI	BB	SO	LOB
22 Jacoby Ellsbury, L (1, 8) OBP: 0.222, SLG: 0.257	C SI 87 X SI 87 0-1 F8			C CH 81 H FC 81 1-1 36 FC3-6 11 1B HBP		B CU 69 B SI 84 S SI 84 F SI 85 B SI 86 S CH 81 3-3 K		B FF 95 B FF 93 F FF 92 X FF 92 2-1 2-H HR		2	0	0	0	0	1	0
24 Chris Young, R (6, 8) OBP: 0.322, SLG: 0.500										1	1	1	2	0	0	0
11 Brett Gardner, L (1, 7) OBP: 0.294, SLG: 0.220	B SI 89 B SI 88 X SI 88 2-0 F8			B SI 86 X SI 85 1-0 36 FC3-6 1-2 1B		X SI 85 0-0 1B		B SI 91 F FF 93 B CH 85 F FF 93 B SL 80 F FF 93 F CH 87 X SL 81 3-2 E6		3	0	2	0	0	0	0
Ramón Flores, L (6, PR) OBP: 0.314, SLG: 0.413										1	0	0	0	0	0	1
(6, 7)																
36 Carlos Beltrán, S (1, 9) OBP: 0.289, SLG: 0.275	C FF 86 C SI 89 X FF 88 0-2 P3			B SI 84 B SI 85 X SI 86 2-0 FC3-6 25 G4-6-3 1-2f 2-3		1 SAFE X SI 83 0-0 F9		C SI 90 B CU 75 C CU 75 S CU 75 1-3 K		3	0	0	0	0	0	3
33 Garrett Jones, L (7, 9) OBP: 0.218, SLG: 0.235										1	0	0	0	0	1	2
25 Mark Teixeira, S (1, 3) OBP: 0.300, SLG: 0.375		B SI 85 C SI 85 X FC 82 1-1 G3-1		B FF 86 B SI 86 C SI 87 B SI 86 X SI 86 3-1 G4-6-3 1-2f		C SI 84 B SI 84 1 SAFE D CH 80 B SI 86 X SI 85 3-1 G4-3		1 SAFE 1 SAFE C FF 91 1 SAFE F FF 92 B CU 76 S CU 76 1-3 K		3	0	0	0	0	0	3
Jonathan Galvez, R (6, 3) OBP: 0.306, SLG: 0.300										1	0	0	0	0	1	2
34 Brian McCann, L (1, 2) OBP: 0.302, SLG: 0.404		B FF 86 C SI 85 B CH 79 C FC 86 B CH 81 F CH 81 X SI 88 3-2 L8			B SI 84 C CH 79 X CH 79 1-1 12 G4-3 14 HR 2B		B FF 94 C FF 94 C FF 94 B SL 76 F FF 95 B FF 94 F FF 94 X FF 94 3-2 G3-1		C SI 96 B SI 98 B SL 87 F SI 96 S SI 97 2-3 K	3	1	1	0	0	0	0
66 John Ryan Murphy, R (7, 2) OBP: 0.304, SLG: 0.310										1	0	0	0	0	1	0
12 Chase Headley, S (1, 5) OBP: 0.349, SLG: 0.542	B SI 87 C SI 88 F SI 88 B SI 82 B SI 87 F SI 88 X SI 89 3-2 F8				X SI 84 0-0 G4-3 2-3	C FF 93 F FF 94 F SL 77 B CH 85 F CH 85 F FF 95 F FF 95 S FF 95 1-3 K		F SI 97 B SI 96 X SI 97 1-1 G6-3		3	0	0	0	0	1	1
31 Gregorio Petit, R (7, 5) OBP: 0.316, SLG: 0.343										1	0	0	0	0	0	0
13 Alex Rodriguez, R (1, 10) OBP: 0.377, SLG: 0.489			C SI 86 B SI 86 B CH 81 F FF 87 S CU 75 2-3 K		S SI 86 B SI 85 B SI 87 S SI 86 S CU 73 2-3 K		C SI 91 S SL 87 B SL 88 S KC 79 1-3 K		S SI 96 B CH 86 S SI 96 B SL 88 F SI 97 F SI 98 F SI 97 F CH 88 S SI 95 2-3 K	3	0	0	0	0	3	1
Slade Heathcott, L (9, PH) OBP: 0.450, SLG: 0.545										1	0	0	0	0	1	0
(9, 10)																
14 Stephen Drew, L (1, 4) OBP: 0.310, SLG: 0.481			B SI 89 B SI 89 F SI 88 X SI 89 2-1 G3		B CU 71 C CH 80 B SI 86 B CH 81 X FF 87 3-1 3-H HR			C FF 95 X FF 94 0-1 P4		2	1	1	2	0	0	0
Rob Refsnyder, R (7, 4) OBP: 0.462, SLG: 0.568										1	0	0	0	0	0	0
18 Didi Gregorius, L (1, 6) OBP: 0.308, SLG: 0.458			L SI 87 C SI 88 B CU 74 X FC 86 1-2 F8		C SI 86 B FC 81 C SI 84 F CU 72 B SI 87 F CU 72 B SI 86 F SI 87 F SI 88 3-2 X CH 81 G3			B SI 93 T FF 94 F FF 94 F SL 83 B CH 86 F FF 94 X CH 86 2-2 24 HR 2B		3	0	1	0	0	0	0
Nick Noonan, L (8, PR) OBP: 0.214, SLG: 0.237										0	1	0	0	0	0	0
(8, 6)																

Inning Stats	1	2	3	4	5	6	7	8	9
	R: 0 E: 0 K: 0 S: 6 H: 0 LOB: 0 BB: 0 P: 8	R: 0 E: 0 K: 0 S: 10 H: 0 LOB: 0 BB: 0 P: 17	R: 0 E: 0 K: 1 S: 8 H: 0 LOB: 0 BB: 0 P: 13	R: 0 E: 0 K: 0 S: 5 H: 1 LOB: 1 BB: 0 P: 12	R: 2 E: 0 K: 1 S: 15 H: 2 LOB: 0 BB: 0 P: 24	R: 0 E: 0 K: 1 S: 7 H: 1 LOB: 1 BB: 0 P: 13	R: 0 E: 0 K: 2 S: 15 H: 0 LOB: 0 BB: 0 P: 20	R: 2 E: 1 K: 2 S: 20 H: 2 LOB: 2 BB: 0 P: 29	R: 0 E: 0 K: 2 S: 12 H: 0 LOB: 0 BB: 0 P: 17

1B: 2 SF: 0
2B: 2 SAC: 0
3B: 0 DP: 1
HR: 2 HBP: 1

WP: 0 PA: 34
PB: 0
SB: 0
CS: 0

	AB	33
	R	4
	H	6
	RBI	4
	BB	0
	SO	9
	LOB	13

PITCHER		IP	WLS	BF	H	R	ER	SO	BB	IBB	HBP	BLK	WP	HR	S	P	ERA	WHIP
58 Doug Fister, R ERA: 5.96	(1, 1)	6.0		22	4	2	2	3	0	0	1	0	0	1	51	87	3.00	0.667
Felipe Vázquez, L ERA:	(7, 1)	0.2	H	2	0	0	0	1	0	0	0	0	0	0	12	16	0.00	0.000
35 Craig Stammen, R ERA: 6.75	(7, 1)	0.1	H	1	0	0	0	1	0	0	0	0	0	0	3	4	0.00	0.000
22 Drew Storen, R ERA: 9.0	(8, 1)	0.1	L	4	2	2	2	0	0	0	0	0	0	1	14	21	54.00	6.000
72 Rich Hill, L ERA: 2.25	(8, 1)	0.2		2	0	0	0	2	0	0	0	0	0	0	6	8	0.00	0.000

PITCHER		IP	WLS	BF	H	R	ER	SO	BB	IBB	HBP	BLK	WP	HR	S	P	ERA	WHIP
64 Blake Treinen, R ERA: 0.79	(9, 1)	1.0		3	0	0	0	2	0	0	0	0	0	0	12	17	0.00	0.000

BOTTOM

New York Yankees @ Washington Nationals

Nationals Park, Washington, DC

Sat Apr 04 2015, 1:07 PM - 3:52 PM EDT

Att. 36,998 - Partly Cloudy - 57 F

livebaseballscorecards.com

Batter	1	2	3	4	5	6	7	8	9	AB	R	H	RBI	BB	SO	LOB
3 Michael Taylor, R (1, 8) OBP: 0.343, SLG: 0.646 21 Matthew den Dekker, L (6, 8) OBP: 0.397, SLG: 0.542	C SI 96 X SL 86 0-1 5 1B 11 SF7 1B	C CU 73 S FF 96 F FC 94 S SL 84 0-3 ② K			X CU 74 0-0 ① G2-3		X FF 94 0-0 3B		C KC 81 B FF 95 B FF 94 F FF 96 S KC 82 2-3 ② K	3 2	1 0	1 1	0 0	0 0	1 1	1 2
5 Yunel Escobar, R (1, 5) OBP: 0.346, SLG: 0.360 8 Danny Espinosa, S (6, 5) OBP: 0.197, SLG: 0.214	X FF 95 0-0 11 SF7 34 BB 40 1B 1-3 1B	F FF 97 B SL 86 X SL 84 1-1 ③ F8			C FF 96 F FF 94 B FF 96 B FF 97 X SL 85 2-2 ② G4-3		S SL 86 S SL 84 C SL 85 0-3 ③ K		B KC 79 S KC 82 B KC 82 C FC 94 S KC 82 2-3 ③ K	3 2	1 0	1 0	0 0	0 0	0 2	1 3
34 Bryce Harper, L (1, 9) OBP: 0.450, SLG: 0.556 25 Clint Robinson, L (6, 9) OBP: 0.404, SLG: 0.608	B FF 96 B CH 84 B FF 96 B FF 95 4-0 11 SF7 40 1B 1-2 BB		C FF 95 B CH 84 X CU 75 1-1 ① L9		B SI 97 B CH 84 B CU 75 C FF 97 B FF 96 4-1 BB			S FF 94 C FF 95 S SL 86 0-3 ① K		1 1	1 0	0 0	0 0	2 0	0 1	0 0
11 Ryan Zimmerman, R (1, 3) OBP: 0.273, SLG: 0.308 33 Mike Carp, L (6, 3) OBP: 0.340, SLG: 0.275	S SL 87 X FF 95 0-1 ① SF7 1-2 2-3 3-H		C FF 97 B SL 85 C SL 84 F CH 86 F FF 95 X SL 86 1-2 ② L9		1 SAFE 1 SAFE C FF 97 1 SAFE S FF 96 F SL 85 F SL 85 S SL 84 0-3 ③ K			C SL 86 F FF 95 B FF 93 X SL 84 1-2 ② G5-3		2 1	0 0	0 0	1 0	0 0	1 0	1 0
40 Wilson Ramos, R (1, 10) OBP: 0.375, SLG: 0.400 8 Raudy Read, R (8, PH) OBP: 0.500, SLG: 0.500 (9, 10)	B FF 97 S SL 86 C SL 84 F SL 85 X FC 92 1-2 26 FC5-4 2-H 3-H 1B		X FF 95 0-0 1B			C FF 93 B FF 93 C FF 94 F FF 93 F CU 81 B FF 94 C FF 94 2-3 ① K		S FF 94 X FF 94 0-1 1B 1B		3 1	0 0	2 1	2 0	0 0	1 0	0 0
20 Ian Desmond, R (1, 6) OBP: 0.295, SLG: 0.345 Emmanuel Burriss, S (7, 6) OBP: 0.069, SLG: 0.069	C FF 95 B FF 96 F FC 94 F FC 93 B SL 87 S SL 85 2-3 ② K		B SL 86 C SL 85 C SL 85 B FF 96 B FF 96 T SI 95 3-2 ③ K			C FF 93 B FF 93 X SI 92 1-1 ② G5-3		S SL 86 C FF 96 X SL 86 0-2 ③ 1-3 1B		3 1	0 0	0 1	0 0	0 0	2 0	2 0
26 Dan Uggla, R (1, 4) OBP: 0.433, SLG: 0.457 13 Stephen Perez, S (6, 4)	C SL 84 X SI 96 0-1 ③ FC5-4 1-2f		B FF 97 X SI 95 1-0 ① G5-3			B FC 91 F FF 92 S CU 80 B FC 86 S CU 80 2-3 ③ K			S FC 94 C FF 95 S KC 81 0-3 ① K	2 2	0 0	0 0	0 0	0 0	0 2	1 0
12 Tyler Moore, R (1, 7) OBP: 0.323, SLG: 0.525 Reed Johnson, R (6, 7) OBP: 0.239, SLG: 0.244		B FF 96 C FF 95 X FF 96 1-1 ① L9	C CU 74 C CU 75 B SL 82 B SL 85 B FF 97 C SL 83 3-3 ② K				C SI 92 B FF 94 X FC 89 1-1 ① G5-3		S FF 93 B KC 79 X FF 94 1-1 BB 1B	2 2	0 0	0 1	0 0	0 0	1 0	0 0
59 Jose Lobaton, S (1, 2) OBP: 0.311, SLG: 0.385 Pedro Severino, R (8, 2) 12 Rafael Bautista, R (9, PR) OBP: 0.200, SLG: 0.200		C CU 76 S CH 86 B FS 88 F FF 98 F CU 75 B FF 97 B FF 97 4-2 BB	F FF 95 B FF 96 C SL 83 S CU 84 1-3 ③ K				C CU 77 B FF 93 B FC 87 B SI 93 X FF 89 3-1 ② L8		B KC 79 1 SAFE B FC 94 F FC 94 B FC 95 B FF 94 4-1 1-2 BB	2 0 0	0 0 0	0 0 0	0 0 0	1 1 0	1 0 0	0 0 0
Inning Stats	R: 3 E: 0 K: 1 S: 15 H: 3 LOB: 1 BB: 1 P: 22	R: 0 E: 0 K: 1 S: 12 H: 0 LOB: 1 BB: 1 P: 18	R: 0 E: 0 K: 1 S: 11 H: 1 LOB: 1 BB: 0 P: 16	R: 0 E: 0 K: 2 S: 7 H: 0 LOB: 0 BB: 0 P: 12	R: 0 E: 0 K: 1 S: 10 H: 0 LOB: 1 BB: 1 P: 16	R: 0 E: 0 K: 2 S: 10 H: 0 LOB: 0 BB: 0 P: 15	R: 0 E: 0 K: 1 S: 8 H: 1 LOB: 1 BB: 1 P: 12	R: 0 E: 0 K: 1 S: 11 H: 2 LOB: 2 BB: 0 P: 12	R: 0 E: 0 K: 3 S: 12 H: 1 LOB: 2 BB: 1 P: 21	1B: 7 2B: 0 3B: 1 HR: 0 SF: 1 SAC: 0 DP: 0 HBP: 0						

	AB	33
	R	3
	H	8
	RBI	3
	BB	4
	SO	13
	LOB	11

PITCHER		IP	WLS	BF	H	R	ER	SO	BB	IBB	HBP	BLK	WP	HR	S	P	ERA	WHIP
30 Nathan Eovaldi, R ERA: 1.93	(1, 1)	5.0		22	4	3	3	6	3	0	0	0	0	0	55	84	5.40	1.400
57 Chris Martin, R ERA: 4.09	(6, 1)	1.0		3	0	0	0	2	0	0	0	0	0	0	10	15	0.00	0.000
41 Justin Wilson, L ERA: 2.0	(7, 1)	0.2		2	0	0	0	0	0	0	0	0	0	0	4	8	0.00	0.000
29 David Carpenter, R ERA: 4.5	(7, 1)	0.1	W	2	1	0	0	1	0	0	0	0	0	0	4	4	0.00	3.000
48 Andrew Miller, L ERA: 2.25	(8, 1)	1.0	H	4	2	0	0	1	0	0	0	0	0	0	11	12	0.00	2.000

PITCHER		IP	WLS	BF	H	R	ER	SO	BB	IBB	HBP	BLK	WP	HR	S	P	ERA	WHIP
68 Dellin Betances, R ERA: 5.4	(9, 1)	1.0	S	5	1	0	0	3	1	0	0	0	0	0	12	21	0.00	2.000

Batter	1	2	3	4	5	6	7	8	9	AB	R	H	RBI	BB	SO	LOB
7 José Reyes, S (1, 6)	C SL 81 S FS 85 S FS 86 0-3 K		X FS 87 0-0 SH 55 1B 1-3 2-H	C SL 81 D FS 86 B FF 89 D FS 86 D SL 81 4-1 BB			B SL 82 C FF 90 X FF 90 1-1 F8		X FC 90 0-0 FC5 55 BB 1-2 2-3f	3	1	0	0	1	1	2
55 Russell Martin, R (1, 2) OBP: 0.400, SLG: 0.250	B FF 90 C SL 82 B SI 90 B FS 86 C FF 90 X SL 83 3-2 G5-3		X FF 93 0-0 10 HR 2-H 3-H 1B	B SI 91 F SL 83 F FS 87 B FS 86 F SL 82 F SL 84 F FS 86 D SL 85 S SL 84 3-3 K			X FF 94 0-0 G6-3		C SI 95 B FF 96 F FF 96 B FC 91 F FC 90 B SI 95 B FF 94 4-2 BB 1-2 2-3	4	1	1	2	1	1	2
19 José Bautista, R (1, 9)	F SI 90 B FS 86 B SL 81 F FS 88 S SL 83 2-3 K		C SL 82 S FS 86 B FS 86 X SL 83 1-2 F7		B FF 92 C SI 93 C FC 89 B FC 89 S CU 82 2-3 K		B FF 95 B SL 86 X FF 94 2-0 F8		B SL 82 C SL 87 C SL 87 C SL 87 1-3 K	5	0	0	0	0	3	4
10 Edwin Encarnación, R (1, 3) OBP: 0.250, SLG: 1.000 14 Justin Smoak, S (8, 3)		B SL 80 C SI 89 F SI 90 S SL 82 1-3 K	B SI 90 1 SAFE B FF 89 C SL 84 X SI 90 2-1 1-H HR		B FC 89 F CU 82 C FC 86 F FF 94 B CU 81 T FC 89 2-2 K			B FF 93 C SL 84 S FF 94 X SL 83 1-2 P5		4 0	1 0	1 0	2 0	0 0	2 0	0 0
20 Josh Donaldson, R (1, 5)		C SL 79 S FS 85 X FS 86 0-2 G5-3	B CU 74 S FS 85 B SL 81 F FS 85 X SL 82 2-2 G6-3		B FC 88 C FF 94 C FF 93 B CU 82 B CU 82 C SI 93 3-3 K			S SL 86 S SL 85 B SL 85 F SL 84 S FF 94 1-3 K		4	0	0	0	0	2	0
30 Dioner Navarro, S (1, 10) OBP: 0.250, SLG: 0.250		B SI 88 C SI 90 S FS 85 B SI 91 B FF 93 X SL 84 3-2 1B	X FS 86 0-0 G6-3			B FF 89 B CH 82 F FF 90 X FF 91 2-1 F8		B FF 94 B SL 84 S FF 93 X FF 95 2-1 G1-3		4	0	1	0	0	0	0
45 Dalton Pompey, S (1, 8)		B SI 89 S FS 85 X SI 90 1-1 F9		B SI 89 B CU 74 F SI 90 C SL 81 B FS 86 C FS 87 3-3 K		F FF 90 B FF 90 B CH 82 F CH 82 B FF 91 F FF 91 X FF 91 3-2 F8			B FF 95 S FC 89 B SI 96 B SI 95 B SI 94 4-1 7 FC5 29 S BB	3	0	0	0	1	1	1
11 Kevin Pillar, R (1, 7) OBP: 0.500, SLG: 0.500			B SL 79 B SL 80 C SI 90 X SI 90 2-1 29 BB 7 SH 1B	F FF 90 S FS 84 B FS 86 X SL 82 1-2 29 S 1B		F SL 83 B CH 82 B CH 82 S SL 82 F SL 82 X FF 91 2-2 F7			B FC 91 1 SAFE 1 SAFE C FC 90 F SI 94 F CU 80 S FC 90 1-3 K	4	1	2	0	0	1	1
29 Devon Travis, R (1, 4) OBP: 0.750, SLG: 2.000			1 SAFE B SL 80 B SI 90 B SI 91 C FF 91 B SI 91 4-1 7 SH 55 1B 1-2 BB	C SI 90 F FS 85 S FS 86 0-3 K 1-2			B FF 89 S FF 90 X FF 90 1-1 HR		1 SAFE B SI 95 C FC 90 S CU 81 D CU 80 B FF 96 B FF 95 4-2 55 BB 7 FC5 1-2 BB	2	2	1	1	2	1	1
Inning Stats	R: 0 E: 0 K: 2 S: 9 H: 0 LOB: 0 BB: 0 P: 14	R: 0 E: 0 K: 1 S: 11 H: 1 LOB: 1 BB: 0 P: 16	R: 5 E: 1 K: 0 S: 14 H: 3 LOB: 0 BB: 1 P: 25	R: 0 E: 0 K: 3 S: 16 H: 1 LOB: 2 BB: 1 P: 27	R: 0 E: 0 K: 3 S: 10 H: 0 LOB: 0 BB: 0 P: 17	R: 0 E: 0 K: 0 S: 10 H: 0 LOB: 0 BB: 0 P: 17	R: 1 E: 0 K: 0 S: 6 H: 1 LOB: 0 BB: 0 P: 10	R: 0 E: 0 K: 1 S: 9 H: 0 LOB: 0 BB: 0 P: 13	R: 0 E: 0 K: 2 S: 14 H: 0 LOB: 3 BB: 3 P: 28	1B: 4 2B: 0 3B: 0 HR: 2 SF: 0 SAC: 1 DP: 0 HBP: 0						

PITCHER	IP	WLS	BF	H	R	ER	SO	BB	IBB	HBP	BLK	WP	HR	S	P	ERA	WHIP
19 Masahiro Tanaka, R (1, 1) ERA: 9.0	4.0	L	20	5	5	4	6	2	0	0	0	0	1	50	82	9.00	1.750
57 Chris Martin, R (5, 1) ERA:	1.0		3	0	0	0	3	0	0	0	0	0	0	10	17	0.00	0.000
45 Chasen Shreve, L (6, 1) ERA: 6.75	1.1		5	1	1	1	0	0	0	0	0	0	1	14	23	6.75	0.750
29 David Carpenter, R (7, 1) ERA:	1.2		5	0	0	0	1	0	0	0	0	0	0	11	17	0.00	0.000
41 Justin Wilson, L (9, 1) ERA:	0.2		5	0	0	0	1	3	0	0	0	0	0	11	24	0.00	4.500

PITCHER	IP	WLS	BF	H	R	ER	SO	BB	IBB	HBP	BLK	WP	HR	S	P	ERA	WHIP
53 Esmil Rogers, R (9, 1) ERA:	0.1		1	0	0	0	1	0	0	0	0	0	0	3	4	0.00	0.000

TOP

Toronto Blue Jays @ New York Yankees

Yankee Stadium, Bronx, NY

Mon Apr 06 2015, 1:13 PM - 3:56 PM EDT

Att. 48,469 - Partly Cloudy - 54 F

livebaseballscorecards.com

AB	33
R	6
H	6
RBI	5
BB	5
SO	12
LOB	11

BOTTOM

Toronto Blue Jays @ New York Yankees

Yankee Stadium, Bronx, NY

Mon Apr 06 2015, 1:13 PM - 3:56 PM EDT

Att. 48,469 - Partly Cloudy - 54 F

livebaseballscorecards.com

Batter	1	2	3	4	5	6	7	8	9	AB	R	H	RBI	BB	SO	LOB
22 Jacoby Ellsbury, L (1, 8)	B FF 90 C FF 90 F FF 92 F FF 92 S SL 82 1-3 ① K		C FF 90 X CH 86 0-1 ③ G3		X CH 86 0-0 ③ F7			B SI 92 S SI 92 S SI 93 C SI 92 1-3 ① K		4	0	0	0	0	2	3
11 Brett Gardner, L (1, 7) OBP: 0.250, SLG: 1.000	X FF 91 0-0 ② L9			L FF 90 X CH 84 0-1 ① G4-3		B FF 90 B FF 90 C FF 90 B CH 86 X FF 91 3-1 HR		C SI 92 B SL 76 S SI 93 X SL 78 1-2 ② F7		4	1	1	1	0	0	1
36 Carlos Beltrán, S (1, 9)	C FF 92 B SL 83 F SL 81 F FF 93 B SL 85 F SL 84 X SL 83 2-2 ③ F9			B CH 85 C SL 82 T CH 85 X SL 84 1-2 ② G3		B SL 81 C FF 89 B CH 84 X FF 90 2-1 ① F9		B CH 81 B CH 82 1 SAFE S SI 91 T SI 93 F SI 92 D CH 83 B SI 92 4-2 1-2 BB		3	0	0	0	1	0	0
25 Mark Teixeira, S (1, 3)		C FF 90 F SL 81 B FF 91 B FF 92 C FF 92 2-3 ① K		F FF 90 B SL 83 B FF 92 B FF 92 B FF 92 4-1 34 1B BB		B FF 90 X FF 90 1-0 ② L9		C FF 98 0-1 ③ CS 2-3	X FF 96 0-0 ① F7	3	0	0	0	1	1	0
34 Brian McCann, L (1, 2) OBP: 0.250, SLG: 0.250		B SL 82 C FF 92 B FF 92 B SL 81 C SL 81 X FF 93 3-2 ② P5		L FF 89 S FF 91 B SL 82 X FF 91 1-2 1-3 1B		B CH 85 C SL 82 B SL 81 B FF 91 C SL 82 X SL 81 3-2 ③ F8			B FF 97 C FF 97 F CH 87 C SL 82 1-3 ② K	4	0	1	0	0	1	0
12 Chase Headley, S (1, 5)		B SL 82 T FF 92 B FF 92 F FF 92 F SL 84 S SL 84 2-3 ③ K		C SL 82 F CH 86 F FF 93 X CH 86 0-2 ③ G4-3			X SI 92 0-0 ① F9		B FF 98 F FF 97 C SL 82 B SL 81 B CH 85 X FF 96 3-2 ③ L3	4	0	0	0	0	1	2
13 Alex Rodriguez, R (1, 10) OBP: 0.667, SLG: 0.500			C FF 92 B FF 91 S FF 91 B FF 93 F FF 93 B SL 85 F FF 94 B FF 91 4-2 BB		F FF 91 B CH 84 B SL 84 B FF 91 F FF 91 X FF 92 3-2 1B		C SI 92 B CH 81 X SI 92 1-1 ② L9			2	0	1	0	1	0	0
14 Stephen Drew, L (1, 4)			C FF 90 B FF 90 X FF 90 1-1 ① F9		C FF 90 B CH 84 X CH 86 1-1 ① P4		C SI 92 B SL 77 F SI 92 B SL 79 X SI 93 2-2 ③ G4-3			3	0	0	0	0	0	2
18 Didi Gregorius, L (1, 6)			X FF 90 0-0 ② P5		B FF 90 B CH 85 1 SAFE X FF 90 2-0 ② L9			H SI 91 1-0 25 CS 36 BB HBP		2	0	0	0	0	0	2
Inning Stats	R: 0 E: 0 K: 1 S: 10 H: 0 LOB: 0 BB: 0 P: 13	R: 0 E: 0 K: 2 S: 10 H: 0 LOB: 0 BB: 0 P: 17	R: 0 E: 0 K: 0 S: 9 H: 0 LOB: 1 BB: 1 P: 14	R: 0 E: 0 K: 0 S: 13 H: 1 LOB: 2 BB: 1 P: 19	R: 0 E: 0 K: 0 S: 7 H: 1 LOB: 1 BB: 0 P: 13	R: 1 E: 0 K: 0 S: 8 H: 1 LOB: 0 BB: 0 P: 17	R: 0 E: 0 K: 0 S: 6 H: 0 LOB: 0 BB: 0 P: 9	R: 0 E: 0 K: 1 S: 10 H: 0 LOB: 1 BB: 1 P: 17	R: 0 E: 0 K: 1 S: 7 H: 0 LOB: 0 BB: 0 P: 11	1B: 2 2B: 0 3B: 0 HR: 1	SF: 0 SAC: 0 DP: 0 HBP: 1	WP: 0 PB: 0 SB: 0 CS: 1	PA: 34					

	AB	29
	R	1
	H	3
	RBI	1
	BB	3
	SO	5
	LOB	10

PITCHER		IP	WLS	BF	H	R	ER	SO	BB	IBB	HBP	BLK	WP	HR	S	P	ERA	WHIP
36 Drew Hutchison, R ERA: 1.5	(1, 1)	6.0	W	23	3	1	1	3	2	0	0	0	0	1	57	93	1.50	0.833
62 Aaron Loup, L ERA:	(7, 1)	1.2		7	0	0	0	1	1	0	1	0	0	0	15	25	0.00	0.600
51 Miguel Castro, R ERA:	(8, 1)	1.1		3	0	0	0	1	0	0	0	0	0	0	8	12	0.00	0.000

PITCHER	IP	WLS	BF	H	R	ER	SO	BB	IBB	HBP	BLK	WP	HR	S	P	ERA	WHIP

Batter	1	2	3	4	5	6	7	8	9	AB	R	H	RBI	BB	SO	LOB
7 José Reyes, S (1, 6) OBP: 0.222, SLG: 0.125	C FF 92 B FF 92 F FF 92 S CH 90 1-3 **K** ①		X FF 90 0-0 **F9** ① **2-3**		T SL 82 1 SAFE S SL 82 1 SAFE F FF 90 D SL 83 F CH 86 X SL 83 1-2 **E4** 55 SF9 **1-3** 1B		C FF 94 B FC 88 B FF 93 X FF 94 2-1 **G1-3** ③		X SL 83 0-0 **G6-3** ③	5	0	1	0	0	1	2
55 Russell Martin, R (1, 2) OBP: 0.222, SLG: 0.143	B FF 92 F FF 91 B SL 83 F FF 91 X FF 91 2-2 **L5** ②		C FF 91 1 SAFE D CH 85 F SL 82 1 SAFE S CH 86 1-3 **K** ②		X FF 91 0-0 **SF9** ② **2-3** **3-H**			C FF 93 B FF 94 F FF 93 B KC 82 X KC 82 2-2 **G5-3** ①		3	0	0	1	0	1	2
19 José Bautista, R (1, 9)	B SL 84 F FC 92 F FF 93 S FF 93 1-3 **K** ③		1 SAFE C SL 82 F FF 91 F FF 92 F SL 85 S CH 88 0-3 **K** ③		F FF 90 F FF 91 S SL 84 0-3 **K** ③			B KC 80 B FF 94 B FF 95 C FF 94 B KC 80 4-1 10 1B 20 E **BB**		3	1	0	0	1	3	3
10 Edwin Encarnación, R (1, 10) OBP: 0.375, SLG: 0.750		B FC 91 X FF 90 1-0 **G4-3** ①		X FC 90 0-0 **1B**		B SL 81 B SL 82 X FF 91 2-0 **F8** ①		D FF 95 1 SAFE B FF 97 B FF 96 C FF 95 X FF 95 3-1 45 G1-3 20 E **1-3** 1B		4	0	2	0	0	0	0
20 Josh Donaldson, R (1, 5)		C FF 90 C FF 92 B SL 85 X SL 86 1-2 **P4** ②		C FF 89 B CH 84 S FF 89 D CH 84 B SL 81 F FF 89 S SL 88 3-3 **K** ①		F FF 91 B SL 83 B FC 90 X FF 90 2-1 **F9** ②		B KC 81 C KC 80 C KC 82 D KC 82 1 SAFE F KC 81 B FF 94 B KC 81 4-2 45 G1-3 **1-2** **3-H** BB		3	0	0	0	1	1	1
45 Dalton Pompey, S (1, 8)		B FF 91 S FF 92 B CH 88 X FF 91 2-1 **G1-3** ③		X FF 90 0-0 **F9** ②		B SL 83 F FF 90 B CH 86 B FF 90 F FF 90 B FC 90 4-2 **BB**		T FF 95 B FF 96 B KC 80 F FF 94 X FF 95 2-2 **G1-3** ② **1-2** **2-3**		3	0	0	0	1	0	3
11 Kevin Pillar, R (1, 7) OBP: 0.375, SLG: 0.375			B FF 90 B FF 90 C FF 90 C FF 91 X FF 91 2-2 14 2B 29 1B **1B**	T SL 83 B FF 90 B SL 83 B FC 89 X FF 89 3-1 **P6** ③		1 SAFE F FC 89 1 SAFE B FF 89 1 SAFE B SL 81 F SL 88 D CH 84 1 SAFE 3-2 X SL 80 **L7** ③		C KC 81 B KC 81 F FF 95 B KC 80 X KC 81 2-2 **G1-3** ③		4	1	1	0	0	0	4
14 Justin Smoak, S (1, 3) OBP: 0.333, SLG: 0.667 23 Danny Valencia, R (9, PH)			1 SAFE C FF 89 B SL 82 X FF 89 1-1 7 F9 **1-3** 2B		B FF 90 C FF 90 X CH 86 1-1 **G4-3** ①		F FF 92 B CU 79 B FF 92 B FC 90 X FF 93 3-1 **F8** ①		C FF 89 C FF 93 B FF 93 X SL 83 1-2 **G4-3** ①	3 1	0 0	1 0	0 0	0 0	0 0	0 0
29 Devon Travis, R (1, 4) OBP: 0.625, SLG: 1.000			F SL 82 D SL 82 F FF 90 D SL 84 X SL 84 2-2 **3-H** **1B**		C FF 90 F SL 83 B SL 85 X CH 85 1-2 7 E 55 SF9 **1B**		C FF 93 S FF 93 B FC 90 F FF 93 F FF 94 B CU 82 F FC 90 X SI 92 2-2 **G6-3** ②		C SL 82 C SL 83 B FF 95 F SL 83 F SL 82 S FF 92 1-3 **K** ②	4	1	2	1	0	1	0
Inning Stats	R: 0 E: 0 K: 2 S: 9 H: 0 LOB: 0 BB: 0 P: 13	R: 0 E: 0 K: 0 S: 6 H: 0 LOB: 0 BB: 0 P: 10	R: 1 E: 0 K: 2 S: 17 H: 3 LOB: 2 BB: 0 P: 23	R: 0 E: 0 K: 1 S: 8 H: 1 LOB: 1 BB: 0 P: 14	R: 1 E: 1 K: 1 S: 14 H: 2 LOB: 1 BB: 0 P: 17	R: 0 E: 0 K: 0 S: 8 H: 0 LOB: 1 BB: 1 P: 19	R: 0 E: 0 K: 0 S: 10 H: 0 LOB: 0 BB: 0 P: 17	R: 1 E: 1 K: 0 S: 15 H: 1 LOB: 2 BB: 2 P: 32	R: 0 E: 0 K: 1 S: 9 H: 0 LOB: 0 BB: 0 P: 11	1B: 6 2B: 1 3B: 0 HR: 0 SF: 1 SAC: 0 DP: 0 HBP: 0						

PITCHER		IP	WLS	BF	H	R	ER	SO	BB	IBB	HBP	BLK	WP	HR	S	P	ERA	WHIP
35 Michael Pineda, R ERA: 3.0	(1, 1)	6.0		25	6	2	2	6	1	0	0	0	0	0	62	96	3.00	1.167
57 Chris Martin, R ERA:	(7, 1)	1.0		3	0	0	0	0	0	0	0	0	0	0	10	17	0.00	0.000
68 Dellin Betances, R ERA:	(8, 1)	1.0	W	6	1	1	0	0	2	0	0	0	0	0	15	32	0.00	3.000
48 Andrew Miller, L ERA:	(9, 1)	1.0	S	3	0	0	0	1	0	0	0	0	0	0	9	11	0.00	0.000

PITCHER	IP	WLS	BF	H	R	ER	SO	BB	IBB	HBP	BLK	WP	HR	S	P	ERA	WHIP

TOP

Toronto Blue Jays @ New York Yankees

Yankee Stadium, Bronx, NY

Wed Apr 08 2015, 7:11 PM - 10:07 PM EDT

Att. 31,020 - Cloudy - 44 F

livebaseballscorecards.com

AB	33
R	3
H	7
RBI	2
BB	3
SO	7
LOB	15

BOTTOM

Batter	1	2	3	4	5	6	7	8	9	AB	R	H	RBI	BB	SO	LOB
22 Jacoby Ellsbury, L (1, 8) OBP: 0.500, SLG: 0.333	B KN 71 B KN 72 C KN 71 B KN 71 F KN 72 B KN 75 4-2 11 K2-3 BB		B KN 73 S KN 71 B KN 75 C KN 73 B KN 72 B KN 69 4-2 11 BB BB			F FF 81 B KN 74 X KN 75 1-1 11 G3-1 11 S 36 SF8 1B		B SI 92 X SI 92 1-0 36 WP 11 HBP 34 HBP 2-3 1B		2	2	2	0	2	0	0
11 Brett Gardner, L (1, 7) OBP: 0.375, SLG: 0.667	C KN 73 B KN 75 1 SAFE B KN 73 B KN 71 1 SAFE F KN 79 1 SAFE S KN 75 3-3 K2-3 1-2		B KN 74 D KN 73 B KN 69 B FF 81 4-0 1-2 BB			B KN 72 B KN 71 D KN 70 C KN 77 C KN 78 X KN 73 3-2 G3-1 1-3		D SI 90 C SI 93 B SL 84 H SI 94 3-1 34 HBP 36 WP 12 1B 1-2 HBP		2	1	0	0	1	1	2
36 Carlos Beltrán, S (1, 9) 31 Gregorio Petit, R (9, 4)	F FF 80 B KN 76 X KN 75 1-1 F9		C KN 76 F KN 78 X KN 78 0-2 F7			C KN 76 X KN 75 0-1 SF8 3-H		S CH 86 B CH 80 F CH 86 B CU 79 S CU 80 2-3 K 1-2 2-3 3-H		3 0	0 0	0 0	1 0	0 0	1 0	4 0
25 Mark Teixeira, S (1, 3) OBP: 0.375, SLG: 0.333		B KN 74 B KN 72 X KN 69 2-0 12 G4-3 2B	B KN 71 C FF 80 B KN 75 X KN 72 2-1 F8			B KN 76 X KN 76 1-0 G5-3		I IN 68 I IN 71 I IN 73 I IN 73 4-0 12 1B 34 HBP IBB		3	0	1	0	1	0	0
34 Brian McCann, L (1, 2) OBP: 0.250, SLG: 0.143		C KN 75 B KN 75 X EP 83 1-1 F8	B KN 74 B KN 70 C KN 73 X KN 72 2-1 G3				B KN 73 B KN 71 B KN 72 C KN 79 C FF 80 C KN 74 3-3 K	H CH 87 1-0 12 1B 1-2 2-3 3-H HBP		3	0	0	1	0	1	1
12 Chase Headley, S (1, 5) OBP: 0.250, SLG: 0.250		C FF 80 X KN 76 0-1 G4-3 2-3	B KN 72 F KN 71 X KN 77 1-1 G5-3				B FF 81 B KN 74 F FF 81 B KN 74 X FF 81 3-1 13 F7 1B	B FC 87 C CH 82 B CU 81 S CH 87 D CU 80 X FC 88 3-2 1-2 2-3 3-H 1B		4	0	2	1	0	0	1
13 Alex Rodriguez, R (1, 10) OBP: 0.286, SLG: 0.167		C KN 75 B KN 77 F KN 76 B KN 77 F KN 77 D KN 77 S KN 76 3-3 K			B KN 72 X KN 73 1-0 F9		X FF 96 0-0 F7 1-2	D CH 80 B FF 95 S FF 95 C FF 95 F FF 94 C CH 81 2-3 K		4	0	0	0	0	2	5
14 Stephen Drew, L (1, 4) OBP: 0.143, SLG: 0.143 (9, 6)			B KN 71 C KN 79 C KN 74 X KN 78 1-2 G3		X FF 81 0-0 18 G4-6-3 1B		C FF 96 S CH 89 S CH 88 0-3 K	C FF 94 F FF 95 B CH 80 B FF 94 X CH 82 2-2 F9		4	0	1	0	0	1	4
18 Didi Gregorius, L (1, 6) 24 Chris Young, R (8, PH) OBP: 1.000, SLG: 2.000 (9, 9)			B KN 72 C KN 72 F KN 76 B KN 78 F KN 76 F KN 75 T KN 70 2-2 K		B KN 73 X KN 73 1-0 G4-6-3 1-2f			B SI 90 X SI 93 1-0 22 1B 36 WP 2B		2 1	0 1	0 1	0 0	0 0	1 0	1 0
Inning Stats	R: 0 E: 0 K: 1 S: 7 H: 0 LOB: 0 BB: 1 P: 15	R: 0 E: 0 K: 1 S: 9 H: 1 LOB: 1 BB: 0 P: 15	R: 0 E: 0 K: 1 S: 13 H: 0 LOB: 2 BB: 2 P: 24	R: 0 E: 0 K: 0 S: 6 H: 0 LOB: 0 BB: 0 P: 11	R: 0 E: 0 K: 0 S: 3 H: 1 LOB: 0 BB: 0 P: 5	R: 1 E: 0 K: 0 S: 8 H: 1 LOB: 0 BB: 0 P: 13	R: 0 E: 0 K: 2 S: 9 H: 1 LOB: 1 BB: 0 P: 15	R: 3 E: 0 K: 2 S: 16 H: 3 LOB: 3 BB: 1 P: 35		1B: 5 2B: 2 3B: 0 HR: 0 SF: 1 SAC: 0 DP: 1 HBP: 2						

PITCHER		IP	WLS	BF	H	R	ER	SO	BB	IBB	HBP	BLK	WP	HR	S	P	ERA	WHIP
43 R.A. Dickey, R ERA: 1.42	(1, 1)	6.1		24	4	1	1	4	3	0	0	0	0	0	51	94	1.42	1.105
51 Miguel Castro, R ERA:	(7, 1)	0.2	H	2	0	0	0	1	0	0	0	0	0	0	4	4	0.00	0.000
62 Aaron Loup, L ERA: 16.2	(8, 1)	0.0	L	3	2	3	3	0	0	0	1	0	0	0	3	8	∞	∞
27 Brett Cecil, L ERA:	(8, 1)	0.1	B	4	1	0	0	1	0	1	1	0	1	0	6	16	0.00	3.000
54 Roberto Osuna, R ERA:	(8, 1)	0.2		2	0	0	0	1	0	0	0	0	0	0	7	11	0.00	0.000

PITCHER	IP	WLS	BF	H	R	ER	SO	BB	IBB	HBP	BLK	WP	HR	S	P	ERA	WHIP

Toronto Blue Jays @ New York Yankees

Yankee Stadium, Bronx, NY

Wed Apr 08 2015, 7:11 PM - 10:07 PM EDT

Att. 31,020 - Cloudy - 44 F

livebaseballscorecards.com

AB	28
R	4
H	7
RBI	3
BB	4
SO	7
LOB	18

WP: 1	PA: 35		
PB: 0			
SB: 1			
CS: 0			

Batter	1	2	3	4	5	6	7	8	9	AB	R	H	RBI	BB	SO	LOB
7 José Reyes, S (1, 6) OBP: 0.308, SLG: 0.250	C SI 88 S CH 83 S CH 84 0-3 ① K	C SL 79 B CH 83 X SI 88 1-1 3-H 1B			F FF 88 T SI 88 F CH 83 X CH 83 0-2 55 G5-4-3 1B		B CU 75 C CU 76 X SL 87 1-1 ③ F8			4	0	2	1	0	1	0
55 Russell Martin, R (1, 2) OBP: 0.154, SLG: 0.091	C FF 90 B SI 90 C SL 79 X SI 90 1-2 ② G6-3	B SL 79 C SI 88 F CH 80 C SI 89 1-3 ③ K			B SI 88 C CH 81 B SI 87 F CH 83 X SI 88 2-2 ② ③ G5-4-3 1-2f			B CU 77 T SL 88 B SL 88 S FF 94 T FF 94 2-2 ① K		4	0	0	0	0	2	2
19 José Bautista, R (1, 9)	C SL 79 B CH 84 B CH 85 F FF 89 F SI 89 S SL 79 2-3 ③ K		S CH 82 B SI 88 F SL 79 S SI 89 1-3 ① K			B SL 77 B SL 76 X SI 88 2-0 ① G1-3		B CU 79 X FF 94 1-0 ② L9		4	0	0	0	0	2	0
10 Edwin Encarnación, R (1, 10) OBP: 0.417, SLG: 0.917		C FF 88 X SI 89 0-1 23 1B 20 1B 11 1B 1B	B SI 88 F SI 88 B SI 89 B CH 84 F SI 88 S SL 80 3-3 ② K			B SI 88 B CH 82 F SI 88 B SL 78 F SI 88 F SI 88 X SI 88 3-2 ② F7		C CU 78 B FF 94 B FF 95 X FC 89 2-1 HR		4	2	2	1	0	1	0
20 Josh Donaldson, R (1, 5) OBP: 0.250, SLG: 0.182		F SI 88 B CH 83 B CH 83 X SI 89 2-1 11 1B 23 1B 18 G3 1-2 1B	B SL 78 S SI 88 F SI 90 B SL 78 X SI 88 2-2 ③ G6-3			X CH 82 0-0 23 1B 23 E 1B		C SL 88 B FF 94 B FF 94 C SL 86 B FF 94 X SL 87 3-2 ③ G6-3		4	2	2	0	0	0	0
23 Danny Valencia, R (1, 3) OBP: 0.500, SLG: 0.500 14 Justin Smoak, S (9, PH) OBP: 0.250, SLG: 0.500 (9, 3)		C SL 78 X SI 90 0-1 18 G3 11 1B 29 G4-3 1-2 2-3 1B		B FF 87 F SI 87 C SI 88 S SL 78 1-3 ① K		F CH 83 B SI 88 F SI 88 B SL 76 X SI 89 2-2 E9 1-H 1B			B FF 94 B FF 94 S FF 95 S FF 95 F FF 96 S FF 93 2-3 ① K	3 1	1 0	2 0	0 0	0 0	1 1	0 0
11 Kevin Pillar, R (1, 8) OBP: 0.333, SLG: 0.333 (6, 7)		S FF 89 X CH 83 0-1 29 G4-3 18 G3 7 1B 1-2 2-3 3-H 1B		C FF 89 S CH 83 C SI 89 0-3 ② K		C SL 86 B SL 86 F SL 86 X CU 78 1-2 ③ P2			C FF 95 B SL 85 B FF 95 B SL 84 X FF 93 3-1 ② L6	4	1	1	1	0	1	1
18 Steve Tolleson, R (1, 7) 45 Dalton Pompey, S (6, 8)		B SL 79 X CH 84 1-0 ① G3 1-2 2-3 3-H		S CH 83 B SI 89 C SI 88 S SL 78 1-3 ③ K			B SL 86 C SL 86 B FF 92 C CU 78 X CU 78 2-2 ① F7		X FF 94 0-0 ③ F7	2 2	0 0	0 0	1 0	0 0	1 0	2 0
29 Devon Travis, R (1, 4) OBP: 0.455, SLG: 0.667		B SL 79 S SI 89 F CH 82 X CH 83 1-2 ② G4-3 2-3 3-H			C SL 76 S SI 87 F SL 77 F SI 88 B FF 88 F CH 84 F SI 89 X SL 75 1-2 ① P3		B SL 88 F FF 92 F FF 93 F SL 85 B CU 76 X FF 92 2-2 ② P4			3	0	0	1	0	0	1
Inning Stats	R: 0 E: 0 K: 2 S: 10 H: 0 LOB: 0 BB: 0 P: 13	R: 4 E: 0 K: 1 S: 17 H: 5 LOB: 1 BB: 0 P: 23	R: 0 E: 0 K: 2 S: 9 H: 0 LOB: 0 BB: 0 P: 15	R: 0 E: 0 K: 3 S: 9 H: 0 LOB: 0 BB: 0 P: 11	R: 0 E: 0 K: 0 S: 14 H: 1 LOB: 0 BB: 0 P: 17	R: 1 E: 1 K: 0 S: 12 H: 2 LOB: 1 BB: 0 P: 20	R: 0 E: 0 K: 0 S: 9 H: 0 LOB: 0 BB: 0 P: 14	R: 1 E: 0 K: 1 S: 9 H: 1 LOB: 0 BB: 0 P: 17	R: 0 E: 0 K: 1 S: 7 H: 0 LOB: 0 BB: 0 P: 12	1B: 8 2B: 0 3B: 0 HR: 1 SF: 0 SAC: 0 DP: 1 HBP: 0						

PITCHER		IP	WLS	BF	H	R	ER	SO	BB	IBB	HBP	BLK	WP	HR	S	P	ERA	WHIP
52 CC Sabathia, L ERA: 6.35	(1, 1)	5.2	L	24	8	5	4	8	0	0	0	0	0	0	68	95	6.35	1.412
53 Esmil Rogers, R ERA: 3.38	(6, 1)	2.1		8	1	1	1	1	0	0	0	0	0	1	21	35	3.86	0.429
29 David Carpenter, R ERA:	(9, 1)	1.0		3	0	0	0	1	0	0	0	0	0	0	7	12	0.00	0.000

PITCHER	IP	WLS	BF	H	R	ER	SO	BB	IBB	HBP	BLK	WP	HR	S	P	ERA	WHIP

TOP

Toronto Blue Jays @ New York Yankees

Yankee Stadium, Bronx, NY

Thu Apr 09 2015, 7:09 PM - 10:00 PM EDT

Att. 32,152 - Overcast - 42 F

livebaseballscorecards.com

AB	35
R	6
H	9
RBI	5
BB	0
SO	10
LOB	6

WP: 0	PA: 35		
PB: 0			
SB: 0			
CS: 0			

Batter	1	2	3	4	5	6	7	8	9	AB	R	H	RBI	BB	SO	LOB
22 Jacoby Ellsbury, L (1, 8) OBP: 0.385, SLG: 0.273	C FF 92 B FF 92 B FF 90 X FF 90 2-1 P3 ①		B FF 92 C CH 82 B FF 92 C FF 89 X FF 92 2-2 13 CS 1B		C CU 73 C FF 91 B SL 83 B CH 86 B CU 72 F FF 89 X FF 88 3-2 P5 ③		F FF 93 B FF 94 B CH 82 X CH 83 2-1 G3-1 ① 1-2		C FF 96 S CH 90 B CH 92 F CH 89 X FF 97 1-2 G4-3 ③	5	0	1	0	0	0	1
13 Alex Rodriguez, R (1, 10) OBP: 0.364, SLG: 0.556	F FF 92 C FF 93 S CH 87 0-3 K ②		S SL 81 S CH 85 B FF 94 1-2 CS ③ 1-2	B FF 90 C SL 79 B FF 91 S FF 91 B CH 83 B SL 80 4-2 36 2B BB		B SL 78 X FF 89 1-0 HR	B SI 94 S SL 86 S FF 94 S FF 96 1-3 K ②			3	1	1	1	1	2	1
36 Carlos Beltrán, S (1, 9) OBP: 0.167, SLG: 0.200	S SL 83 B FF 93 F SL 83 F FF 93 B CU 74 B CH 84 S SL 80 3-3 K ③			C FF 90 B CU 73 B CH 81 X FF 89 2-1 1-3 2B		B CH 82 C CH 81 X SL 79 1-1 L9 ①	C FF 95 F FF 94 S SI 96 0-3 K ③			4	0	1	0	0	2	1
25 Mark Teixeira, S (1, 3) OBP: 0.333, SLG: 0.600		B FF 90 B FF 91 B SL 80 C FF 89 X FF 90 3-1 P6 ①		B SL 80 X FF 92 1-0 L5 ①		B FF 92 X CH 82 1-0 HR		C CU 81 F FF 88 C FF 91 0-3 K ①		4	1	1	1	0	1	2
12 Chase Headley, S (1, 5) OBP: 0.250, SLG: 0.182		C FF 92 B CU 73 F CH 84 B SL 82 B FF 92 F FF 91 B CH 83 4-2 BB		B FF 92 D CH 83 B FF 92 C FF 91 F FF 91 F SL 79 C CH 81 3-3 K ②		B FF 91 B SL 80 S FF 92 F FF 92 B SL 81 X FF 90 3-2 G5-3 ②		X FF 91 0-0 F9 ②		3	0	0	0	1	1	2
24 Chris Young, R (1, 7) OBP: 0.600, SLG: 0.667		C SL 80 F FF 92 S CH 83 0-3 K ②		S CH 82 B FF 92 X CH 83 1-1 P4 ③		F FF 91 B FF 91 H FF 92 2-1 66 2B HBP		F FF 89 B CU 82 B CH 86 B CU 81 B FF 90 4-1 66 WP BB		2	0	0	0	1	1	3
66 John Ryan Murphy, R (1, 2) OBP: 0.500, SLG: 1.000		C FF 92 D CH 85 F FF 92 C FF 94 1-3 K ③			X FF 88 0-0 18 1B 2B	B FF 93 F FF 94 B SL 84 C FF 94 X CH 82 2-2 1-3 2B		C FF 90 F CU 81 F FF 90 B CU 82 S CU 82 1-3 K ③ 1-2		4	1	2	0	0	2	2
31 Gregorio Petit, R (1, 4) 14 Stephen Drew, L (6, PH) (7, 4) OBP: 0.111, SLG: 0.111			C FF 90 X SL 80 0-1 G4-3 ①		B FF 89 X FF 90 1-0 P4 ①	C FF 92 D CH 83 F FF 94 F CH 83 S FF 95 1-3 K ③			C FF 97 B CH 92 B FF 96 X FF 96 2-1 L8 ①	2 2	0 0	0 0	0 0	0 0	0 1	1 2
18 Didi Gregorius, L (1, 6) OBP: 0.333, SLG: 0.143			C FF 91 B CU 72 X FF 91 1-1 G6-3 ②		S SL 81 F FF 90 X SL 83 0-2 2-H 1B ②		B FF 94 B CH 80 C FF 93 B FF 94 B FF 93 4-1 22 G3-1 BB		C FF 97 S CH 90 F CH 91 B SL 83 F FF 96 X CH 90 1-2 G4-3 ②	3	0	1	1	1	0	0
Inning Stats	R: 0 E: 0 K: 2 S: 9 H: 0 LOB: 0 BB: 0 P: 14	R: 0 E: 0 K: 2 S: 11 H: 0 LOB: 1 BB: 1 P: 19	R: 0 E: 0 K: 0 S: 9 H: 1 LOB: 0 BB: 0 P: 13	R: 0 E: 0 K: 1 S: 11 H: 1 LOB: 2 BB: 1 P: 22	R: 1 E: 0 K: 0 S: 9 H: 2 LOB: 0 BB: 0 P: 13	R: 2 E: 0 K: 1 S: 15 H: 3 LOB: 2 BB: 0 P: 26	R: 0 E: 0 K: 2 S: 9 H: 0 LOB: 1 BB: 1 P: 16	R: 0 E: 0 K: 2 S: 9 H: 0 LOB: 1 BB: 1 P: 14	R: 0 E: 0 K: 0 S: 11 H: 0 LOB: 0 BB: 0 P: 15	1B: 2 2B: 3 3B: 0 HR: 2	SF: 0 SAC: 0 DP: 0 HBP: 1			WP: 1 PB: 0 SB: 0 CS: 1	PA: 38		

PITCHER		IP	WLS	BF	H	R	ER	SO	BB	IBB	HBP	BLK	WP	HR	S	P	ERA	WHIP
32 Daniel Norris, L ERA: 4.76	(1, 1)	5.2	W	24	6	3	3	5	2	0	1	0	0	2	57	97	4.76	1.412
54 Roberto Osuna, R ERA:	(6, 1)	1.1	H	6	1	0	0	3	1	0	0	0	0	0	16	26	0.00	1.500
27 Brett Cecil, L ERA:	(8, 1)	1.0	H	4	0	0	0	2	1	0	0	0	1	0	9	14	0.00	1.000
51 Miguel Castro, R ERA:	(9, 1)	1.0	S	3	0	0	0	0	0	0	0	0	0	0	11	15	0.00	0.000

PITCHER	IP	WLS	BF	H	R	ER	SO	BB	IBB	HBP	BLK	WP	HR	S	P	ERA	WHIP

BOTTOM

Toronto Blue Jays @ New York Yankees

Yankee Stadium, Bronx, NY

Thu Apr 09 2015, 7:09 PM - 10:00 PM EDT

Att. 32,152 - Overcast - 42 F

livebaseballscorecards.com

AB	32
R	3
H	7
RBI	3
BB	4
SO	10
LOB	15

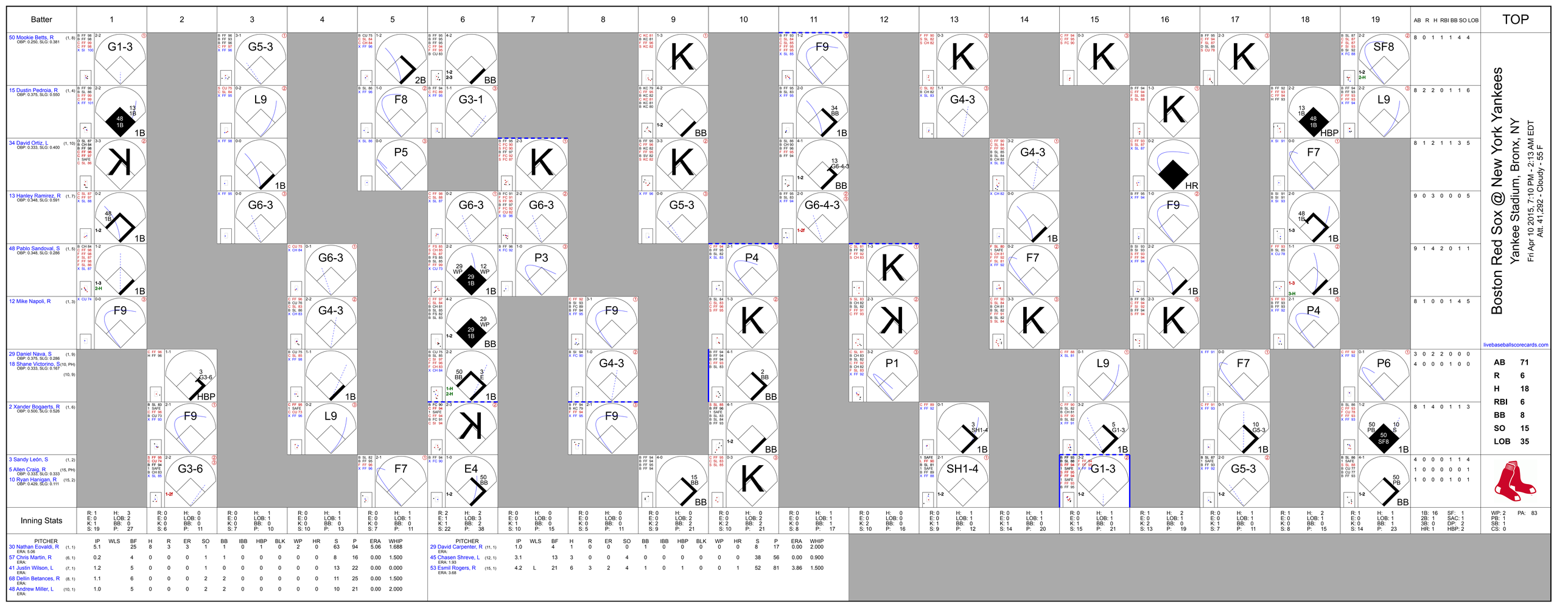
Batter
1
2
3
4
5
6
7
8
9
10
11
12
13
14
15
16
17
18
19
AB R H RBI BB SO LOB
TOP
50 Mookie Betts, R (1, 8)
OBP: 0.250, SLG: 0.381
G1-3
8 0 1 1 1 4 4
15 Dustin Pedroia, R (1, 4)
OBP: 0.375, SLG: 0.550
2B
F8
G3-1
L9
F9
BB
K
G4-3
HBP
8 2 2 0 1 1 6
34 David Ortiz, L (1, 10)
OBP: 0.333, SLG: 0.400
K
P5
G6-3
HR
8 1 2 1 1 3 5
13 Hanley Ramirez, R (1, 7)
OBP: 0.348, SLG: 0.591
G6-3
G5-3
G6-4-3
F9
F7
9 0 3 0 0 0 5
48 Pablo Sandoval, S (1, 5)
OBP: 0.348, SLG: 0.286
G6-3
P3
P4
F7
9 1 4 2 0 1 1
12 Mike Napoli, R (1, 3)
F9
G4-3
K
P4
8 1 0 0 1 4 5
29 Daniel Nava, S (1, 9)
OBP: 0.375, SLG: 0.286
HBP
L9
F7
SF8
3 0 2 2 0 0 0
18 Shane Victorino, S (10, PH)
OBP: 0.333, SLG: 0.167
(10, 9)
4 0 0 0 1 0 0
2 Xander Bogaerts, R (1, 6)
OBP: 0.500, SLG: 0.526
F9
L9
K
BB
G4-3
F9
P1
SH1-4
F7
G5-3
P6
8 1 4 0 1 1 3
3 Sandy León, S (1, 2)
5 Allen Craig, R (15, PH)
OBP: 0.333, SLG: 0.333
10 Ryan Hanigan, R (15, 2)
OBP: 0.429, SLG: 0.111
G3-6
F7
E4
BB
G1-3
4 0 0 0 1 1 4
1 0 0 0 0 0 1
1 0 0 0 1 0 1
Inning Stats
R: 1 H: 3 E: 0 LOB: 2 K: 1 BB: 0 S: 19 P: 27
R: 0 H: 0 E: 0 LOB: 0 K: 0 BB: 0 S: 6 P: 11
R: 0 H: 1 E: 0 LOB: 1 K: 0 BB: 0 S: 7 P: 10
R: 0 H: 1 E: 0 LOB: 1 K: 0 BB: 0 S: 10 P: 13
R: 0 H: 1 E: 0 LOB: 0 K: 0 BB: 0 S: 7 P: 11
R: 2 H: 2 E: 1 LOB: 1 K: 1 BB: 2 S: 22 P: 38
R: 0 H: 0 E: 0 LOB: 0 K: 1 BB: 0 S: 10 P: 15
R: 0 H: 0 E: 0 LOB: 0 K: 0 BB: 0 S: 5 P: 11
R: 0 H: 0 E: 0 LOB: 0 K: 2 BB: 2 S: 9 P: 21
R: 0 H: 0 E: 0 LOB: 2 K: 2 BB: 2 S: 10 P: 21
R: 0 H: 1 E: 0 LOB: 1 K: 0 BB: 1 S: 8 P: 17
R: 0 H: 0 E: 0 LOB: 0 K: 2 BB: 0 S: 10 P: 16
R: 0 H: 1 E: 0 LOB: 1 K: 1 BB: 0 S: 9 P: 12
R: 0 H: 1 E: 0 LOB: 1 K: 1 BB: 0 S: 14 P: 20
R: 0 H: 1 E: 0 LOB: 1 K: 1 BB: 0 S: 15 P: 21
R: 1 H: 2 E: 0 LOB: 1 K: 2 BB: 0 S: 13 P: 19
R: 0 H: 1 E: 0 LOB: 1 K: 1 BB: 0 S: 7 P: 11
R: 1 H: 2 E: 0 LOB: 1 K: 0 BB: 0 S: 8 P: 15
R: 1 H: 1 E: 0 LOB: 1 K: 0 BB: 1 S: 14 P: 23
1B: 16 SF: 1
2B: 1 SAC: 1
3B: 0 DP: 2
HR: 1 HBP: 2
WP: 2 PA: 83
PB: 1
SB: 1
CS: 0
Boston Red Sox @ New York Yankees
Yankee Stadium, Bronx, NY
Fri Apr 10 2015, 7:10 PM - 2:13 AM EDT
Att. 41,292 - Cloudy - 55 F
livebaseballscorecards.com
AB 71
R 6
H 18
RBI 6
BB 8
SO 15
LOB 35
PITCHER IP WLS BF H R ER SO BB IBB HBP BLK WP HR S P ERA WHIP
30 Nathan Eovaldi, R (1, 1) 5.1 25 8 3 3 1 1 0 1 0 2 0 63 94 5.06 1.688
ERA: 5.06
57 Chris Martin, R (6, 1) 0.2 4 0 0 0 1 1 0 0 0 0 0 8 16 0.00 1.500
ERA:
41 Justin Wilson, L (7, 1) 1.2 5 0 0 0 1 0 0 0 0 0 0 13 22 0.00 0.000
ERA:
68 Dellin Betances, R (8, 1) 1.1 6 0 0 0 2 2 0 0 0 0 0 11 25 0.00 1.500
ERA:
48 Andrew Miller, L (10, 1) 1.0 5 0 0 0 2 2 0 0 0 0 0 10 21 0.00 2.000
ERA:
PITCHER IP WLS BF H R ER SO BB IBB HBP BLK WP HR S P ERA WHIP
29 David Carpenter, R (11, 1) 1.0 4 1 0 0 0 1 0 0 0 0 0 0 8 17 0.00 2.000
ERA:
45 Chasen Shreve, L (12, 1) 3.1 13 3 0 0 4 0 0 0 0 0 0 0 38 56 0.00 0.900
ERA: 1.93
53 Esmil Rogers, R (15, 1) 4.2 L 21 6 3 2 4 1 0 1 0 0 1 52 81 3.86 1.500
ERA: 3.68

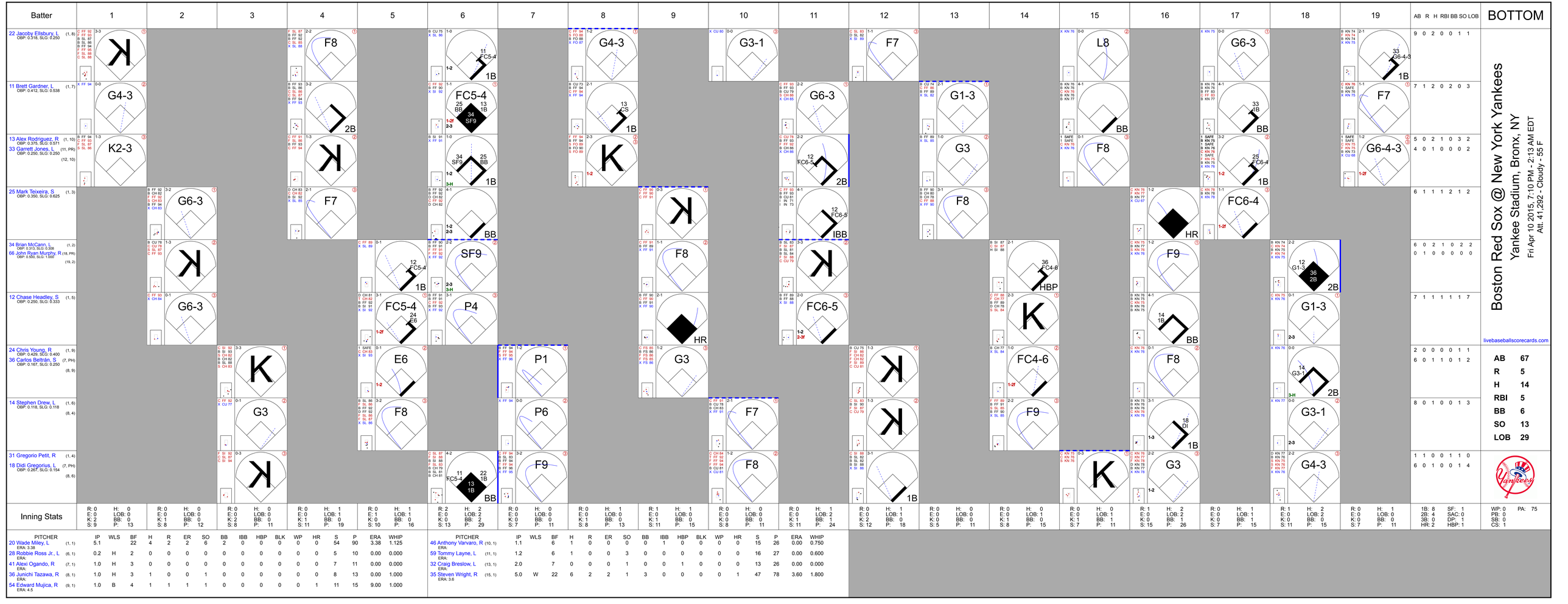
Batter
1
2
3
4
5
6
7
8
9
10
11
12
13
14
15
16
17
18
19
AB R H RBI BB SO LOB
BOTTOM
22 Jacoby Ellsbury, L (1, 8) OBP: 0.318, SLG: 0.250
11 Brett Gardner, L (1, 7) OBP: 0.412, SLG: 0.538
13 Alex Rodriguez, R (1, 10) OBP: 0.375, SLG: 0.571
33 Garrett Jones, L (11, PR) OBP: 0.250, SLG: 0.250 (12, 10)
25 Mark Teixeira, S (1, 3) OBP: 0.350, SLG: 0.625
34 Brian McCann, L (1, 2) OBP: 0.313, SLG: 0.308
66 John Ryan Murphy, R (18, PR) OBP: 0.500, SLG: 1.000 (19, 2)
12 Chase Headley, S (1, 5) OBP: 0.250, SLG: 0.333
24 Chris Young, R (1, 9) OBP: 0.429, SLG: 0.400
36 Carlos Beltrán, S (7, PH) OBP: 0.167, SLG: 0.250 (8, 9)
14 Stephen Drew, L (1, 6) OBP: 0.118, SLG: 0.118 (8, 4)
31 Gregorio Petit, R (1, 4)
18 Didi Gregorius, L (7, PH) OBP: 0.267, SLG: 0.154 (8, 6)
Inning Stats
PITCHER IP WLS BF H R ER SO BB IBB HBP BLK WP HR S P ERA WHIP
20 Wade Miley, L (1, 1) ERA: 3.38 5.1 22 4 2 2 6 2 0 0 0 0 0 54 90 3.38 1.125
28 Robbie Ross Jr., L (6, 1) ERA: 0.2 H 2 0 0 0 0 0 0 0 0 0 0 5 10 0.00 0.000
41 Alexi Ogando, R (7, 1) ERA: 1.0 H 3 0 0 0 0 0 0 0 0 0 0 7 11 0.00 0.000
36 Junichi Tazawa, R (8, 1) ERA: 1.0 H 3 1 0 0 1 0 0 0 0 0 0 8 13 0.00 1.000
54 Edward Mujica, R (9, 1) ERA: 4.5 1.0 B 4 1 1 1 1 0 0 0 0 0 1 11 15 9.00 1.000
PITCHER IP WLS BF H R ER SO BB IBB HBP BLK WP HR S P ERA WHIP
46 Anthony Varvaro, R (10, 1) ERA: 3.86 1.1 6 1 0 0 3 0 0 0 0 0 0 16 27 0.00 0.750
59 Tommy Layne, L (11, 1) ERA: 1.2 6 1 0 0 3 0 0 0 0 0 0 16 27 0.00 0.600
32 Craig Breslow, L (13, 1) ERA: 2.0 7 0 0 0 1 0 0 0 0 0 0 13 26 0.00 0.000
35 Steven Wright, R (15, 1) ERA: 3.6 5.0 W 22 6 2 2 1 3 0 0 0 0 1 47 78 3.60 1.800
Boston Red Sox @ New York Yankees
Yankee Stadium, Bronx, NY
Fri Apr 10 2015, 7:10 PM - 2:13 AM EDT
Att. 41,292 - Cloudy - 55 F
livebaseballscorecards.com
AB 67
R 5
H 14
RBI 5
BB 6
SO 13
LOB 29

Batter	1	2	3	4	5	6	7	8	9	AB	R	H	RBI	BB	SO	LOB
26 Brock Holt, L (1, 8) OBP: 0.667, SLG: 0.833	C FF 92 B SI 91 X FF 92 1-1 ① G3		C FF 92 B CU 77 B CH 83 F FF 92 X SL 84 2-2 15 G5-4-3 1B		C SL 84 B SL 85 X SI 90 1-1 15 G4-6-3 1-2 1B		C FF 93 F FF 94 F FC 89 X FF 94 0-2 15 2B 1-2 1B	C FF 90 B SL 82 C FF 91 X CU 75 1-2 1-H 2-H 3-H 2B		5	1	4	3	0	0	0
15 Dustin Pedroia, R (1, 4) OBP: 0.345, SLG: 0.520	C FF 92 X SL 85 0-1 ② F8		B SI 92 D CH 84 X FF 91 2-0 ②③ G5-4-3 1-2f		C FF 92 X SL 88 0-1 ① G4-6-3 1-2f 2-3 ②		B FF 94 X FF 92 1-0 34 G6-3 1-H 2-H 2B	C FF 89 X CH 80 0-1 ③ G5-3		5	0	1	2	0	0	4
34 David Ortiz, L (1, 10) OBP: 0.261, SLG: 0.300	B FF 93 B SI 91 B FF 93 X SI 93 3-0 ③ G4-3			C SI 91 B FF 92 B CH 85 X SL 84 2-1 ① G3	S SI 91 F SI 92 D SL 87 F SL 88 B FF 91 S FF 92 2-3 ③ K		C FF 93 F FF 94 B FC 89 F CU 82 F FC 87 X FC 88 1-2 ② G6-3 2-3		B FF 87 B SL 81 X SI 89 2-0 ① F9	5	0	0	0	0	1	2
12 Mike Napoli, R (1, 3)		C FF 92 B SI 92 S SL 86 B SL 86 X SI 93 2-2 E3 5 G5-3 G5-3 29 2B		X SL 87 0-0 ② G6-3		S FF 92 S SL 85 B SL 85 X SL 86 1-2 ① G1-3	T FF 93 X FC 87 0-1 ③ G4-3		B SI 89 B SI 90 B SI 90 B FF 89 4-0 S BB	4	1	0	0	1	0	1
Pablo Sandoval, S (1, 5) OBP: 0.321, SLG: 0.269		B SL 85 B CH 83 S SI 93 T FF 93 B FF 92 F FF 93 X FF 94 3-2 ① G5-3 1-2		C FF 93 B CH 84 B SL 86 S SI 92 F FF 93 F SL 88 F SI 92 B SL 88 X CH 84 3-2 5 BB 29 1B 1B		C CU 79 B FF 95 X FC 89 1-1 ② G3		B FF 89 B FF 90 X FF 90 2-0 ① G6-3	C CH 78 F SL 83 S SL 81 0-3 ② K 1-2	5	1	1	0	0	1	2
5 Allen Craig, R (1, 9) OBP: 0.250, SLG: 0.143		B SL 87 S FF 93 B FF 93 F CH 83 X SI 92 2-2 ② G5-3 2-3		D CU 80 C SI 91 B CH 82 B FF 92 S FF 93 B FF 93 4-2 29 1B BB 1-2		F SI 95 B CU 79 B SL 95 C FC 89 B SI 96 C FC 91 3-3 ③ K		F SI 91 F SL 82 B SI 90 B SL 81 B SI 90 X SI 91 3-2 ② L8	B SL 81 X SI 88 1-0 ③ G6-3	4	0	0	0	1	1	2
29 Daniel Nava, S (1, 7) OBP: 0.500, SLG: 0.500		B CU 77 B SI 91 C SL 85 F FF 93 X FF 93 2-2 2 PB 3-H 2B		C SL 85 B SI 92 S CH 83 X FF 92 1-2 1-3 2-H 1B			B SI 92 B FF 94 B FF 94 B FF 94 4-0 2 FC6-4 BB	C FF 89 S CU 74 B SL 84 B SL 82 X SI 91 2-2 E5 10 BB 2 1B 26 2B		3	1	2	2	1	0	0
2 Xander Bogaerts, R (1, 6) OBP: 0.462, SLG: 0.478		D CU 79 B SL 86 C FF 92 S SL 86 F SL 88 B SI 91 F FF 93 F SL 86 X CH 84 3-2 ③ F7 2-3		C SL 85 X SL 88 0-1 ③ F9			1 SAFE C FC 89 C FF 94 B FF 93 F CU 81 X SI 92 1-2 ① FC6-4 10 E 10 S 10 FC5 1-2f	1 SAFE C CU 72 X FF 90 0-1 10 BB 1-2 26 2B 1B		4	2	1	0	0	0	4
10 Ryan Hanigan, R (1, 2) OBP: 0.444, SLG: 0.091			C FF 90 F SI 91 X SL 87 0-2 ① G4-3		B SL 85 B FF 92 C FF 92 B FF 92 F FF 91 B FF 92 4-2 15 G4-6-3 26 1B BB		1 SAFE S SI 93 F FF 93 B FC 88 D SI 93 X FF 95 2-2 FC5 26 1B 15 2B 1-H	C SI 90 B FF 90 B SL 82 B FF 91 B FF 91 4-1 26 2B 1-2 2-3 BB		2	2	0	1	2	0	0
Inning Stats	R: 0 E: 0 K: 0 S: 5 H: 0 LOB: 0 BB: 0 P: 9	R: 1 E: 1 K: 0 S: 19 H: 1 LOB: 1 BB: 0 P: 31	R: 0 E: 0 K: 0 S: 7 H: 1 LOB: 0 BB: 0 P: 11	R: 1 E: 0 K: 0 S: 16 H: 2 LOB: 2 BB: 1 P: 26	R: 0 E: 0 K: 1 S: 10 H: 1 LOB: 1 BB: 1 P: 17	R: 0 E: 0 K: 1 S: 8 H: 0 LOB: 0 BB: 0 P: 13	R: 3 E: 0 K: 0 S: 19 H: 2 LOB: 1 BB: 1 P: 28	R: 3 E: 1 K: 0 S: 15 H: 2 LOB: 1 BB: 1 P: 27	R: 0 E: 0 K: 1 S: 5 H: 0 LOB: 1 BB: 1 P: 12	1B: 6 2B: 3 3B: 0 HR: 0 SF: 0 SAC: 0 DP: 2 HBP: 0						

PITCHER		IP	WLS	BF	H	R	ER	SO	BB	IBB	HBP	BLK	WP	HR	S	P	ERA	WHIP
43 Adam Warren, R ERA: 1.69	(1, 1)	5.1	L	22	5	2	1	1	2	0	0	0	0	0	60	98	1.69	1.312
41 Justin Wilson, L ERA: 3.0	(6, 1)	0.2		3	0	1	1	1	1	0	0	0	0	0	5	13	13.50	1.500
57 Chris Martin, R ERA: 4.91	(7, 1)	1.0		6	2	2	2	0	0	0	0	0	0	0	19	24	18.00	2.000
40 Matt Tracy, L ERA:	(8, 1)	2.0		11	2	3	0	1	2	0	0	0	0	0	20	39	0.00	2.000

PITCHER	IP	WLS	BF	H	R	ER	SO	BB	IBB	HBP	BLK	WP	HR	S	P	ERA	WHIP

TOP

Boston Red Sox @ New York Yankees

Yankee Stadium, Bronx, NY

Sat Apr 11 2015, 1:08 PM - 4:22 PM EDT

Att. 46,678 - Partly Cloudy - 55 F

livebaseballscorecards.com

AB	37
R	8
H	9
RBI	8
BB	5
SO	3
LOB	15

BOTTOM

Batter	1	2	3	4	5	6	7	8	9	AB	R	H	RBI	BB	SO	LOB
11 Brett Gardner, L (1, 7) OBP: 0.381, SLG: 0.471	C SI 92 F FF 96 S CU 78 0-3 ① K2-3		B SI 94 X SI 94 1-0 ① G6-3			B SI 94 B SI 94 C SI 95 F SI 95 F SI 96 C SI 95 2-3 ① K		D CH 87 C FF 93 X FF 94 1-1 1-2 24 HR 1B		4	1	1	0	0	2	0
24 Chris Young, R (1, 8) OBP: 0.364, SLG: 0.667	C SI 96 X FF 94 0-1 ② P4		C SL 86 B SL 84 X FF 94 1-1 ② G3-1			C CU 78 S SL 85 F SL 84 X SL 86 0-2 ② P3		F FF 94 F FF 94 X SL 85 0-2 1-H 2-H HR		4	1	1	3	0	0	0
36 Carlos Beltrán, S (1, 10) OBP: 0.136, SLG: 0.200	B SI 97 S FF 95 F FF 96 C SI 95 1-3 ③ K		F SI 96 X SI 95 0-1 ③ F7			F SI 96 B SL 86 C SI 95 B FF 96 F SI 96 B SI 98 X SI 94 3-2 ③ F8		C FF 91 B FF 91 S CH 84 B CH 85 T FF 93 2-2 ③ K		4	0	0	0	0	2	0
13 Alex Rodriguez, R (1, 3) OBP: 0.350, SLG: 0.500		B CU 78 B SI 96 C SI 95 X SI 95 2-1 66 WP 33 BB 18 SF7 1B		C FF 98 B SL 85 B SI 96 C FF 97 X FF 98 2-2 ① F9			X FF 96 0-0 ① G4-3		C FF 92 F FF 92 S SL 86 0-3 ① K	4	1	1	0	0	1	0
12 Chase Headley, S (1, 5) OBP: 0.208, SLG: 0.273		B SI 95 X SI 95 1-0 ① F8	C CU 79 S SL 85 B SL 84 S SL 86 1-3 ② K				B SI 96 B CH 85 F SI 94 X SI 94 2-1 ② L7		B CU 72 B FF 91 X FC 91 2-0 ② G6-3	4	0	0	0	0	1	1
33 Garrett Jones, L (1, 9) OBP: 0.375, SLG: 0.429		B SI 96 B SI 96 B SI 96 B SI 95 4-0 66 WP 1-2 BB	S FF 96 B SL 87 B CU 80 T FF 96 F SI 98 T SL 87 2-2 ③ K				C CU 78 B CU 75 F SI 95 S SL 84 1-3 ③ K		S FC 92 X FF 91 0-1 2B	3	0	1	0	1	2	0
66 John Ryan Murphy, R (1, 2) OBP: 0.375, SLG: 0.571		B SI 95 B SI 96 B SL 86 C SI 93 C SI 95 B SI 96 4-2 1-2 2-3 BB			B SI 96 C FF 95 B SI 95 B SI 96 C SI 96 X SI 96 3-2 ① F9			B FF 92 S FF 92 B FF 92 F FF 92 X SL 81 2-2 ① F7	D FF 93 X FF 91 1-0 ③ G5-3	3	0	0	0	1	0	1
18 Didi Gregorius, L (1, 6) OBP: 0.222, SLG: 0.133		B SI 97 B SI 95 X SI 95 2-0 ② SF7 3-H			B SI 98 B SI 96 X SI 95 2-0 ② G3-1			C FF 95 B FF 95 F SL 82 B FF 94 F FF 94 S FF 94 2-3 ② K		2	0	0	1	0	1	0
31 Gregorio Petit, R (1, 4) OBP: 0.286, SLG: 0.167		C FF 97 S SL 87 S SL 86 0-3 ③ K			F FF 98 B SI 95 F FF 96 F SL 87 S SL 84 1-3 ③ K			F FF 94 F SL 83 X SL 85 0-2 11 1B 24 HR 1B		3	1	1	0	0	2	2
Inning Stats	R: 0 E: 0 K: 2 S: 8 H: 0 LOB: 0 BB: 0 P: 9	R: 1 E: 0 K: 1 S: 9 H: 1 LOB: 2 BB: 2 P: 22	R: 0 E: 0 K: 0 S: 5 H: 0 LOB: 0 BB: 0 P: 7	R: 0 E: 0 K: 2 S: 10 H: 0 LOB: 0 BB: 0 P: 15	R: 0 E: 0 K: 1 S: 8 H: 0 LOB: 0 BB: 0 P: 14	R: 0 E: 0 K: 1 S: 12 H: 0 LOB: 0 BB: 0 P: 17	R: 0 E: 0 K: 1 S: 6 H: 0 LOB: 0 BB: 0 P: 9	R: 3 E: 0 K: 2 S: 18 H: 3 LOB: 0 BB: 0 P: 25	R: 0 E: 0 K: 1 S: 7 H: 1 LOB: 1 BB: 0 P: 10	1B: 3 2B: 1 3B: 0 HR: 1 SF: 1 SAC: 0 DP: 0 HBP: 0						WP: 1 PB: 0 SB: 0 CS: 0 PA: 34

PITCHER	IP	WLS	BF	H	R	ER	SO	BB	IBB	HBP	BLK	WP	HR	S	P	ERA	WHIP
56 Joe Kelly, R (1, 1) ERA: 1.29	7.0	W	24	1	1	1	8	2	0	0	0	1	0	58	93	1.29	0.429
41 Alexi Ogando, R (8, 1) ERA: 10.13	0.2		5	3	3	3	1	0	0	0	0	0	1	15	20	40.50	4.500
46 Anthony Varvaro, R (8, 1) ERA:	0.1		1	0	0	0	1	0	0	0	0	0	0	3	5	0.00	0.000
28 Robbie Ross Jr., L (9, 1) ERA:	1.0		4	1	0	0	1	0	0	0	0	0	0	7	10	0.00	1.000

PITCHER	IP	WLS	BF	H	R	ER	SO	BB	IBB	HBP	BLK	WP	HR	S	P	ERA	WHIP

Boston Red Sox @ New York Yankees

Yankee Stadium, Bronx, NY

Sat Apr 11 2015, 1:08 PM - 4:22 PM EDT

Att. 46,678 - Partly Cloudy - 55 F

livebaseballscorecards.com

AB	31
R	4
H	5
RBI	4
BB	2
SO	11
LOB	4

Boston Red Sox @ New York Yankees

Yankee Stadium, Bronx, NY

Sun Apr 12 2015, 8:09 PM - 11:32 PM EDT

Att. 43,019 - Clear - 54 F

TOP

livebaseballscorecards.com

Batter	1	2	3	4	5	6	7	8	9	AB	R	H	RBI	BB	SO	LOB
50 Mookie Betts, R (1, 8) OBP: 0.241, SLG: 0.346	C FF 91 C FC 89 F SL 82 X FS 87 0-2 L9		C FF 92 C FC 88 F FC 89 B FS 86 F SL 83 X SI 92 1-2 15 FC5-4 1B	F FF 92 C SI 90 S SL 85 0-3 K			C FF 92 X FF 94 0-1 F9		C FF 90 B CU 78 B FC 85 C FC 85 B CH 82 F FF 90 F FF 90 F FF 90 F FF 90 3-3 C FF 91 K	5	0	1	0	0	2	2
15 Dustin Pedroia, R (1, 4) OBP: 0.303, SLG: 0.448 26 Brock Holt, L (7, 4) OBP: 0.714, SLG: 0.857	B FF 90 X FC 88 1-0 P5		C FF 91 X FS 84 0-1 FC5-4 1-2f		C FS 87 B SL 83 F FS 86 X SL 80 1-2 F8		B FF 94 B SL 84 X FF 94 2-0 G6-3		C FF 90 F FF 90 X FF 91 0-2 29 DI 1B	4 1	0 0	0 1	0 0	0 0	0 0	1 0
34 David Ortiz, L (1, 10) OBP: 0.259, SLG: 0.261 29 Daniel Nava, S (9, PH) OBP: 0.462, SLG: 0.455	B FF 92 B SI 90 X SI 91 2-0 L5			C SI 89 S SL 80 B SL 82 B SL 83 B SL 83 F SL 84 B SI 93 4-2 13 WP 13 SF8 BB	X FF 90 0-0 G3		B FF 90 B FF 90 X FF 91 2-0 G3		C FF 89 B CH 83 X CU 78 1-1 F8 1-2	3 1	1 0	0 0	0 0	1 0	0 0	0 1
13 Hanley Ramirez, R (1, 7) OBP: 0.333, SLG: 0.680		X FF 90 0-0 P4		C FF 91 B FS 84 C SL 82 D FS 87 B FS 87 X SL 83 3-2 SF8 1-H	C SL 86 C SL 83 B FS 84 B SL 81 B SI 92 X SL 84 3-2 HR			X FC 84 0-0 G1-3		3	1	1	2	0	0	0
Pablo Sandoval, S (1, 5) OBP: 0.344, SLG: 0.300 3 Sandy León, S (8, 5)		C SI 89 C SL 81 B SL 83 F FS 86 F FS 88 B SI 91 S FS 85 2-3 K		B SL 83 B SI 90 X SI 90 2-0 18 E 12 BB 2 2B 1B	S FS 83 C FF 91 C FF 92 0-3 K			B FF 88 B FF 90 C FF 89 F FF 89 X FF 91 2-2 18 FC6 12 1B 1B		4 0	1 0	2 0	0 0	0 0	2 0	0 0
12 Mike Napoli, R (1, 3) OBP: 0.250, SLG: 0.053 5 Allen Craig, R (8, 3) OBP: 0.250, SLG: 0.143		B FF 91 B SI 90 B SL 83 C FF 90 B FC 89 4-1 BB		B FC 88 C FF 89 B SL 81 F SI 90 D FS 86 D FS 87 4-2 18 E 2 2B 1-2 BB		B FF 93 F FF 94 B FF 94 C FF 94 X FF 95 2-2 F7		B FF 90 B FF 90 X FF 90 2-0 18 FC6 1-2 1B	2 0	1 0	1 0	0 0	2 0	0 0	0 0
18 Shane Victorino, S (1, 9) OBP: 0.263, SLG: 0.125		B SL 81 B FF 90 B FF 90 C FF 90 F FF 91 X FF 91 3-2 P6		C FF 90 C SL 80 F SI 91 D FS 87 X FC 89 1-2 FC4 2 2B 1-2 2-3		B FF 94 C FF 94 B FF 94 X FF 94 2-1 F7		C FC 86 B FF 91 X FC 86 1-1 FC6 2 G4-3 1-2 2-3		4	0	0	0	0	0	5
2 Xander Bogaerts, R (1, 6) OBP: 0.467, SLG: 0.519			C FF 89 F SI 89 B FS 84 X SL 82 1-2 G5-3	B FC 90 C SL 84 X SI 91 1-1 1-3 2-H 3-H 2B	C SL 84 S SL 84 X FF 95 0-2 1B			B FF 90 C FF 90 F FC 88 X FC 86 1-2 G4-3 1-2f		4	0	2	2	0	0	3
10 Ryan Hanigan, R (1, 2) OBP: 0.364, SLG: 0.067			B FF 90 B SI 90 C SI 91 C SI 91 X SL 84 2-2 F9	C SI 92 F FC 90 B SI 88 D SI 89 S SL 85 2-3 K	B FF 92 C SL 83 S SL 85 B SL 84 X FF 95 2-2 G4-3		C FF 89 C CU 75 C FF 90 0-3 K		4	0	0	0	0	2	3

AB	35
R	4
H	8
RBI	4
BB	3
SO	6
LOB	15

Inning Stats	1	2	3	4	5	6	7	8	9	1B: 6	SF: 1	WP: 2	PA: 39
	R: 0 E: 0 K: 0 S: 6	H: 0 LOB: 0 BB: 0 P: 9	R: 0 E: 0 K: 1 S: 10	H: 0 LOB: 1 BB: 1 P: 19	R: 0 E: 0 K: 0 S: 13	H: 1 LOB: 1 BB: 0 P: 17	R: 3 E: 1 K: 2 S: 21	H: 2 LOB: 2 BB: 2 P: 38	R: 1 E: 0 K: 1 S: 10	2B: 1 3B: 0 HR: 1	SAC: 0 DP: 1 HBP: 0	PB: 0 SB: 0 CS: 0	
	H: 1 LOB: 0 BB: 0 P: 14	R: 0 E: 0 K: 0 S: 11	H: 1 LOB: 1 BB: 0 P: 17	R: 0 E: 0 K: 0 S: 4	H: 0 LOB: 0 BB: 0 P: 8	R: 0 E: 0 K: 0 S: 10	H: 2 LOB: 2 BB: 0 P: 16	R: 0 E: 0 K: 2 S: 15	H: 1 LOB: 1 BB: 0 P: 19				

PITCHER		IP	WLS	BF	H	R	ER	SO	BB	IBB	HBP	BLK	WP	HR	S	P	ERA	WHIP
19 Masahiro Tanaka, R ERA: 7.0	(1, 1)	5.0	W	23	4	4	3	4	3	0	0	0	1	1	60	97	5.40	1.400
29 David Carpenter, R ERA:	(6, 1)	1.2		6	1	0	0	0	0	0	0	0	0	0	14	22	0.00	0.600
40 Kyle Davies, R ERA:	(7, 1)	2.1		10	3	0	0	2	0	0	0	0	0	0	26	38	0.00	1.286
40 Kyle Davies, R ERA:	(9, 1)	2.1		10	3	0	0	2	0	0	0	0	0	0	26	38	0.00	1.286

PITCHER	IP	WLS	BF	H	R	ER	SO	BB	IBB	HBP	BLK	WP	HR	S	P	ERA	WHIP

BOTTOM

Boston Red Sox @ New York Yankees

Yankee Stadium, Bronx, NY

Sun Apr 12 2015, 8:09 PM - 11:32 PM EDT

Att. 43,019 - Clear - 54 F

livebaseballscorecards.com

Batter	1	2	3	4	5	6	7	8	9	AB	R	H	RBI	BB	SO	LOB
22 Jacoby Ellsbury, L (1, 8) OBP: 0.370, SLG: 0.261	11 16 36 FC3-6 BB F8			11 S 11 1B 1B	11 FC4-6 BB		K			3	2	1	0	2	1	0
11 Brett Gardner, L (1, 7) OBP: 0.385, SLG: 0.455	36 FC3-6 1B	F7		36 1B 25 SF7 1B	FC4-6		G4-3			5	1	2	2	0	0	1
36 Carlos Beltrán, S (1, 9) OBP: 0.192, SLG: 0.250 24 Chris Young, R (7, 9) OBP: 0.417, SLG: 0.700	FC3-6 34 E 25 BB 13 2B	K		13 BB 1B		34 1B 25 1B 13 BB 1B	1B			4 1	2 0	2 1	1 0	0 0	1 0	1 0
25 Mark Teixeira, S (1, 3) OBP: 0.375, SLG: 0.611 33 Garrett Jones, L (7, PH) OBP: 0.333, SLG: 0.375 (8, 3)	34 E 13 2B BB	G3		SF7		13 BB 34 1B 12 1B 1B	G4-3			2 1	2 0	1 0	1 0	1 0	0 0	0 1
34 Brian McCann, L (1, 2) OBP: 0.333, SLG: 0.500	FC3 13 2B	K	K	K		12 1B 13 BB 14 SF8 1B		HR		5	3	2	1	0	2	3
13 Alex Rodriguez, R (1, 10) OBP: 0.417, SLG: 0.550 31 Gregorio Petit, R (8, PH) OBP: 0.375, SLG: 0.286 (9, 5)	12 HR 2B	K		1-2 BB		14 SF8 12 1B BB		12 G4-6-3 1B		2 1	1 0	1 1	4 0	2 0	1 0	0 0
12 Chase Headley, S (1, 5) OBP: 0.276, SLG: 0.444 40 Kyle Davies, R (9, 1)	HR	14 FC5-6 1B	F8			18 L8-6 14 SF8 1B		G4-6-3		5 0	1 0	3 0	3 0	0 0	0 0	3 0
14 Stephen Drew, L (1, 4) OBP: 0.182, SLG: 0.300	HR	FC5-6			18 CS BB	SF8		L8		3	1	1	2	1	0	1
18 Didi Gregorius, L (1, 6) OBP: 0.227, SLG: 0.158	F7			22 1B 11 1B 1B	G5-3	L8-6				4	1	1	0	0	0	3
Inning Stats	R: 7 H: 4 E: 1 LOB: 0 K: 0 BB: 2 S: 17 P: 30	R: 0 H: 0 E: 0 LOB: 0 K: 1 BB: 0 S: 8 P: 12	R: 0 H: 1 E: 0 LOB: 1 K: 2 BB: 0 S: 14 P: 22	R: 3 H: 4 E: 0 LOB: 2 K: 1 BB: 1 S: 20 P: 30	R: 0 H: 0 E: 0 LOB: 1 K: 0 BB: 2 S: 7 P: 18	R: 3 H: 4 E: 0 LOB: 1 K: 0 BB: 1 S: 17 P: 26	R: 0 H: 1 E: 0 LOB: 1 K: 1 BB: 0 S: 12 P: 16	R: 1 H: 2 E: 0 LOB: 0 K: 0 BB: 0 S: 9 P: 12		1B: 12 SF: 2 2B: 2 SAC: 0 3B: 0 DP: 2 HR: 3 HBP: 0				WP: 0 PA: 44 PB: 0 SB: 1 CS: 1		

	AB	36
	R	14
	H	16
	RBI	14
	BB	6
	SO	5
	LOB	13

PITCHER		IP	WLS	BF	H	R	ER	SO	BB	IBB	HBP	BLK	WP	HR	S	P	ERA	WHIP
11 Clay Buchholz, R ERA: 7.84	(1, 1)	3.1	L	22	9	10	9	3	2	0	0	0	0	2	50	79	24.30	3.300
32 Craig Breslow, L ERA:	(4, 1)	1.2		7	0	0	0	1	3	0	0	0	0	0	16	33	0.00	1.800
59 Tommy Layne, L ERA: 5.79	(6, 1)	1.0		7	4	3	3	0	1	0	0	0	0	0	17	26	27.00	5.000
46 Anthony Varvaro, R ERA:	(7, 1)	1.0		4	1	0	0	1	0	0	0	0	0	0	12	16	0.00	1.000
54 Edward Mujica, R ERA: 6.0	(8, 1)	1.0		4	2	1	1	0	0	0	0	0	0	1	9	12	9.00	2.000

PITCHER	IP	WLS	BF	H	R	ER	SO	BB	IBB	HBP	BLK	WP	HR	S	P	ERA	WHIP

Batter	1	2	3	4	5	6	7	8	9	AB	R	H	RBI	BB	SO	LOB
22 Jacoby Ellsbury, L (1, 8) OBP: 0.387, SLG: 0.296	B FF 89 F SI 88 X SI 89 1-1 G4-3		X CU 66 0-0 G3			B FF 90 C FF 89 X SL 80 1-1 11 SH1-3 1B	F FF 95 B SI 95 S CU 82 X CU 84 1-2 1-2 2-3 14 HR 1B			4	1	2	0	0	0	0
11 Brett Gardner, L (1, 7) OBP: 0.393, SLG: 0.435 14 Stephen Drew, L (7, PH) OBP: 0.217, SLG: 0.476 (7, 4)	H 1-0 36 G5-4-3 HBP			B SI 89 C FF 90 X SL 82 1-1 B1-3		D SL 80 X SI 88 1-0 SH1-3 1-2	C CU 81 B CU 81 B FC 94 B FC 94 X SI 95 3-1 1-H 2-H 3-H HR			1 1	0 1	0 1	0 1	0 4	0 0	0 0
36 Carlos Beltrán, S (1, 10) OBP: 0.167, SLG: 0.214	B SI 90 C FF 89 D CU 74 X FF 89 2-1 1-2f G5-4-3			C FF 90 S FF 91 F SL 82 X SL 81 0-2 F7		C SI 89 T FF 90 F FF 91 B SL 80 F CH 83 F SI 91 F SI 92 B FF 90 S CH 83 2-3 K	F SI 95 C CU 84 X CU 82 0-2 G6-3			4	0	0	0	0	1	2
25 Mark Teixeira, S (1, 3) OBP: 0.393, SLG: 0.714		B SI 90 C SI 89 F SI 89 B CU 73 X FF 90 2-2 F7		C CU 65 B SL 81 X SI 90 1-1 HR		B FF 91 B SI 92 C FF 91 F CH 84 D CH 84 B SL 82 4-2 BB		B SI 84 C SI 84 X SL 78 1-1 F7		3	1	1	1	1	0	0
13 Alex Rodriguez, R (1, 5) OBP: 0.357, SLG: 0.458 12 Chase Headley, S (8, 5) OBP: 0.276, SLG: 0.444		F FF 90 C FF 91 B FF 91 S SL 82 1-3 K		C CH 82 C FF 91 C FF 91 0-3 K		S SL 83 X FF 91 0-2 F9		B SL 80 S FF 87 B FF 86 X SL 79 2-1 G4-3		4 0	0 0	0 0	0 0	0 0	2 0	2 0
24 Chris Young, R (1, 9) OBP: 0.438, SLG: 0.857 (7, 7)		F FF 92 B FF 91 X CU 71 1-1 HR			B CU 66 X CH 81 1-0 P2		B SI 94 C CU 82 X CU 81 1-1 22 1B 66 BB 14 HR 1B	C SL 79 C SL 79 B SL 78 S FF 86 1-3 K		4	2	2	1	0	1	0
66 John Ryan Murphy, R (1, 2) OBP: 0.417, SLG: 0.500		B FF 91 B SI 91 X SI 90 2-0 P3			F FF 90 F SL 82 B FF 92 X CH 83 1-2 18 G3 1B	B SI 95 C FF 95 S SI 93 B SI 94 B SI 95 B CU 86 4-2 22 1B 14 HR 1-2 BB			B SL 78 C SI 84 C FF 86 B SL 78 B SL 78 C SL 78 3-3 K	3	1	1	0	1	1	0
18 Didi Gregorius, L (1, 6) OBP: 0.192, SLG: 0.130			C SI 89 B SL 81 X SI 88 1-1 G4-3		F SI 89 B SI 90 S SL 82 D SL 81 B SI 89 X SI 89 3-2 G3 1-2		F SI 96 S FF 95 X FC 94 0-2 L8		F SL 80 C SI 89 S SL 81 0-3 K	4	0	0	0	0	1	3
31 Gregorio Petit, R (1, 4) OBP: 0.300, SLG: 0.222 33 Garrett Jones, L (7, PH) OBP: 0.273, SLG: 0.300 (7, 9)			F FF 89 B CH 80 B CH 81 F FF 89 F FF 91 F SL 82 B SL 80 X SI 91 3-2 F7		B CH 80 B SI 90 C CH 82 F SL 80 F SI 90 C SI 91 2-3 K	F FF 96 C SI 95 B FF 96 F SI 95 B SI 95 F FF 96 F FF 95 X SI 94 2-2 F7			C SI 88 F CH 80 F SL 82 X SL 83 0-2 G6-3	2 2	0 0	0 0	0 0	0 0	1 0	1 2

Inning Stats	1	2	3	4	5	6	7	8	9
	R: 0 E: 0 K: 0 S: 4	H: 0 LOB: 0 BB: 0 P: 8	R: 1 E: 0 K: 1 S: 9	H: 1 LOB: 0 BB: 0 P: 15	R: 0 E: 0 K: 0 S: 8	H: 0 LOB: 0 BB: 0 P: 12	R: 1 E: 0 K: 1 S: 11	H: 1 LOB: 0 BB: 0 P: 13	R: 0 E: 0 K: 1 S: 11	H: 1 LOB: 1 BB: 0 P: 18	R: 0 E: 0 K: 1 S: 15	H: 1 LOB: 2 BB: 1 P: 23	R: 4 E: 0 K: 0 S: 21	H: 3 LOB: 0 BB: 1 P: 32	R: 0 E: 0 K: 1 S: 7	H: 0 LOB: 0 BB: 0 P: 11	R: 0 E: 0 K: 2 S: 10	H: 0 LOB: 0 BB: 0 P: 13

| | | |

BOTTOM

New York Yankees @ Baltimore Orioles

Oriole Park at Camden Yards, Baltimore, MD

Mon Apr 13 2015, 7:12 PM - 10:20 PM EDT

Att. 21,633 - Clear - 68 F

livebaseballscorecards.com

Batter	1	2	3	4	5	6	7	8	9	AB	R	H	RBI	BB	SO	LOB
12 Alejandro De Aza, L (1, 7) OBP: 0.357, SLG: 0.593 27 Delmon Young, R (9, PH) OBP: 0.200, SLG: 0.111 9 David Lough, L (9, PR)	C FC 90 X FC 91 0-1 28 CS 1B		B SL 81 C FC 91 F CH 87 X SL 84 1-2 ① F7			B FF 90 C FC 89 X CH 85 1-1 28 G3 10 HR 2B	D KC 81 B KC 81 X FF 94 2-0 ② FC4-6 28 S 1-2f 2-3 3-H		C FF 94 S SL 83 C SL 82 H SL 85 2-2 HBP	4 0 0	1 0 0	2 0 0	1 0 0	0 0 0	0 0 0	2 0 0
28 Steve Pearce, R (1, 9) OBP: 0.313, SLG: 0.407	C FC 90 1 SAFE F FC 91 B FC 90 B SL 86 X SL 86 2-2 ①② F7 1-2		C FC 93 X SL 84 0-1 ② G5-3			C FC 89 X SL 80 0-1 ① G3 2-3	B FF 95 B FF 95 B KC 80 C FF 94 B KC 82 4-1 1-2 BB		B SL 83 B FF 94 C SL 84 X FF 94 2-1 ③ G4-3	4	0	0	0	1	0	3
19 Chris Davis, L (1, 3) OBP: 0.280, SLG: 0.391	C FC 92 S CH 88 S SL 86 0-3 ③ K2-3		S SL 83 S FC 92 B CH 89 B FC 92 S CH 88 2-3 ③ K			B SL 82 S FF 90 B CH 87 F FF 91 B FF 92 S SL 84 3-3 ② K	S KC 82 F KC 81 B SV 82 S SV 82 1-3 ③ K			4	0	0	0	0	4	4
10 Adam Jones, R (1, 8) OBP: 0.500, SLG: 0.880		C CH 92 B SL 84 S SL 83 B FC 91 B CH 88 F SL 84 F FF 92 X SL 85 3-2 23 G1-3 13 2B 1B	C FC 91 B FC 89 X SL 83 1-1 ① G5-3			C FC 92 L SL 83 F SL 85 X FC 90 1-2 3-H HR		B KC 78 X KC 82 1-0 23 CS 1B		4	2	3	2	0	0	0
23 Travis Snider, L (1, 10) OBP: 0.481, SLG: 0.524		F FF 90 X SL 86 0-1 ① G1-3 1-2	C SL 83 F FC 92 B CH 88 S CH 86 1-3 ② K			M SL 84 C FC 91 B CH 88 C SL 84 1-3 ③ K		B FF 95 B FF 94 C FF 95 S FF 95 B FF 95 B KC 83 4-2 ① 1-2 BB		3	0	0	0	1	2	1
13 Manny Machado, R (1, 5) OBP: 0.222, SLG: 0.174		C FC 90 B SL 82 F FC 91 X CH 87 1-2 6 2B 2-H 2B	B SL 82 C FC 91 B SL 83 B FC 90 X FF 92 3-1 ③ G6-3				X CH 90 0-0 36 1B 1 1B 12 FC4-6 1B	B SL 83 B SL 81 F FF 92 B SL 83 C SL 82 S FF 94 3-3 ② K		4	2	2	1	0	1	1
6 Jonathan Schoop, R (1, 4) OBP: 0.316, SLG: 0.667		X FF 92 0-0 2-H 2B	B FF 92 C SL 80 B SL 82 X FF 91 2-1 ① G4-3				C SL 82 C SL 89 D SL 83 S SL 84 1-3 ① K	S SL 84 S FF 95 S SL 84 0-3 ③ K2-3		4	0	1	1	0	2	2
1 Everth Cabrera, S (1, 6) OBP: 0.238, SLG: 0.238		B FF 91 B CH 91 F CH 91 S FC 92 F SL 83 S CH 85 2-3 ② K	C FC 91 B FF 92 F CH 85 S SL 84 1-3 ② K2-3				1 SAFE B FC 90 B FF 89 S FF 89 B FC 90 X FC 89 3-1 12 FC4-6 36 1B 1-2 1B		B FF 92 C FF 93 C FF 92 B SL 85 F SL 85 F FF 93 B SL 82 S SL 83 3-3 ① K	4	0	1	0	0	3	1
36 Caleb Joseph, R (1, 2) OBP: 0.350, SLG: 0.353		C SL 82 C FC 92 F SL 84 S FC 91 0-3 ③ K	B FF 92 S FC 91 X SL 83 1-1 ③ 1B				D KC 79 F FF 94 B KC 81 X FF 95 2-1 12 FC4-6 1-2 2-3 1B		B FF 94 B SL 82 X FF 92 2-0 ② F8	4	0	2	0	0	1	1

Inning Stats	1	2	3	4	5	6	7	8	9
	R: 0 E: 0 K: 1 S: 8 H: 1 LOB: 0 BB: 0 P: 10	R: 2 E: 0 K: 2 S: 19 H: 3 LOB: 1 BB: 0 P: 25	R: 0 E: 0 K: 1 S: 8 H: 0 LOB: 0 BB: 0 P: 11	R: 0 E: 0 K: 1 S: 7 H: 0 LOB: 0 BB: 0 P: 12	R: 0 E: 0 K: 1 S: 7 H: 1 LOB: 1 BB: 0 P: 11	R: 2 E: 0 K: 2 S: 13 H: 2 LOB: 0 BB: 0 P: 19	R: 1 E: 0 K: 2 S: 13 H: 3 LOB: 3 BB: 1 P: 26	R: 0 E: 0 K: 2 S: 9 H: 1 LOB: 1 BB: 1 P: 17	R: 0 E: 0 K: 1 S: 10 H: 0 LOB: 1 BB: 0 P: 19

	AB	35
	R	5
	H	11
	RBI	5
	BB	2
	SO	13
	LOB	15

1B: 7 SF: 0
2B: 3 SAC: 0
3B: 0 DP: 0
HR: 1 HBP: 1

WP: 0 PA: 38
PB: 0
SB: 1
CS: 2

PITCHER		IP	WLS	BF	H	R	ER	SO	BB	IBB	HBP	BLK	WP	HR	S	P	ERA	WHIP
35 Michael Pineda, R ERA: 5.11	(1, 1)	6.1	W	26	9	5	5	9	0	0	0	0	0	1	68	98	7.11	1.421
68 Dellin Betances, R ERA:	(7, 1)	1.0	H	6	2	0	0	1	2	0	0	0	0	0	10	24	0.00	4.000
48 Andrew Miller, L ERA:	(8, 1)	1.2	S	6	0	0	0	3	0	0	1	0	0	0	16	28	0.00	0.000

PITCHER	IP	WLS	BF	H	R	ER	SO	BB	IBB	HBP	BLK	WP	HR	S	P	ERA	WHIP

Batter	1	2	3	4	5	6	7	8	9	AB	R	H	RBI	BB	SO	LOB
22 Jacoby Ellsbury, L (1, 8) OBP: 0.371, SLG: 0.290	F FF 90 F CH 83 B FF 89 X FF 90 1-2 G1-3 ①		C FF 88 B FF 90 S SL 85 F CH 84 B CH 83 B SI 90 C FF 91 3-3 K ①			C SL 84 X SI 90 0-1 36 WP, 25 2B, 1B		D FF 93 B FF 94 X FF 92 2-0 F7 ①		4	1	1	0	0	1	1
12 Chase Headley, S (1, 5) OBP: 0.273, SLG: 0.419	B FF 89 C SI 91 B CU 76 X FF 90 2-1 L8 ②		C SL 84 C CU 76 F FF 91 B SL 81 F FF 90 B FF 90 X FF 91 2-2 L4 ②			F CU 75 1 SAFE S CH 82 S SI 88 0-3 K ①		C FS 83 B FS 84 X FF 93 1-1 36 G4-3, 25 E, 1B 1-3		4	1	1	0	0	1	1
36 Carlos Beltrán, S (1, 9) OBP: 0.176, SLG: 0.250	C FF 90 X FF 90 0-1 2B		S CH 84 F CH 84 B FF 91 F FF 92 F SL 85 X SI 91 1-2 L7 ③			B SL 82 B CH 82 F FF 91 X FF 90 2-1 F7 ② 1-2		F FF 95 B FF 94 X FS 84 1-1 G4-3 ② 1-2 3-H		4	0	1	1	0	0	2
25 Mark Teixeira, S (1, 3) OBP: 0.375, SLG: 0.680	B FF 91 D CH 85 C FF 91 F CH 84 F CH 83 B FF 92 S CH 82 3-3 K ③			B SL 84 S FF 90 C FF 90 S CH 82 1-3 K ①		X SL 85 0-0 2B 2-H		D FS 83 S FS 84 S FS 83 X FS 85 1-2 E7 2-H		4	0	1	1	0	2	1
34 Brian McCann, L (1, 2) OBP: 0.280, SLG: 0.409		C FF 89 B FF 90 F FF 90 X SI 90 1-2 G6-3 ①		S CH 84 B SL 86 X FF 92 1-1 G3 ②		B CH 82 D CH 83 C SI 90 S FF 90 X CH 83 2-2 G6-3 ③		B SI 91 C SI 93 S SI 93 X SI 94 1-2 G4-1 ③		4	0	0	0	0	0	2
33 Garrett Jones, L (1, 10) 31 Gregorio Petit, R (9, PH) OBP: 0.273, SLG: 0.200		B SI 91 X CH 83 1-0 G1-3 ②		C FF 92 C SL 84 B FF 91 B FF 91 S CH 85 2-3 K ③			B CH 82 C FF 90 F FF 90 S FF 91 1-3 K ①		B SI 93 S SI 93 X SI 95 1-1 G5-3 ①	3 1	0 0	0 0	0 0	0 0	2 0	0 0
24 Chris Young, R (1, 7) OBP: 0.400, SLG: 0.778		S FF 91 X SL 84 0-1 2B			C FF 89 F SI 89 X SI 90 0-2 G6-3 ①		B SI 90 F SI 90 F CH 83 F FF 90 F SL 83 S CU 77 1-3 K ②		X SI 93 0-0 G1-3 ②	4	0	1	0	0	1	0
14 Stephen Drew, L (1, 4) OBP: 0.231, SLG: 0.435 13 Alex Rodriguez, R (9, PH) OBP: 0.345, SLG: 0.440		B FF 90 C CU 77 B CU 77 F CH 83 B FF 91 B FF 91 4-2 BB			B SI 89 C SL 82 S CH 81 B CH 83 C FF 89 2-3 K ②		C CU 75 B CU 76 S CH 83 S CH 83 1-3 K ③		F SI 94 B SI 94 B SI 94 X SI 94 2-1 G6-3 ③	2 1	0 0	0 0	0 0	1 0	2 0	0 0
18 Didi Gregorius, L (1, 6) OBP: 0.207, SLG: 0.154		B CU 76 C SL 83 F SI 91 F FF 91 F FF 90 F CH 84 S CH 83 1-3 K2-3 ③			X FF 90 0-0 F9 ③			X SI 92 0-0 12 1B, 36 G4-3, 1B		3	1	1	0	0	1	2
Inning Stats	R: 0 H: 1 E: 0 LOB: 1 K: 1 BB: 0 S: 11 P: 17	R: 0 H: 1 E: 0 LOB: 2 K: 1 BB: 1 S: 14 P: 21	R: 0 H: 0 E: 0 LOB: 0 K: 1 BB: 0 S: 14 P: 20	R: 0 H: 0 E: 0 LOB: 0 K: 2 BB: 0 S: 8 P: 12	R: 0 H: 0 E: 0 LOB: 0 K: 1 BB: 0 S: 7 P: 9	R: 1 H: 2 E: 0 LOB: 1 K: 1 BB: 0 S: 11 P: 15	R: 0 H: 0 E: 0 LOB: 0 K: 3 BB: 0 S: 11 P: 14	R: 2 H: 2 E: 1 LOB: 1 K: 0 BB: 0 S: 12 P: 18	R: 0 H: 0 E: 0 LOB: 0 K: 0 BB: 0 S: 5 P: 8	1B: 3 SF: 0 2B: 3 SAC: 0 3B: 0 DP: 0 HR: 0 HBP: 0						

New York Yankees @ Baltimore Orioles

Oriole Park at Camden Yards, Baltimore, MD

Tue Apr 14 2015, 7:08 PM - 9:36 PM EDT

Att. 19,283 - Overcast - 56 F

TOP

livebaseballscorecards.com

AB	34
R	3
H	6
RBI	2
BB	1
SO	10
LOB	9

PITCHER		IP	WLS	BF	H	R	ER	SO	BB	IBB	HBP	BLK	WP	HR	S	P	ERA	WHIP	PITCHER	IP	WLS	BF	H	R	ER	SO	BB	IBB	HBP	BLK	WP	HR	S	P	ERA	WHIP
50 Miguel González, R ERA: 1.42	(1, 1)	7.0	W	26	4	1	1	10	1	0	0	0	1	0	76	108	1.29	0.714																	
39 Kevin Gausman, R ERA: 8.31	(8, 1)	0.2	H	5	2	2	1	0	0	0	0	0	0	0	9	14	13.50	3.000																	
53 Zack Britton, L ERA: 2.08	(8, 1)	1.1	S	4	0	0	0	0	0	0	0	0	0	0	8	12	0.00	0.000																	

BOTTOM

New York Yankees @ Baltimore Orioles

Oriole Park at Camden Yards, Baltimore, MD

Tue Apr 14 2015, 7:08 PM - 9:36 PM EDT

Att. 19,283 - Overcast - 56 F

livebaseballscorecards.com

Batter	1	2	3	4	5	6	7	8	9	AB	R	H	RBI	BB	SO	LOB
1 Everth Cabrera, S (1, 6) OBP: 0.280, SLG: 0.261	C FF 88 C CH 84 B FF 90 C SI 88 1-3 ① K		B FF 89 B SL 78 B SI 87 B FF 88 4-0 13 1B 10 SF9 BB		B SI 88 B FF 87 X FF 88 2-0 13 G6-4-3 1B		C CH 83 X SL 78 0-1 ② SF8 3-H			2	1	1	1	1	1	0
13 Manny Machado, R (1, 5) OBP: 0.226, SLG: 0.185	B SI 89 B SI 87 X FF 89 2-0 ② F8		X CH 83 0-0 28 G6-4-3 1-3 1B		C SI 87 C SI 88 X FF 89 0-2 ①② G6-4-3 1-2f		C SI 87 C SI 86 B CH 83 B SL 79 X CH 82 2-2 ③ G5-3			4	0	1	0	0	0	1
10 Adam Jones, R (1, 8) OBP: 0.469, SLG: 0.929	B CH 84 C SL 77 X SI 88 1-1 HR		X SL 77 0-0 SF9 3-H		B CH 84 X CH 84 1-0 ③ G5-3			C FF 94 B FF 94 C FC 89 S CU 81 1-3 ① K		3	1	1	2	0	1	0
28 Steve Pearce, R (1, 3) OBP: 0.278, SLG: 0.355	B FF 89 C SL 77 S SL 77 S SL 77 1-3 ③ K		C SI 87 X SL 75 0-1 ②③ G6-4-3 1-2f			B FF 88 S SI 86 F SI 87 B SL 77 S CH 82 2-3 ① K		B CU 80 C FF 95 C FF 95 C FF 94 1-3 ② K		4	0	0	0	0	3	1
27 Delmon Young, R (1, 9) OBP: 0.286, SLG: 0.231 9 David Lough, L (9, 7)		B FF 89 F CH 83 C SI 88 X SL 77 1-2 19 FC3-6 1B	B SL 77 S CH 83 F CH 84 X SL 77 1-2 19 WP 36 1B 1B			C SI 86 C FF 88 B CH 84 X CH 84 1-2 E6 6 FC5-4		F FF 94 B FC 89 X CU 81 1-1 ③ G6-3		4 0	1 0	2 0	0 0	0 0	0 0	0 0
19 Chris Davis, L (1, 10) OBP: 0.250, SLG: 0.346		C SI 88 X SL 76 0-1 ① FC3-6 36 E 1-2f	C SL 76 F SL 77 D SL 76 F SL 76 B FF 89 B SL 76 F FF 89 S SL 76 3-3 ① K 1-2			F CH 82 F SI 88 B SL 77 T FF 88 1-2 ② K				3	0	0	0	0	2	3
6 Jonathan Schoop, R (1, 4) OBP: 0.273, SLG: 0.571		F CH 82 B SI 87 X SI 87 1-1 ② L8	C SL 77 T CH 81 D SL 77 C SI 88 1-3 ② K			S CH 82 X CH 82 0-1 ③ FC5-4 1-2f				3	0	0	0	0	1	3
36 Caleb Joseph, R (1, 2) OBP: 0.391, SLG: 0.500		C SL 77 X CH 82 0-1 E1 1-2	X SL 77 0-0 2-H 1B				X SI 88 0-0 1 SF8 3B			3	1	2	1	0	0	1
12 Alejandro De Aza, L (1, 7) OBP: 0.323, SLG: 0.533 (9, 9)		B SL 77 C SL 76 X SL 78 1-1 ③ G3	B SI 87 C FF 88 X SL 76 1-1 ③ G6-3				F FF 88 S SL 76 B FF 86 S SL 77 1-3 ① K2-3			3	0	0	0	0	1	4
Inning Stats	R: 1 E: 0 K: 2 S: 9 H: 1 LOB: 0 BB: 0 P: 14	R: 0 E: 1 K: 0 S: 11 H: 1 LOB: 2 BB: 0 P: 14	R: 1 E: 0 K: 0 S: 4 H: 1 LOB: 0 BB: 1 P: 8	R: 1 E: 0 K: 2 S: 14 H: 2 LOB: 1 BB: 0 P: 20	R: 0 E: 0 K: 0 S: 5 H: 1 LOB: 0 BB: 0 P: 8	R: 0 E: 1 K: 2 S: 11 H: 0 LOB: 1 BB: 0 P: 15	R: 1 E: 0 K: 1 S: 9 H: 1 LOB: 0 BB: 0 P: 12	R: 0 E: 0 K: 2 S: 8 H: 0 LOB: 0 BB: 0 P: 11		1B: 5 2B: 0 3B: 1 HR: 1	SF: 2 SAC: 0 DP: 2 HBP: 0		WP: 1 PB: 0 SB: 0 CS: 0	PA: 32	

	AB	29
	R	4
	H	7
	RBI	4
	BB	1
	SO	9
	LOB	13

PITCHER	IP	WLS	BF	H	R	ER	SO	BB	IBB	HBP	BLK	WP	HR	S	P	ERA	WHIP
52 CC Sabathia, L (1, 1) ERA: 5.68	7.0	L	29	7	4	4	7	1	0	0	0	1	1	63	91	5.14	1.143
57 Chris Martin, R (8, 1) ERA: 3.86	1.0		3	0	0	0	2	0	0	0	0	0	0	8	11	0.00	0.000

PITCHER	IP	WLS	BF	H	R	ER	SO	BB	IBB	HBP	BLK	WP	HR	S	P	ERA	WHIP

Batter	1	2	3	4	5	6	7	8	9	AB	R	H	RBI	BB	SO	LOB
22 Jacoby Ellsbury, L (1, 8) OBP: 0.375, SLG: 0.314	C FF 93 B FF 94 B CH 84 B FF 92 C FF 92 X FF 94 3-2 ① G3		X CH 85 0-0 ② 36 2B 2B		C FF 91 1 SAFE F SL 87 B FF 92 1 SAFE F SI 92 F FF 93 F SL 88 1 SAFE 2-3 ① F FF 92 B FF 92 S SL 84 K		C FF 91 S SL 84 F FF 93 S FS 85 0-3 ③ K		F SI 95 F SI 95 B SI 95 B SI 95 B SI 94 B SI 95 4-2 12 FC4 BB	4	1	1	0	1	2	1
12 Chase Headley, S (1, 5) OBP: 0.289, SLG: 0.400	C CH 85 B CH 86 C FF 91 F FF 94 B FF 94 C SL 87 2-3 ② K		D SL 86 B CH 85 C FF 92 B FF 93 B SL 86 4-1 36 2B BB		B SL 82 C SL 82 B SL 88 B FF 92 C CH 88 C FF 92 3-3 ② K 1-2			C CU 81 X CU 78 0-1 25 2B 34 SF8 1B	B SI 94 X SI 94 1-0 ③ FC4 1-2f	4	2	1	0	1	2	3
36 Carlos Beltrán, S (1, 9) OBP: 0.211, SLG: 0.286	C SI 92 B FF 94 C FF 94 X SL 86 1-2 ③ G5-3		B SL 85 X FF 92 1-0 1-H 2-H 2B		S SL 86 B SL 87 F CH 84 F SL 85 F FF 94 B FF 93 B SI 93 B SL 86 4-2 BB			X FC 93 0-0 ① F9		3	0	1	2	1	0	1
25 Mark Teixeira, S (1, 3) OBP: 0.361, SLG: 0.655		C FF 91 B FF 92 B SL 84 S FF 92 B SL 83 S FF 93 3-3 ① K	B FF 93 S FF 92 X SL 90 1-1 ③ G6-3		F FF 93 C SL 83 F SL 89 D SI 94 T FF 92 1-2 ③ K			C FF 95 B FF 95 B FC 93 F FF 95 B SI 94 X SI 94 3-2 34 SF8 13 WP 1-3 2B		4	1	1	0	0	2	3
34 Brian McCann, L (1, 2) OBP: 0.241, SLG: 0.360		X FF 92 0-0 ② P4		B FF 91 B SL 85 C FF 90 B SL 89 X FF 92 3-1 ① F7		B FS 86 C FS 85 F SI 92 B FS 87 F FF 94 F SL 86 T FF 94 2-2 ① K		C CU 80 X FF 95 0-1 ② SF8 2-3 3-H		3	0	0	1	0	1	0
13 Alex Rodriguez, R (1, 10) OBP: 0.394, SLG: 0.571		F FF 93 C FF 92 B SL 86 F FF 93 X SL 85 1-2 1B		B SL 86 B SL 86 X FF 92 2-0 HR		B SI 93 B FF 93 C FF 94 S FF 93 B FF 94 B FS 85 4-2 14 G3-6-3 BB		B SI 95 C CU 84 C CU 82 B CU 81 F FF 96 C FF 96 2-3 ③ K 3-H		3	1	2	1	1	1	0
14 Stephen Drew, L (1, 4) OBP: 0.200, SLG: 0.370		F FF 92 B FF 92 C CH 86 S SL 86 1-3 ③ K		B SL 85 C CH 85 X FF 91 1-1 ② F8		D FS 84 X FF 92 1-0 ② ③ G3-6-3 1-2f			B SI 93 F SI 94 F SI 93 C SL 83 1-3 ① K	4	0	0	0	0	2	2
24 Chris Young, R (1, 7) OBP: 0.375, SLG: 0.727			C FF 91 B FF 91 B FF 92 B FF 91 X FF 91 3-1 ① P4	B FF 91 B SL 85 C SL 85 X FF 92 2-1 ③ G5-3			S FF 91 S FF 91 X FF 93 0-2 ① F8		B SI 96 F SI 94 C SI 94 F SI 95 B SI 95 F SI 94 X SI 95 2-2 2B	4	0	1	0	0	0	0
18 Didi Gregorius, L (1, 6) OBP: 0.219, SLG: 0.172 31 Gregorio Petit, R (9, PH) OBP: 0.250, SLG: 0.182			S SL 86 B SL 84 S CH 85 B FF 94 C FF 92 2-3 ② K		B FF 90 X SL 82 1-0 12 S 1B		B FS 84 S FS 84 X FF 92 1-1 ② F7		F SI 94 C SI 95 B SI 95 F SI 95 S SL 83 1-3 ② K	3 1	0 0	1 0	0 0	0 0	1 1	0 1
Inning Stats	R: 0 E: 0 K: 1 S: 10 H: 0 LOB: 0 BB: 0 P: 16	R: 0 E: 0 K: 2 S: 11 H: 1 LOB: 1 BB: 0 P: 16	R: 2 E: 0 K: 1 S: 10 H: 2 LOB: 1 BB: 1 P: 21	R: 1 E: 0 K: 0 S: 7 H: 1 LOB: 0 BB: 0 P: 15	R: 0 E: 0 K: 3 S: 19 H: 1 LOB: 2 BB: 1 P: 30	R: 0 E: 0 K: 1 S: 8 H: 0 LOB: 0 BB: 1 P: 15	R: 0 E: 0 K: 1 S: 9 H: 0 LOB: 0 BB: 0 P: 10	R: 2 E: 0 K: 1 S: 12 H: 2 LOB: 0 BB: 0 P: 17	R: 0 E: 0 K: 2 S: 15 H: 1 LOB: 2 BB: 1 P: 24	1B: 3 2B: 4 3B: 0 HR: 1	SF: 1 SAC: 0 DP: 1 HBP: 0			WP: 1 PB: 0 SB: 1 CS: 0	PA: 38		

PITCHER		IP	WLS	BF	H	R	ER	SO	BB	IBB	HBP	BLK	WP	HR	S	P	ERA	WHIP
25 Bud Norris, R ERA: 12.38	(1, 1)	5.0		22	5	3	3	7	2	0	0	0	0	1	57	98	5.40	1.400
35 Brad Brach, R ERA: 6.75	(6, 1)	2.0	W	6	0	0	0	2	1	0	0	0	0	0	17	25	0.00	0.500
29 Tommy Hunter, R ERA: 14.73	(8, 1)	1.0		5	2	2	2	1	0	0	0	0	1	0	12	17	18.00	2.000
53 Zack Britton, L ERA: 1.69	(9, 1)	1.0	S	5	1	0	0	2	1	0	0	0	0	0	15	24	0.00	2.000

PITCHER	IP	WLS	BF	H	R	ER	SO	BB	IBB	HBP	BLK	WP	HR	S	P	ERA	WHIP

TOP

New York Yankees @ Baltimore Orioles

Oriole Park at Camden Yards, Baltimore, MD

Wed Apr 15 2015, 7:10 PM - 10:22 PM EDT

Att. 23,409 - Overcast - 66 F

livebaseballscorecards.com

AB	33
R	5
H	8
RBI	4
BB	4
SO	12
LOB	11

Batter	1	2	3	4	5	6	7	8	9	AB	R	H	RBI	BB	SO	LOB
12 Alejandro De Aza, L (1, 9) OBP: 0.333, SLG: 0.571	C FF 96 C CU 75 B FF 95 S SL 85 1-3 **K2-3** ①	C FF 94 F SL 83 1 SAFE S SL 83 0-3 **K2-3** ③		X SL 82 0-0 **FC2-5** ② 1 BB **1-2** **2-3f**		F FF 93 B FF 92 X FF 93 1-1 1 SH2-3 27 1B 1B	F FF 94 X FF 92 0-1 1 B1-5 3B			5	1	2	0	0	2	3
1 Everth Cabrera, S (1, 6) OBP: 0.310, SLG: 0.269	B FF 96 X FF 95 1-0 23 1B 19 1B 1B		C CU 74 S CH 85 B SL 83 S SL 84 1-3 **K2-3** ①	C FF 96 B SL 81 S SL 84 F SL 84 D SL 85 B SL 84 F FF 97 F FF 95 B SL 84 4-2 **1-2** **2-3** BB		1 SAFE 1 SAFE X FF 92 0-0 **SH2-3** ① **1-2**	B SL 79 X FF 93 1-0 **B1-5** ② ③ **3-f**			3	1	1	0	1	1	1
10 Adam Jones, R (1, 8) OBP: 0.459, SLG: 0.844	B CU 74 B SL 82 1 SAFE F FF 96 1 SAFE X SL 83 2-1 **F7** ②		B SL 82 C CU 75 B FF 92 F CU 74 B FF 94 X SL 83 3-2 1B	S FF 96 B FF 94 S SL 85 B FF 96 F FF 96 X SL 84 2-2 **F8** ③		I I I I 4-0 27 19 2B IBB		X FF 94 0-0 **L6** ①		4	1	1	0	1	0	4
23 Travis Snider, L (1, 10) OBP: 0.467, SLG: 0.500 27 Delmon Young, R (6, PH) OBP: 0.375, SLG: 0.333 (7, 10)	B FF 95 1 SAFE B CU 74 X FF 94 2-0 19 1B **1-3** 1B		B FF 95 1 SAFE B SL 82 X FF 93 2-0 **F8** ②		B FF 94 X SL 82 1-0 **F9** ①	C FC 91 X CU 82 0-1 19 2B **1-2** **2-H** 1B		C KC 79 X KC 80 0-1 1B		3 2	0 1	1 2	0 1	0 0	0 0	1 0
19 Chris Davis, L (1, 3) OBP: 0.273, SLG: 0.387	B CU 73 B FF 94 F SL 82 X FF 94 2-1 **1-2** **3-H** 1B		B SL 82 B CU 72 F SL 81 B FF 92 S FF 94 3-3 **K** ③		B SL 83 F CU 75 B CU 75 F SL 81 C FF 96 2-3 **K** ②	B FC 91 B FF 91 S FF 95 T SI 96 X FC 91 2-2 13 F9 36 1B **1-H** **2-H** 2B		C KC 80 B KC 81 C KC 80 S SV 82 1-3 **K** ②		5	1	2	3	0	3	2
13 Manny Machado, R (1, 5) OBP: 0.250, SLG: 0.290	C FF 95 F FS 93 B SL 82 B CH 80 C SL 82 2-3 **K** ③			B FF 96 X SL 83 1-0 **HR**	B FF 97 B FF 93 C FF 95 B FF 97 B FF 96 4-1 36 1B BB	B FF 93 B FF 92 B CU 80 F FF 93 C FF 94 X FC 89 3-2 **F9** ② **2-3**		B FF 94 B FF 95 F KC 80 B FF 96 S KC 82 F KC 83 C KC 81 3-3 **K** ③		4	1	1	1	1	2	4
36 Caleb Joseph, R (1, 2) OBP: 0.444, SLG: 0.542		B FF 95 S FF 94 C CU 76 S CU 75 1-3 **K** ①		X FF 96 0-0 12 FC2-5 6 1B 1B	D SL 83 C CU 73 1 SAFE D CU 74 F FS 91 1 SAFE X SL 81 2-2 **1-3** 1B	X FF 94 0-0 **3-H** 1B				4	0	3	1	0	1	0
9 David Lough, L (1, 7)		X FF 97 0-0 **P5** ②		C FF 94 B FF 95 C CU 73 S SL 82 1-3 **K** ①	C SL 84 B FF 95 F SL 83 S SL 84 1-3 **K** ③	C FF 93 X FC 89 0-1 **G3-1** ③				4	0	0	0	0	2	4
6 Jonathan Schoop, R (1, 4) OBP: 0.346, SLG: 0.708		B CU 75 B SL 81 F FF 96 F FF 97 B SL 84 B FF 96 4-2 **BB**		D CU 74 X FF 93 1-0 1 BB 12 FC2-5 **1-2** 1B		C FF 94 X SL 84 0-1 **HR**	X FF 92 0-0 **L8** ①			3	1	2	1	1	0	0
Inning Stats	R: 1 E: 0 K: 2 S: 12 H: 3 LOB: 2 BB: 0 P: 22	R: 0 E: 0 K: 2 S: 9 H: 0 LOB: 1 BB: 1 P: 14	R: 0 E: 0 K: 2 S: 10 H: 1 LOB: 1 BB: 0 P: 19	R: 1 E: 0 K: 1 S: 16 H: 3 LOB: 3 BB: 1 P: 25	R: 0 E: 0 K: 2 S: 11 H: 1 LOB: 2 BB: 1 P: 21	R: 5 E: 0 K: 0 S: 16 H: 5 LOB: 1 BB: 1 P: 26	R: 0 E: 0 K: 0 S: 4 H: 1 LOB: 0 BB: 0 P: 5	R: 0 E: 0 K: 2 S: 10 H: 1 LOB: 1 BB: 0 P: 14		1B: 11 2B: 2 3B: 1 HR: 2 SF: 0 SAC: 1 DP: 1 HBP: 0				WP: 0 PB: 0 SB: 0 CS: 0 PA: 42	

PITCHER		IP	WLS	BF	H	R	ER	SO	BB	IBB	HBP	BLK	WP	HR	S	P	ERA	WHIP
30 Nathan Eovaldi, R ERA: 4.35	(1, 1)	5.0		26	8	2	2	9	3	0	0	0	0	1	58	101	3.60	2.200
29 David Carpenter, R ERA: 4.76	(6, 1)	0.1	L	4	2	3	3	0	0	1	0	0	0	1	5	10	81.00	6.000
41 Justin Wilson, L ERA: 9.0	(6, 1)	0.0		2	2	1	1	0	0	0	0	0	0	0	5	7	∞	∞
57 Chris Martin, R ERA: 3.38	(6, 1)	0.2		3	1	1	1	0	0	0	0	0	0	0	6	9	13.50	1.500
40 Branden Pinder, R ERA:	(7, 1)	1.0		3	1	0	0	0	0	0	0	0	0	0	4	5	0.00	1.000

PITCHER		IP	WLS	BF	H	R	ER	SO	BB	IBB	HBP	BLK	WP	HR	S	P	ERA	WHIP
68 Dellin Betances, R ERA:	(8, 1)	1.0		4	1	0	0	2	0	0	0	0	0	0	10	14	0.00	1.000

BOTTOM

New York Yankees @ Baltimore Orioles

Oriole Park at Camden Yards, Baltimore, MD

Wed Apr 15 2015, 7:10 PM - 10:22 PM EDT

Att. 23,409 - Overcast - 66 F

livebaseballscorecards.com

AB	37
R	7
H	15
RBI	7
BB	4
SO	11
LOB	19

Batter	1	2	3	4	5	6	7	8	9	AB	R	H	RBI	BB	SO	LOB
22 Jacoby Ellsbury, L (1, 8) OBP: 0.356, SLG: 0.282	C FF 91 C KC 80 B KC 82 C FF 92 1-3 ① K	B KC 81 F CH 85 X CH 86 1-1 ③ G1-3			C CH 84 F FF 91 F FF 92 F KC 80 X CH 85 0-2 ① G4-3		S FF 88 B SL 76 B SL 76 F FF 88 B SL 76 F FF 88 F FF 88 B FF 89 4-2 12 G6-4-3 BB		B SL 80 C FF 92 B FS 82 F FF 92 F FF 92 B FF 92 X FF 92 3-2 ③ P4	4	0	0	0	1	1	1
12 Chase Headley, S (1, 5) OBP: 0.262, SLG: 0.359	B FF 92 F FF 91 B FF 91 C FF 92 C FF 93 2-3 ② K		B KC 80 F CH 85 S CH 85 S KC 82 1-3 ① K		C FF 91 B CH 85 F CH 85 B FF 92 F FF 92 F CH 86 C FF 92 2-3 ② K		B FF 88 C FF 88 1 SAFE C FF 87 1 SAFE 1 SAFE B FF 88 X FF 89 2-2 ②③ G6-4-3 1-2f			4	0	0	0	0	3	1
36 Carlos Beltrán, S (1, 9) OBP: 0.238, SLG: 0.289 11 Brett Gardner, L (8, PR) OBP: 0.393, SLG: 0.435 (8, 7)	B KC 80 C KC 79 B FF 91 B FF 91 C FF 92 B FF 93 4-2 25 BB BB		C KC 79 B CH 87 F FF 92 B KC 84 S FF 93 2-3 ② K		B CH 85 B FF 90 C FF 91 C FF 92 B FF 92 F FF 92 F FF 92 X FF 93 3-2 ③ G4-3			B CU 82 B CU 80 C FF 94 X FF 93 2-1 13 S 13 1B 1B		3 0	0 1	1 0	0 0	1 0	1 0	0 0
25 Mark Teixeira, S (1, 3) OBP: 0.350, SLG: 0.594	C FF 91 D FF 92 B KC 79 F FF 90 B FF 92 D FF 92 4-2 1-2 BB		C KC 81 X FF 93 0-1 ③ F7			C SL 79 B SL 80 B FF 92 C FF 91 F FF 92 B FF 92 X FF 92 3-2 ① F9		C FF 93 1 SAFE 1 SAFE X FF 93 0-1 ① F8		3	0	0	0	1	0	1
34 Brian McCann, L (1, 2) OBP: 0.242, SLG: 0.321	D KC 80 C FF 92 F FF 92 F KC 83 X FF 92 1-2 ③ P4			B KC 77 C KC 77 C CH 84 C FF 92 1-3 ① K		C SL 81 B SL 85 B SL 81 B FF 91 B FF 90 4-1 13 HR BB		B FF 90 B FF 92 C FF 93 B FF 91 X FF 92 3-1 ② F8		3	1	0	0	1	1	3
13 Alex Rodriguez, R (1, 10) OBP: 0.432, SLG: 0.781		S FF 92 X FF 92 0-1 HR		C KC 80 C CH 85 B KC 83 X FF 94 1-2 ② G5-3		C FF 92 B SL 82 C FF 92 X FF 94 1-2 1-H HR		F FF 94 B CU 82 F CU 82 B CU 82 1 SAFE B FF 94 F FF 94 X CU 81 3-2 1-H 1B		4	2	3	4	0	0	0
14 Stephen Drew, L (1, 4) OBP: 0.235, SLG: 0.467		F FF 90 B KC 80 F FF 91 B KC 84 B FF 92 F FF 92 F FF 93 B FF 93 4-2 24 SH3 BB		C CH 86 F FF 92 F FF 93 B KC 84 B CH 87 B FF 92 X FF 92 3-2 HR		B SL 81 C SL 82 C FF 91 S FF 92 1-3 ② K		B FF 92 F FF 91 C FF 92 F CH 86 B FF 92 X FF 92 2-2 ③ G4-3		3	1	1	1	1	1	1
24 Chris Young, R (1, 7) OBP: 0.370, SLG: 0.667 (8, 9)		X KC 78 0-0 ① SH3 1-2		B KC 79 F FF 92 B CH 85 F FF 92 B KC 82 F FF 92 F FF 94 F FF 92 F FF 92 4-2 BB B KC 81		F SL 81 F SL 81 X SL 80 0-2 ③ F7			S SL 79 B FF 92 C FF 91 S FF 92 1-3 ① K	2	0	0	0	1	1	0
18 Didi Gregorius, L (1, 6) OBP: 0.194, SLG: 0.152		S FF 92 B CH 86 B CH 85 T FF 91 X FF 92 2-2 ② F7		F FF 89 D CH 84 F CH 84 B KC 81 S CH 85 2-3 ③ K			B SL 76 X FF 88 1-0 ① F8		B SL 80 B FF 92 F FF 91 B FF 93 X FF 92 3-1 ② F7	4	0	0	0	0	1	2
Inning Stats	R: 0 E: 0 K: 2 S: 14 H: 0 LOB: 2 BB: 2 P: 26	R: 1 E: 0 K: 0 S: 12 H: 1 LOB: 1 BB: 1 P: 19	R: 0 E: 0 K: 2 S: 8 H: 0 LOB: 0 BB: 0 P: 11	R: 1 E: 0 K: 2 S: 19 H: 1 LOB: 1 BB: 1 P: 30	R: 0 E: 0 K: 1 S: 15 H: 0 LOB: 0 BB: 0 P: 20	R: 2 E: 0 K: 1 S: 14 H: 1 LOB: 1 BB: 1 P: 23	R: 0 E: 0 K: 0 S: 8 H: 0 LOB: 0 BB: 1 P: 15	R: 1 E: 0 K: 0 S: 14 H: 2 LOB: 1 BB: 0 P: 24	R: 0 E: 0 K: 1 S: 9 H: 0 LOB: 0 BB: 0 P: 16	1B: 2 2B: 0 3B: 0 HR: 3 SF: 0 SAC: 1 DP: 1 HBP: 0						

TOP

New York Yankees @ Tampa Bay Rays

Tropicana Field, St. Petersburg, FL

Fri Apr 17 2015, 7:12 PM - 10:23 PM EDT

Att. 15,752 - Dome - 72 F

livebaseballscorecards.com

AB	30
R	5
H	5
RBI	5
BB	6
SO	9
LOB	9

WP: 0 PA: 37
PB: 0
SB: 1
CS: 0

PITCHER		IP	WLS	BF	H	R	ER	SO	BB	IBB	HBP	BLK	WP	HR	S	P	ERA	WHIP
51 Nate Karns, R ERA: 4.58	(1, 1)	5.0		21	2	2	2	7	4	0	0	0	0	2	68	106	3.60	1.200
43 Ernesto Frieri, R ERA: 8.44	(6, 1)	1.0	B	5	1	2	2	1	1	0	0	0	0	1	14	23	18.00	2.000
34 C.J. Riefenhauser, L ERA:	(7, 1)	1.0		3	0	0	0	0	1	0	0	0	0	0	8	15	0.00	1.000
40 Kevin Jepsen, R ERA: 1.5	(8, 1)	1.0	L	5	2	1	1	0	0	0	0	0	0	0	14	24	9.00	2.000
54 Steve Geltz, R ERA: 2.7	(9, 1)	1.0		3	0	0	0	1	0	0	0	0	0	0	9	16	0.00	0.000

PITCHER	IP	WLS	BF	H	R	ER	SO	BB	IBB	HBP	BLK	WP	HR	S	P	ERA	WHIP

Batter	1	2	3	4	5	6	7	8	9	AB	R	H	RBI	BB	SO	LOB
39 Kevin Kiermaier, L (1, 8) OBP: 0.342, SLG: 0.667 5 Brandon Guyer, R (9, PH) OBP: 0.391, SLG: 0.333	C FF 92 B FF 92 X SL 84 1-1 ① G3		C FF 92 S FF 92 B SL 87 B SL 85 B FF 92 F FC 91 F FF 93 X FF 92 3-2 ② G1-3	B SL 83 C CH 82 F FC 90 X CU 78 1-2 ③ G4-3			B SI 95 F SI 94 B FF 95 S SI 95 F SI 95 C FF 95 2-3 ② K	B SL 85 C SL 84 1 SAFE S FF 94 F SL 84 F SL 85 S SL 85 1-3 ③ K	4 1	0 0	0 0	0 0	0 0	1 1	1 1
20 Steven Souza Jr., R (1, 9) OBP: 0.381, SLG: 0.472	C FF 91 B SL 85 B SI 91 F FC 92 X SL 85 2-2 13 1B 1B		X FF 92 0-0 ③ P6		C FF 92 C FC 92 B FF 91 B CU 78 C CU 77 2-3 ① K		C KC 77 B KC 80 S FF 93 X KC 80 1-2 13 S 1B			4	0	2	0	0	1	0
13 Asdrúbal Cabrera, S (1, 6) OBP: 0.229, SLG: 0.261	F FF 92 1 SAFE X FF 91 0-1 3 G5-4-3 1B 1-2			F SL 85 C CU 76 B SL 86 F FF 91 S CU 78 1-3 ① K	C CU 75 S CU 76 B FF 92 F CU 76 F CU 76 B FC 93 B CU 80 X CU 76 3-2 ② G3-1		C FF 94 D KC 80 C KC 81 B SV 82 X SV 82 2-2 ③ G3-1 1-2			4	0	1	0	0	1	1
3 Evan Longoria, R (1, 10) OBP: 0.409, SLG: 0.441	B SL 86 S SL 86 B CH 83 F FF 92 X CH 84 2-2 ② ③ G5-4-3 1-2f			S SI 91 B FF 92 F FF 92 F FF 92 X SL 86 1-2 8 BB 31 HR 1B	B CU 80 C CU 80 B FF 91 S FC 91 F FF 93 F FF 92 B FF 92 B CU 78 4-2 BB			C FF 94 B KC 82 S FF 94 S FF 95 1-3 ① K		3	1	1	0	1	1	2
8 Desmond Jennings, R (1, 7) OBP: 0.333, SLG: 0.216		C FF 92 B FF 92 F FF 91 X SL 86 1-2 ① L6		B SI 90 F CU 77 F FF 90 B FF 92 B SL 85 B SL 85 4-2 31 HR BB 1-2	B FC 92 S FF 91 C FF 92 F FC 92 F CU 76 F CH 86 S SL 86 1-3 ③ K			B KC 81 B KC 81 C FF 94 B FF 95 X FF 97 3-1 ② F8		3	1	0	0	1	1	1
31 Allan Dykstra, L (1, 3) OBP: 0.348, SLG: 0.294 44 René Rivera, R (8, PH) OBP: 0.162, SLG: 0.171 (9, 3)		B CU 75 C FF 92 B CU 76 B CH 83 X FC 92 3-1 ② F8		B CU 78 B CH 83 X FF 92 2-0 1-H 2-H HR		B FC 90 S FC 90 X FF 92 1-1 ① P5		X FF 94 0-0 ③ L8		3 1	1 0	1 0	3 0	0 0	0 0	0 0
11 Logan Forsythe, R (1, 5) OBP: 0.381, SLG: 0.541		B FF 93 F FF 92 C FF 93 B FC 93 X SL 87 2-2 1B		F FF 92 S FC 92 B FF 92 X FC 92 1-2 HR		C FF 91 B FF 90 X SL 86 1-1 ② G5-3			C SL 82 B FF 94 B FF 93 B SL 84 X FF 92 3-1 1B	4	1	3	1	0	0	0
1 Tim Beckham, R (1, 4) OBP: 0.276, SLG: 0.556		S SL 86 B SL 86 C CU 78 B SL 86 F SL 85 F FF 93 S FF 92 2-3 ③ K		B CU 78 X SL 84 1-0 ② L6		C FC 91 X SL 85 0-1 ③ L6			C SL 84 D SL 86 S FF 92 C FF 94 1-3 ① K	4	0	0	0	0	2	2
46 Bobby Wilson, R (1, 2) OBP: 0.357, SLG: 0.250			X FC 92 0-0 ① P5	B FF 92 F SL 84 B SL 83 B SI 90 B FC 90 4-1 BB			F FC 90 C FF 91 B SL 85 X SL 85 1-2 ① L7		C SL 83 S SL 84 F FF 94 B FF 93 S SL 84 1-3 ② K	3	0	0	0	1	1	1
Inning Stats	R: 0 E: 0 K: 0 S: 10 H: 2 LOB: 1 BB: 0 P: 15	R: 0 E: 0 K: 1 S: 13 H: 1 LOB: 1 BB: 0 P: 21	R: 0 E: 0 K: 0 S: 7 H: 0 LOB: 0 BB: 0 P: 10	R: 4 E: 0 K: 1 S: 19 H: 3 LOB: 1 BB: 2 P: 34	R: 0 E: 0 K: 2 S: 18 H: 0 LOB: 1 BB: 1 P: 28	R: 0 E: 0 K: 0 S: 6 H: 0 LOB: 0 BB: 0 P: 8	R: 0 E: 0 K: 1 S: 13 H: 1 LOB: 1 BB: 0 P: 19	R: 0 E: 0 K: 1 S: 6 H: 0 LOB: 0 BB: 0 P: 10	R: 0 E: 0 K: 3 S: 14 H: 1 LOB: 1 BB: 0 P: 20	1B: 6 2B: 0 3B: 0 HR: 2 SF: 0 SAC: 0 DP: 1 HBP: 0						WP: 0 PB: 0 SB: 1 CS: 0 PA: 37	

PITCHER	IP	WLS	BF	H	R	ER	SO	BB	IBB	HBP	BLK	WP	HR	S	P	ERA	WHIP
43 Adam Warren, R (1, 1) ERA: 4.82	4.0		19	6	4	4	2	2	0	0	0	0	2	49	80	9.00	2.000
53 Esmil Rogers, R (5, 1) ERA: 2.79	2.1		8	0	0	0	2	1	0	0	0	0	0	27	40	0.00	0.429
41 Justin Wilson, L (7, 1) ERA: 8.1	0.1		1	0	0	0	1	0	0	0	0	0	0	4	6	0.00	0.000
68 Dellin Betances, R (7, 1) ERA:	1.0	W	4	1	0	0	1	0	0	0	0	0	0	11	18	0.00	1.000
48 Andrew Miller, L (8, 1) ERA:	1.1	S	5	1	0	0	3	0	0	0	0	0	0	15	21	0.00	0.750

PITCHER	IP	WLS	BF	H	R	ER	SO	BB	IBB	HBP	BLK	WP	HR	S	P	ERA	WHIP

BOTTOM

New York Yankees @ Tampa Bay Rays

Tropicana Field, St. Petersburg, FL

Fri Apr 17 2015, 7:12 PM - 10:23 PM EDT

Att. 15,752 - Dome - 72 F

livebaseballscorecards.com

AB	34
R	4
H	8
RBI	4
BB	3
SO	9
LOB	9

Batter	1	2	3	4	5	6	7	8	9	AB	R	H	RBI	BB	SO	LOB
22 Jacoby Ellsbury, L (1, 8) OBP: 0.360, SLG: 0.295 66 John Ryan Murphy, R (9, 2) OBP: 0.417, SLG: 0.500	B FF 90 F FF 90 C FS 84 B FS 85 F FF 91 C FF 92 2-3 K ①		F FS 84 S FS 84 X FF 90 0-2 P2 ②			X FS 82 0-0 F7 ①	X SL 74 0-0 13 BB, 11 1B, 25 SF9 2-3 1B	X FF 92 0-0 11 G6-4-3 1B		5 0	1 0	2 0	0 0	0 0	1 0	0 0
11 Brett Gardner, L (1, 7) OBP: 0.424, SLG: 0.444	X FF 90 0-0 25 S 1B		C FF 91 C FF 90 B FF 90 F FF 90 B FS 85 S FS 85 2-3 K ③			B FF 88 B FS 84 C FS 83 B FF 90 C FS 83 B FS 83 4-2 13 S, 34 3B BB	C SL 74 F SL 75 D CH 76 B FF 87 F CH 76 1 SAFE X FF 88 2-2 25 SF9, 13 BB, 24 HR 1B 1-2 3-H	C FF 93 X FF 92 0-1 G6-4-3 ① ② 1-2f		4	2	2	1	1	1	1
13 Alex Rodriguez, R (1, 10) OBP: 0.429, SLG: 0.714	C FC 86 B FC 85 1 SAFE S FC 85 B FF 90 1 SAFE 1 SAFE S FS 84 2-3 K ②		S FS 83 S FS 83 S FS 83 0-3 K ①			D FC 84 1 SAFE D FC 85 B FC 84 C FC 84 S FS 83 B FS 83 4-2 34 3B 1-2 BB	C SL 84 B SL 85 B SI 89 D SL 86 B SL 83 4-1 34 HBP, 24 HR 1-2 2-3 BB	C SL 81 C FF 94 S FF 94 0-3 K ③		3	2	0	0	2	3	1
25 Mark Teixeira, S (1, 3) OBP: 0.318, SLG: 0.543 33 Garrett Jones, L (8, 3) OBP: 0.200, SLG: 0.214 (9, 9)	B FF 91 S FS 84 1 SAFE C FF 91 B FS 85 X FS 85 2-2 G5-3 ③ 1-2			B CU 70 X FS 84 1-0 G4-3 ②		B FS 84 B FS 83 C FF 90 B FF 90 C FF 90 S FS 84 3-3 K ② F SI 89 C FF 89 B SI 90 D CU 80 D CU 80 X SL 84 3-2 SF9 ② 2-3 3-H			B FF 90 B FF 92 F FF 92 X FF 93 2-1 G4-3 ①	3 1	0 0	0 0	1 0	0 0	1 0	3 0
34 Brian McCann, L (1, 2) OBP: 0.316, SLG: 0.438 (9, 3)		C FS 83 X FF 90 0-1 14 FC5-6 1B		B CU 70 B CU 71 F FF 90 C FF 91 X FF 91 2-2 1B		B FS 84 C FF 90 X FS 85 1-1 1-H 2-H 3B	B FF 87 H FF 89 2-0 24 HR 1-2 HBP		C SL 82 B FF 93 C SL 82 F FF 92 F FF 92 B FF 93 F FF 93 T SL 83 2-2 K ②	4	1	3	2	0	1	0
24 Chris Young, R (1, 9) OBP: 0.344, SLG: 0.690 (9, 8)		X FC 84 0-0 F7 ①		B CU 69 C FF 90 B FS 84 B FC 85 X FS 84 3-1 G6-3 ③		C FC 85 B FC 87 S FS 84 F FF 90 C FF 91 1-3 K ③	S SL 84 S SL 84 D SL 85 B SL 83 D SL 83 F FF 90 X SL 84 3-2 HR 1-H 2-H 3-H		C FF 93 S FF 93 B FF 94 F FF 93 X FF 94 1-2 G4-3 ③	5	1	1	4	0	1	3
12 Chase Headley, S (1, 5) OBP: 0.283, SLG: 0.357		C FF 90 D FS 84 S FS 84 B FS 83 S FS 83 2-3 K ②			B FF 88 B FF 88 C FS 84 F FS 83 B FF 89 C FF 90 3-3 K ①		2-2 14 2B, 31 SF9 1B 4-2 14 WP BB 1-2 22 1B, 11 1B 2B 4-1 BB 2-1 SF9 3-H 1-0 P2 ③			3	1	1	0	1	2	1
14 Stephen Drew, L (1, 6) OBP: 0.263, SLG: 0.485		F FF 90 C CU 70 X FS 85 0-2 FC5-6 ③ 1-2f			C FS 84 B FS 84 X FF 90 1-1 L7 ②					3	1	1	0	1	0	1
31 Gregorio Petit, R (1, 4) OBP: 0.188, SLG: 0.143			B CU 69 B FC 84 F FF 89 B FF 89 F FF 90 S FF 90 3-3 K ①		C CU 69 X FC 85 0-1 G4-3 ③					3	0	0	1	0	1	2
Inning Stats	R: 0 E: 0 K: 2 S: 11 H: 1 LOB: 1 BB: 0 P: 17	R: 0 E: 0 K: 1 S: 9 H: 1 LOB: 1 BB: 0 P: 11	R: 0 E: 0 K: 2 S: 10 H: 0 LOB: 0 BB: 0 P: 15	R: 0 E: 0 K: 1 S: 9 H: 1 LOB: 1 BB: 0 P: 15	R: 0 E: 0 K: 1 S: 7 H: 0 LOB: 0 BB: 0 P: 11	R: 2 E: 0 K: 2 S: 14 H: 1 LOB: 1 BB: 2 P: 27	R: 7 E: 0 K: 0 S: 27 H: 5 LOB: 2 BB: 3 P: 55	R: 0 E: 0 K: 1 S: 6 H: 1 LOB: 0 BB: 0 P: 6	R: 0 E: 0 K: 1 S: 12 H: 0 LOB: 0 BB: 0 P: 17	1B: 7 2B: 1 3B: 1 HR: 1 SF: 2 SAC: 0 DP: 1 HBP: 1						

PITCHER		IP	WLS	BF	H	R	ER	SO	BB	IBB	HBP	BLK	WP	HR	S	P	ERA	WHIP
23 Jake Odorizzi, R ERA: 1.74	(1, 1)	6.0	L	25	5	3	3	9	2	0	0	0	0	0	64	102	4.50	1.167
34 C.J. Riefenhauser, L ERA: 20.25	(7, 1)	0.1		4	3	1	1	0	0	0	0	0	0	0	11	16	27.00	9.000
50 Grant Balfour, R ERA: 6.23	(7, 1)	0.2		7	1	5	5	0	3	0	1	0	1	1	12	33	67.50	6.000
52 José Domínguez, R ERA:	(8, 1)	2.0		6	1	0	0	2	0	0	0	0	0	0	18	23	0.00	0.500

PITCHER	IP	WLS	BF	H	R	ER	SO	BB	IBB	HBP	BLK	WP	HR	S	P	ERA	WHIP

TOP

New York Yankees @ Tampa Bay Rays

Tropicana Field, St. Petersburg, FL

Sat Apr 18 2015, 7:11 PM - 10:18 PM EDT

Att. 20,824 - Dome - 72 F

livebaseballscorecards.com

AB	34
R	9
H	10
RBI	9
BB	5
SO	11
LOB	12

WP: 1	PA: 42		
PB: 0			
SB: 2			
CS: 0			

BOTTOM

New York Yankees @ Tampa Bay Rays

Tropicana Field, St. Petersburg, FL

Sat Apr 18 2015, 7:11 PM - 10:18 PM EDT

Att. 20,824 - Dome - 72 F

livebaseballscorecards.com

Batter	1	2	3	4	5	6	7	8	9	AB	R	H	RBI	BB	SO	LOB
7 David DeJesus, L (1, 10) OBP: 0.458, SLG: 0.636	C FF 90 C CU 73 X FS 86 0-2 13 G4-3 1B		C FF 90 B FF 91 B SL 81 B CU 75 F FF 91 C FF 92 3-3 ③ K			S FS 86 D FS 87 C CU 74 F FF 93 F FS 88 F FF 93 S SL 84 1-3 ② K			C FF 93 B SL 85 X FF 92 1-1 29 BLK 1 BB 1B	4	0	2	0	0	2	1
20 Steven Souza Jr., R (1, 9) OBP: 0.348, SLG: 0.425	X FF 90 0-0 ① L4			C FF 90 S FS 85 B FF 91 C FS 86 1-3 ① K		X FS 87 0-0 ③ G5-3			C SL 84 B FF 91 D SL 84 F FF 92 B FF 91 F FF 93 X FF 91 3-2 ② L7	4	0	0	0	0	1	3
13 Asdrúbal Cabrera, S (1, 6) OBP: 0.220, SLG: 0.250 1 Tim Beckham, R (7, PH) OBP: 0.290, SLG: 0.536 (8, 6)	C CU 73 X FS 86 0-1 ② G4-3 1-2			C FS 86 F FS 86 B FF 92 C SI 91 1-3 ② K			B FF 90 X FF 90 1-0 ① G6-3		C SL 85 F SL 85 F FF 95 F FF 94 B SL 86 B SL 84 B FF 92 B FF 92 4-2 29 BLK 1-2 BB	2 1	0 0	0 0	0 0	0 1	1 0	1 0
3 Evan Longoria, R (1, 5) OBP: 0.391, SLG: 0.417 29 Ryan Brett, R (7, PH) (8, 4)	B SI 89 B SL 81 C SL 81 X FC 88 2-1 ③ G2-3			B FC 88 C SL 81 X FC 88 1-1 ③ P3			B FF 90 S FC 88 B FF 90 F SI 90 B CU 76 X FF 91 3-2 ② F7		B FF 92 C FF 93 S SL 83 B SL 83 B FF 92 B FF 92 4-2 1-2 2-3 BB	2 1	0 0	0 0	0 0	0 1	0 0	1 0
8 Desmond Jennings, R (1, 8) OBP: 0.306, SLG: 0.195		C FF 90 B FF 89 B SI 89 F SL 81 B FC 90 F FF 91 X FF 92 3-2 ① L8			B SL 81 B FF 90 X SI 90 2-0 ① F9		B FF 91 B FC 87 C FF 90 F FC 89 B FS 86 X FF 92 3-2 ③ L6		B SL 84 F FF 92 F SL 85 B SL 85 X FF 92 2-2 ③ G6-3	4	0	0	0	0	0	3
31 Allan Dykstra, L (1, 3) OBP: 0.308, SLG: 0.250		S CU 75 C FF 89 S FS 86 0-3 ② K			B CU 73 C CU 75 B FC 88 C SL 81 S FS 86 2-3 ② K			F FF 94 B FF 93 S FF 94 B FF 93 C FF 95 2-3 ① K		3	0	0	0	0	3	0
11 Logan Forsythe, R (1, 4) OBP: 0.356, SLG: 0.500 (8, 5)		B FC 91 C CU 75 X SI 90 1-1 ③ P5			C CU 75 C FS 86 C FF 92 0-3 ③ K			C SL 85 B FF 95 F FF 94 X FF 95 1-2 ② G3-1		3	0	0	0	0	1	0
5 Brandon Guyer, R (1, 7) OBP: 0.385, SLG: 0.381			C FF 89 B FC 87 X SL 80 1-1 ① P4			B FF 89 F SI 90 B FC 87 X SI 90 2-1 2B		X FF 93 0-0 ③ L9		3	0	1	0	0	0	0
44 René Rivera, R (1, 2) OBP: 0.150, SLG: 0.158			X FC 88 0-0 ② L8			C SL 80 S FS 86 F FS 86 S FF 91 0-3 ① K			S FF 93 B SL 84 S SL 85 F FF 94 C FF 93 1-3 ① K	3	0	0	0	0	2	1
Inning Stats	R: 0 E: 0 K: 0 S: 8 H: 1 LOB: 1 BB: 0 P: 10	R: 0 E: 0 K: 1 S: 9 H: 0 LOB: 0 BB: 0 P: 13	R: 0 E: 0 K: 1 S: 6 H: 0 LOB: 0 BB: 0 P: 10	R: 0 E: 0 K: 2 S: 8 H: 0 LOB: 0 BB: 0 P: 11	R: 0 E: 0 K: 2 S: 7 H: 0 LOB: 0 BB: 0 P: 11	R: 0 E: 0 K: 2 S: 13 H: 1 LOB: 1 BB: 0 P: 16	R: 0 E: 0 K: 0 S: 7 H: 0 LOB: 0 BB: 0 P: 14	R: 0 E: 0 K: 1 S: 7 H: 0 LOB: 0 BB: 0 P: 10	R: 0 E: 0 K: 1 S: 19 H: 1 LOB: 3 BB: 2 P: 34	1B: 2 2B: 1 3B: 0 HR: 0 SF: 0 SAC: 0 DP: 0 HBP: 0						

	AB	30
	R	0
	H	3
	RBI	0
	BB	2
	SO	10
	LOB	10

WP: 0 PB: 0 SB: 0 CS: 0 PA: 32

PITCHER	IP	WLS	BF	H	R	ER	SO	BB	IBB	HBP	BLK	WP	HR	S	P	ERA	WHIP
19 Masahiro Tanaka, R (1, 1) ERA: 3.94	7.0	W	23	2	0	0	8	0	0	0	0	0	0	58	85	0.00	0.286
29 David Carpenter, R (8, 1) ERA: 4.05	1.0		3	0	0	0	1	0	0	0	0	0	0	7	10	0.00	0.000
40 Branden Pinder, R (9, 1) ERA:	1.0		6	1	0	0	1	2	0	0	1	0	0	19	34	0.00	3.000

PITCHER	IP	WLS	BF	H	R	ER	SO	BB	IBB	HBP	BLK	WP	HR	S	P	ERA	WHIP

New York Yankees @ Tampa Bay Rays

Tropicana Field, St. Petersburg, FL

Sun Apr 19 2015, 1:10 PM - 4:44 PM EDT

Att. 21,791 - Dome - 72 F

TOP

livebaseballscorecards.com

Batter	1	2	3	4	5	6	7	8	9	AB	R	H	RBI	BB	SO	LOB
22 Jacoby Ellsbury, L (1, 8) OBP: 0.364, SLG: 0.306	C CH 87 B SI 89 X SL 82 1-1 11 SH5-3 11 BLK 25 SF9 1B		X CU 77 0-0 11 CS 1B	C SL 76 S FS 81 B FS 81 X FF 90 1-2 ② FC4-6 11 WP 1-2f		T SI 88 F FS 84 F FS 83 B FF 90 F FS 83 B FF 90 D FS 83 1 SAFE 3-2 ① X FF 89 L7		C SL 78 S SL 79 B FF 90 F SL 79 B SL 82 S FF 91 2-3 ① K		5	1	2	0	0	1	2
11 Brett Gardner, L (1, 7) OBP: 0.405, SLG: 0.419	S SI 89 X SI 89 0-1 ① SH5-3 1-3		B SL 83 1 SAFE B SL 83 X SI 89 2-0 ① 13 2B 25 G4-3 1-2 1B	1 SAFE B SL 78 C FF 89 B FF 90 S SL 80 S FF 91 2-3 ③ K 1-2		C FF 88 C SI 90 1 SAFE X FS 83 0-2 ② FC1-6 1-2f		B FF 91 C FF 91 C FF 91 B SL 81 B SL 81 X FF 91 3-2 ② F8		4	1	1	0	0	1	2
13 Alex Rodriguez, R (1, 10) OBP: 0.447, SLG: 0.711	D FC 87 B FC 88 S SI 89 C SI 90 B SL 83 B SI 90 4-2 BB		B CH 87 X FC 86 1-0 25 G4-3 12 1B 1-3 2B		B FF 90 B FS 81 B FF 90 B FF 91 4-0 25 G3 12 2B BB	B FF 91 S SL 81 B FF 89 D SL 82 1 SAFE X SL 78 3-1 ③ F7		C FF 92 B SL 84 X CH 85 1-1 ③ G5-3		3	2	1	0	2	0	1
25 Mark Teixeira, S (1, 3) OBP: 0.306, SLG: 0.500	S SI 88 X SL 83 0-1 ② SF9 3-H		B FC 88 B SI 90 C SL 84 B SI 90 X SI 90 3-1 ② G4-3 2-3 3-H		D FF 91 C FF 90 F SL 80 X FS 82 1-2 ① G3 1-2		S FS 77 B FS 81 B SI 90 B FF 88 B FF 89 4-1 66 BB 33 1B BB		X SI 90 0-0 ① G3	3	0	0	2	1	0	2
12 Chase Headley, S (1, 5) OBP: 0.294, SLG: 0.383	F SI 90 F FF 90 F CU 80 S FF 90 0-3 ③ K		B SL 83 B CU 79 X SI 88 2-0 3-H 1B		B FF 90 X SL 80 1-0 33 G6-3 2-H 2B		B FF 87 B FF 87 F FF 87 F FF 89 S FS 80 2-3 ① K		L SI 90 B CH 81 S CH 79 X CH 81 1-2 ② L7	5	0	2	2	0	2	2
14 Stephen Drew, L (1, 4) OBP: 0.279, SLG: 0.444		B CH 87 B CU 76 F SI 89 B SI 88 B FC 88 4-1 33 1B BB	C CU 79 F CU 78 1 SAFE D SL 84 X FC 87 1-2 ③ G1-3		B FS 82 S FF 90 S FF 90 B FF 90 F FF 90 B FF 90 F FS 81 F FF 90 F FF 91 4-2 F FF 80 F SL 79 D FS 83 33 G6-3 BB		C FS 78 B FS 81 F FF 90 X FS 80 1-2 ② F7		C SI 90 B SI 92 X SI 90 1-1 ③ G5-3	3	0	0	0	2	0	2
33 Garrett Jones, L (1, 9) OBP: 0.316, SLG: 0.444 24 Chris Young, R (7, PR) OBP: 0.344, SLG: 0.690 (7, 9)		C CU 79 B SL 84 S SI 89 X SI 90 1-2 18 G1-6-3 1B		C SI 88 B CU 79 X SI 89 1-1 66 SF8 3B	C SL 80 B FS 81 F SL 80 X FF 91 1-2 ② G6-3 1-2 2-3		F CH 89 S CH 82 B CH 83 X CH 83 1-2 66 BB 1B			4 0	1 0	3 0	0 0	0 0	0 0	2 0
66 John Ryan Murphy, R (1, 2) OBP: 0.375, SLG: 0.417		T FC 88 X FC 87 0-1 ① L8	B CU 77 C FC 86 X SL 82 1-1 ① SF8 3-H		C CU 77 F SL 80 D SL 82 F FF 90 F SL 80 F FS 82 S FF 90 1-3 ③ K		C SI 90 D SL 82 S SL 81 B FF 91 F FF 91 B SL 81 B FF 91 4-2 1-2 2-3 BB			2	0	0	1	1	1	4
18 Didi Gregorius, L (1, 6) OBP: 0.225, SLG: 0.189		C SI 89 D SL 85 X SL 84 1-1 ② ③ G1-6-3 1-2f		B SI 89 S FF 89 F FF 89 F SL 84 F SL 83 B FC 87 F SL 84 X FC 88 2-2 22 FC4-6 1B		B FS 79 X SI 88 1-0 11 FC1-6 1B		B CH 83 F FF 91 F FF 91 F CH 85 B SL 84 S FF 91 2-3 ③ K		4	0	2	0	0	1	5
Inning Stats	R: 1 H: 1 E: 0 LOB: 1 K: 1 BB: 1 S: 12 P: 17	R: 0 H: 1 E: 0 LOB: 1 K: 0 BB: 1 S: 8 P: 14	R: 2 H: 4 E: 0 LOB: 1 K: 0 BB: 0 S: 9 P: 18	R: 1 H: 2 E: 0 LOB: 1 K: 1 BB: 0 S: 16 P: 23	R: 1 H: 1 E: 0 LOB: 2 K: 1 BB: 2 S: 21 P: 33	R: 0 H: 1 E: 0 LOB: 1 K: 0 BB: 0 S: 12 P: 19	R: 0 H: 1 E: 0 LOB: 3 K: 2 BB: 2 S: 17 P: 31	R: 0 H: 0 E: 0 LOB: 0 K: 1 BB: 0 S: 9 P: 15	R: 0 H: 0 E: 0 LOB: 0 K: 0 BB: 0 S: 6 P: 8	1B: 8 2B: 2 3B: 1 HR: 0	SF: 2 SAC: 1 DP: 1 HBP: 0	WP: 1 PB: 0 SB: 0 CS: 1	PA: 42				

	AB	33
	R	5
	H	11
	RBI	5
	BB	6
	SO	6
	LOB	22

PITCHER		IP	WLS	BF	H	R	ER	SO	BB	IBB	HBP	BLK	WP	HR	S	P	ERA	WHIP
35 Matt Andriese, R ERA: 6.75	(1, 1)	3.1	L	18	8	4	4	1	2	0	0	1	0	0	39	63	10.80	3.000
54 Steve Geltz, R ERA: 3.38	(4, 1)	1.1		7	1	1	1	1	2	0	0	0	1	0	21	35	6.75	2.250
47 Brandon Gomes, R ERA:	(5, 1)	2.0		8	1	0	0	2	1	0	0	0	0	0	25	40	0.00	1.000
43 Ernesto Frieri, R ERA: 6.75	(7, 1)	1.1		6	1	0	0	2	1	0	0	0	0	0	19	32	0.00	1.500
30 Erasmo Ramírez, R ERA: 21.32	(9, 1)	1.0		3	0	0	0	0	0	0	0	0	0	0	6	8	0.00	0.000

PITCHER	IP	WLS	BF	H	R	ER	SO	BB	IBB	HBP	BLK	WP	HR	S	P	ERA	WHIP

BOTTOM

New York Yankees @ Tampa Bay Rays

Tropicana Field, St. Petersburg, FL

Sun Apr 19 2015, 1:10 PM - 4:44 PM EDT

Att. 21,791 - Dome - 72 F

livebaseballscorecards.com

Batter	1	2	3	4	5	6	7	8	9	AB	R	H	RBI	BB	SO	LOB
7 David DeJesus, L (1, 10) OBP: 0.481, SLG: 0.625 11 Logan Forsythe, R (7, PH) OBP: 0.340, SLG: 0.476 (8, 10)	B FC 90 C FC 91 B FC 91 B FC 91 F FC 91 F FC 91 B FC 91 4-2 20 HR BB		C SL 90 B CH 84 C CH 85 F SL 85 F CH 85 X FC 91 1-2 ① G3		X SL 80 0-0 20 2B 1B		B SI 91 S SI 94 C FC 90 B FF 96 X CU 83 2-2 ① F7 1-2		B SL 83 C FF 93 C FF 93 S SL 85 1-3 ② K	2 2	2 0	1 0	0 0	1 0	0 1	0 2
20 Steven Souza Jr., R (1, 9) OBP: 0.373, SLG: 0.533	B FC 90 F FC 92 1 SAFE C SL 82 X SL 84 1-2 1-H HR		F SL 81 X SL 85 0-1 13 FC4-6 1B		F FC 90 X CH 85 0-1 13 G4-3 1-H 2B		C KC 80 F KC 81 B KC 82 B KC 82 S KC 82 2-3 ② K 2-3		S SL 86 B FF 95 C FF 95 F SL 85 B SL 84 S SL 84 2-3 ③ K	5	1	3	3	0	2	2
13 Asdrúbal Cabrera, S (1, 6) OBP: 0.222, SLG: 0.250	B SL 84 F FC 92 X FC 92 1-1 3 FC5-4 1B		1 SAFE C CH 84 1 SAFE X FC 89 0-1 ② FC4-6 1-2f		B CH 84 C FF 91 X SL 83 1-1 ② G4-3 2-3		X KC 81 0-0 ③ G6-3			4	0	1	0	0	0	3
3 Evan Longoria, R (1, 5) OBP: 0.360, SLG: 0.375	B FC 91 X SL 82 1-0 ① FC5-4 8 FC5-4 1-2f		F FF 92 B CH 85 B SL 89 X SL 82 2-1 ③ F8		B SL 83 C SL 83 B FC 92 B FC 92 C SL 83 X FC 92 3-2 ③ G5-3			X KC 81 0-0 ① L5		4	0	0	0	0	0	3
8 Desmond Jennings, R (1, 8) OBP: 0.321, SLG: 0.205	C FC 92 C SL 83 X SL 85 0-2 ② FC5-4 31 CS 1-2f			B SL 88 F FC 89 X FF 90 1-1 1 S 1B		C FF 90 C SL 83 B FC 90 B SL 85 B SL 83 C SL 83 3-3 ① K		B FF 94 T FF 95 T FF 96 B KC 84 B KC 82 B KC 82 4-2 BB		3	0	1	0	1	1	1
31 Allan Dykstra, L (1, 3) OBP: 0.267, SLG: 0.208	C CU 73 B CH 86 B FC 89 1 SAFE C SL 82 2-2 ③ CS 1-2	F FC 91 B CH 87 B SL 83 S FF 91 S SL 84 2-3 ① K		S SL 81 S SL 82 B FC 90 1 SAFE S SL 83 1-3 ① K		B FC 93 B CH 87 X FC 91 2-1 ② G4-3		C KC 81 C KC 82 B SV 83 F SV 84 F FF 95 F SV 84 C SV 84 1-3 ② K		4	0	0	0	0	3	2
5 Brandon Guyer, R (1, 7) OBP: 0.367, SLG: 0.333		B FC 91 X FC 91 1-0 ② F9		B FC 89 1 SAFE X FC 89 1-0 ② P3		C FF 93 S FC 86 B CU 80 H FF 93 2-2 HBP		1 SAFE F FF 95 B KC 82 X FF 95 1-1 ③ P3		3	0	0	0	0	0	2
1 Tim Beckham, R (1, 4) OBP: 0.303, SLG: 0.533 39 Kevin Kiermaier, L (6, PH) OBP: 0.333, SLG: 0.649 29 Ryan Brett, R (7, 4) OBP: 0.667, SLG: 1.000		B FF 91 B FC 90 S FC 91 C SL 82 X SL 82 2-2 44 FC6-4 1B		B FC 90 S SL 80 B SL 83 B FF 90 C FC 90 S FC 91 3-3 ③ K 1-2		S FC 88 B FC 88 S FF 93 F FF 93 B CU 80 F FF 94 S FF 94 2-3 ③ K		C FF 91 B FF 90 B SL 81 X FF 91 2-1 2B		2 1 1	0 0 0	1 0 1	0 0 0	0 0 0	1 1 0	1 1 0
44 René Rivera, R (1, 2) OBP: 0.159, SLG: 0.167		B SL 81 X FC 89 1-0 ③ FC6-4 1-2f			C FF 90 B SL 83 F FF 90 S SL 84 1-3 ① K		C FC 91 B FC 88 F CU 79 X FC 88 1-2 20 WP 11 WP 1B		C FF 93 B SL 84 F SL 82 S SL 85 1-3 ① K	4	0	1	0	0	2	2
Inning Stats	R: 2 E: 0 K: 0 S: 14 H: 2 LOB: 0 BB: 1 P: 23	R: 0 E: 0 K: 1 S: 8 H: 1 LOB: 1 BB: 0 P: 14	R: 0 E: 0 K: 0 S: 11 H: 1 LOB: 1 BB: 0 P: 14	R: 0 E: 0 K: 2 S: 9 H: 1 LOB: 1 BB: 0 P: 15	R: 1 E: 0 K: 1 S: 11 H: 2 LOB: 1 BB: 0 P: 16	R: 0 E: 0 K: 2 S: 12 H: 0 LOB: 1 BB: 0 P: 21	R: 0 E: 0 K: 1 S: 10 H: 1 LOB: 1 BB: 0 P: 15	R: 0 E: 0 K: 1 S: 11 H: 0 LOB: 1 BB: 1 P: 17	R: 0 E: 0 K: 3 S: 12 H: 1 LOB: 1 BB: 0 P: 18	1B: 6 2B: 2 3B: 0 HR: 1 SF: 0 SAC: 0 DP: 0 HBP: 1						WP: 2 PB: 0 SB: 1 CS: 1 PA: 39	

	AB	35
	R	3
	H	9
	RBI	3
	BB	2
	SO	11
	LOB	19

PITCHER		IP	WLS	BF	H	R	ER	SO	BB	IBB	HBP	BLK	WP	HR	S	P	ERA	WHIP
35 Michael Pineda, R ERA: 5.0	(1, 1)	5.2	W	24	7	3	3	5	1	0	0	0	0	1	58	92	4.76	1.412
57 Chris Martin, R ERA: 3.18	(6, 1)	0.1	H	3	1	0	0	1	0	0	1	0	0	0	10	15	0.00	3.000
41 Justin Wilson, L ERA: 7.36	(7, 1)	0.1	H	1	0	0	0	0	0	0	0	0	1	0	3	5	0.00	0.000
68 Dellin Betances, R ERA:	(7, 1)	1.2	H	6	0	0	0	2	1	0	0	0	1	0	15	23	0.00	0.600
48 Andrew Miller, L ERA:	(9, 1)	1.0	S	4	1	0	0	3	0	0	0	0	0	0	12	18	0.00	1.000

PITCHER	IP	WLS	BF	H	R	ER	SO	BB	IBB	HBP	BLK	WP	HR	S	P	ERA	WHIP

Batter	1	2	3	4	5	6	7	8	9	AB	R	H	RBI	BB	SO	LOB
22 Jacoby Ellsbury, L (1, 8) OBP: 0.356, SLG: 0.302	B SI 91 X SI 92 1-0 G3		C SI 92 B FC 85 B FS 85 F SI 93 B FS 84 F FC 84 X SI 93 3-2 G3			B SI 92 X SI 91 1-0 11 CS 1B		F FF 92 X FF 94 0-1 G4-6-3 1-2f		4	0	1	0	0	0	2
11 Brett Gardner, L (1, 7) OBP: 0.390, SLG: 0.400	B SI 92 B SI 91 C SI 91 X SI 93 2-1 P5		B FS 83 B FS 84 X SI 93 2-0 13 S 1B			1 SAFE B FF 91 B FF 93 B SI 93 C SI 92 X SI 92 3-1 G6-3 1-2			B FF 90 C FF 91 B FF 91 B FF 91 F FC 91 X FF 91 3-2 G4-3	4	0	1	0	0	0	1
13 Alex Rodriguez, R (1, 10) OBP: 0.412, SLG: 0.643	F FF 92 B EP 74 B FC 87 S FC 87 C FC 87 2-3 K2-3		F FF 92 C FC 87 B CU 76 1 SAFE D EP 71 D FS 84 X FC 88 3-2 G5-3 1-2			B SI 94 F SI 93 F FC 86 B CU 78 F FC 87 B CU 73 X FC 86 3-2 P4			B FF 91 X FC 90 1-0 F8	4	0	0	0	0	1	1
25 Mark Teixeira, S (1, 3) OBP: 0.302, SLG: 0.548		C SI 92 F FS 84 X FS 81 0-2 HR		C SI 92 F CU 76 B SI 92 S FS 85 1-3 K			B SI 92 F SI 92 B SI 93 X SI 92 2-1 G6-3		C FF 92 B FF 91 C FF 91 B CU 70 X FF 92 2-2 F8	4	1	1	1	0	1	0
36 Carlos Beltrán, S (1, 9) OBP: 0.222, SLG: 0.268		C SI 92 B FS 83 B FC 85 F FS 83 F FS 83 S FS 82 2-3 K		B CU 75 F FS 83 C FS 86 X FS 86 1-2 G4-3			B SI 92 B SI 92 F SI 92 C SI 93 S FS 83 2-3 K			3	0	0	0	0	2	0
34 Brian McCann, L (1, 2) OBP: 0.317, SLG: 0.457		X SI 93 0-0 2B		C FS 85 B EP 68 C FS 83 F EP 67 X FS 83 1-2 G3			C FS 83 B EP 64 B FS 82 C FS 84 S FS 87 2-3 K2-3			3	0	1	0	0	1	0
12 Chase Headley, S (1, 5) OBP: 0.315, SLG: 0.400		B FS 84 C SI 92 F FS 82 F FS 84 B CU 74 S FS 84 2-3 K			S SI 92 X FS 82 0-1 14 G4-6-3 1B			B SI 91 C SI 91 B SI 92 F SI 92 F SI 93 X FS 84 2-2 18 1B 14 SH1-3 1B		3	0	2	0	0	1	1
14 Stephen Drew, L (1, 4) OBP: 0.267, SLG: 0.421		F FS 85 B SI 93 B FS 84 B SI 93 S FS 84 S FS 85 3-3 K			1 SAFE X SI 92 0-0 G4-6-3 1-2f			X SI 92 0-0 SH1-3 1-2		2	0	0	0	0	1	2
18 Didi Gregorius, L (1, 6) OBP: 0.233, SLG: 0.200			X SI 92 0-0 G5-3		C SI 92 B FS 82 F FS 82 X FS 85 1-2 G1-3			C SI 92 S FS 82 F FS 84 X FS 81 0-2 22 G4-6-3 2-3 1B		3	0	1	0	0	0	0
Inning Stats	R: 0 E: 0 K: 1 S: 6 H: 0 LOB: 0 BB: 0 P: 11	R: 1 E: 0 K: 3 S: 15 H: 2 LOB: 1 BB: 0 P: 22	R: 0 E: 0 K: 0 S: 9 H: 1 LOB: 1 BB: 0 P: 17	R: 0 E: 0 K: 1 S: 10 H: 0 LOB: 0 BB: 0 P: 13	R: 0 E: 0 K: 0 S: 6 H: 1 LOB: 0 BB: 0 P: 7	R: 0 E: 0 K: 0 S: 7 H: 1 LOB: 0 BB: 0 P: 14	R: 0 E: 0 K: 2 S: 8 H: 0 LOB: 0 BB: 0 P: 14	R: 0 E: 0 K: 0 S: 11 H: 2 LOB: 1 BB: 0 P: 13	R: 0 E: 0 K: 0 S: 7 H: 0 LOB: 0 BB: 0 P: 13	1B: 5 2B: 1 3B: 0 HR: 1 SF: 0 SAC: 1 DP: 2 HBP: 0						

PITCHER		IP	WLS	BF	H	R	ER	SO	BB	IBB	HBP	BLK	WP	HR	S	P	ERA	WHIP
31 Alfredo Simon, R ERA: 1.74	(1, 1)	7.1	W	27	7	1	1	7	0	0	0	0	0	1	70	109	1.23	0.955
44 Joba Chamberlain, R ERA:	(8, 1)	0.2	H	1	0	0	0	0	0	0	0	0	0	0	2	2	0.00	0.000
38 Joakim Soria, R ERA: 1.35	(9, 1)	1.0	S	3	0	0	0	0	0	0	0	0	0	0	7	13	0.00	0.000

PITCHER	IP	WLS	BF	H	R	ER	SO	BB	IBB	HBP	BLK	WP	HR	S	P	ERA	WHIP

TOP

New York Yankees @ Detroit Tigers

Comerica Park, Detroit, MI

Mon Apr 20 2015, 7:09 PM - 9:29 PM EDT

Att. 27,540 - Overcast - 52 F

livebaseballscorecards.com

AB	30
R	1
H	7
RBI	1
BB	0
SO	7
LOB	7

WP: 0 PA: 31
PB: 0
SB: 1
CS: 1

Batter	1	2	3	4	5	6	7	8	9	AB	R	H	RBI	BB	SO	LOB
20 Rajai Davis, R (1, 8) OBP: 0.351, SLG: 0.375	B FF 89 C FF 90 X SL 77 1-1 ① P6		C CH 83 B SL 80 1-1 ③ 1-2	C SI 89 F SL 80 B SI 89 S SL 78 1-3 ① K			F CH 84 B FF 89 X SI 88 1-1 3 F7 28 1B 1B	F FF 90 F CH 84 T SI 89 0-2 ② K		5	1	1	0	0	2	3
3 Ian Kinsler, R (1, 4) OBP: 0.362, SLG: 0.415	F FF 90 C SI 90 X SI 89 0-2 24 G5-4-3 1B			C SL 78 B FF 90 B FF 90 X SI 90 2-1 24 G5-4-3 1B			S CH 82 X CH 84 0-1 ① F7 1-2	B FF 91 X CH 84 1-0 ③ F9		4	0	2	0	0	0	3
24 Miguel Cabrera, R (1, 3) OBP: 0.464, SLG: 0.620	C SI 89 X CH 84 0-1 ②③ G5-4-3 1-2f			X CH 84 0-0 ②③ G5-4-3 1-2f			X CH 83 0-0 ② G6-4-3			3	0	0	0	0	0	3
41 Victor Martinez, S (1, 10) OBP: 0.421, SLG: 0.323		B FF 90 B SI 89 C FF 90 C SL 79 B FF 92 X FF 91 3-2 ① L7			B FF 90 C SI 90 X CH 84 1-1 ① F8		I IN 69 I IN 75 I IN 74 I IN 76 4-0 28 1B 52 1B IBB			2	1	0	0	1	0	0
28 J.D. Martinez, R (1, 9) OBP: 0.273, SLG: 0.547		S CH 84 B FF 91 S CH 85 B FF 91 F SI 90 S CH 84 2-3 ② K			B SI 89 X CH 85 1-0 ② L7		D SL 79 C SL 78 X CH 85 1-1 52 1B 1-2 2-H 1B			3	0	1	1	0	1	0
52 Yoenis Cespedes, R (1, 7) OBP: 0.315, SLG: 0.585		X SI 90 0-0 ③ F8			C SI 89 B SL 80 F FF 91 B SL 80 B CH 85 T CH 84 3-2 ③ K		C FF 91 X SL 78 0-1 ③ 1-3 2-H 1B			3	0	1	1	0	1	0
9 Nick Castellanos, R (1, 5) OBP: 0.373, SLG: 0.477 17 Andrew Romine, S (8, PR) OBP: 0.833, SLG: 0.667 (9, 5)			B CH 83 B SI 90 B FF 90 C FF 90 C FF 90 C SI 91 3-3 ① K	F FF 90 S SL 79 B SL 78 B CH 85 B SL 79 B SI 90 4-2 34 G5-4-3 BB				F SI 88 X SI 88 0-1 34 SH5-3 1B		2 0	0 0	1 0	0 0	1 0	1 0	0 0
34 James McCann, R (1, 2) OBP: 0.182, SLG: 0.238			S CH 83 C SI 90 B CH 85 F SL 81 F SI 90 B SL 79 X CH 84 2-2 ② F9	X SI 89 0-0 ①② G5-4-3 1-2f				X FF 89 0-0 ① SH5-3 1-2		2	0	0	0	0	0	1
1 Jose Iglesias, R (1, 6) OBP: 0.489, SLG: 0.537			B FF 90 F FF 91 X FF 90 1-1 20 CS 1B	C SL 80 F CH 84 X SL 78 0-2 ③ G5-3				B SL 77 B CH 81 B CH 83 C FF 90 C FF 91 B FF 91 4-2 BB		2	0	1	0	1	0	0
Inning Stats	R: 0 E: 0 K: 0 S: 7 H: 1 LOB: 0 BB: 0 P: 8	R: 0 E: 0 K: 1 S: 8 H: 0 LOB: 0 BB: 0 P: 13	R: 0 E: 0 K: 1 S: 11 H: 1 LOB: 0 BB: 0 P: 18	R: 0 E: 0 K: 1 S: 6 H: 1 LOB: 0 BB: 0 P: 9	R: 0 E: 0 K: 1 S: 6 H: 0 LOB: 0 BB: 0 P: 11	R: 0 E: 0 K: 0 S: 6 H: 0 LOB: 0 BB: 1 P: 10	R: 2 E: 0 K: 0 S: 9 H: 3 LOB: 2 BB: 1 P: 15	R: 0 E: 0 K: 1 S: 9 H: 1 LOB: 2 BB: 1 P: 14		1B: 7 2B: 0 3B: 0 HR: 0 SF: 0 SAC: 1 DP: 3 HBP: 0				WP: 0 PB: 0 SB: 0 CS: 1 PA: 30		

PITCHER		IP	WLS	BF	H	R	ER	SO	BB	IBB	HBP	BLK	WP	HR	S	P	ERA	WHIP
52 CC Sabathia, L ERA: 4.35	(1, 1)	8.0	L	30	7	2	2	5	2	1	0	0	0	0	62	98	2.25	1.125

PITCHER	IP	WLS	BF	H	R	ER	SO	BB	IBB	HBP	BLK	WP	HR	S	P	ERA	WHIP

BOTTOM

New York Yankees @ Detroit Tigers

Comerica Park, Detroit, MI

Mon Apr 20 2015, 7:09 PM - 9:29 PM EDT

Att. 27,540 - Overcast - 52 F

livebaseballscorecards.com

AB	26
R	2
H	7
RBI	2
BB	3
SO	5
LOB	10

New York Yankees @ Detroit Tigers

Comerica Park, Detroit, MI

Tue Apr 21 2015, 7:10 PM - 10:32 PM EDT

Att. 27,031 - Partly Cloudy - 50 F

TOP

livebaseballscorecards.com

Batter	1	2	3	4	5	6	7	8	9	AB	R	H	RBI	BB	SO	LOB
22 Jacoby Ellsbury, L (1, 8) OBP: 0.344, SLG: 0.281	B FF 86 B FF 86 F FF 86 X SI 86 2-1 ① L3	B FC 82 X FC 81 1-0 ③ G4-3			C CU 74 F FC 79 X CU 75 0-2 ② F7		B SL 74 B SL 76 B FF 90 B FF 88 4-0 11 1B, 11 S, 13 WP BB	B CU 75 F FF 86 F FC 83 X FF 88 1-2 ③ P6		4	1	0	0	1	0	4
11 Brett Gardner, L (1, 7) OBP: 0.413, SLG: 0.410	B FF 85 B SI 86 B FF 85 C FF 85 C SI 86 B SI 86 4-2 25 2B BB		C FF 84 B CU 72 C CU 73 S FC 80 1-3 ① K		B FF 86 B FC 81 B FF 85 C FF 86 C SI 87 S FC 82 3-3 ③ K		1 SAFE 1 SAFE B SI 88 F FF 89 B SI 89 X SI 90 2-1 13 S 1-3 1B		X FC 84 0-0 13 F7, 34 E 1B	4	2	2	0	1	2	0
13 Alex Rodriguez, R (1, 10) OBP: 0.411, SLG: 0.600	C SI 86 D CH 80 X FF 86 1-1 ② F8		B CH 80 S CH 79 S SI 85 B CU 76 B FC 82 X SI 87 3-2 ② P4			C CU 73 B SI 85 B FC 81 S CH 79 B FC 82 B FF 87 4-2 34 G4-6-3 BB	D SI 88 B SL 80 B SI 90 C SI 90 B SI 91 4-1 25 BB 1-3 3-H BB		S CH 77 1 SAFE 1 SAFE S FF 86 X CH 74 0-2 ① F7 1-2	3	0	0	0	2	0	2
25 Mark Teixeira, S (1, 3) OBP: 0.328, SLG: 0.556	C SI 86 1 SAFE X SI 84 0-1 1-H 2B		B SI 85 B CH 80 B SI 85 C FF 84 B SI 85 4-1 BB			X SI 85 0-0 ① P3	B SI 90 D SL 84 B SI 90 B SI 88 4-0 34 FC6 1-2 BB		C FF 86 F CH 77 C FF 88 0-3 ② K	3	0	1	1	2	1	2
34 Brian McCann, L (1, 2) OBP: 0.283, SLG: 0.400	B FF 86 B FC 81 C SI 85 F FC 82 X SI 86 2-2 ③ G6-3		X SI 86 0-0 ③ B1-3			B FC 81 X FF 86 1-0 ②③ G4-6-3 1-2f	F FF 86 X CU 75 0-1 ③ FC6 1-2f		B FC 83 C FC 82 X FF 87 1-1 E5, 24 BB 2-H	5	0	0	0	0	0	6
24 Chris Young, R (1, 9) OBP: 0.432, SLG: 0.844		C FF 84 B CH 79 B FF 85 B CH 78 F SI 85 B SI 86 4-2 12 FC4-6 BB		C CH 77 S FC 80 F FF 84 B CU 75 F CH 79 X SI 85 1-2 12 G5-4-3 1B			B FF 93 B FF 92 C FF 92 B FF 93 X FF 92 3-1 HR	C FF 86 B FC 83 X CH 78 1-1 2B	B CU 74 F FF 86 F CH 77 B FC 84 B FF 86 F FF 86 B CH 77 4-2 1-2 BB	3	1	3	1	2	0	0
12 Chase Headley, S (1, 5) OBP: 0.305, SLG: 0.370		F SI 86 1 SAFE F FF 86 B FC 82 F FC 83 1 SAFE F CH 80 F CU 74 B FF 86 2-2 ① FC4-6, 14 1B 1-2f		X CH 79 0-0 ①② G5-4-3 1-2f			B CH 84 B SL 87 B FF 94 C FF 91 C FF 92 F FF 93 F FF 93 X FF 93 3-2 ① P4	B CH 77 B CH 77 C FF 87 B FF 85 B FF 88 4-1 BB	B FF 85 C FF 86 X FF 86 1-1 ③ P4	4	0	0	0	1	0	4
14 Stephen Drew, L (1, 6) OBP: 0.286, SLG: 0.500		1 SAFE C FC 80 B FC 81 1 SAFE B FF 84 X SI 85 2-1 1-2 1B		B FF 86 B FC 81 B SI 85 C FF 85 C SI 86 X SI 86 3-2 ③ L9			B FF 93 B SL 88 X FF 94 2-0 HR	C FF 86 B FC 84 B FC 84 X FF 87 2-1 ① F4		4	1	2	1	0	0	2
31 Gregorio Petit, R (1, 4) OBP: 0.150, SLG: 0.111		S SI 85 X SI 86 0-1 ② P4			C SI 84 S CH 78 B FF 83 F FC 81 S CH 79 1-3 ① K		L CH 84 B CH 80 F FF 87 B SL 77 B SL 73 X SI 89 3-2 ② G1-3	C FF 87 2 SAFE B CH 78 C FF 87 C FF 88 1-3 ② K		4	0	0	0	0	2	4
Inning Stats	R: 1 H: 1 E: 0 LOB: 1 K: 0 BB: 1 S: 11 P: 20	R: 0 H: 1 E: 0 LOB: 2 K: 0 BB: 1 S: 15 P: 24	R: 0 H: 0 E: 0 LOB: 1 K: 1 BB: 1 S: 8 P: 16	R: 0 H: 1 E: 0 LOB: 0 K: 0 BB: 0 S: 9 P: 13	R: 0 H: 0 E: 0 LOB: 0 K: 2 BB: 0 S: 10 P: 14	R: 0 H: 0 E: 0 LOB: 0 K: 0 BB: 1 S: 4 P: 9	R: 3 H: 3 E: 0 LOB: 3 K: 0 BB: 3 S: 16 P: 41	R: 0 H: 1 E: 0 LOB: 2 K: 1 BB: 1 S: 11 P: 20	R: 1 H: 1 E: 1 LOB: 2 K: 1 BB: 1 S: 14 P: 20	1B: 4 SF: 0 2B: 2 SAC: 0 3B: 0 DP: 2 HR: 2 HBP: 0						

	AB	34
	R	5
	H	8
	RBI	3
	BB	9
	SO	5
	LOB	24

WP: 1	PA: 43																													
PB: 0																														
SB: 3																														
CS: 0																														

PITCHER		IP	WLS	BF	H	R	ER	SO	BB	IBB	HBP	BLK	WP	HR	S	P	ERA	WHIP
53 Kyle Lobstein, L	(1, 1)	6.0	L	23	3	1	1	3	4	0	0	0	0	0	57	96	1.50	1.167
ERA: 3.27																		
46 Ian Krol, L	(7, 1)	0.1		3	2	2	2	0	0	0	0	0	0	2	8	16	54.00	6.000
ERA: 7.36																		
32 Tom Gorzelanny, L	(7, 1)	0.1		3	1	0	0	0	1	0	0	0	0	0	5	14	0.00	6.000
ERA: 2.25																		
62 Al Alburquerque, R	(7, 1)	0.0		2	0	1	1	0	2	0	0	0	1	0	1	9	∞	∞
ERA: 2.7																		
65 Blaine Hardy, L	(7, 1)	2.1		12	2	1	0	2	2	0	0	0	0	0	27	42	0.00	1.714
ERA: 8.1																		

PITCHER	IP	WLS	BF	H	R	ER	SO	BB	IBB	HBP	BLK	WP	HR	S	P	ERA	WHIP

BOTTOM

Batter	1	2	3	4	5	6	7	8	9	AB	R	H	RBI	BB	SO	LOB
12 Anthony Gose, L (1, 8) OBP: 0.406, SLG: 0.625	C FF 96 X CU 76 0-1 3 G6-4-3 1B		B CU 75 1 SAFE B SL 82 F FF 96 B FF 96 X FF 97 3-1 ② FC3-2-5 1-3 3-H			B CU 74 F FF 96 T FF 96 X FF 96 1-2 3 G6-4-3 1B		B FF 94 C FF 94 B KC 80 F FF 96 S SV 81 2-3 ② K		4	0	2	0	0	1	3
3 Ian Kinsler, R (1, 4) OBP: 0.339, SLG: 0.386	F FF 96 ① 1 SAFE F FF 96 ② 1 SAFE P PO 91 B SL 82 X SL 82 2-2 G6-4-3 1-2f		B FF 96 X FF 96 1-0 ③ L4			1 SAFE X SL 82 0-0 ① ② G6-4-3 1-2f		C KC 80 C KC 82 D KC 83 S KC 82 1-3 ③ K		4	0	0	0	0	1	5
24 Miguel Cabrera, R (1, 3) OBP: 0.450, SLG: 0.593	C CU 77 X CH 84 0-1 ③ F7			B FF 94 F FF 97 B FF 96 X FF 96 2-1 41 BB 1B		X SL 85 0-0 ③ G5-3			B FF 94 C FF 95 B FF 94 F FF 94 C FF 94 2-3 ① K	4	0	1	0	0	1	0
41 Victor Martinez, S (1, 10) OBP: 0.405, SLG: 0.294		X FF 97 0-0 ① G6-3		C FF 96 C FF 94 B SL 85 F FF 96 B FF 96 F SL 84 1 SAFE B FF 98 F FF 97 4-2 1 SAFE F CU 73 B FF 96 52 G6-4-3 1-2 BB			C FF 98 F FF 96 S SL 85 0-3 ① K		F FF 94 B FC 88 B FC 89 F FF 94 S FC 89 2-3 ② K	3	0	0	0	1	2	0
28 J.D. Martinez, R (1, 9) OBP: 0.305, SLG: 0.579		C FF 97 B FF 96 X FF 95 1-1 52 L1-3 1B		T SL 84 B FF 97 F SL 86 S SL 84 1-3 ① K			F SL 84 X SL 84 0-1 52 WP 52 SF8 2B		C FF 94 B FC 88 B FF 94 X FF 93 2-1 52 2B 20 BB 1B	4	2	3	0	0	1	2
52 Yoenis Cespedes, R (1, 7) OBP: 0.310, SLG: 0.589		B FF 95 X FF 95 1-0 ② ③ L1-3 1-1		B FF 95 C SL 83 X SL 85 1-1 ② ③ G6-4-3 1-2f			C SL 84 C FF 95 D SL 86 X FF 94 1-2 ② SF8 2-H		B FF 95 X CU 81 1-0 20 BB 1-3 2B	3	0	1	1	0	0	3
9 Nick Castellanos, R (1, 5) OBP: 0.382, SLG: 0.468			X FF 97 0-0 1 FC4-6 13 1B 12 FC3-2-5 1B		B CU 73 F FF 97 S SL 83 B SL 82 C SL 83 2-3 ① K		B CU 76 B SL 83 C FF 94 B SL 85 F FF 97 X FF 96 3-2 ③ F9		F FF 95 F FF 96 B SL 84 F SL 85 B FF 96 B FF 97 B SL 87 4-2 20 BB BB	3	0	1	0	1	1	0
13 Alex Avila, L (1, 2) 20 Rajai Davis, R (9, PH) OBP: 0.424, SLG: 0.400 OBP: 0.368, SLG: 0.375			B CU 74 B FF 96 F FF 96 C FF 95 F SL 83 X SL 84 2-2 1 FC4-6 1-2 1B		C CU 75 B CU 76 B FF 96 S FF 96 T FF 96 2-2 ② K			B CU 75 B FF 96 C FF 96 F FF 98 F FF 96 F FF 97 B SL 84 X FF 95 3-2 2B	B FF 95 B FF 94 B FF 96 C FF 94 B FF 95 4-1 1-2 2-3 3-H BB	3 0	0 0	2 0	0 1	0 1	1 0	0 0
1 Jose Iglesias, R (1, 6) OBP: 0.449, SLG: 0.489			F FF 97 B FF 96 X FF 97 1-1 ① FC4-6 12 FC3-2-5 1-2f 2-3		F SL 83 X FF 96 0-1 ③ G6-3			X FF 94 0-0 ① P3	B FF 95 C FF 93 F FF 94 T SL 86 1-2 ③ K	4	0	0	0	0	1	6
Inning Stats	R: 0 E: 0 K: 0 S: 8 H: 1 LOB: 0 BB: 0 P: 9	R: 0 E: 0 K: 0 S: 4 H: 1 LOB: 0 BB: 0 P: 6	R: 0 E: 0 K: 0 S: 10 H: 2 LOB: 2 BB: 0 P: 17	R: 0 E: 0 K: 1 S: 13 H: 1 LOB: 1 BB: 1 P: 21	R: 0 E: 0 K: 2 S: 8 H: 0 LOB: 0 BB: 0 P: 12	R: 0 E: 0 K: 0 S: 5 H: 1 LOB: 0 BB: 0 P: 6	R: 1 E: 0 K: 1 S: 11 H: 1 LOB: 0 BB: 0 P: 15	R: 0 E: 0 K: 2 S: 12 H: 1 LOB: 1 BB: 0 P: 18	R: 1 E: 0 K: 3 S: 16 H: 2 LOB: 3 BB: 2 P: 32	1B: 7 2B: 4 3B: 0 HR: 0 SF: 1 SAC: 0 DP: 4 HBP: 0	WP: 1 PB: 0 SB: 0 CS: 0 PA: 36					

PITCHER	IP	WLS	BF	H	R	ER	SO	BB	IBB	HBP	BLK	WP	HR	S	P	ERA	WHIP
30 Nathan Eovaldi, R (1, 1) ERA: 3.12	7.0	W	26	8	1	1	4	1	0	0	0	1	0	64	94	1.29	1.286
68 Dellin Betances, R (8, 1) ERA:	1.0	H	3	0	0	0	2	0	0	0	0	0	0	7	10	0.00	0.000
57 Chris Martin, R (9, 1) ERA: 4.26	0.2		4	2	1	1	2	0	0	0	0	0	0	9	16	13.50	3.000
48 Andrew Miller, L (9, 1) ERA:	0.1	S	3	0	0	0	1	2	0	0	0	0	0	7	16	0.00	6.000

PITCHER	IP	WLS	BF	H	R	ER	SO	BB	IBB	HBP	BLK	WP	HR	S	P	ERA	WHIP

New York Yankees @ Detroit Tigers

Comerica Park, Detroit, MI

Tue Apr 21 2015, 7:10 PM - 10:32 PM EDT

Att. 27,031 - Partly Cloudy - 50 F

livebaseballscorecards.com

AB	32
R	2
H	10
RBI	2
BB	3
SO	9
LOB	19

Batter	1	2	3	4	5	6	7	8	9	AB	R	H	RBI	BB	SO	LOB
22 Jacoby Ellsbury, L (1, 8) OBP: 0.362, SLG: 0.295	4-2 25 BB 24 1B 34 1B HBP		B CH 81 C CH 82 B KC 78 B KC 84 X FF 91 3-1 25 L8 13 1B 1B	B CH 87 F FF 94 C FC 89 S FC 91 1-3 ② K			X SI 90 0-0 ① G3		X FF 88 0-0 ① P4	4	1	2	1	0	1	1
33 Garrett Jones, L (8, 7) OBP: 0.300, SLG: 0.421	B FC 87 F SI 91 X FF 91 1-1 E7 1-3 2-H 1B									1	0	0	0	0	0	0
24 Chris Young, R (1, 7) OBP: 0.442, SLG: 0.816	C SI 91 D CH 83 X FF 92 1-1 34 1B 25 BB 1-3 12 1B 1B		1 SAFE 1 SAFE F FF 89 1 SAFE X FF 90 0-1 ① L8	B SL 84 F FF 95 B FF 95 F FC 90 F FC 90 B SL 83 F FC 89 F FF 95 X FF 94 3-2 ③ P4			C SI 91 B SL 85 B SL 84 F SI 90 X SI 92 2-2 13 BB 25 HR 1B		C CH 87 S CH 81 B FF 89 X CH 82 1-2 2B	6	2	3	0	0	0	4
	S CH 83 X CH 84 0-1 ③ F8															
13 Alex Rodriguez, R (1, 10) OBP: 0.419, SLG: 0.571	S CH 84 B FF 92 B FF 92 B FF 93 F FF 93 S CH 84 3-3 ① K	X CH 88 0-0 ① F7	C CH 83 C FF 91 B FF 92 B FC 87 1 SAFE X CH 84 2-2 1-2 1B		B FF 93 C FF 94 B CH 87 C FF 95 B CU 78 B FF 95 4-2 25 G6-4-3 BB		C SI 91 B SL 82 B SI 91 B SL 82 B SI 91 4-1 25 HR 1-2 BB		X CH 83 0-0 ② G5-3	4	1	1	0	2	1	3
25 Mark Teixeira, S (1, 3) OBP: 0.333, SLG: 0.592 66 John Ryan Murphy, R (8, 2) OBP: 0.353, SLG: 0.385	C FF 92 B FF 93 B CH 84 B CH 84 B FF 92 4-1 12 1B 34 1B 31 2B 1-2 2-3 BB	C FF 89 B CH 89 B FF 90 B FF 90 F SI 91 X CH 84 3-2 ② L7	B FF 94 S CH 87 X CH 88 1-1 ② L8 2-3		C FF 93 B CH 84 F FF 94 F SL 88 F CU 78 X SI 94 1-2 ① ② G6-4-3 1-2f		C SI 90 X SI 90 0-1 1-H 2-H HR		B SI 89 C SI 88 S SL 77 D SL 76 X SI 90 2-2 ③ G6-3	4	2	1	3	1	0	3
										1	0	0	0	0	0	1
34 Brian McCann, L (1, 2) OBP: 0.294, SLG: 0.400	S FF 92 X FF 93 0-1 12 1B 31 2B 1-2 2-3 3-H 1B	B CH 82 B FC 84 F FF 91 X FF 90 2-1 36 3B 1B	B FF 94 B CH 86 B SI 94 C FF 94 C CH 88 X FF 94 3-2 ③ F8		C CU 77 S SL 87 F SL 88 F FF 94 X SL 88 0-2 ③ G5-3		B SI 90 C SL 83 C SL 84 B SI 92 S SL 84 2-3 ② K			5	2	2	1	0	1	2
(8, 3)																
36 Carlos Beltrán, S (1, 9) OBP: 0.240, SLG: 0.326	C SI 92 S FF 92 F FF 93 B CH 85 S FF 93 1-3 ② K	X CH 83 0-0 1-H 12 3B 3B		B SI 92 B SI 92 F SI 94 X CH 87 2-1 31 SH1-3 12 E 18 2B 1B		B FF 92 T FF 91 B SL 88 C FF 92 B FF 94 X FF 91 3-2 ① P4	C SL 81 S SL 82 B SI 92 F SI 91 F SI 94 B SL 83 B SL 83 X SL 81 3-2 ③ L4			5	2	2	1	0	1	3
12 Chase Headley, S (1, 5) OBP: 0.313, SLG: 0.407	C CH 84 C SI 92 F FF 92 F CH 85 F FF 93 B FF 92 B CH 84 X CH 84 2-2 31 2B 1-2 2-3 3-H 1B	F FF 91 B FF 91 B CH 83 B SI 92 X FF 91 3-1 3-H 3B	B CH 86 X FC 89 1-0 FC3 31 SH1-3 18 2B 1-2 1B		B FF 93 S FF 92 F SL 88 F CU 77 S SL 89 1-3 ② K			B FF 89 B FF 89 C CU 81 C SL 83 X CU 79 2-2 ① F7		5	2	2	2	0	1	1
31 Gregorio Petit, R (1, 4) OBP: 0.250, SLG: 0.200	C SI 91 F CH 83 B FF 92 B SI 92 X CH 84 2-2 22 1B 1-H 2-H 3-H 2B	I IN 60 I IN 61 I IN 63 I IN 58 4-0 IBB	B FF 92 X FF 93 1-0 ① SH1-3 1-2 2-3		B SI 93 B FF 90 B FF 89 C CH 87 B FF 89 4-1 BB			C SL 83 F CU 79 X SL 85 0-2 ② G4-3		2	1	1	3	2	0	0
18 Didi Gregorius, L (1, 6) OBP: 0.250, SLG: 0.227	B SI 90 B FF 90 B FF 91 B FF 91 4-0 22 E 22 1B BB	T FF 91 F FF 92 F SI 91 X FC 86 0-2 ③ F8	B FC 91 F FC 90 F FC 92 F FC 91 X SL 85 1-2 2-H 3-H 2B		F CU 74 S SL 88 F SI 93 F SL 87 B SL 88 S CU 78 1-3 ③ K			B FF 91 B CU 77 S SL 82 X SL 82 2-1 ③ G4-3		4	0	1	2	1	1	3
Inning Stats	R: 6 E: 1 K: 2 S: 29 H: 5 LOB: 2 BB: 2 P: 51	R: 2 E: 0 K: 0 S: 13 H: 3 LOB: 2 BB: 1 P: 25	R: 0 E: 0 K: 0 S: 12 H: 2 LOB: 2 BB: 0 P: 21	R: 2 E: 1 K: 1 S: 17 H: 2 LOB: 1 BB: 0 P: 26	R: 0 E: 0 K: 0 S: 12 H: 0 LOB: 0 BB: 1 P: 17	R: 0 E: 0 K: 2 S: 14 H: 0 LOB: 1 BB: 1 P: 23	R: 3 E: 0 K: 1 S: 15 H: 2 LOB: 0 BB: 1 P: 26	R: 0 E: 0 K: 0 S: 8 H: 0 LOB: 0 BB: 0 P: 12	R: 0 E: 0 K: 0 S: 8 H: 1 LOB: 1 BB: 0 P: 11	1B: 9 2B: 3 3B: 2 HR: 1 SF: 0 SAC: 1 DP: 1 HBP: 1						

PITCHER		IP	WLS	BF	H	R	ER	SO	BB	IBB	HBP	BLK	WP	HR	S	P	ERA	WHIP
14 David Price, L ERA: 3.28	(1, 1)	2.1	L	21	10	8	8	2	2	1	1	0	0	0	49	88	30.86	5.143
60 Angel Nesbitt, R ERA: 1.42	(3, 1)	1.2		8	2	2	1	1	0	0	0	0	0	0	22	35	5.40	1.200
46 Ian Krol, L ERA: 4.76	(5, 1)	2.0		7	0	0	0	2	2	0	0	0	0	0	26	40	0.00	1.000
62 Al Alburquerque, R ERA: 8.31	(7, 1)	1.0		6	2	3	3	1	1	0	0	0	0	1	15	26	27.00	3.000
44 Joba Chamberlain, R ERA:	(8, 1)	1.0		3	0	0	0	0	0	0	0	0	0	0	8	12	0.00	0.000

PITCHER		IP	WLS	BF	H	R	ER	SO	BB	IBB	HBP	BLK	WP	HR	S	P	ERA	WHIP
32 Tom Gorzelanny, L ERA: 1.8	(9, 1)	1.0		4	1	0	0	0	0	0	0	0	0	0	8	11	0.00	1.000

TOP

New York Yankees @ Detroit Tigers

Comerica Park, Detroit, MI

Wed Apr 22 2015, 7:12 PM - 10:41 PM EDT

Att. 27,389 - Overcast - 38 F

livebaseballscorecards.com

AB	41
R	13
H	15
RBI	13
BB	6
SO	6
LOB	21

WP: 0	PA: 49		
PB: 0			
SB: 0			
CS: 0			

Batter	1	2	3	4	5	6	7	8	9	AB	R	H	RBI	BB	SO	LOB
12 Anthony Gose, L (1, 8) OBP: 0.378, SLG: 0.556	C FF 91 C SL 84 B SL 85 B FF 92 B FF 92 F FF 92 B FF 91 4-2 41 BB 24 BB 28 BB BB	B FF 89 C FF 89 B CH 80 B FF 90 F FF 90 F FF 90 F FF 91 S FF 91 3-3 ① K		F FF 89 B FF 90 C FF 88 B SL 83 X FF 91 2-2 ②③ G6-4-3 1-2f			S FF 94 B FF 95 S FF 95 B FF 95 B FF 94 S SI 94 3-3 ① K		F FF 91 B SL 84 S SL 83 C FF 91 1-3 ③ K	4	1	0	0	1	3	2
3 Ian Kinsler, R (1, 4) OBP: 0.318, SLG: 0.361 26 Hernán Pérez, R (8, 4) OBP: 0.167, SLG: 0.167	B FF 92 X FF 90 1-0 ① L8	C SL 85 C FF 91 B SL 86 X SL 85 1-2 ② F9			C FF 90 X CH 81 0-1 ① L7		B FF 94 F FF 94 X FC 90 1-1 ② F8			4	0	0	0	0	0	2
										0	0	0	0	0	0	0
24 Miguel Cabrera, R (1, 3) OBP: 0.453, SLG: 0.579 34 James McCann, R (8, 2) OBP: 0.182, SLG: 0.238	1 SAFE B SI 90 B FF 92 B FF 90 B FF 91 4-0 28 BB 41 BB 52 1B 1-2 BB	B SI 91 C SI 90 B FF 91 B SI 90 F FF 92 F FF 92 F FF 91 X FF 91 3-2 ③ G6-3			C SL 84 X SL 83 0-1 41 G6-3 1B		B FC 91 S SI 95 B FF 96 S FF 95 X FF 96 2-2 ③ FC6 1-2f			3	1	1	0	1	0	1
										0	0	0	0	0	0	0
41 Victor Martinez, S (1, 10) OBP: 0.400, SLG: 0.278 20 Rajai Davis, R (8, PH) OBP: 0.385, SLG: 0.394 (9, 10)	B SL 85 C FF 91 B FF 92 B FF 90 B FF 91 4-1 52 1B 28 BB 9 FC6-4 1-2 2-3 BB		B FF 89 C FF 89 B CH 88 X FF 89 2-1 ① F8		C FF 89 B FF 90 B SL 84 X CH 80 2-1 ②③ G6-3 1-2f			B FF 96 T FF 95 B FF 95 F FF 97 F FF 97 X FF 96 2-2 1B		2	1	0	0	1	0	1
										1	0	1	0	0	0	0
28 J.D. Martinez, R (1, 9) OBP: 0.302, SLG: 0.550	C SL 84 F CH 82 F FF 92 B FF 93 B CH 82 B SL 84 B FF 91 4-2 9 FC6-4 52 1B 13 1B 1-2 2-3 3-H BB		F CH 89 B FF 91 S CH 80 X CH 82 1-2 E6			X FF 89 0-0 ① G4-3		D SL 88 X FF 96 1-0 ① F9		3	1	0	1	1	0	1
52 Yoenis Cespedes, R (1, 7) OBP: 0.328, SLG: 0.593 17 Andrew Romine, S (8, 7) OBP: 0.714, SLG: 0.500	C FF 92 X SI 91 0-1 9 FC6-4 1-2 2-3 3-H 1B		F FF 90 D SI 90 C CH 80 X FC 90 1-2 ② P3			C FF 90 B FF 90 X SI 89 1-1 1B		F FF 96 B FF 95 B FF 95 F FF 95 S FF 95 2-3 ② K		3	0	2	1	0	0	1
										1	0	0	0	0	1	1
9 Nick Castellanos, R (1, 5) OBP: 0.356, SLG: 0.431	D SL 87 X SI 90 1-0 ② FC6-4 13 1B 1-2f 2-3 3-H		C SL 83 S SL 82 B FF 91 C SL 85 1-3 ③ K			S SL 84 B SL 83 S CH 81 B FF 90 F CH 81 C SL 85 2-3 ② K		B FF 95 S FF 96 B FF 97 S FF 96 C SL 87 2-3 ③ K		4	0	0	1	0	3	5
13 Alex Avila, L (1, 2) OBP: 0.405, SLG: 0.379 (8, 3)	C FF 91 C CH 82 X SL 84 0-2 1-2 3-H 1B			B FF 90 X FF 89 1-0 ① L9		C SI 94 F FF 94 B FF 95 S SI 95 1-3 ③ K			B FF 90 X FF 90 1-0 ① G4-3	4	0	1	1	0	1	1
1 Jose Iglesias, R (1, 6) OBP: 0.453, SLG: 0.479	B SI 90 B FF 90 F FF 90 X FF 90 2-1 ③ P4			C SL 84 B CH 80 B FF 90 X FF 89 2-1 12 G6-4-3 1B			B FF 93 C FC 92 B FF 92 B FF 93 C FF 94 F SI 94 B FF 93 4-2 24 FC6 BB		B FF 89 C FF 90 B CH 81 F FF 91 S FF 91 2-3 ② K	3	0	1	0	1	1	2
Inning Stats	R: 4 E: 0 K: 0 S: 16 H: 2 LOB: 2 BB: 4 P: 36	R: 0 E: 0 K: 1 S: 13 H: 0 LOB: 0 BB: 0 P: 20	R: 0 E: 1 K: 1 S: 11 H: 0 LOB: 1 BB: 0 P: 16	R: 0 E: 0 K: 0 S: 6 H: 1 LOB: 0 BB: 0 P: 11	R: 0 E: 0 K: 0 S: 6 H: 1 LOB: 0 BB: 0 P: 8	R: 0 E: 0 K: 2 S: 10 H: 1 LOB: 1 BB: 0 P: 14	R: 0 E: 0 K: 1 S: 11 H: 0 LOB: 1 BB: 1 P: 21	R: 0 E: 0 K: 2 S: 11 H: 1 LOB: 1 BB: 0 P: 18	R: 0 E: 0 K: 2 S: 7 H: 0 LOB: 0 BB: 0 P: 11	1B: 6 2B: 0 3B: 0 HR: 0	SF: 0 SAC: 0 DP: 2 HBP: 0		WP: 0 PB: 0 SB: 0 CS: 0	PA: 37			

PITCHER		IP	WLS	BF	H	R	ER	SO	BB	IBB	HBP	BLK	WP	HR	S	P	ERA	WHIP
43 Adam Warren, R ERA: 5.4	(1, 1)	5.2	W	25	5	4	4	3	4	0	0	0	0	0	59	101	6.35	1.588
41 Justin Wilson, L ERA: 5.4	(6, 1)	1.1		5	0	0	0	2	1	0	0	0	0	0	14	25	0.00	0.750
29 David Carpenter, R ERA: 3.52	(8, 1)	1.0		4	1	0	0	2	0	0	0	0	0	0	11	18	0.00	1.000
45 Chasen Shreve, L ERA: 1.59	(9, 1)	1.0		3	0	0	0	2	0	0	0	0	0	0	7	11	0.00	0.000

PITCHER	IP	WLS	BF	H	R	ER	SO	BB	IBB	HBP	BLK	WP	HR	S	P	ERA	WHIP

BOTTOM

New York Yankees @ Detroit Tigers

Comerica Park, Detroit, MI

Wed Apr 22 2015, 7:12 PM - 10:41 PM EDT

Att. 27,389 - Overcast - 38 F

livebaseballscorecards.com

AB	32
R	4
H	6
RBI	4
BB	5
SO	9
LOB	17

Batter	1	2	3	4	5	6	7	8	9	AB	R	H	RBI	BB	SO	LOB
22 Jacoby Ellsbury, L (1, 8) OBP: 0.384, SLG: 0.317	C FF 88 B SL 84 F FF 91 B FS 86 X FS 86 2-2 ① P4		F FS 87 1 SAFE B FF 92 C FF 92 B SL 88 B FF 93 F FS 85 D SL 87 4-2 11 G3-1 1-2 BB			C CU 75 B FS 86 B SL 85 C FS 86 F FF 92 F SL 85 F FF 92 B CH 72 B SL 86 4-2 11 G3 11 S 34 BLK BB		C SL 75 S FF 90 X FF 90 0-2 11 SH3 34 G3-4-3 2B		2	2	1	0	2	0	0
11 Brett Gardner, L (1, 7) OBP: 0.388, SLG: 0.381	B FF 90 X FF 91 1-0 ② F8		C FF 93 X SL 88 0-1 ② G3-1 1-2 2-3			C FF 90 B FS 81 1 SAFE B FS 82 C FF 91 B SI 92 X SL 86 3-2 ① G3 1-3		L FF 88 X SL 76 0-1 ① SH3 2-3		3	0	0	0	0	0	3
36 Carlos Beltrán, S (1, 10) OBP: 0.241, SLG: 0.306	C FF 90 B SL 89 C FF 92 B SL 86 S FC 89 2-3 ③ K		B FF 92 F SL 88 F FF 93 S FF 93 1-3 ③ K			B FF 93 C FF 92 B FF 92 F FC 90 S FS 89 2-3 ② K		I IN 67 I IN 71 I IN 73 I IN 69 4-0 34 G3-4-3 IBB		3	0	0	0	1	3	3
34 Brian McCann, L (1, 2) OBP: 0.273, SLG: 0.367		B FF 89 C FS 85 F FC 88 B FF 91 X SL 88 2-2 ① F9		C CU 76 B CH 76 B FC 91 S FS 85 X FS 80 2-2 ① G5-3		B CH 78 F SL 86 X FF 92 1-1 ③ P6 3-H		B SL 76 X FF 89 1-0 ② G3-4-3 1-2 3-H		4	0	0	1	0	0	1
12 Chase Headley, S (1, 5) OBP: 0.309, SLG: 0.387		C FS 85 C FF 91 S FS 85 0-3 ② K		C CU 75 B FF 93 B FF 93 S SL 85 F FC 90 S CH 71 2-3 ② K			B FS 82 C FF 89 B FF 89 B CU 76 B SL 82 4-1 33 WP BB	B SI 90 S SI 90 S SI 89 S SI 90 1-3 ③ K		3	0	0	0	1	3	1
24 Chris Young, R (1, 9) OBP: 0.426, SLG: 0.762		F FF 92 B FF 93 B SL 88 B FS 87 X FS 86 3-1 1B		C SL 86 B SI 93 B CH 72 S FS 88 S SL 88 2-3 ③ K			F FF 90 B SI 89 F SL 85 B FF 92 S FC 91 2-3 ① K		C FF 92 F FF 92 B SL 85 B FF 93 X CU 78 2-2 ① L7	4	0	1	0	0	2	1
33 Garrett Jones, L (1, 3) OBP: 0.261, SLG: 0.364 31 Gregorio Petit, R (7, 4) OBP: 0.280, SLG: 0.286		C FF 91 D FS 86 X FS 84 1-1 ③ G5-3	C FS 85 S FF 90 X FF 91 0-2 ① F7				C SL 86 1 SAFE 1 SAFE B FS 85 S SL 77 B SL 78 S FF 90 2-3 ② K 1-2		X SL 84 0-0 2B	3 1	0 0	0 1	0 0	0 0	1 0	2 0
14 Stephen Drew, L (1, 4) OBP: 0.283, SLG: 0.467 (7, 6)			B FS 84 X SL 86 1-0 ① G4-3		B SL 85 F FF 90 F FC 90 F FF 92 C SL 85 1-3 ② K		B SL 77 S SI 90 B FF 88 B FF 89 B FF 88 4-1 BB		B FF 91 X FF 90 1-0 ② F9	3	0	0	0	1	1	1
18 Didi Gregorius, L (1, 6) OBP: 0.260, SLG: 0.222 25 Mark Teixeira, S (7, PH) OBP: 0.323, SLG: 0.569 (7, 3)			C FF 90 F CU 78 F SI 92 B SL 86 B SL 86 B FC 89 F FF 92 B SL 85 4-2 11 22 G3-1 S BB		B FF 91 C FS 86 X FS 87 1-1 ③ F8		C SI 90 B SI 90 B SL 78 D SI 90 X SI 90 3-1 ③ F9		C FF 91 C FF 93 B FF 93 C FF 93 1-3 ③ K	1 2	0 0	0 0	0 0	1 0	0 1	0 3
Inning Stats	R: 0 E: 0 K: 1 S: 7 H: 0 LOB: 0 BB: 0 P: 12	R: 0 E: 0 K: 1 S: 10 H: 1 LOB: 1 BB: 0 P: 16	R: 0 E: 0 K: 1 S: 13 H: 0 LOB: 2 BB: 2 P: 23	R: 0 E: 0 K: 2 S: 10 H: 0 LOB: 0 BB: 0 P: 16	R: 0 E: 0 K: 1 S: 9 H: 0 LOB: 0 BB: 0 P: 11	R: 1 E: 0 K: 1 S: 13 H: 0 LOB: 0 BB: 1 P: 23	R: 0 E: 0 K: 2 S: 10 H: 0 LOB: 2 BB: 2 P: 25	R: 1 E: 0 K: 1 S: 9 H: 1 LOB: 1 BB: 1 P: 15	R: 0 E: 0 K: 1 S: 8 H: 1 LOB: 1 BB: 0 P: 12	1B: 1 2B: 2 3B: 0 HR: 0 SF: 0 SAC: 1 DP: 0 HBP: 0						

PITCHER		IP	WLS	BF	H	R	ER	SO	BB	IBB	HBP	BLK	WP	HR	S	P	ERA	WHIP
19 Aníbal Sánchez, R ERA: 5.96	(1, 1)	6.1		24	1	1	1	8	4	0	0	1	0	0	66	111	1.42	0.789
32 Tom Gorzelanny, L ERA: 2.7	(7, 1)	1.2	L	8	1	1	1	2	1	1	0	0	1	0	15	30	5.40	1.200
44 Joba Chamberlain, R ERA:	(9, 1)	1.0		4	1	0	0	1	0	0	0	0	0	0	8	12	0.00	1.000

PITCHER	IP	WLS	BF	H	R	ER	SO	BB	IBB	HBP	BLK	WP	HR	S	P	ERA	WHIP

TOP

New York Yankees @ Detroit Tigers

Comerica Park, Detroit, MI

Thu Apr 23 2015, 1:10 PM - 4:10 PM EDT

Att. 27,754 - Cloudy - 33 F

livebaseballscorecards.com

AB	29
R	2
H	3
RBI	1
BB	6
SO	11
LOB	15

WP: 1	PA: 36				
PB: 0					
SB: 2					
CS: 0					

BOTTOM

Batter	1	2	3	4	5	6	7	8	9	AB	R	H	RBI	BB	SO	LOB
12 Anthony Gose, L (1, 8) OBP: 0.366, SLG: 0.550	S FF 90 B SL 79 F SI 90 X FS 86 1-2 3 G4-3 41 SF7 2B		F CU 72 C SL 80 C SI 90 0-3 ② K			B CU 72 B SL 81 F FF 91 B FF 91 S FF 91 S FF 92 F FF 92 S FF 92 3-3 ① K		B FF 96 C FF 94 X FF 96 1-1 ② G1-3		4	1	1	0	0	2	0
3 Ian Kinsler, R (1, 4) OBP: 0.300, SLG: 0.338	B FS 85 B SL 81 X SI 89 2-0 ① G4-3 2-3		B SL 79 C FS 84 X FS 85 1-1 ③ G6-3			F FC 90 B FS 87 F FS 87 B SI 89 F FF 93 F FS 88 B SL 84 F SI 92 X FF 92 3-2 ② P3		C FF 95 C KC 81 B KC 82 B FF 95 B KC 82 S FF 97 3-3 ③ K		4	0	0	0	0	1	1
24 Miguel Cabrera, R (1, 3) OBP: 0.441, SLG: 0.550	B FF 90 B SL 84 F FC 89 F FF 92 B FF 93 B SL 85 4-2 41 SF7 BB			S SL 80 X FC 88 0-1 ① F9		X FC 90 0-0 ③ F9			C FF 94 B SL 85 C FF 94 S SL 86 1-3 ① K	3	0	0	0	1	1	0
41 Victor Martinez, S (1, 10) OBP: 0.367, SLG: 0.256	D FS 86 B CU 73 C FF 89 X FF 91 2-1 ② SF7 1-2 3-H			F FF 91 F FF 92 X FS 87 0-2 ② G4-3			C FF 90 X FS 87 0-1 ① G4-3		X FF 94 0-0 ② G5-3	3	0	0	1	0	0	0
28 J.D. Martinez, R (1, 9) OBP: 0.313, SLG: 0.578	C FF 90 C SL 82 B FS 87 B FF 90 B SL 82 C FC 89 3-3 ③ K			B SL 82 S FS 87 F FF 89 B FS 88 B FF 90 X SL 84 3-2 2B			X FS 85 0-0 34 FC5-4 2B		C SL 86 S SL 85 S FF 96 0-3 ③ K	4	0	2	0	0	2	1
52 Yoenis Cespedes, R (1, 7) OBP: 0.328, SLG: 0.574		C SI 88 X SI 89 0-1 ① F7		C FS 86 S FS 88 S FS 87 0-3 ③ K			D SI 88 B FS 88 F FF 92 F FF 93 D SI 89 D SI 89 4-2 34 FC5-4 BB			2	0	0	0	1	1	1
13 Alex Avila, L (1, 2) 34 James McCann, R (7, PH) (8, 2) OBP: 0.385, SLG: 0.355 OBP: 0.174, SLG: 0.227		B FF 90 B FF 90 C SI 90 C SL 82 B SI 90 S SL 83 3-3 ② K			B FS 86 T FS 86 B CU 74 X FC 88 2-1 ① G3		B FF 95 C SI 95 X FC 90 1-1 ② FC5-4 1-2f 2-3			2 1	0 0	0 0	0 0	0 0	1 0	0 2
9 Nick Castellanos, R (1, 5) OBP: 0.339, SLG: 0.407		C CU 74 S FF 90 S SL 82 0-3 ③ K			X CU 75 0-0 ② F8		B KC 80 C KC 80 B KC 80 F KC 80 D KC 82 X KC 82 3-2 ③ P3			3	0	0	0	0	1	2
26 Hernán Pérez, R (1, 6) OBP: 0.111, SLG: 0.111			B FS 87 X SL 85 1-0 ① F9		C FS 87 B FF 88 S SL 83 F FS 88 F SL 84 B FS 86 X FC 89 2-2 ③ F8			C FF 94 S KC 83 C FF 98 0-3 ① K		3	0	0	0	0	1	0
Inning Stats	R: 1 H: 1 E: 0 LOB: 1 K: 1 BB: 1 S: 11 P: 23	R: 0 H: 0 E: 0 LOB: 0 K: 2 BB: 0 S: 8 P: 11	R: 0 H: 0 E: 0 LOB: 0 K: 1 BB: 0 S: 6 P: 8	R: 0 H: 1 E: 0 LOB: 1 K: 1 BB: 0 S: 11 P: 14	R: 0 H: 0 E: 0 LOB: 0 K: 0 BB: 0 S: 8 P: 12	R: 0 H: 0 E: 0 LOB: 0 K: 1 BB: 0 S: 11 P: 17	R: 0 H: 1 E: 0 LOB: 2 K: 0 BB: 1 S: 10 P: 18	R: 0 H: 0 E: 0 LOB: 0 K: 2 BB: 0 S: 8 P: 12	R: 0 H: 0 E: 0 LOB: 0 K: 2 BB: 0 S: 7 P: 8	1B: 0 SF: 1 2B: 3 SAC: 0 3B: 0 DP: 0 HR: 0 HBP: 0						

PITCHER	IP	WLS	BF	H	R	ER	SO	BB	IBB	HBP	BLK	WP	HR	S	P	ERA	WHIP
19 Masahiro Tanaka, R (1, 1) ERA: 3.22	6.1		24	3	1	1	6	2	0	0	0	0	0	60	94	1.42	0.789
41 Justin Wilson, L (7, 1) ERA: 5.06	0.1		1	0	0	0	0	0	0	0	0	0	0	2	3	0.00	0.000
68 Dellin Betances, R (7, 1) ERA:	1.1	W	4	0	0	0	2	0	0	0	0	0	0	11	18	0.00	0.000
48 Andrew Miller, L (9, 1) ERA:	1.0	S	3	0	0	0	2	0	0	0	0	0	0	7	8	0.00	0.000

PITCHER	IP	WLS	BF	H	R	ER	SO	BB	IBB	HBP	BLK	WP	HR	S	P	ERA	WHIP

New York Yankees @ Detroit Tigers
Comerica Park, Detroit, MI
Thu Apr 23 2015, 1:10 PM - 4:10 PM EDT
Att. 27,754 - Cloudy - 33 F

livebaseballscorecards.com

AB	29
R	1
H	3
RBI	1
BB	2
SO	10
LOB	7

WP: 0 PA: 32
PB: 0
SB: 0
CS: 0

New York Mets @ New York Yankees

Yankee Stadium, Bronx, NY

Fri Apr 24 2015, 7:11 PM - 9:45 PM EDT

Att. 45,310 - Partly Cloudy - 46 F

TOP

livebaseballscorecards.com

Batter	1	2	3	4	5	6	7	8	9	AB	R	H	RBI	BB	SO	LOB
3 Curtis Granderson, L (1, 9) OBP: 0.382, SLG: 0.259	C FF 91 C FF 93 F SL 84 S SL 86 0-3 ① K		X FF 92 0-0 ③ G6-3			B FF 91 B FF 91 C FF 91 F FF 92 F FC 91 F SL 85 F FF 91 X CH 88 2-2 12 F9 12 WP 21 SF7 1B		C FF 89 B CH 87 B CH 85 B FF 89 F SL 87 X SL 88 3-2 2B		4	1	2	0	0	1	1
12 Juan Lagares, R (1, 8) OBP: 0.271, SLG: 0.269	C FF 91 S FF 93 C SL 84 0-3 ② K			C FC 90 C CH 86 X SL 84 0-2 ① G6-3		C FF 90 B CH 87 X CH 86 1-1 ① F9 1-3		B FF 88 F SL 82 B FF 90 F SL 83 C FF 91 2-3 ③ K		4	0	0	0	0	2	2
21 Lucas Duda, L (1, 3) OBP: 0.414, SLG: 0.500	B FC 92 C SL 82 F CH 90 X SL 85 1-2 ③ L9			B SL 80 C FC 91 F CH 87 B SL 85 C SL 86 2-3 ② K		B FF 91 X FF 91 1-0 ② SF7 3-H			C FF 88 C FF 90 X SL 84 0-2 ① G6-3	3	0	0	1	0	1	0
23 Michael Cuddyer, R (1, 10) OBP: 0.333, SLG: 0.390		C SL 80 B CH 86 X FF 92 1-1 ① L8		C FF 92 B CH 88 S SL 84 F FF 92 F CH 88 X CH 87 1-2 ③ P4		X FC 91 0-0 ③ F9			B FF 90 B FF 90 F FF 89 F FF 90 B CH 82 X FF 90 3-2 E5 28 G4-6-3	4	0	0	0	0	0	0
28 Daniel Murphy, L (1, 4) OBP: 0.234, SLG: 0.263		X FF 91 0-0 ② L7			C FF 91 B CH 88 F FF 91 X SL 84 1-2 ① G3-1		C FF 89 B FC 90 B FC 90 F FF 90 S CH 87 2-3 ① K		X SL 82 0-0 ② ③ G4-6-3 1-2f	4	0	0	0	0	1	1
29 Eric Campbell, R (1, 5) OBP: 0.389, SLG: 0.333		C FF 92 F FF 92 C SL 84 0-3 ③ K			B CH 86 C SL 80 F FF 91 X SL 84 1-2 4 1B 2B		S FF 90 B FF 90 C SL 83 B CH 87 F SL 84 F FF 89 X SL 84 2-2 ② G1-3			3	0	1	0	0	1	0
4 Wilmer Flores, R (1, 6) OBP: 0.315, SLG: 0.471			C FF 92 X CH 88 0-1 ① G1-3		C FF 91 F FF 92 X FF 91 0-2 2-3 1B		X FF 89 0-0 ③ G6-3			3	0	1	0	0	0	0
22 Kevin Plawecki, R (1, 2) OBP: 0.273, SLG: 0.200			C FF 91 C CH 88 B CH 88 B SL 83 S SL 84 2-3 ② K		C SL 81 C SL 84 B FF 91 F SL 84 S CH 87 1-3 ② K			C SL 87 B CH 83 X SL 78 1-1 ① P2		3	0	0	0	0	2	2
9 Kirk Nieuwenhuis, L (1, 7) OBP: 0.176, SLG: 0.133			S FF 92 F FF 92 X SL 85 0-2 2B		C FF 91 X CH 87 0-1 ③ G3			F SL 88 C SL 88 X SL 82 0-2 ② G1-3		3	0	1	0	0	0	2
Inning Stats	R: 0 E: 0 K: 2 S: 10 H: 0 LOB: 0 BB: 0 P: 11	R: 0 E: 0 K: 1 S: 6 H: 0 LOB: 0 BB: 0 P: 7	R: 0 E: 0 K: 1 S: 9 H: 1 LOB: 1 BB: 0 P: 11	R: 0 E: 0 K: 1 S: 11 H: 0 LOB: 0 BB: 0 P: 14	R: 0 E: 0 K: 1 S: 15 H: 2 LOB: 2 BB: 0 P: 18	R: 1 E: 0 K: 0 S: 10 H: 1 LOB: 0 BB: 0 P: 14	R: 0 E: 0 K: 1 S: 9 H: 0 LOB: 0 BB: 0 P: 13	R: 0 E: 0 K: 1 S: 11 H: 1 LOB: 1 BB: 0 P: 17	R: 0 E: 1 K: 0 S: 7 H: 0 LOB: 0 BB: 0 P: 10	1B: 2 2B: 3 3B: 0 HR: 0	SF: 1 SAC: 0 DP: 1 HBP: 0						

	AB	31
	R	1
	H	5
	RBI	1
	BB	0
	SO	8
	LOB	8

WP: 1 PB: 0 SB: 0 CS: 0 PA: 32

PITCHER		IP	WLS	BF	H	R	ER	SO	BB	IBB	HBP	BLK	WP	HR	S	P	ERA	WHIP
35 Michael Pineda, R ERA: 3.86	(1, 1)	7.2	W	28	5	1	1	7	0	0	0	0	1	0	78	100	1.17	0.652
45 Chasen Shreve, L ERA: 1.29	(8, 1)	1.1		4	0	0	0	1	0	0	0	0	0	0	10	15	0.00	0.000

PITCHER	IP	WLS	BF	H	R	ER	SO	BB	IBB	HBP	BLK	WP	HR	S	P	ERA	WHIP

New York Mets @ New York Yankees

Yankee Stadium, Bronx, NY

Fri Apr 24 2015, 7:11 PM - 9:45 PM EDT

Att. 45,310 - Partly Cloudy - 46 F

livebaseballscorecards.com

BOTTOM

Batter	1	2	3	4	5	6	7	8	9	AB	R	H	RBI	BB	SO	LOB
22 Jacoby Ellsbury, L (1, 8) OBP: 0.385, SLG: 0.368	F SI 93 T CH 86 F SI 95 B CH 86 X CH 85 1-2 ① F7		F FF 92 X FF 91 0-1 HR	X SI 92 0-0 ① P5			B SL 76 C SL 76 S CH 76 X SL 78 1-2 13 1B 11 E 1B	X FF 91 0-0 ③ P6		5	1	2	1	0	0	1
11 Brett Gardner, L (1, 7) OBP: 0.396, SLG: 0.391	C SI 94 C FF 94 F SI 94 F FF 95 X CH 85 0-2 25 HR 1B		F SL 88 B CH 85 F SL 88 B FF 92 F FF 92 B CU 81 X SL 88 3-2 ① 1B	C SI 92 X SI 91 0-1 ② L7			C FF 87 B FF 88 B SL 78 B SL 78 1 SAFE X FF 87 3-1 FC4 13 1B 1-2			4	1	2	0	0	0	1
13 Alex Rodriguez, R (1, 10) OBP: 0.424, SLG: 0.558	B FF 95 1 SAFE C SL 88 X FF 94 1-1 ② F8		C FF 94 B SL 89 B FF 93 B FF 93 B SL 88 4-1 25 HR BB	B FF 93 B FF 92 X FF 93 2-0 ③ L8			C FF 94 D CH 87 B FF 94 X SL 87 2-1 1-2 2-3 1B			3	1	1	0	1	0	1
25 Mark Teixeira, S (1, 3) OBP: 0.333, SLG: 0.673	B FF 95 1 SAFE S SI 94 B FF 95 X FF 94 2-1 1-H HR		F FF 93 D CU 81 X FF 93 1-1 1-H HR		B SL 86 C SL 87 B SI 93 B CH 86 X SL 87 3-1 ① F7		F FF 95 S FF 95 X FF 96 0-2 ① P5			4	2	2	4	0	0	3
34 Brian McCann, L (1, 2) OBP: 0.288, SLG: 0.377	B FF 95 F FF 94 X SL 90 1-1 1B		C SI 93 F FF 93 X CU 84 0-2 12 1B 36 BB 14 SF8 1B		C SI 92 F SL 88 S SL 86 0-3 ② K		C FF 96 B SL 86 C FF 95 F FF 96 F FF 96 F FF 96 B FF 94 T FF 94 2-2 ② K			4	1	2	0	0	2	3
36 Carlos Beltrán, S (1, 9) OBP: 0.241, SLG: 0.288 24 Chris Young, R (8, 9) OBP: 0.426, SLG: 0.762	B FF 94 C FF 94 X SI 93 1-1 ③ F8		B SI 94 B SI 93 B SI 93 C FF 93 B SI 92 4-1 12 1B 1-2 BB		C SI 92 C SI 92 X SL 88 0-2 ③ F8		B FF 94 S FF 93 B FF 94 F FF 93 F FF 95 B FF 93 S SL 85 3-3 ③ K			3 0	0 0	0 0	0 0	1 0	1 0	4 0
12 Chase Headley, S (1, 5) OBP: 0.306, SLG: 0.379		X FF 92 0-0 ① F9	C CH 83 X CH 84 0-1 1-2 2-3 1B			C SI 86 X CH 76 0-1 ① G3		C FF 92 B FF 93 F FF 93 B CH 85 X FF 92 2-2 ① G3-1		4	0	1	0	0	0	0
14 Stephen Drew, L (1, 4) OBP: 0.263, SLG: 0.438		C FF 93 B CH 85 B CH 84 B CH 83 X FF 93 3-1 ② G3-1	D CH 84 X SI 95 1-0 3-H ② SF8			C SL 77 S SL 77 B SL 77 F SL 78 F CH 75 B SL 78 C CH 76 2-3 ② K		C FF 92 C CU 78 B CH 85 S CU 78 1-3 ② K		3	0	0	1	0	2	0
18 Didi Gregorius, L (1, 6) OBP: 0.259, SLG: 0.245		C FF 92 B CU 84 F FF 93 S CU 83 1-3 ③ K	C CU 82 F CU 80 F SI 94 D CU 80 X FF 92 1-2 ③ F9			X FF 88 0-0 ③ P4		B FF 93 B FF 92 F FF 93 X FF 92 2-1 2B		4	0	1	0	0	1	2
Inning Stats	R: 2 H: 3 E: 0 LOB: 1 K: 0 BB: 0 S: 17 P: 23	R: 0 H: 0 E: 0 LOB: 0 K: 1 BB: 0 S: 6 P: 10	R: 4 H: 5 E: 0 LOB: 2 K: 0 BB: 2 S: 20 P: 34	R: 0 H: 0 E: 0 LOB: 0 K: 0 BB: 0 S: 4 P: 6	R: 0 H: 0 E: 0 LOB: 0 K: 1 BB: 0 S: 8 P: 11	R: 0 H: 0 E: 0 LOB: 0 K: 0 BB: 0 S: 8 P: 10	R: 0 H: 2 E: 1 LOB: 3 K: 2 BB: 0 S: 21 P: 32	R: 0 H: 1 E: 0 LOB: 1 K: 1 BB: 0 S: 9 P: 14		1B: 7 SF: 1 2B: 1 SAC: 0 3B: 0 DP: 0 HR: 3 HBP: 0				WP: 0 PA: 37 PB: 0 SB: 0 CS: 0		

	AB	34
	R	6
	H	11
	RBI	6
	BB	2
	SO	6
	LOB	15

PITCHER		IP	WLS	BF	H	R	ER	SO	BB	IBB	HBP	BLK	WP	HR	S	P	ERA	WHIP
48 Jacob deGrom, R ERA: 2.96	(1, 1)	5.0	L	24	8	6	6	2	2	0	0	0	0	3	55	84	10.80	2.000
36 Sean Gilmartin, L ERA: 3.18	(6, 1)	1.0		5	1	0	0	1	0	0	0	0	0	0	13	19	0.00	1.000
47 Hansel Robles, R ERA:	(7, 1)	1.0		4	1	0	0	2	0	0	0	0	0	0	16	23	0.00	1.000
62 Erik Goeddel, R ERA:	(8, 1)	1.0		4	1	0	0	1	0	0	0	0	0	0	9	14	0.00	1.000

PITCHER	IP	WLS	BF	H	R	ER	SO	BB	IBB	HBP	BLK	WP	HR	S	P	ERA	WHIP

Batter	1	2	3	4	5	6	7	8	9	AB	R	H	RBI	BB	SO	LOB
3 Curtis Granderson, L (1, 9) OBP: 0.370, SLG: 0.254	B FF 89 B FF 88 C FF 89 F FF 90 C SL 77 2-3 ① K		C SL 77 S SL 79 X SL 77 0-2 ① L3	F FF 90 X SL 77 0-1 1B		B CU 80 T SL 88 F SL 87 X CU 80 1-2 ③ G3		B CU 78 X CU 78 1-0 ③ G3		5	0	1	0	0	1	2
44 John Mayberry Jr., R (1, 7) OBP: 0.263, SLG: 0.471	B SI 88 C SI 88 X SI 88 1-1 ② F7		C CH 83 S FF 90 B SI 89 X SI 88 1-2 ② L6	F CH 82 X FF 89 0-1 ③ L7			B FF 94 S SL 87 S SL 86 S SL 85 1-3 ① K		C FF 95 C FF 94 B CU 82 B SI 94 B FF 96 S FF 95 3-3 ① K	5	0	0	0	0	2	1
21 Lucas Duda, L (1, 3) OBP: 0.400, SLG: 0.523	C SL 77 X SI 89 0-1 HR		C FF 89 B SL 78 F SL 77 B FF 90 F FF 89 S SL 78 2-3 ③ K		C SL 78 B SL 78 F CH 83 X SL 77 1-2 ① F9		C FF 94 B CU 79 F CU 78 B FF 94 C FF 94 2-3 ② K		F FC 91 C FF 94 F FF 95 B FF 94 B FF 96 B CU 82 X FF 95 3-2 ② F7	5	1	1	1	0	2	0
23 Michael Cuddyer, R (1, 10) OBP: 0.324, SLG: 0.375	X FF 89 0-0 ③ F7			B FF 88 B SL 78 S SI 88 F SI 88 X SI 88 2-2 28 FC4-6 1B	B FF 90 B SL 78 C FF 89 C CH 84 B CH 83 X SL 79 3-2 ② G5-3		F SL 88 F FF 93 B FF 93 S SL 87 1-3 ③ K		X FC 89 0-0 E6 28 FC6	5	0	1	0	0	1	0
28 Daniel Murphy, L (1, 4) OBP: 0.217, SLG: 0.242		B FF 90 X SL 77 1-0 ① F9		C FF 89 C SI 88 X SL 78 0-2 ① FC4-6 12 3B 1-2f	F FF 88 B SI 89 F FF 88 X FF 89 1-2 ③ F8			B FF 92 C FF 91 S FF 93 B FF 94 F SL 86 F FF 94 X CU 76 2-2 ① G1-3	F FF 95 C FF 94 B FC 89 B FF 96 F FC 89 X FC 89 2-2 ③ FC6 1-2f	5	1	0	0	0	0	2
29 Eric Campbell, R (1, 5) OBP: 0.400, SLG: 0.433		C SI 88 S CH 83 B CH 84 H SL 79 2-2 4 G5-3 12 1B HBP	S CH 83 X CH 83 0-1 ② F8			C FF 88 X SI 87 0-1 HR		S SL 86 X SL 84 0-1 ② F7		3	1	1	1	0	0	1
12 Juan Lagares, R (1, 8) OBP: 0.311, SLG: 0.338		C FF 89 C CH 83 X SI 89 0-2 4 G5-3 1-2 1B	S FF 89 F CH 83 F SI 89 X SL 77 0-2 4 1B 1-H 3B			C CH 82 B CH 83 X FF 89 1-1 4 P4 4 WP 22 WP 1B		B FF 93 C FF 92 B SL 85 S SL 86 B CU 75 X SL 85 3-2 4 1B 22 1B 1B		4	3	4	1	0	0	0
4 Wilmer Flores, R (1, 6) OBP: 0.328, SLG: 0.473		B SI 88 B CH 83 C SI 89 B SI 87 C FF 89 X SI 88 3-2 ② G5-3 1-2 2-3	C FF 90 F SI 89 B FF 90 F FF 90 X FF 90 1-2 22 HR 3-H 1B			B FF 94 X FF 94 1-0 ① P4 1-3		F FF 94 F FF 93 1 SAFE X FF 94 0-2 22 1B 1-3 1B		4	1	2	1	0	0	3
22 Kevin Plawecki, R (1, 2) OBP: 0.333, SLG: 0.500		D SL 79 X CH 83 1-0 ③ G5-3	F SI 88 B CH 82 B CH 83 X FF 88 2-1 1-H HR			B FC 89 B SL 88 T FF 93 X FF 93 2-1 ② F9 3-H		C FF 93 1 SAFE X SL 87 0-1 1-3 3-H 1B		4	1	2	3	0	0	2
Inning Stats	R: 1 E: 0 K: 1 S: 8 H: 1 LOB: 0 BB: 0 P: 11	R: 0 E: 0 K: 0 S: 10 H: 1 LOB: 2 BB: 0 P: 17	R: 0 E: 0 K: 1 S: 10 H: 0 LOB: 0 BB: 0 P: 13	R: 4 E: 0 K: 0 S: 22 H: 5 LOB: 1 BB: 0 P: 27	R: 0 E: 0 K: 0 S: 9 H: 0 LOB: 0 BB: 0 P: 14	R: 2 E: 0 K: 0 S: 10 H: 2 LOB: 0 BB: 0 P: 15	R: 0 E: 0 K: 3 S: 9 H: 0 LOB: 0 BB: 0 P: 13	R: 1 E: 0 K: 0 S: 16 H: 3 LOB: 2 BB: 0 P: 22	R: 0 E: 1 K: 1 S: 12 H: 0 LOB: 1 BB: 0 P: 20	1B: 8 2B: 0 3B: 1 HR: 3 SF: 0 SAC: 0 DP: 0 HBP: 1						

PITCHER		IP	WLS	BF	H	R	ER	SO	BB	IBB	HBP	BLK	WP	HR	S	P	ERA	WHIP
52 CC Sabathia, L ERA: 5.96	(1, 1)	5.0	L	25	9	7	7	2	0	0	1	0	0	3	63	87	12.60	1.800
53 Esmil Rogers, R ERA: 2.84	(6, 1)	3.0		12	3	1	1	3	0	0	0	0	2	0	31	45	3.00	1.000
57 Chris Martin, R ERA: 3.68	(9, 1)	1.0		4	0	0	0	1	0	0	0	0	0	0	12	20	0.00	0.000

PITCHER	IP	WLS	BF	H	R	ER	SO	BB	IBB	HBP	BLK	WP	HR	S	P	ERA	WHIP

TOP

New York Mets @ New York Yankees

Yankee Stadium, Bronx, NY

Sat Apr 25 2015, 4:09 PM - 6:51 PM EDT

Att. 47,909 - Sunny - 57 F

livebaseballscorecards.com

AB	40
R	8
H	12
RBI	7
BB	0
SO	6
LOB	11

BOTTOM

New York Mets @ New York Yankees

Yankee Stadium, Bronx, NY

Sat Apr 25 2015, 4:09 PM - 6:51 PM EDT

Att. 47,909 - Sunny - 57 F

livebaseballscorecards.com

Batter	1	2	3	4	5	6	7	8	9	AB	R	H	RBI	BB	SO	LOB
22 Jacoby Ellsbury, L (1, 8) OBP: 0.370, SLG: 0.352 33 Garrett Jones, L (8, 9) OBP: 0.250, SLG: 0.348	X FF 94 0-0 ① L8		X SI 96 0-0 ①② G4-6-3 1-2f 3-H			C CU 82 B CH 88 F FF 96 B FF 96 B CH 88 C FF 97 3-3 ① K		B SI 96 B CU 83 X FF 96 2-0 ③ F7		3 1	0 0	0 0	0 0	0 0	1 0	1 0
11 Brett Gardner, L (1, 7) OBP: 0.386, SLG: 0.367	B FF 95 F FF 94 F FF 96 B CH 89 X CH 88 2-2 ② G4-3		B SL 91 B CU 82 B SI 97 C FF 96 C CU 82 B FF 97 4-2 BB			C CU 84 B CH 89 S SI 97 C FF 97 1-3 ② K			B FF 96 C FF 94 B CH 89 C CU 83 F FF 97 X FF 96 2-2 ① F7	3	0	0	0	1	1	0
13 Alex Rodriguez, R (1, 10) OBP: 0.400, SLG: 0.518	S FF 96 B SL 89 T FF 97 B SL 90 S CH 89 2-3 ③ K		F FF 96 1 SAFE D SL 86 X SL 88 1-1 ③ G1-3			X FF 96 0-0 ③ G6-3			B SL 86 S FF 97 B CU 84 F FF 97 S FF 98 2-3 ② K	4	0	0	0	0	2	1
25 Mark Teixeira, S (1, 3) OBP: 0.356, SLG: 0.729		B FF 95 X FF 95 1-0 24 G6-3 34 G1-3 1B		C CH 87 X SI 97 0-1 ① G4-3			B FF 94 B FF 96 B FF 95 C FF 95 X FF 96 3-1 HR		X FF 97 0-0 34 BB 1B	4	1	3	1	0	0	0
34 Brian McCann, L (1, 2) OBP: 0.286, SLG: 0.357		M FF 95 F SI 96 X FF 97 0-2 ① G1-3 1-2		B CH 88 B CH 88 B FF 97 C FF 96 X FF 97 3-1 ② F8			C CU 84 X FF 96 0-1 ① F8		B CU 82 B CU 82 B FF 96 B FF 96 4-0 24 FC6-4 1-2 BB	3	0	0	0	1	0	1
24 Chris Young, R (1, 9) OBP: 0.392, SLG: 0.696 (8, 8)		B FF 96 X FF 97 1-0 ② G6-3 2-3		B FF 96 B SL 88 X FF 96 2-0 ③ F7			C SL 88 B FF 95 F CU 83 T CH 87 1-2 ② K		F FF 92 S FC 90 X FF 91 0-2 ③ FC6-4 1-2f	4	0	0	0	0	1	3
12 Chase Headley, S (1, 5) OBP: 0.293, SLG: 0.362		B FF 97 B CU 84 F FF 97 S FF 97 X CU 84 2-2 ③ G4-3			X FF 96 0-0 ① F7		C FF 96 S SL 88 S FF 97 0-3 ③ K			3	0	0	0	0	1	1
14 Stephen Drew, L (1, 4) OBP: 0.267, SLG: 0.451			X FF 96 0-0 ① 18 1B 22 G4-6-3 2B		C FF 97 B CH 87 C CU 83 F SI 97 S SL 89 1-3 ② K			C CU 81 F CH 87 X CU 83 0-2 ① L6		3	1	1	0	0	1	0
18 Didi Gregorius, L (1, 6) OBP: 0.263, SLG: 0.250			X FF 96 0-0 ① 22 G4-6-3 2-3 1B		C CU 82 B CU 82 B CH 89 C SI 95 X FF 96 2-2 ③ F9			C CU 82 F CU 82 X FF 98 1-2 ② L7		3	0	1	0	0	0	0

	AB	31
	R	2
	H	5
	RBI	1
	BB	2
	SO	7
	LOB	7

Inning Stats	1	2	3	4	5	6	7	8	9	1B: 3	SF: 0	WP: 0	PA: 33
	R: 0 E: 0 K: 1 S: 7 H: 0 LOB: 0 BB: 0 P: 11	R: 0 E: 0 K: 0 S: 8 H: 1 LOB: 1 BB: 0 P: 12	R: 1 E: 0 K: 0 S: 7 H: 2 LOB: 1 BB: 1 P: 12	R: 0 E: 0 K: 0 S: 5 H: 0 LOB: 0 BB: 0 P: 10	R: 0 E: 0 K: 1 S: 8 H: 0 LOB: 0 BB: 0 P: 11	R: 0 E: 0 K: 2 S: 7 H: 0 LOB: 0 BB: 0 P: 11	R: 1 E: 0 K: 2 S: 10 H: 1 LOB: 0 BB: 0 P: 14	R: 0 E: 0 K: 0 S: 7 H: 0 LOB: 0 BB: 0 P: 10	R: 0 E: 0 K: 1 S: 11 H: 1 LOB: 2 BB: 1 P: 19	2B: 1 3B: 0 HR: 1	SAC: 0 DP: 1 HBP: 0	PB: 0 SB: 0 CS: 0	

PITCHER	IP	WLS	BF	H	R	ER	SO	BB	IBB	HBP	BLK	WP	HR	S	P	ERA	WHIP
33 Matt Harvey, R (1, 1) ERA: 3.04	8.2	W	32	5	2	2	7	2	0	0	0	0	1	67	107	2.08	0.808
52 Carlos Torres, R (9, 1) ERA: 4.05	0.1		1	0	0	0	0	0	0	0	0	0	0	3	3	0.00	0.000

PITCHER	IP	WLS	BF	H	R	ER	SO	BB	IBB	HBP	BLK	WP	HR	S	P	ERA	WHIP

Batter	1	2	3	4	5	6	7	8	9	AB	R	H	RBI	BB	SO	LOB
3 Curtis Granderson, L (1, 9) OBP: 0.364, SLG: 0.302	B FF 99 C FF 98 F SL 87 B SL 87 F FF 98 B FF 97 F FF 98 F FF 98 X FF 98 3-2 HR		C FF 97 B CU 77 B CU 76 B FF 97 F FF 96 T SL 84 3-2 ① K		B CU 76 C FF 96 B FF 95 C SL 82 S FS 87 2-3 ① K		B FC 93 C FF 97 B FF 96 B FF 95 X FF 97 3-1 ③ P5			4	1	1	1	0	2	0
12 Juan Lagares, R (1, 8) OBP: 0.321, SLG: 0.347	B SL 87 X FF 96 1-0 23 G5-3 28 2B 1B		C SL 84 F FF 95 B FF 96 S SL 85 1-3 ② K		B FF 97 C SL 84 B SL 84 C SL 84 B FF 96 X SL 84 3-2 E5 1B			C KC 80 B FF 97 F FF 96 S FF 98 1-3 ① K		4	1	2	0	0	2	0
21 Lucas Duda, L (1, 3) OBP: 0.405, SLG: 0.515	D CU 74 F SL 84 F FF 96 1 SAFE F SL 85 B SL 85 1 SAFE X FF 95 2-2 ① F8		F FF 99 C FS 87 B FF 95 B FF 98 F SL 84 F SL 85 X SL 83 2-2 23 E 1B		H SL 81 1-0 23 G4-6-3 HBP			C FF 96 C KC 81 F SV 83 S SV 85 0-3 ② K		3	1	1	0	0	1	1
23 Michael Cuddyer, R (1, 7) OBP: 0.320, SLG: 0.382	X SL 84 0-0 ② G5-3 1-2		B FF 97 F SL 82 D SL 82 F SL 83 1 SAFE B FF 95 X SL 83 3-2 E6 28 2B 1-H 2B		B SL 81 B FF 91 X FF 90 2-0 ②③ G4-6-3 1-2f			C KC 79 C KC 81 S KC 83 0-3 K		4	1	1	1	0	1	3
28 Daniel Murphy, L (1, 4) OBP: 0.247, SLG: 0.292	B CU 76 F FF 96 X FF 96 1-1 2-H 2B		X FF 97 0-0 3-H 2B			B SL 82 B SL 83 S SL 82 S SL 83 B CH 84 B FF 91 4-2 29 FC6-4 BB		B KC 81 C FF 97 F KC 82 X SV 84 1-2 ③ G4-3		3	0	2	2	1	0	1
29 Eric Campbell, R (1, 5) OBP: 0.364, SLG: 0.382	C SL 85 F FF 97 X SL 84 0-2 ③ G5-3		C SL 84 D SL 84 C FF 96 X CH 86 1-2 ③ G1-3			C FF 93 B FC 89 F FC 89 F FF 94 X CU 82 1-2 ① FC6-4 4 F9-3 1-2f			B FF 94 X FF 94 1-0 ① F7	4	0	0	0	0	0	3
4 Wilmer Flores, R (1, 6) OBP: 0.323, SLG: 0.448		C FF 96 F FF 95 B SL 84 X SL 84 1-2 ① F9		B FF 98 C FF 96 X FF 96 1-1 ① L4		X FF 95 0-0 ②③ F9-3 1-1			C FF 96 F FF 95 H SL 85 1-2 HBP	3	0	0	0	0	0	1
16 Danny Muno, S (1, 10) 44 John Mayberry Jr., R (9, PH) OBP: 0.250, SLG: 0.444		C FF 96 C CU 78 S FS 89 0-3 ② K		S FF 97 B CH 85 F FF 96 F SL 86 S SL 84 1-3 ② K2-3			C FF 93 B FC 89 X FF 93 1-1 ① L7		B SL 83 B FF 96 S FF 93 S SL 82 D SL 84 S SL 84 3-3 ② K	3 1	0 0	0 0	0 0	0 0	2 1	0 1
22 Kevin Plawecki, R (1, 2) OBP: 0.263, SLG: 0.389		B FF 97 C FF 96 S SL 84 B SL 86 S SL 83 2-3 ③ K		S CU 76 C FF 96 B CH 86 X SL 84 1-2 ③ G1-3			C CU 81 S CU 81 X SI 94 0-2 ② G5-3		C FF 94 X SL 84 0-1 ③ G6-3	4	0	0	0	0	1	1
Inning Stats	R: 2 E: 0 K: 0 S: 17 H: 3 LOB: 1 BB: 0 P: 24	R: 0 E: 0 K: 2 S: 9 H: 0 LOB: 0 BB: 0 P: 12	R: 2 E: 1 K: 2 S: 18 H: 3 LOB: 1 BB: 0 P: 28	R: 0 E: 0 K: 1 S: 9 H: 0 LOB: 0 BB: 0 P: 12	R: 0 E: 1 K: 1 S: 7 H: 1 LOB: 1 BB: 0 P: 15	R: 0 E: 0 K: 0 S: 7 H: 0 LOB: 0 BB: 1 P: 12	R: 0 E: 0 K: 0 S: 7 H: 0 LOB: 0 BB: 0 P: 11	R: 0 E: 0 K: 3 S: 13 H: 0 LOB: 1 BB: 0 P: 15	R: 0 E: 0 K: 1 S: 8 H: 0 LOB: 1 BB: 0 P: 13	1B: 3 2B: 4 3B: 0 HR: 1	SF: 0 SAC: 0 DP: 2 HBP: 2			WP: 1 PB: 0 SB: 0 CS: 0	PA: 36	

PITCHER		IP	WLS	BF	H	R	ER	SO	BB	IBB	HBP	BLK	WP	HR	S	P	ERA	WHIP
30 Nathan Eovaldi, R ERA: 4.15	(1, 1)	4.1		20	7	4	4	6	0	0	0	0	0	1	59	87	8.31	1.615
45 Chasen Shreve, L ERA: 1.17	(5, 1)	0.2	W	3	0	0	0	0	1	0	1	0	0	0	3	10	0.00	1.500
57 Chris Martin, R ERA: 3.0	(6, 1)	1.2	H	4	0	0	0	0	0	0	0	0	0	0	10	12	0.00	0.000
41 Justin Wilson, L ERA: 4.76	(7, 1)	0.1	H	1	0	0	0	0	0	0	0	0	0	0	2	5	0.00	0.000
68 Dellin Betances, R ERA:	(8, 1)	1.0	H	4	0	0	0	3	0	0	0	0	1	0	13	15	0.00	0.000

PITCHER		IP	WLS	BF	H	R	ER	SO	BB	IBB	HBP	BLK	WP	HR	S	P	ERA	WHIP
48 Andrew Miller, L ERA:	(9, 1)	1.0	S	4	0	0	0	1	0	0	1	0	0	0	8	13	0.00	0.000

TOP

New York Mets @ New York Yankees

Yankee Stadium, Bronx, NY

Sun Apr 26 2015, 8:11 PM - 10:53 PM EDT

Att. 47,510 - Cloudy - 56 F

livebaseballscorecards.com

AB	33
R	4
H	7
RBI	4
BB	1
SO	10
LOB	11

Batter	1	2	3	4	5	6	7	8	9	AB	R	H	RBI	BB	SO	LOB
11 Brett Gardner, L (1, 7) OBP: 0.393, SLG: 0.396	C CH 86 B CH 81 C SI 87 B CU 73 F CU 74 X SI 90 2-2 G5-3 ①	D CU 73 C CU 73 X SI 87 1-1 24 1B 2B 2-H			B FC 86 C CU 71 B SI 88 F FF 88 F FC 87 B SI 88 X SI 88 3-2 24 E 24 FC4 13 FC6 1B		X FF 92 0-0 F8 ①			4	2	2	1	0	0	0
24 Chris Young, R (1, 8) OBP: 0.382, SLG: 0.660	C FF 88 B FF 89 F FC 88 F FC 88 X SI 90 1-2 G5-3 ②	X FC 86 0-0 13 2B 13 E 1B 2-H			M SI 88 B SI 87 1 SAFE C SI 87 B SI 88 F FC 88 1 SAFE F SI 88 X SI 88 2-2 FC4 13 FC6 1-3		B FF 92 B FF 92 B FF 92 C FF 92 C FF 92 F FF 93 S CH 83 3-3 K ②			4	1	1	1	0	1	1
13 Alex Rodriguez, R (1, 10) OBP: 0.405, SLG: 0.583	B FC 88 B SI 88 F FF 88 F FF 89 X CU 74 2-2 HR	C FF 88 F FF 90 F FC 87 X FC 87 0-2 E7 ③ 1-H			C FF 89 T FF 90 X FF 89 0-2 FC6 ① 1-2f 3-H		B FF 93 X FF 92 1-0 L7 ③			4	1	2	2	0	0	1
25 Mark Teixeira, S (1, 3) OBP: 0.351, SLG: 0.694	C SI 89 X FF 88 0-1 E5	X SI 85 0-0 L1 ①			C FF 87 B FF 89 B FF 89 B FF 88 C FC 86 B FF 88 4-2 36 G6-4-3 BB			X FF 91 0-0 P5 ①		3	0	0	0	1	0	0
36 Carlos Beltrán, S (1, 9) OBP: 0.226, SLG: 0.268	C SI 89 F FC 88 B SI 89 B FC 89 C FC 89 2-3 K ③	B SI 87 F FF 88 C SI 89 B FC 88 F CU 76 F FF 89 S CU 75 2-3 K ②			X SI 87 0-0 G6-4-3 ②③ 1-2f			C FF 91 B FF 92 B FF 91 X FF 91 2-1 F8 ②		4	0	0	0	0	2	3
12 Chase Headley, S (1, 5) OBP: 0.291, SLG: 0.370		B CU 70 B FF 86 X SI 87 2-0 G6-3 ①	X FC 87 0-0 G6-3 ③			C FF 92 F FF 92 B CU 77 B CH 85 B FF 91 X FF 93 3-2 2B		B CH 82 S CH 84 B CH 84 F CH 84 B FF 92 C CH 84 3-3 K ③		4	0	1	0	0	1	0
66 John Ryan Murphy, R (1, 2) OBP: 0.400, SLG: 0.500		X SI 88 0-0 31 2B 2B	B FF 88 C FF 88 C SI 88 F FC 87 B CU 76 B FF 89 X FC 89 3-2 14 G6-4-3 1B			C CU 76 C FF 93 F CU 78 B FF 92 X CU 78 1-2 G5-3 ①				3	1	2	0	0	0	1
14 Stephen Drew, L (1, 6) OBP: 0.254, SLG: 0.426		C CU 72 S CU 74 C SI 88 0-3 K ②	X SI 88 0-0 G6-4-3 ①② 1-2f			B CU 77 C CU 77 B FF 92 C CU 77 S CH 84 2-3 K ②				3	0	0	0	0	2	3
31 Gregorio Petit, R (1, 4) OBP: 0.286, SLG: 0.333		B SI 89 C FC 87 X CH 84 1-1 11 2B 2B 2-H	C FC 86 F FF 89 F CU 75 X CU 76 0-2 L7 ③			S FF 93 B FF 93 C FF 93 S FF 93 1-3 K ③				3	1	1	1	0	1	1
Inning Stats	R: 1 H: 1 E: 1 LOB: 1 K: 1 BB: 0 S: 16 P: 23	R: 4 H: 5 E: 1 LOB: 1 K: 1 BB: 0 S: 14 P: 18	R: 0 H: 0 E: 0 LOB: 0 K: 1 BB: 0 S: 7 P: 9	R: 0 H: 1 E: 0 LOB: 0 K: 0 BB: 0 S: 9 P: 12	R: 1 H: 1 E: 2 LOB: 1 K: 0 BB: 1 S: 15 P: 24	R: 0 H: 1 E: 0 LOB: 1 K: 2 BB: 0 S: 13 P: 20	R: 0 H: 0 E: 0 LOB: 0 K: 1 BB: 0 S: 6 P: 10	R: 0 H: 0 E: 0 LOB: 0 K: 1 BB: 0 S: 6 P: 11		1B: 3 SF: 0 2B: 5 SAC: 0 3B: 0 DP: 2 HR: 1 HBP: 0						

BOTTOM

New York Mets @ New York Yankees

Yankee Stadium, Bronx, NY

Sun Apr 26 2015, 8:11 PM - 10:53 PM EDT

Att. 47,510 - Cloudy - 56 F

livebaseballscorecards.com

AB	32
R	6
H	9
RBI	5
BB	1
SO	7
LOB	10

WP: 0 PA: 33
PB: 0
SB: 0
CS: 0

PITCHER		IP	WLS	BF	H	R	ER	SO	BB	IBB	HBP	BLK	WP	HR	S	P	ERA	WHIP
49 Jonathon Niese, L ERA: 2.74	(1, 1)	5.0	L	23	8	6	4	3	1	0	0	0	0	1	61	86	7.20	1.800
62 Erik Goeddel, R ERA:	(6, 1)	2.0		7	1	0	0	3	0	0	0	0	0	0	19	30	0.00	0.500
54 Alex Torres, L ERA: 2.84	(8, 1)	1.0		3	0	0	0	1	0	0	0	0	0	0	6	11	0.00	0.000

PITCHER	IP	WLS	BF	H	R	ER	SO	BB	IBB	HBP	BLK	WP	HR	S	P	ERA	WHIP

Batter	1	2	3	4	5	6	7	8	9	AB	R	H	RBI	BB	SO	LOB
7 David DeJesus, L (1, 10) OBP: 0.419, SLG: 0.474	B FF 92 C FF 93 C CU 77 F CH 84 B FF 94 X CU 77 2-2 ① F8		C CH 83 F CU 80 D SL 87 F FF 93 F SL 88 X CH 85 1-2 ① FC3-6 20 K 1-2f			B CH 82 B FF 92 F FF 92 X FF 92 2-1 20 F8 20 WP 13 FC4 1B		S FF 94 C FF 96 F SV 82 X SV 82 0-2 ① G1-3		4	1	1	0	0	0	1
20 Steven Souza Jr., R (1, 9) OBP: 0.342, SLG: 0.478	C SL 86 B FF 93 X SI 94 1-1 13 2B 1B		C FF 94 B SL 88 1 SAFE S SL 87 D CH 85 F CU 81 F FF 94 T FF 94 2-2 ②③ K 1-2			B CH 84 X SL 86 1-0 ① F8 1-3		C KC 78 C KC 79 B KC 81 B FF 96 S FF 97 2-3 ② K		4	0	1	0	0	2	2
13 Asdrúbal Cabrera, S (1, 6) OBP: 0.250, SLG: 0.289	X SL 86 0-0 1-3 2B			C CH 84 F CU 79 B SL 87 S FF 93 1-3 ① K		X CU 79 0-0 FC4 3 WP 3-H		C FF 96 S FF 96 C SV 83 0-3 ③ K		4	0	1	1	0	2	0
3 Evan Longoria, R (1, 5) OBP: 0.418, SLG: 0.470	F SL 87 F FF 94 B FF 94 B FF 94 S SL 87 2-3 ② K			C CH 84 X FF 93 0-1 1B		B SI 91 S CH 84 1 SAFE B FF 92 S CH 83 B FF 93 X FF 93 3-2 ② F8 1-2			C FF 92 B FF 94 B FF 93 X FF 93 2-1 5 G4-3 1B	4	0	2	0	0	1	3
21 James Loney, L (1, 3) OBP: 0.313, SLG: 0.600 11 Logan Forsythe, R (9, PH) OBP: 0.366, SLG: 0.426	B FF 94 C FF 94 D CH 85 X SL 85 2-1 ③ G3			C CH 86 B FF 93 1 SAFE X CH 84 1-1 ② F7		F FF 95 T FF 95 S FF 96 0-3 ③ K			B FF 94 C FF 94 C SL 84 F SL 84 B SL 83 X FF 94 2-2 ① L9	3 1	0 0	0 0	0 0	0 0	1 0	4 1
5 Brandon Guyer, R (1, 7) OBP: 0.352, SLG: 0.386		F FF 93 C CH 82 C CH 85 0-3 ① K		B CU 80 D SL 86 C SL 85 B SL 86 X FF 92 3-1 ③ L8			B FC 92 B SI 92 X SI 93 2-0 ① G6-3		X FF 96 0-0 ② G4-3 1-2	4	0	0	0	0	1	2
39 Kevin Kiermaier, L (1, 8) OBP: 0.304, SLG: 0.519 10 Jake Elmore, R (9, PH) OBP: 0.167, SLG: 0.667		B FF 92 C CU 76 F CH 83 S FF 93 1-3 ② K			C CH 84 F FF 91 B FF 93 F SL 87 B FF 92 X CH 82 2-2 ① F9		B SI 95 F SI 94 X FF 94 1-1 ② G6-3		B FF 95 B FF 95 C FF 95 B FF 93 C FF 95 S SL 85 3-3 ③ K	3 1	0 0	0 0	0 0	0 0	1 1	0 1
1 Tim Beckham, R (1, 4) OBP: 0.353, SLG: 0.556		C CU 77 C FF 94 B FF 94 S SL 86 1-3 ③ K			F FF 94 X FF 92 0-1 ② F8		B FF 95 B FF 96 B FF 96 C FF 95 F FF 95 B FF 97 4-2 44 FC6-4 BB			2	0	0	0	1	1	0
44 René Rivera, R (1, 2) OBP: 0.197, SLG: 0.238			F FF 92 X CH 85 0-1 7 FC3-6 1B		X SL 87 0-0 ③ F8		C SL 87 X SL 87 0-1 ③ FC6-4 1-2f			3	0	1	0	0	0	1
Inning Stats	R: 0 E: 0 K: 1 S: 12 H: 2 LOB: 2 BB: 0 P: 19	R: 0 E: 0 K: 3 S: 9 H: 0 LOB: 0 BB: 0 P: 11	R: 0 E: 0 K: 1 S: 12 H: 1 LOB: 1 BB: 0 P: 15	R: 0 E: 0 K: 1 S: 9 H: 1 LOB: 1 BB: 0 P: 14	R: 0 E: 0 K: 0 S: 7 H: 0 LOB: 0 BB: 0 P: 9	R: 1 E: 0 K: 1 S: 10 H: 1 LOB: 1 BB: 0 P: 16	R: 0 E: 0 K: 0 S: 7 H: 0 LOB: 1 BB: 1 P: 14	R: 0 E: 0 K: 2 S: 10 H: 0 LOB: 0 BB: 0 P: 12	R: 0 E: 0 K: 1 S: 10 H: 1 LOB: 1 BB: 0 P: 17	1B: 5 2B: 1 3B: 0 HR: 0 SF: 0 SAC: 0 DP: 0 HBP: 0						

PITCHER	IP	WLS	BF	H	R	ER	SO	BB	IBB	HBP	BLK	WP	HR	S	P	ERA	WHIP
43 Adam Warren, R (1, 1) ERA: 4.35	5.2		22	5	1	1	6	0	0	0	0	2	0	56	81	1.59	0.882
41 Justin Wilson, L (6, 1) ERA: 4.05	1.0	W	3	0	0	0	1	0	0	0	0	0	0	6	9	0.00	0.000
29 David Carpenter, R (7, 1) ERA: 3.38	0.1	H	2	0	0	0	0	1	0	0	0	0	0	4	8	0.00	3.000
68 Dellin Betances, R (8, 1) ERA:	1.0	H	3	0	0	0	2	0	0	0	0	0	0	10	12	0.00	0.000
48 Andrew Miller, L (9, 1) ERA:	1.0	S	4	1	0	0	1	0	0	0	0	0	0	10	17	0.00	1.000

PITCHER	IP	WLS	BF	H	R	ER	SO	BB	IBB	HBP	BLK	WP	HR	S	P	ERA	WHIP

TOP

Tampa Bay Rays @ New York Yankees

Yankee Stadium, Bronx, NY

Mon Apr 27 2015, 7:10 PM - 10:08 PM EDT

Att. 34,590 - Cloudy - 58 F

livebaseballscorecards.com

AB	33
R	1
H	6
RBI	1
BB	1
SO	10
LOB	15

WP: 2 PA: 34
PB: 0
SB: 0
CS: 0

BOTTOM

Tampa Bay Rays @ New York Yankees
Yankee Stadium, Bronx, NY
Mon Apr 27 2015, 7:10 PM - 10:08 PM EDT
Att. 34,590 - Cloudy - 58 F

livebaseballscorecards.com

Batter	1	2	3	4	5	6	7	8	9	AB	R	H	RBI	BB	SO	LOB
22 Jacoby Ellsbury, L (1, 8) OBP: 0.384, SLG: 0.351	B FF 92 C FF 93 C FF 93 F KC 82 T FF 94 1-2 ① K		X KC 80 0-0 11 S 1B		D FF 92 C FF 92 F FF 93 D FF 93 F FF 92 B CH 85 F FF 93 D FF 93 4-2 13 FC5 11 BB BB 1-2 2-3		C CU 75 B CH 78 B SL 87 F FF 89 X CU 80 2-2 ① F7	B FF 90 S SL 86 H SL 88 2-1 HBP 1-2 2-3 3-H		3	0	1	1	1	1	0
11 Brett Gardner, L (1, 7) OBP: 0.409, SLG: 0.421	B FF 94 B FF 93 X FF 91 2-0 1B		B KC 78 C FF 92 C FF 91 B FF 94 X KC 82 2-2 ③ G5-3 1-2		S FS 79 B FS 80 D FS 81 B FF 88 F FF 88 B SI 90 4-2 13 FC5 BB 1-2 2-3 3-H		C SL 88 C FF 91 B SI 88 F SL 88 F CU 79 X SL 88 1-2 2B	B FF 89 B CU 76 S FF 88 S FF 89 F FF 90 X FF 90 2-2 ③ L7		4	0	2	1	1	0	4
13 Alex Rodriguez, R (1, 5) OBP: 0.397, SLG: 0.556 12 Chase Headley, S (7, PR) OBP: 0.291, SLG: 0.370 (8, 5)	X FF 94 0-0 ② P3			B FF 93 B KC 81 B CH 84 C FF 92 X FF 92 3-1 ① G5-3	C FS 81 X FS 82 0-1 ③ FC5 1-2 2-3f		B SL 87 B FF 90 B SL 88 I IN 76 4-0 25 G6-3 IBB			3 0	0 0	0 0	0 0	1 0	0 0	4 0
25 Mark Teixeira, S (1, 3) OBP: 0.333, SLG: 0.652	B FF 92 F FF 92 F FF 93 C FF 94 1-3 ③ K			F FF 93 B FF 93 B FF 92 X FF 92 2-1 ② G4-3		B FS 79 X CU 75 1-0 ① F7	B CU 76 C CU 78 X FF 90 1-1 ②③ G6-3 1-2f			4	0	0	0	0	1	3
34 Brian McCann, L (1, 2) OBP: 0.299, SLG: 0.417		B FF 92 C KC 79 B FF 93 X FF 93 2-1 ① L4-3		B KC 80 B FF 93 C KC 80 X FF 93 2-1 ③ F8		C CU 72 X SI 90 0-1 HR		L CU 74 X FF 89 0-1 18 BB 14 1B 22 HBP 1B		4	2	2	1	0	0	0
36 Carlos Beltrán, S (1, 10) OBP: 0.227, SLG: 0.283		B FF 93 F FF 92 C KC 81 X KC 82 1-2 ② G5-3			C KC 78 S KC 80 F KC 82 B KC 84 C FF 94 1-3 ① K	C CU 74 B CU 76 X FS 80 1-1 14 2B 2B		S CH 81 S CH 81 B FF 89 D CU 81 S CH 81 2-3 ① K		4	1	1	0	0	2	1
24 Chris Young, R (1, 9) OBP: 0.356, SLG: 0.611		B FF 93 C KC 79 F KC 80 F FF 93 F FF 93 B FF 93 S KC 83 2-3 ③ K			B FF 94 B KC 81 C KC 78 F FF 93 B FF 93 X FF 92 3-2 ② G6-3	B FF 91 S FF 90 D SL 82 S SL 80 D FS 83 S FS 81 3-3 ② K		C SL 86 F FF 90 S SL 88 0-3 ② K		4	0	0	0	0	3	2
14 Stephen Drew, L (1, 4) OBP: 0.284, SLG: 0.456			F FF 92 B FF 93 B FF 93 B FF 92 X FF 93 3-1 ① G3-1		B FF 92 B FF 92 B FF 94 C FF 94 B FF 92 4-1 22 BB 18 1B 11 BB BB	B CU 80 B SL 88 S SL 86 B FF 90 F SL 87 X SL 89 3-2 2-H 2B		B FF 90 X SL 86 1-0 22 HBP 18 BB 1-2 1B		3	1	2	1	1	0	0
18 Didi Gregorius, L (1, 6) OBP: 0.279, SLG: 0.255			B FF 92 B KC 77 S FF 92 F KC 79 F FF 93 B FF 93 F FF 93 F FF 92 S KC 82 3-3 ② K		C KC 78 X FF 92 0-1 11 BB 22 BB 1-2 1B	B CU 80 B FF 91 C SL 86 X FF 90 2-1 ③ F7		F CU 78 B CU 82 B FF 90 B CU 78 B FF 90 4-1 22 HBP 1-2 2-3 BB		3	0	1	0	1	1	1

Inning Stats																								
	R: 0	H: 1		R: 0	H: 0		R: 0	H: 1		R: 0	H: 0		R: 1	H: 1		R: 2	H: 3		R: 0	H: 1		R: 1	H: 2	
	E: 0	LOB: 1		E: 0	LOB: 0		E: 0	LOB: 1		E: 0	LOB: 0		E: 0	LOB: 3		E: 0	LOB: 1		E: 0	LOB: 2		E: 0	LOB: 3	
	K: 2	BB: 0		K: 1	BB: 0		K: 1	BB: 0		K: 0	BB: 0		K: 1	BB: 3		K: 1	BB: 0		K: 0	BB: 1		K: 2	BB: 1	
	S: 9	P: 13		S: 10	P: 15		S: 12	P: 20		S: 6	P: 13		S: 18	P: 34		S: 13	P: 23		S: 10	P: 18		S: 15	P: 26	

	1B: 5	SF: 0	WP: 0	PA: 38
	2B: 3	SAC: 0	PB: 0	
	3B: 0	DP: 1	SB: 1	
	HR: 1	HBP: 1	CS: 0	

PITCHER		IP	WLS	BF	H	R	ER	SO	BB	IBB	HBP	BLK	WP	HR	S	P	ERA	WHIP
51 Nate Karns, R	(1, 1)	4.2		19	3	1	1	5	2	0	0	0	0	0	51	87	1.93	1.071
ERA: 4.76																		
47 Brandon Gomes, R	(5, 1)	1.0	L	6	2	2	2	1	1	0	0	0	0	1	12	21	18.00	3.000
ERA: 2.7																		
59 Everett Teaford, L	(6, 1)	2.1		13	4	1	1	2	1	1	1	0	0	0	30	54	3.86	2.143
ERA: 3.86																		

PITCHER	IP	WLS	BF	H	R	ER	SO	BB	IBB	HBP	BLK	WP	HR	S	P	ERA	WHIP

Batter	1	2	3	4	5	6	7	8	9	AB	R	H	RBI	BB	SO	LOB
7 David DeJesus, L (1, 7) OBP: 0.375, SLG: 0.419	C FF 90 C CH 82 F FF 91 F CH 82 X SI 91 0-2 G3		B FF 90 C SL 81 C CU 78 B CU 77 S CH 82 2-3 K		C FF 89 B SI 90 B CU 77 F CH 81 B CH 83 X FF 88 3-2 G6-3		C FF 94 B CU 80 B CU 81 F FF 94 B SL 82 S FC 89 3-3 K		C FC 89 B FF 95 F FC 89 F FF 94 X CU 82 1-2 L4	5	0	0	0	0	2	0
20 Steven Souza Jr., R (1, 9) OBP: 0.346, SLG: 0.465	X FF 90 0-0 F8		S SL 82 B CH 82 F FF 88 B CH 80 B CH 82 B FF 90 4-2 13 2B BB		C FF 90 S CH 82 B FF 89 F CH 80 F FF 90 X CH 83 1-2 G5-3		S FF 94 B FF 94 X FF 94 1-1 P4		B CU 82 B FF 94 F FF 95 C FF 95 B FF 95 X FF 95 3-2 13 DI 1B	4	1	1	0	1	0	0
13 Asdrúbal Cabrera, S (1, 6) OBP: 0.271, SLG: 0.313	S CU 77 S CU 77 S CU 78 0-3 K		1 SAFE C SI 90 1 SAFE F SL 83 F FF 91 F CH 82 X CH 83 0-2 3 WP 1-H 2B		X SL 81 0-0 1B		B FF 94 B FC 89 B FF 94 B FF 92 4-0 BB		C FF 94 B FF 94 C FF 95 B FF 96 S FC 90 2-3 K 1-2	4	0	2	1	1	2	1
3 Evan Longoria, R (1, 5) OBP: 0.398, SLG: 0.443		C SI 88 F FF 89 X SL 83 0-2 L7	C SI 91 S CH 84 B CH 84 B SL 84 S CH 83 2-3 K 2-3		S CH 81 1 SAFE B SL 82 F CH 82 1 SAFE X CH 81 1-2 G5-3		C FF 94 S SI 94 S FC 90 0-3 K			4	0	0	0	0	2	3
21 James Loney, L (1, 3) OBP: 0.400, SLG: 0.611		B CH 81 B CH 82 X SL 82 2-0 39 1B 11 1B 1B	B SL 82 F CH 82 B FF 90 F SL 83 C FF 91 2-3 K			B SL 82 B FF 91 F FF 92 B FF 91 B FF 91 4-1 11 3B BB		B SI 93 B SI 94 X FF 93 2-0 1 WP 1B		3	1	2	0	1	1	1
11 Logan Forsythe, R (1, 4) OBP: 0.373, SLG: 0.462		B SI 90 C CU 78 B FF 91 F CU 77 F FF 90 X FF 91 2-2 39 1B 1-2 1B		C FF 89 B SL 79 F FF 89 X CH 82 1-2 G6-3		F FF 90 B FF 90 X SL 83 1-1 1-H 3B		B FF 94 S FF 94 C SL 82 S FC 89 1-3 K		4	0	2	1	0	1	1
39 Kevin Kiermaier, L (1, 8) OBP: 0.317, SLG: 0.534		D SL 84 F CH 82 F FF 90 B CH 81 F CU 78 X SL 83 2-2 44 FC5-4 1-2 2-3 1B	B FF 89 B SL 82 X FF 89 2-0 1 G6-3 2B		C SL 84 B CH 83 S CH 84 B SL 85 F FF 93 C SL 84 2-3 K		X CU 81 0-0 F9		4	0	2	0	0	1	2
1 Tim Beckham, R (1, 10) OBP: 0.327, SLG: 0.510		X SL 84 0-0 F7	C FF 91 S SL 84 F CH 83 D SL 83 X CH 83 1-2 G6-3 2-3		C SL 82 S SL 83 S CU 80 0-3 K		S SL 84 F CU 81 B CU 82 D CU 81 F SL 82 F CU 82 B FF 95 F FF 94 C SL 84 3-3 K 1-2		4	0	0	0	0	2	6
44 René Rivera, R (1, 2) OBP: 0.186, SLG: 0.224		B SL 84 X SL 83 1-0 FC5-4 1-2f	C SL 83 B SL 82 C CH 82 F SL 82 F CH 83 F SI 91 D SL 83 S CH 83 2-3 K		B SL 82 X SL 82 1-0 G5-3			F FF 94 B SI 94 F FC 90 B CU 81 F FC 90 X FF 95 2-2 L7	4	0	0	0	0	1	5
Inning Stats	R: 0 E: 0 K: 1 S: 9 H: 0 LOB: 0 BB: 0 P: 9	R: 0 E: 0 K: 0 S: 14 H: 3 LOB: 3 BB: 0 P: 21	R: 1 E: 0 K: 3 S: 16 H: 1 LOB: 1 BB: 1 P: 26	R: 0 E: 0 K: 1 S: 14 H: 1 LOB: 1 BB: 0 P: 20	R: 0 E: 0 K: 0 S: 12 H: 1 LOB: 1 BB: 0 P: 17	R: 1 E: 0 K: 2 S: 11 H: 1 LOB: 1 BB: 1 P: 19	R: 0 E: 0 K: 2 S: 8 H: 0 LOB: 1 BB: 1 P: 16	R: 0 E: 0 K: 2 S: 11 H: 1 LOB: 1 BB: 0 P: 17	R: 0 E: 0 K: 1 S: 14 H: 1 LOB: 1 BB: 0 P: 22	1B: 6 2B: 2 3B: 1 HR: 0 SF: 0 SAC: 0 DP: 0 HBP: 0						

TOP

Tampa Bay Rays @ New York Yankees

Yankee Stadium, Bronx, NY

Tue Apr 28 2015, 7:10 PM - 10:07 PM EDT

Att. 36,934 - Partly Cloudy - 66 F

livebaseballscorecards.com

AB	36
R	2
H	9
RBI	2
BB	3
SO	12
LOB	19

WP: 2 PA: 39
PB: 0
SB: 0
CS: 0

PITCHER		IP	WLS	BF	H	R	ER	SO	BB	IBB	HBP	BLK	WP	HR	S	P	ERA	WHIP
39 Chase Whitley, R ERA: 1.8	(1, 1)	5.0	W	22	6	1	1	5	1	0	0	0	1	0	65	93	1.80	1.400
45 Chasen Shreve, L ERA: 2.25	(6, 1)	0.1	H	3	1	1	1	1	1	0	0	0	0	0	7	14	27.00	6.000
53 Esmil Rogers, R ERA: 2.35	(6, 1)	2.2	H	10	1	0	0	5	1	0	0	0	1	0	23	38	0.00	0.750
57 Chris Martin, R ERA: 2.7	(9, 1)	1.0	S	4	1	0	0	1	0	0	0	0	0	0	14	22	0.00	1.000

PITCHER	IP	WLS	BF	H	R	ER	SO	BB	IBB	HBP	BLK	WP	HR	S	P	ERA	WHIP

Tampa Bay Rays @ New York Yankees

Yankee Stadium, Bronx, NY

Tue Apr 28 2015, 7:10 PM - 10:07 PM EDT

Att. 36,934 - Partly Cloudy - 66 F

BOTTOM

livebaseballscorecards.com

Batter	1	2	3	4	5	6	7	8	9	AB	R	H	RBI	BB	SO	LOB
22 Jacoby Ellsbury, L (1, 8) OBP: 0.400, SLG: 0.372	X SI 90 0-0 11 E 11 S 11 G4-3 1B	X FS 85 0-0 ③ F8			C CU 70 X FS 84 0-1 11 1B 34 2B 1B		C FF 90 B FF 90 C SI 90 X FS 85 1-2 11 WP 11 S 11 FC1-5-2 1B			4	2	3	0	0	0	1
11 Brett Gardner, L (1, 7) OBP: 0.400, SLG: 0.410	B SI 90 B SI 91 S FS 85 X FS 86 2-1 ① G4-3 1-H		C FS 82 B SI 89 C FS 84 X FS 85 1-2 ① G4-3		1 SAFE 1 SAFE B SI 91 C SI 91 B SI 88 B FS 85 F SI 92 F FF 92 1 SAFE 3-2 X FS 84 25 S 34 2B 1-3 1B		B FF 89 C CU 80 C CU 79 B CU 80 B CU 80 X CU 80 3-2 ② FC1-5-2 1-H			4	1	1	1	0	0	1
25 Mark Teixeira, S (1, 3) OBP: 0.341, SLG: 0.652	B SI 92 X SI 91 1-0 34 2B 2B		X CU 70 0-0 ② G4-3		B SI 92 C SI 92 F SI 92 S FS 85 1-3 ② K 1-2		I IN 68 I IN 72 I IN 74 I IN 72 4-0 IBB			3	1	1	0	1	1	2
34 Brian McCann, L (1, 2) OBP: 0.310, SLG: 0.453	S FC 88 B FC 88 B FC 88 B CU 71 X FF 89 3-1 2-H 2B		B CU 68 B FC 88 F FF 89 F FF 91 X SI 92 2-2 ③ F7		X SI 92 0-0 2-H 3-H 2B		C CU 80 D CU 81 B CU 80 F FF 89 S CU 82 2-3 ③ K			4	0	2	3	0	1	2
36 Carlos Beltrán, S (1, 9) OBP: 0.217, SLG: 0.270 24 Chris Young, R (8, 9) OBP: 0.350, SLG: 0.600	B CU 71 B FS 86 C FF 92 C FF 91 X FS 86 2-2 ② P3			X FS 82 0-0 ① G5-3	D FS 86 B FF 92 X FS 84 2-0 ③ F8			C CH 79 C CH 83 B CH 82 B SI 93 S CH 79 2-3 ① K		3 1	0 0	0 0	0 0	0 1	0 0	2 0
33 Garrett Jones, L (1, 10) OBP: 0.214, SLG: 0.296	C FS 86 F FF 92 S FS 86 0-3 ③ K			C FF 90 C FS 84 B FS 85 B FF 92 F FS 84 C FF 92 2-3 ② K		S FS 81 F FS 82 S FS 84 0-3 ① K2-3		B CH 79 S SI 91 X CH 81 1-1 ② G5-3		4	0	0	0	0	3	1
12 Chase Headley, S (1, 5) OBP: 0.289, SLG: 0.364		C FF 89 C FS 85 B FS 85 F FS 85 B FF 90 F SI 91 X FS 85 2-2 ① F7		X FS 86 0-0 1B		B SI 89 X SI 91 1-0 ② G4-3		C CH 81 B CH 83 X CH 81 1-1 ③ G3		4	0	1	0	0	0	0
14 Stephen Drew, L (1, 4) OBP: 0.271, SLG: 0.433		B FS 83 C FF 91 D FS 85 B FC 87 F SI 91 X FS 85 3-2 ② L3		C FF 91 F FF 91 D FS 85 D FS 84 X SI 92 2-2 ③ G4-3		B FS 83 X FS 85 1-0 ③ G4-3				3	0	0	0	0	0	1
18 Didi Gregorius, L (1, 6) OBP: 0.281, SLG: 0.259		C FF 92 F SI 92 B FS 86 X FF 92 1-2 1B			C FS 81 S FS 83 B FS 84 F FS 84 B FF 91 X FS 84 2-2 ① G3		B CU 67 F FS 83 X FS 84 1-1 ① G4-3			3	0	1	0	0	0	0
Inning Stats	R: 2 E: 0 K: 1 S: 12 H: 3 LOB: 1 BB: 0 P: 20	R: 0 E: 0 K: 0 S: 12 H: 1 LOB: 1 BB: 0 P: 18	R: 0 E: 0 K: 0 S: 7 H: 0 LOB: 0 BB: 0 P: 10	R: 0 E: 0 K: 1 S: 9 H: 1 LOB: 1 BB: 0 P: 13	R: 2 E: 0 K: 1 S: 15 H: 3 LOB: 1 BB: 0 P: 23	R: 0 E: 0 K: 1 S: 5 H: 0 LOB: 0 BB: 0 P: 7	R: 0 E: 0 K: 1 S: 11 H: 1 LOB: 2 BB: 1 P: 22	R: 0 E: 0 K: 1 S: 7 H: 0 LOB: 0 BB: 0 P: 11		1B: 6 2B: 3 3B: 0 HR: 0	SF: 0 SAC: 0 DP: 0 HBP: 0					

	AB	33
	R	4
	H	9
	RBI	4
	BB	1
	SO	6
	LOB	10

PITCHER		IP	WLS	BF	H	R	ER	SO	BB	IBB	HBP	BLK	WP	HR	S	P	ERA	WHIP
23 Jake Odorizzi, R ERA: 2.41	(1, 1)	6.1	L	28	9	4	4	4	0	0	0	0	0	0	65	98	5.68	1.421
31 Xavier Cedeño, L ERA: 4.91	(7, 1)	0.2		3	0	0	0	1	0	1	0	0	1	0	6	15	0.00	0.000
30 Erasmo Ramírez, R ERA: 12.71	(8, 1)	1.0		3	0	0	0	1	0	0	0	0	0	0	7	11	0.00	0.000

PITCHER	IP	WLS	BF	H	R	ER	SO	BB	IBB	HBP	BLK	WP	HR	S	P	ERA	WHIP

Batter	1	2	3	4	5	6	7	8	9	10	11	12	13	AB	R	H	RBI	BB	SO	LOB
7 David DeJesus, L (1, 10) OBP: 0.346, SLG: 0.383	C FC 92 X CH 88 0-1 G4-3		F SL 83 S FF 93 F SL 86 D CH 88 B CH 87 F FF 93 F SL 86 S FF 94 2-3 K 2-3		B FF 93 B SL 81 X FF 92 2-0 G3		C FF 95 F FF 95 B FF 95 X SL 86 1-2 P4			C FF 98 S SL 84 S SL 83 0-3 K			C FF 90 B CH 84 S CH 82 B FF 91 X FF 91 2-2 G6-3	4	0	0	0	0	1	1
1 Tim Beckham, R (10, PH) OBP: 0.316, SLG: 0.490 (10, 10)														2	0	0	0	0	1	0
20 Steven Souza Jr., R (1, 9) OBP: 0.333, SLG: 0.434	F FF 92 B FF 91 X SL 85 1-1 L7		C SL 84 S SL 86 X SL 88 0-2 G5-3		C FF 92 B FF 92 B FF 92 S SL 83 S SL 88 2-3 K			S KC 80 S FF 97 S FF 97 0-3 K			F FF 93 B FC 89 C FF 95 S CU 82 1-3 K		B FF 91 S CH 83 B FF 91 B FF 92 B FF 90 4-1 13 G6-3 21 1B BB	5	1	0	0	1	3	2
13 Asdrúbal Cabrera, S (1, 6) OBP: 0.264, SLG: 0.294	C FF 93 B FF 93 B CH 88 B FF 93 F FF 92 X SL 84 3-2 G3			X SL 82 0-0 F7	C FF 93 X SL 86 0-1 G6-3			F KC 80 B KC 82 B KC 81 S FF 96 B SV 83 S SV 84 3-3 K	C KC 82 X KC 82 0-1 G3		B FF 96 B FF 95 F FF 95 S FF 96 F CU 82 F FF 95 F FC 90 B FF 94 F FF 95 4-2 B FF 86 3 FC6-4 BB		1 SAFE X CH 82 0-0 G6-3 1-2	5	0	0	0	1	1	1
3 Evan Longoria, R (1, 5) OBP: 0.393, SLG: 0.427		F FF 91 S FF 92 X SL 86 0-2 G1-3		C FF 91 F SL 85 S SL 86 0-3 K	B FF 93 B FF 93 X FF 93 2-0 21 G6-4-3 1B		C FF 95 X FF 95 0-1 G3			B CU 82 X FC 89 1-0 FC6-4 1-2f		I IN 63 I IN 59 I IN 60 I IN 62 4-0 21 1B IBB	5	0	1	0	1	1	1
21 James Loney, L (1, 3) OBP: 0.385, SLG: 0.542		B SL 81 F FF 92 B CH 87 B FC 83 C FC 92 F SL 83 F FF 92 X FF 93 3-2 G5-3		B FF 92 F FF 92 B CH 86 B FF 91 C FF 92 X SL 85 3-2 39 3B 11 1B 1B	C FF 92 X CH 86 0-1 G6-4-3 1-2f				C FF 95 X FF 95 0-1 G3		C FF 94 B FF 95 C FF 96 F CU 81 1 SAFE 1 SAFE S FF 95 1-3 K		B FF 91 B SL 82 F FF 91 B SL 85 C SL 84 X SL 85 3-2 1-2 2-H 1B	6	1	2	1	0	1	2
11 Logan Forsythe, R (1, 4) OBP: 0.370, SLG: 0.465		C FF 91 F SL 84 B CH 89 B FF 92 S SL 85 2-3 K		D SL 83 F FF 91 X FF 92 1-1 39 3B 1-2 1B	C SL 84 X FF 92 0-1 2B		C SL 82 B FF 95 B SL 83 C SL 82 B SL 85 F FF 96 X SL 82 3-2 L1			F FF 90 X CH 82 0-1 G6-3		B FF 91 C FF 91 B CH 82 X CH 82 2-1 P3	6	1	2	0	0	1	2
39 Kevin Kiermaier, L (1, 8) OBP: 0.338, SLG: 0.565			S SL 82 B SL 84 B FF 91 X FF 93 2-1 7 PB 5 SH1-3 1B	C FC 92 B CH 88 B FF 91 F FF 93 F SL 85 B SL 85 F FF 93 F FF 93 X FF 92 3-2 1-H 2-H 3B	F SI 92 X FC 89 0-1 L9		C SL 86 S FF 95 B SL 86 S SL 85 2-3 K			B SL 84 S SL 83 B FF 92 F FF 92 B CH 84 F FF 92 B FF 92 4-2 BB			4	0	2	2	1	1	1
5 Brandon Guyer, R (1, 7) OBP: 0.345, SLG: 0.362		1 SAFE X FF 91 0-0 SH1-3 1-2		B FF 92 F FF 92 H SL 84 2-1 HBP			F FF 94 X FF 94 0-1 F8			C SL 82 S SL 83 C FF 96 0-3 K		1 SAFE 1 SAFE F FF 91 1 SAFE X CH 80 0-1 P5		3	0	0	0	0	1	1
46 Bobby Wilson, R (1, 2) OBP: 0.250, SLG: 0.143		C FF 92 S SL 83 F SL 86 B SL 85 S SL 85 1-3 K		D SL 82 1 SAFE C FF 92 X FF 92 1-1 F7			X FF 95 0-0 G5-3			S SL 84 B FF 96 X SL 83 1-1 F7		1 SAFE F SL 81 F CH 82 1 SAFE S CH 83 0-3 K		5	0	0	0	0	2	4

Inning Stats														
	R: 0 E: 0 K: 0 S: 7	H: 0 LOB: 0 BB: 0 P: 11	R: 0 E: 0 K: 1 S: 11	H: 0 LOB: 0 BB: 0 P: 16	R: 0 E: 0 K: 2 S: 16	H: 1 LOB: 2 BB: 0 P: 21	R: 2 E: 0 K: 1 S: 18	H: 3 LOB: 2 BB: 0 P: 28	R: 0 E: 0 K: 1 S: 6	H: 0 LOB: 0 BB: 0 P: 10	R: 0 E: 0 K: 0 S: 7	H: 2 LOB: 1 BB: 0 P: 9	R: 0 E: 0 K: 0 S: 6	H: 0 LOB: 0 BB: 0 P: 7
	R: 0 E: 0 K: 2 S: 8	H: 0 LOB: 0 BB: 0 P: 11	R: 0 E: 0 K: 1 S: 9	H: 0 LOB: 0 BB: 0 P: 14	R: 0 E: 0 K: 2 S: 8	H: 0 LOB: 0 BB: 0 P: 9	R: 0 E: 0 K: 2 S: 14	H: 0 LOB: 1 BB: 1 P: 21	R: 0 E: 0 K: 1 S: 10	H: 0 LOB: 1 BB: 1 P: 14	R: 1 E: 0 K: 0 S: 10	H: 1 LOB: 2 BB: 2 P: 25	1B: 5 2B: 1 3B: 1 HR: 0	SF: 0 SAC: 1 DP: 1 HBP: 1	WP: 0 PB: 1 SB: 0 CS: 0	PA: 51

PITCHER		IP	WLS	BF	H	R	ER	SO	BB	IBB	HBP	BLK	WP	HR	S	P	ERA	WHIP
35 Michael Pineda, R ERA: 3.73	(1, 1)	5.2		24	6	2	2	5	0	0	1	0	0	0	63	93	3.18	1.059
41 Justin Wilson, L ERA: 3.86	(6, 1)	0.1		1	0	0	0	0	0	0	0	0	0	0	2	2	0.00	0.000
29 David Carpenter, R ERA: 3.0	(7, 1)	1.0		3	0	0	0	0	0	0	0	0	0	0	6	7	0.00	0.000
68 Dellin Betances, R ERA:	(8, 1)	1.0		3	0	0	0	2	0	0	0	0	0	0	8	11	0.00	0.000
48 Andrew Miller, L ERA:	(9, 1)	2.0		6	0	0	0	3	0	0	0	0	0	0	17	23	0.00	0.000

PITCHER		IP	WLS	BF	H	R	ER	SO	BB	IBB	HBP	BLK	WP	HR	S	P	ERA	WHIP
57 Chris Martin, R ERA: 2.45	(11, 1)	1.0		4	0	0	0	2	1	0	0	0	0	0	14	21	0.00	1.000
45 Chasen Shreve, L ERA: 2.7	(12, 1)	2.0	L	10	1	1	1	1	2	1	0	0	0	0	20	39	4.50	1.500

TOP

Tampa Bay Rays @ New York Yankees

Yankee Stadium, Bronx, NY

Wed Apr 29 2015, 1:09 PM - 5:07 PM EDT

Att. 30,055 - Sunny - 70 F

livebaseballscorecards.com

AB	45
R	3
H	7
RBI	3
BB	4
SO	13
LOB	15

Batter	1	2	3	4	5	6	7	8	9	10	11	12	13	AB	R	H	RBI	BB	SO	LOB
22 Jacoby Ellsbury, L (1, 8) OBP: 0.406, SLG: 0.381	C FF 88 B FC 84 F FF 90 X FF 91 1-2 24 SH3 24 S 1B		X CU 77 0-0 24 CS 1B			F FF 88 F FC 84 S FF 91 0-3 K ①		B CU 83 C FF 95 B CU 82 B FF 94 S FF 95 F FF 95 X FF 96 3-2 G3-1 ③			B CH 79 X FF 90 1-0 1B		S SL 82 X SL 82 0-1 F7 ①	6	0	3	0	0	1	0
24 Chris Young, R (1, 7) OBP: 0.369, SLG: 0.644 (13, 9)	D FF 89 X FF 90 1-0 SH3 ① 1-3		1 SAFE 1 SAFE F FF 89 1 SAFE 1 SAFE 0-1 CS ③ 1-2	C CU 72 B FC 81 B FF 89 B FC 82 B FF 88 4-1 BB		C CU 75 B FF 92 X FC 84 1-1 HR			C CU 83 B CU 83 X FF 94 1-1 P2 ①		1 SAFE 1 SAFE S FF 91 L FF 92 1 SAFE X FF 91 0-2 P3 ①	S SL 82 X SL 83 0-1 13 G6-4-3 1B	4	1	2	1	1	0	1
13 Alex Rodriguez, R (1, 10) OBP: 0.369, SLG: 0.507	D CU 77 C CU 77 S FC 84 F FF 92 F CU 79 F FF 92 D FC 86 B CU 78 S FC 84 3-3 K ②			S FC 82 S FC 82 B FF 91 S FF 91 1-3 K ①		B CU 76 C CU 76 B FC 84 B CU 76 F FF 92 C FF 92 3-3 K ②			C CU 84 X FF 95 0-1 G6-3 ②		1 SAFE B FF 92 S FF 91 S SL 82 F FF 91 S SL 83 1-3 K ②	X FF 92 0-0 G6-4-3 ② 1-2f ③	6	0	0	0	0	4	4
25 Mark Teixeira, S (1, 3) OBP: 0.322, SLG: 0.608	S FC 85 D FF 92 F FC 86 D FC 86 F CU 80 F FF 92 F CU 78 C FF 93 2-3 K ③			B FC 84 X FF 90 1-0 L8 ②		X FF 91 0-0 G1-3 ③			X SI 91 0-0 G3 ③		1 SAFE B SI 90 B FS 80 B SI 90 C SI 90 X SI 90 3-1 P3 ③			5	0	0	0	0	1	3
36 Carlos Beltrán, S (1, 9) OBP: 0.216, SLG: 0.265 11 Brett Gardner, L (12, PR) OBP: 0.400, SLG: 0.410 (13, 7)		B FF 87 C FF 88 B FC 82 X FF 89 2-1 F9 ①		X FC 84 0-0 F8 ③			C SL 81 B FS 83 B FS 82 F FF 92 F FF 93 B FS 85 C FF 93 3-3 K ①			B CH 79 B FF 91 B FF 91 C FF 90 F FF 91 X CH 80 3-2 F8 ①		B CU 75 F SI 89 B FS 83 F SI 91 B FS 82 X SI 90 3-2 34 HBP 1B	5 0	0 0	1 0	0 0	0 0	1 0	1 0
12 Chase Headley, S (1, 5) OBP: 0.284, SLG: 0.390		B FF 88 B FC 84 F FF 89 F FC 84 X FF 92 2-2 G5-3 ②			C CU 72 B FC 83 X FC 82 1-1 HR		C SL 82 F FF 93 F FS 85 B FF 93 F FS 83 F FF 94 F FF 94 B FS 84 B FF 94 3-3 K ②			S CH 80 S CH 80 F FF 93 X FF 92 0-2 F7 ②		B SI 90 1 SAFE B SI 91 X FF 90 2-0 P5 ①	5	1	1	1	0	1	1
66 John Ryan Murphy, R (1, 2) OBP: 0.375, SLG: 0.421 34 Brian McCann, L (12, PH) OBP: 0.319, SLG: 0.453 (13, 2)	C FF 90 C CU 78 S FF 92 0-3 K ③				B FF 88 B FC 82 C FF 89 F FC 83 F FF 90 S CU 77 2-3 K ①		F SL 82 B SL 81 B FF 93 F FF 93 S FF 93 2-3 K ③			B CH 80 C CH 79 B FF 92 F CH 80 B CH 80 B CH 80 4-2 14 BB BB	1 SAFE C FS 81 F FS 82 F FF 91 H SI 92 1-2 HBP	3 0	0 0	0 0	0 0	1 0	3 0	0 0
31 Gregorio Petit, R (1, 4) OBP: 0.267, SLG: 0.308 14 Stephen Drew, L (8, PH) OBP: 0.274, SLG: 0.419 (9, 4)	C FF 86 S FF 89 S FF 90 0-3 K ① S FC 84 B FC 84 B CU 77 S FC 84 F FF 92 S FF 91 2-3 K ②				C FF 89 F FF 91 S FF 92 0-3 K ② C FF 91 B FC 85 B CU 77 X FC 83 2-1 F7 ③			B SL 81 B SL 80 B FF 92 C FF 92 C FF 92 S FF 92 S FF 93 3-3 K ① C FS 81 C SL 82 F FF 92 F FF 92 S FS 83 0-3 K2-3 ②		B FF 92 S CH 79 B CH 80 F FF 91 B CH 79 B CH 80 4-2 1-2 BB S CH 80 X CH 82 0-1 F8 ③		C CU 77 X SI 93 0-1 F9 ② X CU 77 0-0 G4-3 ③	2 2	0 0	0 0	0 0	0 1	2 1	0 2
18 Didi Gregorius, L (1, 6) OBP: 0.261, SLG: 0.238														5	0	0	0	0	2	4
Inning Stats	R: 0 E: 0 K: 2 S: 16 H: 1 LOB: 1 BB: 0 P: 23	R: 0 E: 0 K: 1 S: 8 H: 0 LOB: 0 BB: 0 P: 12	R: 0 E: 0 K: 2 S: 9 H: 1 LOB: 0 BB: 0 P: 11	R: 0 E: 0 K: 1 S: 6 H: 0 LOB: 1 BB: 1 P: 12	R: 1 E: 0 K: 2 S: 11 H: 1 LOB: 0 BB: 0 P: 16	R: 1 E: 0 K: 2 S: 9 H: 1 LOB: 0 BB: 0 P: 13	R: 0 E: 0 K: 3 S: 15 H: 0 LOB: 0 BB: 0 P: 23	R: 0 E: 0 K: 2 S: 12 H: 0 LOB: 0 BB: 0 P: 18	R: 0 E: 0 K: 0 S: 5 H: 0 LOB: 0 BB: 0 P: 6	R: 0 E: 0 K: 0 S: 13 H: 0 LOB: 2 BB: 2 P: 24	R: 0 E: 0 K: 1 S: 10 H: 1 LOB: 1 BB: 0 P: 15	R: 0 E: 0 K: 0 S: 10 H: 1 LOB: 2 BB: 0 P: 16	R: 0 E: 0 K: 0 S: 5 H: 1 LOB: 0 BB: 0 P: 5	1B: 5 2B: 0 3B: 0 HR: 2 SF: 0 SAC: 1 DP: 1 HBP: 1	WP: 0 PB: 0 SB: 1 CS: 1 PA: 49						

PITCHER		IP	WLS	BF	H	R	ER	SO	BB	IBB	HBP	BLK	WP	HR	S	P	ERA	WHIP
33 Drew Smyly, L ERA: 3.38	(1, 1)	6.0		22	4	2	2	10	1	0	0	0	0	2	59	87	3.00	0.833
54 Steve Geltz, R ERA: 3.09	(7, 1)	1.2		5	0	0	0	5	0	0	0	0	0	0	23	34	0.00	0.000
40 Kevin Jepsen, R ERA: 0.96	(8, 1)	1.1		4	0	0	0	0	0	0	0	0	0	0	9	13	0.00	0.000
26 Brad Boxberger, R ERA: 1.93	(10, 1)	1.0		6	1	0	0	0	2	0	0	0	0	0	14	26	0.00	3.000
47 Brandon Gomes, R ERA: 2.08	(11, 1)	2.0	W	8	1	0	0	1	0	0	1	0	0	0	19	29	0.00	0.500

PITCHER		IP	WLS	BF	H	R	ER	SO	BB	IBB	HBP	BLK	WP	HR	S	P	ERA	WHIP
43 Ernesto Frieri, R ERA: 4.66	(13, 1)	1.0	S	3	1	0	0	0	0	0	0	0	0	0	5	5	0.00	1.000

BOTTOM

Tampa Bay Rays @ New York Yankees

Yankee Stadium, Bronx, NY

Wed Apr 29 2015, 1:09 PM - 5:07 PM EDT

Att. 30,055 - Sunny - 70 F

livebaseballscorecards.com

AB	43
R	2
H	7
RBI	2
BB	3
SO	16
LOB	16

Batter	1	2	3	4	5	6	7	8	9	AB	R	H	RBI	BB	SO	LOB
22 Jacoby Ellsbury, L (1, 8) OBP: 0.406, SLG: 0.382	C FF 89 X SL 75 0-1 25 BB 36 2B 1B		B SI 82 X FF 86 1-0 ① G6-3		C SI 84 B SI 89 B FF 89 B FF 87 X FF 87 3-1 34 HBP 25 BB 1B		1 SAFE X FF 91 0-0 P6 ①	1 SAFE F FO 84 C FO 84 D FO 86 B FO 87 X FF 93 2-2 ③ G3 1-3		5	1	2	0	0	0	2
11 Brett Gardner, L (1, 7) OBP: 0.400, SLG: 0.400	C FF 86 1 SAFE B FF 89 X FF 89 1-1 ① F7		C SL 76 B SL 76 X FF 89 1-1 25 G5-6-3 1B		1 SAFE B FF 88 X FF 86 1-0 ② F7		C FF 90 S SI 90 S CU 82 0-3 ② K		B CU 74 B FF 90 S FF 90 B FF 90 B FF 91 4-1 25 G4-3 BB	4	0	1	0	1	1	3
25 Mark Teixeira, S (1, 3) OBP: 0.337, SLG: 0.592	B SL 76 1 SAFE B SI 89 B FF 89 D SI 88 4-0 36 2B 1-2 BB		1 SAFE B SI 84 X FF 86 1-0 ② ③ G5-6-3 1-2f		1 SAFE 1 SAFE B FF 86 C FF 88 B FF 87 1 SAFE B FF 85 B FF 88 4-1 34 HBP 1-2 BB		C FF 90 F SI 91 H FF 90 1-2 34 1B HBP		C FF 91 X FF 91 0-1 ① G4-3 1-2	2	0	0	0	2	0	2
34 Brian McCann, L (1, 2) OBP: 0.325, SLG: 0.441	F FF 89 B SI 88 X FF 88 1-1 ② F7			B FF 86 X FF 88 1-0 ① G4-3	S SI 87 H FF 88 1-1 1-2 2-3 HBP		C SL 85 X SI 88 0-1 1-2 2-H 1B		C CU 75 S FF 92 F FF 92 D CU 78 F FF 91 F FF 91 D CU 78 S SL 85 2-3 ② K	4	0	1	1	0	1	3
36 Carlos Beltrán, S (1, 9) OBP: 0.231, SLG: 0.292 24 Chris Young, R (8, 9) OBP: 0.379, SLG: 0.644	C FF 90 X FF 90 0-1 1-3 2-H 2B			X FF 87 0-0 ③ 12 2B 1B	X SI 85 0-0 ③ G4-3		F FF 89 X FF 90 0-1 ③ P4		I IN 76 I IN 74 I IN 75 I IN 72 4-0 IBB	4 0	0 0	2 0	1 0	0 1	0 0	5 0
12 Chase Headley, S (1, 5) OBP: 0.280, SLG: 0.391	C FF 90 X FF 90 0-1 ③ G4-3			B FF 85 F FF 87 X FF 88 1-1 1-3 2B	C SI 81 B SI 87 B SI 86 F FF 86 B FF 89 X SL 75 3-2 ① L4			X FF 92 0-0 ① G4-3	C CU 77 B FF 92 X FF 91 1-1 ③ F9	5	0	1	0	0	0	4
33 Garrett Jones, L (1, 10) OBP: 0.194, SLG: 0.267 13 Alex Rodriguez, R (8, PH) OBP: 0.376, SLG: 0.557 (8, 10)		X SI 85 0-0 ① L7		B SL 75 F SL 74 D SI 87 F SI 86 F FF 86 S FF 89 2-3 ② K	C SL 76 F SI 88 D SI 87 B SI 88 B SI 89 F SI 85 B FF 88 X FF 84 3-2 ② P6			B FF 93 B FO 85 B FF 93 X FF 94 3-0 HR		3 1	0 1	0 1	0 1	1 0	2 0	2 0
14 Stephen Drew, L (1, 4) OBP: 0.260, SLG: 0.394		B FF 89 B SI 86 C SI 83 C SL 75 S SL 79 2-3 ② K		B SI 86 B FF 87 B SL 75 C FF 88 X FF 89 3-1 ③ G3-1		X SI 84 0-0 ③ F7		F FF 93 C FO 84 X SL 80 0-2 ② P6		4	0	0	0	0	1	2
18 Didi Gregorius, L (1, 6) OBP: 0.274, SLG: 0.242		C FF 89 F FF 90 F FF 89 X FF 91 0-2 ③ G6-3			C FF 85 X SI 87 0-1 ① G1-3		B SL 72 B FF 86 C FF 83 B SI 84 F FF 84 B FF 84 4-2 25 HBP 34 1B BB	S FO 84 S FO 85 X FF 94 0-2 ② 22 WP 22 BLK 1B		3	1	1	0	1	0	0

Inning Stats	1	2	3	4	5	6	7	8	9
	R: 1 E: 0 K: 0 S: 10	R: 0 E: 0 K: 1 S: 8	R: 0 E: 0 K: 0 S: 4	R: 0 E: 0 K: 1 S: 10	R: 0 E: 0 K: 0 S: 8	R: 0 E: 0 K: 0 S: 8	R: 1 E: 0 K: 1 S: 12	R: 1 E: 0 K: 0 S: 11	R: 0 E: 0 K: 1 S: 11
	H: 2 LOB: 2 BB: 1 P: 16	H: 0 LOB: 0 BB: 0 P: 10	H: 1 LOB: 0 BB: 0 P: 7	H: 2 LOB: 2 BB: 0 P: 17	H: 1 LOB: 3 BB: 1 P: 17	H: 0 LOB: 0 BB: 0 P: 14	H: 1 LOB: 2 BB: 1 P: 17	H: 2 LOB: 1 BB: 0 P: 16	H: 0 LOB: 2 BB: 2 P: 22

PITCHER		IP	WLS	BF	H	R	ER	SO	BB	IBB	HBP	BLK	WP	HR	S	P	ERA	WHIP
63 Justin Masterson, R ERA: 4.71	(1, 1)	6.0		27	6	2	2	2	3	0	1	0	0	0	50	87	3.00	1.500
59 Tommy Layne, L ERA: 4.76	(7, 1)	1.0	B	5	1	0	0	1	0	0	1	0	0	0	10	11	0.00	1.000
36 Junichi Tazawa, R ERA: 2.31	(8, 1)	1.0	L	5	2	1	1	0	0	0	0	1	1	1	11	16	9.00	2.000
28 Robbie Ross Jr., L ERA: 4.35	(9, 1)	1.0		5	0	0	0	1	1	1	0	0	0	0	11	22	0.00	1.000

PITCHER | IP | WLS | BF | H | R | ER | SO | BB | IBB | HBP | BLK | WP | HR | S | P | ERA | WHIP

TOP

New York Yankees @ Boston Red Sox

Fenway Park, Boston, MA

Fri May 01 2015, 7:11 PM - 10:24 PM EDT

Att. 35,444 - Cloudy - 44 F

livebaseballscorecards.com

AB	35
R	3
H	9
RBI	3
BB	5
SO	4
LOB	23

1B: 6 SF: 0
2B: 2 SAC: 0
3B: 0 DP: 1
HR: 1 HBP: 2

WP: 1 PA: 42
PB: 0
SB: 0
CS: 0

BOTTOM

New York Yankees @ Boston Red Sox

Fenway Park, Boston, MA

Fri May 01 2015, 7:11 PM - 10:24 PM EDT

Att. 35,444 - Cloudy - 44 F

livebaseballscorecards.com

Batter	1	2	3	4	5	6	7	8	9	AB	R	H	RBI	BB	SO	LOB
50 Mookie Betts, R (1, 8) OBP: 0.298, SLG: 0.330	C FF 89 X FF 90 0-1 ① F7		B CH 83 X CH 84 1-0 ② SF8 3-H	B SL 78 B CH 83 X FF 90 2-0 ③ G4-3			F FF 92 F CU 78 X CU 81 0-2 ① P2		C FF 95 B FF 94 F SL 84 S SL 85 1-3 ② K	4	0	0	1	0	1	2
15 Dustin Pedroia, R (1, 4) OBP: 0.379, SLG: 0.472	B FF 90 X CH 82 1-0 ② F7		B FF 90 B SI 88 C SI 88 B SL 78 B SI 89 4-1 34 1B BB		B SI 89 B FF 89 B SI 88 C FF 90 X FF 90 3-2 34 L5-3 1B		C FF 93 B FF 92 B SL 82 S SL 81 F FF 93 B SL 82 B SL 88 4-2 34 G5-3 BB		B FF 96 B SL 81 X FF 93 2-0 ③ L5	3	0	1	0	2	0	0
34 David Ortiz, L (1, 10) OBP: 0.333, SLG: 0.434	B SL 80 B SL 80 C SI 87 B SL 78 F FF 90 F FF 90 F FF 90 X FF 91 3-2 ③ F7		C FF 90 X SL 78 0-1 1-3 1B		B SL 78 C FF 90 F FF 90 B SL 78 X FF 90 2-2 ① ② L5-3 1-1		B CU 80 B CU 79 C CU 82 1 SAFE X FF 92 2-1 ② ③ G5-3 1-2f			4	0	1	0	0	0	2
13 Hanley Ramirez, R (1, 7) OBP: 0.326, SLG: 0.628		B CH 84 C FF 89 F SI 89 B SL 78 X SL 79 2-2 ① G6-3	S CH 84 B FF 91 X SL 80 1-1 ③ G1-3		B SL 78 X SL 78 1-0 12 2B E6			X FF 95 0-0 ① G4-3		4	0	0	0	0	0	2
12 Mike Napoli, R (1, 3) OBP: 0.280, SLG: 0.268		F FF 90 B SL 79 X SL 79 1-1 ② G5-3		C FF 88 C FF 88 B SI 88 B FF 89 S SL 79 2-3 ① K	X FF 89 0-0 1-3 2B			C FF 96 B KC 82 C FF 96 B KC 83 B KC 83 B FF 98 4-2 1B BB		3	0	1	0	1	1	0
Pablo Sandoval, S (1, 5) OBP: 0.402, SLG: 0.444		F FF 90 B SI 88 F SL 79 F CH 84 F SI 89 F FF 90 X SL 79 1-2 1B		X FF 89 0-0 ② P2	C FF 90 X FF 89 0-1 ③ G6-3			F FF 97 B KC 82 X KC 81 1-1 1-2 1B		4	0	2	0	0	0	2
5 Allen Craig, R (1, 9) OBP: 0.200, SLG: 0.216 26 Brock Holt, L (8, PH) OBP: 0.462, SLG: 0.489 (9, 9)		C SI 88 F CH 84 C FF 90 0-3 ③ K		B CH 81 X FF 89 1-0 HR		S FF 89 B FF 90 B CH 84 S FF 90 C SI 89 2-3 ① K		C FF 96 D KC 84 F FF 97 S SV 84 1-3 ② K		3 1	1 0	1 0	1 0	0 0	2 1	1 2
2 Xander Bogaerts, R (1, 6) OBP: 0.345, SLG: 0.368			F FF 89 X SI 88 0-1 10 L8 50 SF8 2B	B FF 89 B CH 83 B SI 88 B FF 88 4-0 10 2B BB			S CH 84 B CH 84 B CH 83 B SL 79 C FF 90 F FF 90 X FF 90 3-2 ② F7	B KC 82 B KC 81 C KC 82 S KC 82 S FF 96 2-3 ③ K		3	1	1	0	1	1	2
10 Ryan Hanigan, R (1, 2) OBP: 0.354, SLG: 0.315 3 Sandy León, S (7, 2) OBP: 0.304, SLG: 0.200			F FF 89 F FF 90 B SI 88 B FF 90 F CH 84 F FF 89 B FF 91 F FF 89 F FF 90 3-2 ① L8 2-3	C FF 89 C SL 78 F FF 89 B SI 87 F CH 82 X SL 78 1-2 1-3 2B			B SI 88 B FF 89 B FF 88 C FF 88 C SI 89 X FF 89 3-2 ③ G3-1		X FF 94 0-0 ① P3	3 1	0 0	1 0	0 0	0 0	0 0	1 0
Inning Stats	R: 0 E: 0 K: 0 S: 8 H: 0 LOB: 0 BB: 0 P: 12	R: 0 E: 0 K: 1 S: 14 H: 1 LOB: 1 BB: 0 P: 18	R: 1 E: 0 K: 0 S: 16 H: 2 LOB: 2 BB: 1 P: 25	R: 1 E: 0 K: 1 S: 11 H: 2 LOB: 2 BB: 1 P: 21	R: 0 E: 1 K: 0 S: 10 H: 2 LOB: 2 BB: 0 P: 16		R: 0 E: 0 K: 1 S: 10 H: 0 LOB: 0 BB: 0 P: 18 R: 0 E: 0 K: 0 S: 8 H: 0 LOB: 0 BB: 1 P: 14	R: 0 E: 0 K: 2 S: 11 H: 1 LOB: 2 BB: 1 P: 19	R: 0 E: 0 K: 1 S: 5 H: 0 LOB: 0 BB: 0 P: 8	1B: 4 2B: 4 3B: 0 HR: 1 SF: 1 SAC: 0 DP: 2 HBP: 0				WP: 0 PB: 0 SB: 0 CS: 0 PA: 38		

	AB	33
	R	2
	H	8
	RBI	2
	BB	4
	SO	6
	LOB	14

PITCHER		IP	WLS	BF	H	R	ER	SO	BB	IBB	HBP	BLK	WP	HR	S	P	ERA	WHIP
52 CC Sabathia, L ERA: 5.4	(1, 1)	6.0		27	7	2	2	3	2	0	0	0	0	1	69	110	3.00	1.500
53 Esmil Rogers, R ERA: 2.2	(7, 1)	1.0	W	3	0	0	0	0	1	0	0	0	0	0	8	14	0.00	1.000
68 Dellin Betances, R ERA:	(8, 1)	1.0	H	5	1	0	0	2	1	0	0	0	0	0	11	19	0.00	2.000
48 Andrew Miller, L ERA:	(9, 1)	1.0	S	3	0	0	0	1	0	0	0	0	0	0	5	8	0.00	0.000

PITCHER	IP	WLS	BF	H	R	ER	SO	BB	IBB	HBP	BLK	WP	HR	S	P	ERA	WHIP

Batter	1	2	3	4	5	6	7	8	9	AB	R	H	RBI	BB	SO	LOB
22 Jacoby Ellsbury, L (1, 8) OBP: 0.400, SLG: 0.376	C FF 91 B FF 91 F FF 92 B SI 91 X SI 92 2-2 13 S 1B		L SI 89 1 SAFE S SL 81 S SL 84 0-3 ① K		B SL 83 D SI 90 X SL 83 2-0 ② G3			B SI 88 B SL 86 X SL 84 2-0 ① G4-3		4	0	1	0	0	1	3
11 Brett Gardner, L (1, 7) OBP: 0.405, SLG: 0.420	B FF 91 C FF 92 D SL 83 C FF 93 S SL 83 2-3 ① K		C FF 89 C FF 89 B SL 82 D SL 83 X SI 90 2-2 ② 1-H 2B		B SI 90 C SL 83 C SI 89 D SL 82 X SL 82 2-2 2-H 3-H 1B			B SI 88 B SI 89 B SI 88 C SI 89 F SL 85 X SI 90 3-2 ② G6-3		4	0	2	3	0	1	1
13 Alex Rodriguez, R (1, 10) OBP: 0.371, SLG: 0.541	B SI 91 S SI 92 B FF 93 C FF 93 D SL 83 X SL 80 3-2 ② G6-3 1-2		C CU 75 S SI 91 B FF 92 B FF 91 F SL 80 X SL 83 2-2 ③ G5-3		F FF 91 B FF 91 B CH 83 B SL 83 X FF 92 3-1 ③ G5-3			B SL 86 B FF 94 F FF 95 S SL 87 B FF 94 X SL 86 3-2 1B		4	0	1	0	0	0	2
25 Mark Teixeira, S (1, 3) OBP: 0.323, SLG: 0.563	C FF 90 X CH 80 0-1 ③ G5-3			F CH 81 B FF 90 F FF 90 B SL 82 F FF 90 X SL 82 2-2 ① G4-3		B SI 88 B CH 81 X FF 88 2-0 ① F7		C FF 95 S FC 95 F FF 94 X FF 94 0-2 ③ G4-3		4	0	0	0	0	0	2
34 Brian McCann, L (1, 2) OBP: 0.309, SLG: 0.417		B SI 88 B SI 90 B SI 90 C SI 90 X SI 89 3-1 ① G3		C SL 80 C SL 81 X SL 82 0-2 ② G4-3		B SI 88 X SL 83 1-0 ② P6			B FF 93 B FF 93 C CH 86 B FF 93 X FF 93 3-1 ① F9	4	0	0	0	0	0	0
24 Chris Young, R (1, 9) OBP: 0.386, SLG: 0.698		C SI 90 X SI 90 0-1 ② 2B		C CU 75 X FF 92 0-1 ③ L5		C FF 91 B FF 89 B CH 81 B FF 91 S CH 82 X CH 82 3-2 ③ P6			X FF 94 0-0 ② HR	4	1	2	1	0	0	0
12 Chase Headley, S (1, 5) OBP: 0.278, SLG: 0.396		C CH 80 B FF 91 B CH 82 D SI 91 F SI 90 X FF 92 3-2 ② G6-3			B CH 79 B SI 87 S CH 81 X CH 82 2-1 18 SH5-4 11 1B 2B		C CU 72 X FF 88 0-1 ① F8		B FF 94 S CH 86 F CH 89 B CH 88 B SL 82 F FF 94 F CH 88 S CH 86 3-3 ② K	4	1	1	0	0	1	1
31 Gregorio Petit, R (1, 4) OBP: 0.265, SLG: 0.300		B SI 91 X SL 81 1-0 ③ G5-3			B SI 89 S SI 89 B CH 80 X FF 90 2-1 18 SH5-4 11 1B 1B		C CU 74 B CH 79 F SI 89 B SI 90 S CH 80 2-3 ② K		X SL 86 0-0 ③ G1	4	1	1	0	0	1	1
18 Didi Gregorius, L (1, 6) OBP: 0.280, SLG: 0.250			B FF 89 X FF 89 1-0 11 WP 11 2B 1B		L FF 89 X CH 86 0-1 ① SH5-4 1-2 2-3		X CU 75 0-0 ③ L9			2	1	1	0	0	0	0
Inning Stats	R: 0 E: 0 K: 1 S: 11 H: 1 LOB: 1 BB: 0 P: 18	R: 0 E: 0 K: 0 S: 8 H: 1 LOB: 1 BB: 0 P: 15	R: 1 E: 0 K: 1 S: 11 H: 2 LOB: 0 BB: 0 P: 16	R: 0 E: 0 K: 0 S: 9 H: 0 LOB: 0 BB: 0 P: 11	R: 2 E: 0 K: 0 S: 12 H: 3 LOB: 1 BB: 0 P: 23	R: 0 E: 0 K: 0 S: 5 H: 0 LOB: 0 BB: 0 P: 11	R: 0 E: 0 K: 1 S: 6 H: 0 LOB: 0 BB: 0 P: 8	R: 0 E: 0 K: 0 S: 11 H: 1 LOB: 1 BB: 0 P: 19	R: 1 E: 0 K: 1 S: 9 H: 1 LOB: 0 BB: 0 P: 15	1B: 5 2B: 3 3B: 0 HR: 1 SF: 0 SAC: 1 DP: 0 HBP: 0						

PITCHER		IP	WLS	BF	H	R	ER	SO	BB	IBB	HBP	BLK	WP	HR	S	P	ERA	WHIP
20 Wade Miley, L ERA: 7.15	(1, 1)	7.0	L	27	7	3	3	3	0	0	0	0	1	0	62	102	3.86	1.000
59 Tommy Layne, L ERA: 4.26	(8, 1)	0.2		2	0	0	0	0	0	0	0	0	0	0	4	9	0.00	0.000
41 Alexi Ogando, R ERA: 3.38	(8, 1)	1.1		6	2	1	1	1	0	0	0	0	0	1	16	25	6.75	1.500

PITCHER	IP	WLS	BF	H	R	ER	SO	BB	IBB	HBP	BLK	WP	HR	S	P	ERA	WHIP

TOP

New York Yankees @ Boston Red Sox

Fenway Park, Boston, MA

Sat May 02 2015, 1:37 PM - 4:19 PM EDT

Att. 36,611 - Partly Cloudy - 46 F

livebaseballscorecards.com

AB	34
R	4
H	9
RBI	4
BB	0
SO	4
LOB	10

BOTTOM

Batter	1	2	3	4	5	6	7	8	9	AB	R	H	RBI	BB	SO	LOB
50 Mookie Betts, R (1, 8) OBP: 0.296, SLG: 0.337	C FF 96 B SL 82 F SL 82 B CH 86 F FF 96 F FF 96 B FF 96 F FF 96 C FF 96 3-3 ① K		B FF 96 B FF 96 X FF 96 2-0 ③ L8		C FF 96 B FF 96 C FF 96 X SL 84 1-2 ③ FC6-4 1-2f		B FF 94 B FF 93 X FF 94 2-0 1-H 2B			4	0	1	1	0	1	1
15 Dustin Pedroia, R (1, 4) OBP: 0.374, SLG: 0.495	C FF 97 B FF 98 X FF 96 1-1 ② F8			B SL 83 X SL 82 1-0 HR		C FF 95 B FF 97 F FF 95 B FF 96 F FF 95 X SL 84 2-2 ① G5-3	B FC 90 B FF 94 X FC 89 2-0 ③ G6-3			4	1	1	1	0	0	1
34 David Ortiz, L (1, 10) OBP: 0.340, SLG: 0.438	B FF 97 X SL 83 1-0 1B			C FF 94 X SL 82 0-1 1B 1B		C FF 96 B SL 84 X CH 84 1-1 ② G6-3		F SI 94 B FF 96 S SI 96 X SI 96 1-2 ① G6-3		4	0	2	0	0	0	0
13 Hanley Ramirez, R (1, 7) OBP: 0.333, SLG: 0.618	C FF 97 B FF 94 B FF 94 X FF 96 2-1 ③ G4-3			B FF 93 B FF 93 X FF 95 2-0 ① F9		X FF 94 0-0 1B 1B		C FF 95 B SI 95 S CU 81 B FC 87 B CU 84 B SI 95 4-2 BB		3	0	1	0	1	0	2
Pablo Sandoval, S (1, 5) OBP: 0.406, SLG: 0.447		B FF 94 B FF 96 F FF 95 F FF 96 X FF 94 2-2 ① P5		B CH 85 X SL 83 1-0 12 G6-4-3 1-2 1B		X CH 82 0-0 1-2 1B		S FF 94 1 SAFE B FF 95 1 SAFE B SI 94 B SI 94 S FF 94 S SI 94 3-3 ② K		4	0	2	0	0	1	1
12 Mike Napoli, R (1, 3) OBP: 0.267, SLG: 0.253		C CU 76 B FF 96 S FF 95 B FF 95 F FF 95 B FF 94 X FF 95 3-2 ② G1-3		F FF 95 C FF 93 X FF 94 0-2 ② ③ G6-4-3 1-2f		B SL 84 B FF 93 S SL 84 X FF 96 2-1 ③ F9		C KC 81 B KC 81 C KC 82 S FF 98 1-3 ③ K		4	0	0	0	0	1	5
26 Brock Holt, L (1, 9) OBP: 0.429, SLG: 0.449		C FF 96 B FF 93 X FF 95 1-1 ③ F7			B FS 92 C CU 74 B FF 93 F FF 93 X FF 94 2-2 ① G3		C FF 93 X FF 96 0-1 ① L8		C FF 95 F FF 96 S SV 85 0-3 ① K	4	0	0	0	0	1	0
2 Xander Bogaerts, R (1, 6) OBP: 0.330, SLG: 0.350			C FF 94 F FF 94 B FF 93 X SL 84 1-2 ① G6-3		C CU 74 S SL 83 F SL 83 F SL 82 B FF 95 F CH 84 X SL 82 1-2 ② F8		F FF 94 B CH 84 C FF 96 X FF 93 1-2 ② P4		S FF 97 F FF 98 B KC 84 S KC 84 1-3 ② K	4	0	0	0	0	1	0
23 Blake Swihart, S (1, 2) OBP: 0.500, SLG: 0.333			C FF 96 T FF 94 B SL 84 F FF 94 B FF 96 F SL 85 F FF 95 F CU 77 S SL 85 2-3 ② K		B CH 83 B CU 75 F FF 98 C FF 96 B FF 97 F FF 96 X FF 95 3-2 50 FC6-4 1B		B FF 95 S FF 95 B FF 96 B FF 95 S FF 95 B FF 96 4-2 50 2B BB		F FF 98 S FF 97 C SV 84 0-3 ③ K	3	1	1	0	1	2	0
Inning Stats	R: 0 H: 1 E: 0 LOB: 1 K: 1 BB: 0 S: 11 P: 18	R: 0 H: 0 E: 0 LOB: 0 K: 0 BB: 0 S: 9 P: 15	R: 0 H: 0 E: 0 LOB: 0 K: 1 BB: 0 S: 11 P: 16	R: 1 H: 3 E: 0 LOB: 1 K: 0 BB: 0 S: 8 P: 12	R: 0 H: 1 E: 0 LOB: 1 K: 0 BB: 0 S: 16 P: 23	R: 0 H: 2 E: 0 LOB: 2 K: 0 BB: 0 S: 10 P: 15	R: 1 H: 1 E: 0 LOB: 1 K: 0 BB: 1 S: 9 P: 18	R: 0 H: 0 E: 0 LOB: 1 K: 2 BB: 1 S: 11 P: 20	R: 0 H: 0 E: 0 LOB: 0 K: 3 BB: 0 S: 9 P: 10	1B: 6 SF: 0 2B: 1 SAC: 0 3B: 0 DP: 1 HR: 1 HBP: 0						WP: 0 PA: 36 PB: 0 SB: 0 CS: 0

PITCHER	IP	WLS	BF	H	R	ER	SO	BB	IBB	HBP	BLK	WP	HR	S	P	ERA	WHIP
30 Nathan Eovaldi, R (1, 1) ERA: 3.81	6.2	W	27	7	2	2	2	1	0	0	0	0	1	72	111	2.70	1.200
57 Chris Martin, R (7, 1) ERA: 2.38	0.1	H	2	1	0	0	0	0	0	0	0	0	0	2	6	0.00	3.000
41 Justin Wilson, L (8, 1) ERA: 3.52	0.2	H	3	0	0	0	1	1	0	0	0	0	0	8	16	0.00	1.500
68 Dellin Betances, R (8, 1) ERA:	1.1	S	4	0	0	0	4	0	0	0	0	0	0	12	14	0.00	0.000

PITCHER	IP	WLS	BF	H	R	ER	SO	BB	IBB	HBP	BLK	WP	HR	S	P	ERA	WHIP

New York Yankees @ Boston Red Sox

Fenway Park, Boston, MA

Sat May 02 2015, 1:37 PM - 4:19 PM EDT

Att. 36,611 - Partly Cloudy - 46 F

livebaseballscorecards.com

AB	34
R	2
H	8
RBI	2
BB	2
SO	7
LOB	10

Batter	1	2	3	4	5	6	7	8	9	AB	R	H	RBI	BB	SO	LOB
22 Jacoby Ellsbury, L (1, 8) OBP: 0.432, SLG: 0.402	C SI 94 F FF 96 B CH 84 F CH 85 F SI 97 B SL 88 X CH 87 2-2 11 FC1-6 1B		F FF 97 B SI 96 B FF 97 X FF 97 2-1 13 1B 34 2B 1B	F FF 96 X CU 80 0-1 11 E 11 WP 1B		B SL 86 B FF 88 B FF 89 C FF 87 X SL 86 3-1 11 HR 1-2 1B		B FF 91 B FF 91 B FF 92 H FF 90 4-0 11 1B HBP	B FF 92 B FF 92 B FF 92 B FF 89 4-0 1-2 2-3 BB	4	2	4	0	1	0	0
11 Brett Gardner, L (1, 7) OBP: 0.400, SLG: 0.453	C FF 95 C SI 96 1 SAFE 1 SAFE X CH 85 0-2 ① FC1-6 25 HR 1-2f		C FF 96 F CH 86 F SI 96 C SI 96 0-3 ① K	1 SAFE 1 SAFE F FF 95 B CH 86 X CU 81 1-1 E3 13 S 1-3		C SI 89 D FF 88 S FF 87 F FF 90 B CU 79 X CH 78 2-2 1-H 2-H HR		S FS 87 X FS 87 0-1 25 S 1-3 1B	B CH 82 B FF 91 B FF 90 C FF 89 C FF 90 X FF 91 3-2 ③ G4-3	6	2	2	3	0	1	6
13 Alex Rodriguez, R (1, 10) OBP: 0.362, SLG: 0.519	1 SAFE C SI 96 S FF 98 X FF 96 0-2 ② F9		B CU 83 B FF 98 F FF 97 B SL 86 X SI 96 3-1 34 2B 1-2 1B	D CU 80 1 SAFE B SL 86 X SL 86 2-0 ③ L8 1-2		B SL 84 S SL 85 F FS 86 X SL 83 1-2 ① F9		B FF 91 S FF 90 C FF 92 S FF 93 1-3 ② K		5	1	1	0	0	1	5
25 Mark Teixeira, S (1, 3) OBP: 0.327, SLG: 0.583	1 SAFE F FF 97 B FF 97 X SL 87 1-1 1-H HR		B SI 97 B SI 96 B CH 87 C FF 95 S SI 96 F SI 97 X SI 97 3-2 ② P6		C CU 78 B CH 81 B CU 77 F SI 94 S SL 84 2-3 ① K	X FF 91 0-0 ② G3		C FF 90 F CH 84 B FF 93 B FF 93 D CH 86 B FF 92 4-2 1-2 BB		4	1	1	2	1	1	2
34 Brian McCann, L (1, 2) OBP: 0.302, SLG: 0.416	B SI 96 F FF 97 B SI 96 B SI 97 C FF 95 X SI 96 3-2 ③ P6		B FF 95 B SI 96 F SI 96 B CH 86 F FF 96 F FF 96 F SI 96 X SI 97 3-2 36 2B 1-H 2-H 2B		C CU 79 B CU 80 X SI 96 1-1 ② F8	C FF 91 X FF 91 0-1 ③ F7		B FF 92 X FF 92 1-0 ③ F9		5	1	1	2	0	0	3
36 Carlos Beltrán, S (1, 9) OBP: 0.244, SLG: 0.316 24 Chris Young, R (7, 9) OBP: 0.380, SLG: 0.688		B SI 94 C SI 96 C SI 96 X SI 96 1-2 ① G6-3	B FF 96 C CH 86 B FF 96 D CH 86 F SI 94 X CH 86 3-2 2-H 2B		C SI 96 B CH 86 F CU 81 X FF 96 1-2 12 1B 1B		X SL 85 0-0 ① P6	C CH 83 F FF 92 C FF 91 0-3 ① K	4 1	0 0	2 0	1 0	0 0	0 1	0 0
12 Chase Headley, S (1, 5) OBP: 0.294, SLG: 0.400		X SI 97 0-0 14 G1-3 1B	B CU 80 F CU 80 F SI 96 C SL 87 1-3 ③ K		B CU 75 B FF 92 B FF 92 C FF 92 C FF 93 X FF 92 3-2 1-2 1B		C SL 84 B FF 92 B FS 87 S SL 86 S SL 84 2-3 ② K	B FF 92 B CH 84 B FF 91 C FF 91 F FF 90 H FF 92 4-2 22 BB 18 BB HBP	4	0	2	0	0	2	1
14 Stephen Drew, L (1, 4) OBP: 0.244, SLG: 0.366		C SI 97 C FF 96 X FF 97 0-2 ② G1-3 1-2		B CU 79 S CU 77 B SI 95 X CU 79 2-1 ① G4-3	S FF 92 S FF 92 F FF 93 B SL 87 X FF 88 1-2 ③ L8		C FF 91 B SL 85 X FF 92 1-1 ③ F8	C FF 90 X FF 91 0-1 ② F8	5	0	0	0	0	0	4
18 Didi Gregorius, L (1, 6) OBP: 0.288, SLG: 0.250		C SI 96 F FF 97 X CH 86 0-2 ③ G1-4-3		C SI 96 X CU 79 0-1 ② G4-3		B FF 88 S FF 88 S FF 89 F FF 90 X FF 90 1-2 22 1B 11 HR 1B		F FF 92 X FF 91 0-1 ① F8	B FF 92 S CH 84 B FF 92 B FF 91 F FF 91 F FF 91 B SL 83 4-2 22 BB 1-2 BB	4	1	1	0	1	0	1
Inning Stats	R: 2 E: 0 K: 0 S: 16 H: 2 LOB: 0 BB: 0 P: 22	R: 0 E: 0 K: 0 S: 10 H: 1 LOB: 1 BB: 0 P: 11	R: 3 E: 0 K: 2 S: 23 H: 4 LOB: 0 BB: 0 P: 38	R: 0 E: 1 K: 0 S: 9 H: 1 LOB: 2 BB: 0 P: 14	R: 0 E: 0 K: 1 S: 15 H: 2 LOB: 2 BB: 0 P: 23	R: 3 E: 0 K: 0 S: 16 H: 3 LOB: 0 BB: 0 P: 23	R: 0 E: 0 K: 1 S: 6 H: 0 LOB: 0 BB: 0 P: 9	R: 0 E: 0 K: 1 S: 10 H: 1 LOB: 3 BB: 1 P: 20	R: 0 E: 0 K: 1 S: 13 H: 0 LOB: 3 BB: 2 P: 28	1B: 10 2B: 2 3B: 0 HR: 2 SF: 0 SAC: 0 DP: 0 HBP: 2						

TOP

New York Yankees @ Boston Red Sox

Fenway Park, Boston, MA

Sun May 03 2015, 8:11 PM - 12:00 AM EDT

Att. 33,198 - Cloudy - 58 F

livebaseballscorecards.com

AB	42
R	8
H	14
RBI	8
BB	3
SO	6
LOB	22

WP: 1 PA: 47
PB: 0
SB: 2
CS: 0

PITCHER		IP	WLS	BF	H	R	ER	SO	BB	IBB	HBP	BLK	WP	HR	S	P	ERA	WHIP
56 Joe Kelly, R ERA: 5.72	(1, 1)	4.2	L	24	9	5	5	3	0	0	0	0	1	1	66	97	9.64	1.929
28 Robbie Ross Jr., L ERA: 4.22	(5, 1)	0.1		2	1	0	0	0	0	0	0	0	0	0	7	11	0.00	3.000
32 Craig Breslow, L ERA: 3.46	(6, 1)	0.0		3	3	3	3	0	0	0	0	0	0	1	10	16	∞	∞
54 Edward Mujica, R ERA: 5.11	(6, 1)	2.1		9	1	0	0	1	0	0	1	0	0	0	16	24	0.00	0.429
94 Dalier Hinojosa, R ERA:	(8, 1)	1.2		9	0	0	0	2	3	0	1	0	0	0	19	40	0.00	1.800

PITCHER	IP	WLS	BF	H	R	ER	SO	BB	IBB	HBP	BLK	WP	HR	S	P	ERA	WHIP

Batter	1	2	3	4	5	6	7	8	9	AB	R	H	RBI	BB	SO	LOB
50 Mookie Betts, R (1, 8) OBP: 0.301, SLG: 0.343	B FF 92 C SL 84 B FF 92 X SL 85 2-1 ① G6-3			B FF 92 X SL 84 1-0 13 FC6-4 2B		X FF 92 0-0 ② P3	C FF 94 B SI 94 X FF 94 1-1 ① G6-3		C SL 83 B FF 95 S SL 84 F FF 96 F SL 84 D SL 85 B FF 95 F SL 83 B SL 83 4-2 15 E BB 1-2	4	0	1	0	1	0	0
15 Dustin Pedroia, R (1, 4) OBP: 0.366, SLG: 0.480	B FF 93 C FF 93 C FF 93 X FC 93 1-2 ② G6-3			B FC 91 C FF 92 B FC 91 F SL 84 B FF 92 F FC 92 F SL 86 S SL 86 3-3 ① K		B FF 92 X FF 91 1-0 34 2B 1B	B CU 80 F FF 94 X FF 93 1-1 ② L8		B FF 94 C SL 81 B SL 82 B FF 93 X FF 94 3-1 E5 1-2 2-3	5	1	1	0	0	1	3
34 David Ortiz, L (1, 10) OBP: 0.343, SLG: 0.440	B CU 80 C CU 78 X FF 92 1-1 ③ G5-3			C FC 93 F FF 92 F SL 88 B FF 92 B FF 94 B CH 85 F FF 94 B CH 84 4-2 13 FC6-4 BB		B CH 82 B SI 90 B FF 92 C FF 91 F SI 90 X FC 92 3-2 1-H 1B 2B	X FF 93 0-0 ③ L7		S SL 84 C FF 92 D SL 85 B SL 85 X SL 84 2-2 ③ L8	4	1	1	1	1	0	3
13 Hanley Ramirez, R (1, 7) OBP: 0.340, SLG: 0.609		B FF 91 X FF 94 1-0 ① P4		B SI 92 B SL 86 F FF 93 F SL 86 X SL 86 2-2 ② FC6-4 FC6 1-2f 2-3		C SL 84 B FC 91 H SI 90 2-1 12 HR 1B HBP		B SI 91 C FC 91 B FC 92 X FC 92 2-1 12 G6-4-3 1B		3	1	1	0	0	0	2
Pablo Sandoval, S (1, 5) OBP: 0.400, SLG: 0.438		C CH 85 B SL 86 F SL 86 F CH 85 B SL 88 X CH 85 2-2 ② G4-3		B CH 85 B CH 83 B FF 93 X SI 90 3-0 ③ FC6 1-2f		B FF 92 B FF 93 X FF 92 2-0 12 HR 1B 1-2 2-H		C SI 93 B FF 93 B FC 90 B SI 93 F FF 93 C SI 92 3-3 ① K		4	1	1	1	0	1	3
12 Mike Napoli, R (1, 3) OBP: 0.278, SLG: 0.295		B FF 94 C FF 93 B FF 93 S CH 84 X FF 93 2-2 ③ G6-3			S FF 91 B FF 92 B FF 93 B SL 84 B FF 92 4-1 29 G4-6-3 BB	C SL 84 X SL 84 0-1 1-H 2-H HR		X FF 95 0-0 ② ③ G6-4-3 1-2f		3	1	1	3	1	0	1
29 Daniel Nava, S (1, 9) OBP: 0.217, SLG: 0.171 5 Allen Craig, R (9, PH) OBP: 0.220, SLG: 0.216			C FF 90 C FF 92 B FF 92 X SL 86 1-2 ① G6-3		C FF 91 C SI 91 X SL 86 0-2 ① ② G4-6-3 1-2f	C FF 92 B FF 93 B FF 94 B SI 93 S FF 93 B SI 95 4-2 2 1B BB			C FF 92 B FF 92 B SL 82 B FF 94 B FF 93 4-1 15 E 50 BB BB	2 0	0 0	0 0	0 0	1 1	0 0	1 0
2 Xander Bogaerts, R (1, 6) OBP: 0.326, SLG: 0.345			B CU 76 C SL 86 S SL 85 B FF 92 F FF 93 S CH 83 2-3 ② K		C CU 77 S CH 83 B CH 84 F SL 86 X FF 92 1-2 ③ P2	C FF 94 B CU 79 1 SAFE X FF 92 1-1 1-2 1B			B SL 82 C FF 91 S SL 84 S SL 84 1-3 ① K	4	0	1	0	0	2	1
23 Blake Swihart, S (1, 2) OBP: 0.250, SLG: 0.143			B FF 93 C CU 76 B CU 77 C FC 92 X SL 86 2-2 ③ G4-3			C FC 90 B FC 91 C CU 75 B FF 90 F FC 90 X FC 90 3-2 ① L7 C CU 81 D CU 81 F SL 83 S SL 83 1-3 ③ K			C FF 92 S SL 84 F FF 96 C SL 82 0-3 ② K	4	0	0	0	0	2	3
Inning Stats	R: 0 E: 0 K: 0 S: 7 H: 0 LOB: 0 BB: 0 P: 11	R: 0 E: 0 K: 0 S: 8 H: 0 LOB: 0 BB: 0 P: 13	R: 0 E: 0 K: 1 S: 10 H: 0 LOB: 0 BB: 0 P: 15	R: 0 E: 0 K: 1 S: 14 H: 1 LOB: 2 BB: 1 P: 27	R: 0 E: 0 K: 0 S: 8 H: 0 LOB: 0 BB: 1 P: 13	R: 5 E: 0 K: 1 S: 19 H: 5 LOB: 2 BB: 1 P: 36	R: 0 E: 0 K: 0 S: 5 H: 0 LOB: 0 BB: 0 P: 7	R: 0 E: 0 K: 1 S: 6 H: 1 LOB: 0 BB: 0 P: 11	R: 0 E: 1 K: 2 S: 18 H: 0 LOB: 3 BB: 2 P: 32	1B: 4 2B: 2 3B: 0 HR: 1 SF: 0 SAC: 0 DP: 2 HBP: 1						

PITCHER		IP	WLS	BF	H	R	ER	SO	BB	IBB	HBP	BLK	WP	HR	S	P	ERA	WHIP
43 Adam Warren, R ERA: 4.78	(1, 1)	5.2	W	23	4	4	4	2	2	0	1	0	0	0	57	100	6.35	1.059
53 Esmil Rogers, R ERA: 2.6	(6, 1)	1.0		6	2	1	1	1	1	0	0	0	0	1	13	21	9.00	3.000
41 Justin Wilson, L ERA: 3.24	(7, 1)	0.2	H	3	1	0	0	1	0	0	0	0	0	0	6	11	0.00	1.500
29 David Carpenter, R ERA: 2.79	(8, 1)	0.2	H	1	0	0	0	0	0	0	0	0	0	0	1	1	0.00	0.000
48 Andrew Miller, L ERA:	(9, 1)	1.0	S	6	0	0	0	2	2	0	0	0	0	0	18	32	0.00	2.000

PITCHER	IP	WLS	BF	H	R	ER	SO	BB	IBB	HBP	BLK	WP	HR	S	P	ERA	WHIP

BOTTOM

New York Yankees @ Boston Red Sox

Fenway Park, Boston, MA

Sun May 03 2015, 8:11 PM - 12:00 AM EDT

Att. 33,198 - Cloudy - 58 F

livebaseballscorecards.com

AB	33
R	5
H	7
RBI	5
BB	5
SO	6
LOB	17

Inning Stats	R: 0 E: 0 K: 0 S: 7	H: 0 LOB: 0 BB: 0 P: 11	R: 0 E: 0 K: 0 S: 8	H: 0 LOB: 0 BB: 0 P: 13	R: 0 E: 0 K: 1 S: 10	H: 0 LOB: 0 BB: 0 P: 15	R: 0 E: 0 K: 1 S: 14	H: 1 LOB: 2 BB: 1 P: 27	R: 0 E: 0 K: 0 S: 8	H: 0 LOB: 0 BB: 1 P: 13	R: 5 E: 0 K: 1 S: 19	H: 5 LOB: 2 BB: 1 P: 36	R: 0 E: 0 K: 0 S: 5	H: 0 LOB: 0 BB: 0 P: 7	R: 0 E: 0 K: 1 S: 6	H: 1 LOB: 0 BB: 0 P: 11	R: 0 E: 1 K: 2 S: 18	H: 0 LOB: 3 BB: 2 P: 32	1B: 4 2B: 2 3B: 0 HR: 1	SF: 0 SAC: 0 DP: 2 HBP: 1	WP: 0 PB: 0 SB: 0 CS: 0	PA: 39

Batter	1	2	3	4	5	6	7	8	9	AB	R	H	RBI	BB	SO	LOB
22 Jacoby Ellsbury, L (1, 8) OBP: 0.426, SLG: 0.406	C KN 74 X KN 76 0-1 ① L6		C KN 76 F EP 65 X FF 84 0-2 ③ L1			B KN 78 B KN 76 X KN 74 2-0 2B		B KN 76 B KN 72 X KN 72 2-0 ② P5		4	0	1	0	0	0	0
11 Brett Gardner, L (1, 7) OBP: 0.404, SLG: 0.442	B KN 75 B KN 75 X FF 81 2-0 ② L9			B KN 78 B KN 70 B KN 72 C FF 80 B FF 81 4-1 13 G6-3 BB		B KN 78 B KN 78 C KN 76 B KN 77 B KN 75 4-1 BB		B KN 77 B KN 76 C KN 74 B KN 74 C KN 77 X KN 73 3-2 ③ F8		2	0	0	0	2	0	0
13 Alex Rodriguez, R (1, 10) OBP: 0.347, SLG: 0.494	B KN 78 X KN 76 1-0 ③ G6-3			T KN 77 1 SAFE X KN 78 0-1 ① ② G6-3 1-2f		S KN 79 B KN 78 F KN 79 X KN 80 1-2 ③ F9			C FF 92 F CU 84 F FF 93 X CU 85 0-2 ① L7	4	0	0	0	0	0	3
36 Carlos Beltrán, S (1, 9) OBP: 0.247, SLG: 0.329 24 Chris Young, R (7, 9) OBP: 0.375, SLG: 0.677		B KN 75 X KN 74 1-0 ① L8		C KN 77 X EP 66 0-1 ③ L9			F KN 75 S KN 78 F KN 79 B KN 78 F KN 80 F KN 79 B KN 80 F KN 73 B KN 76 3-2 14 G3-1 33 G3-4-3 2B		F FF 92 B CH 86 F SI 92 B CU 84 S CU 84 2-3 ② K	3 1	1 0	1 0	0 0	0 0	0 1	0 0
14 Stephen Drew, L (1, 4) OBP: 0.235, SLG: 0.351 31 Gregorio Petit, R (9, PH) OBP: 0.257, SLG: 0.290		F FF 81 B KN 72 F KN 76 X KN 78 1-2 ② G4-3			C KN 75 X KN 78 0-1 ① G3		S KN 73 F KN 78 X KN 79 0-2 ① G3-1 2-3		X FF 93 0-0 ③ G6-3	3 1	0 0	0 0	0 0	0 0	0 0	1 0
12 Chase Headley, S (1, 5) OBP: 0.305, SLG: 0.402		B KN 75 X KN 74 1-0 1B			C KN 77 B KN 67 X KN 67 1-1 ② F8		B KN 78 B FF 80 B KN 74 C KN 76 B KN 78 4-1 33 G3-4-3 BB			2	0	1	0	1	0	0
33 Garrett Jones, L (1, 3) OBP: 0.176, SLG: 0.242		C KN 77 B KN 77 B KN 78 X KN 75 2-1 ③ G6-3			C KN 78 B KN 79 S KN 79 X KN 80 1-2 ③ G5-3		B KN 77 B KN 76 B KN 76 C KN 76 X KN 74 3-1 ② G3-4-3 1-3 3-H			3	0	0	1	0	0	2
66 John Ryan Murphy, R (1, 2) OBP: 0.333, SLG: 0.364			F KN 74 B KN 77 C KN 77 F KN 79 X KN 79 1-2 ① L8			B KN 76 B KN 75 X FF 82 2-0 ① G5-3	X KN 78 0-0 ③ P2			3	0	0	0	0	0	1
18 Didi Gregorius, L (1, 6) OBP: 0.277, SLG: 0.240			B KN 78 B KN 74 B FF 82 C FF 80 F FF 82 X FF 83 3-2 ② G6-3			B KN 77 F KN 72 S KN 79 X KN 78 1-2 ② G6-3		B KN 72 B KN 72 F KN 72 F KN 75 X KN 77 2-2 ① F8		3	0	0	0	0	0	0
Inning Stats	R: 0 E: 0 K: 0 S: 4 H: 0 LOB: 0 BB: 0 P: 7	R: 0 E: 0 K: 0 S: 7 H: 1 LOB: 1 BB: 0 P: 12	R: 0 E: 0 K: 0 S: 10 H: 0 LOB: 0 BB: 0 P: 14	R: 0 E: 0 K: 0 S: 5 H: 0 LOB: 0 BB: 1 P: 9	R: 0 E: 0 K: 0 S: 7 H: 0 LOB: 0 BB: 0 P: 9	R: 0 E: 0 K: 0 S: 9 H: 1 LOB: 2 BB: 1 P: 19	R: 1 E: 0 K: 0 S: 14 H: 1 LOB: 1 BB: 1 P: 24	R: 0 E: 0 K: 0 S: 7 H: 0 LOB: 0 BB: 0 P: 14	R: 0 E: 0 K: 1 S: 8 H: 0 LOB: 0 BB: 0 P: 10	1B: 1 2B: 2 3B: 0 HR: 0 SF: 0 SAC: 0 DP: 1 HBP: 0						

PITCHER		IP	WLS	BF	H	R	ER	SO	BB	IBB	HBP	BLK	WP	HR	S	P	ERA	WHIP
43 R.A. Dickey, R ERA: 4.38	(1, 1)	8.0	W	29	3	1	1	0	3	0	0	0	0	0	63	108	1.12	0.750
27 Brett Cecil, L ERA: 4.5	(9, 1)	1.0	S	3	0	0	0	1	0	0	0	0	0	0	8	10	0.00	0.000

PITCHER	IP	WLS	BF	H	R	ER	SO	BB	IBB	HBP	BLK	WP	HR	S	P	ERA	WHIP

TOP

New York Yankees @ Toronto Blue Jays

Rogers Centre, Toronto, ON

Mon May 04 2015, 7:09 PM - 9:27 PM EDT

Att. 19,217 - Roof Closed - 68 F

livebaseballscorecards.com

AB	29
R	1
H	3
RBI	1
BB	3
SO	1
LOB	7

BOTTOM

New York Yankees @ Toronto Blue Jays

Rogers Centre, Toronto, ON

Mon May 04 2015, 7:09 PM - 9:27 PM EDT

Att. 19,217 - Roof Closed - 68 F

livebaseballscorecards.com

Batter	1	2	3	4	5	6	7	8	9	AB	R	H	RBI	BB	SO	LOB
29 Devon Travis, R (1, 4) OBP: 0.388, SLG: 0.609	C FF 89 C SL 82 S CH 84 0-3 ① **K**		B SL 83 F SI 89 D CH 82 F FF 90 S SL 79 2-3 ② **K**			B SL 82 S SL 80 X FF 88 1-1 20 2B 1B		C FF 94 B FC 89 F SI 94 X CU 81 1-2 ① **G6-3**		4	0	1	0	0	2	1
20 Josh Donaldson, R (1, 5) OBP: 0.387, SLG: 0.552	B CU 75 B FF 90 X SL 82 2-0 ② **G1-3**		D FF 89 X SL 84 1-0 ③ **G5-3**			1 SAFE C SI 90 1 SAFE T SL 84 X SL 83 0-2 1-3 2B		F FC 89 X CU 81 0-1 19 1B 10 2B 1B		4	1	2	0	0	0	1
19 José Bautista, R (1, 10) OBP: 0.337, SLG: 0.474	B SI 90 C CU 77 C SI 89 C FF 90 1-3 ③ **K**			C SL 83 C FF 90 B SL 82 S CH 82 1-3 ① **K**		X FF 89 0-0 ① **G5-3**		X SI 93 0-0 10 2B 55 1B 1-2 1B		4	1	1	0	0	2	2
10 Edwin Encarnación, R (1, 3) OBP: 0.272, SLG: 0.375		C SI 90 X FF 90 0-1 ① **G4-3**		X SI 91 0-0 ② **G3-1**		C SL 83 B SI 90 B FF 90 F FF 91 S SL 82 2-3 ② **K**		X KC 80 0-0 55 E 1-3 2-H 2B		4	1	1	1	0	1	2
11 Kevin Pillar, R (1, 8) OBP: 0.303, SLG: 0.410		C SI 89 B CU 76 X CU 76 1-1 ② **G1-3**		X SI 89 0-0 22 S 1B		C SL 83 F SI 91 X CH 84 0-2 ③ **P6**		D KC 83 F FF 96 S FF 98 X KC 82 1-2 ② **P4**		4	0	1	0	0	0	4
22 Josh Thole, L (1, 2) OBP: 0.111, SLG: 0.111 55 Russell Martin, R (8, PH) OBP: 0.372, SLG: 0.500 (9, 2)		C FF 88 C CH 80 F FF 89 X CH 81 0-2 1B		C SL 81 B SI 89 S SL 83 X FF 90 1-2 ③ **G4-3** 1-2			B SI 87 C FF 88 B CU 76 S FF 88 F FF 89 S CH 83 2-3 ① **K2-3**	B KC 84 C KC 84 B FF 97 B FF 98 C KC 83 X KC 86 3-2 **E5** 23 S 2-H 3-H 1B		3 1	0 0	1 1	0 1	0 0	1 0	1 0
23 Danny Valencia, R (1, 7) OBP: 0.353, SLG: 0.455		B SL 82 F SL 83 D FF 91 C SI 89 X CH 83 2-2 ③ **F7**			C SL 80 X FF 89 0-1 ① **G4-3**		B SI 82 C SI 89 B SI 88 X SL 84 2-1 ② **F8**	S FF 98 B KC 83 C KC 84 S KC 86 1-3 ③ **K** 1-2		4	0	0	0	0	1	2
17 Ryan Goins, L (1, 6) OBP: 0.304, SLG: 0.326 (8, 9)			C CU 75 S CH 83 B CH 80 X SI 89 1-2 ① **G3-1**		B CU 77 B FF 88 C SL 79 C FF 89 X SL 82 2-2 ② **F7**		B CH 80 B SI 88 C FF 89 B FF 89 C SL 81 X FF 90 3-2 1B			3	0	1	0	0	0	0
3 Ezequiel Carrera, L (1, 9) OBP: 0.571, SLG: 0.571 14 Justin Smoak, S (7, PH) OBP: 0.370, SLG: 0.447 1 Jonathan Diaz, R (8, 6)			X SI 90 0-0 **E1** 1B		C SI 88 B CH 83 S CH 82 X FF 90 1-2 ③ **L5**		C CU 75 X CH 82 0-1 ③ **G3**			2 1 0	0 0 0	1 0 0	0 0 0	0 0 0	0 0 0	0 1 0
Inning Stats	R: 0 E: 0 K: 2 S: 7 H: 0 LOB: 0 BB: 0 P: 10	R: 0 E: 0 K: 0 S: 11 H: 1 LOB: 1 BB: 0 P: 14	R: 0 E: 1 K: 1 S: 8 H: 1 LOB: 1 BB: 0 P: 12	R: 0 E: 0 K: 1 S: 8 H: 1 LOB: 1 BB: 0 P: 10	R: 0 E: 0 K: 0 S: 8 H: 0 LOB: 0 BB: 0 P: 11	R: 0 E: 0 K: 1 S: 12 H: 2 LOB: 2 BB: 0 P: 15	R: 0 E: 0 K: 1 S: 11 H: 1 LOB: 1 BB: 0 P: 18	R: 3 E: 1 K: 1 S: 16 H: 4 LOB: 1 BB: 0 P: 22		1B: 8 2B: 2 3B: 0 HR: 0 SF: 0 SAC: 0 DP: 0 HBP: 0				WP: 0 PB: 0 SB: 2 CS: 0 PA: 34		

	AB	34
	R	3
	H	10
	RBI	2
	BB	0
	SO	7
	LOB	14

PITCHER		IP	WLS	BF	H	R	ER	SO	BB	IBB	HBP	BLK	WP	HR	S	P	ERA	WHIP
39 Chase Whitley, R ERA: 0.75	(1, 1)	7.0		27	6	0	0	6	0	0	0	0	0	0	65	90	0.00	0.857
57 Chris Martin, R ERA: 3.86	(8, 1)	0.1	L	3	2	2	2	0	0	0	0	0	0	0	6	7	54.00	6.000
68 Dellin Betances, R ERA:	(8, 1)	0.2	B	4	2	1	0	1	0	0	0	0	0	0	10	15	0.00	3.000

PITCHER	IP	WLS	BF	H	R	ER	SO	BB	IBB	HBP	BLK	WP	HR	S	P	ERA	WHIP

Batter	1	2	3	4	5	6	7	8	9	AB	R	H	RBI	BB	SO	LOB
22 Jacoby Ellsbury, L (1, 8) OBP: 0.433, SLG: 0.415	C FF 90 F FF 90 X CH 80 0-2 11 2B 13 2B 1B	F CH 80 B FF 89 X FF 87 1-1 11 S 2-H 1B			F FF 89 X FF 90 0-1 13 G6-3 13 S 25 HR 1B		F FF 95 X CH 89 0-1 ② G3-1		B SI 90 B SI 90 C SI 90 B SI 90 F SI 89 X FF 89 3-2 ① F8	5	2	3	1	0	0	0
11 Brett Gardner, L (1, 7) OBP: 0.404, SLG: 0.444	B FF 90 1 SAFE 1 SAFE S CH 80 B FF 90 T FF 90 B CH 80 F CH 80 F FF 91 3-2 F FF 91 F CH 78 F FF 91 X CU 78 1-3 13 2B 2B	B CH 80 C FF 89 C CH 80 X CU 79 1-2 ③ L8 1-2			D CH 80 B CH 80 X FF 89 2-0 ① L8		C FF 95 B CH 89 B FF 95 B CH 88 B FF 94 4-1 BB		C SI 90 B CH 80 B SL 80 F SI 89 B CH 82 C FF 91 3-3 ② K	4	1	1	0	1	1	2
13 Alex Rodriguez, R (1, 10) (9, 5) OBP: 0.340, SLG: 0.489	B CU 78 X CH 80 1-0 25 FC1-5 2-H 3-H 2B	B FF 90 C CU 78 X FF 90 1-1 ① F8			D CH 81 F FF 89 D FF 90 2 SAFE X CU 79 2-1 ② G6-3 1-3		F SL 87 1 SAFE F FF 94 1 SAFE B SL 86 X SL 85 2-1 ③ F9		C SI 92 B SL 82 B SL 77 X SI 90 2-1 ③ F9	5	0	1	2	0	0	2
25 Mark Teixeira, S (1, 3) OBP: 0.324, SLG: 0.602	B FF 90 C FF 90 X FF 91 1-1 ① FC1-5 2-3	B FF 90 F FF 90 X FF 90 1-1 ② G4-3			X FF 90 0-0 3-H HR			B SI 90 B SL 79 C SI 89 B SI 90 F SI 89 X FF 90 3-2 ① G3		4	1	1	2	0	0	1
34 Brian McCann, L (1, 2) OBP: 0.311, SLG: 0.413	D CU 79 C CU 78 X FF 90 1-1 ② P4	C CH 78 X CH 80 0-1 1B			C SI 88 X SL 79 0-1 ③ G1-3			B SI 89 B SI 89 B SI 89 C SI 88 B SI 90 4-1 14 1B 18 1B BB		3	1	1	0	1	0	1
36 Carlos Beltrán, S (1, 9) OBP: 0.236, SLG: 0.313 24 Chris Young, R (8, 9) OBP: 0.375, SLG: 0.677	B FF 91 F FF 90 C CU 78 B FF 91 X FF 90 2-2 ③ L8	S CH 79 F FF 90 F CU 79 S CH 80 0-3 ③ K			B SI 85 C CH 80 F CU 70 B SI 90 F SL 80 F CH 79 B CU 71 X FF 88 3-2 ① G5-3			X FF 90 0-0 ② F7		4 0	0 0	0 0	0 0	0 0	1 0	3 0
14 Stephen Drew, L (1, 4) OBP: 0.247, SLG: 0.359		C CU 77 B CH 80 S CH 80 S CH 80 1-3 ① K		B FF 89 C FF 89 S CH 80 B FF 91 F FF 90 X CH 80 2-2 ① G4-3		C SL 80 B SI 89 S CU 70 B CU 69 X SI 88 2-2 18 G6-3 1B		C SL 82 B SL 80 X SI 90 1-1 18 1B 1-2 1B		4	0	2	0	0	1	0
18 Didi Gregorius, L (1, 6) OBP: 0.276, SLG: 0.241		C FF 90 F FF 90 B CU 79 S CH 80 1-3 ② K		B CH 79 S CH 80 X FF 90 1-1 ② F7		C SL 78 C CU 69 B SL 80 B SI 88 X SL 78 2-2 ②③ G6-3 1-2f		B SI 91 C SI 91 B SI 92 X SI 90 2-1 1-3 2-H 1B		4	0	1	1	0	1	1
31 Gregorio Petit, R (1, 5) OBP: 0.256, SLG: 0.286 29 David Carpenter, R (9, 1) 48 Andrew Miller, L (9, 1)		B FF 91 C FF 90 X CU 80 1-1 E5 22 1B 1B		B FF 90 F FF 89 X CH 82 1-1 ③ G6-3			S FF 94 B FF 95 X SL 85 1-1 ① G5-3	F SI 92 F SL 81 F SI 92 F SL 84 B SI 92 B SI 91 F SI 91 S SI 91 2-3 ③ K		4 0 0	1 0 0	1 0 0	0 0 0	0 0 0	1 0 0	2 0 0
Inning Stats	R: 2 E: 0 K: 0 S: 19 H: 3 LOB: 1 BB: 0 P: 27	R: 1 E: 1 K: 2 S: 13 H: 2 LOB: 1 BB: 0 P: 18	R: 0 E: 0 K: 1 S: 10 H: 1 LOB: 1 BB: 0 P: 12	R: 0 E: 0 K: 0 S: 8 H: 0 LOB: 0 BB: 0 P: 12	R: 2 E: 0 K: 0 S: 8 H: 2 LOB: 0 BB: 0 P: 12	R: 0 E: 0 K: 0 S: 11 H: 1 LOB: 0 BB: 0 P: 18	R: 0 E: 0 K: 0 S: 7 H: 0 LOB: 1 BB: 1 P: 14	R: 1 E: 0 K: 1 S: 15 H: 2 LOB: 2 BB: 1 P: 27	R: 0 E: 0 K: 1 S: 8 H: 0 LOB: 0 BB: 0 P: 16	1B: 8 2B: 2 3B: 0 HR: 1	SF: 0 SAC: 0 DP: 1 HBP: 0					

PITCHER		IP	WLS	BF	H	R	ER	SO	BB	IBB	HBP	BLK	WP	HR	S	P	ERA	WHIP
25 Marco Estrada, R ERA: 2.93	(1, 1)	4.2	L	22	8	5	4	3	0	0	0	0	0	1	56	79	7.71	1.714
35 Jeff Francis, L ERA: 4.63	(5, 1)	1.1		4	1	0	0	0	0	0	0	0	0	0	13	20	0.00	0.750
50 Steve Delabar, R ERA:	(7, 1)	1.0		4	0	0	0	0	1	0	0	0	0	0	7	14	0.00	1.000
64 Chad Jenkins, R ERA: 4.5	(8, 1)	2.0		9	2	1	1	2	1	0	0	0	0	0	23	43	4.50	1.500

PITCHER	IP	WLS	BF	H	R	ER	SO	BB	IBB	HBP	BLK	WP	HR	S	P	ERA	WHIP

TOP

New York Yankees @ Toronto Blue Jays

Rogers Centre, Toronto, ON

Tue May 05 2015, 7:08 PM - 10:01 PM EDT

Att. 21,519 - Roof Closed - 68 F

livebaseballscorecards.com

AB	37
R	6
H	11
RBI	6
BB	2
SO	5
LOB	12

New York Yankees @ Toronto Blue Jays

Rogers Centre, Toronto, ON

Tue May 05 2015, 7:08 PM - 10:01 PM EDT

Att. 21,519 - Roof Closed - 68 F

BOTTOM

livebaseballscorecards.com

Batter	1	2	3	4	5	6	7	8	9	AB	R	H	RBI	BB	SO	LOB
29 Devon Travis, R (1, 4) OBP: 0.380, SLG: 0.598	C FF 93 X FF 92 0-1 ① G3		C FF 93 1 SAFE D CH 87 B SL 82 1 SAFE F SL 80 F CH 86 X SL 85 2-2 ① FC6-4 55 2B 1-2f		B SL 84 B FF 94 C FF 92 B FF 93 X FF 93 3-1 2B			C SL 82 F SL 82 X SL 86 0-2 ② G1-3	B SL 85 C SL 82 X SL 82 1-1 ③ F9	5	0	1	0	0	0	3
20 Josh Donaldson, R (1, 5) OBP: 0.374, SLG: 0.532	C FF 93 X SI 93 0-1 ② F9		S CH 86 C FF 94 1 SAFE D CH 87 B FF 91 X SL 86 2-2 ② P4		F FF 94 F FF 93 B CH 88 B SL 86 X SL 86 2-2 ③ G5-3			X FF 92 0-0 ③ G4-3		4	0	0	0	0	0	2
55 Russell Martin, R (1, 2) OBP: 0.388, SLG: 0.575	X FF 94 0-0 2B		B FF 93 1 SAFE X SL 83 1-0 1-3 2B			B FF 94 F FF 92 S CH 88 F SI 95 B CH 89 F SL 86 T FC 94 2-2 ① K			B FF 96 F FF 95 X FF 95 1-1 HR	4	1	3	1	0	1	0
10 Edwin Encarnación, R (1, 10) OBP: 0.271, SLG: 0.370	C SL 84 S SL 87 B FF 94 B FF 95 T SL 86 2-2 ③ K		F FF 93 B CH 89 F FF 94 X SL 88 1-2 ③ F7			C SL 85 C FF 92 B CH 89 B SL 87 B FF 94 F FF 93 X FF 95 3-2 14 G3-6 1B			B FF 96 X FF 96 1-0 ① G6-3	4	0	1	0	0	1	3
14 Justin Smoak, S (1, 3) OBP: 0.340, SLG: 0.405		C FF 93 B CH 88 T CH 88 X SL 86 1-2 ① L6		C FF 94 F FF 94 S FF 93 0-3 ① K		B SL 84 X FF 92 1-0 ②③ G3-6 1-2f			X FF 96 0-0 ② F7	4	0	0	0	0	1	1
11 Kevin Pillar, R (1, 8) OBP: 0.301, SLG: 0.398		C FC 94 X CH 89 0-1 ② G6-3		X SI 94 0-0 ② F8			X FF 93 0-0 ① P3		B SL 87 B SL 86 B FF 96 B FF 96 4-0 15 DI 15 2B BB	3	1	0	0	1	0	0
15 Chris Colabello, R (1, 7) OBP: 0.500, SLG: 0.750		B SL 83 F FF 94 X CH 88 1-1 1B		C FC 94 F FF 93 X SL 87 0-2 ③ G5-3			C FC 91 C SL 84 S FF 92 0-3 ② K		F FF 96 B SL 85 X FF 96 1-1 1-H 17 1B 2B	4	1	2	1	0	1	0
17 Ryan Goins, L (1, 6) OBP: 0.300, SLG: 0.319		B FF 93 F FF 92 F FF 93 X SL 85 1-2 ③ G3			B FF 92 B FF 92 C FF 91 C FF 92 S SL 85 2-3 ① K		X FF 92 0-0 ③ F7		B FF 96 B FF 96 B FF 95 C FF 95 X FF 95 3-1 19 DI 2-H 1B	4	0	1	1	0	1	1
3 Ezequiel Carrera, L (1, 9) OBP: 0.500, SLG: 0.444 19 José Bautista, R (9, PH) OBP: 0.344, SLG: 0.474			B FF 93 B FF 92 B FF 93 C FC 91 B FF 93 4-1 29 FC6-4 BB		B FF 92 C FF 92 S CH 88 B SL 86 S SL 85 2-3 ② K2-3			F FF 91 B SL 82 C SL 81 X CH 87 1-2 ① G6-3	C FF 95 B SL 84 S SL 85 B FF 97 B FF 96 B FF 96 4-2 1-2 BB	2 0	0 0	0 0	0 0	1 1	1 0	0 0
Inning Stats	R: 0 H: 1 E: 0 LOB: 1 K: 1 BB: 0 S: 8 P: 10	R: 0 H: 1 E: 0 LOB: 1 K: 0 BB: 0 S: 10 P: 13	R: 0 H: 1 E: 0 LOB: 2 K: 0 BB: 1 S: 12 P: 22	R: 0 H: 0 E: 0 LOB: 0 K: 1 BB: 0 S: 7 P: 7	R: 0 H: 1 E: 0 LOB: 1 K: 2 BB: 0 S: 11 P: 20	R: 0 H: 1 E: 0 LOB: 0 K: 1 BB: 0 S: 10 P: 16	R: 0 H: 0 E: 0 LOB: 0 K: 1 BB: 0 S: 5 P: 5	R: 0 H: 0 E: 0 LOB: 0 K: 0 BB: 0 S: 7 P: 8	R: 3 H: 3 E: 0 LOB: 2 K: 0 BB: 2 S: 12 P: 27	1B: 3 SF: 0 2B: 4 SAC: 0 3B: 0 DP: 1 HR: 1 HBP: 0						

	AB	34
	R	3
	H	8
	RBI	3
	BB	3
	SO	6
	LOB	10

WP: 0 PA: 37
PB: 0
SB: 0
CS: 0

PITCHER		IP	WLS	BF	H	R	ER	SO	BB	IBB	HBP	BLK	WP	HR	S	P	ERA	WHIP
35 Michael Pineda, R ERA: 2.97	(1, 1)	8.0	W	29	5	0	0	6	1	0	0	0	0	0	70	101	0.00	0.750
29 David Carpenter, R ERA: 5.23	(9, 1)	0.2		6	3	3	3	0	1	0	0	0	0	1	8	18	40.50	6.000
48 Andrew Miller, L ERA:	(9, 1)	0.1	S	2	0	0	0	0	1	0	0	0	0	0	4	9	0.00	3.000

PITCHER	IP	WLS	BF	H	R	ER	SO	BB	IBB	HBP	BLK	WP	HR	S	P	ERA	WHIP

Batter	1	2	3	4	5	6	7	8	9	AB	R	H	RBI	BB	SO	LOB
22 Jacoby Ellsbury, L (1, 8) OBP: 0.427, SLG: 0.409	C FF 83 C CU 70 B SI 83 S CH 79 1-3 ① **K**		B FC 79 T SI 84 X SI 84 1-1 ① **FC1-6-5** 2-3		C FC 80 1 SAFE B FF 83 F FF 83 X FC 79 1-2 13 BB 1-2 **1B**		B FF 94 F SI 94 B SI 94 F FF 96 F FF 96 X CH 82 2-2 ③ **G4-3**			4	0	1	0	0	1	1
24 Chris Young, R (1, 7) OBP: 0.368, SLG: 0.652	C FF 83 F SI 83 B SI 84 X FC 78 1-2 13 2B 25 G3-1 **1B**		X CH 79 0-0 ② **P6**		D CH 79 B FF 84 B CH 78 F FF 84 F FC 80 C SI 80 3-3 ② **K**			F FF 94 B FF 94 X SL 88 1-1 ① **G4-3**		4	1	1	0	0	1	3
13 Alex Rodriguez, R (1, 10) OBP: 0.346, SLG: 0.495	X CU 72 0-0 25 G3-1 1-3 **2B**		B CH 78 B FF 82 B FC 81 C CH 79 C SI 80 F SI 85 X FF 86 3-2 ③ **G1-3**		B FC 80 B CH 80 B FF 84 B CH 79 4-0 1-2 2-3 **BB**			C CH 80 F SI 93 S SI 93 0-3 ② **K**		3	0	1	0	1	1	1
25 Mark Teixeira, S (1, 3) OBP: 0.330, SLG: 0.593	B CH 80 X CH 78 1-0 ② **G3-1** 2-3 3-H			X FC 81 0-0 **1B**	X CH 79 0-0 ③ **G6-3**			B SI 93 C SI 93 S CH 82 B SI 94 F SI 93 B SL 82 B SI 94 4-2 **BB**		3	0	1	1	1	0	4
34 Brian McCann, L (1, 2) OBP: 0.298, SLG: 0.393	B SI 84 C FF 84 F FC 79 F CH 79 X FC 81 1-2 ③ **G5-3**			C FC 78 B FC 79 X SI 83 1-1 ① **F8**		X CH 81 0-0 ① **F9**		B SI 92 B SI 92 B SI 93 C SI 93 F SI 93 X SI 93 3-2 ③ **G6-3**		4	0	0	0	0	0	3
36 Carlos Beltrán, S (1, 9) OBP: 0.237, SLG: 0.310		C FC 81 F FC 77 X SI 82 0-2 ① **L8**		C CH 78 D CH 78 B SI 84 B FF 84 F CH 80 X SI 80 3-2 ② **F8**		C FF 93 B CH 80 X FF 93 1-1 12 G3-6-4 **1B**			C FF 91 X FF 92 0-1 ① **G5-3**	4	0	1	0	0	0	1
12 Chase Headley, S (1, 5) OBP: 0.294, SLG: 0.386		C FF 83 X CH 78 0-1 ② **G1-3**		X CH 79 0-0 ③ **G5-3**		B FF 94 D CH 83 F SI 95 F SI 93 X CH 79 2-2 ②③ **G3-6-4** 1-2f			C FF 92 B CU 83 C CU 83 X FF 91 1-2 ② **G6-3**	4	0	0	0	0	0	2
14 Stephen Drew, L (1, 6) OBP: 0.258, SLG: 0.350		B FF 83 B FC 78 B FF 84 C FC 81 F FF 83 S CH 79 3-3 ③ **K**			C FF 82 X CH 78 0-1 ① **L3**		C FF 92 B FF 93 B FF 94 B CH 79 B SI 93 4-1 38 G4-6-3 **BB**		B FF 91 B FF 90 B FF 91 B FF 91 4-0 38 PB **BB**	2	0	0	0	2	1	0
38 José Pirela, R (1, 4) OBP: 0.500, SLG: 0.750			B FC 79 C FF 82 C SI 82 B CH 80 X FC 80 2-2 22 FC1-6-5 **2B**		C CH 77 B CH 78 B SI 83 F SI 84 B FF 83 X FF 84 3-2 13 BB 22 1B **1B**		C FF 95 B SL 88 S SL 86 X FF 95 1-2 ①② **G4-6-3** 1-2f		B CU 83 C FF 92 S CU 84 D CU 84 S CU 84 2-3 ③ **K2-3** 1-2	4	0	2	0	0	1	2
Inning Stats	R: 1 E: 0 K: 1 S: 12 H: 2 LOB: 1 BB: 0 P: 16	R: 0 E: 0 K: 1 S: 8 H: 0 LOB: 0 BB: 0 P: 11	R: 0 E: 0 K: 0 S: 10 H: 1 LOB: 1 BB: 0 P: 16	R: 0 E: 0 K: 0 S: 7 H: 1 LOB: 1 BB: 0 P: 11	R: 0 E: 0 K: 1 S: 12 H: 2 LOB: 3 BB: 1 P: 23	R: 0 E: 0 K: 0 S: 6 H: 1 LOB: 0 BB: 0 P: 9	R: 0 E: 0 K: 0 S: 8 H: 0 LOB: 0 BB: 1 P: 15	R: 0 E: 0 K: 1 S: 11 H: 0 LOB: 1 BB: 1 P: 19	R: 0 E: 0 K: 1 S: 8 H: 0 LOB: 1 BB: 1 P: 15	1B: 5 2B: 2 3B: 0 HR: 0 SF: 0 SAC: 0 DP: 2 HBP: 0						

PITCHER		IP	WLS	BF	H	R	ER	SO	BB	IBB	HBP	BLK	WP	HR	S	P	ERA	WHIP
56 Mark Buehrle, L ERA: 6.0	(1, 1)	5.0	W	22	6	1	1	3	1	0	0	0	0	0	49	77	1.80	1.400
54 Roberto Osuna, R ERA: 1.17	(6, 1)	2.1	H	7	1	0	0	0	1	0	0	0	0	0	16	27	0.00	0.857
62 Aaron Loup, L ERA: 4.63	(8, 1)	0.2	H	3	0	0	0	1	1	0	0	0	0	0	9	16	0.00	1.500
27 Brett Cecil, L ERA: 4.0	(9, 1)	1.0		4	0	0	0	1	1	0	0	0	0	0	8	15	0.00	1.000

PITCHER	IP	WLS	BF	H	R	ER	SO	BB	IBB	HBP	BLK	WP	HR	S	P	ERA	WHIP

TOP

New York Yankees @ Toronto Blue Jays

Rogers Centre, Toronto, ON

Wed May 06 2015, 7:08 PM - 9:37 PM EDT

Att. 21,312 - Partly Cloudy - 61 F

livebaseballscorecards.com

AB	32
R	1
H	7
RBI	1
BB	4
SO	5
LOB	17

WP: 0	PA: 36		
PB: 1			
SB: 0			
CS: 0			

BOTTOM

New York Yankees @ Toronto Blue Jays

Rogers Centre, Toronto, ON

Wed May 06 2015, 7:08 PM - 9:37 PM EDT

Att. 21,312 - Partly Cloudy - 61 F

livebaseballscorecards.com

Batter	1	2	3	4	5	6	7	8	9	AB	R	H	RBI	BB	SO	LOB
29 Devon Travis, R (1, 4) OBP: 0.366, SLG: 0.574	C FF 91 B CH 85 C FF 91 B SL 80 X CH 84 2-2 G4-3 ①	C FF 90 S SI 89 X SI 90 0-2 G6-4-3 ②③ 1-2f			C SL 80 B SI 89 X CH 84 1-1 F8 ①		X SI 89 0-0 G6-3 ①			4	0	0	0	0	0	1
20 Josh Donaldson, R (1, 5) OBP: 0.370, SLG: 0.522	C SL 80 B FF 92 F SI 90 S SL 80 1-3 K ②		C SI 90 B FF 91 F SL 79 B SI 91 X SI 91 2-2 P3 ①		C SI 91 B SI 91 B FF 92 C SI 90 C SI 91 2-3 K ②		C SI 90 B SI 90 C SI 90 X SL 80 1-2 19 G6-3 1B			4	0	1	0	0	2	0
19 José Bautista, R (1, 10) OBP: 0.340, SLG: 0.457	B SI 90 B SI 92 C SL 80 C SL 79 B SL 80 F FF 92 B SL 81 4-2 10 BB BB		C SL 81 F SL 80 X CH 85 0-2 P4 ②		C SI 91 S SL 79 X SI 91 0-2 G5-3 ③		B SI 93 F SI 93 1 SAFE 1 SAFE F SI 91 X FF 94 1-2 G6-3 ② 1-2			3	0	0	0	1	0	1
10 Edwin Encarnación, R (1, 3) OBP: 0.270, SLG: 0.360 14 Justin Smoak, S (9, 3) OBP: 0.340, SLG: 0.405	B SI 90 B CH 85 F CH 84 B SL 78 B FF 92 4-1 1-2 BB		B SI 92 B SL 79 F SI 90 B FF 92 X SI 90 3-1 G5-3 ③			C SL 80 B FF 91 B SI 90 X CH 85 2-1 F8 ①	X SI 94 0-0 L5 ③			3 0	0 0	0 0	0 0	1 0	0 0	1 0
55 Russell Martin, R (1, 2) OBP: 0.402, SLG: 0.619	C FF 91 B CH 84 F SI 90 B FF 93 C SI 91 2-3 K ③			B FF 91 C SL 79 F SL 81 B FF 92 F FF 92 B CH 85 X FF 92 3-2 15 BLK 15 1B 1B		B FF 92 B SI 90 X FF 91 2-0 HR		C CU 80 B SI 93 B SL 83 F SI 94 X FF 94 2-2 11 G6-4-3 1B		4	2	3	1	0	1	2
11 Kevin Pillar, R (1, 8) OBP: 0.308, SLG: 0.402		X FF 91 0-0 15 2B 3 1B 1B		C SI 91 X CH 84 0-1 F8 ①		C SL 80 X SI 90 0-1 15 1B 1B		X SI 93 0-0 G6-4-3 ①② 1-2f		4	1	2	0	0	0	2
15 Chris Colabello, R (1, 7) OBP: 0.750, SLG: 1.000		X SI 90 0-0 3 1B 1-3 2B		B CH 84 X SL 80 1-0 17 G4-3 1-H 1B		X SI 89 0-0 3 S 1-3 1B		F SI 93 F CU 82 F FF 94 B FF 94 B FF 94 F SL 84 X CU 80 2-2 17 3B 1B		4	2	4	1	0	0	0
17 Ryan Goins, L (1, 6) OBP: 0.296, SLG: 0.353		D SL 80 X FF 92 1-0 L5 ①		C FF 91 F FF 91 X SL 79 0-2 G4-3 ② 1-2		C FF 79 B FF 91 B SL 79 S SI 90 F SL 80 X FF 91 2-2 P5 ②		B SL 81 X SL 81 1-0 1-H 3B		4	0	1	1	0	0	5
3 Ezequiel Carrera, L (1, 9) OBP: 0.429, SLG: 0.385		F SI 90 C SL 81 D SL 81 X SL 79 1-2 29 G6-4-3 2-H 3-H 1B		F FF 92 X CH 85 0-1 F9 ③		C FF 92 S SI 91 C SL 80 0-3 K ③ 1-2		C FF 92 B FF 92 S SL 84 B CH 84 D SL 85 F FF 92 S FF 92 3-3 K ③		4	0	1	2	0	2	4
Inning Stats	R: 0 E: 0 K: 2 S: 13 H: 0 LOB: 2 BB: 2 P: 26	R: 2 E: 0 K: 0 S: 9 H: 3 LOB: 0 BB: 0 P: 11	R: 0 E: 0 K: 0 S: 8 H: 0 LOB: 0 BB: 0 P: 13	R: 1 E: 0 K: 0 S: 12 H: 2 LOB: 1 BB: 0 P: 16	R: 0 E: 0 K: 1 S: 8 H: 0 LOB: 0 BB: 0 P: 11	R: 1 E: 0 K: 1 S: 13 H: 3 LOB: 2 BB: 0 P: 19	R: 0 E: 0 K: 0 S: 8 H: 1 LOB: 1 BB: 0 P: 10	R: 1 E: 0 K: 1 S: 14 H: 3 LOB: 1 BB: 0 P: 22		1B: 9 2B: 1 3B: 1 HR: 1	SF: 0 SAC: 0 DP: 2 HBP: 0			WP: 0 PB: 0 SB: 1 CS: 0	PA: 36	

	AB	34
	R	5
	H	12
	RBI	5
	BB	2
	SO	5
	LOB	16

PITCHER		IP	WLS	BF	H	R	ER	SO	BB	IBB	HBP	BLK	WP	HR	S	P	ERA	WHIP
52 CC Sabathia, L ERA: 5.45	(1, 1)	6.1	L	29	9	4	4	4	2	0	0	1	0	1	67	101	5.68	1.737
53 Esmil Rogers, R ERA: 2.89	(7, 1)	1.1		5	2	1	1	0	0	0	0	0	0	0	13	18	6.75	1.500
45 Chasen Shreve, L ERA: 2.61	(8, 1)	0.1		2	1	0	0	1	0	0	0	0	0	0	5	9	0.00	3.000

PITCHER	IP	WLS	BF	H	R	ER	SO	BB	IBB	HBP	BLK	WP	HR	S	P	ERA	WHIP

Baltimore Orioles @ New York Yankees

Yankee Stadium, Bronx, NY

Thu May 07 2015, 7:11 PM - 9:59 PM EDT

Att. 39,816 - Clear - 70 F

livebaseballscorecards.com

Batter	1	2	3	4	5	6	7	8	9	AB	R	H	RBI	BB	SO	LOB
13 Manny Machado, R (1, 5) OBP: 0.333, SLG: 0.467	G4-3		38 BB		SH2-3		G6-3			2	0	0	0	1	0	0
38 Jimmy Paredes, S (1, 10) OBP: 0.369, SLG: 0.645	HR		1-2 BB		10 G6-3 BB		F8			2	1	1	1	2	0	0
10 Adam Jones, R (1, 8) OBP: 0.407, SLG: 0.602	G4-3		L8		G6-3			G5-3		4	0	0	0	0	0	4
27 Delmon Young, R (1, 9) OBP: 0.344, SLG: 0.356	L4		F9			2 FC5-4 28 1B		L4		4	0	1	0	0	0	2
19 Chris Davis, L (1, 3) OBP: 0.327, SLG: 0.511		K		K		K		K		4	0	0	0	0	4	1
28 Steve Pearce, R (1, 4) OBP: 0.274, SLG: 0.297 9 David Lough, L (9, PR) OBP: 0.263, SLG: 0.389		G5-3		P4		2 FC5-4 1B			BB	3 0	0 0	1 0	0 0	1 0	0 0	0 0
2 J.J. Hardy, R (1, 6)		P2		G5-3		FC5-4			P4	4	0	0	0	0	0	3
23 Travis Snider, L (1, 7) OBP: 0.365, SLG: 0.409 34 Ryan Lavarnway, R (9, PH) OBP: 0.200, SLG: 0.211		G5-3			36 2B	G5-3			K	3 1	1 0	1 0	0 0	0 1	0 1	2 1
36 Caleb Joseph, R (1, 2) OBP: 0.390, SLG: 0.493		HR			13 SH2-3 2B		G6-3		K	4	1	2	2	0	1	1

TOP	
AB	31
R	3
H	6
RBI	3
BB	4
SO	6
LOB	14

Inning Stats	1	2	3	4	5	6	7	8	9
	R: 1 E: 0 K: 0 S: 13	H: 1 LOB: 0 BB: 0 P: 21	R: 0 E: 0 K: 1 S: 6	H: 0 LOB: 0 BB: 0 P: 10	R: 1 E: 0 K: 0 S: 9	H: 1 LOB: 2 BB: 2 P: 19	R: 0 E: 0 K: 1 S: 9	H: 0 LOB: 0 BB: 0 P: 14	R: 1 E: 0 K: 0 S: 17	H: 2 LOB: 1 BB: 1 P: 28	R: 0 E: 0 K: 1 S: 10	H: 2 LOB: 2 BB: 0 P: 13	R: 0 E: 0 K: 0 S: 10	H: 0 LOB: 0 BB: 0 P: 16	R: 0 E: 0 K: 1 S: 9	H: 0 LOB: 0 BB: 0 P: 13	R: 0 E: 0 K: 2 S: 9	H: 0 LOB: 1 BB: 1 P: 18

| | | |

Baltimore Orioles @ New York Yankees

Yankee Stadium, Bronx, NY

Thu May 07 2015, 7:11 PM - 9:59 PM EDT

Att. 39,816 - Clear - 70 F

livebaseballscorecards.com

BOTTOM

Batter	1	2	3	4	5	6	7	8	9	AB	R	H	RBI	BB	SO	LOB
22 Jacoby Ellsbury, L (1, 8) OBP: 0.438, SLG: 0.416	X FF 88 0-0 11 1B 13 SF9 1B		F FF 89 C KC 75 B KC 75 F FF 90 F FF 91 F SL 86 F CH 83 B FF 93 F KC 75 2-2 ③ X FF 82 11 G5-6-3 1B	C KC 76 X KC 76 0-1 ③ G4-3		B SL 87 B CH 83 B FF 93 B FF 92 4-0 11 FC6 BB				3	1	2	0	1	0	2
11 Brett Gardner, L (1, 7) OBP: 0.408, SLG: 0.459	C FF 88 B FF 89 C FF 88 B FF 91 1 SAFE B FF 90 F FF 91 F FF 91 X CH 83 3-2 13 SF9 25 1B 1-3 1B		B CH 82 1 SAFE C FF 92 X KC 76 1-1 ① ② G5-6-3 1-2f		B CH 81 C FF 90 F FF 90 X KC 74 1-2 25 2B 2B	X SI 96 0-0 ③ FC6 1-2f				4	2	2	0	0	0	3
13 Alex Rodriguez, R (1, 10) OBP: 0.351, SLG: 0.532	B KC 75 B FF 91 X FF 90 2-0 ① SF9 1-2 3-H		C FF 92 B FF 91 X CH 83 1-1 HR		C FF 92 B FF 91 C SL 88 T FF 95 1-2 ① K		X FF 96 0-0 1B			3	1	2	2	0	1	1
25 Mark Teixeira, S (1, 3) OBP: 0.345, SLG: 0.606	B FF 90 X FF 91 1-0 ② 2-H 1B		B KC 77 B FF 91 B FF 92 C FF 92 B SL 86 4-1 BB		X FF 92 0-0 34 G4-3 2-H 2B		B CU 84 B SI 96 X SI 97 2-0 ① F7			3	0	2	2	1	0	1
34 Brian McCann, L (1, 2) OBP: 0.286, SLG: 0.375	X FF 92 0-0 ③ G4-3		B CH 84 X FF 92 1-0 ③ G6-3		X SL 88 0-0 ② G4-3 2-3		F FF 97 F FF 97 F FF 97 S CU 84 0-3 ② K			4	0	0	0	0	1	3
36 Carlos Beltrán, S (1, 9) OBP: 0.227, SLG: 0.297 24 Chris Young, R (8, 9) OBP: 0.368, SLG: 0.652		B FF 90 C FF 91 X KC 74 1-1 ① G3		C SL 84 B FF 91 B FF 90 X FF 92 2-1 ① L8	C FF 92 B SL 88 X FF 92 1-1 ③ F8		T FF 96 B FF 96 F CU 83 F FF 98 B FF 96 S CU 84 2-3 ③ K			4 0	0 0	0 0	0 0	0 0	1 0	2 0
12 Chase Headley, S (1, 5) OBP: 0.292, SLG: 0.381		C FF 90 B FF 92 B CH 84 C FF 91 F KC 76 B KC 78 X FF 93 3-2 1B		B FF 91 B KC 76 C FF 92 C CH 85 B FF 92 X FF 92 3-2 ② G5-3		C KC 73 B KC 76 S FF 91 X FF 92 2-2 ① P5		F SL 84 C FF 90 B SL 86 B CH 83 F FF 91 C FF 92 2-3 ① K		4	0	1	0	0	1	0
14 Stephen Drew, L (1, 4) OBP: 0.268, SLG: 0.361		B FF 91 F FF 91 F SL 87 C FF 92 1-3 ② K		C CH 83 B KC 76 B FF 92 B FF 92 B FF 92 4-1 18 1B BB		B FF 93 B FF 92 X FF 92 2-0 2B		F FF 90 C FF 91 B SL 88 X SL 86 1-2 ② G4-3		3	0	1	0	1	1	1
18 Didi Gregorius, L (1, 6) OBP: 0.275, SLG: 0.241		B KC 76 B KC 75 C FF 91 C FF 91 S FF 92 2-3 ③ K		F FF 92 S KC 77 B FF 92 X KC 76 1-2 1-2 1B		B CH 83 F CH 83 S FF 93 B FF 93 B FF 94 F FF 93 X FF 95 3-2 ② P2		B CH 83 F FF 90 B SL 86 X FF 91 2-1 ③ L7		4	0	1	0	0	1	2
Inning Stats	R: 2 H: 3 E: 0 LOB: 0 K: 0 BB: 0 S: 9 P: 15	R: 0 H: 1 E: 0 LOB: 1 K: 2 BB: 0 S: 12 P: 19	R: 1 H: 2 E: 0 LOB: 1 K: 0 BB: 1 S: 14 P: 23	R: 0 H: 1 E: 0 LOB: 2 K: 0 BB: 1 S: 11 P: 21	R: 1 H: 2 E: 0 LOB: 1 K: 1 BB: 0 S: 10 P: 13	R: 0 H: 1 E: 0 LOB: 2 K: 0 BB: 1 S: 9 P: 20	R: 0 H: 1 E: 0 LOB: 1 K: 2 BB: 0 S: 10 P: 14	R: 0 H: 0 E: 0 LOB: 0 K: 1 BB: 0 S: 9 P: 14		1B: 7 SF: 1 2B: 3 SAC: 0 3B: 0 DP: 1 HR: 1 HBP: 0					WP: 0 PA: 36 PB: 0 SB: 0 CS: 0	

	AB	32
	R	4
	H	11
	RBI	4
	BB	3
	SO	6
	LOB	15

PITCHER	IP	WLS	BF	H	R	ER	SO	BB	IBB	HBP	BLK	WP	HR	S	P	ERA	WHIP
30 Chris Tillman, R (1, 1) ERA: 6.25	5.2	L	28	10	4	4	3	3	0	0	0	0	1	64	110	6.35	2.294
29 Tommy Hunter, R (6, 1) ERA: 4.63	1.1		5	1	0	0	2	0	0	0	0	0	0	11	15	0.00	0.750
17 Brian Matusz, L (8, 1) ERA: 2.7	1.0		3	0	0	0	1	0	0	0	0	0	0	9	14	0.00	0.000

PITCHER	IP	WLS	BF	H	R	ER	SO	BB	IBB	HBP	BLK	WP	HR	S	P	ERA	WHIP

Batter	1	2	3	4	5	6	7	8	9	AB	R	H	RBI	BB	SO	LOB
13 Manny Machado, R (1, 5) OBP: 0.355, SLG: 0.479	B SI 92 F FF 92 B FF 93 X SI 92 2-1 38 G2-3 27 1B 1B		C FF 93 B SI 91 B FF 93 X FF 93 2-1 38 CS 1B		X SI 93 0-0 27 FC6-4 10 1B 1-2 2-H 1B	F FF 94 B FF 94 D FC 90 B FC 90 S FF 94 B FF 95 4-2 38 1B 1-2 2-3 BB		S KC 84 X FF 99 0-1 ③ F8		4	0	3	1	1	0	0
38 Jimmy Paredes, S (1, 10) OBP: 0.357, SLG: 0.612	C CU 78 F FF 92 B SI 92 X SL 86 1-2 ① G2-3 1-2	B CH 85 F CH 85 1 SAFE S CH 85 B CH 85 X SI 93 2-2 ① ② L7 1-2	C SL 87 T CH 86 B FF 93 F FF 93 S CH 84 1-3 ① K	B FC 90 X FC 89 1-0 10 FC4-6 1-3 2-H 3-H 1B		S FF 93 C FF 95 F SL 85 S SL 84 0-3 ① K	5	0	1	2	0	2	4
10 Adam Jones, R (1, 8) OBP: 0.398, SLG: 0.583	C FF 93 B CH 83 F CH 84 F FF 93 B CH 85 X SL 87 2-2 ② G5-3	X SL 88 0-0 ③ G6-3	X FF 94 0-0 27 FC6-4 1-2 2-3 1B	X FF 95 0-0 ③ FC4-6 1-2f		S FF 96 C SL 84 F FF 96 X SL 83 0-2 ② F8	5	0	1	0	0	0	3
27 Delmon Young, R (1, 9) OBP: 0.333, SLG: 0.344	D SL 87 X SL 85 1-0 ③ 2-H 1B		B SI 90 S CH 82 B CH 82 X CH 82 2-1 ① G5-3	D CH 85 X CH 84 1-0 ② FC6-4 1-2f 2-3 3-H	X CU 81 0-0 ① F8		X SL 84 0-0 ③ G6-3	5	0	1	1	0	0	2
19 Chris Davis, L (1, 3) OBP: 0.315, SLG: 0.490		B FF 92 F SL 85 B CU 78 B CH 82 X FF 93 3-1 ① L3	B CH 84 X SL 86 1-0 ② G6-3	B FF 95 B SI 94 C SI 95 C SI 95 S SI 94 2-3 ③ K	C FF 94 B FF 93 X FC 89 1-1 ② G3-1			4	0	0	0	0	1	2
36 Caleb Joseph, R (1, 2) OBP: 0.407, SLG: 0.500		C FF 93 F FF 93 B SI 93 X CH 86 1-2 23 1B 1B	B FF 93 C SL 86 B CU 75 C CH 84 B FF 94 F FF 93 F FF 94 F SL 87 B SL 85 4-2 BB	B FF 92 C FC 92 X SI 94 1-1 ① G4-3	B FF 94 B FF 95 X FF 95 2-0 1B			3	0	2	0	1	0	0
23 Travis Snider, L (1, 7) OBP: 0.359, SLG: 0.400		B FF 93 S CH 84 B FF 92 F SI 92 B CH 85 X SL 84 3-2 1-2 1B	C CU 80 F FF 93 S CH 85 0-3 ③ K	B FC 93 C SI 94 B FC 88 S SI 93 F SI 94 X SI 95 2-2 ② G1-3	F FF 95 S FF 96 D SV 84 B SV 84 B SV 83 F FF 97 F FF 98 F FF 98 T KC 84 3-2 ③ K			4	0	1	0	0	2	2
2 J.J. Hardy, R (1, 6) OBP: 0.250, SLG: 0.286		F FF 94 B SI 92 X SL 88 1-1 ② F8	C FF 91 B FF 92 C SL 86 F CH 84 B FF 92 B SI 92 B FF 92 4-2 3 BB 13 1B BB	C FF 93 B FF 94 B SI 94 F SI 94 X FC 86 2-2 13 BB 38 1B 2B		B FF 95 B FF 96 B FF 96 C FF 96 X FF 96 3-1 ① G6-3		3	2	1	0	1	0	2
3 Ryan Flaherty, L (1, 4) OBP: 0.410, SLG: 0.563		C CU 79 F CH 86 D SL 89 B FF 93 X CH 83 2-2 ③ G1-6-3	S CH 85 B FF 92 F FF 92 B FF 93 B CH 83 B FF 93 4-2 10 1B 13 1B 27 FC6-4 1-2 BB	C FF 95 H SI 94 1-1 13 BB 38 1B HBP		C FF 97 X FF 98 0-1 ② G4-3		2	2	0	0	1	0	2
Inning Stats	R: 0 E: 0 K: 0 S: 10 H: 2 LOB: 2 BB: 0 P: 16	R: 0 E: 0 K: 0 S: 13 H: 2 LOB: 2 BB: 0 P: 23	R: 0 E: 0 K: 0 S: 6 H: 1 LOB: 0 BB: 0 P: 10	R: 0 E: 0 K: 1 S: 11 H: 0 LOB: 1 BB: 1 P: 18	R: 2 E: 0 K: 2 S: 15 H: 2 LOB: 2 BB: 2 P: 27	R: 2 E: 0 K: 0 S: 14 H: 2 LOB: 2 BB: 1 P: 25	R: 0 E: 0 K: 1 S: 10 H: 1 LOB: 1 BB: 0 P: 16	R: 0 E: 0 K: 0 S: 6 H: 0 LOB: 0 BB: 0 P: 9	R: 0 E: 0 K: 1 S: 9 H: 0 LOB: 0 BB: 0 P: 9	1B: 9 2B: 1 3B: 0 HR: 0	SF: 0 SAC: 0 DP: 0 HBP: 1			WP: 0 PB: 0 SB: 0 CS: 1	PA: 40	

PITCHER		IP	WLS	BF	H	R	ER	SO	BB	IBB	HBP	BLK	WP	HR	S	P	ERA	WHIP
43 Adam Warren, R ERA: 4.65	(1, 1)	4.2		22	7	2	2	2	3	0	0	0	0	0	52	89	3.86	2.143
41 Justin Wilson, L ERA: 4.22	(5, 1)	1.0		5	1	2	2	1	0	0	1	0	0	0	13	21	18.00	1.000
57 Chris Martin, R ERA: 3.55	(6, 1)	1.0	H	6	2	0	0	0	1	0	0	0	0	0	8	16	0.00	3.000
68 Dellin Betances, R ERA:	(7, 1)	1.1	W	4	0	0	0	1	0	0	0	0	0	0	12	18	0.00	0.000
48 Andrew Miller, L ERA:	(9, 1)	1.0	S	3	0	0	0	1	0	0	0	0	0	0	9	9	0.00	0.000

PITCHER	IP	WLS	BF	H	R	ER	SO	BB	IBB	HBP	BLK	WP	HR	S	P	ERA	WHIP

TOP

Baltimore Orioles @ New York Yankees

Yankee Stadium, Bronx, NY

Fri May 08 2015, 7:10 PM - 10:14 PM EDT

Att. 38,731 - Clear - 73 F

livebaseballscorecards.com

AB	35
R	4
H	10
RBI	4
BB	4
SO	5
LOB	17

BOTTOM

Baltimore Orioles @ New York Yankees

Yankee Stadium, Bronx, NY

Fri May 08 2015, 7:10 PM - 10:14 PM EDT

Att. 38,731 - Clear - 73 F

livebaseballscorecards.com

Batter	1	2	3	4	5	6	7	8	9	AB	R	H	RBI	BB	SO	LOB
22 Jacoby Ellsbury, L (1, 8) OBP: 0.439, SLG: 0.414	F SL 88 F FF 90 X CH 83 1-2 11 2B 13 SF8 1B		B SL 85 B SL 84 B FF 91 C FF 90 F FF 91 F FF 91 B FF 92 4-2 11 1B 36 2B BB		B SI 91 B SI 92 X SI 91 2-0 ① G4-3		B CH 84 F SI 92 F SI 91 F SL 84 F SL 84 F SI 91 F SI 92 S CH 84 1-3 ② K			3	2	1	0	1	1	0
11 Brett Gardner, L (1, 7) OBP: 0.412, SLG: 0.472	1 SAFE C FF 89 1 SAFE F FF 90 P PO 86 1 SAFE B SI 90 X CH 82 2-2 13 SF8 34 HR 1-3 2B		B CH 83 F FF 90 B FF 92 X SI 91 2-1 25 S 36 2B 1-3 1B		C SI 92 B SI 92 C SL 82 B SI 92 X SI 92 2-2 ② G5-3		C SI 91 B SI 92 S SL 84 C SL 84 1-3 ③ K			4	2	2	0	0	1	0
13 Alex Rodriguez, R (1, 10) OBP: 0.348, SLG: 0.546	S SL 85 F FF 91 B SL 84 F SI 91 X FF 92 1-2 ① SF8 2-3 3-H		C FF 92 X FF 92 0-1 ① P4		B FF 93 S SL 83 S CH 86 B SI 94 F SI 93 F SL 83 X SI 92 2-2 3B			C FF 87 X SI 88 0-1 ① G6-3		3	0	1	1	0	0	2
25 Mark Teixeira, S (1, 3) OBP: 0.350, SLG: 0.608	X CH 83 0-0 ② L4		C FF 92 F FF 91 B CH 83 S CH 84 1-3 ② K 1-2		I IN 74 I IN 74 I IN 78 I IN 76 4-0 IBB			C SI 87 B CH 79 B CH 78 X SL 80 2-1 14 1B 2B		3	0	1	0	1	1	3
34 Brian McCann, L (1, 2) OBP: 0.294, SLG: 0.407	B SI 90 B FF 91 B FF 92 X FF 91 3-0 3-H HR		B FF 91 B SL 86 D CH 85 I IN 74 4-0 36 2B IBB		C SL 83 S SL 83 F SL 83 S SI 93 0-3 ③ K			B SI 95 C SI 96 B SL 82 X SI 97 2-1 ② G1-3		3	1	1	2	1	1	3
36 Carlos Beltrán, S (1, 9) OBP: 0.230, SLG: 0.309 14 Stephen Drew, L (8, 4) OBP: 0.276, SLG: 0.369	C SL 84 B FF 91 F FF 91 B SL 86 B FF 91 X SL 84 3-2 ③ G4-3		B CH 83 F SL 86 B FF 92 S CH 84 D CH 85 X FF 92 3-2 ③ 1-H 2-H 3-H 2B			F SI 90 B SI 91 F SL 83 X CH 84 1-2 ① G5-3		X SI 96 0-0 2-3 1B		3 1	0 0	1 1	2 0	0 0	0 0	0 0
12 Chase Headley, S (1, 5) OBP: 0.282, SLG: 0.367		X SI 89 0-0 ① G4-3		C CU 74 B FF 89 F SI 90 F CU 77 F CH 83 X SI 91 1-2 ① L7		X CH 84 0-0 ② G5-3		C SI 97 F SI 97 B SI 97 S SL 84 1-3 ③ K2-3		4	0	0	0	0	1	2
38 José Pirela, R (1, 4) OBP: 0.286, SLG: 0.429 24 Chris Young, R (8, 9) OBP: 0.368, SLG: 0.652		B FF 90 C FF 91 F CU 76 F SI 91 B SL 84 F SI 92 X FF 92 2-2 ② G5-3		C SL 85 S SL 83 F SL 81 B SI 90 F FF 91 X CU 79 1-2 ② G5-3		C SI 92 B CH 84 X SL 83 1-1 ③ P4				3 0	0 0	0 0	0 0	0 0	0 0	0 0
18 Didi Gregorius, L (1, 6) OBP: 0.266, SLG: 0.233		F FF 91 B FF 92 F CH 84 S CH 84 1-3 ③ K		C CU 75 B CH 83 X FF 91 1-1 ③ F9			C SL 82 M SI 90 B SL 82 F SI 91 X SI 92 1-2 ① P6			3	0	0	0	0	1	0
Inning Stats	R: 3 H: 3 E: 0 LOB: 0 K: 0 BB: 0 S: 16 P: 25	R: 0 H: 0 E: 0 LOB: 0 K: 1 BB: 0 S: 9 P: 12	R: 2 H: 2 E: 0 LOB: 2 K: 1 BB: 2 S: 13 P: 27	R: 0 H: 0 E: 0 LOB: 0 K: 0 BB: 0 S: 12 P: 15	R: 0 H: 1 E: 0 LOB: 2 K: 1 BB: 1 S: 13 P: 23	R: 0 H: 0 E: 0 LOB: 0 K: 0 BB: 0 S: 6 P: 8	R: 0 H: 0 E: 0 LOB: 0 K: 2 BB: 0 S: 14 P: 17	R: 0 H: 2 E: 0 LOB: 2 K: 1 BB: 0 S: 10 P: 15		1B: 3 SF: 1 2B: 3 SAC: 0 3B: 1 DP: 0 HR: 1 HBP: 0					WP: 0 PA: 34 PB: 0 SB: 1 CS: 0	

	AB	30
	R	5
	H	8
	RBI	5
	BB	3
	SO	6
	LOB	10

PITCHER		IP	WLS	BF	H	R	ER	SO	BB	IBB	HBP	BLK	WP	HR	S	P	ERA	WHIP
50 Miguel González, R ERA: 3.57	(1, 1)	4.0	L	18	5	5	5	2	1	1	0	0	0	1	50	79	11.25	1.500
66 T.J. McFarland, L ERA:	(5, 1)	3.0		11	1	0	0	3	0	1	0	0	0	0	33	48	0.00	0.333
56 Darren O'Day, R ERA: 0.87	(8, 1)	0.1		2	1	0	0	0	0	0	0	0	0	0	4	6	0.00	3.000
53 Zack Britton, L ERA: 1.59	(8, 1)	0.2		3	1	0	0	1	0	0	0	0	0	0	6	9	0.00	1.500

PITCHER	IP	WLS	BF	H	R	ER	SO	BB	IBB	HBP	BLK	WP	HR	S	P	ERA	WHIP

Batter	1	2	3	4	5	6	7	8	9	AB	R	H	RBI	BB	SO	LOB
13 Manny Machado, R (1, 5) OBP: 0.348, SLG: 0.475	B FF 88 C SI 89 S SL 81 S CU 77 1-3 ① K		C FF 88 S CH 82 B FF 88 B CH 80 B FF 90 S CU 78 3-3 ② K		F SL 80 X SI 89 0-1 38 G4-3 27 1B 2B	S SL 86 B FF 93 B FF 95 F FF 96 X FF 95 2-2 ③ G6-3			B SL 81 B FF 91 S FF 91 F FF 92 S FF 92 2-3 ① K	5	1	1	0	0	3	1
38 Jimmy Paredes, S (1, 10) OBP: 0.373, SLG: 0.681	C CH 80 S CU 77 C FF 90 0-3 ② K		X FF 90 0-0 HR		X SL 81 0-0 ① G4-3 2-3		S FF 95 X CH 89 0-1 27 2B 3B		X FF 92 0-0 10 G5-4-3 1B	5	2	3	1	0	1	1
10 Adam Jones, R (1, 8) OBP: 0.398, SLG: 0.570	C CU 76 X SI 89 0-1 1B		F FF 88 B FF 88 F CH 80 X SL 81 1-2 ③ G5-3		H SI 89 1-0 27 1B HBP		C FF 94 C FF 95 S FF 96 0-3 ① K		D CH 83 X SL 82 1-0 ② ③ G5-4-3 1-2f	4	0	1	0	0	1	2
27 Delmon Young, R (1, 9) OBP: 0.343, SLG: 0.368	S FF 89 B FF 89 T SL 82 1 SAFE S FF 89 1-3 ③ K			X CH 80 0-0 ① G1-3	S SL 82 B FF 89 B SL 82 1 SAFE B CH 79 X SL 80 3-1 1-2 3-H 1B		B FF 95 F FF 95 S FF 97 X FF 96 1-2 3-H 2B			4	0	2	2	0	1	1
19 Chris Davis, L (1, 3) OBP: 0.321, SLG: 0.515		C CU 75 F FF 88 B FF 89 B SL 81 B CH 82 F CH 80 B SI 90 4-2 BB		X FF 87 0-0 HR	C SL 80 S CH 80 D CH 83 B SL 82 X FF 90 2-2 ② F7		D FF 96 S FF 96 S SL 88 B FF 95 S SL 87 2-3 ② K			3	1	1	1	1	1	3
28 Steve Pearce, R (1, 4) OBP: 0.273, SLG: 0.284 3 Ryan Flaherty, L (7, 4) OBP: 0.410, SLG: 0.563		C SL 82 B SL 82 F SI 88 B CH 81 F CH 82 F CU 76 S SL 80 2-3 ① K		H CH 78 1-0 12 HR HBP	X SL 82 0-0 ③ G5-3		C SL 86 X FF 96 0-1 ③ P4			3 0	1 0	0 0	0 0	0 0	1 0	4 0
2 J.J. Hardy, R (1, 6) OBP: 0.167, SLG: 0.182		B FF 90 C SL 81 1 SAFE X SI 89 1-1 ② F7		B SI 90 C FF 89 1 SAFE S SL 82 B SL 82 F CH 82 X FF 90 2-2 ② F8		B FF 88 C CU 76 B CU 76 B SI 89 X FF 89 3-1 ① G5-3		C FF 91 B SL 80 C FF 92 B CH 83 X CH 83 2-2 ① G6-3		4	0	0	0	0	0	2
12 Alejandro De Aza, L (1, 7) OBP: 0.263, SLG: 0.403		B SL 80 C CH 81 F FF 90 X CU 77 1-2 ③ F7		D CH 83 S CH 82 B SI 89 F FF 89 F SL 81 1 SAFE X CH 81 2-2 1-H HR		B CU 74 B FF 89 B FF 89 C FF 88 F FF 88 X FF 88 3-2 ② F8		S SL 82 B SL 82 C FF 93 B CH 83 B SL 83 C FF 93 3-3 ② K		4	1	1	2	0	1	1
34 Ryan Lavarnway, R (1, 2) OBP: 0.208, SLG: 0.182			X FF 88 0-0 ① F7	B SL 81 S SL 82 B FF 88 B FF 89 X SI 89 3-1 ③ G5-3		C CH 79 B FF 88 B SL 83 B SL 81 B FF 90 4-1 BB		B FF 92 C SL 82 X FF 92 1-1 ③ P3		3	0	0	0	1	0	0
Inning Stats	R: 0 E: 0 K: 3 S: 11 H: 1 LOB: 1 BB: 0 P: 13	R: 0 E: 0 K: 1 S: 13 H: 0 LOB: 1 BB: 1 P: 21	R: 1 E: 0 K: 1 S: 8 H: 1 LOB: 0 BB: 0 P: 12	R: 3 E: 0 K: 0 S: 12 H: 2 LOB: 0 BB: 0 P: 20	R: 1 E: 0 K: 0 S: 9 H: 2 LOB: 2 BB: 0 P: 15	R: 0 E: 0 K: 0 S: 9 H: 0 LOB: 1 BB: 1 P: 21	R: 1 E: 0 K: 2 S: 13 H: 2 LOB: 1 BB: 0 P: 16	R: 0 E: 0 K: 1 S: 8 H: 0 LOB: 0 BB: 0 P: 14	R: 0 E: 0 K: 1 S: 5 H: 1 LOB: 0 BB: 0 P: 8	1B: 3 2B: 2 3B: 1 HR: 3 SF: 0 SAC: 0 DP: 1 HBP: 2						

PITCHER	IP	WLS	BF	H	R	ER	SO	BB	IBB	HBP	BLK	WP	HR	S	P	ERA	WHIP
39 Chase Whitley, R (1, 1) ERA: 3.06	5.2	L	27	6	5	5	5	2	0	2	0	0	3	59	97	7.94	1.412
29 David Carpenter, R (6, 1) ERA: 5.4	1.1		6	2	1	1	2	0	0	0	0	0	0	16	21	6.75	1.500
45 Chasen Shreve, L (8, 1) ERA: 2.19	2.0		6	1	0	0	2	0	0	0	0	0	0	13	22	0.00	0.500

PITCHER	IP	WLS	BF	H	R	ER	SO	BB	IBB	HBP	BLK	WP	HR	S	P	ERA	WHIP

TOP

Baltimore Orioles @ New York Yankees

Yankee Stadium, Bronx, NY

Sat May 09 2015, 1:08 PM - 4:01 PM EDT

Att. 41,280 - Cloudy - 59 F

livebaseballscorecards.com

AB	35
R	6
H	9
RBI	6
BB	2
SO	9
LOB	15

Batter	1	2	3	4	5	6	7	8	9	AB	R	H	RBI	BB	SO	LOB
22 Jacoby Ellsbury, L (1, 8) OBP: 0.423, SLG: 0.397	C FF 89 F SI 90 B FF 91 F SL 82 X SI 90 1-2 ① P6		B CU 74 F SI 89 C FF 91 S FF 91 1-3 ② K		F SL 84 F SL 85 X FF 91 0-2 ③ F9			C CU 82 B CU 83 C SI 97 X CU 84 1-2 E4 11 1B 36 1B	X SI 95 0-0 ② G4-3 1-2 2-3	5	1	0	0	0	1	3
11 Brett Gardner, L (1, 7) OBP: 0.402, SLG: 0.457	B SI 90 S FF 90 B CU 75 B SI 90 X SI 90 3-1 ② G4-3		C SI 90 C SI 90 B SL 83 S FF 92 1-3 ③ K			C CU 71 F SI 90 B SL 85 B SL 83 C SL 82 2-3 ① K		B FF 96 C SI 96 X SI 96 1-1 36 1B 1-2 1B	B SI 95 B SI 95 C SI 95 C SI 96 X SI 96 2-2 ③ G3-1	5	0	1	0	0	2	2
24 Chris Young, R (1, 9) OBP: 0.375, SLG: 0.653	B FF 91 B CH 83 S FF 91 S FF 91 F FF 92 F FF 92 X FF 92 2-2 2B			C FF 89 X FF 92 0-1 ① G4-3		B CH 82 B CH 82 C FF 92 B FF 92 B CH 83 4-1 25 G5-3 BB		S SI 97 S SI 97 F SI 97 D CU 86 S CU 86 1-3 ① K		3	0	1	0	1	1	2
25 Mark Teixeira, S (1, 3) OBP: 0.339, SLG: 0.584	C CH 82 B FF 92 C FF 91 F CH 84 B FF 92 F FF 91 F CH 83 D SL 84 X FF 91 3-2 ③ G4-3			X CH 82 0-0 ② G5-3		B SI 90 C FF 92 C FF 92 X FF 92 1-2 ② G5-3 1-2		F FF 97 F FF 96 F SI 97 B SI 98 S CU 86 1-3 ② K		4	0	0	0	0	1	4
36 Carlos Beltrán, S (1, 10) OBP: 0.231, SLG: 0.306		F FF 90 X FF 91 0-1 ① P4		C FF 92 X CH 83 0-1 ③ G5-3		D CU 72 X FF 90 1-0 ③ F8		C CU 83 B SI 96 X SI 96 1-1 1-2 2-H 1B		4	0	1	1	0	0	1
38 José Pirela, R (1, 4) OBP: 0.364, SLG: 0.455		C FF 90 B CH 83 X CH 82 1-1 1B			C FF 91 X CH 81 0-1 ① G1-3		C FF 91 X SL 84 0-1 1B	C CU 84 B CU 85 X CU 85 1-1 ③ F8		4	0	2	0	0	0	2
12 Chase Headley, S (1, 5) OBP: 0.281, SLG: 0.363		B FF 90 F FF 90 B CH 81 F SI 89 F FF 90 F CU 73 X FF 91 2-2 ② F7			B SI 90 F FF 90 B FF 92 X FF 92 2-1 14 2B 66 SF7 1B		C SI 91 F FF 90 C FF 92 0-3 ① K		B SI 86 F SI 85 B CH 78 S SI 86 F FF 88 S FF 87 2-3 ① K	4	1	1	0	0	2	2
14 Stephen Drew, L (1, 6) OBP: 0.275, SLG: 0.375	F SI 89 C FF 92 B FF 91 F SL 84 1 SAFE X SL 86 1-2 ③ P4				B SI 90 C SL 84 X FF 90 1-1 1-3 2B		B SL 84 B SI 90 F FF 90 B CU 72 F FF 91 C FF 90 3-3 ② K		C SL 79 S SL 79 B FF 87 B SL 81 B SI 85 X SI 86 3-2 E5 22 G4-3 34 1B	4	0	1	0	0	1	2
66 John Ryan Murphy, R (1, 2) OBP: 0.300, SLG: 0.333 34 Brian McCann, L (9, PH) OBP: 0.301, SLG: 0.413			F FF 89 B CH 79 C FF 90 S FF 91 1-3 ① K		S FF 91 X FF 91 0-1 ② SF7 3-H		C CU 72 F FF 91 F FF 93 S CU 77 0-3 ③ K2-3		L FF 88 L FF 87 B FF 87 X SI 86 1-2 22 G4-3 1-2 1B	2 1	0 0	0 1	1 0	0 0	2 0	1 0
Inning Stats	R: 0 E: 0 K: 0 S: 17 H: 1 LOB: 1 BB: 0 P: 26	R: 0 E: 0 K: 0 S: 13 H: 1 LOB: 1 BB: 0 P: 17	R: 0 E: 0 K: 3 S: 9 H: 0 LOB: 0 BB: 0 P: 12	R: 0 E: 0 K: 0 S: 5 H: 0 LOB: 0 BB: 0 P: 5	R: 1 E: 0 K: 0 S: 11 H: 2 LOB: 1 BB: 0 P: 14	R: 0 E: 0 K: 1 S: 8 H: 0 LOB: 1 BB: 1 P: 16	R: 0 E: 0 K: 3 S: 13 H: 1 LOB: 1 BB: 0 P: 16	R: 1 E: 1 K: 2 S: 17 H: 2 LOB: 2 BB: 0 P: 23	R: 0 E: 1 K: 1 S: 14 H: 1 LOB: 2 BB: 0 P: 22	1B: 6 2B: 2 3B: 0 HR: 0 SF: 1 SAC: 0 DP: 0 HBP: 0						

PITCHER		IP	WLS	BF	H	R	ER	SO	BB	IBB	HBP	BLK	WP	HR	S	P	ERA	WHIP
16 Wei-Yin Chen, L ERA: 2.52	(1, 1)	7.0	W	27	5	1	1	7	1	0	0	0	0	0	76	106	1.29	0.857
29 Tommy Hunter, R ERA: 4.26	(8, 1)	1.0		6	2	1	0	2	0	0	0	0	0	0	17	23	0.00	2.000
56 Darren O'Day, R ERA: 0.84	(9, 1)	0.1		3	1	0	0	1	0	0	0	0	0	0	10	16	0.00	3.000
53 Zack Britton, L ERA: 1.5	(9, 1)	0.2	S	2	0	0	0	0	0	0	0	0	0	0	4	6	0.00	0.000

PITCHER	IP	WLS	BF	H	R	ER	SO	BB	IBB	HBP	BLK	WP	HR	S	P	ERA	WHIP

BOTTOM

Baltimore Orioles @ New York Yankees

Yankee Stadium, Bronx, NY

Sat May 09 2015, 1:08 PM - 4:01 PM EDT

Att. 41,280 - Cloudy - 59 F

livebaseballscorecards.com

AB	36
R	2
H	8
RBI	2
BB	1
SO	10
LOB	19

Batter	1	2	3	4	5	6	7	8	9	AB	R	H	RBI	BB	SO	LOB
13 Manny Machado, R (1, 5) OBP: 0.345, SLG: 0.466	B FF 93 C FF 92 S SL 83 B FC 94 C SL 86 2-3 ① K		F CH 87 B FC 93 F SL 84 F SL 86 B FC 92 B CH 87 X FF 92 3-2 ① 38 1B 1B		F FC 94 B FF 92 B SL 86 C FC 93 C SL 88 2-3 ③ K			B FF 94 F SI 92 X SI 93 1-1 ① G6-3		4	0	1	0	0	2	0
38 Jimmy Paredes, S (1, 10) OBP: 0.380, SLG: 0.684	C FF 93 X CH 88 0-1 ② L9		X SL 84 0-0 1-2 1B			F FF 92 F CH 86 F SL 86 S FC 93 0-3 ① K		B CU 79 S CU 79 S CU 81 X CU 80 1-2 10 1B 2B		4	1	2	0	0	1	0
10 Adam Jones, R (1, 8) OBP: 0.402, SLG: 0.577	C SL 83 S SL 86 X SL 87 0-2 2B		F FF 94 X FF 94 0-1 ② P3			C SL 83 F CH 87 C FF 93 0-3 ② K		B SI 94 F SI 93 X SI 94 1-1 2-H 1B		4	0	2	1	0	1	2
27 Delmon Young, R (1, 9) OBP: 0.338, SLG: 0.375	F FF 93 S SL 85 S FF 94 0-3 ③ K		S CH 87 B FF 94 B SL 86 F SL 86 S SL 87 2-3 ③ K			B FF 93 X SL 82 1-0 2B		B FF 96 F FF 96 S FF 98 S KC 85 1-3 ② K		4	0	1	0	0	3	4
19 Chris Davis, L (1, 3) OBP: 0.310, SLG: 0.495		T FF 92 C CH 88 B SL 86 S SL 86 1-3 ① K		B FF 92 C FF 91 F CH 86 S FF 94 1-3 ① K		D SL 84 B FC 92 X SL 83 2-0 ③ G6-3		B KC 83 B FF 98 X FF 98 2-0 ③ G4-3		4	0	0	0	0	2	2
2 J.J. Hardy, R (1, 6) OBP: 0.250, SLG: 0.467		C FF 92 B FF 92 F FF 93 B FC 91 X SL 85 2-2 HR		C SL 85 B FC 94 F SL 86 X FF 89 1-2 ② G4-3			B FF 92 C FF 92 X SL 86 1-1 12 FC6-4 1B		B FF 96 B FF 96 B FF 96 C FF 95 C FF 96 X FF 96 3-2 ① F7	4	1	2	1	0	0	0
12 Alejandro De Aza, L (1, 7) OBP: 0.250, SLG: 0.382		F FF 93 S FC 93 S FC 93 0-3 ② K		B SL 83 F FF 93 F SL 85 B FF 94 S SL 86 2-3 ③ K			B FF 91 C SL 82 C SL 83 F FF 92 X FC 93 1-2 ① FC6-4 1-2f		C FF 98 C FF 98 X SV 85 0-2 ② G4-3	4	0	0	0	0	2	1
36 Caleb Joseph, R (1, 2) OBP: 0.393, SLG: 0.481 23 Travis Snider, L (9, PH) OBP: 0.354, SLG: 0.394	C FF 92 B CH 88 S SL 85 F FC 93 T FF 93 1-2 ③ K		F FF 91 B FF 91 F FF 92 F SL 85 B SL 87 F SL 86 S FF 95 2-3 ① K				S SL 84 1 SAFE S FF 92 F FF 92 B FF 92 B CH 87 F SL 85 S SL 86 2-3 ② K		B FF 98 B FF 97 F FF 97 S FF 97 F FF 99 F FF 97 S SV 86 2-3 ③ K	3 1	0 0	0 0	0 0	0 0	3 1	1 0
3 Ryan Flaherty, L (1, 4) OBP: 0.381, SLG: 0.514			B FF 91 C FF 91 C FC 92 S SL 87 1-3 ① K		C SL 82 B CH 87 F CH 86 F FC 94 C FF 94 1-3 ② K		B FF 91 B SL 83 C FF 90 S SL 82 S SL 85 2-3 ③ K			3	0	0	0	0	3	1
Inning Stats	R: 0 E: 0 K: 2 S: 11 H: 1 LOB: 1 BB: 0 P: 13	R: 1 E: 0 K: 3 S: 13 H: 1 LOB: 0 BB: 0 P: 17	R: 0 E: 0 K: 2 S: 13 H: 2 LOB: 2 BB: 0 P: 19	R: 0 E: 0 K: 2 S: 9 H: 0 LOB: 0 BB: 0 P: 13	R: 0 E: 0 K: 3 S: 12 H: 0 LOB: 0 BB: 0 P: 17	R: 0 E: 0 K: 2 S: 9 H: 1 LOB: 1 BB: 0 P: 12	R: 0 E: 0 K: 2 S: 14 H: 1 LOB: 1 BB: 0 P: 20	R: 1 E: 0 K: 1 S: 11 H: 2 LOB: 1 BB: 0 P: 17	R: 0 E: 0 K: 1 S: 11 H: 0 LOB: 0 BB: 0 P: 16	1B: 4 2B: 3 3B: 0 HR: 1 SF: 0 SAC: 0 DP: 0 HBP: 0						

TOP

Baltimore Orioles @ New York Yankees

Yankee Stadium, Bronx, NY

Sun May 10 2015, 1:09 PM - 4:11 PM EDT

Att. 39,059 - Cloudy - 78 F

livebaseballscorecards.com

AB	35
R	2
H	8
RBI	2
BB	0
SO	18
LOB	11

PITCHER		IP	WLS	BF	H	R	ER	SO	BB	IBB	HBP	BLK	WP	HR	S	P	ERA	WHIP
35 Michael Pineda, R ERA: 2.72	(1, 1)	7.0	W	27	6	1	1	16	0	0	0	0	0	1	81	111	1.29	0.857
53 Esmil Rogers, R ERA: 3.32	(8, 1)	0.1		3	2	1	1	0	0	0	0	0	0	0	7	10	27.00	6.000
68 Dellin Betances, R ERA:	(8, 1)	1.2		5	0	0	0	2	0	0	0	0	0	0	15	23	0.00	0.000

PITCHER	IP	WLS	BF	H	R	ER	SO	BB	IBB	HBP	BLK	WP	HR	S	P	ERA	WHIP

Batter	1	2	3	4	5	6	7	8	9	AB	R	H	RBI	BB	SO	LOB
22 Jacoby Ellsbury, L (1, 8) OBP: 0.415, SLG: 0.397	S FF 92 B SL 88 B FF 94 T FF 94 F FF 96 X FF 95 2-2 F9 ①		F SL 83 B FF 93 B CH 86 X CH 85 2-1 F8 ① 3-2 1-H 2-H 2B	F FF 94 B FF 94 B FF 94 C FF 93 B FF 93 F FF 94 X FF 94		T FF 90 B FF 89 X SL 87 1-1 FC1-6 11 FC6-4 ① 1-2f		C SI 92 X CH 90 0-1 G6-3 ①		5	0	1	2	0	0	1
11 Brett Gardner, L (1, 7) OBP: 0.393, SLG: 0.444	B SI 94 B FF 94 F FF 94 B SI 94 X FF 94 3-1 34 CS 13 G1-3 1B		B FF 93 C FF 94 B SI 93 X CH 87 2-1 G3 ②	F FF 88 C FF 89 D SL 83 C FF 90 1-3 K ②		S SL 86 B FF 91 X SL 85 1-1 FC6-4 13 S ② 1-2f		F SI 92 S SI 93 S FF 93 0-3 K ②		5	0	1	0	0	2	2
13 Alex Rodriguez, R (1, 10) OBP: 0.350, SLG: 0.530	B FF 94 B FF 94 C FF 92 B SL 90 S SL 89 X SL 90 3-2 G1-3 ② 1-2		B SL 88 S SL 89 B FF 95 H FF 96 3-1 HBP	D SL 86 X CH 80 1-0 F7 ③		B SL 87 B FF 93 D SL 87 B FF 94 4-0 BB 1-2		X SI 93 0-0 G5-3 ③		3	0	0	0	1	0	2
25 Mark Teixeira, S (1, 3) OBP: 0.336, SLG: 0.567	B SL 90 D SL 88 B FF 95 C FF 95 B SL 88 4-1 BB		F CH 86 B FF 95 B SL 88 X SL 87 2-1 G3 ③		C FF 90 B SL 86 X FF 89 1-1 F8 ①	C FF 94 S CH 90 F FF 93 D SL 87 S SL 88 1-3 K ③				3	0	0	0	1	1	3
34 Brian McCann, L (1, 2) OBP: 0.308, SLG: 0.442	B FF 93 B CH 86 B FF 94 3-0 CS ③ 2-3	C SL 85 B SI 94 S SL 89 S SI 96 1-3 K ①	F CH 84 X FF 92 0-1 G6-3 ①	X FF 90 0-0 HR			B SL 86 B CH 90 B SI 94 C FF 93 B CH 91 4-1 12 G6-4-3 36 BB 18 2B BB			3	2	1	1	1	1	0
36 Carlos Beltrán, S (1, 9) OBP: 0.259, SLG: 0.350 24 Chris Young, R (7, PR) OBP: 0.375, SLG: 0.653 (8, 9)		X FF 94 0-0 12 G5-3 1B	F FF 91 C SL 87 B FF 93 F SL 86 B FF 94 B CH 86 F SL 85 F SI 95 X SL 85 3-2 HR	B CH 84 B CH 82 B FF 88 B FF 90 4-0 BB			B SI 93 C FF 91 B SL 87 F FF 92 B FF 94 B FF 92 4-2 12 G6-4-3 1-2 BB			2	1	2	1	2	0	0
										0	0	0	0	0	0	0
12 Chase Headley, S (1, 5) OBP: 0.280, SLG: 0.353		C FF 93 F CH 86 B FF 94 X FF 94 1-2 G5-3 ② 1-2	B FF 93 B CH 85 B SI 93 B SI 93 4-0 14 1B 18 1B BB	B CU 76 B FF 89 B FF 90 C FF 90 X FF 90 3-1 F7 ②			B SI 93 F SI 92 C FF 94 B SL 87 F FF 92 X FF 93 2-2 G6-4-3 ① ② 1-2f 2-3			3	1	0	0	1	0	4
14 Stephen Drew, L (1, 4) OBP: 0.292, SLG: 0.378		B SL 86 B SL 88 B FF 94 B FF 94 4-0 BB	X SI 93 0-0 18 1B 22 2B 1B 1-2	C SL 84 S SL 85 F FF 91 F FF 91 B SL 85 D SL 86 X FF 90 2-2 F7 ③			S SL 88 B SI 92 B FF 93 C SL 86 B FF 94 B SL 86 4-2 18 2B BB			2	1	1	0	2	0	1
18 Didi Gregorius, L (1, 6) OBP: 0.286, SLG: 0.258		S SL 89 F SL 88 B SI 94 B SL 89 T SI 94 2-2 K ③	C SI 93 D SL 87 D SL 87 S SL 88 B SI 94 X SL 88 3-2 22 2B 1B 1-2 2-H			H SL 85 1-0 22 FC1-6 HBP	B FF 92 S SL 86 B FF 92 C SI 93 F FF 93 X SL 86 2-2 ③ 1-3 3-H 2B			3	1	2	2	0	1	2
Inning Stats	R: 0 E: 0 K: 0 S: 10 H: 1 LOB: 1 BB: 1 P: 25	R: 0 E: 0 K: 2 S: 10 H: 1 LOB: 2 BB: 1 P: 18	R: 0 E: 0 K: 0 S: 7 H: 0 LOB: 1 BB: 0 P: 16	R: 4 E: 0 K: 1 S: 20 H: 4 LOB: 1 BB: 1 P: 35	R: 1 E: 0 K: 0 S: 10 H: 1 LOB: 1 BB: 1 P: 20	R: 0 E: 0 K: 1 S: 8 H: 0 LOB: 2 BB: 1 P: 16	R: 1 E: 0 K: 0 S: 13 H: 1 LOB: 3 BB: 3 P: 29	R: 0 E: 0 K: 1 S: 6 H: 0 LOB: 0 BB: 0 P: 6		1B: 4 2B: 2 3B: 0 HR: 2 SF: 0 SAC: 0 DP: 1 HBP: 2		WP: 0 PB: 0 SB: 1 CS: 1 PA: 40		

PITCHER		IP	WLS	BF	H	R	ER	SO	BB	IBB	HBP	BLK	WP	HR	S	P	ERA	WHIP
25 Bud Norris, R ERA: 9.88	(1, 1)	3.1	L	19	6	4	4	2	3	0	1	0	0	1	43	88	10.80	2.700
17 Brian Matusz, L ERA: 2.92	(4, 1)	2.1		10	1	1	1	1	1	0	1	0	0	1	18	33	3.86	0.857
61 Jason García, R ERA: 5.93	(6, 1)	2.1		10	1	1	1	2	4	0	0	0	0	0	23	44	3.86	2.143

PITCHER	IP	WLS	BF	H	R	ER	SO	BB	IBB	HBP	BLK	WP	HR	S	P	ERA	WHIP

BOTTOM

Baltimore Orioles @ New York Yankees

Yankee Stadium, Bronx, NY

Sun May 10 2015, 1:09 PM - 4:11 PM EDT

Att. 39,059 - Cloudy - 78 F

livebaseballscorecards.com

AB	29
R	6
H	8
RBI	6
BB	8
SO	5
LOB	15

Batter	1	2	3	4	5	6	7	8	9	AB	R	H	RBI	BB	SO	LOB
11 Brett Gardner, L (1, 7) OBP: 0.385, SLG: 0.462	C FF 93 B FF 94 X FF 94 1-1 F7 ①		C FF 94 B CU 78 C FC 88 X FF 94 1-2 F7 ③		C FC 87 F FC 89 B FF 93 F FC 87 B FF 94 S FC 89 2-3 K ②	B FF 92 D FF 91 X FF 93 2-0 1-H 2-H HR		B SI 91 C FF 90 X SI 91 1-1 F8 ③		5	1	1	3	0	1	0
36 Carlos Beltrán, S (1, 9) OBP: 0.265, SLG: 0.381	C FF 94 F FC 85 S FF 95 0-3 K ②			X FF 93 0-0 25 1B 12 HR 1B	X FF 94 0-0 HR	X FC 88 0-0 G4-3 ③			F FF 89 B FF 90 F FF 90 S FF 93 1-3 K ①	5	2	2	1	0	2	0
13 Alex Rodriguez, R (1, 10) OBP: 0.360, SLG: 0.558	B FF 94 B FF 94 C FF 94 X FF 95 2-1 HR			C FC 87 F FC 89 S FC 88 0-3 K ①	C FC 88 B FC 90 C FF 94 X FC 87 1-2 25 1B 1B		C SL 81 S SL 82 S SL 81 0-3 K ①		H CH 79 1-0 25 DI 25 HR HBP	4	2	2	1	0	2	1
25 Mark Teixeira, S (1, 3) OBP: 0.353, SLG: 0.615	C FF 94 S CH 86 B FC 88 F FC 87 X FF 94 1-2 L5 ③			S CH 84 D CH 85 X FF 93 1-1 12 HR 1B 1-3	B CU 78 X FF 94 1-0 1-2 1B		B FF 90 X SL 83 1-0 34 1B 12 SF7 2B		C FF 90 X FF 91 0-1 1-H HR	5	3	4	2	0	0	0
34 Brian McCann, L (1, 2) OBP: 0.304, SLG: 0.430		C FF 93 B FF 94 X FC 88 1-1 G3 ①		B CH 84 F FC 85 X CH 83 1-1 P5 ②	C FC 88 X FC 87 0-1 L9 ③		F FF 90 B SL 83 D SL 84 X SL 82 2-1 2-3 1B		B CH 79 B CH 79 X SI 88 2-0 G4-3 ②	5	0	1	0	0	0	4
12 Chase Headley, S (1, 5) OBP: 0.285, SLG: 0.383		C FF 93 B CH 84 X CH 84 1-1 L7 ②		X CH 84 0-0 1-H 3-H HR	C FF 93 B FF 93 X FC 86 1-1 14 CS 1B		B FF 91 B FF 91 F FF 91 X FF 92 2-1 SF7 ② 3-H		B FF 90 X SI 89 1-0 G6-3 ③	4	1	2	4	0	0	0
24 Chris Young, R (1, 8) OBP: 0.369, SLG: 0.632		B CH 89 X FF 94 1-0 P5 ③		F FC 88 B FF 95 X FF 94 1-1 1B	D FC 87 D FC 88 S FC 87 F FC 87 F FF 93 F FF 93 S CH 86 2-3 K ①	C SL 84 C SL 83 D SL 84 X SL 84 1-2 F7 ③				4	0	1	0	0	1	2
14 Stephen Drew, L (1, 4) OBP: 0.291, SLG: 0.383		C FF 94 B FC 88 C FF 94 F CU 80 B CU 82 F FF 95 F FC 86 T FC 89 2-2 K ①		C FF 94 B CU 78 D CU 78 X FF 93 2-1 G1-3 ③		D FF 94 B FF 92 X FF 94 2-0 1-2 11 HR 2B ②		X SI 89 0-0 G5-3 ①		4	1	1	0	0	1	1
18 Didi Gregorius, L (1, 6) OBP: 0.284, SLG: 0.250		B CH 86 F FF 94 B FF 94 X FF 94 2-1 G6-3 ②			C CU 78 F FF 92 T FC 86 0-2 K ①	C CU 77 B CH 85 F CU 76 F FC 88 B FF 94 D CH 84 D FC 86 4-2 11 HR BB		C SI 88 B CH 81 C FF 90 F CH 80 S CH 81 1-3 K ②		3	1	0	0	1	2	0
Inning Stats	R: 1 E: 0 K: 1 S: 11 H: 1 LOB: 0 BB: 0 P: 15	R: 0 E: 0 K: 0 S: 5 H: 0 LOB: 0 BB: 0 P: 8	R: 0 E: 0 K: 1 S: 11 H: 0 LOB: 0 BB: 0 P: 16	R: 3 E: 0 K: 1 S: 13 H: 4 LOB: 1 BB: 0 P: 18	R: 1 E: 0 K: 2 S: 14 H: 3 LOB: 2 BB: 0 P: 18	R: 3 E: 0 K: 1 S: 13 H: 3 LOB: 0 BB: 1 P: 24	R: 1 E: 0 K: 1 S: 11 H: 2 LOB: 1 BB: 0 P: 17	R: 0 E: 0 K: 1 S: 7 H: 0 LOB: 0 BB: 0 P: 9	R: 2 E: 0 K: 1 S: 7 H: 1 LOB: 0 BB: 0 P: 12	1B: 7 2B: 2 3B: 0 HR: 5 SF: 1 SAC: 0 DP: 0 HBP: 1						

PITCHER		IP	WLS	BF	H	R	ER	SO	BB	IBB	HBP	BLK	WP	HR	S	P	ERA	WHIP
37 Alex Colomé, R ERA: 5.63	(1, 1)	6.0	L	29	11	8	8	6	1	0	0	0	0	4	67	99	12.00	2.000
43 Ernesto Frieri, R ERA: 3.94	(7, 1)	1.0		5	2	1	1	1	0	0	0	0	0	0	11	17	9.00	2.000
30 Erasmo Ramírez, R ERA: 8.38	(8, 1)	2.0		8	1	2	2	2	0	0	1	0	0	1	14	21	9.00	0.500

PITCHER	IP	WLS	BF	H	R	ER	SO	BB	IBB	HBP	BLK	WP	HR	S	P	ERA	WHIP

TOP

New York Yankees @ Tampa Bay Rays

Tropicana Field, St. Petersburg, FL

Mon May 11 2015, 7:12 PM - 10:01 PM EDT

Att. 10,619 - Dome - 72 F

livebaseballscorecards.com

AB	39
R	11
H	14
RBI	11
BB	1
SO	9
LOB	8

WP: 0	PA: 42		
PB: 0			
SB: 0			
CS: 1			

BOTTOM

New York Yankees @ Tampa Bay Rays

Tropicana Field, St. Petersburg, FL

Mon May 11 2015, 7:12 PM - 10:01 PM EDT

Att. 10,619 - Dome - 72 F

livebaseballscorecards.com

Batter	1	2	3	4	5	6	7	8	9	AB	R	H	RBI	BB	SO	LOB
5 Brandon Guyer, R (1, 8) OBP: 0.393, SLG: 0.457	F FF 90 B FF 89 B SI 88 B CH 83 B FF 90 4-1 3 F8 20 BB 11 2B BB		B FF 89 F FF 90 F SI 89 S SI 90 1-3 ② K			F FF 88 F SI 89 B FF 90 B FF 88 F CH 82 C SI 88 2-3 ② K		B FF 94 C SL 86 H FF 95 2-1 20 E 11 1B HBP		2	2	0	0	1	2	0
20 Steven Souza Jr., R (1, 9) OBP: 0.338, SLG: 0.391	B SI 89 D SL 79 B SI 89 B SI 90 4-0 3 F8 11 2B 1-2 BB		C SL 79 B SI 89 B FF 90 C SI 90 C SL 80 2-3 ③ K			B SI 89 B SL 78 S SI 88 X FF 88 2-1 1B		D SL 86 F FF 95 1 SAFE B FF 94 F FF 95 F SL 86 X FF 95 2-2 ① L8 1-2		3	0	1	0	1	1	1
3 Evan Longoria, R (1, 5) OBP: 0.389, SLG: 0.473	C SL 79 B SI 90 B CH 84 C SI 90 X SI 90 2-2 ① F8 1-2 2-3			B FF 90 B SL 78 F SI 88 X SI 88 2-1 ① G5-3		B SI 87 C SI 88 B CH 81 S CH 83 C SI 89 2-3 ③ K		S SL 87 B SL 84 F SL 85 F FF 95 B FF 96 C FF 94 2-3 ② K		4	0	0	0	0	2	4
11 Logan Forsythe, R (1, 10) OBP: 0.372, SLG: 0.486	B CH 85 C SL 79 B CH 83 X SL 78 2-1 ② 2-H 3-H 2B			C SI 90 B SI 89 B SI 89 X FF 90 2-1 ② L9			B SI 89 B SI 88 X FF 88 2-0 HR	C FF 95 B FF 94 B SL 85 C SL 85 X FF 95 2-2 2-H 1B		4	1	3	3	0	0	0
9 Joey Butler, R (1, 7) OBP: 0.267, SLG: 0.464	B CH 83 F SI 90 C SI 90 B CH 84 S SI 90 2-3 ③ K			C SI 90 S CH 83 B SI 90 C SI 90 1-3 ③ K			X SI 88 0-0 HR	B SL 86 B SL 85 C FF 95 C FF 96 F FF 94 F FF 95 F FF 95 X SL 85 2-2 ③ L8		4	1	1	1	0	2	2
21 James Loney, L (1, 3) OBP: 0.261, SLG: 0.364		C FF 90 X FF 91 0-1 ① G6-3			C FF 90 X CH 83 0-1 ① L9		C SL 77 B SI 88 S SL 78 C SL 78 1-3 ① K		F FF 92 B SL 82 B SL 82 X FF 93 2-1 ① L6	4	0	0	0	0	1	0
13 Asdrúbal Cabrera, S (1, 6) OBP: 0.264, SLG: 0.322		C FF 90 B FF 92 X SI 89 1-1 ② G6-3			C SL 79 S SI 90 X SI 89 0-2 1 G6-4-3 1B		F SL 77 C SL 78 X FF 89 0-2 E8 1 SF9 2B		C SL 82 S SL 83 T SL 83 0-2 ② K	4	1	2	0	0	1	0
1 Tim Beckham, R (1, 4) OBP: 0.250, SLG: 0.360		B FF 90 C SI 90 C CH 84 B SL 80 B SI 90 S FF 90 3-3 ③ K			S CH 82 X CH 84 0-1 ②③ G6-4-3 1-2f		B CH 82 B CH 83 X SI 88 2-0 ② SF9 3-H		B FF 94 X FF 93 1-0 ③ P6	3	0	0	1	0	1	1
44 René Rivera, R (1, 2) OBP: 0.184, SLG: 0.207			X FF 90 0-0 ① G6-3			C FF 88 C SL 77 B CH 82 B SL 78 B FF 89 X FF 89 3-2 ① P2	C SL 77 B SL 78 B SI 88 F SI 88 F SL 77 B SI 88 S SI 88 3-3 ③ K			3	0	0	0	0	1	0
Inning Stats	R: 1 E: 0 K: 1 S: 9 H: 1 LOB: 1 BB: 2 P: 23	R: 0 E: 0 K: 1 S: 7 H: 0 LOB: 0 BB: 0 P: 11	R: 0 E: 0 K: 2 S: 7 H: 0 LOB: 0 BB: 0 P: 10	R: 0 E: 0 K: 1 S: 7 H: 0 LOB: 0 BB: 0 P: 12	R: 0 E: 0 K: 0 S: 7 H: 1 LOB: 0 BB: 0 P: 7	R: 0 E: 0 K: 2 S: 12 H: 1 LOB: 1 BB: 0 P: 21	R: 3 E: 1 K: 2 S: 13 H: 3 LOB: 0 BB: 0 P: 21	R: 1 E: 1 K: 1 S: 18 H: 1 LOB: 1 BB: 0 P: 28	R: 0 E: 0 K: 1 S: 6 H: 0 LOB: 0 BB: 0 P: 9	1B: 3 2B: 2 3B: 0 HR: 2	SF: 1 SAC: 0 DP: 1 HBP: 1	WP: 0 PB: 0 SB: 0 CS: 0	PA: 35				

	AB	31
	R	5
	H	7
	RBI	5
	BB	2
	SO	11
	LOB	8

PITCHER		IP	WLS	BF	H	R	ER	SO	BB	IBB	HBP	BLK	WP	HR	S	P	ERA	WHIP
52 CC Sabathia, L ERA: 5.2	(1, 1)	7.0	W	27	6	4	3	9	2	0	0	0	0	2	62	105	3.86	1.143
29 David Carpenter, R ERA: 4.97	(8, 1)	1.0		5	1	1	0	1	0	0	1	0	0	0	18	28	0.00	1.000
40 Branden Pinder, R ERA:	(9, 1)	1.0		3	0	0	0	1	0	0	0	0	0	0	6	9	0.00	0.000

PITCHER	IP	WLS	BF	H	R	ER	SO	BB	IBB	HBP	BLK	WP	HR	S	P	ERA	WHIP

New York Yankees @ Tampa Bay Rays

Tropicana Field, St. Petersburg, FL

Tue May 12 2015, 7:12 PM - 9:43 PM EDT

Att. 10,417 - Dome - 72 F

TOP

livebaseballscorecards.com

Batter	1	2	3	4	5	6	7	8	9	AB	R	H	RBI	BB	SO	LOB
22 Jacoby Ellsbury, L (1, 8) OBP: 0.418, SLG: 0.400	C FF 94 B FF 96 B CH 87 T FF 94 F FF 95 B SL 89 F FF 95 X FF 95 3-2 13 BB 11 1B 34 1B 1B	C CH 86 B CH 87 X SL 87 1-1 11 CS 1B			B FF 94 F SL 86 B FF 94 B FF 93 C SL 84 F SL 87 F FF 94 S SL 88 3-3 ① K2-3			B FF 93 X FF 94 1-0 ① G3		4	1	2	0	0	1	0
11 Brett Gardner, L (1, 7) OBP: 0.397, SLG: 0.467	B FF 94 C FF 94 X SL 88 1-1 34 1B 13 BB 36 1B 1-2 1B	B FF 93 1 SAFE B FF 93 C SL 84 X SL 86 2-1 ② 13 CS 1-2 1B			C FF 95 X CH 86 0-1 ② G3			C FF 94 B CU 81 B FF 94 B CH 85 B FF 93 4-1 BB		3	1	2	0	1	0	0
13 Alex Rodriguez, R (1, 10) OBP: 0.357, SLG: 0.542	B SL 88 S SL 88 B SL 89 B FF 96 B FF 96 4-1 36 1B 34 1B 1-2 2-3 BB	C FF 94 S SL 88 1 SAFE F FF 95 B SL 89 1-2 CS ③	X FF 94 0-0 ① P4		S SL 86 X FF 96 0-1 ③ G4-3			C FF 94 B FF 95 1 SAFE 1 SAFE C FF 95 F FF 95 F FF 95 C FF 95 1-3 ② K		3	0	0	0	1	1	1
34 Brian McCann, L (1, 2) OBP: 0.302, SLG: 0.423	B FF 95 S SL 88 X FF 95 1-1 36 1B 1-2 2-3 3-H 1B		C CH 84 X FF 95 0-1 ② F9			C FF 93 S SL 87 B FF 95 F FF 95 S SL 88 1-3 ① K		C CU 80 1 SAFE X CH 84 0-1 ③ G3		4	0	1	1	0	1	1
36 Carlos Beltrán, S (1, 9) OBP: 0.265, SLG: 0.376	S SL 88 D SL 90 X SL 90 1-1 1-2 2-3 3-H 1B		S SL 88 X SL 89 0-1 ③ G5-3			C SL 86 T FF 95 B FF 95 X FF 96 1-2 ② F9			S FF 92 C FF 93 X FF 93 0-2 ① F9	4	0	1	1	0	0	0
12 Chase Headley, S (1, 5) OBP: 0.284, SLG: 0.379	C FF 94 F CH 88 S FF 95 0-3 ① K			B FF 93 F FF 93 B CH 86 F CH 84 S SL 88 2-3 ① K		C FF 94 B FF 95 X FF 95 1-1 G6-3			C FF 93 S CH 80 F FF 93 B FF 93 F FF 93 X CH 79 1-2 1B	4	0	1	0	0	2	3
14 Stephen Drew, L (1, 4) OBP: 0.281, SLG: 0.367	B FF 95 F FF 94 F FF 95 B SL 90 X SL 90 2-2 ② F8			C CH 85 F FF 96 B FF 95 B CH 88 F SL 89 S SL 89 2-3 ② K			B CH 82 F CH 81 F FF 94 F FF 95 B FF 94 S SL 88 2-3 ① K		X FF 93 0-0 ② F9	4	0	0	0	0	2	4
33 Garrett Jones, L (1, 3) OBP: 0.189, SLG: 0.250 25 Mark Teixeira, S (8, 3) OBP: 0.351, SLG: 0.609	S FF 95 X FF 95 0-1 ③ G4-3			C FF 96 F FF 96 F SL 90 X SL 90 0-2 18 FC4-6 1B			X FF 94 0-0 ② F7		C CU 78 X CH 79 0-1 ③ F7	3 1	0 0	1 0	0 0	0 0	0 0	3 1
18 Didi Gregorius, L (1, 6) OBP: 0.276, SLG: 0.242		B FF 92 B FF 93 C SL 85 C SL 85 C SL 86 2-3 ① K		X CH 82 0-0 ③ FC4-6 1-2f			C FF 95 S FF 96 B FF 95 F FF 96 S SL 88 1-3 ③ K			3	0	0	0	0	2	1

Inning Stats	1	2	3	4	5	6	7	8	9
	R: 2 E: 0 K: 1 S: 20 H: 4 LOB: 3 BB: 1 P: 32	R: 0 E: 0 K: 1 S: 10 H: 2 LOB: 0 BB: 0 P: 16	R: 0 E: 0 K: 0 S: 5 H: 0 LOB: 0 BB: 0 P: 5	R: 0 E: 0 K: 2 S: 12 H: 1 LOB: 1 BB: 0 P: 16	R: 0 E: 0 K: 1 S: 9 H: 0 LOB: 0 BB: 0 P: 12	R: 0 E: 0 K: 1 S: 9 H: 0 LOB: 0 BB: 0 P: 12	R: 0 E: 0 K: 2 S: 9 H: 0 LOB: 0 BB: 0 P: 12	R: 0 E: 0 K: 1 S: 9 H: 0 LOB: 1 BB: 1 P: 15	R: 0 E: 0 K: 0 S: 11 H: 1 LOB: 1 BB: 0 P: 12

| | | |

Batter	1	2	3	4	5	6	7	8	9	AB	R	H	RBI	BB	SO	LOB
39 Kevin Kiermaier, L (1, 8) OBP: 0.294, SLG: 0.458	C FF 96 X FF 95 0-1 ① F7			X FF 96 0-0 ① L7		C CU 74 X CU 74 0-1 ② G3		B FF 96 B CU 75 B FF 96 B FF 94 4-0 20 1B 3 SF8 BB		3	1	0	0	1	0	0
20 Steven Souza Jr., R (1, 9) OBP: 0.343, SLG: 0.395	X FF 95 0-0 21 PO 1B			B FF 97 C FF 96 B SL 86 T FF 95 T FF 97 2-2 ② K		B FF 96 C FF 97 B FF 98 C FF 96 C SL 83 2-3 ③ K		C FF 95 1 SAFE X FF 95 0-1 21 S 11 WP 1-3 1B		4	1	2	0	0	2	0
3 Evan Longoria, R (1, 5) OBP: 0.385, SLG: 0.469	C SL 81 S SL 84 B CH 85 1 SAFE C FF 97 1-3 ② K			C CH 83 B SL 84 B SL 84 X FF 97 2-1 ③ F8			X FF 93 0-0 7 WP 21 G3-1 7 1B 1B	X FF 95 0-0 ② SF8 3-H		3	1	1	1	0	1	1
21 James Loney, L (1, 3) OBP: 0.260, SLG: 0.348	C CU 75 F FF 95 1 SAFE 0-2 ③ PO 1-2	C FF 95 B FF 96 X FF 96 1-1 ① F7			B FF 96 B CU 74 B FF 96 C FF 96 X FF 95 3-1 ① G4-3		C SL 83 C SL 84 B FS 84 F FF 94 X CH 85 1-2 ① G3-1 1-2	B FF 95 B FF 96 B FC 96 I FF 85 4-0 11 WP 1-2 IBB		3	0	0	0	1	0	1
11 Logan Forsythe, R (1, 4) OBP: 0.376, SLG: 0.482		B FF 96 B FF 97 X FF 97 2-0 ② F8			C CU 74 X FF 97 0-1 13 FC4-6 7 1B 1B		B SL 83 B CU 76 B CU 76 B FF 96 4-0 7 WP 7 1B BB	B KC 81 C KC 82 B KC 83 S KC 83 F FF 98 C FF 97 2-3 ③ K 1-3 2-H		3	1	1	0	1	1	1
7 David DeJesus, L (1, 10) OBP: 0.370, SLG: 0.432		F FF 98 F FF 97 S FS 88 0-3 ③ K			C CU 74 F FF 96 B FF 95 F CH 86 F SL 85 B SL 84 F FF 96 X FF 96 2-2 13 FC4-6 1-2 1B		B CU 75 F FF 96 B SL 84 X SL 84 2-1 13 L3 1-H 2-H 1B			3	0	2	2	0	1	0
13 Asdrúbal Cabrera, S (1, 6) OBP: 0.258, SLG: 0.315			B FF 96 B CU 75 B FF 96 C FF 95 X FF 96 3-1 ① L9		D CU 76 D FF 96 X FF 96 2-0 ② FC4-6 1-2f 2-3		C FF 95 1 SAFE X FF 96 0-1 ② L3 1-2			3	0	0	0	0	0	3
5 Brandon Guyer, R (1, 7) OBP: 0.379, SLG: 0.438			B CU 76 F FF 96 B FF 98 X FF 97 2-1 ② L6		D CH 85 C SL 83 S SL 86 S FF 94 1-3 ③ K		C SL 85 S FF 96 F FF 96 B SL 88 X SL 85 1-2 ③ G5-3			3	0	0	0	0	1	3
44 René Rivera, R (1, 2) OBP: 0.178, SLG: 0.200			X FF 98 0-0 ③ G4-3			B FF 94 F FF 95 X FF 95 1-1 ① G6-3		S FF 94 B FF 96 C SL 83 S SL 83 1-3 ① K		3	0	0	0	0	1	0
Inning Stats	R: 0 E: 0 K: 1 S: 8 H: 1 LOB: 0 BB: 0 P: 9	R: 0 E: 0 K: 1 S: 6 H: 0 LOB: 0 BB: 0 P: 9	R: 0 E: 0 K: 0 S: 5 H: 0 LOB: 0 BB: 0 P: 10	R: 0 E: 0 K: 1 S: 6 H: 0 LOB: 0 BB: 0 P: 10	R: 0 E: 0 K: 1 S: 14 H: 2 LOB: 2 BB: 0 P: 22	R: 0 E: 0 K: 1 S: 7 H: 0 LOB: 0 BB: 0 P: 10	R: 2 E: 0 K: 0 S: 13 H: 2 LOB: 1 BB: 1 P: 21	R: 2 E: 0 K: 2 S: 10 H: 1 LOB: 1 BB: 2 P: 21								

PITCHER		IP	WLS	BF	H	R	ER	SO	BB	IBB	HBP	BLK	WP	HR	S	P	ERA	WHIP
30 Nathan Eovaldi, R	(1, 1)	7.1	L	29	6	4	4	6	2	0	0	0	1	0	64	101	4.91	1.091
ERA: 4.14																		
68 Dellin Betances, R	(8, 1)	0.2		3	0	0	0	1	0	1	0	0	1	0	5	11	0.00	0.000
ERA:																		

PITCHER	IP	WLS	BF	H	R	ER	SO	BB	IBB	HBP	BLK	WP	HR	S	P	ERA	WHIP

BOTTOM

New York Yankees @ Tampa Bay Rays

Tropicana Field, St. Petersburg, FL

Tue May 12 2015, 7:12 PM - 9:43 PM EDT

Att. 10,417 - Dome - 72 F

livebaseballscorecards.com

AB	28
R	4
H	6
RBI	3
BB	3
SO	7
LOB	9

1B: 6	SF: 1	WP: 3	PA: 33
2B: 0	SAC: 0	PB: 0	
3B: 0	DP: 0	SB: 1	
HR: 0	HBP: 0	CS: 0	

Batter	1	2	3	4	5	6	7	8	9	AB	R	H	RBI	BB	SO	LOB
22 Jacoby Ellsbury, L (1, 8) OBP: 0.417, SLG: 0.396	B FF 91 B FF 90 B FF 90 B FF 90 4-0 11 BB 25 1B BB	S FF 90 F FF 91 F FF 91 1 SAFE B FF 92 X FF 91 1-2 1-2 1B		X FF 90 0-0 F7 ③		B CU 80 S CU 79 C CU 80 B CU 81 B SI 90 F CH 81 F CU 82 S FF 89 3-3 K ③			C FF 92 X CH 79 0-1 F7 ①	4	1	1	0	1	1	2
11 Brett Gardner, L (1, 7) OBP: 0.389, SLG: 0.450	B FF 89 B FF 90 B KC 76 B FF 90 4-0 25 1B 34 1B 1-2 BB	M CH 85 2 SAFE B FF 90 1 SAFE F CH 84 T KC 80 1-2 K 2-3 ②			B CH 88 B CH 84 C FF 90 F FF 89 B FF 90 X FF 90 3-2 F8 ①		C CU 79 B FF 89 C CU 79 X CU 81 1-2 G6-3 ①		B FF 92 B CH 79 C CH 80 S FF 92 F FF 93 T FF 93 2-2 K ②	4	1	0	0	1	2	2
13 Alex Rodriguez, R (1, 10) OBP: 0.351, SLG: 0.527	B KC 78 C KC 78 B FF 92 F FF 92 F KC 80 B FF 92 X FF 93 3-2 F8 ①	B KC 78 C FF 91 C FF 90 X FF 89 1-2 G6-3 ③			C KC 78 B KC 80 S CH 84 X FF 93 1-2 G5-3 ②		F SL 81 F FS 83 X FS 84 0-2 34 WP 1B		C CU 76 B FF 93 B CH 81 S CH 80 S FF 94 2-3 K ③	5	0	1	0	0	1	4
25 Mark Teixeira, S (1, 3) OBP: 0.355, SLG: 0.605	B FF 90 X CH 84 1-0 34 1B 1-3 2-H 1B		C FF 89 F FF 90 B KC 80 X KC 81 1-2 G4-3 ①		B KC 78 X FF 90 1-0 34 1B 36 1B 1B		S CU 77 B FF 91 C FF 91 D FS 84 F FF 91 B FF 92 F FF 91 F SL 82 S FF 91 3-3 K ②			4	0	2	1	0	1	1
34 Brian McCann, L (1, 2) OBP: 0.308, SLG: 0.426	B FF 90 C FF 91 F KC 78 B FF 90 X FF 92 2-2 1-2 3-H 1B		C KC 77 X FF 91 0-1 F7 ②		F FF 89 C KC 75 X FF 90 0-2 36 1B 1-2 1B		C CU 74 C KC 92 B FS 85 B FF 93 F FF 93 S FS 85 2-3 K ③ 1-2			4	0	2	1	0	1	1
36 Carlos Beltrán, S (1, 9) OBP: 0.264, SLG: 0.372	S FF 92 B KC 80 B FF 91 C FF 91 C FF 90 2-3 K ②		B FF 91 S FF 90 S CH 85 S FF 92 1-3 K ③		B FF 90 S FF 90 D FF 91 X FF 92 2-2 1-2 2-H 1B			C FF 93 X CH 87 0-1 G4-3 ①		4	0	1	0	0	2	2
14 Stephen Drew, L (1, 5) (8, 4) OBP: 0.271, SLG: 0.353	B CH 84 X FF 90 1-0 F8 ③			C FF 88 B KC 76 B KC 75 B FF 89 F FF 89 S FF 91 3-3 K ①		C CU 78 F FF 87 B CU 81 B CU 82 X CU 81 2-2 P2 ①		B FF 93 B CH 85 F FF 94 C FF 95 F FF 96 B CU 80 F FF 95 S FF 94 3-3 K ②		4	0	0	0	0	2	2
38 José Pirela, R (1, 4) OBP: 0.357, SLG: 0.429 12 Chase Headley, S (8, PH) (8, 5) OBP: 0.289, SLG: 0.384		B FF 89 B KC 76 C FF 90 C FF 89 C FF 89 2-3 K ①		F FF 90 F KC 77 S KC 81 0-3 K2-3 ②		C FF 88 S CU 81 B CU 79 B FF 88 X FF 88 2-2 18 FC3-6 1B		C CU 80 S CH 84 X FF 95 0-2 1B		3 1	0 0	1 1	0 0	0 0	2 0	0 0
18 Didi Gregorius, L (1, 6) OBP: 0.275, SLG: 0.242		B KC 76 X CH 84 1-0 11 S 22 1B 1B		C FF 90 F FF 91 X FF 90 0-2 E4		B CU 80 B CU 80 S FF 86 X FF 87 2-1 FC3-6 ② 1-2f		C FF 93 S CH 86 X CH 84 0-2 G4-3 ③		4	0	1	0	0	0	2
Inning Stats	R: 2 E: 0 K: 1 S: 12 H: 2 LOB: 2 BB: 2 P: 29	R: 0 E: 0 K: 2 S: 14 H: 2 LOB: 2 BB: 0 P: 20	R: 0 E: 0 K: 1 S: 8 H: 0 LOB: 0 BB: 0 P: 10	R: 0 E: 1 K: 2 S: 10 H: 0 LOB: 1 BB: 0 P: 13	R: 0 E: 0 K: 0 S: 13 H: 3 LOB: 2 BB: 0 P: 20	R: 0 E: 0 K: 1 S: 13 H: 1 LOB: 1 BB: 0 P: 22	R: 0 E: 0 K: 2 S: 16 H: 1 LOB: 1 BB: 0 P: 22	R: 0 E: 0 K: 1 S: 13 H: 1 LOB: 1 BB: 0 P: 16	R: 0 E: 0 K: 2 S: 9 H: 0 LOB: 0 BB: 0 P: 13	1B: 10 2B: 0 3B: 0 HR: 0	SF: 0 SAC: 0 DP: 0 HBP: 0		WP: 1 PB: 0 SB: 1 CS: 0	PA: 39			

PITCHER		IP	WLS	BF	H	R	ER	SO	BB	IBB	HBP	BLK	WP	HR	S	P	ERA	WHIP
51 Nate Karns, R ERA: 3.77	(1, 1)	5.0	W	24	7	2	2	6	2	0	0	0	0	0	57	92	3.60	1.800
31 Xavier Cedeño, L ERA: 2.16	(6, 1)	1.1	H	5	1	0	0	1	0	0	0	0	0	0	16	26	0.00	0.750
47 Brandon Gomes, R ERA: 2.13	(7, 1)	0.2	H	3	1	0	0	2	0	0	0	0	1	0	13	18	0.00	1.500
40 Kevin Jepsen, R ERA: 2.45	(8, 1)	1.0	H	4	1	0	0	1	0	0	0	0	0	0	13	16	0.00	1.000
26 Brad Boxberger, R ERA: 1.29	(9, 1)	1.0	S	3	0	0	0	2	0	0	0	0	0	0	9	13	0.00	0.000

PITCHER	IP	WLS	BF	H	R	ER	SO	BB	IBB	HBP	BLK	WP	HR	S	P	ERA	WHIP

TOP

New York Yankees @ Tampa Bay Rays

Tropicana Field, St. Petersburg, FL

Wed May 13 2015, 7:11 PM - 9:51 PM EDT

Att. 11,924 - Dome - 72 F

livebaseballscorecards.com

AB	37
R	2
H	10
RBI	2
BB	2
SO	12
LOB	16

Batter	1	2	3	4	5	6	7	8	9	AB	R	H	RBI	BB	SO	LOB
39 Kevin Kiermaier, L (1, 8) OBP: 0.283, SLG: 0.440	C FC 90 B FF 91 X SI 90 1-1 G4-3 ①		B SL 84 F SL 84 X FF 91 1-1 F7 ①		C SL 84 X CH 81 0-1 G3 ①			F FF 94 C FF 95 C SL 82 0-3 K ①		4	0	0	0	0	1	0
20 Steven Souza Jr., R (1, 9) OBP: 0.341, SLG: 0.415	X FF 91 0-0 HR		B SL 86 B CH 82 F CH 83 B CH 84 C SL 85 C SL 86 3-3 K ②		B CU 75 C CH 81 B FF 92 F CH 82 C FF 92 2-3 K ②			C SL 83 C FF 96 S FF 97 0-3 K ②		4	1	1	1	0	3	0
3 Evan Longoria, R (1, 5) OBP: 0.381, SLG: 0.462	B FF 92 B SL 86 B FF 92 F FF 92 F SI 91 S SL 86 3-3 K ②		C CH 84 B FF 93 C FF 93 F SL 88 B CH 85 X SL 88 2-2 21 1B 1B		S CU 76 X FF 92 0-1 G5-3 ③			B SL 83 C FF 95 S FF 94 S SI 96 1-3 K ③		4	0	1	0	0	2	0
21 James Loney, L (1, 3) OBP: 0.263, SLG: 0.347	B CH 84 X SL 84 1-0 L7 ③		B CH 84 C FC 92 B CH 84 X SI 91 2-1 1-2 1B			C SL 86 F FF 91 B FF 90 X SL 85 1-2 G5-3 ①				3	0	1	0	0	0	0
11 Logan Forsythe, R (1, 4) OBP: 0.375, SLG: 0.487		B FF 91 X SI 90 1-0 13 2B 2B	B CU 80 C CH 84 D CU 79 X SL 85 2-1 F8 ③			C FF 90 B CU 77 X CH 82 1-1 P6 ②				3	1	1	0	0	0	2
7 David DeJesus, L (1, 10) OBP: 0.357, SLG: 0.416		X CH 84 0-0 F8 ①		C FF 91 B CH 84 B FF 92 C SL 85 B FF 92 C SL 86 3-3 K ①		C CH 83 B FC 91 X CU 77 1-1 G4-3 ③				3	0	0	0	0	1	1
13 Asdrúbal Cabrera, S (1, 6) OBP: 0.267, SLG: 0.325		B CU 79 X CU 78 1-0 9 1B 2-H 2B		B SL 86 B FF 92 B FC 92 C FF 92 B SI 90 4-1 46 CS 9 1B BB			X SL 83 0-0 F7 ①			2	1	1	1	1	0	0
9 Joey Butler, R (1, 7) OBP: 0.303, SLG: 0.484 5 Brandon Guyer, R (9, 7) OBP: 0.379, SLG: 0.438		C SL 86 X FF 91 0-1 46 G6-4-3 2-H 1B		S SL 87 1 SAFE B SL 86 F SL 84 B FF 91 X SL 87 2-2 46 CS 1-2 1B			C CH 82 S SI 89 B SL 85 F FF 90 S CH 84 1-3 K ②			3 0	0 0	2 0	1 0	0 0	1 0	0 0
46 Bobby Wilson, R (1, 2) OBP: 0.222, SLG: 0.152		1 SAFE F FF 92 1 SAFE X SL 87 0-1 G6-4-3 ②③ 1-2f		S SI 92 B SL 86 F FF 92 C FF 92 1-3 K ②③ 1-2 2-3			B SL 85 C CH 82 B SL 84 S SL 85 C FF 92 2-3 K ③			3	0	0	0	0	2	3
Inning Stats	R: 1 H: 1 E: 0 LOB: 0 K: 1 BB: 0 S: 7 P: 12	R: 2 H: 3 E: 0 LOB: 0 K: 0 BB: 0 S: 7 P: 9	R: 0 H: 2 E: 0 LOB: 2 K: 1 BB: 0 S: 13 P: 23	R: 0 H: 1 E: 0 LOB: 1 K: 2 BB: 1 S: 10 P: 20	R: 0 H: 0 E: 0 LOB: 0 K: 1 BB: 0 S: 7 P: 9	R: 0 H: 0 E: 0 LOB: 0 K: 0 BB: 0 S: 7 P: 10	R: 0 H: 0 E: 0 LOB: 0 K: 2 BB: 0 S: 8 P: 11	R: 0 H: 0 E: 0 LOB: 0 K: 3 BB: 0 S: 9 P: 10		1B: 4 SF: 0 2B: 2 SAC: 0 3B: 0 DP: 1 HR: 1 HBP: 0					WP: 0 PA: 30 PB: 0 SB: 0 CS: 2	

PITCHER		IP	WLS	BF	H	R	ER	SO	BB	IBB	HBP	BLK	WP	HR	S	P	ERA	WHIP
43 Adam Warren, R ERA: 4.5	(1, 1)	7.0	L	27	7	3	3	7	1	0	0	0	0	1	59	94	3.86	1.143
48 Andrew Miller, L ERA:	(8, 1)	1.0		3	0	0	0	3	0	0	0	0	0	0	9	10	0.00	0.000

PITCHER	IP	WLS	BF	H	R	ER	SO	BB	IBB	HBP	BLK	WP	HR	S	P	ERA	WHIP

BOTTOM

New York Yankees @ Tampa Bay Rays

Tropicana Field, St. Petersburg, FL

Wed May 13 2015, 7:11 PM - 9:51 PM EDT

Att. 11,924 - Dome - 72 F

livebaseballscorecards.com

AB	29
R	3
H	7
RBI	3
BB	1
SO	10
LOB	6

Batter	1	2	3	4	5	6	7	8	9	AB	R	H	RBI	BB	SO	LOB
22 Jacoby Ellsbury, L (1, 8) OBP: 0.419, SLG: 0.399	B SI 86 F SI 87 X SI 89 1-1 25 S 11 SH2-3 1B		B CH 78 B FF 90 B FF 89 C FF 88 F FF 89 X FF 89 3-2 ② P3			B FC 88 C FF 92 F FF 93 B FF 93 B FF 92 S FF 93 3-3 ② K		B FF 91 B FF 90 F SI 90 C SI 90 X FC 86 2-2 11 WP 1B		4	0	2	0	0	1	0
11 Brett Gardner, L (1, 7) OBP: 0.388, SLG: 0.447	S FF 88 X CH 79 0-1 ① SH2-3 1-2		C FF 90 B FF 91 C FF 89 S CH 82 1-3 ③ K			C FF 93 B FC 89 X FC 89 1-1 13 1B 1B		C SI 90 C SI 91 B FF 92 1 SAFE B FF 92 F FC 87 B SL 83 F FF 92 X FF 93 3-2 ③ F8 1-2		3	0	1	0	0	1	1
13 Alex Rodriguez, R (1, 10) OBP: 0.355, SLG: 0.552	B CH 77 S FF 90 S FF 91 D CH 81 F CH 82 F FF 92 B FF 91 S CH 80 3-3 ② K			X FF 90 0-0 ① G6-3		B FC 88 1 SAFE F FC 87 B FF 92 X FC 86 2-1 1-3 1B			F SL 84 X FF 90 0-1 HR	4	1	2	1	0	1	1
25 Mark Teixeira, S (1, 3) OBP: 0.352, SLG: 0.590	B CH 80 S CH 79 S FF 93 F CH 82 B CH 81 X FF 92 2-2 ③ L9 2-3			C SI 90 B CU 78 F FF 90 B FF 91 B CH 80 F FF 90 B FF 86 4-2 34 G3-6 BB		B FF 93 B FC 86 B FF 92 C FF 93 X FF 93 3-1 ③ G3			S FC 86 B SL 84 S SL 85 S FF 91 1-3 ① K	3	0	0	0	1	1	3
34 Brian McCann, L (1, 2) OBP: 0.298, SLG: 0.411		B FF 88 C FF 88 C FF 89 F FF 91 B FF 89 B CH 78 X CH 77 3-2 ① P4		X CH 79 0-0 ②③ G3-6 1-2f			C SI 90 B SL 83 X FC 86 1-1 ① L7		B CU 76 F SL 86 X FF 91 1-1 ② L7	4	0	0	0	0	0	1
24 Chris Young, R (1, 9) OBP: 0.352, SLG: 0.600		B CH 78 X FF 92 1-0 ② F8			X FF 89 0-0 ① G6-3		C FC 86 B SL 85 F FF 92 F FF 93 S FC 88 1-3 ② K		X FC 86 0-0 ③ G6-3	4	0	0	0	0	1	0
12 Chase Headley, S (1, 5) OBP: 0.290, SLG: 0.378		B SI 89 B FF 89 B SI 88 B FF 87 4-0 BB			B SI 88 B FF 87 F FF 88 B FF 88 X FF 88 3-1 ② L3		X FF 92 0-0 ③ L9			2	0	0	0	1	0	0
18 Didi Gregorius, L (1, 6) OBP: 0.268, SLG: 0.235		C CH 77 D CH 82 F FF 88 S CH 80 1-3 ③ K			X FF 88 0-0 ③ L8			C SI 88 S SL 82 F FF 91 B FC 86 B FF 92 X FC 87 2-2 ① L4		3	0	0	0	0	1	1
38 José Pirela, R (1, 4) OBP: 0.294, SLG: 0.353			B FF 90 C FF 89 B SL 83 F FF 89 F FF 91 C SI 91 2-3 ① K			C FF 91 B FC 88 C FF 92 S FF 93 1-3 ① K		X FC 86 0-0 ② G5-3		3	0	0	0	0	2	0
Inning Stats	R: 0 E: 0 K: 1 S: 13 H: 1 LOB: 1 BB: 0 P: 19	R: 0 E: 0 K: 1 S: 8 H: 0 LOB: 1 BB: 1 P: 17	R: 0 E: 0 K: 2 S: 10 H: 0 LOB: 0 BB: 0 P: 16	R: 0 E: 0 K: 0 S: 5 H: 0 LOB: 0 BB: 1 P: 9	R: 0 E: 0 K: 0 S: 4 H: 0 LOB: 0 BB: 0 P: 7	R: 0 E: 0 K: 2 S: 12 H: 2 LOB: 2 BB: 0 P: 22	R: 0 E: 0 K: 1 S: 7 H: 0 LOB: 0 BB: 0 P: 9	R: 0 E: 0 K: 0 S: 14 H: 1 LOB: 1 BB: 0 P: 21	R: 1 E: 0 K: 1 S: 8 H: 1 LOB: 0 BB: 0 P: 10	1B: 4 2B: 0 3B: 0 HR: 1	SF: 0 SAC: 1 DP: 1 HBP: 0					

PITCHER	IP	WLS	BF	H	R	ER	SO	BB	IBB	HBP	BLK	WP	HR	S	P	ERA	WHIP
30 Erasmo Ramírez, R (1, 1) ERA: 6.66	5.0	W	17	1	0	0	4	2	0	0	0	0	0	40	68	0.00	0.600
35 Matt Andriese, R (6, 1) ERA: 4.79	4.0	S	16	4	1	1	4	0	0	0	0	1	1	41	62	2.25	1.000

PITCHER	IP	WLS	BF	H	R	ER	SO	BB	IBB	HBP	BLK	WP	HR	S	P	ERA	WHIP

TOP

New York Yankees @ Tampa Bay Rays

Tropicana Field, St. Petersburg, FL

Thu May 14 2015, 7:11 PM - 9:55 PM EDT

Att. 11,977 - Dome - 72 F

livebaseballscorecards.com

AB	30
R	1
H	5
RBI	1
BB	2
SO	8
LOB	7

WP: 1	PA: 33		
PB: 0			
SB: 1			
CS: 0			

Batter	1	2	3	4	5	6	7	8	9	AB	R	H	RBI	BB	SO	LOB
39 Kevin Kiermaier, L (1, 8) OBP: 0.282, SLG: 0.427	B FF 86 F FF 88 F SL 81 B FF 89 X SL 82 2-2 ① G3-1	F FF 93 B FF 93 B FF 92 B SI 92 B FF 92 4-1 BB		B CU 80 C FF 94 X SL 83 1-1 ②③ G1-6-3 1-2f			F FF 91 B FF 91 B FF 91 F FF 92 S CH 84 2-3 ① K			3	0	0	0	1	1	2
20 Steven Souza Jr., R (1, 9) OBP: 0.345, SLG: 0.434	C SL 82 B CH 82 C CH 80 B CH 81 X FF 90 2-2 21 WP 21 1B 2B	1 SAFE C FF 92 B SI 93 B CU 76 1 SAFE X CU 81 2-1 ③ L8			C CU 78 X CU 79 0-1 ① G6-3		X CH 81 0-0 3 1B 2B			4	2	2	0	0	0	1
3 Evan Longoria, R (1, 5) OBP: 0.378, SLG: 0.455	B FF 90 D CH 82 X SL 83 2-0 ② F9		S SI 93 F FF 94 T SL 82 0-2 ① K		B SI 92 C FF 93 F CU 80 S FF 94 1-3 ② K		B CH 82 B FF 90 B FF 92 C FF 91 S CH 83 F FF 92 X FF 92 3-2 11 F8 21 1B 2-H 1B			4	0	1	1	0	2	1
21 James Loney, L (1, 3) OBP: 0.288, SLG: 0.360	F CH 80 B FF 90 S SL 83 D CH 83 2 SAFE B CH 78 X SL 82 3-2 11 CS 2-H 1B		C FF 94 F FF 92 F SL 83 X FF 94 0-2 ② G4-3		B SL 83 B CU 80 B FF 92 B SI 93 4-0 11 1B BB		X FF 91 0-0 11 F8 1-2 1B			3	0	2	1	1	0	0
11 Logan Forsythe, R (1, 4) OBP: 0.371, SLG: 0.479	B FF 88 F FF 89 C CH 81 1-2 ③ CS 1-2	C FF 88 B CH 82 C CU 75 B CH 80 X SL 82 2-2 ① F8	B FF 94 T FF 94 C FF 94 F CU 80 B FF 94 F FF 94 F FF 93 X FF 94 2-2 ③ L6		F FF 94 X FF 93 0-1 1-2 1B		B FF 91 D CH 83 B FF 91 C FF 91 X FF 91 3-1 ② F8 1-2 2-3			4	0	1	0	0	0	2
7 David DeJesus, L (1, 7) OBP: 0.356, SLG: 0.413 5 Brandon Guyer, R (7, PH) OBP: 0.375, SLG: 0.432 (8, 7)		B FF 89 B FF 86 X FF 88 2-0 ② F8		B SI 92 F FF 93 X FF 92 1-1 9 1B 44 1B 1B	X FF 93 0-0 ③ G4-3		B FF 92 S FF 91 S FF 91 F FF 91 T FF 92 1-2 ③ K			3 1	1 0	1 0	0 0	0 0	0 1	2 2
13 Asdrúbal Cabrera, S (1, 6) OBP: 0.266, SLG: 0.318		B SL 79 C CH 80 B FF 87 C FF 86 F CU 76 B FF 87 F FF 86 F FF 86 D SL 81 4-2 9 E 9 S 44 HR BB		T FF 94 S FF 94 T CU 80 0-2 ① K		X FF 92 0-0 ① F8		S SL 85 X FF 94 0-1 ① F8		3	1	0	0	1	1	1
9 Joey Butler, R (1, 10) OBP: 0.324, SLG: 0.471		D SL 82 1 SAFE D SL 81 D CU 76 B FF 87 4-0 44 HR 1-3 BB		B FF 93 X FF 93 1-0 44 1B 1-3 1B		C FF 94 B FF 95 S FF 94 S SL 88 1-3 ② K		B FF 95 T FF 94 F FF 96 F SL 85 F FF 94 X SL 85 1-2 ② F9		3	1	1	0	1	1	0
44 René Rivera, R (1, 2) OBP: 0.190, SLG: 0.242		X SL 82 0-0 1-H 3-H HR		F FF 93 1 SAFE X FF 93 0-1 39 G1-6-3 1-2 3-H 1B		C FF 94 B SL 87 B FF 94 X FF 95 2-1 ③ G4-3		C SL 85 S SL 82 B SL 84 B FF 95 B SL 84 X FF 94 3-2 ③ P5		4	1	2	4	0	0	0
Inning Stats	R: 1 E: 0 K: 0 S: 12 H: 2 LOB: 0 BB: 0 P: 22	R: 3 E: 0 K: 0 S: 13 H: 1 LOB: 1 BB: 3 P: 31	R: 0 E: 0 K: 1 S: 13 H: 0 LOB: 0 BB: 0 P: 15	R: 1 E: 0 K: 1 S: 10 H: 3 LOB: 1 BB: 0 P: 13	R: 0 E: 0 K: 1 S: 8 H: 1 LOB: 2 BB: 1 P: 13	R: 0 E: 0 K: 1 S: 6 H: 0 LOB: 0 BB: 0 P: 9	R: 1 E: 0 K: 2 S: 15 H: 3 LOB: 2 BB: 0 P: 24	R: 0 E: 0 K: 0 S: 10 H: 0 LOB: 0 BB: 0 P: 14		1B: 7 2B: 2 3B: 0 HR: 1 SF: 0 SAC: 0 DP: 1 HBP: 0						

PITCHER		IP	WLS	BF	H	R	ER	SO	BB	IBB	HBP	BLK	WP	HR	S	P	ERA	WHIP
39 Chase Whitley, R ERA: 4.19	(1, 1)	1.2	L	8	2	3	3	0	2	0	0	0	1	0	21	43	16.20	2.400
53 Esmil Rogers, R ERA: 3.63	(2, 1)	3.1		16	5	2	2	3	2	0	0	0	0	1	35	51	5.40	2.100
29 David Carpenter, R ERA: 4.61	(6, 1)	1.0		3	0	0	0	1	0	0	0	0	0	0	6	9	0.00	0.000
45 Chasen Shreve, L ERA: 2.7	(7, 1)	1.0		6	3	1	1	2	0	0	0	0	0	0	15	24	9.00	3.000
40 Branden Pinder, R ERA:	(8, 1)	1.0		3	0	0	0	0	0	0	0	0	0	0	10	14	0.00	0.000

PITCHER	IP	WLS	BF	H	R	ER	SO	BB	IBB	HBP	BLK	WP	HR	S	P	ERA	WHIP

BOTTOM

New York Yankees @ Tampa Bay Rays

Tropicana Field, St. Petersburg, FL

Thu May 14 2015, 7:11 PM - 9:55 PM EDT

Att. 11,977 - Dome - 72 F

livebaseballscorecards.com

AB	32
R	6
H	10
RBI	6
BB	4
SO	6
LOB	11

WP: 1	PA: 37		
PB: 0			
SB: 1			
CS: 1			

Batter	1	2	3	4	5	6	7	8	9	AB	R	H	RBI	BB	SO	LOB
22 Jacoby Ellsbury, L (1, 8) OBP: 0.421, SLG: 0.393	C FF 84 C FF 85 X SL 81 0-2 ① P6		B SL 81 B FF 87 B FF 87 C FF 86 B FF 88 4-1 11 S BB		B FF 87 B FF 87 C FF 87 B SL 81 B FF 87 4-1 BB		C FF 92 B SL 88 B FF 89 X FF 90 2-1 ③ G3			2	0	0	0	2	0	0
11 Brett Gardner, L (1, 7) OBP: 0.386, SLG: 0.462 24 Chris Young, R (8, PH) OBP: 0.348, SLG: 0.593 (8, 7)	B FF 85 X FF 85 1-0 3B		B FF 86 L FF 86 S FF 86 X SL 82 1-2 ③ P5 1-2		1 SAFE 1 SAFE B FF 85 C FF 86 1 SAFE B SL 81 F SL 79 1 SAFE X SL 81 2-2 ③ G1-3			C FF 90 B SL 87 B SL 88 X SI 92 2-1 ① L7		3 1	0 0	1 0	0 0	0 0	0 0	2 0
13 Alex Rodriguez, R (1, 10) OBP: 0.352, SLG: 0.550	C FF 86 C SL 82 D SL 82 F SL 80 B FF 86 B FF 87 X SL 81 3-2 ② F8			S FF 88 B FF 88 S SL 82 X FF 88 1-2 25 1B 34 SF9 2B		B SL 82 S SL 82 S SL 82 S SL 80 1-3 ① K		C SI 92 B SL 88 F FF 89 X CU 75 1-2 ② G6-3		4	1	1	0	0	1	1
25 Mark Teixeira, S (1, 3) OBP: 0.359, SLG: 0.592 66 John Ryan Murphy, R (8, PH) OBP: 0.290, SLG: 0.320 (8, 2)	C FF 85 F FF 87 F SL 81 X SL 82 0-2 ③ F9			F FF 86 F SL 83 F SL 79 X FF 87 0-2 2-3 1B		S SL 79 F SL 81 X FF 87 0-2 36 2B 1B		B SL 89 F FF 92 X FF 93 1-1 ③ G5-3		3 1	0 0	2 0	0 0	0 0	0 0	1 0
34 Brian McCann, L (1, 2) OBP: 0.291, SLG: 0.404 33 Garrett Jones, L (8, 3) OBP: 0.184, SLG: 0.243		B FF 85 X FF 86 1-0 ① F9		X FF 87 0-0 ① SF9 3-H		B SL 80 C SL 79 B SL 80 F SL 80 X FF 87 2-2 ② L8			B FF 92 X FF 91 1-0 ① G4-3	2 1	0 0	0 0	1 0	0 0	0 0	1 0
36 Carlos Beltrán, S (1, 9) OBP: 0.264, SLG: 0.376		X FF 86 0-0 ② F9		C SL 82 B SL 81 F SL 80 F SL 81 D SL 81 X FF 87 2-2 ② F7		X SI 92 0-0 1-3 2B			B CU 77 B FF 93 F FF 90 F FF 92 X CH 85 2-2 ② F8	4	0	1	0	0	0	1
12 Chase Headley, S (1, 5) OBP: 0.282, SLG: 0.366		C FF 85 B SL 81 B FF 85 C SL 81 B SL 82 X FF 86 3-2 ③ G4-3		B FF 87 C SL 82 S FF 86 B FF 86 S SL 81 2-3 ③ K		X SI 93 0-0 ③ G3-1			F FF 94 F SL 85 F FF 93 S CH 85 0-3 ③ K	4	0	0	0	0	2	3
14 Stephen Drew, L (1, 4) OBP: 0.264, SLG: 0.343 (7, 6)			B FF 85 C FF 85 B SL 80 C FF 86 B SL 81 F FF 86 X FF 86 3-2 ① L9		B FF 85 X FF 85 1-0 ① F9		B FF 90 B FF 91 X FF 92 2-0 ① F8			3	0	0	0	0	0	0
18 Didi Gregorius, L (1, 6) OBP: 0.263, SLG: 0.231 38 José Pirela, R (7, PH) OBP: 0.278, SLG: 0.333 (7, 4)			S FF 86 C FF 88 B FF 87 X SL 82 1-2 ② P2		B FF 85 X SL 81 1-0 ② L6		B FF 92 S FF 92 X FF 89 1-1 ② G4-3			2 1	0 0	0 0	0 0	0 0	0 0	0 0
Inning Stats	R: 0 E: 0 K: 0 S: 12 H: 1 LOB: 1 BB: 0 P: 16	R: 0 E: 0 K: 0 S: 5 H: 0 LOB: 0 BB: 0 P: 9	R: 0 E: 0 K: 0 S: 11 H: 0 LOB: 1 BB: 1 P: 20	R: 1 E: 0 K: 1 S: 15 H: 2 LOB: 1 BB: 0 P: 20	R: 0 E: 0 K: 0 S: 6 H: 0 LOB: 1 BB: 1 P: 14	R: 0 E: 0 K: 1 S: 11 H: 2 LOB: 2 BB: 0 P: 14	R: 0 E: 0 K: 0 S: 5 H: 0 LOB: 0 BB: 0 P: 10	R: 0 E: 0 K: 0 S: 7 H: 0 LOB: 0 BB: 0 P: 11	R: 0 E: 0 K: 1 S: 8 H: 0 LOB: 0 BB: 0 P: 11	1B: 2 2B: 2 3B: 1 HR: 0 SF: 1 SAC: 0 DP: 0 HBP: 0						

TOP

New York Yankees @ Kansas City Royals

Kauffman Stadium, Kansas City, MO

Fri May 15 2015, 7:12 PM - 10:18 PM CDT

Att. 34,584 - Partly Cloudy - 77 F

livebaseballscorecards.com

AB	31
R	1
H	5
RBI	1
BB	2
SO	3
LOB	9

WP: 0 PB: 0 SB: 1 CS: 0 PA: 34

PITCHER		IP	WLS	BF	H	R	ER	SO	BB	IBB	HBP	BLK	WP	HR	S	P	ERA	WHIP
32 Chris Young, R ERA: 0.94	(1, 1)	5.2	W	23	4	1	1	2	2	0	0	0	0	0	58	91	1.59	1.059
47 Franklin Morales, L ERA: 3.86	(6, 1)	2.1	H	8	1	0	0	0	0	0	0	0	0	0	14	23	0.00	0.429
62 Aaron Brooks, R ERA:	(9, 1)	1.0		3	0	0	0	1	0	0	0	0	0	0	8	11	0.00	0.000

PITCHER	IP	WLS	BF	H	R	ER	SO	BB	IBB	HBP	BLK	WP	HR	S	P	ERA	WHIP

BOTTOM

New York Yankees @ Kansas City Royals

Kauffman Stadium, Kansas City, MO

Fri May 15 2015, 7:12 PM - 10:18 PM CDT

Att. 34,584 - Partly Cloudy - 77 F

livebaseballscorecards.com

Batter	1	2	3	4	5	6	7	8	9	AB	R	H	RBI	BB	SO	LOB
2 Alcides Escobar, R (1, 6) OBP: 0.347, SLG: 0.409	C FC 91 F SL 83 F FF 94 X SL 87 0-2 ① G6-3		C SL 83 X FF 92 0-1 ① P6		B FC 92 S FF 92 X FF 93 1-1 ① G4-3	1 SAFE X FF 96 0-0 FC4 8 G4-3 6 1B 1-2	B FF 97 B SL 88 B FF 96 B FF 94 4-0 8 2B BB	X FF 92 0-0 ③ FC6 1-2f		5	2	0	0	1	0	2
8 Mike Moustakas, L (1, 5) OBP: 0.392, SLG: 0.496	B FF 92 X FF 93 1-0 6 2B 2B		F SL 85 B FF 94 X SL 86 1-1 6 SF8 3B		B FF 93 B CH 87 B FF 92 F FF 93 S FF 94 F FF 94 X FF 94 3-2 25 WP 35 1B 1B	F FF 96 S FF 96 X CU 85 0-2 ② G4-3 1-2 2-3	S CH 88 B CH 86 S CH 86 X FF 96 1-2 6 1B 2B 1-H			5	3	4	1	0	0	2
6 Lorenzo Cain, R (1, 8) OBP: 0.378, SLG: 0.473	C FF 93 X CH 88 0-1 35 G6-3 2B 2-H		B SL 86 X FF 94 1-0 ② SF8 3-H		1 SAFE B FF 92 F FF 93 B FF 93 F SI 93 S SL 87 2-3 ② K	X FF 96 0-0 25 1B 1B 2-H 3-H	B FF 96 C CH 87 B CH 86 C SL 88 B CH 86 X FF 97 3-2 35 WP 25 2B 1B 2-H			4	2	3	5	0	1	1
35 Eric Hosmer, L (1, 3) OBP: 0.410, SLG: 0.574	F SL 85 B FF 94 C SL 86 X SL 86 1-2 ② G6-3 2-3		C CH 89 B SI 94 F FF 94 X SL 87 1-2 ③ G4-3		D SL 85 X FF 93 1-0 25 WP 1B 1-2	B FF 96 B FF 96 B FF 94 B FF 96 4-0 25 1B 4 1B BB	C FF 95 B CH 87 F CH 87 B CH 88 B CH 88 F FF 96 B FF 96 4-2 25 2B BB 1-2			3	2	1	0	2	0	1
25 Kendrys Morales, S (1, 10) OBP: 0.358, SLG: 0.483	B SL 87 B FC 94 B FF 93 C FF 93 X SL 86 3-1 ③ G4-3			B FF 94 C FF 92 X CH 88 1-1 ① G4-3	S CH 88 B FF 94 B CH 88 X SL 87 2-1 ③ G4-3 1-2 2-3	B FF 96 S FC 91 F FF 96 D CU 84 X FC 92 2-2 4 1B 1B 1-2 2-H	B FF 95 X FF 95 1-0 1-H 2-H 2B			5	0	2	3	0	0	3
4 Alex Gordon, L (1, 7) OBP: 0.400, SLG: 0.470 1 Jarrod Dyson, L (8, 7) OBP: 0.237, SLG: 0.286		F FF 93 B SI 93 F CH 88 F SL 86 X SL 86 1-2 ① G4-3		C FF 92 B CH 87 F CH 88 B FF 93 F FF 94 F FF 95 X SL 86 2-2 ② G3		1-2 13 G6-3 14 3B 2B B FF 96 F SI 95 X FF 96 1-1 1-2 2-H 1B	B FF 95 F FF 96 F SL 84 F SL 86 S SL 86 1-3 ③ K			5 0	1 0	2 0	1 0	0 0	1 0	1 0
13 Salvador Perez, R (1, 2) OBP: 0.291, SLG: 0.420 9 Drew Butera, R (8, PH) OBP: 0.214, SLG: 0.250 (9, 2)	F FC 93 F FF 94 F FF 94 X SL 86 0-2 E4			B SL 84 B SL 84 B SL 83 C FF 92 X FF 93 3-1 14 1B 1B		G FF 92 M CH 87 X SL 85 0-2 ① G6-3 2-3 B FF 96 F FF 96 F FF 96 X CH 86 2-2 ③ P5		C FF 94 S SL 86 B SL 86 F SL 85 F FF 96 X SL 86 1-2 ① P3		4 1	0 0	1 0	0 0	0 0	0 0	3 0
14 Omar Infante, R (1, 4) OBP: 0.258, SLG: 0.374		B SL 84 S SL 85 X FF 92 1-1 ② F9		B FF 93 C FF 94 X FF 92 1-1 1-2 1B		C FF 93 F FF 94 F FF 93 B SL 88 X SI 94 1-2 16 1B 3B 3-H	C FF 96 B CH 87 B FF 96 F FF 96 X FF 96 2-2 ① P6	X FF 95 0-0 2 FC6 1B		5	1	3	1	0	0	1
16 Paulo Orlando, R (1, 9) OBP: 0.265, SLG: 0.367		S FF 92 S SL 87 X SL 87 0-2 ③ L7		B FF 91 F FF 92 C SL 85 F FF 93 X SL 87 1-2 ③ L8		S CH 88 F FF 93 B CH 89 F CH 88 X FF 93 1-2 8 G4-3 2 FC4 6 1B 1B 3-H	B SL 84 X SL 87 1-0 ② G6-3	F SL 84 X SL 86 0-1 ② F9		5	1	1	1	0	0	4
Inning Stats	R: 1 H: 2 E: 0 LOB: 1 K: 0 BB: 0 S: 12 P: 17	R: 0 H: 0 E: 1 LOB: 1 K: 0 BB: 0 S: 13 P: 15	R: 1 H: 1 E: 0 LOB: 0 K: 0 BB: 0 S: 8 P: 11	R: 0 H: 2 E: 0 LOB: 2 K: 0 BB: 0 S: 15 P: 23	R: 0 H: 2 E: 0 LOB: 2 K: 1 BB: 0 S: 12 P: 21	R: 6 H: 6 E: 0 LOB: 2 K: 0 BB: 1 S: 27 P: 39	R: 4 H: 3 E: 0 LOB: 1 K: 1 BB: 2 S: 18 P: 35	R: 0 H: 1 E: 0 LOB: 1 K: 0 BB: 0 S: 9 P: 10		1B: 10 SF: 1 2B: 5 SAC: 0 3B: 2 DP: 0 HR: 0 HBP: 0						WP: 2 PA: 46 PB: 0 SB: 0 CS: 0	

PITCHER		IP	WLS	BF	H	R	ER	SO	BB	IBB	HBP	BLK	WP	HR	S	P	ERA	WHIP
35 Michael Pineda, R	(1, 1)	5.1	L	27	10	5	5	1	0	0	0	0	1	0	74	104	8.44	1.875
ERA: 3.31																		
29 David Carpenter, R	(6, 1)	0.0		1	0	0	0	0	0	0	0	0	0	0	1	1	∞	∞
ERA: 5.27																		
41 Justin Wilson, L	(6, 1)	0.1		5	3	3	3	0	1	0	0	0	0	0	9	16	81.00	12.000
ERA: 5.73																		
71 José Ramirez, R	(6, 1)	1.0		8	3	4	4	0	2	0	0	0	1	0	17	35	36.00	5.000
ERA: 36.0																		
40 Branden Pinder, R	(7, 1)	1.1		5	1	0	0	1	0	0	0	0	0	0	13	15	0.00	0.750
ERA:																		

PITCHER	IP	WLS	BF	H	R	ER	SO	BB	IBB	HBP	BLK	WP	HR	S	P	ERA	WHIP

AB	42
R	12
H	17
RBI	12
BB	3
SO	2
LOB	18

Batter	1	2	3	4	5	6	7	8	9	AB	R	H	RBI	BB	SO	LOB
22 Jacoby Ellsbury, L (1, 8) OBP: 0.415, SLG: 0.382	C FF 94 C CU 79 X CU 77 0-2 E4 24 F8 24 S		B FF 91 B FF 91 B FF 92 C FF 90 C FF 91 B FF 92 4-2 25 BB 13 BB 36 SF8 BB	C CU 78 C FF 91 B FF 94 1 SAFE F CU 79 T FF 94 1-2 ③ K		X SL 86 0-0 ② G4-3		C SI 92 B FF 92 B CH 86 X SL 86 2-1 ③ FC4-6 1-2f		4	1	0	0	1	1	3
24 Chris Young, R (1, 7) (7, 9) OBP: 0.330, SLG: 0.558	B FF 95 B CH 85 1 SAFE C FF 95 B CU 80 F FF 95 X FF 96 3-2 ① F8 1-3		B CH 83 X FF 92 1-0 ① F7		B CU 77 C CH 81 F CH 82 B CU 79 C CU 76 2-3 ① K	C SI 93 X SL 84 0-1 ③ G5-6-3			B SL 85 F SI 91 F SI 91 X SL 84 1-2 ① G4-3	5	0	0	0	0	1	3
13 Alex Rodriguez, R (1, 10) OBP: 0.354, SLG: 0.565	S CU 82 S CU 82 S CU 84 S CU 82 1-3 ② K		B FF 95 D CH 83 1 SAFE B FF 92 C FF 93 C CU 79 B CU 79 4-2 25 BB 1-2 BB		S FF 92 F CU 81 X CH 84 0-2 ② F9		X SI 92 0-0 ① G1-3		B SL 86 B SL 84 X SI 92 2-0 HR	4	1	1	1	1	1	1
25 Mark Teixeira, S (1, 3) OBP: 0.367, SLG: 0.585	B SI 97 C CH 85 B CU 82 F FF 97 B FF 98 B CU 81 4-2 BB		B SI 93 C FF 93 B CH 85 B CU 79 B FF 94 4-1 1-2 2-3 BB		B CU 81 B SI 92 C FF 91 B FF 92 X FF 91 3-1 36 1B 12 HR 1B		C SI 91 X CH 86 0-1 ② G3-1		C CH 85 S CU 79 B CH 84 C FF 92 1-3 ② K	3	1	1	0	2	1	0
36 Carlos Beltrán, S (1, 9) OBP: 0.271, SLG: 0.383 18 Didi Gregorius, L (7, 6) OBP: 0.270, SLG: 0.248	B FF 95 B CH 85 C FF 94 X FF 97 2-1 ③ L1		X SI 92 0-0 ② SF8 3-H		X SI 92 0-0 12 HR 1-2 1B		X SI 91 0-0 1B		X SI 90 0-0 2B	3 1	1 0	2 1	1 0	0 0	0 0	2 0
12 Chase Headley, S (1, 5) OBP: 0.279, SLG: 0.382		B SI 91 B FF 91 X FF 92 2-0 ① G5-3	B SI 93 C CU 78 F CU 78 F FF 96 X FF 96 1-2 ③ F8		F FF 93 F CH 83 B FF 96 B CU 80 B CU 82 F CU 80 X CH 84 3-2 1-H 2-H HR		B FF 91 C SL 85 F CH 87 X SL 86 1-2 ③ G3-4-3		B CH 85 X SI 93 1-0 ③ L8	5	1	1	3	0	0	4
38 José Pirela, R (1, 4) OBP: 0.238, SLG: 0.286 11 Brett Gardner, L (7, 7) OBP: 0.383, SLG: 0.458		C FF 95 F FF 95 B FF 95 X CU 80 1-2 E1	C FC 88 X EP 73 0-1 ① G5-3	F FF 95 B CU 80 B CH 83 B CU 78 C FF 95 F FF 93 F FF 93 F FF 92 X CH 84 3-2 ③ P4				B FF 91 C CH 84 S SL 84 F FF 92 S SL 86 1-3 ① K		3 1	0 0	0 0	0 0	0 1	0 0	0 0
14 Stephen Drew, L (1, 6) (7, 4) OBP: 0.272, SLG: 0.358		C FF 94 1 SAFE 1 SAFE B CU 79 F CU 78 F FF 95 F CU 81 F CH 84 B FF 96 2-2 ② P5	C FC 89 B FF 93 B FC 88 F FF 89 X FF 92 2-2 1B			B SI 92 B SL 84 C FF 90 T SI 91 B FF 91 F FF 92 X FF 91 3-2 66 SH1-3 2B		C CH 86 B CH 85 F SL 84 F SL 85 B CH 87 X SL 84 2-2 ② P5		4	0	2	0	0	0	1
66 John Ryan Murphy, R (1, 2) OBP: 0.294, SLG: 0.321		B FF 93 1 SAFE B CH 84 X FF 94 2-0 ③ P3	F SI 90 B FF 92 F FF 89 B CU 78 X CU 78 2-2 ② F8			X FF 91 0-0 ① SH1-3 2-3		B FF 91 X SI 92 1-0 22 FC4-6 1B		3	0	1	0	0	0	2
Inning Stats	R: 0 E: 1 K: 1 S: 13 H: 0 LOB: 2 BB: 1 P: 23	R: 0 E: 1 K: 0 S: 11 H: 0 LOB: 1 BB: 0 P: 18	R: 1 E: 0 K: 0 S: 11 H: 0 LOB: 2 BB: 3 P: 25	R: 0 E: 0 K: 1 S: 12 H: 1 LOB: 1 BB: 0 P: 17	R: 3 E: 0 K: 1 S: 19 H: 3 LOB: 0 BB: 0 P: 30	R: 0 E: 0 K: 0 S: 8 H: 1 LOB: 1 BB: 0 P: 11	R: 0 E: 0 K: 0 S: 7 H: 1 LOB: 1 BB: 0 P: 8	R: 0 E: 0 K: 1 S: 11 H: 1 LOB: 1 BB: 0 P: 17	R: 1 E: 0 K: 1 S: 9 H: 2 LOB: 1 BB: 0 P: 14	1B: 5 2B: 2 3B: 0 HR: 2 SF: 1 SAC: 1 DP: 0 HBP: 0						

TOP

New York Yankees @ Kansas City Royals

Kauffman Stadium, Kansas City, MO

Sat May 16 2015, 6:11 PM - 9:02 PM CDT

Att. 31,871 - Partly Cloudy - 78 F

livebaseballscorecards.com

AB	36
R	5
H	9
RBI	5
BB	4
SO	5
LOB	16

WP: 0 PA: 42
PB: 0
SB: 1
CS: 0

PITCHER		IP	WLS	BF	H	R	ER	SO	BB	IBB	HBP	BLK	WP	HR	S	P	ERA	WHIP
41 Danny Duffy, L ERA: 5.87	(1, 1)	5.0	L	25	4	4	4	3	4	0	0	0	0	1	66	113	7.20	1.600
49 Joe Blanton, R ERA: 2.25	(6, 1)	4.0		17	5	1	1	2	0	0	0	0	0	1	35	50	2.25	1.250

PITCHER	IP	WLS	BF	H	R	ER	SO	BB	IBB	HBP	BLK	WP	HR	S	P	ERA	WHIP

Batter	1	2	3	4	5	6	7	8	9	AB	R	H	RBI	BB	SO	LOB
2 Alcides Escobar, R (1, 6) OBP: 0.344, SLG: 0.403	B FF 90 X SI 89 1-0 ① G5-3		B SL 80 B SI 89 L FF 90 L SI 89 X SL 78 2-2 35 S 1-2 2-3 1B		C SI 88 C SI 89 X SI 90 0-2 ① FC5-4 8 E 1-2f		C SL 79 C SI 90 F CH 84 F SI 89 S FF 89 0-3 ③ K			4	0	1	0	0	1	1
8 Mike Moustakas, L (1, 5) OBP: 0.382, SLG: 0.486	C SL 79 B SI 90 X FF 90 1-1 ② G3		B SL 80 B SI 90 X CH 84 2-0 ① SF9 2-3 3-H		B FF 89 C SL 77 B SI 90 F SI 89 F CH 84 B FF 90 X SI 89 3-2 E4 1-2			B FF 95 C KC 82 X FF 98 1-1 ① G6-3		3	0	0	1	0	0	1
6 Lorenzo Cain, R (1, 8) OBP: 0.374, SLG: 0.466	B FF 90 C SL 78 F SI 90 X SI 92 1-2 1B		F CH 85 B FF 92 B SL 80 S CH 83 C SI 90 2-3 ② K		F SL 78 B CH 84 X SI 90 1-1 ② F8			S KC 83 F FF 98 X KC 84 0-2 ② P4		4	0	1	0	0	1	4
35 Eric Hosmer, L (1, 3) OBP: 0.400, SLG: 0.559	C FF 90 D SL 78 B SL 78 F FF 89 S SI 91 2-3 ③ K		B SI 90 C SI 90 S SI 90 F SI 90 B SL 79 F FF 91 S CH 86 2-3 ③ K 1-2		C SL 79 X SL 79 0-1 ③ L4			B KC 82 B KC 82 C FF 97 B KC 84 F FF 96 S SV 85 3-3 ③ K		4	0	0	0	0	3	5
25 Kendrys Morales, S (1, 10) OBP: 0.350, SLG: 0.470		C SL 78 X CH 84 0-1 ① G3		C SL 79 S SI 90 C SI 90 0-3 ① K		C SL 78 B SL 79 S CH 83 X CH 84 1-2 ① F8			B FF 95 F FF 94 C SL 83 X FF 94 1-2 ① G3-1	4	0	0	0	0	1	0
4 Alex Gordon, L (1, 7) OBP: 0.389, SLG: 0.455		C SL 79 X SL 79 0-1 ② F9		X FF 91 0-0 ② G6-3		B SI 90 X FF 90 1-0 ② F9			C FF 94 S FF 94 B SL 83 X SL 84 1-2 ② G4-3	4	0	0	0	0	0	0
13 Salvador Perez, R (1, 2) OBP: 0.290, SLG: 0.422		C FF 91 X SI 90 0-1 ③ G6-3		C SL 79 F SL 80 X FF 91 0-2 2B		X FF 89 0-0 ③ G5-3			B SL 83 F SL 83 C FF 96 X FF 97 1-2 ③ G3	4	0	1	0	0	0	0
14 Omar Infante, R (1, 4) OBP: 0.260, SLG: 0.373			C FF 91 X FF 91 0-1 2 1B 16 1B 8 SF9 1B	B CH 84 C CH 84 X FF 90 1-1 ③ F8			C SL 80 X SI 90 0-1 ① G1-3			3	1	1	0	0	0	1
16 Paulo Orlando, R (1, 9) OBP: 0.279, SLG: 0.378			L CH 82 B SI 90 X CH 84 1-1 8 SF9 2 1B 1-2 1B		X SI 89 0-0 2 FC5-4 1B		B SL 79 F SL 79 X CH 84 1-1 ② L6			3	0	2	0	0	0	0
Inning Stats	R: 0 E: 0 K: 1 S: 9 H: 1 LOB: 1 BB: 0 P: 14	R: 0 E: 0 K: 0 S: 6 H: 0 LOB: 0 BB: 0 P: 6	R: 1 E: 0 K: 2 S: 16 H: 3 LOB: 2 BB: 0 P: 25	R: 0 E: 0 K: 1 S: 9 H: 1 LOB: 1 BB: 0 P: 10	R: 0 E: 1 K: 0 S: 12 H: 1 LOB: 2 BB: 0 P: 16	R: 0 E: 0 K: 0 S: 5 H: 0 LOB: 0 BB: 0 P: 7	R: 0 E: 0 K: 1 S: 9 H: 0 LOB: 0 BB: 0 P: 10	R: 0 E: 0 K: 1 S: 8 H: 0 LOB: 0 BB: 0 P: 12	R: 0 E: 0 K: 0 S: 9 H: 0 LOB: 0 BB: 0 P: 12	1B: 5 2B: 1 3B: 0 HR: 0	SF: 1 SAC: 0 DP: 0 HBP: 0	WP: 0 PB: 0 SB: 1 CS: 0	PA: 34				

PITCHER		IP	WLS	BF	H	R	ER	SO	BB	IBB	HBP	BLK	WP	HR	S	P	ERA	WHIP
52 CC Sabathia, L ERA: 4.67	(1, 1)	7.0	W	28	6	1	1	5	0	0	0	0	0	0	66	88	1.29	0.857
68 Dellin Betances, R ERA:	(8, 1)	1.0	H	3	0	0	0	1	0	0	0	0	0	0	8	12	0.00	0.000
48 Andrew Miller, L ERA:	(9, 1)	1.0		3	0	0	0	0	0	0	0	0	0	0	9	12	0.00	0.000

PITCHER	IP	WLS	BF	H	R	ER	SO	BB	IBB	HBP	BLK	WP	HR	S	P	ERA	WHIP

BOTTOM

New York Yankees @ Kansas City Royals

Kauffman Stadium, Kansas City, MO

Sat May 16 2015, 6:11 PM - 9:02 PM CDT

Att. 31,871 - Partly Cloudy - 78 F

livebaseballscorecards.com

AB	33
R	1
H	6
RBI	1
BB	0
SO	6
LOB	12

Batter	1	2	3	4	5	6	7	8	9	AB	R	H	RBI	BB	SO	LOB
22 Jacoby Ellsbury, L (1, 8) OBP: 0.411, SLG: 0.374	C SI 94 B KC 77 B SI 93 X SI 92 2-1 P6 ①			C CH 83 C SI 93 S KC 78 0-3 K ①		C SI 93 B SI 94 C SI 94 B KC 80 X KC 78 2-2 L6 ①		B FF 95 F FC 92 C KC 86 B FC 91 B FF 96 B FF 95 4-2 1-2 11 1B BB		3	0	0	0	1	1	0
11 Brett Gardner, L (1, 7) OBP: 0.380, SLG: 0.451	C SI 93 B KC 77 B SI 93 C KC 77 C SI 94 2-3 K ②			B SI 94 C CH 85 B KC 77 X SI 93 2-1 F7 ②		B CH 84 C SI 94 B SI 94 C SI 94 B KC 78 F SI 94 X SI 95 3-2 F7 ②		C FF 96 C KC 84 D KC 86 F FC 92 F KC 85 F FF 96 X FC 92 1-2 1-2 2-3 1B		4	0	1	0	0	1	0
13 Alex Rodriguez, R (1, 10) OBP: 0.351, SLG: 0.563	C SI 94 B SI 94 C KC 80 X CH 85 1-2 G6-3 ③			B KC 79 S CH 85 C KC 79 X FF 94 1-2 2B		B KC 80 C SI 94 S CH 84 B CH 87 X CH 85 2-2 G5-3 ③		F FF 96 C KC 86 S FC 92 0-3 K ②		4	0	1	0	0	1	3
25 Mark Teixeira, S (1, 3) OBP: 0.366, SLG: 0.576 33 Garrett Jones, L (7, 3) OBP: 0.179, SLG: 0.237		F SI 92 F CH 84 X CH 86 0-2 F8 ①		B KC 79 B SI 95 B CH 86 H SI 95 4-0 HBP			S CH 84 B KC 78 B CH 84 X SI 92 2-1 F8 ①	X FF 94 0-0 G3-1 ③		2 1	0 0	0 0	0 0	0 0	0 0	0 3
34 Brian McCann, L (1, 2) OBP: 0.290, SLG: 0.398		B FF 94 C KC 76 S CH 84 F CH 86 B SI 94 F KC 78 F SI 94 F KC 78 F CH 86 2-3 S CH 85 K ②		C KC 78 F CH 84 D CH 87 S FF 94 1-3 K ③			C KC 78 X CH 84 0-1 1B		C FF 91 X CH 86 0-1 G5-3 ①	4	0	1	0	0	2	2
36 Carlos Beltrán, S (1, 9) OBP: 0.271, SLG: 0.387		C KC 76 X CH 85 0-1 G3 ③			B CH 81 B FF 93 B SI 93 C FF 93 X FF 92 3-1 G5-3 ①		B CH 84 B SI 94 F SI 93 B SI 94 X SI 94 3-1 F8 ②		X SL 83 0-0 12 1B 2B	4	0	1	0	0	0	1
12 Chase Headley, S (1, 5) OBP: 0.285, SLG: 0.386			B SI 92 X CH 83 1-0 F7 ①		B KC 79 F SI 93 X SI 95 1-1 1B		B KC 79 X SI 95 1-0 G3 ③		B FF 92 C FF 94 F CH 86 X CH 88 1-2 2-3 18 DI 1B	4	0	2	0	0	0	1
14 Stephen Drew, L (1, 4) OBP: 0.264, SLG: 0.345			B SI 94 B SI 93 B SI 94 C SI 92 X SI 93 3-1 F8 ②	C SI 94 X CH 84 0-1 F7 ②				C FF 92 S KC 84 B FF 96 B FC 90 S KC 85 2-3 K ①	C CH 85 X FF 93 0-1 L7 ②	4	0	0	0	0	1	3
18 Didi Gregorius, L (1, 6) OBP: 0.269, SLG: 0.241			B SI 95 F CH 84 F KC 79 B KC 79 S SI 94 2-3 K ③	F SI 95 X CH 85 0-1 G3 ③				S FC 93 B FF 97 B FC 92 S FF 96 B FF 97 B FC 94 4-2 11 1B 22 BB BB	B CH 88 B FF 93 C FF 93 F CH 87 X FF 93 2-2 1-2 F8 ③	3	0	0	0	1	1	3
Inning Stats	R: 0 E: 0 K: 1 S: 8 H: 0 LOB: 0 BB: 0 P: 13	R: 0 E: 0 K: 1 S: 13 H: 0 LOB: 0 BB: 0 P: 15	R: 0 E: 0 K: 1 S: 6 H: 0 LOB: 0 BB: 0 P: 12	R: 0 E: 0 K: 2 S: 11 H: 1 LOB: 2 BB: 0 P: 19	R: 0 E: 0 K: 0 S: 8 H: 1 LOB: 1 BB: 0 P: 12	R: 0 E: 0 K: 0 S: 10 H: 0 LOB: 0 BB: 0 P: 17	R: 0 E: 0 K: 0 S: 7 H: 1 LOB: 1 BB: 0 P: 13	R: 0 E: 0 K: 2 S: 17 H: 1 LOB: 3 BB: 2 P: 28	R: 0 E: 0 K: 0 S: 11 H: 2 LOB: 2 BB: 0 P: 14	1B: 4 2B: 2 3B: 0 HR: 0	SF: 0 SAC: 0 DP: 0 HBP: 1	WP: 0 PB: 0 SB: 0 CS: 0	PA: 36				

PITCHER		IP	WLS	BF	H	R	ER	SO	BB	IBB	HBP	BLK	WP	HR	S	P	ERA	WHIP
36 Edinson Volquez, R ERA: 2.74	(1, 1)	7.0	W	25	3	0	0	5	0	0	1	0	0	0	63	101	0.00	0.429
17 Wade Davis, R ERA:	(8, 1)	1.0		6	1	0	0	2	2	0	0	0	0	0	17	28	0.00	3.000
54 Jason Frasor, R ERA: 0.73	(9, 1)	1.0		5	2	0	0	0	0	0	0	0	0	0	11	14	0.00	2.000

PITCHER	IP	WLS	BF	H	R	ER	SO	BB	IBB	HBP	BLK	WP	HR	S	P	ERA	WHIP

TOP

New York Yankees @ Kansas City Royals

Kauffman Stadium, Kansas City, MO

Sun May 17 2015, 1:14 PM - 4:15 PM CDT

Att. 31,251 - Partly Cloudy - 74 F

livebaseballscorecards.com

AB	33
R	0
H	6
RBI	0
BB	2
SO	7
LOB	16

Batter	1	2	3	4	5	6	7	8	9	AB	R	H	RBI	BB	SO	LOB
2 Alcides Escobar, R (1, 6) OBP: 0.341, SLG: 0.402	C SI 87 S SL 81 B SL 82 X CH 78 1-2 8 FC4-5 1B		C SL 82 S SL 82 B SI 90 S SL 84 1-3 ② K	C SL 82 X CU 80 0-1 ③ G3		F SI 93 S SL 83 X SL 82 0-2 ② SF9 3-H				3	0	1	1	0	1	2
8 Mike Moustakas, L (1, 5) OBP: 0.378, SLG: 0.475	C SL 80 ① 1 SAFE B CH 76 L SI 87 1 SAFE X SI 89 1-2 FC4-5 1-2f		B SI 90 C CU 75 S SL 82 F SI 90 S SL 83 1-3 ③ K		C CU 79 B FF 94 B CU 80 B CU 81 B SI 94 4-1 6 G6-4-3 BB	C FC 90 B SI 95 C SI 95 F FF 95 S CU 82 1-3 ③ K				3	0	0	0	1	2	1
6 Lorenzo Cain, R (1, 8) OBP: 0.371, SLG: 0.456	F SL 82 S CH 74 1 SAFE S SI 87 0-3 ② K			S SI 88 B SL 81 F CH 78 B SL 82 B CH 78 B SI 89 4-2 35 BB 25 1B BB	B SL 82 X SI 93 1-0 ①② G6-4-3 1-2f		B FF 90 B FF 91 F FF 91 F FF 92 X CH 84 2-2 ① F8			3	1	0	0	1	1	2
35 Eric Hosmer, L (1, 3) OBP: 0.402, SLG: 0.554	C CU 74 B CH 76 F CU 74 F SI 89 F SL 83 D CH 78 S SL 82 2-3 ③ K			1 SAFE B SI 87 D CH 75 F SI 86 1 SAFE B SI 85 F SL 80 1 SAFE B SI 86 4-2 25 1B 13 1B 1-2 BB	B CU 80 B FF 94 C CU 80 B SI 93 X SI 94 3-1 E1 1B		B FF 92 C FF 91 B SL 84 S SL 84 S FF 93 2-3 ② K			3	1	1	0	1	2	1
25 Kendrys Morales, S (1, 10) OBP: 0.353, SLG: 0.468		F SL 80 X CH 78 0-1 ① F9		D CH 77 C SL 83 B SL 83 S CH 78 X SI 88 2-2 13 1B 14 2B 1-2 2-H 1B	B CU 81 B CU 81 B SI 92 B FF 94 4-0 BB		X FF 91 0-0 ③ F9			3	1	1	1	1	0	0
13 Salvador Perez, R (1, 2) OBP: 0.296, SLG: 0.446		C SI 87 B SL 82 B SL 81 S CH 77 B CH 80 X CH 76 3-2 HR		B SL 83 S SI 87 X SL 82 1-1 14 2B 1-2 2-H 1B	S SL 83 S SL 84 B SL 82 X SL 83 1-2 ③ F7			B FF 91 B FF 90 F FF 90 F FF 91 F FF 92 X FF 91 2-2 ① F9		4	1	2	2	0	0	2
14 Omar Infante, R (1, 4) OBP: 0.260, SLG: 0.377		C SI 88 X SI 89 0-1 ② F9		B FF 92 B SI 93 X SI 94 2-0 1-3 2-H 2B		C FF 94 B FF 94 X SI 94 1-1 E5 16 2B		C SL 83 F FF 92 S CH 84 0-3 ② K		4	1	1	1	0	1	0
16 Paulo Orlando, R (1, 9) OBP: 0.278, SLG: 0.384		B SL 80 B CH 77 X SI 88 2-0 ③ P3		S SL 84 F FF 93 F SL 82 X CU 81 0-2 ① G3		B SI 92 1 SAFE B SI 94 S SI 94 X SL 84 2-1 1 G3-1 2 SF9 1-H 2B		B FF 91 B CH 82 S FF 91 B FF 92 X FF 91 3-1 ③ F8		4	1	1	1	0	0	2
1 Jarrod Dyson, L (1, 7) OBP: 0.226, SLG: 0.271			B SI 88 C SI 86 X CH 76 1-1 ① G3	F SL 82 F SI 93 S SL 84 0-3 ② K		B SI 93 F SI 94 X CU 80 1-1 ① G3-1 2-3				3	0	0	0	0	1	3
Inning Stats	R: 0 E: 0 K: 2 S: 14 H: 1 LOB: 1 BB: 0 P: 18	R: 1 E: 0 K: 0 S: 8 H: 1 LOB: 0 BB: 0 P: 13	R: 0 E: 0 K: 2 S: 9 H: 0 LOB: 0 BB: 0 P: 12	R: 3 E: 0 K: 1 S: 19 H: 3 LOB: 2 BB: 2 P: 32	R: 0 E: 1 K: 0 S: 7 H: 1 LOB: 2 BB: 2 P: 20	R: 2 E: 1 K: 1 S: 13 H: 1 LOB: 0 BB: 0 P: 18	R: 0 E: 0 K: 1 S: 7 H: 0 LOB: 0 BB: 0 P: 11	R: 0 E: 0 K: 1 S: 9 H: 0 LOB: 0 BB: 0 P: 14		1B: 4 2B: 2 3B: 0 HR: 1 SF: 1 SAC: 0 DP: 1 HBP: 0					WP: 0 PB: 0 SB: 0 CS: 0 PA: 35	

BOTTOM

New York Yankees @ Kansas City Royals

Kauffman Stadium, Kansas City, MO

Sun May 17 2015, 1:14 PM - 4:15 PM CDT

Att. 31,251 - Partly Cloudy - 74 F

livebaseballscorecards.com

AB	30
R	6
H	7
RBI	6
BB	4
SO	8
LOB	13

PITCHER		IP	WLS	BF	H	R	ER	SO	BB	IBB	HBP	BLK	WP	HR	S	P	ERA	WHIP
26 Chris Capuano, L ERA: 12.0	(1, 1)	3.0	L	15	4	4	4	4	2	0	0	0	0	1	40	63	12.00	2.000
53 Esmil Rogers, R ERA: 3.24	(4, 1)	2.2		13	3	2	0	1	2	0	0	0	0	0	26	45	0.00	1.875
41 Justin Wilson, L ERA: 5.56	(6, 1)	0.1		1	0	0	0	1	0	0	0	0	0	0	4	5	0.00	0.000
45 Chasen Shreve, L ERA: 2.35	(7, 1)	2.0		6	0	0	0	2	0	0	0	0	0	0	16	25	0.00	0.000

PITCHER	IP	WLS	BF	H	R	ER	SO	BB	IBB	HBP	BLK	WP	HR	S	P	ERA	WHIP

Batter	1	2	3	4	5	6	7	8	9	10	AB	R	H	RBI	BB	SO	LOB
22 Jacoby Ellsbury, L (1, 8) OBP: 0.412, SLG: 0.372 36 Carlos Beltrán, S (4, 9) OBP: 0.272, SLG: 0.386	B FF 91 S FF 91 B SI 91 F FF 92 B CU 78 X SI 94 3-2 ① G4-3			B CU 77 S CH 84 B FF 93 B FF 94 B FF 94 4-1 11 G3 24 1B BB	X FF 90 0-0 11 G6-3 25 HR 1B		C SI 95 C SI 96 X SI 96 0-2 ① F7		F FF 94 X FF 95 0-1 ③ F7		1	1	0	0	1	0	0
											3	1	1	0	0	0	0
11 Brett Gardner, L (1, 7) OBP: 0.366, SLG: 0.433	C FF 94 C CU 79 F SI 93 X CU 79 0-2 ② G4-3			C FF 92 C FF 92 X SI 92 0-2 ① G3 1-2	D FF 91 C FF 92 X SI 91 1-1 ① G6-3 1-2		X SI 96 0-0 ② L8			C SI 91 X SL 83 0-1 ① L8	5	0	0	0	0	0	2
24 Chris Young, R (1, 9) OBP: 0.323, SLG: 0.538 (4, 8)	C SI 93 X CH 85 0-1 ③ G6-3			B CU 78 X SI 92 1-0 34 FC6-4 25 BB 12 2B 2-H 1B	B CH 84 X CH 83 1-0 ② P3		S SI 96 S SL 88 S SL 88 0-3 ③ K			B SI 91 B CH 85 C SI 92 C SI 92 F SL 83 S CH 84 2-3 ② K	5	1	1	1	0	2	1
25 Mark Teixeira, S (1, 3) OBP: 0.380, SLG: 0.602		B SI 91 X SI 91 1-0 ① G6-3		B SI 92 D CH 84 B SI 92 B SI 92 4-0 34 FC6-4 1-2 BB	B CU 76 C CH 83 F CH 84 X CH 82 1-2 2-H HR			C SI 93 F SI 93 B FF 94 B FF 93 B FF 95 F FF 94 X FF 94 3-2 1B		B SI 92 B SI 91 B SI 92 B SI 91 4-0 BB	3	1	2	2	2	0	0
34 Brian McCann, L (1, 2) OBP: 0.279, SLG: 0.382 48 Andrew Miller, L (10, 1)		B FF 93 X SI 92 1-0 ② G4-3		B FF 93 C FF 92 B FF 91 F FF 93 F CH 85 X CU 80 2-2 ② FC6-4 12 2B 14 1B 1-2f 2-3	B FF 92 B FF 92 B FF 91 C FF 91 X FF 90 3-1 ③ P4			F SI 94 X FF 94 0-1 ① F7		C SL 84 B SI 93 F SL 83 S SL 84 1-3 ③ K2-3	5	1	0	0	0	1	4
											0	0	0	0	0	0	0
12 Chase Headley, S (1, 5) OBP: 0.284, SLG: 0.389 68 Dellin Betances, R (8, 1) 66 John Ryan Murphy, R (10, 2) OBP: 0.294, SLG: 0.321		C SI 93 B CH 86 X CH 85 1-1 ③ L1-3		B CU 79 C CH 85 S FF 93 B CH 85 X FF 94 2-2 14 1B 1-3 3-H 2B		C SI 95 X SL 85 0-1 ① G4-3		F SI 93 X SL 84 0-1 ② F8			4	1	1	1	0	0	1
											0	0	0	0	0	0	0
											0	0	0	0	0	0	0
38 José Pirela, R (1, 4) OBP: 0.240, SLG: 0.280			C SI 91 X CH 84 0-1 ① G6-3	B CH 84 B CH 84 C SI 93 C SI 92 D CU 81 X CH 86 3-2 14 1B 1B		F SI 96 X SI 97 0-1 ② G4-3		C SL 86 C SL 86 X FF 96 0-2 ③ L4			4	0	1	0	0	0	1
14 Stephen Drew, L (1, 6) OBP: 0.271, SLG: 0.350			C FF 93 C FF 93 X FF 93 0-2 ② G6-3	C FF 92 B SI 92 S CU 79 X FF 94 1-2 1-2 2-H 3-H 1B		X SI 96 0-0 1B			C FF 93 B CH 87 F CH 86 B SL 84 B CH 87 X SI 95 3-2 ① P4		4	0	2	2	0	0	0
30 Nathan Eovaldi, R (1, 1) 41 Justin Wilson, L (5, 1) 33 Garrett Jones, L (6, PH) OBP: 0.175, SLG: 0.231 29 David Carpenter, R (6, 1) 45 Chasen Shreve, L (7, 1) 13 Alex Rodriguez, R (8, 5) OBP: 0.349, SLG: 0.558			B SI 93 B SI 93 B SI 93 C FF 92 C FF 92 X FF 93 3-2 ③ G4-3	B SI 92 F FF 92 C FF 93 C FF 94 2-3 ③ K		B SI 96 1 SAFE C SI 96 S SL 85 F SI 97 S SI 97 1-3 ③ K			C SL 82 C SL 83 B SL 84 B SL 84 C FF 94 2-3 ② K		2	0	0	0	0	1	2
											0	0	0	0	0	0	0
											1	0	0	0	0	0	0
											0	0	0	0	0	0	0
											0	0	0	0	0	0	0
											1	0	0	0	0	1	0
Inning Stats	R: 0 E: 0 K: 0 S: 9 H: 0 LOB: 0 BB: 0 P: 12	R: 0 E: 0 K: 0 S: 4 H: 0 LOB: 0 BB: 0 P: 7	R: 0 E: 0 K: 0 S: 8 H: 0 LOB: 0 BB: 0 P: 11	R: 4 E: 0 K: 1 S: 21 H: 4 LOB: 2 BB: 2 P: 40	R: 2 E: 0 K: 0 S: 9 H: 2 LOB: 0 BB: 0 P: 15	R: 0 E: 0 K: 1 S: 10 H: 1 LOB: 1 BB: 0 P: 11	R: 0 E: 0 K: 1 S: 7 H: 0 LOB: 0 BB: 0 P: 7	R: 0 E: 0 K: 0 S: 11 H: 1 LOB: 1 BB: 0 P: 14	R: 0 E: 0 K: 1 S: 8 H: 0 LOB: 0 BB: 0 P: 13	R: 0 E: 0 K: 2 S: 9 H: 0 LOB: 1 BB: 1 P: 16	1B: 6 2B: 1 3B: 0 HR: 1 SF: 0 SAC: 0 DP: 0 HBP: 0	WP: 0 PB: 0 SB: 0 CS: 0 PA: 41					

PITCHER		IP	WLS	BF	H	R	ER	SO	BB	IBB	HBP	BLK	WP	HR	S	P	ERA	WHIP
47 Gio González, L ERA: 4.94	(1, 1)	5.0		23	6	6	6	1	2	0	0	0	0	1	51	85	10.80	1.600
64 Blake Treinen, R ERA: 3.68	(6, 1)	2.0		7	1	0	0	2	0	0	0	0	0	0	17	18	0.00	0.500
46 Matt Thornton, L ERA: 2.61	(8, 1)	0.2		3	1	0	0	0	0	0	0	0	0	0	8	11	0.00	1.500
30 Aaron Barrett, R ERA: 4.02	(8, 1)	0.1		1	0	0	0	0	0	0	0	0	0	0	3	3	0.00	0.000
22 Drew Storen, R ERA: 1.1	(9, 1)	1.0		3	0	0	0	1	0	0	0	0	0	0	8	13	0.00	0.000

PITCHER		IP	WLS	BF	H	R	ER	SO	BB	IBB	HBP	BLK	WP	HR	S	P	ERA	WHIP
60 Matt Grace, L ERA: 2.79	(10, 1)	1.0	W	4	0	0	0	2	1	0	0	0	0	0	9	16	0.00	1.000

TOP

New York Yankees @ Washington Nationals

Nationals Park, Washington, DC

Tue May 19 2015, 7:07 PM - 10:27 PM EDT

Att. 37,355 - Clear - 89 F

livebaseballscorecards.com

AB	38
R	6
H	8
RBI	6
BB	3
SO	6
LOB	12

New York Yankees @ Washington Nationals

Nationals Park, Washington, DC

Tue May 19 2015, 7:07 PM - 10:27 PM EDT

Att. 37,355 - Clear - 89 F

BOTTOM

livebaseballscorecards.com

Batter	1	2	3	4	5	6	7	8	9	10	AB	R	H	RBI	BB	SO	LOB
2 Denard Span, L (1, 8) OBP: 0.370, SLG: 0.510	G4-3		G5-3		1B		G3		G6-3		5	1	1	0	0	0	2
20 Ian Desmond, R (1, 6) OBP: 0.297, SLG: 0.369	HR		K		1B		G6-3			K	5	1	2	2	0	2	1
5 Yunel Escobar, R (1, 5) OBP: 0.387, SLG: 0.404	F9			1B	1B		BB			HR	3	1	2	1	2	0	0
34 Bryce Harper, L (1, 9) OBP: 0.474, SLG: 0.737	HR			BB	G4-6-3		K			K	4	1	1	1	1	2	5
11 Ryan Zimmerman, R (1, 3) OBP: 0.294, SLG: 0.418	F8			K		G6-3		K		HR	5	1	1	2	0	2	2
40 Wilson Ramos, R (1, 2) OBP: 0.333, SLG: 0.410		G6-3		G5-4-3		HR		L8			4	1	1	1	0	0	2
8 Danny Espinosa, S (1, 4) OBP: 0.369, SLG: 0.476		G6-3			BB	K		K			3	1	0	0	1	2	0
3 Michael Taylor, R (1, 7) OBP: 0.289, SLG: 0.417		K			K	G4-3			K		4	0	0	0	0	3	1
47 Gio González, R (1, 1) 25 Clint Robinson, L (DH) OBP: 0.364, SLG: 0.571 64 Blake Treinen, R (8, 1) 1 Wilmer Difo, S (2, PH) 46 Matt Thornton, L (8, 1) 30 Aaron Barrett, R (8, 1) 22 Drew Storen, S (9, 1) 26 Dan Uggla, R (9, PH) OBP: 0.176, SLG: 0.588 60 Matt Grace, L (10, 1)			K		2B		1B				1 0 0 0 0 1 0 1 1 1 1 0 0 0 0 0 0 0 0 0 0 1 0 1 0 0 0 0 0 0 0 0 0 0 0 0 0 0 0 0 0 0 0 0 0 0 0 0 0 0 0 0 0 1 0 0 0 0 0 0 0 0 0						
Inning Stats	R: 2 H: 2 E: 0 LOB: 0 K: 0 BB: 0 S: 13 P: 21	R: 0 H: 0 E: 0 LOB: 0 K: 1 BB: 0 S: 5 P: 7	R: 0 H: 0 E: 0 LOB: 0 K: 2 BB: 0 S: 7 P: 12	R: 0 H: 1 E: 0 LOB: 1 K: 1 BB: 1 S: 8 P: 16	R: 3 H: 4 E: 0 LOB: 1 K: 1 BB: 1 S: 19 P: 31	R: 1 H: 1 E: 0 LOB: 0 K: 1 BB: 0 S: 7 P: 12	R: 0 H: 1 E: 0 LOB: 2 K: 1 BB: 1 S: 13 P: 19	R: 0 H: 0 E: 0 LOB: 0 K: 2 BB: 0 S: 7 P: 10	R: 0 H: 0 E: 0 LOB: 0 K: 1 BB: 1 S: 10 P: 18	R: 2 H: 1 E: 0 LOB: 0 K: 2 BB: 1 S: 10 P: 22	1B: 5 SF: 0 2B: 1 SAC: 0 3B: 0 DP: 3 HR: 4 HBP: 0						

	AB	36
	R	8
	H	10
	RBI	8
	BB	5
	SO	12
	LOB	13

WP: 0 PA: 41
PB: 0
SB: 0
CS: 0

PITCHER		IP	WLS	BF	H	R	ER	SO	BB	IBB	HBP	BLK	WP	HR	S	P	ERA	WHIP
30 Nathan Eovaldi, R	(1, 1)	4.1		21	7	5	5	5	2	0	0	0	0	2	49	82	10.38	2.077
ERA: 4.73																		
41 Justin Wilson, L	(5, 1)	0.2		1	0	0	0	0	0	0	0	0	0	0	3	5	0.00	0.000
ERA: 5.25																		
29 David Carpenter, R	(6, 1)	1.2	B	8	2	1	1	1	1	0	0	0	0	1	17	26	5.40	1.800
ERA: 5.28																		
45 Chasen Shreve, L	(7, 1)	0.1		1	0	0	0	1	0	0	0	0	0	0	3	5	0.00	0.000
ERA: 2.3																		
68 Dellin Betances, R	(8, 1)	2.0		6	0	0	0	3	1	0	0	0	0	0	17	28	0.00	0.500
ERA:																		

PITCHER		IP	WLS	BF	H	R	ER	SO	BB	IBB	HBP	BLK	WP	HR	S	P	ERA	WHIP
48 Andrew Miller, L	(10, 1)	0.2	L	4	1	2	2	2	1	0	0	0	0	1	10	22	27.00	3.000
ERA: 0.98																		

Batter	1	2	3	4	5	6	7	8	9	AB	R	H	RBI	BB	SO	LOB
11 Brett Gardner, L (1, 7) OBP: 0.363, SLG: 0.427	C FF 92 B FF 94 F FF 93 F FF 94 B FF 94 X FF 94 2-2 36 2B 1B		C CU 79 X FF 94 0-1 ① F7		C FF 93 C FF 94 B FF 95 F CU 82 B FF 94 S FF 94 2-3 ③ K			B SI 88 C SI 88 S SI 90 S SL 83 1-3 ① K		4	1	1	0	0	2	0
36 Carlos Beltrán, S (1, 9) OBP: 0.271, SLG: 0.389	B FF 93 1 SAFE X FF 92 1-0 25 G3 34 SF8 1-H 2B		B FF 93 C FF 94 F FF 94 S CU 81 1-3 ② K			C FF 92 B FF 94 S FF 92 X FF 93 1-2 ① G6-3		B SI 90 B SI 90 X SI 89 2-0 ② G6-3		4	1	1	1	0	1	0
25 Mark Teixeira, S (1, 3) OBP: 0.377, SLG: 0.588 55 Slade Heathcott, L (8, PR) (8, 8)	X FF 93 0-0 ① G3 2-3		C FF 94 X FF 94 0-1 ③ G5-3			F FF 94 X FF 93 0-1 ② G6-3		B SI 90 B SI 89 B SI 89 C SI 89 B SI 89 4-1 34 BB BB		3 0	0 0	0 0	0 0	1 0	0 0	1 0
34 Brian McCann, L (1, 2) OBP: 0.293, SLG: 0.387	S SL 90 X FF 94 0-1 ② SF8 3-H			X SL 90 0-0 24 FC6-4 1B		B FF 94 B FF 94 B FF 90 B FF 93 4-0 12 1B BB		B SI 90 B SL 80 B SI 90 C SI 90 S SL 81 F SI 91 D SL 82 4-2 12 FC6-4 1-2 BB		1	0	1	1	2	0	0
12 Chase Headley, S (1, 5) OBP: 0.283, SLG: 0.385	B FF 94 B FF 94 B FF 94 C FF 93 C SL 88 T SL 89 3-2 ③ K			C FF 92 C SL 88 B FF 92 S SL 89 1-3 ① K		C FF 92 C SL 80 X FF 94 1-1 1-2 1B		B SI 91 F SI 90 X SI 90 1-1 ③ FC6-4 1-2f		4	0	1	0	0	2	3
14 Stephen Drew, L (1, 4) OBP: 0.263, SLG: 0.339		C FF 92 C CU 80 B FF 92 X CU 80 1-2 ① G1-3		B CU 79 F SL 88 X FF 93 1-1 ② L7		B FF 94 B CU 79 F FF 93 F FF 94 S CU 81 2-3 ③ K			C SL 81 B CH 87 B SI 92 B SL 81 X FF 94 3-1 ① L9	4	0	0	0	0	1	3
24 Chris Young, R (1, 8) OBP: 0.314, SLG: 0.521 33 Garrett Jones, L (8, 3) OBP: 0.171, SLG: 0.225		X SL 88 0-0 ② G5-3		C SL 88 B SL 87 X SL 89 1-1 ③ FC6-4 1-2f			B FF 92 X SL 88 1-0 ① F8		C SL 81 F SI 94 B FF 95 S SL 83 1-3 ② K	3 1	0 0	0 0	0 0	0 0	0 1	1 0
18 Didi Gregorius, L (1, 6) OBP: 0.276, SLG: 0.250		B FF 93 B FF 92 X FF 93 2-0 1B			X SL 88 0-0 ① F9		B FF 93 C FF 94 X CU 80 1-1 ② G6-3		F FF 94 B CH 88 X FF 95 1-1 1B	4	0	2	0	0	0	0
43 Adam Warren, R (1, 1) 41 Justin Wilson, L (7, 1) 53 Esmil Rogers, R (8, 1) 13 Alex Rodriguez, R (9, PH) OBP: 0.346, SLG: 0.554		C FF 92 F FF 92 S SL 88 0-3 ③ K			C FF 92 C SL 88 B FF 93 X SL 89 1-2 ② L3		C FF 93 F FF 93 F FF 93 B SL 88 B SL 88 F FF 92 X FF 92 2-2 ③ G6-3		C SL 84 S FF 95 C FF 95 0-3 ③ K	3 0 0 1	0 0 0 0	0 0 0 0	0 0 0 0	0 0 0 0	1 0 0 1	1 0 0 1
Inning Stats	R: 2 E: 0 K: 1 S: 11 H: 2 LOB: 0 BB: 0 P: 17	R: 0 E: 0 K: 1 S: 8 H: 1 LOB: 1 BB: 0 P: 11	R: 0 E: 0 K: 1 S: 7 H: 0 LOB: 0 BB: 0 P: 8	R: 0 E: 0 K: 1 S: 8 H: 1 LOB: 1 BB: 0 P: 11	R: 0 E: 0 K: 1 S: 8 H: 0 LOB: 0 BB: 0 P: 11	R: 0 E: 0 K: 1 S: 10 H: 1 LOB: 2 BB: 1 P: 18	R: 0 E: 0 K: 0 S: 8 H: 0 LOB: 0 BB: 0 P: 12	R: 0 E: 0 K: 1 S: 10 H: 0 LOB: 2 BB: 2 P: 22	R: 0 E: 0 K: 2 S: 10 H: 1 LOB: 1 BB: 0 P: 15	1B: 5 2B: 1 3B: 0 HR: 0 SF: 1 SAC: 0 DP: 0 HBP: 0						WP: 0 PB: 0 SB: 0 CS: 0 PA: 36	

PITCHER		IP	WLS	BF	H	R	ER	SO	BB	IBB	HBP	BLK	WP	HR	S	P	ERA	WHIP
27 Jordan Zimmermann, R ERA: 3.52	(1, 1)	7.0	W	27	5	2	2	6	1	0	0	0	0	0	60	88	2.57	0.857
60 Matt Grace, L ERA: 2.53	(8, 1)	1.0	H	5	0	0	0	1	2	0	0	0	0	0	10	22	0.00	2.000
22 Drew Storen, R ERA: 1.04	(9, 1)	1.0	S	4	1	0	0	2	0	0	0	0	0	0	10	15	0.00	1.000

PITCHER	IP	WLS	BF	H	R	ER	SO	BB	IBB	HBP	BLK	WP	HR	S	P	ERA	WHIP

TOP

New York Yankees @ Washington Nationals

Nationals Park, Washington, DC

Wed May 20 2015, 7:07 PM - 9:49 PM EDT

Att. 37,648 - Clear - 72 F

livebaseballscorecards.com

AB	32
R	2
H	6
RBI	2
BB	3
SO	9
LOB	10

BOTTOM

New York Yankees @ Washington Nationals

Nationals Park, Washington, DC

Wed May 20 2015, 7:07 PM - 9:49 PM EDT

Att. 37,648 - Clear - 72 F

livebaseballscorecards.com

Batter	1	2	3	4	5	6	7	8	9	AB	R	H	RBI	BB	SO	LOB
2 Denard Span, L (1, 8) OBP: 0.375, SLG: 0.510	C FF 92 B CH 85 X FF 93 1-1 G6-3 ① B CU 81 X FF 92 1-0 P6 ③ 2-3				C FF 93 B CH 86 B FF 93 X SI 93 2-1 5 PO 1B		S SI 94 B SI 95 D SI 95 X FF 95 2-1 1B 1-2 2-3 3-H			4	0	2	1	0	0	1
20 Ian Desmond, R (1, 6) OBP: 0.295, SLG: 0.384	C CU 79 S CH 86 B FF 93 B SL 88 B CH 86 X FF 93 3-2 HR		S SI 91 B SI 92 S CH 84 C SL 86 1-3 K ①		B SL 86 1 SAFE 1 SAFE B CH 86 B SI 91 X SI 92 3-0 P2 ②		B FF 95 B FC 91 C FF 96 F FC 91 S SI 96 2-3 K ②			4	1	1	1	0	2	4
5 Yunel Escobar, R (1, 5) OBP: 0.384, SLG: 0.396	B SL 88 B CH 87 B SI 92 B FF 94 4-0 34 G3 BB		F SI 92 B SL 87 C SI 92 F CH 87 B CH 85 F SL 87 C SI 93 2-3 K ②		1 SAFE D CH 86 1 SAFE 1-0 PO ③ 1-2	F CH 84 X CH 84 0-1 G5-3 ①	B FC 88 B FF 95 F SI 94 F FF 96 X CU 80 2-2 G5-3 ③			3	0	0	0	1	1	3
34 Bryce Harper, L (1, 9) OBP: 0.472, SLG: 0.732 3 Michael Taylor, R (3, PH) OBP: 0.280, SLG: 0.402 (4, 9)	B FF 93 F CH 85 C FF 94 B CH 86 B FF 94 X CH 86 3-2 G3 ② 1-2		C SL 88 C CU 80 C SL 87 0-3 K ③			S SL 88 B SL 86 F SL 84 B SL 86 X SL 87 2-2 F8 ②		B CU 80 X CU 81 1-0 G5-3 ①		1 3	0 0	0 0	0 0	0 0	0 1	1 0
11 Ryan Zimmerman, R (1, 3) OBP: 0.299, SLG: 0.413	B SL 88 B FF 93 S CU 81 B SL 86 B SI 92 4-1 BB			C FF 92 B FF 94 C SL 87 C FF 93 1-3 K ①		C SL 88 X SI 92 0-1 G5-3 ③		C FF 95 B FF 94 B SL 82 B FF 94 C FF 95 F FF 95 B CU 81 4-2 40 S BB		2	0	0	0	2	1	0
40 Wilson Ramos, R (1, 2) OBP: 0.323, SLG: 0.397	D CU 81 B SL 87 X CH 86 2-0 P4 ③			B CU 79 X CU 79 1-0 G6-3 ②			C FF 93 X CU 78 0-1 E5 26 BB 12 BB 2 1B	C CU 80 B SI 94 B SI 94 C FF 96 B SI 95 F FF 94 S SL 82 3-3 K ② 1-2		4	1	0	0	0	1	3
12 Tyler Moore, R (1, 7) OBP: 0.289, SLG: 0.488		C FF 93 X CU 78 0-1 F8 ①		C SL 88 B FF 94 B SL 88 S CU 78 F FF 94 X CU 81 2-2 HR			B SL 87 B SI 91 C FF 92 B SL 87 S SL 85 B FF 93 4-2 2 1B 26 BB 1-2 BB	B SL 81 S SI 94 B CU 82 B CU 80 C FF 95 S SL 83 3-3 K ③		3	1	1	1	1	1	1
8 Danny Espinosa, S (1, 4) OBP: 0.368, SLG: 0.472		C SI 94 X FF 92 0-1 2 WP 27 SH1-4 1B		C FF 94 X FF 93 0-1 G4-3 ③			X FF 90 0-0 B5 ①			3	0	1	0	0	0	2
27 Jordan Zimmermann, R (1, 1) OBP: 0.118, SLG: 0.176 26 Dan Uggla, R (7, PH) OBP: 0.308, SLG: 0.386 60 Matt Grace, L (8, 1) 22 Drew Storen, S (9, 1)		X FF 91 0-0 SH1-4 ② 1-2			S FF 92 X SL 86 0-1 G6-3 ①		F SL 87 S CH 85 B FF 92 B CH 86 B SL 88 F SL 87 B SI 92 4-2 2 1B 1-2 2-3 BB			1 0 0 0	0 0 0 0	0 0 0 0	0 0 0 0	0 1 0 0	0 0 0 0	0 0 0 0
Inning Stats	R: 1 H: 1 E: 0 LOB: 2 K: 0 BB: 2 S: 10 P: 27	R: 0 H: 1 E: 0 LOB: 1 K: 0 BB: 0 S: 6 P: 7	R: 0 H: 0 E: 0 LOB: 0 K: 3 BB: 0 S: 11 P: 14	R: 1 H: 1 E: 0 LOB: 0 K: 1 BB: 0 S: 10 P: 14	R: 0 H: 1 E: 0 LOB: 0 K: 0 BB: 0 S: 5 P: 11	R: 0 H: 0 E: 0 LOB: 0 K: 0 BB: 0 S: 7 P: 9	R: 1 H: 1 E: 1 LOB: 3 K: 1 BB: 2 S: 17 P: 31	R: 0 H: 0 E: 0 LOB: 1 K: 2 BB: 1 S: 11 P: 22		1B: 3 SF: 0 2B: 0 SAC: 1 3B: 0 DP: 0 HR: 2 HBP: 0					WP: 1 PA: 35 PB: 0 SB: 1 CS: 0	

PITCHER	IP	WLS	BF	H	R	ER	SO	BB	IBB	HBP	BLK	WP	HR	S	P	ERA	WHIP
43 Adam Warren, R (1, 1) ERA: 4.26	6.1	L	27	4	3	2	4	4	0	0	0	1	2	57	98	2.84	1.263
41 Justin Wilson, L (7, 1) ERA: 4.97	0.2		3	1	0	0	1	0	0	0	0	0	0	9	15	0.00	1.500
53 Esmil Rogers, R (8, 1) ERA: 3.12	1.0		4	0	0	0	2	1	0	0	0	0	0	11	22	0.00	1.000

PITCHER	IP	WLS	BF	H	R	ER	SO	BB	IBB	HBP	BLK	WP	HR	S	P	ERA	WHIP

Texas Rangers @ New York Yankees

Yankee Stadium, Bronx, NY

Fri May 22 2015, 7:08 PM - 10:26 PM EDT

Att. 40,008 - Partly Cloudy - 70 F

livebaseballscorecards.com

Batter	1	2	3	4	5	6	7	8	9	AB	R	H	RBI	BB	SO	LOB
7 Delino DeShields, R (1, 7) OBP: 0.392, SLG: 0.379	C FF 93 X FF 93 0-1 G1-3		B SL 84 B FF 91 F FF 91 F FF 93 X SL 84 2-2 FC6 17 1B 84 HR 1-3 2-H 3-H	S FF 91 X SI 93 0-1 17 G4-6-3 1-2 1B			C FF 90 B SL 82 B FF 90 B FF 91 C FF 92 X FF 92 3-2 L8	C FF 96 F FF 96 C FF 96 0-3 K		5	1	1	1	0	1	3
17 Shin-Soo Choo, L (1, 9) OBP: 0.313, SLG: 0.437	C FF 94 F SL 86 S SL 86 0-3 K		C FF 92 X FF 92 0-1 84 HR 1-3 3-H 1B	B FF 92 S CH 86 X SL 82 1-1 G4-6-3 1-2f			C SL 83 F CH 82 B CH 83 T SL 82 1-2 K	B SL 89 S FF 95 S FF 94 X FF 96 1-2 G3		5	1	1	1	0	2	4
84 Prince Fielder, L (1, 10) OBP: 0.397, SLG: 0.521	B FF 94 S SL 84 B FF 94 X FF 94 2-1 G6-3		X SL 85 0-0 1-H 3-H HR		B FF 92 C FF 92 F CH 87 X SL 86 1-2 G6-3		B FF 91 X SL 84 1-0 HR		B FC 93 C FF 94 F FF 94 B SI 94 F FF 94 B FF 94 F SI 95 F FF 95 F SI 96 3-2 F FF 96 X FF 94 P5	5	2	2	4	0	0	0
29 Adrian Beltré, R (1, 5) OBP: 0.288, SLG: 0.404		B SL 83 B FF 91 C FF 92 B SL 84 F FC 92 F SL 84 C SL 84 3-3 K	X FF 93 0-0 P4		B SL 84 B SL 82 F FF 92 B SL 84 F SL 82 F SL 83 X FF 91 3-2 F8		X FF 91 0-0 F9		X FF 94 0-0 F8	5	0	0	0	0	1	0
18 Mitch Moreland, L (1, 3) OBP: 0.394, SLG: 0.543		B FF 93 S FF 93 B CH 89 S SL 84 X FF 93 2-2 G6-3	B CH 87 C SL 85 X FF 92 1-1 HR		C SL 85 X CH 88 0-1 G3-1			C FF 90 B CH 81 S CH 81 X FF 91 1-2 2 SH2-4 1 1B 39 2B 1B	B FC 88 B FF 95 S FF 94 F FF 95 B CU 82 F FC 89 B FF 94 4-2 BB	4	2	2	1	1	0	0
1 Elvis Andrus, R (1, 6) OBP: 0.292, SLG: 0.283		B FF 94 B FF 92 X FF 93 2-0 2 CS 1B	F FC 93 F FC 94 F FF 92 X SL 86 0-2 G5-3		C FF 91 B SL 84 C CH 85 X SL 86 1-2 F9			F FF 94 X FF 95 0-1 2 SH2-4 39 2B 1-2 1B	S SI 95 B FF 95 B SI 94 F FF 94 B SI 95 C FF 95 3-3 K	5	1	2	0	0	1	1
2 Leonys Martin, L (1, 8) OBP: 0.255, SLG: 0.316		C FF 91 D SL 84 F FF 92 D SL 85 1 SAFE F SL 85 B CH 86 3-2 CS 1-2	B FF 90 X FF 91 1-0 39 SH 61 BB 7 FC6 1B C FC 83 F CH 87 X SL 85 0-2 G4-3		X FF 93 0-0 61 S 1B			L FF 95 X FF 94 0-1 SH2-4 1-2 2-3		3	1	2	0	0	0	0
61 Robinson Chirinos, R (1, 2) OBP: 0.308, SLG: 0.430			B FF 92 1 SAFE C SL 82 F SL 83 B FC 92 1 SAFE B FF 92 F FF 92 B CH 90 4-2 7 FC6 39 SH 7 E 1-2 BB	B FF 91 C FF 91 X SL 82 1-1 F8		C SL 82 S CH 84 S CH 86 0-3 K 1-2	C SL 89 S SL 87 B SL 89 B FF 96 D SL 88 B FF 96 4-2 39 2B BB		2	1	0	0	2	1	1
39 Tommy Field, R (1, 4) OBP: 0.333, SLG: 0.500			X FF 89 0-0 SH 7 E 17 1B 1-2 2-3	C FF 91 X FF 92 0-1 7 1B 1B		C SL 82 T CH 84 F SL 85 D SL 85 S CH 86 1-3 K		X SL 87 0-0 1-3 2-H 3-H 2B		3	1	2	2	0	1	1
Inning Stats	R: 0 E: 0 K: 1 S: 7 H: 0 LOB: 0 BB: 0 P: 9	R: 0 E: 0 K: 1 S: 11 H: 1 LOB: 0 BB: 0 P: 21	R: 7 E: 2 K: 0 S: 21 H: 4 LOB: 0 BB: 1 P: 29	R: 0 E: 0 K: 0 S: 8 H: 2 LOB: 1 BB: 0 P: 10	R: 0 E: 0 K: 0 S: 9 H: 0 LOB: 0 BB: 0 P: 13	R: 0 E: 0 K: 2 S: 11 H: 1 LOB: 1 BB: 0 P: 13	R: 1 E: 0 K: 1 S: 8 H: 1 LOB: 0 BB: 0 P: 13	R: 2 E: 0 K: 1 S: 16 H: 3 LOB: 2 BB: 1 P: 22	R: 0 E: 0 K: 1 S: 15 H: 0 LOB: 1 BB: 1 P: 25	1B: 8 2B: 1 3B: 0 HR: 3 SF: 0 SAC: 2 DP: 1 HBP: 0						

	AB	37
	R	10
	H	12
	RBI	9
	BB	3
	SO	7
	LOB	10

WP: 0 PB: 0 SB: 1 CS: 1 PA: 43

PITCHER		IP	WLS	BF	H	R	ER	SO	BB	IBB	HBP	BLK	WP	HR	S	P	ERA	WHIP
35 Michael Pineda, R ERA: 3.59	(1, 1)	6.0	L	27	8	7	4	4	1	0	0	0	0	2	67	95	6.00	1.500
45 Chasen Shreve, L ERA: 3.24	(7, 1)	1.0		5	2	2	2	1	0	0	0	0	0	1	11	17	18.00	2.000
29 David Carpenter, R ERA: 5.51	(8, 1)	1.0		6	2	1	1	1	1	0	0	0	0	0	13	18	9.00	3.000
41 Justin Wilson, L ERA: 4.61	(9, 1)	1.0		4	0	0	0	1	1	0	0	0	0	0	15	25	0.00	1.000

PITCHER	IP	WLS	BF	H	R	ER	SO	BB	IBB	HBP	BLK	WP	HR	S	P	ERA	WHIP

Texas Rangers @ New York Yankees

Yankee Stadium, Bronx, NY

Fri May 22 2015, 7:08 PM - 10:26 PM EDT

Att. 40,008 - Partly Cloudy - 70 F

livebaseballscorecards.com

BOTTOM

Batter	1	2	3	4	5	6	7	8	9	AB	R	H	RBI	BB	SO	LOB
11 Brett Gardner, L (1, 7) OBP: 0.364, SLG: 0.422	C FF 89 X FF 89 0-1 13 S 1B		B FF 88 C CH 83 C CH 83 X FF 88 1-2 ② F9	B FF 88 B FF 87 C FF 87 F FF 89 D CU 78 S FF 89 3-3 ③ K			B SI 87 X FF 86 1-0 ② L8	B FF 96 B CH 90 B FF 96 C FF 95 B FF 94 4-1 BB		4	0	1	0	1	1	3
36 Carlos Beltrán, S (1, 9) OBP: 0.269, SLG: 0.382 38 José Pirela, R (9, 4) OBP: 0.240, SLG: 0.280	B FF 88 C FF 85 C CU 75 D SL 84 1 SAFE F SL 82 X FF 87 2-2 ① F7		C CU 75 X FF 89 0-1 ③ F7		F FF 88 B CU 75 X SI 88 1-1 ① L8		F SI 88 B FF 86 S CU 75 F SL 82 B FF 89 X CH 84 2-2 ② 13 1B 1-2 1B	B FF 95 B FF 95 X FF 94 2-0 ③ F7		5 0	0 0	1 0	0 0	0 0	3 0
13 Alex Rodriguez, R (1, 10) OBP: 0.348, SLG: 0.556	1 SAFE F FF 88 B FF 89 B SL 83 B SL 82 S FF 89 S SL 84 3-3 ② K 1-2			C FF 91 C FF 89 X FF 90 0-2 34 2B 2B	X SL 83 0-0 ② F7		D SL 84 X SL 83 1-0 1-2 2-H 1B		F FF 95 S FF 96 S SL 84 0-3 ① K	5	1	2	1	0	2	1
25 Mark Teixeira, S (1, 3) OBP: 0.371, SLG: 0.596	C FF 89 B CU 78 F CH 84 B CU 78 X FF 88 2-2 ③ G4-3			C FF 89 S CU 77 B SL 85 B FF 90 D CU 78 X SI 89 3-2 ① L7	X FF 88 0-0 ③ F7		C SI 96 F FS 87 D FS 86 B SL 86 F FS 86 X SI 96 2-2 ③ G4-3		F FF 96 B FF 95 B FF 95 X FF 96 2-1 HR	5	1	1	1	0	0	4
34 Brian McCann, L (1, 2) OBP: 0.290, SLG: 0.388		C FF 89 X FF 88 0-1 ① G3	C CU 77 X FF 89 0-1 2-H 18 HR 2B		C CU 74 F SL 82 X SL 83 0-2 ① G3			C SL 80 C SL 83 F SL 84 B CU 81 F SL 82 B SI 96 X CU 81 2-2 ① G4-3	B CH 89 F FF 95 F SL 84 S SL 84 1-3 ② K	5	1	1	1	0	1	0
12 Chase Headley, S (1, 5) OBP: 0.293, SLG: 0.384		C SI 88 B CU 77 X CH 85 1-1 ② G3-1	C SI 88 C SL 83 H SL 79 1-2 18 HR HBP		F CH 82 X FF 89 0-1 ② F8			S FS 86 X SI 94 0-1 14 1B 33 HR 1B	C SL 84 B SL 83 S FF 96 B SL 84 B SL 83 B FF 95 4-2 BB	3	2	1	0	1	0	0
14 Stephen Drew, L (1, 4) (9, 6) OBP: 0.261, SLG: 0.333		B FF 89 C FF 88 C CU 76 B SL 84 B FF 90 X FF 88 3-2 ③ G3	B SI 89 C SL 81 B CH 83 F SI 86 D SL 83 C FF 88 3-3 ② K		B FF 88 B FF 86 B FF 86 C FF 86 C FF 87 F FF 88 X FF 88 3-2 ③ P5			X SI 94 0-0 1-2 33 HR 1B	X FF 94 0-0 ③ L1-4-3	5	1	1	0	0	1	3
18 Didi Gregorius, L (1, 6) OBP: 0.278, SLG: 0.278 24 Chris Young, R (8, PH) OBP: 0.314, SLG: 0.521 33 Garrett Jones, L (8, PH) OBP: 0.190, SLG: 0.317 (9, 9)			C FF 88 X SI 89 0-1 ① G1-3 B SL 82 X SL 82 1-0 1-H 2-H HR				X FF 86 0-0 ① F8	B FF 95 S FF 94 F FF 95 X CH 90 1-2 1-H 2-H HR		3 0 1	1 0 1	1 0 1	3 0 3	0 0 0	0 0 0	0 0 0
55 Slade Heathcott, L (1, 8) OBP: 0.667, SLG: 1.000			F FF 88 B SI 89 C FF 89 B SL 83 X FF 89 2-2 2B	B FF 90 B FF 88 S FF 89 2-1 CI			C FF 89 B FF 84 X FF 88 1-1 36 1B 13 1B 1B	F FF 96 B CU 83 F FF 94 C FF 97 1-3 ② K		3	1	2	0	0	1	0

	AB	39
	R	9
	H	12
	RBI	9
	BB	2
	SO	6
	LOB	14

Inning Stats																																
	R: 0 E: 0 K: 1 S: 12		H: 1 LOB: 1 BB: 0 P: 19		R: 0 E: 0 K: 0 S: 7		H: 0 LOB: 0 BB: 0 P: 11		R: 0 E: 0 K: 0 S: 10		H: 1 LOB: 1 BB: 0 P: 13		R: 4 E: 1 K: 2 S: 18		H: 3 LOB: 1 BB: 0 P: 31		R: 0 E: 0 K: 0 S: 4		H: 0 LOB: 0 BB: 0 P: 5		R: 0 E: 0 K: 0 S: 9		H: 0 LOB: 0 BB: 0 P: 12		R: 1 E: 0 K: 0 S: 13		H: 3 LOB: 2 BB: 0 P: 20		R: 3 E: 0 K: 1 S: 16		H: 3 LOB: 1 BB: 1 P: 26		R: 1 E: 0 K: 2 S: 11		H: 1 LOB: 1 BB: 1 P: 18		1B: 6 2B: 3 3B: 0 HR: 3		SF: 0 SAC: 0 DP: 0 HBP: 1		WP: 0 PB: 0 SB: 1 CS: 0		PA: 43

PITCHER		IP	WLS	BF	H	R	ER	SO	BB	IBB	HBP	BLK	WP	HR	S	P	ERA	WHIP
48 Colby Lewis, R ERA: 3.49	(1, 1)	6.2	W	30	8	5	5	3	0	0	1	0	0	1	69	105	6.75	1.200
71 Sam Freeman, L ERA: 7.36	(7, 1)	0.2	H	4	2	2	2	0	0	0	0	0	0	0	12	16	27.00	3.000
52 Tanner Scheppers, R ERA: 6.75	(8, 1)	0.2		4	1	1	1	1	1	0	0	0	0	1	8	16	13.50	3.000
25 Ross Ohlendorf, R ERA: 3.0	(9, 1)	1.0	S	5	1	1	1	2	1	0	0	0	0	1	11	18	9.00	2.000

PITCHER	IP	WLS	BF	H	R	ER	SO	BB	IBB	HBP	BLK	WP	HR	S	P	ERA	WHIP

Texas Rangers @ New York Yankees

Yankee Stadium, Bronx, NY

Sat May 23 2015, 1:10 PM - 4:11 PM EDT

Att. 42,067 - Sunny - 60 F

TOP

livebaseballscorecards.com

Batter	1	2	3	4	5	6	7	8	9	AB	R	H	RBI	BB	SO	LOB
7 Delino DeShields, R (1, 8) OBP: 0.400, SLG: 0.371	C FF 89 B SI 88 B SI 89 B CH 83 C FF 89 C SI 90 3-3 K ①		C SI 88 … 1-2 17 1B 84 1B 1B 1-2 C CU 79 … 4-0 17 HR BB		C FF 94 B CU 80 B CU 78 F FF 95 S SL 83 2-3 K ③		C FF 93 X SL 85 0-1 F9 ①		B CH 74 B CH 75 C CH 76 B CH 76 B CH 71 4-1 17 G3 BB	4	2	1	0	2	2	1
17 Shin-Soo Choo, L (1, 9) OBP: 0.319, SLG: 0.456	B SL 80 C SL 78 X SI 89 1-1 G3 ②		B SI 89 … 2-1 84 E 1B 1-2 2-H 1B X SI 93 … 0-0 1-H 2-H HR			B CU 80 F FF 94 B CH 87 B FF 94 C FF 94 B FF 94 4-2 29 1B 84 BB 18 WP BB	B SL 81 X FF 93 1-0 F7 ②		C CH 75 F CH 77 X CU 62 0-2 G3 ② 1-2	5	3	2	4	1	0	2
84 Prince Fielder, L (1, 10) OBP: 0.407, SLG: 0.544 2 Leonys Martin, L (9, PH) OBP: 0.261, SLG: 0.316 (9, 10)	C FF 91 B SI 90 S SL 80 B SI 90 S SL 80 2-3 K ③		C SI 90 … 0-1 E9 29 1B 1 1B 1-H 2-H 1B C CU 79 … 0-2 1B			B SI 92 B CH 86 B SI 94 B FF 94 4-0 18 WP 29 1B 1 SF7 1-2 BB	X FF 94 0-0 1-H HR		S CH 78 D CH 80 B CU 64 H CH 77 3-1 HBP	4 0	3 0	3 0	3 0	1 0	1 0	0 0
29 Adrián Beltré, R (1, 5) OBP: 0.293, SLG: 0.406 39 Tommy Field, R (7, PH) OBP: 0.314, SLG: 0.469 (7, 4)		B SI 89 C SL 79 C SI 89 B SI 90 X CH 84 2-2 G4-3 ①	C SL 79 … 0-2 1 WP 1 1B 2-3 1B F SF 94 … 1-2 G5-3 ③			C SL 82 B FF 94 X SI 94 1-1 1 SF7 18 WP 9 1B 1-2 2-3 1B	B SL 84 S SL 84 B SL 84 S FF 94 B FF 93 S FF 94 3-3 K ③		B CH 75 B CH 76 C SL 67 B SL 70 X CH 76 3-1 F8 ③	4 2	2 0	2 0	0 0	0 0	0 1	1 2
18 Mitch Moreland, L (1, 3) OBP: 0.384, SLG: 0.535		C SI 89 B SL 79 S SL 79 S CH 84 1-3 K ②	C SL 78 S SL 78 X SL 79 0-2 P3 ① C CU 78 X FF 92 0-1 G3 ①			B SL 82 B FF 96 F FF 95 X CH 88 2-1 L4 ① 1-2 2-3 3-H		F FF 91 B SL 79 F FF 93 X FF 93 1-2 9 G1-3 2B		5	0	1	0	0	1	4
1 Elvis Andrus, R (1, 6) OBP: 0.295, SLG: 0.288		S SI 89 B CH 85 X SL 80 1-1 9 1B 1B	C SI 89 B CH 85 X SI 89 1-1 9 HBP 3 2B 1-H 3-H 1B C FF 94 C CH 85 C FU 80 S FF 93 0-3 K ②			C SL 84 B SL 85 B FF 93 S SL 85 X SL 84 2-2 SF7 ② 2-3 3-H		B SL 79 F SL 82 X SL 85 1-1 L8 ①		4	1	2	3	0	1	1
9 Adam Rosales, R (1, 4) OBP: 0.246, SLG: 0.302 (7, 5)		X FF 88 0-0 1-2 1B	B SI 92 1 SAFE 1 SAFE 1 SAFE F FF 92 F CU 82 1 SAFE H SI 92 2-2 3 2B 20 SF8 1-2 HBP B SL 83 B FF 93 B FF 94 C FF 93 F FF 94 X FF 94 3-2 P3 ③			B SL 81 B FF 95 B FF 92 C FF 94 X FF 94 3-1 3-H 1B		B FF 93 X SL 84 1-0 G1-3 ② 2-3		4	1	2	1	0	0	1
3 Carlos Corporán, S (1, 2) OBP: 0.284, SLG: 0.298	C SL 77 B SI 89 F SI 89 B CH 83 S SI 89 2-3 K ③		X SI 93 0-0 17 HR 1-3 2-H 2B		F FF 94 F FF 93 S CU 80 0-3 K ①	C SL 80 F SL 83 S FF 95 0-3 K ③		B SL 83 S FF 94 C SL 84 F FF 94 B FF 94 S FF 93 2-3 K ③		5	1	1	1	0	4	4
20 Jake Smolinski, R (1, 7) OBP: 0.299, SLG: 0.226			C SL 79 … 4-2 7 1B 17 1B BB X SL 82 … 0-1 SF8 ② 3-H		B CU 82 B FF 94 X FF 94 2-0 L8 ②		B FF 93 F FF 93 X SL 82 1-1 84 HR 1B		F SL 82 B SL 84 S FF 93 B SL 84 F FF 93 X SL 84 2-2 P3 ①	3	2	1	1	1	0	0

Inning Stats																															
	R: 0	E: 0	K: 2	S: 8	H: 0	LOB: 0	BB: 0	P: 14	R: 0	E: 0	K: 2	S: 12	H: 2	LOB: 2	BB: 0	P: 18	R: 10	E: 1	K: 0	S: 31	H: 8	LOB: 1	BB: 2	P: 46	R: 0	E: 0	K: 1	S: 9	H: 0	LOB: 0	BB: 0	P: 12
	R: 0	E: 0	K: 2	S: 7	H: 0	LOB: 0	BB: 0	P: 11	R: 3	E: 0	K: 1	S: 14	H: 2	LOB: 1	BB: 2	P: 30	R: 2	E: 0	K: 1	S: 9	H: 2	LOB: 0	BB: 0	P: 14	R: 0	E: 0	K: 1	S: 10	H: 1	LOB: 1	BB: 0	P: 15
	R: 0	E: 0	K: 0	S: 11	H: 0	LOB: 2	BB: 1	P: 23	1B: 11	2B: 2	3B: 0	HR: 2	SF: 2	SAC: 0	DP: 0	HBP: 2	WP: 2	PB: 0	SB: 0	CS: 0	PA: 49											

PITCHER		IP	WLS	BF	H	R	ER	SO	BB	IBB	HBP	BLK	WP	HR	S	P	ERA	WHIP
52 CC Sabathia, L ERA: 5.47	(1, 1)	2.1	L	15	7	6	6	4	1	0	0	0	1	0	39	59	23.14	3.429
53 Esmil Rogers, R ERA: 4.97	(3, 1)	3.0		17	4	7	7	3	3	0	1	0	1	1	34	59	21.00	2.333
40 Branden Pinder, R ERA: 2.16	(6, 1)	3.0		13	4	2	2	3	0	0	0	0	0	1	31	48	6.00	1.333
33 Garrett Jones, L ERA:	(9, 1)	0.2		4	0	0	0	0	1	0	1	0	0	0	7	17	0.00	1.500

PITCHER	IP	WLS	BF	H	R	ER	SO	BB	IBB	HBP	BLK	WP	HR	S	P	ERA	WHIP

BOTTOM

Batter	1	2	3	4	5	6	7	8	9	AB	R	H	RBI	BB	SO	LOB
11 Brett Gardner, L (1, 7) OBP: 0.366, SLG: 0.419 38 José Pirela, R (6, PH) OBP: 0.214, SLG: 0.250 (7, 4)	B FF 90 B SI 89 B SI 90 C FF 91 C SI 91 B SI 91 4-2 13 S BB		C FF 90 C SI 89 F FF 90 C SL 81 0-3 ② K			B SI 90 X SI 89 1-0 ① F9	B SL 79 B SL 78 C FF 90 D SI 88 X SI 90 3-1 ② FC6-4 1-2f 2-3		B SL 84 X FC 93 1-0 ② G6-3	1 3	0 0	0 0	0 0	1 0	1 0	0 2
36 Carlos Beltrán, S (1, 9) OBP: 0.267, SLG: 0.397	D SI 90 S CH 83 1 SAFE X CH 81 1-1 ① F7		F FF 90 C CU 73 X FF 91 0-2 ③ G4-3			C CH 82 X SI 90 0-1 HR	D CU 74 D CH 82 B CH 81 C FF 90 X SI 90 3-1 ③ G4-3		B FC 93 C FF 92 B FF 94 C FC 93 C FC 94 2-3 ③ K	5	1	1	1	0	1	3
13 Alex Rodriguez, R (1, 10) OBP: 0.358, SLG: 0.555 (9, 3)	B SI 91 S SI 91 D SL 83 B SL 80 B CH 83 4-1 1-2 BB			F SI 89 X SI 90 0-1 E4 1B		B SL 81 S SL 80 B SI 90 S SL 81 B SI 90 C SI 90 3-3 ② K		S SI 86 H SL 80 1-1 33 G3 HBP		2	0	1	0	1	1	0
25 Mark Teixeira, S (1, 3) OBP: 0.367, SLG: 0.587 33 Garrett Jones, L (6, PH) OBP: 0.205, SLG: 0.326 (7, 3) (9, 1)	B SI 90 F CH 82 F FF 91 X SL 81 1-2 ② P5			X CH 82 0-0 ① G1-3		B FF 91 T FF 90 B FF 89 X CH 84 2-1 1B		B SL 80 X SI 86 1-0 ① G3 1-2		2 2	0 0	0 1	0 0	0 0	0 0	3 1
12 Chase Headley, S (1, 5) OBP: 0.289, SLG: 0.379 24 Chris Young, R (6, PH) OBP: 0.308, SLG: 0.510 (7, 7)	D CU 74 F CH 82 F FF 92 S SL 80 1-3 ③ K			F FF 91 X SI 90 0-1 ② G6-3		B SI 88 F FF 90 B SL 80 B SL 78 X FF 88 3-1 ③ G5-3		S CH 71 X SL 80 0-1 ② P1		2 2	0 0	0 0	0 0	0 0	1 0	3 2
14 Stephen Drew, L (1, 4) OBP: 0.253, SLG: 0.323 (7, 5)		F FF 89 B SI 90 F CH 83 C FF 91 1-3 ① K		C CH 82 B CU 74 X SI 90 1-1 ③ F7			C FF 90 X CU 72 0-1 ① G6-3	C CH 72 D SL 81 C CU 75 S CH 69 1-3 ③ K		4	0	0	0	0	2	2
18 Didi Gregorius, L (1, 6) OBP: 0.285, SLG: 0.311		F FF 91 S FF 91 B SL 82 B CH 84 X FF 91 2-2 ② G4-3			X FF 90 0-0 ① F7		B CU 71 C FF 90 S CH 82 X FF 90 1-2 HR		B SI 92 C FF 93 C FF 93 F CH 86 X FF 94 1-2 66 3B 1B	4	2	2	1	0	0	0
66 John Ryan Murphy, R (1, 2) OBP: 0.289, SLG: 0.375		S SL 82 B FF 91 B SL 81 C SL 81 C SI 91 2-3 ③ K			C FF 90 B SI 89 B SL 80 B SI 90 C FF 91 X SI 90 3-2 ② G5-3		C SL 79 B SL 79 C SI 90 B SI 91 F SL 80 X SL 79 2-2 E8 38 FC6-4 55 1B		B FC 92 B SL 83 F FC 92 B SI 92 X FF 92 3-1 55 G4-3 1-H 3B	4	1	1	1	0	1	0
55 Slade Heathcott, L (1, 8) OBP: 0.429, SLG: 0.571			B SI 89 C FF 89 X FF 90 1-1 ① F8		C CH 83 B SI 90 X FF 91 1-1 ③ F7		S CH 82 B SI 89 X CH 81 1-1 38 FC6-4 1-2 1B		B FC 94 B FF 93 X FF 93 2-0 ① G4-3 3-H	4	0	1	1	0	0	0
Inning Stats	R: 0 E: 0 K: 1 S: 11 H: 0 LOB: 2 BB: 2 P: 22	R: 0 E: 0 K: 2 S: 9 H: 0 LOB: 0 BB: 0 P: 14	R: 0 E: 0 K: 1 S: 9 H: 0 LOB: 0 BB: 0 P: 10	R: 0 E: 1 K: 0 S: 7 H: 1 LOB: 1 BB: 0 P: 8	R: 0 E: 0 K: 0 S: 6 H: 0 LOB: 0 BB: 0 P: 10	R: 1 E: 0 K: 1 S: 10 H: 2 LOB: 1 BB: 0 P: 19	R: 1 E: 1 K: 0 S: 15 H: 2 LOB: 2 BB: 0 P: 25	R: 0 E: 0 K: 1 S: 7 H: 0 LOB: 1 BB: 0 P: 10	R: 2 E: 0 K: 1 S: 11 H: 2 LOB: 0 BB: 0 P: 20	1B: 4 2B: 0 3B: 1 HR: 2	SF: 0 SAC: 0 DP: 0 HBP: 1	WP: 0 PB: 0 SB: 1 CS: 0	PA: 38				

PITCHER	IP	WLS	BF	H	R	ER	SO	BB	IBB	HBP	BLK	WP	HR	S	P	ERA	WHIP
22 Nick Martinez, R (1, 1) ERA: 1.96	7.0	W	29	5	2	2	5	2	0	0	0	0	2	67	108	2.57	1.000
58 Alex Claudio, L (8, 1) ERA: 3.24	1.0		4	0	0	0	1	0	0	1	0	0	0	7	10	0.00	0.000
63 Anthony Bass, R (9, 1) ERA: 4.39	1.0		5	2	2	2	1	0	0	0	0	0	0	11	20	18.00	2.000

PITCHER	IP	WLS	BF	H	R	ER	SO	BB	IBB	HBP	BLK	WP	HR	S	P	ERA	WHIP

Texas Rangers @ New York Yankees

Yankee Stadium, Bronx, NY

Sat May 23 2015, 1:10 PM - 4:11 PM EDT

Att. 42,067 - Sunny - 60 F

livebaseballscorecards.com

AB	35
R	4
H	7
RBI	4
BB	2
SO	7
LOB	16

Texas Rangers @ New York Yankees

Yankee Stadium, Bronx, NY

Sun May 24 2015, 8:09 PM - 11:32 PM EDT

Att. 45,681 - Partly Cloudy - 69 F

TOP

livebaseballscorecards.com

Batter	1	2	3	4	5	6	7	8	9	AB	R	H	RBI	BB	SO	LOB
7 Delino DeShields, R (1, 7) OBP: 0.400, SLG: 0.400	C SI 89 C SI 90 X CH 80 0-2 G4-3	X SI 88 0-0 17 1B 1B		F SI 88 C SI 88 B SI 90 B CH 79 F SI 89 X SI 89 2-2 L8		B FF 94 F FF 94 F FC 89 B CU 82 2-2 CS 1-2	X FC 92 0-0 17 2B 3B	B FF 95 C SL 86 1 SAFE X FF 96 1-1 FC6-4 1-2f		5	1	2	0	0	0	1
17 Shin-Soo Choo, L (1, 9) OBP: 0.322, SLG: 0.461	C SI 89 X SI 89 0-1 E4 84 2B	X CU 75 0-0 1-3 1B			B SI 88 B SI 88 C SI 87 C SL 79 X 2-2 G1-3		D SI 94 X FC 91 1-0 84 WP 84 1B 3-H 2B		C FF 95 B FF 94 B FF 93 F FF 94 B SL 84 S SL 83 3-3 K	5	2	2	1	0	1	0
84 Prince Fielder, L (1, 10) OBP: 0.412, SLG: 0.551	D SI 87 1 SAFE 1 SAFE C SI 87 X SI 88 1-1 1-H 2B	B SL 81 S SL 82 S CH 79 F SI 89 S CH 78 1-3 K			C SL 81 B SI 90 S CH 78 B SI 89 F SL 81 X CH 78 2-2 29 1B 1B		B FF 94 C SI 93 C CU 78 X CU 76 1-2 2-H 1B		C SL 82 B SL 82 C SL 82 S SL 83 1-3 K	5	0	3	2	0	2	2
29 Adrian Beltré, R (1, 5) OBP: 0.290, SLG: 0.400	D SL 82 S CH 79 S CH 78 B SI 91 F CH 79 D SL 83 S CH 79 3-3 K		C SI 88 S SL 81 X SL 90 0-2 G6-3		C SI 88 B CH 76 F SL 80 B SI 90 X CH 77 2-2 1-2 1B		C FF 95 B KC 82 F FF 96 X FF 97 1-2 P6		B FF 93 F FF 96 B SL 82 B SL 82 X FF 95 3-1 L9	5	0	1	0	0	1	2
18 Mitch Moreland, L (1, 3) OBP: 0.379, SLG: 0.533	S SL 82 B SL 84 X SL 81 1-1 L7		F SI 89 S SL 82 X SL 81 0-2 1 G1-3 2B		D SL 82 D SL 83 B FF 90 C FF 90 X FF 91 3-1 P5		C KC 82 S KC 82 X SV 85 0-2 L7			4	0	1	0	0	0	4
1 Elvis Andrus, R (1, 6) OBP: 0.289, SLG: 0.282		B SI 87 C SI 88 F SI 88 X CH 77 1-2 L8	D SL 81 B SI 89 C SL 80 B CH 77 F SL 80 X SI 88 3-2 G1-3 2-3		F FF 90 X FF 90 0-1 F9		B FF 96 X FF 97 1-0 L4			4	0	0	0	0	0	4
2 Leonys Martin, L (1, 8) OBP: 0.260, SLG: 0.321		C CU 73 F SL 82 B SI 89 S CH 79 1-3 K	S SL 81 F SI 90 X SL 83 0-2 F8			C FF 89 B CH 82 X SL 83 1-1 F7		B FF 95 B FF 94 F FF 94 B FF 96 X FF 95 3-1 61 SH2-4 9 CS 2B		4	0	1	0	0	1	1
61 Robinson Chirinos, R (1, 2) OBP: 0.308, SLG: 0.427		C SI 88 X SL 81 0-1 9 HR 1B		C SI 87 F CH 76 T SL 80 0-2 K		S CH 82 X CH 81 0-1 G6-3		X SL 87 0-0 SH2-4 2-3		3	1	1	0	0	1	0
9 Adam Rosales, R (1, 4) OBP: 0.279, SLG: 0.375		B CU 75 D CH 77 1 SAFE C SI 86 S CH 76 X CH 76 2-2 1-H HR		F SI 89 B SL 80 B SL 81 X SI 89 2-1 G5-3		B FF 89 C FF 90 B FF 90 F CH 82 F FF 91 F CH 83 B CH 82 B CH 83 4-2 7 CS BB		C FF 95 B FF 96 T SL 88 B SL 87 X SL 86 2-2 7 FC6-4 3-H 1B		3	1	2	2	1	0	0
Inning Stats	R: 1 H: 1 E: 1 LOB: 1 K: 1 BB: 0 S: 13 P: 18	R: 2 H: 4 E: 0 LOB: 2 K: 2 BB: 0 S: 17 P: 22	R: 0 H: 1 E: 0 LOB: 1 K: 0 BB: 0 S: 12 P: 15	R: 0 H: 0 E: 0 LOB: 0 K: 1 BB: 0 S: 9 P: 13	R: 0 H: 2 E: 0 LOB: 2 K: 0 BB: 0 S: 14 P: 23	R: 0 H: 0 E: 0 LOB: 0 K: 0 BB: 1 S: 10 P: 17	R: 2 H: 3 E: 0 LOB: 1 K: 0 BB: 0 S: 12 P: 16	R: 0 H: 2 E: 0 LOB: 1 K: 0 BB: 0 S: 8 P: 14	R: 0 H: 0 E: 0 LOB: 0 K: 2 BB: 0 S: 8 P: 15	1B: 7 SF: 0 2B: 4 SAC: 1 3B: 1 DP: 0 HR: 1 HBP: 0						WP: 1 PA: 41 PB: 0 SB: 0 CS: 2	

	AB	38
	R	5
	H	13
	RBI	5
	BB	1
	SO	6
	LOB	14

PITCHER		IP	WLS	BF	H	R	ER	SO	BB	IBB	HBP	BLK	WP	HR	S	P	ERA	WHIP
26 Chris Capuano, L ERA: 7.36	(1, 1)	4.1	L	22	8	3	2	4	0	0	0	0	0	1	61	84	4.15	1.846
45 Chasen Shreve, L ERA: 3.0	(5, 1)	1.1		5	0	0	0	0	1	0	0	0	0	0	12	20	0.00	0.750
41 Justin Wilson, L ERA: 5.79	(6, 1)	0.1		3	3	2	2	0	0	0	0	0	1	0	7	11	54.00	9.000
68 Dellin Betances, R ERA:	(7, 1)	1.0		3	0	0	0	0	0	0	0	0	0	0	7	9	0.00	0.000
29 David Carpenter, R ERA: 5.19	(8, 1)	1.0		4	2	0	0	0	0	0	0	0	0	0	8	14	0.00	2.000

PITCHER		IP	WLS	BF	H	R	ER	SO	BB	IBB	HBP	BLK	WP	HR	S	P	ERA	WHIP
48 Andrew Miller, L ERA: 0.93	(9, 1)	1.0		3	0	0	0	2	0	0	0	0	0	0	8	15	0.00	0.000

Texas Rangers @ New York Yankees

Yankee Stadium, Bronx, NY

Sun May 24 2015, 8:09 PM - 11:32 PM EDT

Att. 45,681 - Partly Cloudy - 69 F

livebaseballscorecards.com

BOTTOM

Batter	1	2	3	4	5	6	7	8	9	AB	R	H	RBI	BB	SO	LOB
11 Brett Gardner, L (1, 7) OBP: 0.357, SLG: 0.407	C FF 91 X SI 92 0-1 E6 12 1B	B SI 92 C CH 85 B SL 88 B SL 88 X SI 92 3-1 ② G3 2-3			B CH 86 B FF 92 C FF 91 C CH 86 C FF 93 2-3 ② K			B FF 93 B FF 94 B FF 94 C FF 94 C FF 94 X FF 94 3-2 ① F7		4	0	0	0	0	1	1
12 Chase Headley, S (1, 5) OBP: 0.294, SLG: 0.382	B SI 92 B SI 92 B SI 91 C FF 91 X SI 91 3-1 ① 25 G3-1 34 1B 13 1B 1-3 1B	D CU 81 C FF 94 S SL 90 X FF 94 1-2 ③ G4-3			B CH 86 S SI 92 F SL 89 S CU 80 1-3 ③ K			F FF 94 B FF 95 S FF 94 B SL 83 F SL 82 F FF 95 F FF 95 F CH 88 B FF 95 3-2 X FF 96 13 FC6-4 1B		4	1	2	0	0	1	1
13 Alex Rodriguez, R (1, 10) OBP: 0.355, SLG: 0.546	B SI 92 X FF 92 1-0 25 G3-1 34 1B 1-2 1B		C SL 89 B SI 92 B SL 90 C SL 90 S CU 80 2-3 ① K			S CU 80 B SL 90 B FF 92 X SL 89 2-1 ① G5-3		B SL 81 S FF 94 F FF 94 D SL 84 B FF 95 X FF 93 3-2 ② FC6-4 25 BB 1-2f		4	1	1	0	0	1	1
25 Mark Teixeira, S (1, 3) OBP: 0.364, SLG: 0.574	C CU 80 B SL 89 B SI 93 2 SAFE B FF 93 X FF 90 3-1 ② G3-1 1-2 2-3		B FF 92 F SI 93 S CU 79 B CU 82 B SL 87 X SL 87 3-2 ② L4			B CU 80 F CH 86 B SI 92 B CH 87 F SI 93 F FF 92 X SL 89 3-2 ② P5		C SL 82 S CH 88 B FF 95 D SL 84 F SL 82 B SL 82 B CH 88 4-2 1-2 BB		3	0	0	0	1	0	2
34 Brian McCann, L (1, 2) OBP: 0.289, SLG: 0.383 66 John Ryan Murphy, R (9, 2) OBP: 0.289, SLG: 0.375	C SL 90 B CU 81 B SL 89 F SI 93 X SL 89 2-2 33 BB 2-H 3-H 1B		B FF 93 C SL 89 B SI 93 X FF 93 2-1 ③ G4-3			C SL 89 B CU 82 B CH 87 B SI 94 X SI 94 3-1 ③ G6-3		B SI 94 B SL 84 C SL 81 X SL 82 2-1 ③ F8		4 0	0 0	1 0	2 0	0 0	0 0	2 0
33 Garrett Jones, L (1, 9) OBP: 0.250, SLG: 0.348	B SI 93 B SI 93 C FF 93 T SI 92 B FF 93 B SI 93 4-2 1-2 BB			F CU 80 C FF 92 X FF 92 0-2 24 G4-6-3 1B			C FF 95 X CU 84 0-1 1B		T FF 94 B FF 93 F SI 94 S SL 86 1-3 ① K2-3	3	0	2	0	1	1	0
24 Chris Young, R (1, 8) OBP: 0.296, SLG: 0.490	B SL 89 B SL 90 C SI 93 F SL 89 S SI 92 2-3 ③ K			F FF 92 X SI 92 0-1 ①② G4-6-3 1-2f			F FF 95 S FF 95 D CU 84 B FF 96 X CU 83 2-2 ① P4		F FF 94 B FF 94 S FF 94 F FF 95 S SL 86 1-3 ② K	4	0	0	0	0	2	4
18 Didi Gregorius, L (1, 6) OBP: 0.276, SLG: 0.301		B FF 91 X FF 91 1-0 E3 11 G3		B FF 92 X CH 86 1-0 ③ G4-3			S FF 95 B FF 95 B CH 88 X FF 94 2-1 ② P6		C FF 94 F CH 82 B CH 79 C FF 94 1-3 ③ K	4	0	0	0	0	1	1
38 José Pirela, R (1, 4) OBP: 0.200, SLG: 0.233 14 Stephen Drew, L (7, PH) OBP: 0.252, SLG: 0.321 (8, 4)		L FF 91 C FF 91 C FF 92 0-3 ① K	F FF 90 C FF 91 B SL 88 S CU 80 1-3 ① K2-3				B FF 95 B SI 94 F FF 95 B FF 95 F FF 95 X FF 96 3-2 ③ G6-3			2 1	0 0	0 0	0 0	0 0	2 0	1 1

	AB	33
	R	2
	H	6
	RBI	2
	BB	2
	SO	9
	LOB	14

Inning Stats	1	2	3	4	5	6	7	8	9
	R: 2 E: 1 K: 1 S: 15	R: 0 E: 1 K: 1 S: 9	R: 0 E: 0 K: 1 S: 8	R: 0 E: 0 K: 0 S: 6	R: 0 E: 0 K: 3 S: 9	R: 0 E: 0 K: 0 S: 8	R: 0 E: 0 K: 0 S: 10	R: 0 E: 0 K: 0 S: 18	R: 0 E: 0 K: 3 S: 10
	H: 3 LOB: 2 BB: 1 P: 30	H: 0 LOB: 1 BB: 0 P: 14	H: 0 LOB: 0 BB: 0 P: 15	H: 1 LOB: 0 BB: 0 P: 7	H: 0 LOB: 0 BB: 0 P: 13	H: 0 LOB: 0 BB: 0 P: 16	H: 1 LOB: 1 BB: 0 P: 17	H: 1 LOB: 2 BB: 1 P: 33	H: 0 LOB: 0 BB: 0 P: 13

	1B: 6	SF: 0	WP: 0	PA: 35
	2B: 0	SAC: 0	PB: 0	
	3B: 0	DP: 1	SB: 0	
	HR: 0	HBP: 0	CS: 0	

PITCHER		IP	WLS	BF	H	R	ER	SO	BB	IBB	HBP	BLK	WP	HR	S	P	ERA	WHIP
49 Yovani Gallardo, R ERA: 4.13	(1, 1)	6.0	W	23	4	2	2	6	1	0	0	0	0	0	55	95	3.00	0.833
50 Keone Kela, R ERA: 2.14	(7, 1)	1.0	H	4	1	0	0	0	0	0	0	0	0	0	10	17	0.00	1.000
25 Ross Ohlendorf, R ERA: 2.45	(8, 1)	0.2	H	4	1	0	0	0	1	0	0	0	0	0	16	29	0.00	3.000
71 Sam Freeman, L ERA: 6.75	(8, 1)	0.1	H	1	0	0	0	0	0	0	0	0	0	0	2	4	0.00	0.000
37 Shawn Tolleson, R ERA: 3.1	(9, 1)	1.0	S	3	0	0	0	3	0	0	0	0	0	0	10	13	0.00	0.000

PITCHER	IP	WLS	BF	H	R	ER	SO	BB	IBB	HBP	BLK	WP	HR	S	P	ERA	WHIP

Kansas City Royals @ New York Yankees

Yankee Stadium, Bronx, NY

Mon May 25 2015, 1:09 PM - 4:21 PM EDT

Att. 36,031 - Sunny - 82 F

TOP

livebaseballscorecards.com

Batter	1	2	3	4	5	6	7	8	9	AB	R	H	RBI	BB	SO	LOB
2 Alcides Escobar, R (1, 6) OBP: 0.316, SLG: 0.368	C FF 96 X FF 96 0-1 ① F9		B CU 73 C SL 82 C SL 82 F FF 95 X FF 96 1-2 ② G4-3		B CU 74 S FF 96 X FF 97 1-1 1 1B 2B		C FF 96 F CH 82 F FF 94 S SL 82 0-3 ② K		X SI 90 0-0 ③ F9	5	1	1	0	0	1	1
8 Mike Moustakas, L (1, 5) OBP: 0.382, SLG: 0.481	F SL 85 F FF 96 S SL 86 0-3 ② K		H FF 96 1-0 HBP		C CU 74 C SL 83 F FF 97 B FF 92 B FF 94 F CU 75 F SL 84 S SL 83 2-3 ② K		C FF 96 X SL 83 0-1 ③ G6-3			3	0	0	0	0	2	1
6 Lorenzo Cain, R (1, 8) OBP: 0.355, SLG: 0.427 1 Jarrod Dyson, L (4, 8) OBP: 0.242, SLG: 0.286	C FF 97 C SL 84 F SL 86 F FF 96 X FF 96 0-2 35 WP 1B		S FF 97 F FF 93 T CH 84 0-2 ③ K		C FF 94 T FF 96 X FF 94 0-2 35 CS 2-H 1B			X FF 94 0-0 35 G4-6-3 1B		2 2	0 0	1 2	0 1	0 0	1 0	1 0
35 Eric Hosmer, L (1, 3) (6, 9) OBP: 0.385, SLG: 0.524	B SL 83 B CH 83 C SL 84 S SL 83 B FF 96 B FF 96 4-2 1-2 BB			T FF 95 X CU 74 0-1 ① G3-1	B SL 84 C FF 94 1-1 ③ CS 1-2	B CU 73 S FF 93 F SL 84 B SL 82 F CU 74 F FF 94 X FF 94 2-2 4 FC3-5 1B		B SI 88 X SI 88 1-0 ① ② G4-6-3 1-2f		3	0	1	0	1	0	1
25 Kendrys Morales, S (1, 10) OBP: 0.363, SLG: 0.494	B FF 95 C SL 84 X SL 84 1-1 ③ F8			C SL 82 B FF 95 X FF 94 1-1 4 1B 1B		C SL 81 X SL 82 0-1 ① F7		B SI 91 B SI 81 B SI 89 C SI 90 B SI 89 4-1 BB		3	0	1	0	1	0	3
4 Alex Gordon, L (1, 7) OBP: 0.376, SLG: 0.450 13 Salvador Perez, R (6, 3) OBP: 0.314, SLG: 0.458		C FF 94 X CU 75 0-1 ① G3-1		X FF 95 0-0 16 FC6-4 1-3 1B		D SL 83 C SL 81 X CU 72 1-1 ② FC3-5 14 1B 1-2f		C SI 92 S SL 83 X SL 83 0-2 ③ L8		3 1	0 0	1 0	0 0	0 0	0 0	1 1
14 Omar Infante, R (1, 4) OBP: 0.260, SLG: 0.357 24 Christian Colón, R (6, PR) OBP: 0.348, SLG: 0.333 (6, 4)		C FF 95 B SL 83 X SL 83 1-1 ② G5-3		S SL 82 X SL 83 0-1 ② L5		C FF 96 F FF 96 X SL 84 0-2 1-2 1B			B SI 89 S SI 90 F SL 82 F FF 91 B SL 83 B SI 90 B FF 90 4-2 BB	3 0	0 0	1 0	0 0	0 1	0 0	2 0
16 Paulo Orlando, R (1, 9) OBP: 0.283, SLG: 0.366 (6, 7)		C FF 95 B FF 96 X FF 95 1-1 ③ G6-3		D CU 73 B FF 97 S SL 83 B FF 96 X FF 96 3-1 ③ FC6-4 1-2f		B CU 74 S SL 84 F FF 94 B SL 83 X FF 95 2-2 ③ F7			C SI 91 F FF 91 S SL 83 0-3 ① K	4	0	0	0	0	1	5
9 Drew Butera, R (1, 2) OBP: 0.182, SLG: 0.212			B FF 94 X FF 94 1-0 ① F8		F FF 93 B FF 95 B SL 82 X FF 95 2-1 ① G6-3		B FF 95 F FF 94 F FF 94 B FF 96 X FF 96 2-2 ① L8		C SI 90 F SL 82 B SI 90 D SL 85 S SI 90 2-3 ② K	4	0	0	0	0	1	1
Inning Stats	R: 0 E: 0 K: 1 S: 14 H: 1 LOB: 2 BB: 1 P: 19	R: 0 E: 0 K: 0 S: 6 H: 0 LOB: 0 BB: 0 P: 8	R: 0 E: 0 K: 1 S: 8 H: 0 LOB: 1 BB: 0 P: 11	R: 0 E: 0 K: 0 S: 9 H: 2 LOB: 2 BB: 0 P: 13	R: 1 E: 0 K: 1 S: 14 H: 2 LOB: 0 BB: 0 P: 20	R: 0 E: 0 K: 0 S: 15 H: 2 LOB: 2 BB: 0 P: 20	R: 0 E: 0 K: 1 S: 9 H: 0 LOB: 0 BB: 0 P: 11	R: 0 E: 0 K: 0 S: 6 H: 1 LOB: 1 BB: 1 P: 11	R: 0 E: 0 K: 2 S: 10 H: 0 LOB: 1 BB: 1 P: 16	1B: 7 2B: 1 3B: 0 HR: 0 SF: 0 SAC: 0 DP: 1 HBP: 1						

	AB	33
	R	1
	H	8
	RBI	1
	BB	3
	SO	6
	LOB	17

WP: 1 PA: 38
PB: 0
SB: 0
CS: 1

PITCHER		IP	WLS	BF	H	R	ER	SO	BB	IBB	HBP	BLK	WP	HR	S	P	ERA	WHIP
30 Nathan Eovaldi, R ERA: 4.27	(1, 1)	7.0	W	30	8	1	1	4	1	0	1	0	1	0	76	103	1.29	1.286
64 Jacob Lindgren, L ERA:	(8, 1)	2.0		7	0	0	0	2	2	0	0	0	0	0	15	26	0.00	1.000

PITCHER		IP	WLS	BF	H	R	ER	SO	BB	IBB	HBP	BLK	WP	HR	S	P	ERA	WHIP

Batter	1	2	3	4	5	6	7	8	9	AB	R	H	RBI	BB	SO	LOB
11 Brett Gardner, L (1, 7) OBP: 0.364, SLG: 0.438 66 John Ryan Murphy, R (9, 2) OBP: 0.289, SLG: 0.375	B FF 90 X SI 91 1-0 12 HR 2B F CH 85 B CH 84 X FF 93 1 SAFE F FF 93 B FF 93 X CU 78 2-2 1-H 3-H HR	C SI 94 F SI 94 B SI 95 F SL 82 T SI 94 1-2 ③ K			B FF 90 B FF 93 B FF 92 B FF 93 4-0 12 WP 12 2B BB		C FF 93 C SL 85 S SL 84 0-3 ① K			4 0	3 0	2 0	3 0	1 0	2 0	0 0
12 Chase Headley, S (1, 5) OBP: 0.309, SLG: 0.416 38 José Pirela, R (7, PR) OBP: 0.200, SLG: 0.233 (8, 4)	2 SAFE X FF 92 0-0 2-H HR B CH 86 C SI 92 B CU 77 X CH 84 2-1 13 BB 1B	X SI 93 0-0 ① L9			C SI 93 B SL 88 B FF 94 X SI 94 2-1 1-H 2B		B SL 84 B SL 87 B FF 93 B FF 92 4-0 24 FC5 13 1B BB			4 0	1 0	3 0	3 0	1 0	0 0	0 0
13 Alex Rodriguez, R (1, 10) OBP: 0.363, SLG: 0.545	C CU 79 B CU 75 B FC 89 X FF 92 2-2 25 WP 34 HR 1B B SL 87 B FF 93 D CH 88 B FC 93 1-2 4-0 BB	B SI 93 C SL 82 C SI 95 X SL 82 1-2 ② G6-3			D CU 76 X FF 94 1-0 ② F9		F SL 83 B FF 92 B SL 85 F FF 92 B FF 92 X FF 92 3-2 24 FC5 1-2 1B			4 0	1 0	2 0	0 0	1 0	0 0	1 0
25 Mark Teixeira, S (1, 3) OBP: 0.362, SLG: 0.563 24 Chris Young, R (7, 9) OBP: 0.294, SLG: 0.485 (9, 7)	D CH 85 B FF 93 B CH 88 B FF 92 4-1 1-2 34 HR BB S CU 78 F SI 93 S FC 87 0-3 ③ K	C SL 82 B SI 94 B SI 94 X SI 93 2-1 ③ G6-3			C FF 93 D FF 94 D CU 76 S SI 93 D FF 90 X SI 93 3-2 ③ G5-3		C SL 85 F FF 93 B FF 92 D SL 86 X FF 92 2-2 ② FC5 1-2 2-3f			3 1	1 0	0 0	0 0	1 0	1 0	3 2
34 Brian McCann, L (1, 2) OBP: 0.299, SLG: 0.404 (9, 3)	C CU 80 C FF 93 B CU 81 X FF 94 1-2 1-H 2-H HR	B CU 77 B CU 76 F FF 91 B FF 91 B CH 84 4-1 33 E 14 HR BB		B SI 92 F SI 93 SI 93 F SL 84 B SL 85 F SL 83 F SI 94 B SI 94 F SI 92 4-2 B SI 93 33 FC3-6 BB		B FF 91 C FF 92 F FF 92 B CU 74 C CU 75 2-3 ① K	B CH 88 C FF 92 X FF 93 1-1 ③ F8			3 1	2 0	1 0	3 0	2 0	1 0	2 0
33 Garrett Jones, L (1, 9) OBP: 0.264, SLG: 0.353 (7, 3) (9, 9)	B FF 92 F FC 92 F FF 94 B CU 81 B FF 94 X FF 93 3-2 ① F9	B FF 92 X CH 84 1-0 E9 14 HR 1-3 1B		B SL 80 S SI 93 B SI 92 C SI 93 X SI 92 2-2 ① FC3-6 1-2f		C FF 92 F SI 89 B FF 92 C FF 92 1-3 ② K		C FF 91 F FF 91 B FF 92 F CH 86 X FF 93 1-2 14 G4-6-3 1B		5 1	1 0	2 0	0 0	1 0	1 0	1 0
14 Stephen Drew, L (1, 4) OBP: 0.250, SLG: 0.338 (8, 5)	C CH 86 X CH 86 0-1 ② B1-3	C CH 84 F FF 91 F FF 93 F CH 85 F CH 83 X FF 93 0-2 2-H 3-H HR		B SI 93 S SL 81 D SL 83 X SI 94 2-1 ② L7		B FF 93 B FF 93 X FF 94 2-1 ③ G5-3		F FF 92 B SL 84 B FF 92 D FF 93 C FF 91 X FF 91 3-2 ① ② G4-6-3 1-2f		5 0	1 0	1 0	3 0	0 0	0 0	2 0
18 Didi Gregorius, L (1, 6) OBP: 0.288, SLG: 0.302	F CU 79 H FF 93 1-1 55 1B 11 HR HBP	F SI 93 B SL 79 B SL 83 F SI 94 B SI 95 S SI 94 3-3 ① K		C SI 94 B SL 80 F SI 94 D SI 94 X SI 94 2-2 ③ G4-3			B FF 91 F SL 83 S SL 87 B FF 94 B SL 85 B SL 84 4-2 55 HR BB	C SL 84 T CH 87 X FF 91 0-2 1B		3 0	2 0	1 0	0 0	1 0	1 0	1 0
55 Slade Heathcott, L (1, 8) OBP: 0.417, SLG: 0.750	F FF 92 X CU 75 0-1 1-3 11 HR 1B	X SI 94 0-0 ② G4-3			C FF 92 B SL 88 F FF 88 B CU 75 F FF 94 B FF 94 X FF 93 3-2 ① G1-3		B FF 93 S SL 86 B FF 94 D FF 93 X FF 92 3-1 1-H HR	C FF 92 B CH 87 C CH 86 B FF 91 S FF 92 2-3 ③ K		5 0	2 0	2 0	2 0	0 0	1 0	1 0
Inning Stats	R: 8 E: 0 K: 1 S: 27 H: 7 LOB: 2 BB: 2 P: 47	R: 3 E: 1 K: 2 S: 16 H: 2 LOB: 0 BB: 1 P: 25	R: 0 E: 0 K: 0 S: 6 H: 0 LOB: 0 BB: 0 P: 9	R: 0 E: 0 K: 0 S: 14 H: 0 LOB: 1 BB: 1 P: 24	R: 1 E: 0 K: 0 S: 10 H: 1 LOB: 1 BB: 1 P: 23	R: 0 E: 0 K: 2 S: 8 H: 0 LOB: 0 BB: 0 P: 13	R: 2 E: 0 K: 1 S: 15 H: 2 LOB: 2 BB: 2 P: 32	R: 0 E: 0 K: 1 S: 13 H: 2 LOB: 1 BB: 0 P: 19		1B: 7 2B: 2 3B: 0 HR: 5 SF: 0 SAC: 0 DP: 1 HBP: 1						

PITCHER		IP	WLS	BF	H	R	ER	SO	BB	IBB	HBP	BLK	WP	HR	S	P	ERA	WHIP
11 Jeremy Guthrie, R ERA: 6.7	(1, 1)	1.0	L	16	9	11	11	1	3	0	1	0	1	4	35	60	99.00	12.000
27 Brandon Finnegan, L ERA: 1.86	(2, 1)	3.0		10	0	0	0	2	1	0	0	0	0	0	28	45	0.00	0.333
47 Franklin Morales, L ERA: 3.72	(5, 1)	2.0		8	1	1	1	2	1	0	0	0	1	0	18	36	4.50	1.000
56 Greg Holland, R ERA: 2.61	(7, 1)	0.1		4	1	2	2	1	2	0	0	0	0	1	7	18	54.00	9.000
54 Jason Frasor, R ERA: 0.6	(7, 1)	1.2		7	3	0	0	1	0	0	0	0	0	0	21	33	0.00	1.800

PITCHER	IP	WLS	BF	H	R	ER	SO	BB	IBB	HBP	BLK	WP	HR	S	P	ERA	WHIP

BOTTOM

Kansas City Royals @ New York Yankees

Yankee Stadium, Bronx, NY

Mon May 25 2015, 1:09 PM - 4:21 PM EDT

Att. 36,031 - Sunny - 82 F

livebaseballscorecards.com

AB	37
R	14
H	14
RBI	14
BB	7
SO	7
LOB	13

1B: 7	SF: 0	WP: 2	PA: 45
2B: 2	SAC: 0	PB: 0	
3B: 0	DP: 1	SB: 0	
HR: 5	HBP: 1	CS: 0	

Kansas City Royals @ New York Yankees

Yankee Stadium, Bronx, NY

Tue May 26 2015, 7:10 PM - 9:40 PM EDT

Att. 33,414 - Partly Cloudy - 77 F

livebaseballscorecards.com

TOP

Batter	1	2	3	4	5	6	7	8	9	AB	R	H	RBI	BB	SO	LOB
2 Alcides Escobar, R (1, 6) OBP: 0.308, SLG: 0.358	C FF 93 F SI 93 F FF 93 X SL 90 0-2 ① G1-3			C CU 78 B SL 89 S SL 87 X FF 92 1-2 ① G5-3		S CU 80 C SI 93 B CH 87 X SL 90 1-2 ② F9			C FF 93 X FF 94 0-1 ① F9	4	0	0	0	0	0	0
8 Mike Moustakas, L (1, 5) OBP: 0.385, SLG: 0.482	B CU 78 C CU 77 F FF 94 B SL 89 F FF 95 X SL 89 2-2 ② G3			C FF 94 B SI 93 B SL 87 X FF 93 2-1 1B		B FF 94 F CU 79 B FF 93 B CH 83 C SL 87 X FF 94 3-2 ③ G5-3			F FF 95 F FF 95 X SL 86 0-2 6 E 1B	4	0	2	0	0	0	0
6 Lorenzo Cain, R (1, 8) OBP: 0.347, SLG: 0.416	F FF 94 T SI 93 B FF 93 F SL 88 S CH 85 1-3 ③ K			B SL 89 X SI 93 1-0 ② L7			B CU 80 B CU 80 X SL 88 2-0 ① F9		C SL 82 S SL 84 B FF 97 B FF 96 X SL 82 2-2 1-2 FC5	4	0	0	0	0	1	2
35 Eric Hosmer, L (1, 3) OBP: 0.378, SLG: 0.511		C CU 79 F FF 93 F CH 85 S SL 89 0-3 ① K		1 SAFE C SL 88 X CH 86 0-1 ③ G5-3			S FF 95 B FF 96 F SI 97 X FF 97 1-2 ② G6-3		B SL 83 S SL 83 S FF 96 B FF 96 S SL 84 2-3 ② K	4	0	0	0	0	2	3
25 Kendrys Morales, S (1, 10) OBP: 0.361, SLG: 0.489		B SI 93 F SL 87 F CH 85 S SL 90 1-3 ② K			B SL 88 C SL 88 C FF 92 F CU 79 B CH 86 X CH 85 2-2 ① F8		B CU 77 X SI 97 1-0 1B		B FF 95 C SL 83 X FF 95 1-1 ③ F9	4	0	1	0	0	1	2
4 Alex Gordon, L (1, 7) OBP: 0.369, SLG: 0.441		X CU 80 0-0 ③ F7			B FF 94 X SL 88 1-0 ② F7		B FF 96 X FF 96 1-0 ③ L4			3	0	0	0	0	0	1
13 Salvador Perez, R (1, 2) OBP: 0.309, SLG: 0.449			B FF 94 F SL 88 F SI 93 F FF 93 F CH 86 F CH 86 S CU 80 1-3 ① K		F FF 94 F CH 85 B SL 90 B FF 94 F SL 89 F CH 86 B FF 95 S FF 94 3-3 ③ K			B KC 81 S KC 82 F KC 83 B FF 99 F KC 84 S FF 99 2-3 ① K		3	0	0	0	0	3	0
14 Omar Infante, R (1, 4) OBP: 0.255, SLG: 0.350			C SL 88 S FF 95 X SL 89 0-2 ② G4-3			C CU 79 B FF 92 X SI 92 1-1 ① F9		C FF 96 S KC 85 S FF 98 0-3 ② K		3	0	0	0	0	1	0
16 Paulo Orlando, R (1, 9) OBP: 0.284, SLG: 0.394			F SI 93 B CU 81 S SL 88 X FF 94 1-2 ③ G4-3			F SL 89 S CH 86 B FF 93 B CU 80 B CH 87 X FF 94 3-2 HR		C KC 82 B FF 98 B FF 98 C KC 82 S KC 84 2-3 ③ K		3	1	1	1	0	1	0
Inning Stats	R: 0 E: 0 K: 1 S: 12 H: 0 LOB: 0 BB: 0 P: 15	R: 0 E: 0 K: 2 S: 8 H: 0 LOB: 0 BB: 0 P: 9	R: 0 E: 0 K: 1 S: 12 H: 0 LOB: 0 BB: 0 P: 14	R: 0 E: 0 K: 0 S: 8 H: 1 LOB: 1 BB: 0 P: 12	R: 0 E: 0 K: 1 S: 10 H: 0 LOB: 0 BB: 0 P: 16	R: 1 E: 0 K: 0 S: 11 H: 1 LOB: 0 BB: 0 P: 19	R: 0 E: 0 K: 0 S: 6 H: 1 LOB: 1 BB: 0 P: 11	R: 0 E: 0 K: 3 S: 10 H: 0 LOB: 0 BB: 0 P: 14	R: 0 E: 1 K: 1 S: 13 H: 1 LOB: 2 BB: 0 P: 18	1B: 3 2B: 0 3B: 0 HR: 1	SF: 0 SAC: 0 DP: 0 HBP: 0						

	AB	32
	R	1
	H	4
	RBI	1
	BB	0
	SO	9
	LOB	8

WP: 0 PB: 0 SB: 0 CS: 0 PA: 32

PITCHER		IP	WLS	BF	H	R	ER	SO	BB	IBB	HBP	BLK	WP	HR	S	P	ERA	WHIP
43 Adam Warren, R ERA: 3.91	(1, 1)	6.1	W	21	2	1	1	5	0	0	0	0	0	1	62	88	1.42	0.316
41 Justin Wilson, L ERA: 5.52	(7, 1)	0.2		3	1	0	0	0	0	0	0	0	0	0	5	8	0.00	1.500
68 Dellin Betances, R ERA:	(8, 1)	1.0		3	0	0	0	3	0	0	0	0	0	0	10	14	0.00	0.000
48 Andrew Miller, L ERA: 0.89	(9, 1)	1.0		5	1	0	0	1	0	0	0	0	0	0	13	18	0.00	1.000

PITCHER	IP	WLS	BF	H	R	ER	SO	BB	IBB	HBP	BLK	WP	HR	S	P	ERA	WHIP

BOTTOM

Kansas City Royals @ New York Yankees

Yankee Stadium, Bronx, NY

Tue May 26 2015, 7:10 PM - 9:40 PM EDT

Att. 33,414 - Partly Cloudy - 77 F

livebaseballscorecards.com

Batter	1	2	3	4	5	6	7	8	9	AB	R	H	RBI	BB	SO	LOB
11 Brett Gardner, L (1, 7) OBP: 0.361, SLG: 0.429	F FF 86 B FF 88 C KC 74 B FF 88 S CH 83 2-3 ① **K**		C CH 81 C FF 88 B KC 75 X FF 88 1-2 **E4** 13 1B		B FF 91 C SL 82 X CU 76 1-1 ① **F7**		F SI 96 B CH 90 B FF 98 B FF 98 B SI 95 4-1 **BB**			3	0	0	0	1	1	0
24 Chris Young, R (1, 8) (6, 9) OBP: 0.292, SLG: 0.476	C FF 89 B FF 89 S CH 83 B CH 82 S CH 82 2-3 ② **K**		C FF 88 D CH 82 S CH 81 1 SAFE B SI 88 C FF 89 2-3 ② **K**		B FF 91 X SL 82 1-0 13 1B **25 E** 1B		B SI 96 C FF 96 B SI 95 F SI 95 S CH 87 2-3 ① **K**			4	1	1	0	0	3	2
13 Alex Rodriguez, R (1, 10) OBP: 0.371, SLG: 0.547	B FF 89 B FF 90 F CH 83 F CH 82 F KC 76 B CH 83 B SI 90 4-2 **25 HR** BB		1 SAFE D CH 83 B CH 82 C SI 89 S CH 83 F CH 83 X SI 89 2-2 **1-3** 1B		B SI 91 B FF 90 S SI 91 F FF 90 X CU 80 2-2 **1-3** **25 E** 1B		C SI 98 B FF 96 1 SAFE S FF 99 B CH 87 X FF 99 2-2 ② **L7**			3	2	2	0	1	0	1
25 Mark Teixeira, S (1, 3) OBP: 0.365, SLG: 0.588	C SI 88 X SI 88 0-1 **1-H** HR		B CH 82 X KC 75 1-0 ③ **P4**		C SI 92 F CH 85 X FF 92 0-2 **E8** 12 SF7 **1-H** **3-H** 2B		B SI 100 B CH 89 B SI 98 C FF 97 X SI 97 3-1 ③ **L6**			4	2	2	4	0	0	3
12 Chase Headley, S (1, 5) OBP: 0.307, SLG: 0.411	B KC 75 S CH 83 S CH 82 C FF 89 1-3 ③ **K**			B KC 74 F CH 80 S CH 81 F CH 80 B FF 88 F FF 88 F CH 81 B CH 82 X CH 80 3-2 ① **G5-3**	C SL 85 X FF 91 0-1 ② **SF7** **3-H**			T FC 92 C FF 97 B KC 85 F KC 86 B FF 98 F FF 97 B FF 97 B FC 93 4-2 **BB**		2	0	0	1	1	1	0
36 Carlos Beltrán, S (1, 9) OBP: 0.268, SLG: 0.396 55 Slade Heathcott, L (6, 8) OBP: 0.385, SLG: 0.692		C KC 72 B FF 88 B CH 82 F FF 88 X SI 88 2-2 ① **F8**		C KC 75 F FF 87 X CH 80 0-2 66 1B 1B	B CU 78 F SL 84 S CH 84 B CH 85 F CU 78 B CH 85 F FF 91 X SI 92 3-2 ③ **F8**			B KC 82 F FC 92 B FF 95 S FC 93 X FF 96 2-2 ① **L7**		3 1	0 0	1 0	0 0	0 0	0 1	0 1
14 Stephen Drew, L (1, 4) OBP: 0.244, SLG: 0.329		C FF 88 F KC 76 B CH 83 S SI 89 1-3 ② **K**		C FF 88 B FF 88 F SI 88 T CH 82 1-2 ② **K**		B SI 90 X SI 90 1-0 ① **G6-3**		X FF 95 0-0 ② **F7**		4	0	0	0	0	2	2
66 John Ryan Murphy, R (1, 2) OBP: 0.286, SLG: 0.361		X FF 88 0-0 ③ **G5-3**		X SI 88 0-0 **1-2** 1B		C FF 90 B SL 82 S SL 83 B CH 84 C FF 90 2-3 ② **K**		X FF 96 0-0 ③ **F9**		4	0	1	0	0	1	1
18 Didi Gregorius, L (1, 6) OBP: 0.282, SLG: 0.295			C FF 87 X KC 74 0-1 ① **P2**	B CH 81 C CH 82 B FF 88 F CH 81 B SI 89 F SI 88 X FF 89 3-2 ③ **G5-3**		S CU 77 X CH 85 0-1 ③ **P6**				3	0	0	0	0	0	2
Inning Stats	R: 2 H: 1 E: 0 LOB: 0 K: 3 BB: 1 S: 14 P: 23	R: 0 H: 0 E: 0 LOB: 0 K: 1 BB: 0 S: 7 P: 10	R: 0 H: 1 E: 1 LOB: 2 K: 1 BB: 0 S: 13 P: 19	R: 0 H: 2 E: 0 LOB: 2 K: 1 BB: 0 S: 17 P: 24	R: 3 H: 3 E: 1 LOB: 0 K: 0 BB: 0 S: 16 P: 23	R: 0 H: 0 E: 0 LOB: 0 K: 1 BB: 0 S: 6 P: 9	R: 0 H: 0 E: 0 LOB: 1 K: 1 BB: 1 S: 9 P: 20	R: 0 H: 0 E: 0 LOB: 1 K: 0 BB: 1 S: 9 P: 15		1B: 5 SF: 1 2B: 1 SAC: 0 3B: 0 DP: 0 HR: 1 HBP: 0					WP: 0 PA: 35 PB: 0 SB: 0 CS: 0	

	AB	31
	R	5
	H	7
	RBI	5
	BB	3
	SO	8
	LOB	12

PITCHER		IP	WLS	BF	H	R	ER	SO	BB	IBB	HBP	BLK	WP	HR	S	P	ERA	WHIP
51 Jason Vargas, L ERA: 5.16	(1, 1)	4.0	L	18	4	2	2	6	1	0	0	0	0	1	51	76	4.50	1.250
49 Joe Blanton, R ERA: 3.86	(5, 1)	2.0		9	3	3	2	1	0	0	0	0	0	0	22	32	9.00	1.500
40 Kelvin Herrera, R ERA: 1.69	(7, 1)	1.0		4	0	0	0	1	1	0	0	0	0	0	9	20	0.00	1.000
17 Wade Davis, R ERA:	(8, 1)	1.0		4	0	0	0	0	1	0	0	0	0	0	9	15	0.00	1.000

PITCHER	IP	WLS	BF	H	R	ER	SO	BB	IBB	HBP	BLK	WP	HR	S	P	ERA	WHIP

Batter	1	2	3	4	5	6	7	8	9	AB	R	H	RBI	BB	SO	LOB
2 Alcides Escobar, R (1, 6) OBP: 0.317, SLG: 0.366	X FF 93 0-0 ① G5-3		C FF 94 B CH 89 C SL 86 F CH 89 F FC 93 B FC 94 F FC 95 F FF 95 B FF 93 3-2 X SL 86 1B		S SL 84 F FF 94 B SL 85 F FF 94 X SL 86 1-2 8 WP 2-3 1B		B FF 95 X FF 94 1-0 1B		C FF 96 X FF 96 0-1 ③ L6	5	0	3	0	0	0	0
8 Mike Moustakas, L (1, 5) OBP: 0.382, SLG: 0.494	C FF 93 B CH 90 F CH 90 F SL 88 X SL 88 1-2 HR		C SL 87 1 SAFE F FF 92 S CH 89 0-3 ③ K		T FF 95 B CH 88 F CH 89 S FC 94 1-3 ② K 1-2		F SI 94 F SI 95 D FF 96 X FC 87 1-2 ③ L9			4	1	1	1	0	2	4
6 Lorenzo Cain, R (1, 8) OBP: 0.344, SLG: 0.409	C FF 95 C FC 94 B FF 95 X SL 87 1-2 ② F7			C FF 92 B SL 87 C FF 94 B CH 90 X SL 88 2-2 ① G5-3	S SL 87 C FF 94 S SL 89 0-3 ③ K			C FF 95 B FF 97 C KC 83 B KC 84 B KC 83 B FF 97 4-2 25 25 S 25 E BB		3	1	0	0	1	1	2
35 Eric Hosmer, L (1, 3) OBP: 0.375, SLG: 0.506	B SL 86 X FC 94 1-0 ③ G5-3			B FF 94 B CH 87 X FF 93 2-0 25 FC4-5 1B		B FC 92 B FC 92 C FF 91 F SL 83 F CH 88 B FF 93 X FF 93 3-2 ① G4-3		C KC 82 F FF 98 B SV 85 B SV 85 C KC 85 2-3 ① K		4	0	1	0	0	1	1
25 Kendrys Morales, S (1, 10) OBP: 0.364, SLG: 0.489		C FF 93 B FF 93 B CH 88 X SL 86 2-1 ① G4-3		B CH 88 C SL 86 S CH 89 B CH 90 X SL 88 2-2 ② FC4-5 4 BB 1-2f		F FF 92 X CH 88 0-1 1B		F FF 98 B KC 85 F FF 98 B SV 86 F SV 85 X SV 86 2-2 E6 1-H 1B		4	0	2	0	0	0	1
4 Alex Gordon, L (1, 7) OBP: 0.366, SLG: 0.432		C SL 84 B FC 93 F SL 86 S FC 95 1-3 ② K		B SL 86 C FF 94 D SL 87 B FF 94 T FF 93 F FF 93 B SL 86 4-2 BB 1-2		B FF 91 X FF 90 1-0 ② F8		C KC 84 S FF 99 B FF 99 D KC 85 C SV 87 2-3 ② K		3	0	0	0	1	2	2
13 Salvador Perez, R (1, 2) OBP: 0.301, SLG: 0.438		X FC 94 0-0 ③ P3		B FC 94 F FC 93 X SL 86 1-1 ③ L8		B FC 90 S SL 84 S FF 91 T SL 88 1-2 ③ K		B KC 84 S FF 98 S FF 99 C KC 85 1-3 ③ K		4	0	0	0	0	2	4
14 Omar Infante, R (1, 4) OBP: 0.248, SLG: 0.340			C FF 93 B SL 88 X SL 86 1-1 ① F8		C FF 93 X FC 93 0-1 ① F8		B FC 91 C SL 80 S SL 84 S SL 86 1-3 ① K		B FF 94 C FF 93 C FF 96 X SI 96 1-2 ① G6-3	4	0	0	0	0	1	0
16 Paulo Orlando, R (1, 9) OBP: 0.283, SLG: 0.398			C SL 86 B SL 88 F FF 96 B SL 89 S FF 94 2-3 ② K		C SL 85 B SL 87 B FC 94 X FF 93 2-1 2 1B 2B		C FF 90 C SL 85 B CH 89 T SL 88 1-2 ② K		X SI 97 0-0 ② G4-3	4	0	1	0	0	2	0
Inning Stats	R: 1 H: 1 E: 0 LOB: 0 K: 0 BB: 0 S: 9 P: 12	R: 0 H: 0 E: 0 LOB: 0 K: 1 BB: 0 S: 6 P: 9	R: 0 H: 1 E: 0 LOB: 1 K: 2 BB: 0 S: 15 P: 21	R: 0 H: 1 E: 0 LOB: 2 K: 0 BB: 1 S: 12 P: 23	R: 0 H: 2 E: 0 LOB: 2 K: 2 BB: 0 S: 14 P: 18	R: 0 H: 1 E: 0 LOB: 1 K: 1 BB: 0 S: 10 P: 15	R: 0 H: 1 E: 0 LOB: 1 K: 2 BB: 0 S: 10 P: 14	R: 1 H: 1 E: 1 LOB: 1 K: 3 BB: 1 S: 15 P: 26	R: 0 H: 0 E: 0 LOB: 0 K: 0 BB: 0 S: 6 P: 7	1B: 6 SF: 0 2B: 1 SAC: 0 3B: 0 DP: 0 HR: 1 HBP: 0						

PITCHER		IP	WLS	BF	H	R	ER	SO	BB	IBB	HBP	BLK	WP	HR	S	P	ERA	WHIP
35 Michael Pineda, R ERA: 3.36	(1, 1)	6.2	W	27	6	1	1	8	1	0	0	0	1	1	72	106	1.35	1.050
29 David Carpenter, R ERA: 5.19	(7, 1)	0.0		1	1	0	0	0	0	0	0	0	0	0	1	2	∞	∞
41 Justin Wilson, L ERA: 5.4	(7, 1)	0.1	H	1	0	0	0	0	0	0	0	0	0	0	3	4	0.00	0.000
68 Dellin Betances, R ERA:	(8, 1)	1.0	H	5	1	1	0	3	1	0	0	0	0	0	15	26	0.00	2.000
48 Andrew Miller, L ERA: 0.84	(9, 1)	1.0	S	3	0	0	0	0	0	0	0	0	0	0	6	7	0.00	0.000

PITCHER	IP	WLS	BF	H	R	ER	SO	BB	IBB	HBP	BLK	WP	HR	S	P	ERA	WHIP

TOP

Kansas City Royals @ New York Yankees

Yankee Stadium, Bronx, NY

Wed May 27 2015, 1:09 PM - 3:51 PM EDT

Att. 32,734 - Cloudy - 77 F

livebaseballscorecards.com

AB	35
R	2
H	8
RBI	1
BB	2
SO	11
LOB	14

PA: 37	WP: 1	PB: 0	SB: 1	CS: 0														

BOTTOM

Batter	1	2	3	4	5	6	7	8	9	AB	R	H	RBI	BB	SO	LOB
11 Brett Gardner, L (1, 7) OBP: 0.359, SLG: 0.430	C FF 86 B FF 87 B CH 80 B FF 86 X FF 86 3-1 ① F8		C SL 80 B SL 80 C FF 86 B SL 80 B SL 80 X FF 86 3-2 13 HR 2B	S SL 78 S SL 80 X SL 79 0-2 ③ F7			B FF 93 X FF 93 1-0 ① G4-3			4	1	1	0	0	0	0
12 Chase Headley, S (1, 5) OBP: 0.311, SLG: 0.416	X FF 86 0-0 13 G6-3 2B		B SL 80 B SL 81 B FF 87 B FF 86 4-0 13 HR BB		X FF 85 0-0 ① G4-3		B FF 92 B CH 82 C FF 94 F CH 82 F FF 93 B FC 92 F FC 88 S CH 83 3-3 ② K			3	1	1	0	1	1	0
13 Alex Rodriguez, R (1, 10) OBP: 0.374, SLG: 0.566	C FF 86 X FF 87 0-1 ② G6-3 2-3		C FF 85 X SL 80 0-1 1-H 2-H HR		F FF 86 B SL 81 S SL 79 B FF 85 T SL 77 2-2 ② K		B FC 91 X FC 91 1-0 34 BB 25 1B 1B			4	1	2	3	0	1	1
25 Mark Teixeira, S (1, 3) OBP: 0.362, SLG: 0.579	B FF 86 S SL 80 D SL 81 B SL 81 F FF 86 X SL 82 3-2 ③ F9		C FF 86 B SL 79 S CH 80 B SL 78 T SL 79 2-2 ① K		C FF 78 S SL 79 C FF 87 0-3 ③ K		S CH 83 B FF 93 X CH 83 1-1 34 BB 1-2 1B			4	0	1	0	0	2	1
34 Brian McCann, L (1, 2) OBP: 0.310, SLG: 0.428		B SL 78 C SL 79 F SL 80 B SL 80 F SL 79 X FF 86 2-2 HR	B FF 86 B SL 78 B SL 78 B FF 86 4-0 BB			C SL 78 B SL 79 B SL 79 B FF 86 F FF 86 F FF 87 S SL 80 3-3 ① K	B FC 90 B FF 94 B CH 84 B CH 85 4-0 1-2 2-3 BB			2	1	1	1	2	1	0
36 Carlos Beltrán, S (1, 9) OBP: 0.276, SLG: 0.401 24 Chris Young, R (6, PR) OBP: 0.289, SLG: 0.472 (7, 9)		C FF 86 B SL 80 X SL 80 1-1 1B	B SL 79 C FF 86 D SL 79 C FF 85 S CH 80 2-3 ② K			X SL 80 0-0 55 1B 1B X FF 93	0-0 ③ F7			3 1	0 0	2 0	0 0	0 0	1 0	1 3
14 Stephen Drew, L (1, 4) OBP: 0.238, SLG: 0.319		T FF 85 B CH 79 X CH 80 1-1 ① L7	C FF 85 D CH 79 B SL 78 F FF 86 X CH 79 2-2 ③ F7			B FF 85 X FF 86 1-0 ② F7		B SI 93 F SI 92 B SI 93 F SI 94 S SI 91 2-3 ① K		4	0	0	0	0	1	3
55 Slade Heathcott, L (1, 8) OBP: 0.353, SLG: 0.588		F FF 86 C SL 79 B CH 80 S FF 86 1-3 ② K		B FF 85 B SL 78 C FF 84 X FF 85 2-1 ① P5		B FF 86 X FF 87 1-0 1-2 1B		C FF 90 B CU 74 X SI 90 1-1 ② G4-3		4	0	1	0	0	1	1
18 Didi Gregorius, L (1, 6) OBP: 0.274, SLG: 0.286		X CH 80 0-0 ③ F7		B FF 84 C SL 78 B SL 78 B SL 77 X FF 85 3-1 ② L7		D SL 79 F SL 80 C FF 86 F SL 79 D SL 80 C FF 87 2-3 ③ K		B SI 94 B SI 89 B SI 93 F FF 92 S FF 94 F FF 94 X FF 93 3-2 ③ G4-3		4	0	0	0	0	1	3
Inning Stats	R: 0 E: 0 K: 0 S: 8 H: 1 LOB: 1 BB: 0 P: 14	R: 1 E: 0 K: 1 S: 12 H: 2 LOB: 1 BB: 0 P: 17	R: 3 E: 0 K: 2 S: 14 H: 2 LOB: 1 BB: 2 P: 31	R: 0 E: 0 K: 0 S: 7 H: 0 LOB: 0 BB: 0 P: 12	R: 0 E: 0 K: 2 S: 7 H: 0 LOB: 0 BB: 0 P: 9	R: 0 E: 0 K: 2 S: 11 H: 2 LOB: 2 BB: 0 P: 18	R: 0 E: 0 K: 1 S: 10 H: 2 LOB: 3 BB: 1 P: 20	R: 0 E: 0 K: 1 S: 9 H: 0 LOB: 0 BB: 0 P: 15		1B: 5 2B: 2 3B: 0 HR: 2 SF: 0 SAC: 0 DP: 0 HBP: 0						

PITCHER		IP	WLS	BF	H	R	ER	SO	BB	IBB	HBP	BLK	WP	HR	S	P	ERA	WHIP
32 Chris Young, R ERA: 1.55	(1, 1)	6.0	L	27	7	4	4	7	2	0	0	0	0	2	59	101	6.00	1.500
46 Ryan Madson, R ERA: 1.66	(7, 1)	1.0		6	2	0	0	1	1	0	0	0	0	0	10	20	0.00	3.000
47 Franklin Morales, L ERA: 3.54	(8, 1)	1.0		3	0	0	0	1	0	0	0	0	0	0	9	15	0.00	0.000

PITCHER	IP	WLS	BF	H	R	ER	SO	BB	IBB	HBP	BLK	WP	HR	S	P	ERA	WHIP

Kansas City Royals @ New York Yankees

Yankee Stadium, Bronx, NY

Wed May 27 2015, 1:09 PM - 3:51 PM EDT

Att. 32,734 - Cloudy - 77 F

livebaseballscorecards.com

AB	33
R	4
H	9
RBI	4
BB	3
SO	9
LOB	13

Batter	1	2	3	4	5	6	7	8	9	AB	R	H	RBI	BB	SO	LOB
11 Brett Gardner, L (1, 7) OBP: 0.366, SLG: 0.442	C SI 91 B SI 91 S CH 85 X SI 93 1-2 G6-3		B SI 90 C SI 90 B FC 86 F SI 91 X SI 91 2-2 12 FC6 1B		B CH 80 B SI 90 X FF 87 2-0 12 1B 13 SF9 1B		B SI 90 C FF 91 S FC 84 F FF 92 X FC 85 1-2 F7		B FF 93 C FF 91 B CH 79 D CH 79 C FF 92 X FF 93 3-2 1-H 2B	5	1	3	1	0	0	0
12 Chase Headley, S (1, 5) OBP: 0.309, SLG: 0.409	C SI 91 C FC 88 B SI 92 S FC 87 1-3 K		X SI 89 0-0 FC6 1-2f		1 SAFE B SI 89 1 SAFE 1 SAFE B SI 88 C SI 89 F SI 89 B FC 84 X SI 89 3-2 1-3 1B		C FF 90 X CU 70 0-1 G4-3		B CH 80 X FF 92 1-0 L8	5	0	1	0	0	1	2
13 Alex Rodriguez, R (1, 10) OBP: 0.372, SLG: 0.561	C SI 91 B FC 87 B SI 93 S SI 92 B SI 94 C SI 92 3-3 K			F SI 90 B SI 88 X FC 84 1-1 25 BB 34 1B 1B	C SI 91 1 SAFE D SI 90 T FF 90 X SI 92 1-2 SF9 3-H		C FF 91 B FC 87 X FF 90 1-1 G6-3			3	1	1	1	0	1	0
25 Mark Teixeira, S (1, 3) OBP: 0.360, SLG: 0.568		F SI 90 X FC 86 0-1 G4-3		B SI 89 S CH 81 B SI 89 C SI 92 B CH 82 B FC 85 4-2 36 G3 34 1B 1-2 BB	C CH 81 X SI 89 0-1 G3			C FF 90 S CU 72 F FF 92 B FF 90 X CU 72 1-2 L4		3	0	0	0	1	0	1
34 Brian McCann, L (1, 2) OBP: 0.321, SLG: 0.458		B SI 91 B CH 83 F SI 92 X FC 84 2-1 HR		B SI 90 X SI 91 1-0 36 G3 1-2 2-H 1B		C SI 88 B CH 81 B FC 83 X FF 88 2-1 14 FC4-6 1B		B CU 71 C FF 91 C FF 90 B FF 91 S CU 70 2-3 K		4	1	3	2	0	1	0
36 Carlos Beltrán, S (1, 9) OBP: 0.269, SLG: 0.391		X SI 90 0-0 G5-3		X SI 90 0-0 G3 1-2 2-3		D SL 74 B FF 89 F SI 87 D CH 81 X FF 87 3-1 L8		C CU 71 B FF 91 S CU 72 S CU 72 1-3 K		4	0	0	0	0	1	3
14 Stephen Drew, L (1, 4) OBP: 0.232, SLG: 0.311		C SI 90 B SI 90 B SI 92 F SI 90 X FC 85 2-2 P4		X FF 90 0-0 P6		B CH 79 B SI 90 X SI 90 2-0 FC4-6 1-2f			C FF 92 B FF 92 B CH 79 C CH 80 F FF 93 X CH 80 2-2 L8	4	0	0	0	0	0	3
24 Chris Young, R (1, 8) OBP: 0.288, SLG: 0.459			C SI 91 B SI 91 F SI 92 S FC 85 1-3 K	B SI 90 D FC 87 F SI 91 B FF 91 F SI 91 F SI 90 S FC 85 3-3 K		B SI 88 D FC 84 F SI 90 F FF 89 F SI 89 B FC 85 F SI 89 B SI 90 4-2 BB			X FF 92 0-0 L7	3	0	0	0	1	2	2
18 Didi Gregorius, L (1, 6) OBP: 0.268, SLG: 0.279 33 Garrett Jones, L (9, PH) OBP: 0.278, SLG: 0.353			X SI 90 0-0 F7		C SI 89 C SI 88 B SI 89 B CH 81 F SI 90 B FC 86 X SI 89 3-2 G3-1	X SI 88 0-0 F9			B CH 79 B CH 79 F FF 92 B FF 92 S FF 92 B FF 92 4-2 11 2B BB	3 0	0 1	0 0	0 0	0 1	0 0	2 0
Inning Stats	R: 0 E: 0 K: 2 S: 9 H: 0 LOB: 0 BB: 0 P: 14	R: 1 E: 0 K: 0 S: 8 H: 1 LOB: 0 BB: 0 P: 12	R: 0 E: 0 K: 1 S: 8 H: 1 LOB: 1 BB: 0 P: 11	R: 1 E: 0 K: 1 S: 11 H: 2 LOB: 2 BB: 1 P: 20	R: 1 E: 0 K: 0 S: 13 H: 2 LOB: 1 BB: 0 P: 22	R: 0 E: 1 K: 0 S: 10 H: 1 LOB: 2 BB: 1 P: 21	R: 0 E: 0 K: 0 S: 8 H: 0 LOB: 0 BB: 0 P: 10	R: 0 E: 0 K: 2 S: 10 H: 0 LOB: 0 BB: 0 P: 14	R: 1 E: 0 K: 0 S: 11 H: 1 LOB: 1 BB: 1 P: 21	1B: 6 2B: 1 3B: 0 HR: 1 SF: 1 SAC: 0 DP: 0 HBP: 0						

TOP

New York Yankees @ Oakland Athletics

O.co Coliseum, Oakland, CA

Thu May 28 2015, 10:09 PM - 12:55 AM EDT

Att. 21,795 - Clear - 54 F

livebaseballscorecards.com

AB	34
R	4
H	8
RBI	4
BB	3
SO	6
LOB	13

WP: 0 PB: 0 SB: 0 CS: 0 PA: 38

PITCHER		IP	WLS	BF	H	R	ER	SO	BB	IBB	HBP	BLK	WP	HR	S	P	ERA	WHIP
31 Kendall Graveman, R ERA: 5.79	(1, 1)	5.2		26	7	3	3	4	2	0	0	0	0	1	58	99	4.76	1.588
56 Fernando Abad, L ERA: 6.57	(6, 1)	0.2		2	0	0	0	0	0	0	0	0	0	0	5	6	0.00	0.000
58 Evan Scribner, R ERA: 2.2	(7, 1)	1.2	W	5	0	0	0	2	0	0	0	0	0	0	14	19	0.00	0.000
36 Tyler Clippard, R ERA: 2.57	(9, 1)	1.0	S	5	1	1	1	0	1	0	0	0	0	0	11	21	9.00	2.000

PITCHER		IP	WLS	BF	H	R	ER	SO	BB	IBB	HBP	BLK	WP	HR	S	P	ERA	WHIP

Batter	1	2	3	4	5	6	7	8	9	AB	R	H	RBI	BB	SO	LOB
1 Billy Burns, S (1, 8) OBP: 0.356, SLG: 0.417	C FF 89 X SI 89 0-1 ① G5-3		F CH 82 B SL 79 B SI 87 X CH 82 2-1 1-2 2-3 1B		X SL 78 0-0 HR		B FF 92 C FF 92 X FF 94 1-1 ① FC1-5 18 BB 10 1B 16 SF8 1-2 2-3f			4	2	2	1	0	0	2
10 Marcus Semien, R (1, 6) OBP: 0.330, SLG: 0.456	X FF 90 0-0 ② G6-3		F CH 83 F SI 89 S FF 90 0-3 ② K		C SI 88 S CH 82 B CH 82 X SL 78 1-2 ③ L9		B SL 85 S SL 85 S SL 86 X SL 85 1-2 16 SF8 18 BB 1-2 2-3 1B			4	0	1	0	0	1	3
18 Ben Zobrist, S (1, 4) OBP: 0.324, SLG: 0.426	C FF 90 B SL 80 B CH 83 X SI 88 2-1 ③ G3		C CH 84 B SL 79 S CH 82 C SI 91 1-3 ③			X SI 88 0-0 16 F9 15 HR 2B	B SL 84 B FF 94 C SL 86 B SL 84 C FF 94 B FF 95 4-2 1-2 2-3 3-H BB			3	1	1	1	1	1	3
16 Billy Butler, R (1, 10) OBP: 0.310, SLG: 0.363		C SI 90 B SL 80 S CH 84 X CH 84 1-2 ① G6-3		C SL 77 B SL 79 X FF 90 1-1 ① F8		F FF 89 B CH 82 F SI 89 B FF 90 B SL 79 F CH 84 F SI 89 X CH 82 3-2 ① F9 2-3	C FF 94 X SL 86 0-1 ② SF8 2-3 3-H			3	0	0	1	0	0	1
21 Stephen Vogt, L (1, 3) OBP: 0.411, SLG: 0.597		C SI 90 B SL 79 B SI 89 C SL 79 X SI 89 2-2 ② G6-3		B SI 89 F SI 89 C SL 79 X SL 78 1-2 1B		F SI 90 F SL 89 F SL 79 F SI 90 B FF 90 S SL 79 1-3 ② K	C SL 83 F CH 80 X CH 81 0-2 ③ P5			4	0	1	0	0	1	3
15 Brett Lawrie, R (1, 5) OBP: 0.296, SLG: 0.362		B SL 78 B CH 83 B SI 88 C SI 89 X SI 89 3-1 ③ L9		C SI 89 B CH 83 X SL 78 1-1 ② F9		B CH 83 X CH 83 1-0 3-H HR		C FF 90 B FF 90 S FF 90 B CH 83 F CH 81 S FF 91 2-3 ① K		4	1	1	2	0	1	1
22 Josh Reddick, L (1, 9) OBP: 0.374, SLG: 0.513			C FF 90 X FF 90 0-1 ① L9 F SL 78 C SL 79 C FF 91 0-3 ③			F FF 90 X FF 90 0-1 ③ F7		S SL 84 B CH 84 B CH 82 X FF 90 2-1 ② P6		4	0	0	0	0	1	1
19 Josh Phegley, R (1, 2) OBP: 0.310, SLG: 0.327			C SI 90 S CH 84 X CH 83 0-2 1 1B 20 1B 1B		C FF 89 F SI 88 B SI 88 X SL 79 1-2 ① P3		B SL 78 F SI 87 X SI 89 1-1 1 FC1-5 20 BB 1B	C CH 82 B FF 90 S CH 82 B CH 81 F CH 82 X FF 91 2-2 ③ F8		4	0	2	0	0	0	0
20 Mark Canha, R (1, 7) OBP: 0.313, SLG: 0.409 23 Sam Fuld, L (9, 7) OBP: 0.273, SLG: 0.297			B FF 90 B SI 89 C SI 88 X SI 88 2-1 1 1B 1-2 1B		C SL 78 B CH 83 C SL 79 X SI 89 1-2 ② G6-3		B SI 88 B CH 82 D SI 90 C FF 89 B SI 88 4-1 10 1B 1 FC1-5 18 BB 1-2 BB			2 0	1 0	1 0	0 0	1 0	0 0	0 0
Inning Stats	R: 0 E: 0 K: 0 S: 5 H: 0 LOB: 0 BB: 0 P: 7	R: 0 E: 0 K: 0 S: 8 H: 0 LOB: 0 BB: 0 P: 14	R: 0 E: 0 K: 2 S: 15 H: 3 LOB: 3 BB: 0 P: 20	R: 0 E: 0 K: 1 S: 10 H: 1 LOB: 1 BB: 0 P: 13	R: 1 E: 0 K: 0 S: 10 H: 1 LOB: 0 BB: 0 P: 13	R: 2 E: 0 K: 1 S: 14 H: 2 LOB: 0 BB: 0 P: 19	R: 2 E: 0 K: 0 S: 15 H: 2 LOB: 2 BB: 2 P: 26	R: 0 E: 0 K: 1 S: 10 H: 0 LOB: 0 BB: 0 P: 16		1B: 6 2B: 1 3B: 0 HR: 2 SF: 1 SAC: 0 DP: 0 HBP: 0				WP: 0 PB: 0 SB: 0 CS: 0 PA: 35		

PITCHER		IP	WLS	BF	H	R	ER	SO	BB	IBB	HBP	BLK	WP	HR	S	P	ERA	WHIP
52 CC Sabathia, L ERA: 5.67	(1, 1)	6.0	L	27	8	5	5	4	1	0	0	0	0	2	65	94	7.50	1.500
29 David Carpenter, R ERA: 5.0	(7, 1)	0.2		4	1	0	0	0	1	0	0	0	0	0	9	15	0.00	3.000
45 Chasen Shreve, L ERA: 2.79	(7, 1)	1.1		4	0	0	0	1	0	0	0	0	0	0	13	19	0.00	0.000

PITCHER	IP	WLS	BF	H	R	ER	SO	BB	IBB	HBP	BLK	WP	HR	S	P	ERA	WHIP

BOTTOM

New York Yankees @ Oakland Athletics

O.co Coliseum, Oakland, CA

Thu May 28 2015, 10:09 PM - 12:55 AM EDT

Att. 21,795 - Clear - 54 F

livebaseballscorecards.com

AB	32
R	5
H	9
RBI	5
BB	2
SO	5
LOB	14

Batter	1	2	3	4	5	6	7	8	9	AB	R	H	RBI	BB	SO	LOB
11 Brett Gardner, L (1, 7) OBP: 0.369, SLG: 0.440	B FF 94 B FF 94 B FF 94 C FF 95 B FF 94 4-1 13 G6-4-3 BB			C FF 94 B CU 84 F FF 95 B FF 95 S SL 88 2-3 ① K		B SI 96 B FF 95 C SI 95 D FC 90 F FF 96 F SL 89 X FF 96 3-2 ② G6-3 2-H		F SI 94 D CU 83 B CU 82 X SI 94 2-1 1-2 1B		3	0	1	1	1	1	0
12 Chase Headley, S (1, 5) OBP: 0.302, SLG: 0.400	C SI 94 B FF 94 F SI 93 C CU 83 1-3 ① K			F FF 95 C CU 79 S SL 89 0-3 ② K		F FF 95 X CU 84 0-1 ③ G3		F FF 94 S FF 95 X SL 88 0-2 ③ G3-1		4	0	0	0	0	2	3
13 Alex Rodriguez, R (1, 10) OBP: 0.369, SLG: 0.553	S SI 94 F SI 93 X SL 87 0-2 ②③ G6-4-3 1-2f			B SI 96 C SI 95 X CU 83 1-1 ③ G6-3			F SI 93 X CU 82 0-1 ① G5-3		B FF 94 S FF 94 X FC 91 1-1 36 FC5-6 1B	4	0	1	0	0	0	1
34 Brian McCann, L (1, 2) OBP: 0.319, SLG: 0.473		X SI 94 0-0 ① F8			C CU 80 C FF 94 X SL 86 0-2 HR		C SI 93 X SI 93 0-1 ② G3		C FF 93 C CU 77 S CU 80 0-3 ① K	4	1	1	1	0	1	1
36 Carlos Beltrán, S (1, 9) OBP: 0.268, SLG: 0.387		F FF 94 B CU 81 X CU 81 1-1 ② G4-3			C SI 94 X CU 82 0-1 ① G4-3		B CU 82 B SI 94 B FF 94 C FF 93 X FF 93 3-1 1B		B FF 92 C FF 94 X FF 94 1-1 ② FC5-6 33 1B 1-2f	4	0	1	0	0	0	1
33 Garrett Jones, L (1, 3) OBP: 0.276, SLG: 0.345		C FF 95 B CU 84 S FF 94 S SL 88 1-3 ③ K2-3			S CU 84 C CU 82 F FF 94 B SL 87 S SL 87 1-3 ② K		B SI 94 S CU 83 B CU 83 X CU 82 2-1 ③ G4-3		B FF 93 B FF 93 S FF 92 F FF 94 B CU 80 X FF 94 3-2 1-3 1B	4	0	1	0	0	2	1
14 Stephen Drew, L (1, 4) OBP: 0.226, SLG: 0.303			B SI 94 X FF 93 1-0 ① F9		B SI 94 C FF 93 F SI 94 B SL 88 X SL 86 2-2 ③ G4-3			F FF 93 X SI 93 0-1 ① G3	C CH 78 B FS 83 X FF 91 1-1 ③ P3	4	0	0	0	0	0	2
24 Chris Young, R (1, 8) OBP: 0.281, SLG: 0.446			S SI 94 B SL 89 C SI 94 X SL 87 1-2 ② P6			B SI 93 F SI 93 B FF 94 B SI 92 T FF 94 X FF 93 3-2 ① P1		C FF 94 X SI 93 0-1 ② G5-3		3	0	0	0	0	0	0
18 Didi Gregorius, L (1, 6) OBP: 0.276, SLG: 0.290			C FF 95 B FF 95 X FF 96 1-1 ③ G1-3			B CU 81 C SI 94 X SL 85 1-1 11 WP 11 G6-3 2B		B SI 94 B FF 94 B FF 94 B FF 93 4-0 11 1B BB		2	1	1	0	1	0	0
Inning Stats	R: 0 E: 0 K: 1 S: 7 H: 0 LOB: 0 BB: 1 P: 12	R: 0 E: 0 K: 1 S: 6 H: 0 LOB: 0 BB: 0 P: 8	R: 0 E: 0 K: 0 S: 6 H: 0 LOB: 0 BB: 0 P: 9	R: 0 E: 0 K: 2 S: 8 H: 0 LOB: 0 BB: 0 P: 11	R: 1 E: 0 K: 1 S: 12 H: 1 LOB: 0 BB: 0 P: 15	R: 1 E: 0 K: 0 S: 11 H: 1 LOB: 0 BB: 0 P: 18	R: 0 E: 0 K: 0 S: 8 H: 1 LOB: 1 BB: 0 P: 13	R: 0 E: 0 K: 0 S: 9 H: 1 LOB: 2 BB: 1 P: 15	R: 0 E: 0 K: 1 S: 12 H: 2 LOB: 2 BB: 0 P: 18	1B: 4 2B: 1 3B: 0 HR: 1 SF: 0 SAC: 0 DP: 1 HBP: 0						

PITCHER		IP	WLS	BF	H	R	ER	SO	BB	IBB	HBP	BLK	WP	HR	S	P	ERA	WHIP
54 Sonny Gray, R ERA: 1.82	(1, 1)	8.0	W	29	4	2	2	5	2	0	0	0	1	1	67	101	2.25	0.750
33 Fernando Rodriguez Jr., R ERA: 5.4	(9, 1)	0.2		4	2	0	0	1	0	0	0	0	0	0	10	15	0.00	3.000
36 Tyler Clippard, R ERA: 2.53	(9, 1)	0.1	S	1	0	0	0	0	0	0	0	0	0	0	2	3	0.00	0.000

PITCHER	IP	WLS	BF	H	R	ER	SO	BB	IBB	HBP	BLK	WP	HR	S	P	ERA	WHIP

TOP

New York Yankees @ Oakland Athletics

O.co Coliseum, Oakland, CA

Fri May 29 2015, 10:09 PM - 12:56 AM EDT

Att. 23,540 - Partly Cloudy - 54 F

livebaseballscorecards.com

AB	32
R	2
H	6
RBI	2
BB	2
SO	6
LOB	9

WP: 1 PA: 34
PB: 0
SB: 0
CS: 0

BOTTOM

New York Yankees @ Oakland Athletics

O.co Coliseum, Oakland, CA

Fri May 29 2015, 10:09 PM - 12:56 AM EDT

Att. 23,540 - Partly Cloudy - 54 F

livebaseballscorecards.com

Batter	1	2	3	4	5	6	7	8	9	AB	R	H	RBI	BB	SO	LOB
1 Billy Burns, S (1, 8) OBP: 0.358, SLG: 0.426	X SI 85 0-0 ① F9		C SI 86 B SI 88 B CH 76 B SI 85 X SI 83 3-1 10 1B 18 E 2B	S CH 75 B CH 76 F SI 88 S SL 79 1-3 ② K		C CU 77 C SL 85 S CU 78 0-3 ③ K2-3		B SL 81 B SI 88 B SI 87 C SI 87 X SI 88 3-1 2-3 1B		5	1	2	0	0	2	1
10 Marcus Semien, R (1, 6) OBP: 0.329, SLG: 0.452 12 Andy Parrino, S (8, 6)	B SI 86 C SI 86 F SL 80 X SI 88 1-2 ② F7		X CH 75 0-0 18 E 16 2B 2-3 1B	B CU 77 S CH 75 X SI 87 1-1 ③ F9			C FF 94 B SL 81 S SL 88 S CU 79 1-3 ① K	C SL 80 F SL 82 S SL 83 0-3 ③ K2-3		4 1	1 0	1 0	0 0	0 0	1 1	0 2
18 Ben Zobrist, S (1, 4) OBP: 0.306, SLG: 0.400	C CU 72 B SI 88 C SI 88 S CH 78 1-3 ③ K		C SI 86 1 SAFE 1 SAFE B SI 87 F SL 80 X CH 77 1-2 E5 16 2B 21 2B 1-2 3-H		C SI 85 B SI 87 X SI 86 1-1 ① G5-3		B FC 89 C FF 93 B CU 79 C SL 87 C FF 94 2-3 ② K			4	1	0	1	0	2	1
16 Billy Butler, R (1, 10) OBP: 0.313, SLG: 0.367		C SI 86 B SI 88 B SI 88 B SL 82 F SI 86 B CH 75 4-2 19 1B 21 G3 BB	X CH 76 0-0 21 2B 1-3 2-H 2B		X SI 87 0-0 ② L8		B FF 94 C FF 93 F FF 94 F FF 94 X SL 88 1-2 ③ G4-3			3	1	1	1	1	0	0
21 Stephen Vogt, L (1, 3) OBP: 0.419, SLG: 0.606		C SL 78 1 SAFE X SL 79 0-1 ① G3 1-2	X SI 88 0-0 22 G4-3 2-H 3-H 2B		C SI 86 F SL 81 F SL 80 B SI 89 X SL 79 1-2 15 FC6-4 1B			B SI 88 S SI 90 C SI 91 B SL 85 F SI 91 F SI 91 B SL 84 F SI 91 F SI 90 4-2 B SI 90 15 HR BB		3	1	2	2	1	0	1
15 Brett Lawrie, R (1, 5) OBP: 0.295, SLG: 0.376		B SI 88 C SI 88 C SI 87 S SL 82 1-3 ② K	F CU 75 B SI 89 B SI 89 F SI 88 F SI 89 T SL 81 2-2 ① K		S CH 77 B SI 88 F SI 88 B SI 88 X SI 87 2-2 ③ FC6-4 1-2f			C SI 89 S SL 82 X SI 89 0-2 1-H HR		4	1	1	2	0	2	3
22 Josh Reddick, L (1, 9) OBP: 0.372, SLG: 0.503		F SI 88 F SI 88 B SI 90 B CH 77 B SL 81 B SL 81 4-2 19 1B BB	B CU 75 B SL 80 B SI 87 C SI 87 X SI 86 3-1 ② G4-3 2-3			B SI 86 B SI 86 C SI 87 X SI 86 2-1 ① L7		X SI 89 0-0 ① G1-3		3	0	0	0	1	0	1
19 Josh Phegley, R (1, 2) OBP: 0.339, SLG: 0.375		S CU 74 X CH 77 0-1 1-2 2-3 1B	S SL 81 D SL 81 S CH 77 D CH 77 B SI 89 X CH 77 3-2 ③ G5-3			B FF 92 X SI 92 1-0 1B		C SL 82 F SL 82 F SL 84 B SI 88 B SL 81 F SL 82 F SI 88 X SI 89 2-2 1 1B 2B		4	0	3	0	0	0	1
20 Mark Canha, R (1, 7) OBP: 0.304, SLG: 0.397 23 Sam Fuld, L (9, 7) OBP: 0.273, SLG: 0.297		B SI 88 X SI 89 1-0 ③ F7		B SI 84 B SI 85 X SI 85 2-0 ① L7		B FF 94 D CU 79 F FF 92 C CU 81 B CU 80 F FF 92 X CU 81 3-2 ② F8		F SI 88 F SL 83 D SL 85 X SL 83 1-2 ② P5		4 0	0 0	0 0	0 0	0 0	0 0	5 0
Inning Stats	R: 0 E: 0 K: 1 S: 7 H: 0 LOB: 0 BB: 0 P: 9	R: 0 E: 0 K: 1 S: 12 H: 1 LOB: 3 BB: 2 P: 22	R: 4 E: 1 K: 1 S: 17 H: 4 LOB: 1 BB: 0 P: 29	R: 0 E: 0 K: 1 S: 7 H: 0 LOB: 0 BB: 0 P: 11	R: 0 E: 0 K: 0 S: 10 H: 1 LOB: 1 BB: 0 P: 14	R: 0 E: 0 K: 1 S: 10 H: 1 LOB: 1 BB: 0 P: 16	R: 0 E: 0 K: 2 S: 10 H: 0 LOB: 0 BB: 0 P: 14	R: 2 E: 0 K: 1 S: 24 H: 3 LOB: 2 BB: 1 P: 34		1B: 5 2B: 4 3B: 0 HR: 1	SF: 0 SAC: 0 DP: 0 HBP: 0		WP: 0 PB: 0 SB: 0 CS: 0	PA: 38	

	AB	35
	R	6
	H	10
	RBI	6
	BB	3
	SO	8
	LOB	15

PITCHER		IP	WLS	BF	H	R	ER	SO	BB	IBB	HBP	BLK	WP	HR	S	P	ERA	WHIP
26 Chris Capuano, L ERA: 6.39	(1, 1)	5.1	L	25	6	4	3	4	2	0	0	0	0	0	55	89	5.06	1.500
53 Esmil Rogers, R ERA: 4.7	(6, 1)	1.2		6	1	0	0	3	0	0	0	0	0	0	18	26	0.00	0.600
64 Jacob Lindgren, L ERA: 6.0	(8, 1)	1.0		7	3	2	2	1	1	0	0	0	0	1	24	34	18.00	4.000

PITCHER	IP	WLS	BF	H	R	ER	SO	BB	IBB	HBP	BLK	WP	HR	S	P	ERA	WHIP

Batter	1	2	3	4	5	6	7	8	9	AB	R	H	RBI	BB	SO	LOB
11 Brett Gardner, L (1, 8) OBP: 0.359, SLG: 0.427	B SI 91 B SI 91 C SI 92 C SI 92 F SI 93 B SI 93 X SI 93 3-2 ① G3		C SI 90 C CU 73 B SI 91 F CU 73 S CH 84 1-3 ① K		1 SAFE C SI 91 B SI 91 F CH 84 X SI 92 1-2 E5 12 1B 1-2		B FF 92 C FF 92 B CH 83 B CH 82 T FF 92 C CH 82 3-3 ② K		B SI 92 C SI 91 S FF 87 B FF 87 X KC 80 2-2 ② G4-3	5	0	0	0	0	2	1
12 Chase Headley, S (1, 5) OBP: 0.310, SLG: 0.406	B SI 93 B SI 93 X SI 93 2-0 34 13 1B 1B		C CH 83 B CU 73 X SI 92 1-1 ② G1-3		C CH 83 B SI 90 B CH 84 T SI 92 X SI 92 2-2 1-2 2-H 1B		X CH 81 0-0 1B		X SI 89 0-0 ③ G6-3	5	1	3	1	0	0	0
13 Alex Rodriguez, R (1, 10) OBP: 0.366, SLG: 0.546	C SI 93 F SI 92 X CU 75 0-2 34 1B 1-2 1B		F SI 93 B SI 92 C SI 93 F SI 93 F SL 83 B SI 92 B SI 93 T SI 93 3-2 ③ K		F SI 92 C SL 81 F SI 93 F SL 80 B FF 92 X SI 92 1-2 ③ G4-3		F FF 92 C SL 85 S CU 71 0-3 ③ K			4	0	1	0	0	2	3
25 Mark Teixeira, S (1, 3) OBP: 0.358, SLG: 0.560	B CU 73 C SI 93 F CH 85 B SI 92 F FF 93 S CU 75 2-3 ② K			C SI 91 X SI 92 0-1 ① G6-3		B CU 70 C CH 82 X SI 90 1-1 ① G1-3		B CH 82 S FF 91 B FF 93 F FF 91 B CH 84 F CH 81 X FF 92 3-2 34 G3-1 34 S 36 1B 1B		4	1	1	0	0	1	2
34 Brian McCann, L (1, 2) OBP: 0.324, SLG: 0.470	C CU 74 X FF 91 0-1 1-3 2-H 1B			B SI 92 B SI 92 X SI 92 2-0 ② G3		B SI 89 B SI 90 B SI 91 B SI 90 4-0 36 HR BB		B FF 92 B CH 80 B CH 80 X FF 92 3-0 ① G3-1 1-3		3	1	1	1	1	0	1
36 Carlos Beltrán, S (1, 9) OBP: 0.274, SLG: 0.409 24 Chris Young, R (8, 9) OBP: 0.281, SLG: 0.446	B SI 92 B SI 92 C CH 84 F SI 92 S SI 92 2-3 ③ K			S SI 92 C SI 93 B CH 85 X SI 92 1-2 ③ G5-3		C SI 90 X SI 91 0-1 1-H HR		B FF 92 S CH 81 B FF 92 X FF 93 2-1 31 FC5-4 3-H 1B		4 0	1 0	2 0	3 0	0 0	1 0	2 0
31 Ramón Flores, L (1, 7)		B SI 90 X SI 90 1-0 ① P5	C SI 92 C CU 74 B SI 92 F CU 73 B SI 92 B SI 92 X SI 92 3-2 ① L7		B SI 90 B SI 90 F SI 90 F CH 82 F CU 74 B SI 89 F CH 82 X CH 82 3-2 ② G6-3			C FF 91 1 SAFE X CH 82 0-1 ② FC5-4 1-2f		4	0	0	0	0	0	1
18 Didi Gregorius, L (1, 6) OBP: 0.276, SLG: 0.289		X SI 91 0-0 38 G1-6-3 1B	C CH 84 B FF 92 B CU 75 X SI 92 2-1 ② G4-3		X CH 82 0-0 ③ L8			F FC 85 F FC 85 1 SAFE X KC 80 0-2 ③ F8		4	0	1	0	0	0	1
38 José Pirela, R (1, 4) OBP: 0.212, SLG: 0.242 14 Stephen Drew, L (7, 4) OBP: 0.225, SLG: 0.301		1 SAFE F SI 91 X SI 92 0-1 ② ③ G1-6-3 1-2f	B SI 92 F SI 92 X SI 92 1-1 11 E 12 1B 1B			B FF 92 X SL 85 1-0 ① P6			C KC 75 B SI 91 X SI 91 1-1 ① P5	3 1	1 0	1 0	0 0	0 0	0 0	1 0
Inning Stats	R: 1 H: 3 E: 0 LOB: 2 K: 2 BB: 0 S: 17 P: 26	R: 0 H: 1 E: 0 LOB: 0 K: 0 BB: 0 S: 4 P: 5	R: 0 H: 0 E: 0 LOB: 0 K: 2 BB: 0 S: 11 P: 16	R: 0 H: 0 E: 0 LOB: 0 K: 0 BB: 0 S: 6 P: 9	R: 1 H: 2 E: 1 LOB: 2 K: 0 BB: 0 S: 19 P: 29	R: 2 H: 1 E: 0 LOB: 0 K: 0 BB: 1 S: 10 P: 18	R: 0 H: 1 E: 0 LOB: 1 K: 2 BB: 0 S: 8 P: 12	R: 1 H: 2 E: 0 LOB: 1 K: 0 BB: 0 S: 12 P: 20	R: 0 H: 0 E: 0 LOB: 0 K: 0 BB: 0 S: 6 P: 9	1B: 9 2B: 0 3B: 0 HR: 1	SF: 0 SAC: 0 DP: 1 HBP: 0						

PITCHER		IP	WLS	BF	H	R	ER	SO	BB	IBB	HBP	BLK	WP	HR	S	P	ERA	WHIP
32 Jesse Hahn, R ERA: 3.77	(1, 1)	6.0	L	26	7	4	3	4	1	0	0	0	0	1	67	103	4.50	1.333
68 Arnold Leon, R ERA: 5.06	(7, 1)	1.2		8	3	1	1	2	0	0	0	0	0	0	17	29	5.40	1.800
56 Fernando Abad, L ERA: 5.93	(8, 1)	1.1		4	0	0	0	0	0	0	0	0	0	0	9	12	0.00	0.000

PITCHER	IP	WLS	BF	H	R	ER	SO	BB	IBB	HBP	BLK	WP	HR	S	P	ERA	WHIP

TOP

New York Yankees @ Oakland Athletics

O.co Coliseum, Oakland, CA

Sat May 30 2015, 10:10 PM - 1:14 AM EDT

Att. 25,223 - Partly Cloudy - 55 F

livebaseballscorecards.com

AB	37
R	5
H	10
RBI	5
BB	1
SO	6
LOB	12

Batter	1	2	3	4	5	6	7	8	9	AB	R	H	RBI	BB	SO	LOB
1 Billy Burns, S (1, 8) OBP: 0.360, SLG: 0.425	B FF 94 X FF 94 1-0 10 FC5-4 1B		X SL 84 0-0 21 1B 10 1B 16 SF8 1B	F FF 96 B FF 95 C SL 83 D SL 84 X SL 82 2-2 G2 ②		B CH 83 B CH 82 F FF 90 F FF 91 S CH 80 2-3 K ③			B FF 94 C FF 94 B FF 94 X FF 93 2-1 G6-3 ②	5	1	2	0	0	1	1
10 Marcus Semien, R (1, 6) OBP: 0.330, SLG: 0.450	1 SAFE C SL 82 C SL 84 1 SAFE X CH 84 0-2 FC5-4 ① 16 1B 22 1B 1-2f		1 SAFE S FF 96 X FF 95 0-1 16 SF8 21 1B 22 1B 1-2 1B	B SL 83 B FF 95 C SL 84 F SL 83 F SL 82 X FF 94 2-2 2-H 1B			B FF 94 B SI 93 B SI 95 C FF 94 F SI 94 F FF 95 F SI 95 F SI 95 F FF 95 3-2 X FF 94 G6-3 ①		S FF 95 B SL 87 C SL 84 S SL 85 1-3 K ③	5	1	2	1	0	1	1
21 Stephen Vogt, L (1, 2) OBP: 0.415, SLG: 0.596	B FF 94 B CU 72 C SL 82 1 SAFE B CU 71 F FF 94 F SL 81 F SL 82 X FF 94 3-2 F8 ②		C FF 95 F CH 85 F CH 84 F SL 85 B SI 95 X CU 76 1-2 15 FC5 22 1B 1-2 2-3 1B	S CU 74 C CU 75 X CH 84 0-2 G6-3 ③			C SI 96 X SI 96 0-1 F8 ②		4	0	1	0	0	0	2
16 Billy Butler, R (1, 10) OBP: 0.312, SLG: 0.367	C SL 84 1 SAFE S SL 84 B FF 94 B CH 84 X SL 83 2-2 22 1B 1-2 1B		B FF 95 C SL 84 B CH 84 X FF 95 2-1 SF8 ① 2-3 3-H	C FF 94 X SL 84 0-1 G5-3 ①			B KC 81 C FF 95 B FF 96 C FF 96 F KC 82 B KC 83 F KC 84 C FF 97 3-3 K ③		3	0	1	1	0	1	0
22 Josh Reddick, L (1, 9) OBP: 0.380, SLG: 0.509	X FF 95 0-0 ③ 1-2 2-H 1B		B FF 96 X SL 85 1-0 15 FC5 1-2 3-H 1B		B CU 74 B CU 75 C FF 94 B CU 74 C SL 82 X SL 81 3-2 F7 ②			B FF 96 S FF 97 X FF 98 1-1 1B		4	0	3	1	0	0	0
15 Brett Lawrie, R (1, 5) OBP: 0.299, SLG: 0.378		C FF 95 B FF 96 B CU 75 B FF 95 X FF 95 3-1 23 FC6 1B	B SL 85 C SL 86 X CU 76 1-1 FC5 ② 1-2 2-3f		F SL 83 T SL 81 X SL 82 0-2 1B			B KC 84 B KC 84 S FF 96 B FF 98 T FF 97 S FF 97 3-3 K ①		4	0	2	0	0	1	3
50 Max Muncy, L (1, 3) OBP: 0.309, SLG: 0.426 20 Mark Canha, R (5, PH) OBP: 0.300, SLG: 0.391 (6, 3)		C FF 95 F FF 95 F FF 94 B CH 83 C SL 84 1-3 K ①	D CU 75 C CU 74 B CH 83 F SL 84 S SL 83 2-3 K ③		S FF 90 F FF 91 S CH 82 0-3 K ③			C KC 84 B KC 85 C KC 83 S FF 99 1-3 K ②		2 2	0 0	0 0	0 0	0 0	2 2	3 2
28 Eric Sogard, L (1, 4) OBP: 0.290, SLG: 0.308		B FF 94 1 SAFE C SL 84 1 SAFE B SL 83 F FF 95 X SL 83 2-2 F7 ②		B FF 96 C FF 95 C FF 95 X SL 84 1-2 23 G6-3 10 1B 1B		B FF 90 C FF 89 F CH 85 B SL 85 S CH 82 2-3 K ①		F FF 98 X FF 99 0-1 F8 ③		4	1	1	0	0	1	2
23 Sam Fuld, L (1, 7) OBP: 0.267, SLG: 0.290 18 Ben Zobrist, S (9, PH) OBP: 0.301, SLG: 0.394		1 SAFE C FF 94 C FF 93 D CH 84 B SL 83 X SL 83 2-2 FC6 ③ 1-2f		F FF 95 B FF 95 F SL 84 B FF 95 1 SAFE X SL 82 2-2 G6-3 ① 1-2		B CH 84 B FF 90 C FF 90 F FF 90 S CH 82 2-3 K ②			X FF 93 0-0 F8 ①	3 1	0 0	0 0	0 0	0 0	1 0	2 0
Inning Stats	R: 0 E: 0 K: 0 S: 13 H: 3 LOB: 2 BB: 0 P: 19	R: 0 E: 0 K: 1 S: 12 H: 1 LOB: 1 BB: 0 P: 20	R: 2 E: 0 K: 1 S: 16 H: 4 LOB: 2 BB: 0 P: 23	R: 1 E: 0 K: 0 S: 16 H: 2 LOB: 1 BB: 0 P: 23	R: 0 E: 0 K: 1 S: 11 H: 1 LOB: 1 BB: 0 P: 14	R: 0 E: 0 K: 3 S: 9 H: 0 LOB: 0 BB: 0 P: 15	R: 0 E: 0 K: 1 S: 14 H: 0 LOB: 0 BB: 0 P: 20	R: 0 E: 0 K: 2 S: 10 H: 1 LOB: 1 BB: 0 P: 15	R: 0 E: 0 K: 1 S: 6 H: 0 LOB: 0 BB: 0 P: 9	1B: 12 2B: 0 3B: 0 HR: 0 SF: 1 SAC: 0 DP: 0 HBP: 0						WP: 0 PB: 0 SB: 0 CS: 0 PA: 38	

PITCHER		IP	WLS	BF	H	R	ER	SO	BB	IBB	HBP	BLK	WP	HR	S	P	ERA	WHIP
30 Nathan Eovaldi, R ERA: 4.4	(1, 1)	4.2		24	11	3	3	2	0	0	0	0	0	0	65	96	5.79	2.357
45 Chasen Shreve, L ERA: 2.61	(5, 1)	1.1	W	4	0	0	0	4	0	0	0	0	0	0	12	18	0.00	0.000
41 Justin Wilson, L ERA: 5.17	(7, 1)	0.2	H	2	0	0	0	0	0	0	0	0	0	0	9	12	0.00	0.000
68 Dellin Betances, R ERA:	(7, 1)	1.1	H	5	1	0	0	3	0	0	0	0	0	0	15	23	0.00	0.750
48 Andrew Miller, L ERA: 0.81	(9, 1)	1.0	S	3	0	0	0	1	0	0	0	0	0	0	6	9	0.00	0.000

PITCHER	IP	WLS	BF	H	R	ER	SO	BB	IBB	HBP	BLK	WP	HR	S	P	ERA	WHIP

BOTTOM

New York Yankees @ Oakland Athletics

O.co Coliseum, Oakland, CA

Sat May 30 2015, 10:10 PM - 1:14 AM EDT

Att. 25,223 - Partly Cloudy - 55 F

livebaseballscorecards.com

AB	37
R	3
H	12
RBI	3
BB	0
SO	10
LOB	16

Batter	1	2	3	4	5	6	7	8	9	AB	R	H	RBI	BB	SO	LOB
11 Brett Gardner, L (1, 8) OBP: 0.351, SLG: 0.417	B FF 90 C FC 89 S CH 82 B FC 90 X CH 83 2-2 ① L8		C FC 88 C SL 81 B FF 91 X FC 90 1-2 ① L8		1 SAFE B FC 87 C FF 90 B FC 87 1 SAFE 1 SAFE B FC 88 X FC 88 3-1 ②③ G4-6-3 1-2f			C FC 85 F FF 89 C FC 88 0-3 ② K		4	0	0	0	1	2
12 Chase Headley, S (1, 5) OBP: 0.308, SLG: 0.402	B FF 91 B SL 83 C FF 91 B CH 84 X FF 90 3-1 13 1B 1B		F CH 83 B SL 82 F CH 83 C FC 89 1-3 ② K			B SL 80 X SI 90 1-0 ① L8		C FC 88 X CH 82 0-1 ③ G3		4	0	1	0	0	1	1
13 Alex Rodriguez, R (1, 10) OBP: 0.369, SLG: 0.545	B FC 89 B FF 91 C SI 90 X SI 89 2-1 1-2 1B		C FF 92 F SL 82 S FF 92 0-3 ③ K			B SL 83 S FC 88 X FF 92 1-1 ② G6-3			F CH 78 F FF 91 F FS 81 B CH 78 X FS 83 1-2 36 BB 1B	4	0	2	0	0	1	0
25 Mark Teixeira, S (1, 3) OBP: 0.355, SLG: 0.552	B CH 83 B SI 91 B FC 89 C FF 90 C FF 90 S FC 89 3-3 ② K			F SL 82 B FF 89 B CH 83 X CH 84 2-1 36 FC4-6 1B		X SI 92 0-0 ③ G4-3			X CH 80 0-0 ① F8	4	0	1	0	0	1	3
36 Carlos Beltrán, S (1, 9) OBP: 0.273, SLG: 0.401	C SL 82 B FC 89 D CH 84 F FC 90 X CH 83 2-2 ③ G4-3			B FF 90 B SI 90 C FC 88 X FC 88 2-1 ① FC4-6 1-2f			B CH 82 F FF 91 X SL 81 1-1 ① P5		B CH 79 B CH 79 B FF 91 C FF 90 C CH 80 B CH 80 4-2 1-2 BB	3	0	0	0	1	0	3
31 Ramón Flores, L (1, 7) OBP: 0.143, SLG: 0.143 34 Brian McCann, L (9, PH) OBP: 0.322, SLG: 0.467		B SL 81 B SI 90 C FC 88 X CH 83 2-1 18 1B 1B		C SI 90 X FC 88 0-1 ② F7			B SI 90 B FC 89 X FC 88 2-0 ② G5-3		C CH 80 F FF 93 S CH 78 0-3 ② K	3 1	0 0	1 0	0 0	0 0	0 1	1 2
66 John Ryan Murphy, R (1, 2) OBP: 0.267, SLG: 0.333 33 Garrett Jones, L (9, PH) OBP: 0.271, SLG: 0.339		1 SAFE C SI 89 B CH 81 1 SAFE 1 SAFE S FC 88 C FC 89 1-3 ① K		B FC 89 B FF 90 C FC 89 F SI 90 T FF 91 2-2 ③ K			C FF 92 S FC 90 B FF 92 F FF 92 X FC 90 1-2 ③ G1-3		B CH 79 C CH 78 X CH 80 1-1 ③ P3	3 1	0 0	0 0	0 0	0 0	2 0	2 2
18 Didi Gregorius, L (1, 6) OBP: 0.283, SLG: 0.297		C FC 87 B FF 90 1 SAFE B FC 87 X FF 89 2-1 38 L4-3 1-2 1B			B CH 81 B FC 89 F FF 90 F FC 89 F FC 90 X FF 92 2-2 ① L8			C CH 81 F FC 88 X FF 90 0-2 1B		3	0	2	0	0	0	0
38 José Pirela, R (1, 4) OBP: 0.222, SLG: 0.250		S FC 90 B FC 90 D SL 81 C FC 90 X FC 90 2-2 ②③ L4-3 1-1			C SL 80 B FC 88 S FC 89 B FF 91 X FC 89 2-2 11 G4-6-3 1B			1 SAFE X FC 84 0-0 ① F9		3	0	1	0	0	0	3
Inning Stats	R: 0 H: 2 E: 0 LOB: 2 K: 1 BB: 0 S: 13 P: 25	R: 0 H: 2 E: 0 LOB: 1 K: 1 BB: 0 S: 10 P: 17	R: 0 H: 0 E: 0 LOB: 0 K: 2 BB: 0 S: 9 P: 11	R: 0 H: 1 E: 0 LOB: 1 K: 1 BB: 0 S: 9 P: 15	R: 0 H: 1 E: 0 LOB: 0 K: 0 BB: 0 S: 9 P: 16	R: 0 H: 0 E: 0 LOB: 0 K: 0 BB: 0 S: 4 P: 6	R: 0 H: 0 E: 0 LOB: 0 K: 0 BB: 0 S: 7 P: 11	R: 0 H: 1 E: 0 LOB: 1 K: 1 BB: 0 S: 9 P: 9	R: 0 H: 1 E: 0 LOB: 2 K: 1 BB: 1 S: 12 P: 18	1B: 8 SF: 0 2B: 1 SAC: 0 3B: 0 DP: 2 HR: 0 HBP: 0						

PITCHER	IP	WLS	BF	H	R	ER	SO	BB	IBB	HBP	BLK	WP	HR	S	P	ERA	WHIP
30 Jesse Chavez, R (1, 1) ERA: 2.11	8.0	W	29	7	0	0	6	0	0	0	0	0	0	70	110	0.00	0.875
36 Tyler Clippard, R (9, 1) ERA: 2.42	1.0	S	5	1	0	0	1	1	0	0	0	0	0	12	18	0.00	2.000

PITCHER	IP	WLS	BF	H	R	ER	SO	BB	IBB	HBP	BLK	WP	HR	S	P	ERA	WHIP

TOP

New York Yankees @ Oakland Athletics

O.co Coliseum, Oakland, CA

Sun May 31 2015, 4:09 PM - 6:28 PM EDT

Att. 25,457 - Partly Cloudy - 62 F

livebaseballscorecards.com

AB	33
R	0
H	8
RBI	0
BB	1
SO	7
LOB	19

WP: 0 PA: 34
PB: 0
SB: 0
CS: 0

Batter	1	2	3	4	5	6	7	8	9	AB	R	H	RBI	BB	SO	LOB
1 Billy Burns, S (1, 8) OBP: 0.373, SLG: 0.436	X SI 91 0-0 18 G3-1 1B		B FF 93 X FF 92 1-0 ① G3			B FF 93 B FF 92 B FF 93 C FF 92 X FF 93 3-1 18 S 21 HR 1B		C CU 78 X CU 78 0-1 18 1B 21 SF8 1B		4	2	3	0	0	0	0
18 Ben Zobrist, S (1, 7) OBP: 0.299, SLG: 0.386 23 Sam Fuld, L (8, PR) OBP: 0.267, SLG: 0.290 (9, 7)	C SL 86 1 SAFE X CH 83 0-1 ① G3-1 1-2		B FF 92 B CU 79 C FF 93 X CH 82 2-1 ② G4-3			1 SAFE 1 SAFE B FF 93 D CH 85 F SI 92 C SL 87 X SL 87 2-2 ① F7 1-3		1 SAFE 1 SAFE X FF 91 0-0 21 E 1-3 1B		4 0	0 0	1 0	0 0	0 0	0 0	2 0
21 Stephen Vogt, L (1, 2) OBP: 0.411, SLG: 0.611	D CU 80 C SL 86 B SI 91 S SI 91 F SL 89 X SL 89 2-2 ② F8		B SI 92 B SL 85 X SI 91 2-0 ③ G4-3			B SL 89 F SL 88 X FF 92 1-1 3-H HR		B SI 86 C SL 79 X SI 88 1-1 ② SF8 1-2 3-H		3	1	1	3	0	0	1
16 Billy Butler, R (1, 10) OBP: 0.311, SLG: 0.365	C FF 92 B SI 92 S SL 88 D CH 85 X FF 93 2-2 ③ L8			F FF 93 B CH 83 B CH 83 B SI 92 X SI 91 3-1 22 L3 1B		C SL 87 S SL 86 S FF 93 0-3 ② K		X FF 94 0-0 ③ G4-3		4	0	1	0	0	1	3
22 Josh Reddick, L (1, 9) OBP: 0.379, SLG: 0.503		B CU 79 B F SI 90 B FC 91 C SL 86 F CH 82 F FF 93 F FF 93 B SL 88 4-2 10 FC6-4 50 1B BB		X CH 84 0-0 ①② L3 1-1		B SL 87 X SI 91 1-0 ③ F7				2	0	0	0	1	0	1
15 Brett Lawrie, R (1, 5) OBP: 0.294, SLG: 0.372		B SL 87 B SL 88 C SI 93 X CH 85 2-1 ① F9		B FF 93 S FF 92 C FF 92 B SL 89 F SL 87 B FF 93 F CH 85 S SL 86 3-3 ③ K			C SL 86 B FF 91 F SI 91 B CU 79 S SL 87 2-3 ① K			3	0	0	0	0	2	1
50 Max Muncy, L (1, 3) OBP: 0.328, SLG: 0.440		1 SAFE F CH 84 F FF 92 B SL 89 1 SAFE X SL 88 1-2 10 FC6-4 1B			B CU 78 B CH 82 X FF 91 2-0 ① L9		B SI 91 C SL 84 C CH 82 B CU 80 B FF 93 F CH 84 X FF 93 3-2 10 G6-4-3 1B			3	0	2	0	0	0	0
10 Marcus Semien, R (1, 6) OBP: 0.326, SLG: 0.444 12 Andy Parrino, S (8, 6)		C SL 90 X SI 92 0-1 ② FC6-4 1-2f 2-3			C CU 78 B SI 92 X SL 85 1-1 ② F8		C SI 92 X SI 92 0-1 ②③ G6-4-3 1-2f			3 0	0 0	0 0	0 0	0 0	0 0	3 0
28 Eric Sogard, L (1, 4) OBP: 0.285, SLG: 0.302		C FF 93 X CH 85 0-1 ③ F8			C FF 92 F CU 79 C FF 93 0-3 ③ K			C FF 93 X SI 93 0-1 ① G1		3	0	0	0	0	1	2
Inning Stats	R: 0 E: 0 K: 0 S: 10 H: 1 LOB: 1 BB: 0 P: 14	R: 0 E: 0 K: 0 S: 14 H: 1 LOB: 2 BB: 1 P: 21	R: 0 E: 0 K: 0 S: 4 H: 0 LOB: 0 BB: 0 P: 9	R: 0 E: 0 K: 1 S: 8 H: 1 LOB: 0 BB: 0 P: 14	R: 0 E: 0 K: 1 S: 6 H: 0 LOB: 0 BB: 0 P: 9	R: 2 E: 0 K: 1 S: 11 H: 2 LOB: 0 BB: 0 P: 18	R: 0 E: 0 K: 1 S: 9 H: 1 LOB: 0 BB: 0 P: 14	R: 1 E: 1 K: 0 S: 8 H: 2 LOB: 2 BB: 0 P: 9		1B: 7 2B: 1 3B: 0 HR: 1 SF: 1 SAC: 0 DP: 2 HBP: 0				WP: 0 PB: 0 SB: 2 CS: 0 PA: 31		

PITCHER	IP	WLS	BF	H	R	ER	SO	BB	IBB	HBP	BLK	WP	HR	S	P	ERA	WHIP
43 Adam Warren, R (1, 1) ERA: 3.75	7.0	L	26	6	2	2	4	1	0	0	0	0	1	62	99	2.57	1.000
53 Esmil Rogers, R (8, 1) ERA: 4.94	0.1		3	2	1	1	0	0	0	0	0	0	0	5	5	27.00	6.000
64 Jacob Lindgren, L (8, 1) ERA: 5.4	0.1		1	0	0	0	0	0	0	0	0	0	0	2	3	0.00	0.000
29 David Carpenter, R (8, 1) ERA: 4.91	0.1		1	0	0	0	0	0	0	0	0	0	0	1	1	0.00	0.000

PITCHER	IP	WLS	BF	H	R	ER	SO	BB	IBB	HBP	BLK	WP	HR	S	P	ERA	WHIP

BOTTOM

New York Yankees @ Oakland Athletics

O.co Coliseum, Oakland, CA

Sun May 31 2015, 4:09 PM - 6:28 PM EDT

Att. 25,457 - Partly Cloudy - 62 F

livebaseballscorecards.com

AB	29
R	3
H	8
RBI	3
BB	1
SO	4
LOB	13

Batter	1	2	3	4	5	6	7	8	9	AB	R	H	RBI	BB	SO	LOB
11 Brett Gardner, L (1, 8) OBP: 0.352, SLG: 0.413	C SI 92 C SI 92 S FF 93 0-3 ① K			C CU 79 X SI 91 0-1 12 1B 13 WP 1B	L SI 91 B CH 87 B SI 91 F SI 91 F CU 80 B SI 91 B SI 91 4-2 13 1B 25 HR 1-2 2-3 BB	C FF 94 X SI 93 0-1 ③ G6-3			F FF 94 B FF 95 F FF 94 F FF 96 F SI 96 S SL 85 1-3 ② K	4	2	1	0	1	2	1
12 Chase Headley, S (1, 5) OBP: 0.306, SLG: 0.399	X SI 93 0-0 ② G6-3			C CH 85 B CH 86 F CH 85 B FF 91 F CU 79 B CU 77 X FF 91 3-2 25 BB 13 WP 34 G4-6-3 1-3 1B	X CH 87 0-0 ① SF7 3-H		S FF 93 F SI 93 F FF 93 F FF 95 S SL 86 0-3 ① K		B FF 95 F FF 94 B FC 90 F FF 94 S FF 96 2-3 ③ K	4	1	1	1	0	2	1
13 Alex Rodriguez, R (1, 10) OBP: 0.372, SLG: 0.541	C SI 92 X SI 94 0-1 ③ G5-3			B CH 87 B CH 88 B CH 89 C SI 91 D SI 92 4-1 34 G4-6-3 25 BB 1-2 3-H BB	B SI 91 X SI 91 1-0 25 HR 1-2 2-3 1B		C SL 84 F SI 94 B FF 95 B FF 94 X SI 94 2-2 ② G4-3			3	1	1	0	1	0	0
25 Mark Teixeira, S (1, 3) OBP: 0.358, SLG: 0.566		F SI 92 S CU 80 C FF 93 0-3 ① K		B CH 87 S SI 90 B SI 92 S CU 79 B FF 92 D CU 80 4-2 34 G4-6-3 1-2 2-3 BB	B CU 79 B SI 91 X SI 90 2-0 1-H 2-H 3-H HR		B CH 87 B SL 84 X FF 95 2-0 ③ F9			3	1	1	4	1	1	0
34 Brian McCann, L (1, 2) OBP: 0.314, SLG: 0.455		B CH 88 C CU 80 S CH 88 B SL 82 T CU 82 2-2 ② K		B SI 92 B CH 88 X SI 92 2-0 ① ② G4-6-3 1-2f 2-3 3-H	C CH 86 S CH 86 F CH 87 F FF 91 F FF 90 F CU 80 S CU 78 0-3 ② K			B FF 92 C FF 92 F FF 92 X FF 95 1-2 ① G5-3		4	0	0	0	0	2	2
36 Carlos Beltrán, S (1, 9) OBP: 0.278, SLG: 0.406 24 Chris Young, R (8, 9) OBP: 0.281, SLG: 0.446		X SI 92 0-0 ③ P5		B CH 88 C SI 91 T CH 88 B FF 92 D CU 81 F CH 89 B CU 80 4-2 BB	B SI 91 B CH 86 S CH 87 C CU 79 X FF 90 2-2 2B			C FF 94 F FF 93 B SI 95 F SI 94 B FF 94 X FF 94 2-2 ② G5-3		3 0	0 0	1 0	0 0	1 0	0 0	0 0
18 Didi Gregorius, L (1, 6) OBP: 0.276, SLG: 0.289			C SI 90 X CU 79 0-1 ① G4-3	X SI 92 0-0 ③ G3	B FF 93 F FF 93 C CU 79 X CH 86 1-2 ③ G5-3			C FF 94 X SI 94 0-1 ③ G6-3		4	0	0	0	0	0	3
14 Stephen Drew, L (1, 4) OBP: 0.231, SLG: 0.301			X SI 91 0-0 ② G4-3		C CH 90 B CH 84 F CH 86 B FF 91 B CU 79 D CH 90 4-2 11 BB 31 1B 12 SF7 BB	C FF 93 X FF 93 0-1 ① P5			C FF 93 X FF 94 0-1 1B	3	1	1	0	1	0	0
31 Ramón Flores, L (1, 7) OBP: 0.182, SLG: 0.182			B CU 79 C CU 78 X CH 87 1-1 ③ G6-3		C SI 91 X CH 86 0-1 13 1B 11 BB 25 HR 1-2 1B	C FF 93 B CH 87 S FF 92 B FF 92 F SL 81 S FF 95 2-3 ② K			S FF 92 X FF 94 0-1 ① L7	4	1	1	0	0	1	1
Inning Stats	R: 0 E: 0 K: 1 S: 6 H: 0 LOB: 0 BB: 0 P: 6	R: 0 E: 0 K: 2 S: 7 H: 0 LOB: 0 BB: 0 P: 9	R: 0 E: 0 K: 0 S: 5 H: 0 LOB: 0 BB: 0 P: 6	R: 2 E: 0 K: 0 S: 14 H: 2 LOB: 2 BB: 3 P: 31	R: 5 E: 0 K: 1 S: 23 H: 4 LOB: 1 BB: 2 P: 37	R: 0 E: 0 K: 1 S: 8 H: 0 LOB: 0 BB: 0 P: 10	R: 0 E: 0 K: 1 S: 9 H: 0 LOB: 0 BB: 0 P: 13	R: 0 E: 0 K: 0 S: 9 H: 0 LOB: 0 BB: 0 P: 12	R: 0 E: 0 K: 2 S: 12 H: 1 LOB: 1 BB: 0 P: 15	1B: 5 2B: 1 3B: 0 HR: 1 SF: 1 SAC: 0 DP: 1 HBP: 0						

PITCHER	IP	WLS	BF	H	R	ER	SO	BB	IBB	HBP	BLK	WP	HR	S	P	ERA	WHIP
34 Félix Hernández, R (1, 1) ERA: 2.63	4.2	L	24	6	7	7	4	5	0	0	0	1	1	52	85	13.50	2.357
53 Mayckol Guaipe, R (5, 1) ERA:	2.1		7	0	0	0	2	0	0	0	0	0	0	20	27	0.00	0.000
52 Dominic Leone, R (8, 1) ERA: 6.35	2.0		7	1	0	0	2	0	0	0	0	0	0	21	27	0.00	0.500

PITCHER	IP	WLS	BF	H	R	ER	SO	BB	IBB	HBP	BLK	WP	HR	S	P	ERA	WHIP

TOP

New York Yankees @ Seattle Mariners

Safeco Field, Seattle, WA

Mon Jun 01 2015, 7:11 PM - 10:05 PM PDT

Att. 26,082 - Cloudy - 61 F

livebaseballscorecards.com

AB	32
R	7
H	7
RBI	5
BB	5
SO	8
LOB	8

1B: 5 SF: 1
2B: 1 SAC: 0
3B: 0 DP: 1
HR: 1 HBP: 0

WP: 1 PA: 38
PB: 0
SB: 0
CS: 0

BOTTOM

New York Yankees @ Seattle Mariners

Safeco Field, Seattle, WA

Mon Jun 01 2015, 7:11 PM - 10:05 PM PDT

Att. 26,082 - Cloudy - 61 F

livebaseballscorecards.com

Batter	1	2	3	4	5	6	7	8	9	AB	R	H	RBI	BB	SO	LOB
20 Logan Morrison, L (1, 3) OBP: 0.320, SLG: 0.385	B FF 94 X FF 94 1-0 ① G3		B SL 85 F SL 84 X FF 95 1-1 22 G4-6-3 1B			F SL 90 B CH 86 B SL 84 F CH 91 B CH 87 X FC 92 3-2 ① G3-1		C FF 96 B KC 84 S FF 96 B FF 98 S FF 97 2-3 ① K		4	0	1	0	0	1	0
22 Robinson Canó, L (1, 4) OBP: 0.290, SLG: 0.337	C FF 96 X SI 95 0-1 ② F8		X SL 88 0-0 ②③ G4-6-3 1-2f			C FC 92 F SI 92 F FF 93 T CH 88 0-2 ② K		C FF 96 B FF 98 T FF 97 T FF 99 1-2 ② K		4	0	0	0	0	2	1
23 Nelson Cruz, R (1, 9) OBP: 0.389, SLG: 0.652	B FF 94 C SL 86 S SL 89 X SI 94 1-2 1B			B SI 93 C SL 83 S SI 94 S CH 89 1-3 ① K		C SI 93 F SI 93 B FC 94 S SL 88 1-3 ③ K		C FF 98 S FF 98 F FF 98 B KC 84 S KC 86 1-3 K		4	0	1	0	0	3	0
15 Kyle Seager, L (1, 5) OBP: 0.332, SLG: 0.479	C FF 95 X SL 88 0-1 ③ F7			B CH 87 X FF 92 1-0 1B			B SL 84 F FF 90 B FF 90 F FF 90 X CH 86 2-2 7 3B 1B	X FF 98 0-0 ③ G3		4	1	2	0	0	0	2
7 Seth Smith, L (1, 10) OBP: 0.325, SLG: 0.489 12 Justin Ruggiano, R (9, PH) OBP: 0.311, SLG: 0.359		C FF 94 B CH 89 B SL 85 B FF 95 F FF 94 S SL 85 3-3 ① K		S CH 88 C CH 89 B SL 88 1 SAFE S SL 89 1-3 ② K			D CH 85 D FF 90 F CH 90 X FF 90 2-1 16 2B 3B 1-H		F FF 91 B FF 91 X FF 92 1-1 E6 1B	3 1	1 0	1 1	1 0	0 0	2 0	1 0
16 Austin Jackson, R (1, 8) OBP: 0.284, SLG: 0.315		C SL 84 B FF 94 X SI 94 1-1 5 CS 1B		C SL 86 F FF 94 B FF 95 B FF 94 C CH 86 2-3 ③ K			C SL 83 C SL 86 X FF 90 0-2 25 G5-3 2B 3-H		C FF 92 B CH 82 B FF 92 X FF 92 2-1 ① F7	4	0	2	1	0	1	2
5 Brad Miller, L (1, 6) OBP: 0.317, SLG: 0.411 8 Willie Bloomquist, R (9, PH) OBP: 0.196, SLG: 0.200		C SL 86 1 SAFE B SI 94 S CH 90 B SL 89 B SL 88 B SL 86 4-2 ② BB 1-2			B FF 90 C FF 91 F CH 87 S SL 88 1-3 ① K		C SL 82 D CH 85 B SL 84 C SL 84 B FF 92 B CH 90 4-2 BB		S CH 82 B SL 82 S CH 82 B FF 93 B FF 93 X FF 92 3-2 ② F7	1 1	0 0	0 0	0 0	2 0	1 0	0 1
3 Mike Zunino, R (1, 2) OBP: 0.240, SLG: 0.373		F FF 94 B SI 95 C SL 85 F CH 89 F SL 88 D CH 90 F FF 96 S FF 95 2-3 ③ K			F FF 92 S CH 86 S SL 87 0-3 ② K		B SI 95 C FF 95 C SI 96 B FF 96 T FF 96 2-2 ① K		S CH 83 D CH 83 B CH 81 F FF 92 X CH 83 2-2 ③ G6-3	4	0	0	0	0	3	4
13 Dustin Ackley, L (1, 7) OBP: 0.227, SLG: 0.319 25 Rickie Weeks Jr., R (7, PH) OBP: 0.280, SLG: 0.278 (8, 7)			B FC 94 B SI 94 X FF 93 2-0 ① G4-3		C FF 92 F SL 84 X SL 87 0-2 ③ G4-3		B FF 96 F FF 96 S FF 96 F FF 96 X FF 97 1-2 ②③ G5-3 2-3f			2 1	0 0	0 0	0 0	0 0	0 0	0 2
Inning Stats	R: 0 E: 0 K: 0 S: 8 H: 1 LOB: 1 BB: 0 P: 10	R: 0 E: 0 K: 2 S: 13 H: 1 LOB: 1 BB: 1 P: 23	R: 0 E: 0 K: 0 S: 4 H: 1 LOB: 0 BB: 0 P: 7	R: 0 E: 0 K: 3 S: 10 H: 1 LOB: 1 BB: 0 P: 15	R: 0 E: 0 K: 2 S: 9 H: 0 LOB: 0 BB: 0 P: 10	R: 0 E: 0 K: 2 S: 10 H: 0 LOB: 0 BB: 0 P: 14	R: 2 E: 0 K: 1 S: 17 H: 3 LOB: 1 BB: 1 P: 28	R: 0 E: 0 K: 3 S: 11 H: 0 LOB: 1 BB: 0 P: 15	R: 0 E: 1 K: 0 S: 10 H: 1 LOB: 1 BB: 0 P: 18	1B: 6 2B: 1 3B: 1 HR: 0 SF: 0 SAC: 0 DP: 2 HBP: 0						WP: 1 PB: 0 SB: 0 CS: 1 PA: 35

	AB	33
	R	2
	H	8
	RBI	2
	BB	2
	SO	13
	LOB	13

PITCHER		IP	WLS	BF	H	R	ER	SO	BB	IBB	HBP	BLK	WP	HR	S	P	ERA	WHIP
35 Michael Pineda, R ERA: 3.33	(1, 1)	6.0	W	25	7	2	2	9	2	0	0	0	0	0	64	97	3.00	1.500
41 Justin Wilson, L ERA: 4.86	(7, 1)	1.0		2	0	0	0	1	0	0	0	0	0	0	7	10	0.00	0.000
68 Dellin Betances, R ERA:	(8, 1)	1.0		4	0	0	0	3	0	0	0	0	1	0	11	15	0.00	0.000
45 Chasen Shreve, L ERA: 2.49	(9, 1)	1.0		4	1	0	0	0	0	0	0	0	0	0	10	18	0.00	1.000

PITCHER	IP	WLS	BF	H	R	ER	SO	BB	IBB	HBP	BLK	WP	HR	S	P	ERA	WHIP

Batter	1	2	3	4	5	6	7	8	9	10	11	AB	R	H	RBI	BB	SO	LOB
11 Brett Gardner, L (1, 8) OBP: 0.357, SLG: 0.424	C FF 92 F FF 93 B FF 93 F FF 90 X FF 93 1-2 G6-3		C FF 92 B CU 75 F FF 91 B FC 88 B CH 81 F FF 92 F CH 82 F FF 92 F FF 91 4-2 B FF 92 24 WP 25 2B BB		X FF 90 0-0 24 G3 2B		C SL 80 D CU 78 C SL 81 F FF 92 F SL 81 F FF 92 S SL 82 1-3 K		B CH 82 B CH 82 C SI 93 X CH 82 2-1 G3		C FF 93 B SI 93 1 SAFE X SI 94 1-1 1-3 33 HR 2B	5	2	2	0	1	1	3
24 Chris Young, R (1, 7) OBP: 0.274, SLG: 0.435 33 Garrett Jones, L (8, PH) OBP: 0.290, SLG: 0.407 (8, 7) (11, 9)	B FF 93 X FF 93 1-0 F7		C CH 82 B FF 92 B CH 80 X FF 92 2-1 P3 1-2		C CU 73 D CH 80 C CU 76 B FF 92 F CU 75 X CU 74 2-2 G3 2-3			C SL 84 F SL 85 S SL 86 0-3 K		B SL 88 C FF 94 X SI 94 1-1 12 1B 25 BB 1B	B SL 80 D FF 89 X FF 88 2-0 2-H 3-H HR	3	0	0	0	0	0	2
												3	1	2	3	0	1	0
13 Alex Rodriguez, R (1, 10) OBP: 0.366, SLG: 0.526	F FF 92 X FF 93 0-1 F9		D FF 92 B CH 83 C CH 80 F FF 92 D CH 82 B CH 82 4-2 25 2B BB		C CU 74 X CH 80 0-1 P6			C SI 96 B SI 95 F SI 94 C SL 86 1-3 K		S FF 94 B FF 96 F SL 86 F CU 78 F FF 94 X CU 78 1-2 F7	C SI 85 B SI 86 B SI 84 F SI 85 B CH 82 X SI 86 3-2 G6-3	5	0	0	0	1	1	2
25 Mark Teixeira, S (1, 3) OBP: 0.359, SLG: 0.565		C FF 91 X CH 81 0-1 G4-3	X FF 91 0-0 1-3 2-H 2B			C CU 73 B CH 81 F CU 75 B FF 89 B CH 81 C CH 80 3-3 K		B SL 86 B SL 84 X SI 92 2-0 P4		T CH 87 B CU 76 D CH 87 B SI 95 F FF 93 D CH 87 4-2 12 1B 1-2 BB		4	0	1	1	1	1	0
12 Chase Headley, S (1, 5) OBP: 0.308, SLG: 0.396		B FF 92 B FF 91 X FF 90 2-0 G6-3	D CH 81 C FF 91 F CH 81 T FC 88 1-2 K			B FF 90 C CU 73 B CH 80 F FF 90 X CU 74 2-2 G4-3			B SI 93 B SI 93 C SI 94 C SI 94 B CH 82 B SI 93 4-2 34 1B 14 2B BB	X FF 93 0-0 36 G4-6-3 1B 1-2 2-3		4	1	1	0	1	1	2
36 Carlos Beltrán, S (1, 9) OBP: 0.276, SLG: 0.400 31 Ramón Flores, L (11, 7) OBP: 0.182, SLG: 0.182		C FF 91 B CH 82 X CH 83 1-1 38 1B 1B		C FF 90 C CU 75 B CU 76 F FF 88 B CU 76 F FF 92 X CH 82 2-2 G5-3		F FF 90 S CH 81 F FF 91 B CH 82 S CU 76 1-3 K			X CH 81 0-0 F9	D SI 95 B FF 94 C FF 94 F FF 94 F CH 88 F CU 78 X SI 96 2-2 1-2f G4-6-3		5	0	1	0	0	1	4
												0	0	0	0	0	0	0
38 José Pirela, R (1, 4) OBP: 0.237, SLG: 0.263 18 Didi Gregorius, L (7, PH) OBP: 0.283, SLG: 0.296 (7, 6)	B FF 92 B FF 93 1 SAFE X FF 91 2-0 1-2 1B		C FF 91 F CU 76 B FF 91 B CH 81 F CH 83 X FF 91 2-2 G1-3				B SL 86 X FF 95 1-0 66 1B 1B		C CH 80 B CH 82 B SI 95 S CH 82 S CH 83 2-3 K		B FF 93 X SI 93 1-0 34 G6-3 1B	2	0	1	0	0	0	0
												3	0	2	0	0	1	1
66 John Ryan Murphy, R (1, 2) OBP: 0.271, SLG: 0.333 34 Brian McCann, L (9, PH) OBP: 0.316, SLG: 0.455 (9, 2)	C CH 83 F CH 82 B FF 92 X CH 82 1-2 G4-3		C CU 74 S FC 88 F CU 76 S FC 89 0-3 K				C SL 86 B SL 86 1 SAFE X FF 95 1-1 1-2 1B		B CH 82 S CH 82 X CH 83 1-1 14 2B 1-3 1B		C FF 94 C FF 93 X FF 94 0-2 1-2f G6-3	3	0	1	0	0	1	2
												2	0	1	0	0	0	1
14 Stephen Drew, L (1, 6) OBP: 0.236, SLG: 0.311 (7, 4)			B FF 90 X FF 91 1-0 G4-3		B FC 88 C FF 90 C CU 75 X FC 87 1-2 G3-1		C SL 85 X SL 86 0-1 L9		B CH 83 C CH 83 C SI 96 X SI 96 1-2 1-3 3-H 2B		C FF 94 B CU 78 F CH 86 B CU 79 X CH 87 2-2 11 2B 33 HR 1B	5	1	2	1	0	0	1
Inning Stats	R: 0 H: 0 E: 0 LOB: 0 K: 0 BB: 0 S: 7 P: 9	R: 0 H: 2 E: 0 LOB: 2 K: 0 BB: 0 S: 9 P: 15	R: 1 H: 1 E: 0 LOB: 2 K: 1 BB: 2 S: 15 P: 27	R: 0 H: 0 E: 0 LOB: 0 K: 1 BB: 0 S: 13 P: 17	R: 0 H: 0 E: 0 LOB: 1 K: 0 BB: 0 S: 10 P: 13	R: 0 H: 0 E: 0 LOB: 0 K: 2 BB: 0 S: 10 P: 16	R: 0 H: 2 E: 0 LOB: 1 K: 1 BB: 0 S: 11 P: 14	R: 0 H: 0 E: 0 LOB: 0 K: 2 BB: 0 S: 7 P: 10	R: 1 H: 2 E: 0 LOB: 2 K: 1 BB: 1 S: 13 P: 23	R: 0 H: 2 E: 0 LOB: 2 K: 0 BB: 1 S: 15 P: 23	R: 3 H: 4 E: 0 LOB: 0 K: 0 BB: 0 S: 13 P: 22	1B: 9 SF: 0 2B: 4 SAC: 0 3B: 0 DP: 2 HR: 1 HBP: 0						

PITCHER	IP	WLS	BF	H	R	ER	SO	BB	IBB	HBP	BLK	WP	HR	S	P	ERA	WHIP
37 Mike Montgomery, L (1, 1) ERA: 1.5	6.0		24	4	1	1	4	2	0	0	0	1	0	64	97	1.50	1.000
57 Mark Lowe, R (7, 1) ERA: 0.66	0.2	H	3	2	0	0	0	0	0	0	0	0	0	5	7	0.00	3.000
41 Charlie Furbush, L (7, 1) ERA: 1.38	0.1	H	1	0	0	0	1	0	0	0	0	0	0	6	7	0.00	0.000
39 Carson Smith, R (8, 1) ERA: 1.17	1.0	H	3	0	0	0	2	0	0	0	0	0	0	7	10	0.00	0.000
56 Fernando Rodney, R (9, 1) ERA: 6.85	1.0	B	6	2	1	1	1	1	0	0	0	0	0	13	23	9.00	3.000

PITCHER	IP	WLS	BF	H	R	ER	SO	BB	IBB	HBP	BLK	WP	HR	S	P	ERA	WHIP
54 Tom Wilhelmsen, R (10, 1) ERA: 2.63	1.2	L	9	5	2	2	0	1	0	0	0	0	0	24	36	10.80	3.600
97 Joe Beimel, L (11, 1) ERA: 3.09	0.1		2	1	1	1	0	0	0	0	0	0	1	4	9	27.00	3.000

TOP

New York Yankees @ Seattle Mariners

Safeco Field, Seattle, WA

Tue Jun 02 2015, 7:12 PM - 11:05 PM PDT

Att. 27,442 - Roof Closed - 63 F

livebaseballscorecards.com

AB	44
R	5
H	14
RBI	5
BB	4
SO	8
LOB	18

1B: 9 SF: 0 PA: 48
2B: 4 SAC: 0
3B: 0 DP: 2
HR: 1 HBP: 0

WP: 1
PB: 0
SB: 0
CS: 0

Batter	1	2	3	4	5	6	7	8	9	10	11	AB	R	H	RBI	BB	SO	LOB
16 Austin Jackson, R (1, 8) OBP: 0.314, SLG: 0.351	C SI 89 C SL 81 X FF 90 0-2 8 G4-3 2B		B SI 90 C SL 80 X SI 90 1-1 22 E 22 1B 23 1B 1B		B SI 90 C CH 84 B SI 90 B SL 80 X SI 89 3-1 23 F8 8 E 1B	D SL 88 F FF 96 C FF 95 D SL 88 F FF 96 B SL 88 X FF 96 3-2 1-3 3-H 2B			B FF 96 B FF 96 B FF 96 C FF 96 B FF 96 4-1 7 S BB		B SL 86 B FF 96 C FF 94 B SL 84 H FF 93 4-1 22 1B 1-2 HBP	4	1	4	1	1	0	0
8 Willie Bloomquist, R (1, 6) OBP: 0.180, SLG: 0.184 7 Seth Smith, L (9, PH) OBP: 0.323, SLG: 0.486 5 Brad Miller, L (10, 6) OBP: 0.315, SLG: 0.408	B SL 79 F FF 91 B CH 84 X SI 90 2-1 ① G4-3 2-3		X SI 89 0-0 ② F8		C CH 83 B SI 90 S CH 85 X SI 90 1-2 E5 1-2	B SL 88 C FF 96 D FF 96 X FF 95 2-1 ③ L9			C KC 83 B KC 84 C KC 84 S SV 86 1-3 ① K 1-2		C SL 84 B SL 84 X SL 84 1-1 ② F6	4 1 1	0 0 0	0 0 0	0 0 0	0 0 0	0 1 0	5 1 2
22 Robinson Canó, L (1, 4) OBP: 0.291, SLG: 0.337	F SI 90 S SL 80 S SL 80 0-3 ② K		C FF 91 X SI 90 0-1 E9 23 1B 1-3 1B		B SL 78 D SL 79 C SL 79 X SL 80 2-1 ① F8		C FF 90 F SL 84 F CH 81 B SL 86 X FF 92 1-2 ① L7		C KC 84 D KC 84 S FF 99 S FF 98 1-3 ② K		X FF 94 0-0 1-2 2-H 1B	6	0	2	1	0	2	4
23 Nelson Cruz, R (1, 9) OBP: 0.387, SLG: 0.640	B FF 91 C SL 81 B CH 84 S CH 85 B SI 90 B SI 92 4-2 BB		X CH 84 0-0 1-3 3-H 1B		C SI 88 C SL 81 D CH 85 X SI 90 1-2 ② F8 2-3		B SL 82 B SL 84 S FF 91 B FF 92 F SL 84 F CH 82 F FF 92 S SL 82 3-3 ② K		X KC 86 0-0 ③ G6-3		S SL 85 D SL 84 C FF 96 D SL 86 S SL 86 2-3 ③ K	5	0	1	1	1	2	5
15 Kyle Seager, L (1, 5) OBP: 0.333, SLG: 0.477	C SL 81 S SL 80 D SL 81 S SI 91 1-3 ③ K		C SL 80 F SI 90 D SL 80 S SL 80 1-3 ③ K		C SL 79 X SI 90 0-1 ③ B1-3		S SL 84 B CH 85 X SL 86 1-1 ③ 1B			B FF 94 C FF 96 S FC 88 B CU 85 X FF 95 2-2 25 B1-4 1B		5	0	2	0	0	2	6
25 Rickie Weeks Jr., R (1, 10) OBP: 0.264, SLG: 0.260		B SL 80 C SI 89 S CH 84 B SL 80 X SI 90 2-2 ① G6-3		C SI 90 F CH 84 B SI 89 S SI 90 1-3 ① K	B SL 80 B CH 84 S CH 84 X SI 90 2-1 ① F7			S SI 89 B SL 82 S FF 88 B FF 90 B SI 90 S SI 89 3-3 ① K		X FF 96 0-0 ①② B1-4 1-1f		5	0	0	0	0	2	1
20 Logan Morrison, L (1, 3) OBP: 0.322, SLG: 0.386	C SL 79 X FF 91 0-1 ② G3		B SL 79 F SL 80 B SI 90 C FF 90 X SL 79 2-2 12 1B 1B		C FF 90 X SI 89 0-1 1B 16 2B 1B			X SI 88 0-0 E1		C FF 95 X FF 95 0-1 ③ G6-3		5	1	2	0	0	0	0
12 Justin Ruggiano, R (1, 7) OBP: 0.316, SLG: 0.353	B CH 84 B SI 89 S CH 84 B SL 79 F FF 90 B SI 90 4-2 3 CS BB		F CH 83 X CH 83 0-1 G5-4-3 1-2 1B		B CH 84 F SI 89 B SL 79 F CH 84 S SI 90 2-3 ② K			F SI 89 1 SAFE B SL 81 B SI 90 S SI 89 S SI 90 2-3 ② K			F FF 94 C SL 84 S SL 85 0-3 ① K	4	0	1	0	1	3	2
3 Mike Zunino, R (1, 2) OBP: 0.240, SLG: 0.373 Welington Castillo, R (3, 2) OBP: 0.213, SLG: 0.279	S CH 84 B SI 92 1-1 ③ CS 1-2	C SL 80 B SI 89 S CH 84 C SI 90 1-3 ① K	X SI 90 0-0 ②③ G5-4-3 1-2f		B SL 79 X CH 82 1-0 16 2B 1-3 1B			C SI 89 S SI 90 1 SAFE 1 SAFE F SL 85 X SI 89 0-2 ③ G5-3			F FF 96 B SL 84 B SL 84 X FF 94 2-1 16 HBP 22 1B 1B	0 5	0 1	0 2	0 0	0 0	0 1	0 3
Inning Stats	R: 0 H: 1 E: 0 LOB: 2 K: 2 BB: 1 S: 13 P: 20	R: 0 H: 0 E: 0 LOB: 0 K: 0 BB: 1 S: 8 P: 15	R: 1 H: 3 E: 1 LOB: 2 K: 2 BB: 0 S: 12 P: 15	R: 0 H: 2 E: 0 LOB: 1 K: 1 BB: 0 S: 9 P: 12	R: 0 H: 1 E: 1 LOB: 2 K: 0 BB: 0 S: 12 P: 19	R: 1 H: 3 E: 0 LOB: 2 K: 1 BB: 0 S: 14 P: 24	R: 0 H: 1 E: 0 LOB: 1 K: 1 BB: 0 S: 11 P: 16	R: 0 H: 0 E: 1 LOB: 0 K: 2 BB: 0 S: 11 P: 16	R: 0 H: 0 E: 0 LOB: 1 K: 2 BB: 1 S: 8 P: 14	R: 0 H: 1 E: 0 LOB: 0 K: 0 BB: 0 S: 6 P: 8	R: 1 H: 2 E: 0 LOB: 2 K: 2 BB: 0 S: 12 P: 21	1B: 12 2B: 3 3B: 0 HR: 0	SF: 0 SAC: 0 DP: 2 HBP: 1					

PITCHER		IP	WLS	BF	H	R	ER	SO	BB	IBB	HBP	BLK	WP	HR	S	P	ERA	WHIP
52 CC Sabathia, L ERA: 5.45	(1, 1)	5.2		27	9	2	2	6	2	0	0	0	0	0	62	94	3.18	1.941
29 David Carpenter, R ERA: 4.82	(6, 1)	0.1		2	1	0	0	0	0	0	0	0	0	0	6	11	0.00	3.000
45 Chasen Shreve, L ERA: 2.38	(7, 1)	1.0		3	1	0	0	1	0	0	0	0	0	0	11	16	0.00	1.000
64 Jacob Lindgren, L ERA: 4.15	(8, 1)	1.0		4	0	0	0	2	0	0	0	0	0	0	11	16	0.00	0.000
68 Dellin Betances, R ERA:	(9, 1)	1.0		4	0	0	0	2	1	0	0	0	0	0	8	14	0.00	1.000

PITCHER		IP	WLS	BF	H	R	ER	SO	BB	IBB	HBP	BLK	WP	HR	S	P	ERA	WHIP
41 Justin Wilson, L ERA: 4.58	(10, 1)	1.0	W	3	1	0	0	0	0	0	0	0	0	0	6	8	0.00	1.000
48 Andrew Miller, L ERA: 1.16	(11, 1)	1.0	S	6	2	1	1	2	0	0	1	0	0	0	12	21	9.00	2.000

BOTTOM

New York Yankees @ Seattle Mariners

Safeco Field, Seattle, WA

Tue Jun 02 2015, 7:12 PM - 11:05 PM PDT

Att. 27,442 - Roof Closed - 63 F

livebaseballscorecards.com

AB	45
R	3
H	14
RBI	3
BB	3
SO	13
LOB	29

WP: 0 PA: 50
PB: 0
SB: 1
CS: 1

Batter	1	2	3	4	5	6	7	8	9	AB	R	H	RBI	BB	SO	LOB
11 Brett Gardner, L (1, 8) OBP: 0.350, SLG: 0.414	C FF 93 F FF 94 B FF 95 F FF 94 S FS 89 1-3 ① K		B FF 93 F FF 93 B FS 89 B FF 94 F FF 94 X FF 94 3-2 ② L8		B FF 94 C FF 94 B FF 93 B FF 93 C FF 92 F FF 92 X FF 93 3-2 ③ F7			B FF 92 C FF 94 X FS 88 1-1 ② G3-1		4	0	0	0	0	1	0
12 Chase Headley, S (1, 5) OBP: 0.307, SLG: 0.398	C FF 94 S FF 96 B FF 95 S FF 95 1-3 ② K		F FS 90 F SI 96 F FF 96 B FS 90 X FS 90 1-2 ③ G4-3			X FF 93 0-0 ① F7		C FF 94 X FF 94 0-1 2B		4	0	1	0	0	1	0
13 Alex Rodriguez, R (1, 10) OBP: 0.364, SLG: 0.517	C FF 94 X FF 96 0-1 ③ G1-3			C FC 89 S FF 96 F FF 96 B FF 96 B FF 95 B FS 91 B FC 90 4-2 33 HR BB		F FF 94 X CU 76 0-1 ② G4-3		F FF 95 B FS 89 B FF 96 X FF 95 2-1 ③ G6-3		3	1	0	0	1	0	1
25 Mark Teixeira, S (1, 3) OBP: 0.357, SLG: 0.575		S FF 93 B FF 95 B FF 95 X FF 94 2-1 HR		B FS 88 X FF 95 1-0 ① F9		B FS 90 S FS 90 F CU 78 S FS 89 1-3 ③ K			C SI 92 B FF 91 B SL 81 F SI 92 X SI 92 2-2 ① G4-3	4	1	1	1	0	1	1
34 Brian McCann, L (1, 2) OBP: 0.315, SLG: 0.452 66 John Ryan Murphy, R (2, 2) OBP: 0.255, SLG: 0.311		C FF 95 T FF 95 B CU 76 X FF 95 1-2 ① G4-3		C FF 94 B FF 94 S FF 93 C FF 94 1-3 ② K			C FF 94 B CU 78 F FF 95 B FC 89 S FF 96 2-3 ① K		B SI 92 S SL 82 S SL 81 X FF 92 1-2 ② F8	1 3	0 0	0 0	0 0	0 0	0 2	0 1
33 Garrett Jones, L (1, 9) OBP: 0.292, SLG: 0.452 24 Chris Young, R (7, 9) OBP: 0.272, SLG: 0.431		C FF 94 S FS 90 C FF 90 0-3 ② K		B FF 94 F FS 89 B FF 94 X FS 89 2-1 1-H HR			C FF 95 B CU 77 B FF 96 S FF 94 X FF 96 2-2 ② F7		X FF 92 0-0 ③ G5-3	3 1	1 0	1 0	2 0	0 0	1 0	0 0
18 Didi Gregorius, L (1, 6) OBP: 0.290, SLG: 0.303		F FF 94 F FF 95 X FF 95 0-2 1B		C FF 94 X FF 96 0-1 ③ G6-3			F FF 93 X CU 76 0-1 1B			3	0	2	0	0	0	0
14 Stephen Drew, L (1, 4) OBP: 0.232, SLG: 0.305		C FF 94 B FS 88 X FS 88 1-1 ③ G1-3			C FF 93 B CU 76 X FS 89 1-1 ① L8		F FF 94 F FF 95 F FF 96 X FS 88 0-2 ③ G6-3			3	0	0	0	0	0	2
31 Ramón Flores, L (1, 7) OBP: 0.143, SLG: 0.143			C FF 93 B FF 94 C FF 94 S FF 94 1-3 ① K		B FF 94 C FF 93 X FF 94 1-1 ② P5			X FF 94 0-0 ① F7		3	0	0	0	0	1	0
Inning Stats	R: 0 E: 0 K: 2 S: 9 H: 0 LOB: 0 BB: 0 P: 11	R: 1 E: 0 K: 1 S: 13 H: 2 LOB: 1 BB: 0 P: 17	R: 0 E: 0 K: 1 S: 10 H: 0 LOB: 0 BB: 0 P: 15	R: 2 E: 0 K: 1 S: 11 H: 1 LOB: 0 BB: 1 P: 19	R: 0 E: 0 K: 0 S: 8 H: 0 LOB: 0 BB: 0 P: 13	R: 0 E: 0 K: 1 S: 6 H: 0 LOB: 0 BB: 0 P: 7	R: 0 E: 0 K: 1 S: 12 H: 1 LOB: 1 BB: 0 P: 16	R: 0 E: 0 K: 0 S: 7 H: 1 LOB: 1 BB: 0 P: 10	R: 0 E: 0 K: 0 S: 7 H: 0 LOB: 0 BB: 0 P: 10	1B: 2 2B: 1 3B: 0 HR: 2 SF: 0 SAC: 0 DP: 0 HBP: 0	WP: 0 PB: 0 SB: 0 CS: 0 PA: 33					

PITCHER		IP	WLS	BF	H	R	ER	SO	BB	IBB	HBP	BLK	WP	HR	S	P	ERA	WHIP
44 Taijuan Walker, R ERA: 5.8	(1, 1)	8.0	L	30	5	3	3	7	1	0	0	0	0	2	76	108	3.38	0.750
41 Charlie Furbush, L ERA: 1.29	(9, 1)	1.0		3	0	0	0	0	0	0	0	0	0	0	7	10	0.00	0.000

PITCHER	IP	WLS	BF	H	R	ER	SO	BB	IBB	HBP	BLK	WP	HR	S	P	ERA	WHIP

TOP

New York Yankees @ Seattle Mariners

Safeco Field, Seattle, WA

Wed Jun 03 2015, 12:42 PM - 3:01 PM PDT

Att. 32,701 - Partly Cloudy - 59 F

livebaseballscorecards.com

AB	32
R	3
H	5
RBI	3
BB	1
SO	7
LOB	5

Batter	1	2	3	4	5	6	7	8	9	AB	R	H	RBI	BB	SO	LOB
20 Logan Morrison, L (1, 3) OBP: 0.321, SLG: 0.383	F SI 92 F SL 82 S FS 90 0-3 K ①		D FS 89 S FS 89 C SI 93 2 SAFE F FS 88 X SI 94 1-2 2-H 1B ②			C CU 79 F FF 93 C SI 93 0-3 K ②		B FF 93 B SL 85 B FF 93 C FF 94 S FF 93 S SL 86 3-3 K ②		4	0	1	0	0	3	3
16 Austin Jackson, R (1, 8) OBP: 0.306, SLG: 0.341	C SL 82 F SI 92 B SL 84 X FS 88 1-2 G5-3 ②		C CU 80 1 SAFE S FS 88 1 SAFE C SL 85 0-3 K ③			B FF 94 C CU 80 X SI 93 1-1 G5-3 ③		C FF 95 B FF 95 C SL 85 X SL 86 1-2 1-2f FC5-4 ③		4	0	0	0	0	1	4
22 Robinson Canó, L (1, 4) OBP: 0.286, SLG: 0.330	B SL 82 F FS 88 X FF 91 1-1 G6-3 ③			C FF 92 X FF 92 0-1 G4-3 ①			X CU 78 0-0 P6 ①		C SL 84 C FF 94 S SL 85 0-3 K ①	4	0	0	0	0	1	0
23 Nelson Cruz, R (1, 10) OBP: 0.381, SLG: 0.628		C SL 82 T FF 92 C SL 82 0-3 K ①		C FF 93 B FF 91 X SL 86 1-1 F8 ②			C FF 93 X SL 84 0-1 P4 ②		C FF 95 C SL 84 B FF 96 C FF 96 1-3 K ②	4	0	0	0	0	2	0
15 Kyle Seager, L (1, 5) OBP: 0.332, SLG: 0.472		C CU 76 F FS 88 C SI 93 0-3 K ②		S FS 89 S FS 90 B FS 89 B FF 95 B SI 95 S SI 91 3-3 K ③			C FF 94 B SI 94 S FS 88 C FF 96 1-3 K ③		C FF 95 C SL 85 X SL 85 0-2 12 DI 1B	4	0	1	0	0	3	0
7 Seth Smith, L (1, 9) OBP: 0.319, SLG: 0.479 12 Justin Ruggiano, R (8, PH) OBP: 0.321, SLG: 0.357 (9, 9)		C SI 92 B FS 88 X SL 84 1-1 G6-3 ③			B SL 82 C SI 92 F FC 90 X CU 79 1-2 G6-3 ①			F SL 81 B CH 80 B SI 91 X CH 78 2-1 3 BB 25 HBP 1B	C SL 84 S SL 85 B FF 96 D SL 86 F SL 86 B FF 97 X SL 85 3-2 1-2 G5-3 ③	2 2	0 0	0 1	0 0	0 0	0 0	0 1
5 Brad Miller, L (1, 6) OBP: 0.316, SLG: 0.420			C CU 77 B SI 92 B FS 87 X SI 91 2-1 13 2B 3B		X FS 88 0-0 G4-3 ②			B SL 82 C SI 88 F SL 83 F SL 82 1 SAFE C SI 91 1-3 K ①		3	1	1	0	0	1	1
13 Dustin Ackley, L (1, 7) OBP: 0.231, SLG: 0.331 25 Rickie Weeks Jr., R (8, PH) OBP: 0.273, SLG: 0.260 (9, 7)			B SL 85 B FF 91 C CU 79 B SI 94 X SL 85 3-1 20 1B 2B 3-H		B SI 91 F SI 91 B CU 77 F SI 92 C FF 95 2-3 K ③			B SL 84 F FF 92 S SL 84 H SL 86 2-2 3 BB 1-2 HBP		2 0	0 0	1 0	1 0	0 0	1 0	0 0
3 Mike Zunino, R (1, 2) OBP: 0.242, SLG: 0.368			L SL 84 F SI 92 D SI 90 C SL 86 1-3 K ①			S SL 83 B SL 83 F SI 92 X FF 93 1-2 F8 ①		B SL 85 B SL 84 B FF 94 B FF 94 4-0 16 FC5-4 1-2 2-3 BB		2	0	0	0	1	1	1
Inning Stats	R: 0 E: 0 K: 1 S: 8 H: 0 LOB: 0 BB: 0 P: 10	R: 0 E: 0 K: 2 S: 8 H: 0 LOB: 0 BB: 0 P: 9	R: 1 E: 0 K: 2 S: 14 H: 3 LOB: 1 BB: 0 P: 21	R: 0 E: 0 K: 1 S: 7 H: 0 LOB: 0 BB: 0 P: 11	R: 0 E: 0 K: 1 S: 7 H: 0 LOB: 0 BB: 0 P: 10	R: 0 E: 0 K: 1 S: 8 H: 0 LOB: 0 BB: 0 P: 10	R: 0 E: 0 K: 1 S: 6 H: 0 LOB: 0 BB: 0 P: 7	R: 0 E: 0 K: 2 S: 14 H: 1 LOB: 3 BB: 1 P: 27	R: 0 E: 0 K: 2 S: 13 H: 1 LOB: 1 BB: 0 P: 17	1B: 3 2B: 1 3B: 1 HR: 0	SF: 0 SAC: 0 DP: 0 HBP: 1			WP: 0 PB: 0 SB: 0 CS: 0	PA: 33		

PITCHER		IP	WLS	BF	H	R	ER	SO	BB	IBB	HBP	BLK	WP	HR	S	P	ERA	WHIP
19 Masahiro Tanaka, R ERA: 2.76	(1, 1)	7.0	W	23	3	1	1	9	0	0	0	0	0	0	58	78	1.29	0.429
26 Chris Capuano, L ERA: 6.23	(8, 1)	0.1	H	2	1	0	0	1	0	0	0	0	0	0	6	9	0.00	3.000
48 Andrew Miller, L ERA: 1.08	(8, 1)	1.2	S	8	1	0	0	3	1	0	1	0	0	0	21	35	0.00	1.200

PITCHER	IP	WLS	BF	H	R	ER	SO	BB	IBB	HBP	BLK	WP	HR	S	P	ERA	WHIP

BOTTOM

New York Yankees @ Seattle Mariners

Safeco Field, Seattle, WA

Wed Jun 03 2015, 12:42 PM - 3:01 PM PDT

Att. 32,701 - Partly Cloudy - 59 F

livebaseballscorecards.com

AB	31
R	1
H	5
RBI	1
BB	1
SO	13
LOB	10

Batter	1	2	3	4	5	6	7	8	9	AB	R	H	RBI	BB	SO	LOB
2 Erick Aybar, S (1, 6) OBP: 0.312, SLG: 0.320	B FF 97 F FF 98 B FF 99 X FF 98 2-1 G6-3 ①		C SL 82 B CH 84 S CH 85 X FF 96 1-2 G5-3 ①		X FF 96 0-0 G3 ②	C CH 82 C FF 91 B FF 93 S CH 83 1-3 K ③			X SI 94 0-0 19 WP 56 1B 1-3 2B C KC 84 S SV 84 K KC 83 F KC 84 X KC 86 2-3 K ③	4	0	0	0	0	1	3
8 Taylor Featherston, R (8, 6) OBP: 0.121, SLG: 0.100										1	1	1	0	0	0	0
58 Carlos Pérez, R (9, PH) OBP: 0.322, SLG: 0.464										1	0	0	0	0	1	2
27 Mike Trout, R (1, 8) OBP: 0.377, SLG: 0.544	F FF 98 B FF 97 B SL 88 X SL 86 2-1 P4 ②		B CU 75 C CU 74 X CH 85 1-1 L3 ②		C FF 96 B CH 86 F CH 85 B FF 95 B SL 86 F FF 96 B FF 96 4-2 BB		C FF 90 B FF 91 B FF 90 X SL 84 2-1 F7 ①		B SL 82 S SL 82 X CU 82 1-1 56 1B 19 WP 6 1B 3-H 1B	3	0	0	0	1	0	0
10 Grant Green, R (8, 7) OBP: 0.286, SLG: 0.250										1	1	1	1	0	0	0
5 Albert Pujols, R (1, 3) OBP: 0.300, SLG: 0.495	C FF 98 S CH 86 S SL 86 0-3 K 56 1B		X SL 85 0-0 G4-3 ③		C FF 97 D CH 84 1 SAFE F CH 84 X FF 98 1-2 F9 ③		B FF 90 B CH 82 F FF 91 F FF 92 X CH 83 2-2 G6-3 ②		B CU 81 B CU 81 C FF 95 B CU 82 B FF 94 4-1 56 1B 6 1B 1-2 2-3 BB	4	0	0	0	0	1	1
19 Efren Navarro, L (8, 3) OBP: 0.346, SLG: 0.273										0	1	0	0	1	0	0
56 Kole Calhoun, L (1, 9) OBP: 0.336, SLG: 0.403	C SL 85 X FF 96 0-1 1-2 1B			C CU 74 B CH 85 X CU 75 1-1 6 FC6-4 1B		B FF 97 B FF 97 B FF 95 C FF 97 C FF 98 B FF 97 4-2 20 F8 6 BB 22 G3 BB	B FF 90 C SL 85 B CH 82 B FF 91 X FF 91 3-1 G3-1 ③		C CU 81 D SL 81 X FF 95 1-1 6 1B 17 BB 1-2 2-3 3-H 1B	4	2	3	1	1	0	0
6 David Freese, R (1, 5) OBP: 0.293, SLG: 0.426	C SL 84 S CH 85 D SL 85 B FF 95 D CH 85 F SL 84 X FF 96 3-2 F9 ③			B FF 96 B SL 82 X FF 96 2-0 FC6-4 ① 20 1B 1-2f		B SL 85 1 SAFE B SL 84 B FF 96 B FF 96 4-0 22 G3 17 BB 1-2 BB		C SI 90 B SL 82 B SI 90 X SI 90 2-1 G4-3 ① B FF 94 F FF 96 S KC 83 B KC 82 B KC 83 X FF 97 3-2 17 BB 20 BB 12 FC6-4 1-3 2-H 3-H 1B	4	1	1	2	1	0	3
20 Matt Joyce, L (1, 10) OBP: 0.262, SLG: 0.323		B CU 76 F FF 96 B SL 83 X FF 96 2-1 22 E 2B		C FF 96 B SL 86 X SL 84 1-1 1-2 1B		B SL 85 X FF 96 1-0 F8 ① 2-3		C SL 83 C SL 83 S SL 84 0-3 K ② B KC 84 C KC 84 B KC 84 S KC 84 B FF 98 B KC 86 4-2 12 FC6-4 17 BB 1-2 BB	4	0	2	0	1	1	2
17 Chris Iannetta, R (1, 2) OBP: 0.275, SLG: 0.289		F FF 96 F SI 96 S CH 86 0-3 K ① B FF 97 B SL 84 T FF 98 X FF 96 2-1 E6 12 K 2-3	C FF 96 D CH 86 B FF 95 S FF 96 S SL 85 2-3 K ②		D CH 86 S SL 83 B FF 96 B SL 86 B FF 96 4-1 22 G3 1-2 BB		F FF 90 B SI 90 B SL 80 S SI 89 B SL 80 B SI 89 4-2 BB C FF 98 B KC 87 S FF 98 D KC 86 B KC 85 B FF 98 4-2 12 FC6-4 1-2 2-3 3-H BB	2	0	0	1	3	2	3
22 Kirk Nieuwenhuis, L (1, 7) OBP: 0.169, SLG: 0.182 (8, 8)			D CU 77 F SL 85 D CH 85 F FF 97 X SL 87 2-2 G3 ③		S SL 84 D SL 84 X FF 92 2-1 G3 ② 1-2 2-3 3-H			C SI 88 C SL 81 B SL 82 F SL 82 F SI 90 C SL 83 1-3 K ③ B FF 99 C FF 98 D KC 85 F FF 97 S SV 86 2-3 K ①	5	0	0	1	0	2	9
12 Johnny Giavotella, R (1, 4) OBP: 0.339, SLG: 0.379		B SL 83 T SL 83 F CH 84 1 SAFE S FS 87 1-3 K ②③ 1-2			F FF 95 X FF 96 0-1 G6-3 ①	D CH 82 C CH 82 B CH 81 B FF 92 C FF 92 F FF 92 B FF 92 4-2 BB			X SI 94 0-0 8 2B 10 1B 1B C KC 84 S SV 84 K KC 83 F KC 84 X KC 86 0-1 FC6-4 ②	4	1	1	1	1	1	4

Inning Stats																								
	R: 0	H: 1	R: 0	H: 1	R: 0	H: 0	R: 0	H: 2	R: 0	H: 0	R: 1	H: 0	R: 0	H: 0	R: 0	H: 0	R: 6	H: 5	1B: 7	SF: 0	WP: 1	PA: 46
	E: 0	LOB: 2	E: 1	LOB: 1	E: 0	LOB: 0	E: 0	LOB: 2	E: 0	LOB: 1	E: 0	LOB: 3	E: 0	LOB: 0	E: 0	LOB: 1	E: 0	LOB: 2	2B: 2	SAC: 0	PB: 1	
	K: 1	BB: 0	K: 2	BB: 0	K: 0	BB: 0	K: 1	BB: 0	K: 0	BB: 1	K: 1	BB: 4	K: 2	BB: 1	K: 2	BB: 3	K: 2	BB: 3	3B: 0	DP: 0	SB: 0	
	S: 13	P: 20	S: 10	P: 15	S: 6	P: 8	S: 11	P: 19	S: 9	P: 14	S: 12	P: 32	S: 7	P: 14	S: 12	P: 19	S: 23	P: 47	HR: 0	HBP: 0	CS: 0	

PITCHER		IP	WLS	BF	H	R	ER	SO	BB	IBB	HBP	BLK	WP	HR	S	P	ERA	WHIP
30 Nathan Eovaldi, R ERA: 4.16	(1, 1)	5.1	W	25	4	1	1	4	4	0	0	0	0	0	53	93	1.69	1.500
45 Chasen Shreve, L ERA: 2.22	(6, 1)	1.2	H	6	0	0	0	1	1	0	0	0	0	0	15	29	0.00	0.600
64 Jacob Lindgren, L ERA: 3.38	(8, 1)	1.0		4	0	0	0	2	1	0	0	0	0	0	12	19	0.00	1.000
53 Esmil Rogers, R ERA: 6.39	(9, 1)	0.0		5	4	5	5	0	1	0	0	0	1	0	8	14	∞	∞
68 Dellin Betances, R ERA: 0.3	(9, 1)	1.0	S	6	1	1	1	2	2	0	0	0	0	0	15	33	9.00	3.000

PITCHER	IP	WLS	BF	H	R	ER	SO	BB	IBB	HBP	BLK	WP	HR	S	P	ERA	WHIP

TOP

Los Angeles Angels @ New York Yankees

Yankee Stadium, Bronx, NY

Fri Jun 05 2015, 7:11 PM - 10:37 PM EDT

Att. 40,310 - Cloudy - 66 F

livebaseballscorecards.com

AB	37
R	7
H	9
RBI	7
BB	9
SO	9
LOB	27

Batter	1	2	3	4	5	6	7	8	9	AB	R	H	RBI	BB	SO	LOB
11 Brett Gardner, L (1, 8) OBP: 0.351, SLG: 0.425	C SI 84 C CU 67 B FF 84 B CU 67 X SI 84 2-2 ① L5		C SI 83 X SI 83 0-1 12 S 25 HR 1B		C CH 72 B CH 72 S SI 81 B SL 76 B CH 74 X SI 83 3-2 13 1B 3B	C FF 91 B FF 91 S SL 83 D CU 74 X FF 90 2-2 ③ G3		C SI 90 B SL 83 B SI 91 X SI 91 2-1 ② F7		5	2	2	0	0	0	1
12 Chase Headley, S (1, 5) (9, 3) OBP: 0.305, SLG: 0.393	C SI 83 B SI 87 B CU 68 X CU 66 2-1 ② P5		1 SAFE D CU 70 1 SAFE S CH 76 B SI 82 1 SAFE B SI 82 S CH 76 X CH 74 3-2 ① F8 1-2		F SI 82 X SI 83 0-1 ② P6		C SI 91 F CH 86 B SL 83 X SI 91 1-2 ① G5-3	B CH 82 X SI 91 1-0 13 1B 1B		5	0	1	0	0	0	2
13 Alex Rodriguez, R (1, 10) OBP: 0.374, SLG: 0.530	B FF 85 B CU 68 B CU 67 C FF 84 F FF 86 X FF 85 3-2 1B		C CH 74 F CU 70 B FF 82 B SL 77 S CH 75 2-3 ② K		B SI 82 T SI 83 D CH 76 S CU 69 X FF 87 2-2 3-H 1B		B SI 91 X SI 91 1-0 25 WP 24 1B 2B	F SI 91 F SL 83 B SI 92 B SI 88 D CH 83 X CH 82 3-2 1-2 25 FC6-4 1B		5	1	4	1	0	1	1
25 Mark Teixeira, S (1, 3) OBP: 0.353, SLG: 0.581 38 José Pirela, R (9, 4) OBP: 0.237, SLG: 0.263	C SI 84 B SI 84 B SI 84 F CU 69 X CU 67 2-2 ③ P5		F CU 68 X CU 68 0-1 2-H HR		C SI 81 X SI 83 0-1 ③ L7		B CH 84 B SI 91 F SI 88 X CH 83 2-1 ② G4-3 2-3	X SI 91 0-0 ③ FC6-4 1-2f		5 0	1 0	1 0	2 0	0 0	0 0	5 0
34 Brian McCann, L (1, 2) OBP: 0.319, SLG: 0.456		B CU 66 C SI 83 X CU 65 1-1 ① P6	B SI 84 C CH 75 F CH 76 X SL 76 1-2 ③ P6			B SI 81 X CU 64 1-0 33 G3 18 SF8 2B	D SI 88 B SL 82 C SI 91 B SI 92 B SI 91 4-1 24 1B BB			3	1	1	0	1	0	0
33 Garrett Jones, L (1, 9) OBP: 0.294, SLG: 0.446 24 Chris Young, R (7, PH) (8, 9) OBP: 0.278, SLG: 0.436		X SI 82 0-0 14 HR 1B	C SI 84 B SI 83 B SI 83 F CH 75 B SI 83 X SI 82 3-2 ① F8			B SI 82 B SI 82 F CH 74 X SI 82 2-1 ① G3 2-3	D CH 83 C SI 93 X SI 92 1-1 18 BB 1-3 3-H 1B			3 1	1 0	1 1	0 1	0 0	0 0	1 0
18 Didi Gregorius, L (1, 6) OBP: 0.289, SLG: 0.299		C SI 82 D CU 69 B SI 83 1 SAFE S CH 75 S CH 75 2-3 ② K	C SI 81 X SI 83 0-1 ② G6-3			B SI 82 B SI 82 C SI 81 B SI 83 X CU 66 3-1 ② SF8 3-H	B SI 91 F SI 91 F SL 84 F SL 83 B SL 82 B SL 90 F SI 91 B SI 91 4-2 1-2 BB			2	0	0	1	1	1	1
14 Stephen Drew, L (1, 4) (9, 5) OBP: 0.238, SLG: 0.345		C CH 74 B CU 68 B SI 84 F CH 75 F SI 84 X CU 69 2-2 1-H HR	C SI 83 X SI 82 0-1 ③ G1-3			C SI 82 B SI 82 X SI 82 1-1 HR	B SI 91 F SI 91 C SL 82 X SL 82 1-2 ③ G3			4	2	2	3	0	0	3
31 Ramón Flores, L (1, 7) OBP: 0.167, SLG: 0.167		C SI 82 F SI 84 X CH 75 0-2 ③ P5			C SI 80 X CH 72 0-1 ① F9	C SL 83 B SL 82 B FF 90 X SL 83 2-1 1B		F SI 91 B SL 82 F SI 90 C SL 84 1-3 ① K		4	0	1	0	0	1	0
Inning Stats	R: 0 E: 0 K: 0 S: 11 H: 1 LOB: 1 BB: 0 P: 20	R: 2 E: 0 K: 1 S: 13 H: 2 LOB: 0 BB: 0 P: 18	R: 2 E: 0 K: 1 S: 13 H: 2 LOB: 0 BB: 0 P: 19	R: 0 E: 0 K: 0 S: 7 H: 0 LOB: 0 BB: 0 P: 10	R: 1 E: 0 K: 0 S: 12 H: 2 LOB: 1 BB: 0 P: 17	R: 2 E: 0 K: 0 S: 12 H: 3 LOB: 1 BB: 0 P: 23	R: 1 E: 0 K: 0 S: 16 H: 2 LOB: 3 BB: 2 P: 30	R: 0 E: 0 K: 1 S: 10 H: 2 LOB: 2 BB: 0 P: 17		1B: 8 2B: 2 3B: 1 HR: 3	SF: 1 SAC: 0 DP: 0 HBP: 0			WP: 1 PB: 0 SB: 1 CS: 0	PA: 40	

PITCHER	IP	WLS	BF	H	R	ER	SO	BB	IBB	HBP	BLK	WP	HR	S	P	ERA	WHIP
36 Jered Weaver, R (1, 1) ERA: 4.6	5.2	L	26	9	7	7	2	0	0	0	0	0	3	63	98	11.12	1.588
37 Cesár Ramos, L (6, 1) ERA: 2.51	0.1		2	1	0	0	0	0	0	0	0	0	0	5	9	0.00	3.000
66 Edgar Ibarra, L (7, 1) ERA: 2.25	2.0		12	4	1	1	1	2	0	0	0	1	0	26	47	4.50	3.000

PITCHER	IP	WLS	BF	H	R	ER	SO	BB	IBB	HBP	BLK	WP	HR	S	P	ERA	WHIP

BOTTOM

Los Angeles Angels @ New York Yankees

Yankee Stadium, Bronx, NY

Fri Jun 05 2015, 7:11 PM - 10:37 PM EDT

Att. 40,310 - Cloudy - 66 F

livebaseballscorecards.com

AB	37
R	8
H	14
RBI	8
BB	2
SO	3
LOB	14

Batter	1	2	3	4	5	6	7	8	9	AB	R	H	RBI	BB	SO	LOB
2 Erick Aybar, S (1, 6) OBP: 0.311, SLG: 0.319	B FF 93 F SI 92 X SL 87 1-1 ① B1-3			C SL 88 B SL 86 B CU 78 X SI 92 2-1 56 BB 5 BB 1B	X SL 86 0-0 ③ G4-3		X FF 94 0-0 ③ FC4-6 1-2f			4	0	1	0	0	0	2
27 Mike Trout, R (1, 8) OBP: 0.375, SLG: 0.553	C CU 81 B SL 87 F SI 91 B FF 95 S SI 92 2-3 ② K			B FF 93 C SL 88 X CH 84 1-1 ① L5		B FF 91 X SI 91 1-0 HR		B FF 94 F FF 95 S FC 89 S FC 91 1-3 ① K		4	1	1	1	0	2	1
5 Albert Pujols, R (1, 3) OBP: 0.303, SLG: 0.493	C FF 93 B CH 85 B SL 89 X CH 85 2-1 ③ G6-3			D CH 85 B SI 92 1 SAFE B SI 92 B FF 92 4-0 56 BB 1-2 BB		B CU 79 B SL 86 X SI 91 2-0 ① G5-3		B FF 95 X FF 96 1-0 1B		3	0	1	0	1	0	0
56 Kole Calhoun, L (1, 9) OBP: 0.335, SLG: 0.397		B FF 92 B FF 92 X FF 91 2-0 ① F7		B SL 85 F FF 93 B CH 85 B CH 84 B SI 92 4-1 6 G6-4-3 1-2 2-3 BB		B SI 92 B SL 86 F FF 92 C SL 86 S SL 86 2-3 ② K		B FF 94 C FF 95 B FF 96 B FF 95 X FF 95 3-1 ② F7		3	0	0	0	1	1	1
6 David Freese, R (1, 5) OBP: 0.292, SLG: 0.427		C SI 93 S CH 83 B FF 94 B CH 84 F SL 88 X SI 92 2-2 ② G4-3		F SL 88 B FF 93 X SI 92 1-1 ②③ G6-4-3 1-2f		C FF 92 S SI 90 X SL 87 0-2 2B		C FF 94 X FC 91 0-1 ③ G4-3		4	0	1	0	0	0	4
20 Matt Joyce, L (1, 7) OBP: 0.263, SLG: 0.329 17 Chris Iannetta, R (9, PH) OBP: 0.273, SLG: 0.287		B FF 94 B CH 84 X SL 85 2-0 ③ G3			B FF 92 S FF 92 B CH 84 C FF 93 F SI 92 X CH 84 2-2 58 F8 12 SF7 2B	B CU 79 C CH 84 X SL 84 1-1 ③ F7			B SI 89 B SI 89 C SI 89 C SI 90 T CH 80 2-2 ① K	3 1	1 0	1 0	0 0	0 0	0 1	1 0
24 C.J. Cron, R (1, 10) OBP: 0.226, SLG: 0.267			B FF 92 C SL 86 F CH 84 F SL 86 X SI 93 1-2 ① L6		C FF 92 F CH 84 F SL 89 F FF 93 H FF 92 1-2 HBP		F FF 92 B SI 91 X CU 79 1-1 ① P3		B SL 84 X SI 90 1-0 ② F8	3	0	0	0	0	0	0
58 Carlos Pérez, R (1, 2) OBP: 0.302, SLG: 0.433			C FF 94 F CH 86 B SI 93 B FF 93 X SL 87 2-2 ② F9		F FF 93 B FF 93 X SL 88 1-1 ① F8 2-3		C FF 92 B CU 79 X SL 86 1-1 ② F8		C CU 75 S CH 79 B SI 92 F CH 81 F CH 82 B SL 82 F SI 90 F SI 91 B CH 77 3-3 ③ K	4	0	0	0	0	1	2
12 Johnny Giavotella, R (1, 4) OBP: 0.339, SLG: 0.376			B SL 88 S SL 88 X CH 85 1-1 ③ L8		F CU 80 F CH 85 F SL 87 B FF 92 X CH 85 1-2 ② SF7 3-H		B FF 92 B FF 92 C FF 92 F SL 86 B SL 87 F SL 86 B FF 92 4-2 2 FC4-6 BB			1	0	0	1	1	0	0
Inning Stats	R: 0 E: 0 K: 1 S: 7 H: 0 LOB: 0 BB: 0 P: 12	R: 0 E: 0 K: 0 S: 6 H: 0 LOB: 0 BB: 0 P: 12	R: 0 E: 0 K: 0 S: 9 H: 0 LOB: 0 BB: 0 P: 13	R: 0 E: 0 K: 0 S: 7 H: 1 LOB: 2 BB: 2 P: 19	R: 1 E: 0 K: 0 S: 15 H: 1 LOB: 1 BB: 0 P: 20	R: 1 E: 0 K: 1 S: 10 H: 2 LOB: 1 BB: 0 P: 16	R: 0 E: 0 K: 0 S: 8 H: 0 LOB: 1 BB: 1 P: 14	R: 0 E: 0 K: 1 S: 8 H: 1 LOB: 1 BB: 0 P: 13	R: 0 E: 0 K: 2 S: 14 H: 0 LOB: 0 BB: 0 P: 20	1B: 2 2B: 2 3B: 0 HR: 1 SF: 1 SAC: 0 DP: 1 HBP: 1						

PITCHER		IP	WLS	BF	H	R	ER	SO	BB	IBB	HBP	BLK	WP	HR	S	P	ERA	WHIP
43 Adam Warren, R ERA: 3.64	(1, 1)	6.2	W	27	4	2	2	2	3	0	1	0	0	1	61	105	2.70	1.050
41 Justin Wilson, L ERA: 4.26	(7, 1)	1.1		5	1	0	0	1	0	0	0	0	0	0	9	14	0.00	0.750
26 Chris Capuano, L ERA: 5.79	(9, 1)	1.0		3	0	0	0	2	0	0	0	0	0	0	14	20	0.00	0.000

PITCHER	IP	WLS	BF	H	R	ER	SO	BB	IBB	HBP	BLK	WP	HR	S	P	ERA	WHIP

TOP

Los Angeles Angels @ New York Yankees

Yankee Stadium, Bronx, NY

Sat Jun 06 2015, 7:17 PM - 10:21 PM EDT

Att. 40,096 - Partly Cloudy - 72 F

livebaseballscorecards.com

AB	30
R	2
H	5
RBI	2
BB	3
SO	5
LOB	11

Batter	1	2	3	4	5	6	7	8	9	AB	R	H	RBI	BB	SO	LOB
11 Brett Gardner, L (1, 8) OBP: 0.357, SLG: 0.426	C FF 96 B FF 96 B SI 96 B FF 96 B FF 96 4-1 12 1B 25 SF8 BB B SL 86 X SI 95 1-0 1-2 2-H 3-H 1B		T SI 91 B FC 88 B FC 88 X SI 86 2-1 ② P6		B FC 84 B FC 86 C SI 91 X CH 83 2-1 ③ G4-3			B FF 95 C FF 96 C SL 81 F FF 95 D FF 96 X SL 80 2-2 25 BB 12 S 2-3 1B		4	1	2	2	1	0	1
12 Chase Headley, S (1, 5) OBP: 0.302, SLG: 0.388	B FF 97 B FF 95 T SW 85 X FF 96 2-0 25 SF8 13 BB 34 WP 1-1 1B B CH 81 F FF 86 D CU 71 B FF 88 B FF 93 X FF 91 2-2 G6-3		B CH 83 S SI 91 B SI 87 X SI 92 2-1 ③ P3			X SI 89 0-0 ① G6-3		C FF 94 F FF 96 B FF 94 B FF 94 F SL 83 B SL 77 S SL 80 3-3 ① K 1-2		5	1	1	0	0	1	4
13 Alex Rodriguez, R (1, 10) OBP: 0.384, SLG: 0.527	D SL 88 B SI 96 B SL 88 C FC 96 F SI 96 F SL 88 B FC 96 4-2 34 WP 34 HR 1-2 BB	F SL 82 B FF 89 F SL 83 X FF 89 1-2 ① L9		H SI 90 1-0 36 FC5-4 HBP		B SI 91 C SI 91 B SL 88 F SL 86 B CH 78 B CH 77 4-2 25 G6-3 BB		F FF 95 B FC 95 D SL 82 B SL 78 B SL 80 4-1 25 BB BB		1	1	0	0	3	0	0
25 Mark Teixeira, S (1, 3) OBP: 0.355, SLG: 0.577	X SI 96 0-0 ① SF8 2-3 3-H	B FF 90 B FF 91 C FF 89 S SL 83 B CU 72 X FF 89 3-2 34 1B 36 1B 1B		S CH 82 B SI 89 C FC 86 C SI 92 1-3 ① K		C SI 90 B SI 90 F SL 84 B FF 91 F SI 90 X SI 89 2-2 ② G6-3 1-2		C FF 94 D SL 81 D SL 82 F FF 94 F FF 96 D SL 80 F FF 95 B FF 94 4-2 1-2 2-3 3-H BB		3	1	1	2	1	1	2
34 Brian McCann, L (1, 2) OBP: 0.321, SLG: 0.473	B SI 96 B FF 94 B FF 96 F FF 96 X SI 96 3-1 1-H 3-H HR	C SL 83 B FF 89 X SL 83 1-1 36 1B 1-3 1B		C SI 90 C SI 90 F SI 92 S FC 86 0-3 ② K		C SL 84 C FF 91 X FF 92 0-2 ③ G5-3		X FF 95 0-0 ② F7		5	1	2	2	0	1	5
36 Carlos Beltrán, S (1, 9) OBP: 0.281, SLG: 0.402 24 Chris Young, R (8, 9) OBP: 0.276, SLG: 0.432	C SL 88 B SI 95 X SL 87 1-1 18 1B 11 1B 1B	F SI 91 S SL 77 X SL 78 0-2 1-2 3-H 1B		X FC 87 0-0 ③ FC5-4 1-2f			C SI 88 X CH 77 0-1 ① F7	C FF 94 B FF 95 S FF 94 F FF 95 F FF 94 D SL 82 D SL 80 X FF 95 3-2 ③ G6-3		4 1	1 0	2 0	1 0	0 0	0 0	1 3
18 Didi Gregorius, L (1, 6) OBP: 0.294, SLG: 0.311	X SI 96 0-0 11 1B 1-3 1B	F SI 90 F SI 91 S SI 92 0-3 ② K		F SI 87 F FC 86 F SL 77 F SI 91 F CH 80 B SI 91 X SI 91 1-2 2B			C FF 91 B SL 79 C FF 91 S CU 75 1-3 ② K2-3			4	1	2	0	0	2	2
14 Stephen Drew, L (1, 4) OBP: 0.233, SLG: 0.337	S SL 88 B FF 96 S SL 88 D SL 88 B FF 95 X SL 87 3-2 FC3 11 1B	C FC 87 B SI 92 X SI 90 1-1 ③ F8			X FC 85 0-0 ① F8		B SL 83 X FF 90 1-0 ③ F8			4	0	0	0	0	0	5
31 Ramón Flores, L (1, 7) OBP: 0.182, SLG: 0.227	B FF 95 F SI 96 S SL 87 S CU 80 1-3 ② K		C SI 90 B FC 86 X FC 85 1-1 ① G4-3		C SI 89 B SI 90 X SI 89 1-1 ② L7			C FF 94 B FC 93 F FF 94 F FF 95 X CH 90 1-2 11 1B 25 BB 2B		4	1	1	0	0	1	4
Inning Stats	R: 6 E: 0 K: 1 S: 22 H: 5 LOB: 2 BB: 2 P: 44	R: 1 E: 0 K: 1 S: 16 H: 3 LOB: 2 BB: 0 P: 22	R: 0 E: 0 K: 0 S: 6 H: 0 LOB: 0 BB: 0 P: 11	R: 0 E: 0 K: 2 S: 8 H: 0 LOB: 1 BB: 0 P: 10	R: 0 E: 0 K: 0 S: 11 H: 1 LOB: 1 BB: 0 P: 15	R: 0 E: 0 K: 0 S: 10 H: 0 LOB: 1 BB: 1 P: 16	R: 0 E: 0 K: 1 S: 6 H: 0 LOB: 0 BB: 0 P: 8	R: 1 E: 0 K: 1 S: 23 H: 2 LOB: 3 BB: 2 P: 40		1B: 8 2B: 2 3B: 0 HR: 1 SF: 1 SAC: 0 DP: 0 HBP: 1						

BOTTOM

Los Angeles Angels @ New York Yankees

Yankee Stadium, Bronx, NY

Sat Jun 06 2015, 7:17 PM - 10:21 PM EDT

Att. 40,096 - Partly Cloudy - 72 F

livebaseballscorecards.com

AB	35
R	8
H	11
RBI	7
BB	5
SO	6
LOB	27

WP: 1 PA: 42
PB: 0
SB: 1
CS: 0

PITCHER		IP	WLS	BF	H	R	ER	SO	BB	IBB	HBP	BLK	WP	HR	S	P	ERA	WHIP
43 Garrett Richards, R ERA: 4.14	(1, 1)	0.2	L	10	5	6	6	1	2	0	0	0	1	1	18	37	81.00	10.500
37 Cesár Ramos, L ERA: 3.0	(1, 1)	0.2		4	2	1	1	0	0	0	0	0	0	0	12	20	13.50	3.000
53 Héctor Santiago, L ERA: 2.55	(2, 1)	3.2		14	2	0	0	3	0	0	1	0	0	0	33	45	0.00	0.545
48 Jose Alvarez, L ERA: 3.28	(6, 1)	2.0		7	0	0	0	1	1	0	0	0	0	0	16	24	0.00	0.500
68 Cam Bedrosian, R ERA: 3.38	(8, 1)	1.0		7	2	1	1	1	2	0	0	0	0	0	23	40	9.00	4.000

PITCHER	IP	WLS	BF	H	R	ER	SO	BB	IBB	HBP	BLK	WP	HR	S	P	ERA	WHIP

Batter	1	2	3	4	5	6	7	8	9	AB	R	H	RBI	BB	SO	LOB
2 Erick Aybar, S (1, 6) OBP: 0.310, SLG: 0.318	M SI 87 S SL 78 C SI 89 0-3 ① K		F SL 79 X FF 90 0-1 27 E 27 FC5 1B		B SI 89 L CH 84 X SI 89 1-1 ③ F9			C FF 96 C FF 97 C SV 84 0-3 ② K		4	0	1	0	0	2	0
27 Mike Trout, R (1, 8) OBP: 0.373, SLG: 0.561	B SL 78 F SI 89 B FF 91 S CH 85 B SI 89 X SI 89 3-2 HR		B CH 84 X CH 83 1-0 FC5 6 F9-6 1-3			B SI 89 B SI 89 C SL 79 F SI 88 S CH 84 2-3 ① K		C FF 97 B FF 97 B FF 98 S KC 83 B FF 98 C KC 84 3-3 ③ K		4	1	1	1	0	2	1
5 Albert Pujols, R (1, 10) OBP: 0.307, SLG: 0.507	B SI 90 X SL 79 1-0 HR		S SI 90 X CH 83 0-1 ① F8			C SL 79 F SI 90 F SL 79 B CH 84 X CH 84 1-2 6 BB 1B			B FF 92 S FF 92 B FF 93 C FF 94 F SL 84 S SL 85 2-3 ① K	4	1	2	1	0	1	2
6 David Freese, R (1, 5) OBP: 0.296, SLG: 0.431	S CH 83 X SI 90 0-1 56 F9 2B		C CH 82 B SL 78 X CH 84 1-1 ② ③ F9-6 1-2			B SI 88 B CH 82 F SI 87 B CH 82 F SI 89 B CH 83 4-2 56 G4-6-3 BB 1-2			B FF 94 F FF 94 S SL 85 C FF 97 1-3 ② K	3	0	1	0	1	1	2
56 Kole Calhoun, L (1, 9) OBP: 0.329, SLG: 0.389	C SL 77 F SL 78 B SI 89 X SL 77 1-2 ② F9 2-3			B SL 78 C FF 90 B SL 80 C SI 89 S CH 84 2-3 ① K		C FF 89 B SL 79 B SL 79 X FF 90 2-1 ② ③ G4-6-3 1-2f			C SL 84 B SL 84 B FF 96 C SL 84 F FF 97 B FF 96 F SL 84 C SL 84 3-3 ③ K	4	0	0	0	0	2	3
17 Chris Iannetta, R (1, 2) OBP: 0.274, SLG: 0.282	S CH 84 B CH 83 X SI 89 1-1 ③ F7			B FF 90 C FF 90 T CH 84 B SL 80 B CH 84 S CH 83 3-3 ② K			C SI 94 B FC 86 B FF 94 B SI 93 B SI 93 4-1 24 G4-6-3 BB			2	0	0	0	1	1	1
24 C.J. Cron, R (1, 3) OBP: 0.220, SLG: 0.260		B FF 90 X SI 89 1-0 ① G6-3		C SL 79 B SI 89 B CH 84 S SI 89 F CH 84 X SI 90 2-2 ③ F7			F FF 95 B FC 90 F FF 94 X FC 86 1-2 ① ② G4-6-3 1-2f			3	0	0	0	0	0	1
20 Matt Joyce, L (1, 7) OBP: 0.260, SLG: 0.325 8 Taylor Featherston, R (7, PH) OBP: 0.118, SLG: 0.097 22 Kirk Nieuwenhuis, L (7, 7) OBP: 0.169, SLG: 0.182		F FF 90 B SL 78 S SL 79 F SI 90 S SL 79 1-3 ② K			B SL 79 B SI 89 C SL 77 T SI 88 S SL 80 2-3 ① K		B FF 96 C FF 95 S FF 96 B FF 96 X CU 85 2-2 ③ G6-3			2 1 0	0 0 0	0 0 0	0 0 0	0 0 0	2 0 0	0 0 0
12 Johnny Giavotella, R (1, 4) OBP: 0.333, SLG: 0.370		F FF 91 X SI 90 0-1 ③ L3			C SL 80 S SI 89 B FF 90 C CH 84 1-3 ② K			B FF 94 B FF 94 C FF 95 B FF 96 C FF 95 X FF 96 3-2 ① F7		3	0	0	0	0	1	0
Inning Stats	R: 2 E: 0 K: 1 S: 14 H: 3 LOB: 1 BB: 0 P: 20	R: 0 E: 0 K: 1 S: 7 H: 0 LOB: 0 BB: 0 P: 9	R: 0 E: 1 K: 0 S: 7 H: 1 LOB: 1 BB: 0 P: 9	R: 0 E: 0 K: 2 S: 10 H: 0 LOB: 0 BB: 0 P: 17	R: 0 E: 0 K: 2 S: 8 H: 0 LOB: 0 BB: 0 P: 12	R: 0 E: 0 K: 1 S: 11 H: 1 LOB: 1 BB: 1 P: 20	R: 0 E: 0 K: 0 S: 7 H: 0 LOB: 0 BB: 1 P: 14	R: 0 E: 0 K: 2 S: 9 H: 0 LOB: 0 BB: 0 P: 15	R: 0 E: 0 K: 3 S: 12 H: 0 LOB: 0 BB: 0 P: 18	1B: 2 2B: 2 3B: 0 HR: 2	SF: 0 SAC: 0 DP: 3 HBP: 0					

TOP

Los Angeles Angels @ New York Yankees

Yankee Stadium, Bronx, NY

Sun Jun 07 2015, 1:09 PM - 3:29 PM EDT

Att. 43,178 - Sunny - 74 F

livebaseballscorecards.com

AB	30
R	2
H	5
RBI	2
BB	2
SO	12
LOB	10

WP: 0 PB: 0 SB: 0 CS: 0 PA: 32

PITCHER		IP	WLS	BF	H	R	ER	SO	BB	IBB	HBP	BLK	WP	HR	S	P	ERA	WHIP
52 CC Sabathia, L ERA: 5.25	(1, 1)	6.0	W	23	5	2	2	7	1	0	0	0	0	2	57	87	3.00	1.000
41 Justin Wilson, L ERA: 4.05	(7, 1)	1.0	H	3	0	0	0	0	1	0	0	0	0	0	7	14	0.00	1.000
68 Dellin Betances, R ERA: 0.29	(8, 1)	1.0		3	0	0	0	2	0	0	0	0	0	0	9	15	0.00	0.000
48 Andrew Miller, L ERA: 1.04	(9, 1)	1.0		3	0	0	0	3	0	0	0	0	0	0	12	18	0.00	0.000

PITCHER	IP	WLS	BF	H	R	ER	SO	BB	IBB	HBP	BLK	WP	HR	S	P	ERA	WHIP

Batter	1	2	3	4	5	6	7	8	9	AB	R	H	RBI	BB	SO	LOB
11 Brett Gardner, L (1, 8) OBP: 0.355, SLG: 0.438	B FF 89 B FF 90 C FF 89 B FF 89 F FF 91 X FF 91 3-2 ① F7		B CU 78 B FF 91 C FF 91 S FC 87 S SL 84 2-3 ③ K		D SL 84 B SI 89 X FF 90 2-0 1-H 2-H HR		C FF 90 B SL 82 C SI 90 B FC 87 C SI 90 2-3 ③ K			4	1	1	3	0	2	0
12 Chase Headley, S (1, 5) OBP: 0.301, SLG: 0.386	C FF 91 C CU 78 B SI 92 B SI 91 X CH 86 2-2 13 L6-3 1B			C CU 76 B CU 79 F SL 84 B SI 92 B SL 85 S SI 91 3-3 ① K	B CU 79 S SI 90 B FF 91 B SI 90 F FF 90 C SI 91 3-3 ② K			C FF 89 X CH 83 0-1 ① L4		4	0	1	0	0	2	0
13 Alex Rodriguez, R (1, 10) OBP: 0.386, SLG: 0.522	C SI 91 B FC 86 X SI 90 1-1 ② L6-3 ③ 1-1			B CH 87 F CU 79 B FF 90 H FF 91 3-1 36 FC5-4 HBP	X CH 85 0-0 ③ F8			C FF 89 S FF 91 F FF 91 B KC 83 B KC 83 B CH 82 B FF 92 4-2 BB		2	0	0	0	1	0	1
25 Mark Teixeira, S (1, 3) OBP: 0.348, SLG: 0.565		C CH 86 B FC 87 X SI 91 1-1 ① G5-3		B SI 90 S FC 85 F SI 91 B SL 81 C SI 91 2-3 ② K		F CH 84 B FC 86 B FC 86 X SI 90 2-1 ① G5-3		C FF 90 B KC 83 F FF 89 F FF 90 S CH 85 1-3 ② K		4	0	0	0	0	2	2
36 Carlos Beltrán, S (1, 9) OBP: 0.277, SLG: 0.395 14 Stephen Drew, L (8, 4) OBP: 0.232, SLG: 0.335		C FF 91 B CU 78 C SI 92 T FF 92 1-2 ② K		X CH 84 0-0 ③ FC5-4 1-2f		B SI 89 X CH 86 1-0 ② F9		B FF 90 B FF 90 C KC 82 B CH 85 C CH 84 T FF 90 3-2 ③ K		3 1	0 0	0 0	0 0	0 0	1 1	1 1
24 Chris Young, R (1, 7) OBP: 0.277, SLG: 0.455 (8, 9)		C CH 86 S CU 77 B SL 80 C FC 85 1-3 ③ K			C SL 80 X CU 77 0-1 HR	X SI 90 0-0 ③ F9				3	1	1	1	0	1	0
38 José Pirela, R (1, 4) OBP: 0.268, SLG: 0.390 31 Ramón Flores, L (8, 7) OBP: 0.182, SLG: 0.227			B CU 77 C FF 91 B CH 86 X CH 86 2-1 66 F8 18 G4-3 2B		C FF 90 X SI 90 0-1 ① G1-3		B CU 75 X SI 90 1-0 HR			3 0	2 0	2 0	1 0	0 0	0 0	0 0
66 John Ryan Murphy, R (1, 2) OBP: 0.259, SLG: 0.313			B FF 89 X CH 85 1-0 ① F8 2-3		B CU 78 B SI 90 X SI 90 2-0 18 1B 11 HR 1B		F CH 85 B CH 82 F FC 87 C SI 89 1-3 ① K			3	1	1	0	0	1	1
18 Didi Gregorius, L (1, 6) OBP: 0.294, SLG: 0.311			S CU 77 X FF 91 0-1 ② G4-3 3-H		X FF 90 0-0 11 HR 1-2 1B		X SL 81 0-0 ② F9			3	1	1	1	0	0	0
Inning Stats	R: 0 E: 0 K: 0 S: 8 H: 1 LOB: 0 BB: 0 P: 14	R: 0 E: 0 K: 2 S: 8 H: 0 LOB: 0 BB: 0 P: 11	R: 1 E: 0 K: 1 S: 8 H: 1 LOB: 0 BB: 0 P: 13	R: 0 E: 0 K: 2 S: 8 H: 0 LOB: 1 BB: 0 P: 16	R: 4 E: 0 K: 1 S: 11 H: 4 LOB: 0 BB: 0 P: 18	R: 0 E: 0 K: 0 S: 4 H: 0 LOB: 0 BB: 0 P: 7	R: 1 E: 0 K: 2 S: 8 H: 1 LOB: 0 BB: 0 P: 12	R: 0 E: 0 K: 2 S: 12 H: 0 LOB: 1 BB: 1 P: 20		1B: 3 2B: 2 3B: 0 HR: 3 SF: 0 SAC: 0 DP: 1 HBP: 1				WP: 0 PB: 0 SB: 0 CS: 0 PA: 32		

PITCHER	IP	WLS	BF	H	R	ER	SO	BB	IBB	HBP	BLK	WP	HR	S	P	ERA	WHIP
33 C.J. Wilson, L (1, 1) ERA: 3.92	7.0	L	28	7	6	6	8	0	0	1	0	0	3	55	91	7.71	1.000
59 Fernando Salas, R (8, 1) ERA: 3.91	1.0		4	0	0	0	2	1	0	0	0	0	0	12	20	0.00	1.000

PITCHER	IP	WLS	BF	H	R	ER	SO	BB	IBB	HBP	BLK	WP	HR	S	P	ERA	WHIP

BOTTOM

Los Angeles Angels @ New York Yankees

Yankee Stadium, Bronx, NY

Sun Jun 07 2015, 1:09 PM - 3:29 PM EDT

Att. 43,178 - Sunny - 74 F

livebaseballscorecards.com

AB	30
R	6
H	7
RBI	6
BB	1
SO	10
LOB	6

Batter	1	2	3	4	5	6	7	8	9	AB	R	H	RBI	BB	SO	LOB
5 Yunel Escobar, R (1, 10) OBP: 0.385, SLG: 0.404	B FF 93 F SL 81 F FC 90 F SL 86 B FS 87 B SL 84 X FF 94 3-2 ① G4-3			X FC 89 0-0 6 G6-4-3 1B		C FF 92 X SL 84 0-1 2B		F FF 97 C KC 83 B FF 98 B KC 84 S KC 86 2-3 ③ K		4	0	2	0	0	1	0
6 Anthony Rendon, R (1, 5) OBP: 0.200, SLG: 0.211	F FF 92 C FC 88 B FS 88 X SL 85 1-2 ② F8			X FC 89 0-0 ① ② G6-4-3 1-2f		B FF 92 X FC 90 1-0 ③ G1-3			C FF 90 B FF 91 B CH 81 X FF 91 2-1 ① F8	4	0	0	0	0	0	2
34 Bryce Harper, L (1, 9) OBP: 0.465, SLG: 0.723	B SL 82 S FC 90 B FC 89 S FS 89 F FS 90 F FS 89 F FC 90 F FF 94 B FS 89 3-2 ③ G4-3			B SI 92 X FF 93 1-0 HR			S FS 87 B FS 88 F FS 88 L FS 88 1-3 ① K		B FF 92 X SL 83 1-0 2B	4	1	2	1	0	1	0
11 Ryan Zimmerman, R (1, 3) OBP: 0.265, SLG: 0.346		B FF 93 C FC 89 S FS 87 X SL 85 1-2 ① G6-3		C FS 88 B SI 92 X FF 91 1-1 ③ G4-3			B SI 92 S FS 88 S FS 88 C SL 86 1-3 ② K		C FF 91 F FF 92 B CH 83 X CH 83 1-2 ② G1-3	4	0	0	0	0	1	1
25 Clint Robinson, L (1, 7) OBP: 0.304, SLG: 0.328		C CU 77 B FC 89 F SI 92 F FC 90 B FF 94 S FS 89 2-3 ② K		C SL 82 S FS 87 F FS 87 F FS 88 C FF 94 0-3 ① K			F FS 87 B FS 88 X FS 88 1-1 40 1B 1B		B CH 82 S SL 84 D SL 85 C FF 92 B CH 83 F FF 92 F FF 93 B FF 93 4-2 BB	3	0	1	0	1	2	0
40 Wilson Ramos, R (1, 2) OBP: 0.284, SLG: 0.377		X FC 90 0-0 ③ G6-3			B CU 77 F FC 89 S FS 89 F FS 89 B SI 91 X FF 93 2-2 ② G4-3		C FC 90 F FS 88 D FS 89 X FF 92 1-2 1-2 1B		B FF 94 F FF 92 B SL 82 C SL 81 F FF 94 F SL 84 F SL 83 F SL 85 X FF 95 2-2 ③ G6-3	4	0	1	0	0	0	2
20 Ian Desmond, R (1, 6) OBP: 0.283, SLG: 0.378			S FF 92 B FF 92 F SI 91 B SL 85 B FF 94 S SL 84 3-3 ① K		B FF 92 X FF 90 1-0 ③ L7		X FS 88 0-0 ③ F8			3	0	0	0	0	1	2
8 Danny Espinosa, S (1, 4) OBP: 0.354, SLG: 0.450			L CU 77 B SL 82 S FS 88 S FS 89 1-3 ② K			X FS 87 0-0 ① G3		B FF 95 C FF 96 C FF 97 X SV 84 1-2 ① L7		3	0	0	0	0	1	0
3 Michael Taylor, R (1, 8) OBP: 0.277, SLG: 0.373			F SI 93 C SL 83 X SL 86 0-2 ③ F8			X FF 92 0-0 ② F9		B FF 97 S FF 97 B FF 98 S FF 96 X FF 98 2-2 ② F9		3	0	0	0	0	0	0
Inning Stats	R: 0 E: 0 K: 0 S: 14 H: 0 LOB: 0 BB: 0 P: 21	R: 0 E: 0 K: 1 S: 8 H: 0 LOB: 0 BB: 0 P: 11	R: 0 E: 0 K: 2 S: 9 H: 0 LOB: 0 BB: 0 P: 13	R: 1 E: 0 K: 0 S: 5 H: 2 LOB: 0 BB: 0 P: 7	R: 0 E: 0 K: 1 S: 10 H: 0 LOB: 0 BB: 0 P: 13	R: 0 E: 0 K: 0 S: 5 H: 1 LOB: 1 BB: 0 P: 6	R: 0 E: 0 K: 2 S: 12 H: 2 LOB: 2 BB: 0 P: 16	R: 0 E: 0 K: 1 S: 9 H: 0 LOB: 0 BB: 0 P: 14	R: 0 E: 0 K: 0 S: 17 H: 1 LOB: 2 BB: 1 P: 27	1B: 3 2B: 2 3B: 0 HR: 1	SF: 0 SAC: 0 DP: 1 HBP: 0						

PITCHER	IP	WLS	BF	H	R	ER	SO	BB	IBB	HBP	BLK	WP	HR	S	P	ERA	WHIP
19 Masahiro Tanaka, R (1, 1) ERA: 2.48	7.0	W	25	5	1	1	6	0	0	0	0	0	1	63	87	1.29	0.714
68 Dellin Betances, R (8, 1) ERA: 0.28	1.0		3	0	0	0	1	0	0	0	0	0	0	9	14	0.00	0.000
45 Chasen Shreve, L (9, 1) ERA: 2.16	0.2		4	1	0	0	0	1	0	0	0	0	0	10	18	0.00	3.000
48 Andrew Miller, L (9, 1) ERA: 1.03	0.1		1	0	0	0	0	0	0	0	0	0	0	7	9	0.00	0.000

PITCHER	IP	WLS	BF	H	R	ER	SO	BB	IBB	HBP	BLK	WP	HR	S	P	ERA	WHIP

TOP

Washington Nationals @ New York Yankees

Yankee Stadium, Bronx, NY

Tue Jun 09 2015, 7:11 PM - 10:00 PM EDT

Att. 36,613 - Partly Cloudy - 83 F

livebaseballscorecards.com

AB	32
R	1
H	6
RBI	1
BB	1
SO	7
LOB	7

Batter	1	2	3	4	5	6	7	8	9	AB	R	H	RBI	BB	SO	LOB
11 Brett Gardner, L (1, 8) OBP: 0.356, SLG: 0.434	B FF 91 B FF 93 F FF 93 F FF 94 X FF 95 2-2 ① F7		B FF 93 B FF 94 B FF 94 B FF 94 4-0 BB		B FF 94 C FF 93 B CU 81 1 SAFE C FF 94 F CH 86 S CH 86 1 SAFE 2-3 ② K		C FF 93 B FF 93 1 SAFE F FF 94 F FF 96 D CU 80 1 SAFE X FF 95 2-2 13 E 34 1B 1-2 1B	B SI 92 F CH 88 B CH 86 X SI 92 2-1 ①② G6-4-3 1-2f		4	1	1	0	1	1	2
12 Chase Headley, S (1, 5) OBP: 0.299, SLG: 0.381	F FF 93 B CH 86 F CH 87 B CU 82 X FF 96 2-2 ② F8		B FF 94 1 SAFE 1 SAFE C CU 79 C FF 93 S FF 95 1-3 ② K		B CU 80 1 SAFE X CH 86 1-0 ③ G3		X CH 85 0-0 ② L9	B CH 86 F CH 86 F SI 92 B FF 92 X SL 85 2-2 13 FC6-4 1B		5	0	1	0	0	1	4
13 Alex Rodriguez, R (1, 10) OBP: 0.377, SLG: 0.508	C FF 95 F FF 95 S SL 86 0-3 ③ K		S SL 86 1 SAFE X FF 94 0-1 ③ L7			F FF 95 S SL 87 B FF 97 F SL 88 B CH 88 X SL 88 2-2 ① G5-3	X SL 88 0-0 FC6 34 1B 1-3 2-H	B FF 92 B SL 85 X SI 92 2-0 ③ FC6-4 1-2f		5	1	0	0	0	1	3
25 Mark Teixeira, S (1, 3) OBP: 0.351, SLG: 0.566		F FF 93 X FF 94 0-1 ① F8		B FF 93 C CU 81 B FC 91 S FF 94 S CH 87 2-3 ① K		C CU 81 S CU 81 X FF 96 0-2 34 1B 2B	I IN 76 I IN 80 I IN 80 I IN 79 4-0 34 1B 36 1B IBB			3	1	1	0	1	1	0
34 Brian McCann, L (1, 2) OBP: 0.330, SLG: 0.485		C CU 79 B FF 94 F FF 94 B CH 85 X CU 80 2-2 2B		S FF 94 B CU 80 F FF 95 S CH 86 1-3 ② K		C FF 95 F CU 81 F FF 96 F CH 87 F CH 87 X FF 96 0-2 36 FC8-4-6 2-3 1B	D SL 82 X FF 92 1-0 36 1B 1-3 2-H 3-H 1B			4	0	3	2	0	1	0
36 Carlos Beltrán, S (1, 9) OBP: 0.281, SLG: 0.398 24 Chris Young, R (8, 9) OBP: 0.277, SLG: 0.455		S FF 95 S FF 96 B FF 97 D FC 89 F FF 96 F FF 96 D CU 82 S FF 96 3-3 ② K		X CH 86 0-0 18 FC6 1B		B CU 80 X FF 95 1-0 ② FC8-4-6 1-2f	B FF 93 F FF 93 D FC 86 X FF 93 2-1 1-2 3-H 1B			4 0	0 0	2 0	1 0	0 0	1 0	3 0
18 Didi Gregorius, L (1, 6) OBP: 0.288, SLG: 0.304	F CH 86 B FF 95 B FF 94 F FF 95 X CU 80 2-2 ③ F7		F FF 94 F FF 95 X FF 96 0-2 ③ FC6 1-2f			B CU 81 S CH 87 F FF 94 B CH 87 S CH 88 2-3 ③ K	C FF 93 B SL 84 X FF 93 1-1 ③ L6			4	0	0	0	0	1	6
14 Stephen Drew, L (1, 4) OBP: 0.237, SLG: 0.373			C FF 93 C FF 94 B CU 81 B CH 85 F FF 95 X FF 95 2-2 HR		B FF 93 C CU 79 X FF 95 1-1 ① F7		C FF 93 B CU 79 B CH 85 B CH 84 F FF 95 X FF 95 3-2 ① G4-3	C SI 92 B CH 84 B SI 93 X SI 90 2-1 HR		4	2	2	2	0	0	0
31 Ramón Flores, L (1, 7) OBP: 0.269, SLG: 0.308			X FF 94 0-0 ① F8		B FF 94 B CH 86 F FF 94 X FF 95 2-1 1B		C FF 95 X CH 85 0-1 13 FC6 11 1B 13 E 1B	C SI 92 S SL 84 X SI 93 0-2 11 G6-4-3 1B		4	1	3	0	0	0	0
Inning Stats	R: 0 E: 0 K: 1 S: 9 H: 0 LOB: 0 BB: 0 P: 13	R: 0 E: 0 K: 1 S: 13 H: 1 LOB: 1 BB: 0 P: 20	R: 1 E: 0 K: 1 S: 10 H: 1 LOB: 1 BB: 1 P: 17	R: 0 E: 0 K: 2 S: 10 H: 1 LOB: 1 BB: 0 P: 13	R: 0 E: 0 K: 1 S: 9 H: 1 LOB: 1 BB: 0 P: 15	R: 0 E: 0 K: 1 S: 17 H: 2 LOB: 2 BB: 0 P: 22	R: 4 E: 1 K: 0 S: 16 H: 4 LOB: 2 BB: 1 P: 29	R: 1 E: 0 K: 0 S: 11 H: 3 LOB: 1 BB: 0 P: 19		1B: 9 2B: 2 3B: 0 HR: 2	SF: 0 SAC: 0 DP: 1 HBP: 0		WP: 0 PB: 0 SB: 0 CS: 0	PA: 39		

PITCHER		IP	WLS	BF	H	R	ER	SO	BB	IBB	HBP	BLK	WP	HR	S	P	ERA	WHIP
31 Max Scherzer, R ERA: 2.13	(1, 1)	6.2	L	30	8	4	4	7	1	0	0	0	0	1	79	116	5.40	1.350
46 Matt Thornton, L ERA: 2.35	(7, 1)	0.1		4	2	1	1	0	0	1	0	0	0	0	5	13	27.00	6.000
55 Taylor Hill, R ERA: 4.05	(8, 1)	1.0		5	3	1	1	0	0	0	0	0	0	1	11	19	9.00	3.000

PITCHER	IP	WLS	BF	H	R	ER	SO	BB	IBB	HBP	BLK	WP	HR	S	P	ERA	WHIP

BOTTOM

Washington Nationals @ New York Yankees

Yankee Stadium, Bronx, NY

Tue Jun 09 2015, 7:11 PM - 10:00 PM EDT

Att. 36,613 - Partly Cloudy - 83 F

livebaseballscorecards.com

AB	37
R	6
H	13
RBI	5
BB	2
SO	7
LOB	18

Batter	1	2	3	4	5	6	7	8	9	10	11	AB	R	H	RBI	BB	SO	LOB
2 Denard Span, L (1, 8) OBP: 0.339, SLG: 0.463	B FF 97 C FF 97 X FF 97 1-1 ① G4-3		B FF 97 C SL 84 X CH 84 1-1 2-H 2B		B FF 97 X FF 97 1-0 6 1B		B FF 95 X FF 94 1-0 ② FC4 1-2f		X FF 96 0-0 ② FC4-6 6 S 1-2f		C SL 81 S SL 82 B SL 82 X SI 91 1-2 3-H 1B	6	0	3	2	0	0	2
6 Anthony Rendon, R (1, 5) OBP: 0.231, SLG: 0.208	C FF 96 S CH 86 B FF 95 B CH 87 X CH 84 2-2 ② P4		C SL 84 X CH 86 0-1 ③ G5-3		C SL 84 1 SAFE B FF 95 C FF 96 F CH 84 B FF 93 F CH 84 1 SAFE B SL 85 3-2 F SL 84 X SI 97 1-3 1B		C SL 82 B CH 83 1 SAFE C CH 82 X FF 93 1-2 ③ F8		C FF 96 B FF 96 1 SAFE B FF 96 B FF 96 B FC 92 4-1 1-2 BB		C CU 75 F CH 78 1 SAFE S SI 89 0-3 ③ K	5	0	1	0	1	1	3
5 Yunel Escobar, R (1, 10) OBP: 0.381, SLG: 0.399	X CU 76 0-0 ③ G5-3			C FF 97 B CH 85 X FF 96 1-1 ① L3	B FF 98 F FF 96 C FF 95 X CH 84 1-2 ③ P4			F FF 97 B FF 99 B SL 82 X FF 97 2-1 20 FC5-4 1B	F FF 96 X FF 96 0-1 ③ L3			5	0	1	0	0	0	4
34 Bryce Harper, L (1, 9) OBP: 0.463, SLG: 0.713		X CU 75 0-0 ① F8		B CU 76 B SL 87 B CH 86 C FF 99 F CH 84 F SL 83 B CH 84 4-2 BB		C FF 94 F CH 84 X FF 97 0-2 20 G5-3 1B		B SL 80 X SI 89 1-0 ① F7		B SI 89 B CH 78 C SL 82 S CH 77 B SL 82 X SI 90 3-2 ① G3		4	0	1	0	1	0	1
20 Ian Desmond, R (1, 6) OBP: 0.277, SLG: 0.370		B FF 96 C FF 98 C CH 84 T FF 96 1-2 ② K		B FF 98 F SL 83 F FF 98 S CH 85 1-3 ② K		X SL 84 0-0 ① G5-3 1-2		B SI 91 S SI 91 F SI 90 X SL 84 1-2 ② FC5-4 1-2f 3 HR		X SI 90 0-0 ② G6-3		5	1	0	0	0	2	3
25 Clint Robinson, L (1, 7) OBP: 0.292, SLG: 0.313 3 Michael Taylor, R (7, 7) OBP: 0.281, SLG: 0.398		B FF 97 C CU 74 X FF 97 1-1 ③ G6-3		D CU 74 C CU 75 X FF 96 1-1 ③ G3		C FF 94 F CU 96 B CH 84 X FF 96 1-2 ② P6		F SI 90 F SL 83 B SL 81 X SI 89 1-2 1-H HR		C SL 82 S CH 80 B SI 91 B CH 80 F CH 79 B SI 91 X CH 78 3-2 ③ G6-3		3 2	0 1	0 1	0 2	0 0	0 0	2 0
12 Tyler Moore, R (1, 3) OBP: 0.231, SLG: 0.347			F FF 97 B FF 97 X FF 96 1-1 ① F9		C SL 85 S FF 96 S SL 83 0-3 ① K	C CH 84 B CH 81 X CH 82 1-1 ③ P5		F SI 89 F SI 91 B SI 90 S SL 81 1-3 ③ K			C SL 79 C SI 88 F SI 90 B CH 79 X CH 79 1-2 8 59 G1-3 SH1-4 2 1B	5	1	1	0	0	2	1
59 Jose Lobaton, S (1, 2) OBP: 0.316, SLG: 0.347			F CU 75 X SL 85 0-1 ② G1-3		C CU 74 B CH 84 B CH 83 S SL 82 S SL 84 2-3 ② K		B SL 82 X FF 94 1-0 ① G4-3		B FF 94 C SI 94 B FC 89 C FF 95 B FF 96 B FF 96 4-2 8 FC6-4 BB		1 SAFE B SI 87 X SI 87 1-0 ① SH1-4 1-2	3	0	0	0	1	1	0
8 Danny Espinosa, S (1, 4) OBP: 0.361, SLG: 0.481			S FF 98 B FF 99 X FF 96 1-1 2 2B 2B		X CU 74 0-0 HR		B SL 85 B SL 82 X FF 98 2-0 2 FC4 1B		L FF 96 S FF 95 F FC 91 D FC 87 X CU 85 1-2 ① FC6-4 2 FC4-6 1-2f		S CH 79 X CH 78 0-1 ② G1-3 2-3	5	2	3	1	0	0	2
Inning Stats	R: 0 E: 0 K: 0 S: 6 H: 0 LOB: 0 BB: 0 P: 9	R: 0 E: 0 K: 1 S: 6 H: 0 LOB: 0 BB: 0 P: 8	R: 1 E: 0 K: 0 S: 10 H: 2 LOB: 1 BB: 0 P: 13	R: 0 E: 0 K: 1 S: 10 H: 0 LOB: 1 BB: 1 P: 17	R: 1 E: 0 K: 2 S: 17 H: 3 LOB: 2 BB: 0 P: 24	R: 0 E: 0 K: 0 S: 9 H: 1 LOB: 1 BB: 0 P: 11	R: 0 E: 0 K: 0 S: 6 H: 1 LOB: 1 BB: 0 P: 11	R: 2 E: 0 K: 1 S: 12 H: 2 LOB: 0 BB: 0 P: 18	R: 0 E: 0 K: 0 S: 10 H: 0 LOB: 2 BB: 2 P: 19	R: 0 E: 0 K: 0 S: 8 H: 0 LOB: 0 BB: 0 P: 14	R: 1 E: 0 K: 1 S: 13 H: 2 LOB: 1 BB: 0 P: 16	1B: 7 2B: 2 3B: 0 HR: 2	SF: 0 SAC: 1 DP: 0 HBP: 0		WP: 0 PB: 0 SB: 1 CS: 0	PA: 47		

PITCHER		IP	WLS	BF	H	R	ER	SO	BB	IBB	HBP	BLK	WP	HR	S	P	ERA	WHIP
30 Nathan Eovaldi, R ERA: 4.13	(1, 1)	7.0		30	8	3	3	4	1	0	0	0	0	1	66	97	3.86	1.286
64 Jacob Lindgren, L ERA: 4.26	(8, 1)	1.0	B	4	1	1	1	1	0	0	0	0	0	1	10	14	9.00	1.000
41 Justin Wilson, L ERA: 3.86	(9, 1)	1.0		5	0	0	0	0	2	0	0	0	0	0	10	19	0.00	2.000
26 Chris Capuano, L ERA: 5.63	(10, 1)	2.0	L	8	2	1	1	1	0	0	0	0	0	0	21	30	4.50	1.000

PITCHER	IP	WLS	BF	H	R	ER	SO	BB	IBB	HBP	BLK	WP	HR	S	P	ERA	WHIP

TOP

Washington Nationals @ New York Yankees

Yankee Stadium, Bronx, NY

Wed Jun 10 2015, 1:09 PM - 4:44 PM EDT

Att. 39,847 - Partly Cloudy - 81 F

livebaseballscorecards.com

AB	43
R	5
H	11
RBI	5
BB	3
SO	6
LOB	18

Batter	1	2	3	4	5	6	7	8	9	10	11	AB	R	H	RBI	BB	SO	LOB
11 Brett Gardner, L (1, 8) OBP: 0.352, SLG: 0.433	F FF 90 B FF 92 B FF 92 X FF 91 2-1 F9 ①		C FF 92 C FF 92 1 SAFE B CU 77 X FF 91 1-2 F8 ②		C CU 76 X FF 92 0-1 FC4-6 ② 1-2f 2-3		D FF 94 B FF 94 C FF 94 B FF 94 X FF 93 3-1 13 2B 2B 3-H		C FF 97 B FF 97 B SI 96 F SI 96 F FF 96 B FF 96 X SI 97 3-2 G4-3 ①			5	1	1	1	0	0	3
12 Chase Headley, S (1, 5) OBP: 0.293, SLG: 0.373	C FF 92 B SI 92 X CH 85 1-1 G5-3 ②		C CH 82 B SI 91 F FF 91 1 SAFE X CU 77 1-2 G4-3 ③		1 SAFE B CU 78 B CH 84 F SI 91 1 SAFE X CH 85 2-1 G5-3 ③		B FF 92 B FF 94 S FF 92 F FF 94 X FF 94 2-2 F7 ②		B SI 97 X FF 96 1-0 G4-3 ②			5	0	0	0	0	0	4
13 Alex Rodriguez, R (1, 10) OBP: 0.373, SLG: 0.505	B SI 92 C CH 85 B SI 91 S CU 78 S CU 80 2-3 K ③			S CU 76 B FF 91 C SI 92 C CU 79 1-3 K ①		B SI 91 F CH 84 B CU 80 X FF 92 2-1 G6-3 ①	C SL 88 X SI 94 0-1 34 1B 2B 2-H		C SL 88 B SL 90 S SL 88 B SL 87 S SI 98 2-3 K ③			5	1	1	1	0	3	0
25 Mark Teixeira, S (1, 3) OBP: 0.361, SLG: 0.568 18 Didi Gregorius, L (10, PR) OBP: 0.288, SLG: 0.304 (11, 6)		S SI 91 X SI 91 0-1 G6-3 ①		B SI 92 B CU 78 B SI 92 B SI 92 4-0 BB		X SI 92 0-0 34 PB 1B	C SI 94 F FF 94 D SL 86 H SL 87 2-2 34 1B HBP			B SI 97 X SI 96 1-0 36 CS 1B		3 0	0	2	0	1	0	0 0
34 Brian McCann, L (1, 2) OBP: 0.327, SLG: 0.477		B FF 92 C FF 92 C CU 78 X CU 79 1-2 G3 ②		B CU 78 C FF 92 C FF 93 F FF 93 B CU 79 B CU 78 X FF 94 3-2 L7 ②		B CU 77 B CU 77 F FF 93 F FF 93 F CU 78 S FF 93 2-3 K ② 1-2	C SI 94 X SI 94 0-1 1-2 2-H 1B			C SL 85 F SL 86 1 SAFE B SI 97 F FF 96 S SL 87 1-3 K ①		5	0	1	1	0	2	3
36 Carlos Beltrán, S (1, 9) OBP: 0.279, SLG: 0.389		B SI 92 B SI 92 C SI 92 B CH 84 B FF 91 4-1 BB		B SI 93 X SI 93 1-0 F9 ③		C CU 77 B CH 84 C SI 92 X CU 79 1-2 G1 ③	X SI 93 0-0 G3 ③			B SI 97 S SI 96 B SI 97 F SI 95 D SL 87 1 SAFE F SI 96 S SI 96 3-3 K ②③ 1-2		4	0	0	0	1	1	5
24 Chris Young, R (1, 7) OBP: 0.274, SLG: 0.444		C SI 92 C SI 92 D CU 79 F CU 79 D CH 85 D CU 79 C FF 93 3-3 K ③			X SI 90 0-0 G4-3 ①		B SI 90 B SI 91 X SI 91 2-0 17 3B 1B	B FC 87 X FC 87 1-0 F7 ①			B SL 82 F SI 94 S SL 82 F SL 82 S SL 83 1-3 K ①	5	1	1	0	0	2	1
38 José Pirela, R (1, 4) OBP: 0.273, SLG: 0.372 14 Stephen Drew, L (8, 4) OBP: 0.235, SLG: 0.369			C SI 91 F FF 91 S FF 91 0-3 K ①		B SI 91 F SI 92 S CH 84 B FF 90 B CU 78 B CH 85 4-2 11 FC4-6 17 HBP BB		B SI 91 S CH 81 X SI 90 1-1 L9 ①	C FF 88 C FF 88 B FF 89 B FC 87 X FF 88 2-2 L8 ②			X SI 94 0-0 G4-3 ②	2 2	0 0	0 0	0 0	1 0	1 0	1 0
17 Brendan Ryan, R (1, 6) OBP: 0.750, SLG: 1.333 (11, 3) 33 Garrett Jones, L (11, PH) OBP: 0.290, SLG: 0.439			C SI 92 B SI 92 B CH 85 X SI 92 2-1 1B		F SI 91 C SI 91 H CU 79 1-2 11 FC4-6 HBP		B CH 82 F SI 91 F SI 91 X CU 78 1-2 11 2B 3B 1-H	X FF 89 0-0 F8 ③			B SI 94 C CH 88 F SI 94 S CH 88 1-3 K ③	3 1	1 0	2 0	1 0	0 0	0 1	0 0
Inning Stats	R: 0 H: 0 E: 0 LOB: 0 K: 1 BB: 0 S: 7 P: 12	R: 0 H: 0 E: 0 LOB: 1 K: 1 BB: 1 S: 10 P: 18	R: 0 H: 1 E: 0 LOB: 1 K: 1 BB: 0 S: 11 P: 15	R: 0 H: 0 E: 0 LOB: 1 K: 1 BB: 1 S: 8 P: 17	R: 0 H: 0 E: 0 LOB: 2 K: 0 BB: 1 S: 9 P: 16	R: 0 H: 1 E: 0 LOB: 1 K: 0 BB: 0 S: 10 P: 15	R: 4 H: 5 E: 0 LOB: 2 K: 0 BB: 0 S: 18 P: 29	R: 0 H: 0 E: 0 LOB: 0 K: 0 BB: 0 S: 5 P: 8	R: 0 H: 0 E: 0 LOB: 0 K: 1 BB: 0 S: 8 P: 14	R: 0 H: 1 E: 0 LOB: 1 K: 2 BB: 0 S: 9 P: 14	R: 0 H: 0 E: 0 LOB: 0 K: 2 BB: 0 S: 8 P: 10	1B: 5 SF: 0 2B: 3 SAC: 0 3B: 1 DP: 1 HR: 0 HBP: 2						

PITCHER		IP	WLS	BF	H	R	ER	SO	BB	IBB	HBP	BLK	WP	HR	S	P	ERA	WHIP
47 Gio González, L ERA: 4.42	(1, 1)	6.1		27	4	2	2	5	3	0	1	0	0	0	61	103	2.84	1.105
73 Felipe Vázquez, L ERA: 3.18	(7, 1)	0.1	B	2	1	0	0	0	0	0	0	0	0	0	5	10	0.00	3.000
30 Aaron Barrett, R ERA: 4.79	(7, 1)	0.1		4	2	2	2	0	0	0	1	0	0	0	7	9	54.00	6.000
44 Casey Janssen, R ERA: 4.7	(8, 1)	1.0		3	0	0	0	0	0	0	0	0	0	0	5	8	0.00	0.000
64 Blake Treinen, R ERA: 4.31	(9, 1)	2.0	W	6	1	0	0	3	0	0	0	0	0	0	17	28	0.00	0.500

PITCHER		IP	WLS	BF	H	R	ER	SO	BB	IBB	HBP	BLK	WP	HR	S	P	ERA	WHIP
22 Drew Storen, R ERA: 1.11	(11, 1)	1.0	S	3	0	0	0	2	0	0	0	0	0	0	8	10	0.00	0.000

BOTTOM

Washington Nationals @ New York Yankees

Yankee Stadium, Bronx, NY

Wed Jun 10 2015, 1:09 PM - 4:44 PM EDT

Att. 39,847 - Partly Cloudy - 81 F

livebaseballscorecards.com

AB	40
R	4
H	8
RBI	4
BB	3
SO	10
LOB	17

New York Yankees @ Baltimore Orioles

Oriole Park at Camden Yards, Baltimore, MD

Fri Jun 12 2015, 7:07 PM - 10:25 PM EDT

Att. 33,203 - Partly Cloudy - 89 F

TOP

livebaseballscorecards.com

Batter	1	2	3	4	5	6	7	8	9	AB	R	H	RBI	BB	SO	LOB
11 Brett Gardner, L (1, 7) OBP: 0.358, SLG: 0.432 (6, 8)	C FF 89 B SI 91 B SI 91 X SI 91 2-1 12 1B 1B		B CU 74 C FS 83 H FF 91 2-1 12 S 13 1B HBP	C SL 81 C SI 88 S SI 90 C FF 91 1-3 ② K		B SL 83 C SI 91 B SI 91 B SI 91 B SI 91 4-1 1-2 2-3 BB		C SL 80 S FF 87 B FF 88 F FF 87 B FF 87 B SI 86 C SL 79 3-3 ③ K		3	1	1	0	1	2	0
12 Chase Headley, S (1, 5) OBP: 0.293, SLG: 0.372 17 Brendan Ryan, R (5, 5) OBP: 0.500, SLG: 0.800	C FF 90 B FF 90 1 SAFE B SL 83 F FS 85 X FF 91 2-2 13 BB 1-3 1B		1 SAFE C SI 89 S FS 83 B FF 90 B FS 85 S FS 84 2-3 ① K 1-2	F SI 88 B CU 76 B FS 83 C FS 83 X FF 90 2-2 ③ G3		F SI 91 B SI 91 F SI 91 F SI 92 B SL 82 X SI 91 2-2 ③ F8			F FF 92 F FF 92 B SL 85 B FF 94 B FF 93 X FF 93 3-2 ① F9	3	0	1	0	0	1	1
										2	0	0	0	0	0	3
13 Alex Rodriguez, R (1, 10) OBP: 0.378, SLG: 0.505	C FF 93 B FF 92 S FS 86 B FF 93 F FF 93 1 SAFE B SL 80 F SI 94 B SI 87 4-2 1-2 BB		B SL 84 C SL 84 F FF 92 B FF 92 B FF 92 X FF 93 3-2 25 1B 2-H 1B		B FF 88 F FF 90 B FF 88 F FS 83 B CU 76 X SI 90 3-2 ① L9		B SI 97 S FF 96 F SI 97 X CU 89 1-2 34 L9 25 1B 1B		C SL 84 S FF 93 S FS 87 0-3 ② K	4	0	2	1	1	1	0
25 Mark Teixeira, S (1, 3) OBP: 0.363, SLG: 0.566 33 Garrett Jones, L (8, 3) OBP: 0.286, SLG: 0.433	X SL 86 0-0 ① F6		B FF 89 X FS 83 1-0 1-2 1B		C FF 89 S CU 75 S FF 90 0-3 ② K		X FF 97 0-0 1-2 1B		B FF 93 F FF 91 S FS 86 B FF 95 F FS 87 S SL 83 2-3 ③ K	4	0	2	0	0	1	3
										1	0	0	0	0	1	0
34 Brian McCann, L (1, 2) OBP: 0.320, SLG: 0.466 66 John Ryan Murphy, R (8, 2) OBP: 0.259, SLG: 0.313	B CU 78 C SI 86 C SI 92 T FF 93 1-2 ② K		X FF 92 0-0 ② F7		C FS 82 B FF 90 F FF 88 F FF 90 F FF 89 S FS 85 1-3 ③ K2-3		C SI 97 B FC 88 X FF 95 1-1 ① L9 2-3			4	0	0	0	0	2	7
										0	0	0	0	0	0	0
36 Carlos Beltrán, S (1, 9) OBP: 0.279, SLG: 0.386	C FS 86 B SI 92 T SL 84 B FF 94 X SI 92 2-2 ③ F9		B FS 84 B FS 84 C SL 82 X SI 90 2-1 ③ G6-3			C FS 74 F SI 89 F FF 89 B FS 84 X FS 84 1-2 18 FC4-6 1B	X CU 88 0-0 ② L8			4	0	1	0	0	0	7
18 Didi Gregorius, L (1, 6) OBP: 0.287, SLG: 0.298		B SI 90 X SI 87 1-0 ① G3-4-1		B CU 73 C SI 88 B SI 89 B SI 89 B SI 88 4-1 14 G4-3 80 HR BB		X SI 90 0-0 ① FC4-6 11 BB 24 1B 1-2f	T FF 96 F CU 88 F FF 99 S CU 87 0-3 ③ K			3	1	0	0	1	1	3
14 Stephen Drew, L (1, 4) OBP: 0.230, SLG: 0.361		B FF 89 C FS 82 B CU 76 C FF 91 F SI 90 B SI 87 X SI 86 3-2 ② G1-3		B FF 89 B SL 80 B SI 89 C FF 88 X FF 90 3-1 ① G4-3 1-2		C SI 91 C SI 92 F SI 91 B SI 91 S SL 82 1-3 ② K		C SI 85 C SL 79 B SI 85 X FF 87 1-2 ① L3		4	0	0	0	0	1	2
80 Mason Williams, L (1, 8) OBP: 0.500, SLG: 2.000 24 Chris Young, R (6, PH) OBP: 0.277, SLG: 0.445 (6, 7)		C SI 90 B SI 90 C SL 85 B FF 92 F FS 85 S FS 86 2-3 ③ K		C SL 82 X FF 90 0-1 2-H HR		B SI 91 S CH 84 F SI 91 D SL 83 X SI 91 2-2 11 BB 1-2 1B		B SL 80 S SL 80 X SI 86 1-1 ② F7		2	1	1	2	0	1	0
										2	0	1	0	0	0	0
Inning Stats	R: 0 E: 0 K: 1 S: 16 H: 2 LOB: 3 BB: 1 P: 27	R: 0 E: 0 K: 1 S: 9 H: 0 LOB: 0 BB: 0 P: 15	R: 1 E: 0 K: 1 S: 11 H: 2 LOB: 2 BB: 0 P: 21	R: 2 E: 0 K: 1 S: 11 H: 1 LOB: 0 BB: 1 P: 21	R: 0 E: 0 K: 2 S: 11 H: 0 LOB: 0 BB: 0 P: 15	R: 0 E: 0 K: 1 S: 17 H: 2 LOB: 3 BB: 1 P: 27	R: 0 E: 0 K: 1 S: 11 H: 2 LOB: 2 BB: 0 P: 13	R: 0 E: 0 K: 1 S: 9 H: 0 LOB: 0 BB: 0 P: 14	R: 0 E: 0 K: 2 S: 10 H: 0 LOB: 0 BB: 0 P: 15	1B: 8 2B: 0 3B: 0 HR: 1 SF: 0 SAC: 0 DP: 0 HBP: 1						

	AB	36
	R	3
	H	9
	RBI	3
	BB	3
	SO	11
	LOB	26

WP: 0 PB: 0 SB: 1 CS: 0 PA: 40

PITCHER		IP	WLS	BF	H	R	ER	SO	BB	IBB	HBP	BLK	WP	HR	S	P	ERA	WHIP
31 Ubaldo Jiménez, R ERA: 3.19	(1, 1)	5.0	W	24	6	3	3	6	2	0	1	0	0	1	62	104	5.40	1.600
66 T.J. McFarland, L ERA: 1.93	(6, 1)	1.0	H	5	1	0	0	1	1	0	0	0	0	0	13	22	0.00	2.000
29 Tommy Hunter, R ERA: 3.62	(7, 1)	1.0		5	2	0	0	1	0	0	0	0	0	0	11	13	0.00	2.000
56 Darren O'Day, R ERA: 1.13	(8, 1)	1.0		3	0	0	0	1	0	0	0	0	0	0	9	14	0.00	0.000
35 Brad Brach, R ERA: 3.9	(9, 1)	1.0		3	0	0	0	2	0	0	0	0	0	0	10	15	0.00	0.000

PITCHER	IP	WLS	BF	H	R	ER	SO	BB	IBB	HBP	BLK	WP	HR	S	P	ERA	WHIP

BOTTOM

New York Yankees @ Baltimore Orioles

Oriole Park at Camden Yards, Baltimore, MD

Fri Jun 12 2015, 7:07 PM - 10:25 PM EDT

Att. 33,203 - Partly Cloudy - 89 F

livebaseballscorecards.com

Batter	1	2	3	4	5	6	7	8	9	AB	R	H	RBI	BB	SO	LOB
13 Manny Machado, R (1, 5) OBP: 0.332, SLG: 0.470	B FC 91 B FC 91 B FC 91 C SL 90 B FC 93 4-1 10 F8 38 1B 19 1B BB		C SL 85 C FF 94 X SL 88 0-2 E5 38 1B 10 1B	F FF 91 B FF 93 X SL 87 1-1 10 F8 38 1B 2-3 1B		B FF 93 X SL 85 1-0 38 E 38 FC3 10 WP 1B	F FF 92 F FF 93 F FF 94 F CU 78 F SL 85 F FF 93 B CH 87 F CU 80 B CH 86 2-2 ① T SL 86 K			4	3	2	0	1	1	2
38 Jimmy Paredes, S (1, 10) OBP: 0.330, SLG: 0.473	X FC 92 0-0 19 1B 1-2 1B		X CH 88 0-0 19 HR 10 1B 2-3 1B	B CH 89 B FC 93 S FF 93 B CH 89 X FC 93 3-1 1-2 3-H 1B		C FF 93 1 SAFE C FF 94 F FF 94 X CU 80 0-2 FC3 10 F8 10 WP 2 2B 1-3	B CH 86 D FF 94 F FF 93 F FF 93 X SL 88 2-2 ② FC4-5 1-2f 3-H			5	2	3	2	0	0	2
10 Adam Jones, R (1, 8) OBP: 0.348, SLG: 0.511 28 Steve Pearce, R (9, 3) OBP: 0.277, SLG: 0.353	F FF 93 X CH 89 0-1 ① F8 2-3		B FF 93 F SL 86 S FF 92 X CH 90 1-2 19 HR 1-2 3-H 1B	S CH 89 X SL 87 0-1 ② F8 2-3		C FF 94 S FF 95 B FC 89 X SL 87 1-2 ① F8 1-3 3-H	B FF 94 S FF 93 D FC 88 X FF 93 2-1 ③ P3			5 0	1 0	1 0	1 0	0 0	0 0	6 0
19 Chris Davis, L (1, 3) OBP: 0.317, SLG: 0.476 9 David Lough, L (8, PR) OBP: 0.262, SLG: 0.276 (9, 8)	B SL 85 X SL 85 1-0 1-3 3-H 1B		B CH 89 X SL 86 1-0 1-H 2-H HR	X FF 94 0-0 ③ F7		B FF 95 S FF 95 F FF 94 X SL 87 1-2 ② G3		C SI 88 F SL 81 F SI 90 B SL 81 X SI 91 1-2 2 G1-4-3 1B		5 0	1 0	3 0	4 0	0 0	0 0	3 0
2 J.J. Hardy, R (1, 6) OBP: 0.237, SLG: 0.294	C FF 93 C FF 92 B FF 93 B FF 92 S SL 88 2-3 ② K		B FF 94 C FF 94 X FF 94 1-1 ① G4-3		B FF 94 S SL 86 C FC 93 B FF 94 F CH 88 B SL 88 B SL 85 4-2 14 1B 23 G5-3 BB	C SL 88 B FF 94 X FF 94 1-1 23 1B 3-H 2B		B SI 88 X CH 78 1-0 ①② G1-4-3 1-2f		4	1	1	1	1	1	3
23 Travis Snider, L (1, 9) OBP: 0.336, SLG: 0.336	S CH 89 B FF 93 B CH 88 B SL 84 S SL 83 X SL 84 3-2 ③ G3		X FF 94 0-0 ② P6		C FF 93 X CH 88 0-1 ① G5-3 1-2	B FF 94 X CU 77 1-0 2-H 1B		X SL 79 0-0 ③ F7		5	0	1	1	0	0	4
14 Nolan Reimold, R (1, 7) OBP: 0.364, SLG: 0.556		C FF 92 B FF 93 C SL 85 B SL 88 S SL 86 2-3 ① K	C SL 85 B FF 93 F FF 94 F SL 86 X SL 88 1-2 G5-3		B SL 85 B SL 84 B FF 94 C FF 92 F FF 92 X FF 94 3-2 3 L4-3 2-3 1B	C FF 95 C FF 94 S FF 94 0-3 ③ K				4	0	1	0	0	2	1
3 Ryan Flaherty, L (1, 4) OBP: 0.344, SLG: 0.417		B FF 93 X FF 92 1-0 ② G3		B FF 91 F FF 92 X CH 89 1-1 ① G1-3	S SL 82 X SL 81 0-1 ②③ L4-3 1-1		B FF 92 F FF 93 F SL 86 B SL 86 B FF 93 X FF 93 3-2 36 1B 38 FC4-5 1B			4	1	1	0	0	0	2
36 Caleb Joseph, R (1, 2) OBP: 0.325, SLG: 0.407		B FC 94 S SL 85 X FC 93 1-1 ③ F9		X FF 92 0-0 13 1B 38 1B 2B		B SI 88 X SI 88 1-0 HR	B CU 78 B SL 87 X FF 93 2-0 38 FC4-5 1-3 1B			4	2	3	1	0	0	0
Inning Stats	R: 1 E: 0 K: 1 S: 11 H: 2 LOB: 2 BB: 1 P: 21	R: 0 E: 0 K: 1 S: 6 H: 0 LOB: 0 BB: 0 P: 10	R: 4 E: 1 K: 0 S: 15 H: 3 LOB: 0 BB: 0 P: 19	R: 1 E: 0 K: 0 S: 10 H: 3 LOB: 2 BB: 0 P: 15	R: 0 E: 0 K: 0 S: 10 H: 1 LOB: 1 BB: 1 P: 17	R: 4 E: 1 K: 1 S: 18 H: 4 LOB: 1 BB: 0 P: 24	R: 1 E: 0 K: 1 S: 17 H: 2 LOB: 1 BB: 0 P: 28	R: 0 E: 0 K: 0 S: 6 H: 1 LOB: 1 BB: 0 P: 8			1B: 12 2B: 3 3B: 0 HR: 2	SF: 0 SAC: 0 DP: 2 HBP: 0			WP: 1 PB: 0 SB: 0 CS: 0	PA: 42	

	AB	40
	R	11
	H	16
	RBI	10
	BB	2
	SO	4
	LOB	23

PITCHER		IP	WLS	BF	H	R	ER	SO	BB	IBB	HBP	BLK	WP	HR	S	P	ERA	WHIP
35 Michael Pineda, R ERA: 3.74	(1, 1)	4.1	L	25	9	6	5	2	2	0	0	0	0	1	50	80	10.38	2.538
64 Jacob Lindgren, L ERA: 5.14	(5, 1)	0.2		2	1	1	1	0	0	0	0	0	0	1	3	4	13.50	1.500
53 Esmil Rogers, R ERA: 6.27	(6, 1)	2.0		12	5	4	1	2	0	0	0	0	1	0	34	50	4.50	2.500
26 Chris Capuano, L ERA: 5.29	(8, 1)	1.0		3	1	0	0	0	0	0	0	0	0	0	6	8	0.00	1.000

PITCHER	IP	WLS	BF	H	R	ER	SO	BB	IBB	HBP	BLK	WP	HR	S	P	ERA	WHIP

New York Yankees @ Baltimore Orioles

Oriole Park at Camden Yards, Baltimore, MD

Sat Jun 13 2015, 7:18 PM - 10:31 PM EDT

Att. 38,909 - Partly Cloudy - 88 F

TOP

livebaseballscorecards.com

Batter	1	2	3	4	5	6	7	8	9	AB	R	H	RBI	BB	SO	LOB
11 Brett Gardner, L (1, 7) (6, 8) OBP: 0.354, SLG: 0.424	F8	K			G4-3		K		BB	4	0	0	0	1	2	1
12 Chase Headley, S (1, 5) OBP: 0.300, SLG: 0.382	25 1B 2B		G3			13 HR 1B	1B		F9	5	2	3	0	0	0	1
13 Alex Rodriguez, R (1, 10) OBP: 0.374, SLG: 0.512	G5-3		G5-3			1-H HR	K		K	5	1	1	2	0	2	3
25 Mark Teixeira, S (1, 3) OBP: 0.365, SLG: 0.570	34 2B 2-H 1B		K			34 FC3-5 2B	G6-3			4	1	2	1	0	1	1
34 Brian McCann, L (1, 2) OBP: 0.324, SLG: 0.473	1-H 2B			G4-3		FC3-5 18 2B 2-3		36 1B 1B		4	0	2	1	0	0	1
36 Carlos Beltrán, S (1, 9) OBP: 0.278, SLG: 0.383	G4-3			G3-1		L8		14 L4-3 1-3 1B		4	0	1	0	0	0	2
18 Didi Gregorius, L (1, 6) OBP: 0.286, SLG: 0.303		K		G6-3		1-3 2B		F7		4	0	1	0	0	1	2
14 Stephen Drew, L (1, 4) OBP: 0.235, SLG: 0.366		2B			F8	BB		L4-3 1-2		3	0	1	0	1	0	2
80 Mason Williams, L (1, 8) OBP: 0.250, SLG: 1.000 24 Chris Young, R (6, PH) (6, 7) OBP: 0.275, SLG: 0.442 33 Garrett Jones, L (9, PH) OBP: 0.282, SLG: 0.426		K			K	F8			K	2 1 1	0 0 0	0 0 0	0 0 0	0 0 0	2 0 1	1 3 0
Inning Stats	R: 2 E: 0 K: 0 S: 16 H: 3 LOB: 1 BB: 0 P: 23	R: 0 E: 0 K: 3 S: 12 H: 1 LOB: 1 BB: 0 P: 15	R: 0 E: 0 K: 1 S: 5 H: 0 LOB: 0 BB: 0 P: 8	R: 0 E: 0 K: 0 S: 4 H: 0 LOB: 0 BB: 0 P: 8	R: 0 E: 0 K: 1 S: 9 H: 0 LOB: 0 BB: 0 P: 15	R: 2 E: 0 K: 0 S: 19 H: 4 LOB: 3 BB: 1 P: 28	R: 0 E: 0 K: 2 S: 11 H: 1 LOB: 1 BB: 0 P: 17	R: 0 E: 0 K: 0 S: 8 H: 2 LOB: 1 BB: 0 P: 13	R: 0 E: 0 K: 2 S: 10 H: 0 LOB: 1 BB: 1 P: 16	1B: 5 2B: 6 3B: 0 HR: 1	SF: 0 SAC: 0 DP: 1 HBP: 0						

	AB	37
	R	4
	H	11
	RBI	4
	BB	2
	SO	9
	LOB	17

WP: 0 PB: 0 SB: 0 CS: 0 PA: 39

PITCHER		IP	WLS	BF	H	R	ER	SO	BB	IBB	HBP	BLK	WP	HR	S	P	ERA	WHIP
25 Bud Norris, R ERA: 8.29	(1, 1)	5.2		25	8	4	4	5	0	0	0	0	0	1	60	86	6.35	1.412
66 T.J. McFarland, L ERA: 1.93	(6, 1)	0.0		1	0	0	0	0	1	0	0	0	0	0	1	5	∞	∞
65 Chaz Roe, R ERA: 1.17	(6, 1)	2.1	W	9	3	0	0	2	0	0	0	0	0	0	23	36	0.00	1.286
56 Darren O'Day, R ERA: 1.08	(9, 1)	1.0		4	0	0	0	2	1	0	0	0	0	0	10	16	0.00	1.000

PITCHER	IP	WLS	BF	H	R	ER	SO	BB	IBB	HBP	BLK	WP	HR	S	P	ERA	WHIP

New York Yankees @ Baltimore Orioles

Oriole Park at Camden Yards, Baltimore, MD

Sat Jun 13 2015, 7:18 PM - 10:31 PM EDT

Att. 38,909 - Partly Cloudy - 88 F

livebaseballscorecards.com

BOTTOM

Batter	1	2	3	4	5	6	7	8	9	AB	R	H	RBI	BB	SO	LOB
13 Manny Machado, R (1, 5) OBP: 0.337, SLG: 0.485	B FF 88 C SI 89 B SL 79 X SI 89 2-1 L8 ①		C FF 89 B SI 89 F SI 88 X SI 90 1-2 14 HR 1B		F CH 82 D SL 78 B SI 88 B CH 83 X SI 88 3-1 1-H HR	C FF 95 B CU 85 B FC 89 X FF 94 2-1 10 WP 1-H 2-H 1B		B FF 91 B FF 91 F FF 91 X SL 83 2-2 F7 ①		5	2	3	4	0	0	0
14 Nolan Reimold, R (1, 7) (8, 9) OBP: 0.375, SLG: 0.857	X SI 88 0-0 G5-3 ②		B SI 88 B SI 89 C SI 89 F SI 88 B SI 88 F SI 89 X SI 89 3-2 1-H HR		B SL 79 F SI 88 T FF 89 X SI 89 1-2 3B	C FF 96 B FF 94 X FC 88 1-1 G6-3 ②		C SL 84 B SL 85 S SL 85 B FF 91 S SL 84 2-3 K ②		5	1	2	2	0	1	1
10 Adam Jones, R (1, 8) OBP: 0.345, SLG: 0.504	C SI 89 F SL 79 B FF 89 X SL 80 1-2 1B		B SL 78 X CH 84 1-0 G5-3 ①		X CH 83 0-0 G6-3 ①	F CU 84 F CU 84 B FF 94 D CU 85 F FF 93 F FC 88 B CU 84 X FF 93 3-2 L8 ③ 2-3		S SL 84 S SL 84 X SL 82 0-2 P6 ③		5	0	1	0	0	0	2
27 Delmon Young, R (1, 9) OBP: 0.307, SLG: 0.361 9 David Lough, L (7, PH) (8, 7) OBP: 0.274, SLG: 0.339	B CH 82 B FF 88 S FF 88 X SI 89 2-1 F9 ③		B CH 83 X CH 83 1-0 G2-3 ②		F CH 84 B FF 90 B FF 90 F CH 84 F SL 77 B CH 84 X SL 78 3-2 G6-3 ②		C FF 92 X SL 84 0-1 HR			3 1	0 1	0 1	0 1	0 0	0 0	2 0
19 Chris Davis, L (1, 10) OBP: 0.316, SLG: 0.472		F FF 90 B SI 90 F SI 89 X CH 83 1-2 28 1B 2 G5-3 1B	B SL 78 T SL 78 F SL 79 B SL 80 B FF 90 F SL 78 F SL 79 S SI 90 3-3 K ③		S SL 79 S SI 88 D SL 78 B SL 77 S SL 78 2-3 K ③		B FF 92 X FF 93 1-0 G3-1 ①			4	0	1	0	0	2	1
32 Matt Wieters, S (1, 2) OBP: 0.320, SLG: 0.696		F SI 89 B SI 88 X CH 83 1-1 F7 ①		F FF 89 S SI 88 B SI 88 F SI 89 X CH 84 1-2 F8 ①		B FF 95 B FF 95 B FF 95 C FF 94 X FF 94 3-1 2 WP 2 1B 2B	B SL 85 S SL 83 F FC 92 B SL 84 X SL 85 2-2 28 2B 2B			4	2	2	0	0	0	1
2 J.J. Hardy, R (1, 6) OBP: 0.237, SLG: 0.292		C SL 78 X SI 89 0-1 G5-3 ② 1-2		C SL 79 F SL 79 B SI 89 B FF 90 X CH 84 2-2 G4-3 ②		S FC 89 C FF 96 B FC 87 X CU 85 1-2 13 WP 3 1B 13 1B 2-H 1B	B FF 92 B FC 93 X FC 92 2-0 G6-3 ②			4	1	1	1	0	0	2
28 Steve Pearce, R (1, 3) OBP: 0.283, SLG: 0.365		B SL 77 C SI 89 B CH 83 X CH 84 2-1 2-3 1B		C SL 78 B CH 84 X CH 84 1-1 F8 ③		B FF 95 F SI 91 X FC 89 1-1 F9 ①	X FF 93 0-0 2-H 2B			4	0	2	1	0	0	1
3 Ryan Flaherty, L (1, 4) OBP: 0.350, SLG: 0.420		C SL 78 B SL 78 D SL 79 F FF 90 F SL 79 S FF 90 2-3 K ③			B FF 88 B SL 77 X FF 90 2-0 13 HR 1B	F FC 88 1 SAFE B FF 94 X FC 89 1-1 13 WP 13 1B 1-2 1B	B FF 92 B SL 86 C SL 82 B FF 92 X FF 92 3-1 F8 ③			4	2	2	0	0	1	3
Inning Stats	R: 0 E: 0 K: 0 S: 8 H: 1 LOB: 1 BB: 0 P: 13	R: 0 E: 0 K: 1 S: 13 H: 2 LOB: 2 BB: 0 P: 19	R: 2 E: 0 K: 1 S: 14 H: 2 LOB: 0 BB: 0 P: 23	R: 0 E: 0 K: 0 S: 9 H: 0 LOB: 0 BB: 0 P: 13	R: 2 E: 0 K: 1 S: 14 H: 3 LOB: 1 BB: 0 P: 25	R: 3 E: 0 K: 0 S: 18 H: 4 LOB: 1 BB: 0 P: 30	R: 2 E: 0 K: 0 S: 10 H: 3 LOB: 1 BB: 0 P: 18	R: 0 E: 0 K: 1 S: 9 H: 0 LOB: 0 BB: 0 P: 13		1B: 8 2B: 3 3B: 1 HR: 3 SF: 0 SAC: 0 DP: 0 HBP: 0						

	AB	39
	R	9
	H	15
	RBI	9
	BB	0
	SO	4
	LOB	13

WP: 3 PB: 0 SB: 0 CS: 0 PA: 39

PITCHER		IP	WLS	BF	H	R	ER	SO	BB	IBB	HBP	BLK	WP	HR	S	P	ERA	WHIP
52 CC Sabathia, L ERA: 5.38	(1, 1)	5.0		23	8	4	4	3	0	0	0	0	0	2	58	93	7.20	1.600
57 Chris Martin, R ERA: 5.27	(6, 1)	1.0	L	7	4	3	3	0	0	0	0	0	3	0	18	30	27.00	4.000
40 Sergio Santos, R ERA: 5.28	(7, 1)	2.0		9	3	2	2	1	0	0	0	0	0	1	19	31	9.00	1.500

PITCHER	IP	WLS	BF	H	R	ER	SO	BB	IBB	HBP	BLK	WP	HR	S	P	ERA	WHIP

Batter	1	2	3	4	5	6	7	8	9	AB	R	H	RBI	BB	SO	LOB
11 Brett Gardner, L (1, 7) OBP: 0.351, SLG: 0.421	B FF 93 S SI 88 F FF 94 B FF 94 F FF 95 F FF 96 B FF 96 X FF 97 3-2 25 2B 1B	B CH 79 B CH 78 T FF 95 C FF 96 F FF 96 B FF 94 F FF 96 F FF 95 X FF 96 3-2 ② SF8 2-3 3-H		C FF 88 C CH 77 B CH 78 B FF 95 F SL 82 B FF 96 X FF 93 3-2 ③ G6-3		B FF 88 F FF 88 T SL 83 B SL 84 C FF 92 2-3 ① K		B FF 90 B SI 90 X FF 90 2-0 ② FC4-6 12 1B 1-2f		4	1	1	1	0	1	1
12 Chase Headley, S (1, 5) OBP: 0.302, SLG: 0.379	B SI 90 T SI 91 B FF 94 C CH 76 1 SAFE B SI 95 F FF 93 X FF 94 3-2 ① L9	B CH 78 B SL 81 C SI 89 S CH 79 S SL 85 2-3 ③ K			B CU 78 B SI 87 C FF 87 F CH 74 B FF 93 B FF 93 4-2 25 WP 13 BB 33 BB BB	B CH 81 F FF 90 B CH 82 C SL 84 B SI 90 S FF 90 3-3 ② K		C FF 91 X CH 83 0-1 13 FC4 1-2 1B		4	1	1	0	1	2	3
13 Alex Rodriguez, R (1, 10) OBP: 0.371, SLG: 0.502	X SI 96 0-0 ② F9		B FF 92 X FF 91 1-0 ① F8		C SL 83 B SL 85 B FF 92 B FF 95 S FF 94 B FF 94 4-2 33 BB 25 WP 66 2B 1-2 BB	C CU 78 F SI 91 S SI 91 0-3 ③ K		S FF 91 S CU 84 D CU 84 B SI 91 X FF 91 2-2 ③ FC4 1-2f		4	1	0	0	1	1	3
25 Mark Teixeira, S (1, 3) OBP: 0.370, SLG: 0.571	1 SAFE X FF 94 0-0 1-H 2B		F CH 80 H FF 92 1-1 ① 33 1B HBP		T CH 79 B CH 74 B CU 77 B FF 94 S SI 91 B CH 77 4-2 33 BB 66 2B 1-2 2-3 BB		C FF 89 B CH 84 B FF 89 F CH 81 X CU 90 2-2 ① L4-3		X CH 81 0-0 ① F7	3	1	1	1	1	0	0
33 Garrett Jones, L (1, 9) OBP: 0.293, SLG: 0.423 24 Chris Young, R (7, 9) OBP: 0.273, SLG: 0.438	B FF 94 F SI 91 F FF 94 F SL 85 B FF 94 S FF 93 2-3 ③ K		F FF 93 C SL 82 X SL 84 0-2 1-3 1B		B SL 84 B SL 86 S FF 91 B FF 90 S FF 90 B FF 91 4-2 66 2B 1-2 2-3 3-H BB		B FF 90 F FF 90 B CH 81 F FF 90 F FF 90 B FF 91 X FF 90 3-2 ② F7		B FF 89 C FF 90 C FF 89 X CU 82 1-2 ② F8	3 1	0 0	1 0	1 0	1 0	1 0	1 0
14 Stephen Drew, L (1, 4) OBP: 0.239, SLG: 0.372		C SI 88 X FF 91 0-1 66 1B 18 1B 80 FC3-2 1B	C FF 93 B CH 78 F CH 80 X FF 94 1-2 ② P2		C FF 91 F SL 82 C SL 85 0-3 ① K		C CU 78 X CH 84 0-1 2B		X SI 89 0-0 ③ G4-3	5	0	2	0	0	1	5
18 Didi Gregorius, L (1, 6) OBP: 0.286, SLG: 0.302		L FF 92 T FF 92 B FF 93 B SI 94 F FF 94 X SL 84 2-2 80 FC3-2 11 SF8 1-2 1B	B FF 92 S CH 79 B CH 79 X FF 94 2-1 ③ P6		C SL 84 F FF 91 D SL 83 S FF 92 1-3 ② K		B CU 79 D FF 86 X FF 90 2-0 ③ G4-3			4	1	1	0	0	1	6
66 John Ryan Murphy, R (1, 2) OBP: 0.293, SLG: 0.365		F FF 94 C SL 82 F FF 94 F SL 84 F FF 95 F SI 91 B FF 96 X FF 90 1-2 11 SF8 80 FC3-2 1-2 2-3 1B		B CU 79 B CU 79 B FF 91 C FF 88 X FF 91 3-1 ① G5-3	B CH 82 B SI 90 X SI 89 2-0 1-3 2-H 3-H 2B			S FF 90 X CU 80 0-1 11 FC4-6 1B		4	0	3	2	0	0	0
80 Mason Williams, L (1, 8) OBP: 0.125, SLG: 0.500		X SL 83 0-0 ① FC3-2 1-2 2-3 3-Hf		B FF 89 B FF 90 B FF 92 C FF 87 X FF 90 3-1 ② G6-3	X SL 84 0-0 ③ P6			X FF 89 0-0 ① B3		4	0	0	0	0	0	6
Inning Stats	R: 1 E: 0 K: 1 S: 15 H: 2 LOB: 1 BB: 0 P: 23	R: 1 E: 0 K: 1 S: 23 H: 3 LOB: 2 BB: 0 P: 31	R: 0 E: 0 K: 0 S: 10 H: 1 LOB: 2 BB: 0 P: 15	R: 0 E: 0 K: 0 S: 8 H: 0 LOB: 0 BB: 0 P: 17	R: 3 E: 0 K: 2 S: 16 H: 1 LOB: 2 BB: 4 P: 35	R: 0 E: 0 K: 3 S: 9 H: 0 LOB: 0 BB: 0 P: 14	R: 0 E: 0 K: 0 S: 10 H: 1 LOB: 1 BB: 0 P: 17	R: 0 E: 0 K: 0 S: 9 H: 2 LOB: 2 BB: 0 P: 13	R: 0 E: 0 K: 0 S: 5 H: 0 LOB: 0 BB: 0 P: 6	1B: 7 2B: 3 3B: 0 HR: 0 SF: 1 SAC: 0 DP: 0 HBP: 1						

PITCHER		IP	WLS	BF	H	R	ER	SO	BB	IBB	HBP	BLK	WP	HR	S	P	ERA	WHIP
59 Mike Wright Jr., R ERA: 4.13	(1, 1)	4.0	L	22	6	5	5	2	3	0	1	0	1	0	62	104	11.25	2.250
17 Brian Matusz, L ERA: 3.15	(5, 1)	1.2		7	1	0	0	4	1	0	0	0	0	0	16	28	0.00	1.200
63 Tyler Wilson, R ERA: 2.38	(6, 1)	3.1		13	3	0	0	1	0	0	0	0	0	0	27	39	0.00	0.900

PITCHER	IP	WLS	BF	H	R	ER	SO	BB	IBB	HBP	BLK	WP	HR	S	P	ERA	WHIP

TOP

New York Yankees @ Baltimore Orioles

Oriole Park at Camden Yards, Baltimore, MD

Sun Jun 14 2015, 1:41 PM - 5:07 PM EDT

Att. 36,343 - Overcast - 92 F

livebaseballscorecards.com

AB	36
R	5
H	10
RBI	5
BB	4
SO	7
LOB	25

1B: 7 SF: 1 PA: 42
2B: 3 SAC: 0
3B: 0 DP: 0
HR: 0 HBP: 1
WP: 1
PB: 0
SB: 0
CS: 0

BOTTOM

Batter	1	2	3	4	5	6	7	8	9	AB	R	H	RBI	BB	SO	LOB
13 Manny Machado, R (1, 5) OBP: 0.342, SLG: 0.483	B FF 91 B SL 84 C FF 92 X SI 91 2-1 10 1B 14 1B 1B	C CU 79 B CU 79 B FF 92 X SL 84 2-1 ③ P4		X SL 87 0-0 ③ P3			B SL 80 B SL 82 B CH 90 B CH 90 4-0 10 FC5-4 BB		B KC 83 B FF 97 B KC 82 C FF 96 B FF 96 4-1 32 DI BB	3	1	1	0	2	0	2
38 Jimmy Paredes, S (1, 10) OBP: 0.330, SLG: 0.470 27 Delmon Young, R (7, PH) OBP: 0.305, SLG: 0.358 (8, 10) 32 Matt Wieters, S (9, PH) OBP: 0.308, SLG: 0.667	S CU 79 B FF 92 F CH 83 1 SAFE D SL 86 F FF 92 1 SAFE S CU 79 2-3 ① K	C CH 82 X CU 79 0-1 ① G1-3	C SI 90 B FF 92 X CH 81 1-1 19 BB 1B	S CU 93 S FF 94 S SL 94 0-3 ① K	B KC 83 C KC 83 C FF 97 S KC 85 1-3 ③ K 1-2	3 1 1	0 0 0	1 0 0	0 0 0	0 0 0	1 1 1	1 1 1
10 Adam Jones, R (1, 8) OBP: 0.344, SLG: 0.500	F SI 91 B FC 91 B SL 84 F SI 91 1 SAFE X SL 86 2-2 19 BB 14 1B 1-3 1B	F CU 79 C SI 92 B CH 85 B SL 87 F FF 92 X CU 81 2-2 ② G4-3	S CH 83 F SI 91 S FF 91 0-3 ① K	X FC 90 0-0 ② FC5-4 1-2f	4	1	1	0	0	1	2
19 Chris Davis, L (1, 3) OBP: 0.319, SLG: 0.467	D CU 80 B FF 93 B FF 91 B FF 92 4-0 14 1B 1-2 BB	B CU 79 B SI 92 B FF 92 F FF 92 C SL 88 F SL 87 C CH 84 3-3 ③ K	D CH 84 B SL 84 C CH 84 F FF 92 F CU 80 B SL 87 B SL 85 4-2 1-2 BB	B SL 95 D SI 94 S SL 94 B SL 96 X SL 95 3-1 ③ L4	2	0	0	0	2	1	1
14 Nolan Reimold, R (1, 7) OBP: 0.400, SLG: 0.765	C SL 85 X SI 91 0-1 1-2 2-H 3-H 1B	S FF 92 B FF 91 C CU 76 B CH 85 B FF 92 F SL 86 F SL 85 B SI 91 4-2 2 1B 36 2B BB	T SL 84 C SL 85 B SL 86 C FF 92 1-3 ② K	C SL 94 S FC 90 B SL 94 F SL 96 F FC 88 F SL 95 S CU 84 1-3 ① K	3	1	1	2	1	2	2
23 Travis Snider, L (1, 9) OBP: 0.327, SLG: 0.326	X CH 83 0-0 ② F7	B CH 84 B SL 83 X CH 83 2-0 ① P5	D SL 82 F SL 82 D SL 82 C CH 92 X CH 93 2-2 ③ F7	C FC 90 S CU 82 B SL 96 X CU 83 1-2 ② G4-3	4	0	0	0	0	0	5
2 J.J. Hardy, R (1, 6) OBP: 0.238, SLG: 0.291	B FF 92 F SL 86 B SI 92 B FF 92 F FF 94 F SL 87 X FC 93 3-2 ③ F8	B FF 92 X SI 91 1-0 ① 36 2B 1-2 1B	C CH 89 B CH 81 X CH 81 1-1 ① G4-3	C SI 94 C SL 94 C SL 95 0-3 ③ K	4	0	1	0	0	1	2
3 Ryan Flaherty, L (1, 4) OBP: 0.337, SLG: 0.402	X SI 90 0-0 ① L8	C CH 84 F CH 84 S SL 88 0-3 ② K	C CH 90 B SI 91 C SI 90 B CH 82 B CH 83 F CH 91 F SL 84 F CH 84 T SI 92 3-2 ② K	C FF 95 C KC 82 B FF 96 B KC 84 X SV 84 2-2 ① G4-3	4	0	0	0	0	2	2
36 Caleb Joseph, R (1, 2) OBP: 0.325, SLG: 0.412 9 David Lough, L (9, PH) OBP: 0.270, SLG: 0.333	C FF 91 F CU 78 B FF 91 F SL 84 X CH 84 1-2 ② F7	B SL 86 S SL 84 B FF 92 X FF 92 2-1 1-3 2-H 2B	S CH 82 B CH 92 B CH 83 S CH 83 X CH 92 2-2 ③ G5-3	B FF 94 S FF 95 X FF 97 1-1 ② G4-3	3 1	0 0	1 0	1 0	0 0	0 0	0 0
Inning Stats	R: 2 E: 0 K: 1 S: 16 H: 3 LOB: 2 BB: 1 P: 29	R: 0 E: 0 K: 0 S: 7 H: 0 LOB: 0 BB: 0 P: 10	R: 0 E: 0 K: 1 S: 10 H: 0 LOB: 0 BB: 0 P: 15	R: 1 E: 0 K: 1 S: 12 H: 2 LOB: 2 BB: 1 P: 21	R: 0 E: 0 K: 2 S: 14 H: 1 LOB: 2 BB: 1 P: 22	R: 0 E: 0 K: 1 S: 11 H: 0 LOB: 0 BB: 0 P: 17	R: 0 E: 0 K: 1 S: 6 H: 0 LOB: 1 BB: 1 P: 13	R: 0 E: 0 K: 2 S: 12 H: 0 LOB: 0 BB: 0 P: 14	R: 0 E: 0 K: 1 S: 9 H: 0 LOB: 1 BB: 1 P: 17	1B: 5 2B: 1 3B: 0 HR: 0	SF: 0 SAC: 0 DP: 0 HBP: 0			WP: 0 PB: 0 SB: 0 CS: 0	PA: 38	

PITCHER		IP	WLS	BF	H	R	ER	SO	BB	IBB	HBP	BLK	WP	HR	S	P	ERA	WHIP
43 Adam Warren, R ERA: 3.78	(1, 1)	4.2		23	6	3	3	5	3	0	0	0	0	0	56	92	5.79	1.929
45 Chasen Shreve, L ERA: 2.05	(5, 1)	1.1	W	5	0	0	0	1	1	0	0	0	0	0	14	26	0.00	0.750
41 Justin Wilson, L ERA: 3.52	(7, 1)	2.0	H	6	0	0	0	3	0	0	0	0	0	0	18	23	0.00	0.000
68 Dellin Betances, R ERA: 0.27	(9, 1)	1.0	S	4	0	0	0	1	1	0	0	0	0	0	9	17	0.00	1.000

PITCHER	IP	WLS	BF	H	R	ER	SO	BB	IBB	HBP	BLK	WP	HR	S	P	ERA	WHIP

New York Yankees @ Baltimore Orioles

Oriole Park at Camden Yards, Baltimore, MD

Sun Jun 14 2015, 1:41 PM - 5:07 PM EDT

Att. 36,343 - Overcast - 92 F

livebaseballscorecards.com

AB	33
R	3
H	6
RBI	3
BB	5
SO	10
LOB	19

Batter	1	2	3	4	5	6	7	8	9	AB	R	H	RBI	BB	SO	LOB
11 Brett Gardner, L (1, 7) OBP: 0.346, SLG: 0.413	C FF 92 C FF 93 B FF 94 S KC 82 1-3 ① K		X SI 93 0-0 ② L4			B SI 92 X FF 91 1-0 ① B3		B FF 100 C FF 97 B FF 98 T FF 98 B FF 99 S FF 98 3-3 ② K		4	0	0	0	0	2	0
12 Chase Headley, S (1, 5) OBP: 0.297, SLG: 0.373	F FF 94 C KC 80 B FF 94 B FF 94 B KC 81 F FF 93 X SI 94 3-2 ② L6		B KC 78 B FF 92 F CH 84 B KC 79 F FF 91 X KC 79 3-2 ③ P5			B FF 92 B KC 78 F FF 92 B FF 92 X FF 90 3-1 ② L6		C KC 82 S FF 100 S KC 84 0-3 ③ K		4	0	0	0	0	1	0
34 Brian McCann, L (1, 2) OBP: 0.327, SLG: 0.467 17 Brendan Ryan, R (9, PR) OBP: 0.500, SLG: 0.800	C FF 93 B KC 80 X FF 93 1-1 ③ G4-3			L CH 83 L FF 91 F SL 86 F SL 86 S KC 82 0-3 ① K		B KC 78 B FF 92 B FF 92 B FF 91 4-0 BB			C FF 93 C CH 85 B CH 86 F CH 86 B CH 86 F FC 94 B SL 83 B CH 85 4-2 BB	2 0	0 0	0 0	0 0	2 0	1 0	0 0
25 Mark Teixeira, S (1, 3) OBP: 0.368, SLG: 0.580		B FF 92 F SI 92 B SI 92 B CH 85 X SI 92 3-1 HR		F SI 93 B KC 80 B KC 79 B CH 85 F CH 85 X KC 80 3-2 ② L8		C KC 78 F SL 88 B SL 87 T FF 94 1-2 ③ K			T CH 84 C FF 92 F SI 93 B SL 82 S CH 85 1-3 ① K	4	1	1	1	0	2	2
33 Garrett Jones, L (1, 9) OBP: 0.291, SLG: 0.405		C SI 93 F KC 80 B KC 81 B KC 80 B FF 94 F SI 93 S SI 93 3-3 ① K		X SI 93 0-0 ③ G5-3			B SI 92 F FF 91 S CH 84 B SI 92 B KC 80 F CH 84 B SI 92 4-2 BB		F FC 92 B CH 86 F FF 94 C FC 94 1-3 ② K	3	0	0	0	1	2	1
14 Stephen Drew, L (1, 4) OBP: 0.236, SLG: 0.366 13 Alex Rodriguez, R (9, PH) OBP: 0.369, SLG: 0.500		B SI 93 B FF 92 F FF 92 B KC 78 X FF 90 3-1 ② F9			B FF 92 X FF 92 1-0 ① F7		C KC 76 X KC 77 0-1 ① F9		D SL 82 F FF 93 X SL 83 1-1 ③ F9	3 1	0 0	0 0	0 0	0 0	0 0	1 1
18 Didi Gregorius, L (1, 6) OBP: 0.291, SLG: 0.313		X SI 93 0-0 1B			B KC 78 X CH 84 1-0 80 G3 2B		B FF 92 B KC 76 F FF 90 D FF 91 X FF 91 3-1 ② F7			3	0	2	0	0	0	1
80 Mason Williams, L (1, 8) OBP: 0.091, SLG: 0.364		B FF 91 D CH 84 X FF 92 2-0 ③ L9			C KC 75 F FF 92 B FF 93 X KC 81 1-2 ② G3 2-3		B KC 77 X KC 77 1-0 ③ G4-3			3	0	0	0	0	0	3
19 Masahiro Tanaka, R (1, 1) 36 Carlos Beltrán, S (8, PH) OBP: 0.277, SLG: 0.381 65 José Ramírez, R (8, 1) Sergio Santos, R (8, 1)			C FF 90 B FF 93 X FF 91 1-1 ① G1-3		C FF 93 S KC 79 B FF 94 F FF 94 C KC 79 1-3 ③ K			S FF 98 S KC 83 B KC 84 S KC 85 1-3 ① K		2 1 0 0	0 0 0 0	0 0 0 0	0 0 0 0	1 1 0 0	1 0 0 0	1 0 0 0
Inning Stats	R: 0 E: 0 K: 1 S: 9 H: 0 LOB: 0 BB: 0 P: 14	R: 1 E: 0 K: 1 S: 10 H: 2 LOB: 1 BB: 0 P: 21	R: 0 E: 0 K: 0 S: 6 H: 0 LOB: 0 BB: 0 P: 10	R: 0 E: 0 K: 1 S: 9 H: 0 LOB: 0 BB: 0 P: 12	R: 0 E: 0 K: 1 S: 9 H: 1 LOB: 1 BB: 0 P: 13	R: 0 E: 0 K: 1 S: 6 H: 0 LOB: 1 BB: 1 P: 15	R: 0 E: 0 K: 0 S: 8 H: 0 LOB: 1 BB: 1 P: 16	R: 0 E: 0 K: 3 S: 9 H: 0 LOB: 0 BB: 0 P: 13	R: 0 E: 0 K: 2 S: 13 H: 0 LOB: 1 BB: 1 P: 20	1B: 1 2B: 1 3B: 0 HR: 1	SF: 0 SAC: 0 DP: 0 HBP: 0			WP: 0 PB: 0 SB: 0 CS: 0	PA: 33	

PITCHER		IP	WLS	BF	H	R	ER	SO	BB	IBB	HBP	BLK	WP	HR	S	P	ERA	WHIP
34 Tom Koehler, R ERA: 3.76	(1, 1)	7.0	W	26	3	1	1	5	2	0	0	0	0	1	57	101	1.29	0.714
22 Carter Capps, R ERA: 1.2	(8, 1)	1.0	H	3	0	0	0	3	0	0	0	0	0	0	9	13	0.00	0.000
44 AJ Ramos, R ERA: 1.42	(9, 1)	1.0	S	4	0	0	0	2	1	0	0	0	0	0	13	20	0.00	1.000

PITCHER	IP	WLS	BF	H	R	ER	SO	BB	IBB	HBP	BLK	WP	HR	S	P	ERA	WHIP

TOP

New York Yankees @ Miami Marlins

Marlins Park, Miami, FL

Mon Jun 15 2015, 7:12 PM - 9:52 PM EDT

Att. 33,961 - Roof Closed - 72 F

livebaseballscorecards.com

AB	30
R	1
H	3
RBI	1
BB	3
SO	10
LOB	10

New York Yankees @ Miami Marlins

Marlins Park, Miami, FL

Mon Jun 15 2015, 7:12 PM - 9:52 PM EDT

Att. 33,961 - Roof Closed - 72 F

livebaseballscorecards.com

BOTTOM

Batter	1	2	3	4	5	6	7	8	9	AB	R	H	RBI	BB	SO	LOB
9 Dee Strange-Gordon, L (1, 4) OBP: 0.375, SLG: 0.417	F FF 93 B SI 91 X FS 87 1-1 G1-3	X SI 92 0-0 L5			B FS 87 B FS 88 F SI 92 X FS 88 2-1 FC5-4 1-2f		B CU 77 C FS 88 X FS 88 1-1 2B			4	0	1	0	0	0	2
51 Ichiro Suzuki, L (1, 8) OBP: 0.338, SLG: 0.338	B SL 83 X FF 93 1-0 21 FC4-6 1B		B FF 93 C FC 90 B FC 90 X FS 90 2-1 27 G6-4-3 21 1B		1 SAFE 1 SAFE C SI 92 S FS 89 F FS 89 B FF 94 C FF 95 1-3 K		D FS 90 X FS 89 1-0 G6-3			4	0	2	0	0	1	2
21 Christian Yelich, L (1, 7) OBP: 0.295, SLG: 0.316	B SI 92 X FS 88 1-0 FC4-6 27 1B 1-2f		F FS 89 S FS 89 B SI 94 1 SAFE B FS 89 F SL 84 X SI 93 2-2 27 G6-4-3 1-2 1B		1 SAFE C FS 88 F FS 89 F FF 94 1 SAFE 1 SAFE 1 SAFE X FS 89 0-2 G4-3			B FF 95 B FF 95 C FF 96 B FF 95 X FF 96 3-1 48 BB 27 HBP 1B		4	0	2	0	0	0	2
27 Giancarlo Stanton, R (1, 9) OBP: 0.349, SLG: 0.606	B SL 82 X SI 91 1-0 1-3 1B		B FF 94 S SL 83 B SI 93 X SL 84 2-1 G6-4-3 1-2f 2-3			B CU 76 X SL 83 1-0 G6-3		C FF 96 1 SAFE H CH 83 1-1 48 BB 1-2 HBP		3	0	1	0	0	0	2
48 Justin Bour, L (1, 3) OBP: 0.343, SLG: 0.463	S FS 89 B FS 88 S FS 88 S FS 89 1-3 K		D SL 85 D FS 89 X FS 89 2-0 G3			C SL 81 S FS 88 C FF 94 0-3 K		B CH 84 B CH 85 B FF 96 B FF 94 4-0 1-2 2-3 BB		3	0	0	0	1	2	3
20 J.T. Realmuto, R (1, 2) OBP: 0.266, SLG: 0.376		B FF 92 X FC 88 1-0 F9		B FC 90 B SL 83 B FC 89 C FF 93 C SL 84 S SL 84 3-3 K		B FF 93 F SL 83 X FS 88 1-1 G5-3		C SL 82 C SL 82 S SL 82 0-3 K		4	0	0	0	0	2	3
32 Derek Dietrich, L (1, 5) OBP: 0.400, SLG: 1.200 22 Carter Capps, R (8, 1) OBP: 0.500, SLG: 0.500 13 Marcell Ozuna, R (8, PH) OBP: 0.332, SLG: 0.380 44 AJ Ramos, R (9, 1)		C CU 77 B FC 90 B FS 88 B SI 93 X FF 92 3-1 3 1B 2B		B FC 90 B CU 77 X SI 93 2-0 G4-3			B SI 92 B CU 76 X SI 92 2-0 HR	S SL 84 S SL 83 F SL 84 D SL 84 S SL 84 1-3 K		3 0 1 0	2 0 0 0	2 0 0 0	1 0 0 0	0 0 1 0	0 0 0 0	0 0 3 0
3 Adeiny Hechavarría, R (1, 6) OBP: 0.329, SLG: 0.405		D SL 83 D FS 88 C SL 84 X FS 88 2-1 2-H 1B		X SL 83 0-0 L4			C SL 83 F SL 83 X FS 89 0-2 17 K 1B	C SL 82 X SL 85 0-1 L9		4	0	2	1	0	0	3
34 Tom Koehler, R (1, 1) OBP: 0.048, SLG: 0.048 17 Donovan Solano, R (7, PH) OBP: 0.196, SLG: 0.245 (8, 5)		L FF 91 L FF 92 L FS 88 0-3 K			C FC 91 X SL 82 0-1 E3 9 FC5-4		L FC 90 B SL 83 1 SAFE 1 SAFE S SL 84 F SL 84 S FS 89 1-3 K 1-2			2 1	0 0	0 0	0 0	0 0	1 1	1 1
Inning Stats	R: 0 E: 0 K: 1 S: 8 H: 2 LOB: 2 BB: 0 P: 13	R: 1 E: 0 K: 1 S: 9 H: 2 LOB: 1 BB: 0 P: 15	R: 0 E: 0 K: 0 S: 9 H: 2 LOB: 1 BB: 0 P: 17	R: 0 E: 0 K: 1 S: 5 H: 0 LOB: 0 BB: 0 P: 10	R: 0 E: 1 K: 1 S: 12 H: 0 LOB: 1 BB: 0 P: 15	R: 0 E: 0 K: 1 S: 6 H: 0 LOB: 0 BB: 0 P: 8	R: 1 E: 0 K: 1 S: 11 H: 3 LOB: 1 BB: 0 P: 16	R: 0 E: 0 K: 2 S: 12 H: 1 LOB: 3 BB: 1 P: 21		1B: 7 2B: 2 3B: 0 HR: 1 SF: 0 SAC: 0 DP: 1 HBP: 1				WP: 0 PB: 0 SB: 0 CS: 0 PA: 35		

	AB	33
	R	2
	H	10
	RBI	2
	BB	1
	SO	8
	LOB	22

PITCHER	IP	WLS	BF	H	R	ER	SO	BB	IBB	HBP	BLK	WP	HR	S	P	ERA	WHIP
19 Masahiro Tanaka, R (1, 1) ERA: 2.49	7.0	L	29	9	2	2	6	0	0	0	0	0	1	60	94	2.57	1.286
65 José Ramirez, R (8, 1) ERA: 36.0	0.0		3	1	0	0	0	1	0	1	0	0	0	3	11	∞	∞
Sergio Santos, R (8, 1) ERA: 4.96	1.0		3	0	0	0	2	0	0	0	0	0	0	9	10	0.00	0.000

PITCHER	IP	WLS	BF	H	R	ER	SO	BB	IBB	HBP	BLK	WP	HR	S	P	ERA	WHIP

New York Yankees @ Miami Marlins

Marlins Park, Miami, FL

Tue Jun 16 2015, 7:12 PM - 10:20 PM EDT

Att. 33,083 - Roof Closed - 72 F

TOP

livebaseballscorecards.com

Batter	1	2	3	4	5	6	7	8	9	AB	R	H	RBI	BB	SO	LOB
11 Brett Gardner, L (1, 8) OBP: 0.341, SLG: 0.407	C SI 89 F SI 88 B SL 89 B SI 90 F FF 90 X SI 89 2-2 F9 ①		C KC 78 C SL 88 C SI 91 0-3 K ③ 2-3			C CH 79 B SL 87 S CH 81 B FF 89 C SI 90 2-3 K ②	B KC 79 X SI 91 1-0 1-3 3-H 2B			3	0	0	0	0	2	1
80 Mason Williams, L (6, 8) OBP: 0.167, SLG: 0.500										1	0	1	1	0	0	0
18 Didi Gregorius, L (1, 6) OBP: 0.291, SLG: 0.312	C SI 89 F FF 89 C SI 90 0-3 K ②			B SI 88 C CH 80 X KC 76 1-1 G3 ①		F CH 81 B SL 89 C SI 89 F SI 90 X SI 90 1-2 25 BB 34 1B 1B	T SI 90 C FF 90 X FC 90 0-2 G5-3 ③			4	1	1	0	0	1	2
65 José Ramirez, R (7, 1)										0	0	0	0	0	0	0
25 Mark Teixeira, S (1, 3) OBP: 0.368, SLG: 0.574	F FF 91 C SI 90 X SL 89 0-2 G1-3 ③			F KC 78 B SL 87 B SI 90 F CH 82 X SI 90 2-2 F9 ②		D SL 88 F CH 81 B SL 88 S SI 90 F FF 91 B FC 90 F CH 83 F FF 93 F SI 91 4-2 B CH 84 34 1B 1-2 BB		X SI 92 0-0 12 G1 34 G4-1 1B		2	0	0	0	1	0	0
66 John Ryan Murphy, R (6, 2) OBP: 0.305, SLG: 0.377										1	0	1	0	0	0	0
34 Brian McCann, L (1, 2) OBP: 0.330, SLG: 0.468		C SI 88 X CH 81 0-1 12 G5-6-3 1B		C SI 89 X SI 90 0-1 F8 ③		B SI 90 C SI 90 C FF 90 X FC 89 1-2 1-2 2-H 1B		F SI 92 B SL 81 B SL 80 F SI 92 X SI 91 2-2 G4-1 ① 1-2		4	0	2	1	0	0	1
(6, 3)																
12 Chase Headley, S (1, 5) OBP: 0.292, SLG: 0.367		C FF 89 D SI 89 D KC 79 F FF 89 X SI 91 2-2 G5-6-3 ①② 1-2f			B KC 77 B FF 89 C SI 89 F SI 89 X SL 88 2-2 F8 ①	C CH 82 B SI 91 C CH 82 F SI 91 B FC 90 X CH 83 2-2 F9 ③		C SL 79 F SI 92 B SI 91 B SL 80 B SL 80 X SI 93 3-2 G1 ② 2-3		4	0	0	0	0	0	4
36 Carlos Beltrán, S (1, 9) OBP: 0.276, SLG: 0.384		C KC 76 B SI 90 F CH 81 X SI 90 1-2 G4-3 ③			X KC 77 0-0 2B		C SI 87 C SL 85 C SI 89 0-3 K ①	B SL 80 C SI 91 B SI 91 C SL 81 T SL 81 2-2 K ③		4	0	1	0	0	2	1
24 Chris Young, R (1, 7) OBP: 0.270, SLG: 0.432			F SI 88 B SL 86 F SL 87 X SI 90 1-2 G6-3 ①		B FF 90 X SL 88 1-0 F7 ②		B SI 88 F SI 88 B KC 76 B CH 81 B FF 89 4-1 33 1B 80 2B BB		X SI 95 0-0 G4-3 ①	2	0	0	0	0	0	1
57 Chris Martin, R (5, 1)										0	0	0	0	0	0	0
14 Stephen Drew, L (7, PH) OBP: 0.238, SLG: 0.364										1	1	0	0	1	0	0
(7, 4)																
17 Brendan Ryan, R (1, 4) OBP: 0.300, SLG: 0.444			B SI 90 B SI 89 C FF 88 X SI 90 2-1 E5 26 FC2-6		B SL 88 X FF 89 1-0 F8 ③		F FF 90 F FF 89 C SL 89 0-3 K ②		C SI 95 C CU 83 X CU 83 0-2 G6-3 ②	4	0	0	0	0	1	2
(7, 6)																
30 Nathan Eovaldi, R (1, 1)			L SI 89 L SI 88 X SI 91 0-2 FC2-6 ② 11 PB 1-2f			C FF 86 B SI 86 X CH 80 1-1 G4-3 ①	C SI 90 X SI 90 0-1 80 2B 1-3 1B		F FF 97 S CH 88 X CU 82 0-2 L7 ③	0	0	0	0	0	0	0
26 Chris Capuano, L (1, 1)										1	0	0	0	0	0	1
33 Garrett Jones, L (5, 7) OBP: 0.293, SLG: 0.403										3	0	1	0	0	0	0
Inning Stats	R: 0 E: 0 K: 1 S: 10 H: 0 LOB: 0 BB: 0 P: 12	R: 0 E: 0 K: 0 S: 8 H: 1 LOB: 0 BB: 0 P: 11	R: 0 E: 2 K: 1 S: 11 H: 0 LOB: 1 BB: 0 P: 14	R: 0 E: 0 K: 0 S: 7 H: 0 LOB: 0 BB: 0 P: 10	R: 0 E: 0 K: 0 S: 6 H: 1 LOB: 1 BB: 0 P: 10	R: 1 E: 0 K: 1 S: 22 H: 2 LOB: 2 BB: 1 P: 33	R: 1 E: 0 K: 2 S: 13 H: 2 LOB: 2 BB: 1 P: 18	R: 0 E: 0 K: 1 S: 10 H: 1 LOB: 1 BB: 0 P: 17	R: 0 E: 0 K: 0 S: 7 H: 0 LOB: 0 BB: 0 P: 7	1B: 5 2B: 2 3B: 0 HR: 0 SF: 0 SAC: 0 DP: 1 HBP: 0						

	AB	34
	R	2
	H	7
	RBI	2
	BB	2
	SO	6
	LOB	13

PITCHER		IP	WLS	BF	H	R	ER	SO	BB	IBB	HBP	BLK	WP	HR	S	P	ERA	WHIP
41 David Phelps, R ERA: 3.96	(1, 1)	7.0	W	29	6	2	2	5	2	0	0	0	0	0	77	108	2.57	1.143
31 Steve Cishek, R ERA: 6.43	(8, 1)	1.0		4	1	0	0	1	0	0	0	0	0	0	10	17	0.00	1.000
36 Sam Dyson, R ERA: 2.93	(9, 1)	1.0		3	0	0	0	0	0	0	0	0	0	0	7	7	0.00	0.000

PITCHER	IP	WLS	BF	H	R	ER	SO	BB	IBB	HBP	BLK	WP	HR	S	P	ERA	WHIP

PA: 36

WP: 0
PB: 1
SB: 0
CS: 0

Batter	1	2	3	4	5	6	7	8	9	AB	R	H	RBI	BB	SO	LOB
9 Dee Strange-Gordon, L (1, 4) OBP: 0.379, SLG: 0.420	C FF 98 X FF 96 0-1 G5-3 F FF 97 F FF 98 F FF 96 X SL 86 0-2 32 2B 3-H 1B		X SL 80 0-0 32 BB 2-3 1B		F SI 88 B SL 80 B SI 89 X SI 88 2-1 21 BB 27 HR 1B		B CH 88 S FF 97 F CH 86 F FF 97 X CH 86 1-2 ② G4-3			5	2	3	1	0	0	0
32 Derek Dietrich, L (1, 5) OBP: 0.500, SLG: 1.000	C FF 96 X CH 87 0-1 27 1B 21 1B 13 1B 1B F FF 97 B CU 75 X CH 85 1-1 1-H 2B		B SI 88 B SL 79 C SI 89 1 SAFE B SI 87 B SL 81 4-1 1-2 BB		C SI 88 B SI 90 B SI 89 F SL 81 F CH 77 F SL 81 S SI 89 2-3 ② K		F FF 96 B FF 96 F CH 85 B CH 88 X CH 86 2-2 ③ F8			4	1	2	1	1	1	1
21 Christian Yelich, L (1, 7) OBP: 0.303, SLG: 0.320	X FF 98 0-0 27 1B 13 1B 1-2 1B F FF 97 B CU 75 C SL 80 X SL 81 1-2 ③ G4-3		C SI 88 F SL 82 F SI 90 B CH 79 S SL 82 1-3 ② K		S SL 81 B SI 90 B SI 91 B SL 81 B SI 88 4-1 27 HR 1-2 BB			X FF 95 0-0 48 WP 51 BB 20 1B 1B		4	3	2	0	1	1	4
27 Giancarlo Stanton, R (1, 9) OBP: 0.351, SLG: 0.616 51 Ichiro Suzuki, L (8, 9) OBP: 0.342, SLG: 0.338	C SL 87 B FF 98 F SL 88 X FS 87 1-2 13 1B 48 1B 1-2 2-3 1B	C SI 88 S SL 80 F SI 89 B SL 81 X CH 79 1-2 ① G6-3	X SL 81 0-0 ③ P3		C FF 94 B FF 94 B SI 96 X FC 90 2-1 1-H 2-H HR			B FF 95 B FF 93 C FF 94 B FF 93 B FF 92 4-1 20 1B 48 WP 1-2 BB		4 0	2 0	2 0	3 0	0 1	0 0	3 0
13 Marcell Ozuna, R (1, 8) OBP: 0.337, SLG: 0.382	B CH 85 B SL 86 D SL 85 C FF 98 F FF 98 X FF 99 3-2 48 1B 20 1B 1-2 2-H 3-H 1B	B CH 79 C SL 79 F CH 77 H SI 91 2-2 HBP	X SI 87 0-0 48 G4-3 1B		B FC 90 C CU 83 B FF 94 C FF 94 B CU 83 X CU 83 3-2 ③ G4-3			C SL 86 B SL 86 B FF 96 C FF 97 X CH 86 2-2 ① F7		4	1	2	2	0	0	2
48 Justin Bour, L (1, 3) OBP: 0.336, SLG: 0.450	B FS 87 B CH 85 F FF 97 C SL 84 D CH 86 X SL 86 3-2 20 1B 3 3B 1-3 2-H 1B	C SL 81 S SL 81 B SI 90 1 SAFE F SL 81 F SL 81 F SI 90 B SI 89 S SI 90 2-3 ② K	C CU 78 F SI 88 F SI 90 X SL 81 0-2 ① G4-3 1-2		C FF 94 B FC 89 F FF 94 B CU 83 X FF 95 2-2 ① G5-3			C CH 87 B CH 86 B CH 88 C FF 97 S FF 97 2-3 ② K 1-2 2-3		5	1	1	1	0	2	4
20 J.T. Realmuto, R (1, 2) OBP: 0.269, SLG: 0.377	B FF 97 X FF 97 1-0 3 3B 1-2 3-H 1B	C SL 80 D CH 76 B CH 77 T SI 88 X CH 78 2-2 ③ F9	F SI 89 D CH 79 X SL 80 1-1 ② L7		B FF 96 F FC 88 C CU 82 B CU 83 F CU 82 B FF 96 X FF 95 3-2 ② F9			X FF 96 0-0 10 WP 2-3 3-H 1B		5	1	2	2	0	0	2
3 Adeiny Hechavarría, R (1, 6) OBP: 0.332, SLG: 0.416 31 Steve Cishek, R (8, 1) 10 Jeff Baker, R (8, PH) OBP: 0.339, SLG: 0.481 36 Sam Dyson, R (9, 1)	X SL 86 0-0 9 1B 1-H 2-H 3B		B SI 88 F SI 88 S CH 77 B CH 77 B SI 89 X SI 89 3-2 9 1B 41 SH2-4 1B	B CH 78 F CH 78 B CH 78 F SL 81 B SL 82 S CH 76 3-3 ③ K		C FC 89 X CU 84 0-1 ③ G5-3		S SL 87 B FF 96 C SL 84 B FF 97 C SL 87 2-3 ③ K 1-2	4 0 1 0	1 0 0 0	2 0 0 0	2 0 0 0	0 0 1 0	1 0 1 0	1 0 2 0
41 David Phelps, R (1, 1) OBP: 0.091, SLG: 0.048 17 Donovan Solano, R (7, PH) OBP: 0.192, SLG: 0.240 (8, 6)	C FF 98 B FF 98 D SL 85 X FF 96 2-1 ② G6-3		1 SAFE X SI 86 0-0 ① SH2-4 1-2		F SI 87 S SI 89 S CH 78 0-3 ① K		C FF 94 F CH 83 F CH 83 B SL 84 B FF 97 X CH 84 2-2 ① L7			2 1	0 0	0 0	0 0	0 0	1 0	1 0
Inning Stats	R: 8 E: 0 K: 0 S: 28 H: 9 LOB: 1 BB: 0 P: 39	R: 0 E: 0 K: 1 S: 15 H: 0 LOB: 1 BB: 0 P: 22	R: 0 E: 0 K: 1 S: 11 H: 2 LOB: 3 BB: 1 P: 19	R: 0 E: 0 K: 1 S: 10 H: 1 LOB: 1 BB: 0 P: 14	R: 3 E: 0 K: 2 S: 16 H: 2 LOB: 0 BB: 1 P: 29	R: 0 E: 0 K: 0 S: 9 H: 0 LOB: 0 BB: 0 P: 14	R: 0 E: 0 K: 0 S: 11 H: 0 LOB: 0 BB: 0 P: 16	R: 1 E: 0 K: 2 S: 12 H: 2 LOB: 2 BB: 1 P: 22		1B: 13 2B: 1 3B: 1 HR: 1	SF: 0 SAC: 1 DP: 0 HBP: 1				

PITCHER		IP	WLS	BF	H	R	ER	SO	BB	IBB	HBP	BLK	WP	HR	S	P	ERA	WHIP
30 Nathan Eovaldi, R ERA: 5.12	(1, 1)	0.2	L	11	9	8	8	0	0	0	0	0	0	0	25	36	108.00	13.500
26 Chris Capuano, L ERA: 5.14	(1, 1)	4.0		19	4	2	2	5	2	0	1	0	0	0	50	77	4.50	1.500
57 Chris Martin, R ERA: 5.4	(5, 1)	1.1		5	1	1	1	0	0	0	0	0	0	1	14	24	6.75	0.750
65 José Ramirez, R ERA: 15.0	(7, 1)	2.0		9	2	1	1	2	1	0	0	0	2	0	23	38	4.50	1.500

PITCHER	IP	WLS	BF	H	R	ER	SO	BB	IBB	HBP	BLK	WP	HR	S	P	ERA	WHIP

BOTTOM

New York Yankees @ Miami Marlins

Marlins Park, Miami, FL

Tue Jun 16 2015, 7:12 PM - 10:20 PM EDT

Att. 33,083 - Roof Closed - 72 F

livebaseballscorecards.com

AB	39
R	12
H	16
RBI	12
BB	3
SO	7
LOB	20

MIAMI

WP: 2 PB: 0 SB: 0 CS: 0 PA: 44

Miami Marlins @ New York Yankees

Yankee Stadium, Bronx, NY

Wed Jun 17 2015, 7:09 PM - 9:58 PM EDT

Att. 43,048 - Cloudy - 70 F

TOP

livebaseballscorecards.com

Batter	1	2	3	4	5	6	7	8	9	AB	R	H	RBI	BB	SO	LOB
9 Dee Strange-Gordon, L (1, 4) OBP: 0.374, SLG: 0.414	B FC 92 C FF 94 L FF 93 B SL 88 C SL 85 2-3 ① K			F SL 82 B SL 84 F SL 83 F FF 94 F SI 95 S SL 88 1-3 ① K		B FF 92 F SL 84 X FF 94 1-1 ② G3		C KC 82 X KC 82 0-1 ② FC3-2 1-2 3-H		4	0	0	0	0	2	2
32 Derek Dietrich, L (1, 5) OBP: 0.357, SLG: 0.692	C FF 94 B FC 94 F FF 94 S FC 94 1-3 ② K			C SL 83 X FF 94 0-1 ② P4		B FF 92 S FF 92 F CH 88 X FF 95 1-2 ③ G6-3		X FF 95 0-0 ③ L9		4	0	0	0	0	1	2
21 Christian Yelich, L (1, 7) OBP: 0.307, SLG: 0.337	C FC 94 B SL 87 C SL 87 B CH 90 F SL 86 F SL 87 B FF 94 X FC 92 3-2 ③ G4-3			B CH 88 S FC 94 B CH 89 B FC 95 F FF 93 B SL 84 4-2 BB			X FF 91 0-0 HR		B KC 83 S KC 84 B KC 84 X FF 97 2-1 ① G6-3	3	1	1	1	1	0	0
27 Giancarlo Stanton, R (1, 10) OBP: 0.346, SLG: 0.606		C FC 93 X SL 86 0-1 ① G1-3		C SL 86 S SL 88 B SL 90 B FF 95 B FF 89 C SL 88 3-3 ③ K			C FC 93 X FF 92 0-1 ① F8		C KC 84 B FF 99 S KC 85 C KC 84 1-3 ② K	4	0	0	0	0	2	1
13 Marcell Ozuna, R (1, 8) OBP: 0.336, SLG: 0.380		C SL 84 C FF 94 B SL 87 F SL 88 B FF 93 S SL 88 2-3 ② K			C SL 83 B FF 95 B FF 92 S SL 85 S FF 95 2-3 ① K		B SL 85 F FC 93 X SL 85 1-1 ② P3		B KC 83 C KC 83 X KC 83 1-1 48 BB 1B	4	0	1	0	0	2	0
48 Justin Bour, L (1, 3) OBP: 0.342, SLG: 0.441		B FF 93 C FF 94 X CH 89 1-1 ③ G4-3			C SL 85 B CH 90 C FF 95 B FC 95 B SL 86 B SL 85 4-2 3 FC6-4 BB		C SL 83 B CH 82 S CH 82 S FF 92 2-3 ③ K2-3		B KC 84 F KC 84 D KC 85 B KC 84 F KC 84 B FF 98 4-2 1-2 BB	2	0	0	0	2	1	0
6 Jeff Mathis, R (1, 2) OBP: 0.190, SLG: 0.200			C FC 94 S FF 94 B FF 94 B FC 94 B FC 93 X FF 93 3-2 ① P6		B FC 93 F FF 92 B FF 93 C SL 82 S SL 83 2-3 ② K			B FF 94 T FF 94 S FC 93 X CU 83 1-2 ① F9	C FF 99 B KC 86 S FF 98 S KC 86 1-3 ③ K	4	0	0	0	0	2	3
3 Adeiny Hechavarría, R (1, 6) OBP: 0.332, SLG: 0.412			B SL 86 B FC 93 F FF 92 C SL 84 F SL 86 S FF 94 2-3 ② K		S FF 94 B SL 86 X SL 84 1-1 ③ FC6-4 1-2f			B SI 96 S FF 95 B FC 89 B FF 95 S FF 95 B FF 96 4-2 51 1B 9 FC3-2 BB		2	0	0	0	1	1	1
51 Ichiro Suzuki, L (1, 9) OBP: 0.342, SLG: 0.338			C SI 94 B CH 88 X FF 94 1-1 ③ L6			C FF 91 C FF 91 B FC 92 B FF 93 S SL 85 2-3 ① K		D FF 97 F SI 95 B SI 96 1 SAFE B FF 95 X FF 96 3-1 9 FC3-2 1-3 1B		3	0	1	0	0	1	0
Inning Stats	R: 0 E: 0 K: 2 S: 11 H: 0 LOB: 0 BB: 0 P: 17	R: 0 E: 0 K: 1 S: 8 H: 0 LOB: 0 BB: 0 P: 11	R: 0 E: 0 K: 1 S: 9 H: 0 LOB: 0 BB: 0 P: 15	R: 0 E: 0 K: 2 S: 12 H: 0 LOB: 1 BB: 1 P: 20	R: 0 E: 0 K: 2 S: 10 H: 0 LOB: 1 BB: 1 P: 19	R: 0 E: 0 K: 1 S: 8 H: 0 LOB: 0 BB: 0 P: 12	R: 1 E: 0 K: 1 S: 8 H: 1 LOB: 0 BB: 0 P: 11	R: 0 E: 0 K: 0 S: 10 H: 1 LOB: 2 BB: 1 P: 18	R: 0 E: 0 K: 2 S: 12 H: 1 LOB: 2 BB: 1 P: 21	1B: 2 2B: 0 3B: 0 HR: 1	SF: 0 SAC: 0 DP: 0 HBP: 0						

	AB	30
	R	1
	H	3
	RBI	1
	BB	4
	SO	12
	LOB	9

MIAMI

PITCHER		IP	WLS	BF	H	R	ER	SO	BB	IBB	HBP	BLK	WP	HR	S	P	ERA	WHIP
35 Michael Pineda, R ERA: 3.54	(1, 1)	6.2	W	23	1	1	1	9	2	0	0	0	0	1	63	100	1.35	0.450
45 Chasen Shreve, L ERA: 2.03	(7, 1)	0.1	H	1	0	0	0	1	0	0	0	0	0	0	3	5	0.00	0.000
41 Justin Wilson, L ERA: 3.47	(8, 1)	0.1	H	3	1	0	0	0	1	0	0	0	0	0	7	15	0.00	6.000
68 Dellin Betances, R ERA: 0.26	(8, 1)	1.2	S	7	1	0	0	2	1	0	0	0	0	0	15	24	0.00	1.200

PITCHER	IP	WLS	BF	H	R	ER	SO	BB	IBB	HBP	BLK	WP	HR	S	P	ERA	WHIP

Batter	1	2	3	4	5	6	7	8	9	AB	R	H	RBI	BB	SO	LOB
11 Brett Gardner, L (1, 7) OBP: 0.340, SLG: 0.409	B FF 92 C FF 92 B FF 95 X FF 93 2-1 ① G4-3		1 SAFE 1 SAFE B FF 92 F FF 91 F FF 92 F FF 94 B FF 94 X CH 88 2-2 ① F7		B CH 87 X FF 92 1-0 ① F7		B CU 79 C FF 90 B FF 94 F FF 92 B FF 95 X FF 92 3-2 12 G3 2B			4	0	1	0	0	0	1
12 Chase Headley, S (1, 5) OBP: 0.295, SLG: 0.366	C FF 92 F SL 81 H SL 87 1-2 34 G3 13 1B HBP		1 SAFE C FF 92 B FF 93 B CH 88 X FF 93 2-1 ② L6		C SL 82 T CU 77 F SL 84 X SI 93 0-2 33 BB 13 1B 36 1B 1B		C CH 85 D SI 93 X CH 85 1-1 ① G3 2-3			3	2	1	0	0	0	2
34 Brian McCann, L (1, 2) OBP: 0.324, SLG: 0.458	C FF 93 F CH 87 B FF 94 B CH 88 X FF 94 2-2 ② G3 1-2		C CU 82 D FF 93 C FF 93 X SI 95 1-2 ③ F7		C CU 82 F FF 93 B CH 88 X FF 93 1-2 ② L7		B CU 78 D CU 80 B CU 78 F SI 93 S CU 78 S CU 81 3-3 ② K			4	0	0	0	0	1	4
13 Alex Rodriguez, R (1, 10) OBP: 0.379, SLG: 0.505	C FF 95 B FF 96 D SL 86 X FF 94 2-1 33 WP 2-H 1B			B FF 93 S CH 87 B FF 93 B FF 94 B FF 94 4-1 33 FC4-6 BB	B FF 93 B FF 94 B FF 94 X FF 94 3-0 33 BB 1-2 36 1B 1B		I IN 83 I IN 83 I IN 83 I IN 83 4-0 33 S IBB			2	0	2	1	2	0	0
33 Garrett Jones, L (1, 3) OBP: 0.291, SLG: 0.388	B FF 93 S CH 87 B CH 87 F FF 94 S SL 84 2-3 ③ K 1-2			D FF 92 X FF 92 1-0 ① FC4-6 18 FC3-6 36 BB 1-2f	D CH 88 B CH 86 B SI 92 B FF 92 4-0 36 1B 1-2 2-3 BB		S CU 79 B CU 79 X CU 79 1-1 ③ L3 1-2			3	0	0	0	1	1	4
36 Carlos Beltrán, S (1, 9) OBP: 0.285, SLG: 0.388 24 Chris Young, R (9, 9) OBP: 0.270, SLG: 0.432		C SI 91 X FF 93 0-1 14 G6-3 1B		B CH 86 B SI 91 B CH 85 B FF 91 4-0 18 FC3-6 1-2 BB	B SI 92 X CH 86 1-0 ③ 1-2 2-H 3-H 1B			B FF 95 S FF 96 F FF 96 B SL 87 S FF 95 2-3 ① K		3 0	0 0	2 0	1 0	1 0	1 0	0 0
18 Didi Gregorius, L (1, 6) OBP: 0.285, SLG: 0.305		M FF 92 X SI 92 0-1 ① F7		B CH 87 X SI 93 1-0 ② FC3-6 14 BB 1-2f 2-3		X FF 90 0-0 ① L9		B SL 87 T FF 95 C FF 94 F SL 86 B SL 88 X FF 95 2-2 ② F8		4	0	0	0	0	0	3
14 Stephen Drew, L (1, 4) OBP: 0.239, SLG: 0.359		B SI 91 B FF 94 C FF 94 F FF 93 X SI 94 2-2 ② ③ G6-3 1-2f		C CH 88 D CH 88 B CH 88 D SI 94 B CH 87 4-1 1-2 BB		C CU 79 X FF 90 1-0 ② G6-3		B SL 87 C FF 95 B FF 95 F FF 95 S FF 96 2-3 ③ K		3	0	0	0	1	1	1
80 Mason Williams, L (1, 8) OBP: 0.200, SLG: 0.467			B FF 92 X FF 92 1-0 1B	B CH 87 B FF 94 C FF 93 X FF 93 2-1 ③ G4-3		C SL 82 B CU 80 B CU 83 X FF 92 2-1 ③ G6-3				3	0	1	0	0	0	3
Inning Stats	R: 1 H: 1 E: 0 LOB: 1 K: 1 BB: 0 S: 12 P: 21	R: 0 H: 1 E: 0 LOB: 0 K: 0 BB: 0 S: 7 P: 9	R: 0 H: 1 E: 0 LOB: 1 K: 0 BB: 0 S: 10 P: 16	R: 0 H: 0 E: 0 LOB: 3 K: 0 BB: 3 S: 6 P: 22	R: 1 H: 3 E: 0 LOB: 2 K: 0 BB: 1 S: 11 P: 21	R: 0 H: 0 E: 0 LOB: 0 K: 1 BB: 0 S: 4 P: 7	R: 0 H: 1 E: 0 LOB: 2 K: 1 BB: 1 S: 10 P: 22	R: 0 H: 0 E: 0 LOB: 0 K: 2 BB: 0 S: 10 P: 16		1B: 6 SF: 0 2B: 1 SAC: 0 3B: 0 DP: 1 HR: 0 HBP: 1					WP: 1 PA: 35 PB: 0 SB: 1 CS: 0	

PITCHER		IP	WLS	BF	H	R	ER	SO	BB	IBB	HBP	BLK	WP	HR	S	P	ERA	WHIP
62 José Ureña, R ERA: 4.18	(1, 1)	6.0	L	27	6	2	2	1	4	0	1	0	1	0	50	96	3.00	1.667
52 Brad Hand, L ERA: 5.26	(7, 1)	1.0		5	1	0	0	1	0	1	0	0	0	0	10	22	0.00	1.000
40 Mike Dunn, L ERA: 4.24	(8, 1)	1.0		3	0	0	0	2	0	0	0	0	0	0	10	16	0.00	0.000

PITCHER	IP	WLS	BF	H	R	ER	SO	BB	IBB	HBP	BLK	WP	HR	S	P	ERA	WHIP

BOTTOM

Miami Marlins @ New York Yankees

Yankee Stadium, Bronx, NY

Wed Jun 17 2015, 7:09 PM - 9:58 PM EDT

Att. 43,048 - Cloudy - 70 F

livebaseballscorecards.com

AB	29
R	2
H	7
RBI	2
BB	5
SO	4
LOB	18

Miami Marlins @ New York Yankees

Yankee Stadium, Bronx, NY

Thu Jun 18 2015, 7:10 PM - 10:35 PM EDT

Att. 38,239 - Overcast - 67 F

TOP

livebaseballscorecards.com

Batter	1	2	3	4	5	6	7	8	9	AB	R	H	RBI	BB	SO	LOB
9 Dee Strange-Gordon, L (1, 4) OBP: 0.378, SLG: 0.424	B FF 90 B FC 90 C FF 89 S FF 89 X SL 79 2-2 ① G4-3			F FF 90 C SI 90 F SL 81 F SI 90 X SL 78 0-2 21 G4-3 3B	C SI 89 D SI 90 F SI 90 F SI 90 X SL 81 1-2 1-3 1B			C FF 93 B SI 94 B FF 95 F FF 95 B FF 96 X SI 95 3-2 1B	B FF 95 F FF 95 F SI 94 B CU 85 S FF 94 2-3 ③ K	5	1	3	0	0	1	2
3 Adeiny Hechavarría, R (1, 6) OBP: 0.327, SLG: 0.405	C SI 90 C SL 78 S FF 90 0-3 ② K			F SI 90 S SL 81 B FF 90 B SI 89 B SI 90 F CH 84 C SI 91 3-3 ① K	F SI 89 F FF 90 F FF 90 C SL 79 0-3 ③ K			T FF 94 C FF 95 S FF 96 0-3 ① K		4	0	0	0	0	4	4
21 Christian Yelich, L (1, 7) OBP: 0.300, SLG: 0.330	B SL 79 X FF 90 1-0 ③ G4-3			F SI 90 B CH 86 S SL 82 B CH 82 X SL 80 2-2 ② G4-3 3-H		B SL 80 B SI 89 C SL 78 X SL 79 2-1 ① G4-3		B FF 95 C SI 96 1 SAFE B FC 87 B FF 96 F FF 95 S FF 95 3-3 ② K		4	0	0	1	0	1	1
27 Giancarlo Stanton, R (1, 9) OBP: 0.348, SLG: 0.617		C FF 88 B SL 79 B SL 80 X SL 82 2-1 ① P3		X SL 79 0-0 1B		B SI 89 X SL 79 1-0 HR		B FF 96 C FF 97 X FF 96 1-1 ③ G3		4	1	2	1	0	0	1
13 Marcell Ozuna, R (1, 8) OBP: 0.331, SLG: 0.374		C FF 90 C CH 85 B SI 90 B SL 80 B CH 84 F CH 84 C SI 90 3-3 ② K		F CH 84 S CH 83 X SI 89 0-2 ③ G5-3		B CH 84 F SI 90 B SI 90 X CH 84 2-1 ② P3			C SI 95 C FF 95 B SI 95 B CU 84 B FF 95 F FF 95 F FF 95 S FF 94 3-3 ① K	4	0	0	0	0	2	1
10 Jeff Baker, R (1, 10) OBP: 0.339, SLG: 0.473 51 Ichiro Suzuki, L (9, PH) OBP: 0.346, SLG: 0.343		C SI 90 B CH 86 X CH 81 1-1 ③ F8			B CH 83 F SI 89 B SI 90 X SI 89 2-1 17 F8 48 HBP 6 SF8 1B	F SI 90 B CH 85 F CH 83 B SI 89 T FF 91 2-2 ③ K			C FF 94 B SI 94 C FF 95 X FC 89 1-2 32 FC6-4 48 1B 6 1B 1B	3 1	1 1	1 1	0 0	0 0	1 0	0 0
48 Justin Bour, L (1, 3) OBP: 0.356, SLG: 0.448			B FF 90 F SL 78 X SI 89 1-1 ① G3		B SL 78 B FF 91 C SI 90 H SI 89 3-1 9 1B 1-2 HBP		S SL 84 B SL 84 B SL 84 X FF 92 2-1 17 G6-4-3 1B		B FC 88 X FF 92 1-0 32 FC6-4 1-2 1B	3	0	2	0	0	0	0
17 Donovan Solano, R (1, 5) OBP: 0.182, SLG: 0.226 32 Derek Dietrich, L (9, PH) OBP: 0.333, SLG: 0.643			C SI 89 B FF 89 F SL 80 T CH 84 1-2 ② K		X SI 88 0-0 ① F8 2-3		S FF 90 F FF 92 B CH 83 B FF 92 X CH 81 2-2 ①② G6-4-3 1-2f		B FF 94 F FF 95 B SI 94 B FF 94 C FF 94 X FF 94 3-2 ② FC6-4 6 1B 1-2f 2-3	3 1	0 0	0 0	0 0	0 0	1 0	3 2
6 Jeff Mathis, R (1, 2) OBP: 0.200, SLG: 0.217			C SI 90 F SI 89 B CH 85 C SL 79 1-3 ③ K		B CH 84 X CH 84 1-0 ② SF8 3-H		C CH 82 F FF 92 B CH 83 S CH 83 1-3 ③ K		X FF 95 0-0 1-2 3-H 1B	3	0	1	2	0	2	0

| Inning Stats | | |

Miami Marlins @ New York Yankees

Yankee Stadium, Bronx, NY

Thu Jun 18 2015, 7:10 PM - 10:35 PM EDT

Att. 38,239 - Overcast - 67 F

BOTTOM

livebaseballscorecards.com

Batter	1	2	3	4	5	6	7	8	9	AB	R	H	RBI	BB	SO	LOB
11 Brett Gardner, L (1, 7) OBP: 0.341, SLG: 0.422	C FC 92 B FF 93 X FF 92 1-1 12 1B 13 1B 1B	C CH 85 F FF 93 F FS 80 X SL 85 0-2 ② G3 2-3		B FF 92 F CH 83 S CH 84 S FS 82 1-3 ③ K		B CH 84 D CH 83 X FF 90 2-0 2-H HR	B FF 100 B FF 97 C FF 98 S FF 100 S FF 99 2-3 ③ K 1-2 2-3			5	2	2	2	0	2	3
12 Chase Headley, S (1, 5) OBP: 0.301, SLG: 0.368	C SI 91 X FC 92 0-1 25 F8 13 1B 1-2 1B	F SI 93 B SL 87 B FF 93 F CH 86 F FS 82 S FS 81 2-3 ③ K			C FF 90 B CU 76 C FC 91 B FS 80 F SI 92 C SI 91 2-3 ① K	B FF 94 C FF 95 C FF 94 B FF 94 X SL 89 2-2 1B		C FF 97 B SI 95 F FF 96 F CH 88 B SI 96 B CH 87 B FF 96 4-2 13 BB 34 1B BB		4	1	2	0	1	2	1
13 Alex Rodriguez, R (1, 10) OBP: 0.384, SLG: 0.505	B SL 88 B SL 86 F FC 92 X SL 86 2-1 34 BB 1-2 2-H 1B		S FC 92 S FF 92 B FS 81 X FF 94 1-2 ① F9		C FC 94 B FF 94 B SL 87 B CH 85 X FF 92 3-1 25 2B 1B	X FF 95 0-0 ③ L9		B SI 97 B SI 96 B SI 98 B SI 97 4-0 34 1B 24 WP 1-2 BB		4	1	2	1	1	0	1
25 Mark Teixeira, S (1, 3) OBP: 0.364, SLG: 0.570	D SI 92 B CH 83 X SI 92 2-0 ① F8 2-3		B CU 77 X FF 93 1-0 ② G6-3		X FF 91 0-0 1-3 2B		C FF 96 B FF 95 B SL 88 F FF 96 F FF 95 C SL 89 2-3 ① K	C SI 97 D CH 87 F FF 97 B FF 97 X SI 96 2-2 ① L7		5	0	1	0	0	1	4
34 Brian McCann, L (1, 2) OBP: 0.335, SLG: 0.464	C CU 77 D CU 78 B SL 86 F FF 92 D FS 82 F FF 94 F SL 88 B CU 77 4-2 1-2 BB		F FF 92 C CU 78 B FS 84 X FS 83 1-2 36 BB 1B		C CU 77 F FS 80 S FS 81 0-3 ② K		C SL 88 F SL 87 B FF 95 X SL 88 1-2 36 HR 1B	X SI 97 0-0 24 WP 1-3 2-H 24 2B 1B		4	2	3	1	1	1	2
36 Carlos Beltrán, S (1, 9) OBP: 0.289, SLG: 0.402 24 Chris Young, R (8, 9) OBP: 0.275, SLG: 0.444	C FF 93 S CU 78 F FS 83 S FS 82 0-3 ② K		C CH 84 B FF 94 F FF 92 F FS 80 B FF 92 B FF 93 B FF 92 4-2 1-2 BB		D CU 78 D CU 77 X SI 91 2-0 ③ P6		B FF 95 B FF 95 B SL 87 C FF 95 C FF 95 X FF 94 3-2 1-H HR	S FF 97 F SI 96 B FF 97 X SI 95 1-2 18 1B 14 SF7 1-H 3-H 2B		3 1	1 1	1 1	2 1	1 0	1 0	5 0
18 Didi Gregorius, L (1, 6) OBP: 0.283, SLG: 0.303	X FF 93 0-0 ③ P6		C CU 76 D CU 79 F SI 92 B FS 80 S FS 80 2-3 ③ K			X FF 90 0-0 ① L7	B SL 88 X FF 95 1-0 ② P5	X SI 91 0-0 2-3 1B		5	0	1	0	0	1	5
14 Stephen Drew, L (1, 4) OBP: 0.238, SLG: 0.353		C FF 91 S FF 91 B FS 82 B FC 94 B FS 82 F FF 92 F SI 92 X FF 93 3-2 ① F8		C FF 90 X FF 90 0-1 ① F8		B CU 76 B CH 83 F FF 90 X FF 91 2-1 ② G6-3	B FF 95 B SL 87 B FF 95 B FF 94 4-0 11 WP 80 BB BB	F SL 85 B SI 92 B SI 91 B FF 92 X FF 93 3-1 ② SF7 3-H		3	0	0	1	1	0	0
80 Mason Williams, L (1, 8) OBP: 0.300, SLG: 0.579		C FF 94 F FF 94 B FS 81 X FC 95 1-2 11 G3 2B		B FF 90 C FF 90 C CH 83 X FS 82 1-2 ② G2-3		B CU 77 B FF 92 X FF 90 2-0 11 HR 2B	1 SAFE B FF 97 B FF 97 F FF 98 B FF 100 B FF 98 4-1 11 WP 1-2 BB	B FF 92 C FF 92 B SL 86 X FF 92 2-1 ③ G6-3		4	1	2	0	1	0	1
Inning Stats	R: 1 E: 0 K: 1 S: 16 H: 3 LOB: 3 BB: 1 P: 25	R: 0 E: 0 K: 1 S: 16 H: 1 LOB: 1 BB: 0 P: 22	R: 0 E: 0 K: 1 S: 13 H: 1 LOB: 2 BB: 1 P: 22	R: 0 E: 0 K: 1 S: 8 H: 0 LOB: 0 BB: 0 P: 10	R: 0 E: 0 K: 2 S: 11 H: 2 LOB: 2 BB: 0 P: 18	R: 2 E: 0 K: 0 S: 9 H: 3 LOB: 1 BB: 0 P: 17	R: 2 E: 0 K: 2 S: 15 H: 2 LOB: 2 BB: 2 P: 32	R: 4 E: 0 K: 0 S: 15 H: 3 LOB: 1 BB: 2 P: 31		1B: 9 2B: 4 3B: 0 HR: 2 SF: 1 SAC: 0 DP: 0 HBP: 0						

	AB	38
	R	9
	H	15
	RBI	8
	BB	6
	SO	8
	LOB	22

PITCHER		IP	WLS	BF	H	R	ER	SO	BB	IBB	HBP	BLK	WP	HR	S	P	ERA	WHIP
35 Mat Latos, R ERA: 5.37	(1, 1)	5.2		28	9	3	3	6	2	0	0	0	0	1	69	108	4.76	1.941
40 Mike Dunn, L ERA: 4.81	(6, 1)	1.0	L	7	3	2	2	1	1	0	0	0	0	1	15	28	18.00	4.000
22 Carter Capps, R ERA: 1.17	(7, 1)	0.1		2	0	0	0	1	1	0	0	0	1	0	4	10	0.00	3.000
36 Sam Dyson, R ERA: 4.06	(8, 1)	0.1		5	2	4	4	0	2	0	0	0	1	0	10	21	108.00	12.000
56 Vin Mazzaro, R ERA: 4.82	(8, 1)	0.2		3	1	0	0	0	0	0	0	0	0	0	5	10	0.00	1.500

PITCHER	IP	WLS	BF	H	R	ER	SO	BB	IBB	HBP	BLK	WP	HR	S	P	ERA	WHIP

WP: 2	PA: 45																
PB: 0																	
SB: 0																	
CS: 0																	

Batter	1	2	3	4	5	6	7	8	9	AB	R	H	RBI	BB	SO	LOB
12 Anthony Gose, L (1, 8) OBP: 0.323, SLG: 0.380	X FF 92 0-0 41 CS 1B	B FC 88 C SL 85 F FF 91 X SL 88 1-2 ③ G3 1-2 2-3			C CU 78 C CU 78 B CH 84 F FF 93 B SL 89 B CU 80 X FF 93 3-2 ③ G6-3			B CH 82 C SL 83 X FF 92 1-1 ② P4		4	0	1	0	0	0	2
3 Ian Kinsler, R (1, 4) OBP: 0.341, SLG: 0.355	C CU 78 F SI 90 C SL 87 0-3 ① K		C FF 92 B SL 88 C CH 83 F SI 94 F SL 87 B CH 85 F SI 92 X CU 80 2-2 ① G5-3			B FF 90 C SL 85 X SI 91 1-1 24 E 24 1B 1B		F SL 87 F SL 87 F FF 92 B SL 86 C SL 87 1-3 ③ K		4	0	1	0	0	2	1
24 Miguel Cabrera, R (1, 3) OBP: 0.447, SLG: 0.597	1 SAFE F FF 92 B SI 91 S SL 88 S FF 91 1-3 ② K		F FF 93 F FF 93 S SL 90 0-3 ② K			1 SAFE B CH 84 B SI 91 F SL 88 X SL 88 2-1 ① E5 1-H 1B			B FF 95 B FF 97 X FF 95 2-0 1B	4	0	2	0	0	2	1
41 Victor Martinez, S (1, 10) OBP: 0.306, SLG: 0.270	B CU 78 1 SAFE 1-0 ③ CS 1-2	B CU 76 X FF 91 1-0 52 2B 50 1B 1B	B FF 93 B CH 83 X CH 84 2-0 ③ G4-3			C FF 92 B SL 86 B CH 82 X FF 92 2-1 ② P5			B SL 82 X FF 94 1-0 ① F8	4	1	1	0	0	0	2
52 Yoenis Cespedes, R (1, 7) OBP: 0.333, SLG: 0.492		B CH 83 B SL 86 X SI 91 2-0 50 1B 1-3 2B		C FF 92 X CH 82 0-1 ① F8		F SL 88 B FF 93 X SL 88 1-1 ③ G6-3			C SL 86 X SL 87 0-1 ② F7	4	1	1	0	0	0	2
28 J.D. Martinez, R (1, 9) OBP: 0.326, SLG: 0.474		S SL 87 S SL 88 B FF 93 B SL 86 B SL 87 F SL 85 S FF 94 3-3 ① K		C FF 92 B CH 84 B FF 93 S SL 87 F SI 92 B CH 83 X SL 87 3-2 ② G6-3			X CU 78 0-0 9 G5-4-3 1B		C FF 96 T FF 97 B FF 96 F SL 86 X FF 96 1-2 ③ F8	4	0	1	0	0	1	3
9 Nick Castellanos, R (1, 5) OBP: 0.269, SLG: 0.330		C CU 80 F SL 88 H FF 92 1-2 12 WP 50 1B HBP		F FF 92 B CU 79 F CU 78 F SI 93 B CH 85 X CH 83 2-2 ③ G5-3			C SL 86 F SL 86 D SL 87 B SL 88 X SI 92 2-2 ① ② G5-4-3 1-2f			2	0	0	0	0	0	1
50 Bryan Holaday, R (1, 2) OBP: 0.267, SLG: 0.467		B SL 90 X SL 88 1-0 12 WP 1-2 2-H 3-H 1B			B FF 92 F FF 92 B CU 76 S FF 92 B FF 93 F FF 92 X FF 92 3-2 ① F7		X FF 92 0-0 ③ F8			3	0	1	2	0	0	0
1 Jose Iglesias, R (1, 6) OBP: 0.377, SLG: 0.397		C FF 93 F CH 85 S SL 87 0-3 ② K			C CU 78 X SI 92 0-1 ② G6-3			C FF 91 C FF 90 C SL 86 0-3 ① K		3	0	0	0	0	2	2
Inning Stats	R: 0 E: 0 K: 2 S: 7 H: 1 LOB: 0 BB: 0 P: 9	R: 2 E: 0 K: 2 S: 15 H: 3 LOB: 2 BB: 0 P: 24	R: 0 E: 0 K: 1 S: 10 H: 0 LOB: 0 BB: 0 P: 14	R: 0 E: 0 K: 0 S: 10 H: 0 LOB: 0 BB: 0 P: 15	R: 0 E: 0 K: 0 S: 10 H: 0 LOB: 0 BB: 0 P: 16	R: 0 E: 1 K: 0 S: 8 H: 2 LOB: 1 BB: 0 P: 14	R: 0 E: 0 K: 0 S: 5 H: 1 LOB: 0 BB: 0 P: 7	R: 0 E: 0 K: 2 S: 9 H: 0 LOB: 0 BB: 0 P: 11	R: 0 E: 0 K: 0 S: 8 H: 1 LOB: 1 BB: 0 P: 12	1B: 7 2B: 1 3B: 0 HR: 0 SF: 0 SAC: 0 DP: 1 HBP: 1						

PITCHER		IP	WLS	BF	H	R	ER	SO	BB	IBB	HBP	BLK	WP	HR	S	P	ERA	WHIP
43 Adam Warren, R ERA: 3.62	(1, 1)	8.0	W	29	7	2	2	7	0	0	1	0	1	0	74	110	2.25	0.875
57 Branden Pinder, R ERA: 1.93	(9, 1)	1.0		4	1	0	0	0	0	0	0	0	0	0	8	12	0.00	1.000

PITCHER	IP	WLS	BF	H	R	ER	SO	BB	IBB	HBP	BLK	WP	HR	S	P	ERA	WHIP

Detroit Tigers @ New York Yankees

Yankee Stadium, Bronx, NY

Fri Jun 19 2015, 7:09 PM - 9:59 PM EDT

Att. 44,588 - Partly Cloudy - 81 F

TOP

livebaseballscorecards.com

AB	32
R	2
H	8
RBI	2
BB	0
SO	7
LOB	14

WP: 1	PA: 34		
PB: 0			
SB: 0			
CS: 1			

Detroit Tigers @ New York Yankees

Yankee Stadium, Bronx, NY

Fri Jun 19 2015, 7:09 PM - 9:59 PM EDT

Att. 44,588 - Partly Cloudy - 81 F

livebaseballscorecards.com

BOTTOM

Batter	1	2	3	4	5	6	7	8	9	AB	R	H	RBI	BB	SO	LOB
11 Brett Gardner, L (1, 7) OBP: 0.350, SLG: 0.443	F FF 92 F FF 92 X CU 81 0-2 12 F7 1B	B FF 94 D CH 86 X FF 95 2-0 ③ FC4-6 1-2f			1 SAFE 1 SAFE S CH 84 1 SAFE B FF 92 X CU 78 1-1 1-H HR		F FF 92 X FF 92 0-1 12 1B 13 WP 1B	C SL 78 B SL 78 X SI 93 1-1 2-H 1B		5	2	4	3	0	0	2
12 Chase Headley, S (1, 5) OBP: 0.299, SLG: 0.365	1 SAFE 1 SAFE B CH 83 C FF 93 F CH 83 B CU 81 X SL 86 2-2 ①② F7 1-2		B CU 79 S CH 82 B FF 93 S FF 93 F FF 94 F FF 94 B CU 82 F FF 95 X FF 94 3-2 ① G3		F CH 82 B CH 84 S CH 85 S CH 86 1-3 ② K		1 SAFE 1 SAFE C FF 92 B FF 92 1 SAFE F FF 93 B FF 93 X FF 94 2-2 13 WP 25 1B 1-3 1B	X CH 86 0-0 ③ F8		5	1	1	0	0	1	2
13 Alex Rodriguez, R (1, 10) OBP: 0.382, SLG: 0.514	X FF 95 0-0 HR		C CU 81 B FF 94 X FF 94 1-1 ② P4		C CU 79 S SL 84 B SL 83 X SL 85 1-2 ③ G6-3		C FF 95 F SL 86 B FF 95 D SL 87 B SL 86 X CU 82 3-2 ② G5-3 1-2 3-H			4	1	1	1	0	0	1
25 Mark Teixeira, S (1, 3) OBP: 0.363, SLG: 0.564	B FF 92 B FF 92 B CH 84 X FF 92 3-0 ③ G5-3		S FF 94 B CU 80 C CU 80 X CU 83 1-2 ③ G6-3			B FF 89 X FF 91 1-0 ① G5-3	C SL 78 C FF 92 X FF 94 0-2 36 BB 2-H 1B			4	0	1	1	0	0	0
36 Carlos Beltrán, S (1, 9) OBP: 0.288, SLG: 0.396		B FF 91 S CH 82 B CU 79 F FF 92 X CH 84 2-2 ① P6		T FF 91 B FF 90 X FF 92 1-1 ① F8		C FF 90 X SL 84 0-1 ② G3-1	B CH 86 B CH 86 B FF 92 B FF 92 4-0 18 FC3-6 1-2 BB			3	0	0	0	1	0	0
18 Didi Gregorius, L (1, 6) OBP: 0.287, SLG: 0.318		C FF 92 F FF 92 F FF 92 B CU 81 X FF 94 1-2 HR		X FF 91 0-0 ② G5-3		C CH 81 B CH 84 B FF 92 S CH 84 F CH 86 B SL 87 F FF 94 B CH 85 4-2 14 1B BB	B SL 79 X SI 92 1-0 ③ FC3-6 1-2f			3	1	1	1	1	0	2
14 Stephen Drew, L (1, 4) OBP: 0.242, SLG: 0.356		F FF 93 C CU 80 B CU 81 B CH 85 X SL 87 2-2 66 1B 1B		C FF 91 C CH 84 B FF 92 X FF 93 1-2 ③ F9		B FF 93 C CH 86 B FF 93 X FF 92 2-1 1-2 1B		X FF 91 0-0 ① F8		4	0	2	0	0	0	0
66 John Ryan Murphy, R (1, 2) OBP: 0.302, SLG: 0.368		B SL 85 X SL 85 1-0 11 FC4-6 1-2 1B			T FF 92 F FF 91 F CU 80 B SL 87 X SL 85 1-2 ① G6-3	B CU 82 C FF 94 X FF 94 1-1 ③ F8		C SI 92 X CH 85 0-1 ② G6-3		4	0	1	0	0	0	2
80 Mason Williams, L (1, 8) OBP: 0.318, SLG: 0.571 24 Chris Young, R (6, 8) OBP: 0.278, SLG: 0.452		B FF 94 X CH 85 1-0 ② F8			C CH 83 B CU 79 C CU 79 B FF 93 X CH 85 2-2 11 HR 1B		C FF 90 F SL 84 F SL 83 F CH 85 C FF 93 0-3 ① K	X SI 91 0-0 11 1B 2B		2 2	1 1	1 1	0 0	0 1	0 0	2 0
Inning Stats	R: 1 E: 0 K: 0 S: 8 H: 2 LOB: 0 BB: 0 P: 13	R: 1 E: 0 K: 0 S: 13 H: 3 LOB: 2 BB: 0 P: 22	R: 0 E: 0 K: 0 S: 11 H: 0 LOB: 0 BB: 0 P: 16	R: 0 E: 0 K: 0 S: 6 H: 0 LOB: 0 BB: 0 P: 8	R: 2 E: 0 K: 1 S: 15 H: 2 LOB: 0 BB: 0 P: 21	R: 0 E: 0 K: 0 S: 11 H: 1 LOB: 2 BB: 1 P: 19	R: 2 E: 0 K: 1 S: 17 H: 3 LOB: 2 BB: 1 P: 27	R: 1 E: 0 K: 0 S: 7 H: 2 LOB: 1 BB: 0 P: 8		1B: 9 2B: 1 3B: 0 HR: 3 SF: 0 SAC: 0 DP: 0 HBP: 0				WP: 1 PB: 0 SB: 0 CS: 0 PA: 38		

PITCHER	IP	WLS	BF	H	R	ER	SO	BB	IBB	HBP	BLK	WP	HR	S	P	ERA	WHIP
35 Justin Verlander, R (1, 1) ERA: 6.17	6.2	L	30	10	6	6	2	1	0	0	0	1	3	77	117	8.10	1.650
32 Tom Gorzelanny, L (7, 1) ERA: 6.3	1.1		8	3	1	1	0	1	0	0	0	0	0	11	17	6.75	3.000

PITCHER	IP	WLS	BF	H	R	ER	SO	BB	IBB	HBP	BLK	WP	HR	S	P	ERA	WHIP

AB	36
R	7
H	13
RBI	6
BB	2
SO	2
LOB	11

Batter	1	2	3	4	5	6	7	8	9	AB	R	H	RBI	BB	SO	LOB
12 Anthony Gose, L (1, 8) OBP: 0.317, SLG: 0.373	S CU 76 B FF 98 C CU 77 F FF 97 B FF 97 B SL 85 F FF 96 X FF 96 3-2 ① G4-3		B SL 84 X FF 96 1-0 ③ L6			B CU 76 C FF 95 B CU 76 F FF 95 B FF 97 X FF 95 3-2 ② G4-3		F FF 96 B FF 96 B FF 97 F FF 95 S CU 84 2-3 ① K		4	0	0	0	0	1	0
3 Ian Kinsler, R (1, 4) OBP: 0.339, SLG: 0.352 9 Nick Castellanos, R (5, 5) OBP: 0.267, SLG: 0.328	C SL 85 B SL 86 B FF 97 F FF 97 S CH 85 2-3 ② K			C FF 96 F FF 96 S FF 98 0-3 ① K		B FF 95 F FF 95 C FF 96 S SL 84 1-3 ③ K		F FF 96 F CU 83 X FF 95 0-2 ② P4		2 2	0 0	0 0	0 0	0 0	2 1	0 0
24 Miguel Cabrera, R (1, 3) OBP: 0.444, SLG: 0.592 20 Rajai Davis, R (5, 7) OBP: 0.342, SLG: 0.448	B SL 87 B FF 98 X SL 86 2-0 ③ G6-3			F CH 84 F CH 85 X FF 96 0-2 ② G6-3			C CU 75 X SL 86 0-1 39 FC5-4 28 2B 2B	C FF 96 F FC 91 B FF 96 X CU 83 1-2 ③ L4		2 2	0 1	0 1	0 0	0 0	0 0	0 0
41 Victor Martinez, S (1, 10) OBP: 0.307, SLG: 0.265 50 Bryan Holaday, R (8, 3) OBP: 0.258, SLG: 0.452		C CU 75 X FF 96 0-1 ① P5		C FF 96 F FF 96 F FF 96 B SL 84 X CH 86 1-2 ③ G5-3			B FF 94 B FF 95 B FF 94 C FF 95 F FF 96 B FF 96 4-2 39 FC5-4 BB		X FF 94 0-0 ① F7	2 1	0 0	0 0	0 0	1 0	0 0	0 0
52 Yoenis Cespedes, R (1, 7) OBP: 0.335, SLG: 0.492 39 Josh Wilson, R (5, 4) OBP: 0.438, SLG: 0.500 (8, 1)		B SL 85 B FF 96 B FF 96 C FF 96 C SL 85 F FF 96 X SL 84 3-2 1B			B FF 96 S FF 97 X SL 84 1-1 ① F8		F FF 96 B FF 96 B FF 97 F FF 96 F FF 97 X CU 82 2-2 ① FC5-4 28 2B 34 WP 1-2f 2-3		F FF 94 B CU 81 S CU 81 B FF 95 B FC 91 X FF 95 3-2 34 F9 28 1B 1B	2 2	0 1	1 1	0 0	0 0	0 0	0 2
28 J.D. Martinez, R (1, 9) OBP: 0.329, SLG: 0.478		B SL 83 B CH 85 X FF 95 2-0 ② L7			B FF 98 S CH 84 C FF 98 X CH 85 1-2 ② F8		B CU 83 F FC 90 F FF 96 D CU 83 B FC 91 X FF 96 3-2 34 WP 34 1B 2B 1-3 3-H		F FC 91 F FF 95 F CU 84 X CU 83 0-2 1-2 1B	4	1	2	1	0	0	1
34 James McCann, R (1, 2) OBP: 0.293, SLG: 0.381		C FF 96 C FF 96 F FF 95 B CH 86 F CH 85 B SL 86 S SL 86 2-3 ③ K			X FF 97 0-0 1B		B CU 82 F FF 96 F FF 96 X CU 82 1-2 2-H 3-H 1B		B FC 92 X FF 94 1-0 ② F9 2-3	4	0	2	1	0	1	3
17 Andrew Romine, S (1, 5) OBP: 0.315, SLG: 0.260 (5, 3) (8, 4)			B FF 96 C FF 96 S FF 96 B FF 96 F FF 97 B FF 98 X FF 95 3-2 ① L7		F FF 96 B FF 97 B CH 84 B FF 97 X FF 94 3-1 ③ G3		X FF 95 0-0 ② F8		F FF 95 B FF 93 C CU 82 C CU 82 1-3 ③ K	4	0	0	0	0	1	4
1 Jose Iglesias, R (1, 6) OBP: 0.372, SLG: 0.391			C SL 84 B FF 95 B FF 95 F FF 97 X CH 85 2-2 ② G4-3			F SL 82 X SL 82 0-1 ① G6-3	B FC 93 B FC 90 B FF 95 C FF 95 X FF 96 3-1 ③ G6-3			3	0	0	0	0	0	1
Inning Stats	R: 0 E: 0 K: 1 S: 9 H: 0 LOB: 0 BB: 0 P: 16	R: 0 E: 0 K: 1 S: 12 H: 1 LOB: 1 BB: 0 P: 19	R: 0 E: 0 K: 0 S: 8 H: 0 LOB: 0 BB: 0 P: 14	R: 0 E: 0 K: 1 S: 10 H: 0 LOB: 0 BB: 0 P: 11	R: 0 E: 0 K: 0 S: 8 H: 1 LOB: 1 BB: 0 P: 13	R: 0 E: 0 K: 1 S: 8 H: 0 LOB: 0 BB: 0 P: 12	R: 3 E: 0 K: 0 S: 17 H: 3 LOB: 1 BB: 1 P: 30	R: 0 E: 0 K: 1 S: 9 H: 0 LOB: 0 BB: 0 P: 12	R: 0 E: 0 K: 1 S: 12 H: 2 LOB: 2 BB: 0 P: 17	1B: 5 2B: 2 3B: 0 HR: 0 SF: 0 SAC: 0 DP: 0 HBP: 0						WP: 1 PB: 0 SB: 0 CS: 0 PA: 35	

TOP

Detroit Tigers @ New York Yankees

Yankee Stadium, Bronx, NY

Sat Jun 20 2015, 8:10 PM - 10:26 PM EDT

Att. 48,092 - Cloudy - 67 F

livebaseballscorecards.com

AB	34
R	3
H	7
RBI	2
BB	1
SO	6
LOB	11

PITCHER		IP	WLS	BF	H	R	ER	SO	BB	IBB	HBP	BLK	WP	HR	S	P	ERA	WHIP
30 Nathan Eovaldi, R ERA: 4.95	(1, 1)	6.0	W	22	3	2	2	4	1	0	0	0	0	0	59	93	3.00	0.667
65 Bryan Mitchell, R ERA: 3.0	(7, 1)	3.0	S	13	4	1	1	2	0	0	0	0	1	0	34	51	3.00	1.333
65 Bryan Mitchell, R ERA: 3.0	(8, 1)	3.0	S	13	4	1	1	2	0	0	0	0	1	0	34	51	3.00	1.333

PITCHER	IP	WLS	BF	H	R	ER	SO	BB	IBB	HBP	BLK	WP	HR	S	P	ERA	WHIP

BOTTOM

Batter	1	2	3	4	5	6	7	8	9	AB	R	H	RBI	BB	SO	LOB
11 Brett Gardner, L (1, 8) OBP: 0.353, SLG: 0.456	C SI 93 B FS 86 B FS 86 S FF 93 F FS 88 F FC 90 X FS 87 2-2 13 FC5 3B	B SI 93 X FF 94 1-0 25 BB 1-3 2B	F FF 92 B FF 94 F FF 94 X FC 89 1-2 12 1B 13 HR 1-3 1B	S SL 86 X SL 89 0-1 ②③ G4-6-3 1-2f		X SI 91 0-0 ① P5		B CH 87 X CH 86 1-0 ① F8		6	2	3	0	0	0	2
12 Chase Headley, S (1, 5) OBP: 0.305, SLG: 0.367 17 Brendan Ryan, R (8, PH) OBP: 0.364, SLG: 0.500 (9, 5)	F FF 94 B FS 87 S FF 94 B FF 94 F FF 94 S FC 90 3 SAFE 2-3 ① K	B FF 94 B FS 87 C FS 89 B FS 89 C FS 89 F FS 89 B FS 88 4-2 25 BB BB	S FS 87 1 SAFE F FF 94 1 SAFE X FS 84 0-2 13 HR 1-3 3-H 1B		C SI 88 S FF 86 X FF 88 0-2 25 BB 13 1B 34 1B 1B	X SI 92 0-0 ② F7		B SL 83 C CH 84 F SL 85 B CU 71 X SL 84 2-2 66 G5-4-3 1B		4 1	2 0	2 1	1 0	1 0	1 0	1 0
13 Alex Rodriguez, R (1, 10) OBP: 0.386, SLG: 0.529 66 John Ryan Murphy, R (8, 2) OBP: 0.297, SLG: 0.362	S SI 95 X SI 94 0-1 FC5 3-H	F SI 94 X SI 94 0-1 ② SF8 3-H	C CH 81 B FF 94 X FF 93 1-1 1-H 3-H HR		B SI 90 B CH 83 C SI 89 F FF 88 F CH 84 X SL 79 2-2 34 1B 25 BB 36 HBP 1-2 1B	B FF 93 C SL 87 B CU 84 B FF 92 B SI 92 4-1 BB		B SL 84 B CH 85 B CH 80 C CH 86 X CH 82 3-1 ②③ G5-4-3 1-2f		3 1	2 0	2 0	5 0	1 0	0 0	0 1
25 Mark Teixeira, S (1, 3) OBP: 0.365, SLG: 0.559 33 Garrett Jones, L (6, 3) OBP: 0.287, SLG: 0.383 (8, 9)	B FS 84 B FS 89 S FS 86 S SI 89 2 SAFE D FS 87 S FS 87 3-3 ② K	B SI 94 C SI 94 B FS 89 D FS 89 B FS 87 4-1 1-2 2-3 BB	C FF 95 X SL 91 0-1 ③ G5-3		B SI 91 B SI 90 B SI 92 B SI 91 4-0 36 HBP 34 1B 18 G4-3 1-2 2-3 BB	C SI 92 X SL 87 0-1 ③ G4-3				2 1	1 0	0 0	0 0	2 0	1 0	1 1
34 Brian McCann, L (1, 2) OBP: 0.336, SLG: 0.460 (8, 3)	B FF 94 B SI 89 B FS 88 C FS 89 C FS 85 B FS 89 4-2 BB	B FF 95 D FS 89 F SI 95 S SI 95 F FC 89 X FS 88 2-2 ③ G3-1		B FF 93 C FF 93 B CU 77 S SL 88 S SL 88 2-3 ① K	B FF 92 C SL 79 X SI 89 1-1 18 G4-3 36 HBP 1-2 2-3 3-H 1B		B FF 93 S SL 84 C SL 86 B SL 87 C FF 93 2-3 ① K			4	0	1	1	1	2	3
36 Carlos Beltrán, S (1, 9) OBP: 0.300, SLG: 0.429 65 Bryan Mitchell, L (8, 1)	F FF 94 B FC 90 B FS 88 S FS 86 F FC 91 B FS 88 X FS 88 3-2 ③ L7		F SI 94 B CU 76 B FS 87 B FS 87 X SI 93 3-1 HR	C FF 94 X CH 84 0-1 HR	C SL 79 B SI 91 H FF 92 2-1 18 G4-3 1-2 2-3 3-H HBP		B SI 94 B FF 94 B SL 86 B FF 93 4-0 18 FC3-6 BB			3 0	2 0	2 0	3 0	1 0	0 0	2 0
18 Didi Gregorius, L (1, 6) OBP: 0.290, SLG: 0.335		B FF 92 X SI 93 1-0 HR	B SI 94 X SI 93 1-0 ① F8	F FF 94 T SL 90 X SL 89 0-2 14 1B 24 1B 1B	B SL 80 B FF 91 F SI 91 X SI 90 2-1 ① G4-3 1-2 2-3 3-H		B SL 87 X SI 93 1-0 ② FC3-6 1-2f			5	2	2	2	0	0	3
14 Stephen Drew, L (1, 4) OBP: 0.246, SLG: 0.357		C SI 93 C FS 85 B FS 84 F FS 87 X FS 88 1-2 11 2B 13 SF8 1B	B FF 93 B FS 88 X SI 94 2-0 ② G6-3	B CU 75 B FF 92 C FF 92 X SL 86 2-1 24 1B 1-2 1B	B SL 80 B SL 80 B FF 91 C FF 90 F FF 92 F FF 92 X SL 80 3-2 ② P6		C SL 87 C SL 87 T FF 94 0-2 ③ K			5	1	2	0	0	1	3
24 Chris Young, R (1, 7) OBP: 0.289, SLG: 0.479		B FF 92 X FC 88 1-0 ① F8	C FF 94 B SI 93 X FC 88 1-1 11 1B 12 1B 1B	B FF 92 X CH 83 1-0 11 G4-6-3 1-2 2-H 1B	B CH 85 X SI 91 1-0 ③ F9			C SL 82 B CH 87 S SL 83 X CH 86 1-2 HR		5	2	3	2	0	0	3
Inning Stats	R: 1 E: 1 K: 2 S: 20 H: 1 LOB: 2 BB: 1 P: 34	R: 2 E: 0 K: 0 S: 17 H: 3 LOB: 3 BB: 2 P: 31	R: 5 E: 0 K: 0 S: 16 H: 5 LOB: 0 BB: 0 P: 25	R: 2 E: 0 K: 1 S: 13 H: 4 LOB: 1 BB: 0 P: 18	R: 3 E: 0 K: 0 S: 17 H: 3 LOB: 2 BB: 1 P: 32	R: 0 E: 0 K: 0 S: 5 H: 0 LOB: 1 BB: 1 P: 9	R: 0 E: 0 K: 2 S: 7 H: 0 LOB: 1 BB: 1 P: 14	R: 1 E: 0 K: 0 S: 9 H: 2 LOB: 0 BB: 0 P: 16		1B: 11 2B: 1 3B: 1 HR: 5 SF: 1 SAC: 0 DP: 2 HBP: 1						

Detroit Tigers @ New York Yankees

Yankee Stadium, Bronx, NY

Sat Jun 20 2015, 8:10 PM - 10:26 PM EDT

Att. 48,092 - Cloudy - 67 F

livebaseballscorecards.com

AB	40
R	14
H	18
RBI	14
BB	6
SO	5
LOB	20

WP: 0 PA: 48
PB: 0
SB: 0
CS: 0

PITCHER		IP	WLS	BF	H	R	ER	SO	BB	IBB	HBP	BLK	WP	HR	S	P	ERA	WHIP
31 Alfredo Simon, R ERA: 3.29	(1, 1)	2.2	L	20	8	7	7	2	3	0	0	0	0	2	49	85	23.62	4.125
46 Ian Krol, L ERA: 8.68	(3, 1)	1.1		8	5	3	3	1	0	0	0	0	0	2	17	23	20.25	3.750
32 Tom Gorzelanny, L ERA: 7.29	(5, 1)	1.0		8	3	3	3	0	1	0	1	0	0	0	17	32	27.00	4.000
30 Alex Wilson, R ERA: 1.8	(6, 1)	1.0		4	0	0	0	0	1	0	0	0	0	0	5	9	0.00	1.000
62 Al Alburquerque, R ERA: 3.1	(7, 1)	1.0		4	0	0	0	2	1	0	0	0	0	0	7	14	0.00	1.000

PITCHER		IP	WLS	BF	H	R	ER	SO	BB	IBB	HBP	BLK	WP	HR	S	P	ERA	WHIP
39 Josh Wilson, R ERA: 9.0	(8, 1)	1.0		4	2	1	1	0	0	0	0	0	0	1	9	16	9.00	2.000

Batter	1	2	3	4	5	6	7	8	9	AB	R	H	RBI	BB	SO	LOB
20 Rajai Davis, R (1, 8) (9, 7) OBP: 0.341, SLG: 0.439	C FC 89 X SI 91 0-1 P2	B FC 88 X FC 88 1-0 24 BB 41 1B 1-2 1B	S SL 82 F FS 87 X SL 85 0-2 F9		B FF 91 F FC 90 X FS 90 1-1 FC6-4 1-2f	B SI 91 C SI 91 X CU 77 1-1 F8			B CH 85 B SI 90 B SI 90 C SI 90 F SI 90 B SI 90 4-2 1-2 BB	5	1	1	0	1	0	4
3 Ian Kinsler, R (1, 4) OBP: 0.336, SLG: 0.346 9 Nick Castellanos, R (9, 5) OBP: 0.267, SLG: 0.328	S FC 88 B SI 91 B FS 87 S SL 83 S FS 85 2-3 K	C SI 91 X SL 81 0-1 F8	F FC 88 F FS 86 X SL 84 0-2 F8		C SI 97 F SL 85 X SI 97 0-2 G6-3	B SI 89 B CH 85 B SI 91 B SI 90 4-0 41 G6-4-3 BB			C CU 78 B CH 84 C SI 91 X CU 80 1-2 F7	5 0	0 0	0 0	0 0	1 0	1 0	4 0
24 Miguel Cabrera, R (1, 3) OBP: 0.450, SLG: 0.593 39 Josh Wilson, R (8, 5) OBP: 0.412, SLG: 0.471 (9, 4)	B SL 83 B FS 88 C FS 87 X SI 92 2-1 41 HR 1B	B FC 90 S FS 87 F SL 85 D FS 87 B FF 94 D FS 86 4-2 41 1B 1-2 2-3 BB		X FC 90 0-0 41 FC1-5 1B	C FF 96 B SI 97 B SI 96 B SI 97 B SI 95 4-1 41 1B 52 1B BB	B SI 91 C CU 78 B CU 78 F SI 90 F SI 92 X CU 79 2-2 L8			F CH 84 F SI 90 B CU 81 S CU 81 1-3 K	3 1	2 0	2 0	0 0	2 0	0 1	1 2
41 Victor Martinez, S (1, 10) OBP: 0.315, SLG: 0.301	B FC 90 F SL 82 B FS 86 X FS 86 2-1 1-H HR	C SI 93 F FF 93 X SI 90 0-2 1-2 2-H 3-H 1B	C SI 90 S SL 83 X SI 91 0-2 FC1-5 1-2f		X SI 94 0-0 52 1B 28 HR 1-2 1B	C CU 77 X CU 79 0-1 G6-4-3 1-2f			C SI 90 B CH 85 S CH 85 B SI 91 F CU 81 B CU 81 X SI 90 3-2 F9	6	2	3	4	0	0	4
52 Yoenis Cespedes, R (1, 7) OBP: 0.332, SLG: 0.487 12 Anthony Gose, L (9, 8) OBP: 0.317, SLG: 0.373	C FF 92 X SL 83 0-1 E6 28 HR	X SL 83 0-0 F7	C FF 90 C FF 91 F SL 84 F FF 93 S SL 85 0-3 K		B SL 85 C SL 84 B SI 94 F SI 94 X SI 95 2-2 28 HR 1-2 2-H 1B			B SI 89 C CH 85 X CH 85 1-1 G6-3		5 0	2 0	1 0	1 0	0 0	1 0	3 0
28 J.D. Martinez, R (1, 9) OBP: 0.333, SLG: 0.516	S SL 82 X SI 90 0-1 1-H HR	B FF 92 C CU 75 S SL 84 C FF 93 1-3 K	X CU 76 0-0 HR		B SI 93 F SI 92 X SI 93 1-1 1-H 2-H HR			B CU 79 F SI 91 B CH 86 F CH 85 F SI 92 X CU 80 2-2 F9		5	3	3	6	0	1	0
50 Bryan Holaday, R (1, 2) OBP: 0.278, SLG: 0.444	F FC 88 C SL 83 S SL 84 0-3 K	L FC 89 S FS 87 B FS 89 F FF 92 S SL 84 1-3 K	S SL 82 S FS 86 B SL 84 X FF 93 1-2 20 FC6-4 1B		C SL 84 B SL 83 S SL 84 B SL 83 S SL 82 2-3 K			C SI 91 C CU 79 X SI 91 0-2 1B		5	0	2	0	0	3	0
17 Andrew Romine, S (1, 5) (8, 3) OBP: 0.339, SLG: 0.333		B SL 82 B FF 91 X FF 90 2-0 1 FC5-4 1B	B SI 92 B CU 77 B FC 89 C FF 91 F FF 92 B SI 92 4-2 1 1B BB		C SI 90 B SI 91 F SI 90 B FS 87 S FS 87 2-3 K	X SI 89 0-0 HR		C CH 84 B SI 92 T CH 85 S CU 80 1-3 K		4	1	2	1	1	2	2
1 Jose Iglesias, R (1, 6) OBP: 0.377, SLG: 0.390		B FF 90 S SL 83 X FS 86 1-1 FC5-4 24 BB 20 1B 41 1B 1-2f	B FC 89 C SI 90 X SI 91 1-1 1-2 1B		C FF 91 X SI 90 0-1 F7	C SI 90 B SI 91 B CH 84 B CU 79 C SI 91 B SI 91 4-2 BB			F SI 89 F CU 79 B SI 90 B CU 79 F CU 78 B CH 84 B SI 89 4-2 20 BB BB	3	1	1	0	2	0	2
Inning Stats	R: 4 E: 1 K: 2 S: 16 H: 3 LOB: 0 BB: 0 P: 22	R: 2 E: 0 K: 0 S: 12 H: 3 LOB: 2 BB: 1 P: 20	R: 0 E: 0 K: 2 S: 14 H: 1 LOB: 2 BB: 1 P: 21	R: 0 E: 0 K: 1 S: 12 H: 1 LOB: 1 BB: 0 P: 12	R: 1 E: 0 K: 1 S: 11 H: 2 LOB: 1 BB: 0 P: 15	R: 5 E: 0 K: 1 S: 18 H: 4 LOB: 1 BB: 2 P: 32	R: 0 E: 0 K: 0 S: 6 H: 0 LOB: 0 BB: 1 P: 12	R: 0 E: 0 K: 1 S: 12 H: 1 LOB: 1 BB: 0 P: 16	R: 0 E: 0 K: 1 S: 15 H: 0 LOB: 2 BB: 2 P: 28	1B: 10 2B: 0 3B: 0 HR: 5 SF: 0 SAC: 0 DP: 1 HBP: 0	WP: 0 PB: 0 SB: 0 CS: 0 PA: 49					

PITCHER		IP	WLS	BF	H	R	ER	SO	BB	IBB	HBP	BLK	WP	HR	S	P	ERA	WHIP
19 Masahiro Tanaka, R ERA: 3.17	(1, 1)	5.0	L	28	10	7	5	6	2	0	0	0	0	3	65	90	9.00	2.400
65 Danny Burawa, R ERA: 54.0	(6, 1)	0.2		6	3	4	4	1	1	0	0	0	0	1	13	22	54.00	6.000
Jose De Paula, L ERA: 2.7	(6, 1)	3.1		15	2	1	1	2	4	0	0	0	0	1	38	66	2.70	1.800

PITCHER	IP	WLS	BF	H	R	ER	SO	BB	IBB	HBP	BLK	WP	HR	S	P	ERA	WHIP

TOP

Detroit Tigers @ New York Yankees

Yankee Stadium, Bronx, NY

Sun Jun 21 2015, 1:10 PM - 4:10 PM EDT

Att. 38,691 - Partly Cloudy - 81 F

livebaseballscorecards.com

AB	42
R	12
H	15
RBI	12
BB	7
SO	9
LOB	22

Batter	1	2	3	4	5	6	7	8	9	AB	R	H	RBI	BB	SO	LOB
11 Brett Gardner, L (1, 8) OBP: 0.349, SLG: 0.451 31 Ramón Flores, L (7, 7) OBP: 0.250, SLG: 0.286	C FF 89 C FF 91 B FF 92 S SI 92 1-3 ① **K**	S FS 86 B FS 86 B FF 93 B FF 93 X FS 87 3-1 ③ **G3**		1 SAFE F SL 88 X SI 92 0-1 ③ **L8**			B FF 92 X SL 87 1-0 ② **G4-3**		B CH 84 B FF 92 C FF 92 F FF 91 X CU 70 2-2 ③ **G3**	3 2	0 0	0 0	0 0	0 0	1 0	3 0
18 Didi Gregorius, L (1, 6) OBP: 0.289, SLG: 0.333	C FF 92 S FS 86 S FS 85 0-3 ② **K**		B CU 76 S FS 87 B CU 77 F FF 92 B FS 86 X FS 86 3-2 ① **G3-1**		B CU 76 C FF 91 B FC 91 S FS 85 F FS 82 X FS 86 2-2 13 G5-4-3 1B		X FS 86 0-0 ③ **G3-1**			4	0	1	0	0	1	0
13 Alex Rodriguez, R (1, 10) OBP: 0.384, SLG: 0.524	C FF 93 C FF 92 F FF 93 X FF 93 0-2 ③ **G4-3**		C CU 77 S SI 92 B FF 92 B FS 86 S SI 92 2-3 ② **K**		X SL 86 0-0 ①② **1-2f** **G5-4-3**			B FF 88 B CH 78 X FF 88 2-0 1B		4	0	1	0	0	1	1
25 Mark Teixeira, S (1, 3) OBP: 0.364, SLG: 0.556 66 John Ryan Murphy, R (8, 2) OBP: 0.292, SLG: 0.356		C FF 91 B SI 92 T FS 86 B FS 85 X SI 92 2-2 ① **G3**	B FC 91 F FF 91 X FC 91 1-1 34 1B 1B		X FC 90 0-0 ③ **L4**			T FF 88 X FF 85 0-1 ① **F8**		3 1	0 0	1 0	0 0	0 0	0 1	0 1
34 Brian McCann, L (1, 2) OBP: 0.339, SLG: 0.475 (8, 3)		X FS 85 0-0 **HR**	F FC 91 F SI 93 F SL 88 B FF 93 F FF 94 B CU 77 B FC 91 X FF 93 3-2 **1-3** 1B		F SL 89 B FC 89 F SI 92 F SL 86 X FS 82 1-2 ① **F8**			C FC 85 B CU 76 T FC 84 D CU 77 C FF 88 2-3 ② **K**		4	1	2	1	0	1	1
33 Garrett Jones, L (1, 9) OBP: 0.275, SLG: 0.365		B FF 91 F FF 91 B FF 93 S SL 86 B SL 86 X FF 93 3-2 ② **G1-3**	C CU 77 F FC 91 B SL 87 B SL 88 X FC 93 2-2 ③ **L5**		C FF 91 B SL 88 F FS 85 S SL 87 1-3 ② **K**			B FF 88 C FC 83 S CU 76 D CU 77 F FC 84 X FF 90 2-2 ③ **G1-3**		4	0	0	0	0	1	3
24 Chris Young, R (1, 7) OBP: 0.288, SLG: 0.472 (7, 8)		C SL 87 X FF 94 0-1 14 S 17 1B 1B		B SL 83 F FS 85 X SI 92 1-1 ① **P3**					X FF 92 0-0 ① **F9**	4	1	1	0	0	1	0
14 Stephen Drew, L (1, 4) OBP: 0.254, SLG: 0.390		B FF 92 1 SAFE B FF 91 B FF 91 B FF 91 4-0 17 1B **1-2** BB		B CU 77 C FF 92 X FS 85 1-1 ② **P4**			B FF 90 C CU 77 X FC 90 1-1 **HR**		B FF 92 X FF 93 1-0 **HR**	3	2	2	2	1	0	0
17 Brendan Ryan, R (1, 5) OBP: 0.400, SLG: 0.462		S SL 87 S SL 86 X FF 94 0-2 **1-2** **2-H** 1B		B SL 86 B CU 77 C SL 85 B SL 86 B SL 86 4-1 BB			X FF 92 0-0 ① **F8**		F FF 92 X FF 91 0-1 ② **F7**	3	0	1	1	1	0	0
Inning Stats	R: 0 E: 0 K: 2 S: 10 H: 0 LOB: 0 BB: 0 P: 11	R: 2 E: 0 K: 0 S: 14 H: 3 LOB: 2 BB: 1 P: 26	R: 0 E: 0 K: 1 S: 16 H: 2 LOB: 2 BB: 0 P: 27	R: 0 E: 0 K: 0 S: 7 H: 0 LOB: 1 BB: 1 P: 13	R: 0 E: 0 K: 0 S: 6 H: 1 LOB: 0 BB: 0 P: 8	R: 0 E: 0 K: 2 S: 10 H: 0 LOB: 0 BB: 0 P: 14	R: 1 E: 0 K: 0 S: 5 H: 1 LOB: 0 BB: 0 P: 7	R: 0 E: 0 K: 1 S: 10 H: 1 LOB: 1 BB: 0 P: 16	R: 1 E: 0 K: 0 S: 7 H: 1 LOB: 0 BB: 0 P: 10	1B: 6 2B: 0 3B: 0 HR: 3 SF: 0 SAC: 0 DP: 1 HBP: 0						WP: 0 PB: 0 SB: 1 CS: 0 PA: 37

PITCHER		IP	WLS	BF	H	R	ER	SO	BB	IBB	HBP	BLK	WP	HR	S	P	ERA	WHIP
19 Aníbal Sánchez, R ERA: 4.59	(1, 1)	7.0	W	29	7	3	3	5	2	0	0	0	0	2	68	106	3.86	1.286
65 Blaine Hardy, L ERA: 2.83	(8, 1)	1.0		4	1	0	0	1	0	0	0	0	0	0	10	16	0.00	1.000
38 Joakim Soria, R ERA: 2.7	(9, 1)	1.0		4	1	1	1	0	0	0	0	0	0	1	7	10	9.00	1.000

PITCHER	IP	WLS	BF	H	R	ER	SO	BB	IBB	HBP	BLK	WP	HR	S	P	ERA	WHIP

BOTTOM

Detroit Tigers @ New York Yankees

Yankee Stadium, Bronx, NY

Sun Jun 21 2015, 1:10 PM - 4:10 PM EDT

Att. 38,691 - Partly Cloudy - 81 F

livebaseballscorecards.com

AB	35
R	4
H	9
RBI	4
BB	2
SO	6
LOB	9

Philadelphia Phillies @ New York Yankees

Yankee Stadium, Bronx, NY

Mon Jun 22 2015, 7:10 PM - 10:42 PM EDT

Att. 36,883 - Partly Cloudy - 86 F

TOP

livebaseballscorecards.com

Batter	1	2	3	4	5	6	7	8	9	AB	R	H	RBI	BB	SO	LOB
2 Ben Revere, L (1, 8) (7, 7) OBP: 0.325, SLG: 0.366	B FF 93 C FC 94 F FF 94 F FF 96 X SL 88 1-2 ① F9		B FF 94 F FF 94 C CH 89 X CH 91 1-2 7 1B 16 S 6 1B 1B	B FF 92 X SL 85 1-0 ① FC3-2 16 2B 7 1B 1-2 2-3 3-Hf		C SI 89 X SI 88 0-1 ① F8	X FF 96 0-0 16 FC1-2 1-2 2-3 1B		B SL 88 C SL 86 B FF 95 X FF 95 2-1 2-H 1B	6	2	3	1	0	0	3
16 César Hernández, S (1, 4) OBP: 0.331, SLG: 0.320	C FF 94 X FF 94 0-1 ② G6-3		C FF 95 D CH 90 C SL 85 F SL 88 B FF 95 F FF 94 B CH 90 B SL 84 4-2 7 1B 6 1B 1-2 BB	S SL 86 T SL 86 B FF 95 X SL 88 1-2 7 1B 1-3 2-H 3-H 2B		X SI 89 0-0 7 HR 1B	S CH 89 B FF 96 X CH 88 1-1 ② FC1-2 1-2 2-3 3-Hf		B SL 85 B FF 93 1 SAFE B FF 95 C FF 95 X FF 95 3-1 ③ F7	5	3	2	2	1	0	4
7 Maikel Franco, R (1, 5) OBP: 0.353, SLG: 0.574	B SL 86 S SL 85 F FF 95 X SL 89 1-2 HR		B FF 95 S FF 94 X SL 88 1-1 6 1B 9 G6-3-4-6 1-2 2-3 1B	B SL 87 F CH 89 B CH 90 X FF 94 2-1 2-H 3-H 1B		B CH 78 D SL 82 B CH 77 X SI 88 3-0 1-H HR	B CH 87 S SL 89 F CH 88 F SL 89 F CH 89 S SL 90 1-3 ③ K			5	3	4	5	0	1	3
6 Ryan Howard, L (1, 3) OBP: 0.272, SLG: 0.463	B FF 95 F FC 94 B SL 88 S SL 85 F FC 96 F SL 88 F FF 96 X CH 90 2-2 ③ F7		S CH 90 B FF 95 F FF 96 F FC 89 X CH 91 1-2 9 G6-3-4-6 1-3 2-H 3-H 1B	D SL 80 C SL 80 1 SAFE S SL 80 S SI 90 1-3 ② K		B SL 81 S SL 81 X SI 89 1-1 ② G4-3		B FF 91 C SL 84 X FF 92 1-1 ① G4-3		5	0	1	2	0	1	1
9 Domonic Brown, L (1, 9) OBP: 0.303, SLG: 0.250		C FC 93 F FF 94 B FC 93 X SL 87 1-2 ① F8	D CH 90 X FF 94 1-0 ① ② G6-3-4-6 1-2f 3-H	C SL 80 1 SAFE C SI 90 B SL 82 X SL 81 1-2 ③ G1-3		B SI 89 X SL 81 1-0 2B		B FF 92 B CH 83 S FF 92 S FF 92 B FF 93 X FF 92 3-2 ② F8		5	0	1	0	0	0	2
26 Chase Utley, L (1, 10) OBP: 0.257, SLG: 0.275		C FF 94 B SL 86 B SL 86 C FF 94 B FF 95 X FF 94 3-2 ② G6-3	X FF 95 0-0 ③ F7		C SI 88 B SI 89 F SL 80 H SI 91 2-2 HBP	X SI 89 0-0 ③ G4-3		C FF 91 B CH 84 S CH 85 F FF 92 B CH 86 B CH 84 S CH 84 3-3 ③ K		4	0	0	0	0	1	1
29 Cameron Rupp, R (1, 2) OBP: 0.333, SLG: 0.337		X FF 96 0-0 25 1B 1B		X FF 94 0-0 13 1B 25 1B 2 FC3-2 1B	F CH 77 S CH 78 B SI 90 S CH 78 1-3 ① K		B SL 89 F SL 88 H SI 96 2-1 2 1B 13 1B 16 FC1-2 HBP		F SL 87 S SL 88 B FF 96 F SL 87 X SL 86 1-2 ① G6-3	4	0	2	0	0	1	1
25 Cody Asche, L (1, 7) OBP: 0.269, SLG: 0.339 37 Odúbel Herrera, L (7, 8) OBP: 0.281, SLG: 0.362		C SL 86 C FF 94 B FF 95 X FF 94 1-2 1B		X FF 93 0-0 2 FC3-2 13 1B 16 2B 1-2 1B	B SL 80 C SL 79 F SI 89 S SL 81 1-3 ② K		F SI 97 F CH 89 S CH 90 0-3 ① K		S SL 87 B SL 88 X SL 87 1-1 ② G3-1	4 1	1 0	2 0	0 0	0 0	2 0	2 0
13 Freddy Galvis, S (1, 6) OBP: 0.306, SLG: 0.319		D SL 87 B FF 94 B FF 94 C FF 93 F FF 92 X FF 94 3-2 ③ F8		X FF 91 0-0 2 FC3-2 16 2B 1-2 2-3 1B	C CH 79 B SI 90 1 SAFE X CH 79 1-1 ③ L7		C CH 89 X FF 97 0-1 16 FC1-2 2 1B 1-2 1B		B FF 96 X FF 96 1-0 2 1B 2B	5	2	3	0	0	0	3

Inning Stats																						
	R: 1	H: 1	R: 0	H: 2	R: 3	H: 3	R: 4	H: 5	R: 0	H: 0	R: 2	H: 3	R: 0	H: 2	R: 0	H: 0	R: 1	H: 2	1B: 13	SF: 0	WP: 0	PA: 47
	E: 0	LOB: 0	E: 0	LOB: 2	E: 0	LOB: 0	E: 0	LOB: 1	E: 0	LOB: 1	E: 0	LOB: 1	E: 0	LOB: 3	E: 0	LOB: 0	E: 0	LOB: 1	2B: 3	SAC: 0	PB: 0	
	K: 0	BB: 0	K: 0	BB: 0	K: 0	BB: 1	K: 1	BB: 0	K: 2	BB: 0	K: 0	BB: 0	K: 2	BB: 0	K: 1	BB: 0	K: 0	BB: 0	3B: 0	DP: 1	SB: 1	
	S: 15	P: 19	S: 13	P: 21	S: 15	P: 23	S: 15	P: 21	S: 10	P: 15	S: 8	P: 13	S: 14	P: 18	S: 9	P: 16	S: 11	P: 19	HR: 2	HBP: 2	CS: 0	

PITCHER		IP	WLS	BF	H	R	ER	SO	BB	IBB	HBP	BLK	WP	HR	S	P	ERA	WHIP
35 Michael Pineda, R ERA: 4.25	(1, 1)	3.1	L	21	11	8	8	0	1	0	0	0	0	1	52	76	21.60	3.600
26 Chris Capuano, L ERA: 5.32	(4, 1)	2.2		12	3	2	2	3	0	0	1	0	0	1	24	36	6.75	1.125
65 Diego Moreno, R ERA:	(7, 1)	1.0		6	2	0	0	2	0	0	1	0	0	0	14	18	0.00	2.000
45 Chasen Shreve, L ERA: 1.88	(8, 1)	1.0		3	0	0	0	1	0	0	0	0	0	0	9	16	0.00	0.000
57 Branden Pinder, R ERA: 2.61	(9, 1)	1.0		5	2	1	1	0	0	0	0	0	0	0	11	19	9.00	2.000

PITCHER		IP	WLS	BF	H	R	ER	SO	BB	IBB	HBP	BLK	WP	HR	S	P	ERA	WHIP

AB	44
R	11
H	18
RBI	10
BB	1
SO	6
LOB	20

Batter	1	2	3	4	5	6	7	8	9	AB	R	H	RBI	BB	SO	LOB
11 Brett Gardner, L (1, 8) OBP: 0.361, SLG: 0.472	C FF 87 X SI 86 0-1 12 1B 34 SF8 1B		C SL 87 B SL 86 B CH 83 B CH 83 X SL 87 3-1 34 BB 1B	C FF 88 X CH 84 0-1 1-H 2-H HR		D SL 85 B SI 97 B SI 96 C SI 97 B SI 97 4-1 1-2 BB		X FF 96 0-0 1B		4	2	4	3	1	0	0
12 Chase Headley, S (1, 5) OBP: 0.303, SLG: 0.364	C SL 87 B SI 87 X FF 87 1-1 1-3 36 2B 1B		B FF 88 B SL 87 C FF 88 B FF 88 X FF 87 3-1 ① P4	B SL 86 C FF 89 X FF 88 1-1 ③ L4		C SI 97 F SI 98 S SL 87 0-3 ② K		C SL 86 X SL 86 0-1 ③ F8		5	1	1	0	0	1	4
13 Alex Rodriguez, R (1, 10) OBP: 0.384, SLG: 0.524	C SL 84 F SL 86 D CU 75 D CU 75 S CH 83 2-3 ① K		X FF 89 0-0 ② F7		B SI 96 B SI 97 B SI 97 B SI 96 4-0 36 2B BB	C SI 98 B SL 86 B SI 98 F SI 99 B SI 98 F SI 100 S SI 99 3-3 ③ K			X FF 91 0-0 36 1B 33 2B 2B	4	1	1	0	1	2	5
34 Brian McCann, L (1, 2) OBP: 0.340, SLG: 0.488	F CH 81 F SL 87 F CU 75 X CU 75 0-2 ② SF8 3-H		B SL 86 B FF 89 C CH 83 F CH 82 F SL 87 B CH 83 D CH 82 4-2 1-2 BB		C SI 96 B SL 85 B SI 98 B SI 97 C SI 97 F SI 98 F SI 97 X SI 97 3-2 ① P4		C FF 93 C SL 84 F SL 87 B FF 95 X SL 86 1-2 HR		X FF 91 X FF 91 0-1 ① F8	3	1	1	2	1	0	2
36 Carlos Beltrán, S (1, 9) OBP: 0.306, SLG: 0.442	C FF 88 B SI 87 B CH 84 F CH 82 B FF 88 X FF 88 3-2 1-H 2B		C FC 88 F SL 86 X CU 76 0-2 ③ F7		S SI 98 B SI 97 B SI 97 X SI 98 2-1 1-3 2B		B FF 94 C FF 93 B SL 85 C FF 94 F FF 93 F SL 86 B FF 94 C FF 92 3-3 ① K		C FF 92 C FF 92 X FS 86 0-2 33 2B 2-3 1B	5	1	3	1	0	1	2
33 Garrett Jones, L (1, 3) OBP: 0.281, SLG: 0.378	S CH 83 B SI 87 F CH 82 B SL 84 X CU 75 2-2 ③ 2-3 1B			B SL 87 C FF 87 B FF 88 C SI 87 B SI 89 X SI 88 3-2 ① F8	C SL 85 F SL 85 X SL 86 0-2 ② P6		S FF 95 B FF 96 B FF 95 F FF 94 B SL 86 F FF 93 X FF 94 3-2 ② P6		B FF 92 X FS 86 1-0 1-H 3-H 2B	5	0	2	2	0	0	2
18 Didi Gregorius, L (1, 6) OBP: 0.283, SLG: 0.325		B FF 88 F SL 86 F SL 87 F CH 83 B SL 85 X SL 87 2-2 ① G4-3		F CH 84 B FF 88 F CH 84 B SL 84 B SI 89 X FF 89 3-2 ② L8	S SL 86 B SL 84 B SI 98 S SL 85 S SL 87 2-3 ③ K		B SL 87 B FF 92 B FF 93 C FF 94 C FF 93 F FF 93 X FF 93 3-2 ③ G3		X FF 92 0-0 ② P6	5	0	0	0	0	1	3
24 Chris Young, R (1, 7) OBP: 0.285, SLG: 0.463		C FF 89 B SL 86 X FF 87 1-1 ② F7		X FF 88 0-0 14 1B 11 HR 1B		X SI 97 0-0 ① G5-3		C FF 97 S SL 87 B SL 88 F FF 99 F SL 84 X SL 88 1-2 ① G1-3	B SL 81 B SL 81 X FF 92 2-0 ③ P6	5	1	1	0	0	0	1
14 Stephen Drew, L (1, 4) OBP: 0.258, SLG: 0.389		X FC 88 0-0 ③ F7		C SL 85 B FF 87 B SL 85 X SI 88 2-1 11 HR 1-2 1B		C SI 96 B SL 84 B SI 97 B SI 97 B SI 97 4-1 11 BB BB		B FF 98 F FF 98 B FF 97 B FF 97 F FF 96 X FF 98 3-2 ② G4-3		3	1	1	0	1	0	0
Inning Stats	R: 2 E: 0 K: 1 S: 17 H: 4 LOB: 2 BB: 0 P: 25	R: 0 E: 0 K: 0 S: 7 H: 0 LOB: 0 BB: 0 P: 10	R: 0 E: 0 K: 0 S: 11 H: 1 LOB: 2 BB: 1 P: 21	R: 3 E: 0 K: 0 S: 13 H: 3 LOB: 0 BB: 0 P: 22	R: 0 E: 0 K: 1 S: 13 H: 1 LOB: 2 BB: 1 P: 24	R: 0 E: 0 K: 2 S: 10 H: 0 LOB: 2 BB: 2 P: 21	R: 1 E: 0 K: 1 S: 17 H: 1 LOB: 0 BB: 0 P: 27	R: 0 E: 0 K: 0 S: 11 H: 1 LOB: 1 BB: 0 P: 15	R: 2 E: 0 K: 0 S: 9 H: 3 LOB: 1 BB: 0 P: 12	1B: 8 2B: 4 3B: 0 HR: 2 SF: 1 SAC: 0 DP: 0 HBP: 0						

PITCHER		IP	WLS	BF	H	R	ER	SO	BB	IBB	HBP	BLK	WP	HR	S	P	ERA	WHIP
28 Kevin Correia, R ERA: 4.3	(1, 1)	4.0		20	8	5	5	1	1	0	0	0	0	1	48	78	11.25	2.250
63 Jake Diekman, L ERA: 5.68	(5, 1)	2.0	W	10	1	0	0	3	3	0	0	0	0	0	23	45	0.00	2.000
59 Elvis Araujo, L ERA: 3.45	(7, 1)	1.0		4	1	1	1	1	0	0	0	0	0	1	17	27	9.00	1.000
53 Ken Giles, R ERA: 1.74	(8, 1)	1.0		4	1	0	0	0	0	0	0	0	0	0	11	15	0.00	1.000
58 Jonathan Papelbon, R ERA: 1.88	(9, 1)	1.0		6	3	2	2	0	0	0	0	0	0	0	9	12	18.00	3.000

PITCHER	IP	WLS	BF	H	R	ER	SO	BB	IBB	HBP	BLK	WP	HR	S	P	ERA	WHIP

BOTTOM

Philadelphia Phillies @ New York Yankees

Yankee Stadium, Bronx, NY

Mon Jun 22 2015, 7:10 PM - 10:42 PM EDT

Att. 36,883 - Partly Cloudy - 86 F

livebaseballscorecards.com

AB	39
R	8
H	14
RBI	8
BB	4
SO	5
LOB	19

WP: 0 PA: 44
PB: 0
SB: 0
CS: 0

Batter	1	2	3	4	5	6	7	8	9	AB	R	H	RBI	BB	SO	LOB
2 Ben Revere, L (1, 8) (9, 7) OBP: 0.330, SLG: 0.373	B FF 90 B FF 89 C FF 90 X FF 90 2-1 P4 ①		B FF 90 F FF 91 X FF 91 1-1 16 2B 1B	X SI 91 0-0 7 HR 16 1B 1B		C FF 92 B FF 92 X CH 85 1-1 G6-3 ②			B FF 95 B FF 96 X FF 95 2-0 7 2B 2B	5	3	3	0	0	0	0
16 César Hernández, S (1, 4) OBP: 0.347, SLG: 0.341	C FF 90 X CH 84 0-1 7 BB 1B		B SI 89 C CH 83 X SL 79 1-1 1-H 2B	S CH 84 B FF 91 B FF 91 B SI 90 X FF 92 3-1 1-2 7 HR 1B		B FF 92 F FF 92 B CH 85 X FF 92 2-1 F8 ③			B KC 85 B FF 96 L FF 97 H KC 87 3-1 7 2B HBP	4	2	3	1	0	0	0
7 Maikel Franco, R (1, 3) OBP: 0.368, SLG: 0.604	B SI 89 C SI 89 F CH 85 B SL 78 B CH 83 B SI 90 4-2 1-2 BB		F FF 91 X CH 84 0-1 G6-3 ①	F SI 90 B CH 85 B SI 89 F SI 91 B SL 80 X SI 91 3-2 1-H 2-H HR			H FF 95 1-0 6 G5-6-3 HBP		B KC 86 B KC 85 F FF 98 X KC 86 2-1 6 G6-3 4 3B 1-H 2-H 2B	3	2	2	5	1	0	1
6 Ryan Howard, L (1, 10) OBP: 0.267, SLG: 0.453	C SL 79 B SI 90 F SI 90 S FF 91 1-3 K ②		F FF 92 S SL 78 B SI 90 X FF 92 1-2 F7 ②	S SI 90 F FF 91 S SL 80 0-3 K ③			B FF 95 B FF 95 S FF 96 X FF 96 2-1 1-2f G5-6-3 ① ②		B FF 95 B KC 84 X FF 97 2-0 2-3 G6-3 ①	5	0	0	0	0	2	5
3 Jeff Francoeur, R (1, 7) OBP: 0.287, SLG: 0.403 37 Odúbel Herrera, L (9, PR) OBP: 0.281, SLG: 0.362 (9, 8)	B SI 89 F CH 84 C SL 80 F SI 91 B CH 83 F SL 80 S FF 92 2-3 K ③		B CH 85 S SI 90 B SI 93 S SI 89 X FF 93 2-2 F9 ③		C FF 89 B SI 89 F SI 89 B SL 80 F CH 84 X SL 79 2-2 G6-3 ①		F FF 96 F FF 96 B FF 96 T FF 96 1-2 K ③		F KC 84 S FF 96 H FF 98 1-2 9 BB 4 3B HBP	4 0	0 1	0 0	0 0	0 0	2 0	3 0
9 Domonic Brown, L (1, 9) OBP: 0.316, SLG: 0.226		B SL 79 B SL 78 S FF 90 C FF 90 S FF 91 2-3 K ①		C SI 90 X FF 91 0-1 F7 ①	F SL 78 S SI 90 X SL 78 0-2 F9 ②			B FC 93 B FF 94 B FF 95 B FF 95 4-0 4 G3 BB	C CU 76 B FF 91 B CU 79 B FF 90 B CU 77 4-1 1-2 4 3B BB	3	1	0	0	2	1	0
4 Andrés Blanco, S (1, 5) OBP: 0.349, SLG: 0.544		C FF 91 B CH 81 B CH 84 B SI 91 B SI 90 4-1 BB		B SL 81 X SL 80 1-0 29 HR 2B	C FF 92 S SI 90 B FF 92 F CH 85 F FF 91 B SL 79 X SL 79 2-2 E5			1 SAFE C FF 95 1 SAFE X FF 96 0-1 1-2 G3 ①	S CH 82 X CH 81 0-1 1-H 2-H 3-H 3B	4	1	2	3	1	0	1
29 Cameron Rupp, R (1, 2) OBP: 0.327, SLG: 0.364		X SI 89 0-0 L8 ②	C CH 84 B CH 84 X CH 83 1-1 2-H HR	C SL 86 S SL 86 B SL 84 1 SAFE D SL 85 S SL 82 2-3 K ③				C KC 83 C KC 84 S FF 98 0-3 K ②	B FF 92 C CU 76 B FF 92 S FF 92 F CU 79 B CU 79 S FF 92 3-3 K ②	5	1	1	2	0	3	5
13 Freddy Galvis, S (1, 6) OBP: 0.300, SLG: 0.313		B SI 90 C CH 83 X SL 80 1-1 G5-3 ③	C FF 91 X CH 85 0-1 G6-3 ②			C FF 91 B CH 85 S CH 85 F FF 93 F CH 84 F FF 92 S FF 92 1-3 K ①		B KC 85 B FF 97 S KC 84 B FF 97 F KC 84 F SV 86 C SV 86 3-3 K ③	C FF 92 B FF 93 S CH 84 S FF 93 1-3 K ③	5	0	0	0	0	3	4
Inning Stats	R: 0 H: 1 E: 0 LOB: 2 K: 2 BB: 1 S: 14 P: 23	R: 0 H: 0 E: 0 LOB: 1 K: 1 BB: 1 S: 7 P: 14	R: 1 H: 2 E: 0 LOB: 1 K: 0 BB: 0 S: 12 P: 17	R: 5 H: 5 E: 0 LOB: 0 K: 1 BB: 0 S: 16 P: 24	R: 0 H: 0 E: 1 LOB: 1 K: 1 BB: 0 S: 15 P: 21	R: 0 H: 0 E: 0 LOB: 0 K: 1 BB: 0 S: 10 P: 14	R: 0 H: 0 E: 0 LOB: 0 K: 1 BB: 0 S: 5 P: 9	R: 0 H: 0 E: 0 LOB: 1 K: 2 BB: 1 S: 9 P: 16	R: 5 H: 3 E: 0 LOB: 2 K: 2 BB: 1 S: 17 P: 35	1B: 4 SF: 0 2B: 4 SAC: 0 3B: 1 DP: 1 HR: 2 HBP: 3						WP: 0 PA: 45 PB: 0 SB: 0 CS: 0

PITCHER		IP	WLS	BF	H	R	ER	SO	BB	IBB	HBP	BLK	WP	HR	S	P	ERA	WHIP
52 CC Sabathia, L ERA: 5.65	(1, 1)	4.2		25	8	6	6	4	2	0	0	0	0	2	61	94	11.57	2.143
57 Branden Pinder, R ERA: 2.53	(5, 1)	0.1		1	0	0	0	1	0	0	0	0	0	0	3	5	0.00	0.000
45 Chasen Shreve, L ERA: 1.82	(6, 1)	1.0		3	0	0	0	1	0	0	0	0	0	0	10	14	0.00	0.000
41 Justin Wilson, L ERA: 3.16	(7, 1)	1.1		5	0	0	0	1	1	0	1	0	0	0	7	15	0.00	0.750
68 Dellin Betances, R ERA: 1.25	(8, 1)	1.0	L	7	2	4	4	2	0	0	2	0	0	0	14	27	36.00	2.000

PITCHER		IP	WLS	BF	H	R	ER	SO	BB	IBB	HBP	BLK	WP	HR	S	P	ERA	WHIP
64 Nick Rumbelow, R ERA: 13.5	(9, 1)	0.2		4	1	1	1	2	1	0	0	0	0	0	10	18	13.50	3.000

TOP

Philadelphia Phillies @ New York Yankees

Yankee Stadium, Bronx, NY

Tue Jun 23 2015, 8:27 PM - 12:11 AM EDT

Att. 36,198 - Overcast - 81 F

livebaseballscorecards.com

AB	38
R	11
H	11
RBI	11
BB	4
SO	11
LOB	19

BOTTOM

Philadelphia Phillies @ New York Yankees

Yankee Stadium, Bronx, NY

Tue Jun 23 2015, 8:27 PM - 12:11 AM EDT

Att. 36,198 - Overcast - 81 F

livebaseballscorecards.com

Batter	1	2	3	4	5	6	7	8	9	AB	R	H	RBI	BB	SO	LOB
11 Brett Gardner, L (1, 8) OBP: 0.365, SLG: 0.488	F FF 87 B FF 89 B FF 88 F CH 84 F FF 91 B CH 84 X FF 90 3-2 12 G4-3 13 SF7 2B		B CH 82 X FF 89 1-0 HR	1 SAFE C FF 90 C CU 71 F FF 90 B SL 76 S CH 84 1-3 ③ K 1-2		B SI 90 B SI 90 F SI 90 F CH 86 B SI 91 F SI 93 B SI 93 4-2 12 E 13 FC6-2 BB		B SL 87 B FF 97 C FF 97 B FF 98 C FF 97 F FF 100 S FF 99 3-3 ① K		4	2	2	1	1	2	1
12 Chase Headley, S (1, 5) OBP: 0.304, SLG: 0.376	B FF 90 F FF 89 X CH 84 1-1 ① G4-3 2-3		C SL 78 X CH 85 0-1 ① L3		B FF 88 C FF 86 B CU 67 F FF 88 F CH 83 X CH 84 2-2 HR	B SI 91 B SI 89 F CH 85 B SI 89 F SI 91 F SI 92 X SI 92 3-2 E7 13 FC6-2 1-3		B FF 98 B FF 98 B FF 97 C FF 98 F FF 97 X FF 97 3-2 1B		5	1	2	1	0	0	2
13 Alex Rodriguez, R (1, 10) OBP: 0.384, SLG: 0.536	S SL 80 D SL 79 B FF 91 B SL 78 X SL 78 3-1 ② SF7 3-H		C FF 91 C CU 70 B SL 78 X CH 84 1-2 34 1B 1B		C FF 92 B FF 92 X SL 78 1-1 HR	B SI 93 B SI 92 F SL 87 F SI 91 X SI 93 2-2 ② FC6-2 2-3 3-H		S SL 86 C SL 88 F SL 88 B FF 99 F FF 98 S SL 85 1-3 ② K		4	1	2	2	0	1	3
34 Brian McCann, L (1, 2) OBP: 0.342, SLG: 0.483	C FF 91 B CH 84 F CH 84 B FF 92 H SL 78 3-2 HBP		B FF 89 X FF 89 1-0 1-2 1B		X FF 90 0-0 ① G3	D SI 87 B SI 90 D CH 86 X SI 92 3-0 ③ G4-3		T FF 97 S SL 87 S SL 88 0-3 ③ K		4	0	1	0	0	1	3
36 Carlos Beltrán, S (1, 9) OBP: 0.308, SLG: 0.450	C FF 89 X CH 84 0-1 ③ G3		D CH 86 B FF 89 F FF 88 B CH 83 F FF 90 X FF 90 3-2 ② L5		B CH 85 C FF 90 S CU 72 B FF 91 X CH 85 2-2 24 2B		B FF 94 C FF 94 X SI 95 1-1 33 G4-3 2B		B FF 94 F FF 94 B FF 94 F SL 82 S SL 82 2-3 ① K	5	1	2	0	0	1	3
33 Garrett Jones, L (1, 3) OBP: 0.277, SLG: 0.400		X FF 89 0-0 HR	X CH 84 0-0 ③ G3-1		F SL 86 F FF 94 X FF 95 0-2 ② F8		B SI 95 X SI 95 1-0 ① G4-3 2-3		B FF 93 F FF 94 X FF 93 1-1 ② F7	5	1	1	1	0	0	4
24 Chris Young, R (1, 7) OBP: 0.294, SLG: 0.471		B FF 90 X SL 77 1-0 ① P6		B FF 90 X FF 89 1-0 11 S 1B	C FF 94 C SL 85 X FF 94 0-2 2-H 2B		B SL 86 D SL 87 D SL 86 C FF 96 B FF 96 4-1 BB		B SL 84 X SL 82 1-0 ③ F7	4	0	2	1	1	0	0
18 Didi Gregorius, L (1, 6) OBP: 0.282, SLG: 0.324		B CH 84 X FF 89 1-0 38 G5-4-3 1B		B SL 74 B SI 87 F FF 89 F FF 89 1 SAFE D CH 82 F FF 88 X FF 88 3-2 ① F7	D SL 87 F FF 94 X FF 95 1-1 ③ F8		S FF 94 F SL 85 D SL 88 X SL 85 1-2 ② P6			4	0	1	0	0	0	4
38 José Pirela, R (1, 4) OBP: 0.250, SLG: 0.340		B FF 89 B SL 78 1 SAFE 1 SAFE F SI 90 1 SAFE F FF 89 X SL 77 2-2 ②③ G5-4-3 1-2f		1 SAFE B SL 79 D SL 78 C FF 89 F FF 89 C FF 90 2-3 ② K		X SI 90 0-0 ① G5-3	C SL 86 B FF 96 S SL 86 S SL 87 1-3 ③ K			4	0	0	0	0	2	4
Inning Stats	R: 1 E: 0 K: 0 S: 12 H: 1 LOB: 1 BB: 0 P: 22	R: 1 E: 0 K: 0 S: 6 H: 2 LOB: 0 BB: 0 P: 10	R: 1 E: 0 K: 0 S: 11 H: 3 LOB: 2 BB: 0 P: 17	R: 0 E: 0 K: 2 S: 12 H: 1 LOB: 1 BB: 0 P: 19	R: 3 E: 0 K: 0 S: 18 H: 4 LOB: 1 BB: 0 P: 24	R: 0 E: 1 K: 0 S: 12 H: 0 LOB: 2 BB: 1 P: 24	R: 0 E: 0 K: 1 S: 10 H: 1 LOB: 2 BB: 1 P: 18	R: 0 E: 0 K: 3 S: 15 H: 1 LOB: 1 BB: 0 P: 22	R: 0 E: 0 K: 1 S: 6 H: 0 LOB: 0 BB: 0 P: 10	1B: 5 2B: 4 3B: 0 HR: 4 SF: 1 SAC: 0 DP: 1 HBP: 1						

	AB	39
	R	6
	H	13
	RBI	6
	BB	2
	SO	7
	LOB	24

PITCHER		IP	WLS	BF	H	R	ER	SO	BB	IBB	HBP	BLK	WP	HR	S	P	ERA	WHIP
47 Sean O'Sullivan, R ERA: 5.34	(1, 1)	4.1		23	10	6	6	2	0	0	1	0	0	4	51	83	12.46	2.308
59 Elvis Araujo, L ERA: 3.31	(5, 1)	0.2		3	1	0	0	0	0	0	0	0	0	0	8	9	0.00	1.500
46 Jeanmar Gómez, R ERA: 1.8	(6, 1)	1.0		5	0	0	0	0	1	0	0	0	0	0	12	24	0.00	1.000
57 Luis García, R ERA: 3.51	(7, 1)	1.0		5	1	0	0	1	1	0	0	0	0	0	10	18	0.00	2.000
53 Ken Giles, R ERA: 1.69	(8, 1)	1.0	W	4	1	0	0	3	0	0	0	0	0	0	15	22	0.00	1.000

PITCHER		IP	WLS	BF	H	R	ER	SO	BB	IBB	HBP	BLK	WP	HR	S	P	ERA	WHIP
30 Justin De Fratus, R ERA: 5.0	(9, 1)	1.0		3	0	0	0	1	0	0	0	0	0	0	6	10	0.00	0.000

WP: 0 PA: 43
PB: 0
SB: 1
CS: 0

Philadelphia Phillies @ New York Yankees

Yankee Stadium, Bronx, NY

Wed Jun 24 2015, 1:08 PM - 4:17 PM EDT

Att. 45,877 - Sunny - 80 F

livebaseballscorecards.com

TOP

Batter	1	2	3	4	5	6	7	8	9	AB	R	H	RBI	BB	SO	LOB
2 Ben Revere, L (1, 8) OBP: 0.329, SLG: 0.372	B SI 92 X FF 93 1-0 ① F7		B SI 93 C FF 94 X FF 94 1-1 16 BB 1B		C SI 93 B CU 79 X FF 95 1-1 ③ F8			C FF 95 B FF 95 F FF 96 B FC 92 F FF 97 F CU 82 X CU 82 2-2 ① G6-3	C SL 87 S CH 88 S CH 90 0-3 ③ K	4	0	1	0	0	0	1
37 Odúbel Herrera, L (8, 8) OBP: 0.280, SLG: 0.360										1	0	0	0	0	1	2
16 César Hernández, S (1, 4) OBP: 0.344, SLG: 0.333	B SI 92 B CH 86 S SI 92 C FF 93 X CU 79 2-2 ② F8		1 SAFE B CH 86 B SI 92 B FF 93 B SI 92 4-0 1-2 BB			B CU 79 X FF 92 1-0 ① F8		F FC 90 B CH 89 B FF 97 F FF 97 F CU 82 F FF 97 X FF 97 2-2 ② G4-3		3	0	0	0	1	0	0
7 Maikel Franco, R (1, 3) OBP: 0.358, SLG: 0.588	C CU 78 B SI 93 B CU 78 B FF 94 F SI 94 F FF 94 X FF 95 3-2 ③ P4		C FF 95 F FF 93 D CU 82 S CU 81 1-3 ③ K			S SI 93 F FF 94 X FF 94 0-2 ② F8		C CU 82 B FF 97 F FF 96 B FC 92 X FC 92 2-2 ③ G4-3		4	0	0	0	0	1	2
18 Darin Ruf, R (8, 3) OBP: 0.279, SLG: 0.382										0	0	0	0	0	0	0
6 Ryan Howard, L (1, 10) OBP: 0.271, SLG: 0.462		X FF 91 0-0 9 G3 2B		B FF 92 S CU 78 X SI 92 1-1 ① G4-3		S CU 79 B FF 94 X SI 92 1-1 ③ F8			B SI 96 F SI 95 X CH 89 1-1 9 1B 2B	4	1	2	0	0	0	0
9 Domonic Brown, L (1, 9) OBP: 0.310, SLG: 0.229		C CU 77 X SI 93 0-1 ① G3 2-3		S CU 78 B CH 86 X SI 93 1-1 ② L8			B CH 85 X CH 85 1-0 E1 51 F9 25 1B		C CH 88 S CH 89 X CH 89 0-2 4 2B 25 G5-3 1B 2-H	4	1	1	1	0	0	1
4 Andrés Blanco, S (1, 5) OBP: 0.343, SLG: 0.541		B FF 94 X SI 94 1-0 ② G3		B FF 92 B SI 94 X FF 93 2-0 ③ F8			B SI 93 F FF 93 X SI 93 1-1 ① P5		B SI 95 B SI 95 X SI 96 2-0 1-3 2B	4	0	1	0	0	0	2
25 Cody Asche, L (1, 7) OBP: 0.269, SLG: 0.337		D CU 80 C CU 80 B SI 94 X SI 94 2-1 ③ P3			C FF 92 B CH 86 X CH 86 1-1 ① G4-3		C CU 80 B SI 92 B SI 92 X CH 87 2-1 1-2 1B		C SL 88 B CH 89 S CH 89 X SL 88 1-2 ① G5-3 3-H	4	0	1	1	0	0	2
51 Carlos Ruiz, R (1, 2) OBP: 0.290, SLG: 0.257			C SI 92 B CU 77 S SI 91 B CU 80 F SI 92 B CU 77 X FF 94 3-2 ① F8		B FF 93 C FF 94 B CU 78 X FF 93 2-1 ② G6-3		B SI 93 B FF 94 F SI 93 B FF 94 X SI 94 3-1 ② F9 2-3		B SL 87 F SI 95 C CH 88 F CH 88 X SL 88 1-2 ② G6-3	4	0	0	0	0	0	3
13 Freddy Galvis, S (1, 6) OBP: 0.303, SLG: 0.310			C CU 78 B CH 86 B FF 93 F SI 92 X CH 86 2-2 ② F7		B SI 93 B SI 93 B SI 92 C SI 92 B FF 94 4-1 BB		S FF 96 B FF 96 B CH 87 S FF 96 S CU 82 2-3 ③ K		B SI 96 B SI 95 B SI 95 B SI 95 4-0 BB	2	0	0	0	2	1	2

| Inning Stats | | | | | | | | | |

Batter	1	2	3	4	5	6	7	8	9	AB	R	H	RBI	BB	SO	LOB
11 Brett Gardner, L (1, 8) OBP: 0.365, SLG: 0.482	C FF 93 B FF 94 X FF 94 1-1 ① G3	B FF 93 B FF 92 B FF 93 C FF 92 F FC 89 F FF 93 S CH 85 3-3 ① K		B FF 92 C FC 88 B FC 88 F SI 92 X FC 89 2-2 12 2B, 25 1B, 1B 1-3 2-H	B FC 86 S CH 82 S CH 82 F CH 84 X FC 88 1-2 ③ G6-3		F FF 92 C SL 83 B FF 93 B CH 85 F SL 82 B SL 84 B FF 93 4-2 12 BB, 13 1B, BB	B FF 90 B FF 90 F FF 89 C FF 90 S FF 91 2-3 ② K		5	2	1	1	1	2	4
12 Chase Headley, S (1, 5) OBP: 0.308, SLG: 0.380	F SI 93 B CU 78 B CH 86 X SI 94 2-1 ② G5-3	C CU 77 X CH 85 0-1 ② FC5-2-5-1 2-3 3-H		X FF 92 0-0 25 1B 1-3 3-H, 2B		C SI 96 F SL 84 X SL 83 0-2 13 1B, 24 1B, 1B	B CH 85 B FF 93 C FF 93 B FF 93 B FF 92 4-1 25 WP, 13 1B, 25 1B 1-2 2-3, BB	F FF 90 D CH 84 S SL 81 B SL 80 X FF 91 2-2 ③ G3-1		5	2	2	1	1	0	3
13 Alex Rodriguez, R (1, 10) OBP: 0.392, SLG: 0.538	H FF 95 1-0 25 1B, HBP	F SI 93 B FF 92 B FC 89 F FF 93 B CH 87 B FF 91 4-2 25 FC6-4, BB		X CH 85 0-0 ① G5-3		C SI 96 F SI 96 B SI 96 F SI 97 F SL 85 F SI 98 X SI 97 1-2 24 1B, 1B 1-2	C FF 93 B FF 94 F FF 94 F FF 94 X SL 83 1-2 25 1B, 25 WP, 1B 1-2 2-H 3-H			3	0	2	2	1	0	2
25 Mark Teixeira, S (1, 3) OBP: 0.369, SLG: 0.557 33 Garrett Jones, L (9, 3) OBP: 0.277, SLG: 0.400	1 SAFE B SI 94 X SI 94 1-0 1-2, 1B	B FC 90 B CH 86 X SI 93 2-0 ③ FC6-4 1-2f		S FC 89 B CU 78 X SI 92 1-1 24 FC6-4 2-3 3-H, 1B		C SL 85 B CH 89 X SI 97 1-1 ① F3	S FF 91 B SL 84 B FF 93 S CH 86 X CH 86 2-2 1-3 2-H, 1B			5 0	0 0	3 0	2 0	0 0	0 0	5 0
36 Carlos Beltrán, S (1, 9) OBP: 0.302, SLG: 0.440	C CU 78 B CU 79 B FC 89 F FF 94 S CH 86 2-3 ③ K		C FF 93 F FF 93 F SI 92 F FC 89 X CU 77 0-2 ① L7	F FF 92 X FF 92 0-1 ② P4		B SL 84 B SI 98 F SI 96 X SI 97 2-1 ② F9	T FF 93 F FF 92 C FF 92 0-3 ① K			5	0	0	0	0	2	8
24 Chris Young, R (1, 7) OBP: 0.298, SLG: 0.468		B FF 93 F FF 94 B CU 78 B CH 86 X SI 93 3-1 18 1B, 66 BB, 38 FC5, 1B	B SI 94 C SI 93 B CH 85 F SI 92 X SI 93 2-2 ② F7	B CH 84 S CH 84 C CU 77 F FF 92 F CU 78 F CU 79 X CH 85 1-2 ③ FC6-4 1-2f		B SI 97 C SL 85 X SI 98 1-1 1-2 2-H, 1B	T FF 91 F SL 82 X FF 93 0-2 ② P4			5	1	2	1	0	0	4
66 John Ryan Murphy, R (1, 2) OBP: 0.300, SLG: 0.349		F FF 93 B CH 85 D FF 91 S CH 85 F SI 93 B FF 91 F SI 92 1 SAFE B CH 85 4-2 38 FC5, 18 1B, 38 E, 1-2, BB	B SI 93 F FF 94 C SI 93 C CU 78 1-3 ③ K		B CH 83 X SI 92 1-0 18 FC4-6, 1B	F SI 98 D SL 85 S SL 85 1-3 ③ K	B SL 80 C FF 92 F SL 81 B FF 92 S FF 92 2-3 ③ K			4	1	1	0	1	3	4
18 Didi Gregorius, L (1, 6) OBP: 0.289, SLG: 0.332		B FC 89 X SI 92 1-0 38 E, 12, FC5-2-5-1 1-2 2-3, 1B		C FF 92 F FF 92 X CH 85 0-2 11 1B, 2B	S FC 88 D CH 84 X FF 92 1-1 ① FC4-6 1-2f		B FF 92 B CH 85 B FF 92 B FF 91 4-0 38 2B, BB	X FF 89 0-0 ① F9		4	2	2	0	1	0	1
38 José Pirela, R (1, 4) OBP: 0.283, SLG: 0.373		B FF 90 X CH 85 1-0 FC5, 12, FC5-2-5-1 1-3 2-H 3-H		B CH 85 B SI 93 D SI 93 B FF 92 4-0 11 1B, 12 2B, BB	1 SAFE C SI 92 X CH 81 0-1 ② F8		C FF 91 X FF 91 0-1 12 BB, 13 1B, 2B 1-H	C SL 81 B FF 90 X FF 89 1-1 1-B		4	2	2	2	1	0	2
Inning Stats	R: 0 E: 0 K: 1 S: 8 H: 1 LOB: 2 BB: 0 P: 15	R: 2 E: 1 K: 1 S: 17 H: 2 LOB: 3 BB: 2 P: 35	R: 0 E: 0 K: 1 S: 11 H: 0 LOB: 0 BB: 0 P: 14	R: 3 E: 0 K: 0 S: 18 H: 4 LOB: 2 BB: 1 P: 26	R: 0 E: 0 K: 0 S: 9 H: 1 LOB: 1 BB: 0 P: 12	R: 1 E: 0 K: 1 S: 18 H: 3 LOB: 2 BB: 0 P: 24	R: 4 E: 0 K: 2 S: 22 H: 3 LOB: 2 BB: 3 P: 39	R: 0 E: 0 K: 1 S: 9 H: 1 LOB: 1 BB: 0 P: 14		1B: 12 2B: 3 3B: 0 HR: 0 SF: 0 SAC: 0 DP: 0 HBP: 1						

PITCHER		IP	WLS	BF	H	R	ER	SO	BB	IBB	HBP	BLK	WP	HR	S	P	ERA	WHIP
35 Cole Hamels, L ERA: 3.26	(1, 1)	5.0	L	28	8	5	5	3	3	0	1	0	0	0	63	102	9.00	2.200
63 Jake Diekman, L ERA: 5.81	(6, 1)	1.0		6	3	1	1	1	0	0	0	0	0	0	18	24	9.00	3.000
30 Justin De Fratus, R ERA: 5.68	(7, 1)	2.0		13	4	4	4	3	3	0	0	0	1	0	31	53	18.00	3.500

PITCHER	IP	WLS	BF	H	R	ER	SO	BB	IBB	HBP	BLK	WP	HR	S	P	ERA	WHIP

BOTTOM

Philadelphia Phillies @ New York Yankees

Yankee Stadium, Bronx, NY

Wed Jun 24 2015, 1:08 PM - 4:17 PM EDT

Att. 45,877 - Sunny - 80 F

livebaseballscorecards.com

AB	40
R	10
H	15
RBI	9
BB	6
SO	7
LOB	33

WP: 1 PA: 47
PB: 0
SB: 0
CS: 0

Batter	1	2	3	4	5	6	7	8	9	AB	R	H	RBI	BB	SO	LOB
24 Chris Young, R (1, 8) OBP: 0.302, SLG: 0.469	B FF 87 B SI 88 X SI 88 2-0 1B		B SI 90 B SI 90 F FF 88 X SI 90 2-1 12 G3 1B			B SL 77 C FC 86 F SI 87 B SL 80 S CH 80 2-3 ① K			X SI 89 0-0 ① G5-3	4	0	2	0	0	1	0
12 Chase Headley, S (1, 5) OBP: 0.304, SLG: 0.375	C SI 88 F SI 89 B SL 80 S SL 80 1-3 ① K		F SL 79 X SI 90 0-1 ②③ G3 1-2f			C SI 90 S FF 87 C SI 91 0-3 ② K			S FC 86 F SI 87 S SL 80 0-3 ② K	4	0	0	0	0	3	2
13 Alex Rodriguez, R (1, 10) OBP: 0.390, SLG: 0.533	C SI 89 B FF 86 C SI 90 F SL 80 C SI 91 1-3 ② K			S SI 89 S FC 86 B CH 79 S SL 80 1-3 ① K		S CH 79 S CH 78 B SL 81 B FF 87 S CH 79 2-3 ③ K			C FF 87 X FF 87 0-1 36 1B 25 BB 1B	4	0	1	0	0	3	1
25 Mark Teixeira, S (1, 3) OBP: 0.367, SLG: 0.550	B FC 86 S SL 79 F SI 90 D SL 80 C SI 90 2-3 ③ K			F SL 79 X FF 88 0-1 ② G5-3			C SI 88 B SI 88 X FC 85 1-1 ① G5-3		B CH 78 B FF 87 B SI 90 B SI 90 4-0 36 1B 1-2 BB	3	0	0	0	1	1	1
36 Carlos Beltrán, S (1, 9) OBP: 0.305, SLG: 0.441		B SI 87 F SI 87 X FF 87 1-1 ① G6-3		B SI 89 B SL 78 F FC 86 B FF 87 C SI 90 X SI 88 3-2 1B			C SI 88 X SL 78 0-1 ② F8		B SI 89 B SI 89 B FF 87 C SI 89 X SI 90 3-1 38 FC5-4 1-2 2-3 1B	4	0	2	0	0	0	0
38 José Pirela, R (1, 7) OBP: 0.263, SLG: 0.345		B SI 87 F SI 88 S CH 76 S SL 80 1-3 ② K		C SI 90 D CH 79 X SI 89 1-1 ③ G6-3			X CH 76 0-0 ③ L9		C SI 90 X CH 80 0-1 ③ FC5-4 1-2f	4	0	0	0	0	1	4
66 John Ryan Murphy, R (1, 2) OBP: 0.301, SLG: 0.348		C SI 89 B CH 78 B SI 89 X SI 89 2-1 1B			X SI 88 0-0 ① G6-3			B SI 88 X CH 77 1-0 ① F8		3	0	1	0	0	0	0
14 Stephen Drew, L (1, 6) OBP: 0.255, SLG: 0.384		C SI 89 C SL 79 B SI 90 C SL 79 1-3 ③ K			B SI 89 X SI 89 1-0 ② L8			C SI 88 X SL 78 0-1 ② L3		3	0	0	0	0	1	1
31 Gregorio Petit, R (1, 4) OBP: 0.238, SLG: 0.263			C SI 88 C SI 89 F SL 79 F SI 90 F SL 79 B SI 90 F CH 78 F CH 78 C SI 91 1-3 ① K		C SI 89 B CH 79 T SI 90 B SI 90 S SI 90 2-3 ③ K			B SI 89 F SI 88 S CH 77 B CH 78 F SI 90 X SI 90 2-2 ③ G6-3		3	0	0	0	0	2	0

Inning Stats	1	2	3	4	5	6	7	8	9
	R: 0 E: 0 K: 3 S: 11	R: 0 E: 0 K: 2 S: 10	R: 0 E: 0 K: 1 S: 12	R: 0 E: 0 K: 1 S: 10	R: 0 E: 0 K: 1 S: 5	R: 0 E: 0 K: 3 S: 9	R: 0 E: 0 K: 0 S: 5	R: 0 E: 0 K: 0 S: 7	R: 0 E: 0 K: 1 S: 10
	H: 1 LOB: 1 BB: 0 P: 17	H: 1 LOB: 1 BB: 0 P: 15	H: 1 LOB: 0 BB: 0 P: 15	H: 1 LOB: 1 BB: 0 P: 15	H: 0 LOB: 0 BB: 0 P: 8	H: 0 LOB: 0 BB: 0 P: 13	H: 0 LOB: 0 BB: 0 P: 6	H: 0 LOB: 0 BB: 0 P: 10	H: 2 LOB: 3 BB: 1 P: 17

PITCHER	IP	WLS	BF	H	R	ER	SO	BB	IBB	HBP	BLK	WP	HR	S	P	ERA	WHIP
60 Dallas Keuchel, L (1, 1) ERA: 2.17	9.0	W	33	6	0	0	12	1	0	0	0	0	0	79	116	0.00	0.778

PITCHER	IP	WLS	BF	H	R	ER	SO	BB	IBB	HBP	BLK	WP	HR	S	P	ERA	WHIP

TOP

New York Yankees @ Houston Astros

Minute Maid Park, Houston, TX

Thu Jun 25 2015, 7:13 PM - 9:41 PM CDT

Att. 28,643 - Roof Closed - 73 F

livebaseballscorecards.com

AB	32
R	0
H	6
RBI	0
BB	1
SO	12
LOB	9

1B: 6	SF: 0	WP: 0	PA: 33
2B: 0	SAC: 0	PB: 0	
3B: 0	DP: 1	SB: 0	
HR: 0	HBP: 0	CS: 0	

BOTTOM

Batter	1	2	3	4	5	6	7	8	9	AB	R	H	RBI	BB	SO	LOB
4 George Springer, R (1, 9) OBP: 0.366, SLG: 0.465	B FC 92 C SL 84 B FC 92 F FC 92 X SI 92 2-2 ① L3		S SL 87 F FF 92 B FF 92 B SL 88 B SL 87 S SL 88 3-3 ② K		1 SAFE X CH 83 0-0 ③ FC6-4 1-2f		B CU 76 S CH 78 B SI 90 B SL 80 F CH 78 B CH 77 4-2 1 CS BB			3	0	0	0	1	1	1
1 Carlos Correa, R (1, 6) OBP: 0.312, SLG: 0.527	C CU 78 S SI 92 B SI 91 B SL 87 X SI 92 2-2 ② L5		C FF 93 X CH 84 0-1 ③ F9			C CU 78 B CU 78 F FF 92 S SL 88 1-3 ① K	1 SAFE S CH 78 1 SAFE 1 SAFE F CH 77 1 SAFE 1 SAFE 0-2 ③ CS 1-2	B CU 73 F SI 88 F SI 88 B CH 79 X SI 89 2-2 ① F9		4	0	0	0	0	1	0
27 Jose Altuve, R (1, 4) OBP: 0.332, SLG: 0.399	S SL 88 X FF 93 0-1 ③ F8			B FF 93 B SL 87 X SL 87 2-0 F9 28 SF9-3-6 2B		C SL 88 B FF 91 B FF 91 F CH 81 X SL 87 2-2 18 E 18 S 1B 1B		F SL 79 B CH 78 B SI 89 X CH 76 2-1 18 S 2B 2B		4	3	3	0	0	0	0
18 Luis Valbuena, L (1, 5) OBP: 0.279, SLG: 0.455		B CU 76 C CU 76 F FF 91 H SL 88 2-2 28 FC6 HBP		F SI 91 B SL 87 F SL 84 B FF 93 X CH 82 2-2 E6 28 SF9-3-6		B CU 79 1 SAFE S CH 82 B CH 84 T SI 91 B FF 92 S CH 83 3-3 ② K 1-3		B SL 81 B SL 80 B SL 80 F SI 90 B CH 76 4-1 2B 2-3 BB		2	0	0	0	1	1	2
Evan Gattis, R (1, 10) OBP: 0.262, SLG: 0.438		B SL 87 B SL 87 C CH 83 X FF 92 2-1 ① F9		C CH 84 X SL 88 0-1 ① F9 2-3		D CU 80 B CH 82 X FF 92 2-0 28 E 28 1B 3-H 1B		X CH 77 0-0 ② 1-H 3-H 2B		4	0	2	2	0	0	3
28 Colby Rasmus, L (1, 8) OBP: 0.322, SLG: 0.492		C SL 85 1 SAFE S CH 82 F FF 92 1 SAFE B SL 87 F CH 84 D CU 79 X SI 92 2-2 ② FC6 20 2B 1-2f		B SL 88 X CH 83 1-0 ②③ SF9-3-6 1-2 3-H		X CU 79 0-0 E1 1-3 1B		F CU 74 H SI 89 1-1 HBP		2	1	1	1	0	0	1
20 Preston Tucker, L (1, 7) OBP: 0.319, SLG: 0.439		B CH 85 B SL 84 X SI 92 2-0 1-H 2B			B CU 77 B CU 76 S FF 91 B CH 82 F FF 92 B CH 84 4-2 4 FC6-4 BB	C CH 78 D SL 79 X SI 86 1-1 ③ G4-3		F SL 80 B SI 88 1 SAFE S CH 78 S CH 77 1-3 ③ K		3	0	1	1	1	4	
9 Marwin Gonzalez, S (1, 3) OBP: 0.265, SLG: 0.384		B SL 86 C SI 92 S CH 84 F SL 88 S FF 93 1-3 ③ K			B CH 86 X SI 91 1-0 ① F8		B CU 74 X SI 88 1-0 ① P6			3	0	0	0	0	1	2
15 Jason Castro, L (1, 2) OBP: 0.283, SLG: 0.383			F FC 92 X FF 92 0-1 ① G4-3		B FF 92 B CH 83 F FF 92 X SL 86 2-1 ② F7		B SI 89 F CU 73 C SL 80 S CH 78 1-3 ② K			3	0	0	0	0	1	1
Inning Stats	R: 0 E: 0 K: 0 S: 8 H: 0 LOB: 0 BB: 0 P: 12	R: 1 E: 0 K: 1 S: 14 H: 1 LOB: 1 BB: 0 P: 23	R: 0 E: 0 K: 1 S: 7 H: 0 LOB: 0 BB: 0 P: 10	R: 1 E: 1 K: 0 S: 7 H: 1 LOB: 0 BB: 0 P: 12	R: 0 E: 0 K: 0 S: 6 H: 0 LOB: 1 BB: 1 P: 13	R: 1 E: 1 K: 2 S: 13 H: 3 LOB: 2 BB: 0 P: 22	R: 0 E: 0 K: 1 S: 8 H: 0 LOB: 0 BB: 1 P: 14	R: 1 E: 0 K: 1 S: 11 H: 2 LOB: 2 BB: 1 P: 21		1B: 3 2B: 5 3B: 0 HR: 0 SF: 1 SAC: 0 DP: 1 HBP: 2						

PITCHER		IP	WLS	BF	H	R	ER	SO	BB	IBB	HBP	BLK	WP	HR	S	P	ERA	WHIP
43 Adam Warren, R ERA: 3.59	(1, 1)	5.2	L	24	5	3	2	4	1	0	1	0	0	0	53	89	3.18	1.059
26 Chris Capuano, L ERA: 5.19	(6, 1)	2.1		10	2	1	1	2	2	0	1	0	0	0	21	38	3.86	1.714

PITCHER	IP	WLS	BF	H	R	ER	SO	BB	IBB	HBP	BLK	WP	HR	S	P	ERA	WHIP

New York Yankees @ Houston Astros

Minute Maid Park, Houston, TX

Thu Jun 25 2015, 7:13 PM - 9:41 PM CDT

Att. 28,643 - Roof Closed - 73 F

livebaseballscorecards.com

AB	28
R	4
H	7
RBI	4
BB	3
SO	6
LOB	14

Batter	1	2	3	4	5	6	7	8	9	AB	R	H	RBI	BB	SO	LOB
11 Brett Gardner, L (1, 8) OBP: 0.365, SLG: 0.485	C FF 91 B FF 94 X FF 93 1-1 ① F8		B FF 95 C FF 95 B FF 94 B FF 95 C FF 94 F FF 96 X FF 96 3-2 2B			B FF 93 B FF 93 X FF 93 2-0 ① F8	B FC 91 F FC 91 D FC 93 D FF 92 X FC 92 3-1 12 BB 1-3 1B		C FF 90 B FF 90 B CH 83 X CH 84 2-1 ② G4-3	5	0	2	0	0	0	0
12 Chase Headley, S (1, 5) OBP: 0.309, SLG: 0.374	B FF 94 B FF 93 B FF 94 C FF 92 B FF 94 4-1 BB		B FF 95 C CU 82 F FF 96 B FF 94 B FF 94 F FF 94 F CU 81 X FF 95 3-2 ③ F7			X FF 94 0-0 25 G3-5-1 1B	B CH 77 B CH 77 D CH 78 B FF 91 4-0 1-2 BB		C FF 90 B CH 84 S CH 84 S CH 83 1-3 ③ K	3	0	1	0	2	1	1
25 Mark Teixeira, S (1, 3) OBP: 0.362, SLG: 0.540	C FF 93 S FF 94 B FF 93 T FF 95 1-2 ② K			B CU 80 X FF 93 1-0 ① P4		B CH 85 B FF 93 F FF 94 B CH 86 X FF 94 3-1 ②③ G3-5-1 1-2f	C CH 79 F FF 90 X CH 78 0-2 ③ P6			4	0	0	0	0	1	5
34 Brian McCann, L (1, 2) OBP: 0.336, SLG: 0.474	1 SAFE C FF 94 B FF 95 D CU 83 X FF 95 2-1 ③ F9			C FF 93 B FF 95 B CH 87 X FF 94 2-1 ② G6-3			C CH 84 B CU 81 X FF 94 1-1 ① L4	S FC 86 S FF 86 B FC 87 X SL 79 1-2 ① L9		4	0	0	0	0	0	1
36 Carlos Beltrán, S (1, 10) OBP: 0.304, SLG: 0.438		C FF 94 B CH 87 C FF 93 B FF 93 X CU 81 2-2 ① F8		C FF 95 B FF 95 F FF 95 F CU 82 S FF 93 1-3 ③ K			B FF 93 B FF 94 X FF 94 2-0 33 1B 24 HR 1B	F FC 86 F FF 85 B FC 86 C FC 86 1-3 ② K		4	1	1	0	0	2	0
33 Garrett Jones, L (1, 9) OBP: 0.286, SLG: 0.404		C FF 94 X FF 94 0-1 ② P4			B FF 94 X FF 94 1-0 ① G6-3		C FF 93 X CH 84 0-1 1-2 24 HR 1B	C FF 84 F SL 78 X FF 85 0-2 24 1B 1B		4	1	2	0	0	0	0
24 Chris Young, R (1, 7) OBP: 0.313, SLG: 0.494		X FF 95 0-0 ③ P5			B FF 95 C FF 94 S SL 85 F FF 94 B CU 83 F FF 95 F SL 84 F CU 82 F FF 95 3-2 B FF 95 X FF 95 18 G3 1B		B FC 92 F FC 92 X FC 93 1-1 1-H 2-H HR	B CH 82 D SL 84 F CH 82 C CH 82 X SL 84 2-2 1-3 1B		4	1	3	3	0	0	0
18 Didi Gregorius, L (1, 6) OBP: 0.284, SLG: 0.326			C FF 93 X CU 79 0-1 ① F8		X CH 86 0-0 ② G3 1-2		X FC 92 0-0 ② G3	C FF 87 X CH 82 0-1 ③ L8		4	0	0	0	0	0	3
14 Stephen Drew, L (1, 4) OBP: 0.255, SLG: 0.378			B FF 96 S FF 94 B FF 94 X FF 94 2-1 ② F7		C CH 87 X FF 95 0-1 ③ F7		B FC 93 B FC 92 B FC 92 C FC 92 F FC 92 B FC 92 4-2 11 1B BB		C FF 89 B CH 82 X CH 82 1-1 ① F7	3	0	0	0	1	0	1

Inning Stats																																		
	R: 0	E: 0	K: 1	S: 8	H: 0	LOB: 1	BB: 1	P: 16	R: 0	E: 0	K: 0	S: 6	H: 0	LOB: 0	BB: 0	P: 8	R: 0	E: 0	K: 0	S: 13	H: 1	LOB: 1	BB: 0	P: 21	R: 0	E: 0	K: 1	S: 7	H: 0	LOB: 0	BB: 0	P: 11	R: 0	E: 0	K: 0	S: 12	H: 1	LOB: 1	BB: 0	P: 16
	R: 0	E: 0	K: 0	S: 4	H: 1	LOB: 0	BB: 0	P: 9	R: 3	E: 0	K: 0	S: 15	H: 4	LOB: 3	BB: 2	P: 30	R: 0	E: 0	K: 1	S: 14	H: 2	LOB: 2	BB: 0	P: 18	R: 0	E: 0	K: 1	S: 7	H: 0	LOB: 0	BB: 0	P: 11	1B: 7	2B: 1	3B: 0	HR: 1	SF: 0	SAC: 0	DP: 1	HBP: 0	WP: 0	PB: 0	SB: 0	CS: 0	PA: 38

PITCHER		IP	WLS	BF	H	R	ER	SO	BB	IBB	HBP	BLK	WP	HR	S	P	ERA	WHIP
67 Vince Velasquez, R ERA: 3.72	(1, 1)	6.1		24	5	2	2	2	1	0	0	0	0	0	55	89	2.84	0.947
36 Will Harris, R ERA: 1.03	(7, 1)	0.1	L	4	2	1	1	0	1	0	0	0	0	1	7	15	27.00	9.000
29 Tony Sipp, L ERA: 2.63	(7, 1)	0.1		2	0	0	0	0	1	0	0	0	0	0	3	7	0.00	3.000
54 Joe Thatcher, L ERA: 2.16	(8, 1)	0.2		3	1	0	0	1	0	0	0	0	0	0	9	11	0.00	1.500
56 Roberto Hernandez, R ERA: 4.66	(8, 1)	1.1		5	1	0	0	1	0	0	0	0	0	0	12	18	0.00	0.750

PITCHER	IP	WLS	BF	H	R	ER	SO	BB	IBB	HBP	BLK	WP	HR	S	P	ERA	WHIP

TOP

New York Yankees @ Houston Astros

Minute Maid Park, Houston, TX

Fri Jun 26 2015, 7:13 PM - 10:21 PM CDT

Att. 37,748 - Roof Closed - 73 F

livebaseballscorecards.com

AB	35
R	3
H	9
RBI	3
BB	3
SO	4
LOB	11

Batter	1	2	3	4	5	6	7	8	9	AB	R	H	RBI	BB	SO	LOB
4 George Springer, R (1, 9) OBP: 0.361, SLG: 0.458	B CU 76 F SL 86 B FF 97 T FF 99 X SL 87 2-2 ① F8		C SL 86 X FS 89 0-1 ② G6-3		S SL 85 S FF 97 B FF 98 F SL 84 B FF 96 F SL 86 S FS 89 2-3 ③ K		B FF 91 B CH 83 F FF 91 C FF 91 B CH 83 S CH 83 3-3 ③ K			4	0	0	0	0	2	2
1 Carlos Correa, R (1, 6) OBP: 0.309, SLG: 0.513	B FF 99 F SL 86 C FF 97 B FS 92 X FS 91 2-2 ② G5-3		F CU 78 X SL 84 0-1 2-H 1B			F FF 97 F FS 88 X FF 97 0-2 ① G5-3		C SI 95 S SI 94 B FF 95 F FF 95 X CU 83 1-2 ① F8		4	0	1	1	0	0	0
27 Jose Altuve, R (1, 4) OBP: 0.331, SLG: 0.396	B SL 86 F FS 90 X FF 99 1-1 ③ F9		C SL 85 B FS 89 X FF 97 1-1 ③ F8			C FS 88 F FF 96 B FF 97 F FS 89 X FS 90 1-2 18 S 1B 1B		X FF 96 0-0 ② P3		4	1	1	0	0	0	1
18 Luis Valbuena, L (1, 5) OBP: 0.279, SLG: 0.450 9 Marwin Gonzalez, S (8, PR) OBP: 0.265, SLG: 0.384 (9, 5)		B CU 76 C CU 76 F FS 89 S FF 99 1-3 ① K	C CU 75 B FF 97 X FS 88 1-1 ① G6-3			D FS 87 1 SAFE B SL 82 1 SAFE C SL 82 C CU 74 1 SAFE 1 SAFE D FS 89 3-3 ② K 1-2		B FF 95 B SI 95 F SI 94 F SI 95 F SI 95 B FC 86 F FF 94 B SI 96 4-2 S BB		3 0	0 0	0 0	0 0	1 0	2 0	1 0
Evan Gattis, R (1, 10) OBP: 0.266, SLG: 0.439		B SL 87 C CU 78 X SL 85 1-1 1B	T FS 88 F FF 96 F SL 88 C FF 99 0-3 ② K			D FS 88 B FS 88 X CU 76 2-0 2-H 28 BB 1B		C KC 84 C KC 83 S KC 86 0-3 1-2 ③ K		4	0	2	1	0	2	1
28 Colby Rasmus, L (1, 8) OBP: 0.321, SLG: 0.485		X SL 84 0-0 ② F7	C FF 97 B FF 96 X CU 77 1-1 ③ L9			B SL 83 C CU 74 S FF 96 B SL 83 F FF 97 B FS 88 B SL 82 4-2 1-2 BB			C KC 84 F KC 84 B FF 97 B SV 86 X SV 86 2-2 ① G3	3	0	0	0	1	0	1
23 Chris Carter, R (1, 3) OBP: 0.316, SLG: 0.382		C FF 98 B FF 95 F SL 86 X SL 85 1-2 ③ F9			F FF 97 S SL 88 B FF 98 S FS 91 1-3 ① K	X SL 84 0-0 ③ F8			C KC 84 B KC 84 F KC 83 B FF 98 S FF 98 2-3 ② K	4	0	0	0	0	2	3
20 Preston Tucker, L (1, 7) OBP: 0.309, SLG: 0.425			C CU 75 B FS 89 B SL 83 F FF 97 F SL 85 S FS 90 2-3 ① K		B FF 97 C CU 76 X FS 89 1-1 ② G3-1		B FF 92 C FF 92 S CH 85 F FF 92 B CH 84 S CH 84 2-3 ① K		C KC 84 B KC 85 C KC 84 F SV 85 B SV 86 F FF 98 X SV 86 2-2 ③ P4	4	0	0	0	0	2	0
16 Hank Conger, L (1, 2) OBP: 0.340, SLG: 0.440			B FF 99 B CU 78 X FF 98 2-0 1 1B 2B		B FF 98 C SL 84 B FS 89 C SL 84 B SL 83 F SL 84 F FF 98 B SL 85 4-2 BB		S CH 83 B CH 82 C CH 84 C FF 92 1-3 ② K			2	1	1	0	1	1	0
Inning Stats	R: 0 E: 0 K: 0 S: 8 H: 0 LOB: 0 BB: 0 P: 13	R: 0 E: 0 K: 1 S: 9 H: 1 LOB: 1 BB: 0 P: 12	R: 1 E: 0 K: 1 S: 11 H: 2 LOB: 1 BB: 0 P: 16	R: 0 E: 0 K: 1 S: 8 H: 0 LOB: 0 BB: 0 P: 10	R: 0 E: 0 K: 2 S: 14 H: 0 LOB: 1 BB: 1 P: 22	R: 1 E: 0 K: 1 S: 17 H: 2 LOB: 2 BB: 1 P: 27	R: 0 E: 0 K: 3 S: 10 H: 0 LOB: 0 BB: 0 P: 16	R: 0 E: 0 K: 1 S: 12 H: 0 LOB: 2 BB: 1 P: 17	R: 0 E: 0 K: 1 S: 11 H: 0 LOB: 0 BB: 0 P: 17	1B: 4 2B: 1 3B: 0 HR: 0 SF: 0 SAC: 0 DP: 0 HBP: 0						WP: 0 PB: 0 SB: 2 CS: 0 PA: 35	

PITCHER		IP	WLS	BF	H	R	ER	SO	BB	IBB	HBP	BLK	WP	HR	S	P	ERA	WHIP
30 Nathan Eovaldi, R ERA: 4.81	(1, 1)	6.0	W	25	5	2	2	6	2	0	0	0	0	0	67	100	3.00	1.167
45 Chasen Shreve, L ERA: 1.76	(7, 1)	1.0	H	3	0	0	0	3	0	0	0	0	0	0	10	16	0.00	0.000
41 Justin Wilson, L ERA: 3.08	(8, 1)	0.2	H	3	0	0	0	0	1	0	0	0	0	0	9	14	0.00	1.500
68 Dellin Betances, R ERA: 1.21	(8, 1)	1.1	S	4	0	0	0	2	0	0	0	0	0	0	14	20	0.00	0.000

PITCHER	IP	WLS	BF	H	R	ER	SO	BB	IBB	HBP	BLK	WP	HR	S	P	ERA	WHIP

BOTTOM

New York Yankees @ Houston Astros

Minute Maid Park, Houston, TX

Fri Jun 26 2015, 7:13 PM - 10:21 PM CDT

Att. 37,748 - Roof Closed - 73 F

livebaseballscorecards.com

AB	32
R	2
H	5
RBI	2
BB	3
SO	11
LOB	9

New York Yankees @ Houston Astros

Minute Maid Park, Houston, TX

Sat Jun 27 2015, 3:12 PM - 6:50 PM CDT

Att. 41,133 - Roof Closed - 73 F

TOP

livebaseballscorecards.com

Batter	1	2	3	4	5	6	7	8	9	AB	R	H	RBI	BB	SO	LOB
11 Brett Gardner, L (1, 8) OBP: 0.371, SLG: 0.494	B FF 87 B FF 87 X SI 87 2-0 13 BB 34 HR 2B	C FF 86 B CH 81 C FF 86 X FF 87 1-2 24 HR 2B	F FF 89 C CH 83 B FF 90 C FF 90 1-3 ③ K 1-2			B FF 93 B FF 92 F FF 94 F FF 94 B FF 95 F FF 93 X FF 94 3-2 24 SH1-3 1B		B SI 88 B SI 91 C SI 88 B CH 66 B SI 87 4-1 24 E 25 2B BB	C SL 80 B SL 80 C CH 78 F SL 80 B FF 90 B FF 91 F SL 79 X FF 90 3-2 ③ F7	5	3	3	0	1	1	2
24 Chris Young, R (1, 7) OBP: 0.317, SLG: 0.509	C SI 88 S CH 79 B CH 79 B SL 82 B CH 79 B FF 89 4-2 13 BB 34 HR BB	B FF 88 C CH 78 B CH 80 F CH 78 B SI 88 X CH 78 3-2 2-H HR		B FF 90 C SL 86 B SL 86 C FF 90 B CH 84 S CH 84 3-3 ① K		X KC 77 0-0 ① SH1-3 1-2		B SL 83 X SI 89 1-0 FC5 25 2B 1-2		3	3	1	2	1	1	1
13 Alex Rodriguez, R (1, 10) OBP: 0.390, SLG: 0.527	S CH 79 B SI 89 B CH 81 F SL 81 F FF 89 D CH 80 B SI 88 4-2 34 HR 1-2 2-3 BB	B FF 89 B SI 87 B FF 88 B FF 88 4-0 BB		B FF 91 B SL 88 X SI 90 2-0 E5 25 G1-3		B KC 77 C FF 94 X SL 81 1-1 ② F8		C SL 82 B SL 85 S SL 84 B SI 90 X SL 83 2-2 ① F9		3	1	0	0	2	0	3
25 Mark Teixeira, S (1, 3) OBP: 0.359, SLG: 0.538	C FF 88 B CH 81 F FF 88 B SL 83 X FF 89 2-2 ① F3	C CH 82 B FF 88 X FF 88 1-1 ② F8		S FF 90 X CH 84 0-1 ② G1-3 1-2		X FF 95 0-0 ③ L8		B SI 90 C SI 91 B SI 92 F SL 83 B SI 91 X SI 90 3-2 34 1B 1-H 2-H 2B		5	0	1	2	0	0	6
34 Brian McCann, L (1, 2) OBP: 0.341, SLG: 0.489	D SL 82 X CH 80 1-0 1-H 2-H 3-H HR	C FF 89 X CH 83 0-1 ③ F9		B FF 90 B SI 90 B CH 82 B SI 90 4-0 BB			C KC 78 S FF 93 S KC 81 0-3 ① K	S SL 83 F SI 92 X CH 69 0-2 36 G4-6-3 2-3 1B		4	1	2	4	1	1	1
36 Carlos Beltrán, S (1, 9) OBP: 0.310, SLG: 0.434	C FF 88 B SL 82 B FF 87 B SL 82 F FF 87 B SI 89 4-2 BB		B FF 89 B FF 89 B FF 90 B SI 88 4-0 38 FC4-6 18 1B BB	B SI 90 X CH 83 1-0 ③ G6-3			B KC 79 H FF 95 2-0 12 FC4-6 HBP	C SI 88 F SI 91 F SI 92 X SL 83 0-2 ②③ G4-6-3 1-2f		2	0	0	0	2	0	4
12 Chase Headley, S (1, 5) OBP: 0.307, SLG: 0.382	B CH 80 C SI 88 C SI 88 F CH 80 B FF 89 C FF 88 2-3 ② K	B FF 88 C CH 82 X CH 83 1-1 ① L9	C FF 90 B SI 90 S CH 84 X SI 90 1-2 ① L6				C FF 94 C FF 94 X FF 95 0-2 ② FC4-6 18 1B 1-2f		B FF 91 X FF 92 1-0 HR	5	1	1	1	0	1	3
18 Didi Gregorius, L (1, 6) OBP: 0.286, SLG: 0.328	X FF 87 0-0 ③ F9		B FF 89 X CH 83 1-0 38 FC4-6 1-2 1B		C FF 90 X SI 90 0-1 ② G6-3		B FF 95 B FF 93 X FF 94 2-0 1-2 1B		B FF 91 S FF 91 X FF 91 1-1 ① P6	5	0	2	0	0	0	1
38 José Pirela, R (1, 4) OBP: 0.250, SLG: 0.328 33 Garrett Jones, L (7, PH) OBP: 0.283, SLG: 0.400 14 Stephen Drew, L (7, 4) OBP: 0.254, SLG: 0.377		B SL 84 C FF 86 X CH 78 1-1 ① P4	B FF 89 B FF 88 C FF 89 C SL 85 X SL 86 2-2 ② FC4-6 11 S 1-2f 2-3		C SI 90 X SL 87 0-1 ③ G6-3		B FF 95 C FF 95 X KC 80 1-1 ③ G3-1		C SL 80 X FF 91 0-1 ② P2	3 1 1	0 0 0	0 0 0	0 0 0	0 0 0	0 0 0	2 2 0

	AB	37
	R	9
	H	10
	RBI	9
	BB	7
	SO	4
	LOB	25

Inning Stats	1	2	3	4	5	6	7	8	9
	R: 4 E: 0 K: 1 S: 17	R: 2 E: 0 K: 0 S: 12	R: 0 E: 0 K: 1 S: 9	R: 0 E: 1 K: 1 S: 7	R: 0 E: 0 K: 0 S: 7	R: 0 E: 0 K: 0 S: 8	R: 0 E: 0 K: 1 S: 9	R: 2 E: 1 K: 0 S: 15	R: 1 E: 0 K: 0 S: 10
	H: 2 LOB: 1 BB: 3 P: 36	H: 2 LOB: 1 BB: 1 P: 22	H: 1 LOB: 2 BB: 1 P: 18	H: 0 LOB: 2 BB: 1 P: 17	H: 0 LOB: 0 BB: 0 P: 8	H: 1 LOB: 1 BB: 0 P: 12	H: 1 LOB: 2 BB: 0 P: 14	H: 2 LOB: 1 BB: 1 P: 25	H: 1 LOB: 0 BB: 0 P: 15

	1B: 4	SF: 0
	2B: 3	SAC: 1
	3B: 0	DP: 1
	HR: 3	HBP: 1

	WP: 0	PA: 46
	PB: 0	
	SB: 1	
	CS: 0	

PITCHER		IP	WLS	BF	H	R	ER	SO	BB	IBB	HBP	BLK	WP	HR	S	P	ERA	WHIP
39 Brett Oberholtzer, L ERA: 4.32	(1, 1)	1.1		11	4	6	6	1	3	0	0	0	0	2	25	49	40.50	5.250
56 Roberto Hernandez, R ERA: 4.44	(2, 1)	3.2		16	1	0	0	2	3	0	0	0	0	0	27	52	0.00	1.091
35 Josh Fields, R ERA: 1.85	(6, 1)	2.0		9	2	0	0	1	0	0	1	0	0	0	17	26	0.00	1.000
37 Pat Neshek, R ERA: 2.86	(8, 1)	1.0	L	6	2	2	1	0	1	0	0	0	0	0	15	25	9.00	3.000
29 Tony Sipp, L ERA: 2.86	(9, 1)	1.0		4	1	1	1	0	0	0	0	0	0	1	10	15	9.00	1.000

PITCHER		IP	WLS	BF	H	R	ER	SO	BB	IBB	HBP	BLK	WP	HR	S	P	ERA	WHIP

Batter	1	2	3	4	5	6	7	8	9	AB	R	H	RBI	BB	SO	LOB
4 George Springer, R (1, 8) OBP: 0.365, SLG: 0.456	B FC 89 S FC 90 B FC 88 C SL 83 B FC 88 B SL 84 4-2 18 FC4-6 1 1B BB	S FC 89 B FC 90 X FS 88 1-1 1 FC6-4 2-H 1B			B FF 92 B FF 92 F FC 89 F FF 92 B SL 84 B SL 84 4-2 1 HR BB		B FF 96 C FF 96 B FF 95 S FC 92 B FC 91 C FF 97 3-3 ① K	S SI 96 S FC 90 S SI 94 0-3 ③ K		3	1	1	1	2	2	1
1 Carlos Correa, R (1, 6) OBP: 0.326, SLG: 0.566	S FC 89 B FF 91 1 SAFE F SL 83 F FS 88 B SL 83 1 SAFE X SL 83 2-2 18 FC4-6 1-2 1B	C CU 76 B FC 88 F FF 91 B SL 83 X FC 89 2-2 ③ FC6-4 1-2f			B FC 90 B SL 83 X FF 91 2-0 1-H HR		X CU 82 0-0 BB 2B		B FF 95 F FF 95 S FF 98 F FF 98 B KC 85 S KC 84 2-3 ① K	5	1	3	2	0	1	1
27 Jose Altuve, R (1, 4) OBP: 0.332, SLG: 0.405	C SL 83 S FS 88 B SL 82 F FS 87 F SL 84 S FS 88 1-3 ① K		B FF 91 F SL 82 F FC 88 B FF 93 F SL 84 F FC 91 X FF 94 2-2 ① G4-3		F FF 92 X SL 84 0-1 HR		B FF 96 B FF 95 B FC 91 B FF 95 4-0 BB BB		X FF 95 0-0 ② G4-3	4	1	1	1	1	1	2
18 Luis Valbuena, L (1, 5) OBP: 0.277, SLG: 0.449	B CU 77 S FS 87 F FC 90 B FF 93 X FS 88 2-2 ② FC4-6 1-2f 2-3		C SL 84 X FC 90 0-1 ② G3		C SL 84 X FS 86 0-1 ① G4-3		C CH 84 D CH 83 B CH 84 B FF 92 X FF 92 3-1 ② P2		B KC 85 B FF 96 C FF 96 B FF 97 C FF 96 X FF 96 3-2 2B	5	0	1	0	0	0	4
Evan Gattis, R (1, 7) OBP: 0.266, SLG: 0.434 20 Preston Tucker, L (7, PR) OBP: 0.307, SLG: 0.422 (8, 7)	B FS 88 C FS 88 X SL 84 1-1 ③ F8		C CU 78 B FS 88 B SL 84 B CU 77 X FC 89 3-1 ③ G4-3		X FC 89 0-0 ② L8		B CH 84 B CH 83 B FF 91 B CH 82 4-0 1-2 2-3 BB		F FF 97 C KC 85 B SV 86 X KC 87 1-2 ③ G3-1	3 1	0 0	0 0	0 0	1 0	0 0	2 1
21 Jon Singleton, L (1, 10)		B FS 90 X FC 91 1-0 ① P3		C FC 91 B FC 88 B SL 83 S SL 82 F SL 84 S FS 88 2-3 ① K	C CU 77 S FS 87 B FS 88 B FF 93 F FS 86 S FS 87 2-3 ③ K		C CH 85 B CH 83 F FF 93 F CH 84 S CH 84 1-3 ③ K			4	0	0	0	0	3	3
13 Domingo Santana, R (1, 9) OBP: 0.286, SLG: 0.538		B FF 91 S FS 86 B FS 86 B FC 90 X FF 92 3-1 23 2B 2B		B FF 92 B FC 89 S SL 84 X SL 84 2-1 ② G3		C FF 95 B FF 96 F FF 96 B FF 97 B CU 81 S FF 96 3-3 ① K		C FF 94 B SI 95 C FC 90 C FF 96 1-3 ① K		4	1	1	0	0	2	0
23 Chris Carter, R (1, 3) OBP: 0.319, SLG: 0.400		C SL 83 X FS 86 0-1 4 1B 2-H 2B		S SI 90 X SL 83 0-1 HR		F FF 95 S CU 83 B FF 96 X CU 83 1-2 ② G5-3		X FF 95 0-0 ② F9		4	2	2	2	0	0	0
15 Jason Castro, L (1, 2) OBP: 0.282, SLG: 0.380		C CU 76 B FC 89 C SL 83 S FS 88 1-3 ② K		F FC 89 B FS 87 C CU 76 C FF 93 1-3 ③ K		S CU 83 C CU 83 S CU 83 0-3 ③ K		B SI 95 C FF 96 C SI 96 B CU 83 X SI 96 2-2 1B		4	0	1	0	0	3	1
Inning Stats	R: 0 E: 0 K: 1 S: 16 H: 1 LOB: 2 BB: 1 P: 26	R: 2 E: 0 K: 1 S: 13 H: 3 LOB: 1 BB: 0 P: 21	R: 0 E: 0 K: 0 S: 10 H: 0 LOB: 0 BB: 0 P: 15	R: 1 E: 0 K: 2 S: 11 H: 1 LOB: 0 BB: 0 P: 16	R: 3 E: 0 K: 1 S: 12 H: 2 LOB: 0 BB: 1 P: 20	R: 0 E: 0 K: 2 S: 9 H: 0 LOB: 0 BB: 0 P: 13	R: 0 E: 0 K: 2 S: 10 H: 1 LOB: 3 BB: 2 P: 25	R: 0 E: 0 K: 2 S: 10 H: 1 LOB: 1 BB: 0 P: 13	R: 0 E: 0 K: 1 S: 11 H: 1 LOB: 1 BB: 0 P: 17	1B: 3 2B: 4 3B: 0 HR: 3	SF: 0 SAC: 0 DP: 0 HBP: 0			WP: 0 PB: 0 SB: 0 CS: 0	PA: 41		

PITCHER	IP	WLS	BF	H	R	ER	SO	BB	IBB	HBP	BLK	WP	HR	S	P	ERA	WHIP
19 Masahiro Tanaka, R (1, 1) ERA: 3.88	5.0		24	7	6	6	5	2	0	0	0	0	3	62	98	10.80	1.800
55 Bryan Mitchell, R (6, 1) ERA: 1.59	1.1		6	1	0	0	3	1	0	0	0	0	0	13	24	0.00	1.500
45 Chasen Shreve, L (7, 1) ERA: 1.72	0.2	W	3	0	0	0	1	1	0	0	0	0	0	6	14	0.00	1.500
41 Justin Wilson, L (8, 1) ERA: 2.96	1.0	H	4	1	0	0	2	0	0	0	0	0	0	10	13	0.00	1.000
68 Dellin Betances, R (9, 1) ERA: 1.17	1.0	S	4	1	0	0	1	0	0	0	0	0	0	11	17	0.00	1.000

PITCHER	IP	WLS	BF	H	R	ER	SO	BB	IBB	HBP	BLK	WP	HR	S	P	ERA	WHIP

BOTTOM

New York Yankees @ Houston Astros

Minute Maid Park, Houston, TX

Sat Jun 27 2015, 3:12 PM - 6:50 PM CDT

Att. 41,133 - Roof Closed - 73 F

livebaseballscorecards.com

AB	37
R	6
H	10
RBI	6
BB	4
SO	12
LOB	15

Batter	1	2	3	4	5	6	7	8	9	AB	R	H	RBI	BB	SO	LOB
11 Brett Gardner, L (1, 8) OBP: 0.373, SLG: 0.493	B FF 88 B FF 90 B FC 87 B FC 89 4-0 13 G4-3 BB		C CU 71 B FF 90 F FC 87 F FC 88 B CU 72 X FC 87 2-2 1-H 1B			B CU 71 X FF 90 1-0 ① F9		B CU 72 C FC 87 S CU 72 S FF 90 1-3 ③ K		3	0	1	1	1	1	0
12 Chase Headley, S (1, 5) OBP: 0.304, SLG: 0.376	C FF 89 S FF 90 B FF 88 S CU 71 1-3 ① K		1 SAFE B FF 88 X FC 87 1-0 ② P4			F FC 86 B FF 91 F FC 88 F FF 91 F FF 91 C FC 88 1-3 ② K			C SI 89 B SI 89 B SL 81 S SI 89 X SL 82 2-2 ① G4-1	4	0	0	0	0	2	2
13 Alex Rodriguez, R (1, 10) OBP: 0.388, SLG: 0.522	1 SAFE 1 SAFE S FC 86 C CU 72 D CU 71 1 SAFE B FF 88 X FC 86 2-2 ② G4-3 1-2		1 SAFE C CU 72 S FC 86 D CU 72 B FF 89 X FC 86 2-2 ③ P4			X FC 87 0-0 1B			B SL 82 X FF 90 1-0 ② G4-3	4	0	1	0	0	0	2
25 Mark Teixeira, S (1, 3) OBP: 0.354, SLG: 0.529	T CU 72 B FC 88 F FC 88 T FF 88 1-2 ③ K			F FC 86 S CU 73 B CU 73 C FF 90 1-3 ① K		C FC 86 D CU 72 B FF 89 B FF 90 X FC 87 3-1 ③ L4			C FF 90 F SL 80 B FF 90 F SI 90 B SL 82 X SI 90 2-2 ③ G3	4	0	0	0	0	2	2
34 Brian McCann, L (1, 2) OBP: 0.337, SLG: 0.482		C FF 90 B CU 73 T FC 87 B FC 89 X CU 73 2-2 ① G3		C CU 71 S CU 72 X FC 90 0-2 ② F7			B CU 72 C FC 84 X FC 89 1-1 ① F8			3	0	0	0	0	0	0
33 Garrett Jones, L (1, 7) OBP: 0.275, SLG: 0.388		B FF 91 F FC 89 X FC 87 1-1 ② G3		C FF 91 X FC 89 0-1 ③ P5			X FC 87 0-0 ② G3-1			3	0	0	0	0	0	0
24 Chris Young, R (1, 9) OBP: 0.311, SLG: 0.500		B FF 91 C FC 86 B FC 87 X FC 87 2-1 ③ G5-3			C FC 85 S CU 71 F FF 91 F FC 86 S CU 71 0-3 ① K		X FC 85 0-0 ③ G5-3			3	0	0	0	0	1	0
18 Didi Gregorius, L (1, 6) OBP: 0.283, SLG: 0.323			C FC 89 S FC 86 F FC 87 F SI 90 S CU 73 0-3 ① K2-3		C CU 71 S FC 86 B FF 91 B FC 85 X FF 89 2-2 ② G4-3			B FC 89 C FC 87 F CU 73 X FC 87 1-2 ① G5-3		3	0	0	0	0	1	0
14 Stephen Drew, L (1, 4) OBP: 0.256, SLG: 0.375 36 Carlos Beltrán, S (8, PH) OBP: 0.309, SLG: 0.432 38 José Pirela, R (8, 4) OBP: 0.250, SLG: 0.328			B FF 90 B FC 87 B FC 87 C FF 90 B FC 87 4-1 11 WP 11 1B BB		B FF 90 C FC 86 C FF 90 S FF 91 1-3 ③ K			C FC 87 B CU 72 S CU 72 X FC 86 1-2 ② G6-3		1 1 0	1 0 0	0 0 0	0 0 0	1 0 0	1 0 0	0 0 0
Inning Stats	R: 0 E: 0 K: 2 S: 9 H: 0 LOB: 1 BB: 1 P: 17	R: 0 E: 0 K: 0 S: 7 H: 0 LOB: 0 BB: 0 P: 12	R: 1 E: 0 K: 1 S: 14 H: 1 LOB: 1 BB: 1 P: 23	R: 0 E: 0 K: 1 S: 8 H: 0 LOB: 0 BB: 0 P: 9	R: 0 E: 0 K: 2 S: 11 H: 0 LOB: 0 BB: 0 P: 14	R: 0 E: 0 K: 1 S: 9 H: 1 LOB: 1 BB: 0 P: 14	R: 0 E: 0 K: 0 S: 4 H: 0 LOB: 0 BB: 0 P: 5	R: 0 E: 0 K: 1 S: 9 H: 0 LOB: 0 BB: 0 P: 12	R: 0 E: 0 K: 0 S: 8 H: 0 LOB: 0 BB: 0 P: 13	1B: 2 2B: 0 3B: 0 HR: 0	SF: 0 SAC: 0 DP: 0 HBP: 0			WP: 1 PB: 0 SB: 0 CS: 0	PA: 31		

PITCHER		IP	WLS	BF	H	R	ER	SO	BB	IBB	HBP	BLK	WP	HR	S	P	ERA	WHIP
31 Collin McHugh, R ERA: 4.51	(1, 1)	8.0	W	28	2	1	1	8	2	0	0	0	1	0	71	106	1.12	0.500
44 Luke Gregerson, R ERA: 3.56	(9, 1)	1.0	S	3	0	0	0	0	0	0	0	0	0	0	8	13	0.00	0.000

PITCHER	IP	WLS	BF	H	R	ER	SO	BB	IBB	HBP	BLK	WP	HR	S	P	ERA	WHIP

TOP

New York Yankees @ Houston Astros

Minute Maid Park, Houston, TX

Sun Jun 28 2015, 1:13 PM - 3:36 PM CDT

Att. 31,961 - Roof Closed - 73 F

livebaseballscorecards.com

AB	29
R	1
H	2
RBI	1
BB	2
SO	8
LOB	6

BOTTOM

New York Yankees @ Houston Astros

Minute Maid Park, Houston, TX

Sun Jun 28 2015, 1:13 PM - 3:36 PM CDT

Att. 31,961 - Roof Closed - 73 F

livebaseballscorecards.com

Batter	1	2	3	4	5	6	7	8	9	AB	R	H	RBI	BB	SO	LOB
4 George Springer, R (1, 8) OBP: 0.363, SLG: 0.453	C FC 94 X SL 86 0-1 1 G6-3 1B			C SL 84 T FF 94 B FC 93 S SL 88 1-3 ① K		1 SAFE C SL 85 B FC 93 B FC 93 F SL 85 B SL 89 S SL 86 3-3 ② K		S FC 94 B CH 90 C FC 94 B CH 90 F FC 95 B SL 89 C FC 94 3-3 ③ K		4	0	1	0	0	3	1
1 Carlos Correa, R (1, 6) OBP: 0.337, SLG: 0.593	C FC 93 C FC 93 F FC 94 X SL 89 0-2 ①② G6-3 1-2f			B SL 87 F FC 93 S FF 94 B CH 91 X SL 88 2-2 E8 2B		C FC 93 0-1 ③ CS 1-2	F FC 94 X SL 87 0-1 27 SH5-3 3B 2B			3	2	2	0	0	0	1
27 Jose Altuve, R (1, 4) OBP: 0.333, SLG: 0.406	C SL 85 B FC 94 B SL 86 B FC 93 X FF 94 3-1 ③ F8			S FC 94 X FC 95 0-1 CS 1B			X SL 86 0-0 ① SH5-3 2-3			2	0	1	0	0	0	0
Evan Gattis, R (1, 10) OBP: 0.266, SLG: 0.440 9 Marwin Gonzalez, S (7, PR) OBP: 0.265, SLG: 0.384 (8, 10)		B SL 86 X FC 94 1-0 ① G3		C SL 85 S SL 88 B FC 93 F SL 90 B FC 94 X FC 94 2-2 ②③ F9 1-2			F SL 87 B FC 93 X SL 87 1-1 3B 3-H			3 0	0 0	1 0	1 0	0 0	0 0	1 0
18 Luis Valbuena, L (1, 5) OBP: 0.274, SLG: 0.444		B FC 93 B FC 93 B FC 93 C FF 94 C FF 92 X FC 93 3-2 ② P5			B FC 94 F FC 92 X CH 88 1-1 ① F7		S CH 89 B FC 93 B SL 87 S SL 87 S CH 89 2-3 ② K			3	0	0	0	0	1	1
23 Chris Carter, R (1, 3) OBP: 0.316, SLG: 0.395		S FC 95 S SL 88 B FC 94 S SL 88 1-3 ③ K			B FC 94 B FC 92 C SL 85 B SL 86 X FC 93 3-1 ② F9		C SL 88 B FC 93 S SL 87 B FC 94 X SL 88 2-2 ③ P3			3	0	0	0	0	1	1
20 Preston Tucker, L (1, 7) OBP: 0.308, SLG: 0.427		C FC 94 S CH 89 B FC 94 T FC 94 1-2 ① K			B FC 93 S FC 92 X CH 89 1-1 ③ G6-3			T FC 92 S FC 93 B FC 94 X SL 87 1-2 13 G6-3 15 SF7 2B		3	1	1	0	0	1	0
13 Domingo Santana, R (1, 9) OBP: 0.290, SLG: 0.517		C FC 95 B SL 88 S SL 86 F FC 94 S SL 90 1-3 ② K				X SL 85 0-0 1 CS 1B		F FC 93 X FF 92 0-1 ① G6-3 2-3		3	0	1	0	0	1	1
15 Jason Castro, L (1, 2) OBP: 0.278, SLG: 0.376		B SL 86 X FC 94 1-0 ③ G6-3				C FC 92 F SL 85 1 SAFE C FC 94 0-3 ① K		S FC 93 B CH 91 B FC 94 F SL 87 X SL 88 2-2 ② SF7 3-H		2	0	0	1	0	1	1
Inning Stats	R: 0 E: 0 K: 0 S: 8 H: 1 LOB: 0 BB: 0 P: 11	R: 0 E: 0 K: 1 S: 7 H: 0 LOB: 0 BB: 0 P: 12	R: 0 E: 0 K: 2 S: 8 H: 0 LOB: 0 BB: 0 P: 11	R: 1 E: 1 K: 1 S: 12 H: 2 LOB: 0 BB: 0 P: 17	R: 0 E: 0 K: 0 S: 6 H: 0 LOB: 0 BB: 0 P: 11	R: 0 E: 0 K: 2 S: 8 H: 1 LOB: 0 BB: 0 P: 11	R: 1 E: 0 K: 1 S: 11 H: 2 LOB: 1 BB: 0 P: 16	R: 1 E: 0 K: 1 S: 12 H: 1 LOB: 0 BB: 0 P: 18		1B: 3 2B: 3 3B: 1 HR: 0 SF: 1 SAC: 1 DP: 1 HBP: 0						

	AB	26
	R	3
	H	7
	RBI	2
	BB	0
	SO	8
	LOB	7

WP: 0 PA: 29
PB: 0
SB: 0
CS: 2

PITCHER	IP	WLS	BF	H	R	ER	SO	BB	IBB	HBP	BLK	WP	HR	S	P	ERA	WHIP
35 Michael Pineda, R (1, 1) ERA: 4.08	8.0	L	28	7	3	2	8	0	0	0	0	0	0	72	107	2.25	0.875

PITCHER	IP	WLS	BF	H	R	ER	SO	BB	IBB	HBP	BLK	WP	HR	S	P	ERA	WHIP

New York Yankees @ Los Angeles Angels

Angel Stadium of Anaheim, Anaheim, CA

Mon Jun 29 2015, 7:09 PM - 9:50 PM PDT

Att. 42,056 - Partly Cloudy - 78 F

livebaseballscorecards.com

Batter	1	2	3	4	5	6	7	8	9	AB	R	H	RBI	BB	SO	LOB
11 Brett Gardner, L (1, 8) OBP: 0.377, SLG: 0.502	C SI 91 X FF 92 0-1 25 2-5 2B		C FC 88 X SL 82 0-1 13 1B 1-2 1B		B SI 90 C SI 92 C SL 83 X SI 91 1-2 2B		F SI 95 B SI 96 X SI 95 1-1 ① F7		B SI 90 X SI 89 1-0 ③ F7	5	0	3	0	0	0	3
24 Chris Young, R (1, 7) OBP: 0.305, SLG: 0.489	C SI 91 B FC 85 B SI 90 X CH 85 2-1 ① F9		X SI 89 0-0 ② L8		C CH 83 F SL 82 F CU 76 B SI 90 X SL 81 1-2 ② L8		C SI 95 X CU 79 0-1 ② FC6-4 1-2f 2-3			4	0	0	0	0	0	6
13 Alex Rodriguez, R (1, 10) OBP: 0.389, SLG: 0.520	B FC 86 C SI 91 S SL 86 T FF 92 1-2 ② K		F SL 83 D CU 78 B SL 85 B SI 91 X SI 91 3-1 25 BB 1-3 2-H 1B		B FF 91 B SI 92 S SL 83 D SL 82 S SL 83 D SL 84 4-2 25 FC6-4 BB		B SI 95 D SI 95 X SI 96 2-0 ③ G6-3			3	0	1	1	1	1	3
25 Mark Teixeira, S (1, 3) OBP: 0.356, SLG: 0.524	F CH 86 D SL 85 1-1 ③ 2-5 2-3	B SI 91 B CH 85 S CH 86 C FF 91 H SL 85 3-2 HBP	B FF 92 B CH 85 B FF 92 C SI 91 B SL 85 4-1 1-2 BB		B CH 84 X SI 89 1-0 ③ FC6-4 1-2f			C FF 88 F FF 89 C SL 80 0-3 ① K		2	0	0	0	1	1	2
36 Carlos Beltrán, S (1, 9) OBP: 0.312, SLG: 0.433		C SI 91 F FF 91 B FF 91 D CU 78 C SI 92 2-3 ① K	C CU 77 S CU 79 B SI 91 C SI 92 1-3 ③ K			C CH 85 B CH 86 B FC 88 B SI 91 C SI 91 X CH 86 3-2 38 G6-4-3 1B		C SL 80 B FF 89 B SL 79 X FF 88 2-1 12 G4-6-3 1B		4	0	2	0	0	2	4
12 Chase Headley, S (1, 5) OBP: 0.300, SLG: 0.371		B CH 84 C CH 85 D SL 84 X SI 90 2-1 ② F9		C CU 77 B FF 90 F SI 91 B SL 84 F SI 91 B CH 86 X CH 86 3-2 ① P4		X CH 84 0-0 ① L8		B SI 87 X SI 87 1-0 ②③ G4-6-3 1-2f		4	0	0	0	0	0	3
38 José Pirela, R (1, 4) OBP: 0.238, SLG: 0.311 33 Garrett Jones, L (9, PH) OBP: 0.273, SLG: 0.385		B CU 76 B CH 84 S CH 85 C SI 91 B FF 91 F SL 82 C SI 92 3-3 ③ K		B FF 91 B FF 90 C SI 91 S SI 91 X SL 83 2-2 ② G5-3		X CH 84 0-0 ②③ G6-4-3 1-2f			C SI 89 F CH 83 B CH 83 F CH 83 B SI 92 X CH 82 2-2 ① F9	3 1	0 0	0 0	0 0	0 0	1 0	2 0
66 John Ryan Murphy, R (1, 2) OBP: 0.293, SLG: 0.338 34 Brian McCann, L (7, PH) OBP: 0.339, SLG: 0.480 (7, 2)			C FF 90 X CH 85 0-1 ① G6-3 B CH 86 X SI 91 1-0 ③ L9				B SI 96 C SI 96 B CH 88 F SI 97 B SI 98 D SI 97 4-2 24 FC6-4 18 1B BB		F SI 90 B SI 90 B CH 82 X SI 91 2-1 ② F8	2 1	0 0	0 0	0 0	0 1	0 0	0 0
18 Didi Gregorius, L (1, 6) OBP: 0.290, SLG: 0.328			B CU 76 B CU 78 B SI 91 C FF 91 B SI 91 4-1 11 1B 13 1B BB		S FC 88 B CU 77 F SL 84 B SI 91 C SI 92 2-3 ① K		C SI 96 B SI 96 F SI 96 X CU 79 1-2 24 FC6-4 1-2 1B		C SI 88 F SI 90 B SL 84 X CH 84 1-2 1B	3	1	2	0	1	1	0

TOP	
AB	32
R	1
H	8
RBI	1
BB	4
SO	6
LOB	23

Inning Stats	1	2	3	4	5	6	7	8	9	1B: 6	SF: 0	WP: 0	PA: 37
	R: 0 E: 0 K: 1 S: 8 H: 1 LOB: 1 BB: 0 P: 12	R: 0 E: 0 K: 2 S: 11 H: 0 LOB: 1 BB: 0 P: 21	R: 1 E: 0 K: 1 S: 12 H: 2 LOB: 3 BB: 2 P: 24	R: 0 E: 0 K: 0 S: 8 H: 0 LOB: 0 BB: 0 P: 14	R: 0 E: 0 K: 1 S: 13 H: 1 LOB: 2 BB: 1 P: 22	R: 0 E: 0 K: 0 S: 5 H: 1 LOB: 0 BB: 0 P: 8	R: 0 E: 0 K: 0 S: 10 H: 1 LOB: 2 BB: 1 P: 18	R: 0 E: 0 K: 1 S: 6 H: 1 LOB: 0 BB: 0 P: 9	R: 0 E: 0 K: 0 S: 10 H: 1 LOB: 1 BB: 0 P: 16	2B: 2 3B: 0 HR: 0	SAC: 0 DP: 2 HBP: 1	PB: 0 SB: 0 CS: 0	

PITCHER		IP	WLS	BF	H	R	ER	SO	BB	IBB	HBP	BLK	WP	HR	S	P	ERA	WHIP
33 C.J. Wilson, L ERA: 3.78	(1, 1)	6.0	W	26	5	1	1	5	3	0	1	0	0	0	57	101	1.50	1.333
62 Trevor Gott, R ERA:	(7, 1)	1.0	H	5	1	0	0	0	1	0	0	0	0	0	10	18	0.00	2.000
38 Joe Smith, R ERA: 2.97	(8, 1)	1.0	H	3	1	0	0	1	0	0	0	0	0	0	6	9	0.00	1.000
16 Huston Street, R ERA: 2.2	(9, 1)	1.0	S	4	1	0	0	0	0	0	0	0	0	0	10	16	0.00	1.000

PITCHER	IP	WLS	BF	H	R	ER	SO	BB	IBB	HBP	BLK	WP	HR	S	P	ERA	WHIP

Batter	1	2	3	4	5	6	7	8	9	AB	R	H	RBI	BB	SO	LOB
12 Johnny Giavotella, R (1, 4) OBP: 0.319, SLG: 0.355	B SI 89 X SI 89 1-0 5 2B 1B		X FF 91 0-0 ① G1-3		X FF 87 0-0 ② L7		C SI 90 F FF 85 B SI 90 X SI 88 1-2 ③ G5-3			4	1	1	0	0	0	1
56 Kole Calhoun, L (1, 9) OBP: 0.319, SLG: 0.382	B FF 89 C SL 78 F SI 77 B SL 77 B SI 88 S SI 89 3-3 ① K		C FF 90 B SI 90 S SI 90 F FF 85 B SL 82 S FF 92 2-3 ② K		X SL 79 0-0 1-H 2B			B FF 89 B FF 90 F SI 89 S SI 89 C SL 80 2-3 ① K		4	0	1	1	0	3	1
27 Mike Trout, R (1, 8) OBP: 0.390, SLG: 0.583	B SI 90 C SL 80 B FF 90 F SI 84 C SI 91 2-3 ② K		C SL 82 B FF 91 X FF 89 1-1 HR		B SI 85 F FF 85 B SI 90 C SL 80 X SI 85 2-2 ③ F9			C FF 94 S FF 95 B FF 93 B CH 86 B CU 80 B FF 94 4-2 6 S BB		3	1	1	1	1	1	2
5 Albert Pujols, R (1, 10) OBP: 0.333, SLG: 0.552	X SI 90 0-0 6 PB 1-H 2B		B SI 86 X SI 86 1-0 ③ G5-3			B SL 81 B SL 80 C SI 85 T SI 90 B SI 92 X FF 91 3-2 ① P4		1 SAFE C CH 83 B FF 93 S FF 92 1 SAFE X FF 92 1-2 ② F7		4	0	1	1	0	0	1
6 David Freese, R (1, 5) OBP: 0.300, SLG: 0.406 8 Taylor Featherston, R (9, 5) OBP: 0.169, SLG: 0.218	B SI 90 S SI 85 B SL 78 B FF 88 S SI 90 B SI 85 4-2 2-3 BB			C FF 89 C FF 85 B SL 80 X SI 86 1-2 ① G4-3		X SI 91 0-0 ② G4-3		1 SAFE B FF 93 C CU 81 C CU 81 B CU 84 S CH 87 2-3 ③ K 1-2		3 0	0 0	0 0	0 0	1 0	1 0	1 0
2 Erick Aybar, S (1, 6) OBP: 0.302, SLG: 0.307	B SI 90 B SI 85 X SI 90 2-0 ③ F8			S FF 91 X FF 90 0-1 ② G6-3		C SI 89 S SI 86 B FF 91 F FF 84 X FF 89 1-2 ③ F9				3	0	0	0	0	0	2
24 C.J. Cron, R (1, 3) OBP: 0.239, SLG: 0.297 19 Efren Navarro, L (8, 3) OBP: 0.316, SLG: 0.324		C SL 79 B CH 84 F FF 88 C SI 90 1-3 ① K		X SI 85 0-0 ③ G5-3			B SI 89 B SI 88 B SI 88 C FF 90 X SI 89 3-1 HR			3 0	1 0	1 0	1 0	0 0	1 0	0 0
58 Carlos Pérez, R (1, 2) OBP: 0.250, SLG: 0.333		B SL 79 F SI 89 F SI 86 X SI 91 1-2 ② L8			B SL 78 C SL 79 X FF 84 1-1 ① L8		B SL 80 B SI 90 X SI 89 2-0 ① L7			3	0	0	0	0	0	0
44 Daniel Robertson, R (1, 7) OBP: 0.280, SLG: 0.250		C FF 89 F SI 90 X SI 86 0-2 ③ G6-3			X FF 92 0-0 56 2B 1B		C SL 79 X FF 85 0-1 ② G6-3			3	1	1	0	0	0	0
Inning Stats	R: 1 E: 0 K: 2 S: 11 H: 2 LOB: 2 BB: 1 P: 23	R: 0 E: 0 K: 1 S: 9 H: 0 LOB: 0 BB: 0 P: 11	R: 1 E: 0 K: 1 S: 8 H: 1 LOB: 0 BB: 0 P: 12	R: 0 E: 0 K: 0 S: 6 H: 0 LOB: 0 BB: 0 P: 7	R: 1 E: 0 K: 0 S: 8 H: 2 LOB: 1 BB: 0 P: 11	R: 0 E: 0 K: 0 S: 8 H: 0 LOB: 0 BB: 0 P: 12	R: 1 E: 0 K: 0 S: 8 H: 1 LOB: 0 BB: 0 P: 14	R: 0 E: 0 K: 2 S: 11 H: 0 LOB: 1 BB: 1 P: 20		1B: 2 2B: 2 3B: 0 HR: 2 SF: 0 SAC: 0 DP: 0 HBP: 0						

PITCHER	IP	WLS	BF	H	R	ER	SO	BB	IBB	HBP	BLK	WP	HR	S	P	ERA	WHIP
52 CC Sabathia, L (1, 1) ERA: 5.59	7.1	L	29	6	4	4	5	1	0	0	0	0	2	61	95	4.91	0.955
64 Nick Rumbelow, R (8, 1) ERA: 6.75	0.2		3	0	0	0	1	1	0	0	0	0	0	8	15	0.00	1.500

PITCHER	IP	WLS	BF	H	R	ER	SO	BB	IBB	HBP	BLK	WP	HR	S	P	ERA	WHIP

BOTTOM

New York Yankees @ Los Angeles Angels

Angel Stadium of Anaheim, Anaheim, CA

Mon Jun 29 2015, 7:09 PM - 9:50 PM PDT

Att. 42,056 - Partly Cloudy - 78 F

livebaseballscorecards.com

AB	30
R	4
H	6
RBI	4
BB	2
SO	6
LOB	8

Batter	1	2	3	4	5	6	7	8	9	AB	R	H	RBI	BB	SO	LOB
11 Brett Gardner, L (1, 8) OBP: 0.375, SLG: 0.498	B SI 92 X SI 92 1-0 L8		B SI 94 C SI 93 C SI 93 X SL 83 1-2 1B			C CH 81 C SL 78 S SL 79 0-3 K 24 G4-6-3			B SL 82 C SI 90 C SL 84 B CH 82 F SI 92 S SL 86 2-3 K	4	0	1	0	0	2	0
24 Chris Young, R (1, 7) OBP: 0.298, SLG: 0.478	C CH 84 B SI 94 X CH 84 1-1 L7		1 SAFE B CH 83 F SI 92 F SI 91 X CH 83 1-2 P6			X SI 89 0-0 G4-6-3 1-2f			B SL 84 C SL 85 B SI 92 S SL 84 S SL 86 2-3 K	4	0	0	0	0	1	2
13 Alex Rodriguez, R (1, 10) OBP: 0.384, SLG: 0.512	C SI 93 B SL 80 B CH 84 B SI 94 S SI 93 T SI 95 3-2 K			C SI 92 X SI 92 0-1 F8		S SI 92 X SL 80 0-1 L6			B SL 85 T SL 82 B SL 84 X SL 84 2-1 G5-3	4	0	0	0	0	1	0
25 Mark Teixeira, S (1, 3) OBP: 0.359, SLG: 0.536		C SI 92 B SI 92 X SI 92 1-1 HR		B CH 83 F CH 82 F CH 82 B SI 93 F SI 92 B CH 83 F CH 82 X SI 92 3-2 G5-3			B CH 82 C SI 90 B SI 91 B SI 91 B CH 82 4-1 34 BB			2	1	1	1	1	0	0
34 Brian McCann, L (1, 2) OBP: 0.335, SLG: 0.473		X SI 92 0-0 F7		C SI 93 S SL 81 B SI 93 B SL 79 S SL 78 2-3 K			B SI 91 B SI 91 F SI 90 X SI 90 2-1 G1-5-6-3 1-2f			3	0	0	0	0	1	1
36 Carlos Beltrán, S (1, 9) OBP: 0.309, SLG: 0.430 33 Garrett Jones, L (5, 9) OBP: 0.270, SLG: 0.381		C CH 84 B SI 92 B SI 92 F SI 92 F SI 93 X CH 84 2-2 G6-3			C SI 90 B SL 77 B CH 81 B SI 90 F SI 90 X SI 91 3-2 G5-3		C SI 92 F SI 94 B SL 81 X SI 95 1-2 L6			2 1	0 0	0 0	0 0	0 0	0 0	0 0
12 Chase Headley, S (1, 5) OBP: 0.300, SLG: 0.369		B SI 92 C SI 92 T SI 93 B SL 81 S CH 84 2-3 K			B CH 83 B SI 90 B SI 91 B SI 90 4-0 BB			C SL 80 X SI 89 0-1 G6-3		2	0	0	0	1	1	0
18 Didi Gregorius, L (1, 6) OBP: 0.287, SLG: 0.324			C SI 91 F SL 79 B SI 95 X SL 80 1-2 G3		S SI 91 D SL 78 C SI 90 C SI 92 1-3 K			B SL 80 S SL 79 X SI 87 1-1 E1 14 G6-3		3	0	0	0	0	1	1
14 Stephen Drew, L (1, 4) OBP: 0.253, SLG: 0.370			B SI 92 C SI 92 C SI 93 S SL 80 1-3 K		B SL 79 C SI 90 C SI 92 F SI 93 S SI 93 1-3 K			B SL 80 1 SAFE X SI 88 1-0 G6-3 1-2f		3	0	0	0	0	2	2
Inning Stats	R: 0 E: 0 K: 1 S: 6 H: 0 LOB: 0 BB: 0 P: 11	R: 1 E: 0 K: 1 S: 10 H: 1 LOB: 0 BB: 0 P: 15	R: 0 E: 0 K: 1 S: 12 H: 1 LOB: 1 BB: 0 P: 16	R: 0 E: 0 K: 1 S: 10 H: 0 LOB: 0 BB: 0 P: 15	R: 0 E: 0 K: 2 S: 10 H: 0 LOB: 1 BB: 1 P: 19	R: 0 E: 0 K: 1 S: 6 H: 0 LOB: 0 BB: 0 P: 6	R: 0 E: 0 K: 0 S: 6 H: 0 LOB: 0 BB: 1 P: 13	R: 0 E: 1 K: 0 S: 5 H: 0 LOB: 0 BB: 0 P: 7	R: 0 E: 0 K: 2 S: 9 H: 0 LOB: 0 BB: 0 P: 15	1B: 1 2B: 0 3B: 0 HR: 1	SF: 0 SAC: 0 DP: 3 HBP: 0					

PITCHER		IP	WLS	BF	H	R	ER	SO	BB	IBB	HBP	BLK	WP	HR	S	P	ERA	WHIP
28 Andrew Heaney, L ERA: 1.38	(1, 1)	7.0	W	24	2	1	1	7	2	0	0	0	1	1	60	95	1.29	0.571
38 Joe Smith, R ERA: 2.88	(8, 1)	1.0	H	3	0	0	0	0	0	0	0	0	0	0	5	7	0.00	0.000
16 Huston Street, R ERA: 2.14	(9, 1)	1.0	S	3	0	0	0	2	0	0	0	0	0	0	9	15	0.00	0.000

PITCHER	IP	WLS	BF	H	R	ER	SO	BB	IBB	HBP	BLK	WP	HR	S	P	ERA	WHIP

TOP

New York Yankees @ Los Angeles Angels

Angel Stadium of Anaheim, Anaheim, CA

Tue Jun 30 2015, 7:07 PM - 9:44 PM PDT

Att. 42,036 - Partly Cloudy - 80 F

livebaseballscorecards.com

AB	28
R	1
H	2
RBI	1
BB	2
SO	9
LOB	6

WP: 1	PA: 30				
PB: 0					
SB: 0					
CS: 0					

Batter	1	2	3	4	5	6	7	8	9	AB	R	H	RBI	BB	SO	LOB
12 Johnny Giavotella, R (1, 4) OBP: 0.319, SLG: 0.352	C FF 92 C SI 93 X CU 80 0-2 ① G1-3	D CU 80 B CU 80 B FF 94 B FF 94 4-0 1-2 2-3 BB			B SI 92 C FF 94 X SI 92 1-1 ① SH2-4 1-2		F SL 88 X CU 79 0-1 ① G5-3			2	0	0	0	1	0	0
56 Kole Calhoun, L (1, 9) OBP: 0.318, SLG: 0.380	B SI 93 X SI 93 1-0 27 1B 1B	C SI 95 X SI 95 0-1 ③ G4-3			X SI 93 0-0 ② F7		X SL 87 0-0 ② G3			4	0	1	0	0	0	4
27 Mike Trout, R (1, 8) OBP: 0.392, SLG: 0.582	B FF 94 C CU 79 B CU 80 X FF 95 2-1 1-3 1B		C SI 92 X FF 93 0-1 5 CS 1B		B CU 80 C CU 80 S CU 81 X CU 82 1-2 ③ G5-3		B CU 81 C CH 84 C FF 93 B SL 88 B FF 95 F FF 95 S SL 89 3-3 ③ K			4	0	2	0	0	1	1
5 Albert Pujols, R (1, 3) OBP: 0.332, SLG: 0.558	C CU 79 1 SAFE F SI 93 S SI 94 0-3 ② K		S SI 94 B SI 94 C CU 79 F FF 93 B FF 93 B CU 82 S SI 94 3-3 ① ② K 1-2			X FF 92 0-0 HR		C SL 86 C FF 93 X FF 93 0-2 ① F7		4	1	1	1	0	2	3
2 Erick Aybar, S (1, 6) OBP: 0.305, SLG: 0.324	F CU 79 C CU 79 X FF 94 0-2 ③ G6-3		B SI 94 F FF 94 F SI 94 B CU 79 S CU 80 2-3 ③ K			B CU 78 X SI 92 1-0 HR		C SL 86 B CU 79 X CH 85 1-1 2B		4	1	2	1	0	1	2
6 David Freese, R (1, 5) OBP: 0.299, SLG: 0.404 44 Daniel Robertson, R (9, 7) OBP: 0.280, SLG: 0.250		C FF 92 C CU 78 X CU 80 0-2 12 BB 20 1B 1B		B SI 91 B SI 91 F FF 92 S SI 93 S SI 93 2-3 ① K		C SI 93 B SI 93 S CU 80 F SI 93 S SI 92 1-3 ① K		B SL 90 F SL 88 B CH 84 F CH 83 F SL 88 F SL 90 B FF 94 C SL 87 3-3 ② K		4 0	0 0	1 0	0 0	0 0	3 0	1 0
20 Matt Joyce, L (1, 7) OBP: 0.280, SLG: 0.317 8 Taylor Featherston, R (8, PR) (9, 5) OBP: 0.169, SLG: 0.218		B SI 93 B FF 94 X SI 92 2-0 12 BB 1-2 1B		X SI 93 0-0 ② G3		C CU 77 B CH 86 B CU 79 X FF 92 2-1 2B		C SL 86 B CH 84 B CU 78 F SL 86 B CU 80 B CU 77 4-2 BB		3 0	0 0	2 0	0 0	1 0	0 0	0 0
24 C.J. Cron, R (1, 10) OBP: 0.231, SLG: 0.287		F FF 94 F SI 94 D SI 94 S CU 82 1-3 ① K		C CU 78 S CU 80 C FF 94 0-3 ③ K		X SL 88 0-0 ② P4		C SL 90 F SL 89 B FF 94 X CU 81 1-2 ③ G4-3		4	0	0	0	0	2	5
17 Chris Iannetta, R (1, 2) OBP: 0.283, SLG: 0.268		D CU 80 X FF 95 1-0 ② F9			C FF 92 B CU 77 S SI 92 F FF 93 B CU 79 F SI 92 F FF 93 B SI 93 B FF 93 4-2 12 SH2-4 BB	B SL 88 B SL 88 C CH 83 D SL 89 X FF 93 3-1 ③ G3				2	0	0	0	1	0	3
Inning Stats	R: 0 E: 0 K: 1 S: 12 H: 2 LOB: 2 BB: 0 P: 15	R: 0 E: 0 K: 1 S: 10 H: 2 LOB: 3 BB: 1 P: 18	R: 0 E: 0 K: 2 S: 9 H: 1 LOB: 0 BB: 0 P: 14	R: 0 E: 0 K: 2 S: 7 H: 0 LOB: 0 BB: 0 P: 9	R: 0 E: 0 K: 0 S: 11 H: 0 LOB: 1 BB: 1 P: 17	R: 2 E: 0 K: 1 S: 11 H: 3 LOB: 1 BB: 0 P: 18	R: 0 E: 0 K: 1 S: 7 H: 0 LOB: 0 BB: 0 P: 10	R: 0 E: 0 K: 1 S: 15 H: 1 LOB: 2 BB: 1 P: 24		1B: 5 2B: 2 3B: 0 HR: 2		SF: 0 SAC: 1 DP: 0 HBP: 0		WP: 0 PB: 0 SB: 0 CS: 1	PA: 35	

BOTTOM

New York Yankees @ Los Angeles Angels

Angel Stadium of Anaheim, Anaheim, CA

Tue Jun 30 2015, 7:07 PM - 9:44 PM PDT

Att. 42,036 - Partly Cloudy - 80 F

livebaseballscorecards.com

AB	31
R	2
H	9
RBI	2
BB	3
SO	9
LOB	19

PITCHER		IP	WLS	BF	H	R	ER	SO	BB	IBB	HBP	BLK	WP	HR	S	P	ERA	WHIP
47 Iván Nova, R ERA: 1.5	(1, 1)	5.1	L	25	8	2	2	7	2	0	0	0	0	2	57	85	3.38	1.875
43 Adam Warren, R ERA: 3.48	(6, 1)	2.2		10	1	0	0	2	1	0	0	0	0	0	25	40	0.00	0.750

PITCHER	IP	WLS	BF	H	R	ER	SO	BB	IBB	HBP	BLK	WP	HR	S	P	ERA	WHIP

Batter	1	2	3	4	5	6	7	8	9	AB	R	H	RBI	BB	SO	LOB
11 Brett Gardner, L (1, 8) OBP: 0.373, SLG: 0.495	B FF 91 F FF 92 F FF 91 S CH 86 1-3 ① K		C KC 77 B CH 86 X CH 85 1-1 ② G3 2-3		C FF 91 F CH 84 B FF 91 X CH 85 1-2 12 1B 1B		B FF 90 C FF 90 X FF 90 1-1 ① SH1-4 2-3	C FF 93 B FF 93 F FF 92 C CU 76 1-3 ③ K		4	0	1	0	0	2	4
12 Chase Headley, S (1, 5) OBP: 0.305, SLG: 0.372	B FF 91 S FF 91 F FF 92 B SI 92 X SI 92 2-2 ② L7		B FF 92 C FF 92 F FF 91 X SI 87 1-2 3-H 1B		1 SAFE X FF 90 0-0 1-3 1B		B FF 92 F FF 91 F CH 85 X CH 86 1-2 ② G4-3		X SI 90 0-0 13 G6-4-3 1B	5	0	3	1	0	0	1
13 Alex Rodriguez, R (1, 10) OBP: 0.381, SLG: 0.506	S CH 83 C FF 92 B FF 92 X FF 91 1-2 1B		B FF 92 B SL 84 S FF 92 S CH 83 1 SAFE B CH 83 F CH 85 S CH 85 3-3 ③ K		F FF 91 B SI 91 X CH 84 1-1 ③ F7		B KC 86 S CH 86 S FF 93 B FF 94 S FF 88 2-3 ③ K		C SI 90 B SL 86 F SL 86 X FF 92 1-2 ①② G6-4-3 1-2f	5	0	1	0	0	2	5
25 Mark Teixeira, S (1, 3) OBP: 0.356, SLG: 0.528	C FF 91 X KC 77 0-1 ③ L7			B FF 89 B FF 90 B CH 83 C FF 90 B FF 91 4-1 33 G3 BB		S CH 81 B FF 90 S CH 82 B SI 91 B SI 90 X CH 83 3-2 ① G6-3		C CH 84 F FF 91 B FF 92 B CH 86 S FF 92 2-3 ① K	C CU 73 B CH 80 X SL 84 1-1 ③ F7	4	0	0	0	1	1	1
34 Brian McCann, L (1, 2) OBP: 0.333, SLG: 0.470		B FF 90 C KC 77 F CH 84 S CH 85 1-3 ① K		B SI 90 B SI 91 X FF 90 2-0 ① F9		B KC 75 C CH 83 B CH 84 X CH 84 2-1 ② P6		C KC 84 X CH 86 0-1 24 1B 33 BB 18 1B 1B		4	1	1	0	0	1	1
33 Garrett Jones, L (1, 9) OBP: 0.278, SLG: 0.407		B SI 92 F FF 92 S FF 92 X FF 92 1-2 ② F7		X CH 84 0-0 1-2 G3		C SI 90 C FF 91 F FF 91 X SI 92 0-2 HR		B SL 86 B FF 90 B FF 91 B FF 90 4-0 1-2 18 1B 24 1B BB		3	1	1	1	1	0	1
24 Chris Young, R (1, 7) OBP: 0.303, SLG: 0.484		C FF 92 X SL 84 0-1 ③ G5-3		B SL 82 C FF 90 B FF 91 F SL 82 F CH 86 X FF 91 2-2 ③ G5-3		B SL 83 B SL 83 T FF 91 B SL 83 S CH 83 X CH 84 3-2 2B		C FF 90 B CH 79 B CH 80 B FF 90 X FF 91 3-1 18 1B 1-2 2-3 1B		4	0	2	0	0	0	1
18 Didi Gregorius, L (1, 6) OBP: 0.290, SLG: 0.326			B KC 76 X FF 91 1-0 11 G3 14 SH5-3 12 1B 1B		C SI 89 F KC 77 B SI 91 X CH 84 1-2 ① G3	S SL 82 X SL 82 0-1 ③ G4-3		X SL 81 0-0 1-2 2-3 3-H 1B		4	1	2	1	0	0	1
14 Stephen Drew, L (1, 4) OBP: 0.254, SLG: 0.374			C SI 90 B SI 91 1 SAFE X SI 91 1-1 ① SH5-3 1-2		X FF 91 0-0 ② L9		C SL 81 B FF 88 B FF 90 X SL 82 2-1 11 SH1-4 2B	X SL 80 0-0 ② L8		3	0	1	0	0	0	3
Inning Stats	R: 0 E: 0 K: 1 S: 11 H: 1 LOB: 1 BB: 0 P: 15	R: 0 E: 0 K: 1 S: 8 H: 0 LOB: 0 BB: 0 P: 10	R: 1 E: 0 K: 1 S: 12 H: 2 LOB: 1 BB: 0 P: 19	R: 0 E: 0 K: 0 S: 7 H: 0 LOB: 1 BB: 1 P: 15	R: 0 E: 0 K: 0 S: 10 H: 2 LOB: 2 BB: 0 P: 13	R: 1 E: 0 K: 0 S: 14 H: 2 LOB: 1 BB: 0 P: 22	R: 0 E: 0 K: 1 S: 10 H: 1 LOB: 1 BB: 0 P: 16	R: 1 E: 0 K: 2 S: 12 H: 3 LOB: 3 BB: 1 P: 22	R: 0 E: 0 K: 0 S: 6 H: 1 LOB: 0 BB: 0 P: 8	1B: 9 2B: 2 3B: 0 HR: 1 SF: 0 SAC: 2 DP: 1 HBP: 0						

PITCHER		IP	WLS	BF	H	R	ER	SO	BB	IBB	HBP	BLK	WP	HR	S	P	ERA	WHIP
52 Matt Shoemaker, R ERA: 4.91	(1, 1)	5.2	L	25	7	2	2	3	1	0	0	0	0	1	60	92	3.18	1.412
37 Cesár Ramos, L ERA: 1.96	(6, 1)	0.2		3	1	0	0	0	0	0	0	0	0	0	6	9	0.00	1.500
59 Fernando Salas, R ERA: 4.64	(7, 1)	1.0		4	1	1	1	2	0	0	0	0	0	0	11	16	9.00	1.000
48 Jose Alvarez, L ERA: 3.38	(8, 1)	1.2		8	3	0	0	1	1	0	0	0	0	0	13	23	0.00	2.400

PITCHER	IP	WLS	BF	H	R	ER	SO	BB	IBB	HBP	BLK	WP	HR	S	P	ERA	WHIP

TOP

New York Yankees @ Los Angeles Angels

Angel Stadium of Anaheim, Anaheim, CA

Wed Jul 01 2015, 4:09 PM - 7:30 PM PDT

Att. 40,938 - Overcast - 83 F

livebaseballscorecards.com

AB	36
R	3
H	12
RBI	3
BB	2
SO	6
LOB	18

WP: 0	PA: 40				
PB: 0					
SB: 0					
CS: 0					

Batter	1	2	3	4	5	6	7	8	9	AB	R	H	RBI	BB	SO	LOB
12 Johnny Giavotella, R (1, 4) OBP: 0.321, SLG: 0.355	C FF 96 X FF 97 0-1 27 WP 1B		B CU 77 C FF 98 B SL 87 F SL 87 F FS 89 B FS 89 F FF 98 X SL 86 3-2 ③ G5-3			X FF 98 0-0 5 BB 27 BB 1B		C FF 95 B SI 95 C FF 95 B FC 91 B FF 97 X SI 96 3-2 ① G5-3		4	0	2	0	0	0	0
56 Kole Calhoun, L (1, 9) OBP: 0.314, SLG: 0.375	C SL 84 B SL 85 D FS 88 1 SAFE B FF 97 C FF 97 S FF 97 3-3 ① K			B CU 75 C SL 85 F FF 98 F SL 87 X FS 89 1-2 ① F7		C FF 98 T CH 87 B FS 86 S FF 96 1-3 ① K		C FF 97 B FF 97 B SI 96 F FF 96 C SI 97 2-3 ② K		4	0	0	0	0	3	2
27 Mike Trout, R (1, 8) OBP: 0.393, SLG: 0.590	C SL 87 B SL 86 S FS 88 B FF 95 B FS 90 S SL 87 3-3 ② K 1-2			B CU 76 B SL 88 C CU 77 X SL 86 2-1 ② G1-3		B CU 77 C SL 85 S FS 90 B SL 87 1 SAFE D FS 91 B SL 87 4-2 5 BB 1-2 BB		B FF 97 C SI 96 X FF 96 1-1 HR		3	1	1	1	1	1	1
5 Albert Pujols, R (1, 10) OBP: 0.334, SLG: 0.554	B CU 78 B SL 86 S FS 90 X FF 98 2-1 ③ G6-3			B CU 78 B FF 98 B SL 87 C SL 87 B SL 89 4-1 2 FC4-6 BB		D CU 76 B SL 87 B FF 97 B FF 98 4-0 1-2 2-3 BB		C FF 96 X FF 97 0-1 ③ G5-3		2	0	0	0	2	0	1
2 Erick Aybar, S (1, 6) OBP: 0.304, SLG: 0.321		X FF 96 0-0 ① L8		B SL 87 C CU 76 F FF 98 X FS 88 1-2 ③ FC4-6 1-2f		D CH 84 X FF 92 1-0 ② F6			C FF 97 C KC 85 B SV 86 B SV 87 B SV 88 B FF 99 4-2 6 S BB	3	0	0	0	1	0	4
6 David Freese, R (1, 5) OBP: 0.299, SLG: 0.401		C FF 96 B CU 78 F FF 98 F FF 97 X FS 89 1-2 ② G5-3			B CU 77 F FF 99 B FF 98 X FS 88 2-1 17 G5-4-3 20 1B 1B	B FF 93 X CH 84 1-0 ③ G5-3			B FF 98 S KC 86 F FF 99 B KC 87 B KC 87 X FF 99 3-2 ① P3 1-2	4	0	1	0	0	0	4
20 Matt Joyce, L (1, 7) OBP: 0.282, SLG: 0.319 44 Daniel Robertson, R (7, PH) OBP: 0.259, SLG: 0.231 (8, 7)		C SL 87 S FF 97 F FF 98 X FS 89 0-2 ③ G4-3			C SL 85 1 SAFE F FS 88 X FF 98 0-2 17 G5-4-3 1-2 1B		B CH 83 F FF 91 F CH 83 B CH 84 X CH 83 2-2 ① G5-3		F FF 98 S FF 99 B KC 87 S KC 87 1-3 ② K	2 2	0 0	1 0	0 0	0 0	0 1	0 1
17 Chris Iannetta, R (1, 2) OBP: 0.288, SLG: 0.270 8 Taylor Featherston, R (9, PR) OBP: 0.169, SLG: 0.218			B SL 83 B SL 85 C FF 97 B FF 98 X FF 97 3-1 19 G4-6-3 1B		C SL 86 B FS 88 C FF 96 X FS 88 1-2 ①② G5-4-3 1-2f 2-3		C FF 92 B CH 84 B FF 92 B FF 92 F FF 92 F FF 92 X FF 92 3-2 ② G5-3		B KC 86 B KC 85 B FF 98 C KC 85 F FF 98 B FF 99 4-2 BB	3 0	0 0	1 0	0 0	1 0	0 0	2 0
19 Efren Navarro, L (1, 3) OBP: 0.304, SLG: 0.311 24 C.J. Cron, R (9, PH) OBP: 0.230, SLG: 0.284			F SL 87 X FS 88 0-1 ①② G4-6-3 1-2f		B CU 76 C CU 76 B FS 89 S CU 76 F FF 100 B CU 76 X FS 88 3-2 ③ G4-3		B SL 86 B SL 85 C FF 92 F FF 92 S CH 84 2-3 ③ K		C KC 87 F FF 98 B KC 88 S KC 87 1-3 ③ K	3 1	0 0	0 0	0 0	0 0	1 1	2 2
Inning Stats	R: 0 E: 0 K: 2 S: 10 H: 1 LOB: 1 BB: 0 P: 18	R: 0 E: 0 K: 0 S: 9 H: 0 LOB: 0 BB: 0 P: 10	R: 0 E: 0 K: 0 S: 9 H: 1 LOB: 0 BB: 0 P: 15	R: 0 E: 0 K: 0 S: 10 H: 0 LOB: 1 BB: 1 P: 18	R: 0 E: 0 K: 0 S: 12 H: 2 LOB: 1 BB: 0 P: 18	R: 0 E: 0 K: 1 S: 8 H: 1 LOB: 3 BB: 2 P: 19	R: 0 E: 0 K: 1 S: 10 H: 0 LOB: 0 BB: 0 P: 17	R: 1 E: 0 K: 1 S: 10 H: 1 LOB: 0 BB: 0 P: 16	R: 0 E: 0 K: 2 S: 13 H: 0 LOB: 2 BB: 2 P: 26	1B: 5 2B: 0 3B: 0 HR: 1 SF: 0 SAC: 0 DP: 2 HBP: 0						WP: 1 PB: 0 SB: 1 CS: 0 PA: 36	

PITCHER		IP	WLS	BF	H	R	ER	SO	BB	IBB	HBP	BLK	WP	HR	S	P	ERA	WHIP
30 Nathan Eovaldi, R ERA: 4.52	(1, 1)	5.1	W	22	5	0	0	3	3	0	0	0	1	0	56	94	0.00	1.500
45 Chasen Shreve, L ERA: 1.64	(6, 1)	1.2	H	5	0	0	0	1	0	0	0	0	0	0	12	21	0.00	0.000
41 Justin Wilson, L ERA: 3.21	(8, 1)	0.2	H	3	1	1	1	1	0	0	0	0	0	1	8	14	13.50	1.500
68 Dellin Betances, R ERA: 1.13	(8, 1)	1.1	S	6	0	0	0	2	2	0	0	0	0	0	15	28	0.00	1.500

PITCHER	IP	WLS	BF	H	R	ER	SO	BB	IBB	HBP	BLK	WP	HR	S	P	ERA	WHIP

BOTTOM

New York Yankees @ Los Angeles Angels

Angel Stadium of Anaheim, Anaheim, CA

Wed Jul 01 2015, 4:09 PM - 7:30 PM PDT

Att. 40,938 - Overcast - 83 F

livebaseballscorecards.com

AB	31
R	1
H	6
RBI	1
BB	5
SO	7
LOB	19

Batter	1	2	3	4	5	6	7	8	9	10	11	12	AB	R	H	RBI	BB	SO	LOB
24 Grady Sizemore, L (1, 10) OBP: 0.310, SLG: 0.358	B FF 92 B FF 93 C FF 92 F SI 93 X FS 88 2-2 3 2B 2B		C SI 92 B SL 82 F CU 75 S FS 88 1-3 K	C FF 93 F CU 77 X FS 88 0-2 9 CS 1B	C SL 80 T SAFE X SL 80 0-1 1-2 1B	B SL 87 B FF 93 B FF 94 F FF 93 F SL 87 T SL 87 3-2 K	D CH 82 B FF 92 B FF 92 C FF 90 B FF 93 4-1 1-2 2-3 9 G5-4-3 BB	4	1	3	0	0	1	0
20 Steven Souza Jr., R (10, PH) OBP: 0.299, SLG: 0.409 (10, 10)													1	0	0	0	1	1	0
9 Joey Butler, R (1, 9) OBP: 0.352, SLG: 0.461	B FF 92 B FF 92 C FF 91 B SL 85 F FF 93 B FF 93 4-2 3 2B 21 SF9 BB		C CU 76 B SI 92 B FF 93 X SL 83 2-1 G5-3	B FF 91 B SI 92 B FF 92 C SL 84 C SL 86 S SL 85 3-3 1-2 K	B FF 93 B FF 92 C FF 94 X FF 92 2-1 F4	F FF 93 S FF 92 B SL 87 B FF 94 F CH 84 S SL 87 2-3 K	X FF 92 0-0 G5-4-3 1-2f	5	1	0	0	1	2	6
3 Evan Longoria, R (1, 5) OBP: 0.351, SLG: 0.415	T SL 84 S FF 92 B SL 84 X FS 87 1-2 21 SF9 1-3 2-H 2B		B SL 84 C FF 92 B FC 89 F SI 92 F FF 94 F SL 85 F FS 88 X FC 90 2-2 L9	F FF 91 F FF 92 F FF 92 X FS 88 0-2 G4-3	B FF 96 C FF 94 X CH 84 1-1 F9	B SL 87 X CH 82 1-0 1B	5	0	2	1	0	0	2
21 James Loney, L (1, 3) OBP: 0.317, SLG: 0.372	F FF 93 C FF 94 X SI 94 0-2 SF9 2-3 3-H			B FF 92 C SL 82 S FS 88 X FF 93 1-2 7 CS 1B	C CU 76 X SI 93 0-1 G1-3	C FF 93 X FF 92 0-1 F9	4	0	1	1	0	0	2
11 Logan Forsythe, R (1, 4) OBP: 0.368, SLG: 0.429	B FF 94 C CU 76 X FF 92 1-1 G3			C FF 92 C SI 91 B FS 88 S FS 88 1-3 K	S FF 93 C CU 78 B FF 94 X SL 86 1-2 F8	C FF 96 B FF 96 C KC 84 B FF 97 S FF 98 2-3 K	B FF 93 C FF 92 C CU 78 B FF 94 B FF 95 F FF 94 B FF 93 4-2 5 SH1-4 39 1B BB	4	1	0	0	1	2	2
7 David DeJesus, L (1, 7) OBP: 0.322, SLG: 0.390	F FF 94 B FF 94 D FS 88 S SL 84 X SI 93 2-2 G3			D CU 77 S SL 83 X FC 90 1-1 1-2 1B	C SI 90 C SI 91 B SI 91 B CH 80 F SI 90 B CH 80 S SI 90 3-3 K	C KC 83 C KC 85 B FF 98 S FF 99 1-3 K	L FF 93 X FF 93 0-1 SH1-4 1-2	2	0	1	0	0	0	1
5 Brandon Guyer, R (7, PH) OBP: 0.364, SLG: 0.373 (7, 7)								2	0	0	0	0	2	0
13 Asdrúbal Cabrera, S (1, 6) OBP: 0.282, SLG: 0.351		C FF 91 B FF 92 F SL 84 S FS 88 1-3 K	F CU 77 1 SAFE F SI 91 F FF 92 S FS 88 0-3 K	C CU 75 B CH 78 S SL 81 S CH 79 1-3 K	C KC 85 S KC 85 F SV 86 B SV 87 X FF 98 1-2 1B	B FF 91 B CH 82 B SL 81 B FF 90 4-0 39 1B 44 1B BB	4	1	1	0	1	3	1
39 Kevin Kiermaier, L (1, 8) OBP: 0.287, SLG: 0.415		C FF 92 X FF 92 0-1 G5-3	C CU 74 B SL 81 B FS 86 X FC 88 2-1 44 SF9 3B	X SL 80 0-0 G3	F FF 94 S FF 94 S FF 95 0-3 K	B SL 84 X FF 92 1-0 20 S 44 1B 1-3 2-H 1B	5	1	2	1	0	1	0
44 René Rivera, R (1, 2) OBP: 0.205, SLG: 0.280		S FF 91 B SL 83 S FS 88 B FF 93 X SL 83 2-2 F8	S SI 92 S SI 90 F SI 91 F FF 96 X FS 90 0-2 SF9 3-H	C CU 74 B SI 88 B CH 78 S CH 78 F SI 90 F CH 79 X CH 79 2-2 24 1B 1B	B SI 96 F FF 95 C FC 92 F FF 96 B FF 97 F FF 96 F FC 90 F CU 85 F CU 85 2-3 S FF 96 K	B FF 92 1 SAFE S CH 82 F FF 91 B CH 82 X SL 82 2-2 1-2 3-H 20 BB 1B	4	0	2	2	0	1	0
Inning Stats	R: 2 E: 0 K: 0 S: 16 H: 2 LOB: 1 BB: 1 P: 26	R: 0 E: 0 K: 1 S: 8 H: 0 LOB: 0 BB: 0 P: 11	R: 0 E: 0 K: 1 S: 11 H: 0 LOB: 0 BB: 0 P: 16	R: 0 E: 0 K: 2 S: 12 H: 2 LOB: 1 BB: 0 P: 15	R: 1 E: 0 K: 1 S: 13 H: 2 LOB: 1 BB: 0 P: 18	R: 0 E: 0 K: 0 S: 9 H: 0 LOB: 0 BB: 0 P: 10	R: 0 E: 0 K: 2 S: 8 H: 0 LOB: 0 BB: 0 P: 12	R: 0 E: 0 K: 0 S: 14 H: 2 LOB: 2 BB: 0 P: 21	R: 0 E: 0 K: 2 S: 10 H: 1 LOB: 1 BB: 0 P: 14	R: 0 E: 0 K: 3 S: 14 H: 0 LOB: 0 BB: 0 P: 19	R: 0 E: 0 K: 1 S: 7 H: 1 LOB: 0 BB: 0 P: 10	R: 2 E: 0 K: 0 S: 11 H: 2 LOB: 2 BB: 3 P: 26	1B: 9 2B: 3 3B: 1 HR: 0	SF: 2 SAC: 1 DP: 2 HBP: 0	WP: 0 PB: 0 SB: 1 CS: 2	PA: 47		

PITCHER	IP	WLS	BF	H	R	ER	SO	BB	IBB	HBP	BLK	WP	HR	S	P	ERA	WHIP
19 Masahiro Tanaka, R (1, 1) ERA: 3.94	6.0		23	6	3	3	5	1	0	0	0	0	0	69	96	4.50	1.167
26 Chris Capuano, L (7, 1) ERA: 5.0	1.0		5	2	0	0	2	0	0	0	0	0	0	15	21	0.00	2.000
64 Nick Rumbelow, R (8, 1) ERA: 3.86	1.0		3	0	0	0	0	0	0	0	0	0	0	7	12	0.00	0.000
68 Dellin Betances, R (9, 1) ERA: 1.11	1.0		3	1	0	0	2	0	0	0	0	0	0	10	14	0.00	1.000
41 Justin Wilson, L (10, 1) ERA: 3.14	0.2		2	0	0	0	2	0	0	0	0	0	0	11	13	0.00	0.000

PITCHER	IP	WLS	BF	H	R	ER	SO	BB	IBB	HBP	BLK	WP	HR	S	P	ERA	WHIP
43 Adam Warren, R (10, 1) ERA: 3.52	1.2		6	1	1	1	2	1	0	0	0	0	0	15	25	5.40	1.200
45 Chasen Shreve, L (12, 1) ERA: 1.87	0.2	W	5	2	1	1	0	2	0	0	0	0	0	6	17	13.50	6.000

TOP

Tampa Bay Rays @ New York Yankees

Yankee Stadium, Bronx, NY

Fri Jul 03 2015, 7:10 PM - 11:37 PM EDT

Att. 43,141 - Partly Cloudy - 77 F

livebaseballscorecards.com

AB	40
R	5
H	12
RBI	5
BB	4
SO	13
LOB	14

Batter	1	2	3	4	5	6	7	8	9	10	11	12	AB	R	H	RBI	BB	SO	LOB
11 Brett Gardner, L (1, 8) OBP: 0.373, SLG: 0.488	B FF 92 C FF 93 S SL 86 X SL 86 1-2 F7 ①		D FF 96 C SL 88 X SL 89 1-1 P6 ③			C SL 84 B FF 95 X FF 94 1-1 L7 ①		B FF 94 F FF 92 F FF 94 F FF 95 B CU 83 B FF 96 C FF 95 3-3 K ①	I IN 55 I IN 54 I IN 54 I IN 51 4-0 IBB			C FF 91 B FF 92 B FF 92 B FF 92 B FF 91 4-1 13 1B 25 1B BB	4	1	0	0	2	1	1
12 Chase Headley, S (1, 5) OBP: 0.305, SLG: 0.372	X FF 93 0-0 13 G6-4-3 1B			B FF 92 C FF 93 C FF 94 B SL 87 B SL 88 S SL 86 3-3 K ①		C FF 94 B FF 95 C FF 95 F SL 89 C FF 97 1-3 K ②		S CH 86 B FF 95 X FF 95 1-1 13 1B 25 HR 1B	D FF 88 C CU 81 C CU 80 D CU 82 X FF 89 2-2 G5-3 ②③ 2-3f			C FF 92 B FF 92 C FF 91 S FF 92 1-3 K ①	6	1	2	0	0	3	3
13 Alex Rodriguez, R (1, 10) OBP: 0.390, SLG: 0.508 31 Gregorio Petit, R (12, PR) OBP: 0.238, SLG: 0.263	X FF 94 0-0 G6-4-3 ②③ 1-2f			C FF 96 B FF 98 B SL 88 B SL 85 C SL 86 F SL 87 F SL 87 B FF 95 4-2 25 WP BB		B SL 88 B FF 96 B SL 87 B FF 94 4-0 25 BB BB		T FF 96 C FF 96 X FF 96 0-2 25 HR 1-2 1B		F CU 78 B CH 80 B CH 80 B CH 81 B FF 96 4-1 BB		X FF 93 0-0 25 1B 34 HR 1-3 1B	3 0	1 1	2 0	0 0	3 0	0 0	1 0
25 Mark Teixeira, S (1, 3) OBP: 0.359, SLG: 0.537		C FF 94 B FF 94 B FF 95 S SL 88 S SL 87 2-3 K ①		B FF 93 F FF 93 B FF 95 F SL 86 B SL 88 F SL 88 F SL 88 C FF 96 3-3 K ② 1-2		F FF 93 B FF 95 F FF 94 B SL 90 F SL 88 F FF 96 B FF 96 D SL 90 4-2 1-2 BB		D FF 94 X CH 85 1-0 1-H 2-H HR		C FF 94 F CH 80 C FF 94 0-3 K ①		C FF 91 B FF 93 F FF 92 X FF 92 1-2 34 HR 3-H 1B	5	2	2	4	1	3	2
34 Brian McCann, L (1, 2) OBP: 0.333, SLG: 0.477		C FF 95 B FF 96 C SL 88 B FF 95 B FF 97 S SL 88 3-3 K ②		C SL 86 B FF 97 F FF 96 F FF 97 X SL 89 1-2 F8 ③		B SL 87 C SL 87 X FF 95 1-1 L8 ③		B FF 93 B FF 93 B FF 93 B FF 93 4-0 33 BB BB		B FF 94 B FF 94 X CH 80 2-0 L9 ②		B FS 83 X FF 93 1-0 1-H 2-H HR	5	1	1	3	1	1	4
33 Garrett Jones, L (1, 9) OBP: 0.277, SLG: 0.396 27 Ramón Flores, L (9, 9) OBP: 0.241, SLG: 0.276		F FF 95 F SL 88 B FF 97 X SL 88 1-2 F9 ③			C SL 83 T FF 94 B FF 94 F SL 85 B SL 88 X FF 95 2-2 F8 ①		C FF 93 B FF 95 F FF 95 B FF 95 S SL 88 2-3 K1-3 ①	B FF 93 C CU 82 B FF 92 B CU 81 D CH 84 4-1 24 G5-4-3 1-2 BB		C FF 93 X CH 81 0-1 F9 ③		3 1	0 0	0 0	0 0	1 0	1 0	0 1
24 Chris Young, R (1, 7) OBP: 0.295, SLG: 0.471			B FF 94 B FF 93 C SL 85 B SL 86 C SL 86 S SL 85 3-3 K ①		C FF 94 X FF 97 0-1 G3-1 ②		S SL 85 F SL 86 F FF 96 B FF 96 X SL 88 1-2 F7 ②	X SL 81 0-0 G5-4-3 ②③ 1-2f			C FF 93 S FF 93 F FF 94 B FS 85 B FF 94 F FF 93 B FF 94 F FF 93 C FF 94 3-3 K ①	5	0	0	0	0	2	2
18 Didi Gregorius, L (1, 6) OBP: 0.300, SLG: 0.335			C FF 94 B FF 95 F FF 94 X SL 87 1-2 2B		B SL 85 S SL 83 X FF 96 1-1 1B		B SL 84 C FF 94 S SL 87 H FF 97 2-2 HBP		B SI 90 C SI 90 F FS 81 B FS 82 B FS 81 B FF 88 4-2 12 G5-3 38 SH3-4 BB		C FS 84 B FS 84 F FS 84 S FF 94 1-3 K ②	3	0	2	0	1	1	0
14 Stephen Drew, L (1, 4) OBP: 0.252, SLG: 0.371 38 José Pirela, R (7, PH) OBP: 0.231, SLG: 0.302 (8, 4)			C FF 94 B FF 96 C SL 87 X FF 96 1-2 L8 ②		B FF 94 C FF 93 C SL 85 F SL 88 B FF 96 F SL 87 B FF 96 F FF 95 T SL 89 3-2 K ③		B FF 92 B FF 91 C FF 92 C FF 94 F FF 96 S FF 97 2-3 K ③		B FF 90 X FF 89 1-0 SH3-4 1-2		F SL 86 F FS 88 X FF 94 0-2 F9 ③	2 2	0 0	0 0	0 0	0 0	1 1	2 1
Inning Stats	R: 0 E: 0 K: 0 S: 5 H: 1 LOB: 0 BB: 0 P: 6	R: 0 E: 0 K: 2 S: 9 H: 0 LOB: 0 BB: 0 P: 15	R: 0 E: 0 K: 1 S: 11 H: 1 LOB: 1 BB: 0 P: 17	R: 0 E: 0 K: 2 S: 16 H: 0 LOB: 1 BB: 1 P: 27	R: 0 E: 0 K: 1 S: 14 H: 1 LOB: 1 BB: 0 P: 20	R: 0 E: 0 K: 1 S: 12 H: 0 LOB: 2 BB: 2 P: 23	R: 0 E: 0 K: 2 S: 13 H: 0 LOB: 1 BB: 0 P: 20	R: 3 E: 0 K: 1 S: 12 H: 3 LOB: 1 BB: 2 P: 25	R: 0 E: 0 K: 0 S: 6 H: 0 LOB: 1 BB: 2 P: 17	R: 0 E: 0 K: 1 S: 7 H: 0 LOB: 1 BB: 1 P: 13	R: 0 E: 0 K: 2 S: 12 H: 0 LOB: 0 BB: 0 P: 16	R: 4 E: 0 K: 1 S: 9 H: 3 LOB: 1 BB: 1 P: 16	1B: 6 2B: 1 3B: 0 HR: 2 SF: 0 SAC: 1 DP: 3 HBP: 1	WP: 1 PB: 0 SB: 0 CS: 0 PA: 50					

PITCHER	IP	WLS	BF	H	R	ER	SO	BB	IBB	HBP	BLK	WP	HR	S	P	ERA	WHIP
22 Chris Archer, R (1, 1) ERA: 2.18	6.2		26	3	0	0	8	3	0	1	0	1	0	76	122	0.00	0.900
57 Jake McGee, L (7, 1) ERA: 1.56	0.1	H	1	0	0	0	1	0	0	0	0	0	0	4	6	0.00	0.000
40 Kevin Jepsen, R (8, 1) ERA: 3.41	0.1	B	6	3	3	3	1	2	0	0	0	0	1	11	24	81.00	15.000
47 Brandon Gomes, R (8, 1) ERA: 2.7	1.0		4	0	0	0	0	1	1	0	0	0	0	4	13	0.00	1.000
31 Xavier Cedeño, L (9, 1) ERA: 3.09	0.2		1	0	0	0	0	0	0	0	0	0	0	3	5	0.00	0.000

PITCHER	IP	WLS	BF	H	R	ER	SO	BB	IBB	HBP	BLK	WP	HR	S	P	ERA	WHIP
26 Brad Boxberger, R (10, 1) ERA: 2.48	1.0		4	0	0	0	1	1	0	0	0	0	0	7	13	0.00	1.000
54 Steve Geltz, R (11, 1) ERA: 3.76	1.1	L	8	3	4	4	3	1	0	0	0	0	1	21	32	27.00	3.000

BOTTOM

Tampa Bay Rays @ New York Yankees

Yankee Stadium, Bronx, NY

Fri Jul 03 2015, 7:10 PM - 11:37 PM EDT

Att. 43,141 - Partly Cloudy - 77 F

livebaseballscorecards.com

AB	39
R	7
H	9
RBI	7
BB	9
SO	14
LOB	17

Batter	1	2	3	4	5	6	7	8	9	AB	R	H	RBI	BB	SO	LOB
24 Grady Sizemore, L (1, 10) OBP: 0.302, SLG: 0.350	B FF 91 C FF 92 S CH 87 F FF 94 T FC 94 1-2 ① K	S CH 88 B FF 92 B CH 89 X FF 92 2-1 ③ G5-3			B FF 93 X FF 93 1-0 ② L8			B FF 95 S FF 94 C SI 95 S FF 95 1-3 ① K		3	0	0	0	0	1	2
5 Brandon Guyer, R (8, PH) OBP: 0.362, SLG: 0.370 (8, 10)										1	0	0	0	0	1	1
9 Joey Butler, R (1, 7) OBP: 0.345, SLG: 0.451	C FC 94 S SL 86 B FF 93 F FF 94 B FF 93 S SL 88 2-3 ② K		S SL 84 C FF 93 S SL 88 0-3 ① K		B SL 87 S SL 86 F FC 93 S FF 92 1-3 ③ K			C FC 90 S FC 86 F FF 96 F FC 91 D CU 85 S FF 96 1-3 ② K		4	0	0	0	0	4	1
3 Evan Longoria, R (1, 5) OBP: 0.350, SLG: 0.413	B FF 93 X SL 85 1-0 21 1B 1B		C SL 85 S SL 88 B SL 89 X SL 88 1-2 ② G4-3			B FF 92 F FF 92 X FF 92 1-1 ① F9		B KC 83 C KC 83 X KC 84 1-1 ③ G5-3		4	0	1	0	0	0	1
21 James Loney, L (1, 3) OBP: 0.323, SLG: 0.376	S FF 91 X FC 91 0-1 1-2 1B		X FF 94 0-0 ③ L7			C CH 88 B SL 87 C FF 92 B SL 87 S CH 88 2-3 ② K			B KC 83 B FF 96 F FF 95 X FF 97 2-1 20 HR 1B	4	1	2	0	0	1	0
20 Steven Souza Jr., R (1, 9) OBP: 0.301, SLG: 0.422	D SL 87 B FF 93 C FF 93 C FF 93 S FF 92 2-3 ③ K			F FF 94 S SL 87 X FF 93 0-2 39 G6-3 39 WP 1B		F FF 93 S SL 88 C SL 88 0-3 ③ K			B FF 98 F FF 97 S FF 97 B FF 98 X KC 88 2-2 1-H HR	4	1	2	2	0	2	2
13 Asdrúbal Cabrera, S (1, 6) OBP: 0.281, SLG: 0.354		B FF 92 X FF 92 1-0 2B		C FF 92 B CH 89 T SL 86 D CH 89 1 SAFE F SL 85 S CH 89 2-3 ① K			S SL 86 S SL 88 X FF 93 0-2 ① P5		F KC 86 X KC 85 0-1 ① P4	4	0	1	0	0	1	1
39 Kevin Kiermaier, L (1, 8) OBP: 0.286, SLG: 0.411		B SL 85 F FF 92 D CH 88 B FF 92 F FF 93 B SL 84 4-2 BB		S CH 89 B FF 92 B CH 88 F FF 93 F FF 93 F SL 88 X FF 94 2-2 ② G6-3 1-3			B FF 93 C SL 85 X CH 90 1-1 ② G3		C KC 84 F FF 96 F SV 86 B FF 98 F FF 98 B SV 86 C SV 86 2-3 ② K	3	0	0	0	1	1	1
10 Jake Elmore, R (1, 4) OBP: 0.268, SLG: 0.319		X FF 92 0-0 ① B2		C SL 87 X FF 93 0-1 ③ G4-3			C FF 93 X FF 92 0-1 ③ L3		S FF 96 B FF 96 C FF 97 S FF 98 1-3 ③ K	4	0	0	0	0	1	3
19 Curt Casali, R (1, 2) OBP: 0.292, SLG: 0.478		B FF 93 C SL 85 C FF 91 S SL 88 1-3 ② K			B FF 94 C SL 85 B FF 92 S SL 84 S SL 86 2-3 ① K			C SL 86 B FF 91 B SL 86 X SL 84 2-1 2B		3	0	1	0	0	2	2
Inning Stats	R: 0 H: 2 E: 0 LOB: 2 K: 3 BB: 0 S: 14 P: 20	R: 0 H: 1 E: 0 LOB: 2 K: 1 BB: 1 S: 9 P: 17	R: 0 H: 0 E: 0 LOB: 0 K: 1 BB: 0 S: 7 P: 8	R: 0 H: 1 E: 0 LOB: 1 K: 1 BB: 0 S: 14 P: 18	R: 0 H: 0 E: 0 LOB: 0 K: 2 BB: 0 S: 7 P: 11	R: 0 H: 0 E: 0 LOB: 0 K: 2 BB: 0 S: 8 P: 11	R: 0 H: 0 E: 0 LOB: 0 K: 0 BB: 0 S: 7 P: 8	R: 0 H: 1 E: 0 LOB: 1 K: 2 BB: 0 S: 12 P: 17	R: 2 H: 2 E: 0 LOB: 0 K: 2 BB: 0 S: 15 P: 22	1B: 4 SF: 0 2B: 2 SAC: 0 3B: 0 DP: 0 HR: 1 HBP: 0						

PITCHER		IP	WLS	BF	H	R	ER	SO	BB	IBB	HBP	BLK	WP	HR	S	P	ERA	WHIP
35 Michael Pineda, R ERA: 3.79	(1, 1)	7.0		27	5	0	0	10	1	0	0	0	1	0	68	97	0.00	0.857
41 Justin Wilson, L ERA: 3.07	(8, 1)	0.2	H	2	0	0	0	2	0	0	0	0	0	0	8	10	0.00	0.000
68 Dellin Betances, R ERA: 1.5	(8, 1)	1.1	W	6	2	2	2	2	0	0	0	0	0	1	17	25	13.50	1.500

PITCHER	IP	WLS	BF	H	R	ER	SO	BB	IBB	HBP	BLK	WP	HR	S	P	ERA	WHIP

TOP

Tampa Bay Rays @ New York Yankees

Yankee Stadium, Bronx, NY

Sat Jul 04 2015, 1:11 PM - 3:52 PM EDT

Att. 35,508 - Cloudy - 72 F

livebaseballscorecards.com

AB	34
R	2
H	7
RBI	2
BB	1
SO	14
LOB	14

WP: 1	PA: 35				
PB: 0					
SB: 0					
CS: 0					

Tampa Bay Rays @ New York Yankees

Yankee Stadium, Bronx, NY

Sat Jul 04 2015, 1:11 PM - 3:52 PM EDT

Att. 35,508 - Cloudy - 72 F

BOTTOM

livebaseballscorecards.com

Batter	1	2	3	4	5	6	7	8	9	AB	R	H	RBI	BB	SO	LOB
11 Brett Gardner, L (1, 8) OBP: 0.371, SLG: 0.485	X FF 90 0-0 12 1B; 13 1B; 1B	1 SAFE C KC 78 S FF 90 B KC 81 S FF 92 1-3 ③ K 1-2			B FF 90 S CH 84 B FF 92 C FF 90 B FF 92 S CH 85 3-3 ①② K 1-2			B CU 77 F SI 90 B FS 81 X FF 90 2-1 ① L6		4	1	1	0	0	2	2
12 Chase Headley, S (1, 5) OBP: 0.307, SLG: 0.371	B FF 89 F CH 83 S FF 91 X KC 81 1-2 13 1B; 25 SF8; 1-2; 1B		X KC 78 0-0 ① G3-1		B KC 80 B KC 78 F FF 89 B FF 91 S CH 83 F CH 84 B CH 84 4-2 BB			C CU 74 B SI 92 F SI 92 X FS 82 1-2 ② F8		3	1	1	0	1	0	0
13 Alex Rodriguez, R (1, 10) OBP: 0.388, SLG: 0.504	C KC 80 C FF 91 F KC 82 X KC 82 0-2 33 WP; 1-3; 2-H; 1B		C FF 91 B FF 91 B CH 84 F CH 84 B FF 94 S KC 82 3-3 ② K		F FF 91 S KC 80 B FF 92 S KC 82 1-3 ③ K			B SL 81 X SL 81 1-0 ③ G6-3		4	0	1	1	0	2	1
25 Mark Teixeira, S (1, 3) OBP: 0.358, SLG: 0.538 38 José Pirela, R (9, PR) OBP: 0.231, SLG: 0.302	F FF 92 F FF 79 F FF 91 D KC 82 F CH 85 X CH 86 1-2 ① SF8; 3-H		B KC 78 B KC 79 S CH 86 C FF 93 S KC 83 2-3 ③ K			F FF 90 F KC 79 F KC 81 B FF 94 S CH 87 1-3 ① K			F FF 92 F FF 93 B FF 93 X FF 94 1-2 27 SH; 2B	3 0	0 1	1 0	1 0	0 0	2 0	0 0
33 Garrett Jones, L (1, 9) OBP: 0.279, SLG: 0.404 24 Chris Young, R (8, 9) OBP: 0.299, SLG: 0.471	C KC 78 S CH 84 F FF 91 F KC 80 S KC 83 0-3 ② K 1-2			X KC 79 0-0 2B B FF 91 C KC 78 F FF 91 X FF 93 1-2 ① G5-3		B CH 85 F CH 84 F FF 94 B KC 83 B FF 94 C FF 93 3-3 ② K			C FF 92 F FF 93 B CH 79 D CH 81 B FF 94 F CH 80 D CH 81 4-2 27 SH; BB	3 0	0 0	1 0	0 0	0 1	2 0	1 0
27 Ramón Flores, L (1, 7) OBP: 0.219, SLG: 0.250	C FF 90 D KC 78 B FF 90 X CH 86 2-1 ③ G4-3					B KC 80 B CH 86 C FF 93 F CH 85 F FF 92 F KC 83 X FF 93 2-2 ③ G4-3			B FF 92 B FF 92 X FF 92 2-0 SH; 1-2; 2-H	3	0	0	0	0	0	2
66 John Ryan Murphy, R (1, 2) OBP: 0.282, SLG: 0.324		X FF 90 0-0 ① L9		B KC 77 X KC 79 1-0 ② F9			B KC 76 B FF 91 C FF 90 S CH 83 S KC 83 2-3 ① K			3	0	0	0	0	1	1
18 Didi Gregorius, L (1, 6) OBP: 0.300, SLG: 0.335		C FF 89 F FF 90 X FF 90 0-2 11 S; 1B		C CH 85 S FF 92 B FF 93 D KC 82 B KC 82 S KC 83 3-3 ③ K			X CH 84 0-0 ② F9			3	0	1	0	0	1	1
14 Stephen Drew, L (1, 4) OBP: 0.253, SLG: 0.368		B CH 84 1 SAFE B CH 83 C FF 90 C KC 78 D KC 81 F CH 85 X FF 91 3-2 ② P5			B FF 91 S CH 84 C FF 92 B KC 82 B FF 93 B CH 85 4-2 11 CS; BB		B CH 84 X FF 91 1-0 ③ P5			2	0	0	0	1	0	1
Inning Stats	R: 2 E: 0 K: 1 S: 20 H: 3 LOB: 1 BB: 0 P: 24	R: 0 E: 0 K: 1 S: 11 H: 1 LOB: 1 BB: 0 P: 15	R: 0 E: 0 K: 2 S: 7 H: 0 LOB: 0 BB: 0 P: 12	R: 0 E: 0 K: 1 S: 8 H: 1 LOB: 1 BB: 0 P: 13	R: 0 E: 0 K: 2 S: 11 H: 0 LOB: 1 BB: 2 P: 23	R: 0 E: 0 K: 2 S: 12 H: 0 LOB: 0 BB: 0 P: 18	R: 0 E: 0 K: 1 S: 5 H: 0 LOB: 0 BB: 0 P: 8	R: 0 E: 0 K: 0 S: 6 H: 0 LOB: 0 BB: 0 P: 10	R: 1 E: 1 K: 0 S: 7 H: 1 LOB: 2 BB: 1 P: 14	1B: 4 2B: 3 3B: 0 HR: 0	SF: 1 SAC: 1 DP: 1 HBP: 0		WP: 1 PB: 0 SB: 1 CS: 1	PA: 33			

	AB	28
	R	3
	H	6
	RBI	2
	BB	3
	SO	10
	LOB	9

PITCHER	IP	WLS	BF	H	R	ER	SO	BB	IBB	HBP	BLK	WP	HR	S	P	ERA	WHIP
51 Nate Karns, R (1, 1) ERA: 3.21	7.0		27	5	2	2	10	2	0	0	0	1	0	74	113	2.57	1.000
47 Brandon Gomes, R (8, 1) ERA: 2.6	1.0		3	0	0	0	0	0	0	0	0	0	0	6	10	0.00	0.000
26 Brad Boxberger, R (9, 1) ERA: 2.48	0.0	L	3	1	1	0	0	1	0	0	0	0	0	7	14	∞	∞

PITCHER	IP	WLS	BF	H	R	ER	SO	BB	IBB	HBP	BLK	WP	HR	S	P	ERA	WHIP

Batter	1	2	3	4	5	6	7	8	9	AB	R	H	RBI	BB	SO	LOB
13 Asdrúbal Cabrera, S (1, 6) OBP: 0.281, SLG: 0.353	X SI 91 0-0 ① G4-3	B CU 80 1 SAFE X CU 79 1-0 ②③ G4-6-3 1-2f			F CU 80 X FF 93 0-1 SH 2-H		B CU 84 S CU 82 X CU 83 1-1 7 G4-6-3 1B	X SL 82 0-0 ② SF9 2-3 3-H		3	0	1	1	0	0	1
7 David DeJesus, L (1, 7) OBP: 0.326, SLG: 0.389 5 Brandon Guyer, R (8, PH) OBP: 0.360, SLG: 0.368 (8, 9)	C SI 91 B SI 91 F CH 86 B FF 95 X CU 80 2-2 3 2B 21 1B 1B		B CU 77 F FF 92 F FF 93 B CU 80 B CH 86 B SI 93 4-2 21 G3-6-1 BB		F SI 92 B CH 87 F CU 80 X CU 81 1-2 ① F7		B FF 96 X FF 96 1-0 ②③ G4-6-3 1-2f	X SI 90 0-0 ③ F9		3 1	1 0	1 0	0 0	1 0	0 0	2 2
3 Evan Longoria, R (1, 10) OBP: 0.353, SLG: 0.418	B SI 92 F SI 93 1 SAFE F SI 92 X FF 93 1-2 21 1B 1-3 2B		S SI 92 F SI 93 F CU 80 T FF 94 0-2 ① K		B FF 94 B CH 88 B CU 80 C FF 92 B SI 92 4-1 BB			B FC 94 B FC 94 X FF 96 2-0 21 E 11 1B 1B	F FF 93 B FF 94 B FF 94 S FF 92 F FF 94 B CH 85 X FF 93 3-2 ① F7	4	2	2	0	1	1	1
21 James Loney, L (1, 3) OBP: 0.318, SLG: 0.369	B CU 78 S CU 80 X SI 94 1-1 2-H 3-H 1B		B FF 91 B CH 87 X SI 93 2-0 ②③ G3-6-1 1-2f		B CU 80 B CH 88 C FF 94 X FF 94 2-1 ② F9			B FF 96 S FC 93 X CH 91 1-1 FC4 11 1B 1-3	B CU 78 S CH 84 F FF 94 S CH 87 1-3 ② K	5	1	1	2	0	1	4
11 Logan Forsythe, R (1, 4) OBP: 0.365, SLG: 0.425	B SI 93 C SI 93 C CU 79 X CU 80 1-2 ② P6			S SI 91 C SI 90 B CU 81 B CU 79 X SI 94 2-2 ① G5-3	D CU 81 C CU 81 B SI 94 X SI 94 2-1 ③ L4			C FF 96 B FC 93 X FF 96 1-1 39 G1-3 20 HBP 19 BB 2-H 3-H 1B	F FF 94 C FF 95 B CH 87 S CH 88 1-3 ③ K	5	1	1	2	0	1	3
20 Steven Souza Jr., R (1, 9) OBP: 0.301, SLG: 0.417 9 Joey Butler, R (8, 7) OBP: 0.345, SLG: 0.451	F SI 93 X SI 93 0-1 ③ G6-3			B SI 92 B SI 93 X FF 93 2-0 ② G5-3		B FF 96 C FF 95 F FF 95 B FF 96 S FF 97 2-3 ① K		C FF 97 F FF 96 B FC 95 B FF 96 F FF 96 H FF 95 3-2 19 BB 39 G1-3 13 SF9 1-2 HBP		3 0	1 0	0 0	0 0	0 0	1 0	1 0
39 Kevin Kiermaier, L (1, 8) OBP: 0.289, SLG: 0.419		F CH 89 X SI 91 0-1 19 SF7 3B		B CU 79 B CU 78 B CH 86 C FF 91 X SI 91 3-1 1B		C CU 83 F FF 96 F FF 97 F CU 83 X CU 85 0-2 ② G1-3		C SL 81 X SL 82 0-1 ① G1-3 1-2 2-3		4	1	2	0	0	0	2
10 Jake Elmore, R (1, 5) OBP: 0.276, SLG: 0.313		D SI 92 B SI 93 B SI 94 B FF 94 4-0 13 G4-6-3 BB		X FF 92 0-0 ③ F9		X FF 96 0-0 ③ L3		B CH 77 D SL 81 D CH 78 C SI 90 B SI 90 4-1 13 SF9 19 BB BB		2	0	0	0	2	0	1
19 Curt Casali, R (1, 2) OBP: 0.321, SLG: 0.520		B CU 78 S SI 92 B SI 93 X FF 92 2-1 ① SF7 3-H	B SI 92 B SI 93 F SI 91 X FF 93 2-1 13 E 2B				B CU 85 C CU 82 X FF 95 1-1 ① G6-3	B CU 75 F CH 78 B SI 90 B SL 82 B SI 90 4-1 1-2 2-3 3-H BB		2	1	1	2	1	0	0

Inning Stats																																			
	R: 2		H: 3		R: 1		H: 1		R: 0		H: 0		R: 0		H: 1		R: 1		H: 1		R: 0		H: 0		R: 0		H: 1		R: 4		H: 2		R: 0		H: 0	
	E: 0		LOB: 1		E: 0		LOB: 0		E: 0		LOB: 0		E: 0		LOB: 1		E: 1		LOB: 2		E: 0		LOB: 0		E: 0		LOB: 0		E: 1		LOB: 2		E: 0		LOB: 0	
	K: 0		BB: 0		K: 0		BB: 1		K: 1		BB: 1		K: 1		BB: 0		K: 0		BB: 1		K: 0		BB: 0		K: 0		BB: 0		K: 0		BB: 2		K: 2		BB: 0	
	S: 14		P: 19		S: 5		P: 12		S: 7		P: 13		S: 7		P: 14		S: 12		P: 23		S: 9		P: 11		S: 5		P: 8		S: 14		P: 29		S: 10		P: 15	

	1B: 6	SF: 2	WP: 0	PA: 41
	2B: 2	SAC: 1	PB: 0	
	3B: 1	DP: 3	SB: 0	
	HR: 0	HBP: 1	CS: 0	

PITCHER		IP	WLS	BF	H	R	ER	SO	BB	IBB	HBP	BLK	WP	HR	S	P	ERA	WHIP
47 Iván Nova, R ERA: 2.65	(1, 1)	5.0	L	23	6	4	3	1	3	0	0	0	0	0	45	81	5.40	1.800
55 Bryan Mitchell, R ERA: 3.52	(6, 1)	2.0		10	3	4	2	1	0	0	1	0	0	0	22	34	9.00	1.500
26 Chris Capuano, L ERA: 4.82	(8, 1)	1.0		5	0	0	0	0	2	0	0	0	0	0	6	14	0.00	2.000
64 Nick Rumbelow, R ERA: 2.7	(9, 1)	1.0		3	0	0	0	2	0	0	0	0	0	0	10	15	0.00	0.000

PITCHER	IP	WLS	BF	H	R	ER	SO	BB	IBB	HBP	BLK	WP	HR	S	P	ERA	WHIP

TOP

Tampa Bay Rays @ New York Yankees

Yankee Stadium, Bronx, NY

Sun Jul 05 2015, 1:08 PM - 4:08 PM EDT

Att. 35,050 - Sunny - 81 F

livebaseballscorecards.com

AB	32
R	8
H	9
RBI	7
BB	5
SO	4
LOB	17

Tampa Bay Rays @ New York Yankees

Yankee Stadium, Bronx, NY

Sun Jul 05 2015, 1:08 PM - 4:08 PM EDT

Att. 35,050 - Sunny - 81 F

livebaseballscorecards.com

BOTTOM

Batter	1	2	3	4	5	6	7	8	9	AB	R	H	RBI	BB	SO	LOB
11 Brett Gardner, L (1, 8) OBP: 0.373, SLG: 0.481	B SI 88 C FF 90 B CH 79 C CH 79 F FF 91 S SL 82 2-3 ① K	C CH 79 D SL 85 B SI 90 B FF 92 B CH 81 4-1 1-2 BB			F SL 83 S FF 92 B FF 92 S CU 77 1-3 ② K		B FF 87 S FF 87 B CU 80 S CU 80 B CU 80 1 SAFE D CU 82 4-2 12 G1-4-3 1-2 BB			2	0	0	0	2	2	0
12 Chase Headley, S (1, 5) OBP: 0.307, SLG: 0.373	B CU 76 C FF 91 X SI 91 1-1 34 BB 2B	C CU 73 B FF 92 X CH 79 1-1 ③ P5			B CH 80 S FF 90 C SL 84 C CU 78 1-3 ③ K		C FF 86 B FF 86 C FF 88 F CU 80 B CU 80 X FF 87 2-2 ②③ G1-4-3 1-2f			4	0	1	0	0	1	4
13 Alex Rodriguez, R (1, 10) OBP: 0.390, SLG: 0.513	B FF 92 B SL 85 F SI 90 F SL 85 B SI 92 X SI 92 3-2 ② G6-3		X SL 84 0-0 ① P3			C SI 91 B CH 82 X SI 90 1-1 HR		C FF 89 B CU 80 B SL 86 B FF 90 B SL 87 4-1 25 G5-4-3 BB		3	1	1	1	1	0	1
25 Mark Teixeira, S (1, 3) OBP: 0.356, SLG: 0.532	D CU 75 B FF 92 B SI 93 B FF 91 4-0 34 BB BB		C SI 91 B SI 91 S SL 85 B FF 92 F SL 86 X CH 81 2-2 ② F9			S CH 78 B CH 80 F FF 91 X FF 94 1-2 ① F9		C SL 87 F SL 88 F SL 87 B CH 82 F SL 87 B FF 89 F SL 87 B SL 89 X CH 82 3-2 ①② 1-2f G5-4-3		3	0	0	0	1	0	1
34 Brian McCann, L (1, 2) OBP: 0.332, SLG: 0.471	B CH 79 C FF 91 C SL 83 B CH 82 F FF 92 D SL 84 B FF 92 4-2 1-2 2-3 BB		B CH 79 X FF 93 1-0 ③ P5			B CU 76 C FF 92 X SL 84 1-1 ② G4-3		C FF 89 B CU 78 C FF 90 S CU 80 1-3 ③ K		3	0	0	0	1	1	0
33 Garrett Jones, L (1, 9) OBP: 0.278, SLG: 0.407	X CH 78 0-0 ③ G3			C FF 90 B SL 84 B SL 82 F FF 91 X CH 80 2-2 ① L8		C CH 81 S CH 81 B CU 80 F CH 80 B FF 94 F CU 77 X FF 94 2-2 2B			B FF 89 B FF 89 X FF 89 2-0 ① G4-3	4	0	1	0	0	0	3
24 Chris Young, R (1, 7) OBP: 0.298, SLG: 0.464		B FF 89 X SI 89 1-0 ① G5-3		C SL 83 B SI 89 H SI 89 2-1 18 L5-3 HBP		F CH 79 B FF 92 B CH 80 F FF 93 F CH 81 F FF 95 F CH 84 F FF 94 D SL 86 3-2 X SI 94 G6-3			C SL 88 B CU 79 B SL 88 C FF 90 F CH 82 S CH 83 2-3 ② K	3	0	0	0	0	1	1
18 Didi Gregorius, L (1, 6) OBP: 0.296, SLG: 0.329		B SI 90 X CH 80 1-0 E1 11 BB	C SI 90 F FF 91 X FF 93 0-2 ②③ L5-3 1-1				B FF 88 C CU 80 S FF 89 X CU 80 1-2 ① G1-3		B FF 90 F SL 87 X CU 81 1-1 ③ G4-3	4	0	0	0	0	0	1
14 Stephen Drew, L (1, 4) OBP: 0.251, SLG: 0.364 38 José Pirela, R (7, PH) (8, 4) OBP: 0.227, SLG: 0.297		X SI 89 0-0 ② F8			C FF 90 B SL 85 B FF 91 X SI 88 2-1 ① G4-3		C FF 87 B FF 88 C CU 78 S CU 81 1-3 K 11 BB			2 1	0 0	0 0	0 0	0 0	0 1	1 0
Inning Stats	R: 0 E: 0 K: 1 S: 13 H: 1 LOB: 3 BB: 2 P: 27	R: 0 E: 1 K: 0 S: 6 H: 0 LOB: 2 BB: 1 P: 13	R: 0 E: 0 K: 0 S: 6 H: 0 LOB: 0 BB: 0 P: 9	R: 0 E: 0 K: 0 S: 7 H: 0 LOB: 0 BB: 0 P: 11	R: 0 E: 0 K: 2 S: 8 H: 0 LOB: 0 BB: 0 P: 12	R: 1 E: 0 K: 0 S: 19 H: 2 LOB: 1 BB: 0 P: 27	R: 0 E: 0 K: 1 S: 12 H: 0 LOB: 1 BB: 1 P: 20	R: 0 E: 0 K: 1 S: 10 H: 0 LOB: 0 BB: 1 P: 18	R: 0 E: 0 K: 1 S: 7 H: 0 LOB: 0 BB: 0 P: 12	1B: 0 2B: 3 3B: 0 HR: 1	SF: 0 SAC: 0 DP: 3 HBP: 1	WP: 1 PB: 0 SB: 0 CS: 0	PA: 35				

	AB	29
	R	1
	H	3
	RBI	1
	BB	5
	SO	6
	LOB	12

PITCHER		IP	WLS	BF	H	R	ER	SO	BB	IBB	HBP	BLK	WP	HR	S	P	ERA	WHIP
30 Erasmo Ramírez, R ERA: 3.8	(1, 1)	6.0	W	25	3	1	1	3	3	0	1	0	0	1	59	99	1.50	1.000
31 Xavier Cedeño, L ERA: 2.96	(7, 1)	1.0	H	4	0	0	0	1	1	0	0	0	1	0	12	20	0.00	1.000
50 Everett Teaford, L ERA: 2.08	(8, 1)	2.0		6	0	0	0	2	1	0	0	0	0	0	17	30	0.00	0.500

PITCHER	IP	WLS	BF	H	R	ER	SO	BB	IBB	HBP	BLK	WP	HR	S	P	ERA	WHIP

Oakland Athletics @ New York Yankees

Yankee Stadium, Bronx, NY

Tue Jul 07 2015, 7:10 PM - 10:25 PM EDT

Att. 32,337 - Partly Cloudy - 84 F

livebaseballscorecards.com

Batter	1	2	3	4	5	6	7	8	9	10	AB	R	H	RBI	BB	SO	LOB
1 Billy Burns, S (1, 8) OBP: 0.353, SLG: 0.420	L5		1B		P3			K		P4	5	0	1	0	0	1	1
21 Stephen Vogt, L (1, 2) OBP: 0.381, SLG: 0.502	18 G4-3 / 22 1B		22 G4-6-3 / 1B		L8			F7			4	1	2	1	0	0	1
18 Ben Zobrist, S (1, 7) OBP: 0.347, SLG: 0.440	G4-3		K			G4-3		G6-3			4	0	0	0	0	1	3
23 Sam Fuld, L (10, 7) OBP: 0.294, SLG: 0.324											0	0	0	0	0	0	0
22 Josh Reddick, L (1, 9) OBP: 0.345, SLG: 0.460	1B		G4-6-3			K			F7		4	0	1	1	0	1	2
16 Billy Butler, R (1, 10) OBP: 0.315, SLG: 0.373	G5-3			G6-3		HR			K		4	1	1	1	0	1	1
17 Ike Davis, L (1, 3) OBP: 0.329, SLG: 0.406		BB		G4-3		G6-3			K		3	0	0	0	1	1	0
15 Brett Lawrie, R (1, 5) OBP: 0.328, SLG: 0.432		K		K			K			HR	4	1	1	1	0	3	1
28 Eric Sogard, L (1, 4) OBP: 0.298, SLG: 0.293		G1-6-3			1B		L3			F7	4	0	1	0	0	0	1
10 Marcus Semien, R (1, 6) OBP: 0.308, SLG: 0.397			1B		K		K			K	4	1	1	0	0	3	1
Inning Stats	R: 1 E: 0 K: 0 S: 16 / H: 2 LOB: 1 BB: 0 P: 24	R: 0 E: 0 K: 1 S: 9 / H: 0 LOB: 0 BB: 1 P: 15	R: 1 E: 0 K: 1 S: 11 / H: 3 LOB: 1 BB: 0 P: 16	R: 0 E: 0 K: 1 S: 9 / H: 0 LOB: 0 BB: 0 P: 11	R: 0 E: 0 K: 1 S: 10 / H: 1 LOB: 1 BB: 0 P: 13	R: 1 E: 0 K: 1 S: 10 / H: 1 LOB: 0 BB: 0 P: 14	R: 0 E: 0 K: 2 S: 10 / H: 0 LOB: 0 BB: 0 P: 16	R: 0 E: 0 K: 1 S: 11 / H: 0 LOB: 0 BB: 0 P: 12	R: 0 E: 0 K: 2 S: 8 / H: 0 LOB: 0 BB: 0 P: 15	R: 1 E: 0 K: 1 S: 9 / H: 1 LOB: 0 BB: 0 P: 11	1B: 6 2B: 0 3B: 0 HR: 2	SF: 0 SAC: 0 DP: 2 HBP: 0						

PITCHER	IP	WLS	BF	H	R	ER	SO	BB	IBB	HBP	BLK	WP	HR	S	P	ERA	WHIP
30 Nathan Eovaldi, R (1, 1) ERA: 4.45	5.1		21	6	2	2	4	1	0	0	0	0	0	60	86	3.38	1.312
45 Chasen Shreve, L (6, 1) ERA: 2.1	0.2	B	3	1	1	1	1	0	0	0	0	0	1	5	7	13.50	1.500
43 Adam Warren, R (7, 1) ERA: 3.48	1.0		3	0	0	0	2	0	0	0	0	0	0	10	16	0.00	0.000
41 Justin Wilson, L (8, 1) ERA: 2.97	1.0		3	0	0	0	1	0	0	0	0	0	0	11	12	0.00	0.000
68 Dellin Betances, R (9, 1) ERA: 1.65	1.2	L	6	1	1	1	3	0	0	0	0	0	1	15	24	5.40	0.600

PITCHER	IP	WLS	BF	H	R	ER	SO	BB	IBB	HBP	BLK	WP	HR	S	P	ERA	WHIP
26 Chris Capuano, L (10, 1) ERA: 4.76	0.1		1	0	0	0	0	0	0	0	0	0	0	2	2	0.00	0.000

AB	36
R	4
H	8
RBI	4
BB	1
SO	11
LOB	11

WP: 0	PA: 37		
PB: 0			
SB: 1			
CS: 0			

Batter	1	2	3	4	5	6	7	8	9	10	AB	R	H	RBI	BB	SO	LOB
11 Brett Gardner, L (1, 8) OBP: 0.373, SLG: 0.478	B FF 93 X FF 93 1-0 12 BB 34 1B 1B	C CU 80 F CU 81 S SL 86 0-3 ③ K		C CU 81 F CH 84 X FF 92 0-2 ③ FC4-6 1-2f			D FF 93 C FF 93 B FF 92 1 SAFE B FF 92 X FF 92 3-1 ① G3 1-2			B FF 91 B CH 79 F FF 91 F CH 79 B FS 82 B FF 92 4-2 13 BB BB	4	1	1	0	1	1	3
12 Chase Headley, S (1, 5) OBP: 0.305, SLG: 0.368	B SI 92 B FF 93 B FF 93 B FF 94 4-0 34 1B 33 1B 1-2 BB		C FF 92 C CU 80 B SL 84 F FF 92 C SL 86 1-3 ① K		B CH 88 B FF 91 X FF 91 2-0 ① G3		C CU 82 S FF 93 X SL 86 0-2 ②③ L4-6 2-2			B FS 82 C FF 92 F FF 92 B FS 82 X FF 92 2-2 ② P2	4	1	0	0	1	1	2
13 Alex Rodriguez, R (1, 10) OBP: 0.387, SLG: 0.505 38 José Pirela, R (10, PR) OBP: 0.227, SLG: 0.297	D SI 94 B SI 93 B FF 93 C FF 93 X FF 93 3-1 ① F8		B SI 94 C CU 80 X SI 93 1-1 ② G6-3		F FF 93 F FF 92 B SL 86 C FC 92 1-3 ② K			S FC 90 F FF 94 B FF 95 S CU 81 1-3 K 25 G1-6-3		D FS 80 1 SAFE B CH 79 S CH 78 B FF 92 B CH 78 4-1 1-2 BB	4 0	0 0	0 0	0 0	1 0	2 0	2 0
25 Mark Teixeira, S (1, 3) OBP: 0.351, SLG: 0.522	C CU 81 B FF 93 C CU 82 S SL 86 1-3 ② K		X FF 94 0-0 ③ G1-3		B CH 83 F CH 84 F CU 79 B CH 86 S SL 86 2-3 ③ K			S FF 93 1 SAFE F FF 94 X FF 93 0-2 ①② G1-6-3 1-2f		B FF 92 B CH 79 B CH 80 C FF 92 F FF 93 S CH 80 3-3 ③ K	5	0	0	0	0	3	5
34 Brian McCann, L (1, 2) OBP: 0.335, SLG: 0.469	B CU 82 X FF 94 1-0 33 1B 1-2 2-H 1B		B FF 93 B CU 80 B FF 93 C FF 92 F FF 93 B FF 94 4-2 24 G6-3 33 1B 18 1B BB			X FF 92 0-0 ① G4-3		B KC 81 X FF 94 1-0 ③ F8			3	1	1	1	1	0	0
33 Garrett Jones, L (1, 9) OBP: 0.285, SLG: 0.410	B FF 95 D CU 82 X FF 93 2-0 1-2 2-H 1B			B FF 93 B SI 92 C FF 94 C FF 93 X CU 83 2-2 24 G6-3 1-2 1B		C FF 92 C CH 84 X CH 82 0-2 ② L7			C KC 80 X KC 80 0-1 ① G3		4	0	2	1	0	0	0
24 Chris Young, R (1, 7) OBP: 0.297, SLG: 0.459	D SI 94 B FF 94 F FF 94 F FF 94 D SL 86 X SL 84 3-2 ③ P3			F SI 93 B FF 94 X FF 93 1-1 ①② G6-3 1-2f 2-3			C SI 92 C FF 92 B SL 85 B SL 86 X FF 93 2-2 18 WP 1B		B KC 79 C KC 80 B KC 80 B FF 94 C FF 93 F FF 94 X FF 94 3-2 ② P6	4	0	1	0	0	0	4
18 Didi Gregorius, L (1, 6) OBP: 0.295, SLG: 0.328		C SI 92 X CH 86 0-1 ① L7		X FF 94 0-0 14 BB 3-H 1B			B SI 93 D CU 82 B CH 84 C FF 93 X SI 92 3-1 ③ G3-1 1-2		F KC 81 X KC 81 0-1 ③ G4-3		4	0	1	1	0	0	1
14 Stephen Drew, L (1, 4) OBP: 0.251, SLG: 0.360		B FF 92 C FF 91 F CU 81 B SL 85 B SL 85 X FF 91 3-2 ② F8		C FF 93 C CH 88 B FF 93 1 SAFE F SL 85 D SL 85 1 SAFE B FF 90 D SL 89 4-2 11 FC4-6 1-2 BB			B FF 91 C FF 92 S CH 83 B FF 94 X CH 86 2-2 E6 12 L4-6 11 G3		B CH 78 C CH 78 F FF 91 X FF 92 1-2 ① P2	3	0	0	0	1	0	0
Inning Stats	R: 2 E: 0 K: 1 S: 11 H: 3 LOB: 2 BB: 1 P: 26	R: 0 E: 0 K: 1 S: 8 H: 0 LOB: 0 BB: 0 P: 11	R: 0 E: 0 K: 1 S: 7 H: 0 LOB: 0 BB: 0 P: 9	R: 1 E: 0 K: 0 S: 14 H: 2 LOB: 2 BB: 2 P: 25	R: 0 E: 0 K: 2 S: 7 H: 0 LOB: 0 BB: 0 P: 12	R: 0 E: 0 K: 0 S: 9 H: 1 LOB: 1 BB: 0 P: 14	R: 0 E: 1 K: 0 S: 8 H: 0 LOB: 0 BB: 0 P: 13	R: 0 E: 0 K: 1 S: 7 H: 0 LOB: 0 BB: 0 P: 9	R: 0 E: 0 K: 0 S: 8 H: 0 LOB: 0 BB: 0 P: 11	R: 0 E: 0 K: 1 S: 12 H: 0 LOB: 2 BB: 2 P: 26	1B: 6 2B: 1 3B: 0 HR: 0	SF: 0 SAC: 0 DP: 3 HBP: 0	WP: 2 PB: 0 SB: 0 CS: 0	PA: 40			

PITCHER	IP	WLS	BF	H	R	ER	SO	BB	IBB	HBP	BLK	WP	HR	S	P	ERA	WHIP
54 Sonny Gray, R (1, 1) ERA: 2.2	7.0		29	6	3	3	5	3	0	0	0	1	0	64	110	3.86	1.286
33 Fernando Rodriguez Jr., R (8, 1) ERA: 3.75	0.0		1	0	0	0	1	0	0	0	0	1	0	3	4	∞	∞
13 Drew Pomeranz, L (8, 1) ERA: 3.53	2.0	W	5	0	0	0	0	0	0	0	0	0	0	12	16	0.00	0.000
36 Tyler Clippard, R (10, 1) ERA: 2.52	1.0	S	5	0	0	0	1	2	0	0	0	0	0	12	26	0.00	2.000

PITCHER	IP	WLS	BF	H	R	ER	SO	BB	IBB	HBP	BLK	WP	HR	S	P	ERA	WHIP

BOTTOM

Oakland Athletics @ New York Yankees

Yankee Stadium, Bronx, NY

Tue Jul 07 2015, 7:10 PM - 10:25 PM EDT

Att. 32,337 - Partly Cloudy - 84 F

livebaseballscorecards.com

AB	35
R	3
H	6
RBI	3
BB	5
SO	7
LOB	17

Oakland Athletics @ New York Yankees

Yankee Stadium, Bronx, NY

Wed Jul 08 2015, 7:08 PM - 10:17 PM EDT

Att. 41,626 - Overcast - 80 F

TOP

livebaseballscorecards.com

Batter	1	2	3	4	5	6	7	8	9	AB	R	H	RBI	BB	SO	LOB
1 Billy Burns, S (1, 8) OBP: 0.354, SLG: 0.420	C FF 91 X SI 91 0-1 21 L3 1B	S FF 92 F FF 93 X FF 92 0-2 ③ P6			X SI 90 0-0 18 BB 1B		X FF 94 0-0 ① P3		C FF 95 F FF 95 S SL 85 0-3 ② K2-3	5	0	2	0	0	1	2
21 Stephen Vogt, L (1, 3) OBP: 0.375, SLG: 0.493 23 Sam Fuld, L (9, PR) OBP: 0.294, SLG: 0.324	B FF 91 X SL 79 1-0 ①② L3 1-1		C SL 80 B SI 90 F SI 90 X SL 80 1-2 ① G6-3		C FF 90 X SL 79 0-1 ② F8		C FC 91 C CU 80 F FF 96 X CU 82 0-2 ② F9		B FF 95 B SL 82 S SL 83 B SL 83 C FF 93 X FF 95 3-2 E5	5 0	0 0	0 0	0 0	0 0	0 0	2 0
18 Ben Zobrist, S (1, 4) OBP: 0.344, SLG: 0.431	C FF 92 B FF 92 C SL 80 X SI 92 1-2 ③ G6-3		B SI 91 B SI 91 S FF 91 C SI 86 B SI 85 F SI 86 F FF 92 X FF 91 3-2 ② P4		C FF 89 B FF 90 C SL 80 B CH 84 B SI 91 B SL 82 4-2 1-2 BB		C SI 96 X FC 89 0-1 ③ G6-3		S SL 84 F FF 94 F FF 94 B SL 85 X SL 83 1-2 ③ G5-3	4	0	0	0	1	0	1
16 Billy Butler, R (1, 10) OBP: 0.315, SLG: 0.375		C SI 89 B FF 90 X FF 91 1-1 15 1B 5 FC5-2-5 2B	C SI 91 B SI 92 C FF 85 B SL 83 X SI 93 2-2 ③ G3		B SI 90 X SI 91 1-0 ③ F8			B KC 84 C FF 96 C FF 98 C FF 98 1-3 ① K		4	0	1	0	0	1	2
15 Brett Lawrie, R (1, 5) OBP: 0.327, SLG: 0.430		X SI 86 0-0 5 FC5-2-5 19 1B 2-3 1B		F SL 80 X FF 92 0-1 ① F7		B SI 89 B CH 84 B CH 83 C FF 90 F SI 90 F SL 80 F FF 91 X SI 84 3-2 ① G4-3		C KC 83 F KC 85 F FF 97 F FF 98 B FF 98 S KC 84 1-3 ② K		4	1	1	0	0	1	0
5 Jake Smolinski, R (1, 9) OBP: 0.286, SLG: 0.210 22 Josh Reddick, L (8, PH) OBP: 0.344, SLG: 0.459 (8, 9)		X SL 80 0-0 ① FC5-2-5 19 1B 20 1B 1-2 3-H		B SI 91 B SL 80 B SI 91 B FF 91 4-0 20 FC6-4 BB		B SL 81 F SI 90 F FF 90 B SI 85 B SL 81 F SI 84 F FF 91 X SI 85 3-2 20 WP 1B		S FF 97 B KC 84 F KC 83 B FF 97 F SV 85 F SV 85 F FF 97 X FF 99 2-2 ③ G3		2 1	1 0	1 0	0 0	1 0	0 0	2 0
19 Josh Phegley, R (1, 2) OBP: 0.317, SLG: 0.491		B SI 90 F SI 91 X SI 84 1-1 20 1B 1-2 2-H 1B		B FF 90 F FF 91 B SI 89 S CH 84 S SI 90 2-3 ② K		B FF 94 F FF 96 F FF 96 C CU 84 1-3 ② K			F FF 92 C SL 83 F FF 94 X SL 85 0-2 ① F8	4	0	1	1	0	2	2
20 Mark Canha, R (1, 7) OBP: 0.312, SLG: 0.416		C SI 91 C FF 90 F SI 92 X SI 85 0-2 1-3 2-H 1B		F FF 90 B SL 78 C SL 80 X FF 84 1-2 ③ FC6-4 1-2f		1 SAFE B CU 82 B FC 93 B FC 93 B FF 97 4-0 1-2 BB			C SL 83 B SL 84 S SL 83 X FF 96 1-2 10 HR 1B	3	1	2	1	1	0	1
10 Marcus Semien, R (1, 6) OBP: 0.307, SLG: 0.404		C SL 82 F FF 91 B SI 86 X FF 86 1-2 ② L4			C SL 79 X SI 89 0-1 ① F9	B CU 82 B FF 95 C FF 96 B FC 91 F FF 96 X FF 97 3-2 ③ G4-3			S SL 83 S SL 83 B SL 83 B SL 82 F SL 83 D SL 82 F FF 95 X FF 94 3-2 1-H HR	4	1	1	2	0	0	4

| Inning Stats | | |

Batter	1	2	3	4	5	6	7	8	9	AB	R	H	RBI	BB	SO	LOB
22 Jacoby Ellsbury, L (1, 8) OBP: 0.408, SLG: 0.368	C SI 89 B SL 79 B SI 91 C FC 85 B FC 86 X SI 91 3-2 ① L7		B SI 86 F CU 78 F SI 87 F CH 74 X CU 77 1-2 ② F7		C FF 92 S CU 73 B FF 92 C FF 92 1-3 ① K		C SI 91 X SI 92 0-1 13 G6-4-3 11 BB 1B			4	0	1	0	0	1	0
11 Brett Gardner, L (1, 7) OBP: 0.378, SLG: 0.478	B SI 92 X FC 86 1-0 1B		C CU 78 C FC 87 B CU 78 F SI 88 B CH 73 B SL 80 B SL 80 4-2 BB		F FF 92 C FF 92 B FF 92 X CU 73 1-2 ② L9		F SI 90 D SL 83 1 SAFE B FF 92 B SI 92 F SI 92 B SL 84 4-2 13 G6-4-3 BB 1-2			2	0	1	0	2	0	0
13 Alex Rodriguez, R (1, 10) OBP: 0.382, SLG: 0.498	C SI 90 C SI 92 B CH 76 C SI 92 1-3 ② K		B SI 87 S CH 75 S SI 89 S SI 89 1-3 ③ K		B FF 89 B FF 92 S FC 88 B FF 91 X FF 91 3-1 ③ F8		B SI 90 B SI 90 F FF 92 F SI 90 X SI 91 2-2 ① ② G6-4-3 1-2f 2-3			4	0	0	0	0	2	4
25 Mark Teixeira, S (1, 3) OBP: 0.356, SLG: 0.546	B SI 92 F FC 87 F SI 92 S SI 94 1-3 ③ K			F FF 92 S CU 72 B CU 74 X FF 93 1-2 HR		B FF 90 C FF 89 S CU 71 B CU 72 X FF 92 2-2 HR	I IN 83 I IN 84 I IN 84 I IN 86 4-0 IBB			3	2	2	2	1	1	1
24 Chris Young, R (1, 9) OBP: 0.296, SLG: 0.452		C SI 90 F FF 91 B CH 75 F CH 76 B CU 77 B FC 89 X SI 93 3-2 E5 18 2B		B FF 93 B FC 88 B FC 89 B FF 92 4-0 38 S 66 1B 38 SF9 BB		B FC 87 F FF 89 F FF 91 C CU 72 1-3 ① K	C SI 90 X FF 89 0-1 ③ P5			3	2	0	0	1	1	2
66 John Ryan Murphy, R (1, 2) OBP: 0.293, SLG: 0.333		C SI 92 X CH 76 0-1 ① L8		S FF 91 B FF 92 F FF 89 D CU 73 B FF 92 1 SAFE X FC 89 3-2 38 SF9 38 WP 1-2 1B		F FF 92 B FF 90 X FC 86 1-1 18 FC3-6 1B		C SI 90 C SI 89 F SI 90 B FF 91 F FF 90 X FS 86 1-2 ① G6-3		4	0	2	0	0	0	1
18 Didi Gregorius, L (1, 6) OBP: 0.294, SLG: 0.331		X FC 87 0-0 ② 1-H 2B		C FF 92 S CU 74 S CU 73 0-3 ① K		F SI 92 S SL 83 D SL 84 X FF 92 1-2 ② FC3-6 38 1B 1-2f		S FC 87 F FF 93 S FF 95 0-3 ② K		4	0	1	1	0	2	3
38 José Pirela, R (1, 4) OBP: 0.232, SLG: 0.303 14 Stephen Drew, L (7, 4) OBP: 0.254, SLG: 0.375		C SI 93 B SI 92 X SI 93 1-1 ③ G4-3		C FC 88 C FC 89 B CU 74 X FC 89 1-2 ② SF9 1-3 2-H		X SI 91 0-0 1-2 1B		B FF 88 F FF 88 C SI 94 B CH 74 B FF 88 F FF 88 F FF 94 F FC 87 X CH 67 3-2 HR		2 1	0 1	1 1	1 1	0 0	0 0	0 0
31 Gregorio Petit, R (1, 5) OBP: 0.217, SLG: 0.238			S SI 84 B SI 85 F CH 72 B CH 73 S CH 74 2-3 ① K	C FF 92 X CU 74 0-1 ③ G3-1		X SI 90 0-0 ③ G3		B SI 90 B KC 74 X SI 90 2-0 ③ G6-3		4	0	0	0	0	1	3
Inning Stats	R: 0 E: 0 K: 2 S: 10 H: 1 LOB: 1 BB: 0 P: 16	R: 1 E: 1 K: 0 S: 9 H: 1 LOB: 0 BB: 0 P: 13	R: 0 E: 0 K: 2 S: 13 H: 0 LOB: 1 BB: 1 P: 21	R: 2 E: 0 K: 1 S: 14 H: 2 LOB: 1 BB: 1 P: 23	R: 0 E: 0 K: 1 S: 8 H: 0 LOB: 0 BB: 0 P: 13	R: 1 E: 0 K: 1 S: 13 H: 3 LOB: 2 BB: 0 P: 18	R: 0 E: 0 K: 0 S: 9 H: 1 LOB: 2 BB: 2 P: 19	R: 1 E: 0 K: 1 S: 15 H: 1 LOB: 0 BB: 0 P: 21		1B: 5 2B: 1 3B: 0 HR: 3	SF: 1 SAC: 0 DP: 1 HBP: 0		WP: 1 PB: 0 SB: 1 CS: 0	PA: 36		

BOTTOM

Oakland Athletics @ New York Yankees

Yankee Stadium, Bronx, NY

Wed Jul 08 2015, 7:08 PM - 10:17 PM EDT

Att. 41,626 - Overcast - 80 F

livebaseballscorecards.com

AB	31
R	5
H	9
RBI	5
BB	4
SO	8
LOB	14

PITCHER		IP	WLS	BF	H	R	ER	SO	BB	IBB	HBP	BLK	WP	HR	S	P	ERA	WHIP
26 Scott Kazmir, L ERA: 2.49	(1, 1)	3.0		12	2	1	0	4	1	0	0	0	0	0	32	50	0.00	1.000
58 Evan Scribner, R ERA: 4.06	(4, 1)	2.1	L	12	4	3	3	3	1	0	0	0	1	2	30	48	11.57	2.143
39 Eric O'Flaherty, L ERA: 7.04	(6, 1)	0.2		5	2	0	0	0	1	0	0	0	0	0	9	14	0.00	4.500
49 Edward Mujica, R ERA: 3.6	(7, 1)	1.1		4	0	0	0	0	0	1	0	0	0	0	10	17	0.00	0.000
56 Fernando Abad, L ERA: 4.95	(8, 1)	0.2		3	1	1	1	1	0	0	0	0	0	1	10	15	13.50	1.500

PITCHER	IP	WLS	BF	H	R	ER	SO	BB	IBB	HBP	BLK	WP	HR	S	P	ERA	WHIP

Batter	1	2	3	4	5	6	7	8	9	AB	R	H	RBI	BB	SO	LOB
1 Billy Burns, S (1, 8) OBP: 0.349, SLG: 0.413	X FS 88 0-0 ① F7		S FS 87 F FC 90 X FF 92 0-2 ① G6-3		X FS 87 0-0 ③ F7			B FF 91 C FF 91 X CH 83 1-1 ③ G6-3		4	0	0	0	0	0	0
21 Stephen Vogt, L (1, 2) OBP: 0.371, SLG: 0.485	C FF 92 F FF 92 B FF 93 X FS 88 1-2 ② G1-3		F FF 92 C SL 84 X SI 93 0-2 ② G3-1			B SL 82 B SL 84 C SI 92 F FS 87 F FS 88 B FF 94 S SL 88 3-3 ① K			B FF 90 F FF 90 S SL 85 B FF 91 B CH 82 X FF 92 3-2 ① F8	4	0	0	0	0	1	0
18 Ben Zobrist, S (1, 4) OBP: 0.338, SLG: 0.422	C FF 92 X FC 90 0-1 ③ P6		C CU 77 B SI 91 S FS 87 F FF 94 B SI 93 F FS 88 B FS 87 X SL 85 3-2 ③ G4-3			B FS 86 F CU 78 F CU 79 B SI 92 S FS 89 2-3 ② K			F FF 91 B FF 92 B CH 82 C FF 91 F FF 92 B CH 82 F FF 91 F FF 92 X FF 92 3-2 ② F9	4	0	0	0	0	1	0
22 Josh Reddick, L (1, 9) OBP: 0.344, SLG: 0.457		B FF 92 B CU 75 F FF 93 2-1 CI 16 2B		C FF 91 X FC 88 0-1 ① F7		F CU 78 F SI 92 B SI 92 F SL 85 F FS 90 F FF 94 B SI 92 X SL 85 2-2 ③ F7			B FF 91 X FF 91 1-0 16 DI 1B	3	1	1	0	0	0	0
16 Billy Butler, R (1, 10) OBP: 0.314, SLG: 0.377		C FF 91 X SI 90 0-1 15 G6-3 20 2B 1-H 2B		C CU 76 C SL 83 B FF 93 B SL 84 S FS 89 2-3 K 15 FC6-4			B SL 85 S SL 84 B FF 93 X SL 84 2-1 ① L7		C SL 89 S SL 90 S FF 94 0-3 ③ K 1-2	4	1	1	1	0	2	1
17 Ike Davis, L (1, 3) OBP: 0.329, SLG: 0.400		B FF 91 F SL 83 S FS 87 D FS 87 B FS 87 B FF 93 4-2 15 G6-3 BB		C CU 78 B FS 87 C SL 84 F SI 91 B FS 87 C SL 84 2-3 ② K			C CU 79 X FS 88 0-1 ② G1			2	0	0	0	1	1	1
15 Brett Lawrie, R (1, 5) OBP: 0.324, SLG: 0.426		S SL 85 B FF 91 F FS 87 X FS 87 1-2 ①② G6-3 1-2f 2-3		B CU 77 F SL 83 F FS 87 B SI 92 X FS 88 2-2 ③ FC6-4 1-2f			B FS 88 X FS 88 1-0 ③ G5-3			3	0	0	0	0	0	3
20 Mark Canha, R (1, 7) OBP: 0.312, SLG: 0.420		B FF 94 F FS 88 X FF 92 1-1 3-H 2B			C SL 81 X SI 90 0-1 ① G5-3			B FF 92 F SL 84 B FS 89 C SL 83 F FS 88 S FS 88 2-3 ① K		3	0	1	1	0	1	0
10 Marcus Semien, R (1, 6) OBP: 0.304, SLG: 0.401		C SL 84 B SL 84 S FS 87 D FS 87 B SL 85 X FS 86 3-2 ③ G6-3			C SL 82 C SL 83 F SL 84 B FS 88 X SL 83 1-2 ② G6-3			B SL 84 F FF 92 S FS 89 B SL 85 F FS 88 B FS 89 F FS 86 F FS 88 C SL 86 3-3 ② K		3	0	0	0	0	1	1
Inning Stats	R: 0 E: 0 K: 0 S: 6 H: 0 LOB: 0 BB: 0 P: 7	R: 2 E: 1 K: 0 S: 13 H: 2 LOB: 1 BB: 1 P: 24	R: 0 E: 0 K: 0 S: 11 H: 0 LOB: 0 BB: 0 P: 14	R: 0 E: 0 K: 2 S: 12 H: 0 LOB: 1 BB: 0 P: 18	R: 0 E: 0 K: 0 S: 7 H: 0 LOB: 0 BB: 0 P: 8	R: 0 E: 0 K: 2 S: 13 H: 0 LOB: 0 BB: 0 P: 20	R: 0 E: 0 K: 0 S: 5 H: 0 LOB: 0 BB: 0 P: 8	R: 0 E: 0 K: 2 S: 12 H: 0 LOB: 0 BB: 0 P: 18	R: 0 E: 0 K: 1 S: 13 H: 1 LOB: 1 BB: 0 P: 20	1B: 1 2B: 2 3B: 0 HR: 0 SF: 0 SAC: 0 DP: 1 HBP: 0						

PITCHER	IP	WLS	BF	H	R	ER	SO	BB	IBB	HBP	BLK	WP	HR	S	P	ERA	WHIP
19 Masahiro Tanaka, R (1, 1) ERA: 3.63	7.2	W	27	2	2	1	6	1	0	0	0	1	0	77	114	1.17	0.391
45 Chasen Shreve, L (8, 1) ERA: 2.04	1.0	H	4	1	0	0	0	0	0	0	0	0	0	12	20	0.00	1.000
43 Adam Warren, R (9, 1) ERA: 3.46	0.1		1	0	0	0	1	0	0	0	0	0	0	3	3	0.00	0.000

PITCHER	IP	WLS	BF	H	R	ER	SO	BB	IBB	HBP	BLK	WP	HR	S	P	ERA	WHIP

TOP

Oakland Athletics @ New York Yankees

Yankee Stadium, Bronx, NY

Thu Jul 09 2015, 1:10 PM - 4:05 PM EDT

Att. 40,084 - Cloudy - 70 F

livebaseballscorecards.com

AB	30
R	2
H	3
RBI	2
BB	1
SO	7
LOB	6

WP: 1	PA: 32		
PB: 0			
SB: 0			
CS: 0			

BOTTOM

Oakland Athletics @ New York Yankees

Yankee Stadium, Bronx, NY

Thu Jul 09 2015, 1:10 PM - 4:05 PM EDT

Att. 40,084 - Cloudy - 70 F

livebaseballscorecards.com

Batter	1	2	3	4	5	6	7	8	9	AB	R	H	RBI	BB	SO	LOB
22 Jacoby Ellsbury, L (1, 8) OBP: 0.408, SLG: 0.365	B SI 88 B FF 90 C FF 90 F FF 90 B FF 90 X FF 90 3-2 ① G1-3		B CH 83 B FC 89 B CH 85 B SI 92 4-0 11 1B 25 1B BB	B FF 91 X CH 86 1-0 11 1B 2-H 3-H 1B		F FF 90 C FF 92 B FF 93 S FF 92 1-3 ③ K		B CU 78 C FF 95 D CU 80 C FF 94 F FF 95 F FF 95 X CU 81 2-2 E6 11 FC6 2-H 3-H		4	1	1	2	1	1	0
11 Brett Gardner, L (1, 7) OBP: 0.381, SLG: 0.490	X SI 90 0-0 HR		B FC 89 C FF 91 X CH 84 1-1 33 F9 25 1B 1-2 1B	X FC 89 0-0 1-3 1B			C SL 85 B SL 85 X SI 92 1-1 ① G6-3	F FF 93 1 SAFE F FF 94 1 SAFE X FF 93 0-2 ③ FC6 1-2f		5	1	3	1	0	0	1
25 Mark Teixeira, S (1, 10) OBP: 0.355, SLG: 0.542	X SL 84 0-0 ② P4		C SI 90 2 SAFE F CH 84 F FF 90 B CH 85 B SI 91 F SL 84 X SI 86 2-2 1-2 2-H 1B	1 SAFE C FC 88 F CH 83 1 SAFE X FC 88 0-2 ② P5			C SI 91 B FF 87 F SI 92 B SI 91 X SI 90 2-2 ② G6-3			4	0	1	1	0	0	2
34 Brian McCann, L (1, 2) OBP: 0.333, SLG: 0.463	C FF 90 F CH 84 B CH 85 B FF 92 X FF 91 2-2 ③ P4		X SI 90 0-0 ① F5	C SL 80 F FC 87 1 SAFE C SI 89 0-3 ③ K			B SL 85 C SI 92 S SL 85 B SL 85 B FF 92 B SI 92 4-2 BB			3	0	0	0	1	1	4
33 Garrett Jones, L (1, 3) OBP: 0.276, SLG: 0.397		B FF 90 C SL 83 F CH 83 B FC 89 C FC 90 2-3 ① K	B SL 83 F CH 85 B FF 90 C FC 89 B SI 90 X CH 84 3-2 ② F9 2-3		C SI 91 B SI 91 F CH 85 S SI 91 1-3 ① K		C SI 90 F SI 91 B SL 84 F FF 91 S SL 84 1-3 ③ K			4	0	0	0	0	3	3
18 Didi Gregorius, L (1, 6) OBP: 0.294, SLG: 0.327		C SL 82 B FC 89 B SI 91 B CH 85 B FC 89 4-1 14 1B BB	B FF 90 B FF 90 B FF 90 C FF 90 S CH 85 X CH 84 3-2 ③ G3		C SL 82 B CH 84 B FF 90 X CH 85 2-1 ② G6-3			S FF 93 B FF 93 C FF 94 B FF 94 S FF 94 2-3 ① K		3	0	0	0	1	1	2
24 Chris Young, R (1, 9) OBP: 0.295, SLG: 0.446		F SI 89 1 SAFE B FC 89 X CH 85 1-1 ② F7		B SI 90 B FF 90 F SI 91 B SI 91 C CH 85 X SI 92 3-2 ① F8	B SI 92 X CH 85 1-0 ③ L7			B FC 91 B FF 94 B FF 94 B FF 94 4-0 40 2B 22 E BB		3	1	0	0	1	0	1
14 Stephen Drew, L (1, 4) OBP: 0.257, SLG: 0.374		X CH 84 0-0 1-2 1B		B CH 86 B SL 83 C FC 90 F CH 86 B FF 90 B FC 90 4-2 40 2B 22 1B BB		B KC 74 B FC 83 X FF 90 2-0 ① L5		C FF 93 F FF 93 C FF 94 0-3 ② K		3	1	1	0	1	1	1
40 Cole Figueroa, L (1, 5) OBP: 0.500, SLG: 1.000		B FC 90 F CH 86 B SL 83 X FC 91 2-1 ③ G3		1 SAFE B CH 84 1 SAFE C FF 89 B FF 90 X CH 84 2-1 22 1B 1-3 2B		C FF 90 X FC 84 0-1 ② F8		B FF 93 X FF 93 1-0 22 E 1-3 2B		4	2	2	0	0	0	2
Inning Stats	R: 1 H: 1 E: 0 LOB: 0 K: 0 BB: 0 S: 8 P: 13	R: 0 H: 1 E: 0 LOB: 2 K: 1 BB: 1 S: 9 P: 18	R: 1 H: 2 E: 0 LOB: 2 K: 0 BB: 1 S: 14 P: 27	R: 2 H: 3 E: 0 LOB: 2 K: 1 BB: 1 S: 15 P: 25	R: 0 H: 0 E: 0 LOB: 0 K: 1 BB: 0 S: 6 P: 10	R: 0 H: 0 E: 0 LOB: 0 K: 1 BB: 0 S: 6 P: 9	R: 0 H: 0 E: 0 LOB: 1 K: 1 BB: 1 S: 11 P: 19	R: 2 H: 1 E: 1 LOB: 1 K: 2 BB: 1 S: 15 P: 24		1B: 5 SF: 0 2B: 2 SAC: 0 3B: 0 DP: 0 HR: 1 HBP: 0					WP: 0 PA: 38 PB: 0 SB: 0 CS: 0	

	AB	33
	R	6
	H	8
	RBI	4
	BB	5
	SO	7
	LOB	16

PITCHER	IP	WLS	BF	H	R	ER	SO	BB	IBB	HBP	BLK	WP	HR	S	P	ERA	WHIP
30 Jesse Chavez, R (1, 1) ERA: 3.4	5.0	L	25	7	4	4	3	3	0	0	0	0	1	52	93	7.20	2.000
56 Fernando Abad, L (6, 1) ERA: 4.71	1.0		3	0	0	0	1	0	0	0	0	0	0	6	9	0.00	0.000
39 Eric O'Flaherty, L (7, 1) ERA: 6.61	1.0		4	0	0	0	1	1	0	0	0	0	0	11	19	0.00	1.000
33 Fernando Rodriguez Jr., R (8, 1) ERA: 3.6	1.0		6	1	2	0	2	1	0	0	0	0	0	15	24	0.00	2.000

PITCHER	IP	WLS	BF	H	R	ER	SO	BB	IBB	HBP	BLK	WP	HR	S	P	ERA	WHIP

Batter	1	2	3	4	5	6	7	8	9	AB	R	H	RBI	BB	SO	LOB
22 Jacoby Ellsbury, L (1, 8) OBP: 0.402, SLG: 0.360	F FF 90 B FC 88 X FF 92 1-1 F8 ①		S SI 92 X SI 92 0-1 G6-3 ①	S SL 86 F FF 93 B SL 86 X SL 87 1-2 E4 13 BB 11 1B 1-2 2-3 3-H		C FF 92 C SL 87 B FF 92 B FF 92 S FF 92 2-3 K ③		X SL 86 0-0 1-2 2-H 1B		5	0	1	1	0	1	2
11 Brett Gardner, L (1, 7) OBP: 0.378, SLG: 0.485	B CU 76 C FC 87 B FF 92 X FC 88 2-1 P6 ②		C FF 93 C FF 94 C FF 93 0-3 K ②	B FF 93 B CU 76 B SL 86 C FF 92 X SL 85 3-1 13 BB 1-2 2-3 3-H 1B			C SL 84 C FF 92 B FF 91 X CU 79 1-2 G4-3 ①	C CH 77 C FF 91 B FF 91 F FF 92 X SL 86 1-2 G4-3 ③		5	0	1	1	0	1	2
13 Alex Rodriguez, R (1, 10) OBP: 0.385, SLG: 0.509	B CU 77 B SI 93 F SI 91 X CH 79 2-1 HR		S FC 88 B CU 78 C FC 89 B SI 92 X SI 92 2-2 1B	B FF 91 B FF 94 C SL 86 B FF 92 F SL 86 B CU 78 4-2 1-2 2-3 3-H BB			S FF 92 B FF 93 F SL 87 F SL 86 B FF 90 B FF 93 S FF 92 3-3 K ②		B SL 78 C SI 85 X SI 88 1-1 G6-3 ①	4	1	2	2	1	1	0
25 Mark Teixeira, S (1, 3) OBP: 0.352, SLG: 0.536	C FF 92 F CU 78 X FF 92 0-2 L5 ③		B CH 78 F FC 87 F CU 76 X CH 81 1-2 L9 ③	X FF 93 0-0 P6 ③			B FF 93 C FF 92 C FF 92 B FF 92 X FF 92 2-2 1B		B SL 78 C FF 88 F FF 89 B SL 81 X SL 81 2-2 P6 ②	5	0	1	0	0	0	4
34 Brian McCann, L (1, 2) OBP: 0.331, SLG: 0.458		C SI 92 F FC 88 B CU 79 B CH 81 F CH 79 F SI 91 C CU 78 2-3 K ①		B CH 77 C FC 85 B FF 90 X FC 87 2-1 18 2B 22 E 1B	C SL 84 F SL 84 B SL 84 S FF 92 1-3 K ①		C CU 75 C FF 93 B FF 91 D CU 78 S CU 78 2-3 K2-3 ③		X SI 88 0-0 G6-3 ③	5	1	1	0	0	3	1
33 Garrett Jones, L (1, 9) 24 Chris Young, R (7, 9) OBP: 0.298, SLG: 0.446		C CU 78 X FC 88 0-1 14 1B 1B	S CU 75 F CH 79 C SI 91 0-3 K ①	F FF 92 C FF 92 B FF 92 F SL 85 X SL 86 1-2 G4-3 ②				B FF 95 B KC 84 S FF 96 B FF 96 C FF 96 B FF 96 4-2 14 FC2-5 18 HBP BB		3 0	0 0	1 0	0 0	0 1	1 0	1 0
18 Didi Gregorius, L (1, 6) OBP: 0.297, SLG: 0.331		F FC 87 X CU 78 0-1 L9 ②	S CH 77 B FC 85 X FS 88 1-1 22 E 11 1B 1-3 2B	C FF 92 S FF 93 F FF 93 X FF 93 0-2 G6-3 ③				1 SAFE F CH 86 1 SAFE B FF 94 F KC 81 F KC 82 H FF 94 2-2 14 FC2-5 22 1B 1-2 HBP		3	2	1	0	0	0	1
14 Stephen Drew, L (1, 4) OBP: 0.257, SLG: 0.372		1 SAFE B SI 91 C CU 77 S CH 79 B CH 80 B CH 78 X FC 87 3-2 1-2 1B	F CU 73 B FC 84 X CU 77 1-1 E3 11 1B 22 E 13 BB			B FF 90 X SL 84 1-0 G4-3 ①		X SI 86 0-0 FC2-5 ① 22 1B 1-2 2-3f		4	1	1	0	0	0	4
40 Cole Figueroa, L (1, 5) OBP: 0.250, SLG: 0.500		C CU 77 X FC 88 0-1 G3-1 ③	F CU 75 F FF 91 B CU 79 F SL 85 B FF 92 F FF 93 B FF 92 F SL 84 X CU 75 3-2 P4 ②			X FF 92 0-0 B1-3 ②		X SL 85 0-0 F1 ②		4	0	0	0	0	0	7
Inning Stats	R: 1 E: 0 K: 0 S: 9 H: 1 LOB: 0 BB: 0 P: 14	R: 0 E: 0 K: 1 S: 14 H: 2 LOB: 2 BB: 0 P: 19	R: 0 E: 0 K: 1 S: 11 H: 1 LOB: 1 BB: 0 P: 14	R: 3 E: 2 K: 1 S: 23 H: 3 LOB: 3 BB: 1 P: 38	R: 0 E: 0 K: 1 S: 11 H: 0 LOB: 0 BB: 0 P: 13	R: 0 E: 0 K: 1 S: 5 H: 0 LOB: 1 BB: 0 P: 8	R: 0 E: 0 K: 2 S: 14 H: 1 LOB: 2 BB: 0 P: 22	R: 1 E: 0 K: 0 S: 12 H: 1 LOB: 2 BB: 1 P: 19	R: 0 E: 0 K: 0 S: 6 H: 0 LOB: 0 BB: 0 P: 9	1B: 7 2B: 1 3B: 0 HR: 1 SF: 0 SAC: 0 DP: 0 HBP: 1						

TOP

New York Yankees @ Boston Red Sox

Fenway Park, Boston, MA

Fri Jul 10 2015, 7:12 PM - 10:14 PM EDT

Att. 37,984 - Partly Cloudy - 76 F

livebaseballscorecards.com

AB	38
R	5
H	9
RBI	4
BB	2
SO	7
LOB	22

WP: 0 PB: 0 SB: 0 CS: 0 PA: 41

PITCHER		IP	WLS	BF	H	R	ER	SO	BB	IBB	HBP	BLK	WP	HR	S	P	ERA	WHIP
11 Clay Buchholz, R ERA: 3.26	(1, 1)	3.1	L	16	6	3	1	3	0	0	0	0	0	1	41	57	2.70	1.800
28 Robbie Ross Jr., L ERA: 3.66	(4, 1)	3.2		16	2	1	0	4	1	0	0	0	0	0	46	71	0.00	0.818
68 Matt Barnes, R ERA: 5.64	(8, 1)	0.0		2	0	1	1	0	1	0	1	0	0	0	5	11	∞	∞
32 Craig Breslow, L ERA: 4.02	(8, 1)	1.0		4	1	0	0	0	0	0	0	0	0	0	7	8	0.00	1.000
63 Justin Masterson, R ERA: 6.0	(9, 1)	1.0		3	0	0	0	0	0	0	0	0	0	0	6	9	0.00	0.000

PITCHER		IP	WLS	BF	H	R	ER	SO	BB	IBB	HBP	BLK	WP	HR	S	P	ERA	WHIP

BOTTOM

Batter	1	2	3	4	5	6	7	8	9	AB	R	H	RBI	BB	SO	LOB
50 Mookie Betts, R (1, 8) OBP: 0.328, SLG: 0.458	C FF 95 F FF 94 F SL 89 S FC 95 0-3 ① **K**		X FF 94 0-0 ① **P4**		C SL 85 X SL 88 0-1 **HR**		C FF 94 D SI 95 F SI 94 F FF 96 F CU 82 F SI 95 F FF 95 S FF 96 1-3 ③ **K**			4	1	1	1	0	2	2
26 Brock Holt, L (1, 4) OBP: 0.377, SLG: 0.415	C FC 94 X CH 90 0-1 ② **G4-3**		C FF 94 X CH 89 0-1 2 **G6-4-3** 1B 1-2		C FC 94 B CH 90 B SL 87 X FC 94 2-1 ② **G4-3**			F FF 96 F FF 97 S FF 98 0-3 ① **K**		4	0	1	0	0	1	0
2 Xander Bogaerts, R (1, 6) OBP: 0.338, SLG: 0.414	B SL 87 S FF 96 X SL 88 1-1 **1B**		S SL 86 F FC 94 X SL 88 0-2 ② ③ **G6-4-3** 1-2f		F FF 94 S SL 90 F SL 90 S FC 96 0-3 ③ **K**			C FF 96 B FF 97 S KC 86 S KC 84 1-3 ② **K**		4	0	1	0	0	2	2
34 David Ortiz, L (1, 10) OBP: 0.321, SLG: 0.430	B SL 87 C FF 95 D SL 89 F SL 87 B FC 96 X FF 96 3-2 ③ **G3**			F FC 94 S CH 90 S SL 88 0-3 ① **K**		B CH 91 C SL 88 X CH 91 1-1 ① **G4-3**		F FF 97 B FF 97 B FF 98 F FF 98 X FF 99 2-2 ③ **F8**		4	0	0	0	0	1	1
13 Hanley Ramirez, R (1, 7) OBP: 0.316, SLG: 0.484		B FF 94 X FF 95 1-0 ① **G4-3**		C FF 95 F SL 88 F FC 94 C FC 94 0-3 ② **K**		S SL 87 X FC 94 0-1 ② **G1-4-3**			B FF 92 C FF 92 B SL 83 S SL 82 X SL 82 2-2 **E5** 12 FC5-4	4	0	0	0	0	1	0
Pablo Sandoval, S (1, 5) OBP: 0.309, SLG: 0.389		B FF 95 F FF 94 F CH 90 X SL 89 1-2 ② **G4-3**		X FC 95 0-0 12 1B 1B		C SL 88 F SL 88 B FC 90 X FC 95 1-2 ③ **L7**			C SL 83 S SL 83 S SL 83 0-3 ① **K**	4	0	1	0	0	1	1
12 Mike Napoli, R (1, 3) OBP: 0.297, SLG: 0.357		B SL 86 C SL 87 F FC 95 H FC 94 2-2 **HBP**		S FC 93 F FC 94 X SL 88 0-2 **1-2** 1B			B FC 93 C SL 85 B FF 94 X FF 93 2-1 ① **P4**		C FF 93 B SL 82 D SL 83 F FF 94 X FF 94 2-2 ② **FC5-4** 18 DI 1-2f	3	0	1	0	0	0	1
31 Alejandro De Aza, L (1, 9) OBP: 0.311, SLG: 0.461 18 Shane Victorino, S (9, PH) OBP: 0.346, SLG: 0.314		C FF 93 F SL 87 B FC 95 F FC 95 S SL 89 1-3 ③ **K**		B SL 84 C SL 84 F FC 94 S SL 89 1-3 ③ **K**			S SL 87 X FC 94 0-1 3 **E1** G3 1B		B FF 94 S FF 92 F FF 93 S SL 85 1-3 ③ **K** 1-2	3 1	0 0	1 0	0 0	0 0	2 1	3 1
3 Sandy León, S (1, 2) OBP: 0.247, SLG: 0.191			B FC 94 B FC 94 C FC 94 X FC 94 2-1 26 1B 1B		B FC 93 C SL 84 X CH 90 1-1 ① **L8**		B SL 86 B FC 94 C SL 82 C CH 87 F SL 87 X SL 86 2-2 ② **G3** 2-3			3	0	1	0	0	0	1
Inning Stats	R: 0 E: 0 K: 1 S: 11 H: 1 LOB: 1 BB: 0 P: 15	R: 0 E: 0 K: 1 S: 10 H: 0 LOB: 1 BB: 0 P: 15	R: 0 E: 0 K: 0 S: 8 H: 2 LOB: 1 BB: 0 P: 10	R: 0 E: 0 K: 3 S: 14 H: 2 LOB: 2 BB: 0 P: 15	R: 1 E: 0 K: 1 S: 10 H: 1 LOB: 0 BB: 0 P: 13	R: 0 E: 0 K: 0 S: 7 H: 0 LOB: 0 BB: 0 P: 9	R: 0 E: 1 K: 1 S: 15 H: 1 LOB: 1 BB: 0 P: 20	R: 0 E: 0 K: 2 S: 9 H: 0 LOB: 0 BB: 0 P: 12	R: 0 E: 1 K: 2 S: 12 H: 0 LOB: 1 BB: 0 P: 17	1B: 6 2B: 0 3B: 0 HR: 1	SF: 0 SAC: 0 DP: 1 HBP: 1		WP: 0 PB: 0 SB: 0 CS: 0	PA: 35			

PITCHER		IP	WLS	BF	H	R	ER	SO	BB	IBB	HBP	BLK	WP	HR	S	P	ERA	WHIP
35 Michael Pineda, R ERA: 3.64	(1, 1)	6.2	W	27	7	1	1	6	0	0	1	0	0	1	68	89	1.35	1.050
41 Justin Wilson, L ERA: 2.84	(7, 1)	0.1	H	1	0	0	0	1	0	0	0	0	0	0	7	8	0.00	0.000
68 Dellin Betances, R ERA: 1.58	(8, 1)	1.0		3	0	0	0	2	0	0	0	0	0	0	9	12	0.00	0.000
48 Andrew Miller, L ERA: 1.59	(9, 1)	1.0		4	0	0	0	2	0	0	0	0	0	0	12	17	0.00	0.000

PITCHER	IP	WLS	BF	H	R	ER	SO	BB	IBB	HBP	BLK	WP	HR	S	P	ERA	WHIP

New York Yankees @ Boston Red Sox

Fenway Park, Boston, MA

Fri Jul 10 2015, 7:12 PM - 10:14 PM EDT

Att. 37,984 - Partly Cloudy - 76 F

livebaseballscorecards.com

AB	34
R	1
H	7
RBI	1
BB	0
SO	11
LOB	12

Batter	1	2	3	4	5	6	7	8	9	AB	R	H	RBI	BB	SO	LOB
22 Jacoby Ellsbury, L (1, 8) OBP: 0.410, SLG: 0.388	B FF 94 C FF 96 X FF 93 1-1 ① P5		C CH 86 B FF 96 X FF 94 1-1 11 CS 1B			X FF 92 0-0 HR		B CU 74 F FF 94 X FO 86 1-1 11 2B 1B		4	2	3	1	0	0	0
11 Brett Gardner, L (1, 7) OBP: 0.377, SLG: 0.486	C SL 86 C FF 94 B FF 96 F FF 96 B FF 95 F FF 94 F FF 96 B FF 97 X FF 96 3-2 ② G3		C FF 94 1 SAFE C FF 95 1 SAFE 0-2 ③ CS 1-2	B FF 94 S FF 94 S FF 93 X FF 94 1-2 ① F8		C FF 95 X FF 95 0-1 ② L8		D FO 85 S FO 84 1 SAFE X FF 93 1-1 1-H 2B		4	0	1	1	0	0	0
13 Alex Rodriguez, R (1, 10) OBP: 0.384, SLG: 0.516	B FF 96 C FF 95 B CH 88 X CH 89 2-1 HR			B FF 97 S FF 95 B FF 95 F FF 96 X FF 96 2-2 ② G5-3		C FF 95 B FF 95 F FF 94 F FF 96 F FF 95 B SL 86 F FF 96 X FF 96 2-2 ③ G4-3		B FF 94 C FF 94 F FF 94 X FF 94 1-2 ③ G4-3		4	1	1	1	0	0	1
25 Mark Teixeira, S (1, 3) OBP: 0.351, SLG: 0.530	C FF 96 S FF 96 X FF 96 0-2 ③ P5			B SI 96 F FF 96 F CH 87 B FF 96 B FF 96 F FF 96 F FF 96 F FF 96 B SL 86 4-2 BB			C FF 93 B SI 94 B SI 94 F FF 93 X FF 94 3-2 ① G6-3		B FS 78 C FS 79 S FS 80 B FS 80 B FS 80 T FS 78 3-2 ① K	3	0	0	0	1	1	0
24 Chris Young, R (1, 9) OBP: 0.302, SLG: 0.451		B FF 94 X FF 95 1-0 12 CS 1B		B FF 95 C FF 94 C FF 95 B FF 95 X FF 95 2-2 ③ G4-3			F FF 93 C FF 93 B FO 89 X FF 95 1-2 ② P3		S FF 88 B FS 80 C FF 88 X FS 80 1-2 2B	4	0	2	0	0	0	1
12 Chase Headley, S (1, 5) OBP: 0.305, SLG: 0.367		C FF 95 C FF 95 B FF 95 F FF 94 B FF 93 F CH 89 B SL 88 S SL 87 3-3 ①② K 1-2	B FF 93 C FF 94 X FF 93 1-1 ① P3				B FO 85 S FO 86 S FO 87 B FF 95 X FO 88 2-2 1B		F FS 79 B SI 87 T FF 87 2 SAFE D FS 79 F FF 87 S FS 80 2-3 ② K	4	0	1	0	0	2	2
66 John Ryan Murphy, R (1, 2) OBP: 0.286, SLG: 0.325 34 Brian McCann, L (7, PH) OBP: 0.329, SLG: 0.454 (7, 2)		X SL 86 0-0 ③ G5-3	F FF 94 C FF 94 B FF 94 F FF 94 S SL 87 1-3 ② K			B CU 71 F FO 83 T FF 93 B FF 94 C FF 94 2-3 ③ K			C FS 79 X FS 79 0-1 ③ F8	2 2	0 0	0 0	0 0	0 0	1 1	0 2
18 Didi Gregorius, L (1, 6) OBP: 0.297, SLG: 0.331			B FF 93 F FF 94 C SL 87 B FF 95 X FF 95 2-2 64 G4-6-3 1B		B SL 87 X SL 86 1-0 ③ G1-3			C CU 72 X FO 86 0-1 ① P4		3	0	1	0	0	0	0
64 Rob Refsnyder, R (1, 4)			C FF 94 B CH 88 X FF 93 1-1 ①② G4-6-3 1-2f			B FF 93 X FF 94 1-0 ① L9		C FF 92 B FF 93 C FF 93 B FF 94 X FF 94 2-2 ② P3		3	0	0	0	0	0	1
Inning Stats	R: 1 E: 0 K: 0 S: 13 H: 1 LOB: 0 BB: 0 P: 19	R: 0 E: 0 K: 1 S: 7 H: 1 LOB: 0 BB: 0 P: 11	R: 0 E: 0 K: 0 S: 9 H: 2 LOB: 0 BB: 0 P: 13	R: 0 E: 0 K: 0 S: 14 H: 0 LOB: 1 BB: 1 P: 23	R: 0 E: 0 K: 1 S: 7 H: 0 LOB: 0 BB: 0 P: 10	R: 1 E: 0 K: 0 S: 10 H: 1 LOB: 0 BB: 0 P: 13	R: 0 E: 0 K: 1 S: 12 H: 1 LOB: 1 BB: 0 P: 20	R: 1 E: 0 K: 0 S: 12 H: 2 LOB: 1 BB: 0 P: 17	R: 0 E: 0 K: 2 S: 12 H: 1 LOB: 1 BB: 0 P: 18	1B: 5 2B: 3 3B: 0 HR: 2 SF: 0 SAC: 0 DP: 2 HBP: 0						

TOP

New York Yankees @ Boston Red Sox

Fenway Park, Boston, MA

Sat Jul 11 2015, 7:16 PM - 10:27 PM EDT

Att. 38,047 - Clear - 80 F

livebaseballscorecards.com

AB	33
R	3
H	9
RBI	3
BB	1
SO	5
LOB	7

WP: 0 PA: 35
PB: 0
SB: 0
CS: 2

PITCHER		IP	WLS	BF	H	R	ER	SO	BB	IBB	HBP	BLK	WP	HR	S	P	ERA	WHIP
52 Eduardo Rodriguez, L ERA: 3.59	(1, 1)	6.1	W	22	5	2	2	2	1	0	0	0	0	2	63	95	2.84	0.947
36 Junichi Tazawa, R ERA: 2.58	(7, 1)	1.2	H	8	3	1	1	1	0	0	0	0	0	0	21	31	5.40	1.800
19 Koji Uehara, R ERA: 2.45	(9, 1)	1.0	S	4	1	0	0	2	0	0	0	0	0	0	12	18	0.00	1.000

PITCHER	IP	WLS	BF	H	R	ER	SO	BB	IBB	HBP	BLK	WP	HR	S	P	ERA	WHIP

BOTTOM

New York Yankees @ Boston Red Sox

Fenway Park, Boston, MA

Sat Jul 11 2015, 7:16 PM - 10:27 PM EDT

Att. 38,047 - Clear - 80 F

Batter	1	2	3	4	5	6	7	8	9	AB	R	H	RBI	BB	SO	LOB
50 Mookie Betts, R (1, 8) OBP: 0.330, SLG: 0.467	B FF 93 C FF 92 C CU 78 X FF 93 1-2 G6-3 ①		B CU 79 B CU 79 X FF 94 2-0 F7 ②		B FF 92 C FF 92 X FF 92 1-1 26 G4-3 2B		B SL 87 C FF 93 S SL 87 B SL 89 X SL 89 2-2 2 1B 3B 2-H			4	1	2	1	0	0	0
26 Brock Holt, L (1, 4) OBP: 0.379, SLG: 0.414	C SI 93 F CH 86 F FF 93 S CU 81 0-3 K ②		B FF 93 B FF 93 X FF 93 2-0 1B		B CU 80 C CU 79 F SI 93 X CU 80 1-2 G4-3 ② 2-3		C SL 88 B FF 94 B CH 83 B SL 88 C FF 94 F FF 94 F FF 94 F SL 87 B CH 83 4-2 34 BB 2 1B BB			3	0	1	0	1	1	1
2 Xander Bogaerts, R (1, 6) OBP: 0.337, SLG: 0.412	F FF 93 B SI 93 X SI 92 1-1 G3 ③		1 SAFE C CU 79 B FF 94 1 SAFE X FF 92 1-1 G3 ③		X FF 93 0-0 F9 ③		B SL 90 F SL 88 C FF 94 F CH 85 B FF 93 X SL 90 2-2 34 BB 1B 1-2 3-H			4	0	1	1	0	0	2
34 David Ortiz, L (1, 10) OBP: 0.326, SLG: 0.435		C FF 93 X SI 94 0-1 13 1B 2B		B SI 93 F FF 92 B CH 86 X FF 92 2-1 13 HR 1B		B FF 91 B CU 78 B CH 86 C SI 91 X SI 92 3-1 L7 ① 1-2 2-3	F FF 90 D CH 82 B CH 84 F CH 83 D CH 83 B CH 85 4-2 BB			3	1	2	0	1	0	0
13 Hanley Ramirez, R (1, 7) OBP: 0.318, SLG: 0.495 18 Shane Victorino, S (8, 9) OBP: 0.346, SLG: 0.314		X SI 93 0-0 12 G5-4-3 1B 2-3		B CU 80 X FF 92 1-0 HR 1-H		F CU 79 F FF 94 F FF 93 B CU 82 S CU 81 1-3 K ② 3-3 K ③	F CH 82 C CH 82 F FF 92 F CH 82 B FF 92 D CH 81 F FF 92 B FF 93 S FF 92			4 0	1 0	2 0	2 0	0 0	2 0	3 0
Pablo Sandoval, S (1, 5) OBP: 0.308, SLG: 0.388		X CU 80 0-0 P6 ①		B CU 80 F CU 78 X FF 93 1-1 P6 ①		X CH 87 0-0 L7 ③		F FF 89 X CH 81 0-1 12 FC1-4 1B		4	0	1	0	0	0	2
12 Mike Napoli, R (1, 3) OBP: 0.293, SLG: 0.352		B SI 94 D CU 79 X SI 93 2-0 G5-4-3 ②③ 1-2f		C FF 93 X SI 93 0-1 G5-3 ②			C CU 78 F SI 91 B SI 92 S CU 79 1-3 K ① 3-2 FC1-4 31 WP ① 1-2f			4	0	0	0	0	1	3
31 Alejandro De Aza, L (1, 9) OBP: 0.314, SLG: 0.462 (8, 7)			C FF 92 B CU 79 B SI 93 X FF 93 2-1 10 E 10 S 10 G4-3 1B	S CU 80 X CH 88 0-1 G1-3 ③			B SI 91 S CU 79 X SI 92 1-1 10 G6-3 50 3B 1B B CU 81 B CU 83 C FF 96 X FF 96 2-1 F7 ② 1-2			4	2	2	0	0	0	1
10 Ryan Hanigan, R (1, 2) OBP: 0.371, SLG: 0.301			C FF 93 1 SAFE B CU 78 1 SAFE 1 SAFE F SI 92 B CU 80 X FF 95 2-2 G4-3 ① 1-H		B FF 90 C CU 78 C CU 79 X FF 92 1-2 G6-3 ①		B CU 79 1 SAFE B SI 92 C FF 92 1 SAFE B SI 92 C FF 92 F SI 92 X SI 93 3-2 G6-3 ② 1-2	F FF 96 B FC 92 B FC 91 S FF 96 T FF 96 2-2 K ③		4	0	0	1	0	1	2
Inning Stats	R: 0 E: 0 K: 1 S: 9 H: 0 LOB: 0 BB: 0 P: 11	R: 0 E: 0 K: 0 S: 5 H: 2 LOB: 1 BB: 0 P: 7	R: 1 E: 0 K: 0 S: 9 H: 2 LOB: 1 BB: 0 P: 18	R: 2 E: 0 K: 0 S: 9 H: 2 LOB: 0 BB: 0 P: 13	R: 0 E: 0 K: 0 S: 9 H: 1 LOB: 1 BB: 0 P: 12	R: 0 E: 0 K: 1 S: 7 H: 0 LOB: 0 BB: 0 P: 11	R: 2 E: 0 K: 2 S: 29 H: 3 LOB: 3 BB: 2 P: 49	R: 0 E: 0 K: 1 S: 11 H: 1 LOB: 1 BB: 0 P: 18		1B: 7 2B: 2 3B: 1 HR: 1	SF: 0 SAC: 0 DP: 1 HBP: 0					

livebaseballscorecards.com

AB	34
R	5
H	11
RBI	5
BB	2
SO	5
LOB	14

WP: 1 PB: 0 SB: 1 CS: 0 PA: 36

PITCHER		IP	WLS	BF	H	R	ER	SO	BB	IBB	HBP	BLK	WP	HR	S	P	ERA	WHIP
47 Iván Nova, R ERA: 3.42	(1, 1)	6.2	L	27	8	4	4	3	0	0	0	0	0	1	57	86	5.40	1.200
43 Adam Warren, R ERA: 3.57	(7, 1)	0.0		3	2	1	1	0	1	0	0	0	0	0	12	20	∞	∞
45 Chasen Shreve, L ERA: 2.02	(7, 1)	0.1		3	1	0	0	1	1	0	0	0	0	0	10	17	0.00	6.000
55 Bryan Mitchell, R ERA: 2.89	(8, 1)	1.0		3	0	0	0	1	0	0	0	0	1	0	9	16	0.00	0.000

PITCHER	IP	WLS	BF	H	R	ER	SO	BB	IBB	HBP	BLK	WP	HR	S	P	ERA	WHIP

Batter	1	2	3	4	5	6	7	8	9	AB	R	H	RBI	BB	SO	LOB
22 Jacoby Ellsbury, L (1, 8) OBP: 0.399, SLG: 0.376	C FF 90 B FF 91 X CU 78 1-1 ① G3		F SL 86 F SL 88 B SL 82 F SL 86 B FF 91 B SL 86 X SL 86 3-2 ② G3		D FF 91 F FF 93 F FF 92 D CU 79 X SL 87 2-2 ③ L8		X SI 89 0-0 ① FC4-6 11 1B 1-2f		F CH 88 F CH 88 S FF 96 0-3 ② K	5	0	0	0	0	1	2
11 Brett Gardner, L (1, 7) OBP: 0.377, SLG: 0.484	B FF 91 C FF 90 B FF 91 X SI 91 2-1 ② P5		C CU 78 B SL 89 F FF 91 B SL 88 T SL 86 2-2 ③ K			C CU 78 B SI 90 B SI 90 X FF 92 2-1 13 2B 1B	X SI 90 0-0 13 L4-3 1B 1-2		B CU 71 B SI 85 X FF 91 2-0 ③ F8	5	1	2	0	0	1	0
13 Alex Rodriguez, R (1, 10) OBP: 0.382, SLG: 0.515	C FF 91 B FF 92 B FF 92 B FF 91 F FF 93 X FF 93 3-2 ③ F8			B CU 77 B CH 84 B FF 91 C SI 90 F FF 92 F FF 93 X SI 93 3-2 ① G6-3		B FF 91 B SI 91 S SI 92 1 SAFE X SI 92 2-1 24 2B 2B 1-H	C FF 94 B SI 94 F FF 95 X FF 95 1-2 ②③ L4-3 1-1			4	1	1	1	0	0	2
25 Mark Teixeira, S (1, 3) OBP: 0.350, SLG: 0.526		C SI 89 B SL 86 B SI 88 X FF 90 2-1 34 HR 1B		F CU 77 X SI 92 0-1 ② G3		C SI 91 X FF 92 0-1 ① L6		B CH 86 S CH 85 S SL 87 S SL 88 1-3 ① K		4	1	1	0	0	1	1
24 Chris Young, R (1, 9) OBP: 0.301, SLG: 0.452		B SI 89 B SI 90 B SI 90 X SI 90 3-0 ① F9		B SI 91 X SI 92 1-0 ③ G6-3		C FF 91 S CH 83 B CH 82 B CH 83 D CH 85 X CH 84 3-2 34 G6-3 12 2B 2B 2-H		C FF 95 F FF 95 T FC 94 0-2 ② K		4	1	1	1	0	1	1
34 Brian McCann, L (1, 2) OBP: 0.331, SLG: 0.471		F CU 78 B FF 90 S CU 78 X FF 91 1-2 1-H HR			B FF 91 C FF 91 C SI 90 X SL 87 1-2 12 1B 18 BLK 2B	C FF 92 F SL 86 X SI 92 0-2 ② G6-3 2-3		B SI 93 B SL 89 X CH 87 2-0 ③ F8		4	2	2	2	0	0	1
12 Chase Headley, S (1, 5) OBP: 0.310, SLG: 0.373		B SI 89 B FF 90 C FF 92 S CH 84 S SL 85 2-3 ② K			B FF 90 D SL 86 C CH 84 B CH 83 F CH 84 X SI 93 3-2 64 FC1-6-5 18 BLK 1B 2-3	C FF 91 B SI 90 D SL 86 S SL 85 X SL 83 2-2 2B 3-H			C CH 85 B SL 87 C SL 84 B SL 84 B SL 86 B SL 82 4-2 64 PB 64 HR BB	3	1	2	1	1	1	0
18 Didi Gregorius, L (1, 6) OBP: 0.293, SLG: 0.326		X FF 90 0-0 ③ F8			X SL 89 0-0 ① F8 1-2 3-H	D SL 85 S SI 90 F SI 90 B CU 82 B SI 90 X SI 90 3-2 ③ G4-3			1 SAFE F FF 94 C SI 94 X SL 88 0-2 ① F8	4	0	0	0	0	0	3
64 Rob Refsnyder, R (1, 4) OBP: 0.286, SLG: 0.714			B SI 88 S CH 83 S CH 83 B FF 91 X CH 84 2-2 ① G6-3		B CH 86 X CH 84 1-0 ② FC1-6-5 2-3		C FF 89 X SI 88 0-1 22 FC4-6 1B		B SL 86 B SL 84 F FF 94 F FF 95 X SL 88 2-2 1-H HR	4	1	2	2	0	0	1
Inning Stats	R: 0 E: 0 K: 0 S: 7 H: 0 LOB: 0 BB: 0 P: 13	R: 2 E: 0 K: 1 S: 10 H: 2 LOB: 0 BB: 0 P: 18	R: 0 E: 0 K: 1 S: 10 H: 0 LOB: 0 BB: 0 P: 17	R: 0 E: 0 K: 0 S: 7 H: 0 LOB: 0 BB: 0 P: 11	R: 1 E: 0 K: 0 S: 11 H: 2 LOB: 1 BB: 0 P: 18	R: 3 E: 0 K: 0 S: 18 H: 4 LOB: 1 BB: 0 P: 30	R: 0 E: 0 K: 0 S: 7 H: 2 LOB: 1 BB: 0 P: 8	R: 0 E: 0 K: 2 S: 7 H: 0 LOB: 0 BB: 0 P: 10	R: 2 E: 0 K: 1 S: 12 H: 1 LOB: 0 BB: 1 P: 20	1B: 5 2B: 5 3B: 0 HR: 2 SF: 0 SAC: 0 DP: 1 HBP: 0						

PITCHER		IP	WLS	BF	H	R	ER	SO	BB	IBB	HBP	BLK	WP	HR	S	P	ERA	WHIP
20 Wade Miley, L ERA: 4.8	(1, 1)	5.1	L	23	7	6	6	2	0	0	0	1	0	1	54	93	10.12	1.312
59 Tommy Layne, L ERA: 3.33	(6, 1)	1.0		6	3	0	0	0	0	0	0	0	0	0	13	18	0.00	3.000
41 Alexi Ogando, R ERA: 3.57	(7, 1)	2.1		8	1	2	2	3	1	0	0	0	0	1	21	31	7.71	0.857
32 Craig Breslow, L ERA: 3.98	(9, 1)	0.1		1	0	0	0	0	0	0	0	0	0	0	1	3	0.00	0.000

PITCHER | IP | WLS | BF | H | R | ER | SO | BB | IBB | HBP | BLK | WP | HR | S | P | ERA | WHIP

TOP

New York Yankees @ Boston Red Sox

Fenway Park, Boston, MA

Sun Jul 12 2015, 1:41 PM - 5:17 PM EDT

Att. 37,283 - Partly Cloudy - 86 F

livebaseballscorecards.com

AB	37
R	8
H	11
RBI	7
BB	1
SO	5
LOB	11

WP: 0 PA: 38
PB: 1
SB: 0
CS: 0

Batter	1	2	3	4	5	6	7	8	9	AB	R	H	RBI	BB	SO	LOB
50 Mookie Betts, R (1, 8) OBP: 0.328, SLG: 0.464	C FF 97 B FF 96 C FS 89 F SL 85 B FS 90 X FS 90 2-2 ① P6		X SL 84 0-0 2 1B 1-2 1B 1B	C CU 77 B FF 98 B FF 95 S FS 89 B FF 98 T FF 97 3-2 ③ K		C FC 88 B FC 91 F SI 95 B FF 96 F FF 96 F FF 96 X CU 84 2-2 ③ F9 1-2 2-3		C KC 85 C SV 86 B FF 97 B FF 98 S KC 87 2-3 ③ K		5	1	1	0	0	2	4
26 Brock Holt, L (1, 4) OBP: 0.379, SLG: 0.412	C CU 78 X FF 98 0-1 2 G4-3 2 WP 1B		C FF 97 F FF 96 F SL 87 T FF 97 0-2 ① K		B FF 95 B SL 88 C FF 97 S FF 96 S FF 98 2-3 ① K		B FC 91 B FC 92 S FC 92 C SI 93 B FF 93 S SI 95 3-3 ① K		B FF 92 C FF 92 B SL 83 C SL 83 F FF 94 B SL 84 B SL 82 4-2 13 FC1 13 E E BB	4	1	1	0	1	3	2
2 Xander Bogaerts, R (1, 6) OBP: 0.338, SLG: 0.411	B FF 98 S FS 89 F SL 83 F FF 99 1 SAFE F FF 95 B FS 89 F FS 89 X SL 84 2-2 ② G4-3 1-3		C CU 77 X FF 98 0-1 1B 13 1B 1-3 2-H 1B		B FS 92 S FS 90 F FS 91 F FF 98 B FS 92 X SL 86 2-2 ② F9		B SI 94 X FF 94 1-0 1B		C SL 84 F FF 95 S SL 86 0-3 ① K	5	1	2	1	0	1	2
Pablo Sandoval, S (1, 5) OBP: 0.307, SLG: 0.384 16 Deven Marrero, R (9, PR)	B FS 91 X FS 90 1-0 ③ G1-3		T FF 97 B FF 98 F FF 96 F FS 90 X SL 86 1-2 31 G6-3 13 1B 1-3 3-H 1B		F FF 98 S FF 99 B FF 99 X FS 93 1-2 ③ F7		F SI 94 X SI 94 0-1 ② P2		C FF 94 B SL 85 S SL 83 B FF 94 B SL 85 X SL 84 3-2 E2 13 E 31 SF9 1-2	5 0	0 1	1 0	1 0	0 0	0 0	3 0
13 Hanley Ramirez, R (1, 10) OBP: 0.320, SLG: 0.497		C SL 86 S SL 87 B FF 98 B FF 98 F FS 90 X SL 87 2-2 ① F9	F FS 91 D FF 96 F FF 97 D FS 91 D FF 97 F SL 88 X SL 86 3-2 31 G6-3 1-2 3-H 1B			F FF 93 B FF 92 B FF 93 X SL 86 2-1 18 1B 2B	C FF 96 S KC 84 S FF 98 0-3 ③ K		C SL 83 X SL 85 0-1 FC1 31 DI 1-3 2-H	5	1	2	1	0	1	2
31 Alejandro De Aza, L (1, 7) OBP: 0.316, SLG: 0.462		F FF 96 F FF 97 F SL 86 F FS 91 B FF 97 F SL 85 B FF 93 X FF 100 2-2 1B	B CU 77 C CU 76 X FS 91 1-1 ② G6-3 1-2 2-3			B SL 83 B FF 93 X FF 93 2-0 ① L7		C FF 96 B KC 84 B KC 85 X FF 97 2-1 18 FC4-6 1B	C SL 85 S SL 86 F SL 86 X SL 84 0-2 ② SF9 1-2 3-H	4	0	2	1	0	0	3
18 Shane Victorino, S (1, 9) OBP: 0.337, SLG: 0.307		C SL 84 B SL 86 F FS 90 B FF 99 S SL 85 2-3 ② K	C FS 90 S SL 86 B FF 98 B SL 86 X FS 90 2-2 ③ G6-3			C SL 89 B FF 92 X SL 87 1-1 50 S 12 1B 2-H 1B		C KC 84 X KC 85 0-1 ① FC4-6 10 S 1-2f	C FF 97 B SL 85 X SL 85 1-1 ③ P6	5	0	1	1	0	1	6
47 Travis Shaw, L (1, 3) OBP: 0.250, SLG: 0.200 12 Mike Napoli, R (6, PH) OBP: 0.294, SLG: 0.353 (7, 3)		1 SAFE C CU 77 T FF 96 B FF 96 F FS 90 1 SAFE X FS 89 1-2 ③ F8		C CU 77 F FS 92 B FF 94 F FS 91 X SL 87 1-2 ① L9		F FF 94 C SI 95 X FF 95 0-2 50 S 1-2 1B		X FF 99 0-0 ② P3		2 2	0 0	0 1	0 0	0 0	0 0	1 1
10 Ryan Hanigan, R (1, 2) OBP: 0.376, SLG: 0.303			C FF 96 B FF 97 X FF 96 1-1 50 1B 2 1B 1B	B SL 85 F FF 96 C FF 96 X SL 86 1-2 ② G5-3		B SI 95 C FF 94 B SI 95 S FF 94 S FF 94 2-3 ② K		C FF 98 B FF 98 F FF 98 B FF 99 B KC 84 B FF 98 4-2 1-2 BB		3	1	1	0	1	1	2
Inning Stats	R: 0 E: 0 K: 0 S: 13 H: 1 LOB: 1 BB: 0 P: 18	R: 0 E: 0 K: 1 S: 17 H: 1 LOB: 1 BB: 0 P: 24	R: 3 E: 0 K: 1 S: 22 H: 5 LOB: 2 BB: 0 P: 30	R: 0 E: 0 K: 1 S: 10 H: 0 LOB: 0 BB: 0 P: 15	R: 0 E: 0 K: 1 S: 10 H: 0 LOB: 0 BB: 0 P: 15	R: 1 E: 0 K: 1 S: 16 H: 3 LOB: 2 BB: 0 P: 25	R: 0 E: 0 K: 2 S: 9 H: 1 LOB: 1 BB: 0 P: 13	R: 0 E: 0 K: 1 S: 10 H: 1 LOB: 2 BB: 1 P: 18	R: 2 E: 2 K: 1 S: 17 H: 0 LOB: 2 BB: 1 P: 25	1B: 11 2B: 1 3B: 0 HR: 0 SF: 1 SAC: 0 DP: 0 HBP: 0	WP: 1 PB: 0 SB: 3 CS: 0 PA: 43					

PITCHER		IP	WLS	BF	H	R	ER	SO	BB	IBB	HBP	BLK	WP	HR	S	P	ERA	WHIP
30 Nathan Eovaldi, R ERA: 4.5	(1, 1)	5.0	W	22	7	3	3	4	0	0	0	0	1	0	72	102	5.40	1.400
43 Adam Warren, R ERA: 3.65	(6, 1)	0.1	H	3	2	1	1	0	0	0	0	0	0	0	5	10	27.00	6.000
41 Justin Wilson, L ERA: 2.73	(6, 1)	1.1	H	6	2	0	0	2	0	0	0	0	0	0	17	25	0.00	1.500
68 Dellin Betances, R ERA: 1.53	(7, 1)	1.1	H	6	1	0	0	2	1	0	0	0	0	0	13	21	0.00	1.500
48 Andrew Miller, L ERA: 1.53	(9, 1)	1.0		6	0	2	0	1	1	0	0	0	0	0	17	25	0.00	1.000

PITCHER	IP	WLS	BF	H	R	ER	SO	BB	IBB	HBP	BLK	WP	HR	S	P	ERA	WHIP

BOTTOM

New York Yankees @ Boston Red Sox

Fenway Park, Boston, MA

Sun Jul 12 2015, 1:41 PM - 5:17 PM EDT

Att. 37,283 - Partly Cloudy - 86 F

livebaseballscorecards.com

AB	40
R	6
H	12
RBI	5
BB	2
SO	9
LOB	26

Batter	1	2	3	4	5	6	7	8	9	AB	R	H	RBI	BB	SO	LOB
5 Brad Miller, L (1, 6) OBP: 0.318, SLG: 0.407	C SL 83 X FS 87 0-1 ① G3		F SI 92 X CU 78 0-1 ① F7		D FS 87 F FS 86 B SI 92 X FS 87 2-1 ② FC4-6 15 HR 1-2f		B FS 88 B SI 90 C SL 84 X FS 89 2-1 ③ G3-1			4	1	0	0	0	0	1
15 Kyle Seager, L (1, 5) OBP: 0.331, SLG: 0.457	B FF 92 C CU 78 X SI 92 1-1 ② L7		B CU 76 X CU 76 1-0 HR		X SI 92 0-0 1-H HR			B FF 96 S KC 83 F KC 84 F FF 98 T SV 87 1-2 ① K		4	2	2	3	0	1	0
22 Robinson Canó, L (1, 4) OBP: 0.287, SLG: 0.366	B CU 78 B FF 93 X FS 88 2-0 ③ F8		B SL 87 F FF 91 F FS 88 B FF 94 C SI 92 2-3 ② K		X FS 88 0-0 ③ G4-3			B KC 84 X FF 96 1-0 ② G3-1		4	0	0	0	0	1	0
23 Nelson Cruz, R (1, 10) OBP: 0.369, SLG: 0.539		S FF 91 F SI 90 B SL 84 B FF 92 X FS 87 2-2 ① L9	F FS 89 S FF 93 B FF 94 T SL 85 1-2 ③ K			S SL 82 B FS 88 S SL 83 S FS 88 1-3 ① K		C FF 96 F FF 97 F FF 96 S KC 85 0-3 ③ K		4	0	0	0	0	3	0
7 Seth Smith, L (1, 9) OBP: 0.338, SLG: 0.473 30 Franklin Gutierrez, R (9, PH) OBP: 0.294, SLG: 0.438		B FF 92 C CU 79 B SI 91 B CU 78 F SI 92 B FF 93 4-2 13 FC4-6 16 1B BB	F FF 91 S FS 87 B FS 87 B FF 92 S FS 88 2-3 ① K			C CU 78 B FS 89 B SL 84 F FS 88 X SL 80 2-2 ② F7			B FF 91 S FF 92 X FF 91 1-1 ① G5-3	2 1	0 0	0 0	0 0	1 0	1 0	0 0
16 Austin Jackson, R (1, 8) OBP: 0.298, SLG: 0.357		B FF 91 X SI 91 1-0 13 FC4-6 1B 1-2	B SL 85 F FS 88 B FS 88 B SL 85 C FS 88 C SL 86 3-3 ② K			C SL 84 F SL 84 X FS 88 0-2 1B			C FF 92 C SL 85 F SL 85 X SL 85 0-2 ② G5-3	4	0	2	0	0	1	0
13 Dustin Ackley, L (1, 7) OBP: 0.276, SLG: 0.371 35 Mark Trumbo, R (9, PH) OBP: 0.285, SLG: 0.432 1 Chris Taylor, R (9, PR) OBP: 0.221, SLG: 0.222		C SI 91 B SI 92 B SL 84 X FS 87 2-1 ② FC4-6 20 BB 1-2f 2-3	F SI 92 F CU 78 F FS 87 B FS 89 F FF 94 B SL 87 B SI 93 X FF 94 3-2 ③ G6-3			C SL 83 D FS 87 1 SAFE X FS 87 1-1 ③ G4-3			B SL 85 T FF 94 S SL 85 F FF 96 F SL 85 X SL 85 1-2 1B	3 1 0	0 0 0	0 1 0	0 0 0	0 0 0	0 0 0	3 0 0
20 Logan Morrison, L (1, 3) OBP: 0.300, SLG: 0.383 63 Jesus Montero, R (9, PH) OBP: 0.300, SLG: 0.125		S SL 84 B FS 88 F FS 88 B FF 94 D FS 89 D SI 90 4-2 1-2 BB			X FF 91 0-0 ① L8		B SL 84 C FS 87 F FS 88 B SL 86 S FS 90 2-3 ① K		F SL 85 S SL 84 S SL 84 0-3 ③ K	2 1	0 0	0 0	0 0	1 1	1 1	0 1
3 Mike Zunino, R (1, 2) OBP: 0.225, SLG: 0.292		S FS 86 B FF 94 S SL 87 F FS 86 S SL 87 1-3 ③ K			B SI 91 X FF 92 1-0 5 FC4-6 1B		F SL 85 X SI 91 0-1 ② G5-3			3	0	1	0	0	1	3
Inning Stats	R: 0 E: 0 K: 0 S: 5 H: 0 LOB: 0 BB: 0 P: 8	R: 0 E: 0 K: 1 S: 14 H: 1 LOB: 3 BB: 2 P: 28	R: 1 E: 0 K: 2 S: 9 H: 1 LOB: 0 BB: 0 P: 13	R: 0 E: 0 K: 2 S: 11 H: 0 LOB: 0 BB: 0 P: 19	R: 2 E: 0 K: 0 S: 6 H: 2 LOB: 0 BB: 0 P: 9	R: 0 E: 0 K: 1 S: 11 H: 1 LOB: 1 BB: 0 P: 15	R: 0 E: 0 K: 1 S: 7 H: 0 LOB: 0 BB: 0 P: 11	R: 0 E: 0 K: 2 S: 9 H: 0 LOB: 0 BB: 0 P: 11	R: 0 E: 0 K: 1 S: 14 H: 1 LOB: 1 BB: 0 P: 16	1B: 4 2B: 0 3B: 0 HR: 2 SF: 0 SAC: 0 DP: 0 HBP: 0						

PITCHER	IP	WLS	BF	H	R	ER	SO	BB	IBB	HBP	BLK	WP	HR	S	P	ERA	WHIP
19 Masahiro Tanaka, R (1, 1) ERA: 3.65	7.0	W	28	5	3	3	7	2	0	0	0	0	2	63	103	3.86	1.000
68 Dellin Betances, R (8, 1) ERA: 1.5	1.0	H	3	0	0	0	2	0	0	0	0	0	0	9	11	0.00	0.000
48 Andrew Miller, L (9, 1) ERA: 1.48	1.0	S	4	1	0	0	1	0	0	0	0	0	0	14	16	0.00	1.000

PITCHER	IP	WLS	BF	H	R	ER	SO	BB	IBB	HBP	BLK	WP	HR	S	P	ERA	WHIP

TOP

Seattle Mariners @ New York Yankees

Yankee Stadium, Bronx, NY

Fri Jul 17 2015, 7:10 PM - 9:52 PM EDT

Att. 47,086 - Clear - 76 F

livebaseballscorecards.com

AB	33
R	3
H	6
RBI	3
BB	2
SO	10
LOB	8

BOTTOM

Seattle Mariners @ New York Yankees

Yankee Stadium, Bronx, NY

Fri Jul 17 2015, 7:10 PM - 9:52 PM EDT

Att. 47,086 - Clear - 76 F

livebaseballscorecards.com

Batter	1	2	3	4	5	6	7	8	9	AB	R	H	RBI	BB	SO	LOB
22 Jacoby Ellsbury, L (1, 8) OBP: 0.394, SLG: 0.368	C FC 90 S FC 85 S FC 86 0-3 ① K	X FC 86 0-0 ③ F8		D CU 75 B FC 86 S CH 83 B CH 79 F FC 85 B CH 79 4-2 2-3 BB		B CU 75 C FC 85 C FC 90 B CU 76 S CH 81 2-3 ③ K		B SL 86 C FF 89 D SL 85 B SL 84 F SL 85 C SL 84 3-3 ③ K		4	0	0	0	1	3	3
11 Brett Gardner, L (1, 7) OBP: 0.378, SLG: 0.483	B FC 90 B FF 91 F FF 91 F FC 86 B FF 92 B FC 86 4-2 BB		C FC 89 B CU 74 X FC 85 1-1 1B	B FC 87 B FC 89 F FC 85 F FC 89 S CH 80 2-3 ③ K			C FF 87 C FF 89 S SL 80 0-3 ① K2-3			3	0	1	0	1	2	2
13 Alex Rodriguez, R (1, 10) OBP: 0.384, SLG: 0.525	C FF 91 S CH 80 S FC 87 0-3 ② K		X FF 91 0-0 ① F8		S CU 74 X FC 90 0-1 25 BB 34 1B 1B		B SI 86 X FF 86 1-0 HR			4	2	2	1	0	1	2
25 Mark Teixeira, S (1, 3) OBP: 0.352, SLG: 0.522	C FF 91 B FC 87 1 SAFE 1 SAFE F FC 88 B CH 81 1 SAFE F CU 75 S CH 81 2-3 ③ K		C CU 76 T FC 85 D CH 82 S FC 86 1-3 ② K		C FC 90 B CH 80 S FC 86 B FC 85 B FC 86 D CH 79 4-2 34 1B 1-2 BB		B SI 87 B SI 85 B SI 85 C SI 85 T SI 86 B CH 81 4-2 BB			2	0	0	0	2	2	2
34 Brian McCann, L (1, 2) OBP: 0.330, SLG: 0.467		C FC 88 C FC 85 F CH 82 B FC 86 B CH 82 X FF 91 2-2 ① G3-1	C CU 75 1 SAFE 1 SAFE 1 SAFE 1 SAFE B CH 79 B FF 91 S FC 87 S CU 76 2-3 ③ K		B CH 84 X FC 89 1-0 12 G6-4-3 1-3 2-H 1B		C SL 79 C FF 89 S CU 72 0-3 ② K			4	0	1	1	0	2	2
24 Chris Young, R (1, 9) OBP: 0.304, SLG: 0.472		B FC 90 B FC 90 F FC 90 B CH 78 C FC 90 X FF 91 3-2 HR		C FC 84 B FC 90 B CH 82 B FC 86 C FC 85 X CH 81 3-2 12 1B 2B	B CH 78 X FC 90 1-0 ① F8		C SL 85 X SL 86 0-1 ③ F7			4	2	2	1	0	0	3
12 Chase Headley, S (1, 5) OBP: 0.312, SLG: 0.372		C CU 74 C FC 91 B FC 86 S CH 82 1-3 ② K		X FC 85 0-0 22 WP 64 WP 2-H 1B	S FC 86 X FC 86 0-1 ②③ G6-4-3 1-2f			C FF 94 B CH 86 B CH 87 S FF 93 B SI 95 B FF 95 4-2 BB		3	0	1	1	1	1	2
18 Didi Gregorius, L (1, 6) OBP: 0.292, SLG: 0.325		X FC 86 0-0 64 CI 1B		M FC 90 F FC 86 X CH 81 0-2 ① P5		C FC 88 B FC 84 C CU 74 B CH 80 X FC 90 2-2 ① F8		F FF 96 X SL 86 0-1 ① F9		4	0	1	0	0	0	2
64 Rob Refsnyder, R (1, 4) OBP: 0.222, SLG: 0.556 33 Garrett Jones, L (8, PH) OBP: 0.275, SLG: 0.392 14 Stephen Drew, L (9, 4) OBP: 0.257, SLG: 0.372		1 SAFE C CH 80 X FC 90 0-1 CI 1-2		1 SAFE C FC 85 F CU 75 D CH 79 S CH 81 1-3 ② K 1-2		B FC 89 C FC 89 B FC 85 X FC 90 2-1 ② G6-3		1 SAFE 1 SAFE B SL 85 C SL 84 B FF 89 X SL 84 2-1 ② F8		2 1 0	0 0 0	0 0 0	0 0 0	0 0 0	1 0 0	1 1 0
Inning Stats	R: 0 E: 0 K: 3 S: 12 H: 0 LOB: 1 BB: 1 P: 18	R: 1 E: 1 K: 1 S: 14 H: 2 LOB: 2 BB: 0 P: 20	R: 0 E: 0 K: 2 S: 9 H: 1 LOB: 1 BB: 0 P: 13	R: 1 E: 0 K: 2 S: 15 H: 2 LOB: 2 BB: 1 P: 25	R: 1 E: 0 K: 0 S: 8 H: 2 LOB: 1 BB: 1 P: 14	R: 0 E: 0 K: 1 S: 8 H: 0 LOB: 0 BB: 0 P: 14	R: 1 E: 0 K: 2 S: 11 H: 1 LOB: 1 BB: 1 P: 16	R: 0 E: 0 K: 1 S: 9 H: 0 LOB: 1 BB: 1 P: 18		1B: 5 2B: 1 3B: 0 HR: 2 SF: 0 SAC: 0 DP: 1 HBP: 0				WP: 2 PB: 0 SB: 0 CS: 0 PA: 37		

	AB	31
	R	4
	H	8
	RBI	4
	BB	5
	SO	12
	LOB	20

PITCHER	IP	WLS	BF	H	R	ER	SO	BB	IBB	HBP	BLK	WP	HR	S	P	ERA	WHIP
37 Mike Montgomery, L (1, 1) ERA: 2.51	6.0		28	7	3	3	9	3	0	0	0	2	1	66	104	4.50	1.667
97 Joe Beimel, L (7, 1) ERA: 3.0	0.2	L	4	1	1	1	2	1	0	0	0	0	1	9	14	13.50	3.000
54 Tom Wilhelmsen, R (7, 1) ERA: 4.56	0.2		3	0	0	0	0	1	0	0	0	0	0	6	10	0.00	1.500
38 Vidal Nuño, L (8, 1) ERA: 2.33	0.2		2	0	0	0	1	0	0	0	0	0	0	5	10	0.00	0.000

PITCHER	IP	WLS	BF	H	R	ER	SO	BB	IBB	HBP	BLK	WP	HR	S	P	ERA	WHIP

Batter	1	2	3	4	5	6	7	8	9	AB	R	H	RBI	BB	SO	LOB
5 Brad Miller, L (1, 6) OBP: 0.317, SLG: 0.404	B FF 92 F FF 92 X CH 90 1-1 15 FC4-6 1B		S FF 93 F FF 94 B FF 93 C SL 87 1-3 ① K		B FF 94 B SL 85 X FF 94 2-0 ③ G4-3		B CH 84 C FF 91 S CH 84 B CH 84 S CH 84 2-3 ③ K			4	0	1	0	0	2	0
15 Kyle Seager, L (1, 5) OBP: 0.330, SLG: 0.455	C FF 92 B FF 94 X SL 86 1-1 ① FC4-6 22 HR 1-2f		B SL 83 X FF 93 1-0 ② G6-3			B SL 84 B FF 94 X FF 93 2-0 22 HR 1B		C SL 83 S CH 82 B FF 92 B CH 82 X SL 84 2-2 ① P6		4	2	1	0	0	0	1
22 Robinson Canó, L (1, 4) OBP: 0.292, SLG: 0.387	X FF 94 0-0 1-H HR		C FF 94 X CH 91 0-1 1B			F FF 95 X FF 95 0-1 1-H HR		B CH 84 B CH 84 F FF 91 F CH 84 B CH 84 X SL 85 3-2 ② G3-1		4	2	3	4	0	0	0
23 Nelson Cruz, R (1, 9) OBP: 0.373, SLG: 0.539	C FF 94 B SL 88 X SL 86 1-1 7 FC5-6 1B		S SL 86 B FF 93 S FF 95 X SL 87 1-2 ③ F9			B FF 96 B FF 96 S SL 85 B FF 94 B FF 95 4-1 16 G1-3 7 G3-1 BB		B SL 87 F SL 86 F FF 93 B FF 94 B FF 95 F SL 89 B FF 93 4-2 BB		2	0	1	0	2	0	1
7 Seth Smith, L (1, 7) OBP: 0.333, SLG: 0.465	B SL 86 S FF 94 F FF 94 B SL 86 X CH 89 2-2 ② FC5-6 1-2f			S CH 86 X FF 94 0-1 ① P5		B FF 94 B FF 95 C FF 94 S SL 85 X FF 95 2-2 ① G3-1 1-2		C CU 79 B CH 86 C CU 79 B SL 89 F FF 95 B CU 80 F SL 86 X FF 95 3-2 ③ G4-3		4	0	0	0	0	0	3
16 Austin Jackson, R (1, 8) OBP: 0.297, SLG: 0.353	C FF 94 S CH 88 B SI 94 F SL 87 B CH 90 X SL 88 2-2 ③ G3-1			C SL 85 B FF 94 C SI 93 B CH 90 B FF 95 B FF 94 4-2 35 CS BB		B SL 86 F SL 84 B FF 94 X FF 94 2-1 ② G1-3 2-3			C FF 94 B FF 93 F CH 84 S SL 88 1-3 ① K	3	0	0	0	1	1	2
35 Mark Trumbo, R (1, 10) OBP: 0.284, SLG: 0.430 1 Chris Taylor, R (9, PR) OBP: 0.221, SLG: 0.222 (9, 10)		C FF 93 B FF 92 X SL 86 1-1 ① L9		F SL 86 1 SAFE B FF 93 F CH 89 B FF 95 F SL 88 B FF 94 X SL 86 3-2 ②③ G5-3 1-2		B FF 94 B SL 85 B FF 94 S FF 93 S SL 83 F FF 93 F SL 82 F SL 84 F FF 94 3-2 F CH 85 X FF 93 ③ F8			S SL 88 B FF 94 S FF 94 X SL 88 1-2 3 S 1B	4 0	0 0	1 0	0 0	0 0	0 0	2 0
20 Logan Morrison, L (1, 3) OBP: 0.297, SLG: 0.378		B SL 82 B FF 94 B FF 95 C FF 95 F SI 94 X SL 86 3-2 ② G3-1			B FF 92 X SL 84 1-0 ① G4-3		C FF 91 B FF 92 B CH 84 X SL 84 2-1 ① G4-3		1 SAFE C FF 93 B SL 88 F SL 86 1 SAFE F SL 88 B FF 93 C FF 95 2-3 ② K	4	0	0	0	0	1	1
3 Mike Zunino, R (1, 2) OBP: 0.221, SLG: 0.288		B SL 84 F FF 94 F SL 86 F CH 91 B SL 86 F CH 90 S FF 93 2-3 ③ K			F FF 93 B FF 92 S SL 86 B FF 93 B FF 93 X SL 87 3-2 ② F8		B CH 83 S CH 83 B FF 93 B FF 92 X FF 91 3-1 ② P3		1 SAFE F SL 88 B SL 88 B SL 87 F SL 87 B FF 95 X SL 87 3-2 ③ L9 1-2	4	0	0	0	0	1	1
Inning Stats	R: 2 E: 0 K: 0 S: 14 H: 3 LOB: 1 BB: 0 P: 21	R: 0 E: 0 K: 1 S: 10 H: 0 LOB: 0 BB: 0 P: 16	R: 0 E: 0 K: 1 S: 9 H: 1 LOB: 1 BB: 0 P: 12	R: 0 E: 0 K: 0 S: 8 H: 0 LOB: 0 BB: 1 P: 15	R: 0 E: 0 K: 0 S: 5 H: 0 LOB: 0 BB: 0 P: 11	R: 2 E: 0 K: 0 S: 17 H: 2 LOB: 1 BB: 1 P: 30	R: 0 E: 0 K: 1 S: 7 H: 0 LOB: 0 BB: 0 P: 14	R: 0 E: 0 K: 0 S: 14 H: 0 LOB: 1 BB: 1 P: 26	R: 0 E: 0 K: 2 S: 13 H: 1 LOB: 2 BB: 0 P: 20	1B: 5 2B: 0 3B: 0 HR: 2	SF: 0 SAC: 0 DP: 0 HBP: 0					

TOP

Seattle Mariners @ New York Yankees

Yankee Stadium, Bronx, NY

Sat Jul 18 2015, 1:10 PM - 4:21 PM EDT

Att. 46,119 - Cloudy - 78 F

livebaseballscorecards.com

AB	33
R	4
H	7
RBI	4
BB	3
SO	5
LOB	11

WP: 0 PA: 36
PB: 0
SB: 1
CS: 1

PITCHER		IP	WLS	BF	H	R	ER	SO	BB	IBB	HBP	BLK	WP	HR	S	P	ERA	WHIP
35 Michael Pineda, R ERA: 3.77	(1, 1)	6.0	L	25	6	4	4	2	2	0	0	0	0	2	63	105	6.00	1.333
45 Chasen Shreve, L ERA: 1.93	(7, 1)	1.2		5	0	0	0	1	0	0	0	0	0	0	13	25	0.00	0.000
43 Adam Warren, R ERA: 3.6	(8, 1)	1.1		6	1	0	0	2	1	0	0	0	0	0	21	35	0.00	1.500

PITCHER	IP	WLS	BF	H	R	ER	SO	BB	IBB	HBP	BLK	WP	HR	S	P	ERA	WHIP

BOTTOM

Seattle Mariners @ New York Yankees

Yankee Stadium, Bronx, NY

Sat Jul 18 2015, 1:10 PM - 4:21 PM EDT

Att. 46,119 - Cloudy - 78 F

Batter	1	2	3	4	5	6	7	8	9	AB	R	H	RBI	BB	SO	LOB
22 Jacoby Ellsbury, L (1, 8) OBP: 0.391, SLG: 0.365	B FS 85 C SI 88 F CU 71 F FF 89 X FS 83 1-2 G1-3 ①		F SI 89 F SI 89 B FF 90 F FS 85 F FF 91 X FS 84 1-2 G3-1 ③			B SI 86 X SI 87 1-0 25 FC3-6 11 1B 1B		F SL 86 B SL 85 X FF 91 1-1 F7 ①		4	0	1	0	0	0	0
11 Brett Gardner, L (1, 7) OBP: 0.377, SLG: 0.480	B SI 87 X SI 88 1-0 G6-3 ②			B CU 71 B SI 88 X SI 86 2-0 P3 ①		B SI 88 B SI 87 X FF 88 2-0 25 FC3-6 1-2 1B		B SL 87 C SL 86 B SL 83 F FF 89 F SL 86 F FF 91 F SL 87 B SI 90 T SL 85 3-2 K ②		4	0	1	0	0	1	0
13 Alex Rodriguez, R (1, 10) OBP: 0.379, SLG: 0.518	B SL 81 S SI 88 C SI 88 C FF 90 1-3 K ③			F SI 89 S SL 79 S SI 85 0-3 K ②		C FF 88 B SI 90 S SI 86 T SI 86 1-2 K ①		S SI 96 S CH 83 B CH 83 B SI 97 X SI 96 2-2 G4-3 ③		4	0	0	0	0	3	2
25 Mark Teixeira, S (1, 3) OBP: 0.353, SLG: 0.526		B SI 87 B FS 83 C SI 87 S SI 89 S FF 90 2-3 K ①		S CU 71 S SI 86 B SI 85 B FF 90 B SI 88 X SI 87 3-2 34 HR 1B		B SI 90 X SI 87 1-0 FC3-6 ② 1-2f 2-3			C SI 93 C CH 88 B SL 86 B SL 86 X SI 93 2-2 12 WP 33 G6-3 2B	4	2	2	0	0	1	2
34 Brian McCann, L (1, 2) OBP: 0.329, SLG: 0.475		X SI 89 0-0 F7 ②		C CU 73 X FF 90 0-1 1-H HR		1 SAFE X SL 79 0-0 F8 ③			B SI 90 C SL 85 B SL 86 F SI 89 S SL 88 2-3 K ①	4	1	1	2	0	1	3
12 Chase Headley, S (1, 5) OBP: 0.311, SLG: 0.371 24 Chris Young, R (9, PR) OBP: 0.304, SLG: 0.472		B CU 70 B SI 89 X SI 89 2-0 33 FC6-5 1B		C FS 84 C SI 90 X FS 85 0-2 G4-3 ③			S SL 86 F FF 96 B FF 96 X SL 87 1-2 L8 ①		B SI 94 B SI 94 F SI 93 B SI 90 F SI 94 F SL 86 S SL 87 3-3 K 33 G6-3 2-3	4 0	0 0	1 0	0 0	0 0	1 0	1 0
33 Garrett Jones, L (1, 9) OBP: 0.268, SLG: 0.381		C CU 72 D FS 84 X SI 89 1-1 FC6-5 ③ 1-2f			C SI 88 X FS 84 0-1 G5-3 ①		C SL 86 F SL 87 S FF 98 0-3 K ②		B SI 94 F SI 89 D SL 85 F SL 85 D SL 87 F SL 86 X SI 94 3-2 G6-3 ② 1-2 3-H	4	0	0	1	0	1	2
18 Didi Gregorius, L (1, 6) OBP: 0.292, SLG: 0.327			C SI 86 X CU 72 0-1 G6-3 ①		F CU 73 B SI 85 X FS 84 1-1 G4-3 ②		X SL 86 0-0 2B		C SL 87 B SI 90 B SI 94 C SL 85 F SL 88 X SL 88 2-2 G4-3 ③	4	0	1	0	0	0	2
64 Rob Refsnyder, R (1, 4) OBP: 0.167, SLG: 0.417			B SL 82 C SI 88 X SI 90 1-1 G4-3 ②		B SI 89 C SL 83 F SL 82 F SI 86 F CU 74 F SI 86 F FF 91 F FS 85 S FS 83 1-3 K ③		C SL 86 X FF 97 0-1 G3 ③			3	0	0	0	0	1	1
Inning Stats	R: 0 E: 0 K: 1 S: 8 H: 0 LOB: 0 BB: 0 P: 11	R: 0 E: 0 K: 1 S: 7 H: 1 LOB: 1 BB: 0 P: 12	R: 0 E: 0 K: 0 S: 9 H: 0 LOB: 0 BB: 0 P: 11	R: 2 E: 0 K: 1 S: 12 H: 2 LOB: 0 BB: 0 P: 17	R: 0 E: 0 K: 1 S: 12 H: 0 LOB: 0 BB: 0 P: 14	R: 0 E: 0 K: 1 S: 7 H: 2 LOB: 2 BB: 0 P: 12	R: 0 E: 0 K: 1 S: 9 H: 1 LOB: 1 BB: 0 P: 10	R: 0 E: 0 K: 1 S: 11 H: 0 LOB: 0 BB: 0 P: 17	R: 1 E: 0 K: 2 S: 18 H: 1 LOB: 2 BB: 0 P: 30	1B: 4 2B: 2 3B: 0 HR: 1 SF: 0 SAC: 0 DP: 0 HBP: 0						PA: 35 WP: 1 PB: 0 SB: 0 CS: 0

livebaseballscorecards.com

AB	35
R	3
H	7
RBI	3
BB	0
SO	9
LOB	13

PITCHER	IP	WLS	BF	H	R	ER	SO	BB	IBB	HBP	BLK	WP	HR	S	P	ERA	WHIP
18 Hisashi Iwakuma, R (1, 1) ERA: 4.89	5.2	W	22	5	2	2	5	0	0	0	0	0	1	54	76	3.18	0.882
97 Joe Beimel, L (6, 1) ERA: 2.96	0.1	H	1	0	0	0	0	0	0	0	0	0	0	1	1	0.00	0.000
57 Mark Lowe, R (7, 1) ERA: 0.62	1.0	H	4	1	0	0	1	0	0	0	0	0	0	9	10	0.00	1.000
38 Vidal Nuño, L (8, 1) ERA: 2.28	0.2	H	2	0	0	0	1	0	0	0	0	0	0	8	12	0.00	0.000
56 Fernando Rodney, R (8, 1) ERA: 5.45	0.1	H	1	0	0	0	0	0	0	0	0	0	0	3	5	0.00	0.000

PITCHER	IP	WLS	BF	H	R	ER	SO	BB	IBB	HBP	BLK	WP	HR	S	P	ERA	WHIP
39 Carson Smith, R (9, 1) ERA: 1.93	1.0	S	5	1	1	1	2	0	0	0	0	1	0	18	30	9.00	1.000

Batter	1	2	3	4	5	6	7	8	9	AB	R	H	RBI	BB	SO	LOB
16 Austin Jackson, R (1, 8) OBP: 0.296, SLG: 0.351	C SI 90 B FF 92 X FF 91 1-1 G4-3		C SL 81 X SI 85 0-1 L7		C SI 92 F FF 91 F FF 93 B SI 84 B SI 91 X SI 91 1-2 2-3 3-H 1B		F FF 95 B SI 96 B FC 90 F FF 94 F FC 89 X CU 83 2-2 2-3 F8			4	0	1	1	0	0	2
15 Kyle Seager, L (1, 5) OBP: 0.329, SLG: 0.452	C SL 80 B SI 92 X SL 81 1-1 F9		B SL 82 B SL 80 X SI 91 2-0 22 WP 1B		F SI 90 F SL 81 S SL 80 0-3 K			C KC 82 B FF 96 X KC 83 1-1 F8		4	0	1	0	0	1	2
22 Robinson Canó, L (1, 4) OBP: 0.291, SLG: 0.384	C FF 92 S SI 91 X SL 80 0-2 G4-3		D SL 80 T FF 91 F SI 91 B SL 81 S SL 80 2-3 1-2 K		B SL 82 B SI 91 C SI 91 S SL 81 S SL 82 2-3 K			B KC 84 B KC 83 C FF 97 C FF 98 B SV 85 B KC 85 4-2 7 BB BB		3	0	0	0	1	2	3
23 Nelson Cruz, R (1, 9) OBP: 0.372, SLG: 0.536		S FF 90 B FF 91 B FF 85 F SI 90 X FF 92 2-2 G4-3		C SI 91 F SI 91 B FF 92 B SI 84 S SI 92 2-3 K		B FF 91 S SL 81 S FF 91 B FF 91 X SI 91 2-2 35 G4-6-3 1B		X FF 97 0-0 P3		4	0	1	0	0	1	1
30 Franklin Gutierrez, R (1, 7) OBP: 0.297, SLG: 0.429 7 Seth Smith, L (8, PH) OBP: 0.336, SLG: 0.465 (8, 7)		C SI 91 B FF 92 F FF 93 B FF 92 X FF 85 2-2 63 WP 1B		B SL 81 F SI 85 S FF 91 C SI 91 1-3 K		X FF 90 0-0 L9		B KC 84 B KC 83 B FF 97 B FF 96 4-0 1-2 BB		3 0	0 0	1 0	0 0	0 1	1 0	1 0
35 Mark Trumbo, R (1, 3) OBP: 0.281, SLG: 0.424		C SI 90 X FF 91 0-1 F9		F FF 93 B FF 92 S FF 91 B FF 93 S FF 91 2-3 K		X SI 90 0-0 G4-6-3 1-2f		B KC 84 X FF 98 1-0 P4		4	0	0	0	0	1	4
63 Jesus Montero, R (1, 10) OBP: 0.462, SLG: 0.300 13 Dustin Ackley, L (7, PR) OBP: 0.275, SLG: 0.369 (7, 10)		C SL 80 B SI 91 B FF 91 F SI 91 F FF 92 B SL 80 D SI 85 4-2 1 FC5-4 1-2 BB			S SL 79 X SI 90 0-1 3 SH3-4 16 1B 1 1B 1B		B FF 94 S FF 94 X SI 94 1-1 16 S 1 SH1-4 1B		B SL 84 B FF 95 C FF 93 S SL 84 B SL 85 S FF 96 3-3 K	2 1	1 0	2 0	0 0	1 0	0 1	0 0
1 Chris Taylor, R (1, 6) OBP: 0.225, SLG: 0.227		B FF 91 B FF 91 C FF 85 X FF 91 2-1 FC5-4 1-2f			L FF 89 L SI 90 X SI 85 0-2 16 1B 3 SH3-4 1-2 1B		L SI 95 B FF 96 1 SAFE B FC 91 B FF 94 X FF 94 3-1 SH1-4 1-2		S FF 96 B SL 85 C SL 84 B SL 85 S SL 85 2-3 K	3	0	1	0	0	1	2
3 Mike Zunino, R (1, 2) OBP: 0.219, SLG: 0.285			B SI 91 F SI 90 C FF 91 C SI 91 1-3 K		X FF 90 0-0 SH3-4 1-2 2-3		S SI 95 B FF 96 S FF 95 B FF 95 T FF 96 2-2 K		C SL 86 X SL 85 0-1 F7	3	0	0	0	0	2	2
Inning Stats	R: 0 E: 0 K: 0 S: 7 H: 0 LOB: 0 BB: 0 P: 9	R: 0 E: 0 K: 0 S: 13 H: 1 LOB: 2 BB: 1 P: 23	R: 0 E: 0 K: 2 S: 9 H: 1 LOB: 1 BB: 0 P: 14	R: 0 E: 0 K: 3 S: 9 H: 0 LOB: 0 BB: 0 P: 14	R: 1 E: 0 K: 2 S: 17 H: 3 LOB: 2 BB: 0 P: 20	R: 0 E: 0 K: 0 S: 5 H: 1 LOB: 0 BB: 0 P: 7	R: 0 E: 0 K: 1 S: 11 H: 1 LOB: 2 BB: 0 P: 19	R: 0 E: 0 K: 0 S: 6 H: 0 LOB: 2 BB: 2 P: 16	R: 0 E: 0 K: 2 S: 8 H: 0 LOB: 0 BB: 0 P: 13	1B: 7 2B: 0 3B: 0 HR: 0 SF: 0 SAC: 2 DP: 1 HBP: 0						

PITCHER		IP	WLS	BF	H	R	ER	SO	BB	IBB	HBP	BLK	WP	HR	S	P	ERA	WHIP
52 CC Sabathia, L ERA: 5.25	(1, 1)	6.0		24	6	1	1	7	1	0	0	0	2	0	60	87	1.50	1.167
41 Justin Wilson, L ERA: 2.65	(7, 1)	1.0		4	1	0	0	1	0	0	0	0	0	0	11	19	0.00	1.000
68 Dellin Betances, R ERA: 1.47	(8, 1)	1.0	W	5	0	0	0	0	2	0	0	0	0	0	6	16	0.00	2.000
48 Andrew Miller, L ERA: 1.44	(9, 1)	1.0	S	3	0	0	0	2	0	0	0	0	0	0	8	13	0.00	0.000

PITCHER	IP	WLS	BF	H	R	ER	SO	BB	IBB	HBP	BLK	WP	HR	S	P	ERA	WHIP

TOP

Seattle Mariners @ New York Yankees

Yankee Stadium, Bronx, NY

Sun Jul 19 2015, 1:09 PM - 3:54 PM EDT

Att. 42,926 - Sunny - 92 F

livebaseballscorecards.com

AB	31
R	1
H	7
RBI	1
BB	3
SO	10
LOB	17

WP: 2	PA: 36		
PB: 0			
SB: 1			
CS: 0			

Batter	1	2	3	4	5	6	7	8	9	AB	R	H	RBI	BB	SO	LOB
22 Jacoby Ellsbury, L (1, 8) OBP: 0.383, SLG: 0.357	B FF 89 F SI 90 X CU 78 1-1 G3-1 ①		C CH 85 F SI 91 X FF 92 0-2 G3 ②		B CH 89 X CH 88 1-0 G3 ③		C SL 86 X SL 88 0-1 F8 ③			4	0	0	0	0	0	0
11 Brett Gardner, L (1, 7) OBP: 0.378, SLG: 0.477	B SI 89 B SI 90 C SI 90 B CH 86 B SI 90 4-1 13 1B BB		C CU 80 T SI 92 B FF 92 X CU 80 1-2 F7 ③			F SI 91 B CU 79 B CU 77 B SI 91 B SI 91 4-1 25 1B 36 1B BB		B SL 85 F FF 89 S SL 83 F SL 87 X FF 90 1-2 F7 ①		2	1	0	0	2	0	0
13 Alex Rodriguez, R (1, 10) OBP: 0.378, SLG: 0.515	F SI 91 B CH 87 X SI 91 1-1 25 G4-6-3 1-2 1B			C SL 83 S CH 87 B SL 84 B FF 92 S CU 80 2-3 K ①		F SI 88 F SI 89 F SI 94 D CH 90 C CU 81 1-3 K ①		B CH 83 B SI 97 B SI 96 T SI 97 C CH 84 X CH 84 3-2 P5 ②		4	0	1	0	0	2	1
25 Mark Teixeira, S (1, 3) OBP: 0.358, SLG: 0.539	B CH 88 B CH 88 F SI 92 C CU 81 F FF 93 X SI 92 2-2 G4-6-3 ② ③ 1-2f			B FF 92 F CH 87 S CU 81 X FF 92 1-2 36 BB 1B		B CH 88 C CU 80 B FF 93 X SI 93 2-1 36 1B 1-3 1B		C CH 83 B SI 99 S SI 98 X FF 98 1-2 HR		4	1	3	1	0	0	2
34 Brian McCann, L (1, 2) OBP: 0.325, SLG: 0.468		B SI 90 C CH 85 F CU 78 X FF 91 1-2 F9 ①		C SI 88 B CU 80 C CU 80 C FF 93 1-3 K ②		C CU 80 F SI 89 S CU 81 0-3 K ②		F CH 84 B SI 99 S SI 98 B CH 84 X FF 97 2-2 F8 ③		4	0	0	0	0	2	3
36 Carlos Beltrán, S (1, 9) OBP: 0.313, SLG: 0.430		C CH 87 X CH 86 0-1 G6-3 ②		B SI 93 B CH 88 B CH 88 B SI 91 4-0 1-2 BB		B SI 90 X CU 81 1-0 1-2 3-H 1B				2	0	1	1	1	0	0
12 Chase Headley, S (1, 5) OBP: 0.311, SLG: 0.373		C CH 87 C CU 80 B FF 91 X CH 85 1-2 2B		B CH 86 C SI 93 C CU 80 B FF 94 B CU 81 F CU 80 F FF 93 X FF 93 3-2 G4-3 ③		D SI 90 X SI 93 1-0 F8 ③				3	0	1	0	0	0	4
18 Didi Gregorius, L (1, 6) OBP: 0.289, SLG: 0.324		F CH 87 F CU 80 D CH 88 X CH 88 1-2 L8 ③			C SI 90 F CU 79 X FF 91 0-2 F7 ①		F SL 86 C FF 90 X SL 86 0-2 L9 ①			3	0	0	0	0	0	1
14 Stephen Drew, L (1, 4) 24 Chris Young, R (7, PH) OBP: 0.303, SLG: 0.470 17 Brendan Ryan, R (8, 4) OBP: 0.400, SLG: 0.462			C SI 89 B CU 78 F CU 78 X FF 91 1-2 G4-3 ①		B CH 87 F SI 88 C CU 80 C SI 92 1-3 K ②		C SL 86 B CH 83 X CH 83 1-1 G5-3 ②			2 1 0	0 0 0	0 0 0	0 0 0	0 0 0	1 0 0	0 0 0
Inning Stats	R: 0 E: 0 K: 0 S: 9 H: 1 LOB: 1 BB: 1 P: 17	R: 0 E: 0 K: 0 S: 11 H: 1 LOB: 1 BB: 0 P: 14	R: 0 E: 0 K: 0 S: 9 H: 0 LOB: 0 BB: 0 P: 11	R: 0 E: 0 K: 2 S: 14 H: 1 LOB: 2 BB: 1 P: 25	R: 0 E: 0 K: 1 S: 7 H: 0 LOB: 0 BB: 0 P: 9	R: 1 E: 0 K: 2 S: 12 H: 2 LOB: 2 BB: 1 P: 21	R: 0 E: 0 K: 0 S: 7 H: 0 LOB: 0 BB: 0 P: 8	R: 1 E: 0 K: 0 S: 13 H: 1 LOB: 0 BB: 0 P: 20		1B: 4 2B: 1 3B: 0 HR: 1 SF: 0 SAC: 0 DP: 1 HBP: 0					

PITCHER	IP	WLS	BF	H	R	ER	SO	BB	IBB	HBP	BLK	WP	HR	S	P	ERA	WHIP
34 Félix Hernández, R (1, 1) ERA: 2.77	6.0		25	5	1	1	5	3	0	0	0	0	0	62	97	1.50	1.333
38 Vidal Nuño, L (7, 1) ERA: 2.17	1.1		4	0	0	0	0	0	0	0	0	0	0	11	13	0.00	0.000
56 Fernando Rodney, R (8, 1) ERA: 5.59	0.2	L	3	1	1	1	0	0	0	0	0	0	1	9	15	13.50	1.500

PITCHER	IP	WLS	BF	H	R	ER	SO	BB	IBB	HBP	BLK	WP	HR	S	P	ERA	WHIP

BOTTOM

Seattle Mariners @ New York Yankees

Yankee Stadium, Bronx, NY

Sun Jul 19 2015, 1:09 PM - 3:54 PM EDT

Att. 42,926 - Sunny - 92 F

livebaseballscorecards.com

AB	29
R	2
H	6
RBI	2
BB	3
SO	5
LOB	11

1B: 4	SF: 0	WP: 0	PA: 32
2B: 1	SAC: 0	PB: 0	
3B: 0	DP: 1	SB: 0	
HR: 1	HBP: 0	CS: 0	

Batter	1	2	3	4	5	6	7	8	9	AB	R	H	RBI	BB	SO	LOB
13 Manny Machado, R (1, 5) OBP: 0.366, SLG: 0.527	B CU 78 B FF 100 B FF 99 C FF 100 B FF 99 4-1 10 G5-3 BB			B SL 87 B FS 90 X FF 100 2-0 ① G5-3		B FF 98 B FF 97 C FF 96 B FS 90 X FF 98 3-1 ① F8	C KC 82 F FF 97 B KC 84 B KC 83 S KC 84 2-3 ③ K			3	0	0	0	1	1	1
38 Jimmy Paredes, S (1, 10) OBP: 0.325, SLG: 0.460	B FF 97 S FS 90 1 SAFE C CU 77 1 SAFE B FF 95 F CU 77 S FF 98 2-3 ① K			F FS 93 B FS 89 B SL 86 B FS 91 F FF 100 F FF 100 F FF 98 F SL 87 S FS 91 3-3 ② K		X FS 89 0-0 10 1B 32 1B 1B		F FF 96 C FF 97 S SV 85 0-3 ① K		4	1	1	0	0	3	1
10 Adam Jones, R (1, 8) OBP: 0.335, SLG: 0.503	S FS 89 F FF 97 B FF 94 B SL 88 F SL 86 1 SAFE B FS 90 X FF 98 3-2 ②③ G5-3 1-2			F FS 93 X SL 86 0-1 1B		1 SAFE B FF 96 F FS 90 F SL 86 X SL 87 1-2 32 1B 2 1B 1-2 1B		F FF 97 B FF 99 C KC 85 X FF 97 1-2 ② F9		4	1	2	0	0	0	1
19 Chris Davis, L (1, 9) OBP: 0.319, SLG: 0.460		C FF 98 F FF 97 B FS 91 B FF 98 S CU 79 2-3 ① K		C CU 77 B FF 98 X FF 98 1-1 ③ L8		F SL 84 X CU 77 0-1 ② F3		C KC 84 F KC 86 X FF 98 0-2 1B		4	0	1	0	0	1	3
32 Matt Wieters, S (1, 2) OBP: 0.290, SLG: 0.440		B FF 99 X FS 88 1-0 ② F8			B FS 90 C FS 89 F FF 98 F FS 89 B SL 85 F FS 90 B CU 74 B FF 100 4-2 2 FC1-4 BB	B FF 98 F FS 89 B SL 84 X FS 89 2-1 2 1B 1-2 2-H 1B		S KC 86 C KC 84 F SV 86 D SV 87 X SV 87 1-2 ③ G1-3		3	0	1	1	1	0	1
2 J.J. Hardy, R (1, 6) OBP: 0.263, SLG: 0.330		C FF 98 B FF 100 C FF 98 S FS 92 1-3 ③ K			C SL 84 F FS 88 B FF 97 X SL 87 1-2 ① FC1-4 6 FC5-4 23 WP 1-2f	D FF 95 B FF 95 F SI 95 X FF 96 2-1 ③ 1-3 2-H 1B			B FF 91 X FF 92 1-0 ① G5-3	4	0	1	1	0	1	1
23 Travis Snider, L (1, 7) OBP: 0.333, SLG: 0.368 14 Nolan Reimold, R (7, PH) OBP: 0.316, SLG: 0.412 (7, 7)			C FF 98 F FF 97 B FF 99 X FS 90 1-2 ① G4-3		C SL 84 D FS 90 B CU 73 B SL 83 B FS 88 4-1 6 FC5-4 1-2 BB		C FF 94 X FC 90 0-1 41 L8 6 G5-3 1B		C SL 83 F FF 95 B SL 85 X SL 84 1-2 ② G6-3	1 2	0 0	0 1	0 0	1 0	0 0	0 0
6 Jonathan Schoop, R (1, 4) OBP: 0.318, SLG: 0.619			B CU 76 B SL 85 C FF 99 X FS 90 2-1 ② G6-3		F FS 88 F CU 76 B FF 99 B FF 96 D FS 90 X FF 96 3-2 ② FC5-4 41 FC4-6 1-2f 2-3		C SI 95 B FF 95 T SI 96 X FF 96 1-2 ① G5-3 1-2		S SL 84 S SL 84 S SL 84 0-3 ③ K	4	0	0	0	0	1	3
41 Chris Parmelee, L (1, 3) OBP: 0.264, SLG: 0.471			X FF 99 0-0 ③ F7		C FF 99 C FF 95 B FF 97 B FS 90 X FS 90 2-2 ③ FC4-6 1-2f		X FF 96 0-0 ② L8 2-3			3	0	0	0	0	0	3
Inning Stats	R: 0 E: 0 K: 1 S: 9 H: 0 LOB: 0 BB: 1 P: 18	R: 0 E: 0 K: 2 S: 7 H: 0 LOB: 0 BB: 0 P: 11	R: 0 E: 0 K: 0 S: 6 H: 0 LOB: 0 BB: 0 P: 9	R: 0 E: 0 K: 1 S: 11 H: 1 LOB: 1 BB: 0 P: 17	R: 0 E: 0 K: 0 S: 14 H: 0 LOB: 2 BB: 2 P: 28	R: 2 E: 0 K: 0 S: 12 H: 4 LOB: 2 BB: 0 P: 20	R: 0 E: 0 K: 1 S: 9 H: 1 LOB: 1 BB: 0 P: 12	R: 0 E: 0 K: 1 S: 13 H: 1 LOB: 1 BB: 0 P: 15	R: 0 E: 0 K: 1 S: 7 H: 0 LOB: 0 BB: 0 P: 9	1B: 7 2B: 0 3B: 0 HR: 0 SF: 0 SAC: 0 DP: 0 HBP: 0						WP: 1 PB: 0 SB: 0 CS: 0 PA: 35

PITCHER		IP	WLS	BF	H	R	ER	SO	BB	IBB	HBP	BLK	WP	HR	S	P	ERA	WHIP
30 Nathan Eovaldi, R ERA: 4.43	(1, 1)	5.2		23	4	2	2	4	3	0	0	0	1	0	57	99	3.18	1.235
41 Justin Wilson, L ERA: 2.57	(6, 1)	1.0	W	4	2	0	0	0	0	0	0	0	0	0	8	11	0.00	2.000
68 Dellin Betances, R ERA: 1.43	(7, 1)	1.1	H	5	1	0	0	2	0	0	0	0	0	0	16	20	0.00	0.750
48 Andrew Miller, L ERA: 1.39	(9, 1)	1.0	S	3	0	0	0	1	0	0	0	0	0	0	7	9	0.00	0.000

PITCHER	IP	WLS	BF	H	R	ER	SO	BB	IBB	HBP	BLK	WP	HR	S	P	ERA	WHIP

TOP

Baltimore Orioles @ New York Yankees

Yankee Stadium, Bronx, NY

Tue Jul 21 2015, 7:10 PM - 10:12 PM EDT

Att. 37,993 - Partly Cloudy - 85 F

livebaseballscorecards.com

AB	32
R	2
H	7
RBI	2
BB	3
SO	7
LOB	14

Batter	1	2	3	4	5	6	7	8	9	AB	R	H	RBI	BB	SO	LOB
22 Jacoby Ellsbury, L (1, 8) OBP: 0.379, SLG: 0.358	B FF 92 C FF 92 F SI 92 B SL 86 X FF 92 2-2 11 SH1-3 13 SF7 2B	F FF 93 B SI 92 F FF 92 X FF 94 1-2 ③ G6-3			B SL 82 X SL 83 1-0 ① G3	C SI 90 X SI 90 0-1 ③ F7		X SL 85 0-0 ③ G3		5	1	1	0	0	0	3
11 Brett Gardner, L (1, 7) OBP: 0.378, SLG: 0.476	B SL 84 C FF 92 X SL 84 1-1 ① SH1-3 2-3		S SL 84 C FF 92 B SL 84 B FF 93 F CU 77 X SL 83 2-2 ① G3		B FF 91 C FF 91 B FF 91 X SL 84 2-1 25 2B 1B		C CU 72 B SL 83 X SI 90 1-1 ① G4-3			3	0	1	0	0	0	0
13 Alex Rodriguez, R (1, 10) OBP: 0.376, SLG: 0.511	B FF 93 B FF 92 X FF 92 2-0 ② SF7 3-H		X SL 83 0-0 ② F8		F SL 84 B FF 92 B FF 92 S FF 91 F FF 92 B SL 82 F FF 92 F FF 92 T FF 92 3-2 ② K		C CU 86 B CU 87 B FF 97 B FF 98 S SI 98 B FC 88 4-2 25 2B BB			2	0	0	1	1	1	1
25 Mark Teixeira, S (1, 3) OBP: 0.359, SLG: 0.545	C SL 86 F SI 93 B SL 85 B CH 84 F CH 84 X FF 92 2-2 ③ P6		X FF 92 0-0 ③ F8		C CH 83 F FF 92 X FF 94 0-2 1-3 2B		B FF 97 X SI 97 1-0 1-3 2B			4	0	2	0	0	0	0
34 Brian McCann, L (1, 2) OBP: 0.327, SLG: 0.467		C FF 92 F SI 91 B FF 93 X FF 93 1-2 24 1B 12 2B 1B		C FF 92 B SL 84 X SI 90 1-1 ① G3	F CU 75 S FF 90 F FF 91 S SL 84 0-3 ③ K		I IN 87 I IN 88 I IN 88 I IN 88 4-0 IBB			3	1	1	0	1	1	2
24 Chris Young, R (1, 9) OBP: 0.306, SLG: 0.470		B SI 92 X SI 92 1-0 12 2B 1-2 1B		C FF 92 B SL 82 X FF 92 1-1 12 1B 1B		F FF 90 B CH 80 X FF 90 1-1 ① F7	C FC 90 B FF 96 B FF 97 C SI 97 S FF 98 2-3 ② K			4	0	2	0	0	1	3
12 Chase Headley, S (1, 5) OBP: 0.313, SLG: 0.378		C FF 92 F SL 84 B FF 93 B FF 93 B CH 84 X CH 84 3-2 1-3 2-H 2B		C SI 90 X FF 92 0-1 17 FC5-4 1-2 1B		C CH 82 X FF 91 0-1 ② P3	T SI 97 F SI 98 D FC 89 F CU 88 X SI 97 1-2 ③ G3-1			4	0	2	1	0	0	3
18 Didi Gregorius, L (1, 6) OBP: 0.288, SLG: 0.323		F SI 91 S SL 85 S SL 84 0-3 ① K		S SL 84 B FF 93 F SI 93 B FF 93 F SL 83 X SL 83 2-2 ② F8		X SL 82 0-0 17 2B 1B		F SL 82 F FF 90 F FF 92 F FF 92 B SL 83 B FF 92 S FF 92 2-3 ① K		4	1	1	0	0	2	4
17 Brendan Ryan, R (1, 4) OBP: 0.368, SLG: 0.471		C FF 92 S SL 84 B SL 84 X FF 93 1-2 ② P4		X FF 92 0-0 ③ FC5-4 1-2f		C FF 91 X SI 91 0-1 1-H 2B		B CH 83 B FF 92 B FF 91 C FF 92 C FF 91 X FF 91 3-2 ② G4-3		4	0	1	1	0	0	4
Inning Stats	R: 1 E: 0 K: 0 S: 10 H: 1 LOB: 0 BB: 0 P: 17	R: 1 E: 0 K: 1 S: 16 H: 3 LOB: 2 BB: 0 P: 23	R: 0 E: 0 K: 0 S: 6 H: 0 LOB: 0 BB: 0 P: 8	R: 0 E: 0 K: 0 S: 11 H: 2 LOB: 2 BB: 0 P: 15	R: 0 E: 0 K: 2 S: 16 H: 2 LOB: 2 BB: 0 P: 22	R: 1 E: 0 K: 0 S: 9 H: 2 LOB: 1 BB: 0 P: 10	R: 0 E: 0 K: 1 S: 12 H: 1 LOB: 3 BB: 2 P: 25	R: 0 E: 0 K: 1 S: 9 H: 0 LOB: 0 BB: 0 P: 14		1B: 6 2B: 5 3B: 0 HR: 0 SF: 1 SAC: 1 DP: 0 HBP: 0				WP: 0 PB: 0 SB: 0 CS: 0 PA: 37		

BOTTOM

Baltimore Orioles @ New York Yankees

Yankee Stadium, Bronx, NY

Tue Jul 21 2015, 7:10 PM - 10:12 PM EDT

Att. 37,993 - Partly Cloudy - 85 F

livebaseballscorecards.com

AB	33
R	3
H	11
RBI	3
BB	2
SO	5
LOB	20

PITCHER		IP	WLS	BF	H	R	ER	SO	BB	IBB	HBP	BLK	WP	HR	S	P	ERA	WHIP
16 Wei-Yin Chen, L ERA: 2.86	(1, 1)	6.1	L	29	10	3	3	3	0	0	0	0	0	0	70	98	4.26	1.579
29 Tommy Hunter, R ERA: 4.02	(7, 1)	0.2		5	1	0	0	1	1	1	0	0	0	0	10	22	0.00	3.000
17 Brian Matusz, L ERA: 2.35	(8, 1)	1.0		3	0	0	0	1	0	0	0	0	0	0	9	14	0.00	0.000

PITCHER	IP	WLS	BF	H	R	ER	SO	BB	IBB	HBP	BLK	WP	HR	S	P	ERA	WHIP

Batter	1	2	3	4	5	6	7	8	9	AB	R	H	RBI	BB	SO	LOB
13 Manny Machado, R (1, 5) OBP: 0.368, SLG: 0.528	C SI 92 L SI 92 F CU 80 B CU 80 B SI 94 F SI 93 B CU 80 B SI 93 4-2 10 L4 10 S BB		C CU 80 X SI 93 0-1 23 G4-3 2B		F CU 82 B FF 94 X CU 82 1-1 ② G5-3			C FF 96 B FF 96 S KC 84 S KC 84 1-3 ② K		3	0	1	0	1	1	2
23 Travis Snider, L (1, 7) OBP: 0.327, SLG: 0.360	B SI 92 F SI 93 X FF 93 1-1 ① F8		B CU 80 B CU 80 C SI 93 D CH 88 F SI 93 X CU 80 3-2 ② G4-3 2-3		S FF 95 B SI 94 F CU 81 B CU 82 X CU 82 2-2 ③ G4-3			C KC 80 F FF 96 S FF 97 0-3 ③ K		4	0	0	0	0	1	4
10 Adam Jones, R (1, 8) OBP: 0.331, SLG: 0.497	1 SAFE B SI 93 X SI 94 1-0 ②③ L4 1-2		B FF 94 B SI 92 C SI 94 C CU 81 F CU 81 F CH 87 B CU 81 X SI 94 3-2 ③ G5-3			B SI 91 F SI 91 F SI 92 C SI 92 1-3 ① K			S SL 85 X FF 95 0-1 ① G6-3	4	0	0	0	0	1	2
32 Matt Wieters, S (1, 10) OBP: 0.279, SLG: 0.423		C FF 91 B FF 93 B CH 86 X SI 93 2-1 ① G4-3		B CU 78 F FF 92 X FF 94 1-1 ① G3		B CU 79 X CU 78 1-0 ② F8			B FF 95 C SL 84 F SL 85 S FF 96 1-3 ② K	4	0	0	0	0	1	0
19 Chris Davis, L (1, 9) OBP: 0.318, SLG: 0.466		X SI 92 0-0 ② G4-1		C CU 80 X CU 79 0-1 ② F9		F SI 93 B CU 80 B CU 79 S SI 92 X CU 80 2-2 ③ G4-3			X SL 84 0-0 ② HR	4	1	1	1	0	0	0
6 Jonathan Schoop, R (1, 4) OBP: 0.300, SLG: 0.582		C SI 93 B CH 87 F SI 93 S CU 81 1-3 ③ K2-3		F SI 93 F SI 93 F CU 81 F CU 80 F FF 94 B CU 82 B SI 93 F SI 93 X CU 80 2-2 ③ P5			B FF 91 C FF 91 B CH 84 B FF 92 X FF 92 3-1 ① F9		C FF 96 F FF 95 S SL 86 0-3 ③ K	4	0	0	0	0	2	0
2 J.J. Hardy, R (1, 6) OBP: 0.267, SLG: 0.332			B FF 91 C FF 92 B CH 86 X SI 92 2-1 3 HR 1B		B FF 91 C SI 91 B CU 79 B FF 92 F SI 92 B FF 94 4-2 36 SH5-4 3 BB BB		C FF 92 B FF 92 B FF 92 X FF 93 2-1 ② G6-3			2	1	1	0	1	0	0
3 Ryan Flaherty, L (1, 3) OBP: 0.326, SLG: 0.395			X SI 93 0-0 1-H HR		C CU 80 F CU 80 B FF 93 B CH 87 B CU 81 B FF 94 4-2 36 SH5-4 1-2 BB		F SL 85 B CH 83 B FF 91 B SL 85 C FF 92 F FF 92 F FF 92 X FF 92 3-2 ③ F7			2	1	1	2	1	0	0
36 Caleb Joseph, R (1, 2) OBP: 0.313, SLG: 0.385			B SI 91 C CU 78 B FF 94 F FF 92 T SI 93 2-2 ① K		X FF 92 0-0 ① SH5-4 1-2 2-3			X FF 94 0-0 ① L5		2	0	0	0	0	1	0
Inning Stats	R: 0 E: 0 K: 0 S: 7 H: 0 LOB: 0 BB: 1 P: 13	R: 0 E: 0 K: 1 S: 6 H: 0 LOB: 0 BB: 0 P: 9	R: 2 E: 0 K: 1 S: 16 H: 3 LOB: 1 BB: 0 P: 26	R: 0 E: 0 K: 0 S: 11 H: 0 LOB: 0 BB: 0 P: 14	R: 0 E: 0 K: 0 S: 10 H: 0 LOB: 2 BB: 2 P: 21	R: 0 E: 0 K: 1 S: 7 H: 0 LOB: 0 BB: 0 P: 11	R: 0 E: 0 K: 0 S: 9 H: 0 LOB: 0 BB: 0 P: 17	R: 0 E: 0 K: 2 S: 7 H: 0 LOB: 0 BB: 0 P: 8	R: 1 E: 0 K: 2 S: 9 H: 1 LOB: 0 BB: 0 P: 10	1B: 1 2B: 2 3B: 0 HR: 2 SF: 0 SAC: 1 DP: 1 HBP: 0						

TOP

Baltimore Orioles @ New York Yankees

Yankee Stadium, Bronx, NY

Wed Jul 22 2015, 7:10 PM - 9:42 PM EDT

Att. 43,887 - Clear - 79 F

livebaseballscorecards.com

AB	29
R	3
H	4
RBI	3
BB	3
SO	7
LOB	8

WP: 0 PB: 0 SB: 1 CS: 0 PA: 33

PITCHER		IP	WLS	BF	H	R	ER	SO	BB	IBB	HBP	BLK	WP	HR	S	P	ERA	WHIP
47 Iván Nova, R ERA: 3.34	(1, 1)	6.0	W	23	3	2	2	3	3	0	0	0	0	1	57	94	3.00	1.000
45 Chasen Shreve, L ERA: 1.88	(7, 1)	1.0	H	3	0	0	0	0	0	0	0	0	0	0	9	17	0.00	0.000
68 Dellin Betances, R ERA: 1.4	(8, 1)	1.0	H	3	0	0	0	2	0	0	0	0	0	0	7	8	0.00	0.000
48 Andrew Miller, L ERA: 1.62	(9, 1)	1.0	S	4	1	1	1	2	0	0	0	0	0	1	9	10	9.00	1.000

PITCHER	IP	WLS	BF	H	R	ER	SO	BB	IBB	HBP	BLK	WP	HR	S	P	ERA	WHIP

Baltimore Orioles @ New York Yankees

Yankee Stadium, Bronx, NY

Wed Jul 22 2015, 7:10 PM - 9:42 PM EDT

Att. 43,887 - Clear - 79 F

livebaseballscorecards.com

BOTTOM

Batter	1	2	3	4	5	6	7	8	9	AB	R	H	RBI	BB	SO	LOB
22 Jacoby Ellsbury, L (1, 8) OBP: 0.377, SLG: 0.361	C FF 93 S FF 96 F FF 94 X FS 85 0-2 11 1B 2B	B FF 95 S FF 96 X FF 96 1-1 ② F9		F FF 97 F FF 96 B FF 96 X SI 94 1-2 ③ FC4-6 1-2f			L FS 86 X FF 96 0-1 ② F8			4	1	1	0	0	0	2
11 Brett Gardner, L (1, 7) OBP: 0.377, SLG: 0.473	F FF 95 X FF 91 0-1 25 HR 2-H 1B	B FF 96 B FS 85 X FF 92 2-0 ③ F8			B SL 76 C FF 95 F FS 84 B FF 96 S FF 95 2-3 ① K		C FF 95 B FS 87 B FS 87 F FF 96 X FF 96 2-2 ③ G4-3			4	1	1	1	0	1	0
13 Alex Rodriguez, R (1, 10) OBP: 0.375, SLG: 0.518	F FF 95 1 SAFE X SI 95 0-1 ① P3		B SL 78 S FS 83 B FF 96 X FF 91 2-1 ① G5-3		C FF 96 X FS 85 0-1 HR			C FF 95 B SL 85 F FF 96 B FF 96 X FF 96 2-2 ① G6-3		4	1	1	1	0	0	1
25 Mark Teixeira, S (1, 3) OBP: 0.361, SLG: 0.557	C SI 93 S FS 85 B FF 97 F FF 96 X FS 84 1-2 1-H HR		B SL 79 B SI 92 S FF 96 X FF 97 2-1 ② F7		T FF 95 X FF 96 0-1 ② F9			C SL 85 B SI 96 X FF 96 1-1 2B		4	1	2	2	0	0	0
34 Brian McCann, L (1, 2) OBP: 0.326, SLG: 0.464	C SL 79 X FF 96 0-1 36 BB 1B		B SI 95 C FF 97 X FS 86 1-1 ③ G3		B SL 81 B FS 87 S FF 96 X FF 97 2-1 ③ P5			C FF 96 X SI 96 0-1 ② L5		4	0	1	0	0	0	1
36 Carlos Beltrán, S (1, 9) OBP: 0.317, SLG: 0.435 24 Chris Young, R (8, 9) OBP: 0.305, SLG: 0.468	F FF 96 B FF 97 B FF 96 B FS 87 F FF 96 F FF 96 B FF 94 4-2 1-2 BB			C FS 84 B FS 86 B FS 85 B FF 94 X FF 94 3-1 12 G3 2B		B FF 96 C FS 85 S FF 98 F FF 97 B FS 88 X FF 97 2-2 ① F8		F SL 85 B SL 85 F SL 86 B FF 96 F FF 96 C FF 96 2-3 ③ K		2 1	0 0	1 0	0 0	1 1	0 1	0 1
12 Chase Headley, S (1, 5) OBP: 0.311, SLG: 0.375	F FS 86 S FS 86 S FF 97 0-3 ② K			S FF 97 X FF 96 0-1 ① G3 2-3		C SL 81 B SL 82 F FF 97 B FF 96 X FF 98 2-2 ② P5				3	0	0	0	0	1	3
18 Didi Gregorius, L (1, 6) OBP: 0.286, SLG: 0.320	F FS 86 T FF 98 B FF 96 T FF 98 1-2 ③ K			X FS 84 0-0 ② G6-3		B FS 85 X FS 83 1-0 ③ L7				3	0	0	0	0	1	3
14 Stephen Drew, L (1, 4) OBP: 0.256, SLG: 0.367		B FF 91 C FF 93 B CH 88 B FF 96 F FF 94 S FF 95 3-3 ① K		D FF 95 B FS 83 S FS 84 B FF 97 S FS 85 B FS 85 4-2 22 FC4-6 BB			B SI 94 F SI 94 B FS 87 X FS 86 2-1 ① G6-3			2	0	0	0	1	1	0
Inning Stats	R: 3 H: 4 E: 0 LOB: 2 K: 2 BB: 1 S: 23 P: 29	R: 0 H: 0 E: 0 LOB: 0 K: 1 BB: 0 S: 6 P: 12	R: 0 H: 0 E: 0 LOB: 0 K: 0 BB: 0 S: 6 P: 11	R: 0 H: 1 E: 0 LOB: 2 K: 0 BB: 1 S: 10 P: 18	R: 1 H: 1 E: 0 LOB: 0 K: 1 BB: 0 S: 9 P: 13	R: 0 H: 0 E: 0 LOB: 0 K: 0 BB: 0 S: 8 P: 13	R: 0 H: 0 E: 0 LOB: 0 K: 0 BB: 0 S: 7 P: 11	R: 0 H: 1 E: 0 LOB: 1 K: 1 BB: 0 S: 11 P: 16		1B: 2 SF: 0 2B: 3 SAC: 0 3B: 0 DP: 0 HR: 2 HBP: 0						

	AB	
	R	4
	H	7
	RBI	4
	BB	2
	SO	5
	LOB	11

WP: 0 PA: 33
PB: 0
SB: 0
CS: 0

PITCHER		IP	WLS	BF	H	R	ER	SO	BB	IBB	HBP	BLK	WP	HR	S	P	ERA	WHIP
39 Kevin Gausman, R ERA: 5.18	(1, 1)	6.0	L	26	6	4	4	4	2	0	0	0	0	2	62	96	6.00	1.333
35 Brad Brach, R ERA: 2.96	(7, 1)	1.0		3	0	0	0	0	0	0	0	0	0	0	7	11	0.00	0.000
25 Bud Norris, R ERA: 6.71	(8, 1)	1.0		4	1	0	0	1	0	0	0	0	0	0	11	16	0.00	1.000

PITCHER	IP	WLS	BF	H	R	ER	SO	BB	IBB	HBP	BLK	WP	HR	S	P	ERA	WHIP

Baltimore Orioles @ New York Yankees

Yankee Stadium, Bronx, NY

Thu Jul 23 2015, 1:09 PM - 3:48 PM EDT

Att. 46,875 - Sunny - 81 F

livebaseballscorecards.com

TOP

Batter	1	2	3	4	5	6	7	8	9	AB	R	H	RBI	BB	SO	LOB
13 Manny Machado, R (1, 5) OBP: 0.366, SLG: 0.533	B FF 92 B FC 88 C SL 84 X SI 91 2-1 ① F7		F FF 92 C FF 93 X SL 84 0-2 ③ G1-3			C FF 90 B CU 77 S FS 85 X FF 93 1-2 ② P3		B CU 76 C SL 83 X FF 91 1-1 HR		4	1	1	1	0	0	0
38 Jimmy Paredes, S (1, 10) OBP: 0.324, SLG: 0.461	S FS 87 B FF 91 T FS 87 F SI 92 S FS 87 1-3 ② K			C CU 74 S FS 84 F FS 87 F FF 92 T FS 86 0-2 ① K		S FS 86 S SL 84 B FF 92 F SL 85 B FS 88 X FS 86 2-2 2B		B SI 87 S CH 76 X CH 76 1-1 ③ F7		4	0	1	0	0	2	0
10 Adam Jones, R (1, 8) OBP: 0.328, SLG: 0.491	F FC 90 F SI 91 X SL 85 0-2 ③ L7			F FC 89 S FS 87 B FF 91 F FS 86 S FS 88 1-3 ② K		X SL 84 0-0 ③ P4			B SI 89 B SI 87 F CH 77 X CH 78 2-1 ① G4-3	4	0	0	0	0	1	1
19 Chris Davis, L (1, 3) OBP: 0.320, SLG: 0.479		C FF 90 X FF 89 0-1 HR		X SI 91 0-0 2B			B FS 85 S FS 85 B SL 83 S CU 76 B FS 87 F FS 87 S SL 85 3-3 ① K		B CU 73 F SI 88 C SI 90 B SL 81 B CH 78 C SI 89 3-3 ② K	4	1	2	1	0	2	0
14 Nolan Reimold, R (1, 9) OBP: 0.295, SLG: 0.382		C FF 90 X SL 83 0-1 ① G5-3		F FS 84 X SI 90 0-1 ③ F7			C FF 92 B SL 84 F SL 82 B SL 83 S FF 94 2-3 ② K		F FF 95 S SL 87 B FF 96 X SL 86 1-2 ③ G1-3	4	0	0	0	0	1	1
32 Matt Wieters, S (1, 2) OBP: 0.272, SLG: 0.411		C CU 76 F FS 86 B SI 92 B FS 87 B SL 84 X SI 92 3-2 ② L4-3			B CU 74 B SI 90 C SL 82 F FS 87 X FS 87 2-2 ① G4-3		C SL 84 S FC 89 F SI 92 S SL 85 0-3 ③ K			3	0	0	0	0	1	0
6 Jonathan Schoop, R (1, 4) OBP: 0.288, SLG: 0.557		X FC 89 0-0 ③ P6			C CU 76 F SI 91 B FS 88 F FS 88 S SL 84 1-3 ② K			X FC 89 0-0 ① P3		3	0	0	0	0	1	0
2 J.J. Hardy, R (1, 6) OBP: 0.268, SLG: 0.345			C FF 90 F SL 82 X SL 82 0-2 ① G5-3		B FF 92 C FC 89 X SL 83 1-1 ③ G6-3			B FF 91 B FF 92 X FF 92 2-0 HR		3	1	1	1	0	0	0
9 David Lough, L (1, 7) OBP: 0.261, SLG: 0.339			C SL 81 S FC 89 B SI 91 B FS 88 X FC 89 2-2 ② F8			F FF 91 C FS 85 X SI 91 0-2 ① L1		C CU 78 S FS 87 F SL 85 X SL 85 0-2 ② P6		3	0	0	0	0	0	0
Inning Stats	R: 0 E: 0 K: 1 S: 9 H: 0 LOB: 0 BB: 0 P: 12	R: 1 E: 0 K: 0 S: 8 H: 1 LOB: 0 BB: 0 P: 11	R: 0 E: 0 K: 0 S: 9 H: 0 LOB: 0 BB: 0 P: 11	R: 0 E: 0 K: 2 S: 12 H: 1 LOB: 0 BB: 0 P: 13	R: 0 E: 0 K: 1 S: 9 H: 0 LOB: 0 BB: 0 P: 13	R: 0 E: 0 K: 0 S: 11 H: 1 LOB: 1 BB: 0 P: 14	R: 0 E: 0 K: 3 S: 11 H: 0 LOB: 0 BB: 0 P: 16	R: 2 E: 0 K: 0 S: 10 H: 2 LOB: 0 BB: 0 P: 14	R: 0 E: 0 K: 1 S: 8 H: 0 LOB: 0 BB: 0 P: 14	1B: 0 2B: 2 3B: 0 HR: 3	SF: 0 SAC: 0 DP: 0 HBP: 0					

AB	32
R	3
H	5
RBI	3
BB	0
SO	8
LOB	2

WP: 0 PA: 32
PB: 0
SB: 0
CS: 0

PITCHER		IP	WLS	BF	H	R	ER	SO	BB	IBB	HBP	BLK	WP	HR	S	P	ERA	WHIP
19 Masahiro Tanaka, R ERA: 3.64	(1, 1)	7.2	W	28	5	3	3	7	0	0	0	0	0	3	77	101	3.52	0.652
26 Chris Capuano, L ERA: 4.6	(8, 1)	1.0		3	0	0	0	1	0	0	0	0	0	0	7	13	0.00	0.000
57 Branden Pinder, R ERA: 2.45	(9, 1)	0.1		1	0	0	0	0	0	0	0	0	0	0	3	4	0.00	0.000

PITCHER	IP	WLS	BF	H	R	ER	SO	BB	IBB	HBP	BLK	WP	HR	S	P	ERA	WHIP

Baltimore Orioles @ New York Yankees

Yankee Stadium, Bronx, NY

Thu Jul 23 2015, 1:09 PM - 3:48 PM EDT

Att. 46,875 - Sunny - 81 F

livebaseballscorecards.com

BOTTOM

Batter	1	2	3	4	5	6	7	8	9	AB	R	H	RBI	BB	SO	LOB
22 Jacoby Ellsbury, L (1, 8) OBP: 0.382, SLG: 0.390	B FF 89 C SI 89 X SI 89 1-1 13 BB 11 BB 12 2B 1B	X SI 88 0-0 HR	X SI 96 0-0 ② SF7 3-H		B FF 94 X FF 94 1-0 1-H 3-H 2B			C SI 95 B SI 96 B SI 96 X SI 96 2-1 ① G1-3		4	2	3	4	0	0	0
11 Brett Gardner, L (1, 7) OBP: 0.374, SLG: 0.467	D SI 90 1 SAFE 1 SAFE F SI 89 B CU 74 C FS 84 1 SAFE B FF 92 B FS 85 4-2 13 BB 12 2B 1-2 BB	X SI 89 0-0 ① F9	C CU 87 S CU 81 F CU 88 S CU 82 S FF 97 0-3 ③ K		B SL 85 C SL 84 C SL 84 F FF 95 T FF 95 1-2 ③ K			C SI 96 B SL 82 X SI 97 1-1 ② G5-3		4	1	0	0	1	2	2
13 Alex Rodriguez, R (1, 10) OBP: 0.373, SLG: 0.511	B SI 89 B FF 92 F SI 92 B SI 93 C SI 91 B SL 86 4-2 12 2B 1-2 2-3 BB	C CU 75 X FF 90 0-1 ② P4	X SI 96 0-0 ① F9			C SL 85 C SL 85 F FF 95 B SI 95 C FF 96 1-3 ① K		C SI 96 B SL 83 F SI 97 X SI 97 1-2 ③ G4-3		4	1	0	0	1	1	0
25 Mark Teixeira, S (1, 3) OBP: 0.360, SLG: 0.552	C SI 93 B SI 87 F SI 92 S FF 95 1-3 ① K	B CU 76 B FS 83 F FS 82 F SI 89 B FF 91 B FS 84 4-2 BB		B CU 82 F SI 96 F FC 90 S SI 97 1-3 ② K		C SL 85 C SL 86 F SL 84 B FF 95 B FF 96 B FF 95 X FF 95 3-2 ② F8				3	0	0	0	1	2	3
36 Carlos Beltrán, S (1, 9) OBP: 0.316, SLG: 0.432 24 Chris Young, R (9, 9) OBP: 0.305, SLG: 0.468	D SI 88 C FS 86 B FF 94 F FS 86 B FF 94 F SI 92 X SL 83 3-2 ② F7	X FS 84 0-0 ③ G4-3		F FF 97 F FF 96 B SI 98 F SI 97 S CU 88 1-3 ③ K		B SI 94 C SL 84 C FF 96 F FF 96 F SL 85 F CH 86 F FF 95 F FF 96 F FF 95 2-2 B SI 85 X CH 86 1B				4 0	0 0	1 0	0 0	0 0	1 0	4 0
12 Chase Headley, S (1, 5) OBP: 0.313, SLG: 0.379	X SI 87 0-0 18 1B 1-H 2-H 3-H 2B	C CU 75 F FS 82 F FF 91 F SI 90 B CU 75 B FS 85 B SL 82 X FS 84 3-2 ① P5			S SL 81 B FF 92 X FF 92 1-1 14 F9 66 1B 22 2B 1B	C FF 95 X FF 95 0-1 ③ L8				4	2	2	3	0	0	1
18 Didi Gregorius, L (1, 6) OBP: 0.292, SLG: 0.325	D SI 88 S SL 83 X SI 91 1-1 66 1B 3-H 1B	B CU 74 X FS 83 1-0 66 1B 14 2B 1B			X FF 93 0-0 ① L7		C ST 81 X SI 93 0-1 66 G4-6-3 1B			4	1	3	1	0	0	1
66 John Ryan Murphy, R (1, 2) OBP: 0.307, SLG: 0.346	1 SAFE C SI 91 D SI 92 X CU 76 1-1 1-2 1B	X SI 90 0-0 14 2B 22 SF7 1-2 1B			C SL 85 S SL 82 B FF 95 B SI 93 F SL 82 F SL 83 X SL 83 2-2 22 2B 1-2 1B		B SI 93 X SI 93 1-0 ① ② G4-6-3 1-2f			4	2	3	0	0	0	1
14 Stephen Drew, L (1, 4) OBP: 0.256, SLG: 0.369	B SI 91 C FS 85 F SI 91 C SL 84 1-3 ③ K	C FS 83 S SI 91 B SI 91 F FF 91 X FS 84 1-2 1-3 2-H 2B			F FF 94 X SL 84 0-1 ② F9 2-3		B SI 94 S ST 83 B ST 82 F SI 94 B FF 93 X SI 93 3-2 ③ G4-3			4	0	1	1	0	1	4
Inning Stats	R: 4 E: 0 K: 2 S: 21 H: 4 LOB: 2 BB: 2 P: 37	R: 1 E: 0 K: 0 S: 7 H: 1 LOB: 1 BB: 1 P: 11	R: 2 E: 0 K: 1 S: 17 H: 3 LOB: 1 BB: 0 P: 22	R: 0 E: 0 K: 2 S: 8 H: 0 LOB: 0 BB: 0 P: 10	R: 2 E: 0 K: 1 S: 15 H: 3 LOB: 1 BB: 0 P: 20	R: 0 E: 0 K: 1 S: 19 H: 1 LOB: 1 BB: 0 P: 25	R: 0 E: 0 K: 0 S: 6 H: 1 LOB: 0 BB: 0 P: 10	R: 0 E: 0 K: 0 S: 7 H: 0 LOB: 0 BB: 0 P: 11		1B: 9 2B: 3 3B: 0 HR: 1 SF: 1 SAC: 0 DP: 1 HBP: 0				WP: 0 PB: 0 SB: 0 CS: 0 PA: 39	

	AB	35
	R	9
	H	13
	RBI	9
	BB	3
	SO	7
	LOB	16

PITCHER		IP	WLS	BF	H	R	ER	SO	BB	IBB	HBP	BLK	WP	HR	S	P	ERA	WHIP
31 Ubaldo Jiménez, R ERA: 3.81	(1, 1)	2.1	L	18	8	7	7	2	3	0	0	0	0	1	39	64	27.00	4.714
29 Tommy Hunter, R ERA: 3.86	(3, 1)	1.2		5	0	0	0	3	0	0	0	0	0	0	14	16	0.00	0.000
25 Bud Norris, R ERA: 6.79	(5, 1)	2.0		10	4	2	2	2	0	0	0	0	0	0	34	45	9.00	2.000
65 Chaz Roe, R ERA: 2.4	(7, 1)	1.0		3	1	0	0	0	0	0	0	0	0	0	6	10	0.00	1.000
53 Zack Britton, L ERA: 1.63	(8, 1)	1.0		3	0	0	0	0	0	0	0	0	0	0	7	11	0.00	0.000

PITCHER	IP	WLS	BF	H	R	ER	SO	BB	IBB	HBP	BLK	WP	HR	S	P	ERA	WHIP

New York Yankees @ Minnesota Twins

Target Field, Minneapolis, MN

Fri Jul 24 2015, 7:11 PM - 10:07 PM CDT

Att. 34,334 - Partly Cloudy - 86 F

livebaseballscorecards.com

TOP

Batter	1	2	3	4	5	6	7	8	9	AB	R	H	RBI	BB	SO	LOB
22 Jacoby Ellsbury, L (1, 8) OBP: 0.373, SLG: 0.382	X FF 92 0-0 ① F7		C FF 91 B FF 90 B KC 74 X SI 90 2-1 ② G6-3			C FC 89 F FF 89 F KC 74 B FC 86 B FC 88 X FF 91 2-2 ① L4	X FF 92 0-0 ③ L7		C CU 78 F SL 89 X CU 79 0-2 ② SF8 3-H	4	0	0	1	0	0	3
11 Brett Gardner, L (1, 7) OBP: 0.372, SLG: 0.464	C FF 92 B KC 77 C SI 92 X FF 90 1-2 ② L6		B KC 76 C FC 89 B CH 84 F FC 89 F FC 88 X FC 88 2-2 ③ G1-3			X FF 90 0-0 1B		C FF 90 B SL 80 C SI 90 X CU 72 1-2 ① F7	C FF 94 B SL 88 B SL 89 F FF 94 B CU 78 F FF 93 X FF 93 3-2 ③ F7	5	0	1	0	0	0	1
13 Alex Rodriguez, R (1, 10) OBP: 0.371, SLG: 0.508	B SI 93 F FF 92 X FF 91 1-1 25 1B 1B			C FF 91 C KC 76 B FC 89 B FC 87 B SI 90 C FC 87 3-3 ① K		X FC 87 0-0 ② F8		X SI 92 0-0 ② G6-3		4	0	1	0	0	1	1
25 Mark Teixeira, S (1, 3) OBP: 0.364, SLG: 0.554	C SI 91 B FF 92 D KC 78 X SI 91 2-1 1-3 1B			B CH 85 B FF 91 B SI 90 C SI 92 F FF 89 X FF 92 3-2 1B		X KC 75 0-0 ③ L3		F SI 92 S CH 85 B CU 72 B SI 92 F CH 84 F SL 82 X SI 92 2-2 36 FC5 34 S 1B		4	0	3	0	0	0	1
34 Brian McCann, L (1, 2) OBP: 0.325, SLG: 0.458	B FF 92 F FF 92 C KC 78 X KC 78 1-2 ③ G3			B SI 90 S CH 83 X SI 90 1-1 ② F8			C FF 88 C KC 81 B CH 82 S CH 83 1-3 ① K	C FF 91 B FF 92 F SL 80 D SL 82 F FF 93 B SL 81 B SL 80 4-2 36 FC5 1-2 BB		3	0	0	0	1	1	3
36 Carlos Beltrán, S (1, 9) OBP: 0.312, SLG: 0.425		B KC 73 F FF 91 B FF 91 B FF 91 F FF 90 X FC 89 3-2 ① F8		X CH 83 0-0 ③ P5			B FF 90 C FF 90 S KC 74 S CH 84 1-3 ② K	C CH 85 X FF 92 0-1 ③ FC5 1-2 2-3f		4	0	0	0	0	1	3
12 Chase Headley, S (1, 5) OBP: 0.312, SLG: 0.378		B SI 91 B CH 84 X SI 90 2-0 ② G4-3			B FF 89 X SI 89 1-0 ① G4-3		C KC 74 S FF 90 B CH 84 B CH 84 X CH 84 2-2 14 1B 18 1B 1B		B FF 92 X FF 93 1-0 ① G6-3	4	0	1	0	0	0	0
18 Didi Gregorius, L (1, 6) OBP: 0.294, SLG: 0.328		B FF 92 F FF 91 F FF 93 F KC 77 B FC 90 X FC 90 2-2 ③ G6-3			C SI 90 F SI 91 X SI 91 0-2 ② G6-3		F SI 90 F FF 91 X FC 89 0-2 14 1B 1-2 1B		B FF 93 X FF 93 1-0 E7 14 1B 22 SF8 1B	4	1	2	0	0	0	0
14 Stephen Drew, L (1, 4) OBP: 0.260, SLG: 0.371			C FF 90 B KC 75 X SI 90 1-1 ① P4		B FF 91 F FF 90 B SI 91 X FF 92 2-1 ③ F8		B SI 91 X FF 90 1-0 1-2 2-3 1B		C FF 93 D SL 89 X FF 94 1-1 2-3 1B	4	0	2	0	0	0	0
Inning Stats	R: 0 E: 0 K: 0 S: 11 H: 2 LOB: 2 BB: 0 P: 16	R: 0 E: 0 K: 0 S: 8 H: 0 LOB: 0 BB: 0 P: 15	R: 0 E: 0 K: 0 S: 8 H: 0 LOB: 0 BB: 0 P: 13	R: 0 E: 0 K: 1 S: 9 H: 1 LOB: 1 BB: 0 P: 16	R: 0 E: 0 K: 0 S: 6 H: 0 LOB: 0 BB: 0 P: 9	R: 0 E: 0 K: 0 S: 7 H: 1 LOB: 1 BB: 0 P: 9	R: 0 E: 0 K: 2 S: 14 H: 3 LOB: 3 BB: 0 P: 19	R: 0 E: 0 K: 0 S: 14 H: 1 LOB: 2 BB: 1 P: 21	R: 1 E: 1 K: 0 S: 12 H: 2 LOB: 1 BB: 0 P: 18	1B: 10 2B: 0 3B: 0 HR: 0 SF: 1 SAC: 0 DP: 0 HBP: 0						

	AB	36
	R	1
	H	10
	RBI	1
	BB	1
	SO	3
	LOB	12

PITCHER		IP	WLS	BF	H	R	ER	SO	BB	IBB	HBP	BLK	WP	HR	S	P	ERA	WHIP
45 Phil Hughes, R ERA: 3.93	(1, 1)	7.0	W	28	7	0	0	3	0	0	0	0	0	0	63	97	0.00	1.000
52 Brian Duensing, L ERA: 5.11	(8, 1)	1.0		5	1	0	0	0	1	0	0	0	0	0	14	21	0.00	2.000
50 Casey Fien, R ERA: 4.15	(9, 1)	1.0		5	2	1	0	0	0	0	0	0	0	0	12	18	0.00	2.000

PITCHER		IP	WLS	BF	H	R	ER	SO	BB	IBB	HBP	BLK	WP	HR	S	P	ERA	WHIP

BOTTOM

New York Yankees @ Minnesota Twins

Target Field, Minneapolis, MN

Fri Jul 24 2015, 7:11 PM - 10:07 PM CDT

Att. 34,334 - Partly Cloudy - 86 F

livebaseballscorecards.com

Batter	1	2	3	4	5	6	7	8	9	AB	R	H	RBI	BB	SO	LOB
2 Brian Dozier, R (1, 4) OBP: 0.325, SLG: 0.513	X FC 92 0-0 ① G3-1	C SL 85, B FC 92, F SL 84, F FC 92, X FC 93 1-2 ③ P2		B FF 91, C SL 86, S CH 88, S SL 88 1-3 ③ K			C SL 82, B FF 96, F FC 94, X SL 85 1-2 ② G6-3	C CU 74, D CH 79, B CH 79, X SI 90 2-1 1-H HR		5	1	1	2	0	1	2
48 Torii Hunter, R (1, 9) OBP: 0.308, SLG: 0.436 21 Shane Robinson, R (9, 9) OBP: 0.295, SLG: 0.320	C FC 92, X FC 94 0-1 7 G3, 22 HR 1B	C SL 86, X SL 89 0-1 ① G5-3	B FC 92, S SL 87, B CH 90, F SL 88, S FC 94 2-3 ① K				C SL 84, X FF 94 0-1 HR	B SI 90, S CH 80, F SI 91, B SI 92, B SI 91, X CH 81 3-2 ③ G5-3		5 0	2 0	2 0	1 0	0 0	1 0	0 0
7 Joe Mauer, L (1, 3) OBP: 0.340, SLG: 0.395	C FF 93, B CH 90, D SL 86, B SL 84, C FC 92, X SL 84 3-2 ② G3 1-2	C SI 95, S CH 91, F FF 95, X SL 89 0-2 ② G4-3	B FF 92, C FF 93, B SL 88, F FF 93, F FC 93, B SL 88, F FF 95, F CH 89, F FC 93 3-2 ② G1-3				C FF 95, B FF 95, B SL 88, B FF 94, F FF 95, X FC 96 3-2 2B			4	0	1	0	0	0	1
22 Miguel Sanó, R (1, 10) OBP: 0.409, SLG: 0.528	C SL 85, B FF 92, C SL 88, B FC 94, B FC 95, X SL 87 3-2 2-H HR	C SL 90, S FC 95, S SL 88 0-3 ③ K	B CH 90, X SL 88 1-0 ③ G1-3				B FF 95, B FC 95, C SL 87, S SL 83, S SL 87 2-3 ③ K			4	1	1	2	0	2	1
24 Trevor Plouffe, R (1, 5) OBP: 0.319, SLG: 0.466	C FC 94, B CH 90, B FC 94, X FC 94 2-1 ③ G6-3			X FC 92 0-0 20 2B, 32 SF9 1B		B SL 84, C FC 92, B CH 87, S SL 85, B SL 88, F FF 92, X SL 86 3-2 20 G3 2B		B SI 89, C SI 89, B SL 83, X CH 78 2-1 HR		4	2	3	1	0	0	0
20 Eddie Rosario, L (1, 7) OBP: 0.304, SLG: 0.416		C FC 93, F CH 89, X SL 87 0-2 8 1B 2B		X FC 92 0-0 32 SF9, 8 1B 1-3 2B		C SL 84, B SL 87, X FC 92 1-1 ① G3 2-3		B SL 81, X SI 90 1-0 32 1B 2B		4	3	3	0	0	0	1
32 Aaron Hicks, S (1, 8) OBP: 0.327, SLG: 0.361		B FC 93, S SL 84, X FC 94 1-1 ① P6		F SL 87, X SL 88 0-1 ① SF9 2-3 3-H		B FC 92, B SL 86, B SL 85, C FF 91, X SL 85 3-1 ② G4-3		C SI 90, S CH 79, D CH 80, B SI 90, D CH 78, X SI 88 3-2 2 HR 2-H 1B		3	1	1	2	0	0	2
8 Kurt Suzuki, R (1, 2) OBP: 0.290, SLG: 0.305		B FC 92, X FF 93 1-0 39 G4-3 2-H 1B		F SL 86, S CH 90, X FF 93 0-2 3-H 1B		B SL 88, C SL 87, B SL 87, X FF 96 2-1 ③ G6-3		B SI 88, B SI 89, X SI 89 2-0 ① F8		4	0	2	2	0	0	2
39 Danny Santana, S (1, 6) OBP: 0.243, SLG: 0.303		C FC 93, X CH 89 0-1 ② G4-3 1-2		S CH 89, B FF 92, F SL 86, D CH 89, S SL 87 2-3 ② K			X FC 93 0-0 ① B2-3	S SL 82, B CH 78, D SL 82, F SI 89, S CH 77 2-3 ② K		4	0	0	0	0	2	3
Inning Stats	R: 2 E: 0 K: 0 S: 11 H: 2 LOB: 0 BB: 0 P: 19	R: 1 E: 0 K: 0 S: 12 H: 2 LOB: 1 BB: 0 P: 15	R: 0 E: 0 K: 1 S: 9 H: 0 LOB: 0 BB: 0 P: 9	R: 2 E: 0 K: 2 S: 13 H: 3 LOB: 1 BB: 0 P: 16	R: 0 E: 0 K: 1 S: 12 H: 0 LOB: 0 BB: 0 P: 18	R: 0 E: 0 K: 0 S: 10 H: 1 LOB: 1 BB: 0 P: 19	R: 1 E: 0 K: 1 S: 12 H: 2 LOB: 1 BB: 0 P: 18	R: 4 E: 0 K: 1 S: 15 H: 4 LOB: 0 BB: 0 P: 30		1B: 5 2B: 5 3B: 0 HR: 4	SF: 1 SAC: 0 DP: 0 HBP: 0		WP: 0 PB: 0 SB: 0 CS: 0	PA: 38		

	AB	R	H	RBI	BB	SO	LOB
AB	**37**						
R		**10**					
H			**14**				
RBI				**10**			
BB					**0**		
SO						**6**	
LOB							**12**

PITCHER		IP	WLS	BF	H	R	ER	SO	BB	IBB	HBP	BLK	WP	HR	S	P	ERA	WHIP
35 Michael Pineda, R ERA: 3.97	(1, 1)	5.2	L	25	8	5	5	4	0	0	0	0	0	1	65	92	7.94	1.412
57 Branden Pinder, R ERA: 2.92	(6, 1)	1.1		6	2	1	1	1	0	0	0	0	0	1	14	22	6.75	1.500
26 Chris Capuano, L ERA: 5.64	(8, 1)	1.0		7	4	4	4	1	0	0	0	0	0	2	15	30	36.00	4.000

PITCHER	IP	WLS	BF	H	R	ER	SO	BB	IBB	HBP	BLK	WP	HR	S	P	ERA	WHIP

Batter	1	2	3	4	5	6	7	8	9	AB	R	H	RBI	BB	SO	LOB
22 Jacoby Ellsbury, L (1, 8) OBP: 0.370, SLG: 0.377	B FF 87 F FF 88 B FF 88 B FF 87 X FF 88 3-1 P4			C FF 88 F FC 86 S CU 71 0-3 K		F CU 75 F FF 89 X FF 89 0-2 G6-3		B CU 79 X FF 96 1-0 34 E 1B	B SL 78 S SL 79 X SL 77 1-1 P5	5	0	1	0	0	1	1
24 Chris Young, R (1, 7) OBP: 0.310, SLG: 0.473 34 Brian McCann, L (8, PH) OBP: 0.324, SLG: 0.457 18 Didi Gregorius, L (8, 6) OBP: 0.294, SLG: 0.328	C FF 90 B FF 89 B FF 89 S CH 84 F FF 89 B CH 82 B CH 82 4-2 13 G5-4-3 BB			S CH 82 S CH 81 B CU 73 C FF 87 1-3 K			F FF 87 B FF 87 B FF 86 B FF 88 X FF 88 3-1 13 HR 2B	C CU 78 B CH 85 1 SAFE F CH 85 1 SAFE S CH 87 1-3 K 1-2		2 1 0	1 0 0	0 0 0	1 0 0	1 1 0	0 1 0
13 Alex Rodriguez, R (1, 10) OBP: 0.375, SLG: 0.539	C FF 89 X CH 82 0-1 G5-4-3 1-2f			B CH 82 B FF 88 X FF 88 2-0 HR			B CH 81 C CH 80 X FF 87 1-1 2-H HR		X FF 94 0-0 HR	4	3	3	4	0	0	1
25 Mark Teixeira, S (1, 3) OBP: 0.365, SLG: 0.557		B FF 88 B FF 88 C FF 87 X FF 87 2-1 F7		C FF 88 X CU 74 0-1 F7			X CH 80 0-0 36 L8 12 SF8 2B		B FF 94 S SL 83 X FF 95 1-1 36 FC5-4 1B	4	1	2	0	0	0	0
36 Carlos Beltrán, S (1, 9) OBP: 0.307, SLG: 0.419		B FF 89 X CH 82 1-0 G4-3			B FF 88 F FF 88 B CU 72 C CH 81 F FF 87 X CU 72 2-2 G6-3		C SI 90 B SL 81 B CH 84 X CH 84 2-1 L8 2-3		X FF 93 0-0 FC5-4 12 1B 66 HR 1-2f	4	1	0	0	0	0	2
12 Chase Headley, S (1, 5) OBP: 0.312, SLG: 0.377		B FF 87 F FF 88 B FF 88 X FF 89 2-1 G5-3			X FF 89 0-0 F7		X CH 84 0-0 SF8 3-H		C SL 82 S SL 82 D SL 83 X SL 83 1-2 66 HR 1-3 1B	3	1	1	1	0	0	0
66 John Ryan Murphy, R (1, 2) OBP: 0.304, SLG: 0.376			X FF 88 0-0 G6-3		F CH 80 B CH 81 B CH 82 B FF 88 F FF 89 X CH 81 3-2 G3-1		X CH 84 0-0 L4		B FF 94 F FF 94 B FF 95 F FF 94 X SL 83 2-2 1-H 3-H HR	4	1	1	3	0	0	0
17 Brendan Ryan, R (1, 6) OBP: 0.333, SLG: 0.421 11 Brett Gardner, L (8, PH) OBP: 0.370, SLG: 0.461 (8, 7)			B FF 88 B CH 81 C FF 89 B FF 89 X FF 89 3-1 F8			C FF 88 F CH 82 B CU 72 F CU 71 B FF 88 F FF 88 S CH 81 2-3 K		B FF 96 C FF 95 B CU 79 F FF 96 B FF 95 X FF 96 3-2 G4-3	B SL 82 C SL 81 B FF 94 X FF 93 2-1 L7	2 2	0 0	0 0	0 0	0 0	1 0	0 0
14 Stephen Drew, L (1, 4) OBP: 0.259, SLG: 0.369			B FF 88 B FF 88 F FF 88 F FF 89 S CU 74 2-3 K			B CU 75 C FF 89 B FF 88 X FF 87 2-1 G3-1		X FF 96 0-0 F8	B SL 81 X FF 93 1-0 1B	4	0	1	0	0	1	0
Inning Stats	R: 0 E: 0 K: 0 S: 7 H: 0 LOB: 0 BB: 1 P: 14	R: 0 E: 0 K: 0 S: 5 H: 0 LOB: 0 BB: 0 P: 10	R: 0 E: 0 K: 1 S: 6 H: 0 LOB: 0 BB: 0 P: 11	R: 1 E: 0 K: 2 S: 9 H: 1 LOB: 0 BB: 0 P: 12	R: 0 E: 0 K: 0 S: 8 H: 0 LOB: 0 BB: 0 P: 13	R: 0 E: 0 K: 1 S: 10 H: 0 LOB: 0 BB: 0 P: 14	R: 3 E: 0 K: 0 S: 9 H: 3 LOB: 0 BB: 0 P: 15	R: 0 E: 1 K: 1 S: 8 H: 1 LOB: 1 BB: 0 P: 13	R: 4 E: 0 K: 0 S: 15 H: 5 LOB: 1 BB: 0 P: 23	1B: 4 2B: 2 3B: 0 HR: 4 SF: 1 SAC: 0 DP: 1 HBP: 0						

TOP

New York Yankees @ Minnesota Twins

Target Field, Minneapolis, MN

Sat Jul 25 2015, 6:12 PM - 9:05 PM CDT

Att. 40,660 - Partly Cloudy - 86 F

livebaseballscorecards.com

AB	35
R	8
H	10
RBI	8
BB	1
SO	5
LOB	5

PITCHER		IP	WLS	BF	H	R	ER	SO	BB	IBB	HBP	BLK	WP	HR	S	P	ERA	WHIP
33 Tommy Milone, L ERA: 3.58	(1, 1)	6.0		22	4	4	4	4	1	0	0	0	0	2	50	83	6.00	0.833
52 Brian Duensing, L ERA: 4.91	(7, 1)	1.0	H	3	0	0	0	0	0	0	0	0	0	0	4	6	0.00	0.000
65 Trevor May, R ERA: 4.38	(8, 1)	1.0	H	4	1	0	0	1	0	0	0	0	0	0	8	13	0.00	1.000
15 Glen Perkins, L ERA: 2.25	(9, 1)	0.2	L	7	5	4	4	0	0	0	0	0	0	2	13	20	54.00	7.500
61 Ryan O'Rourke, L ERA:	(9, 1)	0.1		1	0	0	0	0	0	0	0	0	0	0	2	3	0.00	0.000

PITCHER	IP	WLS	BF	H	R	ER	SO	BB	IBB	HBP	BLK	WP	HR	S	P	ERA	WHIP

WP: 0 PB: 0 SB: 0 CS: 0 PA: 37

New York Yankees @ Minnesota Twins

Target Field, Minneapolis, MN

Sat Jul 25 2015, 6:12 PM - 9:05 PM CDT

Att. 40,660 - Partly Cloudy - 86 F

livebaseballscorecards.com

BOTTOM

Batter	1	2	3	4	5	6	7	8	9	AB	R	H	RBI	BB	SO	LOB
2 Brian Dozier, R (1, 4) OBP: 0.328, SLG: 0.512	C SI 90 B SI 91 X SI 92 1-1 32 HR 1B	C SL 80 D SI 85 B SI 92 X SI 92 2-1 ③ P3		C SI 85 B SL 82 B SI 92 F SI 85 B SI 92 B SI 92 4-2 BB		B SI 86 S SL 82 B SI 85 F SL 81 B SI 90 D SI 84 4-2 1-2 2-3 BB			C FF 93 C SL 83 C SL 84 0-3 ① K	3	1	1	0	2	1	2
32 Aaron Hicks, S (1, 8) OBP: 0.329, SLG: 0.382	C SI 91 X SI 85 0-1 1-H HR		S SI 91 X SL 81 0-1 22 1B 48 HR 1B	B SI 90 F SI 92 X CH 81 1-1 ③ F8		C CU 79 B FF 94 B CH 83 B SL 85 F SI 93 S SL 87 3-3 ③ K			C FF 93 B FF 94 X SL 84 1-1 ② G5-3	5	2	2	2	0	1	4
24 Trevor Plouffe, R (1, 3) OBP: 0.315, SLG: 0.459 (9, 5)	C SL 79 F SI 91 X FF 92 0-2 ① L6		B SI 91 C SI 85 B SI 92 F SI 92 C SI 92 2-3 ① K		X SI 92 0-0 ① G6-3		C CU 77 X SI 93 0-1 ① G4-3		C SL 84 B FF 96 F SL 83 X FF 97 1-2 ③ G5-3	5	0	0	0	0	1	1
22 Miguel Sanó, R (1, 10) OBP: 0.414, SLG: 0.518	B SI 91 S SI 91 X SI 86 1-1 ② G5-3		B SI 92 B SI 85 C SL 80 X SI 85 2-1 1-2 48 HR 1B		C SI 91 B SI 86 X SI 86 1-1 ② G5-3		B SL 89 B SL 86 B CU 78 C SL 89 F FF 94 B SL 90 4-2 48 G6-4-3 BB			3	1	1	0	1	0	0
48 Torii Hunter, R (1, 9) OBP: 0.308, SLG: 0.443	S SI 86 F SI 92 B SI 93 X SL 82 1-2 ③ L9		B SI 92 F SI 86 X SI 91 1-1 1-H 2-H HR		S SL 80 B SI 92 B FF 92 F FF 86 B SL 78 S SI 86 3-3 ③ K		T SI 94 X SI 94 0-1 ②③ G6-4-3 1-2f			4	1	1	3	0	1	1
5 Eduardo Escobar, S (1, 5) OBP: 0.280, SLG: 0.389 7 Joe Mauer, L (9, 3) OBP: 0.340, SLG: 0.395		F SL 80 S SI 92 X SI 92 0-2 ① G6-3	B SL 82 C SL 82 F FF 92 X FF 93 1-2 ② G6-3			C SL 79 X SI 90 0-1 ① L8		C SL 88 B FF 93 F FF 93 B SL 89 S SL 88 2-3 ① K		4 0	0 0	0 0	0 0	0 0	1 0	0 0
21 Shane Robinson, R (1, 7) OBP: 0.294, SLG: 0.317		B SI 91 B SI 92 B SI 92 C SI 91 C SI 92 X SI 92 3-2 8 E 1B	B SI 92 X SI 86 1-0 ③ G1-3			C SI 90 B SI 84 F SI 85 X SI 91 1-2 ② G6-3		C FF 94 X SL 89 0-1 ② L3		4	0	1	0	0	0	0
8 Kurt Suzuki, R (1, 2) OBP: 0.293, SLG: 0.305		D SI 86 F SI 91 X FF 92 1-1 FC6 1-2		C SL 80 B SI 85 X FF 92 1-1 ① G5-3		B SI 90 B SL 80 B SI 85 C SI 90 B SI 92 4-1 2 BB 39 HBP BB		C CU 81 F SI 93 B CH 87 X SL 89 1-2 1B		3	0	1	0	1	0	1
39 Danny Santana, S (1, 6) OBP: 0.243, SLG: 0.300		F SI 90 B SI 91 F SI 84 C SI 91 1-3 ② K		X SL 79 0-0 ② G6-3		H SI 91 1-0 2 BB 1-2 HBP		B CH 85 X SL 88 1-0 ③ G4-3		3	0	0	0	0	1	3

Inning Stats																				
	R: 2	H: 2	R: 0	H: 1	R: 3	H: 3	R: 0	H: 0	R: 0	H: 0	R: 0	H: 0	R: 0	H: 1	R: 0	H: 0	1B: 5	SF: 0	WP: 0	PA: 39
	E: 0	LOB: 0	E: 1	LOB: 2	E: 0	LOB: 0	E: 0	LOB: 1	E: 0	LOB: 3	E: 0	LOB: 0	E: 0	LOB: 1	E: 0	LOB: 0	2B: 0	SAC: 0	PB: 0	
	K: 0	BB: 0	K: 1	BB: 0	K: 1	BB: 0	K: 0	BB: 1	K: 1	BB: 2	K: 0	BB: 0	K: 1	BB: 0	K: 1	BB: 0	3B: 0	DP: 1	SB: 0	
	S: 12	P: 15	S: 13	P: 20	S: 13	P: 20	S: 7	P: 13	S: 6	P: 10	S: 11	P: 24	S: 6	P: 10	S: 9	P: 13	HR: 2	HBP: 1	CS: 0	

PITCHER		IP	WLS	BF	H	R	ER	SO	BB	IBB	HBP	BLK	WP	HR	S	P	ERA	WHIP
52 CC Sabathia, L ERA: 5.38	(1, 1)	5.2		28	6	5	5	3	3	0	1	0	0	2	59	96	7.94	1.588
43 Adam Warren, R ERA: 3.51	(6, 1)	2.1	W	8	1	0	0	2	1	0	0	0	0	0	18	29	0.00	0.857
48 Andrew Miller, L ERA: 1.57	(9, 1)	1.0	S	3	0	0	0	1	0	0	0	0	0	0	8	10	0.00	0.000

PITCHER	IP	WLS	BF	H	R	ER	SO	BB	IBB	HBP	BLK	WP	HR	S	P	ERA	WHIP

AB	34
R	5
H	7
RBI	5
BB	4
SO	6
LOB	12

Batter	1	2	3	4	5	6	7	8	9	AB	R	H	RBI	BB	SO	LOB
22 Jacoby Ellsbury, L (1, 8) OBP: 0.362, SLG: 0.368	C FF 91 B SI 90 F CH 83 S SL 86 1-3 K		B SI 88 X SI 89 1-0 FC4-6 11 FC5-4 1-2f		X SI 92 0-0 G4-3	F SL 78 F FF 90 F SL 79 F FF 90 F SL 79 X SL 79 0-2 L5			C SL 81 B FF 94 B FF 95 F SL 83 B FF 96 F FF 96 S SL 85 3-3 K	5	0	0	0	0	2	1
11 Brett Gardner, L (1, 7) OBP: 0.373, SLG: 0.464	B FF 92 C SI 92 B CU 82 B SI 87 X SI 93 3-1 2B		1 SAFE B FF 93 1 SAFE C CH 83 F FF 91 1 SAFE 1 SAFE X SI 91 1-2 FC5-4 25 WP 1-2f			X FF 91 0-0 34 BB 25 BB 33 1B 1B	S SL 78 B SL 79 F FF 90 B SL 79 B SL 78 B SL 78 4-2 34 BB BB		B SL 83 B FF 96 X FF 94 2-0 G3	4	1	2	0	1	0	1
25 Mark Teixeira, S (1, 10) OBP: 0.363, SLG: 0.550	B FF 91 B FF 92 C CH 82 B SI 91 F CH 83 F SL 86 F CH 83 S SI 91 3-3 K		B FF 91 B FF 91 B SI 89 C FF 94 X CH 85 3-1 F9 1-2			B CH 86 B SI 91 B FF 92 B SI 90 4-0 33 1B 34 BB 12 1B 1-2 BB	C FF 90 B FF 90 F CH 82 F FF 90 B FF 90 X CH 83 3-2 P6		S SL 86 B FF 96 S FF 96 B FF 95 B SL 86 S SL 84 3-3 K2-3	4	1	0	0	1	2	3
34 Brian McCann, L (1, 2) OBP: 0.326, SLG: 0.454	C CH 84 B SI 92 X SI 93 1-1 G4-3			C CH 81 X SI 92 0-1 L8		B CH 84 B SI 92 B CH 84 C FF 93 B SI 90 4-1 33 1B 12 1B 1-2 2-3 BB	B SL 78 B FF 91 F FF 90 F SI 90 B SL 79 D SL 80 4-2 1-2 BB			2	1	0	0	2	0	1
36 Carlos Beltrán, S (1, 9) OBP: 0.306, SLG: 0.420 24 Chris Young, R (7, 9) OBP: 0.310, SLG: 0.473		X SI 91 0-0 33 F9 2B		C CU 79 X FF 92 0-1 P4		F CH 84 F CH 84 S CH 82 0-3 K	C CH 83 F FF 90 B FF 90 S SL 80 1-3 K			4 0	0 0	1 0	0 0	0 0	2 0	5 0
33 Garrett Jones, L (1, 3) OBP: 0.267, SLG: 0.377		B SI 92 B CH 83 B SI 92 C FF 93 F CH 85 F SI 92 X FF 93 3-2 F9 2-3		C SL 85 B SI 92 F SL 86 B CU 81 X SL 85 2-2 F9		B SI 93 F SI 92 X SI 92 1-1 12 1B 18 SH4-3 1-2 2-3 3-H 1B	B FF 91 S SL 78 C FF 90 B SL 78 F SL 80 S SL 77 2-3 K			4	1	1	1	0	1	3
12 Chase Headley, S (1, 5) OBP: 0.313, SLG: 0.387		B CH 84 X CH 83 1-0 G3			C CH 83 F FF 90 F SL 83 B CH 82 X SI 91 1-2 HR	D CH 84 F SI 92 X CH 85 1-1 18 SH4-3 14 HR 1-3 2-H 3-H 1B		B FF 95 C FF 94 B FF 94 S SL 84 F SL 85 S SL 86 2-3 K		4	2	2	3	0	1	1
18 Didi Gregorius, L (1, 6) OBP: 0.291, SLG: 0.325		S FF 92 T FF 93 B FF 91 B SL 87 D SL 86 S SL 86 3-3 K2-3			C SI 93 S CH 85 X CH 82 0-2 G1-3	X SL 76 0-0 SH4-3 1-2 3-H		S FF 95 F FF 96 B SI 95 X SL 87 1-2 G3-1		3	0	0	1	0	1	1
14 Stephen Drew, L (1, 4) OBP: 0.263, SLG: 0.380			C CH 82 F SI 91 F CH 83 B SL 86 H SL 86 2-2 22 FC4-6 HBP		B SI 92 F CH 85 S CH 82 B CU 81 X FF 93 2-2 F7	C SL 78 X SL 78 0-1 2-H HR		C SI 94 B SL 84 X SI 93 1-1 G4-3		3	1	1	2	0	0	0
Inning Stats	R: 0 E: 0 K: 2 S: 12 H: 1 LOB: 1 BB: 0 P: 20	R: 0 E: 0 K: 1 S: 9 H: 1 LOB: 1 BB: 0 P: 16	R: 0 E: 0 K: 0 S: 9 H: 0 LOB: 1 BB: 0 P: 16	R: 0 E: 0 K: 0 S: 7 H: 0 LOB: 0 BB: 0 P: 9	R: 1 E: 0 K: 0 S: 11 H: 1 LOB: 0 BB: 0 P: 14	R: 6 E: 0 K: 1 S: 18 H: 4 LOB: 0 BB: 2 P: 28	R: 0 E: 0 K: 2 S: 15 H: 0 LOB: 2 BB: 2 P: 29	R: 0 E: 0 K: 1 S: 9 H: 0 LOB: 0 BB: 0 P: 13	R: 0 E: 0 K: 2 S: 8 H: 0 LOB: 0 BB: 0 P: 16	1B: 3 2B: 2 3B: 0 HR: 2 SF: 0 SAC: 1 DP: 0 HBP: 1						

PITCHER		IP	WLS	BF	H	R	ER	SO	BB	IBB	HBP	BLK	WP	HR	S	P	ERA	WHIP
44 Kyle Gibson, R ERA: 3.41	(1, 1)	5.1	L	25	6	6	6	4	2	0	1	0	1	1	57	94	10.12	1.500
61 Ryan O'Rourke, L ERA: 1.23	(6, 1)	1.2		8	1	1	1	2	2	0	0	0	0	1	24	38	5.40	1.800
62 J.R. Graham, R ERA: 3.38	(8, 1)	2.0		6	0	0	0	3	0	0	0	0	0	0	17	29	0.00	0.000

PITCHER	IP	WLS	BF	H	R	ER	SO	BB	IBB	HBP	BLK	WP	HR	S	P	ERA	WHIP

TOP

New York Yankees @ Minnesota Twins

Target Field, Minneapolis, MN

Sun Jul 26 2015, 1:13 PM - 4:13 PM CDT

Att. 37,391 - Partly Cloudy - 82 F

livebaseballscorecards.com

AB	33
R	7
H	7
RBI	7
BB	4
SO	9
LOB	16

WP: 1	PA: 39		
PB: 0			
SB: 0			
CS: 0			

Batter	1	2	3	4	5	6	7	8	9	AB	R	H	RBI	BB	SO	LOB
2 Brian Dozier, R (1, 4) OBP: 0.332, SLG: 0.513	B FF 97 B FF 98 S FF 98 F FF 97 S FF 99 2-3 ① **K**		B SL 83 1 SAFE 1 SAFE D FS 88 B FF 98 C FF 97 X FF 98 3-1 1-3 1B			B SL 84 B FF 97 B FF 98 B SI 96 4-0 48 G5-4-3 BB		C FF 96 X CH 87 0-1 48 G6-4-3 1-2 1B		3	0	2	0	1	1	0
48 Torii Hunter, R (1, 9) OBP: 0.304, SLG: 0.438	C SL 82 S FS 89 S FS 89 0-3 ② **K**		C FF 99 D FS 90 X FS 89 1-1 ② **G5-6-3** 3-H			B FF 96 C FF 97 F FF 97 X CH 87 1-2 ①② **G5-4-3** 1-2f		S CH 87 X FF 97 0-1 ①② **G6-4-3** 1-2f 2-3		4	0	0	1	0	1	4
7 Joe Mauer, L (1, 3) OBP: 0.339, SLG: 0.394	B FF 98 X FF 98 1-0 1B		B SL 81 B SL 82 C FS 87 X FF 97 2-1 ③ **F8**			C FF 96 B FF 97 X SL 85 1-1 ③ **G4-3**		B FF 97 B FF 96 C FF 95 F FF 95 X SL 83 2-2 ③ **G3-1**		4	0	1	0	0	0	2
22 Miguel Sanó, R (1, 10) OBP: 0.405, SLG: 0.517	B FS 91 F FS 90 B FS 90 S SL 84 S FS 90 2-3 ③ **K**			C FS 88 X FF 97 0-1 ① **G6-3**			C FF 96 C CH 87 C FF 97 0-3 ① **K**		S SL 84 X SL 84 0-1 24 1B 2B	4	1	1	0	0	2	1
24 Trevor Plouffe, R (1, 5) OBP: 0.315, SLG: 0.457		C FF 97 X FF 97 0-1 ① **F8**		B CU 76 C FF 97 B FF 98 B FS 89 X FF 98 3-1 ② **G6-3**			C FF 98 B FS 88 F FS 87 B SL 84 X FF 98 2-2 ② **F9**		B SI 95 S FF 94 S FC 92 F FF 97 F FF 96 D FC 93 X SI 97 2-2 2-H 20 1B	4	0	1	1	0	0	0
20 Eddie Rosario, L (1, 7) OBP: 0.308, SLG: 0.418		C CU 77 S FF 96 S FF 97 0-3 ② **K**		B FS 88 X FF 97 1-0 ③ **F7**			X FF 97 0-0 9 1B 1B		B SI 97 F FF 96 C SI 96 D CU 85 F SI 96 X FC 92 2-2 8 L5-3 1-2 1B	4	0	2	0	0	1	0
9 Eduardo Núñez, R (1, 6) OBP: 0.315, SLG: 0.445		B FF 99 C FS 92 B FS 93 F FS 92 X SL 85 2-2 ③ **G5-3**			C FF 96 B FS 89 X FS 88 1-1 ① **G6-3**		F FF 95 C CH 86 B FF 94 X CH 85 1-2 1-2 1B		B FF 99 X FF 98 1-0 ① **F8**	4	0	1	0	0	0	2
8 Kurt Suzuki, R (1, 2) OBP: 0.289, SLG: 0.301			C CU 75 B SL 84 C FS 90 X FF 99 1-2 ① **G1-3**		C FF 97 B FF 97 X FS 88 1-1 ② **G5-3**		F CH 85 X FF 96 0-1 ③ **P4**		C FF 97 C KC 86 X KC 85 0-2 ②③ **L5-3** 1-1	4	0	0	0	0	0	4
32 Aaron Hicks, S (1, 8) OBP: 0.335, SLG: 0.387			B CU 75 X FF 99 1-0 2 1B 48 G5-6-3 1B		X FF 96 0-0 ③ **F7**			C SL 84 S CU 75 B FF 96 X CU 75 1-2 48 G6-4-3 2 1B 1B		3	1	2	0	0	0	0
Inning Stats	R: 0 E: 0 K: 3 S: 10 H: 1 LOB: 1 BB: 0 P: 15	R: 0 E: 0 K: 1 S: 8 H: 0 LOB: 0 BB: 0 P: 10	R: 1 E: 0 K: 0 S: 10 H: 2 LOB: 1 BB: 0 P: 18	R: 0 E: 0 K: 0 S: 5 H: 0 LOB: 0 BB: 0 P: 9	R: 0 E: 0 K: 0 S: 5 H: 0 LOB: 0 BB: 0 P: 7	R: 0 E: 0 K: 0 S: 5 H: 0 LOB: 0 BB: 1 P: 11	R: 0 E: 0 K: 1 S: 12 H: 2 LOB: 2 BB: 0 P: 15	R: 0 E: 0 K: 0 S: 10 H: 2 LOB: 1 BB: 0 P: 13	R: 1 E: 0 K: 0 S: 15 H: 3 LOB: 1 BB: 0 P: 20	1B: 9 2B: 2 3B: 0 HR: 0	SF: 0 SAC: 0 DP: 3 HBP: 0	WP: 0 PB: 0 SB: 0 CS: 0	PA: 35			

PITCHER	IP	WLS	BF	H	R	ER	SO	BB	IBB	HBP	BLK	WP	HR	S	P	ERA	WHIP
30 Nathan Eovaldi, R (1, 1) ERA: 4.27	8.0	W	31	8	2	2	5	1	0	0	0	0	0	67	100	2.25	1.125
41 Justin Wilson, L (9, 1) ERA: 2.57	0.0		2	2	0	0	0	0	0	0	0	0	0	9	13	∞	∞
68 Dellin Betances, R (9, 1) ERA: 1.38	1.0		2	0	0	0	0	0	0	0	0	0	0	4	5	0.00	0.000

PITCHER	IP	WLS	BF	H	R	ER	SO	BB	IBB	HBP	BLK	WP	HR	S	P	ERA	WHIP

BOTTOM

New York Yankees @ Minnesota Twins

Target Field, Minneapolis, MN

Sun Jul 26 2015, 1:13 PM - 4:13 PM CDT

Att. 37,391 - Partly Cloudy - 82 F

livebaseballscorecards.com

AB	34
R	2
H	10
RBI	2
BB	1
SO	5
LOB	13

New York Yankees @ Texas Rangers

Globe Life Park in Arlington, Arlington, TX

Mon Jul 27 2015, 8:10 PM - 11:10 PM EDT

Att. 33,691 - Clear - 97 F

TOP

livebaseballscorecards.com

Batter	1	2	3	4	5	6	7	8	9	AB	R	H	RBI	BB	SO	LOB
11 Brett Gardner, L (1, 8) (8, 7) OBP: 0.371, SLG: 0.459	C SI 85 B SI 86 S SI 86 B CU 76 F SI 86 X FC 80 2-2 ① G4-3		C CH 81 D CU 75 B SI 84 B SI 83 B SI 84 4-1 13 G5-4-3 BB		C FC 83 B FF 82 B CU 76 B SI 89 C SI 87 C SI 88 3-3 ③ K		1 SAFE 1 SAFE B FF 93 F FF 92 B FF 93 C FS 84 B FS 84 X FS 84 3-2 ② P6		B SL 85 F CH 84 C SL 86 X SL 87 1-2 ② FC5-6-5 24 1B 2-3	4	0	0	0	1	1	2
24 Chris Young, R (1, 7) (8, 9) OBP: 0.307, SLG: 0.469	B SI 85 B SI 85 B SI 86 C SI 84 X SI 85 3-1 ② F7		X SI 84 0-0 ① SF7 3-H			B SI 85 C SI 86 B CH 76 F SI 89 C SI 88 2-3 ① K	X SI 94 0-0 ③ P6		B FF 91 C FF 91 1 SAFE 1 SAFE B SL 85 F FF 90 X FF 92 2-2 1-2 1B	4	0	1	1	0	1	1
13 Alex Rodriguez, R (1, 10) OBP: 0.373, SLG: 0.543	B CH 76 B SI 86 X SI 86 2-0 ③ G6-3		F SI 83 B SI 85 X CH 75 1-1 ②③ G5-4-3 1-2f			B SI 85 B SI 87 B SI 87 C SI 86 X SI 88 3-1 HR		B FF 89 S SL 84 S SL 86 B SL 86 C SL 87 2-3 ① K	B SL 86 C SL 86 S SL 85 X SL 88 1-2 ③ G6-3	5	1	1	1	0	1	3
25 Mark Teixeira, S (1, 3) OBP: 0.362, SLG: 0.546		B SI 82 C SI 84 X SI 86 1-1 ① F8		B CH 79 B CH 75 C SI 83 B CH 76 X SI 85 3-1 ① L6		C SI 86 C CH 77 X SI 89 0-2 ② F9		C FF 91 S CH 84 X SI 95 0-2 36 BB 12 1B 1B		4	0	1	0	0	0	0
34 Brian McCann, L (1, 2) OBP: 0.325, SLG: 0.451		B SI 85 F SI 85 B SI 86 C CU 75 F SI 86 X CH 75 2-2 ② P6		C CU 72 C CH 76 B FC 82 B SI 85 B SI 86 X SI 86 3-2 1B		B SI 86 C CH 76 X SI 86 1-1 ③ G4-3		F SI 92 F SL 86 X SL 88 0-2 ② P4		4	0	1	0	0	0	1
36 Carlos Beltrán, S (1, 9) OBP: 0.309, SLG: 0.417 22 Jacoby Ellsbury, L (8, 8) OBP: 0.362, SLG: 0.368		B SI 86 B CH 76 X CH 76 2-0 ③ G4-3		C SI 85 X SI 88 0-1 ② L8			B CH 74 B CH 75 B SI 85 C SI 84 C SI 85 D SI 86 4-2 12 2B 18 1B BB	D CH 83 B SI 92 B SI 91 B SL 84 4-0 12 1B 1-2 BB		2 0	1 0	0 0	0 0	2 0	0 0	1 0
12 Chase Headley, S (1, 5) OBP: 0.318, SLG: 0.394			B CU 70 X SI 82 1-0 18 HR 1B	B SI 85 B CH 76 S CH 76 C SI 85 B CU 75 X CH 77 3-2 ③ P3			C SI 84 B FC 81 D CH 76 X SI 86 2-1 18 1B 1-3 2B	B SL 86 C SL 86 C FF 92 X SL 87 1-2 ③ 1-2 2-H 1B		4	2	3	0	0	0	1
18 Didi Gregorius, L (1, 6) OBP: 0.297, SLG: 0.340			X SI 83 0-0 1-H HR		C SI 83 F CU 74 B CU 73 B SI 83 F SI 85 X SI 87 2-2 ① G4-3		X FF 93 0-0 2-H 3-H 1B		B SI 90 B CH 83 F FF 90 X SI 90 2-1 11 FC5-6-3 17 G4-3 1B	4	1	3	4	0	0	0
17 Brendan Ryan, R (1, 4) OBP: 0.320, SLG: 0.478			C SI 83 X FC 81 0-1 24 SF7 3B		B CH 76 S CH 76 F SI 87 B CH 77 X SI 88 2-2 ② G5-3		C SI 94 S FS 85 1 SAFE F SI 94 X FS 85 0-2 ① L8		1 SAFE 1 SAFE B FF 89 X FF 89 1-0 ① G4-3 1-2	4	1	1	0	0	0	2

Inning Stats	1	2	3	4	5	6	7	8	9
R:	0	0	3	0	0	1	2	0	0
E:	0	0	0	0	0	0	0	0	0
K:	0	0	0	0	1	1	0	1	0
S:	7	7	8	10	10	10	13	12	12
H:	0	0	3	1	0	1	2	2	2
LOB:	0	0	0	1	0	0	1	2	2
BB:	0	0	1	0	0	0	1	1	0
P:	14	12	14	19	17	16	22	19	19

| | | |

New York Yankees @ Texas Rangers

Globe Life Park in Arlington, Arlington, TX

Mon Jul 27 2015, 8:10 PM - 11:10 PM EDT

Att. 33,691 - Clear - 97 F

BOTTOM

Batter	1	2	3	4	5	6	7	8	9	AB	R	H	RBI	BB	SO	LOB
12 Rougned Odor, L (1, 4) OBP: 0.332, SLG: 0.474	B FF 91 X SI 91 1-0 ① G4-3		B SI 93 B SI 92 F FF 92 X FF 93 2-1 ① P5		C CU 77 B FF 92 C CU 79 X SI 91 1-2 ① G4-3		C CH 81 B FF 91 F CH 82 S CH 82 1-3 ② K		C FF 98 S KC 84 B SV 87 S KC 86 1-3 ② K2-3	5	0	0	0	0	2	1
17 Shin-Soo Choo, L (1, 9) OBP: 0.309, SLG: 0.402	F SI 92 X FF 92 0-1 ② F7		B FF 93 B CH 86 F FF 92 F SI 92 F FF 94 S CU 81 2-3 ② K		F FF 92 B FF 92 B CU 78 S FF 92 B CU 81 X SI 92 3-2 ② G6-3		C FF 91 B FF 92 B FF 90 B FF 91 F FF 92 B FF 91 4-2 BB		B FF 98 X FF 98 1-0 ③ G3-1	4	0	0	0	1	1	1
84 Prince Fielder, L (1, 10) OBP: 0.405, SLG: 0.511	B SI 92 B CU 80 X SI 91 2-0 ③ G3		C CU 79 S CU 80 F SI 93 S CU 81 0-3 ③ K2-3		F FF 92 X SI 92 0-1 18 BB 1B		F CH 82 F FF 91 B CH 83 F CH 83 B SL 83 S CH 82 2-3 ③ K			4	0	1	0	0	2	1
18 Mitch Moreland, L (1, 3) OBP: 0.334, SLG: 0.520		B CH 89 X CH 84 1-0 ① F7		B SI 91 B SI 91 X SI 91 2-0 29 G4-3 2 FC3-2 2B	D CU 79 D CU 79 B SI 93 F SI 91 B SI 92 4-1 1-2 BB			C FF 92 B FC 90 S SI 95 F FF 95 B FC 86 B FC 89 B SI 94 4-2 29 WP BB		2	0	1	0	2	0	0
29 Adrian Beltré, R (1, 5) OBP: 0.296, SLG: 0.385		B SI 92 B SI 90 B CU 78 C FF 91 X SI 91 3-1 ② G5-3		X FF 92 0-0 ① G4-3 2-3	C SI 94 B SI 92 X SI 93 1-1 ③ F7			B FF 96 C SI 94 F FC 91 F FF 96 F FF 96 X FF 96 1-2 ① G6-3 1-2		4	0	0	0	0	0	4
32 Josh Hamilton, L (1, 7) OBP: 0.292, SLG: 0.416		X SI 90 0-0 1 2B 1B	B CU 80 D CU 80 B SI 92 C SI 92 F FF 94 D CU 80 4-2 2 FC3-2 1 HBP BB	B CU 80 D CU 80 B SI 92 C SI 92 F FF 94 D CU 80		S CH 82 F CH 82 B CH 82 B CH 82 X FF 92 2-2 ① G6-3		C FF 96 B SI 96 B SI 95 F FF 94 S FF 95 2-3 ② K		3	1	1	0	1	1	1
1 Elvis Andrus, R (1, 6) OBP: 0.303, SLG: 0.331		X FF 91 0-0 2 1B 1-H 2B	H CU 79 1-0 2 FC3-2 1-2 HBP			X FF 90 0-0 ② G6-3		B SI 95 F FF 94 X SI 95 1-1 ③ L5		3	1	1	1	0	0	1
2 Leonys Martin, L (1, 8) OBP: 0.266, SLG: 0.317		B SI 92 F CU 78 X CU 80 1-1 61 E 61 S 2-H 1B	B SI 93 S CH 88 X SI 93 1-1 ② FC3-2 1-2 2-3 3-Hf			B FF 92 B SL 84 C FF 91 F FF 91 B CH 84 C FF 92 3-3 ③ K		B FF 96 C FF 95 B FF 96 B FF 96 B FF 96 4-1 6 DI BB		3	0	1	1	1	1	3
61 Robinson Chirinos, R (1, 2) OBP: 0.313, SLG: 0.427 6 Tomás Telis, S (9, PH) OBP: 0.273, SLG: 0.200		C SI 92 B SI 92 F FF 92 F CU 81 B CU 80 S SI 93 2-3 ③ K 1-3	B FF 93 X SI 93 1-0 ③ G6-3				C FF 89 C CH 81 F FF 91 S CH 80 0-3 ① K2-3		B FF 97 C FF 97 B KC 84 S FF 98 X FF 97 2-2 ① G5-3 1-2	3 1	0 0	0 0	0 0	0 0	2 0	4 1
Inning Stats	R: 0 E: 0 K: 0 S: 4 H: 0 LOB: 0 BB: 0 P: 7	R: 2 E: 0 K: 1 S: 11 H: 3 LOB: 1 BB: 0 P: 18	R: 0 E: 0 K: 2 S: 10 H: 0 LOB: 0 BB: 0 P: 14	R: 0 E: 0 K: 0 S: 7 H: 1 LOB: 3 BB: 1 P: 16	R: 0 E: 0 K: 0 S: 11 H: 1 LOB: 2 BB: 1 P: 20	R: 0 E: 0 K: 1 S: 7 H: 0 LOB: 0 BB: 0 P: 12	R: 0 E: 0 K: 3 S: 13 H: 0 LOB: 1 BB: 1 P: 20	R: 0 E: 0 K: 1 S: 13 H: 0 LOB: 1 BB: 1 P: 21	R: 0 E: 0 K: 1 S: 8 H: 0 LOB: 1 BB: 1 P: 16	1B: 3 2B: 2 3B: 0 HR: 0 SF: 0 SAC: 0 DP: 0 HBP: 1						

livebaseballscorecards.com

AB	32
R	2
H	5
RBI	2
BB	5
SO	9
LOB	17

WP: 1 PA: 38
PB: 0
SB: 1
CS: 0

PITCHER		IP	WLS	BF	H	R	ER	SO	BB	IBB	HBP	BLK	WP	HR	S	P	ERA	WHIP
47 Iván Nova, R ERA: 3.38	(1, 1)	5.0	W	23	5	2	2	3	2	0	1	0	0	0	43	75	3.60	1.400
45 Chasen Shreve, L ERA: 1.79	(6, 1)	2.0	H	7	0	0	0	4	1	0	0	0	0	0	20	32	0.00	0.500
41 Justin Wilson, L ERA: 2.5	(8, 1)	1.0		4	0	0	0	1	1	0	0	0	1	0	13	21	0.00	1.000
68 Dellin Betances, R ERA: 1.35	(9, 1)	1.0		4	0	0	0	1	1	0	0	0	0	0	8	16	0.00	1.000

PITCHER	IP	WLS	BF	H	R	ER	SO	BB	IBB	HBP	BLK	WP	HR	S	P	ERA	WHIP

New York Yankees @ Texas Rangers

Globe Life Park in Arlington, Arlington, TX

Tue Jul 28 2015, 8:11 PM - 11:48 PM EDT

Att. 28,403 - Clear - 98 F

livebaseballscorecards.com

Batter	1	2	3	4	5	6	7	8	9	AB	R	H	RBI	BB	SO	LOB
22 Jacoby Ellsbury, L (1, 8) OBP: 0.358, SLG: 0.364	CI 13 FC6-4	K		G4-3	K		F8		CI 11 HR	5	2	1	1	0	2	2
11 Brett Gardner, L (1, 7) OBP: 0.379, SLG: 0.471	K	13 2B 12 1B 1-2 3-H 1B	13 1B 24 HR 1B	25 FC4-6 24 E 13 BB BB		24 2B 25 HBP BB	13 BB BB		1-H HR	4	5	3	3	3	1	1
13 Alex Rodriguez, R (1, 10) OBP: 0.379, SLG: 0.545	FC6-4 1-2f	12 1B 18 3B 1-3 2-H 2B	0-2 25 BB 24 HR 1-3 1B	25 FC4-6 1-2 BB		K 24 FC4-6 1-2 BB			BB	4	2	2	1	3	1	2
25 Mark Teixeira, S (1, 3) OBP: 0.362, SLG: 0.541 33 Garrett Jones, L (6, PR) OBP: 0.264, SLG: 0.371 (6, 3)	F9	K	24 HR 1-2 BB	FC4-6 24 E 1-2f 2-3		24 2B 66 1B 1-2 HBP	K		F8	3	1	0	0	1	1	5
24 Chris Young, R (1, 9) OBP: 0.315, SLG: 0.491	12 1B 2B 18 3B BB		3-1 1-H 2-H 3-H HR	E6 1-2 3-H		66 1B 1-3 2-H 2B	FC6-4 1-2f		K	6	4	3	5	1	1	4
12 Chase Headley, S (1, 5) OBP: 0.322, SLG: 0.395 14 Stephen Drew, L (7, 4) OBP: 0.261, SLG: 0.377	18 HBP 17 2B 66 1B 2-H 1B 18 3B 1B		4-1 66 G5-4-3 BB	P3		K		G3	F8	4	2	2	2	1	1	4
										2	0	0	0	0	0	1
66 John Ryan Murphy, R (1, 2) OBP: 0.316, SLG: 0.378	18 HBP 17 2B 1-2 1B K 2-2	G5-4-3 1-2f		K	18 1B 2-H 3-H 1B	BB		F8	5	1	2	2	1	2	4
18 Didi Gregorius, L (1, 6) OBP: 0.307, SLG: 0.354	17 2B 22 1B 1-2 2-3 HBP 17 2B 3B	1-0 1B		17 FC6-4 1B	1-2 1B		F8		5	2	4	3	0	0	1
17 Brendan Ryan, R (1, 4) OBP: 0.323, SLG: 0.517 (7, 5)	22 1B 11 1B 1-3 2-H 3-H 2B 2B	G5-3		FC6-4 1-2f	K		F8		6	1	2	3	0	1	6

Inning Stats																								
	R: 0	H: 0	R: 11	H: 10	R: 4	H: 4	R: 1	H: 0	R: 0	H: 1	R: 3	H: 3	R: 0	H: 0	R: 0	H: 0	R: 2	H: 1	1B: 11	SF: 0	WP: 0	PA: 60		
	E: 1	LOB: 1	E: 0	LOB: 1	E: 0	LOB: 2	E: 1	LOB: 2	E: 0	LOB: 1	E: 0	LOB: 2	E: 0	LOB: 2	E: 0	LOB: 1	E: 1	LOB: 1	2B: 5	SAC: 0	PB: 0			
	K: 1	BB: 0	K: 3	BB: 1	K: 0	BB: 2	K: 0	BB: 2	K: 2	BB: 0	K: 3	BB: 1	K: 1	BB: 2	K: 0	BB: 1	K: 1	BB: 1	3B: 1	DP: 1	SB: 0			
	S: 9	P: 16	S: 35	P: 58	S: 19	P: 33	S: 12	P: 24	S: 12	P: 17	S: 22	P: 36	S: 11	P: 20	S: 6	P: 13	S: 16	P: 27	HR: 2	HBP: 2	CS: 0			

PITCHER		IP	WLS	BF	H	R	ER	SO	BB	IBB	HBP	BLK	WP	HR	S	P	ERA	WHIP
33 Martín Pérez, L ERA: 10.5	(1, 1)	1.0	L	12	7	8	8	1	0	0	1	0	0	0	28	45	72.00	7.000
51 Wandy Rodriguez, L ERA: 4.9	(2, 1)	1.0		12	6	7	7	3	3	0	0	0	0	1	29	54	63.00	9.000
35 Phil Klein, R ERA: 5.82	(3, 1)	3.0		13	2	1	0	2	2	0	0	0	0	0	30	49	0.00	1.333
44 Spencer Patton, R ERA: 7.71	(6, 1)	1.0		8	3	3	3	3	1	0	1	0	0	0	22	36	27.00	4.000
71 Sam Freeman, L ERA: 3.04	(7, 1)	1.0		5	0	0	0	1	2	0	0	0	0	0	11	20	0.00	2.000
52 Tanner Scheppers, R ERA: 5.29	(8, 1)	1.0		4	0	0	0	0	1	0	0	0	0	0	6	13	0.00	1.000
9 Adam Rosales, R ERA: 9.0	(9, 1)	1.0		6	1	2	1	1	1	0	0	0	0	1	16	27	9.00	2.000

AB	46
R	21
H	19
RBI	20
BB	10
SO	11
LOB	33

BOTTOM

New York Yankees @ Texas Rangers

Globe Life Park in Arlington, Arlington, TX

Tue Jul 28 2015, 8:11 PM - 11:48 PM EDT

Att. 28,403 - Clear - 98 F

livebaseballscorecards.com

Batter	1	2	3	4	5	6	7	8	9	AB	R	H	RBI	BB	SO	LOB
7 Delino DeShields, R (1, 8) (7, 7) OBP: 0.364, SLG: 0.398	4-1 84 BB 1 1B BB 4-1 1-2 2-3 3-H BB			C FF 94 C SL 85 F CH 87 F CH 87 X FF 95 0-2 ① F9			C FF 94 B CU 79 F SI 92 B SL 89 F SL 88 X SI 94 2-2 ① F7			2	1	0	1	2	0	0
12 Rougned Odor, L (1, 4) OBP: 0.327, SLG: 0.466	1 SAFE C SI 89 1 SAFE D SL 81 X SL 86 1-1 F9 1-2 G6-3			X SL 86 0-0 ② F7			B CU 81 C SI 94 C CH 86 B FF 94 X SL 89 2-2 ② G3-1			4	0	0	0	0	0	4
29 Adrian Beltré, R (1, 5) OBP: 0.293, SLG: 0.380	X SI 87 0-0 ② F8	C FF 95 C FF 96 B CH 88 X SL 87 1-2 ① G5-3		B FF 95 F FF 94 X FF 94 1-1 ③ P4			S FF 94 B FF 94 C SL 90 F FF 94 X SL 89 1-2 ③ G3			4	0	0	0	0	0	1
84 Prince Fielder, L (1, 10) OBP: 0.403, SLG: 0.507	B CU 73 1 SAFE 1 SAFE B SL 79 C SI 89 B SI 89 D SL 81 4-1 18 BB 1 1B 16 1B 1-2 BB	X FF 96 0-0 ② G6-3		C CH 85 X CH 87 0-1 ① L9				C FC 94 X CH 86 0-1 ① G6-3		3	1	0	0	1	0	0
1 Elvis Andrus, R (1, 6) OBP: 0.303, SLG: 0.330	S CH 79 X CH 78 0-1 18 BB 16 1B 1-2 2-H 1B	B SL 86 C SL 87 B FC 95 S FC 95 S CH 88 2-3 ③ K		C FF 92 B FF 93 B CH 86 B SL 85 F FF 92 C FF 93 3-3 ② K				B FF 94 B CU 82 F FF 94 F FF 94 X SL 89 2-2 ② G5-3		4	1	1	1	0	2	0
18 Mitch Moreland, L (1, 3) OBP: 0.334, SLG: 0.516 2 Leonys Martin, L (7, 8) OBP: 0.265, SLG: 0.315	B CU 74 B SI 89 B SI 90 C SI 90 F SI 90 B SI 91 4-2 16 1B 17 2B 1-2 2-3 BB		C FF 94 B SL 85 S CH 88 F FF 95 S CH 88 1-3 ① K	F FF 93 F FF 93 F FF 94 X CH 88 0-2 ③ G4-3				X SI 94 0-0 ③ G4-3		2 1	1 0	0 0	0 0	1 0	1 0	0 0
16 Ryan Rua, R (1, 7) (7, 3) OBP: 0.219, SLG: 0.394	D CH 80 B CH 78 F SI 90 F SI 90 X SI 91 2-2 17 2B 7 BB 1-2 2-H 3-H 1B	C SL 85 B FF 93 B SL 88 F SL 86 S CH 88 2-3 ② K		C FF 92 C CH 85 F FF 94 C SL 86 0-3 ① K				C FF 92 B SL 88 X SL 88 1-1 ① G3-1		4	1	1	2	0	2	0
17 Shin-Soo Choo, L (1, 9) OBP: 0.311, SLG: 0.404	C SL 81 X SI 89 1-1 7 BB 1-3 2-H 2B	C FF 94 C CH 88 B FF 95 F FF 95 F CH 88 B SL 88 B CH 89 B SL 87 4-2 BB		B FF 92 X CH 85 1-0 ② G2-3				F SI 92 F CU 80 X FF 93 0-2 ② F8		3	0	1	1	1	0	0
61 Robinson Chirinos, R (1, 2) OBP: 0.313, SLG: 0.423 6 Tomás Telis, S (8, 2) OBP: 0.250, SLG: 0.182	B CH 78 B CH 78 B SI 90 C SI 88 F SI 89 F SI 89 D CH 76 4-2 7 BB BB	C SL 86 B FF 95 F FF 94 B CH 88 F CH 86 X FF 94 2-2 ③ G5-3		B FF 92 B FF 92 F FF 92 S FF 92 X SL 85 2-2 ③ F9				C FF 94 B SL 88 F SI 94 X FF 93 1-2 ③ P5		2 1	0 0	0 0	0 0	1 0	0 0	1 0
Inning Stats	R: 5 E: 0 K: 0 S: 22 H: 3 LOB: 3 BB: 5 P: 46	R: 0 E: 0 K: 1 S: 7 H: 0 LOB: 0 BB: 0 P: 10	R: 0 E: 0 K: 2 S: 15 H: 0 LOB: 1 BB: 1 P: 24	R: 0 E: 0 K: 0 S: 8 H: 0 LOB: 0 BB: 0 P: 9	R: 0 E: 0 K: 1 S: 9 H: 0 LOB: 0 BB: 0 P: 12	R: 0 E: 0 K: 1 S: 8 H: 0 LOB: 0 BB: 0 P: 11	R: 0 E: 0 K: 0 S: 11 H: 0 LOB: 0 BB: 0 P: 16	R: 0 E: 0 K: 0 S: 6 H: 0 LOB: 0 BB: 0 P: 8	R: 0 E: 0 K: 0 S: 8 H: 0 LOB: 0 BB: 0 P: 10	1B: 2 2B: 1 3B: 0 HR: 0 SF: 0 SAC: 0 DP: 0 HBP: 0							WP: 0 PB: 0 SB: 0 CS: 0 PA: 36

	AB	30
	R	5
	H	3
	RBI	5
	BB	6
	SO	5
	LOB	6

PITCHER		IP	WLS	BF	H	R	ER	SO	BB	IBB	HBP	BLK	WP	HR	S	P	ERA	WHIP
26 Chris Capuano, L ERA: 6.97	(1, 1)	0.2		10	3	5	5	0	5	0	0	0	0	0	18	42	67.50	12.000
64 Diego Moreno, R ERA: 2.45	(1, 1)	5.1	W	17	0	0	0	5	1	0	0	0	0	0	51	70	0.00	0.188
43 Adam Warren, R ERA: 3.4	(7, 1)	3.0	S	9	0	0	0	0	0	0	0	0	0	0	25	34	0.00	0.000

PITCHER	IP	WLS	BF	H	R	ER	SO	BB	IBB	HBP	BLK	WP	HR	S	P	ERA	WHIP

Batter	1	2	3	4	5	6	7	8	9	AB	R	H	RBI	BB	SO	LOB
22 Jacoby Ellsbury, L (1, 8) OBP: 0.357, SLG: 0.362	C FF 88 C SL 82 X SL 82 0-2 G3-1	S SL 83 S SL 84 B FF 86 D SL 84 F SL 83 X CU 76 2-2 1-2 3-H 1B			B CH 84 X SL 82 1-0 L8			C FF 93 B CU 79 X FF 94 1-1 P6		4	0	1	1	0	0	1
11 Brett Gardner, L (1, 7) OBP: 0.378, SLG: 0.467	C FF 88 B FF 88 B CH 83 S FF 87 H SL 83 3-2 HBP	F FF 88 D CH 84 X SL 83 1-1 F7			C SL 82 C FF 85 X FF 87 0-2 G4-6-3 1-2f			C FF 95 B FF 94 S FF 94 B CU 81 X FF 95 2-2 G1-3		3	0	0	0	0	0	3
13 Alex Rodriguez, R (1, 10) OBP: 0.378, SLG: 0.542	B FF 86 X SL 80 1-0 P6		F FF 88 C FF 87 S SL 82 0-3 K			F SL 81 S SL 83 B SL 82 X SL 83 1-2 L6		C FF 95 B CU 84 B CU 82 X FF 94 2-1 1B		4	0	1	0	0	1	1
34 Brian McCann, L (1, 2) OBP: 0.324, SLG: 0.451	X FF 85 0-0 F7		B FF 86 C SL 82 B CH 81 X FF 88 2-1 F8			B CH 82 B SL 81 F FF 87 B FF 89 F SL 85 F SL 83 F SL 84 X SL 84 3-2 2B		D CU 80 B FF 95 C FF 94 F FF 93 F CU 82 X CU 80 2-2 L9		4	0	1	0	0	0	2
36 Carlos Beltrán, S (1, 9) OBP: 0.308, SLG: 0.425		B FF 87 B CH 82 C FF 86 F FF 87 F SL 82 F SL 84 B CU 77 F CH 85 X FF 89 3-2 HR	F SL 82 X SL 82 0-1 G4-3			B CH 83 F CH 82 F SL 83 F SL 84 C FF 86 1-3			C FF 92 C FF 92 X FF 93 0-2 F7	4	1	1	1	0	1	1
12 Chase Headley, S (1, 5) OBP: 0.321, SLG: 0.393		B FF 89 S SL 81 S SL 84 X SL 84 1-2 P5		X FF 87 0-0 18 CS 1B		C SL 82 F SL 82 B SL 83 F SL 82 S SL 83 1-3			C CH 80 S SL 83 C FF 93 0-3	4	0	1	0	0	2	1
33 Garrett Jones, L (1, 3) OBP: 0.257, SLG: 0.361		B FF 89 B SI 86 B CH 85 C FF 89 X FF 88 3-1 L8	C FF 87 B SL 80 S SL 82 F SL 83 B FF 87 S SL 81 2-3 K				B FF 98 X FF 98 1-0 G4-3	C FF 93 S CH 80 C FF 94 0-3		4	0	0	0	0	2	1
18 Didi Gregorius, L (1, 6) OBP: 0.307, SLG: 0.354		S SL 84 B SL 83 F SL 83 B CU 79 F FF 90 F SL 85 X CU 78 2-2 14 E 14 1B 22 1B 1B	C SL 81 B SL 82 C FF 86 B FF 86 S SL 83 2-3 K 1-2				C CH 92 B CU 86 S CU 86 B CU 84 S CU 86 2-3 K2-3			3	1	1	0	0	2	1
14 Stephen Drew, L (1, 4) OBP: 0.265, SLG: 0.380		C CH 85 C SL 79 1 SAFE D SL 81 X FF 88 1-2 E8 22 1B 1-3 1B			C SL 80 C SL 81 B CU 79 F FF 89 X SL 82 1-2 11 G4-6-3 1B		C CU 84 F FF 98 F FF 97 F CU 86 B CU 86 B CU 86 X FF 98 2-2 G4-3			3	0	2	0	0	0	0
Inning Stats	R: 0 E: 0 K: 0 S: 7 H: 0 LOB: 1 BB: 0 P: 11	R: 2 E: 1 K: 0 S: 25 H: 4 LOB: 2 BB: 0 P: 38	R: 0 E: 0 K: 1 S: 7 H: 0 LOB: 0 BB: 0 P: 9	R: 0 E: 0 K: 2 S: 8 H: 1 LOB: 1 BB: 0 P: 12	R: 0 E: 0 K: 0 S: 8 H: 1 LOB: 0 BB: 0 P: 10	R: 0 E: 0 K: 2 S: 16 H: 1 LOB: 1 BB: 0 P: 22	R: 0 E: 0 K: 1 S: 9 H: 0 LOB: 0 BB: 0 P: 14	R: 0 E: 0 K: 0 S: 11 H: 1 LOB: 1 BB: 0 P: 18	R: 0 E: 0 K: 2 S: 9 H: 0 LOB: 0 BB: 0 P: 9	1B: 6 2B: 2 3B: 0 HR: 1 SF: 0 SAC: 0 DP: 2 HBP: 1						

TOP

New York Yankees @ Texas Rangers

Globe Life Park in Arlington, Arlington, TX

Wed Jul 29 2015, 8:09 PM - 11:17 PM EDT

Att. 31,658 - Clear - 99 F

livebaseballscorecards.com

AB	33
R	2
H	8
RBI	2
BB	0
SO	8
LOB	11

PITCHER		IP	WLS	BF	H	R	ER	SO	BB	IBB	HBP	BLK	WP	HR	S	P	ERA	WHIP
48 Colby Lewis, R ERA: 4.42	(1, 1)	6.0	W	24	7	2	2	5	0	0	1	0	0	1	71	102	3.00	1.167
50 Keone Kela, R ERA: 3.16	(7, 1)	1.0	H	3	0	0	0	1	0	0	0	0	0	0	9	14	0.00	0.000
52 Tanner Scheppers, R ERA: 5.14	(8, 1)	1.0	H	4	1	0	0	0	0	0	0	0	0	0	11	18	0.00	1.000
37 Shawn Tolleson, R ERA: 3.12	(9, 1)	1.0	S	3	0	0	0	2	0	0	0	0	0	0	9	9	0.00	0.000

PITCHER	IP	WLS	BF	H	R	ER	SO	BB	IBB	HBP	BLK	WP	HR	S	P	ERA	WHIP

BOTTOM

New York Yankees @ Texas Rangers

Globe Life Park in Arlington, Arlington, TX

Wed Jul 29 2015, 8:09 PM - 11:17 PM EDT

Att. 31,658 - Clear - 99 F

livebaseballscorecards.com

Batter	1	2	3	4	5	6	7	8	9	AB	R	H	RBI	BB	SO	LOB
7 Delino DeShields, R (1, 8) OBP: 0.367, SLG: 0.397 2 Leonys Martin, L (7, 8) OBP: 0.264, SLG: 0.314	B FC 91 B FC 87 B FF 92 C FF 92 C SL 82 B SL 85 4-2 12 G4-3 BB	C SL 83 C FS 87 F SL 84 B FS 88 X FF 92 1-2 1-2 2-H 1B		B SL 84 C CU 77 X FF 93 1-1 ② FC6-5 12 BB 2-3		C FF 92 X FF 91 0-1 ③ G5-3		C CU 74 B SL 87 F SL 88 S FF 93 1-3 ② K		3 1	0 0	1 0	1 0	1 0	0 1	1 1
12 Rougned Odor, L (1, 4) OBP: 0.324, SLG: 0.457	1 SAFE C FF 92 X FC 89 0-1 ① ② G4-3 1-2	X FS 88 0-0 ③ G4-3		1 SAFE F FS 87 P PO 91 1 SAFE 1 SAFE B FC 91 T FS 87 B FC 87 D SL 85 4-2 1-2 BB			C FF 90 C FF 90 B CH 82 F FF 91 F CH 82 C FF 92 1-3 ① K	B FF 91 B FF 91 S FF 91 F FF 91 F SL 86 D SL 88 F SL 87 S FF 92 3-3 ③ K		4	0	0	0	1	2	4
84 Prince Fielder, L (1, 10) OBP: 0.404, SLG: 0.505	B SI 92 X FS 88 1-0 ③ G1-3		T FF 91 B FF 93 X FC 90 1-1 29 E 1B	F SL 86 X FS 87 0-1 ③ G3			C FF 91 F FF 92 B CH 84 F CH 83 F FF 92 B FF 93 F SL 86 B FF 94 B FF 92 4-2 29 E 32 1B BB			3	1	1	0	1	0	2
29 Adrian Beltré, R (1, 5) OBP: 0.295, SLG: 0.382		C FF 90 S FC 88 B FF 91 X FS 86 1-2 18 BB 32 1B 1B	S FC 89 X FF 92 0-1 E5 1-2		C FC 90 F FC 89 X SL 85 0-2 18 1B 32 G4-3 1B		C SL 88 S SL 87 B SL 88 B FF 92 F SL 88 F FC 93 F SL 88 F SL 90 X SL 89 2-2 E6 32 1B 1-2			4	2	2	0	0	0	2
18 Mitch Moreland, L (1, 3) OBP: 0.337, SLG: 0.514		C FC 91 B FC 90 B FS 86 F FS 86 D SL 85 B FS 87 4-2 32 1B 17 1B 1-2 BB	S FS 88 B SL 83 D FS 88 S FS 88 S FC 90 2-3 ① K		B FC 92 B FC 90 F FS 88 B SL 85 X SI 93 3-1 32 G4-3 1-3 1B		C FF 93 F SL 90 C FF 93 0-3 ② K			3	1	1	0	1	2	4
32 Josh Hamilton, L (1, 7) OBP: 0.300, SLG: 0.419	B FS 87 B FC 90 X FF 92 2-0 17 1B 7 1B 1-3 2-H 1B	F FC 91 F FS 88 B FS 88 B FF 92 B SL 85 S FS 90 3-3 ② K		B FS 89 B FC 91 S FC 88 X FC 88 2-1 ① ② G4-3 1-2f 3-H			X SL 88 0-0 1-3 2-H 1B			4	1	2	2	0	1	3
1 Elvis Andrus, R (1, 6) OBP: 0.300, SLG: 0.326	B FC 91 S SL 84 B SL 83 F FC 91 T FS 89 2-2 ① K	C FS 88 B SI 93 B SL 85 X FF 92 2-1 ③ L9			B FF 95 S FF 94 F FC 91 F FS 89 X SL 88 1-2 ③ G5-3		C FF 93 B FF 92 F SL 89 F FF 94 B FF 92 S SL 90 2-3 ③ K			4	0	0	0	0	2	6
17 Shin-Soo Choo, L (1, 9) OBP: 0.316, SLG: 0.408	C FS 88 B FS 88 B FC 90 X FS 88 2-1 7 1B 1-2 3-H 1B			C FF 92 C FF 91 X SL 85 0-2 ① G4-3		C CU 77 B SL 82 F FC 88 B FS 88 X FF 93 2-2 ① 1B		C CU 74 X FF 91 0-1 61 SH2-3 1B		4	0	3	1	0	0	0
61 Robinson Chirinos, R (1, 2) OBP: 0.313, SLG: 0.427		F FF 92 S SL 85 X SL 83 0-2 ② F7		C CU 77 B FC 91 X SL 83 1-1 7 FC6-5 2B		X FF 91 0-0 ② F8		1 SAFE B FF 92 1 SAFE F FF 91 1 SAFE X FF 91 1-1 ① SH2-3 1-2		3	0	1	0	0	0	2
Inning Stats	R: 0 E: 0 K: 0 S: 5 H: 0 LOB: 0 BB: 1 P: 10	R: 3 E: 0 K: 1 S: 19 H: 4 LOB: 2 BB: 1 P: 31	R: 0 E: 1 K: 2 S: 12 H: 1 LOB: 2 BB: 0 P: 20	R: 0 E: 0 K: 0 S: 12 H: 1 LOB: 2 BB: 1 P: 17	R: 1 E: 0 K: 0 S: 11 H: 2 LOB: 0 BB: 0 P: 17	R: 0 E: 0 K: 0 S: 6 H: 1 LOB: 0 BB: 0 P: 8	R: 1 E: 1 K: 3 S: 25 H: 1 LOB: 2 BB: 1 P: 34	R: 0 E: 0 K: 2 S: 12 H: 1 LOB: 1 BB: 0 P: 17		1B: 10 2B: 1 3B: 0 HR: 0 SF: 0 SAC: 1 DP: 1 HBP: 0						

	AB	R	H	RBI	BB	SO	LOB
	33	5	11	4	4	8	25

WP: 0 PA: 38
PB: 0
SB: 0
CS: 0

PITCHER		IP	WLS	BF	H	R	ER	SO	BB	IBB	HBP	BLK	WP	HR	S	P	ERA	WHIP
19 Masahiro Tanaka, R ERA: 3.8	(1, 1)	6.0	L	28	9	4	4	3	3	0	0	0	0	0	65	103	6.00	2.000
45 Chasen Shreve, L ERA: 1.77	(7, 1)	0.1		2	0	1	0	1	1	0	0	0	0	0	10	15	0.00	3.000
53 Caleb Cotham, R ERA:	(7, 1)	1.2		8	2	0	0	4	0	0	0	0	0	0	27	36	0.00	1.200

PITCHER	IP	WLS	BF	H	R	ER	SO	BB	IBB	HBP	BLK	WP	HR	S	P	ERA	WHIP

Batter	1	2	3	4	5	6	7	8	9	AB	R	H	RBI	BB	SO	LOB
22 Jacoby Ellsbury, L (1, 8) OBP: 0.357, SLG: 0.369	C FF 88 X SL 88 0-1 11 SF8 3B	C FF 89 B SI 90 B CU 79 X SI 89 2-1 G6-3		X SL 88 0-0 G4-3 2-3		B CH 85 B CH 84 X SI 90 2-0 G5-3		B CU 80 F SL 80 B SL 81 B SL 80 H FS 82 4-1 1-2 2-3 HBP		4	1	1	0	0	0	1
11 Brett Gardner, L (1, 7) OBP: 0.373, SLG: 0.462	X FF 90 0-0 SF8 3-H	C FF 90 B SI 90 C SL 86 F FF 91 B FF 92 F SL 88 F FF 91 X FF 91 2-2 L7		C SL 85 C SL 88 B SI 90 S FF 92 1-3 K			C CH 90 B FF 97 C CU 86 F FF 96 B CH 91 T FF 97 2-2 K	C FF 93 C SI 94 T SI 95 0-2 K		4	0	0	1	0	3	4
13 Alex Rodriguez, R (1, 10) OBP: 0.378, SLG: 0.538 24 Chris Young, R (9, PR) OBP: 0.315, SLG: 0.491 (9, 10)	C FF 91 B SI 90 B SI 90 C FF 90 B FF 92 X SI 90 3-2 G6-3		B SL 88 S SI 90 X FF 90 1-1 G6-3		X CU 78 0-0 25 BB 1B		B CU 87 S CU 86 F FF 97 T CU 87 1-2 K		B SL 83 B FF 91 B FF 93 B FF 92 4-0 BB	4 0	0 0	1 0	0 0	1 0	1 0	0 0
25 Mark Teixeira, S (1, 3) OBP: 0.368, SLG: 0.562	C FF 91 B FF 92 X FF 91 1-1 HR		X SI 91 0-0 34 HR 1B		B SL 87 D CH 83 C SL 87 B CH 82 B SL 87 4-1 1-2 BB		B CU 86 B FF 97 X FF 96 2-0 HR		B CH 80 D CH 81 1 SAFE C FF 93 C FF 92 1 SAFE 1 SAFE S FF 93 2-3 K	4	3	3	2	1	1	1
34 Brian McCann, L (1, 2) OBP: 0.325, SLG: 0.461	C SI 91 B SL 90 F SL 88 B SL 90 X FF 91 2-2 36 BB 12 1B 1B		B SL 88 D SL 87 S SL 87 X SI 90 2-1 1-H HR		B CH 85 C CH 82 F SL 88 F SL 88 X CU 80 1-2 L3		B CH 92 B CH 92 F FF 96 S CU 87 S CU 86 2-3 K2-3		1 SAFE C CH 77 C CH 79 1 SAFE X CH 78 0-2 F9	5	2	2	2	0	1	3
36 Carlos Beltrán, S (1, 9) OBP: 0.310, SLG: 0.423	B FF 90 C CH 85 B SL 88 B SL 88 F FF 90 B SI 91 4-2 12 1B 1-2 BB		B SI 90 C SL 88 X SL 89 1-1 F9		B SL 88 C SI 91 D CU 80 B CH 86 C SL 88 X SL 88 3-2 L7			C FS 83 F SI 92 X SI 93 0-2 12 G6-3 1B	1 SAFE D CH 79 B FF 93 B FF 91 C FF 92 X FF 92 3-1 P6	4	0	1	0	1	0	3
12 Chase Headley, S (1, 5) OBP: 0.320, SLG: 0.392	B FF 90 C SL 87 F CU 78 X SL 89 1-2 18 FC4-6 1-3 2-H 1B		B CH 84 C SL 87 B CU 78 X CH 85 2-1 F7		X CH 84 0-0 F7			1 SAFE B SI 92 B FS 84 C SI 90 C FS 84 F FS 84 1 SAFE X SL 81 2-2 G6-3 1-2f		4	0	1	1	0	0	3
18 Didi Gregorius, L (1, 6) OBP: 0.309, SLG: 0.353	F CU 78 B SL 89 F SL 88 D CU 81 1 SAFE X FF 90 2-2 FC4-6 1-2f			C CH 82 B SL 84 X CU 78 1-1 22 G4-3 14 G4-3 1B		C FF 89 X SL 87 0-1 G4-3		B SL 80 B SL 81 B CU 78 B FF 90 4-0 22 HBP 14 1B BB		3	0	1	0	1	0	2
14 Stephen Drew, L (1, 4) OBP: 0.265, SLG: 0.378		X SL 88 0-0 G6-3		C FF 89 D SL 85 F CH 81 B SL 87 1 SAFE 1 SAFE F SL 86 B SI 89 F CH 83 3-2 X SL 84 G4-3 1-2		C SL 86 B CH 85 B SI 90 X CH 85 2-1 G3-1		B FF 90 B SI 90 F FF 90 F SI 90 X FF 92 2-2 22 HBP 1-2 1B		4	0	1	0	0	0	1
Inning Stats	R: 3 E: 0 K: 0 S: 19 H: 4 LOB: 2 BB: 1 P: 32	R: 0 E: 0 K: 0 S: 9 H: 0 LOB: 0 BB: 0 P: 13	R: 2 E: 0 K: 0 S: 9 H: 2 LOB: 0 BB: 0 P: 15	R: 0 E: 0 K: 1 S: 11 H: 1 LOB: 1 BB: 0 P: 16	R: 0 E: 0 K: 0 S: 10 H: 1 LOB: 2 BB: 1 P: 18	R: 0 E: 0 K: 0 S: 5 H: 0 LOB: 0 BB: 0 P: 9	R: 1 E: 0 K: 3 S: 11 H: 1 LOB: 0 BB: 0 P: 18	R: 0 E: 0 K: 1 S: 14 H: 2 LOB: 3 BB: 1 P: 26	R: 0 E: 0 K: 1 S: 8 H: 0 LOB: 1 BB: 1 P: 17	1B: 7 2B: 0 3B: 1 HR: 3 SF: 1 SAC: 0 DP: 1 HBP: 1						

TOP

New York Yankees @ Texas Rangers

Globe Life Park in Arlington, Arlington, TX

Thu Jul 30 2015, 8:09 PM - 11:40 PM EDT

Att. 34,407 - Clear - 101 F

livebaseballscorecards.com

AB	36
R	6
H	11
RBI	6
BB	4
SO	6
LOB	18

PITCHER		IP	WLS	BF	H	R	ER	SO	BB	IBB	HBP	BLK	WP	HR	S	P	ERA	WHIP
49 Yovani Gallardo, R ERA: 3.39	(1, 1)	6.0		28	8	5	5	1	2	0	0	0	0	2	63	103	7.50	1.667
50 Keone Kela, R ERA: 3.3	(7, 1)	1.0		4	1	1	1	3	0	0	0	0	0	1	11	18	9.00	1.000
71 Sam Freeman, L ERA: 2.92	(8, 1)	1.0		6	2	0	0	1	1	0	1	0	0	0	14	26	0.00	3.000
37 Shawn Tolleson, R ERA: 3.05	(9, 1)	1.0	W	4	0	0	0	1	1	0	0	0	0	0	8	17	0.00	1.000

PITCHER	IP	WLS	BF	H	R	ER	SO	BB	IBB	HBP	BLK	WP	HR	S	P	ERA	WHIP

Batter	1	2	3	4	5	6	7	8	9	AB	R	H	RBI	BB	SO	LOB
7 Delino DeShields, R (1, 8) (8, 7) OBP: 0.371, SLG: 0.399	B FF 89 C SI 89 B FF 90 C FF 90 F SI 90 B SL 78 X FF 90 3-2 84 F8 1 1B 32 HR 1B	C SL 79 B SI 90 S SI 84 B SI 90 B FF 92 T FF 91 3-2 ③ K			X FF 89 0-0 29 BB 1-2 1B		C SI 95 L FF 95 B FF 96 F FF 95 B FF 96 F FF 96 T FF 96 2-2 ① K 1-2		F FF 90 B FF 92 B FF 91 C FF 91 B SL 81 B FF 91 4-2 2 1B BB	4	1	2	0	1	2	1
1 Elvis Andrus, R (1, 6) OBP: 0.303, SLG: 0.330	X SI 90 0-0 32 HR 1-2 1B		C SI 90 B SI 85 F SL 80 B FF 90 X FF 90 2-2 84 F8-4 1B		L SL 79 L FF 90 C SL 79 0-3 ① K		B KC 82 X FF 97 1-0 29 S 84 FC4 2-3 1B		1 SAFE X FF 93 0-0 ① F8	5	1	3	0	0	1	3
84 Prince Fielder, L (1, 3) OBP: 0.400, SLG: 0.500 2 Leonys Martin, L (7, PR) (8, 8) OBP: 0.267, SLG: 0.317	B SI 89 X SL 79 1-0 ① F8 2-3		C SI 89 C FF 90 D SI 89 X SL 79 1-2 ① ② F8-4 1-2		X FF 91 0-0 ② F7		B KC 85 S KC 85 F KC 85 X SV 86 1-2 FC4 32 BB 1-2 3-H		B FF 95 B SL 85 1 SAFE F FF 94 X SL 85 2-1 ② 29 BB 32 1B 1-2 1B	4 1	0 1	0 1	1 0	0 0	0 0	6 0
29 Adrian Beltré, R (1, 5) OBP: 0.297, SLG: 0.378	C SI 91 X SI 91 0-1 ② L5		B SI 92 C SI 85 X SI 91 1-1 ③ G6-3		D SI 91 F FF 91 B FF 92 B SI 91 B SI 84 4-1 1-2 2-3 BB		B FF 97 B KC 86 S FF 98 S FF 98 D KC 86 X FF 98 3-2 ② L6 2-3		B FF 95 B SL 84 B SL 83 C FF 96 B FF 96 4-1 32 1B 1-2 BB	3	0	0	0	2	0	4
32 Josh Hamilton, L (1, 10) OBP: 0.314, SLG: 0.454	C SL 79 B SI 91 D SI 92 X SL 79 2-1 1-H 3-H HR			B FF 90 S SL 79 C SL 80 B SI 90 C FF 92 2-3 ① K	X SL 79 0-0 ③ G3		B FF 97 B FF 97 S KC 85 B FF 98 S FF 98 B KC 85 4-2 1-2 BB		B FF 98 B SL 84 X FF 95 2-0 1-2 2-H 1B	4	1	2	4	1	1	3
16 Ryan Rua, R (1, 7) OBP: 0.237, SLG: 0.446 18 Mitch Moreland, L (7, PH) (8, 3) OBP: 0.335, SLG: 0.512	B SI 91 F SI 85 B FF 92 X FF 91 2-1 ③ G5-3			C SL 80 X SI 85 0-1 IHR		X SI 91 0-0 9 G6-4-3 1B	D KC 85 C FF 99 T FF 99 S SV 86 1-3 ③ K			3 1	1 0	2 0	1 0	0 0	0 1	0 3
17 Shin-Soo Choo, L (1, 9) OBP: 0.318, SLG: 0.416		B FF 90 B SI 88 X FF 90 2-0 HR		C SL 79 F SL 79 B SI 91 H SI 85 2-2 9 G5-4-3 HBP		F SI 94 B FF 95 F FF 95 S CU 83 1-3 ① K		S FF 96 F FF 97 C KC 84 0-3 ① K	3	1	1	1	0	2	1
9 Adam Rosales, R (1, 4) OBP: 0.293, SLG: 0.333 12 Rougned Odor, L (8, PH) (9, 4) OBP: 0.323, SLG: 0.455		B SI 90 F FF 91 B FF 90 X SI 90 2-1 ① P4		B SI 90 X SI 89 1-0 ② ③ G5-4-3 1-2f		C SI 95 X FF 95 0-1 ② ③ G6-4-3 1-2f		B KC 82 C KC 82 F FF 98 S SV 86 1-3 ② K	3 1	0 0	0 0	0 0	0 1	0 0	2 0
61 Robinson Chirinos, R (1, 2) OBP: 0.316, SLG: 0.425		C SL 81 B SI 85 B SI 85 F SI 90 X FF 91 2-2 ② G6-3			B FF 89 B SI 90 F SI 90 B FF 90 X SI 90 3-1 29 BB 7 1B 1B		C FC 92 B FF 93 B FC 89 B FF 93 C FF 95 F FF 94 B FF 95 4-2 1 1B 7 WP 84 FC4 BB		C FF 91 S FF 93 F SL 81 B SL 79 F FF 92 B FF 91 S FF 90 2-3 ③ K	3	1	1	0	1	1	0
Inning Stats	R: 3 H: 3 E: 0 LOB: 0 K: 0 BB: 0 S: 12 P: 20	R: 1 H: 1 E: 0 LOB: 0 K: 1 BB: 0 S: 9 P: 18	R: 0 H: 1 E: 0 LOB: 0 K: 0 BB: 0 S: 8 P: 12	R: 1 H: 1 E: 0 LOB: 0 K: 1 BB: 0 S: 8 P: 13	R: 0 H: 2 E: 0 LOB: 3 K: 1 BB: 1 S: 9 P: 16	R: 0 H: 1 E: 0 LOB: 0 K: 1 BB: 0 S: 6 P: 7	R: 1 H: 1 E: 0 LOB: 3 K: 2 BB: 2 S: 20 P: 36	R: 0 H: 0 E: 0 LOB: 0 K: 3 BB: 0 S: 11 P: 14	R: 1 H: 2 E: 0 LOB: 2 K: 0 BB: 2 S: 7 P: 19	1B: 9 SF: 0 2B: 1 SAC: 0 3B: 0 DP: 3 HR: 3 HBP: 1						

PITCHER		IP	WLS	BF	H	R	ER	SO	BB	IBB	HBP	BLK	WP	HR	S	P	ERA	WHIP
52 CC Sabathia, L ERA: 5.54	(1, 1)	5.0		24	9	5	5	3	1	0	1	0	0	2	47	80	9.00	2.000
41 Justin Wilson, L ERA: 2.65	(6, 1)	1.1		4	0	1	1	2	1	0	0	0	1	0	13	20	6.75	0.750
68 Dellin Betances, R ERA: 1.32	(7, 1)	1.1	B	7	1	0	0	3	1	0	0	0	0	0	18	29	0.00	1.500
74 Nick Goody, R ERA:	(8, 1)	0.1		2	0	1	1	1	1	0	0	0	0	0	7	13	27.00	3.000
48 Andrew Miller, L ERA: 1.8	(9, 1)	0.2	L	4	2	0	0	0	1	0	0	0	0	0	5	13	0.00	4.500

PITCHER	IP	WLS	BF	H	R	ER	SO	BB	IBB	HBP	BLK	WP	HR	S	P	ERA	WHIP

BOTTOM

New York Yankees @ Texas Rangers

Globe Life Park in Arlington, Arlington, TX

Thu Jul 30 2015, 8:09 PM - 11:40 PM EDT

Att. 34,407 - Clear - 101 F

livebaseballscorecards.com

AB	35
R	7
H	12
RBI	7
BB	5
SO	9
LOB	23

WP: 1	PA: 41
PB: 0	
SB: 1	
CS: 0	

New York Yankees @ Chicago White Sox

U.S. Cellular Field, Chicago, IL

Fri Jul 31 2015, 8:12 PM - 12:07 AM EDT

Att. 30,359 - Clear - 81 F

TOP

livebaseballscorecards.com

Batter	1	2	3	4	5	6	7	8	9	AB	R	H	RBI	BB	SO	LOB
22 Jacoby Ellsbury, L (1, 8) OBP: 0.357, SLG: 0.366	C FF 91 C SI 92 B SL 89 X SI 94 1-2 G3-1 ①	B FF 95 F SL 86 F SI 95 X SL 90 1-2 L8 ②	B SI 96 S SL 88 S SL 88 B SL 91 F SI 97 B SL 88 C SL 86 3-3 K ③	F SI 90 F SI 90 F CH 84 C SI 92 0-3 K ②		S SL 84 D SL 85 S FF 93 B FF 93 F SL 85 F SL 85 X FF 94 2-2 13 BB 3-H 1B		B FF 93 B FF 94 B FF 95 C FF 95 B FF 95 4-1 25 BB 24 1B BB		5	0	1	1	1	2	4
24 Chris Young, R (1, 7) OBP: 0.319, SLG: 0.494 (7, 9)	B SI 93 C FF 92 C SL 83 S SL 89 1-3 K ②	C SL 84 D SL 88 B FF 95 B SL 88 S CH 85 B CH 86 4-2 13 1B 25 HR BB	3-2 13 WP 2B 1-2 G5-3 ③			S FF 93 C FF 94 S SL 86 0-3 K ②		B SI 95 S SL 83 S SL 85 B FF 96 X SL 85 2-2 25 BB 1-2 1B		5	2	2	0	1	2	3
13 Alex Rodriguez, R (1, 10) OBP: 0.386, SLG: 0.544 34 Brian McCann, L (8, PH) OBP: 0.324, SLG: 0.459 (8, 10)	X SI 95 0-0 25 WP 36 2B 2B	B SL 87 X SI 95 1-0 25 HR 1-2 2-3 3-H 1B		B CH 86 B SI 93 B SI 93 B SI 93 4-0 25 HR 2-H BB	B FF 92 C SL 84 B FF 93 B SL 85 S FF 94 B FF 93 4-2 25 2B 12 1B BB	C SL 85 B FF 93 B FF 93 C FF 91 D SL 84 B FF 92 4-2 1-2 BB		F SI 95 B SL 85 F SI 94 B FF 96 S SL 84 2-3 K ②		2 1	4 0	2 0	1 0	3 0	0 1	0 2
25 Mark Teixeira, S (1, 3) OBP: 0.375, SLG: 0.585	B FF 94 B SL 86 B SI 94 B FF 94 4-0 36 2B 2-3 BB	B SL 84 C SL 84 X SL 84 1-1 1-H 2-H 3-H HR		B SI 86 B CH 78 C SI 88 C SI 89 B SI 90 X SI 89 3-2 1-H HR	B FF 94 B FF 93 C FF 93 B FF 93 F FF 93 F FF 93 X FF 94 3-2 12 1B 1-3 2B	B FF 92 F FF 92 S FF 91 D SL 86 B SL 86 X FF 90 3-2 G5-3 ③		B SI 96 C SI 95 B FF 95 B CH 86 B SL 84 4-1 1-2 2-3 BB		4	2	3	6	2	0	2
36 Carlos Beltrán, S (1, 9) OBP: 0.316, SLG: 0.435 29 Dustin Ackley, L (7, PH) OBP: 0.267, SLG: 0.362 (7, 7)	F FF 94 F SL 85 X SL 88 0-2 1-3 3-H 2B	C SI 93 F SL 88 F FF 97 X SL 89 0-2 2B		B CH 81 X SI 90 1-0 66 BB 12 1B 17 1B 1B	B FF 94 S FF 93 S FF 92 S SL 87 1-3 K ①		C FF 93 X CH 85 0-1 G4-3 ①	C SI 95 X CH 86 0-1 G6-3 ③		4 2	1 0	3 0	1 0	0 0	1 0	2 3
12 Chase Headley, S (1, 5) OBP: 0.324, SLG: 0.393 14 Stephen Drew, L (8, 4) OBP: 0.264, SLG: 0.377	C SI 91 B SI 93 B SL 87 X FF 93 2-1 P3 ③	B CH 87 F SI 92 B CH 85 B FF 94 B SI 91 4-1 BB		C SI 89 B SI 87 X CH 80 1-1 17 1B 66 BB 18 SF8 1-2 1B	B SL 84 F SL 93 X FF 93 1-1 66 G4-6-3 2-3 3-H 1B		C SL 84 X FF 95 0-1 G3 ②		B CH 80 B SL 80 X SL 80 2-0 P4 ①	4 1	1 0	2 0	1 0	1 0	0 0	2 0
66 John Ryan Murphy, R (1, 2) OBP: 0.327, SLG: 0.389	X SI 90 0-0 18 SH5-3 17 1B 13 1B 1B 3-3 K ③			B SI 88 B SI 89 B SI 91 B SI 90 4-0 18 SF8 17 1B 1-2 2-3 BB	X FF 94 0-0 G4-6-3 ② ③ 1-2f		X FF 94 0-0 2B		C CH 81 F SL 70 X CH 85 0-2 G4-3 ②	5	1	2	0	1	1	4
17 Brendan Ryan, R (1, 4) OBP: 0.351, SLG: 0.543 (8, 5)	C FF 92 F CH 84 B SL 87 X SL 83 1-2 13 1B 18 SH5-3 25 HR 1-2 1B	B SI 92 S CH 88 B CH 84 C FF 94 S CH 86 2-3 K ①	B SI 91 C SI 90 S SI 91 X SI 90 1-2 1-2 2-3 3-H 1B			C FF 92 B SL 83 B FF 91 X FF 91 2-1 18 G6-3 22 1B 2B	C SL 84 B FF 94 X FF 94 1-1 G1-4-3 ③		B CU 63 C CU 62 B CH 83 C CH 84 B CU 50 S FF 85 3-3 K ③	6	2	3	1	0	2	1
18 Didi Gregorius, L (1, 6) OBP: 0.305, SLG: 0.350	C FF 92 X SI 91 0-1 SH5-3 ① 1-2 2-3	B FF 93 F SI 93 F SI 91 F SI 96 X SL 91 1-2 G5-3 ②	B SI 91 C SI 91 B CH 82 X SI 91 2-1 SF8 ① 2-3 3-H			X FF 92 0-0 G6-3 ① 2-3		C SI 93 B CH 85 B SL 84 X SI 93 2-1 G3-1 ①		3	0	0	1	0	0	1

Inning Stats	1	2	3	4	5	6	7	8	9
	R: 1 E: 0 K: 1 S: 12	R: 5 E: 0 K: 1 S: 28	R: 0 E: 0 K: 2 S: 11	R: 5 E: 0 K: 1 S: 23	R: 1 E: 0 K: 1 S: 13	R: 1 E: 0 K: 1 S: 17	R: 0 E: 0 K: 0 S: 7	R: 0 E: 0 K: 1 S: 12	R: 0 E: 0 K: 1 S: 7
	H: 2 LOB: 2 BB: 1 P: 20	H: 5 LOB: 2 BB: 2 P: 43	H: 0 LOB: 0 BB: 0 P: 17	H: 5 LOB: 2 BB: 2 P: 43	H: 2 LOB: 1 BB: 1 P: 22	H: 2 LOB: 2 BB: 1 P: 28	H: 1 LOB: 1 BB: 0 P: 8	H: 1 LOB: 3 BB: 2 P: 26	H: 0 LOB: 0 BB: 0 P: 12

AB	42
R	13
H	18
RBI	12
BB	9
SO	9
LOB	24

	1B: 9	SF: 1	WP: 3	PA: 53
	2B: 7	SAC: 1	PB: 0	
	3B: 0	DP: 1	SB: 0	
	HR: 2	HBP: 0	CS: 0	

PITCHER		IP	WLS	BF	H	R	ER	SO	BB	IBB	HBP	BLK	WP	HR	S	P	ERA	WHIP
55 Carlos Rodón, L ERA: 4.84	(1, 1)	3.0	L	21	8	8	8	4	4	0	0	0	2	1	55	91	24.00	4.000
34 Matt Albers, R ERA: 3.21	(4, 1)	1.0		8	4	3	3	1	1	0	0	0	0	1	19	32	27.00	5.000
43 Dan Jennings, L ERA: 6.15	(5, 1)	2.0		11	4	2	2	2	2	0	0	0	0	0	30	50	9.00	3.000
40 Daniel Webb, R ERA: 1.33	(7, 1)	2.0		10	2	0	0	1	2	0	0	0	0	0	19	34	0.00	2.000
25 Adam LaRoche, L ERA:	(9, 1)	1.0		3	0	0	0	1	0	0	0	0	0	0	7	12	0.00	0.000

PITCHER	IP	WLS	BF	H	R	ER	SO	BB	IBB	HBP	BLK	WP	HR	S	P	ERA	WHIP

Batter	1	2	3	4	5	6	7	8	9	AB	R	H	RBI	BB	SO	LOB
1 Adam Eaton, L (1, 8) OBP: 0.342, SLG: 0.421	B FF 98 B FF 99 C FF 99 B FS 91 C FF 98 F FF 100 F FF 99 B FS 90 4-2 18 S BB		B CU 76 C CU 77 X FS 92 1-1 18 G5-3 79 HR 2B		C FF 96 F SL 86 F FF 98 X SL 86 0-2 ① G3 2-3	C SL 86 B SI 94 F FF 94 B SL 91 B SL 90 T SL 88 3-2 ③ K 1-2		C FF 94 X CU 79 0-1 1B		4	1	2	0	1	1	3
18 Tyler Saladino, R (1, 5) OBP: 0.313, SLG: 0.397 (7, 3) (8, 6)	B SL 86 1 SAFE B FF 97 F SL 85 B FF 99 C FF 98 F FF 99 S SL 85 3-3 ① K 1-2		B FF 98 C SL 85 B FS 91 F FF 98 X SL 86 2-2 ② G5-3 2-3		C CU 77 B FF 97 F FF 99 B FF 98 S FS 90 2-3 ② K		B FF 94 F FF 94 F CH 85 X SL 90 1-2 15 G5-3 20 3B 1B	F SI 94 X CH 87 0-1 ③ L5		5	1	1	0	0	2	4
79 José Abreu, R (1, 3) OBP: 0.351, SLG: 0.500 15 Gordon Beckham, R (7, 5) OBP: 0.254, SLG: 0.310	C SL 85 F FS 91 B FF 96 S SL 86 1-3 ② K		C FS 90 B SL 88 F FS 91 X FF 99 1-2 3-H HR		C FF 98 S FS 89 B FS 90 D FS 91 D SL 88 B FS 90 4-2 53 1B BB		C FF 94 F SL 89 F SL 90 X CH 87 0-2 ① G5-3 1-2		F FF 93 C FF 93 B SL 82 B SL 82 F FF 93 X SL 82 2-2 25 1B 2B	2 2	1 1	1 1	2 0	1 0	1 0	1 1
53 Melky Cabrera, S (1, 7) OBP: 0.321, SLG: 0.393 20 JB Shuck, L (7, 7) OBP: 0.339, SLG: 0.361 21 Tyler Flowers, R (8, 3) OBP: 0.256, SLG: 0.345	C CU 77 F FF 96 F SL 85 B FF 96 X FS 90 1-2 ③ G6-3		B CU 77 B FS 91 C FF 98 X FS 90 2-1 ③ G4-3		C SL 86 B FF 98 F FF 97 B FF 97 X FS 90 2-2 1-3 3-H 1B		B FF 94 B SL 89 X SI 94 2-0 26 WP 2-H 3B		B FF 92 B FF 93 F FF 91 X FF 92 2-1 ① F9	3 1 1	0 1 0	1 1 0	1 1 0	0 0 0	0 0 0	1 0 1
26 Avisaíl García, R (1, 9) OBP: 0.312, SLG: 0.360		C CU 77 F SL 83 B SL 86 B SL 87 S SL 86 2-3 ① K		B FF 97 B SL 86 F FF 99 X FF 99 2-1 ① G4-3	B SL 87 F SL 86 F FF 96 B FF 99 F FS 88 F FS 89 B SL 87 X SL 85 3-2 ③ F9		F SL 90 B FF 95 B CH 88 F SL 91 B SL 89 F SL 90 S FF 95 3-3 ② K 3-H		C SL 81 S SL 81 B FF 93 B SL 82 F FF 93 F FF 92 F SL 81 F FF 91 S SL 81 2-3 ② K	5	0	0	0	0	3	3
25 Adam LaRoche, L (1, 10) OBP: 0.311, SLG: 0.352 (9, 1)		X CU 77 0-0 ② F8	C CU 76 B FS 90 B FS 91 B SL 88 X FF 99 3-1 2B	C CU 76 B FS 90 E FS 91 3-1		X FS 89 0-0 5 F8 58 BB 1B	C CU 80 S FF 95 B FF 94 X SL 90 1-2 1B		B FF 92 B FF 92 F FF 92 X FF 92 2-1 2-H 1B	5	0	4	1	0	0	0
10 Alexei Ramirez, R (1, 6) OBP: 0.260, SLG: 0.329 27 Leury García, S (7, 6) OBP: 0.250, SLG: 0.250 (8, 7)		C FF 100 X FS 90 0-1 1B	X FF 96 0-0 ② P3			C FF 94 F FF 96 F FF 97 X CH 87 0-2 ① F8	C FF 95 B FF 96 S CH 87 F FF 94 F SL 91 F FC 87 F FF 96 C SL 91 1-3 ③ K		S SL 82 S SL 82 F SL 81 X SL 81 0-2 ③ G3-1	3 2	0 0	1 0	0 0	0 1	0 2	2 2
58 Geovany Soto, R (1, 2) OBP: 0.333, SLG: 0.468		C FF 99 D SL 87 B SL 86 S FS 88 S FS 90 2-3 ③ K	B SL 86 F FF 98 B CU 76 B SL 86 F FF 99 X FF 98 3-2 ③ G6-3			B FS 87 B FF 95 B SL 84 C FF 95 B FF 95 4-1 1 WP 1-2 BB		B FF 93 C FF 93 B CU 79 F SI 93 B SL 89 C FF 94 3-3 ① K		3	0	0	0	1	2	2
5 Yolmer Sánchez, S (1, 4) OBP: 0.264, SLG: 0.332			C FF 98 F FF 98 F FS 91 X FS 93 0-2 ① G6-3		B FF 97 F FF 98 X FS 90 1-1 1 G3 53 1B 2B	B FS 89 C FF 96 X FS 88 1-1 ② F8 2-3		C CU 80 X FF 94 0-1 ② G3-1		4	1	1	0	0	0	2

Inning Stats																				
	R: 0 E: 0 K: 2 S: 15	H: 0 LOB: 1 BB: 1 P: 24	R: 0 E: 0 K: 2 S: 9	H: 1 LOB: 1 BB: 0 P: 13	R: 2 E: 0 K: 0 S: 14	H: 2 LOB: 0 BB: 0 P: 20	R: 0 E: 0 K: 0 S: 8	H: 1 LOB: 1 BB: 0 P: 16	R: 1 E: 0 K: 1 S: 19	H: 2 LOB: 2 BB: 1 P: 31	R: 0 E: 0 K: 1 S: 11	H: 1 LOB: 2 BB: 1 P: 19	R: 2 E: 0 K: 2 S: 22	H: 3 LOB: 1 BB: 0 P: 30	R: 0 E: 0 K: 1 S: 9	H: 1 LOB: 1 BB: 0 P: 12	R: 1 E: 0 K: 1 S: 19	H: 2 LOB: 1 BB: 0 P: 27	1B: 7 2B: 4 3B: 1 HR: 1	SF: 0 SAC: 0 DP: 0 HBP: 0	WP: 2 PB: 0 SB: 1 CS: 0	PA: 43

PITCHER		IP	WLS	BF	H	R	ER	SO	BB	IBB	HBP	BLK	WP	HR	S	P	ERA	WHIP
30 Nathan Eovaldi, R ERA: 4.3	(1, 1)	5.2	W	27	7	3	3	5	3	0	0	0	0	1	73	117	4.76	1.765
43 Adam Warren, R ERA: 3.5	(6, 1)	2.1		11	4	2	2	4	0	0	0	0	2	0	34	48	7.71	1.714
74 Nick Goody, R ERA: 6.75	(9, 1)	1.0		5	2	1	1	1	0	0	0	0	0	0	19	27	9.00	2.000

PITCHER	IP	WLS	BF	H	R	ER	SO	BB	IBB	HBP	BLK	WP	HR	S	P	ERA	WHIP

BOTTOM

New York Yankees @ Chicago White Sox

U.S. Cellular Field, Chicago, IL

Fri Jul 31 2015, 8:12 PM - 12:07 AM EDT

Att. 30,359 - Clear - 81 F

livebaseballscorecards.com

AB	40
R	6
H	13
RBI	5
BB	3
SO	10
LOB	22

Batter	1	2	3	4	5	6	7	8	9	AB	R	H	RBI	BB	SO	LOB
22 Jacoby Ellsbury, L (1, 8) OBP: 0.355, SLG: 0.361	C FF 91 C CU 76 F SI 93 B CH 83 S CU 81 1-3 K2-3 ①		C FF 88 S CU 77 S CU 78 0-3 K ②		B FF 92 B CH 84 B FF 91 B FF 91 4-0 11 BLK BB		B SL 82 B SI 90 X SL 84 2-0 L9 ②			3	0	0	0	1	2	2
11 Brett Gardner, L (1, 7) OBP: 0.370, SLG: 0.457	C FF 92 B CH 84 X FF 92 1-1 G3 ②		B CU 78 C FF 91 X FF 92 1-1 G4-3 ③		B CU 80 C FF 93 B FC 89 B FF 92 F FF 92 T FF 91 3-2 K ③ 1-2		B SL 84 B SI 90 C SL 84 F SI 90 S FF 92 2-3 K ③			4	0	0	0	0	2	3
13 Alex Rodriguez, R (1, 10) OBP: 0.384, SLG: 0.539	C CU 78 C CH 83 B FF 93 B CH 84 C FC 91 2-3 K ③			B CH 82 B CU 76 C CH 83 S CH 83 X FC 90 2-2 P6 ①		X FC 86 0-0 G4-3 ①		B FS 86 C FC 90 B FS 86 F FC 91 B FS 88 B FC 90 4-2 24 G6-4-3 BB		3	0	0	0	1	1	0
25 Mark Teixeira, S (1, 3) OBP: 0.374, SLG: 0.580		C FF 90 B FC 90 B FF 92 S CH 84 S FC 90 2-3 K ①		S FC 88 B CH 83 S CH 84 B CU 79 S CH 83 2-3 K ②		B FF 91 B FF 89 C FC 87 F FF 91 B CU 77 B CH 83 4-2 12 1B BB		C FF 91 S FS 86 S FS 86 0-3 K ①		3	0	0	0	1	3	1
24 Chris Young, R (1, 9) OBP: 0.318, SLG: 0.488		C CH 84 F CH 84 X FF 92 0-2 L8 ②		B FF 88 B CU 77 B CH 84 B FF 92 4-0 12 BB BB		C FF 90 F FF 91 F CU 78 B CH 80 F CH 82 F FC 88 D CH 80 F FF 93 B FF 92 3-2 F CH 84 F FF 92 1 SAFE X FF 91 P6 ②		C FF 91 B FF 91 D FS 86 F FS 87 X FF 91 2-2 G6-4-3 ②③ 1-2f		3	0	0	0	1	0	2
12 Chase Headley, S (1, 5) OBP: 0.325, SLG: 0.393		C CU 78 B FC 90 S CU 79 F FF 93 C FF 93 1-3 K ③		B FF 91 1 SAFE B CH 82 D FF 92 C FF 91 S CH 83 F FF 93 B FF 92 4-2 1-2 BB		B CU 76 D CH 81 X FF 90 2-0 1-3 1B			B FS 85 B FS 85 S FF 90 B FS 86 X SI 92 3-1 L9 ①	3	0	1	0	1	1	0
66 John Ryan Murphy, R (1, 2) OBP: 0.330, SLG: 0.402 34 Brian McCann, L (6, PH) OBP: 0.325, SLG: 0.470 (6, 2)			B FC 86 X FF 91 1-0 17 1B 18 SF9 2B	D CU 78 B FC 89 C FF 92 B CU 78 X CH 85 3-1 G5-3 ③		C SI 94 B SI 97 D SI 95 C SI 95 X SI 96 2-2 G4-3 ③			F FC 90 X FF 91 0-1 HR	2 2	1 1	1 1	0 1	0 0	0 0	2 2
17 Brendan Ryan, R (1, 4) OBP: 0.350, SLG: 0.526 14 Stephen Drew, L (9, PH) OBP: 0.263, SLG: 0.375			X FC 89 0-0 18 SF9 2-3 1B		B FF 89 B CH 82 C FF 91 C SI 91 C FF 92 2-3 K ①		X SI 94 0-0 F8 ①		B FS 85 X FS 85 1-0 L8 ②	3 1	0 0	1 0	0 0	0 0	1 0	0 0
18 Didi Gregorius, L (1, 6) OBP: 0.305, SLG: 0.350			F FF 91 B SI 91 F CU 79 X CH 81 1-2 SF9 ① 1-2 3-H		C CU 77 B CU 80 B CU 79 F FF 91 F SI 93 X CU 80 2-2 G3 ②		C SI 94 X CH 88 0-1 1B		C FS 87 S FS 85 B FS 86 S FS 86 1-3 K2-3 ③	3	0	1	1	0	1	0
Inning Stats	R: 0 E: 0 K: 2 S: 9 H: 0 LOB: 0 BB: 0 P: 13	R: 0 E: 0 K: 2 S: 10 H: 0 LOB: 0 BB: 0 P: 13	R: 1 E: 0 K: 1 S: 10 H: 2 LOB: 1 BB: 0 P: 13	R: 0 E: 0 K: 1 S: 11 H: 0 LOB: 2 BB: 2 P: 26	R: 0 E: 0 K: 2 S: 10 H: 0 LOB: 1 BB: 1 P: 21	R: 0 E: 0 K: 0 S: 16 H: 1 LOB: 2 BB: 1 P: 27	R: 0 E: 0 K: 1 S: 7 H: 1 LOB: 1 BB: 0 P: 11	R: 0 E: 0 K: 1 S: 8 H: 0 LOB: 0 BB: 1 P: 14	R: 1 E: 0 K: 1 S: 8 H: 1 LOB: 0 BB: 0 P: 13	1B: 3 2B: 1 3B: 0 HR: 1 SF: 1 SAC: 0 DP: 1 HBP: 0						

PITCHER		IP	WLS	BF	H	R	ER	SO	BB	IBB	HBP	BLK	WP	HR	S	P	ERA	WHIP
50 John Danks, L ERA: 4.8	(1, 1)	5.2	W	24	3	1	1	8	4	0	0	1	0	0	63	108	1.59	1.235
52 Jake Petricka, R ERA: 3.0	(6, 1)	0.2		3	1	0	0	0	0	0	0	0	0	0	6	8	0.00	1.500
33 Zach Duke, L ERA: 3.27	(7, 1)	0.2		2	0	0	0	1	0	0	0	0	0	0	4	8	0.00	0.000
57 Zach Putnam, R ERA: 3.28	(8, 1)	2.0		7	1	1	1	2	1	0	0	0	0	1	16	27	4.50	1.000

PITCHER	IP	WLS	BF	H	R	ER	SO	BB	IBB	HBP	BLK	WP	HR	S	P	ERA	WHIP

TOP

New York Yankees @ Chicago White Sox

U.S. Cellular Field, Chicago, IL

Sat Aug 01 2015, 7:11 PM - 10:07 PM EDT

Att. 34,379 - Partly Cloudy - 86 F

livebaseballscorecards.com

AB	30
R	2
H	5
RBI	2
BB	5
SO	11
LOB	12

WP: 0	PA: 36		
PB: 0			
SB: 0			
CS: 0			

Batter	1	2	3	4	5	6	7	8	9	AB	R	H	RBI	BB	SO	LOB
1 Adam Eaton, L (1, 8) OBP: 0.345, SLG: 0.422	F FF 97 X FF 98 0-1 79 2B 1B	B FC 94 B FC 94 C FF 97 B CH 88 B FF 96 4-1 18 FC6-4 BB			C CU 84 B CH 90 C CU 83 X CU 83 1-2 18 WP 18 1B 1B	C CH 88 B FF 96 S CH 88 X SL 87 1-2 ② F9		X FF 96 0-0 ② G6-3		4	2	2	0	1	0	1
18 Tyler Saladino, R (1, 5) OBP: 0.306, SLG: 0.385	B FF 96 F FC 94 1 SAFE X FC 94 1-1 ① L4	C CU 81 X CU 84 0-1 ③ FC6-4 1-2f			B FF 96 X FC 92 1-0 79 S 53 HR 1-H 1B	B FF 95 F SL 88 1 SAFE B FF 94 X SL 87 2-1 ③ F8		B FF 95 B FF 95 B FF 95 C FF 95 C FF 93 X CH 86 3-2 ③ G6-3		5	1	1	1	0	0	4
79 José Abreu, R (1, 3) OBP: 0.353, SLG: 0.501	B FF 95 1 SAFE C CU 84 X FF 97 1-1 1-H 2B		B CU 84 B CU 82 F FC 94 B FF 96 C FC 92 S CU 86 3-3 ① K		D SL 90 S CH 89 C SL 91 H CH 89 2-2 53 HR 1-2 HBP		X FF 95 0-0 ① P3			3	1	1	1	0	1	0
53 Melky Cabrera, S (1, 7) OBP: 0.325, SLG: 0.403	T CU 84 B FC 95 D FF 96 B CU 84 B FF 96 4-1 26 G6-4-3 BB		B CU 82 B CH 90 C FF 96 B CH 89 X FF 97 3-1 ② L9		B FF 96 X CH 88 1-0 1-H 2-H HR		C FF 96 F SL 90 B FF 95 X CH 89 1-2 25 BB 10 2B 1B			3	2	2	3	1	0	0
26 Avisaíl García, R (1, 9) OBP: 0.311, SLG: 0.359	B FC 93 F FC 93 S FF 96 X CU 84 1-2 ②③ G6-4-3 1-2f		B FC 94 B FC 93 X FF 97 2-0 1B		X SL 88 0-0 ① F7		B FF 95 1 SAFE T FF 95 X FF 95 1-1 ② F8			4	0	1	0	0	0	3
25 Adam LaRoche, L (1, 10) OBP: 0.310, SLG: 0.349		F FF 96 B FF 95 B CU 82 F CH 88 C CU 84 2-3 ① K	B FF 95 C FF 96 S FC 93 S CU 85 1-3 ③ K		S FF 96 B SI 96 B CH 89 S SL 89 X CH 90 2-2 ② G4-3		B FF 95 D SL 89 B FF 95 B FF 95 4-0 10 2B 5 WP 1-2 BB			3	1	0	0	1	2	1
10 Alexei Ramirez, R (1, 6) OBP: 0.262, SLG: 0.341		B CU 82 F FC 92 X FF 95 1-1 HR		C FF 95 B FC 93 F FC 93 F CU 84 F CU 82 X CU 84 1-2 ① G5-3	F FF 97 X FF 96 0-1 ③ L9		B CH 87 B SL 87 C CH 88 F FF 96 X SL 89 2-2 5 WP 1-3 2-H 2B			4	1	2	2	0	0	0
5 Yolmer Sánchez, S (1, 4) OBP: 0.260, SLG: 0.326		S CU 85 X CU 85 0-1 ② G4-3		C CU 83 B FF 97 F CH 89 F FC 91 S CU 85 1-3 ② K2-3		B FF 96 B FF 95 F FF 96 B FF 95 X FF 96 3-2 ① F9	S CH 87 B SL 88 C CH 88 X SL 89 1-2 ③ F9 2-3 3-H			4	0	0	0	0	1	1
21 Tyler Flowers, R (1, 2) OBP: 0.260, SLG: 0.352		S FC 91 C FF 96 F CU 84 B CU 85 X FF 96 1-2 2B		C FF 96 B FF 97 S CU 84 S FC 92 1-3 ③ K		B SL 88 C FF 96 X CH 87 1-1 1B		X FF 92 0-0 ① F8		4	0	2	0	0	1	0
Inning Stats	R: 1 E: 0 K: 0 S: 10 H: 2 LOB: 1 BB: 1 P: 17	R: 1 E: 0 K: 1 S: 14 H: 2 LOB: 2 BB: 1 P: 22	R: 0 E: 0 K: 2 S: 9 H: 1 LOB: 1 BB: 0 P: 18	R: 0 E: 0 K: 2 S: 12 H: 0 LOB: 0 BB: 0 P: 15	R: 4 E: 0 K: 0 S: 13 H: 3 LOB: 0 BB: 0 P: 20	R: 0 E: 0 K: 0 S: 10 H: 1 LOB: 1 BB: 0 P: 17	R: 2 E: 0 K: 0 S: 12 H: 2 LOB: 1 BB: 1 P: 21	R: 0 E: 0 K: 0 S: 5 H: 0 LOB: 0 BB: 0 P: 8		1B: 6 2B: 3 3B: 0 HR: 2 SF: 0 SAC: 0 DP: 1 HBP: 1		WP: 2 PB: 0 SB: 1 CS: 0 PA: 38		

PITCHER		IP	WLS	BF	H	R	ER	SO	BB	IBB	HBP	BLK	WP	HR	S	P	ERA	WHIP
55 Bryan Mitchell, R ERA: 4.73	(1, 1)	4.0	L	20	7	4	4	5	2	0	0	0	1	1	49	78	9.00	2.250
64 Diego Moreno, R ERA: 5.23	(5, 1)	3.0		15	4	4	4	0	1	0	1	0	1	1	31	52	12.00	1.667
53 Nick Rumbelow, R ERA: 2.08	(8, 1)	1.0		3	0	0	0	0	0	0	0	0	0	0	5	8	0.00	0.000

PITCHER	IP	WLS	BF	H	R	ER	SO	BB	IBB	HBP	BLK	WP	HR	S	P	ERA	WHIP

BOTTOM

New York Yankees @ Chicago White Sox

U.S. Cellular Field, Chicago, IL

Sat Aug 01 2015, 7:11 PM - 10:07 PM EDT

Att. 34,379 - Partly Cloudy - 86 F

livebaseballscorecards.com

AB	34
R	8
H	11
RBI	7
BB	3
SO	5
LOB	10

Batter	1	2	3	4	5	6	7	8	9	AB	R	H	RBI	BB	SO	LOB
22 Jacoby Ellsbury, L (1, 8) OBP: 0.356, SLG: 0.373	B SI 93 X FF 91 1-0 HR		C FF 93 F SL 86 B SL 83 F SL 85 B FF 96 F SL 84 B FF 96 X FF 95 3-2 ① P6	D SL 88 F SL 87 B FF 96 X SL 88 2-1 ② SF8 1-2 2-3 3-H	S CU 78 D CU 79 B CH 84 B SI 92 B SI 90 4-1 BB		B SL 81 F SL 81 B CU 77 B CU 80 X SI 88 3-1 ① G6-3 3-H			3	1	1	3	1	0	0
11 Brett Gardner, L (1, 7) OBP: 0.370, SLG: 0.454	F FF 93 H FF 93 1-1 13 G5-3 HBP		B CU 83 X FF 93 1-0 ② F9	C SL 85 B SL 83 S SI 95 F FC 93 B SL 82 X SL 86 2-2 2-H 3-H 1B	B SI 90 D CU 78 X SI 90 2-0 ③ G3		S SI 90 B CU 77 B CH 82 B SI 89 X SI 89 3-1 ② G3			4	0	1	2	0	0	2
13 Alex Rodriguez, R (1, 10) OBP: 0.383, SLG: 0.535 29 Dustin Ackley, L (7, PH) OBP: 0.266, SLG: 0.360 (7, 10)	1 SAFE B SL 86 C FF 93 B SL 85 1 SAFE F FF 93 B FF 94 F SI 96 F FF 95 3-2 ① 1 SAFE X FF 94 G5-3 1-2		B CU 85 C FF 96 B SL 84 F FC 94 S FF 93 2-3 ③ K	F FF 94 C CU 85 1 SAFE S SL 86 0-3 ③ K		B SI 90 S SI 92 B SI 91 B SI 92 F SI 91 B SI 91 4-2 BB	B SI 90 C SL 81 X CU 78 1-1 ③ P3			3 1	0 0	0 0	0 0	1 0	2 0	2 0
25 Mark Teixeira, S (1, 3) OBP: 0.373, SLG: 0.585 17 Brendan Ryan, R (8, PH) OBP: 0.341, SLG: 0.513 (8, 3) (9, 5)	X FC 93 0-0 ② F9			B FF 95 C CU 85 B SL 83 F CU 84 S FF 93 2-3 ① K	B FF 93 B CU 82 B FF 94 C FF 92 X FF 93 3-1 HR	C SI 92 D CH 84 F CH 82 B SI 91 S SL 82 2-3 ① K		B SI 89 B SL 81 F SL 82 F SL 82 T CU 78 2-2 ① K		4 1	1 0	1 0	1 0	0 0	2 1	2 0
34 Brian McCann, L (1, 2) OBP: 0.324, SLG: 0.465 (9, 3)	C CU 83 F FF 92 F FS 84 X SL 85 0-2 ③ F7			X FF 92 0-0 12 1B 36 BB 18 1B 1B	C SL 84 B CU 84 F FS 84 B FF 93 B FS 86 F CU 84 F SL 85 F FF 93 X CU 85 3-2 ① L6	B SL 82 C SL 82 B CH 81 F SI 90 F SL 82 F SI 92 D CU 78 F SI 91 F SI 92 3-3 ② C SI 90 K		X SI 89 0-0 ② G3		5	1	1	0	0	1	2
36 Carlos Beltrán, S (1, 9) OBP: 0.316, SLG: 0.432 24 Chris Young, R (5, 9) OBP: 0.316, SLG: 0.483		C SI 95 B SL 84 B FF 93 X FF 93 2-1 ① F8		B SI 95 B FF 92 D SL 87 B SI 94 4-0 12 1B 18 1B 1-2 BB	B SI 94 B CU 84 B SI 95 C FC 91 C FF 94 X FF 95 3-2 ② L5	B SI 90 X SI 92 1-0 ③ L7		B CU 80 C SI 90 B SI 91 C SI 89 S CU 78 2-3 ③ K		2 2	1 0	0 0	0 0	1 0	0 1	0 1
12 Chase Headley, S (1, 5) OBP: 0.329, SLG: 0.397 66 John Ryan Murphy, R (9, PH) OBP: 0.327, SLG: 0.398 (9, 2)		C SL 84 X FC 91 0-1 ② G4-3		C FF 93 C CU 87 B SL 84 X SL 85 1-2 14 1B 18 1B 22 SF8 1-2 2-3 1B	B SI 88 H FS 88 2-0 18 BB 14 2B HBP		S SI 90 X SI 90 0-1 18 E 14 3B 2B		B SI 88 C SI 90 C CU 78 B CU 78 C SL 81 2-3 ① K	3 1	3 0	2 0	0 0	0 0	0 1	0 0
18 Didi Gregorius, L (1, 6) OBP: 0.309, SLG: 0.352		B SI 94 X SI 94 1-0 1B		B FF 94 F SI 96 B FS 84 X FF 94 2-1 22 SF8 14 1B 11 1B 1-2 2-H 3-H 1B	B SI 95 B SL 85 B FF 94 B FF 92 4-0 14 2B 1-2 BB		C SI 90 B CH 82 B CH 81 D SI 89 X SI 90 3-1 E4 14 3B 2-3		X SI 90 0-0 ② G6-3	4	3	2	2	1	0	1
14 Stephen Drew, L (1, 4) OBP: 0.268, SLG: 0.390		B FC 92 C SL 84 X FC 93 1-1 ③ G3		X FF 94 0-0 22 SF8 11 1B 1-2 2-3 1B	C SI 90 X SI 90 0-1 1-H 2-H 2B		B SI 90 B SL 82 X SI 91 2-0 22 G6-3 1-H 3-H 3B		S SI 90 C CU 77 B CU 76 B CU 78 S SI 90 2-3 ③ K	5	2	3	4	0	1	1
Inning Stats	R: 1 E: 0 K: 0 S: 12 H: 1 LOB: 1 BB: 0 P: 17	R: 0 E: 0 K: 0 S: 7 H: 1 LOB: 1 BB: 0 P: 11	R: 0 E: 0 K: 1 S: 9 H: 0 LOB: 0 BB: 0 P: 15	R: 5 E: 0 K: 2 S: 19 H: 5 LOB: 1 BB: 1 P: 32	R: 3 E: 0 K: 0 S: 15 H: 2 LOB: 2 BB: 2 P: 36	R: 0 E: 0 K: 2 S: 13 H: 0 LOB: 1 BB: 1 P: 23	R: 3 E: 1 K: 0 S: 11 H: 2 LOB: 0 BB: 0 P: 23	R: 0 E: 0 K: 2 S: 7 H: 0 LOB: 0 BB: 0 P: 11	R: 0 E: 0 K: 2 S: 7 H: 0 LOB: 0 BB: 0 P: 11	1B: 6 2B: 2 3B: 1 HR: 2	SF: 1 SAC: 0 DP: 0 HBP: 2			WP: 0 PB: 0 SB: 0 CS: 0	PA: 45		

PITCHER		IP	WLS	BF	H	R	ER	SO	BB	IBB	HBP	BLK	WP	HR	S	P	ERA	WHIP
29 Jeff Samardzija, R ERA: 4.35	(1, 1)	4.2	L	26	8	9	9	3	2	0	2	0	0	2	58	101	17.36	2.143
Scott Carroll, R ERA: 3.41	(5, 1)	4.1		19	3	3	2	6	2	0	0	0	0	0	42	78	4.15	1.154

PITCHER	IP	WLS	BF	H	R	ER	SO	BB	IBB	HBP	BLK	WP	HR	S	P	ERA	WHIP

TOP

New York Yankees @ Chicago White Sox

U.S. Cellular Field, Chicago, IL

Sun Aug 02 2015, 2:11 PM - 5:18 PM EDT

Att. 38,840 - Sunny - 98 F

livebaseballscorecards.com

AB	38
R	12
H	11
RBI	12
BB	4
SO	9
LOB	11

Batter	1	2	3	4	5	6	7	8	9	AB	R	H	RBI	BB	SO	LOB
1 Adam Eaton, L (1, 8) OBP: 0.349, SLG: 0.426	B SI 92 C FF 92 S CU 80 B CU 79 X CU 80 2-2 G4-3		C CU 80 B FF 93 B CH 88 B FF 94 C SI 93 X SI 94 3-2 18 E 18 S 1B			B CH 86 B SI 91 C FF 92 B SI 93 B FF 92 4-1 79 G6-3 53 1B BB	C CH 83 B CH 82 F FF 92 B SL 84 X CH 83 2-2 2B			3	1	2	0	1	0	0
18 Tyler Saladino, R (1, 5) OBP: 0.292, SLG: 0.366	C FF 93 F SI 93 B FF 94 B FF 94 S CU 80 2-3 K		B SI 94 B SI 94 B SI 94 C FF 93 F SI 94 F SI 95 F SI 95 F SI 96 T SI 95 3-2 K 1-3			C SI 91 X CU 80 0-1 P2	C SL 85 C FF 94 D SL 86 F SL 83 B FF 96 B FF 94 F FF 96 X FF 94 3-2 F9			4	0	0	0	0	2	3
79 José Abreu, R (1, 10) OBP: 0.352, SLG: 0.499	C FF 94 F SI 93 X FF 94 0-2 53 FC6-4 1B			C CU 79 B SI 93 X SI 94 1-1 G6-3		B SI 94 C CU 79 S CU 81 X CU 81 1-2 G6-3 1-2		B SL 83 C FF 94 F SL 83 T FF 95 1-2 K		4	0	1	0	0	1	1
53 Melky Cabrera, S (1, 7) OBP: 0.326, SLG: 0.403	B SI 94 X CU 79 1-0 FC6-4 1-2f			C SI 93 F SI 94 B SI 93 F FF 94 B CU 82 X CU 81 2-2 F7		C SI 92 X FF 94 0-1 2-H 1B		X FF 96 0-0 26 G4-6-3 1B		4	0	2	1	0	0	1
26 Avisaíl García, R (1, 9) OBP: 0.310, SLG: 0.358		X CU 79 0-0 25 G6-3 1B		B SI 94 S SI 92 F SI 92 S CU 82 1-3 K2-3		S SI 93 S SI 93 S CU 82 0-3 K		B FF 96 B SL 88 X FF 95 2-0 G4-6-3 1-2f		4	0	1	0	0	2	2
25 Adam LaRoche, L (1, 3) OBP: 0.310, SLG: 0.348 15 Gordon Beckham, R (9, PH) OBP: 0.253, SLG: 0.308		B SI 92 X FF 94 1-0 G6-3 1-2f			X SI 90 0-0 1B		C FF 92 C FF 92 B CH 83 B CH 83 F FF 92 C FF 93 2-3 K		B FF 90 X FF 90 1-0 F8	3 1	0 0	1 0	0 0	0 0	1 0	1 0
10 Alexei Ramírez, R (1, 6) OBP: 0.264, SLG: 0.349		B FF 93 F FF 93 F SI 93 B CU 82 F FF 94 B CU 81 B SI 94 4-2 5 CS BB			D CU 79 C SI 92 F SI 92 C CU 79 1-3 K		B CH 82 B FF 92 F FF 92 C FF 91 X FF 92 2-2 HR		B FF 91 X FF 91 1-0 L7	3	1	1	1	1	1	1
5 Yolmer Sánchez, S (1, 4) OBP: 0.255, SLG: 0.320	1 SAFE 0-0 CS 1-2		C SI 94 B FF 94 C CU 80 F CU 82 S SI 94 1-3 K		S CH 88 X SI 92 0-1 L7		S FF 92 C FF 92 B CH 83 X CH 83 1-2 G4-3		X FF 94 0-0 G4-3	4	0	0	0	0	1	1
58 Geovany Soto, R (1, 2) OBP: 0.333, SLG: 0.488			B SI 94 C FF 94 X FF 94 1-1 G4-3		B SI 92 S CU 80 C CH 88 B SI 93 B CU 80 S SI 93 3-3 K		B FF 91 B FF 91 X FF 92 2-0 HR			3	1	1	1	0	1	1
Inning Stats	R: 0 E: 0 K: 1 S: 10 H: 1 LOB: 1 BB: 0 P: 15	R: 0 E: 0 K: 0 S: 5 H: 1 LOB: 0 BB: 1 P: 10	R: 0 E: 0 K: 2 S: 15 H: 1 LOB: 1 BB: 0 P: 23	R: 0 E: 0 K: 1 S: 9 H: 0 LOB: 0 BB: 0 P: 13	R: 0 E: 0 K: 2 S: 9 H: 1 LOB: 1 BB: 0 P: 13	R: 1 E: 0 K: 1 S: 11 H: 1 LOB: 1 BB: 1 P: 16	R: 2 E: 0 K: 1 S: 19 H: 3 LOB: 1 BB: 0 P: 31	R: 0 E: 0 K: 1 S: 5 H: 1 LOB: 0 BB: 0 P: 8	R: 0 E: 0 K: 0 S: 3 H: 0 LOB: 0 BB: 0 P: 5	1B: 6 2B: 1 3B: 0 HR: 2 SF: 0 SAC: 0 DP: 2 HBP: 0						

PITCHER	IP	WLS	BF	H	R	ER	SO	BB	IBB	HBP	BLK	WP	HR	S	P	ERA	WHIP
47 Iván Nova, R (1, 1) ERA: 3.1	6.0	W	23	5	1	1	7	2	0	0	0	0	0	59	90	1.50	1.167
45 Chasen Shreve, L (7, 1) ERA: 2.18	0.2		5	3	2	2	1	0	0	0	0	0	2	14	23	27.00	4.500
57 Branden Pinder, R (7, 1) ERA: 2.63	1.1		4	1	0	0	1	0	0	0	0	0	0	10	16	0.00	0.750
48 Andrew Miller, L (9, 1) ERA: 1.75	1.0		3	0	0	0	0	0	0	0	0	0	0	3	5	0.00	0.000

PITCHER	IP	WLS	BF	H	R	ER	SO	BB	IBB	HBP	BLK	WP	HR	S	P	ERA	WHIP

BOTTOM

New York Yankees @ Chicago White Sox

U.S. Cellular Field, Chicago, IL

Sun Aug 02 2015, 2:11 PM - 5:18 PM EDT

Att. 38,840 - Sunny - 98 F

livebaseballscorecards.com

AB	33
R	3
H	9
RBI	3
BB	2
SO	9
LOB	11

Boston Red Sox @ New York Yankees

Yankee Stadium, Bronx, NY

Tue Aug 04 2015, 7:10 PM - 10:35 PM EDT

Att. 48,522 - Partly Cloudy - 87 F

TOP

livebaseballscorecards.com

Batter	1	2	3	4	5	6	7	8	9	AB	R	H	RBI	BB	SO	LOB
26 Brock Holt, L (1, 4) OBP: 0.355, SLG: 0.385	C FF 93 S FF 93 X SL 85 0-2 F7		X FF 93 0-0 L9		C FS 88 B FS 88 X FF 91 1-1 F7		D KC 84 C FF 98 C KC 86 D SV 88 S KC 85 2-3 K2-3 1-2			4	0	0	0	0	1	3
2 Xander Bogaerts, R (1, 6) OBP: 0.343, SLG: 0.410	C SL 83 X FS 88 0-1 G6-3			F SL 82 B SI 91 X SL 83 1-1 F9		B FS 88 C SI 93 B FS 87 X SL 84 2-1 F9		B SL 86 C FF 96 X FF 96 1-1 G4-3		4	0	0	0	0	0	0
34 David Ortiz, L (1, 10) OBP: 0.336, SLG: 0.465	C FF 93 X FF 93 0-1 F8			B FS 89 X FF 94 1-0 G3		B FS 88 C FC 91 B FF 91 B FF 94 B SL 86 4-1 13 L1-3 BB		X FF 96 0-0 G4-3		3	0	0	0	1	0	0
13 Hanley Ramirez, R (1, 7) OBP: 0.304, SLG: 0.450		B FC 89 F SI 91 F SI 91 F FS 88 X SL 85 1-2 G6-3		C FF 91 C FF 92 B SI 94 B FS 89 C SL 85 2-3 K		D SL 85 F FF 92 B SI 91 X SI 92 2-1 L1-3 1-1		C FF 98 S FF 96 F SL 87 B FF 94 X SL 84 1-2 G5-3		4	0	0	0	0	1	1
Pablo Sandoval, S (1, 5) OBP: 0.305, SLG: 0.385		B FS 87 F SL 84 S FS 88 B FF 95 S FS 89 2-3 K	X SL 81 0-0 G4-3		B FF 92 B SL 84 F SL 85 X FS 88 2-1 31 1B 23 1B 2B		C SI 92 F FC 88 F FF 93 F FF 94 B FS 89 F SL 86 F FS 88 X SI 94 1-2 HR		B FF 93 C FF 93 S CH 86 B CU 81 X CH 86 2-2 G4-3	4	1	1	1	0	1	0
12 Mike Napoli, R (1, 3) OBP: 0.308, SLG: 0.393		X FF 93 0-0 2B					B SI 96 B FF 95 F FF 96 C SI 96 S FF 97 2-3 K		C FF 94 B FF 95 C CH 87 X CH 86 1-2 F7	4	1	2	0	0	1	0
31 Alejandro De Aza, L (1, 9) OBP: 0.320, SLG: 0.438 38 Rusney Castillo, R (7, PH) OBP: 0.298, SLG: 0.360 (7, 9)		F FF 92 B FC 90 S SL 84 B FS 88 X FS 88 2-2 G6-3			B FS 86 B SL 84 X FF 93 2-0 23 1B 25 SF7 2-3 1B		S FF 96 S SI 97 F FF 98 X FF 97 0-2 25 WP 25 S 1B		C FF 94 B CH 86 F CH 86 F CH 87 X CH 86 1-2 1B	2 2	1 0	1 2	0 0	0 0	0 0	1 0
23 Blake Swihart, S (1, 2) OBP: 0.279, SLG: 0.335		C FF 92 F FC 88 B FF 94 F SL 84 B FS 88 C SL 85 2-3 K			C CU 76 B FC 90 X SL 83 1-1 1-3 3-H 1B		C FF 97 1 SAFE C FF 94 B FC 90 B FF 97 F FF 96 X FF 97 2-2 P3		B FF 95 C FF 94 C CH 86 B FF 95 B CH 87 X FF 92 3-2 F8	4	0	1	1	0	1	2
25 Jackie Bradley Jr., L (1, 8) OBP: 0.232, SLG: 0.174		B CU 76 B FS 88 C SL 84 B FC 90 S SL 83 F FS 88 X SL 85 3-2 L8			B FF 92 D SI 91 S FS 90 S CU 79 D SI 91 X FF 95 3-2 SF7 3-H		1 SAFE C SI 96 F FF 96 B FF 98 B SV 86 D SV 87 D KC 86 4-2 26 S 1-3 BB			1	0	0	1	1	0	0
Inning Stats	R: 0 E: 0 K: 0 S: 7 H: 0 LOB: 0 BB: 0 P: 7	R: 0 E: 0 K: 1 S: 11 H: 1 LOB: 1 BB: 0 P: 16	R: 0 E: 0 K: 1 S: 9 H: 0 LOB: 0 BB: 0 P: 14	R: 0 E: 0 K: 1 S: 6 H: 0 LOB: 0 BB: 0 P: 10	R: 2 E: 0 K: 0 S: 11 H: 3 LOB: 1 BB: 0 P: 20	R: 0 E: 0 K: 0 S: 5 H: 0 LOB: 0 BB: 1 P: 13	R: 1 E: 0 K: 2 S: 23 H: 2 LOB: 2 BB: 1 P: 34	R: 0 E: 0 K: 0 S: 7 H: 0 LOB: 0 BB: 0 P: 9	R: 0 E: 0 K: 0 S: 13 H: 1 LOB: 1 BB: 0 P: 20	1B: 4 2B: 3 3B: 0 HR: 1 SF: 1 SAC: 0 DP: 1 HBP: 0						WP: 1 PB: 0 SB: 2 CS: 0 PA: 35

	AB	32
	R	3
	H	7
	RBI	3
	BB	2
	SO	5
	LOB	7

PITCHER		IP	WLS	BF	H	R	ER	SO	BB	IBB	HBP	BLK	WP	HR	S	P	ERA	WHIP
19 Masahiro Tanaka, R ERA: 3.84	(1, 1)	6.0	W	23	5	3	3	3	1	0	0	0	0	1	56	88	4.50	1.000
41 Justin Wilson, L ERA: 2.61	(7, 1)	0.2	H	3	1	0	0	1	0	0	0	0	0	0	11	15	0.00	1.500
68 Dellin Betances, R ERA: 1.31	(7, 1)	0.1	H	2	0	0	0	1	1	0	0	0	1	0	5	11	0.00	3.000
57 Branden Pinder, R ERA: 2.45	(8, 1)	1.0		3	0	0	0	0	0	0	0	0	0	0	7	9	0.00	0.000
53 Nick Rumbelow, R ERA: 1.69	(9, 1)	1.0		4	1	0	0	0	0	0	0	0	0	0	13	20	0.00	1.000

PITCHER	IP	WLS	BF	H	R	ER	SO	BB	IBB	HBP	BLK	WP	HR	S	P	ERA	WHIP

Batter	1	2	3	4	5	6	7	8	9	AB	R	H	RBI	BB	SO	LOB
22 Jacoby Ellsbury, L (1, 8) OBP: 0.353, SLG: 0.370	C FF 90 F FF 92 B FF 92 F FF 92 B SL 79 S SL 78 2-3 K ①	X FF 91 0-0 P6 ③			C FF 92 C FF 93 F CU 74 B SL 77 B FF 92 F CH 79 B CH 80 S SL 78 3-3 K ③		C CH 93 B CH 87 F CH 86 B CH 87 X CH 85 2-2 E6 24 BB 13 1B B SL 87 X FF 96 2-0 1-3 2-H 24 HR 1B			5	2	1	1	0	2	1
24 Chris Young, R (1, 7) OBP: 0.325, SLG: 0.500	B FF 92 F CH 80 B FF 90 B FF 91 X FF 92 3-1 13 BB 25 1B 1B		C CH 77 F FF 90 B CH 80 B CH 78 B CU 72 C CU 71 3-3 K ①			C CU 72 C CH 78 X CU 73 0-2 13 2B 25 1B 1B	1 SAFE B FF 94 F FF 96 B CH 87 1 SAFE B CH 88 B CH 86 4-2 13 1B 34 HR 1-2 BB 1-H 3-H HR			4	4	3	3	1	1	0
13 Alex Rodriguez, R (1, 10) OBP: 0.388, SLG: 0.539	C FF 91 B CH 80 B FF 92 B CH 79 S FF 92 F FF 92 B FF 93 4-2 25 1B 1-2 BB		F FF 91 B FF 91 B CU 72 X FF 90 2-1 F8 ②			S FF 91 F CH 79 B FF 91 B FF 91 F FF 91 X CH 78 2-2 25 1B 34 2B 1-3 2B	B FF 94 F FF 94 X FF 96 1-1 1-2 2-H 34 HR 1B SI 93 SI 92 SI 87 FF 93 4-0 BB			3	2	2	2	1	2	0	0
25 Mark Teixeira, S (1, 3) OBP: 0.373, SLG: 0.582 66 John Ryan Murphy, R (9, 2) OBP: 0.327, SLG: 0.398	B FF 93 C FF 91 B FF 92 B CU 72 F FF 92 X FF 93 3-2 1-2 2-H 1B		B FF 91 C CH 79 X CU 73 1-1 G6-3 ③			C CU 76 X FF 93 0-1 34 2B 36 G5-3 2-3 3-H 1B	C CH 76 D SL 87 B CH 78 F FF 88 X SL 87 1-3 K			5 0	1 0	2 0	2 0	0 0	2 0	3 0
34 Brian McCann, L (1, 2) OBP: 0.325, SLG: 0.477 (9, 3)	B FF 92 B FF 92 B FF 92 C FF 92 C FF 92 X FF 93 3-2 F8 ②			C FF 91 B SL 79 B SL 79 X FF 91 2-1 G3 ①		X CU 76 0-0 1-3 3-H 2B	C CH 76 D SL 87 B CH 78 F FF 88 X SL 87 2-2 1-H 2-H HR	B FC 94 C FF 94 B FC 94 F CH 87 X CH 88 2-2 G4-3 ①		5	1	2	4	0	0	2
36 Carlos Beltrán, S (1, 9) OBP: 0.314, SLG: 0.431	F FF 92 C CH 79 B FF 92 X CU 74 1-2 P2 ③			C CH 78 X FF 91 0-1 P4 ②		B FF 93 F FF 94 B FF 93 C CU 78 B FF 94 F CU 78 X FF 94 3-2 G5-3 ① 3-H	B CH 78 B FF 90 C CH 80 F FF 90 X SL 85 2-2 12 2B 2B	B SI 94 B SI 94 S FF 94 C CH 88 X FF 96 2-2 P5 ②		5	1	1	1	0	0	3
12 Chase Headley, S (1, 5) OBP: 0.330, SLG: 0.400		B FF 88 B FF 89 C FF 90 X FF 90 2-1 1B		F FF 91 B CU 72 X CU 73 1-1 F8 ③		C FF 93 B SL 86 B FF 92 F CU 77 F SL 87 X FF 93 2-2 G1-3 ②	C SL 86 B FF 91 B CH 80 X FF 91 2-1 22 1B 2-H 2B	F CH 89 X CH 88 0-1 G3 ③		5	1	2	1	0	0	1
18 Didi Gregorius, L (1, 6) OBP: 0.308, SLG: 0.348		F FF 91 F CH 79 B FF 92 F SL 77 B SL 78 F FF 92 F SL 78 S CH 78 2-3 K ①			C CU 73 F FF 90 B FF 90 S SL 78 1-3 K ①	B FF 92 B CU 77 B FF 93 B FF 91 4-0 BB	X CH 77 0-0 F9 ②			3	0	0	0	1	2	2
17 Brendan Ryan, R (1, 4) OBP: 0.333, SLG: 0.476		B CU 73 D CH 79 C FF 90 X FF 90 2-1 F7 ②			S FF 91 X FF 91 0-1 G4-3 ②	C CH 86 S CH 87 B CH 87 S CH 88 1-3 K ③	C CH 80 D CH 80 B SL 86 B FF 90 C FF 89 D CH 78 4-2 22 1B 24 HR BB			3	1	0	0	1	1	3
Inning Stats	R: 1 E: 0 K: 1 S: 18 H: 2 LOB: 2 BB: 1 P: 34	R: 0 E: 0 K: 1 S: 11 H: 1 LOB: 1 BB: 0 P: 17	R: 0 E: 0 K: 1 S: 7 H: 0 LOB: 0 BB: 0 P: 13	R: 0 E: 0 K: 0 S: 6 H: 0 LOB: 0 BB: 0 P: 9	R: 0 E: 0 K: 2 S: 10 H: 0 LOB: 0 BB: 0 P: 14	R: 3 E: 0 K: 1 S: 21 H: 4 LOB: 2 BB: 1 P: 33	R: 9 E: 1 K: 2 S: 26 H: 6 LOB: 1 BB: 3 P: 52	R: 0 E: 0 K: 0 S: 8 H: 0 LOB: 0 BB: 0 P: 12		1B: 7 2B: 4 3B: 0 HR: 2 SF: 0 SAC: 0 DP: 0 HBP: 0				WP: 0 PB: 0 SB: 0 CS: 0 PA: 43	

PITCHER		IP	WLS	BF	H	R	ER	SO	BB	IBB	HBP	BLK	WP	HR	S	P	ERA	WHIP
60 Henry Owens, L ERA: 5.4	(1, 1)	5.0	L	21	5	3	3	5	1	0	0	0	0	0	59	96	5.40	1.200
28 Robbie Ross Jr., L ERA: 4.14	(6, 1)	0.2	B	5	2	1	1	0	1	0	0	0	0	0	11	20	13.50	4.500
64 Jean Machi, R ERA: 5.65	(6, 1)	0.1		4	1	3	2	1	1	0	0	0	0	0	10	18	54.00	6.000
32 Craig Breslow, L ERA: 4.25	(7, 1)	0.2		7	4	3	3	1	1	0	0	0	0	1	15	28	40.50	7.500
41 Alexi Ogando, R ERA: 3.97	(7, 1)	1.1		6	1	3	3	1	1	0	0	0	0	1	12	22	20.25	1.500

PITCHER	IP	WLS	BF	H	R	ER	SO	BB	IBB	HBP	BLK	WP	HR	S	P	ERA	WHIP

BOTTOM

Boston Red Sox @ New York Yankees

Yankee Stadium, Bronx, NY

Tue Aug 04 2015, 7:10 PM - 10:35 PM EDT

Att. 48,522 - Partly Cloudy - 87 F

livebaseballscorecards.com

AB	38
R	13
H	13
RBI	13
BB	5
SO	8
LOB	15

Boston Red Sox @ New York Yankees

Yankee Stadium, Bronx, NY

Wed Aug 05 2015, 7:10 PM - 10:00 PM EDT

Att. 47,489 - Partly Cloudy - 82 F

livebaseballscorecards.com

Batter	1	2	3	4	5	6	7	8	9	AB	R	H	RBI	BB	SO	LOB
26 Brock Holt, L (1, 4) OBP: 0.351, SLG: 0.380	C FF 94 B CH 88 C FF 96 F SL 90 B SL 92 B FF 96 X FF 98 3-2 ① G3		B SI 94 B CH 88 C FF 95 C FF 96 F FF 97 S SL 92 2-3 ② K			C CU 79 X FF 94 0-1 ① F7		X FF 93 0-0 ② P6		4	0	0	0	0	1	0
2 Xander Bogaerts, R (1, 6) OBP: 0.340, SLG: 0.406	B FC 91 C FC 90 S FF 96 B FF 96 C FC 91 2-3 ② K		B SL 88 X SL 86 1-0 ③ P6			C FF 94 X CH 85 0-1 ② L9		B SL 89 C SL 89 B FF 93 X FF 93 2-1 ③ B2		4	0	0	0	0	1	0
34 David Ortiz, L (1, 10) OBP: 0.335, SLG: 0.471	B FF 96 B FF 96 B CH 90 C FF 95 X FF 97 3-1 ③ L4-3			B SL 90 B FF 95 X FF 96 2-0 HR		B SI 93 X CU 80 1-0 ③ G3-1			C FF 91 B SL 84 B SL 84 X CH 84 2-1 ① F7	4	1	1	1	0	0	0
13 Hanley Ramirez, R (1, 7) OBP: 0.301, SLG: 0.445		B FF 94 B FF 95 C FF 95 B FF 96 F FF 94 X SL 89 3-2 ① P4		B SL 86 C FF 95 F CH 88 F FF 96 B SL 90 S SL 88 2-3 ① K			C FF 94 F FF 94 B SL 88 F SL 90 S FF 95 1-3 ① K		F FF 92 B FF 92 F CH 84 B FF 93 X CH 83 2-2 ② G1-3	4	0	0	0	0	2	0
Pablo Sandoval, S (1, 5) OBP: 0.307, SLG: 0.392		C SL 90 F FF 96 F FF 97 X SL 88 0-2 ② G3		B FC 91 F SL 88 B FF 95 F FF 96 F SL 90 B FF 96 X CH 90 3-2 ② G3-1			B CH 87 B SL 89 C CU 80 S FF 95 X SL 89 2-2 2B		B SL 84 X SL 84 1-0 38 BB 2B	4	0	2	0	0	0	0
12 Mike Napoli, R (1, 3) OBP: 0.310, SLG: 0.391		B SL 90 C FF 96 F CH 90 F FF 97 B FF 96 X CH 90 2-2 E5 31 2B		B FF 95 C FF 95 F CH 88 B SL 91 B SL 85 F FF 96 F CH 89 F FF 96 S SL 90 3-3 ③ K			F CU 81 B FF 94 T FF 94 H SL 90 2-2 HBP		B SL 82 B FF 92 I IN 61 I IN 68 4-0 38 BB IBB	2	1	0	0	1	1	0
31 Alejandro De Aza, L (1, 9) OBP: 0.320, SLG: 0.441 38 Rusney Castillo, R (9, PH) OBP: 0.305, SLG: 0.360 (9, 9)		C FF 96 B SL 92 X SL 91 1-1 2-H 2B			B FF 94 S CH 87 B FF 96 F FF 96 X FF 96 2-2 ① P6		C SL 88 B FF 95 C FF 95 F CU 82 S FF 94 1-3 ② K		D FF 92 S CH 81 F CH 81 B CH 81 D CH 82 F FF 93 B CH 82 4-2 1-2 2-3 BB	3 0	0 0	1 0	1 0	0 1	1 0	2 0
23 Blake Swihart, S (1, 2) OBP: 0.273, SLG: 0.327		D CH 88 F CH 88 F FF 94 D CH 90 B FF 96 S SL 90 3-3 ③ K			B FF 96 F CH 89 S CH 88 F FF 96 B CH 89 X FF 96 2-2 ② G1		B CU 82 F CU 81 B FF 95 F SL 88 F SI 95 D SL 90 X CH 86 3-2 ③ F9		B SL 83 B FF 92 C FF 92 F FF 93 D CH 83 F FF 92 F FF 92 C FF 93 3-3 ③ K	4	0	0	0	0	2	6
25 Jackie Bradley Jr., L (1, 8) OBP: 0.220, SLG: 0.163			C FF 95 S FF 96 B FF 96 S FF 96 1-3 ① K		C SL 88 F FF 96 F FF 96 S CH 89 0-3 ③ K			C CU 79 B CH 87 B FF 94 X SL 88 2-1 ① F8		3	0	0	0	0	2	0
Inning Stats	R: 0 E: 0 K: 1 S: 9 H: 0 LOB: 0 BB: 0 P: 17	R: 1 E: 1 K: 1 S: 16 H: 1 LOB: 1 BB: 0 P: 25	R: 0 E: 0 K: 2 S: 8 H: 0 LOB: 0 BB: 0 P: 12	R: 1 E: 0 K: 2 S: 15 H: 1 LOB: 0 BB: 0 P: 25	R: 0 E: 0 K: 1 S: 11 H: 0 LOB: 0 BB: 0 P: 15	R: 0 E: 0 K: 0 S: 5 H: 0 LOB: 0 BB: 0 P: 6	R: 0 E: 0 K: 2 S: 17 H: 1 LOB: 2 BB: 0 P: 26	R: 0 E: 0 K: 0 S: 5 H: 0 LOB: 0 BB: 0 P: 9	R: 0 E: 0 K: 1 S: 14 H: 1 LOB: 3 BB: 2 P: 30	1B: 0 2B: 3 3B: 0 HR: 1 SF: 0 SAC: 0 DP: 0 HBP: 1						

TOP	
AB	32
R	2
H	4
RBI	2
BB	2
SO	10
LOB	8

WP: 0 PA: 35
PB: 0
SB: 0
CS: 0

PITCHER		IP	WLS	BF	H	R	ER	SO	BB	IBB	HBP	BLK	WP	HR	S	P	ERA	WHIP
40 Luis Severino, R ERA: 1.8	(1, 1)	5.0	L	18	2	2	1	7	0	0	0	0	0	1	59	94	1.80	0.400
43 Adam Warren, R ERA: 3.4	(6, 1)	3.0		11	1	0	0	2	0	0	1	0	0	0	27	41	0.00	0.333
45 Chasen Shreve, L ERA: 2.13	(9, 1)	1.0		6	1	0	0	1	1	1	0	0	0	0	14	30	0.00	2.000

PITCHER		IP	WLS	BF	H	R	ER	SO	BB	IBB	HBP	BLK	WP	HR	S	P	ERA	WHIP

Batter	1	2	3	4	5	6	7	8	9	AB	R	H	RBI	BB	SO	LOB
22 Jacoby Ellsbury, L (1, 8) OBP: 0.348, SLG: 0.364	B FF 83 B FF 82 C FF 82 C KN 74 S KN 76 2-3 ① K		F KN 75 S CU 70 B KN 78 B KN 76 C CU 68 2-3 ② K		S KN 74 S KN 77 B KN 77 S KN 78 1-3 ③ K			B KN 74 F KN 74 X KN 75 1-1 ①② G1-6-3 1-2f		4	0	0	0	0	3	3
11 Brett Gardner, L (1, 7) OBP: 0.369, SLG: 0.451	B FF 77 B KN 75 B FF 83 C FF 82 F FF 83 B KN 76 4-2 13 PB BB		B KN 75 B FF 83 F FF 81 C KN 71 B KN 76 X FF 84 3-2 ③ G4-3			C KN 73 X KN 74 0-1 ① F7		C KN 74 F KN 75 F KN 78 X KN 72 0-2 ③ P6		3	0	0	0	1	0	0
13 Alex Rodriguez, R (1, 10) OBP: 0.384, SLG: 0.533	B KN 76 S KN 74 C KN 75 B KN 77 S KN 76 2-3 ② K 1-2			B KN 74 F KN 73 B KN 72 F KN 75 F KN 76 F KN 75 X CU 69 2-2 ① G5-3		X KN 75 0-0 ② G5-3			C FS 81 B FF 88 X FF 88 1-1 ① P2	4	0	0	0	0	1	1
25 Mark Teixeira, S (1, 3) OBP: 0.372, SLG: 0.578 24 Chris Young, R (9, PR) OBP: 0.325, SLG: 0.500	C KN 72 F KN 77 B KN 79 B KN 78 F KN 78 B KN 78 F KN 78 F KN 77 C FF 89 3-3 ③ K			X KN 75 0-0 ② F9		C KN 72 S KN 76 F KN 78 S KN 78 0-3 ③ K			B FS 80 X FS 80 1-0 36 WP 1B	4 0	0 0	1 0	0 0	0 0	2 0	1 0
36 Carlos Beltrán, S (1, 9) OBP: 0.316, SLG: 0.441		B KN 72 C KN 73 B KN 73 S KN 74 B KN 75 B KN 76 4-2 BB		X KN 74 0-0 ③ P4			F KN 73 B KN 74 X KN 74 1-1 HR		S FS 80 F FS 79 B FS 80 B FS 79 B FS 79 X FS 80 3-2 ② F8 1-2	3	1	1	1	1	0	1
12 Chase Headley, S (1, 5) OBP: 0.329, SLG: 0.397		B KN 74 C KN 74 B KN 72 C KN 73 B KN 74 S KN 74 3-3 ① K			B KN 74 S KN 74 X CU 70 1-1 ① P6		X KN 73 0-0 ① G4-3		C FS 80 B FS 81 B FS 80 B FF 88 2 SAFE D FS 80 4-1 BB	3	0	0	0	1	1	1
18 Didi Gregorius, L (1, 6) OBP: 0.309, SLG: 0.348 34 Brian McCann, L (9, PH) OBP: 0.324, SLG: 0.476		C FF 83 S KN 75 S KN 77 0-3 ② K			X KN 71 0-0 66 1B 1B		F KN 73 B KN 73 X CU 65 1-1 ② L8		C FF 87 T FS 79 F SI 87 F FF 88 X FS 79 0-2 ③ F8	3 1	0 0	1 0	0 0	0 0	1 0	1 2
14 Stephen Drew, L (1, 4) OBP: 0.266, SLG: 0.386		F KN 76 X CU 70 0-1 ③ F9			C KN 74 1 SAFE C KN 75 B KN 76 F KN 74 1 SAFE B KN 75 X KN 76 2-2 ② F8		C KN 73 B KN 74 S KN 75 S KN 76 1-3 ③ K			3	0	0	0	0	1	2
66 John Ryan Murphy, R (1, 2) OBP: 0.336, SLG: 0.406			B KN 75 C KN 74 X KN 74 1-1 ① G4-3		B KN 76 X FF 84 1-0 1-2 1B			B KN 73 X KN 74 1-0 22 G1-6-3 1B		3	0	2	0	0	0	0
Inning Stats	R: 0 H: 0 E: 0 LOB: 1 K: 3 BB: 1 S: 14 P: 25	R: 0 H: 0 E: 0 LOB: 1 K: 2 BB: 1 S: 10 P: 17	R: 0 H: 0 E: 0 LOB: 0 K: 1 BB: 0 S: 8 P: 14	R: 0 H: 0 E: 0 LOB: 0 K: 0 BB: 0 S: 7 P: 9	R: 0 H: 2 E: 0 LOB: 2 K: 1 BB: 0 S: 11 P: 16	R: 0 H: 0 E: 0 LOB: 0 K: 1 BB: 0 S: 7 P: 7	R: 1 H: 1 E: 0 LOB: 0 K: 1 BB: 0 S: 8 P: 11	R: 0 H: 1 E: 0 LOB: 0 K: 0 BB: 0 S: 7 P: 9	R: 0 H: 1 E: 0 LOB: 2 K: 0 BB: 1 S: 12 P: 21	1B: 4 2B: 0 3B: 0 HR: 1	SF: 0 SAC: 0 DP: 1 HBP: 0			WP: 1 PB: 1 SB: 0 CS: 0	PA: 34		

PITCHER		IP	WLS	BF	H	R	ER	SO	BB	IBB	HBP	BLK	WP	HR	S	P	ERA	WHIP
35 Steven Wright, R ERA: 4.12	(1, 1)	8.0	W	29	4	1	1	9	2	0	0	0	0	1	72	108	1.12	0.750
19 Koji Uehara, R ERA: 2.27	(9, 1)	1.0	S	5	1	0	0	0	1	0	0	0	1	0	12	21	0.00	2.000

PITCHER	IP	WLS	BF	H	R	ER	SO	BB	IBB	HBP	BLK	WP	HR	S	P	ERA	WHIP

BOTTOM

Boston Red Sox @ New York Yankees

Yankee Stadium, Bronx, NY

Wed Aug 05 2015, 7:10 PM - 10:00 PM EDT

Att. 47,489 - Partly Cloudy - 82 F

livebaseballscorecards.com

AB	31
R	1
H	5
RBI	1
BB	3
SO	9
LOB	12

Batter	1	2	3	4	5	6	7	8	9	AB	R	H	RBI	BB	SO	LOB
38 Rusney Castillo, R (1, 9) OBP: 0.300, SLG: 0.352	B FF 92 B SI 92 C SI 92 C SL 80 S SI 86 2-3 ① K		F SL 82 S FF 92 X FF 94 0-2 ② G4-3		C SI 85 X SI 92 0-1 2 BB 1-3 2-H 1B		1 SAFE S FF 95 F FC 91 1 SAFE S FF 96 0-3 ③ K		C SL 86 C FF 95 S SL 86 0-3 ③ K	5	0	1	1	0	3	3
2 Xander Bogaerts, R (1, 6) OBP: 0.339, SLG: 0.403	C SL 79 B FF 93 X FF 93 1-1 ② G4-3		F SI 85 B SL 81 B SI 92 F SI 84 B SI 85 X FF 92 3-2 ③ F9		B SI 84 B CH 84 B SI 92 B SI 92 4-0 1-2 BB			C KC 84 F KC 85 F FF 99 B FF 100 B KC 88 X KC 88 2-2 ① G6-3		3	0	0	0	1	0	0
34 David Ortiz, L (1, 10) OBP: 0.332, SLG: 0.466	C SI 93 C SI 93 B SL 81 X SL 81 1-2 ③ F8			X FF 92 0-0 ① P5	B FF 93 C SL 80 C SL 79 S SI 94 1-3 ③ K			C KC 86 X KC 87 0-1 ② G4-3		4	0	0	0	0	1	3
13 Hanley Ramirez, R (1, 7) OBP: 0.300, SLG: 0.443		X SI 91 0-0 ① G6-3		C SL 80 B FF 93 F FF 93 F SI 86 F SI 84 B FF 93 B SI 93 X FF 93 3-2 ② G6-3		S FF 91 X SI 92 0-1 ① L7		F FF 98 B FF 100 C KC 86 X FF 99 1-2 S 1B		4	0	1	0	0	0	0
Mike Napoli, R (1, 3) OBP: 0.307, SLG: 0.386		F SI 92 C SL 81 F FF 92 F SI 93 B SI 86 S SI 86 1-3 ② K		B SI 84 B SL 81 B SI 85 X SI 92 3-0 ③ G6-3		B SL 81 F SL 80 C SI 90 X SI 84 1-2 ② G4-3		C FF 100 B KC 88 S KC 87 C KC 86 1-3 ③ K 1-2		4	0	0	0	0	2	1
Pablo Sandoval, S (1, 5) OBP: 0.307, SLG: 0.389		B SL 81 B SI 93 B SL 80 B FF 94 4-0 10 1B BB			F SI 91 B SI 92 F SI 92 S SL 81 1-3 ① K	C FF 92 F FF 92 F FF 93 S SL 81 0-3 ③ K2-3			C SL 83 X FF 93 0-1 ① F7	3	0	0	0	1	2	0
10 Ryan Hanigan, R (1, 2) OBP: 0.356, SLG: 0.319		S SI 85 F FF 92 X SI 93 0-2 1-2 1B			B SI 92 C SL 81 B SL 80 X FF 92 2-1 25 BB 38 1B		F SI 94 F FF 95 S FF 95 0-3 ① K		B FF 91 C FF 92 C SL 85 F SL 87 X SL 85 1-2 ② F9	4	1	2	0	0	1	0
30 Josh Rutledge, R (1, 4) OBP: 0.182, SLG: 0.100 47 Travis Shaw, L (9, PH) OBP: 0.462, SLG: 0.708 26 Brock Holt, L (9, PR) OBP: 0.351, SLG: 0.380		C SL 81 F SI 86 B SI 92 S SI 93 1-3 ③ K			B FF 91 B SI 93 F SI 84 F FF 92 F SI 92 F CH 84 F FF 92 S SI 92 2-3 ② K		C FF 94 B FF 95 F FF 94 F FF 95 S FC 92 1-3 ② K		C SL 87 T SL 85 X FF 97 0-2 25 BB 1B	3 1 0	0 0 0	0 1 0	0 0 0	0 0 0	3 0 0	3 0 0
25 Jackie Bradley Jr., L (1, 8) OBP: 0.254, SLG: 0.176			B FF 91 S SI 92 B SL 81 F SI 92 S SI 92 2-3 ① K		B SL 78 C SL 79 D SL 79 B FF 92 F FF 92 B SI 92 4-2 1-2 38 1B BB		B FF 95 S FF 95 C FF 96 B CU 85 B SI 96 X SI 96 3-2 1B		B SL 82 D SL 85 B FF 94 B FF 94 4-0 1-2 BB	2	0	1	0	2	1	0
Inning Stats	R: 0 E: 0 K: 1 S: 8 H: 0 LOB: 0 BB: 0 P: 12	R: 0 E: 0 K: 2 S: 12 H: 1 LOB: 2 BB: 1 P: 18	R: 0 E: 0 K: 1 S: 9 H: 0 LOB: 0 BB: 0 P: 14	R: 0 E: 0 K: 0 S: 7 H: 0 LOB: 0 BB: 0 P: 13	R: 1 E: 0 K: 3 S: 18 H: 2 LOB: 3 BB: 2 P: 32	R: 0 E: 0 K: 1 S: 9 H: 0 LOB: 0 BB: 0 P: 10	R: 0 E: 0 K: 3 S: 13 H: 1 LOB: 1 BB: 0 P: 17	R: 0 E: 0 K: 1 S: 12 H: 1 LOB: 1 BB: 0 P: 16	R: 0 E: 0 K: 1 S: 12 H: 1 LOB: 2 BB: 1 P: 17	1B: 6 2B: 0 3B: 0 HR: 0 SF: 0 SAC: 0 DP: 0 HBP: 0						

PITCHER		IP	WLS	BF	H	R	ER	SO	BB	IBB	HBP	BLK	WP	HR	S	P	ERA	WHIP
52 CC Sabathia, L ERA: 5.34	(1, 1)	6.0		24	3	1	1	8	3	0	0	0	0	0	63	99	1.50	1.000
41 Justin Wilson, L ERA: 2.54	(7, 1)	1.0	W	4	1	0	0	3	0	0	0	0	0	0	13	17	0.00	1.000
68 Dellin Betances, R ERA: 1.29	(8, 1)	1.0	H	4	1	0	0	1	0	0	0	0	0	0	12	16	0.00	1.000
48 Andrew Miller, L ERA: 1.7	(9, 1)	1.0	S	5	1	0	0	1	1	0	0	0	0	0	12	17	0.00	2.000

PITCHER	IP	WLS	BF	H	R	ER	SO	BB	IBB	HBP	BLK	WP	HR	S	P	ERA	WHIP

TOP

Boston Red Sox @ New York Yankees

Yankee Stadium, Bronx, NY

Thu Aug 06 2015, 7:10 PM - 10:02 PM EDT

Att. 48,608 - Partly Cloudy - 79 F

livebaseballscorecards.com

AB	33
R	1
H	6
RBI	1
BB	4
SO	13
LOB	10

WP: 0 PA: 37
PB: 0
SB: 1
CS: 0

BOTTOM

Boston Red Sox @ New York Yankees

Yankee Stadium, Bronx, NY

Thu Aug 06 2015, 7:10 PM - 10:02 PM EDT

Att. 48,608 - Partly Cloudy - 79 F

livebaseballscorecards.com

Batter	1	2	3	4	5	6	7	8	9	AB	R	H	RBI	BB	SO	LOB
22 Jacoby Ellsbury, L (1, 8) OBP: 0.350, SLG: 0.378	C FF 93 F SL 86 F FF 95 X SL 86 0-2 ① G6-3		C SL 88 B SL 86 B FF 95 F SL 86 C FF 96 2-3 ② K		S SL 86 F SL 86 X SL 86 0-2 11 SH2-4 1-2 1B		B FF 94 C FF 94 B SL 86 X SL 84 2-1 HR			4	1	2	1	0	1	0
11 Brett Gardner, L (1, 7) OBP: 0.369, SLG: 0.450	B SL 87 X FF 93 1-0 ② G4-3		B FF 96 X FF 94 1-0 13 2B 1B		X SL 86 0-0 ① SH2-4 1-2 2-3		C FF 95 B FF 95 C FF 94 S FF 94 1-3 ② K			3	1	1	0	0	1	0
13 Alex Rodriguez, R (1, 10) OBP: 0.388, SLG: 0.537	C FF 94 C SL 88 F FF 94 B SL 87 X FF 95 1-2 25 BB 1B		C FF 95 1 SAFE B SL 88 F SL 87 F CH 88 1 SAFE D SL 88 F SL 88 X SL 86 2-2 1-H 2B		I IN 61 I IN 65 I IN 65 I IN 64 4-0 IBB		B FF 94 C FF 94 C FF 96 B FF 94 B FF 95 F FF 94 S CH 88 3-3 ③ K			3	0	2	1	1	1	0
25 Mark Teixeira, S (1, 3) OBP: 0.371, SLG: 0.573	C FF 94 D SL 88 B SL 87 F SL 86 F FF 94 B SL 88 D FF 96 4-2 1-2 BB		B FF 95 X CH 88 1-0 ③ F7		B SL 88 B FF 94 X FF 93 2-0 ② P2			C FF 92 B FF 91 B SL 84 X FF 93 2-1 ① G3		3	0	0	0	1	0	4
24 Chris Young, R (1, 9) OBP: 0.320, SLG: 0.492	C FF 94 B CH 89 C CH 88 F FF 95 X FF 94 1-2 ③ G5-3			C CH 86 B CH 88 X FF 93 1-1 ① P3	X CH 88 0-0 ③ P6			C FF 92 X FF 93 0-1 ② G5-3		4	0	0	0	0	0	5
12 Chase Headley, S (1, 5) OBP: 0.329, SLG: 0.394		F FF 92 X FF 94 0-1 ① G4-3		B FF 94 H SL 86 2-0 66 FC6-4 1 HBP		B CH 85 C FF 93 F CH 86 X SL 88 1-2 ① L7		B FF 94 F FF 93 C SL 87 B SL 87 B SL 87 S SL 87 3-3 ③ K		3	0	0	0	0	1	0
66 John Ryan Murphy, R (1, 2) OBP: 0.327, SLG: 0.394		C SL 87 X CH 86 0-1 ② G6-3		B FF 93 B FF 94 F SL 86 F CH 87 X CH 88 2-2 ② FC6-4 1-2f		X CH 87 0-0 ② G6-3				3	0	0	0	0	0	1
18 Didi Gregorius, L (1, 6) OBP: 0.306, SLG: 0.345		B SL 86 X SL 86 1-0 ③ L8		C FF 94 F FF 94 1 SAFE X FF 94 0-2 ③ G6-3		C FF 95 B FF 96 X FF 95 1-1 ③ L7				3	0	0	0	0	0	1
17 Brendan Ryan, R (1, 4) OBP: 0.333, SLG: 0.467			C CH 87 C FF 93 B SL 88 B SL 88 C FF 96 2-3 ① K		C SL 86 X FF 93 0-1 11 SH2-4 22 1B 1B		S FF 94 F FF 95 S FF 95 0-3 ① K			3	0	1	0	0	2	0

Inning Stats	1	2	3	4	5	6	7	8	9
	R: 0 H: 1 E: 0 LOB: 2 K: 0 BB: 1 S: 16 P: 23	R: 0 H: 0 E: 0 LOB: 0 K: 0 BB: 0 S: 5 P: 6	R: 1 H: 2 E: 0 LOB: 1 K: 2 BB: 0 S: 13 P: 21	R: 0 H: 0 E: 0 LOB: 1 K: 0 BB: 0 S: 8 P: 13	R: 0 H: 2 E: 0 LOB: 3 K: 0 BB: 1 S: 8 P: 14	R: 0 H: 0 E: 0 LOB: 0 K: 0 BB: 0 S: 6 P: 8	R: 1 H: 1 E: 0 LOB: 0 K: 3 BB: 0 S: 12 P: 18	R: 0 H: 0 E: 0 LOB: 0 K: 1 BB: 0 S: 7 P: 12	

AB	29
R	2
H	6
RBI	2
BB	2
SO	6
LOB	11

PITCHER		IP	WLS	BF	H	R	ER	SO	BB	IBB	HBP	BLK	WP	HR	S	P	ERA	WHIP	PITCHER	IP	WLS	BF	H	R	ER	SO	BB	IBB	HBP	BLK	WP	HR	S	P	ERA	WHIP
52 Eduardo Rodriguez, L ERA: 4.17	(1, 1)	7.0	L	30	6	2	2	5	1	1	1	0	0	1	68	103	2.57	1.000																	
28 Robbie Ross Jr., L ERA: 4.04	(8, 1)	1.0		3	0	0	0	1	0	0	0	0	0	0	7	12	0.00	0.000																	

1B: 4	SF: 0	WP: 0	PA: 33
2B: 1	SAC: 1	PB: 0	
3B: 0	DP: 0	SB: 0	
HR: 1	HBP: 1	CS: 0	

Batter	1	2	3	4	5	6	7	8	9	10	AB	R	H	RBI	BB	SO	LOB
2 Troy Tulowitzki, R (1, 6) OBP: 0.352, SLG: 0.472	F7				K		BB		L9		4	0	0	0	1	1	3
20 Josh Donaldson, R (1, 5) OBP: 0.363, SLG: 0.573	HR		L5	BB	K		G4-3			L6	4	1	1	1	1	1	4
19 José Bautista, R (1, 9) OBP: 0.361, SLG: 0.507	BB		G6-4-3			P6		1B		HR	4	1	2	1	1	0	1
10 Edwin Encarnación, R (1, 10) OBP: 0.347, SLG: 0.477	2B			L5		G5-3		K		K	5	0	1	0	0	2	1
13 Justin Smoak, S (1, 3) OBP: 0.306, SLG: 0.438	F7			G1		G4-3		K		G4-3	5	0	0	0	0	1	3
55 Russell Martin, R (1, 2) OBP: 0.335, SLG: 0.462	G1-3			1B	K			G5-3			4	0	1	0	0	1	3
17 Ryan Goins, L (1, 4) OBP: 0.292, SLG: 0.327		F8		FC6		E3					3	0	0	0	0	0	1
15 Chris Colabello, R (9, PH) OBP: 0.360, SLG: 0.496											1	0	1	0	0	0	0
66 Munenori Kawasaki, L (9, PR) OBP: 0.250, SLG: 0.278											0	0	0	0	0	0	0
(9, 4)																	
11 Kevin Pillar, R (1, 8) OBP: 0.302, SLG: 0.376		G5-3			G1-3				SH3-4		3	0	1	0	0	0	0
7 Ben Revere, L (1, 7) OBP: 0.330, SLG: 0.367		G4-3					K		G3		4	0	1	0	0	1	4
Inning Stats	R: 1 E: 0 K: 0 S: 19 H: 2 LOB: 2 BB: 1 P: 33	R: 0 E: 0 K: 0 S: 6 H: 0 LOB: 0 BB: 0 P: 8	R: 0 E: 0 K: 0 S: 6 H: 0 LOB: 0 BB: 1 P: 13	R: 0 E: 0 K: 0 S: 12 H: 1 LOB: 1 BB: 0 P: 15	R: 0 E: 0 K: 2 S: 10 H: 1 LOB: 1 BB: 0 P: 16	R: 0 E: 0 K: 0 S: 10 H: 0 LOB: 0 BB: 0 P: 14	R: 0 E: 1 K: 2 S: 13 H: 1 LOB: 3 BB: 1 P: 26	R: 0 E: 0 K: 2 S: 9 H: 1 LOB: 1 BB: 0 P: 15	R: 0 E: 0 K: 0 S: 5 H: 1 LOB: 2 BB: 0 P: 6	R: 1 E: 0 K: 1 S: 10 H: 1 LOB: 0 BB: 0 P: 13	1B: 5 2B: 1 3B: 0 HR: 2	SF: 0 SAC: 1 DP: 1 HBP: 0					

PITCHER	IP	WLS	BF	H	R	ER	SO	BB	IBB	HBP	BLK	WP	HR	S	P	ERA	WHIP
30 Nathan Eovaldi, R (1, 1) ERA: 4.15	6.1		26	5	1	1	3	2	0	0	0	0	1	70	112	1.42	1.105
41 Justin Wilson, L (7, 1) ERA: 2.52	0.1		1	0	0	0	1	0	0	0	0	0	0	3	4	0.00	0.000
68 Dellin Betances, R (7, 1) ERA: 1.26	1.1		6	1	0	0	2	1	0	0	0	0	0	12	24	0.00	1.500
48 Andrew Miller, L (9, 1) ERA: 1.66	1.0		4	1	0	0	0	0	0	0	0	0	0	5	6	0.00	1.000
57 Branden Pinder, R (10, 1) ERA: 2.87	1.0	L	4	1	1	1	1	0	0	0	0	0	1	10	13	9.00	1.000

PITCHER	IP	WLS	BF	H	R	ER	SO	BB	IBB	HBP	BLK	WP	HR	S	P	ERA	WHIP

TOP

Toronto Blue Jays @ New York Yankees

Yankee Stadium, Bronx, NY

Fri Aug 07 2015, 7:12 PM - 10:13 PM EDT

Att. 42,839 - Partly Cloudy - 81 F

livebaseballscorecards.com

AB	37
R	2
H	8
RBI	2
BB	3
SO	7
LOB	20

WP: 0	PA: 41		
PB: 0			
SB: 1			
CS: 0			

Batter	1	2	3	4	5	6	7	8	9	10	AB	R	H	RBI	BB	SO	LOB
22 Jacoby Ellsbury, L (1, 8) OBP: 0.344, SLG: 0.371	C KN 72 B KN 78 S KN 76 B KN 78 B KN 75 F KN 76 C KN 76 3-3 ① K		F KN 74 F KN 80 C KN 68 0-3 ① K		B KN 78 X KN 76 1-0 ② L8		S KN 78 1 SAFE B KN 79 F KN 69 X KN 79 1-2 ③ G6-3			X FF 96 0-0 ③ G3	5	0	0	0	0	2	1
11 Brett Gardner, L (1, 7) OBP: 0.370, SLG: 0.450	B KN 76 C KN 75 S KN 80 F KN 79 B KN 80 B KN 78 X KN 76 3-2 ② P5		C KN 77 B KN 80 B KN 69 B KN 75 C KN 76 C FF 82 3-3 ② K		B FF 84 F KN 75 X FF 81 1-1 1B			B FF 94 X FF 93 1-0 13 G4-6-3 1B			4	0	2	0	0	1	0
13 Alex Rodriguez, R (1, 10) OBP: 0.387, SLG: 0.532	C KN 78 S KN 80 X FF 80 0-2 ③ G6-3		F KN 80 B KN 80 B KN 79 B KN 69 F KN 77 B KN 80 4-2 25 1B BB		X KN 79 0-0 ③ P6			C FF 95 X FF 95 0-1 ① ② G4-6-3 1-2f			3	0	0	0	1	0	2
25 Mark Teixeira, S (1, 3) OBP: 0.372, SLG: 0.581		C KN 76 X KN 79 0-1 HR	F KN 80 B KN 80 X KN 80 1-1 1-2 1B			B KN 68 F KN 77 F FF 82 B KN 75 X KN 79 2-2 ① P3		C FF 94 C FF 95 S SL 91 0-3 ③ K			4	1	2	1	0	1	0
34 Brian McCann, L (1, 2) OBP: 0.320, SLG: 0.469		C KN 78 B KN 79 X KN 79 1-1 ① P5	B KN 80 F KN 78 C KN 80 F KN 80 F KN 81 X FF 80 1-2 ③ G3			C KN 77 B KN 68 S KN 67 X FF 80 1-2 ② F7			B CU 84 B CU 84 F SI 93 C CU 84 X FF 93 2-2 ① G5-3		4	0	0	0	0	0	2
36 Carlos Beltrán, S (1, 9) OBP: 0.319, SLG: 0.439 24 Chris Young, R (9, PR) OBP: 0.320, SLG: 0.492 (10, 9)	S KN 77 X KN 79 0-1 ② G3		B KN 76 C KN 75 B KN 79 B KN 75 S KN 73 B KN 75 4-2 12 G5-6-3 BB			C KN 80 F KN 80 X KN 69 0-2 ③ P2			X CU 85 0-0 12 G5-4-3 1B		3 0	0 0	1 0	0 0	1 0	0 0	0 0
12 Chase Headley, S (1, 5) OBP: 0.328, SLG: 0.392	B KN 75 C KN 78 X KN 79 1-1 14 WP 18 1B 1B		C KN 78 B KN 80 F KN 79 B KN 74 X KN 79 2-2 ① ② G5-6-3 1-2f				C KN 74 B KN 79 S KN 78 B KN 80 B KN 76 X KN 75 3-2 ① F8		C SI 93 F CU 85 1 SAFE X CU 84 0-2 ② ③ G5-4-3 1-2f		4	0	1	0	0	0	2
18 Didi Gregorius, L (1, 6) OBP: 0.308, SLG: 0.347	X KN 78 0-0 14 WP 1-2 1B		X KN 74 0-0 ③ G4-3				C KN 74 B KN 79 C EP 66 X KN 79 1-2 1B			C FF 96 X CH 85 0-1 ① F8	4	0	2	0	0	0	0
14 Stephen Drew, L (1, 4) OBP: 0.263, SLG: 0.381	B KN 79 B KN 78 C KN 76 F KN 80 F FF 80 B KN 80 X KN 77 3-2 ③ F7 1-2 2-3				C KN 76 F KN 80 B KN 76 B KN 78 B KN 78 F KN 76 X KN 75 3-2 ① G5-3		1 SAFE B KN 78 1 SAFE F KN 78 X KN 79 1-1 ② P2			F FF 96 B FF 97 X FF 97 1-1 ② G4-3	4	0	0	0	0	0	3
Inning Stats	R: 0 H: 0 E: 0 LOB: 0 K: 1 BB: 0 S: 11 P: 17	R: 1 H: 3 E: 0 LOB: 2 K: 0 BB: 0 S: 13 P: 18	R: 0 H: 1 E: 0 LOB: 2 K: 2 BB: 1 S: 15 P: 24	R: 0 H: 0 E: 0 LOB: 0 K: 0 BB: 1 S: 6 P: 12	R: 0 H: 1 E: 0 LOB: 1 K: 0 BB: 0 S: 8 P: 13	R: 0 H: 0 E: 0 LOB: 0 K: 0 BB: 0 S: 9 P: 12	R: 0 H: 1 E: 0 LOB: 1 K: 0 BB: 0 S: 11 P: 17	R: 0 H: 1 E: 0 LOB: 0 K: 1 BB: 0 S: 6 P: 7	R: 0 H: 1 E: 0 LOB: 1 K: 0 BB: 0 S: 7 P: 9	R: 0 H: 0 E: 0 LOB: 0 K: 0 BB: 0 S: 5 P: 6	1B: 7 2B: 0 3B: 0 HR: 1	SF: 0 SAC: 0 DP: 3 HBP: 0					

PITCHER	IP	WLS	BF	H	R	ER	SO	BB	IBB	HBP	BLK	WP	HR	S	P	ERA	WHIP
43 R.A. Dickey, R (1, 1) ERA: 3.93	7.0		28	6	1	1	3	2	0	0	0	1	1	73	113	1.29	1.143
32 LaTroy Hawkins, R (8, 1) ERA: 2.96	1.0		3	1	0	0	1	0	0	0	0	0	0	6	7	0.00	1.000
27 Brett Cecil, L (9, 1) ERA: 3.68	1.0	W	3	1	0	0	0	0	0	0	0	0	0	7	9	0.00	1.000
54 Roberto Osuna, R (10, 1) ERA: 2.17	1.0	S	3	0	0	0	0	0	0	0	0	0	0	5	6	0.00	0.000

PITCHER	IP	WLS	BF	H	R	ER	SO	BB	IBB	HBP	BLK	WP	HR	S	P	ERA	WHIP

BOTTOM

Toronto Blue Jays @ New York Yankees

Yankee Stadium, Bronx, NY

Fri Aug 07 2015, 7:12 PM - 10:13 PM EDT

Att. 42,839 - Partly Cloudy - 81 F

livebaseballscorecards.com

AB	35
R	1
H	8
RBI	1
BB	2
SO	4
LOB	10

WP: 1 PA: 37
PB: 0
SB: 0
CS: 0

Batter	1	2	3	4	5	6	7	8	9	AB	R	H	RBI	BB	SO	LOB
2 Troy Tulowitzki, R (1, 6) OBP: 0.350, SLG: 0.477	B FF 91 S SI 91 B SI 92 F SI 91 B SI 94 X SI 93 3-2 ① G5-3		C CU 79 F SI 93 B CU 81 S CU 81 1-3 ② K			B SI 92 C SI 92 B CU 79 X SI 94 2-1 ① G6-3	B FC 93 B FC 92 B FF 97 C FF 97 F FF 98 X FF 98 3-2 HR		B CU 82 C FF 95 B CU 81 X FC 89 2-1 ③ P5	5	1	1	1	0	1	0
20 Josh Donaldson, R (1, 5) OBP: 0.364, SLG: 0.571	B CU 78 B CU 79 C SI 93 X SI 93 2-1 1B		B SI 94 C CU 80 S CU 80 S CU 82 1-3 ③ K			B SI 92 B SI 92 C SI 93 B CU 80 B SI 93 4-1 10 BB, 19 1B, 13 HR BB	B FC 92 X CU 83 1-0 ③ G6-3			3	1	1	0	1	1	0
19 José Bautista, R (1, 9) OBP: 0.360, SLG: 0.504	S SI 93 F SI 93 B CU 80 B CU 80 C CU 79 2-3 ② K			B CU 78 F CU 78 F SI 92 S CU 80 1-3 ① K		C SI 92 B CU 80 1 SAFE D CU 81 B SI 92 X SI 93 3-1 10 BB, 13 HR 1-2 1B		C CU 82 X CU 82 0-1 E4, 10 1B, 55 1B		4	2	1	0	0	2	1
10 Edwin Encarnación, R (1, 10) OBP: 0.349, SLG: 0.476	F SI 93 F SI 92 D CU 80 1 SAFE F FF 93 F SI 93 F CU 81 F SI 94 S CU 81 1-3 ③ K			B SI 92 C CU 79 C SI 93 X SI 93 1-2 ② G4-3		B SI 93 B SI 93 B CU 81 B SI 93 4-0 13 HR 1-2 2-3 BB		B FF 95 C FF 95 S FC 92 B CU 82 X CU 82 2-2 13 G6-3 1-3 1B		3	1	1	0	1	1	1
13 Justin Smoak, S (1, 3) OBP: 0.305, SLG: 0.450		C CU 77 B CU 79 X SI 91 1-1 ① G1-3		B SI 93 B SI 92 C SI 92 X SI 93 2-1 ③ L9		F CU 82 X CU 81 0-1 1-H, 2-H, 3-H HR		F FF 96 B FF 96 X FC 91 1-1 ① ② G6-3 1-2f		4	1	1	4	0	0	2
55 Russell Martin, R (1, 2) OBP: 0.337, SLG: 0.461		C SI 93 B SI 93 B SI 92 F CU 79 X SI 93 2-2 ② G1-3			H CH 89 1-0 17 FC2-6 HBP	B SL 87 S CH 83 F FF 93 B SL 89 S FF 94 2-3 ② K		D CU 84 B FC 92 D CU 82 F FF 95 S FF 97 X FC 92 3-2 3-H 1B		3	0	1	1	0	1	0
17 Ryan Goins, L (1, 4) OBP: 0.291, SLG: 0.326		B SI 92 C SI 92 F SI 92 X CU 80 1-2 11 WP 1B			L SI 92 1 SAFE X SI 92 0-1 ① FC2-6, 7 WP, 11 G3-1 1-2f	B FF 94 C SL 86 S CH 85 S CU 82 1-3 ③ K		B FF 96 F FF 96 C FF 96 S CU 84 1-3 ③ K		4	0	1	0	0	2	2
11 Kevin Pillar, R (1, 8) OBP: 0.300, SLG: 0.373		C SI 93 B SI 93 B CU 81 F SI 93 F SI 95 D CU 82 F SI 94 F SI 95 F SI 95 3-3 ③ C CU 80 1-2 K			C SI 92 B CU 79 B CU 80 F SI 93 X SI 95 2-2 ② G3-1 1-2		C FF 98 B FF 97 B FC 92 X FF 97 2-1 ① G4-3		S FF 96 B FF 96 X CU 83 1-1 ① L7	4	0	0	0	0	1	2
7 Ben Revere, L (1, 7) OBP: 0.327, SLG: 0.363			B SI 91 C FF 92 B CU 79 X SI 92 2-1 ① G4-3		C CU 79 B CU 80 F FF 95 B CU 81 X SI 95 2-2 ③ F7 2-3		B FF 97 C FF 97 X FF 97 1-1 ② F7		C FF 96 F FF 96 B FF 96 X CU 83 1-2 ② G5-3	4	0	0	0	0	0	1
Inning Stats	R: 0 E: 0 K: 2 S: 15 H: 1 LOB: 1 BB: 0 P: 23	R: 0 E: 0 K: 1 S: 15 H: 1 LOB: 1 BB: 0 P: 22	R: 0 E: 0 K: 2 S: 8 H: 0 LOB: 0 BB: 0 P: 12	R: 0 E: 0 K: 1 S: 8 H: 0 LOB: 0 BB: 0 P: 12	R: 0 E: 0 K: 0 S: 8 H: 0 LOB: 1 BB: 0 P: 13	R: 4 E: 0 K: 2 S: 13 H: 2 LOB: 0 BB: 2 P: 29	R: 1 E: 0 K: 0 S: 8 H: 1 LOB: 0 BB: 0 P: 15	R: 1 E: 1 K: 1 S: 13 H: 2 LOB: 1 BB: 0 P: 20	R: 0 E: 0 K: 0 S: 7 H: 0 LOB: 0 BB: 0 P: 11	1B: 5 2B: 0 3B: 0 HR: 2 SF: 0 SAC: 0 DP: 1 HBP: 1						

TOP

Toronto Blue Jays @ New York Yankees

Yankee Stadium, Bronx, NY

Sat Aug 08 2015, 1:10 PM - 4:05 PM EDT

Att. 45,255 - Partly Cloudy - 79 F

livebaseballscorecards.com

AB	34
R	6
H	7
RBI	6
BB	2
SO	9
LOB	9

WP: 2 PB: 0 SB: 0 CS: 0 PA: 37

PITCHER		IP	WLS	BF	H	R	ER	SO	BB	IBB	HBP	BLK	WP	HR	S	P	ERA	WHIP
47 Iván Nova, R ERA: 3.52	(1, 1)	5.1	L	23	4	4	4	6	2	0	1	0	2	1	61	102	6.75	1.125
43 Adam Warren, R ERA: 3.38	(6, 1)	0.2		2	0	0	0	2	0	0	0	0	0	0	6	9	0.00	0.000
55 Bryan Mitchell, R ERA: 4.41	(7, 1)	3.0		12	3	2	1	1	0	0	0	0	0	1	28	46	3.00	1.000

PITCHER		IP	WLS	BF	H	R	ER	SO	BB	IBB	HBP	BLK	WP	HR	S	P	ERA	WHIP

Batter	1	2	3	4	5	6	7	8	9	AB	R	H	RBI	BB	SO	LOB
22 Jacoby Ellsbury, L (1, 8) OBP: 0.343, SLG: 0.366	C FF 92 C FF 93 F SI 94 F FF 94 S CH 85 0-3 K		B FF 96 B FF 96 S FF 96 B SI 96 B FF 97 4-1 BB		B SI 95 B FC 90 C FF 95 X CH 86 2-1 P4			C SI 96 X SI 96 0-1 G4-3		3	0	0	0	1	1	0
24 Chris Young, R (1, 7) OBP: 0.316, SLG: 0.486 11 Brett Gardner, L (8, PH) OBP: 0.369, SLG: 0.449 (9, 7)	F FF 95 B CH 84 B CH 84 B FF 92 S FF 95 X FF 97 3-2 F8		1 SAFE C CH 87 F SI 96 B SI 97 1 SAFE B CH 86 F FF 97 X SI 96 2-2 G4-3			C FC 88 F CH 83 F FF 93 B KC 81 F CH 86 S CH 85 1-3 K		B SI 97 C SI 96 C CU 80 B CU 80 F SI 96 S SI 96 2-3 K		3 1	0 0	0 0	0 0	0 0	1 1	1 0
13 Alex Rodriguez, R (1, 10) OBP: 0.385, SLG: 0.529	B SI 95 X CH 86 1-0 G5-3			C FC 90 X FF 95 0-1 36 1B 1B		B FF 94 C FC 90 C CH 86 F FF 95 S FF 93 1-3 K		F FF 96 B FF 97 B SI 97 X SI 97 2-1 F8		4	0	1	0	0	1	0
25 Mark Teixeira, S (1, 3) OBP: 0.368, SLG: 0.575		B FF 92 C FF 94 X FC 91 1-1 F8		D CH 85 F CH 85 F FF 96 C FF 96 1-3 K		X CH 86 0-0 G5-3			F FF 96 C FF 97 F SL 88 B SL 88 X FF 96 1-2 G3	4	0	0	0	0	1	1
34 Brian McCann, L (1, 2) OBP: 0.316, SLG: 0.463		C KC 81 F CH 85 B CH 86 B FC 90 B SI 94 X FF 96 3-2 P2		C FF 96 B CH 86 F SI 96 F FF 94 F SI 96 S FF 96 1-3 K			B CH 84 C CH 85 C FF 93 F CH 85 S FC 90 1-3 K		C SL 88 B SL 88 C FF 96 F SL 88 S SL 88 1-3 K	4	0	0	0	0	3	1
36 Carlos Beltrán, S (1, 9) OBP: 0.321, SLG: 0.438		B FF 95 C FF 92 F CH 86 B FF 96 B FF 93 F CH 86 B FF 93 4-2 12 FC6-4 BB		F FF 93 S FF 96 B CH 87 X FF 97 1-2 1-2 1B			X CH 86 0-0 G1-3		S FF 97 X SL 88 0-1 G3-1	3	0	1	0	1	0	0
12 Chase Headley, S (1, 5) OBP: 0.328, SLG: 0.390		B CH 85 C FC 92 X FF 96 1-1 FC6-4 1-2f		F CH 85 B SI 96 B FF 96 X FC 91 2-1 F8			B FC 89 B CH 85 B FC 90 C FF 94 C SI 95 B CH 87 4-2 18 1B BB			2	0	0	0	1	0	3
18 Didi Gregorius, L (1, 6) OBP: 0.308, SLG: 0.347			F FF 93 S FF 94 X SI 95 0-2 G6-3		C FF 93 B FF 94 B CH 85 F SI 95 T CH 86 2-2 K		F FF 94 B FF 94 X FC 90 1-1 1-3 1B			3	0	1	0	0	1	0
17 Brendan Ryan, R (1, 4) OBP: 0.314, SLG: 0.438			B FF 96 S CH 86 C CH 86 X FF 93 1-2 L8		X CH 86 0-0 P6		B CH 86 B CH 85 X FF 95 2-0 P3			3	0	0	0	0	0	2
Inning Stats	R: 0 E: 0 K: 1 S: 9 H: 0 LOB: 0 BB: 0 P: 13	R: 0 E: 0 K: 0 S: 10 H: 0 LOB: 1 BB: 1 P: 19	R: 0 E: 0 K: 0 S: 11 H: 0 LOB: 1 BB: 1 P: 18	R: 0 E: 0 K: 2 S: 15 H: 2 LOB: 2 BB: 0 P: 20	R: 0 E: 0 K: 1 S: 6 H: 0 LOB: 0 BB: 0 P: 10	R: 0 E: 0 K: 2 S: 10 H: 0 LOB: 0 BB: 0 P: 12	R: 0 E: 0 K: 1 S: 10 H: 1 LOB: 2 BB: 1 P: 18	R: 0 E: 0 K: 1 S: 8 H: 0 LOB: 0 BB: 0 P: 12	R: 0 E: 0 K: 1 S: 10 H: 0 LOB: 0 BB: 0 P: 12	1B: 3 2B: 0 3B: 0 HR: 0	SF: 0 SAC: 0 DP: 0 HBP: 0			WP: 0 PB: 0 SB: 0 CS: 0	PA: 33		

PITCHER		IP	WLS	BF	H	R	ER	SO	BB	IBB	HBP	BLK	WP	HR	S	P	ERA	WHIP
14 David Price, L ERA: 2.35	(1, 1)	7.0	W	27	3	0	0	7	3	0	0	0	0	0	71	110	0.00	0.857
41 Aaron Sanchez, R ERA: 3.34	(8, 1)	1.0		3	0	0	0	1	0	0	0	0	0	0	8	12	0.00	0.000
57 Mark Lowe, R ERA: 1.6	(9, 1)	1.0		3	0	0	0	1	0	0	0	0	0	0	10	12	0.00	0.000

PITCHER	IP	WLS	BF	H	R	ER	SO	BB	IBB	HBP	BLK	WP	HR	S	P	ERA	WHIP

BOTTOM

Toronto Blue Jays @ New York Yankees

Yankee Stadium, Bronx, NY

Sat Aug 08 2015, 1:10 PM - 4:05 PM EDT

Att. 45,255 - Partly Cloudy - 79 F

livebaseballscorecards.com

AB	30
R	0
H	3
RBI	0
BB	3
SO	9
LOB	8

Toronto Blue Jays @ New York Yankees

Yankee Stadium, Bronx, NY

Sun Aug 09 2015, 1:12 PM - 4:09 PM EDT

Att. 42,034 - Partly Cloudy - 82 F

livebaseballscorecards.com

TOP

Batter	1	2	3	4	5	6	7	8	9	AB	R	H	RBI	BB	SO	LOB
2 Troy Tulowitzki, R (1, 6) OBP: 0.349, SLG: 0.473	S SL 83 S FF 92 F FS 89 B FC 86 B FS 89 S SL 85 2-3 ① **K**		B FC 89 F FS 89 X FF 93 1-1 ③ F9			B SL 86 B FS 88 S FS 85 F FS 85 X FS 88 2-2 ② G5-3		C FF 97 B SL 86 B SL 85 S SL 84 B SL 83 F FF 97 B FF 96 4-2 20 1B **BB**		3	0	0	0	1	1	0
20 Josh Donaldson, R (1, 5) OBP: 0.365, SLG: 0.578	X FF 94 0-0 **HR**			C SL 82 S SL 84 S FS 88 0-3 ① **K**		X SL 85 0-0 ③ F8		C SL 86 B FF 96 B SL 86 F FF 96 X SL 84 2-2 1-2 **1B**		4	1	2	1	0	1	0
19 José Bautista, R (1, 9) OBP: 0.361, SLG: 0.512	S FF 93 C SL 84 F FS 88 B FS 89 X SL 85 1-2 ② F7			B FS 88 X SI 92 1-0 **HR**			C FF 93 B SL 86 B SL 87 C SL 89 F FF 94 X SL 87 2-2 15 HBP 30 BB **1B**	B FF 97 B SL 87 C SL 87 C SL 86 B SL 88 S SL 87 3-3 ② **K**		4	1	2	1	0	1	2
30 Dioner Navarro, S (1, 2) OBP: 0.284, SLG: 0.339	B CU 78 B FS 88 X SI 92 2-0 ③ G6-3			B SI 92 B CU 76 C SI 91 F SL 82 F SL 85 F FF 92 X FS 88 2-2 ② F8			B FF 93 C SL 88 B SI 94 B SL 88 F SI 94 B FF 95 4-2 1-2 15 HBP **BB**	D FF 91 B CH 80 C FF 92 C CH 80 B CH 80 X FF 92 3-2 ③ G5-3		3	0	0	0	1	0	2
15 Chris Colabello, R (1, 10) OBP: 0.362, SLG: 0.494		F FF 92 B FC 89 X SL 83 1-1 13 G4-6-3 **1B**		F FC 89 B FS 87 F SI 91 X SL 86 1-2 ③ G1-3			C FF 95 C CH 86 D CU 81 B SL 89 H FF 94 3-2 1-2 2-3 **HBP**		B FF 92 B FF 91 B FF 92 F FF 91 F FF 92 S CH 82 3-3 ① **K**	3	0	1	0	0	1	0
13 Justin Smoak, S (1, 3) OBP: 0.299, SLG: 0.440		F SI 91 B FC 89 D FS 88 C CU 78 B SL 85 X SI 92 3-2 ①② G4-6-3 **1-2f**			B SL 83 S FS 87 S SL 84 B FS 88 S SL 85 2-3 ① **K**		C FF 96 F FF 96 B FF 98 S FF 96 1-3 ① **K**		C CH 81 B CH 82 X CH 82 1-1 ② G6-3	4	0	0	0	0	2	4
17 Ryan Goins, L (1, 4) OBP: 0.289, SLG: 0.323 9 Cliff Pennington, S (7, PH) OBP: 0.316, SLG: 0.279 (7, 4)		C SL 83 B FS 89 C SL 84 B FF 93 S FC 86 2-3 ③ **K**			X FS 86 0-0 ② G3-1		S FF 96 B SI 96 B SI 95 S FF 94 S FF 96 2-3 ② **K**		B CH 81 B FF 92 B FF 91 C FF 92 T FF 92 B FF 92 4-2 **BB**	2 1	0 0	0 0	0 0	0 1	1 1	0 3
11 Kevin Pillar, R (1, 8) OBP: 0.297, SLG: 0.369			B FF 92 B FC 89 C FF 91 S FC 89 B FF 92 F SL 85 X FF 91 3-2 ① L4		B SL 84 S FC 88 X FS 87 1-1 ③ B1-3		F FF 96 X SI 97 0-1 ③ F9		F FF 91 B FF 91 F CH 83 S CH 82 1-3 ③ **K**	4	0	0	0	0	1	4
7 Ben Revere, L (1, 7) OBP: 0.325, SLG: 0.360			B FF 92 B CU 76 C SI 91 X SL 84 2-1 ② G5-3			C SI 91 B FC 88 B FS 87 B SL 83 F SI 91 S FC 86 3-3 ① **K**		C FC 92 X SI 94 0-1 ① G6-3		3	0	0	0	0	1	0
Inning Stats	R: 1 E: 0 K: 1 S: 10 H: 1 LOB: 0 BB: 0 P: 15	R: 0 E: 0 K: 1 S: 8 H: 1 LOB: 0 BB: 0 P: 14	R: 0 E: 0 K: 0 S: 8 H: 0 LOB: 0 BB: 0 P: 14	R: 1 E: 0 K: 1 S: 12 H: 1 LOB: 0 BB: 0 P: 16	R: 0 E: 0 K: 1 S: 6 H: 0 LOB: 0 BB: 0 P: 9	R: 0 E: 0 K: 1 S: 7 H: 0 LOB: 0 BB: 0 P: 12	R: 0 E: 0 K: 2 S: 16 H: 1 LOB: 3 BB: 1 P: 28	R: 0 E: 0 K: 1 S: 14 H: 1 LOB: 2 BB: 1 P: 26	R: 0 E: 0 K: 2 S: 10 H: 0 LOB: 1 BB: 1 P: 19	1B: 3 2B: 0 3B: 0 HR: 2 SF: 0 SAC: 0 DP: 1 HBP: 1	WP: 0 PB: 0 SB: 0 CS: 0 PA: 35					

	AB	31
	R	2
	H	5
	RBI	2
	BB	3
	SO	10
	LOB	15

PITCHER		IP	WLS	BF	H	R	ER	SO	BB	IBB	HBP	BLK	WP	HR	S	P	ERA	WHIP
19 Masahiro Tanaka, R ERA: 3.79	(1, 1)	6.0	L	20	3	2	2	5	0	0	0	0	0	2	51	80	3.00	0.500
43 Adam Warren, R ERA: 3.38	(7, 1)	0.0		3	1	0	0	0	1	0	1	0	0	0	8	17	∞	∞
41 Justin Wilson, L ERA: 2.43	(7, 1)	1.1		4	0	0	0	2	0	0	0	0	0	0	10	13	0.00	0.000
57 Branden Pinder, R ERA: 2.81	(8, 1)	0.1		3	1	0	0	1	1	0	0	0	0	0	9	18	0.00	6.000
45 Chasen Shreve, L ERA: 2.06	(8, 1)	1.1		5	0	0	0	2	1	0	0	0	0	0	13	25	0.00	0.750

PITCHER	IP	WLS	BF	H	R	ER	SO	BB	IBB	HBP	BLK	WP	HR	S	P	ERA	WHIP

Batter	1	2	3	4	5	6	7	8	9	AB	R	H	RBI	BB	SO	LOB
22 Jacoby Ellsbury, L (1, 8) OBP: 0.338, SLG: 0.360	C FF 88 F CU 74 B CU 78 S FF 89 1-3 K ①		F FF 88 B FF 89 X FF 88 1-1 P6 ②		B FF 89 F FF 88 F FF 89 B FF 89 X CH 77 2-2 P4 ③			C SI 96 B SI 95 B SI 96 X SI 96 2-1 G4-3 ①		4	0	0	0	0	1	2
11 Brett Gardner, L (1, 7) OBP: 0.368, SLG: 0.446	X FF 89 0-0 F9 ②		C CU 77 C FF 89 X FF 90 0-2 G6-3 ③			C FF 88 C CU 76 T CH 78 0-2 K ①		B SI 97 B SI 97 B SI 95 B SI 95 4-0 13 FC4-6 BB		3	0	0	0	1	1	1
13 Alex Rodriguez, R (1, 10) OBP: 0.382, SLG: 0.523	S FF 88 B FF 89 X FF 88 1-1 G5-3 ③			B FF 89 X CH 77 1-0 F7 ①		B CH 79 F FF 90 S FF 90 T FF 90 1-2 K ②		X SI 95 0-0 FC4-6 1-2f ②		4	0	0	0	0	1	1
25 Mark Teixeira, S (1, 3) OBP: 0.367, SLG: 0.570		B CH 77 F CH 77 B CH 77 X FF 89 2-1 L4 ①		B CU 78 B FF 89 B FF 89 B FF 89 4-0 34 BB BB		F CU 77 X FF 89 0-1 P5 ③		C SI 96 F SI 96 B FF 97 B SI 97 T SI 97 2-2 K ③		3	0	0	0	1	1	1
34 Brian McCann, L (1, 2) OBP: 0.316, SLG: 0.459		X FF 89 0-0 P5 ②		B CH 79 B CH 78 B FF 89 B FF 89 4-0 36 G4-6-3 1-2 BB			X FF 88 0-0 G3 ①		C FF 96 X CH 86 0-1 G3-1 ①	3	0	0	0	1	0	0
36 Carlos Beltrán, S (1, 9) OBP: 0.323, SLG: 0.437		B FF 89 C FF 88 B FF 90 X FC 88 2-1 1B		B CH 79 S FF 89 B FF 88 X FF 88 2-1 G4-6-3 ②③ 1-2f			B FF 88 F FF 89 B FF 90 B CH 78 C FF 89 F FF 90 F FF 90 B CH 78 4-2 12 1B BB		C FF 96 B SI 96 X FF 96 1-1 G6-3 ②	3	0	1	0	1	0	2
12 Chase Headley, S (1, 5) OBP: 0.327, SLG: 0.389		B CH 77 C FF 88 B FF 89 F CH 77 S FF 89 2-3 K ③			B FF 89 B FF 88 C FF 88 F FF 90 B FF 89 F FF 90 S CH 78 3-3 K ①		C CH 78 B FF 89 B FF 89 B FF 89 X FF 89 2-1 1-2 1B		C FF 96 C FF 96 F FF 97 B SI 96 F FF 96 C SL 90 1-3 K ③	4	0	1	0	0	3	1
18 Didi Gregorius, L (1, 6) OBP: 0.311, SLG: 0.348			C FF 89 S CU 77 F FF 89 X CU 78 0-2 14 SH2-3 1B		C FF 89 C FF 89 F FF 89 H FF 90 1-2 HBP		S FF 93 F FF 95 F FF 94 X CH 84 0-2 L5 ②			2	0	1	0	0	0	2
14 Stephen Drew, L (1, 4) OBP: 0.261, SLG: 0.378			X CH 77 0-0 SH2-3 ① 1-2		C CH 78 F CH 78 F CH 76 C FF 90 0-3 K ②		F FF 94 C CH 85 F FF 94 B SL 87 S SL 88 1-3 K ③			2	0	0	0	0	2	3
Inning Stats	R: 0 E: 0 K: 1 S: 6 H: 0 LOB: 0 BB: 0 P: 8	R: 0 E: 0 K: 1 S: 8 H: 1 LOB: 1 BB: 0 P: 14	R: 0 E: 0 K: 0 S: 10 H: 1 LOB: 1 BB: 0 P: 11	R: 0 E: 0 K: 0 S: 3 H: 0 LOB: 1 BB: 2 P: 14	R: 0 E: 0 K: 2 S: 14 H: 0 LOB: 1 BB: 0 P: 20	R: 0 E: 0 K: 2 S: 8 H: 0 LOB: 0 BB: 0 P: 9	R: 0 E: 0 K: 1 S: 15 H: 1 LOB: 2 BB: 1 P: 22	R: 0 E: 0 K: 1 S: 6 H: 0 LOB: 1 BB: 1 P: 14	R: 0 E: 0 K: 1 S: 9 H: 0 LOB: 0 BB: 0 P: 11	1B: 3 2B: 0 3B: 0 HR: 0	SF: 0 SAC: 1 DP: 1 HBP: 1			WP: 0 PB: 0 SB: 0 CS: 0	PA: 34		

PITCHER		IP	WLS	BF	H	R	ER	SO	BB	IBB	HBP	BLK	WP	HR	S	P	ERA	WHIP
25 Marco Estrada, R ERA: 3.21	(1, 1)	6.1	W	25	3	0	0	6	3	0	1	0	0	0	56	89	0.00	0.947
32 LaTroy Hawkins, R ERA: 2.89	(7, 1)	0.2	H	2	0	0	0	1	0	0	0	0	0	0	8	9	0.00	0.000
41 Aaron Sanchez, R ERA: 3.3	(8, 1)	1.0	H	4	0	0	0	1	1	0	0	0	0	0	6	14	0.00	1.000
54 Roberto Osuna, R ERA: 2.13	(9, 1)	1.0	S	3	0	0	0	1	0	0	0	0	0	0	9	11	0.00	0.000

PITCHER	IP	WLS	BF	H	R	ER	SO	BB	IBB	HBP	BLK	WP	HR	S	P	ERA	WHIP

BOTTOM

Toronto Blue Jays @ New York Yankees

Yankee Stadium, Bronx, NY

Sun Aug 09 2015, 1:12 PM - 4:09 PM EDT

Att. 42,034 - Partly Cloudy - 82 F

livebaseballscorecards.com

AB	28
R	0
H	3
RBI	0
BB	4
SO	9
LOB	13

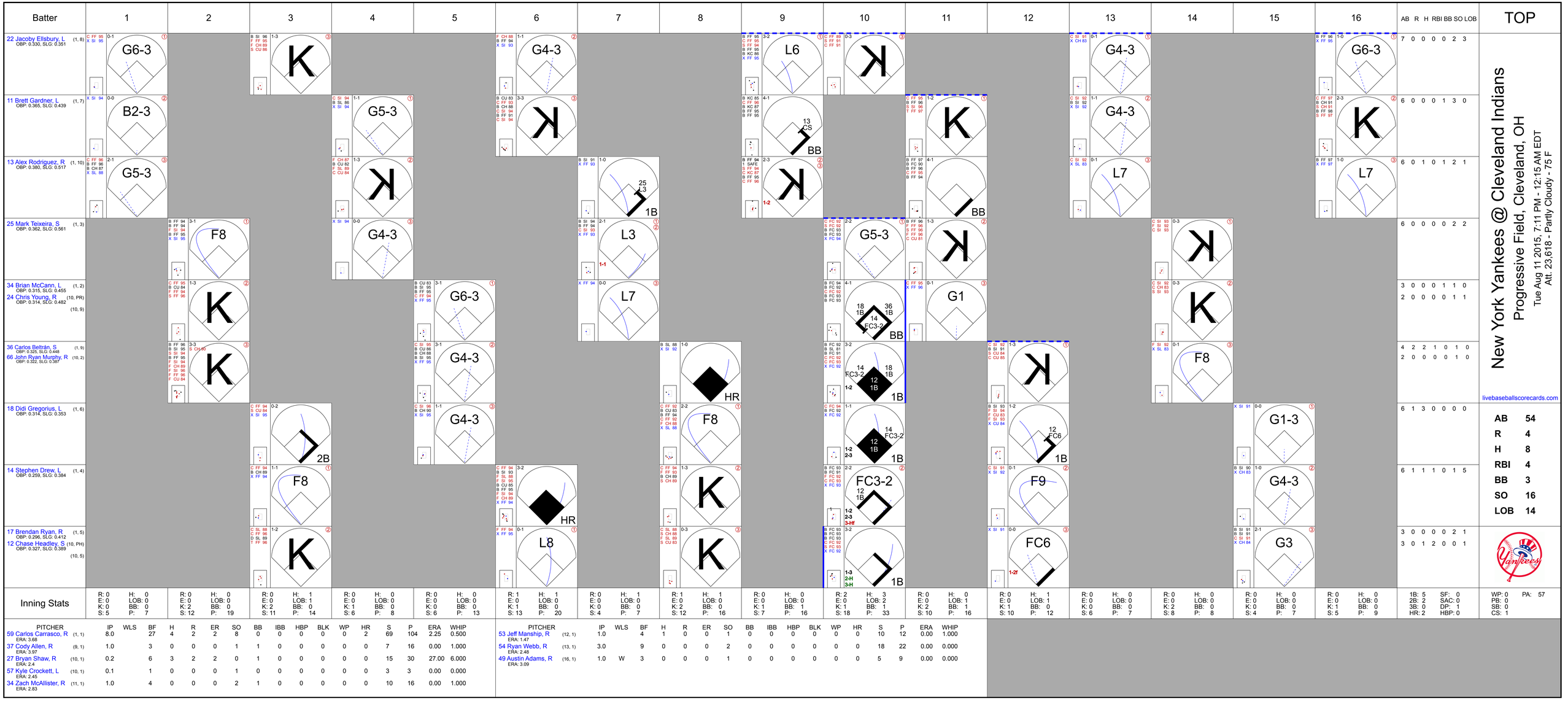
Batter
1
2
3
4
5
6
7
8
9
10
11
12
13
14
15
16
AB R H RBI BB SO LOB
TOP
22 Jacoby Ellsbury, L (1, 8) OBP: 0.330, SLG: 0.351
11 Brett Gardner, L (1, 7) OBP: 0.365, SLG: 0.439
13 Alex Rodriguez, R (1, 10) OBP: 0.380, SLG: 0.517
25 Mark Teixeira, S (1, 3) OBP: 0.362, SLG: 0.561
34 Brian McCann, L (1, 2) OBP: 0.315, SLG: 0.455
24 Chris Young, R (10, PR) OBP: 0.314, SLG: 0.482 (10, 9)
36 Carlos Beltrán, S (1, 9) OBP: 0.325, SLG: 0.448
66 John Ryan Murphy, R (10, 2) OBP: 0.322, SLG: 0.387
18 Didi Gregorius, L (1, 6) OBP: 0.314, SLG: 0.353
14 Stephen Drew, L (1, 4) OBP: 0.259, SLG: 0.384
17 Brendan Ryan, R (1, 5) OBP: 0.296, SLG: 0.412
12 Chase Headley, S (10, PH) OBP: 0.327, SLG: 0.389 (10, 5)
7 0 0 0 0 2 3
6 0 0 0 1 3 0
6 0 1 0 1 2 1
6 0 0 0 0 2 2
3 0 0 0 1 1 0
2 0 0 0 0 1 1
4 2 2 1 0 1 0
2 0 0 0 0 1 0
6 1 3 0 0 0 0
6 1 1 1 0 1 5
3 0 0 0 0 2 1
3 0 1 2 0 0 1
New York Yankees @ Cleveland Indians
Progressive Field, Cleveland, OH
Tue Aug 11 2015, 7:11 PM - 12:15 AM EDT
Att. 23,618 - Partly Cloudy - 75 F
livebaseballscorecards.com
AB 54
R 4
H 8
RBI 4
BB 3
SO 16
LOB 14
Inning Stats
R: 0 E: 0 K: 0 S: 5 H: 0 LOB: 0 BB: 0 P: 7
R: 0 E: 0 K: 2 S: 12 H: 0 LOB: 0 BB: 0 P: 19
R: 0 E: 0 K: 2 S: 11 H: 1 LOB: 1 BB: 0 P: 14
R: 0 E: 0 K: 1 S: 6 H: 0 LOB: 0 BB: 0 P: 8
R: 0 E: 0 K: 0 S: 6 H: 0 LOB: 0 BB: 0 P: 13
R: 1 E: 0 K: 1 S: 13 H: 1 LOB: 0 BB: 0 P: 20
R: 0 E: 0 K: 0 S: 4 H: 1 LOB: 0 BB: 0 P: 7
R: 1 E: 0 K: 2 S: 12 H: 1 LOB: 0 BB: 0 P: 16
R: 0 E: 0 K: 1 S: 7 H: 0 LOB: 0 BB: 1 P: 16
R: 2 E: 0 K: 1 S: 18 H: 3 LOB: 2 BB: 1 P: 33
R: 0 E: 0 K: 2 S: 10 H: 0 LOB: 1 BB: 1 P: 16
R: 0 E: 0 K: 1 S: 10 H: 1 LOB: 1 BB: 0 P: 12
R: 0 E: 0 K: 0 S: 6 H: 0 LOB: 0 BB: 0 P: 7
R: 0 E: 0 K: 2 S: 8 H: 0 LOB: 0 BB: 0 P: 8
R: 0 E: 0 K: 0 S: 4 H: 0 LOB: 0 BB: 0 P: 7
R: 0 E: 0 K: 1 S: 5 H: 0 LOB: 0 BB: 0 P: 9
1B: 5 2B: 2 3B: 0 HR: 2
SF: 0 SAC: 0 DP: 1 HBP: 0
WP: 0 PB: 0 SB: 0 CS: 1
PA: 57
PITCHER IP WLS BF H R ER SO BB IBB HBP BLK WP HR S P ERA WHIP
59 Carlos Carrasco, R (1, 1) ERA: 3.68 8.0 27 4 2 2 8 0 0 0 0 0 0 2 69 104 2.25 0.500
37 Cody Allen, R (9, 1) ERA: 3.97 1.0 3 0 0 0 1 1 0 0 0 0 0 0 7 16 0.00 1.000
27 Bryan Shaw, R (10, 1) ERA: 2.4 0.2 6 3 2 2 0 1 0 0 0 0 0 0 15 30 27.00 6.000
57 Kyle Crockett, L (10, 1) ERA: 2.45 0.1 1 0 0 0 1 0 0 0 0 0 0 0 3 3 0.00 0.000
34 Zach McAllister, R (11, 1) ERA: 2.83 1.0 4 0 0 0 2 1 0 0 0 0 0 0 10 16 0.00 1.000
PITCHER IP WLS BF H R ER SO BB IBB HBP BLK WP HR S P ERA WHIP
53 Jeff Manship, R (12, 1) ERA: 1.47 1.0 4 1 0 0 1 0 0 0 0 0 0 0 10 12 0.00 1.000
54 Ryan Webb, R (13, 1) ERA: 2.48 3.0 9 0 0 0 2 0 0 0 0 0 0 0 18 22 0.00 0.000
49 Austin Adams, R (16, 1) ERA: 3.09 1.0 W 3 0 0 0 1 0 0 0 0 0 0 0 5 9 0.00 0.000

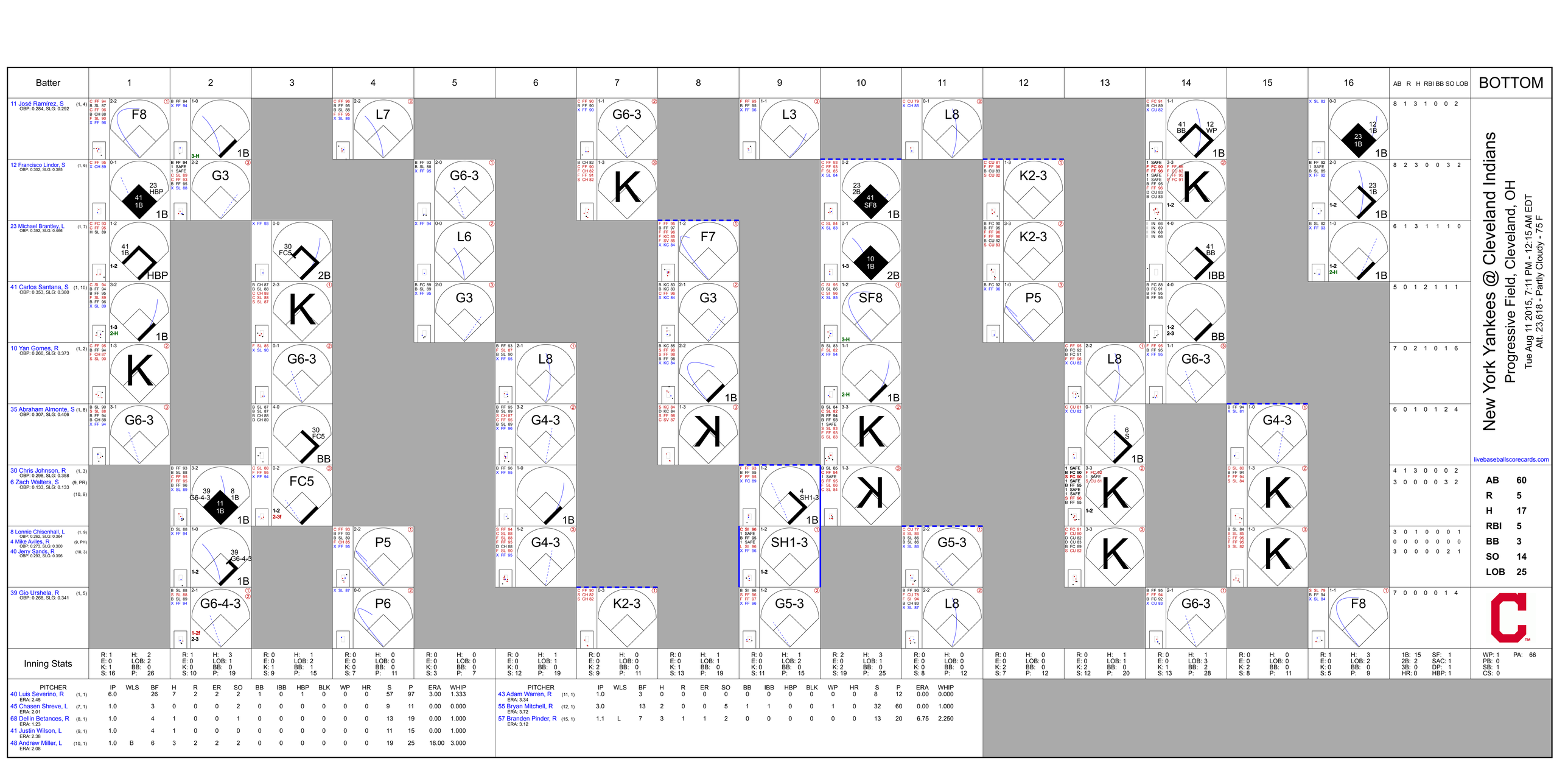

New York Yankees @ Cleveland Indians

Progressive Field, Cleveland, OH

Tue Aug 11 2015, 7:11 PM - 12:15 AM EDT
Att. 23,618 - Partly Cloudy - 75 F

livebaseballscorecards.com

Batter	1	2	3	4	5	6	7	8	9	10	11	12	13	14	15	16	AB	R	H	RBI	BB	SO	LOB
11 José Ramírez, S (1, 4) OBP: 0.284, SLG: 0.292	F8	1B		L7			G6-3		L3		L8			41 BB 12 WP 1B		23 1B 1B	8	1	3	1	0	0	2
12 Francisco Lindor, S (1, 6) OBP: 0.302, SLG: 0.385	23 HBP 41 1B 1B	G3			G6-3		K			23 2B 41 SF8 1B		K2-3		K		23 1B 1B	8	2	3	0	0	3	2
23 Michael Brantley, L (1, 7) OBP: 0.392, SLG: 0.466	41 1B HBP		30 FC5 2B		L6			F7		10 1B 2B		K2-3		41 BB IBB		1B	6	1	3	1	1	1	0
41 Carlos Santana, S (1, 10) OBP: 0.353, SLG: 0.380	1B		K		G3			G3		SF8		P5		BB			5	0	1	2	1	1	1
10 Yan Gomes, R (1, 2) OBP: 0.260, SLG: 0.373	K		G6-3			L8		1B		1B			L8	G6-3			7	0	2	1	0	1	6
35 Abraham Almonte, S (1, 8) OBP: 0.307, SLG: 0.406	G6-3		30 FC5 BB			G4-3		K		K			6 S 1B		G4-3		6	0	1	0	1	2	4
30 Chris Johnson, R (1, 3) OBP: 0.298, SLG: 0.358		39 G6-4-3 11 1B 8 1B 1B	FC5			1B			4 SH1-3 1B	K			K		K		4	1	3	0	0	0	2
6 Zach Walters, S (9, PR) OBP: 0.133, SLG: 0.133 (10, 9)																	3	0	0	0	0	3	2
8 Lonnie Chisenhall, L (1, 9) OBP: 0.262, SLG: 0.364		39 G6-4-3 1B		P5		G4-3			SH1-3		G5-3		K		K		3	0	1	0	0	0	1
4 Mike Aviles, R (9, PH) OBP: 0.273, SLG: 0.300																	0	0	0	0	0	0	0
40 Jerry Sands, R (10, 3) OBP: 0.293, SLG: 0.396																	3	0	0	0	0	2	1
39 Gio Urshela, R (1, 5) OBP: 0.268, SLG: 0.341		G6-4-3		P6			K2-3		G5-3		L8			G6-3		F8	7	0	0	0	0	1	4

Inning Stats	1	2	3	4	5	6	7	8	9	10	11	12	13	14	15	16	AB	R	H	RBI	BB	SO	LOB
	R: 1 E: 0 K: 1 S: 16	H: 2 LOB: 2 BB: 0 P: 26	R: 1 E: 0 K: 0 S: 10	H: 3 LOB: 1 BB: 0 P: 19	R: 0 E: 0 K: 1 S: 9	H: 1 LOB: 2 BB: 1 P: 15	R: 0 E: 0 K: 0 S: 7	H: 0 LOB: 0 BB: 0 P: 11	R: 0 E: 0 K: 0 S: 3	H: 0 LOB: 0 BB: 0 P: 7	R: 0 E: 0 K: 0 S: 12	H: 1 LOB: 1 BB: 0 P: 19	R: 0 E: 0 K: 2 S: 9	H: 0 LOB: 0 BB: 0 P: 11	R: 0 E: 0 K: 1 S: 13	H: 1 LOB: 1 BB: 0 P: 19	R: 0 E: 0 K: 0 S: 11	H: 1 LOB: 2 BB: 0 P: 15	R: 2 E: 0 K: 2 S: 19	H: 3 LOB: 1 BB: 0 P: 25	R: 0 E: 0 K: 0 S: 8	H: 0 LOB: 0 BB: 0 P: 12	R: 0 E: 0 K: 2 S: 7	H: 0 LOB: 0 BB: 0 P: 12	R: 0 E: 0 K: 2 S: 12	H: 1 LOB: 1 BB: 0 P: 20	R: 0 E: 0 K: 1 S: 13	H: 1 LOB: 3 BB: 2 P: 28	R: 0 E: 0 K: 2 S: 8	H: 0 LOB: 0 BB: 0 P: 11	R: 1 E: 0 K: 0 S: 5	H: 3 LOB: 2 BB: 0 P: 9	1B: 15 2B: 2 3B: 0 HR: 0	SF: 1 SAC: 1 DP: 1 HBP: 1	WP: 1 PB: 0 SB: 1 CS: 0	PA: 66

PITCHER	IP	WLS	BF	H	R	ER	SO	BB	IBB	HBP	BLK	WP	HR	S	P	ERA	WHIP
40 Luis Severino, R (1, 1) ERA: 2.45	6.0		26	7	2	2	2	1	0	1	0	0	0	57	97	3.00	1.333
45 Chasen Shreve, L (7, 1) ERA: 2.01	1.0		3	0	0	0	2	0	0	0	0	0	0	9	11	0.00	0.000
68 Dellin Betances, R (8, 1) ERA: 1.23	1.0		4	1	0	0	1	0	0	0	0	0	0	13	19	0.00	1.000
41 Justin Wilson, L (9, 1) ERA: 2.38	1.0		4	1	0	0	0	0	0	0	0	0	0	11	15	0.00	1.000
48 Andrew Miller, L (10, 1) ERA: 2.08	1.0	B	6	3	2	2	2	0	0	0	0	0	0	19	25	18.00	3.000

PITCHER	IP	WLS	BF	H	R	ER	SO	BB	IBB	HBP	BLK	WP	HR	S	P	ERA	WHIP
43 Adam Warren, R (11, 1) ERA: 3.34	1.0		3	0	0	0	0	0	0	0	0	0	0	8	12	0.00	0.000
55 Bryan Mitchell, R (12, 1) ERA: 3.72	3.0		13	2	0	0	5	1	1	0	0	1	0	32	60	0.00	1.000
57 Branden Pinder, R (15, 1) ERA: 3.12	1.1	L	7	3	1	1	2	0	0	0	0	0	0	13	20	6.75	2.250

AB	60
R	5
H	17
RBI	5
BB	3
SO	14
LOB	25

Batter	1	2	3	4	5	6	7	8	9	AB	R	H	RBI	BB	SO	LOB
11 Brett Gardner, L (1, 8) OBP: 0.366, SLG: 0.438	C FF 93 F FF 94 B FF 94 F SI 94 S CH 84 1-3 ① K2-3		B CU 78 B FF 94 X FF 93 2-0 ② F8			C SL 85 B FF 96 C CH 84 X CH 85 1-2 12 CS 1B		B FF 95 C FF 95 B FF 95 B SL 86 F FF 95 F FF 96 B SL 84 4-2 12 BB		3	0	1	0	1	1	0
12 Chase Headley, S (1, 5) OBP: 0.329, SLG: 0.387	B FF 94 B FF 93 B SI 92 C SI 92 B SI 94 4-1 13 G4-6-3 BB		X FF 94 0-0 ③ G4-3			B FF 95 S SI 94 F FF 96 S CH 86 1-3 ①② K 1-2		F FF 95 B FF 95 B FF 95 B FF 95 F SI 95 B FF 95 4-2 13 G6-4-3 1-2 BB		2	0	0	0	2	1	1
13 Alex Rodriguez, R (1, 10) OBP: 0.377, SLG: 0.512	F FF 94 B FF 95 B SI 94 F FF 94 X FF 95 2-2 ②③ G4-6-3 1-2f			X FF 92 0-0 ① F8		B FF 97 S SL 87 B SI 96 C SL 86 S CH 86 2-3 ③ K		B FF 95 C KC 86 C FF 94 F FF 94 F KC 85 X FF 94 1-2 ②③ G6-4-3 1-2f		4	0	0	0	0	1	3
25 Mark Teixeira, S (1, 3) OBP: 0.361, SLG: 0.557		F FF 92 B FF 92 F SI 94 F CH 84 S CH 84 1-3 ① K		C FF 93 B SL 85 F CH 84 B CH 83 X FF 96 2-2 ② L5			C SI 92 X SI 95 0-1 36 2B 1B		C KC 85 S KC 86 B FF 94 C KC 86 1-3 ① K	4	0	1	0	0	2	0
34 Brian McCann, L (1, 2) OBP: 0.314, SLG: 0.462 66 John Ryan Murphy, R (9, PR) OBP: 0.322, SLG: 0.387		C CH 84 B CH 84 X SI 93 1-1 HR		F FF 95 X SI 95 0-1 ③ L7			B FF 95 X CH 85 1-0 ① P6		C KC 86 S KC 86 B KC 86 B FF 95 S KC 85 2-3 K	4 0	1 0	1 0	1 0	0 0	1 0	1 0
36 Carlos Beltrán, S (1, 9) OBP: 0.327, SLG: 0.450		B FF 95 C FF 94 B FF 94 B SI 94 B FF 94 4-1 BB			C FF 94 X SL 86 0-1 ① L8		C SI 95 C CU 81 X CH 85 0-2 1-3 2B		C FF 94 C FF 94 F FF 94 F KC 86 X FF 94 0-2 ② L7	3	0	1	0	1	0	1
18 Didi Gregorius, L (1, 6) OBP: 0.311, SLG: 0.349		X FF 95 0-0 ② F9			C FF 96 F FF 95 X CH 85 0-2 ② L7		B CH 84 S CH 86 D CH 87 X CH 84 2-1 ② P1		D FF 94 S KC 84 S KC 85 S KC 84 1-3 ③ K	4	0	0	0	0	1	4
24 Chris Young, R (1, 7) OBP: 0.314, SLG: 0.479		C FF 94 B FF 94 B FF 94 F FF 94 S CH 84 2-3 ③ K			B SL 86 B SL 84 B FF 95 B FF 94 4-0 BB		F FF 96 F FF 96 S CH 86 0-3 ③ K			2	0	0	0	1	2	3
14 Stephen Drew, L (1, 4) OBP: 0.257, SLG: 0.380			B FF 92 F FF 93 B FF 94 S CH 83 S CH 84 2-3 ① K		B FF 95 B FF 94 F FF 94 F FF 95 F SL 85 S CH 85 2-3 ③ K			B FF 95 B CH 84 F FF 95 X SI 95 2-1 ① G6-3		3	0	0	0	0	2	1
Inning Stats	R: 0 E: 0 K: 1 S: 8 H: 0 LOB: 0 BB: 1 P: 15	R: 1 E: 0 K: 2 S: 11 H: 1 LOB: 1 BB: 1 P: 19	R: 0 E: 0 K: 1 S: 5 H: 0 LOB: 0 BB: 0 P: 9	R: 0 E: 0 K: 0 S: 6 H: 0 LOB: 0 BB: 0 P: 8	R: 0 E: 0 K: 1 S: 9 H: 0 LOB: 1 BB: 1 P: 15	R: 0 E: 0 K: 2 S: 9 H: 1 LOB: 0 BB: 0 P: 13	R: 0 E: 0 K: 1 S: 11 H: 2 LOB: 2 BB: 0 P: 14	R: 0 E: 0 K: 0 S: 12 H: 0 LOB: 1 BB: 2 P: 23	R: 0 E: 0 K: 3 S: 14 H: 0 LOB: 1 BB: 0 P: 18	1B: 2 2B: 1 3B: 0 HR: 1 SF: 0 SAC: 0 DP: 2 HBP: 0						

PITCHER		IP	WLS	BF	H	R	ER	SO	BB	IBB	HBP	BLK	WP	HR	S	P	ERA	WHIP
31 Danny Salazar, R ERA: 3.26	(1, 1)	7.1	W	29	4	1	1	8	5	0	0	0	0	1	66	110	1.23	1.227
37 Cody Allen, R ERA: 3.83	(8, 1)	1.2	S	5	0	0	0	3	0	0	0	0	1	0	19	24	0.00	0.000

PITCHER	IP	WLS	BF	H	R	ER	SO	BB	IBB	HBP	BLK	WP	HR	S	P	ERA	WHIP

TOP

New York Yankees @ Cleveland Indians

Progressive Field, Cleveland, OH

Wed Aug 12 2015, 7:13 PM - 10:05 PM EDT

Att. 18,844 - Clear - 73 F

livebaseballscorecards.com

AB	29
R	1
H	4
RBI	1
BB	5
SO	11
LOB	14

Batter	1	2	3	4	5	6	7	8	9	AB	R	H	RBI	BB	SO	LOB
11 José Ramírez, S (1, 4) OBP: 0.289, SLG: 0.298	C FF 90 B CH 83 S SI 89 B SI 84 F SI 91 X SI 91 2-2 12 SH3-4 1B		B SI 91 B SI 89 F SI 90 B CH 83 C FF 89 F SI 90 X FF 91 3-2 1-3 1B		L SI 89 X SI 88 0-1 ① SH2-4 1-2 2-3		C FF 90 B CH 81 F FF 90 B FF 92 B CH 82 F FF 91 X FF 91 3-2 ① G6-3			3	0	2	0	0	0	0
12 Francisco Lindor, S (1, 6) OBP: 0.307, SLG: 0.386	B FF 89 X SI 90 1-0 ① SH3-4 1-2		F SL 80 B SL 79 F SI 84 F SL 80 F FF 92 D CH 82 B SL 80 F SI 90 B SI 92 4-2 30 G5-4-3 BB		B CH 83 X SI 89 1-0 30 G6-4-3 2-3 3-H 1B		F FF 91 B FF 92 X CH 81 1-1 ② G6-3			2	0	1	1	1	0	0
30 Chris Johnson, R (1, 3) OBP: 0.297, SLG: 0.355	C SI 90 C SL 80 F SI 91 F SI 91 D CH 83 B SL 78 S SI 84 2-3 ② K		B CH 83 S SI 92 B SI 92 S SI 84 F FF 92 X FF 92 2-2 ②③ G5-4-3 1-2f		X FF 90 0-0 ②③ G6-4-3 1-2f		B CH 81 C FF 91 X CH 81 1-1 1B			4	0	1	0	0	1	6
41 Carlos Santana, S (1, 10) OBP: 0.355, SLG: 0.382	F SI 91 S SI 91 B FF 90 X SI 91 1-2 ③ F8			B SI 89 C SL 78 B CH 83 C FF 90 B SL 79 F SL 80 X FF 90 3-2 40 G5-3 40 WP 1B		B SL 78 F FF 90 F FF 90 F CH 83 X SL 81 1-2 39 FC5-4 40 1B 35 1B 1B	B FF 91 T FF 92 S CH 83 C FF 92 1-3 ③ K			4	1	2	0	0	1	2
40 Jerry Sands, R (1, 9) OBP: 0.290, SLG: 0.386		B SI 90 C SI 90 X SI 91 1-1 ① P6		B FF 89 B CH 82 X FF 90 2-0 ① G5-3 1-3		C SI 90 X FF 90 0-1 39 FC5-4 1-2 1B		B SL 80 B FF 91 C FF 92 S SL 80 C SL 81 2-3 ① K		4	0	1	0	0	1	1
39 Gio Urshela, R (1, 5) OBP: 0.268, SLG: 0.335		B SL 79 F FF 91 B CH 83 B SI 90 F SI 90 X SI 92 3-2 ② G6-3		S CH 82 X CH 82 0-1 ② G6-3		C SI 89 X SI 89 0-1 ① FC5-4 35 1B 1-2f 2-3		C SL 80 F SL 80 B SL 80 B FF 90 F SL 80 B FF 90 F SL 81 B SL 79 4-2 35 G5-3 BB		3	0	0	0	1	0	3
35 Abraham Almonte, S (1, 8) OBP: 0.304, SLG: 0.397		C SI 90 B SL 79 B SL 79 X SI 90 2-1 ③ F9		F FF 91 X FF 91 0-1 ③ G3		C SL 79 X SI 88 0-1 1-2 3-H 1B		C CH 85 1 SAFE S SL 80 F SL 79 F SL 80 B FF 91 B SL 80 X SL 81 2-2 ② G5-3 1-2		4	0	1	1	0	0	2
55 Roberto Pérez, R (1, 2) OBP: 0.354, SLG: 0.392			B SI 90 B SI 90 B SI 90 B FF 91 4-0 11 1B BB		B FF 90 B SI 89 S SI 90 B FF 90 X SI 90 3-1 11 SH2-4 4 1B 12 1B 1B	F SI 89 C CH 82 C FF 91 0-3 ② K		C SL 80 X SL 79 0-1 ③ G5-3		3	1	1	0	1	1	3
4 Mike Aviles, R (1, 7) OBP: 0.274, SLG: 0.301			C SI 89 X SI 90 0-1 ① L8		C SL 79 F SI 89 B CH 82 F CH 83 F SI 90 F CH 82 X SI 90 1-2 12 1B 11 SH2-4 1-2 1B	B FF 90 C FF 90 D CH 83 B CH 83 X FF 89 3-1 ③ G6-3				3	0	1	0	0	0	3
Inning Stats	R: 0 E: 0 K: 1 S: 13 H: 1 LOB: 1 BB: 0 P: 19	R: 0 E: 0 K: 0 S: 7 H: 0 LOB: 0 BB: 0 P: 13	R: 0 E: 0 K: 0 S: 15 H: 1 LOB: 2 BB: 2 P: 28	R: 0 E: 0 K: 0 S: 9 H: 1 LOB: 1 BB: 0 P: 14	R: 1 E: 0 K: 0 S: 12 H: 3 LOB: 1 BB: 0 P: 17	R: 1 E: 0 K: 1 S: 15 H: 3 LOB: 2 BB: 0 P: 19	R: 0 E: 0 K: 1 S: 11 H: 1 LOB: 1 BB: 0 P: 17	R: 0 E: 0 K: 1 S: 14 H: 0 LOB: 1 BB: 1 P: 22		1B: 10 2B: 0 3B: 0 HR: 0 SF: 0 SAC: 2 DP: 2 HBP: 0						

PITCHER		IP	WLS	BF	H	R	ER	SO	BB	IBB	HBP	BLK	WP	HR	S	P	ERA	WHIP
52 CC Sabathia, L ERA: 5.23	(1, 1)	6.0	L	27	9	2	2	2	2	0	0	0	1	0	71	110	3.00	1.833
45 Chasen Shreve, L ERA: 1.97	(7, 1)	1.0		4	1	0	0	1	0	0	0	0	0	0	11	17	0.00	1.000
74 Nick Goody, R ERA: 3.86	(8, 1)	1.0		4	0	0	0	1	1	0	0	0	0	0	14	22	0.00	1.000

PITCHER	IP	WLS	BF	H	R	ER	SO	BB	IBB	HBP	BLK	WP	HR	S	P	ERA	WHIP

BOTTOM

New York Yankees @ Cleveland Indians

Progressive Field, Cleveland, OH

Wed Aug 12 2015, 7:13 PM - 10:05 PM EDT

Att. 18,844 - Clear - 73 F

livebaseballscorecards.com

AB	30
R	2
H	10
RBI	2
BB	3
SO	4
LOB	20

Batter	1	2	3	4	5	6	7	8	9	AB	R	H	RBI	BB	SO	LOB
22 Jacoby Ellsbury, L (1, 8) OBP: 0.334, SLG: 0.353	B FF 90 F FF 91 X CH 85 1-1 11 BB 34 HR 1B	C SI 92 C FF 93 B CH 86 X KC 78 1-2 ② G4-3		C SI 94 B FF 93 C SI 93 S KC 79 1-3 ① K		S FF 89 C FF 91 F FF 92 1 SAFE F SL 79 B FF 91 F FF 91 D SL 82 B FF 91 4-2 F FF 90 F FF 90 B FF 90 11 1B 1-2 BB		B FF 94 B FF 95 X FF 95 2-0 11 1B 1-2 1B		4	1	2	0	1	1	1
11 Brett Gardner, L (1, 7) OBP: 0.371, SLG: 0.444	D FF 92 B FF 91 B FF 92 B FF 92 4-0 34 HR 1-2 BB	B FF 94 B CH 86 S FF 94 B SI 93 X FF 93 3-1 ③ F7		C CH 85 X SI 94 0-1 13 E 2-H 2B		C FF 89 F FF 90 F FF 90 F SL 81 F FF 91 D SL 80 X FF 91 1-2 13 G6-4-3 1-2 2-H 1B		B FF 97 C FF 96 F CH 90 B FF 97 B FF 96 X FF 97 3-2 1-2 2-H 1B		4	1	3	3	1	0	0
13 Alex Rodriguez, R (1, 10) OBP: 0.375, SLG: 0.507	X FF 93 0-0 ① F3		B FF 93 C FC 86 B FF 92 C FF 93 B SI 94 B FF 94 4-2 12 F9 36 1B BB	C SI 91 S SL 83 X SI 92 0-2 E6 36 G6-3 2-3		S FF 94 B FF 94 B FC 93 F FF 94 X FC 92 2-2 ② ③ G6-4-3 1-2f		S CU 83 S CU 82 F CU 82 D SI 91 F CU 84 F CU 83 B SI 93 S CU 83 2-3 ② K		4	0	0	0	1	1	7
36 Carlos Beltrán, S (1, 9) OBP: 0.326, SLG: 0.448 24 Chris Young, R (7, 9) OBP: 0.313, SLG: 0.477	F SI 92 C KC 75 X FF 94 0-2 ② F4		X SI 93 0-0 1-2 1B	B SI 89 X CH 84 1-0 ② ③ G6-3 1-2f			B FF 94 S FF 94 C FF 93 B FF 94 B FC 91 S FF 94 3-3 ① K	B SI 92 S CU 82 B CU 84 B SI 92 F SI 91 F SI 90 S CU 84 3-3 ③ K		4 1	0 0	1 0	0 0	0 0	1 1	4 2
34 Brian McCann, L (1, 2) OBP: 0.313, SLG: 0.467	C FF 93 B SI 93 B CH 86 X FF 94 2-1 1-H 2-H HR	B SI 94 B CH 87 F FF 94 X CH 86 2-1 ① F9	C SI 90 X SI 92 0-1 ① G2-3			C FF 93 X FF 94 0-1 ② P6		B SI 92 B CU 79 X SI 93 2-0 ① L9		5	1	1	3	0	0	2
12 Chase Headley, S (1, 5) OBP: 0.330, SLG: 0.384	C FF 94 F SI 92 H KC 79 1-2 HBP	F FF 93 X KC 77 0-1 ② F9 2-3	F SI 91 B CH 84 B SI 90 X SI 92 2-1 ② G6-3			B FF 95 C FF 94 F FC 90 B FC 91 B FF 95 F FF 94 B FF 94 4-2 BB		X SI 92 0-0 ② L8		3	0	0	0	1	0	2
33 Greg Bird, L (1, 3)	C FF 93 S FC 86 F CU 78 B SI 92 F FC 84 X KC 78 1-2 ③ L9	X SI 94 0-0 ③ L7	C SI 90 B SI 92 B CH 83 X CH 84 2-1 ③ L7			C FF 93 B FF 93 F FC 89 S FF 92 1-3 ③ K		C SI 92 F SI 92 B CU 82 C SI 91 1-3 ③ K		5	0	0	0	0	2	4
18 Didi Gregorius, L (1, 6) OBP: 0.310, SLG: 0.348		C FF 93 B FC 86 B FF 91 X CH 85 2-1 ① G4-3		F FF 93 B FF 93 F CH 85 B KC 79 X FF 94 2-2 14 2B 1B		C FF 89 B SL 80 X FF 89 1-1 ① G5-3		S FF 96 X FF 96 0-1 ① F8		4	1	1	0	0	0	0
14 Stephen Drew, L (1, 4) OBP: 0.263, SLG: 0.396		C FF 92 B SI 92 X FC 86 1-1 HR		B CH 85 B FF 93 B FF 93 C FF 93 X SI 93 3-1 11 2B 1-H 2B		B SL 78 X FF 90 1-0 E5 22 PB 11 1B		S CH 89 S CH 90 B CH 92 F FF 97 B CH 90 B FF 96 B FF 97 4-2 22 1B 11 1B BB		3	4	2	2	1	0	0
Inning Stats	R: 3 E: 0 K: 0 S: 15 H: 2 LOB: 1 BB: 1 P: 24	R: 1 E: 0 K: 0 S: 9 H: 1 LOB: 0 BB: 0 P: 16	R: 0 E: 0 K: 0 S: 8 H: 1 LOB: 2 BB: 1 P: 14	R: 2 E: 1 K: 1 S: 14 H: 3 LOB: 1 BB: 0 P: 21	R: 0 E: 0 K: 0 S: 6 H: 0 LOB: 0 BB: 0 P: 10	R: 1 E: 1 K: 0 S: 19 H: 1 LOB: 1 BB: 1 P: 28	R: 0 E: 0 K: 2 S: 11 H: 0 LOB: 1 BB: 1 P: 19	R: 1 E: 0 K: 2 S: 19 H: 2 LOB: 2 BB: 1 P: 33	R: 0 E: 0 K: 1 S: 5 H: 0 LOB: 0 BB: 0 P: 8	1B: 6 2B: 2 3B: 0 HR: 2 SF: 0 SAC: 0 DP: 2 HBP: 1	WP: 0 PB: 1 SB: 0 CS: 0 PA: 43					

TOP

New York Yankees @ Cleveland Indians

Progressive Field, Cleveland, OH

Thu Aug 13 2015, 7:12 PM - 10:47 PM EDT

Att. 23,076 - Clear - 81 F

livebaseballscorecards.com

AB	37
R	8
H	10
RBI	8
BB	5
SO	6
LOB	22

PITCHER		IP	WLS	BF	H	R	ER	SO	BB	IBB	HBP	BLK	WP	HR	S	P	ERA	WHIP
47 Trevor Bauer, R ERA: 4.35	(1, 1)	3.1	L	20	7	6	6	1	2	0	1	0	0	2	42	70	16.20	2.700
54 Ryan Webb, R ERA: 2.37	(4, 1)	1.2		5	0	0	0	0	0	0	0	0	0	0	10	15	0.00	0.000
57 Kyle Crockett, L ERA: 2.35	(6, 1)	0.1		4	1	1	0	0	1	0	0	0	0	0	16	23	0.00	6.000
51 Shawn Armstrong, R ERA:	(6, 1)	1.2		5	0	0	0	2	1	0	0	0	0	0	14	24	0.00	0.600
49 Austin Adams, R ERA: 3.42	(8, 1)	0.1		4	2	1	1	0	1	0	0	0	0	0	9	18	27.00	9.000

PITCHER		IP	WLS	BF	H	R	ER	SO	BB	IBB	HBP	BLK	WP	HR	S	P	ERA	WHIP
53 Jeff Manship, R ERA: 1.35	(8, 1)	1.2		5	0	0	0	3	0	0	0	0	0	0	15	23	0.00	0.000

Batter	1	2	3	4	5	6	7	8	9	AB	R	H	RBI	BB	SO	LOB
11 José Ramírez, S (1, 4) OBP: 0.287, SLG: 0.295	C FF 98 F FF 97 B FF 96 S FS 90 1-3 K ①		B FF 98 C FF 96 X FF 97 1-1 12 SH1-3 41 1B 1-2 1B	C SL 82 B CH 87 X SL 82 1-1 G6-3 ③			C FF 94 C SI 96 X FF 96 0-2 F8 ①	C FF 97 S KC 84 F FF 99 B KC 85 B SV 84 B KC 84 S FF 96 3-3 K ③		5	1	1	0	0	2	2
12 Francisco Lindor, S (1, 6) OBP: 0.315, SLG: 0.390	B CU 76 C SL 87 B FS 89 B FF 97 F FF 98 F FF 97 B FF 97 4-2 41 BB BB		X SL 85 0-0 SH1-3 ① 1-2 2-3		F FF 97 B FF 96 X SL 86 1-1 G3 ①		B SI 96 X SI 94 1-0 41 1B 35 WP 1B		X FF 92 0-0 10 DI 10 1B 1B	3	2	2	0	1	0	0
23 Michael Brantley, L (1, 7) OBP: 0.388, SLG: 0.461	B SL 83 X FF 97 1-0 F7 ②		B FF 98 C CU 72 F FS 88 X FF 97 1-2 SF8 ② 3-H		C FF 99 F FF 98 B FS 90 S FS 88 1-3 K ②		B SI 96 F FF 95 X FC 93 1-1 F8 ②		B SL 84 B FF 93 F FF 93 F FF 95 B SI 95 S SL 83 3-3 K ①	4	0	0	1	0	2	3
41 Carlos Santana, S (1, 10) OBP: 0.357, SLG: 0.383	B FF 96 C CU 75 1 SAFE B FS 88 C FS 88 F FF 97 B CH 86 F FF 97 B FF 96 4-2 1-2 BB		C CU 74 B FS 88 B FS 88 C CU 75 X FF 98 2-2 10 1B 2-H 1B		C FS 87 B FS 88 C FS 89 F FF 98 X FS 88 1-2 G6-3 ③		1 SAFE B FF 96 B FC 92 B FF 95 C FF 96 F FF 96 X FF 96 3-2 35 WP 10 S 1-3 1B		B FF 95 C FF 94 X SL 83 1-1 P4 ②	4	0	2	1	1	0	1
10 Yan Gomes, R (1, 2) OBP: 0.271, SLG: 0.384	X SL 84 0-0 F8 ③		B SI 97 F FF 97 C CH 87 X FS 87 1-2 1-3 1B			S FF 98 F CH 86 B FF 96 X SL 85 1-2 35 2B 2B	S KC 85 S KC 85 B FF 98 B KC 86 B KC 84 B KC 85 4-2 35 WP 1-2 BB		C SL 83 B SL 83 X SL 81 1-1 1-H 1B	4	1	3	1	1	0	2
35 Abraham Almonte, S (1, 8) OBP: 0.298, SLG: 0.397		S FF 99 B FS 87 S FS 87 C FF 100 1-3 K ① D SL 85 S CH 87 F FF 97 D FS 88 B SL 86 X FS 89 3-2 L1-3 ③				B SL 83 B FF 98 X FF 96 2-0 30 G5-3 8 1B 2-H 2B	C KC 84 F FF 97 B SV 88 S SV 87 1-3 K ③ 1-2 2-3 3-H		S SL 83 S SL 84 F FF 96 F SL 84 C SL 83 0-3 K ③	5	1	1	1	0	3	5
30 Chris Johnson, R (1, 3) OBP: 0.296, SLG: 0.359		C CU 77 X SL 86 0-1 G5-3 ② B SL 83 S SL 85 F FF 98 F FS 88 C CH 86 1-3 K ①				B CH 86 B FF 97 B FF 96 C FF 98 C FF 98 X FF 98 3-2 G5-3 ① 2-3		C FF 96 S FF 97 F FF 97 F FF 98 B KC 87 B FF 97 X FF 98 2-2 2B		4	0	1	0	0	1	1
8 Lonnie Chisenhall, L (1, 9) OBP: 0.262, SLG: 0.362		C FF 99 X FF 98 0-1 G6-3 ③ F FF 98 B CH 86 F CH 87 F FF 96 B FF 97 F SL 85 X FS 88 2-2 G5-3 ②				F CU 74 X FF 95 0-1 39 G4-6-3 3-H 1B		B FF 97 F FF 98 F KC 84 C SV 86 1-3 K ①		4	0	1	1	0	1	1
39 Gio Urshela, R (1, 5) OBP: 0.273, SLG: 0.335			C FF 98 B FF 98 B FS 88 B FF 98 F FF 99 B FF 98 4-2 12 SH1-3 11 1B 23 SF8 BB B SL 84 F FF 98 X SL 84 1-1 1B			C FF 93 B SL 87 B CH 82 S SL 88 X CU 79 2-2 G4-6-3 ②③ 1-2f		X FF 97 0-0 F8 ②	3	1	1	0	1	0	2
Inning Stats	R: 0 E: 0 K: 1 S: 12 H: 0 LOB: 2 BB: 2 P: 22	R: 0 E: 0 K: 1 S: 7 H: 0 LOB: 0 BB: 0 P: 8	R: 2 E: 0 K: 0 S: 17 H: 3 LOB: 2 BB: 1 P: 29	R: 0 E: 0 K: 1 S: 13 H: 1 LOB: 1 BB: 0 P: 18	R: 0 E: 0 K: 1 S: 9 H: 0 LOB: 0 BB: 0 P: 12	R: 2 E: 0 K: 0 S: 12 H: 3 LOB: 0 BB: 0 P: 20	R: 1 E: 0 K: 1 S: 14 H: 2 LOB: 2 BB: 1 P: 24	R: 0 E: 0 K: 2 S: 13 H: 1 LOB: 1 BB: 0 P: 19	R: 1 E: 0 K: 2 S: 13 H: 2 LOB: 2 BB: 0 P: 18	1B: 9 2B: 3 3B: 0 HR: 0 SF: 1 SAC: 1 DP: 1 HBP: 0						WP: 1 PB: 0 SB: 1 CS: 0 PA: 42

PITCHER		IP	WLS	BF	H	R	ER	SO	BB	IBB	HBP	BLK	WP	HR	S	P	ERA	WHIP
30 Nathan Eovaldi, R ERA: 4.26	(1, 1)	5.1	W	26	7	4	4	4	3	0	0	0	0	0	67	104	6.75	1.875
43 Adam Warren, R ERA: 3.32	(6, 1)	0.2	H	1	0	0	0	0	0	0	0	0	0	0	3	5	0.00	0.000
41 Justin Wilson, L ERA: 2.55	(7, 1)	0.2	H	4	2	1	1	0	0	0	0	0	0	0	9	14	13.50	3.000
68 Dellin Betances, R ERA: 1.21	(7, 1)	1.1	H	6	1	0	0	3	1	0	0	0	1	0	18	29	0.00	1.500
48 Andrew Miller, L ERA: 2.25	(9, 1)	1.0	S	5	2	1	1	2	0	0	0	0	0	0	13	18	9.00	2.000

PITCHER	IP	WLS	BF	H	R	ER	SO	BB	IBB	HBP	BLK	WP	HR	S	P	ERA	WHIP

BOTTOM

New York Yankees @ Cleveland Indians

Progressive Field, Cleveland, OH

Thu Aug 13 2015, 7:12 PM - 10:47 PM EDT

Att. 23,076 - Clear - 81 F

livebaseballscorecards.com

AB	36
R	6
H	12
RBI	5
BB	4
SO	9
LOB	17

New York Yankees @ Toronto Blue Jays

Rogers Centre, Toronto, ON

Fri Aug 14 2015, 7:10 PM - 10:21 PM EDT

Att. 46,689 - Roof Closed - 68 F

livebaseballscorecards.com

TOP

Batter	1	2	3	4	5	6	7	8	9	AB	R	H	RBI	BB	SO	LOB
22 Jacoby Ellsbury, L (1, 8) OBP: 0.332, SLG: 0.350	C FF 92 F SI 92 B FF 93 F SI 94 F CH 85 F FF 95 F FF 94 X CH 85 1-2 G4-3 ①		F FF 93 C SI 91 D CH 85 X FF 94 1-2 P5 ①		X FF 95 0-0 11 1B 1B		X SI 94 0-0 L7 ②		C SI 92 B FF 92 X SI 94 1-1 L9 ①	5	0	1	0	0	0	2
11 Brett Gardner, L (1, 7) OBP: 0.371, SLG: 0.443	B SI 94 X FF 95 1-0 F8 ②		1 SAFE C SI 94 X SI 94 0-1 1-2 1B		C CH 85 B SI 94 B SI 94 S SI 95 X FF 96 2-2 1-2 1B		C CH 84 C FF 94 F SI 95 F CH 82 C CH 82 0-3 K ③		C SI 94 S CU 86 X CU 86 0-2 G4-3 ②	5	0	2	0	0	1	1
13 Alex Rodriguez, R (1, 10) OBP: 0.373, SLG: 0.505	C SI 95 B CH 85 F CH 85 B SI 95 X CH 86 2-2 2B		C CH 85 B FF 92 2 SAFE B SI 95 X FC 90 2-1 2-3 L8 ②		C FC 90 F SI 96 X CH 86 0-2 F9 ③			C FC 88 X FF 94 0-1 F8 ①	B SI 93 B CU 85 C CU 86 S FC 91 B CU 85 C CU 86 3-3 K ③	5	0	1	0	0	1	4
25 Mark Teixeira, S (1, 3) OBP: 0.360, SLG: 0.554	C FF 95 F CH 83 B SI 93 B CH 87 X FF 93 2-2 G5-3 ③		C SI 95 B SI 96 F FC 90 C SI 96 1-3 K ③			F FC 89 B CH 84 F SI 95 S CH 86 1-3 K ①		C CH 82 X FF 93 0-1 34 1B 12 2B 1B		4	1	1	0	0	2	3
34 Brian McCann, L (1, 2) OBP: 0.312, SLG: 0.464		B CH 84 B CH 84 C SI 93 C FF 93 B FF 95 X CH 87 3-2 P2 ①		B KC 78 C CH 83 B SI 94 F FF 93 X SI 95 2-2 G6-3 ①		C SI 94 X SI 95 0-1 G3 ②		B CH 82 S CH 84 B CH 82 F SI 94 X SI 95 2-2 12 2B 36 HR 1-2 1B		4	1	1	0	0	0	0
12 Chase Headley, S (1, 5) OBP: 0.333, SLG: 0.392		B FF 94 C FC 91 X CH 85 1-1 1B		X FF 90 0-0 F8 ②		C CH 86 X FF 92 0-1 2B		C FC 90 B FF 95 X CH 84 1-1 36 HR 1-3 2-H 2B		4	1	3	1	0	0	0
24 Chris Young, R (1, 9) OBP: 0.310, SLG: 0.471 36 Carlos Beltrán, S (8, PH) OBP: 0.328, SLG: 0.459 (8, 9)		C CH 86 F SI 95 F SI 95 S FF 94 0-3 K ②		C SI 94 S CH 85 B SI 95 S CH 86 1-3 K ③		B FF 93 C CH 86 B CH 85 F CH 83 X FF 96 2-2 G1-4-3 ③		S FF 97 S SI 97 B SI 97 X SI 97 1-2 2-H 3-H HR		3 1	0 1	0 1	0 3	0 0	2 0	2 0
18 Didi Gregorius, L (1, 6) OBP: 0.312, SLG: 0.350		X FF 95 0-0 G4-3 ③			B FF 93 X FF 94 1-0 L8 ①		C SI 93 X FC 89 0-1 1B	F FF 96 X SI 96 0-1 17 G6-4-3 1B		4	0	2	0	0	0	1
17 Brendan Ryan, R (1, 4) OBP: 0.293, SLG: 0.400			C SI 92 F CH 84 B SI 94 F CH 85 X FF 92 1-2 13 L8 11 1B 1B		F CH 84 F FC 89 S FF 95 0-3 K ②		F SI 94 X CH 83 0-1 F9 ①	X SI 95 0-0 G6-4-3 ② ③ 1-2f		4	0	1	0	0	1	2
Inning Stats	R: 0 E: 0 K: 0 S: 14 H: 1 LOB: 1 BB: 0 P: 20	R: 0 E: 0 K: 1 S: 10 H: 1 LOB: 1 BB: 0 P: 14	R: 0 E: 0 K: 1 S: 14 H: 2 LOB: 2 BB: 0 P: 19	R: 0 E: 0 K: 1 S: 7 H: 0 LOB: 0 BB: 0 P: 10	R: 0 E: 0 K: 1 S: 11 H: 2 LOB: 2 BB: 0 P: 14	R: 0 E: 0 K: 1 S: 10 H: 1 LOB: 1 BB: 0 P: 13	R: 0 E: 0 K: 1 S: 10 H: 1 LOB: 1 BB: 0 P: 10	R: 4 E: 0 K: 0 S: 15 H: 5 LOB: 0 BB: 0 P: 19	R: 0 E: 0 K: 1 S: 8 H: 0 LOB: 0 BB: 0 P: 12	1B: 9 2B: 3 3B: 0 HR: 1 SF: 0 SAC: 0 DP: 1 HBP: 0						

	AB	39
	R	4
	H	13
	RBI	4
	BB	0
	SO	7
	LOB	15

PITCHER		IP	WLS	BF	H	R	ER	SO	BB	IBB	HBP	BLK	WP	HR	S	P	ERA	WHIP
14 David Price, L ERA: 2.41	(1, 1)	7.1		33	11	3	3	6	0	0	0	0	0	0	85	112	3.68	1.500
41 Aaron Sanchez, R ERA: 3.3	(8, 1)	0.2	L	3	2	1	1	0	0	0	0	0	0	1	6	7	13.50	3.000
27 Brett Cecil, L ERA: 3.58	(9, 1)	1.0		3	0	0	0	1	0	0	0	0	0	0	8	12	0.00	0.000

PITCHER		IP	WLS	BF	H	R	ER	SO	BB	IBB	HBP	BLK	WP	HR	S	P	ERA	WHIP

WP: 0 PA: 39
PB: 0
SB: 0
CS: 0

BOTTOM

Batter	1	2	3	4	5	6	7	8	9	AB	R	H	RBI	BB	SO	LOB
2 Troy Tulowitzki, R (1, 6) OBP: 0.347, SLG: 0.463	F FF 93 F SI 93 B CU 81 X SI 94 1-2 G5-3 ①		B SI 94 B SI 93 F SI 94 X SI 94 2-1 FC1-6 (20 1B, 19 2B) ① 1-2f 3-H		C SI 93 B SI 92 X SI 92 1-1 G5-3 ②		B SI 92 X SI 93 1-0 1-2 1B		C SL 86 B FF 96 F SL 86 F SL 85 F SL 86 B FF 96 F SL 86 B FF 97 F SL 84 3-3 K ③	5	1	1	1	0	1	4
20 Josh Donaldson, R (1, 5) OBP: 0.361, SLG: 0.564	B SI 93 C CU 79 B CU 80 F SI 93 X SI 94 2-2 G6-3 ②		B SI 94 F CU 80 X SI 94 1-1 (19 2B, 10 SF8) 1B 1-2		C SI 92 F SI 92 B SI 94 B CU 81 F SI 94 C SI 94 2-3 K ③		B SI 94 B SI 94 F SI 93 F FF 95 X SI 95 2-2 G6-3 ③			4	1	1	0	0	1	2
19 José Bautista, R (1, 9) OBP: 0.358, SLG: 0.515	C CU 81 B CU 80 C SI 93 C CU 81 1-3 K ③		X SI 94 0-0 1-3 2-H 2B			B CU 78 C SI 91 B CU 78 X SI 91 2-1 G5-3 ①		C KC 85 C FF 99 S KC 86 0-3 K ①		4	0	1	1	0	2	0
10 Edwin Encarnación, R (1, 10) OBP: 0.350, SLG: 0.479		H SI 91 1-0 (13 G6-3) HBP	X CU 81 0-0 SF8 ② 3-H			C SI 92 X SI 92 0-1 (13 G3) 2B		B KC 86 X KC 86 1-0 F8 ②		2	0	1	1	0	0	0
13 Justin Smoak, S (1, 3) OBP: 0.292, SLG: 0.442		F SI 92 B SI 93 X SI 94 1-1 G6-3 ① 1-2	B SI 94 C SI 93 B FF 94 X SI 93 2-1 G4-3 ③			C SI 92 X SI 93 0-1 G3 ② 2-3		S FF 98 X FF 98 0-1 L8 ③		4	0	0	0	0	0	3
55 Russell Martin, R (1, 2) OBP: 0.329, SLG: 0.447		B SI 94 F SI 93 F SI 94 D CU 81 S SI 94 2-3 K ②		F SI 91 X FF 93 0-1 F9 ①		B SI 94 B CU 79 C SI 94 S SI 94 X SI 93 2-2 G5-3 ③			C FF 94 F SL 85 X SL 84 0-2 F7 ①	4	0	0	0	0	1	2
17 Ryan Goins, L (1, 4) OBP: 0.286, SLG: 0.325 15 Chris Colabello, R (9, PH) OBP: 0.368, SLG: 0.512 9 Cliff Pennington, S (9, PR) OBP: 0.310, SLG: 0.273		C SI 94 C SI 95 B CU 82 F CU 81 F SI 94 F CU 82 X CU 83 1-2 L8 ③		F SI 92 B FF 94 B CH 86 B CH 86 X SI 92 3-1 G4-3 ②			B CU 77 X SI 92 1-0 G6-3 ①		B SL 86 B SL 83 C SL 84 S SL 84 B FF 96 F SL 85 B SL 85 4-2 (7 WP, 11 1B) BB	3 0 0	0 0 0	0 0 0	0 0 0	0 1 0	0 0 0	1 0 0
11 Kevin Pillar, R (1, 8) OBP: 0.299, SLG: 0.369			S SI 92 F SI 92 H CU 79 1-2 (7 1B, 2 FC1-6) HBP B CU 78 B FF 93 F SI 92 X SI 92 2-1 G6-3 ③				B SI 91 B SI 92 C SI 92 X SI 92 2-1 G6-3 ②		S SL 84 X FF 95 0-1 (7 WP) 1B 1-2	3	1	1	0	0	0	0
7 Ben Revere, L (1, 7) OBP: 0.325, SLG: 0.360			L SI 92 M SI 93 X CU 81 0-2 (2 FC1-6) 1B 1-3		B SI 92 C FF 92 B SI 92 C SI 92 X SI 93 2-2 F7 ①		B SI 91 C SI 92 B FF 93 B SI 93 C SI 92 B SI 92 4-2 (2 1B) BB		B FF 94 C FF 94 S SL 84 S SL 86 1-3 K ② 1-2 2-3	3	0	1	0	1	1	2
Inning Stats	R: 0 E: 0 K: 1 S: 9 H: 0 LOB: 0 BB: 0 P: 13	R: 0 E: 0 K: 1 S: 11 H: 0 LOB: 1 BB: 0 P: 16	R: 3 E: 0 K: 0 S: 13 H: 3 LOB: 1 BB: 0 P: 19	R: 0 E: 0 K: 0 S: 6 H: 0 LOB: 0 BB: 0 P: 11	R: 0 E: 0 K: 1 S: 9 H: 0 LOB: 0 BB: 0 P: 14	R: 0 E: 0 K: 0 S: 9 H: 1 LOB: 1 BB: 0 P: 13	R: 0 E: 0 K: 0 S: 9 H: 1 LOB: 2 BB: 1 P: 19	R: 0 E: 0 K: 1 S: 6 H: 0 LOB: 0 BB: 0 P: 7	R: 0 E: 0 K: 2 S: 20 H: 1 LOB: 3 BB: 1 P: 28	1B: 4 2B: 2 3B: 0 HR: 0 SF: 1 SAC: 0 DP: 0 HBP: 2						

PITCHER		IP	WLS	BF	H	R	ER	SO	BB	IBB	HBP	BLK	WP	HR	S	P	ERA	WHIP
47 Iván Nova, R ERA: 3.57	(1, 1)	7.0	W	29	5	3	3	3	1	0	2	0	0	0	66	105	3.86	0.857
68 Dellin Betances, R ERA: 1.19	(8, 1)	1.0	H	3	0	0	0	1	0	0	0	0	0	0	6	7	0.00	0.000
48 Andrew Miller, L ERA: 2.2	(9, 1)	1.0	S	5	1	0	0	2	1	0	0	0	1	0	20	28	0.00	2.000

PITCHER	IP	WLS	BF	H	R	ER	SO	BB	IBB	HBP	BLK	WP	HR	S	P	ERA	WHIP

New York Yankees @ Toronto Blue Jays

Rogers Centre, Toronto, ON

Fri Aug 14 2015, 7:10 PM - 10:21 PM EDT

Att. 46,689 - Roof Closed - 68 F

livebaseballscorecards.com

AB	32
R	3
H	6
RBI	3
BB	2
SO	6
LOB	14

WP: 1 PA: 37
PB: 0
SB: 0
CS: 0

Batter	1	2	3	4	5	6	7	8	9	AB	R	H	RBI	BB	SO	LOB
22 Jacoby Ellsbury, L (1, 8) OBP: 0.333, SLG: 0.358	X FF 88 0-0 ① F7		C CH 78 B FF 89 X FF 88 1-1 3B		C CH 78 F CH 77 X FF 90 0-2 ③ F8		C FF 98 C SL 89 F FF 98 X FF 98 0-2 ③ F8		X SI 92 0-0 11 FC5-4 1B 3-H	5	0	2	1	0	0	1
11 Brett Gardner, L (1, 7) OBP: 0.367, SLG: 0.438	B FF 87 B FF 88 S FF 88 X FF 89 2-1 ② P6		B FF 88 S CH 78 S CH 77 C CH 76 1-3 ② K		C CU 76 F FF 88 B FF 90 B FF 90 X FF 89 2-2 ① F8		C FF 93 B CU 78 B FF 93 B SI 94 X FF 94 3-1 ① G6-3	C SI 95 C SL 77 F SL 79 B SI 94 B SI 94 F SL 78 1 SAFE X SI 95 2-2 ② FC5-4 24 WP 24 S 1-2f		5	0	0	0	0	1	2
36 Carlos Beltrán, S (1, 9) OBP: 0.333, SLG: 0.474 24 Chris Young, R (8, PR) OBP: 0.312, SLG: 0.471 (8, 9)	B FF 89 S FF 88 C CU 76 B CU 77 B FF 89 X FF 90 3-2 HR		B FF 88 B CH 77 B CH 77 B CH 78 4-0 BB		B FF 90 F FF 88 B CU 78 C FF 89 X FF 91 2-2 ② G6-3		C FF 94 X FF 94 0-1 25 1B 2B	1 SAFE 1 SAFE B FF 95 B SL 88 B SI 96 C FF 96 S FF 96 B SL 90 4-2 1-3 BB		3	1	2	1	1	0	0
25 Mark Teixeira, S (1, 10) OBP: 0.363, SLG: 0.561 (9, 3)	C CU 75 B CH 77 B FF 88 B FF 88 B CH 78 4-1 BB		B FC 88 B FF 89 X FF 90 2-0 ③ P4		B CU 77 X CH 79 1-0 HR		X FF 94 0-0 33 1B 2-H 1B	C SI 97 T FF 97 B SI 98 F SL 90 F FF 97 F SL 90 S FF 90 1-3 ③ K		4	1	2	2	1	1	4
12 Chase Headley, S (1, 5) OBP: 0.333, SLG: 0.389	M FF 89 B FF 89 X CH 77 1-1 ③ P4			S CH 76 B FF 88 C FF 89 F FF 89 B CU 79 B CH 79 X FF 89 3-2 ① G6-3	C FF 89 F FF 90 B FF 89 F FF 90 B CU 79 B FF 90 F FF 90 F FF 90 B CH 77 4-2 BB		B FF 95 C CH 86 C CH 86 F SL 88 F FF 94 C SL 88 1-3 ② K		3	0	0	0	1	1	3
33 Greg Bird, L (1, 3) 19 Masahiro Tanaka, R (9, 1)		B FF 87 F FF 86 B FF 88 X CH 78 2-1 ① P2		C CU 75 X CH 78 0-1 ② F8	B FF 89 F CH 79 B CH 80 B FF 89 T FF 89 T FF 90 3-2 ③ K		X FF 94 0-0 1-2 1B		4	0	1	0	0	1	1
18 Didi Gregorius, L (1, 6) OBP: 0.309, SLG: 0.346		C CH 77 B FF 88 B FF 89 C FF 89 X FF 90 2-2 ② G5-3		F FF 88 B FF 88 B FF 90 F CH 78 X FF 90 2-2 ③ P4			X FF 96 0-0 ① G4-3	B CH 85 F FF 94 S SL 89 B SL 88 S SL 87 2-3 ③ K		4	0	0	0	0	1	2
66 John Ryan Murphy, R (1, 2) OBP: 0.319, SLG: 0.391		B FF 88 C CH 78 X CH 77 1-1 ③ F7			X CH 77 0-0 ① F9		B SL 88 F FF 96 B FF 98 B FF 97 S FF 97 F FF 97 X SI 97 3-2 ② F9		F SI 92 B CH 81 B CH 83 X SI 93 2-1 14 SH1-4 22 1B 2B	4	1	1	0	0	0	0
14 Stephen Drew, L (1, 4) OBP: 0.263, SLG: 0.395			B CH 76 B CH 77 C FF 87 F FF 88 C FF 90 2-3 ① K		C FF 88 C CU 76 B CH 74 B CH 75 F FF 89 B FF 90 X FF 89 3-2 ② G6-3		B SI 97 C SI 96 C SI 99 X SI 98 1-2 1B	B SI 89 L SI 93 X SI 93 1-1 ① SH1-4 2-3		3	0	1	0	0	1	0
Inning Stats	R: 1 E: 0 K: 0 S: 9 H: 1 LOB: 1 BB: 1 P: 19	R: 0 E: 0 K: 0 S: 7 H: 0 LOB: 0 BB: 0 P: 12	R: 0 E: 0 K: 2 S: 9 H: 1 LOB: 2 BB: 1 P: 19	R: 0 E: 0 K: 0 S: 9 H: 0 LOB: 0 BB: 0 P: 14	R: 0 E: 0 K: 0 S: 8 H: 0 LOB: 0 BB: 0 P: 11	R: 1 E: 0 K: 1 S: 15 H: 1 LOB: 1 BB: 1 P: 27	R: 0 E: 0 K: 0 S: 12 H: 1 LOB: 1 BB: 0 P: 16	R: 1 E: 0 K: 2 S: 14 H: 3 LOB: 2 BB: 0 P: 20	R: 1 E: 0 K: 1 S: 18 H: 2 LOB: 2 BB: 1 P: 28	1B: 4 2B: 2 3B: 1 HR: 2 SF: 0 SAC: 1 DP: 0 HBP: 0						

PITCHER		IP	WLS	BF	H	R	ER	SO	BB	IBB	HBP	BLK	WP	HR	S	P	ERA	WHIP
25 Marco Estrada, R ERA: 3.2	(1, 1)	6.0	L	24	3	2	2	3	3	0	0	0	0	2	57	102	3.00	1.000
57 Mark Lowe, R ERA: 1.56	(7, 1)	1.0		4	1	0	0	0	0	0	0	0	0	0	12	16	0.00	1.000
32 LaTroy Hawkins, R ERA: 3.1	(8, 1)	1.0		6	3	1	1	2	0	0	0	0	0	0	14	20	9.00	3.000
62 Aaron Loup, L ERA: 5.2	(9, 1)	0.2		4	2	1	1	0	0	0	0	0	0	0	10	15	13.50	3.000
31 Liam Hendriks, R ERA: 2.4	(9, 1)	0.1		2	0	0	0	1	1	0	0	0	1	0	8	13	0.00	3.000

PITCHER	IP	WLS	BF	H	R	ER	SO	BB	IBB	HBP	BLK	WP	HR	S	P	ERA	WHIP

TOP

New York Yankees @ Toronto Blue Jays

Rogers Centre, Toronto, ON

Sat Aug 15 2015, 1:07 PM - 4:05 PM EDT

Att. 46,630 - Cloudy - 72 F

livebaseballscorecards.com

AB	35
R	4
H	9
RBI	4
BB	4
SO	6
LOB	13

1B: 4 SF: 0 WP: 1 PA: 40
2B: 2 SAC: 1 PB: 0
3B: 1 DP: 0 SB: 1
HR: 2 HBP: 0 CS: 0

BOTTOM

Batter	1	2	3	4	5	6	7	8	9	AB	R	H	RBI	BB	SO	LOB
2 Troy Tulowitzki, R (1, 6) OBP: 0.346, SLG: 0.460	C SL 82 X FC 88 0-1 ① F9		C FF 93 X FS 89 0-1 ② G6-3		B FS 85 B SL 85 B FF 94 B SL 86 4-0 1-2 2-3 BB		X SI 90 0-0 ③ G6-3			3	0	0	0	1	0	0
20 Josh Donaldson, R (1, 5) OBP: 0.360, SLG: 0.561	C FF 93 B FC 89 B FF 92 X FS 88 2-1 ② G5-3		C SL 84 B FF 92 B FF 93 B SI 89 C CU 78 B FF 94 4-2 BB		B SI 91 B FF 95 X FS 89 2-0 ① SF7 3-H			F FS 88 S FS 87 B SL 86 S FF 94 1-3 ① K		2	0	0	1	1	1	0
19 José Bautista, R (1, 9) OBP: 0.357, SLG: 0.513	B CU 77 C FF 92 B FC 89 X FF 92 2-1 ③ 1B		B SL 83 X FS 88 1-0 ③ P2		B FC 90 C CU 78 F FS 90 S FS 89 1-3 ② K			B FF 94 X FS 90 1-0 ② G5-3		4	0	1	0	0	1	3
10 Edwin Encarnación, R (1, 10) OBP: 0.351, SLG: 0.482	X SI 91 0-0 ③ F9			B FC 88 X FS 87 1-0 2B	B FF 91 S SL 86 B SI 94 X FS 90 2-1 ③ P4			C SI 90 B FS 86 B FF 92 F CU 77 X SI 92 2-2 1B		4	0	2	0	0	0	3
15 Chris Colabello, R (1, 3) OBP: 0.367, SLG: 0.508		F FS 86 X FC 88 0-1 11 30 G3 FC1-6-5 1B		X FS 88 0-0 ① G6-3		C CU 75 C SI 91 B SL 84 S FS 88 1-3 ① K		S FS 86 F SI 93 C SI 90 0-3 ③ K		4	0	1	0	0	2	2
30 Dioner Navarro, S (1, 2) OBP: 0.277, SLG: 0.328		C SL 82 S FS 88 B SI 92 B FC 90 X FS 87 2-2 ① G3 1-2		B CU 76 F SI 92 F SL 83 S FS 89 1-3 ② K		C SI 93 X FC 88 0-1 ② G1-3			B CU 75 X SI 93 1-0 ① F7	4	0	0	0	0	1	2
11 Kevin Pillar, R (1, 8) OBP: 0.296, SLG: 0.366		X FS 89 0-0 ② FC1-6-5 2-2		C FS 86 X SL 84 0-1 ③ L9		C CU 76 F FC 88 X FF 94 0-2 ③ L9			F FF 93 F SI 90 X FS 86 0-2 ② G5-3	4	0	0	0	0	0	2
17 Ryan Goins, L (1, 4) OBP: 0.286, SLG: 0.321		C CU 76 X FS 87 0-1 ③ G6-3			B SL 83 B FC 88 B CU 76 B SI 92 4-0 2 BB 7 1B 20 SF7 BB		C CU 75 S FC 88 B SL 85 B FS 90 S FS 88 2-3 ① K		C FS 88 B FF 91 X FS 89 1-1 ③ G6-3	3	1	0	0	1	1	1
7 Ben Revere, L (1, 7) OBP: 0.325, SLG: 0.360			C CU 74 B FF 92 F SI 92 F SL 85 F FS 87 F FF 92 B FF 91 B FS 89 S FS 86 3-3 ① K		C FS 88 X FS 88 0-1 2 BB 1-2 1B		B SL 83 F SI 93 F FS 88 B FC 88 C SI 94 2-3 ② K			3	0	1	0	0	2	0
Inning Stats	R: 0 E: 0 K: 0 S: 7 H: 1 LOB: 1 BB: 0 P: 11	R: 0 E: 0 K: 0 S: 8 H: 1 LOB: 1 BB: 0 P: 10	R: 0 E: 0 K: 1 S: 11 H: 0 LOB: 1 BB: 1 P: 19	R: 0 E: 0 K: 1 S: 7 H: 1 LOB: 1 BB: 0 P: 9	R: 1 E: 0 K: 1 S: 8 H: 1 LOB: 2 BB: 2 P: 21	R: 0 E: 0 K: 1 S: 8 H: 0 LOB: 0 BB: 0 P: 9	R: 0 E: 0 K: 2 S: 7 H: 0 LOB: 0 BB: 0 P: 11	R: 0 E: 0 K: 2 S: 10 H: 1 LOB: 1 BB: 0 P: 14	R: 0 E: 0 K: 0 S: 6 H: 0 LOB: 0 BB: 0 P: 8	1B: 4 2B: 1 3B: 0 HR: 0 SF: 1 SAC: 0 DP: 0 HBP: 0						

PITCHER	IP	WLS	BF	H	R	ER	SO	BB	IBB	HBP	BLK	WP	HR	S	P	ERA	WHIP
19 Masahiro Tanaka, R (1, 1) ERA: 3.56	9.0	W	35	5	1	1	8	3	0	0	0	0	0	72	112	1.00	0.889
19 Masahiro Tanaka, R (9, 1) ERA: 3.56	9.0	W	35	5	1	1	8	3	0	0	0	0	0	72	112	1.00	0.889

PITCHER	IP	WLS	BF	H	R	ER	SO	BB	IBB	HBP	BLK	WP	HR	S	P	ERA	WHIP

New York Yankees @ Toronto Blue Jays

Rogers Centre, Toronto, ON

Sat Aug 15 2015, 1:07 PM - 4:05 PM EDT

Att. 46,630 - Cloudy - 72 F

livebaseballscorecards.com

AB	31
R	1
H	5
RBI	1
BB	3
SO	8
LOB	13

WP: 0	PA: 35		
PB: 0			
SB: 0			
CS: 0			

Batter	1	2	3	4	5	6	7	8	9	AB	R	H	RBI	BB	SO	LOB
22 Jacoby Ellsbury, L (1, 8) OBP: 0.335, SLG: 0.371	C FF 93 X FF 93 0-1 25 CS 1B			C FF 92 C SL 84 B CH 85 B FF 95 S SL 86 2-3 ① K		S CH 84 X FF 93 0-1 HR			C FF 95 F CH 84 F FF 97 B FF 96 B FF 97 X CH 83 2-2 ① G4-3	4	1	2	1	0	1	0
11 Brett Gardner, L (1, 7) OBP: 0.366, SLG: 0.436	1 SAFE B FF 92 1 SAFE B FF 93 X FF 91 2-0 ① F8			B SL 84 C SL 84 B CH 87 F FF 94 S FF 94 2-3 ② K		B SL 85 C SL 84 S CH 87 X FF 94 1-2 ③ F8			C SI 98 B CH 87 X FF 97 1-1 1B	4	0	1	0	0	1	1
13 Alex Rodriguez, R (1, 10) OBP: 0.372, SLG: 0.501	C SL 85 1 SAFE F FF 91 S SL 86 0-3 ② K			B FF 93 B SL 88 S FF 93 B SL 86 B FF 94 4-1 BB			C FF 93 F SL 87 B FF 94 B FF 94 C FF 95 2-3 ① K		S SL 91 D SI 96 C SI 91 S SI 98 1-3 ② K	3	0	0	0	1	3	2
25 Mark Teixeira, S (1, 3) OBP: 0.360, SLG: 0.556	C SL 83 B SL 83 S PO 93 2-1 ③ CS 1-2	S FF 93 B FF 93 X FF 94 1-1 ① G4-3		F SL 83 B FF 93 X FF 93 1-1 ③ F9			X FF 94 0-0 ② L8		C FF 98 X SI 99 0-1 ③ G6-3	4	0	0	0	0	0	2
34 Brian McCann, L (1, 2) OBP: 0.315, SLG: 0.467		B SL 82 F FF 93 C SL 86 X FF 95 1-2 ② F8			C FF 93 F FF 92 H SL 84 1-2 36 G3-5-3 HBP		C CH 86 B SL 84 B FF 94 F FF 94 X CH 86 2-2 2B			2	0	1	0	0	0	0
36 Carlos Beltrán, S (1, 9) OBP: 0.330, SLG: 0.470		C SL 86 B CH 86 B FF 94 X SL 86 2-1 ③ G4-3			C SL 81 X CH 84 0-1 ① ② G3-5-3 1-2f		C CU 84 F FF 90 F CU 85 D CU 84 X FF 94 1-2 ③ F8			3	0	0	0	0	0	2
12 Chase Headley, S (1, 5) OBP: 0.330, SLG: 0.387			C SL 81 B FF 92 B SL 82 F FF 93 X SL 84 2-2 ① G3		C FF 93 B FF 93 B FF 93 F FF 93 F FF 94 X FF 93 2-2 ③ G4-3			B SI 96 X SI 98 1-0 ① G6-3		3	0	0	0	0	0	0
18 Didi Gregorius, L (1, 6) OBP: 0.307, SLG: 0.343			F FF 92 B FF 94 F CH 86 B SL 85 F FF 94 F SL 84 X CH 86 2-2 ② G4-3			B CH 84 S FF 91 X SL 84 1-1 ① G3		C FF 97 B FF 97 C CU 80 S CU 81 1-3 ② K		3	0	0	0	0	1	0
14 Stephen Drew, L (1, 4) OBP: 0.261, SLG: 0.392			C SL 82 B FF 93 X CH 86 1-1 ③ G3-1			B FF 92 F FF 93 F FF 93 S CH 85 1-3 ② K		C SI 97 B CU 81 B FF 97 B SI 97 S SI 97 F SI 97 X SI 96 3-2 ③ G4-3		3	0	0	0	0	1	0
Inning Stats	R: 0 E: 0 K: 1 S: 8 H: 1 LOB: 0 BB: 0 P: 11	R: 0 E: 0 K: 0 S: 7 H: 0 LOB: 0 BB: 0 P: 11	R: 0 E: 0 K: 0 S: 10 H: 0 LOB: 0 BB: 0 P: 15	R: 0 E: 0 K: 2 S: 9 H: 0 LOB: 1 BB: 1 P: 18	R: 0 E: 0 K: 0 S: 8 H: 0 LOB: 0 BB: 0 P: 11	R: 1 E: 0 K: 1 S: 10 H: 1 LOB: 0 BB: 0 P: 13	R: 0 E: 0 K: 1 S: 11 H: 1 LOB: 1 BB: 0 P: 16	R: 0 E: 0 K: 1 S: 8 H: 0 LOB: 0 BB: 0 P: 13	R: 0 E: 0 K: 1 S: 11 H: 1 LOB: 1 BB: 0 P: 15	1B: 2 2B: 1 3B: 0 HR: 1 SF: 0 SAC: 0 DP: 1 HBP: 1						

PITCHER		IP	WLS	BF	H	R	ER	SO	BB	IBB	HBP	BLK	WP	HR	S	P	ERA	WHIP
36 Drew Hutchison, R ERA: 5.06	(1, 1)	6.2	W	23	3	1	1	5	1	0	1	0	0	1	59	90	1.35	0.600
27 Brett Cecil, L ERA: 3.55	(7, 1)	0.1	H	1	0	0	0	0	0	0	0	0	0	0	4	5	0.00	0.000
41 Aaron Sanchez, R ERA: 3.26	(8, 1)	1.0	H	3	0	0	0	1	0	0	0	0	0	0	8	13	0.00	0.000
54 Roberto Osuna, R ERA: 2.01	(9, 1)	1.0	S	4	1	0	0	1	0	0	0	0	0	0	11	15	0.00	1.000

PITCHER	IP	WLS	BF	H	R	ER	SO	BB	IBB	HBP	BLK	WP	HR	S	P	ERA	WHIP

TOP

New York Yankees @ Toronto Blue Jays

Rogers Centre, Toronto, ON

Sun Aug 16 2015, 1:17 PM - 3:57 PM EDT

Att. 46,792 - Sunny - 75 F

livebaseballscorecards.com

AB	29
R	1
H	4
RBI	1
BB	1
SO	7
LOB	7

WP: 0 PA: 32
PB: 0
SB: 0
CS: 1

BOTTOM

Batter	1	2	3	4	5	6	7	8	9	AB	R	H	RBI	BB	SO	LOB
2 Troy Tulowitzki, R (1, 6) OBP: 0.345, SLG: 0.460	C SI 94 C FC 92 B FF 94 C FF 97 1-3 ① K		X SL 89 0-0 ② 20 1B 2B		C FF 96 S FF 96 C FF 98 0-3 ② K		T FF 93 F SL 89 B FF 94 S SL 90 1-3 ② K			4	1	1	0	0	3	2
20 Josh Donaldson, R (1, 5) OBP: 0.361, SLG: 0.560	C FF 96 X FF 96 0-1 ② P3		B SL 92 F FF 96 F SL 92 X SL 88 1-2 2-H 19 HR 1B		B SL 92 B FF 97 S FF 97 F FF 97 B FF 98 B FF 97 4-2 BB		T CU 80 B FF 94 B SL 89 B CU 80 X CU 80 3-1 ③ G5-3			3	1	1	1	1	0	2
19 José Bautista, R (1, 9) OBP: 0.358, SLG: 0.519	B FF 97 B SL 91 B FF 97 C FF 95 B SL 92 4-1 10 PO 10 BLK BB		B SL 88 F FF 96 B FC 92 X SL 87 2-1 1-H HR		F FF 95 F FF 96 B FF 96 D CH 88 B FF 96 C FC 92 3-3 ③ K			F FF 95 B SI 95 S CH 86 F SI 96 B CU 83 X CH 86 2-2 ① F7		3	1	1	2	1	1	1
10 Edwin Encarnación, R (1, 10) OBP: 0.350, SLG: 0.479	C FF 95 2 SAFE 0-1 1-3 PO	C FC 92 B SL 90 B FF 96 S FF 97 S FF 98 2-3 ① K	F FF 96 C FF 97 F SI 99 S FF 97 0-3 ③ K			C FF 95 C SL 91 B FF 96 S FF 97 1-3 ① K		B SL 89 S SL 88 C FF 94 F SL 87 B SL 90 X SI 95 2-2 1B		4	0	1	0	0	3	0
13 Justin Smoak, S (1, 3) OBP: 0.291, SLG: 0.438		C FF 97 B FC 93 C FF 97 X CH 90 1-2 1B	F SI 95 B FC 93 B FC 92 B FF 96 F FF 97 X FF 98 3-2 ① L5			B FF 97 C SL 91 S FC 93 F SL 90 B FF 97 F FF 97 B SL 94 F FF 97 C FF 98 3-3 ② K		C SL 88 C SL 88 S CU 81 0-3 ② K		4	0	1	0	0	2	1
55 Russell Martin, R (1, 2) OBP: 0.328, SLG: 0.443		C SL 90 B FC 92 S FF 96 T FF 96 1-2 ② K	B FF 97 C FF 96 B CH 87 B FC 91 B FF 96 4-1 11 L8-4 17 1B BB			B SL 89 C FF 97 S CH 88 F FF 96 B FF 97 F FF 98 B CH 90 X FF 98 3-2 ③ G1-3		S SL 90 S CH 87 B SI 95 S CH 86 1-3 ③ K		3	0	0	0	1	2	2
17 Ryan Goins, L (1, 4) OBP: 0.290, SLG: 0.323		B FF 95 C SL 87 C FF 96 X SL 86 1-2 ③ L4	C FF 93 1 SAFE D CH 87 X SL 88 1-1 1-2 1B				C FF 90 B CH 83 C SL 84 B SL 82 F FF 92 F FF 93 B CH 84 B FF 93 4-2 7 FC1-5 11 1B BB			2	0	1	0	1	0	1
11 Kevin Pillar, R (1, 8) OBP: 0.296, SLG: 0.366			C FF 95 X FF 97 0-1 ① G5-3	X FF 95 0-0 ② ③ L8-4 2-2			B FF 92 X FF 92 1-0 7 FC1-5 1-2 1B			3	0	1	0	0	0	2
7 Ben Revere, L (1, 7) OBP: 0.323, SLG: 0.357			C FF 95 B FF 97 F FF 97 B FF 97 F FC 92 C FF 98 2-3 ② K		B FF 94 C FC 89 X FF 96 1-1 ① G4-3		B FF 91 X FF 90 1-0 ① FC1-5 1-2 2-3f			3	0	0	0	0	1	2
Inning Stats	R: 0 E: 0 K: 1 S: 7 H: 0 LOB: 0 BB: 1 P: 12	R: 0 E: 0 K: 2 S: 12 H: 1 LOB: 1 BB: 0 P: 17	R: 3 E: 0 K: 2 S: 16 H: 3 LOB: 0 BB: 0 P: 21	R: 0 E: 0 K: 0 S: 7 H: 1 LOB: 1 BB: 1 P: 15	R: 0 E: 0 K: 2 S: 10 H: 0 LOB: 1 BB: 1 P: 18	R: 0 E: 0 K: 2 S: 14 H: 0 LOB: 0 BB: 0 P: 21	R: 0 E: 0 K: 1 S: 11 H: 1 LOB: 2 BB: 1 P: 21	R: 0 E: 0 K: 2 S: 14 H: 1 LOB: 1 BB: 0 P: 19		1B: 5 2B: 2 3B: 0 HR: 1 SF: 0 SAC: 0 DP: 1 HBP: 0					WP: 0 PB: 0 SB: 0 CS: 0 PA: 34	

PITCHER		IP	WLS	BF	H	R	ER	SO	BB	IBB	HBP	BLK	WP	HR	S	P	ERA	WHIP
40 Luis Severino, R ERA: 3.18	(1, 1)	6.0	L	24	5	3	3	9	3	0	0	1	0	1	66	104	4.50	1.333
45 Chasen Shreve, L ERA: 1.96	(7, 1)	0.1		3	1	0	0	0	1	0	0	0	0	0	6	12	0.00	6.000
43 Adam Warren, R ERA: 3.27	(7, 1)	1.2		6	1	0	0	3	0	0	0	0	0	0	19	28	0.00	0.600

PITCHER	IP	WLS	BF	H	R	ER	SO	BB	IBB	HBP	BLK	WP	HR	S	P	ERA	WHIP

New York Yankees @ Toronto Blue Jays

Rogers Centre, Toronto, ON

Sun Aug 16 2015, 1:17 PM - 3:57 PM EDT

Att. 46,792 - Sunny - 75 F

livebaseballscorecards.com

AB	29
R	3
H	7
RBI	3
BB	4
SO	12
LOB	13

Minnesota Twins @ New York Yankees

Yankee Stadium, Bronx, NY

Mon Aug 17 2015, 7:09 PM - 11:21 PM EDT

Att. 38,493 - Partly Cloudy - 86 F

livebaseballscorecards.com

TOP

Batter	1	2	3	4	5	6	7	8	9	10	AB	R	H	RBI	BB	SO	LOB
32 Aaron Hicks, S (1, 8) OBP: 0.327, SLG: 0.423	X FF 96 0-0 ① F7	C FF 92 B SL 88 F SL 88 F CU 77 C SL 88 1-3 ③ K 1-2		B FF 92 C SL 87 F SL 87 F FF 92 F SL 88 X FF 92 1-2 HR		B SI 94 B FF 96 F SI 94 F FC 93 S FF 97 2-3 ① K	B KC 83 1 SAFE B FF 95 2-0 ③ CS 1-2	C B F FF 98 X FF 99 1-2 ① G5-3	F FF 94 S SL 85 S SL 86 0-3 ③ K	6	1	1	1	0	3	2
2 Brian Dozier, R (1, 4) OBP: 0.318, SLG: 0.493	B CU 80 C CU 82 B FC 93 X FF 97 2-1 7 S 1B	B FF 93 C FF 92 B SL 89 B SL 89 X FF 93 3-1 7 G3 22 HR 1B	C SL 88 S SL 87 X SL 86 0-2 7 CS 1B		C FF 96 F SI 97 B FC 88 F FC 86 F SI 97 B FC 93 F FC 92 F FF 97 F SI 98 3-3 ② K	B SI 98 F FF 97 S FF 97	B FF 97 C KC 86 F FF 98 B KC 86 B KC 88 S KC 86 3-3 ② K		5	1	3	0	0	2	0
7 Joe Mauer, L (1, 3) OBP: 0.331, SLG: 0.380	C FF 96 S FF 97 B FF 98 B CU 82 B FC 92 S FC 93 3-3 ② K 1-2	1 SAFE L FF 92 B FF 93 B SL 90 F SL 89 1 SAFE F SL 90 F SL 89 F FF 94 2-2 F SL 89 F CU 77 X SL 88 G3 1-2	C FF 92 1 SAFE P PO 86 F SL 89 F SL 90 B SL 88 X SL 88 2-2 ① ② G6-3 1-2			B FF 97 C FF 97 S FF 97 X FF 98 1-2 22 1B 24 1B 1B		B FF 98 X FF 98 1-0 ③ F7		5	1	1	0	0	1	3
22 Miguel Sanó, R (1, 10) OBP: 0.401, SLG: 0.554	D FF 97 B CU 81 C CU 82 B CH 87 C FC 92 F CU 84 S FF 96 3-3 ③ K		X FF 92 0-0 2-H HR	B FF 92 S CH 83 B CH 84 S CH 84 C FF 92 2-3 ③ K		B FC 93 S FF 96 B FC 93 X FC 92 2-1 24 1B 1-3 1B			B KC 84 B KC 85 X FF 98 2-0 1B	5	1	3	2	0	2	1
24 Trevor Plouffe, R (1, 5) OBP: 0.307, SLG: 0.461		B FF 96 C FF 96 F CU 82 B FF 96 F FF 96 B FF 97 X FF 96 3-2 ① P3	X FF 92 0-0 48 E 48 FC6 20 1B 1B		C FF 90 B FF 91 F CH 82 F FF 92 X CH 83 1-2 HR	F FF 97 S FF 97 X FF 97 0-2 1-2 3-H 1B			S FF 99 S FF 98 S FF 98 0-3 ① K	5	2	3	2	0	1	1
48 Torii Hunter, R (1, 9) OBP: 0.291, SLG: 0.417 5 Eduardo Escobar, S (10, 9) OBP: 0.282, SLG: 0.373		C FF 96 S CH 89 X FF 96 0-2 ② G5-3	X SL 89 0-0 FC6 8 F9 20 1B 1-3		B CH 84 B CH 83 B FF 91 C FF 92 F FF 92 X CH 84 3-2 20 CS 1B	C SI 97 S FF 97 F SI 98 S FC 86 0-3 ③ K			C FF 98 S FF 97 B KC 86 S KC 86 1-3 ② K	5	0	1	0	0	2	4
											0	0	0	0	0	0	0
20 Eddie Rosario, L (1, 7) OBP: 0.301, SLG: 0.455		C CU 82 F CU 84 F CH 90 X FF 97 0-2 8 1B 9 1B 1B	S SL 89 1 SAFE B SL 88 1 SAFE X SL 88 1-1 1-2 3-H 1B		C SL 85 S FF 91 S CH 85 0-3 ① ② K2-3 1-2		C SL 87 X CU 80 0-1 ① L9		C FF 99 X FF 98 0-1 ③ F7	5	1	2	1	0	1	2
8 Kurt Suzuki, R (1, 2) OBP: 0.288, SLG: 0.304		B FF 95 F FF 95 B FF 96 X CU 81 2-1 9 1B 1-3 1B	X SL 87 0-0 ② F9 2-3		B FF 92 B CH 84 B FF 92 C FF 91 B FF 92 4-1 BB		F FF 94 B FF 93 X CU 80 1-1 ② G6-3		C FF 93 X FF 92 0-1 ① F9	4	0	1	0	1	0	2
9 Eduardo Núñez, R (1, 6) OBP: 0.300, SLG: 0.404		S FF 95 C FF 96 X FC 93 0-2 32 S 1-3 3-H 1B	C FF 91 1 SAFE X SL 88 0-1 ③ G5-3		D CH 84 S FF 91 F CH 84 C FF 93 1-3 ③ K		B FF 94 B CU 82 B SL 88 B FF 94 4-0 32 CS BB		C SL 83 S SL 86 S SL 86 0-3 ② K	4	0	1	1	1	2	3
Inning Stats	R: 0 E: 0 K: 2 S: 10 H: 1 LOB: 1 BB: 0 P: 18	R: 1 E: 0 K: 1 S: 20 H: 3 LOB: 2 BB: 0 P: 26	R: 3 E: 1 K: 0 S: 18 H: 4 LOB: 2 BB: 0 P: 24	R: 1 E: 0 K: 1 S: 16 H: 2 LOB: 0 BB: 0 P: 20	R: 1 E: 0 K: 2 S: 14 H: 2 LOB: 1 BB: 1 P: 23	R: 1 E: 0 K: 3 S: 24 H: 3 LOB: 2 BB: 0 P: 32	R: 0 E: 0 K: 0 S: 4 H: 0 LOB: 0 BB: 1 P: 11	R: 0 E: 0 K: 1 S: 7 H: 0 LOB: 0 BB: 0 P: 12	R: 0 E: 0 K: 2 S: 9 H: 1 LOB: 1 BB: 0 P: 12	R: 0 E: 0 K: 2 S: 8 H: 0 LOB: 0 BB: 0 P: 8	1B: 13 2B: 0 3B: 0 HR: 3	SF: 0 SAC: 0 DP: 0 HBP: 0					

	AB	44
	R	7
	H	16
	RBI	7
	BB	2
	SO	14
	LOB	18

WP: 0 PB: 0 SB: 2 CS: 3 PA: 47

PITCHER		IP	WLS	BF	H	R	ER	SO	BB	IBB	HBP	BLK	WP	HR	S	P	ERA	WHIP
55 Bryan Mitchell, R ERA: 3.86	(1, 1)	1.2		9	4	1	1	2	0	0	0	0	0	0	26	39	5.40	2.400
65 Caleb Cotham, R ERA: 9.82	(2, 1)	2.0		12	6	4	4	1	0	0	0	0	0	2	35	44	18.00	3.000
45 Chasen Shreve, L ERA: 2.09	(4, 1)	1.1		6	2	1	1	3	1	0	0	0	0	1	17	28	6.75	2.250
41 Justin Wilson, L ERA: 2.7	(6, 1)	1.0		6	3	1	1	3	0	0	0	0	0	0	24	32	9.00	3.000
43 Adam Warren, R ERA: 3.25	(7, 1)	0.2		3	0	0	0	0	1	0	0	0	0	0	4	9	0.00	1.500

PITCHER		IP	WLS	BF	H	R	ER	SO	BB	IBB	HBP	BLK	WP	HR	S	P	ERA	WHIP
68 Dellin Betances, R ERA: 1.14	(7, 1)	2.1		7	1	0	0	3	0	0	0	0	0	0	16	26	0.00	0.429
48 Andrew Miller, L ERA: 2.14	(10, 1)	1.0	W	3	0	0	0	2	0	0	0	0	0	0	8	8	0.00	0.000

Batter	1	2	3	4	5	6	7	8	9	10	AB	R	H	RBI	BB	SO	LOB
22 Jacoby Ellsbury, L (1, 8) OBP: 0.340, SLG: 0.375	B FF 91 B SI 90 B SI 91 C FF 89 F SI 90 X FF 92 3-2 13 BB 34 HR 1B		C FF 90 X FF 90 0-1 11 BB 13 E 1B		B SI 90 S CH 82 F SL 83 B CU 81 F FF 92 F SL 83 B SI 93 F SL 85 F CH 84 3-2 ① X SL 85 F8		B SL 80 C FF 91 F FF 92 X SL 81 1-2 33 BB 11 1B 1B		B FF 92 C FF 94 B CH 88 X CH 87 2-1 ① G4-3		5	1	3	0	0	0	0
11 Brett Gardner, L (1, 7) OBP: 0.366, SLG: 0.434	1 SAFE B SI 90 B CH 83 X SI 92 2-0 ① F7		C FF 92 B CU 78 B SI 90 1 SAFE B SI 92 B SI 91 4-1 13 E 34 1B 1-2 BB		B CH 84 S CH 84 F SL 84 B FF 94 B SL 84 X CH 83 3-2 ② L8		B FF 91 X FF 90 1-0 33 BB 1-2 1B		C FF 94 B CU 84 B CH 87 C FF 94 S FF 95 2-3 ② K		4	1	1	0	1	1	1
13 Alex Rodriguez, R (1, 10) OBP: 0.370, SLG: 0.496	**1 SAFE** **1 SAFE** **B FF 92** **C SL 85** **B SI 91** 1 SAFE F SI 92 B SL 84 B SI 92 4-2 34 HR 1-2 BB		C SL 84 B SI 92 D SL 84 S CH 84 X SI 93 2-2 ① FC7-2 34 S 34 1B 1-3 2-H		F CH 86 X SL 85 0-1 ③ G5-3		F FF 94 B SL 89 X SL 89 1-1 ① P3		C CU 82 B FF 96 X FF 94 1-1 ③ G6-3		4	2	0	0	1	0	4
25 Mark Teixeira, S (1, 3) OBP: 0.359, SLG: 0.553 33 Greg Bird, L (6, PR) OBP: 0.273, SLG: 0.300 (7, 3) 17 Brendan Ryan, R (10, PR) OBP: 0.293, SLG: 0.400	F CH 84 B FF 92 B SI 91 F CH 84 F FF 92 X SL 84 3-2 ② F8		X FF 92 0-0 ② F7			B SI 89 B CU 82 C SI 90 C FF 90 F FF 92 B CU 80 F FF 92 F CH 84 F FF 93 4-2 F B FF 93 36 HR BB	B FF 94 B FF 93 B FF 93 B FF 93 4-0 1-2 2-3 BB		X FF 94 0-0 34 2B 12 G6-3 2B	2 1 0	0 1 1	0 1 0	0 1 0	1 0 0	0 0 0	4 0 0
34 Brian McCann, L (1, 2) OBP: 0.319, SLG: 0.481	C CH 84 S SL 84 X FF 92 0-2 1-H 2-H HR		B CU 83 C SI 92 B SI 93 C SL 86 F SL 85 X SL 85 2-2 1-H 3-H 1B			B FF 90 C FF 91 S SL 81 D SI 92 1 SAFE B SL 80 F SL 80 F SI 91 C SL 79 3-3 ① K	X FF 95 0-0 ② F6		B FF 94 B SL 84 C SL 83 X FF 94 2-1 12 G6-3 2-3 2B	5	1	3	5	0	1	4
36 Carlos Beltrán, S (1, 9) OBP: 0.331, SLG: 0.476	C CH 85 B FF 93 F FF 92 B CU 83 F CH 84 X SI 92 2-2 ③ G3		B CU 81 B CH 84 C CH 84 C CU 83 F SL 85 F FF 93 S SL 85 2-3 ③ K			B CH 85 B CH 84 F SI 91 X FF 93 2-1 1-H HR	C FF 94 C FF 95 B FF 95 S SL 89 1-3 ③ K		I IN 65 I IN 67 I IN 65 I IN 66 4-0 12 G6-3 IBB	4	1	1	2	1	2	4
12 Chase Headley, S (1, 5) OBP: 0.329, SLG: 0.384		C SI 90 B CU 79 B SI 91 X CH 82 2-1 ① F7		C CH 83 X SI 90 0-1 ① G6-3		C SI 91 X CU 73 0-1 1B		C CU 79 C SL 88 B FF 94 X SL 89 1-2 ① F7		F FF 93 S SL 82 F FF 94 D SL 84 X SL 83 1-2 ① G6-3 1-2 2-3 3-H	5	0	1	1	0	0	2
18 Didi Gregorius, L (1, 6) OBP: 0.304, SLG: 0.340		X SI 92 0-0 ② G1-3		C FF 91 B CU 80 X FF 92 1-1 ② G6-3		X FF 90 0-0 ② L6		X FF 94 0-0 ② F8			4	0	0	0	0	0	1
14 Stephen Drew, L (1, 4) OBP: 0.258, SLG: 0.387		B SI 92 F CH 85 B CH 84 B SI 92 F SI 90 X SI 93 3-2 ③ G4-3		C CH 84 B SL 84 F SL 84 B CH 84 F SL 84 S CU 81 2-3 ③ K		C SL 80 C FF 91 D SL 82 X CU 72 1-2 ③ G1-3		C CU 79 F SL 88 C FF 94 0-3 ③ K			4	0	0	0	0	2	1
Inning Stats	R: 3 H: 2 E: 0 LOB: 0 K: 0 BB: 1 S: 17 P: 31	R: 0 H: 0 E: 0 LOB: 0 K: 0 BB: 0 S: 6 P: 11	R: 2 H: 2 E: 1 LOB: 1 K: 1 BB: 1 S: 16 P: 26	R: 0 H: 0 E: 0 LOB: 0 K: 1 BB: 0 S: 8 P: 11	R: 0 H: 0 E: 0 LOB: 0 K: 0 BB: 0 S: 12 P: 18	R: 2 H: 2 E: 0 LOB: 1 K: 1 BB: 1 S: 20 P: 30	R: 0 H: 2 E: 0 LOB: 3 K: 1 BB: 1 S: 10 P: 18	R: 0 H: 0 E: 0 LOB: 0 K: 1 BB: 0 S: 7 P: 8	R: 0 H: 0 E: 0 LOB: 0 K: 1 BB: 0 S: 7 P: 12	R: 1 H: 2 E: 0 LOB: 3 K: 0 BB: 1 S: 7 P: 14	1B: 6 2B: 2 3B: 0 HR: 2	SF: 0 SAC: 0 DP: 0 HBP: 0	WP: 0 PB: 0 SB: 1 CS: 0	PA: 43			

PITCHER		IP	WLS	BF	H	R	ER	SO	BB	IBB	HBP	BLK	WP	HR	S	P	ERA	WHIP
44 Kyle Gibson, R ERA: 3.99	(1, 1)	5.0		22	4	6	6	2	3	0	0	0	0	1	66	108	10.80	1.400
52 Brian Duensing, L ERA: 4.67	(6, 1)	1.0	B	5	2	1	1	1	0	0	0	0	0	1	13	19	9.00	2.000
61 Ryan O'Rourke, L ERA: 3.38	(7, 1)	0.0		2	2	0	0	0	0	0	0	0	0	0	4	6	∞	∞
50 Casey Fien, R ERA: 3.71	(7, 1)	2.0		7	0	0	0	2	1	0	0	0	0	0	13	20	0.00	0.500
49 Kevin Jepsen, R ERA: 2.74	(9, 1)	1.0		3	0	0	0	1	0	0	0	0	0	0	7	12	0.00	0.000

PITCHER		IP	WLS	BF	H	R	ER	SO	BB	IBB	HBP	BLK	WP	HR	S	P	ERA	WHIP
15 Glen Perkins, L ERA: 2.66	(10, 1)	0.1	L	4	2	1	1	0	0	1	0	0	0	0	7	14	27.00	6.000

BOTTOM

Minnesota Twins @ New York Yankees

Yankee Stadium, Bronx, NY

Mon Aug 17 2015, 7:09 PM - 11:21 PM EDT

Att. 38,493 - Partly Cloudy - 86 F

livebaseballscorecards.com

AB	38
R	8
H	10
RBI	8
BB	5
SO	6
LOB	21

Batter	1	2	3	4	5	6	7	8	9	AB	R	H	RBI	BB	SO	LOB
32 Aaron Hicks, S (1, 8) OBP: 0.322, SLG: 0.416	B SI 89 X SI 90 1-0 ① F7			B SL 80 C SL 80 F SI 92 B SL 82 B SI 85 X SI 92 3-2 ① G6-3		B FF 90 C SI 91 X FF 92 1-1 ①② 1-2f G3-6-3	F FF 93 B CU 82 B CU 80 S CH 85 T CH 86 2-2 ③ K			4	0	0	0	0	1	3
2 Brian Dozier, R (1, 4) OBP: 0.316, SLG: 0.489	C SI 91 F FF 93 C SI 92 0-3 ② K			B SL 79 B SI 84 B FF 93 C SI 90 X SI 92 3-1 ② G5-3		B SI 90 T SI 91 B FF 92 S SI 85 F FF 93 X CH 83 2-2 ③ G6-3		F FF 98 B SI 96 B FC 86 X FF 96 2-1 ① F7		4	0	0	0	0	1	0
7 Joe Mauer, L (1, 3) OBP: 0.331, SLG: 0.377	C SL 81 S SI 92 B SL 81 X SI 93 1-2 ③ G3-1			F SI 92 C FF 94 S SL 80 0-3 ③ K			B SL 80 C SL 80 B SL 79 C SL 81 B SL 80 B SL 80 4-2 22 HR BB	C FF 96 C FF 95 X SI 96 0-2 ② L7		3	1	0	0	1	1	0
22 Miguel Sanó, R (1, 10) OBP: 0.398, SLG: 0.567		B FF 92 S FF 92 B FF 93 F FF 92 S SI 85 2-3 ① K			B SL 80 B SI 84 X FF 92 2-0 ① P3		X CH 83 0-0 1-H HR	C SL 83 B SL 86 S SL 84 S SL 86 1-3 ③ K		4	1	1	2	0	2	0
24 Trevor Plouffe, R (1, 5) OBP: 0.306, SLG: 0.458		C SL 80 B FF 92 X FF 93 1-1 ② F9			C SL 80 S SI 85 B SI 93 B SI 84 B SL 81 B SI 85 4-2 5 1B 8 2B BB		X FF 92 0-0 ① F8		C FF 91 B FF 92 S SL 84 X FF 94 1-2 ① G6-3	3	1	0	0	1	0	0
48 Torii Hunter, R (1, 9) OBP: 0.288, SLG: 0.413		F SI 94 B FF 93 F SI 91 F SL 79 X FF 93 1-2 ③ P6			C SI 91 F FF 91 B SI 85 B SI 92 S FF 92 2-3 ② K		B SI 92 F SI 92 X SI 92 1-1 ② F8		F FF 93 T FF 93 S SL 85 0-3 ② K	4	0	0	0	0	2	1
5 Eduardo Escobar, S (1, 6) OBP: 0.289, SLG: 0.383			C SI 90 F SI 85 C SI 92 0-3 ① K		T SI 84 X FF 93 0-1 1-3 8 2B 1B		B SI 92 S SI 90 B SI 93 X SI 92 2-1 8 1B 21 1B 1B		X FF 94 0-0 2B	4	1	3	0	0	1	0
8 Kurt Suzuki, R (1, 2) OBP: 0.290, SLG: 0.310		C SI 91 B SI 91 F FF 93 F FF 94 B FF 94 X FF 94 2-2 ② F9			C FF 92 B SI 92 X SL 79 1-1 ③ 1-H 3-H 2B		B SI 89 B SI 91 F SI 89 F SI 89 X SI 91 2-2 21 1B 1-2 1B		C FF 93 F FF 92 C SL 85 0-3 ③ K	4	0	2	1	0	1	1
21 Shane Robinson, R (1, 7) OBP: 0.313, SLG: 0.340			C SL 80 B FF 93 S SI 85 X FF 94 1-2 ③ G6-3			B FF 91 C SI 90 F FF 92 B SI 92 B SI 85 B FF 92 4-2 32 G3-6-3 BB	B FF 92 F FF 93 B CU 82 C CU 82 X CH 87 2-2 1-3 2-H 1B			2	0	1	1	1	0	0

Inning Stats																																			
	R: 0	E: 0	K: 1	S: 7	H: 0	LOB: 0	BB: 0	P: 9	R: 0	E: 0	K: 1	S: 9	H: 0	LOB: 0	BB: 0	P: 13	R: 0	E: 0	K: 1	S: 10	H: 0	LOB: 0	BB: 0	P: 13	R: 0	E: 0	K: 1	S: 8	H: 0	LOB: 0	BB: 0	P: 14	R: 1	E: 0	K: 1	S: 10	H: 2	LOB: 2	BB: 1	P: 19
	R: 0	E: 0	K: 0	S: 8	H: 0	LOB: 0	BB: 1	P: 15	R: 3	E: 0	K: 1	S: 17	H: 4	LOB: 2	BB: 1	P: 30	R: 0	E: 0	K: 1	S: 8	H: 0	LOB: 0	BB: 0	P: 11	R: 0	E: 0	K: 2	S: 10	H: 1	LOB: 1	BB: 0	P: 11	1B: 4	2B: 2	3B: 0	HR: 1	SF: 0	SAC: 0	DP: 1	HBP: 0	WP: 0	PB: 0	SB: 0	CS: 0	PA: 35

PITCHER		IP	WLS	BF	H	R	ER	SO	BB	IBB	HBP	BLK	WP	HR	S	P	ERA	WHIP
52 CC Sabathia, L ERA: 5.24	(1, 1)	6.2		26	5	4	4	5	3	0	0	0	0	1	63	103	5.40	1.200
53 Nick Rumbelow, R ERA: 1.59	(7, 1)	0.1	W	2	1	0	0	1	0	0	0	0	0	0	6	10	0.00	3.000
41 Justin Wilson, L ERA: 2.66	(8, 1)	0.2	H	2	0	0	0	0	0	0	0	0	0	0	5	7	0.00	0.000
48 Andrew Miller, L ERA: 2.08	(8, 1)	1.1	S	5	1	0	0	3	0	0	0	0	0	0	13	15	0.00	0.750

PITCHER	IP	WLS	BF	H	R	ER	SO	BB	IBB	HBP	BLK	WP	HR	S	P	ERA	WHIP

TOP

Minnesota Twins @ New York Yankees

Yankee Stadium, Bronx, NY

Tue Aug 18 2015, 7:10 PM - 10:26 PM EDT

Att. 38,007 - Clear - 82 F

livebaseballscorecards.com

AB	32
R	4
H	7
RBI	4
BB	3
SO	9
LOB	5

Batter	1	2	3	4	5	6	7	8	9	AB	R	H	RBI	BB	SO	LOB
22 Jacoby Ellsbury, L (1, 8) OBP: 0.340, SLG: 0.379	B FF 94 C SI 94 B SI 94 B SI 94 L SI 94 S SI 95 3-3 ① K		F SI 94 B FS 80 B SI 94 X SI 94 2-1 2B		C SI 93 B SI 94 X SI 93 1-1 ② L8		B FF 92 D SL 80 B FF 91 C FF 91 X FF 91 3-1 ① F9 2-3	B FF 94 F FF 94 X FF 93 1-1 11 S 1B 3-H		5	0	2	1	0	1	2
11 Brett Gardner, L (1, 7) OBP: 0.367, SLG: 0.432	C SI 96 B SI 95 B SI 95 X SI 94 2-1 1B		B SI 92 B FF 93 C SI 94 C SI 94 X SI 94 2-2 ② P5		B CU 72 F SI 94 B SI 93 X SI 94 2-1 ③ F7		B SL 80 C FF 92 B FF 91 F FF 92 B SL 79 B SL 79 4-2 13 HR BB 1-2	1 SAFE B FF 90 1 SAFE C FF 90 S CH 83 B FF 93 S CH 85 2-3 ② K 1-2		4	1	1	0	1	1	2
13 Alex Rodriguez, R (1, 10) OBP: 0.368, SLG: 0.500	C SI 93 X SI 94 0-1 ② F9		B SL 84 X SI 95 1-0 ③ L6			S SL 86 B SL 86 S SL 85 X SI 95 1-2 ① P4	B SL 84 X FF 95 1-0 1-H 2-H 3-H HR	C SL 77 B SL 82 C SL 78 D FF 93 X CH 84 2-2 ③ G6-3		5	1	1	4	0	0	3
34 Brian McCann, L (1, 2) OBP: 0.318, SLG: 0.477	B SI 93 C FF 93 1 SAFE F SI 92 1 SAFE X FS 78 1-2 ③ P4			C CU 73 B SI 94 F SI 94 C SI 94 1-3 ① K		B CU 75 B SI 95 F SI 95 F SI 94 F FS 82 F FS 80 B FS 80 B SI 93 4-2 36 1B BB	C SI 94 X CH 83 0-1 ② G6-3			3	0	0	0	1	1	1
36 Carlos Beltrán, S (1, 9) OBP: 0.333, SLG: 0.480 24 Chris Young, R (9, 9) OBP: 0.312, SLG: 0.471		C SI 94 S SI 95 B FS 79 B SI 94 B FS 80 X SI 94 3-2 ① L6		B CU 72 B SI 95 B SI 94 F SI 94 F SI 93 X SI 95 3-2 33 1B 2B		C SI 94 X SI 93 0-1 1-2 1B	B SL 82 C FF 93 F FF 94 B CH 84 S SL 85 2-3 ③ K			4 0	1 0	2 0	0 0	0 0	1 0	0 0
33 Greg Bird, L (1, 3) OBP: 0.333, SLG: 0.357		C SI 94 B SI 93 B SI 93 F SI 94 B SI 93 X SI 95 3-2 ② F7		B SI 92 B SI 95 F SI 94 B SI 93 F SI 95 X SI 95 3-2 2-H 1B		B SL 79 B SL 79 B FF 92 C FF 91 F SL 76 S SL 78 3-3 ② K		C SI 92 B FF 80 B SI 93 X FF 92 2-1 18 1B 12 2B 1B		4	1	2	1	0	1	2
18 Didi Gregorius, L (1, 6) OBP: 0.306, SLG: 0.340		B SI 94 B SI 94 C SI 94 F SI 95 H SI 94 3-2 HBP		B SI 92 B SI 93 F SI 92 X SI 93 2-1 ② P5		B SL 78 X SL 77 1-0 ③ F9		B SI 93 X FF 94 1-0 1-2 12 2B 1B		3	1	1	0	0	0	3
14 Stephen Drew, L (1, 4) OBP: 0.256, SLG: 0.384 12 Chase Headley, S (7, PH) OBP: 0.332, SLG: 0.390 (8, 5)		C SI 92 C SI 93 1 SAFE B SI 93 F FS 80 1 SAFE 1 SAFE F SI 92 X FS 78 1-2 ③ G1-3		B SI 93 B SI 93 F FF 94 1 SAFE 1 SAFE X SI 93 2-1 ③ F7			C SI 90 B CH 84 B FF 91 B FF 91 C SI 90 X FF 90 3-2 22 F9 17 BB 13 HR 1B	X SI 93 0-0 17 SH5-3 22 1B 1-H 2-H 2B		2 2	0 2	0 2	0 2	0 0	0 0	2 0
17 Brendan Ryan, R (1, 5) OBP: 0.295, SLG: 0.386 (8, 4)			B SI 92 C SI 94 F SI 94 S SL 87 1-3 ① K		B SL 85 C SI 91 S SL 86 F FS 81 T FS 80 1-2 ① K		B FF 90 C CH 82 B FF 91 B FF 91 C FF 91 B FF 91 4-2 11 BB 13 HR BB 1-2	L SL 82 X FF 94 0-1 ① SH5-3 2-3		2	1	0	0	1	2	0
Inning Stats	R: 0 E: 0 K: 1 S: 10 H: 1 LOB: 1 BB: 0 P: 16	R: 0 E: 0 K: 0 S: 13 H: 0 LOB: 1 BB: 0 P: 23	R: 0 E: 0 K: 1 S: 9 H: 1 LOB: 1 BB: 0 P: 15	R: 1 E: 0 K: 1 S: 13 H: 2 LOB: 1 BB: 0 P: 24	R: 0 E: 0 K: 1 S: 8 H: 0 LOB: 0 BB: 0 P: 12	R: 0 E: 0 K: 1 S: 13 H: 1 LOB: 2 BB: 1 P: 22	R: 4 E: 0 K: 1 S: 15 H: 2 LOB: 0 BB: 2 P: 32	R: 3 E: 0 K: 1 S: 14 H: 4 LOB: 1 BB: 0 P: 22		1B: 7 2B: 3 3B: 0 HR: 1 SF: 0 SAC: 1 DP: 0 HBP: 1		WP: 0 PB: 0 SB: 1 CS: 0 PA: 39				

BOTTOM

Minnesota Twins @ New York Yankees

Yankee Stadium, Bronx, NY

Tue Aug 18 2015, 7:10 PM - 10:26 PM EDT

Att. 38,007 - Clear - 82 F

livebaseballscorecards.com

AB	34
R	8
H	11
RBI	8
BB	3
SO	7
LOB	15

PITCHER		IP	WLS	BF	H	R	ER	SO	BB	IBB	HBP	BLK	WP	HR	S	P	ERA	WHIP
37 Mike Pelfrey, R ERA: 3.62	(1, 1)	5.1		23	5	1	1	4	1	0	1	0	0	0	62	104	1.69	1.125
61 Ryan O'Rourke, L ERA: 5.02	(6, 1)	1.0		6	1	3	3	1	2	0	0	0	0	0	13	31	27.00	3.000
62 J.R. Graham, R ERA: 5.05	(7, 1)	1.0	L	8	5	4	4	1	0	0	0	0	0	1	14	21	36.00	5.000
58 A.J. Achter, R ERA: 9.0	(8, 1)	0.2		2	0	0	0	1	0	0	0	0	0	0	6	10	0.00	0.000

PITCHER	IP	WLS	BF	H	R	ER	SO	BB	IBB	HBP	BLK	WP	HR	S	P	ERA	WHIP

Batter	1	2	3	4	5	6	7	8	9	AB	R	H	RBI	BB	SO	LOB
32 Aaron Hicks, S (1, 8) OBP: 0.318, SLG: 0.411	B CU 78 B FF 100 B FF 98 C FF 97 C FF 97 X FS 90 3-2 G4-3			B SL 83 F FS 88 T FF 98 B FF 97 X SL 85 2-2 L3		L SL 84 C FS 89 X SL 86 0-2 G5-3 1-2 2-3		B FF 91 B CH 82 S CH 82 B FF 91 F FF 91 F FF 93 C CH 82 3-3 K		3	0	0	0	0	0	2
9 Eduardo Núñez, R (6, 6) OBP: 0.298, SLG: 0.401										1	0	0	0	0	1	0
2 Brian Dozier, R (1, 4) OBP: 0.315, SLG: 0.486	C CU 77 X FF 98 0-1 F8			C FF 100 B FF 100 C CU 76 S FF 100 1-3 K		C FF 101 B SL 88 D SL 87 S FS 89 B FF 102 D FS 88 4-2 22 BB 7 1B 24 1B BB		C SL 83 C CH 82 B FF 93 B FF 93 B CH 82 X CH 82 3-2 P6		3	1	0	0	1	1	0
7 Joe Mauer, L (1, 10) OBP: 0.332, SLG: 0.378	C FF 99 F FF 99 F FF 98 B FS 93 S FS 89 1-3 K			S FF 100 F FF 100 X SI 99 0-2 G6-3		B CU 76 C FS 89 F FS 89 X SL 87 1-2 24 1B 22 BB 1-2 2-H 3-H 1B		B FF 92 C FF 92 B FF 92 B SL 86 S CH 86 X FF 93 3-2 22 WP 1B		4	0	2	2	0	1	0
22 Miguel Sanó, R (1, 5) OBP: 0.394, SLG: 0.555		B CU 78 F FF 98 B FF 98 S FS 89 B FF 98 F FF 97 C FS 90 3-3 K			B FS 88 B FS 90 C FS 89 X FF 98 2-1 L7	B FF 98 B FS 91 B FF 100 C FF 99 F FF 100 B FS 89 4-2 24 1B 1-2 2-3 BB		D CH 84 F FF 92 F CH 82 D CH 82 S CH 83 2-3 K2-3 1-2		3	0	0	0	1	2	1
24 Trevor Plouffe, R (1, 3) OBP: 0.306, SLG: 0.456		C SL 85 S FF 99 B SL 85 S FS 91 1-3 K2-3			B FF 100 B CU 77 F FF 100 B FS 89 X FF 100 3-1 P4	C FF 101 F FF 100 B FF 99 X FS 91 1-2 1-2 2-3 3-H 1B			C FF 96 B FF 97 B FF 97 B FF 98 F FF 98 S KC 86 3-3 K	4	0	1	1	0	2	0
20 Eddie Rosario, L (1, 9) OBP: 0.297, SLG: 0.449 (6, 8)		F SL 83 F FF 98 F SL 85 S FS 91 0-3 K			C FS 89 F FF 99 B FF 99 F FS 91 X CU 78 1-2 F8	F SL 85 X FS 90 0-1 G3-1			B KC 83 F FF 97 S FF 100 B SV 86 S SV 87 2-3 K	4	0	0	0	0	2	3
5 Eduardo Escobar, S (1, 6) OBP: 0.285, SLG: 0.377 (6, 7)			C CU 76 F FF 98 F SL 83 F FF 98 X FS 91 0-2 G4-3			B FS 91 B SL 84 B FF 99 C FF 99 S FF 100 T FF 100 3-2 K	C CU 75 F FF 97 B FF 96 B FS 90 X FS 89 2-2 L8		B KC 83 B KC 84 S FF 97 X FF 98 2-1 P5	4	0	0	0	0	1	0
12 Chris Herrmann, L (1, 2) OBP: 0.238, SLG: 0.325			B FF 99 S FS 91 B FF 98 F FF 99 B FF 99 S FS 90 3-3 K			C SL 80 X FF 101 0-1 32 G5-3 21 1B 7 1B 1B	B CU 76 F FF 98 C FF 100 C FF 99 1-3 K			3	1	1	0	0	2	0
21 Shane Robinson, R (1, 7) OBP: 0.313, SLG: 0.340 (6, 9)			C FF 100 S SL 87 F FF 101 F SL 86 F SL 86 X FS 89 0-2 P2			X FS 90 0-0 32 G5-3 7 1B 1-2 1B	C FF 100 B SL 87 S FF 100 F FF 100 F FS 90 X FF 101 1-2 G6-3			3	1	1	0	0	0	0
Inning Stats	R: 0 E: 0 K: 1 S: 9 H: 0 LOB: 0 BB: 0 P: 13	R: 0 E: 0 K: 3 S: 11 H: 0 LOB: 0 BB: 0 P: 15	R: 0 E: 0 K: 1 S: 14 H: 0 LOB: 0 BB: 0 P: 17	R: 0 E: 0 K: 1 S: 9 H: 0 LOB: 0 BB: 0 P: 12	R: 0 E: 0 K: 0 S: 8 H: 0 LOB: 0 BB: 0 P: 14	R: 3 E: 0 K: 1 S: 21 H: 4 LOB: 3 BB: 2 P: 34	R: 0 E: 0 K: 1 S: 11 H: 0 LOB: 0 BB: 0 P: 15	R: 0 E: 0 K: 2 S: 13 H: 1 LOB: 1 BB: 0 P: 24	R: 0 E: 0 K: 2 S: 8 H: 0 LOB: 0 BB: 0 P: 15	1B: 5 2B: 0 3B: 0 HR: 0 SF: 0 SAC: 0 DP: 0 HBP: 0						

PITCHER		IP	WLS	BF	H	R	ER	SO	BB	IBB	HBP	BLK	WP	HR	S	P	ERA	WHIP
30 Nathan Eovaldi, R ERA: 4.24	(1, 1)	7.0	W	27	4	3	3	8	2	0	0	0	0	0	83	120	3.86	0.857
45 Chasen Shreve, L ERA: 2.05	(8, 1)	1.0	H	4	1	0	0	2	0	0	0	0	1	0	13	24	0.00	1.000
68 Dellin Betances, R ERA: 1.13	(9, 1)	1.0	S	3	0	0	0	2	0	0	0	0	0	0	8	15	0.00	0.000

PITCHER	IP	WLS	BF	H	R	ER	SO	BB	IBB	HBP	BLK	WP	HR	S	P	ERA	WHIP

TOP

Minnesota Twins @ New York Yankees

Yankee Stadium, Bronx, NY

Wed Aug 19 2015, 1:13 PM - 3:46 PM EDT

Att. 38,086 - Partly Cloudy - 85 F

livebaseballscorecards.com

AB	32
R	3
H	5
RBI	3
BB	2
SO	12
LOB	6

WP: 1	PA: 34		
PB: 0			
SB: 0			
CS: 0			

Batter	1	2	3	4	5	6	7	8	9	AB	R	H	RBI	BB	SO	LOB
22 Jacoby Ellsbury, L (1, 8) OBP: 0.339, SLG: 0.377	X FF 91 0-0 11 G4-3 1B		F CH 83 B SL 85 X CH 85 1-1 ② ③ G3-6-1 1-2f		X FF 93 0-0 ③ P4		B CH 83 X SL 83 1-0 ③ G3			4	0	1	0	0	0	1
11 Brett Gardner, L (1, 7) OBP: 0.364, SLG: 0.428	L FF 91 D SL 81 F CH 83 1 SAFE 1 SAFE F SL 82 D SL 83 X SI 82 2-2 ① G4-3 1-2			B SL 80 X FF 94 1-0 ① G4-3		C SL 80 C CH 87 X SL 83 0-2 ① L3		C SL 80 B CH 85 X CH 82 1-1 ① F8		4	0	0	0	0	0	1
13 Alex Rodriguez, R (1, 10) OBP: 0.367, SLG: 0.496	C FF 94 X FF 95 0-1 ② F8			C SL 85 B SL 86 S SI 88 B SL 84 F FF 96 S SL 86 2-3 ② K		C FF 94 B SL 86 X SL 85 1-1 ② G5-3		B FF 96 C FF 95 B SL 88 B FF 95 C SL 86 B FF 96 4-2 BB		3	0	0	0	1	1	1
36 Carlos Beltrán, S (1, 9) OBP: 0.335, SLG: 0.478 24 Chris Young, R (9, 9) OBP: 0.312, SLG: 0.471	C SL 83 B CH 84 F CH 85 S SL 84 1-3 ③ K			B FF 94 B CH 85 B CH 85 C FF 94 X FF 95 3-1 33 HR 1B		C FF 93 B SI 88 F SL 84 B CH 87 B SL 85 B FF 95 4-2 33 HR BB		C FF 94 F SL 85 S SL 89 0-3 ② K		3 0	2 0	1 0	0 0	1 0	2 0	2 0
33 Greg Bird, L (1, 3) OBP: 0.368, SLG: 0.722		C FF 91 B SL 82 X CH 83 1-1 ① G4-3		F FF 94 1 SAFE X CH 84 0-1 1-H HR		B FF 94 X FF 92 1-0 1-H HR		C FF 96 S FF 96 B FF 96 S FF 95 1-3 ③ K		4	2	2	4	0	1	1
12 Chase Headley, S (1, 5) OBP: 0.336, SLG: 0.395		C FF 95 C SL 84 H SL 82 1-2 18 G4-6-3 HBP		B FF 93 C FF 93 B SL 84 X CH 84 2-1 2B		B SL 82 C FF 93 F CH 86 B SL 84 F CH 85 X FF 96 2-2 1B				2	0	2	0	0	0	0
18 Didi Gregorius, L (1, 6) OBP: 0.303, SLG: 0.337		C FF 92 S CH 85 D SL 84 X CH 85 1-2 ② ③ G4-6-3 1-2f		X CH 84 0-0 ③ G3		F FF 93 S CH 85 D SL 83 X FF 94 1-2 ③ F7				3	0	0	0	0	0	3
14 Stephen Drew, L (1, 4) OBP: 0.257, SLG: 0.384			F FF 94 X CH 84 0-1 22 G3-6-1 1B		X FF 93 0-0 ① F9		C SL 78 F SL 80 B SL 84 F FF 93 X CH 84 1-2 ① G3			3	0	1	0	0	0	0
66 John Ryan Murphy, R (1, 2) OBP: 0.311, SLG: 0.381			B SL 83 C FF 93 F SL 82 D SL 83 F CH 83 S FF 94 2-3 ① K		C FF 93 C SL 84 S SL 84 0-3 ② K		S FF 94 C SL 83 B SL 85 F SL 82 F CH 84 C FF 95 1-3 ② K			3	0	0	0	0	3	1
Inning Stats	R: 0 E: 0 K: 1 S: 10 H: 1 LOB: 1 BB: 0 P: 13	R: 0 E: 0 K: 0 S: 7 H: 0 LOB: 0 BB: 0 P: 10	R: 0 E: 0 K: 1 S: 8 H: 1 LOB: 0 BB: 0 P: 11	R: 2 E: 0 K: 1 S: 12 H: 3 LOB: 1 BB: 0 P: 20	R: 0 E: 0 K: 1 S: 5 H: 0 LOB: 0 BB: 0 P: 5	R: 2 E: 0 K: 0 S: 15 H: 2 LOB: 1 BB: 1 P: 24	R: 0 E: 0 K: 1 S: 10 H: 0 LOB: 0 BB: 0 P: 13	R: 0 E: 0 K: 2 S: 10 H: 0 LOB: 1 BB: 1 P: 16		1B: 4 2B: 1 3B: 0 HR: 2 SF: 0 SAC: 0 DP: 2 HBP: 1				WP: 0 PB: 0 SB: 0 CS: 0 PA: 32		

PITCHER		IP	WLS	BF	H	R	ER	SO	BB	IBB	HBP	BLK	WP	HR	S	P	ERA	WHIP
54 Ervin Santana, R ERA: 5.53	(1, 1)	7.2	L	31	7	4	4	6	2	0	1	0	0	2	74	108	4.70	1.174
65 Trevor May, R ERA: 4.13	(8, 1)	0.1		1	0	0	0	1	0	0	0	0	0	0	3	4	0.00	0.000

PITCHER	IP	WLS	BF	H	R	ER	SO	BB	IBB	HBP	BLK	WP	HR	S	P	ERA	WHIP

BOTTOM

Minnesota Twins @ New York Yankees

Yankee Stadium, Bronx, NY

Wed Aug 19 2015, 1:13 PM - 3:46 PM EDT

Att. 38,086 - Partly Cloudy - 85 F

livebaseballscorecards.com

AB	29
R	4
H	7
RBI	4
BB	2
SO	7
LOB	10

Batter	1	2	3	4	5	6	7	8	9	AB	R	H	RBI	BB	SO	LOB
22 Jason Kipnis, L (1, 4) OBP: 0.399, SLG: 0.472	B SI 90 C SI 91 X SI 92 1-1 23 G3-6-1 1B		C FF 92 X CU 79 0-1 12 G3 23 1B	C CU 80 F CU 80 F CU 80 D CU 81 F FF 94 B SI 93 X CU 81 2-2 ③ L3			B CU 82 C SL 89 B CH 86 X CH 86 2-1 12 CS 1B			4	1	3	0	0	0	2
12 Francisco Lindor, S (1, 6) OBP: 0.319, SLG: 0.388	1 SAFE L SI 91 S CU 78 B SI 93 S CU 78 1-3 ① K		1 SAFE F SI 92 B SI 92 S CU 80 B CU 79 X SI 93 2-2 ② G3 1-2		F CH 84 C SI 91 F SI 92 B FF 92 F CU 78 B CH 86 X CH 87 2-2 ① F8		1 SAFE B SL 89 C SL 89 1 SAFE B CH 85 2-1 ③ CS 1-2	C CU 73 B SI 89 X CH 76 1-1 ① G3		4	0	0	0	0	1	2
23 Michael Brantley, L (1, 10) OBP: 0.391, SLG: 0.476	C FF 92 F SI 93 X SI 93 0-2 ②③ G3-6-1 1-2f		C SI 93 B FF 92 X SI 93 1-1 2-H 1B		C CU 78 F SI 91 B CU 79 F SI 93 S CU 80 1-3 ② K			C CU 74 C SI 89 X CH 79 0-2 40 L8 2B		4	0	2	1	0	1	1
41 Carlos Santana, S (1, 3) OBP: 0.352, SLG: 0.380		B FF 91 B SI 91 B SI 91 B SI 91 4-0 8 2B BB	B SI 92 B CU 79 F CH 86 B SI 92 C CU 78 S CU 80 3-3 ③ K		B SI 93 C CU 79 X SI 92 1-1 ③ L9			C SI 89 B CH 80 B CH 79 C SL 83 B SL 84 D CU 77 4-2 BB		2	1	0	0	2	1	1
8 Lonnie Chisenhall, L (1, 9) OBP: 0.287, SLG: 0.393 40 Jerry Sands, R (8, PH) OBP: 0.297, SLG: 0.382 (8, 9)		B SI 92 X SI 92 1-0 1-H 2B	B FF 92 X CH 85 1-0 ① P3		C SL 88 C FF 94 S FF 93 0-3 ① K			C CH 79 X SI 90 0-1 ② L8 2-3		3 1	0 0	1 0	1 0	0 0	1 0	0 2
10 Yan Gomes, R (1, 2) OBP: 0.264, SLG: 0.377		C SI 93 F SI 93 D SI 93 X CU 78 1-2 ① F8	B SI 91 C CU 77 B SI 91 F SI 91 B SI 93 X SI 92 3-2 ② L3		S FF 94 C FF 94 B SL 91 B CU 82 F CH 85 B SL 90 X SL 88 3-2 ② F9			B SI 90 C SI 90 F CU 76 F SL 84 1 SAFE S SI 91 1-3 ③ K		4	0	0	0	0	1	3
35 Abraham Almonte, S (1, 8) OBP: 0.279, SLG: 0.373		C CU 79 B FF 93 S SI 93 F CU 80 B CU 80 F SI 94 S CU 82 2-3 ② K2-3	F SI 92 B SI 93 B CU 80 B SI 92 B SI 92 4-1 39 1B 11 1B BB		F SL 88 B SL 89 B CU 80 F CH 86 F FF 94 B SL 90 F SL 89 X FF 95 3-2 ③ G3			B CH 77 B CH 77 C SI 88 X CU 76 2-1 ① G6-3		3	1	0	0	1	1	1
39 Gio Urshela, R (1, 5) OBP: 0.276, SLG: 0.338		C SI 93 F CU 79 F CU 81 F SI 94 D SI 94 F CU 81 X CU 80 1-2 ③ P4	1 SAFE C SI 92 B SI 92 1 SAFE X SI 92 1-1 11 1B 1-3 1B				F SL 88 F FF 94 T FF 94 0-2 ① K	C SL 80 S CH 79 B SI 90 X CH 78 1-2 ② L5		4	0	1	0	0	1	1
11 José Ramírez, S (1, 7) OBP: 0.273, SLG: 0.273 4 Mike Aviles, R (7, 7) OBP: 0.281, SLG: 0.313			B FF 92 C SI 92 X SI 92 1-1 ① G3	B CU 80 C CU 79 X SI 94 1-1 1-2 3-H 1B			B FF 93 B SL 90 X FF 94 2-0 ② P5		C CU 74 B SI 90 B CU 76 B SL 82 X SI 89 3-1 ③ F9	3 1	0 0	1 0	1 0	0 0	0 0	0 0
Inning Stats	R: 0 E: 0 K: 1 S: 8 H: 1 LOB: 0 BB: 0 P: 10	R: 1 E: 0 K: 1 S: 15 H: 1 LOB: 1 BB: 1 P: 24	R: 1 E: 0 K: 1 S: 12 H: 2 LOB: 1 BB: 0 P: 19	R: 1 E: 0 K: 0 S: 14 H: 2 LOB: 2 BB: 1 P: 26	R: 0 E: 0 K: 1 S: 11 H: 0 LOB: 0 BB: 0 P: 15	R: 0 E: 0 K: 1 S: 12 H: 0 LOB: 0 BB: 0 P: 18	R: 0 E: 0 K: 1 S: 7 H: 1 LOB: 0 BB: 0 P: 13	R: 0 E: 0 K: 1 S: 13 H: 1 LOB: 2 BB: 1 P: 19	R: 0 E: 0 K: 0 S: 7 H: 0 LOB: 0 BB: 0 P: 13	1B: 6 2B: 2 3B: 0 HR: 0 SF: 0 SAC: 0 DP: 1 HBP: 0						

PITCHER		IP	WLS	BF	H	R	ER	SO	BB	IBB	HBP	BLK	WP	HR	S	P	ERA	WHIP
47 Iván Nova, R ERA: 3.72	(1, 1)	5.0	L	22	6	3	3	4	2	0	0	0	0	0	60	94	5.40	1.600
43 Adam Warren, R ERA: 3.19	(6, 1)	2.0		6	1	0	0	2	0	0	0	0	0	0	19	31	0.00	0.500
26 Chris Capuano, L ERA: 6.55	(8, 1)	2.0		8	1	0	0	1	1	0	0	0	0	0	20	32	0.00	1.000

PITCHER	IP	WLS	BF	H	R	ER	SO	BB	IBB	HBP	BLK	WP	HR	S	P	ERA	WHIP

TOP

Cleveland Indians @ New York Yankees

Yankee Stadium, Bronx, NY

Thu Aug 20 2015, 7:11 PM - 10:17 PM EDT

Att. 36,129 - Overcast - 79 F

livebaseballscorecards.com

AB	33
R	3
H	8
RBI	3
BB	3
SO	7
LOB	13

WP: 0 PA: 37
PB: 0
SB: 0
CS: 1

Batter	1	2	3	4	5	6	7	8	9	AB	R	H	RBI	BB	SO	LOB
22 Jacoby Ellsbury, L (1, 8) OBP: 0.335, SLG: 0.372	B CH 83 F CH 84 X FC 84 1-1 ① P5		F FF 88 B CU 74 C SI 86 X FF 90 1-2 ② G4-3 1-2 2-3		1 SAFE 1 SAFE F FF 86 1 SAFE B FF 89 T FC 84 1 SAFE X CU 75 1-2 ③ G3			F FC 93 S FC 93 C FC 94 0-3 ② K		4	0	0	0	0	1	4
11 Brett Gardner, L (1, 7) OBP: 0.361, SLG: 0.424	C FF 87 C FF 88 X CU 74 0-2 ② F9		C FC 86 B FF 89 F FF 90 F FF 90 B FC 85 B CH 82 X FF 89 3-2 ③ G4-3			B CH 82 C FF 88 F FC 85 X CU 77 1-2 ① F8		C FC 94 C FC 93 B FC 93 B FC 94 B SL 82 S FC 95 3-3 ③ K		4	0	0	0	0	1	3
13 Alex Rodriguez, R (1, 10) OBP: 0.369, SLG: 0.504	C FF 88 B FC 82 F FF 89 B FF 89 B FF 88 X FC 85 3-2 ③ F9			S CU 73 X FC 83 0-1 HR		B FF 89 C FF 89 B FF 90 T FF 90 F FF 90 C CU 78 2-3 ② K			X FF 96 0-0 1B 34 S 36 1B	4	2	2	1	0	1	0
34 Brian McCann, L (1, 2) OBP: 0.315, SLG: 0.471		B CH 85 C FF 85 X CU 72 1-1 ① G3		B FF 87 B FF 88 C CH 82 S FC 84 X FC 84 2-2 ① G4-1		C FF 90 X FF 90 0-1 ③ P2			F FF 96 C FF 96 F FF 96 C KC 86 0-3 ① 1-2	4	0	0	0	0	1	1
36 Carlos Beltrán, S (1, 9) OBP: 0.334, SLG: 0.476 24 Chris Young, R (9, PR) OBP: 0.312, SLG: 0.471		C FF 86 F CH 82 S FF 88 0-3 ② K		C FF 88 B CU 75 F FF 90 B CU 76 F FF 90 B FC 83 F FF 89 F CH 82 X FF 89 3-2 ② P3			B CH 83 C FF 87 F FF 89 F FF 89 B FC 85 X FC 86 2-2 ① L9		C KC 86 X FF 96 0-1 12 G3-1 33 BB 2-H 1B	4 0	0 0	1 0	1 0	0 0	1 0	0 0
33 Greg Bird, L (1, 3) OBP: 0.348, SLG: 0.619 17 Brendan Ryan, R (9, PR) OBP: 0.295, SLG: 0.386		B FF 88 C FF 89 F FF 90 C FC 85 1-3 ③ K		X FF 89 0-0 ③ L9			B FF 89 C FF 88 F FF 89 T FF 89 1-2 ② K		D KC 86 B FF 95 B FF 95 C FF 94 B FF 95 4-1 12 G3-1 1-2 BB	3 0	0 0	0 0	0 0	1 0	2 0	0 0
12 Chase Headley, S (1, 5) OBP: 0.335, SLG: 0.396			C FC 86 F FC 83 B SI 87 B FC 84 X FF 88 2-2 22 G4-3 2B		C CH 83 X FF 89 0-1 ① F7		C FF 90 B FC 85 X CH 83 1-1 ③ G4-3		B KC 86 B FF 96 F FF 96 F FF 96 F FF 96 X KC 86 2-2 ② G3-1 1-2 2-3	4	0	1	0	0	0	2
18 Didi Gregorius, L (1, 6) OBP: 0.300, SLG: 0.333			B SI 87 S CH 82 F FC 85 B CU 75 T FC 83 2-2 ① K		C FF 89 B FF 90 S CU 75 B CU 77 C FC 85 2-3 ② K			C FC 92 B FC 93 C FC 92 B FC 93 B FC 93 X FC 93 3-2 ① G4-3	B KC 85 S FF 96 X FF 96 1-1 ③ F7	4	0	0	0	0	2	4
14 Stephen Drew, L (1, 4) OBP: 0.263, SLG: 0.386			C FF 87 B CH 82 B FF 88 F FF 87 B FC 84 B CH 81 4-2 22 G4-3 BB		B FF 90 B CH 83 B FF 90 B FF 88 4-0 BB			X FC 93 0-0 1B		1	0	1	0	2	0	0
Inning Stats	R: 0 E: 0 K: 0 S: 8 H: 0 LOB: 0 BB: 0 P: 12	R: 0 E: 0 K: 2 S: 8 H: 0 LOB: 0 BB: 0 P: 10	R: 0 E: 0 K: 1 S: 15 H: 1 LOB: 2 BB: 1 P: 27	R: 1 E: 0 K: 0 S: 12 H: 1 LOB: 0 BB: 0 P: 17	R: 0 E: 0 K: 1 S: 8 H: 0 LOB: 1 BB: 1 P: 15	R: 0 E: 0 K: 1 S: 9 H: 0 LOB: 0 BB: 0 P: 12	R: 0 E: 0 K: 1 S: 9 H: 0 LOB: 0 BB: 0 P: 13	R: 0 E: 0 K: 2 S: 10 H: 1 LOB: 1 BB: 0 P: 16	R: 1 E: 0 K: 1 S: 14 H: 2 LOB: 3 BB: 1 P: 21	1B: 3 2B: 1 3B: 0 HR: 1 SF: 0 SAC: 0 DP: 0 HBP: 0						WP: 0 PB: 0 SB: 1 CS: 0 PA: 35

PITCHER		IP	WLS	BF	H	R	ER	SO	BB	IBB	HBP	BLK	WP	HR	S	P	ERA	WHIP
43 Josh Tomlin, R ERA: 2.03	(1, 1)	7.0	W	25	2	1	1	6	2	0	0	0	0	1	69	106	1.29	0.571
27 Bryan Shaw, R ERA: 2.62	(8, 1)	1.0	H	4	1	0	0	2	0	0	0	0	0	0	10	16	0.00	1.000
37 Cody Allen, R ERA: 4.04	(9, 1)	1.0	S	6	2	1	1	1	1	0	0	0	0	0	14	21	9.00	3.000

PITCHER	IP	WLS	BF	H	R	ER	SO	BB	IBB	HBP	BLK	WP	HR	S	P	ERA	WHIP

BOTTOM

Cleveland Indians @ New York Yankees

Yankee Stadium, Bronx, NY

Thu Aug 20 2015, 7:11 PM - 10:17 PM EDT

Att. 36,129 - Overcast - 79 F

livebaseballscorecards.com

AB	32
R	2
H	5
RBI	2
BB	3
SO	9
LOB	14

Cleveland Indians @ New York Yankees

Yankee Stadium, Bronx, NY

Fri Aug 21 2015, 7:11 PM - 10:50 PM EDT

Att. 35,940 - Clear - 83 F

TOP

livebaseballscorecards.com

Batter	1	2	3	4	5	6	7	8	9	AB	R	H	RBI	BB	SO	LOB
22 Jason Kipnis, L (1, 10) OBP: 0.397, SLG: 0.471	X SL 83 0-0 ① F8		B SI 90 C FF 92 X FS 89 1-1 ② G3		C CU 78 B FS 89 B FS 88 B CU 78 X FS 88 3-1 ② FC4-6 12 E 1-2f 2-3		1 SAFE B FF 91 S SL 85 B FF 91 1 SAFE F FF 92 B CH 80 X FF 91 3-2 ① G5-3 1-2		1 SAFE B FF 96 X FF 97 1-0 23 1B 41 FC5-4 1-3 2B	5	1	1	0	0	0	4
12 Francisco Lindor, S (1, 6) OBP: 0.320, SLG: 0.386	C FF 93 B FC 90 X SL 84 1-1 ② G4-3		S FS 89 B FS 89 S FS 89 F FS 90 B FC 90 X FS 89 2-2 3-H 1B		B CU 76 B SL 85 F FF 94 S FF 91 X FS 90 2-2 E6 1-2 3-H		C FF 90 D CH 80 F CH 81 B FF 92 F FF 92 D CH 83 B FF 93 4-2 23 1B 2-3 BB		F FC 92 F FC 92 F CU 83 B FF 97 D FC 93 S FF 97 2-3 ① K	4	0	1	1	1	1	3
23 Michael Brantley, L (1, 7) OBP: 0.391, SLG: 0.475	F FF 93 B FF 93 F FF 93 X FF 94 1-2 ③ L8		X FF 94 0-0 ③ L5		B FS 90 B FF 91 F FS 88 X FS 89 2-1 ③ G1-3		F FF 92 F FF 92 B CH 82 1 SAFE F CH 81 1 SAFE X FF 92 1-2 1-2 3-H 1B		F FC 92 F SI 96 B FC 93 B FC 90 F FF 97 F FC 91 X FC 90 2-2 41 FC5-4 2-3 3-H 1B	5	0	2	2	0	0	3
41 Carlos Santana, S (1, 3) OBP: 0.350, SLG: 0.385		B FF 92 B SL 83 C FF 92 B FF 92 F FF 92 X FS 89 3-2 ① G3-1		B CU 76 F CU 78 T SI 89 T FC 90 1-2 ① K		B CU 76 B SI 90 B FF 91 C FF 93 F FF 93 X FF 95 3-2 HR	B FF 91 F FF 92 F FF 92 D CH 83 S FF 92 2-3 ② K		F FF 96 X SI 95 0-1 ② FC5-4 40 2B 1-2f 3-H	5	2	1	2	0	2	3
8 Lonnie Chisenhall, L (1, 9) OBP: 0.287, SLG: 0.397 40 Jerry Sands, R (7, PH) OBP: 0.303, SLG: 0.400 (7, 9)		C CU 75 X FS 88 0-1 2B		F FF 92 X FC 90 0-1 ② G4-3		B FF 94 B FS 86 X FF 94 2-0 ① G3	S CH 82 S CH 83 B FF 93 B FF 92 B CH 83 X CH 83 3-2 ③ G4-3		X FF 96 0-0 1-H 2B	3 2	0 0	1 1	0 1	0 0	0 0	0 2
10 Yan Gomes, R (1, 2) OBP: 0.267, SLG: 0.375		C SL 84 H SI 91 1-1 35 G1-6-3 HBP		B FF 92 C FC 91 F SI 92 F FF 94 F SL 86 F FS 89 B SL 85 S FS 90 2-3 ③ K		X FS 90 0-0 35 FC3-6 1B		X FF 94 0-0 ① L8	D FC 91 F SI 96 F CU 84 B SI 96 S FF 96 2-3 ③ K	4	0	1	0	0	2	1
35 Abraham Almonte, S (1, 8) OBP: 0.278, SLG: 0.368		X FS 88 0-0 ② ③ G1-6-3 1-2f			S SL 85 B FC 90 B SL 84 S FS 88 X SL 86 2-2 22 FC4-6 11 BB 12 E 1B	S FS 88 B FS 87 X FS 87 1-1 ② FC3-6 1-2f		S FF 93 C CH 86 B FF 95 C FF 94 1-3 ② K		4	1	1	0	0	1	3
39 Gio Urshela, R (1, 5) OBP: 0.271, SLG: 0.332			B SL 84 X SL 84 1-0 ① G5-3		1 SAFE C SL 84 X SL 84 0-1 ① P4	F FS 88 S FS 87 B SI 92 B FS 86 F FS 88 F FS 88 S SL 85 2-3 ③ K		C FF 94 B CH 88 X FF 93 1-1 ③ F9		4	0	0	0	0	1	2
11 José Ramírez, S (1, 4) OBP: 0.285, SLG: 0.291			C FF 92 B FF 91 B FC 90 B FS 87 X FF 92 3-1 12 1B 3B		B FS 88 F SI 91 B FS 88 F CU 76 D FS 89 F SI 92 B SL 84 4-2 22 FC4-6 1-2 BB		B SL 84 C SL 84 B SI 90 C SL 84 B FS 89 F FS 89 F FS 89 F FF 93 X SL 86 3-2 12 WP 22 G5-3 23 1B 1B		C FF 94 F SI 94 X FF 95 0-2 22 2B 23 1B 1B	3	3	3	0	1	0	0
Inning Stats	R: 0 E: 0 K: 0 S: 6 H: 0 LOB: 0 BB: 0 P: 8	R: 0 E: 0 K: 0 S: 7 H: 1 LOB: 1 BB: 0 P: 11	R: 1 E: 0 K: 0 S: 10 H: 2 LOB: 1 BB: 0 P: 17	R: 0 E: 0 K: 2 S: 11 H: 0 LOB: 0 BB: 0 P: 14	R: 1 E: 1 K: 0 S: 15 H: 1 LOB: 2 BB: 1 P: 28	R: 1 E: 0 K: 1 S: 12 H: 2 LOB: 1 BB: 0 P: 20	R: 1 E: 0 K: 1 S: 22 H: 2 LOB: 2 BB: 1 P: 38	R: 0 E: 0 K: 1 S: 6 H: 0 LOB: 0 BB: 0 P: 8	R: 3 E: 0 K: 2 S: 19 H: 4 LOB: 1 BB: 0 P: 26	1B: 7 2B: 3 3B: 1 HR: 1 SF: 0 SAC: 0 DP: 1 HBP: 1						

AB	39
R	7
H	12
RBI	6
BB	2
SO	7
LOB	21

PITCHER	IP	WLS	BF	H	R	ER	SO	BB	IBB	HBP	BLK	WP	HR	S	P	ERA	WHIP
19 Masahiro Tanaka, R (1, 1) ERA: 3.61	6.0	L	27	7	4	3	3	1	0	1	0	0	1	67	107	4.50	1.333
45 Chasen Shreve, L (7, 1) ERA: 2.01	1.0		5	1	0	0	1	1	0	0	0	1	0	16	29	0.00	2.000
53 Nick Rumbelow, R (8, 1) ERA: 1.35	1.0		3	0	0	0	1	0	0	0	0	0	0	6	8	0.00	0.000
41 Justin Wilson, L (9, 1) ERA: 3.2	1.0		7	4	3	3	2	0	0	0	0	0	0	19	26	27.00	4.000

PITCHER	IP	WLS	BF	H	R	ER	SO	BB	IBB	HBP	BLK	WP	HR	S	P	ERA	WHIP

WP: 1 PB: 0 SB: 0 CS: 0 PA: 42

BOTTOM

Batter	1	2	3	4	5	6	7	8	9	AB	R	H	RBI	BB	SO	LOB
11 Brett Gardner, L (1, 8) (8, 7) OBP: 0.363, SLG: 0.425	C SI 95 B SI 95 X SI 94 1-1 34 S 1B		B FF 95 B CH 88 B FF 94 C SI 93 B FF 94 4-1 12 FC5-6 BB		C CH 87 B CH 88 C FF 94 F CU 84 C FF 95 1-3 ③ K			C FF 89 B CH 85 B FF 90 X FF 90 2-1 12 1B 13 1B 1B	C FF 96 B FF 95 F FF 96 S KC 87 1-3 ② K2-3	4	1	2	0	1	2	0
12 Chase Headley, S (1, 5) OBP: 0.334, SLG: 0.394	1 SAFE F FF 94 F SI 94 F CH 89 F FF 94 B FF 97 B CH 88 1 SAFE 1 SAFE 2-2 F SI 89 X SI 94 F8 ①		C FF 93 1 SAFE S CH 87 X SI 96 0-2 FC5-6 ③ 1-2f			S FF 93 X CH 84 0-1 F8 ①		X FF 94 0-0 13 1B 33 E 1-2 1B	C KC 86 B FF 95 X FF 95 1-1 F8 ③	5	1	1	0	0	0	2
13 Alex Rodriguez, R (1, 10) OBP: 0.368, SLG: 0.501	F FF 96 F SI 94 S CH 88 0-3 K ②			B FF 95 F FF 95 S CU 82 B CU 84 F SI 96 S CU 84 2-3 K ①		C CH 87 C SL 87 B SI 93 F CU 83 B SL 89 X SI 94 2-2 G5-3 ②		B FF 97 B SI 97 S FF 96 B FF 97 X FF 96 3-1 22 BB 33 E 1-2 2-H 1B		4	0	1	1	0	2	1
34 Brian McCann, L (1, 2) OBP: 0.311, SLG: 0.466	C FF 95 1 SAFE F SI 95 D CU 84 B SL 89 F SL 89 F FF 97 B CH 89 F CH 90 3-2 X CH 80 F9 ③ 1-2			F CH 88 B FF 96 C SI 94 S CU 85 1-3 K ②		F CU 82 B FF 93 X CH 88 1-1 F8 ③		C FF 96 X FF 95 0-1 F8 ①		4	0	0	0	0	1	3
36 Carlos Beltrán, S (1, 9) OBP: 0.333, SLG: 0.476		C FF 96 B FF 96 F CH 91 S CH 90 1-3 K ①		X FF 95 0-0 33 1B 2B			C SI 93 F CU 81 F CH 87 B CH 90 F SL 88 F FF 94 S CU 83 1-3 K ①	B SI 95 F SI 94 X FF 95 1-1 F7 ②		4	1	1	0	0	2	2
33 Greg Bird, L (1, 3) OBP: 0.333, SLG: 0.560		F SI 97 C FF 96 B CH 91 S FF 97 1-3 K ②		X SI 95 0-0 2-H 1B			C CH 86 T FF 94 B CH 88 F CH 88 S CH 88 1-3 K ②	F SI 96 F SI 96 F SI 97 B FF 96 B SI 96 X FF 96 2-2 E4 22 BB 1-2 2-H		4	0	1	1	0	2	1
24 Chris Young, R (1, 7) OBP: 0.310, SLG: 0.468 22 Jacoby Ellsbury, L (7, PH) (8, 8) OBP: 0.339, SLG: 0.374		B CH 90 C FF 96 F FF 91 F CU 86 B FF 91 S SI 96 2-3 K ③		B FF 96 B SL 88 X FF 95 2-0 L7 ③			B SI 94 C CH 87 X SL 89 1-1 14 1B 1B	B FF 96 C FF 96 D KC 87 B FF 96 S FF 97 B FF 96 4-2 1-2 2-3 BB		2 1	0 0	0 1	0 0	1 1	1 0	1 0
14 Stephen Drew, L (1, 4) OBP: 0.263, SLG: 0.384			F FF 95 X CH 89 0-1 F8 ①		C FF 93 C SI 94 T CU 83 0-2 K ①		C FF 94 X FF 94 0-1 1-2 1B	B KC 86 X FF 96 1-0 F7 ③		4	0	1	0	0	1	3
17 Brendan Ryan, R (1, 6) OBP: 0.286, SLG: 0.373 18 Didi Gregorius, L (7, PH) (8, 6) OBP: 0.299, SLG: 0.332			C FF 96 F CH 89 F FF 96 X CH 90 0-2 F8 ②		B FF 93 C FF 93 C CH 87 F FF 96 S CU 83 1-3 K ②		F FF 88 C SL 82 S FF 91 0-3 K ③		C FF 95 B KC 87 S FF 96 X FF 96 1-2 G1-3 ①	2 2	0 0	0 0	0 0	0 0	1 1	0 2
Inning Stats	R: 0 H: 1 E: 0 LOB: 1 K: 1 BB: 0 S: 17 P: 23	R: 0 H: 0 E: 0 LOB: 0 K: 3 BB: 0 S: 10 P: 14	R: 0 H: 0 E: 0 LOB: 1 K: 0 BB: 1 S: 10 P: 14	R: 1 H: 2 E: 0 LOB: 1 K: 2 BB: 0 S: 10 P: 15	R: 0 H: 0 E: 0 LOB: 0 K: 3 BB: 0 S: 11 P: 13	R: 0 H: 0 E: 0 LOB: 0 K: 0 BB: 0 S: 9 P: 12	R: 0 H: 2 E: 0 LOB: 2 K: 3 BB: 0 S: 17 P: 20	R: 2 H: 3 E: 1 LOB: 3 K: 0 BB: 1 S: 16 P: 29	R: 0 H: 0 E: 0 LOB: 0 K: 1 BB: 0 S: 8 P: 11	1B: 7 2B: 1 3B: 0 HR: 0		SF: 0 SAC: 0 DP: 0 HBP: 0		WP: 0 PB: 0 SB: 1 CS: 0		PA: 38

PITCHER		IP	WLS	BF	H	R	ER	SO	BB	IBB	HBP	BLK	WP	HR	S	P	ERA	WHIP
59 Carlos Carrasco, R ERA: 3.53	(1, 1)	6.2	W	26	5	1	1	11	1	0	0	0	0	0	81	108	1.35	0.900
57 Kyle Crockett, L ERA: 3.38	(7, 1)	0.1	H	2	1	1	1	1	0	0	0	0	0	0	5	7	27.00	3.000
34 Zach McAllister, R ERA: 3.05	(8, 1)	0.2	H	5	2	1	0	0	0	0	0	0	0	0	11	17	0.00	3.000
37 Cody Allen, R ERA: 3.93	(8, 1)	1.1	S	5	0	0	0	1	1	0	0	0	0	0	11	19	0.00	0.750

PITCHER	IP	WLS	BF	H	R	ER	SO	BB	IBB	HBP	BLK	WP	HR	S	P	ERA	WHIP

Cleveland Indians @ New York Yankees

Yankee Stadium, Bronx, NY

Fri Aug 21 2015, 7:11 PM - 10:50 PM EDT

Att. 35,940 - Clear - 83 F

livebaseballscorecards.com

AB	36
R	3
H	8
RBI	2
BB	2
SO	13
LOB	15

Batter	1	2	3	4	5	6	7	8	9	AB	R	H	RBI	BB	SO	LOB
22 Jason Kipnis, L (1, 4) OBP: 0.396, SLG: 0.468	B FF 93 S FF 95 S FF 96 F FF 96 X FF 97 1-2 ① F7		B CH 87 C FF 95 B FC 92 B FF 96 B FF 96 4-1 12 1B BB		F FF 94 F CH 89 S CH 88 0-3 ② K		C FF 95 S CU 81 B FF 95 S SL 91 1-3 ③ K			3	0	0	0	1	2	0
12 Francisco Lindor, S (1, 6) OBP: 0.327, SLG: 0.408	C FC 91 S FF 97 X FF 96 0-2 HR		B SL 88 C FF 95 X CH 87 1-1 23 FC3-6 1-3 1B		C FF 98 B CH 88 X CH 88 1-1 ③ G4-3			B FF 95 F FF 95 X FF 98 1-1 41 G3-1 8 1B 2B		4	2	3	1	0	0	0
23 Michael Brantley, L (1, 10) OBP: 0.388, SLG: 0.470	F FF 95 B FF 97 X CH 85 1-1 ② F7		C SL 89 B FF 95 D CH 88 S SL 88 1 SAFE X FF 96 2-2 ② FC3-6 1-2f			C FF 92 B CH 87 F FF 94 F FF 96 S CH 88 1-3 ① K		B FF 97 F KC 84 X KC 85 1-1 ① G1-3		4	0	0	0	0	1	3
41 Carlos Santana, S (1, 3) OBP: 0.349, SLG: 0.382	B FF 95 B FF 95 C SL 91 B CH 88 B FF 96 4-1 BB		C FF 95 C SL 91 B FF 96 S FF 97 1-3 ③ K			C FF 94 B FF 97 B FF 95 F FF 96 F SL 89 X FF 98 2-2 ② F9		B FF 98 C KC 85 C KC 85 B KC 87 B KC 87 F FF 99 X FF 98 3-2 ② G3-1 2-3		3	0	0	0	1	1	3
8 Lonnie Chisenhall, L (1, 9) OBP: 0.295, SLG: 0.400	C FF 93 X CH 85 0-1 ③ P5			F FF 94 S FF 95 F FF 97 B FC 91 X FC 92 1-2 1B		B SL 88 S CH 88 C FF 97 B FF 96 B CH 87 B FF 96 4-2 35 BB BB		B FF 97 X FF 98 1-0 3-H 1B		3	0	2	1	1	0	1
35 Abraham Almonte, S (1, 8) OBP: 0.277, SLG: 0.358		C FF 94 B CH 87 B FF 95 B FF 97 F FF 96 F FF 96 C SL 90 3-3 ① K		B SL 88 B FF 96 F FF 96 B SL 89 X FF 96 3-1 ① F8		C SL 88 B FF 95 F FF 94 D CH 87 F FF 96 D SL 88 B FF 95 B FF 94 4-2 55 FC6-4 1-2 BB		S KC 85 C KC 85 B FF 98 C KC 88 1-3 ③ K		3	0	0	0	1	2	2
55 Roberto Pérez, R (1, 2) OBP: 0.344, SLG: 0.377		C FF 95 C SL 89 C FF 96 0-3 ② K		C FF 95 B FF 96 B SL 90 S FF 96 X FF 95 2-2 ② P3		F FF 94 B SL 89 F FC 90 B FF 96 X FF 96 2-2 ③ FC6-4 1-2f			B FF 92 X FF 91 1-0 11 G6-3 1B	4	0	1	0	0	1	3
11 José Ramírez, S (1, 5) OBP: 0.281, SLG: 0.286		C FF 96 X SL 91 0-1 ③ G4-3		B SL 89 F FF 95 F FF 95 F FF 95 C FF 96 1-3 ③ K			C CU 78 B CH 85 C SL 86 F FF 95 X CH 86 1-2 ① G1-3		S FF 93 F SL 83 F SL 84 X SL 83 0-2 ①② G6-3 1-2f	4	0	0	0	0	1	2
4 Mike Aviles, R (1, 7) OBP: 0.276, SLG: 0.307			C FF 95 X FF 96 0-1 ① P3		C SL 88 X SL 90 0-1 ① G5-3		C FF 94 C SL 90 C SL 90 0-3 ② K		C FF 93 X SL 83 0-1 ③ F8	4	0	0	0	0	1	0
Inning Stats	R: 1 E: 0 K: 0 S: 12 H: 1 LOB: 1 BB: 1 P: 18	R: 0 E: 0 K: 2 S: 9 H: 0 LOB: 0 BB: 0 P: 12	R: 0 E: 0 K: 1 S: 11 H: 1 LOB: 2 BB: 1 P: 19	R: 0 E: 0 K: 1 S: 13 H: 1 LOB: 1 BB: 0 P: 20	R: 0 E: 0 K: 1 S: 7 H: 0 LOB: 0 BB: 0 P: 8	R: 0 E: 0 K: 1 S: 17 H: 0 LOB: 2 BB: 2 P: 30	R: 0 E: 0 K: 2 S: 10 H: 0 LOB: 0 BB: 0 P: 12	R: 1 E: 0 K: 1 S: 12 H: 2 LOB: 1 BB: 0 P: 19	R: 0 E: 0 K: 0 S: 7 H: 1 LOB: 0 BB: 0 P: 8	1B: 4 2B: 1 3B: 0 HR: 1 SF: 0 SAC: 0 DP: 1 HBP: 0						

PITCHER		IP	WLS	BF	H	R	ER	SO	BB	IBB	HBP	BLK	WP	HR	S	P	ERA	WHIP
40 Luis Severino, R ERA: 2.74	(1, 1)	6.0	W	25	3	1	1	6	4	0	0	0	0	1	69	107	1.50	1.167
43 Adam Warren, R ERA: 3.16	(7, 1)	1.0		3	0	0	0	2	0	0	0	0	0	0	10	12	0.00	0.000
68 Dellin Betances, R ERA: 1.25	(8, 1)	1.0		5	2	1	1	1	0	0	0	0	0	0	12	19	9.00	2.000
48 Andrew Miller, L ERA: 2.03	(9, 1)	1.0		3	1	0	0	0	0	0	0	0	0	0	7	8	0.00	1.000

PITCHER	IP	WLS	BF	H	R	ER	SO	BB	IBB	HBP	BLK	WP	HR	S	P	ERA	WHIP

TOP

Cleveland Indians @ New York Yankees

Yankee Stadium, Bronx, NY

Sat Aug 22 2015, 1:13 PM - 4:04 PM EDT

Att. 47,031 - Sunny - 80 F

livebaseballscorecards.com

AB	32
R	2
H	6
RBI	2
BB	4
SO	9
LOB	14

Batter	1	2	3	4	5	6	7	8	9	AB	R	H	RBI	BB	SO	LOB
22 Jacoby Ellsbury, L (1, 8) OBP: 0.340, SLG: 0.375	C FF 93 B SI 92 F FF 93 X FF 96 1-2 11 HR 1B	F FF 96 B FF 95 X FF 95 1-1 E1 36 SF7 1-2 3-H		F FF 95 B CH 86 F SL 85 B FF 95 S CH 85 2-3 K ②			C SI 92 X CH 84 0-1 G5-3 ①	F SI 92 B SI 92 F SI 92 F CU 85 X SI 91 1-2 ③ 2-H 1B		5	1	2	1	0	1	1
11 Brett Gardner, L (1, 7) OBP: 0.362, SLG: 0.430	1 SAFE B FF 93 C FF 93 X FF 92 1-1 1-H HR	X FF 95 0-0 ① F8 2-3		F FF 96 B CU 80 S CH 85 S CH 86 1-3 K ③			B SI 92 F SI 92 B SL 83 F SI 92 B SL 81 S SI 92 3-3 K ②			4	1	1	2	0	2	2
36 Carlos Beltrán, S (1, 9) OBP: 0.332, SLG: 0.475 24 Chris Young, R (7, PR) OBP: 0.310, SLG: 0.468 (8, 9)	B FF 95 C FF 95 C CH 85 B CH 86 F FF 96 X SI 95 2-2 ① G6-3	F FF 96 1 SAFE F FF 94 X FF 96 0-2 ② SF7 1-2 3-H			B CU 80 C CH 84 F SI 95 F FF 96 X CH 86 1-2 ① G6-3		X SI 92 0-0 34 1B 1B			3 0	0 0	1 0	1 0	0 0	0 0	0 0
34 Brian McCann, L (1, 10) OBP: 0.313, SLG: 0.475	C FF 96 X SI 95 0-1 HR	B CH 86 C FF 95 B FF 95 F SI 95 S CH 86 2-3 ③ K			C CH 85 B CH 86 S CH 85 S CH 86 1-3 ② K		B SI 91 B SI 92 F SI 94 X SI 90 2-1 1-2 1B			4	1	2	1	0	2	1
33 Greg Bird, L (1, 3) OBP: 0.323, SLG: 0.517	B CU 77 F FF 95 B CH 84 F CH 84 B CH 86 X FF 96 3-2 ② F8	C FF 94 B SI 93 F SI 94 B CU 80 F CH 85 X FF 95 2-2 ① P6			B FF 95 B FF 96 X FF 96 2-0 1B		C SL 82 D SL 82 F SI 92 F SL 83 S SI 93 1-3 ③ K			4	0	1	0	0	1	2
12 Chase Headley, S (1, 5) OBP: 0.333, SLG: 0.392	C FF 96 B SI 96 B FF 95 S FF 95 F FF 96 B CH 86 F FF 95 X FF 95 3-2 1B	B FF 94 S CH 84 X FF 95 1-1 ② F7			B FF 96 C FF 97 X FF 98 1-1 ③ G1-3			C SI 94 B CU 85 X CU 83 1-1 ① G4-3		4	0	1	0	0	0	1
18 Didi Gregorius, L (1, 6) OBP: 0.301, SLG: 0.338	S FF 94 S FF 96 F FF 96 X FF 96 0-2 ③ F7	S CH 84 B CH 83 B FF 95 X FF 94 2-1 2B				B FF 96 B FF 97 F FF 96 X FF 97 2-1 ① L8		B SI 93 B CU 84 B SI 93 C SI 91 C SI 92 X SI 93 3-2 14 1B 66 SF9 2B		4	1	2	0	0	0	1
14 Stephen Drew, L (1, 4) OBP: 0.266, SLG: 0.385		C FF 95 F CH 84 B CH 85 X CH 87 1-2 66 1B 22 E 1B	B SI 93 B FF 94 F FF 93 F FF 94 D CH 85 S CH 84 3-3 ③ K			F FF 97 B CH 89 S CH 90 X FF 99 1-2 ② G6-3		X CU 83 0-0 66 E 22 1B 2-3 1B		4	1	2	0	0	1	1
66 John Ryan Murphy, R (1, 2) OBP: 0.310, SLG: 0.379		F FF 94 B FF 95 C FF 95 F SI 96 F CH 86 X FF 94 1-2 11 F8 22 E 36 SF7 1-3 1B		F FF 94 B FF 94 F SI 94 B SL 85 S CH 84 2-3 ① K		S FF 98 B FF 94 F FF 98 C SL 88 1-3 ③ K		F SI 91 X SI 93 0-1 ② SF9 1-2 3-H		3	1	1	1	0	2	0
Inning Stats	R: 3 E: 0 K: 0 S: 23 H: 4 LOB: 1 BB: 0 P: 33	R: 2 E: 1 K: 1 S: 17 H: 2 LOB: 1 BB: 0 P: 22	R: 0 E: 0 K: 1 S: 11 H: 1 LOB: 1 BB: 0 P: 19	R: 0 E: 0 K: 3 S: 9 H: 0 LOB: 0 BB: 0 P: 14	R: 0 E: 0 K: 1 S: 10 H: 1 LOB: 1 BB: 0 P: 15	R: 0 E: 0 K: 1 S: 8 H: 0 LOB: 0 BB: 0 P: 12	R: 0 E: 0 K: 2 S: 12 H: 2 LOB: 2 BB: 0 P: 18	R: 1 E: 1 K: 0 S: 12 H: 3 LOB: 2 BB: 0 P: 17		1B: 9 2B: 2 3B: 0 HR: 2 SF: 2 SAC: 0 DP: 0 HBP: 0				WP: 0 PB: 0 SB: 0 CS: 0 PA: 37	

PITCHER		IP	WLS	BF	H	R	ER	SO	BB	IBB	HBP	BLK	WP	HR	S	P	ERA	WHIP
31 Danny Salazar, R ERA: 3.3	(1, 1)	4.2	L	23	8	5	4	6	0	0	0	0	0	2	68	100	7.71	1.714
49 Austin Adams, R ERA: 3.76	(5, 1)	1.1		4	0	0	0	1	0	0	0	0	0	0	10	15	0.00	0.000
54 Ryan Webb, R ERA: 2.4	(7, 1)	1.0		5	2	0	0	2	0	0	0	0	0	0	12	18	0.00	2.000
53 Jeff Manship, R ERA: 1.57	(8, 1)	1.0		5	3	1	1	0	0	0	0	0	0	0	12	17	9.00	3.000

PITCHER	IP	WLS	BF	H	R	ER	SO	BB	IBB	HBP	BLK	WP	HR	S	P	ERA	WHIP

BOTTOM

Cleveland Indians @ New York Yankees

Yankee Stadium, Bronx, NY

Sat Aug 22 2015, 1:13 PM - 4:04 PM EDT

Att. 47,031 - Sunny - 80 F

livebaseballscorecards.com

AB	35
R	6
H	13
RBI	6
BB	0
SO	9
LOB	9

Batter	1	2	3	4	5	6	7	8	9	AB	R	H	RBI	BB	SO	LOB
12 Francisco Lindor, S (1, 6) OBP: 0.332, SLG: 0.424	B SI 87 B SI 88 C SI 87 X FF 89 2-1 ① P4	L FF 90 X SI 89 0-1 4 G5-4-3 1-2 1B	D FF 93 B FF 93 B FF 93 C FF 93 X FF 90 3-1 ②③ G4-6-3 1-2f	X FF 95 0-0 23 BB 1B	B FF 97 C FF 96 C FF 96 B SV 87 B SV 87 X FF 96 3-2 ① 1-2 HR				5	1	3	1	0	0	1
4 Mike Aviles, R (1, 4) OBP: 0.275, SLG: 0.309 (8, 5)	B SL 77 C SL 78 F SI 89 B CH 83 X SI 89 2-2 41 HR 2B	F CH 82 X SI 90 0-1 ②③ G5-4-3 1-2f		C FF 93 B CU 81 B CU 80 X FF 92 2-1 E5 23 1B 41 F7-2	C FF 96 1 SAFE 1 SAFE B SL 87 F FF 94 F FF 95 1 SAFE B SL 82 S FF 94 2-3 ② K		C KC 84 T FF 98 B FF 99 S KC 85 1-3 ② K		5	1	1	0	0	2	4
23 Michael Brantley, L (1, 7) OBP: 0.388, SLG: 0.468	X FF 88 0-0 ② P4		C FF 89 F SI 89 X SL 78 0-2 ① G4-3	B CH 86 B FF 92 C FF 92 1 SAFE X FF 92 2-1 10 BB 41 F7-2 35 BB 1-3 1B	B FF 95 C FF 96 B FF 95 B SL 83 B FF 96 4-1 1-2 BB		C KC 83 B KC 84 F KC 84 B FF 97 F KC 84 F FF 98 F FF 98 F KC 86 S KC 85 2-3 ③ K		4	1	1	0	1	1	2
41 Carlos Santana, S (1, 3) OBP: 0.350, SLG: 0.388	B SI 89 C SL 76 X FF 88 1-1 2-H HR		B SI 89 B SL 79 B CH 83 C FF 89 F SI 91 F FF 90 F SL 80 B CH 82 4-2 9 BB	C FF 93 B CH 84 B FF 93 B FF 92 X FF 92 3-1 ①② F7-2 1-2 3-H	B FF 95 B SL 82 B SL 86 C FF 94 X FF 95 3-1 ③ G4-3			C SI 94 B SI 92 C SI 94 X FF 96 1-2 ① P4	4	1	1	2	1	0	4
9 Ryan Raburn, R (1, 10) OBP: 0.361, SLG: 0.493 22 Jason Kipnis, L (5, PH) OBP: 0.398, SLG: 0.467 (5, 10)	X SI 90 0-0 10 BB 1B		F FF 90 D CH 83 B FF 91 B FF 90 C SL 79 B FF 90 4-2 1-2 BB	I IN 65 I IN 65 I IN 62 I IN 61 4-0 35 BB 10 BB IBB		B FF 94 X FF 94 1-0 ① G4-3		B SI 96 B SI 95 B FC 91 B SI 96 4-0 10 G4-3 BB	1 1	0 0	1 0	0 0	1 2	0 0	0 0
10 Yan Gomes, R (1, 2) OBP: 0.269, SLG: 0.370	B FF 89 B FF 89 B SL 77 B SI 88 4-0 1-2 BB		D CH 82 F SI 88 T FF 90 D SL 79 S FF 91 2-3 ② K	C SL 83 F FF 94 D SL 86 D SL 85 B FF 97 B SL 84 4-2 35 BB 1-2 2-3 BB		X FF 96 0-0 ② L4		F SI 95 F SI 92 X FC 92 0-2 ②③ G4-3 1-2f	3	0	0	0	2	1	3
35 Abraham Almonte, S (1, 8) OBP: 0.285, SLG: 0.375	D CH 82 B SI 88 X FF 88 2-0 ③ G6-3		B CH 82 F FF 91 X CH 86 1-1 ③ P4	B SL 83 B SL 81 F FF 97 B FF 96 B FF 96 4-1 1-2 2-3 3-H BB		C SL 83 F FF 95 B FF 96 X SL 84 1-2 3B			3	0	1	1	1	0	4
40 Jerry Sands, R (1, 9) OBP: 0.288, SLG: 0.378		C SI 90 X FF 90 0-1 ① P3		B FF 92 F FF 93 B CU 80 C FF 92 B CH 86 X FF 91 3-2 ① G5-3	B SL 84 X FF 96 1-0 ③ L8		B FF 92 F CH 83 S CH 82 T CH 84 1-2 ③ K		4	0	0	0	0	1	4
39 Gio Urshela, R (1, 5) OBP: 0.280, SLG: 0.333 11 José Ramírez, S (8, PR) OBP: 0.281, SLG: 0.286 (8, 4)		C FF 90 B FF 90 B SI 84 B CH 84 F CH 83 B FF 90 4-2 12 1B BB		B CU 83 F FF 93 F FF 94 F CH 86 B FF 94 B CH 89 X FF 92 3-2 12 G4-6-3 1B		C FF 95 F FF 94 B FF 95 F SL 85 S SL 84 1-3 ① K		B KC 83 B FF 97 B FF 95 B FF 95 4-0 12 CS BB	2 0	0 0	1 0	0 0	2 0	1 0	0 0
Inning Stats	R: 2 E: 0 K: 0 S: 10 H: 3 LOB: 2 BB: 1 P: 21	R: 0 E: 0 K: 0 S: 8 H: 1 LOB: 1 BB: 1 P: 12	R: 0 E: 0 K: 1 S: 14 H: 0 LOB: 2 BB: 2 P: 25	R: 0 E: 0 K: 0 S: 9 H: 1 LOB: 0 BB: 0 P: 18	R: 1 E: 1 K: 0 S: 10 H: 1 LOB: 3 BB: 3 P: 30	R: 0 E: 0 K: 2 S: 12 H: 1 LOB: 2 BB: 1 P: 22	R: 0 E: 0 K: 1 S: 8 H: 1 LOB: 1 BB: 0 P: 11	R: 1 E: 0 K: 2 S: 13 H: 1 LOB: 1 BB: 1 P: 23	R: 0 E: 0 K: 0 S: 6 H: 0 LOB: 0 BB: 1 P: 11	1B: 5 2B: 2 3B: 1 HR: 2	SF: 0 SAC: 0 DP: 4 HBP: 0					

Cleveland Indians @ New York Yankees

Yankee Stadium, Bronx, NY

Sun Aug 23 2015, 1:14 PM - 4:49 PM EDT

Att. 46,945 - Partly Cloudy - 80 F

TOP

livebaseballscorecards.com

AB	32
R	4
H	9
RBI	4
BB	10
SO	6
LOB	22

WP: 0 PB: 0 SB: 0 CS: 1 PA: 42

PITCHER		IP	WLS	BF	H	R	ER	SO	BB	IBB	HBP	BLK	WP	HR	S	P	ERA	WHIP
52 CC Sabathia, L ERA: 5.27	(1, 1)	2.2		15	4	2	2	1	4	0	0	0	0	1	30	55	6.75	3.000
53 Nick Rumbelow, R ERA: 2.08	(3, 1)	2.0		8	2	1	1	0	0	1	0	0	0	0	17	38	4.50	1.000
57 Branden Pinder, R ERA: 2.79	(5, 1)	2.0		11	2	0	0	2	3	0	0	0	0	0	21	42	0.00	2.500
45 Chasen Shreve, L ERA: 1.99	(7, 1)	0.1		1	0	0	0	1	0	0	0	0	0	0	3	4	0.00	0.000
68 Dellin Betances, R ERA: 1.36	(8, 1)	1.0	L	4	1	1	1	2	1	0	0	0	0	1	13	23	9.00	2.000

PITCHER		IP	WLS	BF	H	R	ER	SO	BB	IBB	HBP	BLK	WP	HR	S	P	ERA	WHIP
41 Justin Wilson, L ERA: 3.13	(9, 1)	1.0		3	0	0	0	0	1	0	0	0	0	0	6	11	0.00	1.000

Cleveland Indians @ New York Yankees

Yankee Stadium, Bronx, NY

Sun Aug 23 2015, 1:14 PM - 4:49 PM EDT

Att. 46,945 - Partly Cloudy - 80 F

livebaseballscorecards.com

BOTTOM

Batter	1	2	3	4	5	6	7	8	9	AB	R	H	RBI	BB	SO	LOB
22 Jacoby Ellsbury, L (1, 8) OBP: 0.341, SLG: 0.378	C FF 91 X SI 90 0-1 ① L7		B FF 90 F FC 84 X CH 84 1-1 ① 36 F9 / 34 E / 11 S 1B		X FF 92 0-0 ② G3-1		B FF 90 S FF 90 X SL 81 1-1 1-3 36 2B 2B		B FF 96 B FF 96 B FF 96 C FF 96 S FF 96 C FF 97 3-3 ② K	5	2	2	0	0	1	0
11 Brett Gardner, L (1, 7) OBP: 0.365, SLG: 0.428	B FF 91 B CH 84 B SI 92 B SI 92 4-0 34 E BB		1 SAFE B FF 90 C FC 83 C CH 84 D KC 77 B SI 92 F FF 94 B SI 93 4-2 ② 34 S 1-2 BB		B FF 92 F FF 91 F CH 84 F KC 78 B SI 93 B KC 78 B SI 92 4-2 BB		C FF 90 B FF 92 B FF 92 S FF 91 F FF 93 F SL 84 T FF 92 2-2 ② K		B KC 87 B FF 96 X FF 96 2-0 ③ F7	2	0	0	0	3	1	2
36 Carlos Beltrán, S (1, 9) OBP: 0.332, SLG: 0.475	D CH 84 F FF 92 1 SAFE F FF 92 C KC 75 1-3 ② K		B CH 85 B FF 92 B FF 93 X FF 94 3-0 ① F9 2-3		B KC 73 X FF 92 1-0 ③ P3		B FC 92 B FC 93 C FC 92 X FC 92 2-1 2-H 3-H 2B			4	0	1	2	0	1	4
34 Brian McCann, L (1, 10) OBP: 0.310, SLG: 0.469 (8, 2)	B SI 92 C CH 84 C FF 93 1 SAFE 1 SAFE S KC 76 1-3 ③ K2-3 1-2		B FC 84 F FF 93 1 SAFE B FF 93 F FF 94 C SI 94 2-3 ② K 1-2 3-H			C FF 90 B KC 73 F CH 84 F KC 77 S KC 78 1-3 ① K	C FC 93 X FC 93 0-1 ③ G4-1			4	0	0	0	0	3	3
33 Greg Bird, L (1, 3) OBP: 0.314, SLG: 0.485		C SI 92 B FC 86 B CH 84 X FF 92 2-1 ① G4-3	C FF 94 F FC 86 B KC 77 C SI 93 1-3 ③ K			X FF 92 0-0 1B		X FC 92 0-0 ① F7		4	0	1	0	0	1	1
12 Chase Headley, S (1, 5) OBP: 0.333, SLG: 0.391		C FF 92 S FC 86 B KC 76 B FF 93 F KC 78 B FC 85 C SI 93 3-3 ② K		B SI 92 C CH 84 C CU 74 X KC 76 1-2 ① L8		F FC 82 X FC 84 0-1 ② P6		B FC 91 C FC 92 X SL 80 1-1 1B		4	0	1	0	0	1	1
18 Didi Gregorius, L (1, 6) OBP: 0.300, SLG: 0.336		B FF 92 B CH 85 F FF 92 F FF 93 B KC 77 F SI 93 F FF 94 B CH 85 4-2 14 BB BB		B FC 84 X FF 92 1-0 ② G4-3		B FF 91 X CH 84 1-0 ③ G5-3		B FC 92 F FC 91 B FC 91 S FC 92 F FC 94 F FC 93 B FC 93 F FC 93 F FC 92 3-2 ② F FC 83 F FC 93 X FC 92 F9		3	0	0	0	1	0	2
14 Stephen Drew, L (1, 4) OBP: 0.268, SLG: 0.383		B FF 92 B FF 92 B FF 93 B SI 93 4-0 1-2 BB		X FF 92 0-0 ③ P5			C FF 90 C KC 74 F KC 76 B KC 78 B SI 93 B CH 85 F FF 93 F FF 95 B SI 94 4-2 22 2B 36 2B BB	C KC 85 C KC 86 S KC 87 0-3 ③ K		2	1	0	0	2	1	1
66 John Ryan Murphy, R (1, 2) OBP: 0.305, SLG: 0.373 13 Alex Rodriguez, R (7, PH) OBP: 0.367, SLG: 0.500 68 Dellin Betances, R (8, 1) 41 Justin Wilson, L (9, 1) 24 Chris Young, R (9, PH) OBP: 0.309, SLG: 0.466		C FC 83 X FC 82 0-1 ③ F8			B FF 90 F FF 90 B SI 91 B FC 84 X FF 92 3-1 ① G4-3		F FF 93 B FF 93 B FC 85 B FF 94 C FC 83 S FF 95 3-3 ① K		C FF 96 S KC 88 S KC 88 0-3 ① K	2 1 0 0 1	0 0 0 0 0	0 0 0 0 0	0 0 0 0 0	0 0 0 0 1	0 1 0 0 0	2 1 0 0 0
Inning Stats	R: 0 E: 1 K: 2 S: 8 H: 0 LOB: 1 BB: 1 P: 14	R: 0 E: 0 K: 1 S: 12 H: 0 LOB: 2 BB: 2 P: 25	R: 1 E: 0 K: 2 S: 12 H: 1 LOB: 1 BB: 1 P: 23	R: 0 E: 0 K: 0 S: 5 H: 0 LOB: 0 BB: 0 P: 7	R: 0 E: 0 K: 0 S: 7 H: 0 LOB: 1 BB: 1 P: 15	R: 0 E: 0 K: 1 S: 8 H: 1 LOB: 1 BB: 0 P: 10	R: 2 E: 0 K: 2 S: 19 H: 2 LOB: 1 BB: 1 P: 31	R: 0 E: 0 K: 1 S: 15 H: 1 LOB: 1 BB: 0 P: 19	R: 0 E: 0 K: 2 S: 7 H: 0 LOB: 0 BB: 0 P: 12	1B: 3 2B: 2 3B: 0 HR: 0 SF: 0 SAC: 0 DP: 0 HBP: 0			WP: 0 PB: 0 SB: 2 CS: 0	PA: 38		

	AB	32
	R	3
	H	5
	RBI	2
	BB	6
	SO	11
	LOB	17

PITCHER		IP	WLS	BF	H	R	ER	SO	BB	IBB	HBP	BLK	WP	HR	S	P	ERA	WHIP
47 Trevor Bauer, R ERA: 4.48	(1, 1)	6.1		27	2	2	1	7	6	0	0	0	0	0	60	109	1.42	1.263
57 Kyle Crockett, L ERA: 4.09	(7, 1)	0.1	H	2	1	0	0	1	0	0	0	0	0	0	7	10	0.00	3.000
27 Bryan Shaw, R ERA: 2.56	(7, 1)	1.0	W	5	2	1	1	0	0	0	0	0	0	0	16	22	9.00	2.000
37 Cody Allen, R ERA: 3.83	(8, 1)	1.1	S	4	0	0	0	3	0	0	0	0	0	0	10	15	0.00	0.000

PITCHER	IP	WLS	BF	H	R	ER	SO	BB	IBB	HBP	BLK	WP	HR	S	P	ERA	WHIP

Batter	1	2	3	4	5	6	7	8	9	AB	R	H	RBI	BB	SO	LOB
27 Jose Altuve, R (1, 4) OBP: 0.352, SLG: 0.422	C CU 76 F FF 100 S SL 84 0-3 ① K		B FF 98 B FS 90 X FF 99 2-0 ① G4-3		B FS 92 B FS 93 B SL 84 S FS 92 B FF 99 4-1 BB		X FS 92 0-0 ③ F8			3	0	0	0	1	1	0
9 Marwin Gonzalez, S (1, 7) OBP: 0.296, SLG: 0.417	C FF 101 F FF 101 S SL 84 0-3 ② K		F SL 92 S FS 91 X FF 99 0-2 ② F9		F SL 85 B FS 90 X FS 90 1-1 ③ G4-3			C FF 98 S FF 97 X FS 89 0-2 ① G6-3		4	0	0	0	0	1	2
1 Carlos Correa, R (1, 6) OBP: 0.347, SLG: 0.517	B FS 92 X FF 100 1-0 1B		B FF 99 X FS 91 1-0 ③ G4-3			C FF 99 C FF 98 B SL 86 B FS 93 X FS 91 2-2 30 SH1-3 28 BB 1B		F FS 91 B FS 90 S FS 90 B FF 99 B FS 92 X FS 90 3-2 E5		4	0	2	0	0	0	0
28 Colby Rasmus, L (1, 9) OBP: 0.299, SLG: 0.446	C SL 81 F FS 89 T FF 98 0-2 ③ K			F FF 98 B FF 98 X SL 83 1-1 ① L7		1 SAFE B FS 89 F FS 89 1 SAFE B FF 98 B FS 89 1 SAFE B FF 97 4-1 FC3-6 30 SH1-3 1-2 BB		F SL 84 B FF 96 F FS 89 F FF 99 F FS 89 B CH 86 X FS 89 2-2 ② F7		3	0	0	0	1	1	2
30 Carlos Gómez, R (1, 8) OBP: 0.304, SLG: 0.382		S FF 98 B FS 90 X FS 92 1-1 ① G6-3		B FS 91 S SL 83 F FS 90 S FF 101 1-3 ② K		B FF 98 X FF 97 1-0 ① SH1-3 1-2 2-3		B FS 88 S FF 100 C FF 100 F FF 99 X FS 92 1-2 ③ F8		3	0	0	0	0	1	1
Evan Gattis, R (1, 10) OBP: 0.269, SLG: 0.443 6 Jake Marisnick, R (9, PR) OBP: 0.260, SLG: 0.368 (9, 10)		C SL 81 F FF 97 X SL 84 0-2 18 1B 1B		X FS 92 0-0 ③ G4-3		X FS 92 0-0 ② FC3-6 2-3			B SL 83 C SL 84 C SL 84 F SL 86 B SL 82 B FF 96 X SL 83 3-2 18 CS 1B	4 0	0 0	2 0	0 0	0 0	0 0	2 0
18 Luis Valbuena, L (1, 5) OBP: 0.293, SLG: 0.422		C FF 98 B FF 98 B SL 82 B FS 89 X FS 89 3-1 1-2 1B			B SL 82 S FF 99 B SI 101 B FF 100 B FF 100 4-1 16 G4-3 BB	F SL 85 B FS 90 X FS 88 1-1 ③ L8			B FF 97 1 SAFE C SL 85 C SL 84 B FF 96 B FF 95 S SL 84 3-3 ① ② K 1-2	3	0	1	0	1	1	3
23 Chris Carter, R (1, 3) OBP: 0.294, SLG: 0.371		C FF 98 T FS 89 S FS 91 0-3 ② K		B FS 89 B SL 85 B FF 99 C FF 99 X FF 98 3-1 ① P3			S FS 92 C FF 98 S FF 97 0-3 ① K		C FF 97 S SL 86 B SL 86 S FF 96 1-3 ③ K	4	0	0	0	0	3	4
16 Hank Conger, L (1, 2) OBP: 0.321, SLG: 0.437		C SL 82 S FS 90 B FF 97 S FS 91 1-3 ③ K		X FS 91 0-0 ② G4-3 1-2			C CU 76 S FS 93 B FS 92 X FS 90 1-2 ② G3			3	0	0	0	0	1	3
Inning Stats	R: 0 H: 1 E: 0 LOB: 1 K: 3 BB: 0 S: 10 P: 11	R: 0 H: 2 E: 0 LOB: 2 K: 2 BB: 0 S: 13 P: 18	R: 0 H: 0 E: 0 LOB: 0 K: 0 BB: 0 S: 5 P: 8	R: 0 H: 0 E: 0 LOB: 0 K: 1 BB: 0 S: 6 P: 8	R: 0 H: 0 E: 0 LOB: 2 K: 0 BB: 2 S: 7 P: 19	R: 0 H: 1 E: 0 LOB: 2 K: 0 BB: 1 S: 8 P: 16	R: 0 H: 0 E: 0 LOB: 0 K: 1 BB: 0 S: 7 P: 8	R: 0 H: 0 E: 1 LOB: 1 K: 0 BB: 0 S: 15 P: 21	R: 0 H: 1 E: 0 LOB: 1 K: 2 BB: 0 S: 10 P: 17	1B: 5 SF: 0 2B: 1 SAC: 1 3B: 0 DP: 1 HR: 0 HBP: 0						

TOP

Houston Astros @ New York Yankees

Yankee Stadium, Bronx, NY

Mon Aug 24 2015, 7:10 PM - 9:56 PM EDT

Att. 37,125 - Clear - 81 F

livebaseballscorecards.com

AB	31
R	0
H	5
RBI	0
BB	3
SO	9
LOB	17

PITCHER		IP	WLS	BF	H	R	ER	SO	BB	IBB	HBP	BLK	WP	HR	S	P	ERA	WHIP
30 Nathan Eovaldi, R ERA: 4.0	(1, 1)	8.0		32	4	0	0	7	3	0	0	0	0	0	71	109	0.00	0.875
48 Andrew Miller, L ERA: 1.99	(9, 1)	1.0	W	3	1	0	0	2	0	0	0	0	0	0	10	17	0.00	1.000

PITCHER	IP	WLS	BF	H	R	ER	SO	BB	IBB	HBP	BLK	WP	HR	S	P	ERA	WHIP

Batter	1	2	3	4	5	6	7	8	9	AB	R	H	RBI	BB	SO	LOB
22 Jacoby Ellsbury, L (1, 8) OBP: 0.337, SLG: 0.373	B FC 88 F FC 88 B FF 90 C FF 90 X FC 91 2-2 G4-3		X CU 74 0-0 FC3-6 13 S 1-2f 2-3			C CU 74 F CU 76 B FC 90 B SI 89 C FC 89 2-3 K		B FC 87 X CU 75 1-0 F8		4	0	0	0	0	1	2
11 Brett Gardner, L (1, 7) OBP: 0.364, SLG: 0.425	C FC 90 B CU 77 B CU 76 X FC 90 2-1 P6		C FF 89 F FC 89 S CU 78 0-3 K			B CU 76 X FC 88 1-0 G3			B FF 92 B SL 80 B SI 92 C FF 92 B SI 92 4-1 34 BB 13 WP 36 SF8 BB	3	1	0	0	1	1	2
13 Alex Rodriguez, R (1, 10) OBP: 0.366, SLG: 0.496	B FC 89 S FC 89 B SI 92 F CU 77 X FC 91 2-2 L4		S CU 75 B FC 87 X SI 90 1-1 F9 1-2			F FC 86 B FC 88 B SI 92 S CU 77 F SI 91 S FC 90 2-3 K			F FF 92 B SI 91 I IN 69 I IN 77 I IN 71 4-1 34 BB 1-2 IBB	3	0	0	0	1	1	2
34 Brian McCann, L (1, 2) OBP: 0.317, SLG: 0.474		C FC 89 X CU 74 0-1 1B		T FC 87 B FC 88 F FC 87 B CU 76 X FC 89 2-2 36 G5-6-3 1B			C CU 74 B CH 84 X FC 88 1-1 36 1B 12 L8-2 1B		B SL 80 C SL 79 D SL 81 B SI 92 B SL 80 4-1 1-2 2-3 BB	3	0	3	0	1	0	0
36 Carlos Beltrán, S (1, 9) OBP: 0.331, SLG: 0.474		C FC 88 B SI 90 C CU 75 B CU 74 F FC 89 C SI 91 2-3 K		B SI 90 F CH 84 C FC 88 X SI 90 1-2 G5-6-3 1-2f			C FC 87 S CU 75 D CU 77 B FC 88 F SI 90 X CU 75 2-2 1-3 1B		X SL 87 0-0 SF8 3-H	3	0	1	1	0	1	2
33 Greg Bird, L (1, 3) OBP: 0.289, SLG: 0.444		C FC 88 1 SAFE F FC 90 F CU 79 F FF 90 D CU 76 B FC 90 X CU 76 2-2 F8		X FC 90 0-0 F8			B FC 89 B FC 90 F CU 76 F FC 89 S FC 89 2-3 K			3	0	0	0	0	1	3
12 Chase Headley, S (1, 5) OBP: 0.331, SLG: 0.388		B FC 88 D CU 76 X FC 89 2-0 F7			B FC 86 X FC 88 1-0 F8		X CU 78 0-0 L8-2 3-H			3	0	0	0	0	0	3
18 Didi Gregorius, L (1, 6) OBP: 0.301, SLG: 0.336			C FC 86 F FC 88 X SI 90 0-2 22 FC3-6 14 1B 1B		B FC 88 B FC 89 C FC 88 C FC 90 X FC 89 2-2 G5-3			C FC 87 F FC 88 B FF 89 F FC 90 F CU 75 S CU 74 1-3 K		3	0	1	0	0	1	0
14 Stephen Drew, L (1, 4) OBP: 0.269, SLG: 0.383			1 SAFE C FC 88 B CU 74 1 SAFE F CU 74 1 SAFE X CU 73 1-2 22 FC3-6 1-2 1B		B FC 89 C FF 89 S CU 76 F CU 76 B FC 90 X FC 88 2-2 G6-3			B CU 74 B CU 75 B FC 89 C FC 89 X FC 89 3-1 F8		3	0	1	0	0	0	0
Inning Stats	R: 0 E: 0 K: 0 S: 8 H: 0 LOB: 0 BB: 0 P: 14	R: 0 E: 0 K: 1 S: 12 H: 1 LOB: 1 BB: 0 P: 18	R: 0 E: 0 K: 1 S: 12 H: 2 LOB: 2 BB: 0 P: 14	R: 0 E: 0 K: 0 S: 7 H: 1 LOB: 0 BB: 0 P: 10	R: 0 E: 0 K: 0 S: 8 H: 0 LOB: 0 BB: 0 P: 13	R: 0 E: 0 K: 2 S: 8 H: 0 LOB: 0 BB: 0 P: 13	R: 0 E: 0 K: 1 S: 10 H: 2 LOB: 1 BB: 0 P: 15	R: 0 E: 0 K: 1 S: 8 H: 0 LOB: 0 BB: 0 P: 13	R: 1 E: 0 K: 0 S: 4 H: 0 LOB: 2 BB: 3 P: 16	1B: 6 2B: 1 3B: 0 HR: 0 SF: 1 SAC: 0 DP: 2 HBP: 0						WP: 1 PB: 0 SB: 1 CS: 0 PA: 32	

PITCHER		IP	WLS	BF	H	R	ER	SO	BB	IBB	HBP	BLK	WP	HR	S	P	ERA	WHIP
46 Scott Feldman, R ERA: 3.75	(1, 1)	8.0		28	6	0	0	6	0	0	0	0	0	0	73	110	0.00	0.750
38 Oliver Pérez, L ERA: 3.06	(9, 1)	0.0	L	3	0	1	1	0	2	1	0	0	1	0	3	15	∞	∞
50 Chad Qualls, R ERA: 3.76	(9, 1)	0.1		1	0	0	0	0	0	0	0	0	0	0	1	1	0.00	0.000

PITCHER	IP	WLS	BF	H	R	ER	SO	BB	IBB	HBP	BLK	WP	HR	S	P	ERA	WHIP

BOTTOM

Houston Astros @ New York Yankees

Yankee Stadium, Bronx, NY

Mon Aug 24 2015, 7:10 PM - 9:56 PM EDT

Att. 37,125 - Clear - 81 F

livebaseballscorecards.com

AB	28
R	1
H	6
RBI	1
BB	3
SO	6
LOB	14

Batter	1	2	3	4	5	6	7	8	9	AB	R	H	RBI	BB	SO	LOB
27 Jose Altuve, R (1, 4) OBP: 0.353, SLG: 0.422 6 Jake Marisnick, R (7, PH) OBP: 0.265, SLG: 0.370 (7, 7)	F9 FC5			B SI 92 D CU 79 B SI 94 C FF 92 B SI 94 4-1 8 FC4-6 1-2 BB	X FF 95 0-0 1 BLK 8 E 2-3 1B		F SI 88 B CH 77 S CH 76 B SI 88 B SI 88 F CH 76 F SI 86 D CH 77 4-2 28 BB 1 BB 1-2 1B BB	F CH 84 T CU 74 X CU 71 0-2 1-2 1B		3 1	0 1	1 1	0 1	1 1	0 0	2 0
8 Jed Lowrie, S (1, 5) OBP: 0.342, SLG: 0.423 23 Chris Carter, R (7, PH) OBP: 0.293, SLG: 0.369 (7, 3)	C FF 93 B FF 93 F SI 93 F FF 94 B CU 82 F CU 80 F SI 94 C CH 86 2-3 K C FF 91 X CU 78 0-1 F8			B SI 94 X CH 88 1-0 FC4-6 1-2f 2-3	B FF 95 B CH 86 X FF 93 2-0 E4 1 BLK 1-2 3-H		C CH 76 B SI 89 D CH 78 B SI 88 S SI 89 F CH 76 F SI 88 C SL 80 3-3 K	X CU 78 0-0 L5		4 2	0 0	0 0	0 0	0 0	1 1	3 4
1 Carlos Correa, R (1, 6) OBP: 0.347, SLG: 0.510	C FF 93 B SI 92 B SI 93 F SI 92 B CU 80 B FF 95 4-2 28 3B BB C CU 78 C CU 79 B CU 80 X SI 92 1-2 L5			D SI 94 D CU 80 1 SAFE C FF 94 X FF 94 2-1 F9	B FF 93 S CU 83 S FF 94 S CH 87 1-3 K 1-2 2-3		B CU 74 B SI 89 C SL 79 B SI 89 F SI 88 D CH 78 4-2 28 BB 1B 1-2 2-3 BB	C CU 75 X CH 83 0-1 F9		4	2	0	0	2	1	6
28 Colby Rasmus, L (1, 9) OBP: 0.302, SLG: 0.455	T CU 78 X FF 92 0-1 30 2B 1-H 3B S SI 92 B CH 87 B FF 93 F SI 92 B CU 80 X SI 92 3-2 F8				B FF 92 B CU 78 F SI 92 X SI 93 2-1 HR 2B	X SL 79 0-0 F9	B SI 88 C SL 79 B CU 78 B SI 87 C SI 87 B CU 77 4-2 1B 30 HR 1-2 2-3 3-H BB	B CU 75 B CU 77 S CU 79 B CU 78 F CU 77 X CH 84 3-2 G4-3		5	3	2	2	1	0	0
Evan Gattis, R (1, 10) OBP: 0.274, SLG: 0.450	B SI 93 B SI 93 D CU 80 F SI 93 D SI 93 4-1 30 2B 18 2B BB		B CU 79 B SI 92 C SI 91 X FF 93 2-1 F9		C FF 93 D CU 80 B SI 94 T SI 93 F CU 81 X CU 81 2-2 2-H HR	B SI 89 B SI 89 C SI 88 B SL 82 B CH 77 4-1 BB	X CH 78 0-0 30 HR 1-2 2-H 3-H 1B	C CU 80 F CU 80 X CU 74 0-2 P6		4	3	2	4	2	0	0
30 Carlos Gómez, R (1, 8) OBP: 0.305, SLG: 0.392	X FF 94 0-0 18 2B 1-3 3-H 2B		X FF 93 0-0 L8		F CU 80 B CU 81 C FF 95 X CH 90 1-2 G5-3	D CH 76 B SI 88 C SI 87 S CH 77 X SL 80 2-2 F8	D CH 77 X SI 87 1-0 1-H 2-H HR	C CH 86 B CU 72 X CU 81 1-1 L5		6	2	2	4	0	0	1
18 Luis Valbuena, L (1, 3) OBP: 0.292, SLG: 0.422 (7, 5)	B CU 81 F SI 93 B SI 94 S CH 86 D CU 82 X SI 95 3-2 9 1B 2-H 3-H 2B		C CU 79 F CH 88 B CU 80 B CU 81 X FF 95 2-2 L8		B FF 93 B CH 87 B FF 94 C FF 94 F FF 93 C CH 86 3-3 K	B SL 80 X SI 88 1-0 F7	C CU 73 X SL 79 0-1 L9			5	1	1	2	0	1	1
9 Marwin Gonzalez, S (1, 7) OBP: 0.302, SLG: 0.432 (7, 4)	S CU 80 X CU 80 0-1 27 FC5 15 BB 2-H 1B			X SI 90 0-0 G4-3	B FF 93 C FF 94 X FF 94 1-1 HR		C CU 73 X SI 88 0-1 F8	B CU 79 B CU 75 C CU 78 X CH 82 2-1 6 1B 1B		5	1	3	2	0	0	0
15 Jason Castro, L (1, 2) OBP: 0.280, SLG: 0.388	F FF 94 B FF 93 S SI 93 D CU 81 F FF 94 1 SAFE B CH 86 F SI 94 B FF 94 4-2 27 FC5 1-2 BB			C FF 92 X SI 93 0-1 8 FC4-6 27 BB 1B	C CU 82 F CH 87 X CH 88 0-2 27 1B 8 E 2B		X CU 73 0-0 1 BB 6 BB 28 BB 1B	C CH 83 D CU 78 F CU 75 D CU 74 F CH 86 X CU 74 2-2 F7		4	2	3	0	1	0	1
Inning Stats	R: 5 E: 0 K: 1 S: 23 H: 4 LOB: 2 BB: 3 P: 40	R: 0 E: 0 K: 0 S: 8 H: 0 LOB: 0 BB: 0 P: 12	R: 0 E: 0 K: 0 S: 6 H: 0 LOB: 0 BB: 0 P: 10	R: 0 E: 0 K: 0 S: 7 H: 1 LOB: 2 BB: 1 P: 14	R: 4 E: 1 K: 2 S: 22 H: 5 LOB: 2 BB: 0 P: 34	R: 0 E: 0 K: 0 S: 6 H: 0 LOB: 1 BB: 1 P: 13	R: 6 E: 0 K: 1 S: 20 H: 3 LOB: 0 BB: 3 P: 36	R: 0 E: 0 K: 0 S: 12 H: 2 LOB: 2 BB: 0 P: 16	R: 0 E: 0 K: 0 S: 8 H: 0 LOB: 0 BB: 0 P: 12	1B: 7 2B: 4 3B: 1 HR: 3 SF: 0 SAC: 0 DP: 0 HBP: 0						

PITCHER		IP	WLS	BF	H	R	ER	SO	BB	IBB	HBP	BLK	WP	HR	S	P	ERA	WHIP
47 Iván Nova, R ERA: 4.5	(1, 1)	4.0	L	23	7	7	7	1	4	0	0	0	0	1	50	86	15.75	2.750
53 Nick Rumbelow, R ERA: 2.79	(5, 1)	1.0		7	3	2	1	2	0	0	0	1	0	1	16	24	9.00	3.000
26 Chris Capuano, L ERA: 7.71	(6, 1)	2.0		13	3	6	6	1	4	0	0	0	0	1	26	49	27.00	3.500
17 Brendan Ryan, R ERA:	(8, 1)	2.0		8	2	0	0	0	0	0	0	0	0	0	20	28	0.00	1.000

PITCHER	IP	WLS	BF	H	R	ER	SO	BB	IBB	HBP	BLK	WP	HR	S	P	ERA	WHIP

TOP

Houston Astros @ New York Yankees

Yankee Stadium, Bronx, NY

Tue Aug 25 2015, 7:09 PM - 10:15 PM EDT

Att. 38,015 - Clear - 85 F

livebaseballscorecards.com

AB	43
R	15
H	15
RBI	14
BB	8
SO	4
LOB	18

WP: 0	PA: 51		
PB: 0			
SB: 0			
CS: 0			

Batter	1	2	3	4	5	6	7	8	9	AB	R	H	RBI	BB	SO	LOB
22 Jacoby Ellsbury, L (1, 8) OBP: 0.339, SLG: 0.375	B FF 89 B SI 89 C SI 89 X SI 90 2-1 13 FC5-4 1B		C SL 78 F SI 90 X FC 81 0-2 ② G4-3			B SI 88 C SI 90 S SL 80 X SI 90 1-2 ① L6			B FF 95 B FF 95 S FF 95 F CH 88 X FF 95 2-2 11 FC3-6 24 HBP 33 FC3-6 1B	4	1	2	0	0	0	0
24 Chris Young, R (1, 7) OBP: 0.308, SLG: 0.461 (8, 9)	C SI 90 C CH 80 F SL 80 B SI 91 F SL 80 B FF 89 X SI 92 2-2 ① L8		B SL 79 C SI 90 F FC 87 C SI 91 1-3 ③			S CH 80 X FC 87 0-1 ② P5			S FF 95 B FF 97 B SL 84 F FF 94 B SL 86 F FF 93 F FF 95 H FF 93 4-2 11 FC3-6 1-2 HBP	3	0	0	0	0	1	1
13 Alex Rodriguez, R (1, 10) OBP: 0.364, SLG: 0.493 11 Brett Gardner, L (8, 7) OBP: 0.363, SLG: 0.424	B SI 90 F SI 91 C FF 89 X CH 80 1-2 ② FC5-4 1-2f			B SI 90 X FF 88 1-0 ① G4-3		B SL 76 S CH 80 B FF 87 F CH 81 F SI 90 S SL 80 2-3 ③ K			B FF 96 C FF 95 X CH 87 1-1 ① FC3-6 33 FC3-6 1-2f 2-3	3	0	0	0	0	1	1
25 Mark Teixeira, S (1, 3) OBP: 0.358, SLG: 0.550 33 Greg Bird, L (7, 3) OBP: 0.275, SLG: 0.421	C SI 91 B SL 79 T CH 81 C SI 91 1-3 ③ K			B SL 79 F SI 90 F FF 87 B SL 81 X CH 81 2-2 ② G6-3			C SI 89 C SL 79 F SL 78 B SL 79 S SI 91 1-3 ① K		X FF 95 0-0 ② FC3-6 1-2f 3-H	2	0	0	0	0	1	1
36 Carlos Beltrán, S (1, 9) OBP: 0.332, SLG: 0.477 14 Stephen Drew, L (7, 4) OBP: 0.268, SLG: 0.380		B FF 90 B SI 90 X SI 89 2-0 ① L8		B FF 89 X FF 87 1-0 ② 2B			F SI 90 B SI 90 S SL 79 B SL 80 C SI 90 2-3 ② K		C FF 95 S SL 86 B FF 95 S FF 95 1-3 ③ K	2	0	1	0	0	0	0
12 Chase Headley, S (1, 5) OBP: 0.329, SLG: 0.386		C SI 91 B CH 81 F FF 88 S CH 80 1-3 ② K		C SL 78 X CH 80 0-1 ③ G4-3			S FC 86 F FF 90 B SL 80 S CH 79 1-3 ③ K			3	0	0	0	0	2	1
66 John Ryan Murphy, R (1, 2) OBP: 0.305, SLG: 0.372		B SI 90 S CH 82 X CH 80 1-1 1B			F FC 86 S FF 90 S FF 90 0-3 ① K			C FF 93 B FF 94 F FF 96 F FF 97 B CU 82 C SL 85 2-3 ① K		3	0	1	0	0	2	0
18 Didi Gregorius, L (1, 6) OBP: 0.299, SLG: 0.333		S SI 90 T SI 91 S SL 80 0-3 ③ K			F SI 90 B SI 90 X SI 90 1-1 ② G4-3			B FF 96 B FF 97 X FF 95 2-0 ② F8		3	0	0	0	0	1	1
17 Brendan Ryan, R (1, 4) OBP: 0.273, SLG: 0.355 (7, 9) (8, 1)			X SI 90 0-0 ① G1-3			B SI 90 C CH 80 F FF 88 B SL 80 X CH 80 2-2 ③ P4			C FF 97 T FF 96 S FF 96 0-3 ③ K	3	0	0	0	0	1	0
Inning Stats	R: 0 H: 1 E: 0 LOB: 1 K: 1 BB: 0 S: 13 P: 19	R: 0 H: 1 E: 0 LOB: 1 K: 2 BB: 0 S: 9 P: 13	R: 0 H: 0 E: 0 LOB: 0 K: 1 BB: 0 S: 7 P: 8	R: 0 H: 1 E: 0 LOB: 1 K: 0 BB: 0 S: 7 P: 11	R: 0 H: 0 E: 0 LOB: 0 K: 1 BB: 0 S: 8 P: 11	R: 0 H: 0 E: 0 LOB: 0 K: 1 BB: 0 S: 9 P: 12	R: 0 H: 0 E: 0 LOB: 0 K: 3 BB: 0 S: 10 P: 14	R: 0 H: 0 E: 0 LOB: 0 K: 2 BB: 0 S: 8 P: 12	R: 1 H: 1 E: 0 LOB: 1 K: 1 BB: 0 S: 13 P: 21	1B: 3 SF: 0 2B: 1 SAC: 0 3B: 0 DP: 0 HR: 0 HBP: 1						WP: 0 PA: 32 PB: 0 SB: 0 CS: 0

PITCHER	IP	WLS	BF	H	R	ER	SO	BB	IBB	HBP	BLK	WP	HR	S	P	ERA	WHIP
60 Dallas Keuchel, L (1, 1) ERA: 2.28	7.0	W	24	3	0	0	9	0	0	0	0	0	0	63	88	0.00	0.429
67 Vince Velasquez, R (8, 1) ERA: 3.65	2.0		8	1	1	1	3	0	0	1	0	0	0	21	33	4.50	0.500

PITCHER	IP	WLS	BF	H	R	ER	SO	BB	IBB	HBP	BLK	WP	HR	S	P	ERA	WHIP

BOTTOM

Houston Astros @ New York Yankees

Yankee Stadium, Bronx, NY

Tue Aug 25 2015, 7:09 PM - 10:15 PM EDT

Att. 38,015 - Clear - 85 F

livebaseballscorecards.com

AB	31
R	1
H	4
RBI	1
BB	0
SO	12
LOB	9

Houston Astros @ New York Yankees

Yankee Stadium, Bronx, NY

Wed Aug 26 2015, 1:11 PM - 4:35 PM EDT

Att. 37,259 - Sunny - 80 F

livebaseballscorecards.com

TOP

Batter	1	2	3	4	5	6	7	8	9	AB	R	H	RBI	BB	SO	LOB
27 Jose Altuve, R (1, 4) OBP: 0.353, SLG: 0.421	C FF 92 B FF 93 S SL 84 B SL 86 X FF 94 2-2 8 G4-3 8 S 1B		B CH 88 B FF 93 X FF 93 2-0 G6-3		D FF 93 B SL 87 X FF 94 2-0 ① SF8 2-3 3-H		B FF 95 F FF 93 B SL 82 B FF 94 C FF 94 F FF 94 X FF 93 3-2 ① G6-3		L FF 90 B SL 80 H FF 89 2-1 9 G6-3 HBP	3	0	1	1	0	0	0
9 Marwin Gonzalez, S (1, 6) (5, 7) OBP: 0.300, SLG: 0.428	L FF 92 S CH 89 S SL 86 0-3 ① K		B CH 89 C FF 94 L CH 91 X SL 87 1-2 ③ G4-3		F CH 81 D CH 82 F FF 91 X SL 82 1-2 28 WP 8 BB 1-2 3-H 1B		S SL 83 S SL 83 X SL 82 0-2 ② G4-3		F FF 90 B SL 80 X SL 81 1-1 ① ② G6-3 1-2f 2-3	5	0	1	1	0	1	3
8 Jed Lowrie, S (1, 5) (5, 6) OBP: 0.338, SLG: 0.410	C FF 92 1 SAFE B CH 88 B FF 91 B FF 92 X FF 92 3-1 ② G4-3 1-3			S SL 83 F FF 93 X CH 90 0-2 ① G5-3	F FF 91 B FF 92 B CH 81 B FF 92 F FF 92 F FF 92 B FF 92 4-2 28 WP 1-2 2-3 BB		C FF 94 B FF 94 B FF 94 F SL 84 X FF 96 2-2 ③ L9		C FF 91 B FF 91 C SL 80 F SL 81 B FF 91 F FF 90 F FF 90 X SL 81 2-2 ③ F7	4	0	0	0	1	0	2
28 Colby Rasmus, L (1, 9) OBP: 0.302, SLG: 0.454 23 Chris Carter, R (5, 3) OBP: 0.292, SLG: 0.368	B SL 85 C SL 85 F FF 93 F SL 87 D CH 91 B SL 88 C FF 94 3-3 ③ K			C FF 93 B SL 88 X CH 89 1-1 G4-3 1B	C FF 92 B CH 83 D CH 83 F FF 92 F CH 81 F SL 85 B CH 83 C FF 93 3-3 ② K 1-2 2-3 3-H			B SL 87 C FF 95 B FF 94 S SL 87 S FF 96 2-3 ① K	3 1	0 0	1 0	0 0	2 1	3 0
Evan Gattis, R (1, 10) OBP: 0.276, SLG: 0.464		X FF 92 0-0 HR		F SL 86 C FF 93 B SL 89 X SL 88 1-2 ② ③ G4-3 1-2f	F FF 92 D CH 83 F FF 92 X FF 92 1-2 ③ P4			F SL 89 B FF 94 F FF 94 B SL 88 B CH 86 X SL 90 3-2 HR		4	2	2	2	0	0	3
30 Carlos Gómez, R (1, 8) OBP: 0.307, SLG: 0.392		F FF 92 F CH 89 B FF 94 S SL 88 1-3 ① K			S SL 86 L FF 88 B FF 93 F FF 89 F FF 95 X FF 89 1-2 18 1B 6 1B 1B	S SL 88 B FF 96 B FF 95 B FF 95 B FF 96 4-1 6 S BB		B SL 90 C SL 88 B FF 95 F CU 80 S FF 95 2-3 ② K		3	1	1	0	1	2	0
18 Luis Valbuena, L (1, 3) (5, 5) OBP: 0.294, SLG: 0.423		X FF 91 0-0 ② L7			1 SAFE F FF 93 B SL 86 T SL 86 X CH 90 1-2 15 BB 6 1B 27 SF8 1-3 1B	B FF 95 C SL 86 1 SAFE S FF 94 X SL 83 1-2 ① L7		B SL 87 S CH 87 X FF 95 1-1 1B		4	1	2	0	0	0	1
6 Jake Marisnick, R (1, 7) (5, 9) OBP: 0.265, SLG: 0.369		C FF 93 B CH 89 C CH 88 B FF 92 X SL 88 2-2 ③ G4-3			B CH 90 X SL 86 1-0 27 SF8 15 BB 9 1B 1-2 3-H 1B	C FF 95 1 SAFE F FF 93 B SL 88 B SL 87 F SL 86 X FF 96 2-2 ② L5 1-2		B FF 95 F SL 88 B FF 89 B FF 95 S FF 95 S FF 95 3-3 ③ K		4	1	1	1	0	1	2
15 Jason Castro, L (1, 2) OBP: 0.283, SLG: 0.391			B FF 92 B FF 92 X FF 92 2-0 ① F9		B FF 94 B CH 88 C FF 94 B FF 94 D FF 94 4-1 8 BB 9 1B 28 WP 1-2 2-3 BB	C SL 82 2 SAFE F FF 96 S SL 86 0-3 ③ K			B FF 91 B FF 90 F FF 90 S FF 91 B FF 91 X FF 90 3-2 9 G6-3 2B	3	1	1	0	1	1	1
Inning Stats	R: 0 E: 0 K: 2 S: 12 H: 1 LOB: 1 BB: 0 P: 20	R: 1 E: 0 K: 1 S: 8 H: 1 LOB: 0 BB: 0 P: 11	R: 0 E: 0 K: 0 S: 5 H: 0 LOB: 0 BB: 0 P: 10	R: 0 E: 0 K: 0 S: 8 H: 1 LOB: 0 BB: 0 P: 10	R: 4 E: 0 K: 1 S: 25 H: 4 LOB: 2 BB: 2 P: 43	R: 0 E: 0 K: 1 S: 11 H: 0 LOB: 1 BB: 1 P: 18	R: 0 E: 0 K: 0 S: 10 H: 0 LOB: 0 BB: 0 P: 15	R: 1 E: 0 K: 3 S: 14 H: 2 LOB: 1 BB: 0 P: 25	R: 0 E: 0 K: 0 S: 12 H: 1 LOB: 1 BB: 0 P: 20	1B: 7 2B: 1 3B: 0 HR: 2 SF: 1 SAC: 0 DP: 2 HBP: 1						

	AB	34
	R	6
	H	10
	RBI	5
	BB	3
	SO	8
	LOB	15

WP: 1 PB: 0 SB: 2 CS: 0 PA: 39

PITCHER

PITCHER		IP	WLS	BF	H	R	ER	SO	BB	IBB	HBP	BLK	WP	HR	S	P	ERA	WHIP
35 Michael Pineda, R ERA: 4.19	(1, 1)	4.1	L	19	6	5	5	3	1	0	0	0	0	1	44	71	10.38	1.615
45 Chasen Shreve, L ERA: 1.97	(5, 1)	0.2		4	1	0	0	1	1	0	0	0	1	0	14	23	0.00	3.000
57 Branden Pinder, R ERA: 2.53	(6, 1)	2.0		7	0	0	0	1	1	0	0	0	0	0	21	33	0.00	0.500
43 Adam Warren, R ERA: 3.21	(8, 1)	1.0		5	2	1	1	3	0	0	0	0	0	1	14	25	9.00	2.000
74 Nick Goody, R ERA: 2.7	(9, 1)	1.0		4	1	0	0	0	0	0	1	0	0	0	12	20	0.00	1.000

PITCHER		IP	WLS	BF	H	R	ER	SO	BB	IBB	HBP	BLK	WP	HR	S	P	ERA	WHIP

BOTTOM

Houston Astros @ New York Yankees

Yankee Stadium, Bronx, NY

Wed Aug 26 2015, 1:11 PM - 4:35 PM EDT

Att. 37,259 - Sunny - 80 F

livebaseballscorecards.com

Batter	1	2	3	4	5	6	7	8	9	AB	R	H	RBI	BB	SO	LOB
11 Brett Gardner, L (1, 8) OBP: 0.360, SLG: 0.421	C FF 90 S FC 87 S FC 90 0-3 ① K		S FF 90 C CU 71 B CU 73 T FF 93 1-2 ① K		B FC 88 C CU 72 X CH 83 1-1 ③ G4-3		C FF 92 C SL 81 C SL 82 0-3 ③ K			4	0	0	0	0	3	0
36 Carlos Beltrán, S (1, 9) OBP: 0.336, SLG: 0.477	S FF 92 F CU 73 X CU 74 0-2 13 WP 1B		B CU 73 B FF 93 B FC 87 X FF 92 3-0 ② P5			C FF 89 B CU 69 B CH 82 B FC 86 B FF 90 4-1 34 PB 13 G5-3 BB		C FF 90 B FF 91 C SL 78 B SL 79 B FF 91 B FF 91 4-2 12 BB BB		2	0	1	0	2	0	0
13 Alex Rodriguez, R (1, 10) OBP: 0.361, SLG: 0.488	S FC 88 F FC 90 B FC 88 B CU 71 S FF 92 2-3 ② K 1-2		C CU 75 X CU 75 0-1 ③ G5-3			B CU 71 F FF 89 B FF 88 F FC 86 X CU 73 2-2 ① G5-3 1-2		C SI 88 S SL 84 S SI 91 0-3 ① K		4	0	0	0	0	2	3
34 Brian McCann, L (1, 2) OBP: 0.314, SLG: 0.469	B FF 92 C CU 73 B CU 72 F FF 91 B FC 88 F FC 89 X CU 74 3-2 ③ P4			C CU 72 B FC 87 X CH 83 1-1 ① G3		B CU 71 C CH 82 B CU 71 B FC 87 X FC 86 3-1 ② P6 2-3		B SI 90 S SI 90 T SI 91 F SI 91 B SI 92 X SI 90 2-2 ② P2		4	0	0	0	0	0	3
12 Chase Headley, S (1, 5) OBP: 0.330, SLG: 0.385		C FF 92 F FC 90 B FC 88 B CU 73 T FF 92 2-2 ① K		B FC 87 C CU 71 B FF 92 D CU 72 X FC 87 3-1 1B		S CU 72 S FC 87 B FC 87 D CU 72 B FC 87 C FC 88 3-3 ③ K		F SI 91 B CH 69 F SI 91 B SI 92 F SI 90 B SI 90 B SI 91 4-2 1-2 BB		3	0	1	0	1	2	1
33 Greg Bird, L (1, 3) OBP: 0.273, SLG: 0.390		B FF 92 S FC 89 S FF 92 F FF 93 S FC 90 1-3 ② K		C CU 74 S FF 92 B FF 92 X FC 88 1-2 ② P5			C FC 85 C CU 71 B SI 90 B FC 88 B CU 72 B FC 86 4-2 18 HR BB	F SI 91 B SI 91 F SI 89 B SI 92 F SI 89 X SI 89 2-2 ③ F9		3	1	0	0	1	1	3
18 Didi Gregorius, L (1, 6) OBP: 0.300, SLG: 0.342		B SI 92 X FC 87 1-0 24 1B 1B		B CU 74 F FF 91 B FF 91 C FC 88 F CU 73 F FF 91 F FC 88 S FC 88 2-3 ③ K			C FF 90 X CU 72 0-1 1-H HR		B FC 92 B FC 91 C FC 92 S FC 91 X FC 94 2-2 ① G2-3	4	1	2	2	0	1	1
24 Chris Young, R (1, 7) OBP: 0.307, SLG: 0.458		D FF 92 C FF 91 X SI 92 1-1 1-3 1B			F FF 89 F SI 88 B FF 92 S CU 71 1-3 ① K		F CU 72 X FC 86 0-1 ① P3		F FC 92 F CU 81 B FF 94 B CU 81 B FF 93 X FC 92 3-2 ② L5	4	0	1	0	0	1	0
14 Stephen Drew, L (1, 4) OBP: 0.266, SLG: 0.378 17 Brendan Ryan, R (7, PH) (8, 4) OBP: 0.269, SLG: 0.349 25 Mark Teixeira, S (9, PH) OBP: 0.357, SLG: 0.548		B FF 91 X FF 89 1-0 ③ L4			C CU 72 F FF 91 B CU 71 X FF 92 1-2 ② L5		S FF 92 B FF 92 B FF 92 X FF 91 2-1 ② L7		C FC 93 X FF 93 0-1 ③ G3-1	2 1 1	0 0 0	0 0 0	0 0 0	0 0 0	0 0 0	2 0 0
Inning Stats	R: 0 E: 0 K: 2 S: 13 H: 1 LOB: 1 BB: 0 P: 18	R: 0 E: 0 K: 2 S: 11 H: 2 LOB: 2 BB: 0 P: 17	R: 0 E: 0 K: 1 S: 6 H: 0 LOB: 0 BB: 0 P: 10	R: 0 E: 0 K: 1 S: 13 H: 1 LOB: 1 BB: 0 P: 20	R: 0 E: 0 K: 1 S: 8 H: 0 LOB: 0 BB: 0 P: 11	R: 0 E: 0 K: 1 S: 9 H: 0 LOB: 1 BB: 1 P: 21	R: 2 E: 0 K: 1 S: 11 H: 1 LOB: 0 BB: 1 P: 17	R: 0 E: 0 K: 1 S: 16 H: 0 LOB: 2 BB: 2 P: 28	R: 0 E: 0 K: 0 S: 8 H: 0 LOB: 0 BB: 0 P: 13	1B: 4 2B: 0 3B: 0 HR: 1 SF: 0 SAC: 0 DP: 0 HBP: 0						

	AB	32
	R	2
	H	5
	RBI	2
	BB	4
	SO	10
	LOB	13

WP: 1 PA: 36
PB: 1
SB: 0
CS: 0

PITCHER		IP	WLS	BF	H	R	ER	SO	BB	IBB	HBP	BLK	WP	HR	S	P	ERA	WHIP
31 Collin McHugh, R ERA: 3.92	(1, 1)	6.1	W	26	5	2	2	8	2	0	0	0	1	1	66	107	2.84	1.105
29 Tony Sipp, L ERA: 2.14	(7, 1)	0.2	H	3	0	0	0	1	1	0	0	0	0	0	7	13	0.00	1.500
37 Pat Neshek, R ERA: 3.11	(8, 1)	1.0		4	0	0	0	1	1	0	0	0	0	0	14	22	0.00	1.000
36 Will Harris, R ERA: 1.45	(9, 1)	1.0		3	0	0	0	0	0	0	0	0	0	0	8	13	0.00	0.000

PITCHER	IP	WLS	BF	H	R	ER	SO	BB	IBB	HBP	BLK	WP	HR	S	P	ERA	WHIP

New York Yankees @ Atlanta Braves

Turner Field, Atlanta, GA

Fri Aug 28 2015, 7:35 PM - 11:04 PM EDT

Att. 35,546 - Partly Cloudy - 80 F

TOP

livebaseballscorecards.com

Batter	1	2	3	4	5	6	7	8	9	AB	R	H	RBI	BB	SO	LOB
22 Jacoby Ellsbury, L (1, 8) OBP: 0.340, SLG: 0.373	F8	K	11 FC4-6 HBP		F9			11 FC6-4 1B	11 2B 34 SF7 2B	4	0	1	0	0	1	1
41 Justin Wilson, L (8, 1)										0	0	0	0	0	0	0
66 John Ryan Murphy, R (8, 2) OBP: 0.311, SLG: 0.385										1	1	1	0	0	0	0
11 Brett Gardner, L (1, 7) (8, 8) OBP: 0.360, SLG: 0.422	L6	34 BB 36 1B 33 BB 1B	FC4-6 36 G5-4-3 1-2f		F7			FC6-4 36 2B 34 HR 1-2f	2-3 2B	6	2	2	0	0	0	3
36 Carlos Beltrán, S (1, 9) OBP: 0.339, SLG: 0.481	33 BB 34 BB 12 2B 1B	33 BB 34 BB 12 BB 1-2 1B	G5-4-3 1-2f		FC6-4 1-2f			34 HR 1-3 2B	F8	5	3	3	0	0	0	2
17 Brendan Ryan, R (9, PH) (9, 9) OBP: 0.265, SLG: 0.344										1	0	0	0	0	0	2
34 Brian McCann, L (1, 2) (8, 3) OBP: 0.319, SLG: 0.477	33 BB 12 2B 1-2 BB	12 BB 33 BB 18 1B 1-2 2-3 BB		G4-3		33 G4-6-3 BB		2-H 3-H HR	SF7 3-H	2	3	1	4	3	0	0
33 Greg Bird, L (1, 3) OBP: 0.306, SLG: 0.386	12 2B 18 HR 1-2 2-3 BB	12 BB 18 1B 1-2 2-3 3-H BB		18 1B 1B	G4-6-3 1-2f			G6-3	K	3	2	1	1	2	0	1
55 Bryan Mitchell, L (8, 1)										1	0	0	0	0	1	1
12 Chase Headley, S (1, 5) OBP: 0.333, SLG: 0.391	18 HR 1-3 2-H 3-H 2B	18 1B 1-2 2-3 3-H BB	K		F8			18 1B 2B		4	2	2	3	1	1	1
18 Didi Gregorius, L (1, 6) OBP: 0.306, SLG: 0.355	2-H 3-H HR	1-3 2-H 3-H 1B	1-2 1B				F9	2-H 1B		5	1	4	6	0	0	0
14 Stephen Drew, L (1, 4) OBP: 0.265, SLG: 0.374	K	IBB	G4-3				F8	K		4	0	0	0	1	2	3
19 Masahiro Tanaka, R (1, 1)		G4-3 K			36 FC6-4 BB		G5-3		HR	3	0	0	0	1	1	3
24 Chris Young, R (8, 7) OBP: 0.310, SLG: 0.471										1	1	1	1	0	0	0

	AB	R	H	RBI	BB	SO	LOB
	40	15	16	15	8	6	17

Inning Stats																														
	R: 5	H: 3	E: 0	LOB: 0	K: 1	BB: 2	S: 15	P: 29	R: 4	H: 3	E: 0	LOB: 3	K: 2	BB: 4	S: 26	P: 54	R: 0	H: 0	E: 0	LOB: 0	K: 0	BB: 0	S: 9	P: 12	R: 0	H: 2	E: 0	LOB: 2	K: 1	BB: 0	S: 12	P: 19
	R: 0	H: 0	E: 0	LOB: 1	K: 0	BB: 1	S: 6	P: 12	R: 0	H: 0	E: 0	LOB: 0	K: 0	BB: 1	S: 6	P: 14	R: 0	H: 0	E: 0	LOB: 0	K: 0	BB: 0	S: 6	P: 9	R: 4	H: 5	E: 0	LOB: 1	K: 1	BB: 0	S: 24	P: 30
	R: 2	H: 3	E: 0	LOB: 1	K: 1	BB: 0	S: 12	P: 20	1B: 8	SF: 1	2B: 5	SAC: 0	3B: 0	DP: 2	HR: 3	HBP: 1	WP: 0	PA: 50	PB: 0		SB: 0		CS: 0								

PITCHER		IP	WLS	BF	H	R	ER	SO	BB	IBB	HBP	BLK	WP	HR	S	P	ERA	WHIP
61 Williams Pérez, R ERA: 5.56	(1, 1)	1.2	L	13	5	8	8	2	3	0	0	0	0	1	30	55	43.20	4.800
56 Ross Detwiler, L ERA: 6.47	(2, 1)	2.1		13	3	1	1	2	2	1	1	0	0	0	32	59	3.86	2.143
56 Matt Marksberry, L ERA: 5.14	(5, 1)	1.0		4	0	0	0	0	1	0	0	0	0	0	6	12	0.00	1.000
54 Sugar Ray Marimon, R ERA: 5.4	(6, 1)	2.0		6	0	0	0	0	1	0	0	0	0	0	12	23	0.00	0.500
52 Andrew McKirahan, L ERA: 5.82	(8, 1)	1.0		8	5	4	4	1	0	0	0	0	0	1	24	30	36.00	5.000

PITCHER		IP	WLS	BF	H	R	ER	SO	BB	IBB	HBP	BLK	WP	HR	S	P	ERA	WHIP
7 Jonny Gomes, R ERA: 18.0	(9, 1)	1.0		6	3	2	2	1	0	0	0	0	0	1	12	20	18.00	3.000

Batter	1	2	3	4	5	6	7	8	9	AB	R	H	RBI	BB	SO	LOB
22 Nick Markakis, L (1, 9) OBP: 0.370, SLG: 0.377	B CU 74 X SI 91 1-0 25 BB 5 1B 1B	C SI 92 B FS 85 F SL 84 C FF 94 1-3 ③ K			C SL 84 B SL 84 F FS 85 F FS 90 X FS 86 1-2 ② G4-3			S SL 93 B FC 92 C SL 94 C SL 95 1-3 ① K	B FC 92 F SI 96 C CU 82 F CU 84 X CU 82 1-2 ③ F8	5	1	1	0	0	2	2
25 Cameron Maybin, R (1, 8) OBP: 0.338, SLG: 0.392	B SI 92 B SL 82 C FF 92 B FS 88 B FF 92 4-1 5 1B 23 SF8 1-2 BB	C FF 93 T SI 91 X SL 83 0-2 ① L3			B SL 84 B SL 85 S FF 93 F FF 94 F FS 86 F SL 86 S FF 94 2-3 ③ K			C SI 95 C SI 95 F SL 96 T SI 96 0-2 ② K		3	1	0	0	1	2	0
5 Freddie Freeman, L (1, 3) OBP: 0.352, SLG: 0.488	B SI 94 B SL 85 X FS 88 2-0 8 F8 13 1B 1-3 2-H 1B	X FF 93 0-0 HR				C SL 83 B FC 88 B FS 85 F FF 89 X FS 86 2-2 ① G5-3		F SL 95 B FC 90 B SL 96 B SL 96 F SI 95 F FC 91 F FC 90 F SL 96 F SI 95 4-2 F FC 80 B SI 97 BB		3	1	2	2	1	0	0
23 Nick Swisher, S (1, 7) OBP: 0.278, SLG: 0.355	F FF 93 X FF 91 0-1 ① SF8 3-H	X SI 92 0-0 ② G3				B CU 78 X SI 93 1-0 ② G4-3		C SI 95 B FC 91 B FF 96 B FF 95 X FF 96 3-1 ③ L6		3	0	0	1	0	0	1
13 Adonis García, R (1, 5) OBP: 0.256, SLG: 0.458	C SL 84 F FS 88 B SL 85 F FS 88 B FF 93 F FS 89 X SL 85 2-2 1-2 1B	B CU 76 C FF 90 F FS 85 B FF 93 F FF 94 X FS 89 2-2 ③ G6-3				F CU 79 F FF 93 X SL 84 0-2 ③ F7			C FC 91 B SI 96 F FC 92 X CU 83 1-2 ① G6-3	4	0	1	0	0	0	0
8 Jace Peterson, L (1, 4) OBP: 0.315, SLG: 0.341	C CU 78 F FS 88 B FS 89 B FF 94 X FS 88 2-2 ② F8 2-3			C FF 93 C SL 82 F FF 93 X FS 88 0-2 ① F8			X SI 91 0-0 ① F8		B FF 96 B FF 96 F SI 95 B SI 96 F FF 97 B CU 81 4-2 27 PB 27 1B BB	3	1	0	0	1	0	2
27 Christian Bethancourt, R (1, 2) OBP: 0.216, SLG: 0.268	C SI 93 S FS 89 X FS 88 0-2 ③ F8			F CU 76 B FS 88 B SI 93 F SL 84 F FS 88 S SL 86 2-3 ② K			B FF 93 C SI 92 X SI 92 1-1 ② G4-3		B FC 91 S FC 91 X FF 96 1-1 7 1B 1-H 1B	4	0	1	1	0	1	2
19 Andrelton Simmons, R (1, 6) OBP: 0.331, SLG: 0.340		B FF 93 B SL 82 B SI 92 C SI 92 C FF 92 C FF 94 3-3 ① K		C SL 84 X SL 84 0-1 ③ G5-3			X FS 86 0-0 2B		X CU 82 0-0 ② P3	4	0	1	0	0	1	1
61 Williams Pérez, R (1, 1) OBP: 0.143, SLG: 0.100 56 Ross Detwiler, R (2, 1) 56 Matt Marksberry, L (5, 1) 30 Ryan Lavarnway, R (5, PH) OBP: 0.302, SLG: 0.355 54 Sugar Ray Marimon, R (6, 1) OBP: 0.500, SLG: 0.500 2 Michael Bourn, L (7, PH) OBP: 0.299, SLG: 0.273 52 Andrew McKirahan, R (8, 1) 7 Jonny Gomes, R (9, 1) OBP: 0.326, SLG: 0.366		B SI 92 C FF 93 S SL 83 B SL 85 B FS 87 C FF 94 3-3 ② K			B SL 83 C SL 83 F FS 86 S SL 86 1-3 ① K		S FS 88 F FS 86 C FF 95 0-3 ③ K		B FF 96 B FC 91 C FF 96 X SI 96 2-1 1-2 1B	0 1 0 1 0 1 0	0 0 0 0 0 0 0	0 0 0 0 0 0 0	0 0 0 0 0 0 0	0 0 0 1 0 1 0	0 0 0 0 1 0 0	0 0 0 0 1 0 0
Inning Stats	R: 2 E: 0 K: 0 S: 16 H: 3 LOB: 2 BB: 1 P: 27	R: 0 E: 0 K: 3 S: 9 H: 0 LOB: 0 BB: 0 P: 16	R: 1 E: 0 K: 0 S: 9 H: 1 LOB: 0 BB: 0 P: 11	R: 0 E: 0 K: 1 S: 10 H: 0 LOB: 0 BB: 0 P: 12	R: 0 E: 0 K: 2 S: 12 H: 0 LOB: 0 BB: 0 P: 16	R: 0 E: 0 K: 0 S: 7 H: 0 LOB: 0 BB: 0 P: 10	R: 0 E: 0 K: 1 S: 7 H: 1 LOB: 1 BB: 0 P: 8	R: 0 E: 0 K: 2 S: 16 H: 0 LOB: 1 BB: 1 P: 24	R: 1 E: 0 K: 0 S: 14 H: 2 LOB: 2 BB: 1 P: 23	1B: 5 2B: 1 3B: 0 HR: 1 SF: 1 SAC: 0 DP: 0 HBP: 0						

PITCHER		IP	WLS	BF	H	R	ER	SO	BB	IBB	HBP	BLK	WP	HR	S	P	ERA	WHIP
19 Masahiro Tanaka, R ERA: 3.62	(1, 1)	7.0	W	27	5	3	3	7	1	0	0	0	0	0	70	100	3.86	0.857
41 Justin Wilson, L ERA: 3.09	(8, 1)	0.2		3	0	0	0	2	1	0	0	0	0	0	14	19	0.00	1.500
55 Bryan Mitchell, R ERA: 4.03	(8, 1)	1.1		7	2	1	1	0	1	0	0	0	0	0	16	28	6.75	2.250

PITCHER	IP	WLS	BF	H	R	ER	SO	BB	IBB	HBP	BLK	WP	HR	S	P	ERA	WHIP

BOTTOM

New York Yankees @ Atlanta Braves

Turner Field, Atlanta, GA

Fri Aug 28 2015, 7:35 PM - 11:04 PM EDT

Att. 35,546 - Partly Cloudy - 80 F

livebaseballscorecards.com

AB	33
R	4
H	7
RBI	4
BB	3
SO	9
LOB	9

WP: 0	PA: 37		
PB: 1			
SB: 0			
CS: 0			

Batter	1	2	3	4	5	6	7	8	9	AB	R	H	RBI	BB	SO	LOB
22 Jacoby Ellsbury, L (1, 8) OBP: 0.341, SLG: 0.375	B SI 94 F SI 93 X SI 95 1-1 11 G4-3 12 WP 2B		F CH 85 C CU 77 S FF 95 0-3 ① K		B FF 92 C CH 86 B CU 77 C FF 93 B SI 94 F FF 93 B SI 93 4-2 11 CS BB		C SL 79 S SL 82 C SL 83 0-3 ② K		B SI 98 F SI 98 S SL 87 F SL 88 D SL 88 X SI 99 2-2 ② G6-3 2-3	4	1	1	0	1	2	3
11 Brett Gardner, L (1, 7) OBP: 0.358, SLG: 0.418	S CH 88 T CH 87 2 SAFE B FF 94 D CH 88 F SI 95 F SI 94 X CH 89 2-2 ① G4-3 2-3		B CU 77 X CH 87 1-0 ② L3		B CH 86 C SI 94 1 SAFE 1 SAFE B SI 93 F CH 86 B FF 93 S SI 93 3-3 ②③ K 1-2		B FF 94 C FF 94 B SL 81 F FF 93 T FF 94 2-2 ③ K 2-3		B SI 99 B SI 98 T SI 98 B SI 98 C SI 98 B SL 86 4-2 BB	4	0	0	0	1	2	4
36 Carlos Beltrán, S (1, 9) OBP: 0.341, SLG: 0.479 24 Chris Young, R (8, PR) OBP: 0.309, SLG: 0.469 (8, 9)	C CU 77 F FF 95 S FF 95 0-3 ② K		B SI 93 B FF 93 C CH 87 B CU 76 B SI 94 4-1 BB			B CU 75 X SI 92 1-0 ① F7		B CU 78 B CH 87 B FF 92 C FF 92 B FF 95 4-1 34 2B BB	C SL 85 1 SAFE C SL 85 X SI 97 0-2 ③ P6	2 1	0 1	0 0	0 0	2 0	1 0	1 2
34 Brian McCann, L (1, 2) OBP: 0.321, SLG: 0.478	B SI 95 B SI 94 B CH 89 F CH 89 B SI 95 4-1 12 WP 33 BB BB		F FF 94 C FF 95 F FF 94 B SL 84 X FF 94 1-2 ③ P5			C CH 87 B SI 93 B FF 92 S CH 86 F SI 94 X CH 88 2-2 ② L7		C FF 92 X SI 89 0-1 12 WP 1-H 2B		3	0	1	1	1	0	1
33 Greg Bird, L (1, 3) OBP: 0.321, SLG: 0.383	D CH 89 C CH 88 B SI 94 B FF 95 F SI 94 F SI 94 B FF 94 4-2 12 WP 1-2 BB			B SI 92 C CH 86 F FF 93 B SL 83 B FF 93 X SI 93 3-2 1B		C CU 75 X SI 94 0-1 ③ L7		X FF 95 0-0 ① F7		3	0	1	0	1	0	2
12 Chase Headley, S (1, 5) OBP: 0.332, SLG: 0.392	C CH 88 C SL 80 B SL 86 F FF 95 S CH 89 1-3 ③ K 1-2 2-3 3-H			B SI 94 X CH 87 1-0 ① F7			B CU 75 B SI 92 B SI 91 C FF 92 C FF 92 X CH 87 3-2 18 2B 2B	C SI 95 D FF 95 C FF 89 B SL 90 C FF 96 2-3 ② K 2-3		4	1	1	0	0	2	5
18 Didi Gregorius, L (1, 6) OBP: 0.306, SLG: 0.357		C CH 86 F FF 94 B SL 84 X CH 88 1-2 ① F8		B CU 76 1 SAFE X FF 93 1-0 ② P4			B CH 86 X CH 86 1-0 11 PB 2-H 2B	C FF 96 F FF 97 B FF 96 B FF 90 F FF 96 F SL 88 B SI 95 X FF 93 3-2 ③ F8		4	0	1	1	0	0	3
14 Stephen Drew, L (1, 4) OBP: 0.262, SLG: 0.369		B CU 75 B CU 76 X SI 93 2-0 ② F7		C CH 86 B CU 78 X FF 93 1-1 ③ P2			L FF 92 L SL 83 D SL 85 X SL 83 1-2 ① P3		B SI 99 F SI 98 X SI 99 1-1 ① G6-3	4	0	0	0	0	0	2
40 Luis Severino, R (1, 1) 13 Alex Rodriguez, R (7, PH) OBP: 0.262, SLG: 0.488 41 Justin Wilson, L (7, 1) 68 Dellin Betances, R (7, 1) 17 Brendan Ryan, R (9, PH) OBP: 0.275, SLG: 0.369 48 Andrew Miller, L (9, 1)		B FF 94 B FF 93 C FF 93 X FF 94 2-1 ③ L9			X FF 91 0-0 ① G6-3		I IN 74 I IN 72 I IN 73 I IN 71 4-0 IBB		B SL 87 B SI 99 C SI 99 F SI 98 X SI 100 2-2 22 G6-3 2B	2 0 0 0 1 0	0 0 0 0 0 0	0 0 0 0 1 0	0 0 0 0 0 0	0 1 0 0 0 0	0 0 0 0 0 0	0 0 0 0 0 0

| Inning Stats | | |

BOTTOM

Batter	1	2	3	4	5	6	7	8	9	AB	R	H	RBI	BB	SO	LOB
22 Nick Markakis, L (1, 9) OBP: 0.368, SLG: 0.376	X FF 94 0-0 5 BB 1B		C FF 95 C SL 91 X CH 89 0-2 ② G5-3		C SL 90 S SL 90 C FF 97 0-3 ③ K		B FF 95 X FC 91 1-0 ② F8		C SL 85 F FF 95 S SL 86 0-3 ② K	5	0	1	0	0	2	1
25 Cameron Maybin, R (1, 8) OBP: 0.337, SLG: 0.389	B CH 90 S FF 94 B FF 95 X FF 94 2-1 ① P2		C SL 91 F FF 97 B FF 96 F FF 96 X SL 91 1-2 ③ G1-3			X SL 90 0-0 ① G5-3	B KC 83 B KC 84 B FF 95 B FF 96 4-0 1-2 BB		X FF 95 0-0 ③ G6-3	4	0	0	0	1	0	1
5 Freddie Freeman, L (1, 3) OBP: 0.351, SLG: 0.483	B SL 89 C SL 90 F FF 96 B CH 88 D SL 90 D CH 87 4-2 23 G4-6-3 1-2 BB			B SL 91 B FF 96 B CH 87 C FF 95 X FF 97 3-1 ① G3		C SL 90 X SL 90 0-1 ② G5-3	B KC 84 C KC 85 D KC 85 C KC 86 X SV 86 2-2 ③ G1-3			3	0	0	0	1	0	2
23 Nick Swisher, S (1, 7) OBP: 0.284, SLG: 0.359	B FF 96 T FF 96 X SL 88 1-1 ②③ G4-6-3 1-2f			C FC 91 S FF 97 S FF 96 0-3 ② K		B SL 87 S FF 96 S CH 86 B CH 86 X FF 98 2-2 13 1B 1B		C FF 97 C FF 97 X SV 86 0-2 27 1B 13 G4-3 1B		4	0	2	0	0	1	2
13 Adonis García, R (1, 5) OBP: 0.264, SLG: 0.467		C FF 94 C FF 95 X SL 92 0-2 ① L3		F SL 89 S SL 91 B SL 90 B SL 90 F FF 97 B CH 89 F SL 92 X FF 98 3-2 2B		C FF 95 B FF 93 X FF 95 1-1 1-2 1B		S KC 84 T KC 85 B KC 85 X KC 84 1-2 ① G4-3 1-2		4	0	2	0	0	0	1
8 Jace Peterson, L (1, 4) OBP: 0.317, SLG: 0.339		F FF 96 B CH 89 B SL 91 B FF 97 B FF 96 4-1 BB		B SL 90 B FF 96 F FF 96 C SL 90 B CH 88 B SL 91 4-2 BB		X FC 90 0-0 ③ G4-3		C FF 97 B KC 83 S SV 84 S SV 86 1-3 ② K		2	0	0	0	2	1	3
27 Christian Bethancourt, R (1, 2) OBP: 0.225, SLG: 0.276		S FF 95 1 SAFE C FF 96 S FF 96 0-3 ② K		S SL 88 S SL 90 S FF 96 0-3 ③ K			X FF 93 0-0 19 1B 7 E 1B	X FF 98 0-0 2-3 1B		4	1	2	0	0	2	3
19 Andrelton Simmons, R (1, 6) OBP: 0.330, SLG: 0.339		C SL 90 D SL 89 X SL 88 1-1 ③ G5-3			B FF 95 B SL 88 F FF 97 F FF 97 C FF 97 2-3 ① K		B FC 91 C FC 91 X FF 95 1-1 7 FC3-6 1-2 1B	S KC 85 B KC 85 F FF 97 D KC 84 C KC 83 2-3 ③ K		4	0	1	0	0	2	3
37 Matt Wisler, R (1, 1) OBP: 0.130, SLG: 0.048 56 Matt Marksberry, L (7, 1) 7 Jonny Gomes, R (7, PH) OBP: 0.324, SLG: 0.365 2 Michael Bourn, L (7, PR) OBP: 0.299, SLG: 0.273 34 Edwin Jackson, R (8, 1) 38 Arodys Vizcaíno, R (9, 1) 13 Pedro Ciriaco, R (9, PH) OBP: 0.260, SLG: 0.370			B FF 95 C FF 94 X FF 97 1-1 ① L3		B FF 94 B FF 95 C FF 94 X FF 97 2-1 ② G4-3		B SI 96 C FF 96 X FF 96 1-1 ① FC3-6 25 S 1-2f 2-H		C FF 94 F SL 84 F FF 96 S FF 96 0-3 ① K	2 0 1 0 0 1	0 0 0 0 0 0	0 0 0 0 0 1	0 0 0 0 0 0	0 0 1 0 0 0	0 0 0 0 0 0	0 0 1 0 0 0
Inning Stats	R: 0 E: 0 K: 0 S: 7 H: 1 LOB: 1 BB: 1 P: 14	R: 0 E: 0 K: 1 S: 9 H: 0 LOB: 1 BB: 1 P: 14	R: 0 E: 0 K: 0 S: 9 H: 0 LOB: 0 BB: 0 P: 11	R: 0 E: 0 K: 2 S: 15 H: 1 LOB: 2 BB: 1 P: 25	R: 0 E: 0 K: 2 S: 8 H: 0 LOB: 0 BB: 0 P: 12	R: 0 E: 0 K: 0 S: 9 H: 2 LOB: 2 BB: 0 P: 12	R: 1 E: 1 K: 0 S: 9 H: 2 LOB: 2 BB: 1 P: 18	R: 0 E: 0 K: 2 S: 13 H: 2 LOB: 2 BB: 0 P: 17	R: 0 E: 0 K: 2 S: 8 H: 0 LOB: 0 BB: 0 P: 8	1B: 7 2B: 1 3B: 0 HR: 0 SF: 0 SAC: 0 DP: 1 HBP: 0						

PITCHER		IP	WLS	BF	H	R	ER	SO	BB	IBB	HBP	BLK	WP	HR	S	P	ERA	WHIP
40 Luis Severino, R ERA: 2.17	(1, 1)	6.0	W	24	4	0	0	5	3	0	0	0	0	0	57	88	0.00	1.167
41 Justin Wilson, L ERA: 3.23	(7, 1)	0.2	H	4	2	1	1	0	0	0	0	0	0	0	6	9	13.50	3.000
68 Dellin Betances, R ERA: 1.34	(7, 1)	1.1	H	7	2	0	0	2	1	0	0	0	0	0	16	26	0.00	2.250
48 Andrew Miller, L ERA: 1.94	(9, 1)	1.0	S	3	0	0	0	2	0	0	0	0	0	0	8	8	0.00	0.000

PITCHER	IP	WLS	BF	H	R	ER	SO	BB	IBB	HBP	BLK	WP	HR	S	P	ERA	WHIP

New York Yankees @ Atlanta Braves

Turner Field, Atlanta, GA

Sat Aug 29 2015, 7:11 PM - 10:26 PM EDT

Att. 49,243 - Partly Cloudy - 78 F

livebaseballscorecards.com

AB	34
R	1
H	8
RBI	0
BB	4
SO	9
LOB	17

1B: 7	SF: 0	WP: 0	PA: 38
2B: 1	SAC: 0	PB: 0	
3B: 0	DP: 1	SB: 1	
HR: 0	HBP: 0	CS: 0	

New York Yankees @ Atlanta Braves

Turner Field, Atlanta, GA

Sun Aug 30 2015, 1:38 PM - 5:24 PM EDT

Att. 33,093 - Overcast - 69 F

livebaseballscorecards.com

Batter	1	2	3	4	5	6	7	8	9	AB	R	H	RBI	BB	SO	LOB
22 Jacoby Ellsbury, L (1, 8) OBP: 0.342, SLG: 0.383	X FF 91 0-0 34 G3 36 1B 1B	F FF 93 B FF 93 B FF 93 F SL 82 B FF 93 F FF 94 X SL 83 3-2 1-H 2-H HR		C SI 87 B SI 89 C SI 88 B SI 90 F CH 83 B SI 90 F SI 91 F SI 91 F SI 89 3-2 F CU 72 F SI 90 X SI 90 L9	B CH 82 B SI 92 X FF 90 2-0 L7		S SI 91 C SI 91 S SL 84 0-3 K	B SI 92 B SI 91 B FF 92 C FF 91 F FF 92 F FF 93 F FF 94 B FF 94 4-2 34 BB 11 1B 33 SF7 BB	B SI 94 X SI 93 1-0 F8	6	2	2	3	1	1	5
11 Brett Gardner, L (1, 7) OBP: 0.357, SLG: 0.416	B FF 90 B FF 91 X FF 90 2-0 F8	C SL 80 F FF 93 X FF 92 0-2 F8		B SI 88 C CU 81 X FF 91 1-1 F8		B SI 89 X SI 90 1-0 P6	C SI 91 B SI 92 X SI 92 1-1 36 1B 34 1B 1-2 3-H 1B	X SI 92 0-0 34 BB 57 2B 1-2 1B	B CU 77 C FF 94 B CU 79 X FF 94 2-1 G4-3	7	2	2	1	0	0	1
36 Carlos Beltrán, S (1, 9) OBP: 0.344, SLG: 0.480 17 Brendan Ryan, R (7, 5) OBP: 0.268, SLG: 0.358	B FF 91 1 SAFE B CH 85 C FF 91 1 SAFE X SI 90 2-1 34 G3 1-2 1B		C CU 72 F CU 69 X CH 83 0-2 F8	B SI 90 C SI 90 C FF 90 S SI 91 1-3 K		C CU 78 B SI 90 X CH 82 1-1 34 G4-6-3 1B	C SL 84 F SI 93 X SL 85 0-2 34 1B 33 2B 1-2 2-3 1B	C SL 86 F FF 93 T FF 94 0-2 K	B FF 96 F FF 94 B SL 88 X FF 95 2-1 G5-3	5	1	3	0	0	1	0
										2	0	0	0	0	1	2
34 Brian McCann, L (1, 2) OBP: 0.321, SLG: 0.475 (8, 3)	X FF 91 0-0 G3 1-2 2-3		C SI 92 B SI 91 B SI 92 X FF 92 2-1 F8		C SI 90 X SI 89 0-1 G3	B CH 81 X SI 92 1-0 G4-6-3 1-2f	B SL 85 B FF 91 X SI 92 2-0 33 2B 12 2B 1-2 2-H 3-H 1B	B SI 94 B SL 84 B FF 92 B FF 92 4-0 57 2B 18 1B 1-2 2-3 BB		5	2	1	2	1	0	3
33 Greg Bird, L (1, 3) OBP: 0.339, SLG: 0.412 66 John Ryan Murphy, R (8, 2) OBP: 0.311, SLG: 0.385	C CU 74 F FF 92 B FF 92 S FF 92 1-3 K		B SI 91 B CU 72 B FF 92 C FF 92 F FF 93 B FF 93 4-2 12 HR BB		B SI 88 C SI 89 B FF 90 C CU 72 B SI 92 X FF 92 3-2 18 1B 12 1B 14 BB 1B		G1-3 2B	X SI 93 0-0 SF7 3-H		4	3	2	2	1	1	2
										0	0	0	0	0	0	0
12 Chase Headley, S (1, 5) OBP: 0.339, SLG: 0.404 57 Branden Pinder, R (7, 1) OBP: 1.000, SLG: 2.000 55 Bryan Mitchell, L (9, 1)		B FF 90 C SL 80 B FF 91 B FF 92 F FF 91 F FF 93 B FF 94 4-2 30 FC1-5 14 1B BB	B SL 79 C FF 92 X SI 91 1-1 1-H HR		C SI 90 B SI 90 B FF 93 C SL 81 B SI 90 X SI 92 3-2 14 BB 18 1B 1-2 1B		BB 2B	X FF 91 0-0 18 1B 1-3 2-H 2B		3	3	3	4	2	0	0
										1	0	1	1	0	0	0
										0	0	0	0	0	0	0
18 Didi Gregorius, L (1, 6) OBP: 0.313, SLG: 0.359		C CU 73 B CH 84 1 SAFE B CH 84 S SI 91 S FF 93 2-3 K	B CH 84 B FF 93 C SI 92 B FF 94 B SI 89 4-1 14 HR BB		S SL 82 B FF 92 X FF 92 1-1 14 BB 1-2 2-3 1B		HBP BB	C SL 85 B FF 93 F SL 84 X FF 93 1-2 14 BB 2-3 3-H 1B		3	2	2	1	2	1	1
14 Stephen Drew, L (1, 4) OBP: 0.274, SLG: 0.385		C FF 91 X FF 93 0-1 30 FC1-5 22 HR 1-2 1B	X FF 92 0-0 1-H HR		B SI 90 F SI 91 B SI 91 B SI 93 B SI 90 4-1 1-2 2-3 3-H BB		1B	B SI 87 B SL 83 D SI 90 B FF 92 4-0 1-2 BB		4	3	4	4	2	0	0
30 Nathan Eovaldi, R (1, 1) 43 Adam Warren, R (6, 1) 45 Chasen Shreve, L (6, 1) 13 Alex Rodriguez, R (7, PH) OBP: 0.363, SLG: 0.489 24 Chris Young, R (7, PR) OBP: 0.307, SLG: 0.465 (7, 9)	C FF 93 B FF 94 X FF 92 1-1 FC1-5 22 HR 1-2 2-3f		F FF 100 B FF 99 C FF 98 B SL 83 C SI 91 2-3 K		C FF 91 C FF 90 X FF 92 0-2 L3		1B K	F FF 91 B SL 83 X SL 84 1-1 P4		3	1	0	0	0	1	5
										0	0	0	0	0	0	0
										0	0	0	0	0	0	0
										1	0	1	2	0	0	0
										2	1	0	0	0	1	5

Inning Stats																															
	R: 0	H: 2	R: 3	H: 2	R: 4	H: 2	R: 0	H: 0	R: 1	H: 3	R: 0	H: 1	R: 9	H: 8	R: 3	H: 3	R: 0	H: 0	1B: 15	SF: 1	WP: 0	PA: 57
	E: 0	LOB: 2	E: 0	LOB: 0	E: 0	LOB: 0	E: 0	LOB: 0	E: 0	LOB: 3	E: 0	LOB: 0	E: 0	LOB: 2	E: 0	LOB: 3	E: 0	LOB: 0	2B: 3	SAC: 0	PB: 0	
	K: 1	BB: 0	K: 1	BB: 1	K: 1	BB: 0	K: 1	BB: 0	K: 0	BB: 1	K: 0	BB: 0	K: 2	BB: 2	K: 1	BB: 3	K: 0	BB: 0	3B: 0	DP: 1	SB: 0	
	S: 8	P: 13	S: 17	P: 27	S: 14	P: 27	S: 14	P: 19	S: 15	P: 28	S: 4	P: 7	S: 26	P: 42	S: 15	P: 29	S: 5	P: 10	HR: 3	HBP: 1	CS: 0	

PITCHER		IP	WLS	BF	H	R	ER	SO	BB	IBB	HBP	BLK	WP	HR	S	P	ERA	WHIP
49 Julio Teheran, R ERA: 4.62	(1, 1)	4.1	L	25	9	8	8	4	3	0	0	0	0	3	63	103	16.61	2.769
54 Sugar Ray Marimon, R ERA: 4.8	(5, 1)	1.2		6	1	0	0	0	1	0	0	0	0	0	9	18	0.00	1.200
56 Ross Detwiler, L ERA: 6.91	(7, 1)	0.1		4	1	3	3	0	1	0	1	0	0	0	5	11	81.00	6.000
58 Peter Moylan, R ERA: 4.91	(7, 1)	0.0		1	1	0	0	0	0	0	0	0	0	0	1	1	∞	∞
63 Jake Brigham, R ERA: 8.64	(7, 1)	1.2		18	9	9	9	3	4	0	0	0	0	0	35	59	48.60	7.800

PITCHER		IP	WLS	BF	H	R	ER	SO	BB	IBB	HBP	BLK	WP	HR	S	P	ERA	WHIP
34 Edwin Jackson, R ERA: 3.57	(9, 1)	1.0		3	0	0	0	0	0	0	0	0	0	0	5	10	0.00	0.000

TOP

AB	46
R	20
H	21
RBI	20
BB	9
SO	7
LOB	24

Batter	1	2	3	4	5	6	7	8	9	AB	R	H	RBI	BB	SO	LOB
22 Nick Markakis, L (1, 9) OBP: 0.370, SLG: 0.376 13 Pedro Ciriaco, R (8, 7) OBP: 0.260, SLG: 0.370	S CU 77 F FS 93 F FF 99 B FS 92 F SL 85 F FF 101 B SL 82 X FS 91 2-2 ① G6-3		B FF 100 B FS 91 F FF 100 B FF 99 B FF 97 4-1 23 BB 5 1B BB		B CU 76 B FF 99 C SI 99 F FF 99 X FS 90 2-2 5 1B 1B	C SL 87 B SI 94 B CH 85 B SL 89 C SI 93 X SI 95 3-2 23 FC4-6 1-2 1B	B SL 86 C FF 95 X FF 94 1-1 ③ F7			4 1 2 0 1 0 2 0 0 0 0 0 0 0						
23 Nick Swisher, S (1, 7) OBP: 0.287, SLG: 0.351 (8, 9)	B FF 100 S FF 100 X FS 93 1-1 ② G3		B CU 77 B FS 90 C FF 97 F FF 96 B SL 82 F SL 80 B FF 97 4-2 5 1B 15 1B 1-2 BB		C SL 83 B FF 98 C FF 97 F FF 97 F SL 84 B FS 89 F FF 97 C FF 98 2-3 ② K	B SL 89 X SL 89 1-0 ② FC4-6 5 BB 1-2f 2-3		C FF 93 B SL 81 F FF 93 B FF 96 B SL 85 B FF 94 4-2 13 F8 5 BB BB		3 1 0 0 2 1 3						
5 Freddie Freeman, L (1, 3) OBP: 0.357, SLG: 0.485 34 Edwin Jackson, R (9, 1)	B CU 78 B FS 92 F SL 82 T FS 92 F FF 100 C FS 92 2-3 ③ K		T FS 90 X FF 99 0-1 15 1B 1-2 2-H 1B		S FS 89 X FS 89 0-1 15 FC4-6 1-2 1B	D CH 83 S CH 83 F FF 92 D CH 84 D CH 84 B CH 84 4-2 1-2 BB		B FF 93 B FF 96 B FF 92 B FF 94 4-0 1-2 BB		3 0 2 1 2 1 0 0 0 0 0 0 0 0						
15 A.J. Pierzynski, L (1, 2) OBP: 0.333, SLG: 0.424 30 Ryan Lavarnway, R (8, PH) OBP: 0.299, SLG: 0.351 (9, 3)		C FF 98 B FF 99 F FF 99 X FS 92 1-2 ① G4-3	F FS 89 X FS 91 0-1 1-2 2-H 1B		F SL 83 B FF 99 B FF 99 F SL 83 X FF 98 2-2 ③ FC4-6 1-2f	X CH 82 0-0 ③ G3		S SL 86 B FF 94 B SL 85 S FF 94 S FF 94 2-3 ① K		4 0 1 1 0 0 5 1 0 0 0 0 1 2						
13 Adonis García, R (1, 5) OBP: 0.277, SLG: 0.496		B FF 99 X CU 78 1-0 19 FC6-4 1B	X FS 90 0-0 ③ L4			B SL 83 X FS 88 1-0 8 2B 19 1B 1B	C FF 95 B FF 95 B FF 95 X FF 95 2-1 HR	C FF 93 X SL 85 0-1 ② F8 2-3		5 2 3 1 0 0 4						
8 Jace Peterson, L (1, 4) OBP: 0.316, SLG: 0.340		F FF 98 B FS 89 F FS 89 B FF 97 F FS 89 1 SAFE C SL 82 2-3 ② K		S SL 82 F SI 98 B FF 99 S SL 82 1-3 ① K		X FS 88 0-0 19 1B 1-3 2B	B SL 84 C FF 94 S SL 87 B FF 95 S SL 86 2-3 ① K	X SL 82 0-0 ③ F9		5 1 1 0 0 3 3						
19 Andrelton Simmons, R (1, 6) OBP: 0.331, SLG: 0.342		T CH 81 B CU 70 X FS 92 1-1 ③ FC6-4 1-2f		B FF 99 F FS 91 B FF 100 F FF 100 S FS 94 2-3 ② K2-3		B FF 98 B FF 98 F FF 100 X SL 84 2-1 2 E 1B 2-H 3-H 1B	F FF 95 X SL 86 0-1 2B		C FC 92 B CU 82 B FF 95 X FF 96 2-1 ① G1-3	5 1 2 2 0 1 1						
2 Michael Bourn, L (1, 8) OBP: 0.298, SLG: 0.270			B SI 100 F FF 100 T FF 99 B SL 84 S FS 92 2-3 ① K	B FF 99 X FF 100 1-0 ③ L5		X FF 94 0-0 ① F8 1-2 BB	B FF 96 B SL 86 C FF 94 C FF 94 D SL 85 F FF 95 B FF 95 4-2 BB		B FF 96 X FF 96 1-0 ② P6	4 0 0 0 1 1 1						
49 Julio Teheran, R (1, 1) OBP: 0.116, SLG: 0.073 54 Sugar Ray Marimon, R (5, 1) OBP: 0.333, SLG: 0.333 Jonny Gomes, R (6, PH) OBP: 0.327, SLG: 0.368 56 Ross Detwiler, R (7, 1) 58 Peter Moylan, R (7, 1) 63 Jake Brigham, R (7, 1) 27 Christian Bethancourt, R (9, 2) OBP: 0.223, SLG: 0.274			B FF 100 B FF 98 B FF 100 C FF 98 F FF 99 F FF 99 X FF 99 3-2 ② G3-1		C FF 97 B FF 98 F FF 98 C SL 82 1-3 ① K	D SL 88 X SL 88 1-0 23 FC4-6 22 1B 2-H 1B	B FF 94 B FF 94 F FF 94 T FF 94 B FF 94 T FF 93 3-2 ② K		B FC 93 S FF 95 X CU 82 1-1 ③ G5-3	1 0 0 0 0 0 0 1 0 0 0 0 1 0 1 0 1 1 0 0 0 0 0 0 0 0 0 0 0 0 0 0 0 0 0 1 0 0 0 0 1 2 1 0 0 0 0 0 0						

Inning Stats	1	2	3	4	5	6	7	8	9
	R: 0 E: 0 K: 1 S: 12 H: 0 LOB: 0 BB: 0 P: 17	R: 0 E: 0 K: 1 S: 10 H: 1 LOB: 1 BB: 0 P: 15	R: 2 E: 0 K: 1 S: 16 H: 2 LOB: 2 BB: 2 P: 29	R: 0 E: 0 K: 2 S: 7 H: 0 LOB: 0 BB: 0 P: 11	R: 0 E: 0 K: 2 S: 17 H: 2 LOB: 2 BB: 0 P: 24	R: 3 E: 1 K: 0 S: 13 H: 5 LOB: 3 BB: 1 P: 25	R: 1 E: 0 K: 2 S: 15 H: 2 LOB: 2 BB: 1 P: 27	R: 0 E: 0 K: 1 S: 8 H: 0 LOB: 2 BB: 2 P: 18	R: 0 E: 0 K: 0 S: 5 H: 0 LOB: 0 BB: 0 P: 9

1B: 9	SF: 0
2B: 2	SAC: 0
3B: 0	DP: 0
HR: 1	HBP: 0

WP: 0	PA: 45
PB: 0	
SB: 0	
CS: 0	

PITCHER		IP	WLS	BF	H	R	ER	SO	BB	IBB	HBP	BLK	WP	HR	S	P	ERA	WHIP
30 Nathan Eovaldi, R ERA: 4.17	(1, 1)	5.0	W	25	8	5	5	7	2	0	0	0	0	0	66	103	9.00	2.000
43 Adam Warren, R ERA: 3.19	(6, 1)	0.2		4	2	0	0	0	0	0	0	0	0	0	6	11	0.00	3.000
45 Chasen Shreve, L ERA: 1.95	(6, 1)	0.1	H	2	0	0	0	0	1	0	0	0	0	0	3	7	0.00	3.000
57 Branden Pinder, R ERA: 2.7	(7, 1)	2.0		11	2	1	1	3	3	0	0	0	0	1	23	45	4.50	2.500
55 Bryan Mitchell, R ERA: 3.86	(9, 1)	1.0		3	0	0	0	0	0	0	0	0	0	0	5	9	0.00	0.000

PITCHER	IP	WLS	BF	H	R	ER	SO	BB	IBB	HBP	BLK	WP	HR	S	P	ERA	WHIP

BOTTOM

New York Yankees @ Atlanta Braves

Turner Field, Atlanta, GA

Sun Aug 30 2015, 1:38 PM - 5:24 PM EDT

Att. 33,093 - Overcast - 69 F

livebaseballscorecards.com

AB	39
R	6
H	12
RBI	6
BB	6
SO	10
LOB	23

New York Yankees @ Boston Red Sox

Fenway Park, Boston, MA

Mon Aug 31 2015, 7:13 PM - 10:54 PM EDT

Att. 36,148 - Cloudy - 86 F

TOP

livebaseballscorecards.com

Batter	1	2	3	4	5	6	7	8	9	AB	R	H	RBI	BB	SO	LOB
22 Jacoby Ellsbury, L (1, 8) OBP: 0.339, SLG: 0.379	C FF 94 F FF 95 0-2 CI 13 1B 24 E 36 SF7	1 SAFE X FF 94 0-0 ③ F7		B FF 94 X FF 95 1-0 ②③ L7-2 3-H		1 SAFE C FF 94 B FF 93 X FF 93 1-1 ② F8		X FF 93 0-0 ②③ G1-6-3 1-2f		4	1	0	0	0	0	7
24 Chris Young, R (1, 7) OBP: 0.306, SLG: 0.460 14 Stephen Drew, L (8, 4) OBP: 0.276, SLG: 0.387	1 SAFE C FF 93 1 SAFE F CH 87 X CH 86 0-2 FC5 13 1B 1-2		B CH 87 C FF 94 B FF 95 X CH 87 2-1 ① G5-3		F FF 93 B CH 87 X CH 87 1-1 ① L7	B FF 93 B FF 94 B FF 93 B FF 92 4-0 1-2 BB		B FF 93 X FF 94 1-0 34 WP 13 BB 12 BB 1B		3 1	0 1	0 1	0 0	1 0	0 0	1 0
13 Alex Rodriguez, R (1, 10) OBP: 0.364, SLG: 0.487 66 John Ryan Murphy, R (9, PR) OBP: 0.311, SLG: 0.385	C FF 93 F FF 94 B FF 95 F FF 94 B FF 95 B FF 96 X FF 95 3-2 1-2 2-3 1B		B FF 96 B FF 96 X FF 95 2-0 ② F8		S FF 94 B FF 96 S CH 88 S FF 95 1-3 ② K	X FF 93 0-0 ③ F8			B FF 93 F FF 93 B CU 83 B FF 93 B FF 94 4-1 12 BB 1-2 BB	4 0	0 0	1 0	0 0	1 0	1 0	2 0
36 Carlos Beltrán, S (1, 9) OBP: 0.345, SLG: 0.482	B FF 95 X FF 95 1-0 ① SF7 3-H		X FF 96 0-0 ③ L8		C FF 94 X FF 94 0-1 12 BB 2B		B FF 95 F FF 95 B FF 95 B FF 95 F FF 95 B FF 96 4-2 34 G6-3 BB		F CH 87 B CH 87 B CH 87 B CH 87 C CH 86 F CH 86 C FF 92 3-3 ① K	3	0	1	1	1	1	2
34 Brian McCann, L (1, 2) OBP: 0.324, SLG: 0.472	C FF 93 B FF 95 B SI 93 X SI 92 2-1 ② F9			C SL 84 B FF 92 B FF 92 B FF 95 C SL 84 B FF 94 4-2 33 1B 12 1B 18 1B BB	B FF 92 F FF 92 B CH 87 B SI 93 B SL 86 4-1 12 BB BB		C FF 94 F FF 95 B FF 94 X FF 95 1-2 ①② G6-3 1-2f		C FF 93 F FF 93 B CH 87 F FF 92 B FF 92 B CH 87 F CH 87 B CH 84 4-2 12 BB 1-2 2-3 BB	2	1	0	0	3	0	3
12 Chase Headley, S (1, 5) OBP: 0.341, SLG: 0.404	B FF 95 F FF 95 B FF 95 S FF 94 F FF 94 C CH 87 2-3 ③ K			C FF 94 B FF 94 B FF 94 X CH 87 2-1 18 1B 33 1B 17 FC1-2 1-2 1B	C FF 95 D SL 87 B FF 95 F FF 94 F FF 95 B SI 94 B SL 85 4-2 1-2 2-3 BB		C FF 96 B SI 95 B SI 95 X FF 96 2-1 ③ G6-3		B FF 92 B CH 86 B FF 92 B FF 92 4-0 1-2 2-3 3-H BB	3	0	1	1	2	1	2
33 Greg Bird, L (1, 3) OBP: 0.328, SLG: 0.393		B SL 83 C FF 93 X FF 94 1-1 ① F8		S SL 84 S SL 86 X SL 85 0-2 17 FC1-2 18 1B 22 L7-2 1-2 2-3 1B	C FF 92 B CH 87 B SL 87 B SL 86 F FF 94 F SL 85 F FF 94 S FF 94 3-3 ③ K			C CU 74 S FO 86 B FO 87 X FO 87 1-2 ① G4-3	C CH 86 B CH 85 F CH 86 C FF 91 1-3 ② K	5	0	1	0	0	2	6
18 Didi Gregorius, L (1, 6) OBP: 0.318, SLG: 0.364		C FF 93 B FF 95 B FF 93 F FF 96 X FF 94 2-2 1B		C SL 86 B FF 95 X SI 95 1-1 17 FC1-2 1-2 2-3 3-H 1B		C FF 92 B SL 85 X FF 91 1-1 24 BB 1B		B CU 74 C CU 75 X FO 88 1-1 11 1B 11 WP 1B	B CH 86 C CH 87 X CH 87 1-1 ③ F9	5	0	4	1	0	0	3
17 Brendan Ryan, R (1, 4) OBP: 0.257, SLG: 0.343 11 Brett Gardner, L (8, PH) OBP: 0.358, SLG: 0.417 (8, 7)		C CH 86 1 SAFE S SL 87 F FF 95 C SI 93 0-3 ② K		S CH 87 F FF 94 D SL 87 X CH 89 1-2 ① FC1-2 1-2 2-3 3-Hf		F SL 85 S SL 87 S FF 92 0-3 ① K		C FF 92 B CU 75 F CU 75 B SL 79 X CU 76 2-2 22 G1-6-3 1-3 1B		3 1	0 0	0 1	0 0	0 0	2 0	5 0
Inning Stats	R: 1 E: 2 K: 1 S: 16 H: 1 LOB: 2 BB: 0 P: 24	R: 0 E: 0 K: 1 S: 10 H: 1 LOB: 1 BB: 0 P: 13	R: 0 E: 0 K: 0 S: 4 H: 0 LOB: 0 BB: 0 P: 8	R: 1 E: 0 K: 0 S: 13 H: 3 LOB: 2 BB: 1 P: 22	R: 0 E: 0 K: 2 S: 16 H: 1 LOB: 3 BB: 2 P: 29	R: 0 E: 0 K: 1 S: 8 H: 1 LOB: 2 BB: 1 P: 14	R: 0 E: 0 K: 0 S: 7 H: 0 LOB: 0 BB: 1 P: 14	R: 0 E: 0 K: 0 S: 9 H: 2 LOB: 1 BB: 0 P: 13	R: 1 E: 0 K: 2 S: 15 H: 1 LOB: 3 BB: 3 P: 33	1B: 9 2B: 2 3B: 0 HR: 0 SF: 1 SAC: 0 DP: 3 HBP: 0						

	AB	34
	R	3
	H	10
	RBI	3
	BB	8
	SO	7
	LOB	31

WP: 2 PB: 0 SB: 0 CS: 0 PA: 44

PITCHER		IP	WLS	BF	H	R	ER	SO	BB	IBB	HBP	BLK	WP	HR	S	P	ERA	WHIP
52 Eduardo Rodriguez, L ERA: 4.25	(1, 1)	5.0	W	26	7	2	1	4	3	0	0	0	0	0	61	99	1.80	2.000
28 Robbie Ross Jr., L ERA: 3.86	(6, 1)	1.0	H	4	0	0	0	1	1	0	0	0	0	0	6	11	0.00	1.000
41 Alexi Ogando, R ERA: 3.76	(7, 1)	1.0	H	3	0	0	0	0	1	0	0	0	0	0	7	14	0.00	1.000
36 Junichi Tazawa, R ERA: 3.72	(8, 1)	1.0	H	4	2	0	0	0	0	0	0	0	1	0	9	13	0.00	2.000
64 Jean Machi, R ERA: 5.29	(9, 1)	1.0	S	7	1	1	1	2	3	0	0	0	1	0	15	33	9.00	4.000

PITCHER	IP	WLS	BF	H	R	ER	SO	BB	IBB	HBP	BLK	WP	HR	S	P	ERA	WHIP

BOTTOM

New York Yankees @ Boston Red Sox

Fenway Park, Boston, MA

Mon Aug 31 2015, 7:13 PM - 10:54 PM EDT

Att. 36,148 - Cloudy - 86 F

Batter	1	2	3	4	5	6	7	8	9	AB	R	H	RBI	BB	SO	LOB
50 Mookie Betts, R (1, 8) OBP: 0.320, SLG: 0.454	C SI 90 B SI 91 F SI 91 B FF 93 F FF 94 B SI 93 X SI 92 3-2 ① G6-3		F SI 94 1 SAFE P PO 91 X SI 94 1-1 1-H HR		B FF 94 C FF 94 L SI 92 D CU 82 X CU 81 2-2 ① FC2-5 1-2 2-3f		X SL 88 0-0 34 BB G3 2-3 1B			4	1	2	2	0	0	2
Pablo Sandoval, S (1, 5) OBP: 0.298, SLG: 0.380	F SI 92 F FF 94 S CU 80 0-3 ② K		B CU 78 B CH 87 F SI 94 X SI 94 2-1 ② G6-3		C CU 81 X FF 95 0-1 ② F6		F CH 82 B FF 88 1 SAFE X CH 83 1-1 ② G3 1-2 3-H			4	0	0	1	0	1	3
2 Xander Bogaerts, R (1, 6) OBP: 0.345, SLG: 0.405	B CU 77 B FF 92 X SI 93 2-0 1B		X FF 93 0-0 ③ G3		C CU 81 S CU 82 B FF 96 X CU 81 1-2 ③ L5		B FF 91 C FF 91 B FF 92 S CH 83 F CH 83 B FF 92 D CH 83 4-2 34 BB BB			3	0	1	0	1	0	2
34 David Ortiz, L (1, 10) OBP: 0.356, SLG: 0.525	B CU 78 X SI 92 1-0 ③ G4-3			B SI 91 C SI 93 X CH 85 1-1 HR		B SI 90 B CU 78 B SI 92 X SI 92 3-0 10 2-5 2B	B FF 92 S CH 83 B FF 92 C CH 83 D CH 84 D SL 86 4-2 1-2 2-3 BB			3	1	2	1	1	0	1
47 Travis Shaw, L (1, 3) OBP: 0.348, SLG: 0.559		B SI 92 F SI 92 S CH 85 F FF 95 F CU 79 B CH 87 F SI 94 X SI 94 2-2 ① G4-3		C CU 78 C FF 94 B CU 80 S CU 79 1-3 ① K		C CU 79 B SI 93 C SI 93 D CU 81 F CU 80 B FF 95 D CU 80 4-2 BB	C CH 83 F CH 84 F CH 83 B FF 93 F CH 82 F CH 82 F FF 93 D SL 85 X FF 92 2-2 ③ L7			3	0	0	0	1	1	3
38 Rusney Castillo, R (1, 9) OBP: 0.320, SLG: 0.424		C SI 93 F SI 92 B FF 94 B CU 81 X SI 94 2-2 ② G6-3		C CU 78 X FF 92 0-1 ② L7		F SI 93 S SI 94 B CU 83 C CU 82 1-3 ① K		C CH 80 S CH 82 B FF 92 C FF 91 1-3 ① K		4	0	0	0	0	2	2
26 Brock Holt, L (1, 4) OBP: 0.350, SLG: 0.384		B SI 93 X SI 92 1-0 ③ G4-3		B FF 93 C FF 93 X SI 93 1-1 ③ G1-4-3		C CU 80 S CU 82 X CU 82 0-2 ② F7		C FF 92 X SL 83 0-1 ② G4-3		4	0	0	0	0	0	2
10 Ryan Hanigan, R (1, 2) OBP: 0.345, SLG: 0.333			X SI 92 0-0 ① G6-3		C SI 92 B SI 92 X SI 92 1-1 50 FC2-5 25 1B 1B	S CU 81 0-1 ③ 2-5 2-3	C FF 93 B CH 85 S SL 89 B FF 93 S SL 87 2-3 ① K	T FF 91 B CH 84 B CH 82 F FF 91 X FF 92 2-2 ③ G4-3		4	0	1	0	0	1	0
25 Jackie Bradley Jr., L (1, 7) OBP: 0.358, SLG: 0.555			C SI 92 B CU 79 S CH 88 B SI 93 B SI 94 X SI 94 3-2 50 HR 1B		C SI 93 X CU 79 0-1 50 FC2-5 1-2 1B		B CU 81 B SL 88 S SL 87 S FF 94 F CU 81 F FF 94 B SI 94 X SL 87 3-2 50 1B G3 2B			3	2	3	0	0	0	0
Inning Stats	R: 0 E: 0 K: 1 S: 9 H: 1 LOB: 1 BB: 0 P: 15	R: 0 E: 0 K: 0 S: 10 H: 0 LOB: 0 BB: 0 P: 15	R: 2 E: 0 K: 0 S: 10 H: 2 LOB: 0 BB: 0 P: 15	R: 1 E: 0 K: 1 S: 9 H: 1 LOB: 0 BB: 0 P: 12	R: 0 E: 0 K: 0 S: 12 H: 2 LOB: 2 BB: 0 P: 16	R: 0 E: 0 K: 1 S: 11 H: 1 LOB: 2 BB: 1 P: 19	R: 1 E: 0 K: 1 S: 23 H: 2 LOB: 3 BB: 2 P: 39	R: 0 E: 0 K: 1 S: 8 H: 0 LOB: 0 BB: 0 P: 11		1B: 5 2B: 2 3B: 0 HR: 2	SF: 0 SAC: 0 DP: 0 HBP: 0		WP: 0 PB: 0 SB: 0 CS: 0	PA: 35		

livebaseballscorecards.com

AB	32
R	4
H	9
RBI	4
BB	3
SO	5
LOB	15

PITCHER		IP	WLS	BF	H	R	ER	SO	BB	IBB	HBP	BLK	WP	HR	S	P	ERA	WHIP
47 Iván Nova, R ERA: 4.5	(1, 1)	6.0	L	26	7	3	3	3	1	0	0	0	0	2	61	92	4.50	1.333
43 Adam Warren, R ERA: 3.26	(7, 1)	0.1		3	2	1	1	1	0	0	0	0	0	0	9	14	27.00	6.000
45 Chasen Shreve, L ERA: 1.89	(7, 1)	1.2		7	0	0	0	1	2	0	0	0	0	0	22	36	0.00	1.200

PITCHER	IP	WLS	BF	H	R	ER	SO	BB	IBB	HBP	BLK	WP	HR	S	P	ERA	WHIP

Batter	1	2	3	4	5	6	7	8	9	AB	R	H	RBI	BB	SO	LOB
22 Jacoby Ellsbury, L (1, 8) OBP: 0.335, SLG: 0.374	C FF 91 B FF 92 C FF 92 B SI 92 X FF 92 2-2 ① G4-3			S CH 81 F FF 91 C FF 94 0-3 ① K	F FF 91 X FF 92 0-1 ③ G4-3			C FF 88 F SL 87 F CU 72 B FF 91 C SL 88 1-3 ② K		4	0	0	0	0	2	1
11 Brett Gardner, L (1, 7) OBP: 0.358, SLG: 0.422	C FF 91 F FF 92 C SI 93 0-3 ② K			C FF 91 C FF 93 X CU 74 0-2 ② G3		B CU 74 C CH 80 F FF 90 F CU 73 C SI 91 1-3 ① K		S SI 87 X SL 86 0-1 HR		4	1	1	1	0	2	0
36 Carlos Beltrán, S (1, 9) OBP: 0.344, SLG: 0.479 24 Chris Young, R (8, 9) OBP: 0.306, SLG: 0.460	C FF 91 C FF 94 F FF 94 B CU 77 C SI 92 1-3 ③ K			C SI 90 B SL 89 F CH 83 X FF 92 1-2 1B		B FF 91 B CH 83 X SI 90 2-0 ② G6-3		F SI 87 X SL 88 0-1 ③ F9		4 0	0 0	1 0	0 0	0 0	1 0	0 0
34 Brian McCann, L (1, 2) OBP: 0.321, SLG: 0.467		C FF 88 B CH 82 C CU 74 C SI 92 1-3 ① K		C CU 74 C SL 83 S CU 76 0-3 ③ K		B CU 76 B SI 89 C CH 83 X CH 80 2-1 ③ G4-3			F SI 91 B SL 83 X SL 86 1-1 ① G4-3	4	0	0	0	0	2	1
13 Alex Rodriguez, R (1, 10) OBP: 0.363, SLG: 0.485		C SI 91 S FF 90 B SI 92 B SI 91 F SI 93 S SI 92 2-3 ② K			B FF 89 X SI 90 1-0 18 E 14 2B 1B		F FF 91 X FF 91 0-1 ① G6-3		B CU 78 C SI 91 B CU 78 S CH 84 F SI 91 S CH 84 2-3 ② K	4	1	1	0	0	2	0
12 Chase Headley, S (1, 5) OBP: 0.340, SLG: 0.401		C FF 91 F FF 92 S FF 93 0-3 ③ K			C SI 91 B FF 91 F CH 83 C SI 92 1-3 ① K		B CU 74 B CH 82 B SI 87 B SI 88 4-0 BB		C SI 90 S CH 84 S CH 84 0-3 ③ K	3	0	0	0	1	3	1
33 Greg Bird, L (1, 3) OBP: 0.313, SLG: 0.373			C SI 90 B FF 91 S CH 82 X SI 92 1-2 ① L9		B CU 73 F CH 83 B FF 94 F SI 91 T FF 94 2-2 ② K		B SI 90 1 SAFE F FF 89 S CH 82 B FF 92 D CH 83 F CH 83 C SI 92 3-3 ② K			3	0	0	0	0	2	2
18 Didi Gregorius, L (1, 6) OBP: 0.318, SLG: 0.364			B FF 90 C FF 90 X CH 84 1-1 14 G4-6-3 1B		F SI 90 B SL 89 B FF 92 X CH 82 2-1 E3 14 2B 1-3		1 SAFE B CU 72 X CH 81 1-0 ③ F9			3	1	1	0	0	0	2
14 Stephen Drew, L (1, 4) OBP: 0.276, SLG: 0.389			1 SAFE C SI 91 1 SAFE X SI 92 0-1 ② ③ G4-6-3 1-2f		D CH 83 B FF 90 X CH 83 2-0 2-H 3-H 2B			C CH 86 B FF 90 S CH 80 B FF 90 C SI 89 2-3 ① K		3	0	1	2	0	1	1
Inning Stats	R: 0 E: 0 K: 2 S: 10 H: 0 LOB: 0 BB: 0 P: 13	R: 0 E: 0 K: 3 S: 10 H: 0 LOB: 0 BB: 0 P: 13	R: 0 E: 0 K: 0 S: 7 H: 1 LOB: 0 BB: 0 P: 9	R: 0 E: 0 K: 2 S: 12 H: 1 LOB: 1 BB: 0 P: 13	R: 2 E: 1 K: 2 S: 12 H: 2 LOB: 1 BB: 0 P: 20	R: 0 E: 0 K: 1 S: 7 H: 0 LOB: 0 BB: 0 P: 12	R: 0 E: 0 K: 1 S: 7 H: 0 LOB: 1 BB: 1 P: 15	R: 1 E: 0 K: 2 S: 11 H: 1 LOB: 0 BB: 0 P: 14	R: 0 E: 0 K: 2 S: 9 H: 0 LOB: 0 BB: 0 P: 12	1B: 3 2B: 1 3B: 0 HR: 1 SF: 0 SAC: 0 DP: 1 HBP: 0						

PITCHER		IP	WLS	BF	H	R	ER	SO	BB	IBB	HBP	BLK	WP	HR	S	P	ERA	WHIP
22 Rick Porcello, R ERA: 5.21	(1, 1)	8.0	L	30	5	3	1	13	1	0	0	0	0	1	76	109	1.12	0.750
59 Tommy Layne, L ERA: 4.1	(9, 1)	0.1		1	0	0	0	0	0	0	0	0	0	0	2	3	0.00	0.000
66 Noé Ramirez, R ERA: 4.76	(9, 1)	0.2		2	0	0	0	2	0	0	0	0	0	0	7	9	0.00	0.000

PITCHER	IP	WLS	BF	H	R	ER	SO	BB	IBB	HBP	BLK	WP	HR	S	P	ERA	WHIP

TOP

New York Yankees @ Boston Red Sox

Fenway Park, Boston, MA

Tue Sep 01 2015, 7:13 PM - 9:53 PM EDT

Att. 35,077 - Clear - 71 F

livebaseballscorecards.com

AB	32
R	3
H	5
RBI	3
BB	1
SO	15
LOB	8

Batter	1	2	3	4	5	6	7	8	9	AB	R	H	RBI	BB	SO	LOB
50 Mookie Betts, R (1, 8) OBP: 0.319, SLG: 0.452	B FC 92 B SL 86 X FC 92 2-0 ① G6-3		X SL 86 0-0 ② L5		C FC 93 F FC 93 F SL 89 F FC 94 C FF 94 0-3 ③ K			C FF 96 S KC 84 X FF 98 0-2 34 CS, 2 1B, 1B		4	0	1	0	0	1	2
Pablo Sandoval, S (1, 5) OBP: 0.297, SLG: 0.379	B SL 85 X FC 93 1-0 ② G4-3		C FC 94 X CH 91 0-1 2-H, 1B			F SL 85 F FF 92 F SL 89 F FC 92 F SL 87 F FC 94 X FF 89 0-2 ① G5-3		C KC 84 X KC 84 0-1 ① F8		4	0	1	1	0	0	1
2 Xander Bogaerts, R (1, 6) OBP: 0.346, SLG: 0.406	C FF 92 S FC 93 F FC 95 B SL 89 X SL 88 1-2 1B		B FF 94 C FF 94 D SL 87 S FC 94 S FF 96 2-3 ③ K			C SL 87 B FF 93 S FF 93 B FF 94 B SL 88 X FF 92 3-2 ② F9		D KC 84 1 SAFE X FF 98 1-0 34 CS, 1-2, 1B		4	0	2	0	0	1	1
34 David Ortiz, L (1, 10) OBP: 0.353, SLG: 0.520	C FF 94 S FF 93 B SL 89 S SL 87 1-3 ③ K			C SL 87 B SL 88 F SL 89 F SL 89 B FF 96 F FF 95 B FC 96 F FC 95 F SL 89 3-3 S FC 86 ① K		B FF 94 B SL 88 F FF 94 S FF 94 B SL 90 S FF 89 3-3 ③ K		D KC 85 C KC 84 S KC 85 S SV 88 1-3 ②③ K, 1-2, 2-3		4	0	0	0	0	4	3
47 Travis Shaw, L (1, 3) OBP: 0.336, SLG: 0.538		B FC 91 X FC 92 1-0 ① G3		B FF 95 B FC 94 C FC 93 X FC 94 2-1 ② L6			C SI 95 C SI 95 B CU 85 B FC 86 S FF 96 2-3 ① K		C FF 95 C FF 96 S SL 86 0-3 ① K	4	0	0	0	0	2	0
38 Rusney Castillo, R (1, 9) OBP: 0.319, SLG: 0.416		B FF 91 X SL 85 1-0 ② G6-3		B FC 93 C FF 94 B CH 89 X FF 94 2-1 ③ G6-3			F SI 96 X FF 96 0-1 ② G5-3		B SL 84 B FF 93 F FF 94 C SL 83 H SL 84 3-2 HBP	3	0	0	0	0	0	0
26 Brock Holt, L (1, 4) OBP: 0.349, SLG: 0.383		C FF 92 X FF 93 0-1 ③ L6			C FF 91 F FC 93 F FC 93 S SL 88 0-3 ① K		X SI 95 0-0 23, 1B, 1B		B FF 95 B SL 83 F FF 94 S SL 83 C FF 94 2-3 ② K	4	0	1	0	0	2	1
23 Blake Swihart, S (1, 2) OBP: 0.325, SLG: 0.378			C FF 91 X CH 90 0-1 ① G1-3		C SL 84 F SL 86 F FC 93 B FC 92 F FC 94 F CH 90 F SL 88 F FC 94 S SL 89 1-3 ② K		B FF 95 X FF 96 1-0 1-2, 1B		B SL 81 C SL 82 F SL 84 B FF 97 F SL 83 S SL 85 2-3 ③ K	4	0	1	0	0	2	1
25 Jackie Bradley Jr., L (1, 7) OBP: 0.364, SLG: 0.574			C SL 84 B FC 94 C FC 93 F SL 89 X FF 94 1-2 1B, 2B		F FF 94 X FF 93 0-1 2B		C KC 83 C KC 83 S FF 99 0-3 ③ K			3	1	2	0	0	1	2
Inning Stats	R: 0 E: 0 K: 1 S: 9 H: 1 LOB: 1 BB: 0 P: 14	R: 0 E: 0 K: 0 S: 4 H: 0 LOB: 0 BB: 0 P: 6	R: 1 E: 0 K: 1 S: 12 H: 2 LOB: 1 BB: 0 P: 15	R: 0 E: 0 K: 1 S: 11 H: 0 LOB: 0 BB: 0 P: 18	R: 0 E: 0 K: 3 S: 19 H: 1 LOB: 1 BB: 0 P: 20	R: 0 E: 0 K: 1 S: 13 H: 0 LOB: 0 BB: 0 P: 19	R: 0 E: 0 K: 2 S: 10 H: 2 LOB: 2 BB: 0 P: 13	R: 0 E: 0 K: 1 S: 9 H: 2 LOB: 1 BB: 0 P: 11	R: 0 E: 0 K: 3 S: 12 H: 0 LOB: 1 BB: 0 P: 19	1B: 6 2B: 2 3B: 0 HR: 0 SF: 0 SAC: 0 DP: 0 HBP: 1						

PITCHER		IP	WLS	BF	H	R	ER	SO	BB	IBB	HBP	BLK	WP	HR	S	P	ERA	WHIP
35 Michael Pineda, R ERA: 4.07	(1, 1)	6.0	W	22	4	1	1	7	0	0	0	0	0	0	68	92	1.50	0.667
41 Justin Wilson, L ERA: 3.19	(7, 1)	0.2	H	3	1	0	0	1	0	0	0	0	0	0	6	8	0.00	1.500
68 Dellin Betances, R ERA: 1.31	(7, 1)	1.1	H	6	3	0	0	2	0	0	0	0	0	0	13	16	0.00	2.250
48 Andrew Miller, L ERA: 1.9	(9, 1)	1.0	S	4	0	0	0	3	0	0	1	0	0	0	12	19	0.00	0.000

PITCHER	IP	WLS	BF	H	R	ER	SO	BB	IBB	HBP	BLK	WP	HR	S	P	ERA	WHIP

BOTTOM

New York Yankees @ Boston Red Sox

Fenway Park, Boston, MA

Tue Sep 01 2015, 7:13 PM - 9:53 PM EDT

Att. 35,077 - Clear - 71 F

livebaseballscorecards.com

AB	34
R	1
H	8
RBI	1
BB	0
SO	13
LOB	11

PA: 35

WP: 0
PB: 0
SB: 0
CS: 2

Batter	1	2	3	4	5	6	7	8	9	AB	R	H	RBI	BB	SO	LOB
11 Brett Gardner, L (1, 8) OBP: 0.358, SLG: 0.423	B FF 87 F FF 89 F FF 88 S SL 77 1-3 ① K	B CU 72 F CU 72 B FF 91 B CU 73 C FF 90 F FF 91 F SL 78 F FF 92 D CH 78 4-2 24 1B BB	B CH 86 S FF 94 B CH 87 F FF 94 X FF 94 2-2 ② P6	B FF 95 S FF 95 B FF 95 X SL 89 2-1 ③ G3			X FF 90 0-0 13 G1-4-3 63 1B 2B		4	1	1	0	1	1	1
24 Chris Young, R (1, 7) (8, 9) OBP: 0.311, SLG: 0.461	B FF 89 F FF 89 B FF 90 B CH 77 X FF 88 3-1 ② P4	X FF 90 0-0 ② 13 1B 1-2 2-3 3-H 1B	B SL 84 S SL 83 X SL 85 1-1 ③ F9			B FF 90 X FF 90 1-0 36 G6-4-3 1B		B CH 78 B CH 79 B FF 90 C FF 90 B CH 80 4-1 13 G1-4-3 BB		4	1	2	1	1	0	0
13 Alex Rodriguez, R (1, 10) OBP: 0.361, SLG: 0.482	S FF 89 S FF 91 X FF 92 0-2 ③ G5-3	B CH 78 C CH 80 B FF 92 B FF 89 X CH 78 3-1 36 HR 2-H 3-H 1B		C SL 89 B FF 93 S FF 92 F FF 95 S SL 89 1-3 ① K	S SI 90 B CU 71 D SI 91 B CH 77 F FF 90 S SL 86 3-3 ① K		S FF 92 F FF 92 F FF 92 X CH 80 0-2 ①② G1-4-3 1-2f 2-3		5	1	1	2	0	2	3
36 Carlos Beltrán, S (1, 9) OBP: 0.343, SLG: 0.485 70 Rico Noel, R (7, 9) 63 José Pirela, R (8, PH) OBP: 0.243, SLG: 0.313 (8, 7)	1 SAFE B SI 92 0-0 1-H HR	B FF 88 C FF 89 B SL 79 B CU 72 S CH 78 2-2 ② K		C FF 95 B CH 90 B CH 90 X FF 94 2-1 ② F9	B SI 90 X FF 91 1-0 ②③ G6-4-3 1-2f		B CH 79 F FF 92 F CH 81 F FF 92 X CH 81 1-2 3-H 1B		4 0 1	1 0 0	1 0 1	2 0 1	0 0 0	1 0 0	1 0 0
12 Chase Headley, S (1, 5) OBP: 0.341, SLG: 0.400	B FF 89 B FF 90 C FF 90 B SL 79 B FF 90 4-1 33 HR BB B CH 86 X FF 94 1-0 ③ G6-3			F FF 95 C FF 95 S FF 95 0-3 ③ K			B FF 90 B FF 90 X FF 89 2-0 18 FC4-6 33 1B 1B	B FF 96 F FF 96 X CH 87 1-1 ③ G4-3		4	1	1	0	1	1	1
33 Greg Bird, L (1, 3) OBP: 0.333, SLG: 0.429	B FF 90 B FF 89 C FF 90 X FF 89 2-1 1-H HR	B SI 92 B CH 86 C FF 94 B CH 84 B FF 93 4-1 18 BB 14 HR BB		C FF 94 S CH 89 C FF 96 0-3 ① K			S SI 87 D SI 89 B FF 91 S SL 85 X FF 92 2-2 18 FC4-6 1-2 1B		X FF 94 0-0 ① F9	4	2	2	2	1	1	0
66 John Ryan Murphy, R (1, 2) OBP: 0.307, SLG: 0.402	B FF 88 X FF 89 1-0 HR	C FF 94 S FF 94 B FF 94 F FF 93 F SL 82 X FF 94 1-2 ① F9		S SL 89 C FF 95 F FF 95 X FF 96 0-2 ② P3			B CH 78 S CH 80 F CH 79 X FF 93 1-2 ① F9		F FF 94 B SL 88 X SL 88 1-1 ② G6-3	5	1	1	1	0	0	3
18 Didi Gregorius, L (1, 6) OBP: 0.321, SLG: 0.372	B FF 90 C CU 72 B CH 78 F FF 90 B SL 78 F FF 90 F FF 90 X SL 78 3-2 14 2B 24 1B 1B	C CH 86 F CH 86 F FF 94 B CH 86 B FF 94 F FF 94 B CH 87 B FF 93 4-2 14 HR 1-2 BB		B CH 89 C FF 95 B CH 90 X FF 93 2-1 HR			X SL 88 0-0 ② FC4-6 1-2f 2-3		B SI 95 S CH 87 X SI 94 1-1 ③ L7	4	3	2	1	1	0	2
14 Stephen Drew, L (1, 4) OBP: 0.281, SLG: 0.404	1 SAFE B FF 90 X FF 89 1-0 24 1B 13 1B 1-3 2B	B SI 93 B FF 94 F FF 94 F FF 93 X FF 93 2-2 1-H 2-H HR		S FF 96 B FF 96 X SL 91 1-1 1B			F SL 87 X FF 91 0-1 ③ F8			4	2	3	3	0	0	2
Inning Stats	R: 0 E: 0 K: 1 S: 8 H: 0 LOB: 0 BB: 0 P: 12	R: 8 E: 0 K: 1 S: 23 H: 7 LOB: 0 BB: 2 P: 44	R: 3 E: 0 K: 0 S: 18 H: 1 LOB: 0 BB: 2 P: 32	R: 0 E: 0 K: 2 S: 9 H: 0 LOB: 0 BB: 0 P: 12	R: 1 E: 0 K: 1 S: 13 H: 2 LOB: 1 BB: 0 P: 18	R: 0 E: 0 K: 1 S: 5 H: 1 LOB: 0 BB: 0 P: 10	R: 0 E: 0 K: 0 S: 10 H: 2 LOB: 2 BB: 0 P: 15	R: 1 E: 0 K: 0 S: 12 H: 2 LOB: 1 BB: 1 P: 18	R: 0 E: 0 K: 0 S: 5 H: 0 LOB: 0 BB: 0 P: 7	1B: 8 2B: 2 3B: 0 HR: 5 SF: 0 SAC: 0 DP: 2 HBP: 0						

PITCHER		IP	WLS	BF	H	R	ER	SO	BB	IBB	HBP	BLK	WP	HR	S	P	ERA	WHIP
60 Henry Owens, L ERA: 5.87	(1, 1)	1.2	L	12	6	7	7	2	2	0	0	0	0	2	29	53	37.80	4.800
46 Ryan Cook, R ERA: 21.13	(2, 1)	1.1		8	2	4	4	0	2	0	0	0	0	2	20	35	27.00	3.000
37 Heath Hembree, R ERA: 4.8	(4, 1)	2.0		8	2	1	1	3	0	0	0	0	0	1	22	30	4.50	1.000
32 Craig Breslow, L ERA: 4.21	(6, 1)	2.2		12	5	1	1	1	1	0	0	0	0	0	25	40	3.38	2.250
41 Alexi Ogando, R ERA: 3.67	(8, 1)	1.1		4	0	0	0	0	0	0	0	0	0	0	7	10	0.00	0.000

PITCHER	IP	WLS	BF	H	R	ER	SO	BB	IBB	HBP	BLK	WP	HR	S	P	ERA	WHIP

TOP

New York Yankees @ Boston Red Sox

Fenway Park, Boston, MA

Wed Sep 02 2015, 4:07 PM - 7:39 PM EDT

Att. 34,416 - Sunny - 90 F

livebaseballscorecards.com

AB	39
R	13
H	15
RBI	13
BB	5
SO	6
LOB	13

WP: 0 PA: 44
PB: 0
SB: 0
CS: 0

BOTTOM

Batter	1	2	3	4	5	6	7	8	9	AB	R	H	RBI	BB	SO	LOB
50 Mookie Betts, R (1, 8) OBP: 0.319, SLG: 0.454 5 Allen Craig, R (6, 9) OBP: 0.262, SLG: 0.192	B SL 83 X FF 90 1-0 34 2B 2B		C FF 91 B FC 88 B FS 87 B CU 76 S FC 89 X SL 85 3-2 ① G4-3		X FC 89 0-0 ② SF9 3-H		B FF 93 B FF 92 B FF 93 C FF 92 F FF 93 F FF 93 B FF 93 4-2 2 1B 1-2 2-3 BB	B FF 96 B FF 95 B FF 95 C FF 96 B FF 96 4-1 2 FC6-4 1-2 BB		2	1	1	1	0	0	0
										0	0	0	0	2	0	0
Pablo Sandoval, S (1, 5) OBP: 0.294, SLG: 0.376	C CU 74 X FS 87 0-1 ① G6-3		C SL 84 X FC 89 0-1 ② G6-3		B FS 84 C FS 86 X FC 88 1-1 ③ P2		C CU 76 F CH 89 F FC 91 X CU 76 0-2 ② SF8 2-3 3-H	D KC 82 F KC 83 B FF 97 D FF 97 C FF 97 C KC 84 3-3 ② K		4	0	0	1	0	1	4
2 Xander Bogaerts, R (1, 6) OBP: 0.349, SLG: 0.414	C SI 91 S FC 88 D SL 85 F FS 87 F FS 87 C SL 82 1-3 ② K		B CU 76 C SL 83 F FS 83 F FF 92 X SL 84 1-2 1B			B FC 89 C FC 88 B SI 91 X FS 84 2-1 HR	D FC 87 B FF 93 C FF 92 F FC 88 X FF 93 2-2 1-2 3-H 1B	C KC 84 F FF 98 D KC 87 D KC 86 X KC 84 2-2 ③ FC6-4 1-2f		5	1	3	2	0	1	4
34 David Ortiz, L (1, 10) OBP: 0.353, SLG: 0.521 3 Sandy León, S (7, PH) OBP: 0.253, SLG: 0.209 (8, 10)	X SI 92 0-0 2-H 2B		C CU 75 X FC 89 0-1 ③ F8			C FS 85 B FS 88 F FS 87 B FS 89 S FC 85 2-3 ① K	C SI 94 F FF 94 X CU 81 0-2 ③ L7		B FF 93 C FF 92 S SL 88 B FF 94 X SL 90 2-2 47 2B 2B	3	0	1	1	0	1	1
										2	1	1	0	0	0	2
47 Travis Shaw, L (1, 3) OBP: 0.339, SLG: 0.541	C CU 75 B FC 87 B FS 86 B FS 86 X SL 84 3-1 G4-3			B FF 91 C CU 75 F FC 87 C SI 90 1-3 ① K		F FS 87 X CU 76 0-1 ② L7		C FC 91 S FF 95 X CU 82 0-2 23 WP 38 1B 23 1B 1B	F FF 92 F SL 89 B FF 94 B SL 88 F FF 94 X SL 89 2-2 26 L1-3 2-H 2B	5	1	2	1	0	1	1
38 Rusney Castillo, R (1, 7) OBP: 0.321, SLG: 0.416		X FC 89 0-0 25 WP 1B		F SL 83 B FS 85 S FC 88 S SL 83 1-3 ② K		F SL 84 B FC 88 X FS 86 1-1 ③ L8		C CU 79 B FF 97 C FF 94 F FC 93 X CU 83 1-2 23 1B 23 WP 25 1B 1-2 1B	X FF 93 0-0 ① G6-3	5	1	2	0	0	1	1
26 Brock Holt, L (1, 4) OBP: 0.345, SLG: 0.378		C SL 80 F FC 88 C SI 90 0-3 ① K		C CU 76 X FS 84 0-1 ③ G3-1			X SI 90 0-0 ① L8	C FF 96 F FC 92 B FC 92 D CU 83 F FF 97 B CH 89 X FF 96 3-2 ① L8	C FF 92 C SL 82 B FF 94 X SL 84 1-2 ② L1-3 2-3	5	0	0	0	0	1	4
23 Blake Swihart, S (1, 2) OBP: 0.335, SLG: 0.387		B FS 89 C SL 82 X FS 83 1-1 ② L7			B SI 90 F SL 82 S FC 87 F FS 87 F SI 91 X FC 89 1-2 25 F8 50 SF9 2B		B FF 92 S FS 84 C CU 77 B SI 92 B SL 84 F SL 85 F FS 85 F FS 88 D FS 90 4-2 5 BB 25 BB SF8 BB	C FC 92 C CU 82 B CU 83 X FC 94 1-2 25 1B 1-3 2-H 1B	B FF 96 B FF 94 B FF 93 C FF 94 S FF 94 B SL 84 4-2 25 S BB	3	2	2	1	2	0	1
25 Jackie Bradley Jr., L (1, 9) OBP: 0.366, SLG: 0.563 (6, 8)		C CU 76 C FS 83 B SL 84 F FS 87 F FC 87 F FS 86 B FF 92 B FS 86 X SL 87 3-2 ③ G4-3 1-2			X SL 84 0-0 ① F8 2-3		B FF 92 F FF 92 F FF 92 B FF 94 B CH 89 B FF 92 4-2 SF8 5 BB 2 1B 1-2 BB	C CU 81 X CU 81 0-1 5 BB 1-3 3-H 1B	C FF 94 F SL 83 S SL 86 0-3 ③ K 1-2	4	1	1	1	1	1	4
Inning Stats	R: 1 E: 0 K: 1 S: 11 H: 2 LOB: 1 BB: 0 P: 16	R: 0 E: 0 K: 1 S: 12 H: 1 LOB: 1 BB: 0 P: 16	R: 0 E: 0 K: 0 S: 11 H: 1 LOB: 1 BB: 0 P: 15	R: 0 E: 0 K: 2 S: 8 H: 0 LOB: 0 BB: 0 P: 10	R: 1 E: 0 K: 0 S: 9 H: 1 LOB: 0 BB: 0 P: 11	R: 1 E: 0 K: 1 S: 9 H: 1 LOB: 0 BB: 0 P: 14	R: 2 E: 0 K: 0 S: 21 H: 1 LOB: 2 BB: 3 P: 35	R: 2 E: 0 K: 1 S: 23 H: 4 LOB: 3 BB: 1 P: 37	R: 1 E: 0 K: 1 S: 16 H: 2 LOB: 2 BB: 1 P: 25	1B: 7 2B: 5 3B: 0 HR: 1 SF: 2 SAC: 0 DP: 0 HBP: 0						

PITCHER		IP	WLS	BF	H	R	ER	SO	BB	IBB	HBP	BLK	WP	HR	S	P	ERA	WHIP
19 Masahiro Tanaka, R ERA: 3.73	(1, 1)	6.1	W	26	6	4	4	5	1	0	0	0	1	1	66	92	5.68	1.105
38 Andrew Bailey, R ERA: 27.0	(7, 1)	0.1		4	1	1	1	0	2	0	0	0	0	0	12	22	27.00	9.000
41 Justin Wilson, L ERA: 3.17	(7, 1)	0.1		1	0	0	0	0	0	0	0	0	0	0	3	3	0.00	0.000
55 Bryan Mitchell, R ERA: 4.56	(8, 1)	0.1		6	4	2	2	0	1	0	0	0	1	0	17	26	54.00	15.000
68 Dellin Betances, R ERA: 1.3	(8, 1)	0.2		2	0	0	0	1	0	0	0	0	0	0	6	11	0.00	0.000

PITCHER		IP	WLS	BF	H	R	ER	SO	BB	IBB	HBP	BLK	WP	HR	S	P	ERA	WHIP
65 Caleb Cotham, R ERA: 12.27	(9, 1)	0.0		2	2	1	1	0	0	0	0	0	0	0	7	11	∞	∞
48 Andrew Miller, L ERA: 1.86	(9, 1)	1.0		4	0	0	0	1	1	0	0	0	0	0	9	14	0.00	1.000

New York Yankees @ Boston Red Sox

Fenway Park, Boston, MA

Wed Sep 02 2015, 4:07 PM - 7:39 PM EDT

Att. 34,416 - Sunny - 90 F

livebaseballscorecards.com

AB	38
R	8
H	13
RBI	8
BB	5
SO	7
LOB	22

Tampa Bay Rays @ New York Yankees

Yankee Stadium, Bronx, NY

Fri Sep 04 2015, 7:09 PM - 9:46 PM EDT

Att. 32,530 - Partly Cloudy - 82 F

TOP

livebaseballscorecards.com

Batter	1	2	3	4	5	6	7	8	9	AB	R	H	RBI	BB	SO	LOB
24 Grady Sizemore, L (1, 7) OBP: 0.282, SLG: 0.361	X FF 95 0-0 ① L9		C FF 95 F FF 95 C FF 97 0-3 ① K		X CH 87 0-0 ② F7		C FF 95 X CH 87 0-1 1B		F FF 92 S SL 83 S SL 84 0-3 ② K	4	0	1	0	0	1	0
36 Richie Shaffer, R (9, PH) OBP: 0.385, SLG: 0.591										1	0	0	0	0	1	1
7 Daniel Nava, S (1, 9) OBP: 0.308, SLG: 0.240	B FF 95 B FF 94 C FF 96 X FF 96 2-1 3 G4-3 2B		C FF 94 C SL 90 B CH 89 F SL 90 X SL 86 1-2 F8		B FF 92 F FF 95 X SL 87 1-1 P6		1 SAFE S FF 94 S SI 94 B FF 94 F FF 95 F FF 96 F FF 94 B FC 91 3-2 D FF 96 1 SAFE X SI 96 F9		X FF 95 0-0 ③ F7	3	0	1	0	0	0	0
5 Brandon Guyer, R (7, PH) OBP: 0.370, SLG: 0.410										2	0	0	0	0	0	2
(7, 9)																
3 Evan Longoria, R (1, 5) OBP: 0.328, SLG: 0.431	F SL 89 X SL 90 0-1 ② G4-3 2-3		C FF 95 S CH 87 B SL 89 S CH 88 1-3 ③ K			X SL 86 0-0 HR	B SI 95 C FF 95 F FC 93 F FF 95 X SI 97 1-2 ③ F8			4	1	1	1	0	1	2
28 John Jaso, L (1, 10) OBP: 0.364, SLG: 0.417	X SL 90 0-0 ③ G5-3			B FF 94 C FF 93 C CH 88 X FF 95 1-2 ① G5-3		B FF 94 X FF 95 1-0 ① G4-3		C SL 87 B SI 88 F SL 88 B FF 95 S FF 96 2-3 ① K		4	0	0	0	0	1	1
11 Logan Forsythe, R (1, 4) OBP: 0.366, SLG: 0.454		C FF 95 X FF 95 0-1 13 CS 1B		C FF 95 C SL 89 B CH 89 B SL 90 S CH 88 2-3 ② K		C FF 94 F FF 95 X FF 96 0-2 ② F9		X FF 95 0-0 ② F9		4	0	1	0	0	1	0
13 Asdrúbal Cabrera, S (1, 6) OBP: 0.313, SLG: 0.412		B SL 90 T FF 94 B CH 87 S FF 96 F CH 88 F SL 91 F FF 96 X FF 96 2-2 ①② F8 1-2		X SL 88 0-0 21 BB 1B		B SL 89 B SL 89 S CH 88 B CH 88 F FF 96 B FF 98 4-2 21 1B BB		C SL 90 S FF 95 B SI 89 S CU 83 1-3 ③ K		3	0	1	0	1	1	1
21 James Loney, L (1, 3) OBP: 0.320, SLG: 0.364		X FF 94 0-0 39 BB 1B		B SL 90 B SL 85 S CH 86 B FF 95 B CH 87 4-1 1-2 BB		B FF 95 B SL 87 X CH 86 2-0 1-2 1B			X FF 93 0-0 ① F7	3	0	2	0	1	0	0
39 Kevin Kiermaier, L (1, 8) OBP: 0.295, SLG: 0.415		C SL 89 B CH 88 D CH 87 B SL 88 F FF 94 D SL 89 4-2 1-2 BB		C SL 88 B CH 87 F FF 95 X SL 90 1-2 ③ G6-3		F CH 87 F SL 89 S FF 96 0-3 ③ K			X FF 93 0-0 40 2B 1B	3	1	1	0	1	1	4
40 J.P. Arencibia, R (1, 2) OBP: 0.364, SLG: 0.762		C SL 87 S SL 87 T FF 96 0-2 ③ K			F SL 86 C FF 94 F FF 95 F FF 95 X SL 89 0-2 ① G5-3		F FF 94 X CH 87 0-1 ① G5-3		B SL 89 F FF 94 F FF 95 B CH 86 F SL 90 X CH 86 2-2 1-H 2B	4	0	1	1	0	1	2
Inning Stats	R: 0 H: 1 E: 0 LOB: 1 K: 0 BB: 0 S: 6 P: 8	R: 0 H: 2 E: 0 LOB: 2 K: 1 BB: 1 S: 14 P: 20	R: 0 H: 0 E: 0 LOB: 0 K: 2 BB: 0 S: 10 P: 12	R: 0 H: 1 E: 0 LOB: 2 K: 1 BB: 1 S: 11 P: 19	R: 0 H: 0 E: 0 LOB: 0 K: 0 BB: 0 S: 8 P: 9	R: 1 H: 2 E: 0 LOB: 2 K: 1 BB: 1 S: 12 P: 19	R: 0 H: 1 E: 0 LOB: 1 K: 0 BB: 0 S: 15 P: 19	R: 0 H: 0 E: 0 LOB: 0 K: 2 BB: 0 S: 7 P: 10	R: 1 H: 2 E: 0 LOB: 1 K: 1 BB: 0 S: 10 P: 12	1B: 6 SF: 0 2B: 2 SAC: 0 3B: 0 DP: 0 HR: 1 HBP: 0						WP: 0 PA: 38 PB: 0 SB: 0 CS: 1

	AB	35
	R	2
	H	9
	RBI	2
	BB	3
	SO	8
	LOB	13

PITCHER		IP	WLS	BF	H	R	ER	SO	BB	IBB	HBP	BLK	WP	HR	S	P	ERA	WHIP
40 Luis Severino, R ERA: 2.04	(1, 1)	6.1	W	28	7	1	1	5	3	0	0	0	0	1	65	91	1.42	1.579
41 Justin Wilson, L ERA: 3.12	(7, 1)	0.2	H	2	0	0	0	0	0	0	0	0	0	0	11	15	0.00	0.000
43 Adam Warren, R ERA: 3.3	(8, 1)	1.1		6	2	1	1	2	0	0	0	0	0	0	13	18	6.75	1.500
48 Andrew Miller, L ERA: 1.84	(9, 1)	0.2	S	2	0	0	0	1	0	0	0	0	0	0	4	4	0.00	0.000

PITCHER	IP	WLS	BF	H	R	ER	SO	BB	IBB	HBP	BLK	WP	HR	S	P	ERA	WHIP

BOTTOM

Batter	1	2	3	4	5	6	7	8	9	AB	R	H	RBI	BB	SO	LOB
22 Jacoby Ellsbury, L (1, 8) OBP: 0.333, SLG: 0.372	S FF 92 C FF 91 F SI 92 F FF 93 B FS 86 X FF 92 1-2 ① G6-3		B SL 82 F FF 91 T FF 91 B SI 92 F FS 87 S FF 92 2-3 ② K			S FS 85 F FS 85 B SI 90 X FS 84 1-2 ① P5		B FF 96 B FC 89 C FF 96 F FF 96 C FF 98 2-3 ② K		2	0	0	0	0	1	0
24 Chris Young, R (5, 7) OBP: 0.309, SLG: 0.458										2	0	0	0	0	1	0
11 Brett Gardner, L (1, 7) OBP: 0.357, SLG: 0.421	S FF 93 F FF 92 X FF 92 0-2 ② F7		X FF 92 0-0 ③ F7			C SI 91 B FS 86 B FS 86 C FF 92 B FF 93 X FF 91 3-2 ② G4-3		C FF 97 F FF 97 X FF 99 0-2 1B		4	0	1	0	0	0	0
(5, 8)																
36 Carlos Beltrán, S (1, 9) OBP: 0.340, SLG: 0.480	C FC 84 B FS 87 X FS 87 1-1 ③ F8			B SI 91 C SL 82 F CU 73 B FF 91 B FF 92 T FF 91 3-2 ① K		B SI 91 B FC 86 C FF 91 X SI 92 2-1 ③ F8		1 SAFE F FF 90 D SL 78 B FF 90 F CH 82 S SL 77 2-3 ③ K		4	0	0	0	0	2	1
34 Brian McCann, L (1, 2) OBP: 0.326, SLG: 0.477		B CU 72 C SL 82 B FS 83 B SI 92 C FF 92 B SL 83 4-2 13 HR BB		B FF 92 F SL 83 F FF 93 B FF 94 B FF 94 X FF 93 3-2 HR			B CU 72 B FC 87 B FC 84 C SL 83 B CU 73 4-1 33 HR BB			1	3	1	1	2	0	0
13 Alex Rodriguez, R (1, 10) OBP: 0.361, SLG: 0.487		X SL 83 0-0 1-H HR		B FF 93 X FS 87 1-0 ② F7			S FF 91 C FS 87 F FS 86 S FS 85 0-3 ① K			3	1	1	2	0	1	1
33 Greg Bird, L (1, 3) OBP: 0.333, SLG: 0.470		B SI 92 S FS 87 B FS 88 F FF 92 F FF 92 B FF 93 S FS 88 3-3 ① K		B FS 86 S FS 87 B FS 88 F SI 92 B FF 94 C FF 93 3-3 ③ K			C FF 92 S FF 92 F FF 92 B FF 93 B FS 86 X FS 86 2-2 1-H HR			3	1	1	2	0	2	0
12 Chase Headley, S (1, 5) OBP: 0.339, SLG: 0.397		C CU 72 B FF 92 B FS 88 F FF 93 B SI 93 S SI 93 3-3 ② K			B FF 90 C SL 81 B FF 91 F SL 81 B FF 92 X FF 92 3-2 ① P3		C FF 94 B FF 94 B FF 94 F FS 88 S FS 88 2-3 ② K			3	0	0	0	0	2	0
18 Didi Gregorius, L (1, 6) OBP: 0.319, SLG: 0.370		C FF 92 T FF 93 T SI 93 0-2 ③ K			C SL 83 S FS 86 B FS 86 X FF 91 1-2 ② L9		B FC 89 B FF 96 X FF 97 2-0 ③ P4			3	0	0	0	0	1	0
14 Stephen Drew, L (1, 4) OBP: 0.279, SLG: 0.401			C SI 91 B FS 86 X FS 87 1-1 ① G6-3		C SI 92 T FF 92 B FF 92 X FF 92 1-2 ③ P5			B FF 95 C FF 96 X FF 96 1-1 ① G6-3		3	0	0	0	0	0	0
Inning Stats	R: 0 E: 0 K: 0 S: 10 H: 0 LOB: 0 BB: 0 P: 12	R: 2 E: 0 K: 3 S: 13 H: 1 LOB: 0 BB: 1 P: 23	R: 0 E: 0 K: 1 S: 7 H: 0 LOB: 0 BB: 0 P: 10	R: 1 E: 0 K: 2 S: 10 H: 1 LOB: 0 BB: 0 P: 20	R: 0 E: 0 K: 0 S: 9 H: 0 LOB: 0 BB: 0 P: 14	R: 0 E: 0 K: 0 S: 8 H: 0 LOB: 0 BB: 0 P: 14	R: 2 E: 0 K: 2 S: 13 H: 1 LOB: 0 BB: 1 P: 23	R: 0 E: 0 K: 2 S: 11 H: 1 LOB: 1 BB: 0 P: 16		1B: 1 2B: 0 3B: 0 HR: 3 SF: 0 SAC: 0 DP: 0 HBP: 0						

PITCHER		IP	WLS	BF	H	R	ER	SO	BB	IBB	HBP	BLK	WP	HR	S	P	ERA	WHIP
23 Jake Odorizzi, R ERA: 3.35	(1, 1)	6.2	L	25	3	5	5	8	2	0	0	0	0	3	69	113	6.75	0.750
45 Enny Romero, L ERA: 4.74	(7, 1)	1.0		4	1	0	0	1	0	0	0	0	0	0	9	14	0.00	1.000
34 C.J. Riefenhauser, L ERA: 9.45	(8, 1)	0.1		1	0	0	0	1	0	0	0	0	0	0	3	5	0.00	0.000

PITCHER	IP	WLS	BF	H	R	ER	SO	BB	IBB	HBP	BLK	WP	HR	S	P	ERA	WHIP

Tampa Bay Rays @ New York Yankees

Yankee Stadium, Bronx, NY

Fri Sep 04 2015, 7:09 PM - 9:46 PM EDT

Att. 32,530 - Partly Cloudy - 82 F

livebaseballscorecards.com

AB	28
R	5
H	4
RBI	5
BB	2
SO	10
LOB	2

WP: 0 PA: 30
PB: 0
SB: 0
CS: 0

Batter	1	2	3	4	5	6	7	8	9	AB	R	H	RBI	BB	SO	LOB
28 John Jaso, L (1, 10) OBP: 0.373, SLG: 0.422 9 Joey Butler, R (9, PH) OBP: 0.327, SLG: 0.398 (9, 10)	C CU 76 F FF 99 B FF 98 X FS 89 1-2 3 G6-4-3 1B		X FF 97 0-0 ① G4-3	C CU 78 S FS 89 B FS 90 B FF 97 X FS 88 2-2 7 PB 1B			B SL 84 C SL 84 B CH 83 F FF 91 B FF 92 B FF 91 4-2 7 FC5-4 BB		C SI 92 X SL 79 0-1 ① F8	3 1	0 0	2 0	0 0	1 0	0 0	0 0
7 Daniel Nava, S (1, 9) OBP: 0.304, SLG: 0.232 27 Mikie Mahtook, R (9, 9) OBP: 0.273, SLG: 0.436	C FF 96 F FF 96 F FF 97 F CU 79 1 SAFE B FS 89 S FS 88 1-3 ① K		B FF 98 S FF 98 B SL 84 B FS 89 B FF 99 4-1 24 BB 3 HBP 13 1B BB	B FF 95 B CH 83 S CH 83 X CU 74 2-1 ③ G4-1 1-2			B FF 92 F FF 92 B FF 92 X CH 82 2-1 ① FC5-4 36 BB 1-2f		S SI 91 C SI 92 F SI 92 F SI 93 B SL 79 B SI 92 F SI 93 C FF 93 2-3 ② K	4 0	1 0	0 0	0 0	1 0	2 0	3 0
3 Evan Longoria, R (1, 5) OBP: 0.330, SLG: 0.430 36 Richie Shaffer, R (6, 5) OBP: 0.429, SLG: 0.591	S FF 98 X FS 89 0-1 ②③ G6-4-3 1-2f		B SL 84 H FF 98 2-0 24 BB 13 1B 1-2 HBP		B CU 77 B FF 97 S SL 82 B FS 88 F FF 96 B FF 96 4-2 BB		1 SAFE B CH 81 B CH 82 F FF 91 S FF 92 B FF 92 D CH 84 4-2 1-2 BB		C CU 76 B FC 87 S FC 87 B FC 89 B CU 76 F FC 88 B CU 76 4-2 BB	1 0	1 0	0 0	0 0	1 2	0 0	1 0
24 Grady Sizemore, L (1, 7) OBP: 0.282, SLG: 0.358 5 Brandon Guyer, R (7, PH) OBP: 0.368, SLG: 0.407 (7, 7)		X CU 78 0-0 ① G4-3	B FF 96 B FS 88 S FS 88 B FF 96 B FF 96 4-1 13 1B 1-2 2-3 BB		1 SAFE F CH 86 B FF 96 B FF 95 C FF 97 F FS 87 F CH 86 X SL 82 2-2 ① F9		S CU 81 M SI 94 B SL 90 F SL 91 X SL 91 1-2 ② F4		C FF 91 X FF 92 0-1 ③ G1-3	2 2	0 0	0 0	0 0	1 0	0 0	1 3
11 Logan Forsythe, R (1, 4) OBP: 0.365, SLG: 0.454		C FF 97 B FF 98 B SL 85 X FF 98 2-1 39 1B 2B	B FS 88 C SL 85 S FS 89 F FS 88 B FF 98 B FS 88 C FF 96 3-3 ② K		C SL 85 F FS 88 S SL 84 0-3 ② K		B CU 82 C CU 80 B SI 94 T CH 87 S SL 90 2-3 ③ K			4	1	1	0	0	3	6
13 Asdrúbal Cabrera, S (1, 6) OBP: 0.315, SLG: 0.412		C CU 76 T FS 89 B FF 96 B SL 84 B FF 96 B FS 87 4-2 39 1B BB	X SL 82 0-0 1-3 2-H 3-H 1B		B FF 99 D CH 86 C FF 95 F FF 96 F FF 97 X CH 86 2-2 ③ P2			B FF 92 B CH 83 C FF 91 L FF 94 X CH 86 2-2 ① F9		3	0	1	2	1	0	1
21 James Loney, L (1, 3) OBP: 0.316, SLG: 0.359		C CH 85 B CH 87 F FF 97 F FS 88 C FF 96 1-3 ② K	X FS 88 0-0 ③ G3			C FF 98 B FS 88 B FS 88 B FF 97 X FF 98 3-1 ① L9		C CU 81 X CH 86 0-1 ② G6-3	4	0	0	0	0	1	4
39 Kevin Kiermaier, L (1, 8) OBP: 0.296, SLG: 0.416		C CU 77 X FF 97 0-1 1-2 2-H 1B		B FF 98 C FS 89 S FS 89 S FF 96 1-3 ① K		S SL 83 S CH 83 B FF 92 B CH 83 S CH 84 2-3 ② K		X FF 94 0-0 44 WP 1B	4	0	2	1	0	2	0
46 Luke Maile, R (1, 2) 44 René Rivera, R (7, 2) OBP: 0.215, SLG: 0.282		S SL 83 S SL 85 D FS 89 B SL 84 B FF 98 C FF 97 3-3 ③ K		F FF 98 B FS 88 F FF 98 S SL 84 1-3 ② K		B FF 92 F FF 91 B CH 83 X CH 83 2-1 ③ G6-3		1 SAFE C CU 80 P PO 90 B FF 90 S CH 86 X CH 86 2-2 ③ F7 1-2	3 1	0 0	0 0	0 0	0 0	2 0	2 1
Inning Stats	R: 0 E: 0 K: 1 S: 10 H: 1 LOB: 0 BB: 0 P: 12	R: 1 E: 0 K: 2 S: 14 H: 2 LOB: 2 BB: 1 P: 24	R: 2 E: 0 K: 1 S: 9 H: 1 LOB: 2 BB: 2 P: 22	R: 0 E: 0 K: 2 S: 11 H: 1 LOB: 1 BB: 0 P: 17	R: 0 E: 0 K: 1 S: 14 H: 0 LOB: 1 BB: 1 P: 22	R: 0 E: 0 K: 1 S: 7 H: 0 LOB: 0 BB: 0 P: 14	R: 0 E: 0 K: 1 S: 13 H: 0 LOB: 2 BB: 2 P: 26	R: 0 E: 0 K: 0 S: 10 H: 1 LOB: 1 BB: 0 P: 13	R: 0 E: 0 K: 1 S: 13 H: 0 LOB: 1 BB: 1 P: 19	1B: 5 2B: 1 3B: 0 HR: 0 SF: 0 SAC: 0 DP: 1 HBP: 1						

TOP

Tampa Bay Rays @ New York Yankees

Yankee Stadium, Bronx, NY

Sat Sep 05 2015, 1:10 PM - 4:44 PM EDT

Att. 35,030 - Sunny - 77 F

livebaseballscorecards.com

AB	32
R	3
H	6
RBI	3
BB	7
SO	10
LOB	22

WP: 1 PB: 1 SB: 0 CS: 0 PA: 40

PITCHER		IP	WLS	BF	H	R	ER	SO	BB	IBB	HBP	BLK	WP	HR	S	P	ERA	WHIP
30 Nathan Eovaldi, R ERA: 4.2	(1, 1)	5.1	L	25	5	3	3	7	4	0	1	0	0	0	60	102	5.06	1.688
45 Chasen Shreve, L ERA: 1.86	(6, 1)	1.0		5	0	0	0	1	2	0	0	0	0	0	11	25	0.00	2.000
43 Adam Warren, R ERA: 3.28	(7, 1)	0.2		2	0	0	0	1	0	0	0	0	0	0	7	10	0.00	0.000
53 Nick Rumbelow, R ERA: 2.53	(8, 1)	1.0		4	1	0	0	0	0	0	0	0	1	0	10	13	0.00	1.000
67 James Pazos, L ERA:	(9, 1)	0.2		2	0	0	0	1	0	0	0	0	0	0	8	10	0.00	0.000

PITCHER		IP	WLS	BF	H	R	ER	SO	BB	IBB	HBP	BLK	WP	HR	S	P	ERA	WHIP
38 Andrew Bailey, R ERA: 13.5	(9, 1)	0.1		2	0	0	0	0	1	0	0	0	0	0	5	9	0.00	3.000

Tampa Bay Rays @ New York Yankees

Yankee Stadium, Bronx, NY

Sat Sep 05 2015, 1:10 PM - 4:44 PM EDT

Att. 35,030 - Sunny - 77 F

livebaseballscorecards.com

BOTTOM

Batter	1	2	3	4	5	6	7	8	9	AB	R	H	RBI	BB	SO	LOB
11 Brett Gardner, L (1, 8) (8, 7) OBP: 0.354, SLG: 0.417	C FF 92 X FF 93 0-1 G3 ①		B KC 81 C FF 93 B KC 80 B FF 93 X FF 93 3-1 P4 ②		C KC 80 B FF 94 B FF 93 X FF 93 2-1 G6-3 ② 3-H		B CU 82 B FF 90 C FF 89 S CU 81 F CU 81 X CU 82 2-2 P5 ②		B FF 93 C FF 92 B CH 79 X FF 92 2-1 F8 ②	5	0	0	1	0	0	0
24 Chris Young, R (1, 7) OBP: 0.309, SLG: 0.455 22 Jacoby Ellsbury, L (7, PH) OBP: 0.332, SLG: 0.370 (8, 8)	B FF 92 X FF 92 1-0 G4-3 ②		B KC 81 X FF 93 1-0 L4 ③		C FF 94 S FC 91 B FF 94 F FC 92 F FF 94 B FC 88 F FF 93 B CH 86 F FC 89 4-2 B KC 80 13 BB BB		C FF 96 S FF 90 S FC 86 0-3 K2-3 ③		F FF 92 S CH 80 X FF 93 0-2 F7 ③	2 2	0 0	0 0	0 0	1 0	0 1	0 0
13 Alex Rodriguez, R (1, 10) OBP: 0.360, SLG: 0.484	C FF 92 B FF 94 S KC 82 F FF 93 S FF 94 1-3 K ③			C KC 79 B SI 92 S FF 92 B KC 81 B FF 93 F FF 94 F FF 95 S FC 90 3-3 K ①	B SL 85 B SL 83 F SL 80 1 SAFE F SL 83 D SL 82 1 SAFE D SL 83 4-2 1-2 BB			X FF 95 0-0 G4-3 ①		3	0	0	0	1	2	0
36 Carlos Beltrán, S (1, 9) OBP: 0.339, SLG: 0.477		C FF 92 S KC 80 B KC 81 B FF 95 X KC 80 2-2 66 HBP 1B		B KC 80 C FF 93 X FC 90 1-1 F8 ②	B CU 76 C CU 78 X FS 82 1-1 L8 ③			C FF 95 X CH 90 0-1 L3 ②		4	0	1	0	0	0	2
12 Chase Headley, S (1, 5) OBP: 0.340, SLG: 0.398		B FF 92 F FF 92 F FF 92 X CH 86 1-2 F7 ①		B FF 94 X FF 93 1-0 1B		B CU 81 S CU 82 S CU 82 S CU 81 1-3 K2-3 ①		F CH 90 C FF 96 B FC 84 B FC 85 F FF 96 B FF 91 F FF 96 X FF 96 3-2 33 1B 1B		4	0	2	0	0	1	1
33 Greg Bird, L (1, 3) OBP: 0.329, SLG: 0.457		C KC 80 C FF 93 B FF 93 X KC 80 1-2 F8 ②		B FF 94 B FF 92 F FF 92 B FF 92 X FF 91 3-1 P5 ③		C CU 81 S FF 89 C CU 80 0-3 K ②		F CH 87 D CH 88 B CU 80 F FF 95 F FC 82 B FF 95 X FF 95 3-2 34 BB 1-3 1B		4	0	1	0	0	1	2
66 John Ryan Murphy, R (1, 2) OBP: 0.321, SLG: 0.402 34 Brian McCann, L (8, PH) OBP: 0.327, SLG: 0.477 (9, 2)		H KC 80 1-0 1-2 HBP			B FF 93 C FF 92 B CH 85 B FF 92 F FF 92 B FF 92 4-2 18 2B BB	B CU 80 B CU 80 C CU 80 B FF 89 B FF 90 4-1 BB		B CH 87 B CH 87 B CH 88 S FF 97 D CH 86 4-1 1-2 BB		0 0	1 0	0 0	0 0	2 1	0 0	0 0
18 Didi Gregorius, L (1, 6) OBP: 0.318, SLG: 0.371		C FF 93 F KC 79 S FF 94 0-3 K ③			X FF 92 0-0 17 G3 11 G6-3 1-H 2B	D CU 81 S CU 82 1 SAFE S CU 81 1 SAFE S CU 80 1-3 K ③		B FF 95 B FF 96 C FF 96 X FF 95 2-1 L4 ③		4	1	1	1	0	2	6
17 Brendan Ryan, R (1, 4) OBP: 0.250, SLG: 0.333 63 José Pirela, R (7, PH) OBP: 0.239, SLG: 0.309 14 Stephen Drew, L (8, 4) OBP: 0.278, SLG: 0.400			C FF 93 X CH 84 0-1 G5-3 ①		C FF 92 S FF 93 D KC 80 B FF 92 X FC 92 2-2 G3 ① 2-3		C CU 79 S CU 79 B CU 81 F FF 88 F CU 81 B CU 81 B FF 88 C CU 81 3-3 K ①		B FF 93 B FF 93 S FF 92 X FF 93 2-1 F8 ①	2 1 1	0 0 0	0 0 0	0 0 0	0 1 0	0 0 0	1 0 0
Inning Stats	R: 0 E: 0 K: 1 S: 7 H: 0 LOB: 0 BB: 0 P: 9	R: 0 E: 0 K: 1 S: 12 H: 1 LOB: 2 BB: 0 P: 17	R: 0 E: 0 K: 0 S: 5 H: 0 LOB: 0 BB: 0 P: 9	R: 0 E: 0 K: 1 S: 10 H: 1 LOB: 1 BB: 0 P: 18	R: 2 E: 0 K: 0 S: 18 H: 1 LOB: 2 BB: 3 P: 35	R: 0 E: 0 K: 3 S: 10 H: 0 LOB: 1 BB: 1 P: 16	R: 0 E: 0 K: 2 S: 12 H: 0 LOB: 0 BB: 0 P: 17	R: 0 E: 0 K: 0 S: 15 H: 2 LOB: 3 BB: 1 P: 27	R: 0 E: 0 K: 0 S: 7 H: 0 LOB: 0 BB: 0 P: 11	1B: 4 2B: 1 3B: 0 HR: 0		SF: 0 SAC: 0 DP: 0 HBP: 1		WP: 0 PB: 0 SB: 0 CS: 0		PA: 38

PITCHER	IP	WLS	BF	H	R	ER	SO	BB	IBB	HBP	BLK	WP	HR	S	P	ERA	WHIP
55 Matt Moore, L (1, 1) ERA: 8.04	4.2		20	3	2	2	3	2	0	1	0	0	0	48	79	3.86	1.071
47 Brandon Gomes, R (5, 1) ERA: 3.54	0.1		2	0	0	0	0	1	0	0	0	0	0	4	9	0.00	3.000
31 Xavier Cedeño, L (6, 1) ERA: 2.16	1.2	W	6	0	0	0	4	1	0	0	0	0	0	19	30	0.00	0.600
37 Alex Colomé, R (7, 1) ERA: 3.66	1.1	H	7	2	0	0	1	1	0	0	0	0	0	18	30	0.00	2.250
26 Brad Boxberger, R (9, 1) ERA: 3.33	1.0	S	3	0	0	0	0	0	0	0	0	0	0	7	11	0.00	0.000

PITCHER	IP	WLS	BF	H	R	ER	SO	BB	IBB	HBP	BLK	WP	HR	S	P	ERA	WHIP

AB	32
R	2
H	5
RBI	2
BB	5
SO	8
LOB	12

Batter	1	2	3	4	5	6	7	8	9	AB	R	H	RBI	BB	SO	LOB
28 John Jaso, L (1, 10) OBP: 0.373, SLG: 0.428 9 Joey Butler, R (7, PH) OBP: 0.324, SLG: 0.395 (7, 10)	S SI 90 B FF 92 X SI 93 1-1 2B		X SI 92 0-0 ① F9		C CH 89 B CU 78 C CH 85 F SI 93 X CU 81 1-2 ① L5		F FC 91 F FC 92 B FF 96 S FF 95 1-3 ② K		S FF 96 B FF 94 F SL 85 S SL 86 1-3 ② K	3 2	0 0	1 0	0 0	0 0	0 2	0 0
7 Daniel Nava, S (1, 9) OBP: 0.309, SLG: 0.242 27 Mikie Mahtook, R (7, PR) OBP: 0.289, SLG: 0.450 (7, 9)	C SI 92 B CU 78 X SI 93 1-1 ① G5-3		C CU 78 B FF 93 F SI 92 B FF 96 F SI 93 F SI 93 B SI 95 4-2 24 1B 11 1B BB		F FF 92 X SI 92 0-1 E4 24 S		B FF 95 S FF 94 F FF 94 B FF 96 F FF 96 F FC 90 X FF 96 2-2 2B		C SL 82 F FF 96 F FF 98 X SL 86 0-2 5 WP 3 1B 1B	3 1	1 0	1 1	0 0	1 0	0 0	1 0
3 Evan Longoria, R (1, 5) OBP: 0.331, SLG: 0.428	B SI 93 F SI 92 F SI 93 S CU 82 1-3 ② K		C FF 94 X SI 93 0-1 ② P4		F SI 92 1 SAFE S CH 86 F SI 93 F CU 80 C SI 95 0-3 ② K		B KC 83 C KC 83 B FF 96 B KC 84 C KC 84 B FF 98 4-2 BB		X FF 96 0-0 1-2 1B	4	0	1	0	1	2	3
24 Grady Sizemore, L (1, 7) OBP: 0.282, SLG: 0.356 5 Brandon Guyer, R (9, PH) OBP: 0.367, SLG: 0.405	B CU 77 F CU 79 X SI 93 1-1 ③ L7		B CU 80 X SI 93 1-0 11 1B 1-3 1B		B SI 94 C SI 93 X CH 88 1-1 ③ G4-3 1-2		C KC 84 C KC 84 X SV 87 0-2 ③ G5-3		B FF 96 S SL 84 S SL 86 S SL 84 1-3 ③ K 2-3	4 1	0 0	1 0	0 0	0 0	0 1	4 2
11 Logan Forsythe, R (1, 4) OBP: 0.364, SLG: 0.452		B FF 91 F SI 91 X SI 93 1-1 ① G6-3	C SI 94 F CU 80 1 SAFE B FF 96 X SI 94 1-2 1-2 3-H 1B			X SI 90 0-0 ① G5-3		B FF 97 B FF 96 C FF 97 F FF 98 F FF 98 B FF 99 F FF 99 F FF 98 X FF 98 3-2 ① F8		4	0	1	1	0	0	0
13 Asdrúbal Cabrera, S (1, 6) OBP: 0.318, SLG: 0.422		C SI 92 B FF 92 X SI 93 1-1 39 HR 1B	S CU 79 S CU 81 B FF 95 X CU 82 1-2 ③ G4-3			B SI 91 X SI 92 1-0 21 WP 21 S 1B		F FF 99 F KC 84 F SV 86 B KC 84 X FF 98 1-2 HR		4	2	3	1	0	0	2
21 James Loney, L (1, 3) OBP: 0.315, SLG: 0.355		X SI 94 0-0 ② L8		B FF 93 X SI 92 1-0 ① G4-3		1 SAFE F SI 91 B FF 93 1 SAFE C CU 78 B CU 82 B CU 82 F CH 88 C SI 95 3-3 ② K 1-3		H KC 84 1-0 39 G4-6-3 HBP		3	0	0	0	0	1	2
39 Kevin Kiermaier, L (1, 8) OBP: 0.296, SLG: 0.422		B CU 79 B CU 79 C CU 79 F CU 79 F SI 94 X CU 80 2-2 1-H HR		B SI 92 X SI 92 1-0 ② G4-3		X SI 93 0-0 ③ G3		B FF 97 C FF 97 S KC 84 B KC 84 F KC 84 X KC 84 2-2 ②③ G4-6-3 1-2f		4	1	1	2	0	0	2
44 René Rivera, R (1, 2) OBP: 0.214, SLG: 0.280 40 J.P. Arencibia, R (7, PH) OBP: 0.333, SLG: 0.696 (7, 2)		S SI 93 X SI 92 0-1 ③ P6		X SI 92 0-0 ③ G6-3			T SI 94 B FF 94 C SI 94 S FF 96 1-3 ① K		C SL 83 S SL 82 X FF 96 0-2 ① F9	2 2	0 0	0 0	0 0	0 0	0 1	0 0
Inning Stats	R: 0 E: 0 K: 1 S: 9 H: 1 LOB: 1 BB: 0 P: 13	R: 2 E: 0 K: 0 S: 11 H: 2 LOB: 0 BB: 0 P: 15	R: 1 E: 0 K: 0 S: 14 H: 2 LOB: 2 BB: 1 P: 21	R: 0 E: 0 K: 0 S: 3 H: 0 LOB: 0 BB: 0 P: 5	R: 0 E: 1 K: 1 S: 13 H: 0 LOB: 1 BB: 0 P: 15	R: 0 E: 0 K: 1 S: 7 H: 1 LOB: 1 BB: 0 P: 11	R: 0 E: 0 K: 2 S: 16 H: 1 LOB: 2 BB: 1 P: 24	R: 1 E: 0 K: 0 S: 14 H: 1 LOB: 0 BB: 0 P: 21	R: 0 E: 0 K: 2 S: 14 H: 2 LOB: 2 BB: 0 P: 16	1B: 6 2B: 2 3B: 0 HR: 2 SF: 0 SAC: 0 DP: 1 HBP: 1						

PITCHER		IP	WLS	BF	H	R	ER	SO	BB	IBB	HBP	BLK	WP	HR	S	P	ERA	WHIP
47 Iván Nova, R ERA: 4.5	(1, 1)	6.0	W	26	6	3	3	3	1	0	0	0	1	1	57	80	4.50	1.167
41 Justin Wilson, L ERA: 3.08	(7, 1)	0.2	H	3	1	0	0	2	0	0	0	0	0	0	11	15	0.00	1.500
68 Dellin Betances, R ERA: 1.4	(7, 1)	1.1	H	6	1	1	1	0	1	0	1	0	0	1	19	30	6.75	1.500
48 Andrew Miller, L ERA: 1.8	(9, 1)	1.0	S	5	2	0	0	2	0	0	0	0	1	0	14	16	0.00	2.000

PITCHER	IP	WLS	BF	H	R	ER	SO	BB	IBB	HBP	BLK	WP	HR	S	P	ERA	WHIP

TOP

Tampa Bay Rays @ New York Yankees

Yankee Stadium, Bronx, NY

Sun Sep 06 2015, 1:10 PM - 4:16 PM EDT

Att. 35,299 - Sunny - 84 F

livebaseballscorecards.com

AB	37
R	4
H	10
RBI	4
BB	2
SO	7
LOB	16

WP: 2 PA: 40
PB: 0
SB: 2
CS: 0

Batter	1	2	3	4	5	6	7	8	9	AB	R	H	RBI	BB	SO	LOB
22 Jacoby Ellsbury, L (1, 8) OBP: 0.335, SLG: 0.371	C FF 93 B FF 96 B CH 88 B FF 94 X FF 95 3-1 L7 ①		X FF 95 0-0 1-3 1B			C SL 85 X CH 88 0-1 36 BB, 34 HR, 1B	B FF 95 B SL 88 B SL 89 B FF 96 4-0 1-2 11 FC4, BB	D SL 81 B FF 90 S SL 80 X SL 79 2-1 F7 ③		4	1	2	0	1	0	3
11 Brett Gardner, L (1, 7) OBP: 0.351, SLG: 0.414	B FF 95 B FF 95 C FF 95 X FF 95 2-1 G1-3 ②		S CH 86 B FF 94 B CH 86 S FF 94 S SL 90 2-3 K ③			C FF 95 S SL 87 S SL 88 0-3 K ②	C FF 96 S FF 98 X FF 98 0-2 1-2f 2-H FC4 ②			4	0	0	0	0	2	4
36 Carlos Beltrán, S (1, 9) OBP: 0.338, SLG: 0.474 24 Chris Young, R (8, 9) OBP: 0.309, SLG: 0.455	B FF 95 C FF 96 S CH 88 X FF 98 1-2 P4 ③			F FF 94 C SL 89 C SL 88 0-3 K ①		B FF 95 B FF 96 S SL 87 D SL 88 D SL 86 4-1 1-2 34 HR, BB	S FC 93 B FC 93 1 SAFE 1 SAFE B FF 97 F FF 98 X FF 98 2-2 P3 ③			3 0	1 0	0 0	0 0	1 0	1 0	1 0
34 Brian McCann, L (1, 2) OBP: 0.329, SLG: 0.483		S CH 84 X FF 95 0-1 G4-3 ①		C FF 96 B SL 86 X SL 88 1-1 F9 ②		B FF 96 B SL 88 B SL 88 C FF 96 X FF 96 3-1 1-H 2-H HR		B FF 92 C SL 82 B SL 82 B FF 93 B FF 93 4-1 33 BB, 13 1B, 12 FC6-2, BB		3	1	1	3	1	0	0
13 Alex Rodriguez, R (1, 10) OBP: 0.361, SLG: 0.491 70 Rico Noel, R (8, PR) (9, 10)		B FF 96 X FF 96 1-0 G4-3 ②		C SL 88 C SL 88 B FF 97 S SL 89 1-3 K ③		X SL 87 0-0 HR		B FF 92 C FF 92 X FF 93 1-1 1-2 12 FC6-2, 33 BB, 18 1B, 1B		4 0	1 1	2 0	1 0	0 0	1 0	0 0
33 Greg Bird, L (1, 3) OBP: 0.337, SLG: 0.466		B CH 88 C FF 96 X CH 89 1-1 G4-3 ③			S FF 96 F FF 95 B SL 88 S SL 88 1-3 K ①	B CH 86 B FF 95 F FF 95 X SL 86 2-1 2B		F FF 93 B FF 93 S FS 83 B FF 93 B FS 83 B FF 94 4-2 1-2 2-3 18 1B, 12 FC6-2, BB		3	0	1	0	1	1	0
12 Chase Headley, S (1, 5) OBP: 0.340, SLG: 0.396			B FF 94 B FF 94 B FF 95 C FF 94 C FF 95 B FF 96 4-2 18 FC4-6, BB		B CH 87 X FF 96 1-0 F8 ②	C FF 96 D SL 89 C FF 97 F SL 89 B FF 98 F SL 89 F CH 88 X SL 89 2-2 G4-3 ③		C SL 77 D SL 78 B FF 90 F SL 78 B FF 91 F SL 80 X FF 92 3-2 1-2 2-3 3-Hf FC6-2, 18 1B ①		3	0	0	0	1	0	4
18 Didi Gregorius, L (1, 6) OBP: 0.320, SLG: 0.372			S CH 85 S CH 85 X CH 86 0-2 1-2f FC4-6, 22 1B ①		C FF 96 X SL 89 0-1 L5 ③		C SL 85 X CH 86 0-1 22 WP, 11 E, 1B	S SL 78 D SL 80 B SL 79 S SL 78 X FF 90 2-2 1-2 2-3 3-H 1B		4	1	2	1	0	0	1
14 Stephen Drew, L (1, 4) OBP: 0.275, SLG: 0.396			B FF 93 X FF 94 1-0 L8 ②			C FF 94 X CH 86 0-1 F7 ①	X FF 94 0-0 F8 ①	X SL 79 0-0 F3 ②		4	0	0	0	0	0	5
Inning Stats	R: 0 E: 0 K: 0 S: 7 H: 0 LOB: 0 BB: 0 P: 13	R: 0 E: 0 K: 0 S: 5 H: 0 LOB: 0 BB: 0 P: 7	R: 0 E: 0 K: 1 S: 10 H: 1 LOB: 2 BB: 1 P: 17	R: 0 E: 0 K: 2 S: 8 H: 0 LOB: 0 BB: 0 P: 10	R: 0 E: 0 K: 1 S: 6 H: 0 LOB: 0 BB: 0 P: 8	R: 4 E: 0 K: 1 S: 19 H: 4 LOB: 1 BB: 1 P: 30	R: 1 E: 1 K: 0 S: 9 H: 1 LOB: 1 BB: 1 P: 15	R: 1 E: 0 K: 0 S: 15 H: 2 LOB: 3 BB: 2 P: 31		1B: 5 2B: 1 3B: 0 HR: 2 SF: 0 SAC: 0 DP: 0 HBP: 0						

BOTTOM

Tampa Bay Rays @ New York Yankees

Yankee Stadium, Bronx, NY

Sun Sep 06 2015, 1:10 PM - 4:16 PM EDT

Att. 35,299 - Sunny - 84 F

livebaseballscorecards.com

AB	32
R	6
H	8
RBI	5
BB	5
SO	5
LOB	18

PITCHER		IP	WLS	BF	H	R	ER	SO	BB	IBB	HBP	BLK	WP	HR	S	P	ERA	WHIP
22 Chris Archer, R ERA: 2.88	(1, 1)	6.1	L	28	6	5	4	5	3	0	0	0	1	2	58	92	5.68	1.421
45 Enny Romero, L ERA: 4.58	(7, 1)	0.2		2	0	0	0	0	0	0	0	0	0	0	6	8	0.00	0.000
54 Steve Geltz, R ERA: 3.88	(8, 1)	0.0		3	1	1	1	0	2	0	0	0	0	0	5	14	∞	∞
34 C.J. Riefenhauser, L ERA: 8.22	(8, 1)	1.0		4	1	0	0	0	0	0	0	0	0	0	10	17	0.00	1.000

PITCHER	IP	WLS	BF	H	R	ER	SO	BB	IBB	HBP	BLK	WP	HR	S	P	ERA	WHIP

Batter	1	2	3	4	5	6	7	8	9	AB	R	H	RBI	BB	SO	LOB
13 Manny Machado, R (1, 6) OBP: 0.356, SLG: 0.496	B FF 92 C FF 93 B SL 85 X FF 93 2-1 G6-3	B FF 94 X SL 86 1-0 18 2B 2-H 3-H 1B	C FF 95 F FF 94 B SL 89 F SL 89 C FF 96 1-3 K	B SI 94 F SI 95 X FC 90 1-1 HR	B FF 93 C FF 93 C SL 84 B SL 84 S SL 84 2-3 K	5	1	2	2	0	2	1
18 Gerardo Parra, L (1, 9) (8, 8) OBP: 0.335, SLG: 0.477	B FF 93 B SL 82 X FF 92 2-0 F7	1 SAFE T CH 88 X FF 93 0-1 1-3 2B	B FF 92 C FF 94 B FF 94 F FF 94 X SL 87 2-2 G4-3	C FF 95 B SI 94 B FF 94 X FF 95 2-1 L3	C FF 94 S SL 83 B SL 85 X SL 83 1-2 G4-3	5	0	1	0	0	0	0
10 Adam Jones, R (1, 8) OBP: 0.313, SLG: 0.480 28 Steve Pearce, R (8, 9) OBP: 0.292, SLG: 0.390	B SL 84 B SL 86 X FF 94 2-0 P4	B FF 95 F FF 95 F FF 89 X SL 89 1-2 L5	F FF 95 F SL 87 F FF 96 X SL 88 0-2 F9	S SI 96 B CU 81 F SI 96 S FF 96 1-3 K	B FF 96 B FF 94 F FF 94 B SL 83 B FF 93 4-1 19 DI 19 1B BB	4 0	0 1	0 0	0 0	1 1	2 0	2 0
19 Chris Davis, L (1, 3) OBP: 0.344, SLG: 0.547	B FF 93 B FF 93 S FF 93 B SL 86 F FF 93 B SL 85 4-2 38 1B 6 HR BB	C FF 94 S CH 90 B SL 87 B SL 89 B SL 87 S SL 86 3-3 K	S SL 87 S FF 95 B SI 93 S FF 89 1-3 K	C KC 83 S FF 96 B SV 86 B KC 86 B KC 86 B FF 98 4-2 3 BB 38 BB BB	C SL 82 B SL 82 X SL 82 1-1 1-H 1B	3	1	1	1	2	2	0
38 Jimmy Paredes, S (1, 10) OBP: 0.311, SLG: 0.423	B FF 92 C FF 93 X CH 88 1-1 6 HR 1-3 1B	C CH 90 C FF 96 B FF 95 S FF 96 1-3 K	S SL 88 X FF 95 0-1 F7	B KC 84 B FF 97 B FF 97 B FF 97 4-0 3 BB 1-2 BB	S SL 83 C FF 94 S SL 84 0-3 K2-3	4	1	1	0	1	2	1
6 Jonathan Schoop, R (1, 4) OBP: 0.311, SLG: 0.502	F FF 93 S SL 87 F FF 93 X FF 95 0-2 1-H 3-H HR	X FF 94 0-0 P3	C FF 96 T FF 89 B FF 90 F SL 88 X FF 96 1-2 F9	C KC 85 C KC 85 S KC 85 0-3 K	4	1	1	3	0	1	2
14 Nolan Reimold, R (1, 7) OBP: 0.328, SLG: 0.379	C FF 94 F SL 87 F SL 88 F CH 89 H FF 93 1-2 36 SH5-4 3 1B 13 1B HBP	B FF 92 F FF 93 C FF 93 B SL 88 B SL 88 B FF 95 4-2 36 F8 BB	C SL 89 F FC 96 B FC 95 B SL 90 B FF 96 X FF 94 3-2 1B	C KC 85 C FF 98 S KC 86 0-3 K	2	1	1	0	1	1	2
3 Ryan Flaherty, L (1, 5) OBP: 0.295, SLG: 0.362	X FF 92 0-0 36 SH5-4 13 1B 1-2 1B	X FF 93 0-0 F7	B FF 95 B SL 84 C FF 94 S FF 94 F FF 94 F FF 94 C SL 86 2-3 K	B FF 99 D KC 85 B FF 97 B FF 96 4-0 1-2 2-3 BB	3	0	1	0	1	1	2
36 Caleb Joseph, R (1, 2) OBP: 0.311, SLG: 0.423	L SL 85 X SL 90 0-1 SH5-4 1-2 2-3	S SL 87 B FF 94 1 SAFE 1 SAFE F FF 94 X SL 87 1-2 F8 1-2	C FF 94 B FC 88 B FF 94 X FF 94 2-1 G5-3	S KC 85 C KC 84 D KC 86 F KC 85 D KC 85 B FF 98 S KC 84 3-3 K	3	0	0	0	0	1	4
Inning Stats	R: 0 E: 0 K: 0 S: 4 H: 0 LOB: 0 BB: 0 P: 10	R: 4 E: 0 K: 0 S: 21 H: 5 LOB: 2 BB: 1 P: 29	R: 0 E: 0 K: 2 S: 7 H: 0 LOB: 0 BB: 0 P: 11	R: 0 E: 0 K: 1 S: 10 H: 0 LOB: 1 BB: 1 P: 16	R: 0 E: 0 K: 1 S: 10 H: 0 LOB: 0 BB: 0 P: 13	R: 0 E: 0 K: 1 S: 14 H: 1 LOB: 1 BB: 0 P: 20	R: 1 E: 0 K: 1 S: 9 H: 1 LOB: 0 BB: 0 P: 15	R: 0 E: 0 K: 3 S: 12 H: 0 LOB: 3 BB: 3 P: 27	R: 1 E: 0 K: 2 S: 12 H: 1 LOB: 1 BB: 1 P: 20	1B: 5 2B: 1 3B: 0 HR: 2 SF: 0 SAC: 1 DP: 0 HBP: 1						

PITCHER		IP	WLS	BF	H	R	ER	SO	BB	IBB	HBP	BLK	WP	HR	S	P	ERA	WHIP
35 Michael Pineda, R ERA: 4.15	(1, 1)	6.0		26	6	4	4	5	2	0	1	0	0	1	66	99	6.00	1.333
41 Justin Wilson, L ERA: 3.2	(7, 1)	1.0	W	4	1	1	1	1	0	0	0	0	0	1	9	15	9.00	1.000
68 Dellin Betances, R ERA: 1.38	(8, 1)	1.0	H	6	0	0	0	3	3	0	0	0	0	0	12	27	0.00	3.000
48 Andrew Miller, L ERA: 1.94	(9, 1)	1.0	S	5	1	1	1	2	1	0	0	0	0	0	12	20	9.00	2.000

PITCHER	IP	WLS	BF	H	R	ER	SO	BB	IBB	HBP	BLK	WP	HR	S	P	ERA	WHIP

TOP

Baltimore Orioles @ New York Yankees

Yankee Stadium, Bronx, NY

Mon Sep 07 2015, 1:10 PM - 4:20 PM EDT

Att. 31,039 - Sunny - 86 F

livebaseballscorecards.com

AB	33
R	6
H	8
RBI	6
BB	6
SO	11
LOB	14



Batter	1	2	3	4	5	6	7	8	9	AB	R	H	RBI	BB	SO	LOB
22 Jacoby Ellsbury, L (1, 8) OBP: 0.333, SLG: 0.369	C FF 92 F SI 91 B FF 92 B SL 85 X FF 93 2-2 ① F7	F SL 83 X SL 85 0-1 ③ G3		B SL 86 X SL 85 1-0 ② L9		C FF 96 B CH 88 X CH 87 1-1 13 FC6-4 1B		C SI 98 S SI 98 S SI 98 0-3 ① K		5	0	1	0	0	1	3
12 Chase Headley, S (1, 5) OBP: 0.338, SLG: 0.394	B FF 92 C SI 90 S CU 73 X FF 91 1-2 36 1B 24 1B 1B		C CH 83 C FF 91 B FF 92 B CU 73 X CH 83 2-2 E5 36 F8 24 2B	B CH 84 F SL 85 B CH 82 X FF 90 2-1 ③ F8		D FF 96 1 SAFE S FF 94 S FF 95 B FF 95 1 SAFE B FF 95 F FF 95 F FF 96 3-2 1 SAFE X SL 88 ② L8		F SI 99 C SL 85 C SI 98 0-3 ② K		5	2	1	0	0	1	3
13 Alex Rodriguez, R (1, 10) OBP: 0.360, SLG: 0.494	X FF 92 0-0 ② P2		S SL 84 X FF 92 0-1 ① P5		B FF 90 B SL 82 B FF 89 C FF 90 X FF 91 3-1 HR	C SL 88 X SL 89 0-1 ③ FC6-4 1-2f		B SL 85 F SI 99 X SI 99 1-1 ③ G4-3		5	1	1	1	0	0	3
36 Carlos Beltrán, S (1, 9) OBP: 0.340, SLG: 0.473	C FF 92 B CU 73 X CH 84 1-1 24 1B 1-2 1B		B FF 92 B FF 92 B FF 90 C FF 92 X CH 84 3-1 ② F8 1-2		C FF 91 B SI 91 S CU 73 B CU 74 S FF 91 2-3 ① K		B SI 93 B FF 95 B FF 95 C FF 95 B FF 96 4-1 24 1B 33 HR BB			3	1	1	0	1	1	1
24 Chris Young, R (1, 7) OBP: 0.314, SLG: 0.462	B SL 85 C FF 91 B FF 92 X CH 84 2-1 1-2 2-H 1B		C CU 73 B CH 84 X FF 92 1-1 2-H 2B		C SL 82 C FF 90 B SL 84 B CH 83 X FF 91 2-2 ② G5-3		C SL 88 X FF 95 0-1 1-2 33 HR 1B			4	1	3	2	0	0	0
33 Greg Bird, L (1, 3) OBP: 0.345, SLG: 0.500	B FF 92 B FF 92 C FF 92 S SL 85 F SI 91 S SL 86 2-3 ③ K		F FF 92 C SL 85 B SL 84 B FF 91 X FF 91 2-2 ③ P4		F CH 82 B CH 82 C FF 90 B FF 91 B CU 75 B SL 82 4-2 66 HR BB		F FF 92 C FF 92 X SL 83 0-2 1-H 2-H HR			3	2	1	3	1	1	3
66 John Ryan Murphy, R (1, 2) OBP: 0.326, SLG: 0.427		F FF 90 B CU 71 T CU 70 F FF 91 S FF 92 1-3 ① K		F SL 84 B CU 71 X FF 90 1-1 18 1B 1B	F CH 82 B CU 72 B FF 91 B FF 92 X FF 91 3-1 1-H HR		F SL 82 B CH 84 S FF 93 B FF 91 X SL 84 2-2 ① G5-3			4	1	2	2	0	1	0
18 Didi Gregorius, L (1, 6) OBP: 0.319, SLG: 0.371		F FF 91 B CU 73 C CH 84 B FF 92 B FF 92 F FF 92 F FF 93 S SL 84 3-3 ② K		S SL 84 S SL 84 X FF 92 0-2 1-2 1B	B FF 92 X SL 85 1-0 ③ P5		B FF 92 B FF 92 B FF 92 C FF 92 C FF 92 X FF 91 3-2 ② G3			4	0	1	0	0	1	0
63 José Pirela, R (1, 4) OBP: 0.247, SLG: 0.314 14 Stephen Drew, L (6, PH) OBP: 0.274, SLG: 0.393 (7, 4)		F FF 92 X FF 92 0-1 1B		C CU 73 C FF 92 B FF 91 S FF 91 1-3 ① K		B FF 94 C FF 94 F SL 88 B FF 96 X FF 96 2-2 ① G4-3	B FF 92 S FF 92 F FF 92 S FF 92 1-3 ③ K			2 2	0 0	1 0	0 0	0 0	1 1	2 0
Inning Stats	R: 1 H: 3 E: 0 LOB: 2 K: 1 BB: 0 S: 15 P: 23	R: 0 H: 1 E: 0 LOB: 1 K: 2 BB: 0 S: 13 P: 17	R: 1 H: 1 E: 1 LOB: 1 K: 0 BB: 0 S: 12 P: 20	R: 0 H: 2 E: 0 LOB: 2 K: 1 BB: 0 S: 11 P: 16	R: 3 H: 2 E: 0 LOB: 0 K: 1 BB: 1 S: 13 P: 28	R: 0 H: 1 E: 0 LOB: 1 K: 0 BB: 0 S: 12 P: 18	R: 3 H: 2 E: 0 LOB: 0 K: 1 BB: 1 S: 15 P: 25	R: 0 H: 0 E: 0 LOB: 0 K: 2 BB: 0 S: 8 P: 9		1B: 8 SF: 0 2B: 1 SAC: 0 3B: 0 DP: 0 HR: 3 HBP: 0					WP: 0 PA: 39 PB: 0 SB: 0 CS: 0	

BOTTOM

Baltimore Orioles @ New York Yankees

Yankee Stadium, Bronx, NY

Mon Sep 07 2015, 1:10 PM - 4:20 PM EDT

Att. 31,039 - Sunny - 86 F

livebaseballscorecards.com

AB	37
R	8
H	12
RBI	8
BB	2
SO	8
LOB	15

PITCHER		IP	WLS	BF	H	R	ER	SO	BB	IBB	HBP	BLK	WP	HR	S	P	ERA	WHIP
16 Wei-Yin Chen, L ERA: 3.48	(1, 1)	5.0		26	9	5	4	5	1	0	0	0	0	2	64	104	7.20	2.000
57 Jorge Rondon, R ERA: 10.32	(6, 1)	1.0	L	6	2	2	2	0	1	0	0	0	0	0	15	25	18.00	3.000
17 Brian Matusz, L ERA: 2.4	(7, 1)	1.0		4	1	1	1	1	0	0	0	0	0	1	12	18	9.00	1.000
53 Zack Britton, L ERA: 1.96	(8, 1)	1.0		3	0	0	0	2	0	0	0	0	0	0	8	9	0.00	0.000

PITCHER	IP	WLS	BF	H	R	ER	SO	BB	IBB	HBP	BLK	WP	HR	S	P	ERA	WHIP

Batter	1	2	3	4	5	6	7	8	9	AB	R	H	RBI	BB	SO	LOB
14 Nolan Reimold, R (1, 7) OBP: 0.317, SLG: 0.364	C FF 93 B FF 92 X SI 92 1-1 ① G6-3			X SL 83 0-0 ① P3		C SL 85 S FS 89 B FS 89 C SL 86 1-3 ① K		B FS 89 S SL 85 B FS 87 S FS 89 S FC 88 2-3 ② K		4	0	0	0	0	2	0
18 Gerardo Parra, L (1, 8) OBP: 0.334, SLG: 0.475	B FF 93 X SL 84 1-0 ② F7			C SL 83 S FS 87 F FS 86 B FS 89 F FF 94 F SI 90 S SI 94 1-3 ② K		C CU 77 F CU 78 S SI 93 0-3 ② K		X FS 89 0-0 1B		4	0	1	0	0	2	0
13 Manny Machado, R (1, 5) OBP: 0.355, SLG: 0.494	C SL 85 S FS 88 F FF 95 X SI 90 0-2 ③ L9			X FS 90 0-0 ③ G2-3		C CU 78 B SI 91 X SI 90 1-1 1B		X FF 93 0-0 ③ G6-3		4	0	1	0	0	0	1
19 Chris Davis, L (1, 9) OBP: 0.345, SLG: 0.552		B FF 94 C CU 78 X SI 90 1-1 ① L9			B CU 74 B CU 75 B FC 90 B SL 87 4-0 32 1B BB	S FS 89 1 SAFE B FS 88 X FS 88 1-1 ③ G4-1			B FF 93 B CH 86 X FF 93 2-0 HR	3	1	1	1	1	0	1
38 Jimmy Paredes, S (1, 10) OBP: 0.313, SLG: 0.424		S CU 77 S SI 90 B SI 90 S SI 90 1-3 ② K			B FS 88 S FS 89 S SL 84 S FS 89 1-3 ① K		B SL 85 C FS 88 X FS 86 1-1 6 G5-4-3 1B		B FF 92 X FF 93 1-0 2 CS 6 1B 1B	4	0	2	0	0	2	1
6 Jonathan Schoop, R (1, 4) OBP: 0.310, SLG: 0.498		B FF 94 F CU 78 F SI 91 S FC 87 1-3 ③ K			B FS 92 F FS 89 T CU 77 D FS 89 S SL 87 2-3 ② K		B FS 86 F CU 75 B FS 89 X FS 89 2-1 ①② G5-4-3 1-2f		X CH 84 0-0 1-2 1B	4	0	1	0	0	2	2
32 Matt Wieters, S (1, 2) OBP: 0.300, SLG: 0.413			T FF 92 X SI 91 0-1 ① P5		X FS 90 0-0 1-3 1B		B CU 79 B FS 89 B SL 85 X FS 88 3-0 2B		L FF 92 X CH 83 0-1 ① F8	4	0	2	0	0	0	2
2 J.J. Hardy, R (1, 6) OBP: 0.250, SLG: 0.312			C FF 92 F FC 89 S FF 93 0-3 ② K		F FS 86 B FF 94 B FF 94 F SL 87 B SI 91 X FC 88 3-2 ③ P4		C FS 89 B SL 86 F FS 88 X FS 88 1-2 ③ G6-3		B CH 84 B CH 83 F FF 92 B FF 92 T FF 93 S FF 93 3-3 ②③ K 2-3	4	0	0	0	0	2	5
3 Ryan Flaherty, L (1, 3) OBP: 0.295, SLG: 0.375			C CU 77 B SI 90 B FS 89 F CU 78 B SI 93 S FS 87 3-3 ③ K			B FF 93 B FS 87 F FC 90 B FF 92 S FF 90 X FF 93 3-2 HR		F FS 88 B FS 88 X CU 78 1-1 ① G4-3		3	1	1	1	0	1	0
Inning Stats	R: 0 E: 0 K: 0 S: 7 H: 0 LOB: 0 BB: 0 P: 9	R: 0 E: 0 K: 2 S: 8 H: 0 LOB: 0 BB: 0 P: 11	R: 0 E: 0 K: 2 S: 8 H: 0 LOB: 0 BB: 0 P: 11	R: 0 E: 0 K: 1 S: 8 H: 0 LOB: 0 BB: 0 P: 9	R: 0 E: 0 K: 2 S: 10 H: 1 LOB: 2 BB: 1 P: 20	R: 1 E: 0 K: 2 S: 13 H: 2 LOB: 1 BB: 0 P: 19	R: 0 E: 0 K: 0 S: 8 H: 2 LOB: 1 BB: 0 P: 15	R: 0 E: 0 K: 1 S: 7 H: 1 LOB: 1 BB: 0 P: 10	R: 1 E: 0 K: 1 S: 8 H: 3 LOB: 2 BB: 0 P: 14	1B: 6 2B: 2 3B: 0 HR: 2 SF: 0 SAC: 0 DP: 2 HBP: 0						

TOP

Baltimore Orioles @ New York Yankees

Yankee Stadium, Bronx, NY

Tue Sep 08 2015, 7:09 PM - 10:06 PM EDT

Att. 30,785 - Clear - 86 F

livebaseballscorecards.com

AB	34
R	2
H	9
RBI	2
BB	1
SO	11
LOB	12

PITCHER		IP	WLS	BF	H	R	ER	SO	BB	IBB	HBP	BLK	WP	HR	S	P	ERA	WHIP
19 Masahiro Tanaka, R ERA: 3.57	(1, 1)	8.0		30	6	1	1	10	1	0	0	0	0	1	69	104	1.12	0.875
45 Chasen Shreve, L ERA: 1.99	(9, 1)	1.0	L	5	3	1	1	1	0	0	0	0	0	1	8	14	9.00	3.000

PITCHER	IP	WLS	BF	H	R	ER	SO	BB	IBB	HBP	BLK	WP	HR	S	P	ERA	WHIP

Batter	1	2	3	4	5	6	7	8	9	AB	R	H	RBI	BB	SO	LOB
22 Jacoby Ellsbury, L (1, 8) OBP: 0.332, SLG: 0.368	B FF 93 C FF 94 X FF 95 1-1 ① L9		F FF 95 F FF 93 X FF 97 0-2 34 1B 1B		B FF 94 B FF 97 B FF 95 C FF 94 X FF 94 3-1 ② F8		B SL 83 B SL 83 S SI 92 F SL 82 F SI 93 B SI 93 X SI 93 3-2 ② G4-3			4	0	1	0	0	0	1
36 Carlos Beltrán, S (1, 9) OBP: 0.339, SLG: 0.470	B SL 81 B FF 95 C FF 94 C FF 93 F FF 96 B FS 86 X FF 94 3-2 ② G4-3		X FF 96 0-0 ② F8		C FF 94 F FF 97 B FF 98 X FF 96 1-2 1-2 1B		F SI 93 B SI 93 C SI 92 F SL 83 B SI 93 F SI 93 X SI 93 2-2 ③ G5-3			4	0	1	0	0	0	1
34 Brian McCann, L (1, 2) OBP: 0.330, SLG: 0.482	B FF 97 B FF 96 B FF 97 C FF 96 C FF 96 D CH 87 4-2 13 1B BB		B FF 94 S FF 96 X FF 96 1-1 1-2 1B		B SL 83 C FF 98 F FS 87 T FF 98 1-2 ③ K			B SI 92 X SI 92 1-0 ① G4-3		3	0	1	0	1	1	2
13 Alex Rodriguez, R (1, 10) OBP: 0.361, SLG: 0.501	B FF 97 F FF 97 B FF 95 C FF 98 X FF 97 2-2 1-2 1B		C FF 98 C SL 84 F FF 99 F FF 96 X FF 97 0-2 ③ F8			S FF 96 B FF 94 B FS 88 F FF 97 B FF 98 X FF 98 3-2 HR		F SL 80 X FF 88 0-1 ② P4		4	1	2	1	0	0	2
33 Greg Bird, L (1, 3) OBP: 0.330, SLG: 0.475	C FF 98 B FF 97 F FF 96 F FF 98 F FF 99 S FF 96 1-3 ③ K			B SL 83 S FS 86 F FF 97 B FF 97 S FS 86 2-3 ① K		C SL 81 C SI 94 C SI 95 0-3 ① K		C SL 79 S FF 88 X FF 89 0-2 ③ G4-3		4	0	0	0	0	3	2
24 Chris Young, R (1, 7) OBP: 0.314, SLG: 0.457		C FF 95 B SL 81 B FF 94 F FF 94 B FS 86 X FF 97 3-2 ① G5-3		C SL 82 X FF 97 0-1 ② P3		B SL 81 B SI 86 C SI 86 F SI 94 F SL 83 F SI 93 B SI 94 F SL 82 B SL 82 4-2 18 FC5-4 BB			B SI 98 F SI 97 B SI 98 X SI 98 2-1 ① G5-3	3	0	0	0	1	0	0
18 Didi Gregorius, L (1, 6) OBP: 0.317, SLG: 0.368		C SL 79 F SL 81 B FF 98 F FF 96 F FF 97 F FF 97 F FS 85 F FF 98 X SL 83 1-2 ② L4		C FF 95 B FF 98 B FF 98 X FS 86 2-1 ③ F7		C SI 93 B SI 94 S SI 94 B SI 94 F SI 94 B SI 94 X SI 93 3-2 ② FC5-4 1-2f			S SI 98 S SI 98 S SI 98 0-3 ② K	4	0	0	0	0	1	1
14 Stephen Drew, L (1, 4) OBP: 0.272, SLG: 0.390 12 Chase Headley, S (9, PH) OBP: 0.338, SLG: 0.393		B FS 86 C FF 94 F SI 94 B FF 97 S FF 97 2-3 ③ K			B SL 79 X FF 91 1-0 ① G4-3	1 SAFE C SL 83 B SI 93 B SI 91 B SI 93 S SI 93 F SI 92 X SI 93 3-2 ③ G6-3			X SI 98 0-0 ③ G6-3	3 1	0 0	0 0	0 0	0 0	1 0	1 0
17 Brendan Ryan, R (1, 5) OBP: 0.253, SLG: 0.333			C FF 94 B FF 95 F FF 94 F FF 97 B FF 97 S FS 87 2-3 ① K		C SL 78 B FF 96 B FF 96 C FF 95 B FF 97 X FF 97 3-2 36 1B 1B		C SI 92 X SI 93 0-1 ① G6-3			3	0	1	0	0	1	0

Inning Stats	1	2	3	4	5	6	7	8	9
	R: 0 E: 0 K: 1 S: 16	R: 0 E: 0 K: 1 S: 14	R: 0 E: 0 K: 1 S: 15	R: 0 E: 0 K: 1 S: 7	R: 0 E: 0 K: 1 S: 12	R: 1 E: 0 K: 1 S: 19	R: 0 E: 0 K: 0 S: 11	R: 0 E: 0 K: 0 S: 6	R: 0 E: 0 K: 1 S: 6
	H: 1 LOB: 2 BB: 1 P: 27	H: 0 LOB: 0 BB: 0 P: 20	H: 2 LOB: 2 BB: 0 P: 18	H: 0 LOB: 0 BB: 0 P: 11	H: 2 LOB: 2 BB: 0 P: 21	H: 1 LOB: 1 BB: 1 P: 32	H: 0 LOB: 0 BB: 0 P: 16	H: 0 LOB: 0 BB: 0 P: 7	H: 0 LOB: 0 BB: 0 P: 8

1B: 5 SF: 0
2B: 0 SAC: 0
3B: 0 DP: 0
HR: 1 HBP: 0

WP: 0 PA: 35
PB: 0
SB: 0
CS: 0

PITCHER		IP	WLS	BF	H	R	ER	SO	BB	IBB	HBP	BLK	WP	HR	S	P	ERA	WHIP
39 Kevin Gausman, R ERA: 4.43	(1, 1)	5.0		22	6	1	1	5	1	0	0	0	0	1	67	103	1.80	1.400
66 T.J. McFarland, L ERA: 3.82	(6, 1)	2.1		8	0	0	0	1	1	0	0	0	0	0	28	44	0.00	0.429
56 Darren O'Day, R ERA: 1.69	(8, 1)	0.2	W	2	0	0	0	0	0	0	0	0	0	0	5	5	0.00	0.000
53 Zack Britton, L ERA: 1.93	(9, 1)	1.0	S	3	0	0	0	1	0	0	0	0	0	0	6	8	0.00	0.000

PITCHER	IP	WLS	BF	H	R	ER	SO	BB	IBB	HBP	BLK	WP	HR	S	P	ERA	WHIP

BOTTOM

Baltimore Orioles @ New York Yankees

Yankee Stadium, Bronx, NY

Tue Sep 08 2015, 7:09 PM - 10:06 PM EDT

Att. 30,785 - Clear - 86 F

livebaseballscorecards.com

AB	33
R	1
H	6
RBI	1
BB	2
SO	7
LOB	10

Batter	1	2	3	4	5	6	7	8	9	AB	R	H	RBI	BB	SO	LOB
14 Nolan Reimold, R (1, 7) OBP: 0.328, SLG: 0.364	B SI 89 B FF 90 B SI 90 C FF 91 C FF 91 B FF 91 4-2 13 G6-3 18 G4-3 19 1B BB		C SL 80 B FF 91 B SL 80 X SL 80 2-1 ② P4		B FF 90 X SI 90 1-0 6 FC5 18 SH5-4 6 E 1-2 1B		X SL 89 0-0 ① G1-3		B FF 92 B FF 93 F FF 93 B FF 92 B FF 92 4-1 18 SH1-4 19 2B BB	3	3	1	0	2	0	0
18 Gerardo Parra, L (1, 8) OBP: 0.334, SLG: 0.474	B SI 89 C SI 90 F SL 80 X SL 79 1-2 ① G4-3 1-2		B SI 90 X SL 79 1-0 1B		X SI 90 0-0 ① SH5-4 1-2 2-3		B CH 88 C SL 88 B SI 95 L FF 94 F SL 90 F FF 96 X CU 82 2-2 ② G4-3		C SI 93 B SI 93 X SI 92 1-1 ① SH1-4 1-2	3	0	1	0	0	0	1
13 Manny Machado, R (1, 5) OBP: 0.356, SLG: 0.495	B SL 78 F SI 90 B FF 92 X SI 84 2-1 ② G6-3 2-3		B SL 80 B FF 89 C CH 84 X FF 89 2-1 ③ L7		B SL 79 B SI 90 C FF 91 S FF 91 F FF 91 F SI 85 S SI 85 2-3 ② K		F CU 81 X FF 95 0-1 2B		C CU 79 B FF 97 B FC 92 B CU 80 F FC 91 B FF 97 4-2 19 2B BB	4	0	1	0	1	1	4
19 Chris Davis, L (1, 10) OBP: 0.351, SLG: 0.556	C SL 81 X SI 92 0-1 3-H 1B			B SI 89 C SI 91 B SL 80 S SI 90 F SL 79 F SI 91 B SI 91 B SL 81 4-2 28 F7 6 1B BB	S SI 92 C SI 92 D SL 82 H SI 92 2-2 6 E HBP		I IN 77 I IN 78 I IN 81 I IN 80 4-0 6 FC6-4 IBB		X CU 82 0-0 1-3 2-H 2B	2	0	2	2	2	0	0
6 Jonathan Schoop, R (1, 4) OBP: 0.307, SLG: 0.491	F FF 92 F FF 93 B SI 93 S FF 92 1-3 ③ K			C SL 79 X FF 90 0-1 1-2 1B	B SL 90 X SL 89 1-0 FC5 1-2 2-H 3-H		F CH 86 D CU 82 F CH 86 X CU 80 1-2 ③ FC6-4 1-2f		S FC 94 S FF 96 F FC 92 X CH 89 0-2 ② G5-3	5	0	1	0	0	1	6
36 Caleb Joseph, R (1, 2) OBP: 0.306, SLG: 0.415		C SI 90 B FF 91 C SI 90 B FF 92 S SI 85 2-3 ① K		F SI 90 F FF 90 S SI 84 0-3 ① K	X SL 88 0-0 ③ G1-3			B FF 94 F SL 89 B FF 94 S CH 85 F FF 95 X CH 86 2-2 ① G5-3	F FF 97 F CH 88 B FC 91 F CH 89 S FF 97 1-3 ③ K	5	0	0	0	0	3	6
28 Steve Pearce, R (1, 3) OBP: 0.292, SLG: 0.401		C FF 92 B FF 92 X FF 92 1-1 ② F7		C CH 83 B SI 91 B CH 84 F FF 91 X SI 92 2-2 ② F7 2-3		C FF 94 F CH 84 X FF 93 0-2 ① P4		C CU 81 F CH 86 B SL 89 B CH 87 X CU 80 2-2 HR		4	1	1	1	0	0	2
2 J.J. Hardy, R (1, 6) OBP: 0.247, SLG: 0.308		B FF 91 B SI 91 X FF 90 2-0 ③ F8		C SL 80 B SI 90 X SI 84 1-1 ③ G6-3		C FF 94 B SL 90 C CH 85 F FF 95 F SI 95 B CU 81 F SL 89 C CH 87 2-3 ② K		B FF 93 F CH 87 F FF 94 B FF 94 C CH 88 2-3 ② K		4	0	0	0	0	2	2
12 Dariel Álvarez, R (1, 9) OBP: 0.294, SLG: 0.267			C SI 89 F SL 80 C SL 79 0-3 ① K		B SL 79 F SI 91 B SL 80 S FF 90 B FF 91 B FF 90 4-2 18 SH5-4 14 1B 6 FC5 BB	B CU 80 F SL 89 C CU 78 X SL 90 1-2 ③ L3		X FF 92 0-0 ③ P3		3	1	0	0	1	1	0
Inning Stats	R: 1 E: 0 K: 1 S: 12 H: 1 LOB: 1 BB: 1 P: 20	R: 0 E: 0 K: 1 S: 6 H: 0 LOB: 0 BB: 0 P: 11	R: 0 E: 0 K: 1 S: 8 H: 1 LOB: 1 BB: 0 P: 13	R: 0 E: 0 K: 1 S: 14 H: 1 LOB: 2 BB: 1 P: 21	R: 2 E: 1 K: 1 S: 13 H: 1 LOB: 2 BB: 1 P: 23	R: 0 E: 0 K: 1 S: 12 H: 0 LOB: 0 BB: 0 P: 15	R: 0 E: 0 K: 0 S: 11 H: 1 LOB: 2 BB: 1 P: 18	R: 1 E: 0 K: 1 S: 11 H: 1 LOB: 0 BB: 0 P: 17	R: 1 E: 0 K: 1 S: 14 H: 1 LOB: 2 BB: 2 P: 24	1B: 4 2B: 2 3B: 0 HR: 1 SF: 0 SAC: 2 DP: 0 HBP: 1	WP: 0 PB: 0 SB: 0 CS: 0 PA: 42					

Baltimore Orioles @ New York Yankees

Yankee Stadium, Bronx, NY

Wed Sep 09 2015, 7:09 PM - 10:09 PM EDT

Att. 30,038 - Cloudy - 81 F

TOP

livebaseballscorecards.com

AB	33
R	5
H	7
RBI	3
BB	6
SO	8
LOB	21

PITCHER		IP	WLS	BF	H	R	ER	SO	BB	IBB	HBP	BLK	WP	HR	S	P	ERA	WHIP
52 CC Sabathia, L ERA: 5.16	(1, 1)	4.2		22	4	3	1	5	3	0	1	0	0	0	51	85	1.93	1.500
43 Adam Warren, R ERA: 3.29	(5, 1)	2.2	L	12	2	1	1	1	0	1	0	0	0	1	32	47	3.38	0.750
50 Nick Rumbelow, R ERA: 3.18	(8, 1)	0.2		3	0	1	1	1	1	0	0	0	0	0	5	11	13.50	1.500
67 James Pazos, L ERA:	(9, 1)	0.1		1	0	0	0	0	0	0	0	0	0	0	2	3	0.00	0.000
55 Bryan Mitchell, R ERA: 4.44	(9, 1)	0.2		4	1	0	0	1	1	0	0	0	0	0	11	16	0.00	3.000

PITCHER	IP	WLS	BF	H	R	ER	SO	BB	IBB	HBP	BLK	WP	HR	S	P	ERA	WHIP

BOTTOM

Baltimore Orioles @ New York Yankees

Yankee Stadium, Bronx, NY

Wed Sep 09 2015, 7:09 PM - 10:09 PM EDT

Att. 30,038 - Cloudy - 81 F

livebaseballscorecards.com

Batter	1	2	3	4	5	6	7	8	9	AB	R	H	RBI	BB	SO	LOB
22 Jacoby Ellsbury, L (1, 8) OBP: 0.329, SLG: 0.364	C FF 91 B SI 91 X FS 84 1-1 ① F7		D FS 86 C FS 85 F SI 91 F FF 92 F SL 85 F FS 86 X SI 93 1-2 ① FC6-4 (12 S, 36 E) 1-2f 2-3		B FF 90 B FF 91 F SI 91 F CU 78 F FS 86 S FS 85 2-3 ③ K			B SL 81 T SI 86 F FF 89 B FF 88 F FF 88 B FF 88 X SL 80 3-2 ② F9		4	1	0	0	0	1	2
12 Chase Headley, S (1, 5) OBP: 0.335, SLG: 0.390	C FF 92 T SI 92 B FF 93 S SI 87 1-3 ② K		S FS 85 1 SAFE B SI 91 S SI 92 B FF 93 C SI 92 2-3 ② K 1-2			B SL 83 B FS 82 X SI 90 2-0 ① L8		B SI 88 C SL 80 B SL 80 F FF 88 X FF 89 2-2 ③ P3		4	0	0	0	0	2	2
36 Carlos Beltrán, S (1, 9) OBP: 0.340, SLG: 0.478	F SI 93 B SI 93 X SI 92 1-1 ① HR		C SL 79 X CU 77 0-1 ① E2 2-H 3-H 1B			C SI 90 X FS 82 0-1 ② G3			C SI 98 B SL 85 C SI 98 B SI 98 X SI 98 2-2 ① G5-3	4	1	2	3	0	0	0
34 Brian McCann, L (1, 2) OBP: 0.327, SLG: 0.477	B SL 86 F SL 86 B SI 93 X FF 92 2-1 ③ F8		F SI 93 B FS 86 S FS 85 F FF 92 B SL 85 S FS 85 2-3 ③ K			B CU 75 X SI 90 1-0 ③ F8			C SI 98 X SI 97 0-1 ② G3-1	4	0	0	0	0	1	1
13 Alex Rodriguez, R (1, 10) OBP: 0.358, SLG: 0.497		B SI 92 C FF 91 F FF 92 F FF 91 S FS 86 1-3 ① K		X SI 90 0-0 ① G5-3			C SI 90 F SI 90 S FS 86 0-3 ① K		S SI 98 S SL 84 C SL 85 0-3 ③ K	4	0	0	0	0	3	0
33 Greg Bird, L (1, 3) OBP: 0.319, SLG: 0.458		B SI 91 B FS 85 X SI 92 2-0 ② G3-1		C SI 90 B SI 90 S FS 84 S FF 90 1-3 ② K			B FS 80 C FS 83 X SI 86 1-1 ② G4-3			3	0	0	0	0	1	0
29 Dustin Ackley, L (1, 7) OBP: 0.267, SLG: 0.365		C SL 86 B SI 92 B SI 92 X SI 91 2-1 ③ F7		C SI 90 C SI 91 B FS 85 C SI 91 1-3 ③ K			C SI 91 B SI 91 X CU 75 1-1 2B			3	0	1	0	0	1	0
18 Didi Gregorius, L (1, 6) OBP: 0.317, SLG: 0.366			B SL 84 B SL 85 C SI 90 C SI 92 H SI 91 3-2 22 FC6-4 (14 1B, 36 E) HBP		B SI 89 F FS 81 S FS 84 F FF 91 F SI 86 X FS 85 1-2 ① L6		X FF 90 0-0 ③ G6-3			2	1	0	0	0	0	1
14 Stephen Drew, L (1, 4) 11 Brett Gardner, L (8, PH) 17 Brendan Ryan, R (9, 4) OBP: 0.273, SLG: 0.391 OBP: 0.351, SLG: 0.413 OBP: 0.253, SLG: 0.333			C SI 91 X SI 90 0-1 22 FC6-4 1-2 1B		X FF 88 0-0 ② F7			C SI 88 B SI 87 C SL 80 X FF 88 1-2 ① G4-3		2 1 0	0 0 0	1 0 0	0 0 0	0 0 0	0 0 0	0 0 0
Inning Stats	R: 1 E: 0 K: 1 S: 9 H: 1 LOB: 0 BB: 0 P: 14	R: 0 E: 0 K: 1 S: 7 H: 0 LOB: 0 BB: 0 P: 12	R: 2 E: 1 K: 2 S: 19 H: 2 LOB: 1 BB: 0 P: 27	R: 0 E: 0 K: 2 S: 7 H: 0 LOB: 0 BB: 0 P: 9	R: 0 E: 0 K: 1 S: 10 H: 0 LOB: 0 BB: 0 P: 13	R: 0 E: 0 K: 0 S: 4 H: 0 LOB: 0 BB: 0 P: 7	R: 0 E: 0 K: 1 S: 8 H: 1 LOB: 1 BB: 0 P: 10	R: 0 E: 0 K: 0 S: 10 H: 0 LOB: 0 BB: 0 P: 16	R: 0 E: 0 K: 1 S: 8 H: 0 LOB: 0 BB: 0 P: 10	1B: 2 2B: 1 3B: 0 HR: 1 SF: 0 SAC: 0 DP: 0 HBP: 1						

	AB	31
	R	3
	H	4
	RBI	3
	BB	0
	SO	9
	LOB	6

WP: 0 PA: 32
PB: 0
SB: 1
CS: 0

PITCHER		IP	WLS	BF	H	R	ER	SO	BB	IBB	HBP	BLK	WP	HR	S	P	ERA	WHIP
31 Ubaldo Jiménez, R ERA: 4.22	(1, 1)	7.0	W	26	4	3	3	8	0	0	1	0	0	1	64	92	3.86	0.571
56 Darren O'Day, R ERA: 1.66	(8, 1)	1.0	H	3	0	0	0	0	0	0	0	0	0	0	10	16	0.00	0.000
53 Zack Britton, L ERA: 1.89	(9, 1)	1.0	S	3	0	0	0	1	0	0	0	0	0	0	8	10	0.00	0.000

PITCHER		IP	WLS	BF	H	R	ER	SO	BB	IBB	HBP	BLK	WP	HR	S	P	ERA	WHIP

Toronto Blue Jays @ New York Yankees

Yankee Stadium, Bronx, NY

Fri Sep 11 2015, 7:10 PM - 10:48 PM EDT

Att. 40,220 - Clear - 80 F

TOP

livebaseballscorecards.com

Batter	1	2	3	4	5	6	7	8	9	AB	R	H	RBI	BB	SO	LOB
7 Ben Revere, L (1, 7) OBP: 0.347, SLG: 0.370	C FF 94 B FF 96 X FF 97 1-1 20 HR 2B	B SL 88 C FF 95 B CH 88 B SL 88 B FF 96 4-1 20 S BB		C FF 93 X FF 93 0-1 ① G1-3	B CU 78 B FF 93 X FF 92 2-0 ③ F8		B FF 92 X SL 85 1-0 20 FC6-4 1B			4	1	2	0	1	0	0
20 Josh Donaldson, R (1, 5) OBP: 0.374, SLG: 0.596	F FF 95 C CH 74 B SL 92 D SL 91 B CH 88 X FF 97 3-2 2-H HR	D SL 88 1 SAFE B CH 87 C FF 95 F SL 91 F CH 89 S SL 89 2-3 ② K 1-2		X SI 94 0-0 F8		C FF 93 S FC 88 B FF 94 X FC 89 1-2 1B	S SL 88 X SL 90 0-1 ③ FC6-4 1-2f			5	1	2	2	0	1	2
19 José Bautista, R (1, 9) OBP: 0.369, SLG: 0.524	B SL 89 C SL 88 B FF 94 S SL 91 F SL 89 B CH 90 S SL 91 3-3 ① K	F SL 88 B FF 96 F FF 95 C SL 90 1-3 ③ K		C CU 85 X FF 94 0-1 10 HR 1B		C FC 88 B CU 76 B FC 89 B CU 78 C FC 89 F FC 88 S FF 93 3-3 ① K		B FF 92 C SL 87 B CU 79 B SL 88 F FF 92 X SL 88 3-2 1B		5	1	2	0	0	3	2
10 Edwin Encarnación, R (1, 10) OBP: 0.364, SLG: 0.538	F FF 95 B FF 96 X FF 94 1-1 2 1B 2B	S SL 89 B FF 95 B SL 90 C SL 89 B SL 90 B SL 89 4-2 13 WP 55 1B BB		B SI 94 X CU 83 1-0 1-H HR		X FC 89 0-0 ② F8		F FF 92 F FF 92 S SL 89 0-3 ① K		4	3	2	2	1	1	2
2 Troy Tulowitzki, R (1, 6) OBP: 0.337, SLG: 0.438	F SL 88 B FF 95 X SL 87 1-1 13 HR 2-H 1B	X SL 87 0-0 ① F9		C FF 94 F FF 95 B FC 89 B FF 93 F FF 95 B FC 88 X FC 90 3-2 1B		B FC 89 B FF 90 B FF 94 C FF 93 S FF 93 F FF 94 F FF 94 X FF 92 3-2 ③ G1-3		B FF 93 B SL 88 C FF 92 F FF 92 X FF 94 2-2 ② L9		5	1	2	1	0	0	3
13 Justin Smoak, S (1, 3) OBP: 0.300, SLG: 0.469	C FF 95 B CH 89 C SL 89 X FF 95 1-2 1-H HR	C SL 89 B FF 96 C SL 90 B SL 90 B CH 89 B FC 92 4-2 55 1B 1-2 BB		C FF 94 C FC 89 X FF 95 0-2 ③ L7			X FF 91 0-0 55 HR 1B	B CU 78 F SL 88 S SL 88 S SL 89 1-3 ③ K		4	2	2	2	1	1	2
55 Russell Martin, R (1, 2) OBP: 0.328, SLG: 0.444	B FF 93 C FF 94 S SL 90 B SL 88 S CH 89 2-3 ② K	B SL 88 B CH 87 C SL 90 C FF 96 F FF 96 F SL 91 X SL 88 2-2 1-2 2-H 1B			B FF 94 C FF 93 X FF 93 1-1 HR		B FF 91 D CH 84 C FF 91 X FF 92 2-1 1-H HR		B FF 96 F SL 88 C FF 96 B FF 96 B SL 84 S FF 96 3-3 ① K	5	2	3	4	0	2	0
17 Ryan Goins, L (1, 4) OBP: 0.313, SLG: 0.350	X FF 93 0-0 ③ L7		C FF 93 C FF 94 S CU 85 0-3 ② K		B FF 93 X FF 92 1-0 ① G4-3		B FF 93 X SL 84 1-0 ① G4-3		X FF 96 0-0 11 G6-4-3 1B	5	0	1	0	0	1	2
11 Kevin Pillar, R (1, 8) OBP: 0.297, SLG: 0.372		C FF 95 B FF 96 F FF 95 X SL 91 1-2 ① G6-3	X FC 90 0-0 ③ L7		C CU 76 S FC 90 F FF 93 X CU 77 0-2 ② P4		C SL 84 B CH 84 S CH 83 B CH 84 X SL 85 2-2 ② G5-3		C FF 95 D SL 89 F SL 87 F FF 96 F SL 88 D SL 85 X SL 86 2-2 ②③ G6-4-3 1-2f	5	0	0	0	0	0	3
Inning Stats	R: 5 E: 0 K: 2 S: 20 H: 5 LOB: 0 BB: 0 P: 32	R: 0 E: 0 K: 2 S: 11 H: 0 LOB: 1 BB: 1 P: 19	R: 1 E: 0 K: 1 S: 14 H: 1 LOB: 2 BB: 2 P: 24	R: 2 E: 0 K: 0 S: 13 H: 3 LOB: 1 BB: 0 P: 17	R: 1 E: 0 K: 0 S: 8 H: 1 LOB: 0 BB: 0 P: 12	R: 0 E: 0 K: 1 S: 13 H: 1 LOB: 1 BB: 0 P: 20	R: 2 E: 0 K: 0 S: 10 H: 3 LOB: 1 BB: 0 P: 16	R: 0 E: 0 K: 2 S: 12 H: 1 LOB: 1 BB: 0 P: 18	R: 0 E: 0 K: 1 S: 9 H: 1 LOB: 0 BB: 0 P: 14	1B: 9 2B: 2 3B: 0 HR: 5 SF: 0 SAC: 0 DP: 1 HBP: 0						

	AB	42
	R	11
	H	16
	RBI	11
	BB	3
	SO	9
	LOB	16

WP: 1 PA: 45
PB: 0
SB: 1
CS: 0

PITCHER		IP	WLS	BF	H	R	ER	SO	BB	IBB	HBP	BLK	WP	HR	S	P	ERA	WHIP
40 Luis Severino, R ERA: 3.35	(1, 1)	2.1	L	16	6	6	6	4	3	0	0	0	1	2	41	71	23.14	3.857
33 Chris Martin, R ERA: 6.11	(3, 1)	1.2		8	3	2	2	1	0	0	0	0	0	1	17	21	10.80	1.800
38 Andrew Bailey, R ERA: 6.75	(5, 1)	2.0		8	2	1	1	1	0	0	0	0	0	1	21	32	4.50	1.000
45 Chasen Shreve, L ERA: 2.29	(7, 1)	0.2		5	3	2	2	0	0	0	0	0	0	1	8	14	27.00	4.500
65 Caleb Cotham, R ERA: 9.0	(7, 1)	1.1		5	1	0	0	2	0	0	0	0	0	0	14	20	0.00	0.750

PITCHER		IP	WLS	BF	H	R	ER	SO	BB	IBB	HBP	BLK	WP	HR	S	P	ERA	WHIP
57 Branden Pinder, R ERA: 2.59	(9, 1)	1.0		3	1	0	0	1	0	0	0	0	0	0	9	14	0.00	1.000

Batter	1	2	3	4	5	6	7	8	9	AB	R	H	RBI	BB	SO	LOB
22 Jacoby Ellsbury, L (1, 8) OBP: 0.328, SLG: 0.361	B FF 92 C SI 92 B KC 78 B SI 94 C SI 93 F SI 95 X FF 94 3-2 ① L7		X SI 94 0-0 2-3 1B		B SI 92 F FF 94 B SI 93 S CH 85 X CH 85 2-2 ① G1-3	X FF 89 0-0 ③ G3-1			C SI 93 B SL 78 F CH 81 B SL 77 F SL 77 F SI 94 T SI 94 2-2 ② K	5	0	1	0	0	1	0
11 Brett Gardner, L (1, 7) OBP: 0.353, SLG: 0.414	B FF 95 C SI 94 B SI 94 X FF 95 2-1 1B		B FC 91 X SI 95 1-0 ② SF9 3-H		B FF 94 B CH 84 B SI 93 B FF 93 4-0 34 FC6-5 BB		C SI 90 B CU 82 S CU 84 B FF 92 F FF 90 B CU 84 F CU 84 F FF 92 X FC 90 3-2 1B		C SI 94 B CH 83 C SL 76 S SL 77 1-3 ③ K2-3	3	0	2	1	1	1	0
13 Alex Rodriguez, R (1, 10) OBP: 0.355, SLG: 0.492	C FC 91 B FC 91 C FF 95 F FF 92 F FF 96 1 SAFE B CH 85 F SI 95 S FF 92 2-3 ② K		B SI 95 S FF 92 S KC 81 B FC 92 F FC 92 F KC 81 S FF 92 2-3 ③ K		C FC 91 S SI 95 B SI 95 B FF 92 S CH 85 2-3 ② K		S FF 91 C SI 92 B FF 93 D CU 84 S CU 85 2-3 ① K			4	0	0	0	0	4	4
34 Brian McCann, L (1, 2) OBP: 0.325, SLG: 0.472	C SI 94 C KC 80 X FF 92 0-2 ③ G4-3			C FC 90 B KC 78 B FC 88 B SI 95 F FC 91 F SI 91 F SI 96 X KC 81 3-2 ① G4-3	C CH 85 B KC 79 F CH 85 X FF 93 1-2 ③ FC6-5 1-2f		C CU 83 B FF 92 F CU 84 F FF 91 S CU 85 1-3 ② K			4	0	0	0	0	1	3
36 Carlos Beltrán, S (1, 9) OBP: 0.339, SLG: 0.476		B FF 93 B FC 90 C FF 94 F FC 92 S FC 92 2-3 ① K		B CH 85 C FC 91 T SI 95 B KC 81 F CH 86 F FC 91 X FF 96 2-2 33 F8 12 1B 18 1B 1B		B FF 92 C FF 94 B SL 88 F SL 85 F SL 88 X FF 93 2-2 ① F7	B FF 90 F FF 92 S CU 84 S CU 85 1-3 ③ K			4	1	1	0	0	2	1
12 Chase Headley, S (1, 5) OBP: 0.335, SLG: 0.389		C SI 95 F FF 92 S KC 82 0-3 ② K		C FF 92 B SI 96 X CH 86 1-1 18 1B 1-2 1B	C SL 86 B SL 87 X SL 86 1-1 E3 33 1B 18 HR			X FF 97 0-0 ① G5-3		4	1	1	0	0	1	0
33 Greg Bird, L (1, 3) OBP: 0.316, SLG: 0.448		B FF 95 F SI 95 C FC 91 F FF 96 S KC 81 1-3 ③ K		F SI 96 F FC 90 B KC 82 B KC 80 F SI 95 X FF 92 2-2 ② F8 2-3	B FF 92 C SL 85 F FF 93 B FF 92 F FF 94 B SL 86 F SL 85 F SL 86 X FF 93 3-2 18 HR 1-3 1B			C FF 97 B SL 88 B SL 88 X FF 96 2-1 ② P5		4	1	1	0	0	1	2
18 Didi Gregorius, L (1, 6) OBP: 0.318, SLG: 0.374			C SI 92 X KC 78 0-1 ① P2	X FC 91 0-0 1-2 3-H 1B	X SL 86 0-0 1-H 3-H HR			C SL 88 B SL 87 X FF 97 1-1 ③ F7		4	1	2	4	0	0	0
17 Brendan Ryan, R (1, 4) 29 Dustin Ackley, L (6, PH) 14 Stephen Drew, L (7, 4) 64 Rob Refsnyder, R (9, PH) OBP: 0.259, SLG: 0.351 OBP: 0.265, SLG: 0.363 OBP: 0.273, SLG: 0.391 OBP: 0.154, SLG: 0.385			B FC 90 X SI 94 1-0 22 1B 11 SF9 2B	F FF 92 S CH 86 F FC 92 T CH 85 0-2 ③ K	S FF 92 S FF 92 X FF 94 0-2 ② P6				C SI 90 B CH 81 C CH 81 F SI 93 B SI 93 F CH 82 X SI 93 2-2 ① G5-3	2 1 0 1	1 0 0 0	1 0 0 0	0 0 0 0	0 0 0 0	1 0 0 0	2 0 0 0
Inning Stats	R: 0 E: 0 K: 1 S: 15 H: 1 LOB: 1 BB: 0 P: 22	R: 0 E: 0 K: 3 S: 10 H: 0 LOB: 0 BB: 0 P: 13	R: 1 E: 0 K: 1 S: 10 H: 2 LOB: 1 BB: 0 P: 14	R: 1 E: 0 K: 1 S: 21 H: 3 LOB: 2 BB: 0 P: 29	R: 0 E: 0 K: 1 S: 9 H: 0 LOB: 1 BB: 1 P: 18	R: 3 E: 1 K: 0 S: 17 H: 2 LOB: 0 BB: 0 P: 23	R: 0 E: 0 K: 3 S: 16 H: 1 LOB: 1 BB: 0 P: 23	R: 0 E: 0 K: 0 S: 5 H: 0 LOB: 0 BB: 0 P: 8	R: 0 E: 0 K: 2 S: 13 H: 0 LOB: 0 BB: 0 P: 18	1B: 7 2B: 1 3B: 0 HR: 1 SF: 1 SAC: 0 DP: 0 HBP: 0						WP: 0 PB: 0 SB: 0 CS: 0 PA: 38

PITCHER		IP	WLS	BF	H	R	ER	SO	BB	IBB	HBP	BLK	WP	HR	S	P	ERA	WHIP
14 David Price, L ERA: 2.46	(1, 1)	5.0	W	22	6	2	2	7	1	0	0	0	0	0	65	96	3.60	1.400
32 LaTroy Hawkins, R ERA: 3.31	(6, 1)	0.2		5	2	3	2	0	0	0	0	0	0	1	16	22	27.00	3.000
27 Brett Cecil, L ERA: 2.91	(6, 1)	1.1		5	1	0	0	3	0	0	0	0	0	0	17	24	0.00	0.750
57 Mark Lowe, R ERA: 1.7	(8, 1)	1.0		3	0	0	0	0	0	0	0	0	0	0	5	8	0.00	0.000
62 Aaron Loup, L ERA: 4.93	(9, 1)	1.0		3	0	0	0	2	0	0	0	0	0	0	13	18	0.00	0.000

PITCHER	IP	WLS	BF	H	R	ER	SO	BB	IBB	HBP	BLK	WP	HR	S	P	ERA	WHIP

BOTTOM

Toronto Blue Jays @ New York Yankees

Yankee Stadium, Bronx, NY

Fri Sep 11 2015, 7:10 PM - 10:48 PM EDT

Att. 40,220 - Clear - 80 F

livebaseballscorecards.com

AB	36
R	5
H	9
RBI	5
BB	1
SO	12
LOB	12

Batter	1	2	3	4	5	6	7	8	9	10	11	AB	R	H	RBI	BB	SO	LOB
7 Ben Revere, L (1, 7) OBP: 0.347, SLG: 0.375	G4-3		L7		HR		G4-3			G4-3	19 BB, 20 BB, 1B	6	1	2	2	0	0	1
20 Josh Donaldson, R (1, 5) OBP: 0.372, SLG: 0.590	L9			G6-3	L5		K			K	19 BB, BB	5	0	0	1	1	2	0
19 José Bautista, R (1, 9) OBP: 0.372, SLG: 0.537	G5-3			HR	10 HR, BB			HR		K	BB	4	3	2	3	2	1	0
10 Edwin Encarnación, R (1, 10) OBP: 0.366, SLG: 0.544 45 Dalton Pompey, S (11, PR) OBP: 0.258, SLG: 0.329 13 Justin Smoak, S (11, PH) OBP: 0.299, SLG: 0.467 (11, 10)		G5-3		30 BB, 15 1B, 1B	1-H, HR			K			15 BB, 9 HBP, 55 BB, BB; G3	4 0 1	1 1 0	2 0 0	2 0 0	1 0 0	1 0 0	0 0 3
2 Troy Tulowitzki, R (1, 6) OBP: 0.337, SLG: 0.437 9 Cliff Pennington, S (3, 4) OBP: 0.293, SLG: 0.251 (11, 6)		K		L8	K			15 G6-4-3, 1B			55 BB, 15 BB, 7 1B, HBP	1 3	0 1	0 1	0 0	0 1	1 1	0 1
15 Chris Colabello, R (1, 3) OBP: 0.379, SLG: 0.530	K		30 BB, 1B	K			G6-4-3			7 1B, 55 BB, 20 BB, BB	4	1	1	0	1	2	1
30 Dioner Navarro, S (1, 2) OBP: 0.293, SLG: 0.331		G4-3		BB	17 G4-6-3, 1B				P3		20 BB, 7 1B, 19 BB, BB	4	0	1	0	1	1	3
17 Ryan Goins, L (1, 4) OBP: 0.312, SLG: 0.348 (3, 6) 55 Russell Martin, R (11, PH) OBP: 0.330, SLG: 0.444 66 Munenori Kawasaki, L (11, PR) OBP: 0.286, SLG: 0.316 (11, 4)			1B	G4-3	G4-6-3				K			4 0 0	0 0 1	1 0 0	0 1 0	0 1 0	1 0 0	4 0 0
11 Kevin Pillar, R (1, 8) OBP: 0.295, SLG: 0.369			K		L8		F9		K		K	5	0	0	0	0	3	4
Inning Stats	R: 0 E: 0 K: 0 S: 9 / H: 0 LOB: 0 BB: 0 P: 14	R: 0 E: 0 K: 2 S: 7 / H: 0 LOB: 0 BB: 0 P: 10	R: 0 E: 0 K: 1 S: 11 / H: 1 LOB: 1 BB: 0 P: 18	R: 1 E: 0 K: 0 S: 14 / H: 3 LOB: 3 BB: 1 P: 23	R: 3 E: 0 K: 1 S: 15 / H: 2 LOB: 0 BB: 1 P: 26	R: 0 E: 0 K: 1 S: 9 / H: 1 LOB: 0 BB: 0 P: 14	R: 0 E: 0 K: 1 S: 7 / H: 0 LOB: 0 BB: 0 P: 12	R: 1 E: 0 K: 1 S: 9 / H: 2 LOB: 0 BB: 0 P: 14	R: 0 E: 0 K: 2 S: 8 / H: 0 LOB: 0 BB: 0 P: 14	R: 0 E: 0 K: 2 S: 8 / H: 0 LOB: 0 BB: 0 P: 12	R: 4 E: 0 K: 2 S: 24 / H: 1 LOB: 3 BB: 5 P: 52	1B: 6 2B: 0 3B: 0 HR: 4	SF: 0 SAC: 0 DP: 2 HBP: 1	WP: 0 PB: 0 SB: 0 CS: 0	PA: 49			

PITCHER		IP	WLS	BF	H	R	ER	SO	BB	IBB	HBP	BLK	WP	HR	S	P	ERA	WHIP
35 Michael Pineda, R ERA: 4.25	(1, 1)	5.1		24	6	4	4	5	2	0	0	0	0	3	60	98	6.75	1.500
41 Justin Wilson, L ERA: 3.12	(6, 1)	1.1		4	1	0	0	0	0	0	0	0	0	0	9	13	0.00	0.750
68 Dellin Betances, R ERA: 1.48	(7, 1)	1.1		5	2	1	1	2	0	0	0	0	0	1	12	20	6.75	1.500
48 Andrew Miller, L ERA: 1.87	(9, 1)	2.0		6	0	0	0	4	0	0	0	0	0	0	16	26	0.00	0.000
55 Bryan Mitchell, R ERA: 5.47	(11, 1)	0.1	L	4	0	3	3	1	2	0	1	0	0	0	12	22	81.00	6.000

PITCHER		IP	WLS	BF	H	R	ER	SO	BB	IBB	HBP	BLK	WP	HR	S	P	ERA	WHIP
45 Chasen Shreve, L ERA: 2.44	(11, 1)	0.1		5	1	1	1	1	3	0	0	0	0	0	2	10	27.00	12.000
74 Nick Goody, R ERA: 2.45	(11, 1)	0.1		1	0	0	0	0	0	0	0	0	0	0	2	4	0.00	0.000

TOP

Toronto Blue Jays @ New York Yankees

Yankee Stadium, Bronx, NY

Sat Sep 12 2015, 1:10 PM - 5:41 PM EDT

Cloudy - 77 F

livebaseballscorecards.com

AB	41
R	9
H	10
RBI	9
BB	7
SO	13
LOB	17

Batter	1	2	3	4	5	6	7	8	9	10	11	AB	R	H	RBI	BB	SO	LOB
22 Jacoby Ellsbury, L (1, 8) OBP: 0.325, SLG: 0.357	F FF 88 B CU 75 F FC 87 F FF 90 F FF 90 X CU 78 1-2 G3		B CH 76 F FF 88 X CH 78 1-1 G3-1		F FF 89 B FF 89 1 SAFE B CH 78 T CH 78 B FF 90 X FF 90 3-2 P6			B SI 97 B SI 96 C SI 96 B SI 96 F SI 97 B SI 97 4-2 34 WP 11 BB 34 1B BB	B FF 98 C FF 94 X FF 97 1-1 G6-3		C FC 91 B FF 97 X FC 91 1-1 G4-3	5	1	0	0	1	0	3
11 Brett Gardner, L (1, 7) OBP: 0.355, SLG: 0.421	C FF 88 X FC 89 0-1 HR		B FF 89 C CH 78 F CH 79 X FF 90 1-2 1B		B FF 90 C CH 78 X CH 79 1-1 G4-6-3 1-2f			C SI 96 B SI 95 B SI 95 F SI 95 B SI 97 B SI 95 4-2 34 1B 1-2 BB		B SI 91 C SI 91 X SI 92 1-1 G6-3		4	1	2	1	1	0	1
36 Carlos Beltrán, S (1, 9) OBP: 0.338, SLG: 0.473	C FF 90 C CH 78 B CH 78 B FC 89 B FF 90 X CH 80 3-2 L8		X CH 78 0-0 L3			B CU 74 T FF 88 C FF 89 B CU 78 F FC 90 B FF 90 F FF 91 F CH 78 3-2 F CH 78 X FF 91 1B		X FF 91 0-0 F6		C SI 92 F CH 81 S SI 94 0-3 K		5	0	1	0	0	1	3
34 Brian McCann, L (1, 2) OBP: 0.328, SLG: 0.474 70 Rico Noel, R (10, PR) 66 John Ryan Murphy, R (11, 2) OBP: 0.326, SLG: 0.427	B FF 90 C CH 78 B CH 78 X FF 90 2-1 F7			B CH 78 F FF 89 X CH 78 2-1 13 HR 1B		B FF 95 B SL 88 S SL 89 X FF 96 2-1 F7		B CU 85 B FF 90 F SI 93 B CU 84 C CU 84 X FF 94 3-2 13 BB 1-3 2-H 1B		B SL 76 C SI 93 X SI 93 1-1 29 S 1B		5 0 0	1 0 0	3 0 0	1 0 0	0 0 0	0 0 0	1 0 0
13 Alex Rodriguez, R (1, 10) OBP: 0.356, SLG: 0.498 63 José Pirela, R (8, PR) OBP: 0.247, SLG: 0.314 (9, 10) 29 Dustin Ackley, L (10, PH) OBP: 0.264, SLG: 0.361 (11, 10)		B FC 87 X CH 78 1-0 F8		B FF 88 X FF 88 1-0 1-H HR		C SL 88 B FF 96 F FF 97 B FF 96 F SL 90 S SL 87 2-3 K		B FF 96 B SI 95 B FF 97 T FF 97 B FF 98 4-1 1-2 BB		C SI 95 1 SAFE 1 SAFE B SI 96 B SI 97 1 SAFE S SI 96 B SI 97 F SL 91 3-2 F SI 88 F SL 90 F FF 96 X SI 97 1-2 G6-3		3 0 1	1 0 0	1 0 0	2 0 0	1 0 0	1 0 0	1 0 1
12 Chase Headley, S (1, 5) OBP: 0.335, SLG: 0.395	B CH 77 C FF 88 B FF 89 B FF 88 F FF 90 F CH 78 X FF 90 3-2 HR		C FF 88 F FF 90 B FF 90 B CU 78 S CH 78 2-3 K			B SL 87 X FF 96 1-0 F7		B FF 97 X FF 96 1-0 P4			C SI 96 F CH 87 F SL 89 X SI 96 0-2 33 2B 1B	5	1	2	1	0	1	4
33 Greg Bird, L (1, 3) OBP: 0.311, SLG: 0.446	S FF 89 B FF 89 C FF 89 B FF 90 F FF 90 S CH 79 2-3 K			X CH 79 0-0 F8			C SI 97 B SI 98 X SI 97 1-1 G6-3	C FF 97 X FF 97 0-1 G4-3			F SI 96 B SI 97 B CH 88 X SI 96 2-1 1-3 2B	5	0	1	0	0	1	3
18 Didi Gregorius, L (1, 6) OBP: 0.315, SLG: 0.370	B FF 90 X CH 80 1-0 P6			C CH 80 X FF 89 0-1 F9			B SI 98 B SI 98 F SI 97 F SI 97 B SI 97 X SI 98 3-2 G4-3		B CH 84 B FF 96 S FF 94 X FF 97 2-2 G3		B FF 95 B FC 89 X FC 91 2-0 G5-3	5	0	0	0	0	0	2
14 Stephen Drew, L (1, 4) OBP: 0.272, SLG: 0.387			B FF 88 C CH 76 X CH 76 1-1 G3-1		C CH 78 B CH 77 F FF 89 F FF 89 B CH 76 B FF 90 B CH 79 4-2 11 G4-6-3 BB		B SI 97 B FF 97 B SI 98 C SI 97 X SI 97 3-1 G4-3		S CH 84 B CH 85 X FF 95 1-1 G4-3		B FC 89 C FC 91 S FC 90 C FC 90 1-3 K	4	0	0	0	1	1	2
Inning Stats	R: 1 H: 1 E: 0 LOB: 0 K: 0 BB: 0 S: 12 P: 18	R: 1 H: 1 E: 0 LOB: 0 K: 1 BB: 0 S: 10 P: 17	R: 0 H: 1 E: 0 LOB: 1 K: 0 BB: 0 S: 8 P: 11	R: 2 H: 2 E: 0 LOB: 0 K: 1 BB: 0 S: 9 P: 14	R: 0 H: 0 E: 0 LOB: 0 K: 0 BB: 1 S: 8 P: 16	R: 0 H: 1 E: 0 LOB: 1 K: 1 BB: 0 S: 15 P: 23	R: 0 H: 0 E: 0 LOB: 0 K: 0 BB: 0 S: 8 P: 15	R: 1 H: 1 E: 0 LOB: 3 K: 0 BB: 3 S: 12 P: 28	R: 0 H: 0 E: 0 LOB: 0 K: 0 BB: 0 S: 7 P: 11	R: 0 H: 1 E: 0 LOB: 2 K: 1 BB: 0 S: 14 P: 19	R: 0 H: 2 E: 0 LOB: 2 K: 1 BB: 0 S: 12 P: 18	1B: 6 2B: 1 3B: 0 HR: 3	SF: 0 SAC: 0 DP: 1 HBP: 0						

PITCHER		IP	WLS	BF	H	R	ER	SO	BB	IBB	HBP	BLK	WP	HR	S	P	ERA	WHIP
25 Marco Estrada, R ERA: 3.31	(1, 1)	5.0		21	6	4	4	2	1	0	0	0	0	3	55	87	7.20	1.400
57 Mark Lowe, R ERA: 1.66	(6, 1)	1.0		3	0	0	0	1	0	0	0	0	0	0	7	12	0.00	0.000
41 Aaron Sanchez, R ERA: 3.05	(7, 1)	1.0		5	0	1	1	0	2	0	0	0	0	0	12	27	9.00	2.000
27 Brett Cecil, L ERA: 2.89	(8, 1)	0.1	B	2	1	0	0	0	0	0	0	0	1	0	4	7	0.00	3.000
54 Roberto Osuna, R ERA: 2.02	(8, 1)	1.2		6	0	0	0	0	1	0	0	0	0	0	11	20	0.00	0.600

PITCHER		IP	WLS	BF	H	R	ER	SO	BB	IBB	HBP	BLK	WP	HR	S	P	ERA	WHIP
62 Aaron Loup, L ERA: 4.85	(10, 1)	0.2		3	1	0	0	1	0	0	0	0	0	0	7	9	0.00	1.500
31 Liam Hendriks, R ERA: 2.62	(10, 1)	0.1	W	3	2	0	0	0	0	0	0	0	0	0	13	18	0.00	6.000
52 Ryan Tepera, R ERA: 2.93	(11, 1)	1.0	S	3	0	0	0	1	0	0	0	0	0	0	6	10	0.00	0.000

Toronto Blue Jays @ New York Yankees

Yankee Stadium, Bronx, NY

Sat Sep 12 2015, 1:10 PM - 5:41 PM EDT

Cloudy - 77 F

BOTTOM

livebaseballscorecards.com

AB	42
R	5
H	10
RBI	5
BB	4
SO	5
LOB	21

WP: 1 PA: 46
PB: 0
SB: 1
CS: 0

Batter	1	2	3	4	5	6	7	8	9	AB	R	H	RBI	BB	SO	LOB
7 Ben Revere, L (1, 7) OBP: 0.350, SLG: 0.379	C FF 94 B FF 95 X SI 94 1-1 L9 ①	B SI 94 B SI 93 X FF 93 2-0 19 WP, 19 S, 19 2B, 1B	C FF 94 B FF 95 X CH 89 1-1 20 WP, 1B			B SL 81 C SL 80 X SI 88 1-1 1B	B SL 84 X SL 83 1-0 20 1B, 19 1B, 1B 1-3 2-H 3-H		C SI 95 C SL 81 B SI 95 B SL 81 X SI 94 2-2 L7 ③	6	2	4	2	0	0	0
20 Josh Donaldson, R (1, 5) OBP: 0.374, SLG: 0.590	B SI 94 X SI 93 1-0 10 FC5-4, 19 S, 1B	1 SAFE B SI 93 S SI 94 X FF 93 1-1 F7 ②	C CU 82 B FF 93 F CU 81 1 SAFE B CH 90 F CH 90 B FF 94 B FF 94 4-2 1-2 BB			X SL 82 0-0 P3 ①	B FF 95 S SL 88 S FF 96 X FF 97 1-2 19 1B, 1B 1-3 3-H			4	0	2	1	1	0	2
19 José Bautista, R (1, 9) OBP: 0.374, SLG: 0.538 11 Kevin Pillar, R (9, 8) OBP: 0.295, SLG: 0.369	B CU 80 C CU 80 B SI 95 B FF 96 F SI 94 F FF 97 B CU 82 4-2 10 FC5-4 1-2 BB	B CU 80 C SI 94 B SI 94 D CU 80 S FF 94 X SI 95 3-2 13 HBP, 55 2B, 2B 1-H	B CU 81 F FF 94 B CH 88 X FF 94 2-1 F9 ③			F SL 84 1 SAFE S CH 78 S SI 90 0-3 K ②	B SL 84 C SL 87 S SL 86 X SL 86 1-2 1-3 3-H 1B			4 0	1 0	2 0	2 0	1 0	1 0	3 0
10 Edwin Encarnación, R (1, 10) OBP: 0.365, SLG: 0.541 15 Chris Colabello, R (7, PH) OBP: 0.378, SLG: 0.529 (7, 10)	B SI 95 S SI 96 X FF 95 1-1 FC5-4 ② 1-2f 2-3	H CU 80 1-0 13 HBP, 55 2B, HBP		C SI 88 C SL 84 F SI 90 X CH 80 0-2 P6 ①		1 SAFE B SL 83 D CH 78 1 SAFE C SI 89 S SL 84 1 SAFE F CH 80 F SI 90 2-3 K ③	S FF 95 T FF 96 S FF 97 0-3 K ③			3 1	1 0	0 0	0 0	0 0	1 1	3 2
13 Justin Smoak, S (1, 3) OBP: 0.301, SLG: 0.464	C CU 81 B FF 96 S SI 96 X SI 96 1-2 L7 ③	F SI 94 B FF 94 F CH 88 H CU 81 2-2 55 2B, 1-2 2-3 HBP		C CU 75 X CH 78 0-1 G4-3 ②			C CU 73 B SI 89 X CH 78 1-1 9 BB, 3 1B, 7 1B, 1B	B SL 83 F FF 95 C SL 86 B SL 87 F FF 95 B FF 94 X FF 96 3-2 G4-3 ①		4	1	1	0	0	0	2
55 Russell Martin, R (1, 2) OBP: 0.328, SLG: 0.444	F FF 82 B CU 80 S CU 81 B CU 82 F SI 93 C FF 96 2-3 K ① X SI 94 0-0 1-3 2-H 3-H 2B			C SL 82 B SI 89 X CH 81 1-1 G1-3 ③			B SL 83 C CH 78 S SL 84 1 SAFE D SL 84 X CH 79 2-2 F9 ① D SL 82 B SI 87 X SL 83 2-0 9 BB, 7 1B, 1B 1-2	B FF 96 F FF 95 C SL 87 S SL 85 1-3 K ② B SL 82 B SL 82 F FF 94 F FF 94 C FF 96 2-3 K ③		5	0	1	2	0	2	1
3 Ezequiel Carrera, L (1, 8) OBP: 0.324, SLG: 0.375 (9, 9)	X SI 94 1-1 17 1B, 2B B CU 82 C CH 87 B CH 86 F FF 93 X CH 86 2-2 G3 ③				C SL 82 X SL 82 0-1 G6-3 ①					5	2	2	0	0	1	2
17 Ryan Goins, L (1, 6) OBP: 0.311, SLG: 0.346	F CU 82 C CH 88 B FF 96 F CU 82 D CU 83 F SI 96 X FF 98 2-2 9 WP, 9 PB, 9 HR, 2-H 1B	C FF 94 X CH 86 0-1 G6-3 ①			F SL 82 S SL 82 X SI 90 0-2 G6-3 ②		C SI 88 S SL 84 C SI 90 0-3 K ② B SI 94 F SI 92 B SL 80 C SI 94 X SL 80 2-2 G4-3 ①			5	1	1	1	0	1	2
9 Cliff Pennington, S (1, 4) OBP: 0.296, SLG: 0.269	C SI 93 F CH 88 F FF 94 B CU 81 F CU 81 F SI 94 B CU 83 X FF 96 2-2 1-H HR	C CU 82 B CU 82 B FF 94 X CH 87 2-1 G3 ②			C SL 83 B SI 89 F CH 80 B SL 84 B SI 90 X CH 77 3-2 L5 ③		B SL 85 D CH 78 C SI 90 D SL 84 C SI 88 B SI 90 4-2 7 1B, 20 1B, 1-2 2-3 BB		B SI 94 F SI 94 B SI 95 X SI 93 2-1 G5-3 ②	4	2	1	2	1	0	0
Inning Stats	R: 0 H: 1 E: 0 LOB: 2 K: 0 BB: 1 S: 11 P: 19	R: 6 H: 6 E: 0 LOB: 2 K: 1 BB: 0 S: 29 P: 46	R: 0 H: 1 E: 0 LOB: 2 K: 0 BB: 1 S: 11 P: 20	R: 0 H: 0 E: 0 LOB: 0 K: 0 BB: 0 S: 8 P: 9	R: 0 H: 0 E: 0 LOB: 0 K: 0 BB: 0 S: 8 P: 11	R: 0 H: 1 E: 0 LOB: 1 K: 2 BB: 0 S: 11 P: 14	R: 4 H: 5 E: 0 LOB: 2 K: 2 BB: 1 S: 21 P: 33	R: 0 H: 0 E: 0 LOB: 0 K: 2 BB: 0 S: 10 P: 16	R: 0 H: 0 E: 0 LOB: 0 K: 0 BB: 0 S: 8 P: 14	1B: 10 SF: 0 2B: 3 SAC: 0 3B: 0 DP: 0 HR: 1 HBP: 2						

PITCHER		IP	WLS	BF	H	R	ER	SO	BB	IBB	HBP	BLK	WP	HR	S	P	ERA	WHIP
47 Iván Nova, R ERA: 5.11	(1, 1)	1.2	L	15	7	6	6	1	1	0	2	0	2	1	37	60	32.40	4.800
50 Nick Rumbelow, R ERA: 2.84	(2, 1)	1.1		6	1	0	0	0	1	0	0	0	1	0	14	25	0.00	1.500
26 Chris Capuano, L ERA: 7.91	(4, 1)	3.2		16	4	4	4	3	1	0	0	0	0	0	39	56	9.82	1.364
57 Branden Pinder, R ERA: 2.45	(7, 1)	1.1		6	2	0	0	3	0	0	0	0	0	0	19	27	0.00	1.500
67 James Pazos, L ERA:	(9, 1)	1.0		3	0	0	0	0	0	0	0	0	0	0	8	14	0.00	0.000

PITCHER	IP	WLS	BF	H	R	ER	SO	BB	IBB	HBP	BLK	WP	HR	S	P	ERA	WHIP

TOP

Toronto Blue Jays @ New York Yankees

Yankee Stadium, Bronx, NY

Sat Sep 12 2015, 6:18 PM - 10:21 PM EDT

Att. 46,278 - Cloudy - 74 F

livebaseballscorecards.com

AB	41
R	10
H	14
RBI	10
BB	3
SO	7
LOB	17

WP: 3	PA: 46		
PB: 1			
SB: 2			
CS: 0			

Batter	1	2	3	4	5	6	7	8	9	AB	R	H	RBI	BB	SO	LOB
22 Jacoby Ellsbury, L (1, 8) OBP: 0.321, SLG: 0.352	C FF 94 F ST 85 B SI 93 B ST 83 F FF 95 X CH 88 2-2 ① G4-3		B SI 92 X CH 87 1-0 ① L8		B FC 91 B SI 92 X SI 93 2-0 ② G3-1 1-2 2-3	C SI 92 B SL 76 X SI 92 1-1 ③ L7		C SI 86 B SL 81 F SI 89 X CU 71 1-2 ② F7		5	0	0	0	0	0	7
11 Brett Gardner, L (1, 7) OBP: 0.356, SLG: 0.433	C SI 94 B SI 89 S FC 92 X ST 85 1-2 ② L7		C FF 94 C ST 85 F SI 93 X ST 85 0-2 ② G3 1-2		B FC 90 B SI 92 X SI 91 2-0 2-H 3-H HR		X SI 88 0-0 ① F7	C SI 88 F SL 79 F CU 89 B SI 89 F SL 80 B SI 89 B CH 81 X SI 84 3-2 1-H 2-H HR		5	2	2	6	0	0	1
36 Carlos Beltrán, S (1, 9) OBP: 0.339, SLG: 0.472	C SI 93 B FC 91 X ST 84 1-1 ③ G3-1		B FC 92 F FC 91 B ST 84 D SI 93 X SI 93 3-1 ③ G3 2-3		B ST 83 C SI 91 S FC 89 B ST 83 X SV 87 2-2 1B		C SI 89 B CU 70 S SI 88 F CU 71 X CH 79 1-2 ② G3	C FF 94 F FF 94 X CH 87 0-2 34 PB 1B		5	0	2	0	0	0	1
34 Brian McCann, L (1, 10) OBP: 0.328, SLG: 0.472		B SI 93 H FC 90 2-0 29 BB HBP		F SI 92 B FC 91 X ST 83 1-1 ① G5-3	C FC 91 C ST 84 X SI 92 0-2 ③ P5		B SI 86 C SI 84 F SL 79 B CU 71 B CU 71 X SI 88 3-2 12 1B 1B	C FF 94 B FF 94 F FF 94 B FF 94 F FF 95 S FF 94 3-3 ③ K 1-2		4	0	1	0	0	1	2
12 Chase Headley, S (1, 5) OBP: 0.334, SLG: 0.393		C SI 92 F CH 88 C FF 93 0-3 ① K		F FF 92 C FC 90 X ST 82 0-2 ② G6-3		C FF 96 B FC 93 F FF 97 B FF 96 S SL 88 2-3 ① K	B SI 84 F CH 79 B CU 70 C SI 85 X SI 87 2-2 1-2 1B		B FF 95 B SL 87 C FF 97 F SL 88 C FF 96 2-3 ① K	5	0	1	0	0	3	1
29 Dustin Ackley, L (1, 3) OBP: 0.267, SLG: 0.359		B SI 93 B SI 93 B SI 93 B SI 92 4-0 1-2 BB		B FF 92 X SI 91 1-0 ③ G4-3		C FF 97 B FC 93 B FF 97 S FF 94 B FC 90 X FF 97 3-2 66 1B 18 2B 1B	C SI 85 C CU 70 C SL 79 0-3 ③ K		B FF 97 F FF 97 C SL 88 B SL 88 X SL 87 2-2 ② P5	4	1	1	0	1	1	2
66 John Ryan Murphy, R (1, 2) OBP: 0.329, SLG: 0.426		C FF 94 S ST 86 C ST 84 0-3 ② K			X SI 92 0-0 18 FC6-4 1B	C FF 95 X FF 97 0-1 18 2B 1-3 1B		F SI 83 X CH 79 0-1 ① G2-3	X FF 97 0-0 ③ G4-3	5	0	2	0	0	1	2
18 Didi Gregorius, L (1, 6) OBP: 0.317, SLG: 0.373		X SI 92 0-0 ③ G1-3			C SI 92 C FC 90 D ST 84 B ST 82 X FF 93 2-2 ① FC6-4 22 G3-1 17 1B 11 HR 1-2f	B SI 90 S SI 90 B SI 92 F SI 91 F SL 76 X SL 76 2-2 1-3 3-H 2B		C SI 86 B SL 82 S SI 89 B CU 71 F SI 90 F CU 71 B SL 82 F SI 86 X SI 89 3-2 14 1B 11 HR 1B		4	2	2	1	0	0	3
17 Brendan Ryan, R (1, 4) OBP: 0.277, SLG: 0.359 24 Chris Young, R (6, PH) OBP: 0.313, SLG: 0.456 14 Stephen Drew, L (7, 4) OBP: 0.274, SLG: 0.388			B FF 91 C SI 90 S SV 86 B ST 83 B SV 86 F SI 92 B SI 92 4-2 36 BLK 11 G3 BB		B SI 93 C SI 92 S SI 91 B SV 87 F SI 92 X SI 92 2-2 22 G3-1 11 HR 1B 1-2	B CH 80 S CH 80 B SI 91 F SI 92 X CH 81 2-2 ② P5		B SL 81 C SI 84 B CU 72 F SI 84 B CU 70 F SI 86 X SI 89 3-2 11 HR 1B 1-2		1 1 1	1 0 1	1 0 1	0 0 0	1 0 0	0 0 0	0 2 0
Inning Stats	R: 0 E: 0 K: 0 S: 9 H: 0 LOB: 0 BB: 0 P: 13	R: 0 E: 0 K: 2 S: 7 H: 0 LOB: 2 BB: 1 P: 13	R: 0 E: 0 K: 0 S: 10 H: 0 LOB: 1 BB: 1 P: 18	R: 0 E: 0 K: 0 S: 6 H: 0 LOB: 0 BB: 0 P: 8	R: 3 E: 0 K: 0 S: 16 H: 4 LOB: 1 BB: 0 P: 26	R: 1 E: 0 K: 1 S: 17 H: 3 LOB: 2 BB: 0 P: 27	R: 0 E: 0 K: 1 S: 14 H: 2 LOB: 2 BB: 0 P: 20	R: 3 E: 0 K: 1 S: 27 H: 4 LOB: 1 BB: 0 P: 40	R: 0 E: 0 K: 1 S: 7 H: 0 LOB: 0 BB: 0 P: 11	1B: 10 2B: 1 3B: 0 HR: 2 SF: 0 SAC: 0 DP: 0 HBP: 1						WP: 0 PB: 1 SB: 0 CS: 0 PA: 43

PITCHER		IP	WLS	BF	H	R	ER	SO	BB	IBB	HBP	BLK	WP	HR	S	P	ERA	WHIP
6 Marcus Stroman, R ERA: 5.4	(1, 1)	5.0	W	22	4	3	3	2	2	0	1	1	0	1	48	78	5.40	1.200
47 Bo Schultz, R ERA: 3.46	(6, 1)	0.1	H	3	2	1	1	1	0	0	0	0	0	0	8	13	27.00	6.000
62 Aaron Loup, L ERA: 4.76	(6, 1)	0.2	H	3	1	0	0	0	0	0	0	0	0	0	9	14	0.00	1.500
35 Jeff Francis, L ERA: 6.87	(7, 1)	1.2		10	5	3	3	1	0	0	0	0	0	1	34	50	16.20	3.000
50 Steve Delabar, R ERA: 4.55	(8, 1)	0.1	H	2	1	0	0	1	0	0	0	0	0	0	7	10	0.00	3.000

PITCHER		IP	WLS	BF	H	R	ER	SO	BB	IBB	HBP	BLK	WP	HR	S	P	ERA	WHIP
57 Mark Lowe, R ERA: 1.63	(9, 1)	1.0	S	3	0	0	0	1	0	0	0	0	0	0	7	11	0.00	0.000

BOTTOM

Toronto Blue Jays @ New York Yankees

Yankee Stadium, Bronx, NY

Sat Sep 12 2015, 6:18 PM - 10:21 PM EDT

Att. 46,278 - Cloudy - 74 F

livebaseballscorecards.com

AB	40
R	7
H	13
RBI	7
BB	2
SO	6
LOB	21

Batter	1	2	3	4	5	6	7	8	9	AB	R	H	RBI	BB	SO	LOB
7 Ben Revere, L (1, 7) OBP: 0.349, SLG: 0.377 23 Matt Hague, R (9, PH) OBP: 0.333, SLG: 0.333	C FF 92 F FC 89 X FS 86 0-2 ① G4-3		D FS 86 B SL 84 F SI 92 X SI 92 2-1 ② L8			C FF 93 S CU 79 B SI 93 F SL 87 X SL 80 1-2 ② G3			B SI 93 B SI 93 C SI 94 X SI 94 2-1 ① L7	3 1	0 0	0 0	0 0	0 0	0 0	1 0
20 Josh Donaldson, R (1, 5) OBP: 0.371, SLG: 0.586	X FC 89 0-0 ② F9		S FS 86 F FS 87 B FS 88 S FS 87 1-3 ③ K			B SI 91 C FS 86 B FS 89 B FF 92 C FS 89 X FC 88 3-2 ③ G5-3			B FF 92 B SL 88 X FF 92 2-0 ② G5-3	4	0	0	0	0	1	1
19 José Bautista, R (1, 9) OBP: 0.373, SLG: 0.538	B FS 86 C FS 88 S FS 88 X FS 86 1-2 2B			B FF 91 S FS 85 X SI 90 1-1 ① G6-3			C FS 88 B FS 88 F FS 88 F FS 88 F FS 88 S SL 81 1-3 ① K		B SL 89 X FF 92 1-0 ③ G5-3	4	0	1	0	0	1	0
15 Chris Colabello, R (1, 10) OBP: 0.377, SLG: 0.530	S SL 85 C SI 92 B FS 88 S SL 86 1-3 ③ K			B SL 85 B CU 76 F FS 89 C FC 86 F FF 93 B FC 87 F FS 89 C FC 86 3-3 ② K			C CU 79 S FS 89 B FS 88 B SL 80 F FS 90 X FS 86 2-2 2B			3	0	1	0	0	2	1
13 Justin Smoak, S (1, 3) OBP: 0.298, SLG: 0.458		L CU 75 T FS 89 X SI 89 0-2 ① G4-3		B CU 78 C SL 84 F FS 88 S SL 86 1-3 ③ K			F FS 88 D FS 88 S SL 84 X FS 88 1-2 ② L7			3	0	0	0	0	1	1
11 Kevin Pillar, R (1, 8)		C FF 92 B FF 92 C FS 88 X FF 93 1-2 17 K 2B			B FF 92 B FC 89 C FS 85 B SL 84 C FS 86 X SL 86 3-2 ① G6-3		B FS 86 C FS 87 X FC 87 1-1 ③ F9			3	0	1	0	0	0	1
17 Ryan Goins, L (1, 6) OBP: 0.308, SLG: 0.343		B FS 84 F FS 88 F FS 88 2 SAFE S FF 95 1-3 ②③ K 2-3			B SL 86 C SI 92 C FS 88 F FS 89 F FS 87 B SI 90 B FF 95 F FC 87 C FS 88 3-3 ② K			F FF 96 F FF 96 S SV 87 0-3 ① K2-3		3	0	0	0	0	3	1
9 Cliff Pennington, S (1, 4) OBP: 0.291, SLG: 0.264			C FF 91 C CU 76 F FS 88 B FS 89 B SI 90 F FF 93 B SL 86 F FF 93 X FS 89 3-2 ① G3-1		B CU 78 X FS 88 1-0 ③ G4-3			T FF 97 S KC 85 B SV 87 B SV 88 T FF 98 2-2 ② K		3	0	0	0	0	1	0
22 Josh Thole, L (1, 2) OBP: 0.273, SLG: 0.268			C SL 84 F FC 90 X FS 89 0-2 1B			C SI 92 B FC 89 X FC 90 1-1 ① F9		C FF 96 F FF 98 S SV 87 0-3 ③ K2-3		3	0	1	0	0	1	0
Inning Stats	R: 0 E: 0 K: 1 S: 10 H: 1 LOB: 1 BB: 0 P: 12	R: 0 E: 0 K: 1 S: 9 H: 1 LOB: 0 BB: 0 P: 11	R: 0 E: 0 K: 1 S: 14 H: 1 LOB: 1 BB: 0 P: 20	R: 0 E: 0 K: 2 S: 10 H: 0 LOB: 0 BB: 0 P: 15	R: 0 E: 0 K: 1 S: 10 H: 0 LOB: 0 BB: 0 P: 17	R: 0 E: 0 K: 0 S: 9 H: 0 LOB: 0 BB: 0 P: 14	R: 0 E: 0 K: 1 S: 14 H: 1 LOB: 1 BB: 0 P: 19	R: 0 E: 0 K: 3 S: 9 H: 0 LOB: 0 BB: 0 P: 11	R: 0 E: 0 K: 0 S: 4 H: 0 LOB: 0 BB: 0 P: 9	1B: 1 2B: 3 3B: 0 HR: 0	SF: 0 SAC: 0 DP: 0 HBP: 0					

TOP

Toronto Blue Jays @ New York Yankees

Yankee Stadium, Bronx, NY

Sun Sep 13 2015, 1:12 PM - 3:51 PM EDT

Att. 39,127 - Partly Cloudy - 77 F

livebaseballscorecards.com

AB	30
R	0
H	4
RBI	0
BB	0
SO	10
LOB	6

PITCHER		IP	WLS	BF	H	R	ER	SO	BB	IBB	HBP	BLK	WP	HR	S	P	ERA	WHIP
19 Masahiro Tanaka, R ERA: 3.4	(1, 1)	7.0	W	24	4	0	0	7	0	0	0	0	0	0	76	108	0.00	0.571
68 Dellin Betances, R ERA: 1.46	(8, 1)	1.0		3	0	0	0	3	0	0	0	0	0	0	9	11	0.00	0.000
67 James Pazos, L ERA:	(9, 1)	0.1		1	0	0	0	0	0	0	0	0	0	0	2	4	0.00	0.000
65 Caleb Cotham, R ERA: 7.94	(9, 1)	0.2		2	0	0	0	0	0	0	0	0	0	0	2	5	0.00	0.000

PITCHER	IP	WLS	BF	H	R	ER	SO	BB	IBB	HBP	BLK	WP	HR	S	P	ERA	WHIP

Batter	1	2	3	4	5	6	7	8	9	AB	R	H	RBI	BB	SO	LOB
22 Jacoby Ellsbury, L (1, 8) OBP: 0.318, SLG: 0.348	X KN 73 0-0 ① F7		C FF 83 B KN 78 C KN 76 F KN 80 X KN 79 1-2 ① G6-3		B KN 73 F KN 76 F KN 79 B KN 79 S KN 79 2-3 ② K		F FF 81 B KN 79 B KN 81 F KN 81 B KN 80 X FF 81 3-2 ③ P5			4	0	0	0	0	1	2
11 Brett Gardner, L (1, 7) OBP: 0.353, SLG: 0.429	B FF 81 C KN 73 B KN 78 F KN 75 X KN 79 2-2 ② P4		F KN 77 S KN 80 X FF 80 0-2 ② G3-1		F KN 78 F FF 80 X FF 81 0-2 ③ G3			X KN 77 0-0 ① G3		4	0	0	0	0	0	0
36 Carlos Beltrán, S (1, 9) OBP: 0.338, SLG: 0.469 70 Rico Noel, R (8, PR) 24 Chris Young, R (9, 9) OBP: 0.313, SLG: 0.456	C KN 78 X KN 68 0-1 ③ L8		C KN 79 C KN 80 F FF 80 F KN 81 F KN 80 F KN 76 X FF 81 0-2 ③ G4-3			B KN 78 F KN 78 X KN 80 1-1 ① F8		B KN 78 C KN 78 B KN 80 X FF 84 2-1 13 2B 1B		4 0 0	0 1 0	1 0 0	0 0 0	0 0 0	0 0 0	0 0 0
34 Brian McCann, L (1, 2) OBP: 0.328, SLG: 0.468		C KN 76 B KN 79 C KN 78 F KN 78 B KN 79 B KN 79 B KN 77 4-2 12 BB 13 1B 29 SF8 BB	C KN 76 C KN 80 F KN 78 T KN 80 0-2 ① K		L KN 79 F KN 79 X KN 80 0-2 ② P3		1 SAFE 1 SAFE X KN 79 0-0 ② F8		3	1	0	0	1	1	1
13 Alex Rodriguez, R (1, 10) OBP: 0.358, SLG: 0.500 63 José Pirela, R (8, PR) OBP: 0.247, SLG: 0.314 (9, 10)		B KN 76 B KN 76 D KN 74 C FF 82 X FF 83 3-1 29 SF8 12 BB 18 SF8 1-2 1B	F KN 80 X KN 81 0-1 ② G6-3		B KN 80 F FF 84 B FF 81 X KN 81 2-1 ③ F9		1 SAFE X KN 79 0-0 1-H 2B		4 0	1 0	2 0	1 0	0 0	0 0	0 0
12 Chase Headley, S (1, 5) OBP: 0.335, SLG: 0.393		C KN 78 B KN 80 B KN 78 D KN 75 B KN 74 4-1 18 SF8 1-2 2-3 BB	B KN 75 C FF 83 B KN 80 F KN 77 B KN 79 F KN 78 F KN 78 X KN 79 3-2 29 HR 1B			B KN 76 X FF 83 1-0 ① G4-3	B FF 95 S FC 91 F FC 90 B CH 86 B FC 90 S FC 91 3-3 ③ K		3	1	1	0	1	1	2
29 Dustin Ackley, L (1, 3) OBP: 0.273, SLG: 0.380		C KN 79 X KN 80 0-1 ① SF8 2-3 3-H	B KN 78 C KN 79 X KN 80 1-1 1-H HR			B FF 84 C FF 83 F KN 80 B KN 76 X KN 79 2-2 18 2B 1B			2	1	2	3	0	0	0
18 Didi Gregorius, L (1, 6) OBP: 0.317, SLG: 0.376		X KN 79 0-0 ② SF8 1-2 3-H	S KN 79 F KN 79 X KN 80 0-2 ③ G3			S KN 78 X FF 80 0-1 1-3 2B			2	0	1	1	0	0	0
14 Stephen Drew, L (1, 4) OBP: 0.272, SLG: 0.385		C KN 79 B KN 79 B KN 79 F KN 77 X KN 80 2-2 ③ F9			B KN 76 F KN 74 X KN 80 1-1 ① P2		C KN 81 B FF 81 B KN 81 X KN 81 2-1 ② P4			3	0	0	0	0	0	3
Inning Stats	R: 0 E: 0 K: 0 S: 6 H: 0 LOB: 0 BB: 0 P: 8	R: 2 E: 0 K: 0 S: 12 H: 1 LOB: 1 BB: 2 P: 25	R: 0 E: 0 K: 0 S: 14 H: 0 LOB: 0 BB: 0 P: 15	R: 2 E: 0 K: 1 S: 16 H: 2 LOB: 0 BB: 0 P: 20	R: 0 E: 0 K: 1 S: 8 H: 0 LOB: 0 BB: 0 P: 11	R: 0 E: 0 K: 0 S: 7 H: 0 LOB: 0 BB: 0 P: 10	R: 0 E: 0 K: 0 S: 11 H: 2 LOB: 2 BB: 0 P: 19	R: 1 E: 0 K: 1 S: 8 H: 2 LOB: 2 BB: 0 P: 13		1B: 4 2B: 2 3B: 0 HR: 1 SF: 2 SAC: 0 DP: 0 HBP: 0						

PITCHER		IP	WLS	BF	H	R	ER	SO	BB	IBB	HBP	BLK	WP	HR	S	P	ERA	WHIP
43 R.A. Dickey, R ERA: 4.08	(1, 1)	7.2	L	32	7	5	5	2	2	0	0	0	0	1	79	115	5.87	1.174
52 Ryan Tepera, R ERA: 2.89	(8, 1)	0.1		1	0	0	0	1	0	0	0	0	0	0	3	6	0.00	0.000

PITCHER	IP	WLS	BF	H	R	ER	SO	BB	IBB	HBP	BLK	WP	HR	S	P	ERA	WHIP

BOTTOM

Toronto Blue Jays @ New York Yankees

Yankee Stadium, Bronx, NY

Sun Sep 13 2015, 1:12 PM - 3:51 PM EDT

Att. 39,127 - Partly Cloudy - 77 F

livebaseballscorecards.com

AB	29
R	5
H	7
RBI	5
BB	2
SO	3
LOB	8

Batter	1	2	3	4	5	6	7	8	9	AB	R	H	RBI	BB	SO	LOB
22 Jacoby Ellsbury, L (1, 8) OBP: 0.315, SLG: 0.345	B FF 90 X FF 90 1-0 G3			C CU 76 B SL 84 B FF 92 F FF 91 F CH 83 S SL 84 2-3 K		S SL 85 B FF 92 X SL 85 1-1 F7			X FF 93 0-0 G3-6 1-2f	4	0	0	0	0	1	1
11 Brett Gardner, L (1, 7) OBP: 0.354, SLG: 0.428	B FF 89 B FF 90 X FF 91 2-0 L9			C FF 91 B SL 86 X FF 91 1-1 L8			B SL 84 C SL 85 B CH 81 B FF 92 C FF 91 B FF 92 4-2 34 L9-6 13 G6-4-3 BB		B FF 92 B FF 91 B FF 90 B FF 91 4-0 13 S 13 2B BB	2	1	0	0	2	0	0
13 Alex Rodriguez, R (1, 10) OBP: 0.359, SLG: 0.501 24 Chris Young, R (9, PR) OBP: 0.313, SLG: 0.456 (9, 10)	C FF 92 B FF 92 S CH 82 F FF 94 B CH 82 B SL 86 F FF 93 S CH 83 3-3 K			F FF 93 B SI 93 B SL 85 B FF 92 B FF 93 4-1 BB			1 SAFE B FF 90 1 SAFE B FF 90 X SI 92 2-0 G6-4-3 1-2		D CH 80 C FF 92 X FF 93 1-1 71 HR 1-H 2B	3 0	0 1	1 0	1 0	1 0	1 0	1 0
34 Brian McCann, L (1, 2) OBP: 0.327, SLG: 0.465		F FF 91 C FF 91 X CH 82 0-2 G3		C FF 91 B SL 86 X CH 82 1-1 G5-3			B FF 91 X CH 80 1-0 L9-6 2-2		I IN 61 I IN 66 I IN 66 I IN 63 4-0 71 HR IBB	3	1	0	0	1	0	2
36 Carlos Beltrán, S (1, 9) OBP: 0.338, SLG: 0.468 70 Rico Noel, R (8, PR) 71 Slade Heathcott, L (8, 9) OBP: 0.389, SLG: 0.778		C CU 76 X CH 82 0-1 L3			C FF 91 F CU 79 B SL 86 X FF 92 1-2 F7			B FF 90 B FF 89 C FF 90 X FF 90 2-1 12 L9 33 S 1B	X FF 90 0-0 1-H 2-H HR	3 0 1	0 0 1	1 0 1	0 0 3	0 0 0	0 0 0	0 0 0
33 Greg Bird, L (1, 3) OBP: 0.308, SLG: 0.432		X FF 92 0-0 L4			C CU 78 B CU 78 F FF 92 F CH 83 S CH 83 1-3 K			B FF 89 F FF 90 1 SAFE B SI 90 X FF 90 2-1 P5 1-2	B SL 75 C SL 77 S SL 77 B SL 76 F SL 78 B FF 90 F SL 77 B SL 77 4-2 BB	3	0	0	0	1	1	1
12 Chase Headley, S (1, 5) OBP: 0.333, SLG: 0.390			C CU 76 F FF 91 B FF 92 B FF 91 F FF 91 B CH 82 S CH 80 3-3 K		B FF 92 F FF 92 C SL 85 B CH 83 X CH 81 2-2 G1-3			C SL 85 X FF 91 0-1 L9 2-3	C FF 89 B CH 78 X FF 89 1-1 L7	4	0	0	0	0	1	4
18 Didi Gregorius, L (1, 6) OBP: 0.315, SLG: 0.373		C FF 92 B SL 84 F SL 85 F CH 82 T FF 93 1-2 K				C SL 85 F CU 78 F CH 82 X FF 92 0-2 L8		C FF 94 B CH 87 B FF 94 S CH 86 S CH 85 2-3 K2-3		3	0	0	0	0	2	2
17 Brendan Ryan, R (1, 4) OBP: 0.271, SLG: 0.350 29 Dustin Ackley, L (9, PH) OBP: 0.276, SLG: 0.383 14 Stephen Drew, L (9, 4) OBP: 0.272, SLG: 0.385			C FF 92 S SL 85 X FF 93 0-2 F7			C SL 84 S SL 86 B CH 82 B CH 83 T SI 92 2-2 K			F FF 91 B CH 77 X FF 93 1-1 22 G3-6 1B	2 1 0	0 0 0	0 1 0	0 0 0	0 0 0	1 0 0	0 0 0
Inning Stats	R: 0 E: 0 K: 1 S: 7 H: 0 LOB: 0 BB: 0 P: 13	R: 0 E: 0 K: 0 S: 6 H: 0 LOB: 0 BB: 0 P: 6	R: 0 E: 0 K: 2 S: 11 H: 0 LOB: 0 BB: 0 P: 15	R: 0 E: 0 K: 1 S: 9 H: 0 LOB: 1 BB: 1 P: 17	R: 0 E: 0 K: 1 S: 10 H: 0 LOB: 0 BB: 0 P: 14	R: 0 E: 0 K: 1 S: 9 H: 0 LOB: 0 BB: 0 P: 12	R: 0 E: 0 K: 0 S: 4 H: 0 LOB: 0 BB: 1 P: 11	R: 0 E: 0 K: 1 S: 9 H: 1 LOB: 2 BB: 0 P: 15	R: 4 E: 0 K: 0 S: 12 H: 3 LOB: 2 BB: 3 P: 27	1B: 2 2B: 2 3B: 0 HR: 1 SF: 0 SAC: 0 DP: 2 HBP: 0						

TOP

New York Yankees @ Tampa Bay Rays

Tropicana Field, St. Petersburg, FL

Mon Sep 14 2015, 7:11 PM - 10:18 PM EDT

Att. 11,940 - Dome - 72 F

livebaseballscorecards.com

AB	29
R	4
H	4
RBI	4
BB	5
SO	7
LOB	11

PITCHER		IP	WLS	BF	H	R	ER	SO	BB	IBB	HBP	BLK	WP	HR	S	P	ERA	WHIP
30 Erasmo Ramírez, R ERA: 3.75	(1, 1)	7.2		25	1	0	0	6	2	0	0	0	0	0	62	98	0.00	0.391
37 Alex Colomé, R ERA: 3.53	(8, 1)	0.1		1	0	0	0	1	0	0	0	0	0	0	3	5	0.00	0.000
26 Brad Boxberger, R ERA: 3.81	(9, 1)	0.2	L	6	3	4	4	0	1	1	0	0	0	1	6	16	54.00	6.000
34 C.J. Riefenhauser, L ERA: 8.1	(9, 1)	0.1		2	0	0	0	0	1	0	0	0	0	0	6	11	0.00	3.000

PITCHER	IP	WLS	BF	H	R	ER	SO	BB	IBB	HBP	BLK	WP	HR	S	P	ERA	WHIP

WP: 0 PA: 34
PB: 0
SB: 2
CS: 0

BOTTOM

New York Yankees @ Tampa Bay Rays

Tropicana Field, St. Petersburg, FL

Mon Sep 14 2015, 7:11 PM - 10:18 PM EDT

Att. 11,940 - Dome - 72 F

livebaseballscorecards.com

Batter	1	2	3	4	5	6	7	8	9	AB	R	H	RBI	BB	SO	LOB
5 Brandon Guyer, R (1, 7) OBP: 0.352, SLG: 0.396	B SI 88 F SI 89 X FF 90 1-1 ① P6		B SL 78 T SI 89 B SI 90 T SI 89 F SI 90 F SI 84 B SI 85 F SI 90 F SI 91 3-2 ① X FF 91 P3			C SL 78 S CH 82 X SI 90 0-2 ① L8		F FC 92 B FC 93 F SI 94 F FF 94 F SI 95 F SI 95 X FF 95 1-2 ① F7		4	0	0	0	0	0	0
27 Mikie Mahtook, R (1, 9) OBP: 0.319, SLG: 0.492	B SI 89 C SL 78 B SL 78 S SI 89 B SI 90 S FF 91 3-3 ② K		S FF 91 S SI 84 B CH 83 S SI 90 1-3 ② K			B CH 83 B SL 79 B FF 89 C SI 90 X SI 92 3-1 E5 11 S		F SI 94 X FC 92 0-1 11 E 1B		4	1	1	0	0	2	0
3 Evan Longoria, R (1, 5) OBP: 0.332, SLG: 0.435	C SL 78 B SI 84 C SI 91 B FF 91 B SI 90 X FF 91 3-2 ③ P6		X SI 90 0-0 ③ L8			B SI 88 C SI 89 C CH 83 X SL 79 1-2 ② P4		F SI 96 1 SAFE B SI 95 F SI 96 1 SAFE F FF 95 B SI 96 S FC 92 2-3 ② K		4	0	0	0	0	1	2
11 Logan Forsythe, R (1, 4) OBP: 0.360, SLG: 0.447		B SI 89 C FF 89 B SI 89 F FF 90 S SI 90 2-3 ① K	C SL 77 B CH 83 X SI 89 1-1 ① G5-3			C SI 90 B FF 89 D SI 90 F SI 89 F SI 84 B SI 90 X SI 90 3-2 ③ G6-3 1-2	B SI 89 B SI 90 F SI 90 F SI 90 F FF 90 F CH 83 F SL 81 X SI 91 2-2 ① F8	1 SAFE B FF 94 B FC 91 X SI 95 2-0 E4 1-H 2B		4	0	1	1	0	1	1
13 Asdrúbal Cabrera, S (1, 6) OBP: 0.315, SLG: 0.421		B FF 90 B SL 77 X SI 89 2-0 20 E 20 1B 39 FC3-2 1B	X SI 90 0-0 ② G5-3					C SL 87 F SL 86 B FC 91 F CU 78 S SL 86 1-3 ③ K		4	0	1	0	0	1	1
20 Steven Souza Jr., R (1, 10) OBP: 0.304, SLG: 0.401		C SI 89 X SI 88 0-1 E4 39 FC3-2 36 BB 1-3 1B	F SI 90 B SI 84 B SI 84 F FF 91 B SI 91 F SI 91 C SL 80 3-3 ③ K				B SL 79 B CH 83 S CH 84 B SI 84 T SI 89 S SI 84 3-3 ② K		F FF 91 C SL 82 C SI 96 0-3 ① K	4	0	1	0	0	3	0
36 Richie Shaffer, R (1, 3) OBP: 0.333, SLG: 0.422		B SI 89 B SL 77 B SI 89 C SI 88 B CH 83 4-1 39 FC3-2 1-2 BB	B SL 76 B SI 89 F SI 90 F SI 90 C SL 79 2-3 ① K				B CH 83 B SL 80 S SI 84 F SL 80 B CH 83 B CH 84 4-2 39 1B BB		B FF 92 S FF 92 B FF 91 B SL 82 C FF 91 C SL 83 3-3 ② K	2	0	0	0	2	2	0
39 Kevin Kiermaier, L (1, 8) OBP: 0.302, SLG: 0.419 9 Joey Butler, R (9, PH) OBP: 0.323, SLG: 0.393		B SI 89 X CH 78 1-0 ② FC3-2 1-2 2-3 3-Hf	C FF 91 B SI 91 F FF 90 F SI 92 X SL 79 1-2 40 G4-6-3 1B				C SI 93 F FF 93 B FF 95 B SI 95 1 SAFE X SI 95 2-2 1-2 1B		C SL 83 S SL 83 B SL 83 F FF 93 S FF 96 1-3 ③ K	3 1	0 0	2 0	0 0	0 0	0 1	3 0
40 J.P. Arencibia, R (1, 2) OBP: 0.333, SLG: 0.780		S SI 90 X SI 90 0-1 ③ F7	S CH 83 X CH 82 0-1 ② ③ G4-6-3 1-2f				S SI 94 B SI 95 F SI 95 F FF 96 B FF 95 T SI 96 2-2 ③ K			3	0	0	0	0	1	6
Inning Stats	R: 0 E: 0 K: 1 S: 8 H: 0 LOB: 0 BB: 0 P: 15	R: 0 E: 1 K: 1 S: 10 H: 2 LOB: 3 BB: 1 P: 19	R: 0 E: 0 K: 1 S: 11 H: 0 LOB: 0 BB: 0 P: 15	R: 0 E: 0 K: 1 S: 7 H: 0 LOB: 0 BB: 0 P: 11	R: 0 E: 0 K: 1 S: 9 H: 1 LOB: 0 BB: 0 P: 12	R: 0 E: 1 K: 0 S: 12 H: 0 LOB: 1 BB: 0 P: 19	R: 0 E: 0 K: 2 S: 18 H: 1 LOB: 2 BB: 1 P: 31	R: 1 E: 1 K: 2 S: 17 H: 2 LOB: 1 BB: 0 P: 23	R: 0 E: 0 K: 3 S: 10 H: 0 LOB: 0 BB: 0 P: 14	1B: 5 2B: 1 3B: 0 HR: 0 SF: 0 SAC: 0 DP: 1 HBP: 0						

	AB	33
	R	1
	H	6
	RBI	1
	BB	2
	SO	12
	LOB	13

PITCHER		IP	WLS	BF	H	R	ER	SO	BB	IBB	HBP	BLK	WP	HR	S	P	ERA	WHIP
52 CC Sabathia, L ERA: 4.93	(1, 1)	6.2		25	3	0	0	6	2	0	0	0	0	0	68	111	0.00	0.750
41 Justin Wilson, L ERA: 3.23	(7, 1)	1.0		6	3	1	1	2	0	0	0	0	0	0	20	29	9.00	3.000
65 Caleb Cotham, R ERA: 7.5	(8, 1)	0.1	W	1	0	0	0	1	0	0	0	0	0	0	4	5	0.00	0.000
48 Andrew Miller, L ERA: 1.83	(9, 1)	1.0	S	3	0	0	0	3	0	0	0	0	0	0	10	14	0.00	0.000

PITCHER	IP	WLS	BF	H	R	ER	SO	BB	IBB	HBP	BLK	WP	HR	S	P	ERA	WHIP

New York Yankees @ Tampa Bay Rays

Tropicana Field, St. Petersburg, FL

Tue Sep 15 2015, 7:11 PM - 10:19 PM EDT

Att. 13,539 - Dome - 72 F

TOP

livebaseballscorecards.com

Batter	1	2	3	4	5	6	7	8	9	AB	R	H	RBI	BB	SO	LOB
22 Jacoby Ellsbury, L (1, 8) OBP: 0.312, SLG: 0.341	C FF 91 C FF 92 X FF 92 0-2 P5		B SL 83 F FF 91 C FS 86 B FF 92 B FS 88 X FF 92 3-2 G4-3		X SI 91 0-0 SH5-3 1-2 2-3		1 SAFE C FF 97 1 SAFE C FF 96 T FF 98 0-2 K		F FF 90 F FF 92 B FF 92 X FS 84 1-2 E3 1-3	4	0	0	0	0	1	2
11 Brett Gardner, L (1, 7) OBP: 0.351, SLG: 0.424	C FF 91 S FF 92 F FF 91 B FF 88 B FS 85 X FF 92 2-2 P6		X SI 92 0-0 F8		S FS 86 X FS 85 0-1 FC1-2 2-3 3-H		B FF 97 C FF 97 D FF 97 X FF 97 2-1 L8 1-2		C CU 76 C FS 83 B FF 92 X FS 83 1-2 F7	5	0	0	0	0	0	5
13 Alex Rodriguez, R (1, 10) OBP: 0.360, SLG: 0.506	B FF 92 X FF 93 1-0 HR			B FF 90 B FS 86 B FS 86 C FF 92 S FS 86 D FS 86 4-2 33 HR BB	C FS 86 F FS 85 B FF 92 C FS 86 1-3			B FF 94 F FF 95 C FC 90 B FC 82 X FC 90 2-2 L9		3	2	1	1	1	1	2
34 Brian McCann, L (1, 2) OBP: 0.326, SLG: 0.463	C FF 92 T FF 93 B FF 92 F FF 93 F FF 92 F FS 87 S FC 85 1-3 K			C SI 93 B FF 93 X FF 92 1-1 P4		X CU 70 0-0 12 WP 1B		B FF 94 C FC 90 F CH 89 X FC 84 1-2 L9		4	0	1	0	0	1	1
36 Carlos Beltrán, S (1, 9) OBP: 0.337, SLG: 0.466 70 Rico Noel, R (8, PR) (8, 9)		C FS 84 F SL 82 X FS 85 0-2 G4-3		S SI 93 B FS 87 B FF 93 T SI 92 F FF 93 S FF 92 2-3 K		B FS 85 F FS 85 B FF 91 X FF 92 2-1 P2		F FF 94 X FF 95 0-1 1B		4 0	0 0	1 0	0 0	0 0	1 0	2 0
33 Greg Bird, L (1, 3) OBP: 0.315, SLG: 0.459		C SI 91 F FF 92 B FF 92 B FF 92 B FF 92 B FS 88 4-2 BB		B SI 93 B FF 93 S FF 93 S FF 93 F FF 92 F FF 93 B FF 93 F FF 92 F FF 92 3-2 X FF 93 1-H HR		B FF 91 B SL 83 T FF 92 X FF 92 2-1 P5		1 SAFE 1 SAFE B CH 85 F FF 94 X CH 86 1-1 F7		3	1	1	2	1	0	2
12 Chase Headley, S (1, 5) OBP: 0.330, SLG: 0.387		C SI 91 B FF 91 D FS 86 F FF 93 B FF 92 F FF 92 X FF 92 3-2 L7		C SL 84 C FF 92 B FF 92 S FS 86 1-3 K		C FF 93 F FF 92 B SI 93 B FS 86 S FF 93 2-3 K 1-2			X FF 89 0-0 G4-3	4	0	0	0	0	2	2
18 Didi Gregorius, L (1, 6) OBP: 0.314, SLG: 0.371		C FF 93 B FS 86 B FF 93 F FF 92 X FF 93 2-2 L8			S FF 91 B FF 91 B FS 85 C FF 91 X SI 92 2-2 E6 22 SH5-3 14 BB 11 FC1-2		B FF 94 C FF 95 B FF 96 S FF 96 B FF 97 B FF 98 4-2 11 WP BB		C FF 90 X FS 82 0-1 F8	3	0	0	0	1	0	1
14 Stephen Drew, L (1, 4) OBP: 0.273, SLG: 0.384 24 Chris Young, R (7, PH) OBP: 0.312, SLG: 0.454 17 Brendan Ryan, R (7, 4) OBP: 0.271, SLG: 0.350 29 Dustin Ackley, L (9, PH) OBP: 0.279, SLG: 0.386			C SI 91 F FF 91 F FF 91 X FS 85 0-2 F9		B SI 91 1 SAFE B FF 91 B SI 90 C FF 91 1 SAFE B FF 92 4-1 11 FC1-2 22 SH5-3 1-2 BB		B FF 97 1 SAFE 1 SAFE C FF 95 F FF 96 B FF 97 X FF 97 2-2 L8		C FF 90 B SL 82 S FS 82 F FS 81 F SI 93 B FS 83 X FS 82 2-2 22 E 1B	1 1 0 1	0 0 0 0	0 0 0 1	0 0 0 0	1 0 0 0	0 0 0 0	0 1 0 0
Inning Stats	R: 1 H: 1 E: 0 LOB: 0 K: 1 BB: 0 S: 14 P: 18	R: 0 H: 0 E: 0 LOB: 1 K: 0 BB: 1 S: 12 P: 21	R: 0 H: 0 E: 0 LOB: 0 K: 0 BB: 0 S: 8 P: 11	R: 2 H: 1 E: 0 LOB: 0 K: 2 BB: 1 S: 18 P: 29	R: 0 H: 0 E: 1 LOB: 2 K: 1 BB: 1 S: 10 P: 17	R: 0 H: 1 E: 0 LOB: 1 K: 1 BB: 0 S: 8 P: 14	R: 0 H: 0 E: 0 LOB: 1 K: 1 BB: 1 S: 10 P: 18	R: 0 H: 1 E: 0 LOB: 1 K: 0 BB: 0 S: 10 P: 14	R: 0 H: 1 E: 1 LOB: 2 K: 0 BB: 0 S: 14 P: 18	1B: 3 2B: 0 3B: 0 HR: 2	SF: 0 SAC: 1 DP: 0 HBP: 0			WP: 2 PB: 0 SB: 0 CS: 0	PA: 38		

	AB	33
	R	3
	H	5
	RBI	3
	BB	4
	SO	6
	LOB	18

PITCHER		IP	WLS	BF	H	R	ER	SO	BB	IBB	HBP	BLK	WP	HR	S	P	ERA	WHIP
23 Jake Odorizzi, R ERA: 3.26	(1, 1)	6.0	W	25	3	3	3	5	3	0	0	0	1	2	70	110	4.50	1.000
45 Enny Romero, L ERA: 5.09	(7, 1)	1.0	H	4	0	0	0	1	1	0	0	0	1	0	10	18	0.00	1.000
37 Alex Colomé, R ERA: 3.5	(8, 1)	1.0	H	4	1	0	0	0	0	0	0	0	0	0	10	14	0.00	1.000
47 Brandon Gomes, R ERA: 3.25	(9, 1)	1.0	S	5	1	0	0	0	0	0	0	0	0	0	14	18	0.00	1.000

PITCHER		IP	WLS	BF	H	R	ER	SO	BB	IBB	HBP	BLK	WP	HR	S	P	ERA	WHIP

BOTTOM

New York Yankees @ Tampa Bay Rays

Tropicana Field, St. Petersburg, FL

Tue Sep 15 2015, 7:11 PM - 10:19 PM EDT

Att. 13,539 - Dome - 72 F

livebaseballscorecards.com

Batter	1	2	3	4	5	6	7	8	9	AB	R	H	RBI	BB	SO	LOB
28 John Jaso, L (1, 10) OBP: 0.379, SLG: 0.439	C FF 93 B SL 87 C FF 93 B SL 89 X SL 86 2-2 24 1B 1B	S CH 86 D FF 93 B CH 84 B CU 80 F SI 93 T FF 94 3-2 ③ K			B SI 93 X SI 92 1-0 1-3 1B		T CH 83 S CH 84 F CH 84 S CH 83 0-3 ① K	B FF 96 F FF 95 D CU 83 C CU 81 B FF 96 B FF 96 4-2 1-2 BB		4	0	2	0	1	2	1
24 Grady Sizemore, L (1, 7) OBP: 0.286, SLG: 0.356 20 Steven Souza Jr., R (5, PH) OBP: 0.304, SLG: 0.398 (6, 9)	B FF 93 X SI 93 1-0 ① 3 1B 11 1B 1-3 1B		C CU 78 B CH 84 C SL 88 C FF 92 1-3 ① K		B CH 84 F FF 93 F CH 84 1 SAFE B FF 94 C FF 94 2-3 ② K		S FF 95 B FF 94 B FF 95 B FF 96 C FF 95 B FF 95 4-2 11 S BB	F FF 94 B SI 92 X FF 94 1-1 ③ F9		2 2	1 0	1 0	0 0	0 1	1 1	0 4
3 Evan Longoria, R (1, 5) OBP: 0.332, SLG: 0.433	B SL 88 B FF 94 F FF 94 F CH 84 B SL 89 X FF 94 3-2 11 1B 1-3 1B		B FF 93 F FF 93 X CH 85 1-1 ② L8		1 SAFE C CH 85 S CH 87 S CH 87 0-3 ③ K		C FF 96 F SL 85 T FF 96 0-2 ② K			4	0	1	0	0	2	3
11 Logan Forsythe, R (1, 4) OBP: 0.361, SLG: 0.448	F FF 94 D CU 82 B SL 88 F CH 84 F FF 94 X SL 89 2-2 13 G3-6-1 1-2 3-H 1B		C CU 81 T FF 94 B FF 94 S FF 94 1-3 ③ K			B FF 93 B FF 93 F FF 93 X FF 92 2-1 2 HR 1B	1 SAFE C SL 86 B FF 94 C SL 83 B FF 95 F SL 86 B FF 94 S SL 82 3-3 ③ K 1-2			4	1	2	1	0	2	1
13 Asdrúbal Cabrera, S (1, 6) OBP: 0.314, SLG: 0.419 2 Nick Franklin, S (5, 6) OBP: 0.205, SLG: 0.286	C SL 88 B SL 90 B SL 88 X CH 86 2-1 ②③ G3-6-1 1-2f			C FF 91 F FC 92 B CU 80 F FC 92 B FF 93 F FF 92 F CU 81 X SL 88 2-2 ① F7		B CH 85 T FF 92 1 SAFE X CH 85 1-1 1-H HR	T FF 96 T FF 96 S CU 82 0-3 ① K		2 2	0 1	0 1	0 2	0 0	0 1	2 0
21 James Loney, L (1, 3) OBP: 0.317, SLG: 0.353		C FF 93 X CU 80 0-1 ① G4-3		B SL 87 B CH 84 X SI 92 2-0 ② G4-3		B CH 85 X FF 92 1-0 ① L8		B CU 83 B CU 82 X FC 92 2-0 39 FC3-6 27 1B 40 1B 1B		4	1	1	0	0	0	0
27 Mikie Mahtook, R (1, 9) OBP: 0.342, SLG: 0.523 (6, 7)		B CU 80 X CU 78 1-0 40 S 40 E 2B		S SL 88 X FF 94 0-1 ③ F9		B FF 94 B FF 93 X FF 92 2-0 1B		B FF 95 S FF 96 B FF 96 X FF 96 2-1 39 FC3-6 1-2 1B		4	1	3	0	0	0	0
39 Kevin Kiermaier, L (1, 8) OBP: 0.300, SLG: 0.415		B FC 86 F FF 93 F FF 94 B SL 89 B FF 93 S CU 82 3-3 ② K			B SI 93 B SI 92 C SI 93 S SI 91 B SI 94 X SI 94 3-2 ① L7	C CH 83 F FF 92 B FF 92 1 SAFE B CH 81 D CH 82 F FF 91 X FF 92 3-2 ② P6		C CU 82 B CU 82 F CU 80 X FC 91 1-2 ② FC3-6 40 1B 40 1B 1-2f 2-3		4	1	0	0	0	1	4
40 J.P. Arencibia, R (1, 2) OBP: 0.370, SLG: 0.773		C SL 87 X SL 89 0-1 2-H 1B			B SI 92 B SI 92 B SI 92 S SI 93 F SI 93 B SL 80 F SI 94 B SL 80 4-2 28 1B BB	C CH 80 X FF 90 0-1 ③ P3		X FF 94 0-0 28 BB 1-H 3-H 1B		3	0	2	2	1	0	1
Inning Stats	R: 1 E: 0 K: 0 S: 13 H: 4 LOB: 1 BB: 0 P: 23	R: 1 E: 0 K: 2 S: 11 H: 2 LOB: 1 BB: 0 P: 18	R: 0 E: 0 K: 2 S: 8 H: 0 LOB: 0 BB: 0 P: 11	R: 0 E: 0 K: 0 S: 9 H: 0 LOB: 0 BB: 0 P: 13	R: 0 E: 0 K: 2 S: 14 H: 1 LOB: 2 BB: 1 P: 24	R: 2 E: 0 K: 0 S: 12 H: 3 LOB: 1 BB: 0 P: 21	R: 0 E: 0 K: 3 S: 13 H: 0 LOB: 1 BB: 1 P: 20	R: 2 E: 0 K: 1 S: 14 H: 3 LOB: 2 BB: 1 P: 24		1B: 11 2B: 1 3B: 0 HR: 1 SF: 0 SAC: 0 DP: 1 HBP: 0						

	AB	35
	R	6
	H	13
	RBI	5
	BB	3
	SO	10
	LOB	16

WP: 0 PB: 0 SB: 2 CS: 0 PA: 38

PITCHER		IP	WLS	BF	H	R	ER	SO	BB	IBB	HBP	BLK	WP	HR	S	P	ERA	WHIP
43 Adam Warren, R ERA: 3.33	(1, 1)	4.0		16	6	2	2	4	0	0	0	0	0	0	41	65	4.50	1.500
67 James Pazos, L ERA:	(5, 1)	0.1		3	1	0	0	0	1	0	0	0	0	0	8	16	0.00	6.000
50 Nick Rumbelow, R ERA: 3.95	(5, 1)	1.0	L	6	3	2	2	2	0	0	0	0	0	1	12	20	18.00	3.000
45 Chasen Shreve, L ERA: 2.4	(6, 1)	1.0		3	0	0	0	1	0	0	0	0	0	0	10	13	0.00	0.000
57 Branden Pinder, R ERA: 2.39	(7, 1)	0.2		3	0	0	0	2	1	0	0	0	0	0	9	16	0.00	1.500

PITCHER		IP	WLS	BF	H	R	ER	SO	BB	IBB	HBP	BLK	WP	HR	S	P	ERA	WHIP
55 Bryan Mitchell, R ERA: 6.04	(8, 1)	0.2		6	3	2	2	1	1	0	0	0	0	0	12	21	27.00	6.000
33 Chris Martin, R ERA: 6.0	(8, 1)	0.1		1	0	0	0	0	0	0	0	0	0	0	2	3	0.00	0.000

Batter	1	2	3	4	5	6	7	8	9	AB	R	H	RBI	BB	SO	LOB
22 Jacoby Ellsbury, L (1, 8) OBP: 0.313, SLG: 0.342	X FF 93 0-0 1B		F FF 93 B FF 94 C CH 85 F SL 88 S SL 91 1-3 ① K		B FF 95 S SL 87 X FF 95 1-1 1-2 1B		B SL 76 B SL 77 C FF 89 B SL 77 C SL 76 C SL 78 3-3 ② K		C FF 93 B FF 93 B FF 92 S CH 86 S CH 86 2-3 ③ K	5	0	2	0	0	3	1
11 Brett Gardner, L (1, 7) OBP: 0.349, SLG: 0.420	C FF 92 F FF 93 F SL 86 S SL 88 0-3 ① K		C CH 86 B CH 87 C FF 95 F SL 90 S SL 90 1-3 ② K		S SL 88 B FF 97 S SL 88 B SL 90 X SL 90 2-2 ③ F8 2-3		C SL 78 S SL 78 B FF 89 B SL 78 X SL 78 2-2 ③ G4-3			4	0	0	0	0	2	3
13 Alex Rodriguez, R (1, 10) OBP: 0.357, SLG: 0.502	C FF 95 B SL 87 S SL 87 B SL 88 C FF 95 2-3 ② K		B FF 97 F FF 97 B FF 97 S SL 88 B SL 89 F FF 97 C SL 90 3-3 ③ K			B FF 94 X FF 94 1-0 ① F8		X FF 93 0-0 ① G5-3		4	0	0	0	0	2	1
34 Brian McCann, L (1, 2) OBP: 0.326, SLG: 0.460	F FF 95 B FF 95 D SL 88 X SL 88 2-1 ③ F8			B CH 85 C FF 94 F CH 86 B FF 96 F SL 90 B SL 88 C SL 88 3-3 ① K		B FF 95 B SL 88 B SL 86 B FF 95 4-0 33 BB 12 1B BB		B FF 92 C CH 84 B CH 84 S CH 84 X SL 81 2-2 ② P5		3	1	0	0	1	1	1
36 Carlos Beltrán, S (1, 9) OBP: 0.336, SLG: 0.463 71 Slade Heathcott, L (8, 9) OBP: 0.389, SLG: 0.778		C FF 93 B FF 95 F FF 96 B FF 96 F FF 96 B SL 90 F SL 87 F SL 89 B FF 97 4-2 33 2B BB		X FF 95 0-0 ② L9		F SL 86 X FF 95 0-1 ② L8		B FF 93 F FF 92 F CH 85 X CH 86 1-2 ③ G6-3		3 0	1 0	0 0	0 0	1 0	0 0	1 0
33 Greg Bird, L (1, 3) OBP: 0.330, SLG: 0.505		C FF 95 F CH 86 B FF 95 X SL 90 1-2 12 G6-3 1-H 2B		C FF 95 F CH 87 B FF 97 X SL 90 1-2 ③ G5-3		D CH 85 B CH 85 B FF 96 B FF 94 4-0 12 1B 1-2 BB			C CH 84 B CH 84 B FF 92 X CH 84 2-1 HR	3	1	2	2	1	0	0
12 Chase Headley, S (1, 5) OBP: 0.330, SLG: 0.385		B FF 95 F FF 95 X FF 96 1-1 ① G6-3 2-3			X FF 93 0-0 ① P6	B FF 95 C FF 96 B FF 96 F SL 88 X SL 88 2-2 1-3 2-H 1B			C FF 92 F FF 93 B FF 93 B CH 86 X FF 92 2-2 ① G4-3	4	0	1	1	0	0	1
18 Didi Gregorius, L (1, 6) OBP: 0.316, SLG: 0.373		F SL 89 B FF 96 F SL 89 F FF 96 B FF 97 X CH 88 2-2 ② G3			C FF 94 B FF 94 C CH 86 F FF 95 B SL 90 B SL 89 B FF 95 4-2 11 WP 22 1B BB	C SL 87 F SL 87 F FF 96 B FF 97 F SL 90 F SL 88 S FF 97 1-3 ③ K			F CH 84 X FF 93 0-1 2B	3	0	1	0	1	1	3
29 Dustin Ackley, L (1, 4) OBP: 0.277, SLG: 0.382 24 Chris Young, R (7, PH) OBP: 0.311, SLG: 0.453 14 Stephen Drew, L (7, 4) OBP: 0.273, SLG: 0.383		C SL 90 D SL 90 C SL 88 B FF 96 B FF 97 X SL 89 3-2 ③ L8			C FF 92 F SL 87 F SL 88 X FF 96 0-2 ② F7		C SL 74 F FF 88 X SL 76 0-2 ① P4		C CH 84 X CH 84 0-1 ② F8	2 1 1	0 0 0	0 0 0	0 0 0	0 0 0	0 0 0	2 0 1
Inning Stats	R: 0 E: 0 K: 2 S: 10 H: 1 LOB: 1 BB: 0 P: 14	R: 1 E: 0 K: 0 S: 17 H: 1 LOB: 1 BB: 1 P: 28	R: 0 E: 0 K: 3 S: 12 H: 0 LOB: 0 BB: 0 P: 17	R: 0 E: 0 K: 1 S: 8 H: 0 LOB: 0 BB: 0 P: 12	R: 0 E: 0 K: 0 S: 13 H: 1 LOB: 2 BB: 1 P: 20	R: 1 E: 0 K: 1 S: 12 H: 1 LOB: 2 BB: 2 P: 24	R: 0 E: 0 K: 1 S: 9 H: 0 LOB: 0 BB: 0 P: 14	R: 0 E: 0 K: 0 S: 7 H: 0 LOB: 0 BB: 0 P: 10	R: 1 E: 0 K: 1 S: 12 H: 2 LOB: 1 BB: 0 P: 18	1B: 3 2B: 2 3B: 0 HR: 1 SF: 0 SAC: 0 DP: 0 HBP: 0						

PITCHER		IP	WLS	BF	H	R	ER	SO	BB	IBB	HBP	BLK	WP	HR	S	P	ERA	WHIP
22 Chris Archer, R ERA: 2.95	(1, 1)	6.0	L	26	4	2	2	7	4	0	0	0	1	0	72	115	3.00	1.333
34 C.J. Riefenhauser, L ERA: 7.36	(7, 1)	1.0		3	0	0	0	1	0	0	0	0	0	0	9	14	0.00	0.000
59 Andrew Bellatti, R ERA: 1.47	(8, 1)	2.0		8	2	1	1	1	0	0	0	0	0	1	19	28	4.50	1.000

PITCHER	IP	WLS	BF	H	R	ER	SO	BB	IBB	HBP	BLK	WP	HR	S	P	ERA	WHIP

New York Yankees @ Tampa Bay Rays

Tropicana Field, St. Petersburg, FL

Wed Sep 16 2015, 7:11 PM - 10:18 PM EDT

Att. 13,299 - Dome - 72 F

TOP

livebaseballscorecards.com

AB	33
R	3
H	6
RBI	3
BB	4
SO	9
LOB	14

WP: 1	PA: 37		
PB: 0			
SB: 0			
CS: 0			

BOTTOM

New York Yankees @ Tampa Bay Rays

Tropicana Field, St. Petersburg, FL

Wed Sep 16 2015, 7:11 PM - 10:18 PM EDT

Att. 13,299 - Dome - 72 F

livebaseballscorecards.com

Batter	1	2	3	4	5	6	7	8	9	AB	R	H	RBI	BB	SO	LOB
28 John Jaso, L (1, 10) OBP: 0.376, SLG: 0.441 36 Richie Shaffer, R (9, PH) OBP: 0.327, SLG: 0.413	F FF 95 X FF 95 0-1 ① L4		X FF 94 0-0 ① G6-3		B CH 85 B SL 86 1 SAFE X FF 93 2-0 1-3 2B		C FC 90 B FC 90 X FF 93 1-1 ② L6		S SL 82 B SI 94 C SL 84 F SL 84 F FF 94 C SL 82 1-3 ② K	4 1	0 0	1 0	0 0	0 0	0 1	0 0
27 Mikie Mahtook, R (1, 7) OBP: 0.329, SLG: 0.500 24 Grady Sizemore, L (7, PH) OBP: 0.288, SLG: 0.356 (8, 7) 1 Tim Beckham, R (9, PH) OBP: 0.287, SLG: 0.465	S FF 96 X SL 93 0-1 E6 3 S		B FF 96 C FC 91 B FF 95 F SL 88 B SL 91 F SL 90 S FF 97 3-3 ② K		C FF 95 C SL 91 F FF 96 D SL 89 F FF 97 X FF 97 1-2 ② G1-3		C FF 96 S KC 81 B KC 86 B SV 86 B KC 84 B FF 97 4-2 11 BB 3 BB BB		F FF 95 B FF 94 F FF 94 S SL 84 1-3 ③ K	3 0 1	0 0 0	0 0 0	0 0 0	0 1 1	1 0 0	2 0 0
3 Evan Longoria, R (1, 5) OBP: 0.331, SLG: 0.431	C FF 94 1 SAFE B SL 90 F CH 86 S FF 97 1-3 ② K 1-2		B SL 88 B SL 90 S FF 96 X CH 89 2-1 ③ G5-3		B SL 90 C SL 90 X FF 96 1-1 ③ P2		B KC 84 B KC 84 B KC 83 C FF 97 B FF 96 4-1 11 BB 1-2 BB			3	0	0	0	1	1	3
11 Logan Forsythe, R (1, 4) OBP: 0.360, SLG: 0.445	C SL 91 B SL 90 X FF 95 1-1 ③ G5-3			B SL 90 B SL 89 F FF 96 X SL 88 2-1 ① L9		F FF 95 B FF 95 F CH 87 B CH 88 F FF 96 F FF 96 X SL 90 2-2 ① G6-3	C KC 83 B KC 84 B FF 97 B KC 83 B FF 97 4-1 1-2 2-3 BB			3	0	0	0	1	0	1
21 James Loney, L (1, 3) OBP: 0.322, SLG: 0.362		X FF 95 0-0 2B		X SL 90 0-0 1B		B CH 89 B SL 90 X FF 95 2-0 20 2B 1B	C KC 82 C FF 98 S SV 86 0-3 ③ K			4	1	3	0	0	1	3
20 Steven Souza Jr., R (1, 9) OBP: 0.309, SLG: 0.404		B FF 94 B FF 95 F SL 91 B FF 96 B SL 90 4-1 44 FC4-6 BB		B FF 93 S FF 94 F FF 96 C SL 89 1-3 ② K		B FF 94 C SL 89 D CH 87 X SL 88 2-1 1-H 2B		X FF 97 0-0 2 B5-3 1B		3	0	2	1	1	1	1
2 Nick Franklin, S (1, 6) OBP: 0.195, SLG: 0.272		C FF 95 B SL 90 S SL 92 B FF 96 S FF 96 2-3 ① K		S FF 94 B FF 95 S FF 94 F FF 96 B SL 91 F SL 89 S FF 96 2-3 ③ K		B FF 92 C SL 87 B FF 94 B SL 90 F FF 94 T FF 95 3-2 ② K		B FF 96 X FF 96 1-0 ① ② B5-3 1-2f		4	0	0	0	0	3	5
39 Kevin Kiermaier, L (1, 8) OBP: 0.297, SLG: 0.411		B FF 95 F SL 90 C FF 96 B SL 92 C FF 97 2-3 ② K			F CH 87 X CH 87 0-1 ① F9	B FF 95 B FF 94 F FC 90 F SI 94 F FF 95 S FC 90 2-3 ③ K		C KC 83 X KC 84 0-1 ③ G4-3		4	0	0	0	0	2	3
44 René Rivera, R (1, 2) OBP: 0.214, SLG: 0.279 5 Brandon Guyer, R (9, PH) OBP: 0.351, SLG: 0.395		S FF 95 S SL 90 F FF 96 X SL 91 0-2 ③ FC4-6 1-2f			X SL 86 0-0 28 2B 1B		F SI 92 F SI 94 S SI 95 0-3 ① K		S FF 92 F FF 94 F SL 83 S SI 95 0-3 ① K	3 1	0 0	1 0	0 0	0 0	1 1	2 0
Inning Stats	R: 0 H: 0 E: 1 LOB: 1 K: 1 BB: 0 S: 9 P: 11	R: 0 H: 1 E: 0 LOB: 2 K: 2 BB: 1 S: 12 P: 20	R: 0 H: 0 E: 0 LOB: 0 K: 1 BB: 0 S: 7 P: 12	R: 0 H: 1 E: 0 LOB: 1 K: 2 BB: 0 S: 11 P: 16	R: 0 H: 2 E: 0 LOB: 2 K: 0 BB: 0 S: 11 P: 15	R: 1 H: 2 E: 0 LOB: 1 K: 2 BB: 0 S: 15 P: 26	R: 0 H: 0 E: 0 LOB: 3 K: 2 BB: 3 S: 12 P: 25	R: 0 H: 1 E: 0 LOB: 0 K: 0 BB: 0 S: 4 P: 5	R: 0 H: 0 E: 0 LOB: 0 K: 3 BB: 0 S: 12 P: 14	1B: 4 SF: 0 2B: 4 SAC: 0 3B: 0 DP: 1 HR: 0 HBP: 0						

	AB	34
	R	1
	H	7
	RBI	1
	BB	4
	SO	13
	LOB	20

PITCHER		IP	WLS	BF	H	R	ER	SO	BB	IBB	HBP	BLK	WP	HR	S	P	ERA	WHIP
40 Luis Severino, R ERA: 3.12	(1, 1)	5.2	W	25	6	1	1	7	1	0	0	0	0	0	61	94	1.59	1.235
41 Justin Wilson, L ERA: 3.17	(6, 1)	1.0	H	3	0	0	0	2	0	0	0	0	0	0	9	12	0.00	0.000
68 Dellin Betances, R ERA: 1.43	(7, 1)	1.1	H	7	1	0	0	1	3	0	0	0	0	0	11	24	0.00	3.000
48 Andrew Miller, L ERA: 1.8	(9, 1)	1.0	S	3	0	0	0	3	0	0	0	0	0	0	12	14	0.00	0.000

PITCHER	IP	WLS	BF	H	R	ER	SO	BB	IBB	HBP	BLK	WP	HR	S	P	ERA	WHIP

Batter	1	2	3	4	5	6	7	8	9	AB	R	H	RBI	BB	SO	LOB
11 Brett Gardner, L (1, 8) (7, 7) OBP: 0.349, SLG: 0.419	C SI 96 B SI 97 C SI 96 B CU 78 B SI 96 B SI 93 4-2 36 1B 24 SF8 BB	D SI 93 F SI 94 C SI 94 F SI 94 X SI 93 1-2 1-2 1B			B SL 88 C SI 95 B CU 75 F CH 83 C SL 87 2-3 ② K	B FF 95 B SL 87 C FF 95 B FF 96 C FF 95 T FF 96 3-2 ② K		B SI 96 B SI 96 C SI 97 C SI 97 X SI 98 2-2 ② F7	4	1	1	0	1	2	3
12 Chase Headley, S (1, 5) OBP: 0.329, SLG: 0.384	B SI 95 1 SAFE 1 SAFE F SI 95 X SI 94 1-1 ① F9	C CU 77 X CU 77 0-1 ③ L7			C SI 95 B SI 95 X CU 77 1-1 36 FC6-4 1B	B SL 87 S FF 95 B FF 97 F FF 95 F FF 95 C FF 97 2-3 ③ K		C SI 97 S FS 93 S FS 94 0-3 ③ K	5	0	1	0	0	2	6
36 Carlos Beltrán, S (1, 9) OBP: 0.335, SLG: 0.461	X SI 94 0-0 33 1B 1-3 1B	B SI 94 B SI 94 X SI 94 2-0 ① F8			B SI 94 X SI 94 1-0 ③ FC6-4 1-2f			C FF 93 S FF 94 S FF 92 0-3 ① K		4	0	1	0	0	1	1
24 Chris Young, R (1, 7) OBP: 0.311, SLG: 0.453 45 Chasen Shreve, L (7, 1) 34 Brian McCann, L (8, PH) OBP: 0.325, SLG: 0.458 57 Branden Pinder, R (8, 1) OBP: 1.000, SLG: 2.000 67 James Pazos, R (8, 1) 38 Andrew Bailey, R (8, 1)	S SI 95 C SI 94 X SI 94 0-2 ② SF8 3-H	C CU 75 T CH 86 B SI 94 F SI 94 B CU 77 X CU 76 2-2 ② F7			C SI 94 X SI 95 0-1 33 FC4-6 1B			T FF 92 X FF 93 0-1 ② P5	2 0 1 0 0 0	0 0 0 0 0 0	1 0 0 0 0 0	1 0 0 0 0 0	0 0 0 0 0 0	0 0 0 0 0 0	0 0 0 0 0 0
33 Greg Bird, L (1, 3) OBP: 0.328, SLG: 0.495	C CU 78 F SI 94 C SI 95 B SI 95 X CU 77 2-2 1-2 1B	B SI 95 F SI 94 F SL 88 F CU 77 F SI 93 F SI 94 B CU 77 B SL 87 F SL 86 3-2 X SI 84 ③ F8				B SI 93 X SI 93 1-0 ① FC4-6 18 1B 66 G5-3 1-2f		C FF 93 F SL 89 S FF 93 0-3 ③ K		4	0	1	0	0	1	1
66 John Ryan Murphy, R (1, 2) OBP: 0.322, SLG: 0.417 29 Dustin Ackley, L (9, PH) OBP: 0.280, SLG: 0.390	D CU 76 C SI 95 C SI 94 X CU 78 1-2 ③ G5-3			B SI 93 B CH 85 B SI 95 C SI 94 F SI 94 S CH 83 3-3 ① K		B CU 74 X CH 84 1-0 ② G5-3 1-2			C SI 97 B FS 94 S FS 94 X SI 98 1-2 22 1B 2B	3 1	0 0	0 1	0 0	0 0	1 0	3 0
18 Didi Gregorius, L (1, 6) OBP: 0.315, SLG: 0.372		C SI 94 F SI 95 B SI 95 C CU 76 1-3 ① K		X CU 79 0-0 ② G4-3		C SI 93 C SI 94 B SI 94 B SL 86 F SL 87 F SI 94 X SI 92 2-2 17 FC6-4 2-3 1B			S SI 97 F FS 94 D FS 94 F FS 93 F SI 97 X SI 97 1-2 ① G6-3	4	0	1	0	0	1	1
17 Brendan Ryan, R (1, 4) OBP: 0.273, SLG: 0.349 13 Alex Rodriguez, R (9, PH) OBP: 0.358, SLG: 0.502 63 José Pirela, R (9, PR) OBP: 0.247, SLG: 0.314		B SI 94 C SI 95 B CH 83 C SI 94 B SI 94 F SI 93 X SI 93 3-2 19 FC2-6 1B		B SI 95 C CH 85 C CH 85 B SI 94 C CH 84 2-3 ③ K		X SI 93 0-0 ③ FC6-4 1-2f			S SI 97 B SI 96 B SI 97 F SI 97 B SL 92 B SL 92 4-2 22 1B BB	3 0 0	0 0 0	1 0 0	0 0 0	0 1 0	1 0 0	2 0 0
19 Masahiro Tanaka, R (1, 1) 22 Jacoby Ellsbury, L (7, PH) OBP: 0.314, SLG: 0.343 (7, 8)		D SI 93 L SI 91 X SI 92 1-1 ② FC2-6 11 1B 1-2f			C CU 75 B CH 82 S SI 92 X CH 82 1-2 ① G1-3		X FF 96 0-0 ① F7		C SI 96 X SL 92 0-1 1-2 2-3 1B	2 2	0 0	0 1	0 0	0 0	0 0	1 0

Inning Stats	1	2	3	4	5	6	7	8	9
	R: 1 E: 0 K: 0 S: 14 H: 2 LOB: 2 BB: 1 P: 22	R: 0 E: 0 K: 1 S: 15 H: 2 LOB: 2 BB: 0 P: 21	R: 0 E: 0 K: 0 S: 12 H: 0 LOB: 0 BB: 0 P: 19	R: 0 E: 0 K: 2 S: 7 H: 0 LOB: 0 BB: 0 P: 12	R: 0 E: 0 K: 1 S: 9 H: 1 LOB: 1 BB: 0 P: 14	R: 0 E: 0 K: 0 S: 10 H: 2 LOB: 2 BB: 0 P: 14	R: 0 E: 0 K: 2 S: 8 H: 0 LOB: 0 BB: 0 P: 13	R: 0 E: 0 K: 2 S: 8 H: 0 LOB: 0 BB: 0 P: 8	R: 0 E: 0 K: 1 S: 18 H: 2 LOB: 3 BB: 1 P: 26

1B: 8 SF: 1
2B: 1 SAC: 0
3B: 0 DP: 0
HR: 0 HBP: 0

WP: 0 PA: 38
PB: 0
SB: 0
CS: 0

PITCHER	IP	WLS	BF	H	R	ER	SO	BB	IBB	HBP	BLK	WP	HR	S	P	ERA	WHIP
32 Steven Matz, L (1, 1) ERA: 1.8	6.0	W	26	7	1	1	4	1	0	0	0	0	0	67	102	1.50	1.333
47 Hansel Robles, R (7, 1) ERA: 3.26	1.0	H	3	0	0	0	2	0	0	0	0	0	0	8	13	0.00	0.000
43 Addison Reed, R (8, 1) ERA: 3.38	1.0	H	3	0	0	0	2	0	0	0	0	0	0	8	8	0.00	0.000
27 Jeurys Familia, R (9, 1) ERA: 1.61	1.0		6	2	0	0	1	1	0	0	0	0	0	18	26	0.00	3.000

PITCHER	IP	WLS	BF	H	R	ER	SO	BB	IBB	HBP	BLK	WP	HR	S	P	ERA	WHIP

New York Yankees @ New York Mets

Citi Field, Flushing, NY

Fri Sep 18 2015, 7:13 PM - 10:07 PM EDT

Att. 43,602 - Clear - 76 F

TOP

livebaseballscorecards.com

AB	35
R	1
H	9
RBI	1
BB	2
SO	9
LOB	18

Batter	1	2	3	4	5	6	7	8	9	AB	R	H	RBI	BB	SO	LOB
3 Curtis Granderson, L (1, 9) OBP: 0.364, SLG: 0.450	B SL 82 C SI 91 B FC 89 X FS 88 2-1 ① G3		B CU 78 C SI 92 F FS 87 B SL 86 S FS 88 2-3 ③ K			B FS 86 B CU 77 C SI 91 B SL 85 X SI 91 3-1 ① F7	C SL 85 B SL 85 X FF 92 1-1 ③ L8			4	0	0	0	0	1	0
52 Yoenis Cespedes, R (1, 8) OBP: 0.328, SLG: 0.551 (8, 7)	C FF 91 X FC 90 0-1 ② P5			C SL 84 X SL 86 0-1 ① G6-3		C FS 88 S FS 88 S FS 89 0-3 ② K		B FF 94 F SL 86 X SL 85 1-1 ① L8		4	0	0	0	0	1	0
28 Daniel Murphy, L (1, 4) OBP: 0.316, SLG: 0.431 1 Eric Young Jr., S (8, PR) OBP: 0.227, SLG: 0.259 11 Rubén Tejada, R (9, 6) OBP: 0.344, SLG: 0.356	C FF 92 X CU 78 0-1 ③ L7			X FS 88 0-0 ② G3		B SL 84 C CU 79 C FS 86 B FF 93 F SI 92 X SL 85 2-2 HR		B FF 95 B FF 94 C FF 95 B FF 92 C FF 95 F FF 95 X FF 95 3-2 21 WP 3B		4 0 0	1 1 0	2 0 0	1 0 0	0 0 0	0 0 0	0 0 0
5 David Wright, R (1, 5) OBP: 0.389, SLG: 0.438		C CU 75 X FF 92 0-1 ① G6-3		C FF 92 B FC 89 X FS 88 1-1 21 2B 1B		C FS 87 S SL 85 X FS 88 0-2 1B		C FF 96 B FF 94 C SL 86 D SL 86 F FF 95 B SL 85 D SL 87 4-2 21 F8 21 WP BB		3	0	2	0	1	0	0
21 Lucas Duda, L (1, 3) OBP: 0.345, SLG: 0.463		C SL 82 F FS 87 F SI 92 B FF 91 X FS 89 1-2 HR		B FC 90 X FS 87 1-0 1-3 2B		C FS 86 B FF 91 S FS 88 1 SAFE D FS 88 F FS 88 D FS 89 X FS 89 3-2 ③ G4-1		B SI 95 C SI 94 B SI 93 X SL 81 2-1 ② F8 1-3 3-H		4	1	2	1	0	0	2
7 Travis d'Arnaud, R (1, 2) OBP: 0.354, SLG: 0.540		S SL 83 B FS 88 F FS 88 F FF 93 X SL 85 1-2 ② G1-3		X SL 86 0-0 ③ G5-3			C CH 82 X CH 82 0-1 ① G5-3	S FC 87 S FC 88 B FF 95 B FC 87 F FC 88 C FF 94 2-3 ③ K		4	0	0	0	0	1	3
30 Michael Conforto, L (1, 7) OBP: 0.373, SLG: 0.538 23 Michael Cuddyer, R (7, PH) OBP: 0.315, SLG: 0.396 43 Addison Reed, L (8, 1) 27 Jeurys Familia, R (9, 1)		B CU 76 X SI 91 1-0 ③ G4-3			B SL 82 C CU 78 B FC 90 B SI 92 F FS 89 F SL 81 S FS 89 3-3 ① K		B CH 83 B FF 91 C FF 91 B CH 82 C FF 92 C FF 92 3-3 ② K			2 1 0 0	0 0 0 0	0 0 0 0	0 0 0 0	1 1 0 0	0 0 0 0	0 0 0 0
4 Wilmer Flores, R (1, 6) OBP: 0.299, SLG: 0.416 (9, 4)			C FC 88 B FS 90 F FS 88 X SL 85 1-2 ① P2		B FS 88 B FF 92 F SL 86 F FS 88 X SL 86 2-2 ② G6-3		X CH 83 0-0 2 HR 1B			3	1	1	0	0	0	0
32 Steven Matz, R (1, 1) OBP: 0.250, SLG: 0.333 47 Hansel Robles, R (7, 1) 2 Juan Uribe, R (7, PH) OBP: 0.321, SLG: 0.420 12 Juan Lagares, R (8, 8) OBP: 0.290, SLG: 0.366			C CU 76 S FS 88 S FS 89 0-3 ② K		C FF 93 S SL 85 X FF 93 0-2 ③ G1-3		B CH 82 X CH 82 1-0 1-H HR			2 0 1 0	0 0 1 0	0 0 1 0	0 0 2 0	1 0 0 0	0 0 0 0	0 0 0 0
Inning Stats	R: 0 H: 0 E: 0 LOB: 0 K: 0 BB: 0 S: 6 P: 8	R: 1 H: 1 E: 0 LOB: 0 K: 0 BB: 0 S: 11 P: 14	R: 0 H: 0 E: 0 LOB: 0 K: 2 BB: 0 S: 9 P: 12	R: 0 H: 2 E: 0 LOB: 2 K: 0 BB: 0 S: 7 P: 9	R: 0 H: 0 E: 0 LOB: 0 K: 1 BB: 0 S: 10 P: 15	R: 1 H: 2 E: 0 LOB: 1 K: 1 BB: 0 S: 16 P: 24	R: 2 H: 2 E: 0 LOB: 0 K: 1 BB: 0 S: 9 P: 14	R: 1 H: 1 E: 0 LOB: 1 K: 1 BB: 1 S: 15 P: 27		1B: 3 2B: 1 3B: 1 HR: 3	SF: 0 SAC: 0 DP: 0 HBP: 0			WP: 1 PB: 0 SB: 0 CS: 0	PA: 33	

PITCHER	IP	WLS	BF	H	R	ER	SO	BB	IBB	HBP	BLK	WP	HR	S	P	ERA	WHIP
19 Masahiro Tanaka, R (1, 1) ERA: 3.38	6.0	L	23	5	2	2	4	0	0	0	0	0	2	59	82	3.00	0.833
45 Chasen Shreve, L (7, 1) ERA: 2.67	1.0		5	2	2	2	1	0	0	0	0	0	1	9	14	18.00	2.000
57 Branden Pinder, R (8, 1) ERA: 2.7	0.1		3	1	1	1	0	1	0	0	0	0	0	9	17	27.00	6.000
67 James Pazos, L (8, 1) ERA:	0.1		1	0	0	0	0	0	0	0	0	1	0	2	4	0.00	0.000
38 Andrew Bailey, R (8, 1) ERA: 6.0	0.1		1	0	0	0	1	0	0	0	0	0	0	4	6	0.00	0.000

PITCHER	IP	WLS	BF	H	R	ER	SO	BB	IBB	HBP	BLK	WP	HR	S	P	ERA	WHIP

BOTTOM

New York Yankees @ New York Mets

Citi Field, Flushing, NY

Fri Sep 18 2015, 7:13 PM - 10:07 PM EDT

Att. 43,602 - Clear - 76 F

livebaseballscorecards.com

AB	32
R	5
H	8
RBI	4
BB	1
SO	6
LOB	5

Batter	1	2	3	4	5	6	7	8	9	AB	R	H	RBI	BB	SO	LOB
22 Jacoby Ellsbury, L (1, 8) OBP: 0.314, SLG: 0.342	B FF 98 F FF 98 X SI 98 1-1 11 1B 36 HR 1B		B CU 82 C FF 96 F SI 98 X FF 98 1-2 ① G2-3		X CH 90 0-0 ③ G4-3		C SL 80 F CH 77 X SL 80 0-2 ③ G4-3			4	1	1	0	0	0	1
11 Brett Gardner, L (1, 7) OBP: 0.348, SLG: 0.418	1 SAFE C SI 98 S FF 99 X CH 90 0-2 36 HR 1-2 1B		X FF 98 0-0 ② L7			S SL 87 C SI 97 B SI 97 X SL 89 1-2 ① L9		X FF 88 0-0 ① G3		4	1	1	0	0	0	0
36 Carlos Beltrán, S (1, 9) OBP: 0.337, SLG: 0.468 68 Dellin Betances, R (8, 1) 64 Rob Refsnyder, R (9, 4) OBP: 0.154, SLG: 0.385	C SI 98 S SI 98 F FF 98 X FF 100 0-2 1-H 2-H HR		C CU 83 X SI 99 0-1 ③ G1-3			S SL 88 F FF 99 F CU 82 B CU 82 X FF 99 1-2 34 HR 1B		C SI 88 S CH 78 F SL 74 B SL 79 B FF 90 X CH 76 2-2 ② L7		4 0 0	2 0 0	2 0 0	3 0 0	0 0 0	0 0 0	0 0 0
34 Brian McCann, L (1, 2) OBP: 0.326, SLG: 0.465	C SI 99 B CH 90 S CH 90 B FF 99 S FF 98 2-3 ① K			C FF 98 B CH 90 C CH 89 X FF 97 1-2 ① G5-3		C SI 98 B SI 98 D SL 88 B SL 88 X SI 98 3-1 1-H HR		C SL 79 C SL 79 B CH 77 B SL 80 F SL 80 F SI 91 B SI 92 F SL 79 B CH 78 4-2 BB		3	1	1	2	1	1	0
33 Greg Bird, L (1, 3) OBP: 0.325, SLG: 0.495	S SI 99 S FF 99 B FF 100 B CU 83 S FF 99 2-3 ② K			B CU 83 B CH 90 B SL 89 C FF 98 C SI 98 F FF 98 S SL 90 3-3 ② K		B CH 90 X CH 90 1-0 2B		C FF 90 D SL 79 F CH 79 C SL 81 1-3 ③ K		4	0	1	0	0	3	1
12 Chase Headley, S (1, 5) OBP: 0.328, SLG: 0.382	X SI 99 0-0 ③ G3			B CU 84 S FF 98 B FF 99 X CH 90 2-1 ③ G4-3		C CU 82 B SI 97 S CU 82 B FF 98 F SL 88 B SI 98 S SL 88 3-3 ② K			B KC 81 B KC 83 B FF 93 C FF 93 F FF 94 B FF 94 4-2 24 WP BB	3	0	0	0	1	1	1
29 Dustin Ackley, L (1, 4) OBP: 0.281, SLG: 0.399 14 Stephen Drew, L (6, 4) OBP: 0.273, SLG: 0.383 41 Justin Wilson, L (6, 1) 65 Caleb Cotham, R (7, 1) 24 Chris Young, R (8, 9) OBP: 0.310, SLG: 0.452		C FF 98 F FF 98 F FF 99 B CU 84 S FF 98 1-3 ① K			X FF 98 0-0 3B	C FF 98 C SL 87 B FF 98 B FF 97 S SL 88 2-3 ③ K			B FF 94 B FF 94 F FF 94 F FF 95 F FF 95 F FF 95 B KC 83 S KC 84 3-3 ① 1-2 K	3 0 0 0 1	0 0 0 0 0	1 0 0 0 0	0 0 0 0 0	0 0 0 0 1	2 0 0 0 1	1 0 0 0 1
18 Didi Gregorius, L (1, 6) OBP: 0.313, SLG: 0.369		X SI 99 0-0 ② G4-3			F FF 98 F FF 98 B FF 98 S CU 83 1-3 ① K2-3		F FF 88 X SL 79 0-1 ① G3		B FF 94 B FF 94 X FF 95 2-0 ② F7	4	0	0	0	0	1	2
35 Michael Pineda, R (1, 1) 17 Brendan Ryan, R (6, 4) OBP: 0.270, SLG: 0.345 13 Alex Rodriguez, R (9, PH) OBP: 0.358, SLG: 0.501 67 James Pazos, R (9, 1) 33 Chris Martin, R (9, 1) 48 Andrew Miller, L (9, 1)		C FF 98 X FF 99 0-1 ③ G4-3			C FF 98 F FF 98 S CU 84 0-3 ② K		B SI 88 C CH 78 X FF 88 1-1 ② P2		B FF 96 B FF 96 C FF 97 S FF 97 D KC 84 X FF 97 3-2 ③ F8	2 1 1 0 0 0	0 0 0 0 0 0	0 0 0 0 0 0	0 0 0 0 0 0	1 0 0 0 0 0	1 0 1 0 0 0	1 0 1 0 0 0
Inning Stats	R: 3 E: 0 K: 2 S: 16 H: 3 LOB: 0 BB: 0 P: 21	R: 0 E: 0 K: 1 S: 7 H: 0 LOB: 0 BB: 0 P: 8	R: 0 E: 0 K: 0 S: 6 H: 0 LOB: 0 BB: 0 P: 7	R: 0 E: 0 K: 1 S: 9 H: 0 LOB: 0 BB: 0 P: 15	R: 0 E: 0 K: 2 S: 8 H: 1 LOB: 1 BB: 0 P: 9	R: 2 E: 0 K: 2 S: 17 H: 3 LOB: 1 BB: 0 P: 28	R: 0 E: 0 K: 0 S: 7 H: 0 LOB: 0 BB: 0 P: 8	R: 0 E: 0 K: 1 S: 13 H: 0 LOB: 1 BB: 1 P: 20	R: 0 E: 0 K: 1 S: 11 H: 0 LOB: 1 BB: 1 P: 23	1B: 3 2B: 1 3B: 1 HR: 2	SF: 0 SAC: 0 DP: 0 HBP: 0					

PITCHER		IP	WLS	BF	H	R	ER	SO	BB	IBB	HBP	BLK	WP	HR	S	P	ERA	WHIP
34 Noah Syndergaard, R ERA: 3.39	(1, 1)	6.0	L	25	7	5	5	8	0	0	0	0	0	2	63	88	7.50	1.167
36 Sean Gilmartin, L ERA: 2.76	(7, 1)	2.0		7	0	0	0	1	1	0	0	0	0	0	20	28	0.00	0.500
39 Bobby Parnell, R ERA: 5.56	(9, 1)	1.0		4	0	0	0	1	1	0	0	0	1	0	11	23	0.00	1.000

PITCHER	IP	WLS	BF	H	R	ER	SO	BB	IBB	HBP	BLK	WP	HR	S	P	ERA	WHIP

TOP

New York Yankees @ New York Mets

Citi Field, Flushing, NY

Sat Sep 19 2015, 1:09 PM - 4:19 PM EDT

Att. 43,630 - Sunny - 80 F

livebaseballscorecards.com

AB	34
R	5
H	7
RBI	5
BB	2
SO	10
LOB	9

WP: 1 PA: 36
PB: 0
SB: 0
CS: 0

BOTTOM

New York Yankees @ New York Mets

Citi Field, Flushing, NY

Sat Sep 19 2015, 1:09 PM - 4:19 PM EDT

Att. 43,630 - Sunny - 80 F

livebaseballscorecards.com

Batter	1	2	3	4	5	6	7	8	9	AB	R	H	RBI	BB	SO	LOB
3 Curtis Granderson, L (1, 9) OBP: 0.365, SLG: 0.450	B FC 91 C FF 92 B FF 93 F FF 93 F SL 85 F SL 86 S FF 93 2-3 ① K	C SL 85 B FF 94 B FF 96 B FC 94 F FF 92 F FF 94 B SL 86 4-2 BB	C FF 93 F SL 85 B FF 93 X SL 86 1-2 28 BB 1B	C KC 84 F FF 98 B FF 100 B SV 87 B SV 87 S FF 98 3-3 ② K		3	0	1	0	1	2	0
52 Yoenis Cespedes, R (1, 8) OBP: 0.326, SLG: 0.547 (8, 7)	C FC 92 B FF 92 F FF 94 X SL 85 1-2 ② L8	C FF 94 B FF 94 1 SAFE B FF 93 F SL 86 B SL 87 X SL 86 3-2 ③ G1-3	S SL 85 S FF 94 S FF 95 0-3 ① K	B FF 98 C KC 84 S KC 85 F FF 100 X KC 84 1-2 ③ G5-3		4	0	0	0	0	1	3
28 Daniel Murphy, L (1, 4) OBP: 0.318, SLG: 0.430 (7, 3)	B FF 91 C SI 93 B CH 88 B SL 83 C FF 93 X FF 94 3-2 ③ G5-3	C FF 92 F SL 86 X FF 94 0-2 5 FC5-4 1B	B FC 92 F FF 96 C FC 92 B FF 96 F FF 96 F FC 91 F FC 92 B FF 97 B FF 96 4-2 1-2 2-3 BB	C SI 96 X SI 96 0-1 ① G6-3		3	0	1	0	1	0	0
5 David Wright, R (1, 5) OBP: 0.377, SLG: 0.422	B FF 91 C FF 92 B SL 85 S FF 93 F SL 87 S SL 87 2-3 ① K	B FC 92 X SL 85 1-0 ① FC5-4 21 CS 1-2f	F FF 97 S SI 97 F FF 97 B SI 97 B FC 93 S FF 97 2-3 ② K	B FF 96 F FF 95 F FF 96 B FC 90 C CU 85 2-3 ② K		4	0	0	0	0	3	4
21 Lucas Duda, L (1, 3) OBP: 0.346, SLG: 0.463 2 Juan Uribe, R (6, PH) OBP: 0.321, SLG: 0.419 36 Sean Gilmartin, L (7, 1) OBP: 0.400, SLG: 0.400 39 Bobby Parnell, R (9, 1) 23 Michael Cuddyer, R (9, PH) OBP: 0.317, SLG: 0.398	B SL 83 C SL 84 B SI 94 F FF 93 F FC 94 F FC 94 X SL 86 2-2 4 G5-3 1B	B FF 94 S FF 93 1 SAFE B SL 86 F FC 93 F FF 94 B FF 94 S SL 83 3-3 ② ③ K 1-2	C FF 97 C FC 92 S FF 97 0-3 ③ K	B FF 95 C FC 90 B FF 95 F FF 95 B FF 95 X FC 89 3-2 7 FC5 4 1B 1B		2 1 0 0 1	0 0 0 0 0	1 0 0 0 1	0 0 0 0 0	0 1 0 0 1	1 3 0 0 1	1 0 0 0 0
4 Wilmer Flores, R (1, 6) OBP: 0.298, SLG: 0.415	C FF 93 B FF 92 S SL 85 X SL 87 1-2 ② G5-3 1-2	B FF 91 C FF 93 X FF 93 1-1 ① F9	B FF 93 C FF 94 F SI 95 F FF 95 S FC 91 1-3 ① K	F FF 94 X FF 95 0-1 7 FC5 1-2 1B		4	0	1	0	0	1	1
30 Michael Conforto, L (1, 7) OBP: 0.368, SLG: 0.530 12 Juan Lagares, R (7, PH) OBP: 0.289, SLG: 0.365 (8, 8) 9 Kirk Nieuwenhuis, L (9, PH) OBP: 0.274, SLG: 0.384 7 Travis d'Arnaud, R (9, PH) OBP: 0.352, SLG: 0.537	B SL 84 B SL 84 X FF 94 2-0 ③ L8	C FF 93 X CH 90 0-1 ② F8	S SI 94 C FF 95 B FF 96 F SI 98 F FC 90 F SI 97 S FF 96 1-3 ② K	B FF 93 C FF 92 X SL 83 1-1 ③ FC5 1-2 2-3f		2 1 0 1	0 0 0 0	0 0 0 0	0 0 0 0	0 1 0 0	0 0 0 2	1 0 0 0
22 Kevin Plawecki, R (1, 2) OBP: 0.288, SLG: 0.295	B FF 90 X SL 82 1-0 ① F7	C SL 85 B CH 88 X CH 86 1-1 ③ G1-3	B FF 93 F SL 88 B SL 89 F FF 92 B SL 88 S FF 93 3-3 ③ K			3	0	0	0	0	1	0
34 Noah Syndergaard, L (1, 1) OBP: 0.179, SLG: 0.282 55 Kelly Johnson, L (6, PH) OBP: 0.322, SLG: 0.455 (7, 4)	B FF 93 F FF 93 X FF 95 1-1 ② G6-3	B FF 92 C FF 91 S SL 85 X SI 94 1-2 28 BB 3 1B 1B	C FF 96 S FF 98 B SV 86 F SV 87 B FF 99 B FF 97 S FF 97 3-3 ① K			1 2	0 0	0 1	0 0	0 1	0 0	0 0
Inning Stats	R: 0 E: 0 K: 1 S: 11 H: 0 LOB: 0 BB: 0 P: 17	R: 0 E: 0 K: 1 S: 13 H: 1 LOB: 1 BB: 0 P: 20	R: 0 E: 0 K: 0 S: 9 H: 0 LOB: 1 BB: 1 P: 18	R: 0 E: 0 K: 1 S: 8 H: 1 LOB: 1 BB: 0 P: 12	R: 0 E: 0 K: 0 S: 6 H: 0 LOB: 0 BB: 0 P: 8	R: 0 E: 0 K: 3 S: 21 H: 2 LOB: 3 BB: 1 P: 29	R: 0 E: 0 K: 3 S: 13 H: 0 LOB: 0 BB: 0 P: 18	R: 0 E: 0 K: 2 S: 11 H: 0 LOB: 0 BB: 0 P: 18	R: 0 E: 0 K: 1 S: 12 H: 2 LOB: 2 BB: 0 P: 18	1B: 6 2B: 1 3B: 0 HR: 0	SF: 0 SAC: 0 DP: 1 HBP: 0		WP: 0 PB: 0 SB: 0 CS: 1	PA: 34			

PITCHER	IP	WLS	BF	H	R	ER	SO	BB	IBB	HBP	BLK	WP	HR	S	P	ERA	WHIP
35 Michael Pineda, R (1, 1) ERA: 4.1	5.1	W	20	4	0	0	4	1	0	0	0	0	0	56	86	0.00	0.938
41 Justin Wilson, L (6, 1) ERA: 3.09	1.1		5	0	0	0	4	1	0	0	0	0	0	22	30	0.00	0.750
65 Caleb Cotham, R (7, 1) ERA: 7.11	0.1		1	0	0	0	1	0	0	0	0	0	0	3	6	0.00	0.000
68 Dellin Betances, R (8, 1) ERA: 1.41	1.0		3	0	0	0	2	0	0	0	0	0	0	11	18	0.00	0.000
67 James Pazos, L (9, 1) ERA:	0.1		1	0	0	0	0	0	0	0	0	0	0	2	2	0.00	0.000

PITCHER	IP	WLS	BF	H	R	ER	SO	BB	IBB	HBP	BLK	WP	HR	S	P	ERA	WHIP
33 Chris Martin, R (9, 1) ERA: 5.89	0.1		3	2	0	0	1	0	0	0	0	0	0	2	3	0.00	0.000
48 Andrew Miller, L (9, 1) ERA: 1.79	0.1		1	0	0	0	0	0	0	0	0	0	0	2	3	0.00	0.000

AB	32
R	0
H	6
RBI	0
BB	2
SO	12
LOB	15

New York Yankees @ New York Mets

Citi Field, Flushing, NY

Sun Sep 20 2015, 8:11 PM - 12:37 AM EDT

Att. 43,571 - Clear - 69 F

TOP

livebaseballscorecards.com

Batter	1	2	3	4	5	6	7	8	9	AB	R	H	RBI	BB	SO	LOB
22 Jacoby Ellsbury, L (1, 8) OBP: 0.317, SLG: 0.345	C FF 97 S CU 86 B SI 97 S SI 97 1-3 ① K		X SI 94 0-0 E1 (11 1B, 11 S)			B FF 96 S FF 96 C FF 97 X FF 94 1-2 E4 (11 E; 36 2B) 1B	C SI 90 X SI 91 0-1 11 FC6-4 1B	B CU 81 B FF 93 S FC 88 X FF 91 2-1 1-H 34 1B; 36 BB 1B	B SL 84 F SI 87 B CH 79 B CH 78 C SI 88 S SI 88 3-3 ③ K	5	2	3	1	0	1	0
24 Chris Young, R (8, 9) OBP: 0.309, SLG: 0.450										1	0	0	0	0	1	0
11 Brett Gardner, L (1, 7) OBP: 0.347, SLG: 0.416	B FF 96 S CH 89 F FF 97 S CU 84 1-3 ② K		1 SAFE D CH 87 C FF 97 X CU 81 1-1 1-3 1B			B FF 96 L FF 94 X FF 97 1-1 FC1 (36 2B) 2-3	1 SAFE C SI 90 B SL 82 X SI 91 1-1 ① FC6-4 (33 WP; 34 HBP; 12 BB) 1-2f	B FC 90 F FC 90 S CU 80 B FF 92 T FF 90 2-2 ② K		5	2	1	0	0	2	3
36 Carlos Beltrán, S (1, 9) OBP: 0.338, SLG: 0.469	S FF 96 B CH 88 X CH 89 1-1 ③ G3		1 SAFE B FF 96 C FF 96 C FF 95 F FF 96 B FF 94 F FF 95 F CU 84 F FF 96 2-2 ③ F9			F SL 85 X SL 86 0-1 1-H 3-H 33 WP; 29 HR 2B	X SI 91 0-0 ② F8	B FC 89 B SI 90 B FC 89 C FF 92 B FC 88 4-1 1-2 34 E; 34 1B; 33 HR BB		4	2	1	2	1	0	3
17 Brendan Ryan, R (8, 5) OBP: 0.270, SLG: 0.345										0	0	0	0	0	0	0
34 Brian McCann, L (1, 2) OBP: 0.327, SLG: 0.463		C SI 95 B CH 86 B CU 85 F FF 96 X SI 96 2-2 ① G4-1		C FF 94 F CH 88 S FF 93 0-3 ① K		C FF 98 S FF 97 S FF 98 0-3 ① K	C SI 90 H SI 91 1-1 12 BB; 33 BB HBP 1-2	C SI 88 X SI 89 0-1 1-3 2-H E8 (33 HR) 1B		4	1	1	1	0	2	1
66 John Ryan Murphy, R (8, 2) OBP: 0.322, SLG: 0.417										0	0	0	0	0	0	0
33 Greg Bird, L (1, 3) OBP: 0.336, SLG: 0.518		B SI 95 C CH 89 F SI 96 S SL 87 1-3 ② K		S FF 93 X CH 88 0-1 ② F8		B FF 97 B SL 89 B SL 88 C FF 96 S FF 96 B FF 97 4-2 2-3 29 HR BB	B SI 90 F SI 90 F SL 83 B SL 85 B SI 89 F SI 89 B SI 90 4-2 1-2 2-3 12 BB BB	B SI 90 B SI 88 B SI 89 C SI 89 X SI 90 3-1 1-H 3-H HR		3	2	1	3	2	1	0
12 Chase Headley, S (1, 5) OBP: 0.331, SLG: 0.380		B FF 95 B SI 97 B CH 88 B SI 97 4-0 BB		B CU 84 F FF 94 F FF 95 B SL 91 B FF 95 C CH 88 3-3 ③ K		C FF 96 S SI 96 B FF 96 B SI 97 S FF 96 2-3 ② K	B FF 92 D CH 85 B FF 92 C FF 91 C FF 93 B FF 94 4-2 1-2 2-3 3-H BB	C SI 90 B SL 84 F CH 80 F FF 89 F CU 73 B SL 85 B FF 89 B SI 89 4-2 BB		2	0	0	1	3	2	2
26 Chris Capuano, L (8, 1) 74 Nick Goody, R (9, 1)										0	0	0	0	0	0	0
										0	0	0	0	0	0	0
29 Dustin Ackley, L (1, 4) OBP: 0.281, SLG: 0.412		C CU 86 B CH 89 B SI 97 S CH 89 B SI 96 X SI 97 3-2 ③ L4			B CU 80 B FF 93 C CH 88 B CH 88 F CH 87 X CH 86 3-2 ① G3	B FF 96 X FF 95 1-0 1-H 3-H HR	B FF 93 X FF 92 1-0 ③ F8	B SI 89 X SI 88 1-0 ③ F8		3	1	1	3	0	0	1
14 Stephen Drew, L (6, 4) OBP: 0.271, SLG: 0.381										2	0	0	0	0	0	4
(9, 6)																
18 Didi Gregorius, L (1, 6) OBP: 0.312, SLG: 0.368			B FF 95 B FF 94 B FF 96 C FF 93 X CH 87 3-1 ① L8		B FF 94 C FF 94 F SL 90 X FF 94 1-2 ② L9	B SL 78 B SL 78 X FF 86 2-0 1B		C CU 78 X FC 90 0-1 ① G6-3	C SI 87 B CH 78 B SI 87 C SI 88 F CH 79 S SI 88 2-3 ① K	4	0	1	0	0	0	0
64 Rob Refsnyder, R (9, PH) OBP: 0.143, SLG: 0.357										1	0	0	0	0	1	0
(9, 4)																
52 CC Sabathia, L (1, 1)			C SI 95 S CU 84 F FF 94 S FF 95 0-3 ② K		C SI 94 F CH 88 S FF 96 0-3 ③ K	X FF 86 0-0 ③ L6		B FF 92 B FC 91 F FC 90 S FF 94 B CU 84 B FF 93 4-2 22 S; 22 1B BB	S SI 88 F SI 88 B CH 80 X SL 83 1-2 ② F9	3	0	0	0	0	2	1
50 Nick Rumbelow, R (7, 1)										0	0	0	0	0	0	0
13 Alex Rodriguez, R (8, PH) OBP: 0.359, SLG: 0.501										0	0	0	0	1	0	0
70 Rico Noel, R (8, PR)										0	1	0	0	0	0	0
71 Slade Heathcott, L (8, 8) OBP: 0.368, SLG: 0.737										1	0	0	0	0	0	0
Inning Stats	R: 0 E: 0 K: 2 S: 8 H: 0 LOB: 0 BB: 0 P: 11	R: 0 E: 0 K: 1 S: 9 H: 0 LOB: 1 BB: 1 P: 19	R: 0 E: 1 K: 1 S: 17 H: 1 LOB: 2 BB: 0 P: 23	R: 0 E: 0 K: 2 S: 8 H: 0 LOB: 0 BB: 0 P: 11	R: 0 E: 0 K: 1 S: 9 H: 0 LOB: 0 BB: 0 P: 13	R: 5 E: 2 K: 2 S: 18 H: 4 LOB: 1 BB: 1 P: 29	R: 1 E: 0 K: 0 S: 12 H: 1 LOB: 3 BB: 2 P: 23	R: 5 E: 1 K: 1 S: 19 H: 3 LOB: 1 BB: 3 P: 39	R: 0 E: 0 K: 2 S: 10 H: 0 LOB: 0 BB: 0 P: 16	1B: 6 2B: 1 3B: 0 HR: 2 SF: 0 SAC: 0 DP: 0 HBP: 1						

	AB	38
	R	11
	H	9
	RBI	11
	BB	7
	SO	12
	LOB	15

WP: 2 PB: 0 SB: 2 CS: 0 PA: 46

PITCHER		IP	WLS	BF	H	R	ER	SO	BB	IBB	HBP	BLK	WP	HR	S	P	ERA	WHIP
33 Matt Harvey, R ERA: 2.8	(1, 1)	5.0		18	1	0	0	7	1	0	0	0	0	0	51	77	0.00	0.400
47 Hansel Robles, R ERA: 3.4	(6, 1)	0.2	L	7	3	5	1	2	1	0	0	0	1	1	16	25	13.50	6.000
36 Sean Gilmartin, L ERA: 2.74	(6, 1)	0.1		2	1	0	0	0	0	0	0	0	0	0	2	4	0.00	3.000
44 Eric O'Flaherty, L ERA: 7.8	(7, 1)	0.2		5	1	1	1	0	1	0	1	0	1	0	9	15	13.50	3.000
62 Erik Goeddel, R ERA: 2.67	(7, 1)	0.1		2	0	0	0	0	1	0	0	0	0	0	3	8	0.00	3.000

PITCHER		IP	WLS	BF	H	R	ER	SO	BB	IBB	HBP	BLK	WP	HR	S	P	ERA	WHIP
72 Carlos Torres, R ERA: 4.88	(8, 1)	0.2		5	1	3	3	1	2	0	0	0	0	0	10	22	40.50	4.500
54 Tim Stauffer, R ERA: 7.5	(8, 1)	1.1		7	2	2	2	2	1	0	0	0	0	1	19	33	13.50	2.250

BOTTOM

Batter	1	2	3	4	5	6	7	8	9	AB	R	H	RBI	BB	SO	LOB
11 Rubén Tejada, R (1, 6) OBP: 0.344, SLG: 0.359 30 Michael Conforto, L (7, PH) OBP: 0.366, SLG: 0.526 72 Carlos Torres, R (8, 1) OBP: 1.000, SLG: 1.000 54 Tim Stauffer, R (8, 1)	C SI 88 S FF 90 X FF 90 0-2 5 2B 2B	B SI 91 B SL 79 S FF 91 X SI 91 2-1 ③ L1-3			B SI 90 F FF 91 X FF 91 1-1 ① G5-3		C CH 88 B FF 96 F CH 88 B CU 82 S FF 96 2-3 ② K			3 1 1 0 0 0 0 1 0 0 0 0 1 0 0 0 0 0 0 0 0 0 0 0 0 0 0 0						
5 David Wright, R (1, 5) OBP: 0.373, SLG: 0.425 9 Kirk Nieuwenhuis, L (9, 9) OBP: 0.274, SLG: 0.384	C FF 91 F SI 89 X CH 83 0-2 21 BB 2-H 2B		B FF 89 B SI 90 B FF 90 C FF 90 S FF 90 F SI 91 X SI 91 3-2 ① F8		B FF 92 B SL 79 C SI 91 C SL 79 F SI 92 X SI 91 2-2 ② G5-3		S FF 94 B FF 96 B FF 95 F FF 96 F CH 86 S CH 88 2-3 ③ K			4 0 1 1 0 1 0 0 0 0 0 0 0 0						
52 Yoenis Cespedes, R (1, 7) OBP: 0.326, SLG: 0.548 29 Eric Campbell, R (8, PH) OBP: 0.306, SLG: 0.291 (9, 5)	C SL 78 S SI 90 B SI 89 S FF 90 1-3 ① K		X CH 84 0-0 ② F9		C SI 91 B SI 84 C FF 92 B FF 92 B SI 92 F SI 92 X SL 81 3-2 2B			B SI 86 F SI 88 B SL 84 B CH 76 X SI 88 3-1 28 1B 2B		3 0 1 0 0 1 1 1 1 1 0 0 0 0						
2 Juan Uribe, R (1, 4) OBP: 0.319, SLG: 0.416 28 Daniel Murphy, L (5, 4) OBP: 0.318, SLG: 0.431 16 Dilson Herrera, R (9, 4) OBP: 0.298, SLG: 0.317	B FF 90 C FF 91 B CH 83 F SI 90 F FF 91 F FF 91 S CH 82 2-3 ② K		C SL 80 F FF 92 B CH 84 B FF 91 B CH 84 F SL 80 X SI 92 3-2 ③ G4-3		C SI 91 S SL 79 C SI 90 0-3 ③ K			X SI 89 0-0 21 G1-6-3 2-H 1B		2 0 0 0 0 1 1 2 0 1 1 0 1 1 0 0 0 0 0 0 0						
7 Travis d'Arnaud, R (1, 2) OBP: 0.352, SLG: 0.532 20 Anthony Recker, R (8, PH) OBP: 0.256, SLG: 0.230 (9, 2)	F FF 91 B CH 83 B FF 91 B SL 78 B SI 91 4-1 21 BB BB			C SI 89 X SL 79 0-1 ① G3		C SI 89 B SI 89 S SI 90 S SI 84 1-3 ① K		C SL 82 D SI 88 C CH 79 S SI 90 1-3 ① K		2 0 0 0 1 1 0 1 0 0 0 0 1 1						
21 Lucas Duda, L (1, 3) OBP: 0.345, SLG: 0.460	B FF 91 B SL 78 B SL 79 C SI 90 C FF 92 F SL 80 B FF 93 4-2 1-2 2-3 BB			S SI 92 B FF 92 X FF 91 1-1 ② F7		C SL 80 C SL 79 B SL 81 S SI 92 1-3 ② K		C SL 83 F SL 85 X SI 91 0-2 ② ③ G1-6-3 1-2f		3 0 0 0 1 1 1						
23 Michael Cuddyer, R (1, 9) OBP: 0.320, SLG: 0.403 1 Eric Young Jr., S (9, 7) OBP: 0.225, SLG: 0.256	C SI 91 S SI 92 X FF 92 0-2 ③ P3			C SL 79 S CH 84 B SI 91 X SI 84 1-2 2B		B FF 91 S SI 91 B FF 91 F FF 91 X FF 92 2-2 1B			F FF 91 X FF 91 0-1 ① P6	3 0 2 0 0 0 3 1 0 0 0 0 0 0						
12 Juan Lagares, R (1, 8) OBP: 0.289, SLG: 0.362		X FF 90 0-0 ① P4		I IN 69 I IN 72 I IN 74 I IN 72 4-0 IBB		B FF 91 B SI 90 F FF 91 B FF 91 F FF 92 X SI 92 3-2 ③ G6-3			C SL 81 B SL 81 F FF 90 B SL 80 B FF 91 X FF 91 3-2 ② G1-6-3	3 0 0 0 1 0 1						
33 Matt Harvey, R (1, 1) OBP: 0.115, SLG: 0.197 47 Hansel Robles, R (6, 1) 36 Sean Gilmartin, L (6, 1) OBP: 0.400, SLG: 0.400 44 Eric O'Flaherty, L (7, 1) 62 Erik Goeddel, R (7, 1) 3 Curtis Granderson, L (7, PH) OBP: 0.364, SLG: 0.449 4 Wilmer Flores, R (8, 6) OBP: 0.298, SLG: 0.414		B SI 90 F SI 90 S FF 90 B SI 84 S SI 91 2-3 ② K		F FF 91 S CH 84 S SI 84 0-3 ③ K			B FF 94 C FF 94 F FF 94 B CH 91 B CH 87 F FF 92 X FF 94 3-2 ① F7		B FF 91 B FF 90 C FF 90 X FF 91 2-1 ③ L9	2 0 0 0 0 2 2 0 0 0 0 0 0 0 0 0 0 0 0 0 0 0 0 0 0 0 0 0 0 0 0 0 0 0 0 1 0 0 0 0 0 0 1 0 0 0 0 0 0						
Inning Stats	R: 1 H: 2 E: 0 LOB: 3 K: 2 BB: 2 S: 21 P: 32	R: 0 H: 0 E: 0 LOB: 0 K: 1 BB: 0 S: 6 P: 10	R: 0 H: 0 E: 0 LOB: 0 K: 0 BB: 0 S: 9 P: 15	R: 0 H: 1 E: 0 LOB: 2 K: 1 BB: 1 S: 10 P: 16	R: 0 H: 1 E: 0 LOB: 1 K: 1 BB: 0 S: 13 P: 19	R: 0 H: 1 E: 0 LOB: 1 K: 2 BB: 0 S: 12 P: 19	R: 0 H: 0 E: 0 LOB: 0 K: 2 BB: 0 S: 11 P: 18	R: 1 H: 2 E: 0 LOB: 0 K: 1 BB: 0 S: 9 P: 13	R: 0 H: 0 E: 0 LOB: 0 K: 0 BB: 0 S: 7 P: 12	1B: 2 SF: 0 2B: 5 SAC: 0 3B: 0 DP: 1 HR: 0 HBP: 0				WP: 0 PA: 36 PB: 0 SB: 0 CS: 0		

PITCHER		IP	WLS	BF	H	R	ER	SO	BB	IBB	HBP	BLK	WP	HR	S	P	ERA	WHIP
52 CC Sabathia, L ERA: 4.8	(1, 1)	6.0	W	26	5	1	1	7	2	1	0	0	0	0	71	111	1.50	1.167
50 Nick Rumbelow, R ERA: 3.68	(7, 1)	1.0		3	0	0	0	2	0	0	0	0	0	0	11	18	0.00	0.000
26 Chris Capuano, L ERA: 7.94	(8, 1)	1.0		4	2	1	1	1	0	0	0	0	0	0	9	13	9.00	2.000
74 Nick Goody, R ERA: 1.93	(9, 1)	1.0		3	0	0	0	0	0	0	0	0	0	0	7	12	0.00	0.000

PITCHER	IP	WLS	BF	H	R	ER	SO	BB	IBB	HBP	BLK	WP	HR	S	P	ERA	WHIP

New York Yankees @ New York Mets

Citi Field, Flushing, NY

Sun Sep 20 2015, 8:11 PM - 12:37 AM EDT

Att. 43,571 - Clear - 69 F

livebaseballscorecards.com

AB	33
R	2
H	7
RBI	2
BB	3
SO	10
LOB	11

Batter	1	2	3	4	5	6	7	8	9	AB	R	H	RBI	BB	SO	LOB
22 Jacoby Ellsbury, L (1, 8) OBP: 0.318, SLG: 0.346	C SI 91 F FC 86 F KC 79 X FC 89 0-2 ① L1		B SI 94 X SI 94 1-0 11 BB 1-2 1B		C CH 86 F FC 90 X SI 95 0-2 ③ P6			B FF 94 B CU 85 F SI 94 F SI 93 X CU 86 2-2 1-2 3-H 1B		4	0	2	1	0	0	0
11 Brett Gardner, L (1, 7) OBP: 0.347, SLG: 0.413	C FF 92 F SI 92 X KC 79 0-2 ② L8		B FF 94 C SI 94 B SI 95 F FF 95 B FF 96 F SI 96 B FF 92 4-2 1-2 2-3 BB			C FC 88 B CH 85 X SI 92 1-1 ① G3		B SI 94 C FF 94 S CU 86 F FF 96 B FF 95 D CU 86 C CU 86 3-3 ① K		3	0	0	0	1	1	2
13 Alex Rodriguez, R (1, 10) OBP: 0.358, SLG: 0.499	C SI 92 B FC 88 S FC 91 F FC 89 B SI 94 F CH 86 X FC 89 2-2 34 FC6-5 1B		F FC 91 B FF 96 S SI 95 B FF 92 F SI 96 B SI 95 F SI 96 F FF 93 T FF 93 3-2 ② K			S CH 84 B KC 80 B FC 88 S FC 89 F CH 87 T SI 94 2-2 ② K		C CU 85 S CU 86 B FF 94 S CU 86 1-3 ② K		4	0	1	0	0	3	5
34 Brian McCann, L (1, 2) OBP: 0.325, SLG: 0.458	F SI 94 X FF 94 0-1 ③ FC6-5 1-2f		C FF 95 F FF 95 F KC 83 X SI 96 0-2 ③ L8			C CH 86 C FC 89 F CH 87 B FC 89 F SI 95 F FF 92 B SI 95 X KC 80 2-2 ③ P1		C CU 86 B SI 94 F SI 94 S CU 88 1-3 ③ K		4	0	0	0	0	1	6
36 Carlos Beltrán, S (1, 9) OBP: 0.335, SLG: 0.464		X FF 91 0-0 ① F9		C FC 88 X CH 84 0-1 ① L9			C FC 86 F FC 87 F SI 92 B FC 88 X CH 84 1-2 ① G1-3		B FF 96 C FC 90 S SL 90 X FF 96 1-2 ① P6	4	0	0	0	0	0	0
12 Chase Headley, S (1, 5)		B FF 92 C FC 88 C SI 93 F FF 93 S SI 94 1-3 ② K		X FC 89 0-0 ② F9			C FC 88 S CH 85 S FF 93 0-3 ② K		B FF 94 C FF 96 S SL 90 C FF 96 1-3 ② K	4	0	0	0	0	3	0
33 Greg Bird, L (1, 3) OBP: 0.333, SLG: 0.534		C FF 94 S FF 95 X SI 95 0-2 ③ G3-1		C FF 94 B KC 79 F CH 86 F FF 94 B CH 87 S FC 91 2-3 ③ K			F CH 85 C SI 92 F SI 90 F CH 86 B SI 94 F FC 89 S SI 93 1-3 ③ K		X FF 96 0-0 HR	4	1	1	1	0	2	0
18 Didi Gregorius, L (1, 6) OBP: 0.312, SLG: 0.366			B FF 91 C SI 93 X SI 93 1-1 ① G4-3		C SI 92 B CH 85 S CH 87 F FC 90 F FF 95 F CH 88 F FC 89 S FF 94 1-3 ① K			B SI 96 B SI 96 C SI 96 B SI 97 B SI 97 4-1 29 1B 22 1B BB	C SI 97 B CH 83 S FF 96 X SL 90 1-2 ③ F8	3	1	0	0	1	1	0
29 Dustin Ackley, L (1, 4) OBP: 0.282, SLG: 0.411			B FF 94 B FC 89 C SI 93 X SI 95 2-1 E4 11 BB 22 1B		B CH 87 C SI 94 B FC 90 S FF 94 F FC 90 B CH 87 F FF 95 X SI 95 3-2 ② G3			B SI 96 C SI 96 F SI 96 X CU 81 1-2 1-3 22 1B 1B		3	0	1	0	0	0	0
Inning Stats	R: 0 E: 0 K: 0 S: 14 H: 1 LOB: 1 BB: 0 P: 16	R: 0 E: 0 K: 1 S: 8 H: 0 LOB: 0 BB: 0 P: 9	R: 0 E: 1 K: 1 S: 18 H: 1 LOB: 3 BB: 1 P: 29	R: 0 E: 0 K: 1 S: 7 H: 0 LOB: 0 BB: 0 P: 9	R: 0 E: 0 K: 1 S: 15 H: 0 LOB: 0 BB: 0 P: 19	R: 0 E: 0 K: 1 S: 12 H: 0 LOB: 0 BB: 0 P: 17	R: 0 E: 0 K: 2 S: 13 H: 0 LOB: 0 BB: 0 P: 15	R: 1 E: 0 K: 3 S: 17 H: 2 LOB: 2 BB: 1 P: 29	R: 1 E: 0 K: 1 S: 10 H: 1 LOB: 0 BB: 0 P: 13	1B: 4 2B: 0 3B: 0 HR: 1 SF: 0 SAC: 0 DP: 0 HBP: 0						

TOP

New York Yankees @ Toronto Blue Jays

Rogers Centre, Toronto, ON

Mon Sep 21 2015, 7:09 PM - 10:22 PM EDT

Att. 47,648 - Clear - 62 F

livebaseballscorecards.com

AB	33
R	2
H	5
RBI	2
BB	2
SO	11
LOB	13

WP: 0 PA: 35
PB: 0
SB: 0
CS: 0

PITCHER		IP	WLS	BF	H	R	ER	SO	BB	IBB	HBP	BLK	WP	HR	S	P	ERA	WHIP
14 David Price, L ERA: 2.34	(1, 1)	7.0	W	25	2	0	0	7	1	0	0	0	0	0	87	114	0.00	0.429
41 Aaron Sanchez, R ERA: 3.38	(8, 1)	0.0		2	1	1	1	0	1	0	0	0	0	0	4	9	∞	∞
27 Brett Cecil, L ERA: 2.72	(8, 1)	1.0	H	4	1	0	0	3	0	0	0	0	0	0	13	20	0.00	1.000
54 Roberto Osuna, R ERA: 2.48	(9, 1)	1.0	S	4	1	1	1	1	0	0	0	0	0	1	10	13	9.00	1.000

PITCHER	IP	WLS	BF	H	R	ER	SO	BB	IBB	HBP	BLK	WP	HR	S	P	ERA	WHIP

BOTTOM

New York Yankees @ Toronto Blue Jays

Rogers Centre, Toronto, ON

Mon Sep 21 2015, 7:09 PM - 10:22 PM EDT

Att. 47,648 - Clear - 62 F

livebaseballscorecards.com

Batter	1	2	3	4	5	6	7	8	9	AB	R	H	RBI	BB	SO	LOB
7 Ben Revere, L (1, 7) OBP: 0.343, SLG: 0.370	B FF 92 C FF 92 X CU 79 1-1 20 HBP 19 1B 1B	C CU 80 F CH 85 B SI 94 F FF 94 S CH 86 1-3 ② K		C SI 95 X SI 94 0-1 ③ G5-3		X FF 90 0-0 ③ L9		C FF 93 C CU 76 B FF 94 X FF 94 1-2 1B		5	1	2	0	0	1	3
20 Josh Donaldson, R (1, 5) OBP: 0.369, SLG: 0.574	F SL 88 H FF 93 1-1 10 WP 19 1B 10 G6-3 1-2 HBP	C FF 93 F CH 85 B SL 89 B FF 94 B CH 86 F SL 87 X SL 87 3-2 E5 1B			C SL 86 S SL 86 B SL 88 F SL 88 F SL 87 C FF 93 1-3 ① K		F FF 96 B SL 87 F SL 86 B SL 86 F FF 96 B SL 81 B SL 86 4-2 19 2B 55 SF8 BB	B FF 94 S FC 87 1 SAFE C FC 86 X FF 95 1-2 ③ P4		3	2	1	0	1	1	1
19 José Bautista, R (1, 9) OBP: 0.375, SLG: 0.534	C FF 94 C SL 88 B SL 88 B SL 88 X SL 88 2-2 10 WP 13 2B 1-2 2-H 1B	C SL 89 B SL 87 S CH 85 B SL 87 B SL 88 F CH 85 X CU 81 3-2 ③ G5-3			C SL 87 X SL 87 0-1 ② L7		X FF 96 0-0 55 SF8 1-3 2B			4	1	2	1	0	0	1
10 Edwin Encarnación, R (1, 10) OBP: 0.371, SLG: 0.547	B CU 82 B FF 94 S SL 86 B FF 94 X SL 87 3-1 ① G6-3 1-2 2-H	C FF 91 B FF 92 X SL 86 1-1 1B			C SL 86 F SL 93 B FF 93 F SL 88 B FF 94 B SL 87 X FF 92 3-2 ③ L8		I IN 70 I IN 74 I IN 76 I IN 74 4-0 IBB			3	0	1	1	1	0	1
13 Justin Smoak, S (1, 3) OBP: 0.301, SLG: 0.470	B FF 94 B SL 87 T CU 80 X CH 84 2-1 55 G4-3 2-H 2B	F SI 91 B SL 86 F SL 88 B CU 81 S SL 86 2-3 ① K				B FF 91 X SL 86 1-0 ① G6-3	S FC 88 X FC 89 0-1 ① P3			4	0	1	1	0	1	4
55 Russell Martin, R (1, 2) OBP: 0.324, SLG: 0.444	C SL 88 B SI 93 B CH 85 B SI 93 X SL 89 3-1 ② G4-3 2-3	F FF 92 C FF 91 D SL 89 S CH 85 1-3 ② K				C FF 93 C SL 87 B SL 87 B FF 93 S SL 85 2-3 ② K	C FC 89 S FC 88 F FC 88 X FF 94 0-2 ② SF8 2-3 3-H			3	0	0	1	0	2	2
17 Ryan Goins, L (1, 6) OBP: 0.319, SLG: 0.350	B FF 93 D CH 86 B SL 87 B FF 92 4-0 BB	B FF 91 B CH 84 S FF 92 C SI 92 B SL 88 F SL 86 X CH 84 3-2 ③ G1-3				B FF 90 C SL 84 X SL 84 1-1 23 BB 11 BB 1B	B FF 94 C FC 89 F FF 93 B CU 75 X CU 77 2-2 ③ G4-3			3	0	1	0	1	0	3
11 Kevin Pillar, R (1, 8) OBP: 0.296, SLG: 0.367	C FF 94 S SL 89 F FF 92 D CU 82 F FF 94 D SL 90 S CH 85 2-3 ③ K			B CU 78 C CU 78 F SI 91 B SL 87 F SL 85 S FF 93 2-3 ① K		B FF 91 C SL 84 B CH 81 B SL 85 B FF 91 4-1 23 BB 1-2 BB		C FF 93 X FC 90 0-1 ① G3-1		3	0	0	0	1	2	2
9 Cliff Pennington, S (1, 4) OBP: 0.288, SLG: 0.273 23 Matt Hague, R (6, PH) OBP: 0.500, SLG: 0.600 18 Darwin Barney, R (6, PR) (7, 4)		C SI 92 C SI 92 X SI 93 0-2 ① F7		B SI 94 X SI 94 1-0 ② P3		B CH 82 D CH 82 C CH 82 B CH 81 F CH 82 F CH 80 B FF 91 4-2 1-2 2-3 BB		X FF 93 0-0 ② L7		2 0 1	0 0 0	0 0 0	0 0 0	0 1 0	0 0 0	0 0 0
Inning Stats	R: 3 E: 0 K: 1 S: 17 H: 3 LOB: 2 BB: 1 P: 35	R: 0 E: 1 K: 1 S: 15 H: 1 LOB: 1 BB: 0 P: 22	R: 0 E: 0 K: 2 S: 12 H: 1 LOB: 1 BB: 0 P: 19	R: 0 E: 0 K: 1 S: 7 H: 0 LOB: 0 BB: 0 P: 10	R: 0 E: 0 K: 1 S: 11 H: 0 LOB: 0 BB: 0 P: 15	R: 0 E: 0 K: 1 S: 11 H: 1 LOB: 3 BB: 2 P: 23	R: 1 E: 0 K: 0 S: 13 H: 1 LOB: 2 BB: 2 P: 23	R: 0 E: 0 K: 0 S: 9 H: 1 LOB: 1 BB: 0 P: 11		1B: 6 2B: 2 3B: 0 HR: 0 SF: 1 SAC: 0 DP: 0 HBP: 1				WP: 1 PB: 0 SB: 0 CS: 0 PA: 38		

	AB	31
	R	4
	H	8
	RBI	4
	BB	5
	SO	7
	LOB	17

PITCHER		IP	WLS	BF	H	R	ER	SO	BB	IBB	HBP	BLK	WP	HR	S	P	ERA	WHIP
43 Adam Warren, R ERA: 3.46	(1, 1)	3.1	L	17	5	3	3	5	1	0	1	0	1	0	48	82	8.10	1.800
67 James Pazos, L ERA:	(4, 1)	0.2		2	0	0	0	0	0	0	0	0	0	0	3	4	0.00	0.000
65 Caleb Cotham, R ERA: 5.63	(5, 1)	1.2		5	0	0	0	2	0	0	0	0	0	0	15	22	0.00	0.000
45 Chasen Shreve, L ERA: 2.65	(6, 1)	0.1		4	1	0	0	0	2	0	0	0	0	0	7	16	0.00	9.000
57 Branden Pinder, R ERA: 3.04	(7, 1)	0.0		3	1	1	1	0	1	1	0	0	0	0	4	12	∞	∞

PITCHER		IP	WLS	BF	H	R	ER	SO	BB	IBB	HBP	BLK	WP	HR	S	P	ERA	WHIP
38 Andrew Bailey, R ERA: 3.6	(7, 1)	2.0		7	1	0	0	0	0	0	0	0	0	0	18	22	0.00	0.500

Batter	1	2	3	4	5	6	7	8	9	10	AB	R	H	RBI	BB	SO	LOB
22 Jacoby Ellsbury, L (1, 8) OBP: 0.321, SLG: 0.352	B FF 89 X FF 88 1-0 34 1B 2B	B CH 78 X FF 89 1-0 2B			C FF 88 B FF 89 C CU 78 B FF 90 B CH 79 S CH 79 3-3 ① K		I IN 65 I IN 71 I IN 72 I IN 74 4-0 11 1B IBB		X FC 89 0-0 ①② F9-2 2-3 3-H	B FF 92 X CH 86 1-0 ③ F7	5	1	2	0	1	1	3
11 Brett Gardner, L (1, 7) OBP: 0.347, SLG: 0.412	X FF 88 0-0 ① F8	B FF 89 C FF 90 X CU 79 1-1 ③ G4-3			C CH 78 B FF 89 C FF 90 B FF 90 X CU 79 2-2 ② G6-3		C SI 92 B SI 94 B SI 94 X SI 94 2-1 1-2 2-3 1B		B FC 90 B FC 90 D FF 92 B FF 96 4-0 BB		4	0	1	0	1	0	2
13 Alex Rodriguez, R (1, 10) OBP: 0.357, SLG: 0.495	B CH 76 B CH 77 F FC 87 B FF 89 S CH 79 F FF 90 D FF 91 4-2 34 1B 36 SF7 BB		C CU 78 B FF 89 B FF 90 B FF 90 F FF 91 F FF 91 X FF 91 3-2 ① F9		F FF 88 B FF 89 F CH 81 B FF 90 X FF 90 2-2 ③ F9		S SI 96 F SI 96 S FF 92 0-3 ③ K		D FF 95 F FF 95 B FC 90 F FC 91 X FF 95 2-2 ③ F8		4	1	0	0	1	1	5
34 Brian McCann, L (1, 2) OBP: 0.325, SLG: 0.458 70 Rico Noel, R (10, PR) 66 John Ryan Murphy, R (10, 2) OBP: 0.322, SLG: 0.417	S CH 78 X CH 78 0-1 33 2B 1-3 2-H 1B		B FF 89 B FF 90 B FF 89 X FF 90 3-0 ② L8			B CU 76 X FF 88 1-0 ① G4-3		C SI 96 S SI 97 B SL 91 B FF 93 X SI 98 2-2 ① P5		X SL 87 0-0 71 CI 33 HR 1B	5 0 0	0 1 0	2 0 0	1 0 0	0 0 0	0 0 0	0 0 0
36 Carlos Beltrán, S (1, 9) OBP: 0.336, SLG: 0.473 17 Brendan Ryan, R (8, 4) OBP: 0.270, SLG: 0.345 71 Slade Heathcott, L (10, PH) OBP: 0.368, SLG: 0.737 (10, 9)	B FF 89 C FF 89 F FF 90 B FF 89 X FF 91 2-2 ② SF7 3-H		C CU 77 X CU 79 0-1 1B			F FF 89 B FF 89 B FF 89 X CU 77 2-1 ② G6-3		B SI 97 X SI 97 1-0 HR	B SL 87 1 SAFE 1 SAFE F FF 97 1-1 1-2 CI 33 HR	3 0 0	1 0 1	2 0 0	2 0 0	0 0 0	0 0 0	0 0 0
33 Greg Bird, L (1, 3) OBP: 0.336, SLG: 0.562	C FF 88 B FF 89 X CU 77 1-1 1-3 2B		B FF 89 S FF 89 S FF 90 B FF 90 S CH 80 2-3 ③ K			B CH 79 C FF 89 F CH 80 B FF 90 F FF 90 X FF 91 3-2 ③ P6		C CU 80 F SI 92 B FF 92 B SI 97 B SL 92 C SL 90 3-3 ② K		C SL 87 S SL 86 B SL 87 B FF 96 X SL 88 2-2 1-H 2-H HR	5	1	2	3	0	2	1
12 Chase Headley, S (1, 5) OBP: 0.326, SLG: 0.374	C FF 88 S FC 88 B FF 90 B FF 91 F FF 90 S CU 77 2-3 ③ K			X CH 78 0-0 ① F9			B FF 88 C CH 79 X FC 88 1-1 ① P6	S SI 97 S SI 97 B SI 98 S CH 92 1-3 ③ K		C SL 86 C FF 97 B FF 97 B SL 87 B SI 98 X SL 87 3-2 ① G4-3	5	0	0	0	0	2	3
29 Dustin Ackley, L (1, 4) OBP: 0.283, SLG: 0.407 24 Chris Young, R (8, 9) OBP: 0.310, SLG: 0.449 14 Stephen Drew, L (10, 4) OBP: 0.271, SLG: 0.381		C FF 88 F FF 88 X FF 90 0-2 ① G4-3		B FF 88 B CH 78 C FF 88 F FF 90 X CH 79 2-2 ② G3		B CU 77 B CH 80 B FF 89 B FF 89 4-0 18 1B BB		S SL 86 F SL 85 B FF 95 B FF 96 B SL 87 B SL 86 4-2 18 2B 22 F9-2 BB	F FF 92 S CH 85 F FF 93 B CH 88 X FF 93 1-2 ② F7	2 1 0	0 0 0	0 0 0	0 0 0	1 1 0	0 0 0	0 1 0
18 Didi Gregorius, L (1, 6) OBP: 0.315, SLG: 0.370		C FF 89 C FC 90 F FF 90 X FF 91 0-2 ② L8		C CU 77 B FF 90 F FF 89 X CH 79 1-2 ③ F8		B FF 89 C CH 80 F FF 89 F FF 88 X CH 79 1-2 ② 11 1B 1-3 1B		L SI 94 L FF 94 1 SAFE B FF 94 1 SAFE B FF 94 X FF 94 2-2 22 F9-2 1-3 2B	F FF 93 B FF 93 C FF 92 F CH 87 X FF 93 1-2 1B	5	0	3	0	0	0	0
Inning Stats	R: 2 E: 0 K: 1 S: 16 H: 3 LOB: 2 BB: 1 P: 26	R: 0 E: 0 K: 0 S: 10 H: 1 LOB: 1 BB: 0 P: 12	R: 0 E: 0 K: 1 S: 10 H: 1 LOB: 1 BB: 0 P: 18	R: 0 E: 0 K: 0 S: 7 H: 0 LOB: 0 BB: 0 P: 10	R: 0 E: 0 K: 1 S: 9 H: 0 LOB: 0 BB: 0 P: 16	R: 0 E: 0 K: 0 S: 7 H: 0 LOB: 0 BB: 0 P: 13	R: 0 E: 0 K: 1 S: 11 H: 2 LOB: 3 BB: 2 P: 23	R: 1 E: 0 K: 2 S: 10 H: 1 LOB: 0 BB: 0 P: 17	R: 0 E: 0 K: 0 S: 9 H: 1 LOB: 2 BB: 2 P: 21	R: 3 E: 1 K: 0 S: 17 H: 3 LOB: 1 BB: 0 P: 26	1B: 6 2B: 5 3B: 0 HR: 2 SF: 1 SAC: 0 DP: 1 HBP: 0						

PITCHER		IP	WLS	BF	H	R	ER	SO	BB	IBB	HBP	BLK	WP	HR	S	P	ERA	WHIP
25 Marco Estrada, R ERA: 3.13	(1, 1)	6.2		28	6	2	2	3	2	1	0	0	0	0	65	111	2.70	1.200
62 Aaron Loup, L ERA: 4.76	(7, 1)	0.0		1	1	0	0	0	0	0	0	0	0	0	2	4	∞	∞
31 Liam Hendriks, R ERA: 2.61	(7, 1)	1.1		5	1	1	1	3	0	0	0	0	0	1	13	20	6.75	0.750
36 Drew Hutchison, R ERA: 5.33	(9, 1)	0.0		2	1	0	0	0	1	0	0	0	0	0	5	11	∞	∞
52 Ryan Tepera, R ERA: 2.67	(9, 1)	1.0		3	0	0	0	0	1	0	0	0	0	0	4	10	0.00	1.000

PITCHER		IP	WLS	BF	H	R	ER	SO	BB	IBB	HBP	BLK	WP	HR	S	P	ERA	WHIP
57 Mark Lowe, R ERA: 1.86	(10, 1)	0.1	L	4	2	3	2	0	0	0	0	0	0	1	8	14	54.00	6.000
50 Steve Delabar, R ERA: 4.45	(10, 1)	0.2		3	1	0	0	0	0	0	0	0	0	0	9	12	0.00	1.500

TOP

New York Yankees @ Toronto Blue Jays

Rogers Centre, Toronto, ON

Tue Sep 22 2015, 7:08 PM - 10:47 PM EDT

Att. 47,992 - Clear - 64 F

livebaseballscorecards.com

AB	39
R	6
H	12
RBI	6
BB	5
SO	6
LOB	15

WP: 0 PB: 0 SB: 0 CS: 0

PA: 46

New York Yankees @ Toronto Blue Jays

Rogers Centre, Toronto, ON

Tue Sep 22 2015, 7:08 PM - 10:47 PM EDT

Att. 47,992 - Clear - 64 F

livebaseballscorecards.com

BOTTOM

Batter	1	2	3	4	5	6	7	8	9	10	AB	R	H	RBI	BB	SO	LOB
7 Ben Revere, L (1, 7) OBP: 0.342, SLG: 0.369 55 Russell Martin, R (9, PH) OBP: 0.325, SLG: 0.444 18 Darwin Barney, R (10, 4)	B FF 92 B FF 93 C FF 94 X FF 96 2-1 20 G4-6-3 1B		C SL 87 S CH 90 X SL 86 0-2 ③ G4-3			C FF 95 B FF 96 B FF 96 B SL 88 X FF 96 3-1 ① L8		F FF 98 F KC 86 S SV 87 0-3 ② K	B SL 83 B FF 96 C SL 83 B SL 84 S SL 84 B FF 98 4-2 1-2 2-3 BB		4	0	1	0	0	1	1
											0	0	0	0	1	0	0
											0	0	0	0	0	0	0
20 Josh Donaldson, R (1, 5) OBP: 0.369, SLG: 0.571	X SL 89 0-0 ①② G4-6-3 1-2f			B FF 96 C FF 96 S CH 87 B SL 89 B CH 88 F CH 88 B SL 92 4-2 10 WP 13 1B BB		X SL 88 0-0 ② G5-3		B KC 85 B KC 84 B KC 85 B FF 100 4-0 19 BB 2-3 BB	S SL 85 F SL 84 B FF 96 S FF 96 1-3 ③ K		3	1	0	0	2	1	4
19 José Bautista, R (1, 9) OBP: 0.375, SLG: 0.531	X FF 95 0-0 ③ F8			B CH 88 X SL 90 1-0 ① F9		S CH 88 B SL 87 B FF 96 B CH 88 B CH 87 4-1 BB		B KC 86 C FF 99 B KC 85 B KC 85 B FF 99 4-1 1-2 BB		C SL 82 B SL 84 C SL 82 X FF 96 1-2 ① G4-3	3	0	0	0	2	0	1
10 Edwin Encarnación, R (1, 10) OBP: 0.370, SLG: 0.549		C FF 94 B FF 94 S FF 96 S SL 88 1-3 ① K		B SL 88 1 SAFE B SL 90 B CH 88 C SL 89 S FF 97 X SL 92 3-2 ② G5-3 1-2		F SL 88 C SL 89 F SL 86 B FF 97 B CH 87 B SL 89 S SL 88 3-3 ③ K		D FF 98 B FF 99 C FF 98 S FF 98 S KC 86 2-3 ③ K		B FF 93 C SL 82 X FF 91 1-1 HR	5	1	1	1	0	3	5
13 Justin Smoak, S (1, 3) OBP: 0.299, SLG: 0.465		C FF 95 B FF 95 X SL 89 1-1 ② G6-3		D SL 88 C SL 88 X FF 97 1-1 ③ 2-H 1B			F FC 94 X FC 89 0-1 ① G6-3		C SL 82 S SL 82 B FF 96 B SL 84 S SL 83 2-3 ① K	C FF 91 S SL 82 B FF 96 T SL 84 1-2 ② K	5	0	1	1	0	2	0
30 Dioner Navarro, S (1, 2) OBP: 0.306, SLG: 0.385		C FF 94 X FF 96 0-1 ③ G5-3			C FF 95 B SL 89 B SL 88 X FF 96 2-1 ① G3-1		C FF 94 B FF 95 F SI 95 X FF 97 1-2 ② P5		X FF 95 0-0 HR	S FF 94 B SL 83 X SL 83 1-1 ③ F8	5	1	1	1	0	0	0
17 Ryan Goins, L (1, 6) OBP: 0.317, SLG: 0.347 15 Chris Colabello, R (9, PH) OBP: 0.372, SLG: 0.518 3 Ezequiel Carrera, L (10, 7) OBP: 0.320, SLG: 0.370			C FF 94 B SL 91 F CH 90 B FF 97 X FF 97 2-2 ① G1-3		C FF 95 S CH 89 B FF 96 X CH 90 1-2 ② F8		X FF 95 0-0 ③ G4-3		F SL 83 C FF 96 C SL 83 0-3 ② K		3	0	0	0	0	0	0
											1	0	0	0	0	1	0
											0	0	0	0	0	0	0
11 Kevin Pillar, R (1, 8) OBP: 0.300, SLG: 0.378			C FF 96 B SL 87 F SL 88 B CH 90 X FF 96 2-2 HR		C FF 96 C SL 89 F SL 89 B SL 86 B CH 88 B FF 97 B SL 87 4-2 66 S BB			C FF 97 X KC 84 0-1 20 S 66 SH1-4 1B	C SL 83 S SL 83 B FF 96 F SL 84 X FF 97 1-2 55 BB 2B		3	1	3	1	1	0	0
66 Munenori Kawasaki, L (1, 4) OBP: 0.261, SLG: 0.286 23 Matt Hague, R (9, PH) OBP: 0.571, SLG: 0.600 9 Cliff Pennington, S (10, 6) OBP: 0.288, SLG: 0.273			S FF 94 B FF 94 S CH 89 X CH 90 1-2 ② G6-3		F CH 88 S FF 96 B FF 96 F SL 89 F FF 96 C CH 90 1-3 ③ K 1-2			X FF 98 0-0 ① SH1-4 1-2	I IN 78 I IN 78 I IN 80 I IN 78 4-0 55 BB IBB		2	0	0	0	0	1	1
											0	0	0	0	1	0	0
											0	0	0	0	0	0	0
Inning Stats	R: 0 E: 0 K: 0 S: 4 H: 1 LOB: 0 BB: 0 P: 6	R: 0 E: 0 K: 1 S: 7 H: 0 LOB: 0 BB: 0 P: 9	R: 1 E: 0 K: 0 S: 12 H: 1 LOB: 0 BB: 0 P: 17	R: 1 E: 0 K: 0 S: 9 H: 1 LOB: 1 BB: 1 P: 18	R: 0 E: 0 K: 1 S: 13 H: 0 LOB: 1 BB: 1 P: 21	R: 0 E: 0 K: 1 S: 8 H: 0 LOB: 1 BB: 1 P: 18	R: 0 E: 0 K: 0 S: 6 H: 0 LOB: 0 BB: 0 P: 7	R: 0 E: 0 K: 2 S: 10 H: 1 LOB: 3 BB: 2 P: 20	R: 1 E: 0 K: 3 S: 16 H: 2 LOB: 3 BB: 2 P: 28	R: 1 E: 0 K: 1 S: 10 H: 1 LOB: 0 BB: 0 P: 14	1B: 3 2B: 1 3B: 0 HR: 3 SF: 0 SAC: 1 DP: 1 HBP: 0						

	AB	34
	R	4
	H	7
	RBI	4
	BB	7
	SO	9
	LOB	12

WP: 1 PA: 42
PB: 0
SB: 2
CS: 0

PITCHER		IP	WLS	BF	H	R	ER	SO	BB	IBB	HBP	BLK	WP	HR	S	P	ERA	WHIP
40 Luis Severino, R ERA: 3.1	(1, 1)	6.0		22	3	2	2	3	3	0	0	0	1	1	53	89	3.00	1.000
41 Justin Wilson, L ERA: 3.04	(7, 1)	1.0		3	0	0	0	0	0	0	0	0	0	0	6	7	0.00	0.000
68 Dellin Betances, R ERA: 1.4	(8, 1)	1.0	H	6	1	0	0	2	2	0	0	0	0	0	10	20	0.00	3.000
48 Andrew Miller, L ERA: 2.04	(9, 1)	2.0	W	11	3	2	2	4	1	1	0	0	0	2	26	42	9.00	2.000

PITCHER	IP	WLS	BF	H	R	ER	SO	BB	IBB	HBP	BLK	WP	HR	S	P	ERA	WHIP

Batter	1	2	3	4	5	6	7	8	9	AB	R	H	RBI	BB	SO	LOB
22 Jacoby Ellsbury, L (1, 8) OBP: 0.318, SLG: 0.348	C SI 94 S SV 86 B SV 86 T SV 88 1-2 ① K		X SV 86 0-0 ③ F7			C SI 92 X FC 91 0-1 ① L8		C SI 94 X SI 94 0-1 ② G4-3		4	0	0	0	0	1	1
11 Brett Gardner, L (1, 7) OBP: 0.345, SLG: 0.409	C SI 94 C FC 92 B SV 87 B FC 89 B SI 94 F SV 87 S SV 87 3-3 ② K			C SI 92 B SV 89 S CH 84 B CH 83 B FC 88 X SI 92 3-2 ① G4-3		C CH 85 C FF 93 F CH 84 X SI 92 0-2 ② G6-3		C SI 93 C SI 95 S SI 94 0-3 ③ K		4	0	0	0	0	2	0
13 Alex Rodriguez, R (1, 10) OBP: 0.356, SLG: 0.495	B SI 94 C SV 84 X SI 93 1-1 ③ G3-1			X SI 94 0-0 ② G6-3		X SI 93 0-0 ③ G6-3			C FF 97 B SL 89 C FF 97 X FF 97 1-2 34 G6-3 2B	4	0	1	0	0	0	0
34 Brian McCann, L (1, 2) OBP: 0.325, SLG: 0.456		C SI 92 B ST 83 B FC 90 C SL 86 B SV 85 X SV 85 3-2 ① G3-1		F SI 93 B CH 86 F SV 87 X SI 93 1-2 1B			B SI 91 F CH 83 F FC 89 X SV 85 1-2 ① F7		C SL 89 B FF 95 S SL 89 X SL 89 1-2 ① G6-3 2-3	4	0	1	0	0	0	1
36 Carlos Beltrán, S (1, 9) OBP: 0.336, SLG: 0.470 71 Slade Heathcott, L (7, PR) OBP: 0.350, SLG: 0.700 (7, 9)		B SL 85 X FC 90 1-0 ② L9		S CH 85 C SI 93 S FC 89 0-3 ③ K			B SI 93 B ST 82 B CH 84 B CH 83 4-0 12 1B BB		S FF 96 C FF 96 F SL 88 B CH 85 C FF 97 1-3 ② K	2	0	0	0	1	1	1
										1	0	0	0	0	1	1
33 Greg Bird, L (1, 3) OBP: 0.333, SLG: 0.552		C SI 94 B CH 87 F CH 85 F FF 94 S SV 87 1-3 ③ K			B CH 84 F SV 87 X SI 92 1-1 12 G3-6-3 1B		B SI 93 X CH 86 1-0 ② F8		C SL 90 X SI 96 0-1 ③ F8	4	0	1	0	0	1	2
12 Chase Headley, S (1, 5) OBP: 0.326, SLG: 0.374			C SI 92 F FC 91 B SV 86 B SI 93 F FF 92 B FC 90 F SI 92 S SV 85 3-3 ① K		B SI 91 X CH 86 1-0 ① ② G3-6-3 1-2f		X FF 93 0-0 1-2 1B			3	0	1	0	0	1	1
29 Dustin Ackley, L (1, 4) OBP: 0.283, SLG: 0.411			C SI 92 B CH 87 B CH 85 X SV 86 2-1 ② G4-3		C SI 93 B CH 86 B CH 84 X SV 87 2-1 2B		B CH 84 C SI 92 B CH 85 F SI 93 X SV 86 2-2 ③ L8			3	0	1	0	0	0	2
18 Didi Gregorius, L (1, 6) OBP: 0.315, SLG: 0.370			B FC 91 C CH 86 F SI 92 F FC 91 F SV 87 B FF 94 X SV 87 2-2 1B		B CH 85 X SI 92 1-0 ③ G6-3			B SI 94 F SI 93 S CU 86 S CU 86 1-3 ① K		3	0	1	0	0	1	1
Inning Stats	R: 0 E: 0 K: 2 S: 9 H: 0 LOB: 0 BB: 0 P: 14	R: 0 E: 0 K: 1 S: 8 H: 0 LOB: 0 BB: 0 P: 13	R: 0 E: 0 K: 1 S: 13 H: 1 LOB: 1 BB: 0 P: 20	R: 0 E: 0 K: 1 S: 10 H: 1 LOB: 1 BB: 0 P: 14	R: 0 E: 0 K: 0 S: 6 H: 2 LOB: 1 BB: 0 P: 11	R: 0 E: 0 K: 0 S: 7 H: 0 LOB: 0 BB: 0 P: 7	R: 0 E: 0 K: 0 S: 8 H: 1 LOB: 2 BB: 1 P: 16	R: 0 E: 0 K: 2 S: 8 H: 0 LOB: 0 BB: 0 P: 9	R: 0 E: 0 K: 1 S: 12 H: 1 LOB: 1 BB: 0 P: 15	1B: 4 2B: 2 3B: 0 HR: 0 SF: 0 SAC: 0 DP: 1 HBP: 0						WP: 0 PB: 0 SB: 0 CS: 0 PA: 33

PITCHER		IP	WLS	BF	H	R	ER	SO	BB	IBB	HBP	BLK	WP	HR	S	P	ERA	WHIP
6 Marcus Stroman, R ERA: 1.89	(1, 1)	7.0	W	26	5	0	0	5	1	0	0	0	0	0	61	95	0.00	0.857
27 Brett Cecil, L ERA: 2.66	(8, 1)	1.0		3	0	0	0	2	0	0	0	0	0	0	8	9	0.00	0.000
54 Roberto Osuna, R ERA: 2.44	(9, 1)	1.0		4	1	0	0	1	0	0	0	0	0	0	12	15	0.00	1.000

PITCHER	IP	WLS	BF	H	R	ER	SO	BB	IBB	HBP	BLK	WP	HR	S	P	ERA	WHIP

TOP

New York Yankees @ Toronto Blue Jays

Rogers Centre, Toronto, ON

Wed Sep 23 2015, 7:13 PM - 10:04 PM EDT

Att. 48,056 - Clear - 68 F

livebaseballscorecards.com

AB	32
R	0
H	6
RBI	0
BB	1
SO	8
LOB	10

Batter	1	2	3	4	5	6	7	8	9	AB	R	H	RBI	BB	SO	LOB
7 Ben Revere, L (1, 7) OBP: 0.339, SLG: 0.366	C FF 93 B SI 94 X SI 94 1-1 ① L8	C CU 81 S SI 95 F CU 83 X CU 82 0-2 ③ L3			B SI 92 X CH 86 1-0 ① G6-3	B FF 94 B FF 92 X FF 93 2-0 ③ F7		X FF 98 0-0 ③ G6-3		5	0	0	0	0	0	5
20 Josh Donaldson, R (1, 5) OBP: 0.371, SLG: 0.574	B SI 94 C SI 94 B SI 94 F SI 94 X SI 94 2-2 10 2B 1B	F SI 94 C SI 94 X CU 82 0-2 1B			F SI 94 B SI 94 B CU 81 B SI 94 S SI 96 F SI 95 S CU 82 3-3 ② K		S FC 86 B CU 78 X FC 87 1-1 19 G6-3 55 HR 2B			4	1	3	0	0	1	0
19 José Bautista, R (1, 9) OBP: 0.373, SLG: 0.527	C SI 94 B CU 80 C SI 95 S CU 81 1-3 ② K	S CU 80 F CU 81 F FF 96 B CU 83 C CU 82 1-3 ① K			B CU 80 S CU 81 B SI 94 B SI 94 F SI 94 X SI 94 3-2 ③ L8		D FF 95 F FF 94 B FF 94 X FC 87 2-1 ① G6-3 2-3			4	0	0	0	0	2	3
10 Edwin Encarnación, R (1, 10) OBP: 0.371, SLG: 0.550	B SI 95 C SI 95 X SI 94 1-1 1-3 2B	C SI 94 X SI 95 0-1 ② P3				F CU 79 B CU 80 B SI 93 C CU 79 F SI 94 F CU 81 X CU 82 2-2 ① P4	I IN 64 I IN 72 I IN 73 I IN 72 4-0 13 S 55 HR IBB			3	1	1	0	1	0	1
13 Justin Smoak, S (1, 3) OBP: 0.295, SLG: 0.458	B SI 95 B CU 81 F SI 95 C SI 94 B CU 84 F SI 96 S CU 82 3-3 ③ K	S CU 81 F CU 81 B SI 93 B CU 82 F SI 95 S CU 82 2-3 ③ K				B SI 94 B CU 80 B CH 88 F SI 93 F SI 93 C SI 94 3-3 ② K	C CU 77 S FC 87 S FC 87 0-3 ② K 1-2			4	0	0	0	0	4	5
55 Russell Martin, R (1, 2) OBP: 0.326, SLG: 0.450		F SI 92 C SI 93 X SI 95 0-2 ① G6-3		B CU 79 B SI 92 F SI 93 X SI 93 2-1 ① F7		F SI 92 S CU 81 B CU 81 F SI 94 B CH 88 B SI 94 B SI 94 4-2 17 1B 11 1B BB	F FF 95 B FC 84 C FC 86 F FF 95 B FF 95 X FF 94 2-2 2-H 3-H HR			3	2	1	3	1	0	0
17 Ryan Goins, L (1, 6) OBP: 0.319, SLG: 0.347		B CU 81 B SI 94 C SI 94 B CH 88 B SI 94 4-1 18 1B BB		C SI 93 B CH 87 F FF 94 X SI 95 1-2 ② G5-3		C SI 96 C SI 97 F SI 97 X SI 97 0-2 3 BB 11 1B 1-3 1B	C FC 86 S CU 78 B CU 77 S FC 87 1-3 ③ K			3	0	1	0	1	1	0
11 Kevin Pillar, R (1, 8) OBP: 0.300, SLG: 0.377		C SI 95 F SI 95 1 SAFE X CU 82 0-2 ② L8		B CU 79 B CU 80 B SI 93 C SI 93 F SI 93 X SI 95 3-2 E6 18 S		X SL 87 0-0 1-2 3 BB 1B 3-H		C FF 97 B FC 92 B CU 83 X FF 97 2-1 ① L8		4	0	1	1	0	0	1
18 Darwin Barney, R (1, 4) OBP: 0.125, SLG: 0.125 3 Ezequiel Carrera, L (6, PH) OBP: 0.324, SLG: 0.370 9 Cliff Pennington, S (7, 4) OBP: 0.287, SLG: 0.272		B SI 94 X SI 94 1-0 1-2 1B		C SI 94 1 SAFE B CU 80 D CU 81 S SI 95 F SI 94 X SI 96 2-2 ③ F7 1-2		S SL 88 D SL 88 B SL 88 D SL 88 F FF 93 B SL 88 4-2 1-2 2-3 BB		S FF 97 S FF 99 S CU 84 0-3 ② K		2 0 1	0 0 0	1 0 0	0 0 0	0 1 0	0 0 1	1 0 0
Inning Stats	R: 0 E: 0 K: 2 S: 14 H: 2 LOB: 2 BB: 0 P: 22	R: 0 E: 0 K: 0 S: 12 H: 1 LOB: 2 BB: 1 P: 17	R: 0 E: 0 K: 2 S: 13 H: 1 LOB: 1 BB: 0 P: 16	R: 0 E: 1 K: 0 S: 12 H: 0 LOB: 1 BB: 0 P: 20	R: 0 E: 0 K: 1 S: 8 H: 0 LOB: 0 BB: 0 P: 15	R: 1 E: 0 K: 1 S: 19 H: 2 LOB: 3 BB: 2 P: 34	R: 3 E: 0 K: 2 S: 14 H: 2 LOB: 0 BB: 1 P: 24	R: 0 E: 0 K: 1 S: 6 H: 0 LOB: 0 BB: 0 P: 8		1B: 5 2B: 2 3B: 0 HR: 1 SF: 0 SAC: 0 DP: 0 HBP: 0				WP: 0 PB: 0 SB: 2 CS: 0 PA: 37		

PITCHER		IP	WLS	BF	H	R	ER	SO	BB	IBB	HBP	BLK	WP	HR	S	P	ERA	WHIP
47 Iván Nova, R ERA: 4.87	(1, 1)	5.2	L	24	4	1	1	6	2	0	0	0	0	0	70	110	1.59	1.059
67 James Pazos, L ERA:	(6, 1)	0.0		1	1	0	0	0	0	0	0	0	0	0	4	4	∞	∞
65 Caleb Cotham, R ERA: 5.4	(6, 1)	0.1		3	1	0	0	0	1	0	0	0	0	0	4	10	0.00	6.000
38 Andrew Bailey, R ERA: 7.5	(7, 1)	1.0		6	2	3	3	2	0	1	0	0	0	1	14	24	27.00	2.000
55 Bryan Mitchell, R ERA: 5.81	(8, 1)	1.0		3	0	0	0	1	0	0	0	0	0	0	6	8	0.00	0.000

PITCHER	IP	WLS	BF	H	R	ER	SO	BB	IBB	HBP	BLK	WP	HR	S	P	ERA	WHIP

BOTTOM

New York Yankees @ Toronto Blue Jays

Rogers Centre, Toronto, ON

Wed Sep 23 2015, 7:13 PM - 10:04 PM EDT

Att. 48,056 - Clear - 68 F

livebaseballscorecards.com

AB	33
R	4
H	8
RBI	4
BB	4
SO	9
LOB	16

Batter	1	2	3	4	5	6	7	8	9	AB	R	H	RBI	BB	SO	LOB
1 Adam Eaton, L (1, 8) OBP: 0.356, SLG: 0.425	C FF 92 S FF 93 S SL 86 0-3 ① **K**		B CH 88 X SL 85 1-0 53 1B 1-2 1B		X CH 88 0-0 79 G5-3 1-2 1B		B FF 96 B SI 96 F FF 95 F FF 96 F CU 80 F FF 95 B CU 79 B FF 97 4-2 79 1B 28 BB BB		C SL 81 X SL 82 0-1 1B	4	1	3	0	1	1	0
79 José Abreu, R (1, 3) OBP: 0.349, SLG: 0.509	C SL 85 B FF 92 X SL 87 1-1 ② **L8**		B FF 92 B FF 93 T FF 94 F SL 87 X SL 87 2-2 ② **L9**		B FF 94 S SL 85 B FF 94 X SL 87 2-1 ② **G5-3** 1-2 2-3		C FF 95 B FF 96 D SI 97 B FF 96 F FF 96 F FF 97 X FF 97 3-2 28 BB 53 BB 1-3 1B		C FF 95 S SL 83 S SL 85 0-3 ② **K**	5	0	1	0	0	1	5
53 Melky Cabrera, S (1, 7) OBP: 0.319, SLG: 0.401	C FF 93 B CH 89 F FC 93 X FF 95 1-2 ③ **G6-3**		C FF 95 F SL 88 B FC 94 F SL 89 F CH 91 X SL 88 1-2 2-3 1B		C FF 94 B CH 91 X CH 90 1-1 ③ **G3-1**		D KC 83 B FF 97 B FF 97 C FF 97 C FF 97 F KC 84 B FF 100 4-2 28 BB 1-2 BB		C SL 83 X SL 84 0-1 ③ **F9**	4	0	1	0	1	0	3
28 Trayce Thompson, R (1, 9) OBP: 0.378, SLG: 0.618		B FF 92 F FF 93 X SL 86 1-1 ① **L8**	C SL 88 S FF 95 F SL 90 B FF 94 T FF 95 1-2 ③ **K**			C SL 82 B FF 91 B FF 95 X FF 92 2-1 HR	C FF 99 S KC 86 D KC 85 B KC 85 B FF 99 B FF 100 4-2 1-2 2-3 3-H BB			3	1	1	2	1	1	3
25 Adam LaRoche, L (1, 10) OBP: 0.298, SLG: 0.346		B FF 92 S SL 86 C FF 93 X SL 86 1-2 1B		B FC 92 C FF 93 X CH 90 1-1 ① **G6-3**		S FF 93 B CH 91 F FF 93 S SL 87 1-3 ① **K**	C KC 84 B KC 84 C KC 85 S SV 87 1-3 ③ **K**			4	0	1	0	0	2	3
10 Alexei Ramirez, R (1, 6) OBP: 0.285, SLG: 0.358		B SL 83 S FC 92 X SL 85 1-1 ② **P6**		C FF 93 C FC 92 X FF 94 0-2 21 CS 1B		X FF 94 0-0 ② **L8**		C KC 82 B FF 99 X KC 84 1-1 5 G4-6-3 1B		4	0	2	0	0	0	1
5 Yolmer Sánchez, S (1, 4) OBP: 0.269, SLG: 0.339		C FF 92 S CH 90 F FF 94 F SL 86 S SL 88 0-3 ③ **K2-3**		C FF 92 F CH 90 F FF 95 1 SAFE F SL 87 D CH 89 S FF 94 1-3 ② **K**		S CH 90 C FF 96 X SL 88 0-2 ③ **L9**		B FF 96 X FF 97 1-0 ① ② **G4-6-3** 1-2f		4	0	0	0	0	2	3
21 Tyler Flowers, R (1, 2) OBP: 0.284, SLG: 0.348			T FF 93 X FF 91 0-1 53 1B 1 1B 1B	1 SAFE T FF 94 S SL 87 0-2 ③ **CS** 1-2	C SL 82 X SL 86 0-1 79 G5-3 1 1B 1B		F FF 94 C FF 95 X CU 80 0-2 ① **G6-3**	C KC 85 C KC 85 S FF 100 0-3 ③ **K**		4	0	2	0	0	1	0
18 Tyler Saladino, R (1, 5) OBP: 0.275, SLG: 0.347			C FF 92 T SL 85 F FF 88 X SL 86 0-2 ① **L9**		B FF 92 C SL 83 F FF 93 C CH 87 1-3 ① **K**		T SI 94 F FC 89 B FF 96 B SI 96 F SI 96 B FC 90 X SI 94 3-2 ② **L7**		C FF 90 C SL 81 S SL 83 0-3 ① **K**	4	0	0	0	0	2	2
Inning Stats	R: 0 E: 0 K: 1 S: 8 H: 0 LOB: 0 BB: 0 P: 10	R: 0 E: 0 K: 1 S: 12 H: 1 LOB: 1 BB: 0 P: 15	R: 0 E: 0 K: 1 S: 19 H: 3 LOB: 3 BB: 0 P: 24	R: 0 E: 0 K: 1 S: 12 H: 1 LOB: 0 BB: 0 P: 14	R: 0 E: 0 K: 1 S: 10 H: 2 LOB: 2 BB: 0 P: 14	R: 1 E: 0 K: 1 S: 9 H: 1 LOB: 0 BB: 0 P: 12	R: 1 E: 0 K: 1 S: 23 H: 1 LOB: 3 BB: 3 P: 42	R: 0 E: 0 K: 1 S: 6 H: 1 LOB: 0 BB: 0 P: 8	R: 0 E: 0 K: 2 S: 10 H: 1 LOB: 1 BB: 0 P: 10	1B: 10 2B: 0 3B: 0 HR: 1 SF: 0 SAC: 0 DP: 1 HBP: 0						

PITCHER		IP	WLS	BF	H	R	ER	SO	BB	IBB	HBP	BLK	WP	HR	S	P	ERA	WHIP
35 Michael Pineda, R ERA: 3.99	(1, 1)	6.0	W	25	8	1	1	6	0	0	0	0	0	1	70	89	1.50	1.333
41 Justin Wilson, L ERA: 3.16	(7, 1)	0.2	H	4	1	1	1	0	1	0	0	0	0	0	15	25	13.50	3.000
68 Dellin Betances, R ERA: 1.37	(7, 1)	1.1	H	6	1	0	0	2	2	0	0	0	0	0	14	25	0.00	2.250
48 Andrew Miller, L ERA: 2.01	(9, 1)	1.0	S	4	1	0	0	2	0	0	0	0	0	0	10	10	0.00	1.000

PITCHER	IP	WLS	BF	H	R	ER	SO	BB	IBB	HBP	BLK	WP	HR	S	P	ERA	WHIP

Chicago White Sox @ New York Yankees

Yankee Stadium, Bronx, NY

Thu Sep 24 2015, 7:12 PM - 9:57 PM EDT

Att. 35,132 - Clear - 74 F

TOP

livebaseballscorecards.com

AB	36
R	2
H	11
RBI	2
BB	3
SO	10
LOB	20

Batter	1	2	3	4	5	6	7	8	9	AB	R	H	RBI	BB	SO	LOB
22 Jacoby Ellsbury, L (1, 8) OBP: 0.317, SLG: 0.346	C SI 97 C SL 81 S SL 81 0-3 K2-3 ①		B SI 95 F SI 96 H SI 94 2-1 12 FC6 12 S HBP		C SL 76 F SI 90 B SI 92 S SL 79 1-3 K ①		X CH 86 0-0 F9 ②			3	0	0	0	0	2	0
12 Chase Headley, S (1, 5) OBP: 0.327, SLG: 0.375	S SI 98 B SL 81 X SI 97 1-1 36 1B 1B		B CH 89 1 SAFE B SI 95 C SI 97 B SI 96 C SI 90 X SI 98 3-2 FC6 ① 13 BB 36 HR 1-2		B SL 74 X CH 88 1-0 G6-3 ②		C SL 74 B SL 80 X CH 88 1-1 1B			4	1	2	0	0	0	1
13 Alex Rodriguez, R (1, 10) OBP: 0.355, SLG: 0.492	B SI 91 C CH 89 B SL 82 T SI 98 C SL 84 2-3 K ②		S SI 90 B SL 79 D SL 79 B SI 91 B SI 90 4-1 36 HR 1-2 BB		X SI 90 0-0 F8 ③		1 SAFE B SI 95 X SI 95 1-0 P4 ③			3	1	0	0	1	1	2
36 Carlos Beltrán, S (1, 9) OBP: 0.337, SLG: 0.477 71 Slade Heathcott, L (9, 9) OBP: 0.350, SLG: 0.700	D SL 81 F SI 97 F SI 97 B SL 84 B SL 82 X SI 92 3-2 24 FC6-4 1-2 1B		B SI 97 S SI 97 S SI 96 F SI 97 B SL 83 X SI 98 2-2 1-H 2-H HR			C SI 92 B CH 87 B CH 87 B SL 76 X CH 86 3-1 F8 ①		B SL 89 C SL 88 S SL 88 F SI 98 S SL 89 1-3 K ①		4 0	1 0	2 0	3 0	0 0	1 0	0 0
24 Chris Young, R (1, 7) OBP: 0.310, SLG: 0.447 34 Brian McCann, L (8, PH) OBP: 0.324, SLG: 0.455 11 Brett Gardner, L (9, 7) OBP: 0.345, SLG: 0.409	C SL 82 X SI 94 0-1 FC6-4 ③ 1-2f		C SI 98 C SL 81 S SL 81 0-3 K ②			B CH 89 X CH 87 1-0 66 1B 1B		C SI 89 C CU 77 B CU 77 F SI 90 F CU 76 X SI 91 1-2 G5-3 ②		3 1 0	0 0 0	1 0 0	0 0 0	0 0 0	1 0 0	2 0 0
66 John Ryan Murphy, R (1, 2) OBP: 0.321, SLG: 0.413		B SL 77 C SI 95 B SI 94 F CH 88 B SL 80 S SI 97 3-3 K ①	X SI 93 0-0 G5-3 ③			1 SAFE B CH 86 B SI 94 B SI 90 C SI 92 X SI 94 3-1 1-2 1B		S CU 76 B SI 90 F CH 86 S CU 77 1-3 K ③		4	0	1	0	0	2	0
29 Dustin Ackley, L (1, 3) OBP: 0.280, SLG: 0.405 33 Greg Bird, L (7, 3) OBP: 0.333, SLG: 0.552		C SI 97 B SI 95 X SL 80 1-1 G3-1 ②		X SI 95 0-0 F7 ①		C SI 93 S SI 95 D SL 77 S CH 84 1-3 K ②				3 0	0 0	0 0	0 0	0 0	1 0	2 0
64 Rob Refsnyder, R (1, 4) OBP: 0.176, SLG: 0.353 18 Didi Gregorius, L (8, 6) OBP: 0.315, SLG: 0.370		B SI 92 X SI 96 1-0 1B		C CH 88 B CH 82 F SI 95 B SL 80 X SL 75 2-2 G5-3 ②		C CH 84 B SI 94 F CH 87 B SI 95 C SI 96 2-3 K ③				3 0	0 0	1 0	0 0	0 0	1 0	2 0
17 Brendan Ryan, R (1, 6) OBP: 0.261, SLG: 0.333 (8, 4)		X SI 96 0-0 F9 ③		B SI 95 C CH 87 B SI 94 C CH 85 C SI 96 2-3 K ③			C CH 86 S SI 94 B SL 77 F CH 89 X SI 95 1-2 F7 ①			3	0	0	0	0	1	1
Inning Stats	R: 0 E: 0 K: 2 S: 13 H: 2 LOB: 2 BB: 0 P: 19	R: 0 E: 0 K: 1 S: 7 H: 1 LOB: 1 BB: 0 P: 12	R: 3 E: 0 K: 1 S: 13 H: 1 LOB: 0 BB: 1 P: 24	R: 0 E: 0 K: 1 S: 7 H: 0 LOB: 0 BB: 0 P: 11	R: 0 E: 0 K: 1 S: 5 H: 0 LOB: 0 BB: 0 P: 7	R: 0 E: 0 K: 2 S: 11 H: 2 LOB: 2 BB: 0 P: 21	R: 0 E: 0 K: 0 S: 8 H: 1 LOB: 1 BB: 0 P: 11	R: 0 E: 0 K: 2 S: 12 H: 0 LOB: 0 BB: 0 P: 15		1B: 6 2B: 0 3B: 0 HR: 1	SF: 0 SAC: 0 DP: 0 HBP: 1			WP: 0 PB: 0 SB: 1 CS: 0	PA: 33	

PITCHER		IP	WLS	BF	H	R	ER	SO	BB	IBB	HBP	BLK	WP	HR	S	P	ERA	WHIP
49 Chris Sale, L ERA: 3.48	(1, 1)	7.0	L	30	7	3	3	8	1	0	1	0	0	1	64	105	3.86	1.143
65 Nate Jones, R ERA: 3.38	(8, 1)	0.1		1	0	0	0	1	0	0	0	0	0	0	4	5	0.00	0.000
33 Zach Duke, L ERA: 3.59	(8, 1)	0.2		2	0	0	0	1	0	0	0	0	0	0	8	10	0.00	0.000

PITCHER	IP	WLS	BF	H	R	ER	SO	BB	IBB	HBP	BLK	WP	HR	S	P	ERA	WHIP

BOTTOM

Chicago White Sox @ New York Yankees

Yankee Stadium, Bronx, NY

Thu Sep 24 2015, 7:12 PM - 9:57 PM EDT

Att. 35,132 - Clear - 74 F

livebaseballscorecards.com

AB	31
R	3
H	7
RBI	3
BB	1
SO	10
LOB	10

Batter	1	2	3	4	5	6	7	8	9	AB	R	H	RBI	BB	SO	LOB
1 Adam Eaton, L (1, 8) OBP: 0.355, SLG: 0.423	X SI 88 0-0 ① G4-3	C SL 79 C SL 80 X SI 90 0-2 ③ G3			C FF 90 C SL 78 X SL 79 0-2 ① G4-3		B SL 79 C SL 79 T SI 90 F SI 91 F SI 90 S SL 79 1-3 ② K		D CH 83 B FF 91 B FF 91 C FF 91 C FF 91 F FF 91 X CH 83 3-2 79 S 1-3 2-H 1B	5	0	1	1	0	1	3
79 José Abreu, R (1, 3) OBP: 0.347, SLG: 0.505	C FF 91 X CH 84 0-1 ② G6-3		X CH 82 0-0 ① G5-3		B FF 91 B FF 90 X SI 90 2-0 ② G6-3		B FC 86 F CU 76 X FC 86 1-1 ③ F8		B FF 96 I IN 70 I IN 73 I IN 75 4-0 1-2 IBB	4	0	0	0	1	0	0
28 Trayce Thompson, R (1, 9) OBP: 0.369, SLG: 0.596	C SI 90 B FF 91 B SL 80 S FF 90 X FF 91 2-2 ③ G5-3		B SI 89 B SL 81 S FF 91 B SI 91 F SI 90 X FF 91 3-2 53 G5-3 26 1B 1B		S CH 84 B SI 91 B CH 84 B SL 79 X SI 90 3-1 ③ G6-3			B FF 93 T FC 86 F FC 83 S FF 94 1-3 ① K	C FC 90 X CU 84 0-1 ③ L6	5	1	1	0	0	1	3
53 Melky Cabrera, S (1, 7) OBP: 0.319, SLG: 0.400		B SI 89 X SI 89 1-0 10 2B 1B	B FF 89 C SL 79 B FF 91 X FF 90 2-1 ② G5-3 1-2			C FF 90 B CH 84 F SI 90 X SL 79 1-2 ① G5-3		B FF 93 F FC 87 S FF 93 B FC 87 T FC 87 2-2 ② K		4	1	1	0	0	1	1
26 Avisaíl García, R (1, 10) OBP: 0.310, SLG: 0.366		B FF 89 S FF 89 F SI 91 F FF 90 S CH 84 1-3 ① K	C FF 90 B FF 91 S CH 82 X FF 91 1-2 ③ 2-H 1B			S CH 83 B FF 90 B FF 92 X CH 84 2-1 ② F8		B FC 87 S FC 86 B FF 94 X FC 85 2-1 ③ F8		4	0	1	1	0	1	1
10 Alexei Ramirez, R (1, 6) OBP: 0.287, SLG: 0.360		C SI 89 B SI 89 X FF 91 1-1 15 HBP 1-H 2B	B SI 91 B FF 90 B SI 90 B SI 90 4-0 21 E 24 F8 BB			X SI 91 0-0 ③ G6-3			B FF 94 C CH 86 F FF 93 B CH 89 X CH 85 2-2 ① G6-3	3	0	1	1	1	0	0
24 Mike Olt, R (1, 5) OBP: 0.268, SLG: 0.360 18 Tyler Saladino, R (9, 5) OBP: 0.275, SLG: 0.347		B FF 89 C CH 82 B SL 79 S FF 90 C FF 90 2-3 ② K	X SI 90 0-0 ① F8 1-2				C SL 78 B FF 90 B SL 79 X FF 91 2-1 HR		C CH 86 F FF 94 B CH 91 T CH 90 1-2 ② K	4 0	1 0	1 0	1 0	0 0	2 0	2 0
21 Tyler Flowers, R (1, 2) OBP: 0.286, SLG: 0.348		B SL 78 B FF 90 F SI 89 C SI 91 B CH 83 B SI 91 4-2 15 HBP BB	X SL 79 0-0 E5 15 G5-4-3 2-3				S CH 83 S CH 83 B SI 91 F FF 91 X FF 90 1-2 ① G4-3		B FF 96 C FF 92 B FF 95 B CH 87 F FF 92 F FF 94 X FF 94 3-2 15 1B 1 1B 1B	3	1	1	0	1	0	1
15 Gordon Beckham, R (1, 4) OBP: 0.280, SLG: 0.338		S FF 90 H FF 90 1-1 1-2 2-3 HBP	B CH 82 B CH 82 C FF 91 F FF 90 X CH 83 2-2 ② ③ G5-4-3 1-2f				F SI 89 F SI 90 B CH 83 X SI 90 1-2 HR		S CH 85 B CH 86 B FF 93 C FF 93 X CH 86 2-2 1 1B 1-2 1B	3	1	2	1	0	0	2
Inning Stats	R: 0 E: 0 K: 0 S: 6 H: 0 LOB: 0 BB: 0 P: 8	R: 1 E: 0 K: 2 S: 16 H: 2 LOB: 3 BB: 1 P: 26	R: 1 E: 0 K: 0 S: 9 H: 2 LOB: 1 BB: 0 P: 15	R: 0 E: 1 K: 0 S: 5 H: 0 LOB: 1 BB: 1 P: 11	R: 0 E: 0 K: 0 S: 6 H: 0 LOB: 0 BB: 0 P: 11	R: 0 E: 0 K: 0 S: 6 H: 0 LOB: 0 BB: 0 P: 9	R: 2 E: 0 K: 1 S: 16 H: 2 LOB: 0 BB: 0 P: 22	R: 0 E: 0 K: 2 S: 8 H: 0 LOB: 0 BB: 0 P: 13	R: 1 E: 0 K: 1 S: 19 H: 3 LOB: 3 BB: 1 P: 34	1B: 6 2B: 1 3B: 0 HR: 2 SF: 0 SAC: 0 DP: 1 HBP: 1						WP: 0 PB: 0 SB: 1 CS: 0 PA: 39

Chicago White Sox @ New York Yankees

Yankee Stadium, Bronx, NY

Fri Sep 25 2015, 7:09 PM - 10:18 PM EDT

Att. 37,316 - Cloudy - 69 F

TOP

livebaseballscorecards.com

AB	35
R	5
H	9
RBI	5
BB	3
SO	6
LOB	13

PITCHER		IP	WLS	BF	H	R	ER	SO	BB	IBB	HBP	BLK	WP	HR	S	P	ERA	WHIP
52 CC Sabathia, L ERA: 4.82	(1, 1)	6.2	L	28	6	4	4	3	2	0	1	0	0	2	62	99	5.40	1.200
38 Andrew Bailey, R ERA: 6.14	(7, 1)	1.1		4	0	0	0	2	0	0	0	0	0	0	10	16	0.00	0.000
50 Nick Rumbelow, R ERA: 4.11	(9, 1)	0.2		4	2	1	1	1	0	0	0	0	0	0	13	21	13.50	3.000
45 Chasen Shreve, L ERA: 2.65	(9, 1)	0.0		1	1	0	0	0	0	0	0	0	0	0	4	7	∞	∞
33 Chris Martin, R ERA: 5.79	(9, 1)	0.1		2	0	0	0	0	0	1	0	0	0	0	2	6	0.00	0.000

PITCHER	IP	WLS	BF	H	R	ER	SO	BB	IBB	HBP	BLK	WP	HR	S	P	ERA	WHIP

Batter	1	2	3	4	5	6	7	8	9	AB	R	H	RBI	BB	SO	LOB
11 Brett Gardner, L (1, 8) OBP: 0.345, SLG: 0.408	C FF 91 C SL 86 S SL 88 0-3 K2-3		B FF 90 H SI 91 2-0 12 G6-3 HBP	D SL 87 X FF 93 1-0 12 G6-4-3 1-2 2-3 1B		D FF 94 C FF 93 X SI 93 1-1 G6-4-3 1-2f			C SI 90 B KC 82 C KC 82 F FC 90 B KC 80 F KC 82 B FC 91 X FC 92 3-2 F8	4	0	1	0	0	1	2
12 Chase Headley, S (1, 5) OBP: 0.326, SLG: 0.374	C FF 92 F FF 92 S SL 88 0-3 K		1 SAFE 1 SAFE C FF 91 X CH 83 0-1 G6-3 1-2	B FF 95 X FF 94 1-0 G6-4-3 1-2f			B CH 78 F SI 91 F CH 81 F SI 92 B SL 84 B SI 91 X CH 80 3-2 13 G6-4-3 1B			4	0	1	0	0	1	4
13 Alex Rodriguez, R (1, 10) OBP: 0.354, SLG: 0.489	C SL 84 B CH 85 B SL 89 B SL 86 X SI 94 3-1 L8		B FF 94 B SL 86 F FF 93 C SL 88 B SL 89 B CH 85 4-2 BB		B SL 86 C SI 92 F CH 84 C FF 95 1-3 K		B SI 90 S SI 91 1 SAFE B SI 91 X SI 92 2-1 G6-4-3 1-2f			3	0	0	0	1	1	1
36 Carlos Beltrán, S (1, 9) OBP: 0.335, SLG: 0.473		C SI 90 B SL 85 B FF 92 X SI 90 2-1 F8	X SI 93 0-0 P6		C CH 85 X SI 92 0-1 G6-3		B SI 89 S SI 87 F CH 84 B CU 76 B SI 90 F CH 85 X SI 89 3-2 G5-3			4	0	0	0	0	0	2
34 Brian McCann, L (1, 2) OBP: 0.329, SLG: 0.456		H SI 93 1-0 64 FC5 33 BB HBP		C FF 91 X SI 93 0-1 64 BB 24 1B 18 1B 1B	C SL 87 B CH 82 B SL 88 S SL 86 B SL 89 B FF 95 4-2 24 WP BB			B SL 80 B SI 88 B SI 89 C FF 88 B SI 88 4-1 24 G6-4-3 BB		1	1	1	0	2	0	0
24 Chris Young, R (1, 7) OBP: 0.310, SLG: 0.445		C SI 91 X SI 91 0-1 F9		B SI 93 X SI 92 1-0 64 BB 18 1B 1-2 1B	B CH 81 C SL 85 D SL 88 D SL 88 X SI 93 3-1 F7 1-2			F SI 88 B CH 84 X SI 89 1-1 G6-4-3 1-2f		4	1	1	0	0	0	3
33 Greg Bird, L (1, 3) OBP: 0.331, SLG: 0.539		C SI 94 B SL 84 S SL 85 D SL 88 D SL 89 D FF 90 4-2 64 FC5 1-2 BB		B FF 92 X FF 92 1-0 L9		B FF 91 F FF 91 F FF 92 S SL 87 1-3 K		X SL 81 0-0 P4		3	0	0	0	1	1	2
64 Rob Refsnyder, R (1, 4) OBP: 0.250, SLG: 0.421 22 Jacoby Ellsbury, L (9, PH) OBP: 0.317, SLG: 0.345		F FF 93 D SI 94 X FF 92 1-1 FC5 1-2 2-3f		B FF 92 D SI 92 F FF 93 D FF 93 B SI 92 4-1 11 1B 18 1B 1-2 2-3 BB		B FF 92 X FF 91 1-0 2B			B FC 91 C FC 91 F KC 85 F KC 82 X FC 91 1-2 F9	2 1	0 0	1 0	0 0	1 0	0 0	2 0
18 Didi Gregorius, L (1, 6) OBP: 0.316, SLG: 0.369			B SL 84 X FF 92 1-0 F9	B SL 88 C SL 87 X SL 89 1-1 11 1B 1-2 2-H 3-H 1B		C FF 93 F SI 93 B SL 86 B SL 89 B SI 95 F SL 90 B SL 89 4-2 11 G6-4-3 BB			C FC 92 S KC 80 S KC 84 0-3 K2-3	3	0	1	2	1	1	0
Inning Stats	R: 0 E: 0 S: 8 H: 0 LOB: 0 P: 11	R: 0 E: 0 S: 8 H: 0 LOB: 2 P: 16	R: 0 E: 0 S: 6 H: 0 LOB: 2 P: 13	R: 2 E: 0 S: 9 H: 4 LOB: 2 P: 18	R: 0 E: 0 S: 9 H: 0 LOB: 1 P: 17	R: 0 E: 0 K: 1 S: 9 H: 1 LOB: 1 P: 16	R: 0 E: 0 K: 0 S: 10 H: 1 LOB: 0 P: 18	R: 0 E: 0 K: 0 S: 4 H: 0 LOB: 0 P: 9	R: 0 E: 0 K: 1 S: 12 H: 0 LOB: 0 P: 16	1B: 5 2B: 1 3B: 0 HR: 0 SF: 0 SAC: 0 DP: 4 HBP: 2				WP: 1 PB: 0 SB: 0 CS: 0		PA: 37	

PITCHER		IP	WLS	BF	H	R	ER	SO	BB	IBB	HBP	BLK	WP	HR	S	P	ERA	WHIP
55 Carlos Rodón, L ERA: 3.75	(1, 1)	6.0	W	28	5	2	2	4	5	0	2	0	1	0	49	91	3.00	1.667
34 Matt Albers, R ERA: 1.26	(7, 1)	0.2	H	2	1	0	0	0	0	0	0	0	0	0	6	11	0.00	1.500
33 Zach Duke, L ERA: 3.51	(7, 1)	1.1	H	4	0	0	0	0	1	0	0	0	0	0	8	16	0.00	0.750
30 David Robertson, R ERA: 3.28	(9, 1)	1.0	S	3	0	0	0	1	0	0	0	0	0	0	12	16	0.00	0.000

PITCHER	IP	WLS	BF	H	R	ER	SO	BB	IBB	HBP	BLK	WP	HR	S	P	ERA	WHIP

BOTTOM

Chicago White Sox @ New York Yankees

Yankee Stadium, Bronx, NY

Fri Sep 25 2015, 7:09 PM - 10:18 PM EDT

Att. 37,316 - Cloudy - 69 F

livebaseballscorecards.com

AB	29
R	2
H	6
RBI	2
BB	6
SO	5
LOB	16

Batter	1	2	3	4	5	6	7	8	9	AB	R	H	RBI	BB	SO	LOB
1 Adam Eaton, L (1, 8) OBP: 0.356, SLG: 0.422	C FF 94 C SI 94 X SL 89 0-2 79 S 79 1B 1B		B FF 94 C CU 79 B SI 94 X FF 94 2-1 ② G5-3		B CU 80 B FF 93 D CH 86 B FF 92 4-0 1-2 2-3 BB			B KC 83 X FF 97 1-0 ② G6-3		3	1	1	0	1	0	0
79 José Abreu, R (1, 3) OBP: 0.347, SLG: 0.503	B CU 81 1 SAFE B SI 93 1 SAFE S FF 93 B SI 94 S FC 88 F SL 88 X FF 94 3-2 28 1B 1-H 1B		B CU 81 F CH 85 X CU 79 1-1 ③ G4-3		B FF 93 F SI 94 F SI 93 F SL 89 F FF 94 S SI 93 1-3 ③ K			B KC 83 S FF 98 X FF 98 1-1 ③ G4-3		4	0	1	1	0	1	3
53 Melky Cabrera, S (1, 7) OBP: 0.317, SLG: 0.397	B SI 94 X SL 87 1-0 ① F8			B FF 92 C CU 80 X CU 79 1-1 ① G3		C FF 92 X FF 93 0-1 ① G6-3			B SL 82 B SL 81 X FF 94 2-0 ① G1-6-3	4	0	0	0	0	0	1
28 Trayce Thompson, R (1, 9) OBP: 0.364, SLG: 0.582	B CU 81 F SL 87 B CH 86 X CH 85 2-1 25 G4-6-3 1-2 1B			C CU 79 B FF 93 X SL 87 1-1 ② F9		B SI 91 S CU 79 B SI 93 X CH 85 2-1 ② G6-3			C SL 83 S SL 84 C FF 96 0-3 ② K	4	0	1	0	0	1	0
25 Adam LaRoche, L (1, 10) OBP: 0.295, SLG: 0.343	B SL 88 B FF 94 X FF 94 2-0 ② ③ G4-6-3 1-2f			B FF 94 X CU 81 1-0 ③ G3		C SL 88 B SI 92 X CH 85 1-1 ③ L8			B FF 97 B SL 83 S SL 84 B FF 97 C SL 83 S SL 86 3-3 ③ K	4	0	0	0	0	1	2
10 Alexei Ramirez, R (1, 6) OBP: 0.285, SLG: 0.358		B SL 87 C FF 93 F CH 83 X CU 80 1-2 ① G6-3			B CU 80 B CH 83 C SL 86 X CU 80 2-1 ① G5-3		B FF 94 X SI 95 1-0 ① G4-3			3	0	0	0	0	0	0
24 Mike Olt, R (1, 5) OBP: 0.271, SLG: 0.351		C CU 80 B SL 88 B SL 87 F CH 84 C FF 94 2-3 ② K			C FF 94 B CU 82 B CH 85 B FF 94 B SL 88 4-1 1 BB 5 BB BB		C SI 95 B SI 95 B FF 96 S SI 96 F SI 96 T FF 97 2-2 ② K			2	0	0	0	1	2	0
21 Tyler Flowers, R (1, 2) OBP: 0.284, SLG: 0.345		C FF 94 B SL 88 B CU 80 C SL 88 B SI 94 C SI 94 3-3 ③ K			B CU 81 F SI 92 F SL 87 D CU 82 S CU 82 2-3 ② K		S SI 95 B SI 96 F FF 96 T FF 97 1-2 ③ K			3	0	0	0	0	3	1
5 Yolmer Sánchez, S (1, 4) OBP: 0.269, SLG: 0.337			X FF 93 0-0 ① L7		B SL 88 B SL 88 B SI 93 C FF 92 B CH 85 4-1 1 BB 1-2 BB			C FF 95 B FF 96 X FF 97 1-1 ① L8		2	0	0	0	1	0	0
Inning Stats	R: 1 H: 3 E: 0 LOB: 1 K: 0 BB: 0 S: 11 P: 19	R: 0 H: 0 E: 0 LOB: 0 K: 2 BB: 0 S: 9 P: 15	R: 0 H: 0 E: 0 LOB: 0 K: 0 BB: 0 S: 5 P: 8	R: 0 H: 0 E: 0 LOB: 0 K: 0 BB: 0 S: 5 P: 8	R: 0 H: 0 E: 0 LOB: 3 K: 2 BB: 3 S: 12 P: 29	R: 0 H: 0 E: 0 LOB: 0 K: 0 BB: 0 S: 6 P: 9	R: 0 H: 0 E: 0 LOB: 0 K: 2 BB: 0 S: 8 P: 12	R: 0 H: 0 E: 0 LOB: 0 K: 0 BB: 0 S: 5 P: 8	R: 0 H: 0 E: 0 LOB: 0 K: 2 BB: 0 S: 7 P: 12	1B: 3 SF: 0 2B: 0 SAC: 0 3B: 0 DP: 1 HR: 0 HBP: 0						

TOP

Chicago White Sox @ New York Yankees

Yankee Stadium, Bronx, NY

Sat Sep 26 2015, 4:10 PM - 6:53 PM EDT

Att. 39,134 - Partly Cloudy - 66 F

livebaseballscorecards.com

AB	29
R	1
H	3
RBI	1
BB	3
SO	8
LOB	7

WP: 0 PA: 32
PB: 0
SB: 1
CS: 0

PITCHER		IP	WLS	BF	H	R	ER	SO	BB	IBB	HBP	BLK	WP	HR	S	P	ERA	WHIP
43 Adam Warren, R ERA: 3.37	(1, 1)	6.0	W	23	3	1	1	4	3	0	0	0	0	0	48	88	1.50	1.000
41 Justin Wilson, L ERA: 3.1	(7, 1)	1.0	H	3	0	0	0	2	0	0	0	0	0	0	8	12	0.00	0.000
68 Dellin Betances, R ERA: 1.36	(8, 1)	1.0	H	3	0	0	0	0	0	0	0	0	0	0	5	8	0.00	0.000
48 Andrew Miller, L ERA: 1.97	(9, 1)	1.0	S	3	0	0	0	2	0	0	0	0	0	0	7	12	0.00	0.000

PITCHER	IP	WLS	BF	H	R	ER	SO	BB	IBB	HBP	BLK	WP	HR	S	P	ERA	WHIP

Batter	1	2	3	4	5	6	7	8	9	AB	R	H	RBI	BB	SO	LOB
22 Jacoby Ellsbury, L (1, 8) OBP: 0.318, SLG: 0.347	C SI 87 B CU 75 S CH 81 B FF 90 X FF 90 2-2 1B		1 SAFE B CH 80 S CH 80 C CH 81 1 SAFE S CU 79 1-3 ① K		1 SAFE C CH 79 B SI 89 1-1 ③ CS 1-2	S CU 76 S CH 80 B CU 78 F CH 82 B CH 82 B CH 82 X FF 90 3-2 12 S 12 2B 1B	C SL 84 S FF 93 B SL 84 1 SAFE B SL 85 C SL 83 2-3 ② K			4	1	2	0	0	2	2
12 Chase Headley, S (1, 5) OBP: 0.326, SLG: 0.375	1 SAFE 1 SAFE B FF 89 F CH 81 C CH 80 1 SAFE X FF 88 1-2 ① F9		1 SAFE B FC 88 C FC 86 C CH 81 D FC 88 F CU 77 X CH 82 2-2 ②③ G6-4-3 1-2f			1 SAFE C FF 89 B FC 86 B FF 87 F CH 81 X FF 90 2-2 1-H 13 2B 2B	C SI 93 B SL 85 B SI 94 C SL 83 1 SAFE X SL 84 2-2 ③ G6-3			4	1	1	1	0	0	3
13 Alex Rodriguez, R (1, 10) OBP: 0.355, SLG: 0.490	F CH 80 B SI 89 1 SAFE F CH 80 B CH 78 S CH 80 2-3 ② K			C CU 74 C FF 90 B CU 78 F FF 91 B FC 87 F CH 83 B FF 91 B FF 91 4-2 24 S BB		B SI 89 C SI 89 B CU 76 B SI 82 X CH 81 3-1 2-H 2B		C CH 84 C SI 94 B SI 96 B SI 97 X CH 86 2-2 ① G5-3		3	0	1	1	1	1	1
36 Carlos Beltrán, S (1, 9) OBP: 0.334, SLG: 0.470 70 Rico Noel, R (8, PR) 71 Slade Heathcott, L (9, 9) OBP: 0.350, SLG: 0.700	1 SAFE B SI 88 X CH 80 1-0 ③ F8			X FF 90 0-0 ① P4		D CU 76 F SI 89 C CU 76 X CH 81 1-2 ① P3		B CH 84 B SI 94 B CH 84 C SI 93 C SI 94 F SL 86 B SI 94 4-2 34 S BB		3 0 0	0 0 0	0 0 0	0 0 0	1 0 0	0 0 0	3 0 0
34 Brian McCann, L (1, 2) OBP: 0.327, SLG: 0.452		B FF 89 F FF 89 X CH 81 1-1 ① G3		F FF 90 S CH 81 D CU 77 F CH 81 B CH 82 F FF 90 F SI 90 F CH 81 X FF 90 2-2 ② F8		D CU 76 B CH 80 B CH 80 X SI 89 3-0 ② P3		F CH 86 1 SAFE B SL 79 C CU 74 S CU 75 1-3 ② K 1-2		4	0	0	0	0	1	3
24 Chris Young, R (1, 7) OBP: 0.313, SLG: 0.443 11 Brett Gardner, L (8, 7) OBP: 0.346, SLG: 0.408		B FF 89 F FF 89 S CH 81 B CH 81 B CH 82 B FF 91 4-2 BB		B CH 80 B SI 90 C SI 90 D CH 83 C CH 81 F CH 82 S FF 90 3-3 ③ K 1-2		I IN 65 I IN 70 I IN 70 I IN 70 4-0 IBB		B SI 87 C SI 88 B CU 75 C SI 89 D CU 75 B CU 74 4-2 BB		1 0	0 0	0 0	0 0	2 1	1 0	1 0
33 Greg Bird, L (1, 3) OBP: 0.322, SLG: 0.523		C FC 88 B CU 78 F CH 80 B FC 86 B FF 91 F CH 82 S FF 91 3-3 ② K			S CU 73 F CU 74 S CH 80 0-3 ① K	X CH 80 0-0 ③ P2		B SI 88 B SI 89 X SI 86 2-0 ③ F7		4	0	0	0	0	2	5
18 Didi Gregorius, L (1, 6) OBP: 0.316, SLG: 0.369		1 SAFE X FF 90 0-0 ③ P3			C FF 87 C SI 89 F CU 76 B CH 80 B CH 81 X FF 90 2-2 22 CS 1B		B SL 82 C SL 82 X FF 91 1-1 ① G6-3			3	0	1	0	0	0	1
64 Rob Refsnyder, R (1, 4) OBP: 0.304, SLG: 0.455 17 Brendan Ryan, R (8, 4) OBP: 0.261, SLG: 0.333			B FF 87 C FF 87 X FF 89 1-1 12 G6-4-3 1B		C FF 88 1 SAFE S CH 80 X CH 80 0-2 ② F8		C FF 92 S SL 84 B SL 85 X SL 84 1-2 1B			3 0	0 0	2 0	0 0	0 0	0 0	1 0
Inning Stats	R: 0 E: 0 K: 1 S: 10 H: 1 LOB: 1 BB: 0 P: 16	R: 0 E: 0 K: 1 S: 9 H: 0 LOB: 1 BB: 1 P: 17	R: 0 E: 0 K: 1 S: 9 H: 1 LOB: 0 BB: 0 P: 13	R: 0 E: 0 K: 1 S: 16 H: 0 LOB: 1 BB: 1 P: 25	R: 0 E: 0 K: 1 S: 11 H: 1 LOB: 0 BB: 0 P: 14	R: 2 E: 0 K: 0 S: 14 H: 3 LOB: 2 BB: 1 P: 30	R: 0 E: 0 K: 1 S: 11 H: 1 LOB: 1 BB: 0 P: 17	R: 0 E: 0 K: 1 S: 12 H: 0 LOB: 2 BB: 2 P: 25		1B: 5 2B: 2 3B: 0 HR: 0 SF: 0 SAC: 0 DP: 1 HBP: 0				WP: 0 PB: 0 SB: 3 CS: 1 PA: 35		

PITCHER		IP	WLS	BF	H	R	ER	SO	BB	IBB	HBP	BLK	WP	HR	S	P	ERA	WHIP
50 John Danks, L ERA: 4.53	(1, 1)	6.0	L	25	6	2	2	5	2	1	0	0	0	0	69	115	3.00	1.333
43 Dan Jennings, L ERA: 4.08	(7, 1)	1.0		4	1	0	0	1	0	0	0	0	0	0	11	17	0.00	1.000
52 Jake Petricka, R ERA: 3.71	(8, 1)	0.1		2	0	0	0	0	1	0	0	0	0	0	6	12	0.00	3.000
33 Zach Duke, L ERA: 3.47	(8, 1)	0.2		3	0	0	0	1	1	0	0	0	0	0	6	13	0.00	1.500

PITCHER	IP	WLS	BF	H	R	ER	SO	BB	IBB	HBP	BLK	WP	HR	S	P	ERA	WHIP

BOTTOM

Chicago White Sox @ New York Yankees

Yankee Stadium, Bronx, NY

Sat Sep 26 2015, 4:10 PM - 6:53 PM EDT

Att. 39,134 - Partly Cloudy - 66 F

livebaseballscorecards.com

AB	29
R	2
H	7
RBI	2
BB	5
SO	7
LOB	20

Chicago White Sox @ New York Yankees

Yankee Stadium, Bronx, NY

Sun Sep 27 2015, 1:10 PM - 4:28 PM EDT

Att. 38,690 - Partly Cloudy - 65 F

livebaseballscorecards.com

Batter	1	2	3	4	5	6	7	8	9	AB	R	H	RBI	BB	SO	LOB
1 Adam Eaton, L (1, 10) OBP: 0.357, SLG: 0.424	C FF 94 F CH 89 B FF 96 B FF 96 X CH 91 2-2 ① G1-3			C SL 88 F FC 91 B CH 89 F FF 96 X CH 90 1-2 ① F8		B FF 96 B FF 96 B FF 96 C FF 96 B FF 96 4-1 79 1B BB		C FF 97 B KC 83 X FF 98 1-1 2B		3	0	1	0	1	0	0
79 José Abreu, R (1, 3) OBP: 0.348, SLG: 0.503	B SL 89 F FF 95 F CH 89 B SL 91 F SL 90 B FF 96 X SL 90 3-2 53 G6-3 1B			B FF 95 C FF 95 S FF 94 B CH 89 X FF 95 2-2 ② G4-3		B FF 94 1 SAFE X FF 94 1-0 53 G6-3 1B 1-3		C KC 83 S KC 85 S FF 98 0-3 ③ K		4	0	2	0	0	1	1
53 Melky Cabrera, S (1, 7) OBP: 0.317, SLG: 0.398	C FF 95 B FF 95 X FF 95 1-1 ②③ G6-3 1-2f			B SL 88 C CH 89 S SL 90 F FF 96 B FF 95 X FF 96 2-2 2B		F FF 96 B SL 89 B SL 90 X SL 90 2-1 ②③ G6-3 1-2f			C FF 98 F CU 84 X CU 84 0-2 ① G3-1	4	0	1	0	0	0	3
28 Trayce Thompson, R (1, 8) OBP: 0.351, SLG: 0.559		B FF 94 C FF 95 F FF 94 F FF 95 F CH 89 X SL 88 1-2 ① F9		B FF 94 B SL 88 X SL 90 2-0 ③ G5-3			C FC 92 F SI 94 X FF 94 0-2 ① F9		C FF 97 B FF 97 B FC 91 X FF 98 2-1 ② P3	4	0	0	0	0	0	1
20 JB Shuck, L (1, 9) OBP: 0.353, SLG: 0.358 26 Avisaíl García, R (7, PH) OBP: 0.310, SLG: 0.372 (7, 9)		C FF 94 B FF 95 B CH 89 X FC 91 2-1 E1 24 CS			C FF 94 F SL 90 F FF 94 F CH 88 F FF 94 B SL 91 F CH 87 X SL 91 1-2 36 G3-6-1 24 1B 1B		B FC 90 F SI 94 S FF 94 B FF 95 F FC 89 F FF 94 F SI 96 X FC 91 2-2 HR		F FC 92 F CU 84 F FC 90 S FF 99 0-3 ③ K	2 2	0 1	1 1	0 1	0 0	0 1	0 0
24 Mike Olt, R (1, 5) OBP: 0.273, SLG: 0.350	B SL 87 B FF 94 C SL 89 1 SAFE C SL 87 F FF 95 B FF 95 S SL 87 3-3 ②③ K 1-2				C FF 94 D CH 87 D SL 88 X SL 88 2-1 36 G3-6-1 1-2 1B		S FF 95 S SI 95 F FF 95 F SI 96 B CU 78 B FF 95 B FF 95 X SI 95 3-2 ② F8			3	0	1	0	0	1	1
36 Rob Brantly, L (1, 2) OBP: 0.214, SLG: 0.320 58 Geovany Soto, R (7, PH) OBP: 0.301, SLG: 0.411 (7, 2)			B FF 94 F SL 89 B SL 90 X FF 96 2-1 ① F8		C FF 95 B SL 89 X FF 95 1-1 ①② G3-6-1 1-2f 2-3		C SI 94 C FF 94 B SI 96 F FF 96 F FF 96 B SI 96 X SI 96 2-2 ③ F7			2 1	0 0	0 0	0 0	0 0	0 0	2 0
5 Yolmer Sánchez, S (1, 4) OBP: 0.267, SLG: 0.334			C FF 96 T CH 88 F SL 88 F CH 89 X FF 96 0-2 ② G1-3		X CH 88 0-0 ③ G1-3			C FF 95 B FF 96 B FF 96 B FF 96 F FF 97 F FF 97 F FF 99 F FF 98 X FF 98 3-2 ① L6		3	0	0	0	0	0	1
18 Tyler Saladino, R (1, 6) OBP: 0.272, SLG: 0.342			C FF 96 B FF 95 B SL 89 F SL 90 S FF 94 2-3 ③ K			B FF 94 B FF 95 C SL 90 C SL 88 F CH 89 X SL 90 2-2 ① G6-3		F FF 99 C FF 99 B FF 99 X FF 98 1-2 ② G6-3		3	0	0	0	0	1	0

Inning Stats																		
	R: 0 E: 0 K: 0 S: 9	H: 1 LOB: 0 BB: 0 P: 15	R: 0 E: 1 K: 1 S: 11	H: 0 LOB: 1 BB: 0 P: 17	R: 0 E: 0 K: 1 S: 10	H: 0 LOB: 0 BB: 0 P: 14	R: 0 E: 0 K: 0 S: 13	H: 1 LOB: 1 BB: 0 P: 20	R: 0 E: 0 K: 0 S: 12	H: 2 LOB: 1 BB: 0 P: 16	R: 0 E: 0 K: 0 S: 8	H: 1 LOB: 1 BB: 1 P: 17	R: 1 E: 0 K: 0 S: 19	H: 1 LOB: 0 BB: 0 P: 26	R: 0 E: 0 K: 1 S: 14	H: 1 LOB: 1 BB: 0 P: 19	R: 0 E: 0 K: 1 S: 9	H: 0 LOB: 0 BB: 0 P: 11

| | | | | | | | | | | | | | | | | | |

Batter	1	2	3	4	5	6	7	8	9	AB	R	H	RBI	BB	SO	LOB
22 Jacoby Ellsbury, L (1, 8) OBP: 0.321, SLG: 0.348	B FF 90 B FF 90 B FF 92 B FF 92 4-0 36 E 11 E 34 SF9 BB	B FF 90 F FF 91 C FF 91 1 SAFE 1-2 ③ CS 1-2	B FF 90 B CH 81 X FF 92 2-0 33 HBP 11 1B 1B	F FF 90 X FF 89 0-1 ② F7		F FF 88 X FF 90 0-1 ② P5	X SL 81 0-0 1-2 2-3 3-H 1B			4	1	2	1	1	0	4
11 Brett Gardner, L (1, 7) OBP: 0.347, SLG: 0.407	B FF 90 B FF 90 1 SAFE C FF 90 B FF 90 C FF 92 1 SAFE X FF 91 3-2 E3 34 SF9 36 E 1-2		B FF 90 F FF 90 B FF 89 B FF 91 1 SAFE F FF 90 X FF 90 3-2 33 HBP 1-2 1B	D CH 81 F FF 90 F FF 90 B FF 90 C FF 91 2-3 ③ K 1-2 2-3		D FF 88 B FF 89 F FF 90 B FF 89 B FF 90 4-1 36 PB 1-2 BB	X FF 90 0-0 ③ F7		4	0	1	0	1	1	6
36 Carlos Beltrán, S (1, 10) OBP: 0.335, SLG: 0.468 70 Rico Noel, R (8, PR) (9, 10)	C FF 90 C FF 91 B SL 83 X FF 91 1-2 E3 1-2 2-3		B SL 84 C FF 90 F SL 83 X FF 92 1-2 ① F7		F FF 89 S CH 80 B FF 91 B FF 91 X FF 91 2-2 ① L8	B FF 91 B FF 91 B FF 91 B FF 90 4-0 1-2 2-3 3-H BB		B FF 93 X FF 93 1-0 34 E 33 1B 1B		4 0	0 1	1 0	0 0	1 0	0 0	4 0
34 Brian McCann, L (1, 2) OBP: 0.324, SLG: 0.448	B FF 90 C CH 82 X SI 91 1-1 ① SF9 2-3 3-H		C CH 80 B SL 83 X CH 82 1-1 ② F7		B FF 89 B CH 81 F FF 89 F FF 90 S SL 83 2-3 ② K	B FS 84 F FF 91 C FS 84 B FS 85 F FS 85 C FS 86 2-3 ③ K		1 SAFE C FF 95 F SL 83 S SL 85 0-3 ① K2-3 1-3		4	0	0	1	0	3	6
33 Greg Bird, L (1, 3) OBP: 0.331, SLG: 0.529	F SI 88 S FF 90 T FF 92 0-2 ② K		S SL 82 B FF 90 S CH 81 H SL 84 2-2 1-2 2-3 HBP		B FF 89 F FF 90 C FF 92 1-3 ③ K		B SI 90 S FS 85 B FS 84 B SI 90 X SI 90 3-1 13 1B 22 1B 2B	B SL 83 F SL 84 X FF 95 1-1 12 2B 71 SF8 3-H 1B		4	2	2	1	0	2	2
29 Dustin Ackley, L (1, 4) OBP: 0.279, SLG: 0.416 12 Chase Headley, S (8, 5) OBP: 0.327, SLG: 0.377	C FF 88 F CH 80 X FF 92 0-2 ③ F9		C FF 90 X FF 91 0-1 ③ P3			C FF 88 B CH 79 B FF 90 F FF 90 F FF 90 X FF 91 2-2 HR	F FS 85 S FS 85 T FS 84 0-2 ① K	B FF 95 B SL 85 X FF 94 2-0 1-3 2B		4 1	1 0	1 1	1 0	0 0	1 0	6 0
18 Didi Gregorius, L (1, 6) OBP: 0.317, SLG: 0.370		C FF 89 S FF 91 F FF 92 F SL 83 F FF 93 F CU 76 F FF 92 B FF 92 F SL 83 3-2 ① B CH 84 B FF 93 X FF 92 P5		X FF 90 0-0 11 WP 2B		X FF 89 0-0 ① P5	S SI 90 S FS 86 S FS 84 0-3 ② K	D SL 84 B FF 96 S SL 85 D SL 86 B FF 95 4-1 BB		4	0	1	0	1	1	1
71 Slade Heathcott, L (1, 9) OBP: 0.400, SLG: 0.696		F SI 92 X CH 84 0-1 22 CS 1B		B FF 89 C FF 90 B FF 90 X SL 81 2-1 ① F8		S FF 88 F FF 90 X SL 83 0-2 17 1B 36 PB 1B	B FF 90 S FS 85 F FS 86 D FS 86 D FS 86 B FS 86 4-2 22 1B 13 1B BB	F SI 89 B SI 90 X SL 82 1-1 ② SF8 3-H		3	1	2	1	1	0	1
17 Brendan Ryan, R (1, 5) OBP: 0.274, SLG: 0.337 13 Alex Rodriguez, R (7, PH) OBP: 0.356, SLG: 0.491 64 Rob Refsnyder, R (7, PR) OBP: 0.292, SLG: 0.435 (8, 4)		C FF 91 C FF 91 S FF 92 0-3 ② K		B SL 82 B SL 82 B FF 90 C FF 90 B FF 89 4-1 11 WP BB		1 SAFE D SL 83 1 SAFE F FF 90 X FF 89 1-1 36 PB 11 BB 1-3 1B	D FS 86 X SI 91 1-0 22 1B 1-2 2-3 1B	C SI 91 B FC 83 D SI 90 F SI 90 D CU 78 S SI 89 3-3 ③ K		2 1 1	0 0 0	1 1 0	0 0 1	1 0 2	1 0 2	1 0 2
Inning Stats	R: 1 E: 2 K: 1 S: 14 H: 0 LOB: 2 BB: 1 P: 23	R: 0 E: 0 K: 1 S: 16 H: 1 LOB: 0 BB: 0 P: 20	R: 0 E: 0 K: 0 S: 13 H: 2 LOB: 3 BB: 0 P: 22	R: 0 E: 0 K: 1 S: 9 H: 1 LOB: 2 BB: 1 P: 17	R: 0 E: 0 K: 2 S: 10 H: 0 LOB: 0 BB: 0 P: 15	R: 2 E: 0 K: 1 S: 17 H: 3 LOB: 3 BB: 2 P: 30	R: 1 E: 0 K: 2 S: 13 H: 3 LOB: 3 BB: 1 P: 21	R: 2 E: 1 K: 2 S: 13 H: 3 LOB: 2 BB: 1 P: 25								

PITCHER		IP	WLS	BF	H	R	ER	SO	BB	IBB	HBP	BLK	WP	HR	S	P	ERA	WHIP
45 Erik Johnson, R ERA: 3.45	(1, 1)	5.2	L	30	7	3	2	5	4	0	1	0	1	1	75	121	3.18	1.941
57 Zach Putnam, R ERA: 4.02	(6, 1)	1.0		6	2	1	1	3	1	0	0	0	0	0	15	25	9.00	3.000
43 Dan Jennings, L ERA: 4.05	(7, 1)	0.1		2	1	0	0	0	0	0	0	0	0	0	2	2	0.00	3.000
40 Daniel Webb, R ERA: 5.59	(8, 1)	0.1		5	3	2	2	1	1	0	0	0	0	0	8	16	54.00	12.000
Scott Carroll, R ERA: 3.58	(8, 1)	0.2		2	0	0	0	1	0	0	0	0	0	0	5	9	0.00	0.000

PITCHER	IP	WLS	BF	H	R	ER	SO	BB	IBB	HBP	BLK	WP	HR	S	P	ERA	WHIP

BOTTOM

Chicago White Sox @ New York Yankees

Yankee Stadium, Bronx, NY

Sun Sep 27 2015, 1:10 PM - 4:28 PM EDT

Att. 38,690 - Partly Cloudy - 65 F

livebaseballscorecards.com

AB	36
R	6
H	13
RBI	5
BB	6
SO	10
LOB	33

1B: 9 SF: 2
2B: 3 SAC: 0
3B: 0 DP: 0
HR: 1 HBP: 1

WP: 1 PA: 46
PB: 1
SB: 0
CS: 1

Batter	1	2	3	4	5	6	7	8	9	AB	R	H	RBI	BB	SO	LOB
50 Mookie Betts, R (1, 8) OBP: 0.342, SLG: 0.472	C FF 93 S FF 93 X CU 80 0-2 15 G6-3 2 FC5-2 2B		S SI 94 1 SAFE F SI 94 1 SAFE T SI 94 0-2 ② K			B CU 77 C SI 92 F FF 93 F CU 81 X CU 82 1-2 ① L5	X SI 93 0-0 ③ P3		B FF 95 X FF 93 1-0 1-3 2B	5	0	2	0	0	1	1
15 Dustin Pedroia, R (1, 4) OBP: 0.358, SLG: 0.448	X SI 95 0-0 ① G6-3 2-3		B FF 95 B FF 94 B CU 81 B FF 95 4-0 1-2 BB			B CU 79 S SI 92 B FF 93 X SI 93 2-1 ② G5-3		B FF 94 B FF 92 F FF 93 F FC 84 X FF 95 2-2 ① L4	C FF 95 X CH 86 0-1 ③ G6-3	4	0	0	0	1	0	3
2 Xander Bogaerts, R (1, 6) OBP: 0.357, SLG: 0.428	D CU 82 X SI 94 1-0 ② FC5-2 47 CS 3-H		C SI 94 S CU 82 S CU 83 0-3 ③ K			X FF 92 0-0 47 HR 2B		C FC 86 X FC 86 0-1 1B		4	1	2	0	0	1	3
47 Travis Shaw, L (1, 3) OBP: 0.342, SLG: 0.510	C CU 81 B SI 94 B SI 94 S CH 88 B FF 96 3-2 ③ CS 1-2	B FF 92 L SI 92 F SI 94 B CU 82 F CU 81 X SI 95 2-2 5 G4-3 1B		C CU 78 X CH 86 0-1 26 G4-6-3 1B		X SI 93 0-0 2-H HR		C SL 82 B SL 85 S SL 85 1 SAFE F SI 90 S CH 78 1-3 ② K		4	1	3	2	0	1	1
26 Brock Holt, L (1, 9) OBP: 0.350, SLG: 0.380		C SI 93 F SI 94 F FF 94 B CU 81 X FF 94 1-2 ① F7		B SI 93 F CH 86 B CU 80 X SI 94 2-1 ①② G4-6-3 1-2f		B CU 80 X SI 93 1-0 ③ G6-3		1 SAFE 1 SAFE C SI 88 F SL 82 C SI 90 0-3 ③ K		4	0	0	0	0	1	3
5 Allen Craig, R (1, 10) OBP: 0.229, SLG: 0.189		C FF 94 X SI 94 0-1 ② G4-3 1-2		C SI 93 C SI 93 F SI 93 B CU 82 C CU 81 1-3 ③ K			B SI 92 F SI 94 S SI 92 S FF 93 1-3 ① K		B FF 93 B FF 93 F FF 94 X FF 94 2-1 ① G5-3	4	0	0	0	0	2	1
23 Blake Swihart, S (1, 2) OBP: 0.316, SLG: 0.371		C CU 81 S CU 81 S CU 82 0-3 ③ K			X SI 92 0-0 ① G5-3		B CU 79 S CU 79 B FF 92 X CH 87 2-1 25 HR 1B		S CU 80 B FF 94 F FF 94 B SL 89 X SL 88 2-2 ② F8	4	1	1	0	0	1	1
16 Deven Marrero, R (1, 5) OBP: 0.286, SLG: 0.371			C FF 93 S SI 93 C SI 94 0-3 ① K		B FF 92 X FF 93 1-0 ② F9		B SI 93 1 SAFE F SI 92 F SI 94 S SI 94 1-3 ② K		X FF 95 0-0 HR	4	1	1	1	0	2	1
25 Jackie Bradley Jr., L (1, 7) OBP: 0.341, SLG: 0.517			C CU 79 B CH 86 B SI 94 B CH 88 B FF 94 4-1 15 BB BB		B CU 79 S CU 79 F FF 92 B SI 93 X CU 81 2-2 ③ F8		D CU 81 X SI 93 1-0 1-H HR		B SI 95 C SI 94 B SL 79 C SI 94 B SL 84 F SI 95 B SI 96 4-2 50 2B BB	2	1	1	2	2	0	0
Inning Stats	R: 0 E: 0 K: 0 S: 7 H: 1 LOB: 0 BB: 0 P: 11	R: 0 E: 0 K: 1 S: 13 H: 1 LOB: 1 BB: 0 P: 16	R: 0 E: 0 K: 3 S: 10 H: 0 LOB: 2 BB: 2 P: 18	R: 0 E: 0 K: 1 S: 8 H: 1 LOB: 0 BB: 0 P: 11	R: 0 E: 0 K: 0 S: 5 H: 0 LOB: 0 BB: 0 P: 8	R: 2 E: 0 K: 0 S: 9 H: 2 LOB: 0 BB: 0 P: 13	R: 2 E: 0 K: 2 S: 10 H: 2 LOB: 0 BB: 0 P: 15	R: 0 E: 0 K: 2 S: 12 H: 1 LOB: 1 BB: 0 P: 15	R: 1 E: 0 K: 0 S: 12 H: 2 LOB: 2 BB: 1 P: 21	1B: 4 2B: 3 3B: 0 HR: 3 SF: 0 SAC: 0 DP: 1 HBP: 0						WP: 0 PB: 0 SB: 0 CS: 1 PA: 39

PITCHER		IP	WLS	BF	H	R	ER	SO	BB	IBB	HBP	BLK	WP	HR	S	P	ERA	WHIP
47 Iván Nova, R ERA: 4.89	(1, 1)	7.0	L	28	7	4	4	7	2	0	0	0	0	2	62	92	5.14	1.286
38 Andrew Bailey, R ERA: 5.87	(8, 1)	0.1		2	1	0	0	0	0	0	0	0	0	0	5	7	0.00	3.000
26 Chris Capuano, L ERA: 7.81	(8, 1)	0.2		2	0	0	0	2	0	0	0	0	0	0	7	8	0.00	0.000
65 Caleb Cotham, R ERA: 6.0	(9, 1)	0.2		3	1	1	1	0	0	0	0	0	0	1	6	10	13.50	1.500
67 James Pazos, L ERA:	(9, 1)	0.0		1	0	0	0	0	1	0	0	0	0	0	3	7	∞	∞

PITCHER		IP	WLS	BF	H	R	ER	SO	BB	IBB	HBP	BLK	WP	HR	S	P	ERA	WHIP
50 Nick Rumbelow, R ERA: 4.02	(9, 1)	0.1		2	1	0	0	0	0	0	0	0	0	0	3	4	0.00	3.000

Boston Red Sox @ New York Yankees

Yankee Stadium, Bronx, NY

Mon Sep 28 2015, 7:09 PM - 10:04 PM EDT

Att. 39,476 - Cloudy - 75 F

TOP

livebaseballscorecards.com

AB	35
R	5
H	10
RBI	5
BB	3
SO	9
LOB	14

Batter	1	2	3	4	5	6	7	8	9	AB	R	H	RBI	BB	SO	LOB
22 Jacoby Ellsbury, L (1, 8) OBP: 0.322, SLG: 0.349	B FF 95 B FF 94 X FF 94 2-0 11 SH3-4 13 SF9 2B	1 SAFE B FF 93 B FF 94 B FF 94 C FF 95 B FF 96 4-1 11 E 1-2 BB		X FF 95 0-0 ② G1-3 1-2			C FF 93 F CH 88 B FF 96 B FF 95 X CH 89 2-2 ① L8		B CU 79 C FF 94 F FF 92 X FF 94 1-2 ② F7	4	1	1	0	1	0	3
11 Brett Gardner, L (1, 7) OBP: 0.346, SLG: 0.405	L FF 94 X SL 89 0-1 ① SH3-4 2-3	C FF 95 B FF 92 X FF 95 1-1 E4 1-2 2-3		B FF 94 X SL 90 1-0 ③ F9			C FF 94 X FF 96 0-1 13 G4-6-3 1B		C FF 94 F FF 94 F FF 94 S FF 94 0-3 ③ K 1-2	4	0	1	0	0	1	5
13 Alex Rodriguez, R (1, 10) OBP: 0.356, SLG: 0.490	B CH 88 B FF 95 X CH 88 2-0 ② SF9 3-H	B FF 97 C FF 95 C FF 96 B FF 96 F FF 97 B FF 97 T FF 96 3-2 ③ K			X CH 84 0-0 1B		1 SAFE 1 SAFE C SI 90 S CH 85 X SI 91 0-2 ②③ G4-6-3 1-2f			3	0	1	1	0	1	4
36 Carlos Beltrán, S (1, 9) OBP: 0.334, SLG: 0.466	B FF 97 C FF 96 X FF 96 1-1 12 1B 1B		B CH 84 X FF 94 1-0 ① P6		C CH 86 F FF 94 X FF 95 0-2 ① P3			B FF 96 B FF 96 C FF 97 C CH 88 X FF 97 2-2 ① G6-3		4	0	1	0	0	0	1
12 Chase Headley, S (1, 5) OBP: 0.326, SLG: 0.377	C FF 96 C FF 95 B FF 94 B CH 88 X CH 88 2-2 1-2 1B		B FF 95 B FF 94 X FF 95 2-0 ② F7		C CH 86 C FF 95 S FF 95 0-3 ② K			C FF 97 B CH 89 S CH 89 B FF 97 X CH 89 2-2 ② G5-3		4	0	1	0	0	1	1
33 Greg Bird, L (1, 3) OBP: 0.329, SLG: 0.521	B FF 96 B FF 91 C CH 88 F FF 96 S FF 92 2-3 ③ K		C FF 96 B FF 92 B FF 96 X FF 96 2-1 1B		S FF 95 T FF 90 S FF 91 0-3 ③ K			C KC 84 S CH 89 B KC 86 B FF 97 F CH 89 X FF 97 2-2 ③ F8		4	0	1	0	0	2	3
66 John Ryan Murphy, R (1, 2) OBP: 0.325, SLG: 0.422		C FF 94 C FF 95 B SL 85 B FF 95 F SL 89 X FF 96 2-2 64 FC4-6 1B	B CH 86 S FF 95 C CH 86 D FF 92 T CH 85 2-2 ③ K			F CH 84 B FF 95 X CH 85 1-1 ① L7			B CU 77 B FF 91 X FF 92 2-0 64 FC5-4 2B	4	0	2	0	0	1	1
18 Didi Gregorius, L (1, 6) OBP: 0.316, SLG: 0.368		X FF 94 0-0 ① B5		B FF 94 B FF 94 C FF 94 B SL 90 X SL 90 3-1 ① G3		C FF 94 B FF 95 X FF 95 1-1 ② G6-3			B CU 78 F FF 92 B CU 78 B FF 92 B FF 91 4-1 64 FC5-4 BB	3	0	0	0	1	0	1
64 Rob Refsnyder, R (1, 4) OBP: 0.286, SLG: 0.407		B FF 95 C FF 94 B CH 88 B CH 86 F FF 95 X FF 96 3-2 ② FC4-6 11 E 22 BB 1-2f		B FF 95 B CH 85 B CH 86 C FF 94 X FF 95 3-1 22 G1-3 1B		C FF 96 S FF 90 B FF 96 F FF 95 X FF 95 1-2 ③ L7			F FF 92 C FF 92 F FF 93 B CU 80 B FF 94 F FF 93 X FF 94 2-2 ① FC5-4 11 DI 1-2f 2-3	4	0	1	0	0	0	3
Inning Stats	R: 1 E: 0 K: 1 S: 12 H: 3 LOB: 2 BB: 0 P: 21	R: 0 E: 1 K: 1 S: 15 H: 1 LOB: 3 BB: 1 P: 28	R: 0 E: 0 K: 1 S: 7 H: 1 LOB: 1 BB: 0 P: 14	R: 0 E: 0 K: 0 S: 6 H: 1 LOB: 1 BB: 0 P: 13	R: 0 E: 0 K: 2 S: 10 H: 1 LOB: 1 BB: 0 P: 10	R: 0 E: 0 K: 0 S: 8 H: 0 LOB: 0 BB: 0 P: 11	R: 0 E: 0 K: 0 S: 8 H: 1 LOB: 0 BB: 0 P: 10	R: 0 E: 0 K: 0 S: 10 H: 0 LOB: 0 BB: 0 P: 16	R: 0 E: 0 K: 1 S: 14 H: 1 LOB: 2 BB: 1 P: 23	1B: 7 2B: 2 3B: 0 HR: 0 SF: 1 SAC: 1 DP: 1 HBP: 0	WP: 0 PB: 0 SB: 0 CS: 0 PA: 38					

PITCHER		IP	WLS	BF	H	R	ER	SO	BB	IBB	HBP	BLK	WP	HR	S	P	ERA	WHIP
52 Eduardo Rodriguez, L ERA: 3.85	(1, 1)	6.0	W	27	7	1	1	5	1	0	0	0	0	0	58	97	1.50	1.333
37 Heath Hembree, R ERA: 3.52	(7, 1)	0.1	H	2	1	0	0	0	0	0	0	0	0	0	5	7	0.00	3.000
66 Noé Ramirez, R ERA: 4.15	(7, 1)	0.2	H	1	0	0	0	0	0	0	0	0	0	0	3	3	0.00	0.000
68 Matt Barnes, R ERA: 5.53	(8, 1)	1.0	H	3	0	0	0	0	0	0	0	0	0	0	10	16	0.00	0.000
28 Robbie Ross Jr., L ERA: 3.92	(9, 1)	1.0		5	1	0	0	1	1	0	0	0	0	0	14	23	0.00	2.000

PITCHER	IP	WLS	BF	H	R	ER	SO	BB	IBB	HBP	BLK	WP	HR	S	P	ERA	WHIP

BOTTOM

Boston Red Sox @ New York Yankees

Yankee Stadium, Bronx, NY

Mon Sep 28 2015, 7:09 PM - 10:04 PM EDT

Att. 39,476 - Cloudy - 75 F

livebaseballscorecards.com

AB	34
R	1
H	9
RBI	1
BB	2
SO	6
LOB	22

Batter	1	2	3	4	5	6	7	8	9	AB	R	H	RBI	BB	SO	LOB
50 Mookie Betts, R (1, 8) OBP: 0.344, SLG: 0.479	C FF 93 C FF 93 B FC 93 B SL 87 X SL 86 2-2 15 1B 2 FC6-4 2B	C FF 92 S SL 86 B FF 94 F FF 94 F SL 87 B FC 93 C SL 88 2-3 ① K			X SL 83 0-0 HR		1 SAFE B FF 96 B FF 97 X FC 90 2-0 FC5 15 BB 1-2		C FF 95 B FF 95 B FF 95 B FF 96 C FC 90 F FF 96 B FF 96 4-2 30 FC6-4 2 1B BB	4	2	2	1	1	1	1
15 Dustin Pedroia, R (1, 4) OBP: 0.361, SLG: 0.448	L FF 93 X CH 89 0-1 2 FC6-4 2-3 1B	C FF 92 B SL 87 X SL 85 1-1 ② G5-3			B FF 94 B FC 94 C FF 93 X FF 93 2-1 2 G6-3 1B		B CU 79 B FC 90 B FF 98 C FF 96 F FF 98 B FF 98 4-2 2 G4-6-3 1-2 2-3 BB		C FF 95 X SI 94 0-1 ① F7	4	0	2	0	1	0	2
2 Xander Bogaerts, R (1, 6) OBP: 0.356, SLG: 0.426	X FF 94 0-0 ① FC6-4 34 2B 47 FC1 1-2f 3-H	B SL 84 C SL 84 B SL 86 X FC 93 2-1 ③ F9			1 SAFE 1 SAFE X FF 92 0-0 ① ② G6-3 1-2f		C FF 97 X CU 82 0-1 ② ③ G4-6-3 1-2f		C FF 96 S FF 94 F FF 96 F CU 85 F SI 93 X SI 96 0-2 30 FC6-4 1-2 2-3 1B	5	1	1	1	0	0	5
34 David Ortiz, L (1, 10) OBP: 0.355, SLG: 0.543 30 Josh Rutledge, R (8, PH) OBP: 0.356, SLG: 0.365 (8, 10)	B SL 87 X SL 86 1-0 47 FC1 26 2B 1-3 2B	C FF 94 B CH 90 X FF 94 1-1 ① G3-1			X FF 94 0-0 ③ G6-3			C FF 96 C CU 82 B FF 98 C CU 82 1-3 ① K	C FC 89 X SI 95 0-1 ② FC6-4 1-2f 2-3 3-H	3 2	1 0	1 0	0 0	0 1	0 2	0 2
47 Travis Shaw, L (1, 3) OBP: 0.335, SLG: 0.498	C SL 86 X FF 95 0-1 FC1 26 2B 23 HR 2-3 3-H	B SL 86 S SL 84 X FF 93 1-1 ② G6-3			F FF 92 C SL 86 B FC 94 F FF 94 S CH 90 1-3 ① K			F CU 83 C CU 82 B FF 98 B CU 82 S FC 89 2-3 ② K	B FC 89 X FF 94 1-0 ③ G4-3	5	1	0	1	0	2	3
26 Brock Holt, L (1, 9) OBP: 0.351, SLG: 0.381	C FF 94 B FF 93 F FC 93 F SL 87 B FF 93 F CH 89 X SL 87 2-2 23 HR 1-3 3-H 2B	C FF 93 X FF 92 0-1 ③ G1-3			C FF 94 F FF 94 B FF 94 F FF 94 B CH 90 S SI 94 2-3 ② K			B FF 98 B CU 83 F FF 97 F FF 96 B FF 97 B FC 89 4-2 23 HR BB		3	2	1	1	1	1	0
23 Blake Swihart, S (1, 2) OBP: 0.319, SLG: 0.394	F FF 94 F FF 93 B SL 87 B FC 94 X FF 94 2-2 2-H 3-H HR	B FF 93 F FF 92 X CH 89 1-1 ① G3			C FF 94 F FF 94 B SL 87 C SL 87 1-3 ③ K			B FF 97 B CU 80 F FF 96 X FF 96 2-1 1-H HR		4	2	2	5	0	1	0
16 Deven Marrero, R (1, 5) OBP: 0.256, SLG: 0.333	F FF 94 S FF 94 X SL 87 0-2 ② G6-3	C SL 83 B FF 92 S SL 87 B SL 88 F SL 85 F SL 87 X FF 92 2-2 ② P4					C FF 97 B CU 83 C FC 90 B CU 83 B FF 98 X FF 99 3-2 ① G6-3	C FC 89 C CU 81 X CU 82 0-2 ③ G5-3		4	0	0	0	0	0	0
25 Jackie Bradley Jr., L (1, 7) OBP: 0.343, SLG: 0.522	F SL 86 C FF 95 B FF 92 F SL 87 X SL 88 1-2 ③ F7	S FF 92 C CH 88 B FF 94 B FF 93 X SL 88 2-2 ③ P5					B FF 98 B FF 96 B FF 98 C FF 97 X FF 97 3-1 15 BB 50 E 1B		B FF 93 X FC 90 1-0 2 1B 30 FC6-4 2B	4	1	2	0	0	0	0

Inning Stats	1	2	3	4	5	6	7	8	9
	R: 6 E: 0 K: 0 S: 24 H: 5 LOB: 0 BB: 0 P: 32	R: 0 E: 0 K: 1 S: 9 H: 0 LOB: 0 BB: 0 P: 14	R: 0 E: 0 K: 0 S: 6 H: 0 LOB: 0 BB: 0 P: 8	R: 0 E: 0 K: 0 S: 10 H: 0 LOB: 0 BB: 0 P: 15	R: 1 E: 0 K: 0 S: 5 H: 2 LOB: 0 BB: 0 P: 7	R: 0 E: 0 K: 3 S: 11 H: 0 LOB: 0 BB: 0 P: 15	R: 0 E: 1 K: 0 S: 10 H: 1 LOB: 2 BB: 1 P: 22	R: 2 E: 0 K: 2 S: 13 H: 1 LOB: 0 BB: 1 P: 22	R: 1 E: 0 K: 0 S: 15 H: 2 LOB: 2 BB: 1 P: 21

| | | | | |

Boston Red Sox @ New York Yankees

Yankee Stadium, Bronx, NY

Tue Sep 29 2015, 7:08 PM - 10:04 PM EDT

Att. 38,512 - Cloudy - 75 F

livebaseballscorecards.com

BOTTOM

Batter	1	2	3	4	5	6	7	8	9	AB	R	H	RBI	BB	SO	LOB
22 Jacoby Ellsbury, L (1, 8) OBP: 0.322, SLG: 0.351	C SI 88 B FF 92 C SI 90 X FF 93 1-2 11 1B 34 G6-3 2B	F FF 91 X SI 92 0-1 E6		X SI 90 0-0 ③ F9			C SI 90 F FF 93 F FF 93 B FF 93 F CU 71 B SL 86 F SI 90 B CH 82 X FF 93 3-2 ② G4-3 1-3			4	1	1	0	0	0	3
11 Brett Gardner, L (1, 7) OBP: 0.347, SLG: 0.406	X SI 89 0-0 34 G6-3 34 S 36 2B 2-3 1B	1 SAFE 1 SAFE B SI 91 C FF 92 1 SAFE B FF 93 C CH 83 1 SAFE F FF 93 2-2 X SI 90 ③ G4-3			B FF 90 B CH 83 X SI 90 2-0 13 G5-4-3 1B		B SI 92 B CU 72 S CH 83 C FF 93 C CU 73 2-3 ③			4	1	2	0	0	1	2
13 Alex Rodriguez, R (1, 10) OBP: 0.353, SLG: 0.486	B SI 90 S SI 92 F SI 93 B FF 94 C SI 93 2-3 ① K		F SI 90 X SI 92 0-1 ① G5-3		B FF 92 F SI 91 S SI 92 B SI 92 1 SAFE X SI 92 2-2 ①② G5-4-3 1-2f			B CH 86 F SI 88 F SI 90 S FF 91 1-3 ① K		4	0	0	0	0	2	3
34 Brian McCann, L (1, 2) OBP: 0.321, SLG: 0.444	B CH 83 B SI 91 C SI 93 X SI 94 2-1 ② G6-3 1-3 3-H		X SI 90 0-0 ② G3-1		C CU 74 C CU 74 S CH 82 0-3 ③ K2-3			C SI 89 B CU 73 F CH 82 B FF 91 X CH 79 2-2 ② F7		4	0	0	1	0	1	1
36 Carlos Beltrán, S (1, 9) OBP: 0.333, SLG: 0.467	X FF 92 0-0 29 HR 3-H 2B		C SI 91 B SI 92 C CU 74 F SI 91 S CU 73 1-3 ③ K			B SI 88 X CH 80 1-0 ① G4-3		F SI 88 F SI 88 F FF 92 F CU 72 X CH 82 0-2 ③ L9		4	1	1	1	0	1	0
29 Dustin Ackley, L (1, 4) OBP: 0.279, SLG: 0.426	C FF 92 B FF 93 B CH 83 F SI 92 X FF 94 2-2 2-H HR			S SI 89 B SI 89 X SI 90 1-1 ① G4-3		C CH 81 B CH 81 X SI 90 1-1 ② G6-3			B FF 93 B FF 92 C FF 93 F FF 93 X CH 87 2-2 ① G4-3	4	1	1	2	0	0	0
12 Chase Headley, S (1, 5) OBP: 0.326, SLG: 0.376	C SI 89 C CU 74 B FF 92 S CH 82 1-3 ③ K			B FF 90 C SI 89 X SI 91 1-1 18 HBP 1B		X SI 88 0-0 ③ F7			X FF 92 0-0 ② F7	4	0	1	0	0	1	0
33 Greg Bird, L (1, 3) OBP: 0.327, SLG: 0.514		M CU 74 B CH 82 B CH 82 F SI 90 F FF 94 X SI 90 2-2 ① F7		C SI 90 B SI 89 X SI 88 1-1 ② L8			C CH 86 B CU 73 F CH 81 S FF 92 1-3 ① K		C CH 87 B CH 88 X FF 93 1-1 1B	4	0	1	0	0	1	1
18 Didi Gregorius, L (1, 6) OBP: 0.318, SLG: 0.367		B FF 90 C SI 91 C FF 94 S CU 75 1-3 ② K		C SI 90 B SI 89 F SI 91 H FF 93 2-2 1-2 HBP			B CU 74 S CH 82 B FF 93 B CH 82 B SI 90 4-1 22 G4-3 22 WP BB		C FF 93 S CH 88 S CH 86 0-3 ③ K	2	0	0	0	1	2	1
Inning Stats	R: 4 H: 4 E: 0 LOB: 0 K: 2 BB: 0 S: 16 P: 24	R: 0 H: 0 E: 1 LOB: 1 K: 1 BB: 0 S: 13 P: 18	R: 0 H: 0 E: 0 LOB: 0 K: 1 BB: 0 S: 7 P: 8	R: 0 H: 1 E: 0 LOB: 2 K: 0 BB: 0 S: 9 P: 14	R: 0 H: 1 E: 0 LOB: 0 K: 1 BB: 0 S: 7 P: 11	R: 0 H: 0 E: 0 LOB: 0 K: 0 BB: 0 S: 4 P: 6	R: 0 H: 0 E: 0 LOB: 1 K: 2 BB: 1 S: 13 P: 23	R: 0 H: 0 E: 0 LOB: 0 K: 1 BB: 0 S: 11 P: 14	R: 0 H: 1 E: 0 LOB: 1 K: 1 BB: 0 S: 9 P: 12	1B: 4 SF: 0 2B: 2 SAC: 0 3B: 0 DP: 1 HR: 1 HBP: 1						WP: 1 PA: 36 PB: 0 SB: 1 CS: 0

	AB	R	H	RBI	BB	SO	LOB
AB	34						
R	4						
H	7						
RBI	4						
BB	1						
SO	9						
LOB	11						

PITCHER		IP	WLS	BF	H	R	ER	SO	BB	IBB	HBP	BLK	WP	HR	S	P	ERA	WHIP
22 Rick Porcello, R ERA: 5.02	(1, 1)	8.0	W	32	6	4	4	8	1	0	1	0	1	1	80	118	4.50	0.875
64 Jean Machi, R ERA: 5.11	(9, 1)	1.0		4	1	0	0	1	0	0	0	0	0	0	9	12	0.00	1.000

PITCHER	IP	WLS	BF	H	R	ER	SO	BB	IBB	HBP	BLK	WP	HR	S	P	ERA	WHIP

Batter	1	2	3	4	5	6	7	8	9	10	11	AB	R	H	RBI	BB	SO	LOB
50 Mookie Betts, R (1, 8) OBP: 0.344, SLG: 0.488	C FC 89 B FF 91 F FS 88 B SL 84 F SL 84 B FS 88 F FF 90 C FF 91 3-3 ① K	C SI 92 B SI 91 X FS 88 1-1 ③ F8			B FF 91 B FC 89 B FF 91 C FF 91 X FC 89 3-1 ① F8		B KC 82 B FF 96 X FF 96 2-0 HR			C SL 82 B FF 95 B SL 83 C SL 82 B SL 84 F FF 96 X SL 84 3-2 ① P5	B FF 91 B CH 83 B CH 82 C FF 92 C CH 83 F CH 83 X FF 92 3-2 2-H HR	6	2	2	3	0	1	0
15 Dustin Pedroia, R (1, 4) OBP: 0.361, SLG: 0.449	F FC 89 B SL 85 X FS 88 1-1 ② P4		B FF 91 B FF 90 C FC 89 F SL 83 F FC 88 X CU 79 2-2 2 F9 34 1B 2B		C FC 89 F FF 92 X SI 91 0-2 ② G6-3		S FF 97 S KC 84 F KC 85 X KC 84 0-2 ③ G6-3			C FF 96 X SL 83 0-1 ② F8	X FF 91 0-0 1B	6	1	2	0	0	0	0
2 Xander Bogaerts, R (1, 6) OBP: 0.355, SLG: 0.424	C FF 92 T SL 84 B FS 87 B SL 84 B SL 84 X FF 93 3-2 34 BB 47 HR 1B		B SL 84 B SL 83 C SL 84 X FS 88 2-1 ① F9 2-3		C CU 76 B SI 90 B FS 88 F FC 88 F FF 93 S SI 91 2-3 ③ K			B KC 83 F FF 96 S KC 84 B KC 83 F KC 83 X KC 83 2-2 ① P3		B SL 84 B SL 83 C FF 94 B SL 84 B SL 83 4-1 BB	F SL 87 X SL 86 0-1 ③ L5	5	1	1	0	1	1	2
34 David Ortiz, L (1, 10) OBP: 0.359, SLG: 0.547 30 Josh Rutledge, R (6, PR) OBP: 0.347, SLG: 0.354 (6, 10)	D FS 88 B FS 87 C FS 88 B FS 86 B SL 84 4-1 47 HR 1-2 BB		D CU 79 D SI 90 X SI 93 2-0 3-H 1B			B FC 93 F FF 93 F FF 95 F FF 96 X FF 96 1-2 2B		B FF 97 F FF 98 C KC 85 S KC 84 1-3 ② K		1 SAFE C SL 82 S FF 97 F SL 84 S SL 82 0-3 ③ K		2	1	2	1	1	0	0
												2	0	0	0	0	2	1
47 Travis Shaw, L (1, 3) OBP: 0.332, SLG: 0.505	B SL 84 B FC 89 F SI 91 F FC 90 D FS 88 X SI 89 3-2 1-H 2-H HR		D CU 76 F FC 89 F FC 88 F SI 93 F FF 90 B FS 87 F SI 92 C SL 84 2-3 ② K			F SI 95 F FC 91 F FF 96 X FF 94 0-2 ① P5		C FF 98 B KC 84 X KC 83 1-1 ③ G6-3			B CU 77 F FC 88 F FC 88 X CU 77 1-2 E4 23 1B 16 1B	5	2	1	3	0	1	2
26 Brock Holt, L (1, 9) OBP: 0.349, SLG: 0.382	C SL 84 B FS 88 F SI 92 B SI 89 X SL 85 2-2 2B		B CU 77 X SI 91 1-0 ③ F7			B FF 95 B SI 95 C FF 96 F FF 95 S FF 96 2-3 ② K			B FF 93 C SL 82 C SL 83 B SL 84 T SL 82 2-2 ① K		B FF 93 X FF 92 1-0 ① B1	5	0	1	0	0	2	3
23 Blake Swihart, S (1, 2) OBP: 0.320, SLG: 0.394	C CU 77 B SI 91 X SI 91 1-1 ③ G4-3			C SI 90 B SI 91 X SL 82 1-1 ① F8		B FF 95 B FF 94 X FF 95 2-0 ③ P3			B FF 95 F FF 94 B SL 82 C SL 83 X FF 95 2-2 1B		C FF 93 B FC 87 B FF 94 F FF 92 B FC 87 X FF 94 3-2 16 1B 1-3 25 SH4-3 1B	5	1	2	0	0	0	2
16 Deven Marrero, R (1, 5) OBP: 0.250, SLG: 0.318		B FF 91 X FC 89 1-0 ① G4-3		C SI 91 S FS 87 F SI 91 X FS 88 0-2 ② G4-3			C FC 93 X FF 93 0-1 ① G4-3		C SL 81 B SL 83 1 SAFE F SL 83 F SL 84 S SL 84 1-3 ② K		X FC 86 0-0 25 SH4-3 1-3 50 HR 1B 3-H	5	1	1	1	0	1	1
25 Jackie Bradley Jr., L (1, 7) OBP: 0.338, SLG: 0.512		F CU 76 F SI 90 B CU 79 B FS 89 B SL 83 F FS 88 X SL 85 3-2 ② G3		B FS 89 B FC 90 X SI 89 2-0 ③ G6-3			B FF 94 B FF 94 T FF 95 X SI 94 2-1 ② G3		1 SAFE B SL 83 C FF 95 F SL 82 B SL 83 X SL 82 2-2 ③ G4-3		X FF 92 0-0 ② SH4-3 1-2 3-H	4	0	0	1	0	0	1
Inning Stats	R: 3 H: 3 E: 0 LOB: 1 K: 1 BB: 1 S: 19 P: 36	R: 0 H: 0 E: 0 LOB: 0 K: 0 BB: 0 S: 7 P: 12	R: 1 H: 2 E: 0 LOB: 1 K: 1 BB: 0 S: 14 P: 23	R: 0 H: 0 E: 0 LOB: 0 K: 0 BB: 0 S: 7 P: 10	R: 0 H: 0 E: 0 LOB: 0 K: 1 BB: 0 S: 9 P: 14	R: 0 H: 1 E: 0 LOB: 1 K: 1 BB: 0 S: 12 P: 17	R: 1 H: 1 E: 0 LOB: 0 K: 0 BB: 0 S: 9 P: 13	R: 0 H: 0 E: 0 LOB: 0 K: 1 BB: 0 S: 9 P: 13	R: 0 H: 1 E: 0 LOB: 1 K: 2 BB: 0 S: 13 P: 20	R: 0 H: 0 E: 0 LOB: 1 K: 1 BB: 1 S: 11 P: 18	R: 4 H: 4 E: 1 LOB: 1 K: 0 BB: 0 S: 16 P: 24	1B: 6 SF: 0 2B: 3 SAC: 1 3B: 0 DP: 0 HR: 3 HBP: 0						

PITCHER		IP	WLS	BF	H	R	ER	SO	BB	IBB	HBP	BLK	WP	HR	S	P	ERA	WHIP
19 Masahiro Tanaka, R ERA: 3.51	(1, 1)	5.0		21	5	4	4	3	1	0	0	0	0	1	56	95	7.20	1.200
41 Justin Wilson, L ERA: 3.12	(6, 1)	1.2		6	1	0	0	1	0	0	0	0	0	0	16	23	0.00	0.600
68 Dellin Betances, R ERA: 1.43	(7, 1)	1.1	B	5	1	1	1	1	0	0	0	0	0	1	14	20	6.75	0.750
48 Andrew Miller, L ERA: 1.91	(9, 1)	2.0		8	1	0	0	3	1	0	0	0	0	0	24	38	0.00	1.000
38 Andrew Bailey, R ERA: 5.63	(11, 1)	0.1	L	4	2	3	1	0	0	0	0	0	0	0	8	13	27.00	6.000

PITCHER		IP	WLS	BF	H	R	ER	SO	BB	IBB	HBP	BLK	WP	HR	S	P	ERA	WHIP
45 Chasen Shreve, L ERA: 2.79	(11, 1)	0.1		3	2	1	0	0	0	0	0	0	0	1	6	9	0.00	6.000
65 Caleb Cotham, R ERA: 5.79	(11, 1)	0.1		1	0	0	0	0	0	0	0	0	0	0	2	2	0.00	0.000

TOP

Boston Red Sox @ New York Yankees

Yankee Stadium, Bronx, NY

Wed Sep 30 2015, 7:12 PM - 11:19 PM EDT

Att. 39,328 - Cloudy - 67 F

livebaseballscorecards.com

AB	45
R	9
H	12
RBI	9
BB	2
SO	8
LOB	12

WP: 0	PA: 48		
PB: 0			
SB: 0			
CS: 0			

Boston Red Sox @ New York Yankees

Yankee Stadium, Bronx, NY

Wed Sep 30 2015, 7:12 PM - 11:19 PM EDT

Att. 39,328 - Cloudy - 67 F

livebaseballscorecards.com

BOTTOM

Batter	1	2	3	4	5	6	7	8	9	10	11	AB	R	H	RBI	BB	SO	LOB
22 Jacoby Ellsbury, L (1, 8) OBP: 0.322, SLG: 0.351	C FF 89 B FF 88 B FF 90 B FF 90 F FF 91 S SL 87 3-3 K ①		B CU 76 C CU 76 C FF 90 S SL 84 1-3 K ①		X FF 90 0-0 12 WP 36 2B 2B	B FF 95 F FF 95 T FF 95 B FF 96 F KC 83 F KC 82 X FF 96 2-2 P6 ①		B SI 92 B SL 84 B SL 84 C SI 88 B SI 91 4-1 12 CS BB	X SI 95 0-0 F7 ③			5	1	1	0	1	2	1
12 Chase Headley, S (1, 5) OBP: 0.326, SLG: 0.374	C FF 89 B FF 91 F FF 91 B SI 92 X CH 83 2-2 G6-3 ②		B CH 83 C CH 82 X FF 90 1-1 36 L5-4 13 1B 1B		B FF 90 B CH 81 B FF 90 C SI 89 F FF 90 X FF 92 3-2 F9 ① 2-3	F FF 97 B FF 97 X CH 88 1-1 G3-1 ②		C FF 88 1 SAFE 1 SAFE B FF 90 S SL 83 1 SAFE B CU 77 B CH 84 B FF 89 4-2 36 FC3-6 13 WP 1-2 BB ①		B CH 88 B SL 85 F FF 95 X FF 96 2-1 F7 ①		5	0	1	0	1	0	1
13 Alex Rodriguez, R (1, 10) OBP: 0.356, SLG: 0.492	C FF 91 B FF 91 X FF 91 1-1 F9 ③		C FF 91 B FF 90 F FF 90 D SL 82 X SL 82 2-2 1-2 1B		B FF 92 B FF 91 D CH 83 C FF 92 S CH 83 D SI 94 4-2 36 2B 34 G3 BB	B FF 96 S FF 96 B CH 90 X FF 96 2-1 HR		C SI 90 B CU 78 B SI 91 B SI 91 B SI 90 4-1 36 FC3-6 1-2 BB		B FF 96 C FF 96 C SI 95 B FF 96 C SI 95 2-3 K ②		4	2	2	1	2	1	0
36 Carlos Beltrán, S (1, 9) OBP: 0.333, SLG: 0.466 71 Slade Heathcott, L (10, PR) OBP: 0.400, SLG: 0.696 (11, 9)		B FF 88 C FF 89 F CH 81 F FF 90 X SL 90 1-2 F7 ① D CH 82 X FF 91 1-0 L5-4 ②③ 2-2			C CH 84 B FF 92 X CH 82 1-1 34 G3 24 1B 1-3 3-H 2B	X FF 96 0-0 F8 ③		X CH 86 0-0 FC3-6 29 BB 1-2f 2-3 ②		B SL 91 B SL 90 B FF 95 B FF 90 4-0 BB		5	1	1	1	1	0	4
34 Brian McCann, L (1, 2) OBP: 0.321, SLG: 0.441 70 Rico Noel, R (7, PR) 17 Brendan Ryan, R (8, 3) OBP: 0.274, SLG: 0.337 29 Dustin Ackley, L (8, PH) OBP: 0.281, SLG: 0.424 (9, 3)		B FF 92 X FF 91 1-0 G6-3 ②		B FF 91 B FF 91 C FF 91 B FF 90 X FF 92 3-1 G6-3 ①	D CU 79 C CU 80 B FF 92 S CU 80 X CU 78 2-2 G3 ② 2-3 3-H		B FF 96 C FF 95 F CH 89 B CU 82 F FF 96 B FF 96 B CH 90 4-2 11 F8 11 S BB	B FF 92 B FF 92 T FF 93 B FF 93 B CH 86 4-1 1-2 BB		1 SAFE 1 SAFE C SI 93 B FF 94 1 SAFE B FF 94 F FF 95 1 SAFE F FF 95 2-2 X FF 85 F7 ③		3 0 0 0 1	0 0 0 0 0	0 0 0 0 0	1 0 0 0 1	1 0 0 0 0	0 0 0 0 0	1 0 0 0 1
24 Chris Young, R (1, 7) OBP: 0.316, SLG: 0.446 11 Brett Gardner, L (7, PH) OBP: 0.347, SLG: 0.406 (8, 7)		B FF 91 B FF 91 F FF 91 B CH 84 X CH 85 3-1 33 BB 64 2B 1B		C FF 91 B FF 91 F FF 89 C SI 92 1-3 K ②	C SI 92 B SI 93 B SI 92 B CH 84 X FF 93 3-1 64 BB 33 BB 3-H 1B		1 SAFE 1 SAFE 1 SAFE B FF 95 C FF 96 B FF 96 X FF 95 2-1 F8 ① 1-3	X FF 93 0-0 G4-3 ③			B FF 92 C CU 77 B FF 92 C FF 92 X CU 79 2-2 64 G6-4-3 1B	3 3	1 0	2 1	1 0	0 0	1 4	0 0
33 Greg Bird, L (1, 3) OBP: 0.339, SLG: 0.517 66 John Ryan Murphy, R (7, PH) OBP: 0.325, SLG: 0.420 (8, 2)		1 SAFE C FF 92 C FF 89 D SL 81 B SL 82 B SL 89 F SL 82 F SL 84 D CU 80 4-2 64 2B 1-2 BB		X CU 77 0-0 64 1B 1B	B FF 92 B FF 92 1 SAFE B CU 78 1 SAFE F FF 92 B SI 92 4-2 64 BB 1-2 BB		C SI 90 F SL 84 F SI 92 F SL 82 D SL 84 B SI 91 D FF 90 S SL 84 3-3 K ②		F FF 94 X SL 89 0-1 1B		F FF 92 F FF 93 F SL 89 X FF 94 0-2 L9 ① 1-2f	1 3	0 0	1 1	0 0	2 0	0 1	0 3
64 Rob Refsnyder, R (1, 4) OBP: 0.353, SLG: 0.452	C FF 91 B CH 84 X SI 90 1-1 1-3 2-H 2B		1 SAFE X FF 90 0-0 18 FC6-4 1-2 1B		B CH 82 C CH 84 C SI 92 D SL 85 B SI 93 D CH 83 4-2 1-2 2-3 BB	I IN 51 I IN 48 I IN 47 I IN 47 4-0 18 S IBB		L FF 95 B FF 94 B FF 94 M FF 93 S FF 95 2-3 K ①		B FF 93 X FF 93 1-0 G6-4-3 ②③ 1-2f	4	0	2	1	2	1	2
18 Didi Gregorius, L (1, 6) OBP: 0.315, SLG: 0.363	B SI 91 F SL 86 B FF 90 S FF 92 B FF 92 X FF 92 3-2 G4-3 ③			S CU 78 X FF 92 0-1 FC6-4 ③ 1-2f	X FF 92 0-0 F7 ③		C FF 90 B FF 89 D SL 82 B SI 90 X SI 90 3-1 F8 ③ 1-2		D CH 90 1 SAFE X SI 89 1-0 F8 ②			5	0	0	0	0	0	10

| Inning Stats | | |

Boston Red Sox @ New York Yankees

Yankee Stadium, Bronx, NY

Thu Oct 01 2015, 7:11 PM - 10:20 PM EDT

Att. 40,033 - Rain - 60 F

TOP

livebaseballscorecards.com

Batter	1	2	3	4	5	6	7	8	9	AB	R	H	RBI	BB	SO	LOB
50 Mookie Betts, R (1, 8) OBP: 0.345, SLG: 0.488	C SI 87 C SL 77 X CH 82 0-2 ① F7		C SL 78 B FF 89 B FF 89 B SL 79 F SI 90 F CH 83 X CH 84 3-2 25 BB 1B		D CH 82 C SI 89 C SL 78 D CH 83 X CH 82 2-2 25 G4-3 1B 1-2 2-H		B SI 92 C CH 85 C SL 87 F CH 86 F CU 82 X CH 85 1-2 ① F7			4	0	2	1	0	0	1
25 Jackie Bradley Jr., L (1, 7) OBP: 0.336, SLG: 0.505	F FF 90 S SI 89 B SI 89 F SI 89 B SL 78 B SI 89 C SL 78 3-3 ② K		B SI 88 D SL 78 C SL 76 F SL 78 B SI 89 B FF 89 4-2 2 G4-6-3 1-2 BB		C SL 77 X SI 89 0-1 ② G4-3 1-2 2-3		C FF 89 1 SAFE F FF 91 B FF 93 C CH 85 1-3 ② K			3	0	0	0	1	2	3
2 Xander Bogaerts, R (1, 6) OBP: 0.356, SLG: 0.423	B SI 89 B FF 89 B FF 88 C SI 88 F SI 89 B CH 82 4-2 BB		B FF 89 B CH 83 X SI 89 2-0 ② ③ G4-6-3 1-2f		B SL 80 B SL 79 I IN 70 I IN 68 4-0 IBB		B FF 93 C SL 87 C CU 80 B CH 85 X CU 80 2-2 ③ G5-3			2	0	0	0	2	0	3
47 Travis Shaw, L (1, 3) OBP: 0.331, SLG: 0.500	F SL 78 F SL 77 F SI 87 B SI 89 B FF 91 S SL 78 2-3 ③ K2-3			C SI 88 B SI 90 B SL 80 S SL 79 X SL 78 2-2 38 G5-4-3 1B	B SL 79 C SI 89 B SI 89 X SL 78 2-1 ③ F8			C SI 92 F SI 93 B CU 81 B SL 88 S FF 93 2-3 ① K		4	0	1	0	0	2	4
38 Rusney Castillo, R (1, 9) OBP: 0.296, SLG: 0.373		C SI 88 S SI 88 F FF 89 X CH 82 0-2 ① F9		B CH 81 B CH 81 B FF 88 F SI 88 C FF 89 F FF 89 X SL 82 3-2 ① ② G5-4-3 1-2f		C CU 78 B SI 91 X SL 86 1-1 ① G3		X CU 81 0-0 ② G6-3		4	0	0	0	0	0	1
5 Allen Craig, R (1, 10) OBP: 0.230, SLG: 0.192		X SI 88 0-0 1B		F FF 90 C SL 77 F CH 84 F FF 90 B SI 89 X CH 82 1-2 ③ G4-3		B FF 92 C CU 80 B SI 92 F FF 92 C SL 88 2-3 ② K		B SI 92 C CU 80 F SI 93 F CH 86 B SI 93 X CU 81 2-2 ③ L6		4	0	1	0	0	1	0
16 Deven Marrero, R (1, 5) OBP: 0.271, SLG: 0.319		C FF 88 X CH 82 0-1 ② L8	C SL 76 X FF 89 0-1 3 1B 50 1B 1B		B CU 81 B CU 81 C SL 87 S SL 88 B CH 86 F SI 94 B SL 88 4-2 BB				B FF 94 C FF 96 C KC 83 S KC 84 1-3 ① K	3	1	1	0	1	1	1
3 Sandy León, S (1, 2) OBP: 0.233, SLG: 0.194		C SL 76 S FF 88 B FF 89 F CH 82 B FF 87 B SL 78 X FF 88 3-2 ③ G5-3			F FF 88 X FF 88 0-1 25 G4-3 50 1B 1B 1-2	1 SAFE C CH 84 S CU 81 B CH 85 1 SAFE B CU 82 X SL 88 2-2 ③ G1-3			B FF 97 B FF 96 B FF 97 C FF 97 F FF 96 F FF 97 X FF 97 3-2 ② P5	4	0	1	0	0	0	2
30 Josh Rutledge, R (1, 4) OBP: 0.342, SLG: 0.348			C SI 87 F FF 88 S CH 81 0-3 ① K		B FF 88 L FF 88 B CH 82 X FF 89 2-1 ① B2		C CU 80 B SI 91 S CH 84 X SL 87 1-2 1B		C FF 98 B KC 84 B KC 84 C FF 97 S KC 84 2-3 ③ K	4	0	1	0	0	2	2

Inning Stats	1	2	3	4	5	6	7	8	9
	R: 0 E: 0 K: 2 S: 13	H: 0 LOB: 1 BB: 1 P: 22	R: 0 E: 0 K: 0 S: 11	H: 1 LOB: 1 BB: 0 P: 14	R: 0 E: 0 K: 1 S: 10	H: 1 LOB: 1 BB: 1 P: 19	R: 0 E: 0 K: 0 S: 12	H: 1 LOB: 0 BB: 0 P: 18	R: 1 E: 0 K: 0 S: 13	H: 3 LOB: 3 BB: 1 P: 23	R: 0 E: 0 K: 1 S: 11	H: 0 LOB: 1 BB: 1 P: 20	R: 0 E: 0 K: 1 S: 14	H: 1 LOB: 1 BB: 0 P: 19	R: 0 E: 0 K: 1 S: 8	H: 0 LOB: 0 BB: 0 P: 12	R: 0 E: 0 K: 2 S: 10	H: 0 LOB: 0 BB: 0 P: 16

	AB	32
	R	1
	H	7
	RBI	1
	BB	4
	SO	8
	LOB	17

1B: 7	SF: 0
2B: 0	SAC: 0
3B: 0	DP: 2
HR: 0	HBP: 0

WP: 0	PA: 36
PB: 0	
SB: 0	
CS: 0	

PITCHER		IP	WLS	BF	H	R	ER	SO	BB	IBB	HBP	BLK	WP	HR	S	P	ERA	WHIP
52 CC Sabathia, L ERA: 4.73	(1, 1)	5.0	W	22	6	1	1	3	2	1	0	0	0	0	59	96	1.80	1.600
43 Adam Warren, R ERA: 3.29	(6, 1)	3.0	H	11	1	0	0	3	1	0	0	0	0	0	33	51	0.00	0.667
68 Dellin Betances, R ERA: 1.41	(9, 1)	1.0	S	3	0	0	0	2	0	0	0	0	0	0	10	16	0.00	0.000

PITCHER		IP	WLS	BF	H	R	ER	SO	BB	IBB	HBP	BLK	WP	HR	S	P	ERA	WHIP

BOTTOM

Boston Red Sox @ New York Yankees

Yankee Stadium, Bronx, NY

Thu Oct 01 2015, 7:11 PM - 10:20 PM EDT

Att. 40,033 - Rain - 60 F

livebaseballscorecards.com

Batter	1	2	3	4	5	6	7	8	9	AB	R	H	RBI	BB	SO	LOB
11 Brett Gardner, L (1, 8) (9, 7) OBP: 0.346, SLG: 0.405	C FF 90 B CU 78 X FF 90 1-1 ① G4-3	B CU 78 B FF 90 S FF 90 C CU 74 S CU 74 2-3 ③ K			C CU 73 X FF 89 0-1 64 G5-4-3 1B		D CH 86 C CH 84 C FF 90 F CH 85 S CH 85 1-3 ③ K			4	0	1	0	0	2	3
64 Rob Refsnyder, R (1, 4) OBP: 0.342, SLG: 0.514	B FF 90 X FF 90 1-0 ② G6-3		C FF 89 B CH 82 B CU 72 C CU 73 F FF 90 F CU 75 X CU 72 2-2 ① F8		1 SAFE 1 SAFE F FF 90 1 SAFE B FF 88 X CU 73 1-1 ②③ G5-4-3 1-2f			X FF 93 0-0 HR		4	1	1	1	0	0	1
13 Alex Rodriguez, R (1, 10) OBP: 0.357, SLG: 0.491 70 Rico Noel, R (8, PR) (9, 10)	S FF 90 B CU 74 S FF 91 C FF 91 1-3 ③ K		B CU 74 C CH 84 F FF 91 B FF 91 F FF 90 F CU 73 B CH 85 F CU 75 B FF 91 4-2 36 G6-4-3 BB			C CU 74 F CH 82 S FF 91 0-3 ① K		S CH 88 X FF 95 0-1 36 CS 1B		3 0	0 0	1 0	0 0	1 0	2 0	0 0
36 Carlos Beltrán, S (1, 9) OBP: 0.333, SLG: 0.470 71 Slade Heathcott, L (9, 8) OBP: 0.400, SLG: 0.696		B FF 90 B CU 73 C FF 90 B CU 74 F FF 90 X FF 91 3-2 HR	C FF 90 F CU 74 F CU 71 B CH 82 X CH 83 1-2 ②③ G6-4-3 1-2f			B FF 89 C CU 74 B CU 72 S CU 74 F CU 75 S FF 91 2-3 ② K		B FF 94 1 SAFE 1 SAFE 1 SAFE 1 SAFE C FF 94 X CH 90 1-1 ①② G4-3 1-2		4 0	1 0	1 0	1 0	0 0	1 0	2 0
24 Chris Young, R (1, 7) (9, 9) OBP: 0.318, SLG: 0.448		B FF 90 C CH 82 X FF 91 1-1 ① L8		B FF 87 C FF 89 X FF 88 1-1 66 F9 2B		C FF 91 F CU 75 C FF 90 0-3 ③ K		B CH 90 B CH 90 S CH 89 B CH 89 C FF 94 B FF 91 4-2 66 BB BB		3	0	1	0	1	1	0
66 John Ryan Murphy, R (1, 2) OBP: 0.329, SLG: 0.414		B CU 78 F FF 91 B CU 73 C CU 75 B FF 91 F CU 74 F CU 74 F CU 75 B CH 84 4-2 18 BB 17 1B BB		C FF 89 B FF 89 S CU 74 X CU 75 1-2 ① F9 2-3			B SI 90 X CH 83 1-0 ① G5-3	B FF 94 B CH 90 B FF 93 C FF 92 1 SAFE B FF 93 4-1 1-2 BB		2	1	0	0	2	0	1
33 Greg Bird, L (1, 3) OBP: 0.337, SLG: 0.530		C FF 90 B CU 75 1 SAFE C CU 73 X SI 89 1-2 ② L6		C FF 90 B FF 91 X CU 78 1-1 ② F9			B CH 86 S CH 85 S CH 84 B CH 85 X CH 85 2-2 HR	F CU 80 B FF 94 X FF 94 1-1 ③ F8		4	1	1	1	0	0	4
18 Didi Gregorius, L (1, 6) OBP: 0.317, SLG: 0.364		B FF 90 B CU 77 1 SAFE B FF 90 C FF 90 B FF 89 4-1 17 1B 1-2 BB		B CU 74 C CU 75 T CU 73 B SI 90 C FF 91 2-3 ③ K			B FF 91 B CH 85 F FF 91 X CH 84 2-1 17 S 1B			2	0	1	0	1	1	1
17 Brendan Ryan, R (1, 5) OBP: 0.276, SLG: 0.337		B CU 74 B FF 90 F FF 91 F CU 73 X CU 74 2-2 1-2 2-H 1B			S FF 89 C FF 89 X CU 75 0-2 ① G6-3		C CU 79 B SI 91 S CH 84 S CH 85 1-3 ② K 1-2			3	0	1	1	0	1	1

	AB	29
	R	4
	H	8
	RBI	4
	BB	5
	SO	8
	LOB	13

Inning Stats																				
	R: 0	H: 0	R: 2	H: 2	R: 0	H: 0	R: 0	H: 1	R: 0	H: 1	R: 0	H: 0	R: 1	H: 2	R: 1	H: 2	1B: 4	SF: 0	WP: 0	PA: 34
	E: 0	LOB: 0	E: 0	LOB: 2	E: 0	LOB: 0	K: 1	LOB: 1	K: 0	LOB: 0	K: 3	LOB: 0	K: 2	LOB: 1	K: 0	LOB: 2	2B: 1	SAC: 0	PB: 0	
	K: 1	BB: 0	K: 1	BB: 2	K: 0	BB: 1	S: 10	BB: 0	S: 7	BB: 0	S: 10	BB: 0	S: 13	BB: 0	K: 0	BB: 2	3B: 0	DP: 2	SB: 1	
	S: 6	P: 9	S: 20	P: 37	S: 14	P: 21		P: 15		P: 8		P: 12		P: 20	S: 10	P: 20	HR: 3	HBP: 0	CS: 1	

PITCHER		IP	WLS	BF	H	R	ER	SO	BB	IBB	HBP	BLK	WP	HR	S	P	ERA	WHIP
62 Rich Hill, L ERA: 1.55	(1, 1)	6.0	L	23	4	2	2	6	3	0	0	0	0	1	67	102	3.00	1.167
64 Jean Machi, R ERA: 5.12	(7, 1)	1.0		5	2	1	1	2	0	0	0	0	0	1	13	20	9.00	2.000
37 Heath Hembree, R ERA: 3.7	(8, 1)	1.0		6	2	1	1	0	2	0	0	0	0	1	10	20	9.00	4.000

PITCHER	IP	WLS	BF	H	R	ER	SO	BB	IBB	HBP	BLK	WP	HR	S	P	ERA	WHIP

New York Yankees @ Baltimore Orioles

Oriole Park at Camden Yards, Baltimore, MD

Sat Oct 03 2015, 12:07 PM - 3:22 PM EDT

Att. 29,227 - Overcast - 53 F

TOP

livebaseballscorecards.com

Batter	1	2	3	4	5	6	7	8	9	AB	R	H	RBI	BB	SO	LOB
11 Brett Gardner, L (1, 8) OBP: 0.345, SLG: 0.403	C FF 92 B SL 86 X SI 90 1-1 ① G4-3		C SL 84 B FF 91 C SI 91 B FF 92 F SI 90 X FF 91 2-2 ② 1-3 1B		B SI 90 C SL 84 C SI 89 T FF 92 1-2 ③ K		C FS 84 C FF 93 B FF 93 D SL 86 B FS 86 X FS 84 3-2 ② FC3-6 64 1B 1-2f 2-3 3-H		C FF 90 C FS 81 S FS 81 0-3 ③ K	5	0	1	1	0	2	3
64 Rob Refsnyder, R (1, 4) OBP: 0.333, SLG: 0.487	C FF 91 B FF 91 C CU 73 F FF 92 X FF 92 1-2 ② G6-3		C SL 83 B FF 90 C FF 90 B CH 82 X CH 82 2-2 ③ G5-3			S CH 81 F SI 90 X FF 90 0-2 ① G4-3	B SL 85 C FS 86 X FF 94 1-1 1-2 3-H 1B			4	0	1	1	0	0	1
13 Alex Rodriguez, R (1, 10) OBP: 0.355, SLG: 0.487	X FF 92 0-0 ③ F8			S FF 90 B FF 91 F SL 83 B FF 91 F FF 91 X FF 92 2-2 ① P6		B SI 89 S SL 83 F FF 89 X FF 91 1-2 ② P5	C SL 83 C FF 93 F FF 93 B FF 95 B FF 95 B SL 86 S FF 93 3-3 ③ K			4	0	0	0	0	1	2
24 Chris Young, R (1, 7) OBP: 0.321, SLG: 0.454 29 Dustin Ackley, L (8, PH) OBP: 0.280, SLG: 0.422 (8, 7)		B FF 90 C CU 73 B CH 83 B FF 90 X FF 90 3-1 3B		F FF 91 X SL 82 0-1 E1 12 BB		B CH 83 B CH 83 B SL 84 B SI 92 4-0 BB		C SL 84 B FF 93 X CH 84 1-1 ① G4-3		2 1	0 0	1 0	0 0	1 0	0 0	0 0
12 Chase Headley, S (1, 5) OBP: 0.325, SLG: 0.372		C FF 90 S FF 91 F FF 90 X FF 90 0-2 ① P3		B CH 81 B FF 91 C SL 83 F FF 90 B SL 83 B CH 82 4-2 1-2 BB		C SL 84 C SI 90 B FF 91 B CU 71 X FF 90 2-2 ③ F8		C FF 93 C SL 84 X FF 95 0-2 ② L7		3	0	0	0	1	0	2
66 John Ryan Murphy, R (1, 2) OBP: 0.327, SLG: 0.406		C SL 82 F SI 91 F SL 84 C FF 90 0-3 ② K		F SL 84 F SI 91 D SL 84 F SL 82 X FF 91 1-2 ② F9			F SI 88 B CU 72 B CH 82 B FF 89 F FF 89 F SL 82 F FF 89 F SL 80 B SL 83 4-2 33 BB 63 1B 11 FC3-6 BB	C SL 84 S SL 85 F FF 95 F FF 95 B FF 95 B SL 86 C SL 84 2-3 ③ K		3	1	0	0	1	2	3
63 José Pirela, R (1, 9) OBP: 0.250, SLG: 0.315 70 Rico Noel, R (9, PH) OBP: 1.000, SLG: 1.000		B CU 73 X FF 91 1-0 ③ P6		X FF 91 0-0 ③ L4			C CH 82 D FF 90 F SI 89 B FF 90 X CH 82 2-2 11 FC3-6 33 BB 64 1B 1-2 1B		B FF 89 C FS 81 B FS 81 F FF 89 X FS 81 2-2 18 WP 1B	3 1	1 0	1 1	0 0	0 0	0 0	3 0
53 Austin Romine, R (1, 3) 33 Greg Bird, L (7, PH) OBP: 0.341, SLG: 0.530 (7, 3) 72 Gary Sánchez, R (9, PH)			X CU 73 0-0 ① L7		C FF 90 F FF 89 B FF 90 F FF 91 B SL 83 X CH 82 2-2 ① G5-3		B FS 83 B FF 92 B SI 90 C FF 92 B FS 84 4-1 11 FC3-6 1-2 2-3 BB		F FF 89 S FF 90 D FS 82 X FF 90 1-2 ① P5	2 0 1	0 0 0	0 0 0	0 0 0	0 1 0	0 0 0	0 0 1
17 Brendan Ryan, R (1, 6) OBP: 0.280, SLG: 0.340 18 Didi Gregorius, L (7, PH) OBP: 0.316, SLG: 0.362 (7, 6)			B SI 90 C FF 90 F SL 82 X FF 92 1-2 11 1B 1B		C CU 70 S CH 83 S FF 92 0-3 ② K		B FF 92 B SI 91 C FF 93 S FS 84 S FS 85 2-3 ① K		B FS 81 F FF 90 B FS 81 X FF 89 2-1 ② P4 1-2	2 2	0 0	1 0	0 0	0 0	1 1	0 4
Inning Stats	R: 0 E: 0 K: 0 S: 7 H: 0 LOB: 0 BB: 0 P: 9	R: 0 E: 0 K: 1 S: 11 H: 1 LOB: 1 BB: 0 P: 15	R: 0 E: 0 K: 0 S: 11 H: 2 LOB: 1 BB: 0 P: 16	R: 0 E: 1 K: 0 S: 13 H: 0 LOB: 2 BB: 1 P: 20	R: 0 E: 0 K: 2 S: 10 H: 0 LOB: 0 BB: 0 P: 13	R: 0 E: 0 K: 0 S: 9 H: 0 LOB: 1 BB: 1 P: 16	R: 2 E: 0 K: 2 S: 21 H: 2 LOB: 2 BB: 2 P: 40	R: 0 E: 0 K: 1 S: 10 H: 0 LOB: 0 BB: 0 P: 13	R: 0 E: 0 K: 1 S: 11 H: 1 LOB: 1 BB: 0 P: 16	1B: 5 2B: 0 3B: 1 HR: 0	SF: 0 SAC: 0 DP: 0 HBP: 0		WP: 1 PB: 0 SB: 0 CS: 0	PA: 37			

	AB	33
	R	2
	H	6
	RBI	2
	BB	4
	SO	7
	LOB	19

PITCHER		IP	WLS	BF	H	R	ER	SO	BB	IBB	HBP	BLK	WP	HR	S	P	ERA	WHIP
16 Wei-Yin Chen, L ERA: 3.34	(1, 1)	6.0	W	25	4	2	2	3	3	0	0	0	0	0	69	103	3.00	1.167
35 Brad Brach, R ERA: 2.75	(7, 1)	0.2		4	1	0	0	1	1	0	0	0	0	0	9	19	0.00	3.000
60 Mychal Givens, R ERA: 1.8	(7, 1)	1.1		4	0	0	0	2	0	0	0	0	0	0	14	20	0.00	0.000
71 Oliver Drake, R ERA: 2.87	(9, 1)	1.0		4	1	0	0	1	0	0	0	0	1	0	11	16	0.00	1.000

PITCHER		IP	WLS	BF	H	R	ER	SO	BB	IBB	HBP	BLK	WP	HR	S	P	ERA	WHIP

Batter	1	2	3	4	5	6	7	8	9	AB	R	H	RBI	BB	SO	LOB
14 Nolan Reimold, R (1, 8) OBP: 0.337, SLG: 0.378	C CH 89 F SI 90 X CH 89 0-2 18 1B 13 G4-6-3 1B		B SI 90 H SI 90 2-0 18 2B 13 G6-3 HBP		B CU 76 F SI 91 S SI 92 B SI 91 F SI 92 F CU 79 X CU 80 2-2 ① G5-3	**B FF 91** **1 SAFE** **1 SAFE** F SI 91 F CU 78 1 SAFE D CU 81 X SI 92 2-2 18 1B 13 1B **1-2** 1B	C SL 82 S SL 81 B SL 80 B SL 81 B FF 92 B SL 82 4-2 18 2B BB			3	3	2	0	1	0	0
9 David Lough, L (8, 8) OBP: 0.243, SLG: 0.316										0	0	0	0	0	0	0
18 Gerardo Parra, L (1, 9) OBP: 0.325, SLG: 0.451	C CU 78 X SI 91 0-1 13 G4-6-3 **1-3** 1B		L SI 92 X SI 92 0-1 32 S **1-3** 2B		B CU 80 B CH 86 B SI 92 C SI 92 C FF 92 X CU 79 3-2 ② L8	B SL 82 S CH 81 C CH 81 X CH 82 1-2 19 1B 13 1B **1-3** **2-H** 1B	X CH 86 0-0 **1-3** **2-H** **3-H** 2B			5	1	4	3	0	0	0
13 Manny Machado, R (1, 5) OBP: 0.360, SLG: 0.502	X SI 92 0-0 ① G4-6-3 ② **1-2f** **3-H**		B CU 79 B CU 80 F SI 93 F CU 80 D CU 81 X SI 94 3-2 ① G6-3 **3-H**		F SI 91 B SI 91 F SI 92 X FF 92 1-2 HR	D CH 82 1 SAFE S CH 81 X CH 81 1-1 19 1B 32 WP **1-2** **3-H** 1B	S SL 82 B SL 81 X FF 90 1-1 ② F9			5	2	2	3	0	0	4
19 Chris Davis, L (1, 3) OBP: 0.357, SLG: 0.550	F SI 90 C CU 79 B CU 79 B CU 79 X FF 92 2-2 2B		C CU 80 S CU 81 S CU 80 0-3 ② K		F SI 92 B CU 79 F CU 79 B CU 81 B CH 85 B CU 80 4-2 32 1B BB	S CH 84 X FF 92 0-1 32 WP **1-3** **2-H** 1B	S SL 83 B CH 86 S SL 83 X SL 83 1-2 ③ F8			4	0	2	1	1	1	3
32 Matt Wieters, S (1, 2) OBP: 0.318, SLG: 0.419	B SI 92 B SI 92 C CU 78 B SI 92 C SI 92 F SI 93 F CU 80 F SI 94 F SI 94 4-2 B CH 87 BB		D CU 80 B SI 92 B SI 92 B FF 92 4-0 **2-3** BB		X SI 91 0-0 **1-2** 1B	B CH 81 B FF 91 C FF 91 B FF 92 B FF 91 4-1 **1-2** **3-H** BB		B FF 92 C FF 92 B CU 83 B FF 93 F FF 92 B FF 92 4-2 45 FC3-6 BB		1	0	1	0	4	0	0
28 Steve Pearce, R (1, 7) OBP: 0.290, SLG: 0.425	B SI 93 F SI 94 X SI 93 1-1 ③ L7		X FF 93 0-0 ③ F7		C CU 80 B CU 81 F SI 92 F CU 81 S CU 81 1-3 ③ K	D CH 81 F FF 92 D CH 81 B FF 90 F FF 90 X FF 91 3-2 ③ P4		D CU 83 B FF 93 C FC 87 F FC 87 S CU 84 2-3 ① K		5	0	0	0	0	2	9
45 Steve Clevenger, L (1, 10) OBP: 0.327, SLG: 0.447		C SI 91 B CU 78 X FF 91 1-1 ① G4-3		S CH 84 B CU 79 B CU 78 B SI 91 X SI 91 3-1 ① G4-3		B SI 91 B SI 91 C FF 92 B SI 92 X FF 91 3-1 ① G4-3	F FF 90 C SL 80 F FF 90 X SL 80 0-2 3 G2-3 2 1B 18 2B 1B	X FF 92 0-0 ② FC3-6 2 1B **1-2f**		5	1	1	0	0	0	1
2 J.J. Hardy, R (1, 6) OBP: 0.251, SLG: 0.307		C FF 91 X SI 92 0-1 ② G5-3		B FF 92 C CU 78 B SI 91 F SI 91 C SI 92 2-3 ② K		B FF 92 C FF 92 X CU 78 1-1 3 FC3-6 1B	B FF 91 C FF 90 D FF 91 X FF 89 2-1 3 G2-3 18 2B **1-2** 1B	C FF 92 B FC 88 X FC 87 1-1 **1-2** 1B		5	1	3	0	0	1	0
3 Ryan Flaherty, L (1, 4) OBP: 0.284, SLG: 0.358		C CU 79 C SI 92 S CU 80 0-3 ③ K		B SI 92 X SI 92 1-0 ③ G1-3		X CH 85 0-0 ② FC3-6 14 1B 18 1B **1-2f**	B FF 90 X CH 85 1-0 ① G2-3 **1-2** **2-3**	B FC 89 C FF 92 X FC 88 1-1 ③ G4-3		5	1	0	0	0	1	5
Inning Stats	R: 1 E: 0 K: 0 S: 17 H: 3 LOB: 2 BB: 1 P: 24	R: 0 E: 0 K: 1 S: 7 H: 0 LOB: 0 BB: 0 P: 8	R: 1 E: 0 K: 1 S: 9 H: 1 LOB: 2 BB: 1 P: 18	R: 0 E: 0 K: 1 S: 6 H: 0 LOB: 0 BB: 0 P: 12	R: 1 E: 0 K: 1 S: 18 H: 2 LOB: 2 BB: 1 P: 29	R: 4 E: 0 K: 0 S: 19 H: 5 LOB: 2 BB: 1 P: 34	R: 2 E: 0 K: 0 S: 15 H: 3 LOB: 2 BB: 1 P: 24	R: 0 E: 0 K: 1 S: 10 H: 1 LOB: 2 BB: 1 P: 18			1B: 11 2B: 3 3B: 0 HR: 1 SF: 0 SAC: 0 DP: 1 HBP: 1					

PITCHER		IP	WLS	BF	H	R	ER	SO	BB	IBB	HBP	BLK	WP	HR	S	P	ERA	WHIP
47 Iván Nova, R ERA: 5.07	(1, 1)	5.2	L	28	8	5	5	4	3	0	1	0	0	1	65	105	7.94	1.941
45 Chasen Shreve, L ERA: 3.09	(6, 1)	0.1		5	3	2	2	0	1	0	0	0	1	0	11	20	54.00	12.000
74 Nick Goody, R ERA: 4.76	(7, 1)	1.0		7	3	2	2	0	1	0	0	0	0	0	15	24	18.00	4.000
33 Chris Martin, R ERA: 5.66	(8, 1)	1.0		5	1	0	0	1	1	0	0	0	0	0	10	18	0.00	2.000

PITCHER	IP	WLS	BF	H	R	ER	SO	BB	IBB	HBP	BLK	WP	HR	S	P	ERA	WHIP

BOTTOM

New York Yankees @ Baltimore Orioles

Oriole Park at Camden Yards, Baltimore, MD

Sat Oct 03 2015, 12:07 PM - 3:22 PM EDT

Att. 29,227 - Overcast - 53 F

livebaseballscorecards.com

AB	38
R	9
H	15
RBI	7
BB	6
SO	5
LOB	22

WP: 1 PA: 45
PB: 0
SB: 1
CS: 0

Batter	1	2	3	4	5	6	7	8	9	AB	R	H	RBI	BB	SO	LOB
22 Jacoby Ellsbury, L (1, 8) OBP: 0.321, SLG: 0.349	B SI 88 F SI 88 B CU 76 B SI 90 F SI 89 X FS 83 3-2 G1-3		B SL 83 F FS 82 B FF 91 F SL 83 T FF 91 2-2 K		F FS 85 F SI 92 B FF 92 H FF 91 2-2 36 BB HBP		C SL 80 X SL 79 0-1 G3			3	0	0	0	0	1	0
29 Dustin Ackley, L (1, 7) OBP: 0.280, SLG: 0.419 24 Chris Young, R (7, PH) OBP: 0.320, SLG: 0.453 (7, 7)	B SL 84 B SL 81 F SI 90 F SI 89 F FS 85 B SI 91 B FF 89 4-2 36 G3-6-1 BB		B SI 90 B FS 82 F FF 90 B SI 90 X SI 89 3-1 F7		C FS 85 F SI 91 B FF 91 S SI 91 1-3 K		B SI 91 F CH 84 S CH 85 F SL 81 B CH 85 B SI 90 S CH 84 3-3 K			2	0	0	0	1	1	3
										1	0	0	0	0	1	0
36 Carlos Beltrán, S (1, 10) OBP: 0.332, SLG: 0.467	B FS 82 X FS 83 1-0 G3-6-1 1-2f			B FF 90 X FS 83 1-0 L7	B FF 89 C SL 84 S SI 92 B SI 91 D FS 86 B SL 83 4-2 1-2 2-3 3-H BB		C SL 79 B CH 85 B CH 85 X SI 92 2-1 G5-3			3	0	0	1	1	0	1
34 Brian McCann, L (1, 2) OBP: 0.320, SLG: 0.438		C SI 88 B CU 74 F FF 90 H FF 90 2-2 33 1B 18 SF8 HBP		X FF 90 0-0 F8	B CU 78 D FS 85 B FF 91 C SI 90 C FF 88 F FF 90 F FS 83 F SI 91 X SI 91 3-2 F9			C SI 90 F SI 90 X SI 92 0-2 G2-3		3	1	0	0	0	0	3
33 Greg Bird, L (1, 3) OBP: 0.339, SLG: 0.523		B SI 89 C SI 89 C SI 90 D FS 85 F FF 90 F FF 90 B SI 91 X FS 84 3-2 1-3 1B		C SI 88 B SI 91 C SL 82 B FF 91 X FS 85 2-2 L4		B SI 88 F SL 84 F FF 89 B FF 90 S SI 90 2-3 K		X SI 91 0-0 G1-3		4	0	1	0	0	1	0
64 Rob Refsnyder, R (1, 4) OBP: 0.348, SLG: 0.512		C SL 83 C FF 90 B SI 93 T FF 92 1-2 K			X FS 83 0-0 18 1B 71 2B 2B	C SI 89 X FF 91 0-1 71 S 1B		B SL 81 B SI 91 C SI 90 B CH 85 X SI 92 3-1 G4-3		4	1	2	0	0	1	2
18 Didi Gregorius, L (1, 6) OBP: 0.315, SLG: 0.362		C FF 92 X FF 92 0-1 SF8 3-H			X SI 90 0-0 71 2B 36 BB 2-3 1B	B SL 82 B SL 82 X FF 88 2-0 P6			B SI 95 C SI 96 S SL 83 X SI 96 1-2 G4-3	3	1	1	1	0	0	1
71 Slade Heathcott, L (1, 9) OBP: 0.429, SLG: 0.720 13 Alex Rodriguez, R (9, PH) OBP: 0.356, SLG: 0.488 70 Rico Noel, R (9, PR) OBP: 1.000, SLG: 1.000		C SL 83 F FS 85 B FF 92 F FS 86 D FS 85 C SL 85 2-3 K			B SI 90 B SL 82 1 SAFE F FF 90 X FF 90 2-1 36 BB 1-3 3-H 2B	1 SAFE S SL 83 B SL 81 S FF 90 D FS 84 B FF 90 B SL 81 4-2 1-2 BB			C SI 96 B SI 97 S SI 97 B SI 97 B SI 96 X SI 97 3-2 12 CS 1B	2	0	1	1	1	1	1
										1	0	1	0	0	0	0
										0	0	0	0	0	0	0
17 Brendan Ryan, R (1, 5) OBP: 0.275, SLG: 0.333 12 Chase Headley, S (6, PH) OBP: 0.324, SLG: 0.371 (6, 5)			F SI 90 F SI 90 S FS 84 0-3 K		S FS 84 B SL 84 X SI 90 1-1 G1-3	C CU 75 C FS 85 B FF 91 B SI 90 C SL 84 2-3 K			1 SAFE 1 SAFE X SI 96 0-0 G1-3 1-2	2	0	0	0	0	1	2
										2	0	0	0	0	1	3

TOP

New York Yankees @ Baltimore Orioles

Oriole Park at Camden Yards, Baltimore, MD

Sat Oct 03 2015, 7:08 PM - 9:38 PM EDT

Att. 35,198 - Rain - 54 F

livebaseballscorecards.com

AB	30
R	3
H	6
RBI	3
BB	3
SO	8
LOB	16

Inning Stats	1	2	3	4	5	6	7	8	9
	R: 0 E: 0 K: 0 S: 7	H: 0 LOB: 0 BB: 1 P: 15	R: 1 E: 0 K: 2 S: 16	H: 1 LOB: 1 BB: 0 P: 24	R: 0 E: 0 K: 2 S: 8	H: 0 LOB: 0 BB: 0 P: 13	R: 0 E: 0 K: 0 S: 5	H: 0 LOB: 0 BB: 0 P: 8	R: 2 E: 0 K: 1 S: 19	H: 3 LOB: 3 BB: 1 P: 32
	R: 0 E: 0 K: 2 S: 11	H: 1 LOB: 2 BB: 1 P: 21	R: 0 E: 0 K: 1 S: 8	H: 0 LOB: 0 BB: 0 P: 13	R: 0 E: 0 K: 0 S: 6	H: 0 LOB: 0 BB: 0 P: 9	R: 0 E: 0 K: 0 S: 7	H: 1 LOB: 1 BB: 0 P: 11	1B: 4 2B: 2 3B: 0 HR: 0	SF: 1 SAC: 0 DP: 1 HBP: 2

	WP: 0	PA: 36
	PB: 0	
	SB: 1	
	CS: 1	

PITCHER		IP	WLS	BF	H	R	ER	SO	BB	IBB	HBP	BLK	WP	HR	S	P	ERA	WHIP
31 Ubaldo Jiménez, R ERA: 4.11	(1, 1)	6.0		27	5	3	3	7	3	0	2	0	0	0	66	113	4.50	1.333
66 T.J. McFarland, L ERA: 4.58	(7, 1)	2.0	W	6	0	0	0	1	0	0	0	0	0	0	14	22	0.00	0.000
53 Zack Britton, L ERA: 1.95	(9, 1)	1.0	S	3	1	0	0	0	0	0	0	0	0	0	7	11	0.00	1.000

PITCHER	IP	WLS	BF	H	R	ER	SO	BB	IBB	HBP	BLK	WP	HR	S	P	ERA	WHIP

BOTTOM

New York Yankees @ Baltimore Orioles

Oriole Park at Camden Yards, Baltimore, MD

Sat Oct 03 2015, 7:08 PM - 9:38 PM EDT

Att. 35,198 - Rain - 54 F

livebaseballscorecards.com

Batter	1	2	3	4	5	6	7	8	9	AB	R	H	RBI	BB	SO	LOB
14 Nolan Reimold, R (1, 8) OBP: 0.335, SLG: 0.393 9 David Lough, L (9, 8) OBP: 0.243, SLG: 0.316	C FF 93 X FF 94 0-1 HR		B FF 93 B SL 87 F SL 89 X SL 90 2-1 ① F8		S FF 94 C FF 95 C SL 92 0-3 ② K			C KC 80 S KC 82 B KC 82 S KC 84 1-3 ① 1-2 K		4 0	1 0	1 0	1 0	0 0	2 0	2 0
18 Gerardo Parra, L (1, 9) OBP: 0.326, SLG: 0.451	B FF 94 X SL 88 1-0 13 CS 1B		F FF 94 B FC 93 X FF 94 1-1 ② G2-3		S CH 88 F FF 96 F FF 96 F CH 90 X SL 91 0-2 ③ G5-3			T KC 82 B FF 97 X KC 82 1-1 13 S 13 WP 2-3 1B		4	0	2	0	0	0	1
13 Manny Machado, R (1, 5) OBP: 0.360, SLG: 0.506	C FF 93 1 SAFE C SL 89 B SL 87 B FC 92 B SL 86 C SL 89 3-3 ① ② 1-2 K		C FF 95 S FF 95 X FF 96 0-2 HR			C FF 94 B FF 95 B SL 89 S SL 88 F SL 89 T FF 97 2-2 ① K		C FF 97 S KC 82 D KC 82 B FF 97 B KC 83 S FF 97 3-3 ② 1-3 3-H K		4	1	1	1	0	3	2
19 Chris Davis, L (1, 3) OBP: 0.358, SLG: 0.548	C SL 85 B SL 90 F FF 95 F FF 96 H SL 92 2-2 28 2B HBP		X SL 88 0-0 ③ G4-3			F SL 89 B FF 95 X FF 94 1-1 ② E3		I IN 76 I IN 78 I IN 78 I IN 76 4-0 IBB		2	1	0	0	1	0	0
28 Steve Pearce, R (1, 7) OBP: 0.290, SLG: 0.426	F SL 88 X CH 87 0-1 1-H 2B			X SL 87 0-0 ① F9		C FF 94 C SL 90 SL 85 X SL 88 1-2 ③ G6-3		S KC 83 F FF 96 D KC 85 S KC 83 1-3 ③ K		4	0	1	1	0	1	2
45 Steve Clevenger, L (1, 10) OBP: 0.317, SLG: 0.433	C FF 92 B FF 94 F SL 89 X FF 94 1-2 ③ G5-3			S FF 93 B FF 94 C CH 89 F FC 90 X FF 96 1-2 ② G1-3			C SL 90 B FF 95 C SL 89 B CH 89 S CH 89 2-3 ① K			3	0	0	0	0	1	1
36 Caleb Joseph, R (1, 2) OBP: 0.299, SLG: 0.394		B FF 93 S SL 88 F FF 93 X FC 91 1-2 ① G4-3		S SL 87 C FF 94 X FF 95 0-2 ③ L3-1			B FF 94 X SL 88 1-0 ② L6			3	0	0	0	0	0	0
3 Ryan Flaherty, L (1, 4) OBP: 0.281, SLG: 0.354		X FF 93 0-0 ② G1-3			C FF 93 B FF 93 S CH 88 B CH 88 F SL 90 S FF 96 2-3 ① K		C CH 87 B FF 96 T CH 88 S CH 89 1-3 ③ K			3	0	0	0	0	2	0
15 Paul Janish, R (1, 6) OBP: 0.278, SLG: 0.371		B FF 92 B FF 92 C FC 89 X SL 89 2-1 ③ G5-3			C FF 93 B FF 93 X SL 90 1-1 2B			F FF 94 X FF 95 0-1 18 1B 14 WP 13 WP 1B		3	1	2	0	0	0	0
Inning Stats	R: 2 E: 0 K: 1 S: 14 H: 3 LOB: 1 BB: 0 P: 21	R: 0 E: 0 K: 0 S: 6 H: 0 LOB: 0 BB: 0 P: 9	R: 1 E: 0 K: 0 S: 8 H: 1 LOB: 0 BB: 0 P: 11	R: 0 E: 0 K: 0 S: 8 H: 0 LOB: 0 BB: 0 P: 9	R: 0 E: 0 K: 2 S: 14 H: 1 LOB: 1 BB: 0 P: 17	R: 0 E: 1 K: 1 S: 9 H: 0 LOB: 0 BB: 0 P: 13	R: 0 E: 0 K: 2 S: 7 H: 0 LOB: 0 BB: 0 P: 11	R: 1 E: 0 K: 3 S: 13 H: 2 LOB: 2 BB: 1 P: 23		1B: 3 2B: 2 3B: 0 HR: 2	SF: 0 SAC: 0 DP: 0 HBP: 1		WP: 2 PB: 0 SB: 1 CS: 1	PA: 32	

	AB	R	H	RBI	BB	SO	LOB
	30	4	7	3	1	9	8

PITCHER		IP	WLS	BF	H	R	ER	SO	BB	IBB	HBP	BLK	WP	HR	S	P	ERA	WHIP
40 Luis Severino, R ERA: 2.89	(1, 1)	7.0		26	5	3	3	6	0	0	1	0	0	2	66	91	3.86	0.714
68 Dellin Betances, R ERA: 1.5	(8, 1)	1.0	L	6	2	1	1	3	0	1	0	0	2	0	13	23	9.00	2.000

PITCHER	IP	WLS	BF	H	R	ER	SO	BB	IBB	HBP	BLK	WP	HR	S	P	ERA	WHIP

New York Yankees @ Baltimore Orioles

Oriole Park at Camden Yards, Baltimore, MD

Sun Oct 04 2015, 3:07 PM - 6:45 PM EDT

Att. 33,224 - Overcast - 56 F

TOP

livebaseballscorecards.com

Batter	1	2	3	4	5	6	7	8	9	AB	R	H	RBI	BB	SO	LOB
22 Jacoby Ellsbury, L (1, 8) OBP: 0.318, SLG: 0.345	C FC 90 F KC 74 X FC 89 0-2 ① F8	B FF 91 B CH 81 C FF 90 B SL 85 F CH 81 S FF 91 3-3 ③ K		C FF 89 S KC 76 D KC 76 X CH 81 1-2 ③ G3		X SL 82 0-0 ② P6		B SL 78 C SL 79 X FF 86 1-1 ① F9		5	0	0	0	0	1	4
11 Brett Gardner, L (1, 7) OBP: 0.343, SLG: 0.399	C FF 90 X FF 90 0-1 ② F7		B KC 74 B CH 78 C FF 90 C FF 91 C FF 90 2-3 ① K		C CH 85 B KC 72 X CH 87 1-1 ① F8	B SI 91 B SI 92 C SI 92 B SL 80 C SI 92 X SL 81 3-2 ③ G2-3		C SI 86 B FF 87 F SI 85 S FF 87 1-3 ② K		5	0	0	0	0	2	1
13 Alex Rodriguez, R (1, 10) OBP: 0.356, SLG: 0.486	B KC 72 B KC 74 B FF 91 C FF 89 F FF 92 B FF 92 4-2 36 1B BB		B FF 92 B FF 91 X FF 91 2-0 ② G5-3		B SL 80 B FF 89 C SL 82 S SL 84 B FF 92 B FF 91 4-2 36 1B BB		B SL 79 F SI 91 B FF 92 X CH 83 2-1 ① G2-3	X FF 86 0-0 ③ F9		3	0	0	0	2	0	0
36 Carlos Beltrán, S (1, 9) OBP: 0.337, SLG: 0.471 70 Rico Noel, R (9, PH) OBP: 0.500, SLG: 0.500	B CH 80 B FF 91 B FF 90 C FF 90 X FF 89 3-1 **1-3** 1B		C CH 82 B FF 90 B FF 92 B FF 91 B SL 85 4-1 BB		B FF 89 B FF 91 B FF 90 F FF 89 C FC 91 X FF 90 3-2 **1-2** 1B		B CH 84 X SI 91 1-0 34 1B 33 1B 1B		X SI 95 0-0 ① G1-3	3 1	1 0	3 0	0 0	1 0	0 0	0 0
34 Brian McCann, L (1, 2) OBP: 0.320, SLG: 0.437 66 John Ryan Murphy, R (8, 2) OBP: 0.327, SLG: 0.406 72 Gary Sánchez, R (9, PH)	X FF 90 0-0 ③ F9		X FF 90 0-0 ③ G6-3		C CH 81 B FF 91 X FF 91 1-1 ② F6		X SI 91 0-0 12 BB 33 1B 29 FC6-4 **1-2** 1B		B SI 95 S SI 95 F SI 96 S SL 84 1-3 ② K	4 0 1	1 0 0	1 0 0	0 0 0	0 0 1	0 0 0	5 0 0
33 Greg Bird, L (1, 3) OBP: 0.343, SLG: 0.529 63 José Pirela, R (9, PH) OBP: 0.247, SLG: 0.311		C FF 87 X CH 87 0-1 12 G3-1 29 G4-3 2B		C KC 72 F CH 87 B CH 85 B SL 84 S CH 81 2-3 ① K	T FF 91 F SL 85 S KC 75 0-3 ③ K		C SI 92 X SI 92 0-1 29 FC6-4 12 BB **1-2** **2-H** 1B	X SI 96 0-0 ③ G4-3	4 1	1 0	2 0	1 0	0 0	2 0	2 0
12 Chase Headley, S (1, 5) OBP: 0.324, SLG: 0.369		B FF 88 X CH 81 1-0 ① G3-1 **2-3**		C CH 80 B FF 91 F FF 90 F SL 84 B FF 92 T CH 82 2-2 ② K		B KC 74 X FF 90 1-0 ① F7	C FF 94 B FS 83 D FS 84 F FF 94 B FF 95 D SI 94 4-2 29 FC6-4 **1-2** **2-3** BB		3	0	0	0	1	1	1
29 Dustin Ackley, L (1, 4) OBP: 0.284, SLG: 0.429		B FF 90 X FF 91 1-0 ② G4-3 **3-H**		B FF 90 C FF 91 B FF 91 F FF 92 X FF 93 2-2 3B		C FF 89 X CH 79 0-1 18 3B 1B	C FF 95 C FF 95 B FF 96 B FF 95 F FS 88 F FF 95 X FF 96 2-2 ② FC6-4 **1-2f** **2-3** **3-H**		4	1	2	2	0	0	2
18 Didi Gregorius, L (1, 6) OBP: 0.318, SLG: 0.370		B KC 73 B FF 88 F CH 81 X CH 81 2-1 2B		B FF 91 C FF 90 S KC 75 B FF 90 B FF 90 F FF 92 B SL 87 4-2 BB		B FF 88 C KC 75 C KC 74 X FF 91 1-2 **1-H** 3B	D FS 85 C FS 86 B FF 95 F FF 94 B FF 95 X FF 95 3-2 ③ P6		3	0	2	1	1	0	2
Inning Stats	R: 0 E: 0 K: 0 S: 10 H: 1 LOB: 2 BB: 1 P: 17	R: 1 E: 0 K: 1 S: 9 H: 2 LOB: 1 BB: 0 P: 16	R: 0 E: 0 K: 1 S: 6 H: 0 LOB: 1 BB: 1 P: 14	R: 0 E: 0 K: 2 S: 16 H: 1 LOB: 2 BB: 1 P: 27	R: 0 E: 0 K: 1 S: 12 H: 1 LOB: 2 BB: 1 P: 21	R: 1 E: 0 K: 0 S: 10 H: 2 LOB: 1 BB: 0 P: 15	R: 2 E: 0 K: 0 S: 16 H: 3 LOB: 2 BB: 1 P: 28	R: 0 E: 0 K: 1 S: 6 H: 0 LOB: 0 BB: 0 P: 8	R: 0 E: 0 K: 1 S: 5 H: 0 LOB: 0 BB: 0 P: 6	1B: 6 2B: 2 3B: 2 HR: 0	SF: 0 SAC: 0 DP: 0 HBP: 0						

PITCHER		IP	WLS	BF	H	R	ER	SO	BB	IBB	HBP	BLK	WP	HR	S	P	ERA	WHIP
30 Chris Tillman, R ERA: 4.99	(1, 1)	5.1	W	27	7	2	2	5	4	0	0	0	0	0	59	103	3.38	2.062
66 T.J. McFarland, L ERA: 4.91	(6, 1)	1.0		6	3	2	2	0	0	0	0	0	0	0	10	16	18.00	3.000
35 Brad Brach, R ERA: 2.72	(7, 1)	0.2	H	3	0	0	0	0	1	0	0	0	0	0	10	19	0.00	1.500
56 Darren O'Day, R ERA: 1.52	(8, 1)	1.0	H	3	0	0	0	1	0	0	0	0	0	0	6	8	0.00	0.000
53 Zack Britton, L ERA: 1.92	(9, 1)	1.0		3	0	0	0	1	0	0	0	0	0	0	5	6	0.00	0.000

PITCHER	IP	WLS	BF	H	R	ER	SO	BB	IBB	HBP	BLK	WP	HR	S	P	ERA	WHIP

AB	37
R	4
H	10
RBI	4
BB	5
SO	7
LOB	17

1B: 6 SF: 0
2B: 2 SAC: 0
3B: 2 DP: 0
HR: 0 HBP: 0

WP: 0 PA: 42
PB: 0
SB: 0
CS: 0

Batter	1	2	3	4	5	6	7	8	9	AB	R	H	RBI	BB	SO	LOB
14 Nolan Reimold, R (1, 8) OBP: 0.344, SLG: 0.394	C FC 91 F SL 84 B SL 85 F FF 92 B FF 92 C SL 84 2-3 ① K		B SL 84 S SL 83 B FC 90 F FC 92 F SL 86 X FF 93 2-2 1B	I IN 75 I IN 77 I IN 75 I IN 76 4-0 18 1B IBB		B SI 94 B SI 93 B SI 95 B SI 95 4-0 19 BB BB		C SI 92 B FF 93 F FF 93 B FC 89 S FC 91 2-3 ① K		2	0	1	0	2	1	0
9 David Lough, L (7, 8) OBP: 0.241, SLG: 0.313										1	0	0	0	0	1	0
18 Gerardo Parra, L (1, 9) OBP: 0.328, SLG: 0.452	B FF 91 F SL 83 B FF 92 X FF 91 2-1 19 2B 32 1B 1B		F FF 91 1 SAFE F CH 84 S CH 88 0-3 ① K	F SL 82 B SL 81 B SL 84 F SI 88 X SL 83 2-2 ③ 1-3 2-H 3-H 1B		B SI 93 B SI 94 C SI 94 X SI 95 2-1 ① F7		B FF 93 B FF 93 C FF 94 C SL 81 B FF 95 B SL 81 4-2 19 DI 19 HR BB		4	2	2	2	1	1	2
13 Manny Machado, R (1, 5) OBP: 0.359, SLG: 0.502	B FF 90 1 SAFE F SL 90 B FF 90 S SL 82 X FF 93 2-2 ② F9		1 SAFE S SL 84 F FF 92 S SL 86 0-3 ② K		B FF 94 B FC 88 C FF 95 F FF 95 B FF 96 F CU 80 F CU 81 F FF 96 B FC 89 4-2 19 HR BB	B FF 91 D FF 91 B FC 85 X FF 91 3-0 ② F7		F SL 82 X SL 82 0-1 ② P5		4	1	0	0	1	1	4
19 Chris Davis, L (1, 3) OBP: 0.361, SLG: 0.562	1 SAFE B FF 91 S SL 84 B SL 85 X SI 92 2-1 32 1B 1-3 2B		B SL 83 F FF 92 S SL 84 F SL 86 B FC 92 S SL 86 2-3 ③ K		F FF 95 B FF 96 F CU 81 X FF 95 1-2 1-H HR	S CU 76 S FC 86 B CU 75 F FC 85 B CU 76 B FC 86 B FC 86 4-2 1-2 BB		C SL 88 X SL 87 0-1 1-H HR		4	3	3	4	1	1	1
32 Matt Wieters, S (1, 2) OBP: 0.319, SLG: 0.422	C FF 93 B FF 93 D SL 86 F SL 86 X SL 87 2-2 2-H 3-H 1B			F FC 90 C FF 91 B FF 92 B CH 87 F FF 92 B FF 92 F SL 83 F FF 91 X FF 92 3-2 2 1B 2B	F FF 96 B FF 95 B CU 81 B FC 89 F FF 95 X FF 95 3-2 ① G3	B FC 85 C FF 92 F FF 91 B FC 86 X FF 92 2-2 ③ G3		C FF 92 B SL 89 S SL 89 B SL 88 F FF 92 X SL 88 2-2 ③ L9		5	1	2	2	0	0	2
28 Steve Pearce, R (1, 7) OBP: 0.289, SLG: 0.422	B FC 92 X FF 92 1-0 ③ P4			B SL 82 S SL 82 F FF 91 F SL 85 B SL 86 B SL 90 X SL 85 3-2 ① F7	B FF 95 F FC 87 B FF 95 B FF 94 F FF 94 B FF 96 4-2 45 1B BB		C FF 94 F FF 94 X SL 84 0-2 ① G6-3			3	0	0	0	1	0	2
45 Steve Clevenger, L (1, 10) OBP: 0.314, SLG: 0.426		F FC 90 X FF 91 0-1 ① G3		B SL 82 B FF 91 B FC 91 C FF 91 S SL 82 F FF 91 S SL 81 3-3 ② K	B SI 94 X SI 94 1-0 1-2 1B		F FF 95 B FF 95 F FF 94 F SL 82 X SL 83 1-2 ② P6			4	0	1	0	0	1	1
2 J.J. Hardy, R (1, 6) OBP: 0.253, SLG: 0.311		C FF 91 B FF 91 X FF 92 1-1 ② F8		C FF 92 B FF 92 C FF 91 F SL 85 B FF 92 X FF 92 2-2 3 2B 18 1B 2-H 1B	B SI 93 C SI 93 B SI 93 F SI 95 S SL 82 2-3 ② K		B FF 94 B FF 95 X FF 95 2-0 2B			4	1	2	1	0	1	2
3 Ryan Flaherty, L (1, 4) OBP: 0.281, SLG: 0.356		B FF 92 B CH 90 F FF 92 F FF 92 X FF 92 2-2 ③ F8		C SI 85 X SL 83 0-1 18 1B 1-3 2B	C SI 94 S SL 81 C SL 82 0-3 ③ K		B SL 85 X SL 83 1-0 ③ P5			4	1	1	0	0	1	3
Inning Stats	R: 2 E: 0 K: 1 S: 15 H: 3 LOB: 1 BB: 0 P: 26	R: 0 E: 0 K: 0 S: 7 H: 0 LOB: 0 BB: 0 P: 10	R: 0 E: 0 K: 3 S: 14 H: 1 LOB: 1 BB: 0 P: 18	R: 3 E: 0 K: 1 S: 23 H: 4 LOB: 2 BB: 1 P: 40	R: 2 E: 0 K: 2 S: 20 H: 2 LOB: 2 BB: 2 P: 35	R: 0 E: 0 K: 0 S: 9 H: 0 LOB: 2 BB: 2 P: 24	R: 0 E: 0 K: 0 S: 9 H: 1 LOB: 1 BB: 0 P: 13	R: 2 E: 0 K: 1 S: 13 H: 1 LOB: 0 BB: 1 P: 21		1B: 6 2B: 4 3B: 0 HR: 2 SF: 0 SAC: 0 DP: 0 HBP: 0				WP: 0 PB: 0 SB: 0 CS: 0 PA: 41	

PITCHER		IP	WLS	BF	H	R	ER	SO	BB	IBB	HBP	BLK	WP	HR	S	P	ERA	WHIP
35 Michael Pineda, R ERA: 4.37	(1, 1)	3.2	L	17	6	4	4	5	0	0	0	0	0	0	54	83	9.82	1.636
26 Chris Capuano, L ERA: 7.97	(4, 1)	0.1		3	2	1	1	0	0	1	0	0	0	0	5	11	27.00	6.000
55 Bryan Mitchell, R ERA: 6.37	(5, 1)	0.1		4	1	2	2	0	2	0	0	0	0	1	13	25	54.00	9.000
67 James Pazos, L ERA:	(5, 1)	1.0		5	1	0	0	2	1	0	0	0	0	0	9	18	0.00	2.000
38 Andrew Bailey, R ERA: 5.19	(6, 1)	0.2		3	0	0	0	0	1	0	0	0	0	0	7	16	0.00	1.500

PITCHER		IP	WLS	BF	H	R	ER	SO	BB	IBB	HBP	BLK	WP	HR	S	P	ERA	WHIP
57 Branden Pinder, R ERA: 2.93	(7, 1)	1.0		4	1	0	0	0	0	0	0	0	0	0	9	13	0.00	1.000
41 Justin Wilson, L ERA: 3.1	(8, 1)	0.1		1	0	0	0	1	0	0	0	0	0	0	3	5	0.00	0.000
48 Andrew Miller, L ERA: 2.04	(8, 1)	0.1		2	0	0	0	0	1	0	0	0	0	0	4	8	0.00	3.000
65 Caleb Cotham, R ERA: 6.52	(8, 1)	0.1		2	1	2	2	0	0	0	0	0	0	1	6	8	54.00	3.000

BOTTOM

New York Yankees @ Baltimore Orioles

Oriole Park at Camden Yards, Baltimore, MD

Sun Oct 04 2015, 3:07 PM - 6:45 PM EDT

Att. 33,224 - Overcast - 56 F

livebaseballscorecards.com

AB	35
R	9
H	12
RBI	9
BB	6
SO	8
LOB	17

Batter	1	2	3	4	5	6	7	8	9	AB	R	H	RBI	BB	SO	LOB
27 Jose Altuve, R (1, 4) OBP: 0.250, SLG: 0.250	B FS 87 B FF 92 F FF 94 F SI 92 B SI 89 F FS 87 S FC 88 3-3 **K** ①	F FF 93 S SI 90 B FS 89 X SI 90 1-2 **FC5-4** ③ 1-2f			C FF 93 B FS 88 X SI 93 1-1 **G5-3** ①		C KC 86 X KC 86 0-1 4 S 1B 2-H			4	0	1	1	0	1	3
4 George Springer, R (1, 9) OBP: 0.250, SLG: 0.500	B SL 84 C FF 91 S FS 86 B SI 90 S SL 86 2-3 **K** ②		B FF 91 B SI 92 B FF 93 C FS 87 X SL 87 3-1 2B		B SI 90 X FF 91 1-0 **G6-3** ②		C KC 84 B FF 99 S FF 99 X KC 86 1-2 **G4-3** ③ 1-2			4	0	1	0	0	1	1
1 Carlos Correa, R (1, 6)	B FF 93 C FS 87 S SL 86 F SI 94 X SL 86 1-2 **F8** ③		C SI 93 B SI 89 B FS 87 B FF 92 X SI 94 3-1 **G5-3** ①		B FS 89 F FF 91 S SI 93 F SI 90 B FF 94 X SI 94 2-2 **L9** ③			C FF 98 B KC 86 S KC 85 B KC 85 B FF 97 S FF 98 3-3 **K** ①		4	0	0	0	0	1	1
28 Colby Rasmus, L (1, 7) OBP: 0.500, SLG: 1.333		X FF 93 0-0 **HR** ②	X CU 80 0-0 **F7** ②			C FF 95 B FF 96 B FF 97 B SI 96 B FF 96 4-1 G6-4-3 BB		B KC 84 B KC 83 C FF 98 B FF 98 C FF 98 S SV 86 3-3 **K** ②		3	1	1	1	1	1	1
Evan Gattis, R (1, 10)		X SL 86 0-0 **F8** ① C SI 93 T FS 89 D FS 90 F CU 82 B FS 88 X SI 90	2-2 **G5-3** ③			B FF 96 F FF 96 F FF 97 B FC 92 X FC 90 2-2 **G6-4-3** ①② 1-2f		C KC 85 S FF 98 S KC 86 0-3 **K** ③		4	0	0	0	0	1	2
30 Carlos Gómez, R (1, 8) 8 Jed Lowrie, S (9, PH) 6 Jake Marisnick, R (9, 8)		X SI 89 0-0 **G5-3** ②		X SL 84 0-0 **HR**		F FF 96 S FF 96 X FF 97 0-2 **G1-6-3** ③			X FF 96 0-0 **F7** ①	3 1 0	1 0 0	1 0 0	1 0 0	0 0 0	0 0 0	0 0 0
18 Luis Valbuena, L (1, 5) OBP: 0.250, SLG: 0.250		B SL 77 B FS 89 X SI 93 2-0 15 BB 23 BB 1B		C CU 78 S FS 88 B FF 94 F FS 89 S SL 86 1-3 **K** ①			B FF 93 S SI 94 B FF 94 F FF 94 F FC 90 F FF 94 B FC 90 F SI 96 F FF 95 3-2 G3 ①		B SL 85 C SL 84 F SL 85 S SL 86 1-3 **K** ②	4	0	1	0	0	2	0
23 Chris Carter, R (1, 3) 2 Jonathan Villar, S (7, PR) 9 Marwin Gonzalez, S (7, 3)		B SL 86 S FS 89 B FC 87 C FS 88 B FC 87 D SI 90 4-2 15 BB 1-2 BB		S SI 90 B FF 93 F SI 94 B SI 90 B FS 90 B FC 89 4-2 15 G3-6-1 BB			C KC 82 B FF 98 B FF 97 B KC 86 B FF 99 4-1 15 S 27 1B BB		B SL 84 C SL 83 C FF 96 F SL 86 F SI 97 S SL 87 1-3 **K** ③	0 0 1	0 1 0	0 0 0	0 0 0	3 0 0	0 0 1	0 0 0
15 Jason Castro, L (1, 2)		B FS 86 B SI 89 S FF 94 B FF 94 F SI 93 B FF 94 4-2 27 FC5-4 BB 1-2 2-3		S FS 88 C CU 79 F FS 88 X FS 88 0-2 **G3-6-1** ②③ 1-2f			B KC 86 F KC 84 S KC 84 C SV 87 1-3 **K** ② 1-2			2	0	0	0	1	1	2

Inning Stats	1	2	3	4	5	6	7	8	9
	R: 0 E: 0 K: 2 S: 11 H: 0 LOB: 0 BB: 0 P: 17	R: 1 E: 0 K: 0 S: 11 H: 2 LOB: 3 BB: 2 P: 22	R: 0 E: 0 K: 0 S: 9 H: 1 LOB: 1 BB: 0 P: 17	R: 1 E: 0 K: 1 S: 11 H: 1 LOB: 0 BB: 1 P: 16	R: 0 E: 0 K: 0 S: 7 H: 0 LOB: 0 BB: 0 P: 11	R: 0 E: 0 K: 0 S: 7 H: 0 LOB: 0 BB: 1 P: 13	R: 1 E: 0 K: 1 S: 18 H: 1 LOB: 2 BB: 1 P: 27	R: 0 E: 0 K: 3 S: 9 H: 0 LOB: 0 BB: 0 P: 15	R: 0 E: 0 K: 2 S: 9 H: 0 LOB: 0 BB: 0 P: 11

1B: 2 SF: 0 WP: 0 PA: 35
2B: 1 SAC: 0 PB: 0
3B: 0 DP: 2 SB: 2
HR: 2 HBP: 0 CS: 0

PITCHER	IP	WLS	BF	H	R	ER	SO	BB	IBB	HBP	BLK	WP	HR	S	P	ERA	WHIP
19 Masahiro Tanaka, R (1, 1) ERA: 3.6	5.0	L	21	4	2	2	3	3	0	0	0	0	2	49	83	3.60	1.400
41 Justin Wilson, L (6, 1) ERA:	1.1		4	0	0	0	0	1	0	0	0	0	0	16	25	0.00	0.750
68 Dellin Betances, R (7, 1) ERA: 5.4	1.2		7	1	1	1	4	1	0	0	0	0	0	18	30	5.40	1.200
48 Andrew Miller, L (9, 1) ERA:	1.0		3	0	0	0	2	0	0	0	0	0	0	9	11	0.00	0.000

PITCHER	IP	WLS	BF	H	R	ER	SO	BB	IBB	HBP	BLK	WP	HR	S	P	ERA	WHIP

TOP

Houston Astros @ New York Yankees

Yankee Stadium, Bronx, NY

Tue Oct 06 2015, 8:13 PM - 11:14 PM EDT

Att. 50,113 - Partly Cloudy - 67 F

livebaseballscorecards.com

AB	30
R	3
H	5
RBI	3
BB	5
SO	9
LOB	10

BOTTOM

Batter	1	2	3	4	5	6	7	8	9	AB	R	H	RBI	BB	SO	LOB
11 Brett Gardner, L (1, 8) (9, 7)	K		K			K		G3		4	0	0	0	0	3	1
24 Chris Young, R (1, 7)	BB 36 G5-3		K			FC6-4 36 1B 1-2f		P6		2	0	0	0	1	1	1
22 Jacoby Ellsbury, L (8, PH) (9, 8)										1	0	0	0	0	0	0
36 Carlos Beltrán, S (1, 9) OBP: 0.250, SLG: 0.250	G5-3 1-2			K		1B 1-2			K	4	0	1	0	0	2	1
13 Alex Rodriguez, R (1, 10)	K			L9		F8			K	4	0	0	0	0	2	3
34 Brian McCann, L (1, 2)		G5-3		G4-3			F8		G6-3	4	0	0	0	0	0	0
12 Chase Headley, S (1, 5)		K			G5-3		BB			2	0	0	0	1	1	0
33 Greg Bird, L (1, 3) OBP: 0.333, SLG: 0.333		1B			L8		K			3	0	1	0	0	1	1
64 Rob Refsnyder, R (1, 4)		G1-3			F8		F9			3	0	0	0	0	0	2
18 Didi Gregorius, L (1, 6) OBP: 0.333, SLG: 0.333			F7			24 FC6-4 1B		G5-3		3	0	1	0	0	0	0
Inning Stats	R: 0 E: 0 K: 2 S: 11 H: 0 LOB: 1 BB: 1 P: 19	R: 0 E: 0 K: 1 S: 12 H: 1 LOB: 1 BB: 0 P: 20	R: 0 E: 0 K: 2 S: 8 H: 0 LOB: 0 BB: 0 P: 13	R: 0 E: 0 K: 1 S: 7 H: 0 LOB: 0 BB: 0 P: 10	R: 0 E: 0 K: 0 S: 7 H: 0 LOB: 0 BB: 0 P: 10	R: 0 E: 0 K: 1 S: 9 H: 2 LOB: 2 BB: 0 P: 15	R: 0 E: 0 K: 1 S: 11 H: 0 LOB: 1 BB: 1 P: 23	R: 0 E: 0 K: 0 S: 7 H: 0 LOB: 0 BB: 0 P: 11	R: 0 E: 0 K: 2 S: 7 H: 0 LOB: 0 BB: 0 P: 8	1B: 3 2B: 0 3B: 0 HR: 0	SF: 0 SAC: 0 DP: 0 HBP: 0						

PITCHER	IP	WLS	BF	H	R	ER	SO	BB	IBB	HBP	BLK	WP	HR	S	P	ERA	WHIP
60 Dallas Keuchel, L (1, 1)	6.0	W	22	3	0	0	7	1	0	0	0	0	0	54	87	0.00	0.667
ERA:																	
29 Tony Sipp, L (7, 1)	1.0	H	4	0	0	0	1	1	0	0	0	0	0	11	23	0.00	1.000
ERA:																	
36 Will Harris, R (8, 1)	1.0	H	3	0	0	0	0	0	0	0	0	0	0	7	11	0.00	0.000
ERA:																	
44 Luke Gregerson, R (9, 1)	1.0	S	3	0	0	0	2	0	0	0	0	0	0	7	8	0.00	0.000
ERA:																	

PITCHER	IP	WLS	BF	H	R	ER	SO	BB	IBB	HBP	BLK	WP	HR	S	P	ERA	WHIP

Houston Astros @ New York Yankees

Yankee Stadium, Bronx, NY

Tue Oct 06 2015, 8:13 PM - 11:14 PM EDT

Att. 50,113 - Partly Cloudy - 67 F

livebaseballscorecards.com

AB	30
R	0
H	3
RBI	0
BB	2
SO	10
LOB	9

WP: 0 PB: 0 SB: 0 CS: 0 PA: 32