

# New York Yankees - 2015

Batter	1	2	3	4	5	6	7	8	9	AB	R	H	RBI	BB	SO	LOB	TOP										
22 Jacoby Ellsbury, L (1,8) 93 Jake Cave, L (6,8) OBP: 0.500, SLG: 0.500	G4-3	FC5-2			F7			G1-3	74 1B 99 HR	3	0	0	0	0	0	2	<b>New York Yankees @ Philadelphia Phillies</b> Bright House Field, Clearwater, FL Tue Mar 03 2015, 4:20 PM - 4:24 PM EST Att: 7,007 - Sunny - 82 F										
11 Brett Gardner, L (1,7) 74 Slade Heathcott, L (6,7) OBP: 1.000, SLG: 1.500	G4-3	L8			K			95 1B	99 HR	3	0	0	0	0	1	2											
24 Chris Young, R (1,9) 99 Aaron Judge, R (6,PH) OBP: 0.500, SLG: 2.000	33 1B 63 1B				G6-3			95 1B	99 HR	2	1	1	0	0	0	0											
33 Garrett Jones, L (1,3) 95 Greg Bird, L (6,PH) OBP: 0.667, SLG: 1.000	63 1B				G3-1			95 1B	99 HR	2	0	1	0	0	0	0											
63 José Pirela, R (1,4) 98 Rob Refsnyder, R (6,PH) OBP: 0.500, SLG: 0.500	55 G1-3				G4-3			95 1B	99 HR	2	0	1	1	0	0	0											
55 Austin Romine, R (1,2) 66 John Ryan Murphy, R (6,PH) OBP: 0.500, SLG: 0.500	G1-3				K			95 1B	99 HR	2	0	0	0	0	1	2											
94 Kyle Roller, L (1,10) 80 Mason Williams, L (7,PH) OBP: 0.500, SLG: 1.000					K			95 1B	99 HR	2	0	0	0	0	0	4											
97 Jonathan Galvez, R (1,5) 62 Cole Figueroa, L (6,5) OBP: 0.500, SLG: 0.500					K			95 1B	99 HR	2	0	0	0	0	0	0											
60 Nick Noonan, L (1,6) 96 Cito Culver, R (6,6) OBP: 0.500, SLG: 0.500					K			95 1B	99 HR	2	0	0	0	0	1	1											
<b>Inning Stats</b>	R: 1 E: 0 K: 0 S: 6	H: 3 LOB: 2 BB: 0 P: 6	R: 0 E: 0 K: 0 S: 5	H: 2 LOB: 2 BB: 0 P: 5	R: 0 E: 0 K: 0 S: 3	H: 0 LOB: 0 BB: 0 P: 3	R: 0 E: 0 K: 1 S: 5	H: 1 LOB: 0 BB: 0 P: 5	R: 0 E: 0 K: 1 S: 5	H: 0 LOB: 1 BB: 1 P: 7	R: 0 E: 0 K: 1 S: 5	H: 0 LOB: 0 BB: 0 P: 5	R: 0 E: 0 K: 0 S: 5	H: 2 LOB: 3 BB: 1 P: 9	R: 4 E: 0 K: 2 S: 14	H: 5 LOB: 1 BB: 0 P: 17		1B: 9 2B: 3 3B: 0 HR: 1	SF: 0 SAC: 0 DP: 1 HBP: 0	WP: 0 PB: 0 SB: 0 CS: 0	PA: 41						
<b>PITCHER</b>	IP	WLS	BF	H	R	ER	SO	BB	IBB	HBP	BLK	WP	HR	S	P	ERA	WHIP										
55 David Buchanan, R (1,1) ERA: 4.5	2.0		11	5	1	1	0	0	0	0	0	0	0	11	11	4.50	2.500										
31 Jerome Williams, R (3,1) ERA:	2.0	H	6	1	0	0	1	0	0	0	0	0	0	8	8	0.00	0.500										
64 Joely Rodríguez, L (5,1) ERA:	2.0	H	7	0	0	0	1	1	0	0	0	0	0	8	12	0.00	0.500										
46 Jeanmar Gómez, R (7,1) ERA:	2.0	H	9	2	0	0	1	1	0	0	0	0	0	10	14	0.00	1.500										
43 Mario Hollands, L (9,1) ERA: 54.0	0.2		7	5	4	4	1	0	0	0	0	0	1	11	14	54.00	7.500										
57 Luis García, R (9,1) ERA:	0.1		1	0	0	0	1	0	0	0	0	0	0	3	3	0.00	0.000										
Batter	1	2	3	4	5	6	7	8	9	AB	R	H	RBI	BB	SO	LOB	BOTTOM										
2 Ben Revere, L (1,8) 37 Odúbel Herrera, L (6,8)	G5-3		G5-3		G3			E4 40 1B		3	0	0	0	0	0	1	<b>New York Yankees @ Philadelphia Phillies</b> Bright House Field, Clearwater, FL Tue Mar 03 2015, 4:20 PM - 4:24 PM EST Att: 7,007 - Sunny - 82 F										
13 Freddy Galvis, S (1,6) 4 Andrés Blanco, S (7,6) OBP: 0.333, SLG: 0.333	F8				G4-3			F7		3	1	1	0	0	0	1											
24 Grady Sizemore, L (1,7) 40 Aaron Altherr, R (6,7) OBP: 0.500, SLG: 0.500	G4-3				K					3	1	1	0	0	1	0											
6 Ryan Howard, L (1,3) 18 Darin Ruf, R (6,3) OBP: 1.000, SLG: 1.000					K					2	0	2	1	0	0	0											
51 Carlos Ruiz, R (1,10) Xavier Paul, L (8,PH) (9,10)	FC5-4				F7					3	0	0	0	0	0	3											
9 Domic Brown, L (1,9) 3 Jeff Francoeur, R (7,9) OBP: 0.667, SLG: 0.500	FC6-4				K					2	0	1	0	0	0	1											
25 Cody Asche, L (1,5) 7 Maikel Franco, R (7,5)	F9				SF7					2	0	0	1	0	1	2											
16 César Hernández, S (1,4) 71 Cord Phelps, S (8,4) OBP: 0.333, SLG: 0.333					K					1	0	1	0	0	0	0											
29 Cameron Rupp, R (1,2) 47 Koyie Hill, S (7,2) 19 Darin Mastroianni, R (9,PH)					K					1	0	0	0	1	1	0											
<b>Inning Stats</b>	R: 0 E: 0 K: 0 S: 3	H: 0 LOB: 0 BB: 0 P: 3	R: 0 E: 1 K: 0 S: 4	H: 1 LOB: 1 BB: 0 P: 4	R: 0 E: 0 K: 2 S: 7	H: 0 LOB: 0 BB: 0 P: 7	R: 2 E: 0 K: 0 S: 7	H: 4 LOB: 2 BB: 0 P: 7	R: 1 E: 0 K: 1 S: 5	H: 0 LOB: 0 BB: 1 P: 9	R: 2 E: 1 K: 2 S: 10	H: 2 LOB: 1 BB: 0 P: 10	R: 0 E: 0 K: 0 S: 3	H: 0 LOB: 0 BB: 0 P: 3	R: 0 E: 0 K: 2 S: 8	H: 1 LOB: 2 BB: 0 P: 9		1B: 8 2B: 0 3B: 0 HR: 0	SF: 1 SAC: 0 DP: 0 HBP: 2	WP: 0 PB: 0 SB: 0 CS: 0	PA: 39						
<b>PITCHER</b>	IP	WLS	BF	H	R	ER	SO	BB	IBB	HBP	BLK	WP	HR	S	P	ERA	WHIP										
43 Adam Warren, R (1,1) ERA:	2.0		7	1	0	0	0	0	0	0	0	0	0	7	7	0.00	0.500										
91 Luis Severino, R (3,1) ERA: 13.5	1.1	H	8	4	2	2	2	0	0	0	0	0	0	12	12	13.50	3.000										
88 Diego Moreno, R (4,1) ERA: 5.4	1.2	B	6	0	1	1	1	1	0	0	1	0	0	7	11	5.40	0.600										
82 Nick Goody, R (6,1) ERA:	1.0		4	0	0	0	1	0	0	1	0	0	0	5	6	0.00	0.000										
87 Jacob Lindgren, L (7,1) ERA:	0.2		5	2	2	0	1	0	0	0	0	0	0	7	7	0.00	3.000										
76 Branden Pinder, R (7,1) ERA:	1.1		5	1	0	0	2	0	0	1	0	0	0	8	9	0.00	1.000										
45 Chasen Shreve, L (9,1) ERA:	1.0		5	1	0	0	2	0	0	1	0	0	0	8	9	0.00	1.000										



Batter	1	2	3	4	5	6	7	8	9	AB	R	H	RBI	BB	SO	LOB	TOP						
37 Odúbel Herrera, L (1.8) 19 Darin Mastroianni, R (7.7)	E4 9 G5-3		9 S 13 S 1B		13 SH1-3 7 1B 1B		13 G5-3 40 1B 1B		G4-3	4	2	3	0	0	0	0							
13 Freddy Galvis, S (1.6) 4 Andrés Blanco, S (8.6)	F8		K		SH1-3		G5-3			3	0	0	0	0	1	3							
9 Dominic Brown, L (1.9) 40 Aaron Altherr, R (5.9)	G5-3		K		7 1B 7 1B BB		68 G5-3 1B			2	0	0	0	1	1	2							
6 Ryan Howard, L (1.10) 68 Russ Canzler, R (7.10)	F7		G3-1		F7		G5-3			3	0	0	0	0	0	4							
7 Maikel Franco, R (1.5) 16 César Hernández, S (8.4)		K			F9		G5-3			4	0	1	1	0	1	0							
18 Darin Ruf, R (1.3) 24 Grady Sizemore, L (1.7) 15 Jordan Danks, L (4.7)		G3-1			G4-3		K			4	1	1	0	0	1	0							
71 Cord Phelps, S (1.4) 73 Tommy Joseph, R (1.2)		G3-1			71 1B HBP		G4-3			1	0	0	0	0	0	1							
76 René García, R (7.2)		G3-1			73 FC5-4 1B		G4-3			4	0	2	1	0	1	0							
		FC5-4			L8		K			3	0	0	0	0	1	3							
										1	0	0	0	0	0	0							
<b>Inning Stats</b>	R: 0 E: 1 K: 0 S: 4	H: 0 LOB: 1 BB: 0 P: 4	R: 1 E: 0 K: 1 S: 7	H: 2 LOB: 1 BB: 0 P: 7	R: 0 E: 0 K: 2 S: 7	H: 1 LOB: 2 BB: 0 P: 8	R: 0 E: 0 K: 0 S: 4	H: 1 LOB: 2 BB: 1 P: 5	R: 1 E: 0 K: 1 S: 5	H: 2 LOB: 1 BB: 0 P: 5	R: 1 E: 0 K: 1 S: 7	H: 2 LOB: 1 BB: 0 P: 7	R: 0 E: 0 K: 1 S: 5	H: 0 LOB: 0 BB: 0 P: 5	R: 0 E: 0 K: 1 S: 5	H: 0 LOB: 0 BB: 0 P: 5	1B: 7 2B: 1 3B: 0 HR: 0	SF: 0 SAC: 1 DP: 0 HBP: 1	WP: 0 PB: 0 SB: 3 CS: 0	PA: 37			
<b>PITCHER</b>	IP WLS BF H R ER SO BB IBB HBP BLK WP HR S P ERA WHIP	2.0 L 9 2 1 0 1 1 0 0 0 0 0 0 0 11 11 4.50 1.000	1.0 4 1 0 0 2 0 0 0 0 0 0 0 7 8 0.00 1.000	2.0 10 3 1 1 1 0 1 0 0 1 0 0 8 13 4.50 2.000	1.0 3 0 0 0 1 0 0 0 0 0 0 0 5 5 0.00 0.000	1.0 5 2 1 1 1 1 0 0 0 0 0 0 7 7 9.00 2.000																	

Philadelphia Phillies @ New York Yankees  
George M. Steinbrenner Field, Tampa, FL  
Wed Mar 04, 2015, 3:34 PM - 3:36 PM EST  
Att: 9,673 - Partly Cloudy - 82 F

livebaseballscores.com

AB 34  
R 3  
H 8  
RBI 3  
BB 1  
SO 7  
LOB 14



Batter	1	2	3	4	5	6	7	8	9	AB	R	H	RBI	BB	SO	LOB	BOTTOM					
18 Didi Gregorius, L (1.6) 96 Cito Culver, R (6.6)	F7		13 FC6-4 BB			83 G4-6-3 13 BB 2-3 1B		F7		1	0	0	0	1	0	0						
13 Alex Rodriguez, R (1.10) 86 Kyle Higashioka, R (6.7)			FC6-4			83 G4-6-3 BB				2	0	1	0	1	0	1						
34 Brian McCann, L (1.2) 78 Gary Sánchez, R (6.2)	F7									1	0	0	0	0	0	1						
25 Mark Teixeira, S (1.3) 83 Francisco Arcaia, L (6.3)	G3									2	0	0	0	0	0	1						
12 Chase Headley, S (1.5) 62 Cole Figueroa, L (6.5)										2	0	1	0	0	0	2						
14 Stephen Drew, L (1.4) 60 Nick Noonan, L (6.4)										2	0	0	0	0	0	0						
79 Tyler Austin, R (1.9) 99 Aaron Judge, R (6.9)										2	0	0	0	0	1	0						
77 Ramón Flores, L (1.7) 93 Jake Cave, L (6.7)										2	0	0	0	0	0	0						
80 Mason Williams, L (1.8) 74 Slade Heathcott, L (7.8)										2	1	1	0	0	0	0						
										1	0	0	0	0	1	0						
<b>Inning Stats</b>	R: 0 E: 0 K: 0 S: 4	H: 1 LOB: 1 BB: 0 P: 4	R: 0 E: 0 K: 2 S: 7	H: 0 LOB: 0 BB: 0 P: 7	R: 0 E: 0 K: 0 S: 3	H: 0 LOB: 1 BB: 1 P: 7	R: 0 E: 0 K: 0 S: 3	H: 0 LOB: 0 BB: 0 P: 3	R: 0 E: 0 K: 0 S: 4	H: 2 LOB: 2 BB: 1 P: 8	R: 0 E: 0 K: 1 S: 5	H: 0 LOB: 0 BB: 0 P: 5	R: 0 E: 0 K: 1 S: 5	H: 0 LOB: 0 BB: 0 P: 5	R: 0 E: 0 K: 1 S: 7	H: 2 LOB: 2 BB: 0 P: 7	1B: 3 2B: 2 3B: 0 HR: 0	SF: 1 SAC: 0 DP: 1 HBP: 0	WP: 0 PB: 0 SB: 0 CS: 0	PA: 33		
<b>PITCHER</b>	IP WLS BF H R ER SO BB IBB HBP BLK WP HR S P ERA WHIP	2.0 W 7 1 0 0 2 0 0 0 0 0 0 0 6 10 0.00 0.500	2.0 H 8 2 1 1 1 0 1 0 0 0 0 0 7 11 4.50 1.500	2.0 H 6 0 0 0 2 0 0 0 0 0 0 0 10 10 0.00 0.000	1.0 S 5 2 0 0 1 0 0 0 0 0 0 0 7 7 0.00 2.000																	

Philadelphia Phillies @ New York Yankees  
George M. Steinbrenner Field, Tampa, FL  
Wed Mar 04, 2015, 3:34 PM - 3:36 PM EST  
Att: 9,673 - Partly Cloudy - 82 F

livebaseballscores.com

AB 30  
R 1  
H 5  
RBI 1  
BB 2  
SO 5  
LOB 7









Batter	1	2	3	4	5	6	7	8	9	AB	R	H	RBI	BB	SO	LOB	TOP																			
18 Didi Gregorius, L (1,6) 60 Nick Noonan, L (5,6) OBP: 0.400, SLG: 0.500 OBP: 0.333, SLG: 0.500	F8		K	K		K		F7		3	0	1	1	0	1	2	<b>New York Yankees @ Philadelphia Phillies</b> Bright House Field, Clearwater, FL Fri Mar 06 2015, 4:55 PM - 4:56 PM EST Att. 7,365 - Overcast - 69 F																			
12 Chase Headley, S (1,5) 95 Eric Jagielo, L (4,FR) (4,5)	K		K			G4-3		K		2	0	0	0	1	2	2																				
14 Stephen Drew, L (1,4) 98 Rob Refsnyder, R (5,4) OBP: 0.625, SLG: 0.667			G4-3	K						3	0	1	0	0	1	5																				
25 Mark Teixeira, S (1,3) 94 Kyle Roller, L (4,FR) (4,3)	F7									2	0	1	0	0	0	1																				
95 Greg Bird, L (1,10) 84 Trent Garrison, L (7,PH) (7,10)										3	1	1	1	0	0	0																				
78 Gary Sánchez, R (1,2)										4	0	0	0	0	3	4																				
77 Ramón Flores, L (1,7) 91 Michael O'Neill, R (6,7)										3	0	1	1	0	0	0																				
99 Aaron Judge, R (1,9) 85 Taylor Dugas, L (6,9) OBP: 1.000, SLG: 1.000										1	1	0	0	2	0	1																				
74 Slade Heathcott, L (1,8) 80 Mason Williams, L (6,8) OBP: 0.400, SLG: 0.800										1	0	0	0	0	0	0																				
<b>Inning Stats</b>	R: 0 E: 0 K: 1 S: 6	H: 1 LOB: 1 BB: 0 P: 6	R: 0 E: 0 K: 1 S: 5	H: 0 LOB: 0 BB: 0 P: 5	R: 0 E: 0 K: 2 S: 8	H: 1 LOB: 2 BB: 1 P: 12	R: 3 E: 0 K: 2 S: 11	H: 4 LOB: 3 BB: 2 P: 19	R: 0 E: 0 K: 0 S: 3	H: 0 LOB: 0 BB: 0 P: 3	R: 1 E: 0 K: 0 S: 3	H: 1 LOB: 2 BB: 2 P: 11	R: 0 E: 0 K: 3 S: 10	H: 1 LOB: 1 BB: 1 P: 14	R: 0 E: 0 K: 1 S: 6	H: 1 LOB: 1 BB: 0 P: 6		R: 0 E: 0 K: 1 S: 5	H: 1 LOB: 0 BB: 0 P: 5	1B: 7 2B: 3 3B: 0 HR: 0	SF: 0 SAC: 0 DP: 1 HBP: 0	WP: 0 PB: 0 SB: 0 CS: 0	PA: 41													
<b>PITCHER</b>	IP	WLS	BF	H	R	ER	SO	BB	IBB	HBP	BLK	WP	HR	S	P	ERA	WHIP	<b>PITCHER</b>		IP	WLS	BF	H	R	ER	SO	BB	IBB	HBP	BLK	WP	HR	S	P	ERA	WHIP
35 Cole Hamels, L (1,1) ERA: 0.00	2.0		7	1	0	0	2	0	0	0	0	0	0	11	11	0.00	0.500	52 Andy Oliver, L (7,1) ERA: 0.00		2.0		9	2	0	0	4	1	0	0	0	0	16	20	0.00	1.500	
65 Neft Ogando, R (3,1) ERA: 27.0	1.0		5	1	0	0	2	1	0	0	0	0	0	8	12	0.00	2.000	57 Luis García, R (9,1) ERA: 0.00		1.0		3	1	0	0	1	0	0	0	0	5	5	0.00	1.000		
79 Mike Nesseth, R (4,1) ERA: 27.0	1.0	L	9	4	3	3	2	0	0	0	0	0	0	11	19	27.00	6.000																			
63 Jake Diekman, L (5,1) ERA: 9.0	1.0		3	0	0	0	0	0	0	0	0	0	0	3	3	0.00	0.000																			
53 Ken Giles, R (6,1)	1.0		5	1	1	1	0	2	0	0	0	0	0	3	11	9.00	3.000																			

AB	35
R	4
H	10
RBI	4
BB	6
SO	11
LOB	25



Batter	1	2	3	4	5	6	7	8	9	AB	R	H	RBI	BB	SO	LOB	BOTTOM																			
37 Odúbel Herrera, L (1,8) 19 Darin Mastroianni, R (7,8) OBP: 0.556, SLG: 0.500	G6-3									3	0	1	0	0	0	0	<b>New York Yankees @ Philadelphia Phillies</b> Bright House Field, Clearwater, FL Fri Mar 06 2015, 4:55 PM - 4:56 PM EST Att. 7,365 - Overcast - 69 F																			
13 Freddy Galvis, S (1,6) OBP: 0.200, SLG: 0.200										4	0	1	0	0	0	1																				
24 Grady Sizemore, L (1,10) Xavier Paul, L (7,PH) OBP: 0.333, SLG: 1.333 (8,10)										2	0	0	0	0	0	2																				
6 Ryan Howard, L (1,3) 77 Chris McGuinness, L (5,3) OBP: 0.500, SLG: 0.333										2	0	0	0	0	1	1																				
18 Darin Ruf, R (1,7) 15 Jordan Danks, L (7,FR) (8,7)										3	0	1	0	0	1	0																				
25 Cody Asche, L (1,5) 68 Russ Canzler, R (6,5)										2	0	0	0	0	0	0																				
51 Carlos Ruiz, R (1,2)										2	0	0	0	0	1	0																				
40 Aaron Altherr, R (5,FR) 76 René García, R (6,2)										0	0	0	0	0	0	0																				
3 Jeff Francoeur, R (1,9) 17 Brian Boguevic, L (6,9)										2	0	0	0	0	0	1																				
71 Cord Phelps, S (1,4) OBP: 0.375, SLG: 0.375										3	0	0	0	0	0	0																				
<b>Inning Stats</b>	R: 0 E: 0 K: 0 S: 3	H: 1 LOB: 0 BB: 0 P: 3	R: 0 E: 0 K: 2 S: 7	H: 0 LOB: 0 BB: 0 P: 7	R: 0 E: 0 K: 1 S: 5	H: 0 LOB: 0 BB: 0 P: 5	R: 0 E: 0 K: 0 S: 4	H: 1 LOB: 1 BB: 0 P: 4	R: 0 E: 0 K: 0 S: 4	H: 0 LOB: 0 BB: 0 P: 4	R: 0 E: 0 K: 0 S: 3	H: 0 LOB: 0 BB: 0 P: 3	R: 1 E: 0 K: 0 S: 6	H: 2 LOB: 1 BB: 0 P: 9	R: 0 E: 0 K: 1 S: 5	H: 0 LOB: 0 BB: 0 P: 5	R: 0 E: 0 K: 0 S: 3	H: 0 LOB: 2 BB: 2 P: 11	1B: 3 2B: 0 3B: 0 HR: 1	SF: 0 SAC: 0 DP: 1 HBP: 0	WP: 0 PB: 0 SB: 0 CS: 0	PA: 33														
<b>PITCHER</b>	IP	WLS	BF	H	R	ER	SO	BB	IBB	HBP	BLK	WP	HR	S	P	ERA	WHIP	<b>PITCHER</b>		IP	WLS	BF	H	R	ER	SO	BB	IBB	HBP	BLK	WP	HR	S	P	ERA	WHIP
65 Bryan Mitchell, R (1,1) ERA: 0.00	2.0		6	1	0	0	2	0	0	0	0	0	0	5	5	0.00	0.500	76 Branden Pinder, R (8,1) ERA: 0.00		2.0		8	0	0	0	1	2	0	0	0	0	8	16	0.00	1.000	
97 Jaron Long, R (3,1) ERA: 0.00	1.0	W	3	0	0	0	1	0	0	0	0	0	0	5	5	0.00	0.000																			
82 Nick Goody, R (4,1) ERA: 0.00	1.0	H	4	1	0	0	0	0	0	0	0	0	0	4	4	0.00	1.000																			
91 Matt Tracy, L (5,1) ERA: 0.00	2.0	H	7	0	0	0	0	0	0	0	0	0	0	7	7	0.00	0.000																			
81 Mark Montgomery, R (7,1) ERA: 9.00	1.0		5	2	1	1	0	0	0	0	0	0	1	6	9	9.00	2.000																			

AB	31
R	1
H	4
RBI	1
BB	2
SO	4
LOB	9

















Batter	1	2	3	4	5	6	7	8	9	AB	R	H	RBI	BB	SO	LOB	TOP										
2 Nick Franklin, S OBP: 0.125, SLG: 0.125 80 Daniel Robertson, R OBP: 0.750, SLG: 0.950										3	0	0	0	0	2	0											
8 Desmond Jennings, R OBP: 0.716, SLG: 0.697 69 Taylor Motter, R OBP: 0.333, SLG: 0.333										2	0	2	0	0	0	0											
21 James Loney, L 30 Vince Belome, L										2	0	0	0	0	0	2											
3 Evan Longoria, R OBP: 0.286, SLG: 0.429 63 Eugenio Velez, S OBP: 0.400, SLG: 0.400										2	0	1	0	0	1	1											
20 Steven Souza Jr., R OBP: 0.250, SLG: 0.375 83 Jake Elmore, R OBP: 0.400, SLG: 0.250										3	0	0	0	0	2	2											
39 Kevin Kiermaier, L OBP: 0.333, SLG: 0.250 64 Corey Brown, L OBP: 0.714, SLG: 1.667										2	0	0	0	0	1	2											
10 Alexi Casilla, S OBP: 0.286, SLG: 0.167 29 Ryan Brett, R										3	0	1	0	0	0	1											
60 Bobby Wilson, R OBP: 0.333, SLG: 0.200 67 Luke Maile, R OBP: 0.143, SLG: 0.286 36 Hak-Ju Lee, L										2	0	0	0	0	1	1											
27 Miki Mahtook, R 79 Boog Powell, L OBP: 0.400, SLG: 0.500										2	0	0	0	0	2	0											
<b>Inning Stats</b>	R: 0 E: 0 K: 2 S: 8	H: 1 LOB: 1 BB: 0 P: 9	R: 0 E: 0 K: 0 S: 3	H: 0 LOB: 0 BB: 0 P: 3	R: 0 E: 0 K: 1 S: 5	H: 0 LOB: 0 BB: 0 P: 5	R: 0 E: 0 K: 2 S: 9	H: 2 LOB: 2 BB: 0 P: 10	R: 0 E: 0 K: 1 S: 5	H: 1 LOB: 1 BB: 1 P: 7	R: 0 E: 0 K: 1 S: 5	H: 0 LOB: 1 BB: 1 P: 10	R: 0 E: 0 K: 1 S: 6	H: 1 LOB: 1 BB: 0 P: 7	R: 3 E: 1 K: 1 S: 7	H: 2 LOB: 1 BB: 1 P: 13	R: 0 E: 0 K: 2 S: 8	H: 1 LOB: 1 BB: 0 P: 8	1B: 7 2B: 2 3B: 0 HR: 0	SF: 0 SAC: 0 DP: 1 HBP: 1	WP: 1 PB: 0 SB: 3 CS: 1	PA: 37					
<b>PITCHER</b>	IP	WLS	BF	H	R	ER	SO	BB	IBB	HBP	BLK	WP	HR	S	P	ERA	WHIP										
35 Michael Pineda, R ERA: 1.8	2.0	W	7	1	0	0	2	0	0	0	0	0	0	11	12	0.00	0.500										
30 Nathan Eovaldi, R ERA: 1.5	3.0	H	11	3	0	0	5	0	0	0	0	0	0	21	22	0.00	1.000										
29 David Carpenter, R ERA: 1.5	1.0	H	4	0	0	0	1	1	0	0	0	1	0	5	10	0.00	1.000										
41 Justin Wilson, L ERA: 8.31	1.0	H	4	1	0	0	1	0	0	0	0	0	0	6	7	0.00	1.000										
88 Diego Moreno, R ERA: 8.31	1.0	H	7	2	3	3	1	1	0	1	0	0	0	7	13	27.00	3.000										

Tampa Bay Rays @ New York Yankees  
George M. Steinbrenner Field, Tampa, FL  
Mon Mar 09 2015, 3:57 PM - 4:00 PM EDT  
Att: 9,821 - Cloudy - 79 F

AB 34  
R 3  
H 8  
RBI 2  
BB 2  
SO 12  
LOB 16



Batter	1	2	3	4	5	6	7	8	9	AB	R	H	RBI	BB	SO	LOB	BOTTOM										
22 Jacoby Ellsbury, L OBP: 0.133, SLG: 0.133 74 Slade Heathcott, L OBP: 0.857, SLG: 1.000										3	0	1	0	0	0	2											
11 Brett Gardner, L OBP: 0.333, SLG: 0.167 77 Ramón Flores, L OBP: 0.333, SLG: 0.667										3	0	0	0	0	0	1											
36 Carlos Beltrán, S 79 Tyler Austin, R OBP: 0.250, SLG: 0.571										2	0	0	0	1	1	0											
25 Mark Teixeira, S 95 Greg Bird, L OBP: 0.500, SLG: 1.100										3	0	0	0	0	0	2											
34 Brian McCann, L OBP: 0.333, SLG: 0.375 55 Austin Romine, R OBP: 0.375, SLG: 0.167										2	1	1	0	0	0	0											
12 Chase Headley, S OBP: 0.182, SLG: 0.100 62 Cole Figueroa, L OBP: 0.222, SLG: 0.222										3	1	0	0	0	1	2											
13 Alex Rodriguez, R OBP: 0.545, SLG: 0.556 93 Jake Cave, L OBP: 0.500, SLG: 0.875										3	0	2	1	0	0	0											
14 Stephen Drew, L OBP: 0.300, SLG: 0.125 98 Rob Refsnyder, R OBP: 0.583, SLG: 0.680										1	0	0	0	1	0	1											
18 Didi Gregorius, L OBP: 0.200, SLG: 0.222 96 Cito Culver, R OBP: 0.100, SLG: 0.100										2	0	0	1	0	0	2											
<b>Inning Stats</b>	R: 0 E: 0 K: 0 S: 3	H: 0 LOB: 0 BB: 0 P: 3	R: 2 E: 1 K: 0 S: 6	H: 2 LOB: 2 BB: 1 P: 10	R: 0 E: 0 K: 1 S: 5	H: 0 LOB: 0 BB: 0 P: 6	R: 0 E: 0 K: 1 S: 6	H: 1 LOB: 1 BB: 0 P: 6	R: 0 E: 0 K: 0 S: 4	H: 1 LOB: 2 BB: 1 P: 8	R: 2 E: 1 K: 1 S: 8	H: 3 LOB: 3 BB: 2 P: 17	R: 0 E: 0 K: 1 S: 5	H: 0 LOB: 0 BB: 0 P: 5	1B: 6 2B: 2 3B: 0 HR: 0	SF: 0 SAC: 0 DP: 1 HBP: 0	WP: 0 PB: 0 SB: 1 CS: 0	PA: 36									
<b>PITCHER</b>	IP	WLS	BF	H	R	ER	SO	BB	IBB	HBP	BLK	WP	HR	S	P	ERA	WHIP										
51 Nate Karns, R ERA: 1.8	3.0	L	13	2	2	1	1	1	0	0	0	0	0	6	6	0.00	1.000										
47 Brandon Gomes, R ERA: 1.8	1.0	L	4	1	0	0	1	0	0	0	0	0	0	6	6	0.00	1.000										
43 Ernesto Frieri, R ERA: 1.8	1.0	L	5	1	0	0	0	1	0	0	0	0	0	4	8	0.00	2.000										
71 Jordan Norberto, L ERA: 1.8	1.0	L	3	1	0	0	0	0	0	0	0	0	0	3	4	0.00	1.000										
49 Kirby Yates, R ERA: 10.8	0.2	L	7	3	2	2	1	2	0	0	0	0	0	7	16	27.00	7.500										

Tampa Bay Rays @ New York Yankees  
George M. Steinbrenner Field, Tampa, FL  
Mon Mar 09 2015, 3:57 PM - 4:00 PM EDT  
Att: 9,821 - Cloudy - 79 F

AB 32  
R 4  
H 8  
RBI 4  
BB 4  
SO 4  
LOB 15





Batter	1	2	3	4	5	6	7	8	9	AB	R	H	RBI	BB	SO	LOB	TOP																				
18 Didi Gregorius, L (1, 6) OBP: 0.154, SLG: 0.167 62 Cole Figueroa, L (6, 6) OBP: 0.200, SLG: 0.200	K2-3		G5-3		K		G4-3			3	0	0	0	0	2	1																					
24 Chris Young, R (1, 8) OBP: 0.154, SLG: 0.231 80 Mason Williams, L (6, 8) OBP: 0.333, SLG: 0.500	P2		G6-3			P4		G1-3		3	0	0	0	0	0	0																					
12 Chase Headley, S (1, 5) OBP: 0.357, SLG: 0.385 97 Jonathan Galvez, R (6, PR) OBP: 0.200, SLG: 0.200	1B			1B		2B		K		3	0	3	0	0	0	0																					
25 Mark Teixeira, S (1, 3) OBP: 0.308, SLG: 0.250 94 Kyle Roller, L (6, PR) OBP: 0.308, SLG: 0.250	G5-3			1B		BB		K		2	0	1	0	1	0	1																					
66 John Ryan Murphy, R (1, 2) OBP: 0.083, SLG: 0.083 78 Gary Sanchez, R (7, 2) OBP: 0.111, SLG: 0.500		P4		G6-4-3		K			HR	3	0	0	0	0	1	4																					
63 José Pirela, R (1, 10) OBP: 0.533, SLG: 0.692 67 Eddy Rodríguez, R (6, PH) OBP: 0.333, SLG: 0.667	BB		G6-3			1B		G6-3		2	0	1	0	1	0	1																					
14 Stephen Drew, L (1, 4) OBP: 0.231, SLG: 0.091 98 Rob Refsnyder, R (6, 4) OBP: 0.538, SLG: 0.545	F7				F7		P4			3	0	0	0	0	0	4																					
99 Aaron Judge, R (1, 9) OBP: 0.462, SLG: 0.556 74 Slade Heathcott, L (7, 9) OBP: 0.750, SLG: 0.833	F8				G5-3		K			3	0	0	0	0	1	1																					
77 Ramón Flores, L (1, 7) OBP: 0.333, SLG: 0.545 93 Jake Cave, L (7, 7) OBP: 0.500, SLG: 0.875			K			BB		G3-1		2	0	0	0	1	1	0																					
<b>Inning Stats</b>	R: 0 E: 0 K: 1 S: 6	H: 1 LOB: 1 BB: 0 P: 6	R: 0 E: 0 K: 0 S: 3	H: 0 LOB: 1 BB: 1 P: 8	R: 0 E: 0 K: 1 S: 5	H: 0 LOB: 0 BB: 0 P: 5	R: 0 E: 0 K: 0 S: 4	H: 2 LOB: 1 BB: 0 P: 4	R: 0 E: 0 K: 1 S: 5	H: 0 LOB: 3 BB: 1 P: 10	R: 0 E: 0 K: 1 S: 7	H: 0 LOB: 0 BB: 0 P: 5	R: 0 E: 0 K: 2 S: 7	H: 0 LOB: 0 BB: 0 P: 7	R: 1 E: 0 K: 2 S: 9	H: 1 LOB: 0 BB: 0 P: 11	1B: 4 2B: 1 3B: 0 HR: 1	SF: 0 SAC: 0 DP: 1 HBP: 0	WP: 1 PB: 0 SB: 1 CS: 0	PA: 35																	
<b>PITCHER</b>	IP	WLS	BF	H	R	ER	SO	BB	IBB	HBP	BLK	WP	HR	S	P	ERA	WHIP	<b>PITCHER</b>	IP	WLS	BF	H	R	ER	SO	BB	IBB	HBP	BLK	WP	HR	S	P	ERA	WHIP		
16 Wei-Yin Chen, L (1, 1) ERA: 3.00	3.0		11	1	0	0	2	1	0	0	0	0	0	14	19	0.00	0.667	64 Logan Verrett, R (9, 1) ERA: 3.6	1.0		4	1	1	1	2	0	0	0	0	0	1	9	11	9.00	1.000		
39 Kevin Gausman, R (4, 1) ERA: 2.0	W	8	2	0	0	1	1	0	0	0	0	1	0	9	14	0.00	1.500																				
61 Jason Garcia, R (6, 1) ERA: 1.0	H	6	2	0	0	1	1	0	0	0	0	0	0	7	11	0.00	3.000																				
29 Tommy Hunter, R (7, 1) ERA: 1.0	H	3	0	0	0	1	0	0	0	0	0	0	0	5	5	0.00	0.000																				
52 Steve Johnson, R (8, 1) ERA: 1.0	H	3	0	0	0	2	0	0	0	0	0	0	0	7	7	0.00	0.000																				

New York Yankees @ Baltimore Orioles  
Ed Smith Stadium, Sarasota, FL  
Tue Mar 10 2015, 1:07 PM - 3:47 PM EDT  
Att: 7,987 - Sunny - 84 F

AB 32  
R 1  
H 6  
RBI 1  
BB 3  
SO 9  
LOB 12




Batter	1	2	3	4	5	6	7	8	9	AB	R	H	RBI	BB	SO	LOB	BOTTOM																			
13 Manny Machado, R (1, 5) OBP: 0.467, SLG: 0.500 79 Daniel Álvarez, R (6, PH) OBP: 0.364, SLG: 0.600	1B		2B		1B		F9			3	0	3	1	0	0	0																				
2 J.J. Hardy, R (1, 6) OBP: 0.400, SLG: 0.250 3 Ryan Flaherty, L (6, 6) OBP: 0.417, SLG: 0.300	F7		BB		1B		K2-3			2	0	1	0	1	0	1																				
Chris Davis, L (1, 3) OBP: 0.267, SLG: 0.417 14 Nolan Reimold, R (7, 9) OBP: 0.385, SLG: 0.200	BB		G4-6-3		K		F8			2	0	0	0	1	1	4																				
10 Adam Jones, R (1, 8) OBP: 0.200, SLG: 0.214 43 Rey Navarro, S (7, 4) OBP: 0.375, SLG: 0.714	P4		G6-3		P6		HR			3	0	0	0	0	0	5																				
32 Matt Wieters, S (1, 10) OBP: 0.364, SLG: 0.714	G4-3			K	G4-3		G5-3			4	0	0	0	0	1	4																				
27 Delmon Young, R (1, 9) OBP: 0.364, SLG: 0.714 38 Jimmy Paredes, S (7, 5) OBP: 0.429, SLG: 0.462		P6		K		P3		G5-3		3	0	0	0	0	1	0																				
23 Travis Snider, L (1, 7) OBP: 0.267, SLG: 0.214 9 David Lough, L (7, 7) OBP: 0.231, SLG: 0.091		G3		G4-3		1B		K		3	0	1	0	0	0	0																				
60 Ryan Lavamway, R (1, 2) OBP: 0.571, SLG: 0.500 15 J.P. Arencibia, R (6, 2) OBP: 0.111, SLG: 0.111 83 Rossmel Perez, L (9, 2) OBP: 0.364, SLG: 0.714					BB		1B			1	1	1	0	1	0	0																				
6 Jonathan Schoop, R (1, 4) OBP: 0.250, SLG: 0.667 41 Chris Parmelee, L (7, 3) OBP: 0.364, SLG: 0.400		K			BB		2B			2	0	0	0	0	2	1																				
<b>Inning Stats</b>	R: 0 E: 0 K: 0 S: 4	H: 1 LOB: 2 BB: 1 P: 9	R: 0 E: 0 K: 1 S: 5	H: 0 LOB: 1 BB: 1 P: 9	R: 0 E: 0 K: 2 S: 7	H: 0 LOB: 0 BB: 0 P: 7	R: 2 E: 0 K: 1 S: 9	H: 4 LOB: 2 BB: 0 P: 10	R: 0 E: 0 K: 1 S: 7	H: 2 LOB: 0 BB: 0 P: 7	R: 1 E: 0 K: 1 S: 8	H: 1 LOB: 0 BB: 0 P: 10	R: 0 E: 0 K: 2 S: 7	H: 0 LOB: 0 BB: 0 P: 7	R: 1 E: 0 K: 2 S: 9	H: 1 LOB: 0 BB: 0 P: 11	1B: 5 2B: 3 3B: 0 HR: 1	SF: 0 SAC: 0 DP: 1 HBP: 0	WP: 2 PB: 0 SB: 1 CS: 0	PA: 35																
<b>PITCHER</b>	IP	WLS	BF	H	R	ER	SO	BB	IBB	HBP	BLK	WP	HR	S	P	ERA	WHIP	<b>PITCHER</b>	IP	WLS	BF	H	R	ER	SO	BB	IBB	HBP	BLK	WP	HR	S	P	ERA	WHIP	
39 Chase Whitley, R (1, 1) ERA: 3.0	3.0		13	2	0	0	2	3	0	0	0	0	0	7	7	0.00	0.000	87 Jacob Lindgren, L (8, 1) ERA: 3.0	1.0		3	1	0	0	2	0	0	0	0	7	7	0.00	0.000			
53 Esnil Rogers, R (4, 1) ERA: 1.0	L	7	4	2	2	1	0	0	0	0	0	1	0	9	10	18.00	4.000																			
76 Branden Pinder, R (5, 1) ERA: 4.15	L	7	4	2	2	1	0	0	0	0	0	1	0	9	10	18.00	4.000																			
71 José Ramirez, R (6, 1) ERA: 4.5	L	5	2	0	0	1	0	0	0	0	0	0	0	7	7	0.00	2.000																			
45 Chasen Shreve, L (7, 1) ERA: 3.0	L	4	1	1	1	1	0	0	0	0	0	1	0	8	10	9.00	1.000																			


New York Yankees @ Baltimore Orioles  
Ed Smith Stadium, Sarasota, FL  
Tue Mar 10 2015, 1:07 PM - 3:47 PM EDT  
Att: 7,987 - Sunny - 84 F

AB 32  
R 3  
H 9  
RBI 3  
BB 3  
SO 8  
LOB 18





Batter	1	2	3	4	5	6	7	8	9	AB	R	H	RBI	BB	SO	LOB	TOP						
50 Mookie Betts, R OBP: 0.400, SLG: 0.600 72 Luke Montz, R OBP: 0.286, SLG: 0.538	G4-3		2B	1B		1B		HR	1B	4	0	3	0	0	0	0	<b>Boston Red Sox @ New York Yankees</b> George M. Steinbrenner Field, Tampa, FL Wed Mar 11 2015, 1:08 PM - 4:32 PM EDT Att: 10,770 - Cloudy - 78 F  <b>AB 45</b> <b>R 10</b> <b>H 18</b> <b>RBI 10</b> <b>BB 2</b> <b>SO 9</b> <b>LOB 24</b> 						
26 Brock Holt, L OBP: 0.500, SLG: 0.300 30 Jemile Weeks, S OBP: 0.429, SLG: 0.545	G3-1		2B	F7		F7		2B	G4-3	3	0	0	0	1	0	3							
5 Allen Craig, R OBP: 0.294, SLG: 0.267 75 Aneury Tavárez, L OBP: 0.333, SLG: 0.333	1B		FC6-4	K				G3-1	E4	4	0	1	0	0	1	3							
73 Bryce Brentz, R OBP: 0.375, SLG: 0.462 82 Forrest Allday, L	K		1B	F8				E5	5	2	2	0	0	1	3								
29 Daniel Nava, S OBP: 0.438, SLG: 0.333 80 Manuel Margot, R	K		1B	1B		1B		FC6-4	3	1	1	0	1	2	1								
7 Christian Vázquez, R OBP: 0.308, SLG: 0.250 72 Cole Sturgeon, L	G5-3		1B	BB				K	4	1	2	0	0	1	2								
70 Garin Cecchini, L OBP: 0.313, SLG: 0.438	K		1B	G4-6-3				K	1	0	0	0	1	2									
77 Travis Shaw, L OBP: 0.250, SLG: 0.583 81 Matt Spring, R			HR	2B				K	4	2	2	3	0	0	1								
16 Jeff Bianchi, R OBP: 0.308, SLG: 0.250 89 Carlos Asuaje, L	G3-1		1B	1B				F9	4	0	2	1	0	0	0								
<b>Inning Stats</b>	R: 0 E: 0 K: 1 S: 6	H: 1 LOB: 1 BB: 0 P: 6	R: 0 E: 0 K: 2 S: 7	H: 0 LOB: 0 BB: 0 P: 7	R: 1 E: 0 K: 0 S: 6	H: 2 LOB: 1 BB: 1 P: 10	R: 4 E: 0 K: 2 S: 13	H: 6 LOB: 2 BB: 0 P: 14	R: 0 E: 0 K: 0 S: 4	H: 1 LOB: 1 BB: 0 P: 4	R: 2 E: 0 K: 1 S: 8	H: 3 LOB: 1 BB: 0 P: 9	R: 3 E: 2 K: 2 S: 14	H: 3 LOB: 2 BB: 0 P: 15	R: 0 E: 0 K: 1 S: 6	H: 1 LOB: 1 BB: 0 P: 6		1B: 12 2B: 4 3B: 0 HR: 2	SF: 0 SAC: 0 DP: 1 HBP: 0	WP: 0 PB: 1 CS: 1	PA: 47		
<b>PITCHER</b>	IP WLS BF H R ER SO BB IBB HBP BLK WP HR S P ERA WHIP	26 Chris Capuano, L ERA: 6.75	0.2 2 0 0 0 1 0 0 0 0 0 0 2 2 0.00 0.000	90 Nick Rumbelow, R ERA: 3.86	0.1 2 1 0 0 1 0 0 0 0 0 0 4 4 0.00 3.000	68 Dellin Betances, R ERA: 3.00	1.0 3 0 0 0 2 0 0 0 0 0 0 7 7 0.00 0.000	48 Andrew Miller, L ERA: 3.0	1.0 5 2 1 1 0 1 0 0 0 0 1 6 10 9.00 3.000	65 Bryan Mitchell, R ERA: 9.0	2.0 L 13 7 4 4 2 1 0 0 0 0 0 16 23 18.00 4.000	31 Jared Burton, R ERA: 6.0	1.0 4 1 0 0 0 0 0 0 0 0 0 4 4 0.00 1.000	92 Tyler Webb, L ERA: 6.0	1.0 6 3 2 2 1 0 0 0 0 0 0 8 9 18.00 3.000	57 Chris Martin, R ERA: 6.0		1.0 8 3 3 2 2 0 0 0 0 0 0 14 15 18.00 3.000	88 Diego Moreno, R ERA: 6.75	1.0 4 1 0 0 1 0 0 0 0 0 0 6 6 0.00 1.000			

Batter	1	2	3	4	5	6	7	8	9	AB	R	H	RBI	BB	SO	LOB	BOTTOM						
22 Jacoby Ellsbury, L OBP: 0.167, SLG: 0.167 80 Mason Williams, L OBP: 0.364, SLG: 0.444	G6-3		1B		G3		BB		K	3	1	1	1	0	0	0	<b>Boston Red Sox @ New York Yankees</b> George M. Steinbrenner Field, Tampa, FL Wed Mar 11 2015, 1:08 PM - 4:32 PM EDT Att: 10,770 - Cloudy - 78 F  <b>AB 35</b> <b>R 6</b> <b>H 8</b> <b>RBI 5</b> <b>BB 5</b> <b>SO 10</b> <b>LOB 14</b> 						
11 Brett Gardner, L OBP: 0.333, SLG: 0.143 74 Slade Heathcott, L OBP: 0.700, SLG: 1.125	K		BB	BB	P6		BB		HR	2	0	0	0	1	1	0							
36 Carlos Beltrán, S OBP: 0.250, SLG: 0.100 97 Jonathan Galvez, R OBP: 0.250, SLG: 0.182	K		1B		G5-3				BB	3	0	1	1	0	1	0							
34 Brian McCann, L OBP: 0.250, SLG: 0.273 79 Tyler Austin, R OBP: 0.200, SLG: 0.444	K		G4-3						K	3	0	0	0	2	2								
13 Alex Rodriguez, R OBP: 0.538, SLG: 0.818 24 Chris Young, R OBP: 0.200, SLG: 0.267	G5-3			HR					K	2	1	1	1	0	0	0							
33 Garrett Jones, L OBP: 0.333, SLG: 0.364 95 Greg Bird, L OBP: 0.500, SLG: 1.000	K			F9					K	2	0	0	0	1	0	1							
63 José Pirela, R OBP: 0.588, SLG: 0.800 98 Rob Refsnyder, R OBP: 0.533, SLG: 0.500			2B	1B					BB	2	1	2	0	0	0	0							
55 Austin Romine, R OBP: 0.300, SLG: 0.125 66 John Ryan Murphy, R OBP: 0.071, SLG: 0.071	G4-3		1B	K					G5-4-3	1	0	0	0	1	1								
96 Cito Culver, R OBP: 0.083, SLG: 0.083 62 Cole Figueroa, L OBP: 0.250, SLG: 0.250	L4			P3					G6-3	2	0	0	0	0	2								
<b>Inning Stats</b>	R: 0 E: 0 K: 2 S: 7	H: 0 LOB: 0 BB: 0 P: 7	R: 0 E: 0 K: 2 S: 7	H: 0 LOB: 0 BB: 0 P: 7	R: 2 E: 0 K: 0 S: 6	H: 3 LOB: 2 BB: 1 P: 10	R: 1 E: 0 K: 1 S: 8	H: 2 LOB: 1 BB: 0 P: 11	R: 0 E: 0 K: 0 S: 3	H: 0 LOB: 0 BB: 0 P: 3	R: 0 E: 0 K: 1 S: 6	H: 1 LOB: 2 BB: 1 P: 11	R: 1 E: 1 K: 2 S: 8	H: 0 LOB: 1 BB: 1 P: 13	R: 0 E: 0 K: 0 S: 2	H: 0 LOB: 0 BB: 1 P: 6		R: 2 E: 0 K: 2 S: 9	H: 2 LOB: 1 BB: 1 P: 14	1B: 5 2B: 1 3B: 0 HR: 2	SF: 0 SAC: 0 DP: 1 HBP: 0	WP: 1 PB: 0 SB: 1 CS: 0	PA: 40
<b>PITCHER</b>	IP WLS BF H R ER SO BB IBB HBP BLK WP HR S P ERA WHIP	56 Joe Kelly, R ERA: 11.57	3.0 W 13 3 2 2 4 1 0 0 0 0 0 1 8 11 6.00 1.333	67 Brandon Workman, R ERA: 4.5	1.0 H 5 2 1 1 1 0 0 0 0 0 0 1 8 11 9.00 2.000	51 Edwin Escobar, L ERA: 6.0	1.0 H 3 0 0 0 0 0 0 0 0 0 0 3 3 0.00 0.000	32 Craig Breslow, L ERA: 6.0	1.0 H 5 1 0 0 1 1 0 0 0 0 0 6 11 0.00 2.000	59 Tommy Layne, L ERA: 3.0	1.0 5 0 1 1 2 1 0 0 0 1 0 8 13 9.00 1.000	41 Mitchell Boggis, R ERA: 6.0	1.0 0 0 0 0 0 1 0 0 0 0 0 1 9 14 18.00 3.000	35 Steven Wright, R ERA: 6.0	1.0 6 2 2 2 2 1 0 0 0 0 0 1 9 14 18.00 3.000								



Batter	1	2	3	4	5	6	7	8	9	AB	R	H	RBI	BB	SO	LOB	TOP			
19 Andrelton Simmons, R (1, 6) OBP: 0.333, SLG: 0.333 77 Daniel Castro, R (6, 4) OBP: 0.417, SLG: 0.333	G6-3			G5-3		G5-3		G1-4-3		3	0	1	0	0	0	0	<p>Atlanta Braves @ New York Yankees</p> <p>George M. Steinbrenner Field, Tampa, FL</p> <p>Thu Mar 12 2015, 7:08 PM - 9:37 PM EDT</p> <p>Att: 10,936 - Partly Cloudy - 84 F</p>			
1 Alberto Callaspo, S (1, 10) OBP: 0.111, SLG: 0.118 71 José Yépez, R (9, PH)	G4-3			P3		SF7		L9		2	0	0	1	0	0	0				
5 Freddie Freeman, L (1, 3) OBP: 0.421, SLG: 0.882 78 Cedric Hunter, L (6, 7) OBP: 0.235, SLG: 0.071	K			K		FC4-6		F9		3	0	0	0	0	2	1				
7 Jonny Gomes, R (1, 7) OBP: 0.176, SLG: 0.133 14 Zolto Almonte, S (6, 9) OBP: 0.333, SLG: 0.222 83 Mallex Smith, L (9, PR) OBP: 0.400, SLG: 0.600	K			L8		G5-3		L9		3	0	0	0	0	1	1				
27 Christian Bethancourt, R (1, 2) OBP: 0.294, SLG: 0.471 82 Braeden Schiehuber, R (5, PR) OBP: 0.250, SLG: 0.143	G6-3			G6-3		26 1B		G6-3		2	0	1	0	0	0	0				
25 Jesus Flores, R (7, 2)	G6-3			2B		K		F8		1	0	0	0	0	0	1				
23 Chris Johnson, R (1, 5) OBP: 0.091, SLG: 0.091 81 Rio Ruiz, L (7, 5)	G5-3			K		K		K		3	0	0	0	0	2	1				
26 Todd Cunningham, S (1, 8) OBP: 0.350, SLG: 0.250	G5-3			G5-3		1B		K		3	0	1	1	0	1	0				
54 Joey Terdoslavich, S (1, 9) OBP: 0.429, SLG: 0.579	K			F8		F8		G5-4-3		3	0	1	0	0	1	2				
61 Pedro Ciriaco, R (1, 4) OBP: 0.316, SLG: 0.526	G6-3			G6-3		19 1B 1 SF7		G5-4-3		3	1	1	0	0	0	1				
<b>Inning Stats</b>	R: 0 E: 0 K: 1 S: 9	H: 0 LOB: 0 BB: 0 P: 11	R: 0 E: 0 K: 1 S: 6	H: 0 LOB: 0 BB: 0 P: 8	R: 0 E: 0 K: 1 S: 8	H: 0 LOB: 0 BB: 0 P: 8	R: 0 E: 0 K: 1 S: 6	H: 0 LOB: 0 BB: 0 P: 10	R: 1 E: 0 K: 0 S: 13	H: 2 LOB: 2 BB: 0 P: 11	R: 0 E: 0 K: 2 S: 10	H: 0 LOB: 0 BB: 0 P: 16	R: 0 E: 0 K: 0 S: 4	H: 1 LOB: 0 BB: 0 P: 6	R: 0 E: 0 K: 0 S: 10	H: 1 LOB: 1 BB: 0 P: 13	1B: 5 2B: 1 3B: 0 HR: 0	SF: 1 SAC: 0 DP: 1 HBP: 0	WP: 0 PB: 0 SB: 0 CS: 0	PA: 32
<b>PITCHER</b>	IP WLS BF ERA	WLS BF ERA	H R ER SO	R ER SO	BB IBB HBP BLK	WP HR S P	ERA WHIP	<b>PITCHER</b>	IP WLS BF ERA	WLS BF ERA	H R ER SO	R ER SO	BB IBB HBP BLK	WP HR S P	ERA WHIP					
19 Masahiro Tanaka, R (1, 1) ERA: 0.00	2.0	6	0	0	2	0	0	0	0	0	15	19	0.00	0.000						
27 Scott Baker, R (3, 1) ERA: 9.0	3.0	11	2	1	3	0	0	0	0	0	24	29	3.00	0.667						
29 David Carpenter, R (6, 1) ERA: 3.0	1.0	5	2	1	1	0	0	0	0	0	13	20	9.00	2.000						
41 Justin Wilson, L (7, 1) ERA: 2.25	1.0	W	3	0	0	2	0	0	0	0	10	16	0.00	0.000						
45 Kyle Davies, R (8, 1)	1.0	H	3	1	0	0	0	0	0	0	4	6	0.00	1.000						

Batter	1	2	3	4	5	6	7	8	9	AB	R	H	RBI	BB	SO	LOB	BOTTOM	
22 Jacoby Ellsbury, L (1, 8) OBP: 0.190, SLG: 0.190 60 Nick Noonan, L (5, PR) OBP: 0.417, SLG: 0.600	G6-3			FC1				SF7		3	0	1	0	0	0	1	<p>Atlanta Braves @ New York Yankees</p> <p>George M. Steinbrenner Field, Tampa, FL</p> <p>Thu Mar 12 2015, 7:08 PM - 9:37 PM EDT</p> <p>Att: 10,936 - Partly Cloudy - 84 F</p>	
11 Brett Gardner, L (1, 7) OBP: 0.286, SLG: 0.118 77 Ramón Flores, L (7, 7) OBP: 0.308, SLG: 0.500	P6			FC4-6				P6		3	0	0	1	0	0	3		
36 Carlos Beltrán, S (1, 9) OBP: 0.267, SLG: 0.154 79 Tyler Austin, R (7, 9) OBP: 0.182, SLG: 0.400	1B			G4-6-3				K		3	0	1	0	0	1	1		
25 Mark Teixeira, S (1, 3) OBP: 0.250, SLG: 0.200 94 Kyle Roller, L (7, 3) OBP: 0.296, SLG: 0.231	K			K				K		3	0	0	0	0	3	1		
34 Brian McCann, L (1, 2) OBP: 0.200, SLG: 0.214 55 Austin Romine, R (7, 2) OBP: 0.364, SLG: 0.333	G4-3			K				G3-1		3	0	0	0	0	1	0		
12 Chase Headley, S (1, 5) OBP: 0.353, SLG: 0.375 97 Jonathan Galvez, R (7, PR) OBP: 0.231, SLG: 0.167	K			G6-3				K		3	0	1	0	0	1	0		
13 Alex Rodriguez, R (1, 10) OBP: 0.500, SLG: 0.692	BB			G6-3				G5-3		2	0	0	0	1	0	1		
14 Stephen Drew, L (1, 4) OBP: 0.250, SLG: 0.077 63 José Pirela, R (7, PR) OBP: 0.586, SLG: 0.800	F8			G5-3				93 2B 60 SF7		2	0	0	0	1	0	1		
18 Didi Gregorius, L (1, 6) OBP: 0.267, SLG: 0.385 93 Jake Cave, L (5, PR) OBP: 0.556, SLG: 1.000	3B			11 FC4-6				2B		1	1	1	0	0	0	0		
<b>Inning Stats</b>	R: 0 E: 0 K: 1 S: 11	H: 1 LOB: 1 BB: 0 P: 18	R: 0 E: 0 K: 1 S: 10	H: 0 LOB: 1 BB: 1 P: 18	R: 1 E: 0 K: 0 S: 9	H: 1 LOB: 0 BB: 0 P: 12	R: 0 E: 0 K: 2 S: 11	H: 0 LOB: 0 BB: 0 P: 17	R: 0 E: 0 K: 2 S: 11	H: 1 LOB: 2 BB: 0 P: 14	R: 0 E: 0 K: 2 S: 11	H: 0 LOB: 0 BB: 1 P: 19	R: 0 E: 0 K: 3 S: 14	H: 1 LOB: 1 BB: 0 P: 20	1B: 3 2B: 2 3B: 1 HR: 0	SF: 1 SAC: 0 DP: 1 HBP: 1		WP: 0 PB: 0 SB: 0 CS: 0
<b>PITCHER</b>	IP WLS BF ERA	WLS BF ERA	H R ER SO	R ER SO	BB IBB HBP BLK	WP HR S P	ERA WHIP	<b>PITCHER</b>	IP WLS BF ERA	WLS BF ERA	H R ER SO	R ER SO	BB IBB HBP BLK	WP HR S P	ERA WHIP			
17 Shelby Miller, R (1, 1) ERA: 13.5	3.0	12	2	1	2	1	0	0	0	0	30	48	3.00	1.000				
55 Josh Outman, L (4, 1) ERA: 1.0	1.0	3	0	0	0	0	0	0	0	0	11	17	0.00	0.000				
58 Michael Kohn, R (5, 1) ERA: 1.0	1.0	5	1	0	0	0	0	0	0	0	9	14	0.00	1.000				
63 Tyrell Jenkins, R (6, 1) ERA: 4.5	2.0	L	9	2	2	2	1	0	0	0	22	34	9.00	1.500				
73 Sugar Ray Marimon, R (8, 1) ERA: 4.5	1.0	4	1	0	0	3	0	0	0	0	14	20	0.00	1.000				





Batter	1	2	3	4	5	6	7	8	9	AB	R	H	RBI	BB	SO	LOB	TOP											
77 Ramón Flores, L (1,9) 99 Aaron Judge, R (6,9) OBP: 0.250, SLG: 0.400 OBP: 0.467, SLG: 0.636	F8		K		G3		80 2B 1-3 2B		L3-6	3	0	0	0	0	1	0												
24 Chris Young, R (1,8) 80 Mason Williams, L (5,8) OBP: 0.167, SLG: 0.222 OBP: 0.417, SLG: 0.600	K		G5-3		L6		2B			3	0	0	0	0	1	0												
33 Garrett Jones, L (1,3) 95 Greg Bird, L (5,PR) OBP: 0.400, SLG: 0.385 OBP: 0.462, SLG: 0.917	G4-3			98 1B 97 3B 1B	BB		2B			2	1	1	0	1	0	0												
34 Brian McCann, L (1,10) 79 Tyler Austin, R (7,PH) OBP: 0.222, SLG: 0.235 OBP: 0.167, SLG: 0.364		K		98 1B 97 3B 1B	G3-4-3		L7			3	1	1	0	0	1	1												
66 John Ryan Murphy, R (1,2) 78 Gary Sanchez, R (7,2) OBP: 0.118, SLG: 0.176 OBP: 0.100, SLG: 0.444		2B		K			F8		G5-3	3	0	1	0	0	1	2												
98 Rob Refsnyder, R (1,4) 73 Tyler Wade, L (6,4) OBP: 0.500, SLG: 0.467 OBP: 0.400, SLG: 0.400	G5-3			97 3B 1-2 2-3 1B			G4-3		E3 62 CS	3	1	1	0	0	0	1												
74 Slade Heathcott, L (1,7) 93 Jake Cave, L (6,7) OBP: 0.500, SLG: 0.900		BB		K			F7		K	2	0	0	0	1	1	3												
97 Jonathan Galvez, R (1,5) 62 Cole Figueroa, L (7,5) OBP: 0.313, SLG: 0.400 OBP: 0.231, SLG: 0.231	G1-3								CS	3	1	2	3	0	0	2												
60 Nick Noonan, L (1,6) 96 Cito Culver, R (7,6) OBP: 0.333, SLG: 0.462 OBP: 0.154, SLG: 0.083			G6-3	G3			P3		99 2B 80 2B 1B	3	0	0	0	0	0	2												
									99 L3-6 BB	0	0	0	0	1	0	0												
<b>Inning Stats</b>	R: 0 E: 0 K: 1 S: 5	H: 0 LOB: 0 BB: 0 P: 5	R: 0 E: 0 K: 1 S: 6	H: 1 LOB: 2 BB: 1 P: 10	R: 0 E: 0 K: 1 S: 5	H: 0 LOB: 0 BB: 0 P: 5	R: 3 E: 0 K: 2 S: 11	H: 4 LOB: 1 BB: 0 P: 11	R: 0 E: 0 K: 0 S: 3	H: 0 LOB: 0 BB: 0 P: 3	R: 2 E: 0 K: 1 S: 8	H: 3 LOB: 1 BB: 0 P: 8	R: 0 E: 1 K: 1 S: 5	H: 0 LOB: 0 BB: 1 P: 6	R: 0 E: 0 K: 0 S: 2	H: 0 LOB: 0 BB: 1 P: 6	1B: 4 2B: 4 3B: 1 HR: 0	SF: 0 SAC: 0 DP: 1 HBP: 0	WP: 0 PB: 0 SB: 0 CS: 1	PA: 38								
<b>PITCHER</b>	IP WLS BF H R ER SO BB IBB HBP BLK WP HR S P ERA WHIP																											
22 Rick Porcello, R (1,1) ERA: 3.0	3.0		13	3	2	2	3	1	0	0	0	0	0	0	18	22	6.00	1.333										
94 Daiter Hinojosa, R (4,1) ERA: 21.6	1.0	L	5	2	1	1	2	0	0	0	0	0	0	0	9	9	9.00	2.000										
62 Zeke Spruill, R (5,1) ERA:	1.0		4	0	0	0	0	1	0	0	0	0	0	0	3	7	0.00	1.000										
36 Junichi Tazawa, R (6,1) ERA: 3.0	1.0		3	0	0	0	0	0	0	0	0	0	0	3	3	0.00	0.000											
54 Edward Mujica, R (7,1) ERA: 9.0	1.0		6	3	2	2	1	0	0	0	0	0	0	8	8	18.00	3.000											

**New York Yankees @ Boston Red Sox**  
 JetBlue Park, Ft. Myers, FL  
 Fri Mar 13 2015, 7:09 PM - 10:11 PM EDT  
 Att: 9,659 - Partly Cloudy - 81 F

AB 34  
 R 5  
 H 8  
 RBI 5  
 BB 3  
 SO 7  
 LOB 15



Batter	1	2	3	4	5	6	7	8	9	AB	R	H	RBI	BB	SO	LOB	BOTTOM											
50 Mookie Betts, R (1,8) 26 Brock Holt, L (6,8) OBP: 0.444, SLG: 0.667 OBP: 0.533, SLG: 0.300	34 1B 15 1B 13 G2-3 1B		34 1B 2B		FC5-4 15 FC6-4 1-2 1-2		CS			3	2	2	0	0	0	1												
15 Dustin Pedroia, R (1,4) 80 Sean Coyle, R (6,4) OBP: 0.400, SLG: 0.667 OBP: 0.333, SLG: 0.400	13 G2-3 1B		F8		FC6-4 1-2					3	0	1	0	0	0	2												
34 David Ortiz, L (1,10) 61 Bryan LaHair, L (6,PH) OBP: 0.357, SLG: 0.538 OBP: 0.176, SLG: 0.067	F8			2-3 1B						2	0	1	1	0	0	2												
13 Hanley Ramirez, R (1,7) 73 Bryce Brentz, R (7,7) OBP: 0.267, SLG: 0.400 OBP: 0.353, SLG: 0.429	G2-3		L6							3	0	0	1	0	0	2												
48 Pablo Sandoval, S (1,5) 70 Garin Cecchini, L (7,5) OBP: 0.267, SLG: 0.429 OBP: 0.294, SLG: 0.412	G4-3			P3						3	0	0	0	0	0	1												
12 Mike Napoli, R (1,3) 77 Travis Shaw, L (7,3) OBP: 0.425, SLG: 0.385 OBP: 0.357, SLG: 0.714		2 G6-4-3 HBP		K						1	0	0	0	0	1	0												
29 Daniel Nava, S (1,9) 80 Manuel Margot, R (6,9) OBP: 0.368, SLG: 0.267					F7					2	1	2	0	0	0	0												
2 Xander Bogaerts, R (1,6) 16 Jeff Bianchi, R (6,6) OBP: 0.389, SLG: 0.643 OBP: 0.333, SLG: 0.231	G6-4-3				50 FC5-4 BB					1	0	0	0	1	0	1												
10 Ryan Hanigan, R (1,2) 7 Christian Vazquez, R (6,2) OBP: 0.250, SLG: 0.250 OBP: 0.267, SLG: 0.214					F8					2	0	0	0	0	1	1												
										2	0	0	0	0	1	2												
<b>Inning Stats</b>	R: 1 E: 0 K: 0 S: 5	H: 2 LOB: 1 BB: 0 P: 5	R: 0 E: 0 K: 1 S: 4	H: 0 LOB: 0 BB: 0 P: 5	R: 1 E: 0 K: 1 S: 7	H: 2 LOB: 1 BB: 0 P: 7	R: 0 E: 0 K: 1 S: 5	H: 0 LOB: 0 BB: 0 P: 5	R: 0 E: 0 K: 0 S: 3	H: 0 LOB: 1 BB: 1 P: 7	R: 1 E: 1 K: 0 S: 5	H: 1 LOB: 0 BB: 0 P: 6	R: 0 E: 0 K: 3 S: 9	H: 0 LOB: 1 BB: 1 P: 13	R: 0 E: 0 K: 3 S: 10	H: 1 LOB: 2 BB: 1 P: 14	1B: 4 2B: 2 3B: 0 HR: 0	SF: 0 SAC: 0 DP: 1 HBP: 1	WP: 1 PB: 0 SB: 0 CS: 1	PA: 37								
<b>PITCHER</b>	IP WLS BF H R ER SO BB IBB HBP BLK WP HR S P ERA WHIP																											
43 Adam Warren, R (1,1) ERA: 3.38	3.0	W	13	4	2	2	2	0	0	0	0	0	0	0	16	17	6.00	1.333										
45 Chasen Shreve, L (4,1) ERA: 1.8	2.0	H	7	0	0	0	1	1	0	0	0	0	0	8	12	0.00	0.500											
71 José Ramirez, R (6,1) ERA: 3.0	1.0	H	3	0	0	0	1	0	0	0	0	0	0	5	5	0.00	0.000											
76 Branden Pinder, R (7,1) ERA: 5.06	1.0	H	4	1	1	1	0	0	0	0	0	0	0	5	6	9.00	1.000											
82 Nick Goody, R (8,1) ERA:	1.0	H	4	0	0	0	3	1	0	0	0	0	0	9	13	0.00	1.000											

**New York Yankees @ Boston Red Sox**  
 JetBlue Park, Ft. Myers, FL  
 Fri Mar 13 2015, 7:09 PM - 10:11 PM EDT  
 Att: 9,659 - Partly Cloudy - 81 F

AB 32  
 R 3  
 H 6  
 RBI 3  
 BB 3  
 SO 10  
 LOB 18






Batter	1	2	3	4	5	6	7	8	9	AB	R	H	RBI	BB	SO	LOB	TOP																		
20 Rajai Davis, R OBP: 0.292, SLG: 0.263 19 Connor Harrell, R (7, 8)	F8		CS	81 BLK 81 G6-3 2B		BB		K		2	1	1	0	1	0	0																			
81 Josh Wilson, R OBP: 0.385, SLG: 0.304 9 Joey Pankake, R (8, 4)	K			G6-3		L9			F9	3	0	0	1	0	1	1																			
28 J.D. Martinez, R OBP: 0.444, SLG: 0.652	G6-3			G4-3		K			K	4	0	0	0	0	2	1																			
9 Nick Castellanos, R OBP: 0.143, SLG: 0.154 22 Wade Gaynor, R OBP: 0.429, SLG: 0.200	K			2B					G6-3	3	0	1	0	0	2	0																			
33 Steven Moya, L OBP: 0.182, SLG: 0.364 17 Jeff McVane, R OBP: 1.000, SLG: 1.000	K			F9		G5-3				3	0	0	0	0	1	1																			
74 Jordan Lennerton, L OBP: 0.357, SLG: 0.348 29 Dominic Fiocciello, S (7, 3)	K			G4-3		F9				3	0	0	0	0	1	0																			
50 Bryan Holaday, R OBP: 0.391, SLG: 0.550 79 Manny Piña, R OBP: 0.300, SLG: 0.250			G4-3		K				48 G4-3 2B	2	0	0	0	0	1	0																			
49 Dixon Machado, R OBP: 0.300, SLG: 0.333			G6-3		K				G4-3	3	0	0	0	0	1	1																			
17 Andrew Romine, S OBP: 0.286, SLG: 0.118 39 Ben Verlander, R OBP: 0.667, SLG: 0.667				20 CS BB		G3-1			K	1	0	0	0	1	0	0																			
<b>Inning Stats</b>	R: 0 E: 0 K: 1 S: 6	H: 0 LOB: 0 BB: 0 P: 6	R: 0 E: 0 K: 3 S: 9	H: 0 LOB: 0 BB: 0 P: 9	R: 0 E: 0 K: 0 S: 2	H: 0 LOB: 0 BB: 1 P: 6	R: 1 E: 0 K: 0 S: 5	H: 2 LOB: 1 BB: 0 P: 5	R: 0 E: 0 K: 2 S: 7	H: 0 LOB: 0 BB: 0 P: 7	R: 0 E: 0 K: 1 S: 5	H: 0 LOB: 1 BB: 1 P: 9	R: 0 E: 0 K: 1 S: 5	H: 0 LOB: 0 BB: 0 P: 5	R: 0 E: 0 K: 2 S: 8	H: 1 LOB: 1 BB: 0 P: 8	R: 0 E: 0 K: 1 S: 5	H: 0 LOB: 0 BB: 0 P: 5	1B: 0 2B: 3 3B: 0 HR: 0	SF: 0 SAC: 0 DP: 0 HBP: 0	WP: 0 PB: 0 SB: 0 CS: 1	PA: 32													
<b>PITCHER</b>	IP	WLS	BF	H	R	ER	SO	BB	IBB	HBP	BLK	WP	HR	S	P	ERA	WHIP	<b>PITCHER</b>	IP	WLS	BF	H	R	ER	SO	BB	IBB	HBP	BLK	WP	HR	S	P	ERA	WHIP
35 Michael Pineda, R ERA: 3.0	3.0		9	0	0	0	4	1	0	0	0	0	0	17	21	0.00	0.333	97 Jaron Long, R ERA: 8.1	1.0	H	4	1	0	0	2	0	0	0	0	0	8	8	0.00	1.000	
68 Delin Betances, R ERA: 3.0	1.0	B	5	2	1	1	0	0	0	0	1	0	0	5	5	9.00	2.000	31 Jared Burton, R ERA: 9.1	1.0	S	3	0	0	0	1	0	0	0	0	0	5	5	0.00	0.000	
48 Andrew Miller, L ERA: 2.25	1.0		3	0	0	0	2	0	0	0	0	0	0	7	7	0.00	0.000																		
90 Nick Rumbelow, R ERA: 2.45	1.1	W	5	0	0	0	2	1	0	0	0	0	0	8	12	0.00	0.750																		
89 James Pazos, L ERA: 3.66	0.2	H	2	0	0	0	0	0	0	0	0	0	0	2	2	0.00	0.000																		

**Detroit Tigers @ New York Yankees**  
George M. Steinbrenner Field, Tampa, FL  
Sat Mar 14 2015, 1:09 PM - 3:33 PM EDT  
Att: 10,682 - Partly Cloudy - 82 F


**AB** 29  
**R** 1  
**H** 3  
**RBI** 1  
**BB** 2  
**SO** 11  
**LOB** 6



Batter	1	2	3	4	5	6	7	8	9	AB	R	H	RBI	BB	SO	LOB	BOTTOM																		
18 Didi Gregorius, L OBP: 0.278, SLG: 0.400 60 Nick Noonan, L OBP: 0.313, SLG: 0.429	F8		SF9			14 1B 25 FC4-6 12 1B				2	1	1	1	0	0	0																			
12 Chase Headley, S OBP: 0.400, SLG: 0.474 97 Jonathan Galvez, R OBP: 0.353, SLG: 0.400			G5-3			14 1B 25 E 1B			98 BLK BB	3	0	2	0	0	0	0																			
14 Stephen Drew, L OBP: 0.263, SLG: 0.125 98 Rob Refsnyder, R OBP: 0.474, SLG: 0.438	F8		K			25 FC4-6 1B			K	3	0	1	0	0	1	1																			
25 Mark Teixeira, S OBP: 0.211, SLG: 0.167 95 Greg Bird, L OBP: 0.425, SLG: 0.846	K				G6-3	55 1B FC4-6			F8	3	0	0	1	0	1	2																			
33 Garrett Jones, L OBP: 0.333, SLG: 0.313 73 Dan Fiorito, R (8, PH) (9, 10)			E6 55 G6-4-3			K			K	3	0	0	0	0	2	1																			
55 Austin Romine, R OBP: 0.357, SLG: 0.333 99 Aaron Judge, R OBP: 0.438, SLG: 0.583			G6-4-3			F9			K	3	0	1	0	0	0	1																			
79 Tyler Austin, R OBP: 0.200, SLG: 0.429 78 Gary Sánchez, R OBP: 0.100, SLG: 0.444						G5-3			L7	3	0	1	0	0	0	2																			
93 Jake Cave, L OBP: 0.417, SLG: 0.750 77 Ramón Flores, L OBP: 0.294, SLG: 0.438			G4-3			K			74 FC4-6 1B	2	0	0	0	0	1	1																			
80 Mason Williams, L OBP: 0.429, SLG: 0.750 74 Slade Heathcott, L OBP: 0.571, SLG: 0.818						K			FC4-6 97 S 98 BLK	2	1	1	0	0	1	0																			
<b>Inning Stats</b>	R: 0 E: 0 K: 1 S: 6	H: 1 LOB: 1 BB: 0 P: 6	R: 0 E: 1 K: 0 S: 4	H: 1 LOB: 1 BB: 0 P: 4	R: 1 E: 0 K: 1 S: 6	H: 1 LOB: 0 BB: 0 P: 6	R: 0 E: 0 K: 1 S: 5	H: 0 LOB: 0 BB: 0 P: 5	R: 0 E: 0 K: 2 S: 7	H: 0 LOB: 0 BB: 0 P: 7	R: 2 E: 1 K: 1 S: 9	H: 4 LOB: 2 BB: 0 P: 9	R: 1 E: 0 K: 2 S: 8	H: 1 LOB: 1 BB: 1 P: 12	R: 0 E: 0 K: 2 S: 7	H: 0 LOB: 0 BB: 0 P: 7	1B: 5 2B: 2 3B: 1 HR: 0	SF: 1 SAC: 0 DP: 1 HBP: 0	WP: 0 PB: 0 SB: 2 CS: 0	PA: 33															
<b>PITCHER</b>	IP	WLS	BF	H	R	ER	SO	BB	IBB	HBP	BLK	WP	HR	S	P	ERA	WHIP	<b>PITCHER</b>	IP	WLS	BF	H	R	ER	SO	BB	IBB	HBP	BLK	WP	HR	S	P	ERA	WHIP
53 Kyle Lobstein, L ERA: 3.0	3.0		12	3	1	1	2	0	0	0	0	0	0	16	16	3.00	1.000																		
56 Kyle Ryan, L ERA: 5.4	2.0		6	0	0	0	3	0	0	0	0	0	0	12	12	0.00	0.000																		
67 Rafael Dolis, R ERA: 5.4	1.0	L	7	4	2	2	1	0	0	0	0	0	0	9	9	18.00	4.000																		
46 Ian Krol, L ERA: 5.4	1.0		5	1	1	1	2	1	0	0	1	0	0	8	12	9.00	2.000																		
66 Alberto Cabrera, R ERA: 7.5	1.0		3	0	0	0	2	0	0	0	0	0	0	7	7	0.00	0.000																		

**Detroit Tigers @ New York Yankees**  
George M. Steinbrenner Field, Tampa, FL  
Sat Mar 14 2015, 1:09 PM - 3:33 PM EDT  
Att: 10,682 - Partly Cloudy - 82 F

**AB** 31  
**R** 4  
**H** 8  
**RBI** 2  
**BB** 1  
**SO** 10  
**LOB** 11









Batter	1	2	3	4	5	6	7	8	9	AB	R	H	RBI	BB	SO	LOB	TOP										
2 Ben Revere, L (1, 8) OBP: 0.241, SLG: 0.154 19 Darin Mastroianni, R (7, 8) OBP: 0.100, SLG: 0.200	K			L8			25 WP 9 S 1B BB	F8		2	1	0	0	1	1	0											
25 Cody Asche, L (1, 5) OBP: 0.333, SLG: 0.381 26 Cameron Perkins, R (7, 7)	K			9 CS 1B			P6		G6-3	3	0	1	0	0	1	1											
9 Dominic Brown, L (1, 9) OBP: 0.394, SLG: 0.296 40 Aaron Altherr, R (7, PR) OBP: 0.250, SLG: 0.250	G4-3			G3			3-2 1B		K	3	0	1	1	0	0	1											
18 Darin Ruf, R (1, 3) OBP: 0.250, SLG: 0.231		G6-3			G6-3		3-H 1-3 1B		F8	4	0	0	0	0	1	1											
68 Russ Canzler, R (1, 7) OBP: 0.067, SLG: 0.067		K			K				F8	3	0	0	0	0	2	1											
27 Chris Nelson, R (1, 10) OBP: 0.444, SLG: 0.333		G6-3			F8					3	1	1	0	0	0	0											
16 César Hernández, S (1, 4) OBP: 0.200, SLG: 0.136			G4-3			K			29 WP 4 G3 16 HBP 1B	2	0	0	0	0	1	0											
29 Cameron Rupp, R (1, 2) OBP: 0.417, SLG: 0.545 76 René García, R (8, 2)				4 G4-6-3 1B		G6-3			K	3	0	1	0	0	1	2											
4 Andrés Blanco, S (1, 6) OBP: 0.217, SLG: 0.478			G4-6-3			F7			G3	3	0	0	1	0	0	2											
<b>Inning Stats</b>	R: 0 H: 0 E: 0 K: 2 S: 9	H: 0 LOB: 0 BB: 0 P: 12	R: 0 H: 0 E: 0 K: 1 S: 9	H: 0 LOB: 0 BB: 0 P: 12	R: 0 H: 1 E: 0 K: 0 S: 6	H: 1 LOB: 0 BB: 0 P: 6	R: 0 H: 1 E: 0 K: 0 S: 13	H: 1 LOB: 0 BB: 0 P: 15	R: 0 H: 0 E: 0 K: 1 S: 8	H: 0 LOB: 0 BB: 0 P: 11	R: 1 H: 1 E: 0 K: 1 S: 10	H: 1 LOB: 1 BB: 1 P: 20	R: 1 H: 1 E: 0 K: 1 S: 12	H: 1 LOB: 1 BB: 0 P: 22	R: 0 H: 0 E: 0 K: 1 S: 7	H: 0 LOB: 0 BB: 0 P: 10	1B: 4 2B: 0 3B: 0 HR: 0	SF: 0 SAC: 0 DP: 1 HBP: 1	WP: 2 PA: 31 SB: 0 CS: 1								
<b>PITCHER</b>	IP	WLS	BF	H	R	ER	SO	BB	IBB	HBP	BLK	WP	HR	S	P	ERA	WHIP										
30 Nathan Eovaldi, R (1, 1) ERA: 1.0	4.0		12	2	0	0	3	0	0	0	0	0	0	37	45	0.00	0.500										
39 Chase Whitley, R (5, 1) ERA: 7.5	2.0	H	6	0	0	0	2	0	0	0	0	0	0	16	23	0.00	0.000										
29 David Carpenter, R (7, 1) ERA: 6.75	1.0	W	6	2	2	2	1	1	0	0	0	1	0	13	24	18.00	3.000										
41 Justin Wilson, L (8, 1) ERA: 7.5	1.0	H	4	0	0	0	1	0	0	1	0	1	0	9	18	0.00	0.000										
70 Wilking Rodríguez, R (9, 1) ERA: 7.5	1.0	S	3	0	0	0	1	0	0	0	0	0	0	7	10	0.00	0.000										
<b>Batter</b>	<b>1</b>	<b>2</b>	<b>3</b>	<b>4</b>	<b>5</b>	<b>6</b>	<b>7</b>	<b>8</b>	<b>9</b>	<b>AB</b>	<b>R</b>	<b>H</b>	<b>RBI</b>	<b>BB</b>	<b>SO</b>	<b>LOB</b>	<b>BOTTOM</b>										
22 Jacoby Ellsbury, L (1, 8) OBP: 0.222, SLG: 0.296 74 Slade Heathcott, L (6, 8) OBP: 0.600, SLG: 0.833	34 SF8 3B			L8			L8			3	1	1	0	0	0	0											
11 Brett Gardner, L (1, 7) OBP: 0.295, SLG: 0.130 63 José Pirela, R (7, 7) OBP: 0.476, SLG: 0.632	K			E7 1B			G3		F8	3	0	1	0	0	1	1											
25 Mark Teixeira, S (1, 3) OBP: 0.227, SLG: 0.150 94 Kyle Roller, L (7, 3) OBP: 0.294, SLG: 0.250	34 SF8 BB			G4-3			F7		66 G5-4-3 1B	2	0	0	0	1	0	1											
34 Brian McCann, L (1, 2) OBP: 0.190, SLG: 0.211 66 John Ryan Murphy, R (7, 2) OBP: 0.111, SLG: 0.167	SF8			G5-3			P5		G5-4-3	2	0	0	1	0	0	0											
12 Chase Headley, S (1, 5) OBP: 0.391, SLG: 0.591 62 Cole Figueroa, L (8, 5) OBP: 0.287, SLG: 0.333	K			K						3	1	1	1	0	2	1											
13 Alex Rodríguez, R (1, 10) OBP: 0.476, SLG: 0.588 95 Greg Bird, L (7, PH) OBP: 0.467, SLG: 0.846		G6-3					HR			1	0	0	0	1	0	0											
33 Garrett Jones, L (1, 9) OBP: 0.286, SLG: 0.283 99 Aaron Judge, R (8, 9) OBP: 0.438, SLG: 0.583							33 F8 74 1B BB		F8	0	1	0	0	1	0	0											
14 Stephen Drew, L (1, 4) OBP: 0.227, SLG: 0.105 98 Rob Refsnyder, R (8, 4) OBP: 0.474, SLG: 0.438										3	0	0	0	0	0	2											
18 Didi Gregorius, L (1, 6) OBP: 0.286, SLG: 0.353 96 Cito Culver, R (7, PR) OBP: 0.143, SLG: 0.077										0	0	0	0	0	0	0											
<b>Inning Stats</b>	R: 1 H: 1 E: 0 K: 2 S: 11	H: 1 LOB: 1 BB: 1 P: 19	R: 0 H: 0 E: 0 K: 0 S: 4	H: 0 LOB: 0 BB: 0 P: 7	R: 0 H: 1 E: 1 K: 0 S: 9	H: 1 LOB: 1 BB: 0 P: 16	R: 0 H: 0 E: 0 K: 1 S: 10	H: 0 LOB: 1 BB: 1 P: 18	R: 0 H: 0 E: 0 K: 0 S: 4	H: 0 LOB: 0 BB: 0 P: 8	R: 2 H: 2 E: 0 K: 0 S: 12	H: 2 LOB: 2 BB: 2 P: 26	R: 0 H: 1 E: 0 K: 0 S: 6	H: 1 LOB: 0 BB: 0 P: 9	1B: 3 2B: 0 3B: 1 HR: 1	SF: 1 SAC: 0 DP: 1 HBP: 0	WP: 0 PA: 31 SB: 0 CS: 0										
<b>PITCHER</b>	IP	WLS	BF	H	R	ER	SO	BB	IBB	HBP	BLK	WP	HR	S	P	ERA	WHIP										
61 Sean O'Sullivan, R (1, 1) ERA: 6.75	3.0		12	2	1	1	2	1	0	0	0	0	0	24	42	3.00	1.000										
43 Mario Hollands, L (4, 1) ERA: 7.71	2.0		7	0	0	0	1	1	0	0	0	0	0	20	33	0.00	0.500										
59 Kevin Slowey, R (6, 1) ERA: 2.35	1.2	L	8	1	2	2	0	2	0	0	0	0	1	14	30	10.80	1.800										
50 Héctor Neris, R (7, 1) ERA: 6.23	0.1		1	1	0	0	0	0	0	0	0	0	0	2	4	0.00	3.000										
46 Jeanmar Gómez, R (8, 1) ERA: 7.5	1.0		3	1	0	0	0	0	0	0	0	0	0	6	9	0.00	1.000										

Philadelphia Phillies @ New York Yankees  
George M. Steinbrenner Field, Tampa, FL  
Sun Mar 15 2015, 1:09 PM - 3:31 PM EDT  
Att: 9,682 - Partly Cloudy - 81 F

AB	29
R	2
H	4
RBI	2
BB	1
SO	8
LOB	9



Philadelphia Phillies @ New York Yankees  
George M. Steinbrenner Field, Tampa, FL  
Sun Mar 15 2015, 1:09 PM - 3:31 PM EDT  
Att: 9,682 - Partly Cloudy - 81 F

AB	26
R	3
H	5
RBI	3
BB	4
SO	3
LOB	7





Batter	1	2	3	4	5	6	7	8	9	AB	R	H	RBI	BB	SO	LOB	TOP																		
7 José Reyes, S OBP: 0.478, SLG: 0.714 13 Maicer Izturis, S OBP: 0.200, SLG: 0.154 1 Jonathan Diaz, R (9.6)	G6-3		G4-3		G6-3	K			E1	3	2	2	0	0	0	0																			
20 Josh Donaldson, R OBP: 0.355, SLG: 0.435 66 Munenori Kawasaki, L OBP: 0.539, SLG: 0.556 (7.5)	K2-3		G4-3		G6-3				G3	3	0	1	1	1	1	0																			
19 José Bautista, R OBP: 0.476, SLG: 0.688 39 Caleb Cindl, L OBP: 0.448, SLG: 0.720 (6.9)	G6-3		G6-3		G6-3				F7	2	0	0	1	1	0	1																			
30 Dioner Navarro, S OBP: 0.412, SLG: 0.438 33 Chris Dickerson, L OBP: 0.304, SLG: 0.316 (3.10)										2	1	2	0	0	0	0																			
23 Danny Valencia, R OBP: 0.316, SLG: 0.389 14 Justin Smoak, S OBP: 0.207, SLG: 0.080 (5.3)										1	0	0	0	1	1	1																			
45 Dalton Pompey, S OBP: 0.290, SLG: 0.400 (1.8)										2	0	0	0	0	0	2																			
24 Davan Viedro, R 3 Ezequiel Carrera, L (6.7)										2	0	0	0	0	0	1																			
29 Devon Travis, R 17 Ryan Goins, L OBP: 0.375, SLG: 0.435 (9.4)										4	0	0	0	0	2	1																			
22 Josh Thole, L OBP: 0.476, SLG: 0.500 (1.2)										3	1	2	1	0	1	0																			
<b>Inning Stats</b>	R: 0 E: 0 K: 1 S: 5	H: 0 LOB: 0 BB: 0 P: 5	R: 2 E: 0 K: 1 S: 8	H: 4 LOB: 2 BB: 0 P: 8	R: 1 E: 0 K: 0 S: 4	H: 2 LOB: 1 BB: 0 P: 8	R: 0 E: 0 K: 1 S: 6	H: 1 LOB: 1 BB: 0 P: 6	R: 1 E: 0 K: 0 S: 3	H: 1 LOB: 1 BB: 2 P: 10	R: 0 E: 0 K: 1 S: 5	H: 1 LOB: 1 BB: 0 P: 5	R: 0 E: 0 K: 2 S: 7	H: 0 LOB: 0 BB: 0 P: 7	R: 0 E: 1 K: 0 S: 5	H: 1 LOB: 2 BB: 0 P: 5	1B: 6 2B: 4 3B: 1 HR: 0	SF: 0 SAC: 0 DP: 1 HBP: 0	WP: 0 PB: 0 SB: 0 CS: 2	PA: 39															
<b>PITCHER</b>	IP	WLS	BF	H	R	ER	SO	BB	IBB	HBP	BLK	WP	HR	S	P	ERA	WHIP	<b>PITCHER</b>	IP	WLS	BF	H	R	ER	SO	BB	IBB	HBP	BLK	WP	HR	S	P	ERA	WHIP
52 CC Sabathia, L ERA: 9.0	2.0	L	9	4	2	2	2	0	0	0	0	0	0	13	13	9.00	2.000	57 Chris Martin, R ERA: 3.6	1.0		3	1	0	0	1	0	0	0	0	0	5	5	0.00	1.000	
68 Daultin Betances, R ERA: 4.5	1.0		5	2	1	1	0	1	0	0	0	0	0	4	8	9.00	3.000	45 Chasen Shreve, L ERA: 1.5	1.0		3	0	0	0	2	0	0	0	0	0	7	7	0.00	0.000	
41 Justin Wilson, L ERA: 1.8	1.0		5	1	1	0	0	2	0	0	0	0	0	3	12	0.00	3.000	31 Jared Burton, R ERA: 1.5	1.0		5	1	0	0	0	0	0	0	0	5	5	0.00	1.000		
Domingo Germán, R ERA:	1.0		5	1	0	0	1	1	0	0	0	0	0	6	10	0.00	2.000																		

Toronto Blue Jays @ New York Yankees  
George M. Steinbrenner Field, Tampa, FL  
Tue Mar 17 2015, 7:05 PM - 9:57 PM EDT  
Att: 9,863 - Clear - 74 F

livebaseballscores.com

AB 35  
R 4  
H 11  
RBI 4  
BB 4  
SO 7  
LOB 17



Batter	1	2	3	4	5	6	7	8	9	AB	R	H	RBI	BB	SO	LOB	BOTTOM																		
11 Brett Gardner, L OBP: 0.233, SLG: 0.115 77 Ramón Flores, L OBP: 0.278, SLG: 0.412 (7.7)	K		G4-3		G4-3				F7	3	0	0	0	0	1	0																			
13 Alex Rodriguez, R OBP: 0.417, SLG: 0.500 97 Jonathan Galvez, R OBP: 0.389, SLG: 0.400 (7.5)	K		F8						G6-3	3	0	0	0	0	1	0																			
36 Carlos Beltrán, S OBP: 0.238, SLG: 0.211 79 Tyler Austin, R OBP: 0.250, SLG: 0.533 (7.9)			F8							3	0	1	0	0	0	0																			
25 Mark Teixeira, S OBP: 0.240, SLG: 0.304 95 Greg Bird, L OBP: 0.436, SLG: 0.786 (7.3)										3	1	1	1	0	0	1																			
34 Brian McCann, L OBP: 0.174, SLG: 0.190 55 Austin Romine, R OBP: 0.313, SLG: 0.286 (6.2)										2	0	0	0	0	0	0																			
33 Garrett Jones, L OBP: 0.292, SLG: 0.238 94 Kyle Roller, L OBP: 0.278, SLG: 0.235 (9.7)										2	1	0	0	1	0	0																			
24 Chris Young, R OBP: 0.292, SLG: 0.304 80 Mason Williams, L OBP: 0.400, SLG: 0.692 (8.8)										3	0	2	0	0	0	0																			
14 Stephen Drew, L OBP: 0.250, SLG: 0.143 63 José Pirela, R OBP: 0.522, SLG: 0.750 (7.4)										2	0	1	1	0	1	0																			
18 Didi Gregorius, L OBP: 0.261, SLG: 0.316 60 Nick Noonan, L OBP: 0.278, SLG: 0.375 (7.6)										1	0	1	0	1	0	0																			
<b>Inning Stats</b>	R: 0 E: 0 K: 2 S: 8	H: 1 LOB: 1 BB: 0 P: 8	R: 1 E: 0 K: 1 S: 6	H: 2 LOB: 2 BB: 1 P: 10	R: 0 E: 0 K: 0 S: 3	H: 0 LOB: 0 BB: 0 P: 3	R: 1 E: 0 K: 0 S: 5	H: 1 LOB: 0 BB: 0 P: 6	R: 0 E: 0 K: 1 S: 5	H: 0 LOB: 0 BB: 0 P: 5	R: 0 E: 0 K: 0 S: 3	H: 0 LOB: 0 BB: 0 P: 3	R: 0 E: 0 K: 2 S: 8	H: 1 LOB: 2 BB: 1 P: 12	R: 0 E: 0 K: 1 S: 6	H: 1 LOB: 1 BB: 1 P: 10	R: 0 E: 0 K: 1 S: 6	H: 1 LOB: 1 BB: 0 P: 6	1B: 3 2B: 3 3B: 1 HR: 1	SF: 0 SAC: 0 DP: 1 HBP: 0	WP: 0 PB: 0 SB: 0 CS: 1	PA: 36													
<b>PITCHER</b>	IP	WLS	BF	H	R	ER	SO	BB	IBB	HBP	BLK	WP	HR	S	P	ERA	WHIP	<b>PITCHER</b>	IP	WLS	BF	H	R	ER	SO	BB	IBB	HBP	BLK	WP	HR	S	P	ERA	WHIP
36 Drew Hutchison, R ERA: 1.8	4.0	W	16	4	2	2	3	1	0	0	0	0	0	12	12	0.00	0.000																		
51 Miguel Castro, R ERA: 6.23	2.2	H	8	0	0	0	2	0	0	0	0	0	0	4	8	0.00	6.000																		
52 Roberto Osuna, R ERA:	2.0	S	9	2	0	0	2	1	0	0	0	0	0	12	16	0.00	1.500																		

Toronto Blue Jays @ New York Yankees  
George M. Steinbrenner Field, Tampa, FL  
Tue Mar 17 2015, 7:05 PM - 9:57 PM EDT  
Att: 9,863 - Clear - 74 F

livebaseballscores.com

AB 33  
R 2  
H 7  
RBI 2  
BB 3  
SO 8  
LOB 10









Batter	1	2	3	4	5	6	7	8	9	AB	R	H	RBI	BB	SO	LOB	TOP					
2 Ben Revere, L (1, 8) OBP: 0.194, SLG: 0.121																						
15 Jordan Danks, L (7, 8) OBP: 0.333, SLG: 0.500	G6-3	G5-3		F7			G5-3		E8 2B	4	0	0	0	0	0	1						
13 Freddy Galvis, S (1, 6) OBP: 0.263, SLG: 0.263	G3								E8 27 1B	4	0	1	0	0	2	0						
4 Andrés Blanco, S (7, 6) OBP: 0.200, SLG: 0.440										1	1	0	0	0	0	0						
26 Chase Utley, L (1, 10) OBP: 0.300, SLG: 0.571										2	2	0	1	0	0	0						
27 Chris Nelson, R (7, PH) OBP: 0.385, SLG: 0.300	6 1B			51 1B						2	0	1	1	0	0	1						
6 Ryan Howard, L (1, 3) OBP: 0.243, SLG: 0.432										2	0	1	1	0	0	2						
18 Darin Ruf, R (5, 3) OBP: 0.242, SLG: 0.323	51 BB			G6-3						2	1	1	1	0	1	1						
51 Carlos Ruiz, R (1, 2) OBP: 0.185, SLG: 0.192										3	0	1	1	0	0	2						
47 Koyie Hill, S (7, 2)										2	1	1	1	0	1	1						
9 Dornic Brown, L (1, 9) OBP: 0.371, SLG: 0.276										2	0	0	0	0	2	3						
17 Brian Bogusevic, L (3, 9) OBP: 0.412, SLG: 0.813	K			K						2	0	0	0	0	2	0						
25 Cody Asche, L (1, 5) OBP: 0.300, SLG: 0.444										3	1	1	1	0	0	0						
7 Maikel Franco, R (6, 5) OBP: 0.200, SLG: 0.200										1	0	0	0	0	1	0						
24 Grady Sizemore, L (1, 7) OBP: 0.250, SLG: 0.125										3	0	0	0	0	0	0						
68 Russ Canzler, R (6, 7) OBP: 0.176, SLG: 0.176										1	1	1	0	0	0	0						
16 César Hernández, S (1, 4) OBP: 0.226, SLG: 0.185										2	0	0	0	1	1	0						
<b>Inning Stats</b>	R: 1 E: 0 K: 1 S: 7	H: 2 LOB: 2 BB: 1 P: 11	R: 1 E: 0 K: 0 S: 5	H: 1 LOB: 0 BB: 0 P: 6	R: 1 E: 0 K: 2 S: 9	H: 2 LOB: 1 BB: 0 P: 9	R: 0 E: 0 K: 0 S: 3	H: 0 LOB: 1 BB: 1 P: 7	R: 0 E: 0 K: 1 S: 5	H: 0 LOB: 1 BB: 0 P: 9	R: 0 E: 0 K: 1 S: 5	H: 0 LOB: 0 BB: 0 P: 5	R: 0 E: 0 K: 2 S: 7	H: 1 LOB: 1 BB: 0 P: 6	R: 1 E: 1 K: 2 S: 9	H: 1 LOB: 1 BB: 0 P: 11	R: 3 E: 1 K: 2 S: 11	H: 3 LOB: 1 BB: 0 P: 11	1B: 6 2B: 2 3B: 0 HR: 2	SF: 0 SAC: 1 DP: 0 HBP: 0	WP: 0 PB: 0 CS: 0	PA: 41
<b>PITCHER</b>	IP	WLS	BF	H	R	ER	SO	BB	IBB	HBP	BLK	WP	HR	S	P	ERA	WHIP					
53 Esmil Rogers, R (1, 1) ERA: 2.89	3.1		16	5	3	3	3	1	0	0	0	0	1	22	27	8.10	1.800					
29 David Carpenter, R (4, 1) ERA: 4.75	1.2		7	0	0	0	1	2	0	0	0	0	0	7	15	0.00	1.200					
Tyler Webb, L (6, 1) ERA: 4.76	1.2		5	0	0	0	2	0	0	0	0	0	0	9	9	0.00	0.000					
Nick Goody, R (7, 1) ERA: 2.08	1.1	L	6	2	1	1	2	0	0	0	0	0	1	11	13	6.75	1.500					
45 Chasen Shreve, L (9, 1) ERA: 3.86	1.0		7	3	3	2	2	0	0	0	0	0	0	11	11	18.00	3.000					

Philadelphia Phillies @ New York Yankees  
George M. Steinbrenner Field, Tampa, FL  
Thu Mar 19 2015, 7:08 PM - 10:00 PM EDT  
Att: 10,431 - Cloudy - 77 F

AB	37
R	7
H	10
RBI	6
BB	3
SO	10
LOB	10



Batter	1	2	3	4	5	6	7	8	9	AB	R	H	RBI	BB	SO	LOB	BOTTOM					
18 Didi Gregorius, L (1, 6) OBP: 0.345, SLG: 0.480																						
60 Nick Noonan, L (6, PR) OBP: 0.263, SLG: 0.353	G4-3									3	0	1	0	0	0	1						
14 Stephen Drew, L (1, 4) OBP: 0.300, SLG: 0.346										2	0	1	1	1	0	0						
98 Rob Refsnyder, R (6, PR) OBP: 0.409, SLG: 0.368	F8									1	0	0	0	0	0	0						
36 Carlos Beltrán, S (1, 9) OBP: 0.250, SLG: 0.227										3	0	1	1	0	0	1						
Tyler Austin, R (6, PR) OBP: 0.300, SLG: 0.500										1	0	0	0	0	1	0						
25 Mark Teixeira, S (1, 3) OBP: 0.226, SLG: 0.310										3	0	0	0	0	0	2						
83 Francisco Arúa, L (7, 3) OBP: 0.375, SLG: 0.500										1	0	0	0	0	0	0						
12 Chase Headley, S (1, 5) OBP: 0.414, SLG: 0.667										3	1	1	1	0	1	2						
62 Cole Figueroa, L (7, 5) OBP: 0.333, SLG: 0.353										1	0	0	0	0	0	0						
13 Alex Rodriguez, R (1, 10) OBP: 0.370, SLG: 0.435										3	0	0	0	0	1	0						
55 Austin Romine, R (1, 2) OBP: 0.279, SLG: 0.250										2	0	0	0	0	1	0						
66 John Ryan Murphy, R (7, 2) OBP: 0.095, SLG: 0.143										1	0	0	0	0	1	0						
77 Ramón Flores, L (1, 7) OBP: 0.261, SLG: 0.333										3	0	0	0	0	0	0						
97 Jonathan Galvez, R (8, 7) OBP: 0.351, SLG: 0.353										0	0	0	0	0	0	0						
74 Slade Heathcott, L (1, 8) OBP: 0.526, SLG: 0.667										2	1	0	0	0	0	1						
63 José Pirela, R (7, 8) OBP: 0.444, SLG: 0.625										1	0	0	0	0	1	0						
<b>Inning Stats</b>	R: 0 E: 0 K: 0 S: 3	H: 0 LOB: 0 BB: 0 P: 3	R: 1 E: 0 K: 1 S: 7	H: 1 LOB: 0 BB: 0 P: 8	R: 1 E: 1 K: 0 S: 5	H: 1 LOB: 1 BB: 0 P: 5	R: 0 E: 0 K: 1 S: 5	H: 0 LOB: 0 BB: 0 P: 5	R: 0 E: 0 K: 0 S: 3	H: 0 LOB: 0 BB: 0 P: 3	R: 1 E: 0 K: 0 S: 4	H: 2 LOB: 2 BB: 1 P: 8	R: 0 E: 0 K: 2 S: 7	H: 0 LOB: 0 BB: 0 P: 7	R: 0 E: 0 K: 2 S: 7	H: 0 LOB: 0 BB: 0 P: 7	R: 0 E: 0 K: 1 S: 5	H: 0 LOB: 0 BB: 0 P: 5	1B: 2 2B: 1 3B: 0 HR: 1	SF: 0 SAC: 0 DP: 1 HBP: 0	WP: 0 PB: 0 CS: 0	PA: 32
<b>PITCHER</b>	IP	WLS	BF	H	R	ER	SO	BB	IBB	HBP	BLK	WP	HR	S	P	ERA	WHIP					
34 Aaron Harang, R (1, 1) ERA: 1.8	1.0	H	3	0	0	0	1	0	0	0	0	0	0	5	5	0.00	0.000					
64 Jonathan Papelbon, R (4, 1) ERA: 2.25	2.0	B	8	2	1	1	0	1	0	0	0	0	0	7	11	4.50	1.500					
52 Andy Oliver, L (7, 1) ERA: 1.0	1.2	W	5	0	0	0	4	0	0	0	0	0	0	13	13	0.00	0.000					
57 Luis Garcia, R (8, 1) ERA: 0.00	1.1	S	4	0	0	0	1	0	0	0	0	0	0	6	6	0.00	0.000					

Philadelphia Phillies @ New York Yankees  
George M. Steinbrenner Field, Tampa, FL  
Thu Mar 19 2015, 7:08 PM - 10:00 PM EDT  
Att: 10,431 - Cloudy - 77 F

AB	31
R	3
H	4
RBI	3
BB	1
SO	7
LOB	7





Batter	1	2	3	4	5	6	7	8	9	AB	R	H	RBI	BB	SO	LOB	TOP					
11 Brett Gardner, L (1,8) OBP: 0.270, SLG: 0.219 74 Slade Heathcott, L (6,8) OBP: 0.524, SLG: 0.765										3	1	1	0	0	0	0	<b>New York Yankees @ Detroit Tigers</b> Joker Marchant Stadium, Lakeland, FL Fri Mar 20 2015, 1:11 PM - 4:04 PM EDT Att: 9,817 - Sunny - 81 F					
17 Brendan Ryan, R (1,6) OBP: 0.333, SLG: 0.667 60 Nick Noonan, L (5,6)										3	1	1	1	0	1	0						
34 Brian McCann, L (1,2) OBP: 0.333, SLG: 0.490 55 Austin Romine, R (6,2)										2	0	1	1	1	1	0						
13 Alex Rodriguez, R (1,10) OBP: 0.367, SLG: 0.538 67 Eddy Rodriguez, R (8, PH) OBP: 0.429, SLG: 0.490										3	2	1	1	0	0	2						
33 Garrett Jones, L (1,3) OBP: 0.290, SLG: 0.296 83 Francisco Arcia, L (6,3) OBP: 0.444, SLG: 0.556										3	1	1	0	0	1	0						
24 Chris Young, R (1,9) OBP: 0.300, SLG: 0.286 Aaron Judge, R (6,9) OBP: 0.412, SLG: 0.538										2	0	0	0	0	1	2						
63 Jose Pirela, R (1,5) OBP: 0.433, SLG: 0.630 97 Jonathan Galvez, R (6,5) OBP: 0.409, SLG: 0.500										3	1	1	2	0	0	1						
98 Rob Refsnyder, R (1,4) OBP: 0.400, SLG: 0.500 62 Cole Figueroa, L (6,4) OBP: 0.316, SLG: 0.333										3	1	1	2	0	1	0						
77 Ramon Flores, L (1,7) OBP: 0.231, SLG: 0.292 83 Ben Gamel, L (7,7)										3	0	0	0	0	2	0						
										1	0	0	0	0	1							
<b>Inning Stats</b>	R: 6 E: 0 K: 1 S: 11	H: 6 LOB: 0 BB: 0 P: 11	R: 0 E: 0 K: 0 S: 3	H: 0 LOB: 1 BB: 1 P: 7	R: 0 E: 0 K: 0 S: 2	H: 0 LOB: 0 BB: 0 P: 3	R: 0 E: 0 K: 1 S: 5	H: 0 LOB: 0 BB: 0 P: 5	R: 1 E: 0 K: 3 S: 12	H: 1 LOB: 0 BB: 0 P: 14	R: 0 E: 0 K: 0 S: 7	H: 0 LOB: 0 BB: 0 P: 7	R: 0 E: 0 K: 0 S: 3	H: 0 LOB: 0 BB: 0 P: 3	R: 3 E: 1 K: 2 S: 10	H: 2 LOB: 1 BB: 1 P: 14	R: 1 E: 0 K: 0 S: 4	H: 2 LOB: 0 BB: 0 P: 4	1B: 4 2B: 2 3B: 3 HR: 2	SF: 1 SAC: 0 DP: 2 HBP: 1	WP: 0 PB: 0 SB: 0 CS: 0	PA: 40
<b>PITCHER</b>	IP WLS BF H R ER SO BB IBB HBP BLK WP HR S P ERA WHIP																					
31 Alfredo Simon, R (1,1) ERA: 6.75	3.0 L 16 6 6 6 1 1 0 0 1 0 0 0 1 16 21 18.00 2.333																					
36 Joe Nathan, R (4,1) ERA: 5.4	1.0 3 0 0 0 1 0 0 0 0 0 0 0 1 5 5 0.00 0.000																					
43 Bruce Rondon, R (5,1) ERA: 4.5	1.0 4 1 1 1 3 0 0 0 0 0 0 1 12 14 9.00 1.000																					
44 Joba Chamberlain, R (6,1) ERA: 7.2	1.0 3 0 0 0 2 0 0 0 0 0 0 0 7 7 0.00 0.000																					
38 Joakim Soria, R (7,1) ERA:	1.0 3 0 0 0 0 0 0 0 0 0 0 0 3 3 0.00 0.000																					
30 Alex Wilson, R (8,1) ERA: 8.1	0.2 5 2 3 2 2 1 0 0 0 0 0 0 0 6 6 27.00 4.500																					
66 Alberto Cabrera, R (8,1) ERA: 7.04	1.1 6 2 1 1 0 0 0 0 0 0 0 0 0 6 6 6.75 1.500																					

Batter	1	2	3	4	5	6	7	8	9	AB	R	H	RBI	BB	SO	LOB	BOTTOM			
20 Rajai Davis, R (1,7) OBP: 0.324, SLG: 0.406 73 Jason Krizan, L (7,7) OBP: 0.200, SLG: 0.474										3	1	3	0	0	0	0	<b>New York Yankees @ Detroit Tigers</b> Joker Marchant Stadium, Lakeland, FL Fri Mar 20 2015, 1:11 PM - 4:04 PM EDT Att: 9,817 - Sunny - 81 F			
12 Anthony Gose, L (1,8) OBP: 0.495, SLG: 0.579 18 Tyler Collins, L (7,8) OBP: 0.378, SLG: 0.438										3	0	0	0	0	3					
3 Ian Kinsler, R (1,4) OBP: 0.463, SLG: 0.880 26 Hernan Perez, R (7,4) OBP: 0.385, SLG: 0.400										3	0	1	1	0	0	2				
28 J.D. Martinez, R (1,9) OBP: 0.395, SLG: 0.641 33 Steven Moya, S (7,9) OBP: 0.143, SLG: 0.286										3	0	0	0	0	1	2				
52 Yoenis Cespedes, R (1,10) OBP: 0.321, SLG: 0.593 64 Xavier Avery, L (7, PH) OBP: 0.348, SLG: 0.333										2	1	2	1	0	0	0				
13 Alex Avila, L (1,2) OBP: 0.389, SLG: 0.231 50 Bryan Holaday, R (7,2) OBP: 0.136, SLG: 0.143										2	0	0	0	0	1	1				
9 Nick Castellanos, R (1,5) OBP: 0.394, SLG: 0.448 76 Jeffrey Marte, R (7,5) OBP: 0.290, SLG: 0.357										2	0	0	0	0	0	0				
74 Jordan Lennerton, L (1,3) OBP: 0.324, SLG: 0.267 17 Andrew Romine, S (7,3) OBP: 0.273, SLG: 0.172										2	0	0	0	0	1	0				
1 Jose Iglesias, R (1,6) OBP: 0.160, SLG: 0.130 81 Josh Wilson, R (7,6) OBP: 0.294, SLG: 0.226										2	0	0	0	0	0	0				
										1	0	0	0	0	1					
<b>Inning Stats</b>	R: 0 E: 0 K: 0 S: 3	H: 1 LOB: 0 BB: 0 P: 3	R: 0 E: 0 K: 1 S: 5	H: 1 LOB: 0 BB: 0 P: 5	R: 0 E: 0 K: 0 S: 4	H: 1 LOB: 1 BB: 0 P: 4	R: 1 E: 0 K: 1 S: 8	H: 1 LOB: 0 BB: 0 P: 8	R: 1 E: 0 K: 0 S: 5	H: 2 LOB: 1 BB: 0 P: 6	R: 0 E: 0 K: 0 S: 3	H: 0 LOB: 0 BB: 0 P: 3	R: 0 E: 0 K: 0 S: 5	H: 2 LOB: 2 BB: 0 P: 5	R: 0 E: 1 K: 0 S: 5	H: 1 LOB: 2 BB: 0 P: 5	1B: 7 2B: 1 3B: 0 HR: 1	SF: 0 SAC: 0 DP: 2 HBP: 0	WP: 0 PB: 0 SB: 1 CS: 0	PA: 35
<b>PITCHER</b>	IP WLS BF H R ER SO BB IBB HBP BLK WP HR S P ERA WHIP																			
43 Adam Warren, R (1,1) ERA: 2.77	5.0 W 17 4 1 1 3 0 0 0 0 0 0 0 5 6 9.00 2.000																			
57 Chris Martin, R (6,1) ERA: 4.5	1.0 5 2 1 1 0 0 0 0 0 0 0 0 5 6 9.00 2.000																			
39 Chase Whitley, R (7,1) ERA:	3.0 S 13 3 0 0 0 0 0 0 0 0 0 0 13 13 0.00 1.000																			



AB	36
R	11
H	11
RBI	10
BB	2
SO	9
LOB	9

AB	35
R	2
H	9
RBI	2
BB	0
SO	3
LOB	16

livebaseballscores.com

livebaseballscores.com



Batter	1	2	3	4	5	6	7	8	9	AB	R	H	RBI	BB	SO	LOB	TOP										
19 Robbie Grossman, S (1, 7) OBP: 0.429, SLG: 0.533 79 Andrew Apfin, L (7, 7) OBP: 0.316, SLG: 0.071	G6-3	G4-3			F8		F9			4	0	0	0	0	0	3											
4 George Springer, R (1, 9) OBP: 0.466, SLG: 0.700 87 Brett Phillips, L (8, 9) OBP: 0.500, SLG: 1.250	3B		K					G6-3		3	1	1	0	1	1	0											
23 Chris Carter, R (1, 10) OBP: 0.370, SLG: 0.500 12 Max Stassi, R (8, PR) OBP: 0.438, SLG: 0.583	HR		F8					E5		4	1	1	2	0	1	2											
15 Jason Castro, L (1, 2) OBP: 0.357, SLG: 0.640 70 Tyler Heineman, S (6, 2) OBP: 0.200, SLG: 0.400	K		G6-3					F9		3	0	0	0	0	1	0											
30 Matt Dominguez, R (1, 5) OBP: 0.321, SLG: 0.269 2 Jonathan Villar, S (6, 5) OBP: 0.393, SLG: 0.478	1B		K					K		3	0	1	0	0	2	0											
21 Jon Singleton, L (1, 3) OBP: 0.343, SLG: 0.469 26 Dan Johnson, L (7, 3) OBP: 0.250, SLG: 0.063	K		F8					K		3	0	0	0	0	2	1											
76 Carlos Correa, R (1, 6) OBP: 0.333, SLG: 0.393 3 Gregorio Petit, R (7, 6) OBP: 0.333, SLG: 0.316		K	G6-3					K		3	0	0	0	0	2	0											
9 Marwin Gonzalez, S (1, 4) OBP: 0.250, SLG: 0.333 91 Tony Kemp, L (7, 4) OBP: 1.000, SLG: 1.000								K		3	0	1	0	0	2	0											
6 Jake Marisnick, R (1, 8) OBP: 0.375, SLG: 0.385	K							1B		1	0	1	0	0	0	0											
<b>Inning Stats</b>	R: 2 E: 0 K: 2 S: 12	H: 3 LOB: 1 BB: 0 P: 13	R: 0 E: 0 K: 2 S: 8	H: 1 LOB: 1 BB: 0 P: 8	R: 0 E: 0 K: 1 S: 5	H: 0 LOB: 0 BB: 0 P: 5	R: 0 E: 0 K: 1 S: 5	H: 0 LOB: 0 BB: 0 P: 5	R: 0 E: 1 K: 2 S: 7	H: 0 LOB: 1 BB: 0 P: 7	R: 0 E: 0 K: 2 S: 7	H: 0 LOB: 1 BB: 0 P: 8	R: 0 E: 1 K: 1 S: 6	H: 0 LOB: 1 BB: 0 P: 6	R: 0 E: 0 K: 1 S: 6	H: 1 LOB: 1 BB: 0 P: 6	1B: 2 2B: 1 3B: 1 HR: 1	SF: 0 SAC: 0 DP: 0 HBP: 1	WP: 0 PB: 0 SB: 0 CS: 0	PA: 36							
<b>PITCHER</b>	IP	WLS	BF	H	R	ER	SO	BB	IBB	HBP	BLK	WP	HR	S	P	ERA	WHIP										
35 Michael Pineda, R (1, 1) ERA: 2.08	3.2		15	4	2	2	6	0	0	0	0	0	1	29	30	4.91	1.091										
41 Justin Wilson, L (4, 1) ERA: 1.8	1.1		6	0	0	0	2	1	0	0	0	0	0	9	13	0.00	0.750										
48 Andrew Miller, L (6, 1) ERA: 1.8	1.0		3	0	0	0	2	0	0	0	0	0	0	7	7	0.00	0.000										
40 Andrew Bailey, R (7, 1) ERA: 1.59	1.0		4	0	0	0	2	0	0	1	0	0	0	7	8	0.00	0.000										
90 Nick Rumbelow, R (8, 1) ERA: 1.59	1.0		4	0	0	0	1	0	0	0	0	0	0	6	6	0.00	0.000										
<b>PITCHER</b>	IP	WLS	BF	H	R	ER	SO	BB	IBB	HBP	BLK	WP	HR	S	P	ERA	WHIP										
87 Jacob Lindgren, L (9, 1) ERA: 1.000	1.0		4	1	0	0	1	0	0	0	0	0	0	6	6	0.00	1.000										

Houston Astros @ New York Yankees  
George M. Steinbrenner Field, Tampa, FL  
Sat Mar 21 2015, 1:09 PM - 3:43 PM EDT  
Att: 9,914 - Sunny - 76 F

AB 34  
R 2  
H 5  
RBI 2  
BB 1  
SO 14  
LOB 10



Batter	1	2	3	4	5	6	7	8	9	AB	R	H	RBI	BB	SO	LOB	BOTTOM										
11 Brett Gardner, L (1, 7) OBP: 0.275, SLG: 0.206 Tyler Austin, R (6, PR) OBP: 0.286, SLG: 0.471	K		K					G1-3		2	0	0	0	1	2	0											
12 Chase Headley, S (1, 5) OBP: 0.375, SLG: 0.600 60 Nick Noonan, L (7, 5) OBP: 0.273, SLG: 0.368	G5-3		F8							3	0	0	0	0	1	1											
36 Carlos Beltrán, S (1, 9) OBP: 0.259, SLG: 0.240 Aaron Judge, R (6, PR) OBP: 0.444, SLG: 0.571	1B				G6-3					3	0	1	0	0	0	1											
25 Mark Teixeira, S (1, 3) OBP: 0.265, SLG: 0.375 83 Francisco Arcia, L (7, 3) OBP: 0.400, SLG: 0.500	2B									1	1	1	0	0	0	0											
34 Brian McCann, L (1, 2) OBP: 0.344, SLG: 0.407 67 Eddy Rodríguez, R (7, 2) OBP: 0.444, SLG: 0.571 74 Stade Heathcott, L (9, PR) OBP: 0.524, SLG: 0.765	G6-3									2	0	1	0	0	0	2											
24 Chris Young, R (1, 8) OBP: 0.273, SLG: 0.258 93 Jake Cave, L (8, 8) OBP: 0.385, SLG: 0.750		K								2	0	1	0	0	0	0											
14 Stephen Drew, L (1, 4) OBP: 0.281, SLG: 0.321 98 Rob Refsnyder, R (7, 4) OBP: 0.385, SLG: 0.478	G4-3									2	0	0	0	0	0	0											
18 Didi Gregorius, L (1, 6) OBP: 0.355, SLG: 0.481 62 Cole Figueroa, L (7, 6) OBP: 0.300, SLG: 0.316	G1-3									2	0	1	0	0	0	0											
55 Austin Romine, R (1, 10) OBP: 0.273, SLG: 0.250 66 John Ryan Murphy, R (8, PH) OBP: 0.091, SLG: 0.135	G6-3									2	0	0	0	0	0	1											
<b>Inning Stats</b>	R: 0 E: 0 K: 1 S: 7	H: 2 LOB: 2 BB: 0 P: 7	R: 0 E: 0 K: 1 S: 5	H: 0 LOB: 0 BB: 0 P: 5	R: 0 E: 0 K: 0 S: 4	H: 2 LOB: 1 BB: 0 P: 4	R: 0 E: 0 K: 0 S: 3	H: 1 LOB: 0 BB: 0 P: 3	R: 0 E: 0 K: 1 S: 5	H: 0 LOB: 1 BB: 1 P: 9	R: 0 E: 0 K: 0 S: 3	H: 0 LOB: 0 BB: 0 P: 3	R: 0 E: 0 K: 1 S: 5	H: 0 LOB: 0 BB: 0 P: 5	R: 3 E: 1 K: 1 S: 7	H: 3 LOB: 1 BB: 0 P: 7	1B: 6 2B: 2 3B: 0 HR: 0	SF: 1 SAC: 0 DP: 2 HBP: 0	WP: 0 PB: 0 SB: 0 CS: 0	PA: 33							
<b>PITCHER</b>	IP	WLS	BF	H	R	ER	SO	BB	IBB	HBP	BLK	WP	HR	S	P	ERA	WHIP										
60 Dallas Keuchel, L (1, 1) ERA: 1.93	4.1		16	4	0	0	3	0	0	0	0	0	0	22	22	0.00	0.923										
38 Darin Downs, L (5, 1) ERA: 4.91	0.2	H	2	1	0	0	0	0	0	0	0	0	0	2	2	0.00	1.500										
61 Mark Appel, R (6, 1) ERA: 2.57	3.0	H	10	0	0	0	2	1	0	0	0	0	0	13	17	0.00	0.333										
36 Will Harris, R (9, 1) ERA: 3.86	0.2	L	5	3	3	2	1	0	0	0	0	0	0	7	7	27.00	4.500										
<b>PITCHER</b>	IP	WLS	BF	H	R	ER	SO	BB	IBB	HBP	BLK	WP	HR	S	P	ERA	WHIP										

Houston Astros @ New York Yankees  
George M. Steinbrenner Field, Tampa, FL  
Sat Mar 21 2015, 1:09 PM - 3:43 PM EDT  
Att: 9,914 - Sunny - 76 F

AB 31  
R 3  
H 8  
RBI 2  
BB 1  
SO 6  
LOB 10





Batter	1	2	3	4	5	6	7	8	9	AB	R	H	RBI	BB	SO	LOB	TOP				
18 Didi Gregorius, L (1,6) 60 Nick Noonan, L (7,6) OBP: 0.324, SLG: 0.433 OBP: 0.304, SLG: 0.400	F8		K			G4-3			G6-4-3 98 1B	3	0	0	0	0	1	0	<b>New York Yankees @ New York Mets</b> Tradition Field, Port St. Lucie, FL Sun Mar 22 2015, 1:12 PM - 3:36 PM EDT Att: 8,205 - Sunny - 86 F				
14 Stephen Drew, L (1,4) 98 Rob Refsnyder, R (7,4) OBP: 0.297, SLG: 0.290 OBP: 0.370, SLG: 0.458	P4			K			K		G6-4-3 1-2	3	0	0	0	0	2	0					
12 Chase Headley, S (1,5) 62 Cole Figueroa, L (7,5) OBP: 0.371, SLG: 0.593 OBP: 0.300, SLG: 0.316	G4-3			G4-3			G5-4-3 25 BB			2	0	0	0	1	0	0					
25 Mark Teixeira, S (1,3) 83 Francisco Arcia, L (7,3) OBP: 0.270, SLG: 0.371 OBP: 0.400, SLG: 0.590		F7					G5-4-3 1-2			3	0	1	0	0	0	1					
33 Garrett Jones, L (1,9) Aaron Judge, R (8,9) OBP: 0.265, SLG: 0.267 OBP: 0.444, SLG: 0.571		K				G3-1			P2	3	0	0	0	0	1	1					
66 John Ryan Murphy, R (1,2) 55 Austin Romine, R (7,2) OBP: 0.125, SLG: 0.137 OBP: 0.261, SLG: 0.238		F8					G4-6-3 17 1B		P3	2	0	1	0	0	0	1					
17 Brendan Ryan, R (1,10)		G3					G4-6-3 1-2		K	3	0	0	0	0	1	2					
63 José Pirela, R (1,8) 74 Slade Heathcott, L (1,8) OBP: 0.433, SLG: 0.630 OBP: 0.458, SLG: 0.650			F9				F7		K	0	0	0	0	0	0	0					
77 Ramón Flores, L (1,7) 97 Jonathan Galvez, R (7,7) OBP: 0.214, SLG: 0.269 OBP: 0.391, SLG: 0.474			K				L3		E6 60 1B	2	0	0	0	0	1	0					
<b>Inning Stats</b>	R: 0 E: 0 K: 0 S: 3	H: 0 LOB: 0 BB: 0 P: 3	R: 0 E: 0 K: 1 S: 6	H: 1 LOB: 1 BB: 0 P: 6	R: 0 E: 0 K: 2 S: 7	H: 0 LOB: 0 BB: 0 P: 7	R: 0 E: 0 K: 1 S: 5	H: 0 LOB: 0 BB: 0 P: 5	R: 0 E: 0 K: 0 S: 3	H: 1 LOB: 0 BB: 0 P: 3	R: 0 E: 0 K: 1 S: 4	H: 0 LOB: 0 BB: 1 P: 8	R: 0 E: 0 K: 1 S: 5	H: 0 LOB: 0 BB: 0 P: 5	R: 0 E: 1 K: 1 S: 6	H: 1 LOB: 1 BB: 0 P: 6		1B: 3 2B: 0 3B: 0 HR: 0	SF: 0 SAC: 0 DP: 3 HBP: 0	WP: 0 PB: 0 SB: 1 CS: 0	PA: 29
<b>PITCHER</b>	IP WLS BF H R ER SO BB IBB HBP BLK WP HR S P ERA WHIP																				
33 Matt Harvey, R (1,1) ERA: 1.26	5.2 W 18	H 2 R 0 ER 0 SO 4	BB 0 IBB 0 HBP 0 BLK 0	WP 0 HR 0 S 26 P 10	ERA 0.00 WHIP 0.353																
36 Sean Gilmartin, L (6,1) ERA: 7.11	1.2 H 5	H 0 R 0 ER 0 SO 1	BB 1 IBB 0 HBP 0 BLK 0	WP 0 HR 0 S 4 P 4	ERA 0.00 WHIP 0.600																
62 Erik Goeddel, R (8,1) ERA: 5.68	0.2	H 2 R 0 ER 0 SO 1	BB 0 IBB 0 HBP 0 BLK 0	WP 0 HR 0 S 4 P 4	ERA 0.00 WHIP 0.000																
64 Duane Below, L (9,1) ERA:	1.0	H 4 R 0 ER 0 SO 1	BB 0 IBB 0 HBP 0 BLK 0	WP 0 HR 0 S 6 P 6	ERA 0.00 WHIP 1.000																

Batter	1	2	3	4	5	6	7	8	9	AB	R	H	RBI	BB	SO	LOB	BOTTOM				
12 Juan Lagares, R (1,8) 6 Matthew den Dekker, L (7,PH) OBP: 0.475, SLG: 0.694 OBP: 0.375, SLG: 0.466	IHR		5 HR			F9			G4-3	3	2	2	1	0	0	0	<b>New York Yankees @ New York Mets</b> Tradition Field, Port St. Lucie, FL Sun Mar 22 2015, 1:12 PM - 3:36 PM EDT Att: 8,205 - Sunny - 86 F				
3 Curtis Granderson, L (1,9) 65 César Puello, R (8,9) OBP: 0.500, SLG: 0.704 OBP: 0.393, SLG: 0.227	G3		F7						L6	3	0	0	0	0	0	1					
5 David Wright, R (1,5) 74 Danny Muno, S (8,5) OBP: 0.376, SLG: 0.615 OBP: 0.424, SLG: 0.419		K				G4-3			K	3	1	1	2	0	1	0					
21 Lucas Duda, L (1,3) 29 Eric Campbell, R (8,3) OBP: 0.240, SLG: 0.304 OBP: 0.395, SLG: 0.583							P4			3	1	1	1	0	1	0					
23 Michael Cuddyer, R (1,7) 9 Kirk Nieuwenhuis, L (8,7) OBP: 0.355, SLG: 0.833 OBP: 0.512, SLG: 0.958										3	0	1	0	0	1	0					
4 Wilmer Flores, R (1,6) 11 Rubén Tejada, R (8,4) OBP: 0.390, SLG: 0.605 OBP: 0.351, SLG: 0.455										3	0	0	0	0	1	1					
7 Travis d'Arnaud, R (1,2) 19 Johnny Monell, L (8,2) OBP: 0.194, SLG: 0.258 OBP: 0.419, SLG: 0.724										3	0	1	0	0	1	0					
20 Anthony Recker, R (1,10) OBP: 0.207, SLG: 0.185										3	0	1	0	0	1	1					
55 Matt Reynolds, R (1,4) OBP: 0.400, SLG: 0.483										3	0	0	0	0	2	0					
<b>Inning Stats</b>	R: 2 E: 0 K: 2 S: 10	H: 2 LOB: 0 BB: 0 P: 13	R: 0 E: 0 K: 2 S: 8	H: 1 LOB: 1 BB: 0 P: 8	R: 2 E: 0 K: 0 S: 7	H: 3 LOB: 1 BB: 0 P: 9	R: 0 E: 0 K: 0 S: 3	H: 0 LOB: 0 BB: 0 P: 3	R: 0 E: 0 K: 1 S: 5	H: 0 LOB: 0 BB: 0 P: 5	R: 0 E: 0 K: 1 S: 6	H: 1 LOB: 1 BB: 0 P: 6	R: 2 E: 0 K: 1 S: 8	H: 3 LOB: 1 BB: 0 P: 10	1B: 4 2B: 2 3B: 0 HR: 4	SF: 0 SAC: 0 DP: 0 HBP: 0		WP: 0 PB: 0 SB: 0 CS: 0	PA: 34		
<b>PITCHER</b>	IP WLS BF H R ER SO BB IBB HBP BLK WP HR S P ERA WHIP																				
52 CC Sabathia, L (1,1) ERA: 11.57	2.2 L 13	H 5 R 4 ER 4 SO 4	BB 0 IBB 0 HBP 0 BLK 0	WP 0 HR 2 S 23 P 28	ERA 13.50 WHIP 1.875																
57 Chris Martin, R (3,1) ERA: 4.29	0.1	H 2 R 0 ER 0 SO 0	BB 0 IBB 0 HBP 0 BLK 0	WP 0 HR 2 S 2 P 2	ERA 0.00 WHIP 3.000																
27 Scott Baker, R (4,1) ERA: 4.32	4.1	H 14 R 0 ER 0 SO 2	BB 0 IBB 0 HBP 0 BLK 0	WP 0 HR 18 S 18 P 18	ERA 0.00 WHIP 0.231																
45 Chasen Shreve, L (8,1) ERA: 5.87	0.2	H 5 R 2 ER 2 SO 1	BB 0 IBB 0 HBP 0 BLK 0	WP 0 HR 1 S 7 P 9	ERA 27.00 WHIP 4.500																



Batter	1	2	3	4	5	6	7	8	9	AB	R	H	RBI	BB	SO	LOB	TOP						
11 Brett Gardner, L (1,7) 74 Slade Heathcott, L (7,7) OBP: 0.250, SLG: 0.184 OBP: 0.440, SLG: 0.619										4	0	0	1	0	2	3	<p><b>New York Yankees @ Washington Nationals</b> Space Coast Stadium, Viera, FL Mon Mar 23 2015, 1:09 PM - 3:53 PM EDT Att: 7,295 - Cloudy - 71 F</p> <p>livebaseballscorecards.com</p> <p>AB 35 R 6 H 9 RBI 6 BB 3 SO 9 LOB 13</p>						
24 Chris Young, R (1,8) 77 Ramón Flores, L (7,8) OBP: 0.324, SLG: 0.471 OBP: 0.207, SLG: 0.259										3	3	2	3	0	0	0							
34 Brian McCann, L (1,2) 73 Dan Fiorito, R (7,4) OBP: 0.333, SLG: 0.484										4	1	1	2	0	2	0							
33 Garrett Jones, L (1,3) 83 Francisco Arúa, L (7,3) OBP: 0.429, SLG: 0.265 OBP: 0.400, SLG: 0.590										4	0	1	0	0	1	0							
66 John Ryan Murphy, R (1,10) 67 Eddy Rodríguez, R (7,PH) OBP: 0.185, SLG: 0.222 OBP: 0.400, SLG: 0.590										3	0	2	0	0	0	1							
17 Brendan Ryan, R (1,6) 87 Jacob Lindgren, R (8,1) OBP: 0.200, SLG: 0.222										3	0	0	0	1	0	1							
Aaron Judge, R (1,9) Tyler Austin, R (7,9) OBP: 0.318, SLG: 0.529 OBP: 0.318, SLG: 0.471										3	0	1	0	0	1	3							
98 Rob Refsnyder, R (1,4) 62 Cole Figueroa, L (6,6) 97 Jonathan Galvez, R (7,5) OBP: 0.433, SLG: 0.538 OBP: 0.300, SLG: 0.316 OBP: 0.375, SLG: 0.450										2	2	2	0	1	0	0							
60 Nick Noonan, L (1,5) 55 Austin Romine, R (7,2) OBP: 0.269, SLG: 0.348 OBP: 0.250, SLG: 0.227										3	0	0	0	0	0	4							
<b>Inning Stats</b>	R: 0 E: 0 K: 2 S: 7	H: 0 LOB: 0 BB: 0 P: 7	R: 0 E: 1 K: 1 S: 6	H: 1 LOB: 1 BB: 0 P: 6	R: 3 E: 0 K: 0 S: 8	H: 3 LOB: 1 BB: 0 P: 9	R: 0 E: 0 K: 1 S: 7	H: 2 LOB: 2 BB: 1 P: 7	R: 1 E: 0 K: 0 S: 7	H: 2 LOB: 2 BB: 1 P: 13	R: 2 E: 0 K: 1 S: 6	H: 1 LOB: 0 BB: 1 P: 12	R: 0 E: 0 K: 2 S: 7	H: 0 LOB: 0 BB: 0 P: 7	R: 0 E: 0 K: 1 S: 4	H: 0 LOB: 0 BB: 1 P: 8		R: 0 E: 0 K: 1 S: 5	H: 0 LOB: 0 BB: 0 P: 5	1B: 5 2B: 1 3B: 0 HR: 3	SF: 0 SAC: 0 DP: 1 HBP: 1	WP: 0 PB: 0 SB: 0 CS: 0	PA: 39
<b>PITCHER</b>	IP WLS BF H R ER SO BB IBB HBP BLK WP HR S P ERA WHIP																						
58 Doug Fister, R (1,1) ERA: 4.97	4.1	21	7	4	4	4	0	0	0	0	0	0	0	2	32	35		8.31	1.615				
72 Rich Hill, L (5,1) ERA: 4.15	0.2	4	1	0	0	0	1	0	0	0	0	0	0	0	3	7		0.00	3.000				
44 Casey Janssen, R (6,1) ERA: 4.5	1.0	5	1	2	2	1	1	0	0	0	0	1	6	12	18.00	2.000							
35 Craig Stammen, R (7,1) ERA: 5.19	1.0	W	3	0	0	0	2	0	0	0	0	0	7	7	0.00	0.000							
64 Blake Treinen, R (8,1) ERA:	1.0	H	3	0	0	0	1	1	0	0	0	0	4	8	0.00	1.000							

Batter	1	2	3	4	5	6	7	8	9	AB	R	H	RBI	BB	SO	LOB	BOTTOM				
5 Yuliel Escobar, R (1,4) 8 Danny Espinosa, S (4,4) OBP: 0.500, SLG: 0.500 OBP: 0.229, SLG: 0.313										2	0	1	0	0	0	0	<p><b>New York Yankees @ Washington Nationals</b> Space Coast Stadium, Viera, FL Mon Mar 23 2015, 1:09 PM - 3:53 PM EDT Att: 7,295 - Cloudy - 71 F</p> <p>livebaseballscorecards.com</p> <p>AB 33 R 7 H 10 RBI 6 BB 4 SO 6 LOB 16</p>				
20 Ian Desmond, R (1,6) 13 Stephen Perez, S (7,PR) OBP: 0.333, SLG: 0.438										3	0	1	2	1	1	1					
34 Bryce Harper, L (1,9) 5 Drew Vettesse, L (7,PR) OBP: 0.444, SLG: 0.385 OBP: 0.750, SLG: 2.000										3	0	1	0	1	1	2					
11 Ryan Zimmerman, R (1,3) 63 Matt Skole, L (7,PR) OBP: 0.242, SLG: 0.333 OBP: 0.490, SLG: 0.727										4	0	1	0	0	1	3					
40 Wilson Ramos, R (1,2) 59 Jose Lobaton, S (6,2) OBP: 0.300, SLG: 0.300 OBP: 0.231, SLG: 0.217										3	1	1	0	0	2	0					
25 Clint Robinson, L (1,7) 44 Casey Janssen, R (8,1) 35 Craig Stammen, R (7,PH) 66 Cutter Dykstra, R (7,PH) 64 Blake Treinen, R (8,1) Heath Bell, R (8,1)										2	0	0	0	1	0	1					
3 Michael Taylor, R (1,8) D.K. Carey, R (8,8) OBP: 0.342, SLG: 0.730										3	1	1	0	1	0	2					
Drew Ward, L (1,5) Tony Renda, R (6,4) OBP: 0.500, SLG: 0.500										2	0	1	0	0	0	2					
58 Doug Fister, L (1,1) 72 Rich Hill, L (5,1) OBP: 0.333, SLG: 0.333										2	0	0	0	0	0	0					
19 Kevin Frandsen, R (6,7) OBP: 0.235, SLG: 0.107										2	0	0	0	0	0	0					
<b>Inning Stats</b>	R: 0 E: 0 K: 1 S: 6	H: 1 LOB: 1 BB: 0 P: 6	R: 0 E: 0 K: 1 S: 5	H: 1 LOB: 2 BB: 2 P: 13	R: 0 E: 1 K: 0 S: 5	H: 0 LOB: 1 BB: 1 P: 9	R: 4 E: 0 K: 1 S: 10	H: 5 LOB: 1 BB: 0 P: 10	R: 0 E: 0 K: 2 S: 7	H: 0 LOB: 0 BB: 0 P: 7	R: 0 E: 0 K: 0 S: 3	H: 0 LOB: 0 BB: 0 P: 3	R: 3 E: 1 K: 1 S: 8	H: 3 LOB: 2 BB: 1 P: 12	R: 0 E: 0 K: 0 S: 3	H: 0 LOB: 0 BB: 0 P: 3		1B: 7 2B: 3 3B: 0 HR: 0	SF: 0 SAC: 0 DP: 1 HBP: 0	WP: 0 PB: 0 SB: 0 CS: 1	PA: 37
<b>PITCHER</b>	IP WLS BF H R ER SO BB IBB HBP BLK WP HR S P ERA WHIP																				
65 Bryan Mitchell, R (1,1) ERA: 7.36	0.1	H	2	1	0	0	0	0	0	0	0	0	2	2	0.00	3.000					
45 Chacon Shreve, L (4,1) ERA: 6.75	1.1	B	6	2	2	2	3	0	0	0	0	0	12	12	13.50	1.500					
45 Kyle Davies, R (6,1) ERA: 5.14	2.0	L	10	3	3	3	1	1	0	0	0	0	11	15	13.50	2.000					
87 Jacob Lindgren, L (8,1) ERA:	1.0		3	0	0	0	0	0	0	0	0	0	3	3	0.00	0.000					

















Batter	1	2	3	4	5	6	7	8	9	AB	R	H	RBI	BB	SO	LOB	TOP				
11 Brett Gardner, L (1, 7) OBP: 0.278, SLG: 0.196 93 Jake Cave, L (5, FPR) OBP: 0.429, SLG: 0.769	K		G3							3	1	1	0	1	1	1	<p><b>New York Yankees @ Philadelphia Phillies</b> Bright House Field, Clearwater, FL Fri Mar 27 2015, 2:09 PM - 3:03 PM EDT Att. 8,638 - Overcast - 80 F</p> <p>livebaseballscorecards.com</p> <p><b>AB 31</b> <b>R 10</b> <b>H 15</b> <b>RBI 9</b> <b>BB 4</b> <b>SO 6</b> <b>LOB 14</b></p> 				
12 Chase Headley, S (1, 5) OBP: 0.356, SLG: 0.524 62 Cole Figueroa, L (5, 5)	G3-1		K							4	1	1	0	0	1	3					
36 Carlos Beltrán, S (1, 9) OBP: 0.278, SLG: 0.281 Aaron Judge, R (5, 9)			K		E8					2	1	1	1	1	1	1					
25 Mark Teixeira, S (1, 3) OBP: 0.326, SLG: 0.419 97 Jonathan Galvez, R (5, 3)	P6				F7					3	1	1	1	0	0	1					
34 Brian McCann, L (1, 2) OBP: 0.310, SLG: 0.432 67 Eddy Rodríguez, R (6, PH) OBP: 0.357, SLG: 0.417	G3-1				F9					3	0	1	0	0	0	2					
13 Alex Rodríguez, R (1, 10) OBP: 0.410, SLG: 0.515 86 Kyle Higashioka, R (6, PH) OBP: 0.400, SLG: 0.250					F9					2	1	1	0	1	1	1					
14 Stephen Drew, L (1, 4) OBP: 0.302, SLG: 0.359 98 Rob Refsnyder, R (5, 4)										3	1	3	2	0	0	0					
24 Chris Young, R (1, 8) OBP: 0.298, SLG: 0.455 Tyler Austin, R (5, 7)	F9-2									3	0	1	2	0	1	4					
17 Brendan Ryan, R (1, 6) OBP: 0.278, SLG: 0.375 60 Nick Noonan, L (5, 6)										0	0	0	0	0	0	0					
<b>Inning Stats</b>	R: 0 E: 0 K: 1 S: 5	H: 0 LOB: 1 BB: 1 P: 9	R: 0 E: 0 K: 0 S: 4	H: 2 LOB: 1 BB: 0 P: 4	R: 0 E: 0 K: 2 S: 8	H: 1 LOB: 1 BB: 0 P: 8	R: 0 E: 0 K: 2 S: 9	H: 2 LOB: 2 BB: 0 P: 9	R: 7 E: 1 K: 0 S: 10	H: 7 LOB: 2 BB: 2 P: 19	R: 3 E: 0 K: 1 S: 7	H: 3 LOB: 1 BB: 1 P: 11						1B: 10 2B: 6 3B: 0 HR: 0	SF: 0 SAC: 0 DP: 1 HBP: 0	WP: 0 PB: 1 SB: 0 CS: 0	PA: 35
<b>PITCHER</b>	IP WLS BF H R ER SO BB IBB HBP BLK WP HR S P ERA WHIP																				
58 Jonathan Papelbon, R (1, 1) ERA: 1.5	3.0	4	0	0	0	1	1	0	0	0	0	0	0	5	9	0.00		1.000			
10 Aaron Nola, R (2, 1) ERA:	3.0	13	5	0	0	4	0	0	0	0	0	0	21	21	0.00	1.667					
63 Jake Diekman, L (5, 1) ERA: 12.27	0.1	L 8	6	7	7	0	1	0	0	0	0	0	7	12	189.00	21.000					
50 Héctor Neris, R (5, 1) ERA: 8.0	1.1	10	4	3	3	1	2	0	0	0	0	0	10	18	20.25	4.500					

Batter	1	2	3	4	5	6	7	8	9	AB	R	H	RBI	BB	SO	LOB	BOTTOM		
2 Ben Revere, L (1, 7) OBP: 0.212, SLG: 0.163			L6							2	0	1	0	0	0	0	<p><b>New York Yankees @ Philadelphia Phillies</b> Bright House Field, Clearwater, FL Fri Mar 27 2015, 2:09 PM - 3:03 PM EDT Att. 8,638 - Overcast - 80 F</p> <p>livebaseballscorecards.com</p> <p><b>AB 18</b> <b>R 0</b> <b>H 5</b> <b>RBI 0</b> <b>BB 0</b> <b>SO 5</b> <b>LOB 8</b></p> 		
13 Freddy Galvis, S (1, 6) OBP: 0.289, SLG: 0.289	G5-3		K							2	0	0	0	0	1	1			
68 Russ Canzler, R (1, 5) OBP: 0.333, SLG: 0.375										2	0	2	0	0	0	0			
6 Ryan Howard, L (1, 3) OBP: 0.214, SLG: 0.400 77 Chris McGuiness, L (6, 3) OBP: 0.450, SLG: 0.297	G4-6-3									2	0	0	0	0	0	3			
3 Jeff Francoeur, R (1, 9) OBP: 0.200, SLG: 0.287										2	0	0	0	0	0	1			
37 Odúbel Herrera, L (1, 8) OBP: 0.392, SLG: 0.375										2	0	1	0	0	0	0			
16 César Hernández, S (1, 4) OBP: 0.213, SLG: 0.146										2	0	0	0	0	2	1			
29 Cameron Rupp, R (1, 2) OBP: 0.444, SLG: 0.600										2	0	1	0	0	1	1			
27 Chris Nelson, R (1, 10) OBP: 0.333, SLG: 0.294										2	0	0	0	0	1	1			
<b>Inning Stats</b>	R: 0 E: 0 K: 0 S: 4	H: 2 LOB: 1 BB: 0 P: 5	R: 0 E: 0 K: 2 S: 8	H: 1 LOB: 1 BB: 0 P: 8	R: 0 E: 0 K: 1 S: 5	H: 0 LOB: 0 BB: 0 P: 5	R: 0 E: 0 K: 0 S: 3	H: 1 LOB: 0 BB: 0 P: 3	R: 0 E: 0 K: 2 S: 8	H: 1 LOB: 1 BB: 0 P: 8					1B: 5 2B: 1 3B: 0 HR: 0	SF: 0 SAC: 0 DP: 2 HBP: 0		WP: 0 PB: 0 SB: 1 CS: 0	PA: 18
<b>PITCHER</b>	IP WLS BF H R ER SO BB IBB HBP BLK WP HR S P ERA WHIP																		
35 Michael Pineda, R (1, 1) ERA: 1.32	5.0	W 18	5	0	0	5	0	0	0	0	0	0	28	29	0.00	1.000			







Batter	1	2	3	4	5	6	7	8	9	AB	R	H	RBI	BB	SO	LOB	TOP										
17 Brendan Ryan, R (1,6) 60 Nick Noonan, L (7,6) OBP: 0.273, SLG: 0.350 OBP: 0.281, SLG: 0.321	G6-3		12 CS 1B					P5		4	0	1	0	0	2	3	<p><b>New York Yankees @ Houston Astros</b> Osceola County Stadium, Kissimmee, FL Sun Mar 29 2015, 1:07 PM - 4:21 PM EDT Att: 5,097 - Sunny - 66 F</p>										
12 Chase Headley, S (1,5) 95 Eric Jagielo, L (6,FR) (6,5)	K		1-2 HR			66 E 1B		55 G6-3 BB		4	1	3	3	0	1	0											
66 John Ryan Murphy, R (1,2) 55 Austin Romine, R (6,PH) (8,2)	2B		G4-3			1-3 2-H 3-H 1B		G6-3		4	0	1	0	0	1	2											
13 Alex Rodriguez, R (1,3) Aaron Judge, R (4,9) OBP: 0.432, SLG: 0.595 OBP: 0.407, SLG: 0.429	BB			98 BB 74 1B 1B		G5-3		K		1	1	1	0	1	0	0											
14 Stephen Drew, L (1,4) 62 Cole Figueroa, L (6,4) OBP: 0.306, SLG: 0.444 OBP: 0.346, SLG: 0.333	G4-3					98 WP 12 2B K				4	1	1	0	0	1	6											
98 Rob Refsnyder, R (1,10) 67 Eddy Rodriguez, R (6,PH) (9,10)		G3 74 F7-2 2B		74 1B 97 WP BB		97 S 12 1B 2B		G6-3		3	2	2	1	1	0	0											
Ramón Flores, L (1,9) (4,7)	G3					97 S 12 1B BB		F8		2	1	0	0	1	0	3											
91 Michael O'Neill, R (7,PH) (7,7)		2-3				K		K		2	0	0	0	0	1	1											
74 Slade Heathcott, L (1,8) Mason Williams, L (6,8) OBP: 0.441, SLG: 0.571 OBP: 0.421, SLG: 0.667	F7-2					97 WP 1-3 2-H 1B				3	0	1	1	0	1	3											
97 Jonathan Galvez, R (1,7) (4,3)						1-2 2-3 BB		K		2	1	0	0	1	0	1											
83 Francisco Arcia, L (7,PH) (7,3)						12 1B 66 E BB		K		1	0	0	0	0	1	1											
<b>Inning Stats</b>	R: 0 E: 0 K: 1 S: 6	H: 1 LOB: 2 BB: 1 P: 10	R: 0 E: 0 K: 0 S: 3	H: 1 LOB: 0 BB: 0 P: 3	R: 1 E: 0 K: 0 S: 5	H: 2 LOB: 0 BB: 0 P: 8	R: 2 E: 0 K: 0 S: 5	H: 2 LOB: 1 BB: 1 P: 10	R: 0 E: 0 K: 2 S: 8	H: 0 LOB: 1 BB: 0 P: 9	R: 0 E: 0 K: 1 S: 5	H: 0 LOB: 1 BB: 1 P: 9	R: 0 E: 0 K: 2 S: 8	H: 1 LOB: 3 BB: 0 P: 8	1B: 5 2B: 6 3B: 0 HR: 1	SF: 0 SAC: 0 DP: 1 HBP: 0	WP: 2 PB: 0 SB: 2 CS: 1	PA: 44									
<b>PITCHER</b>	IP	WLS	BF	H	R	ER	SO	BB	IBB	HBP	BLK	WP	HR	S	P	ERA	WHIP										
46 Scott Feldman, R (1,1) ERA: 8.76	4.1	L	20	7	3	3	2	2	0	0	0	1	1	23	35	6.23	2.077										
50 Chad Qualls, R (5,1) ERA:	0.2		2	0	0	0	1	0	0	0	0	0	0	4	4	0.00	0.000										
41 Brad Peacock, R (6,1) ERA: 40.5	0.2		6	2	4	3	2	2	0	0	0	1	0	8	17	40.50	6.000										
80 James Hoyt, R (6,1) ERA:	1.1		8	1	0	0	2	2	0	0	0	0	0	10	18	0.00	2.250										
36 Will Harris, R (8,1) ERA: 2.45	2.0		8	1	0	0	3	1	0	0	0	0	0	13	17	0.00	1.000										

Batter	1	2	3	4	5	6	7	8	9	AB	R	H	RBI	BB	SO	LOB	BOTTOM										
27 Jose Altuve, R (1,4) 9 Marwin Gonzalez, S (7,4) (9,3)	G5-3		F7			G4-3			K	3	0	0	0	0	0	0	<p><b>New York Yankees @ Houston Astros</b> Osceola County Stadium, Kissimmee, FL Sun Mar 29 2015, 1:07 PM - 4:21 PM EDT Att: 5,097 - Sunny - 66 F</p>										
4 George Springer, R (1,9) 20 Alex Presley, L (7,9) OBP: 0.392, SLG: 0.523 OBP: 0.316, SLG: 0.333	K					K			K	3	0	0	0	0	3	0											
18 Luis Valbuena, L (1,5) 92 Ruben Sosa, S (9,PR)	L4					F7			2B	4	0	2	0	0	0	0											
Evan Gattis, R (1,10) Preston Tucker, L (9,PR)	G3-1					8 WP 1B			1B	4	0	2	0	0	1	0											
15 Jason Castro, L (1,2) 70 Tyler Heineman, S (8,2) OBP: 0.324, SLG: 0.529 OBP: 0.143, SLG: 0.286	K					1-2 1B			2B	0	0	0	0	0	0	0											
8 Jed Lowrie, S (1,6) 2 Jonathan Villar, S (7,6) OBP: 0.385, SLG: 0.500 OBP: 0.381, SLG: 0.472						F8			F8	3	0	0	0	0	1	2											
8 Jed Lowrie, S (1,6) 2 Jonathan Villar, S (7,6) OBP: 0.385, SLG: 0.500 OBP: 0.381, SLG: 0.472						F7			F8	1	0	0	0	0	0	3											
28 Colby Rasmus, L (1,8) 92 Mott Hyde, R (9,4)	G4-3								F7	2	0	1	0	0	0	2											
21 Jon Singleton, L (1,3) 87 Brett Phillips, L (6,PR) (9,8)									2B	0	0	0	0	1	0	0											
19 Robbie Grossman, S(1,7) OBP: 0.408, SLG: 0.465									1B	0	0	0	0	0	0	0											
<b>Inning Stats</b>	R: 0 E: 0 K: 1 S: 5	H: 0 LOB: 0 BB: 0 P: 5	R: 0 E: 0 K: 1 S: 6	H: 1 LOB: 1 BB: 0 P: 6	R: 0 E: 0 K: 1 S: 5	H: 0 LOB: 0 BB: 0 P: 5	R: 0 E: 0 K: 1 S: 7	H: 2 LOB: 2 BB: 0 P: 8	R: 0 E: 0 K: 2 S: 7	H: 0 LOB: 0 BB: 0 P: 7	R: 0 E: 0 K: 1 S: 5	H: 0 LOB: 0 BB: 0 P: 5	R: 0 E: 0 K: 1 S: 5	H: 0 LOB: 1 BB: 1 P: 6	1B: 3 2B: 2 3B: 0 HR: 0	SF: 0 SAC: 0 DP: 1 HBP: 0	WP: 1 PB: 0 SB: 0 CS: 0	PA: 32									
<b>PITCHER</b>	IP	WLS	BF	H	R	ER	SO	BB	IBB	HBP	BLK	WP	HR	S	P	ERA	WHIP										
30 Nathan Eovaldi, R (1,1) ERA: 0.66	4.2		17	3	0	0	5	0	0	0	0	1	0	27	28	0.00	0.643										
39 Chase Whitley, R (5,1) ERA: 0.79	0.1	H	1	0	0	0	1	0	0	0	0	0	0	3	3	0.00	0.000										
53 Esmil Rogers, R (6,1) ERA: 2.57	1.2		5	0	0	0	2	0	0	0	0	0	0	9	9	0.00	0.000										
45 Chasen Shreve, L (7,1) ERA: 5.23	1.1		4	0	0	0	0	1	0	0	0	0	0	3	7	0.00	0.750										
José Ramirez, R (9,1) ERA: 4.7	1.0		5	2	0	0	2	0	0	0	0	0	0	9	9	0.00	2.000										

AB	37
R	7
H	11
RBI	5
BB	7
SO	10
LOB	25

AB	31
R	0
H	5
RBI	0
BB	1
SO	10
LOB	9





Batter	1	2	3	4	5	6	7	8	9	AB	R	H	RBI	BB	SO	LOB	TOP										
11 Brett Gardner, L (1, 7) OBP: 0.283, SLG: 0.196 85 Taylor Dugas, L (7, 7) OBP: 0.667, SLG: 0.667	4-0 CS BB		0-0 1B		0-0 G6-3			0-0 1B		2	0	1	0	1	0	0	<p>New York Yankees @ Minnesota Twins</p> <p>CenturyLink Sports Complex, Fort Myers, FL</p> <p>Tue Mar 31 2015, 1:08 PM - 3:42 PM EDT</p> <p>Att: 8,442 - Partly Cloudy - 77 F</p>										
17 Brendan Ryan, R (1, 5) OBP: 0.240, SLG: 0.304 73 Dan Fiorito, R (7, 5) OBP: 0.333, SLG: 0.333	0-0 L7		0-3 K		0-0 G1-3			0-0 1B		3	0	0	0	0	1	2											
24 Chris Young, R (1, 8) OBP: 0.283, SLG: 0.420 Mason Williams, L (7, 8) OBP: 0.400, SLG: 0.625	0-0 P3				0-0 33 F9 1B			0-0 G4-6-3 1B		3	1	1	0	0	0	1											
33 Garrett Jones, L (1, 3) OBP: 0.208, SLG: 0.205 Greg Bird, L (7, 3) OBP: 0.389, SLG: 0.688	SAFE CS 1-2	0-0 P6			0-0 F9 1-2			0-0 F8		3	0	0	0	0	0	1											
55 Austin Romine, R (1, 2) OBP: 0.200, SLG: 0.179 67 Eddy Rodriguez, R (8, 2) OBP: 0.375, SLG: 0.385		0-0 F7			0-0 P3			4-0 98 FC6-4 BB		3	0	0	0	0	1	1											
98 Rob Refsnyder, R (1, 4) OBP: 0.457, SLG: 0.553		0-0 1B			4-0 1B BB			0-0 FC6-4 1B 1-2		3	0	1	0	1	0	1											
Ramón Flores, L (1, 9) OBP: 0.295, SLG: 0.400		0-3 K			0-0 1-2 2-H 1B			0-0 1-2 1B		4	0	2	1	0	2	1											
60 Nick Noonan, L (1, 6) OBP: 0.250, SLG: 0.281					0-0 F9			0-3 K		4	0	0	0	0	1	4											
95 Eric Jagielo, L (1, 10)					0-3 K			0-0 F7		3	0	0	0	0	2	0											
Inning Stats	R: 0 E: 0 K: 0 S: 2	H: 0 LOB: 0 BB: 1 P: 6	R: 0 E: 0 K: 1 S: 6	H: 1 LOB: 1 BB: 0 P: 6	R: 0 E: 0 K: 2 S: 8	H: 1 LOB: 1 BB: 0 P: 8	R: 1 E: 0 K: 0 S: 5	H: 2 LOB: 2 BB: 1 P: 9	R: 0 E: 0 K: 1 S: 5	H: 0 LOB: 0 BB: 0 P: 5	R: 0 E: 0 K: 1 S: 5	H: 0 LOB: 0 BB: 0 P: 5	R: 0 E: 0 K: 1 S: 4	H: 2 LOB: 1 BB: 0 P: 4	R: 0 E: 0 K: 1 S: 6	H: 1 LOB: 2 BB: 1 P: 10		1B: 7 2B: 0 3B: 0 HR: 0	SF: 0 SAC: 0 DP: 1 HBP: 0	WP: 0 SB: 0 CS: 1	PA: 36						
PITCHER	IP	WLS	BF	H	R	ER	SO	BB	IBB	HBP	BLK	WP	HR	S	P	ERA	WHIP										
33 Tommy Milone, L (1, 1) ERA: 3.6	6.0	W	23	4	1	1	5	2	0	0	0	0	0	31	39	1.50	1.000										
15 Glen Perkins, L (7, 1) ERA: 2.25	1.0	H	3	0	0	0	1	0	0	0	0	0	0	5	5	0.00	0.000										
37 Mike Pelfrey, R (8, 1) ERA: 1.15	1.0	H	4	2	0	0	0	0	0	0	0	0	0	4	4	0.00	2.000										
50 Casey Fien, R (9, 1) ERA: 1.0	1.0	S	5	1	0	0	1	1	0	0	0	0	0	6	10	0.00	2.000										

AB	32
R	1
H	7
RBI	1
BB	3
SO	7
LOB	13



Batter	1	2	3	4	5	6	7	8	9	AB	R	H	RBI	BB	SO	LOB	BOTTOM										
1 Jordan Schafer, L (1, 8) OBP: 0.314, SLG: 0.333 96 Nate Hanson, R (6, 5)	0-0 E4 12 S		0-0 G1-3	0-0 FC4-6 1-2			0-3 K			3	0	0	0	0	0	2	<p>New York Yankees @ Minnesota Twins</p> <p>CenturyLink Sports Complex, Fort Myers, FL</p> <p>Tue Mar 31 2015, 1:08 PM - 3:42 PM EDT</p> <p>Att: 8,442 - Partly Cloudy - 77 F</p>										
5 Eduardo Escobar, S (1, 6) OBP: 0.309, SLG: 0.593 Argenis Diaz, R (8, 6) OBP: 0.222, SLG: 0.250	0-0 F8		0-0 12 1B 2B		0-0 HR		0-0 F7			4	2	2	1	0	0	1											
12 Chris Herrmann, L (1, 9) OBP: 0.333, SLG: 0.395	0-3 K 1-2		0-0 2-H 1B		0-0 F8		0-0 G3			4	0	1	1	0	1	1											
19 Kennys Vargas, S (1, 3) OBP: 0.302, SLG: 0.466 85 Chad Christensen, R (5, PR) OBP: 0.500, SLG: 0.500	0-0 G3		0-0 G3-1		0-0 1B		0-0 G6-3			3	0	1	0	0	0	2											
9 Eduardo Núñez, R (1, 5) OBP: 0.353, SLG: 0.479		0-0 G6-3			0-0 G5-3		0-0 L4		0-0 P3	4	0	0	0	0	0	1											
Adam Brett Walker, R (1, 10) OBP: 0.143, SLG: 0.286 Jason Kanzler, R (8, PH) OBP: 0.333, SLG: 0.667		0-0 G5-3			0-0 21 1B 26 1B 2B		0-0 G5-3		0-0 2B	3	1	1	0	0	0	1											
21 Shane Robinson, R (1, 7) OBP: 0.340, SLG: 0.370		0-0 E6			0-0 26 1B 1B 2-3		0-0 F9		0-0 F9	4	0	1	0	0	0	1											
26 Eric Fryer, R (1, 2) OBP: 0.324, SLG: 0.500 97 Alex Swim, L (7, 2)		0-0 F9			0-0 1 FC4-6 1B 1-2		0-3 K			3	0	1	1	0	1	1											
17 Doug Bernier, R (1, 4) OBP: 0.324, SLG: 0.233					0-0 F9		0-3 K			3	0	0	0	0	1	2											
Inning Stats	R: 0 E: 1 K: 1 S: 6	H: 0 LOB: 1 BB: 0 P: 6	R: 0 E: 1 K: 0 S: 4	H: 0 LOB: 1 BB: 0 P: 4	R: 1 E: 0 K: 0 S: 5	H: 2 LOB: 1 BB: 0 P: 5	R: 1 E: 0 K: 0 S: 6	H: 3 LOB: 2 BB: 0 P: 6	R: 1 E: 0 K: 2 S: 7	H: 2 LOB: 1 BB: 0 P: 5	R: 0 E: 0 K: 1 S: 5	H: 0 LOB: 0 BB: 0 P: 5	R: 0 E: 0 K: 1 S: 4	H: 1 LOB: 1 BB: 0 P: 4	R: 0 E: 0 K: 0 S: 4	H: 1 LOB: 1 BB: 0 P: 4		1B: 4 2B: 3 3B: 0 HR: 1	SF: 0 SAC: 0 DP: 0 HBP: 0	WP: 0 SB: 1 CS: 0	PA: 34						
PITCHER	IP	WLS	BF	H	R	ER	SO	BB	IBB	HBP	BLK	WP	HR	S	P	ERA	WHIP										
19 Masahiro Tanaka, R (1, 1) ERA: 3.07	4.1	L	22	7	3	3	1	0	0	0	0	0	0	12	12	0.00	0.000										
57 Chris Martin, R (5, 1) ERA: 4.5	2.0		6	0	0	0	3	0	0	0	0	0	0	2	2	0.00	0.000										
Branden Pinder, R (7, 1) ERA: 4.5	0.2		2	0	0	0	0	0	0	0	0	0	0	4	4	0.00	1.000										
Danny Burawa, R (8, 1) ERA: 3.0	1.0		4	1	0	0	0	0	0	0	0	0	0	4	4	0.00	1.000										

AB	34
R	3
H	8
RBI	3
BB	0
SO	4
LOB	12





Batter	1	2	3	4	5	6	7	8	9	AB	R	H	RBI	BB	SO	LOB	TOP								
28 John Jaso, L (1, 10) OBP: 0.347, SLG: 0.293	0-3 K		0-3 K						0-3 K	3	0	0	0	2	3	0	<b>Tampa Bay Rays @ New York Yankees</b> George M. Steinbrenner Field, Tampa, FL Wed Apr 01 2015, 1:07 PM - 3:50 PM EDT Att: 9,881 - Partly Cloudy - 82 F <a href="http://livebaseballscorecards.com">livebaseballscorecards.com</a>								
11 Logan Forsythe, R (1, 4) OBP: 0.255, SLG: 0.500	0-0 G6-3		0-0 F9							3	0	0	0	0	1	2									
83 Jake Elmore, R (5, 4) OBP: 0.286, SLG: 0.125										1	0	0	0	0	0	1									
13 Asdrubal Cabrera, S (1, 6) OBP: 0.293, SLG: 0.217	0-0 G3		0-3 K							3	0	0	0	0	1	0									
1 Tim Beckham, R (6, 6) OBP: 0.260, SLG: 0.277										1	0	1	0	0	0	0									
8 Desmond Jennings, R (1, 7) OBP: 0.500, SLG: 0.670										3	2	2	0	0	1	0									
Joey Butler, R (6, 7) OBP: 0.325, SLG: 0.472										1	0	0	0	0	1	2									
21 James Loney, L (1, 3) OBP: 0.269, SLG: 0.373										3	1	3	1	0	0	0									
Corey Brown, L (6, 8) OBP: 0.375, SLG: 0.455										0	0	0	0	1	0	0									
44 René Rivera, R (1, 2) OBP: 0.212, SLG: 0.455										3	0	0	0	0	1	4									
19 Curt Casali, R (6, 2) OBP: 0.226, SLG: 0.310										1	0	0	0	0	0	1									
39 Kevin Kiermaier, L (1, 8) OBP: 0.391, SLG: 0.439										3	0	1	0	0	1	0									
27 Thomas Milone, L (6, 9) OBP: 0.500, SLG: 0.500										1	0	0	0	0	1	0									
5 Brandon Guyer, R (1, 9) OBP: 0.423, SLG: 0.480										3	0	1	0	0	1	3									
67 Pat Blair, R (6, 5) OBP: 0.226, SLG: 0.310										1	0	0	0	0	1	0									
61 Juan Francisco, L (1, 5) OBP: 0.227, SLG: 0.300										3	0	0	0	0	2	3									
19 Juniel Querecuto, S (7, 4) OBP: 0.227, SLG: 0.300										1	0	0	0	0	0	0									
<b>Inning Stats</b>	R: 0 E: 0 K: 1 S: 5	H: 0 LOB: 0 BB: 0 P: 5	R: 1 E: 0 K: 2 S: 10	H: 3 LOB: 2 BB: 0 P: 10	R: 0 E: 0 K: 2 S: 7	H: 0 LOB: 0 BB: 0 P: 7	R: 0 E: 0 K: 1 S: 5	H: 1 LOB: 0 BB: 0 P: 5	R: 0 E: 0 K: 3 S: 10	H: 1 LOB: 2 BB: 1 P: 14	R: 2 E: 1 K: 1 S: 8	H: 2 LOB: 1 BB: 0 P: 8	R: 0 E: 0 K: 1 S: 6	H: 1 LOB: 2 BB: 1 P: 11	R: 0 E: 0 K: 1 S: 4	H: 0 LOB: 0 BB: 0 P: 9	R: 0 E: 0 K: 2 S: 7	H: 0 LOB: 0 BB: 0 P: 7	1B: 5 2B: 4 3B: 0 HR: 0	SF: 0 SAC: 0 DP: 2 HBP: 0	WP: 1 PB: 0 SB: 2 CS: 0	PA: 37			
<b>PITCHER</b>	IP	WLS	BF	H	R	ER	SO	BB	IBB	HBP	BLK	WP	HR	S	P	ERA	WHIP								
39 Chase Whitley, R (1, 1) ERA: 1.17	4.0	L	15	4	1	1	6	0	0	0	0	0	0	27	27	2.25	1.000								
53 Esmil Rogers, R (5, 1) ERA: 2.35	1.1		7	2	1	0	3	1	0	0	0	0	0	12	16	0.00	2.250								
45 Chasen Shreve, L (6, 1) ERA: 4.91	0.2		4	1	1	0	1	0	0	0	0	0	0	6	6	0.00	1.500								
40 Andrew Bailey, R (7, 1) ERA: 2.79	1.0		5	1	0	0	1	1	0	0	0	0	0	6	11	0.00	2.000								
Nick Rumbelow, R (8, 1) ERA: 2.79	2.0		6	0	0	0	3	1	0	0	0	1	0	11	16	0.00	0.500								

Batter	1	2	3	4	5	6	7	8	9	AB	R	H	RBI	BB	SO	LOB	BOTTOM								
22 Jacoby Ellsbury, L (1, 8) OBP: 0.200, SLG: 0.267	0-0 F7									3	0	0	0	0	1	2	<b>Tampa Bay Rays @ New York Yankees</b> George M. Steinbrenner Field, Tampa, FL Wed Apr 01 2015, 1:07 PM - 3:50 PM EDT Att: 9,881 - Partly Cloudy - 82 F <a href="http://livebaseballscorecards.com">livebaseballscorecards.com</a>								
98 Rob Refsnyder, R (7, 4) OBP: 0.447, SLG: 0.538										1	0	0	0	0	1	0									
11 Brett Gardner, L (1, 7) OBP: 0.286, SLG: 0.204	0-0 F7									3	0	1	0	0	1	0									
85 Taylor Dugas, L (6, PR) OBP: 0.500, SLG: 0.500										1	0	0	0	0	0	0									
36 Carlos Beltrán, S (1, 9) OBP: 0.310, SLG: 0.297										3	0	1	0	0	0	1									
Ramón Flores, L (6, PR) OBP: 0.311, SLG: 0.415										1	0	1	0	0	0	0									
25 Mark Teixeira, S (1, 3) OBP: 0.308, SLG: 0.388										3	0	1	0	0	0	1									
93 Jake Cave, L (7, 8) OBP: 0.400, SLG: 0.714										1	0	0	0	0	1	1									
34 Brian McCann, L (1, 2) OBP: 0.295, SLG: 0.410										2	0	0	0	0	1	2									
66 John Ryan Murphy, R (6, 2) OBP: 0.250, SLG: 0.267										1	0	0	0	1	1	2									
12 Chase Headley, S (1, 5) OBP: 0.364, SLG: 0.569										2	0	0	0	1	1	0									
62 Cole Figueroa, L (8, 5) OBP: 0.333, SLG: 0.320										1	0	0	0	0	0	2									
13 Alex Rodriguez, R (1, 10) OBP: 0.426, SLG: 0.594										2	0	0	0	1	1	0									
55 Austin Romine, R (9, PH) OBP: 0.194, SLG: 0.172										1	0	0	0	0	0	2									
14 Stephen Drew, L (1, 4) OBP: 0.294, SLG: 0.426										2	0	0	0	0	0	2									
33 Garrett Jones, L (7, 3) OBP: 0.204, SLG: 0.200										1	0	0	0	0	0	0									
Brendan Ryan, R (1, 6) OBP: 0.299, SLG: 0.292										1	0	0	0	1	0	0									
60 Nick Noonan, L (6, 6) OBP: 0.243, SLG: 0.273										1	0	0	0	0	1	0									
<b>Inning Stats</b>	R: 0 E: 0 K: 1 S: 7	H: 2 LOB: 2 BB: 0 P: 7	R: 0 E: 0 K: 0 S: 2	H: 0 LOB: 3 BB: 3 P: 14	R: 0 E: 0 K: 1 S: 5	H: 0 LOB: 0 BB: 0 P: 5	R: 0 E: 0 K: 1 S: 5	H: 0 LOB: 0 BB: 0 P: 5	R: 0 E: 0 K: 1 S: 6	H: 1 LOB: 2 BB: 0 P: 6	R: 0 E: 0 K: 1 S: 5	H: 0 LOB: 0 BB: 0 P: 5	R: 0 E: 0 K: 2 S: 7	H: 0 LOB: 0 BB: 0 P: 7	R: 0 E: 0 K: 1 S: 6	H: 1 LOB: 2 BB: 1 P: 10	1B: 4 2B: 0 3B: 0 HR: 0	SF: 0 SAC: 0 DP: 1 HBP: 0	WP: 0 PB: 0 SB: 0 CS: 0	PA: 34					
<b>PITCHER</b>	IP	WLS	BF	H	R	ER	SO	BB	IBB	HBP	BLK	WP	HR	S	P	ERA	WHIP								
Jordan Norberto, L (1, 1) ERA: 3.97	2.0	W	10	2	0	0	1	0	0	0	0	0	0	5	5	0.00	0.000								
50 Grant Balfour, R (3, 1) ERA: 2.25	1.0	H	3	0	0	0	1	0	0	0	0	0	0	5	5	0.00	0.000								
49 Kirby Yates, R (4, 1) ERA: 2.45	2.0	H	6	0	0	0	2	0	0	0	0	0	0	10	10	0.00	0.000								
Jhan Maríñez, R (6, 1) ERA: 3.38	3.0	H	10	1	0	0	4	0	0	0	0	0	0	18	18	0.00	0.333								
33 Mark Sappington, R (9, 1) ERA: 2.00	1.0	S	5	1	0	0	1	1	0	0	0	0	0	6	10	0.00	2.000								







Batter	1	2	3	4	5	6	7	8	9	AB	R	H	RBI	BB	SO	LOB	TOP										
5 Josh Harrison, R OBP: 0.340, SLG: 0.480 48 Jared Hughes, R OBP: 0.382, SLG: 0.414	G6-3		F7		K		G6-3		F9	3	0	0	0	0	1	0	<b>Pittsburgh Pirates @ New York Yankees</b> George M. Steinbrenner Field, Tampa, FL Thu Apr 02 2015, 1:08 PM - 3:50 PM EDT Att: 8,240 - Sunny - 81 F										
10 Jordy Mercer, R OBP: 0.375, SLG: 0.472 83 Wilkin Castillo, S OBP: 0.357, SLG: 0.333	1B		1B			G6-3		2B		3	0	2	0	0	0	0											
25 Gregory Polanco, L OBP: 0.288, SLG: 0.411 Stetson Allie, R OBP: 0.400, SLG: 0.375	G3		K			1B		E5		3	1	1	0	0	1	2											
6 Starling Marte, R OBP: 0.344, SLG: 0.524 Keon Broxton, R OBP: 0.250, SLG: 0.100	G6-3		P3			1B		BB		3	0	1	1	0	0	2											
24 Pedro Alvarez, L OBP: 0.320, SLG: 0.723 56 Matt Benedict, R OBP: 0.288, SLG: 0.268 17 Josh Bell, S OBP: 0.250, SLG: 0.087	K				G3			SF9		3	0	0	0	0	1	1											
29 Francisco Cervelli, R OBP: 0.465, SLG: 0.794 Gustavo Nunez, S OBP: 0.125, SLG: 0.087	F8		K					K		2	0	0	0	1	1	0											
15 Andrew Lamb, L OBP: 0.268, SLG: 0.268 54 A.J. Morris, R	1B		G3-1					P6		4	0	1	0	0	0	3											
3 Sean Rodriguez, R OBP: 0.173, SLG: 0.160 10 Max Moroff, S	1B							K		3	0	1	0	0	1	1											
34 A.J. Burnett, R OBP: 0.333, SLG: 0.514	K							K		1	0	0	0	0	1	2											
<b>Inning Stats</b>	R: 0 E: 0 K: 0 S: 4	H: 1 LOB: 1 BB: 0 P: 4	R: 0 E: 0 K: 2 S: 9	H: 2 LOB: 2 BB: 0 P: 9	R: 0 E: 0 K: 1 S: 6	H: 1 LOB: 1 BB: 0 P: 6	R: 0 E: 0 K: 1 S: 5	H: 0 LOB: 0 BB: 0 P: 5	R: 0 E: 0 K: 2 S: 7	H: 0 LOB: 0 BB: 0 P: 7	R: 1 E: 0 K: 0 S: 4	H: 2 LOB: 0 BB: 0 P: 5	R: 0 E: 1 K: 1 S: 5	H: 0 LOB: 2 BB: 2 P: 13	R: 1 E: 1 K: 1 S: 7	H: 1 LOB: 2 BB: 1 P: 11		R: 0 E: 0 K: 2 S: 7	H: 0 LOB: 0 BB: 0 P: 7	1B: 6 2B: 1 3B: 0 HR: 0	SF: 1 SAC: 0 DP: 1 HBP: 0	WP: 0 PB: 0 SB: 1 CS: 0	PA: 37				
<b>PITCHER</b>	IP	WLS	BF	H	R	ER	SO	BB	IBB	HBP	BLK	WP	HR	S	P	ERA	WHIP										
35 Michael Pineda, R ERA: 1.42	5.1		22	6	1	1	6	0	0	0	0	0	0	34	35	1.69	1.125										
48 Andrew Miller, L ERA: 2.57	0.2	W	1	0	0	0	0	0	0	0	0	0	0	1	1	0.00	0.000										
68 Dellin Betances, R ERA: 6.14	1.0	H	5	0	0	0	1	2	0	0	0	0	0	5	13	0.00	2.000										
29 David Carpenter, R ERA: 4.7	1.0		6	1	1	0	1	1	0	0	0	0	0	7	11	0.00	2.000										
José Ramirez, R ERA: 4.15	1.0		3	0	0	0	2	0	0	0	0	0	0	7	7	0.00	0.000										

Batter	1	2	3	4	5	6	7	8	9	AB	R	H	RBI	BB	SO	LOB	BOTTOM										
22 Jacoby Ellsbury, L OBP: 0.212, SLG: 0.273 27 Gregorio Petit, R OBP: 0.353, SLG: 0.387	1B	G4-3			G3-1		G6-3	G4-3		3	0	1	0	0	0	3	<b>Pittsburgh Pirates @ New York Yankees</b> George M. Steinbrenner Field, Tampa, FL Thu Apr 02 2015, 1:08 PM - 3:50 PM EDT Att: 8,240 - Sunny - 81 F										
13 Alex Rodriguez, R OBP: 0.400, SLG: 0.524 Greg Bird, L OBP: 0.421, SLG: 0.706	K		F8		K		1B			3	0	0	0	0	2	1											
34 Brian McCann, L OBP: 0.292, SLG: 0.381 74 Radley Haddad, L OBP: 0.288, SLG: 0.268 29 David Carpenter, R OBP: 0.250, SLG: 0.100 José Ramirez, R OBP: 0.333, SLG: 0.514	G3		L7		K		1B			3	0	0	0	1	1	1											
55 Austin Romine, R OBP: 0.229, SLG: 0.212	K		L4				1B			4	2	2	0	0	1	1											
33 Garrett Jones, L OBP: 0.231, SLG: 0.250 Aaron Judge, R OBP: 0.429, SLG: 0.455	1B		F8				1B			3	0	2	0	0	0	0											
24 Chris Young, R OBP: 0.304, SLG: 0.434 83 Ben Gamel, L	G5-3		1B		1B		1B			3	0	2	2	0	0	1											
14 Stephen Drew, L OBP: 0.315, SLG: 0.440 93 Jake Cave, L OBP: 0.375, SLG: 0.667	1B		1B		1B		1B			3	0	2	0	0	0	2											
98 Rob Refsnyder, R OBP: 0.460, SLG: 0.548 73 Tyler Wade, L OBP: 0.333, SLG: 0.333	1B		G5-3		G5-3		1B			3	0	2	1	0	0	2											
95 Eric Jagielo, L OBP: 0.133, SLG: 0.071	BB		G4-1		G4-3		1B			2	0	0	0	1	0	4											
<b>Inning Stats</b>	R: 0 E: 0 K: 2 S: 8	H: 3 LOB: 3 BB: 1 P: 9	R: 0 E: 0 K: 0 S: 3	H: 0 LOB: 0 BB: 0 P: 3	R: 0 E: 0 K: 0 S: 5	H: 2 LOB: 2 BB: 0 P: 5	R: 0 E: 0 K: 2 S: 7	H: 0 LOB: 0 BB: 0 P: 7	R: 3 E: 0 K: 0 S: 6	H: 4 LOB: 2 BB: 0 P: 7	R: 3 E: 0 K: 0 S: 6	H: 3 LOB: 1 BB: 1 P: 10	R: 0 E: 0 K: 1 S: 5	H: 0 LOB: 0 BB: 0 P: 5	1B: 12 2B: 1 3B: 0 HR: 0	SF: 1 SAC: 0 DP: 1 HBP: 0		WP: 1 PB: 0 SB: 1 CS: 0	PA: 37								
<b>PITCHER</b>	IP	WLS	BF	H	R	ER	SO	BB	IBB	HBP	BLK	WP	HR	S	P	ERA	WHIP										
34 A.J. Burnett, R ERA: 4.86	4.0		18	6	0	0	2	1	0	0	0	0	0	21	25	0.00	1.750										
48 Jared Hughes, R ERA: 10.61	2.0	L	9	4	3	3	2	0	0	0	0	1	0	13	14	13.50	2.000										
56 Matt Benedict, R ERA: 27.0	1.0		7	3	3	3	0	1	0	0	0	0	0	6	10	27.00	4.000										
54 A.J. Morris, R ERA:	1.0		3	0	0	0	1	0	0	0	0	0	0	5	5	0.00	0.000										







Batter	1	2	3	4	5	6	7	8	9	AB	R	H	RBI	BB	SO	LOB	TOP				
22 Jacoby Ellsbury, L OBP: 0.222, SLG: 0.257 24 Chris Young, R OBP: 0.322, SLG: 0.500	F8			FC3-6 11 1B HBP		K		HR		2	0	0	0	0	1	0	<b>New York Yankees @ Washington Nationals</b> Nationals Park, Washington, DC Sat Apr 04 2015, 1:07 PM - 3:52 PM EDT Att: 36,998 - Partly Cloudy - 57 F				
11 Brett Gardner, L OBP: 0.294, SLG: 0.220 Ramón Flores, L OBP: 0.314, SLG: 0.413	F8			FC3-6 1B		1B		E6		3	0	2	0	0	0	0					
36 Carlos Beltrán, S OBP: 0.277, SLG: 0.489 33 Garrett Jones, L OBP: 0.218, SLG: 0.235	P3			FC3-6 25 C4-6-3		F9		K		3	0	0	0	0	0	3					
25 Mark Teixeira, S OBP: 0.300, SLG: 0.375 Jonathan Galvez, R OBP: 0.306, SLG: 0.390	G3-1			G4-6-3		G4-3		K		3	0	0	0	0	0	3					
34 Brian McCann, L OBP: 0.302, SLG: 0.404 66 John Ryan Murphy, R OBP: 0.304, SLG: 0.310	L8			12 G4-3 14 HR 2B		G3-1		K		3	1	1	0	0	0	0					
12 Chase Headley, S OBP: 0.348, SLG: 0.542 31 Gregorio Petit, R OBP: 0.316, SLG: 0.343	F8			G4-3		K		G6-3		3	0	0	0	0	0	1					
13 Alex Rodriguez, R OBP: 0.450, SLG: 0.545 Slade Heathcott, L OBP: 0.450, SLG: 0.545				K		K		K		3	0	0	0	0	0	3					
14 Stephen Drew, L OBP: 0.310, SLG: 0.481 Rob Refsnyder, R OBP: 0.462, SLG: 0.568	G3			G3		HR		P4		2	1	1	2	0	0	0					
18 Didi Gregorius, L OBP: 0.308, SLG: 0.458 Nick Noonan, L OBP: 0.214, SLG: 0.237	F8			G3		G3		24 HR 2B		3	0	1	0	0	0	0					
<b>Inning Stats</b>	R: 0 E: 0 K: 0 S: 6	H: 0 LOB: 0 BB: 0 P: 8	R: 0 E: 0 K: 0 S: 10	H: 0 LOB: 0 BB: 0 P: 17	R: 0 E: 0 K: 1 S: 8	H: 1 LOB: 1 BB: 0 P: 13	R: 2 E: 0 K: 1 S: 15	H: 2 LOB: 0 BB: 0 P: 24	R: 0 E: 0 K: 1 S: 7	H: 1 LOB: 1 BB: 0 P: 13	R: 0 E: 0 K: 2 S: 15	H: 0 LOB: 0 BB: 0 P: 20	R: 2 E: 1 K: 2 S: 20	H: 2 LOB: 2 BB: 0 P: 29	R: 0 E: 0 K: 2 S: 12	H: 0 LOB: 0 BB: 0 P: 17		1B: 2 2B: 2 3B: 0 HR: 2	SF: 0 SAC: 0 DP: 1 HBP: 1	WP: 0 PB: 0 SB: 0 CS: 0	PA: 34
<b>PITCHER</b>	IP WLS BF H R ER SO BB IBB HBP BLK WP HR S P ERA WHIP	6.0 2 22 4 2 2 3 0 0 1 0 0 1 51 87 3.00 0.667	0.2 H 2 0 0 0 1 0 0 0 0 0 0 12 16 0.00 0.000	0.1 H 1 0 0 0 1 0 0 0 0 0 0 3 4 0.00 0.000	0.1 L 4 2 2 2 0 0 0 0 0 0 1 14 21 54.00 6.000	0.2 2 0 0 0 2 0 0 0 0 0 0 6 8 0.00 0.000	<b>PITCHER</b>	IP WLS BF H R ER SO BB IBB HBP BLK WP HR S P ERA WHIP	1.0 3 3 0 0 0 2 0 0 0 0 0 0 12 17 0.00 0.000	0.0 0 0 0 0 0 0 0 0 0 0 0 0 0 0 0.00 0.000	0.0 0 0 0 0 0 0 0 0 0 0 0 0 0 0.00 0.000	0.0 0 0 0 0 0 0 0 0 0 0 0 0 0 0.00 0.000	0.0 0 0 0 0 0 0 0 0 0 0 0 0 0 0.00 0.000	0.0 0 0 0 0 0 0 0 0 0 0 0 0 0 0.00 0.000	0.0 0 0 0 0 0 0 0 0 0 0 0 0 0 0.00 0.000	0.0 0 0 0 0 0 0 0 0 0 0 0 0 0 0.00 0.000	0.0 0 0 0 0 0 0 0 0 0 0 0 0 0 0.00 0.000	0.0 0 0 0 0 0 0 0 0 0 0 0 0 0 0.00 0.000	0.0 0 0 0 0 0 0 0 0 0 0 0 0 0 0.00 0.000	0.0 0 0 0 0 0 0 0 0 0 0 0 0 0 0.00 0.000	0.0 0 0 0 0 0 0 0 0 0 0 0 0 0 0.00 0.000
3 Michael Taylor, R OBP: 0.343, SLG: 0.646 21 Matthew den Dekker, L OBP: 0.397, SLG: 0.542	11 SF7 1B			K		G2-3		K		3	1	1	0	0	1	1	<b>New York Yankees @ Washington Nationals</b> Nationals Park, Washington, DC Sat Apr 04 2015, 1:07 PM - 3:52 PM EDT Att: 36,998 - Partly Cloudy - 57 F				
5 Yonel Escobar, R OBP: 0.346, SLG: 0.360 8 Danny Espinosa, S OBP: 0.197, SLG: 0.214	11 SF7 34 BB 40 1B			F8		G4-3		K		3	1	1	0	0	1						
34 Bryce Harper, L OBP: 0.450, SLG: 0.556 25 Clint Robinson, L OBP: 0.404, SLG: 0.608	11 SF7 40 1B BB			L9		BB		K		1	1	0	0	2	0						
11 Ryan Zimmerman, R OBP: 0.273, SLG: 0.308 33 Mike Carp, L OBP: 0.340, SLG: 0.275	SF7			L9		K		G5-3		2	0	0	1	0	1						
40 Wilson Ramos, R OBP: 0.375, SLG: 0.400 8 Raudy Read, R OBP: 0.500, SLG: 0.500	26 FC5-4 1B			1B		1B		1B		3	0	2	2	0	1	0					
20 Ian Desmond, R OBP: 0.295, SLG: 0.345 Emmanuel Burriss, S OBP: 0.069, SLG: 0.069	K			K		K		1B		3	0	0	0	0	2	2					
26 Dan Uggla, R OBP: 0.433, SLG: 0.457 13 Stephen Perez, S OBP: 0.239, SLG: 0.244	FC5-4			G5-3		K		K		2	0	0	0	0	1	0					
12 Tyler Moore, R OBP: 0.323, SLG: 0.525 Reed Johnson, R OBP: 0.239, SLG: 0.244	L9			K		G5-3		BB		2	0	0	0	0	1	0					
59 Jose Lobaton, S OBP: 0.311, SLG: 0.385 Pedro Severino, R OBP: 0.200, SLG: 0.200	BB			K		L8		BB		2	0	0	0	1	1	0					
<b>Inning Stats</b>	R: 3 E: 0 K: 1 S: 15	H: 3 LOB: 1 BB: 1 P: 22	R: 0 E: 0 K: 1 S: 12	H: 0 LOB: 1 BB: 1 P: 18	R: 0 E: 0 K: 1 S: 11	H: 1 LOB: 1 BB: 0 P: 16	R: 0 E: 0 K: 2 S: 7	H: 0 LOB: 0 BB: 0 P: 12	R: 0 E: 0 K: 1 S: 10	H: 0 LOB: 0 BB: 1 P: 16	R: 0 E: 0 K: 2 S: 10	H: 1 LOB: 1 BB: 0 P: 12	R: 0 E: 0 K: 1 S: 11	H: 2 LOB: 2 BB: 0 P: 12	R: 0 E: 0 K: 3 S: 12	H: 1 LOB: 2 BB: 1 P: 21		1B: 7 2B: 0 3B: 1 HR: 0	SF: 1 SAC: 0 DP: 0 HBP: 0	WP: 0 PB: 0 SB: 0 CS: 0	PA: 38
<b>PITCHER</b>	IP WLS BF H R ER SO BB IBB HBP BLK WP HR S P ERA WHIP	5.0 3 3 0 0 0 2 0 0 0 0 0 0 10 15 0.00 0.000	1.0 0 0 0 0 0 2 0 0 0 0 0 0 4 8 0.00 0.000	0.2 W 2 1 0 0 1 0 0 0 0 0 0 4 4 0.00 3.000	1.0 H 4 2 0 0 1 0 0 0 0 0 0 11 12 0.00 2.000	<b>PITCHER</b>	IP WLS BF H R ER SO BB IBB HBP BLK WP HR S P ERA WHIP	1.0 S 5 1 0 0 3 1 0 0 0 0 0 0 12 21 0.00 2.000	0.0 0 0 0 0 0 0 0 0 0 0 0 0 0 0 0.00 0.000	0.0 0 0 0 0 0 0 0 0 0 0 0 0 0 0 0.00 0.000	0.0 0 0 0 0 0 0 0 0 0 0 0 0 0 0.00 0.000	0.0 0 0 0 0 0 0 0 0 0 0 0 0 0 0.00 0.000	0.0 0 0 0 0 0 0 0 0 0 0 0 0 0 0.00 0.000	0.0 0 0 0 0 0 0 0 0 0 0 0 0 0 0.00 0.000	0.0 0 0 0 0 0 0 0 0 0 0 0 0 0 0.00 0.000	0.0 0 0 0 0 0 0 0 0 0 0 0 0 0 0.00 0.000	0.0 0 0 0 0 0 0 0 0 0 0 0 0 0 0.00 0.000	0.0 0 0 0 0 0 0 0 0 0 0 0 0 0 0.00 0.000	0.0 0 0 0 0 0 0 0 0 0 0 0 0 0 0.00 0.000	0.0 0 0 0 0 0 0 0 0 0 0 0 0 0 0.00 0.000	

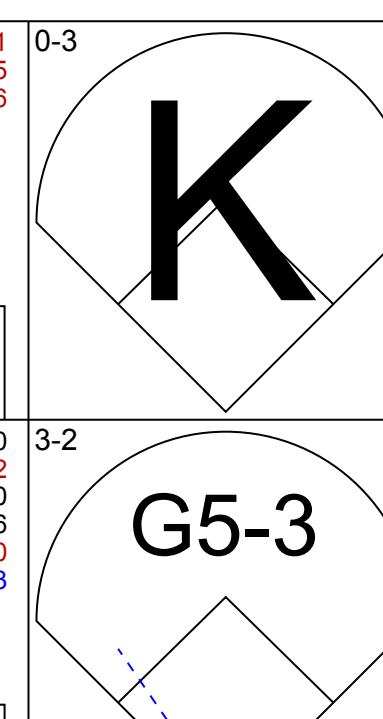
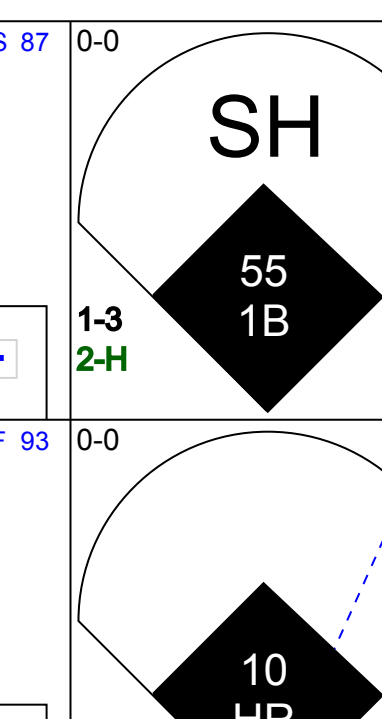

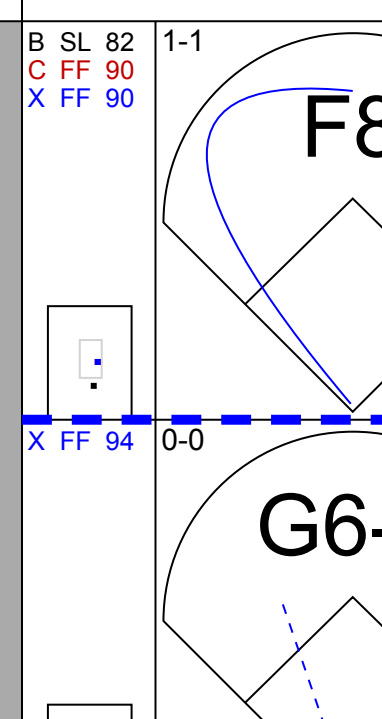
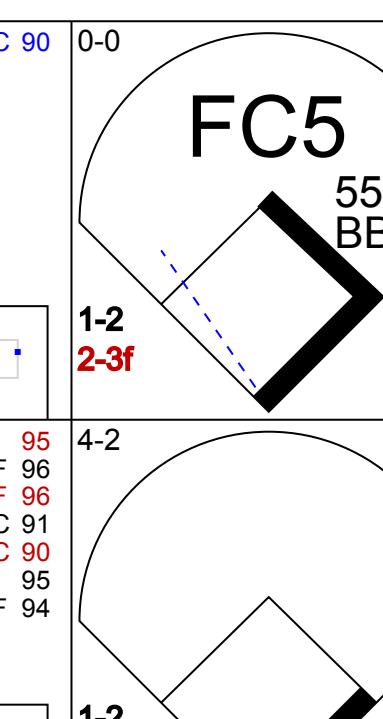
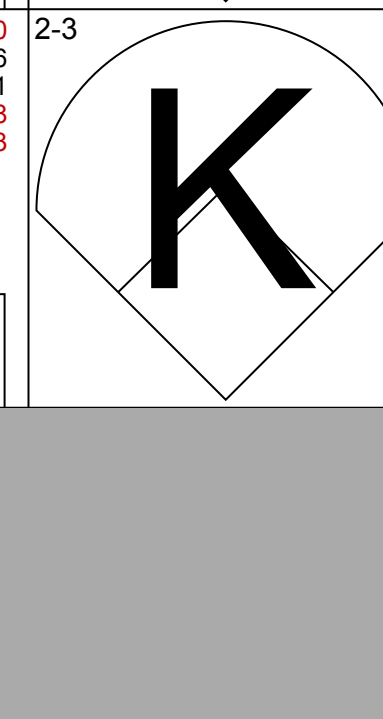
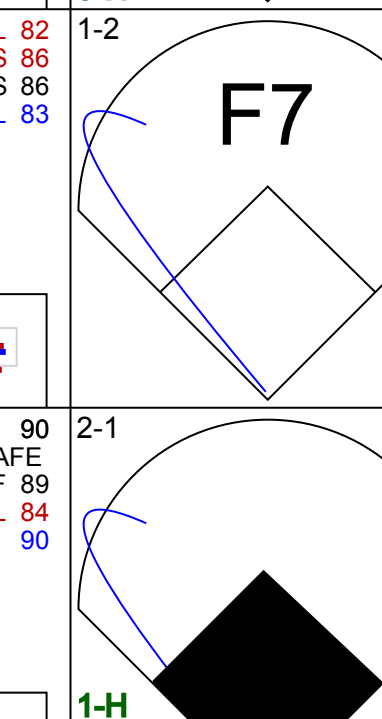

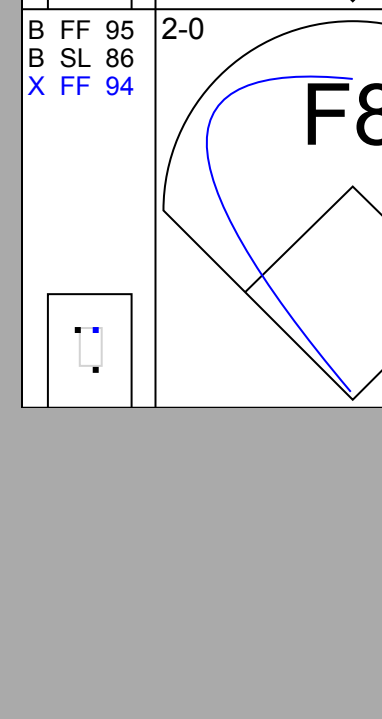
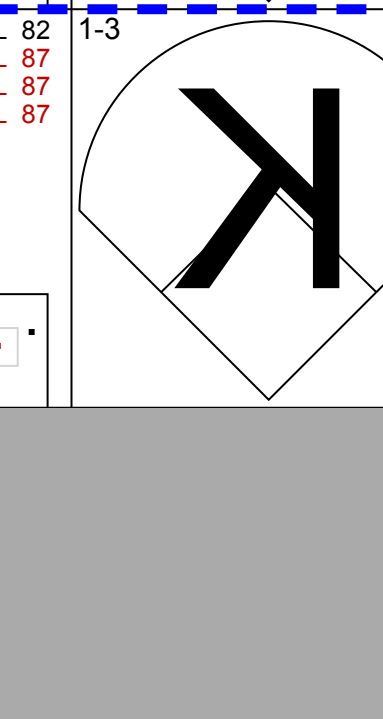

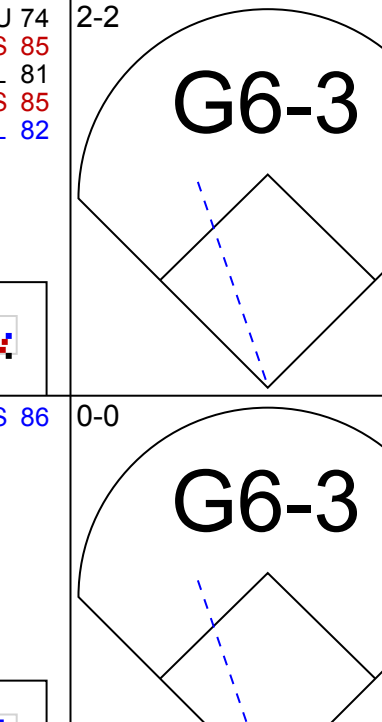
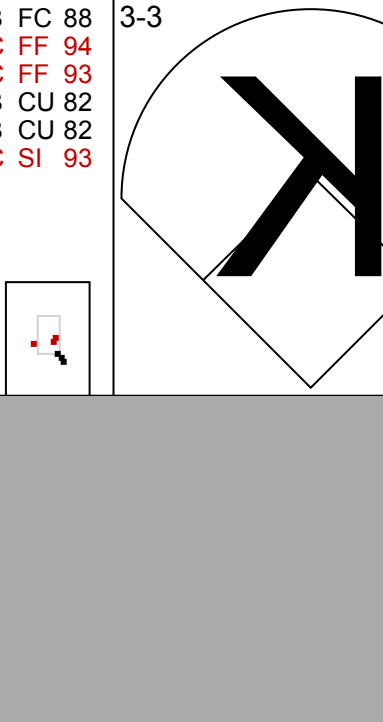


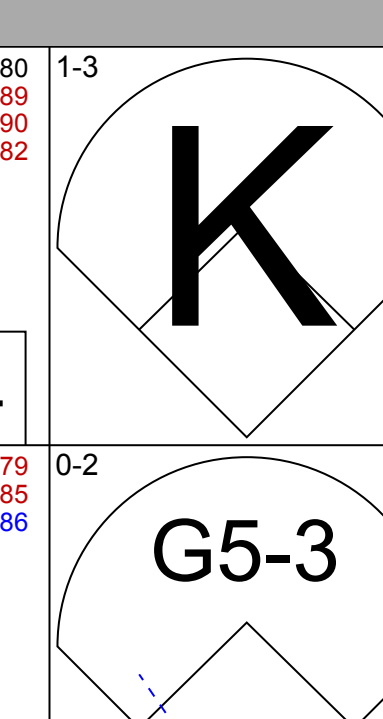
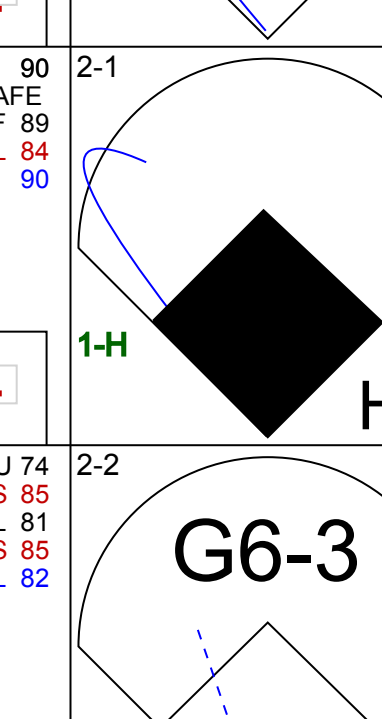
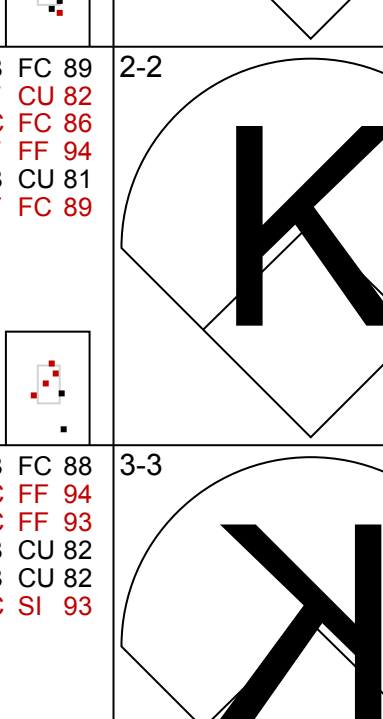
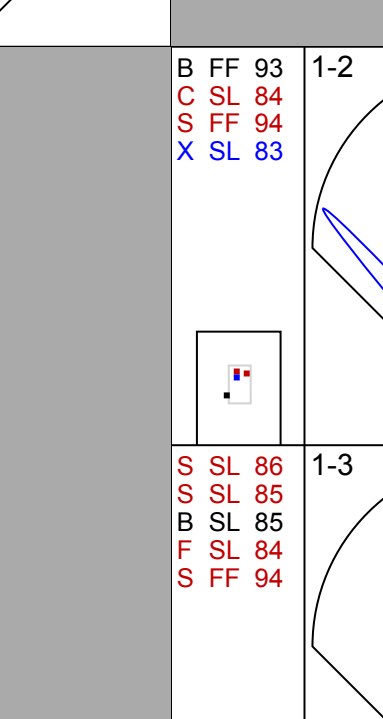
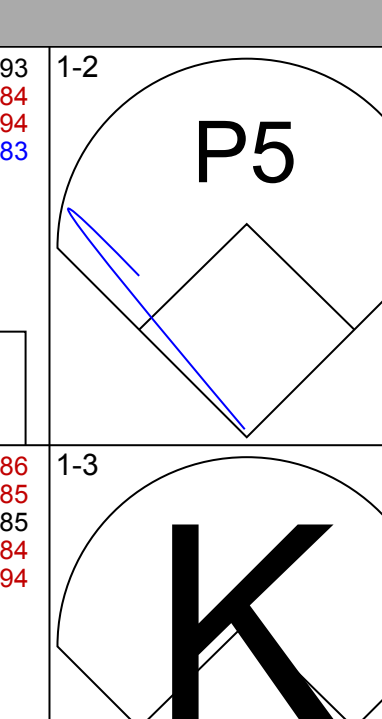
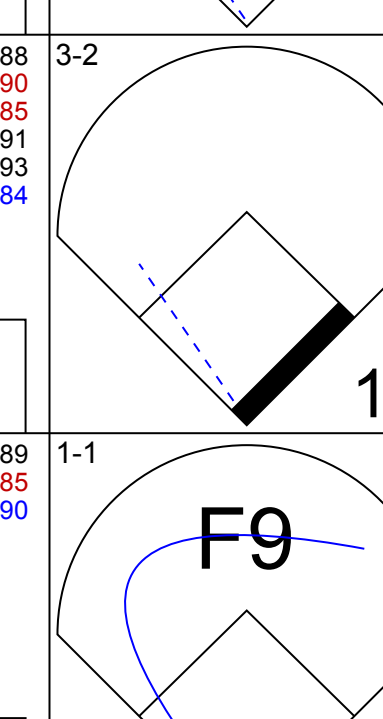
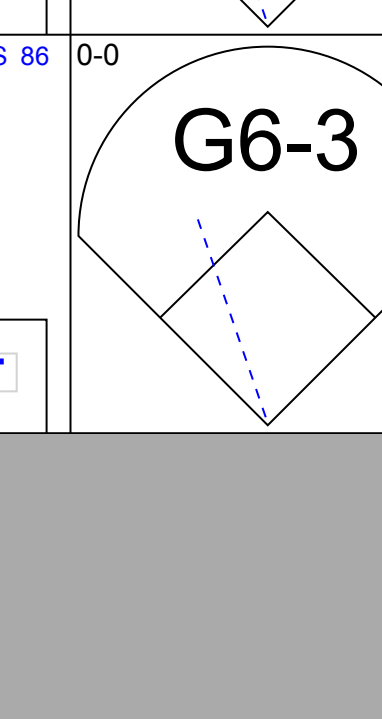

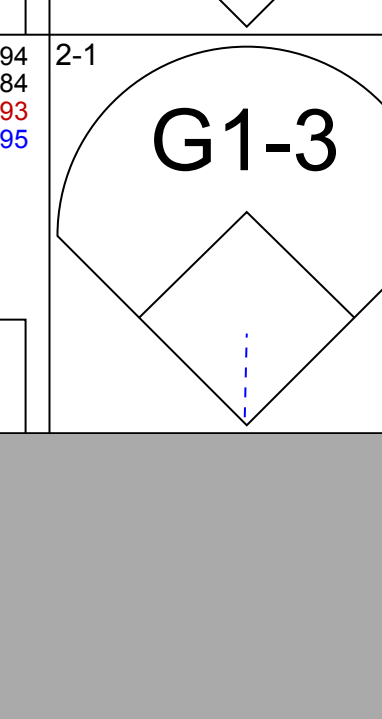

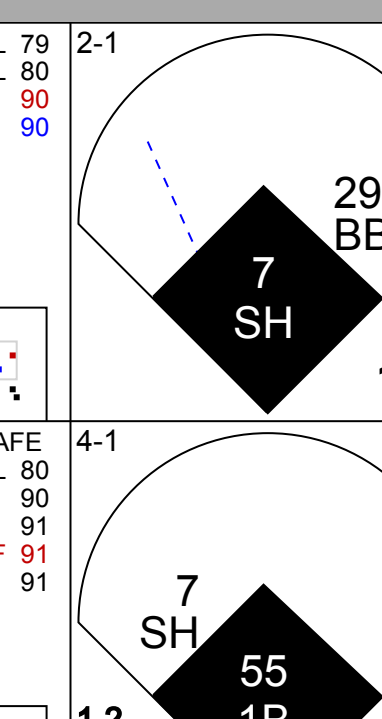
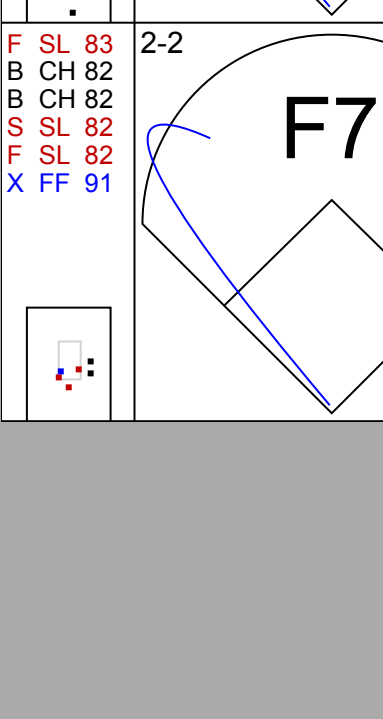

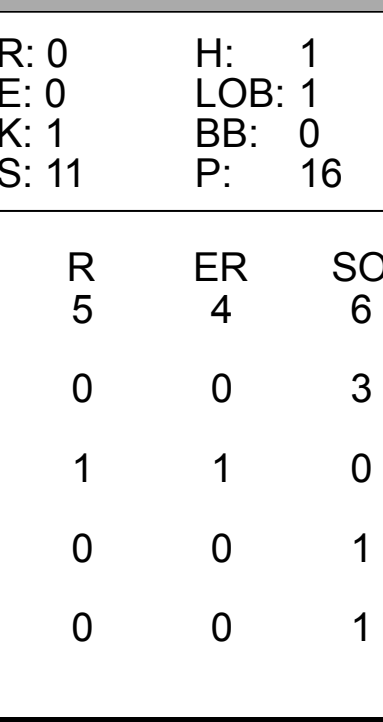
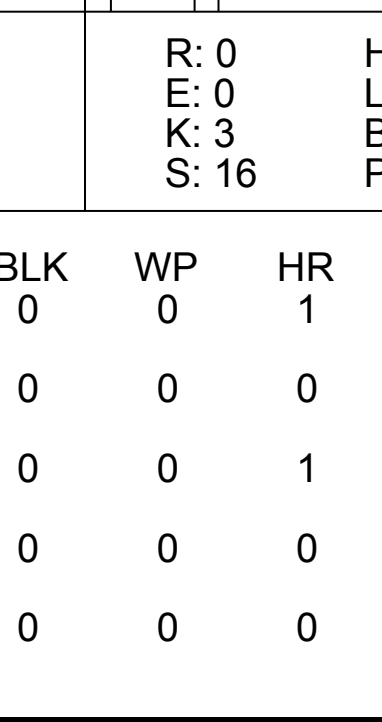
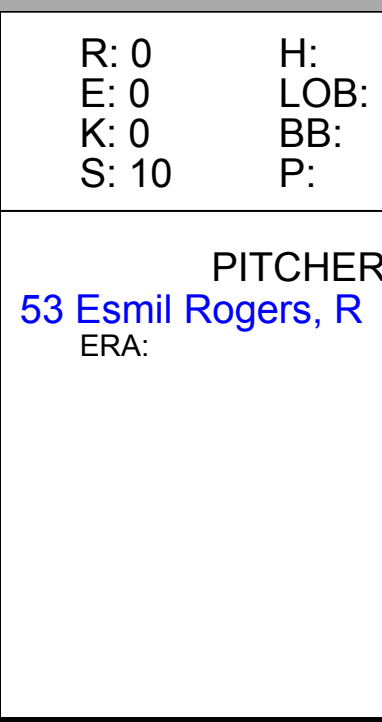
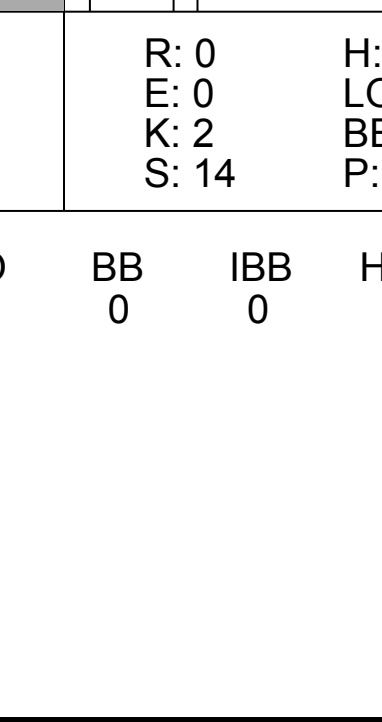
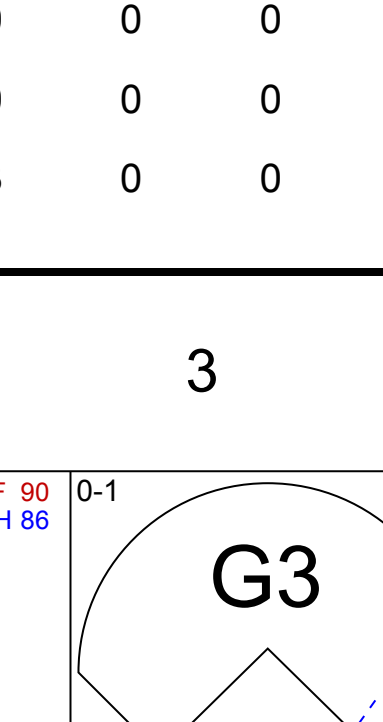
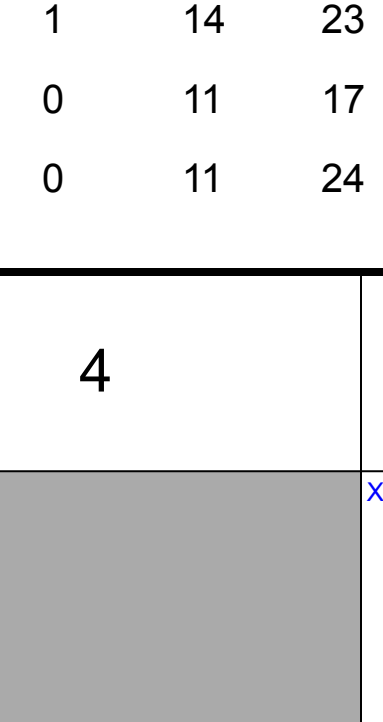
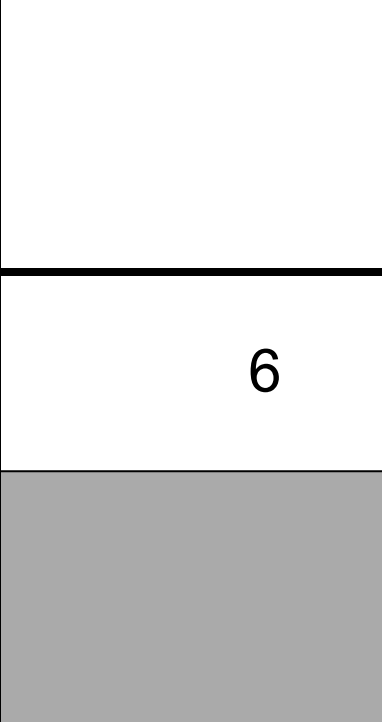
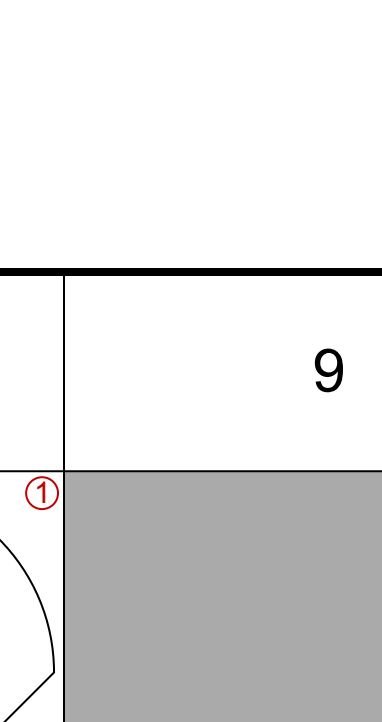

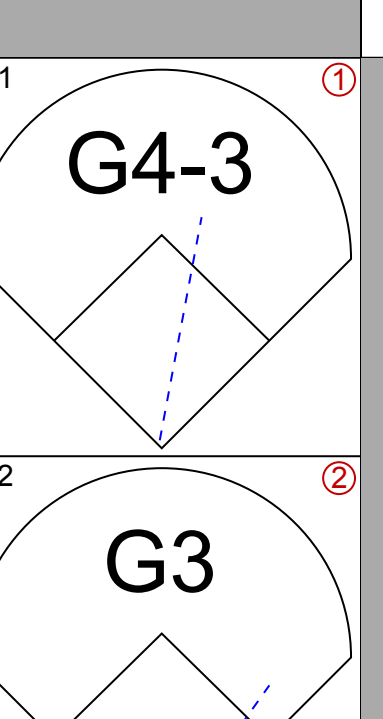

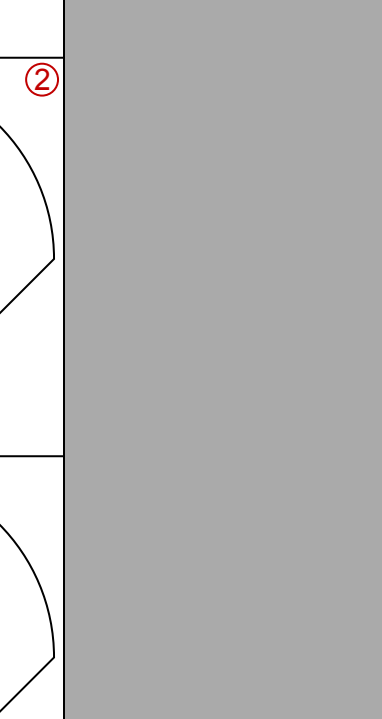
AB	33
R	4
H	6
RBI	4
BB	0
SO	9
LOB	13



AB	33
R	3
H	8
RBI	3
BB	4
SO	13
LOB	11



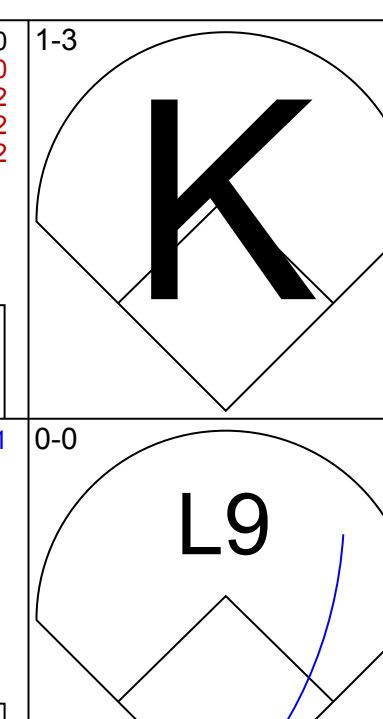
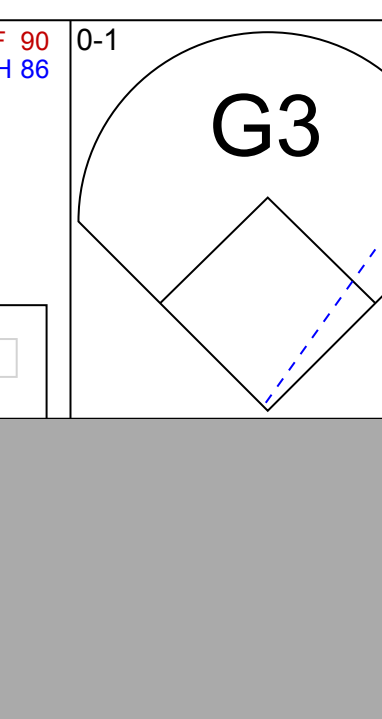
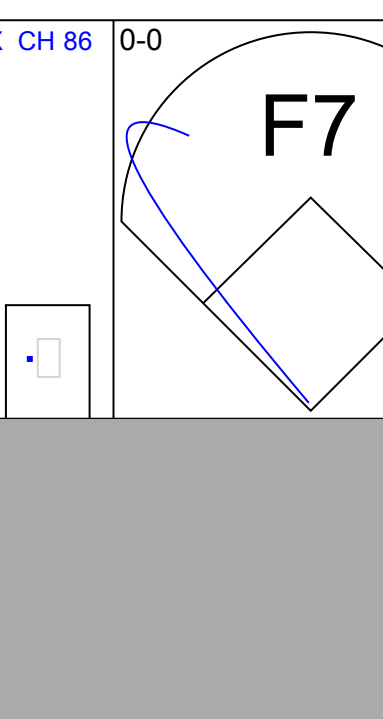
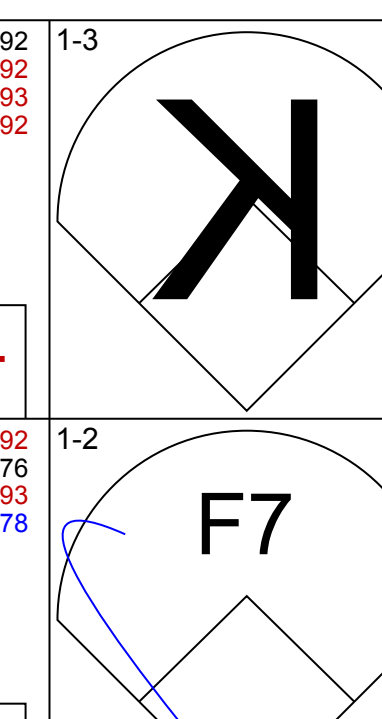
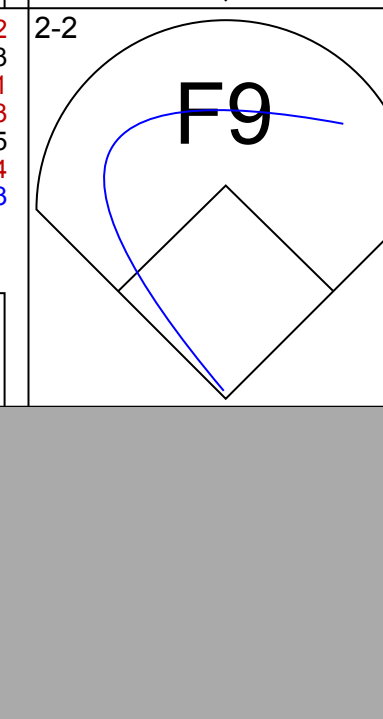
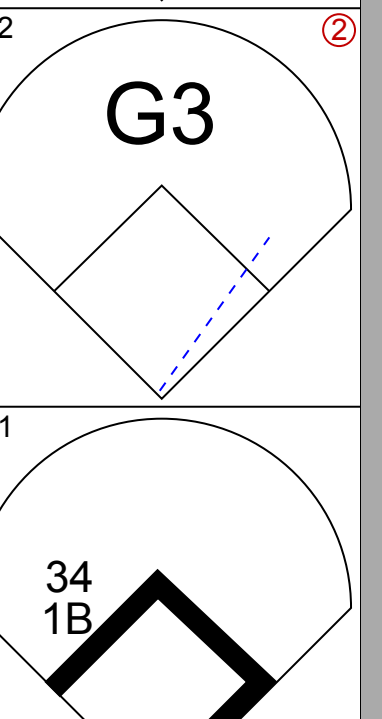
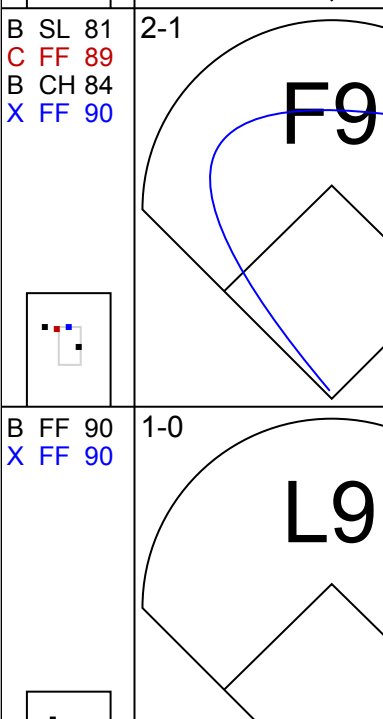
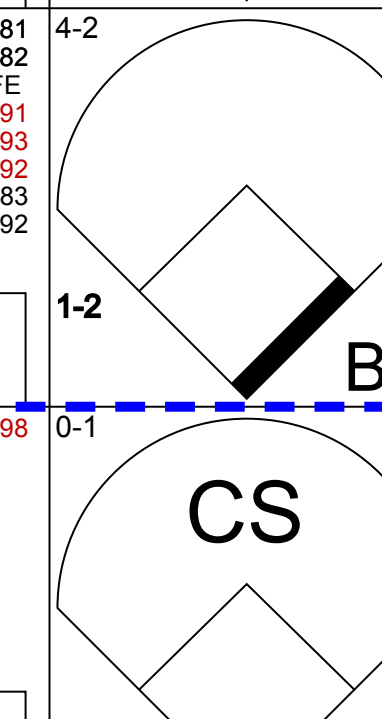

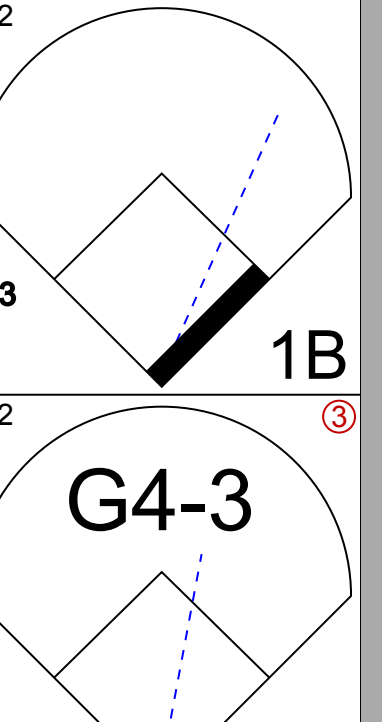
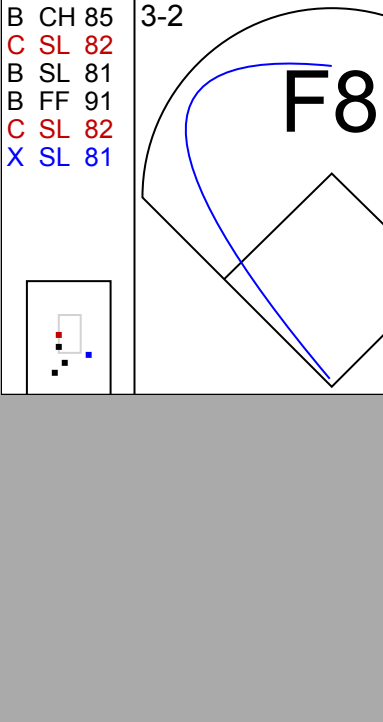
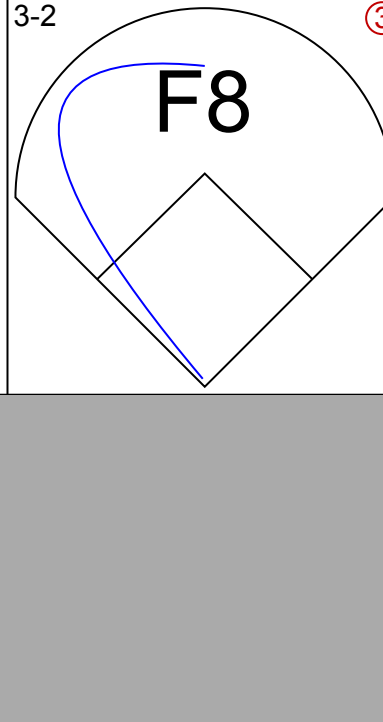

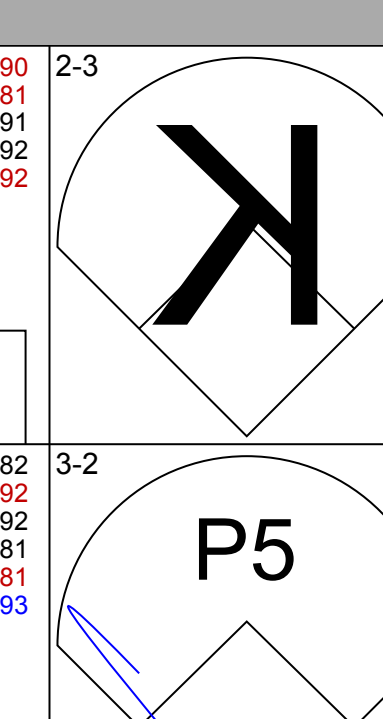
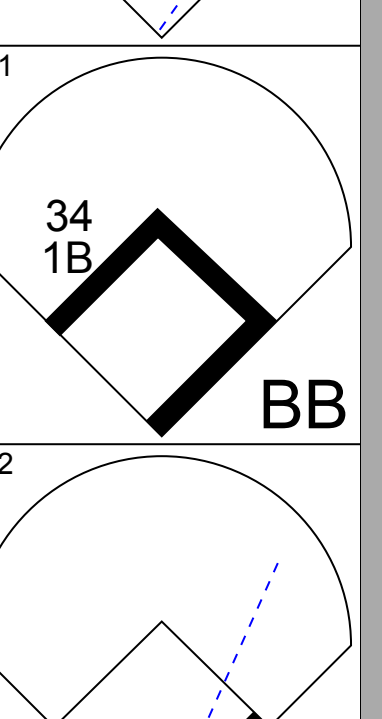
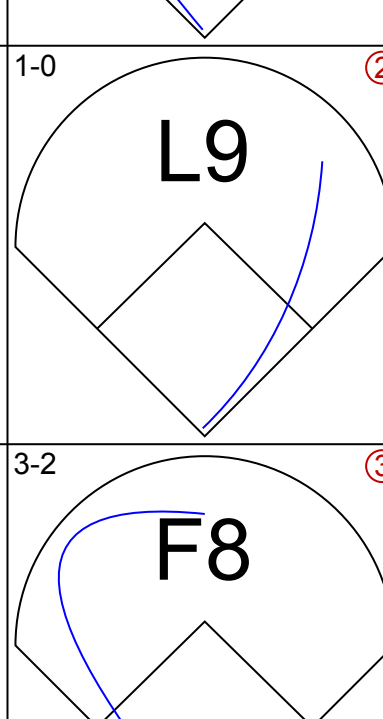


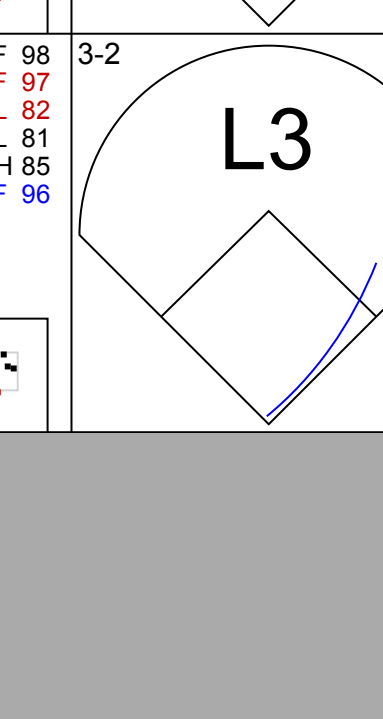
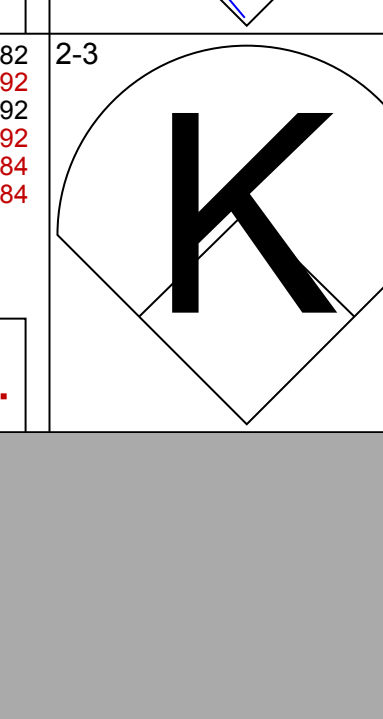
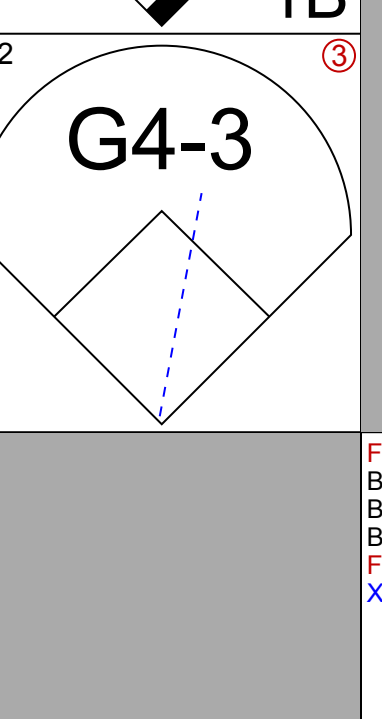





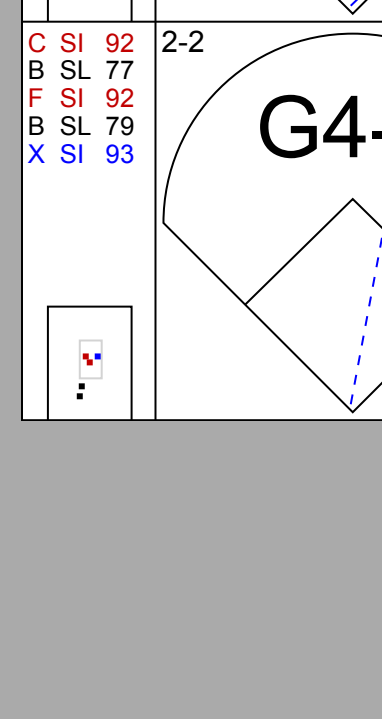

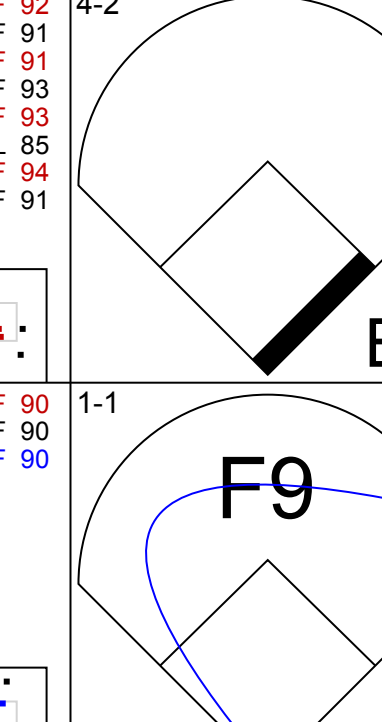
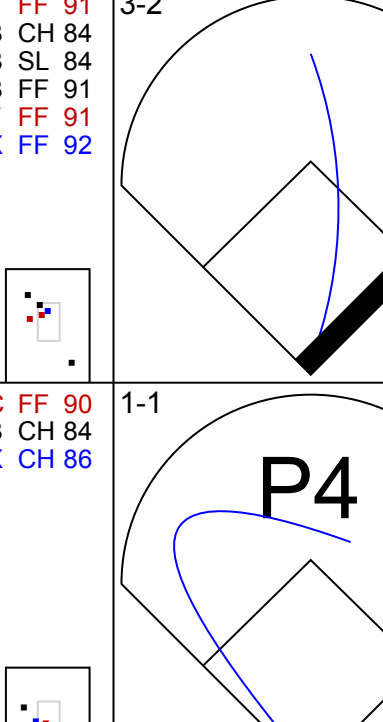
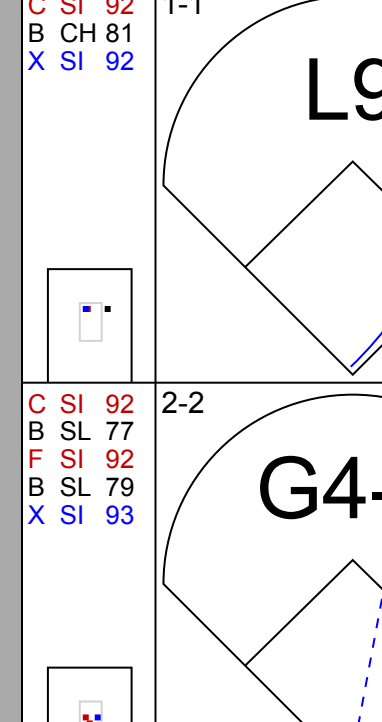

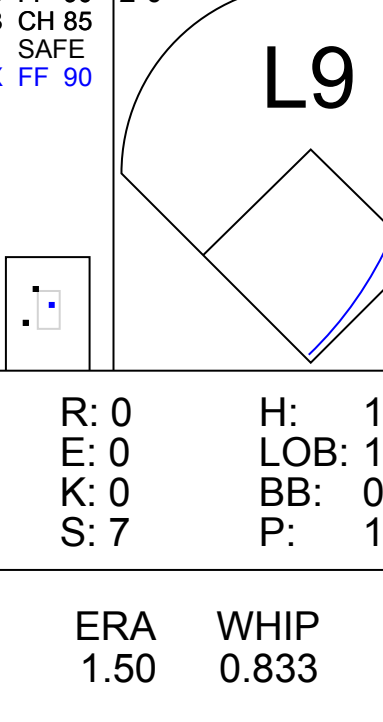

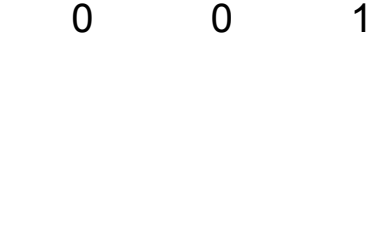




Batter	1	2	3	4	5	6	7	8	9	AB	R	H	RBI	BB	SO	LOB	TOP			
7 José Reyes, S (1,6)										3	1	0	0	1	1	2				
55 Russell Martin, R (1,2) OBP: 0.400, SLG: 0.250										4	1	1	2	1	1	2				
19 José Bautista, R (1,9)										5	0	0	0	0	3	4				
10 Edwin Encarnación, R (1,3) 14 Justin Smoak, S (8,3)										4	1	1	2	0	2	0				
20 Josh Donaldson, R (1,5)										4	0	0	0	0	2	0				
30 Dioner Navarro, S (1,10)										4	0	1	0	0	0	0				
45 Dalton Pompey, S (1,8)										3	0	0	0	1	1	1				
11 Kevin Pillar, R (1,7) OBP: 0.500, SLG: 0.500									4	1	2	0	0	1	1					
29 Devon Travis, R (1,4)									2	2	1	1	2	1	1					
<b>Inning Stats</b>	R: 0 E: 0 K: 2 S: 9	H: 0 LOB: 0 BB: 0 P: 14	R: 0 E: 0 K: 1 S: 11	H: 1 LOB: 1 BB: 0 P: 16	R: 5 E: 1 K: 0 S: 14	H: 3 LOB: 0 BB: 1 P: 25	R: 0 E: 0 K: 3 S: 16	H: 1 LOB: 2 BB: 1 P: 27	R: 0 E: 0 K: 0 S: 10	H: 0 LOB: 0 BB: 0 P: 17	R: 1 E: 0 K: 0 S: 6	H: 1 LOB: 0 BB: 0 P: 10	R: 0 E: 0 K: 1 S: 9	H: 0 LOB: 0 BB: 0 P: 13	R: 0 E: 0 K: 2 S: 14	H: 0 LOB: 3 BB: 3 P: 28	1B: 4 2B: 0 3B: 0 HR: 2	SF: 0 SAC: 1 DP: 0 HBP: 0	WP: 0 PB: 0 SB: 2 CS: 0	PA: 39
<b>PITCHER</b>	IP WLS BF H R ER SO BB IBB HBP BLK WP HR S P ERA WHIP																			
19 Masahiro Tanaka, R (1,1) ERA: 9.0	4.0 L 20 5 5 4 6 2 0 0 0 0 0 1 50 82 9.00 1.750																			
57 Chris Martin, R (5,1) ERA:	1.0 3 0 0 0 3 0 0 0 0 0 0 0 10 17 0.00 0.000																			
45 Chasen Shreve, L (6,1) ERA: 6.75	1.1 5 1 1 1 0 0 0 0 0 0 0 1 14 23 6.75 0.750																			
29 David Carpenter, R (7,1) ERA:	1.2 5 0 0 0 1 0 0 0 0 0 0 0 11 17 0.00 0.000																			
41 Justin Wilson, L (9,1) ERA:	0.2 5 0 0 0 1 3 0 0 0 0 0 0 11 24 0.00 4.500																			
<b>PITCHER</b>	IP WLS BF H R ER SO BB IBB HBP BLK WP HR S P ERA WHIP																			
53 Esmil Rogers, R (9,1) ERA:	0.1 1 0 0 0 1 0 0 0 0 0 0 0 1 4 0.00 0.000																			

Toronto Blue Jays @ New York Yankees  
Yankee Stadium, Bronx, NY  
Mon Apr 06 2015, 1:13 PM - 3:56 PM EDT  
Att: 48,469 - Partly Cloudy - 54 F

AB 33  
R 6  
H 6  
RBI 5  
BB 5  
SO 12  
LOB 11



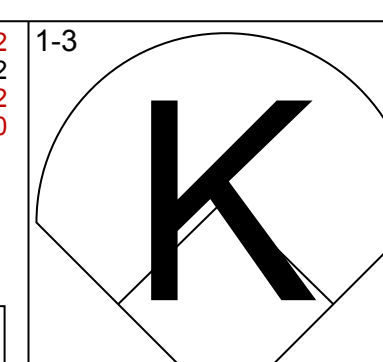
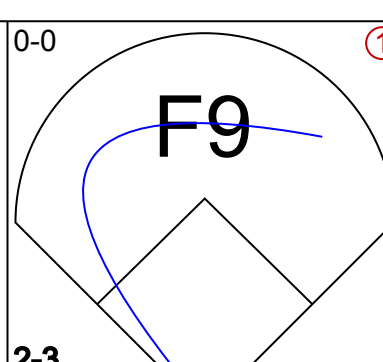
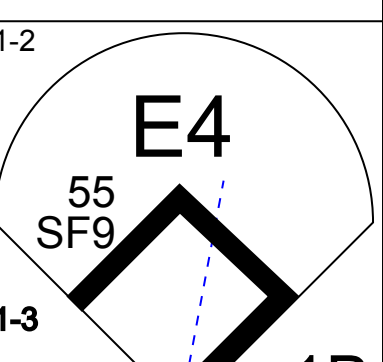
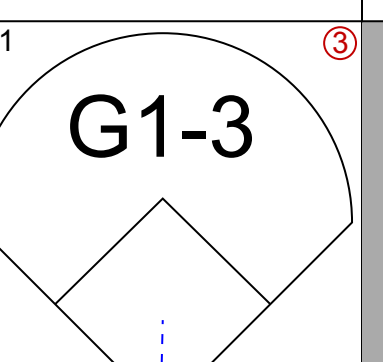
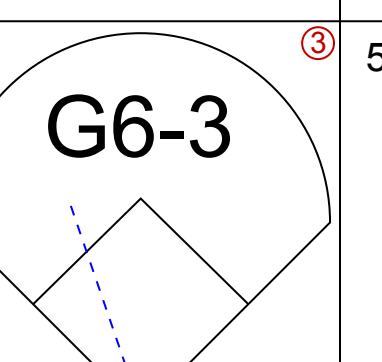
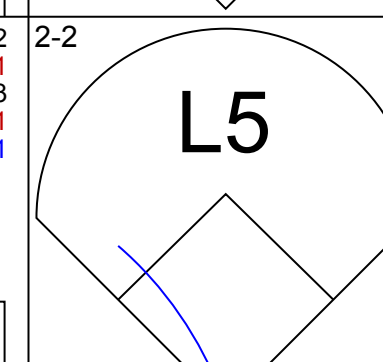
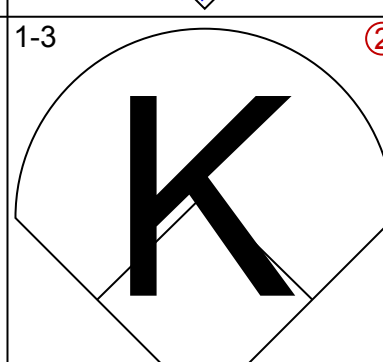
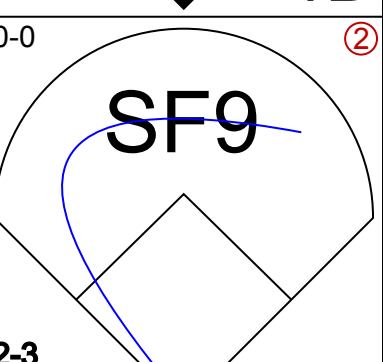
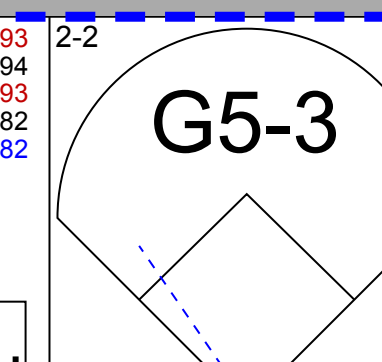
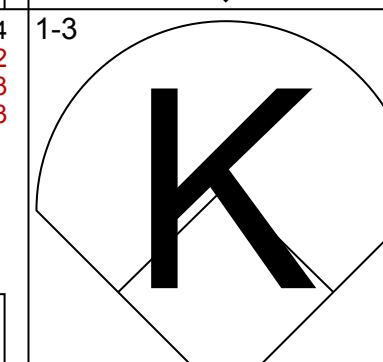
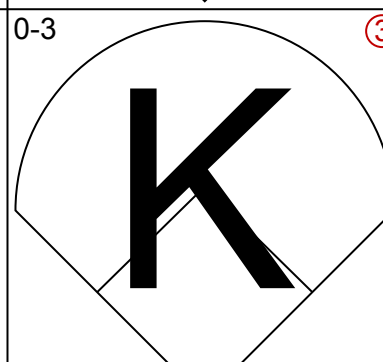
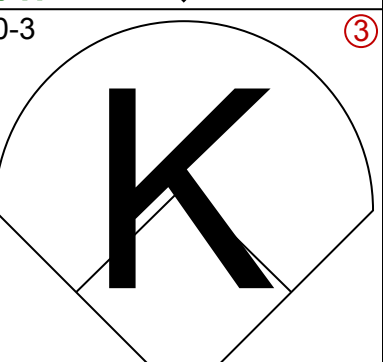
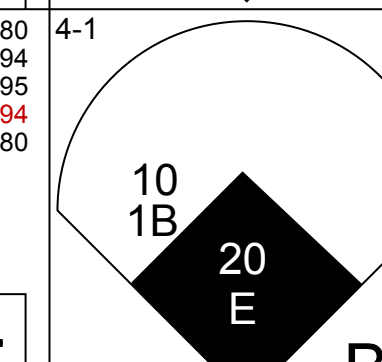
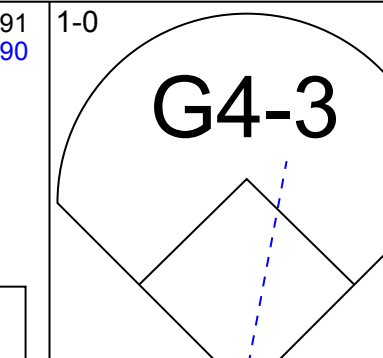
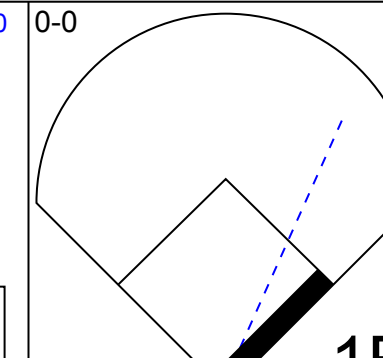
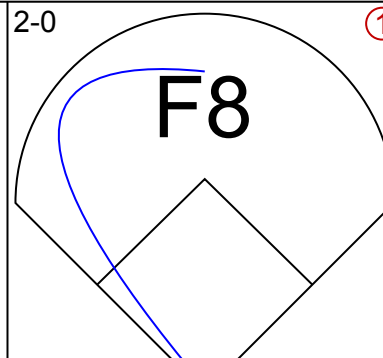
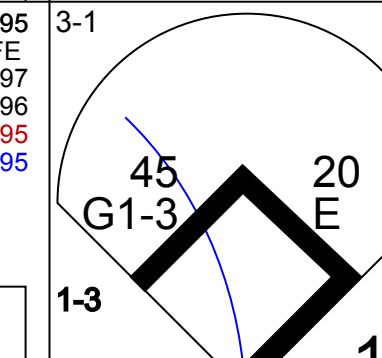



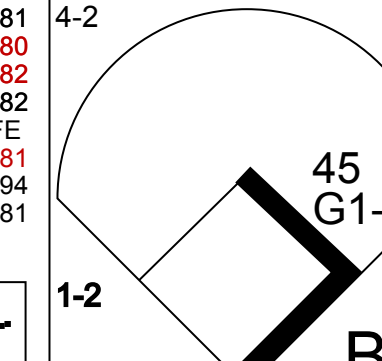



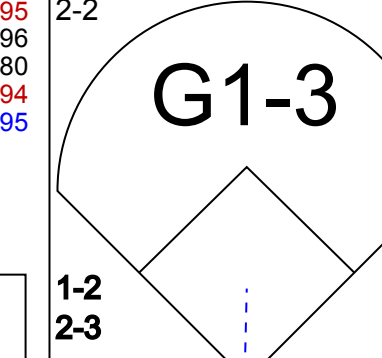
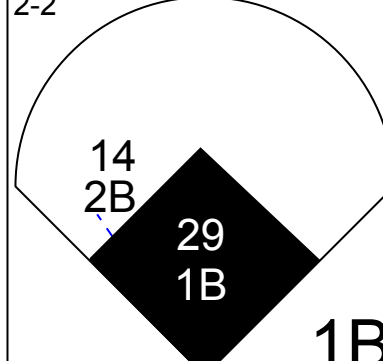
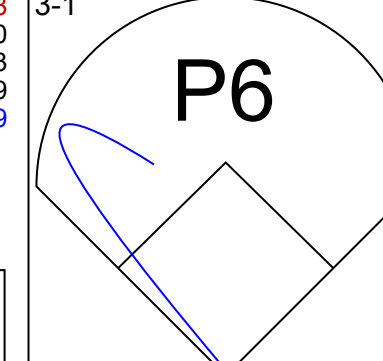
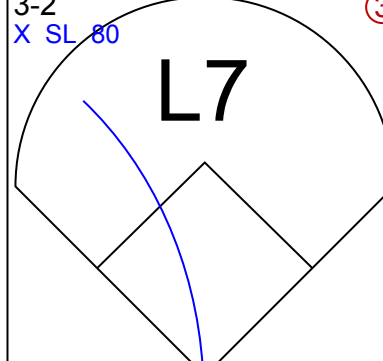
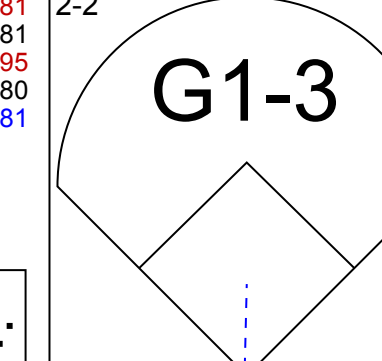
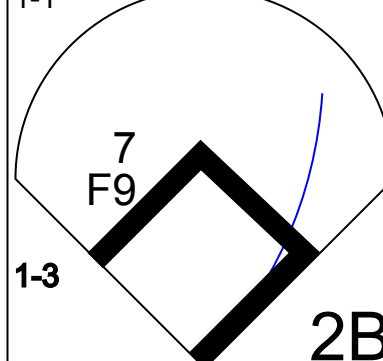
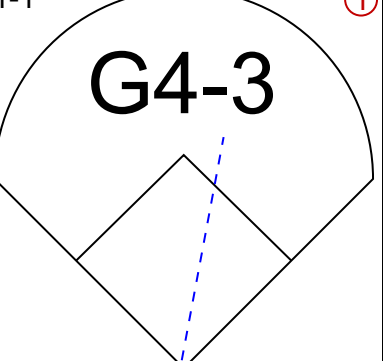

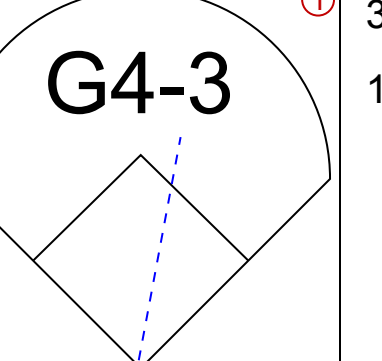
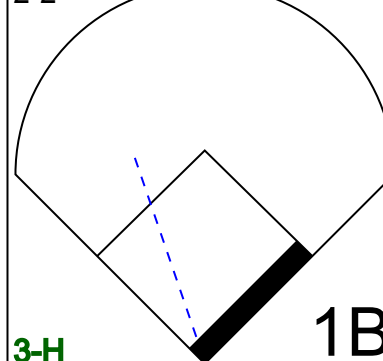
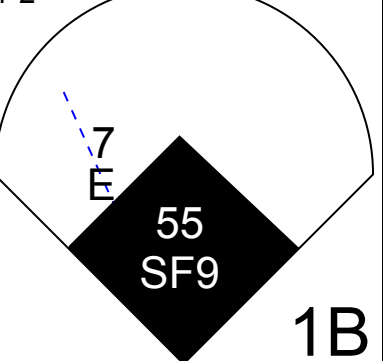

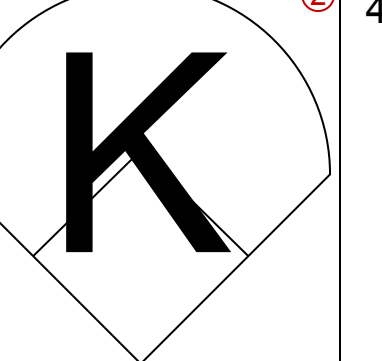
Batter	1	2	3	4	5	6	7	8	9	AB	R	H	RBI	BB	SO	LOB	BOTTOM					
22 Jacoby Ellsbury, L (1,8)										4	0	0	0	2	3							
11 Brett Gardner, L (1,7) OBP: 0.250, SLG: 1.000										4	1	1	1	0	0	1						
36 Carlos Beltrán, S (1,9)										3	0	0	0	1	0	0						
25 Mark Teixeira, S (1,3)										3	0	0	0	1	1	0						
34 Brian McCann, L (1,2) OBP: 0.250, SLG: 0.250										4	0	1	0	0	1	0						
12 Chase Headley, S (1,5)										4	0	0	0	0	1	2						
13 Alex Rodriguez, R (1,10) OBP: 0.667, SLG: 0.500										2	0	1	0	1	0	0						
14 Stephen Drew, L (1,4)										3	0	0	0	0	0	2						
18 Didi Gregorius, L (1,6)										2	0	0	0	0	0	2						
<b>Inning Stats</b>	R: 0 E: 0 K: 1 S: 10	H: 0 LOB: 0 BB: 0 P: 13	R: 0 E: 0 K: 2 S: 10	H: 0 LOB: 0 BB: 0 P: 17	R: 0 E: 0 K: 0 S: 9	H: 0 LOB: 1 BB: 1 P: 14	R: 0 E: 0 K: 0 S: 13	H: 1 LOB: 2 BB: 1 P: 19	R: 0 E: 0 K: 0 S: 7	H: 1 LOB: 0 BB: 0 P: 13	R: 1 E: 0 K: 0 S: 8	H: 1 LOB: 0 BB: 0 P: 17	R: 0 E: 0 K: 0 S: 6	H: 0 LOB: 0 BB: 0 P: 9	R: 0 E: 0 K: 1 S: 10	H: 0 LOB: 1 BB: 1 P: 17	R: 0 E: 0 K: 1 S: 7	H: 0 LOB: 0 BB: 0 P: 11	1B: 2 2B: 0 3B: 0 HR: 1	SF: 0 SAC: 0 DP: 0 HBP: 1	WP: 0 PB: 0 SB: 0 CS: 1	PA: 34
<b>PITCHER</b>	IP WLS BF H R ER SO BB IBB HBP BLK WP HR S P ERA WHIP																					
36 Drew Hutchison, R (1,1) ERA: 1.5	6.0 W 23 3 1 1 3 2 0 0 0 0 0 0 15 93 1.50 0.833																					
62 Aaron Loup, L (7,1) ERA:	1.2 7 0 0 0 1 1 0 1 0 0 0 0 15 25 0.00 0.600																					
51 Miguel Castro, R (8,1) ERA:	1.1 3 0 0 0 1 0 0 0 0 0 0 0 8 12 0.00 0.000																					

Toronto Blue Jays @ New York Yankees  
Yankee Stadium, Bronx, NY  
Mon Apr 06 2015, 1:13 PM - 3:56 PM EDT  
Att: 48,469 - Partly Cloudy - 54 F

AB 29  
R 1  
H 3  
RBI 1  
BB 3  
SO 5  
LOB 10





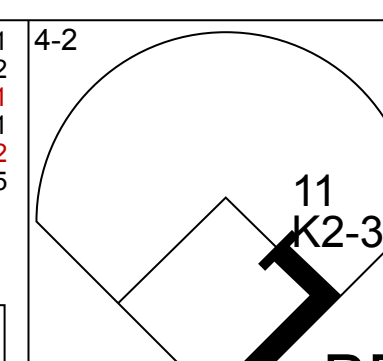
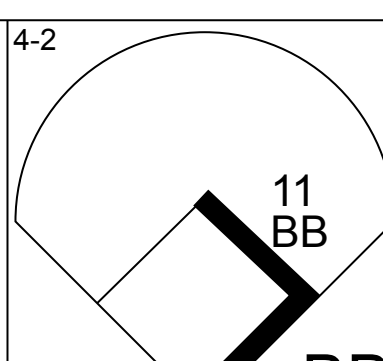

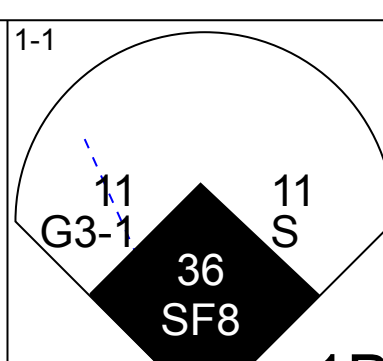
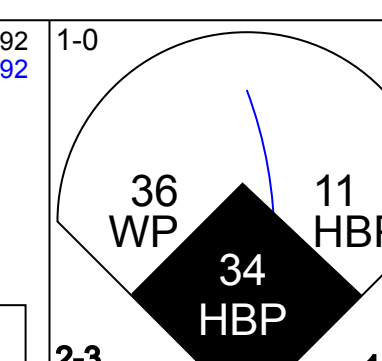

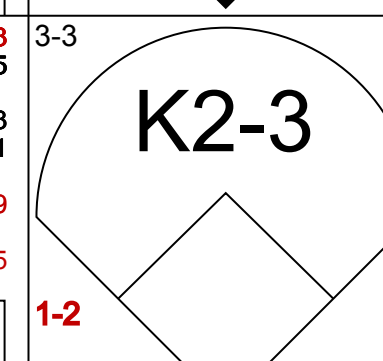
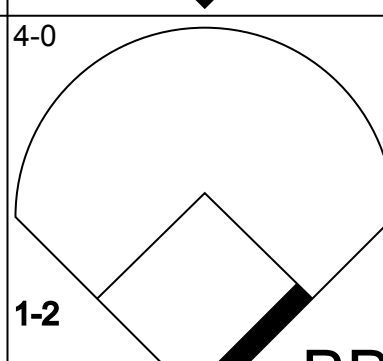

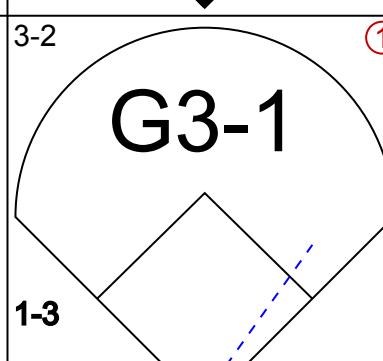
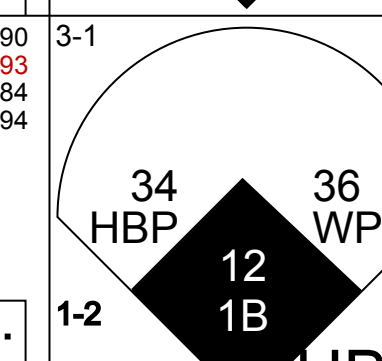

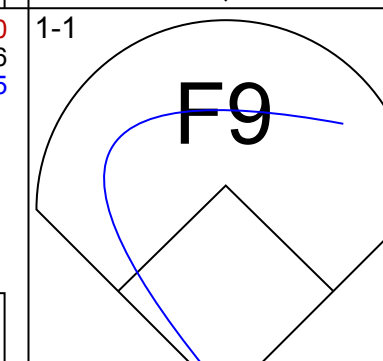
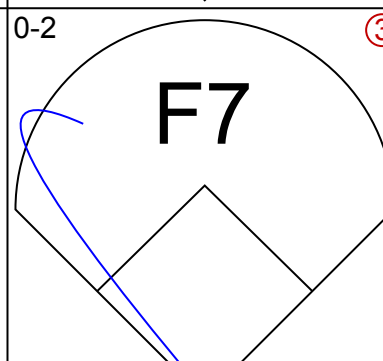

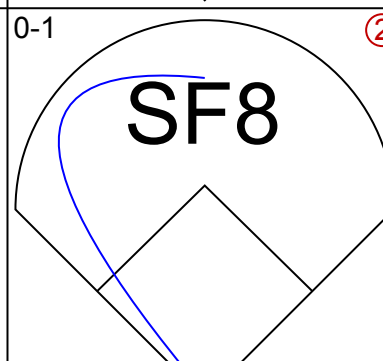
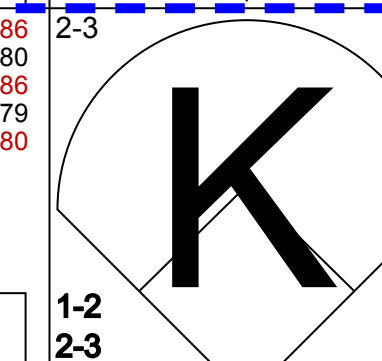

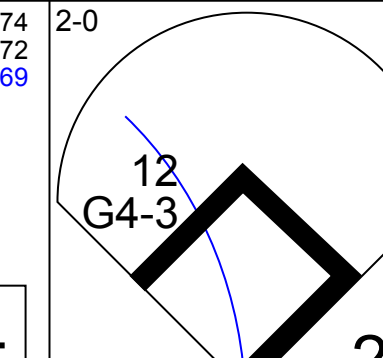
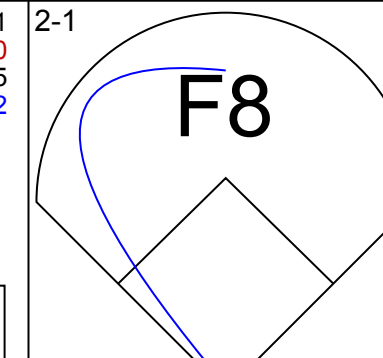
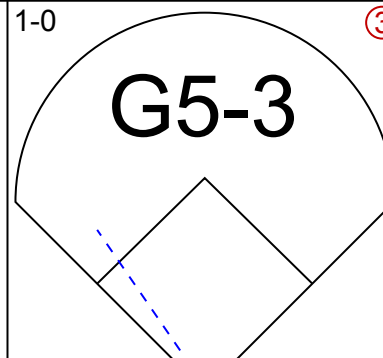
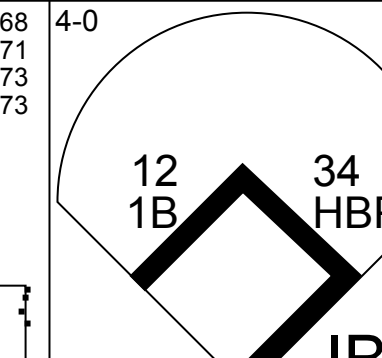




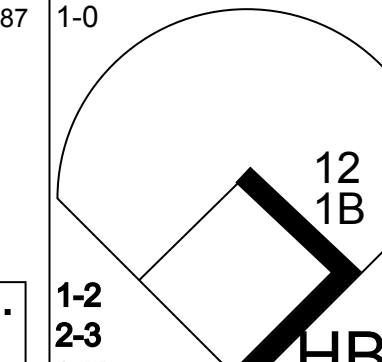





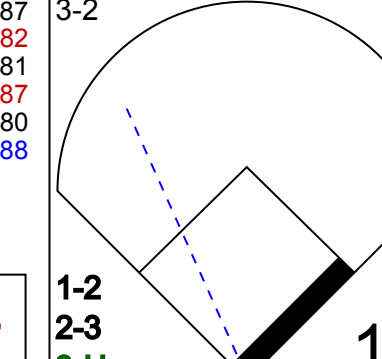



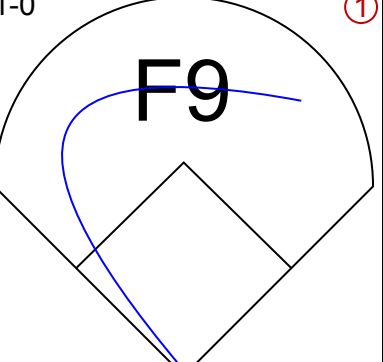

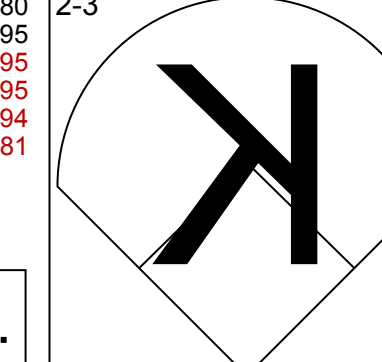

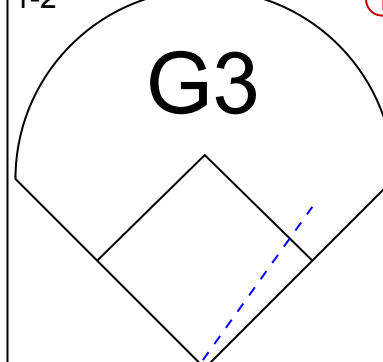
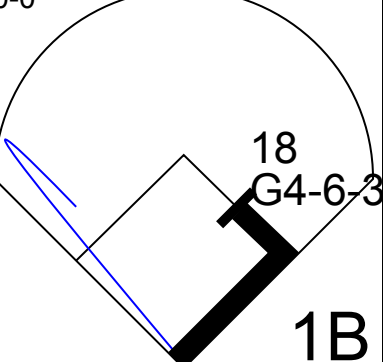

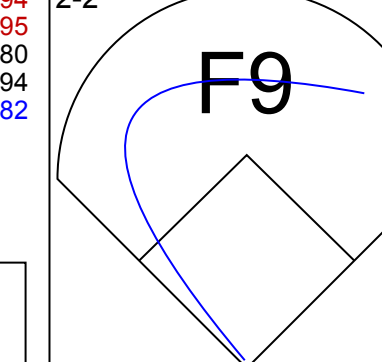


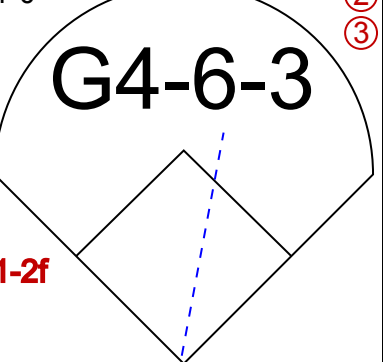

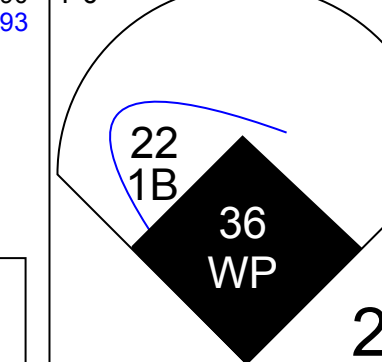

Batter	1	2	3	4	5	6	7	8	9	AB	R	H	RBI	BB	SO	LOB	TOP								
7 José Reyes, S (1,6) OBP: 0.222, SLG: 0.125										5	0	1	0	0	1	2									
55 Russell Martin, R (1,2) OBP: 0.222, SLG: 0.143										3	0	0	1	0	1	2									
19 José Bautista, R (1,9)										3	1	0	0	1	3	3									
10 Edwin Encarnación, R (1,10) OBP: 0.375, SLG: 0.750										4	0	2	0	0	0	0									
20 Josh Donaldson, R (1,5)										3	0	0	0	1	1	1									
45 Datton Pompey, S (1,8)										3	0	0	0	1	0	3									
11 Kevin Pillar, R (1,7) OBP: 0.375, SLG: 0.375										4	1	1	0	0	0	4									
14 Justin Smoak, S (1,3) 23 Danny Valencia, R (9,PH)										3	0	1	0	0	0	0									
29 Devon Travis, R (1,4) OBP: 0.625, SLG: 1.000										4	1	2	1	0	1	0									
<b>Inning Stats</b>	R: 0 E: 0 K: 2 S: 9	H: 0 LOB: 0 BB: 0 P: 13	R: 0 E: 0 K: 0 S: 6	H: 0 LOB: 0 BB: 0 P: 10	R: 1 E: 0 K: 2 S: 17	H: 3 LOB: 2 BB: 0 P: 23	R: 0 E: 0 K: 1 S: 8	H: 1 LOB: 1 BB: 0 P: 14	R: 1 E: 1 K: 1 S: 14	H: 2 LOB: 1 BB: 0 P: 17	R: 0 E: 0 K: 0 S: 8	H: 0 LOB: 0 BB: 0 P: 19	R: 0 E: 0 K: 0 S: 10	H: 0 LOB: 0 BB: 0 P: 17	R: 1 E: 1 K: 0 S: 15	H: 1 LOB: 2 BB: 2 P: 32	R: 0 E: 0 K: 1 S: 9	H: 0 LOB: 0 BB: 0 P: 11	1B: 6 2B: 1 3B: 0 HR: 0	SF: 1 SAC: 0 DP: 0 HBP: 0	WP: 0 PB: 0 SB: 0 CS: 0	PA: 37			
<b>PITCHER</b>	IP	WLS	BF	H	R	ER	SO	BB	IBB	HBP	BLK	WP	HR	S	P	ERA	WHIP								
35 Michael Pineda, R (1,1) ERA: 3.0	6.0		25	6	2	2	6	1	0	0	0	0	0	62	96	3.00	1.167								
57 Chris Martin, R (7,1) ERA:	1.0		3	0	0	0	0	0	0	0	0	0	0	10	17	0.00	0.000								
68 Dellin Betances, R (8,1) ERA:	1.0	W	6	1	1	0	0	2	0	0	0	0	0	15	32	0.00	3.000								
48 Andrew Miller, L (9,1) ERA:	1.0	S	3	0	0	0	1	0	0	0	0	0	0	9	11	0.00	0.000								

Toronto Blue Jays @ New York Yankees  
Yankee Stadium, Bronx, NY  
Wed Apr 08 2015, 7:11 PM - 10:07 PM EDT  
Att: 31,020 - Cloudy - 44 F

livebaseballscores.com

AB 33  
R 3  
H 7  
RBI 2  
BB 3  
SO 7  
LOB 15



Batter	1	2	3	4	5	6	7	8	9	AB	R	H	RBI	BB	SO	LOB	BOTTOM								
22 Jacoby Ellsbury, L (1,8) OBP: 0.500, SLG: 0.333										2	2	0	2	0	0	0									
11 Brett Gardner, L (1,7) OBP: 0.375, SLG: 0.667										2	1	0	0	1	1	2									
36 Carlos Beltrán, S (1,9) 31 Gregorio Petit, R (9,4)										3	0	0	1	0	1	4									
25 Mark Teixeira, S (1,3) OBP: 0.375, SLG: 0.333										3	0	1	0	1	0	0									
34 Brian McCann, L (1,2) OBP: 0.250, SLG: 0.143										3	0	0	1	0	1	1									
12 Chase Headley, S (1,5) OBP: 0.250, SLG: 0.250										4	0	2	1	0	0	1									
13 Alex Rodriguez, R (1,10) OBP: 0.286, SLG: 0.167										4	0	0	0	0	2	5									
14 Stephen Drew, L (1,4) OBP: 0.143, SLG: 0.143										4	0	1	0	0	1	4									
18 Didi Gregorius, L (1,6) 24 Chris Young, R (8,PH)										2	0	0	0	0	1	1									
<b>Inning Stats</b>	R: 0 E: 0 K: 1 S: 7	H: 1 LOB: 1 BB: 0 P: 15	R: 0 E: 0 K: 1 S: 9	H: 1 LOB: 0 BB: 0 P: 15	R: 0 E: 0 K: 1 S: 13	H: 0 LOB: 2 BB: 2 P: 24	R: 0 E: 0 K: 0 S: 6	H: 0 LOB: 0 BB: 0 P: 11	R: 0 E: 0 K: 0 S: 3	H: 1 LOB: 0 BB: 0 P: 5	R: 1 E: 0 K: 0 S: 8	H: 1 LOB: 0 BB: 0 P: 13	R: 0 E: 0 K: 2 S: 9	H: 1 LOB: 1 BB: 0 P: 15	R: 3 E: 0 K: 2 S: 16	H: 3 LOB: 3 BB: 1 P: 35	R: 0 E: 0 K: 2 S: 9	H: 0 LOB: 0 BB: 0 P: 11	1B: 5 2B: 2 3B: 0 HR: 0	SF: 1 SAC: 0 DP: 1 HBP: 2	WP: 1 PB: 0 SB: 1 CS: 0	PA: 35			
<b>PITCHER</b>	IP	WLS	BF	H	R	ER	SO	BB	IBB	HBP	BLK	WP	HR	S	P	ERA	WHIP								
43 R.A. Dickey, R (1,1) ERA: 142	6.1		24	4	1	1	4	3	0	0	0	0	0	4	4	0.00	1.105								
51 Miguel Castro, R (7,1) ERA:	0.2	H	2	0	0	0	1	0	0	0	0	0	0	4	4	0.00	0.000								
62 Aaron Loup, L (8,1) ERA: 16.2	0.0	L	3	2	3	3	0	0	0	1	0	0	0	3	8	∞	∞								
27 Brett Cecil, L (8,1) ERA:	0.1	B	4	1	0	0	1	0	1	1	0	1	0	6	16	0.00	3.000								
54 Roberto Osuna, R (8,1) ERA:	0.2		2	0	0	0	1	0	0	0	0	0	0	7	11	0.00	0.000								

Toronto Blue Jays @ New York Yankees  
Yankee Stadium, Bronx, NY  
Wed Apr 08 2015, 7:11 PM - 10:07 PM EDT  
Att: 31,020 - Cloudy - 44 F

livebaseballscores.com

AB 28  
R 4  
H 7  
RBI 3  
BB 4  
SO 7  
LOB 18













Batter	1	2	3	4	5	6	7	8	9	AB	R	H	RBI	BB	SO	LOB	TOP				
26 Brock Holt, L OBP: 0.667, SLG: 0.833	G3		G5-4-3 1B		G4-6-3 1B		G2B 1B	G5-3		5	1	4	3	0	0	0	<b>Boston Red Sox @ New York Yankees</b> Yankee Stadium, Bronx, NY Sat Apr 11 2015, 1:08 PM - 4:22 PM EDT Att: 46,678 - Partly Cloudy - 55 F				
15 Dustin Pedroia, R OBP: 0.345, SLG: 0.520	F8		G5-4-3		G4-6-3		G6-3 1B	G5-3		5	0	1	2	0	0	4					
34 David Ortiz, L OBP: 0.261, SLG: 0.300	G4-3			G3	K		G6-3		F9	5	0	0	0	0	1	2					
12 Mike Napoli, R (1, 3)		E3 5 29 2B		G6-3		G1-3	G4-3			4	1	0	0	1	0	1					
Pablo Sandoval, S OBP: 0.321, SLG: 0.269		G5-3		G5-3 1B		G3		G6-3	K	5	1	1	0	0	1	2					
5 Allen Craig, R OBP: 0.250, SLG: 0.143		G5-3		G5-3 1B		K		L8	G6-3	4	0	0	0	1	1	2					
29 Daniel Nava, S OBP: 0.500, SLG: 0.500		G5-3 2B		G5-3 BB				E5 10 26 2B		3	1	2	2	1	0	0					
2 Xander Bogaerts, R OBP: 0.462, SLG: 0.478		F7		F9		FC6-4 10 10 FC5		FC6-4 10 10 S	1B	4	2	1	0	0	0	4					
10 Ryan Hanigan, R OBP: 0.444, SLG: 0.091			G4-3		G4-6-3 15 26 1B		FC5 15 26 1B		26 2B BB	2	2	0	1	2	0	0					
<b>Inning Stats</b>	R: 0 E: 0 K: 0 S: 5	H: 0 LOB: 0 BB: 0 P: 9	R: 1 E: 1 K: 0 S: 19	H: 1 LOB: 1 BB: 0 P: 31	R: 0 E: 0 K: 0 S: 7	H: 1 LOB: 0 BB: 0 P: 11	R: 1 E: 0 K: 0 S: 16	H: 2 LOB: 2 BB: 1 P: 26	R: 0 E: 0 K: 1 S: 10	H: 0 LOB: 0 BB: 0 P: 13	R: 3 E: 0 K: 0 S: 19	H: 2 LOB: 1 BB: 1 P: 28	R: 3 E: 1 K: 0 S: 15	H: 2 LOB: 1 BB: 1 P: 27	R: 0 E: 0 K: 1 S: 5	H: 0 LOB: 1 BB: 1 P: 12		1B: 6 2B: 3 3B: 0 HR: 0	SF: 0 SAC: 0 DP: 2 HBP: 0	WP: 0 PB: 1 SB: 2 CS: 0	PA: 42
<b>PITCHER</b>	IP WLS BF H R ER SO BB IBB HBP BLK WP HR S P ERA WHIP	IP WLS BF H R ER SO BB IBB HBP BLK WP HR S P ERA WHIP	IP WLS BF H R ER SO BB IBB HBP BLK WP HR S P ERA WHIP	IP WLS BF H R ER SO BB IBB HBP BLK WP HR S P ERA WHIP	IP WLS BF H R ER SO BB IBB HBP BLK WP HR S P ERA WHIP	IP WLS BF H R ER SO BB IBB HBP BLK WP HR S P ERA WHIP	IP WLS BF H R ER SO BB IBB HBP BLK WP HR S P ERA WHIP	IP WLS BF H R ER SO BB IBB HBP BLK WP HR S P ERA WHIP	IP WLS BF H R ER SO BB IBB HBP BLK WP HR S P ERA WHIP	IP WLS BF H R ER SO BB IBB HBP BLK WP HR S P ERA WHIP	IP WLS BF H R ER SO BB IBB HBP BLK WP HR S P ERA WHIP	IP WLS BF H R ER SO BB IBB HBP BLK WP HR S P ERA WHIP	IP WLS BF H R ER SO BB IBB HBP BLK WP HR S P ERA WHIP	IP WLS BF H R ER SO BB IBB HBP BLK WP HR S P ERA WHIP	IP WLS BF H R ER SO BB IBB HBP BLK WP HR S P ERA WHIP	IP WLS BF H R ER SO BB IBB HBP BLK WP HR S P ERA WHIP	IP WLS BF H R ER SO BB IBB HBP BLK WP HR S P ERA WHIP				
43 Adam Warren, R ERA: 1.69	5.1	L	22	5	2	1	1	2	0	0	0	0	0	0	0	0	0	60	98	1.69	1.312
41 Justin Wilson, L ERA: 3.0	0.2		3	0	1	1	1	1	0	0	0	0	0	0	0	0	0	5	13	13.50	1.500
57 Chris Martin, R ERA: 4.91	1.0		6	2	2	2	0	0	0	0	0	0	0	0	0	0	0	19	24	18.00	2.000
40 Matt Tracy, L ERA:	2.0		11	2	3	0	1	2	0	0	0	0	0	0	0	0	0	20	39	0.00	2.000

Batter	1	2	3	4	5	6	7	8	9	AB	R	H	RBI	BB	SO	LOB	BOTTOM					
11 Brett Gardner, L OBP: 0.381, SLG: 0.471	K2-3		G6-3			K		24 HR 1B		4	1	1	0	0	2	0	<b>Boston Red Sox @ New York Yankees</b> Yankee Stadium, Bronx, NY Sat Apr 11 2015, 1:08 PM - 4:22 PM EDT Att: 46,678 - Partly Cloudy - 55 F					
24 Chris Young, R OBP: 0.394, SLG: 0.667	P4		G3-1		P3		HR			4	1	1	3	0	0	0						
36 Carlos Beltrán, S OBP: 0.136, SLG: 0.200	K		F7		F8		K			4	0	0	0	0	2	0						
13 Alex Rodriguez, R OBP: 0.350, SLG: 0.500		F9 66 WP 18 SF7 1B		F9		G4-3		K		4	1	1	0	0	1	0						
12 Chase Headley, S OBP: 0.208, SLG: 0.273		F8		K		L7		G6-3		4	0	0	0	0	1	1						
33 Garrett Jones, L OBP: 0.375, SLG: 0.429				K		K				3	0	1	0	1	2	0						
66 John Ryan Murphy, R OBP: 0.375, SLG: 0.571					F9			F7		3	0	0	0	1	0	1						
18 Didi Gregorius, L OBP: 0.222, SLG: 0.133		SF7			G3-1			K		2	0	0	1	0	1	0						
31 Gregorio Petit, R OBP: 0.286, SLG: 0.167					K			11 HR 1B		3	1	1	0	0	2	2						
<b>Inning Stats</b>	R: 0 E: 0 K: 2 S: 8	H: 0 LOB: 0 BB: 0 P: 9	R: 1 E: 0 K: 1 S: 9	H: 1 LOB: 2 BB: 2 P: 22	R: 0 E: 0 K: 0 S: 5	H: 0 LOB: 0 BB: 0 P: 7	R: 0 E: 0 K: 2 S: 10	H: 0 LOB: 0 BB: 0 P: 15	R: 0 E: 0 K: 1 S: 8	H: 0 LOB: 0 BB: 0 P: 14	R: 0 E: 0 K: 1 S: 12	H: 0 LOB: 0 BB: 0 P: 17	R: 0 E: 0 K: 1 S: 6	H: 0 LOB: 0 BB: 0 P: 9	R: 3 E: 0 K: 2 S: 18	H: 3 LOB: 0 BB: 0 P: 25		R: 0 E: 0 K: 1 S: 7	H: 1 LOB: 1 BB: 0 P: 10	1B: 3 2B: 1 3B: 0 HR: 1	SF: 1 SAC: 0 DP: 0 HBP: 0	WP: 1 PB: 0 SB: 0 CS: 0
<b>PITCHER</b>	IP WLS BF H R ER SO BB IBB HBP BLK WP HR S P ERA WHIP	IP WLS BF H R ER SO BB IBB HBP BLK WP HR S P ERA WHIP	IP WLS BF H R ER SO BB IBB HBP BLK WP HR S P ERA WHIP	IP WLS BF H R ER SO BB IBB HBP BLK WP HR S P ERA WHIP	IP WLS BF H R ER SO BB IBB HBP BLK WP HR S P ERA WHIP	IP WLS BF H R ER SO BB IBB HBP BLK WP HR S P ERA WHIP	IP WLS BF H R ER SO BB IBB HBP BLK WP HR S P ERA WHIP	IP WLS BF H R ER SO BB IBB HBP BLK WP HR S P ERA WHIP	IP WLS BF H R ER SO BB IBB HBP BLK WP HR S P ERA WHIP	IP WLS BF H R ER SO BB IBB HBP BLK WP HR S P ERA WHIP	IP WLS BF H R ER SO BB IBB HBP BLK WP HR S P ERA WHIP	IP WLS BF H R ER SO BB IBB HBP BLK WP HR S P ERA WHIP	IP WLS BF H R ER SO BB IBB HBP BLK WP HR S P ERA WHIP	IP WLS BF H R ER SO BB IBB HBP BLK WP HR S P ERA WHIP	IP WLS BF H R ER SO BB IBB HBP BLK WP HR S P ERA WHIP	IP WLS BF H R ER SO BB IBB HBP BLK WP HR S P ERA WHIP	IP WLS BF H R ER SO BB IBB HBP BLK WP HR S P ERA WHIP					
56 Joe Kelly, R ERA: 1.29	7.0	W	24	1	1	1	8	2	0	0	0	0	0	0	0	0	0	58	93	1.29	0.429	
41 Alexi Ogando, R ERA: 10.13	0.2		5	3	3	3	1	0	0	0	0	0	0	0	0	0	0	1	15	20	40.50	4.500
46 Anthony Varvaro, R ERA:	0.1		1	0	0	0	1	0	0	0	0	0	0	0	0	0	0	3	5	0.00	0.000	
28 Robbie Ross Jr., L ERA:	1.0		4	1	0	0	1	0	0	0	0	0	0	0	0	0	0	7	10	0.00	1.000	







Batter	1	2	3	4	5	6	7	8	9	AB	R	H	RBI	BB	SO	LOB	TOP				
22 Jacoby Ellsbury, L (1, 8) OBP: 0.387, SLG: 0.296	G4-3		G3			SH1-3 11 SH1-3 1B	HR			4	1	2	0	0	0	0	<b>New York Yankees @ Baltimore Orioles</b> Oriole Park at Camden Yards, Baltimore, MD Mon Apr 13 2015, 7:12 PM - 10:20 PM EDT Att: 21,633 - Clear - 68 F <a href="http://livebaseballscorecards.com">livebaseballscorecards.com</a>				
11 Brett Gardner, L (1, 7) OBP: 0.393, SLG: 0.435 14 Stephen Drew, L (7, PH) OBP: 0.217, SLG: 0.476	HBP G5-4-3			B1-3		SH1-3	HR			1	0	0	0	0	0	0					
36 Carlos Beltrán, S (1, 10) OBP: 0.167, SLG: 0.214	G5-4-3			F7		K	G6-3			4	0	0	0	0	1	2					
25 Mark Teixeira, S (1, 3) OBP: 0.393, SLG: 0.714		F7		HR				F7		3	1	1	1	1	0	0					
13 Alex Rodriguez, R (1, 5) OBP: 0.357, SLG: 0.458 12 Chase Headley, S (8, 5) OBP: 0.276, SLG: 0.444		K		K		F9		G4-3		4	0	0	0	0	2	2					
24 Chris Young, R (1, 9) OBP: 0.438, SLG: 0.857		HR				P2		K		4	2	2	1	0	1	0					
66 John Ryan Murphy, R (1, 2) OBP: 0.417, SLG: 0.500		P3																			
18 Didi Gregorius, L (1, 6) OBP: 0.192, SLG: 0.130			G4-3							3	1	1	0	1	1	0					
31 Gregorio Petit, R (1, 4) OBP: 0.300, SLG: 0.222 33 Garrett Jones, L (7, PH) OBP: 0.273, SLG: 0.300			F7					G6-3		2	0	0	0	0	1	1					
										2	0	0	0	0	0	2					
<b>Inning Stats</b>	R: 0 E: 0 K: 0 S: 4	H: 0 LOB: 0 BB: 0 P: 8	R: 1 E: 0 K: 1 S: 9	H: 1 LOB: 0 BB: 0 P: 15	R: 0 E: 0 K: 0 S: 8	H: 0 LOB: 0 BB: 0 P: 12	R: 1 E: 0 K: 1 S: 11	H: 1 LOB: 0 BB: 0 P: 13	R: 0 E: 0 K: 1 S: 15	H: 1 LOB: 2 BB: 1 P: 23	R: 4 E: 0 K: 0 S: 21	H: 3 LOB: 0 BB: 1 P: 32	R: 0 E: 0 K: 1 S: 7	H: 0 LOB: 0 BB: 0 P: 11	R: 0 E: 0 K: 2 S: 10	H: 0 LOB: 0 BB: 0 P: 13	1B: 4 2B: 0 3B: 0 HR: 3	SF: 0 SAC: 1 DP: 1 HBP: 1	WP: 0 PB: 0 SB: 0 CS: 0	PA: 36	
<b>PITCHER</b>	IP WLS BF H R ER SO BB IBB HBP BLK WP HR S P ERA WHIP																				
16 Wei-Yin Chen, L (1, 1) ERA: 4.35	6.0		23	4	2	2	4	1	0	1	0	0	0	0	0	0	2	58	89	3.00	0.833
29 Tommy Hunter, R (7, 1) ERA: 13.5	1.0	L	7	3	4	4	0	1	0	0	0	0	0	0	1	21	32	36.00	4.000		
56 Darren O'Day, R (8, 1) ERA: 2.08	1.1		4	0	0	0	2	0	0	0	0	0	0	0	0	10	17	0.00	0.000		
17 Brian Matusz, L (9, 1) ERA:	0.2		2	0	0	0	1	0	0	0	0	0	0	0	7	7	0.00	0.000			

Batter	1	2	3	4	5	6	7	8	9	AB	R	H	RBI	BB	SO	LOB	BOTTOM				
12 Alejandro De Aza, L (1, 7) OBP: 0.357, SLG: 0.593 27 Delmon Young, R (9, PH) OBP: 0.230, SLG: 0.111 9 David Lough, L (9, PR)	F7 28 CS 1B		F7			FC4-6 28 G3 10 HR 2B	FC4-6 28 S			4	1	2	1	0	0	2	<b>New York Yankees @ Baltimore Orioles</b> Oriole Park at Camden Yards, Baltimore, MD Mon Apr 13 2015, 7:12 PM - 10:20 PM EDT Att: 21,633 - Clear - 68 F <a href="http://livebaseballscorecards.com">livebaseballscorecards.com</a>				
28 Steve Pearce, R (1, 9) OBP: 0.313, SLG: 0.407	F7 1-2		G5-3			G3				4	0	0	0	1	0	3					
19 Chris Davis, L (1, 3) OBP: 0.280, SLG: 0.391	K2-3		K			K				4	0	0	0	0	4	4					
10 Adam Jones, R (1, 8) OBP: 0.500, SLG: 0.880		23 G1-3 13 2B 1B		G5-3		HR				4	2	3	2	0	0	0					
23 Travis Snider, L (1, 10) OBP: 0.481, SLG: 0.524		G1-3		K		K				3	0	0	0	1	2	1					
13 Manny Machado, R (1, 5) OBP: 0.222, SLG: 0.174			G6-3							4	2	2	1	0	1	1					
6 Jonathan Schoop, R (1, 4) OBP: 0.316, SLG: 0.667										4	0	1	1	0	2	2					
1 Everth Cabrera, S (1, 6) OBP: 0.238, SLG: 0.238			K							4	0	1	0	0	3	1					
36 Caleb Joseph, R (1, 2) OBP: 0.350, SLG: 0.353			K							4	0	2	0	0	1	1					
<b>Inning Stats</b>	R: 0 E: 0 K: 1 S: 8	H: 1 LOB: 0 BB: 0 P: 10	R: 2 E: 0 K: 2 S: 19	H: 3 LOB: 1 BB: 0 P: 25	R: 0 E: 0 K: 1 S: 8	H: 0 LOB: 0 BB: 0 P: 11	R: 0 E: 0 K: 1 S: 7	H: 0 LOB: 0 BB: 0 P: 12	R: 0 E: 0 K: 2 S: 13	H: 2 LOB: 0 BB: 0 P: 19	R: 2 E: 0 K: 2 S: 13	H: 3 LOB: 3 BB: 1 P: 26	R: 0 E: 0 K: 2 S: 9	H: 1 LOB: 1 BB: 1 P: 17	R: 0 E: 0 K: 1 S: 10	H: 0 LOB: 1 BB: 0 P: 19	1B: 7 2B: 3 3B: 0 HR: 1	SF: 0 SAC: 0 DP: 0 HBP: 1	WP: 0 PB: 0 SB: 1 CS: 2	PA: 38	
<b>PITCHER</b>	IP WLS BF H R ER SO BB IBB HBP BLK WP HR S P ERA WHIP																				
35 Michael Pineda, R (1, 1) ERA: 5.11	6.1	W	26	9	5	5	9	0	0	0	0	0	0	0	0	0	1	68	98	7.11	1.421
68 Dellin Betances, R (7, 1) ERA:	1.0	H	6	2	0	0	1	2	0	0	0	0	0	0	10	24	0.00	4.000			
48 Andrew Miller, L (8, 1) ERA:	1.2	S	6	0	0	0	3	0	0	1	0	0	0	0	16	28	0.00	0.000			






Batter	1	2	3	4	5	6	7	8	9	AB	R	H	RBI	BB	SO	LOB	TOP											
22 Jacoby Ellsbury, L (1, 8) OBP: 0.371, SLG: 0.290	G1-3		K			36 WP 25 2B 1B		F7		4	1	1	0	0	1	1	<b>New York Yankees @ Baltimore Orioles</b> Oriole Park at Camden Yards, Baltimore, MD Tue Apr 14 2015, 7:08 PM - 9:36 PM EDT Att: 19,283 - Overcast - 56 F											
12 Chase Headley, S (1, 5) OBP: 0.273, SLG: 0.419	L8		L4			K		36 G4-3 25 E 1B		4	1	1	0	0	1	1												
36 Carlos Beltrán, S (1, 9) OBP: 0.176, SLG: 0.250	2B		L7			F7		G4-3		4	0	1	1	0	0	2												
25 Mark Teixeira, S (1, 3) OBP: 0.375, SLG: 0.680	K					2H 2B		E7		4	0	1	1	0	2	1												
34 Brian McCann, L (1, 2) OBP: 0.280, SLG: 0.409	G6-3		G3			G6-3		G4-1		4	0	0	0	0	0	2												
33 Garrett Jones, L (1, 10) OBP: 0.214, SLG: 0.231	G1-3		K							3	0	0	0	0	2	0												
31 Gregorio Petit, R (9, PH) OBP: 0.273, SLG: 0.200										1	0	0	0	0	0	0												
24 Chris Young, R (1, 7) OBP: 0.400, SLG: 0.778	2B					G6-3		G1-3		4	0	1	0	0	1	0												
14 Stephen Drew, L (1, 4) OBP: 0.231, SLG: 0.435						K				2	0	0	0	1	2	0												
13 Alex Rodriguez, R (9, PH) OBP: 0.273, SLG: 0.440	BB					K		G6-3		1	0	0	0	0	0	0												
18 Didi Gregorius, L (1, 6) OBP: 0.207, SLG: 0.154	K2-3					F9		12 1B 36 G4-3 1B		3	1	1	0	0	1	2												
<b>Inning Stats</b>	R: 0 H: 1 E: 0 K: 1 S: 11	H: 1 LOB: 1 BB: 0 P: 17	R: 0 H: 1 E: 0 K: 1 S: 14	H: 1 LOB: 2 BB: 1 P: 21	R: 0 H: 0 E: 0 K: 1 S: 14	H: 0 LOB: 0 BB: 0 P: 20	R: 0 H: 0 E: 0 K: 2 S: 8	H: 0 LOB: 0 BB: 0 P: 12	R: 0 H: 0 E: 0 K: 1 S: 7	H: 0 LOB: 0 BB: 0 P: 9	R: 1 H: 2 E: 0 K: 1 S: 11	H: 2 LOB: 1 BB: 0 P: 15	R: 0 H: 0 E: 0 K: 3 S: 11	H: 0 LOB: 0 BB: 0 P: 14	R: 2 H: 2 E: 1 K: 0 S: 12	H: 2 LOB: 1 BB: 0 P: 18	R: 0 H: 0 E: 0 K: 0 S: 5	H: 0 LOB: 0 BB: 0 P: 8	1B: 3 2B: 3 3B: 0 HR: 0	SF: 0 SAC: 0 DP: 0 HBP: 0	WP: 1 PB: 0 SB: 0 CS: 0	PA: 35						
<b>PITCHER</b>	IP WLS BF H R ER SO BB IBB HBP BLK WP HR S P ERA WHIP	7.0 W 26 4 1 1 10 1 0 0 0 1 0 76 108 1.29 0.714	0.2 H 5 2 2 1 0 0 0 0 0 0 0 9 14 13.50 3.000	1.1 S 4 0 0 0 0 0 0 0 0 0 0 8 12 0.00 0.000	<b>PITCHER</b>										IP WLS BF H R ER SO BB IBB HBP BLK WP HR S P ERA WHIP													
50 Miguel González, R (1, 1) ERA: 1.42											7.0	W	26	4	1	1	10	1	0	0	0	0	1	0	76	108	1.29	0.714
39 Kevin Gausman, R (8, 1) ERA: 8.31											0.2	H	5	2	2	1	0	0	0	0	0	0	0	0	9	14	13.50	3.000
53 Zack Britton, L (8, 1) ERA: 2.08											1.1	S	4	0	0	0	0	0	0	0	0	0	0	8	12	0.00	0.000	

Batter	1	2	3	4	5	6	7	8	9	AB	R	H	RBI	BB	SO	LOB	BOTTOM										
1 Everth Cabrera, S (1, 6) OBP: 0.280, SLG: 0.261	K		13 1B 10 SF9 BB			13 G6-4-3 1B		SF8		2	1	1	1	1	1	0	<b>New York Yankees @ Baltimore Orioles</b> Oriole Park at Camden Yards, Baltimore, MD Tue Apr 14 2015, 7:08 PM - 9:36 PM EDT Att: 19,283 - Overcast - 56 F										
13 Manny Machado, R (1, 5) OBP: 0.226, SLG: 0.185	F8		28 G6-4-3 1B			G6-4-3		G5-3		4	0	1	0	0	0	1											
10 Adam Jones, R (1, 8) OBP: 0.469, SLG: 0.929	HR		SF9			G5-3				3	1	1	2	0	1	0											
28 Steve Pearce, R (1, 3) OBP: 0.278, SLG: 0.355	K		G6-4-3			K		K		4	0	0	0	0	3	1											
27 Delmon Young, R (1, 9) OBP: 0.286, SLG: 0.231						E6		G6-3		4	1	2	0	0	0	0											
9 David Lough, L (9, 7)			19 FC3-6 1B			36 1B 1B				0	0	0	0	0	0	0											
19 Chris Davis, L (1, 10) OBP: 0.250, SLG: 0.346	FC3-6 36 E					K		K		3	0	0	0	0	2	3											
6 Jonathan Schoop, R (1, 4) OBP: 0.273, SLG: 0.571	L8					K		FC5-4		3	0	0	0	0	1	3											
36 Caleb Joseph, R (1, 2) OBP: 0.391, SLG: 0.500	E1					1B		1 SF8 3B		3	1	2	1	0	0	1											
12 Alejandro De Aza, L (1, 7) OBP: 0.323, SLG: 0.533	G3					G6-3		K2-3		3	0	0	0	0	1	4											
<b>Inning Stats</b>	R: 1 H: 1 E: 0 K: 2 S: 9	H: 1 LOB: 0 BB: 0 P: 14	R: 0 H: 1 E: 1 K: 0 S: 11	H: 1 LOB: 2 BB: 0 P: 14	R: 1 H: 1 E: 0 K: 0 S: 4	H: 1 LOB: 0 BB: 1 P: 8	R: 1 H: 2 E: 0 K: 2 S: 14	H: 2 LOB: 1 BB: 0 P: 20	R: 0 H: 1 E: 0 K: 0 S: 5	H: 1 LOB: 0 BB: 0 P: 8	R: 0 H: 0 E: 0 K: 2 S: 11	H: 0 LOB: 1 BB: 0 P: 15	R: 1 H: 1 E: 0 K: 1 S: 9	H: 1 LOB: 0 BB: 0 P: 12	R: 0 H: 0 E: 0 K: 2 S: 8	H: 0 LOB: 0 BB: 0 P: 11	1B: 5 2B: 0 3B: 1 HR: 1	SF: 2 SAC: 0 DP: 2 HBP: 0	WP: 1 PB: 0 SB: 0 CS: 0	PA: 32							
<b>PITCHER</b>	IP WLS BF H R ER SO BB IBB HBP BLK WP HR S P ERA WHIP	7.0 L 29 7 4 4 7 1 0 0 0 0 0 63 91 5.14 1.143	1.0 3	0	0	0	2	0	0	0	0	0	0	0	0	0	0	0	0	0	0	0	0	8	11	0.00	0.000
52 CC Sabathia, L (1, 1) ERA: 5.88											7.0	L	29	7	4	4	7	1	0	0	0	0	0	63	91	5.14	1.143
57 Chris Martin, R (8, 1) ERA: 3.95											1.0	3	0	0	0	0	2	0	0	0	0	0	0	8	11	0.00	0.000

AB	34
R	3
H	6
RBI	2
BB	1
SO	10
LOB	9



AB	29
R	4
H	7
RBI	4
BB	1
SO	9
LOB	13





Batter	1	2	3	4	5	6	7	8	9	AB	R	H	RBI	BB	SO	LOB	TOP				
22 Jacoby Ellsbury, L (1, 8) OBP: 0.375, SLG: 0.314	G3		36 2B		K		K		12 FC4 BB	4	1	1	0	1	2	1	<b>New York Yankees @ Baltimore Orioles</b> Oriole Park at Camden Yards, Baltimore, MD Wed Apr 15 2015, 7:10 PM - 10:22 PM EDT Att: 23,409 - Overcast - 66 F				
12 Chase Headley, S (1, 5) OBP: 0.289, SLG: 0.400	K		36 2B		K			25 2B 34 SF8 1B	4	2	1	0	1	2	3						
36 Carlos Beltrán, S (1, 9) OBP: 0.211, SLG: 0.286	G5-3							F9	3	0	1	2	1	0	1						
25 Mark Teixeira, S (1, 3)	K		G6-3		K			34 SF8 13 WP 2B	4	1	1	0	0	2	3						
34 Brian McCann, L (1, 2)	P4				F7			SF8	3	0	0	1	0	1	0						
13 Alex Rodriguez, R (1, 10)								14 G3-6-3 BB	3	1	2	1	1	1	0						
14 Stephen Drew, L (1, 4)	K				F8			G3-6-3	4	0	0	0	0	2	2						
24 Chris Young, R (1, 7)			P4		G5-3			F8	4	0	1	0	0	0	0						
18 Didi Gregorius, L (1, 6) OBP: 0.219, SLG: 0.172								F7	3	0	1	0	0	1	0						
31 Gregorio Petit, R (9, PH) OBP: 0.250, SLG: 0.182									1	0	0	0	0	1	1						
<b>Inning Stats</b>	R: 0 E: 0 K: 1 S: 10	H: 0 LOB: 0 BB: 0 P: 16	R: 0 E: 0 K: 2 S: 11	H: 1 LOB: 1 BB: 0 P: 16	R: 2 E: 0 K: 1 S: 10	H: 2 LOB: 1 BB: 1 P: 21	R: 1 E: 0 K: 0 S: 7	H: 1 LOB: 3 BB: 0 P: 15	R: 0 E: 0 K: 3 S: 19	H: 0 LOB: 2 BB: 1 P: 30	R: 0 E: 0 K: 1 S: 8	H: 0 LOB: 0 BB: 1 P: 10	R: 2 E: 0 K: 1 S: 12	H: 2 LOB: 0 BB: 0 P: 17	R: 0 E: 0 K: 2 S: 15	H: 1 LOB: 2 BB: 1 P: 24	1B: 3 2B: 4 3B: 0 HR: 1	SF: 1 SAC: 0 DP: 1 HBP: 0	WP: 1 PB: 0 SB: 1 CS: 0	PA: 38	
<b>PITCHER</b>	IP	WLS	BF	H	R	ER	SO	BB	IBB	HBP	BLK	WP	HR	S	P	ERA	WHIP				
25 Bud Norris, R (1, 1) ERA: 12.38	5.0		22	5	3	3	7	2	0	0	0	0	1	57	98	5.40	1.400				
35 Brad Brach, R (6, 1) ERA: 8.75	2.0	W	6	0	0	0	2	1	0	0	0	0	0	17	25	0.00	0.500				
29 Tommy Hunter, R (8, 1) ERA: 14.73	1.0		5	2	2	2	1	0	0	0	0	1	0	12	17	18.00	2.000				
53 Zack Britton, L (9, 1) ERA: 1.69	1.0	S	5	1	0	0	2	1	0	0	0	0	0	15	24	0.00	2.000				

Batter	1	2	3	4	5	6	7	8	9	AB	R	H	RBI	BB	SO	LOB	BOTTOM				
12 Alejandro De Aza, L (1, 9) OBP: 0.333, SLG: 0.571	K2-3	K2-3		FC2-5 1B		27 1B	1 SH2-3		1 B1-5 3B	5	1	2	0	0	2	3	<b>New York Yankees @ Baltimore Orioles</b> Oriole Park at Camden Yards, Baltimore, MD Wed Apr 15 2015, 7:10 PM - 10:22 PM EDT Att: 23,409 - Overcast - 66 F				
1 Everth Cabrera, S (1, 6) OBP: 0.310, SLG: 0.269	23 1B		K2-3			SH2-3		B1-5	3	1	1	0	1	1	1						
10 Adam Jones, R (1, 8) OBP: 0.459, SLG: 0.844	F7				F8			L6	4	1	1	0	1	0	4						
23 Travis Snider, L (1, 10) OBP: 0.467, SLG: 0.500									3	0	1	0	0	0	1						
27 Delmon Young, R (6, PH) OBP: 0.375, SLG: 0.333	19 1B		F8		F9				2	1	2	1	0	0	0						
19 Chris Davis, L (1, 3) OBP: 0.273, SLG: 0.387									5	1	2	3	0	3	2						
13 Manny Machado, R (1, 5) OBP: 0.250, SLG: 0.250									4	1	1	1	1	2	4						
36 Caleb Joseph, R (1, 2) OBP: 0.444, SLG: 0.542	K								4	0	3	1	0	1	0						
9 David Lough, L (1, 7)		P5							4	0	0	0	0	2	4						
6 Jonathan Schoop, R (1, 4) OBP: 0.346, SLG: 0.708									3	1	2	1	1	0	0						
<b>Inning Stats</b>	R: 1 E: 0 K: 2 S: 12	H: 3 LOB: 2 BB: 0 P: 22	R: 0 E: 0 K: 2 S: 9	H: 0 LOB: 1 BB: 1 P: 14	R: 0 E: 0 K: 2 S: 10	H: 1 LOB: 1 BB: 0 P: 19	R: 1 E: 0 K: 1 S: 16	H: 3 LOB: 3 BB: 1 P: 25	R: 0 E: 0 K: 2 S: 11	H: 1 LOB: 0 BB: 1 P: 21	R: 5 E: 0 K: 0 S: 16	H: 5 LOB: 1 BB: 1 P: 26	R: 0 E: 0 K: 0 S: 4	H: 1 LOB: 0 BB: 0 P: 5	R: 0 E: 0 K: 2 S: 10	H: 1 LOB: 1 BB: 0 P: 14	1B: 11 2B: 2 3B: 1 HR: 2	SF: 0 SAC: 1 DP: 1 HBP: 0	WP: 0 PB: 0 SB: 0 CS: 0	PA: 42	
<b>PITCHER</b>	IP	WLS	BF	H	R	ER	SO	BB	IBB	HBP	BLK	WP	HR	S	P	ERA	WHIP				
30 Nathan Eovaldi, R (1, 1) ERA: 4.35	5.0		26	8	2	2	9	3	0	0	0	0	1	58	101	3.60	2.200				
29 David Carpenter, R (6, 1) ERA: 4.75	0.1	L	4	2	3	3	0	0	1	0	0	0	1	5	10	81.00	6.000				
41 Justin Wilson, L (6, 1) ERA: 9.0	0.0		2	2	1	1	0	0	0	0	0	0	0	5	7	∞	∞				
57 Chris Martin, R (6, 1) ERA: 3.38	0.2		3	1	1	1	0	0	0	0	0	0	0	6	9	13.50	1.500				
40 Brandon Pinder, R (7, 1) ERA:	1.0		3	1	0	0	0	0	0	0	0	0	0	4	5	0.00	1.000				
<b>PITCHER</b>	IP	WLS	BF	H	R	ER	SO	BB	IBB	HBP	BLK	WP	HR	S	P	ERA	WHIP				
68 Delin Betances, R (8, 1) ERA:	1.0		4	1	0	0	2	0	0	0	0	0	0	10	14	0.00	1.000				



Batter	1	2	3	4	5	6	7	8	9	AB	R	H	RBI	BB	SO	LOB	TOP							
22 Jacoby Ellsbury, L OBP: 0.356, SLG: 0.282										4	0	0	0	1	1	1	<p><b>New York Yankees @ Tampa Bay Rays</b> Tropicana Field, St. Petersburg, FL Fri Apr 17 2015, 7:12 PM - 10:23 PM EDT Att: 15,752 - Dome - 72 F</p>							
12 Chase Headley, S OBP: 0.282, SLG: 0.359										4	0	0	0	0	3	1								
36 Carlos Beltrán, S OBP: 0.239, SLG: 0.289										3	0	1	0	1	1	0								
11 Brett Gardner, L OBP: 0.393, SLG: 0.435										0	1	0	0	0	0	0								
25 Mark Teixeira, S OBP: 0.350, SLG: 0.594										3	0	0	0	1	0	1								
34 Brian McCann, L OBP: 0.242, SLG: 0.321										3	1	0	0	1	1	3								
13 Alex Rodriguez, R OBP: 0.235, SLG: 0.467										4	2	3	4	0	0	0								
14 Stephen Drew, L OBP: 0.432, SLG: 0.467										3	1	1	1	1	1	1								
24 Chris Young, R OBP: 0.370, SLG: 0.667										2	0	0	0	1	1	0								
18 Didi Gregorius, L OBP: 0.194, SLG: 0.152										4	0	0	0	0	1	2								
<b>Inning Stats</b>	R: 0 H: 0 E: 0 K: 2 S: 14	H: 0 LOB: 2 BB: 2 P: 26	R: 1 H: 1 E: 0 K: 0 S: 12	H: 1 LOB: 1 BB: 1 P: 19	R: 0 H: 0 E: 0 K: 2 S: 8	H: 0 LOB: 0 BB: 0 P: 11	R: 1 H: 1 E: 0 K: 2 S: 19	H: 1 LOB: 1 BB: 1 P: 30	R: 0 H: 0 E: 0 K: 1 S: 15	H: 0 LOB: 0 BB: 1 P: 20	R: 2 H: 1 E: 0 K: 1 S: 14	H: 1 LOB: 0 BB: 0 P: 23	R: 0 H: 0 E: 0 K: 0 S: 8	H: 0 LOB: 1 BB: 1 P: 15	R: 1 H: 2 E: 0 K: 0 S: 14	H: 2 LOB: 1 BB: 0 P: 24	R: 0 H: 0 E: 0 K: 1 S: 9	H: 0 LOB: 0 BB: 0 P: 16	1B: 2 2B: 0 3B: 0 HR: 3	SF: 0 SAC: 1 DP: 1 HBP: 0	WP: 0 PB: 0 SB: 1 CS: 0	PA: 37		
<b>PITCHER</b>	IP WLS BF H R ER SO BB IBB HBP BLK WP HR S P ERA WHIP	IP WLS BF H R ER SO BB IBB HBP BLK WP HR S P ERA WHIP	IP WLS BF H R ER SO BB IBB HBP BLK WP HR S P ERA WHIP	IP WLS BF H R ER SO BB IBB HBP BLK WP HR S P ERA WHIP	IP WLS BF H R ER SO BB IBB HBP BLK WP HR S P ERA WHIP	IP WLS BF H R ER SO BB IBB HBP BLK WP HR S P ERA WHIP	IP WLS BF H R ER SO BB IBB HBP BLK WP HR S P ERA WHIP	IP WLS BF H R ER SO BB IBB HBP BLK WP HR S P ERA WHIP	IP WLS BF H R ER SO BB IBB HBP BLK WP HR S P ERA WHIP	IP WLS BF H R ER SO BB IBB HBP BLK WP HR S P ERA WHIP	IP WLS BF H R ER SO BB IBB HBP BLK WP HR S P ERA WHIP	IP WLS BF H R ER SO BB IBB HBP BLK WP HR S P ERA WHIP	IP WLS BF H R ER SO BB IBB HBP BLK WP HR S P ERA WHIP	IP WLS BF H R ER SO BB IBB HBP BLK WP HR S P ERA WHIP	IP WLS BF H R ER SO BB IBB HBP BLK WP HR S P ERA WHIP	IP WLS BF H R ER SO BB IBB HBP BLK WP HR S P ERA WHIP	IP WLS BF H R ER SO BB IBB HBP BLK WP HR S P ERA WHIP	IP WLS BF H R ER SO BB IBB HBP BLK WP HR S P ERA WHIP	IP WLS BF H R ER SO BB IBB HBP BLK WP HR S P ERA WHIP	IP WLS BF H R ER SO BB IBB HBP BLK WP HR S P ERA WHIP	IP WLS BF H R ER SO BB IBB HBP BLK WP HR S P ERA WHIP	IP WLS BF H R ER SO BB IBB HBP BLK WP HR S P ERA WHIP	IP WLS BF H R ER SO BB IBB HBP BLK WP HR S P ERA WHIP	IP WLS BF H R ER SO BB IBB HBP BLK WP HR S P ERA WHIP

AB 30  
R 5  
H 5  
RBI 5  
BB 6  
SO 9  
LOB 9



Batter	1	2	3	4	5	6	7	8	9	AB	R	H	RBI	BB	SO	LOB	BOTTOM							
39 Kevin Kiermaier, L OBP: 0.342, SLG: 0.667										4	0	0	0	0	1	1	<p><b>New York Yankees @ Tampa Bay Rays</b> Tropicana Field, St. Petersburg, FL Fri Apr 17 2015, 7:12 PM - 10:23 PM EDT Att: 15,752 - Dome - 72 F</p>							
5 Brandon Guyer, R OBP: 0.391, SLG: 0.333										1	0	0	0	0	1	1								
20 Steven Souza Jr., R OBP: 0.381, SLG: 0.412										4	0	2	0	0	1	0								
13 Asdrúbal Cabrera, S OBP: 0.229, SLG: 0.261										4	0	1	0	0	1	1								
3 Evan Longoria, R OBP: 0.409, SLG: 0.441										3	1	1	0	1	1	2								
8 Desmond Jennings, R OBP: 0.333, SLG: 0.216										3	1	0	0	1	1	1								
31 Allan Dykstra, L OBP: 0.348, SLG: 0.294										3	1	1	3	0	0	0								
44 René Rivera, R OBP: 0.162, SLG: 0.171										1	0	0	0	0	0	0								
11 Logan Forsythe, R OBP: 0.381, SLG: 0.541										4	1	3	1	0	0	0								
1 Tim Beckham, R OBP: 0.276, SLG: 0.556										4	0	0	0	0	2	2								
46 Bobby Wilson, R OBP: 0.357, SLG: 0.250										3	0	0	0	1	1	1								
<b>Inning Stats</b>	R: 0 H: 2 E: 0 K: 0 S: 10	H: 1 LOB: 1 BB: 0 P: 15	R: 0 H: 1 E: 0 K: 1 S: 13	H: 1 LOB: 0 BB: 0 P: 21	R: 0 H: 0 E: 0 K: 0 S: 7	H: 0 LOB: 0 BB: 0 P: 10	R: 4 H: 3 E: 0 K: 1 S: 19	H: 3 LOB: 2 BB: 2 P: 34	R: 0 H: 0 E: 0 K: 2 S: 18	H: 0 LOB: 0 BB: 1 P: 28	R: 0 H: 0 E: 0 K: 0 S: 6	H: 0 LOB: 0 BB: 0 P: 8	R: 0 H: 1 E: 0 K: 1 S: 13	H: 1 LOB: 1 BB: 0 P: 19	R: 0 H: 0 E: 0 K: 1 S: 6	H: 0 LOB: 0 BB: 0 P: 10	R: 0 H: 1 E: 0 K: 3 S: 14	H: 1 LOB: 1 BB: 0 P: 20	1B: 6 2B: 0 3B: 0 HR: 2	SF: 0 SAC: 0 DP: 1 HBP: 0	WP: 0 PB: 0 SB: 1 CS: 0	PA: 37		
<b>PITCHER</b>	IP WLS BF H R ER SO BB IBB HBP BLK WP HR S P ERA WHIP	IP WLS BF H R ER SO BB IBB HBP BLK WP HR S P ERA WHIP	IP WLS BF H R ER SO BB IBB HBP BLK WP HR S P ERA WHIP	IP WLS BF H R ER SO BB IBB HBP BLK WP HR S P ERA WHIP	IP WLS BF H R ER SO BB IBB HBP BLK WP HR S P ERA WHIP	IP WLS BF H R ER SO BB IBB HBP BLK WP HR S P ERA WHIP	IP WLS BF H R ER SO BB IBB HBP BLK WP HR S P ERA WHIP	IP WLS BF H R ER SO BB IBB HBP BLK WP HR S P ERA WHIP	IP WLS BF H R ER SO BB IBB HBP BLK WP HR S P ERA WHIP	IP WLS BF H R ER SO BB IBB HBP BLK WP HR S P ERA WHIP	IP WLS BF H R ER SO BB IBB HBP BLK WP HR S P ERA WHIP	IP WLS BF H R ER SO BB IBB HBP BLK WP HR S P ERA WHIP	IP WLS BF H R ER SO BB IBB HBP BLK WP HR S P ERA WHIP	IP WLS BF H R ER SO BB IBB HBP BLK WP HR S P ERA WHIP	IP WLS BF H R ER SO BB IBB HBP BLK WP HR S P ERA WHIP	IP WLS BF H R ER SO BB IBB HBP BLK WP HR S P ERA WHIP	IP WLS BF H R ER SO BB IBB HBP BLK WP HR S P ERA WHIP	IP WLS BF H R ER SO BB IBB HBP BLK WP HR S P ERA WHIP	IP WLS BF H R ER SO BB IBB HBP BLK WP HR S P ERA WHIP	IP WLS BF H R ER SO BB IBB HBP BLK WP HR S P ERA WHIP	IP WLS BF H R ER SO BB IBB HBP BLK WP HR S P ERA WHIP	IP WLS BF H R ER SO BB IBB HBP BLK WP HR S P ERA WHIP	IP WLS BF H R ER SO BB IBB HBP BLK WP HR S P ERA WHIP	IP WLS BF H R ER SO BB IBB HBP BLK WP HR S P ERA WHIP

AB 34  
R 4  
H 8  
RBI 4  
BB 3  
SO 9  
LOB 9









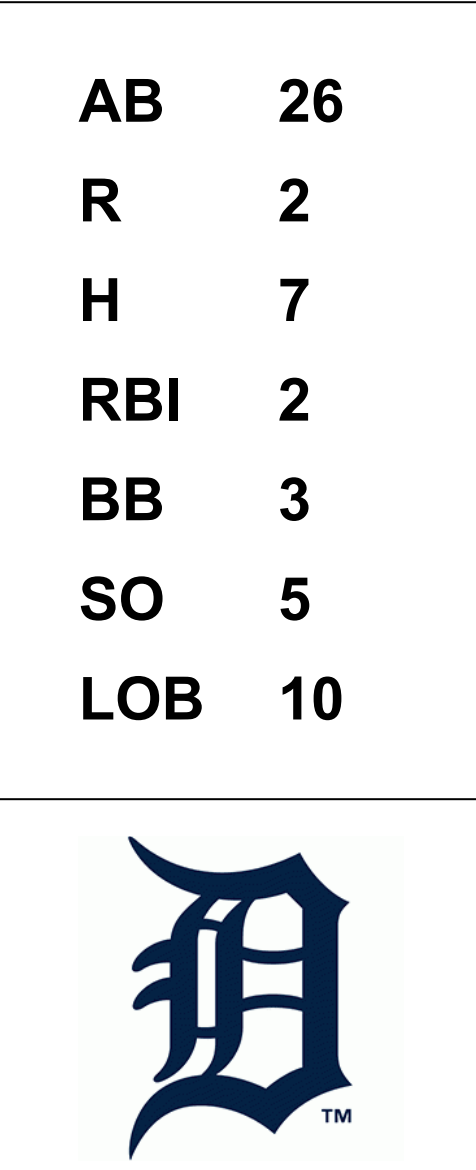




Batter	1	2	3	4	5	6	7	8	9	AB R H RBI BB SO LOB	TOP									
22 Jacoby Ellsbury, L OBP: 0.356, SLG: 0.302	G3		G3			G3		G4-6-3		4 0 1 0 0 0 2	<b>New York Yankees @ Detroit Tigers</b> Comerica Park, Detroit, MI Mon Apr 20 2015, 7:09 PM - 9:29 PM EDT Att: 27,540 - Overcast - 52 F									
11 Brett Gardner, L OBP: 0.390, SLG: 0.400	P5		G3			G6-3		G4-3		4 0 1 0 0 0 1										
13 Alex Rodriguez, R OBP: 0.412, SLG: 0.643	K2-3		G5-3			P4		F8		4 0 0 0 0 1 1										
25 Mark Teixeira, S OBP: 0.302, SLG: 0.548		HR				G6-3		F8		4 1 1 1 0 1 0										
36 Carlos Beltrán, S OBP: 0.222, SLG: 0.268		K				G4-3		K		3 0 0 0 0 2 0										
34 Brian McCann, L OBP: 0.317, SLG: 0.457						G3		K2-3		3 0 1 0 0 1 0										
12 Chase Headley, S OBP: 0.315, SLG: 0.400										3 0 2 0 0 1 1										
14 Stephen Drew, L OBP: 0.267, SLG: 0.421										2 0 0 0 0 1 2										
18 Didi Gregorius, L OBP: 0.233, SLG: 0.200										3 0 1 0 0 0 0										
<b>Inning Stats</b>	R: 0 E: 0 K: 1 S: 6	H: 0 LOB: 0 BB: 0 P: 11	R: 1 E: 0 K: 3 S: 15	H: 2 LOB: 1 BB: 0 P: 22	R: 0 E: 0 K: 0 S: 9	H: 1 LOB: 1 BB: 0 P: 17	R: 0 E: 0 K: 1 S: 10	H: 0 LOB: 0 BB: 0 P: 13	R: 0 E: 0 K: 0 S: 7	H: 1 LOB: 0 BB: 0 P: 14	R: 0 E: 0 K: 2 S: 8	H: 0 LOB: 0 BB: 0 P: 14	R: 0 E: 0 K: 0 S: 11	H: 2 LOB: 1 BB: 0 P: 13	R: 0 E: 0 K: 0 S: 7	H: 0 LOB: 0 BB: 0 P: 13	1B: 5 2B: 1 3B: 0 HR: 1	SF: 0 SAC: 1 DP: 2 HBP: 0	WP: 0 PB: 0 SB: 1 CS: 1	PA: 31
<b>PITCHER</b>	IP WLS BF H R ER SO BB IBB HBP BLK WP HR S P ERA WHIP											IP WLS BF H R ER SO BB IBB HBP BLK WP HR S P ERA WHIP								
31 Alfredo Simon, R ERA: 1.74	(1, 1) 7.1 W 27 7 1 1 7 0 0 0 0 0 0 1 70 109 1.23 0.955																			
44 Joba Chamberlain, R ERA: 1.35	(8, 1) 0.2 H 1 0 0 0 0 0 0 0 0 0 0 2 2 0.00 0.000																			
38 Joakim Soria, R ERA: 1.35	(9, 1) 1.0 S 3 0 0 0 0 0 0 0 0 0 0 0 7 13 0.00 0.000																			

Batter	1	2	3	4	5	6	7	8	9	AB R H RBI BB SO LOB	BOTTOM									
20 Rajai Davis, R OBP: 0.351, SLG: 0.375	P6							K		5 1 1 0 0 2 3	<b>New York Yankees @ Detroit Tigers</b> Comerica Park, Detroit, MI Mon Apr 20 2015, 7:09 PM - 9:29 PM EDT Att: 27,540 - Overcast - 52 F									
3 Ian Kinsler, R OBP: 0.362, SLG: 0.415	G5-4-3						F7	F9		4 0 2 0 0 0 3										
24 Miguel Cabrera, R OBP: 0.464, SLG: 0.620	G5-4-3						G6-4-3			3 0 0 0 0 0 3										
41 Victor Martinez, S OBP: 0.421, SLG: 0.323	L7						F8	IBB		2 1 0 0 1 0 0										
28 J.D. Martinez, R OBP: 0.273, SLG: 0.547	K						L7			3 0 1 1 0 1 0										
52 Yoenis Cespedes, R OBP: 0.315, SLG: 0.585	F8						K			3 0 1 1 0 1 0										
9 Nick Castellanos, R OBP: 0.373, SLG: 0.477										2 0 1 0 1 1 0										
17 Andrew Romine, S OBP: 0.833, SLG: 0.667										0 0 0 0 0 0 0										
34 James McCann, R OBP: 0.182, SLG: 0.238										2 0 0 0 0 0 1										
1 Jose Iglesias, R OBP: 0.489, SLG: 0.537										2 0 1 0 1 0 0										
<b>Inning Stats</b>	R: 0 E: 0 K: 0 S: 7	H: 1 LOB: 0 BB: 0 P: 8	R: 0 E: 0 K: 1 S: 8	H: 0 LOB: 0 BB: 0 P: 13	R: 0 E: 0 K: 1 S: 11	H: 1 LOB: 0 BB: 0 P: 18	R: 0 E: 0 K: 1 S: 6	H: 1 LOB: 0 BB: 0 P: 9	R: 0 E: 0 K: 0 S: 6	H: 0 LOB: 0 BB: 1 P: 11	R: 2 E: 0 K: 0 S: 9	H: 3 LOB: 2 BB: 1 P: 15	R: 0 E: 0 K: 1 S: 9	H: 1 LOB: 2 BB: 1 P: 14	R: 0 E: 0 K: 1 S: 9	H: 0 LOB: 0 BB: 0 P: 10	1B: 7 2B: 0 3B: 0 HR: 0	SF: 0 SAC: 1 DP: 3 HBP: 0	WP: 0 PB: 0 SB: 0 CS: 1	PA: 30
<b>PITCHER</b>	IP WLS BF H R ER SO BB IBB HBP BLK WP HR S P ERA WHIP											IP WLS BF H R ER SO BB IBB HBP BLK WP HR S P ERA WHIP								
52 CC Sabathia, L ERA: 4.35	(1, 1) 8.0 L 30 7 2 2 5 2 1 0 0 0 0 0 62 98 2.25 1.125																			

AB	30
R	1
H	7
RBI	1
BB	0
SO	7
LOB	7





Batter	1	2	3	4	5	6	7	8	9	AB	R	H	RBI	BB	SO	LOB	TOP										
22 Jacoby Ellsbury, L (1, 8) OBP: 0.344, SLG: 0.281	L3	G4-3			F7		BB	P6		4	1	0	0	1	0	4	<b>New York Yankees @ Detroit Tigers</b> Comerica Park, Detroit, MI Tue Apr 21 2015, 7:10 PM - 10:32 PM EDT Att: 27,031 - Partly Cloudy - 50 F										
11 Brett Gardner, L (1, 7) OBP: 0.413, SLG: 0.410	BB		K		K		1B		1B	4	2	2	0	1	2	0											
13 Alex Rodriguez, R (1, 10) OBP: 0.411, SLG: 0.600	F8		P4				BB		F7	3	0	0	0	2	0	2											
25 Mark Teixeira, S (1, 3) OBP: 0.328, SLG: 0.556	2B						BB			3	0	1	1	2	1	2											
34 Brian McCann, L (1, 2) OBP: 0.283, SLG: 0.400	G6-3		B1-3				BB		E5	5	0	0	0	0	0	6											
24 Chris Young, R (1, 9) OBP: 0.342, SLG: 0.844		BB			1B		HR		BB	3	1	3	1	2	0	0											
12 Chase Headley, S (1, 5) OBP: 0.305, SLG: 0.370		FC4-6			G5-4-3		P4		P4	4	0	0	0	1	0	4											
14 Stephen Drew, L (1, 6) OBP: 0.286, SLG: 0.500		1B			L9		HR		F4	4	1	2	1	0	0	2											
31 Gregorio Petit, R (1, 4) OBP: 0.150, SLG: 0.111		P4			K		G1-3		K	4	0	0	0	0	2	4											
<b>Inning Stats</b>	R: 1 E: 0 K: 0 S: 11	H: 1 LOB: 1 BB: 1 P: 20	R: 0 E: 0 K: 0 S: 15	H: 1 LOB: 2 BB: 1 P: 24	R: 0 E: 0 K: 1 S: 8	H: 0 LOB: 1 BB: 1 P: 16	R: 0 E: 0 K: 0 S: 9	H: 1 LOB: 0 BB: 0 P: 13	R: 0 E: 0 K: 2 S: 10	H: 0 LOB: 0 BB: 0 P: 14	R: 0 E: 0 K: 0 S: 4	H: 0 LOB: 0 BB: 1 P: 9	R: 3 E: 0 K: 0 S: 16	H: 3 LOB: 3 BB: 3 P: 41	R: 0 E: 0 K: 1 S: 11	H: 1 LOB: 2 BB: 1 P: 20		R: 1 E: 0 K: 1 S: 14	H: 1 LOB: 1 BB: 1 P: 20	1B: 4 2B: 2 3B: 0 HR: 2	SF: 0 SAC: 0 DP: 2 HBP: 0	WP: 1 PB: 0 SB: 3 CS: 0	PA: 43				
<b>PITCHER</b>	IP	WLS	BF	H	R	ER	SO	BB	IBB	HBP	BLK	WP	HR	S	P	ERA	WHIP										
53 Kyle Lobstein, L (1, 1) ERA: 3.27	6.0	L	23	3	1	1	3	4	0	0	0	0	0	57	96	1.50	1.167										
46 Ian Krol, L (7, 1) ERA: 7.35	0.1		3	2	2	2	0	0	0	0	0	0	2	8	16	54.00	6.000										
32 Tom Gorzelanny, L (7, 1) ERA: 2.25	0.1		3	1	0	0	0	1	0	0	0	0	0	5	14	0.00	6.000										
62 AJ Albuquerque, R (7, 1) ERA: 2.7	0.0		2	0	1	1	0	2	0	0	0	1	0	1	9	∞	∞										
65 Blaine Hardy, L (7, 1) ERA: 8.1	2.1		12	2	1	0	2	2	0	0	0	0	0	27	42	0.00	1.714										

Batter	1	2	3	4	5	6	7	8	9	AB	R	H	RBI	BB	SO	LOB	BOTTOM										
12 Anthony Gose, L (1, 8) OBP: 0.406, SLG: 0.625	1B		FC3-2-5			1B		K		4	0	2	0	0	1	3	<b>New York Yankees @ Detroit Tigers</b> Comerica Park, Detroit, MI Tue Apr 21 2015, 7:10 PM - 10:32 PM EDT Att: 27,031 - Partly Cloudy - 50 F										
3 Ian Kinsler, R (1, 4) OBP: 0.338, SLG: 0.386	G6-4-3		L4			G6-4-3		K		4	0	0	0	0	1	5											
24 Miguel Cabrera, R (1, 3) OBP: 0.450, SLG: 0.593	F7				1B		G5-3		K	4	0	1	0	0	1	0											
41 Victor Martinez, S (1, 10) OBP: 0.405, SLG: 0.294		G6-3			BB		K		K	3	0	0	0	1	2	0											
28 J.D. Martinez, R (1, 9) OBP: 0.305, SLG: 0.579		1B			K		2B		1B	4	2	3	0	0	1	2											
52 Yoenis Cespedes, R (1, 7) OBP: 0.310, SLG: 0.589		L1-3			G6-4-3		SF8		2B	3	0	1	1	0	0	3											
9 Nick Castellanos, R (1, 5) OBP: 0.352, SLG: 0.465							F9		BB	3	0	1	0	1	1	0											
13 Alex Avila, L (1, 2) OBP: 0.424, SLG: 0.400									BB	3	0	2	0	0	1	0											
20 Rajai Davis, R (9, PH) OBP: 0.368, SLG: 0.375									BB	0	0	0	1	1	0	0											
1 Jose Iglesias, R (1, 6) OBP: 0.449, SLG: 0.489									K	4	0	0	0	0	1	6											
<b>Inning Stats</b>	R: 0 E: 0 K: 0 S: 8	H: 1 LOB: 0 BB: 0 P: 9	R: 0 E: 0 K: 0 S: 4	H: 1 LOB: 0 BB: 0 P: 6	R: 0 E: 0 K: 0 S: 10	H: 2 LOB: 2 BB: 0 P: 17	R: 0 E: 0 K: 1 S: 13	H: 1 LOB: 1 BB: 1 P: 21	R: 0 E: 0 K: 2 S: 8	H: 0 LOB: 0 BB: 0 P: 12	R: 0 E: 0 K: 0 S: 5	H: 1 LOB: 0 BB: 0 P: 6	R: 1 E: 0 K: 1 S: 11	H: 1 LOB: 0 BB: 0 P: 15	R: 0 E: 0 K: 2 S: 12	H: 1 LOB: 0 BB: 0 P: 18	R: 1 E: 0 K: 3 S: 16	H: 2 LOB: 3 BB: 2 P: 32	1B: 7 2B: 4 3B: 0 HR: 0	SF: 1 SAC: 0 DP: 4 HBP: 0	WP: 1 PB: 0 SB: 0 CS: 0	PA: 36					
<b>PITCHER</b>	IP	WLS	BF	H	R	ER	SO	BB	IBB	HBP	BLK	WP	HR	S	P	ERA	WHIP										
30 Nathan Eovaldi, R (1, 1) ERA: 3.12	7.0	W	26	8	1	1	4	1	0	0	0	0	0	64	94	1.29	1.286										
68 Dellin Betances, R (8, 1) ERA: 4.26	1.0	H	3	0	0	0	2	0	0	0	0	0	0	7	10	0.00	0.000										
57 Chris Martin, R (9, 1) ERA: 4.26	0.2		4	2	1	1	2	0	0	0	0	0	0	9	16	13.50	3.000										
48 Andrew Miller, L (9, 1) ERA: 4.26	0.1	S	3	0	0	0	1	2	0	0	0	0	0	7	16	0.00	6.000										

AB	34
R	5
H	8
RBI	3
BB	9
SO	5
LOB	24










Batter	1	2	3	4	5	6	7	8	9	AB	R	H	RBI	BB	SO	LOB	TOP					
22 Jacoby Ellsbury, L (1, 8) OBP: 0.384, SLG: 0.317										2	2	1	0	2	0	0	<b>New York Yankees @ Detroit Tigers</b> Comerica Park, Detroit, MI Thu Apr 23 2015, 1:10 PM - 4:10 PM EDT Att: 27,754 - Cloudy - 33 F					
11 Brett Gardner, L (1, 7) OBP: 0.388, SLG: 0.381										3	0	0	0	0	0	3						
36 Carlos Beltrán, S (1, 10) OBP: 0.241, SLG: 0.306										3	0	0	0	1	3	3						
34 Brian McCann, L (1, 2) OBP: 0.273, SLG: 0.367										4	0	0	1	0	0	1						
12 Chase Headley, S (1, 5) OBP: 0.309, SLG: 0.387										3	0	0	0	1	3	1						
24 Chris Young, R (1, 9) OBP: 0.426, SLG: 0.762										4	0	1	0	0	2	1						
33 Garrett Jones, L (1, 3) OBP: 0.281, SLG: 0.364										3	0	0	0	0	1	2						
31 Gregorio Petit, R (7, 4) OBP: 0.280, SLG: 0.286										1	0	1	0	0	0	0						
14 Stephen Drew, L (1, 4) OBP: 0.283, SLG: 0.467										3	0	0	0	1	1	1						
18 Didi Gregorius, L (1, 6) OBP: 0.260, SLG: 0.222										1	0	0	0	1	0	0						
25 Mark Teixeira, S (7, PH) OBP: 0.323, SLG: 0.569										2	0	0	0	0	1	3						
<b>Inning Stats</b>	R: 0 E: 0 K: 1 S: 7	H: 0 LOB: 0 BB: 0 P: 12	R: 0 E: 0 K: 1 S: 10	H: 1 LOB: 1 BB: 0 P: 16	R: 0 E: 0 K: 1 S: 13	H: 0 LOB: 2 BB: 2 P: 23	R: 0 E: 0 K: 2 S: 10	H: 0 LOB: 0 BB: 0 P: 16	R: 0 E: 0 K: 1 S: 9	H: 0 LOB: 0 BB: 0 P: 11	R: 1 E: 0 K: 1 S: 13	H: 0 LOB: 0 BB: 1 P: 23	R: 0 E: 0 K: 2 S: 10	H: 0 LOB: 2 BB: 2 P: 25	R: 1 E: 0 K: 1 S: 9	H: 1 LOB: 1 BB: 1 P: 15	R: 0 E: 0 K: 1 S: 8	H: 1 LOB: 1 BB: 0 P: 12	1B: 1 2B: 2 3B: 0 HR: 0	SF: 0 SAC: 1 DP: 0 HBP: 0	WP: 1 PB: 0 SB: 2 CS: 0	PA: 36
<b>PITCHER</b>	IP WLS BF H R ER SO BB IBB HBP BLK WP HR S P ERA WHIP																					
19 Anibal Sánchez, R (1, 1) ERA: 5.96	6.1	24	1	1	1	8	4	0	0	1	0	0	66	111	1.42	0.789						
32 Tom Gorzelanny, L (7, 1) ERA: 2.7	1.2	L	8	1	1	2	1	1	0	0	1	0	15	30	5.40	1.200						
44 Joba Chamberlain, R (9, 1) ERA:	1.0		4	1	0	1	0	0	0	0	0	0	8	12	0.00	1.000						

Batter	1	2	3	4	5	6	7	8	9	AB	R	H	RBI	BB	SO	LOB	BOTTOM					
12 Anthony Gose, L (1, 8) OBP: 0.366, SLG: 0.550										4	1	1	0	0	2	0	<b>New York Yankees @ Detroit Tigers</b> Comerica Park, Detroit, MI Thu Apr 23 2015, 1:10 PM - 4:10 PM EDT Att: 27,754 - Cloudy - 33 F					
3 Ian Kinsler, R (1, 4) OBP: 0.300, SLG: 0.338										4	0	0	0	0	1	1						
24 Miguel Cabrera, R (1, 3) OBP: 0.441, SLG: 0.550										3	0	0	0	1	1	0						
41 Victor Martinez, S (1, 10) OBP: 0.367, SLG: 0.256										3	0	0	1	0	0	0						
28 J.D. Martinez, R (1, 9) OBP: 0.313, SLG: 0.578										4	0	2	0	0	2	1						
52 Yoenis Cespedes, R (1, 7) OBP: 0.328, SLG: 0.574										2	0	0	0	1	1	1						
13 Alex Avila, L (1, 2) OBP: 0.385, SLG: 0.355										2	0	0	0	0	1	0						
34 James McCann, R (7, PH) OBP: 0.174, SLG: 0.227										1	0	0	0	0	0	2						
9 Nick Castellanos, R (1, 5) OBP: 0.339, SLG: 0.407										3	0	0	0	0	1	2						
26 Hernán Pérez, R (1, 6) OBP: 0.111, SLG: 0.111										3	0	0	0	0	1	0						
<b>Inning Stats</b>	R: 1 E: 0 K: 1 S: 11	H: 1 LOB: 1 BB: 1 P: 23	R: 0 E: 0 K: 2 S: 8	H: 0 LOB: 0 BB: 0 P: 11	R: 0 E: 0 K: 1 S: 6	H: 0 LOB: 0 BB: 0 P: 8	R: 0 E: 0 K: 1 S: 11	H: 1 LOB: 1 BB: 0 P: 14	R: 0 E: 0 K: 0 S: 8	H: 0 LOB: 0 BB: 0 P: 12	R: 0 E: 0 K: 1 S: 11	H: 0 LOB: 0 BB: 0 P: 17	R: 0 E: 0 K: 0 S: 10	H: 1 LOB: 2 BB: 1 P: 18	R: 0 E: 0 K: 2 S: 8	H: 0 LOB: 0 BB: 0 P: 12	R: 0 E: 0 K: 2 S: 7	H: 0 LOB: 0 BB: 0 P: 8	1B: 0 2B: 3 3B: 0 HR: 0	SF: 1 SAC: 0 DP: 0 HBP: 0	WP: 0 PB: 0 SB: 0 CS: 0	PA: 32
<b>PITCHER</b>	IP WLS BF H R ER SO BB IBB HBP BLK WP HR S P ERA WHIP																					
19 Masahiro Tanaka, R (1, 1) ERA: 3.22	6.1		24	3	1	6	2	0	0	0	0	0	60	94	1.42	0.789						
41 Justin Wilson, L (7, 1) ERA: 5.06	0.1		1	0	0	0	0	0	0	0	0	2	3	0.00	0.000							
68 Dellin Betances, R (7, 1) ERA:	1.1	W	4	0	0	2	0	0	0	0	0	11	18	0.00	0.000							
48 Andrew Miller, L (9, 1) ERA:	1.0	S	3	0	0	2	0	0	0	0	0	7	8	0.00	0.000							

AB	29
R	2
H	3
RBI	1
BB	6
SO	11
LOB	15



AB	29
R	1
H	3
RBI	1
BB	2
SO	10
LOB	7





Batter	1	2	3	4	5	6	7	8	9	AB	R	H	RBI	BB	SO	LOB	TOP					
3 Curtis Granderson, L (1.9) OBP: 0.382, SLG: 0.259										4	1	2	0	0	1	1	<p><b>New York Mets @ New York Yankees</b>  <b>Yankee Stadium, Bronx, NY</b>            Fri Apr 24 2015, 7:11 PM - 9:45 PM EDT            Att: 45,310 - Partly Cloudy - 46 F</p>					
12 Juan Lagares, R (1.8) OBP: 0.271, SLG: 0.269										4	0	0	0	0	2	2						
21 Lucas Duda, L (1.3) OBP: 0.414, SLG: 0.500										3	0	0	1	0	1	0						
23 Michael Cuddyer, R (1.10) OBP: 0.333, SLG: 0.390										4	0	0	0	0	0	0						
28 Daniel Murphy, L (1.4) OBP: 0.234, SLG: 0.263										4	0	0	0	0	1	1						
29 Eric Campbell, R (1.5) OBP: 0.389, SLG: 0.333										3	0	1	0	0	1	0						
4 Wilmer Flores, R (1.6) OBP: 0.315, SLG: 0.471										3	0	1	0	0	0	0						
22 Kevin Plawecki, R (1.2) OBP: 0.273, SLG: 0.200										3	0	0	0	0	2	2						
9 Kirk Nieuwenhuis, L (1.7) OBP: 0.176, SLG: 0.133										3	0	1	0	0	0	2						
<b>Inning Stats</b>	R: 0 E: 0 K: 2 S: 10	H: 0 LOB: 0 BB: 0 P: 11	R: 0 E: 0 K: 1 S: 6	H: 0 LOB: 0 BB: 0 P: 7	R: 0 E: 0 K: 1 S: 9	H: 1 LOB: 0 BB: 0 P: 11	R: 0 E: 0 K: 1 S: 11	H: 0 LOB: 0 BB: 0 P: 14	R: 0 E: 0 K: 1 S: 15	H: 2 LOB: 2 BB: 0 P: 18	R: 1 E: 0 K: 0 S: 10	H: 1 LOB: 0 BB: 0 P: 14	R: 0 E: 0 K: 1 S: 9	H: 0 LOB: 0 BB: 0 P: 13	R: 0 E: 0 K: 1 S: 11	H: 1 LOB: 1 BB: 0 P: 17	R: 0 E: 1 K: 0 S: 7	H: 0 LOB: 0 BB: 0 P: 10	1B: 2 2B: 3 3B: 0 HR: 0	SF: 1 SAC: 0 DP: 1 HBP: 0	WP: 1 PB: 0 SB: 0 CS: 0	PA: 32
<b>PITCHER</b>	IP WLS BF H R ER SO BB IBB HBP BLK WP HR S P ERA WHIP																					
35 Michael Pineda, R (1.1) ERA: 3.86	7.2	W	28	5	1	1	7	0	0	0	0	0	1	0	0	10	15	0.00	0.000			
45 Chasen Shreve, L (8.1) ERA: 1.29	1.1		4	0	0	0	1	0	0	0	0	0	0	0	0	0	0	0.00	0.000			

Batter	1	2	3	4	5	6	7	8	9	AB	R	H	RBI	BB	SO	LOB	BOTTOM					
22 Jacoby Ellsbury, L (1.8) OBP: 0.395, SLG: 0.368										5	1	2	1	0	0	1	<p><b>New York Mets @ New York Yankees</b>  <b>Yankee Stadium, Bronx, NY</b>            Fri Apr 24 2015, 7:11 PM - 9:45 PM EDT            Att: 45,310 - Partly Cloudy - 46 F</p>					
11 Brett Gardner, L (1.7) OBP: 0.395, SLG: 0.391										4	1	2	0	0	0	1						
13 Alex Rodriguez, R (1.10) OBP: 0.424, SLG: 0.558										3	1	1	0	1	0	1						
25 Mark Teixeira, S (1.3) OBP: 0.333, SLG: 0.673										4	2	2	4	0	0	3						
34 Brian McCann, L (1.2) OBP: 0.288, SLG: 0.377										4	1	2	0	0	2	3						
36 Carlos Beltrán, S (1.9) OBP: 0.241, SLG: 0.288										3	0	0	0	1	1	4						
24 Chris Young, R (8.9) OBP: 0.426, SLG: 0.762										0	0	0	0	0	0	0						
12 Chase Headley, S (1.5) OBP: 0.306, SLG: 0.379										4	0	1	0	0	0	0						
14 Stephen Drew, L (1.4) OBP: 0.263, SLG: 0.438										3	0	0	1	0	2	0						
18 Didi Gregorius, L (1.6) OBP: 0.259, SLG: 0.245										4	0	1	0	0	1	2						
<b>Inning Stats</b>	R: 2 E: 0 K: 0 S: 17	H: 3 LOB: 1 BB: 0 P: 23	R: 0 E: 0 K: 1 S: 6	H: 0 LOB: 0 BB: 0 P: 10	R: 4 E: 0 K: 0 S: 20	H: 5 LOB: 2 BB: 2 P: 34	R: 0 E: 0 K: 0 S: 4	H: 0 LOB: 0 BB: 0 P: 6	R: 0 E: 0 K: 1 S: 8	H: 0 LOB: 0 BB: 0 P: 11	R: 0 E: 0 K: 1 S: 8	H: 0 LOB: 0 BB: 0 P: 10	R: 0 E: 1 K: 2 S: 21	H: 2 LOB: 3 BB: 0 P: 32	R: 0 E: 0 K: 1 S: 9	H: 1 LOB: 1 BB: 0 P: 14	R: 0 E: 0 K: 1 S: 7	H: 0 LOB: 0 BB: 0 P: 10	1B: 7 2B: 1 3B: 0 HR: 3	SF: 1 SAC: 0 DP: 0 HBP: 0	WP: 0 PB: 0 SB: 0 CS: 0	PA: 37
<b>PITCHER</b>	IP WLS BF H R ER SO BB IBB HBP BLK WP HR S P ERA WHIP																					
48 Jacob deGrom, R (1.1) ERA: 2.96	5.0	L	24	8	6	6	2	0	0	0	0	0	0	0	0	0	0	0.00	1.000			
30 Sean Gilmartin, L (6.1) ERA: 3.18	1.0		5	1	0	0	1	0	0	0	0	0	0	0	0	0	0	0.00	1.000			
47 Hansel Robles, R (7.1) ERA: 3.18	1.0		4	1	0	0	2	0	0	0	0	0	0	0	0	0	0	0.00	1.000			
62 Erik Goeddel, R (8.1) ERA: 3.18	1.0		4	1	0	0	1	0	0	0	0	0	0	0	0	0	0	0.00	1.000			

AB	31
R	1
H	5
RBI	1
BB	0
SO	8
LOB	8



AB	34
R	6
H	11
RBI	6
BB	2
SO	6
LOB	15





Batter	1	2	3	4	5	6	7	8	9	AB	R	H	RBI	BB	SO	LOB	TOP					
3 Curtis Granderson, L OBP: 0.370, SLG: 0.254			L3			G3		G3		5	0	1	0	0	1	2						
44 John Mayberry Jr., R OBP: 0.263, SLG: 0.471	F7		L6	L7			K		K	5	0	0	0	0	2	1						
21 Lucas Duda, L OBP: 0.400, SLG: 0.523			K		F9		K		F7	5	1	1	1	0	2	0						
23 Michael Cuddyer, R (1, 10) OBP: 0.324, SLG: 0.375	F7				G5-3		K		E6	5	0	1	0	0	1	0						
28 Daniel Murphy, L OBP: 0.217, SLG: 0.242	F9	F9		FC4-6	F8			G1-3	FC6	5	1	0	0	0	0	2						
29 Eric Campbell, R OBP: 0.400, SLG: 0.433		G5-3		F8				F7		3	1	1	1	0	0	1						
12 Juan Lagares, R OBP: 0.311, SLG: 0.338										4	3	4	1	0	0	0						
4 Wilmer Flores, R OBP: 0.328, SLG: 0.473		G5-3								4	1	2	1	0	0	3						
22 Kevin Plawecki, R OBP: 0.333, SLG: 0.500		G5-3								4	1	2	3	0	0	2						
<b>Inning Stats</b>	R: 1 E: 0 K: 1 S: 8	H: 1 LOB: 0 BB: 0 P: 11	R: 0 E: 0 K: 0 S: 10	H: 1 LOB: 2 BB: 0 P: 17	R: 0 E: 0 K: 1 S: 10	H: 0 LOB: 0 BB: 0 P: 13	R: 4 E: 0 K: 0 S: 22	H: 5 LOB: 1 BB: 0 P: 27	R: 0 E: 0 K: 0 S: 9	H: 0 LOB: 0 BB: 0 P: 14	R: 2 E: 0 K: 0 S: 10	H: 2 LOB: 0 BB: 0 P: 15	R: 0 E: 0 K: 3 S: 9	H: 0 LOB: 0 BB: 0 P: 13	R: 1 E: 0 K: 0 S: 16	H: 3 LOB: 2 BB: 0 P: 22	R: 0 E: 1 K: 1 S: 12	H: 0 LOB: 1 BB: 0 P: 20	1B: 8 2B: 0 3B: 1 HR: 3	SF: 0 SAC: 0 DP: 0 HBP: 1	WP: 2 PB: 0 CS: 0	PA: 41
<b>PITCHER</b>	IP	WLS	BF	H	R	ER	SO	BB	IBB	HBP	BLK	WP	HR	S	P	ERA	WHIP					
52 CC Sabathia, L ERA: 5.96	5.0	L	25	9	7	7	2	0	0	1	0	0	3	63	87	12.60	1.800					
53 Esmil Rogers, R ERA: 2.84	3.0		12	3	1	1	3	0	0	0	0	2	0	31	45	3.00	1.000					
57 Chris Martin, R ERA: 3.68	1.0		4	0	0	0	1	0	0	0	0	0	0	12	20	0.00	0.000					

New York Mets @ New York Yankees  
Yankee Stadium, Bronx, NY  
Sat Apr 25 2015, 4:09 PM - 6:51 PM EDT  
Att: 47,909 - Sunny - 57 F

AB	40
R	8
H	12
RBI	7
BB	0
SO	6
LOB	11



Batter	1	2	3	4	5	6	7	8	9	AB	R	H	RBI	BB	SO	LOB	BOTTOM					
22 Jacoby Ellsbury, L OBP: 0.370, SLG: 0.352	L8		G4-6-3			K		F7		3	0	0	0	0	1	1						
33 Garrett Jones, L OBP: 0.250, SLG: 0.348										1	0	0	0	0	0	0						
11 Brett Gardner, L OBP: 0.386, SLG: 0.367	G4-3					K			F7	3	0	0	0	1	1	0						
13 Alex Rodriguez, R OBP: 0.400, SLG: 0.518	K		G1-3			G6-3			K	4	0	0	0	0	2	1						
25 Mark Teixeira, S OBP: 0.356, SLG: 0.729		G6-3		G4-3						4	1	3	1	0	0	0						
34 Brian McCann, L OBP: 0.286, SLG: 0.357		G1-3		F8			F8			3	0	0	0	1	0	1						
24 Chris Young, R OBP: 0.392, SLG: 0.696		G6-3		F7			K		FC6-4	4	0	0	0	0	1	3						
12 Chase Headley, S OBP: 0.293, SLG: 0.362		G4-3					K			3	0	0	0	0	1	1						
14 Stephen Drew, L OBP: 0.267, SLG: 0.451							K		L6	3	1	1	0	0	1	0						
18 Didi Gregorius, L OBP: 0.263, SLG: 0.250									L7	3	0	1	0	0	0	0						
<b>Inning Stats</b>	R: 0 E: 0 K: 1 S: 7	H: 0 LOB: 0 BB: 0 P: 11	R: 0 E: 0 K: 0 S: 8	H: 1 LOB: 1 BB: 0 P: 12	R: 1 E: 0 K: 0 S: 7	H: 2 LOB: 1 BB: 1 P: 12	R: 0 E: 0 K: 0 S: 5	H: 0 LOB: 0 BB: 0 P: 10	R: 0 E: 0 K: 1 S: 8	H: 0 LOB: 0 BB: 0 P: 11	R: 0 E: 0 K: 2 S: 7	H: 0 LOB: 0 BB: 0 P: 11	R: 1 E: 0 K: 2 S: 10	H: 1 LOB: 0 BB: 0 P: 14	R: 0 E: 0 K: 0 S: 7	H: 0 LOB: 0 BB: 0 P: 10	R: 0 E: 0 K: 1 S: 11	H: 1 LOB: 2 BB: 1 P: 19	1B: 3 2B: 1 3B: 0 HR: 1	SF: 0 SAC: 0 DP: 1 HBP: 0	WP: 0 PB: 0 CS: 0	PA: 33
<b>PITCHER</b>	IP	WLS	BF	H	R	ER	SO	BB	IBB	HBP	BLK	WP	HR	S	P	ERA	WHIP					
33 Matt Harvey, R ERA: 3.04	8.2	W	32	5	2	2	7	2	0	0	0	0	1	67	107	2.08	0.808					
52 Carlos Torres, R ERA: 4.05	0.1		1	0	0	0	0	0	0	0	0	0	0	3	3	0.00	0.000					

New York Mets @ New York Yankees  
Yankee Stadium, Bronx, NY  
Sat Apr 25 2015, 4:09 PM - 6:51 PM EDT  
Att: 47,909 - Sunny - 57 F

AB	31
R	2
H	5
RBI	1
BB	2
SO	7
LOB	7









Batter	1	2	3	4	5	6	7	8	9	AB	R	H	RBI	BB	SO	LOB	TOP										
7 David DeJesus, L (1, 10) OBP: 0.418, SLG: 0.474	F8		FC3-6			FC4		G1-3		4	1	1	0	0	0	1	<b>Tampa Bay Rays @ New York Yankees</b> Yankee Stadium, Bronx, NY Mon Apr 27 2015, 7:10 PM - 10:08 PM EDT Att: 34,590 - Cloudy - 58 F										
20 Steven Souza Jr., R (1, 9) OBP: 0.342, SLG: 0.418	13 2B		K			F8		K		4	0	1	0	0	2	2											
13 Asdrubal Cabrera, S (1, 6) OBP: 0.250, SLG: 0.289						FC4		K		4	0	1	1	0	2	0											
3 Evan Longoria, R (1, 5) OBP: 0.418, SLG: 0.470	K					F8				4	0	2	0	0	1	3											
21 James Loney, L (1, 3) OBP: 0.313, SLG: 0.600	G3					F8				3	0	0	0	0	1	4											
11 Logan Forsythe, R (9, PH) OBP: 0.366, SLG: 0.426						K		L9		1	0	0	0	0	0	1											
5 Brandon Guyer, R (1, 7) OBP: 0.352, SLG: 0.386						L8		G4-3		4	0	0	0	0	1	2											
39 Kevin Kiermaier, L (1, 8) ERA: 4.05						F9		G6-3		3	0	0	0	0	1	0											
10 Jake Elmore, R (9, PH) OBP: 0.167, SLG: 0.667						F8		K		1	0	0	0	0	1	1											
1 Tim Beckham, R (1, 4) OBP: 0.353, SLG: 0.556						F8				2	0	0	0	1	1	0											
44 René Rivera, R (1, 2) OBP: 0.197, SLG: 0.238						F8		FC6-4		3	0	1	0	0	0	1											
<b>Inning Stats</b>	R: 0 H: 2 E: 0 K: 1 S: 12	H: 2 LOB: 2 BB: 0 P: 19	R: 0 H: 0 E: 0 K: 3 S: 9	H: 0 LOB: 0 BB: 0 P: 11	R: 0 H: 1 E: 0 K: 1 S: 12	H: 1 LOB: 1 BB: 0 P: 15	R: 0 H: 1 E: 0 K: 1 S: 9	H: 1 LOB: 1 BB: 0 P: 14	R: 0 H: 0 E: 0 K: 0 S: 7	H: 0 LOB: 1 BB: 1 P: 16	R: 1 H: 1 E: 0 K: 1 S: 10	H: 1 LOB: 1 BB: 0 P: 16	R: 0 H: 0 E: 0 K: 0 S: 7	H: 0 LOB: 1 BB: 1 P: 14	R: 0 H: 0 E: 0 K: 2 S: 10	H: 0 LOB: 0 BB: 0 P: 12	R: 0 H: 1 E: 0 K: 1 S: 10	H: 1 LOB: 1 BB: 0 P: 17	1B: 5 2B: 1 3B: 0 HR: 0	SF: 0 SAC: 0 DP: 0 HBP: 0	WP: 2 PB: 0 SB: 0 CS: 0	PA: 34					
<b>PITCHER</b>	IP	WLS	BF	H	R	ER	SO	BB	IBB	HBP	BLK	WP	HR	S	P	ERA	WHIP										
43 Adam Warren, R (1, 1) ERA: 4.35	5.2		22	5	1	1	6	0	0	0	0	2	0	56	81	1.59	0.882										
41 Justin Wilson, L (6, 1)	1.0	W	3	0	0	0	1	0	0	0	0	0	0	6	9	0.00	0.000										
29 David Carpenter, R (7, 1) ERA: 3.38	0.1	H	2	0	0	0	0	1	0	0	0	0	0	4	8	0.00	3.000										
68 Dellin Betances, R (8, 1) ERA	1.0	H	3	0	0	0	2	0	0	0	0	0	0	10	12	0.00	0.000										
48 Andrew Miller, L (9, 1) ERA	1.0	S	4	1	0	0	1	0	0	0	0	0	0	10	17	0.00	1.000										

Batter	1	2	3	4	5	6	7	8	9	AB	R	H	RBI	BB	SO	LOB	BOTTOM										
22 Jacoby Ellsbury, L (1, 8) OBP: 0.384, SLG: 0.351	K									3	0	1	1	1	1	0	<b>Tampa Bay Rays @ New York Yankees</b> Yankee Stadium, Bronx, NY Mon Apr 27 2015, 7:10 PM - 10:08 PM EDT Att: 34,590 - Cloudy - 58 F										
11 Brett Gardner, L (1, 7) OBP: 0.405, SLG: 0.421										4	0	2	1	1	0	4											
13 Alex Rodriguez, R (1, 5) OBP: 0.397, SLG: 0.558										3	0	0	0	1	0	4											
12 Chase Headley, S (7, PR) OBP: 0.291, SLG: 0.370	P3									0	0	0	0	0	0	0											
25 Mark Teixeira, S (1, 3) OBP: 0.333, SLG: 0.652										4	0	0	0	0	1	3											
34 Brian McCann, L (1, 2) OBP: 0.299, SLG: 0.417										4	2	2	1	0	0	0											
36 Carlos Beltrán, S (1, 10) OBP: 0.227, SLG: 0.283										4	1	1	0	0	2	1											
24 Chris Young, R (1, 9) OBP: 0.356, SLG: 0.611										4	0	0	0	0	3	2											
14 Stephen Drew, L (1, 4) OBP: 0.284, SLG: 0.456										3	1	2	1	1	0	0											
18 Didi Gregorius, L (1, 6) OBP: 0.278, SLG: 0.255										3	0	1	0	1	1	1											
<b>Inning Stats</b>	R: 0 H: 1 E: 0 K: 2 S: 9	H: 0 LOB: 1 BB: 0 P: 13	R: 0 H: 0 E: 0 K: 1 S: 10	H: 0 LOB: 0 BB: 0 P: 15	R: 0 H: 1 E: 0 K: 1 S: 12	H: 1 LOB: 1 BB: 0 P: 20	R: 0 H: 0 E: 0 K: 0 S: 6	H: 0 LOB: 0 BB: 0 P: 13	R: 1 H: 1 E: 0 K: 1 S: 18	H: 1 LOB: 3 BB: 3 P: 34	R: 2 H: 3 E: 0 K: 1 S: 13	H: 3 LOB: 1 BB: 0 P: 23	R: 0 H: 1 E: 0 K: 0 S: 10	H: 1 LOB: 2 BB: 1 P: 18	R: 1 H: 2 E: 0 K: 2 S: 15	H: 2 LOB: 3 BB: 1 P: 26	1B: 5 2B: 3 3B: 0 HR: 1	SF: 0 SAC: 0 DP: 1 HBP: 1	WP: 0 PB: 0 SB: 1 CS: 0	PA: 38							
<b>PITCHER</b>	IP	WLS	BF	H	R	ER	SO	BB	IBB	HBP	BLK	WP	HR	S	P	ERA	WHIP										
51 Nate Karns, R (1, 1) ERA: 4.76	4.2		19	3	1	1	5	2	0	0	0	0	1	51	87	1.93	1.071										
47 Brandon Gomes, R (6, 1) ERA: 2.7	1.0	L	6	2	2	2	1	1	0	0	0	0	1	12	21	18.00	3.000										
59 Everett Teaford, L (6, 1) ERA: 3.86	2.1		13	4	1	1	2	1	1	1	0	0	0	30	54	3.86	2.143										

AB	33
R	1
H	6
RBI	1
BB	1
SO	10
LOB	15



AB	32
R	4
H	9
RBI	4
BB	5
SO	8
LOB	15





Batter	1	2	3	4	5	6	7	8	9	AB R H RBI BB SO LOB	TOP											
7 David DeJesus, L (1.7) OBP: 0.375, SLG: 0.419	G3		K		G6-3		K		L4	5 0 0 0 0 2 0	<b>Tampa Bay Rays @ New York Yankees</b> Yankee Stadium, Bronx, NY Tue Apr 28 2015, 7:10 PM - 10:07 PM EDT Att: 36,934 - Partly Cloudy - 66 F											
20 Steven Souza Jr., R (1.9) OBP: 0.346, SLG: 0.465	F8		13 2B		G5-3		P4		13 DI 1B	4 1 1 0 1 0 0												
13 Adrúbal Cabrera, S (1.6) OBP: 0.271, SLG: 0.313	K		3 WP 2B		1B		BB		K	4 0 2 1 1 2 1												
3 Evan Longoria, R (1.5) OBP: 0.398, SLG: 0.443		L7			G5-3		K			4 0 0 0 0 2 3												
21 James Loney, L (1.3) OBP: 0.400, SLG: 0.611		39 1B 11 1B					11 3B		1 WP 1B	3 1 2 0 1 1 1												
11 Logan Forsythe, R (1.4) OBP: 0.373, SLG: 0.462					G6-3		3B		K	4 0 2 1 0 1 1												
39 Kevin Kiermaier, L (1.8) OBP: 0.317, SLG: 0.534					G6-3		K		F9	4 0 2 0 0 1 2												
1 Tim Beckham, R (1.10) OBP: 0.327, SLG: 0.510					G6-3		K		K	4 0 0 0 0 2 6												
44 René Rivera, R (1.2) OBP: 0.186, SLG: 0.224		FC5-4			K		G5-3		L7	4 0 0 0 0 1 5												
<b>Inning Stats</b>	R: 0 E: 0 K: 1 S: 9	H: 0 LOB: 0 BB: 0 P: 9	R: 0 E: 0 K: 0 S: 14	H: 3 LOB: 3 BB: 0 P: 21	R: 1 E: 0 K: 3 S: 16	H: 1 LOB: 1 BB: 1 P: 26	R: 0 E: 0 K: 1 S: 14	H: 1 LOB: 1 BB: 0 P: 20	R: 0 E: 0 K: 2 S: 12	H: 1 LOB: 1 BB: 0 P: 17		R: 1 E: 0 K: 2 S: 11	H: 1 LOB: 1 BB: 1 P: 19	R: 0 E: 0 K: 2 S: 8	H: 0 LOB: 1 BB: 1 P: 16	R: 0 E: 0 K: 2 S: 11	H: 1 LOB: 1 BB: 0 P: 17	R: 0 E: 0 K: 1 S: 14	H: 1 LOB: 1 BB: 0 P: 22	1B: 6 2B: 2 3B: 1 HR: 0	SF: 0 SAC: 0 DP: 0 HBP: 0	WP: 2 PB: 0 SB: 0 CS: 0
<b>PITCHER</b>	IP WLS BF H R ER SO BB IBB HBP BLK WP HR S P ERA WHIP											IP WLS BF H R ER SO BB IBB HBP BLK WP HR S P ERA WHIP										
39 Chase Whitley, R (1.1) ERA: 1.8	5.0 W 22 6 1 1 5 1 0 0 0 0 0 65 93 1.80 1.400																					
45 Chasen Shreve, L (6.1) ERA: 2.25	0.1 H 3 1 1 1 1 1 0 0 0 0 0 7 14 27.00 6.000																					
53 Esmil Rogers, R (6.1) ERA: 2.35	2.2 H 10 1 0 0 5 1 0 0 0 0 1 0 23 38 0.00 0.750																					
57 Chris Martin, R (9.1) ERA: 2.7	1.0 S 4 1 0 0 1 0 0 0 0 0 0 0 14 22 0.00 1.000																					

Batter	1	2	3	4	5	6	7	8	9	AB R H RBI BB SO LOB	BOTTOM									
22 Jacoby Ellsbury, L (1.8) OBP: 0.400, SLG: 0.372	G4-3	F8			11 34 2B		11 11 1B			4 2 3 0 0 0 1	<b>Tampa Bay Rays @ New York Yankees</b> Yankee Stadium, Bronx, NY Tue Apr 28 2015, 7:10 PM - 10:07 PM EDT Att: 36,934 - Partly Cloudy - 66 F									
11 Brett Gardner, L (1.7) OBP: 0.400, SLG: 0.410	G4-3		G4-3		34 25 1B		FC1-5-2			4 1 1 1 0 0 1										
25 Mark Teixeira, S (1.3) OBP: 0.341, SLG: 0.652		34 2B	G4-3		K		IBB			3 1 1 0 1 1 2										
34 Brian McCann, L (1.2) OBP: 0.310, SLG: 0.453			F7				K			4 0 2 3 0 1 2										
36 Carlos Beltrán, S (1.9) OBP: 0.217, SLG: 0.270									K	3 0 0 0 0 0 2										
24 Chris Young, R (8.9) OBP: 0.350, SLG: 0.600	P3				F8				K	1 0 0 0 0 1 0										
33 Garrett Jones, L (1.10) OBP: 0.214, SLG: 0.296			K		K		K2-3		G5-3	4 0 0 0 0 3 1										
12 Chase Headley, S (1.5) OBP: 0.289, SLG: 0.364		F7			1B		G4-3		G3	4 0 1 0 0 0 0										
14 Stephen Drew, L (1.4) OBP: 0.271, SLG: 0.433		L3			G4-3		G4-3			3 0 0 0 0 0 1										
18 Didi Gregorius, L (1.6) OBP: 0.281, SLG: 0.259					G3		G4-3			3 0 1 0 0 0 0										
<b>Inning Stats</b>	R: 2 E: 0 K: 1 S: 12	H: 3 LOB: 1 BB: 0 P: 20	R: 0 E: 0 K: 0 S: 12	H: 1 LOB: 1 BB: 0 P: 18	R: 0 E: 0 K: 0 S: 7	H: 0 LOB: 0 BB: 0 P: 10	R: 0 E: 0 K: 1 S: 9	H: 1 LOB: 1 BB: 0 P: 13	R: 2 E: 0 K: 1 S: 15	H: 3 LOB: 1 BB: 0 P: 23	R: 0 E: 0 K: 1 S: 5	H: 0 LOB: 0 BB: 0 P: 7	R: 0 E: 0 K: 1 S: 11	H: 1 LOB: 2 BB: 1 P: 22	R: 0 E: 0 K: 1 S: 7	H: 0 LOB: 0 BB: 0 P: 11	1B: 6 2B: 3 3B: 0 HR: 0	SF: 0 SAC: 0 DP: 0 HBP: 0	WP: 1 PB: 0 SB: 3 CS: 0	PA: 34
<b>PITCHER</b>	IP WLS BF H R ER SO BB IBB HBP BLK WP HR S P ERA WHIP											IP WLS BF H R ER SO BB IBB HBP BLK WP HR S P ERA WHIP								
23 Jake Odorizzi, R (1.1) ERA: 2.41	6.1 L 28 9 4 4 4 0 0 0 0 0 0 65 98 5.68 1.421																			
31 Xavier Cedeño, L (7.1) ERA: 4.91	0.2 3 0 0 0 1 0 1 0 0 0 1 0 6 15 0.00 0.000																			
30 Erasmo Ramírez, R (8.1) ERA: 12.71	1.0 3 0 0 0 1 0 0 0 0 0 0 0 7 11 0.00 0.000																			

AB 36  
R 2  
H 9  
RBI 2  
BB 3  
SO 12  
LOB 19



AB 33  
R 4  
H 9  
RBI 4  
BB 1  
SO 6  
LOB 10










Batter	1	2	3	4	5	6	7	8	9	AB	R	H	RBI	BB	SO	LOB	TOP			
22 Jacoby Ellsbury, L (1, 8) OBP: 0.406, SLG: 0.382										5	1	2	0	0	0	2				
11 Brett Gardner, L (1, 7) OBP: 0.400, SLG: 0.400										4	0	1	0	1	1	3				
25 Mark Teixeira, S (1, 3) OBP: 0.337, SLG: 0.592										2	0	0	0	2	0	2				
34 Brian McCann, L (1, 2) OBP: 0.325, SLG: 0.441										4	0	1	1	0	1	3				
36 Carlos Beltrán, S (1, 9) OBP: 0.231, SLG: 0.292										4	0	2	1	0	0	5				
24 Chris Young, R (8, 9) OBP: 0.379, SLG: 0.644										0	0	0	0	1	0	0				
12 Chase Headley, S (1, 5) OBP: 0.281, SLG: 0.391										5	0	1	0	0	0	4				
33 Garrett Jones, L (1, 10) ERA: 4.71										3	0	0	0	0	1	2	AB 35			
13 Alex Rodriguez, R (8, PH) OBP: 0.376, SLG: 0.557										1	1	1	1	0	0	0	R 3			
14 Stephen Drew, L (1, 4) OBP: 0.260, SLG: 0.394										4	0	0	0	0	1	2	H 9			
18 Didi Gregorius, L (1, 6) OBP: 0.274, SLG: 0.242										3	1	1	0	1	0	0	RBI 3			
																	SO 4			
																	LOB 23			
<b>Inning Stats</b>	R: 1 E: 0 K: 0 S: 10	H: 2 LOB: 2 BB: 1 P: 16	R: 0 E: 0 K: 1 S: 8	H: 0 LOB: 0 BB: 0 P: 10	R: 0 E: 0 K: 0 S: 4	H: 1 LOB: 0 BB: 0 P: 7	R: 0 E: 0 K: 1 S: 10	H: 2 LOB: 2 BB: 0 P: 17	R: 0 E: 0 K: 0 S: 8	H: 0 LOB: 0 BB: 0 P: 14	R: 1 E: 0 K: 1 S: 12	H: 1 LOB: 2 BB: 1 P: 17	R: 1 E: 0 K: 0 S: 11	H: 2 LOB: 1 BB: 0 P: 16	R: 0 E: 0 K: 1 S: 11	H: 0 LOB: 2 BB: 2 P: 22	1B: 6 2B: 2 3B: 0 HR: 1	SF: 0 SAC: 0 DP: 1 HBP: 2	WP: 1 PB: 0 SB: 0 CS: 0	PA: 42
<b>PITCHER</b>	IP WLS BF H R ER SO BB IBB HBP BLK WP HR S P ERA WHIP	IP WLS BF H R ER SO BB IBB HBP BLK WP HR S P ERA WHIP	IP WLS BF H R ER SO BB IBB HBP BLK WP HR S P ERA WHIP	IP WLS BF H R ER SO BB IBB HBP BLK WP HR S P ERA WHIP	IP WLS BF H R ER SO BB IBB HBP BLK WP HR S P ERA WHIP	IP WLS BF H R ER SO BB IBB HBP BLK WP HR S P ERA WHIP	IP WLS BF H R ER SO BB IBB HBP BLK WP HR S P ERA WHIP	IP WLS BF H R ER SO BB IBB HBP BLK WP HR S P ERA WHIP	IP WLS BF H R ER SO BB IBB HBP BLK WP HR S P ERA WHIP	IP WLS BF H R ER SO BB IBB HBP BLK WP HR S P ERA WHIP	IP WLS BF H R ER SO BB IBB HBP BLK WP HR S P ERA WHIP	IP WLS BF H R ER SO BB IBB HBP BLK WP HR S P ERA WHIP	IP WLS BF H R ER SO BB IBB HBP BLK WP HR S P ERA WHIP	IP WLS BF H R ER SO BB IBB HBP BLK WP HR S P ERA WHIP	IP WLS BF H R ER SO BB IBB HBP BLK WP HR S P ERA WHIP	IP WLS BF H R ER SO BB IBB HBP BLK WP HR S P ERA WHIP	IP WLS BF H R ER SO BB IBB HBP BLK WP HR S P ERA WHIP	IP WLS BF H R ER SO BB IBB HBP BLK WP HR S P ERA WHIP	IP WLS BF H R ER SO BB IBB HBP BLK WP HR S P ERA WHIP	IP WLS BF H R ER SO BB IBB HBP BLK WP HR S P ERA WHIP

New York Yankees @ Boston Red Sox  
Fenway Park, Boston, MA  
Fri May 01 2015, 7:11 PM - 10:24 PM EDT  
Att: 35,444 - Cloudy - 44 F

AB 35  
R 3  
H 9  
RBI 3  
BB 5  
SO 4  
LOB 23



Batter	1	2	3	4	5	6	7	8	9	AB	R	H	RBI	BB	SO	LOB	BOTTOM			
50 Mookie Betts, R (1, 8) OBP: 0.298, SLG: 0.330										4	0	0	1	0	1	2				
15 Dustin Pedroia, R (1, 4) OBP: 0.379, SLG: 0.472										3	0	1	0	2	0	0				
34 David Ortiz, L (1, 10) OBP: 0.333, SLG: 0.434										4	0	1	0	0	0	2				
13 Hanley Ramirez, R (1, 7) OBP: 0.326, SLG: 0.628										4	0	0	0	0	0	2				
12 Mike Napoli, R (1, 3) OBP: 0.280, SLG: 0.268										3	0	1	0	1	1	0				
Pablo Sandoval, S (1, 5) OBP: 0.402, SLG: 0.444										4	0	2	0	0	0	2				
5 Allen Craig, R (1, 9) OBP: 0.354, SLG: 0.216										3	1	1	1	0	2	1	AB 33			
26 Brock Holt, L (8, PH) OBP: 0.462, SLG: 0.489										1	0	0	0	0	1	2	R 2			
2 Xander Bogaerts, R (1, 6) OBP: 0.345, SLG: 0.368										3	1	1	0	1	1	2	H 8			
10 Ryan Hanigan, R (1, 2) OBP: 0.354, SLG: 0.315										3	0	1	0	0	0	1	RBI 2			
3 Sandy León, S (7, 2) OBP: 0.304, SLG: 0.200										1	0	0	0	0	0	0	BB 4			
																	SO 6			
																	LOB 14			
<b>Inning Stats</b>	R: 0 E: 0 K: 0 S: 8	H: 0 LOB: 0 BB: 0 P: 12	R: 0 E: 0 K: 1 S: 14	H: 1 LOB: 1 BB: 0 P: 18	R: 1 E: 0 K: 0 S: 16	H: 2 LOB: 2 BB: 1 P: 25	R: 1 E: 0 K: 1 S: 11	H: 2 LOB: 2 BB: 1 P: 21	R: 0 E: 1 K: 0 S: 10	H: 2 LOB: 2 BB: 0 P: 16	R: 0 E: 0 K: 1 S: 10	H: 0 LOB: 0 BB: 1 P: 14	R: 0 E: 0 K: 2 S: 11	H: 1 LOB: 2 BB: 1 P: 19	R: 0 E: 0 K: 1 S: 5	H: 0 LOB: 0 BB: 0 P: 8	1B: 4 2B: 4 3B: 0 HR: 1	SF: 1 SAC: 0 DP: 2 HBP: 0	WP: 0 PB: 0 SB: 0 CS: 0	PA: 38
<b>PITCHER</b>	IP WLS BF H R ER SO BB IBB HBP BLK WP HR S P ERA WHIP	IP WLS BF H R ER SO BB IBB HBP BLK WP HR S P ERA WHIP	IP WLS BF H R ER SO BB IBB HBP BLK WP HR S P ERA WHIP	IP WLS BF H R ER SO BB IBB HBP BLK WP HR S P ERA WHIP	IP WLS BF H R ER SO BB IBB HBP BLK WP HR S P ERA WHIP	IP WLS BF H R ER SO BB IBB HBP BLK WP HR S P ERA WHIP	IP WLS BF H R ER SO BB IBB HBP BLK WP HR S P ERA WHIP	IP WLS BF H R ER SO BB IBB HBP BLK WP HR S P ERA WHIP	IP WLS BF H R ER SO BB IBB HBP BLK WP HR S P ERA WHIP	IP WLS BF H R ER SO BB IBB HBP BLK WP HR S P ERA WHIP	IP WLS BF H R ER SO BB IBB HBP BLK WP HR S P ERA WHIP	IP WLS BF H R ER SO BB IBB HBP BLK WP HR S P ERA WHIP	IP WLS BF H R ER SO BB IBB HBP BLK WP HR S P ERA WHIP	IP WLS BF H R ER SO BB IBB HBP BLK WP HR S P ERA WHIP	IP WLS BF H R ER SO BB IBB HBP BLK WP HR S P ERA WHIP	IP WLS BF H R ER SO BB IBB HBP BLK WP HR S P ERA WHIP	IP WLS BF H R ER SO BB IBB HBP BLK WP HR S P ERA WHIP	IP WLS BF H R ER SO BB IBB HBP BLK WP HR S P ERA WHIP	IP WLS BF H R ER SO BB IBB HBP BLK WP HR S P ERA WHIP	IP WLS BF H R ER SO BB IBB HBP BLK WP HR S P ERA WHIP

New York Yankees @ Boston Red Sox  
Fenway Park, Boston, MA  
Fri May 01 2015, 7:11 PM - 10:24 PM EDT  
Att: 35,444 - Cloudy - 44 F

AB 33  
R 2  
H 8  
RBI 2  
BB 4  
SO 6  
LOB 14





Batter	1	2	3	4	5	6	7	8	9	AB	R	H	RBI	BB	SO	LOB	TOP										
22 Jacoby Ellsbury, L (1, 8) OBP: 0.400, SLG: 0.376										4	0	1	0	0	1	3	<b>New York Yankees @ Boston Red Sox</b> Fenway Park, Boston, MA Sat May 02 2015, 1:37 PM - 4:19 PM EDT Att: 36,611 - Parly Cloudy - 46 F										
11 Brett Gardner, L (1, 7) OBP: 0.405, SLG: 0.420										4	0	2	3	0	1	1											
13 Alex Rodriguez, R (1, 10) OBP: 0.371, SLG: 0.541										4	0	1	0	0	0	2											
25 Mark Teixeira, S (1, 3) OBP: 0.323, SLG: 0.563										4	0	0	0	0	0	2											
34 Brian McCann, L (1, 2) OBP: 0.390, SLG: 0.417										4	0	0	0	0	0	0											
24 Chris Young, R (1, 9) OBP: 0.386, SLG: 0.698										4	1	2	1	0	0	0											
12 Chase Headley, S (1, 5) OBP: 0.278, SLG: 0.396										4	1	1	0	0	1	1											
31 Gregorio Petit, R (1, 4) OBP: 0.265, SLG: 0.300										4	1	1	0	0	1	1											
18 Didi Gregorius, L (1, 6) OBP: 0.280, SLG: 0.250										2	1	1	0	0	0	0											
<b>Inning Stats</b>	R: 0 H: 1 E: 0 K: 1 S: 11	H: 1 LOB: 1 BB: 0 P: 18	R: 0 H: 0 E: 0 K: 0 S: 8	H: 1 LOB: 1 BB: 0 P: 15	R: 1 H: 2 E: 0 K: 1 S: 11	H: 2 LOB: 0 BB: 0 P: 16	R: 0 H: 0 E: 0 K: 0 S: 9	H: 0 LOB: 0 BB: 0 P: 11	R: 2 H: 3 E: 0 K: 0 S: 12	H: 3 LOB: 1 BB: 0 P: 23	R: 0 H: 0 E: 0 K: 0 S: 5	H: 0 LOB: 0 BB: 0 P: 11	R: 0 H: 0 E: 0 K: 1 S: 6	H: 0 LOB: 0 BB: 0 P: 8	R: 0 H: 1 E: 0 K: 0 S: 11	H: 1 LOB: 1 BB: 0 P: 19		R: 1 H: 1 E: 0 K: 1 S: 9	H: 1 LOB: 0 BB: 0 P: 15	1B: 5 2B: 3 3B: 0 HR: 1	SF: 0 SAC: 1 DP: 0 HBP: 0	WP: 1 PB: 0 SB: 1 CS: 0	PA: 35				
<b>PITCHER</b>	IP	WLS	BF	H	R	ER	SO	BB	IBB	HBP	BLK	WP	HR	S	P	ERA	WHIP										
20 Wade Miley, L (1, 1) ERA: 7.15	7.0	L	27	7	3	3	3	0	0	0	0	1	0	62	102	3.86	1.000										
59 Tommy Layne, L (8, 1) ERA: 4.29	0.2		2	0	0	0	0	0	0	0	0	0	0	4	9	0.00	0.000										
41 Alexi Ogando, R (8, 1) ERA: 3.38	1.1		6	2	1	1	1	0	0	0	0	0	1	16	25	6.75	1.500										

Batter	1	2	3	4	5	6	7	8	9	AB	R	H	RBI	BB	SO	LOB	BOTTOM										
50 Mookie Betts, R (1, 8) OBP: 0.296, SLG: 0.337										4	0	1	1	0	1	1	<b>New York Yankees @ Boston Red Sox</b> Fenway Park, Boston, MA Sat May 02 2015, 1:37 PM - 4:19 PM EDT Att: 36,611 - Parly Cloudy - 46 F										
15 Dustin Pedroia, R (1, 4) OBP: 0.374, SLG: 0.495										4	1	1	1	0	0	1											
34 David Ortiz, L (1, 10) OBP: 0.340, SLG: 0.438										4	0	2	0	0	0	0											
13 Hanley Ramirez, R (1, 7) OBP: 0.333, SLG: 0.618										3	0	1	0	1	0	2											
Pablo Sandoval, S (1, 5) OBP: 0.406, SLG: 0.447										4	0	2	0	0	1	1											
12 Mike Napoli, R (1, 3) OBP: 0.287, SLG: 0.253										4	0	0	0	0	1	5											
26 Brock Holt, L (1, 9) OBP: 0.429, SLG: 0.449										4	0	0	0	0	1	0											
2 Xander Bogaerts, R (1, 6) OBP: 0.330, SLG: 0.350										4	0	0	0	0	1	0											
23 Blake Swihart, S (1, 2) OBP: 0.500, SLG: 0.333										3	1	1	0	1	2	0											
<b>Inning Stats</b>	R: 0 H: 1 E: 0 K: 1 S: 11	H: 0 LOB: 0 BB: 0 P: 15	R: 0 H: 0 E: 0 K: 0 S: 11	H: 0 LOB: 0 BB: 0 P: 16	R: 1 H: 3 E: 0 K: 0 S: 8	H: 3 LOB: 1 BB: 0 P: 12	R: 0 H: 1 E: 0 K: 0 S: 16	H: 1 LOB: 0 BB: 0 P: 23	R: 0 H: 2 E: 0 K: 0 S: 10	H: 2 LOB: 2 BB: 0 P: 15	R: 1 H: 1 E: 0 K: 0 S: 9	H: 1 LOB: 1 BB: 1 P: 18	R: 0 H: 0 E: 0 K: 2 S: 11	H: 0 LOB: 0 BB: 1 P: 20	R: 0 H: 0 E: 0 K: 3 S: 9	H: 0 LOB: 0 BB: 0 P: 10		1B: 6 2B: 1 3B: 0 HR: 1	SF: 0 SAC: 0 DP: 1 HBP: 0	WP: 0 PB: 0 SB: 0 CS: 0	PA: 36						
<b>PITCHER</b>	IP	WLS	BF	H	R	ER	SO	BB	IBB	HBP	BLK	WP	HR	S	P	ERA	WHIP										
30 Nathan Eovaldi, R (1, 1) ERA: 3.81	6.2	W	27	7	2	2	2	1	0	0	0	0	0	2	6	0.00	3.000										
57 Chris Martin, R (7, 1) ERA: 2.39	0.1	H	2	1	0	0	0	0	0	0	0	0	0	2	6	0.00	3.000										
41 Justin Wilson, L (8, 1) ERA: 3.52	0.2	H	3	0	0	0	1	1	0	0	0	0	0	8	16	0.00	1.500										
68 Dellin Betances, R (8, 1) ERA:	1.1	S	4	0	0	0	4	0	0	0	0	0	0	12	14	0.00	0.000										



Batter	1	2	3	4	5	6	7	8	9	AB	R	H	RBI	BB	SO	LOB	TOP										
22 Jacoby Ellsbury, L (1, 8) OBP: 0.432, SLG: 0.402										4	2	4	0	1	0	0											
11 Brett Gardner, L (1, 7) OBP: 0.400, SLG: 0.453										6	2	2	3	0	1	6											
13 Alex Rodriguez, R (1, 10) OBP: 0.362, SLG: 0.519										5	1	1	0	0	1	5											
25 Mark Teixeira, S (1, 3) OBP: 0.327, SLG: 0.583										4	1	1	2	1	1	2											
34 Brian McCann, L (1, 2) OBP: 0.302, SLG: 0.416										5	1	1	2	0	0	3											
36 Carlos Beltrán, S (1, 9) OBP: 0.244, SLG: 0.316										4	0	2	1	0	0	0											
24 Chris Young, R (7, 9) OBP: 0.380, SLG: 0.688										4	0	2	0	0	2	1											
12 Chase Headley, S (1, 5) OBP: 0.294, SLG: 0.400										5	0	0	0	0	0	4											
14 Stephen Drew, L (1, 4) OBP: 0.244, SLG: 0.366										4	1	1	0	1	0	1											
Inning Stats	R: 2 H: 2 E: 0 K: 0 S: 16	H: 2 LOB: 0 BB: 0 P: 22	R: 0 H: 1 E: 0 K: 0 S: 10	H: 1 LOB: 1 BB: 0 P: 11	R: 3 H: 4 E: 0 K: 2 S: 23	LOB: 4 BB: 0 P: 38	R: 0 H: 1 E: 1 K: 0 S: 9	H: 2 LOB: 2 BB: 0 P: 14	R: 0 H: 2 E: 0 K: 1 S: 15	H: 2 LOB: 2 BB: 0 P: 23	R: 3 H: 3 E: 0 K: 0 S: 16	H: 3 LOB: 0 BB: 0 P: 23	R: 0 H: 0 E: 0 K: 1 S: 6	H: 0 LOB: 0 BB: 0 P: 9	R: 0 H: 1 E: 0 K: 1 S: 10	H: 1 LOB: 3 BB: 2 P: 20	R: 0 H: 0 E: 0 K: 1 S: 13	H: 0 LOB: 3 BB: 2 P: 28	1B: 10 2B: 2 3B: 0 HR: 2	SF: 0 SAC: 0 DP: 0 HBP: 2	WP: 1 PB: 0 SB: 2 CS: 0	PA: 47					
PITCHER	IP	WLS	BF	H	R	ER	SO	BB	IBB	HBP	BLK	WP	HR	S	P	ERA	WHIP										
56 Joe Kelly, R (1, 1) ERA: 5.72	4.2	L	24	9	5	5	3	0	0	0	0	1	1	66	97	9.64	1.929										
28 Robbie Ross Jr., L (5, 1) ERA: 4.22	0.1		2	1	0	0	0	0	0	0	0	0	0	7	11	0.00	3.000										
32 Craig Breslow, L (6, 1) ERA: 3.46	0.0		3	3	3	0	0	0	0	0	0	0	1	10	16	∞	∞										
54 Edward Mujica, R (6, 1) ERA: 5.11	2.1		9	1	0	0	1	0	0	1	0	0	0	16	24	0.00	0.429										
94 Daiter Hinojosa, R (8, 1) ERA:	1.2		9	0	0	0	2	3	0	1	0	0	0	19	40	0.00	1.800										

New York Yankees @ Boston Red Sox  
Fenway Park, Boston, MA  
Sun May 03 2015, 8:11 PM - 12:00 AM EDT  
Att: 33,198 - Cloudy - 58 F

AB 42  
R 8  
H 14  
RBI 8  
BB 3  
SO 6  
LOB 22



Batter	1	2	3	4	5	6	7	8	9	AB	R	H	RBI	BB	SO	LOB	BOTTOM										
50 Mookie Betts, R (1, 8) OBP: 0.301, SLG: 0.343										4	0	1	0	1	0	0											
15 Dustin Pedroia, R (1, 4) OBP: 0.366, SLG: 0.480										5	1	1	0	0	1	3											
34 David Ortiz, L (1, 10) OBP: 0.343, SLG: 0.440										4	1	1	1	1	0	3											
13 Hanley Ramirez, R (1, 7) OBP: 0.340, SLG: 0.609										3	1	1	0	0	0	2											
Pablo Sandoval, S (1, 5) OBP: 0.400, SLG: 0.438										4	1	1	1	0	1	3											
12 Mike Napoli, R (1, 3) OBP: 0.276, SLG: 0.295										3	1	1	3	1	0	1											
29 Daniel Nava, S (1, 9) OBP: 0.217, SLG: 0.171										2	0	0	0	1	0	1											
5 Allen Craig, R (9, PH) OBP: 0.220, SLG: 0.216										0	0	0	0	1	0	0											
2 Xander Bogaerts, R (1, 6) OBP: 0.326, SLG: 0.345										4	0	1	0	0	2	1											
23 Blake Swihart, S (1, 2) OBP: 0.250, SLG: 0.143										4	0	0	0	0	2	3											
Inning Stats	R: 0 H: 0 E: 0 K: 0 S: 7	H: 0 LOB: 0 BB: 0 P: 11	R: 0 H: 0 E: 0 K: 0 S: 8	H: 0 LOB: 0 BB: 0 P: 13	R: 0 H: 1 E: 0 K: 1 S: 14	H: 1 LOB: 2 BB: 1 P: 27	R: 0 H: 0 E: 0 K: 0 S: 8	H: 0 LOB: 1 BB: 1 P: 13	R: 5 H: 5 E: 0 K: 1 S: 19	H: 5 LOB: 2 BB: 1 P: 36	R: 0 H: 0 E: 0 K: 0 S: 5	H: 0 LOB: 0 BB: 0 P: 7	R: 0 H: 1 E: 0 K: 1 S: 6	H: 1 LOB: 0 BB: 0 P: 11	R: 0 H: 0 E: 1 K: 2 S: 18	H: 0 LOB: 3 BB: 2 P: 32	1B: 4 2B: 2 3B: 0 HR: 1	SF: 0 SAC: 0 DP: 2 HBP: 1	WP: 0 PB: 0 SB: 0 CS: 0	PA: 39							
PITCHER	IP	WLS	BF	H	R	ER	SO	BB	IBB	HBP	BLK	WP	HR	S	P	ERA	WHIP										
43 Adam Warren, R (1, 1) ERA: 4.78	5.2	W	23	4	4	4	2	2	0	0	0	0	0	57	100	6.35	1.059										
53 Esmil Rogers, R (6, 1) ERA: 2.6	1.0		6	2	1	1	1	1	0	0	0	0	1	13	21	9.00	3.000										
41 Justin Wilson, L (7, 1) ERA: 3.24	0.2	H	3	1	0	0	1	0	0	0	0	0	0	6	11	0.00	1.500										
29 David Carpenter, R (8, 1) ERA: 2.79	0.2	H	1	0	0	0	0	0	0	0	0	0	0	1	1	0.00	0.000										
48 Andrew Miller, L (9, 1) ERA:	1.0	S	6	0	0	0	2	2	0	0	0	0	0	18	32	0.00	2.000										

New York Yankees @ Boston Red Sox  
Fenway Park, Boston, MA  
Sun May 03 2015, 8:11 PM - 12:00 AM EDT  
Att: 33,198 - Cloudy - 58 F

AB 33  
R 5  
H 7  
RBI 5  
BB 5  
SO 6  
LOB 17






Batter	1	2	3	4	5	6	7	8	9	AB	R	H	RBI	BB	SO	LOB	TOP		
22 Jacoby Ellsbury, L (1.8) OBP: 0.426, SLG: 0.406	L6		L1					P5		4	0	1	0	0	0	0	<b>New York Yankees @ Toronto Blue Jays</b> Rogers Centre, Toronto, ON Mon May 04 2015, 7:09 PM - 9:27 PM EDT Att: 19,217 - Roof Closed - 68 F		
11 Brett Gardner, L (1.7) OBP: 0.404, SLG: 0.442	L9							F8		2	0	0	0	2	0	0			
13 Alex Rodriguez, R (1.10) OBP: 0.347, SLG: 0.494	G6-3									4	0	0	0	0	0	3			
36 Carlos Beltrán, S (1.9) OBP: 0.247, SLG: 0.329		L8								3	1	1	0	0	0	0			
24 Chris Young, R (7.9) OBP: 0.375, SLG: 0.677										1	0	0	0	0	1	0			
14 Stephen Drew, L (1.4) OBP: 0.235, SLG: 0.351		G4-3								3	0	0	0	0	0	1			
31 Gregorio Petit, R (9, PH) OBP: 0.257, SLG: 0.290										1	0	0	0	0	0	0			
12 Chase Headley, S (1.5) OBP: 0.305, SLG: 0.402										2	0	1	0	1	0	0			
33 Garrett Jones, L (1.3) OBP: 0.176, SLG: 0.242										3	0	0	1	0	0	2			
66 John Ryan Murphy, R (1.2) OBP: 0.333, SLG: 0.364										3	0	0	0	0	0	1			
18 Didi Gregorius, L (1.6) OBP: 0.277, SLG: 0.240										3	0	0	0	0	0	0			
<b>Inning Stats</b>	R: 0 E: 0 K: 0 S: 4	H: 0 LOB: 0 BB: 0 P: 7	R: 0 E: 0 K: 0 S: 7	H: 1 LOB: 1 BB: 0 P: 12	R: 0 E: 0 K: 0 S: 10	H: 0 LOB: 0 BB: 0 P: 14	R: 0 E: 0 K: 0 S: 5	H: 0 LOB: 0 BB: 1 P: 9	R: 0 E: 0 K: 0 S: 9	H: 1 LOB: 2 BB: 1 P: 19	R: 1 E: 0 K: 0 S: 14	H: 1 LOB: 1 BB: 1 P: 24	R: 0 E: 0 K: 1 S: 8	H: 0 LOB: 0 BB: 0 P: 10	1B: 1 2B: 2 3B: 0 HR: 0	SF: 0 SAC: 0 DP: 1 HBP: 0	WP: 0 PB: 0 SB: 0 CS: 0	PA: 32	
<b>PITCHER</b>	IP WLS BF H R ER SO BB IBB HBP BLK WP HR S P ERA WHIP	8.0 W 29 3 1 1 0 3 0 0 0 0 0 63 108 1.12 0.750	1.0 S 3 0 0 0 1 0 0 0 0 0 0 8 10 0.00 0.000																

Batter	1	2	3	4	5	6	7	8	9	AB	R	H	RBI	BB	SO	LOB	BOTTOM			
29 Devon Travis, R (1.4) OBP: 0.388, SLG: 0.609	K		K					G6-3		4	0	1	0	0	2	1	<b>New York Yankees @ Toronto Blue Jays</b> Rogers Centre, Toronto, ON Mon May 04 2015, 7:09 PM - 9:27 PM EDT Att: 19,217 - Roof Closed - 68 F			
20 Josh Donaldson, R (1.5) OBP: 0.387, SLG: 0.552	G1-3		G5-3							4	1	2	0	0	0	1				
19 José Bautista, R (1.10) OBP: 0.337, SLG: 0.474	K									4	1	1	0	0	2	2				
10 Edwin Encarnación, R (1.3) OBP: 0.272, SLG: 0.375		G4-3								4	1	1	1	0	1	2				
11 Kevin Pillar, R (1.8) OBP: 0.303, SLG: 0.410		G1-3								4	0	1	0	0	0	4				
22 Josh Thole, L (1.2) OBP: 0.111, SLG: 0.111										3	0	1	0	0	1	1				
55 Russell Martin, R (8, PH) OBP: 0.372, SLG: 0.500										1	0	1	1	0	0	0				
23 Danny Valencia, R (1.7) OBP: 0.353, SLG: 0.455										4	0	0	0	0	1	2				
17 Ryan Goins, L (1.6) OBP: 0.304, SLG: 0.326										3	0	1	0	0	0	0				
3 Ezequiel Carrera, L (1.9) OBP: 0.571, SLG: 0.571										2	0	1	0	0	0	0				
14 Justin Smoak, S (7, PH) OBP: 0.370, SLG: 0.447										1	0	0	0	0	0	1				
1 Jonathan Diaz, R (8.6) OBP: 0.257, SLG: 0.290										0	0	0	0	0	0	0				
<b>Inning Stats</b>	R: 0 E: 0 K: 2 S: 7	H: 0 LOB: 0 BB: 0 P: 10	R: 0 E: 0 K: 0 S: 11	H: 1 LOB: 1 BB: 0 P: 14	R: 0 E: 1 K: 1 S: 8	H: 1 LOB: 1 BB: 0 P: 12	R: 0 E: 0 K: 1 S: 8	H: 1 LOB: 1 BB: 0 P: 10	R: 0 E: 0 K: 1 S: 12	H: 2 LOB: 2 BB: 0 P: 15	R: 0 E: 0 K: 1 S: 11	H: 1 LOB: 1 BB: 0 P: 18	R: 3 E: 0 K: 1 S: 16	H: 4 LOB: 1 BB: 0 P: 22	1B: 8 2B: 2 3B: 0 HR: 0	SF: 0 SAC: 0 DP: 0 HBP: 0	WP: 0 PB: 0 SB: 2 CS: 0	PA: 34		
<b>PITCHER</b>	IP WLS BF H R ER SO BB IBB HBP BLK WP HR S P ERA WHIP	7.0 L 3 2 2 2 0 0 0 0 0 0 6 7 54.00 6.000	0.1 L 3 2 2 2 0 0 0 0 0 0 6 7 54.00 6.000	0.2 B 4 2 1 0 1 0 0 0 0 0 10 15 0.00 3.000																


livebaseballscorecards.com

AB 29  
R 1  
H 3  
RBI 1  
BB 3  
SO 1  
LOB 7



livebaseballscorecards.com

AB 34  
R 3  
H 10  
RBI 2  
BB 0  
SO 7  
LOB 14





Batter	1	2	3	4	5	6	7	8	9	AB	R	H	RBI	BB	SO	LOB	TOP
22 Jacoby Ellsbury, L OBP: 0.433, SLG: 0.415										5	2	3	1	0	0	0	<b>New York Yankees @ Toronto Blue Jays</b> Rogers Centre, Toronto, ON Tue May 05 2015, 7:08 PM - 10:01 PM EDT Att: 21,519 - Roof Closed - 68 F
11 Brett Gardner, L OBP: 0.404, SLG: 0.444										4	1	1	0	1	1	2	
13 Alex Rodriguez, R OBP: 0.340, SLG: 0.489										5	0	1	2	0	0	2	
25 Mark Teixeira, S OBP: 0.324, SLG: 0.602										4	1	1	2	0	0	1	
34 Brian McCann, L OBP: 0.311, SLG: 0.413										3	1	1	0	1	0	1	
36 Carlos Beltrán, S OBP: 0.236, SLG: 0.313										4	0	0	0	0	1	3	
24 Chris Young, R OBP: 0.375, SLG: 0.677										0	0	0	0	0	0	0	
14 Stephen Drew, L OBP: 0.247, SLG: 0.359										4	0	2	0	0	1	0	
18 Didi Gregorius, L OBP: 0.276, SLG: 0.241										4	0	1	1	0	1	1	
31 Gregorio Petit, R OBP: 0.256, SLG: 0.286										4	1	1	0	0	1	2	
29 David Carpenter, R 48 Andrew Miller, L										0	0	0	0	0	0	0	
<b>Inning Stats</b>	R: 2 H: 3 E: 0 K: 0 S: 19	WLS: 1 BF: 22 LOB: 1 P: 27	H: 1 R: 2 ER: 1 K: 2 S: 13	H: 2 R: 1 LOB: 1 BB: 0 P: 18	R: 0 H: 1 E: 0 K: 1 S: 10	H: 0 R: 0 LOB: 0 BB: 0 P: 12	R: 0 H: 1 E: 0 K: 0 S: 11	H: 0 R: 0 LOB: 1 BB: 1 P: 14	R: 1 H: 2 E: 0 K: 1 S: 15	H: 2 R: 0 LOB: 2 BB: 2 P: 27	R: 0 H: 0 E: 0 K: 1 S: 8	H: 0 R: 0 LOB: 0 BB: 0 P: 16	1B: 8 2B: 2 3B: 0 HR: 1	SF: 0 SAC: 0 DP: 1 HBP: 0	WP: 0 PB: 0 SB: 2 CS: 0	PA: 39	
<b>PITCHER</b>	IP: 4.2 WLS: 1 ERA: 2.93	WLS: 4 BF: 1 LOB: 0 P: 13	H: 1 R: 0 ER: 0 K: 0 S: 7	H: 0 R: 0 LOB: 0 BB: 0 P: 12	IP: 1 WLS: 0 ERA: 7.71	IP: 13 WLS: 0 ERA: 0.00	IP: 7 WLS: 0 ERA: 4.50	IP: 14 WLS: 0 ERA: 1.500	IP: 20 WLS: 0 ERA: 0.00	IP: 20 WLS: 0 ERA: 0.750	IP: 14 WLS: 0 ERA: 0.00	IP: 14 WLS: 0 ERA: 0.00	IP: 14 WLS: 0 ERA: 4.50	IP: 14 WLS: 0 ERA: 1.500	IP: 14 WLS: 0 ERA: 0.00	IP: 14 WLS: 0 ERA: 0.00	IP: 14 WLS: 0 ERA: 0.00

Batter	1	2	3	4	5	6	7	8	9	AB	R	H	RBI	BB	SO	LOB	BOTTOM				
29 Devon Travis, R OBP: 0.380, SLG: 0.598										5	0	1	0	0	0	3	<b>New York Yankees @ Toronto Blue Jays</b> Rogers Centre, Toronto, ON Tue May 05 2015, 7:08 PM - 10:01 PM EDT Att: 21,519 - Roof Closed - 68 F				
20 Josh Donaldson, R OBP: 0.374, SLG: 0.532										4	0	0	0	0	2						
55 Russell Martin, R OBP: 0.388, SLG: 0.575										4	1	3	1	0	1						
10 Edwin Encarnación, R OBP: 0.271, SLG: 0.370										4	0	1	0	0	1						
14 Justin Smoak, S OBP: 0.340, SLG: 0.405										4	0	0	0	0	1	1					
11 Kevin Pillar, R OBP: 0.301, SLG: 0.398										3	1	0	0	1	0	0					
15 Chris Colabello, R OBP: 0.500, SLG: 0.750										4	1	2	1	0	1	0					
17 Ryan Goins, L OBP: 0.300, SLG: 0.319										4	0	1	1	0	1	1					
3 Ezequiel Carrera, L OBP: 0.500, SLG: 0.444										2	0	0	0	1	1	0					
19 José Bautista, R OBP: 0.344, SLG: 0.474										0	0	0	0	1	0	0					
<b>Inning Stats</b>	R: 0 H: 1 E: 0 K: 1 S: 8	WLS: 1 BF: 29 LOB: 1 P: 10	H: 1 R: 0 ER: 0 K: 0 S: 10	H: 1 R: 0 LOB: 1 BB: 0 P: 13	R: 0 H: 1 E: 0 K: 0 S: 12	H: 0 R: 0 LOB: 2 BB: 1 P: 22	R: 0 H: 0 E: 0 K: 1 S: 7	H: 1 R: 0 LOB: 0 BB: 0 P: 7	R: 0 H: 1 E: 0 K: 2 S: 11	H: 1 R: 0 LOB: 1 BB: 0 P: 20	R: 0 H: 0 E: 0 K: 1 S: 10	H: 0 R: 0 LOB: 0 BB: 0 P: 16	R: 0 H: 0 E: 0 K: 1 S: 5	R: 0 H: 0 E: 0 K: 0 S: 7	R: 0 H: 0 E: 0 K: 0 S: 8	R: 3 H: 3 E: 0 K: 0 S: 12	H: 3 R: 0 LOB: 2 BB: 2 P: 27	1B: 3 2B: 4 3B: 0 HR: 1	SF: 0 SAC: 0 DP: 1 HBP: 0	WP: 0 PB: 0 SB: 0 CS: 0	PA: 37
<b>PITCHER</b>	IP: 8.0 WLS: 1 ERA: 2.97	IP: 6 WLS: 3 ERA: 5.23	IP: 3 WLS: 0 ERA: 0.00	IP: 3 WLS: 0 ERA: 0.00	IP: 0.2 WLS: 0 ERA: 40.50	IP: 0.1 WLS: 0 ERA: 0.00	IP: 0.1 WLS: 0 ERA: 3.000	IP: 0.1 WLS: 0 ERA: 0.00	IP: 0.2 WLS: 0 ERA: 40.50	IP: 0.2 WLS: 0 ERA: 6.000	IP: 0.1 WLS: 0 ERA: 0.00	IP: 0.1 WLS: 0 ERA: 3.000	IP: 0.1 WLS: 0 ERA: 0.00	IP: 0.1 WLS: 0 ERA: 0.00	IP: 0.1 WLS: 0 ERA: 0.00	IP: 0.1 WLS: 0 ERA: 0.00	IP: 0.1 WLS: 0 ERA: 0.00				







Batter	1	2	3	4	5	6	7	8	9	AB	R	H	RBI	BB	SO	LOB	TOP			
13 Manny Machado, R (1.5) OBP: 0.333, SLG: 0.467	G4-3		SH2-3 38 BB		SH2-3		G6-3			2	0	0	0	1	0	0	<p>Baltimore Orioles @ New York Yankees</p> <p>Yankee Stadium, Bronx, NY</p> <p>Thu May 07 2015, 7:11 PM - 9:59 PM EDT</p> <p>Att: 39,816 - Clear - 70 F</p>			
38 Jimmy Paredes, S (1.10) OBP: 0.369, SLG: 0.645	HR						F8			2	1	1	1	2	0	0				
10 Adam Jones, R (1.8) OBP: 0.407, SLG: 0.602	G4-3		L8		G6-3			G5-3		4	0	0	0	0	0	4				
27 Delmon Young, R (1.9) OBP: 0.344, SLG: 0.356	L4		F9			FC5-4 2 28 1B		L4		4	0	1	0	0	0	2				
19 Chris Davis, L (1.3) OBP: 0.327, SLG: 0.511	K			K		K		K		4	0	0	0	0	4	1				
28 Steve Pearce, R (1.4) OBP: 0.274, SLG: 0.297	G5-3			P4		FC5-4 2 1B			BB	3	0	1	0	1	0	0				
9 David Lough, L (9, PR) OBP: 0.263, SLG: 0.389				G5-3						0	0	0	0	0	0	0				
2 J.J. Hardy, R (1.6)	P2			G5-3		FC5-4 1-2 2-3		P4		4	0	0	0	0	0	3				
23 Travis Snider, L (1.7) OBP: 0.365, SLG: 0.409			G5-3			G5-3				3	1	1	0	0	0	2				
34 Ryan Lavanway, R (9, PH) OBP: 0.200, SLG: 0.211								K		1	0	0	0	0	1	1				
36 Caleb Joseph, R (1.2) OBP: 0.390, SLG: 0.493			HR		SH2-3 13 2B		G6-3		K	4	1	2	2	0	1	1				
<b>Inning Stats</b>	R: 1 E: 0 K: 0 S: 13	H: 1 LOB: 0 BB: 0 P: 21	R: 0 E: 0 K: 1 S: 6	H: 0 LOB: 0 BB: 0 P: 10	R: 1 E: 0 K: 0 S: 9	H: 1 LOB: 2 BB: 2 P: 19	R: 0 E: 0 K: 1 S: 9	H: 0 LOB: 0 BB: 0 P: 14	R: 1 E: 0 K: 0 S: 17	H: 2 LOB: 1 BB: 1 P: 28	R: 0 E: 0 K: 1 S: 10	H: 2 LOB: 2 BB: 0 P: 13	R: 0 E: 0 K: 0 S: 10	H: 0 LOB: 0 BB: 0 P: 16	R: 0 E: 0 K: 1 S: 9	H: 0 LOB: 1 BB: 1 P: 18	1B: 2 2B: 2 3B: 0 HR: 2	SF: 0 SAC: 1 DP: 0 HBP: 0	WP: 0 PB: 0 SB: 0 CS: 0	PA: 36
<b>PITCHER</b>	IP WLS BF H R ER SO	IP WLS BF H R ER SO	IP WLS BF H R ER SO	IP WLS BF H R ER SO	IP WLS BF H R ER SO	IP WLS BF H R ER SO	IP WLS BF H R ER SO	IP WLS BF H R ER SO	IP WLS BF H R ER SO	IP WLS BF H R ER SO	IP WLS BF H R ER SO	IP WLS BF H R ER SO	IP WLS BF H R ER SO	IP WLS BF H R ER SO	IP WLS BF H R ER SO	IP WLS BF H R ER SO	ERA WHIP	ERA WHIP		
30 Nathan Eovaldi, R (1.1) ERA: 3.97	5.2 W 25 6 3 3 3	5.2 W 25 6 3 3 3	5.2 W 25 6 3 3 3	5.2 W 25 6 3 3 3	5.2 W 25 6 3 3 3	5.2 W 25 6 3 3 3	5.2 W 25 6 3 3 3	5.2 W 25 6 3 3 3	5.2 W 25 6 3 3 3	5.2 W 25 6 3 3 3	5.2 W 25 6 3 3 3	5.2 W 25 6 3 3 3	5.2 W 25 6 3 3 3	5.2 W 25 6 3 3 3	5.2 W 25 6 3 3 3	5.2 W 25 6 3 3 3	4.76 1.588	4.76 1.588		
41 Justin Wilson, L (6.1) ERA: 2.73	1.1 H 4 0 0 0 0	1.1 H 4 0 0 0 0	1.1 H 4 0 0 0 0	1.1 H 4 0 0 0 0	1.1 H 4 0 0 0 0	1.1 H 4 0 0 0 0	1.1 H 4 0 0 0 0	1.1 H 4 0 0 0 0	1.1 H 4 0 0 0 0	1.1 H 4 0 0 0 0	1.1 H 4 0 0 0 0	1.1 H 4 0 0 0 0	1.1 H 4 0 0 0 0	1.1 H 4 0 0 0 0	1.1 H 4 0 0 0 0	1.1 H 4 0 0 0 0	0.00 0.000	0.00 0.000		
68 Dellin Betances, R (8.1) ERA:	1.0 H 3 0 0 0 1	1.0 H 3 0 0 0 1	1.0 H 3 0 0 0 1	1.0 H 3 0 0 0 1	1.0 H 3 0 0 0 1	1.0 H 3 0 0 0 1	1.0 H 3 0 0 0 1	1.0 H 3 0 0 0 1	1.0 H 3 0 0 0 1	1.0 H 3 0 0 0 1	1.0 H 3 0 0 0 1	1.0 H 3 0 0 0 1	1.0 H 3 0 0 0 1	1.0 H 3 0 0 0 1	1.0 H 3 0 0 0 1	1.0 H 3 0 0 0 1	0.00 0.000	0.00 0.000		
48 Andrew Miller, L (9.1) ERA:	1.0 S 4 0 0 0 2	1.0 S 4 0 0 0 2	1.0 S 4 0 0 0 2	1.0 S 4 0 0 0 2	1.0 S 4 0 0 0 2	1.0 S 4 0 0 0 2	1.0 S 4 0 0 0 2	1.0 S 4 0 0 0 2	1.0 S 4 0 0 0 2	1.0 S 4 0 0 0 2	1.0 S 4 0 0 0 2	1.0 S 4 0 0 0 2	1.0 S 4 0 0 0 2	1.0 S 4 0 0 0 2	1.0 S 4 0 0 0 2	1.0 S 4 0 0 0 2	0.00 1.000	0.00 1.000		

Batter	1	2	3	4	5	6	7	8	9	AB	R	H	RBI	BB	SO	LOB	BOTTOM			
22 Jacoby Ellsbury, L (1.8) OBP: 0.338, SLG: 0.416	11 1B 13 SF9		11 1B 13 SF9	G4-3		11 1B 13 SF9		FC6		3	1	2	0	1	0	2	<p>Baltimore Orioles @ New York Yankees</p> <p>Yankee Stadium, Bronx, NY</p> <p>Thu May 07 2015, 7:11 PM - 9:59 PM EDT</p> <p>Att: 39,816 - Clear - 70 F</p>			
11 Brett Gardner, L (1.7) OBP: 0.498, SLG: 0.459	13 1B 25 SF9		13 1B 25 SF9	G5-6-3		25 2B		FC6		4	2	2	0	0	0	3				
13 Alex Rodriguez, R (1.10) OBP: 0.351, SLG: 0.532	SF9		SF9			K				3	1	2	2	0	1	1				
25 Mark Teixeira, S (1.3) OBP: 0.345, SLG: 0.606	1B		HR			2B		F7		3	0	2	2	1	0	1				
34 Brian McCann, L (1.2) OBP: 0.286, SLG: 0.375	G4-3		G6-3		G4-3		K			4	0	0	0	0	1	3				
36 Carlos Beltrán, S (1.9) OBP: 0.227, SLG: 0.297	G3		L8		F8		K			4	0	0	0	0	1	2				
24 Chris Young, R (8.9) OBP: 0.368, SLG: 0.652								K		0	0	0	0	0	0	0				
12 Chase Headley, S (1.5) OBP: 0.292, SLG: 0.381	1B		G5-3		P5		K			4	0	1	0	0	1	0				
14 Stephen Drew, L (1.4) OBP: 0.268, SLG: 0.361	K		18 1B		2B		G4-3			3	0	1	0	1	1	1				
18 Didi Gregorius, L (1.6) OBP: 0.275, SLG: 0.241	K		1B		P2		L7			4	0	1	0	0	1	2				
<b>Inning Stats</b>	R: 2 E: 0 K: 0 S: 9	H: 3 LOB: 0 BB: 0 P: 15	R: 0 E: 0 K: 2 S: 12	H: 1 LOB: 1 BB: 0 P: 19	R: 1 E: 0 K: 0 S: 14	H: 2 LOB: 1 BB: 1 P: 23	R: 0 E: 0 K: 0 S: 11	H: 1 LOB: 2 BB: 1 P: 21	R: 1 E: 0 K: 1 S: 10	H: 2 LOB: 1 BB: 0 P: 13	R: 0 E: 0 K: 0 S: 9	H: 1 LOB: 2 BB: 1 P: 20	R: 0 E: 0 K: 2 S: 10	H: 1 LOB: 1 BB: 0 P: 14	R: 0 E: 0 K: 1 S: 9	H: 0 LOB: 0 BB: 0 P: 14	1B: 7 2B: 3 3B: 0 HR: 1	SF: 1 SAC: 0 DP: 1 HBP: 0	WP: 0 PB: 0 SB: 0 CS: 0	PA: 36
<b>PITCHER</b>	IP WLS BF H R ER SO	IP WLS BF H R ER SO	IP WLS BF H R ER SO	IP WLS BF H R ER SO	IP WLS BF H R ER SO	IP WLS BF H R ER SO	IP WLS BF H R ER SO	IP WLS BF H R ER SO	IP WLS BF H R ER SO	IP WLS BF H R ER SO	IP WLS BF H R ER SO	IP WLS BF H R ER SO	IP WLS BF H R ER SO	IP WLS BF H R ER SO	IP WLS BF H R ER SO	IP WLS BF H R ER SO	ERA WHIP	ERA WHIP		
30 Chris Tillman, R (1.1) ERA: 6.25	5.2 L 28 10 4 4 3	5.2 L 28 10 4 4 3	5.2 L 28 10 4 4 3	5.2 L 28 10 4 4 3	5.2 L 28 10 4 4 3	5.2 L 28 10 4 4 3	5.2 L 28 10 4 4 3	5.2 L 28 10 4 4 3	5.2 L 28 10 4 4 3	5.2 L 28 10 4 4 3	5.2 L 28 10 4 4 3	5.2 L 28 10 4 4 3	5.2 L 28 10 4 4 3	5.2 L 28 10 4 4 3	5.2 L 28 10 4 4 3	5.2 L 28 10 4 4 3	6.25 2.294	6.25 2.294		
29 Tommy Hunter, R (6.1) ERA: 4.63	1.1 5 1 0 0 2	1.1 5 1 0 0 2	1.1 5 1 0 0 2	1.1 5 1 0 0 2	1.1 5 1 0 0 2	1.1 5 1 0 0 2	1.1 5 1 0 0 2	1.1 5 1 0 0 2	1.1 5 1 0 0 2	1.1 5 1 0 0 2	1.1 5 1 0 0 2	1.1 5 1 0 0 2	1.1 5 1 0 0 2	1.1 5 1 0 0 2	1.1 5 1 0 0 2	1.1 5 1 0 0 2	0.00 0.750	0.00 0.750		
17 Brian Matusz, L (8.1) ERA: 2.7	1.0 3 0 0 0 1	1.0 3 0 0 0 1	1.0 3 0 0 0 1	1.0 3 0 0 0 1	1.0 3 0 0 0 1	1.0 3 0 0 0 1	1.0 3 0 0 0 1	1.0 3 0 0 0 1	1.0 3 0 0 0 1	1.0 3 0 0 0 1	1.0 3 0 0 0 1	1.0 3 0 0 0 1	1.0 3 0 0 0 1	1.0 3 0 0 0 1	1.0 3 0 0 0 1	1.0 3 0 0 0 1	0.00 0.000	0.00 0.000		



Batter	1	2	3	4	5	6	7	8	9	AB	R	H	RBI	BB	SO	LOB	TOP	
13 Manny Machado, R (1.5) OBP: 0.355, SLG: 0.479										4	0	3	1	1	0	0	<p><b>Baltimore Orioles @ New York Yankees</b>  <b>Yankee Stadium, Bronx, NY</b>            Fri May 08 2015, 7:10 PM - 10:14 PM EDT            Att: 38,731 - Clear - 73 F</p> <p>livebaseballscorecards.com</p> <p>AB 35 R 4 H 10 RBI 4 BB 4 SO 5 LOB 17</p>	
38 Jimmy Paredes, S (1.10) OBP: 0.357, SLG: 0.612										5	0	1	2	0	2	4		
10 Adam Jones, R (1.8) OBP: 0.398, SLG: 0.583										5	0	1	0	0	0	3		
27 Delmon Young, R (1.9) OBP: 0.333, SLG: 0.344										5	0	1	1	0	0	2		
19 Chris Davis, L (1.3) OBP: 0.315, SLG: 0.490										4	0	0	0	0	1	2		
36 Caleb Joseph, R (1.2) OBP: 0.407, SLG: 0.500										3	0	2	0	1	0	0		
23 Travis Snider, L (1.7) OBP: 0.359, SLG: 0.400										4	0	1	0	0	2	2		
2 J.J. Hardy, R (1.6) OBP: 0.250, SLG: 0.286										3	2	1	0	1	0	2		
3 Ryan Flaherty, L (1.4) OBP: 0.410, SLG: 0.563										2	2	0	0	1	0	2		
<b>Inning Stats</b>	R: 0 H: 2 E: 0 K: 0 S: 10	H: 2 R: 2 ER: 2 SO: 2 LOB: 2 BB: 0 P: 16	R: 0 H: 1 E: 0 K: 0 S: 6	H: 2 R: 0 ER: 0 SO: 0 LOB: 0 BB: 0 P: 10	R: 0 H: 0 E: 0 K: 1 S: 11	H: 0 R: 0 ER: 0 SO: 0 LOB: 1 BB: 1 P: 18	R: 2 H: 2 E: 0 K: 2 S: 15	H: 2 R: 0 ER: 0 SO: 0 LOB: 2 BB: 2 P: 27	R: 0 H: 1 E: 0 K: 1 S: 10	H: 0 R: 0 ER: 0 SO: 0 LOB: 0 BB: 0 P: 16	R: 0 H: 0 E: 0 K: 0 S: 6	H: 0 R: 0 ER: 0 SO: 0 LOB: 0 BB: 0 P: 9	R: 0 H: 0 E: 0 K: 1 S: 9	H: 0 R: 0 ER: 0 SO: 0 LOB: 0 BB: 0 P: 9	1B: 9 2B: 1 3B: 0 HR: 0	SF: 0 SAC: 0 DP: 0 HBP: 1	WP: 0 PA: 40 PB: 0 SB: 0 CS: 1	
<b>PITCHER</b>	IP WLS BF H R ER SO BB IBB HBP BLK WP HR S P ERA WHIP																	
43 Adam Warren, R (1.1) ERA: 4.65	4.2	22	7	2	2	2	3	0	0	0	0	0	0	0	52	89	3.86	2.143
41 Justin Wilson, L (5.1) ERA: 4.22	1.0	5	1	2	2	1	0	0	1	0	0	0	0	0	13	21	18.00	1.000
57 Chris Martin, R (6.1) ERA: 3.55	1.0	H	6	2	0	0	1	0	0	0	0	0	0	8	16	0.00	3.000	
68 Dellin Betances, R (7.1) ERA	1.1	W	4	0	0	0	1	0	0	0	0	0	0	12	18	0.00	0.000	
48 Andrew Miller, L (9.1) ERA	1.0	S	3	0	0	0	1	0	0	0	0	0	0	9	9	0.00	0.000	

Batter	1	2	3	4	5	6	7	8	9	AB	R	H	RBI	BB	SO	LOB	BOTTOM		
22 Jacoby Ellsbury, L (1.8) OBP: 0.439, SLG: 0.414										3	2	1	0	1	1	0	<p><b>Baltimore Orioles @ New York Yankees</b>  <b>Yankee Stadium, Bronx, NY</b>            Fri May 08 2015, 7:10 PM - 10:14 PM EDT            Att: 38,731 - Clear - 73 F</p> <p>livebaseballscorecards.com</p> <p>AB 30 R 5 H 8 RBI 5 BB 3 SO 6 LOB 10</p>		
11 Brett Gardner, L (1.7) OBP: 0.412, SLG: 0.472										4	2	2	0	0	1	0			
13 Alex Rodriguez, R (1.10) OBP: 0.348, SLG: 0.546										3	0	1	1	0	0	2			
25 Mark Teixeira, S (1.3) OBP: 0.350, SLG: 0.608										3	0	1	0	1	1	3			
34 Brian McCann, L (1.2) OBP: 0.294, SLG: 0.407										3	1	1	2	1	1	3			
36 Carlos Beltrán, S (1.9) OBP: 0.230, SLG: 0.309										3	0	1	2	0	0	0			
14 Stephen Drew, L (8.4) OBP: 0.276, SLG: 0.369										1	0	1	0	0	0	0			
12 Chase Headley, S (1.5) OBP: 0.282, SLG: 0.367										4	0	0	0	0	1	2			
38 José Pirela, R (1.4) OBP: 0.286, SLG: 0.429										3	0	0	0	0	0	0			
24 Chris Young, R (8.9) OBP: 0.368, SLG: 0.652										0	0	0	0	0	0	0			
18 Didi Gregorius, L (1.6) OBP: 0.266, SLG: 0.233										3	0	0	0	0	1	0			
<b>Inning Stats</b>	R: 3 H: 3 E: 0 K: 0 S: 16	H: 3 R: 1 ER: 0 SO: 0 LOB: 0 BB: 0 P: 25	R: 0 H: 0 E: 0 K: 1 S: 9	H: 0 R: 0 ER: 0 SO: 0 LOB: 0 BB: 0 P: 12	R: 2 H: 2 E: 0 K: 1 S: 13	H: 2 R: 0 ER: 0 SO: 0 LOB: 2 BB: 2 P: 27	R: 0 H: 0 E: 0 K: 0 S: 12	H: 0 R: 0 ER: 0 SO: 0 LOB: 0 BB: 0 P: 15	R: 0 H: 1 E: 0 K: 1 S: 13	H: 0 R: 0 ER: 0 SO: 0 LOB: 2 BB: 1 P: 23	R: 0 H: 0 E: 0 K: 0 S: 6	H: 0 R: 0 ER: 0 SO: 0 LOB: 0 BB: 0 P: 8	R: 0 H: 0 E: 0 K: 2 S: 14	H: 0 R: 0 ER: 0 SO: 0 LOB: 0 BB: 0 P: 17	R: 0 H: 2 E: 0 K: 1 S: 10	H: 2 R: 0 ER: 0 SO: 0 LOB: 2 BB: 0 P: 15	1B: 3 2B: 3 3B: 1 HR: 1	SF: 1 SAC: 0 DP: 0 HBP: 0	WP: 0 PA: 34 PB: 0 SB: 1 CS: 0
<b>PITCHER</b>	IP WLS BF H R ER SO BB IBB HBP BLK WP HR S P ERA WHIP																		
50 Miguel González, R (1.1) ERA: 3.57	4.0	L	18	5	5	5	2	1	1	0	0	0	0	0	50	79	11.25	1.500	
66 T.J. McFarland, L (5.1) ERA	3.0		11	1	0	0	3	0	1	0	0	0	0	33	48	0.00	0.333		
56 Darren O'Day, R (8.1) ERA: 0.87	0.1		2	1	0	0	0	0	0	0	0	0	0	4	6	0.00	3.000		
53 Zack Britton, L (8.1) ERA: 1.59	0.2		3	1	0	0	1	0	0	0	0	0	0	6	9	0.00	1.500		



Batter	1	2	3	4	5	6	7	8	9	AB	R	H	RBI	BB	SO	LOB	TOP					
13 Manny Machado, R OBP: 0.348, SLG: 0.475										5	1	1	0	0	3	1	<p><b>Baltimore Orioles @ New York Yankees</b>  <b>Yankee Stadium, Bronx, NY</b>  Sat May 09 2015, 1:08 PM - 4:01 PM EDT  Att: 41,280 - Cloudy - 59 F</p>					
38 Jimmy Paredes, S OBP: 0.273, SLG: 0.681										5	2	3	1	0	1	1						
10 Adam Jones, R OBP: 0.398, SLG: 0.570										4	0	1	0	0	1	2						
27 Delmon Young, R OBP: 0.343, SLG: 0.368										4	0	2	2	0	1	1						
19 Chris Davis, L OBP: 0.231, SLG: 0.515										3	1	1	1	1	1	3						
28 Steve Pearce, R OBP: 0.273, SLG: 0.284										3	1	0	0	0	1	4						
3 Ryan Flaherty, L OBP: 0.410, SLG: 0.563										0	0	0	0	0	0	0						
2 J.J. Hardy, R OBP: 0.167, SLG: 0.182										4	0	0	0	0	0	2						
12 Alejandro De Aza, L OBP: 0.263, SLG: 0.403										4	1	1	2	0	1	1						
34 Ryan Lavanway, R OBP: 0.208, SLG: 0.182										3	0	0	0	1	0	0						
<b>Inning Stats</b>	R: 0 H: 1 E: 0 K: 3 S: 11	H: 1 LOB: 1 BB: 0 P: 13	R: 0 H: 0 E: 0 K: 1 S: 13	H: 0 LOB: 1 BB: 1 P: 21	R: 1 H: 1 E: 0 K: 1 S: 8	H: 1 LOB: 0 BB: 0 P: 12	R: 3 H: 2 E: 0 K: 0 S: 12	H: 2 LOB: 0 BB: 0 P: 20	R: 1 H: 2 E: 0 K: 0 S: 9	H: 2 LOB: 2 BB: 0 P: 15	R: 0 H: 0 E: 0 K: 0 S: 9	H: 0 LOB: 1 BB: 1 P: 21	R: 1 H: 2 E: 0 K: 2 S: 13	H: 2 LOB: 1 BB: 0 P: 16	R: 0 H: 0 E: 0 K: 1 S: 8	H: 0 LOB: 0 BB: 0 P: 14	R: 0 H: 1 E: 0 K: 1 S: 5	H: 1 LOB: 0 BB: 0 P: 8	1B: 3 2B: 2 3B: 1 HR: 3	SF: 0 SAC: 0 DP: 1 HBP: 2	WP: 0 PA: 39 PB: 0 SB: 0 CS: 0	
<b>PITCHER</b>	IP: 5.2 WLS: L BF: 27	H: 6 R: 5 ER: 5 SO: 5	BB: 2 IBB: 0 HBP: 2 BLK: 0	WP: 0 HR: 3 S: 59 P: 97	ERA: 7.94 WHIP: 1.412	IP: 1.1 WLS: 6 BF: 2	H: 2 R: 1 ER: 1 SO: 2	BB: 0 IBB: 0 HBP: 0 BLK: 0	WP: 0 HR: 0 S: 16 P: 21	ERA: 6.75 WHIP: 1.500	IP: 2.0 WLS: 6 BF: 1	H: 1 R: 0 ER: 0 SO: 2	BB: 0 IBB: 0 HBP: 0 BLK: 0	WP: 0 HR: 0 S: 13 P: 22	ERA: 0.00 WHIP: 0.500							

Batter	1	2	3	4	5	6	7	8	9	AB	R	H	RBI	BB	SO	LOB	BOTTOM					
22 Jacoby Ellsbury, L OBP: 0.423, SLG: 0.397										5	1	0	0	0	1	3	<p><b>Baltimore Orioles @ New York Yankees</b>  <b>Yankee Stadium, Bronx, NY</b>  Sat May 09 2015, 1:08 PM - 4:01 PM EDT  Att: 41,280 - Cloudy - 59 F</p>					
11 Brett Gardner, L OBP: 0.402, SLG: 0.457										5	0	1	0	0	2	2						
24 Chris Young, R OBP: 0.375, SLG: 0.653										3	0	1	0	1	1	2						
25 Mark Teixeira, S OBP: 0.339, SLG: 0.584										4	0	0	0	0	1	4						
36 Carlos Beltrán, S OBP: 0.231, SLG: 0.306										4	0	1	1	0	0	1						
38 José Pirela, R OBP: 0.364, SLG: 0.455										4	0	2	0	0	0	2						
12 Chase Headley, S OBP: 0.281, SLG: 0.363										4	1	1	0	0	2	2						
14 Stephen Drew, L OBP: 0.275, SLG: 0.375										4	0	1	0	0	1	2						
66 John Ryan Murphy, R OBP: 0.300, SLG: 0.533										2	0	0	1	0	2	1						
34 Brian McCann, L OBP: 0.301, SLG: 0.413										1	0	1	0	0	0	0						
<b>Inning Stats</b>	R: 0 H: 1 E: 0 K: 0 S: 17	H: 1 LOB: 1 BB: 0 P: 26	R: 0 H: 1 E: 0 K: 0 S: 13	H: 1 LOB: 1 BB: 0 P: 17	R: 0 H: 0 E: 0 K: 3 S: 9	H: 0 LOB: 0 BB: 0 P: 12	R: 0 H: 0 E: 0 K: 0 S: 5	H: 0 LOB: 0 BB: 0 P: 5	R: 1 H: 2 E: 0 K: 1 S: 11	H: 2 LOB: 1 BB: 0 P: 14	R: 0 H: 0 E: 0 K: 1 S: 8	H: 0 LOB: 1 BB: 1 P: 16	R: 0 H: 1 E: 0 K: 3 S: 13	H: 1 LOB: 1 BB: 0 P: 16	R: 1 H: 2 E: 1 K: 2 S: 17	H: 2 LOB: 2 BB: 0 P: 23	R: 0 H: 1 E: 1 K: 1 S: 14	H: 1 LOB: 2 BB: 0 P: 22	1B: 6 2B: 2 3B: 0 HR: 0	SF: 1 SAC: 0 DP: 0 HBP: 0	WP: 0 PA: 38 PB: 0 SB: 0 CS: 0	
<b>PITCHER</b>	IP: 7.0 WLS: W BF: 27	H: 5 R: 1 ER: 1 SO: 7	BB: 1 IBB: 0 HBP: 0 BLK: 0	WP: 0 HR: 0 S: 76 P: 106	ERA: 1.29 WHIP: 0.857	IP: 1.0 WLS: 6 BF: 2	H: 2 R: 1 ER: 0 SO: 2	BB: 0 IBB: 0 HBP: 0 BLK: 0	WP: 0 HR: 0 S: 17 P: 23	ERA: 0.00 WHIP: 2.000	IP: 0.1 WLS: 3 BF: 1	H: 1 R: 0 ER: 0 SO: 1	BB: 0 IBB: 0 HBP: 0 BLK: 0	WP: 0 HR: 0 S: 10 P: 16	ERA: 0.00 WHIP: 3.000	IP: 0.2 WLS: S BF: 2	H: 0 R: 0 ER: 0 SO: 0	BB: 0 IBB: 0 HBP: 0 BLK: 0	WP: 0 HR: 0 S: 4 P: 6	ERA: 0.00 WHIP: 0.000		



Batter	1	2	3	4	5	6	7	8	9	AB	R	H	RBI	BB	SO	LOB	TOP					
13 Manny Machado, R OBP: 0.345, SLG: 0.466										4	0	1	0	0	2	0	<p><b>Baltimore Orioles @ New York Yankees</b>  <b>Yankee Stadium, Bronx, NY</b>            Sun May 10 2015, 1:09 PM - 4:11 PM EDT            Att: 39,059 - Cloudy - 78 F</p>					
38 Jimmy Paredes, S OBP: 0.380, SLG: 0.684										4	1	2	0	0	1	0						
10 Adam Jones, R OBP: 0.402, SLG: 0.577										4	0	2	1	0	1	2						
27 Delmon Young, R OBP: 0.338, SLG: 0.375										4	0	1	0	0	3	4						
19 Chris Davis, L OBP: 0.310, SLG: 0.495										4	0	0	0	0	2	2						
2 J.J. Hardy, R OBP: 0.250, SLG: 0.467										4	1	2	1	0	0	0						
12 Alejandro De Aza, L OBP: 0.250, SLG: 0.352										4	0	0	0	0	2	1						
36 Caleb Joseph, R OBP: 0.393, SLG: 0.481										3	0	0	0	0	3	1						
23 Travis Snider, L OBP: 0.354, SLG: 0.394										1	0	0	0	0	1	0						
3 Ryan Flaherty, L OBP: 0.381, SLG: 0.514										3	0	0	0	0	3	1						
<b>Inning Stats</b>	R: 0 H: 1 E: 0 K: 2 S: 11	H: 1 LOB: 1 BB: 0 P: 13	R: 1 H: 1 E: 0 K: 3 S: 13	H: 1 LOB: 0 BB: 0 P: 17	R: 0 H: 2 E: 0 K: 2 S: 13	H: 2 LOB: 2 BB: 0 P: 19	R: 0 H: 0 E: 0 K: 2 S: 9	H: 0 LOB: 0 BB: 0 P: 13	R: 0 H: 0 E: 0 K: 3 S: 12	H: 0 LOB: 0 BB: 0 P: 17	R: 0 H: 1 E: 0 K: 2 S: 9	H: 1 LOB: 1 BB: 0 P: 12	R: 0 H: 1 E: 0 K: 2 S: 14	H: 1 LOB: 1 BB: 0 P: 20	R: 1 H: 2 E: 0 K: 1 S: 11	H: 2 LOB: 1 BB: 0 P: 17	R: 0 H: 0 E: 0 K: 1 S: 11	H: 0 LOB: 0 BB: 0 P: 16	1B: 4 2B: 3 3B: 0 HR: 1	SF: 0 SAC: 0 DP: 0 HBP: 0	WP: 0 PB: 0 SB: 0 CS: 0	PA: 35
<b>PITCHER</b>	IP WLS BF H R ER SO BB IBB HBP BLK WP HR S P ERA WHIP																					
35 Michael Pineda, R ERA: 2.72	(1, 1) 7.0 W 27 6 1 1 16 0 0 0 0 0 0 1 81 111 1.29 0.857																					
53 Esmil Rogers, R ERA: 3.32	(8, 1) 0.1 3 2 1 1 0 0 0 0 0 0 0 0 7 10 27.00 6.000																					
68 Delin Betances, R ERA:	(8, 1) 1.2 5 0 0 0 2 0 0 0 0 0 0 0 15 23 0.00 0.000																					


Batter	1	2	3	4	5	6	7	8	9	AB	R	H	RBI	BB	SO	LOB	BOTTOM			
22 Jacoby Ellsbury, L OBP: 0.415, SLG: 0.397										5	0	1	2	0	0	1	<p><b>Baltimore Orioles @ New York Yankees</b>  <b>Yankee Stadium, Bronx, NY</b>            Sun May 10 2015, 1:09 PM - 4:11 PM EDT            Att: 39,059 - Cloudy - 78 F</p>			
11 Brett Gardner, L OBP: 0.393, SLG: 0.444										5	0	1	0	0	2	2				
13 Alex Rodriguez, R OBP: 0.350, SLG: 0.530										3	0	0	0	1	0	2				
25 Mark Teixeira, S OBP: 0.336, SLG: 0.567										3	0	0	0	1	1	3				
34 Brian McCann, L OBP: 0.308, SLG: 0.442										3	2	1	1	1	1	0				
36 Carlos Beltrán, S OBP: 0.259, SLG: 0.350										2	1	2	1	2	0	0				
24 Chris Young, R OBP: 0.375, SLG: 0.653										0	0	0	0	0	0	0				
12 Chase Headley, S OBP: 0.280, SLG: 0.353										3	1	0	0	1	0	4				
14 Stephen Drew, L OBP: 0.292, SLG: 0.378										2	1	1	0	2	0	1				
18 Didi Gregorius, L OBP: 0.286, SLG: 0.258										3	1	2	2	0	1	2				
<b>Inning Stats</b>	R: 0 H: 1 E: 0 K: 0 S: 10	H: 1 LOB: 1 BB: 1 P: 25	R: 0 H: 1 E: 0 K: 2 S: 10	H: 1 LOB: 1 BB: 1 P: 18	R: 0 H: 0 E: 0 K: 0 S: 7	H: 0 LOB: 0 BB: 0 P: 16	R: 4 H: 4 E: 0 K: 1 S: 20	H: 1 LOB: 1 BB: 1 P: 35	R: 1 H: 1 E: 0 K: 0 S: 10	H: 1 LOB: 2 BB: 1 P: 20	R: 0 H: 0 E: 0 K: 1 S: 8	H: 0 LOB: 0 BB: 1 P: 16	R: 1 H: 1 E: 0 K: 0 S: 13	H: 1 LOB: 3 BB: 3 P: 29	R: 0 H: 0 E: 0 K: 1 S: 6	H: 0 LOB: 0 BB: 0 P: 6	1B: 4 2B: 2 3B: 0 HR: 2	SF: 0 SAC: 0 DP: 1 HBP: 2	WP: 0 PB: 0 SB: 1 CS: 1	PA: 40
<b>PITCHER</b>	IP WLS BF H R ER SO BB IBB HBP BLK WP HR S P ERA WHIP																			
25 Bud Norris, R ERA: 9.88	(1, 1) 3.1 L 19 6 4 4 2 3 0 1 0 0 0 1 43 88 10.80 2.700																			
17 Brian Matusz, L ERA: 2.92	(4, 1) 2.1 10 1 1 1 1 1 0 1 0 0 0 1 18 33 3.86 0.857																			
61 Jason Garcia, R ERA: 5.93	(6, 1) 2.1 10 1 1 1 2 4 0 0 0 0 0 0 23 44 3.86 2.143																			



Batter	1	2	3	4	5	6	7	8	9	AB	R	H	RBI	BB	SO	LOB	TOP										
11 Brett Gardner, L OBP: 0.385, SLG: 0.462	F7		F7			K		F8		5	1	1	3	0	1	0											
36 Carlos Beltrán, S OBP: 0.285, SLG: 0.381	K					G4-3			K	5	2	2	1	0	2	0											
13 Alex Rodriguez, R OBP: 0.360, SLG: 0.558	HR									4	2	2	1	0	2	1											
25 Mark Teixeira, S OBP: 0.353, SLG: 0.615	L5									5	3	4	2	0	0	0											
34 Brian McCann, L OBP: 0.304, SLG: 0.430	G3									5	0	1	0	0	0	4											
12 Chase Headley, S OBP: 0.285, SLG: 0.383	L7									4	1	2	4	0	0	0											
24 Chris Young, R OBP: 0.369, SLG: 0.632	P5									4	0	1	0	0	1	2											
14 Stephen Drew, L OBP: 0.291, SLG: 0.383			K		G1-3					4	1	1	0	0	1	1											
18 Didi Gregorius, L OBP: 0.284, SLG: 0.250	G6-3					K				3	1	0	0	1	2	0											
<b>Inning Stats</b>	R: 1 H: 1 E: 0 K: 1 S: 11	H: 1 LOB: 0 BB: 0 P: 15	R: 0 H: 0 E: 0 K: 0 S: 5	H: 0 LOB: 0 BB: 0 P: 8	R: 0 H: 0 E: 0 K: 1 S: 11	H: 0 LOB: 0 BB: 0 P: 16	R: 3 H: 4 E: 0 K: 1 S: 13	H: 4 LOB: 1 BB: 0 P: 18	R: 1 H: 3 E: 0 K: 2 S: 14	H: 3 LOB: 2 BB: 0 P: 18	R: 3 H: 3 E: 0 K: 1 S: 13	H: 3 LOB: 0 BB: 1 P: 24	R: 1 H: 2 E: 0 K: 1 S: 11	H: 2 LOB: 1 BB: 0 P: 17	R: 0 H: 0 E: 0 K: 1 S: 7	H: 0 LOB: 0 BB: 0 P: 9	R: 2 H: 1 E: 0 K: 1 S: 7	H: 1 LOB: 0 BB: 0 P: 12	1B: 7 2B: 2 3B: 0 HR: 5	SF: 1 SAC: 0 DP: 0 HBP: 1	WP: 0 PB: 0 CS: 1	PA: 42					
<b>PITCHER</b>	IP	WLS	BF	H	R	ER	SO	BB	IBB	HBP	BLK	WP	HR	S	P	ERA	WHIP										
37 Alex Colomé, R ERA: 5.63	6.0	L	29	11	8	8	6	1	0	0	0	0	4	67	99	12.00	2.000										
43 Ernesto Frieri, R ERA: 3.94	1.0		5	2	1	1	1	0	0	0	0	0	0	11	17	9.00	2.000										
30 Erasmo Ramírez, R ERA: 8.38	2.0		8	1	2	2	2	0	0	1	0	0	1	14	21	9.00	0.500										

**New York Yankees @ Tampa Bay Rays**  
Tropicana Field, St. Petersburg, FL  
Mon May 11 2015, 7:12 PM - 10:01 PM EDT  
Att: 10,619 - Dome - 72 F


AB 39  
R 11  
H 14  
RBI 11  
BB 1  
SO 9  
LOB 8



Batter	1	2	3	4	5	6	7	8	9	AB	R	H	RBI	BB	SO	LOB	BOTTOM										
5 Brandon Guyer, R OBP: 0.393, SLG: 0.457	BB		K			K				2	2	0	0	1	2	0											
20 Steven Souza Jr., R OBP: 0.336, SLG: 0.391	BB		K					L8		3	0	1	0	1	1	1											
3 Evan Longoria, R OBP: 0.389, SLG: 0.473	F8									4	0	0	0	0	2	4											
11 Logan Forsythe, R OBP: 0.372, SLG: 0.486	2B									4	1	3	3	0	0	0											
9 Joey Butler, R OBP: 0.267, SLG: 0.464	K									4	1	1	1	0	2	2											
21 James Loney, L OBP: 0.281, SLG: 0.364	G6-3									4	0	0	0	0	1	0											
13 Asdrúbal Cabrera, S OBP: 0.264, SLG: 0.322	G6-3									4	1	2	0	0	1	0											
1 Tim Beckham, R OBP: 0.250, SLG: 0.360	K									3	0	0	1	0	1	1											
44 René Rivera, R OBP: 0.184, SLG: 0.207	G6-3									3	0	0	0	0	1	0											
<b>Inning Stats</b>	R: 1 H: 1 E: 0 K: 1 S: 9	H: 1 LOB: 2 BB: 2 P: 23	R: 0 H: 0 E: 0 K: 1 S: 7	H: 0 LOB: 0 BB: 0 P: 11	R: 0 H: 0 E: 0 K: 2 S: 7	H: 0 LOB: 0 BB: 0 P: 10	R: 0 H: 0 E: 0 K: 1 S: 7	H: 0 LOB: 0 BB: 0 P: 12	R: 0 H: 1 E: 0 K: 2 S: 12	H: 1 LOB: 1 BB: 0 P: 21	R: 3 H: 3 E: 1 K: 2 S: 13	H: 3 LOB: 0 BB: 0 P: 21	R: 1 H: 1 E: 0 K: 1 S: 18	H: 1 LOB: 0 BB: 0 P: 28	R: 0 H: 0 E: 0 K: 1 S: 6	H: 0 LOB: 0 BB: 0 P: 9	1B: 3 2B: 2 3B: 0 HR: 2	SF: 1 SAC: 0 DP: 1 HBP: 1	WP: 0 PB: 0 CS: 0	PA: 35							
<b>PITCHER</b>	IP	WLS	BF	H	R	ER	SO	BB	IBB	HBP	BLK	WP	HR	S	P	ERA	WHIP										
52 CC Sabathia, L ERA: 5.2	7.0	W	27	6	4	3	9	2	0	0	0	0	2	62	105	3.86	1.143										
29 David Carpenter, R ERA: 4.97	1.0		5	1	1	0	1	0	0	1	0	0	0	18	28	0.00	1.000										
40 Branden Pinder, R ERA:	1.0		3	0	0	0	1	0	0	0	0	0	0	6	9	0.00	0.000										

**New York Yankees @ Tampa Bay Rays**  
Tropicana Field, St. Petersburg, FL  
Mon May 11 2015, 7:12 PM - 10:01 PM EDT  
Att: 10,619 - Dome - 72 F

AB 31  
R 5  
H 7  
RBI 5  
BB 2  
SO 11  
LOB 8





















Batter	1	2	3	4	5	6	7	8	9	AB	R	H	RBI	BB	SO	LOB	TOP																						
22 Jacoby Ellsbury, L (1, 8) OBP: 0.415, SLG: 0.382	E4 24 F8		25 BB 36 SF8 BB	K		G4-3		FC4-6 1-2		4	1	0	0	1	1	3																							
24 Chris Young, R (1, 7) OBP: 0.330, SLG: 0.558	F8		F7		K	G5-6-3		G4-3		5	0	0	0	0	1	3																							
13 Alex Rodriguez, R (1, 10) OBP: 0.354, SLG: 0.565	K		25 BB		F9		G1-3		HR	4	1	1	1	1	1	1																							
25 Mark Teixeira, S (1, 3) OBP: 0.367, SLG: 0.585	BB		BB		12 HR	36 1B		G3-1		3	1	1	0	2	1	0																							
36 Carlos Beltrán, S (1, 9) OBP: 0.271, SLG: 0.383	L1		SF8		12 HR	1B		1B		3	1	2	1	0	0	2																							
18 Didi Gregorius, L (7, 6) OBP: 0.270, SLG: 0.248										1	0	1	0	0	0	0																							
12 Chase Headley, S (1, 5) OBP: 0.279, SLG: 0.382		G5-3	F8		HR			G3-4-3		5	1	1	3	0	0	4																							
38 José Pirela, R (1, 4) OBP: 0.238, SLG: 0.286	E1				G5-3	P4		K		3	0	0	0	0	0	0																							
11 Brett Gardner, L (7, 7) OBP: 0.383, SLG: 0.458										1	0	0	0	0	1	0																							
14 Stephen Drew, L (1, 6) OBP: 0.272, SLG: 0.358	P5							P5		4	0	2	0	0	0	1																							
66 John Ryan Murphy, R (1, 2) OBP: 0.294, SLG: 0.321	P3									3	0	1	0	0	0	2																							
Inning Stats	R: 0 H: 0 E: 1 K: 1 S: 13	H: 0 LOB: 2 BB: 1 P: 23	R: 0 H: 0 E: 1 K: 0 S: 11	H: 0 LOB: 1 BB: 0 P: 18	R: 1 H: 0 E: 0 K: 0 S: 11	H: 0 LOB: 2 BB: 3 P: 25	R: 0 H: 1 E: 0 K: 1 S: 12	H: 1 LOB: 1 BB: 0 P: 17	R: 3 H: 3 E: 0 K: 1 S: 19	H: 3 LOB: 0 BB: 0 P: 30	R: 0 H: 1 E: 0 K: 0 S: 8	H: 1 LOB: 1 BB: 0 P: 11	R: 0 H: 1 E: 0 K: 0 S: 7	H: 1 LOB: 1 BB: 0 P: 8	R: 0 H: 1 E: 0 K: 1 S: 11	H: 1 LOB: 0 BB: 0 P: 17	R: 1 H: 2 E: 0 K: 1 S: 9	H: 2 LOB: 1 BB: 0 P: 14	1B: 5 2B: 2 3B: 0 HR: 2	SF: 1 SAC: 1 DP: 0 HBP: 0	WP: 0 PB: 0 SB: 1 CS: 1	PA: 42																	
PITCHER	IP	WLS	BF	H	R	ER	SO	BB	IBB	HBP	BLK	WP	HR	S	P	ERA	WHIP	PITCHER					IP	WLS	BF	H	R	ER	SO	BB	IBB	HBP	BLK	WP	HR	S	P	ERA	WHIP
41 Danny Duffy, L (1, 1) ERA: 5.87	5.0	L	25	4	4	4	3	4	0	0	0	0	1	66	113	7.20	1.600																						
49 Joe Blanton, R (6, 1) ERA: 2.25	4.0		17	5	1	1	2	0	0	0	0	0	1	35	50	2.25	1.250																						

New York Yankees @ Kansas City Royals  
Kauffman Stadium, Kansas City, MO  
Sat May 16 2015, 6:11 PM - 9:02 PM CDT  
Att: 31,871 - Partly Cloudy - 78 F

AB 36  
R 5  
H 9  
RBI 5  
BB 4  
SO 5  
LOB 16



Batter	1	2	3	4	5	6	7	8	9	AB	R	H	RBI	BB	SO	LOB	BOTTOM																						
2 Alcides Escobar, R (1, 6) OBP: 0.344, SLG: 0.403	G5-3		35 S 1B		FC5-4 8 E		K			4	0	1	0	0	1	1																							
8 Mike Moustakas, L (1, 5) OBP: 0.382, SLG: 0.486	G3		SF9		E4		G6-3			3	0	0	1	0	0	1																							
6 Lorenzo Cain, R (1, 8) OBP: 0.374, SLG: 0.466	1B		K		F8		P4			4	0	1	0	0	1	4																							
35 Eric Hosmer, L (1, 3) OBP: 0.400, SLG: 0.559	K		K		L4		K			4	0	0	0	0	3	5																							
25 Kendrys Morales, S (1, 10) OBP: 0.350, SLG: 0.470	G3		K		F8		G3-1			4	0	0	0	0	1	0																							
4 Alex Gordon, L (1, 7) OBP: 0.389, SLG: 0.455	F9		G6-3		F9		G4-3			4	0	0	0	0	0	0																							
13 Salvador Perez, R (1, 2) OBP: 0.290, SLG: 0.422	G6-3		2B		G5-3		G3			4	0	1	0	0	0	0																							
14 Omar Infante, R (1, 4) OBP: 0.260, SLG: 0.373			2 1B 8 SF9 16 1B		F8		G1-3			3	1	1	0	0	0	1																							
16 Paulo Orlando, R (1, 9) OBP: 0.279, SLG: 0.378			8 SF9 2 1B		FC5-4		L6			3	0	2	0	0	0	0																							
Inning Stats	R: 0 H: 1 E: 0 K: 1 S: 9	H: 0 LOB: 0 BB: 0 P: 14	R: 0 H: 0 E: 0 K: 0 S: 6	H: 0 LOB: 0 BB: 0 P: 6	R: 1 H: 3 E: 0 K: 2 S: 16	H: 3 LOB: 2 BB: 0 P: 25	R: 0 H: 1 E: 0 K: 1 S: 9	H: 1 LOB: 1 BB: 0 P: 10	R: 0 H: 1 E: 0 K: 0 S: 12	H: 1 LOB: 2 BB: 0 P: 16	R: 0 H: 0 E: 0 K: 0 S: 5	H: 0 LOB: 0 BB: 0 P: 7	R: 0 H: 0 E: 0 K: 1 S: 9	H: 0 LOB: 0 BB: 0 P: 10	R: 0 H: 0 E: 0 K: 1 S: 8	H: 0 LOB: 0 BB: 0 P: 12	R: 0 H: 0 E: 0 K: 0 S: 9	H: 0 LOB: 0 BB: 0 P: 12	1B: 5 2B: 1 3B: 0 HR: 0	SF: 1 SAC: 0 DP: 0 HBP: 0	WP: 0 PB: 0 SB: 1 CS: 0	PA: 34																	
PITCHER	IP	WLS	BF	H	R	ER	SO	BB	IBB	HBP	BLK	WP	HR	S	P	ERA	WHIP	PITCHER					IP	WLS	BF	H	R	ER	SO	BB	IBB	HBP	BLK	WP	HR	S	P	ERA	WHIP
52 CC Sabathia, L (1, 1) ERA: 4.67	7.0		28	6	1	1	5	0	0	0	0	0	0	66	8	1.29	0.857																						
68 Dettin Betances, R (8, 1) ERA:	1.0	H	3	0	0	0	1	0	0	0	0	0	0	8	12	0.00	0.000																						
48 Andrew Miller, L (9, 1) ERA:	1.0		3	0	0	0	0	0	0	0	0	0	0	9	12	0.00	0.000																						

New York Yankees @ Kansas City Royals  
Kauffman Stadium, Kansas City, MO  
Sat May 16 2015, 6:11 PM - 9:02 PM CDT  
Att: 31,871 - Partly Cloudy - 78 F

AB 33  
R 1  
H 6  
RBI 1  
BB 0  
SO 6  
LOB 12





Batter	1	2	3	4	5	6	7	8	9	AB	R	H	RBI	BB	SO	LOB	TOP			
22 Jacoby Ellsbury, L (1.8) OBP: 0.411, SLG: 0.374										3	0	0	0	1	1	0	<b>New York Yankees @ Kansas City Royals</b> Kauffman Stadium, Kansas City, MO Sun May 17 2015, 1:14 PM - 4:15 PM CDT Att: 31,251 - Partly Cloudy - 74 F			
11 Brett Gardner, L (1.7) OBP: 0.390, SLG: 0.451										4	0	1	0	0	1	0				
13 Alex Rodriguez, R (1.10) OBP: 0.351, SLG: 0.563										4	0	1	0	0	1	3				
25 Mark Teixeira, S (1.3) OBP: 0.366, SLG: 0.576										2	0	0	0	0	0	0				
33 Garrett Jones, L (7.3) OBP: 0.179, SLG: 0.237										1	0	0	0	0	0	3				
34 Brian McCann, L (1.2) OBP: 0.298, SLG: 0.398										4	0	1	0	0	2	2				
36 Carlos Beltrán, S (1.9) OBP: 0.271, SLG: 0.387										4	0	1	0	0	0	1				
12 Chase Headley, S (1.5) OBP: 0.285, SLG: 0.389										4	0	2	0	0	0	1				
14 Stephen Drew, L (1.4) OBP: 0.264, SLG: 0.345										4	0	0	0	0	1	3				
18 Didi Gregorius, L (1.6) OBP: 0.269, SLG: 0.241										3	0	0	0	1	1	3				
<b>Inning Stats</b>	R: 0 E: 0 K: 1 S: 8	H: 0 LOB: 0 BB: 0 P: 13	R: 0 E: 0 K: 1 S: 13	H: 0 LOB: 0 BB: 0 P: 15	R: 0 E: 0 K: 1 S: 6	H: 0 LOB: 0 BB: 0 P: 12	R: 0 E: 0 K: 2 S: 11	H: 1 LOB: 2 BB: 0 P: 19	R: 0 E: 0 K: 0 S: 10	H: 0 LOB: 0 BB: 0 P: 17	R: 0 E: 0 K: 0 S: 10	H: 1 LOB: 1 BB: 0 P: 13	R: 0 E: 0 K: 2 S: 17	H: 1 LOB: 3 BB: 2 P: 28	R: 0 E: 0 K: 0 S: 11	H: 2 LOB: 2 BB: 0 P: 14	1B: 4 2B: 2 HR: 0	SF: 0 SAC: 0 DP: 0 HBP: 1	WP: 0 PB: 0 SB: 0 CS: 0	PA: 36
<b>PITCHER</b>	IP WLS BF H R ER SO BB IBB HBP BLK WP HR S P ERA WHIP	7.0 W 25 3 0 0 5 0 0 0 1 0 0 0 63 101 0.00 0.429	1.0 6 1 0 0 2 2 0 0 0 0 0 0 17 28 0.00 3.000	1.0 5 2 0 0 0 0 0 0 0 0 0 0 11 14 0.00 2.000																

Batter	1	2	3	4	5	6	7	8	9	AB	R	H	RBI	BB	SO	LOB	BOTTOM			
2 Alcides Escobar, R (1.6) OBP: 0.341, SLG: 0.402										3	0	1	1	0	1	2	<b>New York Yankees @ Kansas City Royals</b> Kauffman Stadium, Kansas City, MO Sun May 17 2015, 1:14 PM - 4:15 PM CDT Att: 31,251 - Partly Cloudy - 74 F			
8 Mike Moustakas, L (1.5) OBP: 0.376, SLG: 0.475										3	0	0	0	1	2	1				
6 Lorenzo Cain, R (1.8) OBP: 0.371, SLG: 0.456										3	1	0	0	1	1	2				
35 Eric Hosmer, L (1.3) OBP: 0.402, SLG: 0.554										3	1	1	0	1	2	1				
25 Kendrys Morales, S (1.10) OBP: 0.353, SLG: 0.468										3	1	1	1	1	0	0				
13 Salvador Perez, R (1.2) OBP: 0.296, SLG: 0.446										4	1	2	2	0	0	2				
14 Omar Infante, R (1.4) OBP: 0.280, SLG: 0.377										4	1	1	1	0	1	0				
16 Paulo Orlando, R (1.9) OBP: 0.278, SLG: 0.384										4	1	1	1	0	0	2				
1 Jarrod Dyson, L (1.7) OBP: 0.226, SLG: 0.271										3	0	0	0	0	1	3				
<b>Inning Stats</b>	R: 0 E: 0 K: 2 S: 14	H: 1 LOB: 1 BB: 0 P: 18	R: 1 E: 0 K: 0 S: 8	H: 1 LOB: 0 BB: 0 P: 13	R: 0 E: 0 K: 2 S: 9	H: 0 LOB: 0 BB: 0 P: 12	R: 3 E: 0 K: 1 S: 19	H: 3 LOB: 2 BB: 2 P: 32	R: 0 E: 1 K: 0 S: 7	H: 1 LOB: 2 BB: 2 P: 20	R: 2 E: 1 K: 1 S: 13	H: 1 LOB: 0 BB: 0 P: 18	R: 0 E: 0 K: 1 S: 7	H: 0 LOB: 0 BB: 0 P: 11	R: 0 E: 0 K: 1 S: 9	H: 0 LOB: 0 BB: 0 P: 14		1B: 4 2B: 2 HR: 1	SF: 1 SAC: 0 DP: 1 HBP: 0	WP: 0 PB: 0 SB: 0 CS: 0
<b>PITCHER</b>	IP WLS BF H R ER SO BB IBB HBP BLK WP HR S P ERA WHIP	3.0 L 15 4 4 0 1 2 0 0 0 0 0 0 26 45 0.00 1.875	2.2 13 3 2 0 1 2 0 0 0 0 0 0 4 5 0.00 0.000	0.1 1 0 0 0 1 0 0 0 0 0 0 0 16 25 0.00 0.000																











Batter	1	2	3	4	5	6	7	8	9	AB	R	H	RBI	BB	SO	LOB	TOP				
7 Delino DeShields, R OBP: 0.392, SLG: 0.379	G1-3		FC6 17 1B HR	17 G4-6-3 1B			L8	K		5	1	1	1	0	1	3					
17 Shin-Soo Choo, L OBP: 0.313, SLG: 0.437	K		84 HR	G4-6-3			K	G3		5	1	1	1	0	2	4					
84 Prince Fielder, L OBP: 0.397, SLG: 0.521	G6-3		HR				HR			5	2	2	4	0	0	0					
29 Adrian Beltré, R OBP: 0.288, SLG: 0.404		K	P4				F9			5	0	0	0	0	1	0					
18 Mitch Moreland, L OBP: 0.394, SLG: 0.543	G6-3		HR				G3-1			4	2	2	1	1	0	0					
1 Elvis Andrus, R OBP: 0.292, SLG: 0.283	1B		G5-3				F9			5	1	2	0	0	1	1					
2 Leonys Martín, L OBP: 0.255, SLG: 0.316	CS						SH2-4			3	1	2	0	0	0	0					
61 Robinson Chirinos, R OBP: 0.308, SLG: 0.430			BB				K			2	1	0	0	2	1	1					
39 Tommy Field, R OBP: 0.333, SLG: 0.500			SH				K			3	1	2	2	0	1	1					
<b>Inning Stats</b>	R: 0 E: 0 K: 1 S: 7	H: 0 LOB: 0 BB: 0 P: 9	R: 0 E: 0 K: 1 S: 11	H: 1 LOB: 0 BB: 21 P: 21	R: 7 E: 2 K: 0 S: 21	H: 4 LOB: 0 BB: 1 P: 29	R: 0 E: 0 K: 0 S: 8	H: 2 LOB: 1 BB: 0 P: 10	R: 0 E: 0 K: 2 S: 9	H: 1 LOB: 1 BB: 0 P: 13	R: 1 E: 0 K: 1 S: 8	H: 1 LOB: 0 BB: 0 P: 13	R: 2 E: 0 K: 1 S: 16	H: 3 LOB: 2 BB: 1 P: 22	R: 0 E: 0 K: 1 S: 15	H: 0 LOB: 1 BB: 1 P: 25	1B: 8 2B: 1 3B: 0 HR: 3	SF: 0 SAC: 2 DP: 1 HBP: 0	WP: 0 PB: 0 SB: 1 CS: 1	PA: 43	
<b>PITCHER</b>	IP	WLS	BF	H	R	ER	SO	BB	IBB	HBP	BLK	WP	HR	S	P	ERA	WHIP				
35 Michael Pineda, R ERA: 3.59	6.0	L	27	8	7	4	4	1	0	0	0	0	2	67	95	6.00	1.500				
45 Chasen Shreve, L ERA: 3.24	1.0		5	2	2	2	1	0	0	0	0	0	1	11	17	18.00	2.000				
29 David Carpenter, R ERA: 5.51	1.0		6	2	1	1	1	1	0	0	0	0	0	13	18	9.00	3.000				
41 Justin Wilson, L ERA: 4.61	1.0		4	0	0	0	1	1	0	0	0	0	0	15	25	0.00	1.000				

Texas Rangers @ New York Yankees  
Yankee Stadium, Bronx, NY  
Fri May 22 2015, 7:08 PM - 10:26 PM EDT  
Att: 40,008 - Partly Cloudy - 70 F

AB 37  
R 10  
H 12  
RBI 9  
BB 3  
SO 7  
LOB 10



Batter	1	2	3	4	5	6	7	8	9	AB	R	H	RBI	BB	SO	LOB	BOTTOM					
11 Brett Gardner, L OBP: 0.364, SLG: 0.422	1B		F9	K			L8			4	0	1	0	1	1	3						
36 Carlos Beltrán, S OBP: 0.289, SLG: 0.382	F7		F7				L8			5	0	1	0	0	0	3						
38 José Pirela, R OBP: 0.240, SLG: 0.280							13 1B	F7		0	0	0	0	0	0	0						
13 Alex Rodriguez, R OBP: 0.348, SLG: 0.556	K						F7			5	1	2	1	0	2	1						
25 Mark Teixeira, S OBP: 0.371, SLG: 0.596	G4-3		L7				F7			5	1	1	1	0	0	4						
34 Brian McCann, L OBP: 0.290, SLG: 0.388	G3		HR				G3			5	1	1	1	0	1	0						
12 Chase Headley, S OBP: 0.293, SLG: 0.384	G3-1		HR				F8			3	2	1	0	1	0	0						
14 Stephen Drew, L OBP: 0.261, SLG: 0.333	G3		K				P5			5	1	1	0	0	1	3						
18 Didi Gregorius, L OBP: 0.278, SLG: 0.278			G1-3				F8			3	1	1	3	0	0	0						
24 Chris Young, R OBP: 0.314, SLG: 0.521							HR			0	0	0	0	0	0	0						
33 Garrett Jones, L OBP: 0.190, SLG: 0.317							HR			1	1	1	3	0	0	0						
55 Slade Heathcott, L OBP: 0.667, SLG: 1.000			HR				HR			3	1	2	0	0	1	0						
<b>Inning Stats</b>	R: 0 E: 0 K: 1 S: 12	H: 1 LOB: 1 BB: 0 P: 19	R: 0 E: 0 K: 0 S: 7	H: 0 LOB: 0 BB: 0 P: 11	R: 0 E: 0 K: 0 S: 10	H: 1 LOB: 1 BB: 0 P: 13	R: 4 E: 0 K: 2 S: 18	H: 3 LOB: 1 BB: 0 P: 31	R: 0 E: 0 K: 0 S: 4	H: 0 LOB: 0 BB: 0 P: 5	R: 0 E: 0 K: 0 S: 9	H: 0 LOB: 0 BB: 0 P: 12	R: 1 E: 0 K: 0 S: 13	H: 3 LOB: 2 BB: 0 P: 20	R: 3 E: 0 K: 1 S: 16	H: 3 LOB: 1 BB: 1 P: 26	R: 1 E: 0 K: 2 S: 11	H: 1 LOB: 1 BB: 1 P: 18	1B: 6 2B: 3 3B: 0 HR: 3	SF: 0 SAC: 0 DP: 0 HBP: 1	WP: 0 PB: 0 SB: 1 CS: 0	PA: 43
<b>PITCHER</b>	IP	WLS	BF	H	R	ER	SO	BB	IBB	HBP	BLK	WP	HR	S	P	ERA	WHIP					
48 Colby Lewis, R ERA: 3.45	6.2	W	30	8	5	5	3	0	0	1	0	0	1	69	105	6.75	1.200					
71 Sam Freeman, L ERA: 7.36	0.2	H	4	2	2	2	0	0	0	0	0	0	0	12	16	27.00	3.000					
52 Tanner Scheppers, R ERA: 6.76	0.2		4	1	1	1	1	1	0	0	0	0	1	8	16	13.50	3.000					
25 Ross Ohlendorf, R ERA: 3.0	1.0	S	5	1	1	1	2	1	0	0	0	0	1	11	18	9.00	2.000					

Texas Rangers @ New York Yankees  
Yankee Stadium, Bronx, NY  
Fri May 22 2015, 7:08 PM - 10:26 PM EDT  
Att: 40,008 - Partly Cloudy - 70 F

AB 39  
R 9  
H 12  
RBI 9  
BB 2  
SO 6  
LOB 14













Batter	1	2	3	4	5	6	7	8	9	AB	R	H	RBI	BB	SO	LOB	TOP					
2 Alcides Escobar, R OBP: 0.316, SLG: 0.368	(1, 6) F9		(2) G4-3		(1-1) 1B		(2) K		(3) F9	5	1	1	0	0	1	1	<b>Kansas City Royals @ New York Yankees</b> Yankee Stadium, Bronx, NY Mon May 25 2015, 1:09 PM - 4:21 PM EDT Att: 36,031 - Sunny - 82 F					
8 Mike Moustakas, L OBP: 0.382, SLG: 0.481	(1, 5) K				(2-3) K		(3) G6-3			3	0	0	0	0	2	1						
6 Lorenzo Cain, R OBP: 0.355, SLG: 0.427 1 Jarrod Dyson, L OBP: 0.242, SLG: 0.286	(1, 8) 35 WP 1B				(0-2) 2H 1B				(0-0) 35 C4-6-3 1B	2	0	1	0	0	1	1						
35 Eric Hosmer, L OBP: 0.385, SLG: 0.524	(1, 3) 1-2 BB				(0-1) G3-1		(1-1) CS		(2-2) 4 FC3-5 1B	3	0	1	0	1	0	1						
25 Kendrys Morales, S OBP: 0.363, SLG: 0.494	(1, 10) F8				(1-1) 4 1B				(0-1) F7	3	0	1	0	1	0	3						
4 Alex Gordon, L OBP: 0.376, SLG: 0.450 13 Salvador Perez, R OBP: 0.314, SLG: 0.458	(1, 7) G3-1				(0-0) 16 FC6-4 1B				(1-1) FC3-5 14 1B	3	0	1	0	0	0	1						
14 Omar Infante, R OBP: 0.260, SLG: 0.357 24 Christian Colón, R OBP: 0.348, SLG: 0.333	(1, 4) G5-3				(0-1) L5				(0-2) 1B	3	0	1	0	0	0	1						
16 Paulo Orlando, R OBP: 0.283, SLG: 0.366	(1, 9) G6-3				(3-1) FC6-4				(2-2) F7	3	0	1	0	0	0	1						
9 Drew Butera, R OBP: 0.182, SLG: 0.212	(1, 2) F8				(1-0) G6-3				(2-2) L8	3	0	0	0	0	1	1						
<b>Inning Stats</b>	R: 0 H: 1 E: 0 K: 1 S: 14	H: 1 LOB: 2 BB: 1 P: 19	R: 0 H: 0 E: 0 K: 0 S: 6	H: 0 LOB: 0 BB: 0 P: 8	R: 0 H: 0 E: 0 K: 1 S: 8	H: 0 LOB: 0 BB: 0 P: 11	R: 0 H: 2 E: 0 K: 0 S: 9	H: 2 LOB: 2 BB: 0 P: 13	R: 1 H: 2 E: 0 K: 1 S: 14	H: 2 LOB: 0 BB: 0 P: 20	R: 0 H: 2 E: 0 K: 0 S: 15	H: 2 LOB: 2 BB: 0 P: 20	R: 0 H: 0 E: 0 K: 1 S: 9	H: 0 LOB: 1 BB: 0 P: 11	R: 0 H: 1 E: 0 K: 0 S: 6	H: 1 LOB: 1 BB: 1 P: 11	R: 0 H: 0 E: 0 K: 2 S: 10	H: 0 LOB: 1 BB: 1 P: 16	1B: 7 2B: 1 3B: 0 HR: 0	SF: 0 SAC: 0 DP: 1 HBP: 1	WP: 1 PB: 0 SB: 0 CS: 1	PA: 38
<b>PITCHER</b>	IP WLS BF H R ER SO BB IBB HBP BLK WP HR S P ERA WHIP	7.0 W 30 8 1 1 4 1 0 0 0 0 0 15 103 1.29 1.286	2.0 7 0 0 0 2 2 0 0 0 0 0 0 26 0.00 1.000																			

Batter	1	2	3	4	5	6	7	8	9	AB	R	H	RBI	BB	SO	LOB	BOTTOM				
11 Brett Gardner, L OBP: 0.364, SLG: 0.438 66 John Ryan Murphy, R OBP: 0.289, SLG: 0.375	(1, 7) 12 HR 2B									4	3	2	3	1	2	0	<b>Kansas City Royals @ New York Yankees</b> Yankee Stadium, Bronx, NY Mon May 25 2015, 1:09 PM - 4:21 PM EDT Att: 36,031 - Sunny - 82 F				
12 Chase Headley, S OBP: 0.309, SLG: 0.416 38 José Pirela, R OBP: 0.200, SLG: 0.233	(1, 5) HR									4	1	3	3	1	0	0					
13 Alex Rodriguez, R OBP: 0.363, SLG: 0.545	(1, 10) 25 HR 1B									4	1	2	0	1	0	1					
25 Mark Teixeira, S OBP: 0.362, SLG: 0.563 24 Chris Young, R OBP: 0.294, SLG: 0.485	(1, 3) 14 HR BB									3	1	0	0	1	1	3					
34 Brian McCann, L OBP: 0.299, SLG: 0.404	(1, 2) 33 HR BB									3	2	1	3	2	1	2					
33 Garrett Jones, L OBP: 0.264, SLG: 0.353	(1, 9) F9									5	1	2	0	0	1	1					
14 Stephen Drew, L OBP: 0.250, SLG: 0.338	(1, 4) B1-3									5	1	1	3	0	0	2					
18 Didi Gregorius, L OBP: 0.288, SLG: 0.302	(1, 6) 55 HR 1B									3	2	1	0	1	1	1					
55 Slade Heathcott, L OBP: 0.417, SLG: 0.750	(1, 8) 11 HR 1B									5	2	2	2	0	1	1					
<b>Inning Stats</b>	R: 8 H: 7 E: 0 K: 1 S: 27	H: 7 LOB: 2 BB: 2 P: 47	R: 3 H: 2 E: 1 K: 2 S: 16	H: 2 LOB: 0 BB: 1 P: 25	R: 0 H: 0 E: 0 K: 0 S: 6	H: 0 LOB: 0 BB: 0 P: 9	R: 0 H: 0 E: 0 K: 0 S: 14	H: 0 LOB: 1 BB: 1 P: 24	R: 1 H: 1 E: 0 K: 0 S: 10	H: 1 LOB: 0 BB: 1 P: 23	R: 0 H: 0 E: 0 K: 2 S: 8	H: 0 LOB: 0 BB: 0 P: 13	R: 2 H: 2 E: 0 K: 1 S: 15	H: 2 LOB: 2 BB: 2 P: 32	R: 0 H: 2 E: 0 K: 1 S: 13	H: 2 LOB: 1 BB: 0 P: 19	1B: 7 2B: 2 3B: 0 HR: 5	SF: 0 SAC: 0 DP: 1 HBP: 1	WP: 2 PB: 0 SB: 0 CS: 0	PA: 45	
<b>PITCHER</b>	IP WLS BF H R ER SO BB IBB HBP BLK WP HR S P ERA WHIP	1.0 L 16 9 0 0 0 2 1 0 0 0 0 0 28 45 0.00 0.333	3.0 10 0 0 0 2 1 0 0 0 0 0 1 18 36 4.50 1.000	0.1 4 1 2 2 1 2 0 0 0 0 0 1 7 18 54.00 9.000	1.2 7 3 0 0 1 0 0 0 0 0 0 21 33 0.00 1.800																



Batter	1	2	3	4	5	6	7	8	9	AB	R	H	RBI	BB	SO	LOB	TOP		
2 Alcides Escobar, R OBP: 0.308, SLG: 0.358	G1-3			G5-3		F9			F9	4	0	0	0	0	0	0			
8 Mike Moustakas, L OBP: 0.355, SLG: 0.482	G3			1B		G5-3			1B	4	0	2	0	0	0	0			
6 Lorenzo Cain, R OBP: 0.347, SLG: 0.416	K			L7					F9	4	0	0	0	0	1	2			
35 Eric Hosmer, L OBP: 0.378, SLG: 0.511			K	G5-3					G6-3	4	0	0	0	0	2	3			
25 Kendrys Morales, S OBP: 0.311, SLG: 0.489		K			F8					4	0	1	0	0	1	2			
4 Alex Gordon, L OBP: 0.369, SLG: 0.441					F7				1B	3	0	0	0	0	0	1			
13 Salvador Perez, R OBP: 0.309, SLG: 0.449									L4	3	0	0	0	0	0	1			
14 Omar Infante, R OBP: 0.255, SLG: 0.350			K						K	3	0	0	0	0	3	0			
16 Paulo Orlando, R OBP: 0.284, SLG: 0.394			G4-3			F9			K	3	0	0	0	0	1	0			
			G4-3						K	3	1	1	1	0	1	0			
						HR													
<b>Inning Stats</b>	R: 0 H: 0 E: 0 K: 1 S: 12	WLS: 0 BF: 0 LOB: 0 BB: 0 P: 15	R: 0 H: 0 E: 0 K: 2 S: 8	WLS: 0 BF: 0 LOB: 0 BB: 0 P: 9	R: 0 H: 0 E: 0 K: 1 S: 12	WLS: 0 BF: 0 LOB: 0 BB: 0 P: 14	R: 0 H: 1 E: 0 K: 0 S: 8	WLS: 1 BF: 1 LOB: 1 BB: 0 P: 16	R: 0 H: 0 E: 0 K: 1 S: 10	WLS: 0 BF: 0 LOB: 0 BB: 0 P: 11	R: 0 H: 0 E: 0 K: 3 S: 10	WLS: 0 BF: 0 LOB: 0 BB: 0 P: 14	R: 0 H: 1 E: 1 K: 1 S: 13	WLS: 1 BF: 2 LOB: 2 BB: 0 P: 18	1B: 3 2B: 0 3B: 0 HR: 1	SF: 0 SAC: 0 DP: 0 HBP: 0	WP: 0 PB: 0 CS: 0	PA: 32	
<b>PITCHER</b>	IP	WLS	BF	H	R	ER	SO	BB	IBB	HBP	BLK	WP	HR	S	P	ERA	WHIP		
43 Adam Warren, R ERA: 3.91	6.1	W	21	2	1	1	5	0	0	0	0	0	1	62	88	1.42	0.316		
41 Justin Wilson, L ERA: 5.52	0.2		3	1	0	0	0	0	0	0	0	0	0	5	8	0.00	1.500		
68 Dellin Betances, R ERA: 0.89	1.0		3	0	0	0	3	0	0	0	0	0	0	10	14	0.00	0.000		
48 Andrew Miller, L ERA: 0.89	1.0		5	1	0	0	1	0	0	0	0	0	0	13	18	0.00	1.000		

**Kansas City Royals @ New York Yankees**  
 Yankee Stadium, Bronx, NY  
 Tue May 26 2015, 7:10 PM - 9:40 PM EDT  
 Att: 33,414 - Partly Cloudy - 77 F


AB	32
R	1
H	4
RBI	1
BB	0
SO	9
LOB	8



Batter	1	2	3	4	5	6	7	8	9	AB	R	H	RBI	BB	SO	LOB	BOTTOM			
11 Brett Gardner, L OBP: 0.361, SLG: 0.429	K		E4 13 1B		F7					3	0	0	0	1	1	0				
24 Chris Young, R OBP: 0.292, SLG: 0.476	K		K		13 E 1B				BB	4	1	1	0	0	3	2				
13 Alex Rodriguez, R OBP: 0.371, SLG: 0.547	25 HR BB								L7	3	2	2	0	1	0	1				
25 Mark Teixeira, S OBP: 0.365, SLG: 0.588									L6	4	2	2	4	0	0	3				
12 Chase Headley, S OBP: 0.307, SLG: 0.411										2	0	0	1	1	1	0				
36 Carlos Beltrán, S OBP: 0.288, SLG: 0.396		F8							BB	3	0	1	0	0	0	0				
55 Slade Heathcott, L OBP: 0.385, SLG: 0.692									L7	1	0	0	0	0	0	1				
14 Stephen Drew, L OBP: 0.244, SLG: 0.329		K							F7	4	0	0	0	0	2	2				
66 John Ryan Murphy, R OBP: 0.286, SLG: 0.361										4	0	1	0	0	1	1				
18 Didi Gregorius, L OBP: 0.282, SLG: 0.295									F9	3	0	0	0	0	2					
<b>Inning Stats</b>	R: 2 H: 1 E: 0 K: 3 S: 14	WLS: 1 BF: 18 LOB: 1 BB: 1 P: 23	R: 0 H: 1 E: 1 K: 1 S: 13	WLS: 0 BF: 10 LOB: 0 BB: 0 P: 10	R: 0 H: 1 E: 1 K: 1 S: 17	WLS: 1 BF: 19 LOB: 2 BB: 0 P: 24	R: 0 H: 2 E: 0 K: 1 S: 17	WLS: 2 BF: 24 LOB: 0 BB: 0 P: 23	R: 3 H: 3 E: 0 K: 0 S: 16	WLS: 3 BF: 23 LOB: 0 BB: 0 P: 23	R: 0 H: 0 E: 0 K: 1 S: 6	WLS: 0 BF: 9 LOB: 0 BB: 0 P: 9	R: 0 H: 0 E: 0 K: 1 S: 9	WLS: 0 BF: 20 LOB: 1 BB: 1 P: 20	R: 0 H: 0 E: 0 K: 0 S: 9	WLS: 0 BF: 15 LOB: 1 BB: 1 P: 15	1B: 5 2B: 1 3B: 0 HR: 1	SF: 1 SAC: 0 DP: 0 HBP: 0	WP: 0 PB: 0 CS: 0	PA: 35
<b>PITCHER</b>	IP	WLS	BF	H	R	ER	SO	BB	IBB	HBP	BLK	WP	HR	S	P	ERA	WHIP			
51 Jason Vargas, L ERA: 5.16	4.0	L	18	4	2	2	6	1	0	0	0	0	0	22	32	9.00	1.500			
49 Joe Blanton, R ERA: 3.95	2.0		9	3	3	2	1	0	0	0	0	0	0	9	20	0.00	1.000			
40 Kelvin Herrera, R ERA: 1.69	1.0		4	0	0	0	1	1	0	0	0	0	0	9	15	0.00	1.000			
17 Wade Davis, R ERA: 0.89	1.0		4	0	0	0	0	1	0	0	0	0	0	9	15	0.00	1.000			

**Kansas City Royals @ New York Yankees**  
 Yankee Stadium, Bronx, NY  
 Tue May 26 2015, 7:10 PM - 9:40 PM EDT  
 Att: 33,414 - Partly Cloudy - 77 F

AB	31
R	5
H	7
RBI	5
BB	3
SO	8
LOB	12





Batter	1	2	3	4	5	6	7	8	9	AB	R	H	RBI	BB	SO	LOB	TOP										
2 Alcides Escobar, R OBP: 0.317, SLG: 0.366	G5-3		K SL 86		1-2 8 WP		1-0		L6	5	0	3	0	0	0	0											
8 Mike Moustakas, L OBP: 0.382, SLG: 0.494	HR		1B		1-3		1-2		L9	4	1	1	1	0	2	4											
6 Lorenzo Cain, R OBP: 0.344, SLG: 0.409	F7				2-2		0-3			3	1	0	0	1	1	2											
35 Eric Hosmer, L OBP: 0.375, SLG: 0.506	G5-3				2-0		25 FC4-5		25 E	4	0	1	0	0	1	1											
25 Kendrys Morales, S OBP: 0.364, SLG: 0.489	G4-3		FC4-5		2-2		0-1		E6	4	0	2	0	0	0	1											
4 Alex Gordon, L OBP: 0.366, SLG: 0.432	K		BB		4-2		1-0		F8	3	0	0	0	1	2	2											
13 Salvador Perez, R OBP: 0.301, SLG: 0.438	P3		L8		1-1		1-2		K	4	0	0	0	0	2	4											
14 Omar Infante, R OBP: 0.248, SLG: 0.340	F8		F8		0-1		1-3		G6-3	4	0	0	0	0	1	0											
16 Paulo Orlando, R OBP: 0.283, SLG: 0.398	K		2B		2-1		1-2		G4-3	4	0	1	0	0	2	0											
<b>Inning Stats</b>	R: 1 H: 1 E: 0 K: 0 S: 9	H: 1 LOB: 0 BB: 0 P: 12	R: 0 H: 0 E: 0 K: 1 S: 6	H: 0 LOB: 0 BB: 0 P: 9	R: 0 H: 1 E: 0 K: 2 S: 15	H: 1 LOB: 1 BB: 0 P: 21	R: 0 H: 1 E: 0 K: 0 S: 12	H: 1 LOB: 2 BB: 0 P: 23	R: 0 H: 2 E: 0 K: 2 S: 14	H: 1 LOB: 1 BB: 0 P: 15	R: 0 H: 1 E: 0 K: 2 S: 10	H: 1 LOB: 1 BB: 0 P: 14	R: 1 H: 1 E: 1 K: 3 S: 15	H: 1 LOB: 1 BB: 0 P: 26	R: 0 H: 0 E: 0 K: 0 S: 6	H: 0 LOB: 0 BB: 0 P: 7	1B: 6 2B: 1 3B: 0 HR: 1	SF: 0 SAC: 0 DP: 0 HBP: 0	WP: 1 PB: 0 SB: 1 CS: 0	PA: 37							
<b>PITCHER</b>	IP	WLS	BF	H	R	ER	SO	BB	IBB	HBP	BLK	WP	HR	S	P	ERA	WHIP										
35 Michael Pineda, R ERA: 3.36	6.2	W	27	6	1	1	8	1	0	0	0	1	1	72	106	1.35	1.050										
29 David Carpenter, R ERA: 5.19	0.0		1	1	0	0	0	0	0	0	0	0	0	1	2	∞	∞										
41 Justin Wilson, L ERA: 5.4	0.1	H	1	0	0	0	0	0	0	0	0	0	0	3	4	0.00	0.000										
68 Dellin Betances, R ERA: 0.84	1.0	S	3	0	0	0	0	0	0	0	0	0	0	15	26	0.00	0.000										
48 Andrew Miller, L ERA: 0.84	1.0	S	3	0	0	0	0	0	0	0	0	0	0	6	7	0.00	0.000										

Kansas City Royals @ New York Yankees  
Yankee Stadium, Bronx, NY  
Wed May 27 2015, 1:09 PM - 3:51 PM EDT  
Att: 32,734 - Cloudy - 77 F

AB	35
R	2
H	8
RBI	1
BB	2
SO	11
LOB	14



Batter	1	2	3	4	5	6	7	8	9	AB	R	H	RBI	BB	SO	LOB	BOTTOM										
11 Brett Gardner, L OBP: 0.359, SLG: 0.430	F8		13 HR		F7		G4-3			4	1	1	0	0	0	0											
12 Chase Headley, S OBP: 0.311, SLG: 0.416	G6-3		13 HR		G4-3		K			3	1	1	0	1	1	0											
13 Alex Rodriguez, R OBP: 0.374, SLG: 0.566	G6-3		HR		K		34 BB			4	1	2	3	0	1	1											
25 Mark Teixeira, S OBP: 0.362, SLG: 0.579	F9		K		K		34 BB			4	0	1	0	0	2	1											
34 Brian McCann, L OBP: 0.310, SLG: 0.428	HR		BB		K		BB			2	1	1	1	2	1	0											
36 Carlos Beltrán, S OBP: 0.276, SLG: 0.401	1B		K		K		F7			3	0	2	0	0	1	1											
24 Chris Young, R OBP: 0.289, SLG: 0.472	1B		K		55 1B		F7			1	0	0	0	0	0	3											
14 Stephen Drew, L OBP: 0.238, SLG: 0.319	L7		F7		F7		K			4	0	0	0	0	1	3											
55 Slade Heathcott, L OBP: 0.353, SLG: 0.588	K		P5		P5		G4-3			4	0	1	0	0	1	1											
18 Didi Gregorius, L OBP: 0.274, SLG: 0.286	F7		L7		L7		G4-3			4	0	0	0	0	1	3											
<b>Inning Stats</b>	R: 0 H: 1 E: 0 K: 0 S: 8	H: 2 LOB: 1 BB: 0 P: 14	R: 1 H: 2 E: 0 K: 1 S: 12	H: 2 LOB: 1 BB: 0 P: 17	R: 3 H: 2 E: 0 K: 2 S: 14	H: 2 LOB: 1 BB: 2 P: 31	R: 0 H: 0 E: 0 K: 0 S: 7	H: 0 LOB: 0 BB: 0 P: 12	R: 0 H: 2 E: 0 K: 2 S: 11	H: 2 LOB: 2 BB: 0 P: 18	R: 0 H: 2 E: 0 K: 1 S: 10	H: 2 LOB: 3 BB: 1 P: 20	R: 0 H: 0 E: 0 K: 1 S: 9	H: 0 LOB: 0 BB: 0 P: 15	R: 0 H: 0 E: 0 K: 1 S: 9	H: 0 LOB: 0 BB: 0 P: 15	1B: 5 2B: 2 3B: 0 HR: 2	SF: 0 SAC: 0 DP: 0 HBP: 0	WP: 0 PB: 0 SB: 0 CS: 0	PA: 36							
<b>PITCHER</b>	IP	WLS	BF	H	R	ER	SO	BB	IBB	HBP	BLK	WP	HR	S	P	ERA	WHIP										
32 Chris Young, R ERA: 1.55	6.0	L	27	4	4	4	7	2	0	0	0	0	2	59	101	6.00	1.500										
46 Ryan Madson, R ERA: 1.66	1.0		6	2	0	0	1	1	0	0	0	0	0	10	20	0.00	3.000										
47 Franklin Morales, L ERA: 3.54	1.0		3	0	0	0	1	0	0	0	0	0	0	9	15	0.00	0.000										

Kansas City Royals @ New York Yankees  
Yankee Stadium, Bronx, NY  
Wed May 27 2015, 1:09 PM - 3:51 PM EDT  
Att: 32,734 - Cloudy - 77 F

AB	33
R	4
H	9
RBI	4
BB	3
SO	9
LOB	13





Batter	1	2	3	4	5	6	7	8	9	AB	R	H	RBI	BB	SO	LOB	TOP										
11 Brett Gardner, L (1,7) OBP: 0.366, SLG: 0.442	G6-3		1B		1B		F7		2B	5	1	3	1	0	0	0	<b>New York Yankees @ Oakland Athletics</b> O.co Coliseum, Oakland, CA Thu May 28 2015, 10:09 PM - 12:55 AM EDT Att: 21,795 - Clear - 54 F										
12 Chase Headley, S (1,5) OBP: 0.309, SLG: 0.409	K		FC6		1B		G4-3		L8	5	0	1	0	0	1	2											
13 Alex Rodriguez, R (1,10) OBP: 0.372, SLG: 0.561	K				SF9		G6-3			3	1	1	1	0	1	0											
25 Mark Teixeira, S (1,3) OBP: 0.360, SLG: 0.568		G4-3			G3				L4	3	0	0	0	1	0	1											
34 Brian McCann, L (1,2) OBP: 0.321, SLG: 0.458		HR			BB				K	4	1	3	2	0	1	0											
36 Carlos Beltrán, S (1,9) OBP: 0.269, SLG: 0.391		G5-3			1B				K	4	0	0	0	0	1	3											
14 Stephen Drew, L (1,4) OBP: 0.232, SLG: 0.311		P4			P6				L8	4	0	0	0	0	0	3											
24 Chris Young, R (1,8) OBP: 0.288, SLG: 0.459			K		K				L7	3	0	0	0	1	2	2											
18 Didi Gregorius, L (1,6) OBP: 0.268, SLG: 0.279			F7							3	0	0	0	0	0	2											
33 Garrett Jones, L (9,PH) OBP: 0.278, SLG: 0.353					G3-1		F9		BB	0	1	0	0	1	0	0											
<b>Inning Stats</b>	R: 0 E: 0 K: 2 S: 9	H: 0 LOB: 0 BB: 0 P: 14	R: 1 E: 0 K: 0 S: 8	H: 1 LOB: 0 BB: 0 P: 12	R: 0 E: 0 K: 1 S: 8	H: 1 LOB: 1 BB: 0 P: 11	R: 1 E: 0 K: 1 S: 11	H: 2 LOB: 2 BB: 1 P: 20	R: 1 E: 0 K: 0 S: 13	H: 2 LOB: 1 BB: 0 P: 22	R: 0 E: 1 K: 0 S: 10	H: 1 LOB: 2 BB: 1 P: 21	R: 0 E: 0 K: 2 S: 10	H: 0 LOB: 0 BB: 0 P: 10	R: 0 E: 0 K: 2 S: 10	H: 0 LOB: 0 BB: 0 P: 14	R: 1 E: 0 K: 0 S: 11	H: 1 LOB: 1 BB: 1 P: 21	1B: 6 2B: 1 3B: 0 HR: 1	SF: 1 SAC: 0 DP: 0 HBP: 0	WP: 0 PB: 0 SB: 0 CS: 0	PA: 38					
<b>PITCHER</b>	IP	WLS	BF	H	R	ER	SO	BB	IBB	HBP	BLK	WP	HR	S	P	ERA	WHIP										
31 Kendall Graveman, R (1,1) ERA: 5.79	5.2		26	7	3	3	4	2	0	0	0	0	1	58	99	4.76	1.588										
56 Fernando Abad, L (6,1) ERA: 6.57	0.2		2	0	0	0	0	0	0	0	0	0	0	5	6	0.00	0.000										
58 Evan Scribner, R (7,1) ERA: 2.2	1.2	W	5	0	0	0	2	0	0	0	0	0	0	14	19	0.00	0.000										
36 Tyler Clippard, R (9,1) ERA: 2.57	1.0	S	5	1	1	1	0	1	0	0	0	0	0	11	21	9.00	2.000										

Batter	1	2	3	4	5	6	7	8	9	AB	R	H	RBI	BB	SO	LOB	BOTTOM										
1 Billy Burns, S (1,8) OBP: 0.356, SLG: 0.417	G5-3		1B		HR		FC1-5 18 BB, 10 1B, 16 SF8			4	2	2	1	0	0	2	<b>New York Yankees @ Oakland Athletics</b> O.co Coliseum, Oakland, CA Thu May 28 2015, 10:09 PM - 12:55 AM EDT Att: 21,795 - Clear - 54 F										
10 Marcus Semien, R (1,6) OBP: 0.330, SLG: 0.456	G6-3		K		L9					4	0	1	0	0	1	3											
18 Ben Zobrist, S (1,4) OBP: 0.324, SLG: 0.426	G3		K							3	1	1	1	1	1	3											
16 Billy Butler, R (1,10) OBP: 0.310, SLG: 0.363	G6-3				F8		F9		SF8	3	0	0	1	0	0	1											
21 Stephen Vogt, L (1,3) OBP: 0.411, SLG: 0.597	G6-3				1B		K		P5	4	0	1	0	0	1	3											
15 Brett Lawrie, R (1,5) OBP: 0.296, SLG: 0.362	L9				F9		HR		K	4	1	1	2	0	1	1											
22 Josh Reddick, L (1,9) OBP: 0.374, SLG: 0.513			L9		K		F7		P6	4	0	0	0	0	1	1											
19 Josh Phegley, R (1,2) OBP: 0.310, SLG: 0.327			1B		P3		FC1-5 20 BB, 1 1B		F8	4	0	2	0	0	0	0											
20 Mark Canha, R (1,7) OBP: 0.313, SLG: 0.409			1B		G6-3					2	1	1	0	1	0	0											
23 Sam Fuld, L (9,7) OBP: 0.273, SLG: 0.297			1B				BB			0	0	0	0	0	0	0											
<b>Inning Stats</b>	R: 0 E: 0 K: 0 S: 5	H: 0 LOB: 0 BB: 0 P: 7	R: 0 E: 0 K: 0 S: 8	H: 0 LOB: 0 BB: 0 P: 14	R: 0 E: 0 K: 2 S: 15	H: 3 LOB: 3 BB: 0 P: 20	R: 0 E: 0 K: 1 S: 10	H: 1 LOB: 1 BB: 0 P: 13	R: 1 E: 0 K: 0 S: 10	H: 1 LOB: 0 BB: 0 P: 13	R: 2 E: 0 K: 1 S: 14	H: 2 LOB: 0 BB: 0 P: 19	R: 2 E: 0 K: 0 S: 15	H: 2 LOB: 2 BB: 2 P: 26	R: 0 E: 0 K: 1 S: 10	H: 0 LOB: 0 BB: 0 P: 16	1B: 6 2B: 1 3B: 0 HR: 2	SF: 1 SAC: 0 DP: 0 HBP: 0	WP: 0 PB: 0 SB: 0 CS: 0	PA: 35							
<b>PITCHER</b>	IP	WLS	BF	H	R	ER	SO	BB	IBB	HBP	BLK	WP	HR	S	P	ERA	WHIP										
52 CC Sabathia, L (1,1) ERA: 5.67	6.0	L	27	8	5	5	4	1	0	0	0	0	0	65	94	7.50	1.500										
29 David Carpenter, R (7,1) ERA: 5.0	0.2		4	1	0	0	0	1	0	0	0	0	0	9	15	0.00	3.000										
45 Chasen Shreve, L (7,1) ERA: 2.79	1.1		4	0	0	0	1	0	0	0	0	0	0	13	19	0.00	0.000										

















Batter	1	2	3	4	5	6	7	8	9	AB	R	H	RBI	BB	SO	LOB	TOP								
11 Brett Gardner, L OBP: 0.352, SLG: 0.413										4	2	1	0	1	2	1	<b>New York Yankees @ Seattle Mariners</b> Safeco Field, Seattle, WA Mon Jun 01 2015, 7:11 PM - 10:05 PM PDT Att: 26,082 - Cloudy - 61 F								
12 Chase Headley, S OBP: 0.306, SLG: 0.399										4	1	1	1	0	2	1									
13 Alex Rodriguez, R OBP: 0.372, SLG: 0.541										3	1	1	0	1	0	0									
25 Mark Teixeira, S OBP: 0.358, SLG: 0.566										3	1	1	4	1	1	0									
34 Brian McCann, L OBP: 0.314, SLG: 0.455										4	0	0	0	0	2	2									
36 Carlos Beltrán, S OBP: 0.278, SLG: 0.406										3	0	1	0	1	0	0									
24 Chris Young, R OBP: 0.281, SLG: 0.446										0	0	0	0	0	0	0									
18 Didi Gregorius, L OBP: 0.276, SLG: 0.289										4	0	0	0	0	0	3									
14 Stephen Drew, L OBP: 0.231, SLG: 0.301										3	1	1	0	1	0	0									
31 Ramón Flores, L OBP: 0.182, SLG: 0.182										4	1	1	0	0	1	1									
<b>Inning Stats</b>	R: 0 E: 0 K: 1 S: 6	H: 0 LOB: 0 BB: 0 P: 6	R: 0 E: 0 K: 2 S: 7	H: 0 LOB: 0 BB: 0 P: 9	R: 0 E: 0 K: 0 S: 5	H: 0 LOB: 0 BB: 0 P: 6	R: 2 E: 0 K: 0 S: 14	H: 2 LOB: 2 BB: 3 P: 31	R: 5 E: 0 K: 1 S: 23	H: 4 LOB: 1 BB: 2 P: 37	R: 0 E: 0 K: 1 S: 8	H: 0 LOB: 0 BB: 0 P: 10	R: 0 E: 0 K: 1 S: 9	H: 0 LOB: 0 BB: 0 P: 13	R: 0 E: 0 K: 2 S: 9	H: 0 LOB: 0 BB: 0 P: 12	R: 0 E: 0 K: 2 S: 12	H: 1 LOB: 1 BB: 0 P: 15	1B: 5 2B: 1 3B: 0 HR: 1	SF: 1 SAC: 0 DP: 1 HBP: 0	WP: 1 PB: 0 SB: 0 CS: 0	PA: 38			
<b>PITCHER</b>	IP WLS BF H R ER SO BB IBB HBP BLK WP HR S P ERA WHIP	IP WLS BF H R ER SO BB IBB HBP BLK WP HR S P ERA WHIP	IP WLS BF H R ER SO BB IBB HBP BLK WP HR S P ERA WHIP	IP WLS BF H R ER SO BB IBB HBP BLK WP HR S P ERA WHIP	IP WLS BF H R ER SO BB IBB HBP BLK WP HR S P ERA WHIP	IP WLS BF H R ER SO BB IBB HBP BLK WP HR S P ERA WHIP	IP WLS BF H R ER SO BB IBB HBP BLK WP HR S P ERA WHIP	IP WLS BF H R ER SO BB IBB HBP BLK WP HR S P ERA WHIP	IP WLS BF H R ER SO BB IBB HBP BLK WP HR S P ERA WHIP	IP WLS BF H R ER SO BB IBB HBP BLK WP HR S P ERA WHIP	IP WLS BF H R ER SO BB IBB HBP BLK WP HR S P ERA WHIP	IP WLS BF H R ER SO BB IBB HBP BLK WP HR S P ERA WHIP	IP WLS BF H R ER SO BB IBB HBP BLK WP HR S P ERA WHIP	IP WLS BF H R ER SO BB IBB HBP BLK WP HR S P ERA WHIP	IP WLS BF H R ER SO BB IBB HBP BLK WP HR S P ERA WHIP	IP WLS BF H R ER SO BB IBB HBP BLK WP HR S P ERA WHIP	IP WLS BF H R ER SO BB IBB HBP BLK WP HR S P ERA WHIP	IP WLS BF H R ER SO BB IBB HBP BLK WP HR S P ERA WHIP	IP WLS BF H R ER SO BB IBB HBP BLK WP HR S P ERA WHIP	IP WLS BF H R ER SO BB IBB HBP BLK WP HR S P ERA WHIP	IP WLS BF H R ER SO BB IBB HBP BLK WP HR S P ERA WHIP	IP WLS BF H R ER SO BB IBB HBP BLK WP HR S P ERA WHIP	IP WLS BF H R ER SO BB IBB HBP BLK WP HR S P ERA WHIP	IP WLS BF H R ER SO BB IBB HBP BLK WP HR S P ERA WHIP	IP WLS BF H R ER SO BB IBB HBP BLK WP HR S P ERA WHIP

AB	32
R	7
H	7
RBI	5
BB	5
SO	8
LOB	8



Batter	1	2	3	4	5	6	7	8	9	AB	R	H	RBI	BB	SO	LOB	BOTTOM								
20 Logan Morrison, L OBP: 0.320, SLG: 0.385										4	0	1	0	0	1	0	<b>New York Yankees @ Seattle Mariners</b> Safeco Field, Seattle, WA Mon Jun 01 2015, 7:11 PM - 10:05 PM PDT Att: 26,082 - Cloudy - 61 F								
22 Robinson Canó, L OBP: 0.290, SLG: 0.337										4	0	0	0	0	2	1									
23 Nelson Cruz, R OBP: 0.389, SLG: 0.652										4	0	1	0	0	3	0									
15 Kyle Seager, L OBP: 0.332, SLG: 0.479										4	1	2	0	0	0	2									
7 Seth Smith, L OBP: 0.325, SLG: 0.489										3	1	1	1	0	2	1									
12 Justin Ruggiano, R (9, PH) OBP: 0.311, SLG: 0.359										1	0	1	0	0	0	0									
16 Austin Jackson, R OBP: 0.284, SLG: 0.315										4	0	2	1	0	1	2									
5 Brad Miller, L OBP: 0.317, SLG: 0.411										1	0	0	0	0	2	1									
8 Willie Bloomquist, R OBP: 0.196, SLG: 0.200										1	0	0	0	0	0	1									
3 Mike Zunino, R OBP: 0.240, SLG: 0.373										4	0	0	0	0	3	4									
13 Dustin Ackley, L OBP: 0.227, SLG: 0.319										2	0	0	0	0	0	0									
25 Rickie Weeks Jr., R OBP: 0.280, SLG: 0.275										1	0	0	0	0	0	2									
<b>Inning Stats</b>	R: 0 E: 0 K: 0 S: 8	H: 1 LOB: 1 BB: 0 P: 10	R: 0 E: 0 K: 2 S: 13	H: 1 LOB: 1 BB: 1 P: 23	R: 0 E: 0 K: 3 S: 10	H: 1 LOB: 0 BB: 0 P: 15	R: 0 E: 0 K: 2 S: 9	H: 0 LOB: 0 BB: 0 P: 10	R: 0 E: 0 K: 2 S: 10	H: 0 LOB: 0 BB: 0 P: 14	R: 2 E: 0 K: 1 S: 17	H: 3 LOB: 1 BB: 1 P: 28	R: 0 E: 0 K: 3 S: 11	H: 0 LOB: 1 BB: 0 P: 15	R: 0 E: 1 K: 0 S: 10	H: 1 LOB: 1 BB: 0 P: 18	1B: 6 2B: 1 3B: 1 HR: 0	SF: 0 SAC: 0 DP: 2 HBP: 0	WP: 1 PB: 0 SB: 0 CS: 1	PA: 35					
<b>PITCHER</b>	IP WLS BF H R ER SO BB IBB HBP BLK WP HR S P ERA WHIP	IP WLS BF H R ER SO BB IBB HBP BLK WP HR S P ERA WHIP	IP WLS BF H R ER SO BB IBB HBP BLK WP HR S P ERA WHIP	IP WLS BF H R ER SO BB IBB HBP BLK WP HR S P ERA WHIP	IP WLS BF H R ER SO BB IBB HBP BLK WP HR S P ERA WHIP	IP WLS BF H R ER SO BB IBB HBP BLK WP HR S P ERA WHIP	IP WLS BF H R ER SO BB IBB HBP BLK WP HR S P ERA WHIP	IP WLS BF H R ER SO BB IBB HBP BLK WP HR S P ERA WHIP	IP WLS BF H R ER SO BB IBB HBP BLK WP HR S P ERA WHIP	IP WLS BF H R ER SO BB IBB HBP BLK WP HR S P ERA WHIP	IP WLS BF H R ER SO BB IBB HBP BLK WP HR S P ERA WHIP	IP WLS BF H R ER SO BB IBB HBP BLK WP HR S P ERA WHIP	IP WLS BF H R ER SO BB IBB HBP BLK WP HR S P ERA WHIP	IP WLS BF H R ER SO BB IBB HBP BLK WP HR S P ERA WHIP	IP WLS BF H R ER SO BB IBB HBP BLK WP HR S P ERA WHIP	IP WLS BF H R ER SO BB IBB HBP BLK WP HR S P ERA WHIP	IP WLS BF H R ER SO BB IBB HBP BLK WP HR S P ERA WHIP	IP WLS BF H R ER SO BB IBB HBP BLK WP HR S P ERA WHIP	IP WLS BF H R ER SO BB IBB HBP BLK WP HR S P ERA WHIP	IP WLS BF H R ER SO BB IBB HBP BLK WP HR S P ERA WHIP	IP WLS BF H R ER SO BB IBB HBP BLK WP HR S P ERA WHIP	IP WLS BF H R ER SO BB IBB HBP BLK WP HR S P ERA WHIP	IP WLS BF H R ER SO BB IBB HBP BLK WP HR S P ERA WHIP	IP WLS BF H R ER SO BB IBB HBP BLK WP HR S P ERA WHIP	IP WLS BF H R ER SO BB IBB HBP BLK WP HR S P ERA WHIP

















Batter	1	2	3	4	5	6	7	8	9	AB	R	H	RBI	BB	SO	LOB	TOP																					
2 Erick Aybar, S OBP: 0.311, SLG: 0.319	B1-3			G4-3			FC4-6			4	0	1	0	0	0	2	<b>Los Angeles Angels @ New York Yankees</b> Yankee Stadium, Bronx, NY Sat Jun 06 2015, 7:17 PM - 10:21 PM EDT Att: 40,096 - Partly Cloudy - 72 F																					
27 Mike Trout, R OBP: 0.375, SLG: 0.553	K		L5					K		4	1	1	1	0	2	1																						
5 Albert Pujols, R OBP: 0.303, SLG: 0.493	G6-3									3	0	1	0	1	0	0																						
56 Kole Calhoun, L OBP: 0.335, SLG: 0.397		F7								3	0	0	0	1	1																							
6 David Freese, R OBP: 0.292, SLG: 0.427	G4-3									4	0	1	0	0	0	4																						
20 Matt Joyce, L OBP: 0.283, SLG: 0.329										3	1	1	0	0	0	1																						
17 Chris Iannetta, R OBP: 0.273, SLG: 0.287	G3									1	0	0	0	0	1	0																						
24 C.J. Cron, R OBP: 0.226, SLG: 0.267			L6							3	0	0	0	0	0	0																						
58 Carlos Pérez, R OBP: 0.302, SLG: 0.433			F9							4	0	0	0	0	1	2																						
12 Johnny Giavotella, R OBP: 0.339, SLG: 0.376			L8							1	0	0	1	1	0	0																						
<b>Inning Stats</b>	R: 0 E: 0 K: 1 S: 7	H: 0 LOB: 0 BB: 0 P: 12	R: 0 E: 0 K: 0 S: 6	H: 0 LOB: 0 BB: 0 P: 12	R: 0 E: 0 K: 0 S: 9	H: 0 LOB: 0 BB: 0 P: 13	R: 0 E: 0 K: 0 S: 7	H: 1 LOB: 2 BB: 2 P: 19	R: 1 E: 0 K: 1 S: 10	H: 2 LOB: 1 BB: 0 P: 16	R: 0 E: 0 K: 0 S: 8	H: 0 LOB: 1 BB: 1 P: 14	R: 0 E: 0 K: 1 S: 8	H: 1 LOB: 0 BB: 0 P: 13	R: 0 E: 0 K: 2 S: 14	H: 0 LOB: 0 BB: 0 P: 20	1B: 2 2B: 2 3B: 0 HR: 1	SF: 1 SAC: 0 DP: 1 HBP: 1	WP: 0 PB: 0 CS: 0	PA: 35																		
<b>PITCHER</b>	IP	WLS	BF	H	R	ER	SO	BB	IBB	HBP	BLK	WP	HR	S	P	ERA	WHIP	<b>PITCHER</b>				IP	WLS	BF	H	R	ER	SO	BB	IBB	HBP	BLK	WP	HR	S	P	ERA	WHIP
43 Adam Warren, R ERA: 3.64	6.2	W	27	4	2	2	2	3	0	1	0	0	1	61	105	2.70	1.050																					
41 Justin Wilson, L ERA: 4.29	1.1		5	1	0	0	1	0	0	0	0	0	0	9	14	0.00	0.750																					
26 Chris Capuano, L ERA: 5.79	1.0		3	0	0	0	2	0	0	0	0	0	0	14	20	0.00	0.000																					

Batter	1	2	3	4	5	6	7	8	9	AB	R	H	RBI	BB	SO	LOB	BOTTOM																					
11 Brett Gardner, L OBP: 0.397, SLG: 0.426			P6							4	1	2	2	1	0	1	<b>Los Angeles Angels @ New York Yankees</b> Yankee Stadium, Bronx, NY Sat Jun 06 2015, 7:17 PM - 10:21 PM EDT Att: 40,096 - Partly Cloudy - 72 F																					
12 Chase Headley, S OBP: 0.282, SLG: 0.388			P3							5	1	1	0	0	1	4																						
13 Alex Rodriguez, R OBP: 0.384, SLG: 0.527		L9								1	1	0	0	3	0	0																						
25 Mark Teixeira, S OBP: 0.355, SLG: 0.577		SF8								3	1	1	2	1	1	2																						
34 Brian McCann, L OBP: 0.321, SLG: 0.473										5	1	2	2	0	1	5																						
36 Carlos Beltrán, S OBP: 0.281, SLG: 0.402										4	1	2	1	0	0	1																						
24 Chris Young, R OBP: 0.276, SLG: 0.432										1	0	0	0	0	0	3																						
18 Didi Gregorius, L OBP: 0.294, SLG: 0.311										4	1	2	0	0	2	2																						
14 Stephen Drew, L OBP: 0.233, SLG: 0.337										4	0	0	0	0	0	5																						
31 Ramón Flores, L OBP: 0.182, SLG: 0.227										4	1	1	0	0	1	4																						
<b>Inning Stats</b>	R: 6 E: 0 K: 1 S: 22	H: 5 LOB: 2 BB: 2 P: 44	R: 1 E: 0 K: 1 S: 16	H: 3 LOB: 0 BB: 0 P: 22	R: 0 E: 0 K: 0 S: 6	H: 0 LOB: 0 BB: 0 P: 11	R: 0 E: 0 K: 2 S: 8	H: 0 LOB: 1 BB: 0 P: 10	R: 0 E: 0 K: 0 S: 11	H: 1 LOB: 1 BB: 0 P: 15	R: 0 E: 0 K: 0 S: 10	H: 0 LOB: 1 BB: 1 P: 16	R: 0 E: 0 K: 1 S: 6	H: 0 LOB: 0 BB: 0 P: 8	R: 1 E: 0 K: 1 S: 23	H: 2 LOB: 3 BB: 2 P: 40	1B: 8 2B: 2 3B: 0 HR: 1	SF: 1 SAC: 0 DP: 0 HBP: 1	WP: 1 PB: 0 SB: 1 CS: 0	PA: 42																		
<b>PITCHER</b>	IP	WLS	BF	H	R	ER	SO	BB	IBB	HBP	BLK	WP	HR	S	P	ERA	WHIP	<b>PITCHER</b>				IP	WLS	BF	H	R	ER	SO	BB	IBB	HBP	BLK	WP	HR	S	P	ERA	WHIP
43 Garrett Richards, R ERA: 4.14	0.2	L	10	5	6	6	1	2	0	0	0	0	0	18	37	81.00	10.500																					
37 César Ramos, L ERA: 3.0	0.2		4	2	1	1	0	0	0	0	0	0	0	12	20	13.50	3.000																					
53 Hector Santiago, L ERA: 2.65	3.2		14	2	0	0	3	0	0	1	0	0	0	33	45	0.00	0.545																					
48 Jose Alvarez, L ERA: 3.28	2.0		7	0	0	0	1	1	0	0	0	0	0	16	24	0.00	0.500																					
66 Cam Bedrosian, R ERA: 3.38	1.0		7	2	1	1	1	2	0	0	0	0	0	23	40	9.00	4.000																					

AB	30
R	2
H	5
RBI	2
BB	3
SO	5
LOB	11



AB	35
R	8
H	11
RBI	7
BB	5
SO	6
LOB	27













Batter	1	2	3	4	5	6	7	8	9	10	11	AB	R	H	RBI	BB	SO	LOB	TOP							
2 Denard Span, L (1.8)	G4-3		G4-3		1B		FC4		FC4-6		1B	6	0	3	2	0	0	2								
6 Anthony Rendon, R (1.5)	P4		G5-3		1B		F8				1B	5	0	1	0	1	1	3								
5 Yunel Escobar, R (1.10)	G5-3			L3	P4				BB			5	0	1	0	0	0	4								
34 Bryce Harper, L (1.9)	F8			BB			20 G5-3		F7		G3	4	0	1	0	1	0	1								
20 Ian Desmond, R (1.6)	K			K			G5-3		FC5-4		G6-3	5	1	0	0	0	2	3								
25 Clint Robinson, L (1.7)	G6-3			G3			P6		HR		G6-3	3	0	0	0	0	0	2								
3 Michael Taylor, R (7.7)	G6-3											2	1	1	2	0	0	0								
12 Tyler Moore, R (1.3)			F9		K		P5		K			5	1	1	0	0	2	1								
59 Jose Lobaton, S (1.2)			G1-3		K				G4-3		SH1-4	3	0	0	0	1	1	0								
8 Danny Espinosa, S (1.4)	2B			HR					FC6-4		G1-3	5	2	3	1	0	0	2								
<b>Inning Stats</b>	R: 0 E: 0 K: 0 S: 6	H: 0 LOB: 0 BB: 0 P: 9	R: 0 E: 0 K: 1 S: 6	H: 0 LOB: 0 BB: 0 P: 8	R: 1 E: 0 K: 0 S: 10	H: 2 LOB: 1 BB: 0 P: 13	R: 0 E: 0 K: 1 S: 10	H: 0 LOB: 1 BB: 1 P: 17	R: 1 E: 0 K: 2 S: 17	H: 3 LOB: 2 BB: 0 P: 24	R: 0 E: 0 K: 0 S: 9	H: 1 LOB: 1 BB: 0 P: 11	R: 0 E: 0 K: 1 S: 12	H: 2 LOB: 0 BB: 0 P: 18	R: 0 E: 0 K: 0 S: 10	H: 0 LOB: 2 BB: 2 P: 19	R: 0 E: 0 K: 0 S: 8	H: 0 LOB: 0 BB: 0 P: 14	R: 1 E: 0 K: 1 S: 13	H: 2 LOB: 1 BB: 0 P: 16	1B: 7 2B: 2 3B: 0 HR: 2	SF: 0 SAC: 1 DP: 0 HBP: 0	WP: 0 PB: 0 SB: 1 CS: 0	PA: 47		
<b>PITCHER</b>	IP 7.0	WLS 0	BF 30	H 8	R 3	ER 3	SO 4	BB 0	IBB 0	HBP 0	BLK 0	WP 0	HR 1	S 66	P 97	ERA 3.86	WHIP 1.286									
30 Nathan Eovaldi, R (1.1)	ERA: 4.13																									
64 Jacob Lindgren, L (8.1)	ERA: 4.26																									
41 Justin Wilson, L (9.1)	ERA: 3.86																									
26 Chris Capuano, L (10.1)	ERA: 5.63																									

Washington Nationals @ New York Yankees  
 Yankee Stadium, Bronx, NY  
 Wed Jun 10 2015, 1:09 PM - 4:44 PM EDT  
 Att. 39,847 - Party Cloudy - 81 F


AB 43  
 R 5  
 H 11  
 RBI 5  
 BB 3  
 SO 6  
 LOB 18



Batter	1	2	3	4	5	6	7	8	9	10	11	AB	R	H	RBI	BB	SO	LOB	BOTTOM							
11 Brett Gardner, L (1.8)	F9		F8		FC4-6		13 2B		G4-3			5	1	1	1	0	0	3								
12 Chase Headley, S (1.5)	G5-3		G4-3		G5-3		F7		G4-3			5	0	0	0	0	0	4								
13 Alex Rodriguez, R (1.10)	K				G6-3		34 1B		K			5	1	1	1	0	3	0								
25 Mark Teixeira, S (1.3)	G6-3				BB		34 PB		36 CS			3	0	2	0	1	0	0								
18 Didi Gregorius, L (10. PR)							34 B		1B			0	0	0	0	0	0	0								
34 Brian McCann, L (1.2)	G3			L7			K		K			5	0	1	1	0	2	3								
36 Carlos Beltrán, S (1.9)	BB			F9			G1		G3			4	0	0	0	1	1	5								
24 Chris Young, R (1.7)	K				G4-3		17 3B		F7		K	5	1	1	0	0	2	1								
38 José Pirela, R (1.4)	K				11 1B		17 HBP		L9		G4-3	2	0	0	0	1	1	1								
14 Stephen Drew, L (8.4)	K				FC4-6		11 HBP		L8			2	0	0	0	0	0	0								
17 Brendan Ryan, R (1.6)					11 FC4-6		11 2B		F8			3	1	2	1	0	0	0								
33 Garrett Jones, L (11. PH)	1B						11 2B					1	0	0	0	0	1	0								
<b>Inning Stats</b>	R: 0 E: 0 K: 1 S: 7	H: 0 LOB: 0 BB: 0 P: 12	R: 0 E: 0 K: 1 S: 10	H: 0 LOB: 1 BB: 1 P: 18	R: 0 E: 0 K: 1 S: 11	H: 1 LOB: 1 BB: 0 P: 15	R: 0 E: 0 K: 1 S: 8	H: 0 LOB: 1 BB: 1 P: 17	R: 0 E: 0 K: 1 S: 10	H: 1 LOB: 1 BB: 0 P: 15	R: 4 E: 0 K: 0 S: 18	H: 5 LOB: 2 BB: 0 P: 29	R: 0 E: 0 K: 0 S: 5	H: 0 LOB: 0 BB: 0 P: 8	R: 0 E: 0 K: 1 S: 8	H: 0 LOB: 0 BB: 0 P: 14	R: 0 E: 0 K: 2 S: 9	H: 1 LOB: 1 BB: 0 P: 14	R: 0 E: 0 K: 2 S: 8	H: 0 LOB: 0 BB: 0 P: 10	1B: 5 2B: 3 3B: 1 HR: 0	SF: 0 SAC: 0 DP: 1 HBP: 2	WP: 0 PB: 1 SB: 0 CS: 1	PA: 45		
<b>PITCHER</b>	IP 6.1	WLS 0	BF 27	H 4	R 2	ER 2	SO 5	BB 3	IBB 0	HBP 0	BLK 0	WP 0	HR 0	S 61	P 103	ERA 2.84	WHIP 1.105									
47 Gio González, L (1.1)	ERA: 4.42																									
73 Felipe Vázquez, L (7.1)	ERA: 3.16																									
30 Aaron Barrett, R (7.1)	ERA: 4.79																									
44 Casey Janssen, R (8.1)	ERA: 4.7																									
64 Blake Treinen, R (9.1)	ERA: 4.31																									

Washington Nationals @ New York Yankees  
 Yankee Stadium, Bronx, NY  
 Wed Jun 10 2015, 1:09 PM - 4:44 PM EDT  
 Att. 39,847 - Party Cloudy - 81 F

AB 40  
 R 4  
 H 8  
 RBI 4  
 BB 3  
 SO 10  
 LOB 17





Batter	1	2	3	4	5	6	7	8	9	AB	R	H	RBI	BB	SO	LOB	TOP			
11 Brett Gardner, L OBP: 0.358, SLG: 0.432										3	1	1	0	1	2	0	<b>New York Yankees @ Baltimore Orioles</b> Oriole Park at Camden Yards, Baltimore, MD Fri Jun 12, 2015, 7:07 PM - 10:25 PM EDT Att: 33,203 - Partly Cloudy - 89 F			
12 Chase Headley, S OBP: 0.293, SLG: 0.372										3	0	1	0	0	1	1				
17 Brendan Ryan, R OBP: 0.500, SLG: 0.800										2	0	0	0	0	0	3				
13 Alex Rodriguez, R OBP: 0.278, SLG: 0.505										4	0	2	1	1	1	0				
25 Mark Teixeira, S OBP: 0.363, SLG: 0.566										4	0	2	0	0	1	3				
33 Garrett Jones, L OBP: 0.296, SLG: 0.433										1	0	0	0	0	1	0				
34 Brian McCann, L OBP: 0.320, SLG: 0.466										4	0	0	0	0	2	7				
66 John Ryan Murphy, R OBP: 0.259, SLG: 0.317										0	0	0	0	0	0	0				
36 Carlos Beltrán, S OBP: 0.279, SLG: 0.386										4	0	1	0	0	0	7				
18 Didi Gregorius, L OBP: 0.287, SLG: 0.298										3	1	0	0	1	1	3				
14 Stephen Drew, L OBP: 0.230, SLG: 0.361										4	0	0	0	0	1	2				
80 Mason Williams, L OBP: 0.500, SLG: 2.000										2	1	1	2	0	1	0				
24 Chris Young, R OBP: 0.277, SLG: 0.445										2	0	1	0	0	0	0				
<b>Inning Stats</b>	R: 0 E: 0 K: 1 S: 16	H: 2 LOB: 3 BB: 1 P: 27	R: 0 E: 0 K: 1 S: 9	H: 0 LOB: 0 BB: 0 P: 15	R: 1 E: 0 K: 1 S: 11	H: 2 LOB: 0 BB: 0 P: 21	R: 2 E: 0 K: 1 S: 11	H: 1 LOB: 1 BB: 1 P: 21	R: 0 E: 0 K: 2 S: 11	H: 0 LOB: 0 BB: 0 P: 15	R: 0 E: 0 K: 1 S: 17	H: 2 LOB: 3 BB: 1 P: 27	R: 0 E: 0 K: 1 S: 11	H: 2 LOB: 2 BB: 0 P: 13	R: 0 E: 0 K: 1 S: 9	H: 0 LOB: 0 BB: 0 P: 15	1B: 8 2B: 3 3B: 0 HR: 1	SF: 0 SAC: 0 DP: 1 HBP: 1	WP: 0 PA: 40	
<b>PITCHER</b>	IP: 5.0 WLS: W BF: 24 ERA: 3.19	H: 6 R: 3 ER: 3 SO: 6	BB: 2 IBB: 0 HBP: 1 BLK: 0	WP: 0 HR: 1 S: 62 P: 104	ERA: 5.40 WHIP: 1.600	IP: 6.1 WLS: H BF: 5 ERA: 1.93	H: 1 R: 0 ER: 0 SO: 1	BB: 1 IBB: 0 HBP: 0 BLK: 0	WP: 0 HR: 13 S: 22 P: 100	ERA: 0.00 WHIP: 2.000	IP: 7.1 WLS: 5 BF: 2 ERA: 3.62	H: 2 R: 0 ER: 0 SO: 1	BB: 0 IBB: 0 HBP: 0 BLK: 0	WP: 0 HR: 9 S: 14 P: 15	ERA: 0.00 WHIP: 0.000	IP: 9.1 WLS: 3 BF: 0 ERA: 3.9	H: 0 R: 0 ER: 0 SO: 2	BB: 0 IBB: 0 HBP: 0 BLK: 0	WP: 0 HR: 0 S: 10 P: 15	ERA: 0.00 WHIP: 0.000

Batter	1	2	3	4	5	6	7	8	9	AB	R	H	RBI	BB	SO	LOB	BOTTOM		
13 Manny Machado, R OBP: 0.332, SLG: 0.470										4	3	2	0	1	1	2	<b>New York Yankees @ Baltimore Orioles</b> Oriole Park at Camden Yards, Baltimore, MD Fri Jun 12, 2015, 7:07 PM - 10:25 PM EDT Att: 33,203 - Partly Cloudy - 89 F		
38 Jimmy Paredes, S OBP: 0.303, SLG: 0.473										5	2	3	2	0	0	2			
10 Adam Jones, R OBP: 0.349, SLG: 0.511										5	1	1	1	0	0	6			
28 Steve Pearce, R OBP: 0.277, SLG: 0.353										0	0	0	0	0	0	0			
19 Chris Davis, L OBP: 0.317, SLG: 0.476										5	1	3	4	0	0	3			
9 David Lough, L OBP: 0.262, SLG: 0.276										0	0	0	0	0	0	0			
2 J.J. Hardy, R OBP: 0.237, SLG: 0.294										4	1	1	1	1	1	3			
23 Travis Snider, L OBP: 0.336, SLG: 0.336										5	0	1	1	0	0	4			
14 Nolan Reimold, R OBP: 0.364, SLG: 0.556										4	0	1	0	0	2	1			
3 Ryan Flaherty, L OBP: 0.344, SLG: 0.417										4	1	1	0	0	0	2			
36 Caleb Joseph, R OBP: 0.325, SLG: 0.407										4	2	3	1	0	0	0			
<b>Inning Stats</b>	R: 1 E: 0 K: 1 S: 11	H: 2 LOB: 2 BB: 1 P: 21	R: 0 E: 0 K: 1 S: 6	H: 0 LOB: 0 BB: 0 P: 10	R: 4 E: 1 K: 0 S: 15	H: 3 LOB: 0 BB: 0 P: 19	R: 1 E: 0 K: 0 S: 10	H: 3 LOB: 1 BB: 0 P: 15	R: 0 E: 0 K: 0 S: 10	H: 1 LOB: 1 BB: 1 P: 17	R: 4 E: 1 K: 1 S: 18	H: 4 LOB: 1 BB: 0 P: 24	R: 1 E: 0 K: 1 S: 17	H: 2 LOB: 1 BB: 0 P: 28	R: 0 E: 0 K: 0 S: 6	H: 1 LOB: 1 BB: 0 P: 8	1B: 12 2B: 3 3B: 0 HR: 2	SF: 0 SAC: 0 DP: 2 HBP: 0	WP: 1 PA: 42
<b>PITCHER</b>	IP: 4.1 WLS: L BF: 25 ERA: 3.74	H: 4 R: 6 ER: 5 SO: 2	BB: 2 IBB: 0 HBP: 0 BLK: 0	WP: 0 HR: 1 S: 50 P: 103	ERA: 10.38 WHIP: 2.538	IP: 5.1 WLS: 2 BF: 12 ERA: 5.14	H: 5 R: 4 ER: 1 SO: 2	BB: 0 IBB: 0 HBP: 0 BLK: 0	WP: 1 HR: 0 S: 34 P: 50	ERA: 4.50 WHIP: 2.500	IP: 8.1 WLS: 3 BF: 1 ERA: 5.29	H: 1 R: 0 ER: 0 SO: 0	BB: 0 IBB: 0 HBP: 0 BLK: 0	WP: 0 HR: 6 S: 8 P: 100	ERA: 0.00 WHIP: 1.000	IP: 9.1 WLS: 1 BF: 0 ERA: 5.29	H: 0 R: 0 ER: 0 SO: 0	BB: 0 IBB: 0 HBP: 0 BLK: 0	WP: 0 PA: 42



















Batter	1	2	3	4	5	6	7	8	9	AB	R	H	RBI	BB	SO	LOB	TOP										
9 Dee Strange-Gordon, L (1.4) OBP: 0.374, SLG: 0.414										4	0	0	0	0	2	2	<p>Miami Marlins @ New York Yankees Yankee Stadium, Bronx, NY Wed Jun 17 2015, 7:09 PM - 9:58 PM EDT Att: 43,048 - Cloudy - 70 F</p>										
32 Derek Dietrich, L (1.5) OBP: 0.357, SLG: 0.692										4	0	0	0	0	1	2											
21 Christian Yelich, L (1.7) OBP: 0.397, SLG: 0.337										3	1	1	1	1	0	0											
27 Giancarlo Stanton, R (1.10) OBP: 0.346, SLG: 0.606										4	0	0	0	0	2	1											
13 Marcell Ozuna, R (1.8) OBP: 0.336, SLG: 0.380										4	0	1	0	0	2	0											
48 Justin Bour, L (1.3) OBP: 0.342, SLG: 0.441										2	0	0	0	2	1	0											
6 Jeff Mathis, R (1.2) OBP: 0.190, SLG: 0.200										4	0	0	0	0	2	3											
3 Adeiny Hechavarria, R (1.6) OBP: 0.332, SLG: 0.412										2	0	0	0	1	1	1											
51 Ichiro Suzuki, L (1.9) OBP: 0.342, SLG: 0.338										3	0	1	0	0	1	0											
<b>Inning Stats</b>	R: 0 H: 0 E: 0 K: 2 S: 11	H: 0 LOB: 0 BB: 0 P: 17	R: 0 H: 0 E: 0 K: 1 S: 8	H: 0 LOB: 0 BB: 0 P: 11	R: 0 H: 0 E: 0 K: 1 S: 9	H: 0 LOB: 1 BB: 0 P: 15	R: 0 H: 0 E: 0 K: 2 S: 12	H: 0 LOB: 1 BB: 1 P: 20	R: 0 H: 0 E: 0 K: 1 S: 8	H: 0 LOB: 0 BB: 0 P: 12	R: 1 H: 1 E: 0 K: 1 S: 8	H: 1 LOB: 2 BB: 1 P: 11	R: 0 H: 1 E: 0 K: 0 S: 10	H: 1 LOB: 2 BB: 1 P: 18	R: 0 H: 1 E: 0 K: 2 S: 12	H: 1 LOB: 2 BB: 1 P: 21	1B: 2 2B: 0 3B: 0 HR: 1	SF: 0 SAC: 0 DP: 0 HBP: 0	WP: 0 PB: 0 SB: 0 CS: 0	PA: 34							
<b>PITCHER</b>	IP	WLS	BF	H	R	ER	SO	BB	IBB	HBP	BLK	WP	HR	S	P	ERA	WHIP										
35 Michael Pineda, R (1.1) ERA: 3.54	6.2	W	23	1	1	1	9	2	0	0	0	0	1	63	100	1.35	0.450										
45 Chasen Shreve, L (7.1) ERA: 2.03	0.1	H	1	0	0	0	1	0	0	0	0	0	0	3	5	0.00	0.000										
41 Justin Wilson, L (8.1) ERA: 3.47	0.1	H	3	1	0	0	0	1	0	0	0	0	0	7	15	0.00	6.000										
68 Dellin Betances, R (8.1) ERA: 0.26	1.2	S	7	1	0	0	2	1	0	0	0	0	0	15	24	0.00	1.200										

Batter	1	2	3	4	5	6	7	8	9	AB	R	H	RBI	BB	SO	LOB	BOTTOM										
11 Brett Gardner, L (1.7) OBP: 0.340, SLG: 0.409										4	0	1	0	0	0	1	<p>Miami Marlins @ New York Yankees Yankee Stadium, Bronx, NY Wed Jun 17 2015, 7:09 PM - 9:58 PM EDT Att: 43,048 - Cloudy - 70 F</p>										
12 Chase Headley, S (1.5) OBP: 0.285, SLG: 0.366										3	2	1	0	0	0	2											
34 Brian McCann, L (1.2) OBP: 0.324, SLG: 0.458										4	0	0	0	0	1	4											
13 Alex Rodriguez, R (1.10) OBP: 0.379, SLG: 0.505										2	0	2	1	2	0	0											
33 Garrett Jones, L (1.3) OBP: 0.291, SLG: 0.388										3	0	0	0	1	1	4											
36 Carlos Beltrán, S (1.9) OBP: 0.285, SLG: 0.366										3	0	2	1	1	1	0											
24 Chris Young, R (9.9) OBP: 0.270, SLG: 0.432										0	0	0	0	0	0	0											
18 Didi Gregorius, L (1.6) OBP: 0.285, SLG: 0.305										4	0	0	0	0	0	3											
14 Stephen Drew, L (1.4) OBP: 0.239, SLG: 0.359										3	0	0	0	1	1	1											
80 Mason Williams, L (1.8) OBP: 0.200, SLG: 0.467										3	0	1	0	0	0	3											
<b>Inning Stats</b>	R: 1 H: 1 E: 0 K: 1 S: 12	H: 1 LOB: 1 BB: 0 P: 21	R: 0 H: 1 E: 0 K: 0 S: 7	H: 1 LOB: 0 BB: 0 P: 9	R: 0 H: 1 E: 0 K: 0 S: 10	H: 1 LOB: 1 BB: 0 P: 16	R: 0 H: 0 E: 0 K: 0 S: 6	H: 0 LOB: 3 BB: 3 P: 22	R: 1 H: 3 E: 0 K: 0 S: 11	H: 3 LOB: 2 BB: 1 P: 21	R: 0 H: 0 E: 0 K: 0 S: 4	H: 0 LOB: 0 BB: 0 P: 7	R: 0 H: 1 E: 0 K: 1 S: 10	H: 1 LOB: 2 BB: 1 P: 22	R: 0 H: 0 E: 0 K: 2 S: 10	H: 0 LOB: 0 BB: 0 P: 16	1B: 6 2B: 1 3B: 0 HR: 0	SF: 0 SAC: 0 DP: 1 HBP: 1	WP: 1 PB: 0 SB: 1 CS: 0	PA: 35							
<b>PITCHER</b>	IP	WLS	BF	H	R	ER	SO	BB	IBB	HBP	BLK	WP	HR	S	P	ERA	WHIP										
62 José Ureña, R (1.1) ERA: 4.18	6.0	L	27	6	2	2	1	4	0	1	0	0	0	10	22	3.00	1.667										
52 Brad Hand, L (7.1) ERA: 5.26	1.0	5	1	0	0	1	0	1	0	0	0	0	0	10	22	0.00	1.000										
40 Mike Dunn, L (8.1) ERA: 4.24	1.0	3	0	0	0	2	0	0	0	0	0	0	0	10	16	0.00	0.000										

Miami Marlins @ New York Yankees  
Yankee Stadium, Bronx, NY  
Wed Jun 17 2015, 7:09 PM - 9:58 PM EDT  
Att: 43,048 - Cloudy - 70 F



AB	30
R	1
H	3
RBI	1
BB	4
SO	12
LOB	9





Batter	1	2	3	4	5	6	7	8	9	AB	R	H	RBI	BB	SO	LOB	TOP						
9 Dee Strange-Gordon, L (1.4) OBP: 0.378, SLG: 0.424	G4-3			G4-3													5	1	3	0	0	1	2
3 Adeiny Hechavarria, R (1.6) OBP: 0.327, SLG: 0.462	K			K				K									4	0	0	0	0	4	4
21 Christian Yelich, L (1.7) OBP: 0.300, SLG: 0.330	G4-3			G4-3				K									4	0	0	1	0	1	1
27 Giancarlo Stanton, R (1.9) OBP: 0.348, SLG: 0.617		P3						G3									4	1	2	1	0	0	1
13 Marcell Ozuna, R (1.8) OBP: 0.331, SLG: 0.374		K		G5-3				K									4	0	0	0	0	2	1
10 Jeff Baker, R (1.10) OBP: 0.338, SLG: 0.473																	3	1	1	0	0	1	0
51 Ichiro Suzuki, L (9, PH) OBP: 0.346, SLG: 0.343	F8																1	1	1	0	0	0	0
48 Justin Bour, L (1.3) OBP: 0.356, SLG: 0.448				G3													3	0	2	0	0	0	0
17 Donovan Solano, R (1.5) OBP: 0.182, SLG: 0.226																	3	0	0	0	0	1	3
32 Derek Dietrich, L (9, PH) OBP: 0.333, SLG: 0.643				K													1	0	0	0	0	0	2
6 Jeff Mathis, R (1.2) OBP: 0.200, SLG: 0.217																	3	0	1	2	0	2	0
<b>Inning Stats</b>	R: 0 E: 0 K: 1 S: 7	H: 0 LOB: 0 BB: 0 P: 10	R: 0 E: 0 K: 1 S: 8	H: 0 LOB: 0 BB: 0 P: 14	R: 0 E: 0 K: 2 S: 8	H: 0 LOB: 0 BB: 0 P: 11	R: 1 E: 0 K: 1 S: 16	H: 2 LOB: 1 BB: 0 P: 21	R: 1 E: 0 K: 1 S: 14	H: 1 LOB: 0 BB: 0 P: 15	R: 0 E: 0 K: 1 S: 8	H: 1 LOB: 0 BB: 0 P: 13	R: 0 E: 0 K: 2 S: 11	H: 1 LOB: 2 BB: 0 P: 18	R: 1 E: 0 K: 2 S: 16	H: 3 LOB: 2 BB: 0 P: 26	1B: 8 2B: 0 3B: 1 HR: 1	SF: 1 SAC: 0 DP: 1 HBP: 1	WP: 0 PB: 0 SB: 0 CS: 0	PA: 37			
<b>PITCHER</b>	IP WLS BF H R ER SO BB IBB HBP BLK WP HR S P ERA WHIP	6.0 24 5 3 3 7 0 0 1 0 0 1 61 92 4.50 0.833	7.1 3 1 0 0 1 0 0 0 0 0 0 8 13 0.00 1.000	8.1 4 1 0 0 2 0 0 0 0 0 0 11 18 0.00 1.000	9.1 6 3 1 1 2 0 0 0 0 0 0 16 26 9.00 3.000																		

Miami Marlins @ New York Yankees  
Yankee Stadium, Bronx, NY  
Thu Jun 18 2015, 7:10 PM - 10:35 PM EDT  
Att: 38,239 - Overcast - 67 F

AB	35
R	4
H	10
RBI	4
BB	0
SO	12
LOB	14



Batter	1	2	3	4	5	6	7	8	9	AB	R	H	RBI	BB	SO	LOB	BOTTOM						
11 Brett Gardner, L (1.7) OBP: 0.341, SLG: 0.422	K			K													5	2	2	2	0	2	3
12 Chase Headley, S (1.5) OBP: 0.301, SLG: 0.368																	4	1	2	0	1	2	1
13 Alex Rodriguez, R (1.10) OBP: 0.384, SLG: 0.505																	4	1	2	1	1	0	1
25 Mark Teixeira, S (1.3) OBP: 0.364, SLG: 0.570	F8																5	0	1	0	0	1	4
34 Brian McCann, L (1.2) OBP: 0.335, SLG: 0.464																	4	2	3	1	1	1	2
36 Carlos Beltrán, S (1.9) OBP: 0.289, SLG: 0.402																	3	1	1	2	1	1	5
24 Chris Young, R (8.9) OBP: 0.275, SLG: 0.444	K																1	1	1	1	0	0	0
18 Didi Gregorius, L (1.6) OBP: 0.285, SLG: 0.303	P6																5	0	1	0	0	1	5
14 Stephen Drew, L (1.4) OBP: 0.238, SLG: 0.353																	3	0	0	1	1	0	0
80 Mason Williams, L (1.8) OBP: 0.300, SLG: 0.579																	4	1	2	0	1	0	1
<b>Inning Stats</b>	R: 1 E: 0 K: 1 S: 16	H: 3 LOB: 3 BB: 1 P: 25	R: 0 E: 0 K: 1 S: 16	H: 1 LOB: 0 BB: 0 P: 22	R: 0 E: 0 K: 1 S: 13	H: 1 LOB: 2 BB: 1 P: 22	R: 0 E: 0 K: 1 S: 8	H: 0 LOB: 0 BB: 0 P: 10	R: 0 E: 0 K: 2 S: 11	H: 2 LOB: 2 BB: 0 P: 18	R: 2 E: 0 K: 0 S: 9	H: 3 LOB: 1 BB: 0 P: 17	R: 2 E: 0 K: 2 S: 15	H: 2 LOB: 2 BB: 2 P: 32	R: 4 E: 0 K: 0 S: 15	H: 3 LOB: 1 BB: 2 P: 31	1B: 9 2B: 4 3B: 0 HR: 2	SF: 1 SAC: 0 DP: 0 HBP: 0	WP: 2 PB: 0 SB: 0 CS: 0	PA: 45			
<b>PITCHER</b>	IP WLS BF H R ER SO BB IBB HBP BLK WP HR S P ERA WHIP	5.2 28 9 3 3 6 2 0 0 0 0 1 69 108 4.76 1.941	6.1 7 3 2 2 1 1 0 0 0 0 1 15 28 18.00 4.000	7.1 2 0 0 0 1 1 0 0 0 0 0 4 10 0.00 3.000	8.1 5 2 4 4 0 2 0 0 0 1 0 10 21 108.00 12.000	8.1 3 1 0 0 0 0 0 0 0 0 0 5 10 0.00 1.500																	

Miami Marlins @ New York Yankees  
Yankee Stadium, Bronx, NY  
Thu Jun 18 2015, 7:10 PM - 10:35 PM EDT  
Att: 38,239 - Overcast - 67 F

AB	38
R	9
H	15
RBI	8
BB	6
SO	8
LOB	22





Batter	1	2	3	4	5	6	7	8	9	AB	R	H	RBI	BB	SO	LOB	TOP								
12 Anthony Gose, L (1, 8) OBP: 0.323, SLG: 0.380										4	0	1	0	0	0	2	<b>Detroit Tigers @ New York Yankees</b> Yankee Stadium, Bronx, NY Fri Jun 19 2015, 7:09 PM - 9:59 PM EDT Att: 44,588 - Partly Cloudy - 81 F								
3 Ian Kinsler, R (1, 4) OBP: 0.341, SLG: 0.355										4	0	1	0	0	2	1									
24 Miguel Cabrera, R (1, 3) OBP: 0.447, SLG: 0.597										4	0	2	0	0	2	1									
41 Victor Martinez, S (1, 10) OBP: 0.306, SLG: 0.270										4	1	1	0	0	0	2									
52 Yoenis Cespedes, R (1, 7) OBP: 0.333, SLG: 0.492										4	1	1	0	0	0	2									
28 J.D. Martinez, R (1, 9) OBP: 0.326, SLG: 0.474										4	0	1	0	0	1	3									
9 Nick Castellanos, R (1, 5) OBP: 0.289, SLG: 0.330										2	0	0	0	0	0	1									
50 Bryan Holaday, R (1, 2) OBP: 0.267, SLG: 0.467										3	0	1	2	0	0	0									
1 Jose Iglesias, R (1, 6) OBP: 0.377, SLG: 0.397										3	0	0	0	0	2	2									
<b>Inning Stats</b>	R: 0 E: 0 K: 2 S: 7	H: 1 LOB: 0 BB: 0 P: 9	R: 2 E: 0 K: 2 S: 15	H: 3 LOB: 2 BB: 0 P: 24	R: 0 E: 0 K: 1 S: 10	H: 0 LOB: 0 BB: 0 P: 14	R: 0 E: 0 K: 0 S: 10	H: 0 LOB: 0 BB: 0 P: 15	R: 0 E: 0 K: 0 S: 10	H: 2 LOB: 1 BB: 0 P: 14	R: 0 E: 0 K: 0 S: 5	H: 1 LOB: 0 BB: 0 P: 7	R: 0 E: 0 K: 2 S: 9	H: 0 LOB: 0 BB: 0 P: 11	R: 0 E: 0 K: 0 S: 8	H: 1 LOB: 1 BB: 0 P: 12	1B: 7 2B: 1 3B: 0 HR: 0	SF: 0 SAC: 0 DP: 1 HBP: 1	WP: 1 PB: 0 SB: 0 CS: 1	PA: 34					
<b>PITCHER</b>	IP WLS BF	H R ER SO	BB IBB HBP BLK	WP HR S P	ERA WHIP	<b>PITCHER</b>										IP WLS BF	H R ER SO	BB IBB HBP BLK	WP HR S P	ERA WHIP					
43 Adam Warren, R (1, 1) ERA: 3.62	8.0	7	2	2	7	0	0	1	0	1	0	74	110	2.25	0.875										
57 Branden Pinder, R (9, 1) ERA: 1.93	1.0	1	0	0	0	0	0	0	0	0	0	8	12	0.00	1.000										

Batter	1	2	3	4	5	6	7	8	9	AB	R	H	RBI	BB	SO	LOB	BOTTOM				
11 Brett Gardner, L (1, 7) OBP: 0.350, SLG: 0.443										5	2	4	3	0	0	2	<b>Detroit Tigers @ New York Yankees</b> Yankee Stadium, Bronx, NY Fri Jun 19 2015, 7:09 PM - 9:59 PM EDT Att: 44,588 - Partly Cloudy - 81 F				
12 Chase Headley, S (1, 5) OBP: 0.299, SLG: 0.365										5	1	1	0	0	1	2					
13 Alex Rodriguez, R (1, 10) OBP: 0.382, SLG: 0.514										4	1	1	1	0	0	1					
25 Mark Teixeira, S (1, 3) OBP: 0.363, SLG: 0.564										4	0	1	1	0	0	0					
36 Carlos Beltrán, S (1, 9) OBP: 0.288, SLG: 0.396										3	0	0	0	1	0	0					
18 Didi Gregorius, L (1, 6) OBP: 0.287, SLG: 0.318										3	1	1	1	1	0	2					
14 Stephen Drew, L (1, 4) OBP: 0.242, SLG: 0.356										4	0	2	0	0	0	0					
66 John Ryan Murphy, R (1, 2) OBP: 0.302, SLG: 0.368										4	0	1	0	0	0	2					
80 Mason Williams, L (1, 8) OBP: 0.318, SLG: 0.571										2	1	1	0	0	0	2					
24 Chris Young, R (6, 8) OBP: 0.278, SLG: 0.452										2	1	1	0	0	1	0					
<b>Inning Stats</b>	R: 1 E: 0 K: 0 S: 8	H: 2 LOB: 0 BB: 0 P: 13	R: 1 E: 0 K: 0 S: 13	H: 3 LOB: 0 BB: 0 P: 22	R: 0 E: 0 K: 0 S: 11	H: 0 LOB: 0 BB: 0 P: 16	R: 0 E: 0 K: 0 S: 6	H: 0 LOB: 0 BB: 0 P: 8	R: 2 E: 0 K: 1 S: 15	H: 2 LOB: 0 BB: 0 P: 21	R: 0 E: 0 K: 0 S: 11	H: 1 LOB: 2 BB: 1 P: 19	R: 2 E: 0 K: 1 S: 17	H: 3 LOB: 1 BB: 1 P: 27	R: 1 E: 0 K: 0 S: 7	H: 2 LOB: 1 BB: 0 P: 8	1B: 9 2B: 1 3B: 0 HR: 3	SF: 0 SAC: 0 DP: 0 HBP: 0	WP: 1 PB: 0 SB: 0 CS: 0	PA: 38	
<b>PITCHER</b>	IP WLS BF	H R ER SO	BB IBB HBP BLK	WP HR S P	ERA WHIP	<b>PITCHER</b>										IP WLS BF	H R ER SO	BB IBB HBP BLK	WP HR S P	ERA WHIP	
35 Justin Verlander, R (1, 1) ERA: 6.17	6.2	6	6	2	1	3	77	117	8.10	1.650											
32 Tom Getzelsny, L (7, 1) ERA: 6.3	1.1	3	1	1	0	1	0	11	17	6.75	3.000										



Batter	1	2	3	4	5	6	7	8	9	AB	R	H	RBI	BB	SO	LOB	TOP										
12 Anthony Gose, L OBP: 0.317, SLG: 0.373	G4-3		L6			G4-3		K		4	0	0	0	0	1	0	<p><b>Detroit Tigers @ New York Yankees</b>            Yankee Stadium, Bronx, NY            Sat Jun 20 2015, 8:10 PM - 10:26 PM EDT            Att: 48,092 - Cloudy - 67 F</p>										
3 Ian Kinsler, R OBP: 0.391, SLG: 0.352 9 Nick Castellanos, R OBP: 0.287, SLG: 0.328	K			K		K		P4		2	0	0	0	0	2	0											
24 Miguel Cabrera, R OBP: 0.444, SLG: 0.592 20 Rajai Davis, R OBP: 0.342, SLG: 0.448	G6-3			G6-3				L4		2	0	0	0	0	0	0											
41 Victor Martinez, S OBP: 0.307, SLG: 0.265 50 Bryan Holaday, R OBP: 0.256, SLG: 0.452		P5		G5-3				BB		2	0	0	0	1	0	0											
52 Yoenis Cespedes, R OBP: 0.335, SLG: 0.492 39 Josh Wilson, R OBP: 0.438, SLG: 0.500		1B		F8		FC5-4		1B		2	0	1	0	0	0	0											
28 J.D. Martinez, R OBP: 0.293, SLG: 0.478		L7		F8				1B		4	1	2	1	0	0	1											
34 James McCann, R OBP: 0.293, SLG: 0.381								1B		4	0	2	1	0	1	3											
17 Andrew Romine, S OBP: 0.315, SLG: 0.260			L7		G3			F8		4	0	0	0	0	1	4											
1 Jose Iglesias, R OBP: 0.372, SLG: 0.391			G4-3			G6-3		G6-3		3	0	0	0	0	0	1											
<b>Inning Stats</b>	R: 0 E: 0 K: 1 S: 9	H: 0 LOB: 0 BB: 0 P: 16	R: 0 E: 0 K: 1 S: 12	H: 1 LOB: 1 BB: 0 P: 19	R: 0 E: 0 K: 0 S: 8	H: 0 LOB: 0 BB: 0 P: 14	R: 0 E: 0 K: 1 S: 10	H: 0 LOB: 0 BB: 0 P: 11	R: 0 E: 0 K: 1 S: 8	H: 0 LOB: 1 BB: 0 P: 13	R: 0 E: 0 K: 1 S: 17	H: 0 LOB: 1 BB: 1 P: 30	R: 0 E: 0 K: 1 S: 9	H: 0 LOB: 2 BB: 0 P: 17	R: 0 E: 0 K: 1 S: 12	H: 2 LOB: 2 BB: 0 P: 17		1B: 5 2B: 2 3B: 0 HR: 0	SF: 0 SAC: 0 DP: 0 HBP: 0	WP: 1 PB: 0 SB: 0 CS: 0	PA: 35						
<b>PITCHER</b>	IP	WLS	BF	H	R	ER	SO	BB	IBB	HBP	BLK	WP	HR	S	P	ERA	WHIP										
30 Nathan Eovaldi, R ERA: 4.95	6.0	W	22	3	2	2	4	1	0	0	0	0	0	59	93	3.00	0.667										
65 Bryan Mitchell, R ERA: 3.0	3.0	S	13	4	1	1	2	0	0	0	0	1	0	34	51	3.00	1.333										
65 Bryan Mitchell, R ERA: 3.0	3.0	S	13	4	1	1	2	0	0	0	0	1	0	34	51	3.00	1.333										

Batter	1	2	3	4	5	6	7	8	9	AB	R	H	RBI	BB	SO	LOB	BOTTOM										
11 Brett Gardner, L OBP: 0.353, SLG: 0.456	FC5		13 HR	G4-6-3		P5		F8		6	2	3	0	0	0	2	<p><b>Detroit Tigers @ New York Yankees</b>            Yankee Stadium, Bronx, NY            Sat Jun 20 2015, 8:10 PM - 10:26 PM EDT            Att: 48,092 - Cloudy - 67 F</p>										
12 Chase Headley, S OBP: 0.305, SLG: 0.367 17 Brendan Ryan, R OBP: 0.364, SLG: 0.500	K		13 HR			F7		1B		4	2	2	1	1	1	1											
13 Alex Rodriguez, R OBP: 0.396, SLG: 0.559 66 John Ryan Murphy, R OBP: 0.297, SLG: 0.362	FC5		HR					1B		3	2	2	5	1	0	0											
25 Mark Teixeira, S OBP: 0.365, SLG: 0.559 33 Garrett Jones, L OBP: 0.297, SLG: 0.383	K		G5-3			G4-3		G5-4-3		2	1	0	0	2	1	1											
34 Brian McCann, L OBP: 0.336, SLG: 0.460		G3-1		K				1B		4	0	1	1	1	2	3											
36 Carlos Beltran, S OBP: 0.300, SLG: 0.429 65 Bryan Mitchell, L	L7		HR					1B		3	2	2	3	1	0	2											
18 Didi Gregorius, L OBP: 0.290, SLG: 0.335		HR	F8			G4-3		FC3-6		5	2	2	2	0	0	3											
14 Stephen Drew, L OBP: 0.246, SLG: 0.357		1B	G6-3			P6		K		5	1	2	0	0	1	3											
24 Chris Young, R OBP: 0.289, SLG: 0.479	F8		1B			F9		HR		5	2	3	2	0	0	3											
<b>Inning Stats</b>	R: 1 E: 1 K: 2 S: 20	H: 1 LOB: 2 BB: 1 P: 34	R: 2 E: 0 K: 0 S: 17	H: 3 LOB: 3 BB: 2 P: 31	R: 5 E: 0 K: 0 S: 16	H: 5 LOB: 0 BB: 0 P: 25	R: 2 E: 0 K: 1 S: 13	H: 4 LOB: 1 BB: 0 P: 18	R: 3 E: 0 K: 0 S: 17	H: 3 LOB: 2 BB: 1 P: 32	R: 0 E: 0 K: 0 S: 5	H: 0 LOB: 1 BB: 1 P: 9	R: 0 E: 0 K: 2 S: 7	H: 0 LOB: 1 BB: 1 P: 14	R: 1 E: 0 K: 0 S: 9	H: 2 LOB: 0 BB: 0 P: 16		1B: 11 2B: 1 3B: 1 HR: 5	SF: 1 SAC: 0 DP: 2 HBP: 1	WP: 0 PB: 0 SB: 0 CS: 0	PA: 48						
<b>PITCHER</b>	IP	WLS	BF	H	R	ER	SO	BB	IBB	HBP	BLK	WP	HR	S	P	ERA	WHIP										
31 Alfredo Simon, R ERA: 3.29	2.2	L	20	8	7	7	2	3	0	0	0	0	2	49	85	23.62	4.125										
46 Ian Krol, L ERA: 8.65	1.1		8	5	3	3	1	0	0	0	0	0	2	17	23	20.25	3.750										
32 Tom Gorzelanny, L ERA: 7.29	1.0		8	3	3	3	0	1	0	1	0	0	0	17	32	27.00	4.000										
30 Alex Wilson, R ERA: 1.8	1.0		4	0	0	0	0	1	0	0	0	0	0	5	9	0.00	1.000										
62 Al Alburquerque, R ERA: 3.1	1.0		4	0	0	0	2	1	0	0	0	0	0	7	14	0.00	1.000										

AB	34
R	3
H	7
RBI	2
BB	1
SO	6
LOB	11



AB	40
R	14
H	18
RBI	14
BB	6
SO	5
LOB	20

















Batter	1	2	3	4	5	6	7	8	9	AB	R	H	RBI	BB	SO	LOB	TOP										
2 Ben Revere, L OBP: 0.329, SLG: 0.372 37 Odúbel Herrera, L OBP: 0.280, SLG: 0.360	F7		F8		F8			G6-3	K	4	0	1	0	0	0	1	Philadelphia Phillies @ New York Yankees Yankee Stadium, Bronx, NY Wed Jun 24 2015, 1:08 PM - 4:17 PM EDT Att: 45,877 - Sunny - 80 F										
16 César Hernández, S OBP: 0.344, SLG: 0.333	F8							G4-3		3	0	0	0	1	0												
7 Maikel Franco, R OBP: 0.358, SLG: 0.588 18 Darin Ruf, R OBP: 0.279, SLG: 0.382	P4							G4-3		4	0	0	0	0	1												
6 Ryan Howard, L OBP: 0.271, SLG: 0.462										4	1	2	0	0	0												
9 Domico Brown, L OBP: 0.310, SLG: 0.229										4	1	1	1	0	0												
4 Andrés Blanco, S OBP: 0.343, SLG: 0.541										4	0	1	0	0	0												
25 Cody Asche, L OBP: 0.269, SLG: 0.337										4	0	1	1	0	0												
51 Carlos Ruiz, R OBP: 0.290, SLG: 0.257										4	0	0	0	0	0												
13 Freddy Galvis, S OBP: 0.303, SLG: 0.310										2	0	0	0	2	1												
<b>Inning Stats</b>	R: 0 E: 0 K: 0 S: 8	H: 0 LOB: 0 BB: 0 P: 14	R: 0 E: 0 K: 0 S: 6	H: 1 LOB: 1 BB: 0 P: 9	R: 0 E: 0 K: 1 S: 12	H: 1 LOB: 2 BB: 1 P: 23	R: 0 E: 0 K: 0 S: 5	H: 0 LOB: 0 BB: 0 P: 9	R: 0 E: 0 K: 0 S: 7	H: 0 LOB: 1 BB: 1 P: 15	R: 0 E: 0 K: 0 S: 6	H: 0 LOB: 0 BB: 0 P: 8	R: 0 E: 0 K: 1 S: 10	H: 1 LOB: 2 BB: 0 P: 19	R: 0 E: 0 K: 0 S: 13	H: 0 LOB: 0 BB: 0 P: 19	R: 2 E: 0 K: 1 S: 16	H: 3 LOB: 2 BB: 1 P: 25	1B: 3 2B: 3 3B: 0 HR: 0	SF: 0 SAC: 0 DP: 0 HBP: 0	WP: 0 PB: 0 SB: 0 CS: 0	PA: 37					
<b>PITCHER</b>	IP	WLS	BF	H	R	ER	SO	BB	IBB	HBP	BLK	WP	HR	S	P	ERA	WHIP										
47 Iván Nova, R ERA: 2.08	6.2	W	26	3	0	0	1	2	0	0	0	0	0	51	92	0.00	0.750										
55 Bryan Mitchell, R ERA: 9.0	1.1		4	0	0	0	1	0	0	0	0	0	0	16	24	0.00	0.000										
65 Diego Moreno, R ERA: 9.0	1.0		7	3	2	2	1	1	0	0	0	0	0	16	25	18.00	4.000										

Batter	1	2	3	4	5	6	7	8	9	AB	R	H	RBI	BB	SO	LOB	BOTTOM										
11 Brett Gardner, L OBP: 0.365, SLG: 0.482	G3									5	2	1	1	1	2	4	Philadelphia Phillies @ New York Yankees Yankee Stadium, Bronx, NY Wed Jun 24 2015, 1:08 PM - 4:17 PM EDT Att: 45,877 - Sunny - 80 F										
12 Chase Headley, S OBP: 0.308, SLG: 0.380	G5-3									5	2	2	1	1	0	3											
13 Alex Rodríguez, R OBP: 0.392, SLG: 0.538										3	0	2	2	1	0	2											
25 Mark Teixeira, S OBP: 0.369, SLG: 0.557 33 Garrett Jones, L OBP: 0.277, SLG: 0.400										5	0	3	2	0	0	5											
36 Carlos Beltrán, S OBP: 0.302, SLG: 0.440										0	0	0	0	0	0	0											
24 Chris Young, R OBP: 0.298, SLG: 0.468										5	0	0	0	0	2	8											
66 John Ryan Murphy, R OBP: 0.300, SLG: 0.349										4	1	1	0	1	3	4											
18 Didi Gregorius, L OBP: 0.289, SLG: 0.332										4	2	2	0	1	0	1											
3B José Pirela, R OBP: 0.283, SLG: 0.373										4	2	2	2	1	0	2											
<b>Inning Stats</b>	R: 0 E: 0 K: 1 S: 8	H: 1 LOB: 2 BB: 0 P: 15	R: 2 E: 1 K: 1 S: 17	H: 2 LOB: 3 BB: 2 P: 35	R: 0 E: 0 K: 1 S: 11	H: 0 LOB: 0 BB: 0 P: 14	R: 3 E: 0 K: 0 S: 18	H: 4 LOB: 2 BB: 1 P: 26	R: 0 E: 0 K: 0 S: 9	H: 1 LOB: 1 BB: 0 P: 12	R: 1 E: 0 K: 1 S: 18	H: 3 LOB: 2 BB: 0 P: 24	R: 4 E: 0 K: 2 S: 22	H: 3 LOB: 2 BB: 3 P: 39	R: 0 E: 0 K: 1 S: 9	H: 1 LOB: 1 BB: 0 P: 14	1B: 12 2B: 3 3B: 0 HR: 0	SF: 0 SAC: 0 DP: 0 HBP: 1	WP: 1 PB: 0 SB: 0 CS: 0	PA: 47							
<b>PITCHER</b>	IP	WLS	BF	H	R	ER	SO	BB	IBB	HBP	BLK	WP	HR	S	P	ERA	WHIP										
35 Cole Hamels, L ERA: 3.28	5.0	L	28	8	5	5	3	3	0	1	0	0	0	63	102	9.00	2.200										
63 Jake Diekmann, L ERA: 5.81	1.0		6	3	1	1	1	0	0	0	0	0	0	18	24	9.00	3.000										
30 Justin De Fratus, R ERA: 5.68	2.0		13	4	4	4	3	3	0	0	0	1	0	31	53	18.00	3.500										



Batter	1	2	3	4	5	6	7	8	9	AB	R	H	RBI	BB	SO	LOB	TOP					
24 Chris Young, R OBP: 0.302, SLG: 0.469										4	0	2	0	0	1	0	<b>New York Yankees @ Houston Astros</b> Minute Maid Park, Houston, TX Thu Jun 25 2015, 7:13 PM - 9:41 PM CDT Att: 28,643 - Roof Closed - 73 F					
12 Chase Headley, S OBP: 0.304, SLG: 0.375										4	0	0	0	0	3	2						
13 Alex Rodriguez, R OBP: 0.390, SLG: 0.533										4	0	1	0	0	3	1						
25 Mark Teixeira, S OBP: 0.367, SLG: 0.550										3	0	0	0	1	1							
36 Carlos Beltrán, S OBP: 0.305, SLG: 0.441										4	0	2	0	0	0	0						
38 José Pirela, R OBP: 0.263, SLG: 0.345										4	0	0	0	0	1	4						
66 John Ryan Murphy, R OBP: 0.301, SLG: 0.345										3	0	1	0	0	0	0						
14 Stephen Drew, L OBP: 0.255, SLG: 0.384										3	0	0	0	0	1	1						
31 Gregorio Petit, R OBP: 0.238, SLG: 0.263										3	0	0	0	0	2	0						
<b>Inning Stats</b>	R: 0 E: 0 K: 3 S: 11	H: 1 LOB: 1 BB: 0 P: 17	R: 0 E: 0 K: 2 S: 10	H: 1 LOB: 1 BB: 0 P: 15	R: 0 E: 0 K: 1 S: 12	H: 1 LOB: 0 BB: 0 P: 15	R: 0 E: 0 K: 1 S: 10	H: 0 LOB: 1 BB: 0 P: 15	R: 0 E: 0 K: 1 S: 5	H: 0 LOB: 0 BB: 0 P: 8	R: 0 E: 0 K: 3 S: 9	H: 0 LOB: 0 BB: 0 P: 13	R: 0 E: 0 K: 0 S: 5	H: 0 LOB: 0 BB: 0 P: 6	R: 0 E: 0 K: 0 S: 7	H: 0 LOB: 0 BB: 0 P: 10		R: 0 E: 0 K: 1 S: 10	H: 2 LOB: 3 BB: 1 P: 17	1B: 6 2B: 0 3B: 0 HR: 0	SF: 0 SAC: 0 DP: 1 HBP: 0	WP: 0 PB: 0 SB: 0 CS: 0
<b>PITCHER</b> 60 Dallas Kuechel, L ERA: 2.17	IP: 9.0 WLS: W BF: 33 H: 6 R: 0 ER: 0 SO: 12 BB: 1 IBB: 0 HBP: 0 BLK: 0 WP: 0 HR: 0 S: 79 P: 116 ERA: 0.00 WHIP: 0.778															<b>PITCHER</b>						

AB 32  
R 0  
H 6  
RBI 0  
BB 1  
SO 12  
LOB 9



Batter	1	2	3	4	5	6	7	8	9	AB	R	H	RBI	BB	SO	LOB	BOTTOM					
4 George Springer, R OBP: 0.366, SLG: 0.465										3	0	0	0	1	1	1	<b>New York Yankees @ Houston Astros</b> Minute Maid Park, Houston, TX Thu Jun 25 2015, 7:13 PM - 9:41 PM CDT Att: 28,643 - Roof Closed - 73 F					
1 Carlos Correa, R OBP: 0.312, SLG: 0.527										4	0	0	0	0	1	0						
27 Jose Altuve, R OBP: 0.332, SLG: 0.399										4	3	3	0	0	0	0						
18 Luis Valbuena, L OBP: 0.279, SLG: 0.455										2	0	0	0	1	1	2						
Evan Gattis, R OBP: 0.262, SLG: 0.438										4	0	2	2	0	0	3						
28 Colby Rasmus, L OBP: 0.322, SLG: 0.492										2	1	1	1	0	0	1						
20 Preston Tucker, L OBP: 0.319, SLG: 0.439										3	0	1	1	1	1	4						
9 Marwin Gonzalez, S OBP: 0.265, SLG: 0.384										3	0	0	0	0	1	2						
15 Jason Castro, L OBP: 0.283, SLG: 0.383										3	0	0	0	0	1	1						
<b>Inning Stats</b>	R: 0 E: 0 K: 0 S: 8	H: 0 LOB: 0 BB: 0 P: 12	R: 1 E: 0 K: 1 S: 14	H: 1 LOB: 0 BB: 0 P: 23	R: 0 E: 0 K: 1 S: 7	H: 0 LOB: 0 BB: 0 P: 10	R: 1 E: 1 K: 0 S: 7	H: 1 LOB: 0 BB: 0 P: 12	R: 0 E: 0 K: 0 S: 6	H: 0 LOB: 1 BB: 1 P: 13	R: 1 E: 1 K: 2 S: 13	H: 3 LOB: 2 BB: 0 P: 22	R: 0 E: 0 K: 1 S: 8	H: 0 LOB: 0 BB: 1 P: 14	R: 1 E: 0 K: 1 S: 11	H: 2 LOB: 2 BB: 1 P: 21		R: 1 E: 0 K: 1 S: 10	H: 3 LOB: 3 BB: 1 P: 17	1B: 3 2B: 5 3B: 0 HR: 0	SF: 1 SAC: 0 DP: 1 HBP: 2	WP: 0 PB: 0 SB: 2 CS: 1
<b>PITCHER</b> 43 Adam Warren, R ERA: 3.59 26 Chris Capuano, L ERA: 5.19	IP: 5.2 WLS: L BF: 24 H: 3 R: 3 ER: 2 SO: 4 BB: 1 IBB: 0 HBP: 1 BLK: 2 WP: 0 HR: 0 S: 53 P: 38 ERA: 3.18 WHIP: 1.059															<b>PITCHER</b>						

AB 28  
R 4  
H 7  
RBI 4  
BB 3  
SO 6  
LOB 14





Batter	1	2	3	4	5	6	7	8	9	AB	R	H	RBI	BB	SO	LOB	TOP										
11 Brett Gardner, L (1, 8) OBP: 0.365, SLG: 0.485	F8		F8			F8			G4-3	5	0	2	0	0	0	0	<b>New York Yankees @ Houston Astros</b> Minute Maid Park, Houston, TX Fri Jun 26 2015, 7:13 PM - 10:21 PM CDT Att: 37,748 - Roof Closed - 73 F										
12 Chase Headley, S (1, 5) OBP: 0.309, SLG: 0.374	BB		F7						K	3	0	1	0	2	1	1											
25 Mark Teixeira, S (1, 3) OBP: 0.362, SLG: 0.540	K									4	0	0	0	0	1	5											
34 Brian McCann, L (1, 2) OBP: 0.336, SLG: 0.474	F9									4	0	0	0	0	0	1											
36 Carlos Beltrán, S (1, 10) OBP: 0.304, SLG: 0.438	F8									4	1	1	0	0	2	0											
33 Garrett Jones, L (1, 9) OBP: 0.286, SLG: 0.404	P4									4	1	2	0	0	0	0											
24 Chris Young, R (1, 7) OBP: 0.313, SLG: 0.494	P5									4	1	3	3	0	0	0											
18 Didi Gregorius, L (1, 6) OBP: 0.284, SLG: 0.326	F8									4	0	0	0	0	0	3											
14 Stephen Drew, L (1, 4) OBP: 0.255, SLG: 0.378	F7									3	0	0	0	1	0	1											
<b>Inning Stats</b>	R: 0 H: 0 E: 0 K: 1 S: 8	H: 0 LOB: 1 BB: 1 P: 16	R: 0 H: 0 E: 0 K: 0 S: 6	H: 0 LOB: 0 BB: 0 P: 8	R: 0 H: 1 E: 0 K: 0 S: 13	H: 1 LOB: 0 BB: 0 P: 21	R: 0 H: 0 E: 0 K: 1 S: 7	H: 0 LOB: 0 BB: 0 P: 11	R: 0 H: 1 E: 0 K: 0 S: 12	H: 1 LOB: 1 BB: 0 P: 16	R: 0 H: 1 E: 0 K: 0 S: 4	H: 1 LOB: 3 BB: 2 P: 9	R: 3 H: 4 E: 0 K: 0 S: 15	H: 4 LOB: 2 BB: 2 P: 30	R: 0 H: 2 E: 0 K: 1 S: 14	H: 2 LOB: 2 BB: 0 P: 18		R: 0 H: 0 E: 0 K: 1 S: 7	H: 0 LOB: 0 BB: 0 P: 11	1B: 7 2B: 1 3B: 0 HR: 1	SF: 0 SAC: 0 DP: 1 HBP: 0	WP: 0 PB: 0 SB: 0 CS: 0	PA: 38				
<b>PITCHER</b>	IP	WLS	BF	H	R	ER	SO	BB	IBB	HBP	BLK	WP	HR	S	P	ERA	WHIP										
67 Vince Velasquez, R (1, 1) ERA: 3.72	6.1		24	5	2	2	2	1	0	0	0	0	0	55	89	2.84	0.947										
36 Will Harris, R (7, 1) ERA: 1.03	0.1	L	4	2	1	1	0	1	0	0	0	0	1	7	15	27.00	9.000										
29 Tony Sipp, L (7, 1) ERA: 2.63	0.1		2	0	0	0	0	1	0	0	0	0	0	3	7	0.00	3.000										
54 Joe Thatcher, L (8, 1) ERA: 2.16	0.2		3	1	0	0	1	0	0	0	0	0	0	9	11	0.00	1.500										
56 Roberto Hernandez, R (8, 1) ERA: 4.68	1.1		5	1	0	0	1	0	0	0	0	0	0	12	18	0.00	0.750										

Batter	1	2	3	4	5	6	7	8	9	AB	R	H	RBI	BB	SO	LOB	BOTTOM										
4 George Springer, R (1, 9) OBP: 0.361, SLG: 0.458	F8		G6-3							4	0	0	0	0	2	2	<b>New York Yankees @ Houston Astros</b> Minute Maid Park, Houston, TX Fri Jun 26 2015, 7:13 PM - 10:21 PM CDT Att: 37,748 - Roof Closed - 73 F										
1 Carlos Correa, R (1, 6) OBP: 0.309, SLG: 0.513	G5-3									4	0	1	1	0	0	0											
27 Jose Altuve, R (1, 4) OBP: 0.331, SLG: 0.396	F9		F8							4	1	1	0	0	0	1											
18 Luis Valbuena, L (1, 5) OBP: 0.279, SLG: 0.450	K									3	0	0	0	1	2	1											
9 Marwin Gonzalez, S (8, PR) OBP: 0.295, SLG: 0.384	K									0	0	0	0	0	0	0											
Evan Gattis, R (1, 10) OBP: 0.266, SLG: 0.439										4	0	2	1	0	2	1											
28 Colby Rasmus, L (1, 8) OBP: 0.321, SLG: 0.485	F7									3	0	0	0	1	0	1											
23 Chris Carter, R (1, 3) OBP: 0.316, SLG: 0.382	F9									4	0	0	0	0	2	3											
20 Preston Tucker, L (1, 7) OBP: 0.309, SLG: 0.425	K									4	0	0	0	0	2	0											
16 Hank Conger, L (1, 2) OBP: 0.340, SLG: 0.440										2	1	1	0	1	1	0											
<b>Inning Stats</b>	R: 0 H: 0 E: 0 K: 0 S: 8	H: 1 LOB: 1 BB: 0 P: 13	R: 0 H: 1 E: 0 K: 1 S: 9	H: 1 LOB: 0 BB: 0 P: 12	R: 1 H: 2 E: 0 K: 1 S: 11	H: 2 LOB: 1 BB: 0 P: 16	R: 0 H: 0 E: 0 K: 1 S: 8	H: 0 LOB: 0 BB: 0 P: 10	R: 0 H: 0 E: 0 K: 2 S: 14	H: 0 LOB: 1 BB: 1 P: 22	R: 1 H: 2 E: 0 K: 0 S: 17	H: 2 LOB: 2 BB: 1 P: 27	R: 0 H: 0 E: 0 K: 3 S: 10	H: 0 LOB: 0 BB: 0 P: 16	R: 0 H: 0 E: 0 K: 1 S: 12	H: 0 LOB: 2 BB: 1 P: 17	R: 0 H: 0 E: 0 K: 1 S: 11	H: 0 LOB: 0 BB: 0 P: 17	1B: 4 2B: 1 3B: 0 HR: 0	SF: 0 SAC: 0 DP: 0 HBP: 0	WP: 0 PB: 0 SB: 2 CS: 0	PA: 35					
<b>PITCHER</b>	IP	WLS	BF	H	R	ER	SO	BB	IBB	HBP	BLK	WP	HR	S	P	ERA	WHIP										
30 Nathan Eovaldi, R (1, 1) ERA: 4.81	6.0		25	5	2	2	6	2	0	0	0	0	0	67	100	3.00	1.167										
45 Chasen Shreve, L (7, 1) ERA: 1.76	1.0	H	3	0	0	0	3	0	0	0	0	0	0	10	16	0.00	0.000										
41 Justin Wilson, L (8, 1) ERA: 3.08	0.2	H	3	0	0	0	0	1	0	0	0	0	0	9	14	0.00	1.500										
68 Dellin Betances, R (8, 1) ERA: 1.21	1.1	S	4	0	0	0	2	0	0	0	0	0	0	14	20	0.00	0.000										

AB	35
R	3
H	9
RBI	3
BB	3
SO	4
LOB	11





Batter	1	2	3	4	5	6	7	8	9	AB	R	H	RBI	BB	SO	LOB	TOP		
11 Brett Gardner, L (1,8) OBP: 0.371, SLG: 0.494										5	3	3	0	1	1	2			
24 Chris Young, R (1,7) OBP: 0.317, SLG: 0.509										3	3	1	2	1	1	1			
13 Alex Rodriguez, R (1,10) OBP: 0.390, SLG: 0.527										3	1	0	0	2	0	3			
25 Mark Teixeira, S (1,3) OBP: 0.359, SLG: 0.538										5	0	1	2	0	0	6			
34 Brian McCann, L (1,2) OBP: 0.341, SLG: 0.489										4	1	2	4	1	1	1			
36 Carlos Beltrán, S (1,9) OBP: 0.310, SLG: 0.434										2	0	0	0	2	0	4			
12 Chase Headley, S (1,5) OBP: 0.307, SLG: 0.382										5	1	1	1	0	1	3			
18 Didi Gregorius, L (1,6) OBP: 0.286, SLG: 0.328										5	0	2	0	0	0	1			
38 José Pirela, R (1,4) OBP: 0.250, SLG: 0.328										3	0	0	0	0	0	2			
33 Garrett Jones, L (7,PH) OBP: 0.283, SLG: 0.400										1	0	0	0	0	0	2			
14 Stephen Drew, L (7,4) OBP: 0.254, SLG: 0.377										1	0	0	0	0	0	0			
<b>Inning Stats</b>	R: 4 H: 2 E: 0 K: 1 S: 17	H: 2 LOB: 1 BB: 3 P: 36	R: 2 H: 2 E: 0 K: 0 S: 12	H: 2 LOB: 1 BB: 2 P: 22	R: 0 H: 1 E: 0 K: 1 S: 9	H: 1 LOB: 2 BB: 1 P: 18	R: 0 H: 0 E: 1 K: 1 S: 7	H: 0 LOB: 2 BB: 0 P: 17	R: 0 H: 1 E: 0 K: 0 S: 8	H: 1 LOB: 1 BB: 0 P: 12	R: 0 H: 1 E: 0 K: 1 S: 9	H: 2 LOB: 2 BB: 0 P: 14	R: 2 H: 2 E: 1 K: 0 S: 15	H: 2 LOB: 1 BB: 1 P: 25	R: 1 H: 1 E: 0 K: 0 S: 10	H: 1 LOB: 0 BB: 0 P: 15	1B: 4 2B: 3 HR: 3	SF: 0 SAC: 1 DP: 1 HBP: 1	WP: 0 PA: 46 PB: 0 SB: 1 CS: 0
<b>PITCHER</b>	IP WLS BF H R ER SO BB IBB HBP BLK WP HR S P ERA WHIP	IP WLS BF H R ER SO BB IBB HBP BLK WP HR S P ERA WHIP	IP WLS BF H R ER SO BB IBB HBP BLK WP HR S P ERA WHIP	IP WLS BF H R ER SO BB IBB HBP BLK WP HR S P ERA WHIP	IP WLS BF H R ER SO BB IBB HBP BLK WP HR S P ERA WHIP	IP WLS BF H R ER SO BB IBB HBP BLK WP HR S P ERA WHIP	IP WLS BF H R ER SO BB IBB HBP BLK WP HR S P ERA WHIP	IP WLS BF H R ER SO BB IBB HBP BLK WP HR S P ERA WHIP	IP WLS BF H R ER SO BB IBB HBP BLK WP HR S P ERA WHIP	IP WLS BF H R ER SO BB IBB HBP BLK WP HR S P ERA WHIP	IP WLS BF H R ER SO BB IBB HBP BLK WP HR S P ERA WHIP	IP WLS BF H R ER SO BB IBB HBP BLK WP HR S P ERA WHIP	IP WLS BF H R ER SO BB IBB HBP BLK WP HR S P ERA WHIP	IP WLS BF H R ER SO BB IBB HBP BLK WP HR S P ERA WHIP	IP WLS BF H R ER SO BB IBB HBP BLK WP HR S P ERA WHIP	IP WLS BF H R ER SO BB IBB HBP BLK WP HR S P ERA WHIP	IP WLS BF H R ER SO BB IBB HBP BLK WP HR S P ERA WHIP	IP WLS BF H R ER SO BB IBB HBP BLK WP HR S P ERA WHIP	
39 Brett Oberholzer, L (1,1) ERA: 4.32	1.1 11 4 6 6 1 3 0 0 0 0 2 25 49 40.50 5.250	3.2 16 1 0 0 2 3 0 0 0 0 0 27 52 0.00 1.091	2.0 9 2 0 0 1 0 0 1 0 0 17 26 0.00 1.000	1.0 6 2 2 1 0 1 0 0 0 0 15 25 9.00 3.000	1.0 4 1 1 1 0 0 0 0 0 0 1 10 15 9.00 1.000														
56 Roberto Hernandez, R (2,1) ERA: 4.44																			
35 Josh Fields, R (6,1) ERA: 1.85																			
37 Pat Neshek, R (8,1) ERA: 2.86																			
29 Tony Sipp, L (9,1) ERA: 2.98																			
<b>Batter</b>	<b>1</b>	<b>2</b>	<b>3</b>	<b>4</b>	<b>5</b>	<b>6</b>	<b>7</b>	<b>8</b>	<b>9</b>	<b>AB</b>	<b>R</b>	<b>H</b>	<b>RBI</b>	<b>BB</b>	<b>SO</b>	<b>LOB</b>	<b>BOTTOM</b>		
4 George Springer, R (1,8) OBP: 0.365, SLG: 0.456										3	1	1	1	2	2	1			
1 Carlos Correa, R (1,6) OBP: 0.326, SLG: 0.566										5	1	3	2	0	1	1			
27 Jose Altuve, R (1,4) OBP: 0.332, SLG: 0.405										4	1	1	1	1	1	2			
18 Luis Valbuena, L (1,5) OBP: 0.277, SLG: 0.449										5	0	1	0	0	0	4			
Evan Gattis, R (1,7) OBP: 0.266, SLG: 0.434										3	0	0	0	1	0	2			
20 Preston Tucker, L (7,PR) OBP: 0.307, SLG: 0.422										1	0	0	0	0	0	1			
21 Jon Singleton, L (1,10) OBP: 0.282, SLG: 0.380										4	0	0	0	0	3	3			
13 Domingo Santana, R (1,9) OBP: 0.286, SLG: 0.538										4	1	1	0	0	2	0			
23 Chris Carter, R (1,3) OBP: 0.319, SLG: 0.400										4	2	2	2	0	0	0			
15 Jason Castro, L (1,2) OBP: 0.282, SLG: 0.380										4	0	1	0	0	3	1			
<b>Inning Stats</b>	R: 0 H: 1 E: 0 K: 1 S: 16	H: 3 LOB: 1 BB: 0 P: 21	R: 2 H: 0 E: 0 K: 1 S: 13	H: 3 LOB: 0 BB: 0 P: 21	R: 0 H: 0 E: 0 K: 0 S: 10	H: 0 LOB: 0 BB: 0 P: 15	R: 1 H: 1 E: 0 K: 2 S: 11	H: 1 LOB: 0 BB: 0 P: 16	R: 3 H: 2 E: 0 K: 1 S: 12	H: 2 LOB: 0 BB: 1 P: 20	R: 0 H: 0 E: 0 K: 2 S: 9	H: 0 LOB: 0 BB: 0 P: 13	R: 0 H: 1 E: 0 K: 2 S: 10	H: 1 LOB: 1 BB: 0 P: 13	R: 0 H: 1 E: 0 K: 1 S: 11	H: 1 LOB: 0 BB: 0 P: 17	1B: 3 2B: 4 HR: 3	SF: 0 SAC: 0 DP: 0 HBP: 0	WP: 0 PA: 41 PB: 0 SB: 0 CS: 0
<b>PITCHER</b>	IP WLS BF H R ER SO BB IBB HBP BLK WP HR S P ERA WHIP	IP WLS BF H R ER SO BB IBB HBP BLK WP HR S P ERA WHIP	IP WLS BF H R ER SO BB IBB HBP BLK WP HR S P ERA WHIP	IP WLS BF H R ER SO BB IBB HBP BLK WP HR S P ERA WHIP	IP WLS BF H R ER SO BB IBB HBP BLK WP HR S P ERA WHIP	IP WLS BF H R ER SO BB IBB HBP BLK WP HR S P ERA WHIP	IP WLS BF H R ER SO BB IBB HBP BLK WP HR S P ERA WHIP	IP WLS BF H R ER SO BB IBB HBP BLK WP HR S P ERA WHIP	IP WLS BF H R ER SO BB IBB HBP BLK WP HR S P ERA WHIP	IP WLS BF H R ER SO BB IBB HBP BLK WP HR S P ERA WHIP	IP WLS BF H R ER SO BB IBB HBP BLK WP HR S P ERA WHIP	IP WLS BF H R ER SO BB IBB HBP BLK WP HR S P ERA WHIP	IP WLS BF H R ER SO BB IBB HBP BLK WP HR S P ERA WHIP	IP WLS BF H R ER SO BB IBB HBP BLK WP HR S P ERA WHIP	IP WLS BF H R ER SO BB IBB HBP BLK WP HR S P ERA WHIP	IP WLS BF H R ER SO BB IBB HBP BLK WP HR S P ERA WHIP	IP WLS BF H R ER SO BB IBB HBP BLK WP HR S P ERA WHIP	IP WLS BF H R ER SO BB IBB HBP BLK WP HR S P ERA WHIP	
19 Masahiro Tanaka, R (1,1) ERA: 3.88	5.0 24 6 1 0 0 3 1 0 0 0 0 0 13 24 0.00 1.500	1.1 6 1 0 0 0 3 1 0 0 0 0 0 6 14 0.00 1.500	0.2 3 0 0 0 0 1 1 0 0 0 0 0 6 14 0.00 1.500	1.0 4 1 0 0 2 0 0 0 0 0 0 10 13 0.00 1.000	1.0 4 1 0 0 1 0 0 0 0 0 0 11 17 0.00 1.000														
55 Bryan Mitchell, R (6,1) ERA: 1.59																			
45 Chasen Shreve, L (7,1) ERA: 1.72																			
41 Justin Wilson, L (8,1) ERA: 2.96																			
68 Dellin Betances, R (9,1) ERA: 1.17																			

New York Yankees @ Houston Astros  
Minute Maid Park, Houston, TX  
Sat Jun 27 2015, 3:12 PM - 6:50 PM CDT  
Att.: 41,133 - Roof Closed - 73 F

AB 37  
R 9  
H 10  
RBI 9  
BB 7  
SO 4  
LOB 25



New York Yankees @ Houston Astros  
Minute Maid Park, Houston, TX  
Sat Jun 27 2015, 3:12 PM - 6:50 PM CDT  
Att.: 41,133 - Roof Closed - 73 F

AB 37  
R 6  
H 10  
RBI 6  
BB 4  
SO 12  
LOB 15





Batter	1	2	3	4	5	6	7	8	9	AB	R	H	RBI	BB	SO	LOB	TOP										
11 Brett Gardner, L (1,8) OBP: 0.373, SLG: 0.493										3	0	1	1	1	1	0											
12 Chase Headley, S (1,5) OBP: 0.304, SLG: 0.376										4	0	0	0	0	2	2											
13 Alex Rodriguez, R (1,10) OBP: 0.388, SLG: 0.522										4	0	1	0	0	0	2											
25 Mark Teixeira, S (1,3) OBP: 0.354, SLG: 0.529										4	0	0	0	0	2	2											
34 Brian McCann, L (1,2) OBP: 0.337, SLG: 0.482										3	0	0	0	0	0	0											
33 Garrett Jones, L (1,7) OBP: 0.275, SLG: 0.388										3	0	0	0	0	0	0											
24 Chris Young, R (1,9) OBP: 0.311, SLG: 0.500										3	0	0	0	0	1	0											
18 Didi Gregorius, L (1,6) OBP: 0.283, SLG: 0.323										3	0	0	0	0	1	0											
14 Stephen Drew, L (1,4) OBP: 0.256, SLG: 0.375										1	1	0	0	1	1	0											
36 Carlos Beltrán, S (8,PH) OBP: 0.309, SLG: 0.432										1	0	0	0	0	0	0											
38 José Pirela, R (8,4) OBP: 0.250, SLG: 0.328										0	0	0	0	0	0	0											
<b>Inning Stats</b>	R: 0 H: 0 E: 0 K: 2 S: 9	H: 0 LOB: 1 BB: 1 P: 17	R: 0 H: 0 E: 0 K: 0 S: 7	H: 0 LOB: 0 BB: 0 P: 12	R: 1 H: 1 E: 0 K: 1 S: 14	H: 1 LOB: 1 BB: 1 P: 23	R: 0 H: 0 E: 0 K: 1 S: 8	H: 0 LOB: 0 BB: 0 P: 9	R: 0 H: 0 E: 0 K: 1 S: 11	H: 1 LOB: 1 BB: 0 P: 14	R: 0 H: 0 E: 0 K: 0 S: 4	H: 0 LOB: 0 BB: 0 P: 5	R: 0 H: 0 E: 0 K: 1 S: 9	H: 0 LOB: 0 BB: 0 P: 12	R: 0 H: 0 E: 0 K: 0 S: 8	H: 0 LOB: 0 BB: 0 P: 13	1B: 2 2B: 0 3B: 0 HR: 0	SF: 0 SAC: 0 DP: 0 HBP: 0	WP: 1 PB: 0 SB: 0 CS: 0	PA: 31							
<b>PITCHER</b>	IP	WLS	BF	H	R	ER	SO	BB	IBB	HBP	BLK	WP	HR	S	P	ERA	WHIP										
31 Collin McHugh, R (1,1) ERA: 4.51	8.0	W	28	2	1	1	8	2	0	0	0	1	0	71	106	1.12	0.500										
44 Luke Gregerson, R (9,1) ERA: 3.96	1.0	S	3	0	0	0	0	0	0	0	0	0	0	8	13	0.00	0.000										

New York Yankees @ Houston Astros  
Minute Maid Park, Houston, TX  
Sun Jun 28 2015, 1:13 PM - 3:36 PM CDT  
Att: 31,961 - Roof Closed - 73 F

AB 29  
R 1  
H 2  
RBI 1  
BB 2  
SO 8  
LOB 6



Batter	1	2	3	4	5	6	7	8	9	AB	R	H	RBI	BB	SO	LOB	BOTTOM										
4 George Springer, R (1,8) OBP: 0.363, SLG: 0.453										4	0	1	0	0	3	1											
1 Carlos Correa, R (1,6) OBP: 0.337, SLG: 0.593										3	2	2	0	0	0	1											
27 Jose Altuve, R (1,4) OBP: 0.333, SLG: 0.406										2	0	1	0	0	0	0											
Evan Gattis, R (1,10) OBP: 0.266, SLG: 0.440										3	0	1	1	0	0	1											
9 Marwin Gonzalez, S (7,PR) OBP: 0.295, SLG: 0.394										3	0	0	0	0	1	1											
23 Chris Carter, R (1,3) OBP: 0.316, SLG: 0.395										3	0	0	0	0	1	1											
20 Preston Tucker, L (1,7) OBP: 0.308, SLG: 0.427										3	1	1	0	0	1	0											
13 Domingo Santana, R (1,9) OBP: 0.290, SLG: 0.517										3	0	1	0	0	1	1											
15 Jason Castro, L (1,2) OBP: 0.278, SLG: 0.376										2	0	0	1	0	1	1											
<b>Inning Stats</b>	R: 0 H: 1 E: 0 K: 0 S: 8	H: 1 LOB: 0 BB: 0 P: 11	R: 0 H: 0 E: 0 K: 1 S: 7	H: 0 LOB: 0 BB: 0 P: 12	R: 0 H: 0 E: 0 K: 2 S: 8	H: 0 LOB: 0 BB: 0 P: 11	R: 1 H: 2 E: 1 K: 1 S: 12	H: 2 LOB: 0 BB: 0 P: 17	R: 0 H: 0 E: 0 K: 0 S: 6	H: 0 LOB: 0 BB: 0 P: 11	R: 0 H: 1 E: 0 K: 2 S: 8	H: 1 LOB: 1 BB: 0 P: 11	R: 1 H: 2 E: 0 K: 1 S: 11	H: 2 LOB: 1 BB: 0 P: 16	R: 1 H: 1 E: 0 K: 1 S: 12	H: 1 LOB: 0 BB: 0 P: 18	1B: 3 2B: 3 3B: 1 HR: 0	SF: 1 SAC: 1 DP: 1 HBP: 0	WP: 0 PB: 0 SB: 0 CS: 2	PA: 29							
<b>PITCHER</b>	IP	WLS	BF	H	R	ER	SO	BB	IBB	HBP	BLK	WP	HR	S	P	ERA	WHIP										
35 Michael Pineda, R (1,1) ERA: 4.08	8.0	L	28	7	3	2	8	0	0	0	0	0	0	72	107	2.25	0.875										

New York Yankees @ Houston Astros  
Minute Maid Park, Houston, TX  
Sun Jun 28 2015, 1:13 PM - 3:36 PM CDT  
Att: 31,961 - Roof Closed - 73 F

AB 26  
R 3  
H 7  
RBI 2  
BB 0  
SO 8  
LOB 7





Batter	1	2	3	4	5	6	7	8	9	AB	R	H	RBI	BB	SO	LOB	TOP			
11 Brett Gardner, L OBP: 0.377, SLG: 0.502										5	0	3	0	0	0	3	<b>New York Yankees @ Los Angeles Angels</b> Angel Stadium of Anaheim, Anaheim, CA Mon Jun 29 2015, 7:09 PM - 9:50 PM PDT Att: 42,056 - Partly Cloudy - 78 F			
24 Chris Young, R OBP: 0.305, SLG: 0.489										4	0	0	0	0	0	6				
13 Alex Rodriguez, R OBP: 0.389, SLG: 0.520										3	0	1	1	1	1	3				
25 Mark Teixeira, S OBP: 0.356, SLG: 0.524										2	0	0	0	1	1	2				
36 Carlos Beltrán, S OBP: 0.312, SLG: 0.433										4	0	2	0	0	2	4				
12 Chase Headley, S OBP: 0.300, SLG: 0.371										4	0	0	0	0	0	3				
38 José Pirela, R OBP: 0.238, SLG: 0.311										3	0	0	0	0	1	2				
33 Garrett Jones, L OBP: 0.273, SLG: 0.385										1	0	0	0	0	0	0				
66 John Ryan Murphy, R OBP: 0.283, SLG: 0.338										2	0	0	0	0	0	0				
34 Brian McCann, L OBP: 0.339, SLG: 0.480										1	0	0	0	1	0	0				
18 Didi Gregorius, L OBP: 0.290, SLG: 0.328										3	1	2	0	1	1	0				
<b>Inning Stats</b>	R: 0 E: 0 K: 1 S: 8	H: 1 LOB: 1 BB: 0 P: 12	R: 0 E: 0 K: 2 S: 11	H: 0 LOB: 1 BB: 0 P: 21	R: 1 E: 0 K: 1 S: 12	H: 2 LOB: 3 BB: 2 P: 24	R: 0 E: 0 K: 0 S: 8	H: 0 LOB: 0 BB: 0 P: 14	R: 0 E: 0 K: 1 S: 13	H: 1 LOB: 2 BB: 1 P: 22	R: 0 E: 0 K: 0 S: 5	H: 1 LOB: 0 BB: 0 P: 8	R: 0 E: 0 K: 1 S: 6	H: 1 LOB: 0 BB: 0 P: 9	R: 0 E: 0 K: 1 S: 10	H: 1 LOB: 1 BB: 0 P: 16	1B: 6 2B: 2 3B: 0 HR: 0	SF: 0 SAC: 0 DP: 2 HBP: 1	WP: 0 PB: 0 SB: 0 CS: 0	PA: 37
<b>PITCHER</b>	IP WLS BF H R ER SO BB IBB HBP BLK WP HR S P ERA WHIP																			
33 C.J. Wilson, L ERA: 3.78	6.0 W 26 5 1 1 5 3 0 1 0 0 0 0 0 101 1.50 1.333																			
62 Trevor Gott, R ERA:	1.0 H 5 1 0 0 0 1 0 0 0 0 0 0 6 9 0.00 2.000																			
38 Joe Smith, R ERA: 2.97	1.0 H 3 1 0 0 1 0 0 0 0 0 0 0 10 16 0.00 1.000																			
16 Huston Street, R ERA: 2.2	1.0 S 4 1 0 0 0 0 0 0 0 0 0 0 10 16 0.00 1.000																			

Batter	1	2	3	4	5	6	7	8	9	AB	R	H	RBI	BB	SO	LOB	BOTTOM			
12 Johnny Giavotella, R OBP: 0.319, SLG: 0.355										4	1	1	0	0	0	1	<b>New York Yankees @ Los Angeles Angels</b> Angel Stadium of Anaheim, Anaheim, CA Mon Jun 29 2015, 7:09 PM - 9:50 PM PDT Att: 42,056 - Partly Cloudy - 78 F			
56 Kole Calhoun, L OBP: 0.318, SLG: 0.382										4	0	1	1	0	3	1				
27 Mike Trout, R OBP: 0.390, SLG: 0.583										3	1	1	1	1	1	2				
5 Albert Pujols, R OBP: 0.333, SLG: 0.552										4	0	1	1	0	0	1				
6 David Freese, R OBP: 0.300, SLG: 0.406										3	0	0	0	1	1	1				
8 Taylor Featherston, R OBP: 0.169, SLG: 0.216										0	0	0	0	0	0	0				
2 Enck Aybar, S OBP: 0.302, SLG: 0.307										3	0	0	0	0	0	2				
24 C.J. Cron, R OBP: 0.239, SLG: 0.297										3	1	1	1	0	1	0				
19 Efrén Navarro, L OBP: 0.316, SLG: 0.324										0	0	0	0	0	0	0				
58 Carlos Pérez, R OBP: 0.250, SLG: 0.333										3	0	0	0	0	0	0				
44 Daniel Robertson, R OBP: 0.280, SLG: 0.250										3	1	1	0	0	0	0				
<b>Inning Stats</b>	R: 1 E: 0 K: 2 S: 11	H: 2 LOB: 2 BB: 1 P: 23	R: 0 E: 0 K: 1 S: 9	H: 0 LOB: 0 BB: 0 P: 11	R: 1 E: 0 K: 1 S: 8	H: 1 LOB: 0 BB: 0 P: 12	R: 0 E: 0 K: 0 S: 6	H: 0 LOB: 0 BB: 0 P: 7	R: 1 E: 0 K: 0 S: 8	H: 2 LOB: 1 BB: 0 P: 11	R: 0 E: 0 K: 0 S: 8	H: 0 LOB: 0 BB: 0 P: 12	R: 1 E: 0 K: 0 S: 8	H: 1 LOB: 0 BB: 0 P: 14	R: 0 E: 0 K: 2 S: 11	H: 0 LOB: 1 BB: 1 P: 20	1B: 2 2B: 2 3B: 0 HR: 2	SF: 0 SAC: 0 DP: 0 HBP: 0	WP: 0 PB: 1 SB: 1 CS: 0	PA: 32
<b>PITCHER</b>	IP WLS BF H R ER SO BB IBB HBP BLK WP HR S P ERA WHIP																			
52 CC Sabathia, L ERA: 5.59	7.1 L 29 6 4 4 4 1 1 0 0 0 0 0 0 8 15 0.00 1.500																			
64 Nick Rumbelow, R ERA: 6.75	0.2 3 0 0 0 0 1 1 0 0 0 0 0 0 8 15 0.00 1.500																			

AB 32  
R 1  
H 8  
RBI 1  
BB 4  
SO 6  
LOB 23



AB 30  
R 4  
H 6  
RBI 4  
BB 2  
SO 6  
LOB 8



livebaseballscores.com

livebaseballscores.com



Batter	1	2	3	4	5	6	7	8	9	AB R H RBI BB SO LOB	TOP									
11 Brett Gardner, L (1, 8) OBP: 0.375, SLG: 0.498	L8					K			K	4 0 1 0 0 2 0	<b>New York Yankees @ Los Angeles Angels</b> Angel Stadium of Anaheim, Anaheim, CA Tue Jun 30 2015, 7:07 PM - 9:44 PM PDT Att: 42,036 - Partly Cloudy - 80 F <a href="http://livebaseballscorecards.com">livebaseballscorecards.com</a>									
24 Chris Young, R (1, 7) OBP: 0.296, SLG: 0.478	L7		P6			G4-6-3			K	4 0 0 0 0 1 2										
13 Alex Rodriguez, R (1, 10) OBP: 0.384, SLG: 0.512	K					L6			G5-3	4 0 0 0 0 1 0										
25 Mark Teixeira, S (1, 3)		HR				G5-3				2 1 1 1 1 0 0										
34 Brian McCann, L (1, 2) OBP: 0.335, SLG: 0.473	F7					K				3 0 0 0 0 1 1										
36 Carlos Beltrán, S (1, 9) OBP: 0.309, SLG: 0.430	G6-3					G5-3				2 0 0 0 0 0 0										
33 Garrett Jones, L (5, 9) OBP: 0.270, SLG: 0.381						L6				1 0 0 0 0 0 0										
12 Chase Headley, S (1, 5) OBP: 0.300, SLG: 0.369										2 0 0 0 1 1 0										
18 Didi Gregorius, L (1, 6) OBP: 0.287, SLG: 0.324			G3							3 0 0 0 0 1 1										
14 Stephen Drew, L (1, 4) OBP: 0.253, SLG: 0.370			K			K				3 0 0 0 0 2 2										
<b>Inning Stats</b>	R: 0 H: 0 E: 0 K: 1 S: 6	H: 0 LOB: 0 BB: 0 P: 11	R: 1 H: 1 E: 0 K: 1 S: 10	H: 1 LOB: 1 BB: 0 P: 15	R: 0 H: 1 E: 0 K: 1 S: 12	H: 1 LOB: 1 BB: 0 P: 16	R: 0 H: 0 E: 0 K: 1 S: 10	H: 0 LOB: 0 BB: 0 P: 15	R: 0 H: 0 E: 0 K: 2 S: 10	H: 0 LOB: 1 BB: 1 P: 19	R: 0 H: 0 E: 0 K: 1 S: 6	H: 0 LOB: 0 BB: 1 P: 13	R: 0 H: 0 E: 1 K: 0 S: 5	H: 0 LOB: 0 BB: 0 P: 7	R: 0 H: 0 E: 0 K: 2 S: 9	H: 0 LOB: 0 BB: 0 P: 15	1B: 1 2B: 0 3B: 0 HR: 1	SF: 0 SAC: 0 DP: 3 HBP: 0	WP: 1 PB: 0 SB: 0 CS: 0	PA: 30
<b>PITCHER</b>	IP WLS BF H R ER SO BB IBB HBP BLK WP HR S P ERA WHIP											IP WLS BF H R ER SO BB IBB HBP BLK WP HR S P ERA WHIP								
28 Andrew Heaney, L (1, 1) ERA: 1.38	7.0 W 24 2 1 1 7 2 0 0 0 0 1 1 60 95 1.29 0.571																			
36 Joe Smith, R (8, 1) ERA: 2.98	1.0 H 3 0 0 0 0 0 0 0 0 0 0 5 7 0.00 0.000																			
16 Huston Street, R (9, 1) ERA: 2.14	1.0 S 3 0 0 0 2 0 0 0 0 0 0 0 9 15 0.00 0.000																			

Batter	1	2	3	4	5	6	7	8	9	AB R H RBI BB SO LOB	BOTTOM									
12 Johnny Givonetta, R (1, 4) OBP: 0.319, SLG: 0.352	G1-3					SH2-4			G5-3	2 0 0 0 1 0 0	<b>New York Yankees @ Los Angeles Angels</b> Angel Stadium of Anaheim, Anaheim, CA Tue Jun 30 2015, 7:07 PM - 9:44 PM PDT Att: 42,036 - Partly Cloudy - 80 F <a href="http://livebaseballscorecards.com">livebaseballscorecards.com</a>									
56 Kole Calhoun, L (1, 9) OBP: 0.318, SLG: 0.380						F7			G3	4 0 1 0 0 0 4										
27 Mike Trout, R (1, 8) OBP: 0.392, SLG: 0.582						G5-3			K	4 0 2 0 0 1 1										
5 Albert Pujols, R (1, 3) OBP: 0.332, SLG: 0.558	K								F7	4 1 1 1 0 2 3										
2 Erick Aybar, S (1, 6) OBP: 0.305, SLG: 0.324	G6-3									4 1 2 1 0 1 2										
6 David Freese, R (1, 5) OBP: 0.280, SLG: 0.404										4 0 1 0 0 3 1										
44 Daniel Robertson, R (9, 7) OBP: 0.280, SLG: 0.250										0 0 0 0 0 0 0										
20 Matt Joyce, L (1, 7) OBP: 0.299, SLG: 0.317										3 0 2 0 1 0 0										
8 Taylor Featherston, R (8, PR) OBP: 0.169, SLG: 0.218										0 0 0 0 0 0 0										
24 C.J. Cron, R (1, 10) OBP: 0.231, SLG: 0.287										4 0 0 0 0 2 5										
17 Chris Iannetta, R (1, 2) OBP: 0.283, SLG: 0.268										2 0 0 0 1 0 3										
<b>Inning Stats</b>	R: 0 H: 2 E: 0 K: 1 S: 12	H: 2 LOB: 2 BB: 0 P: 15	R: 0 H: 2 E: 0 K: 1 S: 10	H: 2 LOB: 3 BB: 1 P: 18	R: 0 H: 1 E: 0 K: 2 S: 9	H: 1 LOB: 0 BB: 0 P: 14	R: 0 H: 0 E: 0 K: 2 S: 7	H: 0 LOB: 0 BB: 0 P: 9	R: 0 H: 0 E: 0 K: 0 S: 11	H: 3 LOB: 1 BB: 0 P: 17	R: 2 H: 3 E: 0 K: 1 S: 11	H: 0 LOB: 0 BB: 0 P: 18	R: 0 H: 0 E: 0 K: 1 S: 7	H: 0 LOB: 0 BB: 0 P: 10	R: 0 H: 1 E: 0 K: 1 S: 15	H: 1 LOB: 2 BB: 1 P: 24	1B: 5 2B: 2 3B: 0 HR: 2	SF: 0 SAC: 1 DP: 0 HBP: 0	WP: 0 PB: 0 SB: 0 CS: 1	PA: 35
<b>PITCHER</b>	IP WLS BF H R ER SO BB IBB HBP BLK WP HR S P ERA WHIP											IP WLS BF H R ER SO BB IBB HBP BLK WP HR S P ERA WHIP								
47 Iván Nova, R (1, 1) ERA: 1.5	5.1 L 25 8 2 2 7 2 0 0 0 0 0 0 25 40 0.00 0.750																			
43 Adam Warren, R (6, 1) ERA: 3.49	2.2 10 1 0 0 2 1 0 0 0 0 0 0 25 40 0.00 0.750																			







Batter	1	2	3	4	5	6	7	8	9	10	11	12	AB	R	H	RBI	BB	SO	LOB	TOP		
24 Grady Sizemore, L OBP: 0.310, SLG: 0.350 20 Steven Souza Jr., R OBP: 0.299, SLG: 0.409													4	1	3	0	0	1	0	1	0	
9 Joey Butler, R OBP: 0.352, SLG: 0.461													5	1	0	0	1	2	6			
3 Evan Longoria, R OBP: 0.351, SLG: 0.415													5	0	2	1	0	0	2			
21 James Loney, L OBP: 0.317, SLG: 0.372													4	0	1	1	0	0	2			
11 Logan Forsythe, R OBP: 0.368, SLG: 0.429													4	1	0	0	1	2	2			
7 David DeJesus, L OBP: 0.352, SLG: 0.390 5 Brandon Guyer, R OBP: 0.364, SLG: 0.373													2	0	1	0	0	0	1	2	0	
13 Adrián Cabrera, S OBP: 0.282, SLG: 0.351													4	1	1	0	1	3	1			
39 Kevin Kiermaier, L OBP: 0.287, SLG: 0.415													5	1	2	1	0	1	0			
44 René Rivera, R OBP: 0.205, SLG: 0.280													4	0	2	2	0	1	0			
<b>Inning Stats</b>	R: 2 E: 0 K: 0 S: 16	H: 2 LOB: 1 BB: 1 P: 26	R: 0 E: 0 K: 1 S: 8	H: 0 LOB: 0 BB: 0 P: 11	R: 0 E: 0 K: 2 S: 12	H: 2 LOB: 1 BB: 0 P: 15	R: 0 E: 0 K: 1 S: 13	H: 2 LOB: 1 BB: 0 P: 18	R: 0 E: 0 K: 2 S: 9	H: 0 LOB: 0 BB: 0 P: 10	R: 0 E: 0 K: 0 S: 14	H: 2 LOB: 2 BB: 0 P: 21	R: 0 E: 0 K: 2 S: 10	H: 1 LOB: 1 BB: 0 P: 14	R: 0 E: 0 K: 1 S: 7	H: 1 LOB: 0 BB: 0 P: 10	R: 2 E: 0 K: 0 S: 11	H: 2 LOB: 2 BB: 3 P: 26	1B: 9 2B: 3 3B: 1 HR: 0	SF: 2 SAC: 1 DP: 2 HBP: 0	WP: 0 PB: 0 SB: 1 CS: 2	PA: 47
<b>PITCHER</b>	IP WLS BF H R ER SO BB IBB HBP BLK WP HR S P ERA WHIP	19 Masahiro Tanaka, R ERA: 3.94	26 Chris Capuano, L ERA: 5.0	64 Nick Rumbelow, R ERA: 3.85	68 Delin Betances, R ERA: 1.11	41 Justin Wilson, L ERA: 3.14	<b>PITCHER</b>	IP WLS BF H R ER SO BB IBB HBP BLK WP HR S P ERA WHIP	43 Adam Warren, R ERA: 3.52	45 Chasen Shreve, L ERA: 1.87	1.2 W 5 2 1 1 0 2 0 0 0 0 0 6 17 13.50 6.000	0.00 2.000 0.000 1.000 0.000	5.40 1.200									

Tampa Bay Rays @ New York Yankees  
Yankee Stadium, Bronx, NY  
Fri Jul 03 2015, 7:10 PM - 11:37 PM EDT  
Att. 43,141 - Partly Cloudy - 77 F

AB 40  
R 5  
H 12  
RBI 5  
BB 4  
SO 13  
LOB 14



Batter	1	2	3	4	5	6	7	8	9	10	11	12	AB	R	H	RBI	BB	SO	LOB	BOTTOM				
11 Brett Gardner, L OBP: 0.373, SLG: 0.488													4	1	0	0	2	1	1					
12 Chase Headley, S OBP: 0.305, SLG: 0.372													6	1	2	0	0	3	3					
13 Alex Rodriguez, R OBP: 0.390, SLG: 0.508 31 Gregorio Petit, R OBP: 0.238, SLG: 0.263													3	1	2	0	3	0	1	0				
25 Mark Teixeira, S OBP: 0.359, SLG: 0.537													5	2	2	4	1	3	2					
34 Brian McCann, L OBP: 0.333, SLG: 0.477													5	1	1	3	1	1	4					
33 Garrett Jones, L OBP: 0.277, SLG: 0.396 27 Ramón Flores, L OBP: 0.241, SLG: 0.276													3	0	0	0	1	1	0	1				
24 Chris Young, R OBP: 0.295, SLG: 0.471													5	0	0	0	2	2						
18 Didi Gregorius, L OBP: 0.300, SLG: 0.335													3	0	2	0	1	1	0					
14 Stephen Drew, L OBP: 0.292, SLG: 0.371 38 José Pirela, R OBP: 0.231, SLG: 0.302													2	0	0	0	1	2	2	0				
<b>Inning Stats</b>	R: 0 E: 0 K: 0 S: 5	H: 1 LOB: 0 BB: 0 P: 15	R: 0 E: 0 K: 1 S: 9	H: 1 LOB: 1 BB: 0 P: 17	R: 0 E: 0 K: 1 S: 16	H: 0 LOB: 1 BB: 1 P: 27	R: 0 E: 0 K: 1 S: 14	H: 1 LOB: 1 BB: 0 P: 20	R: 0 E: 0 K: 2 S: 13	H: 0 LOB: 2 BB: 2 P: 20	R: 3 E: 0 K: 1 S: 12	H: 3 LOB: 1 BB: 2 P: 25	R: 0 E: 0 K: 0 S: 6	H: 0 LOB: 1 BB: 2 P: 17	R: 0 E: 0 K: 1 S: 7	H: 0 LOB: 0 BB: 0 P: 13	R: 0 E: 0 K: 1 S: 9	H: 0 LOB: 0 BB: 1 P: 16	R: 4 E: 0 K: 1 S: 9	H: 3 LOB: 1 BB: 1 P: 16	1B: 6 2B: 1 3B: 0 HR: 2	SF: 0 SAC: 1 DP: 3 HBP: 1	WP: 1 PB: 0 SB: 0 CS: 0	PA: 50
<b>PITCHER</b>	IP WLS BF H R ER SO BB IBB HBP BLK WP HR S P ERA WHIP	22 Chris Archer, R ERA: 2.18	57 Jake McGee, L ERA: 1.56	40 Kevin Jepsen, R ERA: 3.41	47 Brandon Gomes, R ERA: 2.7	31 Xavier Cedeño, L ERA: 3.09	<b>PITCHER</b>	IP WLS BF H R ER SO BB IBB HBP BLK WP HR S P ERA WHIP	26 Brad Boxberger, R ERA: 2.46	54 Steve Geltz, R ERA: 3.76	1.0 L 8 3 4 4 3 1 0 0 0 0 0 1 21 32 27.00 3.000	0.00 0.900 0.000 1.000 0.000	0.00 1.000											

Tampa Bay Rays @ New York Yankees  
Yankee Stadium, Bronx, NY  
Fri Jul 03 2015, 7:10 PM - 11:37 PM EDT  
Att. 43,141 - Partly Cloudy - 77 F

AB 39  
R 7  
H 9  
RBI 7  
BB 9  
SO 14  
LOB 17





Batter	1	2	3	4	5	6	7	8	9	AB	R	H	RBI	BB	SO	LOB	TOP					
24 Grady Sizemore, L (1, 10) OBP: 0.302, SLG: 0.350 5 Brandon Guyer, R (8, FH) OBP: 0.362, SLG: 0.370 (8, 10)										3	0	0	0	0	1	2	<p><b>Tampa Bay Rays @ New York Yankees</b>  <b>Yankee Stadium, Bronx, NY</b>  Sat Jul 04 2015, 1:11 PM - 3:52 PM EDT  Att: 35,508 - Cloudy - 72 F</p>					
9 Joey Butler, R (1, 7) OBP: 0.345, SLG: 0.451										4	0	0	0	0	4	1						
3 Evan Longoria, R (1, 5) OBP: 0.350, SLG: 0.413										4	0	1	0	0	0	1						
21 James Loney, L (1, 3) OBP: 0.323, SLG: 0.376										4	1	2	0	0	1	0						
20 Steven Souza Jr., R (1, 9) OBP: 0.301, SLG: 0.422										4	1	2	2	0	2	2						
13 Adrián Cabrera, S (1, 6) OBP: 0.281, SLG: 0.354										4	0	1	0	0	1	1						
39 Kevin Kiermaier, L (1, 8) OBP: 0.286, SLG: 0.411										3	0	0	0	1	1	1						
10 Jake Elmore, R (1, 4) OBP: 0.268, SLG: 0.319										4	0	0	0	0	1	3						
19 Curt Casali, R (1, 2) OBP: 0.292, SLG: 0.478										3	0	1	0	0	2	2						
<b>Inning Stats</b>	R: 0 H: 2 E: 0 K: 3 S: 14	H: 2 R: 0 ER: 0 LOB: 20	R: 0 H: 1 E: 0 K: 1 S: 9	H: 1 R: 0 ER: 0 LOB: 17	R: 0 H: 0 E: 0 K: 1 S: 7	H: 0 R: 0 ER: 0 LOB: 8	R: 0 H: 1 E: 0 K: 1 S: 14	H: 1 R: 0 ER: 0 LOB: 18	R: 0 H: 0 E: 0 K: 2 S: 8	H: 0 R: 0 ER: 0 LOB: 11	R: 0 H: 0 E: 0 K: 0 S: 7	H: 0 R: 0 ER: 0 LOB: 8	R: 0 H: 1 E: 0 K: 2 S: 12	H: 1 R: 2 ER: 0 LOB: 17	R: 2 H: 2 E: 0 K: 2 S: 15	H: 2 R: 0 ER: 0 LOB: 22		1B: 4 2B: 2 3B: 0 HR: 1	SF: 0 SAC: 0 DP: 0 HBP: 0	WP: 1 PB: 0 SB: 0 CS: 0	PA: 35	
<b>PITCHER</b>	IP: 7.0 WLS: 0.2 BF: 27 ERA: 3.79	WLS: H BF: 2 ERA: 3.07	H: 5 R: 0 ER: 0 SO: 10	H: 0 R: 0 ER: 0 SO: 2	BB: 1 IBB: 0 HBP: 0 BLK: 0	BB: 0 IBB: 0 HBP: 0 BLK: 0	WP: 1 HR: 0 S: 68 P: 97	HR: 0 S: 8 P: 10	ERA: 0.00 WHIP: 0.000	<b>PITCHER</b>	IP: 0.2 WLS: 1.1 BF: 6 ERA: 1.5	WLS: W BF: 6 ERA: 1.5	H: 2 R: 2 ER: 2 SO: 2	BB: 0 IBB: 0 HBP: 0 BLK: 0	WP: 0 HR: 1 S: 17 P: 25	HR: 1 S: 25 P: 13.50	WHIP: 1.500					

Batter	1	2	3	4	5	6	7	8	9	AB	R	H	RBI	BB	SO	LOB	BOTTOM					
11 Brett Gardner, L (1, 8) OBP: 0.371, SLG: 0.485										4	1	1	0	0	2	2	<p><b>Tampa Bay Rays @ New York Yankees</b>  <b>Yankee Stadium, Bronx, NY</b>  Sat Jul 04 2015, 1:11 PM - 3:52 PM EDT  Att: 35,508 - Cloudy - 72 F</p>					
12 Chase Headley, S (1, 5) OBP: 0.307, SLG: 0.371										3	1	1	0	1	0	0						
13 Alex Rodriguez, R (1, 10) OBP: 0.388, SLG: 0.504										4	0	1	1	0	2	1						
25 Mark Teixeira, S (1, 3) OBP: 0.358, SLG: 0.538 38 José Pirela, R (9, PR) OBP: 0.231, SLG: 0.302										3	0	1	1	0	2	0						
33 Garrett Jones, L (1, 9) OBP: 0.279, SLG: 0.404 24 Chris Young, R (8, 9) OBP: 0.299, SLG: 0.471										3	0	1	0	0	2	1						
27 Ramón Flores, L (1, 7) OBP: 0.219, SLG: 0.250										0	0	0	0	1	0	0						
66 John Ryan Murphy, R (1, 2) OBP: 0.282, SLG: 0.324										3	0	0	0	0	1	1						
18 Didi Gregorius, L (1, 6) OBP: 0.300, SLG: 0.335										3	0	1	0	0	1	1						
14 Stephen Drew, L (1, 4) OBP: 0.253, SLG: 0.368										2	0	0	0	1	0	1						
<b>Inning Stats</b>	R: 2 H: 3 E: 0 K: 1 S: 20	H: 3 R: 0 ER: 0 LOB: 24	R: 0 H: 1 E: 0 K: 1 S: 11	H: 1 R: 0 ER: 0 LOB: 15	R: 0 H: 0 E: 0 K: 2 S: 7	H: 0 R: 0 ER: 0 LOB: 12	R: 0 H: 1 E: 0 K: 1 S: 8	H: 1 R: 0 ER: 0 LOB: 13	R: 0 H: 0 E: 0 K: 2 S: 11	H: 0 R: 0 ER: 0 LOB: 23	R: 0 H: 0 E: 0 K: 2 S: 12	H: 0 R: 0 ER: 0 LOB: 18	R: 0 H: 0 E: 0 K: 1 S: 5	H: 0 R: 1 ER: 1 LOB: 10	R: 1 H: 1 E: 1 K: 0 S: 7	H: 1 R: 0 ER: 0 LOB: 14		1B: 4 2B: 3 3B: 0 HR: 0	SF: 1 SAC: 1 DP: 1 HBP: 0	WP: 1 PB: 0 SB: 1 CS: 1	PA: 33	
<b>PITCHER</b>	IP: 7.0 WLS: 2.6 BF: 27 ERA: 3.21	WLS: 3 BF: 3 ERA: 2.6	H: 5 R: 2 ER: 0 SO: 10	H: 2 R: 0 ER: 0 SO: 0	BB: 2 IBB: 0 HBP: 0 BLK: 0	BB: 0 IBB: 0 HBP: 0 BLK: 0	WP: 1 HR: 0 S: 74 P: 113	HR: 0 S: 6 P: 10	ERA: 0.00 WHIP: 0.000	<b>PITCHER</b>	IP: 1.0 WLS: 0.0 BF: 3 ERA: 2.48	WLS: L BF: 3 ERA: 2.48	H: 1 R: 1 ER: 0 SO: 0	BB: 1 IBB: 0 HBP: 0 BLK: 0	WP: 0 HR: 0 S: 7 P: 14	HR: 0 S: 14 P: 2.48	WHIP: 1.000					







Batter	1	2	3	4	5	6	7	8	9	10	AB	R	H	RBI	BB	SO	LOB	TOP		
1 Billy Burns, S OBP: 0.353, SLG: 0.420	L5		21 1B		P3			K		P4	5	0	1	0	0	1	1			
21 Stephen Vogt, L OBP: 0.381, SLG: 0.502	18 22 1B		22 C4-3 1B		L8			F7			4	1	2	1	0	0	1			
18 Ben Zobrist, S OBP: 0.347, SLG: 0.440	G4-3		K		G4-3			G6-3			4	0	0	0	0	1	3			
23 Sam Fuld, L OBP: 0.294, SLG: 0.324	G4-3		K		K			G6-3			0	0	0	0	0	0	0			
22 Josh Reddick, L OBP: 0.345, SLG: 0.460			G4-6-3		K			F7			4	0	1	1	0	1	2			
16 Billy Butler, R OBP: 0.315, SLG: 0.373	G5-3				G6-3			HR			4	1	1	1	0	1	1			
17 Ike Davis, L OBP: 0.328, SLG: 0.406			28 G1-6-3 BB		G4-3			G6-3			3	0	0	0	1	1	0			
15 Brett Lawrie, R OBP: 0.328, SLG: 0.432			K		K			K			4	1	1	1	0	3	1			
28 Eric Sogard, L OBP: 0.288, SLG: 0.293			G1-6-3					L3			4	0	1	0	0	0	1			
10 Marcus Semien, R OBP: 0.308, SLG: 0.397			21 1B		K			K			4	1	1	0	0	3	1			
<b>Inning Stats</b>	R: 1 E: 0 K: 1 S: 16	H: 2 LOB: 1 BB: 0 P: 24	R: 0 E: 0 K: 1 S: 9	H: 0 LOB: 0 BB: 1 P: 15	R: 1 E: 0 K: 1 S: 11	H: 3 LOB: 1 BB: 0 P: 16	R: 0 E: 0 K: 1 S: 9	H: 0 LOB: 0 BB: 0 P: 11	R: 0 E: 0 K: 1 S: 10	H: 1 LOB: 1 BB: 0 P: 13	R: 1 E: 0 K: 1 S: 10	H: 1 LOB: 0 BB: 0 P: 14	R: 0 E: 0 K: 2 S: 8	H: 0 LOB: 0 BB: 0 P: 15	R: 0 E: 0 K: 1 S: 9	H: 1 LOB: 0 BB: 0 P: 11	1B: 6 2B: 0 3B: 0 HR: 2	SF: 0 SAC: 0 DP: 2 HBP: 0	WP: 0 PB: 0 SB: 1 CS: 0	PA: 37
<b>PITCHER</b>	IP 5.1	WLS 21	BF 6	H 2	R 2	ER 2	SO 4	BB 1	IBB 0	HBP 0	BLK 0	WP 0	HR 0	S 60	P 86	ERA 3.38	WHIP 1.312			
30 Nathan Eovaldi, R ERA: 4.45																				
45 Chasen Shreve, L ERA: 2.1																				
43 Adam Warren, R ERA: 3.48																				
41 Justin Wilson, L ERA: 2.97																				
68 Dellin Betances, R ERA: 1.85																				

Oakland Athletics @ New York Yankees  
Yankee Stadium, Bronx, NY  
Tue Jul 07 2015, 7:10 PM - 10:25 PM EDT  
Att. 32,337 - Partly Cloudy - 84 F


AB 36  
R 4  
H 8  
RBI 4  
BB 1  
SO 11  
LOB 11



Batter	1	2	3	4	5	6	7	8	9	10	AB	R	H	RBI	BB	SO	LOB	BOTTOM				
11 Brett Gardner, L OBP: 0.373, SLG: 0.478	34 1B			FC4-6			G3			13 BB	4	1	1	0	1	1	3					
12 Chase Headley, S OBP: 0.305, SLG: 0.368	34 1B					G3		L4-6		P2	4	1	0	0	1	1	2					
13 Alex Rodriguez, R OBP: 0.397, SLG: 0.505	F8			G6-3				K			4	0	0	0	1	2	2					
38 José Pireta, R OBP: 0.227, SLG: 0.297				G1-3				G1-6-3			0	0	0	0	0	0	0					
25 Mark Teixeira, S OBP: 0.351, SLG: 0.522	K			G1-3				G1-6-3			5	0	0	0	0	3	5					
34 Brian McCann, L OBP: 0.335, SLG: 0.469	33 1B			24 G6-3 18 1B				G4-3		F8	3	1	1	1	1	0	0					
33 Garrett Jones, L OBP: 0.285, SLG: 0.410				24 G6-3 1B				L7		G3	4	0	2	1	0	0	0					
24 Chris Young, R OBP: 0.297, SLG: 0.459	P3			G6-3				G6-3		18 WP 1B	4	0	1	0	0	0	4					
18 Didi Gregorius, L OBP: 0.295, SLG: 0.328	L7							G3-1		G4-3	4	0	1	1	0	0	1					
14 Stephen Drew, L OBP: 0.251, SLG: 0.360	F8			11 FC4-6 BB				E6		P2	3	0	0	0	1	0	0					
<b>Inning Stats</b>	R: 2 E: 0 K: 1 S: 11	H: 3 LOB: 2 BB: 1 P: 26	R: 0 E: 0 K: 1 S: 8	H: 0 LOB: 0 BB: 0 P: 11	R: 0 E: 0 K: 1 S: 7	H: 0 LOB: 0 BB: 0 P: 9	R: 1 E: 0 K: 0 S: 14	H: 2 LOB: 2 BB: 2 P: 25	R: 0 E: 0 K: 2 S: 7	H: 0 LOB: 0 BB: 0 P: 12	R: 0 E: 1 K: 0 S: 8	H: 0 LOB: 0 BB: 0 P: 13	R: 0 E: 0 K: 1 S: 7	H: 0 LOB: 0 BB: 0 P: 9	R: 0 E: 0 K: 0 S: 8	H: 0 LOB: 0 BB: 0 P: 11	R: 0 E: 0 K: 1 S: 12	H: 0 LOB: 2 BB: 2 P: 26	1B: 6 2B: 1 3B: 0 HR: 0	SF: 0 SAC: 0 DP: 3 HBP: 0	WP: 2 PB: 0 SB: 0 CS: 0	PA: 40
<b>PITCHER</b>	IP 7.0	WLS 29	BF 6	H 3	R 3	ER 3	SO 5	BB 3	IBB 0	HBP 0	BLK 0	WP 0	HR 0	S 64	P 110	ERA 3.86	WHIP 1.286					
54 Sonny Gray, R ERA: 2.2																						
33 Fernando Rodriguez Jr., R ERA: 3.75																						
13 Drew Pomeranz, L ERA: 3.53																						
36 Tyler Clippard, R ERA: 2.52																						

Oakland Athletics @ New York Yankees  
Yankee Stadium, Bronx, NY  
Tue Jul 07 2015, 7:10 PM - 10:25 PM EDT  
Att. 32,337 - Partly Cloudy - 84 F

AB 35  
R 3  
H 6  
RBI 3  
BB 5  
SO 7  
LOB 17





Batter	1	2	3	4	5	6	7	8	9	AB	R	H	RBI	BB	SO	LOB	TOP											
1 Billy Burns, S OBP: 0.354, SLG: 0.420										5	0	2	0	0	1	2	<p><b>Oakland Athletics @ New York Yankees</b>  <b>Yankee Stadium, Bronx, NY</b>  Wed Jul 08 2015, 7:08 PM - 10:17 PM EDT  Att: 41,626 - Overcast - 80 F</p>											
21 Stephen Vogt, L OBP: 0.375, SLG: 0.493										5	0	0	0	0	0	2												
23 Sam Fuld, L OBP: 0.294, SLG: 0.324										0	0	0	0	0	0	0												
18 Ben Zobrist, S OBP: 0.344, SLG: 0.431										4	0	0	0	1	0	1												
16 Billy Butler, R OBP: 0.315, SLG: 0.375										4	0	1	0	0	1	2												
15 Brett Lawrie, R OBP: 0.327, SLG: 0.430										4	1	1	0	0	1	0												
5 Jake Smolinski, R OBP: 0.286, SLG: 0.210										2	1	1	0	1	0	2												
22 Josh Reddick, L OBP: 0.344, SLG: 0.459										1	0	0	0	0	0	0												
19 Josh Phegley, R OBP: 0.317, SLG: 0.491										4	0	1	1	0	2	2												
20 Mark Canha, R OBP: 0.312, SLG: 0.416										3	1	2	1	1	0	1												
10 Marcus Semien, R OBP: 0.307, SLG: 0.404										4	1	1	2	0	0	4												
<b>Inning Stats</b>	R: 0 E: 0 K: 0 S: 6	H: 1 LOB: 0 BB: 0 P: 8	R: 2 E: 0 K: 0 S: 16	H: 4 LOB: 2 BB: 0 P: 19	R: 0 E: 0 K: 0 S: 11	H: 0 LOB: 0 BB: 0 P: 17	R: 0 E: 0 K: 1 S: 8	H: 0 LOB: 1 BB: 1 P: 15	R: 0 E: 0 K: 0 S: 8	H: 1 LOB: 2 BB: 1 P: 13	R: 0 E: 0 K: 1 S: 16	H: 1 LOB: 2 BB: 1 P: 30	R: 0 E: 0 K: 2 S: 14	H: 0 LOB: 0 BB: 0 P: 18	R: 0 E: 0 K: 2 S: 14	H: 0 LOB: 0 BB: 0 P: 18	R: 2 E: 1 K: 1 S: 22	H: 2 LOB: 1 BB: 0 P: 30	1B: 7 2B: 2 3B: 0 HR: 1	SF: 0 SAC: 0 DP: 1 HBP: 0	WP: 1 PB: 0 SB: 0 CS: 0	PA: 39						
<b>PITCHER</b>	IP WLS BF H R ER SO BB IBB HBP BLK WP HR S P ERA WHIP	5.1 W 24 7 2 2 1 2 0 0 0 0 0 59 88 3.38 1.688	0.2 H 3 0 0 0 1 0 0 0 0 0 0 6 14 0.00 1.500	1.0 H 3 0 0 0 0 0 0 0 0 0 7 7 0.00 0.000	1.0 H 3 0 0 0 2 0 0 0 0 0 0 14 18 0.00 0.000	1.0 S 6 2 2 2 1 0 0 0 0 0 1 22 30 18.00 2.000	<b>PITCHER</b>										IP WLS BF H R ER SO BB IBB HBP BLK WP HR S P ERA WHIP											
52 CC Sabathia, L ERA: 5.47											5.1	W	24	7	2	2	1	2	0	0	0	0	0	59	88	3.38	1.688	
55 Bryan Mitchell, R ERA: 3.24											0.2	H	3	0	0	0	1	0	0	0	0	0	6	14	0.00	1.500		
41 Justin Wilson, L ERA: 2.87											1.0	H	3	0	0	0	0	0	0	0	0	7	7	0.00	0.000			
68 Dellin Betances, R ERA: 1.61											1.0	H	3	0	0	0	0	0	0	0	0	14	18	0.00	0.000			
48 Andrew Miller, L ERA: 1.65											1.0	S	6	2	2	2	1	0	0	0	0	1	22	30	18.00	2.000		
22 Jacoby Ellsbury, L OBP: 0.308, SLG: 0.368										4	0	1	0	0	1	0	<p><b>Oakland Athletics @ New York Yankees</b>  <b>Yankee Stadium, Bronx, NY</b>  Wed Jul 08 2015, 7:08 PM - 10:17 PM EDT  Att: 41,626 - Overcast - 80 F</p>											
11 Brett Gardner, L OBP: 0.376, SLG: 0.478										2	0	1	0	2	0	0												
13 Alex Rodriguez, R OBP: 0.382, SLG: 0.498										4	0	0	0	0	2	4												
25 Mark Teixeira, S OBP: 0.356, SLG: 0.546										3	2	2	2	1	1	1												
24 Chris Young, R OBP: 0.296, SLG: 0.452										3	2	0	0	1	1	2												
66 John Ryan Murphy, R OBP: 0.253, SLG: 0.333										4	0	2	0	0	0	1												
18 Didi Gregorius, L OBP: 0.294, SLG: 0.331										4	0	1	1	0	2	3												
38 José Pirela, R OBP: 0.232, SLG: 0.303										2	0	1	1	0	0	0												
14 Stephen Drew, L OBP: 0.254, SLG: 0.375										1	1	1	1	0	0	0												
31 Gregorio Petit, R OBP: 0.217, SLG: 0.238										4	0	0	0	0	1	3												
<b>Inning Stats</b>	R: 0 E: 0 K: 2 S: 10	H: 1 LOB: 1 BB: 0 P: 16	R: 1 E: 1 K: 0 S: 9	H: 1 LOB: 0 BB: 0 P: 13	R: 0 E: 0 K: 2 S: 13	H: 0 LOB: 1 BB: 1 P: 21	R: 2 E: 0 K: 1 S: 14	H: 2 LOB: 1 BB: 1 P: 23	R: 0 E: 0 K: 1 S: 8	H: 0 LOB: 0 BB: 0 P: 13	R: 1 E: 0 K: 0 S: 13	H: 3 LOB: 2 BB: 0 P: 18	R: 0 E: 0 K: 0 S: 9	H: 1 LOB: 2 BB: 2 P: 19	R: 1 E: 0 K: 1 S: 15	H: 1 LOB: 0 BB: 0 P: 21	1B: 5 2B: 1 3B: 0 HR: 3	SF: 1 SAC: 0 DP: 1 HBP: 0	WP: 1 PB: 0 SB: 1 CS: 0	PA: 36								
<b>PITCHER</b>	IP WLS BF H R ER SO BB IBB HBP BLK WP HR S P ERA WHIP	3.0 L 12 4 3 3 3 1 0 0 0 0 1 2 30 48 11.57 2.143	0.2 5 2 0 0 0 1 0 0 0 0 0 9 14 0.00 4.500	1.1 4 0 0 0 0 0 0 1 0 0 0 10 17 0.00 0.000	0.2 3 1 1 1 1 0 0 0 0 0 0 10 15 13.50 1.500	<b>PITCHER</b>										IP WLS BF H R ER SO BB IBB HBP BLK WP HR S P ERA WHIP												
26 Scott Kazmir, L ERA: 2.49											3.0	L	12	4	3	3	3	1	0	0	0	0	1	2	30	48	11.57	2.143
58 Evan Scribner, R ERA: 4.06											0.2		5	2	0	0	0	1	0	0	0	0	0	9	14	0.00	4.500	
39 Eric O'Flaherty, L ERA: 7.04											1.1		4	0	0	0	0	0	1	0	0	0	0	10	17	0.00	0.000	
49 Edward Mujica, R ERA: 3.6											0.2		3	1	1	1	1	0	0	0	0	0	1	10	15	13.50	1.500	



Batter	1	2	3	4	5	6	7	8	9	AB	R	H	RBI	BB	SO	LOB	TOP										
1 Billy Burns, S OBP: 0.348, SLG: 0.413	F7		G6-3		F7			G6-3		4	0	0	0	0	0	0											
21 Stephen Vogt, L OBP: 0.371, SLG: 0.485	G1-3		G3-1			K			F8	4	0	0	0	0	1	0											
18 Ben Zobrist, S OBP: 0.338, SLG: 0.422	P6		G4-3			K			F9	4	0	0	0	0	1	0											
22 Josh Reddick, L OBP: 0.344, SLG: 0.457		CI 16 2B		F7						3	1	1	0	0	0	0											
16 Billy Butler, R OBP: 0.314, SLG: 0.377		G6-3 15 20 2B 1-H		K 15 FC6-4						4	1	1	1	0	2	1											
17 Ike Davis, L OBP: 0.329, SLG: 0.400				K 15 G6-3 BB						2	0	0	0	1	1	1											
15 Brett Lawrie, R OBP: 0.324, SLG: 0.426				G6-3		FC6-4				3	0	0	0	0	0	3											
20 Mark Canha, R OBP: 0.312, SLG: 0.420										3	0	1	1	0	1	0											
10 Marcus Semien, R OBP: 0.304, SLG: 0.401										3	0	0	0	0	1	1											
<b>Inning Stats</b>	R: 0 E: 0 K: 0 S: 6	H: 0 LOB: 0 BB: 0 P: 7	R: 2 E: 1 K: 0 S: 13	H: 2 LOB: 1 BB: 1 P: 24	R: 0 E: 0 K: 0 S: 11	H: 0 LOB: 0 BB: 0 P: 14	R: 0 E: 0 K: 2 S: 12	H: 0 LOB: 1 BB: 0 P: 18	R: 0 E: 0 K: 0 S: 7	H: 0 LOB: 0 BB: 0 P: 8	R: 0 E: 0 K: 2 S: 13	H: 0 LOB: 0 BB: 0 P: 20	R: 0 E: 0 K: 0 S: 5	H: 0 LOB: 0 BB: 0 P: 8	R: 0 E: 0 K: 2 S: 12	H: 0 LOB: 1 BB: 0 P: 18	R: 0 E: 0 K: 1 S: 13	H: 1 LOB: 1 BB: 0 P: 20	1B: 1 2B: 2 3B: 0 HR: 0	SF: 0 SAC: 0 DP: 1 HBP: 0	WP: 1 PB: 0 CS: 0	PA: 32					
<b>PITCHER</b>	IP	WLS	BF	H	R	ER	SO	BB	IBB	HBP	BLK	WP	HR	S	P	ERA	WHIP										
19 Masahiro Tanaka, R ERA: 3.63	7.2	W	27	2	2	1	6	1	0	0	0	1	0	77	114	1.17	0.391										
45 Chasen Shreve, L ERA: 2.04	1.0	H	4	1	0	0	0	0	0	0	0	0	0	12	20	0.00	1.000										
43 Adam Warren, R ERA: 3.46	0.1		1	0	0	0	1	0	0	0	0	0	0	3	3	0.00	0.000										

Oakland Athletics @ New York Yankees  
Yankee Stadium, Bronx, NY  
Thu Jul 09 2015, 1:10 PM - 4:05 PM EDT  
Att: 40,084 - Cloudy - 70 F


AB 30  
R 2  
H 3  
RBI 2  
BB 1  
SO 7  
LOB 6



Batter	1	2	3	4	5	6	7	8	9	AB	R	H	RBI	BB	SO	LOB	BOTTOM										
22 Jacoby Ellsbury, L OBP: 0.408, SLG: 0.365	G1-3					K				4	1	1	2	1	1	0											
11 Brett Gardner, L OBP: 0.381, SLG: 0.490										5	1	3	1	0	0	1											
25 Mark Teixeira, S OBP: 0.355, SLG: 0.542	P4									4	0	1	1	0	0	2											
34 Brian McCann, L OBP: 0.333, SLG: 0.463	P4									3	0	0	0	1	1	4											
33 Garrett Jones, L OBP: 0.276, SLG: 0.397										4	0	0	0	0	3	3											
18 Didi Gregorius, L OBP: 0.294, SLG: 0.327										3	0	0	0	1	1	2											
24 Chris Young, R OBP: 0.295, SLG: 0.446										3	1	0	0	1	0	1											
14 Stephen Drew, L OBP: 0.257, SLG: 0.374										3	1	1	0	1	1	1											
40 Cole Figueroa, L OBP: 0.500, SLG: 1.000										4	2	2	0	0	0	2											
<b>Inning Stats</b>	R: 1 E: 0 K: 0 S: 8	H: 1 LOB: 0 BB: 0 P: 13	R: 0 E: 0 K: 1 S: 9	H: 1 LOB: 2 BB: 1 P: 18	R: 1 E: 0 K: 0 S: 14	H: 2 LOB: 2 BB: 1 P: 27	R: 2 E: 0 K: 1 S: 15	H: 3 LOB: 2 BB: 1 P: 25	R: 0 E: 0 K: 1 S: 6	H: 0 LOB: 0 BB: 0 P: 10	R: 0 E: 0 K: 1 S: 6	H: 0 LOB: 0 BB: 0 P: 9	R: 0 E: 0 K: 1 S: 11	H: 0 LOB: 1 BB: 1 P: 19	R: 2 E: 1 K: 2 S: 15	H: 1 LOB: 1 BB: 1 P: 24	1B: 5 2B: 2 3B: 0 HR: 1	SF: 0 SAC: 0 DP: 0 HBP: 0	WP: 0 PB: 0 CS: 0	PA: 38							
<b>PITCHER</b>	IP	WLS	BF	H	R	ER	SO	BB	IBB	HBP	BLK	WP	HR	S	P	ERA	WHIP										
30 Jesse Chavez, R ERA: 3.4	5.0	L	25	7	4	4	3	3	0	0	0	0	0	6	9	0.00	0.000										
56 Fernando Abad, L ERA: 4.71	1.0		3	0	0	0	1	0	0	0	0	0	0	6	9	0.00	0.000										
39 Eric O'Flaherty, L ERA: 0.61	1.0		4	0	0	0	1	1	0	0	0	0	0	11	19	0.00	1.000										
33 Fernando Rodriguez Jr., R ERA: 3.6	1.0		6	1	2	0	2	1	0	0	0	0	0	15	24	0.00	2.000										

Oakland Athletics @ New York Yankees  
Yankee Stadium, Bronx, NY  
Thu Jul 09 2015, 1:10 PM - 4:05 PM EDT  
Att: 40,084 - Cloudy - 70 F

AB 33  
R 6  
H 8  
RBI 4  
BB 5  
SO 7  
LOB 16





Batter	1	2	3	4	5	6	7	8	9	AB	R	H	RBI	BB	SO	LOB	TOP
22 Jacoby Ellsbury, L (1, 8) OBP: 0.402, SLG: 0.360	F8		G6-3	E4 13 BB 11 1B		K				5	0	1	1	0	1	2	<b>New York Yankees @ Boston Red Sox</b> Fenway Park, Boston, MA Fri Jul 10 2015, 7:12 PM - 10:14 PM EDT Att: 37,984 - Partly Cloudy - 76 F
11 Brett Gardner, L (1, 7) OBP: 0.376, SLG: 0.485	P6		K				G4-3	G4-3		5	0	1	1	0	1	2	
13 Alex Rodriguez, R (1, 10) OBP: 0.385, SLG: 0.509	HR						K		G6-3	4	1	2	2	1	1	0	
25 Mark Teixeira, S (1, 3)	L5		L9	P6					P6	5	0	1	0	0	0	4	
34 Brian McCann, L (1, 2)		K		18 2B 22 E	K				G6-3	5	1	1	0	0	3	1	
33 Garrett Jones, L (1, 9) 24 Chris Young, R (7, 9) OBP: 0.298, SLG: 0.446										3	0	1	0	0	1	1	
18 Didi Gregorius, L (1, 6)		L9		22 E 11 1B						0	0	0	0	1	0	0	
14 Stephen Drew, L (1, 4)										4	1	1	0	0	0	4	
40 Cole Figueroa, L (1, 5)										4	0	0	0	0	0	7	
<b>Inning Stats</b>	R: 1 H: 1 E: 0 K: 0 S: 9	L: 1 LOB: 0 BB: 0 P: 14	R: 0 H: 2 E: 0 K: 1 S: 14	R: 0 H: 1 E: 0 K: 1 S: 11	R: 3 H: 3 E: 2 K: 1 S: 23	R: 0 H: 0 E: 0 K: 1 S: 11	R: 0 H: 0 E: 0 K: 1 S: 5	R: 0 H: 1 E: 0 K: 2 S: 14	R: 1 H: 1 E: 0 K: 0 S: 12	R: 0 H: 0 E: 0 K: 0 S: 6	1B: 7 R: 0 H: 1 RBI: 0 BB: 0 SO: 0 HR: 1	SF: 0 2B: 1 3B: 0 DP: 0 HBP: 1	WP: 0 PA: 41 SB: 0 CS: 0				
<b>PITCHER</b>	IP WLS BF H R ER SO BB IBB HBP BLK WP HR S P ERA WHIP																
11 Clay Buchholz, R (1, 1) ERA: 3.26	3.1 L 16 6 3 1 3 0 0 0 0 0 0 1 41 57 2.70 1.800																
28 Robbie Ross Jr., L (4, 1) ERA: 3.66	3.2 2 1 0 4 1 0 0 0 0 0 0 0 46 71 0.00 0.818																
68 Matt Barnes, R (8, 1) ERA: 5.64	0.0 2 0 1 1 0 1 0 0 1 0 0 0 5 11 ∞ ∞																
32 Craig Breslow, L (8, 1) ERA: 4.02	1.0 4 1 0 0 0 0 0 0 0 0 0 0 7 8 0.00 1.000																
63 Justin Masterson, R (9, 1) ERA: 6.0	1.0 3 0 0 0 0 0 0 0 0 0 0 0 6 9 0.00 0.000																

Batter	1	2	3	4	5	6	7	8	9	AB	R	H	RBI	BB	SO	LOB	BOTTOM
50 Mookie Betts, R (1, 8) OBP: 0.328, SLG: 0.458	K		P4							4	1	1	1	0	2	2	<b>New York Yankees @ Boston Red Sox</b> Fenway Park, Boston, MA Fri Jul 10 2015, 7:12 PM - 10:14 PM EDT Att: 37,984 - Partly Cloudy - 76 F
26 Brock Holt, L (1, 4) OBP: 0.377, SLG: 0.415	G4-3									4	0	1	0	0	1	0	
2 Xander Bogaerts, R (1, 6) OBP: 0.338, SLG: 0.414										4	0	1	0	0	2	2	
34 David Ortiz, L (1, 10) OBP: 0.321, SLG: 0.430	G3									4	0	0	0	0	1	1	
13 Hanley Ramirez, R (1, 7) OBP: 0.316, SLG: 0.484										4	0	0	0	0	1	0	
Pablo Sandoval, S (1, 5) OBP: 0.309, SLG: 0.389										4	0	1	0	0	1	1	
12 Mike Napoli, R (1, 3) OBP: 0.297, SLG: 0.357										3	0	1	0	0	0	1	
31 Alejandro De Azavedo, L (1, 9) OBP: 0.311, SLG: 0.461										3	0	1	0	0	2	3	
18 Shane Victorino, S (9, PH) OBP: 0.346, SLG: 0.314										1	0	0	0	0	1	1	
3 Sandy León, S (1, 2) OBP: 0.247, SLG: 0.191										3	0	1	0	0	0	1	
<b>Inning Stats</b>	R: 0 H: 1 E: 0 K: 1 S: 11	R: 0 H: 0 E: 0 K: 1 S: 10	R: 0 H: 2 E: 0 K: 0 S: 8	R: 0 H: 2 E: 0 K: 3 S: 14	R: 1 H: 1 E: 0 K: 1 S: 10	R: 0 H: 0 E: 0 K: 0 S: 7	R: 0 H: 1 E: 0 K: 1 S: 15	R: 0 H: 0 E: 0 K: 2 S: 9	R: 0 H: 0 E: 0 K: 2 S: 12	R: 0 H: 0 E: 0 K: 2 S: 17	1B: 6 R: 1 H: 7 RBI: 1 BB: 0 SO: 11 LOB: 12	SF: 0 2B: 0 3B: 0 DP: 1 HBP: 1	WP: 0 PA: 35 SB: 0 CS: 0				
<b>PITCHER</b>	IP WLS BF H R ER SO BB IBB HBP BLK WP HR S P ERA WHIP																
35 Michael Pineda, R (1, 1) ERA: 3.64	6.2 W 27 7 1 1 6 0 0 0 0 0 0 0 7 68 1.35 1.050																
41 Justin Wilson, L (7, 1) ERA: 2.84	0.1 H 1 0 0 0 1 0 0 0 0 0 0 0 7 8 0.00 0.000																
68 Dellin Betances, R (8, 1) ERA: 1.58	1.0 3 0 0 0 2 0 0 0 0 0 0 0 9 12 0.00 0.000																
48 Andrew Miller, L (9, 1) ERA: 1.59	1.0 4 0 0 0 2 0 0 0 0 0 0 0 12 17 0.00 0.000																







Batter	1	2	3	4	5	6	7	8	9	AB R H RBI BB SO LOB	TOP									
22 Jacoby Ellsbury, L (1, 8) OBP: 0.399, SLG: 0.376	G3		G3		L8		FC4-6 11 1B		K	5 0 0 0 0 1 2	<b>New York Yankees @ Boston Red Sox</b> Fenway Park, Boston, MA Sun Jul 12 2015, 1:41 PM - 5:17 PM EDT Att: 37,283 - Partly Cloudy - 86 F									
11 Brett Gardner, L (1, 7) OBP: 0.377, SLG: 0.484	P5		K			13 2B	13 1B 14-3		F8	5 1 2 0 0 1 0										
13 Alex Rodriguez, R (1, 10) OBP: 0.382, SLG: 0.515	F8				G6-3	24 2B	L4-3			4 1 1 1 0 0 2										
25 Mark Teixeira, S (1, 3) OBP: 0.350, SLG: 0.526		34 HR 1B			G3				K	4 1 1 0 0 1 1										
24 Chris Young, R (1, 9) OBP: 0.301, SLG: 0.452	F9				G6-3	34 12 2B 2B			K	4 1 1 1 0 1 1										
34 Brian McCann, L (1, 2) OBP: 0.331, SLG: 0.471	HR					12 1B 18 BLK 2B	G6-3		F8	4 2 2 2 0 0 1										
12 Chase Headley, S (1, 5) OBP: 0.310, SLG: 0.373																				
18 Didi Gregorius, L (1, 6) OBP: 0.293, SLG: 0.326	F8					F8	G4-3		F8	3 1 2 1 1 1 0										
64 Rob Refsnyder, R (1, 4) OBP: 0.286, SLG: 0.714					G6-3	FC1-6-5			HR	4 0 0 0 0 0 3										
											AB 37 R 8 H 11 RBI 7 BB 1 SO 5 LOB 11									
<b>Inning Stats</b>	R: 0 E: 0 K: 0 S: 7	H: 0 LOB: 0 BB: 0 P: 13	R: 2 E: 0 K: 1 S: 10	H: 2 LOB: 0 BB: 0 P: 18	R: 0 E: 0 K: 1 S: 10	H: 0 LOB: 0 BB: 0 P: 17	R: 0 E: 0 K: 0 S: 7	H: 0 LOB: 0 BB: 0 P: 11	R: 1 E: 0 K: 0 S: 11	H: 2 LOB: 1 BB: 0 P: 18	R: 3 E: 0 K: 0 S: 18	H: 4 LOB: 1 BB: 0 P: 30	R: 0 E: 0 K: 2 S: 7	H: 0 LOB: 0 BB: 0 P: 10	R: 2 E: 0 K: 1 S: 12	H: 1 LOB: 0 BB: 1 P: 20	1B: 5 2B: 5 3B: 0 HR: 2	SF: 0 SAC: 0 DP: 1 HBP: 0	WP: 0 PB: 1 SB: 0 CS: 0	PA: 38
<b>PITCHER</b>	IP WLS BF H R ER SO BB IBB HBP BLK WP HR S P ERA WHIP											IP WLS BF H R ER SO BB IBB HBP BLK WP HR S P ERA WHIP								
20 Wade Miley, L (1, 1) ERA: 4.8	5.1 L 23 7 6 6 2 0 0 0 0 0 0 1 54 93 10.12 1.312																			
59 Tommy Layne, L (6, 1) ERA: 3.33	1.0 6 3 0 0 0 0 0 0 0 0 0 1 13 18 0.00 3.000																			
41 Alexi Ogando, R (7, 1) ERA: 3.57	2.1 8 1 2 2 3 1 0 0 0 0 0 1 21 31 7.71 0.857																			
32 Craig Breslow, L (9, 1) ERA: 3.98	0.1 1 0 0 0 0 0 0 0 0 0 0 0 1 3 0.00 0.000																			

Batter	1	2	3	4	5	6	7	8	9	AB R H RBI BB SO LOB	BOTTOM											
50 Mookie Betts, R (1, 8) OBP: 0.328, SLG: 0.464	P6		2 1B			F9			K	5 1 1 0 0 2 4	<b>New York Yankees @ Boston Red Sox</b> Fenway Park, Boston, MA Sun Jul 12 2015, 1:41 PM - 5:17 PM EDT Att: 37,283 - Partly Cloudy - 86 F											
26 Brock Holt, L (1, 4) OBP: 0.379, SLG: 0.412	G4-3 2 WP 1B		K			K			K	4 1 1 0 1 3 2												
2 Xander Bogaerts, R (1, 6) OBP: 0.338, SLG: 0.411	G4-3		1B			F9			K	5 1 2 1 0 1 2												
Pablo Sandoval, S (1, 5) OBP: 0.307, SLG: 0.384	G1-3		13 1B			F7			P2	5 0 1 1 0 0 3												
16 Deven Marrero, R (9, PR)			31 G6-3 13 1B						E2 13 E 31 SF9	0 1 0 0 0 0 0												
13 Hanley Ramirez, R (1, 10) OBP: 0.320, SLG: 0.497	F9		31 G6-3 1B			18 1B 2B			FC1 31 DI	5 1 2 1 0 1 2												
31 Alejandro De Aza, L (1, 7) OBP: 0.318, SLG: 0.462					G6-3	L7			SF9	4 0 2 1 0 0 3												
18 Shane Victorino, S (1, 9) OBP: 0.337, SLG: 0.507	K		G6-3			50 S 12 1B			FC4-6 10 S 1B	5 0 1 1 0 1 6												
47 Travis Shaw, L (1, 3) OBP: 0.250, SLG: 0.200										2 0 0 0 0 0 1												
12 Mike Napoli, R (6, PH) OBP: 0.294, SLG: 0.353	F8				L9				P3	2 0 1 0 0 0 1												
10 Ryan Hanigan, R (1, 2) OBP: 0.376, SLG: 0.303			50 1B 2 1B		G5-3					3 1 1 0 1 1 2												
											AB 40 R 6 H 12 RBI 5 BB 2 SO 9 LOB 26											
<b>Inning Stats</b>	R: 0 E: 0 K: 0 S: 13	H: 1 LOB: 1 BB: 0 P: 18	R: 0 E: 0 K: 1 S: 17	H: 1 LOB: 1 BB: 0 P: 24	R: 3 E: 0 K: 1 S: 22	H: 5 LOB: 2 BB: 0 P: 30	R: 0 E: 0 K: 1 S: 10	H: 0 LOB: 0 BB: 0 P: 15	R: 0 E: 0 K: 1 S: 10	H: 0 LOB: 0 BB: 0 P: 15	R: 1 E: 0 K: 1 S: 16	H: 3 LOB: 2 BB: 0 P: 25	R: 0 E: 0 K: 2 S: 9	H: 1 LOB: 1 BB: 0 P: 13	R: 0 E: 0 K: 1 S: 10	H: 1 LOB: 2 BB: 1 P: 18	R: 2 E: 0 K: 1 S: 17	H: 0 LOB: 2 BB: 1 P: 25	1B: 11 2B: 1 3B: 0 HR: 0	SF: 1 SAC: 0 DP: 0 HBP: 0	WP: 1 PB: 0 SB: 3 CS: 0	PA: 43
<b>PITCHER</b>	IP WLS BF H R ER SO BB IBB HBP BLK WP HR S P ERA WHIP											IP WLS BF H R ER SO BB IBB HBP BLK WP HR S P ERA WHIP										
30 Nathan Eovaldi, R (1, 1) ERA: 4.5	5.0 W 22 7 3 3 4 0 0 0 0 0 0 5 72 10 27.00 6.000																					
43 Adam Warren, R (6, 1) ERA: 3.65	0.1 H 3 2 1 1 0 0 0 0 0 0 0 0 5 10 27.00 6.000																					
41 Justin Wilson, L (6, 1) ERA: 2.73	1.1 H 6 2 0 0 2 0 0 0 0 0 0 0 17 25 0.00 1.500																					
68 Dellin Betances, R (7, 1) ERA: 1.53	1.1 H 6 1 0 0 2 1 0 0 0 0 0 0 13 21 0.00 1.500																					
48 Andrew Miller, L (9, 1) ERA: 1.53	1.0 6 0 2 0 1 1 0 0 0 0 0 0 17 25 0.00 1.000																					





Batter	1	2	3	4	5	6	7	8	9	AB	R	H	RBI	BB	SO	LOB	TOP										
5 Brad Miller, L (1, 6) OBP: 0.318, SLG: 0.407	G3		F7		FC4-6 15 HR		G3-1			4	1	0	0	0	0	1	<b>Seattle Mariners @ New York Yankees</b> Yankee Stadium, Bronx, NY Fri Jul 17 2015, 7:10 PM - 9:52 PM EDT Att: 47,086 - Clear - 76 F										
15 Kyle Seager, L (1, 5) OBP: 0.331, SLG: 0.457	L7		HR		HR		K			4	2	2	3	0	1	0											
22 Robinson Cano, L (1, 4) OBP: 0.287, SLG: 0.366	F8		K		G4-3		G3-1			4	0	0	0	0	1	0											
23 Nelson Cruz, R (1, 10) OBP: 0.369, SLG: 0.539	L9		K		K		K			4	0	0	0	0	3	0											
7 Seth Smith, L (1, 9) OBP: 0.338, SLG: 0.473																											
30 Franklin Gutierrez, R (9, PH) OBP: 0.234, SLG: 0.435																											
16 Austin Jackson, R (1, 8) OBP: 0.298, SLG: 0.357																											
13 Dustin Ackley, L (1, 7) OBP: 0.276, SLG: 0.371																											
35 Mark Trumbo, R (9, PH) OBP: 0.285, SLG: 0.432																											
1 Chris Taylor, R (9, PR) OBP: 0.221, SLG: 0.222																											
20 Logan Morrison, L (1, 3) OBP: 0.300, SLG: 0.383																											
63 Jesus Montero, R (9, PH) OBP: 0.300, SLG: 0.125																											
3 Mike Zunino, R (1, 2) OBP: 0.225, SLG: 0.292																											
<b>Inning Stats</b>	R: 0 E: 0 K: 0 S: 5	H: 0 LOB: 0 BB: 0 P: 8	R: 0 E: 0 K: 1 S: 14	H: 1 LOB: 3 BB: 2 P: 28	R: 1 E: 0 K: 2 S: 9	H: 1 LOB: 0 BB: 0 P: 13	R: 0 E: 0 K: 2 S: 11	H: 0 LOB: 2 BB: 0 P: 19	R: 2 E: 0 K: 0 S: 6	H: 2 LOB: 0 BB: 0 P: 9	R: 0 E: 0 K: 1 S: 11	H: 1 LOB: 1 BB: 0 P: 15	R: 0 E: 0 K: 1 S: 7	H: 0 LOB: 0 BB: 0 P: 11	R: 0 E: 0 K: 2 S: 9	H: 0 LOB: 0 BB: 0 P: 11	R: 0 E: 0 K: 1 S: 14	H: 1 LOB: 1 BB: 0 P: 16	1B: 4 2B: 0 3B: 0 HR: 2	SF: 0 SAC: 0 DP: 0 HBP: 0	WP: 0 PB: 0 CS: 0	PA: 35					
<b>PITCHER</b>	IP	WLS	BF	H	R	ER	SO	BB	IBB	HBP	BLK	WP	HR	S	P	ERA	WHIP										
19 Masahiro Tanaka, R (1, 1) ERA: 3.65	7.0	W	28	5	3	3	7	2	0	0	0	0	2	63	103	3.86	1.000										
68 Dellin Betances, R (8, 1) ERA: 1.5	1.0	H	3	0	0	0	2	0	0	0	0	0	0	9	11	0.00	0.000										
48 Andrew Miller, L (9, 1) ERA: 1.48	1.0	S	4	1	0	0	1	0	0	0	0	0	0	14	16	0.00	1.000										

AB	33
R	3
H	6
RBI	3
BB	2
SO	10
LOB	8



Batter	1	2	3	4	5	6	7	8	9	AB	R	H	RBI	BB	SO	LOB	BOTTOM										
22 Jacoby Ellsbury, L (1, 8) OBP: 0.394, SLG: 0.368	K		F8				K			4	0	0	0	1	3	3	<b>Seattle Mariners @ New York Yankees</b> Yankee Stadium, Bronx, NY Fri Jul 17 2015, 7:10 PM - 9:52 PM EDT Att: 47,086 - Clear - 76 F										
11 Brett Gardner, L (1, 7) OBP: 0.378, SLG: 0.483							K			3	0	1	0	1	2	2											
13 Alex Rodriguez, R (1, 10) OBP: 0.384, SLG: 0.525	K		F8				K			4	2	2	1	0	1	2											
25 Mark Teixeira, S (1, 3) OBP: 0.352, SLG: 0.522	K		K				K			2	0	0	0	2	2	2											
34 Brian McCann, L (1, 2) OBP: 0.330, SLG: 0.467										4	0	1	1	0	2	2											
24 Chris Young, R (1, 9) OBP: 0.304, SLG: 0.472										4	2	2	1	0	0	3											
12 Chase Headley, S (1, 5) OBP: 0.312, SLG: 0.372										3	0	1	1	1	1	2											
18 Didi Gregorius, L (1, 6) OBP: 0.292, SLG: 0.325										4	0	1	0	0	0	2											
64 Rob Refsnyder, R (1, 4) OBP: 0.222, SLG: 0.556										2	0	0	0	0	1	1											
33 Joe Beimel, L (8, PH) ERA: 3.0										1	0	0	0	0	0	1											
14 Stephen Drew, L (9, 4) OBP: 0.257, SLG: 0.372										0	0	0	0	0	0	0											
<b>Inning Stats</b>	R: 0 E: 0 K: 3 S: 12	H: 0 LOB: 1 BB: 1 P: 18	R: 1 E: 1 K: 1 S: 14	H: 2 LOB: 2 BB: 0 P: 20	R: 0 E: 0 K: 2 S: 9	H: 1 LOB: 1 BB: 0 P: 13	R: 1 E: 0 K: 2 S: 15	H: 2 LOB: 2 BB: 1 P: 25	R: 1 E: 0 K: 0 S: 8	H: 2 LOB: 1 BB: 1 P: 14	R: 0 E: 0 K: 1 S: 8	H: 0 LOB: 0 BB: 0 P: 14	R: 1 E: 0 K: 2 S: 11	H: 1 LOB: 1 BB: 1 P: 16	R: 0 E: 0 K: 1 S: 9	H: 0 LOB: 1 BB: 1 P: 18	1B: 5 2B: 1 3B: 0 HR: 2	SF: 0 SAC: 0 DP: 1 HBP: 0	WP: 2 PB: 0 CS: 0	PA: 37							
<b>PITCHER</b>	IP	WLS	BF	H	R	ER	SO	BB	IBB	HBP	BLK	WP	HR	S	P	ERA	WHIP										
37 Mike Montgomery, L (1, 1) ERA: 2.51	6.0	L	28	7	3	3	9	3	0	0	0	0	1	66	104	4.50	1.667										
97 Joe Beimel, L (7, 1) ERA: 3.0	0.2	L	4	1	1	1	2	1	0	0	0	0	1	9	14	13.50	3.000										
54 Tom Wilhelmson, R (7, 1) ERA: 4.56	0.2		3	0	0	0	0	1	0	0	0	0	0	6	10	0.00	1.500										
38 Vidal Nuño, L (8, 1) ERA: 2.33	0.2		2	0	0	0	1	0	0	0	0	0	0	5	10	0.00	0.000										

AB	31
R	4
H	8
RBI	4
BB	5
SO	12
LOB	20





Batter	1	2	3	4	5	6	7	8	9	AB	R	H	RBI	BB	SO	LOB	TOP										
5 Brad Miller, L (1,6) OBP: 0.317, SLG: 0.404										4	0	1	0	0	2	0	<b>Seattle Mariners @ New York Yankees</b> Yankee Stadium, Bronx, NY Sat Jul 18 2015, 1:10 PM - 4:21 PM EDT Att: 46,119 - Cloudy - 78 F										
15 Kyle Seager, L (1,5) OBP: 0.330, SLG: 0.455										4	2	1	0	0	0	1											
22 Robinson Cano, L (1,4) OBP: 0.292, SLG: 0.387										4	2	3	4	0	0	0											
23 Nelson Cruz, R (1,9) OBP: 0.373, SLG: 0.539										2	0	1	0	2	0	1											
7 Seth Smith, L (1,7) OBP: 0.333, SLG: 0.465										4	0	0	0	0	0	3											
16 Austin Jackson, R (1,8) OBP: 0.297, SLG: 0.353										3	0	0	0	1	1	2											
35 Mark Trumbo, R (1,10) 1 Chris Taylor, R (9, PR) OBP: 0.221, SLG: 0.222										4	0	1	0	0	0	2											
20 Logan Morrison, L (1,3) OBP: 0.297, SLG: 0.378										4	0	0	0	0	1	1											
3 Mike Zunino, R (1,2) OBP: 0.221, SLG: 0.288										4	0	0	0	0	1	1											
<b>Inning Stats</b>	R: 2 H: 3 E: 0 K: 0 S: 14	H: 3 LOB: 1 BB: 0 P: 21	R: 0 H: 0 E: 0 K: 1 S: 10	H: 0 LOB: 0 BB: 0 P: 16	R: 0 H: 1 E: 0 K: 1 S: 9	H: 1 LOB: 1 BB: 0 P: 12	R: 0 H: 0 E: 0 K: 0 S: 8	H: 0 LOB: 0 BB: 1 P: 15	R: 0 H: 2 E: 0 K: 1 S: 17	H: 2 LOB: 1 BB: 1 P: 30	R: 0 H: 0 E: 0 K: 1 S: 7	H: 0 LOB: 0 BB: 0 P: 14	R: 0 H: 0 E: 0 K: 0 S: 14	H: 0 LOB: 1 BB: 1 P: 26	R: 0 H: 1 E: 0 K: 2 S: 13	H: 1 LOB: 2 BB: 0 P: 20		1B: 5 2B: 0 HR: 2	SF: 0 SAC: 0 DP: 0 HBP: 0	WP: 0 PB: 0 SB: 1 CS: 1	PA: 36						
<b>PITCHER</b>	IP	WLS	BF	H	R	ER	SO	BB	IBB	HBP	BLK	WP	HR	S	P	ERA	WHIP										
35 Michael Pineda, R (1,1) ERA: 3.77	6.0	L	25	6	4	4	2	2	0	0	0	0	2	63	105	6.00	1.333										
45 Chasen Shreve, L (7,1) ERA: 1.53	1.2		5	0	0	0	1	0	0	0	0	0	0	13	25	0.00	0.000										
43 Adam Warren, R (8,1) ERA: 3.6	1.1		6	1	0	0	2	1	0	0	0	0	0	21	35	0.00	1.500										

AB	33
R	4
H	7
RBI	4
BB	3
SO	5
LOB	11



Batter	1	2	3	4	5	6	7	8	9	AB	R	H	RBI	BB	SO	LOB	BOTTOM										
22 Jacoby Ellsbury, L (1,8) OBP: 0.391, SLG: 0.365										4	0	1	0	0	0	0	<b>Seattle Mariners @ New York Yankees</b> Yankee Stadium, Bronx, NY Sat Jul 18 2015, 1:10 PM - 4:21 PM EDT Att: 46,119 - Cloudy - 78 F										
11 Brett Gardner, L (1,7) OBP: 0.377, SLG: 0.480										4	0	1	0	0	1	0											
13 Alex Rodriguez, R (1,10) OBP: 0.379, SLG: 0.518										4	0	0	0	0	3	2											
25 Mark Teixeira, S (1,3) OBP: 0.353, SLG: 0.526										4	2	2	0	0	1	2											
34 Brian McCann, L (1,2) OBP: 0.329, SLG: 0.475										4	1	1	2	0	1	3											
12 Chase Headley, S (1,5) 24 Chris Young, R (9, PR) OBP: 0.304, SLG: 0.472										4	0	1	0	0	1	1											
33 Garrett Jones, L (1,9) OBP: 0.268, SLG: 0.381										4	0	0	1	0	1	2											
18 Didi Gregorius, L (1,6) OBP: 0.292, SLG: 0.327										4	0	1	0	0	0	2											
64 Rob Refsnyder, R (1,4) OBP: 0.167, SLG: 0.417										3	0	0	0	0	1	1											
<b>Inning Stats</b>	R: 0 H: 0 E: 0 K: 1 S: 8	H: 1 LOB: 0 BB: 0 P: 11	R: 0 H: 0 E: 0 K: 0 S: 9	H: 0 LOB: 0 BB: 0 P: 11	R: 2 H: 2 E: 0 K: 1 S: 12	H: 2 LOB: 0 BB: 0 P: 17	R: 0 H: 0 E: 0 K: 1 S: 12	H: 0 LOB: 2 BB: 0 P: 14	R: 0 H: 2 E: 0 K: 1 S: 7	H: 2 LOB: 1 BB: 0 P: 12	R: 0 H: 1 E: 0 K: 1 S: 9	H: 1 LOB: 1 BB: 0 P: 10	R: 0 H: 0 E: 0 K: 1 S: 11	H: 0 LOB: 0 BB: 0 P: 17	R: 1 H: 1 E: 0 K: 2 S: 18	H: 1 LOB: 2 BB: 0 P: 30		1B: 4 2B: 2 HR: 1	SF: 0 SAC: 0 DP: 0 HBP: 0	WP: 1 PB: 0 SB: 0 CS: 0	PA: 35						
<b>PITCHER</b>	IP	WLS	BF	H	R	ER	SO	BB	IBB	HBP	BLK	WP	HR	S	P	ERA	WHIP										
18 Hisashi Iwakuma, R (1,1) ERA: 4.89	5.2	W	22	5	2	2	5	0	0	0	0	0	0	1	7	0.00	0.882										
97 Joe Beimel, L (6,1) ERA: 2.96	0.1	H	1	0	0	0	0	0	0	0	0	0	0	1	1	0.00	0.000										
57 Mark Lowe, R (7,1) ERA: 0.62	1.0	H	4	1	0	0	1	0	0	0	0	0	0	9	10	0.00	1.000										
38 Vidal Nuño, L (8,1) ERA: 2.28	0.2	H	2	0	0	0	1	0	0	0	0	0	0	8	12	0.00	0.000										
56 Fernando Rodney, R (8,1) ERA: 5.45	0.1	H	1	0	0	0	0	0	0	0	0	0	0	3	5	0.00	0.000										

AB	35
R	3
H	7
RBI	3
BB	0
SO	9
LOB	13









Batter	1	2	3	4	5	6	7	8	9	AB R H RBI BB SO LOB	TOP																
13 Manny Machado, R (1, 5) OBP: 0.366, SLG: 0.527										3 0 0 0 1 1 1	<p><b>Baltimore Orioles @ New York Yankees</b>  <b>Yankee Stadium, Bronx, NY</b>            Tue Jul 21 2015, 7:10 PM - 10:12 PM EDT            Att: 37,993 - Partly Cloudy - 85 F</p>																
38 Jimmy Paredes, S (1, 10) OBP: 0.325, SLG: 0.460										4 1 1 0 0 3 1																	
10 Adam Jones, R (1, 8) OBP: 0.335, SLG: 0.503										4 1 2 0 0 0 1																	
19 Chris Davis, L (1, 9) OBP: 0.319, SLG: 0.460										4 0 1 0 0 1 3																	
32 Matt Wieters, S (1, 2) OBP: 0.290, SLG: 0.440										3 0 1 1 1 0 1																	
2 J.J. Hardy, R (1, 6) OBP: 0.283, SLG: 0.330										4 0 1 1 0 1 1																	
23 Travis Snider, L (1, 7) OBP: 0.333, SLG: 0.368										1 0 0 0 1 0 0																	
14 Nolan Reimold, R (7, 7) OBP: 0.316, SLG: 0.412										2 0 1 0 0 0 0																	
6 Jonathan Schoop, R (1, 4) OBP: 0.318, SLG: 0.619										4 0 0 0 0 1 3																	
41 Chris Parmelee, L (1, 3) OBP: 0.264, SLG: 0.471										3 0 0 0 0 0 3																	
<b>Inning Stats</b>	R: 0 E: 0 K: 1 S: 9	H: 0 LOB: 0 BB: 1 P: 18	R: 0 E: 0 K: 2 S: 7	H: 0 LOB: 0 BB: 0 P: 11	R: 0 E: 0 K: 0 S: 6	H: 0 LOB: 0 BB: 0 P: 9	R: 0 E: 0 K: 1 S: 11	H: 1 LOB: 1 BB: 0 P: 17	R: 0 E: 0 K: 0 S: 14	H: 0 LOB: 2 BB: 2 P: 28	R: 2 E: 0 K: 0 S: 12	H: 4 LOB: 2 BB: 0 P: 20	R: 0 E: 0 K: 1 S: 9	H: 1 LOB: 1 BB: 0 P: 12	R: 0 E: 0 K: 1 S: 13	H: 1 LOB: 1 BB: 0 P: 15	R: 0 E: 0 K: 1 S: 7	H: 0 LOB: 0 BB: 0 P: 9	1B: 7 2B: 0 3B: 0 HR: 0	SF: 0 SAC: 0 DP: 0 HBP: 0	WP: 1 PB: 0 SB: 0 CS: 0	PA: 35					
<b>PITCHER</b>	IP WLS BF H R ER SO BB IBB HBP BLK WP HR S P ERA WHIP											IP WLS BF H R ER SO BB IBB HBP BLK WP HR S P ERA WHIP															
30 Nathan Eovaldi, R (1, 1) ERA: 4.43	5.2	23	4	2	2	4	3	0	0	0	0	1	0	57	99	3.18	1.235										
41 Justin Wilson, L (6, 1) ERA: 2.57	1.0	W	4	2	0	0	0	0	0	0	0	0	0	8	11	0.00	2.000										
68 Dellin Betances, R (7, 1) ERA: 1.43	1.1	H	5	1	0	2	0	0	0	0	0	0	0	16	20	0.00	0.750										
48 Andrew Miller, L (9, 1) ERA: 1.39	1.0	S	3	0	0	1	0	0	0	0	0	0	0	7	9	0.00	0.000										

Batter	1	2	3	4	5	6	7	8	9	AB R H RBI BB SO LOB	BOTTOM																
22 Jacoby Ellsbury, L (1, 8) OBP: 0.379, SLG: 0.358										5 1 1 0 0 0 3	<p><b>Baltimore Orioles @ New York Yankees</b>  <b>Yankee Stadium, Bronx, NY</b>            Tue Jul 21 2015, 7:10 PM - 10:12 PM EDT            Att: 37,993 - Partly Cloudy - 85 F</p>																
11 Brett Gardner, L (1, 7) OBP: 0.378, SLG: 0.476										3 0 1 0 0 0 0																	
13 Alex Rodriguez, R (1, 10) OBP: 0.376, SLG: 0.511										2 0 0 1 1 1 1																	
25 Mark Teixeira, S (1, 3) OBP: 0.359, SLG: 0.545										4 0 2 0 0 0 0																	
34 Brian McCann, L (1, 2) OBP: 0.327, SLG: 0.467										3 1 1 0 1 1 2																	
24 Chris Young, R (1, 9) OBP: 0.306, SLG: 0.470										4 0 2 0 0 1 3																	
12 Chase Headley, S (1, 5) OBP: 0.313, SLG: 0.378										4 0 2 1 0 0 3																	
18 Didi Gregorius, L (1, 6) OBP: 0.288, SLG: 0.323										4 1 1 0 0 2 4																	
17 Brendan Ryan, R (1, 4) OBP: 0.368, SLG: 0.471										4 0 1 1 0 0 4																	
<b>Inning Stats</b>	R: 1 E: 0 K: 0 S: 10	H: 1 LOB: 0 BB: 0 P: 17	R: 1 E: 0 K: 1 S: 16	H: 3 LOB: 2 BB: 0 P: 23	R: 0 E: 0 K: 0 S: 6	H: 0 LOB: 0 BB: 0 P: 8	R: 0 E: 0 K: 0 S: 11	H: 2 LOB: 2 BB: 0 P: 15	R: 0 E: 0 K: 2 S: 16	H: 2 LOB: 0 BB: 0 P: 22		R: 1 E: 0 K: 0 S: 9	H: 2 LOB: 1 BB: 0 P: 10	R: 0 E: 0 K: 1 S: 12	H: 1 LOB: 3 BB: 2 P: 25	R: 0 E: 0 K: 1 S: 9	H: 0 LOB: 0 BB: 0 P: 14	1B: 6 2B: 5 3B: 0 HR: 0	SF: 1 SAC: 1 DP: 0 HBP: 0	WP: 0 PB: 0 SB: 0 CS: 0	PA: 37						
<b>PITCHER</b>	IP WLS BF H R ER SO BB IBB HBP BLK WP HR S P ERA WHIP											IP WLS BF H R ER SO BB IBB HBP BLK WP HR S P ERA WHIP															
16 Wei-Yin Chen, L (1, 1) ERA: 2.86	6.1	L	29	10	3	3	3	0	0	0	0	0	0	70	98	4.26	1.579										
29 Tommy Hunter, R (7, 1) ERA: 4.02	0.2		5	1	0	0	1	1	1	0	0	0	0	10	22	0.00	3.000										
17 Brian Matusz, L (8, 1) ERA: 2.35	1.0		3	0	0	0	1	0	0	0	0	0	0	9	14	0.00	0.000										

AB 32  
R 2  
H 7  
RBI 2  
BB 3  
SO 7  
LOB 14



AB 33  
R 3  
H 11  
RBI 3  
BB 2  
SO 5  
LOB 20





Batter	1	2	3	4	5	6	7	8	9	AB	R	H	RBI	BB	SO	LOB	TOP																																																				
13 Manny Machado, L (1.5) OBP: 0.368, SLG: 0.528										3	0	1	0	1	1	2	<p><b>Baltimore Orioles @ New York Yankees</b>            Yankee Stadium, Bronx, NY            Wed Jul 22 2015, 7:10 PM - 9:42 PM EDT            Att. 43,887 - Clear - 79 F</p>																																																				
23 Travis Snider, L (1.7) OBP: 0.327, SLG: 0.360										4	0	0	0	0	1	4																																																					
10 Adam Jones, R (1.8) OBP: 0.331, SLG: 0.497										4	0	0	0	0	1	2																																																					
32 Matt Wieters, S (1.10)										4	0	0	0	0	1	0																																																					
19 Chris Davis, L (1.9)										4	1	1	1	0	0	0																																																					
6 Jonathan Schoop, R (1.4) OBP: 0.300, SLG: 0.582										4	0	0	0	0	2	0																																																					
2 J.J. Hardy, R (1.6) OBP: 0.267, SLG: 0.332										2	1	1	0	1	0	0	<p>livebaseballscorecards.com</p> <p>AB 29 R 3 H 4 RBI 3 BB 3 SO 7 LOB 8</p>																																																				
3 Ryan Flaherty, L (1.3) OBP: 0.326, SLG: 0.395										2	1	1	2	1	0	0																																																					
36 Caleb Joseph, R (1.2) OBP: 0.313, SLG: 0.385										2	0	0	0	0	1	0																																																					
Inning Stats										R: 0	H: 0	K: 0	BB: 1	S: 7	R: 0	H: 0		K: 1	BB: 0	S: 6	R: 2	H: 3	E: 0	LOB: 1	K: 1	BB: 0	S: 16	R: 0	H: 0	K: 0	BB: 0	S: 11	R: 0	H: 0	K: 0	BB: 2	S: 10	R: 0	H: 0	K: 1	BB: 0	S: 7	R: 0	H: 0	K: 2	BB: 0	S: 9	R: 0	H: 0	K: 2	BB: 0	S: 7	R: 1	H: 1	E: 0	LOB: 0	K: 2	BB: 0	S: 9	1B: 1	SF: 0	2B: 2	SAC: 1	3B: 0	DP: 1	HR: 2	HBP: 0	WP: 0	PA: 33
PITCHER										IP	WLS	BF	H	R	ER	SO		BB	IBB	HBP	BLK	WP	HR	S	P	ERA	WHIP	PITCHER										IP	WLS	BF	H	R	ER	SO	BB	IBB	HBP	BLK	WP	HR	S	P	ERA	WHIP															
47 Ivan Nova, R (1.1) ERA: 3.34	6.0	W	23	3	2	2	3	3	0	0	0	0	0	0	0	9		17	3.00	1.000											6.0	W	23	3	2	2	3	3	0	0	0	0	0	9	17	3.00	1.000																						
45 Chasen Shreve, L (7.1) ERA: 1.88	1.0	H	3	0	0	0	0	0	0	0	0	0	0	0	0	7	8	0.00	0.000											1.0	H	3	0	0	0	0	0	0	0	0	7	8	0.00	0.000																									
68 Dellin Betances, R (8.1) ERA: 1.4	1.0	H	3	0	0	0	2	0	0	0	0	0	0	0	0	7	8	0.00	0.000											1.0	H	3	0	0	0	2	0	0	0	0	7	8	0.00	0.000																									
48 Andrew Miller, L (9.1) ERA: 1.62	1.0	S	4	1	1	1	2	0	0	0	0	0	0	0	1	9	10	9.00	1.000											1.0	S	4	1	1	1	2	0	0	0	0	1	9	10	9.00	1.000																								

Batter	1	2	3	4	5	6	7	8	9	AB	R	H	RBI	BB	SO	LOB	BOTTOM																																															
22 Jacoby Ellsbury, L (1.8) OBP: 0.377, SLG: 0.361										4	1	1	0	0	0	2	<p><b>Baltimore Orioles @ New York Yankees</b>            Yankee Stadium, Bronx, NY            Wed Jul 22 2015, 7:10 PM - 9:42 PM EDT            Att. 43,887 - Clear - 79 F</p>																																															
11 Brett Gardner, L (1.7) OBP: 0.377, SLG: 0.473										4	1	1	1	0	1	0																																																
13 Alex Rodriguez, R (1.10) OBP: 0.375, SLG: 0.518										4	1	1	1	0	0	1																																																
25 Mark Teixeira, S (1.3) OBP: 0.361, SLG: 0.557										4	1	2	2	0	0	0																																																
34 Brian McCann, L (1.2) OBP: 0.326, SLG: 0.464										4	0	1	0	0	0	1																																																
36 Carlos Beltrán, S (1.9) OBP: 0.317, SLG: 0.435										2	0	1	0	1	0	0																																																
24 Chris Young, R (8.9) OBP: 0.305, SLG: 0.468										1	0	0	0	0	1	1	<p>livebaseballscorecards.com</p> <p>AB 31 R 4 H 7 RBI 4 BB 2 SO 5 LOB 11</p>																																															
12 Chase Headley, S (1.5) OBP: 0.311, SLG: 0.375										3	0	0	0	0	1	3																																																
18 Didi Gregorius, L (1.6) OBP: 0.286, SLG: 0.320										3	0	0	0	0	1	3																																																
14 Stephen Drew, L (1.4) OBP: 0.256, SLG: 0.367										2	0	0	0	1	1	0																																																
Inning Stats										R: 3	H: 4	K: 2	BB: 1	S: 23	R: 0	H: 0		K: 1	BB: 0	S: 6	R: 0	H: 0	K: 0	BB: 0	S: 6	R: 0	H: 0	K: 0	BB: 0	S: 10	R: 1	H: 1	E: 0	LOB: 2	K: 1	BB: 0	S: 9	R: 0	H: 0	K: 0	BB: 0	S: 8	R: 0	H: 0	K: 1	BB: 0	S: 7	R: 0	H: 1	E: 0	LOB: 1	K: 1	BB: 0	S: 11	1B: 2	SF: 0	2B: 3	SAC: 0	3B: 0	DP: 0	HR: 2	HBP: 0	WP: 0	PA: 33
PITCHER										IP	WLS	BF	H	R	ER	SO		BB	IBB	HBP	BLK	WP	HR	S	P	ERA	WHIP	PITCHER										IP	WLS	BF	H	R	ER	SO	BB	IBB	HBP	BLK	WP	HR	S	P	ERA	WHIP										
39 Kevin Gausman, R (1.1) ERA: 5.18	6.0	L	26	6	4	4	4	2	0	0	0	0	0	0	0	7	11	6.00	1.333											6.0	L	26	6	4	4	4	2	0	0	0	0	7	11	6.00	1.333																			
35 Brad Brach, R (7.1) ERA: 2.96	1.0		3	0	0	0	0	0	0	0	0	0	0	0	0	7	11	0.00	0.000											1.0		3	0	0	0	0	0	0	0	0	7	11	0.00	0.000																				
25 Bud Norris, R (8.1) ERA: 6.71	1.0		4	1	0	0	1	0	0	0	0	0	0	0	0	11	16	0.00	1.000											1.0		4	1	0	0	1	0	0	0	0	11	16	0.00	1.000																				



Batter	1	2	3	4	5	6	7	8	9	AB	R	H	RBI	BB	SO	LOB	TOP	
13 Manny Machado, R (1.5) OBP: 0.366, SLG: 0.533	F7		G1-3			P3		HR		4	1	1	1	0	0	0	<p><b>Baltimore Orioles @ New York Yankees</b>  Yankee Stadium, Bronx, NY  Thu Jul 23 2015, 1:09 PM - 3:48 PM EDT  Att: 46,875 - Sunny - 81 F</p>	
38 Jimmy Paredes, S (1.10) OBP: 0.324, SLG: 0.461	K			K		2B		F7		4	0	1	0	0	2	0		
10 Adam Jones, R (1.8) OBP: 0.328, SLG: 0.491	L7			K		P4			G4-3	4	0	0	0	0	1	1		
19 Chris Davis, L (1.3) OBP: 0.320, SLG: 0.479		HR					K		K	4	1	2	1	0	2	0		
14 Nolan Reimold, R (1.9) OBP: 0.295, SLG: 0.382		G5-3			F7		K		G1-3	4	0	0	0	0	1	1		
32 Matt Wieters, S (1.2) OBP: 0.272, SLG: 0.411		L4-3			G4-3		K			3	0	0	0	0	1	0		
6 Jonathan Schoop, R (1.4) OBP: 0.288, SLG: 0.557							K		P3	3	0	0	0	0	1	0		
2 J.J. Hardy, R (1.6) OBP: 0.268, SLG: 0.345			G5-3		G6-3			HR		3	1	1	1	0	0	0		
9 David Lough, L (1.7) OBP: 0.261, SLG: 0.339			F8			L1		P6		3	0	0	0	0	0	0		
<b>Inning Stats</b>	R: 0 H: 0 E: 0 K: 1 S: 9	H: 0 LOB: 0 BB: 0 P: 12	R: 1 H: 1 E: 0 K: 0 S: 8	H: 1 LOB: 0 BB: 0 P: 11	R: 0 H: 0 E: 0 K: 0 S: 9	H: 0 LOB: 0 BB: 0 P: 11	R: 0 H: 1 E: 0 K: 2 S: 12	H: 1 LOB: 1 BB: 0 P: 13	R: 0 H: 0 E: 0 K: 1 S: 9	H: 0 LOB: 0 BB: 0 P: 16	R: 2 H: 2 E: 0 K: 0 S: 10	H: 2 LOB: 2 BB: 0 P: 14	R: 0 H: 0 E: 0 K: 1 S: 8	H: 0 LOB: 0 BB: 0 P: 14	1B: 0 2B: 2 3B: 0 HR: 3	SF: 0 SAC: 0 DP: 0 HBP: 0	WP: 0 PA: 32 PB: 0 SB: 0 CS: 0	
<b>PITCHER</b>	IP	WLS	BF	H	R	ER	SO	BB	IBB	HBP	BLK	WP	HR	S	P	ERA	WHIP	
19 Masahiro Tanaka, R (1.1) ERA: 3.64	7.2	W	28	5	3	3	7	0	0	0	0	0	3	77	101	3.52	0.652	
26 Chris Capuano, L (8.1) ERA: 4.5	1.0		3	0	0	0	1	0	0	0	0	0	0	7	13	0.00	0.000	
57 Brandon Pinder, R (9.1) ERA: 2.45	0.1		1	0	0	0	0	0	0	0	0	0	0	3	4	0.00	0.000	

Batter	1	2	3	4	5	6	7	8	9	AB	R	H	RBI	BB	SO	LOB	BOTTOM		
22 Jacoby Ellsbury, L (1.8) OBP: 0.382, SLG: 0.390	13 BB 12 2B	HR	SF7		1-H 2B			G1-3		4	2	3	4	0	0	0	<p><b>Baltimore Orioles @ New York Yankees</b>  Yankee Stadium, Bronx, NY  Thu Jul 23 2015, 1:09 PM - 3:48 PM EDT  Att: 46,875 - Sunny - 81 F</p>		
11 Brett Gardner, L (1.7) OBP: 0.374, SLG: 0.467	13 BB 12 2B	F9	K		K		G5-3		4	1	0	0	1	2	2	2			
13 Alex Rodriguez, R (1.10) OBP: 0.373, SLG: 0.511	12 2B	P4		F9		K		G4-3		4	1	0	0	1	1	0			
25 Mark Teixeira, S (1.3) OBP: 0.360, SLG: 0.552	K			K		F8			3	0	0	0	1	2	3	3			
36 Carlos Beltrán, S (1.9) OBP: 0.316, SLG: 0.432	F7			K					4	0	1	0	0	1	4	4			
24 Chris Young, R (9.9) OBP: 0.305, SLG: 0.468		G4-3							0	0	0	0	0	0	0	0			
12 Chase Headley, S (1.5) OBP: 0.313, SLG: 0.379	18 1B 2B		P5		14 F9 22 2B 66 1B		L8		4	2	2	3	0	0	1	1			
18 Didi Gregorius, L (1.6) OBP: 0.292, SLG: 0.325	66 1B 1B		L7		L7			G4-6-3		4	1	3	1	0	0	1			
66 John Ryan Murphy, R (1.2) OBP: 0.307, SLG: 0.346			14 2B 22 SF7		22 2B 1B		G4-6-3		4	2	3	0	0	0	1	1			
14 Stephen Drew, L (1.4) OBP: 0.256, SLG: 0.369	K				F9		G4-3		4	0	1	1	0	1	4	4			
<b>Inning Stats</b>	R: 4 H: 4 E: 0 K: 2 S: 21	H: 4 LOB: 2 BB: 2 P: 37	R: 1 H: 1 E: 0 K: 0 S: 7	H: 1 LOB: 1 BB: 1 P: 11	R: 2 H: 3 E: 0 K: 1 S: 17	H: 3 LOB: 1 BB: 0 P: 22	R: 0 H: 0 E: 0 K: 2 S: 8	H: 0 LOB: 0 BB: 0 P: 10	R: 2 H: 3 E: 0 K: 1 S: 15	H: 3 LOB: 1 BB: 0 P: 20	R: 0 H: 1 E: 0 K: 1 S: 19	H: 1 LOB: 1 BB: 0 P: 25	R: 0 H: 0 E: 0 K: 0 S: 6	H: 0 LOB: 0 BB: 0 P: 10	R: 0 H: 0 E: 0 K: 0 S: 7	H: 0 LOB: 0 BB: 0 P: 11	1B: 9 2B: 3 3B: 0 HR: 1	SF: 1 SAC: 0 DP: 1 HBP: 0	WP: 0 PA: 39 PB: 0 SB: 0 CS: 0
<b>PITCHER</b>	IP	WLS	BF	H	R	ER	SO	BB	IBB	HBP	BLK	WP	HR	S	P	ERA	WHIP		
31 Ubaldo Jiménez, R (1.1) ERA: 3.81	2.1	L	18	8	7	7	2	3	0	0	0	0	1	39	64	27.00	4.714		
29 Tommy Hunter, R (3.1) ERA: 3.96	1.2		5	0	0	0	3	0	0	0	0	0	0	14	16	0.00	0.000		
25 Bud Norris, R (5.1) ERA: 6.79	2.0		10	4	2	2	2	0	0	0	0	0	0	34	45	9.00	2.000		
65 Chaz Roe, R (7.1) ERA: 2.4	1.0		3	1	0	0	0	0	0	0	0	0	0	6	10	0.00	1.000		
53 Zack Britton, L (8.1) ERA: 1.63	1.0		3	0	0	0	0	0	0	0	0	0	0	7	11	0.00	0.000		

AB	32
R	3
H	5
RBI	3
BB	0
SO	8
LOB	2



AB	35
R	9
H	13
RBI	9
BB	3
SO	7
LOB	16




















Batter	1	2	3	4	5	6	7	8	9	AB R H RBI BB SO LOB	TOP											
11 Brett Gardner, L OBP: 0.371, SLG: 0.459	G4-3		G5-4-3 13 BB		K		P6		FC5-6-5 24 1B	4 0 0 0 1 1 2	<p><b>New York Yankees @ Texas Rangers</b> Globe Life Park in Arlington, Arlington, TX Mon Jul 27 2015, 8:10 PM - 11:10 PM EDT Att: 33,691 - Clear - 97 F</p> <p>livebaseballscorecards.com</p> <p>AB 35 R 6 H 11 RBI 6 BB 3 SO 3 LOB 11</p> 											
24 Chris Young, R OBP: 0.307, SLG: 0.469	F7		SF7		K		P6		1B	4 0 1 1 0 1 1												
13 Alex Rodriguez, R OBP: 0.373, SLG: 0.543	G6-3		G5-4-3 1-2		K				G6-3	5 1 1 1 0 1 3												
25 Mark Teixeira, S OBP: 0.362, SLG: 0.546		F8		L6		F9			36 12 1B 1B	4 0 1 0 0 0 0												
34 Brian McCann, L OBP: 0.325, SLG: 0.451		P6				G4-3			P4	4 0 1 0 0 0 1												
36 Carlos Beltrán, S OBP: 0.309, SLG: 0.417 22 Jacoby Ellsbury, L OBP: 0.362, SLG: 0.368		G4-3		L8					12 18 2B BB	2 1 0 0 2 0 1 0 0 0 0 0 0 0												
12 Chase Headley, S OBP: 0.318, SLG: 0.394			18 HR 1B	P3					18 1B 2B	4 2 3 0 0 0 1												
18 Didi Gregorius, L OBP: 0.297, SLG: 0.340			HR		G4-3				11 17 G4-3 1B	4 1 3 4 0 0 0												
17 Brendan Ryan, R OBP: 0.320, SLG: 0.478			24 SF7 3B		G5-3		L8		G4-3	4 1 1 0 0 0 2												
<b>Inning Stats</b>	R: 0 E: 0 K: 0 S: 7	H: 0 LOB: 0 BB: 0 P: 14	R: 0 E: 0 K: 0 S: 7	H: 0 LOB: 0 BB: 0 P: 12	R: 3 E: 0 K: 0 S: 8	H: 3 LOB: 0 BB: 1 P: 14	R: 0 E: 0 K: 0 S: 10	H: 1 LOB: 1 BB: 0 P: 19	R: 0 E: 0 K: 1 S: 10	H: 0 LOB: 0 BB: 0 P: 17	R: 1 E: 0 K: 1 S: 10	H: 1 LOB: 0 BB: 0 P: 16	R: 2 E: 0 K: 0 S: 13	H: 2 LOB: 1 BB: 1 P: 22	R: 0 E: 0 K: 1 S: 12	H: 2 LOB: 2 BB: 1 P: 19	R: 0 E: 0 K: 0 S: 12	H: 2 LOB: 2 BB: 0 P: 19	1B: 7 2B: 1 3B: 1 HR: 2	SF: 1 SAC: 0 DP: 1 HBP: 0	WP: 0 PB: 0 SB: 0 CS: 0	PA: 39
<b>PITCHER</b>	IP WLS BF H R ER SO BB IBB HBP BLK WP HR S P ERA WHIP											IP WLS BF H R ER SO BB IBB HBP BLK WP HR S P ERA WHIP										
54 Matt Harrison, L ERA: 6.75	6.0 L 25 6 6 6 2 2 0 0 0 0 0 2 56 102 9.00 1.333																					
71 Sam Freeman, L ERA: 3.18	1.0 4 1 0 0 0 0 0 0 0 0 0 9 12 0.00 1.000																					
35 Phil Klein, R ERA: 7.07	2.0 10 4 0 0 1 1 0 0 0 0 0 24 38 0.00 2.500																					


Batter	1	2	3	4	5	6	7	8	9	AB R H RBI BB SO LOB	BOTTOM											
12 Rougned Odor, L OBP: 0.332, SLG: 0.474	G4-3		P5		G4-3		K		K2-3	5 0 0 0 0 2 1	<p><b>New York Yankees @ Texas Rangers</b> Globe Life Park in Arlington, Arlington, TX Mon Jul 27 2015, 8:10 PM - 11:10 PM EDT Att: 33,691 - Clear - 97 F</p> <p>livebaseballscorecards.com</p> <p>AB 32 R 2 H 5 RBI 2 BB 5 SO 9 LOB 17</p> 											
17 Shin-Soo Choo, L OBP: 0.309, SLG: 0.402	F7		K		G6-3				G3-1	4 0 0 0 1 1 1												
84 Prince Fielder, L OBP: 0.405, SLG: 0.511	G3		K2-3		18 BB 1B					4 0 1 0 0 2 1												
18 Mitch Moreland, L OBP: 0.334, SLG: 0.520		F7		29 G4-3 2 FC3-2 2B					29 WP BB	2 0 1 0 2 0 0												
29 Adrian Beltré, R OBP: 0.296, SLG: 0.385		G5-3		G4-3		F7			G6-3	4 0 0 0 0 0 4												
32 Josh Hamilton, L OBP: 0.292, SLG: 0.416		1 2B 1B		2 FC3-2 1 HBP BB		G6-3			K	3 1 1 0 1 1 1												
1 Elvis Andrus, R OBP: 0.303, SLG: 0.331		2 1B 2B		2 FC3-2 HBP		G6-3			L5	3 1 1 1 0 0 1												
2 Leonys Martin, L OBP: 0.266, SLG: 0.317		61 E 61 S 2H 1B		FC3-2		K			6 DI BB	3 0 1 1 1 1 3												
61 Robinson Chirinos, R OBP: 0.313, SLG: 0.427 6 Tomás Telis, S OBP: 0.273, SLG: 0.200		K		G6-3		K2-3			G5-3	3 0 0 0 0 2 4 1 0 0 0 0 0 1												
<b>Inning Stats</b>	R: 0 E: 0 K: 0 S: 4	H: 0 LOB: 0 BB: 0 P: 7	R: 2 E: 0 K: 1 S: 11	H: 3 LOB: 1 BB: 0 P: 18	R: 0 E: 0 K: 2 S: 10	H: 0 LOB: 0 BB: 0 P: 14	R: 0 E: 0 K: 0 S: 7	H: 1 LOB: 3 BB: 1 P: 16	R: 0 E: 0 K: 0 S: 11	H: 1 LOB: 2 BB: 1 P: 20	R: 0 E: 0 K: 1 S: 7	H: 0 LOB: 0 BB: 0 P: 12	R: 0 E: 0 K: 3 S: 13	H: 0 LOB: 1 BB: 1 P: 20	R: 0 E: 0 K: 1 S: 13	H: 0 LOB: 1 BB: 1 P: 21	R: 0 E: 0 K: 1 S: 8	H: 0 LOB: 1 BB: 1 P: 16	1B: 3 2B: 2 3B: 0 HR: 0	SF: 0 SAC: 0 DP: 0 HBP: 1	WP: 1 PB: 0 SB: 1 CS: 0	PA: 38
<b>PITCHER</b>	IP WLS BF H R ER SO BB IBB HBP BLK WP HR S P ERA WHIP											IP WLS BF H R ER SO BB IBB HBP BLK WP HR S P ERA WHIP										
47 Iván Nova, R ERA: 3.38	5.0 W 23 5 2 2 3 2 0 0 0 0 0 0 20 32 0.00 0.500																					
45 Chasen Shreve, L ERA: 1.79	2.0 H 7 0 0 0 4 1 0 0 0 0 0 0 20 32 0.00 0.500																					
41 Justin Wilson, L ERA: 2.5	1.0 4 0 0 0 1 1 0 0 0 0 1 0 13 21 0.00 1.000																					
68 Dellin Betances, R ERA: 1.35	1.0 4 0 0 0 1 1 0 0 0 0 0 0 8 16 0.00 1.000																					







Batter	1	2	3	4	5	6	7	8	9	AB	R	H	RBI	BB	SO	LOB	TOP					
22 Jacoby Ellsbury, L (1.8) OBP: 0.357, SLG: 0.362	G3-1	L8			L8			P6		4	0	1	1	0	0	1	New York Yankees @ Texas Rangers Globe Life Park in Arlington, Arlington, TX Wed Jul 29 2015, 8:09 PM - 11:17 PM EDT Att: 31,658 - Clear - 99 F					
11 Brett Gardner, L (1.7) OBP: 0.378, SLG: 0.467	HBP	F7			G4-6-3			G1-3		3	0	0	0	0	0	3						
13 Alex Rodriguez, R (1.10) OBP: 0.378, SLG: 0.542	P6				K			L6		4	0	1	0	0	1	1						
34 Brian McCann, L (1.2) OBP: 0.324, SLG: 0.451	F7				F8			L9		4	0	1	0	0	0	2						
36 Carlos Beltrán, S (1.9) OBP: 0.308, SLG: 0.425	HR				G4-3			2B		4	1	1	1	0	1	1						
12 Chase Headley, S (1.5) OBP: 0.321, SLG: 0.393	P5				18 CS 1B			K		4	0	1	0	0	2	1						
33 Garrett Jones, L (1.3) OBP: 0.257, SLG: 0.361	L8				K			G4-3		4	0	0	0	0	2	1	livebaseballscorecards.com					
18 Didi Gregorius, L (1.6) OBP: 0.307, SLG: 0.354	14 E 22 1B 1B				K			K2-3		3	1	1	0	0	2	1	AB 33 R 2 H 8 RBI 2 BB 0 SO 8 LOB 11					
14 Stephen Drew, L (1.4) OBP: 0.265, SLG: 0.380	E8 22 1B 1B				11 G4-6-3 1B			G4-3		3	0	2	0	0	0	0						
<b>Inning Stats</b>	R: 0 E: 0 K: 0 S: 7	H: 0 LOB: 1 BB: 0 P: 11	R: 2 E: 1 K: 0 S: 25	H: 4 LOB: 2 BB: 0 P: 38	R: 0 E: 0 K: 1 S: 7	H: 0 LOB: 0 BB: 0 P: 9	R: 0 E: 0 K: 2 S: 8	H: 1 LOB: 1 BB: 0 P: 12	R: 0 E: 0 K: 0 S: 8	H: 1 LOB: 0 BB: 0 P: 10	R: 0 E: 0 K: 2 S: 16	H: 1 LOB: 1 BB: 0 P: 22	R: 0 E: 0 K: 1 S: 9	H: 0 LOB: 0 BB: 0 P: 14	R: 0 E: 0 K: 0 S: 11	H: 1 LOB: 1 BB: 0 P: 18	R: 0 E: 0 K: 2 S: 9	H: 0 LOB: 0 BB: 0 P: 9	1B: 6 2B: 2 3B: 0 HR: 1	SF: 0 SAC: 0 DP: 2 HBP: 1	WP: 0 PB: 0 SB: 0 CS: 1	PA: 34
<b>PITCHER</b>	IP	WLS	BF	H	R	ER	SO	BB	IBB	HBP	BLK	WP	HR	S	P	ERA	WHIP					
48 Colby Lewis, R (1.1) ERA: 4.42	6.0	W	24	7	2	2	5	0	0	1	0	0	1	71	102	3.00	1.167					
50 Keone Kela, R (7.1) ERA: 3.16	1.0	H	3	0	0	0	1	0	0	0	0	0	0	9	14	0.00	0.000					
52 Tanner Scheppers, R (8.1) ERA: 5.14	1.0	H	4	1	0	0	0	0	0	0	0	0	0	11	18	0.00	1.000					
37 Shawn Tolleson, R (9.1) ERA: 3.12	1.0	S	3	0	0	0	2	0	0	0	0	0	0	9	9	0.00	0.000					

Batter	1	2	3	4	5	6	7	8	9	AB	R	H	RBI	BB	SO	LOB	BOTTOM					
7 Delino DeShields, R (1.8) OBP: 0.367, SLG: 0.397	G4-3				FC6-5 12 BB			K		3	0	1	1	1	0	1	New York Yankees @ Texas Rangers Globe Life Park in Arlington, Arlington, TX Wed Jul 29 2015, 8:09 PM - 11:17 PM EDT Att: 31,658 - Clear - 99 F					
2 Leonys Martin, L (7.8) OBP: 0.294, SLG: 0.314	BB	1B			BB			K		4	0	0	0	1	2	4						
12 Rougned Odor, L (1.4) OBP: 0.324, SLG: 0.457	G4-3	G4-3			BB			K		3	1	1	0	1	0	2						
84 Prince Fielder, L (1.10) OBP: 0.404, SLG: 0.505	G1-3				G3			29 E 32 1B BB		4	2	2	0	0	0	2						
29 Adrian Beltré, R (1.5) OBP: 0.295, SLG: 0.382	18 BB 32 1B 1B				E5			E6 32 1B 1B		3	1	1	0	1	2	4						
18 Mitch Moreland, L (1.3) OBP: 0.337, SLG: 0.514	32 1B 17 1B BB				K			K		4	1	2	2	0	1	3						
32 Josh Hamilton, L (1.7) OBP: 0.300, SLG: 0.419	7 1B 1B				K			G4-3		4	1	2	2	0	1	3						
1 Elvis Andrus, R (1.6) OBP: 0.300, SLG: 0.326	K				L9			G5-3		4	0	0	0	0	2	6	AB 33 R 5 H 11 RBI 4 BB 4 SO 8 LOB 25					
17 Shin-Soo Choo, L (1.9) OBP: 0.316, SLG: 0.408	7 1B 1B				G4-3			61 SH2-3 1B		4	0	3	1	0	0	0						
61 Robinson Chirinos, R (1.2) OBP: 0.313, SLG: 0.427	F7				7 FC6-5 2B			SH2-3		3	0	1	0	0	0	2						
<b>Inning Stats</b>	R: 0 E: 0 K: 0 S: 5	H: 0 LOB: 0 BB: 1 P: 10	R: 3 E: 0 K: 1 S: 19	H: 4 LOB: 2 BB: 1 P: 31	R: 0 E: 1 K: 2 S: 12	H: 1 LOB: 2 BB: 0 P: 20	R: 0 E: 0 K: 0 S: 12	H: 1 LOB: 1 BB: 1 P: 17	R: 1 E: 0 K: 0 S: 11	H: 2 LOB: 0 BB: 0 P: 17	R: 0 E: 0 K: 0 S: 6	H: 1 LOB: 0 BB: 0 P: 8	R: 1 E: 1 K: 3 S: 25	H: 1 LOB: 2 BB: 1 P: 34	R: 0 E: 0 K: 2 S: 12	H: 1 LOB: 1 BB: 0 P: 17	R: 0 E: 0 K: 2 S: 12	H: 1 LOB: 1 BB: 0 P: 17	1B: 10 2B: 1 3B: 0 HR: 0	SF: 0 SAC: 1 DP: 1 HBP: 0	WP: 0 PB: 0 SB: 0 CS: 0	PA: 38
<b>PITCHER</b>	IP	WLS	BF	H	R	ER	SO	BB	IBB	HBP	BLK	WP	HR	S	P	ERA	WHIP					
19 Masahiro Tanaka, R (1.1) ERA: 3.8	6.0	L	28	9	4	4	3	3	0	0	0	0	0	65	103	6.00	2.000					
45 Chasen Shreve, L (7.1) ERA: 1.77	0.1		2	0	1	0	1	1	0	0	0	0	0	10	15	0.00	3.000					
53 Caleb Cotham, R (7.1) ERA:	1.2		8	2	0	0	4	0	0	0	0	0	0	27	36	0.00	1.200					



Batter	1	2	3	4	5	6	7	8	9	AB	R	H	RBI	BB	SO	LOB	TOP															
22 Jacoby Ellsbury L (1,8) OBP: 0.357, SLG: 0.369										4	1	1	0	0	0	1																
11 Brett Gardner L (1,7) OBP: 0.373, SLG: 0.462										4	0	0	1	0	3	4																
13 Alex Rodriguez R (1,10) OBP: 0.378, SLG: 0.538										4	0	1	0	1	1	0																
24 Chris Young R (9, PR) OBP: 0.315, SLG: 0.491										0	0	0	0	0	0	0																
25 Mark Teixeira S (1,3) OBP: 0.368, SLG: 0.562										4	3	3	2	1	1	1																
34 Brian McCann L (1,2) OBP: 0.325, SLG: 0.461										5	2	2	2	0	1	3																
36 Carlos Beltrán S (1,9) OBP: 0.310, SLG: 0.423										4	0	1	0	1	0	3																
12 Chase Headley S (1,5) OBP: 0.320, SLG: 0.392										4	0	1	1	0	0	3																
18 Didi Gregorius L (1,6) OBP: 0.309, SLG: 0.353										3	0	1	0	1	0	2																
14 Stephen Drew L (1,4) OBP: 0.265, SLG: 0.378										4	0	1	0	0	0	1																
<b>Inning Stats</b>	R: 3 H: 4 E: 0 K: 0 S: 19	L: 0 H: 0 E: 0 K: 0 S: 9	R: 2 H: 2 E: 0 K: 0 S: 9	L: 2 H: 1 E: 0 K: 1 S: 11	R: 0 H: 1 E: 0 K: 0 S: 10	L: 0 H: 0 E: 0 K: 0 S: 5	R: 1 H: 1 E: 0 K: 3 S: 11	L: 2 H: 3 E: 0 K: 1 S: 14	R: 0 H: 0 E: 0 K: 1 S: 8	H: 4 LOB: 2 BB: 1 P: 32	R: 0 H: 0 E: 0 K: 1 S: 9	L: 0 H: 0 E: 0 K: 0 S: 13	R: 2 H: 2 E: 0 K: 0 S: 9	L: 2 H: 1 E: 0 K: 1 S: 15	R: 0 H: 1 E: 0 K: 1 S: 11	L: 2 H: 2 E: 0 K: 0 S: 10	R: 0 H: 0 E: 0 K: 0 S: 5	L: 0 H: 0 E: 0 K: 0 S: 9	R: 1 H: 1 E: 0 K: 3 S: 11	L: 2 H: 3 E: 0 K: 1 S: 14	R: 0 H: 2 E: 0 K: 1 S: 8	H: 0 LOB: 1 BB: 1 P: 17	1B: 7 2B: 0 3B: 1 HR: 3	SF: 1 DP: 1 HBP: 1	WP: 0 PB: 0 SB: 0 CS: 0	PA: 42						
<b>PITCHER</b>	IP WLS BF H R ER SO BB IBB HBP BLK WP HR S P ERA WHIP	IP WLS BF H R ER SO BB IBB HBP BLK WP HR S P ERA WHIP	IP WLS BF H R ER SO BB IBB HBP BLK WP HR S P ERA WHIP	IP WLS BF H R ER SO BB IBB HBP BLK WP HR S P ERA WHIP	IP WLS BF H R ER SO BB IBB HBP BLK WP HR S P ERA WHIP	IP WLS BF H R ER SO BB IBB HBP BLK WP HR S P ERA WHIP	IP WLS BF H R ER SO BB IBB HBP BLK WP HR S P ERA WHIP	IP WLS BF H R ER SO BB IBB HBP BLK WP HR S P ERA WHIP	IP WLS BF H R ER SO BB IBB HBP BLK WP HR S P ERA WHIP	49 Yovani Gallardo R (1,1) ERA: 3.39	6.0 28 8 5 5 1 2 0 0 0 0 2 63 103 7.50 1.667	50 Keone Kela, R (7,1) ERA: 3.3	1.0 4 1 1 1 3 0 0 0 0 0 1 11 18 9.00 1.000	71 Sam Freeman, L (8,1) ERA: 2.92	1.0 6 2 0 0 1 1 0 1 0 0 0 14 26 0.00 3.000	37 Shawn Tolleson, R (9,1) ERA: 3.05	1.0 W 4 0 0 0 1 1 0 0 0 0 0 0 8 17 0.00 1.000															
Batter	1	2	3	4	5	6	7	8	9	AB	R	H	RBI	BB	SO	LOB	BOTTOM															
7 Delino DeShields R (1,8) OBP: 0.371, SLG: 0.399										4	1	2	0	1	2	1																
1 Elvis Andrus R (1,6) OBP: 0.303, SLG: 0.330										5	1	3	0	0	1	3																
84 Prince Fielder L (1,3) OBP: 0.400, SLG: 0.500										4	0	0	1	0	0	6																
2 Leonys Martin L (7, PR) OBP: 0.267, SLG: 0.317										1	1	1	0	0	0	0																
29 Adrian Beltré R (1,5) OBP: 0.297, SLG: 0.378										3	0	0	0	2	0	4																
32 Josh Hamilton L (1,10) OBP: 0.314, SLG: 0.454										4	1	2	4	1	1	3																
16 Ryan Rue R (1,7) OBP: 0.237, SLG: 0.446										3	1	2	1	0	0	0																
18 Mitch Moreland L (7, PH) OBP: 0.335, SLG: 0.512										1	0	0	0	0	1	3																
17 Shin-Soo Choo L (1,9) OBP: 0.318, SLG: 0.416										3	1	1	1	0	2	1																
9 Adam Rosales R (1,4) OBP: 0.293, SLG: 0.333										3	0	0	0	0	2																	
12 Rougned Odor L (8, PH) OBP: 0.323, SLG: 0.455										1	0	0	0	0	1	0																
61 Robinson Chirinos R (1,2) OBP: 0.316, SLG: 0.425										3	1	1	0	1	1	0																
<b>Inning Stats</b>	R: 3 H: 3 E: 0 K: 0 S: 12	L: 1 H: 1 E: 0 K: 1 S: 9	R: 0 H: 1 E: 0 K: 0 S: 8	R: 1 H: 1 E: 0 K: 1 S: 8	R: 0 H: 2 E: 0 K: 1 S: 9	R: 0 H: 1 E: 0 K: 1 S: 6	R: 1 H: 1 E: 0 K: 2 S: 20	L: 2 H: 3 E: 0 K: 3 S: 11	R: 0 H: 0 E: 0 K: 0 S: 7	H: 3 LOB: 0 BB: 0 P: 20	R: 1 H: 2 E: 0 K: 0 S: 7	L: 2 H: 2 E: 0 K: 0 S: 19	R: 0 H: 0 E: 0 K: 3 S: 11	H: 0 LOB: 0 BB: 0 P: 14	1B: 9 2B: 1 3B: 0 HR: 3	SF: 0 DP: 3 HBP: 1	WP: 1 PB: 0 SB: 1 CS: 0	PA: 41														
<b>PITCHER</b>	IP WLS BF H R ER SO BB IBB HBP BLK WP HR S P ERA WHIP	IP WLS BF H R ER SO BB IBB HBP BLK WP HR S P ERA WHIP	IP WLS BF H R ER SO BB IBB HBP BLK WP HR S P ERA WHIP	IP WLS BF H R ER SO BB IBB HBP BLK WP HR S P ERA WHIP	IP WLS BF H R ER SO BB IBB HBP BLK WP HR S P ERA WHIP	IP WLS BF H R ER SO BB IBB HBP BLK WP HR S P ERA WHIP	IP WLS BF H R ER SO BB IBB HBP BLK WP HR S P ERA WHIP	IP WLS BF H R ER SO BB IBB HBP BLK WP HR S P ERA WHIP	IP WLS BF H R ER SO BB IBB HBP BLK WP HR S P ERA WHIP	52 CC Sabathia L (1,1) ERA: 5.54	5.0 24 9 0 1 1 2 1 0 0 0 1 0 13 20 6.75 0.750	41 Justin Wilson L (6,1) ERA: 2.65	1.1 B 7 1 0 0 3 1 0 0 0 0 0 0 18 29 0.00 1.500	68 Dellin Betances R (7,1) ERA: 1.32	1.1 2 0 1 1 1 1 0 0 0 0 0 0 7 13 27.00 3.000	74 Nick Goody R (8,1) ERA	0.2 L 4 2 0 0 0 1 0 0 0 0 0 5 13 0.00 4.500															

New York Yankees @ Texas Rangers  
 Globe Life Park in Arlington, Arlington, TX  
 Thu Jul 30 2015, 8:09 PM - 11:40 PM EDT  
 Att: 34,407 - Clear - 101 F

AB	36
R	6
H	11
RBI	6
BB	4
SO	6
LOB	18



New York Yankees @ Texas Rangers  
 Globe Life Park in Arlington, Arlington, TX  
 Thu Jul 30 2015, 8:09 PM - 11:40 PM EDT  
 Att: 34,407 - Clear - 101 F

AB	35
R	7
H	12
RBI	7
BB	5
SO	9
LOB	23













Batter	1	2	3	4	5	6	7	8	9	AB	R	H	RBI	BB	SO	LOB	TOP							
22 Jacoby Ellsbury, L OBP: 0.356, SLG: 0.373	1-0 HR		3-2 P6	2-1 SF8	4-1 BB		3-1 G6-3			3	1	1	3	1	0	0								
11 Brett Gardner, L OBP: 0.370, SLG: 0.454	1-1 HBP		1-0 F9	2-2 1B	2-0 G3		3-1 G3			4	0	1	2	0	0	2								
13 Alex Rodriguez, R OBP: 0.389, SLG: 0.535	3-2 G5-3		2-3 K	3-3 K	4-2 BB		1-1 P3			3	0	0	0	1	2	2								
29 Dustin Ackley, L OBP: 0.266, SLG: 0.360	1-2									1	0	0	0	0	0	0								
25 Mark Teixeira, S OBP: 0.373, SLG: 0.585	0-0 F9		2-3 K	3-1 HR						4	1	1	1	0	2	2								
17 Brendan Ryan, R OBP: 0.341, SLG: 0.513										1	0	0	0	0	1	0								
34 Brian McCann, L OBP: 0.324, SLG: 0.465	0-2 F7		0-0 1B	3-2 L6						5	1	1	0	0	1	2								
36 Carlos Beltrán, S OBP: 0.329, SLG: 0.507	2-1 F8		4-0 1B	3-2 L5						2	1	0	0	1	0	0								
24 Chris Young, R OBP: 0.316, SLG: 0.483			1-2 BB	1-0 L7						2	0	0	0	0	1	1								
12 Chase Headley, S OBP: 0.327, SLG: 0.398	0-1 G4-3		1-2 1B	2-0 HBP						3	3	2	0	0	0	0								
66 John Ryan Murphy, R OBP: 0.309, SLG: 0.352	1-0 1B		2-1 1B	4-0 BB						4	3	2	2	1	0	1								
18 Didi Gregorius, L			1-2 1B	1-2 BB						5	2	3	4	0	1	1								
14 Stephen Drew, L OBP: 0.268, SLG: 0.390	1-1 G3		0-0 1B	0-1 2B																				
<b>Inning Stats</b>	R: 1 E: 0 K: 0 S: 12	H: 1 LOB: 1 BB: 0 P: 17	R: 0 E: 0 K: 0 S: 7	H: 1 LOB: 1 BB: 0 P: 11	R: 0 E: 0 K: 1 S: 9	H: 0 LOB: 0 BB: 0 P: 15	R: 5 E: 0 K: 2 S: 19	H: 5 LOB: 1 BB: 1 P: 32	R: 3 E: 0 K: 0 S: 15	H: 2 LOB: 2 BB: 1 P: 36	R: 0 E: 0 K: 2 S: 13	H: 0 LOB: 1 BB: 1 P: 23	R: 3 E: 1 K: 0 S: 11	H: 2 LOB: 0 BB: 0 P: 23	R: 0 E: 0 K: 2 S: 7	H: 0 LOB: 0 BB: 0 P: 11	R: 0 E: 0 K: 2 S: 7	H: 0 LOB: 0 BB: 0 P: 11	1B: 6 2B: 2 HR: 2	SF: 1 SAC: 0 HBP: 2	WP: 0 PB: 0 CS: 0	PA: 45		
<b>PITCHER</b>	IP WLS BF ERA WHIP	IP WLS BF ERA WHIP	IP WLS BF ERA WHIP	IP WLS BF ERA WHIP	IP WLS BF ERA WHIP	IP WLS BF ERA WHIP	IP WLS BF ERA WHIP	IP WLS BF ERA WHIP	IP WLS BF ERA WHIP	IP WLS BF ERA WHIP	IP WLS BF ERA WHIP	IP WLS BF ERA WHIP	IP WLS BF ERA WHIP	IP WLS BF ERA WHIP	IP WLS BF ERA WHIP	IP WLS BF ERA WHIP	IP WLS BF ERA WHIP	IP WLS BF ERA WHIP	IP WLS BF ERA WHIP	IP WLS BF ERA WHIP	IP WLS BF ERA WHIP	IP WLS BF ERA WHIP	IP WLS BF ERA WHIP	
29 Jeff Samardzija, R ERA: 4.35	4.2 L	26 8	9 9	3 3	2 6	2 2	0 0	0 0	0 0	2 58	101	17.36	2.143											
Scott Carroll, R ERA: 3.41	(5, 1)	4.1 19	3 3	2 2	6 6	2 2	0 0	0 0	0 0	0 42	78	4.15	1.154											

New York Yankees @ Chicago White Sox  
U.S. Cellular Field, Chicago, IL  
Sun Aug 02 2015, 2:11 PM - 5:18 PM EDT  
Att: 38,840 - Sunny - 98 F

AB 38  
R 12  
H 11  
RBI 12  
BB 4  
SO 9  
LOB 11



Batter	1	2	3	4	5	6	7	8	9	AB	R	H	RBI	BB	SO	LOB	BOTTOM							
1 Adam Eaton, L OBP: 0.349, SLG: 0.426	2-2 G4-3		3-2 1B			4-1 BB				3	1	2	0	1	0	0								
18 Tyler Saladino, R OBP: 0.292, SLG: 0.366	2-3 K		3-2 K			0-1 P2				4	0	0	0	0	2	3								
79 José Abreu, R OBP: 0.352, SLG: 0.499	0-2 1B		1-1 G6-3			1-2 G6-3				4	0	1	0	0	1	1								
53 Melky Cabrera, S OBP: 0.326, SLG: 0.403	1-0 FC6-4		2-2 F7			0-1 1B				4	0	2	1	0	0	1								
26 Avisail García, R OBP: 0.310, SLG: 0.358	0-0 1B		1-3 K2-3			0-3 K				4	0	1	0	0	2	2								
25 Adam LaRoche, L OBP: 0.310, SLG: 0.348	1-0 G6-3		0-0 1B							3	0	1	0	0	1	1								
15 Gordon Beckham, R OBP: 0.253, SLG: 0.308	1-2									1	0	0	0	0	0	0								
10 Alexei Ramirez, R OBP: 0.264, SLG: 0.349	4-2 BB		1-3 K			1-3 K				3	1	1	1	1	1	1								
5 Yolmer Sánchez, S OBP: 0.255, SLG: 0.320	0-0 CS		1-3 K			0-1 L7				4	0	0	0	0	1	1								
58 Geovany Soto, R OBP: 0.333, SLG: 0.488	1-2		1-1 G4-3			3-3 K				3	1	1	1	0	1	1								
<b>Inning Stats</b>	R: 0 E: 0 K: 1 S: 10	H: 1 LOB: 1 BB: 0 P: 15	R: 0 E: 0 K: 0 S: 5	H: 1 LOB: 1 BB: 1 P: 10	R: 0 E: 0 K: 2 S: 15	H: 1 LOB: 0 BB: 0 P: 23	R: 0 E: 0 K: 1 S: 9	H: 0 LOB: 0 BB: 0 P: 13	R: 0 E: 0 K: 2 S: 11	H: 1 LOB: 1 BB: 1 P: 16	R: 2 E: 0 K: 1 S: 19	H: 3 LOB: 1 BB: 0 P: 31	R: 0 E: 0 K: 1 S: 5	H: 1 LOB: 0 BB: 0 P: 8	R: 0 E: 0 K: 0 S: 3	H: 0 LOB: 0 BB: 0 P: 5	1B: 6 2B: 1 3B: 0 HR: 2	SF: 0 SAC: 0 DP: 2 HBP: 0	WP: 0 PB: 0 CS: 1	PA: 36				
<b>PITCHER</b>	IP WLS BF ERA WHIP	IP WLS BF ERA WHIP	IP WLS BF ERA WHIP	IP WLS BF ERA WHIP	IP WLS BF ERA WHIP	IP WLS BF ERA WHIP	IP WLS BF ERA WHIP	IP WLS BF ERA WHIP	IP WLS BF ERA WHIP	IP WLS BF ERA WHIP	IP WLS BF ERA WHIP	IP WLS BF ERA WHIP	IP WLS BF ERA WHIP	IP WLS BF ERA WHIP	IP WLS BF ERA WHIP	IP WLS BF ERA WHIP	IP WLS BF ERA WHIP	IP WLS BF ERA WHIP	IP WLS BF ERA WHIP	IP WLS BF ERA WHIP	IP WLS BF ERA WHIP	IP WLS BF ERA WHIP	IP WLS BF ERA WHIP	
47 Iván Nova, R ERA: 3.1	6.0 W	23 5	1 2	1 2	1 1	0 0	0 0	0 0	0 0	2 14	23	27.00	4.500											
45 Chasen Shreve, L ERA: 2.18	(7, 1)	0.2 5	3 2	2 2	1 1	0 0	0 0	0 0	0 0	2 14	23	27.00	4.500											
57 Branden Pinder, R ERA: 2.63	(7, 1)	1.1 4	1 0	0 0	1 1	0 0	0 0	0 0	0 0	10 16	16	0.00	0.750											
48 Andrew Miller, L ERA: 1.75	(9, 1)	1.0 3	0 0	0 0	0 0	0 0	0 0	0 0	0 0	3 5	5	0.00	0.000											

New York Yankees @ Chicago White Sox  
U.S. Cellular Field, Chicago, IL  
Sun Aug 02 2015, 2:11 PM - 5:18 PM EDT  
Att: 38,840 - Sunny - 98 F

AB 33  
R 3  
H 9  
RBI 3  
BB 2  
SO 9  
LOB 11





Batter	1	2	3	4	5	6	7	8	9	AB	R	H	RBI	BB	SO	LOB	TOP										
26 Brock Holt, L OBP: 0.355, SLG: 0.385	F7		L9		F7		K2-3			4	0	0	0	0	1	3	<b>Boston Red Sox @ New York Yankees</b> Yankee Stadium, Bronx, NY Tue Aug 04 2015, 7:10 PM - 10:35 PM EDT Att: 48,522 - Partly Cloudy - 87 F										
2 Xander Bogaerts, R OBP: 0.343, SLG: 0.410	G6-3			F9	F9			G4-3		4	0	0	0	0	0	0											
34 David Ortiz, L OBP: 0.336, SLG: 0.465	F8			G3		BB		G4-3		3	0	0	0	1	0	0											
13 Hanley Ramirez, R OBP: 0.304, SLG: 0.450	G6-3			K		L1-3		G5-3		4	0	0	0	0	1	1											
Pablo Sandoval, S OBP: 0.305, SLG: 0.385	K			G4-3				G4-3		4	1	1	1	0	1	0											
12 Mike Napoli, R OBP: 0.308, SLG: 0.393	2B			3B	2B			F7		4	1	2	0	0	1	0											
31 Alejandro De Aza, L OBP: 0.298, SLG: 0.360	G6-3			2B	1B					2	1	1	0	0	0	1											
38 Rusney Castillo, R OBP: 0.298, SLG: 0.360				2B	1B					2	0	2	0	0	0	0											
23 Blake Swihart, S OBP: 0.279, SLG: 0.335				1B				F8		4	0	1	1	0	1	2											
25 Jackie Bradley Jr., L OBP: 0.232, SLG: 0.174	L8			SF7				BB		1	0	0	1	1	0	0											
<b>Inning Stats</b>	R: 0 H: 0 E: 0 K: 0 S: 7	H: 0 LOB: 0 BB: 0 P: 7	R: 0 H: 1 E: 0 K: 1 S: 11	LOB: 1 BB: 0 P: 16	R: 0 H: 0 E: 0 K: 1 S: 9	H: 0 LOB: 0 BB: 0 P: 14	R: 0 H: 0 E: 0 K: 1 S: 6	H: 0 LOB: 0 BB: 0 P: 10	R: 2 H: 3 E: 0 K: 0 S: 11	H: 3 LOB: 1 BB: 0 P: 20	R: 0 H: 0 E: 0 K: 0 S: 5	H: 0 LOB: 0 BB: 0 P: 13	R: 1 H: 2 E: 0 K: 2 S: 23	H: 2 LOB: 2 BB: 1 P: 34	R: 0 H: 0 E: 0 K: 0 S: 7	H: 0 LOB: 0 BB: 0 P: 9	R: 0 H: 1 E: 0 K: 0 S: 13	H: 1 LOB: 1 BB: 0 P: 20	1B: 4 2B: 3 3B: 0 HR: 1	SF: 1 SAC: 0 DP: 1 HBP: 0	WP: 1 PB: 0 SB: 2 CS: 0	PA: 35					
<b>PITCHER</b>	IP	WLS	BF	H	R	ER	SO	BB	IBB	HBP	BLK	WP	HR	S	P	ERA	WHIP										
19 Masahiro Tanaka, R ERA: 3.84	6.0	W	23	5	3	3	3	1	0	0	0	0	1	56	88	4.50	1.000										
41 Justin Wilson, L ERA: 2.51	0.2	H	3	1	0	0	1	0	0	0	0	0	0	11	15	0.00	1.500										
68 Dellin Betances, R ERA: 1.31	0.1	H	2	0	0	0	1	1	0	0	0	0	1	5	11	0.00	3.000										
57 Branden Pinder, R ERA: 2.45	1.0		3	0	0	0	0	0	0	0	0	0	0	7	9	0.00	0.000										
53 Nick Rumbelow, R ERA: 1.69	1.0		4	1	0	0	0	0	0	0	0	0	0	13	20	0.00	1.000										

AB	32
R	3
H	7
RBI	3
BB	2
SO	5
LOB	7



Batter	1	2	3	4	5	6	7	8	9	AB	R	H	RBI	BB	SO	LOB	BOTTOM										
22 Jacoby Ellsbury, L OBP: 0.353, SLG: 0.370	K	P6			K					5	2	1	1	0	2	1	<b>Boston Red Sox @ New York Yankees</b> Yankee Stadium, Bronx, NY Tue Aug 04 2015, 7:10 PM - 10:35 PM EDT Att: 48,522 - Partly Cloudy - 87 F										
24 Chris Young, R OBP: 0.325, SLG: 0.500	1B									4	4	3	3	1	1	0											
13 Alex Rodriguez, R OBP: 0.388, SLG: 0.539	BB									3	2	2	1	2	0	0											
25 Mark Teixeira, S OBP: 0.373, SLG: 0.582	1B									5	1	2	2	0	2	3											
66 John Ryan Murphy, R OBP: 0.327, SLG: 0.598										0	0	0	0	0	0	0											
34 Brian McCann, L OBP: 0.325, SLG: 0.477	F8			G3				G4-3		5	1	2	4	0	0	2											
36 Carlos Beltrán, S OBP: 0.314, SLG: 0.431	P2			P4				P5		5	1	1	1	0	0	3											
12 Chase Headley, S OBP: 0.330, SLG: 0.400	1B			F8				G3		5	1	2	1	0	0	1											
18 Didi Gregorius, L OBP: 0.308, SLG: 0.348	K				K					3	0	0	0	1	2	2											
17 Brendan Ryan, R OBP: 0.333, SLG: 0.476	F7				G4-3					3	1	0	0	1	1	3											
<b>Inning Stats</b>	R: 1 H: 2 E: 0 K: 1 S: 18	H: 2 LOB: 2 BB: 1 P: 34	R: 0 H: 1 E: 0 K: 1 S: 11	H: 1 LOB: 1 BB: 0 P: 17	R: 0 H: 0 E: 0 K: 1 S: 7	H: 0 LOB: 0 BB: 0 P: 13	R: 0 H: 0 E: 0 K: 0 S: 6	H: 0 LOB: 0 BB: 0 P: 9	R: 3 H: 4 E: 0 K: 1 S: 21	H: 4 LOB: 2 BB: 1 P: 33	R: 9 H: 6 E: 1 K: 2 S: 26	H: 6 LOB: 3 BB: 3 P: 52	R: 0 H: 0 E: 0 K: 0 S: 8	H: 0 LOB: 0 BB: 0 P: 12	R: 0 H: 0 E: 0 K: 0 S: 8	H: 0 LOB: 0 BB: 0 P: 12	1B: 7 2B: 4 3B: 0 HR: 2	SF: 0 SAC: 0 DP: 0 HBP: 0	WP: 0 PB: 0 SB: 0 CS: 0	PA: 43							
<b>PITCHER</b>	IP	WLS	BF	H	R	ER	SO	BB	IBB	HBP	BLK	WP	HR	S	P	ERA	WHIP										
60 Henry Owens, L ERA: 5.4	5.0		21	5	3	3	5	1	0	0	0	0	0	59	96	5.40	1.200										
28 Robbie Ross Jr., L ERA: 4.14	0.2	B	5	2	1	1	0	1	0	0	0	0	0	11	20	13.50	4.500										
64 Jean Machi, R ERA: 5.65	0.1		4	1	3	2	1	1	0	0	0	0	0	10	18	54.00	6.000										
32 Craig Breslow, L ERA: 4.25	0.2		7	4	3	3	1	1	0	0	0	0	1	15	28	40.50	7.500										
41 Alexi Ogando, R ERA: 3.97	1.1		6	1	3	3	1	1	0	0	0	0	1	12	22	20.25	1.500										

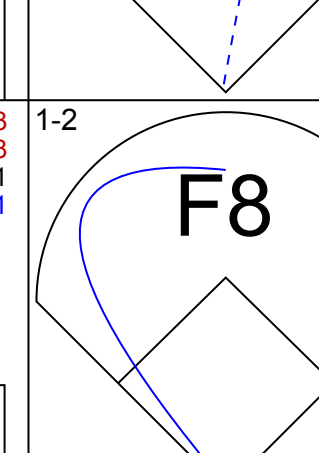
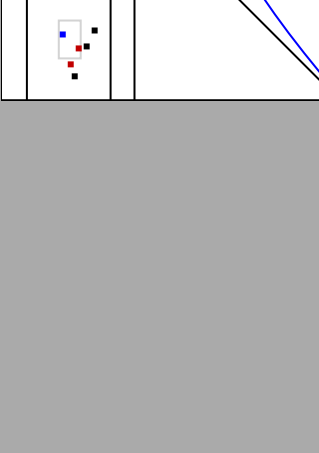




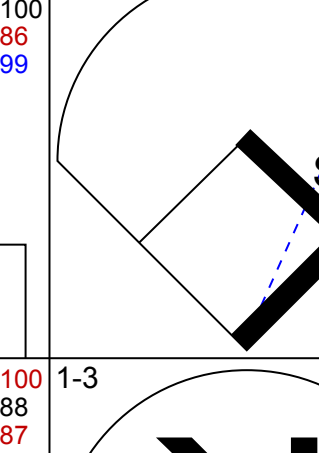

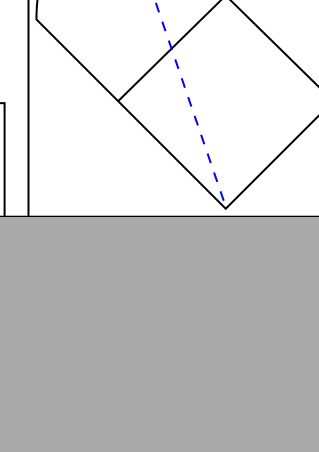

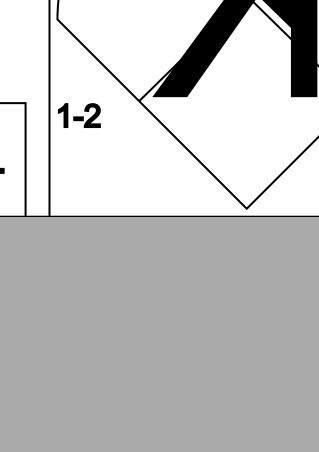
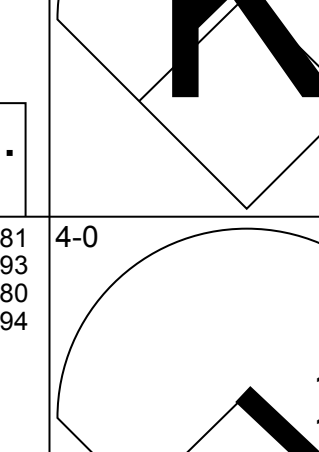
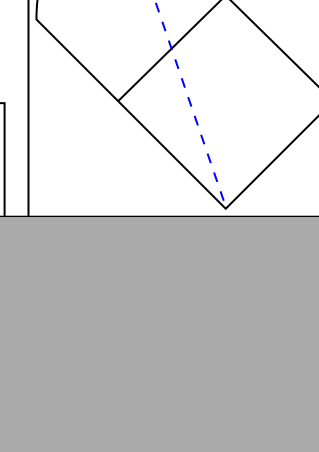
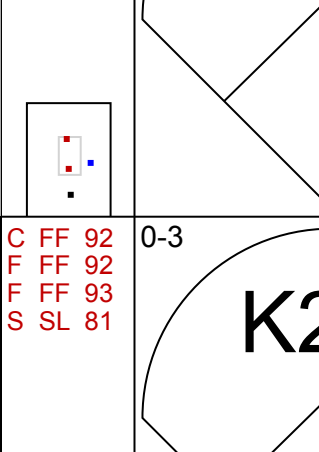
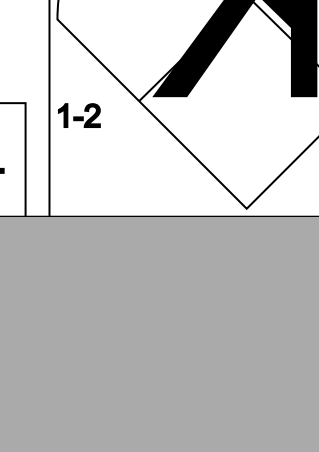
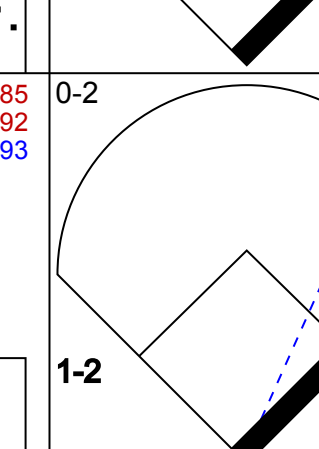



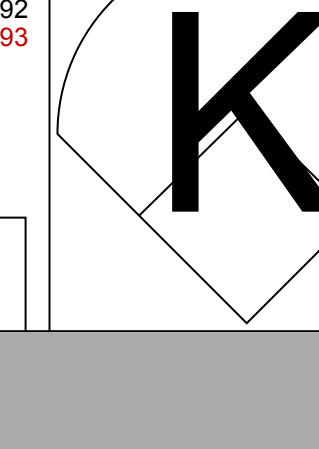
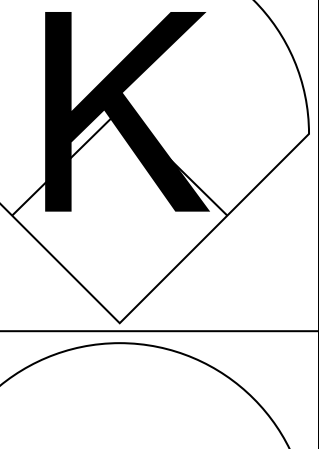


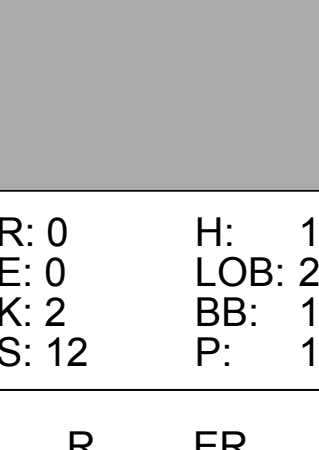
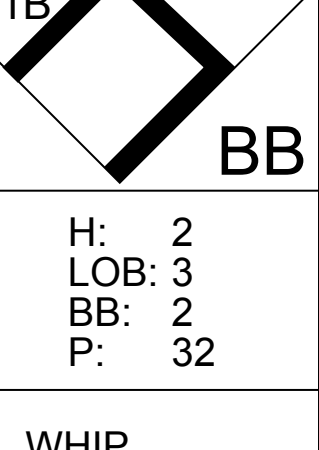
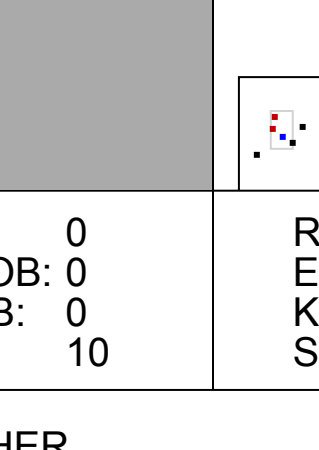
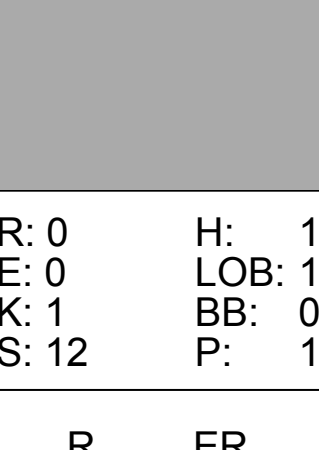

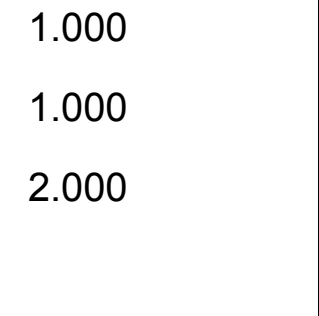



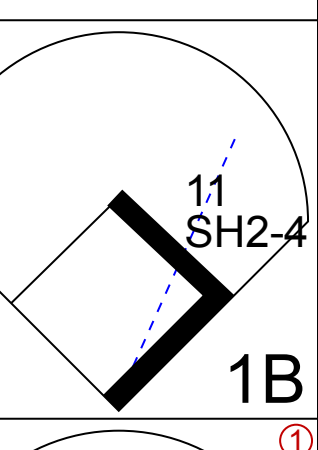
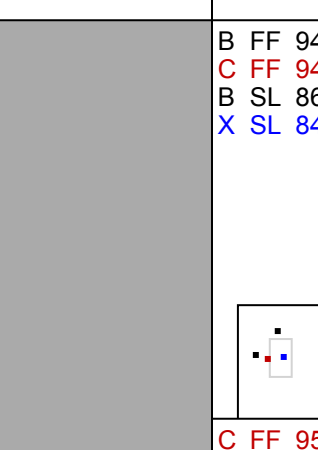


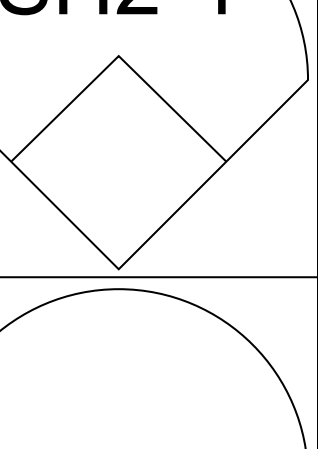
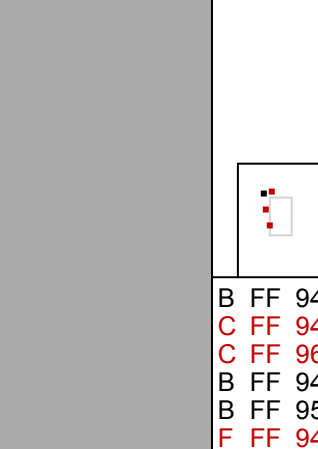


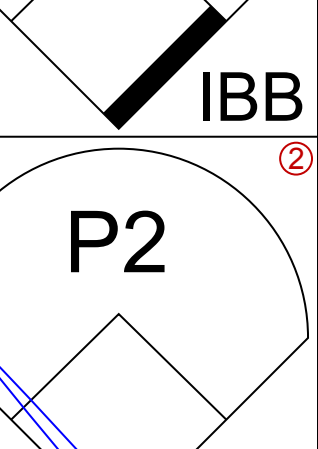

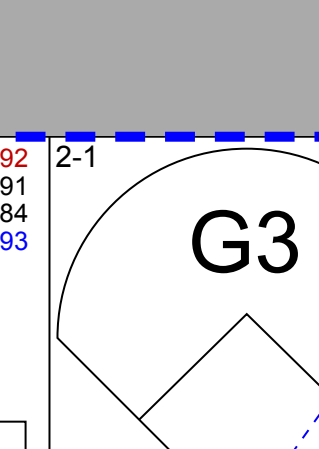


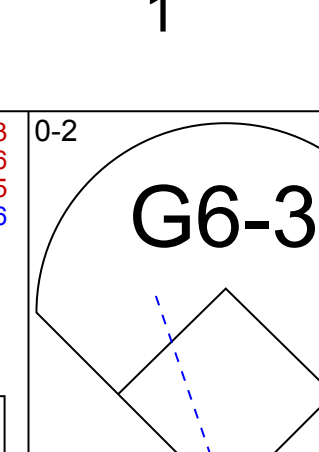
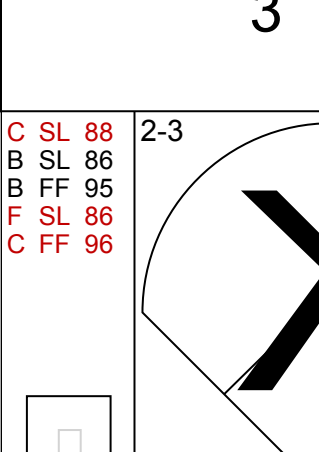
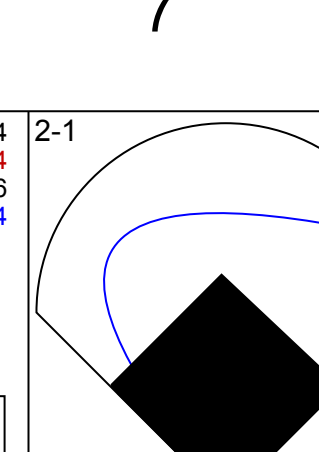
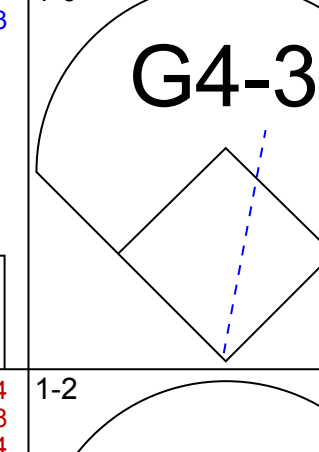
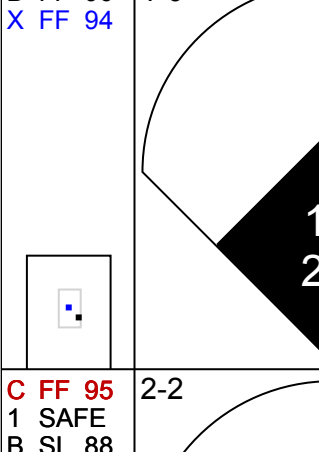
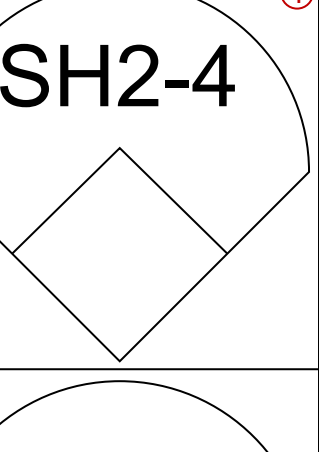
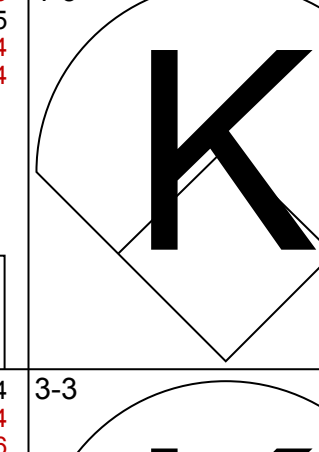
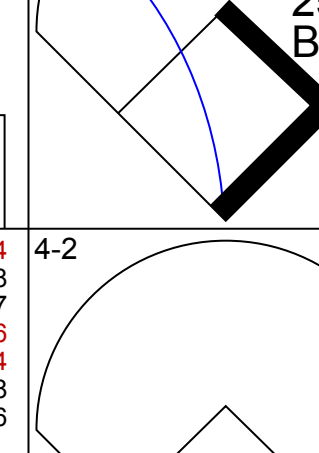
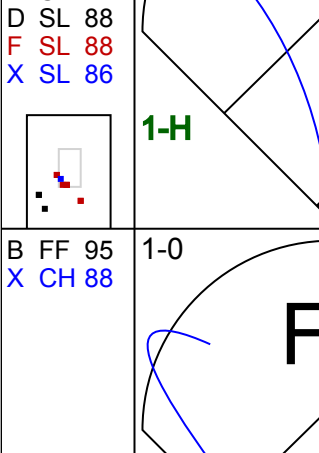
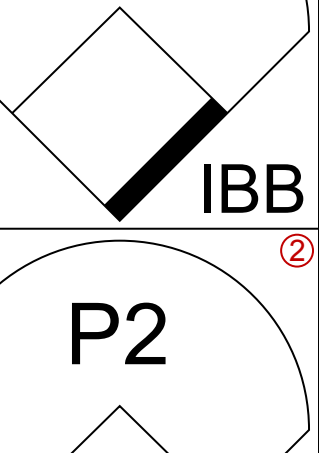
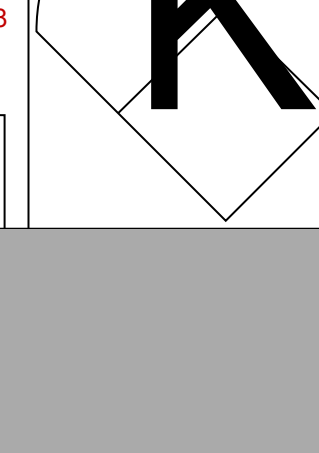
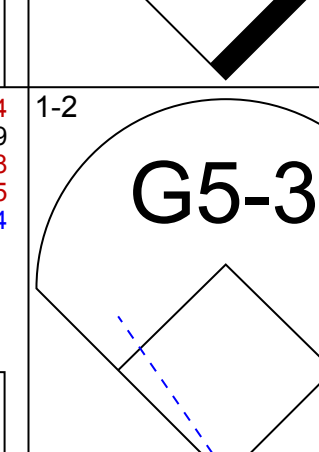

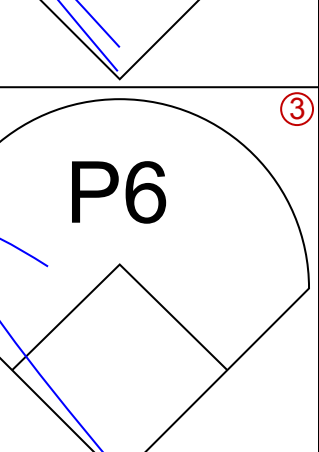
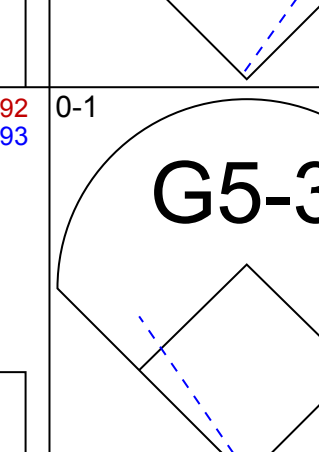

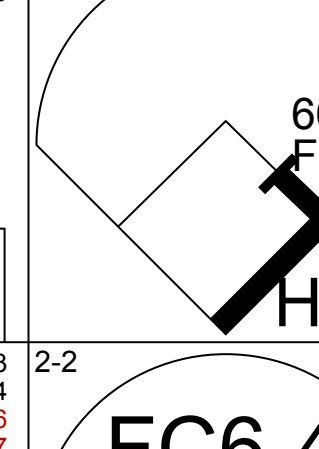

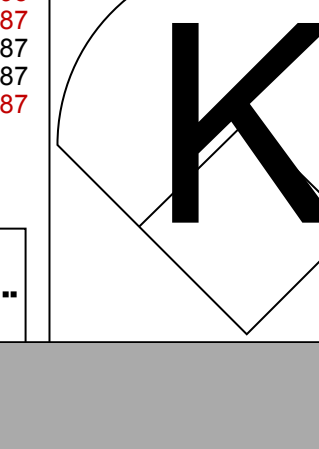
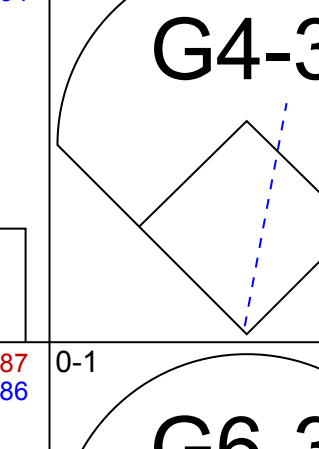
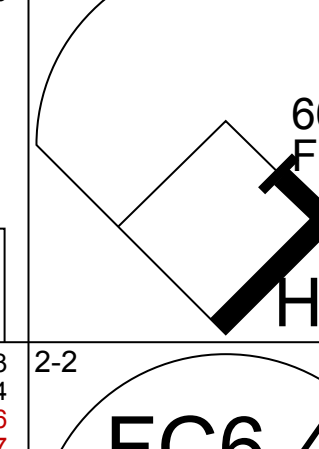
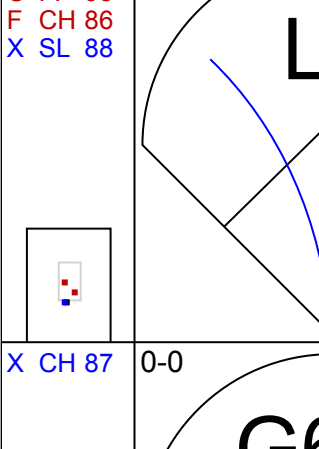
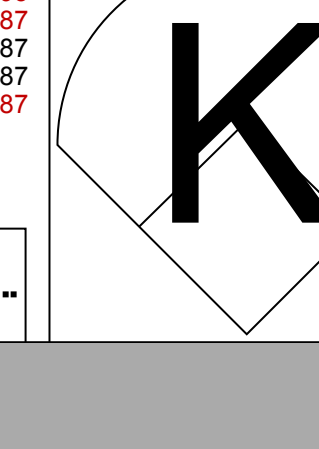
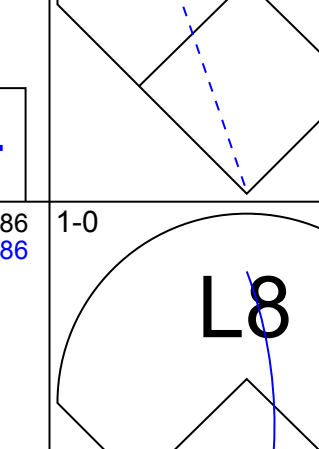
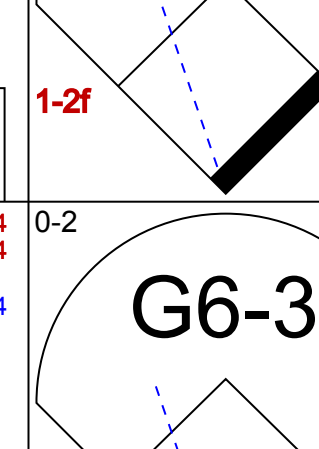
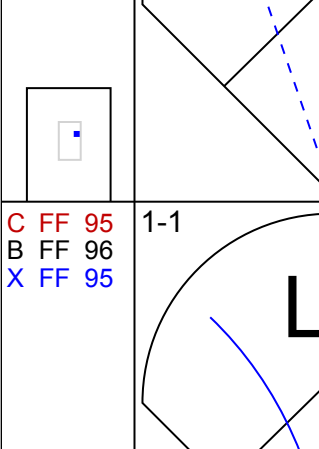



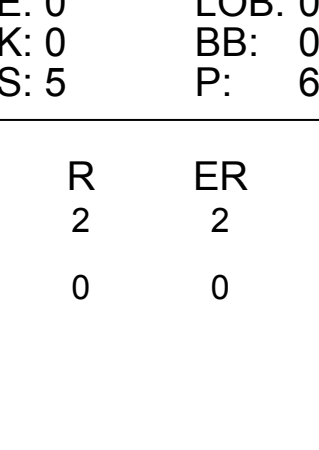
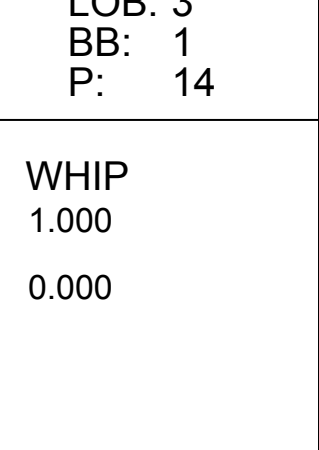
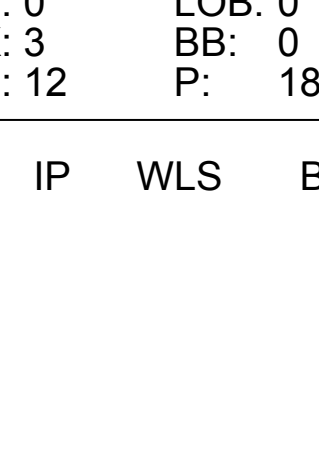


Batter	1	2	3	4	5	6	7	8	9	AB	R	H	RBI	BB	SO	LOB	TOP			
26 Brock Holt, L OBP: 0.391, SLG: 0.380	G3		K			F7		P6		4	0	0	0	0	1	0	<b>Boston Red Sox @ New York Yankees</b> Yankee Stadium, Bronx, NY Wed Aug 05 2015, 7:10 PM - 10:00 PM EDT Att: 47,489 - Partly Cloudy - 82 F			
2 Xander Bogaerts, R OBP: 0.340, SLG: 0.406	K		P6			L9		B2		4	0	0	0	0	1	0				
34 David Ortiz, L OBP: 0.335, SLG: 0.471	L4-3				HR	G3-1		F7		4	1	1	1	0	0	0				
13 Hanley Ramirez, R OBP: 0.301, SLG: 0.445		P4			K			G1-3		4	0	0	0	0	2	0				
Pablo Sandoval, S OBP: 0.307, SLG: 0.392		G3			G3-1			38 BB		4	0	2	0	0	0	0				
12 Mike Napoli, R OBP: 0.310, SLG: 0.391		E5			K			38 BB		2	1	0	0	1	1	0				
31 Alejandro De Aza, L OBP: 0.303, SLG: 0.441																				
38 Rusney Castillo, R OBP: 0.305, SLG: 0.360																				
23 Blake Swihart, S OBP: 0.273, SLG: 0.327																				
25 Jackie Bradley Jr., L OBP: 0.220, SLG: 0.163																				
<b>Inning Stats</b>	R: 0 E: 0 K: 1 S: 9	H: 0 LOB: 0 BB: 0 P: 17	R: 1 E: 1 K: 1 S: 16	H: 1 LOB: 1 BB: 0 P: 25	R: 0 E: 0 K: 2 S: 8	H: 0 LOB: 0 BB: 0 P: 12	R: 1 E: 0 K: 2 S: 15	H: 1 LOB: 0 BB: 0 P: 25	R: 0 E: 0 K: 0 S: 5	H: 0 LOB: 0 BB: 0 P: 6	R: 0 E: 0 K: 2 S: 17	H: 1 LOB: 2 BB: 0 P: 26	R: 0 E: 0 K: 0 S: 5	H: 0 LOB: 0 BB: 0 P: 9	R: 0 E: 0 K: 1 S: 14	H: 1 LOB: 3 BB: 2 P: 30	1B: 0 2B: 3 3B: 0 HR: 1	SF: 0 SAC: 0 DP: 0 HBP: 1	WP: 0 PB: 0 SB: 0 CS: 0	PA: 35
<b>PITCHER</b>	IP WLS BF H R ER SO BB IBB HBP BLK WP HR S P ERA WHIP																			
40 Luis Severino, R ERA: 1.8	5.0 L 18 2 2 1 7 0 0 0 0 0 1 59 94 1.80 0.400																			
43 Adam Warren, R ERA: 3.4	3.0 11 1 0 0 2 0 0 1 0 0 0 27 41 0.00 0.333																			
45 Chasen Shreve, L ERA: 2.13	1.0 6 1 0 0 1 1 1 0 0 0 0 14 30 0.00 2.000																			

Batter	1	2	3	4	5	6	7	8	9	AB	R	H	RBI	BB	SO	LOB	BOTTOM					
22 Jacoby Ellsbury, L OBP: 0.348, SLG: 0.364	K		K					G1-6-3		4	0	0	0	0	3	3	<b>Boston Red Sox @ New York Yankees</b> Yankee Stadium, Bronx, NY Wed Aug 05 2015, 7:10 PM - 10:00 PM EDT Att: 47,489 - Partly Cloudy - 82 F					
11 Brett Gardner, L OBP: 0.385, SLG: 0.451			G4-3				F7	P6		3	0	0	0	1	0	0						
13 Alex Rodriguez, R OBP: 0.384, SLG: 0.533							G5-3	G5-3		4	0	0	0	0	1	1						
25 Mark Teixeira, S OBP: 0.372, SLG: 0.578							F9			4	0	1	0	0	2	1						
24 Chris Young, R OBP: 0.325, SLG: 0.500								K		0	0	0	0	0	0	0						
36 Carlos Beltrán, S OBP: 0.316, SLG: 0.441							P4			3	1	1	1	1	0	1						
12 Chase Headley, S OBP: 0.329, SLG: 0.397										3	0	0	0	1	1	1						
18 Didi Gregorius, L OBP: 0.309, SLG: 0.348										3	0	1	0	0	1	1						
34 Brian McCann, L OBP: 0.324, SLG: 0.476										1	0	0	0	0	0	2						
14 Stephen Drew, L OBP: 0.266, SLG: 0.386										3	0	0	0	0	1	2						
66 John Ryan Murphy, R OBP: 0.336, SLG: 0.406										3	0	2	0	0	0	0						
<b>Inning Stats</b>	R: 0 E: 0 K: 3 S: 14	H: 0 LOB: 1 BB: 1 P: 25	R: 0 E: 0 K: 2 S: 10	H: 0 LOB: 1 BB: 1 P: 17	R: 0 E: 0 K: 1 S: 8	H: 0 LOB: 0 BB: 0 P: 14	R: 0 E: 0 K: 0 S: 7	H: 0 LOB: 0 BB: 0 P: 9	R: 0 E: 0 K: 1 S: 11	H: 2 LOB: 2 BB: 0 P: 16	R: 0 E: 0 K: 1 S: 7	H: 0 LOB: 0 BB: 0 P: 7	R: 1 E: 0 K: 1 S: 8	H: 1 LOB: 0 BB: 0 P: 11	R: 0 E: 0 K: 0 S: 7	H: 1 LOB: 0 BB: 0 P: 9	R: 0 E: 0 K: 0 S: 12	H: 1 LOB: 2 BB: 1 P: 21	1B: 4 2B: 0 3B: 0 HR: 1	SF: 0 SAC: 0 DP: 1 HBP: 0	WP: 1 PB: 1 SB: 0 CS: 0	PA: 34
<b>PITCHER</b>	IP WLS BF H R ER SO BB IBB HBP BLK WP HR S P ERA WHIP																					
35 Steven Wright, R ERA: 4.12	8.0 W 29 4 1 1 9 2 0 0 0 0 1 72 108 1.12 0.750																					
19 Koji Uehara, R ERA: 2.27	1.0 S 5 1 0 0 0 1 0 0 0 0 1 0 12 21 0.00 2.000																					



Batter	1	2	3	4	5	6	7	8	9	AB	R	H	RBI	BB	SO	LOB	TOP					
38 Rusney Castillo, R (1, 9) OBP: 0.300, SLG: 0.352										5	0	1	1	0	3	3	<b>Boston Red Sox @ New York Yankees</b> Yankee Stadium, Bronx, NY Thu Aug 06 2015, 7:10 PM - 10:02 PM EDT Att: 48,608 - Partly Cloudy - 79 F					
2 Xander Bogaerts, R (1, 6) OBP: 0.339, SLG: 0.403										3	0	0	0	1	0	0						
34 David Ortiz, L (1, 10) OBP: 0.332, SLG: 0.466										4	0	0	0	0	1	3						
13 Hanley Ramirez, R (1, 7) OBP: 0.300, SLG: 0.443										4	0	1	0	0	0	0						
Mike Napoli, R (1, 3) OBP: 0.307, SLG: 0.386										4	0	0	0	0	2	1						
Pablo Sandoval, S (1, 5) OBP: 0.307, SLG: 0.389										3	0	0	0	1	2	0						
10 Ryan Hanigan, R (1, 2) OBP: 0.356, SLG: 0.319										4	1	2	0	0	1	0						
30 Josh Rutledge, R (1, 4) OBP: 0.182, SLG: 0.100										3	0	0	0	0	3	3						
47 Travis Shaw, L (9, PH) OBP: 0.462, SLG: 0.708										1	0	1	0	0	0	0						
26 Brock Holt, L (9, FR) OBP: 0.351, SLG: 0.380										0	0	0	0	0	0	0						
25 Jackie Bradley Jr., L (1, 8) OBP: 0.254, SLG: 0.176										2	0	1	0	2	1	0						
<b>Inning Stats</b>	R: 0 E: 0 K: 1 S: 8	H: 0 LOB: 0 BB: 0 P: 12	R: 0 E: 0 K: 2 S: 12	H: 1 LOB: 2 BB: 1 P: 18	R: 0 E: 0 K: 1 S: 9	H: 0 LOB: 0 BB: 0 P: 14	R: 0 E: 0 K: 0 S: 7	H: 0 LOB: 0 BB: 0 P: 13	R: 1 E: 0 K: 3 S: 18	H: 2 LOB: 3 BB: 2 P: 32	R: 0 E: 0 K: 1 S: 9	H: 0 LOB: 0 BB: 0 P: 10	R: 0 E: 0 K: 3 S: 13	H: 1 LOB: 1 BB: 0 P: 17	R: 0 E: 0 K: 1 S: 12	H: 1 LOB: 1 BB: 1 P: 16	R: 0 E: 0 K: 1 S: 12	H: 1 LOB: 2 BB: 1 P: 17	1B: 6 2B: 0 3B: 0 HR: 0	SF: 0 SAC: 0 DP: 0 HBP: 0	WP: 0 PB: 0 SB: 1 CS: 0	PA: 37
<b>PITCHER</b>	IP WLS BF H R ER SO BB IBB HBP BLK WP HR S P ERA WHIP																					
52 CC Sabathia, L (1, 1) ERA: 5.34	6.0	24	3	1	1	8	3	0	0	0	0	0	0	0	63	99	1.50	1.000				
41 Justin Wilson, L (7, 1) ERA: 2.54	1.0	4	1	0	0	3	0	0	0	0	0	0	0	13	17	0.00	1.000					
68 Dellin Betances, R (8, 1) ERA: 1.29	1.0	4	1	0	0	1	0	0	0	0	0	0	0	12	16	0.00	1.000					
48 Andrew Miller, L (9, 1) ERA: 1.7	1.0	5	1	0	0	1	1	0	0	0	0	0	0	12	17	0.00	2.000					

Batter	1	2	3	4	5	6	7	8	9	AB	R	H	RBI	BB	SO	LOB	BOTTOM			
22 Jacoby Ellsbury, L (1, 8) OBP: 0.350, SLG: 0.378										4	1	2	1	0	1	0	<b>Boston Red Sox @ New York Yankees</b> Yankee Stadium, Bronx, NY Thu Aug 06 2015, 7:10 PM - 10:02 PM EDT Att: 48,608 - Partly Cloudy - 79 F			
11 Brett Gardner, L (1, 7) OBP: 0.385, SLG: 0.450										3	1	1	0	0	1	0				
13 Alex Rodriguez, R (1, 10) OBP: 0.388, SLG: 0.537										3	0	2	1	1	1	0				
25 Mark Teixeira, S (1, 3) OBP: 0.371, SLG: 0.573										3	0	0	0	1	0	4				
24 Chris Young, R (1, 9) OBP: 0.320, SLG: 0.492										4	0	0	0	0	0	5				
12 Chase Headley, S (1, 5) OBP: 0.329, SLG: 0.394										3	0	0	0	0	1	0				
66 John Ryan Murphy, R (1, 2) OBP: 0.327, SLG: 0.394										3	0	0	0	0	0	1				
18 Didi Gregorius, L (1, 6) OBP: 0.306, SLG: 0.345										3	0	0	0	0	0	1				
17 Brendan Ryan, R (1, 4) OBP: 0.333, SLG: 0.467										3	0	1	0	0	2	0				
<b>Inning Stats</b>	R: 0 E: 0 K: 0 S: 16	H: 1 LOB: 2 BB: 1 P: 23	R: 0 E: 0 K: 0 S: 5	H: 0 LOB: 0 BB: 0 P: 6	R: 1 E: 0 K: 2 S: 13	H: 2 LOB: 1 BB: 0 P: 21	R: 0 E: 0 K: 0 S: 8	H: 0 LOB: 1 BB: 0 P: 13	R: 0 E: 0 K: 0 S: 6	H: 0 LOB: 0 BB: 0 P: 8	R: 1 E: 0 K: 3 S: 12	H: 1 LOB: 0 BB: 0 P: 18	R: 0 E: 0 K: 1 S: 7	H: 0 LOB: 0 BB: 0 P: 12	R: 0 E: 0 K: 1 S: 7	H: 0 LOB: 0 BB: 0 P: 12		1B: 4 2B: 1 3B: 0 HR: 1	SF: 0 SAC: 1 DP: 0 HBP: 1	WP: 0 PB: 0 SB: 0 CS: 0
<b>PITCHER</b>	IP WLS BF H R ER SO BB IBB HBP BLK WP HR S P ERA WHIP																			
52 Eduardo Rodriguez, L (1, 1) ERA: 4.17	7.0	30	6	2	2	5	1	1	1	0	0	0	0	7	12	0.00	0.000			
28 Robbie Ross Jr., L (8, 1) ERA: 4.04	1.0	3	0	0	0	1	0	0	0	0	0	0	0	7	12	0.00	0.000			







Batter	1	2	3	4	5	6	7	8	9	AB R H RBI BB SO LOB	TOP									
2 Troy Tulowitzki, R OBP: 0.350, SLG: 0.477	G5-3		K			G6-3	HR		P5	5 1 1 1 0 1 0	<b>Toronto Blue Jays @ New York Yankees</b> Yankee Stadium, Bronx, NY Sat Aug 08 2015, 1:10 PM - 4:05 PM EDT Att: 45,255 - Partly Cloudy - 79 F									
20 Josh Donaldson, R OBP: 0.364, SLG: 0.571	1B		K			10 BB 13 HR 19 1B	G6-3			3 1 1 0 1 1 0										
19 José Bautista, R OBP: 0.360, SLG: 0.504					K			E4 10 1B 55 1B		4 2 1 0 0 2 1										
10 Edwin Encarnación, R OBP: 0.349, SLG: 0.476	K				G4-3					3 1 1 0 1 1 1										
13 Justin Smoak, S OBP: 0.305, SLG: 0.450		G1-3			L9			G6-3		4 1 1 4 0 0 2										
55 Russell Martin, R OBP: 0.337, SLG: 0.461		G1-3				17 FC2-6 HBP	K			3 0 1 1 0 1 0										
17 Ryan Goins, L OBP: 0.291, SLG: 0.326						7 WP FC2-6 G3-1	K			4 0 1 0 0 2 2										
11 Kevin Pillar, R OBP: 0.300, SLG: 0.373					G3-1					4 0 0 0 0 1 2										
7 Ben Revere, L OBP: 0.327, SLG: 0.363					G4-3					4 0 0 0 0 0 1										
<b>Inning Stats</b>	R: 0 H: 1 E: 0 K: 2 S: 15	H: 1 LOB: 1 BB: 0 P: 23	R: 0 H: 0 E: 0 K: 1 S: 15	H: 1 LOB: 1 BB: 0 P: 22	R: 0 H: 0 E: 0 K: 1 S: 8	H: 0 LOB: 0 BB: 0 P: 12	R: 0 H: 0 E: 0 K: 0 S: 8	H: 0 LOB: 0 BB: 0 P: 13	R: 4 H: 2 E: 0 K: 2 S: 13	H: 2 LOB: 1 BB: 2 P: 29		R: 1 H: 1 E: 0 K: 0 S: 8	H: 1 LOB: 0 BB: 0 P: 15	R: 1 H: 2 E: 1 K: 1 S: 13	H: 2 LOB: 1 BB: 0 P: 20	R: 0 H: 0 E: 0 K: 0 S: 7	H: 0 LOB: 0 BB: 0 P: 11	1B: 5 2B: 0 3B: 0 HR: 2	SF: 0 SAC: 0 DP: 1 HBP: 1	WP: 2 PB: 0 SB: 0 CS: 0
<b>PITCHER</b>	IP WLS BF H R ER SO BB IBB HBP BLK WP HR S P ERA WHIP											IP WLS BF H R ER SO BB IBB HBP BLK WP HR S P ERA WHIP								
47 Iván Nova, R ERA: 3.52	5.1 L 23 4 4 4 6 2 0 1 0 2 1 61 102 6.75 1.125																			
43 Adam Warren, R ERA: 3.39	0.2 2 0 0 0 2 0 0 0 0 0 0 6 9 0.00 0.000																			
55 Bryan Mitchell, R ERA: 4.41	3.0 12 3 2 1 1 0 0 0 0 0 1 28 46 3.00 1.000																			

AB	34
R	6
H	7
RBI	6
BB	2
SO	9
LOB	9

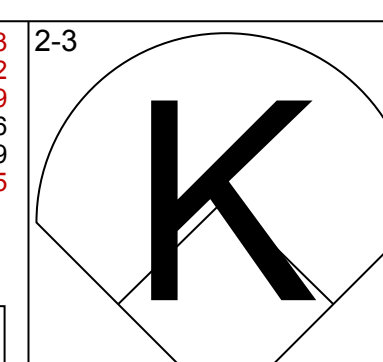
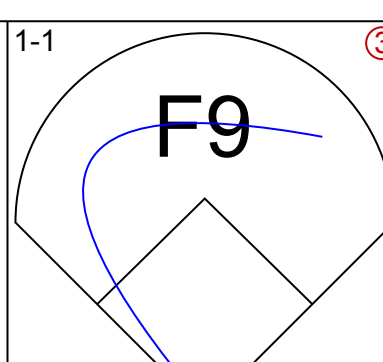
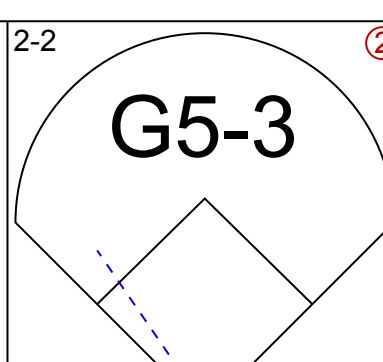
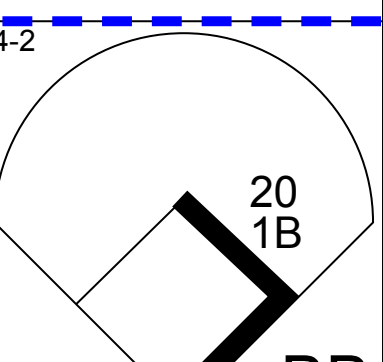
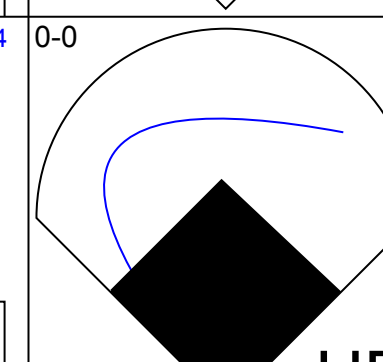
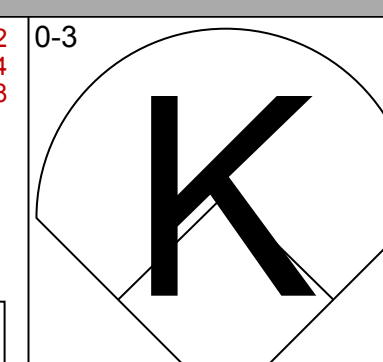
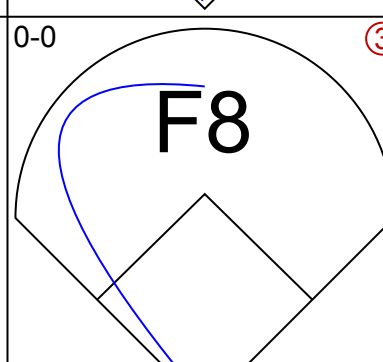
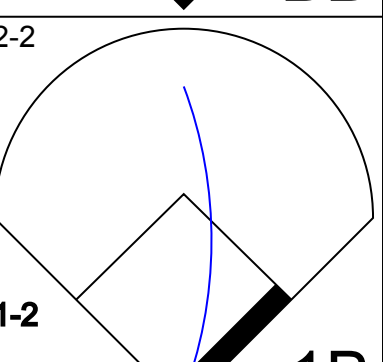
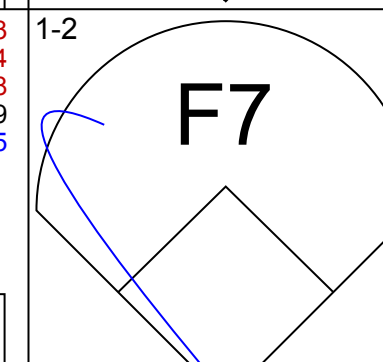
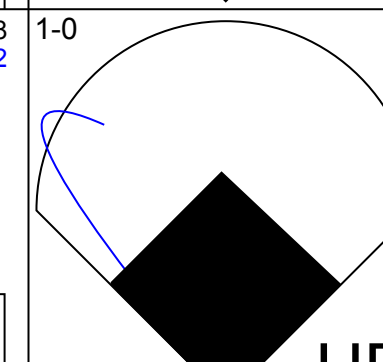
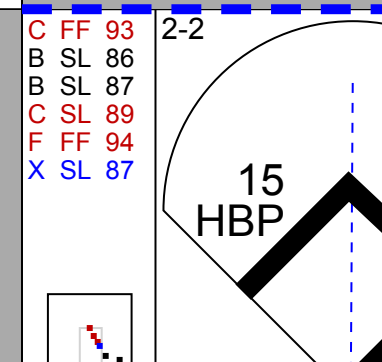
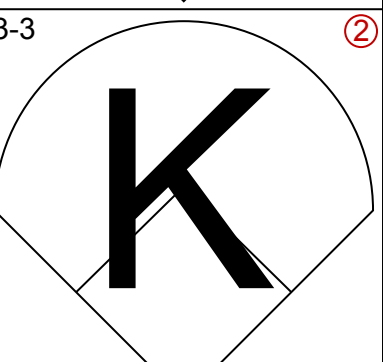
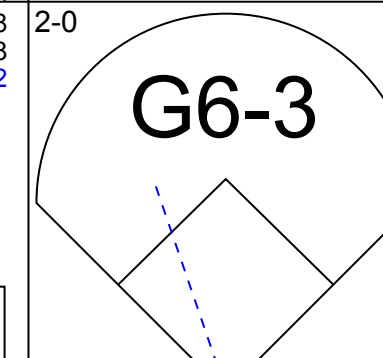
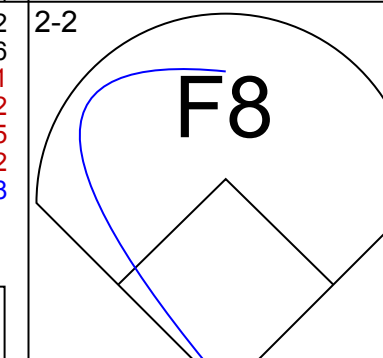
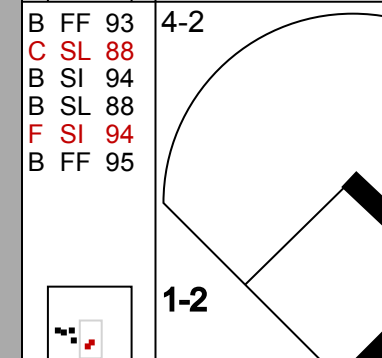
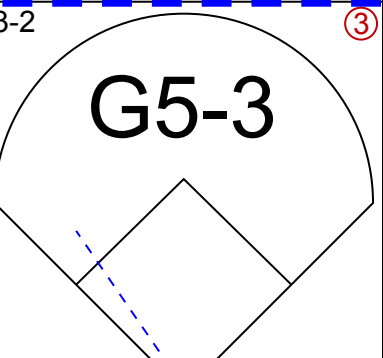
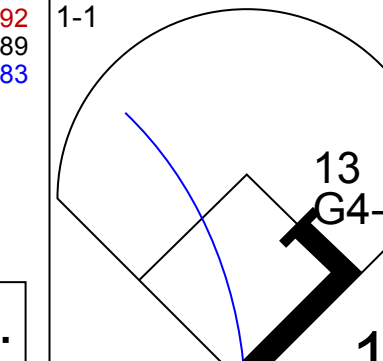
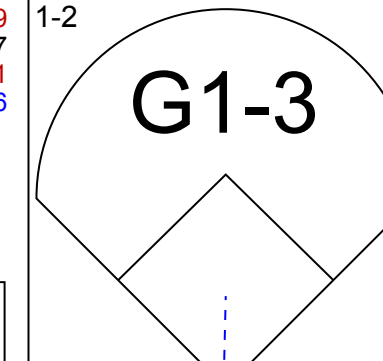
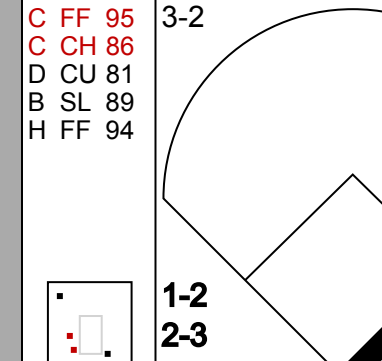


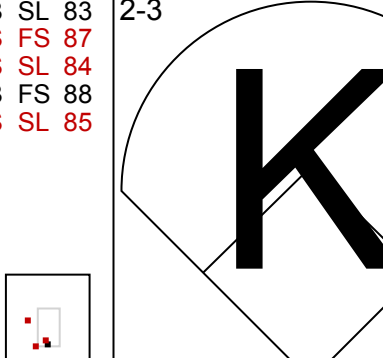
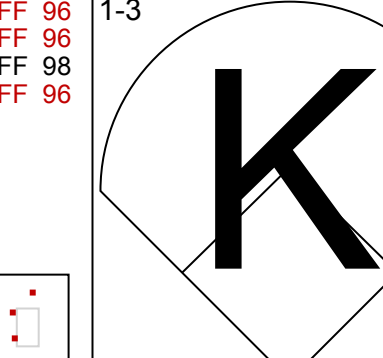
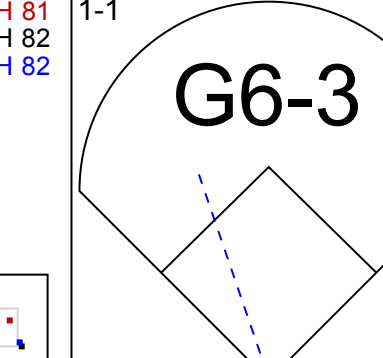

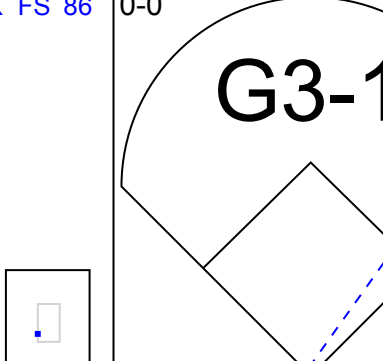
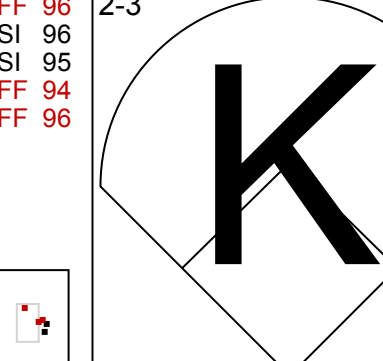
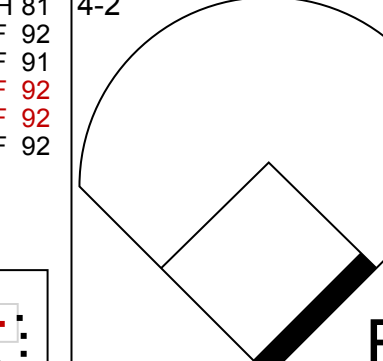
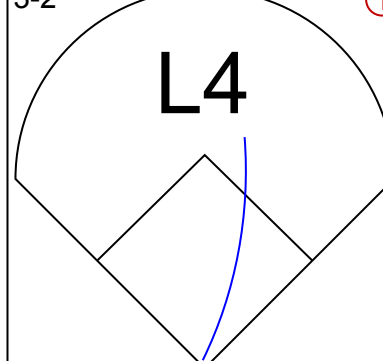
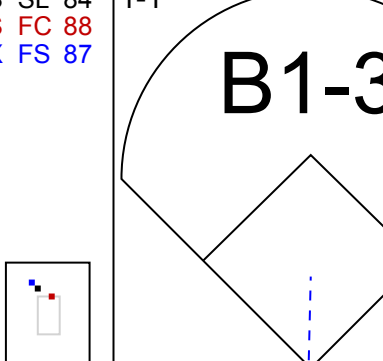
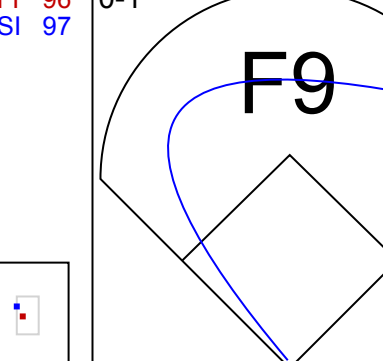
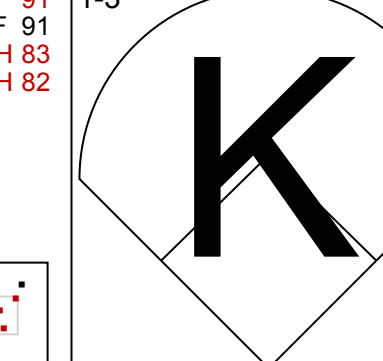

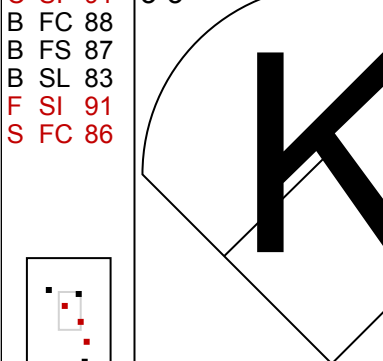
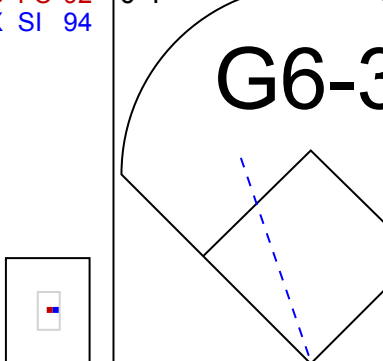


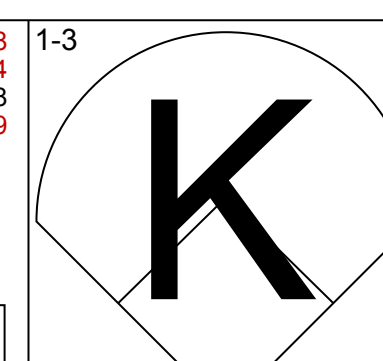
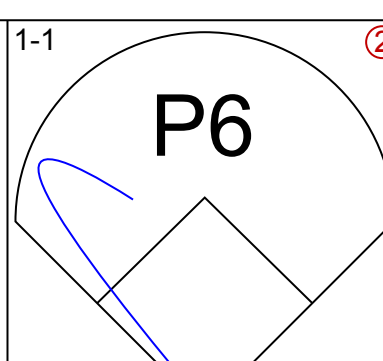
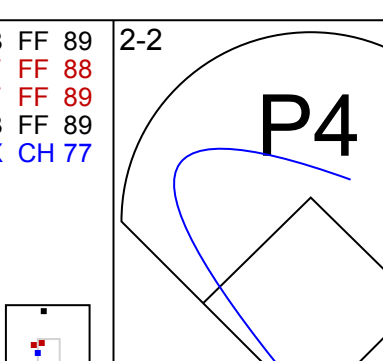
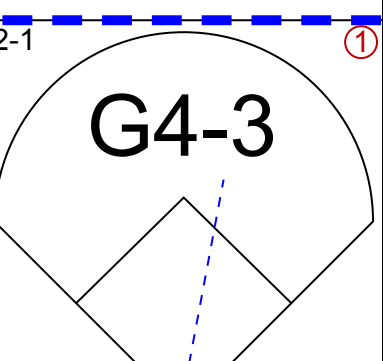
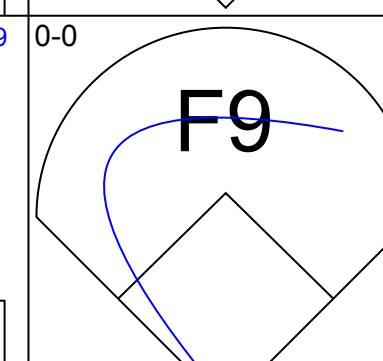
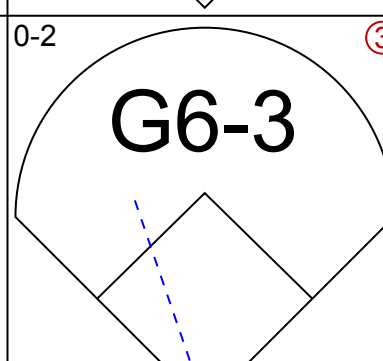
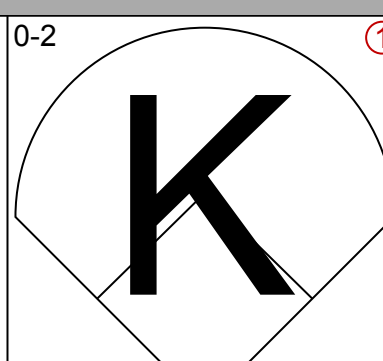
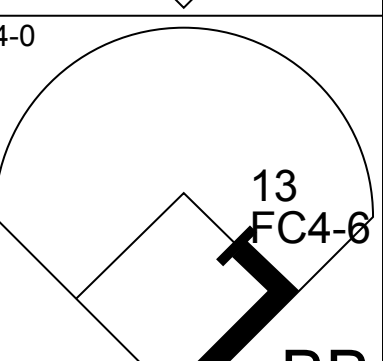
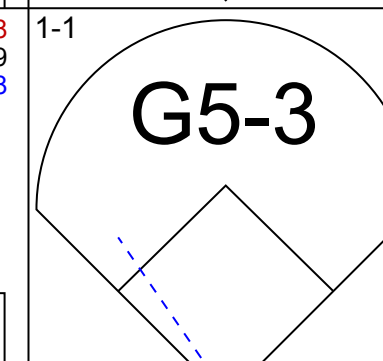
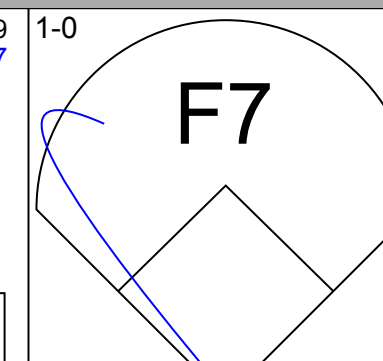
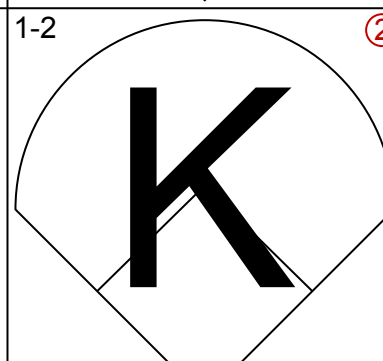
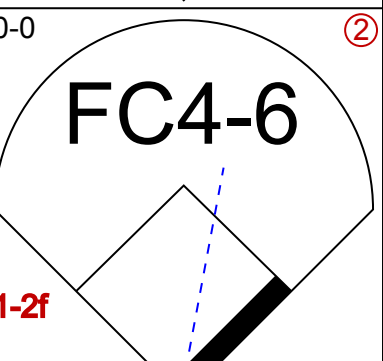
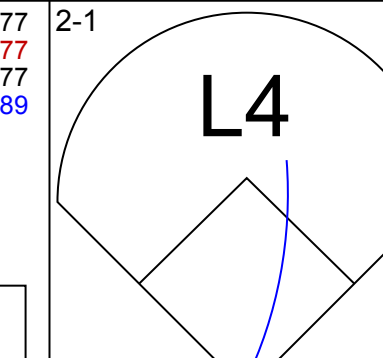
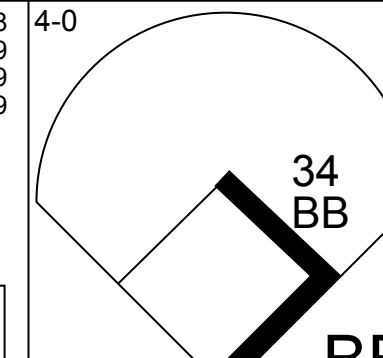
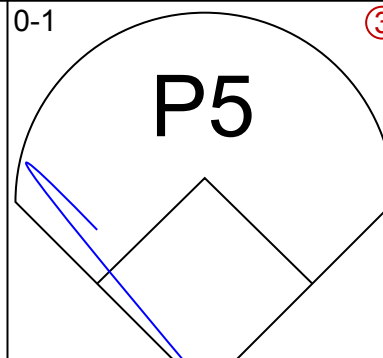
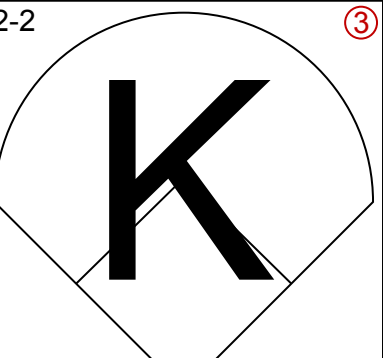
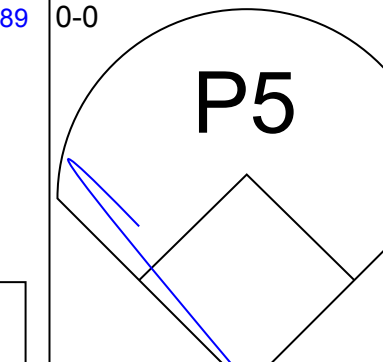
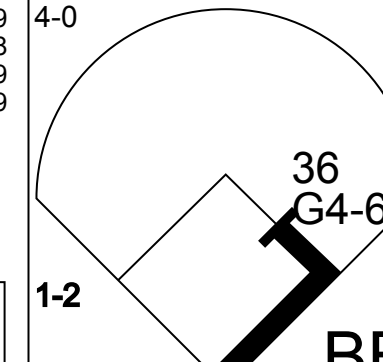
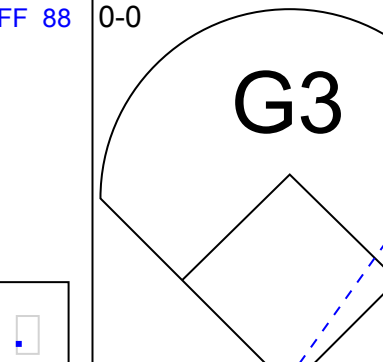
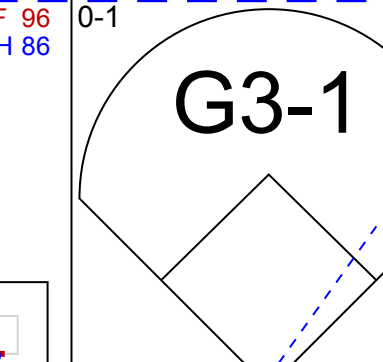
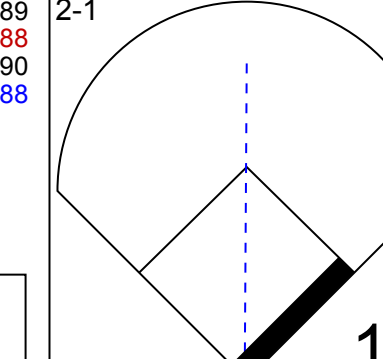
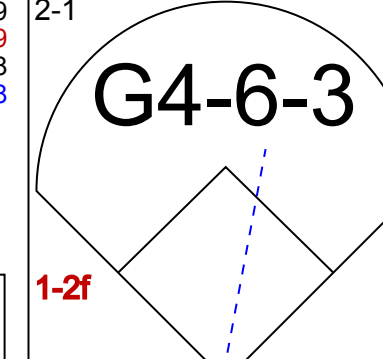
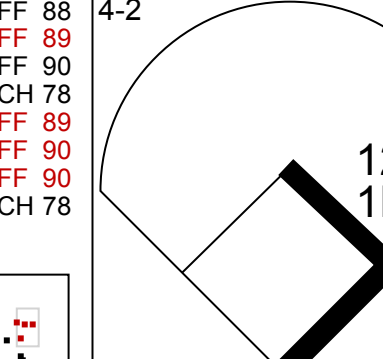
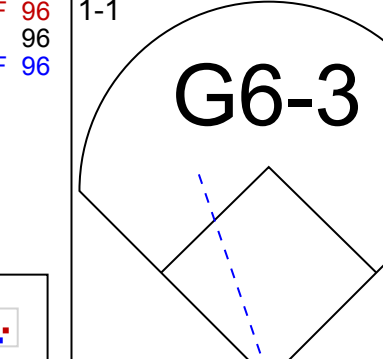

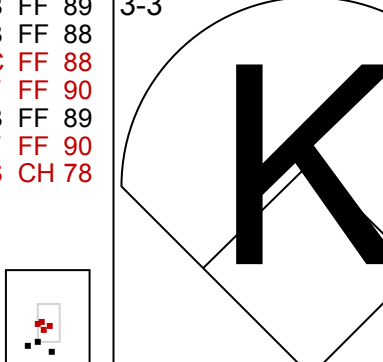
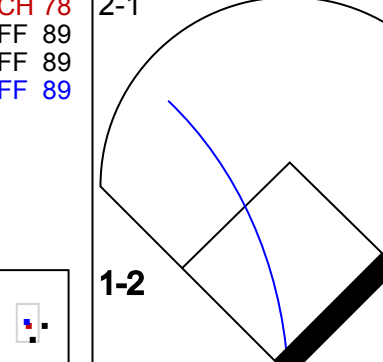
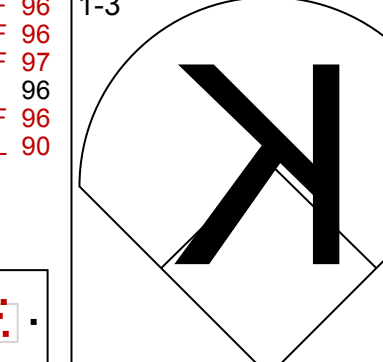
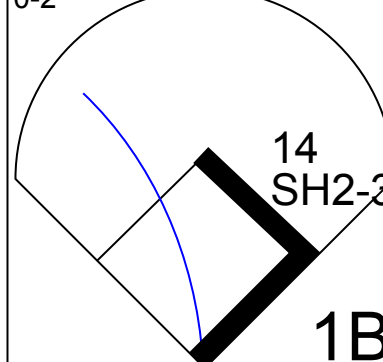
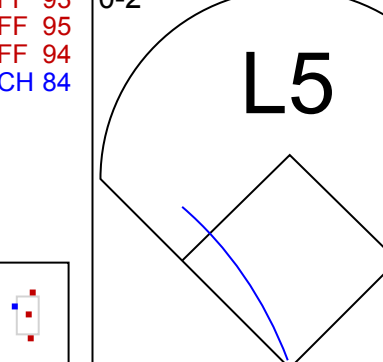
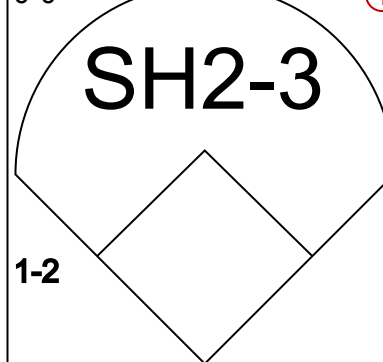
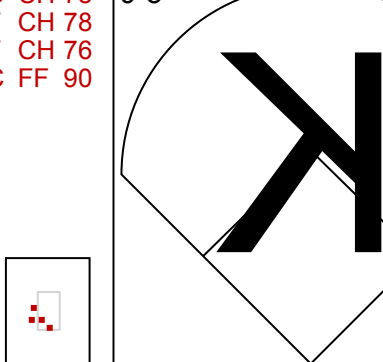
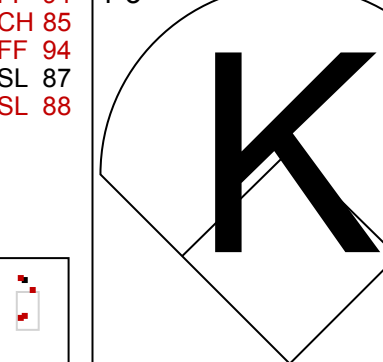
Batter	1	2	3	4	5	6	7	8	9	AB R H RBI BB SO LOB	BOTTOM											
22 Jacoby Ellsbury, L OBP: 0.343, SLG: 0.366	K					P4		G4-3		3 0 0 0 1 1 0	<b>Toronto Blue Jays @ New York Yankees</b> Yankee Stadium, Bronx, NY Sat Aug 08 2015, 1:10 PM - 4:05 PM EDT Att: 45,255 - Partly Cloudy - 79 F											
24 Chris Young, R OBP: 0.316, SLG: 0.486	F8									3 0 0 0 0 1 1												
11 Brett Gardner, L OBP: 0.369, SLG: 0.449			G4-3			K		K		1 0 0 0 0 1 0												
13 Alex Rodriguez, R OBP: 0.385, SLG: 0.529	G5-3					K		F8		4 0 1 0 0 1 0												
25 Mark Teixeira, S OBP: 0.368, SLG: 0.575		F8				G5-3				4 0 0 0 0 1 1												
34 Brian McCann, L OBP: 0.316, SLG: 0.463		P2				K		K		4 0 0 0 0 3 1												
36 Carlos Beltrán, S OBP: 0.321, SLG: 0.438										3 0 1 0 1 0 0												
12 Chase Headley, S OBP: 0.328, SLG: 0.390		FC6-4								2 0 0 0 1 0 3												
18 Didi Gregorius, L OBP: 0.308, SLG: 0.347			G6-3			K				3 0 1 0 0 1 0												
17 Brendan Ryan, R OBP: 0.314, SLG: 0.438			L8			P6				3 0 0 0 0 0 2												
<b>Inning Stats</b>	R: 0 H: 0 E: 0 K: 1 S: 9	H: 0 LOB: 0 BB: 0 P: 13	R: 0 H: 0 E: 0 K: 0 S: 10	H: 0 LOB: 1 BB: 1 P: 19	R: 0 H: 0 E: 0 K: 0 S: 11	H: 0 LOB: 1 BB: 1 P: 18	R: 0 H: 2 E: 0 K: 2 S: 15	H: 2 LOB: 2 BB: 0 P: 20	R: 0 H: 0 E: 0 K: 1 S: 6	H: 0 LOB: 0 BB: 0 P: 10	R: 0 H: 0 E: 0 K: 2 S: 10	H: 0 LOB: 0 BB: 0 P: 12	R: 0 H: 1 E: 0 K: 1 S: 10	H: 1 LOB: 2 BB: 1 P: 18	R: 0 H: 0 E: 0 K: 1 S: 8	H: 0 LOB: 0 BB: 0 P: 12	R: 0 H: 0 E: 0 K: 1 S: 10	H: 0 LOB: 0 BB: 0 P: 12	1B: 3 2B: 0 3B: 0 HR: 0	SF: 0 SAC: 0 DP: 0 HBP: 0	WP: 0 PB: 0 SB: 0 CS: 0	PA: 33
<b>PITCHER</b>	IP WLS BF H R ER SO BB IBB HBP BLK WP HR S P ERA WHIP											IP WLS BF H R ER SO BB IBB HBP BLK WP HR S P ERA WHIP										
14 David Price, L ERA: 2.35	7.0 W 27 3 0 0 7 3 0 0 0 0 0 0 110 0.00 0.857																					
41 Aaron Sanchez, R ERA: 3.34	1.0 3 0 0 0 1 0 0 0 0 0 0 8 12 0.00 0.000																					
57 Mark Lowe, R ERA: 1.6	1.0 3 0 0 0 1 0 0 0 0 0 0 10 12 0.00 0.000																					

AB	30
R	0
H	3
RBI	0
BB	3
SO	9
LOB	8





Batter	1	2	3	4	5	6	7	8	9	AB	R	H	RBI	BB	SO	LOB	TOP			
2 Troy Tulowitzki, R OBP: 0.349, SLG: 0.473										3	0	0	0	1	1	0	Toronto Blue Jays @ New York Yankees Yankee Stadium, Bronx, NY Sun Aug 09 2015, 1:12 PM - 4:09 PM EDT Att: 42,034 - Partly Cloudy - 82 F			
20 Josh Donaldson, R OBP: 0.365, SLG: 0.578										4	1	2	1	0	1	0				
19 José Bautista, R OBP: 0.361, SLG: 0.512										4	1	2	1	0	1	2				
30 Dioner Navarro, S OBP: 0.284, SLG: 0.339										3	0	0	0	1	0	2				
15 Chris Colabello, R OBP: 0.362, SLG: 0.494										3	0	1	0	0	1	0				
13 Justin Smoak, S OBP: 0.299, SLG: 0.440										4	0	0	0	0	2	4				
17 Ryan Goins, L OBP: 0.289, SLG: 0.323 9 Cliff Pennington, S OBP: 0.316, SLG: 0.279										2	0	0	0	0	1	0				
11 Kevin Pillar, R OBP: 0.297, SLG: 0.369										4	0	0	0	0	1	4				
7 Ben Revere, L OBP: 0.325, SLG: 0.360										3	0	0	0	0	1	0				
<b>Inning Stats</b>	R: 1 E: 0 K: 1 S: 10	H: 1 LOB: 0 BB: 0 P: 15	R: 0 E: 0 K: 1 S: 8	H: 1 LOB: 0 BB: 0 P: 14	R: 0 E: 0 K: 0 S: 8	H: 0 LOB: 0 BB: 0 P: 14	R: 1 E: 0 K: 1 S: 12	H: 1 LOB: 0 BB: 0 P: 16	R: 0 E: 0 K: 1 S: 7	H: 0 LOB: 0 BB: 0 P: 12	R: 0 E: 0 K: 2 S: 16	H: 1 LOB: 3 BB: 1 P: 28	R: 0 E: 0 K: 1 S: 14	H: 1 LOB: 2 BB: 1 P: 26	R: 0 E: 0 K: 2 S: 10	H: 0 LOB: 1 BB: 1 P: 19	1B: 3 2B: 0 3B: 0 HR: 2	SF: 0 SAC: 0 DP: 1 HBP: 1	WP: 0 PB: 0 SB: 0 CS: 0	PA: 35
<b>PITCHER</b>	IP WLS BF H R ER SO BB IBB HBP BLK WP HR S P ERA WHIP																			
19 Masahiro Tanaka, R ERA: 3.79	6.0 L 20 3 2 2 5 0 0 0 0 0 0 2 51 80 3.00 0.500																			
43 Adam Warren, R ERA: 3.39	0.0 3 1 0 0 0 1 0 0 1 0 0 0 8 17 ∞ ∞																			
41 Justin Wilson, L ERA: 2.43	1.1 4 0 0 0 2 0 0 0 0 0 0 0 10 13 0.00 0.000																			
57 Branden Pinder, R ERA: 2.81	0.1 3 1 0 0 1 1 0 0 0 0 0 0 9 18 0.00 6.000																			
45 Chasen Shreve, L ERA: 2.66	1.1 5 0 0 0 2 1 0 0 0 0 0 0 13 25 0.00 0.750																			

Batter	1	2	3	4	5	6	7	8	9	AB	R	H	RBI	BB	SO	LOB	BOTTOM					
22 Jacoby Ellsbury, L OBP: 0.338, SLG: 0.360										4	0	0	0	0	1	2	Toronto Blue Jays @ New York Yankees Yankee Stadium, Bronx, NY Sun Aug 09 2015, 1:12 PM - 4:09 PM EDT Att: 42,034 - Partly Cloudy - 82 F					
11 Brett Gardner, L OBP: 0.385, SLG: 0.446										3	0	0	0	1	1							
13 Alex Rodriguez, R OBP: 0.382, SLG: 0.523										4	0	0	0	0	1	1						
25 Mark Teixeira, S OBP: 0.367, SLG: 0.570										3	0	0	0	1	1							
34 Brian McCann, L OBP: 0.316, SLG: 0.459										3	0	0	0	1	0	0						
36 Carlos Beltrán, S OBP: 0.323, SLG: 0.437										3	0	1	0	1	0	2						
12 Chase Headley, S OBP: 0.327, SLG: 0.389										4	0	1	0	0	3	1						
18 Didi Gregorius, L OBP: 0.311, SLG: 0.348										2	0	1	0	0	0	2						
14 Stephen Drew, L OBP: 0.261, SLG: 0.378										2	0	0	0	0	2	3						
<b>Inning Stats</b>	R: 0 E: 0 K: 1 S: 6	H: 0 LOB: 0 BB: 0 P: 8	R: 0 E: 0 K: 1 S: 8	H: 1 LOB: 1 BB: 0 P: 14	R: 0 E: 0 K: 0 S: 10	H: 1 LOB: 1 BB: 0 P: 11	R: 0 E: 0 K: 0 S: 3	H: 0 LOB: 1 BB: 2 P: 14	R: 0 E: 0 K: 2 S: 14	H: 0 LOB: 0 BB: 0 P: 20	R: 0 E: 0 K: 2 S: 8	H: 0 LOB: 0 BB: 0 P: 9	R: 0 E: 0 K: 1 S: 15	H: 1 LOB: 2 BB: 1 P: 22	R: 0 E: 0 K: 1 S: 6	H: 0 LOB: 1 BB: 1 P: 14	R: 0 E: 0 K: 1 S: 9	H: 0 LOB: 0 BB: 0 P: 11	1B: 3 2B: 0 3B: 0 HR: 0	SF: 0 SAC: 1 DP: 1 HBP: 1	WP: 0 PB: 0 SB: 0 CS: 0	PA: 34
<b>PITCHER</b>	IP WLS BF H R ER SO BB IBB HBP BLK WP HR S P ERA WHIP																					
25 Marco Estrada, R ERA: 3.21	6.1 W 25 3 0 0 0 1 0 0 0 0 0 0 8 9 0.00 0.947																					
32 LaTroy Hawkins, R ERA: 2.89	0.2 H 2 0 0 0 1 0 0 0 0 0 0 0 8 9 0.00 0.000																					
41 Aaron Sanchez, R ERA: 3.3	1.0 H 4 0 0 0 1 1 0 0 0 0 0 0 6 14 0.00 1.000																					
54 Roberto Osuna, R ERA: 2.13	1.0 S 3 0 0 0 1 0 0 0 0 0 0 0 9 11 0.00 0.000																					

AB	31
R	2
H	5
RBI	2
BB	3
SO	10
LOB	15

AB	28
R	0
H	3
RBI	0
BB	4
SO	9
LOB	13



Batter	1	2	3	4	5	6	7	8	9	10	11	12	13	14	15	16	AB	R	H	RBI	BB	SO	LOB	TOP																				
22 Jacoby Ellsbury, L OBP: 0.330, SLG: 0.561	G6-3		K			G4-3			L6	K			G4-3			G6-3	7	0	0	0	0	2	3																					
11 Brett Gardner, L OBP: 0.360, SLG: 0.439	B2-3			G5-3					BB				G4-3			K	6	0	0	0	1	3	0																					
13 Alex Rodriguez, R OBP: 0.380, SLG: 0.517	G5-3								BB				L7			L7	6	0	1	0	1	2	1																					
25 Mark Teixeira, S OBP: 0.362, SLG: 0.561		F8			G4-3			L3		G5-3						K	6	0	0	0	0	2	2																					
34 Brian McCann, L OBP: 0.315, SLG: 0.465		K				G6-3				FC3-2						K	3	0	0	0	1	1	0																					
24 Chris Young, R OBP: 0.314, SLG: 0.482								L7									2	0	0	0	0	1	1																					
36 Carlos Beltrán, S OBP: 0.303, SLG: 0.446		K				G4-3										F8	4	2	2	1	0	1	0																					
66 John Ryan Murphy, R OBP: 0.322, SLG: 0.387		K							HR								2	0	0	0	0	1	0																					
18 Didi Gregorius, L OBP: 0.314, SLG: 0.553			2B			G4-3			F8								6	1	3	0	0	0	0																					
14 Stephen Drew, L OBP: 0.299, SLG: 0.394		F8								FC3-2						F9	6	1	1	1	0	1	5																					
17 Brendan Ryan, R OBP: 0.296, SLG: 0.412																	3	0	0	0	0	2	1																					
12 Chase Headley, S OBP: 0.327, SLG: 0.389																G3	3	0	1	2	0	0	1																					
<b>Inning Stats</b>	R: 0 E: 0 K: 5 S: 5	H: 0 LOB: 0 BB: 0 P: 7	R: 0 E: 0 K: 2 S: 12	H: 0 LOB: 0 BB: 0 P: 19	R: 0 E: 0 K: 2 S: 11	H: 1 LOB: 1 BB: 0 P: 14	R: 0 E: 0 K: 1 S: 6	H: 0 LOB: 0 BB: 0 P: 8	R: 0 E: 0 K: 2 S: 12	H: 1 LOB: 0 BB: 0 P: 16	R: 0 E: 0 K: 1 S: 7	H: 0 LOB: 0 BB: 1 P: 16	R: 0 E: 0 K: 2 S: 10	H: 1 LOB: 1 BB: 0 P: 12	R: 0 E: 0 K: 2 S: 6	H: 0 LOB: 0 BB: 0 P: 7	R: 0 E: 0 K: 2 S: 8	H: 0 LOB: 0 BB: 0 P: 6	R: 0 E: 0 K: 0 S: 4	H: 0 LOB: 0 BB: 0 P: 7	R: 0 E: 0 K: 1 S: 5	H: 0 LOB: 0 BB: 0 P: 9	R: 0 E: 0 K: 1 S: 5	H: 0 LOB: 0 BB: 0 P: 9	1B: 5 2B: 2 3B: 0 HR: 2	SF: 0 SAC: 0 DP: 1 HBP: 0	WP: 0 PB: 0 SB: 0 CS: 1	PA: 57																
<b>PITCHER</b>	IP 8.0	WLS 4	BF 27	H 4	R 2	ER 2	SO 8	BB 0	IBB 0	HBP 0	BLK 0	WP 0	HR 0	S 69	P 104	ERA 2.25	WHIP 0.500																											
59 Carlos Carrasco, R ERA: 3.69																	<b>PITCHER</b>	IP 12.1	WLS 4	BF 4	H 0	R 0	ER 0	SO 10	BB 0	IBB 0	HBP 0	BLK 0	WP 0	HR 0	S 10	P 12	ERA 0.00	WHIP 1.000										
37 Cody Allen, R ERA: 3.07																	53 Jeff Manship, R ERA: 1.47																											
27 Bryan Shaw, R ERA: 2.4																	54 Ryan Webb, R ERA: 2.48																											
57 Kyle Crockett, L ERA: 2.45																	49 Austin Adams, R ERA: 3.09																											
34 Zach McAllister, R ERA: 2.83																																												

**New York Yankees @ Cleveland Indians**  
 Progressive Field, Cleveland, OH  
 Tue Aug 11 2015, 7:11 PM - 12:15 AM EDT  
 Att: 23,618 - Partly Cloudy - 75 F

livebaseballscorecards.com

AB 54  
R 8  
H 4  
RBI 4  
SO 16  
LOB 14



Batter	1	2	3	4	5	6	7	8	9	10	11	12	13	14	15	16	AB	R	H	RBI	BB	SO	LOB	BOTTOM																				
11 José Ramírez, S OBP: 0.284, SLG: 0.292	F8			L7					G6-3								8	1	3	1	0	0	2																					
12 Francisco Lindor, S OBP: 0.302, SLG: 0.390		1B				G6-3											8	2	3	0	0	3	2																					
23 Michael Brantley, L OBP: 0.392, SLG: 0.466									L6								6	1	3	1	1	1	0																					
41 Carlos Santana, S OBP: 0.353, SLG: 0.390									G3								5	0	1	2	1	1	1																					
10 Yan Gomes, R OBP: 0.260, SLG: 0.373																	7	0	2	1	0	1	6																					
35 Abraham Almonte, S OBP: 0.307, SLG: 0.406																	6	0	1	0	1	2	4																					
30 Chris Johnson, R OBP: 0.268, SLG: 0.358																	4	1	3	0	0	0	2																					
6 Zach Walters, S OBP: 0.133, SLG: 0.133																	3	0	0	0	0	3	2																					
8 Lonnie Chisenhall, L OBP: 0.262, SLG: 0.364																	3	0	1	0	0	0	1																					
4 Mike Aviles, R OBP: 0.273, SLG: 0.300																	0	0	0	0	0	0	0																					
40 Jerry Sands, R OBP: 0.293, SLG: 0.396																	3	0	0	0	0	2	1																					
39 Gio Urshela, R OBP: 0.298, SLG: 0.341																	7	0	0	0	0	1	4																					
<b>Inning Stats</b>	R: 1 E: 0 K: 1 S: 16	H: 2 LOB: 2 BB: 0 P: 26	R: 1 E: 0 K: 0 S: 10	H: 3 LOB: 3 BB: 0 P: 19	R: 0 E: 0 K: 1 S: 9	H: 1 LOB: 2 BB: 1 P: 15	R: 0 E: 0 K: 0 S: 12	H: 0 LOB: 0 BB: 0 P: 11	R: 0 E: 0 K: 2 S: 9	H: 0 LOB: 0 BB: 0 P: 11	R: 0 E: 0 K: 1 S: 13	H: 1 LOB: 1 BB: 0 P: 19	R: 0 E: 0 K: 2 S: 19	H: 0 LOB: 0 BB: 0 P: 12	R: 0 E: 0 K: 2 S: 7	H: 1 LOB: 1 BB: 0 P: 20	R: 0 E: 0 K: 1 S: 13	H: 0 LOB: 0 BB: 0 P: 28	R: 0 E: 0 K: 0 S: 8	H: 0 LOB: 0 BB: 0 P: 11	R: 1 E: 0 K: 0 S: 5	H: 3 LOB: 2 BB: 0 P: 9	1B: 15 2B: 2 3B: 0 HR: 0	SF: 1 SAC: 1 DP: 1 HBP: 1	WP: 0 PB: 0 SB: 0 CS: 0	PA: 66																		
<b>PITCHER</b>	IP 6.0	WLS 7	BF 26	H 7	R 2	ER 2	SO 20	BB 1	IBB 0	HBP 0	BLK 0	WP 0	HR 0	S 57	P 97	ERA 3.00	WHIP 1.333																											
40 Luis Severino, R ERA: 2.45																	<b>PITCHER</b>	IP 11.1	WLS 3	BF 3	H 0	R 0	ER 0	SO 12	BB 0	IBB 0	HBP 0	BLK 0	WP 0	HR 0	S 8	P 12	ERA 0.00	WHIP 0.000										
45 Chasen Shreve, L ERA: 2.01																	43 Adam Warren, R ERA: 3.34																											
68 Dellin Betances, R ERA: 1.23																	55 Bryan Mitchell, R ERA: 3.72																											
41 Justin Wilson, L ERA: 2.38																	57 Brandon Pinder, R ERA: 3.12																											
48 Andrew Miller, L ERA: 2.08																																												

**New York Yankees @ Cleveland Indians**  
 Progressive Field, Cleveland, OH  
 Tue Aug 11 2015, 7:11 PM - 12:15 AM EDT  
 Att: 23,618 - Partly Cloudy - 75 F

livebaseballscorecards.com

AB 60  
R 5  
H 17  
RBI 5  
SO 14  
LOB 25





Batter	1	2	3	4	5	6	7	8	9	AB	R	H	RBI	BB	SO	LOB	TOP					
11 Brett Gardner, L (1, 8) OBP: 0.366, SLG: 0.438	K2-3		F8			12 CS 1B		12 BB BB		3	0	1	0	1	1	0	<b>New York Yankees @ Cleveland Indians</b> Progressive Field, Cleveland, OH Wed Aug 12 2015, 7:13 PM - 10:05 PM EDT Att: 18,844 - Clear - 73 F					
12 Chase Headley, S (1, 5) OBP: 0.329, SLG: 0.387	G4-3 BB		G4-3			K		G6-4-3 BB		2	0	0	0	2	1	1						
13 Alex Rodriguez, R (1, 10) OBP: 0.377, SLG: 0.512	G4-6-3					K		G6-4-3		4	0	0	0	0	1	3						
25 Mark Teixeira, S (1, 3) OBP: 0.361, SLG: 0.557		K			L5			36 2B		4	0	1	0	0	2	0						
34 Brian McCann, L (1, 2) OBP: 0.314, SLG: 0.462 66 John Ryan Murphy, R (9, PR) OBP: 0.322, SLG: 0.387		HR			L7			P6		4	1	1	1	0	1	1						
36 Carlos Beltrán, S (1, 9) OBP: 0.327, SLG: 0.450		BB				L8		2B		3	0	1	0	1	0	1						
18 Didi Gregorius, L (1, 6) OBP: 0.311, SLG: 0.349		F9				L7		P1		4	0	0	0	0	1	4						
24 Chris Young, R (1, 7) OBP: 0.314, SLG: 0.479								K		2	0	0	0	1	2	3						
14 Stephen Drew, L (1, 4) OBP: 0.257, SLG: 0.380						K		G6-3		3	0	0	0	0	2	1						
<b>Inning Stats</b>	R: 0 E: 0 K: 1 S: 8	H: 0 LOB: 0 BB: 1 P: 15	R: 1 E: 0 K: 2 S: 11	H: 1 LOB: 1 BB: 1 P: 19	R: 0 E: 0 K: 1 S: 5	H: 0 LOB: 0 BB: 0 P: 9	R: 0 E: 0 K: 0 S: 6	H: 0 LOB: 0 BB: 0 P: 8	R: 0 E: 0 K: 1 S: 9	H: 1 LOB: 0 BB: 0 P: 13	R: 0 E: 0 K: 2 S: 9	H: 2 LOB: 2 BB: 0 P: 14	R: 0 E: 0 K: 0 S: 12	H: 0 LOB: 1 BB: 2 P: 23	R: 0 E: 0 K: 3 S: 14	H: 0 LOB: 0 BB: 0 P: 18		1B: 2 2B: 1 3B: 0 HR: 1	SF: 0 SAC: 0 DP: 2 HBP: 0	WP: 1 PB: 0 SB: 0 CS: 1	PA: 34	
<b>PITCHER</b>	IP WLS BF	W L	H R	ER LOB	SO	BB IBB	HBP BLK	WP HR	S P	ERA	WHIP											
31 Danny Salazar, R (1, 1) ERA: 3.26	7.1	W	4	1	8	5	0	0	0	110	1.23	1.227										
37 Cody Allen, R (8, 1) ERA: 3.83	1.2	S	0	0	3	0	0	0	1	19	0.00	0.000										

Batter	1	2	3	4	5	6	7	8	9	AB	R	H	RBI	BB	SO	LOB	BOTTOM					
11 José Ramírez, S (1, 4) OBP: 0.289, SLG: 0.298	12 SH3-4 1B					SH2-4		G6-3		3	0	2	0	0	0	0	<b>New York Yankees @ Cleveland Indians</b> Progressive Field, Cleveland, OH Wed Aug 12 2015, 7:13 PM - 10:05 PM EDT Att: 18,844 - Clear - 73 F					
12 Francisco Lindor, S (1, 6) OBP: 0.307, SLG: 0.386	SH3-4							G6-3		2	0	1	1	1	0	0						
30 Chris Johnson, R (1, 3) OBP: 0.297, SLG: 0.355								G6-3		4	0	1	0	0	1	6						
41 Carlos Santana, S (1, 10) OBP: 0.355, SLG: 0.382	F8					40 G5-3 40 WP		39 FC5-4 35 1B		4	1	2	0	0	1	2						
40 Jerry Sands, R (1, 9) OBP: 0.290, SLG: 0.386		P6				G5-3		39 FC5-4 1B		4	0	1	0	0	1	1						
39 Gio Urshela, R (1, 5) OBP: 0.288, SLG: 0.335		G6-3				G6-3		35 FC5-4 1B		3	0	0	0	1	0	3						
35 Abraham Almonte, S (1, 8) OBP: 0.304, SLG: 0.397		F9				G3		35 G5-3 BB		4	0	1	1	0	0	2						
55 Roberto Pérez, R (1, 2) OBP: 0.354, SLG: 0.392						11 1B		11 SH2-4 12 1B		3	1	1	0	1	1	3						
4 Mike Aviles, R (1, 7) OBP: 0.274, SLG: 0.301						L8		12 1B		3	0	1	0	0	0	3						
<b>Inning Stats</b>	R: 0 E: 0 K: 1 S: 13	H: 1 LOB: 1 BB: 0 P: 19	R: 0 E: 0 K: 0 S: 7	H: 0 LOB: 0 BB: 0 P: 13	R: 0 E: 0 K: 0 S: 15	H: 1 LOB: 2 BB: 2 P: 28	R: 0 E: 0 K: 0 S: 9	H: 1 LOB: 0 BB: 0 P: 14	R: 1 E: 0 K: 0 S: 12	H: 3 LOB: 1 BB: 0 P: 17	R: 1 E: 0 K: 1 S: 15	H: 3 LOB: 2 BB: 0 P: 19	R: 0 E: 0 K: 1 S: 11	H: 1 LOB: 1 BB: 0 P: 17	R: 0 E: 0 K: 1 S: 14	H: 0 LOB: 1 BB: 1 P: 22		1B: 10 2B: 0 3B: 0 HR: 0	SF: 0 SAC: 2 DP: 2 HBP: 0	WP: 1 PB: 0 SB: 0 CS: 0	PA: 35	
<b>PITCHER</b>	IP WLS BF	L L	H R	ER LOB	SO	BB IBB	HBP BLK	WP HR	S P	ERA	WHIP											
52 CC Sabathia, L (1, 1) ERA: 5.23	6.0	L	9	2	2	2	0	0	0	71	3.00	1.833										
45 Chasen Shreve, L (7, 1) ERA: 1.97	1.0		1	0	0	1	0	0	0	11	0.00	1.000										
74 Nick Goody, R (8, 1) ERA: 3.86	1.0		0	0	0	1	1	0	0	14	0.00	1.000										









Batter	1	2	3	4	5	6	7	8	9	AB	R	H	RBI	BB	SO	LOB	TOP					
22 Jacoby Ellsbury, L (1, 8) OBP: 0.332, SLG: 0.350	G4-3		P5				L7		L9	5	0	1	0	0	0	2						
11 Brett Gardner, L (1, 7) OBP: 0.371, SLG: 0.443	F8						K		G4-3	5	0	2	0	0	1	1						
13 Alex Rodriguez, R (1, 10) OBP: 0.373, SLG: 0.505			L8					F8	K	5	0	1	0	0	1	4						
25 Mark Teixeira, S (1, 3) OBP: 0.360, SLG: 0.554	G5-3									4	1	1	0	0	2	3						
34 Brian McCann, L (1, 2) OBP: 0.312, SLG: 0.464		P2					G3			4	1	1	0	0	0	0						
12 Chase Headley, S (1, 5) OBP: 0.323, SLG: 0.392										4	1	3	1	0	0	0						
24 Chris Young, R (1, 9) OBP: 0.310, SLG: 0.471										3	0	0	0	0	2	2						
36 Carlos Beltrán, S (8, PH) OBP: 0.328, SLG: 0.459										1	1	1	3	0	0	0						
18 Didi Gregorius, L (1, 6) OBP: 0.312, SLG: 0.350										4	0	2	0	0	0	1						
17 Brendan Ryan, R (1, 4) OBP: 0.293, SLG: 0.400										4	0	1	0	0	1	2						
<b>Inning Stats</b>	R: 0 H: 1 E: 0 K: 0 S: 14	H: 1 LOB: 1 BB: 0 P: 20	R: 0 H: 1 E: 0 K: 1 S: 10	H: 1 LOB: 1 BB: 0 P: 14	R: 0 H: 2 E: 0 K: 1 S: 14	H: 2 LOB: 2 BB: 0 P: 19	R: 0 H: 0 E: 0 K: 1 S: 7	H: 0 LOB: 0 BB: 0 P: 10	R: 0 H: 2 E: 0 K: 1 S: 11	H: 2 LOB: 2 BB: 0 P: 14	R: 0 H: 1 E: 0 K: 1 S: 10	H: 1 LOB: 1 BB: 0 P: 13	R: 0 H: 1 E: 0 K: 1 S: 10	H: 1 LOB: 1 BB: 0 P: 10	R: 4 H: 5 E: 0 K: 0 S: 15	H: 5 LOB: 0 BB: 0 P: 19	R: 0 H: 0 E: 0 K: 1 S: 8	H: 0 LOB: 0 BB: 0 P: 12	1B: 9 2B: 3 HR: 1	SF: 0 SAC: 0 DP: 1 HBP: 0	WP: 0 PB: 0 SB: 0 CS: 0	PA: 39
<b>PITCHER</b>	IP	WLS	BF	H	R	ER	SO	BB	IBB	HBP	BLK	WP	HR	S	P	ERA	WHIP					
14 David Price, L (1, 1) ERA: 2.41	7.1		33	11	3	3	6	0	0	0	0	0	0	85	112	3.68	1.500					
41 Aaron Sanchez, R (8, 1) ERA: 3.3	0.2	L	3	2	1	1	0	0	0	0	0	0	1	6	7	13.50	3.000					
27 Brett Cecil, L (9, 1) ERA: 3.58	1.0		3	0	0	0	1	0	0	0	0	0	0	8	12	0.00	0.000					

**New York Yankees @ Toronto Blue Jays**  
Rogers Centre, Toronto, ON  
Fri Aug 14, 2015, 7:10 PM - 10:21 PM EDT  
Att. 46,689 - Roof Closed - 68 F

AB	39
R	4
H	13
RBI	4
BB	0
SO	7
LOB	15



Batter	1	2	3	4	5	6	7	8	9	AB	R	H	RBI	BB	SO	LOB	BOTTOM					
2 Troy Tulowitzki, R (1, 6) OBP: 0.347, SLG: 0.463	G5-3		FC1-6				G5-3		K	5	1	1	1	0	1	4						
20 Josh Donaldson, R (1, 5) OBP: 0.361, SLG: 0.564	G6-3						K		G6-3	4	1	1	0	0	1	2						
19 José Bautista, R (1, 9) OBP: 0.358, SLG: 0.515										4	0	1	1	0	2	0						
10 Edwin Encarnación, R (1, 10) OBP: 0.350, SLG: 0.479										2	0	1	1	0	0	0						
13 Justin Smoak, S (1, 3) OBP: 0.292, SLG: 0.442										4	0	0	0	0	0	3						
55 Russell Martin, R (1, 2) OBP: 0.329, SLG: 0.447										4	0	0	0	0	1	2						
17 Ryan Goins, L (1, 4) OBP: 0.286, SLG: 0.325										3	0	0	0	0	0	1						
15 Chris Colabello, R (9, PH) OBP: 0.368, SLG: 0.512										0	0	0	0	1	0	0						
9 Cliff Pennington, S (9, PR) OBP: 0.310, SLG: 0.273										0	0	0	0	0	0	0						
11 Kevin Pillar, R (1, 8) OBP: 0.299, SLG: 0.369										3	1	1	0	0	0	0						
7 Ben Revere, L (1, 7) OBP: 0.325, SLG: 0.360										3	0	1	0	1	1	2						
<b>Inning Stats</b>	R: 0 H: 0 E: 0 K: 1 S: 9	H: 0 LOB: 0 BB: 0 P: 13	R: 0 H: 0 E: 0 K: 1 S: 11	H: 0 LOB: 1 BB: 0 P: 16	R: 3 H: 3 E: 0 K: 0 S: 13	H: 3 LOB: 1 BB: 0 P: 19	R: 0 H: 0 E: 0 K: 0 S: 6	H: 0 LOB: 0 BB: 0 P: 11	R: 0 H: 1 E: 0 K: 0 S: 9	H: 1 LOB: 1 BB: 0 P: 13	R: 0 H: 1 E: 0 K: 0 S: 9	H: 1 LOB: 2 BB: 1 P: 19	R: 0 H: 0 E: 0 K: 1 S: 6	H: 0 LOB: 0 BB: 0 P: 7	R: 0 H: 1 E: 0 K: 2 S: 20	H: 1 LOB: 3 BB: 1 P: 28	1B: 4 2B: 2 HR: 0	SF: 1 SAC: 0 DP: 0 HBP: 2	WP: 1 PB: 0 SB: 0 CS: 0	PA: 37		
<b>PITCHER</b>	IP	WLS	BF	H	R	ER	SO	BB	IBB	HBP	BLK	WP	HR	S	P	ERA	WHIP					
47 Iván Nova, R (1, 1) ERA: 3.57	7.0		29	5	3	3	3	1	0	2	0	0	0	66	105	3.86	0.857					
68 Dellin Betances, R (8, 1) ERA: 1.19	1.0	H	3	0	0	0	1	0	0	0	0	0	0	6	7	0.00	0.000					
48 Andrew Miller, L (9, 1) ERA: 2.2	1.0	S	5	1	0	0	2	1	0	0	0	1	0	20	28	0.00	2.000					

**New York Yankees @ Toronto Blue Jays**  
Rogers Centre, Toronto, ON  
Fri Aug 14, 2015, 7:10 PM - 10:21 PM EDT  
Att. 46,689 - Roof Closed - 68 F

AB	32
R	3
H	6
RBI	3
BB	2
SO	6
LOB	14









Batter	1	2	3	4	5	6	7	8	9	AB	R	H	RBI	BB	SO	LOB	TOP								
22 Jacoby Ellsbury, L OBP: 0.335, SLG: 0.371										4	1	2	1	0	1	0	<b>New York Yankees @ Toronto Blue Jays</b> Rogers Centre, Toronto, ON Sun Aug 16 2015, 1:17 PM - 3:57 PM EDT Att: 46,792 - Sunny - 75 F								
11 Brett Gardner, L OBP: 0.366, SLG: 0.436										4	0	1	0	0	1	1									
13 Alex Rodriguez, R OBP: 0.372, SLG: 0.501										3	0	0	0	1	3	2									
25 Mark Teixeira, S OBP: 0.360, SLG: 0.556										4	0	0	0	0	2										
34 Brian McCann, L OBP: 0.315, SLG: 0.467										2	0	1	0	0	0	0									
36 Carlos Beltrán, S OBP: 0.320, SLG: 0.470										3	0	0	0	0	2										
12 Chase Headley, S OBP: 0.330, SLG: 0.387										3	0	0	0	0	0	0									
18 Didi Gregorius, L OBP: 0.307, SLG: 0.343										3	0	0	0	0	1	0									
14 Stephen Drew, L OBP: 0.261, SLG: 0.392										3	0	0	0	0	1	0									
<b>Inning Stats</b>	R: 0 E: 0 K: 1 S: 8	H: 1 LOB: 0 BB: 0 P: 11	R: 0 E: 0 K: 0 S: 7	H: 0 LOB: 0 BB: 0 P: 11	R: 0 E: 0 K: 0 S: 10	H: 0 LOB: 1 BB: 1 P: 15	R: 0 E: 0 K: 2 S: 9	H: 0 LOB: 1 BB: 1 P: 18	R: 0 E: 0 K: 0 S: 8	H: 0 LOB: 1 BB: 0 P: 11	R: 1 E: 0 K: 1 S: 10	H: 1 LOB: 0 BB: 0 P: 13	R: 0 E: 0 K: 1 S: 11	H: 1 LOB: 0 BB: 0 P: 16	R: 0 E: 0 K: 1 S: 8	H: 0 LOB: 0 BB: 0 P: 13	R: 0 E: 0 K: 1 S: 11	H: 1 LOB: 1 BB: 0 P: 15	1B: 2 2B: 1 3B: 0 HR: 1	SF: 0 SAC: 0 DP: 1 HBP: 1	WP: 0 PB: 0 SB: 0 CS: 1	PA: 32			
<b>PITCHER</b>	IP WLS BF H R ER SO BB IBB HBP BLK WP HR S P ERA WHIP	IP WLS BF H R ER SO BB IBB HBP BLK WP HR S P ERA WHIP	IP WLS BF H R ER SO BB IBB HBP BLK WP HR S P ERA WHIP	IP WLS BF H R ER SO BB IBB HBP BLK WP HR S P ERA WHIP	IP WLS BF H R ER SO BB IBB HBP BLK WP HR S P ERA WHIP	IP WLS BF H R ER SO BB IBB HBP BLK WP HR S P ERA WHIP	IP WLS BF H R ER SO BB IBB HBP BLK WP HR S P ERA WHIP	IP WLS BF H R ER SO BB IBB HBP BLK WP HR S P ERA WHIP	IP WLS BF H R ER SO BB IBB HBP BLK WP HR S P ERA WHIP	IP WLS BF H R ER SO BB IBB HBP BLK WP HR S P ERA WHIP	IP WLS BF H R ER SO BB IBB HBP BLK WP HR S P ERA WHIP	IP WLS BF H R ER SO BB IBB HBP BLK WP HR S P ERA WHIP	IP WLS BF H R ER SO BB IBB HBP BLK WP HR S P ERA WHIP	IP WLS BF H R ER SO BB IBB HBP BLK WP HR S P ERA WHIP	IP WLS BF H R ER SO BB IBB HBP BLK WP HR S P ERA WHIP	IP WLS BF H R ER SO BB IBB HBP BLK WP HR S P ERA WHIP	IP WLS BF H R ER SO BB IBB HBP BLK WP HR S P ERA WHIP	IP WLS BF H R ER SO BB IBB HBP BLK WP HR S P ERA WHIP	IP WLS BF H R ER SO BB IBB HBP BLK WP HR S P ERA WHIP	IP WLS BF H R ER SO BB IBB HBP BLK WP HR S P ERA WHIP	IP WLS BF H R ER SO BB IBB HBP BLK WP HR S P ERA WHIP	IP WLS BF H R ER SO BB IBB HBP BLK WP HR S P ERA WHIP	IP WLS BF H R ER SO BB IBB HBP BLK WP HR S P ERA WHIP	IP WLS BF H R ER SO BB IBB HBP BLK WP HR S P ERA WHIP	IP WLS BF H R ER SO BB IBB HBP BLK WP HR S P ERA WHIP

AB	29
R	1
H	4
RBI	1
BB	1
SO	7
LOB	7



Batter	1	2	3	4	5	6	7	8	9	AB	R	H	RBI	BB	SO	LOB	BOTTOM								
2 Troy Tulowitzki, R OBP: 0.345, SLG: 0.460										4	1	1	0	0	3	2	<b>New York Yankees @ Toronto Blue Jays</b> Rogers Centre, Toronto, ON Sun Aug 16 2015, 1:17 PM - 3:57 PM EDT Att: 46,792 - Sunny - 75 F								
20 Josh Donaldson, R OBP: 0.361, SLG: 0.560										3	1	1	1	1	0	2									
19 José Bautista, R OBP: 0.358, SLG: 0.519										3	1	1	2	1	1	1									
10 Edwin Encarnación, R OBP: 0.350, SLG: 0.479										4	0	1	0	0	3	0									
13 Justin Smoak, S OBP: 0.291, SLG: 0.438										4	0	1	0	0	2	1									
55 Russell Martin, R OBP: 0.328, SLG: 0.443										3	0	0	0	1	2	2									
17 Ryan Goins, L OBP: 0.290, SLG: 0.323										2	0	1	0	1	0	1									
11 Kevin Pillar, R OBP: 0.296, SLG: 0.366										3	0	1	0	0	2										
7 Ben Revere, L OBP: 0.323, SLG: 0.357										3	0	0	0	0	1	2									
<b>Inning Stats</b>	R: 0 E: 0 K: 1 S: 7	H: 0 LOB: 1 BB: 1 P: 12	R: 0 E: 0 K: 2 S: 12	H: 1 LOB: 0 BB: 0 P: 17	R: 3 E: 0 K: 2 S: 16	H: 3 LOB: 0 BB: 0 P: 21	R: 0 E: 0 K: 0 S: 7	H: 1 LOB: 1 BB: 1 P: 15	R: 0 E: 0 K: 2 S: 10	H: 0 LOB: 1 BB: 1 P: 18	R: 0 E: 0 K: 2 S: 14	H: 0 LOB: 0 BB: 0 P: 21	R: 0 E: 0 K: 1 S: 11	H: 1 LOB: 2 BB: 1 P: 21	R: 0 E: 0 K: 2 S: 14	H: 1 LOB: 1 BB: 0 P: 19	R: 0 E: 0 K: 2 S: 14	H: 1 LOB: 1 BB: 0 P: 19	1B: 5 2B: 2 3B: 0 HR: 1	SF: 0 SAC: 0 DP: 1 HBP: 0	WP: 0 PB: 0 SB: 0 CS: 0	PA: 34			
<b>PITCHER</b>	IP WLS BF H R ER SO BB IBB HBP BLK WP HR S P ERA WHIP	IP WLS BF H R ER SO BB IBB HBP BLK WP HR S P ERA WHIP	IP WLS BF H R ER SO BB IBB HBP BLK WP HR S P ERA WHIP	IP WLS BF H R ER SO BB IBB HBP BLK WP HR S P ERA WHIP	IP WLS BF H R ER SO BB IBB HBP BLK WP HR S P ERA WHIP	IP WLS BF H R ER SO BB IBB HBP BLK WP HR S P ERA WHIP	IP WLS BF H R ER SO BB IBB HBP BLK WP HR S P ERA WHIP	IP WLS BF H R ER SO BB IBB HBP BLK WP HR S P ERA WHIP	IP WLS BF H R ER SO BB IBB HBP BLK WP HR S P ERA WHIP	IP WLS BF H R ER SO BB IBB HBP BLK WP HR S P ERA WHIP	IP WLS BF H R ER SO BB IBB HBP BLK WP HR S P ERA WHIP	IP WLS BF H R ER SO BB IBB HBP BLK WP HR S P ERA WHIP	IP WLS BF H R ER SO BB IBB HBP BLK WP HR S P ERA WHIP	IP WLS BF H R ER SO BB IBB HBP BLK WP HR S P ERA WHIP	IP WLS BF H R ER SO BB IBB HBP BLK WP HR S P ERA WHIP	IP WLS BF H R ER SO BB IBB HBP BLK WP HR S P ERA WHIP	IP WLS BF H R ER SO BB IBB HBP BLK WP HR S P ERA WHIP	IP WLS BF H R ER SO BB IBB HBP BLK WP HR S P ERA WHIP	IP WLS BF H R ER SO BB IBB HBP BLK WP HR S P ERA WHIP	IP WLS BF H R ER SO BB IBB HBP BLK WP HR S P ERA WHIP	IP WLS BF H R ER SO BB IBB HBP BLK WP HR S P ERA WHIP	IP WLS BF H R ER SO BB IBB HBP BLK WP HR S P ERA WHIP	IP WLS BF H R ER SO BB IBB HBP BLK WP HR S P ERA WHIP	IP WLS BF H R ER SO BB IBB HBP BLK WP HR S P ERA WHIP	IP WLS BF H R ER SO BB IBB HBP BLK WP HR S P ERA WHIP

AB	29
R	3
H	7
RBI	3
BB	4
SO	12
LOB	13





Batter	1	2	3	4	5	6	7	8	9	10	AB	R	H	RBI	BB	SO	LOB					
32 Aaron Hicks, S OBP: 0.327, SLG: 0.423	F7	K		HR		K	CS	G5-3		K	6	1	1	1	0	3	2					
2 Brian Dozier, R OBP: 0.318, SLG: 0.493			22 HR	1B		K		K			5	1	3	0	0	2	0					
7 Joe Mauer, L OBP: 0.331, SLG: 0.380	K		G3	G6-3				F7			5	1	1	0	0	1	3					
22 Miguel Sanó, R OBP: 0.401, SLG: 0.554	K		HR								5	1	3	2	0	2	1					
24 Trevor Plouffe, R OBP: 0.327, SLG: 0.461		P3	48 E 20 1B	HR							5	2	3	2	0	1	1					
48 Torii Hunter, R OBP: 0.291, SLG: 0.417		G5-3	FC6								5	0	1	0	0	2	4					
5 Eduardo Escobar, S OBP: 0.282, SLG: 0.373			8 F9 9 1B								0	0	0	0	0	0	0					
20 Eddie Rosario, L OBP: 0.301, SLG: 0.455											5	1	2	1	0	1	2					
8 Kurt Suzuki, R OBP: 0.288, SLG: 0.304											4	0	1	0	1	0	2					
9 Eduardo Núñez, R OBP: 0.300, SLG: 0.404											4	0	1	1	1	2	3					
<b>Inning Stats</b>	R: 0 E: 0 K: 2 S: 10	H: 1 LOB: 1 BB: 0 P: 18	R: 1 E: 0 K: 1 S: 20	H: 3 LOB: 2 BB: 0 P: 26	R: 3 E: 1 K: 0 S: 18	H: 4 LOB: 2 BB: 0 P: 24	R: 1 E: 0 K: 2 S: 16	H: 2 LOB: 0 BB: 0 P: 20	R: 1 E: 0 K: 2 S: 24	H: 3 LOB: 2 BB: 0 P: 32	R: 0 E: 0 K: 0 S: 4	H: 0 LOB: 0 BB: 1 P: 11	R: 0 E: 0 K: 1 S: 7	H: 0 LOB: 0 BB: 0 P: 12	R: 0 E: 0 K: 2 S: 9	H: 1 LOB: 0 BB: 0 P: 12	R: 0 E: 0 K: 2 S: 8	H: 0 LOB: 0 BB: 0 P: 8	1B: 13 2B: 0 3B: 0 HR: 3	SF: 0 DP: 0 HBP: 0	WP: 0 PB: 0 SB: 2 CS: 3	PA: 47
<b>PITCHER</b>	IP	WLS	BF	H	R	ER	SO	BB	IBB	HBP	BLK	WP	HR	S	P	ERA	WHIP					
55 Bryan Mitchell, R ERA: 3.86	1.2		9	4	1	1	2	0	0	0	0	0	0	26	39	5.40	2.400					
65 Caleb Cotham, R ERA: 9.82	2.0		12	6	4	4	1	0	0	0	0	0	2	35	44	18.00	3.000					
45 Chasen Shreve, L ERA: 2.09	1.1		6	2	1	1	3	1	0	0	0	0	1	17	28	6.75	2.250					
41 Justin Wilson, L ERA: 2.7	1.0		6	3	1	1	3	0	0	0	0	0	0	24	32	9.00	3.000					
43 Adam Warren, R ERA: 3.25	0.2		3	0	0	0	0	1	0	0	0	0	0	4	9	0.00	1.500					
<b>PITCHER</b>	IP	WLS	BF	H	R	ER	SO	BB	IBB	HBP	BLK	WP	HR	S	P	ERA	WHIP					
68 Dellin Betances, R ERA: 1.14	2.1		7	1	0	0	3	0	0	0	0	0	0	16	26	0.00	0.429					
48 Andrew Miller, L ERA: 2.14	1.0	W	3	0	0	0	2	0	0	0	0	0	0	8	8	0.00	0.000					

**TOP**

**Minnesota Twins @ New York Yankees**  
Yankee Stadium, Bronx, NY  
Mon Aug 17 2015, 7:09 PM - 11:21 PM EDT  
Att. 38,493 - Partly Cloudy - 86 F

livebaseballscorecards.com

AB 44  
R 7  
H 16  
RBI 7  
BB 2  
SO 14  
LOB 18



WP: 0 PA: 47  
PB: 0  
SB: 2  
CS: 3

Batter	1	2	3	4	5	6	7	8	9	10	AB	R	H	RBI	BB	SO	LOB							
22 Jacoby Ellsbury, L OBP: 0.340, SLG: 0.375	HR										5	1	3	0	0	0	0							
11 Brett Gardner, L OBP: 0.366, SLG: 0.434	F7										4	1	1	0	1	1	1							
13 Alex Rodriguez, R OBP: 0.370, SLG: 0.496	HR										4	2	0	0	1	0	4							
25 Mark Teixeira, S OBP: 0.359, SLG: 0.553	F8										2	0	0	0	1	0	4							
33 Greg Bird, L OBP: 0.273, SLG: 0.300											1	1	1	0	1	0	0							
17 Brendan Ryan, R OBP: 0.293, SLG: 0.400											0	1	0	0	0	0	0							
34 Brian McCann, L OBP: 0.319, SLG: 0.481	HR										5	1	3	5	0	1	4							
36 Carlos Beltrán, S OBP: 0.351, SLG: 0.476	G3										4	1	1	2	1	2	4							
12 Chase Headley, S OBP: 0.329, SLG: 0.384	F7										5	0	1	1	0	0	2							
18 Didi Gregorius, L OBP: 0.304, SLG: 0.340	G1-3										4	0	0	0	0	0	1							
14 Stephen Drew, L OBP: 0.258, SLG: 0.387	G4-3										4	0	0	0	0	2	1							
<b>Inning Stats</b>	R: 3 E: 0 K: 0 S: 17	H: 2 LOB: 0 BB: 1 P: 31	R: 0 E: 0 K: 0 S: 6	H: 0 LOB: 0 BB: 0 P: 11	R: 2 E: 1 K: 1 S: 16	H: 2 LOB: 1 BB: 1 P: 26	R: 0 E: 0 K: 1 S: 8	H: 0 LOB: 0 BB: 0 P: 11	R: 0 E: 0 K: 0 S: 12	H: 0 LOB: 0 BB: 0 P: 18	R: 2 E: 0 K: 1 S: 20	H: 2 LOB: 1 BB: 1 P: 30	R: 0 E: 0 K: 1 S: 10	H: 2 LOB: 3 BB: 1 P: 18	R: 0 E: 0 K: 1 S: 7	H: 0 LOB: 0 BB: 0 P: 8	R: 0 E: 0 K: 1 S: 7	H: 0 LOB: 0 BB: 0 P: 12	R: 1 E: 0 K: 0 S: 7	H: 2 LOB: 3 BB: 1 P: 14	1B: 6 2B: 2 3B: 0 HR: 2	SF: 0 DP: 0 HBP: 0	WP: 0 PB: 0 SB: 1 CS: 0	PA: 43
<b>PITCHER</b>	IP	WLS	BF	H	R	ER	SO	BB	IBB	HBP	BLK	WP	HR	S	P	ERA	WHIP							
44 Kyle Gibson, R ERA: 3.99	5.0		22	4	6	6	2	3	0	0	0	0	0	1	66	10.80	1.400							
52 Brian Duensing, L ERA: 4.67	1.0	B	5	2	1	1	0	0	0	0	0	0	0	1	13	19	9.00	2.000						
61 Ryan O'Rourke, L ERA: 3.38	0.0		2	2	0	0	0	0	0	0	0	0	0	4	6									
50 Casey Fien, R ERA: 3.71	2.0		7	0	0	0	2	1	0	0	0	0	0	13	20	0.00	0.500							
49 Kevin Jepsen, R ERA: 2.74	1.0		3	0	0	0	1	0	0	0	0	0	0	7	12	0.00	0.000							
<b>PITCHER</b>	IP	WLS	BF	H	R	ER	SO	BB	IBB	HBP	BLK	WP	HR	S	P	ERA	WHIP							
15 Glen Perkins, L ERA: 2.66	0.1	L	4	2	1	1	0	0	1	0	0	0	0	7	14	27.00	6.000							

**BOTTOM**

**Minnesota Twins @ New York Yankees**  
Yankee Stadium, Bronx, NY  
Mon Aug 17 2015, 7:09 PM - 11:21 PM EDT  
Att. 38,493 - Partly Cloudy - 86 F

livebaseballscorecards.com

AB 38  
R 8  
H 10  
RBI 8  
BB 5  
SO 6  
LOB 21



WP: 0 PA: 43  
PB: 0  
SB: 1  
CS: 0









Batter	1	2	3	4	5	6	7	8	9	AB	R	H	RBI	BB	SO	LOB	TOP										
32 Aaron Hicks, S OBP: 0.318, SLG: 0.411	G4-3			L3		G5-3		K		3	0	0	0	0	0	2	<b>Minnesota Twins @ New York Yankees</b> Yankee Stadium, Bronx, NY Wed Aug 19 2015, 1:13 PM - 3:46 PM EDT Att: 38,086 - Partly Cloudy - 85 F										
9 Eduardo Núñez, R OBP: 0.298, SLG: 0.401										1	0	0	0	0	1	0											
2 Brian Dozier, R OBP: 0.315, SLG: 0.486	F8			K				P6		3	1	0	0	1	1	0											
7 Joe Mauer, L OBP: 0.332, SLG: 0.378	K			G6-3						4	0	2	2	0	1	0											
22 Miguel Sanó, R OBP: 0.394, SLG: 0.555										3	0	0	0	1	2	1											
24 Trevor Plouffe, R OBP: 0.306, SLG: 0.456										4	0	1	1	0	2	0											
20 Eddie Rosario, L OBP: 0.297, SLG: 0.449										4	0	0	0	0	2	3											
5 Eduardo Escobar, S OBP: 0.285, SLG: 0.377										4	0	0	0	0	1	0											
12 Chris Herrmann, L OBP: 0.238, SLG: 0.325										3	1	1	0	0	2	0											
21 Shane Robinson, R OBP: 0.313, SLG: 0.340										3	1	1	0	0	0	0											
<b>Inning Stats</b>	R: 0 E: 0 K: 1 S: 9	H: 0 LOB: 0 BB: 0 P: 13	R: 0 E: 0 K: 3 S: 11	H: 0 LOB: 0 BB: 0 P: 15	R: 0 E: 0 K: 1 S: 14	H: 0 LOB: 0 BB: 0 P: 17	R: 0 E: 0 K: 1 S: 9	H: 0 LOB: 0 BB: 0 P: 12	R: 0 E: 0 K: 0 S: 8	H: 0 LOB: 0 BB: 0 P: 14	R: 3 E: 0 K: 1 S: 21	H: 4 LOB: 3 BB: 2 P: 34	R: 0 E: 0 K: 1 S: 11	H: 0 LOB: 0 BB: 0 P: 15	R: 0 E: 0 K: 2 S: 13	H: 1 LOB: 1 BB: 0 P: 24	R: 0 E: 0 K: 2 S: 8	H: 0 LOB: 0 BB: 0 P: 15	1B: 5 2B: 0 3B: 0 HR: 0	SF: 0 SAC: 0 DP: 0 HBP: 0	WP: 1 PB: 0 CS: 0	PA: 34					
<b>PITCHER</b>	IP	WLS	BF	H	R	ER	SO	BB	IBB	HBP	BLK	WP	HR	S	P	ERA	WHIP										
30 Nathan Eovaldi, R ERA: 4.24	7.0	W	27	4	3	3	8	2	0	0	0	0	0	83	120	3.86	0.857										
45 Chasen Shreve, L ERA: 2.05	1.0	H	4	1	0	0	2	0	0	0	0	1	0	13	24	0.00	1.000										
68 Dellin Betances, R ERA: 1.13	1.0	S	3	0	0	0	2	0	0	0	0	0	0	8	15	0.00	0.000										

Batter	1	2	3	4	5	6	7	8	9	AB	R	H	RBI	BB	SO	LOB	BOTTOM										
22 Jacoby Ellsbury, L OBP: 0.339, SLG: 0.377	G3-6-1									4	0	1	0	0	0	1	<b>Minnesota Twins @ New York Yankees</b> Yankee Stadium, Bronx, NY Wed Aug 19 2015, 1:13 PM - 3:46 PM EDT Att: 38,086 - Partly Cloudy - 85 F										
11 Brett Gardner, L OBP: 0.394, SLG: 0.428	G4-3									4	0	0	0	0	0	1											
13 Alex Rodriguez, R OBP: 0.367, SLG: 0.496	F8									3	0	0	0	1	1	1											
36 Carlos Beltrán, S OBP: 0.335, SLG: 0.478										3	2	1	0	1	2	2											
24 Chris Young, R OBP: 0.312, SLG: 0.471										0	0	0	0	0	0	0											
33 Greg Bird, L OBP: 0.368, SLG: 0.722	G4-3									4	2	2	4	0	1	1											
12 Chase Headley, S OBP: 0.336, SLG: 0.395										2	0	2	0	0	0	0											
18 Didi Gregorius, L OBP: 0.303, SLG: 0.337	G4-6-3									3	0	0	0	0	0	3											
14 Stephen Drew, L OBP: 0.257, SLG: 0.384										3	0	1	0	0	0	0											
66 John Ryan Murphy, R OBP: 0.311, SLG: 0.381										3	0	0	0	0	3	1											
<b>Inning Stats</b>	R: 0 E: 0 K: 1 S: 10	H: 1 LOB: 1 BB: 0 P: 13	R: 0 E: 0 K: 0 S: 7	H: 0 LOB: 0 BB: 0 P: 10	R: 0 E: 0 K: 1 S: 8	H: 1 LOB: 0 BB: 0 P: 11	R: 2 E: 0 K: 1 S: 12	H: 3 LOB: 1 BB: 0 P: 20	R: 0 E: 0 K: 1 S: 5	H: 0 LOB: 0 BB: 0 P: 5	R: 2 E: 0 K: 0 S: 15	H: 2 LOB: 1 BB: 1 P: 24	R: 0 E: 0 K: 1 S: 10	H: 0 LOB: 0 BB: 0 P: 13	R: 0 E: 0 K: 2 S: 10	H: 0 LOB: 1 BB: 1 P: 16	1B: 4 2B: 1 3B: 0 HR: 2	SF: 0 SAC: 0 DP: 2 HBP: 1	WP: 0 PB: 0 CS: 0	PA: 32							
<b>PITCHER</b>	IP	WLS	BF	H	R	ER	SO	BB	IBB	HBP	BLK	WP	HR	S	P	ERA	WHIP										
54 Ervin Santana, R ERA: 5.53	7.2	L	31	7	4	4	6	2	0	1	0	0	0	74	108	4.70	1.174										
65 Trevor May, R ERA: 4.13	0.1		1	0	0	0	1	0	0	0	0	0	0	3	4	0.00	0.000										

**AB 32**  
**R 3**  
**H 5**  
**RBI 3**  
**BB 2**  
**SO 12**  
**LOB 6**



**AB 29**  
**R 4**  
**H 7**  
**RBI 4**  
**BB 2**  
**SO 7**  
**LOB 10**



livebaseballscores.com

livebaseballscores.com







Batter	1	2	3	4	5	6	7	8	9	AB R H RBI BB SO LOB	TOP													
22 Jason Kipnis, L (1, 10)										5 1 1 0 0 0 4	<p>Cleveland Indians @ New York Yankees  Yankee Stadium, Bronx, NY  Fri Aug 21 2015, 7:11 PM - 10:50 PM EDT  Att: 35,940 - Clear - 83 F</p>													
12 Francisco Lindor, S (1, 6)										4 0 1 1 1 1 3														
23 Michael Brantley, L (1, 7)										5 0 2 2 0 0 3														
41 Carlos Santana, S (1, 3)										5 2 1 2 0 2 3														
8 Lonnie Chisenhall, L (1, 9)										3 0 1 0 0 0 0														
40 Jerry Sands, R (7, PH)										2 0 1 1 0 0 2														
10 Yan Gomes, R (1, 2)										4 0 1 0 0 2 1														
35 Abraham Almonte, S (1, 8)										4 1 1 0 0 1 3														
39 Gio Urshela, R (1, 5)										4 0 0 0 0 1 2														
11 José Ramírez, S (1, 4)										3 3 3 0 1 0 0														
<b>Inning Stats</b>	R: 0 E: 0 K: 0 S: 6	H: 0 LOB: 0 BB: 0 P: 8	R: 0 E: 0 K: 0 S: 7	H: 1 LOB: 1 BB: 0 P: 11	R: 1 E: 0 K: 0 S: 10	H: 2 LOB: 1 BB: 0 P: 17	R: 0 E: 0 K: 2 S: 11	H: 0 LOB: 0 BB: 0 P: 14	R: 1 E: 1 K: 0 S: 15	H: 1 LOB: 2 BB: 1 P: 28	R: 1 E: 0 K: 1 S: 12	H: 2 LOB: 1 BB: 0 P: 20	R: 1 E: 0 K: 1 S: 22	H: 2 LOB: 2 BB: 1 P: 38	R: 0 E: 0 K: 1 S: 6	H: 0 LOB: 0 BB: 0 P: 8	R: 3 E: 0 K: 2 S: 19	H: 4 LOB: 1 BB: 0 P: 26	1B: 7 2B: 3 3B: 1 HR: 1	SF: 0 SAC: 0 DP: 1 HBP: 1	WP: 1 PB: 0 SB: 0 CS: 0	PA: 42		
<b>PITCHER</b>	IP WLS BF H R ER SO BB IBB HBP BLK WP HR S P ERA WHIP	6.0 L 27 7 4 3 3 1 0 1 0 0 1 0 16 29 4.50 1.333	1.0 5 1 0 0 1 1 0 0 0 0 0 6 8 0.00 0.000	1.0 3 0 0 0 1 0 0 0 0 0 0 19 26 27.00 4.000																				

AB	39
R	7
H	12
RBI	6
SO	7
LOB	21



Batter	1	2	3	4	5	6	7	8	9	AB R H RBI BB SO LOB	BOTTOM												
11 Brett Gardner, L (1, 8)										4 1 2 0 1 2 0	<p>Cleveland Indians @ New York Yankees  Yankee Stadium, Bronx, NY  Fri Aug 21 2015, 7:11 PM - 10:50 PM EDT  Att: 35,940 - Clear - 83 F</p>												
12 Chase Headley, S (1, 5)										5 1 1 0 0 0 2													
13 Alex Rodriguez, R (1, 10)										4 0 1 1 0 2 1													
34 Brian McCann, L (1, 2)										4 0 0 0 0 1 3													
36 Carlos Beltrán, S (1, 9)										4 1 1 0 0 2 2													
33 Greg Bird, L (1, 3)										4 0 1 1 0 2 1													
24 Chris Young, R (1, 7)										2 0 0 0 0 1 1													
22 Jacoby Ellsbury, L (7, PH)										1 0 1 0 1 0 0													
14 Stephen Drew, L (1, 4)										4 0 1 0 0 1 3													
17 Brendan Ryan, R (1, 6)										2 0 0 0 0 1 0													
18 Didi Gregorius, L (7, PH)										2 0 0 0 0 1 2													
<b>Inning Stats</b>	R: 0 E: 0 K: 1 S: 17	H: 1 LOB: 1 BB: 0 P: 23	R: 0 E: 0 K: 3 S: 10	H: 0 LOB: 0 BB: 0 P: 14	R: 0 E: 0 K: 0 S: 10	H: 0 LOB: 1 BB: 1 P: 14	R: 1 E: 0 K: 2 S: 10	H: 2 LOB: 1 BB: 0 P: 15	R: 0 E: 0 K: 3 S: 11	H: 0 LOB: 0 BB: 0 P: 13	R: 0 E: 0 K: 0 S: 9	H: 0 LOB: 0 BB: 0 P: 12	R: 0 E: 0 K: 3 S: 17	H: 2 LOB: 2 BB: 0 P: 20	R: 2 E: 1 K: 0 S: 16	H: 3 LOB: 3 BB: 1 P: 29	R: 0 E: 0 K: 1 S: 8	H: 0 LOB: 0 BB: 0 P: 11	1B: 7 2B: 1 3B: 0 HR: 0	SF: 0 SAC: 0 DP: 0 HBP: 0	WP: 0 PB: 0 SB: 1 CS: 0	PA: 38	
<b>PITCHER</b>	IP WLS BF H R ER SO BB IBB HBP BLK WP HR S P ERA WHIP	6.2 W 26 7 1 1 1 1 0 0 0 0 0 5 7 27.00 3.000	0.1 H 2 1 1 1 1 0 0 0 0 0 0 11 17 0.00 3.000	1.1 S 5 0 0 0 1 1 0 0 0 0 0 0 11 19 0.00 0.750																			

AB	36
R	3
H	8
RBI	2
SO	13
LOB	15





Batter	1	2	3	4	5	6	7	8	9	AB	R	H	RBI	BB	SO	LOB	TOP										
22 Jason Kipnis, L (1.4) OBP: 0.396, SLG: 0.468	F7		12 BB				K			3	0	0	0	1	2	0	<b>Cleveland Indians @ New York Yankees</b> Yankee Stadium, Bronx, NY Sat Aug 22 2015, 1:13 PM - 4:04 PM EDT Att: 47,031 - Sunny - 80 F										
12 Francisco Lindor, S (1.6) OBP: 0.327, SLG: 0.466	HR		23 FC3-6				G4-3			4	2	3	1	0	0	0											
23 Michael Brantley, L (1.10) OBP: 0.389, SLG: 0.470	F7		FC3-6				K			4	0	0	0	0	1	3											
41 Carlos Santana, S (1.3) OBP: 0.349, SLG: 0.382	BB		K				F9			3	0	0	0	1	1	3											
8 Lonnie Chisenhall, L (1.9) OBP: 0.295, SLG: 0.400	P5						35 BB			3	0	2	1	1	0	1											
35 Abraham Almonte, S (1.8) OBP: 0.327, SLG: 0.358	K						55 FC6-4			3	0	0	0	1	2	2											
55 Roberto Pérez, R (1.2) OBP: 0.344, SLG: 0.377	K						FC6-4			4	0	1	0	0	1	3											
11 José Ramírez, S (1.5) OBP: 0.281, SLG: 0.286	G4-3						K			4	0	0	0	0	1	2											
4 Mike Aviles, R (1.7) OBP: 0.276, SLG: 0.307			P3				G5-3			4	0	0	0	0	1	0	<b>C</b>										
<b>Inning Stats</b>	R: 1 E: 0 K: 0 S: 12	H: 1 LOB: 1 BB: 1 P: 18	R: 0 E: 0 K: 2 S: 9	H: 0 LOB: 0 BB: 0 P: 12	R: 0 E: 0 K: 1 S: 11	H: 1 LOB: 2 BB: 1 P: 19	R: 0 E: 0 K: 1 S: 13	H: 0 LOB: 0 BB: 0 P: 20	R: 0 E: 0 K: 1 S: 7	H: 0 LOB: 0 BB: 2 P: 8	R: 0 E: 0 K: 2 S: 10	H: 0 LOB: 0 BB: 0 P: 12	R: 1 E: 0 K: 1 S: 12	H: 2 LOB: 1 BB: 0 P: 19	R: 0 E: 0 K: 0 S: 7	H: 1 LOB: 0 BB: 0 P: 8		1B: 4 2B: 1 3B: 0 HR: 1	SF: 0 SAC: 0 DP: 1 HBP: 0	WP: 0 PB: 0 SB: 0 CS: 0	PA: 36						
<b>PITCHER</b>	IP	WLS	BF	H	R	ER	SO	BB	IBB	HBP	BLK	WP	HR	S	P	ERA	WHIP										
40 Luis Severino, R (1.1) ERA: 2.74	6.0	W	25	3	1	1	6	4	0	0	0	0	1	69	107	1.50	1.167										
43 Adam Warren, R (7.1) ERA: 3.16	1.0		3	0	0	0	2	0	0	0	0	0	0	10	12	0.00	0.000										
68 Dellin Betances, R (8.1) ERA: 1.25	1.0		5	2	1	1	1	0	0	0	0	0	0	12	19	9.00	2.000										
48 Andrew Miller, L (9.1) ERA: 2.03	1.0		3	1	0	0	0	0	0	0	0	0	0	7	8	0.00	1.000										

Batter	1	2	3	4	5	6	7	8	9	AB	R	H	RBI	BB	SO	LOB	BOTTOM										
22 Jacoby Ellsbury, L (1.8) OBP: 0.340, SLG: 0.375	11 HR		E1				G5-3			5	1	2	1	0	1	1	<b>Cleveland Indians @ New York Yankees</b> Yankee Stadium, Bronx, NY Sat Aug 22 2015, 1:13 PM - 4:04 PM EDT Att: 47,031 - Sunny - 80 F										
11 Brett Gardner, L (1.7) OBP: 0.382, SLG: 0.430	HR		F8				K			4	1	1	2	0	2	2											
36 Carlos Beltrán, S (1.9) OBP: 0.332, SLG: 0.475	G6-3		SF7				G6-3			3	0	1	1	0	0	0											
24 Chris Young, R (7. PR) OBP: 0.310, SLG: 0.468										0	0	0	0	0	0	0											
34 Brian McCann, L (1.10) OBP: 0.313, SLG: 0.475	HR		K				K			4	1	2	1	0	2	1											
33 Greg Bird, L (1.3) OBP: 0.323, SLG: 0.517	F8		P6				1B			4	0	1	0	0	1	2											
12 Chase Headley, S (1.5) OBP: 0.333, SLG: 0.392	1B		F7				G1-3			4	0	1	0	0	0	1											
18 Didi Gregorius, L (1.6) OBP: 0.301, SLG: 0.338	F7						L8			4	1	2	0	0	0	1											
14 Stephen Drew, L (1.4) OBP: 0.266, SLG: 0.385			66 1B				G6-3			4	1	2	0	0	1	1											
66 John Ryan Murphy, R (1.2) OBP: 0.310, SLG: 0.379			11 F8				K			3	1	1	1	0	2	0	<b>Cleveland Indians @ New York Yankees</b> Yankee Stadium, Bronx, NY Sat Aug 22 2015, 1:13 PM - 4:04 PM EDT Att: 47,031 - Sunny - 80 F										
<b>Inning Stats</b>	R: 3 E: 0 K: 0 S: 23	H: 4 LOB: 1 BB: 0 P: 33	R: 2 E: 1 K: 1 S: 17	H: 2 LOB: 1 BB: 0 P: 22	R: 0 E: 0 K: 1 S: 11	H: 1 LOB: 0 BB: 0 P: 19	R: 0 E: 0 K: 3 S: 9	H: 0 LOB: 0 BB: 0 P: 14	R: 0 E: 0 K: 1 S: 10	H: 1 LOB: 1 BB: 0 P: 15	R: 0 E: 0 K: 1 S: 8	H: 0 LOB: 0 BB: 0 P: 12	R: 0 E: 0 K: 2 S: 12	H: 2 LOB: 2 BB: 0 P: 18	R: 1 E: 1 K: 0 S: 12	H: 3 LOB: 2 BB: 0 P: 17		1B: 9 2B: 2 3B: 0 HR: 2	SF: 2 SAC: 0 DP: 0 HBP: 0	WP: 0 PB: 0 SB: 0 CS: 0	PA: 37						
<b>PITCHER</b>	IP	WLS	BF	H	R	ER	SO	BB	IBB	HBP	BLK	WP	HR	S	P	ERA	WHIP										
31 Danny Salazar, R (1.1) ERA: 3.3	4.2	L	23	4	5	4	6	0	0	0	0	0	2	68	100	7.71	1.714										
49 Austin Adams, R (5.1) ERA: 3.79	1.1		4	0	0	0	1	0	0	0	0	0	0	10	15	0.00	0.000										
54 Ryan Webb, R (7.1) ERA: 2.4	1.0		5	2	0	0	2	0	0	0	0	0	0	12	18	0.00	2.000										
53 Jeff Manship, R (8.1) ERA: 1.57	1.0		5	3	1	1	0	0	0	0	0	0	0	12	17	9.00	3.000										




















Batter	1	2	3	4	5	6	7	8	9	AB	R	H	RBI	BB	SO	LOB	TOP					
22 Jacoby Ellsbury, L OBP: 0.340, SLG: 0.573 41 Justin Wilson, L 66 John Ryan Murphy, R OBP: 0.311, SLG: 0.385	F8	K	FC4-6 HBP		F9			FC6-4 1B	2B 34 SF7	4	0	1	0	0	1	1						
11 Brett Gardner, L OBP: 0.369, SLG: 0.422	L6	34 BB 33 BB 1B	FC4-6 36 BB G5-4-3		F7			FC6-4 2B 34 HR	2B 2-3	6	2	2	0	0	0	3						
36 Carlos Beltrán, S OBP: 0.339, SLG: 0.491 17 Brendan Ryan, R OBP: 0.265, SLG: 0.344	33 BB 12 BB 1B	33 BB 12 BB 1B	G5-4-3		FC6-4			34 HR 2B	F8	5	3	3	0	0	0	2						
34 Brian McCann, L OBP: 0.319, SLG: 0.477	12 BB 12 BB BB	12 BB 18 BB BB			G4-3			HR	SF7	2	3	1	4	3	0	0						
33 Greg Bird, L OBP: 0.306, SLG: 0.386 55 Bryan Mitchell, L	12 BB 18 HR BB	12 BB 18 BB BB			18 BB 1B			G6-3	K	3	2	1	1	2	0	1						
12 Chase Headley, S OBP: 0.333, SLG: 0.391	18 HR 2B	18 BB			K			18 BB 2B		4	2	2	3	1	1	1						
18 Didi Gregorius, L OBP: 0.306, SLG: 0.355	HR	1B			1B			F9	1B	5	1	4	6	0	0	0						
14 Stephen Drew, L OBP: 0.265, SLG: 0.374	K	IBB			G4-3			F8	K	4	0	0	0	1	2	3						
19 Masahiro Tanaka, R (1, 1) 24 Chris Young, R OBP: 0.310, SLG: 0.471								G5-3	HR	3	0	0	0	1	1	3						
<b>Inning Stats</b>	R: 5 E: 0 K: 1 S: 15	H: 3 LOB: 0 BB: 2 P: 29	R: 4 E: 0 K: 2 S: 26	H: 3 LOB: 3 BB: 4 P: 54	R: 0 E: 0 K: 0 S: 9	H: 0 LOB: 0 BB: 0 P: 12	R: 0 E: 0 K: 1 S: 12	H: 2 LOB: 2 BB: 0 P: 19	R: 0 E: 0 K: 0 S: 6	H: 0 LOB: 0 BB: 1 P: 12	R: 0 E: 0 K: 0 S: 6	H: 0 LOB: 0 BB: 0 P: 14	R: 0 E: 0 K: 0 S: 6	H: 0 LOB: 0 BB: 0 P: 9	R: 4 E: 0 K: 1 S: 24	H: 5 LOB: 1 BB: 0 P: 30	R: 2 E: 0 K: 1 S: 12	H: 3 LOB: 1 BB: 0 P: 20	1B: 8 2B: 5 3B: 0 HR: 3	SF: 1 SAC: 0 DP: 2 HBP: 1	WP: 0 PB: 0 CS: 0	PA: 50
<b>PITCHER</b>	IP WLS BF H R ER SO BB IBB HBP BLK WP HR S P ERA WHIP	61 Williams Pérez, R ERA: 5.56 56 Ross Detwiler, L ERA: 6.47 56 Matt Marksberry, L ERA: 5.14 54 Sugar Ray Marimon, R ERA: 5.4 52 Andrew McKirahan, L ERA: 5.92	1.2 L 13 5 8 8 2 3 0 0 0 0 1 30 55 43.20 4.800	7 Jonny Gomes, R ERA: 18.0	(9, 1) 1.0 6 3 2 2 1 0 0 0 0 0 0 6 12 23 0.00 1.000	18.00 3.000																

New York Yankees @ Atlanta Braves  
Turner Field, Atlanta, GA  
Fri Aug 28 2015, 7:35 PM - 11:04 PM EDT  
Att: 35,546 - Partly Cloudy - 80 F


AB 40  
R 15  
H 16  
RBI 15  
BB 8  
SO 6  
LOB 17



livebaseballscorecards.com

New York Yankees @ Atlanta Braves  
Turner Field, Atlanta, GA  
Fri Aug 28 2015, 7:35 PM - 11:04 PM EDT  
Att: 35,546 - Partly Cloudy - 80 F

AB 33  
R 4  
H 7  
RBI 4  
BB 3  
SO 9  
LOB 9



livebaseballscorecards.com







Batter	1	2	3	4	5	6	7	8	9	AB	R	H	RBI	BB	SO	LOB	TOP					
22 Jacoby Ellsbury, L (1.8)										6	2	2	3	1	1	5	<p><b>New York Yankees @ Atlanta Braves</b> Turner Field, Atlanta, GA Sun Aug 30 2015, 1:38 PM - 5:24 PM EDT Att: 33,093 - Overcast - 69 F</p>					
11 Brett Gardner, L (1.7)										7	2	2	1	0	0	1						
36 Carlos Beltrán, S (1.9)										5	1	3	0	0	1	0						
17 Brendan Ryan, R (7.5)										2	0	0	0	0	1	2						
34 Brian McCann, L (1.2)										5	2	1	2	1	0	3						
33 Greg Bird, L (1.3)										4	3	2	2	1	1	2						
66 John Ryan Murphy, R (8.2)										0	0	0	0	0	0	0						
12 Chase Headley, S (1.5)										3	3	3	4	2	0	0						
57 Branden Pinder, R (7.1)										1	0	1	1	0	0	0						
55 Bryan Mitchell, L (9.1)										0	0	0	0	0	0	0						
18 Didi Gregorius, L (1.6)										3	2	2	1	2	1	1	<p><b>AB 46</b> <b>R 20</b> <b>H 21</b> <b>RBI 20</b> <b>BB 9</b> <b>SO 7</b> <b>LOB 24</b></p>					
14 Stephen Drew, L (1.4)										4	3	4	4	2	0	0						
30 Nathan Eovaldi, R (1.1)										3	1	0	0	0	1	5						
43 Adam Warren, R (6.1)										0	0	0	0	0	0	0						
45 Chasen Shreve, L (6.1)										0	0	0	0	0	0	0						
13 Alex Rodriguez, R (7. PH)										1	0	1	2	0	0	0						
24 Chris Young, R (7. PH)										2	1	0	0	0	1	5						
27 Christian Bethancourt, R (9.2)										0	0	0	0	0	0	0						
<b>Inning Stats</b>	R: 0 E: 0 K: 1 S: 8	H: 2 LOB: 2 BB: 0 P: 13	R: 3 E: 0 K: 1 S: 17	H: 2 LOB: 0 BB: 1 P: 27	R: 4 E: 0 K: 1 S: 14	H: 2 LOB: 2 BB: 2 P: 27	R: 0 E: 0 K: 1 S: 14	H: 0 LOB: 0 BB: 0 P: 19	R: 1 E: 0 K: 0 S: 15	H: 3 LOB: 3 BB: 1 P: 28	R: 0 E: 0 K: 0 S: 4	H: 1 LOB: 0 BB: 0 P: 7	R: 9 E: 0 K: 2 S: 26	H: 8 LOB: 2 BB: 2 P: 42	R: 3 E: 0 K: 1 S: 15	H: 3 LOB: 3 BB: 3 P: 29		R: 0 E: 0 K: 0 S: 5	H: 0 LOB: 0 BB: 0 P: 10	1B: 15 2B: 3 3B: 0 HR: 3	SF: 1 DP: 1 HBP: 1	WP: 0 PA: 57 ERA: 0.00 WHIP: 0.000
<b>PITCHER</b>	IP: 4.1 WLS: L BF: 25 H: 9 R: 8 ER: 8 SO: 4 BB: 3 IBB: 0 HBP: 0 BLK: 0 WP: 0 HR: 3 S: 63 P: 103 ERA: 16.61 WHIP: 2.769	IP: 1.2 WLS: L BF: 6 H: 1 R: 0 ER: 0 SO: 0 BB: 1 IBB: 0 HBP: 0 BLK: 0 WP: 0 HR: 0 S: 18 P: 18 ERA: 0.00 WHIP: 1.200	IP: 7.1 WLS: L BF: 4 H: 1 R: 3 ER: 3 SO: 1 BB: 0 IBB: 0 HBP: 1 BLK: 0 WP: 0 HR: 5 S: 11 P: 11 ERA: 81.00 WHIP: 6.000	IP: 7.1 WLS: L BF: 1 H: 1 R: 0 ER: 0 SO: 0 BB: 0 IBB: 0 HBP: 0 BLK: 0 WP: 0 HR: 1 S: 1 P: 1 ERA: 4.91 WHIP: -	IP: 7.1 WLS: L BF: 18 H: 9 R: 9 ER: 9 SO: 3 BB: 4 IBB: 0 HBP: 0 BLK: 0 WP: 0 HR: 35 S: 59 P: 59 ERA: 48.60 WHIP: 7.800	<b>PITCHER</b>	IP: 1.0 WLS: L BF: 3 H: 0 R: 0 ER: 0 SO: 0 BB: 0 IBB: 0 HBP: 0 BLK: 0 WP: 0 HR: 0 S: 5 P: 10 ERA: 0.00 WHIP: 0.000															

Batter	1	2	3	4	5	6	7	8	9	AB	R	H	RBI	BB	SO	LOB	BOTTOM				
22 Nick Markakis, L (1.9)										4	1	2	0	1	0	2	<p><b>New York Yankees @ Atlanta Braves</b> Turner Field, Atlanta, GA Sun Aug 30 2015, 1:38 PM - 5:24 PM EDT Att: 33,093 - Overcast - 69 F</p>				
13 Pedro Ciriaco, R (8.7)										3	1	0	0	2	1	3					
23 Nick Swisher, S (1.7)										3	0	2	1	2	1	0					
5 Freddie Freeman, L (1.3)										3	0	2	1	2	1	0					
34 Edwin Jackson, R (9.1)										0	0	0	0	0	0	0					
15 A.J. Pierzynski, L (1.2)										4	0	1	1	0	0	5					
30 Ryan Lavanway, R (8. PH)										1	0	0	0	0	1	2					
13 Adonis Garcia, R (1.5)										5	2	3	1	0	0	4					
8 Jace Peterson, L (1.4)										5	1	1	0	0	3	3					
19 Andrelton Simmons, R (1.6)										5	1	2	2	0	1	1					
2 Michael Bourn, L (1.8)										4	0	0	0	1	1	1					
49 Julio Teheran, R (1.1)										1	0	0	0	0	0	0					
54 Sugar Ray Marimon, R (6.1)										1	0	0	0	0	1	0					
45 Chasen Shreve, L (6.1)										0	0	0	0	0	0	0					
57 Branden Pinder, R (7.1)										0	0	0	0	0	0	0					
55 Bryan Mitchell, R (7.1)										1	0	0	0	0	0	0					
63 Jake Bringham, R (7.1)										1	0	0	0	0	0	0					
27 Christian Bethancourt, R (9.2)										1	0	0	0	0	0	0					
<b>Inning Stats</b>	R: 0 E: 0 K: 1 S: 12	H: 0 LOB: 0 BB: 0 P: 17	R: 0 E: 0 K: 1 S: 10	H: 1 LOB: 1 BB: 0 P: 15	R: 2 E: 0 K: 1 S: 16	H: 2 LOB: 2 BB: 2 P: 29	R: 0 E: 0 K: 2 S: 7	H: 0 LOB: 0 BB: 0 P: 11	R: 0 E: 0 K: 2 S: 17	H: 2 LOB: 0 BB: 0 P: 24	R: 3 E: 1 K: 0 S: 13	H: 5 LOB: 3 BB: 1 P: 25	R: 1 E: 0 K: 2 S: 15	H: 2 LOB: 2 BB: 1 P: 27	R: 0 E: 0 K: 1 S: 8	H: 0 LOB: 2 BB: 2 P: 18	R: 0 E: 0 K: 0 S: 5	H: 0 LOB: 0 BB: 0 P: 9	1B: 9 2B: 2 3B: 0 HR: 1	SF: 0 DP: 0 HBP: 0	WP: 0 PA: 45 ERA: 0.00 WHIP: 0.000
<b>PITCHER</b>	IP: 5.0 WLS: W BF: 25 H: 8 R: 5 ER: 5 SO: 7 BB: 2 IBB: 0 HBP: 0 BLK: 0 WP: 0 HR: 6 S: 66 P: 103 ERA: 9.00 WHIP: 2.000	IP: 0.2 WLS: L BF: 4 H: 2 R: 0 ER: 0 SO: 0 BB: 0 IBB: 0 HBP: 0 BLK: 0 WP: 0 HR: 1 S: 7 P: 7 ERA: 0.00 WHIP: 3.000	IP: 0.1 WLS: L BF: 2 H: 0 R: 0 ER: 0 SO: 0 BB: 1 IBB: 0 HBP: 0 BLK: 0 WP: 0 HR: 3 S: 7 P: 7 ERA: 0.00 WHIP: 3.000	IP: 2.0 WLS: L BF: 11 H: 2 R: 1 ER: 1 SO: 3 BB: 3 IBB: 0 HBP: 0 BLK: 0 WP: 0 HR: 23 S: 45 P: 45 ERA: 4.50 WHIP: 2.500	IP: 1.0 WLS: L BF: 3 H: 0 R: 0 ER: 0 SO: 0 BB: 0 IBB: 0 HBP: 0 BLK: 0 WP: 0 HR: 5 S: 9 P: 9 ERA: 0.00 WHIP: 0.000	<b>PITCHER</b>	IP: 1.0 WLS: L BF: 3 H: 0 R: 0 ER: 0 SO: 0 BB: 0 IBB: 0 HBP: 0 BLK: 0 WP: 0 HR: 0 S: 5 P: 10 ERA: 0.00 WHIP: 0.000														



Batter	1	2	3	4	5	6	7	8	9	AB	R	H	RBI	BB	SO	LOB	TOP								
22 Jacoby Ellsbury, L OBP: 0.339, SLG: 0.379	CI 13 1B 24 E 36 SF7	F7		L7-2		F8		G1-6-3		4	1	0	0	0	0	7									
24 Chris Young, R OBP: 0.306, SLG: 0.460	FC5 13 1B		G5-3		L7		BB		34 WP 12 BB	3	0	0	0	1	0	1									
14 Stephen Drew, L OBP: 0.276, SLG: 0.387									12 BB	1	1	1	0	0	0	0									
13 Alex Rodriguez, R OBP: 0.394, SLG: 0.497			F8		K		F8		12 BB	4	0	1	0	1	1	2									
66 John Ryan Murphy, R OBP: 0.311, SLG: 0.385									12 BB	0	0	0	0	0	0	0									
36 Carlos Beltrán, S OBP: 0.345, SLG: 0.482	SF7		L8		12 BB		34 G6-3		K	3	0	1	1	1	1	2									
34 Brian McCann, L OBP: 0.324, SLG: 0.472	F9				33 1B 12 1B		G6-3		12 BB	2	1	0	0	3	0	3									
12 Chase Headley, S OBP: 0.341, SLG: 0.404	K				18 1B 17 FC1-2 33 1B		G6-3		12 BB	3	0	1	1	2	1	2									
33 Greg Bird, L OBP: 0.328, SLG: 0.393					17 FC1-2 22 L7-2 18 1B				K	5	0	1	0	0	2	6									
18 Didi Gregorius, L OBP: 0.318, SLG: 0.364					17 FC1-2				11 WP	5	0	4	1	0	0	3									
17 Brendan Ryan, R OBP: 0.257, SLG: 0.343					17 FC1-2				F9	3	0	0	0	0	2	5									
11 Brett Gardner, L OBP: 0.358, SLG: 0.417					17 FC1-2				22 G1-6-3	1	0	1	0	0	0	0									
<b>Inning Stats</b>	R: 1 E: 2 K: 1 S: 16	H: 1 LOB: 2 BB: 0 P: 24	R: 0 E: 0 K: 1 S: 10	H: 1 LOB: 1 BB: 0 P: 13	R: 0 E: 0 K: 0 S: 4	H: 0 LOB: 0 BB: 0 P: 8	R: 1 E: 0 K: 0 S: 13	H: 3 LOB: 2 BB: 1 P: 22	R: 0 E: 0 K: 2 S: 16	H: 1 LOB: 3 BB: 2 P: 29	R: 0 E: 0 K: 1 S: 8	H: 1 LOB: 2 BB: 1 P: 14	R: 0 E: 0 K: 0 S: 7	H: 2 LOB: 1 BB: 0 P: 14	R: 0 E: 0 K: 0 S: 9	H: 1 LOB: 3 BB: 3 P: 33	R: 1 E: 0 K: 2 S: 15	H: 1 LOB: 3 BB: 3 P: 33	1B: 9 2B: 2 3B: 0 HR: 0	SF: 1 SAC: 0 DP: 3 HBP: 0	WP: 2 PB: 0 SB: 0 CS: 0	PA: 44			
<b>PITCHER</b>	IP	WLS	BF	H	R	ER	SO	BB	IBB	HBP	BLK	WP	HR	S	P	ERA	WHIP								
52 Eduardo Rodriguez, L ERA: 4.25	5.0	W	26	7	2	1	4	3	0	0	0	0	0	61	99	1.80	2.000								
28 Robbie Ross Jr., L ERA: 3.86	1.0	H	4	0	0	0	1	1	0	0	0	0	0	7	14	0.00	1.000								
41 Alexi Ogando, R ERA: 3.76	1.0	H	3	0	0	0	0	1	0	0	0	0	0	7	14	0.00	1.000								
36 Junichi Tazawa, R ERA: 3.72	1.0	H	4	2	0	0	0	0	0	0	0	1	0	9	13	0.00	2.000								
64 Jean Machi, R ERA: 5.29	1.0	S	7	1	1	1	2	3	0	0	0	1	0	15	33	9.00	4.000								

**New York Yankees @ Boston Red Sox**  
Fenway Park, Boston, MA  
Mon Aug 31 2015, 7:13 PM - 10:54 PM EDT  
Att: 36,148 - Cloudy - 86 F

AB	34
R	3
H	10
RBI	3
BB	8
SO	7
LOB	31



Batter	1	2	3	4	5	6	7	8	9	AB	R	H	RBI	BB	SO	LOB	BOTTOM								
50 Mookie Betts, R OBP: 0.320, SLG: 0.454	G6-3		HR		FC2-5		34 BB G3			4	1	2	2	0	0	2									
Pablo Sandoval, S OBP: 0.296, SLG: 0.380	K		G6-3		F6		G3			4	0	0	1	0	1	3									
2 Xander Bogaerts, R OBP: 0.345, SLG: 0.405			G3		L5		34 BB			3	0	1	0	1	0	2									
34 David Ortiz, L OBP: 0.356, SLG: 0.525	G4-3				HR		10 2-5			3	1	2	1	1	0	1									
47 Travis Shaw, L OBP: 0.348, SLG: 0.559	G4-3				K		L7			3	0	0	0	1	1	3									
38 Rusney Castillo, R OBP: 0.320, SLG: 0.424	G6-3				L7					4	0	0	0	0	2	2									
26 Brock Holt, L OBP: 0.350, SLG: 0.384	G4-3				G1-4-3					4	0	0	0	0	0	2									
10 Ryan Hanigan, R OBP: 0.345, SLG: 0.333	G6-3				50 FC2-5 25 1B		2-5			4	0	1	0	0	1	0									
25 Jackie Bradley Jr., L OBP: 0.358, SLG: 0.555	50 HR				50 FC2-5		50 1B G3			3	2	3	0	0	0	0									
<b>Inning Stats</b>	R: 0 E: 0 K: 1 S: 9	H: 1 LOB: 1 BB: 0 P: 15	R: 0 E: 0 K: 0 S: 10	H: 0 LOB: 0 BB: 0 P: 15	R: 2 E: 0 K: 0 S: 10	H: 2 LOB: 0 BB: 0 P: 15	R: 1 E: 0 K: 1 S: 9	H: 1 LOB: 0 BB: 0 P: 12	R: 0 E: 0 K: 1 S: 12	H: 2 LOB: 2 BB: 0 P: 16	R: 0 E: 0 K: 1 S: 11	H: 1 LOB: 2 BB: 1 P: 19	R: 1 E: 0 K: 1 S: 23	H: 2 LOB: 3 BB: 2 P: 39	R: 0 E: 0 K: 1 S: 8	H: 0 LOB: 0 BB: 0 P: 11	R: 0 E: 0 K: 1 S: 8	H: 0 LOB: 0 BB: 0 P: 11	1B: 5 2B: 2 3B: 0 HR: 2	SF: 0 SAC: 0 DP: 0 HBP: 0	WP: 0 PB: 0 SB: 0 CS: 0	PA: 35			
<b>PITCHER</b>	IP	WLS	BF	H	R	ER	SO	BB	IBB	HBP	BLK	WP	HR	S	P	ERA	WHIP								
47 Iván Nova, R ERA: 4.5	6.0	L	26	7	3	3	3	1	0	0	0	0	0	9	14	27.00	6.000								
43 Adam Warren, R ERA: 3.29	0.1		3	2	1	1	1	0	0	0	0	0	0	9	14	27.00	6.000								
45 Chasen Shreve, L ERA: 1.89	1.2		7	0	0	0	1	2	0	0	0	0	0	22	36	0.00	1.200								

**New York Yankees @ Boston Red Sox**  
Fenway Park, Boston, MA  
Mon Aug 31 2015, 7:13 PM - 10:54 PM EDT  
Att: 36,148 - Cloudy - 86 F

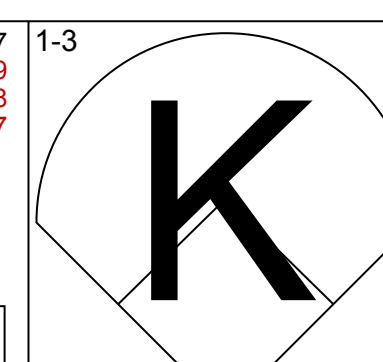
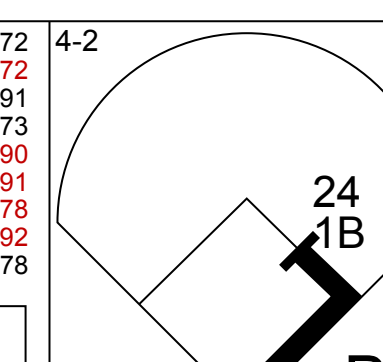
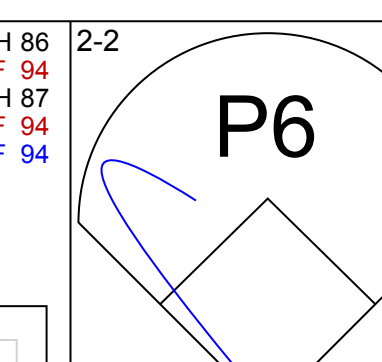
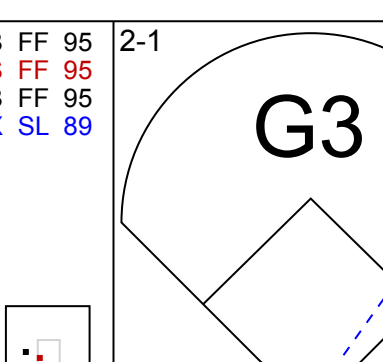
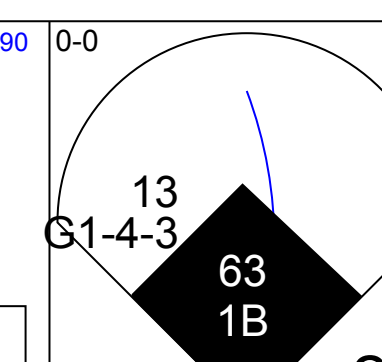
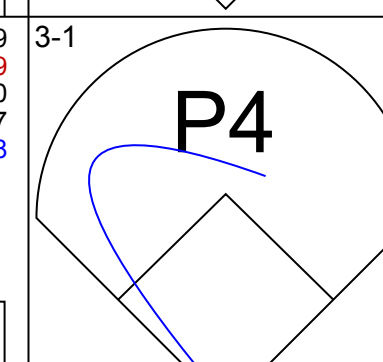
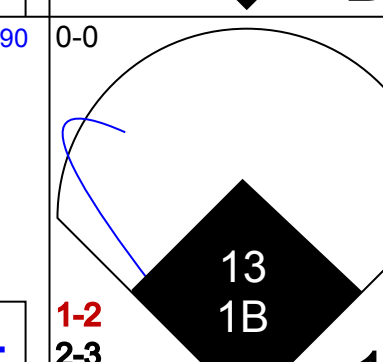
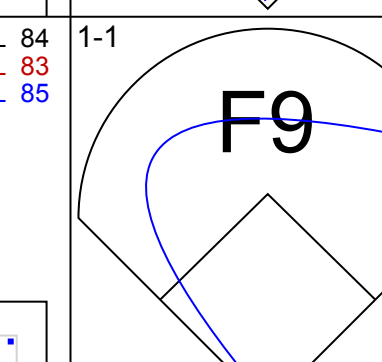
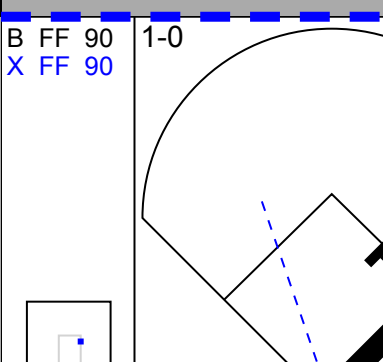
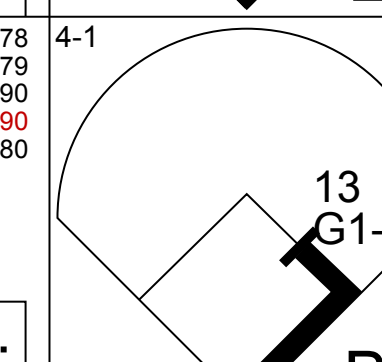
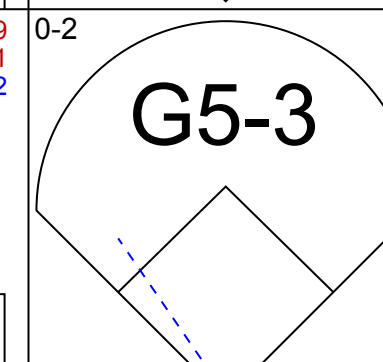
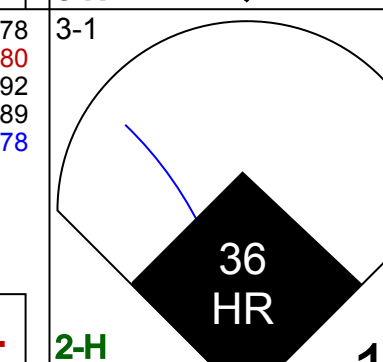
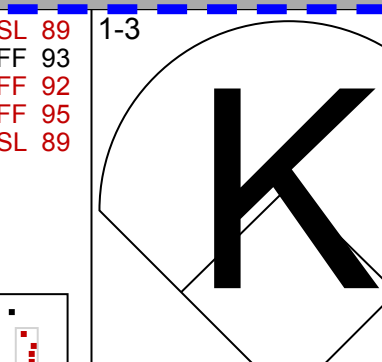
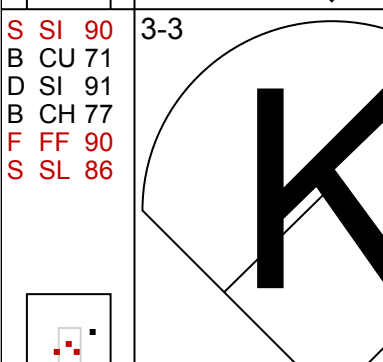
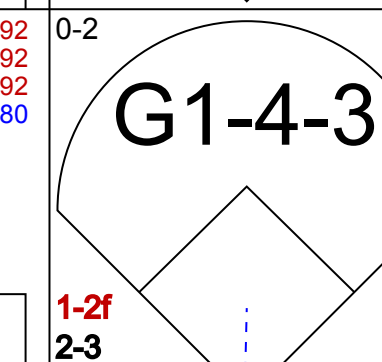
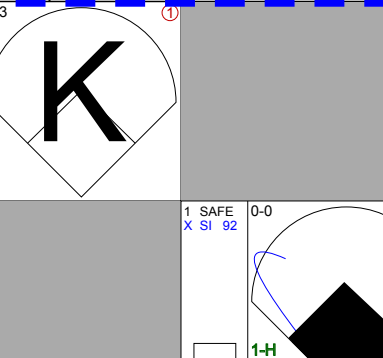
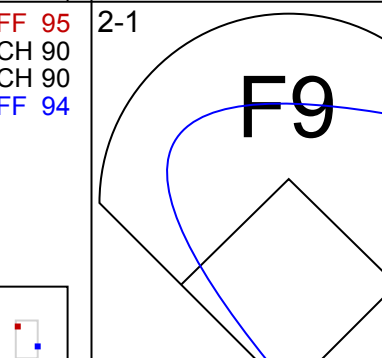
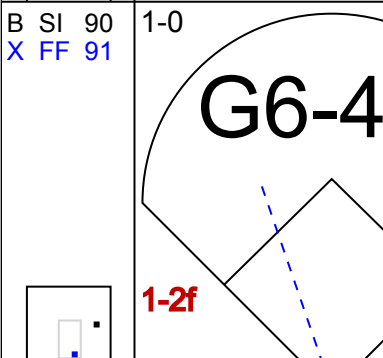
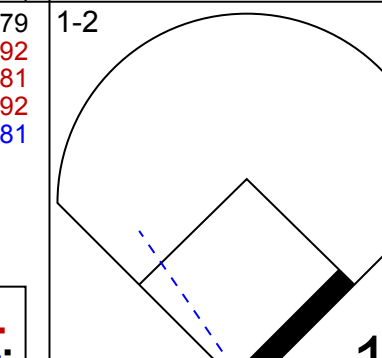
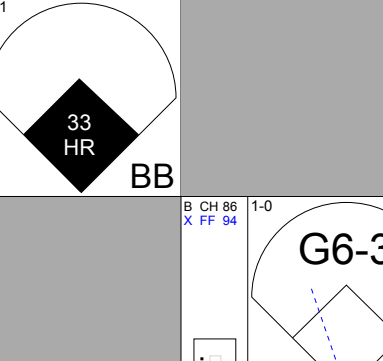
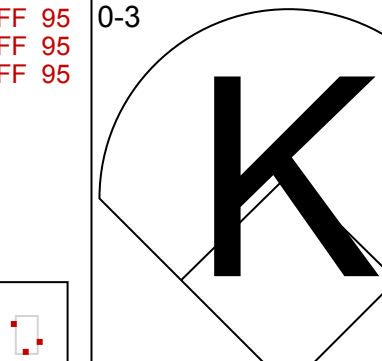
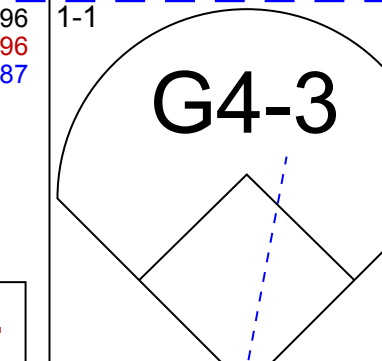

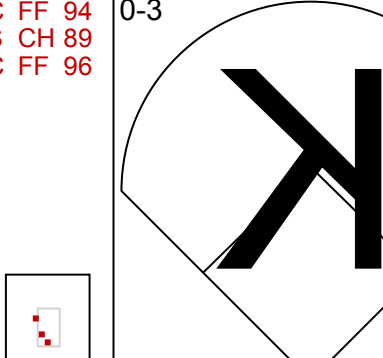
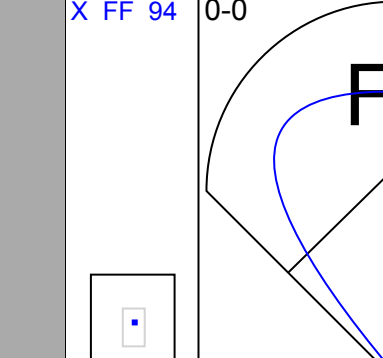

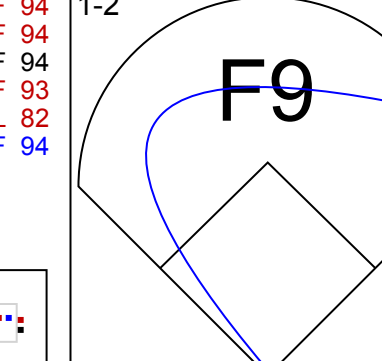
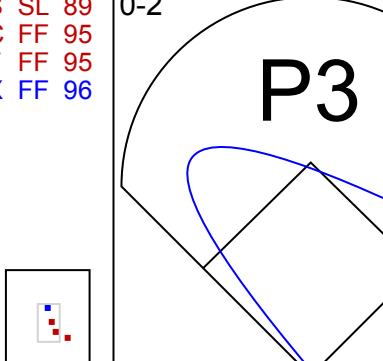
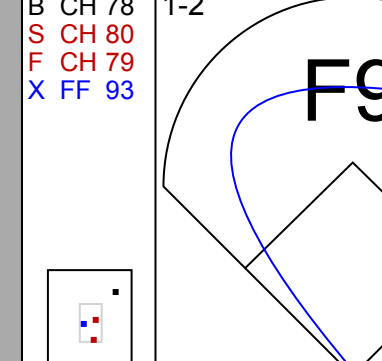

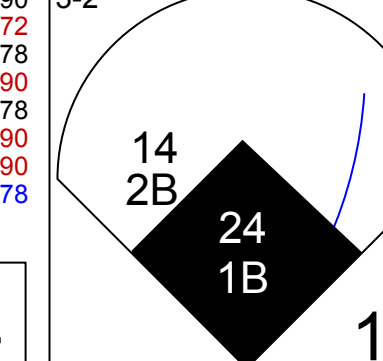
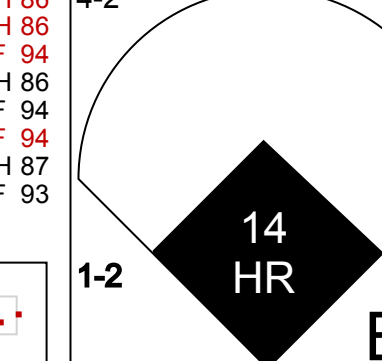
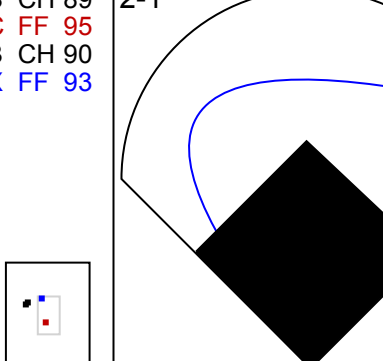
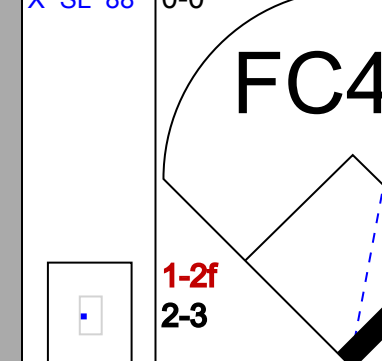

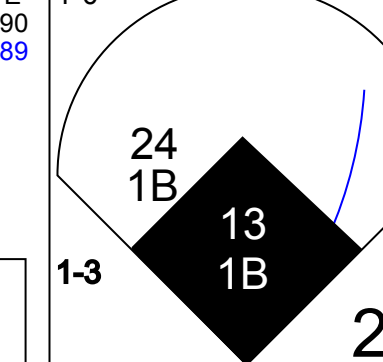
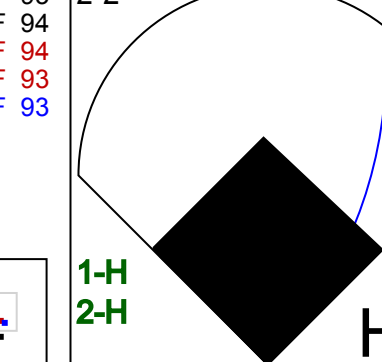
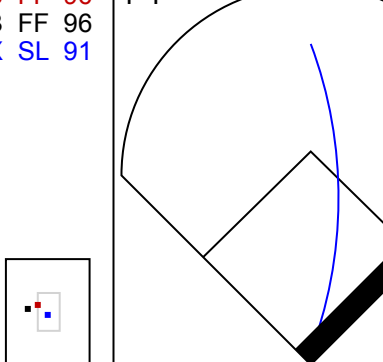
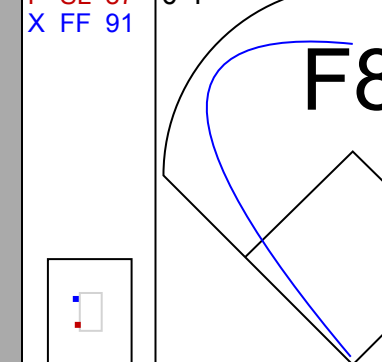
AB	32
R	4
H	9
RBI	4
BB	3
SO	5
LOB	15










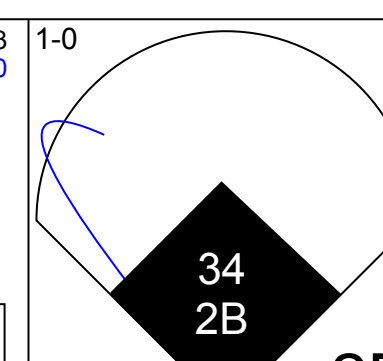
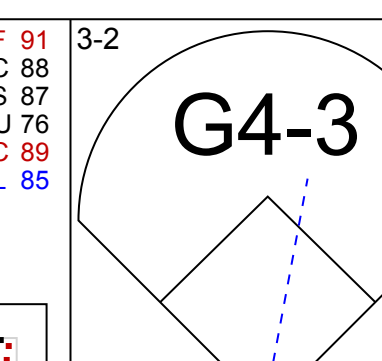
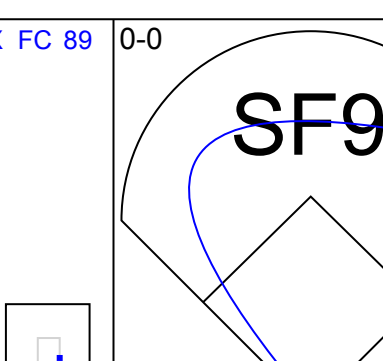
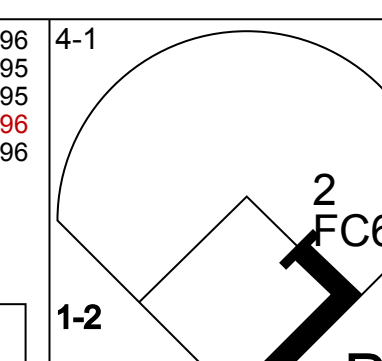
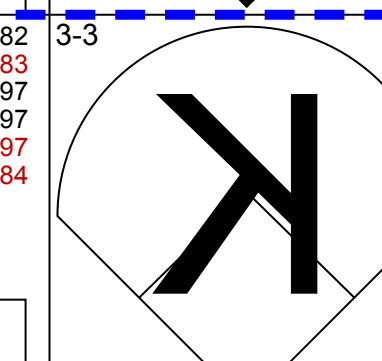
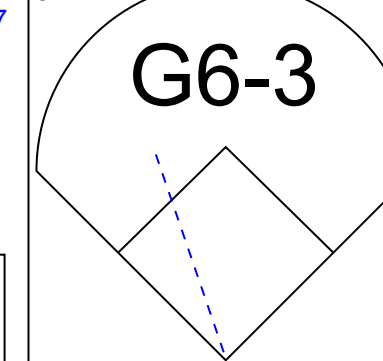
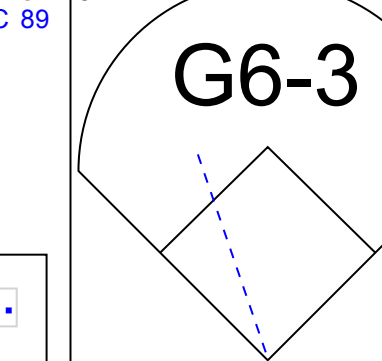
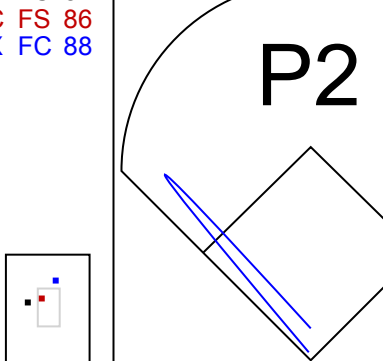
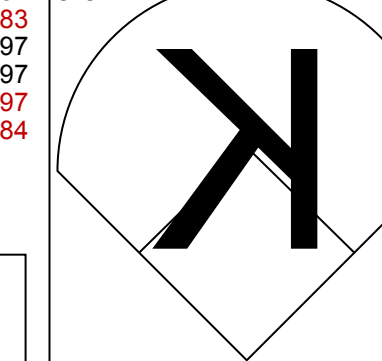
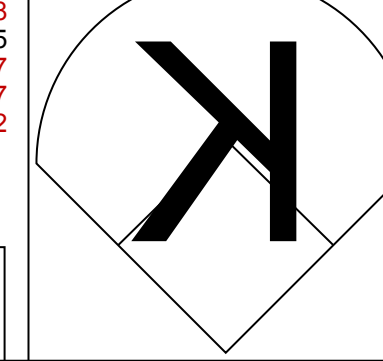
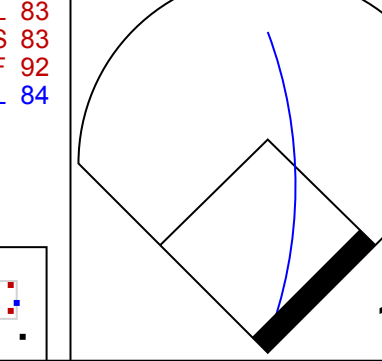
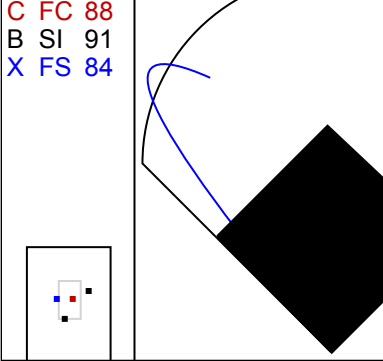
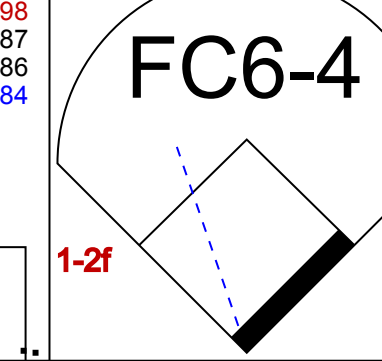
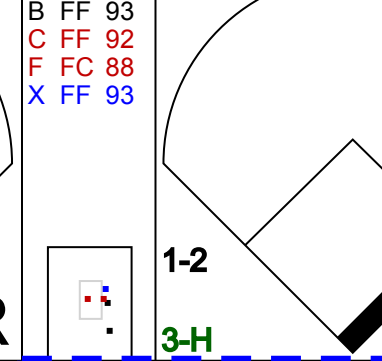
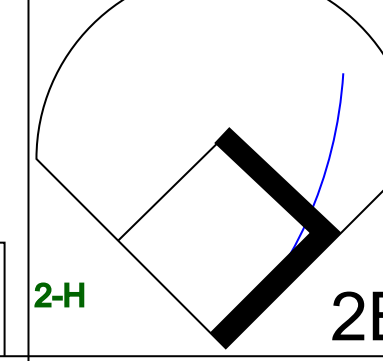
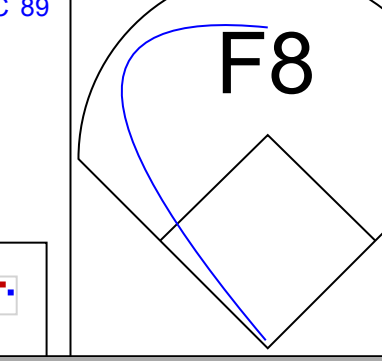
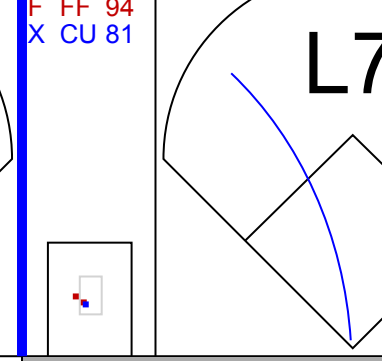
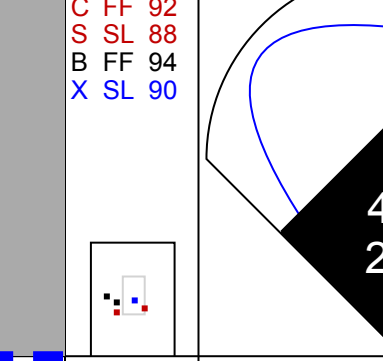
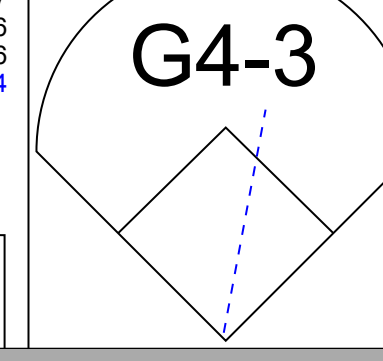
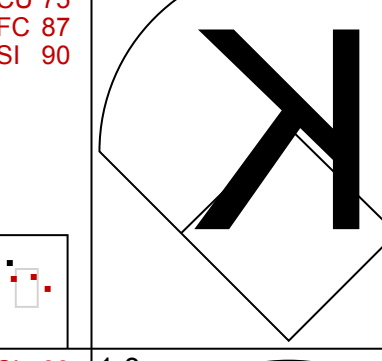
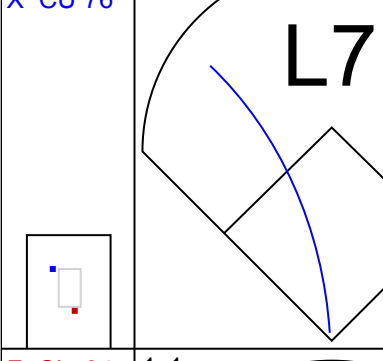
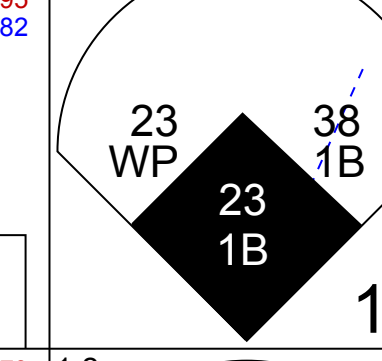
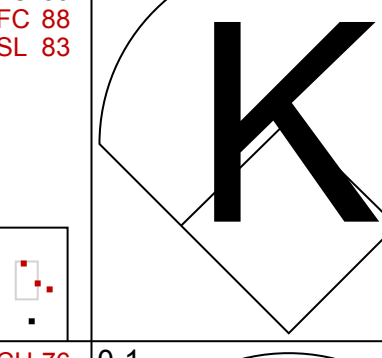
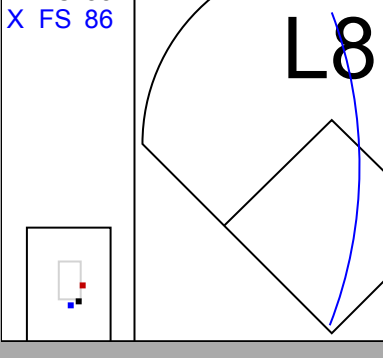
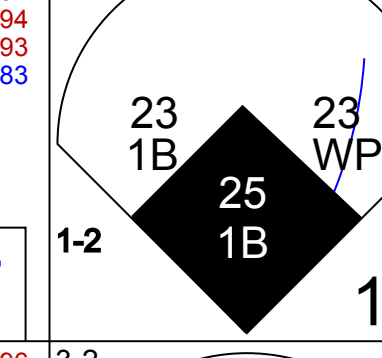
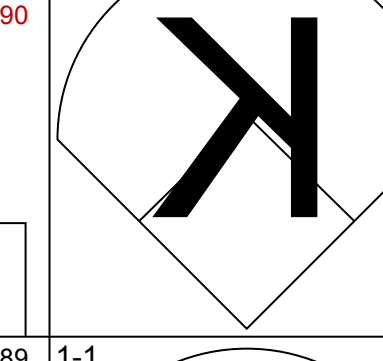
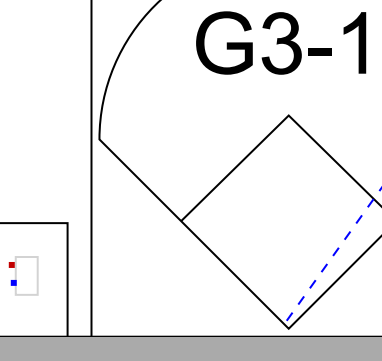
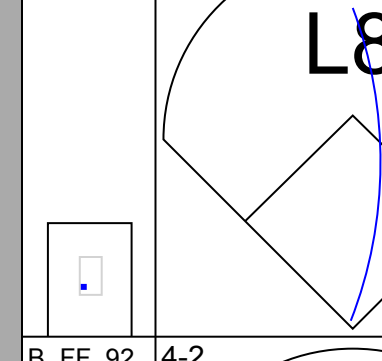
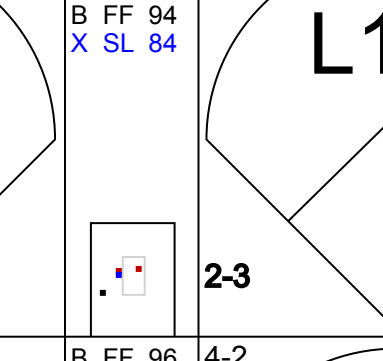
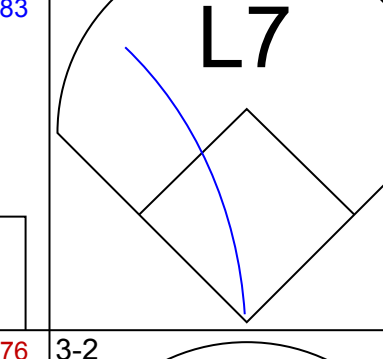
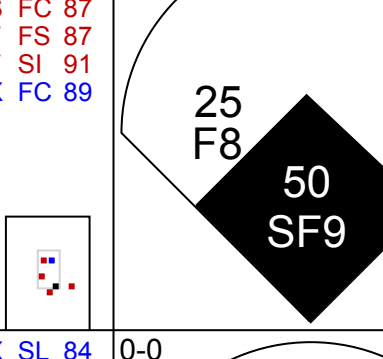
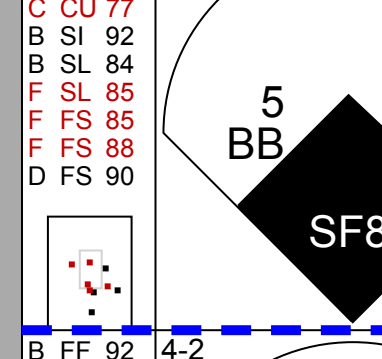
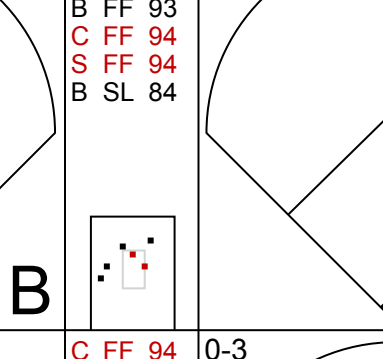


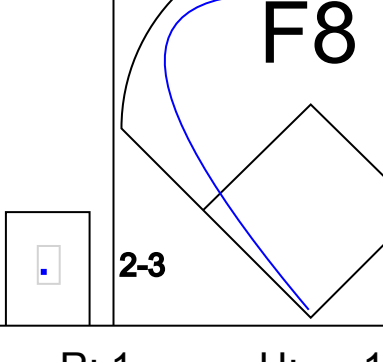
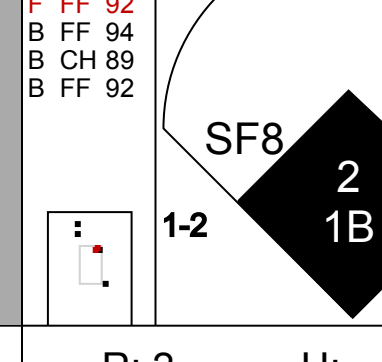
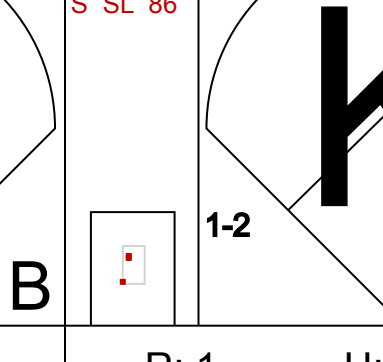
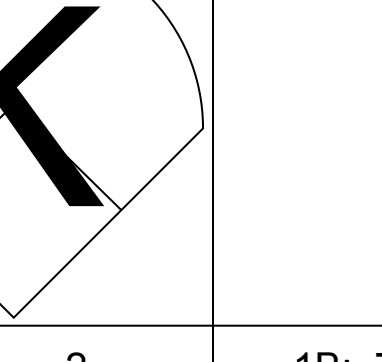
Batter	1	2	3	4	5	6	7	8	9	AB	R	H	RBI	BB	SO	LOB	TOP						
11 Brett Gardner, L OBP: 0.358, SLG: 0.423										4	1	1	0	1	1	1	<b>New York Yankees @ Boston Red Sox</b> Fenway Park, Boston, MA Wed Sep 02 2015, 4:07 PM - 7:39 PM EDT Att: 34,416 - Sunny - 90 F						
24 Chris Young, R OBP: 0.311, SLG: 0.461										4	1	2	1	1	0	0							
13 Alex Rodriguez, R OBP: 0.361, SLG: 0.482										5	1	1	2	0	2	3							
36 Carlos Beltrán, S OBP: 0.343, SLG: 0.485										4	1	1	2	0	1	1							
70 Rico Noel, R										0	0	0	0	0	0	0							
63 José Pirela, R OBP: 0.243, SLG: 0.313										1	0	1	1	0	0	0							
12 Chase Headley, S OBP: 0.341, SLG: 0.400										4	1	1	0	1	1	1							
33 Greg Bird, L OBP: 0.333, SLG: 0.429										4	2	2	2	1	1	0							
66 John Ryan Murphy, R OBP: 0.307, SLG: 0.402										5	1	1	1	0	0	3							
18 Didi Gregorius, L OBP: 0.321, SLG: 0.372										4	3	2	1	1	0	2							
14 Stephen Drew, L OBP: 0.281, SLG: 0.404										4	2	3	3	0	0	2							
<b>Inning Stats</b>	R: 0 E: 0 K: 1 S: 8	H: 0 LOB: 0 BB: 0 P: 12	R: 8 E: 0 K: 1 S: 23	H: 7 LOB: 0 BB: 2 P: 44	R: 3 E: 0 K: 0 S: 18	H: 1 LOB: 0 BB: 2 P: 32	R: 0 E: 0 K: 2 S: 9	H: 0 LOB: 0 BB: 0 P: 12	R: 1 E: 0 K: 1 S: 13	H: 2 LOB: 1 BB: 0 P: 18	R: 0 E: 0 K: 1 S: 5	H: 1 LOB: 0 BB: 0 P: 10	R: 0 E: 0 K: 0 S: 10	H: 2 LOB: 2 BB: 0 P: 15	R: 1 E: 0 K: 0 S: 12	H: 2 LOB: 1 BB: 1 P: 18	R: 0 E: 0 K: 0 S: 5	H: 0 LOB: 0 BB: 0 P: 7	1B: 8 2B: 2 3B: 0 HR: 5	SF: 0 SAC: 0 DP: 2 HBP: 0	WP: 0 PB: 0 SB: 0 CS: 0	PA: 44	
<b>PITCHER</b>	IP WLS BF H R ER SO BB IBB HBP BLK WP HR S P ERA WHIP	IP WLS BF H R ER SO BB IBB HBP BLK WP HR S P ERA WHIP	IP WLS BF H R ER SO BB IBB HBP BLK WP HR S P ERA WHIP	IP WLS BF H R ER SO BB IBB HBP BLK WP HR S P ERA WHIP	IP WLS BF H R ER SO BB IBB HBP BLK WP HR S P ERA WHIP	IP WLS BF H R ER SO BB IBB HBP BLK WP HR S P ERA WHIP	IP WLS BF H R ER SO BB IBB HBP BLK WP HR S P ERA WHIP	IP WLS BF H R ER SO BB IBB HBP BLK WP HR S P ERA WHIP	IP WLS BF H R ER SO BB IBB HBP BLK WP HR S P ERA WHIP	IP WLS BF H R ER SO BB IBB HBP BLK WP HR S P ERA WHIP	IP WLS BF H R ER SO BB IBB HBP BLK WP HR S P ERA WHIP	IP WLS BF H R ER SO BB IBB HBP BLK WP HR S P ERA WHIP	IP WLS BF H R ER SO BB IBB HBP BLK WP HR S P ERA WHIP	IP WLS BF H R ER SO BB IBB HBP BLK WP HR S P ERA WHIP	IP WLS BF H R ER SO BB IBB HBP BLK WP HR S P ERA WHIP	IP WLS BF H R ER SO BB IBB HBP BLK WP HR S P ERA WHIP	IP WLS BF H R ER SO BB IBB HBP BLK WP HR S P ERA WHIP	IP WLS BF H R ER SO BB IBB HBP BLK WP HR S P ERA WHIP	IP WLS BF H R ER SO BB IBB HBP BLK WP HR S P ERA WHIP	IP WLS BF H R ER SO BB IBB HBP BLK WP HR S P ERA WHIP	IP WLS BF H R ER SO BB IBB HBP BLK WP HR S P ERA WHIP	IP WLS BF H R ER SO BB IBB HBP BLK WP HR S P ERA WHIP	IP WLS BF H R ER SO BB IBB HBP BLK WP HR S P ERA WHIP

**New York Yankees @ Boston Red Sox**  
 Fenway Park, Boston, MA  
 Wed Sep 02 2015, 4:07 PM - 7:39 PM EDT  
 Att: 34,416 - Sunny - 90 F

livebaseballscorecards.com



AB 39  
R 13  
H 15  
RBI 13  
BB 5  
SO 6  
LOB 13

Batter	1	2	3	4	5	6	7	8	9	AB	R	H	RBI	BB	SO	LOB	BOTTOM						
50 Mookie Betts, R OBP: 0.319, SLG: 0.454										2	1	1	1	0	0	0	<b>New York Yankees @ Boston Red Sox</b> Fenway Park, Boston, MA Wed Sep 02 2015, 4:07 PM - 7:39 PM EDT Att: 34,416 - Sunny - 90 F						
5 Allen Craig, R OBP: 0.262, SLG: 0.192										0	0	0	0	2	0	0							
Pablo Sandoval, S OBP: 0.291, SLG: 0.376										4	0	0	1	0	1	4							
2 Xander Bogaerts, R OBP: 0.349, SLG: 0.414										5	1	3	2	0	1	4							
34 David Ortiz, L OBP: 0.353, SLG: 0.521										3	0	1	1	0	1	1							
3 Sandy León, S OBP: 0.235, SLG: 0.209										2	1	1	0	0	0	2							
47 Travis Shaw, L OBP: 0.339, SLG: 0.541										5	1	2	1	0	1	1							
38 Rusney Castillo, R OBP: 0.321, SLG: 0.416										5	1	2	0	0	1	1							
26 Brock Holt, L OBP: 0.345, SLG: 0.378										5	0	0	0	0	1	4							
23 Blake Swihart, S OBP: 0.335, SLG: 0.387										3	2	2	1	2	0	1							
25 Jackie Bradley Jr., L OBP: 0.366, SLG: 0.563										4	1	1	1	1	1	4							
<b>Inning Stats</b>	R: 1 E: 0 K: 1 S: 11	H: 2 LOB: 1 BB: 0 P: 16	R: 0 E: 0 K: 1 S: 12	H: 1 LOB: 0 BB: 0 P: 16	R: 0 E: 0 K: 0 S: 11	H: 1 LOB: 1 BB: 0 P: 15	R: 0 E: 0 K: 2 S: 8	H: 0 LOB: 0 BB: 0 P: 10	R: 1 E: 0 K: 0 S: 9	H: 1 LOB: 0 BB: 0 P: 11	R: 1 E: 0 K: 1 S: 9	H: 1 LOB: 0 BB: 0 P: 14	R: 2 E: 0 K: 0 S: 21	H: 1 LOB: 2 BB: 3 P: 35	R: 2 E: 0 K: 1 S: 23	H: 4 LOB: 3 BB: 1 P: 37	R: 1 E: 0 K: 1 S: 16	H: 2 LOB: 2 BB: 1 P: 25	1B: 7 2B: 5 3B: 0 HR: 1	SF: 2 SAC: 0 DP: 0 HBP: 0	WP: 2 PB: 0 SB: 1 CS: 0	PA: 45	
<b>PITCHER</b>	IP WLS BF H R ER SO BB IBB HBP BLK WP HR S P ERA WHIP	IP WLS BF H R ER SO BB IBB HBP BLK WP HR S P ERA WHIP	IP WLS BF H R ER SO BB IBB HBP BLK WP HR S P ERA WHIP	IP WLS BF H R ER SO BB IBB HBP BLK WP HR S P ERA WHIP	IP WLS BF H R ER SO BB IBB HBP BLK WP HR S P ERA WHIP	IP WLS BF H R ER SO BB IBB HBP BLK WP HR S P ERA WHIP	IP WLS BF H R ER SO BB IBB HBP BLK WP HR S P ERA WHIP	IP WLS BF H R ER SO BB IBB HBP BLK WP HR S P ERA WHIP	IP WLS BF H R ER SO BB IBB HBP BLK WP HR S P ERA WHIP	IP WLS BF H R ER SO BB IBB HBP BLK WP HR S P ERA WHIP	IP WLS BF H R ER SO BB IBB HBP BLK WP HR S P ERA WHIP	IP WLS BF H R ER SO BB IBB HBP BLK WP HR S P ERA WHIP	IP WLS BF H R ER SO BB IBB HBP BLK WP HR S P ERA WHIP	IP WLS BF H R ER SO BB IBB HBP BLK WP HR S P ERA WHIP	IP WLS BF H R ER SO BB IBB HBP BLK WP HR S P ERA WHIP	IP WLS BF H R ER SO BB IBB HBP BLK WP HR S P ERA WHIP	IP WLS BF H R ER SO BB IBB HBP BLK WP HR S P ERA WHIP	IP WLS BF H R ER SO BB IBB HBP BLK WP HR S P ERA WHIP	IP WLS BF H R ER SO BB IBB HBP BLK WP HR S P ERA WHIP	IP WLS BF H R ER SO BB IBB HBP BLK WP HR S P ERA WHIP	IP WLS BF H R ER SO BB IBB HBP BLK WP HR S P ERA WHIP	IP WLS BF H R ER SO BB IBB HBP BLK WP HR S P ERA WHIP	IP WLS BF H R ER SO BB IBB HBP BLK WP HR S P ERA WHIP

**New York Yankees @ Boston Red Sox**  
 Fenway Park, Boston, MA  
 Wed Sep 02 2015, 4:07 PM - 7:39 PM EDT  
 Att: 34,416 - Sunny - 90 F

livebaseballscorecards.com



AB 38  
R 8  
H 13  
RBI 8  
BB 5  
SO 7  
LOB 22



Batter	1	2	3	4	5	6	7	8	9	AB	R	H	RBI	BB	SO	LOB	TOP					
24 Grady Sizemore, L OBP: 0.282, SLG: 0.361 36 Richie Shaffer, R OBP: 0.385, SLG: 0.591	L9		K		F7		1B		K	4	0	1	0	0	1	0	<b>Tampa Bay Rays @ New York Yankees</b> Yankee Stadium, Bronx, NY Fri Sep 04 2015, 7:09 PM - 9:46 PM EDT Att: 32,530 - Partly Cloudy - 82 F					
7 Daniel Nava, S OBP: 0.308, SLG: 0.240 5 Brandon Guyer, R OBP: 0.370, SLG: 0.410	G4-3		F8		P6		F9		F7	3	0	1	0	0	0	0						
3 Evan Longoria, R OBP: 0.328, SLG: 0.431	G4-3		K			HR	F8			4	1	1	1	0	1	2						
28 John Jaso, L OBP: 0.364, SLG: 0.417	G5-3		G5-3		G4-3		K		K	4	0	0	0	0	1	1						
11 Logan Forsythe, R OBP: 0.366, SLG: 0.454			K		F9		F9		F9	4	0	1	0	0	1	0						
13 Asdrubal Cabrera, S OBP: 0.313, SLG: 0.412	F8				21 BB		21 BB		K	3	0	1	0	1	1	1						
21 James Loney, L OBP: 0.320, SLG: 0.364									F7	3	0	2	0	1	0	0						
39 Kevin Kiermaier, L OBP: 0.295, SLG: 0.415			G6-3				K			3	1	1	0	1	1	4						
40 J.P. Arenchibia, R OBP: 0.364, SLG: 0.762	K				G5-3		G5-3			4	0	1	1	0	1	2						
<b>Inning Stats</b>	R: 0 E: 0 K: 0 S: 6	H: 1 LOB: 1 BB: 0 P: 8	R: 0 E: 0 K: 1 S: 14	H: 2 LOB: 2 BB: 1 P: 20	R: 0 E: 0 K: 2 S: 10	H: 0 LOB: 0 BB: 0 P: 12	R: 0 E: 0 K: 1 S: 11	H: 1 LOB: 2 BB: 1 P: 19	R: 0 E: 0 K: 0 S: 8	H: 0 LOB: 0 BB: 0 P: 9	R: 1 E: 0 K: 1 S: 12	H: 2 LOB: 2 BB: 1 P: 19	R: 0 E: 0 K: 2 S: 15	H: 0 LOB: 0 BB: 0 P: 19	R: 0 E: 0 K: 2 S: 7	H: 0 LOB: 0 BB: 0 P: 10		R: 1 E: 0 K: 1 S: 10	H: 2 LOB: 1 BB: 0 P: 12	1B: 6 2B: 2 3B: 0 HR: 1	SF: 0 SAC: 0 DP: 0 HBP: 0	WP: 0 PB: 0 SB: 0 CS: 1
<b>PITCHER</b>	IP WLS BF H R ER SO BB IBB HBP BLK WP HR S P ERA WHIP																					
40 Luis Severino, R ERA: 2.04	6.1 W 28 7 1 1 5 3 0 0 0 0 0 1 65 91 1.42 1.579																					
41 Justin Wilson, L ERA: 3.12	0.2 H 2 0 0 0 0 0 0 0 0 0 0 0 11 15 0.00 0.000																					
43 Adam Warren, R ERA: 3.3	1.1 6 2 1 1 2 0 0 0 0 0 0 0 13 18 6.75 1.500																					
48 Andrew Miller, L ERA: 1.84	0.2 S 2 0 0 0 1 0 0 0 0 0 0 0 4 4 0.00 0.000																					

Batter	1	2	3	4	5	6	7	8	9	AB	R	H	RBI	BB	SO	LOB	BOTTOM			
22 Jacoby Ellsbury, L OBP: 0.333, SLG: 0.372 24 Chris Young, R OBP: 0.309, SLG: 0.458	G6-3		K			P5		K		2	0	0	0	0	1	0	<b>Tampa Bay Rays @ New York Yankees</b> Yankee Stadium, Bronx, NY Fri Sep 04 2015, 7:09 PM - 9:46 PM EDT Att: 32,530 - Partly Cloudy - 82 F			
11 Brett Gardner, L OBP: 0.397, SLG: 0.421	F7		F7		G4-3					4	0	1	0	0	0	0				
36 Carlos Beltrán, S OBP: 0.340, SLG: 0.480	F8				K		F8		K	4	0	0	0	0	2	1				
34 Brian McCann, L OBP: 0.326, SLG: 0.477										1	3	1	1	2	0	0				
13 Alex Rodriguez, R OBP: 0.361, SLG: 0.487										3	1	1	2	0	1	1				
33 Greg Bird, L OBP: 0.333, SLG: 0.470										3	1	1	2	0	2	0				
12 Chase Headley, S OBP: 0.339, SLG: 0.397										3	0	0	0	0	2	0				
18 Didi Gregorius, L OBP: 0.319, SLG: 0.370										3	0	0	0	0	1	0				
14 Stephen Drew, L OBP: 0.279, SLG: 0.401										3	0	0	0	0	0	0				
<b>Inning Stats</b>	R: 0 E: 0 K: 0 S: 10	H: 0 LOB: 0 BB: 0 P: 12	R: 2 E: 0 K: 3 S: 13	H: 1 LOB: 0 BB: 1 P: 23	R: 0 E: 0 K: 1 S: 7	H: 0 LOB: 0 BB: 0 P: 10	R: 1 E: 0 K: 2 S: 10	H: 1 LOB: 0 BB: 0 P: 20	R: 0 E: 0 K: 0 S: 9	H: 0 LOB: 0 BB: 0 P: 14	R: 0 E: 0 K: 0 S: 8	H: 0 LOB: 0 BB: 0 P: 14	R: 2 E: 0 K: 2 S: 13	H: 1 LOB: 1 BB: 1 P: 23	R: 0 E: 0 K: 2 S: 11	H: 1 LOB: 0 BB: 0 P: 16		1B: 1 2B: 0 3B: 0 HR: 3	SF: 0 SAC: 0 DP: 0 HBP: 0	WP: 0 PB: 0 SB: 0 CS: 0
<b>PITCHER</b>	IP WLS BF H R ER SO BB IBB HBP BLK WP HR S P ERA WHIP																			
23 Jake Odorizzi, R ERA: 3.35	6.2 L 25 3 5 5 8 2 0 0 0 0 0 0 9 13 6.75 0.750																			
45 Enny Romero, L ERA: 4.74	1.0 4 1 0 0 1 0 0 0 0 0 0 0 9 14 0.00 1.000																			
34 C.J. Riefenhauser, L ERA: 9.45	0.1 1 0 0 0 1 0 0 0 0 0 0 0 3 5 0.00 0.000																			















Batter	1	2	3	4	5	6	7	8	9	AB	R	H	RBI	BB	SO	LOB	TOP			
13 Manny Machado, R (1,6) OBP: 0.356, SLG: 0.496	G6-3	18 2B 2-H 1B		K			HR		K	5	1	2	2	0	2	1	<p><b>Baltimore Orioles @ New York Yankees</b>  <b>Yankee Stadium, Bronx, NY</b>            Mon Sep 07 2015, 1:10 PM - 4:20 PM EDT            Att: 31,039 - Sunny - 86 F</p> <p>livebaseballscores.com</p> <p>AB 33 R 6 H 8 RBI 6 BB 6 SO 11 LOB 14</p> 			
18 Gerardo Parra, L (1,9) OBP: 0.335, SLG: 0.477	F7	1 SAFE 2-H 1-3 2B			G4-3		L3		G4-3	5	0	1	0	0	0	0				
10 Adam Jones, R (1,8) 28 Steve Pearce, R (8,9) OBP: 0.292, SLG: 0.390	P4	L5			F9		K		19 DI 19 1B BB	4	0	0	0	0	1	2				
19 Chris Davis, L (1,3) OBP: 0.344, SLG: 0.547		38 1B 6 HR BB		K					3 BB 38 BB BB	3	1	1	1	2	2	0				
38 Jimmy Paredes, S (1,10) OBP: 0.311, SLG: 0.423		6 HR 1B		K			F7		3 BB BB	4	1	1	0	1	2	1				
6 Jonathan Schoop, R (1,4) OBP: 0.311, SLG: 0.502		1-H 3-H HR		P3			F9		K	4	1	1	3	0	1	2				
14 Nolan Reimold, R (1,7) OBP: 0.328, SLG: 0.379		36 SH5-4 13 1B HBP					1B		K	2	1	1	0	1	1	2				
3 Ryan Flaherty, L (1,5) OBP: 0.295, SLG: 0.362		36 SH5-4 13 1B 1B					F7		K	3	0	1	0	1	1	2				
36 Caleb Joseph, R (1,2) OBP: 0.311, SLG: 0.423		SH5-4					F8		G5-3	3	0	0	0	0	1	4				
<b>Inning Stats</b>	R: 0 E: 0 K: 0 S: 4	H: 0 LOB: 0 BB: 0 P: 10	R: 4 E: 0 K: 0 S: 21	H: 5 LOB: 2 BB: 1 P: 29	R: 0 E: 0 K: 2 S: 7	H: 0 LOB: 0 BB: 0 P: 11	R: 0 E: 0 K: 1 S: 10	H: 0 LOB: 1 BB: 1 P: 16	R: 0 E: 0 K: 1 S: 10	H: 1 LOB: 1 BB: 0 P: 20	R: 1 E: 0 K: 1 S: 9	H: 1 LOB: 0 BB: 0 P: 15	R: 0 E: 0 K: 3 S: 12	H: 0 LOB: 3 BB: 3 P: 27	R: 1 E: 0 K: 2 S: 12	H: 1 LOB: 1 BB: 1 P: 20		1B: 5 2B: 1 3B: 0 HR: 2	SF: 0 SAC: 1 DP: 0 HBP: 1	WP: 0 PB: 0 SB: 0 CS: 0
<b>PITCHER</b>	IP WLS BF H R ER SO BB IBB HBP BLK WP HR S P ERA WHIP																			
35 Michael Pineda, R (1,1) ERA: 4.15	6.0	26	6	4	4	5	2	0	1	0	0	0	0	0	1	66	99	6.00	1.333	
41 Justin Wilson, L (7,1) ERA: 3.2	1.0	W 4	1	1	1	1	0	0	0	0	0	0	0	1	9	15	9.00	1.000		
68 Dellin Betances, R (8,1) ERA: 1.38	1.0	H 6	0	0	0	3	3	0	0	0	0	0	0	0	12	27	0.00	3.000		
48 Andrew Miller, L (9,1) ERA: 1.94	1.0	S 5	1	1	1	2	1	0	0	0	0	0	0	0	12	20	9.00	2.000		

Batter	1	2	3	4	5	6	7	8	9	AB	R	H	RBI	BB	SO	LOB	BOTTOM			
22 Jacoby Ellsbury, L (1,8) OBP: 0.333, SLG: 0.369	F7	G3		L9			13 FC6-4 1B		K	5	0	1	0	0	1	3	<p><b>Baltimore Orioles @ New York Yankees</b>  <b>Yankee Stadium, Bronx, NY</b>            Mon Sep 07 2015, 1:10 PM - 4:20 PM EDT            Att: 31,039 - Sunny - 86 F</p> <p>livebaseballscores.com</p> <p>AB 37 R 8 H 12 RBI 8 BB 2 SO 8 LOB 15</p> 			
12 Chase Headley, S (1,5) OBP: 0.348, SLG: 0.394	36 1B 24 1B 1B			E5 36 F8 2B			L8		K	5	2	1	0	0	1	3				
13 Alex Rodriguez, R (1,10) OBP: 0.360, SLG: 0.494	P2			P5			HR		FC6-4 1-2	5	1	1	1	0	0	3				
36 Carlos Beltrán, S (1,9) OBP: 0.340, SLG: 0.473	24 1B 1B			F8			K		24 1B 33 HR BB	3	1	1	0	1	1	1				
24 Chris Young, R (1,7) OBP: 0.314, SLG: 0.462	1-2 2-H 1B			1-2 2-H 2B			G5-3		33 HR 1B	4	1	3	2	0	0	0				
33 Greg Bird, L (1,3) OBP: 0.345, SLG: 0.500	K			P4			66 HR BB		HR	3	2	1	3	1	1	3				
66 John Ryan Murphy, R (1,2) OBP: 0.326, SLG: 0.427		K		18 1B 1B			1-H HR		G5-3	4	1	2	2	0	1	0				
18 Didi Gregorius, L (1,6) OBP: 0.319, SLG: 0.371		K		1-2 1B			P5		G3	4	0	1	0	0	1	0				
63 José Pirela, R (1,4) OBP: 0.247, SLG: 0.314				K			1-3 1B		G4-3	2	0	1	0	0	1	2				
14 Stephen Drew, L (6,PH) OBP: 0.274, SLG: 0.393				K			G4-3		K	2	0	0	0	0	1	0				
<b>Inning Stats</b>	R: 1 E: 0 K: 1 S: 15	H: 3 LOB: 2 BB: 0 P: 23	R: 0 E: 0 K: 2 S: 13	H: 1 LOB: 1 BB: 0 P: 17	R: 1 E: 1 K: 0 S: 12	H: 1 LOB: 1 BB: 0 P: 20	R: 0 E: 0 K: 1 S: 11	H: 2 LOB: 2 BB: 0 P: 16	R: 3 E: 0 K: 1 S: 13	H: 2 LOB: 0 BB: 1 P: 28	R: 0 E: 0 K: 0 S: 12	H: 1 LOB: 1 BB: 0 P: 18	R: 3 E: 0 K: 1 S: 15	H: 2 LOB: 0 BB: 1 P: 25	R: 0 E: 0 K: 2 S: 8	H: 0 LOB: 0 BB: 0 P: 9	1B: 8 2B: 1 3B: 0 HR: 3	SF: 0 SAC: 0 DP: 0 HBP: 0	WP: 0 PB: 0 SB: 0 CS: 0	PA: 39
<b>PITCHER</b>	IP WLS BF H R ER SO BB IBB HBP BLK WP HR S P ERA WHIP																			
16 Wei-Yin Chen, L (1,1) ERA: 3.48	5.0	26	9	5	4	5	1	0	0	0	0	0	0	0	15	25	18.00	3.000		
57 Jorge Rondón, R (6,1) ERA: 10.32	1.0	L 6	2	2	2	0	1	0	0	0	0	0	0	1	12	18	9.00	1.000		
17 Brian Matusz, L (7,1) ERA: 2.4	1.0	3	0	0	0	2	0	0	0	0	0	0	0	0	8	9	0.00	0.000		



Batter	1	2	3	4	5	6	7	8	9	AB	R	H	RBI	BB	SO	LOB	TOP								
14 Nolan Reimold, R OBP: 0.317, SLG: 0.364	G6-3			P3		K		K		4	0	0	0	0	2	0	<p><b>Baltimore Orioles @ New York Yankees</b>  Yankee Stadium, Bronx, NY  Tue Sep 08 2015, 7:09 PM - 10:06 PM EDT  Att: 30,785 - Clear - 86 F</p>								
18 Gerardo Parra, L OBP: 0.334, SLG: 0.475	F7			K		K				4	0	1	0	0	2	0									
13 Manny Machado, R OBP: 0.355, SLG: 0.494	L9			G2-3				G6-3		4	0	1	0	0	0	1									
19 Chris Davis, L OBP: 0.345, SLG: 0.552		L9			32 1B			G4-1		3	1	1	1	1	0	1									
38 Jimmy Paredes, S OBP: 0.313, SLG: 0.424		K			K				HR	4	0	2	0	0	2	1									
6 Jonathan Schoop, R OBP: 0.310, SLG: 0.498		K					G5-4-3		1B	4	0	1	0	0	2	2									
32 Matt Wieters, S OBP: 0.300, SLG: 0.413				P5						4	0	2	0	0	0	2									
2 J.J. Hardy, R OBP: 0.250, SLG: 0.312				K		P4		G6-3		4	0	0	0	0	2	5									
3 Ryan Flaherty, L OBP: 0.295, SLG: 0.375				K						3	1	1	1	0	1	0									
						HR		G4-3																	
<b>Inning Stats</b>	R: 0 E: 0 K: 0 S: 7	H: 0 LOB: 0 BB: 0 P: 9	R: 0 E: 0 K: 2 S: 8	H: 0 LOB: 0 BB: 0 P: 11	R: 0 E: 0 K: 2 S: 8	H: 0 LOB: 0 BB: 0 P: 11	R: 0 E: 0 K: 1 S: 8	H: 0 LOB: 0 BB: 0 P: 9	R: 0 E: 0 K: 2 S: 10	H: 1 LOB: 2 BB: 1 P: 20	R: 1 E: 0 K: 2 S: 13	H: 2 LOB: 1 BB: 0 P: 19	R: 0 E: 0 K: 0 S: 8	H: 2 LOB: 1 BB: 0 P: 15	R: 0 E: 0 K: 1 S: 7	H: 1 LOB: 1 BB: 0 P: 10	R: 1 E: 0 K: 1 S: 8	H: 3 LOB: 2 BB: 0 P: 14	1B: 6 2B: 2 3B: 0 HR: 2	SF: 0 SAC: 0 DP: 2 HBP: 0	WP: 0 PB: 0 SB: 0 CS: 1	PA: 35			
<b>PITCHER</b>	IP	WLS	BF	H	R	ER	SO	BB	IBB	HBP	BLK	WP	HR	S	P	ERA	WHIP								
19 Masahiro Tanaka, R ERA: 3.57	8.0		30	6	1	1	10	1	0	0	0	0	1	69	104	1.12	0.875								
45 Chasen Shreve, L ERA: 1.99	1.0	L	5	3	1	1	1	0	0	0	0	0	1	8	14	9.00	3.000								

Batter	1	2	3	4	5	6	7	8	9	AB	R	H	RBI	BB	SO	LOB	BOTTOM								
22 Jacoby Ellsbury, L OBP: 0.332, SLG: 0.368	L9									4	0	1	0	0	0	1	<p><b>Baltimore Orioles @ New York Yankees</b>  Yankee Stadium, Bronx, NY  Tue Sep 08 2015, 7:09 PM - 10:06 PM EDT  Att: 30,785 - Clear - 86 F</p>								
36 Carlos Beltrán, S OBP: 0.339, SLG: 0.470	G4-3			F8						4	0	1	0	0	0	1									
34 Brian McCann, L OBP: 0.330, SLG: 0.482										3	0	1	0	1	1	2									
13 Alex Rodriguez, R OBP: 0.361, SLG: 0.501				F8						4	1	2	1	0	0	2									
33 Greg Bird, L OBP: 0.330, SLG: 0.475										4	0	0	0	0	3	2									
24 Chris Young, R OBP: 0.314, SLG: 0.457		G5-3		P3						3	0	0	0	1	0	0									
18 Didi Gregorius, L OBP: 0.317, SLG: 0.368		L4								4	0	0	0	0	1	1									
14 Stephen Drew, L OBP: 0.272, SLG: 0.390										3	0	0	0	0	1	1									
12 Chase Headley, S OBP: 0.336, SLG: 0.393										1	0	0	0	0	0	0									
17 Brendan Ryan, R OBP: 0.253, SLG: 0.333										3	0	1	0	0	1	0									
<b>Inning Stats</b>	R: 0 E: 0 K: 1 S: 16	H: 1 LOB: 2 BB: 1 P: 27	R: 0 E: 0 K: 1 S: 14	H: 0 LOB: 0 BB: 0 P: 20	R: 0 E: 0 K: 1 S: 15	H: 2 LOB: 2 BB: 0 P: 18	R: 0 E: 0 K: 1 S: 7	H: 0 LOB: 0 BB: 0 P: 11	R: 0 E: 0 K: 1 S: 12	H: 2 LOB: 2 BB: 0 P: 21	R: 1 E: 0 K: 0 S: 19	H: 1 LOB: 1 BB: 1 P: 32	R: 0 E: 0 K: 0 S: 11	H: 0 LOB: 0 BB: 0 P: 16	R: 0 E: 0 K: 0 S: 6	H: 0 LOB: 0 BB: 0 P: 7	R: 0 E: 0 K: 1 S: 6	H: 0 LOB: 0 BB: 0 P: 8	1B: 5 2B: 0 3B: 0 HR: 1	SF: 0 SAC: 0 DP: 0 HBP: 0	WP: 0 PB: 0 SB: 0 CS: 0	PA: 35			
<b>PITCHER</b>	IP	WLS	BF	H	R	ER	SO	BB	IBB	HBP	BLK	WP	HR	S	P	ERA	WHIP								
39 Kevin Gausman, R ERA: 4.43	5.0		22	6	1	1	5	1	0	0	0	0	0	28	103	1.80	1.400								
66 T.J. McFarland, L ERA: 3.52	2.1	W	8	0	0	0	1	1	0	0	0	0	0	5	5	0.00	0.429								
56 Darren O'Day, R ERA: 1.69	0.2	W	2	0	0	0	0	0	0	0	0	0	0	5	5	0.00	0.000								
53 Zack Britton, L ERA: 1.93	1.0	S	3	0	0	0	1	0	0	0	0	0	0	6	8	0.00	0.000								







Batter	1	2	3	4	5	6	7	8	9	AB	R	H	RBI	BB	SO	LOB	TOP					
7 Ben Revere, L OBP: 0.347, SLG: 0.370										4	1	2	0	1	0	0						
20 Josh Donaldson, R OBP: 0.374, SLG: 0.599										5	1	2	2	0	1	2						
19 José Bautista, R OBP: 0.369, SLG: 0.524										5	1	2	0	0	3	2						
10 Edwin Encarnación, R OBP: 0.364, SLG: 0.538										4	3	2	2	1	1	2						
2 Troy Tulowitzki, R OBP: 0.337, SLG: 0.438										5	1	2	1	0	0	3						
13 Justin Smoak, S OBP: 0.300, SLG: 0.469										4	2	2	2	1	1	2						
55 Russell Martin, R OBP: 0.328, SLG: 0.444										5	2	3	4	0	2	0						
17 Ryan Goins, L OBP: 0.313, SLG: 0.350										5	0	1	0	0	1	2						
11 Kevin Pillar, R OBP: 0.297, SLG: 0.372										5	0	0	0	0	0	3						
<b>Inning Stats</b>	R: 5 E: 0 K: 2 S: 20	H: 5 LOB: 0 BB: 0 P: 32	R: 0 E: 0 K: 2 S: 11	H: 0 LOB: 1 BB: 1 P: 19	R: 1 E: 0 K: 1 S: 14	H: 1 LOB: 2 BB: 2 P: 24	R: 2 E: 0 K: 0 S: 13	H: 3 LOB: 1 BB: 0 P: 17	R: 1 E: 0 K: 0 S: 8	H: 1 LOB: 0 BB: 0 P: 12	R: 0 E: 0 K: 1 S: 13	H: 1 LOB: 1 BB: 0 P: 20	R: 2 E: 0 K: 0 S: 10	H: 3 LOB: 1 BB: 0 P: 16	R: 0 E: 0 K: 2 S: 12	H: 1 LOB: 1 BB: 0 P: 18	R: 0 E: 0 K: 1 S: 9	H: 1 LOB: 0 BB: 0 P: 14	1B: 9 2B: 2 3B: 0 HR: 5	SF: 0 SAC: 0 DP: 1 HBP: 0	WP: 1 PB: 0 SB: 1 CS: 0	PA: 45
<b>PITCHER</b>	IP WLS BF H R ER SO BB IBB HBP BLK WP HR S P ERA WHIP	IP WLS BF H R ER SO BB IBB HBP BLK WP HR S P ERA WHIP																				
40 Luis Severino, R ERA: 3.35	(1, 1) 2.1 L 16 6 6 6 4 3 0 0 0 0 1 2 41 71 23.14 3.857																					
33 Chris Martin, R ERA: 6.11	(3, 1) 1.2 8 3 2 2 1 0 0 0 0 0 1 17 21 10.80 1.800																					
38 Andrew Bailey, R ERA: 6.75	(5, 1) 2.0 8 2 1 1 1 0 0 0 0 0 1 21 32 4.50 1.000																					
45 Chasen Shreve, L ERA: 2.29	(7, 1) 0.2 5 3 2 2 0 0 0 0 0 0 1 8 14 27.00 4.500																					
65 Caleb Cotham, R ERA: 9.0	(7, 1) 1.1 5 1 0 0 2 0 0 0 0 0 0 0 14 20 0.00 0.750																					

Toronto Blue Jays @ New York Yankees  
Yankee Stadium, Bronx, NY  
Fri Sep 11 2015, 7:10 PM - 10:48 PM EDT  
Att: 40,220 - Clear - 80 F

livebaseballscores.com

AB 42  
R 11  
H 16  
RBI 11  
BB 3  
SO 9  
LOB 16

Batter	1	2	3	4	5	6	7	8	9	AB	R	H	RBI	BB	SO	LOB	BOTTOM					
22 Jacoby Ellsbury, L OBP: 0.328, SLG: 0.361										5	0	1	0	0	1	0						
11 Brett Gardner, L OBP: 0.335, SLG: 0.414										3	0	2	1	1	1	0						
13 Alex Rodriguez, R OBP: 0.355, SLG: 0.492										4	0	0	0	0	4	4						
34 Brian McCann, L OBP: 0.325, SLG: 0.472										4	0	0	0	0	1	3						
36 Carlos Beltrán, S OBP: 0.339, SLG: 0.476										4	1	1	0	0	2	1						
12 Chase Headley, S OBP: 0.335, SLG: 0.389										4	1	1	0	0	1	0						
33 Greg Bird, L OBP: 0.316, SLG: 0.448										4	1	1	0	0	1	2						
18 Didi Gregorius, L OBP: 0.318, SLG: 0.374										4	1	2	4	0	0	0						
17 Brendan Ryan, R OBP: 0.259, SLG: 0.351										2	1	1	0	0	1	2						
29 Dustin Ackley, L OBP: 0.265, SLG: 0.383										1	0	0	0	0	0	0						
14 Stephen Drew, L OBP: 0.273, SLG: 0.391										0	0	0	0	0	0	0						
64 Rob Refsnyder, R OBP: 0.154, SLG: 0.385										1	0	0	0	0	0	0						
<b>Inning Stats</b>	R: 0 E: 0 K: 1 S: 15	H: 1 LOB: 1 BB: 0 P: 22	R: 0 E: 0 K: 3 S: 10	H: 0 LOB: 0 BB: 0 P: 13	R: 1 E: 0 K: 1 S: 10	H: 2 LOB: 1 BB: 0 P: 14	R: 1 E: 0 K: 1 S: 21	H: 3 LOB: 2 BB: 0 P: 29	R: 0 E: 0 K: 1 S: 9	H: 0 LOB: 1 BB: 1 P: 18	R: 3 E: 1 K: 0 S: 17	H: 2 LOB: 0 BB: 0 P: 23	R: 0 E: 0 K: 3 S: 16	H: 1 LOB: 1 BB: 0 P: 23	R: 0 E: 0 K: 0 S: 5	H: 0 LOB: 0 BB: 0 P: 8	R: 0 E: 0 K: 2 S: 13	H: 0 LOB: 0 BB: 0 P: 18	1B: 7 2B: 1 3B: 0 HR: 1	SF: 1 SAC: 0 DP: 0 HBP: 0	WP: 0 PB: 0 SB: 0 CS: 0	PA: 38
<b>PITCHER</b>	IP WLS BF H R ER SO BB IBB HBP BLK WP HR S P ERA WHIP	IP WLS BF H R ER SO BB IBB HBP BLK WP HR S P ERA WHIP																				
14 David Price, L ERA: 2.46	(1, 1) 5.0 W 22 6 2 2 2 0 1 0 0 0 0 0 1 16 22 27.00 3.000																					
32 LaTroy Hawkins, R ERA: 3.31	(6, 1) 0.2 5 2 3 2 0 0 0 0 0 0 0 1 16 22 27.00 3.000																					
27 Brett Cecil, L ERA: 2.91	(6, 1) 1.1 5 1 0 0 3 0 0 0 0 0 0 0 17 24 0.00 0.750																					
57 Mark Lowe, R ERA: 1.7	(8, 1) 1.0 3 0 0 0 0 0 0 0 0 0 0 5 8 0.00 0.000																					
62 Aaron Loup, L ERA: 4.93	(9, 1) 1.0 3 0 0 0 2 0 0 0 0 0 0 0 0 13 18 0.00 0.000																					

Toronto Blue Jays @ New York Yankees  
Yankee Stadium, Bronx, NY  
Fri Sep 11 2015, 7:10 PM - 10:48 PM EDT  
Att: 40,220 - Clear - 80 F

livebaseballscores.com

AB 36  
R 5  
H 9  
RBI 5  
BB 1  
SO 12  
LOB 12







Batter	1	2	3	4	5	6	7	8	9	AB	R	H	RBI	BB	SO	LOB	TOP										
7 Ben Revere, L OBP: 0.350, SLG: 0.379	L9	19 WP 19 S 2B	20 WP			19 S 2B	20 WP		L7	6	2	4	2	0	0	0	<b>Toronto Blue Jays @ New York Yankees</b> Yankee Stadium, Bronx, NY Sat Sep 12 2015, 6:18 PM - 10:21 PM EDT Att: 46,278 - Cloudy - 74 F										
20 Josh Donaldson, R OBP: 0.374, SLG: 0.590	10 FC5-4 19 S	F7				P3	19 1B			4	0	2	1	1	0	2											
19 José Bautista, R OBP: 0.374, SLG: 0.538	10 FC5-4	13 HBP 55 2B				K	19 1B			4	1	2	2	1	1	3											
11 Kevin Pillar, R OBP: 0.295, SLG: 0.369	10 FC5-4	13 HBP 55 2B				K	19 1B			0	0	0	0	0	0	0											
10 Edwin Encarnación, R OBP: 0.365, SLG: 0.541	10 FC5-4	13 HBP 55 2B				K	19 1B			3	1	0	0	0	1	3											
15 Chris Colabello, R OBP: 0.378, SLG: 0.529	10 FC5-4	13 HBP 55 2B				K	19 1B			1	0	0	0	0	1	2											
13 Justin Smoak, S OBP: 0.301, SLG: 0.464	L7	55 2B				G4-3	9 BB 7 1B			4	1	1	0	0	0	2											
55 Russell Martin, R OBP: 0.328, SLG: 0.444						G1-3	F9			5	0	1	2	0	2	1											
3 Ezequiel Carrera, L OBP: 0.324, SLG: 0.375						G6-3	9 BB 7 1B			5	2	2	0	0	1	2											
17 Ryan Goins, L OBP: 0.311, SLG: 0.346						G6-3	9 BB 7 1B			5	1	1	1	0	1	2											
9 Cliff Pennington, S OBP: 0.296, SLG: 0.269						L5	7 1B 20 1B			4	2	1	2	1	0	0											
<b>Inning Stats</b>	R: 0 E: 0 K: 0 S: 11	H: 1 LOB: 2 BB: 1 P: 19	R: 6 E: 0 K: 1 S: 29	H: 6 LOB: 2 BB: 0 P: 46	R: 0 E: 0 K: 0 S: 11	H: 1 LOB: 0 BB: 1 P: 20	R: 0 E: 0 K: 0 S: 8	H: 0 LOB: 0 BB: 0 P: 9	R: 0 E: 0 K: 2 S: 11	H: 1 LOB: 1 BB: 0 P: 14	R: 4 E: 0 K: 2 S: 21	H: 5 LOB: 2 BB: 1 P: 33	R: 0 E: 0 K: 2 S: 10	H: 0 LOB: 0 BB: 0 P: 16	R: 0 E: 0 K: 0 S: 8	H: 0 LOB: 0 BB: 0 P: 14	1B: 10 2B: 3 3B: 0 HR: 1	SF: 0 SAC: 0 DP: 0 HBP: 2	WP: 3 PB: 1 SB: 2 CS: 0	PA: 46							
<b>PITCHER</b>	IP WLS BF H R ER SO BB IBB HBP BLK	IP WLS BF H R ER SO BB IBB HBP BLK	IP WLS BF H R ER SO BB IBB HBP BLK	IP WLS BF H R ER SO BB IBB HBP BLK	IP WLS BF H R ER SO BB IBB HBP BLK	IP WLS BF H R ER SO BB IBB HBP BLK	IP WLS BF H R ER SO BB IBB HBP BLK	IP WLS BF H R ER SO BB IBB HBP BLK	IP WLS BF H R ER SO BB IBB HBP BLK	IP WLS BF H R ER SO BB IBB HBP BLK	IP WLS BF H R ER SO BB IBB HBP BLK	IP WLS BF H R ER SO BB IBB HBP BLK	IP WLS BF H R ER SO BB IBB HBP BLK	IP WLS BF H R ER SO BB IBB HBP BLK	IP WLS BF H R ER SO BB IBB HBP BLK	IP WLS BF H R ER SO BB IBB HBP BLK	ERA WHIP	ERA WHIP	ERA WHIP	ERA WHIP	ERA WHIP	ERA WHIP	ERA WHIP	ERA WHIP	ERA WHIP	ERA WHIP	ERA WHIP
47 Iván Nova, R ERA: 5.11	1.2 L	15 7	6 6	1 0	0 0	1 1	0 0	2 0	0 0	2 1	37 25	60 60	32.40 0.00	4.800 1.500													
50 Nick Rumbelow, R ERA: 2.94	1.1 6	1 4	0 4	0 3	1 0	0 0	0 0	0 0	0 0	1 0	14 25	60 56	9.82 0.00	1.364 1.500													
26 Chris Capuano, L ERA: 7.91	3.2 16	4 4	4 4	3 3	1 0	0 0	0 0	0 0	0 0	0 0	39 19	60 27	9.82 0.00	1.364 1.500													
57 Branden Pinder, R ERA: 2.45	1.1 6	2 0	0 0	3 3	0 0	0 0	0 0	0 0	0 0	0 0	19 8	27 14	0.00 0.00	1.500 0.000													
67 James Pazos, L ERA:	1.0 3	0 0	0 0	0 0	0 0	0 0	0 0	0 0	0 0	0 0	8 14	14 0.00	0.000 0.000														

Batter	1	2	3	4	5	6	7	8	9	AB	R	H	RBI	BB	SO	LOB	BOTTOM									
22 Jacoby Ellsbury, L OBP: 0.321, SLG: 0.352	G4-3		L8			G3-1	L7		F7	5	0	0	0	0	0	7	<b>Toronto Blue Jays @ New York Yankees</b> Yankee Stadium, Bronx, NY Sat Sep 12 2015, 6:18 PM - 10:21 PM EDT Att: 46,278 - Cloudy - 74 F									
11 Brett Gardner, L OBP: 0.356, SLG: 0.433	L7		G3			HR	F7		HR	5	2	2	6	0	0	1										
36 Carlos Beltrán, S OBP: 0.339, SLG: 0.472	G3-1		G3			HR	G3		HR	5	0	2	0	0	0	1										
34 Brian McCann, L OBP: 0.328, SLG: 0.472						1B	G3		HR	4	0	1	0	0	1	2										
12 Chase Headley, S OBP: 0.334, SLG: 0.393						G6-3	K		K	5	0	1	0	0	3	1										
29 Dustin Ackley, L OBP: 0.267, SLG: 0.359						G4-3	1B		K	4	1	1	0	1	1	2										
66 John Ryan Murphy, R OBP: 0.329, SLG: 0.425									G2-3	5	0	2	0	0	1	2										
18 Didi Gregorius, L OBP: 0.317, SLG: 0.373									G4-3	4	2	2	1	0	0	3										
17 Brendan Ryan, R OBP: 0.277, SLG: 0.359										1	1	1	0	1	0	0										
24 Chris Young, R ERA: 3.46										1	0	0	0	0	0	2										
14 Stephen Drew, L OBP: 0.274, SLG: 0.388										1	1	1	0	0	0	0										
<b>Inning Stats</b>	R: 0 E: 0 K: 0 S: 9	H: 0 LOB: 0 BB: 0 P: 13	R: 0 E: 0 K: 2 S: 7	H: 0 LOB: 1 BB: 1 P: 13	R: 0 E: 0 K: 0 S: 10	H: 0 LOB: 1 BB: 1 P: 18	R: 0 E: 0 K: 0 S: 6	H: 0 LOB: 0 BB: 0 P: 8	R: 1 E: 0 K: 1 S: 17	H: 3 LOB: 2 BB: 0 P: 27	R: 0 E: 0 K: 1 S: 14	H: 2 LOB: 0 BB: 0 P: 20	R: 3 E: 0 K: 1 S: 27	H: 4 LOB: 1 BB: 0 P: 40	R: 0 E: 0 K: 1 S: 7	H: 0 LOB: 0 BB: 0 P: 11	1B: 10 2B: 1 3B: 0 HR: 2	SF: 0 SAC: 0 DP: 0 HBP: 1	WP: 0 PB: 1 SB: 0 CS: 0	PA: 43						
<b>PITCHER</b>	IP WLS BF H R ER SO BB IBB HBP BLK	IP WLS BF H R ER SO BB IBB HBP BLK	IP WLS BF H R ER SO BB IBB HBP BLK	IP WLS BF H R ER SO BB IBB HBP BLK	IP WLS BF H R ER SO BB IBB HBP BLK	IP WLS BF H R ER SO BB IBB HBP BLK	IP WLS BF H R ER SO BB IBB HBP BLK	IP WLS BF H R ER SO BB IBB HBP BLK	IP WLS BF H R ER SO BB IBB HBP BLK	IP WLS BF H R ER SO BB IBB HBP BLK	IP WLS BF H R ER SO BB IBB HBP BLK	IP WLS BF H R ER SO BB IBB HBP BLK	IP WLS BF H R ER SO BB IBB HBP BLK	IP WLS BF H R ER SO BB IBB HBP BLK	IP WLS BF H R ER SO BB IBB HBP BLK	IP WLS BF H R ER SO BB IBB HBP BLK	ERA WHIP	ERA WHIP	ERA WHIP	ERA WHIP	ERA WHIP	ERA WHIP	ERA WHIP	ERA WHIP	ERA WHIP	ERA WHIP
6 Marcus Stroman, R ERA: 5.4	5.0 H	22 3	4 2	3 1	3 1	2 1	1 1	1 1	1 1	0 0	0 0	0 0	0 0	0 0	0 0	0 0										
47 Bo Schultz, R ERA: 3.46	0.1 H	3 2	1 1	1 1	1 1	1 1	1 1	1 1	1 1	0 0	0 0	8 13	27.00 6.000													
62 Aaron Loup, L ERA: 4.76	0.2 H	3 1	0 0	0 0	0 0	0 0	0 0	0 0	0 0	0 0	9 14	0.00 1.500														
35 Jeff Francis, L ERA: 6.87	1.2 10	5 3	3 3	1 1	0 0	0 0	0 0	0 0	0 0	1 1	34 50	16.20 3.000														
50 Steve Delabar, R ERA: 4.55	0.1 H	2 1	0 0	0 1	0 0	0 0	0 0	0 0	0 0	0 0	7 10	0.00 3.000														



Batter	1	2	3	4	5	6	7	8	9	AB	R	H	RBI	BB	SO	LOB	TOP					
7 Ben Revere, L (1, 7) OBP: 0.349, SLG: 0.377 23 Matt Hague, R (9, PH) OBP: 0.333, SLG: 0.333	G4-3		L8			G3			L7	3	0	0	0	0	0	1	Toronto Blue Jays @ New York Yankees Yankee Stadium, Bronx, NY Sun Sep 13 2015, 1:12 PM - 3:51 PM EDT Att: 39,127 - Partly Cloudy - 77 F					
20 Josh Donaldson, R (1, 5) OBP: 0.371, SLG: 0.566	F9		K			G5-3			G5-3	4	0	0	0	0	1							
19 José Bautista, R (1, 9) OBP: 0.373, SLG: 0.538	2B					G6-3			G5-3	4	0	1	0	0	1	0						
15 Chris Colabello, R (1, 10) OBP: 0.377, SLG: 0.530	K					K				3	0	1	0	0	2	1						
13 Justin Smoak, S (1, 3) OBP: 0.298, SLG: 0.458	G4-3					K				3	0	0	0	0	1	1						
11 Kevin Pillar, R (1, 8) OBP: 0.295, SLG: 0.370	2B					G6-3			F9	3	0	1	0	0	0	1						
17 Ryan Goins, L (1, 6) OBP: 0.308, SLG: 0.343	K					K				3	0	0	0	0	3	1						
9 Cliff Pennington, S (1, 4) OBP: 0.291, SLG: 0.264	2-3		G3-1			G4-3			K	3	0	0	0	0	1	0						
22 Josh Thole, L (1, 2) OBP: 0.273, SLG: 0.268	1B					F9			K2-3	3	0	1	0	0	1	0						
<b>Inning Stats</b>	R: 0 H: 1 E: 0 K: 1 S: 10	H: 1 LOB: 1 BB: 0 P: 12	R: 0 H: 1 E: 0 K: 1 S: 9	H: 1 LOB: 0 BB: 0 P: 11	R: 0 H: 1 E: 0 K: 1 S: 14	H: 1 LOB: 1 BB: 0 P: 20	R: 0 H: 0 E: 0 K: 2 S: 10	H: 0 LOB: 0 BB: 0 P: 15	R: 0 H: 0 E: 0 K: 1 S: 10	H: 0 LOB: 0 BB: 0 P: 17	R: 0 H: 0 E: 0 K: 0 S: 9	H: 0 LOB: 0 BB: 0 P: 14	R: 0 H: 1 E: 0 K: 1 S: 14	H: 1 LOB: 1 BB: 0 P: 19	R: 0 H: 0 E: 0 K: 3 S: 9	H: 0 LOB: 0 BB: 0 P: 11	R: 0 H: 0 E: 0 K: 0 S: 4	H: 0 LOB: 0 BB: 0 P: 9	1B: 1 2B: 3 3B: 0 HR: 0	SF: 0 SAC: 0 DP: 0 HBP: 0	WP: 0 PB: 0 CS: 0	PA: 30
<b>PITCHER</b>	IP WLS BF H R ER SO BB IBB HBP BLK WP HR S P ERA WHIP																					
19 Masahiro Tanaka, R (1, 1) ERA: 3.4	7.0 W 24 4 0 0 7 0 0 0 0 0 0 0 76 108 0.00 0.571																					
68 Dellin Betances, R (8, 1) ERA: 1.46	1.0 3 0 0 0 3 0 0 0 0 0 0 0 9 11 0.00 0.000																					
67 James Pazos, L (9, 1) ERA:	0.1 1 0 0 0 0 0 0 0 0 0 0 0 2 4 0.00 0.000																					
65 Caleb Cotham, R (9, 1) ERA: 7.94	0.2 2 0 0 0 0 0 0 0 0 0 0 0 2 5 0.00 0.000																					

AB	30
R	0
H	4
RBI	0
BB	0
SO	10
LOB	6



Batter	1	2	3	4	5	6	7	8	9	AB	R	H	RBI	BB	SO	LOB	BOTTOM			
22 Jacoby Ellsbury, L (1, 8) OBP: 0.318, SLG: 0.348	F7		G6-3			K			P5	4	0	0	0	0	1	2	Toronto Blue Jays @ New York Yankees Yankee Stadium, Bronx, NY Sun Sep 13 2015, 1:12 PM - 3:51 PM EDT Att: 39,127 - Partly Cloudy - 77 F			
11 Brett Gardner, L (1, 7) OBP: 0.353, SLG: 0.429	P4		G3-1			G3			G3	4	0	0	0	0	0	0				
36 Carlos Beltrán, S (1, 9) OBP: 0.358, SLG: 0.469 70 Rico Noel, R (8, PR)	L8		G4-3			F8			13 2B	4	0	1	0	0	0	0				
24 Chris Young, R (9, 9) OBP: 0.313, SLG: 0.456									1B	0	1	0	0	0	0	0				
34 Brian McCann, L (1, 2) OBP: 0.328, SLG: 0.468						K			F8	3	1	0	0	1	1	1				
13 Alex Rodriguez, R (1, 10) OBP: 0.358, SLG: 0.500 63 José Pirela, R (8, PR) OBP: 0.247, SLG: 0.314						G6-3			F9	4	1	2	1	0	0	0				
12 Chase Headley, S (1, 5) OBP: 0.335, SLG: 0.393									2B	0	0	0	0	0	0	0				
29 Dustin Ackley, L (1, 3) OBP: 0.273, SLG: 0.380									G4-3	3	1	1	0	1	1	2				
18 Didi Gregorius, L (1, 6) OBP: 0.317, SLG: 0.376									K	2	1	2	3	0	0	0				
14 Stephen Drew, L (1, 4) OBP: 0.272, SLG: 0.385									P4	2	0	1	1	0	0	0				
<b>Inning Stats</b>	R: 0 H: 0 E: 0 K: 0 S: 6	H: 1 LOB: 1 BB: 2 P: 8	R: 2 H: 1 E: 0 K: 0 S: 12	H: 1 LOB: 2 BB: 2 P: 25	R: 0 H: 0 E: 0 K: 0 S: 14	H: 0 LOB: 0 BB: 0 P: 15	R: 2 H: 2 E: 0 K: 1 S: 16	H: 2 LOB: 0 BB: 0 P: 20	R: 0 H: 0 E: 0 K: 1 S: 8	H: 0 LOB: 0 BB: 0 P: 11	R: 0 H: 0 E: 0 K: 0 S: 7	H: 0 LOB: 0 BB: 0 P: 10	R: 0 H: 2 E: 0 K: 0 S: 11	H: 2 LOB: 2 BB: 0 P: 19	R: 1 H: 2 E: 0 K: 1 S: 8	H: 2 LOB: 2 BB: 0 P: 13	1B: 4 2B: 2 3B: 0 HR: 1	SF: 2 SAC: 0 DP: 0 HBP: 0	WP: 0 PB: 0 CS: 0	PA: 33
<b>PITCHER</b>	IP WLS BF H R ER SO BB IBB HBP BLK WP HR S P ERA WHIP																			
43 R.A. Dickey, R (1, 1) ERA: 4.08	7.2 L 32 7 5 5 2 2 0 0 0 0 0 0 1 79 115 5.87 1.174																			
52 Ryan Tepera, R (8, 1) ERA: 2.89	0.1 1 0 0 0 1 0 0 0 0 0 0 0 3 6 0.00 0.000																			

AB	29
R	5
H	7
RBI	5
BB	2
SO	3
LOB	8






Batter	1	2	3	4	5	6	7	8	9	AB	R	H	RBI	BB	SO	LOB	TOP			
22 Jacoby Ellsbury, L OBP: 0.315, SLG: 0.345	G3			K		F7			G3-6	4	0	0	0	0	1	1				
11 Brett Gardner, L OBP: 0.354, SLG: 0.428	L9			L8					BB	2	1	0	0	2	0	0				
13 Alex Rodriguez, R OBP: 0.359, SLG: 0.501									BB	3	0	1	1	1	1	1				
24 Chris Young, R OBP: 0.313, SLG: 0.456	K								2B	0	1	0	0	0	0	0				
34 Brian McCann, L OBP: 0.327, SLG: 0.465		G3							71 HR	3	1	0	0	1	0	2				
36 Carlos Beltrán, S OBP: 0.338, SLG: 0.468		L3							IBB	3	0	1	0	0	0	0				
70 Rico Noel, R (8, PR)										0	0	0	0	0	0	0				
71 Slade Heathcott, L OBP: 0.389, SLG: 0.778									HR	1	1	1	3	0	0	0				
33 Greg Bird, L OBP: 0.308, SLG: 0.432		L4								3	0	0	0	1	1	1				
12 Chase Headley, S OBP: 0.333, SLG: 0.390				K					BB	4	0	0	0	0	1	4				
18 Didi Gregorius, L OBP: 0.315, SLG: 0.373				K						3	0	0	0	0	2	2				
17 Brendan Ryan, R OBP: 0.271, SLG: 0.350										2	0	0	0	0	1	0				
29 Dustin Ackley, L OBP: 0.276, SLG: 0.383										1	0	1	0	0	0	0				
14 Stephen Drew, L OBP: 0.272, SLG: 0.385									22 G3-6	0	0	0	0	0	0	0				
<b>Inning Stats</b>	R: 0 H: 0 E: 0 K: 1 S: 7	H: 0 LOB: 0 BB: 0 P: 13	R: 0 H: 0 E: 0 K: 0 S: 6	H: 0 LOB: 0 BB: 0 P: 6	R: 0 H: 0 E: 0 K: 2 S: 11	H: 0 LOB: 1 BB: 0 P: 15	R: 0 H: 0 E: 0 K: 1 S: 9	H: 0 LOB: 0 BB: 0 P: 17	R: 0 H: 0 E: 0 K: 1 S: 10	H: 0 LOB: 0 BB: 0 P: 14	R: 0 H: 0 E: 0 K: 1 S: 9	H: 0 LOB: 0 BB: 0 P: 12	R: 0 H: 0 E: 0 K: 0 S: 4	H: 1 LOB: 2 BB: 1 P: 11	R: 4 H: 3 E: 0 K: 0 S: 12	H: 3 LOB: 2 BB: 3 P: 27	1B: 2 2B: 2 3B: 0 HR: 1	SF: 0 SAC: 0 DP: 2 HBP: 0	WP: 0 PB: 0 SB: 2 CS: 0	PA: 34
<b>PITCHER</b>	IP WLS BF H R ER SO BB IBB HBP BLK WP HR S P ERA WHIP																			
30 Erasmo Ramirez, R ERA: 3.75	7.2 25 1 0 0 6 2 0 0 0 0 0 0 3 5 0.00 0.391																			
37 Alex Colomé, R ERA: 3.53	0.1 L 6 3 4 4 0 1 1 0 0 0 0 0 1 6 54.00 6.000																			
26 Brad Boxberger, R ERA: 3.81	0.2 2 0 0 0 0 1 0 0 0 0 0 0 0 6 11 0.00 3.000																			
34 C.J. Riefenhauser, L ERA: 8.1																				

**New York Yankees @ Tampa Bay Rays**  
Tropicana Field, St. Petersburg, FL  
Mon Sep 14 2015, 7:11 PM - 10:18 PM EDT  
Att: 11,940 - Dome - 72 F


AB 29  
R 4  
H 4  
RBI 4  
BB 5  
SO 7  
LOB 11



Batter	1	2	3	4	5	6	7	8	9	AB	R	H	RBI	BB	SO	LOB	BOTTOM					
5 Brandon Guyer, R OBP: 0.352, SLG: 0.396	P6					L8			F7	4	0	0	0	0	0	0						
27 Mike Mahtook, R OBP: 0.319, SLG: 0.492	K					E5			1B	4	1	1	0	0	2	0						
3 Evan Longoria, R OBP: 0.332, SLG: 0.435	P6					P4			K	4	0	0	0	0	1	2						
11 Logan Forsythe, R OBP: 0.360, SLG: 0.447						G6-3			E4	4	0	1	1	0	1	1						
13 Asdrúbal Cabrera, S OBP: 0.319, SLG: 0.421						G5-3			2B	4	0	1	0	0	1	1						
20 Steven Souza Jr., R OBP: 0.304, SLG: 0.461						K			K	4	0	1	0	0	3	0						
36 Richie Shaffer, R OBP: 0.333, SLG: 0.422						K			BB	2	0	0	0	2	2	0						
39 Kevin Kiermaier, L OBP: 0.302, SLG: 0.419										3	0	2	0	0	0	3						
9 Joey Butler, R OBP: 0.323, SLG: 0.393									K	1	0	0	0	0	1	0						
40 J.P. Arencibia, R OBP: 0.333, SLG: 0.780						G4-6-3			K	3	0	0	0	0	1	6						
<b>Inning Stats</b>	R: 0 H: 0 E: 0 K: 1 S: 8	H: 2 LOB: 3 BB: 1 P: 15	R: 0 H: 0 E: 0 K: 1 S: 10	H: 0 LOB: 0 BB: 0 P: 19	R: 0 H: 0 E: 0 K: 1 S: 11	H: 0 LOB: 0 BB: 0 P: 15	R: 0 H: 0 E: 0 K: 1 S: 7	H: 0 LOB: 0 BB: 0 P: 11	R: 0 H: 1 E: 0 K: 1 S: 9	H: 0 LOB: 1 BB: 0 P: 12	R: 0 H: 0 E: 0 K: 0 S: 12	H: 0 LOB: 1 BB: 0 P: 19	R: 0 H: 1 E: 0 K: 2 S: 18	H: 1 LOB: 2 BB: 1 P: 31	R: 1 H: 2 E: 1 K: 2 S: 17	H: 2 LOB: 0 BB: 0 P: 23	R: 0 H: 0 E: 0 K: 3 S: 10	H: 0 LOB: 0 BB: 0 P: 14	1B: 5 2B: 1 3B: 0 HR: 0	SF: 0 SAC: 0 DP: 1 HBP: 0	WP: 0 PB: 0 SB: 1 CS: 0	PA: 35
<b>PITCHER</b>	IP WLS BF H R ER SO BB IBB HBP BLK WP HR S P ERA WHIP																					
52 CC Sabathia, L ERA: 4.93	6.2 25 3 1 1 2 0 0 0 0 0 0 0 20 29 9.00 3.000																					
41 Justin Wilson, L ERA: 3.23	1.0 6 3 1 1 2 0 0 0 0 0 0 0 4 5 0.00 0.000																					
65 Caleb Cotham, R ERA: 7.5	0.1 W 1 0 0 0 1 0 0 0 0 0 0 0 4 5 0.00 0.000																					
48 Andrew Miller, L ERA: 1.83	1.0 S 3 0 0 0 3 0 0 0 0 0 0 0 10 14 0.00 0.000																					

**New York Yankees @ Tampa Bay Rays**  
Tropicana Field, St. Petersburg, FL  
Mon Sep 14 2015, 7:11 PM - 10:18 PM EDT  
Att: 11,940 - Dome - 72 F

AB 33  
R 1  
H 6  
RBI 1  
BB 2  
SO 12  
LOB 13





Batter	1	2	3	4	5	6	7	8	9	AB	R	H	RBI	BB	SO	LOB	TOP			
22 Jacoby Ellsbury, L (1, 8) OBP: 0.312, SLG: 0.341	P5		G4-3		SH5-3		K		E3	4	0	0	0	0	1	2	<b>New York Yankees @ Tampa Bay Rays</b> Tropicana Field, St. Petersburg, FL Tue Sep 15 2015, 7:11 PM - 10:19 PM EDT Att: 13,539 - Dome - 72 F <a href="http://livebaseballscorecards.com">livebaseballscorecards.com</a>			
11 Brett Gardner, L (1, 7) OBP: 0.351, SLG: 0.424	P6		F8		FC1-2		L8		F7	5	0	0	0	0	0	5				
13 Alex Rodriguez, R (1, 10) OBP: 0.360, SLG: 0.506	HR				33 HR				L9	3	2	1	1	1	1	2				
34 Brian McCann, L (1, 2) OBP: 0.326, SLG: 0.463	K				P4				L9	4	0	1	0	0	1	1				
36 Carlos Beltrán, S (1, 9) OBP: 0.337, SLG: 0.466	G4-3				K					4	0	1	0	0	1	2				
70 Rico Noel, R (8, PR) (8, 9)										0	0	0	0	0	0	0				
33 Greg Bird, L (1, 3) OBP: 0.315, SLG: 0.459					HR				F7	3	1	1	2	1	0	2				
12 Chase Headley, S (1, 5) OBP: 0.312, SLG: 0.387										4	0	0	0	0	2	2				
18 Didi Gregorius, L (1, 6) OBP: 0.314, SLG: 0.371									F8	3	0	0	0	1	0	1				
14 Stephen Drew, L (1, 4) OBP: 0.273, SLG: 0.384										1	0	0	0	1	0	0				
24 Chris Young, R (7, PH) OBP: 0.312, SLG: 0.454										1	0	0	0	0	0	1				
17 Brendan Ryan, R (7, 4) OBP: 0.271, SLG: 0.350										0	0	0	0	0	0	0				
29 Dustin Ackley, L (9, PH) OBP: 0.279, SLG: 0.386										1	0	1	0	0	0	0				
<b>Inning Stats</b>	R: 1 E: 0 K: 1 S: 14	H: 1 LOB: 0 BB: 0 P: 18	R: 0 E: 0 K: 0 S: 12	H: 0 LOB: 1 BB: 1 P: 21	R: 0 E: 0 K: 0 S: 8	H: 0 LOB: 0 BB: 0 P: 11	R: 2 E: 0 K: 2 S: 18	H: 1 LOB: 0 BB: 1 P: 29	R: 0 E: 1 K: 1 S: 10	H: 1 LOB: 2 BB: 1 P: 17	R: 0 E: 0 K: 1 S: 8	H: 1 LOB: 1 BB: 0 P: 14	R: 0 E: 0 K: 1 S: 10	H: 1 LOB: 1 BB: 1 P: 18	R: 0 E: 1 K: 0 S: 10	H: 1 LOB: 2 BB: 0 P: 18	1B: 3 2B: 0 3B: 0 HR: 2	SF: 0 SAC: 1 DP: 0 HBP: 0	WP: 2 PB: 0 SB: 0 CS: 0	PA: 38
<b>PITCHER</b>	IP WLS BF H R ER SO BB IBB HBP BLK WP HR S P ERA WHIP																			
23 Jake Odorizzi, R (1, 1) ERA: 3.26	6.0 W 25 3 3 3 5 3 0 0 0 1 2 70 110 4.50 1.000																			
45 Enny Romero, L (7, 1) ERA: 5.09	1.0 H 4 0 0 0 1 1 0 0 0 0 1 0 10 18 0.00 1.000																			
37 Alex Colomé, R (8, 1) ERA: 3.5	1.0 H 4 1 0 0 0 0 0 0 0 0 0 0 10 14 0.00 1.000																			
47 Brandon Gomes, R (9, 1) ERA: 3.25	1.0 S 5 1 0 0 0 0 0 0 0 0 0 0 14 18 0.00 1.000																			
<b>Batter</b>	<b>1</b>	<b>2</b>	<b>3</b>	<b>4</b>	<b>5</b>	<b>6</b>	<b>7</b>	<b>8</b>	<b>9</b>	<b>AB</b>	<b>R</b>	<b>H</b>	<b>RBI</b>	<b>BB</b>	<b>SO</b>	<b>LOB</b>	<b>BOTTOM</b>			
28 John Jaso, L (1, 10) OBP: 0.379, SLG: 0.439	24 1B	K					K			4	0	2	0	1	2	1	<b>New York Yankees @ Tampa Bay Rays</b> Tropicana Field, St. Petersburg, FL Tue Sep 15 2015, 7:11 PM - 10:19 PM EDT Att: 13,539 - Dome - 72 F <a href="http://livebaseballscorecards.com">livebaseballscorecards.com</a>			
24 Grady Sizemore, L (1, 7) OBP: 0.286, SLG: 0.356	3 1B									2	1	1	0	0	1	0				
20 Steven Souza Jr., R (5, PH) OBP: 0.304, SLG: 0.396	11 1B									2	0	0	0	1	1	4				
3 Evan Longoria, R (1, 5) OBP: 0.332, SLG: 0.433	11 1B									4	0	1	0	0	2	3				
11 Logan Forsythe, R (1, 4) OBP: 0.361, SLG: 0.448	13 1B									4	1	2	1	0	2	1				
13 Asdrúbal Cabrera, S (1, 6) OBP: 0.314, SLG: 0.419	G3-6-1									2	0	0	0	0	0	2				
2 Nick Franklin, S (5, 6) OBP: 0.206, SLG: 0.286										2	1	1	2	0	1	0				
21 James Loney, L (1, 3) OBP: 0.317, SLG: 0.353	G4-3									4	1	1	0	0	0	0				
27 Mikie Mahtook, R (1, 9) OBP: 0.342, SLG: 0.523	40 S									4	1	3	0	0	0	0				
39 Kevin Kiermaier, L (1, 8) OBP: 0.300, SLG: 0.415	K									4	1	0	0	0	1	4				
40 J.P. Arenchibia, R (1, 2) OBP: 0.370, SLG: 0.773										3	0	2	2	1	0	1				
<b>Inning Stats</b>	R: 1 E: 0 K: 0 S: 13	H: 4 LOB: 1 BB: 0 P: 23	R: 1 E: 0 K: 2 S: 11	H: 2 LOB: 0 BB: 0 P: 18	R: 0 E: 0 K: 2 S: 8	H: 0 LOB: 0 BB: 0 P: 11	R: 0 E: 0 K: 0 S: 9	H: 0 LOB: 0 BB: 0 P: 13	R: 0 E: 0 K: 2 S: 14	H: 3 LOB: 2 BB: 1 P: 24	R: 2 E: 0 K: 3 S: 12	H: 3 LOB: 1 BB: 1 P: 20	R: 0 E: 0 K: 1 S: 14	H: 3 LOB: 2 BB: 1 P: 24	1B: 11 2B: 1 3B: 0 HR: 1	SF: 0 SAC: 0 DP: 1 HBP: 0	WP: 0 PB: 0 SB: 2 CS: 0	PA: 38		
<b>PITCHER</b>	IP WLS BF H R ER SO BB IBB HBP BLK WP HR S P ERA WHIP																			
43 Adam Warren, R (1, 1) ERA: 3.33	4.0 3 1 0 0 0 1 0 0 0 0 0 8 16 0.00 6.000																			
67 James Pazos, L (5, 1) ERA: 3.95	1.0 L 6 3 2 2 2 0 0 0 0 0 1 12 20 18.00 3.000																			
45 Chasen Shreve, L (6, 1) ERA: 2.4	1.0 3 0 0 0 1 0 0 0 0 0 0 10 13 0.00 0.000																			
57 Brandon Pinder, R (7, 1) ERA: 2.39	0.2 3 0 0 0 2 1 0 0 0 0 0 9 16 0.00 1.500																			
<b>PITCHER</b>	IP WLS BF H R ER SO BB IBB HBP BLK WP HR S P ERA WHIP																			
55 Bryan Mitchell, R (8, 1) ERA: 6.04	0.2 6 3 2 2 2 1 0 0 0 0 0 0 0 0 0 0 27.00 6.000																			
33 Chris Martin, R (8, 1) ERA: 6.0	0.1 1 0 0 0 0 0 0 0 0 0 0 0 0 0 0 0 0.00 0.000																			















Batter	1	2	3	4	5	6	7	8	9	AB	R	H	RBI	BB	SO	LOB	TOP					
22 Jacoby Ellsbury, L (1, 8) OBP: 0.317, SLG: 0.345 24 Chris Young, R (8, 9) OBP: 0.309, SLG: 0.450																						
11 Brett Gardner, L (1, 7) OBP: 0.347, SLG: 0.416																						
36 Carlos Beltrán, S (1, 9) OBP: 0.281, SLG: 0.469 17 Brendan Ryan, R (8, 5) OBP: 0.270, SLG: 0.345																						
34 Brian McCann, L (1, 2) OBP: 0.327, SLG: 0.463 66 John Ryan Murphy, R (8, 2) OBP: 0.322, SLG: 0.417																						
33 Greg Bird, L (1, 3) OBP: 0.336, SLG: 0.518																						
12 Chase Headley, S (1, 5) OBP: 0.331, SLG: 0.380 26 Chris Capuano, L (8, 1) 74 Nick Goody, R (9, 1)																						
29 Dustin Ackley, L (1, 4) OBP: 0.271, SLG: 0.381 14 Stephen Drew, L (9, 6) OBP: 0.271, SLG: 0.381																						
18 Didi Gregorius, L (1, 6) OBP: 0.312, SLG: 0.368 64 Rob Refsnyder, R (9, PH) OBP: 0.143, SLG: 0.357																						
52 CC Sabathia, L (1, 1) 50 Nick Rumbelow, R (7, 1) 13 Alex Rodriguez, L (8, PH) OBP: 0.359, SLG: 0.501 70 Rico Noel, R (8, PR) 71 Slade Heathcott, L (8, 8) OBP: 0.368, SLG: 0.737																						
<b>Inning Stats</b>	R: 0 E: 0 K: 2 S: 8	H: 0 LOB: 0 BB: 0 P: 11	R: 0 E: 0 K: 1 S: 9	H: 0 LOB: 1 BB: 1 P: 19	R: 0 E: 1 K: 1 S: 17	H: 1 LOB: 2 BB: 0 P: 23	R: 0 E: 0 K: 2 S: 8	H: 0 LOB: 0 BB: 0 P: 11	R: 0 E: 0 K: 1 S: 9	H: 0 LOB: 0 BB: 0 P: 13	R: 5 E: 2 K: 2 S: 18	H: 4 LOB: 1 BB: 1 P: 29	R: 1 E: 0 K: 0 S: 12	H: 1 LOB: 3 BB: 2 P: 23	R: 5 E: 1 K: 1 S: 19	H: 3 LOB: 1 BB: 3 P: 39	R: 0 E: 0 K: 2 S: 10	H: 0 LOB: 0 BB: 0 P: 16	1B: 6 2B: 1 3B: 0 HR: 2	SF: 0 SAC: 0 DP: 0 HBP: 1	WP: 2 PB: 0 SB: 2 CS: 0	PA: 46
<b>PITCHER</b>	IP: 5.0 WLS: 0 BF: 18	H: 1 R: 0 ER: 0 SO: 7	BB: 1 IBB: 0 HBP: 0 BLK: 0	WP: 0 HR: 0 S: 16 P: 25	ERA: 0.00 WHIP: 0.400	IP: 0.2 WLS: 0 BF: 5	H: 1 R: 3 ER: 3 SO: 1	BB: 2 IBB: 0 HBP: 0 BLK: 0	WP: 0 HR: 0 S: 10 P: 22	ERA: 40.50 WHIP: 4.500	IP: 1.1 WLS: 0 BF: 7	H: 2 R: 2 ER: 2 SO: 2	BB: 1 IBB: 0 HBP: 0 BLK: 0	WP: 0 HR: 1 S: 19 P: 33	ERA: 13.50 WHIP: 2.250							
33 Matt Harvey, R (1, 1) ERA: 2.8 47 Hansel Robles, L (6, 1) ERA: 3.4 36 Sean Gilmartin, L (6, 1) ERA: 2.74 44 Eric O'Flaherty, L (7, 1) ERA: 7.8 62 Erik Goeddel, R (7, 1) ERA: 2.67	33 Matt Harvey, R (1, 1) ERA: 2.8 47 Hansel Robles, L (6, 1) ERA: 3.4 36 Sean Gilmartin, L (6, 1) ERA: 2.74 44 Eric O'Flaherty, L (7, 1) ERA: 7.8 62 Erik Goeddel, R (7, 1) ERA: 2.67	72 Carlos Torres, R (8, 1) ERA: 4.88 54 Tim Stauffer, R (8, 1) ERA: 7.5	72 Carlos Torres, R (8, 1) ERA: 4.88 54 Tim Stauffer, R (8, 1) ERA: 7.5																			
<b>Batter</b>	<b>1</b>	<b>2</b>	<b>3</b>	<b>4</b>	<b>5</b>	<b>6</b>	<b>7</b>	<b>8</b>	<b>9</b>	<b>AB</b>	<b>R</b>	<b>H</b>	<b>RBI</b>	<b>BB</b>	<b>SO</b>	<b>LOB</b>	<b>BOTTOM</b>					
11 Rubén Tejada, R (1, 6) OBP: 0.344, SLG: 0.359 30 Michael Conforto, L (7, PH) OBP: 0.366, SLG: 0.559 72 Carlos Torres, R (8, 1) OBP: 1.000, SLG: 1.000 54 Tim Stauffer, R (8, 1)																						
5 David Wright, R (1, 5) OBP: 0.312, SLG: 0.425 9 Kirk Nieuwenhuis, L (9, 9) OBP: 0.274, SLG: 0.384																						
52 Yoenis Cespedes, R (1, 7) OBP: 0.326, SLG: 0.548 29 Eric Campbell, R (8, PH) OBP: 0.306, SLG: 0.291																						
2 Juan Uribe, R (1, 4) OBP: 0.319, SLG: 0.416 26 Daniel Murphy, L (5, 4) OBP: 0.316, SLG: 0.431 16 Dilson Herrera, R (9, 4) OBP: 0.298, SLG: 0.317																						
7 Travis d'Arnaud, R (1, 2) OBP: 0.352, SLG: 0.532 20 Anthony Recker, R (8, PH) OBP: 0.256, SLG: 0.230																						
21 Lucas Duda, L (1, 3) OBP: 0.345, SLG: 0.460																						
23 Michael Cuddyer, R (1, 9) OBP: 0.320, SLG: 0.493 1 Eric Young Jr., S (9, 7) OBP: 0.225, SLG: 0.256																						
12 Juan Lagares, R (1, 8) OBP: 0.289, SLG: 0.362																						
33 Matt Harvey, R (1, 1) ERA: 4.8 47 Hansel Robles, L (7, 1) ERA: 3.68 36 Sean Gilmartin, L (7, 1) ERA: 2.74 44 Eric O'Flaherty, L (7, 1) ERA: 7.8 3 Curtis Granderson, L (7, PH) OBP: 0.266, SLG: 0.444 4 Wilmer Flores, R (8, 6) OBP: 0.266, SLG: 0.444																						
<b>Inning Stats</b>	R: 1 E: 0 K: 2 S: 21	H: 2 LOB: 3 BB: 2 P: 32	R: 0 E: 0 K: 1 S: 6	H: 0 LOB: 0 BB: 0 P: 10	R: 0 E: 0 K: 0 S: 9	H: 0 LOB: 0 BB: 0 P: 15	R: 0 E: 0 K: 1 S: 10	H: 1 LOB: 2 BB: 1 P: 16	R: 0 E: 0 K: 1 S: 13	H: 1 LOB: 1 BB: 0 P: 19	R: 0 E: 0 K: 2 S: 12	H: 1 LOB: 1 BB: 0 P: 19	R: 0 E: 0 K: 2 S: 11	H: 0 LOB: 0 BB: 0 P: 18	R: 1 E: 0 K: 1 S: 9	H: 2 LOB: 0 BB: 0 P: 13	R: 0 E: 0 K: 0 S: 7	H: 0 LOB: 0 BB: 0 P: 12	1B: 2 2B: 5 3B: 0 HR: 0	SF: 0 SAC: 0 DP: 1 HBP: 0	WP: 0 PB: 0 SB: 0 CS: 0	PA: 36
<b>PITCHER</b>	IP: 6.0 WLS: 0 BF: 26	H: 5 R: 1 ER: 1 SO: 7	BB: 2 IBB: 0 HBP: 0 BLK: 0	WP: 0 HR: 0 S: 11 P: 11	ERA: 1.50 WHIP: 1.167	IP: 1.0 WLS: 0 BF: 3	H: 0 R: 0 ER: 0 SO: 2	BB: 0 IBB: 0 HBP: 0 BLK: 0	WP: 0 HR: 0 S: 9 P: 13	ERA: 0.00 WHIP: 0.000	IP: 1.0 WLS: 0 BF: 4	H: 2 R: 1 ER: 1 SO: 1	BB: 0 IBB: 0 HBP: 0 BLK: 0	WP: 0 HR: 0 S: 10 P: 12	ERA: 9.00 WHIP: 2.000							
52 CC Sabathia, L (1, 1) ERA: 4.8 50 Nick Rumbelow, R (7, 1) ERA: 3.68 26 Chris Capuano, L (8, 1) ERA: 7.94 74 Nick Goody, R (9, 1) ERA: 1.93	52 CC Sabathia, L (1, 1) ERA: 4.8 50 Nick Rumbelow, R (7, 1) ERA: 3.68 26 Chris Capuano, L (8, 1) ERA: 7.94 74 Nick Goody, R (9, 1) ERA: 1.93	72 Carlos Torres, R (8, 1) ERA: 4.88 54 Tim Stauffer, R (8, 1) ERA: 7.5	72 Carlos Torres, R (8, 1) ERA: 4.88 54 Tim Stauffer, R (8, 1) ERA: 7.5																			

New York Yankees @ New York Mets  
Citi Field, Flushing, NY  
Sun Sep 20 2015, 8:11 PM - 12:37 AM EDT  
Att. 43,571 - Clear - 69 F

AB 38  
R 11  
H 9  
RBI 11  
BB 7  
SO 12  
LOB 15



New York Yankees @ New York Mets  
Citi Field, Flushing, NY  
Sun Sep 20 2015, 8:11 PM - 12:37 AM EDT  
Att. 43,571 - Clear - 69 F

AB 33  
R 2  
H 7  
RBI 2  
BB 3  
SO 10  
LOB 11





Batter	1	2	3	4	5	6	7	8	9	AB	R	H	RBI	BB	SO	LOB	TOP										
22 Jacoby Ellsbury, L (1, 8) OBP: 0.318, SLG: 0.346	L1		11 BB 1-2 1B		P6			1-2 3-H 1B		4	0	2	1	0	0	0	<b>New York Yankees @ Toronto Blue Jays</b> Rogers Centre, Toronto, ON Mon Sep 21 2015, 7:09 PM - 10:22 PM EDT Att. 47,648 - Clear - 62 F										
11 Brett Gardner, L (1, 7) OBP: 0.347, SLG: 0.413	L8		1-2 2-3 BB		G3			1-3 3-3 1B		3	0	0	0	1	1	2											
13 Alex Rodriguez, R (1, 10) OBP: 0.358, SLG: 0.499	34 FC6-5 1B		3-2 BB		K			1-3 2-2 K		4	0	1	0	0	3	5											
34 Brian McCann, L (1, 2) OBP: 0.325, SLG: 0.458	FC6-5 1-2		0-2 L8		L8			1-3 K		4	0	0	0	0	1	6											
36 Carlos Beltrán, S (1, 9) OBP: 0.335, SLG: 0.464	F9				L9			1-2 G1-3		4	0	0	0	0	0	0											
12 Chase Headley, S (1, 5) OBP: 0.328, SLG: 0.377	K				F9			0-3 K		4	0	0	0	0	3	0											
33 Greg Bird, L (1, 3) OBP: 0.333, SLG: 0.534	G3-1				K			1-3 K		4	1	1	1	0	2	0											
18 Didi Gregorius, L (1, 6) OBP: 0.312, SLG: 0.366					G4-3			4-1 29 1B 22 1B BB		3	1	0	0	1	1	0											
29 Dustin Ackley, L (1, 4) OBP: 0.282, SLG: 0.411	E4 11 BB 22 1B				G3			1-2 22 1B 1B		3	0	1	0	0	0	0											
<b>Inning Stats</b>	R: 0 E: 0 K: 0 S: 14	H: 1 LOB: 1 BB: 0 P: 16	R: 0 E: 0 K: 1 S: 8	H: 0 LOB: 0 BB: 0 P: 9	R: 0 E: 1 K: 1 S: 18	H: 1 LOB: 3 BB: 1 P: 29	R: 0 E: 0 K: 1 S: 7	H: 0 LOB: 0 BB: 0 P: 9	R: 0 E: 0 K: 1 S: 15	H: 0 LOB: 0 BB: 0 P: 19	R: 0 E: 0 K: 1 S: 12	H: 0 LOB: 0 BB: 0 P: 17	R: 0 E: 0 K: 2 S: 13	H: 0 LOB: 0 BB: 0 P: 15	R: 1 E: 0 K: 3 S: 17	H: 2 LOB: 2 BB: 1 P: 29		R: 1 E: 0 K: 1 S: 10	H: 1 LOB: 0 BB: 0 P: 13	1B: 4 2B: 0 3B: 0 HR: 1	SF: 0 SAC: 0 DP: 0 HBP: 0	WP: 0 PB: 0 SB: 0 CS: 0	PA: 35				
<b>PITCHER</b>	IP	WLS	BF	H	R	ER	SO	BB	IBB	HBP	BLK	WP	HR	S	P	ERA	WHIP										
14 David Price, L (1, 1) ERA: 2.34	7.0	W	25	2	0	0	7	1	0	0	0	0	0	87	114	0.00	0.429										
41 Aaron Sanchez, R (8, 1) ERA: 3.39	0.0		2	1	1	1	0	1	0	0	0	0	0	4	9	∞	∞										
27 Brett Cecil, L (8, 1) ERA: 2.72	1.0	H	4	1	0	0	3	0	0	0	0	0	0	13	20	0.00	1.000										
54 Roberto Osuna, R (9, 1) ERA: 2.48	1.0	S	4	1	1	1	1	0	0	0	0	0	1	10	13	9.00	1.000										

AB 33  
R 2  
H 5  
RBI 2  
BB 2  
SO 11  
LOB 13



Batter	1	2	3	4	5	6	7	8	9	AB	R	H	RBI	BB	SO	LOB	BOTTOM										
7 Ben Revere, L (1, 7) OBP: 0.343, SLG: 0.370	20 HBP 19 1B 1B				G5-3			1-2 1B		5	1	2	0	0	1	3	<b>New York Yankees @ Toronto Blue Jays</b> Rogers Centre, Toronto, ON Mon Sep 21 2015, 7:09 PM - 10:22 PM EDT Att. 47,648 - Clear - 62 F										
20 Josh Donaldson, R (1, 5) OBP: 0.385, SLG: 0.574	10 WP 19 1B 10 G6-3 HBP				E5 1B			1-2 P4		3	2	1	0	1	1	1											
19 José Bautista, R (1, 9) OBP: 0.375, SLG: 0.534	10 WP 13 2B 1B				G5-3			0-0 55 SF8 BB		4	1	2	1	0	0	1											
10 Edwin Encarnación, R (1, 10) OBP: 0.371, SLG: 0.547	G6-3 1-2 2-H				1B			4-0 IBB		3	0	1	1	1	0	1											
13 Justin Smoak, S (1, 3) OBP: 0.301, SLG: 0.470	55 G4-3 2B				K			0-1 G6-3		4	0	1	1	0	1	4											
55 Russell Martin, R (1, 2) OBP: 0.324, SLG: 0.444	G4-3 2-3				K			2-3 SF8		3	0	0	1	0	2	2											
17 Ryan Goins, L (1, 6) OBP: 0.319, SLG: 0.350	BB				G1-3			1-1 23 BB 11 BB 1B		3	0	1	0	1	0	3											
11 Kevin Pillar, R (1, 8) OBP: 0.296, SLG: 0.367	K				K			4-1 23 BB 1-2 BB		3	0	0	0	1	2	2											
9 Cliff Pennington, S (1, 4) OBP: 0.288, SLG: 0.273	F7				P3			0-0 L7		2	0	0	0	0	0	0											
23 Matt Hague, R (6, PH) OBP: 0.500, SLG: 0.600								1-2 2-3 BB		0	0	0	0	1	0	0											
18 Darwin Barney, R (7, 4) OBP: 0.304								0-0 L7		1	0	0	0	0	0	0											
<b>Inning Stats</b>	R: 3 E: 0 K: 1 S: 17	H: 3 LOB: 2 BB: 1 P: 35	R: 0 E: 1 K: 1 S: 15	H: 1 LOB: 1 BB: 0 P: 22	R: 0 E: 1 K: 2 S: 12	H: 1 LOB: 1 BB: 0 P: 19	R: 0 E: 0 K: 1 S: 7	H: 0 LOB: 0 BB: 0 P: 10	R: 0 E: 0 K: 1 S: 11	H: 0 LOB: 0 BB: 0 P: 15	R: 0 E: 0 K: 1 S: 11	H: 1 LOB: 3 BB: 2 P: 23	R: 1 E: 0 K: 0 S: 13	H: 1 LOB: 2 BB: 2 P: 23	R: 0 E: 0 K: 0 S: 9	H: 1 LOB: 1 BB: 0 P: 11	1B: 6 2B: 2 3B: 0 HR: 0	SF: 1 SAC: 0 DP: 0 HBP: 1	WP: 1 PB: 0 SB: 0 CS: 0	PA: 38							
<b>PITCHER</b>	IP	WLS	BF	H	R	ER	SO	BB	IBB	HBP	BLK	WP	HR	S	P	ERA	WHIP										
43 Adam Warren, R (1, 1) ERA: 3.46	3.1	L	17	5	3	3	5	1	0	1	0	0	0	48	82	8.10	1.800										
67 James Pazos, L (4, 1) ERA: 5.63	0.2		2	0	0	0	0	0	0	0	0	0	0	3	4	0.00	0.000										
65 Caleb Cotham, R (5, 1) ERA: 5.63	1.2		5	0	0	0	2	0	0	0	0	0	0	15	22	0.00	0.000										
45 Chasen Shreve, L (6, 1) ERA: 2.85	0.1		4	1	0	0	0	2	0	0	0	0	0	7	16	0.00	9.000										
57 Brandon Pinder, R (7, 1) ERA: 3.04	0.0		3	1	1	1	0	1	1	0	0	0	0	4	12	∞	∞										

AB 31  
R 4  
H 8  
RBI 4  
BB 5  
SO 7  
LOB 17









Batter	1	2	3	4	5	6	7	8	9	AB	R	H	RBI	BB	SO	LOB	TOP										
22 Jacoby Ellsbury, L (1, 8) OBP: 0.318, SLG: 0.348										4	0	0	0	0	1	1	<b>New York Yankees @ Toronto Blue Jays</b> Rogers Centre, Toronto, ON Wed Sep 23 2015, 7:13 PM - 10:04 PM EDT Att: 48,056 - Clear - 68 F										
11 Brett Gardner, L (1, 7) OBP: 0.345, SLG: 0.409										4	0	0	0	0	2	0											
13 Alex Rodriguez, R (1, 10) OBP: 0.356, SLG: 0.495										4	0	1	0	0	0	0											
34 Brian McCann, L (1, 2) OBP: 0.325, SLG: 0.456										4	0	1	0	0	0	1											
36 Carlos Beltrán, S (1, 9) OBP: 0.336, SLG: 0.470										2	0	0	0	1	1	1											
71 Slade Heathcott, L (7, PR) OBP: 0.350, SLG: 0.700										1	0	0	0	0	1	1											
33 Greg Bird, L (1, 3) OBP: 0.333, SLG: 0.552										4	0	1	0	0	1	2											
12 Chase Headley, S (1, 5) OBP: 0.326, SLG: 0.374										3	0	1	0	0	1	1											
29 Dustin Ackley, L (1, 4) OBP: 0.283, SLG: 0.411										3	0	1	0	0	2												
18 Didi Gregorius, L (1, 6) OBP: 0.315, SLG: 0.370										3	0	1	0	0	1	1											
<b>Inning Stats</b>	R: 0 H: 0 E: 0 K: 2 S: 9	H: 0 LOB: 0 BB: 0 P: 14	R: 0 H: 0 E: 0 K: 1 S: 8	H: 0 LOB: 0 BB: 0 P: 13	R: 0 H: 1 E: 0 K: 1 S: 13	H: 1 LOB: 1 BB: 0 P: 20	R: 0 H: 1 E: 0 K: 1 S: 10	H: 1 LOB: 1 BB: 0 P: 14	R: 0 H: 2 E: 0 K: 0 S: 6	H: 2 LOB: 1 BB: 0 P: 11	R: 0 H: 0 E: 0 K: 0 S: 7	H: 0 LOB: 0 BB: 0 P: 7	R: 0 H: 1 E: 0 K: 0 S: 8	H: 1 LOB: 2 BB: 1 P: 16	R: 0 H: 0 E: 0 K: 2 S: 8	H: 0 LOB: 0 BB: 0 P: 9	R: 0 H: 1 E: 0 K: 1 S: 12	H: 1 LOB: 1 BB: 0 P: 15	1B: 4 2B: 2 3B: 0 HR: 0	SF: 0 SAC: 0 DP: 1 HBP: 0	WP: 0 PB: 0 SB: 0 CS: 0	PA: 33					
<b>PITCHER</b>	IP	WLS	BF	H	R	ER	SO	BB	IBB	HBP	BLK	WP	HR	S	P	ERA	WHIP										
6 Marcus Stroman, R (1, 1) ERA: 1.89	7.0	W	26	5	0	0	5	1	0	0	0	0	0	61	95	0.00	0.857										
27 Brett Cecil, L (8, 1) ERA: 2.99	1.0		3	0	0	0	2	0	0	0	0	0	0	8	9	0.00	0.000										
54 Roberto Osuna, R (9, 1) ERA: 2.44	1.0		4	1	0	0	1	0	0	0	0	0	0	12	15	0.00	1.000										

Batter	1	2	3	4	5	6	7	8	9	AB	R	H	RBI	BB	SO	LOB	BOTTOM										
7 Ben Revere, L (1, 7) OBP: 0.339, SLG: 0.366										5	0	0	0	0	0	5	<b>New York Yankees @ Toronto Blue Jays</b> Rogers Centre, Toronto, ON Wed Sep 23 2015, 7:13 PM - 10:04 PM EDT Att: 48,056 - Clear - 68 F										
20 Josh Donaldson, R (1, 5) OBP: 0.371, SLG: 0.574									4	1	3	0	0	1	0												
19 José Bautista, R (1, 9) OBP: 0.373, SLG: 0.527									4	0	0	0	0	2	3												
10 Edwin Encarnación, R (1, 10) OBP: 0.371, SLG: 0.550									3	1	1	0	1	0	1												
13 Justin Smoak, S (1, 3) OBP: 0.295, SLG: 0.458									4	0	0	0	0	4	5												
55 Russell Martin, R (1, 2) OBP: 0.326, SLG: 0.450										3	2	1	3	1	0	0											
17 Ryan Goins, L (1, 6) OBP: 0.319, SLG: 0.347										3	0	1	0	1	1	0											
11 Kevin Pillar, R (1, 8) OBP: 0.300, SLG: 0.377										4	0	1	1	0	0	1											
18 Darwin Barney, R (1, 4) OBP: 0.125, SLG: 0.125										2	0	1	0	0	0	1											
3 Ezequiel Carrera, L (6, PH) OBP: 0.324, SLG: 0.370										0	0	0	0	1	0	0											
9 Cliff Pennington, S (7, 4) OBP: 0.287, SLG: 0.272										1	0	0	0	0	1	0											
<b>Inning Stats</b>	R: 0 H: 2 E: 0 K: 2 S: 14	H: 1 LOB: 2 BB: 1 P: 22	R: 0 H: 1 E: 0 K: 0 S: 12	H: 1 LOB: 1 BB: 0 P: 17	R: 0 H: 1 E: 0 K: 2 S: 13	H: 1 LOB: 1 BB: 0 P: 16	R: 0 H: 0 E: 0 K: 0 S: 12	H: 0 LOB: 0 BB: 0 P: 20	R: 0 H: 2 E: 0 K: 1 S: 8	H: 2 LOB: 3 BB: 2 P: 15	R: 1 H: 2 E: 0 K: 1 S: 19	H: 2 LOB: 3 BB: 2 P: 34	R: 3 H: 2 E: 0 K: 2 S: 14	H: 2 LOB: 0 BB: 1 P: 24	R: 0 H: 0 E: 0 K: 1 S: 6	H: 0 LOB: 0 BB: 0 P: 8	1B: 5 2B: 2 3B: 0 HR: 1	SF: 0 SAC: 0 DP: 0 HBP: 0	WP: 0 PB: 0 SB: 2 CS: 0	PA: 37							
<b>PITCHER</b>	IP	WLS	BF	H	R	ER	SO	BB	IBB	HBP	BLK	WP	HR	S	P	ERA	WHIP										
47 Iván Nova, R (1, 1) ERA: 4.87	5.2	L	24	4	1	1	6	2	0	0	0	0	0	70	110	1.59	1.059										
67 James Pazos, L (6, 1) ERA:	0.0		1	1	0	0	0	0	0	0	0	0	0	4	4												
65 Caleb Cotham, R (6, 1) ERA: 5.4	0.1		3	1	0	0	0	1	0	0	0	0	0	4	10	0.00	6.000										
38 Andrew Bailey, R (7, 1) ERA: 7.5	1.0		6	2	3	3	2	0	1	0	0	0	1	14	24	27.00	2.000										
55 Bryan Mitchell, R (8, 1) ERA: 5.81	1.0		3	0	0	0	1	0	0	0	0	0	0	6	8	0.00	0.000										

AB	32
R	0
H	6
RBI	0
BB	1
SO	8
LOB	10



AB	33
R	4
H	8
RBI	4
BB	4
SO	9
LOB	16





Batter	1	2	3	4	5	6	7	8	9	AB	R	H	RBI	BB	SO	LOB	TOP										
1 Adam Eaton, L (1.8) OBP: 0.356, SLG: 0.425											4	1	3	0	1	1	0										
79 José Abreu, R (1.3) OBP: 0.345, SLG: 0.509											5	0	1	0	0	1	5										
53 Melky Cabrera, S (1.7) OBP: 0.319, SLG: 0.401											4	0	1	0	1	0	3										
28 Travece Thompson, R (1.9) OBP: 0.378, SLG: 0.618											3	1	1	2	1	1	3										
25 Adam LaRoche, L (1.10) OBP: 0.298, SLG: 0.346											4	0	1	0	0	2	3										
10 Alexei Ramirez, R (1.6) OBP: 0.285, SLG: 0.358											4	0	2	0	0	0	1										
5 Yolmer Sánchez, S (1.4) OBP: 0.269, SLG: 0.339											4	0	0	0	0	2	3										
21 Tyler Flowers, R (1.2) OBP: 0.284, SLG: 0.348											4	0	2	0	0	1	0										
18 Tyler Saladino, R (1.5) OBP: 0.275, SLG: 0.347											4	0	0	0	0	2	2										
<b>Inning Stats</b>	R: 0 E: 0 K: 1 S: 8	H: 0 LOB: 0 BB: 0 P: 10	R: 0 E: 0 K: 1 S: 12	H: 1 LOB: 1 BB: 0 P: 15	R: 0 E: 0 K: 1 S: 19	H: 3 LOB: 3 BB: 0 P: 24	R: 0 E: 0 K: 1 S: 12	H: 1 LOB: 0 BB: 0 P: 14	R: 0 E: 0 K: 1 S: 10	H: 2 LOB: 2 BB: 0 P: 14	R: 1 E: 0 K: 1 S: 9	H: 1 LOB: 0 BB: 0 P: 12	R: 1 E: 0 K: 1 S: 23	H: 1 LOB: 3 BB: 3 P: 42	R: 0 E: 0 K: 1 S: 6	H: 1 LOB: 0 BB: 0 P: 8	R: 0 E: 0 K: 2 S: 10	H: 1 LOB: 1 BB: 0 P: 10	1B: 10 2B: 0 3B: 0 HR: 1	SF: 0 SAC: 0 DP: 1 HBP: 0	WP: 0 PB: 0 SB: 0 CS: 1	PA: 40					
<b>PITCHER</b>	IP	WLS	BF	H	R	ER	SO	BB	IBB	HBP	BLK	WP	HR	S	P	ERA	WHIP										
35 Michael Pineda, R (1.1) ERA: 3.99	6.0	W	25	8	1	1	6	0	0	0	0	0	1	70	89	1.50	1.333										
41 Justin Wilson, L (7.1) ERA: 3.16	0.2	H	4	1	1	1	0	1	0	0	0	0	0	15	25	13.50	3.000										
68 Dellin Betances, R (7.1) ERA: 1.37	1.1	H	6	1	0	0	2	2	0	0	0	0	0	14	25	0.00	2.250										
48 Andrew Miller, L (9.1) ERA: 2.01	1.0	S	4	1	0	0	2	0	0	0	0	0	0	10	10	0.00	1.000										

Chicago White Sox @ New York Yankees  
Yankee Stadium, Bronx, NY  
Thu Sep 24 2015, 7:12 PM - 9:57 PM EDT  
Att: 35,132 - Clear - 74 F

livebaseballscores.com

AB 36  
R 2  
H 11  
RBI 2  
BB 3  
SO 10  
LOB 20

Batter	1	2	3	4	5	6	7	8	9	AB	R	H	RBI	BB	SO	LOB	BOTTOM										
22 Jacoby Ellsbury, L (1.8) OBP: 0.317, SLG: 0.346											3	0	0	0	0	2	0										
12 Chase Headley, S (1.5) OBP: 0.327, SLG: 0.375											4	1	2	0	0	0	1										
13 Alex Rodriguez, R (1.10) OBP: 0.355, SLG: 0.492											3	1	0	0	1	1	2										
36 Carlos Beltrán, S (1.9) OBP: 0.337, SLG: 0.477											4	1	2	3	0	1	0										
71 Slade Heathcott, L (9.9) OBP: 0.350, SLG: 0.700											0	0	0	0	0	0	0										
24 Chris Young, R (1.7) OBP: 0.310, SLG: 0.447											3	0	1	0	0	1	2										
34 Brian McCann, L (8,PH) OBP: 0.324, SLG: 0.455											1	0	0	0	0	0	0										
11 Brett Gardner, L (9.7) OBP: 0.345, SLG: 0.409											0	0	0	0	0	0	0										
66 John Ryan Murphy, R (1.2) OBP: 0.321, SLG: 0.413											4	0	1	0	0	2	0										
29 Dustin Ackley, L (1.3) OBP: 0.280, SLG: 0.405											3	0	0	0	0	1	2										
33 Greg Bird, L (7.3) OBP: 0.333, SLG: 0.552											0	0	0	0	0	0	0										
64 Rob Refsnyder, R (1.4) OBP: 0.176, SLG: 0.353											3	0	1	0	0	1	2										
18 Didi Gregorius, L (8.6) OBP: 0.315, SLG: 0.370											0	0	0	0	0	0	0										
17 Brendan Ryan, R (1.6) OBP: 0.281, SLG: 0.333											3	0	0	0	0	1	1										
<b>Inning Stats</b>	R: 0 E: 0 K: 2 S: 13	H: 2 LOB: 2 BB: 0 P: 19	R: 0 E: 0 K: 1 S: 7	H: 1 LOB: 1 BB: 0 P: 12	R: 3 E: 0 K: 1 S: 13	H: 1 LOB: 0 BB: 1 P: 24	R: 0 E: 0 K: 1 S: 7	H: 0 LOB: 0 BB: 0 P: 11	R: 0 E: 0 K: 1 S: 5	H: 0 LOB: 0 BB: 0 P: 7	R: 0 E: 0 K: 2 S: 11	H: 2 LOB: 2 BB: 0 P: 21	R: 0 E: 0 K: 0 S: 8	H: 1 LOB: 0 BB: 0 P: 11	R: 0 E: 0 K: 2 S: 12	H: 0 LOB: 0 BB: 0 P: 15	1B: 6 2B: 0 3B: 0 HR: 1	SF: 0 SAC: 0 DP: 0 HBP: 1	WP: 0 PB: 0 SB: 1 CS: 0	PA: 33							
<b>PITCHER</b>	IP	WLS	BF	H	R	ER	SO	BB	IBB	HBP	BLK	WP	HR	S	P	ERA	WHIP										
49 Chris Sale, L (1.1) ERA: 3.48	7.0	L	30	7	3	3	8	1	0	0	0	0	0	64	105	3.86	1.143										
65 Nate Jones, R (8.1) ERA: 3.39	0.1		1	0	0	0	1	0	0	0	0	0	0	4	5	0.00	0.000										
33 Zach Duke, L (8.1) ERA: 3.59	0.2		2	0	0	0	1	0	0	0	0	0	0	8	10	0.00	0.000										

Chicago White Sox @ New York Yankees  
Yankee Stadium, Bronx, NY  
Thu Sep 24 2015, 7:12 PM - 9:57 PM EDT  
Att: 35,132 - Clear - 74 F

livebaseballscores.com

AB 31  
R 3  
H 7  
RBI 3  
BB 1  
SO 10  
LOB 10




Batter	1	2	3	4	5	6	7	8	9	AB	R	H	RBI	BB	SO	LOB	TOP										
1 Adam Eaton, L (1,8)	G4-3	G3			G4-3		K		79 S 1-3 2-H 1B	5	0	1	1	0	1	3											
79 José Abreu, R (1,3)	G6-3		G5-3		G6-3		F8		1-2 IBB	4	0	0	0	1	0	0											
28 Trayce Thompson, R (1,9)	G5-3		53 G5-3 26 1B		G6-3			K	L6	5	1	1	0	0	1	3											
53 Melky Cabrera, S (1,7)		10 2B	G5-3			G5-3		K		4	1	1	0	0	1	1											
26 Avisail García, R (1,10)	K				F8		F8			4	0	1	1	0	1	1											
10 Alexei Ramirez, R (1,6)	15 HBP 2B				21 E 24 F8 BB		G6-3		G6-3	3	0	1	1	1	0	0											
24 Mike Olt, R (1,5)	K				F8				K	4	1	1	1	0	2	2											
18 Tyler Saladino, R (9,5)	K						HR		K	0	0	0	0	0	0	0											
21 Tyler Flowers, R (1,2)	15 HBP BB				E5 15 G5-4-3		G4-3		15 1B 1B	3	1	1	0	1	0	1											
15 Gordon Beckham, R (1,4)					G5-4-3				1B	3	1	2	1	0	0	2											
Inning Stats	R: 0 E: 0 K: 0 S: 6	H: 0 LOB: 0 BB: 0 P: 8	R: 1 E: 0 K: 2 S: 16	H: 2 LOB: 3 BB: 1 P: 26	R: 1 E: 0 K: 0 S: 9	H: 2 LOB: 1 BB: 0 P: 15	R: 0 E: 0 K: 0 S: 5	H: 0 LOB: 0 BB: 0 P: 11	R: 0 E: 0 K: 0 S: 6	H: 0 LOB: 0 BB: 0 P: 9	R: 2 E: 0 K: 1 S: 16	H: 2 LOB: 0 BB: 0 P: 22	R: 0 E: 0 K: 2 S: 8	H: 0 LOB: 0 BB: 0 P: 13	R: 1 E: 0 K: 1 S: 19	H: 3 LOB: 3 BB: 1 P: 34	1B: 6 2B: 1 3B: 0 HR: 2	SF: 0 SAC: 0 DP: 1 HBP: 1	WP: 0 PB: 0 SB: 1 CS: 0	PA: 39							
PITCHER	IP	WLS	BF	H	R	ER	SO	BB	IBB	HBP	BLK	WP	HR	S	P	ERA	WHIP										
52 CC Sabathia, L (1,1)	6.2	L	28	6	4	4	3	2	0	1	0	0	2	62	99	5.40	1.200										
38 Andrew Bailey, R (7,1)	1.1		4	0	0	2	0	0	0	0	0	0	0	10	16	0.00	0.000										
50 Nick Rumbelow, R (9,1)	0.2		4	2	1	1	0	0	0	0	0	0	0	13	21	13.50	3.000										
45 Chasen Shreve, L (9,1)	0.0		1	1	0	0	0	0	0	0	0	0	0	4	7	∞	∞										
33 Chris Martin, R (9,1)	0.1		2	0	0	0	0	0	1	0	0	0	0	2	6	0.00	0.000										
Batter	1	2	3	4	5	6	7	8	9	AB	R	H	RBI	BB	SO	LOB	BOTTOM										
11 Brett Gardner, L (1,8)	K2-3		12 G6-3 HBP	12 G6-4-3 1B		G6-4-3			F8	4	0	1	0	0	1	2											
12 Chase Headley, S (1,5)	K		G6-3	G6-4-3					13 G6-4-3 1B	4	0	1	0	0	1	4											
13 Alex Rodriguez, R (1,10)	L8								G6-4-3	3	0	0	0	1	1	1											
36 Carlos Beltrán, S (1,9)		F8	P6		G6-3				G5-3	4	0	0	0	0	0	2											
34 Brian McCann, L (1,2)		64 FC5 33 BB HBP		64 BB 18 1B	24 1B 24 WP BB				24 G6-4-3 BB	1	1	1	0	2	0	0											
24 Chris Young, R (1,7)		F9		64 BB 18 1B	F7				G6-4-3	4	1	1	0	0	0	3											
33 Greg Bird, L (1,3)		64 FC5 BB		L9					P4	3	0	0	0	1	1	2											
64 Rob Refsnyder, R (1,4)		FC5		11 1B 18 1B						2	0	1	0	1	0	2											
22 Jacoby Ellsbury, L (9,PH)				11 1B 18 1B						1	0	0	0	0	0	0											
18 Didi Gregorius, L (1,6)			F9		11 1B				K2-3	3	0	1	2	1	1	0											
Inning Stats	R: 0 E: 0 K: 2 S: 8	H: 0 LOB: 0 BB: 0 P: 11	R: 0 E: 0 K: 0 S: 8	H: 0 LOB: 2 BB: 1 P: 16	R: 0 E: 0 K: 0 S: 6	H: 0 LOB: 2 BB: 1 P: 13	R: 2 E: 0 K: 1 S: 9	H: 4 LOB: 2 BB: 1 P: 18	R: 0 E: 0 K: 1 S: 9	H: 1 LOB: 1 BB: 1 P: 16	R: 0 E: 0 K: 0 S: 10	H: 1 LOB: 0 BB: 0 P: 18	R: 0 E: 0 K: 0 S: 4	H: 0 LOB: 0 BB: 0 P: 9	R: 0 E: 0 K: 1 S: 12	H: 0 LOB: 0 BB: 0 P: 16	1B: 5 2B: 1 3B: 0 HR: 0	SF: 0 SAC: 0 DP: 4 HBP: 2	WP: 1 PB: 0 SB: 0 CS: 0	PA: 37							
PITCHER	IP	WLS	BF	H	R	ER	SO	BB	IBB	HBP	BLK	WP	HR	S	P	ERA	WHIP										
55 Carlos Rodón, L (1,1)	6.0	W	28	5	2	2	4	5	0	2	0	0	0	49	91	3.00	1.667										
34 Matt Albers, R (7,1)	0.2	H	2	1	0	0	0	0	0	0	0	0	0	6	11	0.00	1.500										
33 Zach Duke, L (7,1)	1.1	H	4	0	0	0	0	1	0	0	0	0	0	8	16	0.00	0.750										
30 David Robertson, R (9,1)	1.0	S	3	0	0	0	1	0	0	0	0	0	0	12	16	0.00	0.000										

Chicago White Sox @ New York Yankees  
 Yankee Stadium, Bronx, NY  
 Fri Sep 25 2015, 7:09 PM - 10:18 PM EDT  
 Att: 37,316 - Cloudy - 69 F

livebaseballscorecards.com

AB 35  
 R 5  
 H 9  
 RBI 5  
 BB 3  
 SO 6  
 LOB 13



Chicago White Sox @ New York Yankees  
 Yankee Stadium, Bronx, NY  
 Fri Sep 25 2015, 7:09 PM - 10:18 PM EDT  
 Att: 37,316 - Cloudy - 69 F

livebaseballscorecards.com

AB 29  
 R 2  
 H 6  
 RBI 2  
 BB 6  
 SO 5  
 LOB 16





Batter	1	2	3	4	5	6	7	8	9	AB	R	H	RBI	BB	SO	LOB	TOP										
1 Adam Eaton, L (1, 8) OBP: 0.356, SLG: 0.422										3	1	1	0	1	0	0	Chicago White Sox @ New York Yankees Yankee Stadium, Bronx, NY Sat Sep 26 2015, 4:10 PM - 6:53 PM EDT Att: 39,134 - Partly Cloudy - 66 F										
79 José Abreu, R (1, 3) OBP: 0.347, SLG: 0.503										4	0	1	1	0	1	3											
53 Melky Cabrera, S (1, 7) OBP: 0.317, SLG: 0.397										4	0	0	0	0	0	1											
28 Travece Thompson, R (1, 9) OBP: 0.364, SLG: 0.582										4	0	1	0	0	1	0											
25 Adam LaRoche, L (1, 10) OBP: 0.295, SLG: 0.343										4	0	0	0	0	1	2											
10 Alexei Ramirez, R (1, 6) OBP: 0.285, SLG: 0.358										3	0	0	0	0	0	0											
24 Mike Olt, R (1, 5) OBP: 0.271, SLG: 0.351										2	0	0	0	1	2	0											
21 Tyler Flowers, R (1, 2) OBP: 0.284, SLG: 0.345										3	0	0	0	0	3	1											
5 Yolmer Sánchez, S (1, 4) OBP: 0.269, SLG: 0.337											2	0	0	0	1	0											
<b>Inning Stats</b>	R: 1 E: 0 K: 0 S: 11	H: 3 LOB: 1 BB: 0 P: 19	R: 0 E: 0 K: 2 S: 9	H: 0 LOB: 0 BB: 0 P: 15	R: 0 E: 0 K: 0 S: 5	H: 0 LOB: 0 BB: 0 P: 8	R: 0 E: 0 K: 0 S: 5	H: 0 LOB: 0 BB: 0 P: 8	R: 0 E: 0 K: 0 S: 6	H: 0 LOB: 0 BB: 0 P: 9	R: 0 E: 0 K: 2 S: 8	H: 0 LOB: 0 BB: 0 P: 12	R: 0 E: 0 K: 0 S: 5	H: 0 LOB: 0 BB: 0 P: 8	R: 0 E: 0 K: 2 S: 7	H: 0 LOB: 0 BB: 0 P: 12	1B: 3 2B: 0 3B: 0 HR: 0	SF: 0 SAC: 0 DP: 1 HBP: 0	WP: 0 PB: 0 SB: 1 CS: 0	PA: 32							
<b>PITCHER</b>	IP	WLS	BF	H	R	ER	SO	BB	IBB	HBP	BLK	WP	HR	S	P	ERA	WHIP										
43 Adam Warren, R (1, 1) ERA: 3.37	6.0	W	23	3	1	1	4	3	0	0	0	0	0	48	88	1.50	1.000										
41 Justin Wilson, L (7, 1) ERA: 3.1	1.0	H	3	0	0	0	2	0	0	0	0	0	0	8	12	0.00	0.000										
68 Dellin Betances, R (8, 1) ERA: 1.36	1.0	H	3	0	0	0	0	0	0	0	0	0	0	5	8	0.00	0.000										
48 Andrew Miller, L (9, 1) ERA: 1.97	1.0	S	3	0	0	0	2	0	0	0	0	0	0	7	12	0.00	0.000										

Batter	1	2	3	4	5	6	7	8	9	AB	R	H	RBI	BB	SO	LOB	BOTTOM										
22 Jacoby Ellsbury, L (1, 8) OBP: 0.318, SLG: 0.347										4	1	2	0	0	2	2	Chicago White Sox @ New York Yankees Yankee Stadium, Bronx, NY Sat Sep 26 2015, 4:10 PM - 6:53 PM EDT Att: 39,134 - Partly Cloudy - 66 F										
12 Chase Headley, S (1, 5) OBP: 0.282, SLG: 0.375										4	1	1	1	0	3												
13 Alex Rodriguez, R (1, 10) OBP: 0.355, SLG: 0.490										3	0	1	1	1	1												
36 Carlos Beltrán, S (1, 9) OBP: 0.334, SLG: 0.470										3	0	0	0	1	0	3											
70 Rico Noel, R (8, PR) OBP: 0.350, SLG: 0.700										0	0	0	0	0	0	0											
71 Slade Heathcott, L (9, 9) OBP: 0.350, SLG: 0.700										4	0	0	0	0	1	3											
34 Brian McCann, L (1, 2) OBP: 0.327, SLG: 0.452										4	0	0	0	0	1	3											
24 Chris Young, R (1, 7) OBP: 0.313, SLG: 0.443										1	0	0	0	2	1	1											
11 Brett Gardner, L (8, 7) OBP: 0.346, SLG: 0.408										0	0	0	0	1	0	0											
33 Greg Bird, L (1, 3) OBP: 0.322, SLG: 0.523										4	0	0	0	0	2	5											
18 Didi Gregorius, L (1, 6) OBP: 0.316, SLG: 0.369										3	0	1	0	0	0	1											
64 Rob Refsnyder, R (1, 4) OBP: 0.304, SLG: 0.455										3	0	2	0	0	0	1											
17 Brendan Ryan, R (8, 4) OBP: 0.261, SLG: 0.333										0	0	0	0	0	0	0											
<b>Inning Stats</b>	R: 0 E: 0 K: 1 S: 10	H: 1 LOB: 1 BB: 0 P: 16	R: 0 E: 0 K: 1 S: 9	H: 0 LOB: 1 BB: 1 P: 17	R: 0 E: 0 K: 1 S: 9	H: 1 LOB: 0 BB: 0 P: 13	R: 0 E: 0 K: 1 S: 16	H: 0 LOB: 1 BB: 1 P: 25	R: 0 E: 0 K: 1 S: 11	H: 1 LOB: 0 BB: 0 P: 14	R: 2 E: 0 K: 0 S: 14	H: 3 LOB: 2 BB: 1 P: 30	R: 0 E: 0 K: 1 S: 11	H: 1 LOB: 1 BB: 0 P: 17	R: 0 E: 0 K: 1 S: 12	H: 0 LOB: 2 BB: 2 P: 25	1B: 5 2B: 2 3B: 0 HR: 0	SF: 0 SAC: 0 DP: 1 HBP: 0	WP: 0 PB: 0 SB: 3 CS: 1	PA: 35							
<b>PITCHER</b>	IP	WLS	BF	H	R	ER	SO	BB	IBB	HBP	BLK	WP	HR	S	P	ERA	WHIP										
50 John Danks, L (1, 1) ERA: 4.53	6.0	L	25	6	2	2	5	2	1	0	0	0	0	69	115	3.00	1.333										
43 Dan Jennings, L (7, 1) ERA: 4.08	1.0		4	1	0	0	1	0	0	0	0	0	0	11	17	0.00	1.000										
52 Jake Petricka, R (8, 1) ERA: 3.71	0.1		2	0	0	0	0	1	0	0	0	0	0	6	12	0.00	3.000										
33 Zach Duke, L (8, 1) ERA: 3.47	0.2		3	0	0	0	1	1	0	0	0	0	0	6	13	0.00	1.500										

Chicago White Sox @ New York Yankees  
Yankee Stadium, Bronx, NY  
Sat Sep 26 2015, 4:10 PM - 6:53 PM EDT  
Att: 39,134 - Partly Cloudy - 66 F

livebaseballscorecards.com

AB 29  
R 1  
H 3  
RBI 1  
BB 3  
SO 8  
LOB 7

Chicago White Sox @ New York Yankees  
Yankee Stadium, Bronx, NY  
Sat Sep 26 2015, 4:10 PM - 6:53 PM EDT  
Att: 39,134 - Partly Cloudy - 66 F

livebaseballscorecards.com

AB 29  
R 2  
H 7  
RBI 2  
BB 5  
SO 7  
LOB 20




Batter	1	2	3	4	5	6	7	8	9	AB	R	H	RBI	BB	SO	LOB	TOP			
1 Adam Eaton, L (1, 10) OBP: 0.357, SLG: 0.424	G1-3			F8		79 1B BB		2B		3	0	1	0	1	0	0	<b>Chicago White Sox @ New York Yankees</b> Yankee Stadium, Bronx, NY Sun Sep 27 2015, 1:10 PM - 4:28 PM EDT Att: 38,690 - Partly Cloudy - 65 F			
79 José Abreu, R (1, 3) OBP: 0.348, SLG: 0.503	53 G6-3 1B			G4-3		53 G6-3 1B		K		4	0	2	0	0	1					
53 Melky Cabrera, S (1, 7) OBP: 0.317, SLG: 0.398	G6-3			G6-3		G6-3		G3-1		4	0	1	0	0	0	3				
28 Travece Thompson, R (1, 8) OBP: 0.351, SLG: 0.559		F9		G5-3				F9		4	0	0	0	0	0	1				
20 JB Shuck, L (1, 9) OBP: 0.353, SLG: 0.358	E1									2	0	1	0	0	0	0				
26 Avisail García, R (7, PH) OBP: 0.310, SLG: 0.372	24 CS 1B									2	1	1	1	0	1	0				
24 Mike Olt, R (1, 5) OBP: 0.273, SLG: 0.350	K							F8		3	0	1	0	0	1	1				
36 Rob Brantly, L (1, 2) OBP: 0.335, SLG: 0.320				F8				F7		2	0	0	0	0	0	2				
58 Geovany Soto, R (7, PH) OBP: 0.301, SLG: 0.411				G3-6-1						1	0	0	0	0	0	0				
5 Yolmer Sánchez, S (1, 4) OBP: 0.267, SLG: 0.334		G1-3						L6		3	0	0	0	0	0	1				
18 Tyler Saladino, R (1, 6) OBP: 0.272, SLG: 0.342				K				G6-3		3	0	0	0	0	1	0				
<b>Inning Stats</b>	R: 0 E: 0 K: 0 S: 9	H: 1 LOB: 0 BB: 0 P: 15	R: 0 E: 1 K: 1 S: 11	H: 0 LOB: 1 BB: 0 P: 17	R: 0 E: 0 K: 1 S: 10	H: 0 LOB: 0 BB: 0 P: 14	R: 0 E: 0 K: 0 S: 13	H: 1 LOB: 1 BB: 0 P: 20	R: 0 E: 0 K: 0 S: 8	H: 1 LOB: 1 BB: 0 P: 17	R: 1 E: 0 K: 0 S: 19	H: 1 LOB: 0 BB: 0 P: 26	R: 0 E: 0 K: 1 S: 14	H: 1 LOB: 1 BB: 0 P: 19	R: 0 E: 0 K: 1 S: 9	H: 0 LOB: 0 BB: 0 P: 11	1B: 4 2B: 3 HR: 1	SF: 0 SAC: 0 DP: 4 HBP: 0	WP: 0 PB: 0 SB: 0 CS: 1	PA: 32
<b>PITCHER</b>	IP WLS BF H R ER SO BB IBB HBP BLK WP HR S P ERA WHIP																			
40 Luis Severino, R (1, 1) ERA: 2.77	6.0 W 21 5 0 0 2 1 0 0 0 0 0 0 63 99 0.00 1.000																			
41 Justin Wilson, L (7, 1) ERA: 3.2	1.0 H 4 1 1 1 0 0 0 0 0 0 1 19 26 9.00 1.000																			
68 Dellin Betances, R (8, 1) ERA: 1.34	1.0 H 4 1 0 0 1 0 0 0 0 0 0 14 19 0.00 1.000																			
55 Bryan Mitchell, R (9, 1) ERA: 5.6	1.0 3 0 0 0 1 0 0 0 0 0 0 9 11 0.00 0.000																			

Batter	1	2	3	4	5	6	7	8	9	AB	R	H	RBI	BB	SO	LOB	BOTTOM			
22 Jacoby Ellsbury, L (1, 8) OBP: 0.321, SLG: 0.348	36 E 34 SF9 1B	CS	33 HBP 1B	F7		P5				4	1	2	1	1	0	4	<b>Chicago White Sox @ New York Yankees</b> Yankee Stadium, Bronx, NY Sun Sep 27 2015, 1:10 PM - 4:28 PM EDT Att: 38,690 - Partly Cloudy - 65 F			
11 Brett Gardner, L (1, 7) OBP: 0.327, SLG: 0.407	E3 34 SF9 36 E 1B		33 HBP 1B	K		36 PB BB		F7		4	0	1	0	1	1	6				
36 Carlos Beltrán, S (1, 10) OBP: 0.355, SLG: 0.468	E3			F7		L8				4	0	1	0	1	0	4				
70 Rico Noel, R (8, PR) (9, 10)										0	1	0	0	0	0	0				
34 Brian McCann, L (1, 2) OBP: 0.324, SLG: 0.448	SF9			F7		K		K		4	0	0	1	0	3	6				
33 Greg Bird, L (1, 3) OBP: 0.331, SLG: 0.529	K									4	2	2	1	0	2	2				
29 Dustin Ackley, L (1, 4) OBP: 0.275, SLG: 0.416	F9									4	1	1	1	0	1	6				
12 Chase Headley, S (8, 5) OBP: 0.327, SLG: 0.377				P3						1	0	1	0	0	0	0				
18 Didi Gregorius, L (1, 6) OBP: 0.317, SLG: 0.370		P5				P5				4	0	1	0	1	1	1				
71 Slade Heathcott, L (1, 9) OBP: 0.400, SLG: 0.696				F8		17 1B 36 PB 1B		22 1B 13 1B BB		3	1	2	1	1	0	1				
17 Brendan Ryan, R (1, 5) OBP: 0.274, SLG: 0.337										2	0	1	0	1	1	1				
13 Alex Rodriguez, R (7, PH) OBP: 0.356, SLG: 0.491										1	0	1	0	0	0	0				
64 Rob Refsnyder, R (7, PR) OBP: 0.292, SLG: 0.435										1	0	0	0	0	1	2				
<b>Inning Stats</b>	R: 1 E: 2 K: 1 S: 14	H: 0 LOB: 2 BB: 1 P: 23	R: 0 E: 0 K: 1 S: 16	H: 1 LOB: 0 BB: 0 P: 20	R: 0 E: 0 K: 0 S: 13	H: 2 LOB: 3 BB: 0 P: 22	R: 0 E: 0 K: 1 S: 9	H: 1 LOB: 1 BB: 1 P: 17	R: 0 E: 0 K: 2 S: 10	H: 0 LOB: 0 BB: 0 P: 15	R: 2 E: 0 K: 1 S: 17	H: 3 LOB: 3 BB: 2 P: 30	R: 1 E: 0 K: 2 S: 13	H: 3 LOB: 3 BB: 1 P: 21	R: 2 E: 1 K: 2 S: 13	H: 3 LOB: 2 BB: 1 P: 25	1B: 9 2B: 3 3B: 0 HR: 1	SF: 2 SAC: 0 DP: 0 HBP: 1	WP: 1 PB: 1 SB: 0 CS: 1	PA: 46
<b>PITCHER</b>	IP WLS BF H R ER SO BB IBB HBP BLK WP HR S P ERA WHIP																			
45 Erik Johnson, R (1, 1) ERA: 3.45	5.2 L 30 7 3 2 5 4 0 0 0 0 0 0 75 121 3.18 1.941																			
57 Zach Putnam, R (6, 1) ERA: 4.02	1.0 6 2 1 1 3 1 0 0 0 0 0 15 25 9.00 3.000																			
43 Dan Jennings, L (7, 1) ERA: 4.05	0.1 2 1 0 0 0 0 0 0 0 0 0 2 2 0.00 3.000																			
40 Daniel Webb, R (8, 1) ERA: 5.59	0.1 5 3 2 2 1 1 0 0 0 0 0 8 16 54.00 12.000																			
Scott Carroll, R (8, 1) ERA: 3.59	0.2 2 0 0 0 1 0 0 0 0 0 0 5 9 0.00 0.000																			


livebaseballscorecards.com

AB 31  
R 1  
H 7  
RBI 1  
BB 1  
SO 4  
LOB 9



livebaseballscorecards.com

AB 36  
R 6  
H 13  
RBI 5  
BB 6  
SO 10  
LOB 33













Batter	1	2	3	4	5	6	7	8	9	10	11	AB	R	H	RBI	BB	SO	LOB	TOP							
50 Mookie Betts, R OBP: 0.344, SLG: 0.488												6	2	2	3	0	1	0								
15 Dustin Pedroia, R OBP: 0.361, SLG: 0.449												6	1	2	0	0	0	0								
2 Xander Bogaerts, R OBP: 0.355, SLG: 0.424												5	1	1	0	1	1	2								
34 David Ortiz, L OBP: 0.359, SLG: 0.547												2	1	2	1	1	0	0								
30 Josh Rutledge, R OBP: 0.347, SLG: 0.354												2	0	0	0	0	2	1								
47 Travis Shaw, L OBP: 0.332, SLG: 0.505												5	2	1	3	0	1	2								
26 Brock Holt, L OBP: 0.349, SLG: 0.382												5	0	1	0	0	2	3								
23 Blake Swihart, S OBP: 0.320, SLG: 0.394												5	1	2	0	0	0	2								
16 Deven Marrero, R OBP: 0.250, SLG: 0.318												5	1	1	1	0	1	1								
25 Jackie Bradley Jr., L OBP: 0.338, SLG: 0.512												4	0	0	1	0	0	1								
<b>Inning Stats</b>	R: 3 E: 0 K: 1 S: 19	H: 3 LOB: 1 BB: 1 P: 36	R: 0 E: 0 K: 0 S: 7	H: 0 LOB: 0 BB: 0 P: 12	R: 1 E: 0 K: 1 S: 14	H: 2 LOB: 1 BB: 0 P: 23	R: 0 E: 0 K: 0 S: 7	H: 0 LOB: 0 BB: 0 P: 10	R: 0 E: 0 K: 1 S: 9	H: 1 LOB: 1 BB: 0 P: 17	R: 1 E: 0 K: 0 S: 9	H: 1 LOB: 0 BB: 0 P: 13	R: 0 E: 0 K: 1 S: 9	H: 0 LOB: 0 BB: 0 P: 13	R: 0 E: 0 K: 2 S: 13	H: 1 LOB: 1 BB: 0 P: 20	R: 0 E: 0 K: 1 S: 11	H: 0 LOB: 1 BB: 1 P: 18	R: 4 E: 1 K: 0 S: 16	H: 4 LOB: 1 BB: 0 P: 24	1B: 6 2B: 3 3B: 0 HR: 3	SF: 0 SAC: 1 DP: 0 HBP: 0	WP: 0 PB: 0 SB: 0 CS: 0	PA: 48		
<b>PITCHER</b>	19 Masahiro Tanaka, R ERA: 3.51	IP: 5.0 WLS: 1 BF: 21	H: 5 R: 4 ER: 4 SO: 3	BB: 1 IBB: 0 HBP: 0 BLK: 0	WP: 0 HR: 1 S: 56 P: 95	ERA: 7.20 WHIP: 1.200	45 Chasen Shreve, L ERA: 2.79	IP: 0.1 WLS: 0 BF: 3	H: 2 R: 0 ER: 0 SO: 0	BB: 0 IBB: 0 HBP: 0 BLK: 0	WP: 0 HR: 1 S: 6 P: 9	ERA: 0.00 WHIP: 6.000	65 Caleb Cotham, R ERA: 5.79	IP: 0.1 WLS: 0 BF: 1	H: 0 R: 0 ER: 0 SO: 0	BB: 0 IBB: 0 HBP: 0 BLK: 0	WP: 0 HR: 0 S: 2 P: 2	ERA: 0.00 WHIP: 0.000								

**Boston Red Sox @ New York Yankees**  
 Yankee Stadium, Bronx, NY  
 Wed Sep 30 2015, 7:12 PM - 11:19 PM EDT  
 Att: 39,928 - Cloudy - 67 F

AB	45
R	9
H	12
RBI	9
BB	2
SO	8
LOB	12



Batter	1	2	3	4	5	6	7	8	9	10	11	AB	R	H	RBI	BB	SO	LOB	BOTTOM									
22 Jacoby Ellsbury, L OBP: 0.322, SLG: 0.351												5	1	1	0	1	2	1										
12 Chase Headley, S OBP: 0.326, SLG: 0.374												5	0	1	0	1	0	1										
13 Alex Rodriguez, R OBP: 0.396, SLG: 0.492												4	2	2	1	2	1	0										
36 Carlos Beltrán, S OBP: 0.333, SLG: 0.466												5	1	1	1	1	0	4										
71 Slade Heathcott, L OBP: 0.400, SLG: 0.696												0	0	0	0	0	0	0										
34 Brian McCann, L OBP: 0.274, SLG: 0.337												3	0	0	1	1	0	1										
70 Rico Noel, R OBP: 0.281, SLG: 0.424												0	0	0	0	0	0	0										
17 Brendan Ryan, R OBP: 0.274, SLG: 0.337												0	0	0	0	0	0	0										
29 Dustin Ackley, L OBP: 0.281, SLG: 0.424												1	0	0	0	1	0	1										
24 Chris Young, R OBP: 0.316, SLG: 0.446												3	1	2	1	0	1	0										
11 Brett Gardner, L OBP: 0.347, SLG: 0.406												3	0	1	0	0	0	4										
33 Greg Bird, L OBP: 0.339, SLG: 0.517												1	0	1	0	2	0	0										
66 John Ryan Murphy, R OBP: 0.325, SLG: 0.420												3	0	1	0	0	1	3										
64 Rob Refsnyder, R OBP: 0.353, SLG: 0.452												4	0	2	1	2	1	2										
18 Didi Gregorius, L OBP: 0.315, SLG: 0.393												5	0	0	0	0	0	10										
<b>Inning Stats</b>	R: 0 E: 0 K: 1 S: 8	H: 0 LOB: 0 BB: 0 P: 14	R: 1 E: 0 K: 0 S: 16	H: 2 LOB: 2 BB: 1 P: 29	R: 0 E: 0 K: 1 S: 9	H: 2 LOB: 1 BB: 0 P: 14	R: 0 E: 0 K: 1 S: 9	H: 2 LOB: 2 BB: 0 P: 13	R: 3 E: 0 K: 0 S: 18	H: 3 LOB: 3 BB: 3 P: 39	R: 1 E: 0 K: 0 S: 10	H: 1 LOB: 1 BB: 0 P: 15	R: 0 E: 0 K: 1 S: 12	H: 0 LOB: 0 BB: 2 P: 28	R: 0 E: 0 K: 0 S: 7	H: 0 LOB: 3 BB: 0 P: 23	R: 0 E: 0 K: 1 S: 7	H: 1 LOB: 1 BB: 0 P: 10	R: 0 E: 0 K: 1 S: 9	H: 0 LOB: 1 BB: 1 P: 19	R: 0 E: 0 K: 0 S: 8	H: 1 LOB: 0 BB: 0 P: 11	1B: 8 2B: 4 3B: 0 HR: 1	SF: 0 SAC: 0 DP: 2 HBP: 0	WP: 2 PB: 0 SB: 2 CS: 1	PA: 53		
<b>PITCHER</b>	20 Wade Miley, L ERA: 4.46	IP: 5.0 WLS: 1 BF: 27	H: 9 R: 4 ER: 4 SO: 3	BB: 4 IBB: 0 HBP: 0 BLK: 0	WP: 1 HR: 0 S: 60 P: 109	ERA: 7.20 WHIP: 2.600	64 Jean Machi, R ERA: 5.05	IP: 0.2 WLS: 0 BF: 8	H: 0 R: 0 ER: 0 SO: 0	BB: 1 IBB: 0 HBP: 0 BLK: 0	WP: 0 HR: 0 S: 3 P: 7	ERA: 0.00 WHIP: 1.500	41 Alexi Ogando, R ERA: 4.06	IP: 2.0 WLS: 0 BF: 8	H: 1 R: 0 ER: 0 SO: 2	BB: 1 IBB: 0 HBP: 0 BLK: 0	WP: 0 HR: 0 S: 16 P: 29	ERA: 0.00 WHIP: 1.000	28 Robbie Ross Jr., L ERA: 3.86	IP: 1.0 WLS: 0 BF: 3	H: 1 R: 0 ER: 0 SO: 0	BB: 0 IBB: 0 HBP: 0 BLK: 0	WP: 0 HR: 0 S: 8 P: 11	ERA: 0.00 WHIP: 1.000				

**Boston Red Sox @ New York Yankees**  
 Yankee Stadium, Bronx, NY  
 Wed Sep 30 2015, 7:12 PM - 11:19 PM EDT  
 Att: 39,928 - Cloudy - 67 F

AB	42
R	5
H	12
RBI	5
BB	11
SO	6
LOB	27





Batter	1	2	3	4	5	6	7	8	9	AB	R	H	RBI	BB	SO	LOB	TOP					
50 Mookie Betts, R (1, 8) OBP: 0.345, SLG: 0.488	F7		25 BB 1B		25 G4-3 1B		F7			4	0	2	1	0	0	1	<b>Boston Red Sox @ New York Yankees</b> Yankee Stadium, Bronx, NY Thu Oct 01 2015, 7:11 PM - 10:20 PM EDT Att: 40,033 - Rain - 60 F					
25 Jackie Bradley, Jr., L (1, 7) OBP: 0.336, SLG: 0.565	K		2 G4-6-3 BB		G4-3		K			3	0	0	0	1	2	3						
2 Xander Bogaerts, R (1, 6) OBP: 0.356, SLG: 0.423	BB		G4-6-3		IBB		G5-3			2	0	0	0	2	0	3						
47 Travis Shaw, L (1, 3) OBP: 0.331, SLG: 0.500	K2-3		38 G5-4-3 1B		F8		K			4	0	1	0	0	2	4						
38 Rusney Castillo, R (1, 9) OBP: 0.296, SLG: 0.373	F9		G5-4-3		G3		G6-3			4	0	0	0	0	0	1						
5 Allen Craig, R (1, 10) OBP: 0.232, SLG: 0.192	1B		G4-3		K		L6			4	0	1	0	0	1	0						
16 Deven Marrero, R (1, 5) OBP: 0.271, SLG: 0.319	L8		3 1B 50 1B		BB		K			3	1	1	0	1	1	1						
3 Sandy León, S (1, 2) OBP: 0.233, SLG: 0.194	G5-3		25 G4-3 50 1B		G1-3		P5			4	0	1	0	0	0	2						
30 Josh Rutledge, R (1, 4) OBP: 0.342, SLG: 0.348	K		K		B2		K			4	0	1	0	0	2	2						
<b>Inning Stats</b>	R: 0 E: 0 K: 2 S: 13	H: 0 LOB: 1 BB: 1 P: 22	R: 0 E: 0 K: 0 S: 11	H: 1 LOB: 1 BB: 0 P: 14	R: 0 E: 0 K: 1 S: 10	H: 1 LOB: 1 BB: 1 P: 19	R: 0 E: 0 K: 0 S: 12	H: 1 LOB: 0 BB: 0 P: 18	R: 1 E: 0 K: 0 S: 13	H: 3 LOB: 3 BB: 1 P: 23	R: 0 E: 0 K: 1 S: 11	H: 0 LOB: 1 BB: 1 P: 20	R: 0 E: 0 K: 1 S: 14	H: 1 LOB: 1 BB: 0 P: 19	R: 0 E: 0 K: 1 S: 8	H: 0 LOB: 0 BB: 0 P: 12		R: 0 E: 0 K: 2 S: 10	H: 0 LOB: 0 BB: 0 P: 16	1B: 7 2B: 0 3B: 0 HR: 0	SF: 0 SAC: 0 DP: 2 HBP: 0	WP: 0 PB: 0 SB: 0 CS: 0
<b>PITCHER</b>	IP WLS BF H R ER SO BB IBB HBP BLK WP HR S P ERA WHIP	5.0 W 22 6 1 1 3 2 1 0 0 0 0 59 96 1.80 1.600	3.0 H 11 1 0 0 3 1 0 0 0 0 0 33 51 0.00 0.667	1.0 S 3 0 0 0 2 0 0 0 0 0 0 10 16 0.00 0.000	<b>PITCHER</b>										IP WLS BF H R ER SO BB IBB HBP BLK WP HR S P ERA WHIP							
52 CC Sabathia, L (1, 1) ERA: 4.73											6.0 L 23 4 2 2 6 3 0 0 0 0 67 102 3.00 1.167											
43 Adam Warren, R (6, 1) ERA: 3.29											1.0 5 2 1 1 2 0 0 0 0 1 13 9.00 2.000											
68 Dellin Betances, R (9, 1) ERA: 1.41											1.0 6 2 1 1 0 2 0 0 0 0 1 10 9.00 4.000											

AB 32  
R 1  
H 7  
RBI 1  
BB 4  
SO 8  
LOB 17



Batter	1	2	3	4	5	6	7	8	9	AB	R	H	RBI	BB	SO	LOB	BOTTOM					
11 Brett Gardner, L (1, 8) OBP: 0.346, SLG: 0.405	G4-3		64 G5-4-3 1B		K		K			4	0	1	0	0	2	3	<b>Boston Red Sox @ New York Yankees</b> Yankee Stadium, Bronx, NY Thu Oct 01 2015, 7:11 PM - 10:20 PM EDT Att: 40,033 - Rain - 60 F					
64 Rob Refsnyder, R (1, 4) OBP: 0.342, SLG: 0.514	G6-3		F8		G5-4-3		HR			4	1	1	1	0	0	1						
13 Alex Rodriguez, R (1, 10) OBP: 0.357, SLG: 0.491	K		36 G6-4-3 BB		K		HR			3	0	1	0	1	2	0						
70 Rico Noel, R (6, PR) (9, 10)	K		36 CS 1B		K		1B			0	0	0	0	0	0	0						
36 Carlos Beltrán, S (1, 9) OBP: 0.333, SLG: 0.470	HR		G6-4-3		K		G4-3			4	1	1	1	0	1	2						
71 Slade Heathcott, L (9, 8) OBP: 0.400, SLG: 0.696	HR		1-2		K		K			0	0	0	0	0	0	0						
24 Chris Young, R (1, 7) OBP: 0.318, SLG: 0.448	L8		66 F9 2B		K		BB			3	0	1	0	1	1	0						
66 John Ryan Murphy, R (1, 2) OBP: 0.326, SLG: 0.614	18 BB 17 BB		F9		F9		BB			2	1	0	0	2	0	1						
33 Greg Bird, L (1, 3) OBP: 0.337, SLG: 0.530	L6		17 BB 17 BB		F9		BB			4	1	1	1	0	0	4						
18 Didi Gregorius, L (1, 6) OBP: 0.317, SLG: 0.364	17 BB		K		K		1B			2	0	1	0	1	1	1						
17 Brendan Ryan, R (1, 5) OBP: 0.276, SLG: 0.337	1-2 2H		G6-3		G6-3		K			3	0	1	1	0	1	1						
<b>Inning Stats</b>	R: 0 E: 0 K: 1 S: 6	H: 2 LOB: 2 BB: 2 P: 9	R: 2 E: 0 K: 1 S: 20	H: 2 LOB: 2 BB: 2 P: 37	R: 0 E: 0 K: 0 S: 14	H: 0 LOB: 0 BB: 1 P: 21	R: 0 E: 0 K: 1 S: 10	H: 1 LOB: 1 BB: 0 P: 15	R: 0 E: 0 K: 0 S: 7	H: 1 LOB: 0 BB: 0 P: 8	R: 0 E: 0 K: 3 S: 10	H: 0 LOB: 0 BB: 0 P: 12	R: 1 E: 0 K: 2 S: 13	H: 2 LOB: 1 BB: 0 P: 20	R: 1 E: 0 K: 0 S: 10	H: 2 LOB: 2 BB: 2 P: 20	R: 1 E: 0 K: 2 S: 10	H: 2 LOB: 2 BB: 2 P: 20	1B: 4 2B: 1 3B: 0 HR: 3	SF: 0 SAC: 0 DP: 2 HBP: 0	WP: 0 PB: 0 SB: 1 CS: 1	PA: 34
<b>PITCHER</b>	IP WLS BF H R ER SO BB IBB HBP BLK WP HR S P ERA WHIP	6.0 L 23 4 2 2 6 3 0 0 0 0 67 102 3.00 1.167	1.0 5 2 1 1 2 0 0 0 0 0 1 13 20 9.00 2.000	1.0 6 2 1 1 0 2 0 0 0 0 1 10 20 9.00 4.000	<b>PITCHER</b>										IP WLS BF H R ER SO BB IBB HBP BLK WP HR S P ERA WHIP							
62 Rich Hill, L (1, 1) ERA: 1.55											6.0 L 23 4 2 2 6 3 0 0 0 0 67 102 3.00 1.167											
64 Jean Machi, R (7, 1) ERA: 5.12											1.0 5 2 1 1 2 0 0 0 0 0 1 13 20 9.00 2.000											
37 Heath Hembree, R (8, 1) ERA: 3.7											1.0 6 2 1 1 0 2 0 0 0 0 1 10 20 9.00 4.000											

AB 29  
R 4  
H 8  
RBI 4  
BB 5  
SO 8  
LOB 13





Batter	1	2	3	4	5	6	7	8	9	AB	R	H	RBI	BB	SO	LOB	TOP										
11 Brett Gardner, L (1, 8) OBP: 0.345, SLG: 0.403	G4-3		G4-3		K		FC3-6 64 1B		K	5	0	1	1	0	2	3											
64 Rob Refsnyder, R (1, 4) OBP: 0.333, SLG: 0.487	G6-3		G5-3			G4-3				4	0	1	1	0	0	1											
13 Alex Rodriguez, R (1, 10) OBP: 0.355, SLG: 0.487	F8				P6		P5		K	4	0	0	0	0	1	2											
24 Chris Young, R (1, 7) OBP: 0.250, SLG: 0.315 29 Dustin Ackley, L (8, PH) OBP: 0.290, SLG: 0.422		E1 12 BB			E1 12 BB				G4-3	2	0	1	0	1	0	0											
12 Chase Headley, S (1, 5) OBP: 0.325, SLG: 0.372		P3				F8			L7	3	0	0	0	1	0	2											
66 John Ryan Murphy, R (1, 2) OBP: 0.327, SLG: 0.459					F9				K	3	1	0	0	1	2	3											
63 Jose Pirela, R (1, 9) OBP: 0.280, SLG: 0.315 70 Rico Noel, R (9, PH) OBP: 1.000, SLG: 1.000					L4					3	1	1	0	0	0	3											
53 Austin Romine, R (1, 3) 33 Greg Bird, L (7, PH) OBP: 0.341, SLG: 0.530 72 Gary Sánchez, R (9, PH)			L7			G5-3				2	0	0	0	0	0	0											
17 Brendan Ryan, R (1, 6) OBP: 0.280, SLG: 0.340 18 Didi Gregorius, L (7, PH) OBP: 0.316, SLG: 0.362						K				2	0	1	0	0	1	0											
<b>Inning Stats</b>	R: 0 E: 0 K: 0 S: 7	H: 0 LOB: 0 BB: 0 P: 9	R: 0 E: 0 K: 1 S: 11	H: 1 LOB: 1 BB: 0 P: 15	R: 0 E: 0 K: 0 S: 11	H: 2 LOB: 1 BB: 0 P: 16	R: 0 E: 1 K: 0 S: 13	H: 0 LOB: 2 BB: 1 P: 20	R: 0 E: 0 K: 2 S: 10	H: 0 LOB: 0 BB: 0 P: 13	R: 0 E: 0 K: 0 S: 9	H: 0 LOB: 1 BB: 2 P: 16	R: 2 E: 0 K: 2 S: 21	H: 2 LOB: 2 BB: 2 P: 40	R: 0 E: 0 K: 1 S: 10	H: 0 LOB: 0 BB: 0 P: 13	R: 0 E: 0 K: 1 S: 11	H: 1 LOB: 1 BB: 0 P: 16	1B: 5 2B: 0 3B: 1 HR: 0	SF: 0 SAC: 0 DP: 0 HBP: 0	WP: 1 PB: 0 SB: 1 CS: 0	PA: 37					
<b>PITCHER</b>	IP	WLS	BF	H	R	ER	SO	BB	IBB	HBP	BLK	WP	HR	S	P	ERA	WHIP										
16 Wei-Yin Chen, L (1, 1) ERA: 3.34	6.0	W	25	4	2	2	3	3	0	0	0	0	0	69	103	3.00	1.167										
35 Brad Brach, R (7, 1) ERA: 2.75	0.2		4	1	0	0	1	1	0	0	0	0	0	9	19	0.00	3.000										
60 Mychal Givens, R (7, 1) ERA: 1.8	1.1		4	0	0	0	2	0	0	0	0	0	0	14	20	0.00	0.000										
71 Oliver Drake, R (9, 1) ERA: 2.87	1.0		4	1	0	0	1	0	0	0	0	1	0	11	16	0.00	1.000										

**New York Yankees @ Baltimore Orioles**  
 Oriole Park at Camden Yards, Baltimore, MD  
 Sat Oct 03 2015, 12:07 PM - 3:22 PM EDT  
 Att: 29,227 - Overcast - 53 F

AB	33
R	2
H	6
RBI	2
BB	4
SO	7
LOB	19



Batter	1	2	3	4	5	6	7	8	9	AB	R	H	RBI	BB	SO	LOB	BOTTOM										
14 Nolan Reimold, R (1, 8) OBP: 0.337, SLG: 0.378 9 David Lough, L (8, 8) OBP: 0.243, SLG: 0.316	18 1B 13 G4-6-3		18 2B 13 G6-3		G5-3		18 1B 13 1B		18 2B	3	3	2	0	1	0	0											
18 Gerardo Parra, L (1, 9) OBP: 0.325, SLG: 0.451					L8					5	1	4	3	0	0	0											
13 Manny Machado, R (1, 5) OBP: 0.360, SLG: 0.502			G4-6-3		G6-3					5	2	2	3	0	0	4											
19 Chris Davis, L (1, 3) OBP: 0.357, SLG: 0.550					K					4	0	2	1	1	1	3											
32 Matt Wieters, S (1, 2) OBP: 0.318, SLG: 0.419										1	0	1	0	4	0	0											
28 Steve Pearce, R (1, 7) OBP: 0.290, SLG: 0.425										5	0	0	0	0	2	9											
45 Steve Clevenger, L (1, 10) OBP: 0.327, SLG: 0.447			G4-3		G4-3		G4-3		FC3-6 2 1B	5	1	1	0	0	0	1											
2 J.J. Hardy, R (1, 6) OBP: 0.251, SLG: 0.307			G5-3		K					5	1	3	0	0	1	0											
3 Ryan Flaherty, L (1, 4) OBP: 0.284, SLG: 0.358			K		G1-3		FC3-6 14 1B		G2-3	5	1	0	0	0	1	5											
<b>Inning Stats</b>	R: 1 E: 0 K: 0 S: 17	H: 3 LOB: 2 BB: 1 P: 24	R: 0 E: 0 K: 1 S: 7	H: 0 LOB: 0 BB: 0 P: 8	R: 1 E: 0 K: 1 S: 9	H: 1 LOB: 2 BB: 1 P: 18	R: 0 E: 0 K: 1 S: 6	H: 0 LOB: 0 BB: 0 P: 12	R: 1 E: 0 K: 1 S: 18	H: 2 LOB: 2 BB: 1 P: 29	R: 4 E: 0 K: 0 S: 19	H: 5 LOB: 2 BB: 1 P: 34	R: 2 E: 0 K: 0 S: 15	H: 3 LOB: 2 BB: 1 P: 24	R: 0 E: 0 K: 1 S: 10	H: 1 LOB: 2 BB: 1 P: 18	1B: 11 2B: 3 3B: 0 HR: 1	SF: 0 SAC: 0 DP: 1 HBP: 1	WP: 1 PB: 0 SB: 1 CS: 0	PA: 45							
<b>PITCHER</b>	IP	WLS	BF	H	R	ER	SO	BB	IBB	HBP	BLK	WP	HR	S	P	ERA	WHIP										
47 Iván Nova, R (1, 1) ERA: 5.07	5.2	L	28	8	5	5	4	3	0	1	0	0	1	65	105	7.94	1.941										
45 Chasen Shreve, L (6, 1) ERA: 3.09	0.1		5	3	2	2	0	1	0	0	0	1	0	11	20	54.00	12.000										
74 Nick Goody, R (7, 1) ERA: 4.76	1.0		7	3	2	2	0	1	0	0	0	0	0	15	24	18.00	4.000										
33 Chris Martin, R (8, 1) ERA: 5.66	1.0		5	1	0	0	1	1	0	0	0	0	0	10	18	0.00	2.000										

**New York Yankees @ Baltimore Orioles**  
 Oriole Park at Camden Yards, Baltimore, MD  
 Sat Oct 03 2015, 12:07 PM - 3:22 PM EDT  
 Att: 29,227 - Overcast - 53 F

AB	38
R	9
H	15
RBI	7
BB	6
SO	5
LOB	22









Batter	1	2	3	4	5	6	7	8	9	AB	R	H	RBI	BB	SO	LOB	TOP			
22 Jacoby Ellsbury, L (1, 8) OBP: 0.318, SLG: 0.345	F8	K		G3		P6		F9		5	0	0	0	0	1	4	<b>New York Yankees @ Baltimore Orioles</b> Oriole Park at Camden Yards, Baltimore, MD Sun Oct 04 2015, 3:07 PM - 6:45 PM EDT Att: 33,224 - Overcast - 56 F			
11 Brett Gardner, L (1, 7) OBP: 0.343, SLG: 0.399	F7		K		F8	G2-3		K		5	0	0	0	0	2	1				
13 Alex Rodriguez, R (1, 10) OBP: 0.356, SLG: 0.486	36 1B		G5-3			36 1B		F9		3	0	0	0	2	0	0				
36 Carlos Beltrán, S (1, 9) OBP: 0.337, SLG: 0.471										3	1	3	0	1	0	0				
70 Rico Noel, R (9, PH) OBP: 0.500, SLG: 0.500	1B									1	0	0	0	0	0	0				
34 Brian McCann, L (1, 2) OBP: 0.320, SLG: 0.437										4	1	1	0	0	0	5				
66 John Ryan Murphy, R (8, 2) OBP: 0.377, SLG: 0.406										0	0	0	0	0	0	0				
72 Gary Sánchez, R (9, PH)										1	0	0	0	0	1	0				
33 Greg Bird, L (1, 3) OBP: 0.343, SLG: 0.529										4	1	2	1	0	2	2				
63 José Pirela, R (9, PH) OBP: 0.247, SLG: 0.311										1	0	0	0	0	0	0				
12 Chase Headley, S (1, 5) OBP: 0.324, SLG: 0.369										3	0	0	0	1	1	1				
29 Dustin Ackley, L (1, 4) OBP: 0.284, SLG: 0.429										4	1	2	2	0	0	2				
18 Didi Gregorius, L (1, 6) OBP: 0.318, SLG: 0.370										3	0	2	1	1	0	2				
<b>Inning Stats</b>	R: 0 E: 0 K: 10 S: 10	H: 1 LOB: 2 BB: 1 P: 17	R: 1 E: 0 K: 1 S: 9	H: 2 LOB: 1 BB: 0 P: 16	R: 0 E: 0 K: 1 S: 6	H: 0 LOB: 1 BB: 1 P: 14	R: 0 E: 0 K: 2 S: 16	H: 1 LOB: 2 BB: 1 P: 27	R: 0 E: 0 K: 1 S: 12	H: 2 LOB: 2 BB: 1 P: 21	R: 2 E: 0 K: 0 S: 16	H: 3 LOB: 2 BB: 1 P: 28	R: 0 E: 0 K: 1 S: 6	H: 0 LOB: 0 BB: 0 P: 8	R: 0 E: 0 K: 1 S: 5	H: 0 LOB: 0 BB: 0 P: 6	1B: 6 2B: 2 3B: 2 HR: 0	SF: 0 SAC: 0 DP: 0 HBP: 0	WP: 0 PB: 0 SB: 0 CS: 0	PA: 42
<b>PITCHER</b>	IP WLS BF H R ER SO BB IBB HBP BLK WP HR S P ERA WHIP																<b>PITCHER</b>	IP WLS BF H R ER SO BB IBB HBP BLK WP HR S P ERA WHIP		
30 Chris Tillman, R (1, 1) ERA: 4.99	5.1 W 27 7 2 2 5 4 0 0 0 0 0 0 0 59 103 3.38 2.062																			
66 T.J. McFarland, L (6, 1) ERA: 4.91	1.0 6 3 2 2 0 0 0 0 0 0 0 0 10 16 18.00 3.000																			
35 Brad Brach, R (7, 1) ERA: 2.72	0.2 H 3 0 0 0 0 1 0 0 0 0 0 0 6 8 0.00 0.000																			
56 Darren O'Day, R (8, 1) ERA: 1.52	1.0 H 3 0 0 0 1 0 0 0 0 0 0 5 6 0.00 0.000																			
53 Zack Britton, L (9, 1) ERA: 1.92	1.0 3 0 0 0 1 0 0 0 0 0 0 5 6 0.00 0.000																			
14 Nolan Reimold, R (1, 8) OBP: 0.344, SLG: 0.394	K									2	0	1	0	2	1	0	<b>New York Yankees @ Baltimore Orioles</b> Oriole Park at Camden Yards, Baltimore, MD Sun Oct 04 2015, 3:07 PM - 6:45 PM EDT Att: 33,224 - Overcast - 56 F			
9 David Lough, L (7, 8) OBP: 0.241, SLG: 0.313										1	0	0	0	0	1	0				
18 Gerardo Parra, L (1, 9) OBP: 0.328, SLG: 0.452	19 2B									4	2	2	2	1	1	2				
13 Manny Machado, R (1, 5) OBP: 0.359, SLG: 0.502	F9									4	1	0	0	1	1	4				
19 Chris Davis, L (1, 3) OBP: 0.361, SLG: 0.562	32 1B									4	3	3	4	1	1	1				
32 Matt Wieters, S (1, 2) OBP: 0.319, SLG: 0.422										5	1	2	2	0	0	2				
28 Steve Pearce, R (1, 7) OBP: 0.289, SLG: 0.422	P4									3	0	0	0	1	0	2				
45 Steve Clevenger, L (1, 10) OBP: 0.314, SLG: 0.426										4	0	1	0	0	1	1				
2 J.J. Hardy, R (1, 6) OBP: 0.253, SLG: 0.311										4	1	2	1	0	1	2				
3 Ryan Flaherty, L (1, 4) OBP: 0.281, SLG: 0.356										4	1	1	0	0	1	3				
<b>Inning Stats</b>	R: 2 E: 0 K: 1 S: 15	H: 3 LOB: 1 BB: 0 P: 26	R: 0 E: 0 K: 0 S: 7	H: 0 LOB: 0 BB: 0 P: 10	R: 0 E: 0 K: 3 S: 14	H: 1 LOB: 1 BB: 0 P: 18	R: 3 E: 0 K: 1 S: 23	H: 4 LOB: 2 BB: 1 P: 40	R: 2 E: 0 K: 2 S: 20	H: 2 LOB: 2 BB: 2 P: 35	R: 0 E: 0 K: 0 S: 9	H: 0 LOB: 1 BB: 0 P: 13	R: 2 E: 0 K: 1 S: 13	H: 1 LOB: 1 BB: 1 P: 21	1B: 6 2B: 4 3B: 0 HR: 2	SF: 0 SAC: 0 DP: 0 HBP: 0	WP: 0 PB: 0 SB: 0 CS: 0	PA: 41		
<b>PITCHER</b>	IP WLS BF H R ER SO BB IBB HBP BLK WP HR S P ERA WHIP																<b>PITCHER</b>	IP WLS BF H R ER SO BB IBB HBP BLK WP HR S P ERA WHIP		
35 Michael Pineda, R (1, 1) ERA: 4.37	3.2 L 17 6 4 4 1 0 0 1 0 0 0 0 5 11 27.00 6.000																			
26 Chris Capuano, L (4, 1) ERA: 7.57	0.1 3 2 1 1 0 0 0 0 0 0 0 5 11 27.00 6.000																			
55 Bryan Mitchell, R (5, 1) ERA: 6.37	0.1 4 1 2 2 0 0 2 0 0 0 0 1 13 25 54.00 9.000																			
67 James Pazos, L (5, 1) ERA: 2.04	1.0 5 1 0 0 2 1 0 0 0 0 0 9 18 0.00 2.000																			
38 Andrew Bailey, R (6, 1) ERA: 5.19	0.2 3 0 0 0 0 1 0 0 0 0 0 7 16 0.00 1.500																			
57 Branden Pinder, R (7, 1) ERA: 2.93	1.0 1 0 0 0 0 0 0 0 0 0 0 3 5 0.00 1.000																			
41 Justin Wilson, L (8, 1) ERA: 3.1	0.1 1 0 0 0 1 0 0 0 0 0 0 3 5 0.00 0.000																			
48 Andrew Miller, L (8, 1) ERA: 2.04	0.1 2 0 0 0 0 1 0 0 0 0 0 4 8 0.00 3.000																			
65 Caleb Cotham, R (8, 1) ERA: 6.52	0.1 2 1 2 2 0 0 0 0 0 0 0 1 6 8 54.00 3.000																			



