

# New York Yankees - 2016


























Batter	1	2	3	4	5	6	7	8	9	AB	R	H	RBI	BB	SO	LOB	TOP				
18 Didi Gregorius, L OBP: 0.333, SLG: 0.300 94 Tyler Wade, L OBP: 0.375, SLG: 0.375	F9		G4-3			12 1B		F9		3	0	1	0	0	0	0	<b>New York Yankees @ Miami Marlins</b> Roger Dean Stadium, Jupiter, FL Tue Mar 08 2016, 1:08 PM - 3:31 PM EST Att: 7,206 - Partly Cloudy - 78 F				
31 Aaron Hicks, S OBP: 0.273, SLG: 0.364 95 Dustin Fowler, L OBP: 0.222, SLG: 0.222						F8		F9		3	0	2	0	0	0	1					
12 Chase Headley, S OBP: 0.273, SLG: 0.300 97 Delbinson Romero, R OBP: 0.167, SLG: 0.167	K		G3-6-1					K		3	0	1	0	0	1	2					
29 Dustin Ackley, L OBP: 0.143, SLG: 0.214 72 Gary Sánchez, R (9, PH)	G4-3					G4-6-3			P4	3	0	0	0	0	0	3					
43 Austin Romine, R OBP: 0.364, SLG: 0.636 89 Francisco Diaz, S			G4-3			F9		G4-3		3	0	0	0	0	0	0					
64 Rob Refsnyder, R OBP: 0.500, SLG: 0.500 92 Sebastian Valle, R						G6-3			G4-3	2	0	1	0	1	0	0					
24 Chris Parmelee, L OBP: 0.600, SLG: 0.333 78 Jonathan Diaz, R (7, PR)									K	2	0	1	0	1	0	0					
99 Aaron Judge, R OBP: 0.200, SLG: 0.444 82 Ben Gamel, L OBP: 0.375, SLG: 0.286									K	3	0	0	0	0	2	4					
71 Slade Heathcott, L OBP: 0.333, SLG: 0.143										0	0	0	0	0	0	0					
<b>Inning Stats</b>	R: 0 E: 0 K: 1 S: 8	H: 1 LOB: 1 BB: 0 P: 10	R: 0 E: 0 K: 0 S: 6	H: 1 LOB: 2 BB: 1 P: 11	R: 0 E: 0 K: 0 S: 3	H: 1 LOB: 0 BB: 0 P: 3	R: 0 E: 0 K: 0 S: 3	H: 0 LOB: 0 BB: 0 P: 3	R: 0 E: 0 K: 1 S: 5	H: 2 LOB: 1 BB: 0 P: 6	R: 0 E: 0 K: 2 S: 12	H: 0 LOB: 2 BB: 2 P: 20	R: 0 E: 0 K: 1 S: 6	H: 0 LOB: 0 BB: 0 P: 6	R: 0 E: 0 K: 1 S: 5	H: 0 LOB: 0 BB: 0 P: 5		1B: 3 2B: 2 3B: 0 HR: 0	SF: 0 SAC: 0 DP: 2 HBP: 0	WP: 0 PB: 1 SB: 0 CS: 0	PA: 33
<b>PITCHER</b>	IP WLS BF H R ER SO BB IBB HBP BLK WP HR S P ERA WHIP																				
34 Tom Koehler, R ERA: 3.86	3.0	12	3	0	0	1	1	0	0	0	0	0	0	0	17	24		0.00	1.333		
52 Brad Hand, L ERA:	1.0	3	0	0	0	0	0	0	0	0	0	0	0	3	3	0.00		0.000			
35 David Phelps, R ERA:	2.0	7	2	0	0	1	0	0	0	0	0	0	0	11	11	0.00	1.000				
40 Mike Dunn, L ERA:	1.0	W 5	0	0	0	2	2	0	0	0	0	0	0	12	20	0.00	2.000				
17 Craig Breslow, L ERA:	1.0	H 3	0	0	0	1	0	0	0	0	0	0	0	6	6	0.00	0.000				

Batter	1	2	3	4	5	6	7	8	9	AB	R	H	RBI	BB	SO	LOB	BOTTOM				
9 Dee Strange-Gordon, L OBP: 0.152, SLG: 0.100 73 Austin Nola, R OBP: 0.152, SLG: 0.100	G4-3		P6			K		L7		3	0	0	0	0	1	0	<b>New York Yankees @ Miami Marlins</b> Roger Dean Stadium, Jupiter, FL Tue Mar 08 2016, 1:08 PM - 3:31 PM EST Att: 7,206 - Partly Cloudy - 78 F				
13 Marcell Ozuna, R OBP: 0.500, SLG: 1.000 79 Isaac Galloway, R OBP: 0.250, SLG: 0.250	G4-3							F9		2	0	0	0	0	0	0					
21 Christian Yelich, L OBP: 0.091, SLG: 0.091 78 Brady Shoemaker, R OBP: 0.444, SLG: 0.444	K							G6-3		2	0	0	0	0	2	0					
14 Martin Prado, R OBP: 0.222, SLG: 0.222 32 Derek Dietrich, L										2	0	0	0	0	1	0					
41 Justin Bour, L OBP: 0.444, SLG: 0.500 31 Don Kelly, L OBP: 0.286, SLG: 0.167										1	0	0	0	1	0	0					
12 Chris Johnson, R OBP: 0.273, SLG: 0.200 77 Yefri Pérez, S OBP: 0.500, SLG: 0.400										2	0	1	1	1	0	1					
51 Ichiro Suzuki, L OBP: 0.250, SLG: 0.222 28 Cole Gillespie, R OBP: 0.571, SLG: 0.500										0	0	0	0	0	0	0					
3 Adeiny Hechavarria, R OBP: 0.250, SLG: 0.250 19 Miquel Rojas, R OBP: 0.455, SLG: 0.455										2	0	0	0	0	1	1					
6 Jeff Mathis, R OBP: 0.167, SLG: 0.167 81 Francisco Arcia, L OBP: 0.200, SLG: 0.200										1	0	0	0	0	0	2					
<b>Inning Stats</b>	R: 0 E: 0 K: 1 S: 5	H: 0 LOB: 0 BB: 0 P: 5	R: 0 E: 0 K: 1 S: 7	H: 0 LOB: 1 BB: 1 P: 11	R: 0 E: 0 K: 0 S: 3	H: 0 LOB: 0 BB: 0 P: 3	R: 0 E: 0 K: 1 S: 5	H: 0 LOB: 0 BB: 0 P: 5	R: 0 E: 0 K: 1 S: 4	H: 0 LOB: 0 BB: 1 P: 8	R: 0 E: 0 K: 1 S: 5	H: 0 LOB: 0 BB: 0 P: 8	R: 1 E: 0 K: 0 S: 7	H: 2 LOB: 2 BB: 1 P: 12	R: 0 E: 0 K: 1 S: 5	H: 0 LOB: 0 BB: 0 P: 5		1B: 2 2B: 0 3B: 0 HR: 0	SF: 0 SAC: 0 DP: 1 HBP: 0	WP: 0 PB: 0 SB: 0 CS: 0	PA: 28
<b>PITCHER</b>	IP WLS BF H R ER SO BB IBB HBP BLK WP HR S P ERA WHIP																				
52 CC Sabathia, L ERA:	2.0	7	0	0	0	2	1	0	0	0	0	0	0	8	8	0.00		0.500			
85 Luis Cessa, R ERA:	3.1	6	0	0	0	1	0	0	0	0	0	0	0	8	8	0.00		0.000			
75 Tyler Olson, L ERA:	1.0	3	0	0	0	1	1	0	0	0	0	0	0	4	8	0.00	1.000				
39 Kirby Yates, R ERA:	1.0	3	0	0	0	1	0	0	0	0	0	0	0	5	8	0.00	0.000				
50 Nick Rumbelow, R ERA: 5.4	1.0	L 6	2	1	1	0	1	0	0	0	0	0	0	7	12	9.00	3.000				

AB	30
R	0
H	5
RBI	0
BB	3
SO	6
LOB	14





Batter	1	2	3	4	5	6	7	8	9	10	AB	R	H	RBI	BB	SO	LOB	TOP				
18 Didi Gregorius, L OBP: 0.333, SLG: 0.308 93 Jorge Mateo, R OBP: 0.417, SLG: 0.800											3	0	1	0	0	0	0	New York Yankees @ New York Mets Tradition Field, Port St. Lucie, FL Wed Mar 09 2016, 1:11 PM - 4:04 PM EST Att. 7,558 - Cloudy - 82 F				
31 Aaron Hicks, S OBP: 0.286, SLG: 0.429 78 Jonathan Diaz, R OBP: 0.429, SLG: 0.200											3	1	1	0	0	0	1					
12 Chase Headley, S OBP: 0.286, SLG: 0.308 64 Rob Refsnyder, R OBP: 0.455, SLG: 0.444											3	0	1	1	0	2	0					
29 Dustin Ackley, L OBP: 0.235, SLG: 0.353 17 Ronald Torreyes, R OBP: 0.111, SLG: 0.111											3	0	2	0	0	0	1					
72 Gary Sánchez, R OBP: 0.500, SLG: 1.250											3	0	0	0	0	0	2					
24 Chris Parnes, L OBP: 0.500, SLG: 0.600 43 Austin Romine, R OBP: 0.333, SLG: 0.583											3	1	2	0	0	0	0					
97 Delbinson Romero, R OBP: 0.133, SLG: 0.133 92 Sebastian Valle, R OBP: 0.333, SLG: 1.333											3	0	0	0	0	0	3					
79 César Puello, R OBP: 0.250, SLG: 0.100 99 Aaron Judge, R OBP: 0.162, SLG: 0.400											3	0	0	0	0	1	3					
95 Dustin Fowler, L OBP: 0.167, SLG: 0.167 98 Lane Adams, R OBP: 0.600, SLG: 0.571											3	0	0	0	0	0	0					
<b>Inning Stats</b>	R: 0 E: 0 K: 1 S: 6	H: 1 LOB: 0 BB: 0 P: 7	R: 0 E: 0 K: 1 S: 7	H: 2 LOB: 2 BB: 0 P: 7	R: 1 E: 0 K: 0 S: 5	H: 2 LOB: 1 BB: 0 P: 5	R: 0 E: 0 K: 0 S: 3	H: 0 LOB: 0 BB: 0 P: 3	R: 0 E: 0 K: 1 S: 6	H: 1 LOB: 1 BB: 0 P: 6	R: 1 E: 0 K: 0 S: 4	H: 1 LOB: 0 BB: 0 P: 5	R: 0 E: 0 K: 1 S: 5	H: 0 LOB: 0 BB: 0 P: 5	R: 2 E: 0 K: 0 S: 7	H: 2 LOB: 0 BB: 0 P: 9	R: 0 E: 0 K: 1 S: 5		H: 0 LOB: 0 BB: 0 P: 5	1B: 4 2B: 3 3B: 0 HR: 2	SF: 0 SAC: 0 DP: 1 HBP: 0	WP: 1 PB: 0 SB: 0 CS: 0
<b>PITCHER</b>	IP WLS BF H R ER SO BB IBB HBP BLK WP HR S P ERA WHIP	48 Jacob deGrom, R ERA: 3.0	39 Jerry Blevins, L ERA: 3.0	43 Addison Reed, R ERA: 3.0	67 Seth Lugo, R ERA: 3.0	64 Akeel Morris, R ERA: 6.0	<b>PITCHER</b>	51 Jim Henderson, R ERA: 6.0	59 Antonio Bastardo, L ERA: 6.0	54 Stolmy Pimentel, R ERA: 10.1												


Batter	1	2	3	4	5	6	7	8	9	10	AB	R	H	RBI	BB	SO	LOB	BOTTOM		
3 Curtis Granderson, L OBP: 0.667, SLG: 0.667 73 Travis Tajerion, R OBP: 0.412, SLG: 0.563											3	1	2	0	0	0	0	New York Yankees @ New York Mets Tradition Field, Port St. Lucie, FL Wed Mar 09 2016, 1:11 PM - 4:04 PM EST Att. 7,558 - Cloudy - 82 F		
13 Adrúbal Cabrera, S OBP: 0.091, SLG: 0.091 11 Rubén Tejada, R OBP: 0.167, SLG: 0.091 72 Gavin Cecchini, R OBP: 1.000, SLG: 1.000											3	0	0	0	0	1	2			
52 Yoenis Cespedes, R OBP: 0.354, SLG: 0.600 12 Juan Lagares, R OBP: 0.444, SLG: 0.375											3	0	2	1	0	0	0			
21 Lucas Duda, L OBP: 0.354, SLG: 0.600 74 Dominic Smith, L OBP: 0.308, SLG: 0.250											2	0	0	0	1	0	1			
20 Neil Walker, S OBP: 0.354, SLG: 0.700 2 Dilson Herrera, R OBP: 0.250, SLG: 0.533											2	0	0	0	1	1	2			
7 Trevis d'Arnaud, R OBP: 0.200, SLG: 0.111 19 Johnny Monell, L OBP: 0.385, SLG: 0.273 70 Nevin Ashley, R OBP: 0.286, SLG: 0.286 81 Danny Muno, S OBP: 0.167, SLG: 0.091											2	0	0	0	0	0	0			
16 Alejandro De Aza, L OBP: 0.500, SLG: 0.500 55 Ty Kelly, S OBP: 0.333, SLG: 0.267											1	1	0	0	1	0	1			
26 Kevin Plawecki, R OBP: 0.385, SLG: 0.455											1	0	0	0	2	0	0			
75 T.J. Rivera, R OBP: 0.267, SLG: 0.333											5	1	1	2	0	0	3			
<b>Inning Stats</b>	R: 0 E: 0 K: 0 S: 4	H: 2 LOB: 1 BB: 4 P: 4	R: 0 E: 0 K: 0 S: 3	H: 1 LOB: 2 BB: 1 P: 8	R: 0 E: 0 K: 1 S: 5	H: 0 LOB: 0 BB: 0 P: 5	R: 0 E: 0 K: 0 S: 5	H: 0 LOB: 0 BB: 0 P: 5	R: 0 E: 1 K: 1 S: 6	H: 0 LOB: 1 BB: 0 P: 6	R: 0 E: 0 K: 0 S: 3	H: 1 LOB: 2 BB: 2 P: 11	R: 0 E: 0 K: 1 S: 6	H: 1 LOB: 1 BB: 0 P: 6	R: 0 E: 1 K: 1 S: 6	H: 1 LOB: 3 BB: 1 P: 11	1B: 9 2B: 1 3B: 0 HR: 0		SF: 0 SAC: 0 DP: 2 HBP: 1	WP: 1 PB: 0 SB: 0 CS: 0
<b>PITCHER</b>	IP WLS BF H R ER SO BB IBB HBP BLK WP HR S P ERA WHIP	47 Iván Nova, R ERA: 1.8	90 James Kaprielian, R ERA: 5.4	73 Nick Goody, R ERA: 5.4	26 Johnny Barbatto, R ERA: 15.43	57 Branden Pinder, R ERA: 3.86	<b>PITCHER</b>	62 Mark Montgomery, R ERA: 3.0	65 Jacob Lindgren, L ERA: 15.43											

New York Yankees @ New York Mets  
Tradition Field, Port St. Lucie, FL  
Wed Mar 09 2016, 1:11 PM - 4:04 PM EST  
Att. 7,558 - Cloudy - 82 F

AB	38
R	4
H	9
RBI	3
BB	0
SO	5
LOB	10

New York Yankees @ New York Mets  
Tradition Field, Port St. Lucie, FL  
Wed Mar 09 2016, 1:11 PM - 4:04 PM EST  
Att. 7,558 - Cloudy - 82 F

AB	38
R	4
H	10
RBI	3
BB	6
SO	6
LOB	15







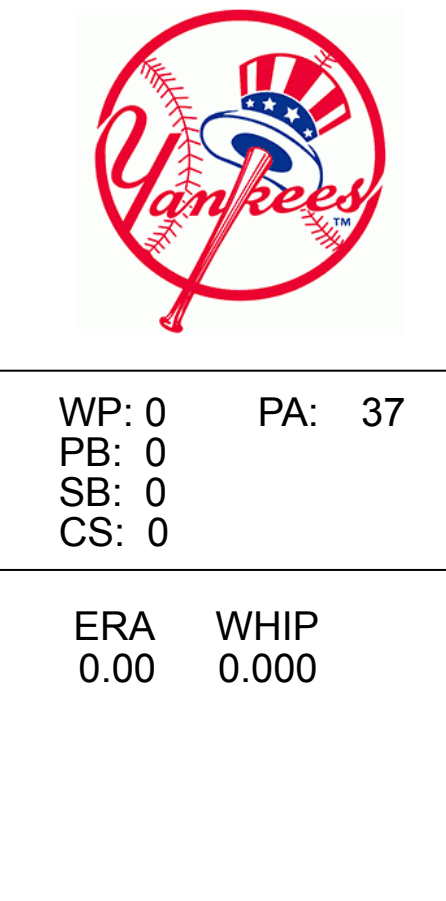


Batter	1	2	3	4	5	6	7	8	9	AB	R	H	RBI	BB	SO	LOB	TOP																			
11 Kevin Pillar, R (1, 8) 13 Domonic Brown, L (5, 9) OBP: 0.278, SLG: 0.375 OBP: 0.250, SLG: 0.467										2	0	1	0	1	0	0	Toronto Blue Jays @ New York Yankees George M. Steinbrenner Field, Tampa, FL Thu Mar 10 2016, 1:07 PM - 3:57 PM EST Att: 8,706 - Sunny - 82 F																			
20 Josh Donaldson, R (1, 5) 1 Andy Burns, R (5, 5) OBP: 0.583, SLG: 0.500 OBP: 0.467, SLG: 0.923										3	0	1	2	0	0	2																				
19 José Bautista, R (1, 10) 71 Rowdy Tellez, L (5, PR) (5, 10) OBP: 0.273, SLG: 0.200										2	0	0	0	0	1	2																				
2 Troy Tulowitzki, R (1, 6) 58 Jio Mier, R (5, PR) (5, 6) OBP: 0.500, SLG: 0.636 OBP: 0.296, SLG: 0.357										2	0	0	1	1	1	2																				
21 Michael Saunders, L (1, 7) 67 Roemon Fields, L (7, 8) OBP: 0.333, SLG: 0.824 OBP: 0.300, SLG: 0.700										4	0	0	0	0	0	3																				
14 Justin Smoak, S (1, 3) 15 Chris Colabello, R (5, 3) OBP: 0.438, SLG: 0.929 OBP: 0.421, SLG: 0.412										2	0	0	0	0	1	0																				
55 Russell Martin, R (1, 2) 22 Josh Thole, L (6, PR) (6, 2) OBP: 0.100, SLG: 0.200										3	0	1	0	0	0	0																				
9 Darrell Ceciliani, L (1, 9) 59 Jon Berti, R (7, PH) (7, 7) OBP: 0.444, SLG: 0.600 OBP: 0.125, SLG: 0.375										2	2	1	0	1	1	0																				
17 Ryan Goins, L (1, 4) 7 David Adams, R (5, PR) (5, 4) OBP: 0.500, SLG: 0.600 OBP: 0.545, SLG: 1.000										1	1	1	0	0	0	0																				
<b>Inning Stats</b>	R: 0 E: 0 K: 0 S: 4	H: 0 LOB: 0 BB: 0 P: 4	R: 0 E: 0 K: 0 S: 3	H: 0 LOB: 0 BB: 0 P: 3	R: 2 E: 0 K: 2 S: 11	H: 4 LOB: 2 BB: 0 P: 11	R: 0 E: 0 K: 1 S: 5	H: 0 LOB: 0 BB: 0 P: 5	R: 1 E: 0 K: 1 S: 5	H: 0 LOB: 3 BB: 2 P: 15	R: 5 E: 1 K: 2 S: 12	H: 3 LOB: 1 BB: 1 P: 16	R: 0 E: 0 K: 0 S: 4	H: 1 LOB: 0 BB: 0 P: 4	R: 2 E: 0 K: 1 S: 8	H: 3 LOB: 1 BB: 0 P: 9		R: 1 E: 0 K: 0 S: 5	H: 2 LOB: 1 BB: 0 P: 5	1B: 7 2B: 3 3B: 2 HR: 1	SF: 0 SAC: 0 DP: 0 HBP: 2	WP: 1 PB: 0 CS: 0	PA: 46													
<b>PITCHER</b>	IP	WLS	BF	H	R	ER	SO	BB	IBB	HBP	BLK	WP	HR	S	P	ERA		WHIP	<b>PITCHER</b>	IP	WLS	BF	H	R	ER	SO	BB	IBB	HBP	BLK	WP	HR	S	P	ERA	WHIP
30 Nathan Eovaldi, R (1, 1) ERA: 0.00	2.0		6	0	0	0	0	0	0	0	0	0	0	7	7	0.00		0.000	81 Tyler Cloyd, R (7, 1) ERA: 5.4	1.0		4	1	0	0	0	0	0	0	0	0	4	4	0.00	1.000	
48 Andrew Miller, L (3, 1) ERA: 9.0	1.0		7	4	2	2	2	0	0	0	0	0	0	11	11	18.00		4.000	61 Vinnie Pestano, R (8, 1) ERA: 15.0	1.0		6	3	2	2	1	0	0	0	0	1	0	8	9	18.00	3.000
68 Delin Betances, R (4, 1) ERA: 5.4	1.0		3	0	0	0	1	0	0	0	0	0	0	5	5	0.00		0.000	88 Tyler Webb, L (9, 1) ERA: 6.0	1.0		5	2	1	1	0	0	0	0	0	0	5	5	9.00	2.000	
54 Aroldis Chapman, L (5, 1) ERA: 13.5	0.2	H	6	0	1	1	1	2	0	2	0	0	0	4	14	13.50		3.000																		
77 Diego Moreno, R (5, 1) ERA: 13.5	1.1	L	9	3	5	4	2	1	0	0	0	0	1	13	17	27.00		3.000																		

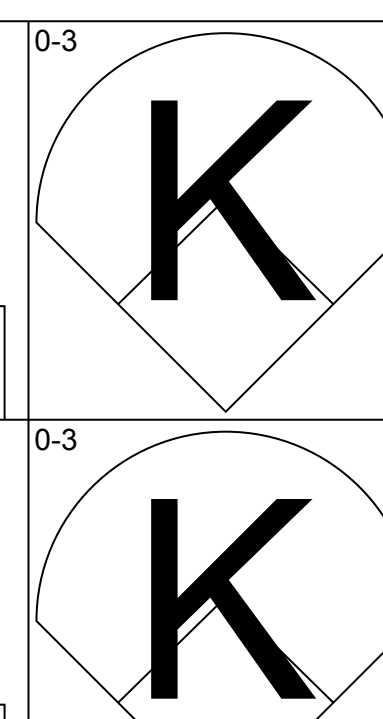
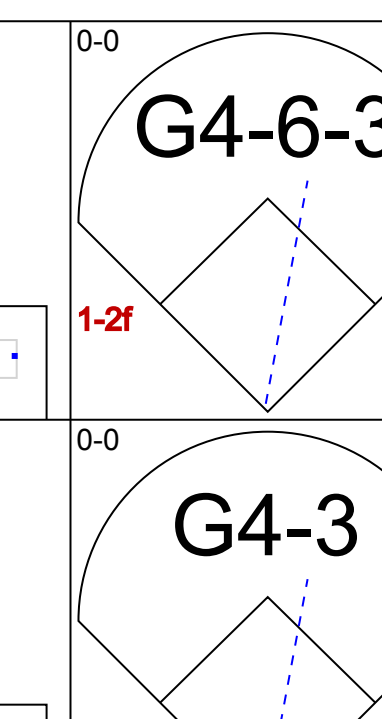
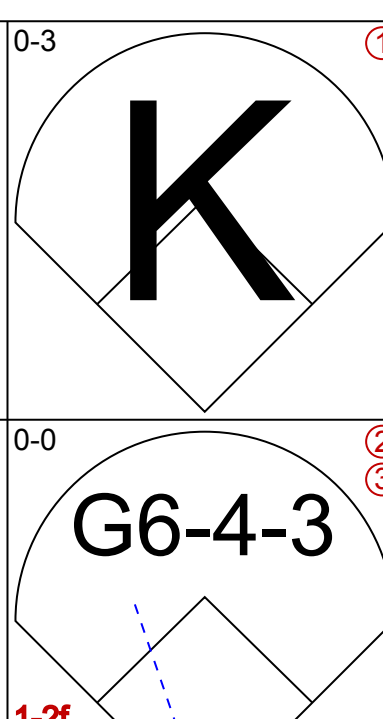
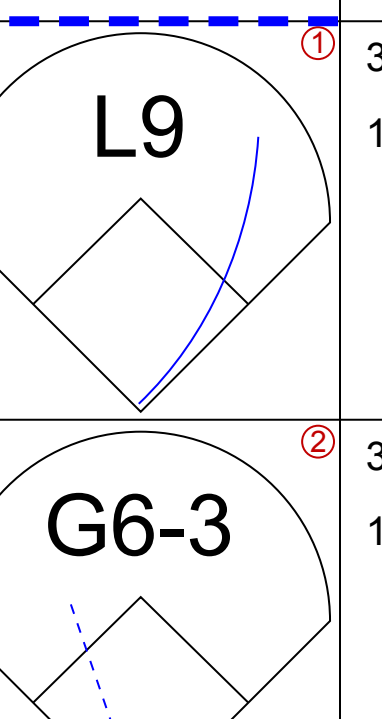
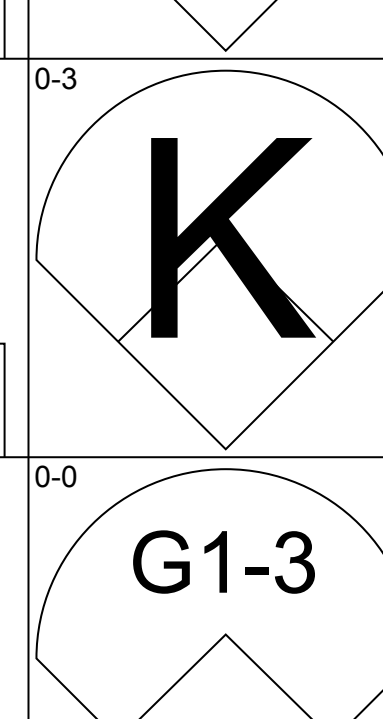
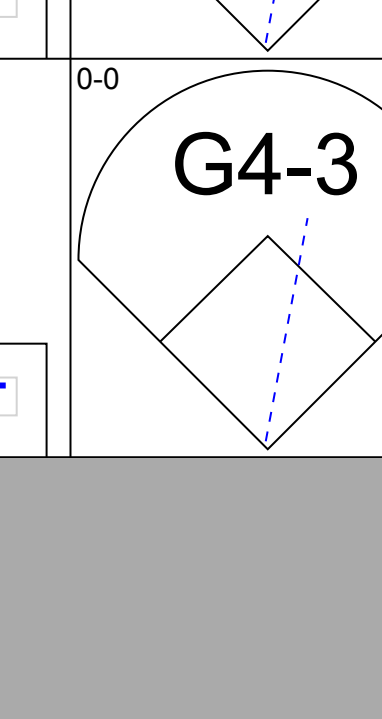
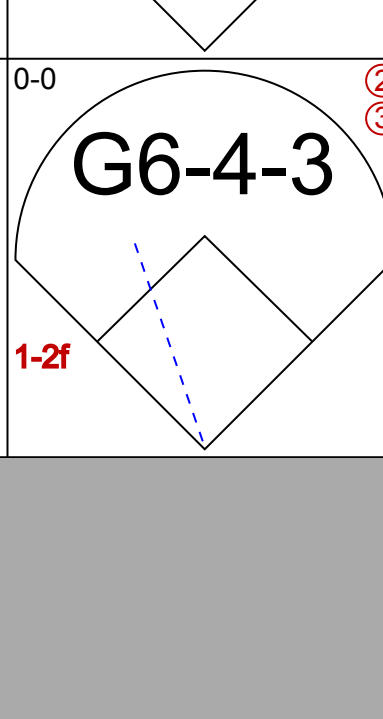
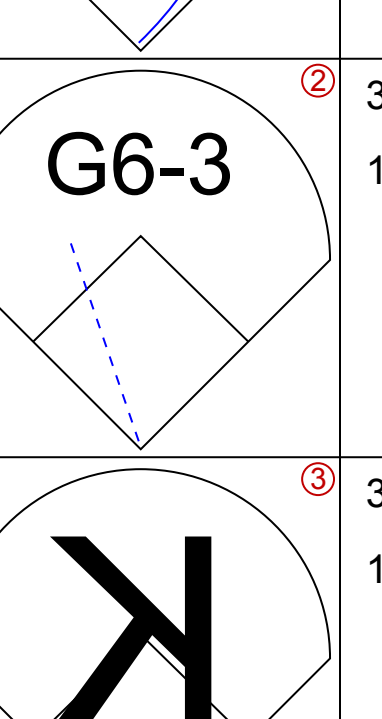
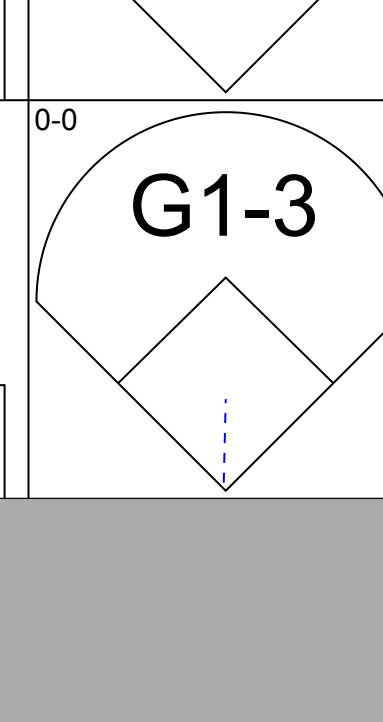
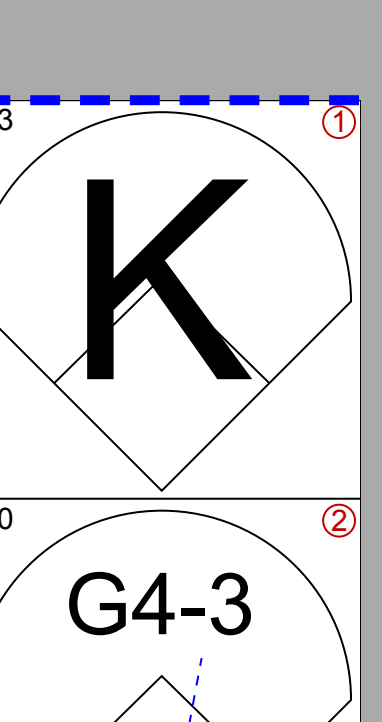
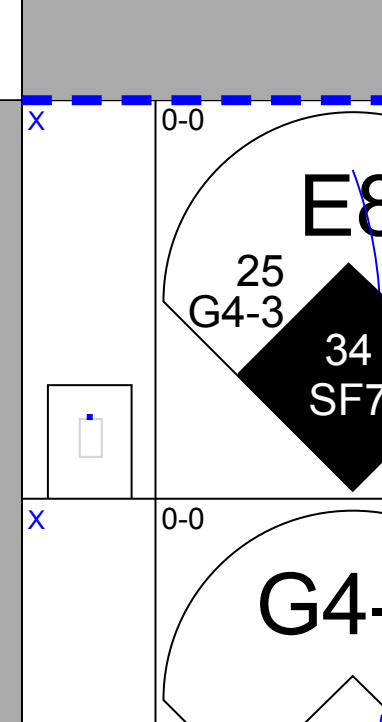
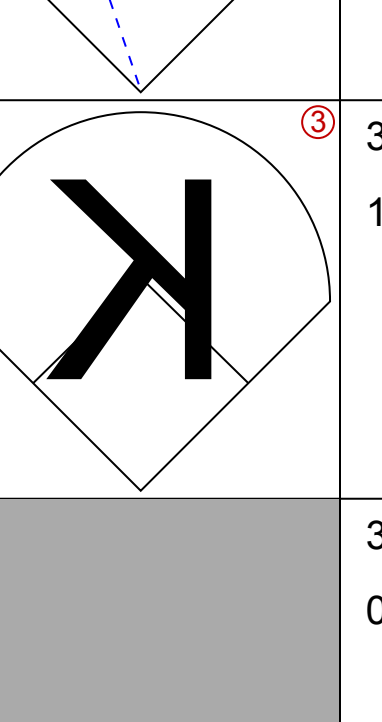
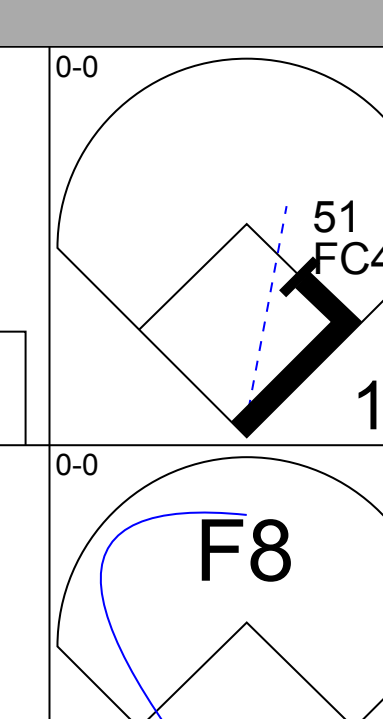
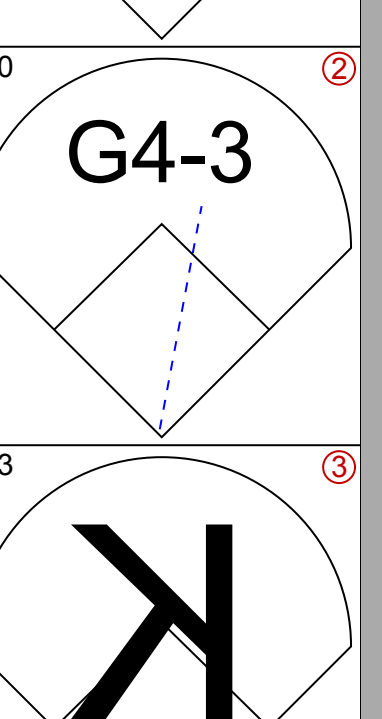
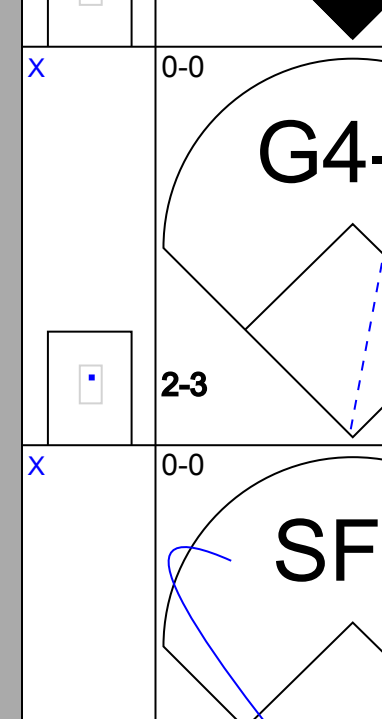
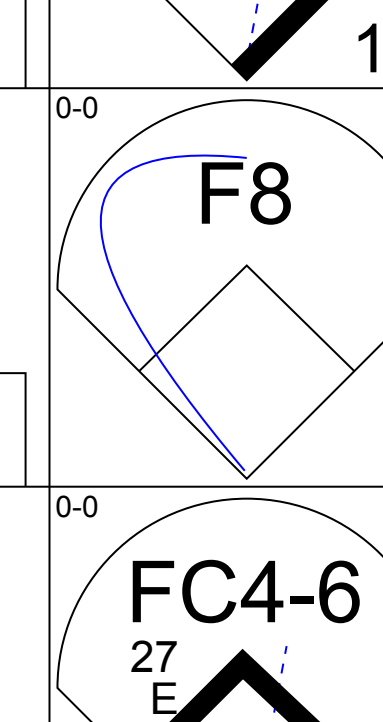
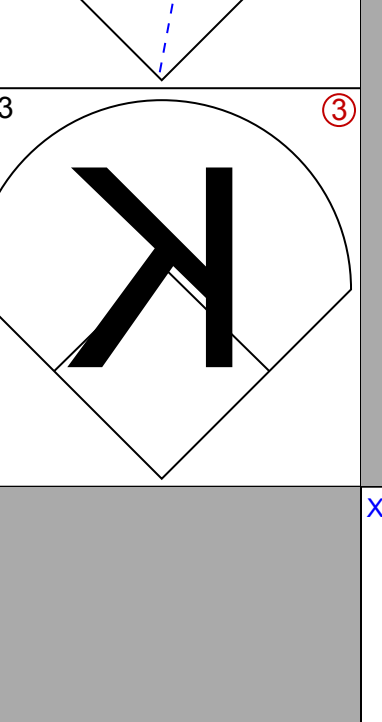
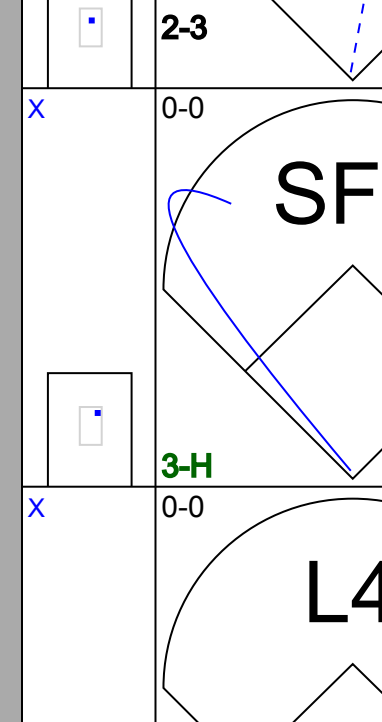
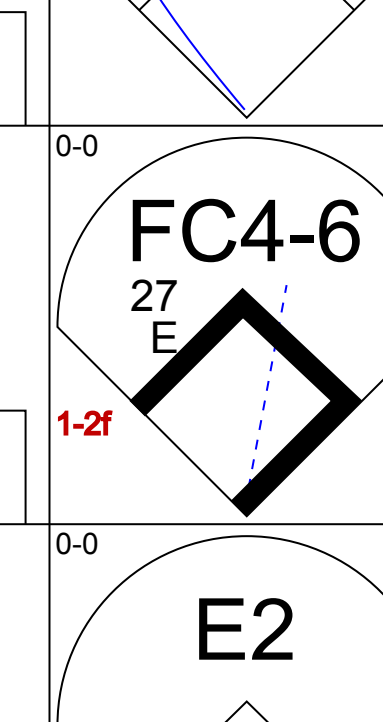
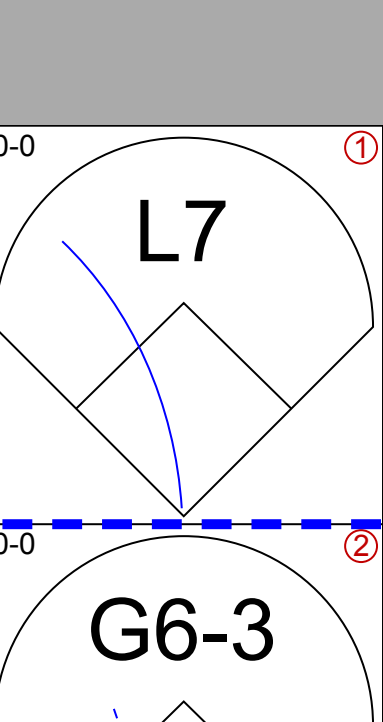
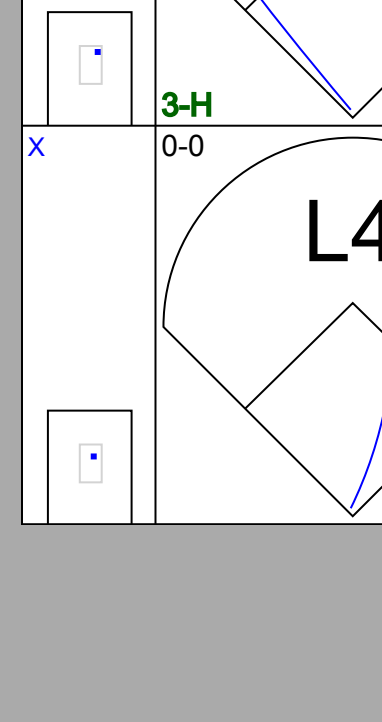
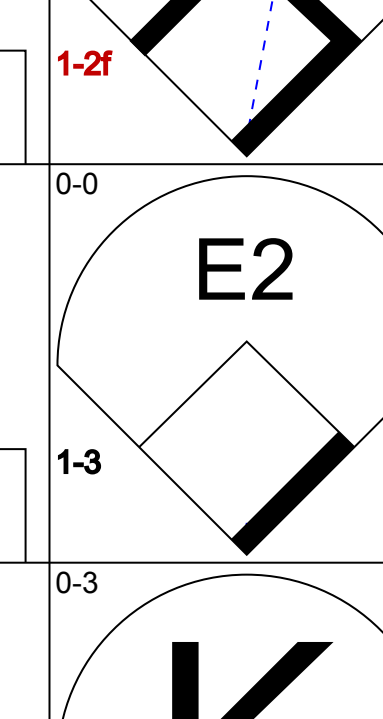
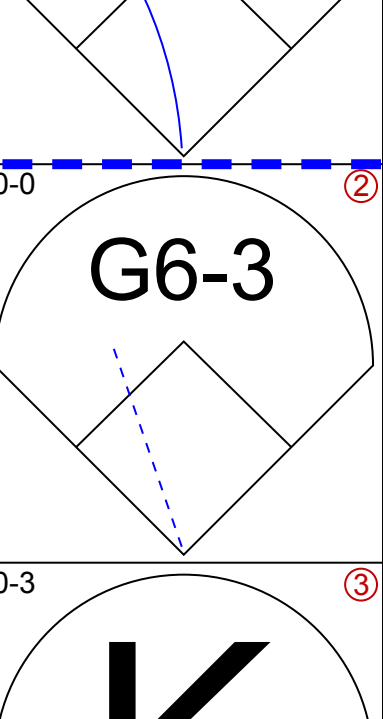
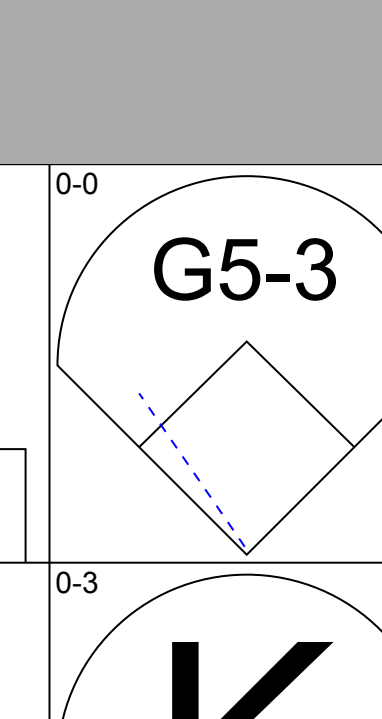
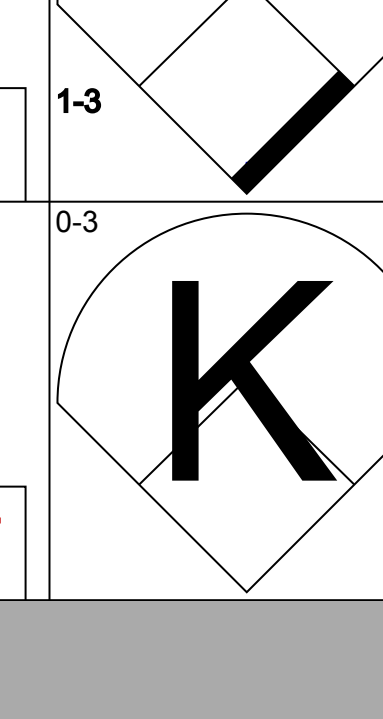
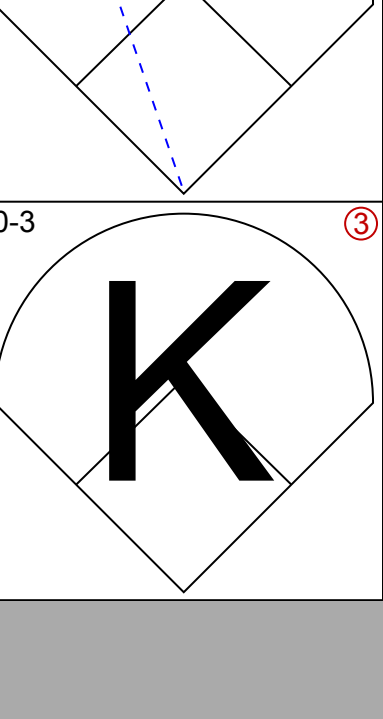
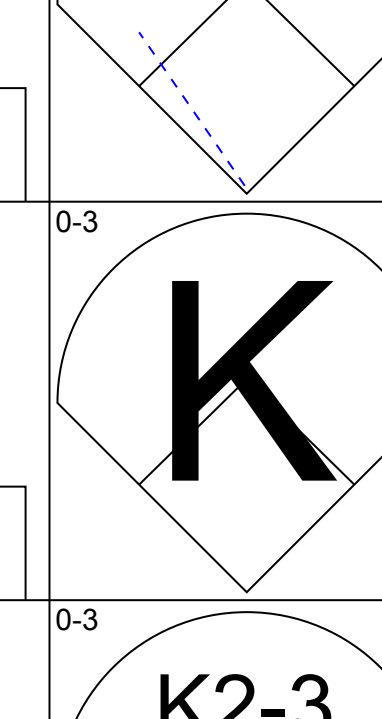
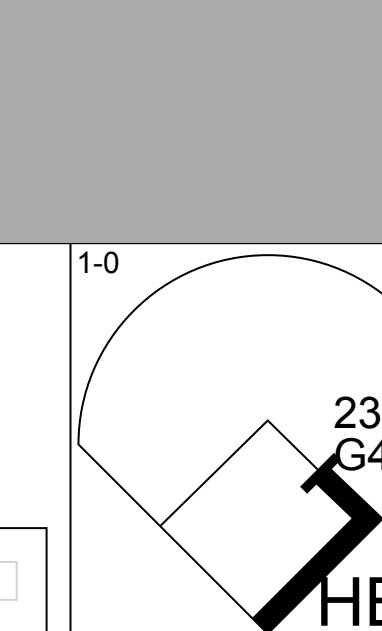
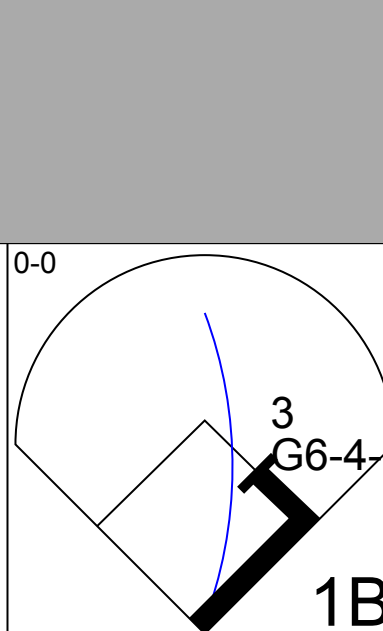
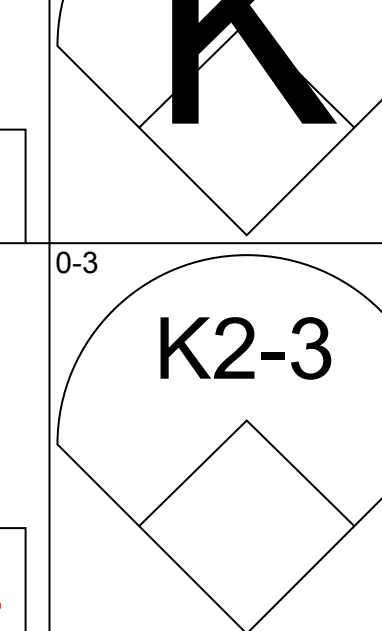
Batter	1	2	3	4	5	6	7	8	9	AB	R	H	RBI	BB	SO	LOB	BOTTOM																			
27 Pete Kozma, R (1, 5) 97 Delbinson Romero, R (6, 5) OBP: 0.116, SLG: 0.119										2	1	0	0	1	0	1	Toronto Blue Jays @ New York Yankees George M. Steinbrenner Field, Tampa, FL Thu Mar 10 2016, 1:07 PM - 3:57 PM EST Att: 8,706 - Sunny - 82 F																			
36 Carlos Beltrán, S (1, 9) 98 Lane Adams, R (6, 9) OBP: 0.417, SLG: 0.500 OBP: 0.545, SLG: 0.500										3	0	2	1	0	0	0																				
13 Alex Rodriguez, R (1, 10) 99 Aaron Judge, R (6, PH) (9, 10) OBP: 0.417, SLG: 0.600 OBP: 0.167, SLG: 0.364										3	0	0	1	0	1	2																				
25 Mark Teixeira, S (1, 3) 92 Sebastian Valle, R (5, PR) (6, 3) OBP: 0.308, SLG: 0.182 OBP: 0.250, SLG: 1.000										2	0	0	0	1	1	2																				
34 Brian McCann, L (1, 2) 91 Santiago Nessesy, R (6, 2) OBP: 0.385, SLG: 0.417 OBP: 0.333, SLG: 0.333										2	0	0	0	1	1	1																				
38 Chris Denorfia, R (1, 7) 79 César Puello, R (7, 7) OBP: 0.400, SLG: 0.250 OBP: 0.308, SLG: 0.273										3	1	1	0	0	1	1																				
78 Jonathan Diaz, R (1, 4) 73 Jose Rosario, R (7, 4) OBP: 0.400, SLG: 0.625										3	1	1	2	0	0	1																				
94 Tyler Wade, L (1, 6) 87 Abiatel Avelino, R (7, 6) OBP: 0.273, SLG: 0.273										1	0	0	0	0	0	0																				
95 Dustin Fowler, L (1, 8) 82 Ben Gamel, L (4, 8) OBP: 0.231, SLG: 0.308 OBP: 0.364, SLG: 0.300										1	1	1	0	0	0	0																				
<b>Inning Stats</b>	R: 0 E: 0 K: 1 S: 6	H: 1 LOB: 1 BB: 0 P: 6	R: 0 E: 0 K: 1 S: 4	H: 0 LOB: 1 BB: 1 P: 8	R: 2 E: 1 K: 1 S: 7	H: 2 LOB: 1 BB: 1 P: 11	R: 2 E: 0 K: 0 S: 7	H: 3 LOB: 1 BB: 0 P: 8	R: 0 E: 0 K: 1 S: 5	H: 0 LOB: 0 BB: 1 P: 9	R: 0 E: 0 K: 0 S: 3	H: 0 LOB: 0 BB: 0 P: 3	R: 0 E: 0 K: 0 S: 5	H: 0 LOB: 0 BB: 0 P: 5	R: 0 E: 0 K: 0 S: 5	H: 2 LOB: 2 BB: 0 P: 5		R: 0 E: 1 K: 0 S: 3	H: 0 LOB: 0 BB: 0 P: 3	1B: 5 2B: 2 3B: 0 HR: 1	SF: 0 SAC: 0 DP: 2 HBP: 0	WP: 0 PB: 0 CS: 0	PA: 37													
<b>PITCHER</b>	IP	WLS	BF	H	R	ER	SO	BB	IBB	HBP	BLK	WP	HR	S	P	ERA		WHIP	<b>PITCHER</b>	IP	WLS	BF	H	R	ER	SO	BB	IBB	HBP	BLK	WP	HR	S	P	ERA	WHIP
36 Drew Hutchison, R (1, 1) ERA: 4.05	2.2		12	3	2	1	2	2	0	0	0	0	0	3	3	0.00		0.000	28 Scott Copeland, R (9, 1) ERA: 0.00	1.0		3	0	0	0	0	0	0	0	0	3	3	0.00	0.000		
37 Patrick McCoy, L (3, 1) ERA: 3.86	0.1		1	0	0	0	1	0	0	0	0	0	0	1	15	20		6.00	1.333																	
30 Jesse Chavez, R (4, 1) ERA: 3.86	3.0	W	13	3	2	2	1	1	0	0	0	0	0	0	5	5		0.00	0.000																	
44 Pat Venditte, S (7, 1) ERA: 0.00	1.0		3	0	0	0	1	0	0	0	0	0	0	5	5	0.00		0.000																		
64 Chad Jenkins, R (8, 1) ERA: 0.00	1.0		5	2	0	0	0	0	0	0	0	0	0	5	5	0.00		2.000																		

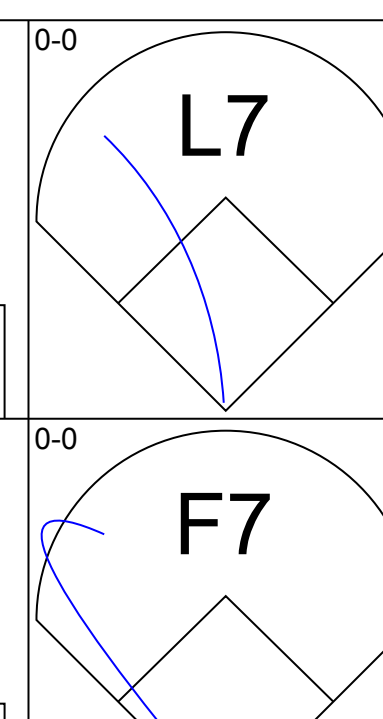
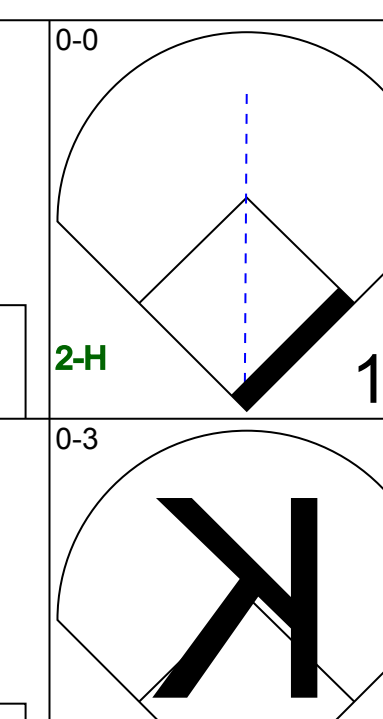
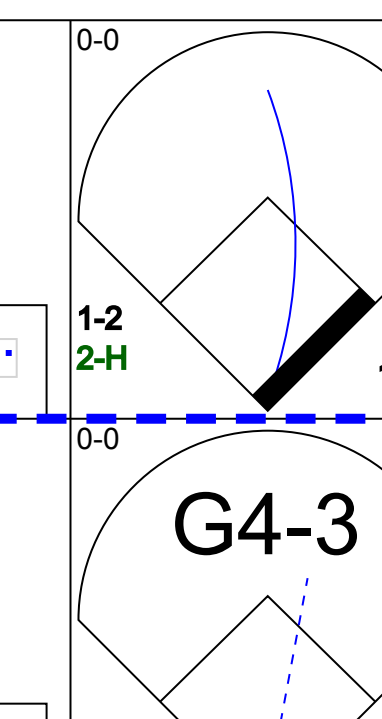
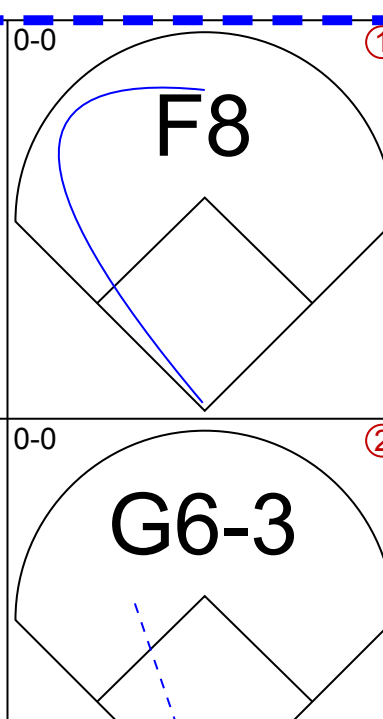
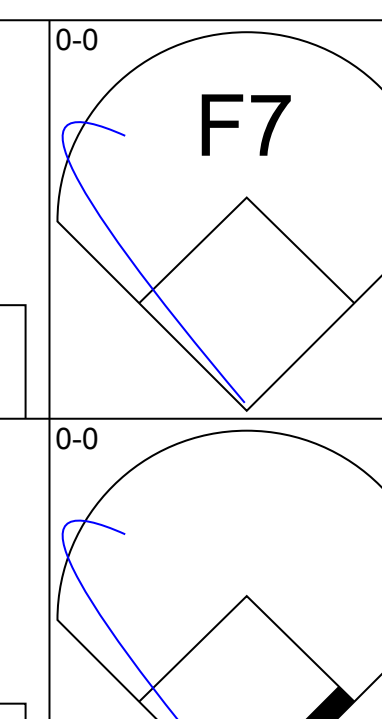
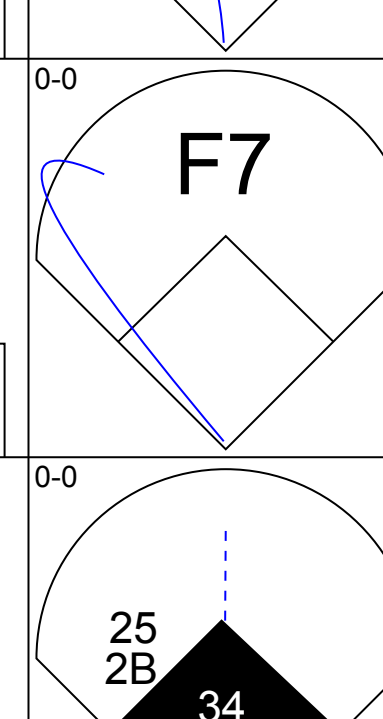
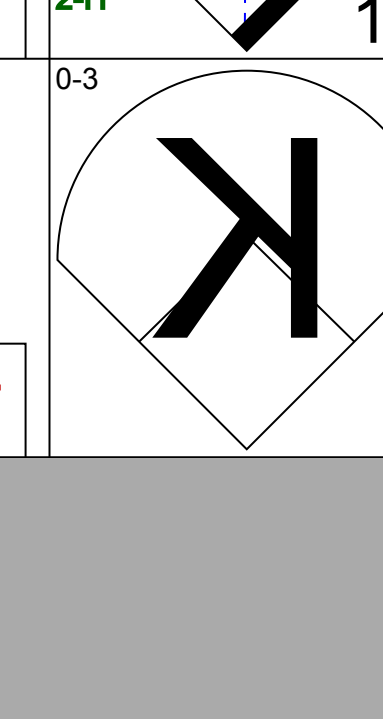
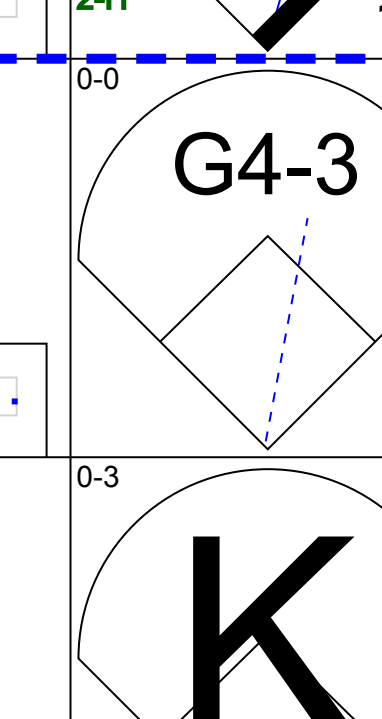
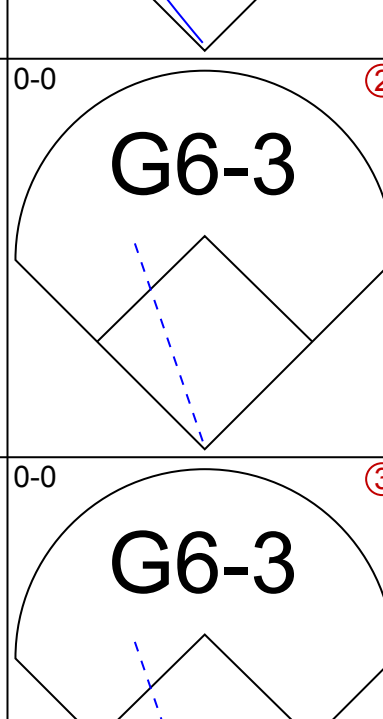
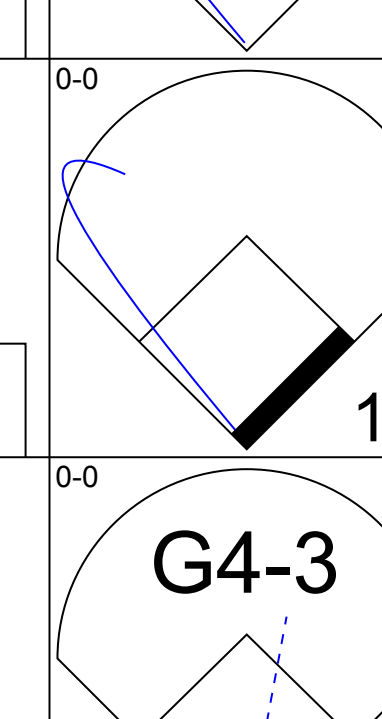
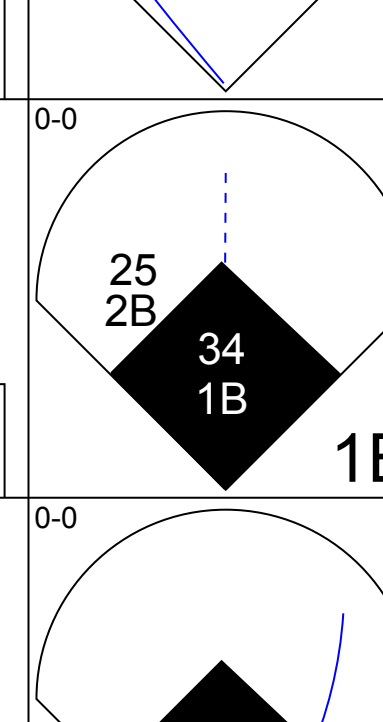
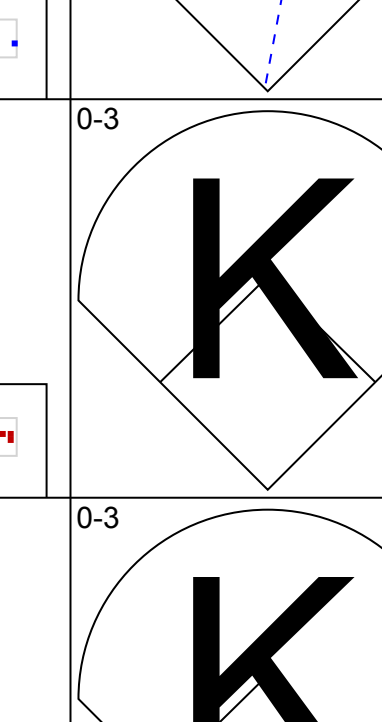
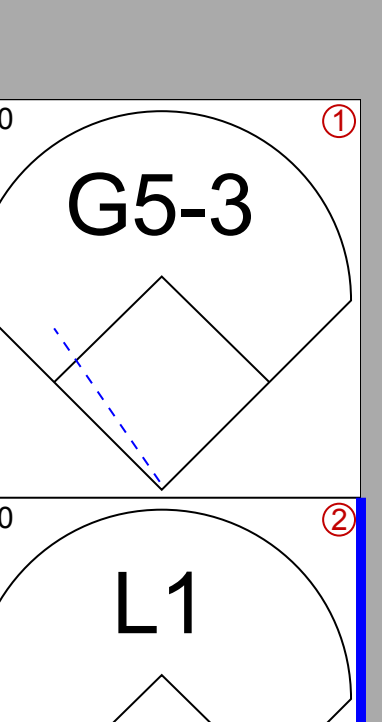
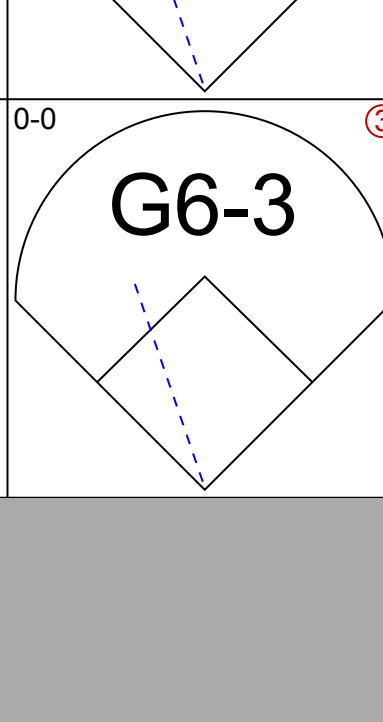
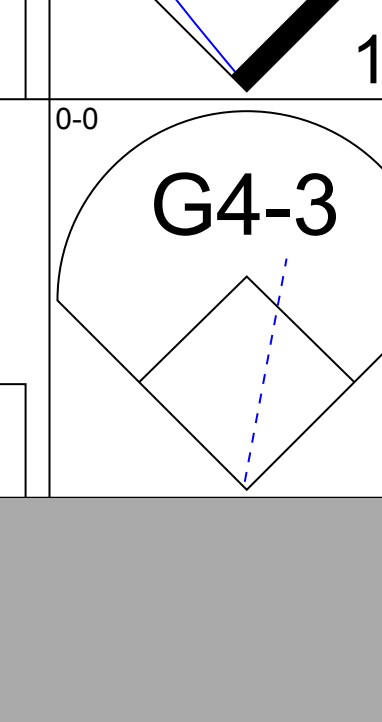
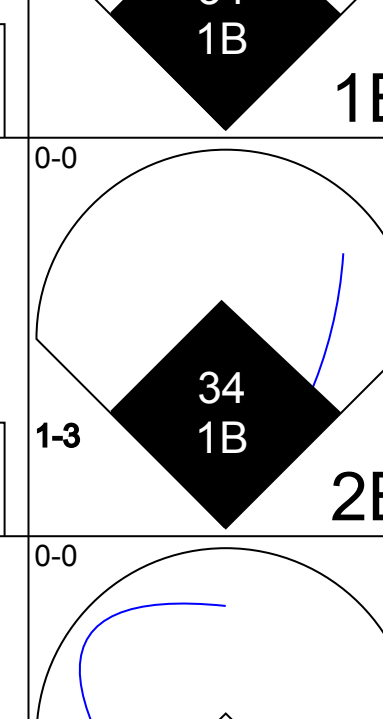
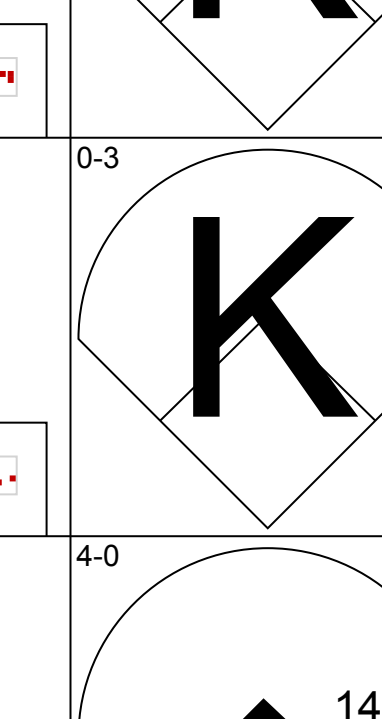
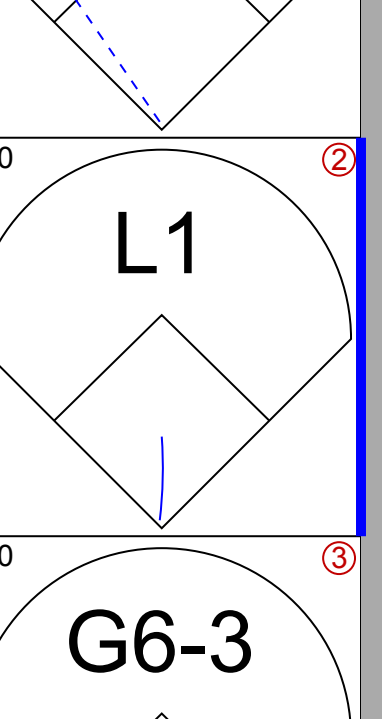

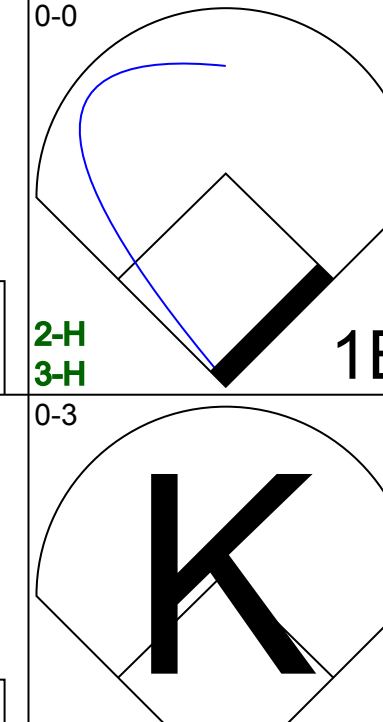
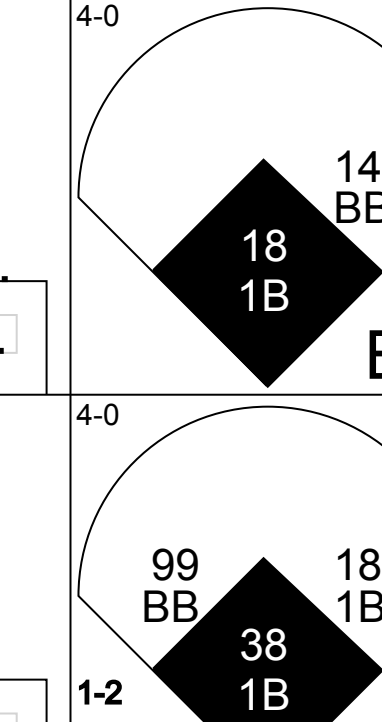
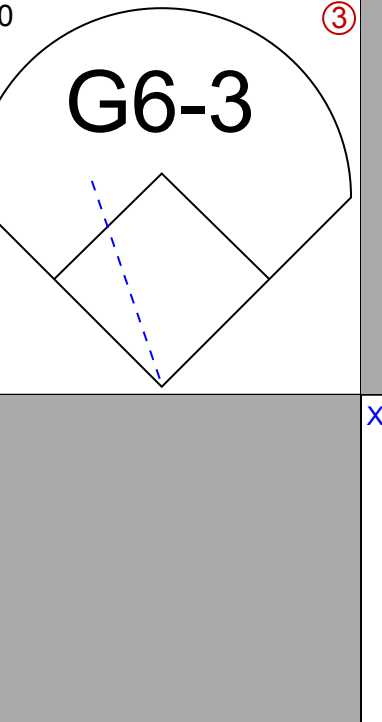

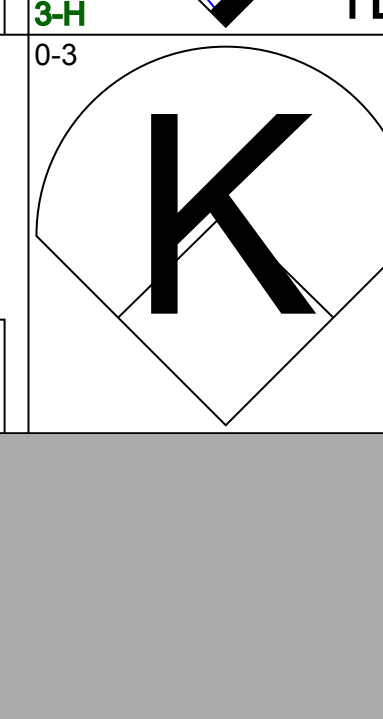
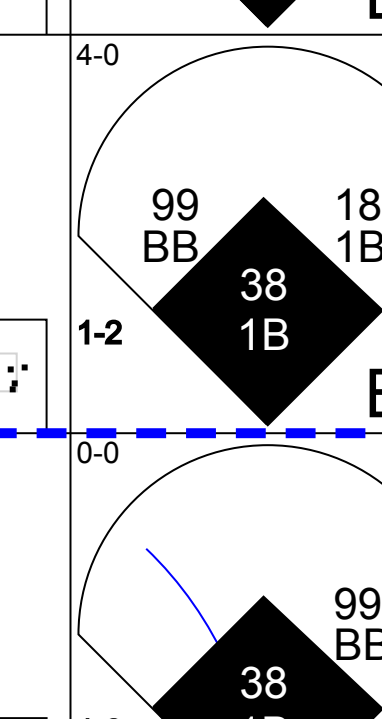
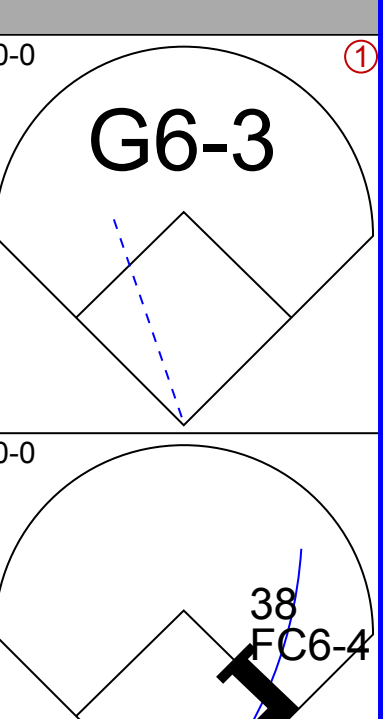
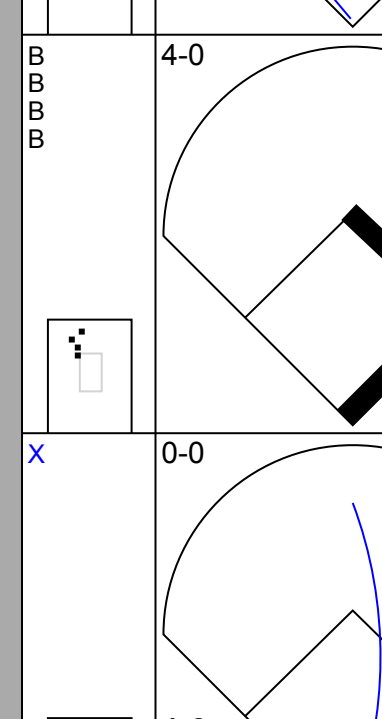
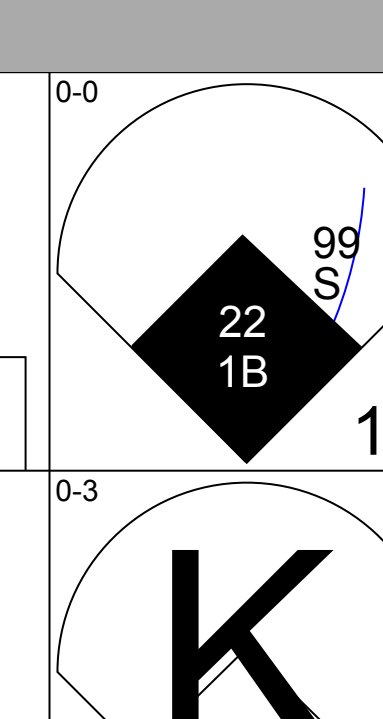
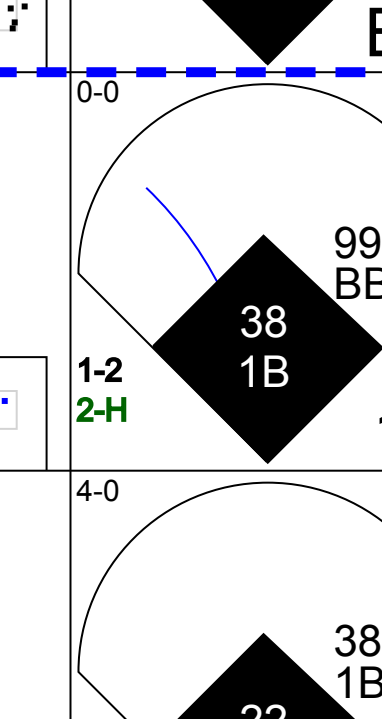
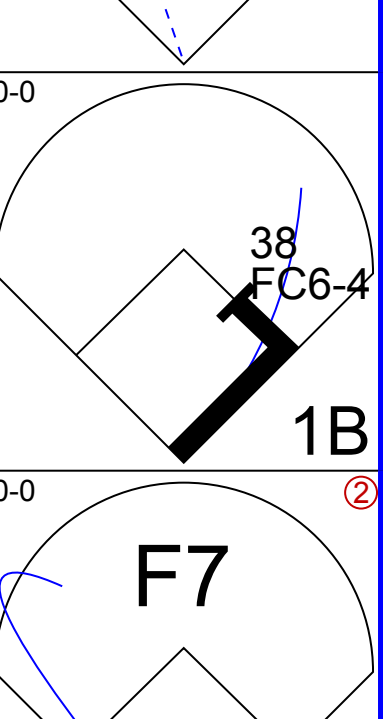
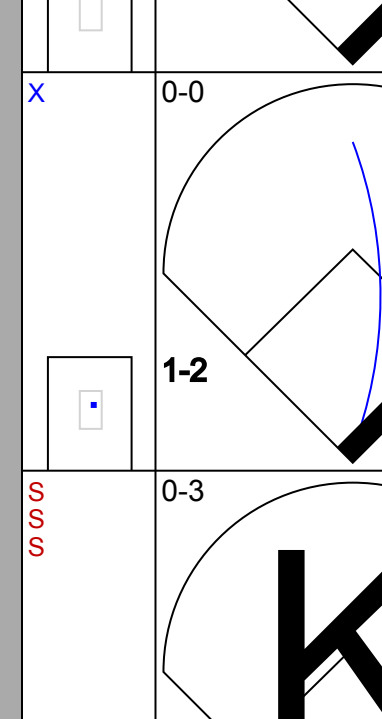
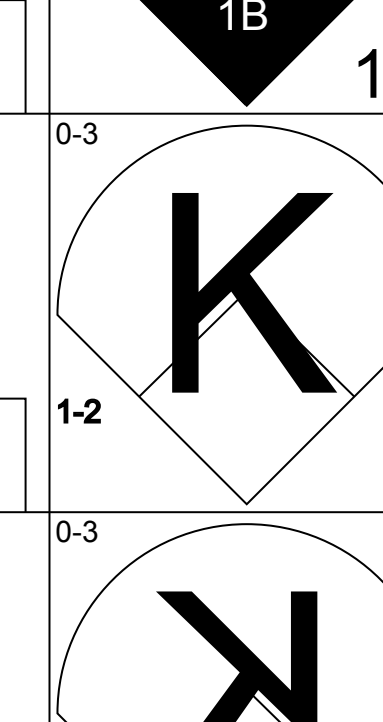
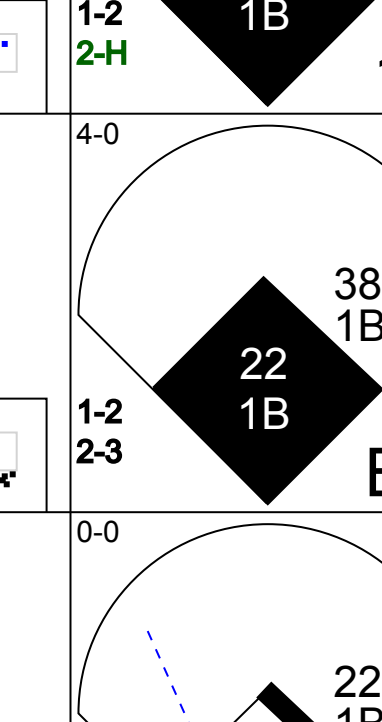
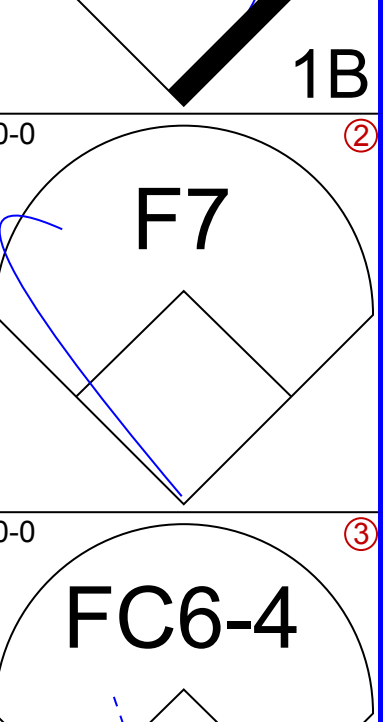
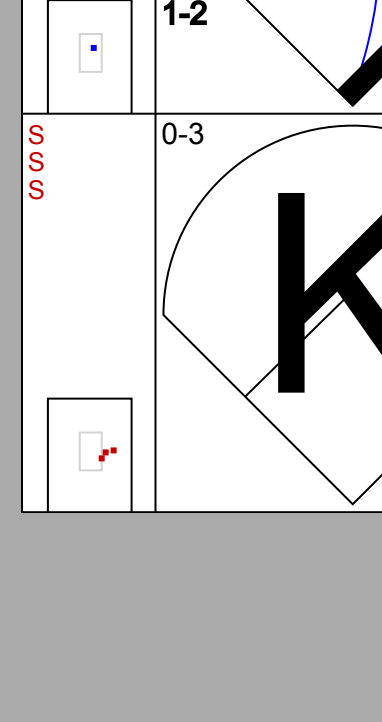
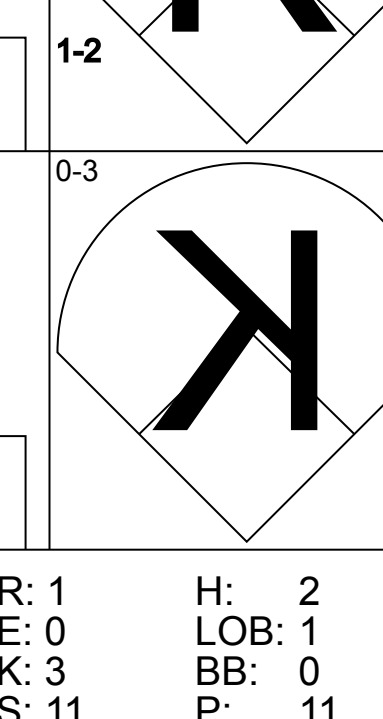
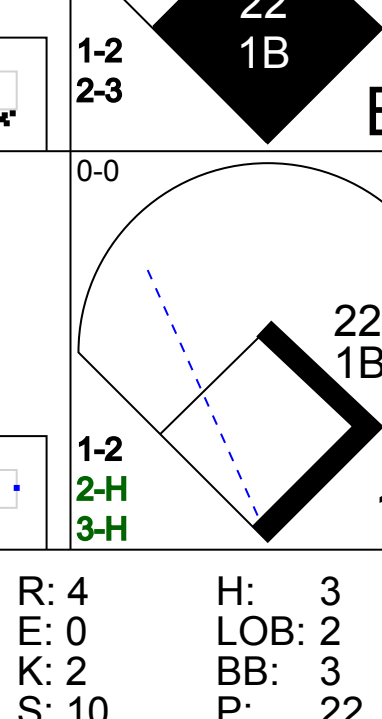
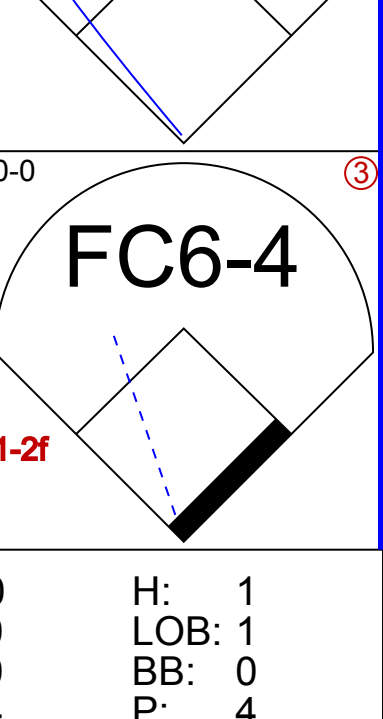
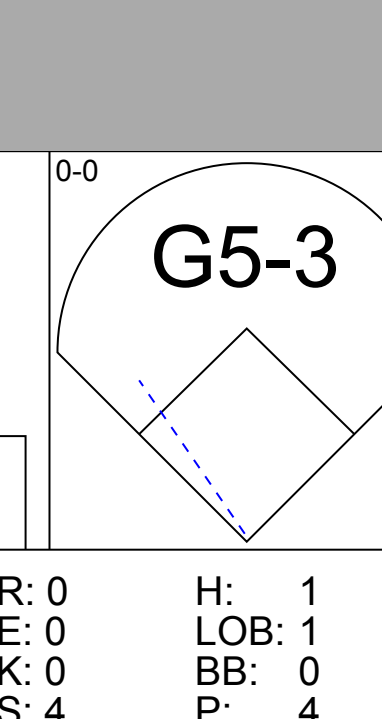
AB	41
R	11
H	13
RBI	11
BB	3
SO	7
LOB	19

AB	34
R	4
H	8
RBI	4
BB	3
SO	5
LOB	11





Batter	1	2	3	4	5	6	7	8	9	AB	R	H	RBI	BB	SO	LOB	TOP			
23 Joey Rickard, R OBP: 0.259, SLG: 0.333 12 Daniel Alvarez, R OBP: 0.111, SLG: 0.111										3	0	0	0	0	2	2	<p><b>Baltimore Orioles @ New York Yankees</b> George M. Steinbrenner Field, Tampa, FL Fri Mar 11 2016, 1:06 PM - 3:31 PM EST Att: 9,743 - Partly Cloudy - 82 F</p>			
3 Ryan Flaherty, L OBP: 0.522, SLG: 0.556 67 Trev Mancini, R OBP: 0.167, SLG: 0.091										3	0	0	0	0	1	1				
14 Nolan Reimold, R OBP: 0.259, SLG: 0.222 70 Xavier Avery, L OBP: 0.400, SLG: 0.667										3	1	1	0	0	1	0				
25 Hyun Soo Kim, L OBP: 0.107, SLG: 0.074 28 L.J. Hoes, R OBP: 0.186, SLG: 0.188										3	0	1	0	0	0	1				
34 Christian Walker, R OBP: 0.227, SLG: 0.611 89 Garabez Rosa, R OBP: 0.600, SLG: 0.750										2	0	0	1	0	1	1				
51 Henry Uruñola, L OBP: 0.250, SLG: 0.222										3	0	0	0	0	0	1				
27 Francisco Peña, R OBP: 0.167, SLG: 0.182 75 Audry Pérez, R										3	0	0	0	0	0	1				
18 Steve Tolson, R OBP: 0.273, SLG: 0.111 96 Michael Almanzar, R										3	0	0	0	0	3	2				
15 Paul Janish, R OBP: 0.455, SLG: 0.333 82 Adrian Marin, R										2	0	1	0	0	1	0				
<b>Inning Stats</b>	R: 0 E: 0 K: 2 S: 7	H: 0 LOB: 0 BB: 0 P: 7	R: 0 E: 1 K: 1 S: 7	H: 1 LOB: 2 BB: 0 P: 7	R: 0 E: 0 K: 0 S: 2	H: 0 LOB: 0 BB: 0 P: 3	R: 0 E: 0 K: 2 S: 7	H: 0 LOB: 0 BB: 0 P: 7	R: 0 E: 0 K: 1 S: 5	H: 1 LOB: 0 BB: 0 P: 5	R: 1 E: 1 K: 0 S: 4	H: 1 LOB: 0 BB: 0 P: 4	R: 0 E: 0 K: 2 S: 7	H: 0 LOB: 0 BB: 0 P: 7	R: 0 E: 0 K: 1 S: 5	H: 0 LOB: 0 BB: 0 P: 5		1B: 3 2B: 0 3B: 0 HR: 0	SF: 1 SAC: 0 DP: 2 HBP: 1	WP: 0 PB: 0 SB: 0 CS: 0
<b>PITCHER</b>	IP WLS BF H R ER SO BB IBB HBP BLK WP HR S P ERA WHIP																			
19 Masahiro Tanaka, R ERA: 0.00	3.0 W 11 1 0 0 3 0 0 0 0 0 0 0 16 17 0.00 0.333																			
45 Chasen Shreve, L ERA: 3.6	1.1 4 0 0 0 2 0 0 0 0 0 0 0 8 8 0.00 0.000																			
50 Nick Rumbelow, R ERA: 3.6	1.2 5 1 0 0 2 0 0 0 0 0 0 0 9 9 0.00 0.600																			
80 Vicente Campos, R ERA: 3.6	2.0 7 1 1 0 2 0 0 0 0 0 0 0 11 11 0.00 0.500																			
75 Tyler Olson, L ERA: 3.6	1.0 3 0 0 0 1 0 0 0 0 0 0 0 5 5 0.00 0.000																			

Batter	1	2	3	4	5	6	7	8	9	AB	R	H	RBI	BB	SO	LOB	BOTTOM			
22 Jacoby Ellsbury, L OBP: 0.417, SLG: 0.583 29 Dustin Ackley, L OBP: 0.211, SLG: 0.316										3	0	2	2	0	0	0	<p><b>Baltimore Orioles @ New York Yankees</b> George M. Steinbrenner Field, Tampa, FL Fri Mar 11 2016, 1:06 PM - 3:31 PM EST Att: 9,743 - Partly Cloudy - 82 F</p>			
12 Chase Headley, S OBP: 0.235, SLG: 0.250 17 Ronald Torreyes, R OBP: 0.143, SLG: 0.143										3	0	0	0	0	1	3				
13 Alex Rodriguez, R OBP: 0.444, SLG: 0.538 17 Carlos Corporán, S OBP: 0.200, SLG: 0.111										3	1	1	0	0	1	0				
25 Mark Teixeira, S OBP: 0.313, SLG: 0.296 71 Slade Heathcott, L OBP: 0.153, SLG: 0.071										3	1	1	0	0	1	0				
34 Brian McCann, L OBP: 0.438, SLG: 0.429 27 Pete Kozma, R										2	1	1	2	1	0	0				
14 Starlin Castro, R OBP: 0.412, SLG: 0.500 72 Gary Sánchez, R										2	1	0	0	1	1	1				
18 Didi Gregorius, L OBP: 0.444, SLG: 0.438 94 Tyler Wade, L OBP: 0.333, SLG: 0.333										3	2	3	1	0	0	0				
99 Aaron Judge, R OBP: 0.200, SLG: 0.308 82 Ben Camel, L OBP: 0.333, SLG: 0.273										2	1	0	0	1	1	2				
38 Chris Denorfia, R OBP: 0.375, SLG: 0.286 98 Lane Adams, R OBP: 0.500, SLG: 0.444										3	0	1	2	0	1	2				
<b>Inning Stats</b>	R: 2 E: 0 K: 1 S: 8	H: 3 LOB: 1 BB: 0 P: 8	R: 1 E: 0 K: 3 S: 11	H: 2 LOB: 1 BB: 0 P: 11	R: 4 E: 0 K: 2 S: 10	H: 3 LOB: 2 BB: 3 P: 22	R: 0 E: 0 K: 0 S: 3	H: 0 LOB: 0 BB: 0 P: 3	R: 0 E: 0 K: 0 S: 4	H: 1 LOB: 1 BB: 0 P: 4	R: 0 E: 0 K: 2 S: 8	H: 1 LOB: 2 BB: 1 P: 12	R: 0 E: 0 K: 0 S: 4	H: 1 LOB: 1 BB: 0 P: 4	R: 0 E: 0 K: 1 S: 5	H: 0 LOB: 0 BB: 0 P: 5		1B: 10 2B: 1 3B: 0 HR: 0	SF: 0 SAC: 0 DP: 0 HBP: 0	WP: 0 PB: 0 SB: 1 CS: 0
<b>PITCHER</b>	IP WLS BF H R ER SO BB IBB HBP BLK WP HR S P ERA WHIP																			
59 Mike Wright Jr., R ERA: 16.88	1.1 L 15 5 5 5 0 2 0 0 0 0 0 0 3 7 16.88 2.625																			
92 Mitch Horacek, L ERA: 7.94	0.0 4 3 2 2 0 1 0 0 0 0 0 0 3 7 16.88 2.625																			
43 Odriamer Despaigne, R ERA: 7.94	2.1 8 1 0 0 0 0 0 0 0 0 0 0 8 8 0.00 0.429																			
52 Dale Thayer, R ERA: 6.75	1.0 3 0 0 0 0 0 0 0 0 0 0 0 3 3 0.00 0.000																			
60 Mychal Givens, R ERA: 1.93	2.0 9 2 0 0 2 1 0 0 0 0 0 0 12 16 0.00 1.500																			

AB 28  
R 1  
H 3  
RBI 1  
BB 0  
SO 10  
LOB 9



AB 35  
R 7  
H 11  
RBI 7  
BB 4  
SO 8  
LOB 11





Batter	1	2	3	4	5	6	7	8	9	AB	R	H	RBI	BB	SO	LOB	TOP				
31 Aaron Hicks, S OBP: 0.300, SLG: 0.400 95 Dustin Fowler, L OBP: 0.214, SLG: 0.286										3	0	1	0	0	0	1	New York Yankees @ Tampa Bay Rays Charlotte Sports Park, Port Charlotte, FL Sat Mar 12 2016, 1:07 PM - 3:32 PM EST Att: 6,872 - Sunny - 84 F				
64 Rob Refsnyder, R OBP: 0.353, SLG: 0.333 82 Ben Gamel, L OBP: 0.308, SLG: 0.250										3	0	0	0	0	1	2					
36 Carlos Beltrán, S OBP: 0.429, SLG: 0.500 79 César Puello, R OBP: 0.333, SLG: 0.250										2	0	1	0	0	0	0					
72 Gary Sánchez, R OBP: 0.111, SLG: 0.111										3	0	0	0	0	1	2					
17 Ronald Torreyes, R OBP: 0.118, SLG: 0.118 94 Tyler Wade, L OBP: 0.333, SLG: 0.333										3	0	0	1	0	1	0					
24 Chris Parmelee, L OBP: 0.389, SLG: 0.500 92 Sebastian Valle, R OBP: 0.250, SLG: 1.000										3	0	1	0	0	0	0					
71 Slade Heathcott, L OBP: 0.111, SLG: 0.059 82 Vicente Conde, R										3	0	0	0	0	1	1					
78 Jonathan Diaz, R OBP: 0.417, SLG: 0.556 98 Lane Adams, R OBP: 0.462, SLG: 0.400										1	0	0	0	1	1	0					
93 Jorge Mateo, R OBP: 0.333, SLG: 0.615 43 Austin Romine, R OBP: 0.357, SLG: 0.571										2	0	0	0	0	0	1					
<b>Inning Stats</b>	R: 0 E: 0 K: 1 S: 7	H: 2 LOB: 1 BB: 0 P: 7	R: 0 E: 0 K: 1 S: 5	H: 0 LOB: 0 BB: 0 P: 5	R: 0 E: 0 K: 1 S: 5	H: 0 LOB: 0 BB: 0 P: 5	R: 0 E: 0 K: 0 S: 3	H: 0 LOB: 0 BB: 0 P: 3	R: 0 E: 0 K: 1 S: 5	H: 0 LOB: 1 BB: 1 P: 9	R: 1 E: 0 K: 0 S: 4	H: 1 LOB: 1 BB: 0 P: 6	R: 0 E: 0 K: 1 S: 5	H: 1 LOB: 0 BB: 0 P: 5	R: 0 E: 0 K: 1 S: 5	H: 0 LOB: 0 BB: 0 P: 5		1B: 3 2B: 1 3B: 0 HR: 0	SF: 0 SAC: 0 DP: 2 HBP: 1	WP: 0 PB: 0 SB: 1 CS: 0	PA: 31
<b>PITCHER</b>	IP WLS BF H R ER SO BB IBB HBP BLK WP HR S P ERA WHIP	55 Matt Moore, L ERA: 1.59	3.2 12 2 0 0 3 0 0 0 0 0 0 19 19 0.00 0.545	72 Jhan Mariñez, R ERA: 13.5	4.1 1 0 0 0 0 0 0 0 0 0 0 1 1 0.00 0.000	58 Ryan Webb, R ERA: 2.25	5.1 3 0 0 0 1 0 0 0 0 0 0 5 5 0.00 0.000	51 Dana Eveland, L ERA:	6.1 4 0 0 0 1 1 0 0 0 0 0 5 9 0.00 1.000	26 Brad Boxberger, R ERA: 4.5	7.1 5 1 1 1 0 0 0 1 0 0 0 4 6 9.00 1.000	<b>PITCHER</b>	IP WLS BF H R ER SO BB IBB HBP BLK WP HR S P ERA WHIP	31 Xavier Cedeño, L ERA:	8.1 1.0 3 1 0 0 1 0 0 0 0 0 0 5 5 0.00 1.000	37 Alex Colomé, R ERA: 4.5	9.1 3 0 0 0 1 0 0 0 0 0 0 0 5 5 0.00 0.000				

Batter	1	2	3	4	5	6	7	8	9	AB	R	H	RBI	BB	SO	LOB	BOTTOM			
11 Logan Forsythe, R OBP: 0.500, SLG: 0.765 29 Ryan Brett, R										3	0	1	0	0	1	1	New York Yankees @ Tampa Bay Rays Charlotte Sports Park, Port Charlotte, FL Sat Mar 12 2016, 1:07 PM - 3:32 PM EST Att: 6,872 - Sunny - 84 F			
44 René Rivera, R OBP: 0.308, SLG: 0.308										4	1	2	0	0	1	1				
3 Evan Longoria, R OBP: 0.299, SLG: 0.222 62 Juniel Querecuto, S OBP: 0.600, SLG: 0.800										2	0	0	0	0	1	3				
10 Corey Dickerson, L OBP: 0.304, SLG: 0.381 83 Dayron Varona, R OBP: 0.250, SLG: 0.333										2	0	1	0	0	0	2				
8 Desmond Jennings, R OBP: 0.471, SLG: 1.000 65 Johnny Field, R OBP: 0.357, SLG: 0.385										2	0	0	0	0	1	2				
21 James Loney, L OBP: 0.353, SLG: 0.471 36 Richie Shaffer, R OBP: 0.222, SLG: 0.188										3	0	1	0	0	1	3				
27 Mikie Mahtook, R OBP: 0.211, SLG: 0.211 87 Jake Bauers, L										2	0	0	0	0	1	1				
1 Tim Beckham, R OBP: 0.167, SLG: 0.176 38 Taylor Motter, R OBP: 0.429, SLG: 0.632										3	0	0	0	0	1	1				
19 Curt Casali, R OBP: 0.529, SLG: 0.462 46 Luke Maile, R OBP: 0.333, SLG: 0.444										3	1	1	0	0	1	0				
<b>Inning Stats</b>	R: 0 E: 0 K: 2 S: 9	H: 2 LOB: 2 BB: 0 P: 9	R: 0 E: 0 K: 2 S: 7	H: 0 LOB: 0 BB: 0 P: 7	R: 0 E: 0 K: 0 S: 4	H: 1 LOB: 2 BB: 0 P: 5	R: 0 E: 0 K: 0 S: 4	H: 1 LOB: 1 BB: 0 P: 4	R: 2 E: 0 K: 1 S: 8	H: 3 LOB: 3 BB: 0 P: 9	R: 0 E: 0 K: 3 S: 9	H: 0 LOB: 0 BB: 0 P: 9	R: 0 E: 0 K: 2 S: 8	H: 1 LOB: 1 BB: 0 P: 8	R: 0 E: 0 K: 0 S: 3	H: 0 LOB: 0 BB: 0 P: 3		1B: 6 2B: 2 3B: 0 HR: 0	SF: 0 SAC: 0 DP: 0 HBP: 2	WP: 0 PB: 0 SB: 0 CS: 0
<b>PITCHER</b>	IP WLS BF H R ER SO BB IBB HBP BLK WP HR S P ERA WHIP	40 Luis Severino, R ERA: 5.63	3.2 16 4 0 0 4 0 0 0 0 0 0 7 7 18.00 2.000	26 Johnny Barbato, R ERA: 4.15	4.1 5 2 2 2 1 0 0 0 0 0 0 7 7 0.00 3.000	67 James Pazos, L ERA: 10.13	5.1 3 1 0 0 0 0 0 0 1 0 0 2 3 0.00 0.000	73 Nick Goody, R ERA: 4.15	6.1 3 0 0 0 3 0 0 0 0 0 0 9 9 0.00 0.000	41 Anthony Swarzak, R ERA: 3.6	7.1 4 1 0 0 2 0 0 0 0 0 0 8 8 0.00 1.000	<b>PITCHER</b>	IP WLS BF H R ER SO BB IBB HBP BLK WP HR S P ERA WHIP	57 Branden Pinder, R ERA: 2.7	8.1 1.0 3 0 0 0 0 0 0 0 0 0 3 3 0.00 0.000					

AB 29  
R 1  
H 4  
RBI 1  
BB 1  
SO 7  
LOB 8



AB 32  
R 2  
H 8  
RBI 2  
BB 0  
SO 10  
LOB 15



WP: 0  
PB: 0  
SB: 0  
CS: 0















Batter	1	2	3	4	5	6	7	8	9	AB	R	H	RBI	BB	SO	LOB	TOP			
14 Starlin Castro, R (1,6) OBP: 0.440, SLG: 0.750 27 Pete Kozma, R (6,6) OBP: 0.200, SLG: 0.111	F9		G6-3				HR		G5-4-3	3	1	1	1	0	0	1	<b>New York Yankees @ Pittsburgh Pirates</b> McKechnie Field, Bradenton, FL Thu Mar 17 2016, 1:08 PM - 3:45 PM EDT Att: 8,485 - Partly Cloudy - 80 F			
36 Carlos Beltrán, S (1,9) OBP: 0.318, SLG: 0.333 79 César Puello, R (6,9) OBP: 0.368, SLG: 0.313	F7		G5-3				BB		F7	2	1	0	0	1	0	1				
34 Brian McCann, L (1,2) OBP: 0.460, SLG: 0.444 43 Austin Romine, R (6,2) OBP: 0.294, SLG: 0.471	G5-3		K				2B		E5	3	0	1	0	0	1	1				
12 Chase Headley, S (1,5) OBP: 0.269, SLG: 0.292 78 Jonathan Diaz, R (6,5) OBP: 0.375, SLG: 0.417			1B				F8		G5-4-3	2	1	1	1	0	0	0				
29 Dustin Ackley, L (1,3) OBP: 0.320, SLG: 0.440 24 Chris Parmelee, L (6,3) OBP: 0.318, SLG: 0.400			2B				P2		F9	3	1	2	0	0	0	1				
64 Rob Refsnyder, R (1,4) OBP: 0.292, SLG: 0.409 17 Ronald Torreyes, R (6,4) OBP: 0.211, SLG: 0.167			1B				HR		K	3	1	1	3	0	1	1				
38 Chris Denorfia, R (1,7) OBP: 0.167, SLG: 0.176 94 Austin Aune, L (6, PR) (6, 7)			K				G5-3		F7	3	0	1	0	0	1	1				
17 Carlos Corporán, S (1, 10) OBP: 0.167, SLG: 0.176 70 Eddy Rodríguez, R (8, PH) (8, 10)			K				F9		G5-4-3	3	0	0	0	0	0	2				
82 Ben Gamel, L (1, 8) OBP: 0.316, SLG: 0.294 96 Mark Payton, L (6, 8) OBP: 0.667, SLG: 0.500			BB				F9		G4-3	2	0	0	0	1	0	1				
			BB				F9		G4-3	0	0	0	0	1	0	0				
<b>Inning Stats</b>	R: 0 E: 0 K: 0 S: 4	H: 0 LOB: 0 BB: 0 P: 4	R: 1 E: 0 K: 1 S: 7	H: 2 LOB: 1 BB: 0 P: 7	R: 0 E: 0 K: 1 S: 5	H: 0 LOB: 1 BB: 1 P: 9	R: 2 E: 0 K: 0 S: 6	H: 2 LOB: 0 BB: 0 P: 7	R: 2 E: 0 K: 0 S: 6	H: 1 LOB: 2 BB: 0 P: 7	R: 2 E: 1 K: 0 S: 5	H: 2 LOB: 0 BB: 0 P: 5	R: 0 E: 0 K: 0 S: 3	H: 1 LOB: 0 BB: 1 P: 3	R: 0 E: 0 K: 0 S: 2	H: 0 LOB: 0 BB: 1 P: 6	1B: 6 2B: 2 3B: 0 HR: 2	SF: 1 SAC: 0 DP: 3 HBP: 0	WP: 1 PB: 0 SB: 1 CS: 0	PA: 38
<b>PITCHER</b>	IP WLS BF H R ER SO BB IBB HBP BLK WP HR S P ERA WHIP																			
49 Jeff Locke, L (1, 1) ERA: 7.07	5.0 L 23 6 5 5 2 2 0 0 0 0 2 28 39 9.00 1.600																			
35 Mark Melancon, R (6, 1) ERA:	1.0 4 1 0 0 1 0 0 0 0 0 1 0 6 7 0.00 1.000																			
34 Eric O'Flaherty, L (7, 1) ERA: 3.0	1.0 5 2 2 1 0 0 0 0 0 0 0 0 5 5 9.00 2.000																			
31 A.J. Schugel, R (8, 1) ERA: 1.5	1.0 3 1 0 0 0 0 0 0 0 0 0 0 3 3 0.00 1.000																			
26 Cory Luebke, L (9, 1) ERA:	1.0 3 0 0 0 0 1 0 0 0 0 0 0 2 6 0.00 1.000																			

Batter	1	2	3	4	5	6	7	8	9	AB	R	H	RBI	BB	SO	LOB	BOTTOM			
28 John Jaso, L (1, 3) OBP: 0.400, SLG: 0.294 15 Jason Rogers, R (6, 3) OBP: 0.313, SLG: 0.276	F8								P4	3	0	2	1	0	0	0	<b>New York Yankees @ Pittsburgh Pirates</b> McKechnie Field, Bradenton, FL Thu Mar 17 2016, 1:08 PM - 3:45 PM EDT Att: 8,485 - Partly Cloudy - 80 F			
22 Andrew McCutchen, R (1, 8) OBP: 0.333, SLG: 0.662 60 Willy Garcia, R (6, 8) OBP: 0.288, SLG: 0.227										3	1	1	1	0	0	3				
23 David Freese, R (1, 10) OBP: 0.333, SLG: 0.333 55 Josh Bell, S (7, PH) (8, 10)										3	0	1	0	0	2	0				
6 Starling Marte, R (1, 7) OBP: 0.409, SLG: 0.619 23 Jake Goebbert, L (6, 7) OBP: 0.400, SLG: 0.267										2	0	0	0	0	0	1				
5 Josh Harrison, R (1, 4) OBP: 0.267, SLG: 0.370 73 Adam Frazier, L (6, 4) OBP: 0.474, SLG: 0.588										3	0	0	0	0	0	2				
38 Michael Morse, R (1, 9) OBP: 0.458, SLG: 0.500 67 Matt Joyce, L (6, 9) OBP: 0.292, SLG: 0.150										1	1	1	0	1	0	0				
10 Jordy Mercer, R (1, 6) OBP: 0.269, SLG: 0.385 24 Cole Figueroa, L (6, 6) OBP: 0.333, SLG: 0.375										2	0	1	0	0	1	2				
3 Sean Rodríguez, R (1, 5) OBP: 0.400, SLG: 0.385 17 Pedro Florimon, S (6, 5) OBP: 0.273, SLG: 0.354										2	0	0	0	0	1	2				
19 Chris Stewart, R (1, 2) OBP: 0.308, SLG: 0.250 70 Ed Easley, R (7, 2) OBP: 0.400, SLG: 0.250										2	0	0	0	0	0	2				
										2	0	1	0	0	0	0				
<b>Inning Stats</b>	R: 1 E: 0 K: 1 S: 6	H: 1 LOB: 1 BB: 0 P: 7	R: 1 E: 0 K: 0 S: 6	H: 3 LOB: 2 BB: 0 P: 6	R: 0 E: 0 K: 1 S: 7	H: 1 LOB: 2 BB: 1 P: 11	R: 0 E: 0 K: 1 S: 6	H: 1 LOB: 1 BB: 0 P: 6	R: 0 E: 0 K: 2 S: 7	H: 0 LOB: 0 BB: 0 P: 7	R: 0 E: 0 K: 1 S: 6	H: 1 LOB: 1 BB: 0 P: 6	R: 0 E: 0 K: 1 S: 5	H: 0 LOB: 0 BB: 0 P: 5	R: 0 E: 0 K: 1 S: 6	H: 1 LOB: 1 BB: 0 P: 6	1B: 7 2B: 0 3B: 0 HR: 1	SF: 0 SAC: 0 DP: 0 HBP: 1	WP: 0 PB: 0 SB: 1 CS: 0	PA: 37
<b>PITCHER</b>	IP WLS BF H R ER SO BB IBB HBP BLK WP HR S P ERA WHIP																			
19 Masahiro Tanaka, R (1, 1) ERA: 2.57	2.0 11 4 2 2 1 1 0 0 0 0 0 7 11 0.00 2.000																			
26 Johnny Barbato, R (3, 1) ERA: 3.38	1.0 5 1 0 0 1 1 0 0 0 0 0 0 7 11 0.00 2.000																			
40 Luis Severino, R (4, 1) ERA: 3.75	4.0 W 14 2 0 0 5 0 0 0 0 0 0 24 24 0.00 0.500																			
45 Chasen Shreve, L (8, 1) ERA:	1.0 3 0 0 0 1 0 0 0 0 0 0 0 5 5 0.00 0.000																			
75 Tyler Olson, L (9, 1) ERA:	1.0 4 1 0 0 1 0 0 0 0 0 0 0 6 6 0.00 1.000																			










Batter	1	2	3	4	5	6	7	8	9	AB	R	H	RBI	BB	SO	LOB	TOP					
11 Ender Inciarte, L (1, 8) OBP: 0.378, SLG: 0.559 93 Brandon Snyder, R (5, FH) (5, 9) (6, 3)										2	0	2	0	0	0	0	<p>Atlanta Braves @ New York Yankees</p> <p>George M. Steinbrenner Field, Tampa, FL</p> <p>Sat Mar 19 2016, 2:14 PM - 4:48 PM EDT</p> <p>Att. 10,972 - Rain - 69 F</p> <p>livebaseballscores.com</p>					
2 Michael Bourn, L (1, 9) OBP: 0.281, SLG: 0.233 92 Sean Kazmar Jr., R (6, FH) OBP: 0.250, SLG: 0.250 (5, 8) (6, 5) (7, 4)										2	0	0	0	0	1	3						
23 Nick Swisher, S (1, 3) OBP: 0.343, SLG: 0.290 4 Reid Brignac, L (6, 6) OBP: 0.424, SLG: 0.577										3	0	0	0	0	1	0						
13 Adonis Garcia, R (1, 5) OBP: 0.242, SLG: 0.469 99 Dian Toscano, L (6, 9) OBP: 0.200, SLG: 0.200										3	0	0	0	0	0	0						
24 Kelly Johnson, L (1, 4) OBP: 0.419, SLG: 0.375 95 Carlos Franco, L (7, 5) OBP: 0.500, SLG: 0.500										3	0	0	0	0	2	0						
28 Héctor Olivera, R (1, 7) OBP: 0.422, SLG: 0.512										3	1	1	0	0	0	0						
8 Jace Peterson, L (1, 6) OBP: 0.359, SLG: 0.375 (6, 8)										3	1	2	1	0	0	0						
19 Ryan Lavanway, R (1, 10) OBP: 0.240, SLG: 0.400										3	0	0	0	0	1	2						
88 Blake Lalli, L (1, 2) OBP: 0.412, SLG: 0.412 92 Keith Curcio, L (8, PR)										3	0	2	1	0	1	1						
86 Joseph Odom, R (8, 2) OBP: 0.333, SLG: 0.667										0	0	0	0	0	0	0						
<b>Inning Stats</b>	R: 0 E: 0 K: 0 S: 3	H: 1 LOB: 0 BB: 0 P: 4	R: 0 E: 0 K: 1 S: 5	H: 0 LOB: 0 BB: 0 P: 5	R: 1 E: 0 K: 1 S: 7	H: 3 LOB: 2 BB: 0 P: 8	R: 0 E: 0 K: 2 S: 7	H: 0 LOB: 0 BB: 0 P: 7	R: 1 E: 0 K: 1 S: 7	H: 2 LOB: 1 BB: 0 P: 7	R: 0 E: 0 K: 0 S: 3	H: 0 LOB: 0 BB: 0 P: 3	R: 0 E: 0 K: 0 S: 3	H: 0 LOB: 0 BB: 0 P: 3	R: 0 E: 0 K: 1 S: 5	H: 1 LOB: 1 BB: 0 P: 5	R: 0 E: 0 K: 2 S: 8	H: 1 LOB: 1 BB: 0 P: 8	1B: 5 2B: 5 3B: 0 HR: 0	SF: 0 SAC: 0 DP: 3 HBP: 0	WP: 0 PB: 0 SB: 2 CS: 1	PA: 32
<b>PITCHER</b>	IP	WLS	BF	H	R	ER	SO	BB	IBB	HBP	BLK	WP	HR	S	P	ERA	WHIP					
35 Michael Pineda, R (1, 1) ERA: 1.0	4.0	W	14	4	1	1	4	0	0	0	0	0	0	22	24	2.25	1.000					
54 Aroldis Chapman, L (5, 1) ERA: 4.51	1.0	H	5	2	1	1	1	0	0	0	0	0	0	7	7	9.00	2.000					
45 Chasen Shreve, L (6, 1) ERA:	1.0	H	3	0	0	0	0	0	0	0	0	0	0	3	3	0.00	0.000					
73 Nick Goody, R (7, 1) ERA: 4.26	1.0	H	3	0	0	0	0	0	0	0	0	0	0	3	3	0.00	0.000					
77 Diego Moreno, R (8, 1) ERA: 8.44	1.0	H	3	1	0	0	1	0	0	0	0	0	0	5	5	0.00	1.000					

Batter	1	2	3	4	5	6	7	8	9	AB	R	H	RBI	BB	SO	LOB	BOTTOM				
22 Jacoby Ellsbury, L (1, 8) OBP: 0.292, SLG: 0.391 96 Mark Payton, L (5, PR) OBP: 0.500, SLG: 0.333 (6, 8)										2	0	0	0	0	0	1	<p>Atlanta Braves @ New York Yankees</p> <p>George M. Steinbrenner Field, Tampa, FL</p> <p>Sat Mar 19 2016, 2:14 PM - 4:48 PM EDT</p> <p>Att. 10,972 - Rain - 69 F</p> <p>livebaseballscores.com</p>				
18 Didi Gregorius, L (1, 6) OBP: 0.383, SLG: 0.360 78 Jonathan Diaz, R (7, 6) OBP: 0.389, SLG: 0.385										2	1	0	0	1	0						
13 Alex Rodriguez, R (1, 10) OBP: 0.333, SLG: 0.375 72 Gary Sánchez, R (5, PR) OBP: 0.250, SLG: 0.063 (6, 10)										3	0	1	0	0	0						
25 Mark Teixeira, S (1, 3) OBP: 0.258, SLG: 0.185 24 Chris Parmelee, L (6, 3) OBP: 0.292, SLG: 0.364										3	1	1	0	0	2						
36 Carlos Beltrán, S (1, 9) OBP: 0.320, SLG: 0.333 79 César Puello, R (7, 9) OBP: 0.368, SLG: 0.313										3	1	1	1	0	0						
12 Chase Headley, S (1, 5) OBP: 0.286, SLG: 0.346 97 Miguel Andujar, R (6, 5)										2	0	1	1	0	0						
14 Starlin Castro, R (1, 4) OBP: 0.464, SLG: 0.741 64 Rob Refsnyder, R (7, 4) OBP: 0.308, SLG: 0.417										3	0	2	1	0	0						
17 Carlos Corporán, S (1, 2) OBP: 0.200, SLG: 0.211 43 Austin Romine, R (6, 2) OBP: 0.253, SLG: 0.421										2	0	1	0	0	1	2					
38 Chris Denorfia, R (1, 7) OBP: 0.222, SLG: 0.176 Ben Gamel, L (8, 7) OBP: 0.300, SLG: 0.278										3	0	0	0	0	1	4					
<b>Inning Stats</b>	R: 0 E: 0 K: 0 S: 3	H: 0 LOB: 0 BB: 0 P: 3	R: 0 E: 0 K: 0 S: 3	H: 0 LOB: 0 BB: 0 P: 3	R: 0 E: 0 K: 0 S: 4	H: 2 LOB: 1 BB: 0 P: 4	R: 3 E: 0 K: 2 S: 11	H: 4 LOB: 2 BB: 1 P: 16	R: 0 E: 0 K: 0 S: 3	H: 1 LOB: 2 BB: 0 P: 4	R: 0 E: 0 K: 0 S: 3	H: 0 LOB: 0 BB: 0 P: 3	R: 0 E: 0 K: 1 S: 5	H: 0 LOB: 0 BB: 0 P: 5	R: 0 E: 0 K: 0 S: 3	H: 0 LOB: 0 BB: 0 P: 3		1B: 6 2B: 1 3B: 0 HR: 0	SF: 0 SAC: 0 DP: 2 HBP: 1	WP: 0 PB: 0 SB: 1 CS: 0	PA: 31
<b>PITCHER</b>	IP	WLS	BF	H	R	ER	SO	BB	IBB	HBP	BLK	WP	HR	S	P	ERA	WHIP				
49 Julio Teheran, R (1, 1) ERA: 3.97	4.1	L	20	6	3	3	2	1	0	1	0	0	0	22	28	6.23	1.615				
40 Alexi Ogando, R (5, 1) ERA: 1.59	0.2		2	1	0	0	0	0	0	0	0	0	0	2	2	0.00	1.500				
58 Dan Winkler, R (6, 1) ERA: 3.52	2.0		6	0	0	0	1	0	0	0	0	0	0	8	8	0.00	0.000				
36 José Ramírez, R (8, 1) ERA:	1.0		3	0	0	0	0	0	0	0	0	0	0	3	3	0.00	0.000				

AB	32
R	2
H	8
RBI	2
BB	0
SO	8
LOB	11







Batter	1	2	3	4	5	6	7	8	9	AB	R	H	RBI	BB	SO	LOB	TOP																	
11 Brett Gardner, L (1.7) 95 Dustin Fowler, L (7.8) OBP: 0.313, SLG: 0.333	L3		G3 34 G3 31 SF8 BB		G3		G6-3		1B	3	0	0	1	1	0	1	<p>New York Yankees @ Minnesota Twins</p> <p>CenturyLink Sports Complex, Fort Myers, FL</p> <p>Sun Mar 20 2016, 1:07 PM - 3:41 PM EDT</p> <p>Att: 9,109 - Overcast - 75 F</p> <p>livebaseballscores.com</p>																	
31 Aaron Hicks, S (1.8) 79 César Puello, R (7.7) OBP: 0.381, SLG: 0.500	G3		SF8					HR	K	1	0	0	1	1	0	0																		
34 Brian McCann, L (1.2) 72 Gary Sánchez, R (7.2) OBP: 0.238, SLG: 0.059	G5-3		G3		G4-1			G5-3		3	0	0	1	0	0	2																		
12 Chase Headley, S (1.5) 97 Dablinson Romero, R (7.5) OBP: 0.214, SLG: 0.083 OBP: 0.158, SLG: 0.111		G1-3	G3					2B 29 G6-3 70 G4-3 2B		3	0	1	0	0	0	1																		
29 Dustin Ackley, L (1.3) 24 Chris Parmelee, L (7.3) OBP: 0.290, SLG: 0.419 OBP: 0.280, SLG: 0.348	G3				P4			G4-3		3	0	0	0	0	0	1																		
38 Chris Denorfia, R (1.10) 70 Eddy Rodríguez, R (8.10) OBP: 0.190, SLG: 0.150 OBP: 0.167, SLG: 0.333	K				G6-3			L8		3	0	0	0	0	1	1																		
27 Pete Kozma, R (1.6) 94 Tyler Wade, L (7.6) OBP: 0.214, SLG: 0.083 OBP: 0.308, SLG: 0.308					K			F8		2	1	0	0	1	1	1																		
17 Ronald Torreyes, R (1.4) 87 Abiatal Avelino, R (7.4) OBP: 0.261, SLG: 0.227								G4-3		1	0	0	0	0	0	1																		
Ben Gamel, L (1.9) 62 Juan Silva, L (7.9) OBP: 0.261, SLG: 0.238 OBP: 0.333, SLG: 0.333								G3		3	1	2	0	0	0	0																		
								F7		1	0	0	0	0	0	0																		
								L3		3	2	0	0	0	0	3																		
								F7		1	0	0	0	0	0	0																		
<b>Inning Stats</b>	R: 0 E: 0 K: 0 S: 4	H: 0 LOB: 0 BB: 0 P: 4	R: 0 E: 0 K: 1 S: 5	H: 0 LOB: 0 BB: 0 P: 5	R: 3 E: 1 K: 0 S: 5	H: 1 LOB: 1 BB: 2 P: 13	R: 0 E: 0 K: 1 S: 5	H: 0 LOB: 0 BB: 0 P: 5	R: 1 E: 0 K: 0 S: 4	H: 1 LOB: 1 BB: 1 P: 9	R: 0 E: 0 K: 0 S: 4	H: 1 LOB: 1 BB: 0 P: 4	R: 0 E: 0 K: 0 S: 3	H: 0 LOB: 0 BB: 0 P: 3	R: 2 E: 0 K: 0 S: 5	H: 2 LOB: 1 BB: 1 P: 9	R: 0 E: 0 K: 1 S: 6	H: 1 LOB: 1 BB: 0 P: 6	1B: 3 2B: 2 3B: 0 HR: 1	SF: 1 SAC: 0 DP: 0 HBP: 0	WP: 0 PB: 0 SB: 1 CS: 0	PA: 38												
<b>PITCHER</b>	IP WLS BF H R ER SO BB IBB HBP BLK WP HR S P ERA WHIP																																	
54 Ervin Santana, R (1.1) ERA: 1.8	5.0	21	2	4	2	2	2	3	0	0	0	1	0	0	23	36	3.60	1.000																
58 Fernando Abad, L (6.1) ERA: 1.42	1.0	4	1	0	0	0	0	0	0	0	0	0	0	0	4	4	0.00	1.000																
49 Kevin Jepsen, R (7.1) ERA: 1.42	1.0	3	0	0	0	0	0	0	0	0	0	0	0	0	3	3	0.00	0.000																
62 J.R. Graham, R (8.1) ERA: 6.35	1.0	L	6	2	2	2	0	1	0	0	0	0	0	1	5	9	18.00	3.000																
57 Ryan Pressly, R (9.1) ERA: 1.29	1.0	4	1	0	0	1	0	0	0	0	0	0	0	0	6	6	0.00	1.000																

Batter	1	2	3	4	5	6	7	8	9	AB	R	H	RBI	BB	SO	LOB	BOTTOM																	
2 Brian Dozier, R (1.4) 9 Eduardo Núñez, R (7.4) OBP: 0.406, SLG: 0.700 OBP: 0.464, SLG: 0.458	P6		F7		P6		F8			3	0	0	0	0	0	2	<p>New York Yankees @ Minnesota Twins</p> <p>CenturyLink Sports Complex, Fort Myers, FL</p> <p>Sun Mar 20 2016, 1:07 PM - 3:41 PM EDT</p> <p>Att: 9,109 - Overcast - 75 F</p> <p>livebaseballscores.com</p>																	
7 Joe Mauer, L (1.3) 21 Darin Mastroianni, R (8.9) OBP: 0.360, SLG: 0.381 OBP: 0.391, SLG: 0.381	G4-3		G6-3					2B		3	0	1	2	0	0	0																		
22 Miguel Sanó, R (1.9) 30 James Beresford, L (8.5) OBP: 0.515, SLG: 0.640 OBP: 0.375, SLG: 0.300	G5-3				F9			G5-3		2	0	0	0	1	0	1																		
24 Trevor Plouffe, R (1.5) 17 Carlos Quentin, R (8.3) OBP: 0.379, SLG: 0.520 OBP: 0.429, SLG: 0.699								P1		3	1	1	0	0	1	2																		
20 Eddie Rosario, L (1.7) 26 Ryan Sweeney, L (8.7) OBP: 0.313, SLG: 0.625 OBP: 0.455, SLG: 0.481								G6-3		3	1	2	0	0	0	0																		
52 ByungHo Park, R (1.10) 31 Oswaldo Arcia, L (8.10) OBP: 0.324, SLG: 0.606 OBP: 0.296, SLG: 0.250								G2-3		2	0	0	0	1	1	1																		
5 Eduardo Escobar, S (1.6) 36 Wilfredo Tovar, R (7.6) OBP: 0.258, SLG: 0.400 OBP: 0.360, SLG: 0.348								G6-3		3	0	0	1	0	1	3																		
12 John Ryan Murphy, R (1.2) 66 John Hicks, R (8.2) OBP: 0.282, SLG: 0.105 OBP: 0.316, SLG: 0.389								K		2	1	0	1	1	1	1																		
25 Byron Buxton, R (1.8) 39 Danny Santana, S (8.8) OBP: 0.269, SLG: 0.348 OBP: 0.107, SLG: 0.222								F7		3	1	1	0	0	0	1																		
										0	0	0	0	0	0	0																		
<b>Inning Stats</b>	R: 0 E: 0 K: 0 S: 3	H: 0 LOB: 0 BB: 0 P: 3	R: 2 E: 0 K: 0 S: 5	H: 2 LOB: 1 BB: 1 P: 9	R: 0 E: 0 K: 1 S: 5	H: 0 LOB: 1 BB: 1 P: 9	R: 0 E: 0 K: 1 S: 5	H: 1 LOB: 0 BB: 0 P: 6	R: 2 E: 0 K: 0 S: 5	H: 2 LOB: 1 BB: 1 P: 9	R: 0 E: 0 K: 1 S: 5	H: 0 LOB: 0 BB: 0 P: 5	R: 0 E: 0 K: 1 S: 4	H: 0 LOB: 0 BB: 0 P: 4	R: 0 E: 0 K: 1 S: 5	H: 0 LOB: 0 BB: 0 P: 5	1B: 4 2B: 3 3B: 0 HR: 0	SF: 0 SAC: 0 DP: 1 HBP: 0	WP: 0 PB: 0 SB: 1 CS: 0	PA: 35														
<b>PITCHER</b>	IP WLS BF H R ER SO BB IBB HBP BLK WP HR S P ERA WHIP																																	
47 Iván Nova, R (1.1) ERA: 4.05	4.1	20	5	4	4	2	2	3	0	0	0	0	0	0	12	12	8.31	1.846																
55 Bryan Mitchell, R (5.1) ERA: 0.84	2.2	W	8	0	0	0	2	0	0	0	0	0	0	0	12	12	0.00	0.000																
41 Anthony Swarzak, R (8.1) ERA: 3.0	1.0	H	4	1	0	0	0	0	0	0	0	0	0	4	4	0.00	1.000																	
26 Johnny Barbato, R (9.1) ERA: 2.84	1.0	S	3	0	0	0	1	0	0	0	0	0	0	5	5	0.00	0.000																	



Batter	1	2	3	4	5	6	7	8	9	AB	R	H	RBI	BB	SO	LOB	TOP									
3 Curtis Granderson, L (1.9) OBP: 0.286, SLG: 0.357 55 Ty Kelly, S (7.7) OBP: 0.550, SLG: 0.250	G6-3		2B		2B		K	BB		4	1	2	0	0	1	0	<b>New York Mets @ New York Yankees</b> George M. Steinbrenner Field, Tampa, FL Tue Mar 22 2016, 6:37 PM - 9:37 PM EDT Att: 11,146 - Clear - 69 F  <b>AB 39</b> <b>R 3</b> <b>H 12</b> <b>RBI 3</b> <b>BB 3</b> <b>SO 12</b> <b>LOB 24</b> 									
20 Neil Walker, S (1.4) OBP: 0.226, SLG: 0.286 80 L.J. Mazzilli, R (7.4) OBP: 0.500, SLG: 0.333	K		G3		G4-3		F9	F8		4	0	0	1	0	1	2										
52 Yoenis Cespedes, R (1.8) OBP: 0.455, SLG: 0.484 73 Travis Taiter, R (7.9) OBP: 0.452, SLG: 0.667	G4-3			1B	2B		1B	1B	1B	4	0	3	1	0	0	0										
21 Lucas Duda, L (1.3) OBP: 0.344, SLG: 0.357 61 Marc Krauss, L (7.3) OBP: 0.357, SLG: 0.261		1B		F8	K		K	K	K	4	0	1	0	0	2	3										
7 Travis d'Arnaud, R (1.2) OBP: 0.344, SLG: 0.321 70 Nevin Ashley, R (8.2) OBP: 0.400, SLG: 0.308	K			BB		G6-3		G3	K	3	0	0	0	1	1	1										
16 Alejandro De Aza, L (1.7) OBP: 0.500, SLG: 0.500	E5			K			1B		G4-3	5	1	2	0	0	1	4										
29 Eric Campbell, R (1.5) OBP: 0.476, SLG: 0.355	K			K			K			4	0	1	0	0	3	4										
19 Johnny Monell, L (1.10) OBP: 0.500, SLG: 0.480			G6-3					F8		4	1	2	0	0	0	2										
15 Matt Reynolds, R (1.6) OBP: 0.267, SLG: 0.192	F8				F8		K			3	0	0	0	1	1	3										
<b>Inning Stats</b>	R: 0 E: 0 K: 1 S: 5	H: 0 LOB: 0 BB: 0 P: 6	R: 0 E: 1 K: 2 S: 8	H: 1 LOB: 1 BB: 0 P: 8	R: 0 E: 0 K: 0 S: 4	H: 1 LOB: 1 BB: 0 P: 4	R: 0 E: 0 K: 2 S: 8	H: 1 LOB: 2 BB: 1 P: 13	R: 2 E: 0 K: 1 S: 8	H: 3 LOB: 1 BB: 0 P: 8	R: 0 E: 0 K: 2 S: 9	H: 2 LOB: 2 BB: 0 P: 9	R: 0 E: 0 K: 2 S: 8	H: 1 LOB: 1 BB: 0 P: 8	R: 1 E: 0 K: 0 S: 5	H: 2 LOB: 3 BB: 2 P: 14		R: 0 E: 0 K: 2 S: 8	H: 1 LOB: 1 BB: 0 P: 9	1B: 9 2B: 3 3B: 0 HR: 0	SF: 0 SAC: 0 DP: 0 HBP: 0	WP: 2 PB: 0 SB: 1 CS: 0	PA: 42			
<b>PITCHER</b>	IP	WLS	BF	H	R	ER	SO	BB	IBB	HBP	BLK	WP	HR	S	P	ERA		WHIP								
40 Luis Severino, R (1.1) ERA: 3.86	4.1	W	19	5	2	2	5	1	0	0	0	0	0	28	34	4.15		1.385								
54 Aroldis Chapman, L (5.1) ERA: 4.15	0.2		3	1	0	0	1	0	0	0	0	0	0	5	5	0.00		1.500								
68 Dellin Betances, R (6.1) ERA: 4.15	1.0	H	5	2	0	0	2	0	0	0	0	0	0	9	9	0.00		2.000								
48 Andrew Miller, L (7.1) ERA: 4.15	1.0		4	1	0	0	2	0	0	0	0	0	0	8	8	0.00		1.000								
75 Tyler Olson, L (8.1) ERA: 1.42	0.2		5	2	1	1	0	1	0	0	0	1	0	4	9	13.50	4.500									

Batter	1	2	3	4	5	6	7	8	9	AB	R	H	RBI	BB	SO	LOB	BOTTOM									
11 Brett Gardner, L (1.7) OBP: 0.167, SLG: 0.091 79 César Puello, R (6.7) OBP: 0.348, SLG: 0.450	K			G6-3		G5-3		G6-3		3	1	1	1	0	1	0	<b>New York Mets @ New York Yankees</b> George M. Steinbrenner Field, Tampa, FL Tue Mar 22 2016, 6:37 PM - 9:37 PM EDT Att: 11,146 - Clear - 69 F  <b>AB 34</b> <b>R 6</b> <b>H 11</b> <b>RBI 6</b> <b>BB 2</b> <b>SO 6</b> <b>LOB 10</b> 									
31 Aaron Hicks, S (1.8) OBP: 0.343, SLG: 0.516 95 Dustin Fowler, L (6.8) OBP: 0.353, SLG: 0.375 96 Mark Payton, L (7.8) OBP: 0.500, SLG: 0.333		1B		K		1B				2	1	1	0	1	1	0										
13 Alex Rodriguez, R (1.10) OBP: 0.355, SLG: 0.393				F7		F7				4	0	2	2	0	0	1										
25 Mark Teixeira, S (1.3) OBP: 0.257, SLG: 0.167 60 Chris Gittens, R (8.3) OBP: 0.269, SLG: 0.354	FC6-4									3	0	0	0	1	1	2										
36 Carlos Beltrán, S (1.9) OBP: 0.286, SLG: 0.308 24 Chris Parmelee, L (7.9) OBP: 0.269, SLG: 0.333	F9									2	0	0	1	0	1	2										
34 Brian McCann, L (1.2) OBP: 0.367, SLG: 0.429 17 Ronald Torreyes, R (7.7) OBP: 0.261, SLG: 0.227										4	0	2	0	0	1	2										
12 Chase Headley, S (1.5) OBP: 0.286, SLG: 0.354 72 Gary Sánchez, R (8.2) OBP: 0.238, SLG: 0.059										4	1	1	0	0	1	2										
14 Starlin Castro, R (1.4) OBP: 0.452, SLG: 0.733 27 Pete Kozma, R (8.6) OBP: 0.200, SLG: 0.077										3	1	1	0	0	0	0										
18 Didi Gregorius, L (1.6) OBP: 0.419, SLG: 0.429 64 Rob Refsnyder, R (8.4) OBP: 0.296, SLG: 0.400										3	2	2	1	0	0	0										
<b>Inning Stats</b>	R: 0 E: 0 K: 1 S: 6	H: 1 LOB: 2 BB: 1 P: 10	R: 5 E: 0 K: 1 S: 11	H: 6 LOB: 2 BB: 1 P: 16	R: 0 E: 0 K: 0 S: 3	H: 0 LOB: 0 BB: 0 P: 3	R: 0 E: 0 K: 1 S: 5	H: 0 LOB: 0 BB: 0 P: 5	R: 0 E: 0 K: 3 S: 10	H: 1 LOB: 1 BB: 0 P: 10	R: 1 E: 0 K: 0 S: 5	H: 2 LOB: 1 BB: 0 P: 6	R: 0 E: 0 K: 0 S: 4	H: 1 LOB: 1 BB: 0 P: 4	R: 0 E: 0 K: 0 S: 3	H: 0 LOB: 0 BB: 0 P: 3		1B: 8 2B: 3 3B: 0 HR: 0	SF: 1 SAC: 0 DP: 0 HBP: 0	WP: 0 PB: 0 SB: 2 CS: 0	PA: 37					
<b>PITCHER</b>	IP	WLS	BF	H	R	ER	SO	BB	IBB	HBP	BLK	WP	HR	S	P	ERA		WHIP								
32 Steven Matz, L (1.1) ERA: 8.31	4.0	L	21	7	5	5	3	2	0	0	0	0	0	10	10	0.00		1.000								
47 Hansel Robles, R (5.1) ERA: 4.91	1.0		4	1	0	0	3	0	0	0	0	0	0	10	10	0.00		1.000								
60 Duane Below, L (6.1) ERA: 21.0	0.2		4	2	1	1	0	0	0	0	0	0	0	4	4	13.50		3.000								
80 Zack Thornton, R (6.1) ERA: 3.0	1.1		5	1	0	0	0	0	0	0	0	0	0	5	6	0.00		0.750								
79 Paul Sewald, R (8.1) ERA: 12.0	1.0		3	0	0	0	0	0	0	0	0	0	0	3	3	0.00	0.000									



Batter	1	2	3	4	5	6	7	8	9	AB	R	H	RBI	BB	SO	LOB	TOP			
11 Brett Gardner, L (1, 7) OBP: 0.267, SLG: 0.214 79 César Puello, R (6, 9) OBP: 0.333, SLG: 0.429	F8		1B			1B	FC6-4			3	0	2	0	0	0	0	<b>New York Yankees @ Washington Nationals</b> Space Coast Stadium, Viera, FL Wed Mar 23 2016, 5:05 PM - 7:48 PM EDT Att. 7,718 - Clear - 82 F			
31 Aaron Hicks, S (1, 8) OBP: 0.316, SLG: 0.471 98 Lane Adams, R (6, 8) OBP: 0.400, SLG: 0.333	K		K			1B	K			3	0	0	0	0	2	5				
29 Dustin Ackley, L (1, 4) OBP: 0.294, SLG: 0.412 94 Tyler Wade, L (6, PR) OBP: 0.286, SLG: 0.286	K		G6-3			1B		G4-3		3	0	1	0	0	1	3				
43 Austin Romine, R (1, 2) OBP: 0.310, SLG: 0.407 97 Delmonico Romero, R (6, 3) OBP: 0.150, SLG: 0.105		2B				K		L6		3	0	1	0	0	2	1				
24 Chris Parmelee, L (1, 3) OBP: 0.241, SLG: 0.296 62 Juan Silva, L (6, 7) OBP: 0.250, SLG: 0.250	K		K			K	G4-3	K		3	0	0	0	0	2	2				
72 Gary Sánchez, R (1, 10) OBP: 0.200, SLG: 0.048	F7						F8	F9		4	0	0	0	0	0	3				
64 Rob Refsnyder, R (1, 5) OBP: 0.235, SLG: 0.133 27 Pete Kozma, R (6, 4) OBP: 0.235, SLG: 0.133	K					1B		1B		2	0	1	0	0	1	1				
38 Chris Denorfia, R (1, 9) OBP: 0.217, SLG: 0.182 17 Carlos Corporan, S (6, 2) OBP: 0.227, SLG: 0.239			1B			K	FC6-4	1B		2	0	1	0	0	1	1				
17 Ronald Torreyes, R (1, 6) OBP: 0.280, SLG: 0.250 26 Donovan Solano, R (6, 5) OBP: 0.500, SLG: 0.750			1B			K	FC6-4	1B		2	0	1	0	0	1	1				
<b>Inning Stats</b>	R: 0 E: 0 K: 2 S: 8	H: 0 LOB: 0 BB: 0 P: 8	R: 0 E: 0 K: 2 S: 8	H: 1 LOB: 1 BB: 0 P: 8	R: 0 E: 0 K: 1 S: 7	H: 3 LOB: 2 BB: 0 P: 7	R: 0 E: 0 K: 2 S: 7	H: 0 LOB: 0 BB: 0 P: 7	R: 0 E: 0 K: 1 S: 6	H: 2 LOB: 2 BB: 0 P: 6	R: 0 E: 0 K: 2 S: 9	H: 2 LOB: 2 BB: 0 P: 9	R: 0 E: 0 K: 1 S: 5	H: 0 LOB: 0 BB: 0 P: 5	R: 0 E: 0 K: 0 S: 4	H: 1 LOB: 1 BB: 0 P: 4		1B: 9 2B: 1 3B: 0 HR: 0	SF: 0 SAC: 0 DP: 1 HBP: 0	WP: 0 PB: 0 SB: 0 CS: 0
<b>PITCHER</b>	IP WLS BF H R ER SO BB IBB HBP BLK WP HR S P ERA WHIP	37 Stephen Strasburg, R (1, 1) ERA: 3.21	58 Jonathan Papelbon, R (7, 1) ERA: 5.79	52 Yusmeiro Petit, R (7, 1) ERA: 3.24	17 Sean Burnett, L (7, 1) ERA:	18 Matt Belisle, R (8, 1) ERA: 8.23	46 Oliver Pérez, L (9, 1) ERA:	IP WLS BF H R ER SO BB IBB HBP BLK WP HR S P ERA WHIP	1.0 4 20 1 0 0 9 0 0 0 0 0 0 38 38 0.00 1.200	1.0 4 20 1 0 0 9 0 0 0 0 0 0 3 3 0.00 1.000	1.0 4 20 2 0 0 1 0 0 0 0 0 0 6 6 0.00 3.000	1.0 3 15 0 0 0 1 0 0 0 0 0 5 5 0.00 0.000	1.0 4 20 1 0 0 0 0 0 0 0 0 4 4 0.00 1.000	0.00 1.000						

Batter	1	2	3	4	5	6	7	8	9	AB	R	H	RBI	BB	SO	LOB	BOTTOM	
9 Ben Revere, L (1, 8) OBP: 0.375, SLG: 0.531 4 Tony Campana, L (5, 8) OBP: 0.370, SLG: 0.500	BLK		1B			G4-3		K	FC3-2	3	2	2	0	0	0	0	<b>New York Yankees @ Washington Nationals</b> Space Coast Stadium, Viera, FL Wed Mar 23 2016, 5:05 PM - 7:48 PM EDT Att. 7,718 - Clear - 82 F	
6 Anthony Rendon, R (1, 5) OBP: 0.387, SLG: 0.464 16 Scott Sizemore, R (6, 5) OBP: 0.433, SLG: 0.815	F9		1B			2B	K	E9		3	1	3	1	0	0	0		
34 Bryce Harper, L (1, 9) OBP: 0.544, SLG: 0.571 21 Matthew den Dekker, L (6, 9) OBP: 0.333, SLG: 0.419	F9		1B			2B	K	E9		2	0	0	0	1	1	2		
11 Ryan Zimmerman, R (1, 3) OBP: 0.261, SLG: 0.435 25 Clint Robinson, L (6, PH) OBP: 0.295, SLG: 0.516	K		1B			K	F7	G3-6-1		2	1	0	1	0	1	3		
28 Jayson Werth, R (1, 7) OBP: 0.222, SLG: 0.308 32 Tyler Moore, R (5, PH) OBP: 0.206, SLG: 0.355	G5-3		1B			G5-3		E		2	1	1	0	0	0	1		
14 Chris Heisey, R (1, 10) OBP: 0.317, SLG: 0.400 5 Reed Johnson, R (5, PH) OBP: 0.419, SLG: 0.360	F7		2B			F8		FC6		2	1	1	1	0	0	0		
40 Wilson Ramos, R (1, 2) OBP: 0.350, SLG: 0.850 59 Jose Lobaton, S (6, 2) OBP: 0.391, SLG: 0.368 23 Jhonatan Solano, R (8, 2) OBP: 0.526, SLG: 0.563	G5-3		HR				K	E5		2	1	1	2	0	0	0		
2 Brendan Ryan, R (1, 6) OBP: 0.417, SLG: 0.583 7 Trea Turner, R (6, 6) OBP: 0.324, SLG: 0.355	G6-3		G5-3				F8	1B		2	0	0	0	0	0	0		
10 Stephen Drew, L (1, 4) OBP: 0.414, SLG: 0.520 91 Osvaldo Abreu, R (6, 4) OBP: 0.500, SLG: 0.500			HR				F9	1B		2	1	1	1	0	1	0		
<b>Inning Stats</b>	R: 1 E: 0 K: 1 S: 7	H: 2 LOB: 1 BB: 0 P: 7	R: 0 E: 0 K: 0 S: 3	H: 0 LOB: 0 BB: 0 P: 3	R: 6 E: 0 K: 0 S: 11	H: 6 LOB: 0 BB: 1 P: 16	R: 0 E: 0 K: 2 S: 8	H: 1 LOB: 1 BB: 0 P: 8	R: 0 E: 0 K: 1 S: 5	H: 0 LOB: 0 BB: 0 P: 5	R: 0 E: 0 K: 2 S: 8	H: 1 LOB: 1 BB: 0 P: 8	R: 6 E: 4 K: 0 S: 8	H: 4 LOB: 0 BB: 1 P: 12	1B: 8 2B: 4 3B: 0 HR: 2	SF: 0 SAC: 0 DP: 1 HBP: 0		WP: 0 PB: 0 SB: 0 CS: 0
<b>PITCHER</b>	IP WLS BF H R ER SO BB IBB HBP BLK WP HR S P ERA WHIP	19 Masahiro Tanaka, R (1, 1) ERA: 7.36	73 Nick Goody, R (5, 1) ERA: 3.68	85 Luis Cessa, R (6, 1) ERA: 3.86	26 Johnny Barbato, R (7, 1) ERA: 2.45	41 Anthony Swarzak, R (8, 1) ERA: 2.84	50 Nick Rumbelow, R (8, 1) ERA: 4.7	IP WLS BF H R ER SO BB IBB HBP BLK WP HR S P ERA WHIP	0.2 2 15 1 0 0 0 0 0 0 0 0 0 0 5 5 0.00 15.75	0.2 2 15 1 0 0 0 0 0 0 0 0 0 0 5 5 0.00 0.000	1.0 3 15 0 0 0 1 0 0 0 0 0 0 5 5 0.00 0.000	1.0 4 20 1 0 0 2 0 0 0 0 0 0 8 8 0.00 1.000	0.1 7 35 3 6 0 0 1 0 0 0 0 0 6 6 0.00 12.000	0.2 2 15 1 0 0 0 0 0 0 0 0 0 0 5 5 0.00 1.500				









Batter	1	2	3	4	5	6	7	8	9	10	AB	R	H	RBI	BB	SO	LOB	TOP						
11 Brett Gardner, L (1.7) OBP: 0.316, SLG: 0.389 Ben Gamel, L (7.7) OBP: 0.280, SLG: 0.261	F8		18 2B 14 SF7	L3			17 1B 3B	G4-3		27 1B 34-6-3	4	1	2	1	0	0	2	<b>New York Yankees @ Baltimore Orioles</b> Ed Smith Stadium, Sarasota, FL Fri Mar 25 2016, 1:07 PM - 4:33 PM EDT Att: 8,350 - Overcast - 80 F <a href="http://livebaseballscorecards.com">livebaseballscorecards.com</a>						
18 Didi Gregorius, L (1.6) OBP: 0.389, SLG: 0.424 27 Pete Kozma, R (7.7) OBP: 0.227, SLG: 0.250	K		12 1B	K			P6	P2		G4-6-3	3	1	1	0	0	2	1							
14 Starlin Castro, R (1.4) OBP: 0.405, SLG: 0.557 17 Ronald Torreyes, R (7.7) OBP: 0.310, SLG: 0.321	G5-3		SF7				E6			F9	2	0	0	1	0	0	0							
12 Chase Headley, S (1.5) OBP: 0.275, SLG: 0.342 64 Rob Refsnyder, R (7.7) OBP: 0.313, SLG: 0.400	G4-3		29 1B	G5-4-3			G5-4-3			L4	3	0	1	1	0	0	1							
81 Dan Fiorito, R (10.5)			1B				1B				0	0	0	0	0	0	0							
29 Dustin Ackley, L (1.3) OBP: 0.316, SLG: 0.405 97 Delbinson Romero, R (7.7) OBP: 0.182, SLG: 0.100			24 BB				F8			F4	2	1	1	0	1	0	0							
17 Carlos Cordero, S (1.2) OBP: 0.240, SLG: 0.217 70 Eddy Rodriguez, R (7.7) OBP: 0.111, SLG: 0.222	K		1B				K			FC5-4	2	0	0	0	0	2	1							
24 Chris Parmelee, L (1.10) OBP: 0.235, SLG: 0.258 86 Kyle Higashioka, R (8.7) OBP: 0.625, SLG: 1.143			38 HR				K				2	1	0	0	1	2	0							
38 Chris Denorfia, R (1.9) OBP: 0.259, SLG: 0.320 92 Jake Skole, L (7.9) OBP: 1.000, SLG: 1.000			1B				G4-3				2	1	2	1	0	0	0							
79 César Puello, R (1.8) OBP: 0.367, SLG: 0.481 95 Dustin Fowler, L (7.8) OBP: 0.368, SLG: 0.389	K		1B							FC1-6	3	1	2	0	0	1	0							
<b>Inning Stats</b>	R: 0 E: 0 K: 1 S: 5	H: 0 LOB: 0 BB: 0 P: 5	R: 3 E: 0 K: 2 S: 9	H: 1 LOB: 0 BB: 2 P: 19	R: 2 E: 0 K: 0 S: 6	H: 4 LOB: 2 BB: 1 P: 9	R: 0 E: 0 K: 1 S: 5	H: 1 LOB: 1 BB: 1 P: 5	R: 0 E: 1 K: 0 S: 3	H: 0 LOB: 0 BB: 0 P: 3	R: 0 E: 0 K: 2 S: 7	H: 0 LOB: 0 BB: 0 P: 7	R: 2 E: 0 K: 1 S: 9	H: 4 LOB: 3 BB: 0 P: 9	R: 1 E: 0 K: 0 S: 4	H: 1 LOB: 1 BB: 1 P: 8	R: 0 E: 0 K: 0 S: 3	H: 0 LOB: 1 BB: 1 P: 7	R: 2 E: 0 K: 0 S: 6	H: 4 LOB: 1 BB: 0 P: 6	1B: 10 2B: 4 3B: 1 HR: 1	SF: 1 SAC: 0 DP: 3 HBP: 1	WP: 0 PB: 0 SB: 0 CS: 0	PA: 48
<b>PITCHER</b>	IP	WLS	BF	H	R	ER	SO	BB	IBB	HBP	BLK	WP	HR	S	P	ERA	WHIP							
30 Chris Tillman, R (1.1) ERA: 9.31	4.0		21	6	5	5	4	3	0	0	0	0	0	26	41	11.25	2.250							
74 Zach Phillips, L (5.1) ERA: 3.0	1.0		2	0	0	0	0	0	0	0	0	0	0	2	2	0.00	0.000							
37 Dylan Bundy, R (6.1) ERA: 4.35	2.0	B	10	4	2	2	3	0	0	0	0	0	0	16	16	9.00	2.000							
57 Pedro Beato, R (8.1) ERA: 1.29	1.0		5	1	1	1	0	1	0	0	0	0	0	4	8	9.00	2.000							
71 Oliver Drake, R (9.1) ERA:	1.0		4	0	0	0	0	1	0	0	0	0	0	3	7	0.00	1.000							
<b>PITCHER</b>	IP	WLS	BF	H	R	ER	SO	BB	IBB	HBP	BLK	WP	HR	S	P	ERA	WHIP							
94 Stefan Crichton, R (10.1) ERA: 18.0	1.0		6	4	2	2	0	0	0	0	0	0	0	2	2	18.00	4.000							

Batter	1	2	3	4	5	6	7	8	9	10	AB	R	H	RBI	BB	SO	LOB	BOTTOM						
13 Manny Machado, R (1.5) OBP: 0.327, SLG: 0.543 70 Xavier Avery, L (8.8) OBP: 0.458, SLG: 0.611	G6-3		G6-3								4	1	1	1	0	1	0	<b>New York Yankees @ Baltimore Orioles</b> Ed Smith Stadium, Sarasota, FL Fri Mar 25 2016, 1:07 PM - 4:33 PM EDT Att: 8,350 - Overcast - 80 F <a href="http://livebaseballscorecards.com">livebaseballscorecards.com</a>						
24 Pedro Alvarez, L (1.3) OBP: 0.231, SLG: 0.375	K		L4				HR			BB	3	1	0	0	2	1	2							
10 Adam Jones, R (1.8) OBP: 0.293, SLG: 0.500 27 Francisco Peña, R (8.2) OBP: 0.250, SLG: 0.286	K		K				BB				3	0	0	0	1	2	1							
19 Chris Davis, L (1.10) OBP: 0.273, SLG: 0.282 34 Christian Walker, R (8.7) OBP: 0.245, SLG: 0.636	G6-3						E4			E5	3	0	1	0	0	0	0							
45 Mark Trumbo, R (1.9) OBP: 0.227, SLG: 0.625 12 Daniel Álvarez, R (8.9) OBP: 0.227, SLG: 0.244							FC6-4			E5	2	2	1	1	1	0	2							
2 J.J. Hardy, R (1.6) OBP: 0.368, SLG: 0.583 15 Paul Janish, R (8.6) OBP: 0.395, SLG: 0.417	G6-3						BB			E5	2	1	0	0	0	1	1							
25 Hyun Soo Kim, L (1.7) OBP: 0.234, SLG: 0.186 14 Nolan Reimold, R (8.7) OBP: 0.261, SLG: 0.310	G5-3						BB			BB	3	1	1	2	0	0	0							
6 Jonathan Schoop, R (1.4) OBP: 0.404, SLG: 0.592 18 Steve Tolleson, R (8.5) OBP: 0.243, SLG: 0.273 89 Garabez Rosa, R (9.4) OBP: 0.778, SLG: 0.750							HR			BB	1	1	0	0	1	0	0							
36 Caleb Joseph, R (1.2) OBP: 0.326, SLG: 0.405 3 Ryan Flaherty, L (8.4) OBP: 0.478, SLG: 0.486							HR			BB	3	1	1	2	0	0	0							
<b>Inning Stats</b>	R: 0 E: 0 K: 2 S: 7	H: 0 LOB: 0 BB: 0 P: 7	R: 1 E: 0 K: 0 S: 4	H: 1 LOB: 0 BB: 0 P: 5	R: 2 E: 0 K: 1 S: 9	H: 2 LOB: 0 BB: 1 P: 12	R: 2 E: 0 K: 1 S: 8	H: 1 LOB: 0 BB: 1 P: 15	R: 1 E: 1 K: 1 S: 6	H: 1 LOB: 2 BB: 2 P: 14	R: 0 E: 0 K: 1 S: 5	H: 0 LOB: 0 BB: 0 P: 5	R: 1 E: 0 K: 0 S: 4	H: 1 LOB: 1 BB: 1 P: 10	R: 0 E: 0 K: 2 S: 7	H: 0 LOB: 0 BB: 0 P: 7	R: 1 E: 0 K: 0 S: 5		H: 1 LOB: 2 BB: 1 P: 14	R: 3 E: 2 K: 0 S: 4	H: 2 LOB: 2 BB: 1 P: 8	1B: 4 2B: 0 3B: 0 HR: 5	SF: 0 SAC: 0 DP: 1 HBP: 0	WP: 0 PB: 0 SB: 1 CS: 0
<b>PITCHER</b>	IP	WLS	BF	H	R	ER	SO	BB	IBB	HBP	BLK	WP	HR	S	P	ERA	WHIP							
47 Iván Nova, R (1.1) ERA: 5.5	4.2		22	5	6	5	5	3	0	0	1	0	0	33	6	9.64	1.714							
26 Johnny Barbatto, R (5.1) ERA: 2.65	1.1		4	0	0	0	1	0	0	0	0	0	0	3	6	0.00	0.000							
73 Nick Goody, R (7.1) ERA: 4.32	1.0	B	4	1	1	1	0	1	0	0	0	0	1	4	10	9.00	2.000							
67 James Pazos, L (8.1) ERA: 4.76	1.0	H	3	0	0	0	2	0	0	0	0	0	0	7	7	0.00	0.000							
50 Nick Rumbelow, R (9.1) ERA: 5.19	1.0	B	6	1	1	1	0	2	0	0	0	0	1	5	14	9.00	3.000							
<b>PITCHER</b>	IP	WLS	BF	H	R	ER	SO	BB	IBB	HBP	BLK	WP	HR	S	P	ERA	WHIP							
80 Matt Tracy, L (10.1) ERA:	0.0		5	2	3	1	0	1	0	0	0	0	0	4	8	∞	∞							

**AB** 41  
**R** 10  
**H** 15  
**RBI** 9  
**BB** 5  
**SO** 7  
**LOB** 22



**AB** 37  
**R** 11  
**H** 9  
**RBI** 10  
**BB** 7  
**SO** 8  
**LOB** 8






Batter	1	2	3	4	5	6	7	8	9	AB	R	H	RBI	BB	SO	LOB	TOP										
31 Aaron Hicks, S (1, 8) 98 Lane Adams, R (7, 8) OBP: 0.295, SLG: 0.500 OBP: 0.412, SLG: 0.308	1-1 HR		0-0 G5-3			0-0 G6-3		4-0 BB 62 G6-4-3		3	1	1	1	0	0	1											
36 Carlos Beltrán, S (1, 9) 62 Juan Silva, L (6, PR) OBP: 0.294, SLG: 0.313 OBP: 0.200, SLG: 0.200	0-0 G4-3			0-0 G6-3		0-0 G6-3 25 WP 25 FC5 13 1B		0-0 G6-4-3 1-2		3	0	1	0	0	0	0											
13 Alex Rodriguez, R (1, 10) 70 Eddy Rodríguez, R (6, PR) OBP: 0.378, SLG: 0.394 OBP: 0.100, SLG: 0.200	0-3 K			0-0 G5-3		0-0 G5-3 25 FC5 25 WP 1-2 1B		0-0 G6-3		3	0	1	1	0	1	0											
25 Mark Teixeira, S (1, 3) 97 Delbinson Romero, R (6, PR) OBP: 0.217, SLG: 0.100	0-0 G6-3			0-0 P6		0-0 FC5 1-3 2H 1B		4-0 BB 82 G6-3 17 E		3	0	0	1	0	0	1											
43 Austin Romine, R (1, 2) 17 Carlos Corporán, S (7, 2) OBP: 0.240, SLG: 0.400 OBP: 0.231, SLG: 0.208		0-0 G6-3			0-0 G5-3		0-0 P4		0-0 F8		3	0	0	0	0	2											
64 Rob Refsnyder, R (1, 5) 82 Vicente Conde, R (8, 5)		0-0 G6-3			0-0 G5-3			0-0 G4-3		3	0	0	0	0	0	0											
17 Ronald Torreyes, R (1, 4)		0-0 G5-3			0-0 G5-3 2B			0-0 G5-3		4	0	2	0	0	0	0											
27 Pete Kozma, R (1, 6)			0-3 K		0-0 G4-3			0-0 G5-3 3H 1B		4	0	1	0	0	1	2											
79 César Puello, R (1, 7) 24 Chris Parmelee, L (7, PH) OBP: 0.375, SLG: 0.517 OBP: 0.229, SLG: 0.250			0-0 G4-3			0-0 G4-3 36 1B 13 1B 2B		0-0 F9		2	1	1	0	0	0	0											
<b>Inning Stats</b>	R: 1 E: 0 K: 1 S: 7	H: 1 LOB: 0 BB: 0 P: 8	R: 0 E: 0 K: 0 S: 3	H: 0 LOB: 0 BB: 0 P: 3	R: 0 E: 0 K: 1 S: 5	H: 0 LOB: 0 BB: 0 P: 5	R: 0 E: 0 K: 0 S: 3	H: 0 LOB: 0 BB: 0 P: 3	R: 0 E: 0 K: 0 S: 4	H: 1 LOB: 1 BB: 0 P: 4	R: 2 E: 0 K: 0 S: 6	H: 3 LOB: 2 BB: 0 P: 7	R: 0 E: 0 K: 0 S: 4	H: 1 LOB: 1 BB: 0 P: 4	R: 0 E: 0 K: 0 S: 2	H: 0 LOB: 0 BB: 1 P: 6	R: 1 E: 1 K: 0 S: 4	H: 1 LOB: 1 BB: 1 P: 11	1B: 4 2B: 2 3B: 0 HR: 1	SF: 0 SAC: 0 DP: 1 HBP: 0	WP: 1 PB: 0 SB: 1 CS: 0	PA: 35					
<b>PITCHER</b>	IP	WLS	BF	H	R	ER	SO	BB	IBB	HBP	BLK	WP	HR	S	P	ERA	WHIP										
33 J.A. Happ, L (1, 1) ERA: 3.38	6.0		23	5	3	3	2	0	0	0	0	1	1	28	30	4.50	0.833										
56 Roberto Hernández, R (7, 1) ERA: 3.6	1.0		4	1	0	0	0	0	0	0	0	0	0	4	4	0.00	1.000										
31 Joe Biagini, R (8, 1) ERA: 3.38	1.0		3	0	0	0	0	1	0	0	0	0	0	2	6	0.00	1.000										
54 Roberto Osuna, R (9, 1) ERA: 3.0	1.0	L	5	1	1	0	0	1	0	0	0	0	0	4	11	0.00	2.000										

**New York Yankees @ Toronto Blue Jays**  
 Florida Auto Exchange Stadium, Dunedin, FL  
 Sat Mar 26 2016, 1:06 PM - 3:45 PM EDT  
 Att: 5,515 - Partly Cloudy - 82 F

livebaseballscorecards.com

**AB 33**  
**R 4**  
**H 7**  
**RBI 3**  
**BB 2**  
**SO 2**  
**LOB 10**



Batter	1	2	3	4	5	6	7	8	9	AB	R	H	RBI	BB	SO	LOB	BOTTOM										
3 Ezequiel Carrera, L (1, 8) 48 Junior Lake, R (8, 8) OBP: 0.250, SLG: 0.304 OBP: 0.333, SLG: 0.351	0-0 G1-3		0-3 K		1-0 SF8				0-3 K		2	0	0	1	0	1											
13 Damián Brown, L (1, 7) 69 Dwight Smith Jr., L (9, 7)	0-0 G4-3			0-0 G6-3		0-0 G6-3		0-3 K		4	0	0	0	0	1	1											
19 José Bautista, R (1, 9) 67 Roemon Fields, L (7, 7) OBP: 0.321, SLG: 0.478 OBP: 0.333, SLG: 0.667	0-0 F8			0-0 P3		0-2 K		0-0 K 71 G1 59 S 1B		3	0	0	0	0	1	0											
14 Justin Smoak, S (1, 3) 59 Jon Berti, R (7, 4) OBP: 0.452, SLG: 0.806 OBP: 0.296, SLG: 0.385		0-0 G4-3		0-0 G4-3 2B		0-3 K		4-0 K 71 G1 1-2 BB		3	0	1	0	0	1	0											
15 Chris Colabello, R (1, 10) 71 K.C. Hobson, L (8, PH) OBP: 0.326, SLG: 0.455		0-0 G6-3		0-3 K		0-0 G4-3		0-0 G1 1-2 2-3		3	0	0	0	0	1	1											
1 Andy Burns, R (1, 5) OBP: 0.405, SLG: 0.606		0-2 K			0-0 P3		0-0 P3	0-0 G3		4	0	0	0	0	1	2											
7 David Adams, R (1, 4) OBP: 0.467, SLG: 0.667			0-0 G6-3		0-0 K 22 2B 2B		0-0 K 58 2B 2B		0-3 K		4	2	2	0	0	1											
22 Josh Thole, L (1, 2) 76 Tony Sanchez, R (7, 2) 75 D.J. Davis, L (9, PR)			0-2 K		0-0 K 58 1B 3 SF8 2H 2B		0-0 G6-3		0-0 K 1B		2	1	1	1	0	1											
58 Jio Mier, R (1, 6) OBP: 0.353, SLG: 0.545			0-0 E5		0-0 K 3 E 3 S 2-3 1B		0-0 K 2H 2B		0-3 K		4	0	2	1	0	1											
<b>Inning Stats</b>	R: 0 E: 0 K: 0 S: 3	H: 0 LOB: 0 BB: 0 P: 3	R: 0 E: 0 K: 1 S: 5	H: 0 LOB: 0 BB: 0 P: 5	R: 0 E: 1 K: 2 S: 8	H: 0 LOB: 1 BB: 0 P: 8	R: 0 E: 0 K: 1 S: 6	H: 1 LOB: 1 BB: 0 P: 6	R: 2 E: 0 K: 0 S: 6	H: 3 LOB: 1 BB: 0 P: 7	R: 0 E: 0 K: 2 S: 7	H: 0 LOB: 0 BB: 0 P: 7	R: 1 E: 0 K: 1 S: 7	H: 2 LOB: 1 BB: 0 P: 7	R: 0 E: 0 K: 1 S: 6	H: 1 LOB: 2 BB: 1 P: 10	R: 0 E: 0 K: 3 S: 10	H: 1 LOB: 0 BB: 0 P: 10	1B: 3 2B: 5 3B: 0 HR: 0	SF: 1 SAC: 0 DP: 0 HBP: 0	WP: 0 PB: 0 SB: 2 CS: 0	PA: 37					
<b>PITCHER</b>	IP	WLS	BF	H	R	ER	SO	BB	IBB	HBP	BLK	WP	HR	S	P	ERA	WHIP										
55 Bryan Mitchell, R (1, 1) ERA: 0.61	4.0		14	1	0	0	4	0	0	0	0	0	0	22	22	0.00	0.250										
41 Anthony Swarzak, R (5, 1) ERA: 4.32	2.0	B	9	3	2	2	2	0	0	0	0	0	0	13	14	9.00	1.500										
77 Diego Moreno, R (7, 1) ERA: 7.04	1.0	B	5	2	1	1	1	0	0	0	0	0	0	7	7	9.00	2.000										
57 Branden Pinder, R (8, 1) ERA: 1.42	1.0	W	5	1	0	0	1	1	0	0	0	0	0	6	10	0.00	2.000										
92 Conor Mullee, R (9, 1) ERA:	1.0	S	4	1	0	0	3	0	0	0	0	0	0	10	10	0.00	1.000										

**New York Yankees @ Toronto Blue Jays**  
 Florida Auto Exchange Stadium, Dunedin, FL  
 Sat Mar 26 2016, 1:06 PM - 3:45 PM EDT  
 Att: 5,515 - Partly Cloudy - 82 F

livebaseballscorecards.com

**AB 35**  
**R 3**  
**H 8**  
**RBI 3**  
**BB 1**  
**SO 11**  
**LOB 11**





Batter	1	2	3	4	5	6	7	8	9	AB	R	H	RBI	BB	SO	LOB	TOP										
39 Danny Santana, S OBP: 0.300, SLG: 0.447										4	1	3	2	0	0	0	<b>Minnesota Twins @ New York Yankees</b> George M. Steinbrenner Field, Tampa, FL Sun Mar 27 2016, 1:08 PM - 3:30 PM EDT Att: 10,418 - Partly Cloudy - 83 F										
9 Eduardo Núñez, R OBP: 0.356, SLG: 0.341										4	1	2	0	0	1	2											
2 Brian Dozier, R OBP: 0.392, SLG: 0.533										3	1	1	1	1	0	2											
30 James Beresford, L OBP: 0.289, SLG: 0.212										0	0	0	0	0	0	0											
31 Oswaldo Arcia, L OBP: 0.261, SLG: 0.381										4	0	0	0	0	2	3											
96 Zack Granite, L										0	0	0	0	0	0	0											
52 ByungHo Park, R OBP: 0.306, SLG: 0.543										3	0	1	1	0	0	1											
99 D.J. Hicks, L										1	0	0	0	0	0	0											
5 Eduardo Escobar, S OBP: 0.261, SLG: 0.422										3	0	1	1	0	0	0											
97 Niko Goodrum, S										1	0	0	0	0	0	0											
80 Juan Centeno, L OBP: 0.500, SLG: 0.789										4	0	0	0	0	2	2											
12 John Ryan Murphy, R OBP: 0.235, SLG: 0.071										3	0	0	0	0	1	2											
83 Carlos Paulino, R										1	0	0	0	0	0	0											
21 Darin Mastroianni, R OBP: 0.500, SLG: 0.483										2	2	1	0	1	0	0											
98 Travis Harrison, R OBP: 0.250, SLG: 0.250										1	0	0	0	0	0	0											
<b>Inning Stats</b>	R: 0 E: 0 K: 1 S: 5	H: 1 LOB: 0 BB: 0 P: 5	R: 0 E: 0 K: 1 S: 5	H: 0 LOB: 0 BB: 0 P: 5	R: 1 E: 0 K: 2 S: 9	H: 2 LOB: 1 BB: 0 P: 9	R: 0 E: 0 K: 1 S: 4	H: 0 LOB: 0 BB: 1 P: 8	R: 0 E: 0 K: 0 S: 3	H: 0 LOB: 0 BB: 0 P: 3	R: 4 E: 1 K: 1 S: 10	H: 5 LOB: 2 BB: 1 P: 15	R: 0 E: 0 K: 0 S: 4	H: 1 LOB: 1 BB: 0 P: 4	R: 0 E: 0 K: 0 S: 3	H: 0 LOB: 0 BB: 0 P: 3	R: 0 E: 0 K: 0 S: 3	H: 0 LOB: 0 BB: 0 P: 3	R: 0 E: 0 K: 0 S: 3	H: 0 LOB: 0 BB: 0 P: 3	1B: 7 2B: 2 3B: 0 HR: 0	SF: 0 SAC: 0 DP: 1 HBP: 0	WP: 0 PB: 0 SB: 1 CS: 1	PA: 36			
<b>PITCHER</b>	IP	WLS	BF	H	R	ER	SO	BB	IBB	HBP	BLK	WP	HR	S	P	ERA	WHIP										
30 Nathan Eovaldi, R ERA: 3.86	5.1	L	23	7	5	4	5	2	0	0	0	0	0	31	40	6.75	1.688										
68 Dellin Betances, R ERA:	0.2		3	1	0	0	1	0	0	0	0	0	0	5	5	0.00	1.500										
48 Andrew Miller, L ERA: 3.18	1.1		5	1	0	0	0	0	0	0	0	0	0	5	5	0.00	0.750										
45 Chasen Shreve, L ERA:	0.2		2	0	0	0	0	0	0	0	0	0	0	2	2	0.00	0.000										
39 Kirby Yates, R ERA:	1.0		3	0	0	0	0	0	0	0	0	0	0	3	3	0.00	0.000										

Batter	1	2	3	4	5	6	7	8	9	AB	R	H	RBI	BB	SO	LOB	BOTTOM										
22 Jacoby Ellsbury, L OBP: 0.299, SLG: 0.346										3	0	0	0	0	0	0	<b>Minnesota Twins @ New York Yankees</b> George M. Steinbrenner Field, Tampa, FL Sun Mar 27 2016, 1:08 PM - 3:30 PM EDT Att: 10,418 - Partly Cloudy - 83 F										
98 Lane Adams, R OBP: 0.389, SLG: 0.286										1	0	0	0	0	0	0											
11 Brett Gardner, L OBP: 0.318, SLG: 0.524										3	1	1	1	0	0	0											
84 Michael O'Neill, R										0	1	0	0	1	0	0											
13 Alex Rodriguez, R OBP: 0.350, SLG: 0.361										3	0	0	0	0	0	0											
81 Dan Fiorito, R										1	0	0	0	0	1	0											
25 Mark Teixeira, S OBP: 0.227, SLG: 0.154										3	0	1	0	0	0	0											
90 Tyler Austin, R OBP: 0.500, SLG: 0.500										1	0	1	0	0	0	0											
34 Brian McCann, L OBP: 0.400, SLG: 0.485										2	0	1	0	0	0	1											
43 Austin Romine, R OBP: 0.259, SLG: 0.407										2	0	1	1	0	0	0											
36 Carlos Beltrán, S OBP: 0.276, SLG: 0.294										2	0	0	0	0	1	1											
92 Jake Skole, L OBP: 0.500, SLG: 0.500										2	0	0	0	0	1	2											
12 Chase Headley, S OBP: 0.286, SLG: 0.333										1	0	0	0	1	0	0											
97 Miguel Andujar, R										1	0	0	0	0	0	0											
14 Starlin Castro, R OBP: 0.385, SLG: 0.622										2	0	0	0	0	0	2											
29 Dustin Ackley, L OBP: 0.308, SLG: 0.395										1	0	0	0	0	1	0											
18 Didi Gregorius, L OBP: 0.368, SLG: 0.400										2	0	0	0	0	0	2											
87 Abiatal Avelino, R										1	0	0	0	0	0	0											
<b>Inning Stats</b>	R: 0 E: 0 K: 0 S: 3	H: 0 LOB: 0 BB: 0 P: 3	R: 0 E: 0 K: 1 S: 5	H: 1 LOB: 0 BB: 0 P: 5	R: 0 E: 0 K: 0 S: 3	H: 0 LOB: 0 BB: 0 P: 3	R: 1 E: 0 K: 0 S: 5	H: 1 LOB: 0 BB: 0 P: 7	R: 0 E: 0 K: 0 S: 4	H: 1 LOB: 2 BB: 1 P: 8	R: 0 E: 0 K: 0 S: 3	H: 0 LOB: 0 BB: 0 P: 3	R: 0 E: 0 K: 1 S: 5	H: 0 LOB: 0 BB: 0 P: 5	R: 0 E: 0 K: 1 S: 5	H: 0 LOB: 0 BB: 0 P: 5	R: 0 E: 0 K: 0 S: 5	H: 2 LOB: 2 BB: 1 P: 9	1B: 4 2B: 0 3B: 0 HR: 1	SF: 0 SAC: 0 DP: 1 HBP: 0	WP: 0 PB: 0 SB: 0 CS: 0	PA: 33					
<b>PITCHER</b>	IP	WLS	BF	H	R	ER	SO	BB	IBB	HBP	BLK	WP	HR	S	P	ERA	WHIP										
45 Phil Hughes, R ERA: 2.76	6.0	W	21	3	1	1	1	1	0	0	0	0	0	23	29	1.50	0.667										
56 Fernando Abad, L ERA: 2.16	1.0		3	0	0	0	1	0	0	0	0	0	0	5	5	0.00	0.000										
57 Ryan Pressly, R ERA: 1.8	1.0		3	0	0	0	1	0	0	0	0	0	0	5	5	0.00	0.000										
38 Logan Darnell, L ERA: 5.4	1.0		6	2	1	1	0	1	0	0	0	0	0	5	9	9.00	3.000										

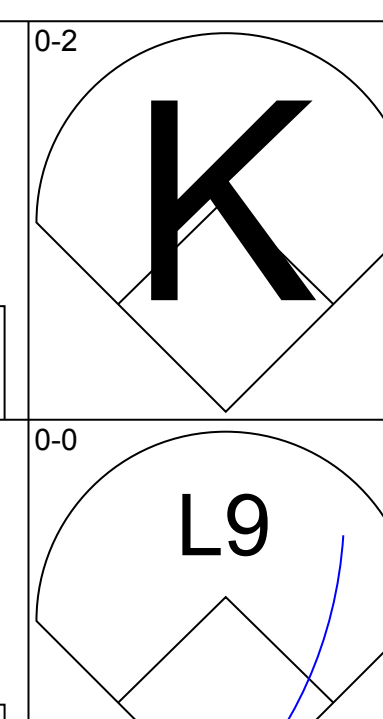
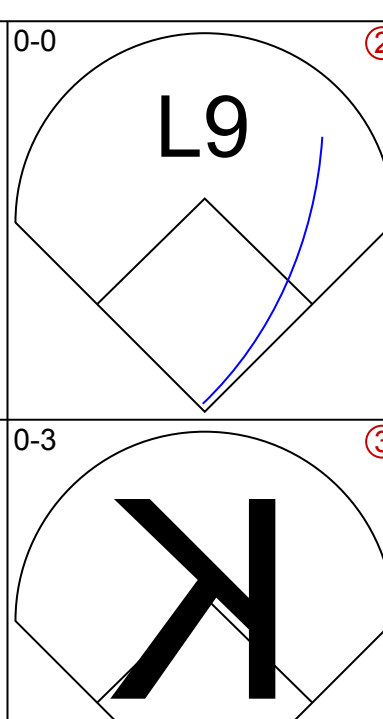
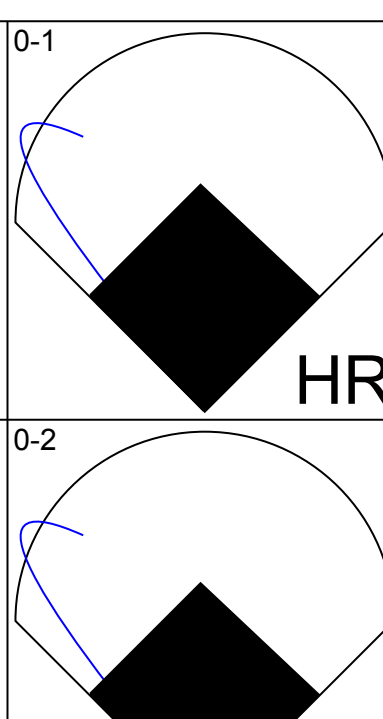
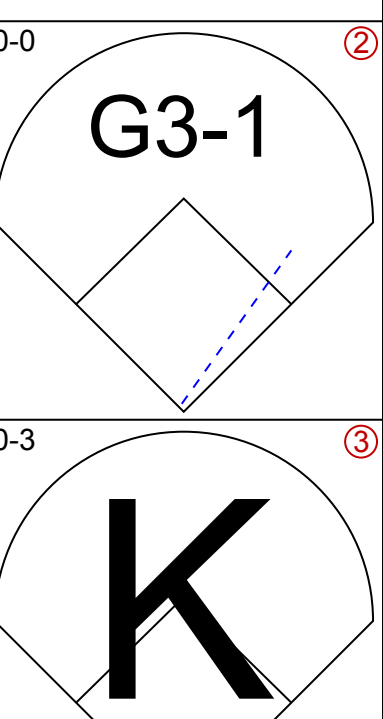
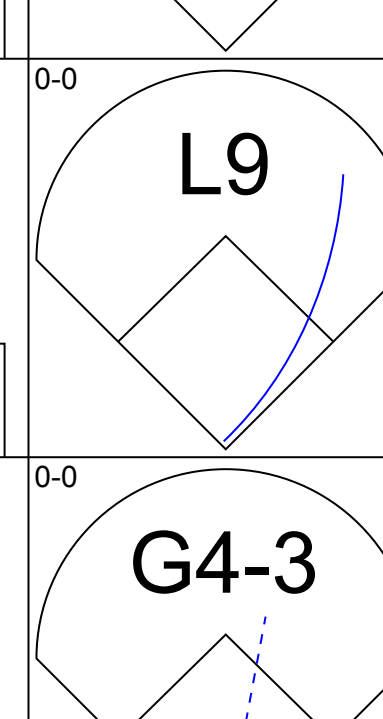

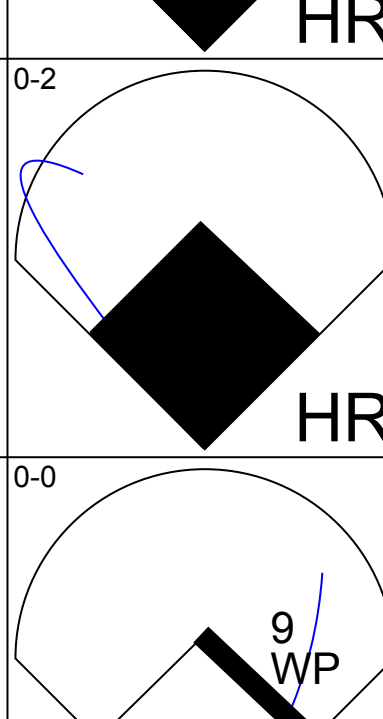
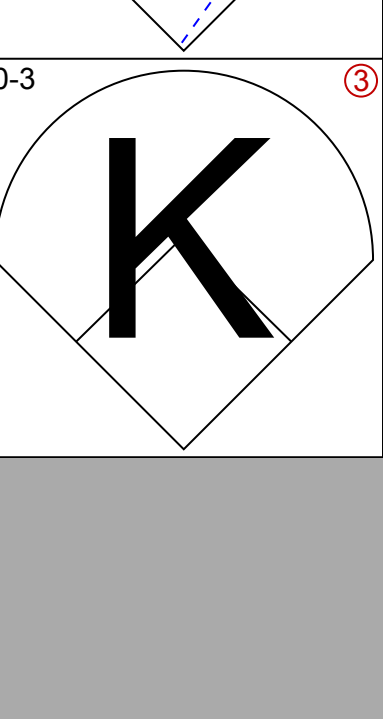
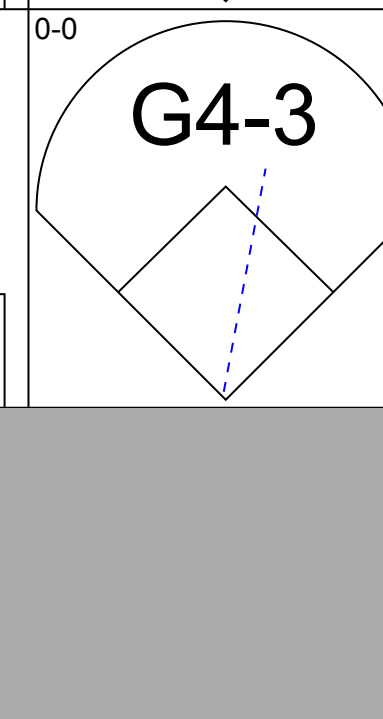
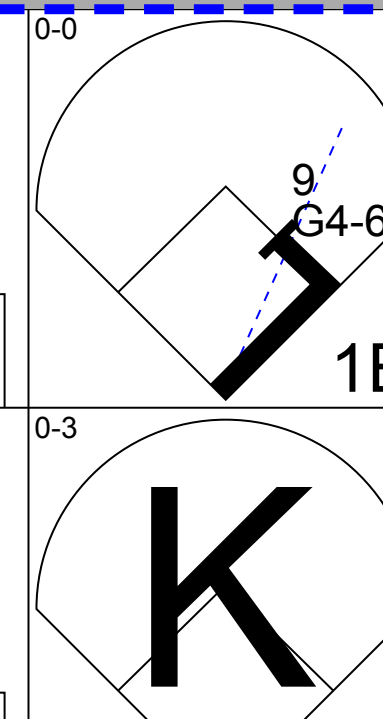
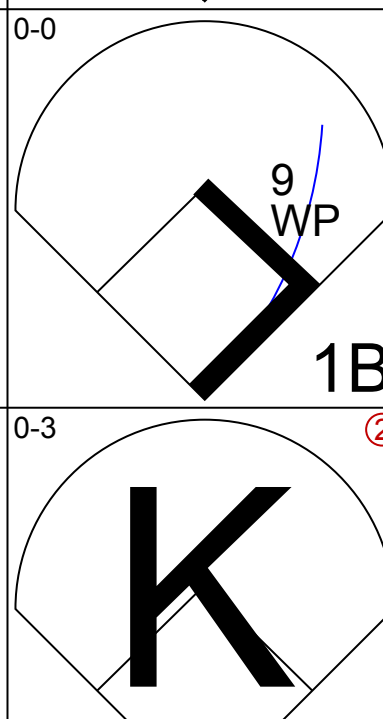

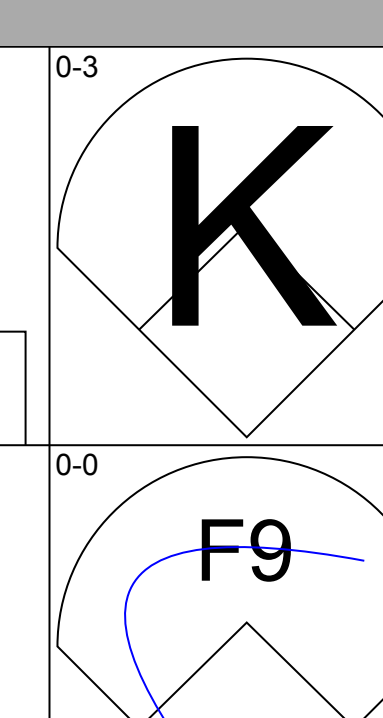
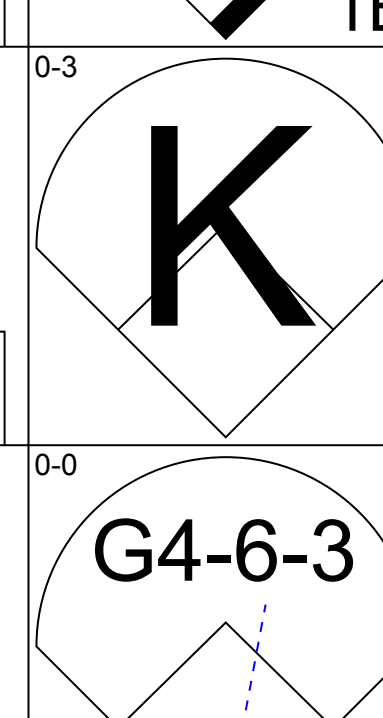
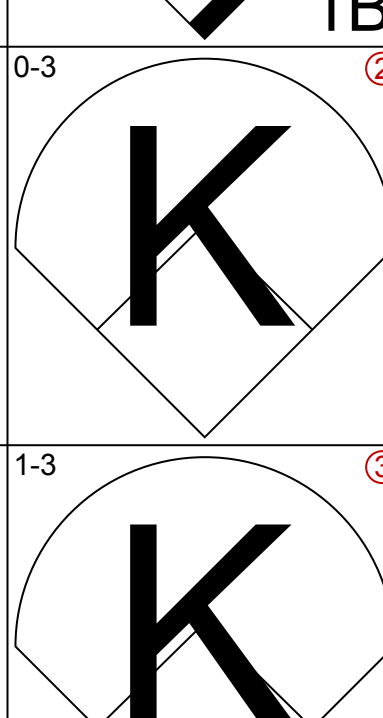

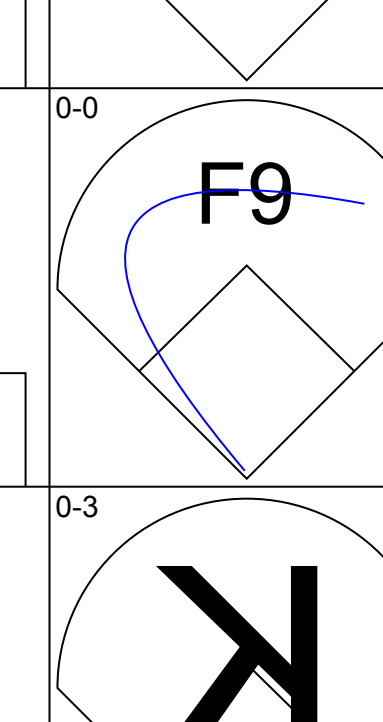
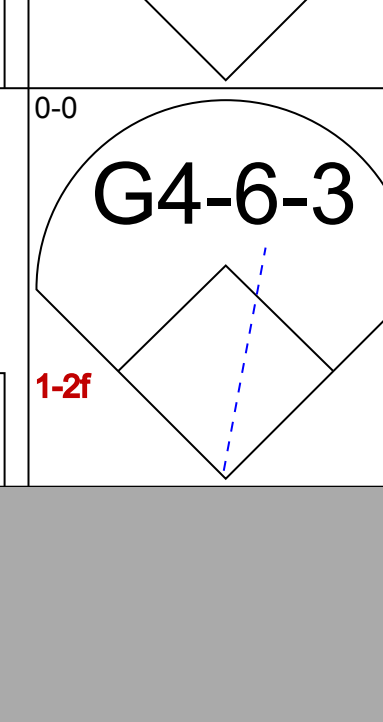
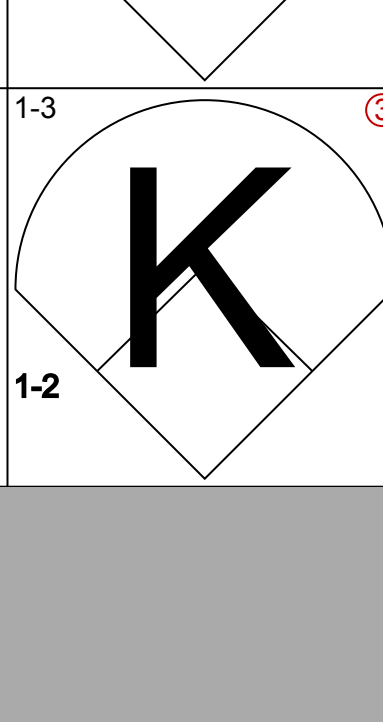

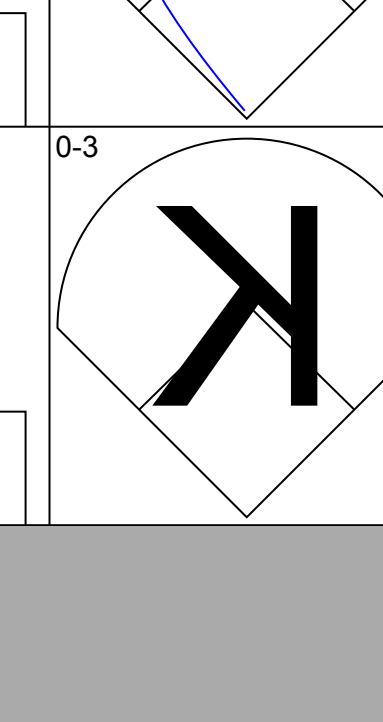

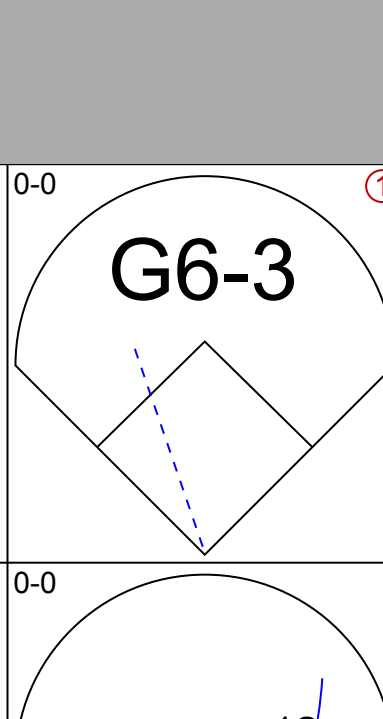


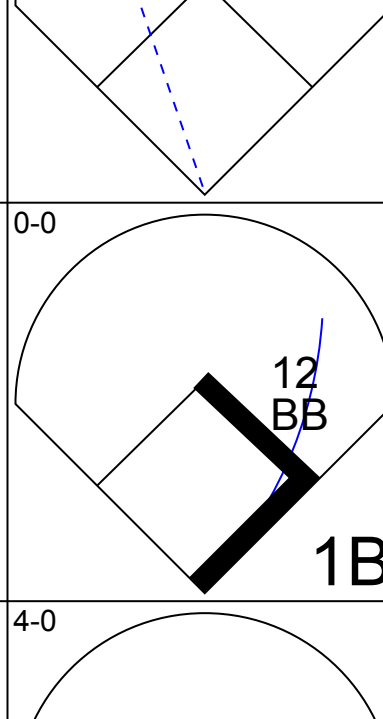
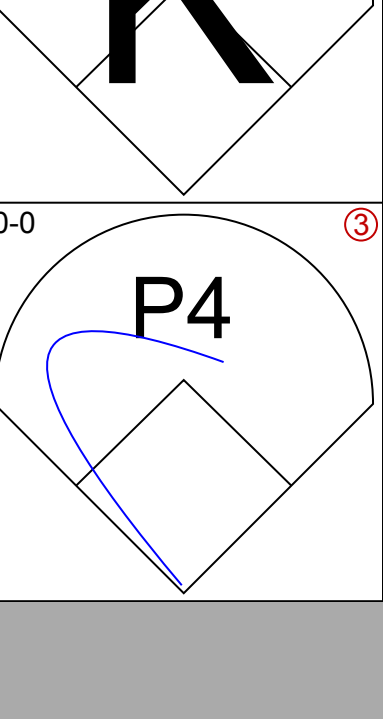
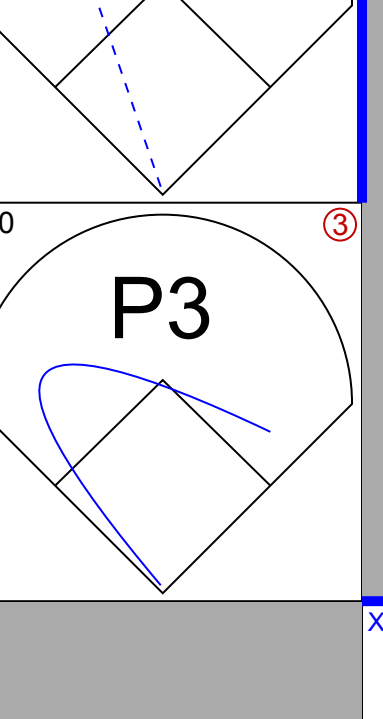
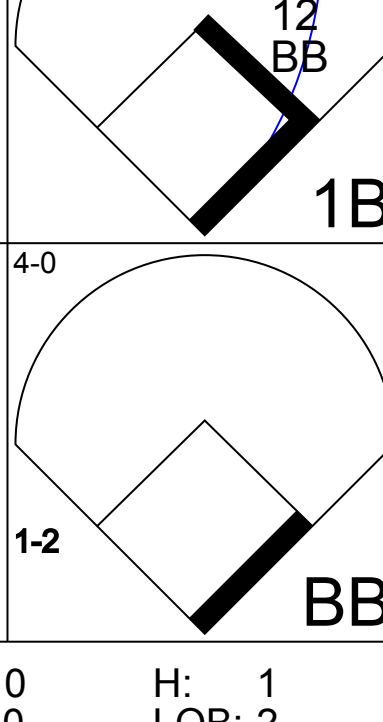
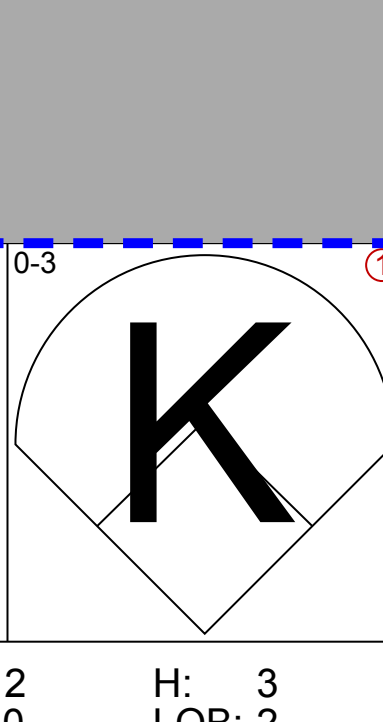
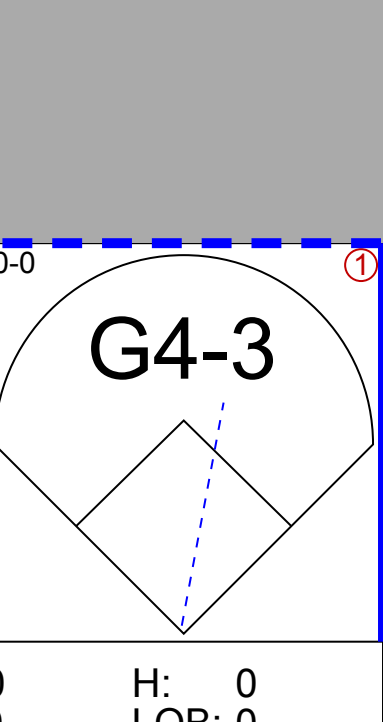
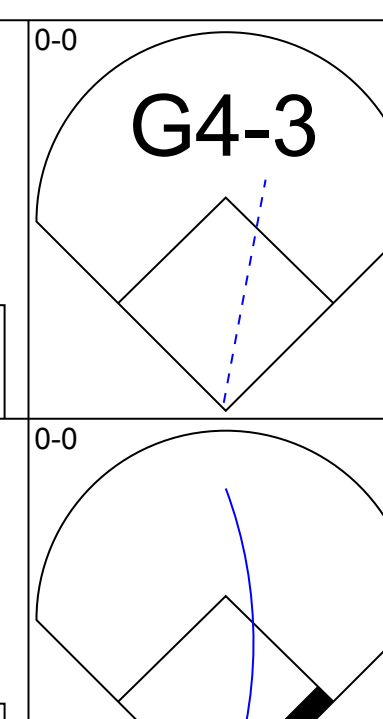
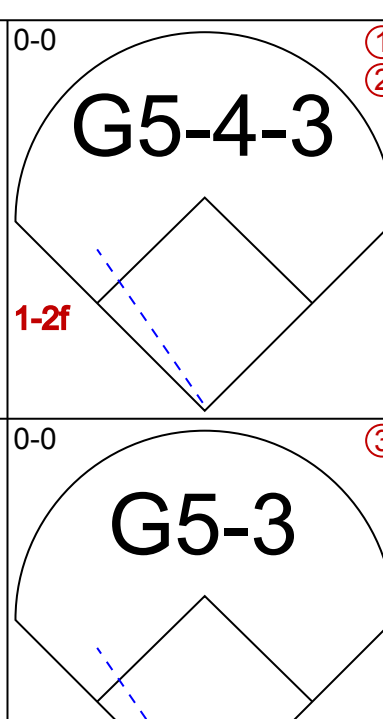
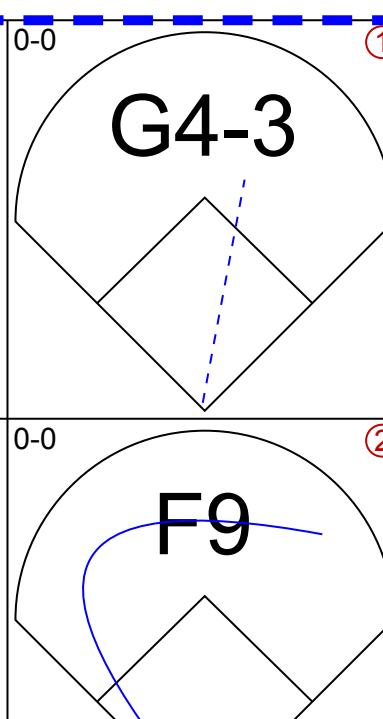
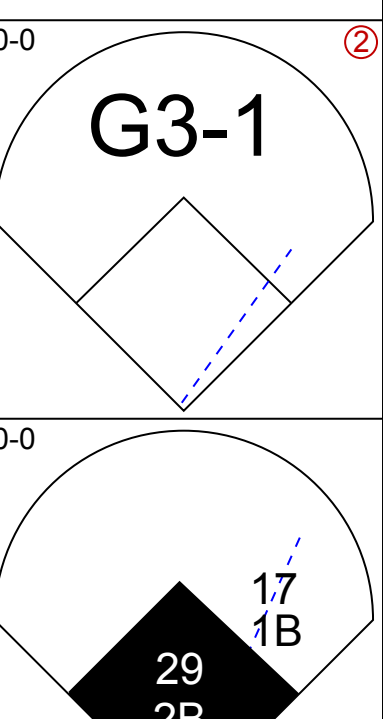
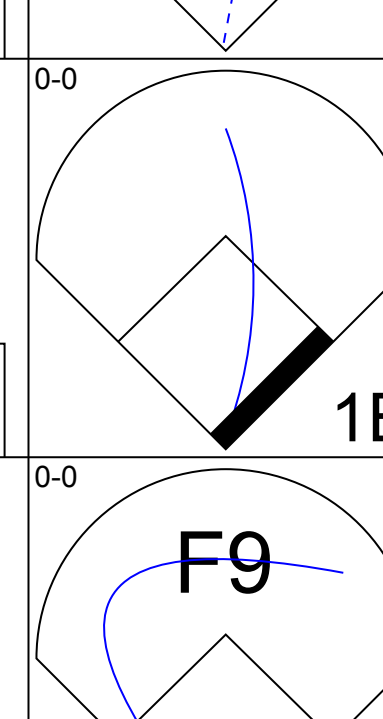
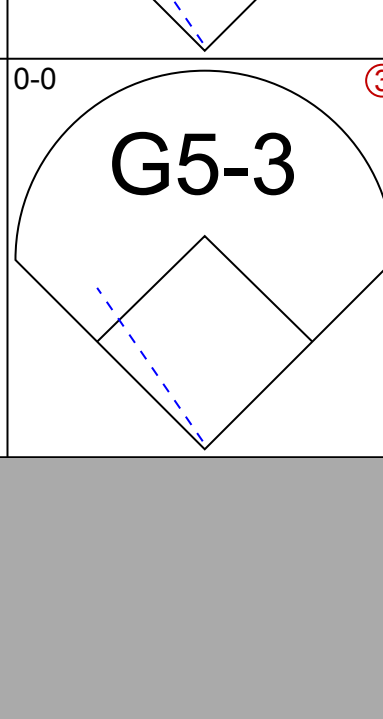
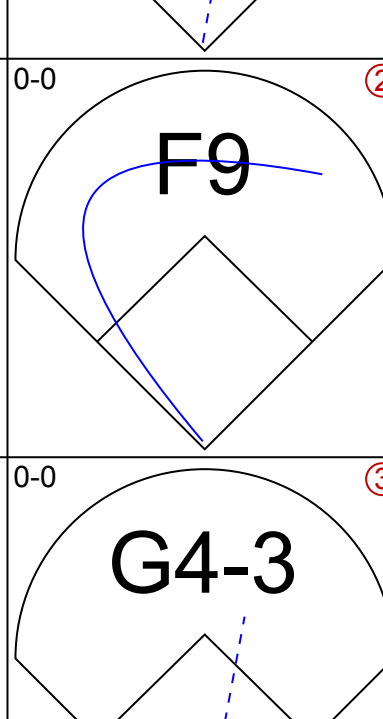
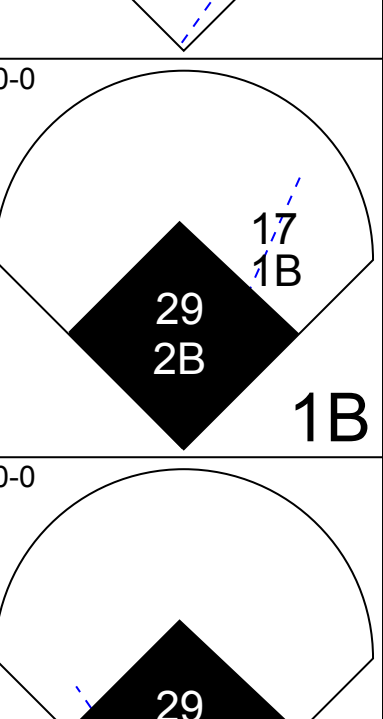
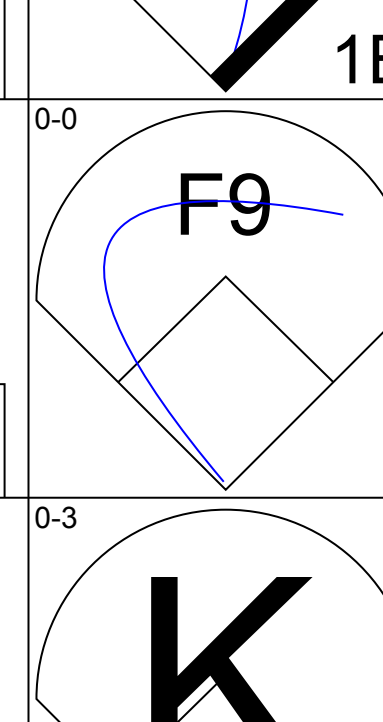
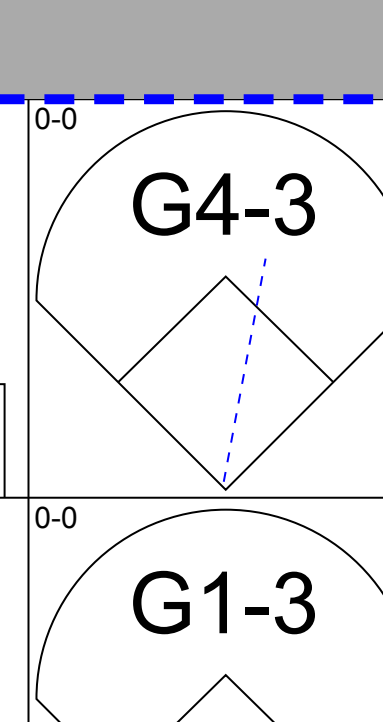
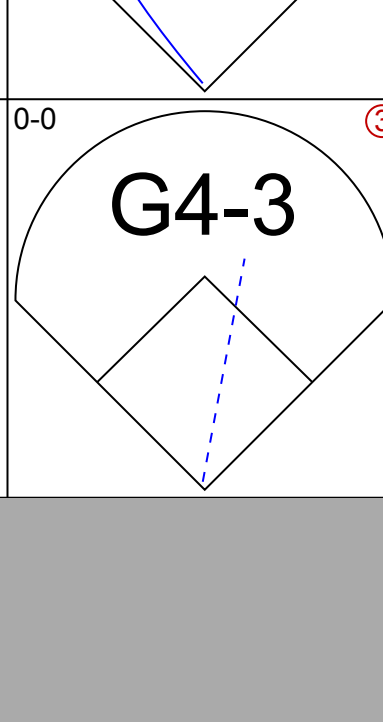
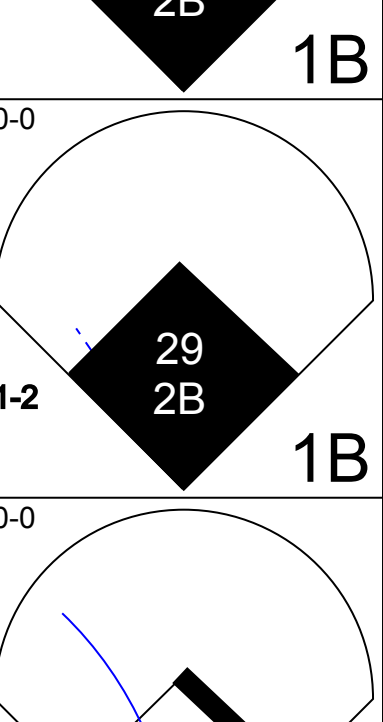
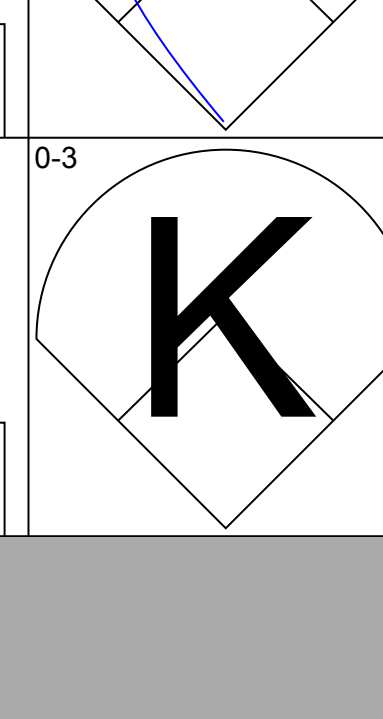
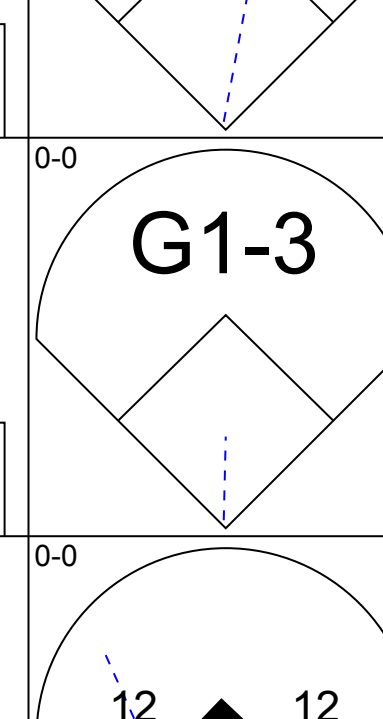

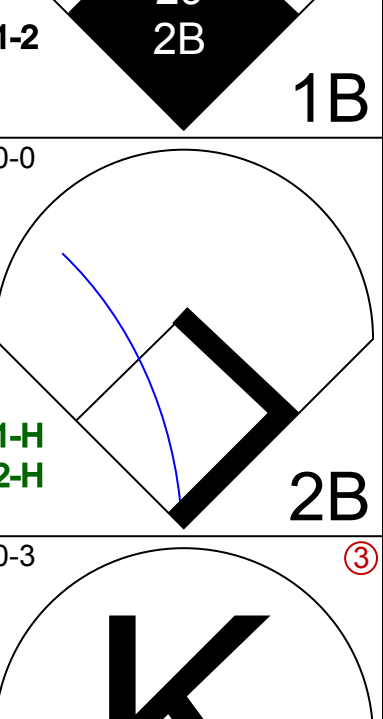
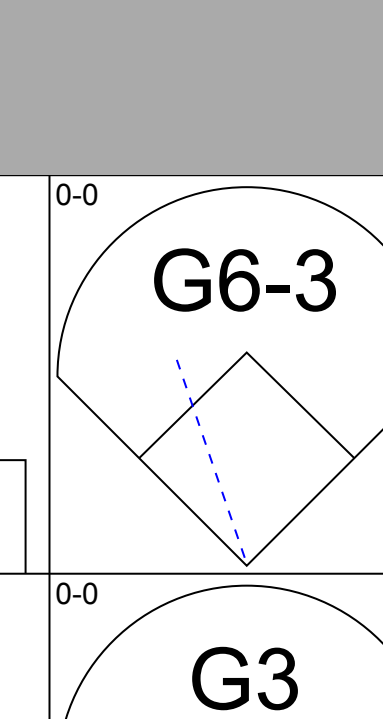
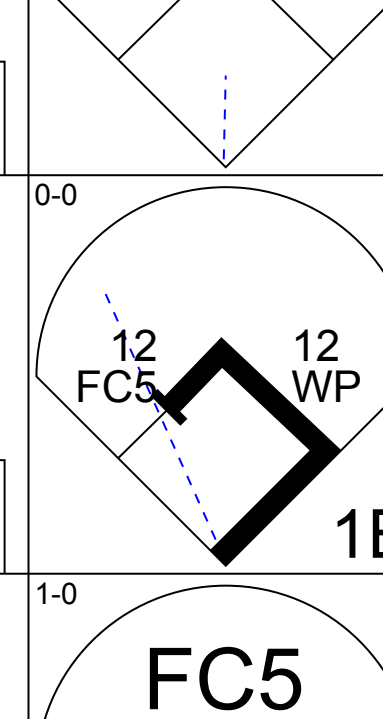

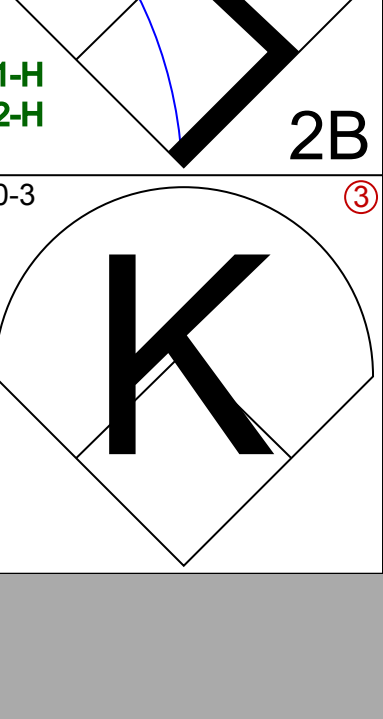
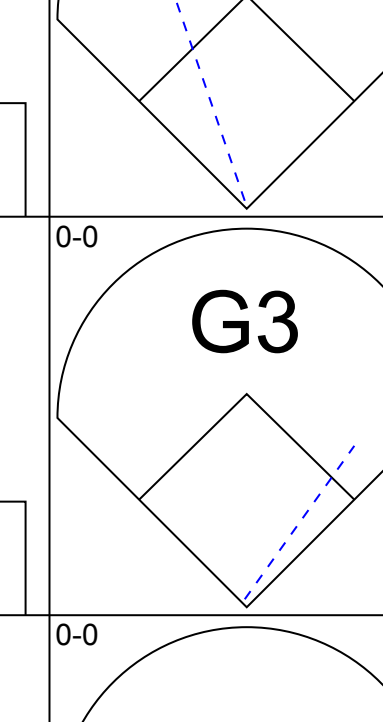
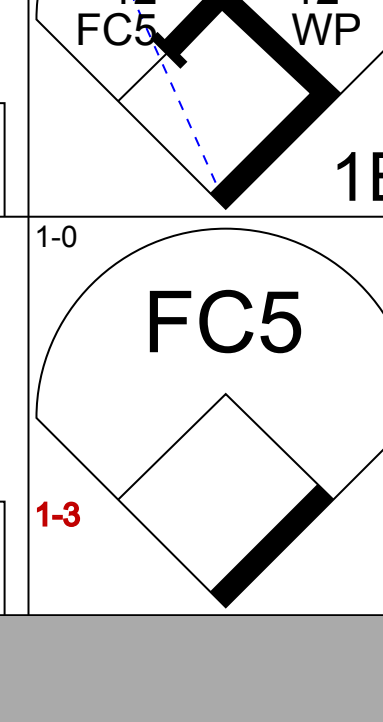

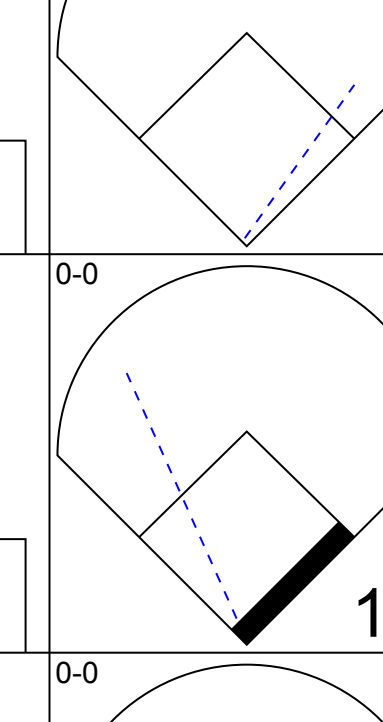
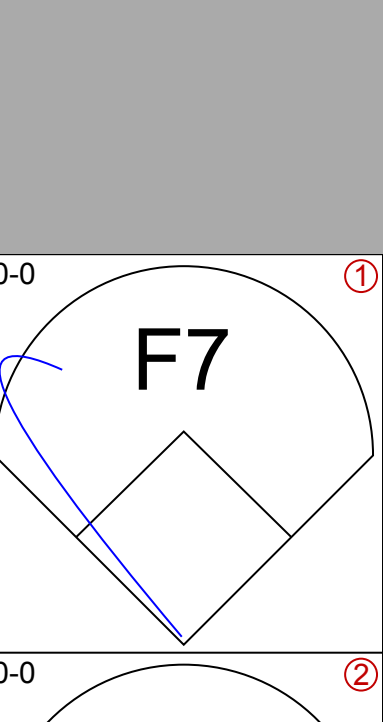

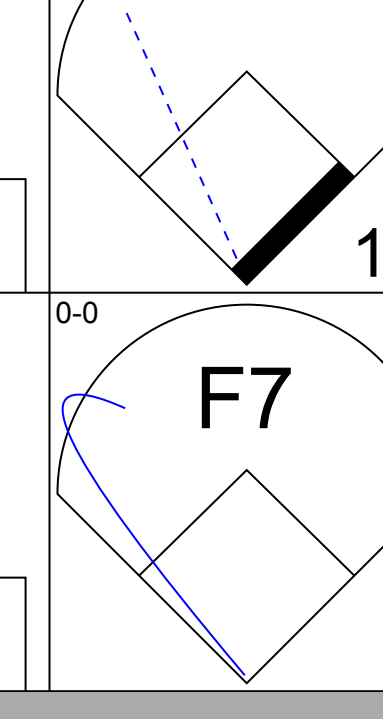
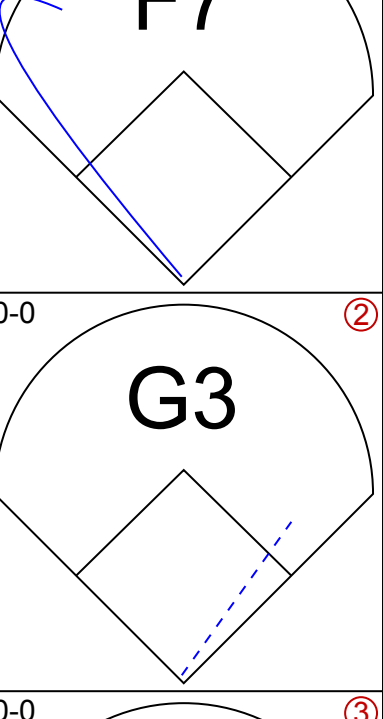

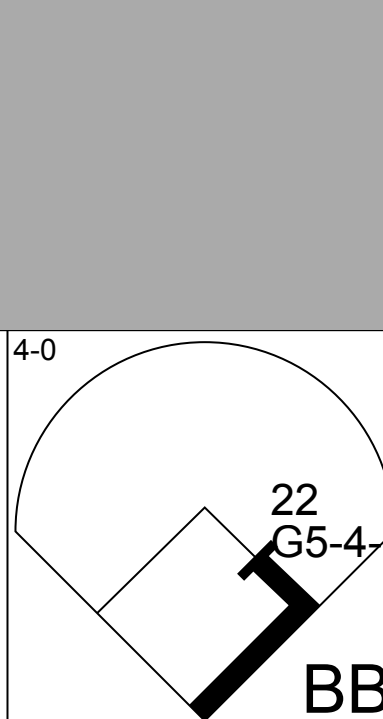
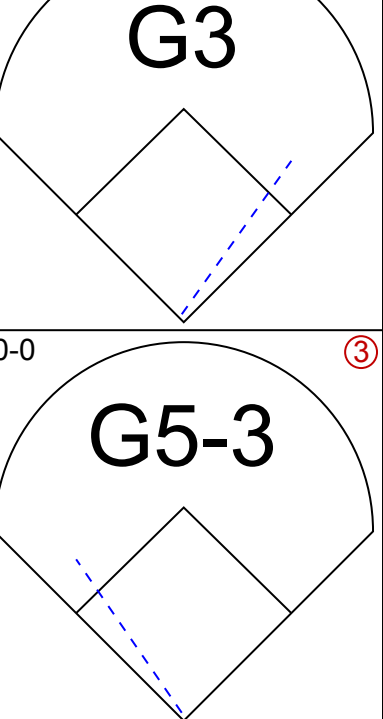
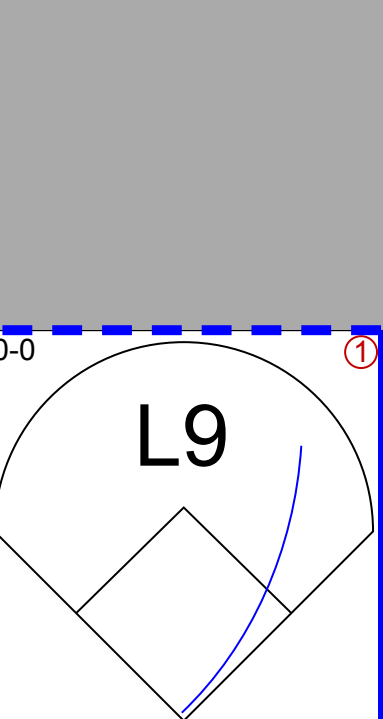
AB	34
R	5
H	9
RBI	5
BB	2
SO	6
LOB	12



AB	31
R	2
H	5
RBI	2
BB	2
SO	3
LOB	9





Batter	1	2	3	4	5	6	7	8	9	AB	R	H	RBI	BB	SO	LOB	TOP			
<b>3 Ian Kinsler, R</b> (1, 4) <small>OBP: 0.327, SLG: 0.617</small> <b>17 Andrew Romine, S</b> (6, 4) <small>OBP: 0.425, SLG: 0.313</small>										3	1	1	1	0	1	2				
<b>8 Justin Upton, R</b> (1, 7) <small>OBP: 0.385, SLG: 0.600</small> <b>18 Tyler Collins, L</b> (6, 7) <small>OBP: 0.412, SLG: 0.636</small>										3	1	1	1	0	1	2				
<b>24 Miguel Cabrera, R</b> (1, 3) <small>OBP: 0.286, SLG: 0.660</small> <b>72 Dominic Fico, S</b> (6, PR) <small>OBP: 0.269, SLG: 0.346</small>										3	0	2	0	0	0	0				
<b>28 J.D. Martinez, R</b> (1, 9) <small>OBP: 0.283, SLG: 0.532</small> <b>62 Nate Schierholz, L</b> (6, 9) <small>OBP: 0.281, SLG: 0.581</small>										3	0	0	0	0	3	2				
<b>9 Nick Castellanos, R</b> (1, 5) <small>OBP: 0.333, SLG: 0.439</small> <b>86 Argenis Diaz, R</b> (6, 5)										3	0	0	0	0	1	2				
<b>34 James McCann, R</b> (1, 10) <small>OBP: 0.341, SLG: 0.650</small>										3	0	0	0	0	2	0				
<b>14 Mike Aviles, R</b> (1, 6) <b>48 Gustavo Nunez, S</b> (7, 6) <small>OBP: 0.333, SLG: 0.333</small>										3	0	0	0	0	1	0				
<b>39 Jarrod Saltalamacchia, S</b> (1, 2) <small>OBP: 0.351, SLG: 0.559</small>										3	0	1	0	0	0	0				
<b>12 Anthony Gose, L</b> (1, 8) <small>OBP: 0.250, SLG: 0.341</small> <b>63 Winton Bernard, R</b> (8, 8) <small>OBP: 0.257, SLG: 0.212</small>										2	0	0	0	1	1	0				
<b>Inning Stats</b>	R: 0 E: 0 K: 1 S: 5	H: 0 LOB: 0 BB: 0 P: 5	R: 0 E: 0 K: 2 S: 7	H: 0 LOB: 0 BB: 0 P: 7	R: 0 E: 0 K: 1 S: 6	H: 1 LOB: 2 BB: 1 P: 10	R: 0 E: 0 K: 1 S: 5	H: 1 LOB: 0 BB: 0 P: 5	R: 0 E: 0 K: 2 S: 7	H: 0 LOB: 0 BB: 0 P: 7	R: 2 E: 0 K: 3 S: 15	H: 3 LOB: 2 BB: 0 P: 16	R: 0 E: 0 K: 0 S: 3	H: 0 LOB: 0 BB: 0 P: 3	R: 0 E: 0 K: 1 S: 5	H: 1 LOB: 0 BB: 0 P: 3	1B: 4 2B: 0 3B: 0 HR: 2	SF: 0 SAC: 0 DP: 2 HBP: 0	WP: 1 PB: 0 SB: 0 CS: 0	PA: 32
<b>PITCHER</b>	IP WLS BF H R ER SO	IP WLS BF H R ER SO	IP WLS BF H R ER SO	IP WLS BF H R ER SO	IP WLS BF H R ER SO	IP WLS BF H R ER SO	IP WLS BF H R ER SO	IP WLS BF H R ER SO	IP WLS BF H R ER SO	IP WLS BF H R ER SO	IP WLS BF H R ER SO	IP WLS BF H R ER SO	IP WLS BF H R ER SO	IP WLS BF H R ER SO	IP WLS BF H R ER SO	IP WLS BF H R ER SO	ERA WHIP	ERA WHIP		
<b>85 Luis Cessa, R</b> (1, 1) <small>ERA: 2.7</small> <b>26 Johnny Barbato, R</b> (4, 1) <small>ERA: 1.59</small> <b>54 Aroldis Chapman, L</b> (5, 1) <small>ERA: 3.38</small> <b>73 Nick Goody, R</b> (6, 1) <small>ERA: 5.79</small> <b>45 Chasen Shreve, L</b> (7, 1) <small>ERA:</small>	3.0 11 3 1 0 0 4	3.0 11 3 1 0 0 4	3.0 11 3 1 0 0 4	3.0 11 3 1 0 0 4	3.0 11 3 1 0 0 4	3.0 11 3 1 0 0 4	3.0 11 3 1 0 0 4	3.0 11 3 1 0 0 4	3.0 11 3 1 0 0 4	3.0 11 3 1 0 0 4	2.0 6 6 1 0 0 1	2.0 6 6 1 0 0 1	2.0 6 6 1 0 0 1	2.0 6 6 1 0 0 1	2.0 6 6 1 0 0 1	2.0 6 6 1 0 0 1	0.00 0.667	0.00 0.500		
<b>Batter</b>	<b>1</b>	<b>2</b>	<b>3</b>	<b>4</b>	<b>5</b>	<b>6</b>	<b>7</b>	<b>8</b>	<b>9</b>	<b>AB</b>	<b>R</b>	<b>H</b>	<b>RBI</b>	<b>BB</b>	<b>SO</b>	<b>LOB</b>	<b>BOTTOM</b>			
<b>22 Jacoby Ellsbury, L</b> (1, 8) <small>OBP: 0.233, SLG: 0.310</small> <b>96 Mark Payton, L</b> (7, 8) <small>OBP: 0.400, SLG: 0.250</small>										3	0	0	0	0	0	1				
<b>11 Brett Gardner, L</b> (1, 7) <small>OBP: 0.320, SLG: 0.500</small> <b>62 Juan Silva, L</b> (7, 7) <small>OBP: 0.333, SLG: 0.333</small>										3	0	1	0	0	0	0				
<b>34 Brian McCann, L</b> (1, 2) <small>OBP: 0.378, SLG: 0.457</small> <b>17 Carlos Corporan, S</b> (5, 2) <small>OBP: 0.250, SLG: 0.231</small>										2	0	0	0	0	0	1				
<b>25 Mark Teixeira, S</b> (1, 3) <small>OBP: 0.234, SLG: 0.238</small> <b>29 Dustin Ackley, L</b> (8, 3) <small>OBP: 0.325, SLG: 0.436</small>										3	1	1	1	0	1	1				
<b>13 Alex Rodriguez, R</b> (1, 10) <small>OBP: 0.349, SLG: 0.359</small> <b>70 Eddy Rodriguez, R</b> (8, PH) <small>OBP: 0.091, SLG: 0.162</small>										3	0	1	0	0	1	0				
<b>12 Chase Headley, S</b> (1, 5) <small>OBP: 0.267, SLG: 0.310</small> <b>73 Jose Rosario, R</b> (8, 5)										3	0	0	0	0	0	0				
<b>14 Starlin Castro, R</b> (1, 4) <small>OBP: 0.390, SLG: 0.615</small> <b>27 Pete Kozma, R</b> (7, 4) <small>OBP: 0.259, SLG: 0.280</small>										2	0	1	0	0	0	0				
<b>18 Didi Gregorius, L</b> (1, 6) <small>OBP: 0.350, SLG: 0.378</small> <b>17 Ronald Torreyes, R</b> (7, 6) <small>OBP: 0.324, SLG: 0.364</small>										2	0	0	0	0	0	1				
<b>31 Aaron Hicks, S</b> (1, 9) <small>OBP: 0.298, SLG: 0.476</small> <b>79 César Puello, R</b> (9, 9) <small>OBP: 0.375, SLG: 0.517</small>										2	0	0	0	1	0	0				
<b>Inning Stats</b>	R: 0 E: 0 K: 1 S: 6	H: 1 LOB: 1 BB: 0 P: 6	R: 0 E: 0 K: 0 S: 4	H: 1 LOB: 0 BB: 0 P: 4	R: 0 E: 0 K: 0 S: 2	H: 1 LOB: 1 BB: 1 P: 6	R: 0 E: 0 K: 0 S: 4	H: 1 LOB: 0 BB: 0 P: 5	R: 0 E: 0 K: 0 S: 3	H: 0 LOB: 0 BB: 0 P: 3	R: 1 E: 0 K: 1 S: 7	H: 2 LOB: 1 BB: 0 P: 9	R: 2 E: 0 K: 1 S: 8	H: 3 LOB: 1 BB: 0 P: 8	R: 2 E: 0 K: 1 S: 8	H: 3 LOB: 1 BB: 0 P: 8	1B: 6 2B: 1 3B: 0 HR: 1	SF: 0 SAC: 0 DP: 1 HBP: 0	WP: 1 PB: 0 SB: 0 CS: 0	PA: 32
<b>PITCHER</b>	IP WLS BF H R ER SO	IP WLS BF H R ER SO	IP WLS BF H R ER SO	IP WLS BF H R ER SO	IP WLS BF H R ER SO	IP WLS BF H R ER SO	IP WLS BF H R ER SO	IP WLS BF H R ER SO	IP WLS BF H R ER SO	IP WLS BF H R ER SO	IP WLS BF H R ER SO	IP WLS BF H R ER SO	IP WLS BF H R ER SO	IP WLS BF H R ER SO	IP WLS BF H R ER SO	IP WLS BF H R ER SO	ERA WHIP	ERA WHIP		
<b>45 Buck Farmer, R</b> (1, 1) <small>ERA: 2.25</small> <b>56 Kyle Ryan, L</b> (4, 1) <small>ERA: 2.45</small> <b>67 Logan Kensing, R</b> (6, 1) <small>ERA: 3.24</small> <b>30 Adam Ravenelle, R</b> (8, 1) <small>ERA: 27.0</small>	3.0 11 7 1 0 0 0	3.0 11 7 1 0 0 0	3.0 11 7 1 0 0 0	3.0 11 7 1 0 0 0	3.0 11 7 1 0 0 0	3.0 11 7 1 0 0 0	3.0 11 7 1 0 0 0	3.0 11 7 1 0 0 0	3.0 11 7 1 0 0 0	3.0 11 7 1 0 0 0	2.0 8 8 2 1 1 1	2.0 8 8 2 1 1 1	2.0 8 8 2 1 1 1	2.0 8 8 2 1 1 1	2.0 8 8 2 1 1 1	2.0 8 8 2 1 1 1	0.00 1.000	0.00 0.500		

**Detroit Tigers @ New York Yankees**  
George M. Steinbrenner Field, Tampa, FL  
Mon Mar 28 2016, 6:37 PM - 9:04 PM EDT  
Att: 10,311 - Cloudy - 75 F

AB 31  
R 2  
H 6  
RBI 2  
BB 1  
SO 11  
LOB 9





**Detroit Tigers @ New York Yankees**  
George M. Steinbrenner Field, Tampa, FL  
Mon Mar 28 2016, 6:37 PM - 9:04 PM EDT  
Att: 10,311 - Cloudy - 75 F

AB 31  
R 3  
H 8  
RBI 3  
BB 1  
SO 3  
LOB 7





Batter	1	2	3	4	5	6	7	8	9	AB R H RBI BB SO LOB	TOP																								
											<p><b>New York Yankees @ Philadelphia Phillies</b>            Bright House Field, Clearwater, FL            Tue Mar 29 2016, 1:05 PM EDT</p> <p><a href="http://livebaseballscorecards.com">livebaseballscorecards.com</a></p> <p><b>AB 0</b>  <b>R 0</b>  <b>H 0</b>  <b>RBI 0</b>  <b>BB 0</b>  <b>SO 0</b>  <b>LOB 0</b></p> 																								
<b>Inning Stats</b>										1B: 0 SF: 0 WP: 0 PA: 0 2B: 0 SAC: 0 FB: 0 3B: 0 DP: 0 SB: 0 HR: 0 HBP: 0 CS: 0																									
PITCHER	IP	WLS	BF	H	R	ER	SO	BB	IBB	HBP	BLK	WP	HR	S	P	ERA	WHIP	PITCHER	IP	WLS	BF	H	R	ER	SO	BB	IBB	HBP	BLK	WP	HR	S	P	ERA	WHIP

Batter	1	2	3	4	5	6	7	8	9	AB R H RBI BB SO LOB	BOTTOM																								
											<p><b>New York Yankees @ Philadelphia Phillies</b>            Bright House Field, Clearwater, FL            Tue Mar 29 2016, 1:05 PM EDT</p> <p><a href="http://livebaseballscorecards.com">livebaseballscorecards.com</a></p> <p><b>AB 0</b>  <b>R 0</b>  <b>H 0</b>  <b>RBI 0</b>  <b>BB 0</b>  <b>SO 0</b>  <b>LOB 0</b></p> 																								
<b>Inning Stats</b>										1B: 0 SF: 0 WP: 0 PA: 0 2B: 0 SAC: 0 FB: 0 3B: 0 DP: 0 SB: 0 HR: 0 HBP: 0 CS: 0																									
PITCHER	IP	WLS	BF	H	R	ER	SO	BB	IBB	HBP	BLK	WP	HR	S	P	ERA	WHIP	PITCHER	IP	WLS	BF	H	R	ER	SO	BB	IBB	HBP	BLK	WP	HR	S	P	ERA	WHIP



Batter	1	2	3	4	5	6	7	8	9	AB	R	H	RBI	BB	SO	LOB	TOP					
5 Josh Harrison, R (1,4) OBP: 0.340, SLG: 0.521 73 Erich Weiss, L (5, PR) OBP: 0.333, SLG: 0.667 (5,4)										3	0	2	0	0	0	0	<b>Pittsburgh Pirates @ New York Yankees</b> George M. Steinbrenner Field, Tampa, FL Tue Mar 29 2016, 1:06 PM - 2:45 PM EDT Att. 9,244 - Overcast - 77 F					
22 Andrew McCutchen, R (1,8) OBP: 0.319, SLG: 0.615 57 Elvis Escobar, L (5,8)										2	0	0	0	1	0	2						
23 David Freese, R (1,3) OBP: 0.433, SLG: 0.455 86 Connor Joe, R (5,5)										3	0	1	0	0	0	2						
6 Starling Marte, R (1,7) OBP: 0.375, SLG: 0.564 50 Jonathan Schwind, R (5, PR) OBP: 1.000, SLG: 1.000 (5,7)										3	1	1	1	0	1	1						
38 Michael Morse, R (1,10) OBP: 0.436, SLG: 0.500										2	1	0	0	1	0	2						
15 Jason Rogers, R (1,5) OBP: 0.333, SLG: 0.239 (5,3)										1	0	0	0	0	0	2						
95 José Osuna, R (1,9) OBP: 0.625, SLG: 1.000										2	0	1	2	0	1	1						
17 Pedro Florimón, S (1,6) OBP: 0.237, SLG: 0.421										2	0	0	0	0	0	1						
83 Jacob Stallings, R (1,2) OBP: 0.412, SLG: 0.600										2	1	1	1	0	0	0						
<b>Inning Stats</b>	R: 0 E: 0 K: 0 S: 2	H: 0 LOB: 0 BB: 1 P: 6	R: 0 E: 0 K: 2 S: 7	H: 0 LOB: 1 BB: 0 P: 8	R: 0 E: 0 K: 0 S: 4	H: 1 LOB: 1 BB: 0 P: 4	R: 2 E: 0 K: 0 S: 5	H: 2 LOB: 1 BB: 0 P: 9	R: 2 E: 0 K: 0 S: 8	H: 3 LOB: 2 BB: 0 P: 11						1B: 3 2B: 1 3B: 1 HR: 1		SF: 0 SAC: 0 DP: 1 HBP: 1	WP: 0 PB: 0 CS: 0	PA: 23		
<b>PITCHER</b>	IP	WLS	BF	H	R	ER	SO	BB	IBB	HBP	BLK	WP	HR	S	P	ERA	WHIP					
52 CC Sabathia, L (1,1) ERA: 5.51	4.0	W	17	3	2	2	2	2	0	0	0	0	0	18	27	4.50	1.250					
73 Nick Goody, R (5,1) ERA: 7.45	0.1	H	3	2	2	2	0	0	0	0	0	0	1	5	8	54.00	6.000					
26 Johnny Barbato, R (5,1) ERA: 1.74	0.2	S	3	1	0	0	0	0	0	0	0	0	0	3	3	0.00	1.500					

Batter	1	2	3	4	5	6	7	8	9	AB	R	H	RBI	BB	SO	LOB	BOTTOM					
22 Jacoby Ellsbury, L (1,8) OBP: 0.242, SLG: 0.313 92 Jake Skole, L (5, PR) OBP: 0.500, SLG: 0.500										3	0	1	0	0	0	1	<b>Pittsburgh Pirates @ New York Yankees</b> George M. Steinbrenner Field, Tampa, FL Tue Mar 29 2016, 1:06 PM - 2:45 PM EDT Att. 9,244 - Overcast - 77 F					
11 Brett Gardner, L (1,7) OBP: 0.295, SLG: 0.462 91 Trey Amburgey, R (5,7)										2	1	0	0	0	0	0						
13 Alex Rodriguez, R (1,10) OBP: 0.356, SLG: 0.366 81 Dan Fiorito, R (3, PR) OBP: 0.500, SLG: 0.500 (4,10)										2	0	1	0	0	0	0						
25 Mark Teixeira, S (1,3) OBP: 0.265, SLG: 0.256 97 Billy Fleming, R (3, PR) OBP: 0.333, SLG: 0.333 (4,3)										1	1	1	1	1	0	0						
36 Carlos Beltrán, S (1,9) OBP: 0.289, SLG: 0.400 62 Juan Silva, L (4,9) OBP: 0.333, SLG: 0.333										1	1	1	3	0	0	0						
12 Chase Headley, S (1,5) OBP: 0.277, SLG: 0.316 82 Vicente Conde, R (5,5)										2	1	1	0	0	0	2						
14 Starlin Castro, R (1,4) OBP: 0.395, SLG: 0.634 78 Jonathan Diaz, R (5,4) OBP: 0.389, SLG: 0.385										2	0	1	1	0	0	0						
18 Didi Gregorius, L (1,6) OBP: 0.333, SLG: 0.359 94 Tyler Wade, L (5,6) OBP: 0.286, SLG: 0.286										2	0	0	0	0	1	1						
43 Austin Romine, R (1,2) OBP: 0.241, SLG: 0.379										2	0	0	0	0	0	1						
<b>Inning Stats</b>	R: 0 E: 0 K: 0 S: 3	H: 0 LOB: 0 BB: 0 P: 3	R: 3 E: 0 K: 0 S: 7	H: 3 LOB: 1 BB: 1 P: 12	R: 2 E: 1 K: 0 S: 5	H: 2 LOB: 2 BB: 0 P: 5	R: 0 E: 0 K: 1 S: 5	H: 0 LOB: 0 BB: 0 P: 5	R: 0 E: 0 K: 1 S: 5	H: 1 LOB: 1 BB: 0 P: 5						1B: 4 2B: 2 3B: 0 HR: 1		SF: 1 SAC: 0 DP: 2 HBP: 0	WP: 0 PB: 0 CS: 0	PA: 21		
<b>PITCHER</b>	IP	WLS	BF	H	R	ER	SO	BB	IBB	HBP	BLK	WP	HR	S	P	ERA	WHIP					
65 Steven Brault, L (1,1) ERA: 9.0	3.0	L	15	5	5	4	0	1	0	0	0	0	1	15	20	12.00	2.000					
37 Arquimedes Caminero, R (4,1) ERA: 9.0	1.0		3	0	0	0	1	0	0	0	0	0	0	5	5	0.00	0.000					
57 Jorge Rondon, R (5,1) ERA: 3.27	1.0		3	1	0	0	1	0	0	0	0	0	0	5	5	0.00	1.000					



Batter	1	2	3	4	5	6	7	8	9	AB	R	H	RBI	BB	SO	LOB	TOP																					
11 Brett Gardner, L (1,7) 95 Dustin Fowler, L (7,8) OBP: 0.267, SLG: 0.414 OBP: 0.381, SLG: 0.500	L8		K		G6-3			97 3B	F9	3	0	0	0	0	1	1																						
17 Ronald Torreyes, R (1,5) 97 Billy Fleming, R (7,5) OBP: 1.000, SLG: 3.000	43 WP 31 1B		F9		G6-3			43 1B		3	0	1	0	0	0	0																						
31 Aaron Hicks, S (1,8) 92 Jake Skole, L (7,7) OBP: 0.340, SLG: 0.533 OBP: 0.400, SLG: 0.400	43 WP 1B				29 1B			G3		3	0	3	0	0	0	0																						
29 Dustin Ackley, L (1,3) 24 Chris Parmelee, L (7,3) OBP: 0.250, SLG: 0.250	P5				G5-3			43 1B		3	0	1	0	0	0	3																						
43 Austin Romine, R (1,10)	L9				G5-3			70 1B		4	0	1	1	0	0	5																						
17 Carlos Corporán, S (1,2) 70 Eddy Rodríguez, R (7,2) OBP: 0.226, SLG: 0.207 OBP: 0.083, SLG: 0.167		P3			L8			K	G5-4-3	3	0	0	0	0	1	1																						
27 Pete Kozma, R (1,6) 82 Vicente Conde, R (7,6)		G4-3			P3			G6-3		3	0	0	0	0	0	0																						
79 César Puello, R (1,9) 62 Juan Silva, L (7,9) OBP: 0.400, SLG: 0.548 OBP: 0.429, SLG: 0.429		K						26 S		2	0	1	0	0	1	0																						
26 Donovan Solano, R (1,4) 73 Jose Rosario, R (9,PH)					F8			G4-3	F8	3	0	0	0	0	0	2																						
<b>Inning Stats</b>	R: 0 E: 0 K: 0 S: 5	H: 2 LOB: 2 BB: 6	R: 0 E: 0 K: 1 S: 5	H: 0 LOB: 0 BB: 5	R: 0 E: 0 K: 1 S: 5	H: 0 LOB: 0 BB: 5	R: 0 E: 0 K: 0 S: 4	H: 1 LOB: 1 BB: 0	R: 0 E: 0 K: 0 S: 4	H: 1 LOB: 1 BB: 0	R: 0 E: 0 K: 0 S: 4	H: 2 LOB: 1 BB: 0	R: 0 E: 0 K: 1 S: 5	H: 0 LOB: 1 BB: 7	R: 2 E: 0 K: 0 S: 5	H: 3 LOB: 1 BB: 6	R: 0 E: 0 K: 0 S: 3	H: 1 LOB: 1 BB: 8	1B: 6 2B: 2 3B: 2 HR: 0	SF: 0 SAC: 0 DP: 2 HBP: 2	WP: 1 PB: 0 CS: 0	PA: 37																
<b>PITCHER</b>	IP	WLS	BF	H	R	ER	SO	BB	IBB	HBP	BLK	WP	HR	S	P	ERA	WHIP	<b>PITCHER</b>				IP	WLS	BF	H	R	ER	SO	BB	IBB	HBP	BLK	WP	HR	S	P	ERA	WHIP
49 Julio Teheran, R (1,1) 34 Eric O'Flaherty, L (6,1) 53 Jim Johnson, R (7,1) 40 Alexi Ogando, R (8,1) 38 Aroldys Vizcaino, R (9,1)	5.0		19	4	0	0	2	0	0	0	0	1	0	23	25	0.00	0.800					5.0		19	4	0	0	2	0	0	0	0	1	0	23	25	0.00	0.800

**New York Yankees @ Atlanta Braves**  
Champion Stadium, Lake Buena Vista, FL  
Wed Mar 30 2016, 1:09 PM - 3:48 PM EDT  
Att: 8,971 - Partly Cloudy - 78 F

AB	34
R	2
H	10
RBI	2
BB	1
SO	3
LOB	17



Batter	1	2	3	4	5	6	7	8	9	AB	R	H	RBI	BB	SO	LOB	BOTTOM																					
2 Michael Bourn, L (1,8) 93 Ronnier Mustelier, R (9,7)	G3					G6-3		G1-3		3	0	0	0	1	0	2																						
22 Nick Markakis, L (1,9) 38 Aroldys Vizcaino, R (9,1)	F8					G5-3		K		4	0	0	0	0	1	4																						
5 Freddie Freeman, L (1,3) 98 Matt Lipka, R (9,8)	L8					F7				3	0	0	0	1	1	2																						
15 A.J. Pierzynski, L (1,2) 85 Williams Astudillo, R (7,PH) 40 Alexi Ogando, R (8,2)		G4-3				F8		G3-1		2	0	0	0	0	0	0																						
84 Tyler Moore, R (1,7)		K				L6		1B		2	0	1	0	0	0	3																						
24 Kelly Johnson, L (1,4) 13 Adonis Garcia, R (7,PH) 40 Alexi Ogando, R (8,1) 73 Chase d'Arnaud, R (9,9) 64 Emilio Bonifacio, S (9,PH)						F8		K		2	0	1	0	0	0	0																						
82 Rio Ruiz, L (1,5)		F7				G4-3		K		4	0	0	0	0	2	2																						
8 Jace Peterson, L (1,6)						G6-3		92 1B		2	0	1	0	1	0	0																						
49 Julio Teheran, R (1,1) 28 Héctor Olivera, R (5,PH) 34 Eric O'Flaherty, L (6,1) 53 Jim Johnson, R (7,1) 92 Sean Kazmar Jr., R (8,4)						49 SH1-3		G5-3		0	0	0	0	0	0	0																						
<b>Inning Stats</b>	R: 0 E: 0 K: 0 S: 3	H: 0 LOB: 0 BB: 0	R: 0 E: 0 K: 1 S: 6	H: 1 LOB: 1 BB: 0	R: 0 E: 0 K: 1 S: 6	H: 1 LOB: 2 BB: 1	R: 0 E: 0 K: 0 S: 3	H: 0 LOB: 0 BB: 0	R: 0 E: 0 K: 0 S: 3	H: 0 LOB: 0 BB: 0	R: 0 E: 0 K: 3 S: 10	H: 1 LOB: 1 BB: 0	R: 0 E: 0 K: 1 S: 6	H: 1 LOB: 3 BB: 2	R: 0 E: 0 K: 2 S: 7	H: 0 LOB: 0 BB: 0	1B: 4 2B: 0 3B: 0 HR: 0	SF: 0 SAC: 1 DP: 0 HBP: 0	WP: 0 PB: 0 CS: 0	PA: 34																		
<b>PITCHER</b>	IP	WLS	BF	H	R	ER	SO	BB	IBB	HBP	BLK	WP	HR	S	P	ERA	WHIP	<b>PITCHER</b>				IP	WLS	BF	H	R	ER	SO	BB	IBB	HBP	BLK	WP	HR	S	P	ERA	WHIP
47 Iván Nova, R (1,1) 48 Andrew Miller, L (7,1) 68 Dellin Betances, R (7,1) 55 Bryan Mitchell, R (8,1) 39 Kirby Yates, R (9,1)	6.0		21	2	0	0	2	1	0	0	0	0	0	1	1	0.00	0.500					6.0		21	2	0	0	2	1	0	0	0	1	1	0.00	0.500		

**New York Yankees @ Atlanta Braves**  
Champion Stadium, Lake Buena Vista, FL  
Wed Mar 30 2016, 1:09 PM - 3:48 PM EDT  
Att: 8,971 - Partly Cloudy - 78 F

AB	30
R	0
H	4
RBI	0
BB	3
SO	8
LOB	15





Batter	1	2	3	4	5	6	7	8	9	AB	R	H	RBI	BB	SO	LOB	TOP					
22 Jacoby Ellsbury, L (1, 8) 95 Dustin Fowler, L (5, 8) OBP: 0.222, SLG: 0.286 OBP: 0.348, SLG: 0.455	F8		P4		F7		G4-3		FC4-6 73 E 93 1B	3	0	0	0	0	0	1						
18 Didi Gregorius, L (1, 6) Gary Sánchez, R (6, 2) OBP: 0.311, SLG: 0.333 OBP: 0.259, SLG: 0.136	G3		G4-3			K			73 E 93 1B	3	0	0	0	0	1	0						
14 Starlin Castro, R (1, 4) 73 Jose Rosario, R (6, PR) (6, 4)	K				43 HR 1B		27 1B 24 WP 43 1B		FC5 FC4-6 93 1B	3	1	2	0	0	1	0						
43 Austin Romine, R (1, 2) 93 Jorge Mateo, R (6, PR) OBP: 0.306, SLG: 0.500 OBP: 0.316, SLG: 0.529		99 FC6-5 27 BLK 1B								3	1	3	2	0	0	0						
27 Pete Kozma, R (1, 5) Rob Refsnyder, R (6, PR) OBP: 0.242, SLG: 0.258 OBP: 0.297, SLG: 0.371	K		G6-3						FC4-6	3	0	1	0	0	1	1						
99 Aaron Judge, R (1, 9) OBP: 0.143, SLG: 0.211	FC6-5 24 1B 2-3		G5-3							5	0	0	0	0	3	7						
24 Chris Parmelee, L (1, 3) 81 Dan Fiorito, R (6, PR) (6, 3)			G6-3							3	0	2	1	0	0	0						
90 Tyler Austin, R (1, 7) OBP: 0.333, SLG: 0.200	K									3	0	0	0	1	1	3						
91 Trey Amburgey, R (1, 10) 62 Juan Silva, L (9, PH) OBP: 0.500, SLG: 0.500										2	0	0	0	1	0	3						
										1	0	1	0	0	0	0						
<b>Inning Stats</b>	R: 0 E: 0 K: 1 S: 5	H: 0 LOB: 0 BB: 0 P: 5	R: 0 E: 0 K: 2 S: 9	H: 2 LOB: 2 BB: 0 P: 9	R: 0 E: 0 K: 0 S: 2	H: 0 LOB: 0 BB: 1 P: 6	R: 2 E: 0 K: 0 S: 5	H: 2 LOB: 0 BB: 0 P: 5	R: 0 E: 0 K: 2 S: 3	H: 0 LOB: 0 BB: 0 P: 3	R: 2 E: 0 K: 2 S: 11	H: 4 LOB: 3 BB: 1 P: 16	R: 0 E: 0 K: 2 S: 8	H: 1 LOB: 1 BB: 0 P: 8	R: 0 E: 0 K: 2 S: 8	H: 1 LOB: 1 BB: 0 P: 8	R: 2 E: 1 K: 1 S: 8	H: 2 LOB: 2 BB: 1 P: 12	1B: 10 2B: 1 3B: 0 HR: 1	SF: 0 SAC: 0 DP: 0 HBP: 0	WP: 1 PB: 0 SB: 0 CS: 0	PA: 42
<b>PITCHER</b>	IP WLS BF H R ER SO BB IBB HBP BLK WP HR S P ERA WHIP	67 Logan Kensing, R (1, 1) ERA: 2.61	2.0 W 8 2 0 0 3 0 0 0 0 0 0 14 14 0.00 1.000	68 Lency Castillo, R (3, 1) ERA: 3.49	2.0 H 8 2 2 2 0 1 0 0 0 0 1 7 11 9.00 1.500	76 Preston Guilmet, R (5, 1) ERA: 8.31	1.0 H 3 0 0 0 0 0 0 0 0 0 0 3 3 0.00 0.000	Bobby Parnell, R (6, 1) ERA: 9.9	0.2 H 7 4 2 2 2 1 0 0 0 0 1 0 10 15 27.00 7.500	87 Paul Voelker, R (6, 1) ERA:	1.1 H 5 1 0 0 2 0 0 0 0 0 0 9 9 0.00 0.750	<b>PITCHER</b>	IP WLS BF H R ER SO BB IBB HBP BLK WP HR S P ERA WHIP	99 Dustin Mollen, R (8, 1) ERA: 7.36	1.0 L 4 1 0 0 2 0 0 0 0 0 0 0 8 8 0.00 1.000	86 Warwick Saupold, R (9, 1) ERA: 2.25	1.0 L 7 2 2 1 1 1 0 0 0 0 0 0 8 12 9.00 3.000					

New York Yankees @ Detroit Tigers  
Joker Marchant Stadium, Lakeland, FL  
Thu Mar 31 2016, 1:06 PM - 4:01 PM EDT  
Att: 7,557 - Partly Cloudy - 82 F

AB 39  
R 6  
H 12  
RBI 5  
BB 3  
SO 10  
LOB 23



Batter	1	2	3	4	5	6	7	8	9	AB	R	H	RBI	BB	SO	LOB	BOTTOM			
3 Ian Kinsler, R (1, 4) 14 Mike Aviles, R (8, 4) OBP: 0.339, SLG: 0.680 OBP: 0.283, SLG: 0.364	G4-3		8 G3 24 E 1B				SF9		G5-3	3	2	2	2	0	0	0				
8 Justin Upton, R (1, 7) 39 Cam Gibson, L (7, PR) OBP: 0.380, SLG: 0.500 OBP: 0.333, SLG: 1.000	K		G3							4	0	1	0	0	2	1				
24 Miguel Cabrera, R (1, 3) 90 Chad Huffman, R (7, PR) OBP: 0.463, SLG: 0.628 OBP: 0.667, SLG: 1.000			F9							3	1	2	1	1	0	0				
41 Victor Martinez, S (1, 10) OBP: 0.353, SLG: 0.625	2B		41 HR 2B							0	1	0	0	0	0	0				
41 Victor Martinez, S (1, 10) OBP: 0.353, SLG: 0.625	HR		F7							4	1	1	2	0	0	3				
28 J.D. Martinez, R (1, 9) 17 Jeff McVaney, R (8, 9) OBP: 0.316, SLG: 0.725 OBP: 1.000, SLG: 1.000	HR									4	3	3	4	0	0	1				
9 Nick Castellanos, R (1, 5) OBP: 0.306, SLG: 0.400	G6-3									4	0	0	0	0	1	2				
39 Jarrod Saltalamacchia, R (1, 2) 71 Austin Green, R (8, 2) OBP: 0.350, SLG: 0.533			K							2	0	0	0	1	2	0				
1 Jose Iglesias, R (1, 6) 17 Andrew Romine, S (8, 6) OBP: 0.418, SLG: 0.440 OBP: 0.432, SLG: 0.371	G6-3									2	0	0	0	1	0	1				
12 Anthony Gose, L (1, 8) 18 Tyler Collins, L (8, 8) OBP: 0.259, SLG: 0.380 OBP: 0.393, SLG: 0.583	F7									3	1	1	0	0	0	1				
										1	0	0	0	0	1	1				
<b>Inning Stats</b>	R: 3 E: 0 K: 1 S: 10	H: 3 LOB: 0 BB: 0 P: 13	R: 0 E: 0 K: 1 S: 5	H: 0 LOB: 0 BB: 0 P: 5	R: 1 E: 1 K: 0 S: 4	H: 1 LOB: 0 BB: 0 P: 4	R: 1 E: 0 K: 1 S: 7	H: 1 LOB: 1 BB: 1 P: 13	R: 1 E: 0 K: 1 S: 7	H: 1 LOB: 1 BB: 1 P: 11	R: 0 E: 0 K: 0 S: 2	H: 0 LOB: 0 BB: 1 P: 6	R: 4 E: 0 K: 1 S: 11	H: 4 LOB: 2 BB: 0 P: 12	R: 0 E: 0 K: 2 S: 8	H: 1 LOB: 1 BB: 0 P: 8	1B: 2 2B: 2 3B: 2 HR: 5	SF: 1 SAC: 0 DP: 1 HBP: 0	WP: 0 PB: 0 SB: 0 CS: 0	PA: 37
<b>PITCHER</b>	IP WLS BF H R ER SO BB IBB HBP BLK WP HR S P ERA WHIP	96 Chad Green, R (1, 1) ERA: 16.88	4.1 L 21 6 6 5 4 2 0 0 0 0 0 9 13 15.43 1.714	86 Tyler Webb, L (5, 1) ERA: 8.44	2.1 L 10 3 4 4 0 1 0 0 0 0 0 9 13 15.43 1.714	92 Conor Mullee, R (7, 1) ERA: 3.86	1.1 L 6 2 0 0 3 0 0 0 0 0 1 14 15 0.00 1.500	<b>PITCHER</b>	IP WLS BF H R ER SO BB IBB HBP BLK WP HR S P ERA WHIP	99 Dustin Mollen, R (8, 1) ERA: 7.36	1.0 L 4 1 0 0 2 0 0 0 0 0 0 8 8 0.00 1.000	86 Warwick Saupold, R (9, 1) ERA: 2.25	1.0 L 7 2 2 1 1 1 0 0 0 0 0 8 12 9.00 3.000							

New York Yankees @ Detroit Tigers  
Joker Marchant Stadium, Lakeland, FL  
Thu Mar 31 2016, 1:06 PM - 4:01 PM EDT  
Att: 7,557 - Partly Cloudy - 82 F

AB 33  
R 10  
H 11  
RBI 9  
BB 3  
SO 7  
LOB 11

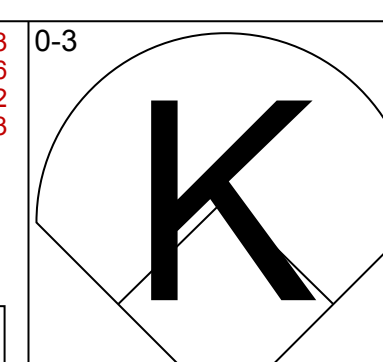
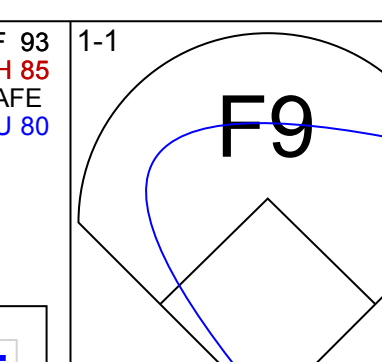
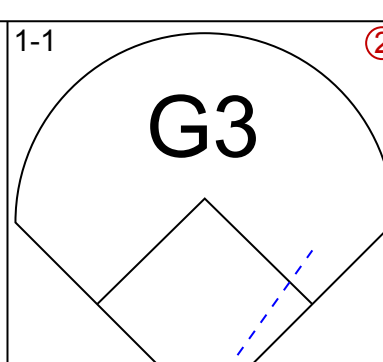
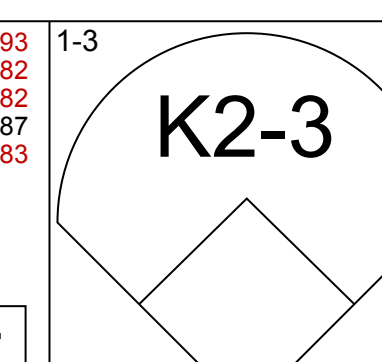
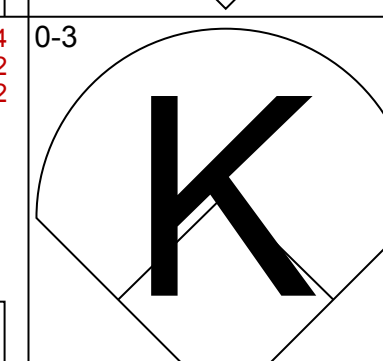
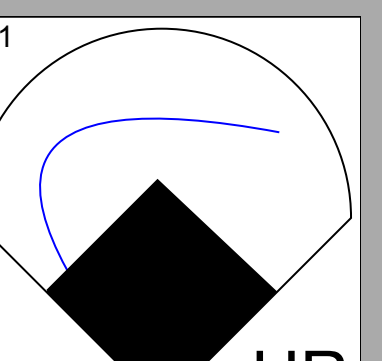
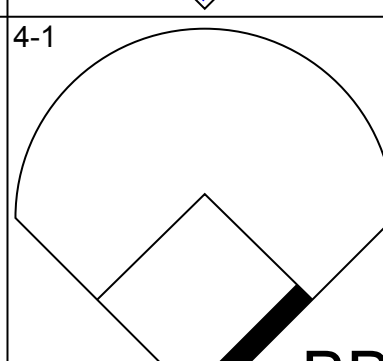
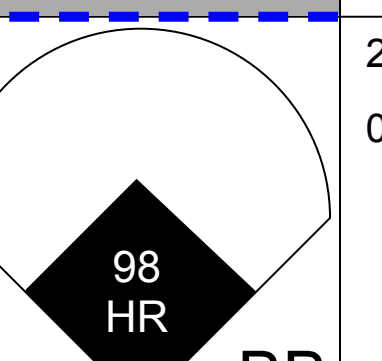
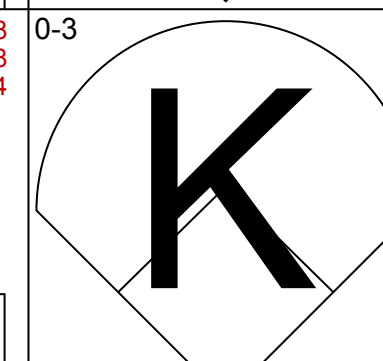
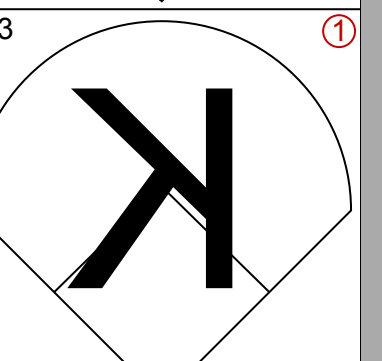
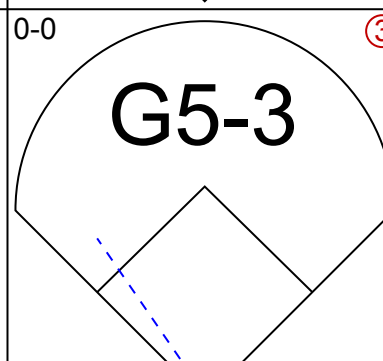
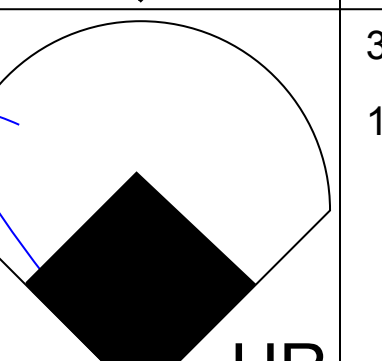
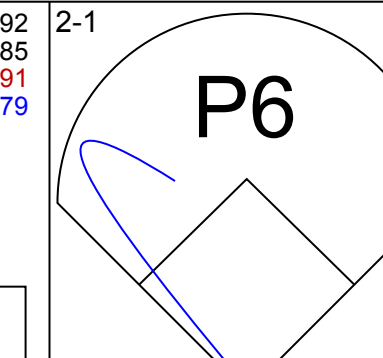
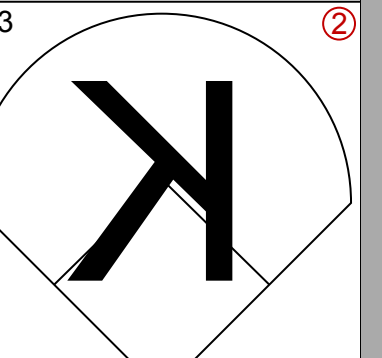
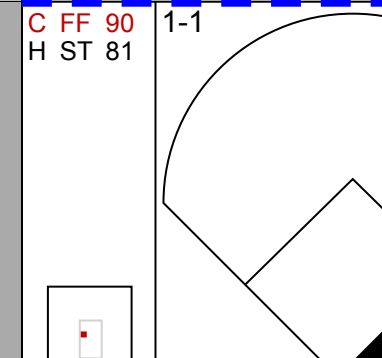
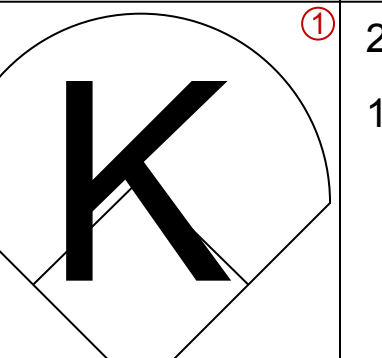
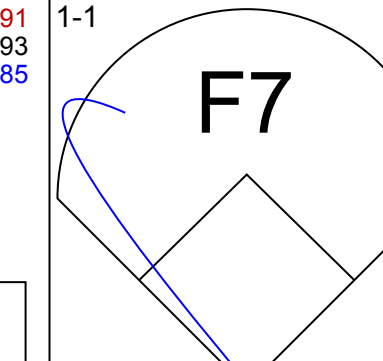
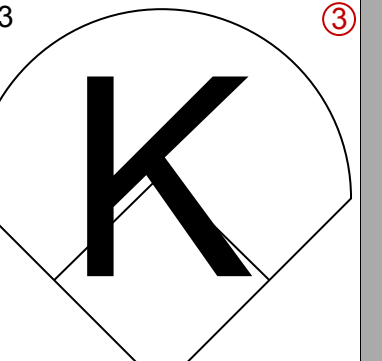
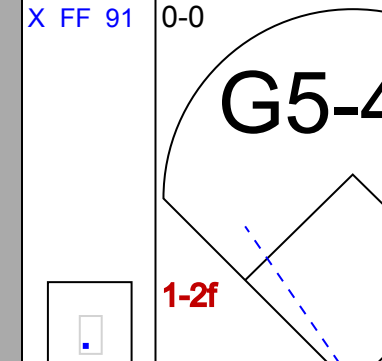
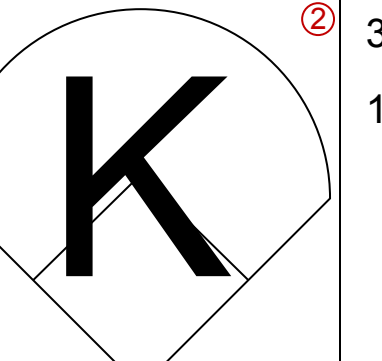
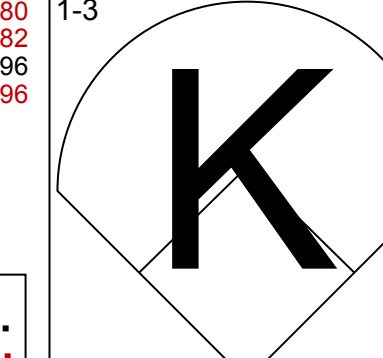
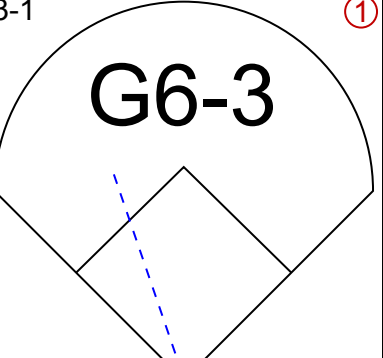
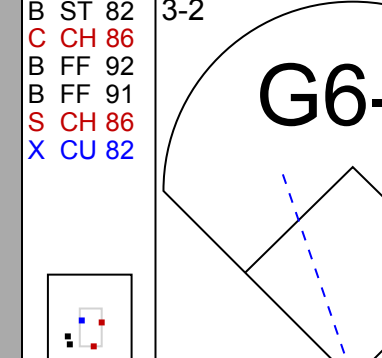
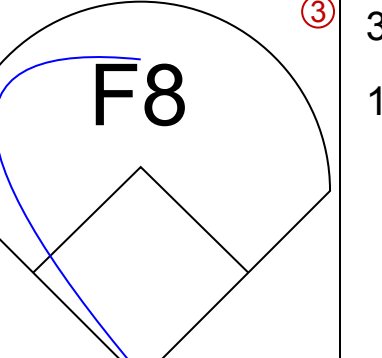
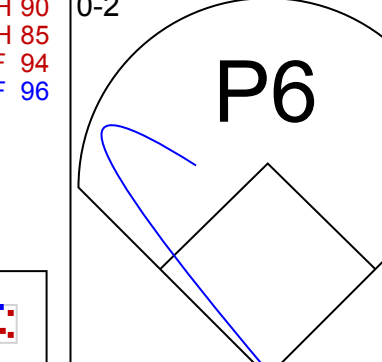
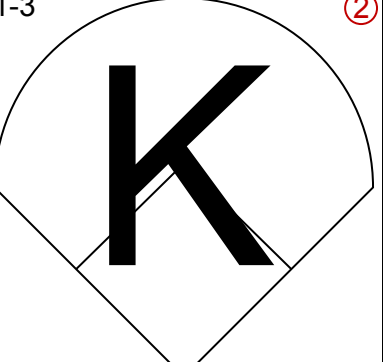
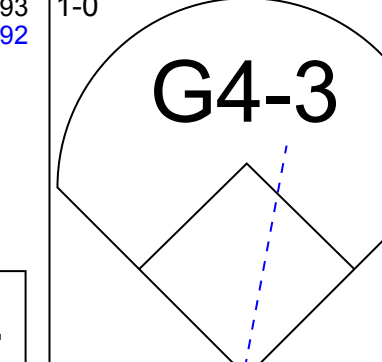
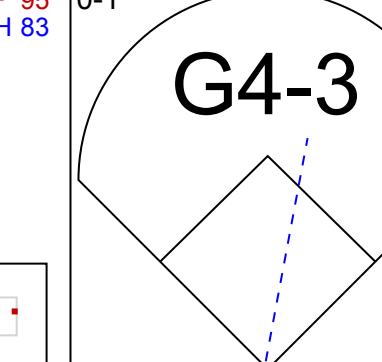
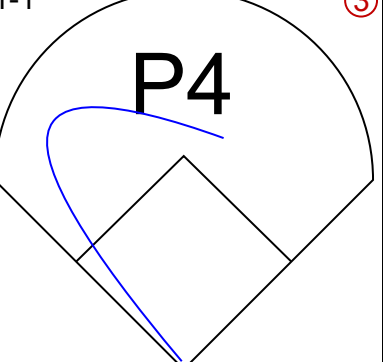
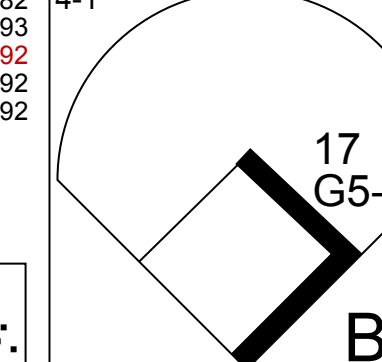
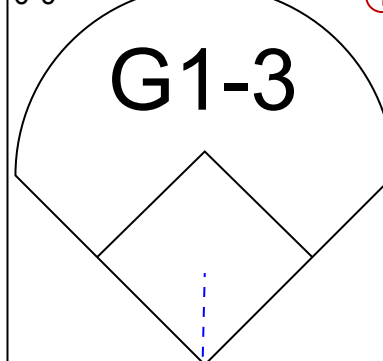
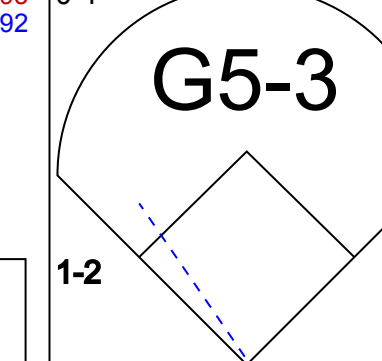




Batter	1	2	3	4	5	6	7	8	9	AB	R	H	RBI	BB	SO	LOB	TOP										
13 Matt Carpenter, L (1,5) OBP: 0.216, SLG: 0.292 28 Tommy Pham, R (5,8) OBP: 0.382, SLG: 0.532										3	0	0	0	0	1	1	<b>St. Louis Cardinals @ New York Yankees</b> George M. Steinbrenner Field, Tampa, FL Thu Mar 31 2016, 1:09 PM - 3:40 PM EDT Att: 10,069 - Partly Cloudy - 81 F <a href="http://livebaseballscorecards.com">livebaseballscorecards.com</a>										
16 Kolten Wong, L (1,4) OBP: 0.333, SLG: 0.391 87 Jacob Wilson, R (5,5) OBP: 0.278, SLG: 0.313										3	1	1	0	0	1	0											
7 Matt Holliday, R (1,3) OBP: 0.393, SLG: 0.444 91 Jeremy Hazelbaker, L (4,7) OBP: 0.573, SLG: 0.543										2	0	0	0	0	0	0											
15 Randal Grichuk, R (1,8) OBP: 0.360, SLG: 0.565 26 Seungwan Oh, R (5,1) OBP: 0.340, SLG: 0.479										2	0	0	0	0	1	0											
37 Brandon Moss, L (1,7) OBP: 0.300, SLG: 0.468 3 Jedd Gyorko, R (5,6) OBP: 0.212, SLG: 0.255										2	1	1	1	0	1	1											
55 Stephen Piscotty, R (1,9) OBP: 0.404, SLG: 0.471 38 Carlos Peguero, L (4,9) OBP: 0.344, SLG: 0.586										2	2	2	2	0	0	0											
4 Yadier Molina, R (1,2) OBP: 0.333, SLG: 0.333 30 Jonathan Broxton, R (6,1) OBP: 0.320, SLG: 0.304										3	0	1	0	0	1	0											
67 Matt Bowman, R (7,1) OBP: 0.320, SLG: 0.304 70 Tyler Lyons, L (8,1) OBP: 0.276, SLG: 0.125										1	0	0	0	0	0	1											
19 Rubén Tejada, R (1,6) OBP: 0.293, SLG: 0.450 35 Greg Garcia, L (2,6) OBP: 0.320, SLG: 0.283										3	1	1	0	0	0	2											
8 Mike Leake, R (1,1) OBP: 0.500, SLG: 0.333 33 Brayan Peña, S (5,PH) OBP: 0.320, SLG: 0.304										1	0	0	0	0	0	0											
59 Eric Fryer, R (9,2) OBP: 0.276, SLG: 0.125										0	0	0	0	0	0	0											
<b>Inning Stats</b>	R: 0 E: 0 K: 1 S: 5	H: 0 LOB: 0 BB: 0 P: 5	R: 1 E: 1 K: 1 S: 8	H: 2 LOB: 1 BB: 0 P: 10	R: 0 E: 0 K: 1 S: 5	H: 0 LOB: 0 BB: 0 P: 5	R: 2 E: 0 K: 0 S: 7	H: 2 LOB: 0 BB: 0 P: 10	R: 3 E: 0 K: 1 S: 10	H: 3 LOB: 0 BB: 0 P: 13	R: 0 E: 0 K: 2 S: 7	H: 0 LOB: 0 BB: 0 P: 7	R: 3 E: 1 K: 0 S: 7	H: 4 LOB: 2 BB: 1 P: 12	R: 0 E: 0 K: 0 S: 2	H: 0 LOB: 0 BB: 1 P: 6	R: 0 E: 0 K: 2 S: 7	H: 0 LOB: 0 BB: 0 P: 7	1B: 6 2B: 0 3B: 0 HR: 5	SF: 0 SAC: 0 DP: 1 HBP: 0	WP: 0 PB: 0 SB: 1 CS: 1	PA: 39					
<b>PITCHER</b>	IP	WLS	BF	H	R	ER	SO	BB	IBB	HBP	BLK	WP	HR	S	P	ERA	WHIP										
35 Michael Pineda, R (1,1) ERA: 4.5	5.0	L	22	7	6	6	4	0	0	0	0	0	4	35	43	10.80	1.400										
54 Aroldis Chapman, L (6,1) ERA: 2.94	1.0		3	0	0	0	2	0	0	0	0	0	0	7	7	0.00	0.000										
41 Anthony Swarzak, R (7,1) ERA: 7.0	0.2		7	4	3	3	0	1	0	0	0	0	1	6	11	40.50	7.500										
Branden Pinder, R (7,1) ERA: 1.17	1.1		4	0	0	0	0	1	0	0	0	0	0	3	7	0.00	0.750										
80 Matt Tracy, L (9,1) ERA: 9.0	1.0		3	0	0	0	2	0	0	0	0	0	0	7	7	0.00	0.000										

Batter	1	2	3	4	5	6	7	8	9	AB	R	H	RBI	BB	SO	LOB	BOTTOM										
31 Aaron Hicks, S (1,8) OBP: 0.346, SLG: 0.532 Ben Gamel, L (6,8) OBP: 0.259, SLG: 0.240										2	0	1	0	0	1	0	<b>St. Louis Cardinals @ New York Yankees</b> George M. Steinbrenner Field, Tampa, FL Thu Mar 31 2016, 1:09 PM - 3:40 PM EDT Att: 10,069 - Partly Cloudy - 81 F <a href="http://livebaseballscorecards.com">livebaseballscorecards.com</a>										
36 Carlos Beltrán, S (1,9) OBP: 0.333, SLG: 0.395 96 Mark Payton, L (7,FR) OBP: 0.333, SLG: 0.200										3	0	1	0	0	1	0											
13 Alex Rodriguez, R (1,10) OBP: 0.333, SLG: 0.341 17 Carlos Corporán, S (9,PH) OBP: 0.219, SLG: 0.200										3	0	0	0	0	2	1											
25 Mark Teixeira, S (1,3) OBP: 0.250, SLG: 0.239 60 Chris Gittens, R (8,3)										3	0	0	0	0	1	2											
34 Brian McCann, L (1,2) OBP: 0.385, SLG: 0.459 70 Eddy Rodríguez, R (7,2) OBP: 0.154, SLG: 0.308										2	0	1	0	0	1	0											
12 Chase Headley, S (1,5) OBP: 0.280, SLG: 0.298 97 Billy Fleming, R (8,FR) OBP: 1.000, SLG: 3.000										3	0	0	0	0	1	2											
29 Dustin Ackley, L (1,4) OBP: 0.311, SLG: 0.409 26 Donovan Solano, R (8,4) OBP: 0.250, SLG: 0.375										2	0	0	0	0	1	0											
17 Ronald Torreyes, R (1,6) OBP: 0.308, SLG: 0.342 78 Jonathan Diaz, R (8,6) OBP: 0.421, SLG: 0.385										0	0	0	0	1	0	0											
79 César Puello, R (1,7) OBP: 0.378, SLG: 0.515 98 Lane Adams, R (8,7) OBP: 0.368, SLG: 0.286										2	0	0	0	0	0	0											
<b>Inning Stats</b>	R: 0 E: 0 K: 1 S: 5	H: 1 LOB: 0 BB: 0 P: 5	R: 0 E: 0 K: 1 S: 5	H: 1 LOB: 0 BB: 0 P: 5	R: 0 E: 0 K: 2 S: 7	H: 0 LOB: 0 BB: 0 P: 7	R: 0 E: 0 K: 1 S: 5	H: 0 LOB: 0 BB: 0 P: 5	R: 0 E: 0 K: 1 S: 5	H: 0 LOB: 0 BB: 0 P: 5	R: 0 E: 0 K: 0 S: 3	H: 0 LOB: 0 BB: 0 P: 3	R: 0 E: 0 K: 0 S: 4	H: 1 LOB: 2 BB: 0 P: 5	R: 0 E: 0 K: 2 S: 9	H: 1 LOB: 2 BB: 1 P: 13		R: 0 E: 0 K: 2 S: 7	H: 0 LOB: 0 BB: 0 P: 7	1B: 3 2B: 1 3B: 0 HR: 0	SF: 1 SAC: 0 DP: 2 HBP: 0	WP: 1 PB: 0 SB: 0 CS: 0	PA: 31				
<b>PITCHER</b>	IP	WLS	BF	H	R	ER	SO	BB	IBB	HBP	BLK	WP	HR	S	P	ERA	WHIP										
8 Mike Leake, R (1,1) ERA: 2.25	4.0	W	12	2	0	0	5	0	0	0	0	0	0	5	5	0.00	0.500										
26 Seungwan Oh, R (5,1) ERA: 1.86	1.0		3	0	0	0	1	0	0	0	0	0	0	3	3	0.00	0.000										
30 Jonathan Broxton, R (6,1) ERA: 1.8	1.0		3	0	0	0	0	0	0	0	0	0	0	3	3	0.00	0.000										
67 Matt Bowman, R (7,1) ERA: 7.0	1.0		4	1	0	0	0	0	0	0	0	0	0	4	5	0.00	1.000										
70 Tyler Lyons, L (8,1) ERA: 4.97	1.0		6	1	1	1	2	1	0	0	0	1	0	9	13	9.00	2.000										
<b>PITCHER</b>	IP	WLS	BF	H	R	ER	SO	BB	IBB	HBP	BLK	WP	HR	S	P	ERA	WHIP										
46 Kevin Siegrist, L (9,1) ERA: 2.0	1.0		3	0	0	0	2	0	0	0	0	0	0	7	7	0.00	0.000										

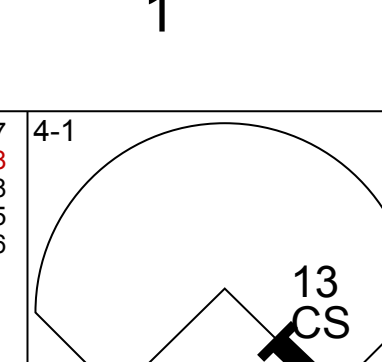
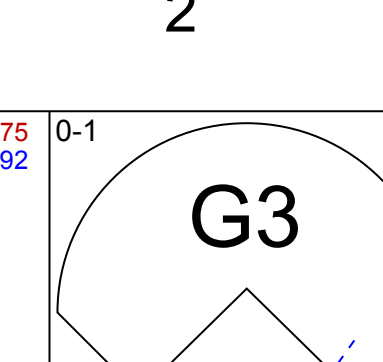
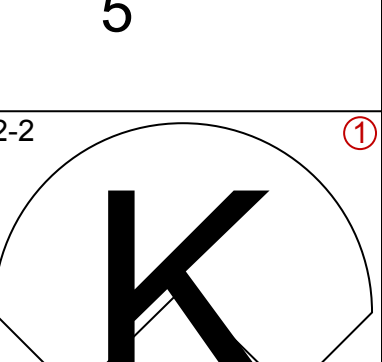
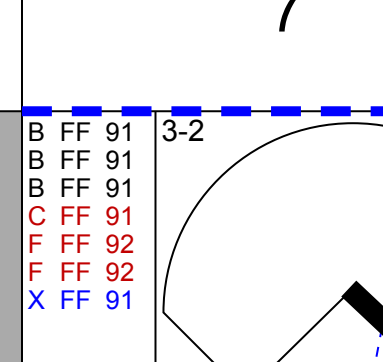

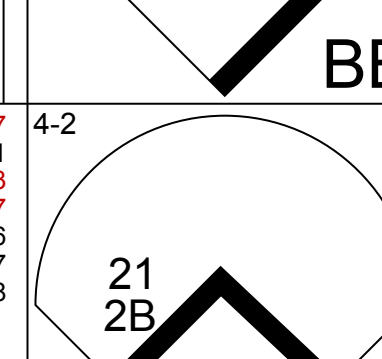
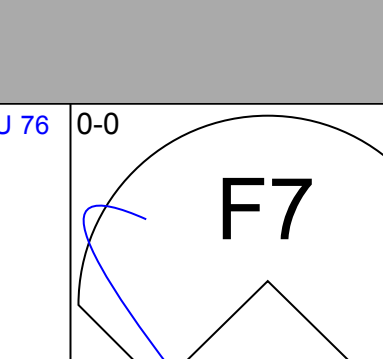
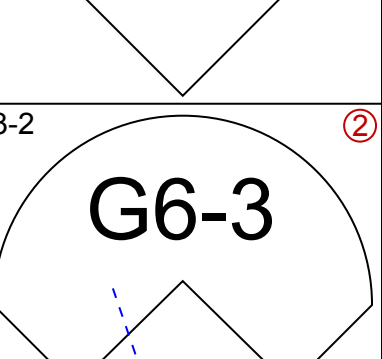
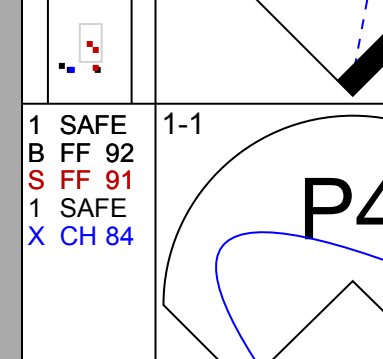
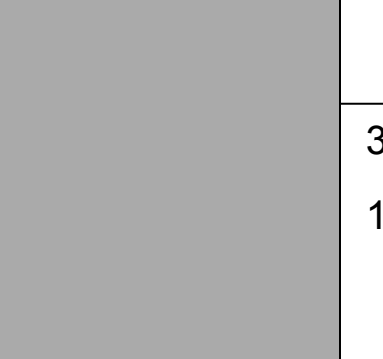

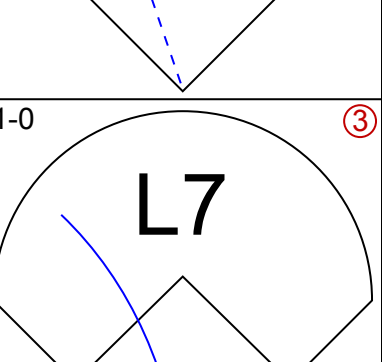
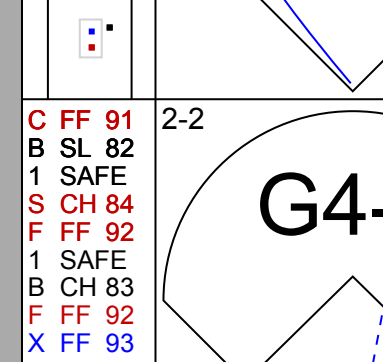
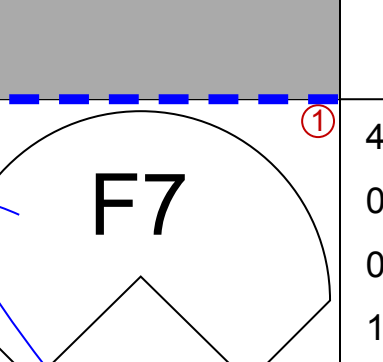
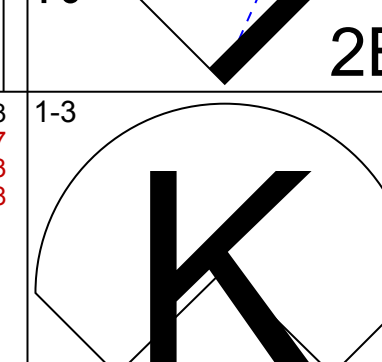
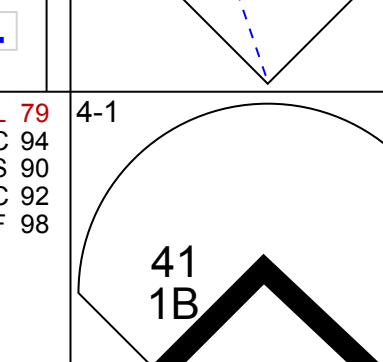
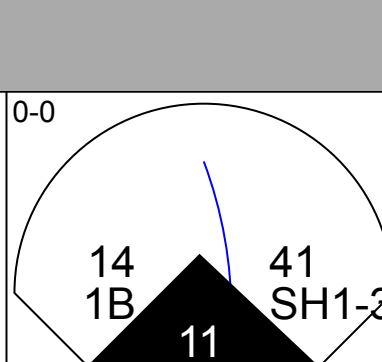
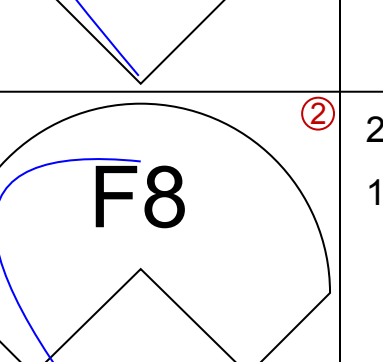
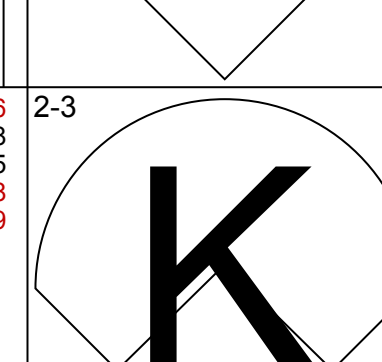
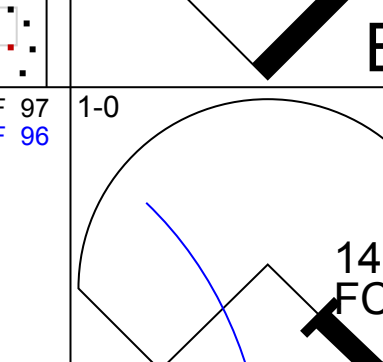
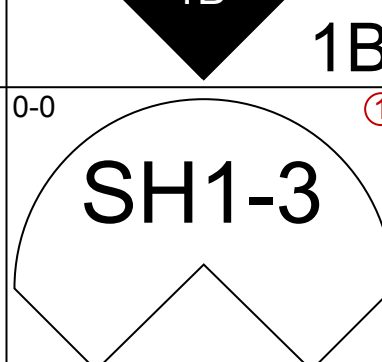
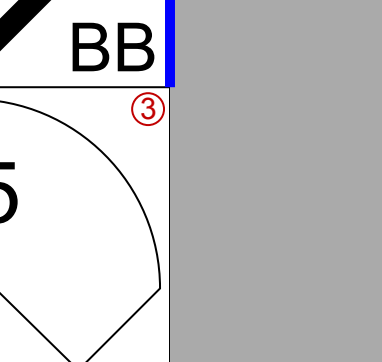
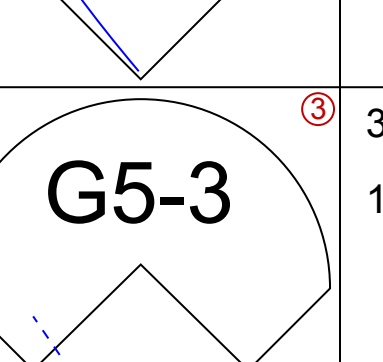
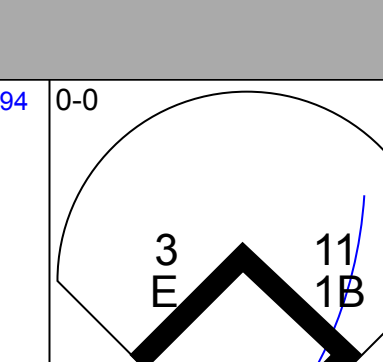
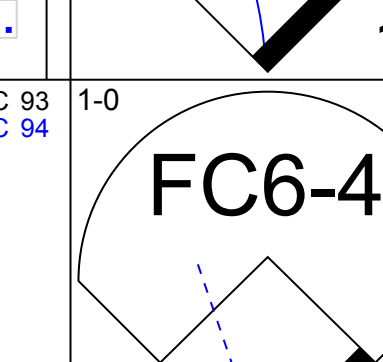
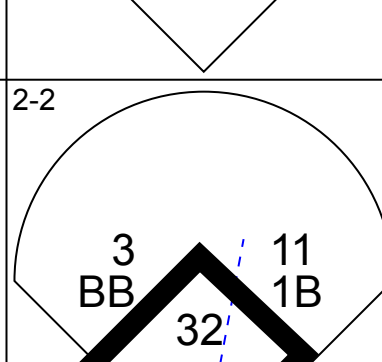
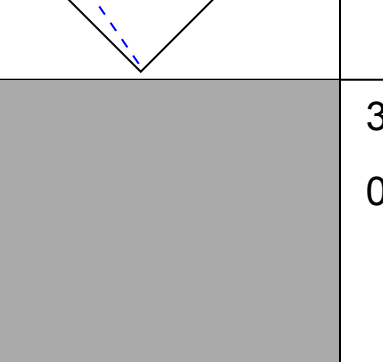
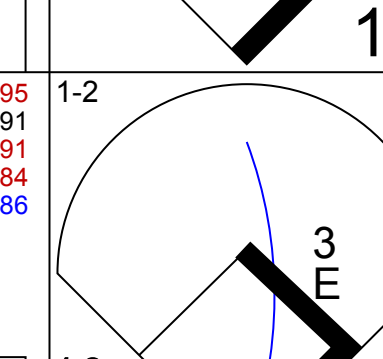
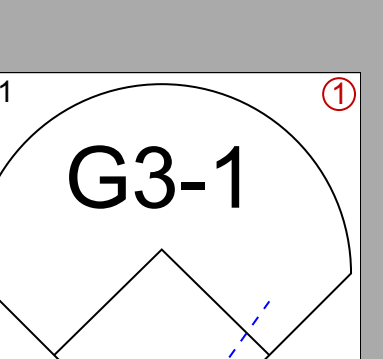
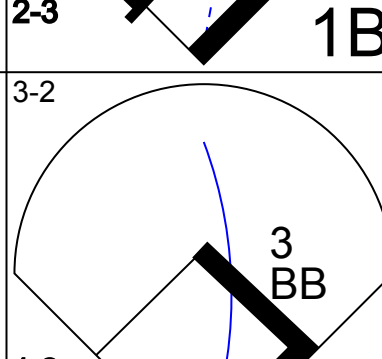

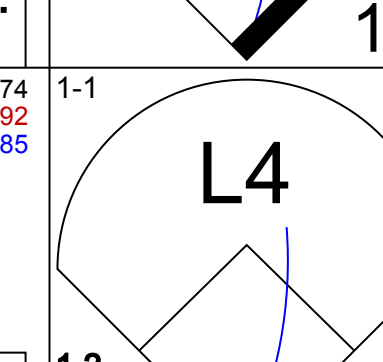
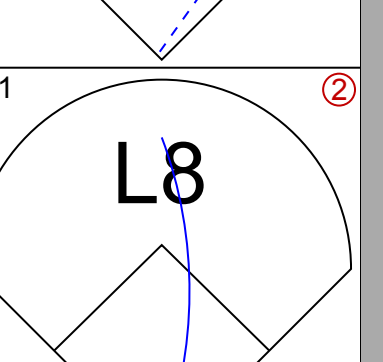
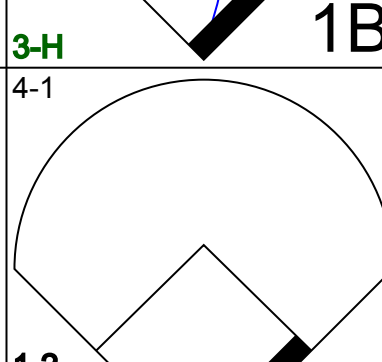

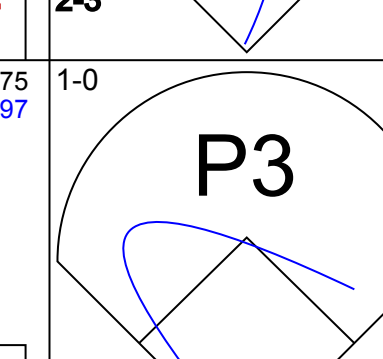
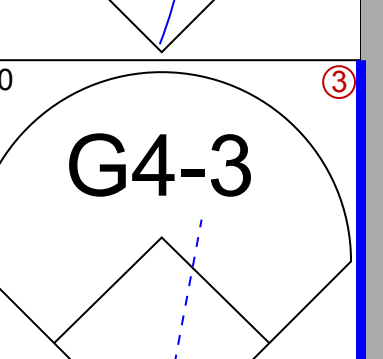
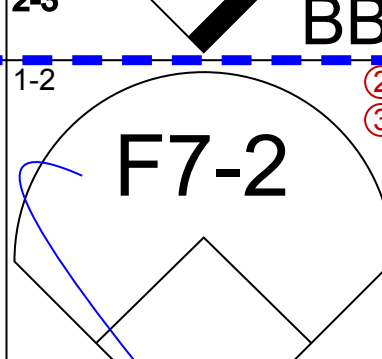



Batter	1	2	3	4	5	6	7	8	9	AB	R	H	RBI	BB	SO	LOB	TOP			
22 Jacoby Ellsbury, L (1.8) OBP: 0.205, SLG: 0.263 Ben Gamel, L (6.8) OBP: 0.250, SLG: 0.231										3	0	0	0	0	1	1				
11 Brett Gardner, L (1.7) OBP: 0.303, SLG: 0.516 31 Aaron Hicks, S (6.7) OBP: 0.358, SLG: 0.532										2	1	1	1	1	1	0				
13 Alex Rodriguez, R (1.10) OBP: 0.314, SLG: 0.319 98 Lane Adams, R (9. PH) OBP: 0.400, SLG: 0.533 (9.10)										3	0	0	0	0	2	1				
25 Mark Teixeira, S (1.3) OBP: 0.255, SLG: 0.229 29 Dustin Ackley, L (7.3) OBP: 0.304, SLG: 0.400										2	0	0	0	0	1	0				
36 Carlos Beltrán, S (1.9) OBP: 0.273, SLG: 0.366 79 César Puello, R (7.9) OBP: 0.368, SLG: 0.500										3	0	0	0	0	1	1				
14 Starlin Castro, R (1.4) OBP: 0.388, SLG: 0.596 26 Donovan Solano, R (7.4) OBP: 0.222, SLG: 0.333										3	0	0	0	0	1	0				
18 Didi Gregorius, L (1.6) OBP: 0.292, SLG: 0.311 27 Pete Kozma, R (8.6) OBP: 0.242, SLG: 0.258										3	0	0	0	0	1	0				
43 Austin Romine, R (1.2) OBP: 0.308, SLG: 0.474 78 Jonathan Diaz, R (8. PR) OBP: 0.421, SLG: 0.385 (8.5)										2	0	0	0	1	0	0				
17 Ronald Torreyes, R (1.5) OBP: 0.310, SLG: 0.341 70 Eddy Rodríguez, R (8.2) OBP: 0.154, SLG: 0.308										3	0	1	0	0	0	1				
<b>Inning Stats</b>	R: 0 H: 0 K: 3 S: 10	H: 0 LOB: 0 BB: 0 P: 10	R: 0 H: 0 K: 1 S: 7	H: 0 LOB: 0 BB: 0 P: 11	R: 0 H: 1 K: 0 S: 11	H: 1 LOB: 1 BB: 0 P: 12	R: 1 H: 1 K: 3 S: 13	H: 1 LOB: 0 BB: 0 P: 17	R: 0 H: 0 K: 0 S: 5	H: 0 LOB: 1 BB: 1 P: 10	R: 0 H: 0 K: 0 S: 5	H: 0 LOB: 0 BB: 0 P: 9	R: 0 H: 0 K: 1 S: 8	H: 0 LOB: 1 BB: 1 P: 14	R: 2 H: 1 K: 2 S: 14	H: 1 LOB: 0 BB: 1 P: 23	1B: 1 2B: 0 3B: 0 HR: 2	SF: 0 SAC: 0 DP: 1 HBP: 1	WP: 0 PB: 0 SB: 0 CS: 0	PA: 33
<b>PITCHER</b>	IP WLS BF H R ER SO BB IBB HBP BLK WP HR S P ERA WHIP	IP WLS BF H R ER SO BB IBB HBP BLK WP HR S P ERA WHIP	IP WLS BF H R ER SO BB IBB HBP BLK WP HR S P ERA WHIP	IP WLS BF H R ER SO BB IBB HBP BLK WP HR S P ERA WHIP	IP WLS BF H R ER SO BB IBB HBP BLK WP HR S P ERA WHIP	IP WLS BF H R ER SO BB IBB HBP BLK WP HR S P ERA WHIP	IP WLS BF H R ER SO BB IBB HBP BLK WP HR S P ERA WHIP	IP WLS BF H R ER SO BB IBB HBP BLK WP HR S P ERA WHIP	IP WLS BF H R ER SO BB IBB HBP BLK WP HR S P ERA WHIP	IP WLS BF H R ER SO BB IBB HBP BLK WP HR S P ERA WHIP	IP WLS BF H R ER SO BB IBB HBP BLK WP HR S P ERA WHIP	IP WLS BF H R ER SO BB IBB HBP BLK WP HR S P ERA WHIP	IP WLS BF H R ER SO BB IBB HBP BLK WP HR S P ERA WHIP	IP WLS BF H R ER SO BB IBB HBP BLK WP HR S P ERA WHIP	IP WLS BF H R ER SO BB IBB HBP BLK WP HR S P ERA WHIP	IP WLS BF H R ER SO BB IBB HBP BLK WP HR S P ERA WHIP	IP WLS BF H R ER SO BB IBB HBP BLK WP HR S P ERA WHIP	IP WLS BF H R ER SO BB IBB HBP BLK WP HR S P ERA WHIP	IP WLS BF H R ER SO BB IBB HBP BLK WP HR S P ERA WHIP	IP WLS BF H R ER SO BB IBB HBP BLK WP HR S P ERA WHIP

New York Yankees @ Miami Marlins  
Marlins Park, Miami, FL  
Fri Apr 01 2016, 7:12 PM - 9:50 PM EDT  
Att: 12,819 - Clear - 82 F

AB 29  
R 3  
H 3  
RBI 3  
BB 3  
SO 11  
LOB 5



Batter	1	2	3	4	5	6	7	8	9	AB	R	H	RBI	BB	SO	LOB	BOTTOM			
9 Dee Strange-Gordon, L (1.4) OBP: 0.328, SLG: 0.389 1 Robert Andino, R (8.4) OBP: 0.406, SLG: 0.379										3	0	1	0	1	1	2				
13 Marcell Ozuna, R (1.8) OBP: 0.380, SLG: 0.591 48 Adrian Nieto, S (8.2) OBP: 0.200, SLG: 0.077										3	0	0	0	1	0	1				
21 Christian Yelich, L (1.7) OBP: 0.226, SLG: 0.240 57 Bryan Morris, L (8.1) OBP: 0.296, SLG: 0.300										4	0	1	0	0	0	1				
27 Giancarlo Stanton, R (1.9) OBP: 0.395, SLG: 0.517 53 Xavier Scruggs, R (7. PR) OBP: 0.129, SLG: 0.172 (8.9)										2	1	1	0	2	1	2				
41 Justin Bour, L (1.3) OBP: 0.244, SLG: 0.214 73 Austin Nola, R (9.5) OBP: 0.379, SLG: 0.481										3	0	1	0	0	1	4				
14 Martín Prado, R (1.5) OBP: 0.280, SLG: 0.277 19 Miguel Rojas, R (8.6) OBP: 0.382, SLG: 0.364										3	0	2	0	0	0	2				
11 J.T. Realmuto, R (1.2) OBP: 0.391, SLG: 0.372 28 Cole Gillespie, R (8.8) OBP: 0.444, SLG: 0.394										3	0	2	1	0	0	0				
3 Adeiny Hechavarria, R (1.6) OBP: 0.391, SLG: 0.444 31 Don Kelly, L (8.3) OBP: 0.357, SLG: 0.280										2	0	0	0	1	0	2				
José Fernández, R (1.1) OBP: 0.290, SLG: 0.250 51 Ichiro Suzuki, L (4. PR) OBP: 0.276, SLG: 0.222 (5.1) 17 Craig Breslow, L (8.1) OBP: 0.296, SLG: 0.300 (8.1) 82 Cody Ege, L (8.1) OBP: 0.296, SLG: 0.300 (8.1) 32 Derek Dietrich, L (8. PH) OBP: 0.296, SLG: 0.300 (8.1) 52 Brad Hand, L (7.1) OBP: 0.296, SLG: 0.300 (8.1) 12 Chris Johnson, R (8.7) OBP: 0.296, SLG: 0.300 (8.1)										1	0	0	0	0	0	2				
<b>Inning Stats</b>	R: 0 H: 1 K: 2 S: 11	H: 2 LOB: 2 BB: 0 P: 22	R: 0 H: 0 K: 0 S: 10	H: 2 LOB: 0 BB: 0 P: 13	R: 0 H: 1 K: 0 S: 7	H: 1 LOB: 1 BB: 1 P: 13	R: 0 H: 0 K: 0 S: 5	H: 0 LOB: 0 BB: 0 P: 7	R: 0 H: 3 K: 0 S: 15	H: 3 LOB: 2 BB: 1 P: 25	R: 0 H: 1 K: 0 S: 16	H: 1 LOB: 2 BB: 1 P: 27	R: 0 H: 0 K: 1 S: 13	H: 2 LOB: 2 BB: 1 P: 22	R: 0 H: 0 K: 0 S: 9	H: 0 LOB: 0 BB: 0 P: 12	1B: 9 2B: 2 3B: 0 HR: 0	SF: 1 SAC: 1 DP: 1 HBP: 0	WP: 0 PB: 0 SB: 0 CS: 1	PA: 41
<b>PITCHER</b>	IP WLS BF H R ER SO BB IBB HBP BLK WP HR S P ERA WHIP	IP WLS BF H R ER SO BB IBB HBP BLK WP HR S P ERA WHIP	IP WLS BF H R ER SO BB IBB HBP BLK WP HR S P ERA WHIP	IP WLS BF H R ER SO BB IBB HBP BLK WP HR S P ERA WHIP	IP WLS BF H R ER SO BB IBB HBP BLK WP HR S P ERA WHIP	IP WLS BF H R ER SO BB IBB HBP BLK WP HR S P ERA WHIP	IP WLS BF H R ER SO BB IBB HBP BLK WP HR S P ERA WHIP	IP WLS BF H R ER SO BB IBB HBP BLK WP HR S P ERA WHIP	IP WLS BF H R ER SO BB IBB HBP BLK WP HR S P ERA WHIP	IP WLS BF H R ER SO BB IBB HBP BLK WP HR S P ERA WHIP	IP WLS BF H R ER SO BB IBB HBP BLK WP HR S P ERA WHIP	IP WLS BF H R ER SO BB IBB HBP BLK WP HR S P ERA WHIP	IP WLS BF H R ER SO BB IBB HBP BLK WP HR S P ERA WHIP	IP WLS BF H R ER SO BB IBB HBP BLK WP HR S P ERA WHIP	IP WLS BF H R ER SO BB IBB HBP BLK WP HR S P ERA WHIP	IP WLS BF H R ER SO BB IBB HBP BLK WP HR S P ERA WHIP	IP WLS BF H R ER SO BB IBB HBP BLK WP HR S P ERA WHIP	IP WLS BF H R ER SO BB IBB HBP BLK WP HR S P ERA WHIP	IP WLS BF H R ER SO BB IBB HBP BLK WP HR S P ERA WHIP	IP WLS BF H R ER SO BB IBB HBP BLK WP HR S P ERA WHIP

New York Yankees @ Miami Marlins  
Marlins Park, Miami, FL  
Fri Apr 01 2016, 7:12 PM - 9:50 PM EDT  
Att: 12,819 - Clear - 82 F

AB 33  
R 2  
H 10  
RBI 2  
BB 6  
SO 4  
LOB 23





Batter	1	2	3	4	5	6	7	8	9	AB	R	H	RBI	BB	SO	LOB	TOP			
22 Jacoby Ellsbury, L (1, 8) OBP: 0.244, SLG: 0.375 31 Aaron Hicks, S (4, 8) OBP: 0.345, SLG: 0.510 39 Kirby Yates, L (8, 1) 26 Johnny Barbatto, R (8, 1)										2	1	2	1	0	0	0	New York Yankees @ Miami Marlins Marlins Park, Miami, FL Sat Apr 02 2016, 1:12 PM - 3:42 PM EDT Att: 13,499 - Roof Closed - 76 F			
11 Brett Gardner, L (1, 7) OBP: 0.314, SLG: 0.500 Ben Gamel, L (4, 7)										1	0	0	0	1	0	1				
13 Alex Rodriguez, R (1, 10) OBP: 0.373, SLG: 0.506 79 César Puello, P (6, PH) OBP: 0.350, SLG: 0.472										2	0	0	0	0	1	2				
25 Mark Teixeira, S (1, 3) OBP: 0.246, SLG: 0.220 29 Dustin Ackley, L (4, 3)										2	0	0	0	0	0	1				
34 Brian McCann, L (1, 2) OBP: 0.366, SLG: 0.436 70 Eddy Rodríguez, R (6, 2)										2	0	0	0	0	0	1				
36 Carlos Beltrán, S (1, 9) OBP: 0.281, SLG: 0.349 98 Lane Adams, R (4, 9)										2	0	0	0	0	0	0				
14 Starlin Castro, R (1, 4) OBP: 0.280, SLG: 0.298 78 Jonathan Díaz, R (5, 4)										2	0	0	0	0	0	0				
18 Didi Gregorius, L (1, 6) OBP: 0.280, SLG: 0.298 27 Pete Kozma, R (5, 6)										2	0	0	0	0	0	0				
17 Ronald Torreyes, R (1, 5) OBP: 0.295, SLG: 0.326 26 Donovan Solano, R (5, 5)										2	0	0	0	0	0	1				
Inning Stats	R: 1 E: 0 K: 0 S: 8	H: 1 LOB: 1 BB: 1 P: 18	R: 0 E: 0 K: 0 S: 7	H: 0 LOB: 0 BB: 0 P: 10	R: 0 E: 0 K: 2 S: 13	H: 1 LOB: 1 BB: 0 P: 17	R: 0 E: 0 K: 0 S: 9	H: 0 LOB: 0 BB: 0 P: 16	R: 0 E: 0 K: 3 S: 11	H: 0 LOB: 0 BB: 0 P: 16	R: 0 E: 0 K: 1 S: 9	H: 0 LOB: 0 BB: 0 P: 15	R: 0 E: 1 K: 0 S: 9	H: 1 LOB: 2 BB: 0 P: 15	R: 0 E: 0 K: 0 S: 11	H: 1 LOB: 0 BB: 0 P: 16		1B: 3 2B: 0 3B: 0 HR: 1	SF: 0 SAC: 0 DP: 0 HBP: 0	WP: 0 PB: 0 SB: 0 CS: 0
PITCHER	IP: 1.2 WLS: 1 BF: 7 ERA: 5.83	H: 1 R: 1 ER: 1 SO: 0	BB: 1 IBB: 0 HBP: 0 BLK: 0	WP: 0 HR: 1 S: 12 P: 25 ERA: 5.83 WHIP: 1.200	PITCHER	IP: 1.0 WLS: 3 BF: 3 ERA: 0.00	H: 0 R: 0 ER: 0 SO: 1	BB: 0 IBB: 0 HBP: 0 BLK: 0	WP: 0 HR: 0 S: 9 P: 15 ERA: 0.00 WHIP: 0.000	PITCHER	IP: 2.0 WLS: 9 BF: 2 ERA: 0.00	H: 0 R: 0 ER: 0 SO: 0	BB: 0 IBB: 0 HBP: 0 BLK: 0	WP: 0 HR: 0 S: 20 P: 31 ERA: 0.00 WHIP: 1.000	89 Drew Steckenrider, R (7, 1) ERA: 0.00	93 Jose Adames, R (8, 1) ERA: 0.00	82 Cody Ege, L (5, 1) ERA: 1.35	92 James Buckelew, L (6, 1) ERA: 0.00		
Batter	1	2	3	4	5	6	7	8	9	AB	R	H	RBI	BB	SO	LOB	BOTTOM			
9 Dee Strange-Gordon, L (1, 4) OBP: 0.328, SLG: 0.386 1 Robert Andino, R (6, 4)										3	1	1	0	0	1	0	New York Yankees @ Miami Marlins Marlins Park, Miami, FL Sat Apr 02 2016, 1:12 PM - 3:42 PM EDT Att: 13,499 - Roof Closed - 76 F			
13 Marcell Ozuna, R (1, 8) OBP: 0.377, SLG: 0.505 92 James Buckelew, L (6, 1)										2	1	0	0	1	1	0				
89 Drew Steckenrider, R (7, 1) 53 Xavier Scruggs, R (7, PH) 93 Jose Adames, R (8, 1)										1	0	0	0	0	0	1				
21 Christian Yelich, L (1, 7) 19 Miguel Rojas, R (6, 3)										2	0	0	0	0	0	3				
27 Giancarlo Stanton, R (1, 9) 51 Ichiro Suzuki, L (6, 9)										1	0	1	2	0	0	0				
14 Martín Prado, R (1, 5) 28 Cole Gillespie, R (6, 8)										2	0	0	0	0	2	2				
41 Justin Bour, L (1, 3) 32 Derek Dietrich, L (6, 5)										1	0	0	0	1	1	0				
11 J.T. Realmuto, R (1, 2) 6 Jeff Mathis, R (6, 2)										2	0	0	0	0	0	0				
3 Adeiny Hechavarria, R (1, 6) 73 Austin Nola, R (6, 6)										1	0	0	0	0	0	0				
33 Dustin McGowan, R (1, 1) 45 Chris Narveson, L (2, 1) 35 David Phelps, R (4, 1) 82 Cody Ege, L (5, 1) 12 Chas Johnson, R (5, PH)										0	0	0	0	0	0	0				
Inning Stats	R: 1 E: 0 K: 1 S: 10	H: 1 LOB: 1 BB: 1 P: 19	R: 0 E: 0 K: 2 S: 9	H: 1 LOB: 1 BB: 0 P: 12	R: 1 E: 1 K: 2 S: 17	H: 1 LOB: 1 BB: 0 P: 21	R: 0 E: 0 K: 0 S: 9	H: 0 LOB: 0 BB: 0 P: 12	R: 0 E: 0 K: 1 S: 6	H: 0 LOB: 0 BB: 0 P: 8	R: 0 E: 0 K: 1 S: 12	H: 0 LOB: 3 BB: 2 P: 26	R: 0 E: 0 K: 2 S: 10	H: 0 LOB: 1 BB: 1 P: 16	R: 0 E: 0 K: 1 S: 8	H: 0 LOB: 0 BB: 0 P: 13	1B: 3 2B: 0 3B: 0 HR: 0	SF: 1 SAC: 0 DP: 0 HBP: 1	WP: 0 PB: 0 SB: 0 CS: 0	PA: 33
PITCHER	IP: 5.0 WLS: 4 BF: 20 ERA: 3.38	H: 3 R: 2 ER: 1 SO: 6	BB: 1 IBB: 0 HBP: 1 BLK: 0	WP: 0 HR: 0 S: 51 P: 72 ERA: 1.80 WHIP: 0.800	PITCHER	IP: 0.2 WLS: 2 BF: 2 ERA: 1.64	H: 0 R: 0 ER: 0 SO: 1	BB: 0 IBB: 0 HBP: 0 BLK: 0	WP: 0 HR: 0 S: 7 P: 11 ERA: 0.00 WHIP: 0.000	PITCHER	IP: 1.0 WLS: 6 BF: 6 ERA: 2.45	H: 0 R: 0 ER: 0 SO: 1	BB: 0 IBB: 0 HBP: 0 BLK: 0	WP: 0 HR: 0 S: 12 P: 26 ERA: 0.00 WHIP: 2.000	PITCHER	IP: 0.2 WLS: 3 BF: 3 ERA: 2.84	H: 0 R: 0 ER: 0 SO: 1	BB: 0 IBB: 0 HBP: 0 BLK: 0	WP: 0 HR: 0 S: 4 P: 7 ERA: 0.00 WHIP: 0.000	



Batter	1	2	3	4	5	6	7	8	9	AB	R	H	RBI	BB	SO	LOB	TOP										
27 Jose Altuve, R OBP: 0.400, SLG: 0.500	G6-3			FC5-4 1B		G6-3		BB E	L7	4	2	1	0	1	0	0											
4 George Springer, R OBP: 0.200, SLG: 0.200	F8			FC5-4 1B		G1-3		F7	K	5	0	1	0	0	0	1											
1 Carlos Correa, R OBP: 0.250, SLG: 1.000	K			FC5-4 G4-3 2B				E1 18 1B		4	2	1	2	0	1	1											
28 Colby Rasmus, L		G4-3		G4-3				BB 18 1B		2	1	0	0	2	0	1											
30 Carlos Gómez, R			K	K				BB		4	0	0	0	0	3	4											
18 Luis Valbuena, L OBP: 0.250, SLG: 0.250						G4-3				4	0	1	2	0	0	0											
20 Preston Tucker, L 13 Tyler White, R OBP: 1.000, SLG: 1.000			L7					1B		2	0	1	0	0	0	0											
9 Marwin Gonzalez, S			G3					HBP		1	0	1	0	0	0	0											
15 Jason Castro, L			F7			G1-3				4	0	0	0	0	2	2											
<b>Inning Stats</b>	R: 0 E: 0 K: 1 S: 9	H: 0 LOB: 0 BB: 0 P: 12	R: 0 E: 0 K: 1 S: 9	H: 0 LOB: 0 BB: 0 P: 15	R: 0 E: 0 K: 0 S: 6	H: 0 LOB: 0 BB: 0 P: 10	R: 1 E: 0 K: 1 S: 10	H: 2 LOB: 1 BB: 0 P: 21	R: 0 E: 0 K: 1 S: 9	H: 1 LOB: 1 BB: 0 P: 13	R: 1 E: 0 K: 0 S: 10	H: 1 LOB: 1 BB: 1 P: 18	R: 0 E: 0 K: 2 S: 15	H: 1 LOB: 1 BB: 0 P: 24	R: 3 E: 0 K: 2 S: 19	H: 1 LOB: 2 BB: 3 P: 36	R: 0 E: 0 K: 2 S: 8	H: 0 LOB: 0 BB: 0 P: 12	1B: 3 2B: 2 HR: 1	SF: 0 SAC: 0 HBP: 1	WP: 0 PB: 0 SB: 3 CS: 0	PA: 38					
<b>PITCHER</b>	IP	WLS	BF	H	R	ER	SO	BB	IBB	HBP	BLK	WP	HR	S	P	ERA	WHIP										
19 Masahiro Tanaka, R ERA: 3.18	5.2		22	4	2	2	4	1	0	0	0	0	1	51	87	3.18	0.882										
45 Chasen Shreve, L	1.1		5	1	0	0	2	0	0	0	0	0	0	17	26	0.00	0.750										
68 Dellin Betances, R ERA:	0.2	L	6	1	3	0	1	2	0	0	0	0	0	16	30	0.00	4.500										
26 Johnny Barbato, R ERA:	1.1		5	0	0	0	3	0	0	1	0	0	0	11	18	0.00	0.000										

Houston Astros @ New York Yankees  
Yankee Stadium, Bronx, NY  
Tue Apr 05 2016, 1:13 PM - 4:28 PM EDT  
Att: 47,820 - Sunny - 36 F

AB 34  
R 5  
H 6  
RBI 4  
BB 3  
SO 10  
LOB 13



Batter	1	2	3	4	5	6	7	8	9	AB	R	H	RBI	BB	SO	LOB	BOTTOM										
22 Jacoby Ellsbury, L	K		P5		G4-3			K		4	0	0	0	2	0												
31 Aaron Hicks, S 11 Brett Gardner, L			K		F8			K		2	0	0	0	1	1	0											
13 Alex Rodriguez, R								L6		3	0	0	0	1	0	1											
25 Mark Teixeira, S		F7						G1-3		3	0	0	0	1	0	0											
36 Carlos Beltrán, S OBP: 0.250, SLG: 0.250			P4					F8		4	1	1	0	0	1	2											
34 Brian McCann, L OBP: 0.500, SLG: 0.333										3	1	1	0	1	1	0											
12 Chase Headley, S		G6-3			K			P4		3	0	0	0	0	1	3											
14 Starlin Castro, R OBP: 0.333, SLG: 0.667					G5-4-3			K		3	0	1	2	0	1	1											
18 Didi Gregorius, L OBP: 0.333, SLG: 1.333										3	1	1	1	0	0	1											
<b>Inning Stats</b>	R: 0 E: 0 K: 1 S: 4	H: 0 LOB: 0 BB: 1 P: 11	R: 2 E: 0 K: 0 S: 15	H: 2 LOB: 1 BB: 1 P: 22	R: 0 E: 0 K: 1 S: 14	H: 0 LOB: 2 BB: 2 P: 27	R: 0 E: 0 K: 1 S: 8	H: 1 LOB: 0 BB: 0 P: 13	R: 0 E: 0 K: 0 S: 6	H: 0 LOB: 0 BB: 0 P: 9	R: 0 E: 0 K: 0 S: 5	H: 0 LOB: 0 BB: 0 P: 8	R: 0 E: 0 K: 2 S: 10	H: 0 LOB: 0 BB: 0 P: 16	R: 1 E: 0 K: 2 S: 16	H: 1 LOB: 0 BB: 0 P: 21	R: 0 E: 0 K: 1 S: 7	H: 0 LOB: 0 BB: 0 P: 10	1B: 2 2B: 1 HR: 1	SF: 0 SAC: 0 HBP: 0	WP: 0 PB: 0 SB: 1 CS: 0	PA: 33					
<b>PITCHER</b>	IP	WLS	BF	H	R	ER	SO	BB	IBB	HBP	BLK	WP	HR	S	P	ERA	WHIP										
60 Dallas Keuchel, L ERA: 2.57	7.0		26	3	2	2	5	4	0	0	0	0	0	62	106	2.57	1.000										
53 Ken Giles, R ERA: 9.0	1.0	H	4	1	1	1	2	0	0	0	0	0	1	16	21	9.00	1.000										
44 Luke Gregerson, R ERA:	1.0	S	3	0	0	0	1	0	0	0	0	0	0	7	10	0.00	0.000										

Houston Astros @ New York Yankees  
Yankee Stadium, Bronx, NY  
Tue Apr 05 2016, 1:13 PM - 4:28 PM EDT  
Att: 47,820 - Sunny - 36 F

AB 29  
R 3  
H 4  
RBI 3  
BB 4  
SO 8  
LOB 8





Batter	1	2	3	4	5	6	7	8	9	AB	R	H	RBI	BB	SO	LOB	TOP							
27 Jose Altuve, R OBP: 0.444, SLG: 0.429 19 Matt Duffy, R	F8	4 HR		F8		FC6-4			K	3	1	1	0	0	0	0								
4 George Springer, R OBP: 0.300, SLG: 0.556	G1-3			F9		FC6-4			1 WP	4	1	1	4	1	0	2								
1 Carlos Correa, R OBP: 0.556, SLG: 1.556									BB	5	2	4	2	0	1	1								
28 Colby Rasmus, L OBP: 0.500, SLG: 0.500 6 Jake Marisnick, R				F8					K	4	0	2	0	0	0	1								
30 Carlos Gómez, R									G5-3	4	0	0	0	0	1	3								
18 Luis Valbuena, L OBP: 0.250, SLG: 0.250 9 Marwin Gonzalez, S									K	4	1	1	0	0	2	1								
13 Tyler White, R OBP: 0.667, SLG: 0.800									K	4	0	2	0	0	1	1								
20 Preston Tucker, L OBP: 0.400, SLG: 0.800 23 Erik Kratz, R									K	3	1	1	0	0	0	2								
15 Jason Castro, L									G1-3	4	0	0	0	0	3	3								
<b>Inning Stats</b>	R: 1 H: 2 E: 0 K: 1 S: 15	H: 2 BB: 0 P: 20	R: 4 H: 4 E: 0 K: 2 S: 17	H: 4 LOB: 1 BB: 0 P: 25	R: 0 H: 1 E: 0 K: 0 S: 8	LOB: 1 BB: 0 P: 12	R: 0 H: 0 E: 0 K: 1 S: 12	H: 0 LOB: 0 BB: 0 P: 17	R: 1 H: 1 E: 0 K: 1 S: 9	H: 1 LOB: 0 BB: 0 P: 13	R: 0 H: 2 E: 0 K: 1 S: 13	H: 2 LOB: 1 BB: 0 P: 19	R: 0 H: 2 E: 0 K: 1 S: 7	H: 0 LOB: 1 BB: 0 P: 12	R: 0 H: 0 E: 0 K: 1 S: 7	H: 0 LOB: 1 BB: 0 P: 11	R: 0 H: 0 E: 0 K: 2 S: 8	H: 0 LOB: 1 BB: 1 P: 14	1B: 6 2B: 3 3B: 0 HR: 3	SF: 0 SAC: 0 DP: 1 HBP: 1	WP: 1 PB: 0 SB: 0 CS: 0	PA: 40		
<b>PITCHER</b>	IP WLS BF H R ER SO BB IBB HBP BLK WP HR S P ERA WHIP	IP WLS BF H R ER SO BB IBB HBP BLK WP HR S P ERA WHIP	IP WLS BF H R ER SO BB IBB HBP BLK WP HR S P ERA WHIP	IP WLS BF H R ER SO BB IBB HBP BLK WP HR S P ERA WHIP	IP WLS BF H R ER SO BB IBB HBP BLK WP HR S P ERA WHIP	IP WLS BF H R ER SO BB IBB HBP BLK WP HR S P ERA WHIP	IP WLS BF H R ER SO BB IBB HBP BLK WP HR S P ERA WHIP	IP WLS BF H R ER SO BB IBB HBP BLK WP HR S P ERA WHIP	IP WLS BF H R ER SO BB IBB HBP BLK WP HR S P ERA WHIP	IP WLS BF H R ER SO BB IBB HBP BLK WP HR S P ERA WHIP	IP WLS BF H R ER SO BB IBB HBP BLK WP HR S P ERA WHIP	IP WLS BF H R ER SO BB IBB HBP BLK WP HR S P ERA WHIP	IP WLS BF H R ER SO BB IBB HBP BLK WP HR S P ERA WHIP	IP WLS BF H R ER SO BB IBB HBP BLK WP HR S P ERA WHIP	IP WLS BF H R ER SO BB IBB HBP BLK WP HR S P ERA WHIP	IP WLS BF H R ER SO BB IBB HBP BLK WP HR S P ERA WHIP	IP WLS BF H R ER SO BB IBB HBP BLK WP HR S P ERA WHIP	IP WLS BF H R ER SO BB IBB HBP BLK WP HR S P ERA WHIP	IP WLS BF H R ER SO BB IBB HBP BLK WP HR S P ERA WHIP	IP WLS BF H R ER SO BB IBB HBP BLK WP HR S P ERA WHIP	IP WLS BF H R ER SO BB IBB HBP BLK WP HR S P ERA WHIP	IP WLS BF H R ER SO BB IBB HBP BLK WP HR S P ERA WHIP	IP WLS BF H R ER SO BB IBB HBP BLK WP HR S P ERA WHIP	IP WLS BF H R ER SO BB IBB HBP BLK WP HR S P ERA WHIP

Houston Astros @ New York Yankees  
Yankee Stadium, Bronx, NY  
Wed Apr 06 2016, 7:10 PM - 10:53 PM EDT  
Att: 37,493 - Cloudy - 43 F

AB 38  
R 6  
H 12  
RBI 6  
BB 1  
SO 10  
LOB 15



Batter	1	2	3	4	5	6	7	8	9	AB	R	H	RBI	BB	SO	LOB	BOTTOM								
22 Jacoby Ellsbury, L OBP: 0.311, SLG: 0.111				FC4-6		K			G3	5	2	1	0	0	1	6									
11 Brett Gardner, L									L8	2	2	0	0	4	0	0									
13 Alex Rodriguez, R 27 Austin Romine, R									F9	3	1	0	0	2	2	8									
25 Mark Teixeira, S 29 Dustin Ackley, L									G3-1	4	2	2	4	0	1	1									
34 Brian McCann, L									F7	4	3	2	2	1	0	1									
36 Carlos Beltrán, S 31 Aaron Hicks, S									K	4	2	2	2	0	1	1									
12 Chase Headley, S 17 Ronald Torreyes, R									K	4	1	1	1	1	0	2									
14 Starlin Castro, R 47 Iván Nova, R									G1-3	5	1	4	5	0	0	0									
18 Didi Gregorius, L									FC5-6	5	0	3	0	0	0	1									
<b>Inning Stats</b>	R: 6 H: 5 E: 1 K: 0 S: 36	H: 5 LOB: 3 BB: 3 P: 65	R: 3 H: 2 E: 0 K: 2 S: 13	H: 2 LOB: 0 BB: 1 P: 25	R: 3 H: 2 E: 0 K: 2 S: 16	H: 2 LOB: 0 BB: 1 P: 29	R: 0 H: 1 E: 0 K: 0 S: 10	H: 1 LOB: 1 BB: 0 P: 15	R: 0 H: 0 E: 0 K: 0 S: 10	H: 0 LOB: 1 BB: 1 P: 22	R: 1 H: 3 E: 0 K: 3 S: 18	H: 3 LOB: 3 BB: 1 P: 30	R: 3 H: 4 E: 0 K: 0 S: 26	H: 4 LOB: 0 BB: 0 P: 37	R: 0 H: 0 E: 0 K: 0 S: 8	H: 0 LOB: 0 BB: 0 P: 11	1B: 11 2B: 2 3B: 1 HR: 3	SF: 0 SAC: 0 DP: 0 HBP: 0	WP: 0 PB: 0 SB: 2 CS: 0	PA: 49					
<b>PITCHER</b>	IP WLS BF H R ER SO BB IBB HBP BLK WP HR S P ERA WHIP	IP WLS BF H R ER SO BB IBB HBP BLK WP HR S P ERA WHIP	IP WLS BF H R ER SO BB IBB HBP BLK WP HR S P ERA WHIP	IP WLS BF H R ER SO BB IBB HBP BLK WP HR S P ERA WHIP	IP WLS BF H R ER SO BB IBB HBP BLK WP HR S P ERA WHIP	IP WLS BF H R ER SO BB IBB HBP BLK WP HR S P ERA WHIP	IP WLS BF H R ER SO BB IBB HBP BLK WP HR S P ERA WHIP	IP WLS BF H R ER SO BB IBB HBP BLK WP HR S P ERA WHIP	IP WLS BF H R ER SO BB IBB HBP BLK WP HR S P ERA WHIP	IP WLS BF H R ER SO BB IBB HBP BLK WP HR S P ERA WHIP	IP WLS BF H R ER SO BB IBB HBP BLK WP HR S P ERA WHIP	IP WLS BF H R ER SO BB IBB HBP BLK WP HR S P ERA WHIP	IP WLS BF H R ER SO BB IBB HBP BLK WP HR S P ERA WHIP	IP WLS BF H R ER SO BB IBB HBP BLK WP HR S P ERA WHIP	IP WLS BF H R ER SO BB IBB HBP BLK WP HR S P ERA WHIP	IP WLS BF H R ER SO BB IBB HBP BLK WP HR S P ERA WHIP	IP WLS BF H R ER SO BB IBB HBP BLK WP HR S P ERA WHIP	IP WLS BF H R ER SO BB IBB HBP BLK WP HR S P ERA WHIP	IP WLS BF H R ER SO BB IBB HBP BLK WP HR S P ERA WHIP	IP WLS BF H R ER SO BB IBB HBP BLK WP HR S P ERA WHIP	IP WLS BF H R ER SO BB IBB HBP BLK WP HR S P ERA WHIP	IP WLS BF H R ER SO BB IBB HBP BLK WP HR S P ERA WHIP	IP WLS BF H R ER SO BB IBB HBP BLK WP HR S P ERA WHIP	IP WLS BF H R ER SO BB IBB HBP BLK WP HR S P ERA WHIP	IP WLS BF H R ER SO BB IBB HBP BLK WP HR S P ERA WHIP

Houston Astros @ New York Yankees  
Yankee Stadium, Bronx, NY  
Wed Apr 06 2016, 7:10 PM - 10:53 PM EDT  
Att: 37,493 - Cloudy - 43 F

AB 41  
R 16  
H 17  
RBI 16  
BB 7  
SO 7  
LOB 20





Batter	1	2	3	4	5	6	7	8	9	AB	R	H	RBI	BB	SO	LOB	TOP										
27 Jose Altuve, R OBP: 0.308, SLG: 0.273	L9		F8		K		G5-3			4	0	0	0	0	1	0											
4 George Springer, R OBP: 0.214, SLG: 0.385	G6-3		K		P3		G4-3			4	0	0	0	0	1	0											
1 Carlos Correa, R OBP: 0.385, SLG: 1.077	F8		K		F9		K2-3			4	0	0	0	0	2	0											
28 Colby Rasmus, L OBP: 0.417, SLG: 0.400		K			F8		K2-3			4	1	1	0	0	2	0											
30 Carlos Gómez, R OBP: 0.167, SLG: 0.250	K				K					4	1	2	0	0	2	0											
18 Luis Valbuena, L OBP: 0.384, SLG: 0.455					P3					3	1	2	0	0	0	2											
19 Matt Duffy, R (9, PH)										1	0	0	0	0	1	1											
13 Tyler White, R OBP: 0.700, SLG: 1.111										4	1	3	4	0	1	1											
20 Preston Tucker, L OBP: 0.429, SLG: 1.143										2	1	1	1	0	1	1											
9 Marwin Gonzalez, S (7, PH)										2	0	0	0	0	1	2											
23 Erik Kratz, R (1, 2)										4	0	0	0	0	2	3											
<b>Inning Stats</b>	R: 0 E: 0 K: 0 S: 5	H: 0 LOB: 0 BB: 0 P: 6	R: 3 E: 0 K: 2 S: 26	H: 3 LOB: 0 BB: 0 P: 38	R: 0 E: 0 K: 2 S: 11	H: 0 LOB: 0 BB: 0 P: 16	R: 2 E: 0 K: 2 S: 15	H: 3 LOB: 1 BB: 0 P: 22	R: 0 E: 0 K: 1 S: 8	H: 1 LOB: 1 BB: 0 P: 12	R: 0 E: 0 K: 2 S: 10	H: 0 LOB: 0 BB: 0 P: 8	R: 0 E: 0 K: 2 S: 8	H: 0 LOB: 0 BB: 0 P: 13	R: 0 E: 0 K: 3 S: 15	H: 2 LOB: 2 BB: 0 P: 23	1B: 5 2B: 2 3B: 0 HR: 2	SF: 0 SAC: 0 DP: 0 HBP: 0	WP: 0 PB: 0 SB: 0 CS: 0	PA: 36							
<b>PITCHER</b>	IP	WLS	BF	H	R	ER	SO	BB	IBB	HBP	BLK	WP	HR	S	P	ERA	WHIP										
30 Nathan Eovaldi, R ERA: 9.0	5.0		21	6	5	5	7	0	0	0	0	0	2	65	94	9.00	1.200										
39 Kirby Yates, R ERA:	1.0		4	1	0	0	2	0	0	0	0	0	0	10	15	0.00	1.000										
45 Chasen Shreve, L ERA:	1.0	W	3	0	0	0	0	0	0	0	0	0	0	6	8	0.00	0.000										
68 Dellin Betances, R ERA:	1.0	H	3	0	0	0	2	0	0	0	0	0	0	8	13	0.00	0.000										
48 Andrew Miller, L ERA:	1.0	S	5	2	0	0	3	0	0	0	0	0	0	15	23	0.00	2.000										

Houston Astros @ New York Yankees  
Yankee Stadium, Bronx, NY  
Thu Apr 07 2016, 4:18 PM - 7:17 PM EDT  
Att: 30,003 - Cloudy - 57 F

AB 36  
R 5  
H 9  
RBI 5  
BB 0  
SO 14  
LOB 10



Batter	1	2	3	4	5	6	7	8	9	AB	R	H	RBI	BB	SO	LOB	BOTTOM										
22 Jacoby Ellsbury, L OBP: 0.214, SLG: 0.357	F7						G6-3	L7		5	1	2	1	0	0	1											
11 Brett Gardner, L OBP: 0.455, SLG: 0.143	G4-3									4	1	1	0	0	0	2											
13 Alex Rodriguez, R OBP: 0.385, SLG: 0.200	F8									4	1	2	1	0	1	1											
25 Mark Teixeira, S OBP: 0.417, SLG: 0.909										4	2	2	3	0	2	2											
34 Brian McCann, L OBP: 0.538, SLG: 0.818										4	1	2	1	0	1	1											
36 Carlos Beltrán, S OBP: 0.250, SLG: 0.500										4	0	0	0	0	0	2											
31 Aaron Hicks, S OBP: 0.500, SLG: 0.333										0	0	0	0	0	0	0											
12 Chase Headley, S OBP: 0.091, SLG: 0.100										3	0	0	1	0	0	1											
14 Starlin Castro, R OBP: 0.583, SLG: 1.250										4	1	2	1	0	1	1											
18 Didi Gregorius, L OBP: 0.500, SLG: 0.727										3	1	1	0	1	1	1											
<b>Inning Stats</b>	R: 0 E: 0 K: 0 S: 8	H: 0 LOB: 0 BB: 0 P: 13	R: 1 E: 0 K: 0 S: 9	H: 3 LOB: 2 BB: 0 P: 15	R: 1 E: 0 K: 2 S: 12	H: 2 LOB: 1 BB: 0 P: 17	R: 2 E: 0 K: 0 S: 11	H: 2 LOB: 0 BB: 0 P: 18	R: 1 E: 0 K: 1 S: 13	H: 2 LOB: 1 BB: 0 P: 19	R: 0 E: 1 K: 2 S: 11	H: 0 LOB: 1 BB: 0 P: 18	R: 3 E: 0 K: 1 S: 13	H: 3 LOB: 0 BB: 0 P: 22	R: 0 E: 0 K: 0 S: 9	H: 0 LOB: 1 BB: 1 P: 15	1B: 7 2B: 2 3B: 0 HR: 3	SF: 1 SAC: 0 DP: 0 HBP: 0	WP: 0 PB: 0 SB: 1 CS: 0	PA: 37							
<b>PITCHER</b>	IP	WLS	BF	H	R	ER	SO	BB	IBB	HBP	BLK	WP	HR	S	P	ERA	WHIP										
54 Mike Fiers, R ERA: 9.0	5.0		23	9	5	5	3	0	0	0	0	0	2	53	82	9.00	1.800										
36 Will Harris, R ERA: 8.75	1.1	L	6	1	1	1	2	0	0	0	0	0	0	15	26	6.75	0.750										
53 Ken Giles, R ERA: 16.2	0.2		4	2	2	2	1	0	0	0	0	0	1	9	14	27.00	3.000										
29 Tony Sipp, L ERA: 4.5	1.0		4	0	0	0	0	1	0	0	0	0	0	9	15	0.00	1.000										

Houston Astros @ New York Yankees  
Yankee Stadium, Bronx, NY  
Thu Apr 07 2016, 4:18 PM - 7:17 PM EDT  
Att: 30,003 - Cloudy - 57 F

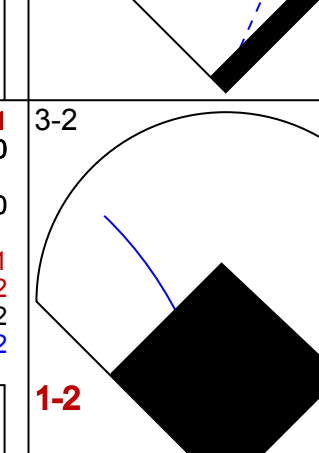
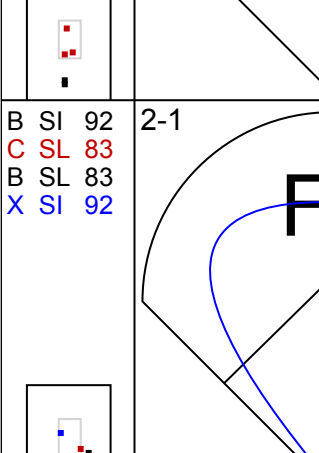
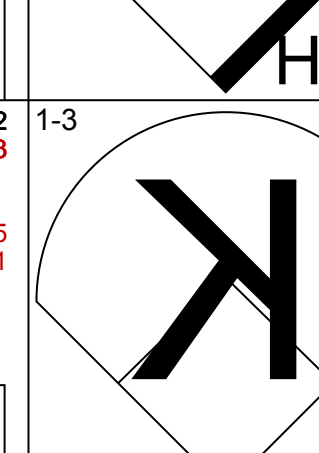
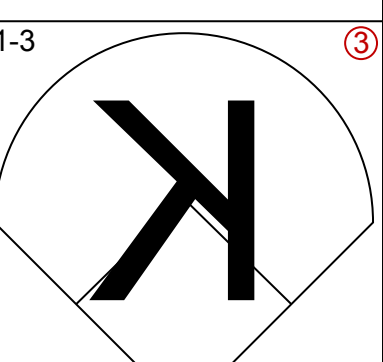

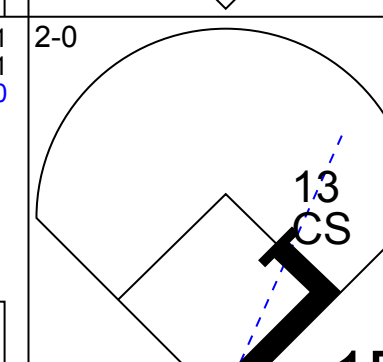

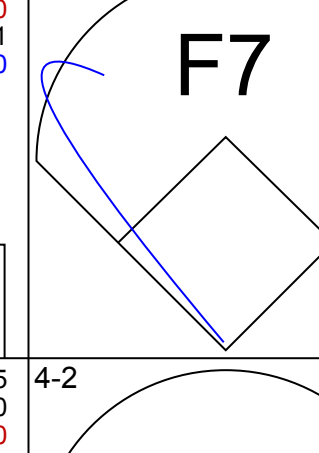
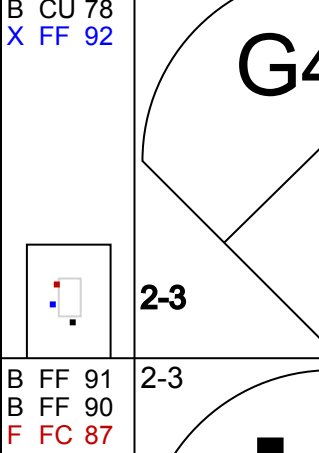

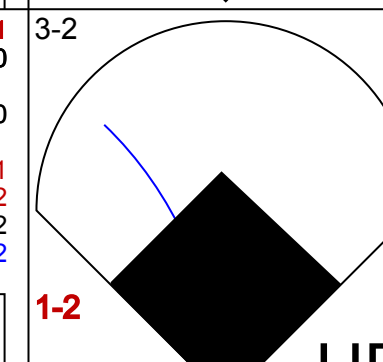

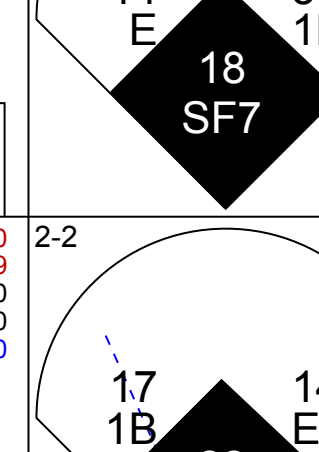
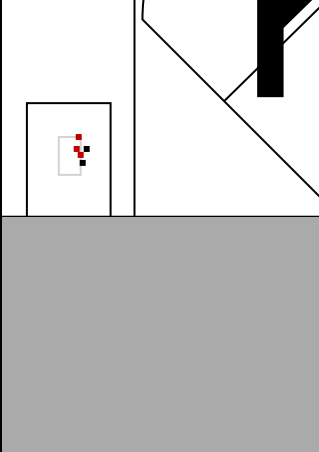

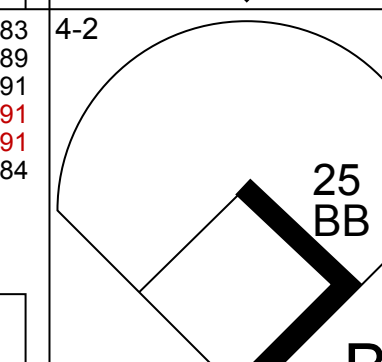
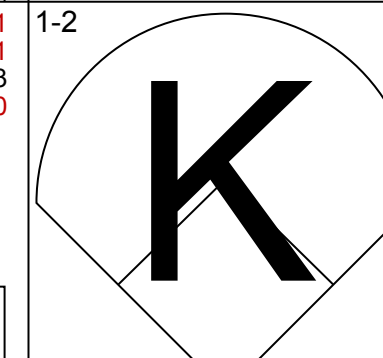
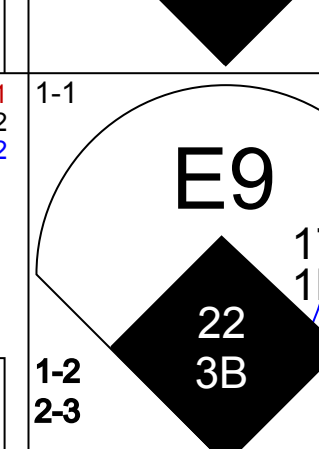
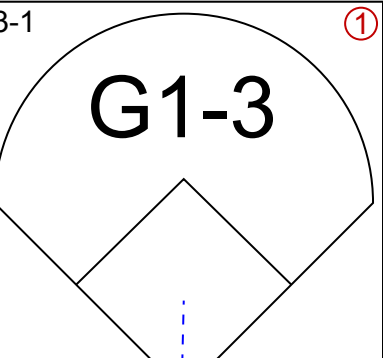
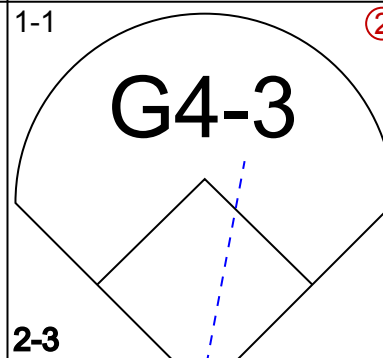
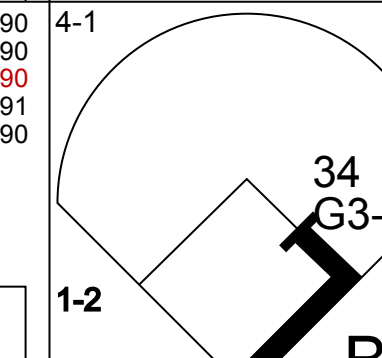
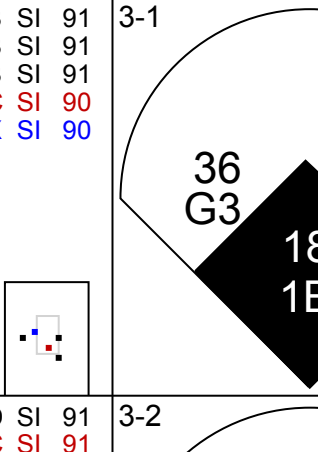

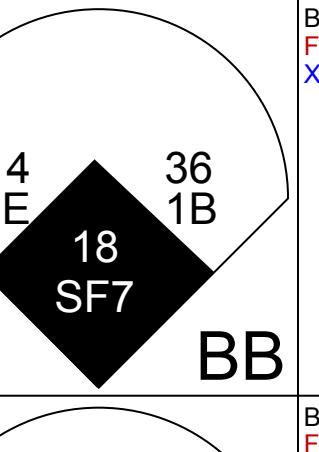
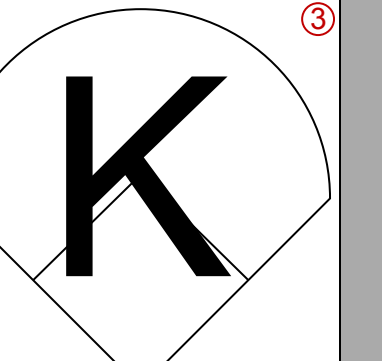
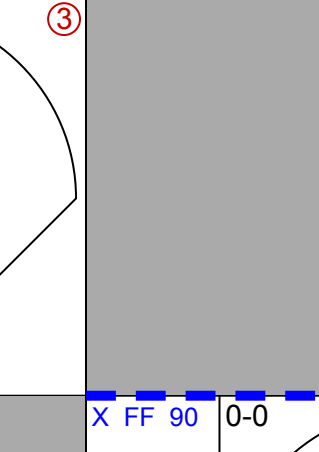
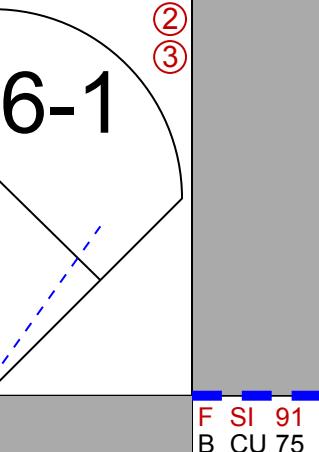

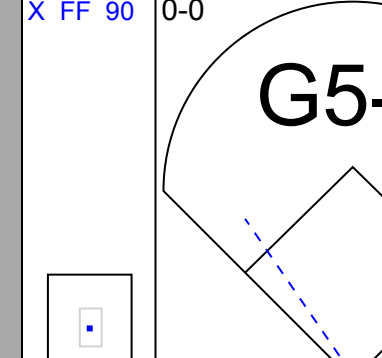
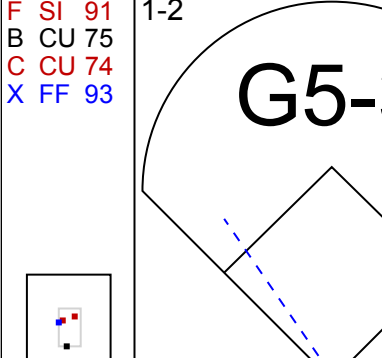
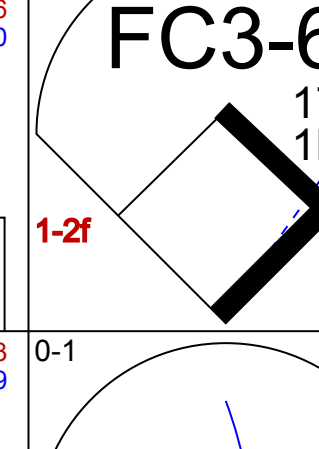
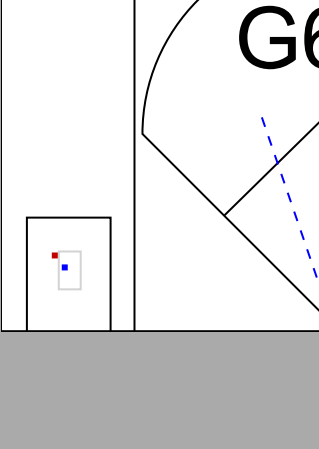
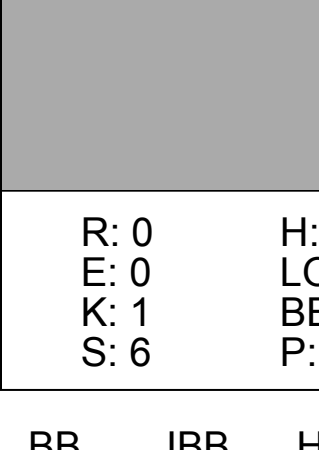
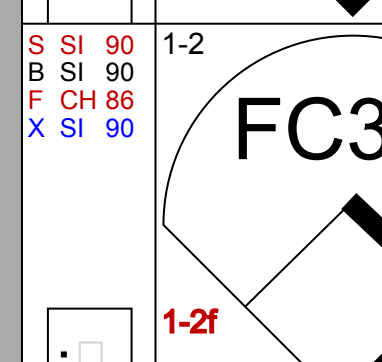
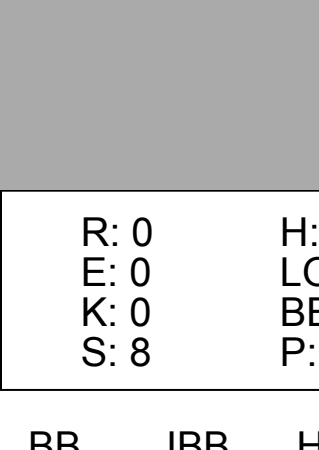

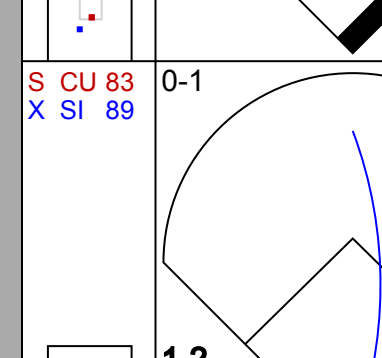



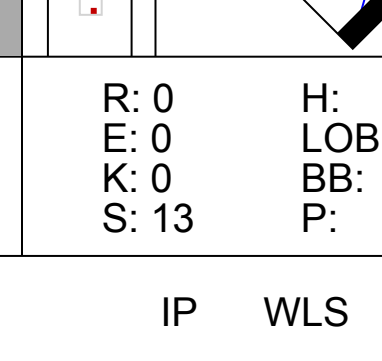
AB 35  
R 8  
H 12  
RBI 8  
BB 1  
SO 6  
LOB 12

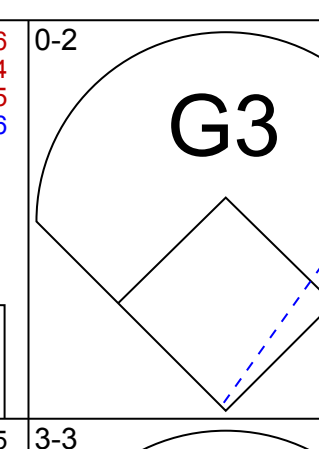
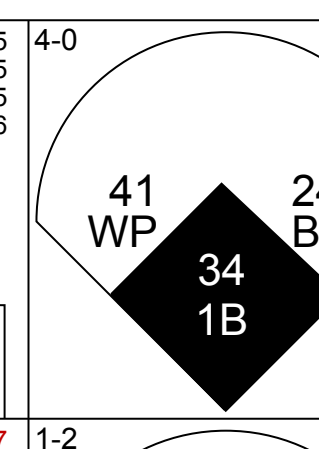
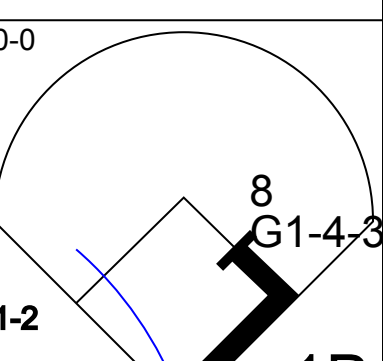
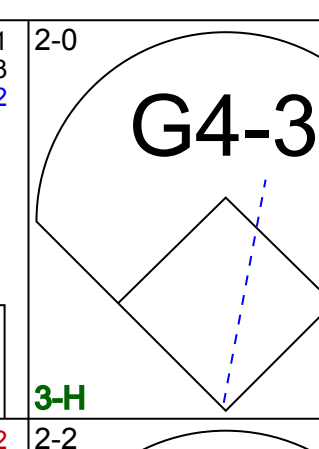
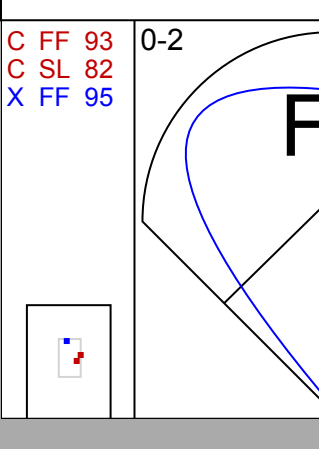
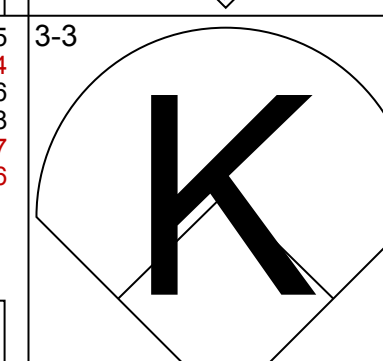

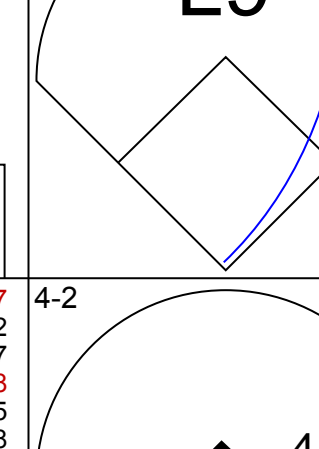
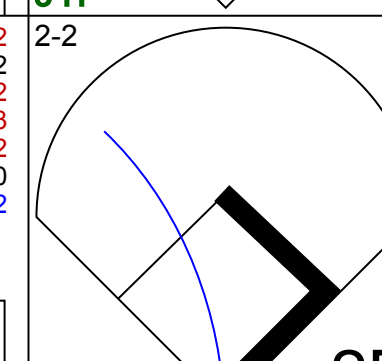
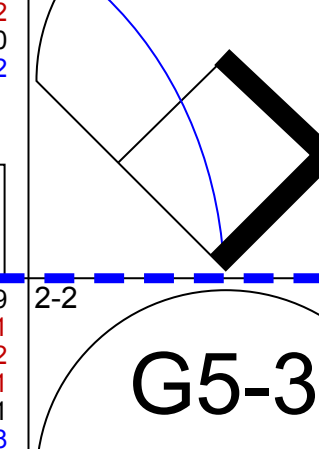
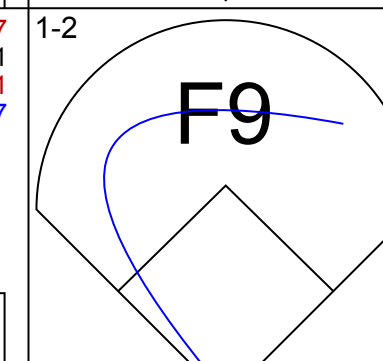

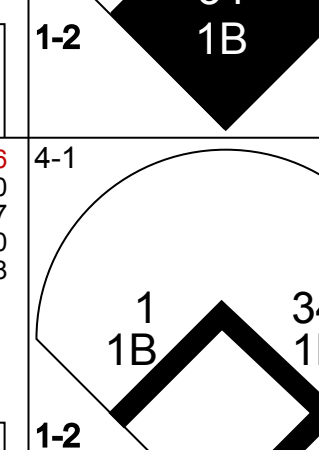
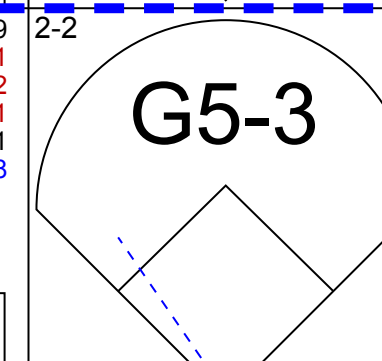
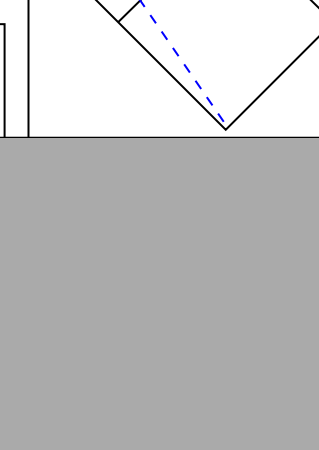
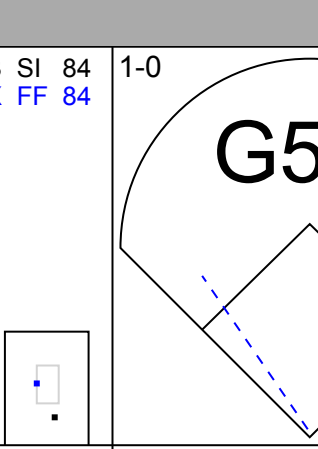
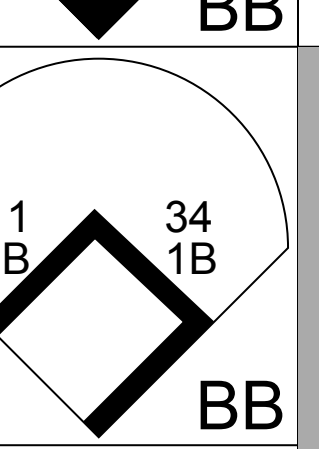
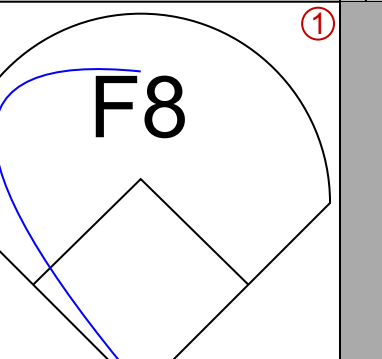


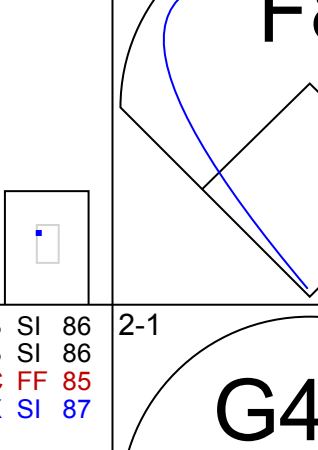
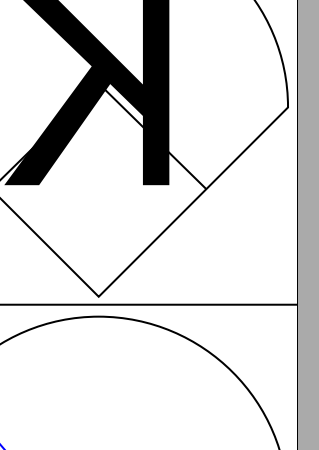
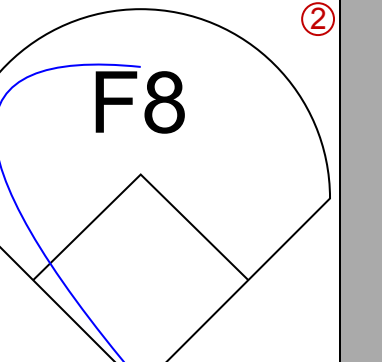


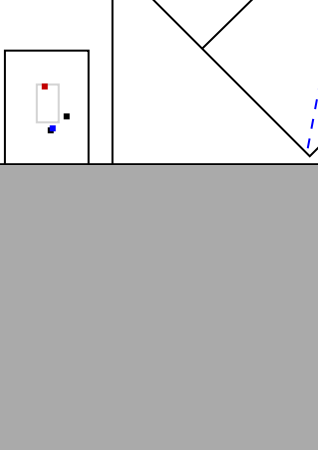
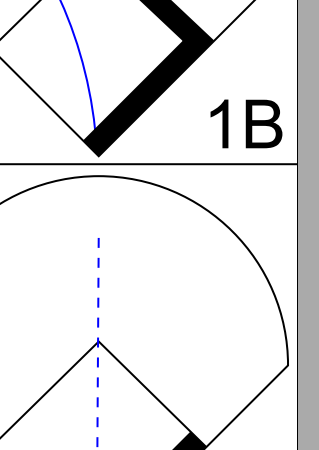
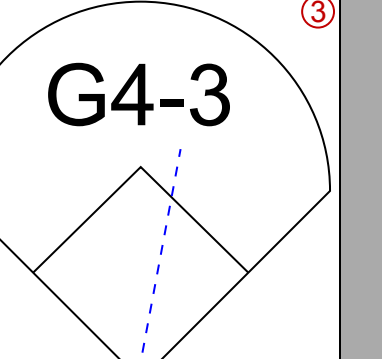
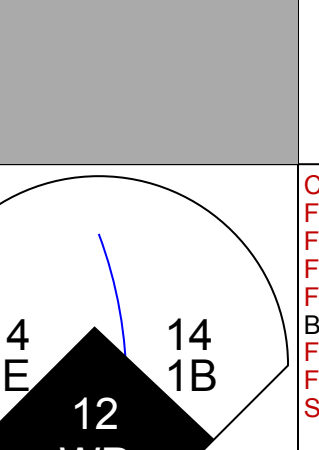

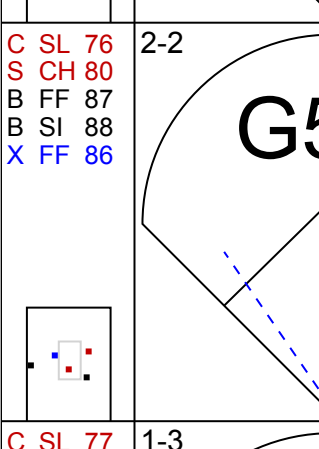
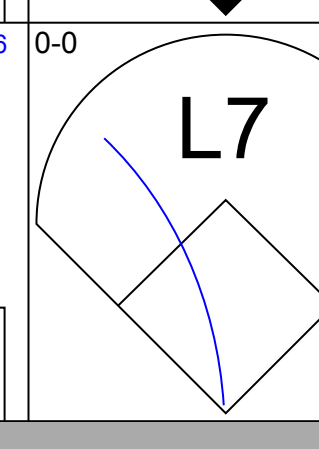
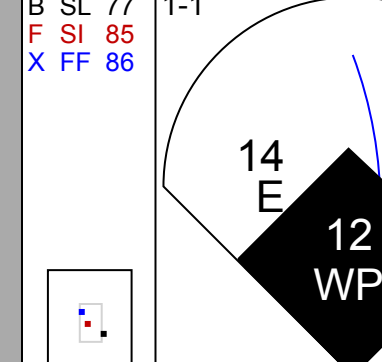
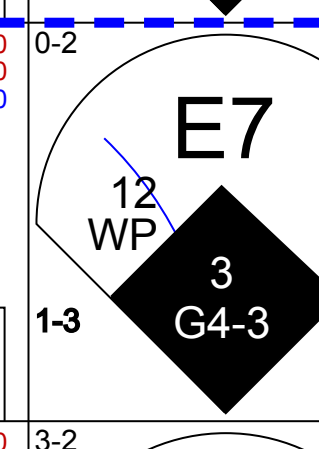
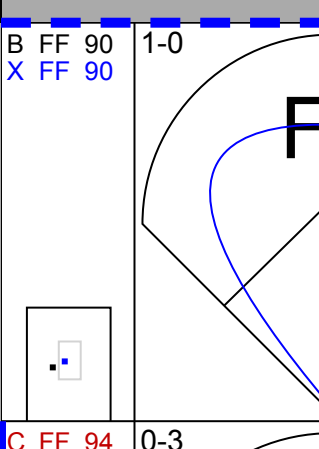
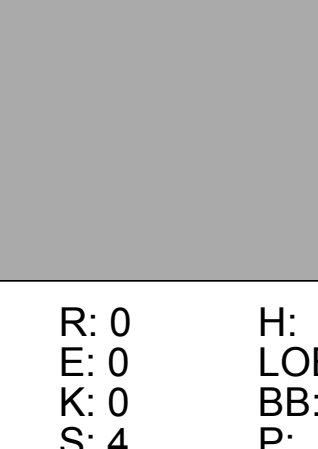
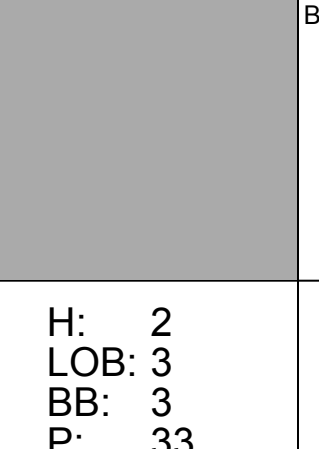
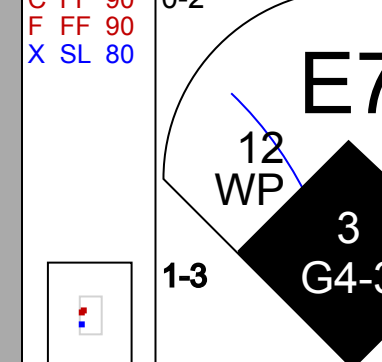
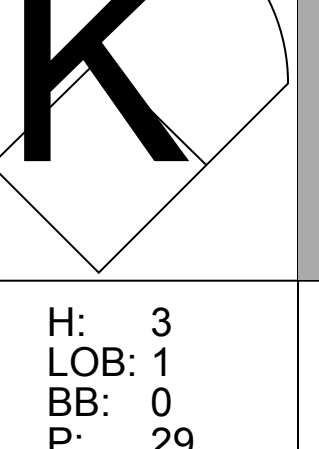
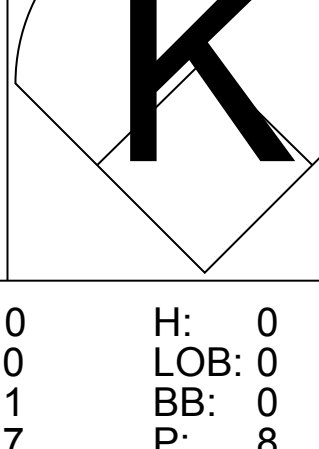

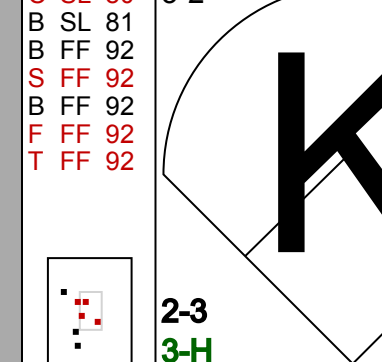



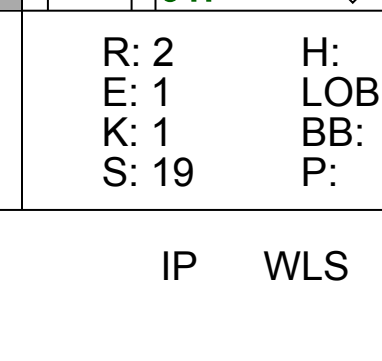





Batter	1	2	3	4	5	6	7	8	9	AB	R	H	RBI	BB	SO	LOB	TOP
22 Jacoby Ellsbury, L (1, 8) OBP: 0.222, SLG: 0.333										4	0	1	0	0	1	1	
11 Brett Gardner, L (1, 7) OBP: 0.467, SLG: 0.200										3	0	1	0	1	1	0	
14 Starlin Castro, R (1, 4) OBP: 0.438, SLG: 0.938										4	0	0	0	0	0	2	
25 Mark Teixeira, S (1, 10)										3	0	1	0	1	2	1	
29 Dustin Ackley, L (1, 3)										3	0	0	0	0	0	2	
36 Carlos Beltrán, S (9, PH) OBP: 0.231, SLG: 0.462										1	0	0	0	0	1	1	
12 Chase Headley, S (1, 5) OBP: 0.143, SLG: 0.083										2	0	0	0	1	1		
18 Didi Gregorius, L (1, 6) OBP: 0.406, SLG: 0.571										3	0	0	0	0	0	1	
31 Aaron Hicks, S (1, 9) OBP: 0.286, SLG: 0.167										3	0	0	0	0	1	0	
27 Austin Romine, R (1, 2)										3	0	0	0	0	1	0	
										2	0	0	0	1	0	0	
										2	0	0	0	1	0	0	
										2	0	0	0	1	0	0	
										2	0	0	0	1	0	0	
										2	0	0	0	1	0	0	
										2	0	0	0	1	0	0	
										2	0	0	0	1	0	0	
										2	0	0	0	1	0	0	
										2	0	0	0	1	0	0	
										2	0	0	0	1	0	0	
										2	0	0	0	1	0	0	
										2	0	0	0	1	0	0	
										2	0	0	0	1	0	0	
										2	0	0	0	1	0	0	
										2	0	0	0	1	0	0	
										2	0	0	0	1	0	0	
										2	0	0	0	1	0	0	
										2	0	0	0	1	0	0	
										2	0	0	0	1	0	0	
										2	0	0	0	1	0	0	
										2	0	0	0	1	0	0	
										2	0	0	0	1	0	0	
										2	0	0	0	1	0	0	
										2	0	0	0	1	0	0	
										2	0	0	0	1	0	0	
										2	0	0	0	1	0	0	
										2	0	0	0	1	0	0	
										2	0	0	0	1	0	0	
										2	0	0	0	1	0	0	
										2	0	0	0	1	0	0	
										2	0	0	0	1	0	0	
										2	0	0	0	1	0	0	
										2	0	0	0	1	0	0	
										2	0	0	0	1	0	0	
										2	0	0	0	1	0	0	
										2	0	0	0	1	0	0	
										2	0	0	0	1	0	0	
										2	0	0	0	1	0	0	
										2	0	0	0	1	0	0	
										2	0	0	0	1	0	0	
										2	0	0	0	1	0	0	
										2	0	0	0	1	0	0	
										2	0	0	0	1	0	0	
										2	0	0	0	1	0	0	
										2	0	0	0	1	0	0	
										2	0	0	0	1	0	0	
										2	0	0	0	1	0	0	
										2	0	0	0	1	0	0	
										2	0	0	0	1	0	0	
										2	0	0	0	1	0	0	
										2	0	0	0	1	0	0	
										2	0	0	0	1	0	0	
										2	0	0	0	1	0	0	
										2	0	0	0	1	0	0	
										2	0	0	0	1	0	0	
										2	0	0	0	1	0	0	
										2	0	0	0	1	0	0	
										2	0	0	0	1	0	0	
										2	0	0	0	1	0	0	
										2	0	0	0	1	0	0	
										2	0	0	0	1	0	0	
										2	0	0	0	1	0	0	
										2	0	0	0	1	0	0	
										2	0	0	0	1	0	0	
										2	0	0	0	1	0	0	
										2	0	0	0	1	0	0	
										2	0	0	0	1	0	0	
										2	0	0	0	1	0	0	
										2	0	0	0	1	0	0	
										2	0	0	0	1	0	0	
										2	0	0	0	1	0	0	
										2	0	0	0	1	0	0	
										2	0	0	0	1	0	0	
										2	0	0	0	1	0	0	



Batter	1	2	3	4	5	6	7	8	9	AB	R	H	RBI	BB	SO	LOB	TOP			
22 Jacoby Ellsbury, L (1, 8) OBP: 0.217, SLG: 0.391										5	0	1	3	0	2	4	<b>New York Yankees @ Detroit Tigers</b> Comerica Park, Detroit, MI Sat Apr 09 2016, 1:11 PM - 4:30 PM EDT Att: 32,419 - Partly Cloudy - 31 F			
11 Brett Gardner, L (1, 7) OBP: 0.500, SLG: 0.286										4	0	2	0	0	1	0				
13 Alex Rodriguez, R (1, 10) OBP: 0.389, SLG: 0.429										4	1	1	1	1	2	3				
25 Mark Teixeira, S (1, 3) OBP: 0.381, SLG: 0.611										4	0	0	0	1	1	1				
34 Brian McCann, L (1, 2) OBP: 0.556, SLG: 0.733										4	3	2	0	1	1	3				
36 Carlos Beltrán, S (1, 9) OBP: 0.294, SLG: 0.647										4	2	2	2	0	0	1				
31 Aaron Hicks, S (7, 9) OBP: 0.250, SLG: 0.143										1	0	0	0	0	0	0				
14 Starlin Castro, R (1, 4) OBP: 0.429, SLG: 0.800										4	1	1	0	1	0	3				
18 Didi Gregorius, L (1, 6) OBP: 0.350, SLG: 0.500										4	0	1	2	0	0	2				
17 Ronald Torreyes, R (1, 5) OBP: 0.800, SLG: 1.200										4	1	3	0	0	0	1				
<b>Inning Stats</b>	R: 1 H: 2 E: 0 K: 2 S: 11	H: 2 BB: 0 LOB: 18	R: 1 H: 2 E: 0 K: 0 S: 11	H: 2 BB: 21	R: 0 H: 0 E: 0 K: 1 S: 6	H: 0 BB: 0 LOB: 11	R: 4 H: 3 E: 0 K: 1 S: 15	H: 3 BB: 1 LOB: 29	R: 2 H: 3 E: 0 K: 1 S: 17	H: 3 BB: 1 LOB: 28	R: 0 H: 1 E: 0 K: 2 S: 10	H: 1 BB: 0 LOB: 17	R: 0 H: 2 E: 0 K: 0 S: 13	H: 2 BB: 0 LOB: 17	R: 0 H: 0 E: 0 K: 0 S: 7	H: 0 BB: 1 LOB: 16	R: 0 H: 0 E: 0 K: 0 S: 8	H: 0 BB: 0 LOB: 12	1B: 10 SF: 1 2B: 0 3B: 1 HR: 2	WP: 2 PA: 44 PB: 0 SB: 1 CS: 1
<b>PITCHER</b>	IP WLS BF H R ER SO BB IBB HBP BLK WP HR S P ERA WHIP	IP WLS BF H R ER SO BB IBB HBP BLK WP HR S P ERA WHIP	IP WLS BF H R ER SO BB IBB HBP BLK WP HR S P ERA WHIP	IP WLS BF H R ER SO BB IBB HBP BLK WP HR S P ERA WHIP	IP WLS BF H R ER SO BB IBB HBP BLK WP HR S P ERA WHIP	IP WLS BF H R ER SO BB IBB HBP BLK WP HR S P ERA WHIP	IP WLS BF H R ER SO BB IBB HBP BLK WP HR S P ERA WHIP	IP WLS BF H R ER SO BB IBB HBP BLK WP HR S P ERA WHIP	IP WLS BF H R ER SO BB IBB HBP BLK WP HR S P ERA WHIP	IP WLS BF H R ER SO BB IBB HBP BLK WP HR S P ERA WHIP	IP WLS BF H R ER SO BB IBB HBP BLK WP HR S P ERA WHIP	IP WLS BF H R ER SO BB IBB HBP BLK WP HR S P ERA WHIP	IP WLS BF H R ER SO BB IBB HBP BLK WP HR S P ERA WHIP	IP WLS BF H R ER SO BB IBB HBP BLK WP HR S P ERA WHIP	IP WLS BF H R ER SO BB IBB HBP BLK WP HR S P ERA WHIP	IP WLS BF H R ER SO BB IBB HBP BLK WP HR S P ERA WHIP	IP WLS BF H R ER SO BB IBB HBP BLK WP HR S P ERA WHIP	IP WLS BF H R ER SO BB IBB HBP BLK WP HR S P ERA WHIP	IP WLS BF H R ER SO BB IBB HBP BLK WP HR S P ERA WHIP	IP WLS BF H R ER SO BB IBB HBP BLK WP HR S P ERA WHIP
37 Mike Pelfrey, R (1, 1) ERA: 4.91	3.2	L	19	7	6	2	3	1	0	0	0	0	1	1	40	74	4.91	2.182		
45 Buck Farmer, R (4, 1) ERA: 7.71	2.1		13	4	2	2	4	1	0	1	0	0	1	1	30	50	7.71	2.143		
67 Logan Kensing, R (7, 1) ERA: 3.38	2.0		9	2	0	0	4	2	0	0	0	0	0	0	20	33	0.00	2.000		
54 Drew VerHagen, R (9, 1) ERA:	1.0		3	0	0	0	0	0	0	0	0	0	0	0	8	12	0.00	0.000		

Batter	1	2	3	4	5	6	7	8	9	AB	R	H	RBI	BB	SO	LOB	BOTTOM			
3 Ian Kinsler, R (1, 4) OBP: 0.450, SLG: 0.632										4	1	1	1	1	0	0	<b>New York Yankees @ Detroit Tigers</b> Comerica Park, Detroit, MI Sat Apr 09 2016, 1:11 PM - 4:30 PM EDT Att: 32,419 - Partly Cloudy - 31 F			
8 Justin Upton, R (1, 7) OBP: 0.211, SLG: 0.368										4	0	1	0	0	1	3				
24 Miguel Cabrera, R (1, 3) OBP: 0.389, SLG: 0.500										3	1	0	0	1	0	2				
41 Victor Martinez, S (1, 10) OBP: 0.300, SLG: 0.889										3	0	0	0	1	1	0				
28 J.D. Martinez, R (1, 9) OBP: 0.389, SLG: 0.375										4	0	1	0	0	1	3				
34 James McCann, R (1, 2) OBP: 0.154, SLG: 0.154										4	0	1	2	0	1	1				
1 Jose Iglesias, R (1, 6) OBP: 0.500, SLG: 0.438										4	1	2	0	0	1	1				
14 Mike Aviles, R (1, 5) OBP: 0.250, SLG: 0.250										4	1	1	0	0	0	3				
12 Anthony Gose, L (1, 8) OBP: 0.313, SLG: 0.429										2	0	0	0	1	2	1				
9 Nick Castellanos, R (9, PH) OBP: 0.357, SLG: 0.462										1	0	0	0	0	1	0				
<b>Inning Stats</b>	R: 0 H: 0 E: 0 K: 1 S: 10	H: 0 BB: 0 LOB: 0	R: 0 H: 0 E: 0 K: 0 S: 4	H: 0 BB: 0 LOB: 7	R: 0 H: 0 E: 0 K: 1 S: 9	H: 0 BB: 0 LOB: 13	R: 2 H: 2 E: 0 K: 1 S: 15	H: 2 BB: 3 LOB: 33	R: 0 H: 1 E: 0 K: 0 S: 6	H: 1 BB: 1 LOB: 11	R: 0 H: 0 E: 0 K: 0 S: 6	H: 0 BB: 0 LOB: 9	R: 2 H: 3 E: 1 K: 1 S: 19	H: 3 BB: 0 LOB: 29	R: 0 H: 1 E: 0 K: 3 S: 18	H: 1 BB: 0 LOB: 26	R: 0 H: 0 E: 0 K: 1 S: 7	H: 0 BB: 0 LOB: 8	1B: 6 SF: 0 2B: 1 3B: 0 HR: 0	WP: 2 PA: 37 PB: 0 SB: 0 CS: 0
<b>PITCHER</b>	IP WLS BF H R ER SO BB IBB HBP BLK WP HR S P ERA WHIP	IP WLS BF H R ER SO BB IBB HBP BLK WP HR S P ERA WHIP	IP WLS BF H R ER SO BB IBB HBP BLK WP HR S P ERA WHIP	IP WLS BF H R ER SO BB IBB HBP BLK WP HR S P ERA WHIP	IP WLS BF H R ER SO BB IBB HBP BLK WP HR S P ERA WHIP	IP WLS BF H R ER SO BB IBB HBP BLK WP HR S P ERA WHIP	IP WLS BF H R ER SO BB IBB HBP BLK WP HR S P ERA WHIP	IP WLS BF H R ER SO BB IBB HBP BLK WP HR S P ERA WHIP	IP WLS BF H R ER SO BB IBB HBP BLK WP HR S P ERA WHIP	IP WLS BF H R ER SO BB IBB HBP BLK WP HR S P ERA WHIP	IP WLS BF H R ER SO BB IBB HBP BLK WP HR S P ERA WHIP	IP WLS BF H R ER SO BB IBB HBP BLK WP HR S P ERA WHIP	IP WLS BF H R ER SO BB IBB HBP BLK WP HR S P ERA WHIP	IP WLS BF H R ER SO BB IBB HBP BLK WP HR S P ERA WHIP	IP WLS BF H R ER SO BB IBB HBP BLK WP HR S P ERA WHIP	IP WLS BF H R ER SO BB IBB HBP BLK WP HR S P ERA WHIP	IP WLS BF H R ER SO BB IBB HBP BLK WP HR S P ERA WHIP	IP WLS BF H R ER SO BB IBB HBP BLK WP HR S P ERA WHIP	IP WLS BF H R ER SO BB IBB HBP BLK WP HR S P ERA WHIP	IP WLS BF H R ER SO BB IBB HBP BLK WP HR S P ERA WHIP
52 CC Sabathia, L (1, 1) ERA: 4.5	6.0	W	25	4	3	3	3	4	0	0	0	0	1	0	13	20	13.50	3.000		
39 Kirby Yates, R (7, 1) ERA: 5.4	0.2		4	2	1	1	1	0	0	0	0	0	0	0	4	6	0.00	0.000		
45 Chasen Shreve, L (7, 1) ERA:	0.1		1	0	0	0	0	0	0	0	0	0	0	0	0	0	0.00	1.000		
68 Dellin Betances, R (8, 1) ERA:	1.0		4	1	0	0	3	0	0	0	0	0	0	0	18	26	0.00	1.000		
48 Andrew Miller, L (9, 1) ERA:	1.0		3	0	0	0	1	0	0	0	0	0	0	0	7	8	0.00	0.000		

AB	38
R	8
H	13
RBI	8
BB	4
SO	7
LOB	18

AB	33
R	4
H	7
RBI	3
BB	4
SO	8
LOB	14





Batter	1	2	3	4	5	6	7	8	9	AB	R	H	RBI	BB	SO	LOB	TOP						
22 Jacoby Ellsbury, L OBP: 0.250, SLG: 0.393										5	0	2	1	0	1	1	<b>New York Yankees @ Toronto Blue Jays</b> Rogers Centre, Toronto, ON Tue Apr 12 2016, 7:08 PM - 10:11 PM EDT Att: 28,819 - Dome - 68 F						
11 Brett Gardner, L OBP: 0.400, SLG: 0.211										5	0	0	0	0	2	4							
13 Alex Rodriguez, R OBP: 0.318, SLG: 0.333										4	0	0	0	0	1	3							
25 Mark Teixeira, S OBP: 0.320, SLG: 0.500										4	0	0	0	0	1	1							
34 Brian McCann, L OBP: 0.591, SLG: 0.889										3	2	2	1	1	1	0							
27 Austin Romine, R OBP: 0.286, SLG: 0.200										0	0	0	0	0	0	0							
36 Carlos Beltrán, S OBP: 0.250, SLG: 0.143										3	0	0	0	1	1	2							
31 Aaron Hicks, S OBP: 0.250, SLG: 0.143										0	0	0	0	0	0	0							
12 Chase Headley, S OBP: 0.278, SLG: 0.200										3	1	2	0	1	0	1							
14 Starlin Castro, R OBP: 0.400, SLG: 0.696										3	0	0	1	1	1	3							
18 Didi Gregorius, L OBP: 0.348, SLG: 0.524										3	0	1	0	0	1	1							
<b>Inning Stats</b>	R: 0 H: 1 E: 0 K: 1 S: 10	H: 1 LOB: 1 BB: 0 P: 14	R: 1 H: 0 E: 1 K: 0 S: 9	H: 0 LOB: 1 BB: 2 P: 22	R: 0 H: 0 E: 0 K: 2 S: 9	H: 0 LOB: 0 BB: 0 P: 17	R: 0 H: 0 E: 0 K: 1 S: 8	H: 0 LOB: 1 BB: 0 P: 15	R: 0 H: 1 E: 0 K: 1 S: 8	H: 1 LOB: 1 BB: 0 P: 11	R: 1 H: 1 E: 0 K: 0 S: 10	H: 1 LOB: 0 BB: 0 P: 18	R: 1 H: 2 E: 0 K: 1 S: 9	H: 2 LOB: 2 BB: 1 P: 20	R: 0 H: 2 E: 0 K: 2 S: 16	H: 2 LOB: 2 BB: 0 P: 24	R: 0 H: 0 E: 0 K: 1 S: 5	H: 0 LOB: 0 BB: 0 P: 10	1B: 5 2B: 1 3B: 0 HR: 1	SF: 0 SAC: 1 DP: 0 HBP: 0	WP: 0 PB: 0 SB: 1 CS: 0	PA: 38	
<b>PITCHER</b>	IP WLS BF H R ER SO BB IBB HBP BLK WP HR S P ERA WHIP	IP WLS BF H R ER SO BB IBB HBP BLK WP HR S P ERA WHIP	IP WLS BF H R ER SO BB IBB HBP BLK WP HR S P ERA WHIP	IP WLS BF H R ER SO BB IBB HBP BLK WP HR S P ERA WHIP	IP WLS BF H R ER SO BB IBB HBP BLK WP HR S P ERA WHIP	IP WLS BF H R ER SO BB IBB HBP BLK WP HR S P ERA WHIP	IP WLS BF H R ER SO BB IBB HBP BLK WP HR S P ERA WHIP	IP WLS BF H R ER SO BB IBB HBP BLK WP HR S P ERA WHIP	IP WLS BF H R ER SO BB IBB HBP BLK WP HR S P ERA WHIP	IP WLS BF H R ER SO BB IBB HBP BLK WP HR S P ERA WHIP	IP WLS BF H R ER SO BB IBB HBP BLK WP HR S P ERA WHIP	IP WLS BF H R ER SO BB IBB HBP BLK WP HR S P ERA WHIP	IP WLS BF H R ER SO BB IBB HBP BLK WP HR S P ERA WHIP	IP WLS BF H R ER SO BB IBB HBP BLK WP HR S P ERA WHIP	IP WLS BF H R ER SO BB IBB HBP BLK WP HR S P ERA WHIP	IP WLS BF H R ER SO BB IBB HBP BLK WP HR S P ERA WHIP	IP WLS BF H R ER SO BB IBB HBP BLK WP HR S P ERA WHIP	IP WLS BF H R ER SO BB IBB HBP BLK WP HR S P ERA WHIP	IP WLS BF H R ER SO BB IBB HBP BLK WP HR S P ERA WHIP	IP WLS BF H R ER SO BB IBB HBP BLK WP HR S P ERA WHIP	IP WLS BF H R ER SO BB IBB HBP BLK WP HR S P ERA WHIP	IP WLS BF H R ER SO BB IBB HBP BLK WP HR S P ERA WHIP	IP WLS BF H R ER SO BB IBB HBP BLK WP HR S P ERA WHIP
41 Aaron Sanchez, R ERA: 1.38	6.0	24	3	2	1	5	3	0	0	0	0	0	0	0	8	18	1.50	1.000					
27 Brett Cecil, L ERA: 10.13	0.2	5	2	1	1	1	1	0	0	0	0	0	0	0	8	18	13.50	4.500					
30 Jesse Chavez, R ERA: 2.7	1.1	6	2	0	0	2	0	0	0	0	0	0	0	17	26	0.00	1.500						
39 Gavin Floyd, R ERA: 5.4	1.0	3	0	0	0	1	0	0	0	0	0	0	0	5	10	0.00	0.000						
<b>Batter</b>	<b>1</b>	<b>2</b>	<b>3</b>	<b>4</b>	<b>5</b>	<b>6</b>	<b>7</b>	<b>8</b>	<b>9</b>	<b>AB</b>	<b>R</b>	<b>H</b>	<b>RBI</b>	<b>BB</b>	<b>SO</b>	<b>LOB</b>	<b>BOTTOM</b>						
11 Kevin Pillar, R OBP: 0.265, SLG: 0.313										3	1	1	0	0	0	0	<b>New York Yankees @ Toronto Blue Jays</b> Rogers Centre, Toronto, ON Tue Apr 12 2016, 7:08 PM - 10:11 PM EDT Att: 28,819 - Dome - 68 F						
20 Josh Donaldson, R OBP: 0.371, SLG: 0.719										3	1	1	0	1	0	1							
19 José Bautista, R OBP: 0.500, SLG: 0.667										3	0	1	2	1	1	2							
10 Edwin Encarnación, R OBP: 0.324, SLG: 0.267										3	0	0	0	1	2	2							
2 Troy Tulowitzki, R OBP: 0.212, SLG: 0.214										3	0	0	0	1	2	2							
15 Chris Colabello, R OBP: 0.125, SLG: 0.067										3	0	0	0	1	1	2							
21 Michael Saunders, L OBP: 0.292, SLG: 0.409										3	0	0	0	1	2	1							
55 Russell Martin, R OBP: 0.083, SLG: 0.083										4	0	0	0	0	1	2							
17 Ryan Goins, L OBP: 0.280, SLG: 0.292										3	0	0	0	0	1	1							
14 Justin Smoak, S OBP: 0.375, SLG: 0.167										1	0	0	0	0	1	0							
<b>Inning Stats</b>	R: 0 H: 0 E: 0 K: 1 S: 14	H: 0 LOB: 2 BB: 2 P: 29	R: 0 H: 0 E: 0 K: 3 S: 16	H: 0 LOB: 1 BB: 1 P: 25	R: 2 H: 2 E: 0 K: 1 S: 10	H: 2 LOB: 1 BB: 1 P: 17	R: 0 H: 0 E: 0 K: 0 S: 5	H: 0 LOB: 0 BB: 0 P: 7	R: 0 H: 1 E: 1 K: 1 S: 9	H: 1 LOB: 1 BB: 0 P: 14	R: 0 H: 0 E: 0 K: 0 S: 8	H: 0 LOB: 1 BB: 1 P: 16	R: 0 H: 0 E: 0 K: 1 S: 9	H: 0 LOB: 1 BB: 1 P: 18	R: 0 H: 0 E: 0 K: 2 S: 10	H: 0 LOB: 0 BB: 0 P: 17	R: 0 H: 0 E: 0 K: 2 S: 9	H: 0 LOB: 0 BB: 0 P: 12	1B: 2 2B: 1 3B: 0 HR: 0	SF: 0 SAC: 0 DP: 1 HBP: 1	WP: 0 PB: 0 SB: 1 CS: 0	PA: 36	
<b>PITCHER</b>	IP WLS BF H R ER SO BB IBB HBP BLK WP HR S P ERA WHIP	IP WLS BF H R ER SO BB IBB HBP BLK WP HR S P ERA WHIP	IP WLS BF H R ER SO BB IBB HBP BLK WP HR S P ERA WHIP	IP WLS BF H R ER SO BB IBB HBP BLK WP HR S P ERA WHIP	IP WLS BF H R ER SO BB IBB HBP BLK WP HR S P ERA WHIP	IP WLS BF H R ER SO BB IBB HBP BLK WP HR S P ERA WHIP	IP WLS BF H R ER SO BB IBB HBP BLK WP HR S P ERA WHIP	IP WLS BF H R ER SO BB IBB HBP BLK WP HR S P ERA WHIP	IP WLS BF H R ER SO BB IBB HBP BLK WP HR S P ERA WHIP	IP WLS BF H R ER SO BB IBB HBP BLK WP HR S P ERA WHIP	IP WLS BF H R ER SO BB IBB HBP BLK WP HR S P ERA WHIP	IP WLS BF H R ER SO BB IBB HBP BLK WP HR S P ERA WHIP	IP WLS BF H R ER SO BB IBB HBP BLK WP HR S P ERA WHIP	IP WLS BF H R ER SO BB IBB HBP BLK WP HR S P ERA WHIP	IP WLS BF H R ER SO BB IBB HBP BLK WP HR S P ERA WHIP	IP WLS BF H R ER SO BB IBB HBP BLK WP HR S P ERA WHIP	IP WLS BF H R ER SO BB IBB HBP BLK WP HR S P ERA WHIP	IP WLS BF H R ER SO BB IBB HBP BLK WP HR S P ERA WHIP	IP WLS BF H R ER SO BB IBB HBP BLK WP HR S P ERA WHIP	IP WLS BF H R ER SO BB IBB HBP BLK WP HR S P ERA WHIP	IP WLS BF H R ER SO BB IBB HBP BLK WP HR S P ERA WHIP	IP WLS BF H R ER SO BB IBB HBP BLK WP HR S P ERA WHIP	IP WLS BF H R ER SO BB IBB HBP BLK WP HR S P ERA WHIP
19 Masahiro Tanaka, R ERA: 3.38	5.0	22	3	2	2	6	4	0	0	0	0	0	0	8	16	0.00	1.000						
26 Johnny Barbato, R ERA: 3.38	1.0	4	0	0	0	0	1	0	0	0	0	0	0	8	16	0.00	1.000						
45 Chasen Shreve, L ERA: 3.38	0.2	3	0	0	0	0	1	0	0	0	0	0	0	6	12	0.00	1.500						
68 Dellin Betances, R ERA: 3.38	1.1	4	0	0	0	3	0	0	0	0	0	0	0	13	23	0.00	0.000						
48 Andrew Miller, L ERA: 3.38	1.0	3	0	0	0	2	0	0	0	0	0	0	0	9	12	0.00	0.000						











Batter	1	2	3	4	5	6	7	8	9	AB	R	H	RBI	BB	SO	LOB	TOP			
8 Norichika Aoki, L (1.7) OBP: 0.288, SLG: 0.300	F7			G1-3	P6		G4-3		21 2B	4	1	0	0	1	0	1				
7 Seth Smith, L (1.10) 21 Franklin Gutierrez, R (7.10) OBP: 0.381, SLG: 0.313	K			22 1B			SF9		2B	2	1	1	0	1	1	0				
22 Robinson Cano, L (1.4) OBP: 0.267, SLG: 0.595	G6-3			15 L6	23 E		P4		F7	5	1	2	1	0	0	1				
23 Nelson Cruz, R (1.9) OBP: 0.356, SLG: 0.513				FC6			FC5			4	1	2	0	1	0	3				
15 Kyle Seager, L (1.5) OBP: 0.267, SLG: 0.263	G6-3			L6			K		G4-3	5	0	0	0	0	1	8				
26 Adam Lind, L (1.3) OBP: 0.160, SLG: 0.160	G4-3						33 HR		F9	4	1	2	1	0	0	1				
33 Chris Iannetta, R (1.2) OBP: 0.452, SLG: 0.560										3	1	3	3	1	0	0				
12 Leonys Martin, L (1.8) OBP: 0.343, SLG: 0.419				L4-6			F8		G1-3	4	0	0	0	0	1	5				
4 Ketel Marte, S (1.6) OBP: 0.243, SLG: 0.182	G4-3			G4-3			L8		F7	4	1	1	0	0	0	0				
<b>Inning Stats</b>	R: 0 H: 0 E: 0 K: 1 S: 11	H: 0 LOB: 0 BB: 0 P: 16	R: 0 H: 1 E: 0 K: 0 S: 10	LOB: 0 BB: 0 P: 13	R: 0 H: 1 E: 0 K: 0 S: 5	LOB: 0 BB: 0 P: 9	R: 1 H: 2 E: 1 K: 0 S: 10	H: 2 LOB: 1 BB: 0 P: 14	R: 2 H: 2 E: 0 K: 0 S: 9	H: 2 LOB: 3 BB: 2 P: 14	R: 1 H: 1 E: 0 K: 0 S: 14	H: 1 LOB: 0 BB: 0 P: 18	R: 1 H: 2 E: 0 K: 0 S: 9	H: 2 LOB: 1 BB: 0 P: 14	R: 1 H: 1 E: 0 K: 0 S: 10	H: 2 LOB: 2 BB: 2 P: 22	1B: 8 2B: 5 3B: 0 HR: 1	SF: 1 SAC: 0 DP: 3 HBP: 0	WP: 1 PB: 0 SB: 1 CS: 0	PA: 41
<b>PITCHER</b>	IP	WLS	BF	H	R	ER	SO	BB	IBB	HBP	BLK	WP	HR	S	P	ERA	WHIP			
40 Luis Severino, R (1.1) ERA: 5.91	5.2	L	24	8	4	4	2	1	0	0	0	1	1	55	87	6.35	1.588			
39 Kirby Yates, R (6.1) ERA: 5.4	0.2		4	1	1	1	1	1	0	0	0	0	0	10	18	13.50	3.000			
75 Tyler Olson, L (7.1) ERA: 6.75	2.2		13	3	2	2	0	2	0	0	0	0	0	27	47	6.75	1.875			

Seattle Mariners @ New York Yankees  
Yankee Stadium, Bronx, NY  
Fri Apr 15 2016, 7:09 PM - 10:27 PM EDT  
Att: 35,531 - Clear - 59 F

livebaseballscores.com

AB 36  
R 7  
H 12  
RBI 7  
BB 4  
SO 3  
LOB 19



Batter	1	2	3	4	5	6	7	8	9	AB	R	H	RBI	BB	SO	LOB	BOTTOM			
22 Jacoby Ellsbury, L (1.8) OBP: 0.244, SLG: 0.325	K	G4-3		K		G3			G4-3	5	0	0	0	0	2	5				
11 Brett Gardner, L (1.7) OBP: 0.412, SLG: 0.346	HR			P5		36 F8	25 BB		34 WP	3	1	2	1	2	0	0				
25 Mark Teixeira, S (1.3) OBP: 0.342, SLG: 0.500	36 1B			K		G6-3			G5-3	3	0	0	0	2	1	4				
34 Brian McCann, L (1.2) OBP: 0.484, SLG: 0.654	F8			BB		K			G4-3	4	0	0	0	1	1	4				
36 Carlos Beltrán, S (1.9) OBP: 0.303, SLG: 0.469	1B			P5		F8			K	4	0	1	0	0	1	3				
29 Dustin Ackley, L (1.10) 31 Aaron Hicks, S (7.10) OBP: 0.154, SLG: 0.083	P6					F7			P4	2	0	0	0	1	0	4				
14 Starlin Castro, R (1.4) OBP: 0.333, SLG: 0.515	F7					K			F8	4	0	1	0	0	1	0				
18 Didi Gregorius, L (1.6) OBP: 0.300, SLG: 0.464	K			K		22 G3			K	4	0	1	0	0	3	2				
12 Chase Headley, S (1.5) OBP: 0.310, SLG: 0.174				K					G4-3	3	0	1	0	1	1	2				
<b>Inning Stats</b>	R: 1 H: 2 E: 0 K: 1 S: 15	H: 2 LOB: 2 BB: 1 P: 26	R: 0 H: 1 E: 0 K: 1 S: 9	LOB: 1 BB: 0 P: 11	R: 0 H: 0 E: 0 K: 1 S: 6	LOB: 0 BB: 1 P: 15	R: 0 H: 1 E: 0 K: 3 S: 13	H: 1 LOB: 2 BB: 1 P: 26	R: 0 H: 1 E: 0 K: 1 S: 12	H: 1 LOB: 2 BB: 1 P: 23	R: 0 H: 0 E: 0 K: 1 S: 7	H: 0 LOB: 0 BB: 0 P: 11	R: 0 H: 0 E: 0 K: 1 S: 9	H: 0 LOB: 0 BB: 0 P: 10	R: 0 H: 0 E: 0 K: 0 S: 9	H: 0 LOB: 1 BB: 1 P: 20	1B: 4 2B: 1 3B: 0 HR: 1	SF: 0 SAC: 0 DP: 0 HBP: 0	WP: 2 PB: 0 SB: 1 CS: 0	PA: 40
<b>PITCHER</b>	IP	WLS	BF	H	R	ER	SO	BB	IBB	HBP	BLK	WP	HR	S	P	ERA	WHIP			
13 Nate Karns, R (1.1) ERA: 4.5	5.0	W	24	5	1	0	1	2	0	0	0	0	0	10	18	0.00	4.500			
55 Tony Zych, R (6.1) ERA: 4.05	0.2	H	5	1	0	0	1	2	0	0	0	0	0	10	16	0.00	0.000			
3B Vidal Nuño, L (6.1) ERA: 2.08	1.1	H	4	0	0	0	1	0	0	0	0	0	0	9	10	0.00	0.000			
62 Joel Peralta, R (8.1) ERA: 3.6	1.0		3	0	0	0	1	0	0	0	0	0	0	9	20	0.00	1.000			
37 Mike Montgomery, L (9.1) ERA: 6.0	1.0		4	0	0	0	0	1	0	0	0	1	0	9	20	0.00	1.000			

Seattle Mariners @ New York Yankees  
Yankee Stadium, Bronx, NY  
Fri Apr 15 2016, 7:09 PM - 10:27 PM EDT  
Att: 35,531 - Clear - 59 F

livebaseballscores.com

AB 33  
R 1  
H 6  
RBI 1  
BB 7  
SO 10  
LOB 24









Batter	1	2	3	4	5	6	7	8	9	AB	R	H	RBI	BB	SO	LOB	TOP					
8 Norichika Aoki, L (1,7) OBP: 0.280, SLG: 0.327	G4-3		G3		7 1B			K		4	1	1	0	0	1	0	<b>Seattle Mariners @ New York Yankees</b> Yankee Stadium, Bronx, NY Sun Apr 17 2016, 1:09 PM - 3:44 PM EDT Att: 43,856 - Sunny - 64 F					
7 Seth Smith, L (1,10) OBP: 0.454, SLG: 0.500	23 1B 15 FC4-6 22 1B		G4-3		22 G1-6-3 1B			K		4	1	2	1	0	1	0						
22 Robinson Cano, L (1,4) OBP: 0.283, SLG: 0.551	15 FC4-6 23 1B		G4-3		G1-6-3			K		4	0	1	0	0	1	1						
23 Nelson Cruz, R (1,9) OBP: 0.358, SLG: 0.532	15 FC4-6 1B		G6-3					K		4	0	1	0	0	2	0						
15 Kyle Seager, L (1,5) OBP: 0.245, SLG: 0.238	FC4-6		E3 26 F8 32 1B					G4-3		4	1	0	1	0	1	2						
26 Adam Lind, L (1,3) OBP: 0.172, SLG: 0.207	K		F8					K		3	0	0	0	0	2	3						
21 Franklin Gutierrez, R (9,PH) OBP: 0.320, SLG: 0.250	K		F8					K		1	0	0	0	0	1	0						
32 Steve Clevenger, L (1,2) OBP: 0.100, SLG: 0.100			K					G5-3		3	0	1	1	0	1	0						
12 Leonys Martin, L (1,8) OBP: 0.310, SLG: 0.447	F7		K					K		3	0	0	0	0	2	1						
4 Ketel Marte, S (1,6) OBP: 0.244, SLG: 0.195	F8		G4-3					G4-3		3	0	0	0	0	0	0						
<b>Inning Stats</b>	R: 1 E: 0 K: 1 S: 16	H: 3 LOB: 2 BB: 0 P: 24	R: 0 E: 0 K: 1 S: 9	H: 0 LOB: 0 BB: 0 P: 10	R: 0 E: 0 K: 0 S: 6	H: 0 LOB: 0 BB: 0 P: 8	R: 1 E: 1 K: 1 S: 8	H: 1 LOB: 1 BB: 0 P: 17	R: 1 E: 0 K: 2 S: 8	H: 2 LOB: 0 BB: 0 P: 9	R: 0 E: 0 K: 2 S: 9	H: 0 LOB: 0 BB: 0 P: 15	R: 0 E: 0 K: 1 S: 9	H: 0 LOB: 0 BB: 0 P: 10	R: 0 E: 0 K: 3 S: 9	H: 0 LOB: 0 BB: 0 P: 13	R: 0 E: 0 K: 3 S: 10	H: 0 LOB: 0 BB: 0 P: 13	1B: 5 2B: 0 3B: 1 HR: 0	SF: 0 SAC: 0 DP: 1 HBP: 0	WP: 0 SB: 0 CS: 0	PA: 33
<b>PITCHER</b>	IP WLS BF H R ER SO BB IBB HBP BLK WP HR S P ERA WHIP																					
19 Masahiro Tanaka, R (1,1) ERA: 3.06	7.0 W 27 6 3 2 6 0 0 0 0 0 0 0 65 93 2.57 0.857																					
68 Dellin Betances, R (8,1) ERA:	1.0 H 3 0 0 0 3 0 0 0 0 0 0 0 9 13 0.00 0.000																					
48 Andrew Miller, L (9,1) ERA:	1.0 S 3 0 0 0 3 0 0 0 0 0 0 0 10 13 0.00 0.000																					

Batter	1	2	3	4	5	6	7	8	9	AB	R	H	RBI	BB	SO	LOB	BOTTOM			
22 Jacoby Ellsbury, L (1,8) OBP: 0.260, SLG: 0.298	P2		11 1B 11 2B		F8	G4-3				4	1	1	0	0	0	1	<b>Seattle Mariners @ New York Yankees</b> Yankee Stadium, Bronx, NY Sun Apr 17 2016, 1:09 PM - 3:44 PM EDT Att: 43,856 - Sunny - 64 F			
11 Brett Gardner, L (1,7) OBP: 0.442, SLG: 0.429	36 G4-3 36 S		1B		36 1B 25 WP	G4-3			4	1	3	1	0	0	0					
36 Carlos Beltrán, S (1,9) OBP: 0.357, SLG: 0.610	G4-3		K		25 WP 1B	K			4	0	1	0	0	2	2					
31 Aaron Hicks, S (9,9) OBP: 0.154, SLG: 0.083	G4-3		K		25 WP 1B	K			0	0	0	0	0	0	0					
25 Mark Teixeira, S (1,3) OBP: 0.383, SLG: 0.459	F9		BB		BB	1B			2	0	1	0	2	0	1					
34 Brian McCann, L (1,2) OBP: 0.444, SLG: 0.567		13 HR HBP	F4		F7	G4-3			3	1	0	0	0	0	5					
13 Alex Rodriguez, R (1,10) OBP: 0.231, SLG: 0.294		HR	K		P3			K		4	1	1	2	0	2	4				
14 Starlin Castro, R (1,4) OBP: 0.356, SLG: 0.524	L8		G6-3		G6-3	17 G6-3 2B		G6-3		4	0	1	0	0	0	0				
18 Didi Gregorius, L (1,6) OBP: 0.237, SLG: 0.361	G4-3		F8		L9			G1-3		4	0	0	0	0	0	1				
17 Ronald Torreyes, R (1,5) OBP: 0.500, SLG: 0.750	G4-3		G6-3		G6-3			G6-3		3	0	0	0	0	0	1				
<b>Inning Stats</b>	R: 0 E: 0 K: 0 S: 9	H: 1 LOB: 1 BB: 0 P: 16	R: 2 E: 0 K: 0 S: 7	H: 1 LOB: 0 BB: 0 P: 10	R: 1 E: 0 K: 2 S: 18	H: 2 LOB: 1 BB: 0 P: 29	R: 0 E: 0 K: 0 S: 6	H: 0 LOB: 0 BB: 0 P: 7	R: 1 E: 0 K: 0 S: 10	H: 2 LOB: 1 BB: 0 P: 19	R: 0 E: 0 K: 0 S: 5	H: 1 LOB: 1 BB: 0 P: 6	R: 0 E: 0 K: 1 S: 13	H: 1 LOB: 0 BB: 0 P: 15	R: 0 E: 0 K: 1 S: 8	H: 0 LOB: 0 BB: 0 P: 13	1B: 5 2B: 2 3B: 0 HR: 1	SF: 0 SAC: 0 DP: 0 HBP: 1	WP: 1 SB: 0 CS: 0	PA: 35
<b>PITCHER</b>	IP WLS BF H R ER SO BB IBB HBP BLK WP HR S P ERA WHIP																			
18 Hisashi Iwakuma, R (1,1) ERA: 4.5	7.0 L 32 8 4 4 3 2 0 0 0 0 1 0 68 102 5.14 1.429																			
50 Nick Vincent, R (8,1) ERA: 3.0	1.0 3 0 0 0 1 0 0 0 0 0 0 0 8 13 0.00 0.000																			







Batter	1	2	3	4	5	6	7	8	9	AB	R	H	RBI	BB	SO	LOB	TOP			
1 Billy Burns, S OBP: 0.341, SLG: 0.452										5	1	3	0	0	0	0				
3 Chris Cochran, L OBP: 0.225, SLG: 0.316										4	1	1	1	1	1	2				
22 Josh Reddick, L OBP: 0.333, SLG: 0.440										4	1	1	1	1	0	1				
26 Danny Valencia, R OBP: 0.227, SLG: 0.286										2	0	1	0	0	0	1				
21 Stephen Vogt, L OBP: 0.294, SLG: 0.447									3	1	2	1	0	0	0					
8 Jed Lowrie, S OBP: 0.316, SLG: 0.308									3	0	0	0	1	1	2					
2 Khris Davis, R OBP: 0.224, SLG: 0.196										4	0	2	2	0	2	1				
17 Yonder Alonso, L OBP: 0.149, SLG: 0.152									4	0	0	0	0	0	6					
10 Marcus Semien, R OBP: 0.302, SLG: 0.478									4	0	0	0	0	2	1					
<b>Inning Stats</b>	R: 0 E: 0 K: 0 S: 7	H: 1 LOB: 0 BB: 0 P: 10	R: 0 E: 0 K: 1 S: 8	H: 0 LOB: 0 BB: 0 P: 11	R: 0 E: 0 K: 2 S: 10	H: 0 LOB: 0 BB: 0 P: 16	R: 3 E: 1 K: 0 S: 27	H: 5 LOB: 2 BB: 0 P: 34	R: 0 E: 0 K: 2 S: 12	H: 1 LOB: 1 BB: 0 P: 16	R: 0 E: 0 K: 0 S: 11	H: 0 LOB: 1 BB: 1 P: 20	R: 2 E: 0 K: 1 S: 11	H: 3 LOB: 1 BB: 1 P: 18	R: 0 E: 0 K: 0 S: 4	H: 0 LOB: 0 BB: 0 P: 6	1B: 7 2B: 5 3B: 0 HR: 0	SF: 1 DP: 0 HBP: 0	WP: 0 PB: 0 SB: 0 CS: 0	PA: 39
<b>PITCHER</b>	IP WLS BF H R ER SO BB IBB HBP BLK WP HR S P ERA WHIP																			
30 Nathan Eovaldi, R ERA: 6.11	6.0 L 26 8 3 3 7 0 1 0 0 0 0 0 0 11 20 4.50 1.333																			
39 Kirby Yates, R ERA: 4.15	1.0 4 0 0 0 0 1 0 0 0 0 0 0 11 18 0.00 1.000																			
57 Brandon Pinder, R ERA: 18.0	1.0 6 3 2 2 1 1 0 0 0 0 0 0 4 6 0.00 4.000																			
47 Iván Nova, R ERA: 6.0	1.0 3 0 0 0 0 0 0 0 0 0 0 0 4 6 0.00 0.000																			

Oakland Athletics @ New York Yankees  
Yankee Stadium, Bronx, NY  
Wed Apr 20 2016, 7:09 PM - 10:06 PM EDT  
Att: 37,396 - Clear - 61 F


AB 35  
R 5  
H 11  
RBI 5  
BB 3  
SO 8  
LOB 15



Batter	1	2	3	4	5	6	7	8	9	AB	R	H	RBI	BB	SO	LOB	BOTTOM			
22 Jacoby Ellsbury, L OBP: 0.264, SLG: 0.320										3	0	1	0	0	1	0				
14 Starlin Castro, R OBP: 0.333, SLG: 0.480										3	0	0	0	1	0	1				
36 Carlos Beltrán, S OBP: 0.333, SLG: 0.633										4	1	1	1	0	1	2				
25 Mark Teixeira, S OBP: 0.357, SLG: 0.386										4	0	0	0	0	2	2				
34 Brian McCann, L OBP: 0.400, SLG: 0.474										3	0	1	0	1	1	0				
13 Alex Rodriguez, R OBP: 0.250, SLG: 0.302										4	0	1	0	0	1	4				
12 Chase Headley, S OBP: 0.333, SLG: 0.162										3	0	0	0	1	1	2				
18 Didi Gregorius, L OBP: 0.261, SLG: 0.432										4	1	2	1	0	2	1				
31 Aaron Hicks, S OBP: 0.095, SLG: 0.050										3	0	0	0	0	2					
<b>Inning Stats</b>	R: 0 E: 0 K: 2 S: 15	H: 1 LOB: 3 BB: 2 P: 29	R: 1 E: 1 K: 1 S: 11	H: 1 LOB: 1 BB: 0 P: 15	R: 0 E: 0 K: 1 S: 8	H: 0 LOB: 0 BB: 0 P: 16	R: 0 E: 0 K: 1 S: 7	H: 0 LOB: 0 BB: 0 P: 9	R: 0 E: 0 K: 1 S: 12	H: 0 LOB: 0 BB: 0 P: 18	R: 0 E: 1 K: 0 S: 7	H: 1 LOB: 1 BB: 1 P: 13	R: 1 E: 0 K: 0 S: 12	H: 1 LOB: 0 BB: 0 P: 19	R: 0 E: 0 K: 1 S: 7	H: 1 LOB: 1 BB: 0 P: 8	1B: 3 2B: 2 3B: 0 HR: 2	SF: 0 DP: 2 HBP: 0	WP: 0 PB: 0 SB: 0 CS: 0	PA: 35
<b>PITCHER</b>	IP WLS BF H R ER SO BB IBB HBP BLK WP HR S P ERA WHIP																			
49 Kendall Graveman, R ERA: 2.04	6.1 W 25 3 1 1 8 3 0 0 0 0 0 1 67 111 1.42 0.947																			
35 Marc Rzepczynski, L ERA: 1.08	0.2 H 2 1 0 0 0 0 0 0 0 0 0 3 4 0.00 1.500																			
66 Ryan Dull, R ERA: 1.08	1.0 4 1 1 1 0 0 0 0 0 0 0 1 12 9 0.00 1.000																			
62 Sean Doolittle, L ERA: 4.7	1.0 S 4 1 0 0 1 0 0 0 0 0 0 0 7 8 0.00 1.000																			

Oakland Athletics @ New York Yankees  
Yankee Stadium, Bronx, NY  
Wed Apr 20 2016, 7:09 PM - 10:06 PM EDT  
Att: 37,396 - Clear - 61 F

AB 31  
R 2  
H 6  
RBI 2  
BB 3  
SO 9  
LOB 14





Batter	1	2	3	4	5	6	7	8	9	AB	R	H	RBI	BB	SO	LOB	TOP										
1 Billy Burns, S OBP: 0.327, SLG: 0.426										5	0	1	0	0	2	3	<b>Oakland Athletics @ New York Yankees</b> Yankee Stadium, Bronx, NY Thu Apr 21 2016, 7:09 PM - 10:26 PM EDT Att: 33,818 - Partly Cloudy - 68 F										
20 Mark Canha, R OBP: 0.168, SLG: 0.500										4	1	1	2	0	1	2											
22 Josh Reddick, L OBP: 0.323, SLG: 0.436										5	1	1	0	0	0	2											
8 Jed Lowrie, S OBP: 0.328, SLG: 0.321										4	0	2	1	0	1	1											
21 Stephen Vogt, L OBP: 0.309, SLG: 0.440										3	1	1	0	1	1	0											
3 Chris Coghlan, L OBP: 0.277, SLG: 0.381										4	1	1	2	0	0	2											
2 Khris Davis, R OBP: 0.226, SLG: 0.260										4	1	1	1	0	1	2											
4 Coco Crisp, S OBP: 0.267, SLG: 0.415										3	2	2	1	1	1	2											
10 Marcus Semien, R OBP: 0.298, SLG: 0.449										3	0	0	0	1	1	1											
<b>Inning Stats</b>	R: 0 H: 1 E: 0 K: 0 S: 11	H: 1 LOB: 1 BB: 0 P: 16	R: 0 H: 0 E: 0 K: 1 S: 8	H: 0 LOB: 0 BB: 0 P: 12	R: 0 H: 1 E: 0 K: 1 S: 13	H: 1 LOB: 1 BB: 0 P: 19	R: 1 H: 3 E: 0 K: 2 S: 15	H: 2 LOB: 2 BB: 0 P: 22	R: 1 H: 1 E: 0 K: 0 S: 13	H: 1 LOB: 0 BB: 0 P: 19	R: 0 H: 1 E: 0 K: 0 S: 9	H: 1 LOB: 0 BB: 0 P: 15	R: 2 H: 2 E: 0 K: 2 S: 12	H: 2 LOB: 0 BB: 0 P: 13	R: 2 H: 1 E: 0 K: 1 S: 9	H: 1 LOB: 0 BB: 1 P: 17		R: 1 H: 0 E: 0 K: 1 S: 15	H: 0 LOB: 1 BB: 2 P: 27	1B: 5 2B: 1 3B: 0 HR: 4	SF: 1 SAC: 0 DP: 0 HBP: 0	WP: 0 PB: 0 SB: 3 CS: 0	PA: 39				
<b>PITCHER</b>	IP	WLS	BF	H	R	ER	SO	BB	IBB	HBP	BLK	WP	HR	S	P	ERA	WHIP										
40 Luis Severino, R ERA: 4.86	6.0		24	7	2	2	4	0	0	0	0	0	1	69	103	3.00	1.167										
45 Chasen Shreve, L ERA: 2.54	1.0	L	5	2	2	2	2	0	0	0	0	0	2	12	13	18.00	2.000										
26 Johnny Barbato, R ERA: 3.0	1.0		5	1	2	2	1	1	0	0	0	0	1	9	17	18.00	2.000										
39 Kirby Yates, R ERA: 5.06	1.0		5	0	1	1	1	2	0	0	0	0	0	15	27	9.00	2.000										
<b>Batter</b>	<b>1</b>	<b>2</b>	<b>3</b>	<b>4</b>	<b>5</b>	<b>6</b>	<b>7</b>	<b>8</b>	<b>9</b>	<b>AB</b>	<b>R</b>	<b>H</b>	<b>RBI</b>	<b>BB</b>	<b>SO</b>	<b>LOB</b>	<b>BOTTOM</b>										
22 Jacoby Ellsbury, L OBP: 0.293, SLG: 0.345										5	0	3	0	0	1	0	<b>Oakland Athletics @ New York Yankees</b> Yankee Stadium, Bronx, NY Thu Apr 21 2016, 7:09 PM - 10:26 PM EDT Att: 33,818 - Partly Cloudy - 68 F										
14 Starlin Castro, R OBP: 0.322, SLG: 0.455										5	0	1	1	0	3	3											
36 Carlos Beltrán, S OBP: 0.304, SLG: 0.574										5	0	0	0	0	3	4											
25 Mark Teixeira, S OBP: 0.350, SLG: 0.362										3	1	0	0	1	1	0											
13 Alex Rodriguez, R OBP: 0.269, SLG: 0.289										2	1	0	0	2	0	0											
12 Chase Headley, S OBP: 0.326, SLG: 0.189										4	0	1	0	0	1	3											
31 Aaron Hicks, S OBP: 0.029, SLG: 0.095										1	0	1	1	1	0	0											
11 Brett Gardner, L OBP: 0.440, SLG: 0.425										1	1	0	0	1	1	1											
27 Austin Romine, R OBP: 0.308, SLG: 0.643										2	0	1	1	0	1	2											
34 Brian McCann, L OBP: 0.383, SLG: 0.450										2	0	0	0	0	2	1											
17 Ronald Torreyes, R OBP: 0.429, SLG: 0.643										2	0	0	0	0	1	4											
18 Didi Gregorius, L OBP: 0.271, SLG: 0.435										2	0	1	0	0	0	1											
<b>Inning Stats</b>	R: 0 H: 0 E: 0 K: 3 S: 9	H: 0 LOB: 0 BB: 0 P: 13	R: 1 H: 1 E: 0 K: 2 S: 15	H: 1 LOB: 2 BB: 2 P: 29	R: 0 H: 0 E: 0 K: 2 S: 9	H: 0 LOB: 0 BB: 0 P: 9	R: 1 H: 1 E: 0 K: 1 S: 13	H: 1 LOB: 2 BB: 2 P: 25	R: 0 H: 1 E: 0 K: 1 S: 10	H: 1 LOB: 0 BB: 0 P: 13	R: 0 H: 0 E: 0 K: 1 S: 9	H: 0 LOB: 0 BB: 0 P: 15	R: 1 H: 2 E: 0 K: 1 S: 16	H: 2 LOB: 1 BB: 1 P: 22	R: 0 H: 1 E: 0 K: 1 S: 13	H: 1 LOB: 0 BB: 0 P: 20	R: 0 H: 2 E: 0 K: 2 S: 12	H: 2 LOB: 2 BB: 0 P: 18	1B: 8 2B: 0 3B: 0 HR: 0	SF: 0 SAC: 0 DP: 1 HBP: 0	WP: 0 PB: 0 SB: 1 CS: 0	PA: 39					
<b>PITCHER</b>	IP	WLS	BF	H	R	ER	SO	BB	IBB	HBP	BLK	WP	HR	S	P	ERA	WHIP										
18 Rich Hill, L ERA: 3.37	6.0		24	3	2	1	10	4	0	0	0	0	0	65	104	1.50	1.167										
33 Fernando Rodriguez Jr., R ERA: 1.69	0.2	H	5	2	1	1	1	1	0	0	0	0	0	15	20	13.50	4.500										
John Axford, R ERA:	7.1		5	1	0	0	1	0	0	0	0	0	0	14	22	0.00	0.750										
31 Liam Hendriks, R ERA: 9.95	0.1		3	2	0	0	1	0	0	0	0	0	0	8	11	0.00	6.000										
44 Ryan Madson, R ERA: 2.08	0.2	S	2	0	0	0	1	0	0	0	0	0	0	4	7	0.00	0.000										



Batter	1	2	3	4	5	6	7	8	9	AB	R	H	RBI	BB	SO	LOB	TOP			
11 Logan Forsythe, R OBP: 0.375, SLG: 0.526	G1-3	1-3 2-H 2B		5 1B		G6-3		K		5	1	2	2	0	1	0	<b>Tampa Bay Rays @ New York Yankees</b> Yankee Stadium, Bronx, NY Fri Apr 22 2016, 7:08 PM - 10:10 PM EDT Att: 31,843 - Cloudy - 74 F			
5 Brandon Guyer, R OBP: 0.485, SLG: 0.462	G6-3	G4-3		3 2B	2-H 1B	E6		F7	5	0	1	1	0	0	2					
3 Evan Longoria, R OBP: 0.300, SLG: 0.478						F8		K	5	0	2	0	0	1	1					
10 Corey Dickerson, L OBP: 0.250, SLG: 0.540	F9					G5-3		K	5	0	0	0	0	1	4					
8 Desmond Jennings, R OBP: 0.322, SLG: 0.340		L9				F9		K	4	0	1	0	0	1	0					
28 Steve Pearce, R OBP: 0.323, SLG: 0.286		1 2B				F9		G6-3	3	1	1	0	1	0	0					
20 Steven Souza Jr., R OBP: 0.327, SLG: 0.490		1 2B				G6-3		K	3	1	1	0	1	1	2					
1 Tim Beckham, R OBP: 0.263, SLG: 0.176		11 2B				F9		K	2	0	1	0	1	0	0					
13 Brad Miller, L OBP: 0.188, SLG: 0.227		11 2B				1B		K	1	0	0	0	0	1	0					
19 Curt Casali, R OBP: 0.188, SLG: 0.290		K				P3		K	3	0	0	0	0	2	5					
7 Logan Morrison, L OBP: 0.114, SLG: 0.049									1	0	0	0	0	1	0					
24 Hank Conger, L OBP: 0.238, SLG: 0.200									0	0	0	0	0	0	0					
<b>Inning Stats</b>	R: 0 E: 0 K: 0 S: 7	H: 1 LOB: 1 BB: 0 P: 8	R: 2 E: 0 K: 1 S: 10	H: 2 LOB: 2 BB: 2 P: 26	R: 0 E: 0 K: 1 S: 11	H: 2 LOB: 2 BB: 0 P: 14	R: 1 E: 0 K: 0 S: 13	H: 3 LOB: 2 BB: 0 P: 21	R: 0 E: 1 K: 1 S: 10	H: 0 LOB: 1 BB: 0 P: 15	R: 0 E: 0 K: 1 S: 8	H: 0 LOB: 0 BB: 0 P: 12	R: 0 E: 0 K: 3 S: 9	H: 0 LOB: 0 BB: 0 P: 11	R: 0 E: 0 K: 2 S: 10	H: 0 LOB: 0 BB: 0 P: 12	1B: 6 2B: 3 3B: 0 HR: 0	SF: 0 SAC: 0 DP: 0 HBP: 0	WP: 0 PB: 0 SB: 1 CS: 0	PA: 40
<b>PITCHER</b>	IP WLS BF H R ER SO BB IBB HBP BLK WP HR S P ERA WHIP	IP WLS BF H R ER SO BB IBB HBP BLK WP HR S P ERA WHIP	IP WLS BF H R ER SO BB IBB HBP BLK WP HR S P ERA WHIP	IP WLS BF H R ER SO BB IBB HBP BLK WP HR S P ERA WHIP	IP WLS BF H R ER SO BB IBB HBP BLK WP HR S P ERA WHIP	IP WLS BF H R ER SO BB IBB HBP BLK WP HR S P ERA WHIP	IP WLS BF H R ER SO BB IBB HBP BLK WP HR S P ERA WHIP	IP WLS BF H R ER SO BB IBB HBP BLK WP HR S P ERA WHIP	IP WLS BF H R ER SO BB IBB HBP BLK WP HR S P ERA WHIP	IP WLS BF H R ER SO BB IBB HBP BLK WP HR S P ERA WHIP	IP WLS BF H R ER SO BB IBB HBP BLK WP HR S P ERA WHIP	IP WLS BF H R ER SO BB IBB HBP BLK WP HR S P ERA WHIP	IP WLS BF H R ER SO BB IBB HBP BLK WP HR S P ERA WHIP	IP WLS BF H R ER SO BB IBB HBP BLK WP HR S P ERA WHIP	IP WLS BF H R ER SO BB IBB HBP BLK WP HR S P ERA WHIP	IP WLS BF H R ER SO BB IBB HBP BLK WP HR S P ERA WHIP	IP WLS BF H R ER SO BB IBB HBP BLK WP HR S P ERA WHIP			
52 CC Sabathia, L ERA: 5.28	4.2	26	9	3	3	2	3	0	0	0	0	0	0	0	0	0	5.79	2.571		
47 Ivan Nova, R ERA: 4.32	2.1	8	0	0	0	2	0	0	0	0	0	0	0	0	22	31	0.00	0.000		
68 Dellin Betances, R ERA:	1.0	3	0	0	0	3	0	0	0	0	0	0	0	9	11	0.00	0.000			
48 Andrew Miller, L ERA:	1.0	3	0	0	0	2	0	0	0	0	0	0	0	10	12	0.00	0.000			

Batter	1	2	3	4	5	6	7	8	9	AB	R	H	RBI	BB	SO	LOB	BOTTOM			
11 Brett Gardner, L OBP: 0.426, SLG: 0.395	P4		G4-6-3					K		3	0	0	0	1	1	1	<b>Tampa Bay Rays @ New York Yankees</b> Yankee Stadium, Bronx, NY Fri Apr 22 2016, 7:08 PM - 10:10 PM EDT Att: 31,843 - Cloudy - 74 F			
14 Starlin Castro, R OBP: 0.317, SLG: 0.431	L9		G3-1				F8			3	0	0	0	1	0	2				
36 Carlos Beltrán, S OBP: 0.300, SLG: 0.552	F8					G5-3		K		4	1	1	0	0	1	1				
25 Mark Teixeira, S OBP: 0.375, SLG: 0.392		34 HR				G6-3		34 1B		4	2	3	0	0	0	0				
13 Alex Rodriguez, R OBP: 0.250, SLG: 0.265						F9		P2		4	0	0	0	0	1	4				
34 Brian McCann, L OBP: 0.412, SLG: 0.535						K		22 2B		3	2	2	3	1	1	0				
12 Chase Headley, S OBP: 0.300, SLG: 0.171						L8		F8		4	0	0	0	0	0	4				
31 Aaron Hicks, S OBP: 0.167, SLG: 0.091										1	0	0	0	0	1	0				
22 Jacoby Ellsbury, L OBP: 0.311, SLG: 0.379										3	1	2	2	0	1	2				
18 Didi Gregorius, L OBP: 0.294, SLG: 0.449										3	0	2	0	0	0	0				
<b>Inning Stats</b>	R: 0 E: 0 K: 0 S: 3	H: 0 LOB: 0 BB: 0 P: 4	R: 2 E: 0 K: 2 S: 11	H: 2 LOB: 0 BB: 0 P: 18	R: 0 E: 0 K: 0 S: 11	H: 1 LOB: 0 BB: 0 P: 17	R: 0 E: 0 K: 0 S: 7	H: 0 LOB: 0 BB: 0 P: 10	R: 1 E: 0 K: 1 S: 16	H: 2 LOB: 2 BB: 1 P: 27	R: 1 E: 0 K: 1 S: 16	H: 3 LOB: 2 BB: 0 P: 19	R: 0 E: 0 K: 2 S: 10	H: 0 LOB: 1 BB: 1 P: 18	R: 2 E: 0 K: 0 S: 10	H: 2 LOB: 1 BB: 1 P: 21	1B: 8 2B: 1 3B: 0 HR: 1	SF: 0 SAC: 0 DP: 1 HBP: 0	WP: 0 PB: 0 SB: 2 CS: 0	PA: 35
<b>PITCHER</b>	IP WLS BF H R ER SO BB IBB HBP BLK WP HR S P ERA WHIP	IP WLS BF H R ER SO BB IBB HBP BLK WP HR S P ERA WHIP	IP WLS BF H R ER SO BB IBB HBP BLK WP HR S P ERA WHIP	IP WLS BF H R ER SO BB IBB HBP BLK WP HR S P ERA WHIP	IP WLS BF H R ER SO BB IBB HBP BLK WP HR S P ERA WHIP	IP WLS BF H R ER SO BB IBB HBP BLK WP HR S P ERA WHIP	IP WLS BF H R ER SO BB IBB HBP BLK WP HR S P ERA WHIP	IP WLS BF H R ER SO BB IBB HBP BLK WP HR S P ERA WHIP	IP WLS BF H R ER SO BB IBB HBP BLK WP HR S P ERA WHIP	IP WLS BF H R ER SO BB IBB HBP BLK WP HR S P ERA WHIP	IP WLS BF H R ER SO BB IBB HBP BLK WP HR S P ERA WHIP	IP WLS BF H R ER SO BB IBB HBP BLK WP HR S P ERA WHIP	IP WLS BF H R ER SO BB IBB HBP BLK WP HR S P ERA WHIP	IP WLS BF H R ER SO BB IBB HBP BLK WP HR S P ERA WHIP	IP WLS BF H R ER SO BB IBB HBP BLK WP HR S P ERA WHIP	IP WLS BF H R ER SO BB IBB HBP BLK WP HR S P ERA WHIP				
55 Matt Moore, L ERA: 3.6	6.2	29	4	4	4	5	2	0	0	0	0	0	0	1	1	0	5.40	1.500		
51 Dana Eveland, L ERA: 5.4	0.2	4	1	2	2	1	1	0	0	0	0	9	14	27.00	3.000					
58 Ryan Webb, R ERA: 5.4	0.2	2	1	0	0	0	0	0	0	0	0	4	10	0.00	1.500					





Batter	1	2	3	4	5	6	7	8	9	AB	R	H	RBI	BB	SO	LOB	TOP					
11 Logan Forsythe, R (1.4) OBP: 0.353, SLG: 0.492	L4			G5-3	G5-3			K		4	0	0	0	0	1	0	<p>Tampa Bay Rays @ New York Yankees</p> <p>Yankee Stadium, Bronx, NY</p> <p>Sat Apr 23 2016, 1:10 PM - 4:04 PM EDT</p> <p>Att: 40,714 - Cloudy - 62 F</p> <p>livebaseballscorecards.com</p>					
7 Logan Morrison, L (1.3) OBP: 0.125, SLG: 0.089	K			F8	2B		G4-3	L3		4	1	1	0	0	1	0						
3 Evan Longoria, R (1.10) OBP: 0.284, SLG: 0.451	L9			F8			F8		P4	4	0	0	0	0	0	1						
10 Corey Dickerson, L (1.9) OBP: 0.286, SLG: 0.574		G6-3								4	0	3	1	0	0	0						
8 Desmond Jennings, R (1.7) OBP: 0.317, SLG: 0.321		K								3	0	0	0	1	1	2						
13 Brad Miller, L (1.6) OBP: 0.176, SLG: 0.213		F8								3	0	0	0	0	2	2						
28 Steve Pearce, R (1.5) OBP: 0.294, SLG: 0.258				K						3	0	0	0	0	2	0						
39 Kevin Kiermaier, L (1.8) OBP: 0.353, SLG: 0.455										3	1	2	1	0	0	0						
24 Hank Conger, L (1.2) OBP: 0.217, SLG: 0.182										2	0	0	0	0	1	1						
19 Curt Casali, R (7.2) OBP: 0.182, SLG: 0.281								K		1	0	0	0	0	1	0						
<b>Inning Stats</b>	R: 0 E: 0 K: 1 S: 7	H: 0 LOB: 0 BB: 0 P: 8	R: 0 E: 0 K: 1 S: 10	H: 0 LOB: 0 BB: 0 P: 14	R: 0 E: 0 K: 1 S: 9	H: 1 LOB: 0 BB: 0 P: 15	R: 1 E: 0 K: 1 S: 16	H: 2 LOB: 2 BB: 1 P: 27	R: 1 E: 0 K: 1 S: 8	H: 1 LOB: 0 BB: 0 P: 10	R: 0 E: 0 K: 0 S: 6	H: 1 LOB: 1 BB: 0 P: 10	R: 0 E: 0 K: 2 S: 9	H: 0 LOB: 0 BB: 0 P: 13	R: 0 E: 0 K: 2 S: 9	H: 0 LOB: 0 BB: 0 P: 13	R: 0 E: 0 K: 0 S: 7	H: 1 LOB: 0 BB: 0 P: 9	1B: 3 2B: 2 3B: 0 HR: 1	SF: 0 SAC: 0 DP: 1 HBP: 0	WP: 0 PB: 0 SB: 0 CS: 1	PA: 32
<b>PITCHER</b>	IP	WLS	BF	H	R	ER	SO	BB	IBB	HBP	BLK	WP	HR	S	P	ERA	WHIP					
19 Masahiro Tanaka, R (1.1) ERA: 2.92	7.0		26	5	2	2	7	1	0	0	0	0	1	65	97	2.57	0.857					
68 Dellin Betances, R (8.1) ERA:	1.0		3	0	0	0	2	0	0	0	0	0	0	9	13	0.00	0.000					
48 Andrew Miller, L (9.1) ERA:	1.0	W	3	1	0	0	0	0	0	0	0	0	0	7	9	0.00	1.000					

Batter	1	2	3	4	5	6	7	8	9	AB	R	H	RBI	BB	SO	LOB	BOTTOM					
22 Jacoby Ellsbury, L (1.8) OBP: 0.308, SLG: 0.371	F8				F8				G6-3	4	0	1	0	0	0	1	<p>Tampa Bay Rays @ New York Yankees</p> <p>Yankee Stadium, Bronx, NY</p> <p>Sat Apr 23 2016, 1:10 PM - 4:04 PM EDT</p> <p>Att: 40,714 - Cloudy - 62 F</p> <p>livebaseballscorecards.com</p>					
11 Brett Gardner, L (1.7) OBP: 0.441, SLG: 0.479	P6									5	1	3	2	0	0	1						
36 Carlos Beltrán, S (1.9) OBP: 0.297, SLG: 0.525										3	1	0	0	1	0	5						
25 Mark Teixeira, S (1.3) OBP: 0.368, SLG: 0.382										4	0	1	0	0	1	1						
13 Alex Rodriguez, R (1.10) OBP: 0.233, SLG: 0.245										4	0	0	0	0	2	2						
34 Brian McCann, L (1.2) OBP: 0.418, SLG: 0.522										3	1	1	0	1	2	0						
14 Starlin Castro, R (1.4) OBP: 0.313, SLG: 0.419										4	0	1	0	0	1	1						
12 Chase Headley, S (1.5) OBP: 0.296, SLG: 0.159										3	0	0	0	1	2	2						
18 Didi Gregorius, L (1.6) OBP: 0.273, SLG: 0.415										4	0	0	0	0	1	2						
<b>Inning Stats</b>	R: 1 E: 0 K: 0 S: 12	H: 1 LOB: 1 BB: 1 P: 24	R: 0 E: 0 K: 3 S: 10	H: 0 LOB: 0 BB: 0 P: 17	R: 0 E: 0 K: 0 S: 13	H: 1 LOB: 0 BB: 0 P: 20	R: 0 E: 0 K: 2 S: 9	H: 0 LOB: 0 BB: 0 P: 14	R: 0 E: 0 K: 1 S: 9	H: 0 LOB: 1 BB: 0 P: 15	R: 0 E: 0 K: 1 S: 10	H: 1 LOB: 1 BB: 0 P: 11	R: 1 E: 0 K: 1 S: 15	H: 1 LOB: 3 BB: 2 P: 35	R: 0 E: 0 K: 1 S: 11	H: 2 LOB: 2 BB: 0 P: 17	R: 1 E: 0 K: 0 S: 4	H: 1 LOB: 0 BB: 0 P: 8	1B: 6 2B: 0 3B: 0 HR: 1	SF: 0 SAC: 0 DP: 0 HBP: 0	WP: 2 PB: 0 SB: 1 CS: 0	PA: 38
<b>PITCHER</b>	IP	WLS	BF	H	R	ER	SO	BB	IBB	HBP	BLK	WP	HR	S	P	ERA	WHIP					
4 Blake Snell, L (1.1) ERA: 1.8	5.0		19	2	1	1	6	1	0	0	0	0	0	14	22	0.00	1.500					
45 Enny Romero, L (6.1) ERA: 1.23	1.1	H	6	1	1	0	1	1	0	0	0	0	0	8	18	0.00	6.000					
31 Xavier Cedeño, L (7.1) ERA: 1.69	0.1	B	4	1	0	0	1	1	0	0	0	0	0	1	18	4.50	1.500					
30 Erasmo Ramírez, R (7.1) ERA: 1.69	2.0	L	9	3	1	1	1	0	0	0	0	0	1	18	31	4.50	1.500					









Batter	1	2	3	4	5	6	7	8	9	AB	R	H	RBI	BB	SO	LOB	TOP											
22 Jacoby Ellsbury, L (1, 8) OBP: 0.297, SLG: 0.394										5	1	2	1	0	1	2	<b>New York Yankees @ Texas Rangers</b> Globe Life Park in Arlington, Arlington, TX Mon Apr 25 2016, 8:11 PM - 10:56 PM EDT Att: 31,453 - Partly Cloudy - 82 F											
11 Brett Gardner, L (1, 7) OBP: 0.397, SLG: 0.411										5	0	0	0	0	2	2												
36 Carlos Beltrán, S (1, 10) OBP: 0.368, SLG: 0.485										3	1	0	0	1	1	2												
25 Mark Teixeira, S (1, 3) OBP: 0.368, SLG: 0.397										4	0	2	1	0	1	2												
14 Starlin Castro, R (1, 4) OBP: 0.338, SLG: 0.478										4	1	2	1	0	0	2												
12 Chase Headley, S (1, 5) OBP: 0.368, SLG: 0.157										4	0	1	0	0	1	2												
29 Dustin Ackley, L (1, 9) OBP: 0.214, SLG: 0.083										3	0	0	0	1	2	1												
18 Didi Gregorius, L (1, 6) OBP: 0.258, SLG: 0.383										4	0	1	0	0	1	4												
27 Austin Romine, R (1, 2) OBP: 0.353, SLG: 0.375										4	0	2	0	0	0	3												
<b>Inning Stats</b>	R: 0 E: 0 K: 0 S: 7	H: 0 LOB: 0 BB: 0 P: 9	R: 0 E: 0 K: 0 S: 10	H: 2 LOB: 3 BB: 1 P: 17	R: 2 E: 0 K: 1 S: 12	H: 2 LOB: 1 BB: 1 P: 23	R: 0 E: 0 K: 1 S: 9	H: 2 LOB: 1 BB: 0 P: 11	R: 0 E: 0 K: 2 S: 13	H: 1 LOB: 0 BB: 0 P: 15	R: 0 E: 0 K: 2 S: 17	H: 2 LOB: 2 BB: 0 P: 27	R: 0 E: 0 K: 1 S: 12	H: 1 LOB: 1 BB: 0 P: 14	R: 0 E: 0 K: 1 S: 8	H: 0 LOB: 0 BB: 0 P: 11		1B: 7 2B: 1 3B: 0 HR: 2	SF: 0 SAC: 0 DP: 1 HBP: 0	WP: 0 PB: 1 SB: 0 CS: 0	PA: 38							
<b>PITCHER</b>	IP	WLS	BF	H	R	ER	SO	BB	IBB	HBP	BLK	WP	HR	S	P	ERA	WHIP											
55 Cesar Ramos, L (1, 1) ERA: 4.5	6.0	L	28	9	3	3	5	2	0	0	0	0	0	2	64	96	4.50	1.833										
31 Phil Klein, R (7, 1) ERA:	1.0		3	0	0	0	2	0	0	0	0	0	0	12	19	0.00	0.000											
41 Jake Diekman, L (8, 1) ERA:	1.0		4	1	0	0	1	0	0	0	0	0	0	12	14	0.00	1.000											
54 Tom Wilhelmson, R (9, 1) ERA: 12.86	1.0		3	0	0	0	1	0	0	0	0	0	0	8	11	0.00	0.000											

Batter	1	2	3	4	5	6	7	8	9	AB	R	H	RBI	BB	SO	LOB	BOTTOM										
12 Rougned Odor, L (1, 4) OBP: 0.263, SLG: 0.370										4	0	0	0	0	0	0	<b>New York Yankees @ Texas Rangers</b> Globe Life Park in Arlington, Arlington, TX Mon Apr 25 2016, 8:11 PM - 10:56 PM EDT Att: 31,453 - Partly Cloudy - 82 F										
30 Nomar Mazara, L (1, 9) OBP: 0.411, SLG: 0.521										3	0	1	0	1	0	0											
29 Adrian Beltré, R (1, 5) OBP: 0.349, SLG: 0.500										4	0	0	0	0	0	2											
84 Prince Fielder, L (1, 3) OBP: 0.247, SLG: 0.293										3	0	1	0	0	1	1											
20 Ian Desmond, R (1, 7) OBP: 0.286, SLG: 0.309										3	0	0	0	0	1	2											
18 Mitch Moreland, L (1, 10) OBP: 0.290, SLG: 0.413										2	0	0	0	1	1	0											
2 Hanser Alberto, R (8, FR) OBP: 0.154, SLG: 0.154 (9, 10)										0	0	0	0	0	0	0											
1 Elvis Andrus, R (1, 6) OBP: 0.348, SLG: 0.429										3	0	0	0	0	1	1											
63 Brett Nicholas, L (1, 2) OBP: 0.304, SLG: 0.476										3	1	1	1	0	1	0											
3 Delino DeShields, R (1, 8) OBP: 0.333, SLG: 0.333										3	0	0	0	0	2	1											
<b>Inning Stats</b>	R: 0 E: 0 K: 0 S: 7	H: 0 LOB: 0 BB: 0 P: 9	R: 0 E: 1 K: 0 S: 4	H: 0 LOB: 0 BB: 0 P: 7	R: 0 E: 0 K: 2 S: 10	H: 0 LOB: 0 BB: 0 P: 14	R: 0 E: 0 K: 1 S: 17	H: 0 LOB: 1 BB: 1 P: 25	R: 0 E: 0 K: 2 S: 8	H: 0 LOB: 0 BB: 0 P: 13	R: 0 E: 0 K: 1 S: 7	H: 0 LOB: 0 BB: 0 P: 10	R: 0 E: 0 K: 0 S: 11	H: 2 LOB: 1 BB: 0 P: 14	R: 1 E: 0 K: 1 S: 8	H: 1 LOB: 1 BB: 1 P: 17	R: 0 E: 0 K: 0 S: 6	H: 0 LOB: 0 BB: 0 P: 8	1B: 1 2B: 1 3B: 0 HR: 1	SF: 0 SAC: 0 DP: 3 HBP: 0	WP: 0 PB: 0 SB: 0 CS: 0	PA: 30					
<b>PITCHER</b>	IP	WLS	BF	H	R	ER	SO	BB	IBB	HBP	BLK	WP	HR	S	P	ERA	WHIP										
30 Nathan Eovaldi, R (1, 1) ERA: 4.38	7.0	W	24	2	1	1	6	2	0	0	0	0	0	66	98	1.29	0.571										
68 Dellin Betances, R (8, 1) ERA: 0.5	1.0	H	3	1	0	0	1	0	0	0	0	0	1	6	11	0.00	1.000										
4B Andrew Miller, L (9, 1) ERA:	1.0	S	3	0	0	0	0	0	0	0	0	0	0	6	8	0.00	0.000										



Batter	1	2	3	4	5	6	7	8	9	AB	R	H	RBI	BB	SO	LOB	TOP										
22 Jacoby Ellsbury, L (1, 8) OBP: 0.282, SLG: 0.373	F8		G3			G3-6-3			F9	4	0	0	0	0	0	2	<p><b>New York Yankees @ Texas Rangers</b> Globe Life Park in Arlington, Arlington, TX Tue Apr 26 2016, 8:08 PM - 10:26 PM EDT Att: 26,163 - Cloudy - 80 F</p> <p>livebaseballscorecards.com</p> <p>AB 31 R 1 H 6 RBI 1 BB 1 SO 6 LOB 8</p> 										
11 Brett Gardner, L (1, 7) OBP: 0.403, SLG: 0.407	F7			F7			36 1B 25 1B BB		25 1B 1B	3	1	1	0	1	0	0											
36 Carlos Beltrán, S (1, 9) OBP: 0.289, SLG: 0.472	L5			F7			34 G6-3 25 1B 1B		K	4	0	1	0	0	1	1											
25 Mark Teixeira, S (1, 10) OBP: 0.375, SLG: 0.403		K			P5		34 G6-3 1B		1B	4	0	2	1	0	1	0											
34 Brian McCann, L (1, 2) OBP: 0.365, SLG: 0.444		K			G3		G6-3		G3	4	0	0	0	0	1	4											
14 Starlin Castro, R (1, 4) OBP: 0.325, SLG: 0.458					L4				G3	3	0	0	0	0	1	1											
29 Dustin Ackley, L (1, 3) OBP: 0.176, SLG: 0.067					L9				F7	3	0	0	0	0	0	0											
18 Didi Gregorius, L (1, 6) OBP: 0.246, SLG: 0.365					K2-3		G6-3		K	3	0	0	0	0	2	0											
17 Ronald Torreyes, R (1, 5) OBP: 0.471, SLG: 0.647							22 G3-6-3 1B		G5-3	3	0	2	0	0	0	0											
<b>Inning Stats</b>	R: 0 E: 0 K: 0 S: 8	H: 0 LOB: 0 BB: 0 P: 15	R: 0 E: 0 K: 2 S: 8	H: 0 LOB: 0 BB: 0 P: 11	R: 0 E: 0 K: 1 S: 9	H: 1 LOB: 1 BB: 0 P: 11	R: 0 E: 0 K: 0 S: 6	H: 0 LOB: 0 BB: 0 P: 10	R: 0 E: 0 K: 0 S: 9	H: 0 LOB: 0 BB: 0 P: 13	R: 0 E: 0 K: 0 S: 6	H: 1 LOB: 0 BB: 0 P: 8	R: 1 E: 0 K: 1 S: 10	H: 2 LOB: 1 BB: 1 P: 17	R: 0 E: 0 K: 1 S: 8	H: 0 LOB: 2 BB: 0 P: 13		R: 0 E: 0 K: 1 S: 11	H: 2 LOB: 2 BB: 0 P: 15	1B: 6 2B: 0 3B: 0 HR: 0	SF: 0 SAC: 0 DP: 2 HBP: 0	WP: 0 PB: 0 SB: 0 CS: 0	PA: 32				
<b>PITCHER</b>	IP	WLS	BF	H	R	ER	SO	BB	IBB	HBP	BLK	WP	HR	S	P	ERA	WHIP	<b>PITCHER</b>									
64 A.J. Griffin, R (1, 1) ERA: 2.52	8.0	W	27	4	1	1	5	1	0	0	0	0	0	64	98	1.12	0.625										
43 Tony Barnette, R (9, 1) ERA: 3.72	1.0		5	2	0	0	1	0	0	0	0	0	0	11	15	0.00	2.000										

Batter	1	2	3	4	5	6	7	8	9	AB	R	H	RBI	BB	SO	LOB	BOTTOM										
12 Rougned Odor, L (1, 4) OBP: 0.272, SLG: 0.403	F7		G4-3	G4-3		G1-6-3 30 HBP		HR		4	1	1	1	0	0	0	<p><b>New York Yankees @ Texas Rangers</b> Globe Life Park in Arlington, Arlington, TX Tue Apr 26 2016, 8:08 PM - 10:26 PM EDT Att: 26,163 - Cloudy - 80 F</p> <p>livebaseballscorecards.com</p> <p>AB 35 R 10 H 13 RBI 8 BB 2 SO 3 LOB 9</p> 										
30 Nomar Mazara, L (1, 9) OBP: 0.426, SLG: 0.519			29 G3-1 84 1B	29 2B 20 BB		G1-6-3		HR		4	2	2	0	0	2	2											
29 Adrián Beltré, R (1, 5) OBP: 0.345, SLG: 0.500				20 BB 18 1B		G6-3		HBP		4	1	1	0	0	0	1											
2 Hanser Alberto, R (6, PH) OBP: 0.143, SLG: 0.143						G6-3		K		1	0	0	0	0	1	1											
84 Prince Fielder, L (1, 10) OBP: 0.258, SLG: 0.295				20 FC4-6 20 BB		G3-1		HBP		3	1	1	1	1	0	0											
20 Ian Desmond, R (1, 7) OBP: 0.309, SLG: 0.366				18 1B 1 WP		G6-3		HR		3	3	2	2	1	0	1											
18 Mitch Moreland, L (1, 3) OBP: 0.301, SLG: 0.418				1 WP 1 1B		G4-3		HR		4	1	2	2	0	1	0											
1 Elvis Andrus, R (1, 6) OBP: 0.370, SLG: 0.463						G4-3		HR		4	1	3	1	0	0	1											
63 Brett Nicholas, L (1, 2) OBP: 0.296, SLG: 0.480				63 G4-6-3 1B		F9		K		4	0	1	1	0	1	2											
3 Delino DeShields, R (1, 8) OBP: 0.316, SLG: 0.314						G1-3		G3-1		4	0	0	0	0	0	1											
<b>Inning Stats</b>	R: 1 E: 0 K: 0 S: 11	H: 2 LOB: 1 BB: 0 P: 20	R: 0 E: 0 K: 1 S: 9	H: 1 LOB: 0 BB: 0 P: 12	R: 5 E: 0 K: 0 S: 22	H: 4 LOB: 1 BB: 2 P: 42	R: 0 E: 0 K: 0 S: 5	H: 0 LOB: 0 BB: 0 P: 5	R: 1 E: 0 K: 0 S: 9	H: 1 LOB: 0 BB: 0 P: 16	R: 1 E: 0 K: 0 S: 8	H: 2 LOB: 1 BB: 0 P: 12	R: 1 E: 0 K: 0 S: 8	H: 2 LOB: 1 BB: 0 P: 13	R: 1 E: 0 K: 2 S: 11	H: 1 LOB: 1 BB: 0 P: 15	R: 1 E: 0 K: 2 S: 11	H: 1 LOB: 1 BB: 0 P: 15	1B: 8 2B: 3 3B: 0 HR: 2	SF: 0 SAC: 0 DP: 2 HBP: 2	WP: 2 PB: 0 SB: 0 CS: 0	PA: 39					
<b>PITCHER</b>	IP	WLS	BF	H	R	ER	SO	BB	IBB	HBP	BLK	WP	HR	S	P	ERA	WHIP	<b>PITCHER</b>									
40 Luis Severino, R (1, 1) ERA: 6.86	3.0	L	17	7	6	6	1	1	0	0	0	0	0	42	74	18.00	2.667										
47 Iván Nova, R (4, 1) ERA: 5.11	4.0		17	5	3	3	0	0	0	1	0	1	1	30	46	6.75	1.250										
45 Chasen Shreve, L (8, 1) ERA: 3.68	1.0		5	1	1	1	2	0	0	1	0	0	1	11	15	9.00	1.000										







Batter	1	2	3	4	5	6	7	8	9	AB	R	H	RBI	BB	SO	LOB	TOP			
22 Jacoby Ellsbury, L (1, 8) OBP: 0.291, SLG: 0.358										2	0	1	0	2	0	0	<b>New York Yankees @ Boston Red Sox</b> Fenway Park, Boston, MA Fri Apr 29 2016, 7:10 PM - 9:59 PM EDT Att: 37,115 - Partly Cloudy - 47 F			
11 Brett Gardner, L (1, 7) OBP: 0.388, SLG: 0.388										4	0	2	1	0	2	1				
36 Carlos Beltrán, S (1, 9) OBP: 0.274, SLG: 0.438										4	0	0	0	0	0	4				
25 Mark Teixeira, S (1, 3) OBP: 0.364, SLG: 0.370										3	0	0	0	1	1	1				
13 Alex Rodriguez, R (1, 10) OBP: 0.286, SLG: 0.419										4	1	1	1	0	0	1				
34 Brian McCann, L (1, 2) OBP: 0.338, SLG: 0.403										4	0	0	0	0	2	1				
14 Starlin Castro, R (1, 4) OBP: 0.345, SLG: 0.494										3	0	2	0	0	0	0				
12 Chase Headley, S (1, 5) OBP: 0.265, SLG: 0.140										3	0	0	0	0	0	2				
18 Didi Gregorius, L (1, 6) OBP: 0.250, SLG: 0.354										2	1	0	0	0	0	0				
<b>Inning Stats</b>	R: 0 E: 0 K: 0 S: 6	H: 1 LOB: 1 BB: 1 P: 12	R: 1 E: 0 K: 1 S: 8	H: 2 LOB: 0 BB: 0 P: 13	R: 0 E: 0 K: 1 S: 7	H: 0 LOB: 1 BB: 1 P: 17	R: 0 E: 0 K: 0 S: 8	H: 0 LOB: 1 BB: 1 P: 16	R: 1 E: 0 K: 0 S: 13	H: 3 LOB: 2 BB: 0 P: 22	R: 0 E: 0 K: 1 S: 7	H: 0 LOB: 0 BB: 0 P: 12	R: 0 E: 0 K: 0 S: 6	H: 0 LOB: 0 BB: 0 P: 10	R: 0 E: 0 K: 1 S: 7	H: 0 LOB: 0 BB: 0 P: 11	1B: 4 2B: 2 3B: 1 HR: 1	SF: 0 SAC: 0 DP: 4 HBP: 1	WP: 1 PB: 0 SB: 0 CS: 1	PA: 33
<b>PITCHER</b>	IP: 6.0 ERA: 4.82	WLS: 3 LOB: 1	BF: 24 H: 6 R: 2 ER: 2 SO: 3	BB: 3 IBB: 0 HBP: 1 BLK: 0	WP: 1 HR: 1 S: 49 P: 92	ERA: 3.00 WHIP: 1.500	<b>PITCHER</b>	IP: 6.0 ERA: 2.92	WLS: 3 LOB: 1	BF: 24 H: 6 R: 0 ER: 0 SO: 1	BB: 0 IBB: 0 HBP: 0 BLK: 0	WP: 0 HR: 6 S: 10 P: 10	ERA: 0.00 WHIP: 0.000	<b>PITCHER</b>	IP: 9.1 ERA: 3.48	WLS: 3 LOB: 1	BF: 37 H: 6 R: 0 ER: 0 SO: 1	BB: 0 IBB: 0 HBP: 0 BLK: 0	WP: 0 HR: 7 S: 11 P: 11	ERA: 0.00 WHIP: 0.000

Batter	1	2	3	4	5	6	7	8	9	AB	R	H	RBI	BB	SO	LOB	BOTTOM	
50 Mookie Betts, R (1, 9) OBP: 0.294, SLG: 0.452										4	0	0	0	0	0	1	<b>New York Yankees @ Boston Red Sox</b> Fenway Park, Boston, MA Fri Apr 29 2016, 7:10 PM - 9:59 PM EDT Att: 37,115 - Partly Cloudy - 47 F	
15 Dustin Pedroia, R (1, 4) OBP: 0.385, SLG: 0.505										4	0	0	0	0	0	0		
2 Xander Bogaerts, R (1, 6) OBP: 0.364, SLG: 0.427										4	1	2	0	0	0	0		
34 David Ortiz, L (1, 10) OBP: 0.402, SLG: 0.613										4	1	2	2	0	0	2		
13 Hanley Ramirez, R (1, 3) OBP: 0.302, SLG: 0.396										4	0	1	0	0	1	1		
47 Travis Shaw, L (1, 5) OBP: 0.385, SLG: 0.506										4	1	1	0	0	1	2		
12 Brock Holt, L (1, 7) OBP: 0.333, SLG: 0.391										3	1	1	0	0	0	1		
10 Ryan Hanigan, R (1, 2) OBP: 0.290, SLG: 0.222										3	0	0	0	0	3	3		
25 Jackie Bradley Jr., L (1, 8) OBP: 0.294, SLG: 0.397										3	0	1	2	0	1	0		
<b>Inning Stats</b>	R: 0 E: 1 K: 0 S: 13	H: 0 LOB: 1 BB: 0 P: 19	R: 0 E: 0 K: 1 S: 11	H: 1 LOB: 0 BB: 0 P: 16	R: 0 E: 0 K: 1 S: 12	H: 1 LOB: 1 BB: 0 P: 14	R: 0 E: 0 K: 1 S: 8	H: 0 LOB: 0 BB: 0 P: 12	R: 0 E: 0 K: 0 S: 8	H: 1 LOB: 1 BB: 0 P: 15	R: 2 E: 0 K: 1 S: 12	H: 2 LOB: 1 BB: 0 P: 15	R: 2 E: 0 K: 1 S: 11	H: 2 LOB: 0 BB: 0 P: 17	1B: 6 2B: 1 3B: 0 HR: 1	SF: 0 SAC: 0 DP: 0 HBP: 0	WP: 1 PB: 0 SB: 0 CS: 0	PA: 33
<b>PITCHER</b>	IP: 6.2 ERA: 2.87	WLS: 1 LOB: 1	BF: 27 H: 6 R: 2 ER: 2 SO: 1	BB: 0 IBB: 0 HBP: 0 BLK: 0	WP: 1 HR: 1 S: 69 P: 99	ERA: 2.70 WHIP: 0.900	<b>PITCHER</b>	IP: 1.1 ERA: 2.89	WLS: 6 LOB: 2	BF: 6 H: 2 R: 2 ER: 2 SO: 1	BB: 0 IBB: 0 HBP: 0 BLK: 0	WP: 0 HR: 14 S: 21 P: 21	ERA: 13.50 WHIP: 1.500					



Batter	1	2	3	4	5	6	7	8	9	AB	R	H	RBI	BB	SO	LOB	TOP	
22 Jacoby Ellsbury, L (1, 8) OBP: 0.278, SLG: 0.341	G6-3		F7		G4-3			K		4	0	0	0	0	1	3	<b>New York Yankees @ Boston Red Sox</b> Fenway Park, Boston, MA Sat Apr 30 2016, 7:12 PM - 10:37 PM EDT Att: 37,901 - Partly Cloudy + 52 F	
11 Brett Gardner, L (1, 7) OBP: 0.369, SLG: 0.366	G3		G6-3			L8		FC6-4		4	0	0	0	0	0	1		
36 Carlos Beltrán, S (1, 9) OBP: 0.276, SLG: 0.434										3	0	1	0	0	1	0		
31 Aaron Hicks, S (8, PH) (8, 9)	F7				K			G6-3		1	0	0	0	0	0	1		
25 Mark Teixeira, S (1, 3) OBP: 0.352, SLG: 0.355										3	0	0	0	0	2	1		
27 Austin Romine, R (8, 2)					K					1	0	0	0	0	1	0		
13 Alex Rodriguez, R (1, 10) OBP: 0.274, SLG: 0.400										3	0	0	0	0	0	1		
17 Ronald Torreyes, R (8, PH) OBP: 0.381, SLG: 0.524					G6-3			F7		1	0	0	0	0	0	0		
34 Brian McCann, L (1, 2) OBP: 0.351, SLG: 0.415										3	0	2	0	0	1	0		
29 Dustin Ackley, L (8, 3) OBP: 0.167, SLG: 0.063										1	0	0	0	0	0	0		
14 Starlin Castro, R (1, 4) OBP: 0.345, SLG: 0.488										3	0	1	0	0	0	1		
18 Didi Gregorius, L (1, 6) OBP: 0.254, SLG: 0.343										2	0	0	0	1	1	2		
12 Chase Headley, S (1, 5) OBP: 0.268, SLG: 0.150										3	0	1	0	0	1	0		
<b>Inning Stats</b>	R: 0 H: 0 E: 0 K: 0 S: 7	H: 0 LOB: 0 BB: 0 P: 11	R: 0 H: 2 E: 0 K: 1 S: 12	H: 2 LOB: 2 BB: 0 P: 21	R: 0 H: 0 E: 0 K: 1 S: 7	H: 0 LOB: 0 BB: 0 P: 11	R: 0 H: 2 E: 0 K: 0 S: 10	H: 2 LOB: 2 BB: 1 P: 18	R: 0 H: 0 E: 0 K: 2 S: 11	H: 0 LOB: 0 BB: 0 P: 16	R: 0 H: 0 E: 1 K: 1 S: 10	H: 0 LOB: 1 BB: 0 P: 15	R: 0 H: 0 E: 0 K: 1 S: 8	H: 0 LOB: 0 BB: 0 P: 12	1B: 5 2B: 0 3B: 0 HR: 0	SF: 0 SAC: 0 DP: 1 HBP: 0	WP: 0 PB: 0 SB: 0 CS: 0	PA: 33
<b>PITCHER</b>	IP WLS BF H R ER SO BB IBB HBP BLK WP HR S P ERA WHIP	IP WLS BF H R ER SO BB IBB HBP BLK WP HR S P ERA WHIP	IP WLS BF H R ER SO BB IBB HBP BLK WP HR S P ERA WHIP	IP WLS BF H R ER SO BB IBB HBP BLK WP HR S P ERA WHIP	IP WLS BF H R ER SO BB IBB HBP BLK WP HR S P ERA WHIP	IP WLS BF H R ER SO BB IBB HBP BLK WP HR S P ERA WHIP	IP WLS BF H R ER SO BB IBB HBP BLK WP HR S P ERA WHIP	IP WLS BF H R ER SO BB IBB HBP BLK WP HR S P ERA WHIP	IP WLS BF H R ER SO BB IBB HBP BLK WP HR S P ERA WHIP	IP WLS BF H R ER SO BB IBB HBP BLK WP HR S P ERA WHIP	IP WLS BF H R ER SO BB IBB HBP BLK WP HR S P ERA WHIP	IP WLS BF H R ER SO BB IBB HBP BLK WP HR S P ERA WHIP	IP WLS BF H R ER SO BB IBB HBP BLK WP HR S P ERA WHIP	IP WLS BF H R ER SO BB IBB HBP BLK WP HR S P ERA WHIP	IP WLS BF H R ER SO BB IBB HBP BLK WP HR S P ERA WHIP	IP WLS BF H R ER SO BB IBB HBP BLK WP HR S P ERA WHIP	IP WLS BF H R ER SO BB IBB HBP BLK WP HR S P ERA WHIP	
22 Rick Porcello, R (1, 1) ERA: 2.76	7.0	W	26	5	0	0	6	1	0	0	0	0	0	0	0	0	0.00	0.857
28 Robbie Ross Jr., L (8, 1) ERA: 3.27	1.0		4	0	0	0	1	0	0	0	0	0	0	0	0	0	0.00	0.000
36 Junichi Tazawa, R (8, 1) ERA: 0.93	1.0		3	0	0	0	1	0	0	0	0	0	0	0	0	0	0.00	0.000


Batter	1	2	3	4	5	6	7	8	9	AB	R	H	RBI	BB	SO	LOB	BOTTOM			
50 Mookie Betts, R (1, 9) OBP: 0.298, SLG: 0.459	F9				G5-3			K		5	0	2	3	0	1	2	<b>New York Yankees @ Boston Red Sox</b> Fenway Park, Boston, MA Sat Apr 30 2016, 7:12 PM - 10:37 PM EDT Att: 37,901 - Partly Cloudy + 52 F			
15 Dustin Pedroia, R (1, 4) OBP: 0.380, SLG: 0.485	P4				G6-3			K		4	0	0	0	1	1	3				
41 Marco Hernández, L (8, 4) OBP: 0.667, SLG: 0.500										0	0	0	0	0	0	0				
2 Xander Bogaerts, R (1, 6) OBP: 0.365, SLG: 0.419					G5-3			G6-3		4	0	1	0	1	1	2				
34 David Ortiz, L (1, 10) OBP: 0.418, SLG: 0.654										3	1	2	1	1	0	0				
30 Chris Young, R (8, PH) OBP: 0.241, SLG: 0.333										1	0	0	0	0	0	1				
13 Hanley Ramirez, R (1, 3) OBP: 0.307, SLG: 0.389										4	1	1	0	1	2	3				
32 Josh Rutledge, R (8, PR) OBP: 0.400, SLG: 0.700										0	0	0	0	0	0	0				
47 Travis Shaw, L (1, 5) OBP: 0.385, SLG: 0.500										5	1	2	0	0	2	2				
12 Brock Holt, L (1, 7) OBP: 0.350, SLG: 0.397										4	2	2	1	1	0	2				
7 Christian Vázquez, R (1, 2) OBP: 0.282, SLG: 0.306										5	1	1	0	0	2	6				
25 Jackie Bradley Jr., L (1, 8) OBP: 0.328, SLG: 0.481										3	2	3	3	1	0	0				
<b>Inning Stats</b>	R: 0 H: 1 E: 0 K: 1 S: 14	H: 3 LOB: 2 BB: 1 P: 28	R: 2 H: 3 E: 0 K: 0 S: 18	H: 3 LOB: 0 BB: 0 P: 25	R: 0 H: 1 E: 0 K: 1 S: 16	H: 1 LOB: 2 BB: 1 P: 24	R: 0 H: 0 E: 0 K: 0 S: 7	H: 0 LOB: 1 BB: 1 P: 15	R: 0 H: 0 E: 0 K: 1 S: 8	H: 0 LOB: 0 BB: 0 P: 14	R: 2 H: 2 E: 0 K: 2 S: 16	H: 2 LOB: 2 BB: 2 P: 30	R: 4 H: 4 E: 0 K: 3 S: 28	H: 4 LOB: 1 BB: 1 P: 43	R: 0 H: 3 E: 0 K: 1 S: 18	H: 3 LOB: 3 BB: 0 P: 25	1B: 9 2B: 2 3B: 2 HR: 1	SF: 0 SAC: 0 DP: 0 HBP: 0	WP: 0 PB: 0 SB: 1 CS: 0	PA: 44
<b>PITCHER</b>	IP WLS BF H R ER SO BB IBB HBP BLK WP HR S P ERA WHIP	IP WLS BF H R ER SO BB IBB HBP BLK WP HR S P ERA WHIP	IP WLS BF H R ER SO BB IBB HBP BLK WP HR S P ERA WHIP	IP WLS BF H R ER SO BB IBB HBP BLK WP HR S P ERA WHIP	IP WLS BF H R ER SO BB IBB HBP BLK WP HR S P ERA WHIP	IP WLS BF H R ER SO BB IBB HBP BLK WP HR S P ERA WHIP	IP WLS BF H R ER SO BB IBB HBP BLK WP HR S P ERA WHIP	IP WLS BF H R ER SO BB IBB HBP BLK WP HR S P ERA WHIP	IP WLS BF H R ER SO BB IBB HBP BLK WP HR S P ERA WHIP	IP WLS BF H R ER SO BB IBB HBP BLK WP HR S P ERA WHIP	IP WLS BF H R ER SO BB IBB HBP BLK WP HR S P ERA WHIP	IP WLS BF H R ER SO BB IBB HBP BLK WP HR S P ERA WHIP	IP WLS BF H R ER SO BB IBB HBP BLK WP HR S P ERA WHIP	IP WLS BF H R ER SO BB IBB HBP BLK WP HR S P ERA WHIP	IP WLS BF H R ER SO BB IBB HBP BLK WP HR S P ERA WHIP	IP WLS BF H R ER SO BB IBB HBP BLK WP HR S P ERA WHIP	IP WLS BF H R ER SO BB IBB HBP BLK WP HR S P ERA WHIP			
35 Michael Pineda, R (1, 1) ERA: 6.33	5.0	L	23	5	2	2	3	3	0	0	0	0	0	0	0	0	3.60	1.600		
45 Chasen Shreve, L (6, 1) ERA: 5.4	0.2		4	1	2	2	2	1	0	0	0	0	0	0	0	0	27.00	3.000		
39 Kirby Yates, R (6, 1) ERA: 3.52	0.1		3	1	0	0	0	1	0	0	0	0	0	0	0	0	0.00	6.000		
26 Johnny Barbato, R (7, 1) ERA: 5.73	0.1		5	3	4	4	1	1	0	0	0	0	0	0	0	0	108.00	12.000		
41 Nick Goody, R (7, 1) ERA: 2.45	1.2		9	4	0	0	3	0	0	0	0	0	0	0	0	0	0.00	2.400		



Batter	1	2	3	4	5	6	7	8	9	AB	R	H	RBI	BB	SO	LOB	TOP											
22 Jacoby Ellsbury, L (1, 8) OBP: 0.295, SLG: 0.371										4	2	2	1	0	0	0												
11 Brett Gardner, L (1, 7) OBP: 0.347, SLG: 0.351										3	1	0	0	1	1	1												
13 Alex Rodriguez, R (1, 10) OBP: 0.286, SLG: 0.464										4	2	2	4	0	0	1												
25 Mark Teixeira, S (1, 3) OBP: 0.347, SLG: 0.350										4	0	1	1	0	1	1												
14 Starlin Castro, R (1, 4) OBP: 0.352, SLG: 0.500										4	1	2	0	0	0	1												
12 Chase Headley, S (1, 5) OBP: 0.287, SLG: 0.156										4	0	1	0	0	1	3												
31 Aaron Hicks, S (1, 9) OBP: 0.143, SLG: 0.077										3	0	0	0	0	0	2												
34 Brian McCann, L (8, PH) OBP: 0.360, SLG: 0.415										0	0	0	0	1	0	0												
17 Ronald Torreyes, R (1, 6) OBP: 0.375, SLG: 0.500										3	1	1	0	0	0	1												
36 Carlos Beltrán, S (8, PH) OBP: 0.290, SLG: 0.429										1	0	0	0	0	1	1												
27 Austin Romine, R (1, 2) OBP: 0.300, SLG: 0.316										2	0	0	0	0	2	0												
18 Didi Gregorius, L (8, 6) OBP: 0.250, SLG: 0.338										1	0	0	0	0	1	0												
<b>Inning Stats</b>	R: 0 H: 1 E: 0 K: 0 S: 10	H: 1 BB: 0 P: 14	R: 0 H: 1 E: 0 K: 0 S: 7	LOB: 0 BB: 0 P: 9	R: 3 H: 3 E: 0 K: 0 S: 11	LOB: 0 BB: 0 P: 14	R: 0 H: 1 E: 0 K: 0 S: 9	LOB: 1 BB: 1 P: 14	R: 3 H: 2 E: 0 K: 2 S: 14	LOB: 0 BB: 0 P: 12	R: 0 H: 0 E: 0 K: 1 S: 10	LOB: 0 BB: 0 P: 16	R: 1 H: 1 E: 0 K: 2 S: 14	LOB: 1 BB: 1 P: 23	R: 0 H: 0 E: 0 K: 2 S: 7	LOB: 0 BB: 0 P: 10	1B: 4 2B: 4 3B: 0 HR: 1	SF: 0 SAC: 2 DP: 1 HBP: 1	WP: 1 PB: 0 SB: 0 CS: 0	PA: 38								
<b>PITCHER</b>	IP: 7.0 WLS: W BF: 30 ERA: 6.14	WLS: H BF: 5 ERA: 3.97	WLS: S BF: 3 ERA: 3.75	H: 8 R: 6 ER: 6 SO: 3	H: 1 R: 1 ER: 1 SO: 2	H: 1 R: 1 ER: 0 SO: 2	H: 1 R: 1 ER: 0 SO: 2	H: 1 R: 1 ER: 0 SO: 2	H: 1 R: 1 ER: 0 SO: 2	H: 1 R: 1 ER: 0 SO: 2	H: 1 R: 1 ER: 0 SO: 2	H: 1 R: 1 ER: 0 SO: 2	H: 1 R: 1 ER: 0 SO: 2	H: 1 R: 1 ER: 0 SO: 2	H: 1 R: 1 ER: 0 SO: 2	H: 1 R: 1 ER: 0 SO: 2	BB: 1 IBB: 0 HBP: 0 BLK: 0	WP: 0 HR: 0 S: 7 P: 10	ERA: 7.71 WHIP: 1.286	ERA: 9.00 WHIP: 2.000	ERA: 0.00 WHIP: 0.000	ERA: 0.00 WHIP: 0.000	ERA: 0.00 WHIP: 0.000	ERA: 0.00 WHIP: 0.000	ERA: 0.00 WHIP: 0.000	ERA: 0.00 WHIP: 0.000	ERA: 0.00 WHIP: 0.000	ERA: 0.00 WHIP: 0.000

**New York Yankees @ Boston Red Sox**  
Fenway Park, Boston, MA  
Sun May 01 2016, 8:11 PM - 11:26 PM EDT  
Att: 34,279 - Drizzlie - 49 F

AB 33  
R 7  
H 9  
RBI 6  
BB 2  
SO 7  
LOB 11



Batter	1	2	3	4	5	6	7	8	9	AB	R	H	RBI	BB	SO	LOB	BOTTOM									
50 Mookie Betts, R (1, 9) OBP: 0.294, SLG: 0.447										5	1	1	0	0	0	2										
15 Dustin Pedroia, R (1, 4) OBP: 0.371, SLG: 0.491										5	1	3	0	0	0	1										
2 Xander Bogaerts, R (1, 6) OBP: 0.376, SLG: 0.439										5	1	3	1	0	0	3										
34 David Ortiz, L (1, 10) OBP: 0.417, SLG: 0.634										4	1	1	0	1	2	4										
13 Hanley Ramirez, R (1, 3) OBP: 0.305, SLG: 0.384										4	1	1	2	0	0	2										
47 Travis Shaw, L (1, 5) OBP: 0.390, SLG: 0.533										4	1	2	2	0	2	2										
12 Brock Holt, L (1, 7) OBP: 0.357, SLG: 0.394										3	1	1	1	1	0	1										
7 Christian Vázquez, R (1, 2) OBP: 0.279, SLG: 0.375										4	1	1	2	0	0	1										
25 Jackie Bradley Jr., L (1, 8) OBP: 0.333, SLG: 0.476										3	0	1	0	1	0	1										
<b>Inning Stats</b>	R: 1 H: 2 E: 0 K: 1 S: 10	H: 0 LOB: 1 BB: 0 P: 15	R: 0 H: 0 E: 1 K: 1 S: 10	LOB: 0 BB: 1 P: 19	R: 3 H: 4 E: 0 K: 1 S: 14	LOB: 2 BB: 1 P: 26	R: 0 H: 2 E: 1 K: 0 S: 12	LOB: 0 BB: 0 P: 16	R: 2 H: 2 E: 0 K: 0 S: 8	LOB: 2 BB: 1 P: 16	R: 0 H: 1 E: 0 K: 0 S: 8	LOB: 0 BB: 1 P: 16	R: 2 H: 2 E: 0 K: 0 S: 11	LOB: 0 BB: 0 P: 14	R: 0 H: 1 E: 0 K: 1 S: 10	LOB: 0 BB: 0 P: 15	1B: 11 2B: 1 3B: 0 HR: 2	SF: 0 SAC: 0 DP: 0 HBP: 0	WP: 1 PB: 0 SB: 1 CS: 0	PA: 40						
<b>PITCHER</b>	IP: 5.0 WLS: L BF: 27 ERA: 5.46	WLS: L BF: 7 ERA: 5.14	WLS: 2 BF: 1 ERA: 3.09	H: 10 R: 6 ER: 6 SO: 3	H: 1 R: 1 ER: 1 SO: 2	H: 1 R: 1 ER: 0 SO: 2	H: 1 R: 1 ER: 0 SO: 2	H: 1 R: 1 ER: 0 SO: 2	H: 1 R: 1 ER: 0 SO: 2	H: 1 R: 1 ER: 0 SO: 2	H: 1 R: 1 ER: 0 SO: 2	H: 1 R: 1 ER: 0 SO: 2	H: 1 R: 1 ER: 0 SO: 2	H: 1 R: 1 ER: 0 SO: 2	H: 1 R: 1 ER: 0 SO: 2	H: 1 R: 1 ER: 0 SO: 2	BB: 3 IBB: 0 HBP: 0 BLK: 0	WP: 0 HR: 0 S: 7 P: 10	ERA: 10.80 WHIP: 2.600	ERA: 5.40 WHIP: 1.200	ERA: 27.00 WHIP: 3.000	ERA: 0.00 WHIP: 1.000	ERA: 0.00 WHIP: 0.000	ERA: 0.00 WHIP: 0.000	ERA: 0.00 WHIP: 0.000	ERA: 0.00 WHIP: 0.000

**New York Yankees @ Boston Red Sox**  
Fenway Park, Boston, MA  
Sun May 01 2016, 8:11 PM - 11:26 PM EDT  
Att: 34,279 - Drizzlie - 49 F

AB 37  
R 8  
H 14  
RBI 8  
SO 4  
LOB 17

















Batter	1	2	3	4	5	6	7	8	9	AB	R	H	RBI	BB	SO	LOB	TOP											
50 Mookie Betts, R OBP: 0.290, SLG: 0.408										4	0	0	0	1	1	2	<b>Boston Red Sox @ New York Yankees</b> Yankee Stadium, Bronx, NY Fri May 06 2016, 7:08 PM - 10:18 PM EDT Att: 45,756 - Drizzlie - 50 F											
15 Dustin Pedroia, R OBP: 0.358, SLG: 0.484										5	0	1	0	0	0	2												
2 Xander Bogaerts, R OBP: 0.375, SLG: 0.435										5	1	2	0	0	1	1												
34 David Ortiz, L OBP: 0.404, SLG: 0.646										5	1	1	2	0	1	3												
13 Hanley Ramirez, R OBP: 0.322, SLG: 0.436										5	0	2	0	0	2	3												
47 Travis Shaw, L OBP: 0.379, SLG: 0.514										4	0	3	0	0	1	0												
12 Brock Holt, L OBP: 0.359, SLG: 0.397										3	0	1	0	0	1	2												
30 Chris Young, R OBP: 0.270, SLG: 0.333										0	0	0	0	1	0	0												
25 Jackie Bradley Jr., L OBP: 0.333, SLG: 0.480										4	0	1	0	0	2	5												
7 Christian Vázquez, R OBP: 0.290, SLG: 0.383										3	0	1	0	0	1	1												
32 Josh Rutledge, R OBP: 0.333, SLG: 0.714										1	0	1	0	0	0	0												
<b>Inning Stats</b>	R: 2 H: 4 E: 0 K: 1 S: 18	H: 4 LOB: 2 BB: 0 P: 28	R: 0 H: 0 E: 0 K: 1 S: 10	H: 0 LOB: 1 BB: 1 P: 21	R: 0 H: 0 E: 0 K: 0 S: 7	H: 0 LOB: 0 BB: 0 P: 13	R: 0 H: 1 E: 0 K: 2 S: 9	H: 1 LOB: 1 BB: 0 P: 15	R: 0 H: 0 E: 0 K: 0 S: 6	H: 3 LOB: 2 BB: 0 P: 19	R: 0 H: 1 E: 0 K: 1 S: 10	H: 1 LOB: 1 BB: 0 P: 18	R: 0 H: 1 E: 0 K: 2 S: 13	H: 1 LOB: 2 BB: 1 P: 23	R: 0 H: 3 E: 0 K: 3 S: 17	H: 3 LOB: 3 BB: 0 P: 28	1B: 10 2B: 2 3B: 0 HR: 1	SF: 0 SAC: 0 DP: 1 HBP: 0	WP: 0 PB: 0 SB: 2 CS: 0	PA: 41								
<b>PITCHER</b>	IP	WLS	BF	H	R	ER	SO	BB	IBB	HBP	BLK	WP	HR	S	P	ERA	WHIP											
35 Michael Pineda, R ERA: 5.73	(1, 1)	6.0		26	8	2	2	4	1	0	0	0	0	1	63	106	3.00	1.500										
45 Chasen Shreve, L ERA: 4.56	(7, 1)	0.1		2	1	0	0	0	0	0	0	0	0	0	5	9	0.00	3.000										
39 Kirby Yates, R ERA: 2.79	(7, 1)	0.2	W	2	0	0	0	1	0	0	0	0	0	0	5	9	0.00	0.000										
68 Dellin Betances, R ERA: 2.57	(8, 1)	0.2	H	3	1	0	0	1	0	0	0	0	0	9	15	0.00	1.500											
48 Andrew Miller, L ERA:	(8, 1)	1.1	S	8	3	0	0	4	1	0	0	0	0	0	21	36	0.00	3.000										

Batter	1	2	3	4	5	6	7	8	9	AB	R	H	RBI	BB	SO	LOB	BOTTOM										
22 Jacoby Ellsbury, L OBP: 0.321, SLG: 0.380										0	1	0	0	1	0	0	<b>Boston Red Sox @ New York Yankees</b> Yankee Stadium, Bronx, NY Fri May 06 2016, 7:08 PM - 10:18 PM EDT Att: 45,756 - Drizzlie - 50 F										
29 Dustin Ackley, L OBP: 0.192, SLG: 0.125										3	0	1	1	0	0	0											
38 Ben Gamel, L										0	0	0	0	0	0	0											
11 Brett Gardner, L OBP: 0.376, SLG: 0.369										3	0	1	0	1	1	1											
25 Mark Teixeira, S OBP: 0.348, SLG: 0.323										4	0	0	0	0	1	3											
34 Brian McCann, L OBP: 0.370, SLG: 0.418										4	0	1	1	0	2	1											
36 Carlos Beltrán, S OBP: 0.260, SLG: 0.404										3	0	0	0	0	1	2											
14 Starlin Castro, R OBP: 0.327, SLG: 0.461										3	1	1	0	0	0	0											
31 Aaron Hicks, S OBP: 0.162, SLG: 0.200										2	1	1	1	0	0	0											
18 Didi Gregorius, L OBP: 0.244, SLG: 0.317										3	0	1	0	0	0	1											
17 Ronald Torreyes, R OBP: 0.345, SLG: 0.429										2	0	0	0	1	0	1											
<b>Inning Stats</b>	R: 1 H: 1 E: 0 K: 3 S: 12	H: 1 LOB: 1 BB: 1 P: 21	R: 1 H: 2 E: 0 K: 0 S: 14	H: 2 LOB: 2 BB: 1 P: 22	R: 0 H: 1 E: 0 K: 1 S: 12	H: 1 LOB: 1 BB: 0 P: 21	R: 0 H: 1 E: 0 K: 0 S: 13	H: 1 LOB: 1 BB: 0 P: 17	R: 0 H: 0 E: 0 K: 0 S: 4	H: 0 LOB: 0 BB: 0 P: 7	R: 0 H: 0 E: 0 K: 1 S: 7	H: 0 LOB: 0 BB: 0 P: 9	R: 1 H: 1 E: 0 K: 0 S: 5	H: 1 LOB: 0 BB: 0 P: 5	R: 0 H: 0 E: 0 K: 0 S: 5	H: 0 LOB: 0 BB: 1 P: 10	1B: 3 2B: 2 3B: 0 HR: 1	SF: 0 SAC: 1 DP: 1 HBP: 0	WP: 0 PB: 0 SB: 3 CS: 0	PA: 31							
<b>PITCHER</b>	IP	WLS	BF	H	R	ER	SO	BB	IBB	HBP	BLK	WP	HR	S	P	ERA	WHIP										
22 Rick Porcello, R ERA: 2.95	(1, 1)	7.0	L	28	6	3	3	0	0	0	0	0	1	67	102	3.86	1.143										
59 Tommy Layne, L ERA: 3.0	(8, 1)	1.0		3	0	0	0	0	1	0	0	0	0	5	10	0.00	1.000										



Batter	1	2	3	4	5	6	7	8	9	AB	R	H	RBI	BB	SO	LOB	TOP				
50 Mookie Betts, R OBP: 0.296, SLG: 0.410										4	0	2	0	0	0	0					
15 Dustin Pedroia, R OBP: 0.348, SLG: 0.469										4	0	0	0	0	0	2	2				
2 Xander Bogaerts, R OBP: 0.371, SLG: 0.429										4	0	1	0	0	1	0					
34 David Ortiz, L OBP: 0.390, SLG: 0.621										4	0	0	0	0	1	1					
13 Hanley Ramirez, R OBP: 0.328, SLG: 0.434										3	1	1	0	0	1	0					
47 Travis Shaw, L OBP: 0.370, SLG: 0.500										3	0	0	0	0	1	2					
12 Brock Holt, L OBP: 0.358, SLG: 0.395										3	0	1	1	0	0	0					
25 Jackie Bradley Jr., L OBP: 0.333, SLG: 0.505									3	1	1	1	0	2	1						
7 Christian Vázquez, R OBP: 0.264, SLG: 0.360									3	0	0	0	0	0	0						
<b>Inning Stats</b>	R: 0 E: 0 K: 1 S: 8	H: 1 LOB: 0 BB: 0 P: 12	R: 1 E: 0 K: 2 S: 10	H: 1 LOB: 1 BB: 0 P: 13	R: 0 E: 0 K: 0 S: 8	H: 0 LOB: 0 BB: 0 P: 14	R: 0 E: 1 K: 1 S: 11	H: 1 LOB: 1 BB: 0 P: 16	R: 1 E: 0 K: 1 S: 13	H: 2 LOB: 1 BB: 0 P: 16	R: 0 E: 0 K: 0 S: 11	H: 1 LOB: 0 BB: 0 P: 14	R: 0 E: 0 K: 1 S: 8	H: 0 LOB: 0 BB: 0 P: 12	R: 0 E: 0 K: 2 S: 9	H: 0 LOB: 0 BB: 0 P: 12	1B: 5 2B: 0 3B: 0 HR: 1	SF: 0 SAC: 0 DP: 2 HBP: 1	WP: 0 PB: 0 SB: 0 CS: 0	PA: 32	
<b>PITCHER</b>	IP WLS BF H R ER SO BB IBB HBP BLK WP HR S P ERA WHIP	8.0 W 29 6 2 2 6 0 0 1 0 0 1 77 107 2.25 0.750	1.0 3 0 0 0 2 0 0 0 0 0 0 9 12 0.00 0.000																		

**Boston Red Sox @ New York Yankees**  
 Yankee Stadium, Bronx, NY  
 Sat May 07 2016, 1:09 PM - 4:17 PM EDT  
 Att: 47,822 - Cloudy - 53 F

AB	31
R	2
H	6
RBI	2
BB	0
SO	8
LOB	6



Batter	1	2	3	4	5	6	7	8	9	AB	R	H	RBI	BB	SO	LOB	BOTTOM				
11 Brett Gardner, L OBP: 0.368, SLG: 0.352											4	0	0	0	1	2	2				
31 Aaron Hicks, S OBP: 0.190, SLG: 0.211										3	1	1	1	1	1	2					
14 Starlin Castro, R OBP: 0.333, SLG: 0.457										3	2	1	0	1	0	3					
25 Mark Teixeira, S OBP: 0.345, SLG: 0.320										4	1	1	0	0	1	2					
36 Carlos Beltrán, S OBP: 0.259, SLG: 0.408										4	0	1	2	0	2	2					
29 Dustin Ackley, L OBP: 0.200, SLG: 0.111										3	1	0	0	1	0	1					
38 Ben Gamel, L (8, 9)										0	0	0	0	0	0	0					
12 Chase Headley, S OBP: 0.261, SLG: 0.169										4	2	2	0	0	1	3					
18 Didi Gregorius, L OBP: 0.258, SLG: 0.341									3	1	2	3	0	0	1						
27 Austin Romine, R OBP: 0.375, SLG: 0.478										4	0	3	2	0	0	1					
<b>Inning Stats</b>	R: 0 E: 0 K: 1 S: 8	H: 1 LOB: 0 BB: 0 P: 10	R: 0 E: 0 K: 0 S: 6	H: 0 LOB: 0 BB: 0 P: 12	R: 1 E: 0 K: 0 S: 13	H: 2 LOB: 1 BB: 0 P: 21	R: 3 E: 0 K: 1 S: 18	H: 3 LOB: 1 BB: 1 P: 31	R: 2 E: 0 K: 2 S: 19	H: 1 LOB: 2 BB: 1 P: 32	R: 1 E: 0 K: 1 S: 17	H: 2 LOB: 1 BB: 1 P: 29	R: 0 E: 0 K: 1 S: 7	H: 0 LOB: 0 BB: 0 P: 10	R: 1 E: 0 K: 1 S: 13	H: 2 LOB: 1 BB: 0 P: 19	1B: 7 2B: 4 3B: 0 HR: 0	SF: 1 SAC: 1 DP: 1 HBP: 0	WP: 0 PB: 0 SB: 0 CS: 0	PA: 38	
<b>PITCHER</b>	IP WLS BF H R ER SO BB IBB HBP BLK WP HR S P ERA WHIP	4.2 L 23 7 2 1 6 4 0 0 0 0 0 62 104 11.57 2.143	1.1 7 2 1 1 1 1 0 0 0 0 0 0 19 31 6.75 2.250	1.0 3 0 0 0 1 0 0 0 0 0 0 7 10 0.00 0.000	1.0 5 2 1 1 1 0 0 0 0 0 0 13 19 9.00 2.000																

**Boston Red Sox @ New York Yankees**  
 Yankee Stadium, Bronx, NY  
 Sat May 07 2016, 1:09 PM - 4:17 PM EDT  
 Att: 47,822 - Cloudy - 53 F

AB	32
R	8
H	11
RBI	8
BB	4
SO	7
LOB	17





Batter	1	2	3	4	5	6	7	8	9	AB R H RBI BB SO LOB	TOP											
50 Mookie Betts, R OBP: 0.295, SLG: 0.401										3 1 0 0 1 0 0	<b>Boston Red Sox @ New York Yankees</b> Yankee Stadium, Bronx, NY Sun May 08 2016, 8:09 PM - 10:36 PM EDT Att. 41,869 - Clear - 60 F											
15 Dustin Pedroia, R OBP: 0.345, SLG: 0.485										4 1 1 2 0 1 0												
2 Xander Bogaerts, R OBP: 0.368, SLG: 0.447										4 1 1 1 0 2 0												
34 David Ortiz, L OBP: 0.393, SLG: 0.673										4 2 2 2 0 0 0												
13 Hanley Ramirez, R OBP: 0.325, SLG: 0.422										3 0 0 0 0 3 0												
47 Travis Shaw, L OBP: 0.358, SLG: 0.482										4 0 0 0 0 1 1												
12 Brock Holt, L OBP: 0.354, SLG: 0.388										4 0 1 0 0 1 0												
25 Jackie Bradley Jr., L OBP: 0.342, SLG: 0.519										3 0 2 0 0 1 0												
10 Ryan Hanigan, R OBP: 0.262, SLG: 0.216										3 0 0 0 0 1 3												
<b>Inning Stats</b>	R: 2 E: 0 K: 2 S: 12	H: 1 LOB: 0 BB: 1 P: 24	R: 0 E: 0 K: 3 S: 9	H: 0 LOB: 0 BB: 0 P: 14	R: 0 E: 0 K: 1 S: 10	H: 0 LOB: 0 BB: 0 P: 17	R: 1 E: 0 K: 2 S: 12	H: 1 LOB: 0 BB: 0 P: 17	R: 0 E: 0 K: 0 S: 8	H: 0 LOB: 0 BB: 0 P: 14		R: 0 E: 0 K: 0 S: 6	H: 0 LOB: 0 BB: 0 P: 8	R: 1 E: 0 K: 2 S: 17	H: 3 LOB: 2 BB: 0 P: 28	R: 1 E: 0 K: 0 S: 7	H: 1 LOB: 0 BB: 0 P: 12	R: 0 E: 0 K: 0 S: 6	H: 0 LOB: 0 BB: 0 P: 10	1B: 2 2B: 2 3B: 0 HR: 4	SF: 0 SAC: 0 DP: 2 HBP: 1	WP: 0 PB: 0 SB: 1 CS: 0
<b>PITCHER</b>	IP WLS BF H R ER SO BB IBB HBP BLK WP HR S P ERA WHIP	IP WLS BF H R ER SO BB IBB HBP BLK WP HR S P ERA WHIP											IP WLS BF H R ER SO BB IBB HBP BLK WP HR S P ERA WHIP									
40 Luis Severino, R ERA: 6.12	6.2 L 25 5 4 4 9 1 0 0 0 0 0 3 68 113 5.40 0.900																					
45 Chasen Shreve, L ERA: 4.91	1.1 6 2 1 1 1 0 0 0 0 0 0 1 13 21 6.75 1.500																					
26 Johnny Barbato, R ERA: 5.54	1.0 3 0 0 0 0 0 0 0 1 0 0 0 6 10 0.00 0.000																					

Batter	1	2	3	4	5	6	7	8	9	AB R H RBI BB SO LOB	BOTTOM											
11 Brett Gardner, L OBP: 0.364, SLG: 0.380										4 1 1 1 0 1 0	<b>Boston Red Sox @ New York Yankees</b> Yankee Stadium, Bronx, NY Sun May 08 2016, 8:09 PM - 10:36 PM EDT Att. 41,869 - Clear - 60 F											
14 Starlin Castro, R OBP: 0.333, SLG: 0.463										3 0 1 0 0 1 0												
17 Ronald Torreyes, R (B, PH) OBP: 0.333, SLG: 0.414										1 0 0 0 0 1 0												
34 Brian McCann, L OBP: 0.368, SLG: 0.415										3 0 1 0 0 0 1												
25 Mark Teixeira, S OBP: 0.336, SLG: 0.310										3 0 0 0 0 1 2												
36 Carlos Beltrán, S OBP: 0.252, SLG: 0.396										3 0 0 0 0 0 0												
29 Dustin Ackley, L OBP: 0.212, SLG: 0.103										2 0 0 0 1 1 0												
31 Aaron Hicks, S OBP: 0.178, SLG: 0.195										3 0 0 0 0 2 1												
18 Didi Gregorius, L OBP: 0.250, SLG: 0.330										3 0 0 0 0 0 0												
12 Chase Headley, S OBP: 0.253, SLG: 0.163										3 0 0 0 0 0 0												
<b>Inning Stats</b>	R: 0 E: 0 K: 1 S: 11	H: 1 LOB: 1 BB: 0 P: 13	R: 0 E: 0 K: 0 S: 5	H: 0 LOB: 0 BB: 1 P: 9	R: 0 E: 0 K: 0 S: 6	H: 0 LOB: 0 BB: 0 P: 9	R: 0 E: 0 K: 2 S: 8	H: 0 LOB: 0 BB: 0 P: 10	R: 0 E: 0 K: 2 S: 8	H: 0 LOB: 0 BB: 0 P: 12	R: 0 E: 0 K: 0 S: 6	H: 0 LOB: 0 BB: 0 P: 7	R: 0 E: 0 K: 0 S: 8	H: 1 LOB: 1 BB: 0 P: 12	R: 0 E: 0 K: 1 S: 7	H: 0 LOB: 0 BB: 0 P: 14	R: 1 E: 0 K: 1 S: 8	H: 1 LOB: 0 BB: 0 P: 15	1B: 1 2B: 1 3B: 0 HR: 1	SF: 0 SAC: 0 DP: 1 HBP: 0	WP: 0 PB: 0 SB: 0 CS: 0	PA: 29
<b>PITCHER</b>	IP WLS BF H R ER SO BB IBB HBP BLK WP HR S P ERA WHIP	IP WLS BF H R ER SO BB IBB HBP BLK WP HR S P ERA WHIP											IP WLS BF H R ER SO BB IBB HBP BLK WP HR S P ERA WHIP									
35 Steven Wright, R ERA: 1.52	9.0 W 29 3 1 1 7 1 0 0 0 0 0 1 66 101 1.00 0.444																					



Batter	1	2	3	4	5	6	7	8	9	AB	R	H	RBI	BB	SO	LOB	TOP										
2 Alcides Escobar, R OBP: 0.286, SLG: 0.308	G5-3		K		E1		G1-3		G1-3	5	0	1	1	0	1	1	<b>Kansas City Royals @ New York Yankees</b> Yankee Stadium, Bronx, NY Mon May 09 2016, 7:10 PM - 9:51 PM EDT Att: 41,243 - Partly Cloudy - 69 F										
6 Lorenzo Cain, R OBP: 0.310, SLG: 0.316	G6-3		G5-3		K		G6-3		G1-3	5	0	1	0	0	1	3											
35 Eric Hosmer, L OBP: 0.389, SLG: 0.560	G6-3						F7			3	1	1	1	1	0	3											
25 Kendrys Morales, S OBP: 0.287, SLG: 0.319		F7			K				G6-3	4	0	0	0	0	1	1											
4 Alex Gordon, L OBP: 0.347, SLG: 0.350		HR							G3	3	1	2	1	1	0	0											
13 Salvador Perez, R OBP: 0.286, SLG: 0.447					G6-4-3				K	4	0	1	0	0	2	2											
14 Omar Infante, R OBP: 0.293, SLG: 0.333					G5-3				K	4	0	2	0	0	1	0											
19 Cheslor Cuthbert, R OBP: 0.250, SLG: 0.250		L9							K	4	0	1	0	0	2	4											
1 Jarrod Dyson, L OBP: 0.283, SLG: 0.273										3	0	0	0	0	0	3											
16 Paulo Orlando, R OBP: 0.286, SLG: 0.314					FC1-6					1	1	1	0	0	0	0											
<b>Inning Stats</b>	R: 0 E: 0 K: 0 S: 7	H: 1 LOB: 0 BB: 0 P: 10	R: 1 E: 0 K: 0 S: 14	H: 3 LOB: 2 BB: 0 P: 24	R: 0 E: 0 K: 2 S: 7	H: 0 LOB: 1 BB: 1 P: 15	R: 0 E: 0 K: 0 S: 6	H: 1 LOB: 0 BB: 0 P: 12	R: 0 E: 1 K: 1 S: 16	H: 1 LOB: 2 BB: 0 P: 26	R: 0 E: 0 K: 2 S: 13	H: 1 LOB: 2 BB: 1 P: 21	R: 0 E: 0 K: 0 S: 7	H: 0 LOB: 0 BB: 0 P: 10	R: 1 E: 0 K: 1 S: 10	H: 1 LOB: 0 BB: 0 P: 15	R: 1 E: 0 K: 2 S: 11	H: 2 LOB: 1 BB: 0 P: 17	1B: 7 2B: 1 3B: 0 HR: 2	SF: 0 SAC: 0 DP: 2 HBP: 0	WP: 0 PB: 0 SB: 1 CS: 0	PA: 38					
<b>PITCHER</b>	IP	WLS	BF	H	R	ER	SO	BB	IBB	HBP	BLK	WP	HR	S	P	ERA	WHIP	<b>PITCHER</b>									
47 Ivan Nova, R ERA: 4.34	4.2		20	6	1	1	3	1	0	0	0	0	1	47	81	1.93	1.500										
43 Phil Coke, L ERA:	0.2		3	0	0	0	0	1	0	0	0	0	0	7	15	0.00	1.500										
39 Kirby Yates, R ERA: 2.38	1.2	W	6	1	0	0	2	0	0	0	0	0	0	16	22	0.00	0.600										
45 Chasen Shreve, L ERA: 5.25	1.0		4	1	1	1	1	0	0	0	0	0	1	10	15	9.00	1.000										
54 Aroldis Chapman, L ERA: 9.0	1.0		5	2	1	1	2	0	0	0	0	0	0	11	17	9.00	2.000										
<b>Batter</b>	<b>1</b>	<b>2</b>	<b>3</b>	<b>4</b>	<b>5</b>	<b>6</b>	<b>7</b>	<b>8</b>	<b>9</b>	<b>AB</b>	<b>R</b>	<b>H</b>	<b>RBI</b>	<b>BB</b>	<b>SO</b>	<b>LOB</b>	<b>BOTTOM</b>										
11 Brett Gardner, L OBP: 0.360, SLG: 0.406	L7		HR		G1-3		G4-3		G4-3	4	1	1	1	0	0	3	<b>Kansas City Royals @ New York Yankees</b> Yankee Stadium, Bronx, NY Mon May 09 2016, 7:10 PM - 9:51 PM EDT Att: 41,243 - Partly Cloudy - 69 F										
31 Aaron Hicks, S OBP: 0.184, SLG: 0.273	P5		HR		G4-3		SF9			3	1	1	2	0	0	0											
34 Brian McCann, L OBP: 0.364, SLG: 0.442	HR		G4-3		K		K			4	1	1	1	0	2	1											
25 Mark Teixeira, S OBP: 0.325, SLG: 0.298	K		K		G4-3					4	0	0	0	0	3	0											
36 Carlos Beltrán, S OBP: 0.261, SLG: 0.455	HR		HR		F7		G4-3		G4-3	4	2	2	2	0	0	0											
29 Dustin Ackley, L OBP: 0.222, SLG: 0.125			G1-3		L7					3	0	1	0	0	0	0											
38 Ben Gamel, L OBP: 1.000, SLG: 1.000			G1-3						1B	1	0	1	0	0	0	0											
18 Didi Gregorius, L OBP: 0.240, SLG: 0.315	L9		L9		G6-3				P6	4	0	0	0	0	2	2											
12 Chase Headley, S OBP: 0.266, SLG: 0.171	P5									2	1	1	0	1	0	1											
17 Ronald Torreyes, R OBP: 0.333, SLG: 0.406	FC4-6		FC5-4		FC5-4					3	0	1	0	0	2	2											
<b>Inning Stats</b>	R: 1 E: 0 K: 1 S: 11	H: 1 LOB: 0 BB: 0 P: 18	R: 1 E: 0 K: 0 S: 11	H: 2 LOB: 1 BB: 0 P: 17	R: 3 E: 0 K: 1 S: 13	H: 3 LOB: 0 BB: 0 P: 21	R: 0 E: 0 K: 0 S: 7	H: 0 LOB: 1 BB: 1 P: 16	R: 0 E: 0 K: 1 S: 6	H: 0 LOB: 0 BB: 0 P: 11	R: 0 E: 0 K: 0 S: 7	H: 0 LOB: 0 BB: 0 P: 11	R: 1 E: 0 K: 1 S: 11	H: 2 LOB: 1 BB: 0 P: 14	R: 0 E: 0 K: 1 S: 8	H: 1 LOB: 1 BB: 0 P: 13	1B: 4 2B: 0 3B: 0 HR: 5	SF: 1 SAC: 0 DP: 0 HBP: 0	WP: 0 PB: 0 SB: 0 CS: 0	PA: 34							
<b>PITCHER</b>	IP	WLS	BF	H	R	ER	SO	BB	IBB	HBP	BLK	WP	HR	S	P	ERA	WHIP	<b>PITCHER</b>									
32 Chris Young, R ERA: 6.68	2.2	L	14	6	5	5	2	0	0	0	0	0	0	41	68	16.88	2.250										
53 Dillon Gee, R ERA: 2.61	5.1		20	3	1	1	3	1	0	0	0	0	0	41	68	1.69	0.750										



Batter	1	2	3	4	5	6	7	8	9	AB	R	H	RBI	BB	SO	LOB	TOP					
2 Alcides Escobar, R (1, 6) OBP: 0.292, SLG: 0.309										3	0	1	0	1	0	0	<b>Kansas City Royals @ New York Yankees</b> Yankee Stadium, Bronx, NY Tue May 10 2016, 7:08 PM - 10:15 PM EDT Att: 39,128 - Cloudy - 59 F					
6 Lorenzo Cain, R (1, 8) OBP: 0.321, SLG: 0.402										5	3	3	5	0	1	2						
35 Eric Hosmer, L (1, 3) OBP: 0.377, SLG: 0.542										4	0	0	0	0	2	1						
25 Kendrys Morales, S (1, 10) OBP: 0.240, SLG: 0.311										3	0	0	0	0	0	1						
16 Paulo Orlando, R (8, PR) OBP: 0.296, SLG: 0.314										0	0	0	0	0	0	0						
4 Alex Gordon, L (1, 7) OBP: 0.344, SLG: 0.355										4	1	1	0	0	2	1						
13 Salvador Perez, R (1, 2) OBP: 0.285, SLG: 0.439										4	0	1	0	0	1	1						
14 Omar Infante, R (1, 4) OBP: 0.282, SLG: 0.320										4	0	0	0	0	1	3						
19 Cheslor Cuthbert, R (1, 5) OBP: 0.313, SLG: 0.500										4	2	2	2	0	0	0						
1 Jarrod Dyson, L (1, 9) OBP: 0.286, SLG: 0.276										3	1	1	0	0	0	0						
24 Christian Colón, R (9, PH) OBP: 0.294, SLG: 0.313										1	0	0	0	0	1	0						
<b>Inning Stats</b>	R: 0 H: 1 E: 0 K: 1 S: 8	H: 1 LOB: 1 BB: 0 P: 11	R: 2 H: 2 E: 0 K: 0 S: 9	H: 2 LOB: 2 BB: 0 P: 11	R: 1 H: 1 E: 0 K: 1 S: 8	H: 1 LOB: 0 BB: 0 P: 11	R: 0 H: 0 E: 0 K: 2 S: 9	H: 0 LOB: 0 BB: 0 P: 11	R: 3 H: 3 E: 0 K: 0 S: 11	H: 3 LOB: 0 BB: 0 P: 17	R: 0 H: 0 E: 0 K: 0 S: 4	H: 0 LOB: 0 BB: 0 P: 7	R: 0 H: 0 E: 0 K: 0 S: 7	H: 0 LOB: 0 BB: 0 P: 11	R: 1 H: 2 E: 0 K: 3 S: 17	H: 2 LOB: 2 BB: 0 P: 25	R: 0 H: 0 E: 0 K: 1 S: 13	H: 0 LOB: 1 BB: 1 P: 21	1B: 4 2B: 1 3B: 0 HR: 4	SF: 0 SAC: 1 DP: 0 HBP: 1	WP: 1 PB: 0 SB: 0 CS: 0	PA: 38
<b>PITCHER</b>	IP WLS BF H R ER SO BB IBB HBP BLK WP HR S P ERA WHIP																					
19 Masahiro Tanaka, R (1, 1) ERA: 3.11	7.0		28	7	6	6	4	0	0	0	0	0	0	3	56	79	7.71	1.000				
48 Andrew Miller, L (8, 1) ERA: 0.71	1.0	W	6	2	1	1	3	0	0	1	0	0	0	1	17	25	9.00	2.000				
54 Aroldis Chapman, L (9, 1) ERA: 4.5	1.0	S	4	0	0	0	1	1	0	0	0	0	1	0	13	21	0.00	1.000				

Batter	1	2	3	4	5	6	7	8	9	AB	R	H	RBI	BB	SO	LOB	BOTTOM			
11 Brett Gardner, L (1, 7) OBP: 0.361, SLG: 0.410										4	1	1	1	1	1	1	<b>Kansas City Royals @ New York Yankees</b> Yankee Stadium, Bronx, NY Tue May 10 2016, 7:08 PM - 10:15 PM EDT Att: 39,128 - Cloudy - 59 F			
14 Starlin Castro, R (1, 4) OBP: 0.345, SLG: 0.459										3	2	1	0	1	0	0				
34 Brian McCann, L (1, 2) OBP: 0.375, SLG: 0.462										5	1	3	2	0	1	2				
36 Carlos Beltrán, S (1, 10) OBP: 0.267, SLG: 0.461										5	1	2	0	0	0	2				
29 Dustin Ackley, L (1, 3) OBP: 0.244, SLG: 0.143										3	2	1	2	1	1	1				
31 Aaron Hicks, S (1, 8) OBP: 0.226, SLG: 0.319										3	1	2	1	1	0	2				
18 Didi Gregorius, L (1, 6) OBP: 0.250, SLG: 0.344										4	1	2	3	0	0	2				
12 Chase Headley, S (1, 5) OBP: 0.265, SLG: 0.174										4	0	1	1	0	2	1				
38 Ben Gamel, L (1, 9) OBP: 0.200, SLG: 0.200										4	1	0	0	0	1	2				
<b>Inning Stats</b>	R: 1 H: 3 E: 0 K: 0 S: 13	H: 3 LOB: 2 BB: 0 P: 19	R: 1 H: 2 E: 0 K: 0 S: 13	H: 2 LOB: 2 BB: 2 P: 27	R: 3 H: 2 E: 0 K: 1 S: 19	H: 2 LOB: 1 BB: 2 P: 31	R: 0 H: 0 E: 0 K: 1 S: 9	H: 0 LOB: 0 BB: 0 P: 15	R: 0 H: 1 E: 0 K: 1 S: 9	H: 1 LOB: 0 BB: 0 P: 15	R: 0 H: 0 E: 0 K: 3 S: 13	H: 0 LOB: 0 BB: 0 P: 18	R: 2 H: 3 E: 0 K: 0 S: 18	H: 3 LOB: 1 BB: 0 P: 27	R: 3 H: 2 E: 1 K: 0 S: 19	H: 2 LOB: 1 BB: 0 P: 29		1B: 7 2B: 6 3B: 0 HR: 0	SF: 1 SAC: 0 DP: 1 HBP: 1	WP: 1 PB: 0 SB: 0 CS: 1
<b>PITCHER</b>	IP WLS BF H R ER SO BB IBB HBP BLK WP HR S P ERA WHIP																			
39 Kris Medlen, R (1, 1) ERA: 7.77	2.0		14	6	4	4	0	3	0	0	0	0	1	0	30	54	18.00	4.500		
33 Brian Flynn, L (3, 1) ERA: 4.5	2.0		8	1	1	1	2	1	0	0	0	0	1	0	24	38	4.50	1.000		
41 Danny Duffy, L (5, 1) ERA: 3.18	1.0	H	3	1	0	0	1	0	0	0	0	0	0	9	15	0.00	1.000			
44 Luke Hochevar, R (6, 1) ERA: 4.05	1.0	H	3	0	0	0	3	0	0	0	0	0	0	13	18	0.00	0.000			
43 Joakim Soria, R (7, 1) ERA: 4.96	1.0	B	6	3	2	2	0	0	0	0	0	1	0	0	18	27	18.00	3.000		
<b>PITCHER</b>	IP WLS BF H R ER SO BB IBB HBP BLK WP HR S P ERA WHIP																			
40 Kelvin Herrera, R (8, 1) ERA: 1.17	1.0	L	7	2	3	2	0	0	0	0	0	0	0	0	19	29	18.00	2.000		



Batter	1	2	3	4	5	6	7	8	9	AB	R	H	RBI	BB	SO	LOB	TOP				
2 Alcides Escobar, R OBP: 0.295, SLG: 0.307										4	0	1	0	0	1	1					
6 Lorenzo Cain, R OBP: 0.338, SLG: 0.403										2	1	1	2	2	1	0					
35 Eric Hosmer, L OBP: 0.378, SLG: 0.536										5	1	2	0	0	1	5					
25 Kendrys Morales, S OBP: 0.246, SLG: 0.333										4	2	1	1	1	0	2					
4 Alex Gordon, L OBP: 0.346, SLG: 0.349										2	0	0	1	1	1	1					
13 Salvador Perez, R OBP: 0.271, SLG: 0.459										4	1	1	3	1	1	3					
19 Cheslor Cuthbert, R OBP: 0.286, SLG: 0.429										5	0	1	0	0	0	4					
24 Christian Colón, R OBP: 0.316, SLG: 0.314										3	1	1	0	1	2	1					
1 Jarrod Dyson, L OBP: 0.284, SLG: 0.274										4	1	1	0	0	0	1					
<b>Inning Stats</b>	R: 4 H: 4 E: 0 K: 1 S: 19	WLS: 0 BF: 27 LOB: 1 P: 36	H: 6 R: 6 ER: 6 SO: 7	R: 0 ER: 0 K: 2 S: 10	H: 0 LOB: 0 BB: 0 P: 13	R: 0 ER: 0 K: 1 S: 8	H: 1 LOB: 2 BB: 0 P: 14	R: 0 ER: 0 K: 2 S: 12	H: 0 LOB: 0 BB: 1 P: 21	R: 2 H: 2 E: 0 K: 0 S: 19	H: 2 LOB: 2 BB: 1 P: 36	R: 1 H: 1 E: 0 K: 0 S: 7	H: 1 LOB: 0 BB: 0 P: 15	R: 0 H: 1 E: 0 K: 0 S: 10	H: 1 LOB: 2 BB: 1 P: 19	R: 0 H: 0 E: 0 K: 0 S: 6	H: 0 LOB: 1 BB: 1 P: 12	1B: 7 2B: 0 3B: 0 HR: 2	SF: 1 SAC: 0 DP: 1 HBP: 3	WP: 0 PB: 0 CS: 1	PA: 43
<b>PITCHER</b>	IP: 5.2 ERA: 6.28	WLS: 0 BF: 27 LOB: 1 P: 36	H: 6 R: 6 ER: 6 SO: 7	R: 0 ER: 0 K: 2 S: 10	H: 0 LOB: 0 BB: 0 P: 13	R: 0 ER: 0 K: 1 S: 8	H: 1 LOB: 2 BB: 0 P: 14	R: 0 ER: 0 K: 2 S: 12	H: 0 LOB: 0 BB: 1 P: 21	R: 2 H: 2 E: 0 K: 0 S: 19	H: 2 LOB: 2 BB: 1 P: 36	R: 1 H: 1 E: 0 K: 0 S: 7	H: 1 LOB: 0 BB: 0 P: 15	R: 0 H: 1 E: 0 K: 0 S: 10	H: 1 LOB: 2 BB: 1 P: 19	R: 0 H: 0 E: 0 K: 0 S: 6	H: 0 LOB: 1 BB: 1 P: 12	1B: 7 2B: 0 3B: 0 HR: 2	SF: 1 SAC: 0 DP: 1 HBP: 3	WP: 0 PB: 0 CS: 1	PA: 43
35 Michael Pineda, R ERA: 6.28	IP: 5.2 WLS: 0 BF: 27 LOB: 1 P: 36	H: 6 R: 6 ER: 6 SO: 7	R: 0 ER: 0 K: 2 S: 10	H: 0 LOB: 0 BB: 0 P: 13	R: 0 ER: 0 K: 1 S: 8	H: 1 LOB: 2 BB: 0 P: 14	R: 0 ER: 0 K: 2 S: 12	H: 0 LOB: 0 BB: 1 P: 21	R: 2 H: 2 E: 0 K: 0 S: 19	H: 2 LOB: 2 BB: 1 P: 36	R: 1 H: 1 E: 0 K: 0 S: 7	H: 1 LOB: 0 BB: 0 P: 15	R: 0 H: 1 E: 0 K: 0 S: 10	H: 1 LOB: 2 BB: 1 P: 19	R: 0 H: 0 E: 0 K: 0 S: 6	H: 0 LOB: 1 BB: 1 P: 12	1B: 7 2B: 0 3B: 0 HR: 2	SF: 1 SAC: 0 DP: 1 HBP: 3	WP: 0 PB: 0 CS: 1	PA: 43	
41 Nick Goody, R ERA: 1.53	IP: 0.0 WLS: 0 BF: 2 LOB: 1 P: 3	H: 1 R: 0 ER: 0 SO: 0	R: 0 ER: 0 K: 2 S: 10	H: 0 LOB: 0 BB: 0 P: 13	R: 0 ER: 0 K: 1 S: 8	H: 1 LOB: 2 BB: 0 P: 14	R: 0 ER: 0 K: 2 S: 12	H: 0 LOB: 0 BB: 1 P: 21	R: 2 H: 2 E: 0 K: 0 S: 19	H: 2 LOB: 2 BB: 1 P: 36	R: 1 H: 1 E: 0 K: 0 S: 7	H: 1 LOB: 0 BB: 0 P: 15	R: 0 H: 1 E: 0 K: 0 S: 10	H: 1 LOB: 2 BB: 1 P: 19	R: 0 H: 0 E: 0 K: 0 S: 6	H: 0 LOB: 1 BB: 1 P: 12	1B: 7 2B: 0 3B: 0 HR: 2	SF: 1 SAC: 0 DP: 1 HBP: 3	WP: 0 PB: 0 CS: 1	PA: 43	
43 Phil Coke, L ERA: 2.25	IP: 3.1 WLS: 2 BF: 14 LOB: 2 P: 11	H: 2 R: 1 ER: 1 SO: 0	R: 0 ER: 0 K: 2 S: 10	H: 0 LOB: 0 BB: 0 P: 13	R: 0 ER: 0 K: 1 S: 8	H: 1 LOB: 2 BB: 0 P: 14	R: 0 ER: 0 K: 2 S: 12	H: 0 LOB: 0 BB: 1 P: 21	R: 2 H: 2 E: 0 K: 0 S: 19	H: 2 LOB: 2 BB: 1 P: 36	R: 1 H: 1 E: 0 K: 0 S: 7	H: 1 LOB: 0 BB: 0 P: 15	R: 0 H: 1 E: 0 K: 0 S: 10	H: 1 LOB: 2 BB: 1 P: 19	R: 0 H: 0 E: 0 K: 0 S: 6	H: 0 LOB: 1 BB: 1 P: 12	1B: 7 2B: 0 3B: 0 HR: 2	SF: 1 SAC: 0 DP: 1 HBP: 3	WP: 0 PB: 0 CS: 1	PA: 43	

**Kansas City Royals @ New York Yankees**  
 Yankee Stadium, Bronx, NY  
 Wed May 11 2016, 7:11 PM - 10:27 PM EDT  
 Att: 31,226 - Partly Cloudy - 70 F

livebaseballscorecards.com

AB 33  
 R 7  
 H 9  
 RBI 7  
 BB 6  
 SO 7  
 LOB 18

Batter	1	2	3	4	5	6	7	8	9	AB	R	H	RBI	BB	SO	LOB	BOTTOM				
11 Brett Gardner, L OBP: 0.371, SLG: 0.402										2	1	0	0	2	1	0					
14 Starlin Castro, R OBP: 0.339, SLG: 0.457										5	0	1	0	0	1	4					
34 Brian McCann, L OBP: 0.361, SLG: 0.442										4	0	0	1	0	0	1					
36 Carlos Beltrán, S OBP: 0.274, SLG: 0.496										4	1	2	1	0	1	1					
29 Dustin Ackley, L OBP: 0.222, SLG: 0.128										4	0	0	0	0	0	2					
31 Aaron Hicks, S OBP: 0.283, SLG: 0.353										4	1	3	0	0	1	1					
18 Didi Gregorius, L OBP: 0.240, SLG: 0.330										4	0	0	0	0	0	4					
12 Chase Headley, S OBP: 0.265, SLG: 0.178										4	0	1	1	0	0	2					
38 Ben Gamel, L OBP: 0.222, SLG: 0.125										3	0	0	0	1	0	2					
<b>Inning Stats</b>	R: 0 H: 0 E: 0 K: 0 S: 6	WLS: 0 BF: 27 LOB: 0 P: 10	H: 3 R: 3 ER: 3 SO: 3	R: 0 ER: 0 K: 1 S: 8	H: 0 LOB: 0 BB: 0 P: 14	R: 0 ER: 0 K: 0 S: 4	H: 1 LOB: 1 BB: 0 P: 10	R: 1 H: 1 E: 0 K: 0 S: 7	H: 1 LOB: 1 BB: 1 P: 13	R: 0 H: 1 E: 0 K: 0 S: 12	H: 1 LOB: 1 BB: 0 P: 20	R: 0 H: 0 E: 0 K: 1 S: 10	H: 0 LOB: 0 BB: 0 P: 11	R: 0 H: 1 E: 0 K: 1 S: 10	H: 1 LOB: 1 BB: 0 P: 15	R: 0 H: 0 E: 0 K: 1 S: 10	H: 0 LOB: 1 BB: 0 P: 14	1B: 4 2B: 2 3B: 0 HR: 1	SF: 0 SAC: 0 DP: 0 HBP: 1	WP: 1 PB: 0 CS: 0	PA: 38
<b>PITCHER</b>	IP: 6.0 ERA: 4.62	WLS: 0 BF: 27 LOB: 0 P: 10	H: 3 R: 3 ER: 3 SO: 3	R: 0 ER: 0 K: 1 S: 8	H: 0 LOB: 0 BB: 0 P: 14	R: 0 ER: 0 K: 0 S: 4	H: 1 LOB: 1 BB: 0 P: 10	R: 1 H: 1 E: 0 K: 0 S: 7	H: 1 LOB: 1 BB: 1 P: 13	R: 0 H: 1 E: 0 K: 0 S: 12	H: 1 LOB: 1 BB: 0 P: 20	R: 0 H: 0 E: 0 K: 1 S: 10	H: 0 LOB: 0 BB: 0 P: 11	R: 0 H: 1 E: 0 K: 1 S: 10	H: 1 LOB: 1 BB: 0 P: 15	R: 0 H: 0 E: 0 K: 1 S: 10	H: 0 LOB: 1 BB: 0 P: 14	1B: 4 2B: 2 3B: 0 HR: 1	SF: 0 SAC: 0 DP: 0 HBP: 1	WP: 1 PB: 0 CS: 0	PA: 38
30 Yordano Ventura, R ERA: 4.62	IP: 6.0 WLS: 0 BF: 27 LOB: 0 P: 10	H: 3 R: 3 ER: 3 SO: 3	R: 0 ER: 0 K: 1 S: 8	H: 0 LOB: 0 BB: 0 P: 14	R: 0 ER: 0 K: 0 S: 4	H: 1 LOB: 1 BB: 0 P: 10	R: 1 H: 1 E: 0 K: 0 S: 7	H: 1 LOB: 1 BB: 1 P: 13	R: 0 H: 1 E: 0 K: 0 S: 12	H: 1 LOB: 1 BB: 0 P: 20	R: 0 H: 0 E: 0 K: 1 S: 10	H: 0 LOB: 0 BB: 0 P: 11	R: 0 H: 1 E: 0 K: 1 S: 10	H: 1 LOB: 1 BB: 0 P: 15	R: 0 H: 0 E: 0 K: 1 S: 10	H: 0 LOB: 1 BB: 0 P: 14	1B: 4 2B: 2 3B: 0 HR: 1	SF: 0 SAC: 0 DP: 0 HBP: 1	WP: 1 PB: 0 CS: 0	PA: 38	
41 Danny Duffy, L ERA: 3.0	IP: 1.0 WLS: 3 BF: 0 LOB: 0 P: 3	H: 0 R: 0 ER: 0 SO: 1	R: 0 ER: 0 K: 0 S: 10	H: 0 LOB: 0 BB: 0 P: 13	R: 0 ER: 0 K: 1 S: 8	H: 1 LOB: 1 BB: 0 P: 14	R: 0 ER: 0 K: 0 S: 4	H: 1 LOB: 1 BB: 0 P: 10	R: 1 H: 1 E: 0 K: 0 S: 7	H: 1 LOB: 1 BB: 1 P: 13	R: 0 H: 1 E: 0 K: 0 S: 12	H: 1 LOB: 1 BB: 0 P: 20	R: 0 H: 0 E: 0 K: 1 S: 10	H: 0 LOB: 0 BB: 0 P: 11	R: 0 H: 1 E: 0 K: 1 S: 10	H: 1 LOB: 1 BB: 0 P: 15	1B: 4 2B: 2 3B: 0 HR: 1	SF: 0 SAC: 0 DP: 0 HBP: 1	WP: 1 PB: 0 CS: 0	PA: 38	
40 Kelvin Herrera, R ERA: 1.1	IP: 1.0 WLS: 4 BF: 1 LOB: 0 P: 3	H: 1 R: 0 ER: 0 SO: 1	R: 0 ER: 0 K: 0 S: 10	H: 0 LOB: 0 BB: 0 P: 13	R: 0 ER: 0 K: 1 S: 8	H: 1 LOB: 1 BB: 0 P: 14															



Batter	1	2	3	4	5	6	7	8	9	AB	R	H	RBI	BB	SO	LOB	TOP										
2 Alcides Escobar, R OBP: 0.286, SLG: 0.297										5	0	0	0	0	1	2	<b>Kansas City Royals @ New York Yankees</b> Yankee Stadium, Bronx, NY Thu May 12 20:16, 7:09 PM - 9:51 PM EDT Att: 35,944 - Clear - 73 F										
6 Lorenzo Cain, R OBP: 0.343, SLG: 0.402										3	0	1	0	1	0	0											
35 Eric Hosmer, L OBP: 0.381, SLG: 0.543										4	1	2	0	0	1	2											
25 Kendrys Morales, S OBP: 0.246, SLG: 0.325										3	0	0	0	1	1	2											
4 Alex Gordon, L OBP: 0.351, SLG: 0.381										4	1	2	2	0	0	0											
13 Salvador Perez, R OBP: 0.282, SLG: 0.443										4	0	0	0	0	1	2											
19 Cheslor Cuthbert, R OBP: 0.280, SLG: 0.440										4	1	1	0	0	0	0											
24 Christian Colón, R OBP: 0.333, SLG: 0.333										4	0	2	1	0	0	0											
1 Jarrod Dyson, L OBP: 0.271, SLG: 0.262										3	0	0	0	0	1	2											
16 Paulo Orlando, R OBP: 0.306, SLG: 0.333										1	0	1	0	0	0	0											
<b>Inning Stats</b>	R: 0 H: 2 E: 0 K: 1 S: 10	H: 1 LOB: 1 BB: 0 P: 14	R: 0 H: 0 E: 0 K: 0 S: 7	H: 0 LOB: 0 BB: 0 P: 12	R: 0 H: 1 E: 0 K: 0 S: 15	LOB: 2 BB: 1 P: 23	R: 2 H: 3 E: 0 K: 2 S: 15	H: 3 LOB: 1 BB: 0 P: 24	R: 1 H: 2 E: 0 K: 0 S: 17	H: 2 LOB: 2 BB: 1 P: 25	R: 0 H: 0 E: 0 K: 0 S: 6	H: 0 LOB: 0 BB: 0 P: 10	R: 0 H: 0 E: 0 K: 1 S: 9	H: 0 LOB: 0 BB: 0 P: 10	R: 0 H: 1 E: 0 K: 0 S: 6	H: 1 LOB: 1 BB: 0 P: 8	1B: 6 2B: 2 HR: 1	SF: 0 SAC: 0 DP: 1 HBP: 0	WP: 0 PB: 0 SB: 0 CS: 0	PA: 37							
<b>PITCHER</b>	IP	WLS	BF	H	R	ER	SO	BB	IBB	HBP	BLK	WP	HR	S	P	ERA	WHIP										
30 Nathan Eovaldi, R ERA: 4.85	5.0	W	24	8	3	3	3	2	0	0	0	0	1	64	98	5.40	2.000										
39 Kirby Yates, R ERA: 2.19	1.0	H	3	0	0	0	0	0	0	0	0	0	0	6	10	0.00	0.000										
68 Dellin Betances, R ERA: 2.4	1.0	H	3	0	0	0	1	0	0	0	0	0	0	8	14	0.00	0.000										
48 Andrew Miller, L ERA: 0.66	1.0		3	0	0	0	1	0	0	0	0	0	0	9	10	0.00	0.000										
45 Chasen Shreve, L ERA: 4.85	1.0		4	1	0	0	0	0	0	0	0	0	0	6	8	0.00	1.000										

Batter	1	2	3	4	5	6	7	8	9	AB	R	H	RBI	BB	SO	LOB	BOTTOM										
11 Brett Gardner, L OBP: 0.367, SLG: 0.390										3	0	0	0	1	0	0	<b>Kansas City Royals @ New York Yankees</b> Yankee Stadium, Bronx, NY Thu May 12 20:16, 7:09 PM - 9:51 PM EDT Att: 35,944 - Clear - 73 F										
14 Starlin Castro, R OBP: 0.344, SLG: 0.483										4	1	2	2	0	0	0											
25 Mark Teixeira, S OBP: 0.315, SLG: 0.287										4	0	0	0	0	3	3											
34 Brian McCann, L OBP: 0.366, SLG: 0.439										3	0	1	1	1	2	0											
36 Carlos Beltrán, S OBP: 0.281, SLG: 0.488										2	1	0	0	2	1	4											
29 Dustin Ackley, L OBP: 0.222, SLG: 0.128										0	0	0	0	0	0	0											
31 Aaron Hicks, S OBP: 0.246, SLG: 0.327										4	1	0	0	0	1	3											
18 Didi Gregorius, L OBP: 0.241, SLG: 0.356										4	1	1	2	0	0	1											
12 Chase Headley, S OBP: 0.283, SLG: 0.226										3	2	2	2	1	0	0											
27 Austin Romine, R OBP: 0.357, SLG: 0.444										4	1	1	0	0	1	1											
<b>Inning Stats</b>	R: 1 H: 1 E: 0 K: 2 S: 11	H: 1 LOB: 0 BB: 0 P: 19	R: 2 H: 1 E: 0 K: 0 S: 8	H: 1 LOB: 1 BB: 1 P: 19	R: 0 H: 0 E: 0 K: 0 S: 5	H: 0 LOB: 0 BB: 0 P: 6	R: 2 H: 1 E: 0 K: 1 S: 11	H: 1 LOB: 0 BB: 1 P: 18	R: 0 H: 0 E: 0 K: 1 S: 10	H: 0 LOB: 0 BB: 0 P: 14	R: 0 H: 1 E: 0 K: 2 S: 11	H: 1 LOB: 1 BB: 0 P: 15	R: 2 H: 2 E: 0 K: 1 S: 18	H: 2 LOB: 3 BB: 3 P: 33	R: 0 H: 1 E: 0 K: 1 S: 10	H: 1 LOB: 0 BB: 0 P: 12	1B: 4 2B: 0 3B: 0 HR: 3	SF: 0 SAC: 0 DP: 0 HBP: 0	WP: 0 PB: 0 SB: 0 CS: 0	PA: 36							
<b>PITCHER</b>	IP	WLS	BF	H	R	ER	SO	BB	IBB	HBP	BLK	WP	HR	S	P	ERA	WHIP										
31 Ian Kennedy, R ERA: 3.25	6.1	L	27	5	1	0	1	2	0	0	0	0	0	13	22	0.00	4.500										
67 Chien-Ming Wang, R ERA: 3.27	0.2		5	1	0	0	1	2	0	0	0	0	0	10	12	0.00	1.000										
54 Scott Alexander, L ERA:	1.0		4	1	0	0	1	0	0	0	0	0	0	10	12	0.00	1.000										



Batter	1	2	3	4	5	6	7	8	9	AB	R	H	RBI	BB	SO	LOB	TOP					
1 Adam Eaton, L (1,9) OBP: 0.404, SLG: 0.409										4	1	3	2	0	0	1						
7 Jimmy Rollins, S (1,6) OBP: 0.310, SLG: 0.382										5	1	1	2	0	1	6						
79 José Abreu, R (1,3) OBP: 0.333, SLG: 0.407										5	0	1	2	0	2	3						
21 Todd Frazier, R (1,5) OBP: 0.306, SLG: 0.486										3	0	0	0	2	1	1						
53 Melky Cabrera, S (1,7) OBP: 0.373, SLG: 0.396										4	0	0	0	1	0	5						
15 Brett Lawrie, R (1,4) OBP: 0.367, SLG: 0.473										5	1	1	0	0	2	1						
26 Avisail García, R (1,10) OBP: 0.333, SLG: 0.446										4	0	1	0	1	0	1						
31 Alex Avila, L (1,2) OBP: 0.364, SLG: 0.297										5	2	2	1	0	0	3						
10 Austin Jackson, R (1,8) OBP: 0.308, SLG: 0.331										1	2	0	0	3	1	0						
<b>Inning Stats</b>	R: 0 H: 0 E: 0 K: 1 S: 11	H: 0 LOB: 2 BB: 1 P: 21	R: 3 H: 4 E: 0 K: 1 S: 19	H: 4 LOB: 3 BB: 2 P: 35	R: 4 H: 3 E: 0 K: 0 S: 20	H: 3 LOB: 0 BB: 1 P: 31	R: 0 H: 0 E: 0 K: 1 S: 8	H: 0 LOB: 0 BB: 0 P: 11	R: 0 H: 0 E: 0 K: 1 S: 6	H: 0 LOB: 0 BB: 0 P: 8	R: 0 H: 1 E: 0 K: 1 S: 8	H: 1 LOB: 1 BB: 0 P: 12	R: 0 H: 0 E: 0 K: 1 S: 10	H: 0 LOB: 1 BB: 1 P: 21	R: 0 H: 0 E: 0 K: 0 S: 8	H: 0 LOB: 1 BB: 1 P: 14	R: 0 H: 1 E: 0 K: 1 S: 14	H: 1 LOB: 2 BB: 1 P: 23	1B: 5 2B: 3 HR: 1	SF: 0 SAC: 0 DP: 0 HBP: 1	WP: 0 PB: 0 SB: 0 CS: 0	PA: 44
<b>PITCHER</b>	IP WLS BF H R ER SO BB IBB HBP BLK WP HR S P ERA WHIP																					
40 Luis Severino, R (1,1) ERA: 7.46	2.2 L 20 7 7 7 2 4 0 1 0 0 0 1 46 80 23.62 4.125																					
41 Nick Goody, R (3,1) ERA: 1.13	3.1 11 1 0 0 3 0 0 0 0 0 0 0 26 38 0.00 0.300																					
45 Chasen Shreve, L (7,1) ERA: 4.2	2.0 8 0 0 0 1 2 0 0 0 0 0 0 18 35 0.00 1.000																					
39 Kirby Yates, R (9,1) ERA: 2.03	1.0 5 1 0 0 1 1 0 0 0 0 0 0 14 23 0.00 2.000																					

Chicago White Sox @ New York Yankees  
 Yankee Stadium, Bronx, NY  
 Fri May 13 2016, 7:08 PM - 9:53 PM EDT  
 Att: 34,264 - Drizzlie - 62 F

AB 36  
 R 7  
 H 9  
 RBI 7  
 BB 7  
 SO 7  
 LOB 21



Batter	1	2	3	4	5	6	7	8	9	AB	R	H	RBI	BB	SO	LOB	BOTTOM			
31 Aaron Hicks, S (1,8) OBP: 0.246, SLG: 0.322										4	0	1	0	0	1	0				
14 Starlin Castro, R (1,4) OBP: 0.341, SLG: 0.476										4	0	1	0	0	1	1				
36 Carlos Beltrán, S (1,9) OBP: 0.273, SLG: 0.472										4	0	0	0	0	1	2				
25 Mark Teixeira, S (1,3) OBP: 0.321, SLG: 0.304										4	0	2	0	0	0	1				
12 Chase Headley, S (1,5) OBP: 0.282, SLG: 0.258										4	1	1	1	0	0	3				
57 Gary Sánchez, R (1,10) OBP: 0.366, SLG: 0.389										4	0	0	0	0	1	3				
11 Brett Gardner, L (1,7) OBP: 0.306, SLG: 0.389										3	0	1	0	0	1	1				
27 Austin Romine, R (1,2) OBP: 0.323, SLG: 0.400										3	0	0	0	0	1	1				
17 Ronald Torreyes, R (1,6) OBP: 0.306, SLG: 0.371										3	0	0	0	0	1	1				
<b>Inning Stats</b>	R: 0 H: 1 E: 0 K: 1 S: 11	H: 1 LOB: 1 BB: 0 P: 15	R: 1 H: 2 E: 0 K: 1 S: 9	H: 2 LOB: 1 BB: 0 P: 11	R: 0 H: 0 E: 0 K: 0 S: 4	H: 0 LOB: 0 BB: 0 P: 5	R: 0 H: 1 E: 0 K: 1 S: 7	H: 1 LOB: 0 BB: 0 P: 13	R: 0 H: 0 E: 0 K: 1 S: 7	H: 0 LOB: 0 BB: 0 P: 11	R: 0 H: 0 E: 0 K: 0 S: 9	H: 0 LOB: 0 BB: 0 P: 13	R: 0 H: 0 E: 0 K: 1 S: 8	H: 0 LOB: 0 BB: 0 P: 11	R: 0 H: 2 E: 0 K: 0 S: 9	H: 2 LOB: 2 BB: 0 P: 11	1B: 4 2B: 1 HR: 1	SF: 0 SAC: 0 DP: 0 HBP: 0	WP: 0 PB: 0 SB: 0 CS: 0	PA: 33
<b>PITCHER</b>	IP WLS BF H R ER SO BB IBB HBP BLK WP HR S P ERA WHIP																			
49 Chris Sale, L (1,1) ERA: 1.67	9.0 W 33 6 1 1 6 0 0 0 0 0 0 1 71 99 1.00 0.667																			

Chicago White Sox @ New York Yankees  
 Yankee Stadium, Bronx, NY  
 Fri May 13 2016, 7:08 PM - 9:53 PM EDT  
 Att: 34,264 - Drizzlie - 62 F

AB 33  
 R 1  
 H 6  
 RBI 1  
 BB 0  
 SO 6  
 LOB 13





Batter	1	2	3	4	5	6	7	8	9	AB	R	H	RBI	BB	SO	LOB	TOP					
1 Adam Eaton, L (1, 9) OBP: 0.400, SLG: 0.404	G3		G6-3		G4-3			FC5-4 1B		4	0	1	0	0	0	0						
7 Jimmy Rollins, S (1, 6) OBP: 0.299, SLG: 0.368	G6-3		G2-3		G6-3			FC5-4 1-2		4	0	0	0	0	0	1						
79 José Abreu, R (1, 3) OBP: 0.331, SLG: 0.410					G6-3			K		4	0	1	0	0	1	1						
21 Todd Frazier, R (1, 5) OBP: 0.311, SLG: 0.504					HR					3	1	1	1	1	2	1						
53 Melky Cabrera, S (1, 7) OBP: 0.373, SLG: 0.394 41 Jerry Sands, R (9, PH) OBP: 0.293, SLG: 0.316			FC4-6 1B		G5-3					3	0	1	0	0	1	1						
15 Brett Lawrie, R (1, 4) OBP: 0.394, SLG: 0.474	F8									1	0	0	0	0	1	0						
26 Avisail García, R (1, 10)	FC4-6 1-2									4	0	1	0	0	1	1						
27 Dioner Navarro, S (1, 2)	F8									3	0	0	0	0	1	1						
10 Austin Jackson, R (1, 8)					G3-1					3	0	0	0	0	1	1						
					G6-3					3	0	0	0	0	1	0						
<b>Inning Stats</b>	R: 0 E: 0 K: 1 S: 8	H: 1 LOB: 1 BB: 0 P: 13	R: 0 E: 0 K: 0 S: 6	H: 1 LOB: 1 BB: 0 P: 8	R: 0 E: 0 K: 0 S: 7	H: 0 LOB: 0 BB: 0 P: 12	R: 1 E: 0 K: 1 S: 13	H: 2 LOB: 1 BB: 0 P: 16	R: 0 E: 0 K: 0 S: 6	H: 0 LOB: 1 BB: 0 P: 10	R: 0 E: 0 K: 1 S: 13	H: 0 LOB: 0 BB: 1 P: 23	R: 0 E: 0 K: 3 S: 9	H: 0 LOB: 0 BB: 0 P: 13	R: 0 E: 0 K: 2 S: 10	H: 1 LOB: 1 BB: 0 P: 13	R: 0 E: 0 K: 2 S: 13	H: 0 LOB: 0 BB: 0 P: 20	1B: 2 2B: 2 3B: 0 HR: 1	SF: 0 SAC: 0 DP: 0 HBP: 0	WP: 0 PB: 0 SB: 0 CS: 0	PA: 33
<b>PITCHER</b>	IP	WLS	BF	H	R	ER	SO	BB	IBB	HBP	BLK	WP	HR	S	P	ERA	WHIP					
47 Iván Nova, R (1, 1) ERA: 3.7	5.2	W	22	4	1	1	2	1	0	0	0	0	1	48	74	1.59	0.882					
68 Dellin Betances, R (6, 1) ERA: 2.2	1.1	H	4	0	0	0	4	0	0	0	0	0	0	14	21	0.00	0.000					
48 Andrew Miller, L (8, 1) ERA: 0.61	1.0	H	4	1	0	0	2	0	0	0	0	0	0	10	13	0.00	1.000					
54 Aroldis Chapman, L (9, 1) ERA: 3.0	1.0	S	3	0	0	0	2	0	0	0	0	0	0	13	20	0.00	0.000					

Chicago White Sox @ New York Yankees  
Yankee Stadium, Bronx, NY  
Sat May 14 2016, 1:09 PM - 3:32 PM EDT  
Att: 39,691 - Partly Cloudy - 70 F

AB	32
R	1
H	5
RBI	1
BB	1
SO	10
LOB	8



Batter	1	2	3	4	5	6	7	8	9	AB	R	H	RBI	BB	SO	LOB	BOTTOM					
11 Brett Gardner, L (1, 7) OBP: 0.356, SLG: 0.375	L4		G4-3		K			F8		4	0	0	0	0	1	3						
14 Starlin Castro, R (1, 4) OBP: 0.331, SLG: 0.461	K		F8		K			K		4	0	0	0	0	3	1						
25 Mark Teixeira, S (1, 3) OBP: 0.311, SLG: 0.293	L7		K					P4		4	0	0	0	0	1	0						
36 Carlos Beltrán, S (1, 9) OBP: 0.274, SLG: 0.465 22 Jacoby Ellsbury, L (8, 8) OBP: 0.321, SLG: 0.390			F9		P4					2	0	0	0	1	0	0						
34 Brian McCann, L (1, 2) OBP: 0.357, SLG: 0.426			G4-3		P3			FC4-5 BB		0	0	0	0	0	0	0						
12 Chase Headley, S (1, 5) OBP: 0.283, SLG: 0.253					P4			F8		3	0	0	0	0	1	1						
31 Aaron Hicks, S (1, 8) OBP: 0.250, SLG: 0.339			BB		G6-3					3	1	1	1	0	1	0						
18 Didi Gregorius, L (1, 6) OBP: 0.261, SLG: 0.383			BB							3	0	3	1	0	0	0						
27 Austin Romine, R (1, 10) OBP: 0.324, SLG: 0.424			BB		L9			G4-6-3 1B		3	0	1	0	0	0	2						
<b>Inning Stats</b>	R: 0 E: 0 K: 1 S: 7	H: 0 LOB: 0 BB: 0 P: 9	R: 2 E: 0 K: 0 S: 17	H: 3 LOB: 2 BB: 1 P: 26	R: 0 E: 0 K: 1 S: 5	H: 0 LOB: 0 BB: 0 P: 6	R: 0 E: 0 K: 0 S: 8	H: 0 LOB: 0 BB: 0 P: 13	R: 0 E: 0 K: 2 S: 12	H: 1 LOB: 1 BB: 0 P: 13	R: 0 E: 0 K: 0 S: 14	H: 0 LOB: 1 BB: 1 P: 22	R: 0 E: 0 K: 1 S: 7	H: 1 LOB: 0 BB: 0 P: 11	R: 0 E: 0 K: 1 S: 10	H: 0 LOB: 0 BB: 0 P: 14	1B: 2 2B: 3 3B: 0 HR: 0	SF: 0 SAC: 0 DP: 1 HBP: 0	WP: 0 PB: 0 SB: 0 CS: 0	PA: 30		
<b>PITCHER</b>	IP	WLS	BF	H	R	ER	SO	BB	IBB	HBP	BLK	WP	HR	S	P	ERA	WHIP					
62 Jose Quintana, L (1, 1) ERA: 1.54	7.0	L	27	5	2	2	5	2	0	0	0	0	0	70	100	2.57	1.000					
33 Zach Duke, L (8, 1) ERA: 2.45	1.0		3	0	0	0	1	0	0	0	0	0	0	10	14	0.00	0.000					

Chicago White Sox @ New York Yankees  
Yankee Stadium, Bronx, NY  
Sat May 14 2016, 1:09 PM - 3:32 PM EDT  
Att: 39,691 - Partly Cloudy - 70 F

AB	28
R	2
H	5
RBI	2
BB	2
SO	6
LOB	8





Batter	1	2	3	4	5	6	7	8	9	AB	R	H	RBI	BB	SO	LOB	TOP										
1 Adam Eaton, L (1,9) OBP: 0.396, SLG: 0.421	G4-3		HR	SH3-4		G4-3		K		4	1	1	2	0	1	1											
10 Austin Jackson, R (1,8) OBP: 0.327, SLG: 0.317	K					K		K		5	0	1	1	0	4	0											
79 José Abreu, R (1,3) OBP: 0.327, SLG: 0.403	G4-3		G5-3	P6				2B	G6-3	5	1	1	0	0	0	1											
21 Todd Frazier, R (1,5) OBP: 0.319, SLG: 0.503										4	0	2	0	1	1	0											
53 Melky Cabrera, S (1,7) OBP: 0.380, SLG: 0.411										4	1	2	1	1	0	1											
15 Brett Lawrie, R (1,4) OBP: 0.361, SLG: 0.464										3	0	0	0	1	1	5											
26 Avisail García, R (1,10) OBP: 0.339, SLG: 0.454										4	1	3	1	0	1	2											
31 Alex Avila, L (1,2) OBP: 0.333, SLG: 0.268										4	0	0	0	0	3	7											
18 Tyler Saladino, R (1,6) OBP: 0.256, SLG: 0.333										4	1	2	0	0	1	2											
<b>Inning Stats</b>	R: 0 E: 0 K: 1 S: 8	H: 0 LOB: 0 BB: 0 P: 13	R: 1 E: 0 K: 3 S: 16	H: 1 LOB: 2 BB: 2 P: 27	R: 1 E: 0 K: 2 S: 13	H: 2 LOB: 1 BB: 1 P: 22	R: 2 E: 0 K: 1 S: 11	H: 3 LOB: 1 BB: 0 P: 18	R: 0 E: 0 K: 1 S: 6	H: 1 LOB: 0 BB: 0 P: 9	R: 1 E: 0 K: 2 S: 15	H: 3 LOB: 2 BB: 0 P: 23	R: 0 E: 0 K: 2 S: 10	H: 0 LOB: 0 BB: 0 P: 13	R: 0 E: 0 K: 0 S: 13	H: 0 LOB: 0 BB: 0 P: 16	1B: 8 2B: 3 3B: 0 HR: 1	SF: 0 SAC: 1 DP: 0 HBP: 0	WP: 0 PB: 0 SB: 1 CS: 1	PA: 41							
<b>PITCHER</b>	IP	WLS	BF	H	R	ER	SO	BB	IBB	HBP	BLK	WP	HR	S	P	ERA	WHIP										
19 Masahiro Tanaka, R (1,1) ERA: 3.51	5.0		26	8	4	4	7	3	0	0	0	0	1	64	102	7.20	2.200										
39 Kirby Yates, R (6,1) ERA: 1.99	1.0		3	1	0	1	0	0	0	0	0	0	0	6	9	0.00	1.000										
68 Dellin Betances, R (7,1) ERA: 2.6	1.0	W	6	3	1	1	2	0	0	0	0	0	0	15	23	9.00	3.000										
48 Andrew Miller, L (8,1) ERA: 0.57	1.0	H	3	0	0	0	2	0	0	0	0	0	0	10	13	0.00	0.000										
54 Aroldis Chapman, L (9,1) ERA: 2.25	1.0	S	3	0	0	0	0	0	0	0	0	0	0	13	16	0.00	0.000										

Chicago White Sox @ New York Yankees  
 Yankee Stadium, Bronx, NY  
 Sun May 15 2016, 1:10 PM - 4:42 PM EDT  
 Att: 41,979 - Cloudy - 55 F

AB	37
R	5
H	12
RBI	5
BB	3
SO	12
LOB	19



Batter	1	2	3	4	5	6	7	8	9	AB	R	H	RBI	BB	SO	LOB	BOTTOM										
22 Jacoby Ellsbury, L (1,8) OBP: 0.319, SLG: 0.375	1B		G3	G1-3		E4	CI			4	2	1	0	0	0	0											
11 Brett Gardner, L (1,7) OBP: 0.371, SLG: 0.388						G3				4	1	3	0	1	0	1											
36 Carlos Beltrán, S (1,10) OBP: 0.279, SLG: 0.485	SF7									3	2	1	3	1	0	4											
25 Mark Teixeira, S (1,3) OBP: 0.314, SLG: 0.300	K					F7				4	0	1	0	1	1	1											
34 Brian McCann, L (1,2) OBP: 0.367, SLG: 0.457										4	1	2	1	0	1	4											
14 Starlin Castro, R (1,4) OBP: 0.326, SLG: 0.451	G4-3									5	0	1	1	0	0	3											
29 Dustin Ackley, L (1,9) OBP: 0.250, SLG: 0.125										1	0	0	1	2	0	0											
31 Aaron Hicks, S (7,9) OBP: 0.243, SLG: 0.328										2	0	0	0	0	1	0											
18 Didi Gregorius, L (1,6) OBP: 0.261, SLG: 0.373										3	1	0	0	1	0	5											
17 Ronald Torreyes, R (1,5) OBP: 0.282, SLG: 0.342										3	0	0	0	0	0	0											
12 Chase Headley, S (7,PH) OBP: 0.289, SLG: 0.270										1	0	1	1	0	0	0											
<b>Inning Stats</b>	R: 1 E: 0 K: 1 S: 11	H: 2 LOB: 2 BB: 0 P: 15	R: 0 E: 0 K: 0 S: 7	H: 0 LOB: 0 BB: 0 P: 7	R: 2 E: 0 K: 0 S: 12	H: 2 LOB: 3 BB: 3 P: 29	R: 0 E: 0 K: 0 S: 9	H: 0 LOB: 1 BB: 1 P: 21	R: 0 E: 0 K: 0 S: 14	H: 1 LOB: 2 BB: 1 P: 24	R: 2 E: 1 K: 1 S: 17	H: 2 LOB: 1 BB: 0 P: 29	R: 1 E: 0 K: 0 S: 12	H: 2 LOB: 3 BB: 1 P: 21	R: 1 E: 0 K: 1 S: 8	H: 1 LOB: 0 BB: 0 P: 15	1B: 6 2B: 2 3B: 0 HR: 2	SF: 1 SAC: 0 DP: 0 HBP: 1	WP: 1 PB: 0 SB: 2 CS: 0	PA: 43							
<b>PITCHER</b>	IP	WLS	BF	H	R	ER	SO	BB	IBB	HBP	BLK	WP	HR	S	P	ERA	WHIP										
58 Miguel González, R (1,1) ERA: 5.17	4.2		25	5	3	3	1	5	0	0	0	0	0	12	20	9.00	0.000										
43 Dan Jennings, L (5,1) ERA: 2.35	1.0		4	0	1	1	0	0	0	0	0	0	0	8	14	0.00	6.000										
33 Zach Duke, L (6,1) ERA: 3.0	0.1	B	3	2	1	0	1	0	0	0	0	0	0	12	21	9.00	3.000										
34 Matt Albers, R (7,1) ERA: 2.6	1.0	L	7	2	1	1	0	1	0	0	0	0	0	8	15	9.00	1.000										
65 Nate Jones, R (8,1) ERA: 2.3	1.0		4	1	1	1	1	0	0	0	0	0	1	8	15	9.00	1.000										

Chicago White Sox @ New York Yankees  
 Yankee Stadium, Bronx, NY  
 Sun May 15 2016, 1:10 PM - 4:42 PM EDT  
 Att: 41,979 - Cloudy - 55 F

AB	34
R	7
H	10
RBI	7
BB	6
SO	3
LOB	18









Batter	1	2	3	4	5	6	7	8	9	AB	R	H	RBI	BB	SO	LOB	TOP						
22 Jacoby Ellsbury, L (1,8) OBP: 0.314, SLG: 0.384										4	0	1	1	0	1	1							
11 Brett Gardner, L (1,7) OBP: 0.381, SLG: 0.375 39 Kirby Yates, L (8,1)										4	0	0	0	0	2	2							
25 Mark Teixeira, S (1,3) OBP: 0.318, SLG: 0.313										4	0	0	0	0	3	1							
34 Brian McCann, L (1,2) OBP: 0.355, SLG: 0.440										4	0	0	0	0	0								
14 Starlin Castro, R (1,4) OBP: 0.322, SLG: 0.461										4	1	2	1	0	2	0							
12 Chase Headley, S (1,5) OBP: 0.287, SLG: 0.262										3	0	0	0	1	1								
18 Didi Gregorius, L (1,6) OBP: 0.260, SLG: 0.364										4	1	1	0	0	1								
31 Aaron Hicks, S (1,9) OBP: 0.247, SLG: 0.324 (8,7)										3	1	1	0	0	0								
35 Michael Pineda, R (1,1)										1	0	0	0	0	1								
29 Dustin Ackley, L (6,PH) OBP: 0.260, SLG: 0.143 45 Chasen Shreve, L (6,1)										1	0	1	0	0	0								
36 Carlos Beltrán, S (8,PH) OBP: 0.276, SLG: 0.474 (8,9)										1	0	0	1	0	0								
<b>Inning Stats</b>	R: 0 E: 0 K: 2 S: 9	H: 0 LOB: 0 BB: 0 P: 13	R: 1 E: 0 K: 0 S: 11	H: 1 LOB: 0 BB: 0 P: 17	R: 0 E: 0 K: 1 S: 7	H: 0 LOB: 0 BB: 0 P: 10	R: 0 E: 0 K: 1 S: 8	H: 0 LOB: 0 BB: 0 P: 12	R: 0 E: 0 K: 2 S: 11	H: 0 LOB: 0 BB: 0 P: 15	R: 0 E: 0 K: 0 S: 8	H: 1 LOB: 1 BB: 0 P: 12	R: 0 E: 0 K: 1 S: 8	H: 1 LOB: 1 BB: 0 P: 13	R: 2 E: 0 K: 2 S: 16	H: 3 LOB: 1 BB: 0 P: 25	R: 0 E: 0 K: 1 S: 8	H: 0 LOB: 1 BB: 1 P: 16	1B: 5 2B: 0 3B: 0 HR: 1	SF: 0 SAC: 0 DP: 0 HBP: 0	WP: 0 PB: 0 CS: 0	PA: 34	
<b>PITCHER</b>	IP WLS BF H R ER SO BB IBB HBP BLK WP HR S P ERA WHIP	7.0 W 26 5 3 3 7 0 0 0 0 0 1 66 99 3.86 0.714	1.0 H 4 1 0 0 2 0 0 0 0 0 0 12 18 0.00 1.000	1.0 S 4 0 0 0 1 1 0 0 0 0 0 8 16 0.00 1.000																			

**New York Yankees @ Arizona Diamondbacks**  
 Chase Field, Phoenix, AZ  
 Tue May 17 2016, 6:41 PM - 9:28 PM MST  
 Att: 30,913 - Roof Closed - 75 F

AB	33
R	3
H	6
RBI	3
BB	1
SO	10
LOB	7



Batter	1	2	3	4	5	6	7	8	9	AB	R	H	RBI	BB	SO	LOB	BOTTOM					
2 Jean Segura, R (1,4) OBP: 0.363, SLG: 0.512										4	1	2	0	0	2	1						
10 Chris Herrmann, L (1,9) OBP: 0.324, SLG: 0.569										4	1	1	0	0	2	2						
44 Paul Goldschmidt, R (1,3) OBP: 0.389, SLG: 0.451										3	1	2	1	1	1	0						
22 Jake Lamb, L (1,5) OBP: 0.361, SLG: 0.533										4	1	1	2	0	2	3						
7 Wellington Castillo, R (1,2) OBP: 0.336, SLG: 0.521										4	0	1	1	0	1	0						
24 Yasmany Tomás, R (1,7) OBP: 0.347, SLG: 0.485										4	0	0	0	0	1	2						
16 Chris Owings, R (1,8) OBP: 0.333, SLG: 0.490										4	1	1	0	0	1	3						
13 Nick Ahmed, R (1,6) OBP: 0.252, SLG: 0.304										4	0	2	1	0	1	0						
21 Zack Greinke, R (1,1) OBP: 0.318, SLG: 0.333 41 Daniel Hudson, R (8,1) 29 Brad Ziegler, R (9,1)										3	0	0	0	0	2	2						
<b>Inning Stats</b>	R: 0 E: 0 K: 2 S: 11	H: 2 LOB: 1 BB: 0 P: 15	R: 1 E: 0 K: 1 S: 13	H: 2 LOB: 1 BB: 0 P: 15	R: 2 E: 0 K: 1 S: 13	H: 4 LOB: 2 BB: 0 P: 17	R: 0 E: 0 K: 2 S: 9	H: 0 LOB: 0 BB: 0 P: 10	R: 2 E: 1 K: 3 S: 16	H: 1 LOB: 1 BB: 1 P: 24	R: 0 E: 0 K: 1 S: 12	H: 1 LOB: 0 BB: 0 P: 17	R: 0 E: 0 K: 1 S: 12	H: 0 LOB: 0 BB: 0 P: 21	R: 0 E: 0 K: 2 S: 9	H: 0 LOB: 0 BB: 0 P: 10	1B: 8 2B: 0 3B: 1 HR: 1	SF: 0 SAC: 0 DP: 0 HBP: 0	WP: 0 PB: 2 CS: 0	PA: 35		
<b>PITCHER</b>	IP WLS BF H R ER SO BB IBB HBP BLK WP HR S P ERA WHIP	5.0 L 25 9 5 5 9 1 0 0 0 0 0 24 38 0.00 0.500	2.0 7 1 0 0 2 0 0 0 0 0 0 0 9 10 0.00 0.000	1.0 3 0 0 0 2 0 0 0 0 0 0 0 9 10 0.00 0.000																		

**New York Yankees @ Arizona Diamondbacks**  
 Chase Field, Phoenix, AZ  
 Tue May 17 2016, 6:41 PM - 9:28 PM MST  
 Att: 30,913 - Roof Closed - 75 F

AB	34
R	5
H	10
RBI	5
BB	1
SO	13
LOB	13













Batter	1	2	3	4	5	6	7	8	9	AB	R	H	RBI	BB	SO	LOB	TOP		
22 Jacoby Ellsbury, L (1, 8) OBP: 0.353, SLG: 0.423	G4-3		FC1-6 BB	CI 36 WP 36 2B	G1-3		1-2 1B		1-H 2-H 3B	4	1	2	2	1	0	2	<b>New York Yankees @ Oakland Athletics</b> Oakland Coliseum, Oakland, CA Fri May 20 2016, 6:39 PM - 9:51 PM PDT Att: 28,235 - Cloudy - 59 F		
11 Brett Gardner, L (1, 7) OBP: 0.375, SLG: 0.398	F8		FC1-6 FC4-6	36 2B BB		36 2B 1B	K		K	5	2	1	0	1	2	4			
36 Carlos Beltrán, S (1, 10) OBP: 0.289, SLG: 0.517	34 1B 2B		FC4-6 25 WP 34 BB	34 G3 2B		25 G1 2B		P5		5	0	3	3	0	0	1			
34 Brian McCann, L (1, 2) OBP: 0.360, SLG: 0.425	2-3 1B		G3	G3		F8		F7		4	0	1	0	1	0	2			
25 Mark Teixeira, S (1, 3) OBP: 0.297, SLG: 0.290	F7		K	L9		G1		K		5	0	0	0	0	2	6			
14 Starlin Castro, R (1, 4) OBP: 0.302, SLG: 0.429	L8		K	E6 18 F9		G4-3		G6-3		5	0	0	0	0	1	1			
31 Aaron Hicks, S (1, 9) OBP: 0.264, SLG: 0.329	G4-3		18 1B 17 3B BB	BB				G6-3		3	1	1	0	2	0	0			
18 Didi Gregorius, L (1, 6) OBP: 0.272, SLG: 0.366			17 3B 1B	F9		G6-4-3		17 1B 22 3B 1B		5	2	3	0	0	0	3			
17 Ronald Torreyes, R (1, 5) OBP: 0.318, SLG: 0.405	K		11 WP 3B	K		22 1B BB		22 3B 1B		4	2	2	2	1	2	3			
<b>Inning Stats</b>	R: 0 H: 2 E: 0 K: 0 S: 11	H: 1 LOB: 1 BB: 0 P: 19	R: 0 H: 0 E: 0 K: 1 S: 15	H: 0 LOB: 2 BB: 2 P: 27	R: 5 H: 3 E: 1 K: 1 S: 18	H: 3 LOB: 1 BB: 2 P: 33	R: 0 H: 0 E: 0 K: 1 S: 8	H: 0 LOB: 2 BB: 1 P: 15	R: 1 H: 2 E: 0 K: 0 S: 11	H: 2 LOB: 1 BB: 0 P: 19	R: 0 H: 2 E: 0 K: 1 S: 10	H: 2 LOB: 2 BB: 1 P: 15	R: 0 H: 0 E: 0 K: 1 S: 8	H: 0 LOB: 0 BB: 0 P: 12	R: 2 H: 3 E: 0 K: 1 S: 17	H: 3 LOB: 1 BB: 0 P: 25	1B: 8 2B: 3 3B: 2 HR: 0	SF: 0 SAC: 0 DP: 1 HBP: 0	WP: 3 PA: 47 PB: 0 SB: 0 CS: 0
<b>PITCHER</b>	IP WLS BF H R ER SO BB IBB HBP BLK WP HR S P ERA WHIP																		
54 Sonny Gray, R (1, 1) ERA: 6.19	3.1 L 21 6 5 4 3 4 0 0 0 0 3 0 53 98 10.80 3.000																		
66 Ryan Dull, R (4, 1) ERA: 3.47	2.2 12 2 1 1 1 1 0 0 0 0 0 22 39 3.38 1.125																		
60 Andrew Triggs, R (7, 1) ERA: 4.09	3.0 14 5 2 2 3 1 0 0 0 0 0 35 52 6.00 2.000																		

Batter	1	2	3	4	5	6	7	8	9	AB	R	H	RBI	BB	SO	LOB	BOTTOM		
4 Coco Crisp, S (1, 8) OBP: 0.301, SLG: 0.403	L8		E5 FC5-4 26 1B		F7		1-H 2B			4	0	1	1	0	0	0	<b>New York Yankees @ Oakland Athletics</b> Oakland Coliseum, Oakland, CA Fri May 20 2016, 6:39 PM - 9:51 PM PDT Att: 28,235 - Cloudy - 59 F		
10 Marcus Semien, R (1, 6) OBP: 0.283, SLG: 0.445	F9		K		K		L6			4	0	0	0	0	2	2			
26 Danny Valencia, R (1, 5) OBP: 0.361, SLG: 0.576	K		2 FC5-4 1B				P3		G5-3	4	0	1	0	0	1	0			
2 Khris Davis, R (1, 7) OBP: 0.270, SLG: 0.500	F8		FC5-4 2-3				1B		K	4	0	1	0	0	1	2			
16 Billy Butler, R (1, 3) OBP: 0.243, SLG: 0.284	21 HBP 29 1B BB		K		K		K		G5-3	3	1	0	0	1	2	3			
21 Stephen Vogt, L (1, 2) OBP: 0.284, SLG: 0.371	29 1B HBP		K		K		K		G5-3	2	0	0	0	0	2	1			
1 Billy Burns, S (9, FH) OBP: 0.297, SLG: 0.327									5 G5-3 3B	1	1	1	0	0	0	0			
5 Jake Smolinski, R (1, 9) OBP: 0.297, SLG: 0.327	L7		G5-3				F9		G5-3	4	0	0	1	0	0	2			
29 Matt McBride, R (1, 10) OBP: 0.308, SLG: 0.385	1-3 2-H 1B		K		K		L8		P3	4	0	1	1	0	1	0			
25 Tyler Ladendorf, R (1, 4) OBP: 0.111, SLG: 0.059	B1-3						P3		L9	4	1	1	0	0	0	2			
<b>Inning Stats</b>	R: 0 H: 0 E: 0 K: 1 S: 9	H: 1 LOB: 0 BB: 1 P: 21	R: 0 H: 1 E: 1 K: 2 S: 14	H: 1 LOB: 2 BB: 0 P: 19	R: 0 H: 0 E: 0 K: 2 S: 11	H: 0 LOB: 0 BB: 0 P: 14	R: 0 H: 0 E: 0 K: 1 S: 7	H: 0 LOB: 0 BB: 0 P: 13	R: 0 H: 1 E: 0 K: 2 S: 10	H: 1 LOB: 1 BB: 0 P: 17	R: 1 H: 2 E: 0 K: 0 S: 16	H: 2 LOB: 1 BB: 0 P: 22	R: 0 H: 0 E: 0 K: 1 S: 7	H: 0 LOB: 0 BB: 0 P: 7	R: 1 H: 1 E: 0 K: 0 S: 7	H: 1 LOB: 0 BB: 0 P: 11	1B: 4 2B: 1 3B: 1 HR: 0	SF: 0 SAC: 0 DP: 0 HBP: 1	WP: 0 PA: 36 PB: 0 SB: 0 CS: 0
<b>PITCHER</b>	IP WLS BF H R ER SO BB IBB HBP BLK WP HR S P ERA WHIP																		
52 CC Sabathia, L (1, 1) ERA: 3.41	6.0 W 24 3 1 1 8 1 0 1 0 0 0 23 29 4.50 1.000																		
39 Kirby Yates, R (7, 1) ERA: 2.08	2.0 8 2 1 1 1 0 0 0 0 0 0 23 29 4.50 1.000																		
45 Chasen Shreve, L (9, 1) ERA: 4.0	1.0 4 1 1 1 0 0 0 0 0 0 0 7 11 9.00 1.000																		





Batter	1	2	3	4	5	6	7	8	9	AB	R	H	RBI	BB	SO	LOB	TOP			
22 Jacoby Ellsbury, L OBP: 0.348, SLG: 0.409	G5-3			BB	P1		P3		G5-4-3	4	1	0	0	1	0	2	<b>New York Yankees @ Oakland Athletics</b> Oakland Coliseum, Oakland, CA Sat May 21 2016, 1:08 PM - 3:54 PM PDT Att: 26,356 - Cloudy - 65 F			
14 Starlin Castro, R OBP: 0.311, SLG: 0.440	G6-3			BB	E				K	5	1	3	1	0	1	0				
25 Mark Teixeira, S OBP: 0.296, SLG: 0.284	P4			BB	E5				G1-3	3	1	0	0	1	0	2				
36 Carlos Beltrán, S OBP: 0.333, SLG: 0.516	K			BB	K					4	1	2	1	0	2	2				
12 Chase Headley, S OBP: 0.299, SLG: 0.286	G4-3			BB						4	0	1	0	0	0	3				
31 Aaron Hicks, S OBP: 0.253, SLG: 0.317	L8			SF7						3	0	0	1	0	2	2				
38 Rob Refsnyder, R 11 Brett Gardner, L OBP: 0.373, SLG: 0.396	L4			2B						3	0	1	2	0	0	0				
27 Austin Romine, R OBP: 0.286, SLG: 0.350	G4-3			F9						4	0	0	0	0	0	3				
17 Ronald Torreyes, R OBP: 0.333, SLG: 0.400	K			G6-3						3	1	1	0	1	1	0				
<b>Inning Stats</b>	R: 0 H: 0 E: 0 K: 0 S: 7	H: 0 LOB: 0 BB: 0 P: 9	R: 0 H: 0 E: 0 K: 1 S: 9	H: 0 LOB: 0 BB: 0 P: 13	R: 0 H: 0 E: 0 K: 1 S: 9	H: 0 LOB: 0 BB: 0 P: 11	R: 4 H: 3 E: 0 K: 0 S: 17	H: 3 LOB: 1 BB: 2 P: 32	R: 0 H: 0 E: 0 K: 1 S: 12	H: 0 LOB: 0 BB: 0 P: 8	R: 1 H: 2 E: 0 K: 0 S: 11	H: 2 LOB: 1 BB: 0 P: 12	R: 0 H: 2 E: 0 K: 2 S: 15	H: 2 LOB: 2 BB: 0 P: 26	R: 0 H: 0 E: 0 K: 1 S: 9	H: 0 LOB: 0 BB: 1 P: 14		1B: 6 2B: 2 3B: 0 HR: 0	SF: 1 SAC: 0 DP: 1 HBP: 0	WP: 0 PB: 1 SB: 0 CS: 0
<b>PITCHER</b>	IP WLS BF H R ER SO	IP WLS BF H R ER SO	IP WLS BF H R ER SO	IP WLS BF H R ER SO	IP WLS BF H R ER SO	IP WLS BF H R ER SO	IP WLS BF H R ER SO	IP WLS BF H R ER SO	IP WLS BF H R ER SO	IP WLS BF H R ER SO	IP WLS BF H R ER SO	IP WLS BF H R ER SO	IP WLS BF H R ER SO	IP WLS BF H R ER SO	IP WLS BF H R ER SO	IP WLS BF H R ER SO	ERA WHIP	ERA WHIP		
55 Sean Manaea, L ERA: 7.62	6.2	L	29	6	5	5	4	2	0	0	0	0	0	0	0	0	66	95	6.75	1.200
John Axford, R ERA: 2.89	0.2		4	2	0	0	1	0	0	0	0	0	0	0	0	0	13	20	0.00	3.000
35 Marc Rzepczynski, L ERA: 3.52	0.2		2	0	0	0	1	0	0	0	0	0	0	0	0	0	6	11	0.00	0.000
62 Sean Doolittle, L ERA: 3.12	1.0		3	0	0	0	1	1	0	0	0	0	0	0	0	0	9	14	0.00	1.000
<b>Batter</b>	<b>1</b>	<b>2</b>	<b>3</b>	<b>4</b>	<b>5</b>	<b>6</b>	<b>7</b>	<b>8</b>	<b>9</b>	<b>AB</b>	<b>R</b>	<b>H</b>	<b>RBI</b>	<b>BB</b>	<b>SO</b>	<b>LOB</b>	<b>BOTTOM</b>			
4 Coco Crisp, S OBP: 0.299, SLG: 0.398	G3			BB	FC3-6		G3			4	0	1	0	0	0	2	<b>New York Yankees @ Oakland Athletics</b> Oakland Coliseum, Oakland, CA Sat May 21 2016, 1:08 PM - 3:54 PM PDT Att: 26,356 - Cloudy - 65 F			
1 Billy Burns, S OBP: 0.302, SLG: 0.327	G4-3			BB						3	0	1	0	1	0	0				
26 Danny Valencia, R OBP: 0.366, SLG: 0.558	L6			K	SF8					3	0	0	1	0	1	3				
2 Khris Davis, R 5 Jake Smolinski, R OBP: 0.265, SLG: 0.490	G6-3			G5-3	K					3	0	0	0	0	1	5				
17 Yonder Alonso, L OBP: 0.281, SLG: 0.317	G3			L7	L7					4	0	1	0	0	0	0				
10 Marcus Semien, R OBP: 0.302, SLG: 0.440	G4-3			P4	L9					4	0	1	0	0	0	1				
3 Chris Coghlan, L OBP: 0.231, SLG: 0.311	F7			K	G1-3					4	0	0	0	0	1	2				
29 Matt McBride, R OBP: 0.294, SLG: 0.313	K			BB	G5-3					3	1	0	0	1	1	1				
12 Max Muncy, L OBP: 0.667, SLG: 0.667	BB			BB	F8					3	0	2	0	0	0	0				
<b>Inning Stats</b>	R: 0 H: 0 E: 0 K: 0 S: 5	H: 1 LOB: 0 BB: 0 P: 11	R: 0 H: 3 E: 0 K: 2 S: 18	H: 3 LOB: 3 BB: 0 P: 21	R: 0 H: 0 E: 0 K: 1 S: 8	H: 0 LOB: 0 BB: 0 P: 11	R: 1 H: 1 E: 0 K: 1 S: 11	H: 1 LOB: 2 BB: 2 P: 21	R: 0 H: 0 E: 0 K: 0 S: 5	H: 0 LOB: 0 BB: 0 P: 6	R: 0 H: 0 E: 0 K: 0 S: 6	H: 0 LOB: 0 BB: 0 P: 7	R: 0 H: 0 E: 0 K: 0 S: 4	H: 0 LOB: 0 BB: 0 P: 7	R: 0 H: 1 E: 0 K: 0 S: 11	H: 1 LOB: 1 BB: 0 P: 17		1B: 6 2B: 0 3B: 0 HR: 0	SF: 1 SAC: 0 DP: 0 HBP: 0	WP: 0 PB: 0 SB: 0 CS: 0
<b>PITCHER</b>	IP WLS BF H R ER SO	IP WLS BF H R ER SO	IP WLS BF H R ER SO	IP WLS BF H R ER SO	IP WLS BF H R ER SO	IP WLS BF H R ER SO	IP WLS BF H R ER SO	IP WLS BF H R ER SO	IP WLS BF H R ER SO	IP WLS BF H R ER SO	IP WLS BF H R ER SO	IP WLS BF H R ER SO	IP WLS BF H R ER SO	IP WLS BF H R ER SO	IP WLS BF H R ER SO	IP WLS BF H R ER SO	ERA WHIP	ERA WHIP		
19 Masahiro Tanaka, R ERA: 3.24	7.0	W	28	5	1	1	4	2	0	0	0	0	0	0	0	0	64	92	1.29	1.000
41 Nick Goody, R ERA: 1.64	2.0		7	1	0	0	0	0	0	0	0	0	0	0	0	0	15	24	0.00	0.500



Batter	1	2	3	4	5	6	7	8	9	AB	R	H	RBI	BB	SO	LOB	TOP					
22 Jacoby Ellsbury, L (1, 8) OBP: 0.345, SLG: 0.427										4	1	1	1	0	0	1	New York Yankees @ Oakland Athletics Oakland Coliseum, Oakland, CA Sun May 22 2016, 1:08 PM - 4:02 PM PDT Att: 25,237 - Cloudy - 63 F					
11 Brett Gardner, L (1, 7) OBP: 0.370, SLG: 0.391										4	1	1	0	0	1	1						
36 Carlos Beltrán, S (1, 10) OBP: 0.299, SLG: 0.522										4	1	2	1	0	0	0						
34 Brian McCann, L (1, 2) OBP: 0.357, SLG: 0.444										4	1	1	1	0	1	3						
25 Mark Teixeira, S (1, 3) OBP: 0.295, SLG: 0.283										4	0	1	1	0	1	0						
14 Starlin Castro, R (1, 4) OBP: 0.310, SLG: 0.436										4	0	1	1	0	1	0						
12 Chase Headley, S (1, 5) OBP: 0.297, SLG: 0.279										3	0	0	0	0	1	0						
18 Didi Gregorius, L (1, 6) OBP: 0.275, SLG: 0.370										4	0	2	0	0	0	3						
31 Aaron Hicks, S (1, 9) OBP: 0.253, SLG: 0.314										4	1	1	0	0	1	3						
<b>Inning Stats</b>	R: 0 E: 0 K: 0 S: 11	H: 0 LOB: 0 BB: 0 P: 15	R: 1 E: 0 K: 2 S: 10	H: 1 LOB: 0 BB: 0 P: 14	R: 1 E: 0 K: 0 S: 8	H: 2 LOB: 0 BB: 0 P: 9	R: 0 E: 0 K: 0 S: 5	H: 0 LOB: 0 BB: 0 P: 12	R: 0 E: 0 K: 0 S: 8	H: 1 LOB: 1 BB: 0 P: 12	R: 2 E: 0 K: 1 S: 21	H: 4 LOB: 3 BB: 0 P: 28	R: 1 E: 0 K: 1 S: 16	H: 2 LOB: 1 BB: 0 P: 23	R: 0 E: 0 K: 1 S: 8	H: 0 LOB: 0 BB: 0 P: 10	R: 0 E: 1 K: 1 S: 11	H: 0 LOB: 0 BB: 0 P: 15	1B: 7 2B: 1 3B: 0 HR: 2	SF: 0 SAC: 1 DP: 1 HBP: 1	WP: 0 PB: 0 SB: 0 CS: 1	PA: 38
<b>PITCHER</b>	IP WLS BF H R ER SO BB IBB HBP BLK WP HR S P ERA WHIP	IP WLS BF H R ER SO BB IBB HBP BLK WP HR S P ERA WHIP	IP WLS BF H R ER SO BB IBB HBP BLK WP HR S P ERA WHIP	IP WLS BF H R ER SO BB IBB HBP BLK WP HR S P ERA WHIP	IP WLS BF H R ER SO BB IBB HBP BLK WP HR S P ERA WHIP	IP WLS BF H R ER SO BB IBB HBP BLK WP HR S P ERA WHIP	IP WLS BF H R ER SO BB IBB HBP BLK WP HR S P ERA WHIP	IP WLS BF H R ER SO BB IBB HBP BLK WP HR S P ERA WHIP	IP WLS BF H R ER SO BB IBB HBP BLK WP HR S P ERA WHIP	IP WLS BF H R ER SO BB IBB HBP BLK WP HR S P ERA WHIP	IP WLS BF H R ER SO BB IBB HBP BLK WP HR S P ERA WHIP	IP WLS BF H R ER SO BB IBB HBP BLK WP HR S P ERA WHIP	IP WLS BF H R ER SO BB IBB HBP BLK WP HR S P ERA WHIP	IP WLS BF H R ER SO BB IBB HBP BLK WP HR S P ERA WHIP	IP WLS BF H R ER SO BB IBB HBP BLK WP HR S P ERA WHIP	IP WLS BF H R ER SO BB IBB HBP BLK WP HR S P ERA WHIP	IP WLS BF H R ER SO BB IBB HBP BLK WP HR S P ERA WHIP					
32 Jesse Hahn, R (1, 1) ERA: 4.07	5.2 L 22	6 4 4 3	0 0 0 0	0 0 1 0	0 0 0 0	0 0 11 17	0.00 6.000	6.35 1.059														
John Axford, R (6, 1) ERA: 2.94	0.1 B 4	2 0 0 0	0 0 0 0	0 0 0 0	0 0 0 0	0 0 16 23	9.00 2.000															
62 Sean Doolittle, L (7, 1) ERA: 3.44	1.0 5 2 1 1	0 0 1 1	0 0 0 0	0 0 0 0	0 0 0 0	0 0 19 25	0.00 0.000															
57 Danny Coulombe, L (8, 1) ERA: 6.75	2.0 6 0 0 0	0 0 0 2	0 0 0 0	0 0 0 0	0 0 0 0	0 0 0 0																

Batter	1	2	3	4	5	6	7	8	9	AB	R	H	RBI	BB	SO	LOB	BOTTOM					
4 Coco Crisp, S (1, 7) OBP: 0.298, SLG: 0.402										4	0	1	0	0	0	1	New York Yankees @ Oakland Athletics Oakland Coliseum, Oakland, CA Sun May 22 2016, 1:08 PM - 4:02 PM PDT Att: 25,237 - Cloudy - 63 F					
1 Billy Burns, S (1, 8) OBP: 0.307, SLG: 0.331										4	3	2	0	0	0	1						
21 Stephen Vogt, L (1, 2) OBP: 0.283, SLG: 0.375										4	0	1	3	0	1	2						
26 Danny Valencia, R (1, 5) OBP: 0.352, SLG: 0.535										4	0	0	0	0	2	4						
17 Yonder Alonso, L (1, 3) OBP: 0.275, SLG: 0.310										3	0	0	0	0	3	0						
16 Billy Butler, R (8, PH) OBP: 0.239, SLG: 0.279										1	0	0	1	0	0	1						
3 Chris Coghlan, L (1, 4) OBP: 0.226, SLG: 0.303										3	0	0	0	0	0	0						
2 Khris Davis, R (8, PH) OBP: 0.263, SLG: 0.487										1	0	0	0	0	0	1						
25 Tyler Ladendorf, R (9, 4) OBP: 0.111, SLG: 0.059										0	0	0	0	0	0	0						
10 Marcus Semien, R (1, 6) OBP: 0.301, SLG: 0.441										4	0	1	0	0	1	0						
12 Max Muncy, L (1, 10) OBP: 0.500, SLG: 0.400										2	0	0	0	1	1	0						
29 Matt McBride, R (9, PH) OBP: 0.276, SLG: 0.294										1	0	0	0	0	1	0						
5 Jake Smolinski, R (1, 9) OBP: 0.111, SLG: 0.111										4	1	1	0	0	1	2						
<b>Inning Stats</b>	R: 1 E: 0 K: 0 S: 11	H: 1 LOB: 2 BB: 1 P: 22	R: 0 E: 0 K: 1 S: 12	H: 1 LOB: 1 BB: 1 P: 22	R: 0 E: 0 K: 2 S: 11	H: 1 LOB: 1 BB: 0 P: 16	R: 0 E: 0 K: 2 S: 9	H: 0 LOB: 0 BB: 0 P: 12	R: 2 E: 0 K: 0 S: 16	H: 3 LOB: 1 BB: 0 P: 23	R: 0 E: 0 K: 1 S: 9	H: 0 LOB: 0 BB: 0 P: 11	R: 0 E: 0 K: 2 S: 9	H: 0 LOB: 0 BB: 0 P: 13	R: 1 E: 2 K: 1 S: 10	H: 0 LOB: 1 BB: 0 P: 16	R: 0 E: 0 K: 1 S: 12	H: 0 LOB: 0 BB: 0 P: 14	1B: 3 2B: 3 3B: 0 HR: 0	SF: 0 SAC: 0 DP: 0 HBP: 0	WP: 0 PB: 0 SB: 2 CS: 0	PA: 36
<b>PITCHER</b>	IP WLS BF H R ER SO BB IBB HBP BLK WP HR S P ERA WHIP	IP WLS BF H R ER SO BB IBB HBP BLK WP HR S P ERA WHIP	IP WLS BF H R ER SO BB IBB HBP BLK WP HR S P ERA WHIP	IP WLS BF H R ER SO BB IBB HBP BLK WP HR S P ERA WHIP	IP WLS BF H R ER SO BB IBB HBP BLK WP HR S P ERA WHIP	IP WLS BF H R ER SO BB IBB HBP BLK WP HR S P ERA WHIP	IP WLS BF H R ER SO BB IBB HBP BLK WP HR S P ERA WHIP	IP WLS BF H R ER SO BB IBB HBP BLK WP HR S P ERA WHIP	IP WLS BF H R ER SO BB IBB HBP BLK WP HR S P ERA WHIP	IP WLS BF H R ER SO BB IBB HBP BLK WP HR S P ERA WHIP	IP WLS BF H R ER SO BB IBB HBP BLK WP HR S P ERA WHIP	IP WLS BF H R ER SO BB IBB HBP BLK WP HR S P ERA WHIP	IP WLS BF H R ER SO BB IBB HBP BLK WP HR S P ERA WHIP	IP WLS BF H R ER SO BB IBB HBP BLK WP HR S P ERA WHIP	IP WLS BF H R ER SO BB IBB HBP BLK WP HR S P ERA WHIP	IP WLS BF H R ER SO BB IBB HBP BLK WP HR S P ERA WHIP						
35 Michael Pineda, R (1, 1) ERA: 6.34	6.0 W 25	6 3 3 6	1 0 0 0	0 0 0 0	0 0 0 0	0 0 9 13	0.00 0.000	4.50 1.167														
68 Dellin Betances, R (7, 1) ERA: 2.21	1.0 H 3	0 0 0 2	0 0 0 0	0 0 0 0	0 0 0 0	0 0 10 16	0.00 0.000															
4B Andrew Miller, L (8, 1) ERA: 0.96	1.0 H 5	0 1 0 1	0 0 0 0	0 0 0 0	0 0 0 0	0 0 12 14	0.00 0.000															
54 Aroldis Chapman, L (9, 1) ERA: 1.29	1.0 S 3	0 0 0 1	0 0 0 0	0 0 0 0	0 0 0 0	0 0 0 0																

livebaseballscores.com





Batter	1	2	3	4	5	6	7	8	9	AB	R	H	RBI	BB	SO	LOB	TOP			
19 José Bautista, R OBP: 0.376, SLG: 0.494	G1-3		20 SH5-3 1B		G1-3			BB		3	0	1	0	1	0	0	<p>Toronto Blue Jays @ New York Yankees</p> <p>Yankee Stadium, Bronx, NY</p> <p>Tue May 24, 2016, 7:11 PM - 9:51 PM EDT</p> <p>Att: 35,174 - Overcast - 69 F</p>			
20 Josh Donaldson, R OBP: 0.343, SLG: 0.509	G1-3		SH5-3		G6-3			P5		3	0	0	0	0	0	1				
10 Edwin Encarnación, R OBP: 0.302, SLG: 0.437	K		K		G5-3			F9		4	0	0	0	0	2	3				
21 Michael Saunders, L OBP: 0.379, SLG: 0.556		F7	F8		F8			G4-3		4	0	0	0	0	0	2				
2 Troy Tulowitzki, R OBP: 0.292, SLG: 0.393		11 FC4-6 37 BB 1B			G6-3			11 S BB		2	0	1	0	1	0	0				
55 Russell Martin, R OBP: 0.243, SLG: 0.180								37 DI HBP		0	0	0	0	0	0	0				
37 Jimmy Paredes, S OBP: 0.400, SLG: 0.615		11 FC4-6 BB			K			G4-3		3	0	0	0	1	2	2				
11 Kevin Pillar, R OBP: 0.276, SLG: 0.364		FC4-6			L4			G6-3		4	0	0	0	0	0	4				
18 Darwin Barney, R OBP: 0.356, SLG: 0.435		G5-3			K					2	0	0	0	0	1	2				
14 Justin Smoak, S OBP: 0.308, SLG: 0.417					K					1	0	0	0	0	1	1				
17 Ryan Goins, L OBP: 0.197, SLG: 0.235					K					0	0	0	0	0	0	0				
22 Josh Thole, L OBP: 0.244, SLG: 0.225			20 SH5-3 19 BB BB		K			L7		2	0	0	0	1	1	0				
<b>Inning Stats</b>	R: 0 E: 0 K: 1 S: 14	H: 0 LOB: 0 BB: 0 P: 18	R: 0 E: 0 K: 0 S: 9	H: 1 LOB: 2 BB: 1 P: 16	R: 0 E: 0 K: 1 S: 12	H: 1 LOB: 2 BB: 1 P: 21	R: 0 E: 0 K: 1 S: 7	H: 0 LOB: 0 BB: 0 P: 10	R: 0 E: 0 K: 2 S: 9	H: 0 LOB: 0 BB: 0 P: 13	R: 0 E: 0 K: 0 S: 9	H: 0 LOB: 1 BB: 1 P: 16	R: 0 E: 0 K: 0 S: 10	H: 0 LOB: 1 BB: 0 P: 10	R: 0 E: 0 K: 0 S: 5	H: 0 LOB: 1 BB: 0 P: 10	1B: 2 2B: 0 3B: 0 HR: 0	SF: 0 SAC: 1 DP: 0 HBP: 1	WP: 0 PB: 0 SB: 1 CS: 0	PA: 34
<b>PITCHER</b>	IP WLS BF H R ER SO BB IBB HBP BLK WP HR S P ERA WHIP																			
30 Nathan Eovaldi, R ERA: 3.95	6.0 W 23 2 0 0 5 3 0 0 0 0 0 0 0 62 100 0.00 0.833																			
68 Dellin Betances, R ERA: 2.11	1.0 H 3 0 0 0 2 0 0 0 0 0 0 0 9 14 0.00 0.000																			
39 Kirby Yates, R ERA: 1.96	1.0 4 0 0 0 0 1 0 0 0 0 0 0 10 16 0.00 1.000																			
85 Luis Cessa, R ERA: 3.0	1.0 4 0 0 0 0 0 0 0 1 0 0 0 5 10 0.00 0.000																			

AB 28  
R 0  
H 2  
RBI 0  
BB 4  
SO 7  
LOB 15



Batter	1	2	3	4	5	6	7	8	9	AB	R	H	RBI	BB	SO	LOB	BOTTOM			
22 Jacoby Ellsbury, L OBP: 0.349, SLG: 0.444	36 FC3-6 3B		K		G2-3					4	1	2	1	0	1	1	<p>Toronto Blue Jays @ New York Yankees</p> <p>Yankee Stadium, Bronx, NY</p> <p>Tue May 24, 2016, 7:11 PM - 9:51 PM EDT</p> <p>Att: 35,174 - Overcast - 69 F</p>			
11 Brett Gardner, L OBP: 0.303, SLG: 0.383	36 FC3-6 BB		F8				K			3	0	0	0	1	1	3				
25 Mark Teixeira, S OBP: 0.294, SLG: 0.282	K		L5				K			4	0	1	0	0	2	3				
36 Carlos Beltrán, S OBP: 0.304, SLG: 0.538	FC3-6 29 PB						K			3	2	1	2	1	1	1				
29 Dustin Ackley, L OBP: 0.276, SLG: 0.163					L8					3	1	1	0	0	1	1				
31 Aaron Hicks, S OBP: 0.260, SLG: 0.314	K						12 G4-3 27 2B 1B			0	1	0	0	1	0	0				
14 Starlin Castro, R OBP: 0.303, SLG: 0.425		K			G3					4	0	0	0	0	1	4				
12 Chase Headley, S OBP: 0.289, SLG: 0.272		G3			P5					3	0	0	1	0	0	1				
18 Didi Gregorius, L OBP: 0.285, SLG: 0.370		L3								3	1	1	1	1	0	0				
27 Austin Romine, R OBP: 0.304, SLG: 0.386										4	0	2	1	0	1	2				
<b>Inning Stats</b>	R: 1 E: 0 K: 2 S: 12	H: 1 LOB: 1 BB: 1 P: 23	R: 0 E: 0 K: 1 S: 12	H: 0 LOB: 0 BB: 0 P: 17	R: 0 E: 0 K: 1 S: 7	H: 1 LOB: 1 BB: 0 P: 9	R: 1 E: 0 K: 0 S: 12	H: 1 LOB: 0 BB: 0 P: 16	R: 0 E: 0 K: 3 S: 9	H: 0 LOB: 0 BB: 0 P: 14	R: 2 E: 0 K: 0 S: 11	H: 3 LOB: 2 BB: 1 P: 22	R: 2 E: 0 K: 1 S: 14	H: 2 LOB: 2 BB: 2 P: 24	R: 2 E: 0 K: 1 S: 10	H: 2 LOB: 2 BB: 2 P: 24	1B: 5 2B: 1 3B: 1 HR: 1	SF: 1 SAC: 0 DP: 0 HBP: 0	WP: 0 PB: 2 SB: 0 CS: 0	PA: 36
<b>PITCHER</b>	IP WLS BF H R ER SO BB IBB HBP BLK WP HR S P ERA WHIP																			
43 R.A. Dickey, R ERA: 4.6	6.2 L 27 2 0 0 0 2 0 0 0 0 0 0 5 9 5.40 1.050																			
31 Joe Blaginski, R ERA: 0.57	0.1 2 1 0 0 0 0 0 0 0 0 0 0 5 9 0.00 3.000																			
30 Jesse Chavez, R ERA: 4.3	0.1 4 1 2 2 0 2 0 0 0 0 0 0 9 17 54.00 9.000																			
44 Pat Venditte, S ERA: 4.05	0.2 3 1 0 0 1 0 0 0 0 0 0 0 5 7 0.00 1.500																			

AB 31  
R 6  
H 8  
RBI 6  
BB 4  
SO 8  
LOB 16





Batter	1	2	3	4	5	6	7	8	9	AB	R	H	RBI	BB	SO	LOB	TOP					
19 José Bautista, R OBP: 0.376, SLG: 0.488										4	1	1	0	1	0	1						
20 Josh Donaldson, R OBP: 0.345, SLG: 0.503										4	0	1	0	1	1	1						
10 Edwin Encarnación, R OBP: 0.314, SLG: 0.441										3	1	2	1	1	1	0						
21 Michael Saunders, L OBP: 0.379, SLG: 0.567										4	1	1	2	1	1	6						
14 Justin Smoak, S OBP: 0.391, SLG: 0.417										5	1	1	0	0	1	3						
55 Russell Martin, R OBP: 0.248, SLG: 0.236										5	2	2	3	0	0	0						
11 Kevin Pillar, R OBP: 0.274, SLG: 0.359										5	1	1	0	0	1	0						
29 Devon Travis, R OBP: 0.250, SLG: 0.250										4	1	1	0	0	2	0						
17 Ryan Goins, L OBP: 0.198, SLG: 0.244										4	0	1	2	0	1	0						
<b>Inning Stats</b>	R: 0 H: 2 E: 0 K: 1 S: 13	H: 2 LOB: 2 BB: 0 P: 16	R: 0 H: 0 E: 0 K: 2 S: 7	H: 0 LOB: 0 BB: 0 P: 9	R: 0 H: 1 E: 0 K: 1 S: 9	H: 1 LOB: 2 BB: 1 P: 18	R: 2 H: 3 E: 1 K: 0 S: 12	H: 3 LOB: 1 BB: 0 P: 18	R: 0 H: 0 E: 0 K: 1 S: 12	H: 0 LOB: 0 BB: 1 P: 22	R: 1 H: 1 E: 0 K: 2 S: 8	H: 1 LOB: 0 BB: 0 P: 11	R: 4 H: 3 E: 0 K: 1 S: 21	H: 3 LOB: 0 BB: 0 P: 35	R: 1 H: 1 E: 0 K: 0 S: 13	H: 1 LOB: 2 BB: 2 P: 25	R: 0 H: 0 E: 0 K: 0 S: 12	H: 0 LOB: 0 BB: 0 P: 15	1B: 6 2B: 2 HR: 3	SF: 0 SAC: 0 DP: 0 HBP: 1	WP: 0 PB: 0 CS: 0	PA: 43
<b>PITCHER</b>	IP WLS BF H R ER SO BB IBB HBP BLK WP HR S P ERA WHIP																					
47 Iván Nova, R ERA: 3.65	6.2 L 30 7 4 4 8 2 0 1 0 0 1 68 107 5.40 1.350																					
45 Chasen Shreve, L ERA: 5.21	1.0 6 3 3 3 0 0 0 0 0 0 2 17 27 27.00 3.000																					
41 Nick Goody, R ERA: 2.19	1.1 7 1 1 1 0 2 0 0 0 0 0 22 35 6.75 2.250																					

Toronto Blue Jays @ New York Yankees  
Yankee Stadium, Bronx, NY  
Wed May 25 2016, 7:08 PM - 10:08 PM EDT  
Att: 38,959 - Clear - 86 F

livebaseballscores.com

AB 38  
R 8  
H 11  
RBI 8  
BB 4  
SO 8  
LOB 11

Batter	1	2	3	4	5	6	7	8	9	AB	R	H	RBI	BB	SO	LOB	BOTTOM					
22 Jacoby Ellsbury, L OBP: 0.338, SLG: 0.429										5	0	0	0	1	5							
11 Brett Gardner, L OBP: 0.358, SLG: 0.372										4	0	0	1	0	1	3						
36 Carlos Beltrán, S OBP: 0.297, SLG: 0.524										4	0	0	0	0	3							
34 Brian McCann, L OBP: 0.347, SLG: 0.430										4	0	0	0	1	0							
14 Starlin Castro, R OBP: 0.302, SLG: 0.418										3	0	0	0	1	1							
29 Dustin Ackley, L OBP: 0.262, SLG: 0.154										3	0	0	0	0	1							
27 Austin Romine, R OBP: 0.319, SLG: 0.467										1	1	1	1	0	0							
12 Chase Headley, S OBP: 0.301, SLG: 0.305										3	2	2	1	1	0	0						
18 Didi Gregorius, L OBP: 0.297, SLG: 0.401										4	1	3	1	0	2							
31 Aaron Hicks, S OBP: 0.270, SLG: 0.307										2	0	0	0	2	1							
<b>Inning Stats</b>	R: 0 H: 0 E: 0 K: 1 S: 8	H: 0 LOB: 0 BB: 0 P: 13	R: 0 H: 0 E: 0 K: 0 S: 6	H: 0 LOB: 0 BB: 0 P: 10	R: 1 H: 2 E: 0 K: 0 S: 7	H: 2 LOB: 1 BB: 1 P: 14	R: 0 H: 0 E: 0 K: 0 S: 7	H: 0 LOB: 2 BB: 2 P: 17	R: 0 H: 0 E: 0 K: 1 S: 10	H: 0 LOB: 1 BB: 1 P: 20	R: 0 H: 0 E: 0 K: 0 S: 6	H: 0 LOB: 0 BB: 0 P: 9	R: 2 H: 2 E: 0 K: 0 S: 14	H: 2 LOB: 0 BB: 0 P: 20	R: 0 H: 0 E: 0 K: 2 S: 7	H: 0 LOB: 0 BB: 0 P: 12	R: 1 H: 2 E: 0 K: 1 S: 12	H: 2 LOB: 1 BB: 0 P: 16	1B: 3 2B: 0 HR: 3	SF: 0 SAC: 0 DP: 0 HBP: 0	WP: 1 PB: 0 CS: 0	PA: 37
<b>PITCHER</b>	IP WLS BF H R ER SO BB IBB HBP BLK WP HR S P ERA WHIP																					
25 Marco Estrada, R ERA: 2.76	7.0 W 29 4 3 3 2 4 0 0 0 0 1 2 58 103 3.86 1.143																					
31 Joe Biegani, R ERA: 0.54	1.0 3 0 0 0 2 0 0 0 0 0 0 7 12 0.00 0.000																					
57 Chad Gironi, L ERA: 4.32	0.1 3 2 1 1 0 0 0 0 0 0 1 4 5 27.00 6.000																					
54 Roberto Osuna, R ERA: 1.35	0.2 2 0 0 0 1 0 0 0 0 0 0 8 11 0.00 0.000																					

Toronto Blue Jays @ New York Yankees  
Yankee Stadium, Bronx, NY  
Wed May 25 2016, 7:08 PM - 10:08 PM EDT  
Att: 38,959 - Clear - 86 F

livebaseballscores.com

AB 33  
R 4  
H 6  
RBI 4  
BB 4  
SO 5  
LOB 15












Batter	1	2	3	4	5	6	7	8	9	AB	R	H	RBI	BB	SO	LOB	TOP				
22 Jacoby Ellsbury, L (1, 8) OBP: 0.348, SLG: 0.433										5	0	2	0	0	1	4					
31 Aaron Hicks, S (1, 7) OBP: 0.275, SLG: 0.295										4	0	1	0	1	1	6					
36 Carlos Beltrán, S (1, 9) OBP: 0.290, SLG: 0.537										3	1	1	1	0	0	3					
17 Ronald Torreyes, R (6, 9) OBP: 0.347, SLG: 0.400										0	0	0	1	1	0	0					
34 Brian McCann, L (9, FH) OBP: 0.333, SLG: 0.404										1	0	0	0	0	1	0					
13 Alex Rodriguez, R (1, 10) OBP: 0.247, SLG: 0.424										5	0	0	0	0	3	5					
14 Starlin Castro, R (1, 4) OBP: 0.286, SLG: 0.410										5	0	0	0	0	1	1					
29 Dustin Ackley, L (1, 3) OBP: 0.250, SLG: 0.153										4	1	1	0	0	2	0					
12 Chase Headley, S (1, 5) OBP: 0.321, SLG: 0.316										3	2	3	0	1	0	0					
18 Didi Gregorius, L (1, 6) OBP: 0.302, SLG: 0.391										3	1	1	1	1	0	1					
27 Austin Romine, R (1, 2) OBP: 0.340, SLG: 0.471										4	0	3	2	0	1	1					
<b>Inning Stats</b>	R: 0 E: 0 K: 1 S: 11	H: 2 LOB: 1 BB: 0 P: 17	R: 0 E: 0 K: 0 S: 9	H: 1 LOB: 0 BB: 0 P: 12	R: 0 E: 0 K: 0 S: 10	H: 1 LOB: 1 BB: 0 P: 16	R: 1 E: 0 K: 1 S: 7	H: 1 LOB: 0 BB: 1 P: 11	R: 0 E: 0 K: 1 S: 7	H: 0 LOB: 1 BB: 1 P: 18	R: 2 E: 0 K: 3 S: 20	H: 3 LOB: 3 BB: 2 P: 33	R: 2 E: 0 K: 1 S: 20	H: 4 LOB: 2 BB: 0 P: 27	R: 0 E: 0 K: 1 S: 9	H: 0 LOB: 0 BB: 0 P: 12	1B: 11 2B: 0 3B: 0 HR: 1	SF: 0 SAC: 0 DP: 1 HBP: 0	WP: 0 PB: 0 SB: 0 CS: 1	PA: 42	
<b>PITCHER</b>	IP	WLS	BF	H	R	ER	SO	BB	IBB	HBP	BLK	WP	HR	S	P	ERA	WHIP				
55 Matt Moore, L (1, 1) ERA: 5.31	6.2	W	29	8	3	3	7	3	0	0	0	0	1	70	111	4.05	1.650				
45 Enny Romero, L (7, 1) ERA: 4.58	0.2		7	4	2	2	2	1	0	0	0	0	0	20	31	27.00	7.500				
31 Xavier Cedeño, L (8, 1) ERA: 3.46	0.2	H	2	0	0	0	0	0	0	0	0	0	0	5	6	0.00	0.000				
37 Alex Colomé, R (9, 1) ERA: 1.23	1.0		3	0	0	0	1	0	0	0	0	0	0	9	12	0.00	0.000				

New York Yankees @ Tampa Bay Rays  
Tropicana Field, St. Petersburg, FL  
Sat May 28 2016, 4:13 PM - 7:26 PM EDT  
Att: 20,188 - Dome - 72 F

AB 37  
R 5  
H 12  
RBI 5  
BB 4  
SO 10  
LOB 21



Batter	1	2	3	4	5	6	7	8	9	AB	R	H	RBI	BB	SO	LOB	BOTTOM				
5 Brandon Guyer, R (1, 7) OBP: 0.403, SLG: 0.542										3	1	0	0	0	0	1					
13 Brad Miller, L (1, 6) OBP: 0.301, SLG: 0.437										5	2	2	0	0	2	2					
3 Evan Longoria, R (1, 5) OBP: 0.302, SLG: 0.486										3	1	2	4	0	0	0					
38 Taylor Motter, R (7, 5) OBP: 0.407, SLG: 0.550										5	1	2	0	0	0	3					
28 Steve Pearce, R (1, 4) OBP: 0.388, SLG: 0.552										4	1	2	1	0	1	1					
7 Logan Morrison, L (1, 3) OBP: 0.317, SLG: 0.325										3	1	0	0	1	1	2					
20 Steven Souza Jr., R (1, 9) OBP: 0.322, SLG: 0.475										4	0	2	1	0	0	2					
10 Corey Dickerson, L (1, 10) OBP: 0.257, SLG: 0.480										4	0	2	1	0	0	2					
27 Mikie Mahtook, R (1, 8) OBP: 0.077, SLG: 0.077										4	0	0	0	0	2	5					
24 Hank Conger, L (1, 2) OBP: 0.227, SLG: 0.270										4	2	3	3	0	0	0					
<b>Inning Stats</b>	R: 3 E: 0 K: 1 S: 18	H: 4 LOB: 2 BB: 0 P: 27	R: 2 E: 0 K: 1 S: 15	H: 3 LOB: 0 BB: 0 P: 22	R: 0 E: 0 K: 0 S: 7	H: 0 LOB: 0 BB: 0 P: 9	R: 1 E: 0 K: 1 S: 12	H: 2 LOB: 1 BB: 0 P: 20	R: 3 E: 0 K: 0 S: 9	H: 2 LOB: 0 BB: 1 P: 20	R: 0 E: 0 K: 0 S: 6	H: 0 LOB: 0 BB: 0 P: 9	R: 0 E: 0 K: 2 S: 10	H: 1 LOB: 1 BB: 0 P: 16	R: 0 E: 0 K: 1 S: 8	H: 1 LOB: 2 BB: 1 P: 16	1B: 4 2B: 6 3B: 1 HR: 2	SF: 1 SAC: 1 DP: 0 HBP: 1	WP: 0 PB: 0 SB: 0 CS: 0	PA: 40	
<b>PITCHER</b>	IP	WLS	BF	H	R	ER	SO	BB	IBB	HBP	BLK	WP	HR	S	P	ERA	WHIP				
35 Michael Pineda, R (1, 1) ERA: 6.92	3.2	L	21	9	6	6	3	0	0	1	0	0	0	50	74	14.73	2.455				
41 Nick Goody, R (4, 1) ERA: 3.55	0.1		3	1	2	2	0	1	0	0	0	0	0	5	12	54.00	6.000				
85 Luis Cessa, R (5, 1) ERA: 2.57	4.0		16	3	1	1	3	1	0	0	0	0	1	30	53	2.25	1.000				

New York Yankees @ Tampa Bay Rays  
Tropicana Field, St. Petersburg, FL  
Sat May 28 2016, 4:13 PM - 7:26 PM EDT  
Att: 20,188 - Dome - 72 F

AB 35  
R 9  
H 13  
RBI 9  
BB 2  
SO 6  
LOB 16





Batter	1	2	3	4	5	6	7	8	9	AB	R	H	RBI	BB	SO	LOB	TOP
22 Jacoby Ellsbury, L (1.8) OBP: 0.339, SLG: 0.422	F8			K			G6-3		G6-3	4	0	0	0	0	1	0	<b>New York Yankees @ Tampa Bay Rays</b> Tropicana Field, St. Petersburg, FL Sun May 29 2016, 1:11 PM - 3:55 PM EDT Att: 19,748 - Dome - 72 F <a href="http://livebaseballscorecards.com">livebaseballscorecards.com</a>
11 Brett Gardner, L (1.7) OBP: 0.351, SLG: 0.351	K			F7			14 HR		G4-3	3	1	0	0	1	1	0	
14 Starlin Castro, R (1.4) OBP: 0.287, SLG: 0.425	K			G4-3			HR			3	1	1	2	0	1	0	
34 Brian McCann, L (1.2) OBP: 0.327, SLG: 0.396		G4-3			L7		G1			3	0	0	0	0	0	0	
13 Alex Rodriguez, R (1.10) OBP: 0.240, SLG: 0.409		K			G1-3		K			3	0	0	0	0	2	0	
18 Didi Gregorius, L (1.6) OBP: 0.295, SLG: 0.383		F9			F7				F9	3	0	0	0	0	0	0	
31 Aaron Hicks, S (1.9) OBP: 0.268, SLG: 0.286			G4-3			G4-3			G6-3	3	0	0	0	0	0	0	
29 Dustin Ackley, L (1.3) OBP: 0.243, SLG: 0.148			L3			E6			L8	2	0	0	0	0	0	0	
25 Mark Teixeira, S (7.3) OBP: 0.290, SLG: 0.280						G4-6-3				1	0	0	0	0	0	0	
17 Ronald Torreyes, R (1.5) OBP: 0.327, SLG: 0.375			K			G4-6-3			G4-3	3	0	0	0	0	1	1	
<b>Inning Stats</b>	R: 0 H: 0 E: 0 K: 2 S: 10	H: 0 LOB: 0 BB: 0 P: 15	R: 0 H: 0 E: 0 K: 1 S: 9	H: 0 LOB: 0 BB: 0 P: 12	R: 0 H: 0 E: 0 K: 1 S: 8	H: 0 LOB: 0 BB: 0 P: 12	R: 0 H: 0 E: 0 K: 1 S: 9	H: 0 LOB: 0 BB: 0 P: 17	R: 2 H: 1 E: 0 K: 1 S: 14	H: 0 LOB: 0 BB: 0 P: 11	R: 0 H: 0 E: 0 K: 0 S: 5	H: 0 LOB: 0 BB: 0 P: 6	1B: 0 2B: 0 3B: 0 HR: 1	SF: 0 SAC: 0 DP: 1 HBP: 0	WP: 0 PB: 0 CS: 0	PA: 29	
<b>PITCHER</b>	IP WLS BF H R ER SO BB IBB HBP BLK WP HR S P ERA WHIP																
23 Jake Odorizzi, R (1.1) ERA: 3.36	7.0 L 23 1 2 2 6 1 0 0 0 0 0 1 71 108 2.57 0.286																
31 Xavier Cedeño, L (8.1) ERA: 3.21	1.0 3 0 0 0 0 0 0 0 0 0 0 8 11 0.00 0.000																
30 Erasmo Ramírez, R (9.1) ERA: 2.37	1.0 3 0 0 0 0 0 0 0 0 0 0 5 6 0.00 0.000																

Batter	1	2	3	4	5	6	7	8	9	AB	R	H	RBI	BB	SO	LOB	BOTTOM
5 Brandon Guyer, R (1.7) OBP: 0.406, SLG: 0.549	K		3 WP 13 G3 1B		2B		K2-3			4	1	2	0	0	2	0	<b>New York Yankees @ Tampa Bay Rays</b> Tropicana Field, St. Petersburg, FL Sun May 29 2016, 1:11 PM - 3:55 PM EDT Att: 19,748 - Dome - 72 F <a href="http://livebaseballscorecards.com">livebaseballscorecards.com</a>
13 Brad Miller, L (1.6) OBP: 0.300, SLG: 0.432	FC6-4 1B		G3		F7		L5			4	0	1	0	0	0	3	
3 Evan Longoria, R (1.5) OBP: 0.301, SLG: 0.461	FC6-4 1B				F9		K			4	0	1	1	0	1	3	
28 Steve Pearce, R (1.4) OBP: 0.384, SLG: 0.542	K		F9			27 BB 7 1B 1B		K		4	0	1	0	0	2	2	
7 Logan Morrison, L (1.3) OBP: 0.315, SLG: 0.323		K		G3		27 BB 1B		K		4	0	1	0	0	2	0	
20 Steven Souza Jr., R (1.9) OBP: 0.320, SLG: 0.466								K		3	0	0	0	1	3	2	
10 Corey Dickerson, L (1.10) OBP: 0.250, SLG: 0.446					G4-3		F5		K	4	0	0	0	0	2	3	
27 Mikie Mahtook, R (1.8) OBP: 0.118, SLG: 0.063			G5-3		K				F9	3	0	0	0	1	1	1	
19 Curt Casali, R (1.2) OBP: 0.215, SLG: 0.350					E4 2B		P3			3	0	0	0	0	0	3	
8 Desmond Jennings, R (9. PH) OBP: 0.244, SLG: 0.279			P4						K	1	0	0	0	0	1	0	
<b>Inning Stats</b>	R: 0 H: 1 E: 0 K: 2 S: 13	H: 0 LOB: 1 BB: 1 P: 15	R: 1 H: 2 E: 0 K: 0 S: 10	H: 2 LOB: 1 BB: 0 P: 14	R: 0 H: 0 E: 0 K: 1 S: 9	H: 0 LOB: 0 BB: 0 P: 15	R: 0 H: 1 E: 0 K: 1 S: 10	H: 2 LOB: 2 BB: 1 P: 15	R: 0 H: 0 E: 0 K: 2 S: 10	H: 0 LOB: 0 BB: 0 P: 13	R: 0 H: 0 E: 0 K: 3 S: 9	H: 0 LOB: 0 BB: 0 P: 14	1B: 5 2B: 1 3B: 0 HR: 0	SF: 0 SAC: 0 DP: 0 HBP: 0	WP: 1 PB: 0 CS: 0	PA: 36	
<b>PITCHER</b>	IP WLS BF H R ER SO BB IBB HBP BLK WP HR S P ERA WHIP																
30 Nathan Eovaldi, R (1.1) ERA: 3.71	6.0 W 27 6 1 1 7 2 0 0 0 0 0 0 10 13 1.50 1.333																
68 Dellin Betances, R (7.1) ERA: 1.93	1.0 H 3 0 0 0 2 0 0 0 0 0 0 10 13 0.00 0.000																
4B Andrew Miller, L (8.1) ERA: 0.87	1.0 H 3 0 0 0 3 0 0 0 0 0 0 9 14 0.00 0.000																
54 Aroldis Chapman, L (9.1) ERA: 1.93	1.0 S 3 0 0 0 2 0 0 0 0 0 0 9 12 0.00 0.000																







Batter	1	2	3	4	5	6	7	8	9	AB	R	H	RBI	BB	SO	LOB	TOP				
22 Jacoby Ellsbury, L (1, 8) OBP: 0.341, SLG: 0.413										3	0	0	0	1	2	2	<p><b>New York Yankees @ Toronto Blue Jays</b> Rogers Centre, Toronto, ON Tue May 31 2016, 7:10 PM - 9:46 PM EDT Att: 33,419 - Clear - 73 F</p> <p>livebaseballscores.com</p> <p>AB 33 R 1 H 6 RBI 1 BB 2 SO 7 LOB 14</p>				
38 Rob Refsnyder, R (1, 9) OBP: 0.286, SLG: 0.571										3	0	1	0	0	1	1					
11 Brett Gardner, L (8, PH) OBP: 0.344, SLG: 0.342										1	0	0	0	0	1	0					
25 Mark Teixeira, S (1, 3) OBP: 0.285, SLG: 0.278										4	0	0	0	0	0	1					
36 Carlos Beltrán, S (1, 10) OBP: 0.299, SLG: 0.530										3	0	1	0	1	0	0					
14 Starlin Castro, R (1, 4) OBP: 0.286, SLG: 0.411										4	0	0	0	0	1	3					
12 Chase Headley, S (1, 5) OBP: 0.317, SLG: 0.319										4	1	2	0	0	1	1					
27 Austin Romine, R (1, 2) OBP: 0.339, SLG: 0.463										3	0	1	0	0	1	0					
34 Brian McCann, L (8, PH) OBP: 0.323, SLG: 0.410										4	0	1	0	0	0	3					
18 Didi Gregorius, L (1, 6) OBP: 0.290, SLG: 0.373										3	0	0	1	0	0	2					
31 Aaron Hicks, S (1, 7) OBP: 0.263, SLG: 0.288										3	0	0	1	0	0	2					
<b>Inning Stats</b>	R: 0 E: 0 K: 1 S: 16	H: 1 LOB: 2 BB: 1 P: 28	R: 1 E: 0 K: 0 S: 8	H: 2 LOB: 1 BB: 0 P: 15	R: 0 E: 0 K: 0 S: 5	H: 0 LOB: 0 BB: 0 P: 8	R: 0 E: 0 K: 1 S: 7	H: 0 LOB: 0 BB: 0 P: 10	R: 0 E: 0 K: 1 S: 10	H: 0 LOB: 1 BB: 1 P: 21	R: 0 E: 0 K: 0 S: 9	H: 1 LOB: 1 BB: 0 P: 15	R: 0 E: 0 K: 2 S: 13	H: 1 LOB: 1 BB: 0 P: 24	R: 0 E: 0 K: 1 S: 8	H: 0 LOB: 0 BB: 0 P: 11	H: 1 LOB: 1 BB: 0 P: 16	1B: 4 2B: 2 3B: 0 HR: 0	SF: 0 SAC: 0 DP: 0 HBP: 0	WP: 0 PB: 0 SB: 2 CS: 0	PA: 35
<b>PITCHER</b>	IP WLS BF H R ER SO BB IBB HBP BLK WP HR S P ERA WHIP	6.0 W 4 1 0 0 2 0 0 0 0 0 0 55 13 24 1.50 1.000	7.1 W 4 1 0 0 2 0 0 0 0 0 0 13 24 0.00 1.000	8.1 H 3 0 0 0 1 0 0 0 0 0 0 8 11 0.00 0.000	9.1 S 4 1 0 0 1 0 0 0 0 0 0 11 16 0.00 1.000	<b>PITCHER</b>										IP WLS BF H R ER SO BB IBB HBP BLK WP HR S P ERA WHIP					

Batter	1	2	3	4	5	6	7	8	9	AB	R	H	RBI	BB	SO	LOB	BOTTOM			
19 José Bautista, R (1, 9) OBP: 0.365, SLG: 0.479										4	0	0	0	0	0	2	<p><b>New York Yankees @ Toronto Blue Jays</b> Rogers Centre, Toronto, ON Tue May 31 2016, 7:10 PM - 9:46 PM EDT Att: 33,419 - Clear - 73 F</p> <p>livebaseballscores.com</p> <p>AB 27 R 4 H 7 RBI 4 BB 2 SO 6 LOB 8</p>			
20 Josh Donaldson, R (1, 5) OBP: 0.355, SLG: 0.517										4	0	1	0	0	1	0				
10 Edwin Encarnación, R (1, 10) OBP: 0.313, SLG: 0.447										3	1	1	0	0	1	1				
14 Justin Smoak, S (1, 3) OBP: 0.375, SLG: 0.435										3	1	1	1	0	1	1				
55 Russell Martin, R (1, 2) OBP: 0.259, SLG: 0.272										3	0	1	0	0	1	1				
29 Devon Travis, R (1, 4) OBP: 0.240, SLG: 0.250										2	1	0	0	1	1	1				
11 Kevin Pillar, R (1, 8) OBP: 0.277, SLG: 0.365										2	1	1	1	1	0	0				
18 Darwin Barney, R (1, 6) OBP: 0.352, SLG: 0.448										3	0	1	2	0	0	1				
3 Ezequiel Carrera, L (1, 7) OBP: 0.429, SLG: 0.483										3	0	1	0	0	1	1				
<b>Inning Stats</b>	R: 0 E: 0 K: 2 S: 8	H: 0 LOB: 0 BB: 0 P: 12	R: 0 E: 0 K: 0 S: 8	H: 1 LOB: 0 BB: 0 P: 13	R: 0 E: 0 K: 0 S: 11	H: 0 LOB: 1 BB: 1 P: 20	R: 1 E: 0 K: 1 S: 7	H: 2 LOB: 0 BB: 0 P: 11	R: 0 E: 0 K: 1 S: 8	H: 0 LOB: 0 BB: 0 P: 11	R: 0 E: 0 K: 0 S: 5	H: 1 LOB: 0 BB: 0 P: 8	R: 3 E: 0 K: 1 S: 13	H: 3 LOB: 1 BB: 1 P: 25	R: 0 E: 0 K: 1 S: 12	H: 0 LOB: 0 BB: 0 P: 18		1B: 5 2B: 1 3B: 0 HR: 1	SF: 0 SAC: 0 DP: 3 HBP: 0	WP: 0 PB: 0 SB: 1 CS: 0
<b>PITCHER</b>	IP WLS BF H R ER SO BB IBB HBP BLK WP HR S P ERA WHIP	6.0 L 21 5 2 2 1 1 0 0 0 0 0 49 11 20 3.00 3.000	7.1 W 5 2 2 2 1 1 0 0 0 0 0 11 20 18.00 3.000	8.1 W 3 0 0 0 1 0 0 0 0 0 0 12 18 0.00 0.000	<b>PITCHER</b>										IP WLS BF H R ER SO BB IBB HBP BLK WP HR S P ERA WHIP					



Batter	1	2	3	4	5	6	7	8	9	AB	R	H	RBI	BB	SO	LOB	TOP				
22 Jacoby Ellsbury, L (1.8) OBP: 0.344, SLG: 0.415	L7		11 FC6-4 1B		G4-3		1-2 1B			4	0	2	0	0	0	0	<p><b>New York Yankees @ Toronto Blue Jays</b> Rogers Centre, Toronto, ON Wed Jun 01 2016, 7:09 PM - 10:04 PM EDT Att: 39,512 - Clear - 62 F</p> <p>livebaseballscorecards.com</p>				
11 Brett Gardner, L (1.7) OBP: 0.342, SLG: 0.335	G6-3		34 S 36 1B FC6-4 1-2		BB		F7			3	0	0	0	1	0	3					
36 Carlos Beltrán, S (1.9) OBP: 0.303, SLG: 0.530	K		1-2 1B		1-2 1B		L8			4	0	2	0	0	1	2					
34 Brian McCann, L (1.2) OBP: 0.321, SLG: 0.401		25 FC5-6 BB	K		L9			G5-3		3	0	0	0	1	1	4					
25 Mark Teixeira, S (1.3) OBP: 0.279, SLG: 0.272	FC5-6 18 1B 13 G5-3 1-2				F7		G4-3			4	0	0	0	0	0	1					
13 Alex Rodriguez, R (1.10) OBP: 0.240, SLG: 0.413	G5-3				2B		L9			4	0	1	0	0	1	1					
18 Didi Gregorius, L (1.6) OBP: 0.289, SLG: 0.370	1-2 1B				K		G4-1			4	0	1	0	0	1	1					
12 Chase Headley, S (1.5) OBP: 0.310, SLG: 0.311	K				K			K		4	0	0	0	0	4	3					
17 Ronald Torreyes, R (1.4) OBP: 0.321, SLG: 0.365			G5-3		L6		36 E 22 1B 1B		G6-3	4	0	1	0	0	0	0					
<b>Inning Stats</b>	R: 0 E: 0 K: 1 S: 10	H: 0 LOB: 0 BB: 0 P: 16	R: 0 E: 0 K: 1 S: 11	H: 1 LOB: 2 BB: 1 P: 19	R: 0 E: 0 K: 1 S: 10	H: 2 LOB: 2 BB: 0 P: 18	R: 0 E: 0 K: 2 S: 9	H: 1 LOB: 1 BB: 0 P: 15	R: 0 E: 0 K: 0 S: 7	H: 0 LOB: 0 BB: 0 P: 10	R: 0 E: 0 K: 1 S: 11	H: 2 LOB: 2 BB: 0 P: 17	R: 0 E: 0 K: 1 S: 7	H: 0 LOB: 0 BB: 0 P: 9	R: 0 E: 0 K: 1 S: 8	H: 0 LOB: 0 BB: 0 P: 12	1B: 6 2B: 1 3B: 0 HR: 0	SF: 0 SAC: 0 DP: 0 HBP: 0	WP: 0 PB: 0 SB: 1 CS: 0	PA: 36	
<b>PITCHER</b>	IP	WLS	BF	H	R	ER	SO	BB	IBB	HBP	BLK	WP	HR	S	P	ERA	WHIP				
41 Aaron Sanchez, R (1.1) ERA: 2.99	6.2	W	29	7	0	0	6	2	0	0	0	0	0	63	106	0.00	1.350				
37 Jason Grilli, R (7.1) ERA: 5.19	0.1	H	1	0	0	0	0	0	0	0	0	0	0	2	4	0.00	0.000				
62 Aaron Loup, L (8.1) ERA: 9.0	1.0		3	0	0	0	1	0	0	0	0	0	0	7	9	0.00	0.000				
52 Ryan Tepera, R (9.1) ERA: 8.1	1.0		3	0	0	0	1	0	0	0	0	0	0	8	12	0.00	0.000				

Batter	1	2	3	4	5	6	7	8	9	AB	R	H	RBI	BB	SO	LOB	BOTTOM				
19 José Bautista, R (1.9) OBP: 0.361, SLG: 0.472	G6-3		1-2 1B		G5-3		F3	G6-4-3		5	0	1	0	0	0	4	<p><b>New York Yankees @ Toronto Blue Jays</b> Rogers Centre, Toronto, ON Wed Jun 01 2016, 7:09 PM - 10:04 PM EDT Att: 39,512 - Clear - 62 F</p> <p>livebaseballscorecards.com</p>				
20 Josh Donaldson, R (1.5) OBP: 0.357, SLG: 0.515	G5-3		L8		2H 1B		10 1B 21 2B BB			3	1	1	1	1	0	2					
10 Edwin Encarnación, R (1.10) OBP: 0.316, SLG: 0.446	1-2 1B		F9		P2		21 2B 14 1B 1B			4	1	2	2	0	0	2					
21 Michael Saunders, L (1.7) OBP: 0.374, SLG: 0.540	L6		L8			14 E 55 G4-3-6 2B	14 1B 2B			4	2	2	1	0	0	3					
14 Justin Smoak, S (1.3) OBP: 0.372, SLG: 0.430	K		K		E8 55 G4-3-6		2H 1B			4	0	1	2	0	2	1					
55 Russell Martin, R (1.2) OBP: 0.253, SLG: 0.265	G6-3		G4-3		G4-3-6		L6			4	0	0	0	0	0	2					
29 Devon Travis, R (1.4) OBP: 0.276, SLG: 0.259	11 E 1B		BB		L7		K			3	0	1	0	1	1	1					
11 Kevin Pillar, R (1.8) OBP: 0.276, SLG: 0.362	G5-3		L8				20 BB 10 1B 1B	L8		4	1	1	0	0	0	2					
18 Darwin Barney, R (1.6) OBP: 0.379, SLG: 0.467	10 F9 19 1B 1B		19 1B 20 1B 1B				20 BB 10 1B BB	19 G6-4-3 1B		3	2	3	0	1	0	0					
<b>Inning Stats</b>	R: 0 E: 0 K: 0 S: 9	H: 1 LOB: 1 BB: 0 P: 13	R: 0 E: 1 K: 1 S: 11	H: 1 LOB: 1 BB: 0 P: 17	R: 0 E: 0 K: 1 S: 14	H: 0 LOB: 1 BB: 1 P: 22	R: 1 E: 0 K: 0 S: 10	H: 2 LOB: 0 BB: 0 P: 17	R: 1 E: 1 K: 0 S: 10	H: 1 LOB: 0 BB: 0 P: 14	R: 5 E: 0 K: 1 S: 24	H: 4 LOB: 1 BB: 2 P: 43	R: 0 E: 0 K: 0 S: 7	H: 1 LOB: 0 BB: 0 P: 10	1B: 10 2B: 2 3B: 0 HR: 0	SF: 0 SAC: 0 DP: 2 HBP: 0	WP: 0 PB: 0 SB: 1 CS: 0	PA: 37			
<b>PITCHER</b>	IP	WLS	BF	H	R	ER	SO	BB	IBB	HBP	BLK	WP	HR	S	P	ERA	WHIP				
19 Masahiro Tanaka, R (1.1) ERA: 2.78	6.0	L	25	7	2	1	2	1	0	0	0	0	0	67	104	1.50	1.333				
39 Kirby Yates, R (7.1) ERA: 3.98	0.1		5	2	4	4	0	2	0	0	0	0	0	11	24	108.00	12.000				
41 Nick Goody, R (7.1) ERA: 3.68	0.2		4	2	1	1	1	0	0	0	0	0	0	13	19	13.50	3.000				
50 Richard Bleier, L (8.1) ERA:	1.0		3	1	0	0	0	0	0	0	0	0	0	7	10	0.00	1.000				



Batter	1	2	3	4	5	6	7	8	9	AB	R	H	RBI	BB	SO	LOB	TOP										
22 Jacoby Ellsbury, L (1, 8) OBP: 0.342, SLG: 0.425	G4-3			F7		SF8				3	0	1	3	0	0	0	<b>New York Yankees @ Detroit Tigers</b> Comerica Park, Detroit, MI Thu Jun 02 2016, 7:41 PM - 10:36 PM EDT Att: 28,213 - Partly Cloudy - 80 F										
14 Starlin Castro, R (1, 6) OBP: 0.285, SLG: 0.408	G6-3			G5-3						4	0	1	0	0	0	1											
36 Carlos Beltrán, S (1, 9) OBP: 0.302, SLG: 0.524										4	0	1	0	0	0	1											
11 Brett Gardner, L (7, 7)	P2			L5						0	0	0	0	0	0	0											
25 Mark Teixeira, S (1, 3)		G6-3			G5-3		K		G4-3	4	0	0	0	0	1	2											
13 Alex Rodriguez, R (1, 10)										4	0	1	0	0	2	0											
12 Chase Headley, S (1, 5)										3	1	1	0	1	1	0											
27 Austin Romine, R (1, 2)										4	1	0	0	0	0	3											
38 Rob Refsnyder, R (1, 4)										3	2	2	1	0	0	0											
18 Didi Gregorius, L (8, 6)										1	0	0	0	0	1	0											
31 Aaron Hicks, S (1, 7)										4	1	1	1	0	1	1											
<b>Inning Stats</b>	R: 0 E: 0 K: 0 S: 6	H: 0 LOB: 0 BB: 0 P: 8	R: 0 E: 0 K: 0 S: 5	H: 0 LOB: 0 BB: 0 P: 6	R: 0 E: 0 K: 1 S: 10	H: 0 LOB: 0 BB: 0 P: 13	R: 0 E: 0 K: 0 S: 8	H: 0 LOB: 0 BB: 0 P: 11	R: 0 E: 0 K: 1 S: 9	H: 0 LOB: 1 BB: 1 P: 14	R: 1 E: 0 K: 1 S: 14	H: 3 LOB: 2 BB: 0 P: 18	R: 4 E: 0 K: 0 S: 11	H: 5 LOB: 1 BB: 0 P: 14	R: 0 E: 0 K: 2 S: 9	H: 0 LOB: 0 BB: 0 P: 11	R: 0 E: 0 K: 1 S: 7	H: 0 LOB: 0 BB: 0 P: 11	1B: 6 2B: 1 3B: 1 HR: 0	SF: 1 SAC: 0 DP: 0 HBP: 0	WP: 0 PB: 0 SB: 0 CS: 0	PA: 36					
<b>PITCHER</b>	IP	WLS	BF	H	R	ER	SO	BB	IBB	HBP	BLK	WP	HR	S	P	ERA	WHIP										
48 Matthew Boyd, L (1, 1) ERA: 3.94	6.1	L	26	6	4	4	3	1	0	0	0	0	0	58	79	5.68	1.105										
36 Bobby Parnell, R (7, 1) ERA:	0.0		1	1	0	0	0	0	0	0	0	0	0	1	1	∞	∞										
56 Kyle Ryan, L (7, 1) ERA: 3.1	0.2		3	1	1	1	0	0	0	0	0	0	0	4	4	13.50	1.500										
45 Buck Farmer, R (8, 1) ERA: 2.19	2.0		6	0	0	0	3	0	0	0	0	0	0	16	22	0.00	0.000										

AB	34
R	5
H	8
RBI	5
BB	1
SO	6
LOB	8



Batter	1	2	3	4	5	6	7	8	9	AB	R	H	RBI	BB	SO	LOB	BOTTOM										
4 Cameron Maybin, R (1, 8) OBP: 0.460, SLG: 0.483	K									5	0	2	0	0	2	1	<b>New York Yankees @ Detroit Tigers</b> Comerica Park, Detroit, MI Thu Jun 02 2016, 7:41 PM - 10:36 PM EDT Att: 28,213 - Partly Cloudy - 80 F										
28 J.D. Martinez, R (1, 9) OBP: 0.317, SLG: 0.478										5	0	1	0	0	2	5											
24 Miguel Cabrera, R (1, 3) OBP: 0.385, SLG: 0.550										4	2	3	0	1	0	1											
41 Victor Martinez, S (1, 10)										4	0	0	0	0	1	5											
9 Nick Castellanos, R (1, 5) OBP: 0.350, SLG: 0.558										4	0	0	0	0	4	3											
8 Justin Upton, R (1, 7) OBP: 0.283, SLG: 0.319										3	0	1	1	1	1	1											
39 Jarrod Saltalamacchia, R (1, 2) ERA: 6.41										2	1	0	0	1	1	1											
3 Ian Kinsler, R (8, PH) OBP: 0.367, SLG: 0.538										1	0	1	1	0	0	0											
34 James McCann, R (9, 2) OBP: 0.200, SLG: 0.188										0	0	0	0	0	0	0											
14 Mike Aviles, R (1, 4) OBP: 0.234, SLG: 0.227										4	1	2	1	0	0	0											
1 Jose Iglesias, R (1, 6) OBP: 0.276, SLG: 0.278										3	0	1	0	1	2	1											
<b>Inning Stats</b>	R: 0 E: 0 K: 1 S: 11	H: 2 LOB: 1 BB: 0 P: 15	R: 0 E: 0 K: 2 S: 9	H: 0 LOB: 0 BB: 0 P: 13	R: 0 E: 0 K: 1 S: 12	H: 2 LOB: 1 BB: 0 P: 19	R: 1 E: 0 K: 2 S: 13	H: 2 LOB: 1 BB: 0 P: 19	R: 0 E: 0 K: 1 S: 9	H: 0 LOB: 1 BB: 0 P: 16	R: 0 E: 0 K: 1 S: 13	H: 1 LOB: 1 BB: 0 P: 18	R: 1 E: 0 K: 3 S: 12	H: 1 LOB: 1 BB: 1 P: 21	R: 1 E: 0 K: 2 S: 13	H: 1 LOB: 2 BB: 2 P: 24	R: 1 E: 0 K: 0 S: 10	H: 2 LOB: 1 BB: 1 P: 16	1B: 7 2B: 4 3B: 0 HR: 0	SF: 0 SAC: 0 DP: 2 HBP: 0	WP: 3 PB: 0 SB: 0 CS: 1	PA: 39					
<b>PITCHER</b>	IP	WLS	BF	H	R	ER	SO	BB	IBB	HBP	BLK	WP	HR	S	P	ERA	WHIP										
35 Michael Pineda, R (1, 1) ERA: 6.41	5.2		23	7	1	1	3	0	0	0	0	1	0	14	25	6.75	1.500										
68 Dellin Betances, R (6, 1) ERA: 2.81	1.1	W	6	1	1	1	3	1	0	0	0	1	0	14	25	6.75	1.500										
48 Andrew Miller, L (8, 1) ERA: 1.25	1.0	H	5	1	1	1	2	2	0	0	0	0	0	13	24	9.00	3.000										
54 Aroldis Chapman, L (9, 1) ERA: 2.61	1.0	S	5	2	1	1	0	1	0	0	0	1	0	10	16	9.00	3.000										

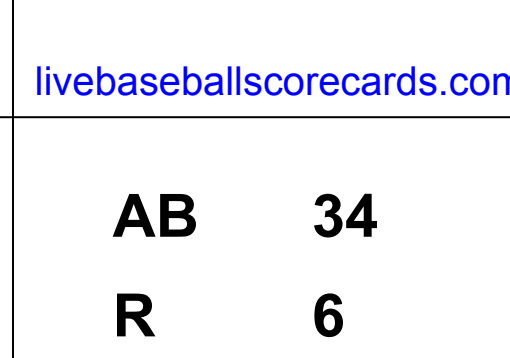





Batter	1	2	3	4	5	6	7	8	9	AB	R	H	RBI	BB	SO	LOB	TOP			
22 Jacoby Ellsbury, L (1, 8) OBP: 0.340, SLG: 0.418	G3-1			P6			G3			3	0	0	0	1	0	0	<b>New York Yankees @ Baltimore Orioles</b> Oriole Park at Camden Yards, Baltimore, MD Fri Jun 03 2016, 7:09 PM - 10:08 PM EDT Att: 25,220 - Overcast - 74 F			
11 Brett Gardner, L (1, 7) OBP: 0.350, SLG: 0.341	1B			36 HR			13 CS			3	1	2	0	1	1	1				
36 Carlos Beltrán, S (1, 9) OBP: 0.301, SLG: 0.534	G6-4-3			HR		FC4-6	F9			4	1	1	2	0	0	3				
13 Alex Rodriguez, R (1, 10) OBP: 0.241, SLG: 0.430				HR			CS			4	1	1	1	0	1	1				
25 Mark Teixeira, S (1, 3) OBP: 0.271, SLG: 0.263	G3			E5			G4-3			1	0	0	0	0	0	0				
38 Rob Refsnyder, R (3, 3) OBP: 0.308, SLG: 0.538										3	0	0	0	0	0	0				
14 Starlin Castro, R (1, 4) OBP: 0.284, SLG: 0.405	G5-3			18 1B			G4-3			4	0	1	0	0	0	0				
18 Didi Gregorius, L (1, 6) OBP: 0.292, SLG: 0.376				1B						4	1	2	0	0	1	0				
12 Chase Headley, S (1, 5) OBP: 0.318, SLG: 0.316				1B						4	0	2	1	0	2	2				
17 Ronald Torreyes, R (9, PR) OBP: 0.321, SLG: 0.355				K			27 1B			0	0	0	0	0	0	0				
27 Austin Romine, R (1, 2) OBP: 0.313, SLG: 0.468	F9			HR			G3-4-3			4	1	1	1	0	0	2				
<b>Inning Stats</b>	R: 0 E: 0 K: 0 S: 8	H: 1 LOB: 0 BB: 0 P: 12	R: 0 E: 0 K: 0 S: 5	H: 0 LOB: 0 BB: 0 P: 9	R: 0 E: 0 K: 2 S: 7	H: 0 LOB: 0 BB: 0 P: 10	R: 3 E: 1 K: 1 S: 21	H: 4 LOB: 2 BB: 1 P: 43	R: 1 E: 0 K: 2 S: 11	H: 1 LOB: 1 BB: 1 P: 19	R: 1 E: 0 K: 0 S: 12	H: 2 LOB: 1 BB: 0 P: 21	R: 0 E: 0 K: 0 S: 8	H: 0 LOB: 0 BB: 0 P: 9	R: 0 E: 0 K: 0 S: 5	H: 1 LOB: 1 BB: 0 P: 8	1B: 6 2B: 1 3B: 0 HR: 3	SF: 0 SAC: 0 DP: 2 HBP: 0	WP: 0 PB: 0 SB: 0 CS: 1	PA: 37
<b>PITCHER</b>	IP WLS BF H R ER SO BB IBB HBP BLK WP HR S P ERA WHIP																			
30 Chris Tillman, R (1, 1) ERA: 3.33	5.2	26	8	5	5	5	2	0	0	0	0	0	0	0	3	61	109	7.94	1.765	
66 T.J. McFarland, L (6, 1) ERA: 4.4	1.0	4	1	0	0	0	0	0	0	0	0	0	0	0	11	15	0.00	1.000		
60 Mychal Givens, R (7, 1) ERA: 2.05	1.1	W	3	0	0	0	0	0	0	0	0	0	0	0	11	14	0.00	0.000		
53 Zack Britton, L (9, 1) ERA: 1.16	1.0	S	3	1	0	0	0	0	0	0	0	0	0	5	8	0.00	1.000			

Batter	1	2	3	4	5	6	7	8	9	AB	R	H	RBI	BB	SO	LOB	BOTTOM			
10 Adam Jones, R (1, 8) OBP: 0.295, SLG: 0.395	F9			F8			K			4	1	1	0	0	1	0	<b>New York Yankees @ Baltimore Orioles</b> Oriole Park at Camden Yards, Baltimore, MD Fri Jun 03 2016, 7:09 PM - 10:08 PM EDT Att: 25,220 - Overcast - 74 F			
25 Hyun Soo Kim, L (1, 7) OBP: 0.486, SLG: 0.500	1B			K			25 1B			4	1	3	0	0	1	0				
14 Nolan Reimold, R (9, 7) OBP: 0.345, SLG: 0.525							13 G5-3			0	0	0	0	0	0	0				
13 Manny Machado, R (1, 6) OBP: 0.379, SLG: 0.605	F8			K			13 G5-3			4	0	0	1	0	1	3				
19 Chris Davis, L (1, 3) OBP: 0.341, SLG: 0.440	G4-3			HR			K			3	2	1	1	1	1	2				
45 Mark Trumbo, R (1, 9) OBP: 0.350, SLG: 0.593							45 1B			4	2	3	0	0	1	1				
23 Joey Rickard, R (8, 9) OBP: 0.308, SLG: 0.356							32 1B			0	0	0	0	0	0	0				
32 Matt Wieters, S (1, 2) OBP: 0.319, SLG: 0.424	G4-3			1B			K			4	0	1	2	0	0	2				
24 Pedro Alvarez, L (1, 10) OBP: 0.303, SLG: 0.388				K			K			4	0	1	1	0	2	3				
6 Jonathan Schoop, R (1, 4) OBP: 0.292, SLG: 0.456	G6-4-3									4	0	1	1	0	0	1				
3 Ryan Flaherty, L (1, 5) OBP: 0.286, SLG: 0.219	G3									3	0	0	0	0	1	2				
<b>Inning Stats</b>	R: 0 E: 0 K: 0 S: 10	H: 1 LOB: 1 BB: 0 P: 13	R: 1 E: 0 K: 0 S: 8	H: 2 LOB: 0 BB: 0 P: 10	R: 0 E: 0 K: 1 S: 6	H: 0 LOB: 0 BB: 0 P: 10	R: 1 E: 0 K: 2 S: 20	H: 2 LOB: 1 BB: 0 P: 28	R: 0 E: 0 K: 2 S: 9	H: 0 LOB: 0 BB: 0 P: 11	R: 3 E: 0 K: 1 S: 14	H: 4 LOB: 2 BB: 1 P: 28	R: 1 E: 0 K: 2 S: 12	H: 2 LOB: 1 BB: 0 P: 19	R: 0 E: 0 K: 0 S: 11	H: 0 LOB: 0 BB: 0 P: 17	1B: 8 2B: 2 3B: 0 HR: 1	SF: 0 SAC: 0 DP: 1 HBP: 0	WP: 0 PB: 0 SB: 0 CS: 0	PA: 35
<b>PITCHER</b>	IP WLS BF H R ER SO BB IBB HBP BLK WP HR S P ERA WHIP																			
30 Nathan Eovaldi, R (1, 1) ERA: 4.09	5.1	24	8	5	5	5	1	0	0	0	0	0	0	0	6	10	0.00	1.500		
39 Kirby Yates, R (6, 1) ERA: 3.86	0.2	B	3	1	0	0	1	0	0	0	0	0	0	0	12	19	9.00	2.000		
68 Dellin Betances, R (7, 1) ERA: 3.04	1.0	L	5	2	1	1	2	0	0	0	0	0	0	0	11	17	0.00	0.000		
50 Richard Bleier, L (8, 1) ERA:	1.0		3	0	0	0	0	0	0	0	0	0	0	0	11	17	0.00	0.000		

livebaseballscores.com





Batter	1	2	3	4	5	6	7	8	9	AB	R	H	RBI	BB	SO	LOB	TOP							
22 Jacoby Ellsbury, L (1, 8) OBP: 0.342, SLG: 0.417	F8		G1-3			L8				5	1	2	0	0	0	1								
11 Brett Gardner, L (1, 7) OBP: 0.351, SLG: 0.343	G1-3		G4-3			G6-3				5	1	2	0	0	0	1								
36 Carlos Beltrán, S (1, 9) OBP: 0.300, SLG: 0.528	G4-3									4	1	1	0	0	0	2								
31 Aaron Hicks, S (7, 9)	G4-3									1	1	1	0	0	0	0								
13 Alex Rodriguez, R (1, 10) OBP: 0.257, SLG: 0.438	K									5	1	3	1	0	2	0								
14 Starlin Castro, R (1, 4) OBP: 0.292, SLG: 0.415	G5-3									5	1	3	2	0	1	0								
18 Didi Gregorius, L (1, 6) OBP: 0.290, SLG: 0.371	G6-3									5	0	1	1	0	0	5								
12 Chase Headley, S (1, 5) OBP: 0.317, SLG: 0.321										4	1	1	0	0	0	4								
38 Rob Refsnyder, R (1, 3) OBP: 0.294, SLG: 0.529										4	1	1	1	0	2	1								
26 Chris Parmelee, L (8, 3)										0	0	0	0	0	0	0								
27 Austin Romine, R (1, 2) OBP: 0.309, SLG: 0.462										3	0	1	2	0	0	0								
34 Brian McCann, L (9, 2) OBP: 0.321, SLG: 0.401										0	0	0	0	0	0	0								
<b>Inning Stats</b>	R: 0 H: 0 E: 0 K: 0 S: 7	H: 0 LOB: 0 BB: 0 P: 15	R: 0 H: 0 E: 0 K: 1 S: 11	H: 0 LOB: 0 BB: 0 P: 16	R: 0 H: 2 E: 0 K: 0 S: 10	H: 2 LOB: 1 BB: 0 P: 20	R: 4 H: 5 E: 0 K: 0 S: 14	H: 5 LOB: 1 BB: 0 P: 19	R: 1 H: 3 E: 0 K: 0 S: 17	H: 3 LOB: 2 BB: 0 P: 21	R: 1 H: 2 E: 0 K: 1 S: 13	H: 2 LOB: 1 BB: 0 P: 20	R: 0 H: 1 E: 0 K: 2 S: 9	H: 1 LOB: 1 BB: 0 P: 13	R: 0 H: 0 E: 0 K: 1 S: 9	H: 0 LOB: 0 BB: 0 P: 14	R: 1 H: 3 E: 0 K: 0 S: 11	H: 3 LOB: 0 BB: 0 P: 16	1B: 12 2B: 4 HR: 0	SF: 1 SAC: 0 DP: 1 HBP: 0	WP: 0 PB: 0 SB: 2 CS: 0	PA: 42		
<b>PITCHER</b>	IP WLS BF H R ER SO BB IBB HBP BLK WP HR S P ERA WHIP	IP WLS BF H R ER SO BB IBB HBP BLK WP HR S P ERA WHIP	IP WLS BF H R ER SO BB IBB HBP BLK WP HR S P ERA WHIP	IP WLS BF H R ER SO BB IBB HBP BLK WP HR S P ERA WHIP	IP WLS BF H R ER SO BB IBB HBP BLK WP HR S P ERA WHIP	IP WLS BF H R ER SO BB IBB HBP BLK WP HR S P ERA WHIP	IP WLS BF H R ER SO BB IBB HBP BLK WP HR S P ERA WHIP	IP WLS BF H R ER SO BB IBB HBP BLK WP HR S P ERA WHIP	IP WLS BF H R ER SO BB IBB HBP BLK WP HR S P ERA WHIP	IP WLS BF H R ER SO BB IBB HBP BLK WP HR S P ERA WHIP	IP WLS BF H R ER SO BB IBB HBP BLK WP HR S P ERA WHIP	IP WLS BF H R ER SO BB IBB HBP BLK WP HR S P ERA WHIP	IP WLS BF H R ER SO BB IBB HBP BLK WP HR S P ERA WHIP	IP WLS BF H R ER SO BB IBB HBP BLK WP HR S P ERA WHIP	IP WLS BF H R ER SO BB IBB HBP BLK WP HR S P ERA WHIP	IP WLS BF H R ER SO BB IBB HBP BLK WP HR S P ERA WHIP	IP WLS BF H R ER SO BB IBB HBP BLK WP HR S P ERA WHIP	IP WLS BF H R ER SO BB IBB HBP BLK WP HR S P ERA WHIP	IP WLS BF H R ER SO BB IBB HBP BLK WP HR S P ERA WHIP	IP WLS BF H R ER SO BB IBB HBP BLK WP HR S P ERA WHIP	IP WLS BF H R ER SO BB IBB HBP BLK WP HR S P ERA WHIP	IP WLS BF H R ER SO BB IBB HBP BLK WP HR S P ERA WHIP	IP WLS BF H R ER SO BB IBB HBP BLK WP HR S P ERA WHIP	IP WLS BF H R ER SO BB IBB HBP BLK WP HR S P ERA WHIP

**New York Yankees @ Baltimore Orioles**  
 Oriole Park at Camden Yards, Baltimore, MD  
 Sat Jun 04 2016, 7:19 PM - 10:43 PM EDT  
 Att: 33,170 - Partly Cloudy - 79 F

AB 41  
 R 8  
 H 16  
 RBI 7  
 BB 0  
 SO 5  
 LOB 14



Batter	1	2	3	4	5	6	7	8	9	AB	R	H	RBI	BB	SO	LOB	BOTTOM								
10 Adam Jones, R (1, 8) OBP: 0.297, SLG: 0.407	G5-3		FC5-4			L8				4	1	1	3	1	0	1									
25 Hyun Soo Kim, L (1, 7) OBP: 0.455, SLG: 0.500			G3			F7				4	0	1	0	0	0	1									
14 Nolan Reimold, R (9, PH) OBP: 0.341, SLG: 0.519										1	0	0	0	0	1	1									
13 Manny Machado, R (1, 6) OBP: 0.377, SLG: 0.598	P3					F9				4	0	1	0	0	0	1									
19 Chris Davis, L (1, 3) OBP: 0.335, SLG: 0.431	K					K				4	0	0	0	0	4	2									
45 Mark Trumbo, R (1, 9) OBP: 0.348, SLG: 0.601	K2-3					F7				4	1	1	1	0	1	0									
32 Matt Wieters, S (1, 2) OBP: 0.324, SLG: 0.422	L7									3	1	1	0	1	0	0									
24 Pedro Alvarez, L (1, 10) OBP: 0.301, SLG: 0.408	G3-1					G1-3				4	1	1	2	0	1	1									
6 Jonathan Schoop, R (1, 4) OBP: 0.291, SLG: 0.452	K					K				4	1	1	0	0	2	1									
3 Ryan Flaherty, L (1, 5) OBP: 0.299, SLG: 0.227										2	1	1	0	1	0	1									
23 Joey Rickard, R (9, PH) OBP: 0.306, SLG: 0.354										1	0	0	0	0	0	0									
<b>Inning Stats</b>	R: 0 H: 1 E: 0 K: 1 S: 11	H: 0 LOB: 0 BB: 0 P: 13	R: 0 H: 0 E: 0 K: 1 S: 9	H: 0 LOB: 0 BB: 0 P: 15	R: 0 H: 1 E: 0 K: 1 S: 10	H: 1 LOB: 1 BB: 0 P: 13	R: 0 H: 0 E: 0 K: 1 S: 7	H: 0 LOB: 0 BB: 0 P: 10	R: 0 H: 0 E: 0 K: 1 S: 11	H: 0 LOB: 1 BB: 1 P: 17	R: 0 H: 1 E: 0 K: 1 S: 8	H: 1 LOB: 1 BB: 0 P: 12	R: 6 H: 5 E: 0 K: 1 S: 26	H: 5 LOB: 0 BB: 1 P: 40	R: 0 H: 0 E: 0 K: 1 S: 7	H: 0 LOB: 0 BB: 0 P: 13	R: 0 H: 0 E: 0 K: 1 S: 12	H: 0 LOB: 1 BB: 1 P: 19	1B: 4 2B: 1 3B: 0 HR: 3	SF: 0 SAC: 0 DP: 0 HBP: 0	WP: 1 PB: 1 SB: 0 CS: 0	PA: 38			
<b>PITCHER</b>	IP WLS BF H R ER SO BB IBB HBP BLK WP HR S P ERA WHIP	IP WLS BF H R ER SO BB IBB HBP BLK WP HR S P ERA WHIP	IP WLS BF H R ER SO BB IBB HBP BLK WP HR S P ERA WHIP	IP WLS BF H R ER SO BB IBB HBP BLK WP HR S P ERA WHIP	IP WLS BF H R ER SO BB IBB HBP BLK WP HR S P ERA WHIP	IP WLS BF H R ER SO BB IBB HBP BLK WP HR S P ERA WHIP	IP WLS BF H R ER SO BB IBB HBP BLK WP HR S P ERA WHIP	IP WLS BF H R ER SO BB IBB HBP BLK WP HR S P ERA WHIP	IP WLS BF H R ER SO BB IBB HBP BLK WP HR S P ERA WHIP	IP WLS BF H R ER SO BB IBB HBP BLK WP HR S P ERA WHIP	IP WLS BF H R ER SO BB IBB HBP BLK WP HR S P ERA WHIP	IP WLS BF H R ER SO BB IBB HBP BLK WP HR S P ERA WHIP	IP WLS BF H R ER SO BB IBB HBP BLK WP HR S P ERA WHIP	IP WLS BF H R ER SO BB IBB HBP BLK WP HR S P ERA WHIP	IP WLS BF H R ER SO BB IBB HBP BLK WP HR S P ERA WHIP	IP WLS BF H R ER SO BB IBB HBP BLK WP HR S P ERA WHIP	IP WLS BF H R ER SO BB IBB HBP BLK WP HR S P ERA WHIP	IP WLS BF H R ER SO BB IBB HBP BLK WP HR S P ERA WHIP	IP WLS BF H R ER SO BB IBB HBP BLK WP HR S P ERA WHIP	IP WLS BF H R ER SO BB IBB HBP BLK WP HR S P ERA WHIP	IP WLS BF H R ER SO BB IBB HBP BLK WP HR S P ERA WHIP	IP WLS BF H R ER SO BB IBB HBP BLK WP HR S P ERA WHIP	IP WLS BF H R ER SO BB IBB HBP BLK WP HR S P ERA WHIP	IP WLS BF H R ER SO BB IBB HBP BLK WP HR S P ERA WHIP	IP WLS BF H R ER SO BB IBB HBP BLK WP HR S P ERA WHIP

**New York Yankees @ Baltimore Orioles**  
 Oriole Park at Camden Yards, Baltimore, MD  
 Sat Jun 04 2016, 7:19 PM - 10:43 PM EDT  
 Att: 33,170 - Partly Cloudy - 79 F

AB 35  
 R 6  
 H 8  
 RBI 6  
 BB 3  
 SO 9  
 LOB 9






Batter	1	2	3	4	5	6	7	8	9	AB	R	H	RBI	BB	SO	LOB	TOP						
22 Jacoby Ellsbury, L (1, 8) OBP: 0.338, SLG: 0.411	G6-3		G4-3	K			K		G4-3	5	1	1	0	0	2	3	<b>New York Yankees @ Baltimore Orioles</b> Oriole Park at Camden Yards, Baltimore, MD Sun Jun 05 2016, 1:39 PM - 6:41 PM EDT Att: 28,807 - Cloudy - 80 F						
11 Brett Gardner, L (1, 7) OBP: 0.385, SLG: 0.364			G4-3						K	4	0	3	0	0	0	1							
36 Carlos Beltrán, S (9, PH) OBP: 0.299, SLG: 0.525	2B								K	1	0	0	0	0	1	0							
13 Alex Rodriguez, R (1, 10) OBP: 0.265, SLG: 0.440										4	0	2	1	0	1	2							
14 Starlin Castro, R (1, 4) OBP: 0.286, SLG: 0.407	P4									4	0	0	0	0	3	5							
34 Brian McCann, L (1, 2) OBP: 0.320, SLG: 0.393		L7								3	0	0	0	1	0	3							
12 Chase Headley, S (1, 5) OBP: 0.294, SLG: 0.325										4	0	2	0	0	0	1							
18 Didi Gregorius, L (1, 6) OBP: 0.321, SLG: 0.374										4	0	2	0	0	0	2							
38 Rob Refsnyder, R (1, 3) OBP: 0.287, SLG: 0.450										3	0	0	0	1	0	4							
26 Chris Parmelee, L (8, 3)	G6-3									0	0	0	0	0	0	0							
31 Aaron Hicks, S (1, 9) OBP: 0.260, SLG: 0.292										4	0	0	0	0	1	4							
<b>Inning Stats</b>	R: 0 E: 0 K: 1 S: 15	H: 1 LOB: 1 BB: 0 P: 21	R: 0 E: 0 K: 0 S: 10	H: 1 LOB: 1 BB: 0 P: 16	R: 1 E: 0 K: 2 S: 11	H: 2 LOB: 1 BB: 0 P: 18	R: 0 E: 1 K: 1 S: 14	H: 0 LOB: 3 BB: 2 P: 25	R: 0 E: 0 K: 1 S: 9	H: 1 LOB: 1 BB: 0 P: 10	R: 0 E: 0 K: 0 S: 11	H: 2 LOB: 1 BB: 0 P: 14	R: 0 E: 0 K: 2 S: 12	H: 2 LOB: 2 BB: 0 P: 18	R: 0 E: 0 K: 0 S: 5	H: 1 LOB: 0 BB: 0 P: 7	R: 0 E: 0 K: 1 S: 10	H: 0 LOB: 0 BB: 0 P: 14	1B: 8 2B: 2 3B: 0 HR: 0	SF: 0 SAC: 0 DP: 2 HBP: 0	WP: 1 PB: 1 SB: 0 CS: 0	PA: 38	
<b>PITCHER</b>	IP WLS BF H R ER SO BB IBB HBP BLK WP HR S P ERA WHIP	6.0 3.52	2.0 S W 8 3 0 0 2 0 0 0 0 0 0 17 25 0.00 1.500	1.0 S W 3 0 0 0 1 0 0 0 0 0 0 10 14 0.00 0.000											IP WLS BF H R ER SO BB IBB HBP BLK WP HR S P ERA WHIP								
39 Kevin Gausman, R (1, 1) ERA: 3.52											6.0	3	5	2	0	0	0	1	0	70	104	1.50	1.500
66 T.J. McFarland, L (7, 1) ERA: 3.86											2.0	0	2	0	0	0	0	0	0	17	25	0.00	1.500
53 Zack Britton, L (9, 1) ERA: 1.11											1.0	0	1	0	0	0	0	0	0	10	14	0.00	0.000

Batter	1	2	3	4	5	6	7	8	9	AB	R	H	RBI	BB	SO	LOB	BOTTOM						
10 Adam Jones, R (1, 8) OBP: 0.290, SLG: 0.397	G6-3		FC6-4							5	0	0	0	0	1	5	<b>New York Yankees @ Baltimore Orioles</b> Oriole Park at Camden Yards, Baltimore, MD Sun Jun 05 2016, 1:39 PM - 6:41 PM EDT Att: 28,807 - Cloudy - 80 F						
23 Joey Rickard, R (1, 9) OBP: 0.207, SLG: 0.354										3	0	1	0	0	1	2							
25 Hyun Soo Kim, L (7, PH) OBP: 0.449, SLG: 0.493										1	0	0	0	0	1	1							
13 Manny Machado, R (1, 6) OBP: 0.379, SLG: 0.593	P3									2	0	0	0	2	1	1							
45 Mark Trumbo, R (1, 10) OBP: 0.346, SLG: 0.593										3	1	0	0	1	3	6							
19 Chris Davis, L (1, 3) OBP: 0.338, SLG: 0.430										3	1	1	0	1	1	0							
14 Nolan Reimold, R (1, 7) OBP: 0.348, SLG: 0.506										2	0	0	0	2	2	3							
6 Jonathan Schoop, R (1, 4) OBP: 0.286, SLG: 0.443										4	0	0	0	0	1	5							
27 Francisco Peña, R (1, 2) OBP: 0.625, SLG: 1.000										3	1	2	0	1	1	1							
24 Pedro Alvarez, L (9, 5) OBP: 0.301, SLG: 0.408										0	0	0	0	0	0	0							
15 Paul Janish, R (1, 5) OBP: 0.238, SLG: 0.167										1	0	0	0	0	0	1							
3 Ryan Flaherty, L (7, PH) OBP: 0.307, SLG: 0.237										1	0	1	0	0	0	0							
32 Matt Wieters, S (8, PH) OBP: 0.329, SLG: 0.426										1	0	1	2	0	0	0							
<b>Inning Stats</b>	R: 0 E: 0 K: 1 S: 13	H: 0 LOB: 0 BB: 0 P: 20	R: 0 E: 0 K: 1 S: 9	H: 0 LOB: 1 BB: 1 P: 14	R: 0 E: 0 K: 1 S: 24	H: 1 LOB: 2 BB: 2 P: 37	R: 0 E: 0 K: 1 S: 7	H: 0 LOB: 0 BB: 1 P: 12	R: 0 E: 0 K: 1 S: 10	H: 1 LOB: 3 BB: 1 P: 19	R: 0 E: 0 K: 2 S: 14	H: 0 LOB: 1 BB: 1 P: 22	R: 0 E: 0 K: 2 S: 13	H: 1 LOB: 0 BB: 0 P: 18	R: 3 E: 1 K: 3 S: 18	H: 3 LOB: 1 BB: 1 P: 27	R: 0 E: 0 K: 3 S: 18	H: 0 LOB: 0 BB: 0 P: 14	1B: 6 2B: 0 3B: 0 HR: 0	SF: 0 SAC: 0 DP: 1 HBP: 1	WP: 0 PB: 0 SB: 0 CS: 0	PA: 37	
<b>PITCHER</b>	IP WLS BF H R ER SO BB IBB HBP BLK WP HR S P ERA WHIP	5.0 2.58	1.0 H 3 0 0 0 2 0 0 0 0 0 0 9 13 0.00 0.000	1.1 L 7 2 2 2 3 1 0 0 0 0 0 20 33 13.50 2.250	0.2 B 4 2 1 0 2 0 0 0 0 0 0 11 0.00 3.000											IP WLS BF H R ER SO BB IBB HBP BLK WP HR S P ERA WHIP							
52 CC Sabathia, L (1, 1) ERA: 2.58											5.0	3	5	6	0	0	0	1	0	9	13	0.00	0.000
39 Kirby Yates, R (6, 1) ERA: 3.68											1.0	0	2	0	0	0	0	0	0	9	13	0.00	0.000
68 Dellin Betances, R (7, 1) ERA: 3.54											1.1	0	3	1	0	0	0	0	0	20	33	13.50	2.250
54 Aroldis Chapman, L (8, 1) ERA: 2.25											0.2	0	2	0	0	0	0	0	0	11	0	0.00	3.000

AB	36
R	1
H	10
RBI	1
BB	2
SO	8
LOB	25



AB	29
R	3
H	6
RBI	2
BB	7
SO	12
LOB	25

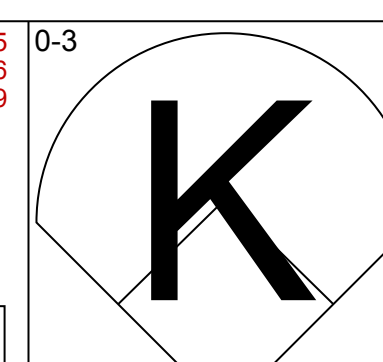
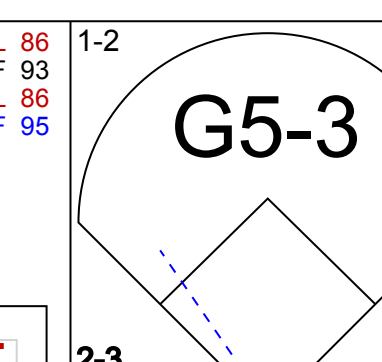
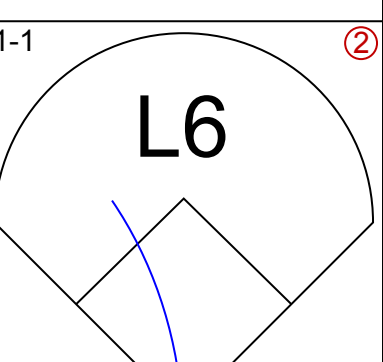
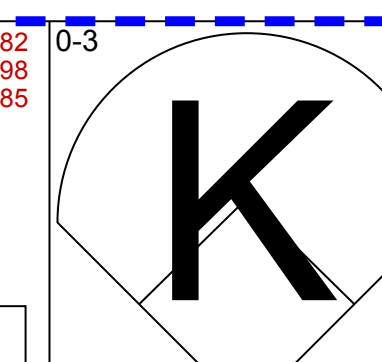
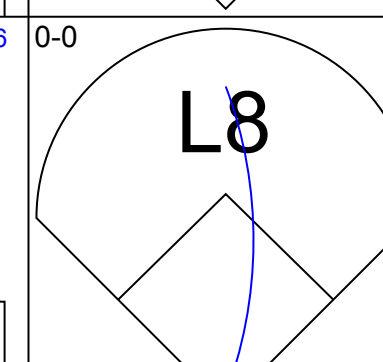
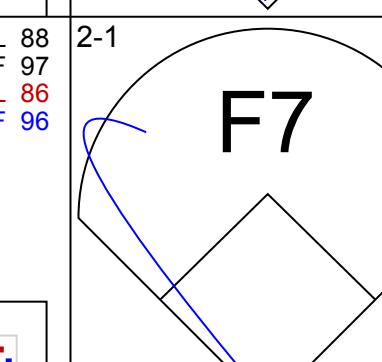
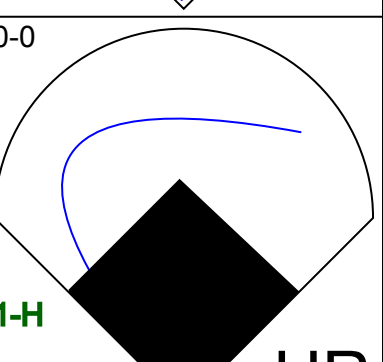
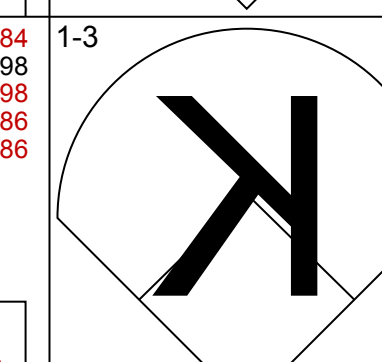
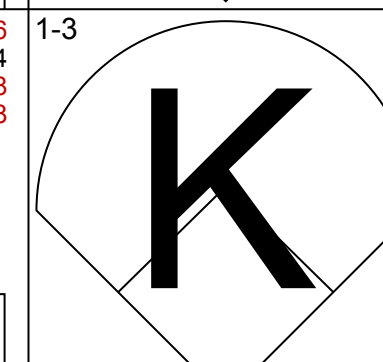
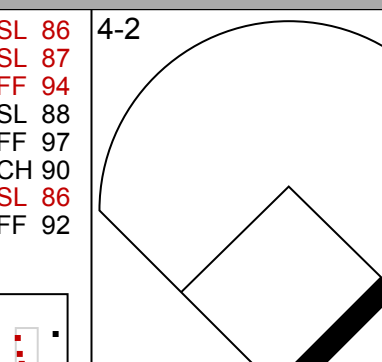
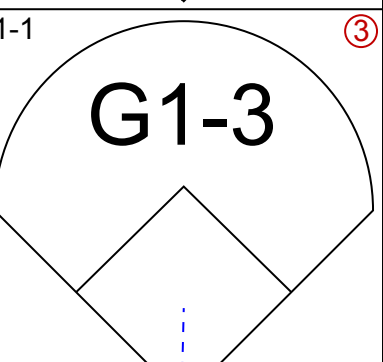
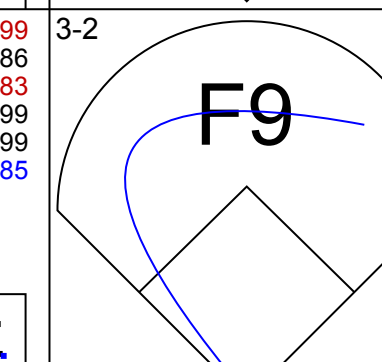
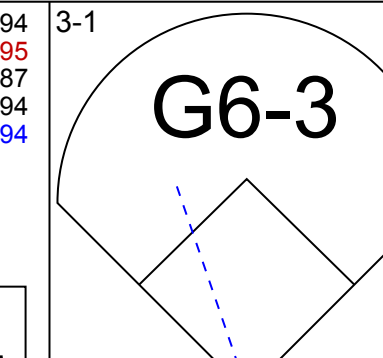
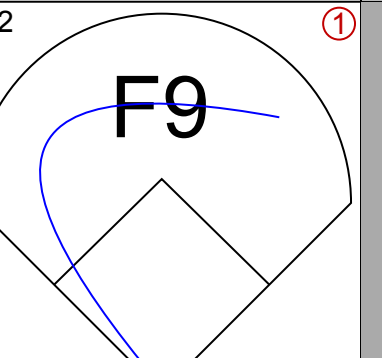
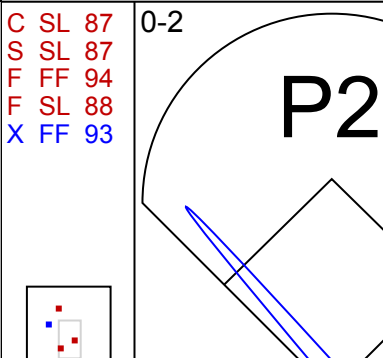
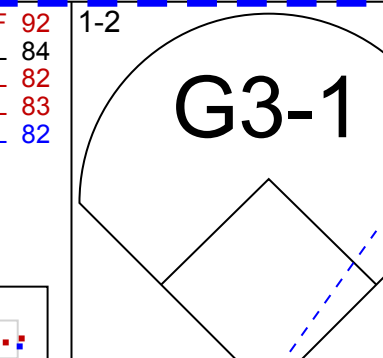

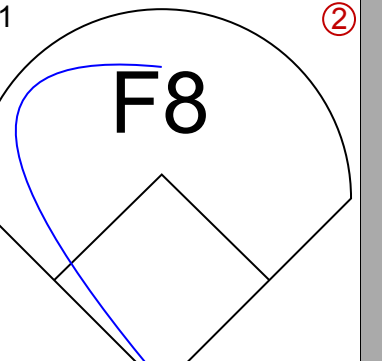
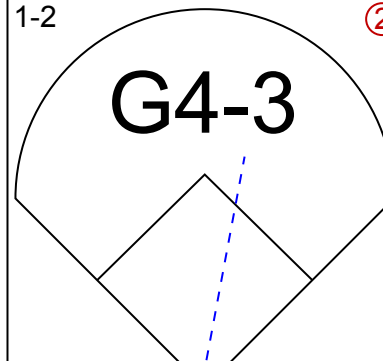
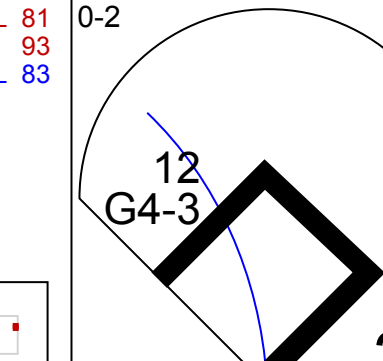
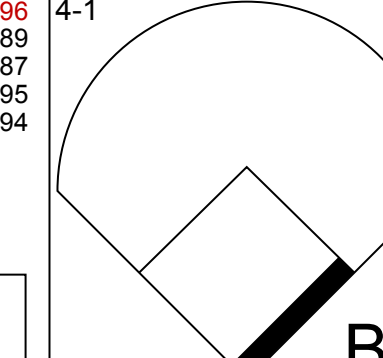
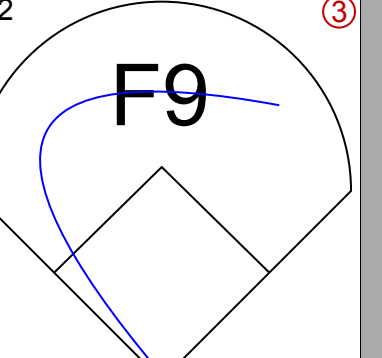
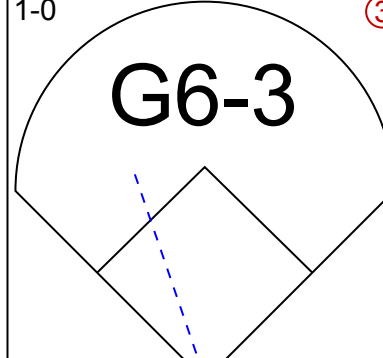
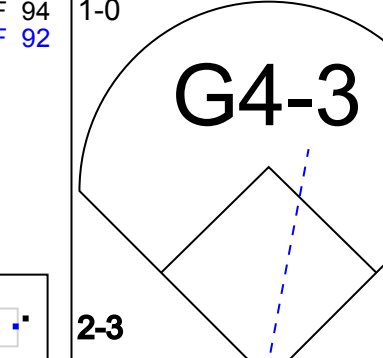
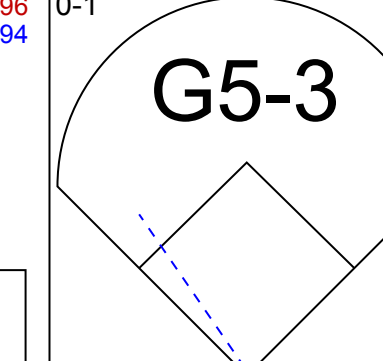
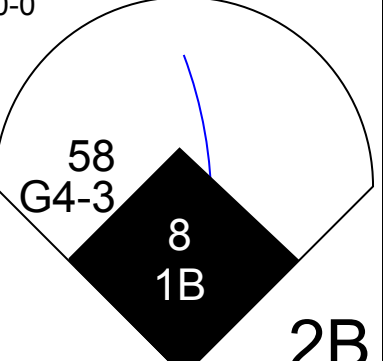
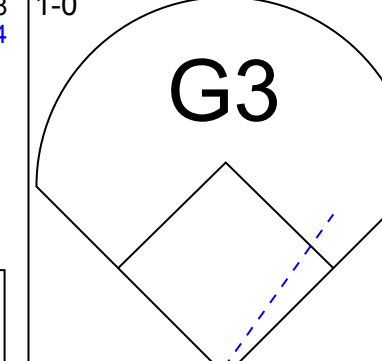
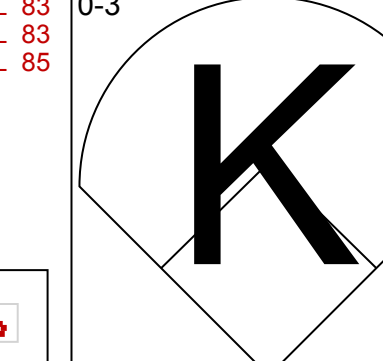
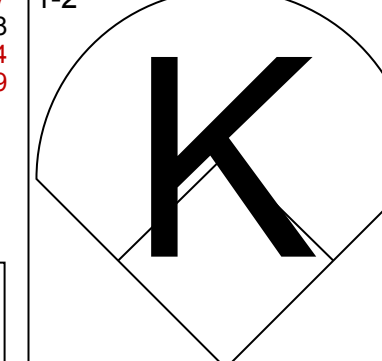
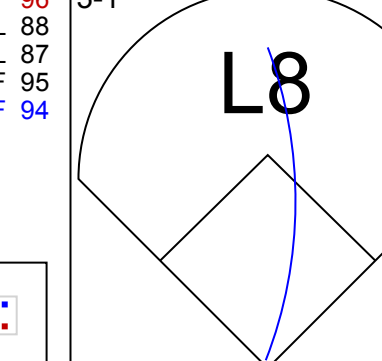
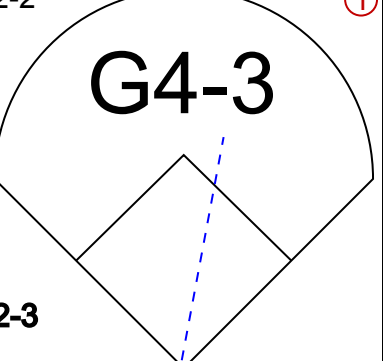
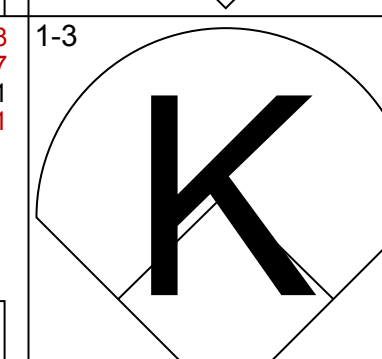
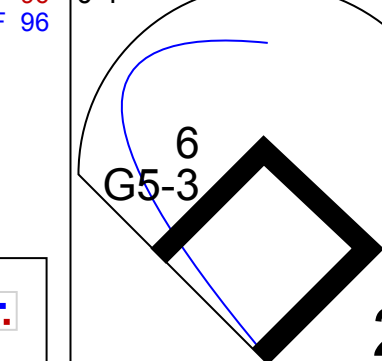
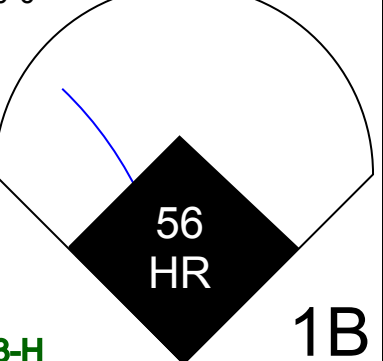
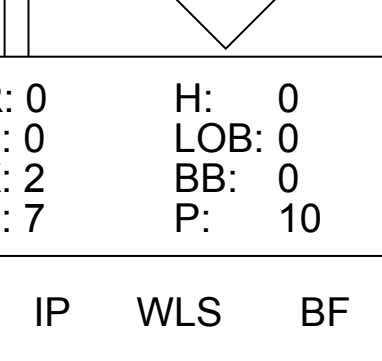


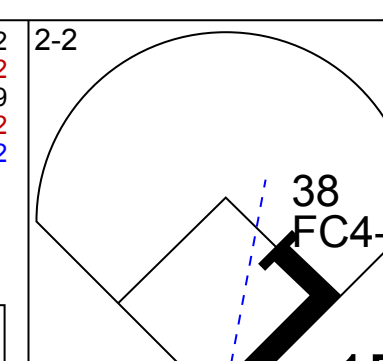
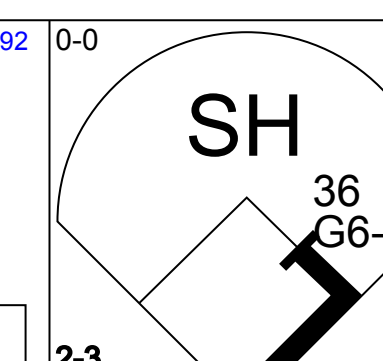
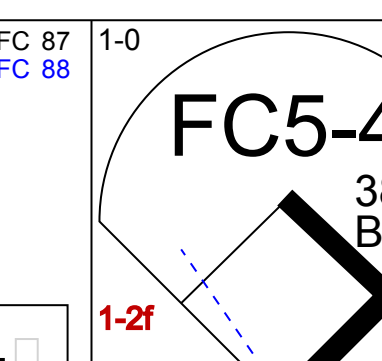
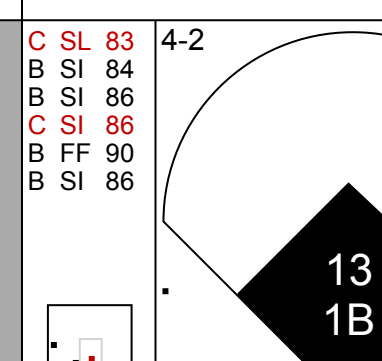
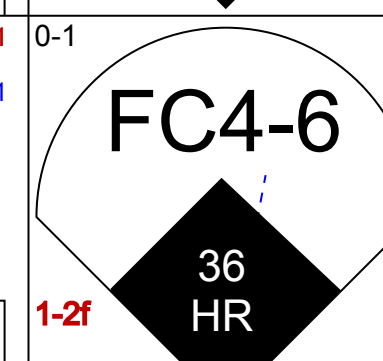
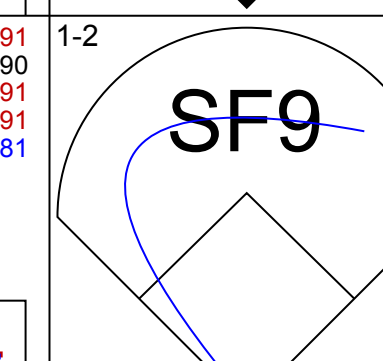
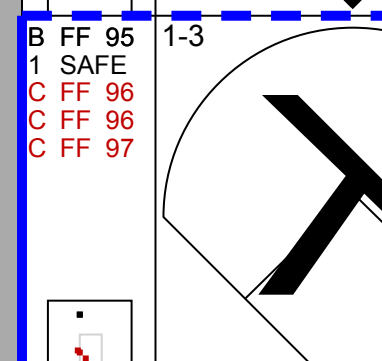
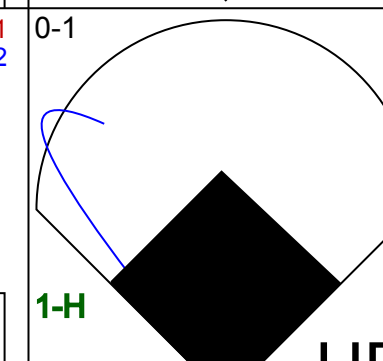
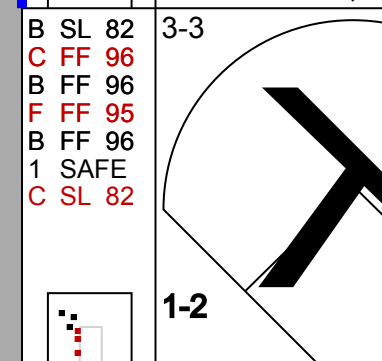
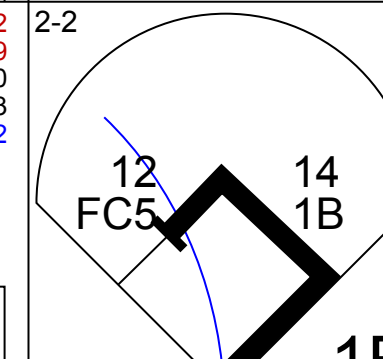

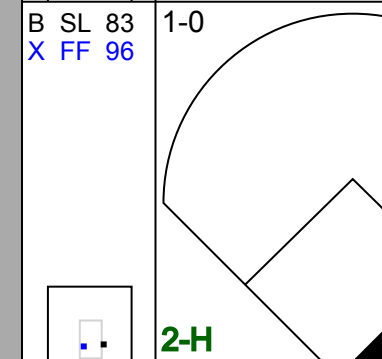
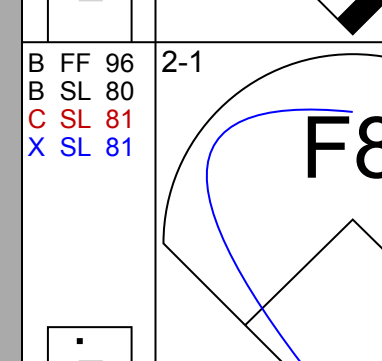
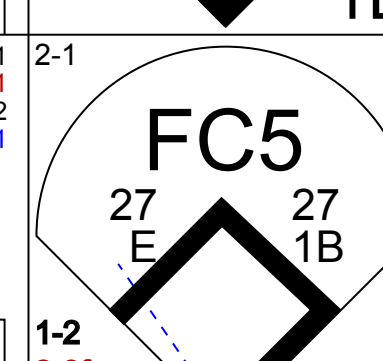
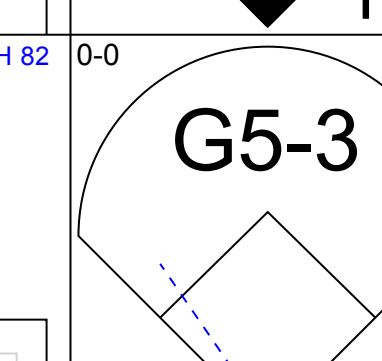
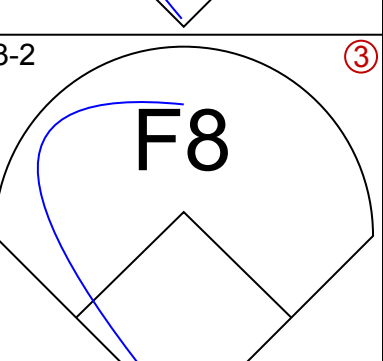
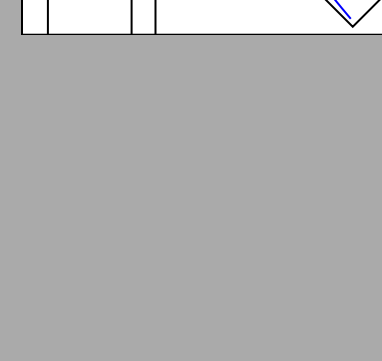
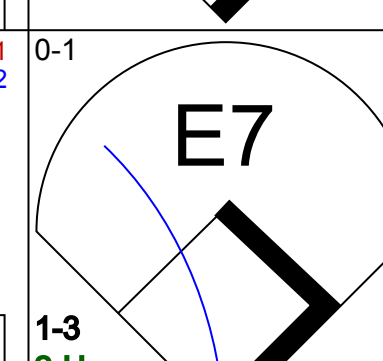
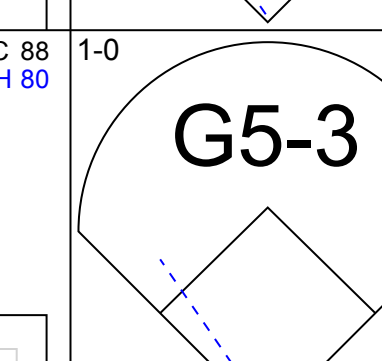


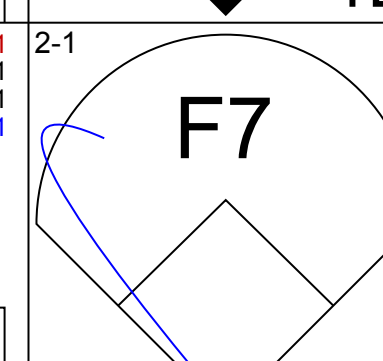


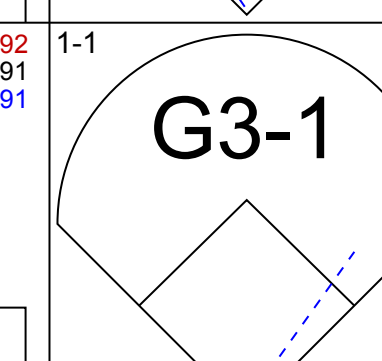


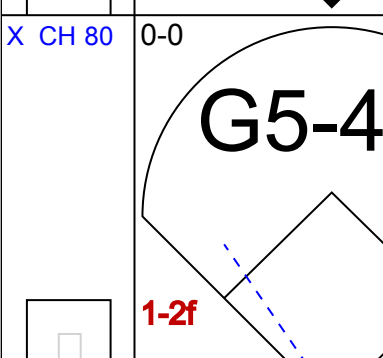

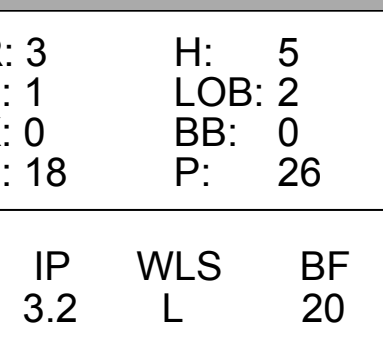
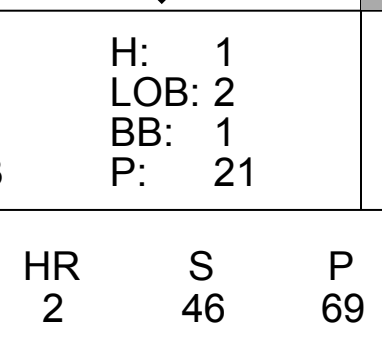
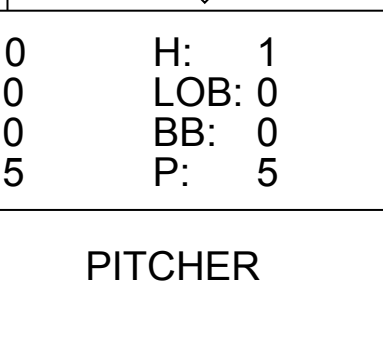
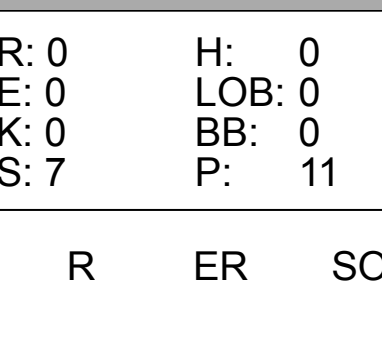





Batter	1	2	3	4	5	6	7	8	9	AB	R	H	RBI	BB	SO	LOB	TOP						
6 Yuliel Escobar, R OBP: 0.362, SLG: 0.420										3	1	1	0	0	0	1	<b>Los Angeles Angels @ New York Yankees</b> Yankee Stadium, Bronx, NY Mon Jun 06 2016, 7:11 PM - 9:46 PM EDT Att: 34,648 - Clear - 81 F						
56 Kole Calhoun, L OBP: 0.379, SLG: 0.455										3	0	0	1	0	2	1							
27 Mike Trout, R OBP: 0.412, SLG: 0.541										3	0	0	0	1	1	1							
5 Albert Pujols, R OBP: 0.326, SLG: 0.437										3	0	2	1	1	1	0							
24 C.J. Cron, R OBP: 0.305, SLG: 0.392										4	0	1	0	0	2	3							
12 Johnny Giavotella, R OBP: 0.267, SLG: 0.337										4	0	0	0	0	0	2							
39 Rafael Ortega, L OBP: 0.276, SLG: 0.294										3	0	0	0	0	0	2							
19 Jefry Marte, R OBP: 0.389, SLG: 0.706										3	0	0	0	0	1	0							
47 Jett Bandy, R OBP: 0.267, SLG: 0.308										3	1	2	0	0	0	0							
8 Gregorio Petit, R OBP: 0.308, SLG: 0.370										1B: 5	SF: 1	WP: 0	PA: 34										
<b>Inning Stats</b>	R: 1 E: 0 K: 0 S: 10	H: 2 LOB: 1 BB: 0 P: 14	R: 0 E: 0 K: 1 S: 11	H: 0 LOB: 0 BB: 0 P: 14	R: 1 E: 0 K: 1 S: 11	H: 1 LOB: 2 BB: 2 P: 20	R: 0 E: 0 K: 0 S: 6	H: 0 LOB: 0 BB: 0 P: 8	R: 0 E: 0 K: 1 S: 14	H: 2 LOB: 2 BB: 0 P: 21	R: 0 E: 0 K: 0 S: 4	H: 1 LOB: 0 BB: 0 P: 6	R: 0 E: 0 K: 3 S: 9	H: 0 LOB: 0 BB: 0 P: 13	R: 0 E: 0 K: 1 S: 6	H: 0 LOB: 0 BB: 0 P: 9	2B: 1 3B: 0 HR: 0	CS: 1					
<b>PITCHER</b>	IP: 7.0 ERA: 2.76	WLS: 28 LOB: 1	H: 6 R: 2 ER: 2 SO: 3	R: 2 ER: 2 SO: 3	BB: 2 IBB: 0 HBP: 0 BLK: 0	WP: 0 HR: 0 S: 62 P: 91	ERA: 2.57 WHIP: 1.143	<b>PITCHER</b>	IP: 1.0 ERA: 1.09	WLS: 3 LOB: 0	H: 0 R: 0 ER: 0 SO: 1	R: 0 ER: 0 SO: 1	BB: 0 IBB: 0 HBP: 0 BLK: 0	WP: 0 HR: 0 S: 6 P: 9	ERA: 0.00 WHIP: 0.000	<b>PITCHER</b>	IP: 1.0 ERA: 2.08	WLS: 3 LOB: 0	H: 0 R: 0 ER: 0 SO: 1	R: 0 ER: 0 SO: 1	BB: 0 IBB: 0 HBP: 0 BLK: 0	WP: 0 HR: 0 S: 6 P: 9	ERA: 0.00 WHIP: 0.000

Batter	1	2	3	4	5	6	7	8	9	AB	R	H	RBI	BB	SO	LOB	BOTTOM						
22 Jacoby Ellsbury, L OBP: 0.347, SLG: 0.424										4	1	3	0	0	0	0	<b>Los Angeles Angels @ New York Yankees</b> Yankee Stadium, Bronx, NY Mon Jun 06 2016, 7:11 PM - 9:46 PM EDT Att: 34,648 - Clear - 81 F						
11 Brett Gardner, L OBP: 0.357, SLG: 0.362										4	1	1	0	0	0	2							
36 Carlos Beltrán, S OBP: 0.302, SLG: 0.540										4	1	2	3	0	1	0							
26 Chris Parmelee, L OBP: 0.256, SLG: 0.425										0	0	0	0	0	0	0							
13 Alex Rodriguez, R OBP: 0.256, SLG: 0.425										4	0	0	0	0	2	1							
34 Brian McCann, L OBP: 0.320, SLG: 0.412										3	1	1	1	0	0	0							
14 Starlin Castro, R OBP: 0.291, SLG: 0.425										3	1	2	1	0	0	0							
18 Didi Gregorius, L OBP: 0.289, SLG: 0.368										3	0	0	0	0	1	0							
12 Chase Headley, S OBP: 0.316, SLG: 0.319										3	0	0	0	0	2	0							
38 Rob Refsnyder, R OBP: 0.261, SLG: 0.409										2	0	0	0	0	0	0							
31 Aaron Hicks, S OBP: 0.258, SLG: 0.289										1	0	0	0	0	0	0							
<b>Inning Stats</b>	R: 0 E: 0 K: 1 S: 9	H: 2 LOB: 1 BB: 0 P: 12	R: 0 E: 0 K: 0 S: 5	H: 1 LOB: 0 BB: 0 P: 8	R: 0 E: 0 K: 1 S: 8	H: 0 LOB: 0 BB: 0 P: 10	R: 0 E: 0 K: 1 S: 6	H: 0 LOB: 0 BB: 0 P: 7	R: 0 E: 0 K: 0 S: 7	H: 0 LOB: 0 BB: 0 P: 9	R: 0 E: 0 K: 0 S: 8	H: 1 LOB: 1 BB: 0 P: 13	R: 2 E: 0 K: 2 S: 15	H: 2 LOB: 0 BB: 0 P: 21	R: 3 E: 0 K: 1 S: 14	H: 3 LOB: 0 BB: 0 P: 18	1B: 5 2B: 1 3B: 0 HR: 3	SF: 0 SAC: 0 DP: 1 HBP: 0	WP: 0 PB: 0 SB: 0 CS: 1				
<b>PITCHER</b>	IP: 7.2 ERA: 5.4	WLS: 29 LOB: 1	H: 8 R: 4 ER: 4 SO: 6	R: 4 ER: 4 SO: 6	BB: 4 IBB: 0 HBP: 0 BLK: 0	WP: 0 HR: 2 S: 69 P: 93	ERA: 4.70 WHIP: 1.043	<b>PITCHER</b>	IP: 0.1 ERA: 4.5	WLS: 1 LOB: 1	H: 1 R: 1 ER: 1 SO: 0	R: 1 ER: 1 SO: 0	BB: 0 IBB: 0 HBP: 0 BLK: 0	WP: 0 HR: 1 S: 3 P: 5	ERA: 27.00 WHIP: 3.000	<b>PITCHER</b>	IP: 0.1 ERA: 4.5	WLS: 1 LOB: 1	H: 1 R: 1 ER: 1 SO: 0	R: 1 ER: 1 SO: 0	BB: 0 IBB: 0 HBP: 0 BLK: 0	WP: 0 HR: 1 S: 3 P: 5	ERA: 27.00 WHIP: 3.000



Batter	1	2	3	4	5	6	7	8	9	AB	R	H	RBI	BB	SO	LOB	TOP			
6 Yuliel Escobar, R OBP: 0.356, SLG: 0.412										4	0	0	0	0	2	2	<b>Los Angeles Angels @ New York Yankees</b> Yankee Stadium, Bronx, NY Tue Jun 07 2016, 7:10 PM - 9:44 PM EDT Att: 31,034 - Partly Cloudy - 75 F			
56 Kole Calhoun, L OBP: 0.377, SLG: 0.465										4	1	1	2	0	1	1				
27 Mike Trout, R OBP: 0.409, SLG: 0.533										3	0	0	0	1	1	0				
5 Albert Pujols, R OBP: 0.321, SLG: 0.429										4	0	0	0	0	0	1				
24 C.J. Cron, R OBP: 0.304, SLG: 0.394										4	0	1	0	0	0	1				
12 Johnny Giavotella, R OBP: 0.267, SLG: 0.351										3	0	0	0	1	0	2				
39 Rafael Ortega, L OBP: 0.280, SLG: 0.304										3	1	1	0	0	0	1				
19 Jefry Marte, R OBP: 0.368, SLG: 0.667										1	0	0	0	0	1	1				
58 Carlos Pérez, R OBP: 0.243, SLG: 0.310										3	0	0	0	0	1	1				
8 Gregorio Petit, R OBP: 0.321, SLG: 0.395										3	1	2	1	0	1	0				
<b>Inning Stats</b>	R: 0 H: 0 E: 0 K: 2 S: 7	H: 0 LOB: 0 BB: 0 P: 8	R: 0 H: 0 E: 0 K: 0 S: 7	H: 0 LOB: 1 BB: 1 P: 17	R: 0 H: 1 E: 0 K: 0 S: 9	H: 1 LOB: 0 BB: 0 P: 15	R: 0 H: 0 E: 0 K: 0 S: 12	H: 0 LOB: 0 BB: 0 P: 16	R: 3 H: 3 E: 0 K: 0 S: 10	H: 3 LOB: 0 BB: 0 P: 14	R: 0 H: 0 E: 0 K: 0 S: 9	H: 0 LOB: 0 BB: 0 P: 11	R: 0 H: 0 E: 0 K: 2 S: 7	H: 0 LOB: 0 BB: 0 P: 10	R: 0 H: 0 E: 0 K: 1 S: 10	H: 1 LOB: 1 BB: 0 P: 13	1B: 1 2B: 3 3B: 0 HR: 1	SF: 0 SAC: 0 DP: 0 HBP: 0	WP: 0 PB: 0 SB: 0 CS: 0	PA: 34
<b>PITCHER</b>	IP	WLS	BF	H	R	ER	SO	BB	IBB	HBP	BLK	WP	HR	S	P	ERA	WHIP			
35 Michael Pineda, R ERA: 6.14	7.0	W	27	4	3	3	4	2	0	0	0	0	1	61	91	3.86	0.857			
68 Dellin Betances, R ERA: 3.41	1.0	H	3	0	0	0	2	0	0	0	0	0	0	10	14	0.00	0.000			
48 Andrew Miller, L ERA: 1.05	1.0	S	4	1	0	0	1	0	0	0	0	0	0	11	13	0.00	1.000			

Batter	1	2	3	4	5	6	7	8	9	AB	R	H	RBI	BB	SO	LOB	BOTTOM			
11 Brett Gardner, L OBP: 0.362, SLG: 0.363										2	1	1	0	1	0	1	<b>Los Angeles Angels @ New York Yankees</b> Yankee Stadium, Bronx, NY Tue Jun 07 2016, 7:10 PM - 9:44 PM EDT Att: 31,034 - Partly Cloudy - 75 F			
38 Rob Refsnyder, R OBP: 0.289, SLG: 0.391										1	1	0	1	1	0	1				
22 Jacoby Ellsbury, L OBP: 0.345, SLG: 0.422										1	0	0	0	0	1	1				
36 Carlos Beltrán, S OBP: 0.301, SLG: 0.549										4	1	1	2	0	2	4				
26 Chris Parnelle, L OBP: 0.345, SLG: 0.422										0	0	0	0	0	0	0				
13 Alex Rodriguez, R OBP: 0.264, SLG: 0.427										4	0	2	1	0	1	0				
14 Starlin Castro, R OBP: 0.295, SLG: 0.440										4	2	2	1	0	0	1				
12 Chase Headley, S OBP: 0.309, SLG: 0.312										4	0	0	0	0	0	2				
27 Austin Romine, R OBP: 0.306, SLG: 0.449										4	0	1	1	0	0	0				
18 Didi Gregorius, L OBP: 0.289, SLG: 0.366										4	0	1	0	0	0	2				
31 Aaron Hicks, S OBP: 0.267, SLG: 0.308										3	1	2	0	0	0	1				
<b>Inning Stats</b>	R: 3 H: 5 E: 1 K: 0 S: 18	H: 5 LOB: 2 BB: 0 P: 26	R: 1 H: 1 E: 1 K: 0 S: 12	H: 1 LOB: 0 BB: 0 P: 15	R: 1 H: 1 E: 0 K: 1 S: 7	H: 1 LOB: 0 BB: 0 P: 11	R: 0 H: 1 E: 0 K: 1 S: 13	H: 1 LOB: 2 BB: 1 P: 21	R: 0 H: 0 E: 0 K: 0 S: 9	H: 0 LOB: 0 BB: 0 P: 13	R: 0 H: 1 E: 0 K: 0 S: 5	H: 1 LOB: 0 BB: 0 P: 5	R: 1 H: 1 E: 0 K: 2 S: 11	H: 1 LOB: 1 BB: 1 P: 22	R: 0 H: 0 E: 0 K: 0 S: 7	H: 0 LOB: 0 BB: 0 P: 11	1B: 7 2B: 1 3B: 0 HR: 2	SF: 1 SAC: 1 DP: 2 HBP: 0	WP: 0 PB: 0 SB: 1 CS: 0	PA: 35
<b>PITCHER</b>	IP	WLS	BF	H	R	ER	SO	BB	IBB	HBP	BLK	WP	HR	S	P	ERA	WHIP			
32 David Huff, L ERA: 12.27	3.2	L	20	8	5	5	1	1	0	0	0	0	0	15	19	0.00	0.000			
64 Mike Morin, R ERA: 5.09	1.2		5	0	0	0	1	0	0	0	0	0	0	5	9	13.50	3.000			
65 Greg Mahle, L ERA: 4.58	0.2		3	1	1	1	0	1	0	0	0	0	0	9	16	0.00	1.000			
68 Cam Bedrosian, R ERA: 1.86	1.0		4	1	0	0	2	0	0	0	0	0	0	9	16	0.00	1.000			
59 Fernando Salas, R ERA: 3.82	1.0		3	0	0	0	0	0	0	0	0	0	0	7	11	0.00	0.000			








Batter	1	2	3	4	5	6	7	8	9	AB	R	H	RBI	BB	SO	LOB	TOP										
6 Yuliel Escobar, R OBP: 0.359, SLG: 0.413	G5-3		1B			1B	G6-3			4	0	2	0	0	0	0	<b>Los Angeles Angels @ New York Yankees</b> Yankee Stadium, Bronx, NY Thu Jun 09 2016, 7:11 PM - 10:08 PM EDT Att: 34,971 - Clear - 69 F <a href="#">livebaseballscorecards.com</a>										
56 Kole Calhoun, L OBP: 0.375, SLG: 0.462	F7		K			FC6-4				4	0	1	0	0	1	2											
27 Mike Trout, R OBP: 0.411, SLG: 0.552	G5-3				2B	F8				4	1	1	0	0	1	2											
5 Albert Pujols, R OBP: 0.318, SLG: 0.422	F7		G6-3							3	0	0	0	1	1	2											
24 C.J. Cron, R OBP: 0.303, SLG: 0.391	E4		1B			BB				4	0	1	1	0	1	3											
12 Johnny Giavotella, R OBP: 0.278, SLG: 0.344	F7		G6-3							4	1	1	0	0	0	2											
39 Rafael Ortega, L OBP: 0.280, SLG: 0.311	G6-3									3	0	0	0	0	0	2											
17 Shane Robinson, R (PH) OBP: 0.351, SLG: 0.323										1	0	0	0	0	1	0											
58 Carlos Pérez, R OBP: 0.239, SLG: 0.303			K							2	0	0	0	0	2	0											
19 Jefry Marte, R OBP: 0.400, SLG: 0.875										1	1	2	0	0	0	0											
47 Jett Bandy, R OBP: 0.313, SLG: 0.429										1	0	1	0	0	0	0											
8 Gregorio Petit, R OBP: 0.326, SLG: 0.422			HBP							3	0	0	0	0	2	1											
<b>Inning Stats</b>	R: 0 E: 0 K: 0 S: 6	H: 0 LOB: 0 BB: 0 P: 8	R: 0 E: 1 K: 0 S: 6	H: 0 LOB: 1 BB: 0 P: 10	R: 0 E: 0 K: 2 S: 9	H: 1 LOB: 0 BB: 0 P: 13	R: 0 E: 0 K: 0 S: 9	H: 2 LOB: 0 BB: 0 P: 10	R: 0 E: 0 K: 2 S: 11	H: 0 LOB: 0 BB: 0 P: 12	R: 0 E: 0 K: 1 S: 11	H: 1 LOB: 2 BB: 1 P: 17	R: 2 E: 0 K: 0 S: 9	H: 2 LOB: 0 BB: 0 P: 15	R: 0 E: 0 K: 2 S: 11	H: 1 LOB: 1 BB: 0 P: 15	R: 0 E: 0 K: 2 S: 9	H: 1 LOB: 1 BB: 0 P: 13	1B: 4 2B: 3 HR: 1	SF: 0 SAC: 0 HBP: 1	WP: 0 PB: 0 SB: 1 CS: 1	PA: 36					
<b>PITCHER</b>	IP	WLS	BF	H	R	ER	SO	BB	IBB	HBP	BLK	WP	HR	S	P	ERA	WHIP										
47 Iván Nova, R ERA: 4.39	6.1	W	26	6	3	3	5	1	0	1	0	0	1	51	76	4.26	1.105										
68 Dellin Betances, R ERA: 3.34	0.2	H	2	0	0	0	0	0	0	0	0	0	0	5	9	0.00	0.000										
48 Andrew Miller, L ERA: 1.01	1.0	H	4	1	0	0	2	0	0	0	0	0	0	11	15	0.00	1.000										
54 Aroldis Chapman, L ERA: 1.93	1.0	S	4	1	0	0	2	0	0	0	0	0	0	9	13	0.00	1.000										

Batter	1	2	3	4	5	6	7	8	9	AB	R	H	RBI	BB	SO	LOB	BOTTOM										
22 Jacoby Ellsbury, L OBP: 0.354, SLG: 0.443	G4-3		G1			L6				4	1	1	0	1	0	1	<b>Los Angeles Angels @ New York Yankees</b> Yankee Stadium, Bronx, NY Thu Jun 09 2016, 7:11 PM - 10:08 PM EDT Att: 34,971 - Clear - 69 F <a href="#">livebaseballscorecards.com</a>										
11 Brett Gardner, L OBP: 0.377, SLG: 0.383	34 PO		P6			36 2B				4	2	3	0	1	0	0											
36 Carlos Beltrán, S OBP: 0.316, SLG: 0.573						36 2B				3	1	1	2	1	1	1											
38 Rob Refsnyder, R OBP: 0.259, SLG: 0.375			G6-3			SF8				1	0	0	0	0	0	3											
13 Alex Rodriguez, R OBP: 0.267, SLG: 0.429	K									4	0	1	2	0	1	5											
34 Brian McCann, L OBP: 0.326, SLG: 0.413	PO		HBP							2	0	1	1	1	0	0											
14 Starlin Castro, R OBP: 0.292, SLG: 0.431			1B							4	0	1	0	0	0	3											
18 Didi Gregorius, L OBP: 0.291, SLG: 0.366			G3							3	1	0	0	1	0	4											
12 Chase Headley, S OBP: 0.313, SLG: 0.328										4	0	2	0	0	1	3											
26 Chris Parmelee, L OBP: 0.500, SLG: 1.375										3	1	1	1	0	1	3											
31 Aaron Hicks, S OBP: 0.265, SLG: 0.305			K							1	0	0	0	0	1	1											
<b>Inning Stats</b>	R: 0 E: 0 K: 1 S: 8	H: 1 LOB: 1 BB: 1 P: 17	R: 0 E: 0 K: 2 S: 10	H: 1 LOB: 2 BB: 0 P: 13	R: 0 E: 0 K: 0 S: 7	H: 0 LOB: 0 BB: 0 P: 9	R: 5 E: 0 K: 0 S: 14	H: 4 LOB: 1 BB: 2 P: 28	R: 0 E: 0 K: 0 S: 12	H: 1 LOB: 1 BB: 0 P: 17	R: 1 E: 0 K: 1 S: 9	H: 2 LOB: 2 BB: 1 P: 23	R: 0 E: 0 K: 1 S: 16	H: 2 LOB: 3 BB: 1 P: 30	1B: 6 2B: 5 3B: 0 HR: 0	SF: 1 SAC: 0 DP: 0 HBP: 1	WP: 1 PB: 0 SB: 0 CS: 0	PA: 41									
<b>PITCHER</b>	IP	WLS	BF	H	R	ER	SO	BB	IBB	HBP	BLK	WP	HR	S	P	ERA	WHIP										
49 Jhoulys Chacín, R ERA: 4.83	1.1	L	26	7	5	5	3	3	0	1	0	0	0	49	82	8.44	1.875										
64 Mike Morin, R ERA: 4.94	0.2		2	0	0	0	0	0	0	0	0	0	0	8	11	0.00	0.000										
46 Cory Rasmus, R ERA: 5.75	1.0		6	2	1	1	1	0	1	0	1	1	0	9	23	9.00	2.000										
16 Huston Street, R ERA: 0.82	1.0		6	2	0	0	1	1	0	0	0	0	0	16	30	0.00	3.000										





Batter	1	2	3	4	5	6	7	8	9	AB	R	H	RBI	BB	SO	LOB	TOP			
3 Ian Kinsler, R OBP: 0.365, SLG: 0.510										4	0	1	0	0	2	1				
4 Cameron Maybin, R OBP: 0.471, SLG: 0.474										4	0	1	0	0	1	1				
24 Miguel Cabrera, R OBP: 0.371, SLG: 0.518										4	0	0	0	0	1	3				
41 Victor Martinez, S OBP: 0.386, SLG: 0.531										4	0	1	0	0	2	0				
9 Nick Castellanos, R OBP: 0.342, SLG: 0.545										4	0	0	0	0	1	1				
28 J.D. Martinez, R OBP: 0.338, SLG: 0.496										3	0	2	0	1	0	0				
8 Justin Upton, R OBP: 0.273, SLG: 0.340										3	0	0	0	1	0	3				
34 James McCann, R OBP: 0.224, SLG: 0.297										3	0	0	0	0	0	4				
1 Jose Iglesias, R OBP: 0.292, SLG: 0.298										3	0	1	0	0	0	0				
<b>Inning Stats</b>	R: 0 H: 0 E: 0 K: 2 S: 14	H: 0 LOB: 0 BB: 0 P: 20	R: 0 H: 2 E: 0 K: 1 S: 15	H: 2 LOB: 2 BB: 0 P: 25	R: 0 H: 1 E: 0 K: 0 S: 7	H: 1 LOB: 1 BB: 0 P: 13	R: 0 H: 0 E: 0 K: 1 S: 10	H: 0 LOB: 2 BB: 2 P: 20	R: 0 H: 2 E: 1 K: 0 S: 8	H: 2 LOB: 1 BB: 0 P: 10	R: 0 H: 0 E: 0 K: 0 S: 7	H: 0 LOB: 0 BB: 0 P: 10	R: 0 H: 0 E: 0 K: 2 S: 10	H: 0 LOB: 0 BB: 0 P: 11	R: 0 H: 1 E: 0 K: 1 S: 10	H: 1 LOB: 1 BB: 0 P: 12	1B: 6 2B: 0 3B: 0 HR: 0	SF: 0 SAC: 0 DP: 1 HBP: 0	WP: 0 PB: 0 SB: 0 CS: 0	PA: 34
<b>PITCHER</b>	IP WLS BF H R ER SO BB IBB HBP BLK WP HR S P ERA WHIP																			
52 CC Sabathia, L ERA: 2.28	7.0 W 27 5 0 0 4 2 0 0 0 0 0 0 67 108 0.00 1.000																			
68 Dellin Betances, R ERA: 3.23	1.0 3 0 0 0 2 0 0 0 0 0 0 0 10 11 0.00 0.000																			
43 Anthony Swarzak, R ERA:	1.0 4 1 0 0 1 0 0 0 0 0 0 0 10 12 0.00 1.000																			

Detroit Tigers @ New York Yankees  
Yankee Stadium, Bronx, NY  
Fri Jun 10 2016, 7:14 PM - 9:57 PM EDT  
Att.: 40,011 - Clear - 75 F

AB 32  
R 0  
H 6  
RBI 0  
BB 2  
SO 7  
LOB 13



Batter	1	2	3	4	5	6	7	8	9	AB	R	H	RBI	BB	SO	LOB	BOTTOM			
22 Jacoby Ellsbury, L OBP: 0.352, SLG: 0.436										3	0	0	0	1	0	2				
11 Brett Gardner, L OBP: 0.375, SLG: 0.382										3	2	1	0	1	0	1				
36 Carlos Beltrán, S OBP: 0.319, SLG: 0.571										4	1	2	1	0	0	0				
13 Alex Rodriguez, R OBP: 0.266, SLG: 0.419										3	1	0	0	1	0	1				
34 Brian McCann, L OBP: 0.330, SLG: 0.411										3	0	1	1	1	0	0				
14 Starlin Castro, R OBP: 0.292, SLG: 0.428										4	0	1	0	0	1	4				
18 Didi Gregorius, L OBP: 0.296, SLG: 0.376										3	0	2	2	0	0	0				
12 Chase Headley, S OBP: 0.313, SLG: 0.324										2	0	0	0	1	0	0				
38 Rob Refsnyder, R OBP: 0.233, SLG: 0.333										3	0	0	0	0	1	3				
<b>Inning Stats</b>	R: 3 H: 3 E: 0 K: 1 S: 15	H: 3 LOB: 2 BB: 2 P: 26	R: 0 H: 0 E: 0 K: 0 S: 7	H: 0 LOB: 0 BB: 0 P: 12	R: 1 H: 1 E: 1 K: 0 S: 8	H: 1 LOB: 0 BB: 1 P: 13	R: 0 H: 2 E: 0 K: 0 S: 11	H: 2 LOB: 2 BB: 1 P: 20	R: 0 H: 0 E: 0 K: 0 S: 9	H: 0 LOB: 0 BB: 0 P: 13	R: 0 H: 0 E: 0 K: 0 S: 8	H: 0 LOB: 0 BB: 0 P: 12	R: 0 H: 0 E: 0 K: 1 S: 10	H: 0 LOB: 1 BB: 1 P: 18	R: 0 H: 1 E: 0 K: 0 S: 9	H: 1 LOB: 1 BB: 0 P: 16	1B: 6 2B: 1 3B: 0 HR: 0	SF: 0 SAC: 0 DP: 2 HBP: 0	WP: 0 PB: 0 SB: 0 CS: 0	PA: 33
<b>PITCHER</b>	IP WLS BF H R ER SO BB IBB HBP BLK WP HR S P ERA WHIP																			
37 Mike Pelfrey, R ERA: 4.68	6.2 L 28 6 4 3 2 5 0 0 0 0 0 0 67 111 4.05 1.650																			
65 Blaine Hardy, L ERA: 1.64	1.1 5 1 0 0 0 0 0 0 0 0 0 0 10 19 0.00 0.750																			

Detroit Tigers @ New York Yankees  
Yankee Stadium, Bronx, NY  
Fri Jun 10 2016, 7:14 PM - 9:57 PM EDT  
Att.: 40,011 - Clear - 75 F

AB 28  
R 4  
H 7  
RBI 4  
BB 5  
SO 2  
LOB 11







Batter	1	2	3	4	5	6	7	8	9	AB	R	H	RBI	BB	SO	LOB	TOP					
3 Ian Kinsler, R OBP: 0.370, SLG: 0.527										4	1	2	5	0	0	1	<b>Detroit Tigers @ New York Yankees</b> Yankee Stadium, Bronx, NY Sat Jun 11 2016, 7:21 PM - 10:38 PM EDT Att: 38,050 - Partly Cloudy - 83 F					
4 Cameron Maybin, R OBP: 0.446, SLG: 0.446										5	0	0	0	0	0	3						
24 Miguel Cabrera, R OBP: 0.365, SLG: 0.509										4	0	0	0	0	0	2						
41 Victor Martinez, S OBP: 0.384, SLG: 0.524										3	0	0	0	1	2	0						
28 J.D. Martinez, R OBP: 0.341, SLG: 0.496										4	0	2	0	0	1	2						
9 Nick Castellanos, R OBP: 0.341, SLG: 0.553										4	1	1	1	0	2	2						
8 Justin Upton, R OBP: 0.272, SLG: 0.338										4	1	1	0	0	1	1						
34 James McCann, R OBP: 0.234, SLG: 0.305										4	1	2	0	0	1	1						
1 Jose Iglesias, R OBP: 0.296, SLG: 0.303										4	2	2	0	0	0	1						
<b>Inning Stats</b>	R: 0 H: 0 E: 0 K: 1 S: 12	H: 0 LOB: 2 BB: 1 P: 21	R: 1 H: 1 E: 0 K: 0 S: 13	H: 1 LOB: 0 BB: 0 P: 16	R: 0 H: 0 E: 0 K: 0 S: 8	H: 0 LOB: 0 BB: 0 P: 10	R: 0 H: 1 E: 0 K: 1 S: 9	H: 1 LOB: 0 BB: 0 P: 12	R: 3 H: 3 E: 0 K: 1 S: 12	H: 3 LOB: 0 BB: 0 P: 15	R: 0 H: 0 E: 0 K: 1 S: 9	H: 0 LOB: 0 BB: 0 P: 12	R: 2 H: 3 E: 0 K: 0 S: 17	H: 3 LOB: 1 BB: 0 P: 25	R: 0 H: 1 E: 0 K: 3 S: 11	H: 1 LOB: 1 BB: 0 P: 16	R: 0 H: 1 E: 0 K: 0 S: 7	H: 1 LOB: 1 BB: 0 P: 12	1B: 7 2B: 2 3B: 0 HR: 2	SF: 0 SAC: 0 DP: 1 HBP: 1	WP: 0 PB: 0 SB: 1 CS: 0	PA: 38
<b>PITCHER</b>	IP WLS BF H R ER SO BB IBB HBP BLK WP HR S P ERA WHIP																					
19 Masahiro Tanaka, R ERA: 3.08	6.1 L 26 6 5 5 4 1 0 1 0 0 0 2 67 92 7.11 1.105																					
39 Kirby Yates, R ERA: 3.5	0.2 4 2 1 1 0 0 0 0 0 0 0 13 19 13.50 3.000																					
41 Nick Goody, R ERA: 4.32	1.0 4 1 0 0 3 0 0 0 0 0 0 0 11 16 0.00 1.000																					
50 Richard Bleier, L ERA:	1.0 4 1 0 0 0 0 0 0 0 0 0 0 7 12 0.00 1.000																					

Batter	1	2	3	4	5	6	7	8	9	AB	R	H	RBI	BB	SO	LOB	BOTTOM					
22 Jacoby Ellsbury, L OBP: 0.350, SLG: 0.429										3	0	0	0	1	0	1	<b>Detroit Tigers @ New York Yankees</b> Yankee Stadium, Bronx, NY Sat Jun 11 2016, 7:21 PM - 10:38 PM EDT Att: 38,050 - Partly Cloudy - 83 F					
11 Brett Gardner, L OBP: 0.377, SLG: 0.379										4	0	1	0	0	1	2						
36 Carlos Beltrán, S OBP: 0.314, SLG: 0.561										4	0	0	0	0	1	3						
13 Alex Rodriguez, R OBP: 0.259, SLG: 0.406										4	0	0	0	0	1	0						
34 Brian McCann, L OBP: 0.328, SLG: 0.404										3	0	0	0	1	0	0						
14 Starlin Castro, R OBP: 0.291, SLG: 0.425										4	0	1	0	0	1	0						
18 Didi Gregorius, L OBP: 0.300, SLG: 0.380										3	0	1	0	1	1	0						
12 Chase Headley, S OBP: 0.312, SLG: 0.333										4	1	1	0	0	1	4						
38 Rob Refsnyder, R OBP: 0.273, SLG: 0.367										3	0	2	1	0	1	0						
<b>Inning Stats</b>	R: 0 H: 1 E: 0 K: 0 S: 10	H: 1 LOB: 0 BB: 0 P: 13	R: 0 H: 0 E: 0 K: 1 S: 8	H: 0 LOB: 0 BB: 0 P: 11	R: 0 H: 2 E: 0 K: 0 S: 17	H: 2 LOB: 2 BB: 1 P: 28	R: 0 H: 0 E: 0 K: 1 S: 7	H: 0 LOB: 0 BB: 0 P: 9	R: 0 H: 1 E: 0 K: 1 S: 10	H: 1 LOB: 1 BB: 0 P: 16	R: 0 H: 0 E: 0 K: 2 S: 14	H: 0 LOB: 0 BB: 0 P: 17	R: 0 H: 1 E: 0 K: 1 S: 9	H: 1 LOB: 0 BB: 0 P: 15	R: 0 H: 0 E: 0 K: 1 S: 7	H: 0 LOB: 0 BB: 0 P: 10	R: 0 H: 1 E: 1 K: 0 S: 9	H: 1 LOB: 3 BB: 2 P: 19	1B: 4 2B: 1 3B: 1 HR: 0	SF: 0 SAC: 0 DP: 1 HBP: 0	WP: 0 PB: 0 SB: 0 CS: 0	PA: 35
<b>PITCHER</b>	IP WLS BF H R ER SO BB IBB HBP BLK WP HR S P ERA WHIP																					
35 Justin Verlander, R ERA: 3.77	6.2 W 25 5 1 0 5 1 0 0 0 0 0 0 6 7 0.00 0.000																					
61 Shane Greene, R ERA: 5.3	0.2 2 0 0 0 2 0 0 0 0 0 0 0 4 6 0.00 0.000																					
38 Justin Wilson, L ERA: 3.33	0.2 2 0 0 0 0 0 0 0 0 0 0 0 4 6 0.00 0.000																					
30 Alex Wilson, R ERA: 4.76	0.2 5 1 0 0 0 2 0 0 0 0 0 0 6 6 0.00 4.500																					
57 Francisco Rodriguez, R ERA: 3.32	0.1 S 1 0 0 0 0 0 0 0 0 0 0 0 3 3 0.00 0.000																					



Batter	1	2	3	4	5	6	7	8	9	AB R H RBI BB SO LOB	TOP											
3 Ian Kinsler, R OBP: 0.370, SLG: 0.534	G5-3		B1				4 1B 41 G4-1 BB		G6-3	4 2 1 2 1 0 1	<p><b>Detroit Tigers @ New York Yankees</b>  <b>Yankee Stadium, Bronx, NY</b>  Sun Jun 12 2016, 2:09 PM - 5:05 PM EDT  Att: 47,474 - Sunny - 82 F</p> <p>livebaseballscores.com</p> <p>AB 35 R 4 H 9 RBI 4 BB 2 SO 12 LOB 17</p> 											
4 Cameron Maybin, R OBP: 0.433, SLG: 0.432	G3-1		G5-3			28 S 41 G4-1 1B	1-H HR		K	5 0 1 0 0 1 1												
24 Miguel Cabrera, R OBP: 0.367, SLG: 0.513									K	4 1 2 0 0 2 2												
41 Victor Martinez, S OBP: 0.381, SLG: 0.519									K	4 0 1 1 0 0 2												
28 J.D. Martinez, R OBP: 0.343, SLG: 0.500									K	4 0 2 0 0 2 1												
9 Nick Castellanos, R OBP: 0.335, SLG: 0.545									K	3 0 0 1 0 2 1												
17 Andrew Romine, S OBP: 0.263, SLG: 0.212									K	0 0 0 0 0 0 0												
8 Justin Upton, R OBP: 0.272, SLG: 0.336									K	4 0 1 0 0 2 1												
39 Jarrod Saltalamacchia, C OBP: 0.295, SLG: 0.438									K	3 0 0 0 1 2 4												
14 Mike Aviles, R OBP: 0.258, SLG: 0.241									G4-1	4 1 1 0 0 1 4												
<b>Inning Stats</b>	R: 0 E: 0 K: 0 S: 13	H: 1 LOB: 1 BB: 0 P: 18	R: 0 E: 0 K: 3 S: 10	H: 0 LOB: 0 BB: 0 P: 13	R: 0 E: 0 K: 0 S: 11	H: 0 LOB: 1 BB: 1 P: 20	R: 1 E: 0 K: 1 S: 15	H: 4 LOB: 3 BB: 0 P: 24	R: 1 E: 0 K: 2 S: 17	H: 1 LOB: 1 BB: 1 P: 25	R: 0 E: 0 K: 2 S: 9	H: 0 LOB: 0 BB: 0 P: 14	R: 2 E: 0 K: 1 S: 13	H: 2 LOB: 0 BB: 0 P: 18	R: 0 E: 0 K: 2 S: 12	H: 1 LOB: 1 BB: 0 P: 15	R: 0 E: 0 K: 1 S: 8	H: 0 LOB: 0 BB: 0 P: 9	1B: 6 2B: 2 HR: 1	SF: 1 SAC: 0 DP: 0 HBP: 0	WP: 0 PB: 0 SB: 1 CS: 0	PA: 38
<b>PITCHER</b>	IP WLS BF H R ER SO BB IBB HBP BLK WP HR S P ERA WHIP											IP WLS BF H R ER SO BB IBB HBP BLK WP HR S P ERA WHIP										
35 Michael Pineda, R ERA: 5.88	6.0 L 26 6 2 2 8 2 0 0 0 0 0 75 114 3.00 1.333																					
43 Anthony Swarzak, R ERA: 4.91	1.0 5 2 2 2 1 0 0 0 0 0 1 13 18 18.00 2.000																					
41 Nick Goody, R ERA: 4.08	1.0 4 1 0 0 2 0 0 0 0 0 0 12 15 0.00 1.000																					
57 Chad Green, R ERA: 7.2	1.0 3 0 0 0 1 0 0 0 0 0 0 8 9 0.00 0.000																					

Batter	1	2	3	4	5	6	7	8	9	AB R H RBI BB SO LOB	BOTTOM											
22 Jacoby Ellsbury, L OBP: 0.353, SLG: 0.428	L8		P5							3 1 1 0 1 0 1	<p><b>Detroit Tigers @ New York Yankees</b>  <b>Yankee Stadium, Bronx, NY</b>  Sun Jun 12 2016, 2:09 PM - 5:05 PM EDT  Att: 47,474 - Sunny - 82 F</p> <p>livebaseballscores.com</p> <p>AB 31 R 1 H 4 RBI 1 BB 4 SO 9 LOB 15</p> 											
11 Brett Gardner, L OBP: 0.374, SLG: 0.374	G4-3		K						K	3 0 0 0 1 2 2												
36 Carlos Beltrán, S OBP: 0.313, SLG: 0.554									K	3 0 0 0 1 2 3												
14 Starlin Castro, R OBP: 0.286, SLG: 0.418									K	4 0 0 0 0 0 2												
12 Chase Headley, S OBP: 0.316, SLG: 0.333									K	3 0 1 1 0 0 0												
18 Didi Gregorius, L OBP: 0.295, SLG: 0.374									K	3 0 0 0 1 0 3												
27 Austin Romine, R OBP: 0.303, SLG: 0.452									K	4 0 1 0 0 1 1												
31 Aaron Hicks, S OBP: 0.265, SLG: 0.311									K	4 0 1 0 0 2 1												
38 Rob Refsnyder, R OBP: 0.250, SLG: 0.333									K	3 0 0 0 0 1 2												
34 Brian McCann, L OBP: 0.326, SLG: 0.401									K	1 0 0 0 0 1 0												
<b>Inning Stats</b>	R: 0 E: 0 K: 1 S: 7	H: 0 LOB: 0 BB: 0 P: 11	R: 0 E: 0 K: 0 S: 9	H: 0 LOB: 1 BB: 1 P: 14	R: 0 E: 0 K: 1 S: 8	H: 1 LOB: 0 BB: 0 P: 12	R: 0 E: 0 K: 1 S: 9	H: 0 LOB: 1 BB: 0 P: 16	R: 0 E: 0 K: 0 S: 16	H: 1 LOB: 2 BB: 2 P: 29	R: 0 E: 0 K: 0 S: 6	H: 0 LOB: 0 BB: 0 P: 9	R: 0 E: 0 K: 2 S: 10	H: 0 LOB: 0 BB: 0 P: 15	R: 1 E: 0 K: 1 S: 11	H: 2 LOB: 2 BB: 1 P: 18	R: 0 E: 0 K: 3 S: 10	H: 0 LOB: 0 BB: 0 P: 12	1B: 2 2B: 2 HR: 0	SF: 0 SAC: 0 DP: 0 HBP: 1	WP: 0 PB: 0 SB: 0 CS: 0	PA: 36
<b>PITCHER</b>	IP WLS BF H R ER SO BB IBB HBP BLK WP HR S P ERA WHIP											IP WLS BF H R ER SO BB IBB HBP BLK WP HR S P ERA WHIP										
32 Michael Fulmer, R ERA: 2.52	6.0 W 24 2 0 0 3 3 0 1 0 0 0 55 91 0.00 0.833																					
61 Shane Greene, R ERA: 5.03	1.0 3 0 0 0 2 0 0 0 0 0 0 10 15 0.00 0.000																					
38 Justin Wilson, L ERA: 3.55	1.0 6 2 1 1 1 1 0 0 0 0 0 11 18 9.00 3.000																					
57 Francisco Rodríguez, R ERA: 3.18	1.0 S 3 0 0 0 3 0 0 0 0 0 0 10 12 0.00 0.000																					








Batter	1	2	3	4	5	6	7	8	9	AB	R	H	RBI	BB	SO	LOB	TOP		
22 Jacoby Ellsbury, L (1, 8) OBP: 0.350, SLG: 0.422	G4-3			1B	G4-3		G4-3			4	1	1	0	0	0	0	<b>New York Yankees @ Colorado Rockies</b> Coors Field, Denver, CO Wed Jun 15 2016, 1:13 PM - 4:07 PM MDT Att: 40,093 - Sunny - 85 F		
11 Brett Gardner, L (1, 7) OBP: 0.369, SLG: 0.364	G3			F8		G6-3		K		4	0	0	0	0	1				
14 Starlin Castro, R (1, 4) OBP: 0.292, SLG: 0.420	K			1B		G6-3		K		4	1	1	0	0	2				
12 Chase Headley, S (1, 5)		K				1B		F8		4	1	1	0	0	2				
18 Didi Gregorius, L (1, 6) OBP: 0.309, SLG: 0.393	F7			1B		1B		G5-3		4	0	2	1	0	0				
31 Aaron Hicks, S (1, 9) OBP: 0.276, SLG: 0.321	G1-3			E2		1B		G3-1		4	0	2	1	0	0				
24 Ike Davis, L (1, 3) OBP: 0.200, SLG: 0.200				F7		G1-3				3	0	0	0	0	4				
43 Anthony Swarzak, R (6, 1)				G1-3				G4-3		0	0	0	0	0	0				
68 Delin Betances, R (7, 1)										0	0	0	0	0	0				
54 Aroldis Chapman, L (8, 1)										0	0	0	0	0	0				
34 Brian McCann, L (9, PH) OBP: 0.322, SLG: 0.390										1	0	0	0	0	0				
27 Austin Romine, R (1, 2) OBP: 0.291, SLG: 0.434				G5-3				G6-3		3	0	0	0	0	0				
47 Iván Nova, R (1, 1)										2	0	0	0	0	2				
38 Rob Refsnyder, R (6, 3)				K				G4-3		1	0	0	0	0	0				
<b>Inning Stats</b>	R: 0 H: 0 E: 0 K: 1 S: 9	H: 0 LOB: 0 BB: 0 P: 15	R: 0 H: 0 E: 0 K: 1 S: 8	H: 0 LOB: 0 BB: 0 P: 13	R: 0 H: 0 E: 0 K: 1 S: 7	H: 0 LOB: 0 BB: 0 P: 11	R: 2 H: 4 E: 1 K: 1 S: 15	H: 4 LOB: 2 BB: 0 P: 23	R: 0 H: 0 E: 0 K: 0 S: 9	H: 0 LOB: 0 BB: 0 P: 11	R: 1 H: 3 E: 0 K: 0 S: 11	H: 3 LOB: 2 BB: 0 P: 16	R: 0 H: 0 E: 0 K: 2 S: 11	H: 0 LOB: 0 BB: 0 P: 17	R: 0 H: 0 E: 0 K: 0 S: 8	H: 0 LOB: 0 BB: 0 P: 13	1B: 7 2B: 0 3B: 0 HR: 0	SF: 0 SAC: 0 DP: 0 HBP: 0	WP: 0 PA: 34 PB: 0 SB: 0 CS: 0
<b>PITCHER</b>	IP WLS BF H R ER SO BB IBB HBP BLK WP HR S P ERA WHIP	IP WLS BF H R ER SO BB IBB HBP BLK WP HR S P ERA WHIP	IP WLS BF H R ER SO BB IBB HBP BLK WP HR S P ERA WHIP	IP WLS BF H R ER SO BB IBB HBP BLK WP HR S P ERA WHIP	IP WLS BF H R ER SO BB IBB HBP BLK WP HR S P ERA WHIP	IP WLS BF H R ER SO BB IBB HBP BLK WP HR S P ERA WHIP	IP WLS BF H R ER SO BB IBB HBP BLK WP HR S P ERA WHIP	IP WLS BF H R ER SO BB IBB HBP BLK WP HR S P ERA WHIP	IP WLS BF H R ER SO BB IBB HBP BLK WP HR S P ERA WHIP	IP WLS BF H R ER SO BB IBB HBP BLK WP HR S P ERA WHIP	IP WLS BF H R ER SO BB IBB HBP BLK WP HR S P ERA WHIP	IP WLS BF H R ER SO BB IBB HBP BLK WP HR S P ERA WHIP	IP WLS BF H R ER SO BB IBB HBP BLK WP HR S P ERA WHIP	IP WLS BF H R ER SO BB IBB HBP BLK WP HR S P ERA WHIP	IP WLS BF H R ER SO BB IBB HBP BLK WP HR S P ERA WHIP	IP WLS BF H R ER SO BB IBB HBP BLK WP HR S P ERA WHIP			
35 Chad Bettis, R (1, 1) ERA: 5.63	6.0	W	25	7	3	2	5	0	0	0	0	0	0	0	0	0			
46 Miguel Castro, R (7, 1) ERA: 4.55	0.2	H	2	0	0	0	0	0	0	0	0	0	0	0	0	0			
48 Boone Logan, L (7, 1) ERA: 1.47	0.2	H	2	0	0	0	1	0	0	0	0	0	0	0	0	0			
30 Jason Motte, R (8, 1) ERA: 2.25	0.2	H	2	0	0	0	1	0	0	0	0	0	0	0	0	0			
54 Carlos Estévez, R (9, 1) ERA: 4.03	1.0	S	3	0	0	0	0	0	0	0	0	0	0	0	0	0			

AB	34
R	3
H	7
RBI	2
BB	0
SO	7
LOB	7



Batter	1	2	3	4	5	6	7	8	9	AB	R	H	RBI	BB	SO	LOB	BOTTOM		
19 Charlie Blackmon, L (1, 8) OBP: 0.367, SLG: 0.485	1B		F9		BB	B1		1B		4	2	2	0	1	0	1	<b>New York Yankees @ Colorado Rockies</b> Coors Field, Denver, CO Wed Jun 15 2016, 1:13 PM - 4:07 PM MDT Att: 40,093 - Sunny - 85 F		
9 DJ LeMahieu, R (1, 4) OBP: 0.388, SLG: 0.498	SH1-3		2B		1B	HBP		3B		3	2	3	2	0	0				
28 Nolan Arenado, R (1, 5) OBP: 0.368, SLG: 0.593	F7		1B		HR	G5-4-3		P3		5	1	2	3	0	4				
5 Carlos González, L (1, 9) OBP: 0.356, SLG: 0.559	1B		K		K			1B		4	0	2	0	0	2	1			
27 Trevor Story, R (1, 6) OBP: 0.320, SLG: 0.556	L7		1B		2B			K		4	1	2	0	0	1	3			
6 Ryan Raburn, R (1, 7) OBP: 0.333, SLG: 0.505	1B		G6-3		G6-3			K		4	0	1	0	0	1	4			
12 Mark Reynolds, R (1, 3) OBP: 0.365, SLG: 0.432	G4-6-3		K		1B			P3		4	0	1	1	0	1	2			
14 Tony Wolters, L (1, 2) OBP: 0.306, SLG: 0.284	BB		G4-3		K			L5		3	0	0	0	1	1				
35 Chad Bettis, R (1, 1) ERA: 4.77	5.0	L	26	10	5	5	5	2	0	0	0	0	0	0	0	0			
43 Anthony Swarzak, R (6, 1) ERA: 3.86	1.0									2	0	0	0	0	1	1			
68 Delin Betances, R (7, 1) ERA: 3.13	1.0									2	0	0	0	0	0	0			
54 Aroldis Chapman, L (8, 1) ERA: 2.4	1.0									2	0	0	0	0	0	0			
<b>Inning Stats</b>	R: 0 H: 2 E: 0 K: 0 S: 10	H: 1 LOB: 1 BB: 1 P: 16	R: 0 H: 1 E: 0 K: 1 S: 8	H: 1 LOB: 1 BB: 1 P: 15	R: 1 H: 3 E: 0 K: 1 S: 13	H: 3 LOB: 2 BB: 0 P: 17	R: 0 H: 0 E: 0 K: 1 S: 8	H: 0 LOB: 0 BB: 0 P: 11	R: 4 H: 4 E: 0 K: 2 S: 16	H: 4 LOB: 1 BB: 1 P: 27	R: 0 H: 0 E: 0 K: 0 S: 6	H: 0 LOB: 1 BB: 1 P: 14	R: 0 H: 1 E: 0 K: 2 S: 12	H: 1 LOB: 1 BB: 0 P: 20	R: 1 H: 2 E: 0 K: 1 S: 16	H: 2 LOB: 1 BB: 0 P: 20	1B: 9 2B: 2 3B: 1 HR: 1	SF: 0 SAC: 1 DP: 2 HBP: 1	WP: 0 PA: 39 PB: 0 SB: 2 CS: 0
<b>PITCHER</b>	IP WLS BF H R ER SO BB IBB HBP BLK WP HR S P ERA WHIP	IP WLS BF H R ER SO BB IBB HBP BLK WP HR S P ERA WHIP	IP WLS BF H R ER SO BB IBB HBP BLK WP HR S P ERA WHIP	IP WLS BF H R ER SO BB IBB HBP BLK WP HR S P ERA WHIP	IP WLS BF H R ER SO BB IBB HBP BLK WP HR S P ERA WHIP	IP WLS BF H R ER SO BB IBB HBP BLK WP HR S P ERA WHIP	IP WLS BF H R ER SO BB IBB HBP BLK WP HR S P ERA WHIP	IP WLS BF H R ER SO BB IBB HBP BLK WP HR S P ERA WHIP	IP WLS BF H R ER SO BB IBB HBP BLK WP HR S P ERA WHIP	IP WLS BF H R ER SO BB IBB HBP BLK WP HR S P ERA WHIP	IP WLS BF H R ER SO BB IBB HBP BLK WP HR S P ERA WHIP	IP WLS BF H R ER SO BB IBB HBP BLK WP HR S P ERA WHIP	IP WLS BF H R ER SO BB IBB HBP BLK WP HR S P ERA WHIP	IP WLS BF H R ER SO BB IBB HBP BLK WP HR S P ERA WHIP	IP WLS BF H R ER SO BB IBB HBP BLK WP HR S P ERA WHIP	IP WLS BF H R ER SO BB IBB HBP BLK WP HR S P ERA WHIP			
47 Iván Nova, R (1, 1) ERA: 4.77	5.0	L	26	10	5	5	5	2	0	0	0	0	0	0	0	0			
43 Anthony Swarzak, R (6, 1) ERA: 3.86	1.0									2	0	0	0	0	1	1			
68 Delin Betances, R (7, 1) ERA: 3.13	1.0									2	0	0	0	0	0	0			
54 Aroldis Chapman, L (8, 1) ERA: 2.4	1.0									2	0	0	0	0	0	0			

AB	34
R	6
H	13
RBI	6
BB	3
SO	8
LOB	17









Batter	1	2	3	4	5	6	7	8	9	AB	R	H	RBI	BB	SO	LOB	TOP							
22 Jacoby Ellsbury, L (1,8) OBP: 0.346, SLG: 0.414										5	1	1	0	0	0	2								
38 Rob Refsnyder, R (1,3) OBP: 0.319, SLG: 0.395										4	2	2	1	1	0	0								
36 Carlos Beltrán, S (1,9) OBP: 0.316, SLG: 0.563										4	1	3	2	0	0	1								
24 Ike Davis, L (6,PR) OBP: 0.333, SLG: 0.250										1	0	1	0	0	0	0								
13 Alex Rodriguez, R (1,10) OBP: 0.268, SLG: 0.401										4	1	1	0	1	1	3								
14 Starlin Castro, R (1,4) OBP: 0.291, SLG: 0.414										3	2	1	1	1	0	3								
12 Chase Headley, S (1,5) OBP: 0.333, SLG: 0.355										2	0	2	0	2	0	0								
17 Ronald Torreyes, R (8,5) OBP: 0.306, SLG: 0.333										0	0	0	0	1	0	0								
18 Didi Gregorius, L (1,6) OBP: 0.312, SLG: 0.406										5	1	1	2	0	1	8								
27 Austin Romine, R (1,2) OBP: 0.286, SLG: 0.432											5	0	1	2	0	0	6							
31 Aaron Hicks, S (1,7) OBP: 0.273, SLG: 0.316											4	0	1	0	0	0	1							
<b>Inning Stats</b>	R: 4 H: 5 E: 0 K: 0 S: 17	H: 1 LOB: 1 BB: 1 P: 30	R: 0 H: 1 E: 0 K: 0 S: 11	H: 1 LOB: 1 BB: 1 P: 21	R: 3 H: 3 E: 0 K: 0 S: 20	H: 3 LOB: 1 BB: 1 P: 34	R: 1 H: 2 E: 0 K: 1 S: 14	H: 2 LOB: 2 BB: 1 P: 24	R: 0 H: 0 E: 0 K: 0 S: 9	H: 0 LOB: 0 BB: 0 P: 9	R: 0 H: 1 E: 0 K: 0 S: 8	H: 1 LOB: 0 BB: 0 P: 14	R: 0 H: 1 E: 0 K: 0 S: 7	H: 1 LOB: 0 BB: 0 P: 10	R: 0 H: 0 E: 0 K: 0 S: 5	H: 0 LOB: 0 BB: 0 P: 8	R: 0 H: 1 E: 0 K: 1 S: 14	H: 1 LOB: 3 BB: 2 P: 25	1B: 10 SF: 1 2B: 3 HR: 1	SF: 1 SAC: 0 DP: 3 HBP: 0	WP: 0 PB: 0 SB: 1 CS: 0	PA: 44		
<b>PITCHER</b>	IP WLS BF H R ER SO BB IBB HBP BLK WP HR S P ERA WHIP	IP WLS BF H R ER SO BB IBB HBP BLK WP HR S P ERA WHIP	IP WLS BF H R ER SO BB IBB HBP BLK WP HR S P ERA WHIP	IP WLS BF H R ER SO BB IBB HBP BLK WP HR S P ERA WHIP	IP WLS BF H R ER SO BB IBB HBP BLK WP HR S P ERA WHIP	IP WLS BF H R ER SO BB IBB HBP BLK WP HR S P ERA WHIP	IP WLS BF H R ER SO BB IBB HBP BLK WP HR S P ERA WHIP	IP WLS BF H R ER SO BB IBB HBP BLK WP HR S P ERA WHIP	IP WLS BF H R ER SO BB IBB HBP BLK WP HR S P ERA WHIP	IP WLS BF H R ER SO BB IBB HBP BLK WP HR S P ERA WHIP	IP WLS BF H R ER SO BB IBB HBP BLK WP HR S P ERA WHIP	IP WLS BF H R ER SO BB IBB HBP BLK WP HR S P ERA WHIP	IP WLS BF H R ER SO BB IBB HBP BLK WP HR S P ERA WHIP	IP WLS BF H R ER SO BB IBB HBP BLK WP HR S P ERA WHIP	IP WLS BF H R ER SO BB IBB HBP BLK WP HR S P ERA WHIP	IP WLS BF H R ER SO BB IBB HBP BLK WP HR S P ERA WHIP	IP WLS BF H R ER SO BB IBB HBP BLK WP HR S P ERA WHIP	IP WLS BF H R ER SO BB IBB HBP BLK WP HR S P ERA WHIP	IP WLS BF H R ER SO BB IBB HBP BLK WP HR S P ERA WHIP	IP WLS BF H R ER SO BB IBB HBP BLK WP HR S P ERA WHIP	IP WLS BF H R ER SO BB IBB HBP BLK WP HR S P ERA WHIP	IP WLS BF H R ER SO BB IBB HBP BLK WP HR S P ERA WHIP	IP WLS BF H R ER SO BB IBB HBP BLK WP HR S P ERA WHIP	
64 Pat Dean, L (1,1) ERA: 5.54	59 Michael Tonkin, R (9,1) ERA: 3.09																							
50 Neil Ramirez, R (3,1) ERA: 5.14	55 Taylor Rogers, L (5,1) ERA: 4.67	49 Kevin Jepsen, R (7,1) ERA: 5.2	62 Buddy Bosher, L (8,1) ERA:																					

New York Yankees @ Minnesota Twins  
Target Field, Minneapolis, MN  
Fri Jun 17 2016, 7:46 PM - 10:48 PM CDT  
Att: 23,161 - Overcast - 77 F

AB 37  
R 8  
H 14  
RBI 8  
BB 6  
SO 2  
LOB 24



Batter	1	2	3	4	5	6	7	8	9	AB	R	H	RBI	BB	SO	LOB	BOTTOM							
9 Eduardo Núñez, R (1,10) OBP: 0.346, SLG: 0.485										4	0	1	0	0	0	0								
7 Joe Mauer, L (1,3) OBP: 0.384, SLG: 0.414										4	0	1	0	0	1	0								
36 Robbie Grossman, S (1,7) OBP: 0.435, SLG: 0.559										4	0	1	0	0	0	3								
2 Brian Dozier, R (1,4) OBP: 0.325, SLG: 0.369										4	0	1	0	0	1	3								
24 Trevor Plouffe, R (1,5) OBP: 0.266, SLG: 0.366										4	1	1	0	0	0	1								
5 Eduardo Escobar, S (1,6) OBP: 0.288, SLG: 0.336											4	1	3	1	0	0								
26 Max Kepler, L (1,9) OBP: 0.293, SLG: 0.343											4	0	1	1	0	2								
8 Kurt Suzuki, R (1,2) OBP: 0.283, SLG: 0.333										4	0	0	0	0	1	2								
25 Byron Buxton, R (1,8) OBP: 0.234, SLG: 0.352										2	0	0	0	0	1	1								
39 Danny Santana, S (8,PH) OBP: 0.288, SLG: 0.344										1	0	0	0	0	1	0								
<b>Inning Stats</b>	R: 0 H: 1 E: 0 K: 1 S: 10	H: 2 LOB: 1 BB: 0 P: 16	R: 1 H: 2 E: 0 K: 1 S: 16	H: 2 LOB: 0 BB: 0 P: 20	R: 0 H: 0 E: 0 K: 0 S: 8	H: 0 LOB: 0 BB: 0 P: 9	R: 0 H: 1 E: 0 K: 0 S: 8	H: 1 LOB: 1 BB: 0 P: 11	R: 0 H: 0 E: 0 K: 1 S: 7	H: 0 LOB: 0 BB: 0 P: 12	R: 0 H: 1 E: 0 K: 0 S: 8	H: 1 LOB: 1 BB: 0 P: 13	R: 0 H: 0 E: 0 K: 0 S: 4	H: 0 LOB: 0 BB: 0 P: 6	R: 0 H: 2 E: 0 K: 2 S: 14	H: 2 LOB: 2 BB: 0 P: 23	R: 1 H: 2 E: 0 K: 0 S: 18	H: 2 LOB: 0 BB: 0 P: 27	1B: 7 SF: 0 2B: 1 HR: 1	SF: 0 SAC: 0 DP: 2 HBP: 0	WP: 0 PB: 0 SB: 0 CS: 0	PA: 35		
<b>PITCHER</b>	IP WLS BF H R ER SO BB IBB HBP BLK WP HR S P ERA WHIP	IP WLS BF H R ER SO BB IBB HBP BLK WP HR S P ERA WHIP	IP WLS BF H R ER SO BB IBB HBP BLK WP HR S P ERA WHIP	IP WLS BF H R ER SO BB IBB HBP BLK WP HR S P ERA WHIP	IP WLS BF H R ER SO BB IBB HBP BLK WP HR S P ERA WHIP	IP WLS BF H R ER SO BB IBB HBP BLK WP HR S P ERA WHIP	IP WLS BF H R ER SO BB IBB HBP BLK WP HR S P ERA WHIP	IP WLS BF H R ER SO BB IBB HBP BLK WP HR S P ERA WHIP	IP WLS BF H R ER SO BB IBB HBP BLK WP HR S P ERA WHIP	IP WLS BF H R ER SO BB IBB HBP BLK WP HR S P ERA WHIP	IP WLS BF H R ER SO BB IBB HBP BLK WP HR S P ERA WHIP	IP WLS BF H R ER SO BB IBB HBP BLK WP HR S P ERA WHIP	IP WLS BF H R ER SO BB IBB HBP BLK WP HR S P ERA WHIP	IP WLS BF H R ER SO BB IBB HBP BLK WP HR S P ERA WHIP	IP WLS BF H R ER SO BB IBB HBP BLK WP HR S P ERA WHIP	IP WLS BF H R ER SO BB IBB HBP BLK WP HR S P ERA WHIP	IP WLS BF H R ER SO BB IBB HBP BLK WP HR S P ERA WHIP	IP WLS BF H R ER SO BB IBB HBP BLK WP HR S P ERA WHIP	IP WLS BF H R ER SO BB IBB HBP BLK WP HR S P ERA WHIP	IP WLS BF H R ER SO BB IBB HBP BLK WP HR S P ERA WHIP	IP WLS BF H R ER SO BB IBB HBP BLK WP HR S P ERA WHIP	IP WLS BF H R ER SO BB IBB HBP BLK WP HR S P ERA WHIP	IP WLS BF H R ER SO BB IBB HBP BLK WP HR S P ERA WHIP	
19 Masahiro Tanaka, R (1,1) ERA: 2.91	41 Nick Goody, R (9,1) ERA: 4.12																							

New York Yankees @ Minnesota Twins  
Target Field, Minneapolis, MN  
Fri Jun 17 2016, 7:46 PM - 10:48 PM CDT  
Att: 23,161 - Overcast - 77 F

AB 35  
R 2  
H 9  
RBI 2  
BB 0  
SO 5  
LOB 12





Batter	1	2	3	4	5	6	7	8	9	AB	R	H	RBI	BB	SO	LOB	TOP										
22 Jacoby Ellsbury, L (1, 8) OBP: 0.347, SLG: 0.413										5	0	2	2	0	0	0	<b>New York Yankees @ Minnesota Twins</b> Target Field, Minneapolis, MN Sat Jun 18 2016, 1:11 PM - 4:21 PM CDT Att: 30,760 - Partly Cloudy - 81 F										
11 Brett Gardner, L (1, 7) OBP: 0.360, SLG: 0.355										4	1	1	1	0	1	1											
36 Carlos Beltrán, S (1, 9) OBP: 0.321, SLG: 0.576										5	2	3	2	0	1	2											
31 Aaron Hicks, S (9, 9)										0	0	0	0	0	0	0											
13 Alex Rodriguez, R (1, 10) OBP: 0.268, SLG: 0.418										4	1	1	2	0	1	1											
34 Brian McCann, L (1, 2) OBP: 0.314, SLG: 0.374										4	0	0	0	0	1	0											
12 Chase Headley, S (1, 5) OBP: 0.336, SLG: 0.355										3	1	1	0	1	1	0											
18 Didi Gregorius, L (1, 6) OBP: 0.319, SLG: 0.413										4	1	3	0	0	0	1											
38 Rob Refsnyder, R (1, 4) OBP: 0.333, SLG: 0.391										3	1	1	0	1	0	2											
24 Ike Davis, L (1, 3) OBP: 0.250, SLG: 0.182										3	0	0	0	0	2	2											
14 Starlin Castro, R (9, PH) OBP: 0.289, SLG: 0.413										1	0	0	0	0	1	3											
<b>Inning Stats</b>	R: 0 E: 0 K: 1 S: 6	H: 1 LOB: 0 BB: 0 P: 10	R: 0 E: 0 K: 0 S: 6	H: 0 LOB: 0 BB: 0 P: 9	R: 0 E: 0 K: 1 S: 9	H: 1 LOB: 0 BB: 0 P: 12	R: 0 E: 0 K: 0 S: 15	H: 1 LOB: 1 BB: 0 P: 24	R: 0 E: 0 K: 1 S: 11	H: 0 LOB: 0 BB: 0 P: 13	R: 0 E: 0 K: 1 S: 7	H: 0 LOB: 0 BB: 0 P: 8	R: 2 E: 0 K: 1 S: 13	H: 4 LOB: 2 BB: 0 P: 17	R: 2 E: 0 K: 1 S: 14	H: 2 LOB: 1 BB: 2 P: 21	R: 3 E: 0 K: 2 S: 18	H: 2 LOB: 1 BB: 2 P: 33	1B: 10 HR: 2	SF: 1 SAC: 0 DP: 2 HBP: 0	WP: 1 PB: 1 CS: 0	PA: 39					
<b>PITCHER</b>	IP	WLS	BF	H	R	ER	SO	BB	IBB	HBP	BLK	WP	HR	S	P	ERA	WHIP										
47 Ricky Nolasco, R (1, 1) ERA: 4.91	7.0		27	8	2	2	5	0	0	0	0	0	1	67	93	2.57	1.143										
62 Buddy Boshers, L (8, 1) ERA: 1.13	0.1	H	2	1	1	1	0	0	0	0	0	0	0	5	7	27.00	3.000										
49 Kevin Jepsen, R (8, 1) ERA: 5.46	0.1	B	2	1	1	1	1	0	0	0	0	0	1	7	10	27.00	3.000										
58 Fernando Abad, L (8, 1) ERA: 2.28	0.1	L	4	1	3	3	0	1	1	0	0	0	0	5	15	81.00	6.000										
57 Ryan Pressly, R (9, 1) ERA: 4.09	1.0		4	1	0	0	2	0	0	0	0	1	0	15	22	0.00	1.000										

AB	36
R	7
H	12
RBI	7
BB	2
SO	8
LOB	12

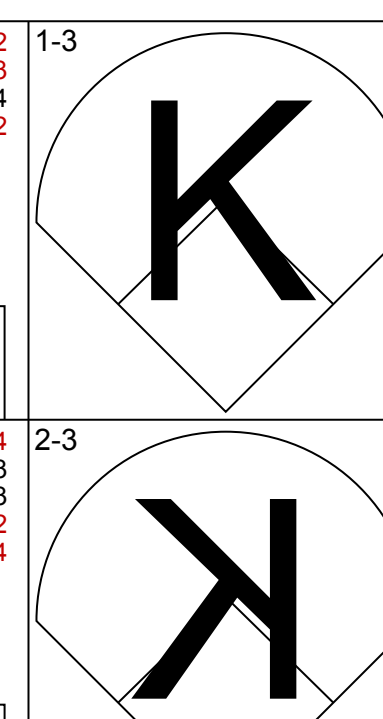
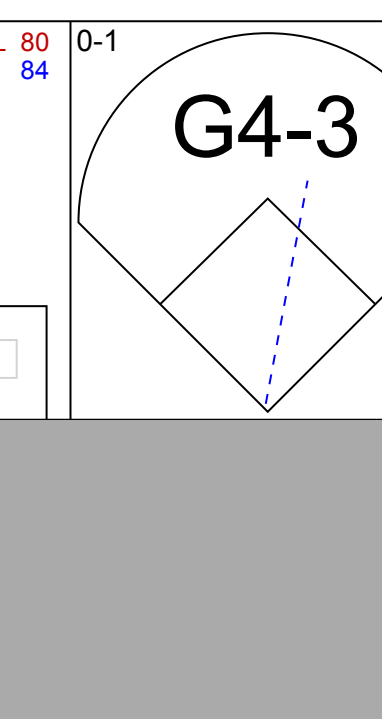
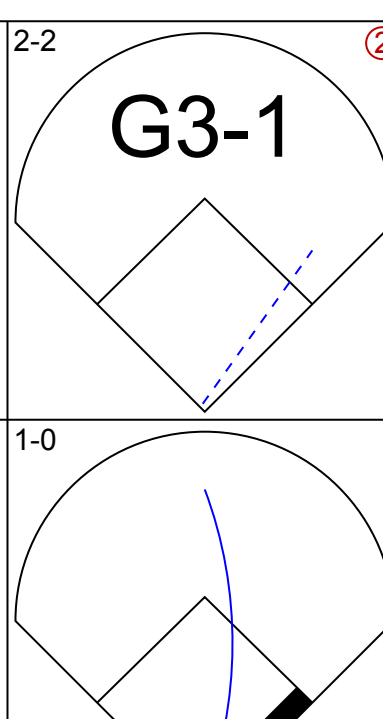
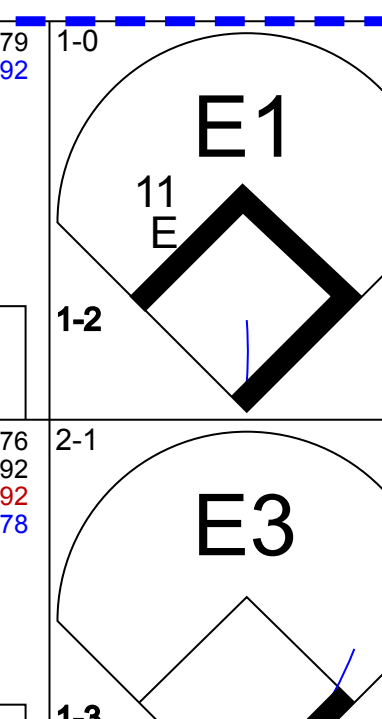
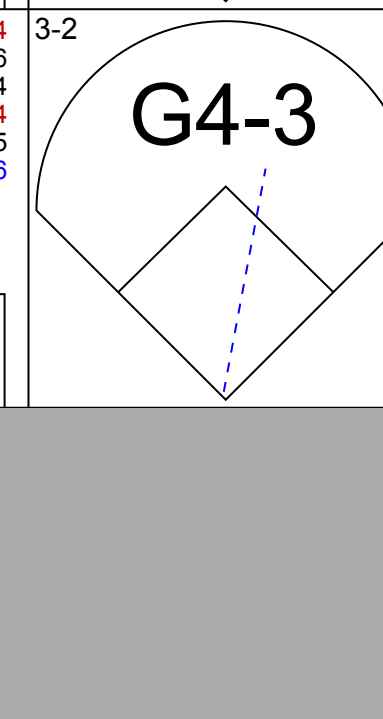
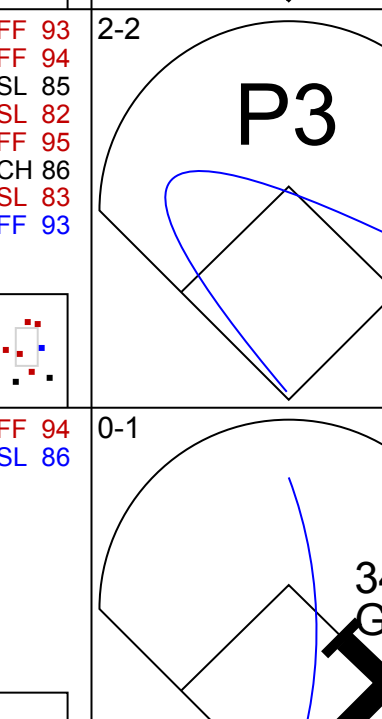
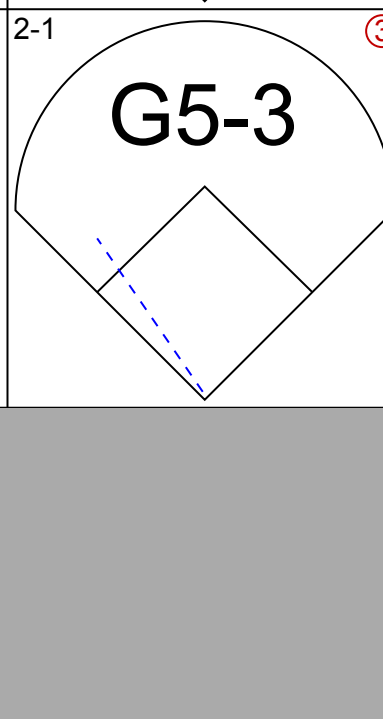
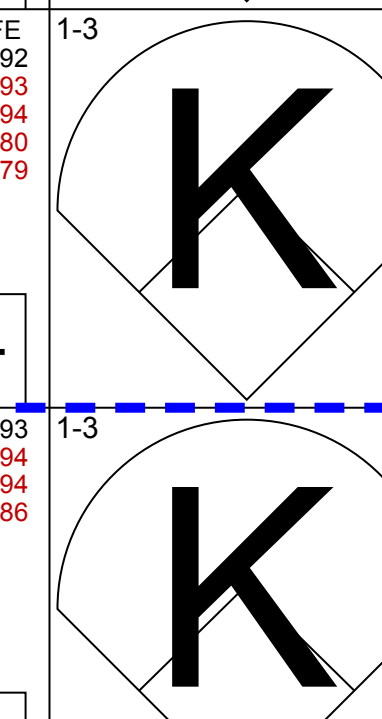

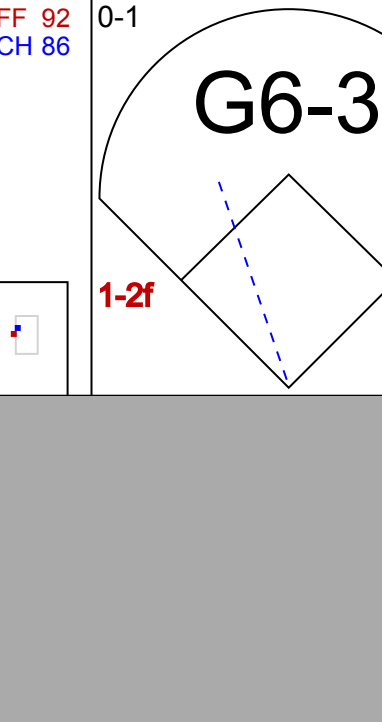


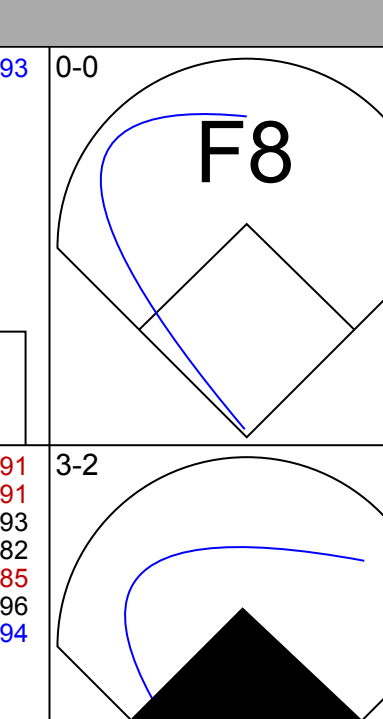
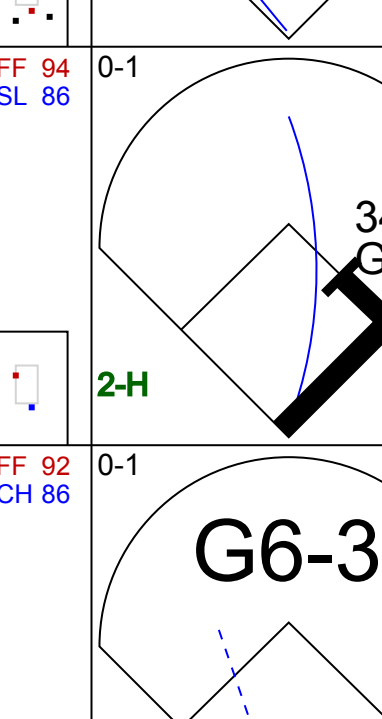
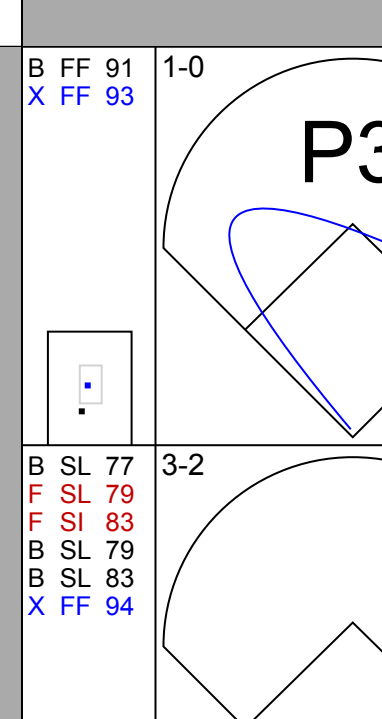
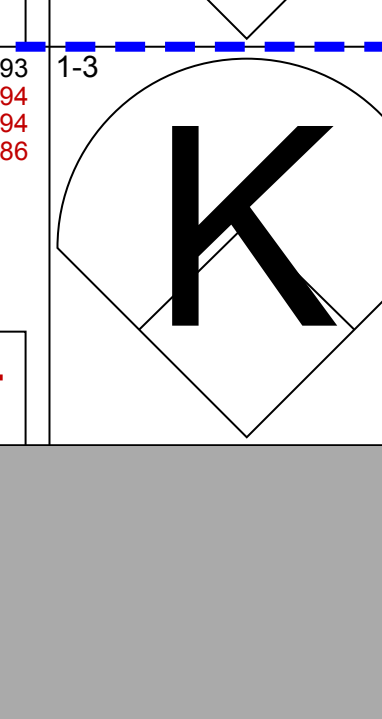

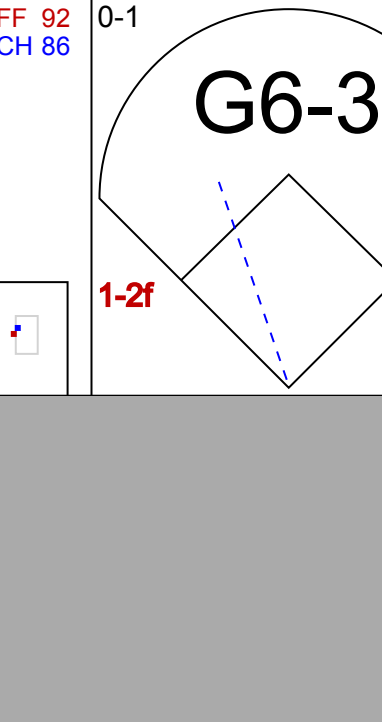
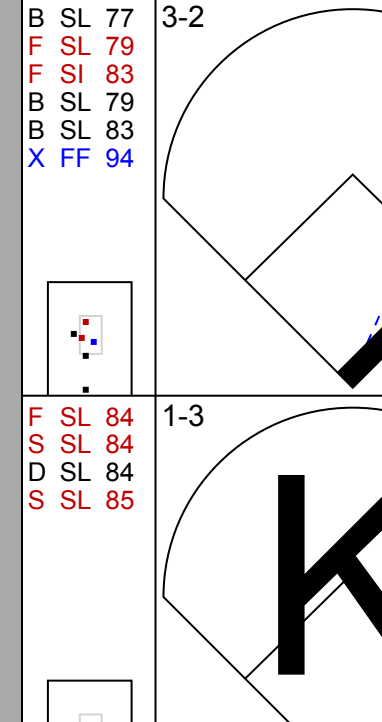
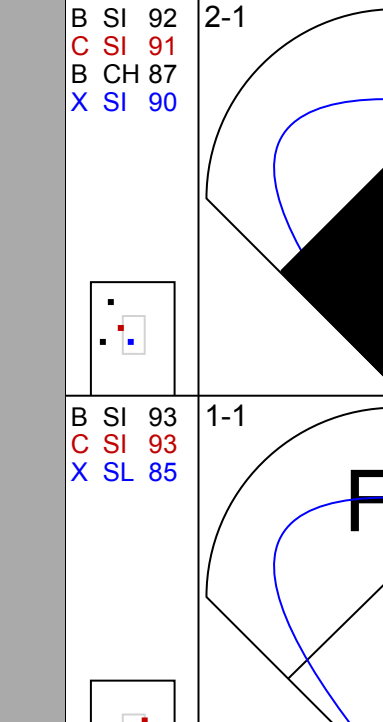

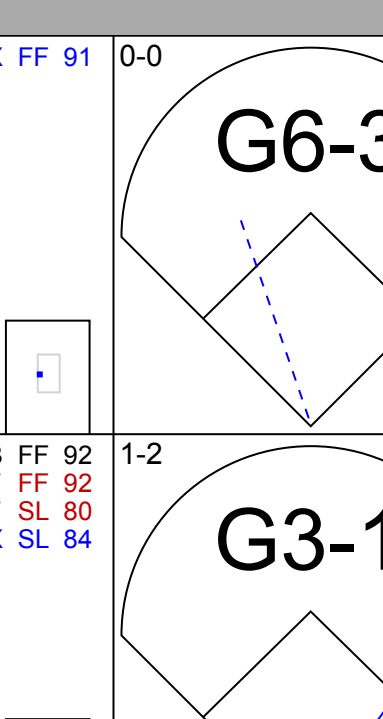
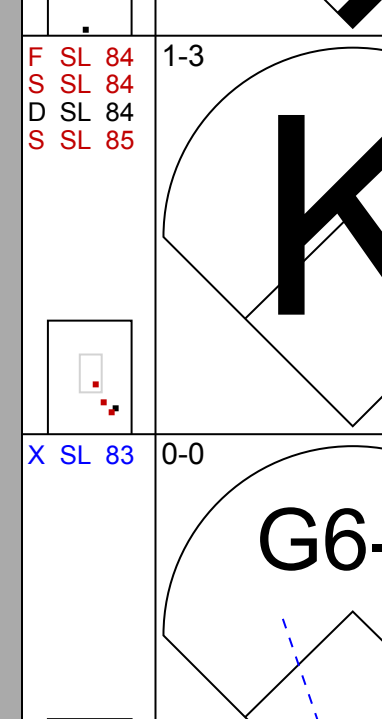
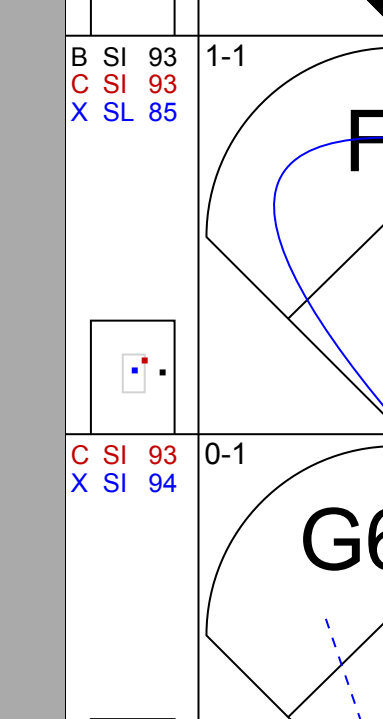

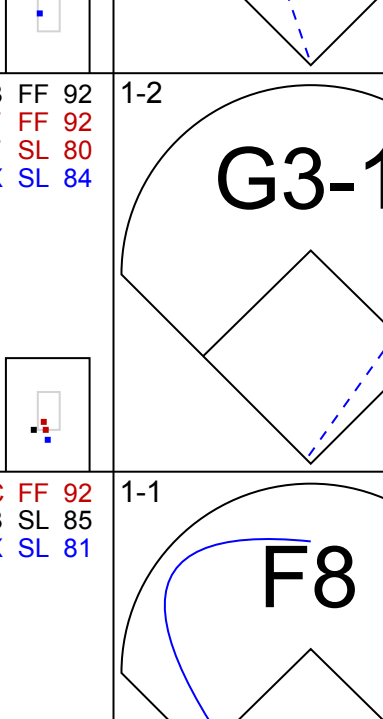
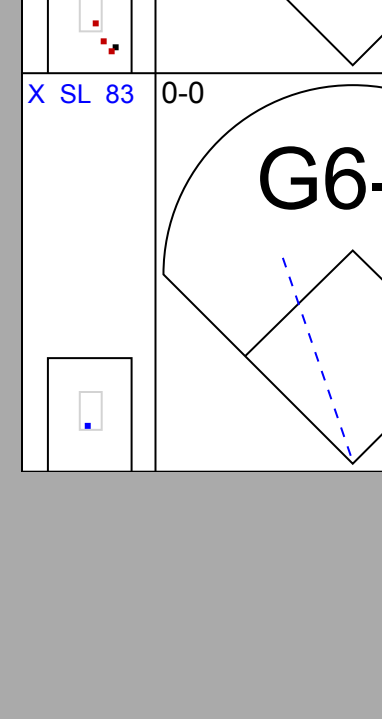
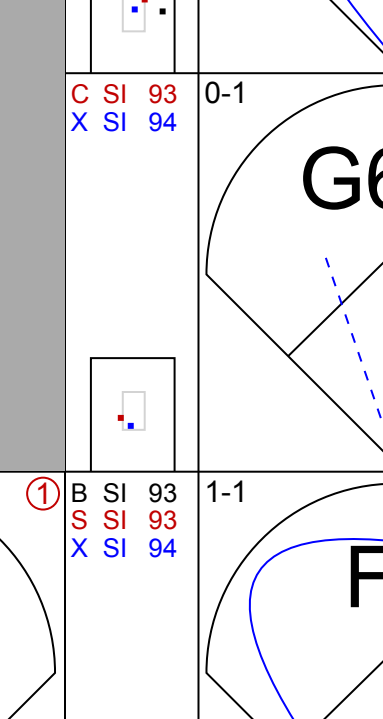
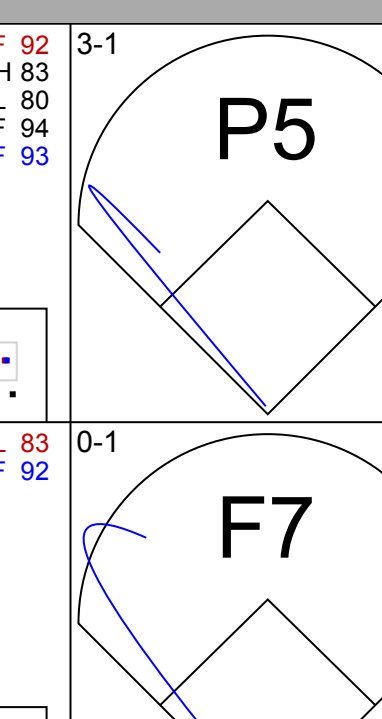
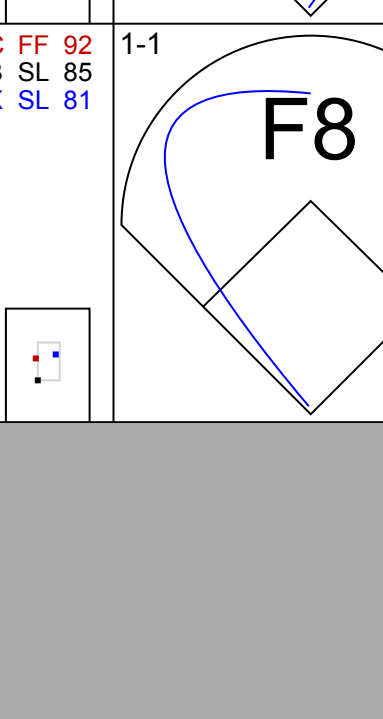
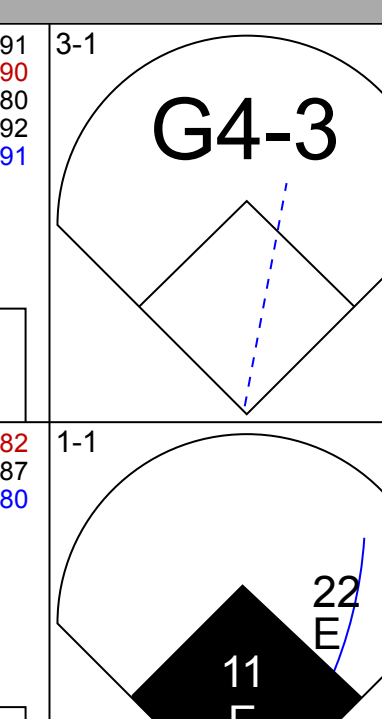
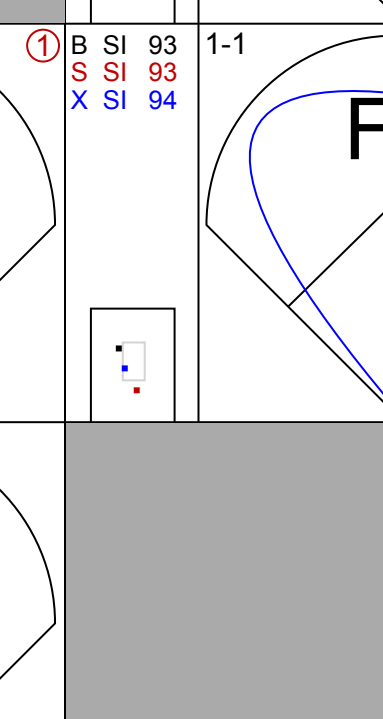
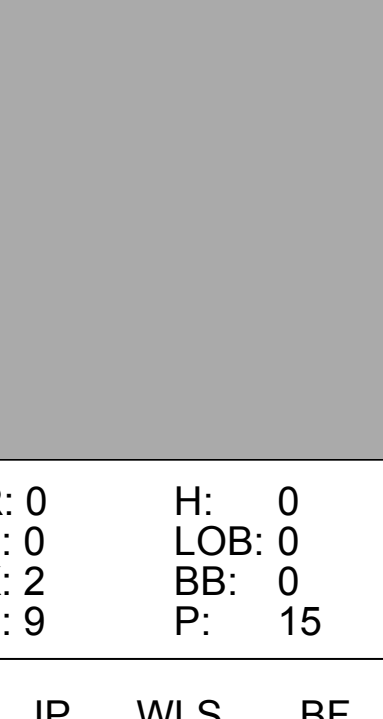
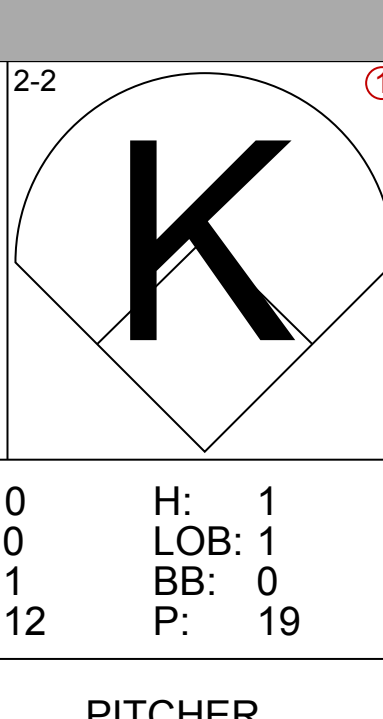
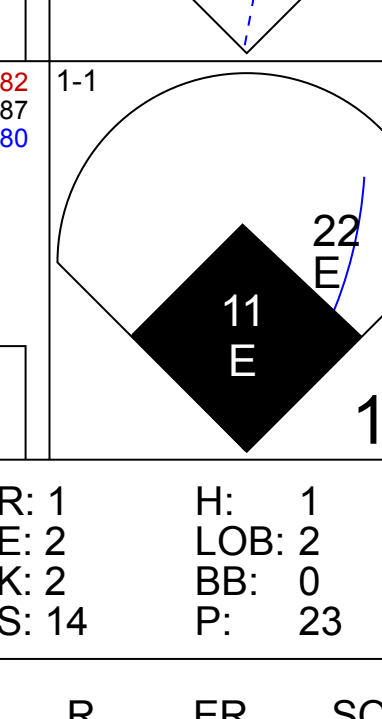


Batter	1	2	3	4	5	6	7	8	9	AB	R	H	RBI	BB	SO	LOB	BOTTOM										
9 Eduardo Núñez, R (1, 5) OBP: 0.348, SLG: 0.485										4	0	2	0	0	0	0	<b>New York Yankees @ Minnesota Twins</b> Target Field, Minneapolis, MN Sat Jun 18 2016, 1:11 PM - 4:21 PM CDT Att: 30,760 - Partly Cloudy - 81 F										
39 Danny Santana, S (1, 7) OBP: 0.281, SLG: 0.336										3	0	0	0	0	0	1											
7 Joe Mauer, L (1, 3) OBP: 0.379, SLG: 0.407										4	0	0	0	0	3	1											
2 Brian Dozier, R (1, 4) OBP: 0.327, SLG: 0.380										4	2	2	0	0	2	1											
26 Max Kepler, L (1, 9) OBP: 0.295, SLG: 0.357										3	1	1	0	0	1	2											
36 Robbie Grossman, R (9, PH) OBP: 0.431, SLG: 0.553										1	0	0	0	0	1	0											
52 ByungHo Park, R (1, 10) OBP: 0.288, SLG: 0.442										3	1	1	3	0	1	1											
5 Eduardo Escobar, S (1, 6) OBP: 0.303, SLG: 0.361										4	1	2	2	0	2	0											
37 Juan Centeno, L (1, 2) OBP: 0.246, SLG: 0.333										3	0	0	0	0	2	1											
8 Kurt Suzuki, R (9, PH) OBP: 0.288, SLG: 0.359										1	0	0	0	0	0	0											
25 Byron Buxton, R (1, 8) OBP: 0.228, SLG: 0.343										3	0	0	0	0	3	0											
24 Trevor Plouffe, R (9, PH) OBP: 0.264, SLG: 0.364										1	0	0	0	0	0	0											
<b>Inning Stats</b>	R: 0 E: 0 K: 0 S: 6	H: 0 LOB: 0 BB: 0 P: 7	R: 1 E: 0 K: 2 S: 16	H: 2 LOB: 1 BB: 0 P: 25	R: 0 E: 0 K: 1 S: 7	H: 0 LOB: 0 BB: 0 P: 10	R: 2 E: 0 K: 3 S: 17	H: 2 LOB: 0 BB: 0 P: 23	R: 0 E: 0 K: 2 S: 13	H: 1 LOB: 1 BB: 0 P: 16	R: 1 E: 1 K: 1 S: 15	H: 1 LOB: 0 BB: 0 P: 20	R: 0 E: 0 K: 2 S: 9	H: 0 LOB: 0 BB: 0 P: 13	R: 0 E: 0 K: 2 S: 11	H: 1 LOB: 1 BB: 0 P: 16	R: 2 E: 0 K: 2 S: 20	H: 2 LOB: 0 BB: 0 P: 28	1B: 4 HR: 3	SF: 1 SAC: 1 DP: 1 HBP: 0	WP: 0 PB: 0 CS: 0	PA: 36					
<b>PITCHER</b>	IP	WLS	BF	H	R	ER	SO	BB	IBB	HBP	BLK	WP	HR	S	P	ERA	WHIP										
35 Michael Pineda, R (1, 1) ERA: 5.82	5.1		23	6	4	3	9	0	0	0	0	0	0	13	18	0.00	0.000										
43 Anthony Swarzak, R (6, 1) ERA: 2.94	1.2		4	0	0	0	2	0	0	0	0	0	0	11	16	0.00	1.000										
48 Andrew Miller, L (8, 1) ERA: 1.21	1.0	W	4	1	0	0	2	0	0	0	0	0	0	11	16	0.00	1.000										
54 Aroldis Chapman, L (9, 1) ERA: 3.18	1.0	S	5	2	2	2	2	0	0	0	0	0	2	20	28	18.00	2.000										


AB	34
R	6
H	9
RBI	6
BB	0
SO	15
LOB	7

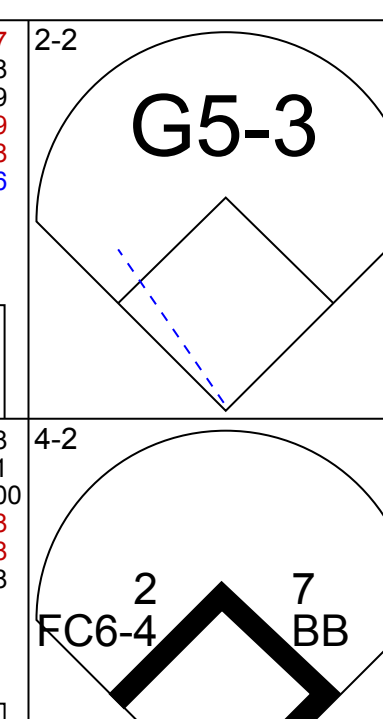
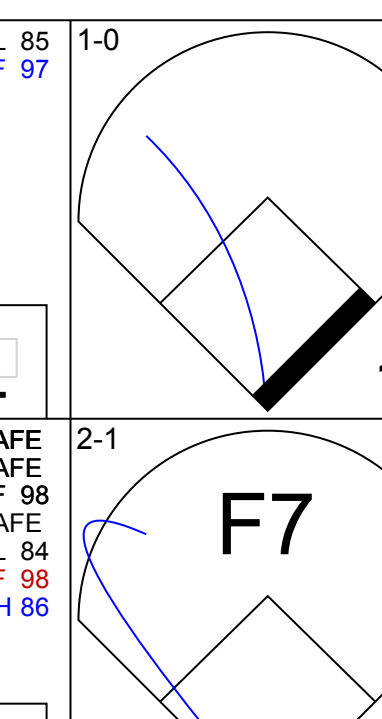
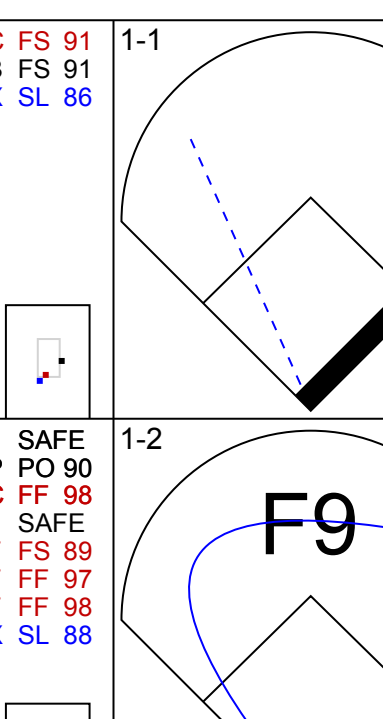
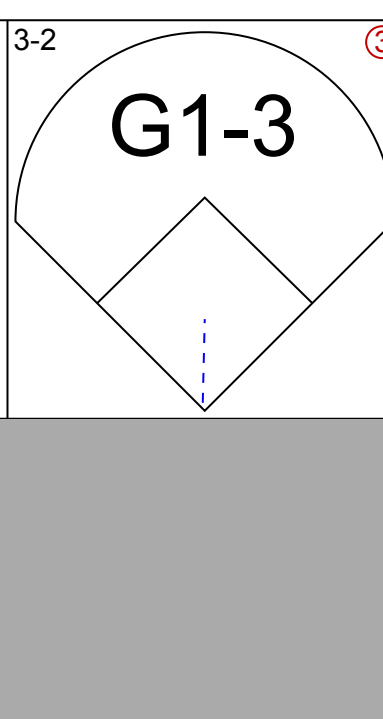
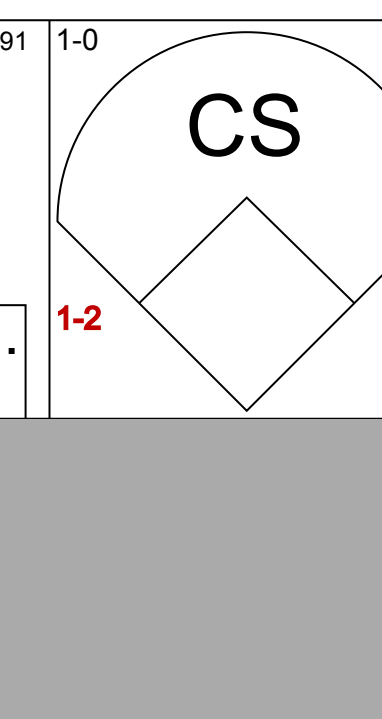
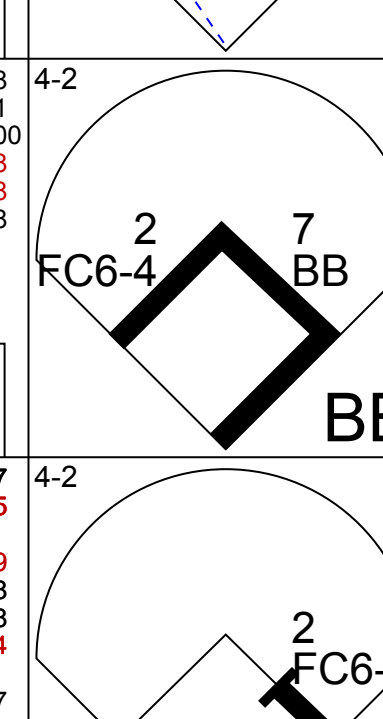
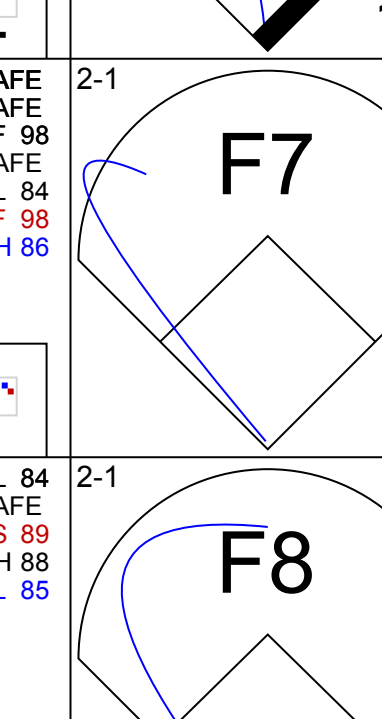
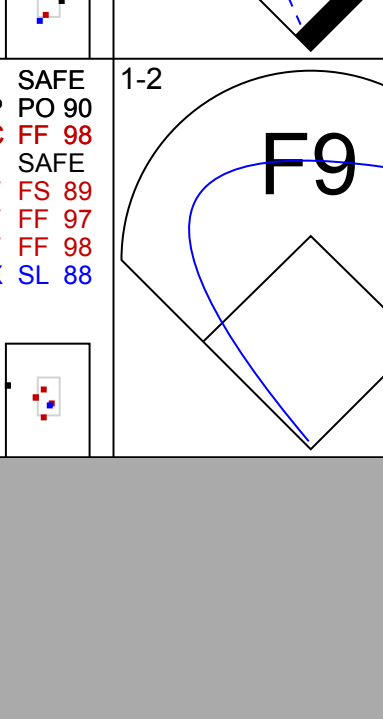
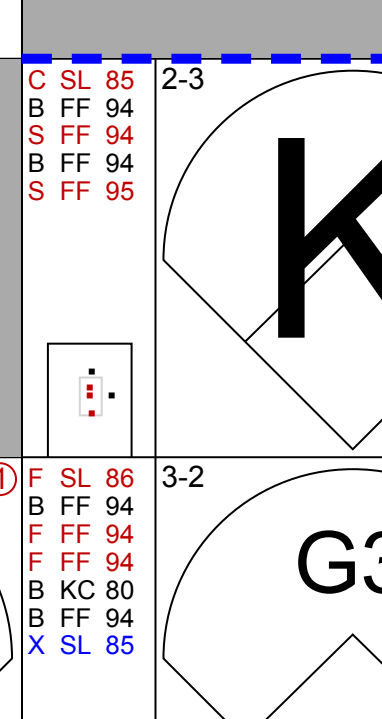

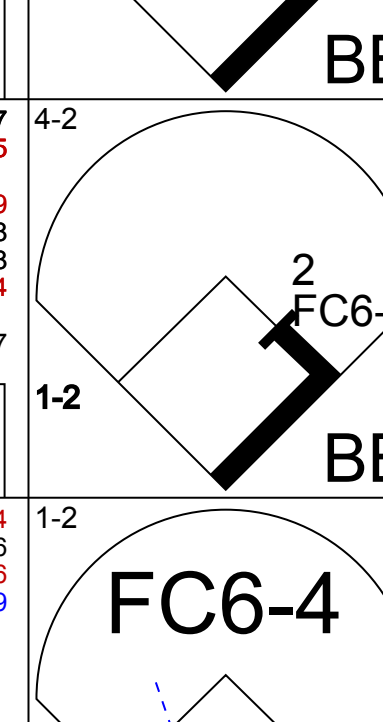
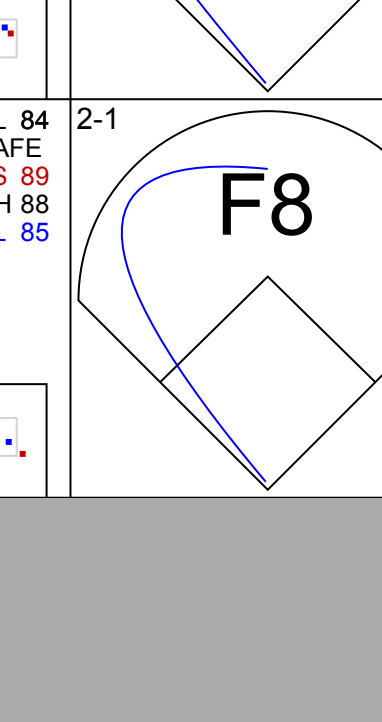
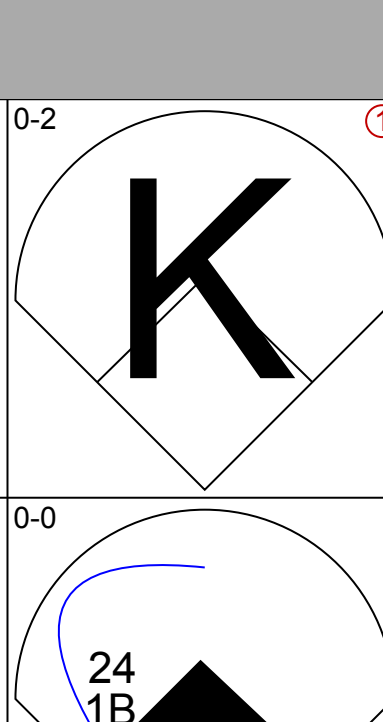

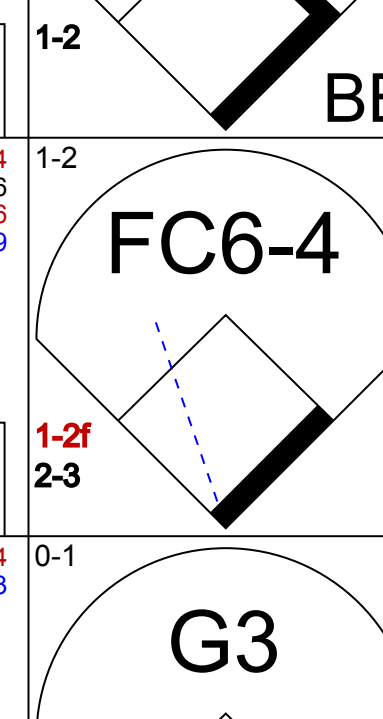
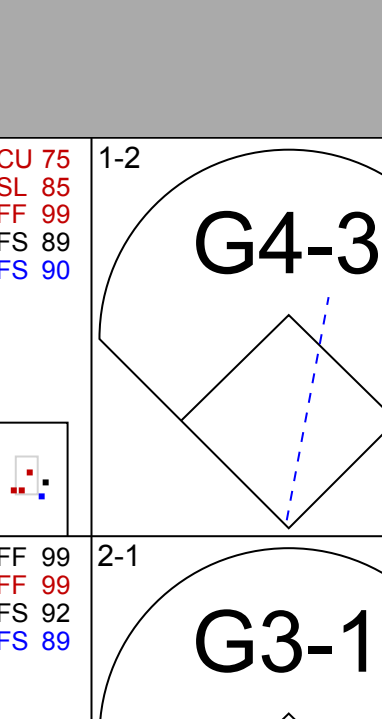
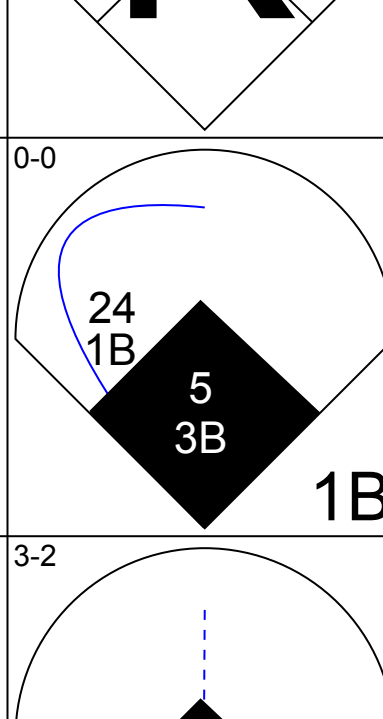

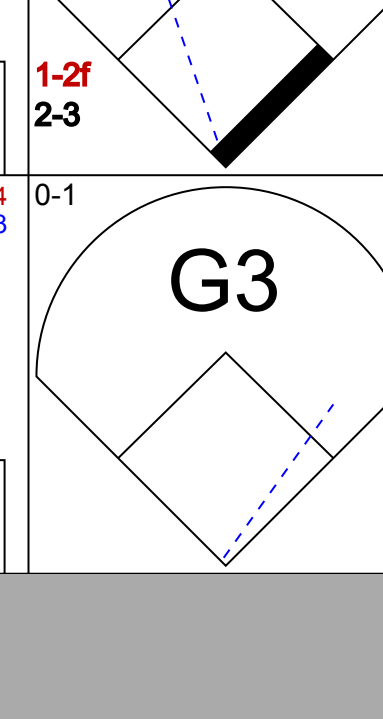
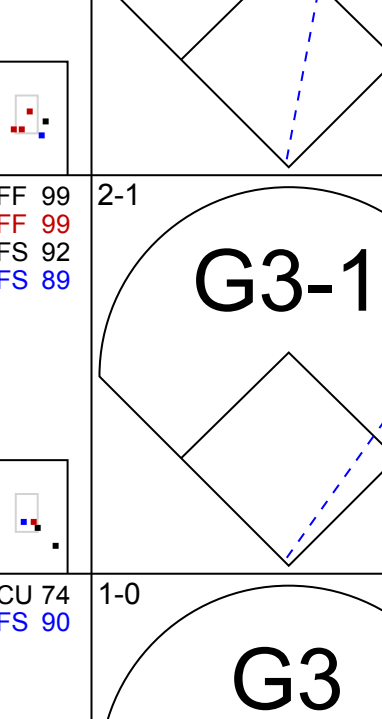
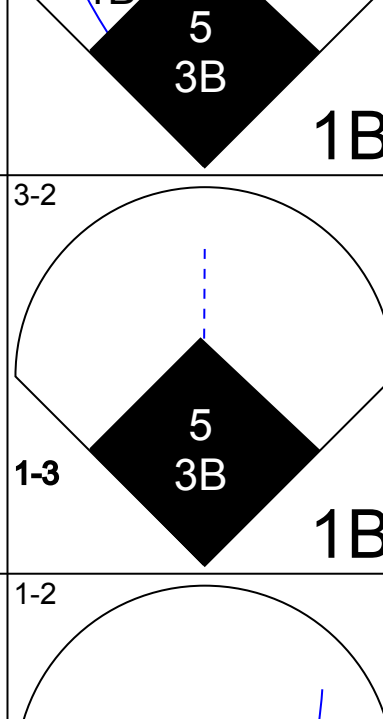

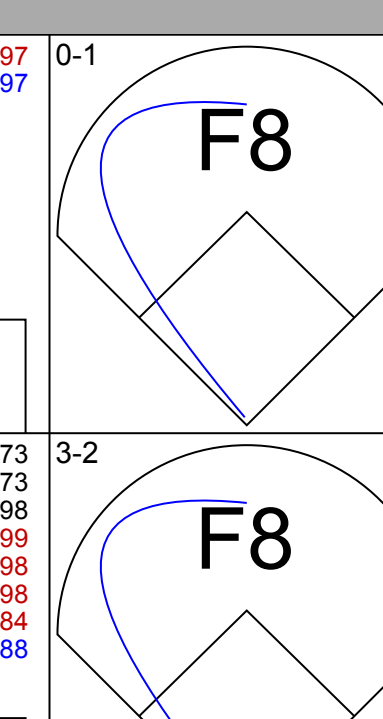
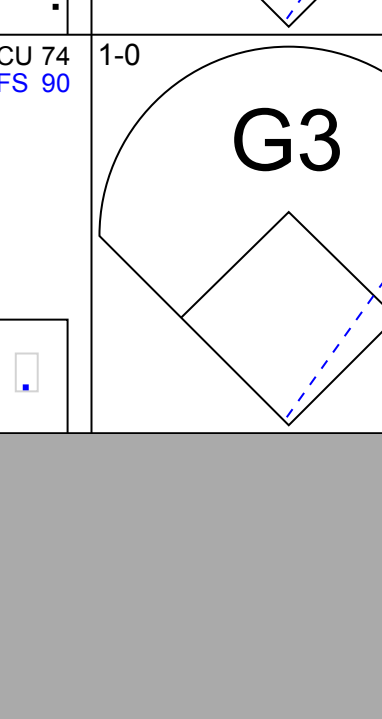
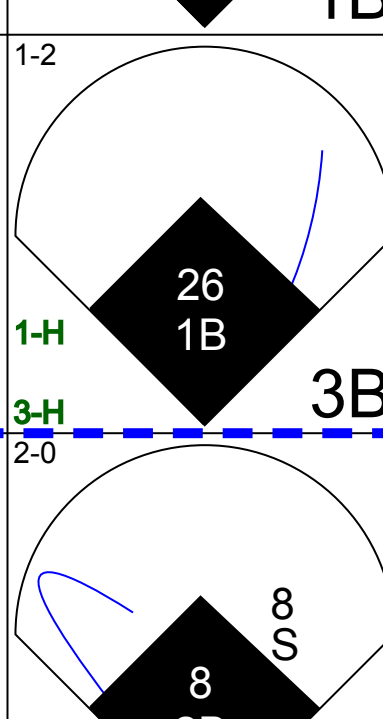
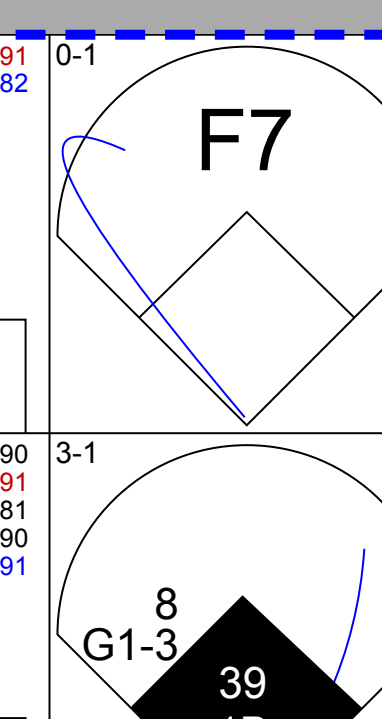

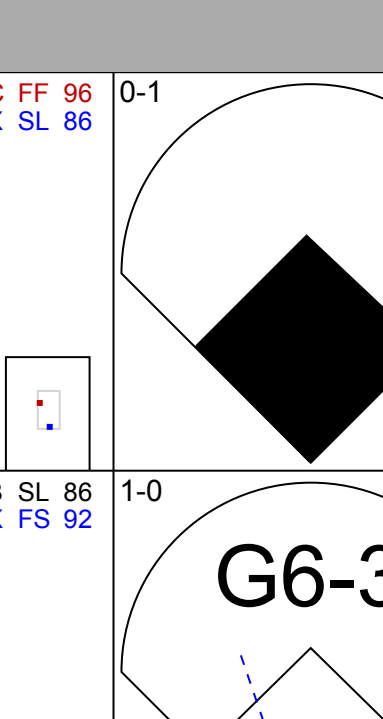
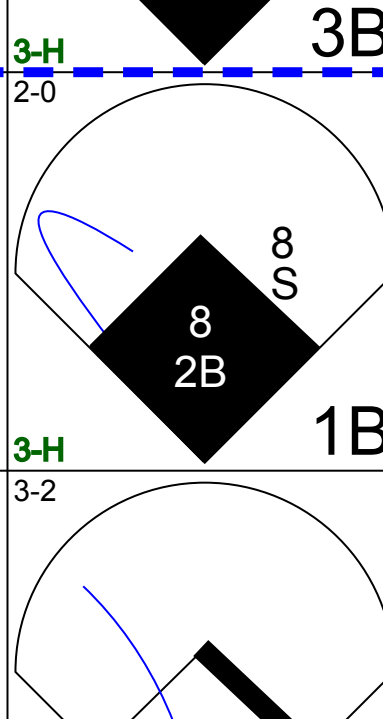
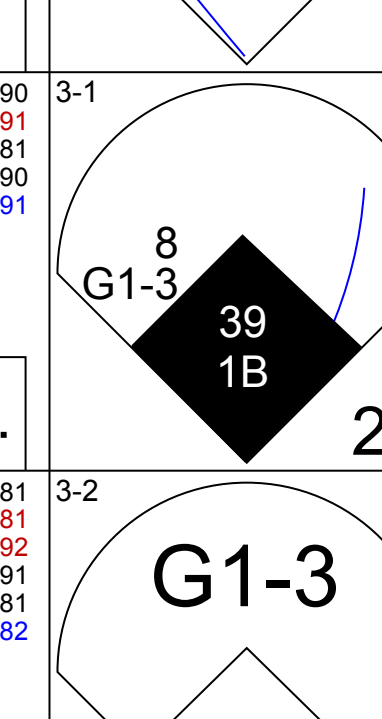

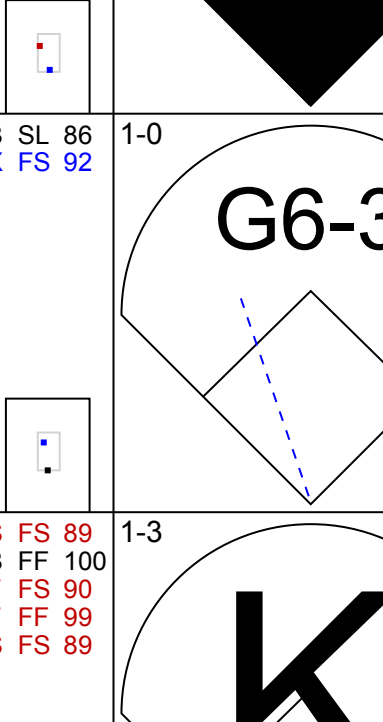
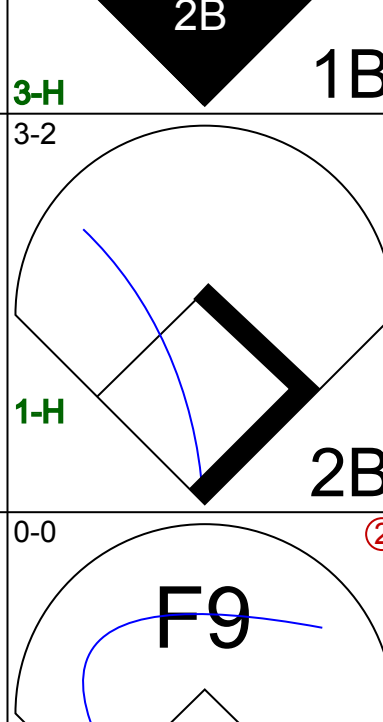
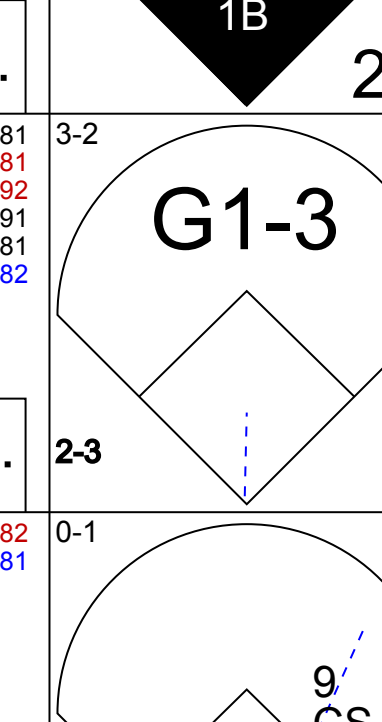
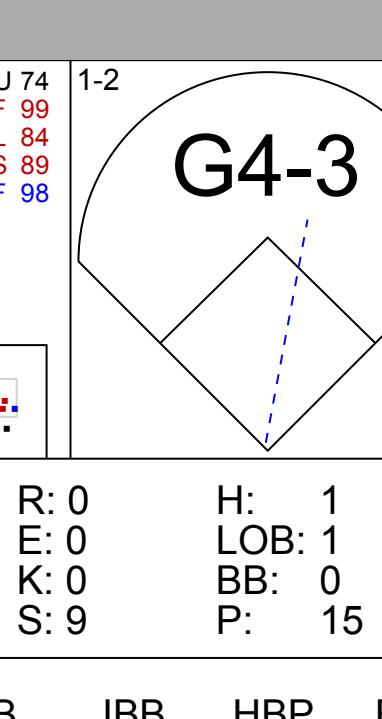
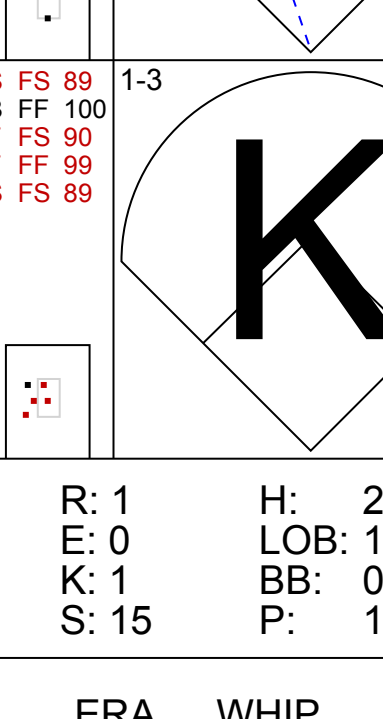
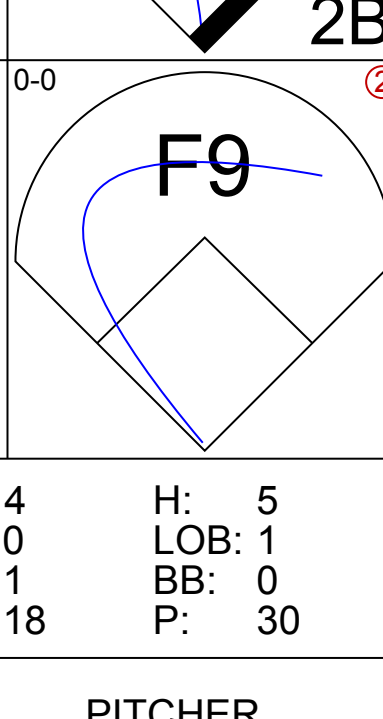
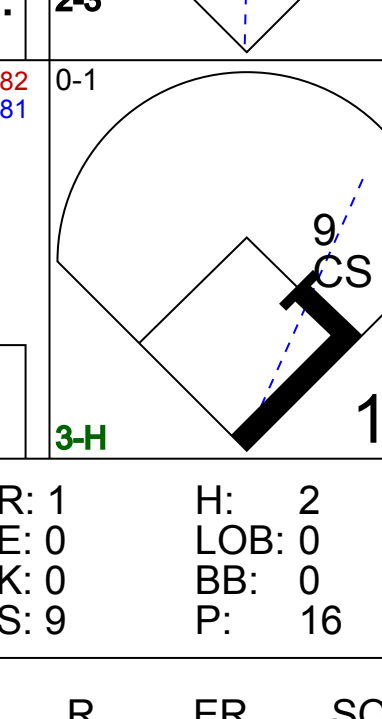





Batter	1	2	3	4	5	6	7	8	9	AB	R	H	RBI	BB	SO	LOB	TOP					
22 Jacoby Ellsbury, L (1.8) OBP: 0.341, SLG: 0.406										4	0	0	0	0	1	1	<b>New York Yankees @ Minnesota Twins</b> Target Field, Minneapolis, MN Sun Jun 19 2016, 1:14 PM - 4:13 PM CDT Att: 29,553 - Partly Cloudy - 88 F					
11 Brett Gardner, L (1.7) OBP: 0.362, SLG: 0.362										4	1	2	0	0	1	1						
36 Carlos Beltrán, S (1.9) OBP: 0.316, SLG: 0.567										4	0	0	0	0	1	4						
13 Alex Rodriguez, R (1.10) OBP: 0.267, SLG: 0.413										4	0	1	1	0	1	2						
34 Brian McCann, L (1.2) OBP: 0.322, SLG: 0.415										4	2	3	2	0	0	1						
14 Starlin Castro, R (1.4) OBP: 0.285, SLG: 0.406										4	0	0	0	0	1	1						
18 Didi Gregorius, L (1.6) OBP: 0.314, SLG: 0.405										4	0	0	0	0	0	1						
12 Chase Headley, S (1.5) OBP: 0.330, SLG: 0.348										4	0	0	0	0	0	0						
24 Ike Davis, L (1.3) OBP: 0.267, SLG: 0.214										3	1	1	0	0	1	0						
<b>Inning Stats</b>	R: 0 K: 2 S: 9	H: 0 LOB: 0 BB: 15	R: 1 K: 0 S: 10	H: 1 LOB: 0 BB: 15	R: 0 K: 0 S: 6	H: 0 LOB: 0 BB: 9	R: 1 K: 0 S: 12	H: 2 LOB: 0 BB: 17	R: 0 K: 1 S: 6	H: 0 LOB: 0 BB: 8	R: 0 K: 1 S: 12	H: 1 LOB: 1 BB: 19	R: 0 K: 1 S: 8	H: 1 LOB: 1 BB: 13	R: 1 K: 2 S: 14	H: 1 LOB: 2 BB: 20		R: 1 K: 0 S: 8	H: 1 LOB: 0 BB: 12	1B: 4 2B: 1 3B: 0 HR: 2	SF: 0 SAC: 0 DP: 1 HBP: 0	WP: 0 PB: 0 CS: 0
<b>PITCHER</b>	IP WLS BF H R ER SO BB IBB HBP BLK WP HR S P ERA WHIP	7.1 W 27 6 3 2 4 0 0 0 0 0 1 67 104 2.46 0.818	0.1 3 0 0 0 1 0 0 0 0 0 0 7 11 0.00 0.000	1.1 S 5 1 1 1 1 0 0 0 0 0 0 1 11 16 6.75 0.750																		
54 Ervin Santana, R (1.1) ERA: 4.83																						
55 Taylor Rogers, L (8.1) ERA: 4.58																						
27 Brandon Kintzler, R (8.1) ERA: 2.95																						

AB	35
R	4
H	7
RBI	3
BB	0
SO	6
LOB	11



Batter	1	2	3	4	5	6	7	8	9	AB	R	H	RBI	BB	SO	LOB	BOTTOM					
9 Eduardo Núñez, R (1.5) OBP: 0.351, SLG: 0.485										4	0	2	0	0	0	1	<b>New York Yankees @ Minnesota Twins</b> Target Field, Minneapolis, MN Sun Jun 19 2016, 1:14 PM - 4:13 PM CDT Att: 29,553 - Partly Cloudy - 88 F					
36 Robbie Grossman, S (1.7) OBP: 0.425, SLG: 0.535										3	0	0	0	1	2							
7 Joe Mauer, L (1.10) OBP: 0.377, SLG: 0.402										3	0	0	0	1	1							
2 Brian Dozier, R (1.4) OBP: 0.330, SLG: 0.394										4	2	2	1	0	0	2						
24 Trevor Plouffe, R (1.3) OBP: 0.264, SLG: 0.362										4	1	1	0	0	1	2						
5 Eduardo Escobar, S (1.6) OBP: 0.302, SLG: 0.371										4	1	1	2	0	0	0						
26 Max Kepler, L (1.9) OBP: 0.317, SLG: 0.432										4	3	3	2	0	0	0						
8 Kurt Suzuki, R (1.2) OBP: 0.287, SLG: 0.363										4	0	1	1	0	0	1						
39 Danny Santana, S (1.8) OBP: 0.281, SLG: 0.333										4	0	1	1	0	1	1						
<b>Inning Stats</b>	R: 0 K: 0 S: 14	H: 0 LOB: 2 BB: 25	R: 0 K: 0 S: 10	H: 0 LOB: 0 BB: 13	R: 0 K: 0 S: 9	H: 1 LOB: 1 BB: 15	R: 0 K: 0 S: 7	H: 0 LOB: 0 BB: 11	R: 1 K: 1 S: 15	H: 2 LOB: 1 BB: 18	R: 4 K: 0 S: 18	H: 5 LOB: 1 BB: 30	R: 1 K: 2 S: 14	H: 1 LOB: 0 BB: 25	R: 1 K: 0 S: 9	H: 2 LOB: 0 BB: 16		R: 1 K: 0 S: 9	H: 2 LOB: 0 BB: 16	1B: 6 2B: 2 3B: 1 HR: 2	SF: 0 SAC: 0 DP: 0 HBP: 0	WP: 0 PB: 0 CS: 1
<b>PITCHER</b>	IP WLS BF H R ER SO BB IBB HBP BLK WP HR S P ERA WHIP	5.1 L 24 4 2 1 1 0 0 0 0 0 0 8 16 13.50 3.000	0.2 4 2 1 1 0 0 0 0 0 0 0 8 16 13.50 3.000	1.0 4 1 1 1 2 0 0 0 0 0 1 14 25 9.00 1.000																		
30 Nathan Eovaldi, R (1.1) ERA: 5.02																						
68 Dellin Betances, R (6.1) ERA: 3.24																						
39 Kirby Yates, R (7.1) ERA: 4.97																						
41 Nick Goody, R (8.1) ERA: 4.35																						

AB	34
R	7
H	11
RBI	7
BB	2
SO	4
LOB	10





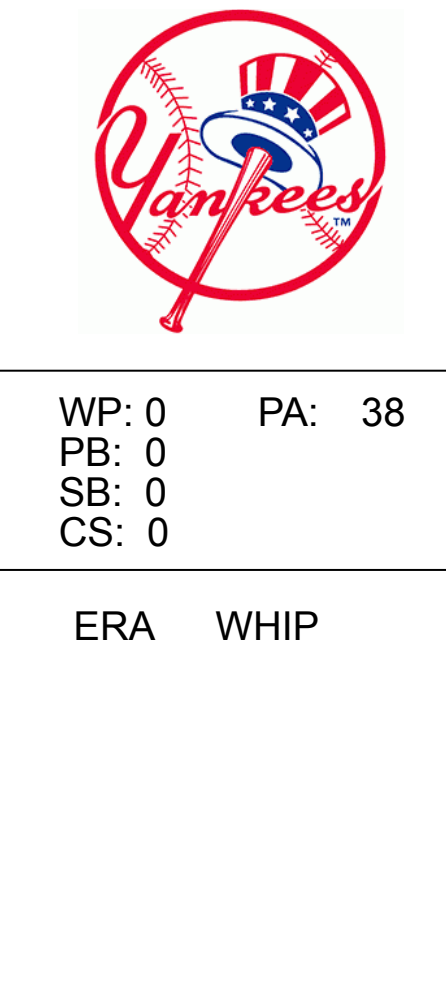
Batter	1	2	3	4	5	6	7	8	9	AB	R	H	RBI	BB	SO	LOB	TOP	
19 Charlie Blackmon, L (1, 8) OBP: 0.357, SLG: 0.500										5	3	2	2	0	2	1	<b>Colorado Rockies @ New York Yankees</b> Yankee Stadium, Bronx, NY Tue Jun 21 2016, 7:08 PM - 10:38 PM EDT Att: 34,760 - Partly Cloudy - 83 F	
9 DJ LeMahieu, R (1, 4) OBP: 0.388, SLG: 0.492										5	2	3	0	0	1	0		
28 Nolan Arenado, R (1, 5) OBP: 0.368, SLG: 0.590										4	2	3	3	0	0	0		
5 Carlos González, L (1, 9) OBP: 0.362, SLG: 0.556										4	1	3	1	1	0	0		
27 Trevor Story, R (1, 6) OBP: 0.324, SLG: 0.549										4	0	1	0	1	1	6		
3 Daniel Descalso, L (1, 10) OBP: 0.455, SLG: 0.526										5	0	1	0	0	2	5		
12 Mark Reynolds, R (1, 3) OBP: 0.356, SLG: 0.447										5	0	1	2	0	1	2		
6 Ryan Raburn, R (1, 7) OBP: 0.331, SLG: 0.465										4	0	1	0	0	2	4		
1 Brandon Barnes, R (7, 7) OBP: 0.225, SLG: 0.270										1	0	0	0	0	1	0		
14 Tony Wolters, L (1, 2) OBP: 0.284, SLG: 0.262										5	0	0	0	0	3	3		
<b>Inning Stats</b>	R: 3 H: 5 E: 1 K: 1 S: 24	WLS: 5 BF: 23 LOB: 0 P: 35	R: 1 H: 1 E: 1 K: 0 S: 13	R: 1 H: 1 E: 1 K: 0 S: 13	R: 0 H: 0 E: 0 K: 0 S: 7	R: 0 H: 0 E: 0 K: 0 S: 7	R: 1 H: 1 E: 0 K: 0 S: 7	R: 1 H: 2 E: 0 K: 3 S: 11	R: 2 H: 3 E: 0 K: 1 S: 18	R: 0 H: 1 E: 0 K: 2 S: 10	R: 0 H: 2 E: 0 K: 3 S: 14	R: 0 H: 0 E: 0 K: 3 S: 9	R: 0 H: 0 E: 0 K: 3 S: 9	1B: 9 2B: 3 3B: 0 HR: 3	SF: 1 SAC: 0 DP: 0 HBP: 0	WP: 1 PB: 0 SB: 3 CS: 0	PA: 45	
<b>PITCHER</b>	IP WLS BF H R ER SO BB IBB HBP BLK WP HR S P ERA WHIP																	
47 Iván Nova, R (1, 1) ERA: 5.18	4.0 L 23 8 6 5 1 1 1 0 0 0 1 2 52 83 11.25 2.250																	
41 Nick Goody, R (5, 1) ERA: 4.91	1.1 7 3 2 2 4 0 0 0 0 0 0 1 22 30 13.50 2.250																	
50 Richard Bleier, L (6, 1) ERA: 4.05	1.2 7 2 0 0 2 0 0 0 0 0 0 0 16 25 0.00 1.200																	
39 Kirby Yates, R (8, 1) ERA: 4.78	1.0 5 2 0 0 3 0 0 0 0 0 0 0 14 21 0.00 2.000																	
43 Anthony Swarzak, R (9, 1) ERA: 2.45	1.0 3 0 0 0 3 0 0 0 0 0 0 0 9 12 0.00 0.000																	
<b>Batter</b>	<b>1</b>	<b>2</b>	<b>3</b>	<b>4</b>	<b>5</b>	<b>6</b>	<b>7</b>	<b>8</b>	<b>9</b>	<b>AB</b>	<b>R</b>	<b>H</b>	<b>RBI</b>	<b>BB</b>	<b>SO</b>	<b>LOB</b>	<b>BOTTOM</b>	
11 Brett Gardner, L (1, 7) OBP: 0.370, SLG: 0.367											3	2	2	0	2	0	1	
36 Carlos Beltrán, S (1, 9) OBP: 0.318, SLG: 0.563											5	0	2	0	0	1	4	
13 Alex Rodriguez, R (1, 10) OBP: 0.261, SLG: 0.405											3	0	0	1	0	1	4	
34 Brian McCann, L (1, 2) OBP: 0.321, SLG: 0.412											4	0	1	0	0	3	2	
14 Starlin Castro, R (1, 4) OBP: 0.285, SLG: 0.404											4	1	1	0	0	1	2	
18 Didi Gregorius, L (1, 6) OBP: 0.317, SLG: 0.420											4	1	2	1	0	1	0	
12 Chase Headley, S (1, 5) OBP: 0.325, SLG: 0.341											4	0	0	0	0	2	2	
31 Aaron Hicks, S (1, 8) OBP: 0.266, SLG: 0.307											4	0	0	0	0	2	1	
38 Rob Refsnyder, R (1, 3) OBP: 0.345, SLG: 0.420											4	0	2	0	0	0	1	
<b>Inning Stats</b>	R: 1 H: 2 E: 1 K: 1 S: 9	WLS: 2 BF: 26 LOB: 0 P: 15	R: 1 H: 1 E: 1 K: 1 S: 13	R: 0 H: 2 E: 0 K: 2 S: 13	R: 0 H: 0 E: 0 K: 1 S: 7	R: 0 H: 0 E: 0 K: 0 S: 7	R: 1 H: 1 E: 0 K: 0 S: 7	R: 1 H: 2 E: 0 K: 3 S: 15	R: 0 H: 1 E: 0 K: 1 S: 11	R: 0 H: 0 E: 0 K: 2 S: 11	R: 0 H: 1 E: 0 K: 3 S: 11	R: 0 H: 1 E: 0 K: 3 S: 10	R: 0 H: 0 E: 0 K: 3 S: 10	1B: 7 2B: 3 3B: 1 HR: 0	SF: 1 SAC: 0 DP: 2 HBP: 0	WP: 0 PB: 0 SB: 0 CS: 0	PA: 38	
<b>PITCHER</b>	IP WLS BF H R ER SO BB IBB HBP BLK WP HR S P ERA WHIP																	
35 Chad Bettis, R (1, 1) ERA: 5.44	6.0 W 26 8 4 2 8 1 0 0 0 0 0 0 7 94 3.00 1.500																	
62 Gonzalez Germen, R (7, 1) ERA: 4.74	0.2 4 1 0 0 0 1 0 0 0 0 0 0 7 14 0.00 3.000																	
48 Boone Logan, L (7, 1) ERA: 1.42	0.1 H 1 0 0 0 1 0 0 0 0 0 0 0 4 7 0.00 0.000																	
30 Jason Motte, R (8, 1) ERA: 1.8	1.0 3 0 0 0 2 0 0 0 0 0 0 0 11 14 0.00 0.000																	
54 Carlos Estévez, R (9, 1) ERA: 3.7	1.0 4 1 0 0 0 0 0 0 0 0 0 0 10 16 0.00 1.000																	

**Colorado Rockies @ New York Yankees**  
 Yankee Stadium, Bronx, NY  
 Tue Jun 21 2016, 7:08 PM - 10:38 PM EDT  
 Att: 34,760 - Partly Cloudy - 83 F

AB 42  
 R 8  
 H 15  
 RBI 8  
 BB 2  
 SO 13  
 LOB 21

**Colorado Rockies @ New York Yankees**  
 Yankee Stadium, Bronx, NY  
 Tue Jun 21 2016, 7:08 PM - 10:38 PM EDT  
 Att: 34,760 - Partly Cloudy - 83 F

AB 35  
 R 4  
 H 10  
 RBI 2  
 BB 2  
 SO 11  
 LOB 17





Batter	1	2	3	4	5	6	7	8	9	AB R H RBI BB SO LOB	TOP									
19 Charlie Blackmon, L (1, 8) OBP: 0.358, SLG: 0.498										5 0 2 2 0 0 1	<p><b>Colorado Rockies @ New York Yankees</b>  <b>Yankee Stadium, Bronx, NY</b>            Wed Jun 22 2016, 1:12 PM - 4:34 PM EDT            Att: 40,104 - Sunny - 85 F</p>									
9 DJ LeMahieu, R (1, 4) OBP: 0.382, SLG: 0.483										4 0 0 0 0 1 2										
28 Nolan Arenado, R (1, 5) OBP: 0.369, SLG: 0.587									3 0 1 0 1 0 1											
5 Carlos González, L (1, 9) OBP: 0.357, SLG: 0.548									4 1 0 0 0 2 3											
27 Trevor Story, R (1, 6) OBP: 0.327, SLG: 0.551									3 2 1 1 1 2 0											
6 Ryan Raburn, R (1, 10) OBP: 0.327, SLG: 0.483									4 1 1 2 0 2 1											
12 Mark Reynolds, R (1, 3) OBP: 0.357, SLG: 0.443									4 1 1 0 0 1 0											
4 Nick Hundley, R (1, 2) OBP: 0.384, SLG: 0.506									4 2 2 3 0 1 0											
1 Brandon Barnes, R (1, 7) OBP: 0.227, SLG: 0.268									4 1 1 0 0 2 1											
<b>Inning Stats</b>	R: 0 E: 0 K: 1 S: 13	H: 2 LOB: 1 BB: 0 P: 18	R: 0 E: 0 K: 1 S: 7	H: 0 LOB: 0 BB: 0 P: 12	R: 2 E: 1 K: 0 S: 16	H: 2 LOB: 1 BB: 0 P: 24	R: 3 E: 0 K: 1 S: 18	H: 3 LOB: 1 BB: 1 P: 25	R: 3 E: 0 K: 1 S: 15	H: 2 LOB: 0 BB: 1 P: 24		R: 0 E: 0 K: 2 S: 9	H: 0 LOB: 0 BB: 0 P: 14	R: 0 E: 0 K: 2 S: 9	H: 0 LOB: 0 BB: 0 P: 16	R: 0 E: 0 K: 2 S: 10	H: 0 LOB: 0 BB: 0 P: 18	1B: 6 2B: 1 3B: 0 HR: 2	SF: 0 SAC: 1 DP: 0 HBP: 0	WP: 0 PB: 0 SB: 0 CS: 0
<b>PITCHER</b>	IP WLS BF H R ER SO BB IBB HBP BLK WP HR S P ERA WHIP	IP WLS BF H R ER SO BB IBB HBP BLK WP HR S P ERA WHIP											IP WLS BF H R ER SO BB IBB HBP BLK WP HR S P ERA WHIP							
52 CC Sabathia, L (1, 1) ERA: 2.71	4.1 22 7 6 5 3 2 0 0 0 0 0 1 57 86 10.38 2.077											4.1 22 7 6 5 3 2 0 0 0 0 0 1 57 86 10.38 2.077								
43 Anthony Swarzak, R (5, 1) ERA: 4.0	1.2 7 2 2 2 2 0 0 0 0 0 0 1 19 25 10.80 1.200											1.2 7 2 2 2 2 0 0 0 0 0 0 1 19 25 10.80 1.200								
68 Dellin Betances, R (7, 1) ERA: 3.15	1.0 3 0 0 0 2 0 0 0 0 0 0 0 9 14 0.00 0.000											1.0 3 0 0 0 2 0 0 0 0 0 0 0 9 14 0.00 0.000								
48 Andrew Miller, L (8, 1) ERA: 1.17	1.0 3 0 0 0 2 0 0 0 0 0 0 0 9 16 0.00 0.000											1.0 3 0 0 0 2 0 0 0 0 0 0 0 9 16 0.00 0.000								
54 Aroldis Chapman, L (9, 1) ERA: 3.0	1.0 W 3 0 0 0 2 0 0 0 0 0 0 0 10 18 0.00 0.000											1.0 W 3 0 0 0 2 0 0 0 0 0 0 0 10 18 0.00 0.000								

Batter	1	2	3	4	5	6	7	8	9	AB R H RBI BB SO LOB	BOTTOM									
22 Jacoby Ellsbury, L (1, 8) OBP: 0.339, SLG: 0.406										5 0 1 0 0 1 2	<p><b>Colorado Rockies @ New York Yankees</b>  <b>Yankee Stadium, Bronx, NY</b>            Wed Jun 22 2016, 1:12 PM - 4:34 PM EDT            Att: 40,104 - Sunny - 85 F</p>									
11 Brett Gardner, L (1, 7) OBP: 0.375, SLG: 0.366										3 1 1 0 2 0 1										
36 Carlos Beltrán, S (1, 9) OBP: 0.323, SLG: 0.573										3 1 1 3 1 0 1										
13 Alex Rodriguez, R (1, 10) OBP: 0.259, SLG: 0.399										5 0 1 0 0 3 5										
34 Brian McCann, L (1, 2) OBP: 0.323, SLG: 0.414										4 2 1 0 1 1 5										
14 Starlin Castro, R (1, 4) OBP: 0.290, SLG: 0.419										5 2 3 1 0 1 1										
18 Didi Gregorius, L (1, 6) OBP: 0.320, SLG: 0.419										3 1 1 1 1 0 0										
12 Chase Headley, S (1, 5) OBP: 0.328, SLG: 0.355										3 1 1 4 1 0 0										
38 Rob Refsnyder, R (1, 3) OBP: 0.345, SLG: 0.404										2 1 0 0 1 1 3										
24 Ike Davis, L (9, 3) OBP: 0.267, SLG: 0.214										0 0 0 0 0 0 0										
<b>Inning Stats</b>	R: 0 E: 0 K: 1 S: 7	H: 0 LOB: 1 BB: 1 P: 13	R: 4 E: 0 K: 1 S: 12	H: 2 LOB: 0 BB: 2 P: 27	R: 0 E: 0 K: 1 S: 10	H: 1 LOB: 1 BB: 0 P: 14	R: 0 E: 0 K: 0 S: 9	H: 0 LOB: 1 BB: 1 P: 19	R: 0 E: 0 K: 1 S: 8	H: 0 LOB: 0 BB: 0 P: 12	R: 4 E: 1 K: 1 S: 20	H: 5 LOB: 3 BB: 1 P: 31	R: 0 E: 0 K: 1 S: 7	H: 1 LOB: 2 BB: 1 P: 16	R: 1 E: 0 K: 0 S: 2	H: 1 LOB: 0 BB: 0 P: 2	1B: 5 2B: 2 3B: 0 HR: 3	SF: 0 SAC: 0 DP: 1 HBP: 1	WP: 0 PB: 0 SB: 0 CS: 0	PA: 42
<b>PITCHER</b>	IP WLS BF H R ER SO BB IBB HBP BLK WP HR S P ERA WHIP	IP WLS BF H R ER SO BB IBB HBP BLK WP HR S P ERA WHIP											IP WLS BF H R ER SO BB IBB HBP BLK WP HR S P ERA WHIP							
55 Jon Gray, R (1, 1) ERA: 4.8	4.0 21 3 4 4 3 5 0 0 0 0 0 1 40 80 9.00 2.000											4.0 21 3 4 4 3 5 0 0 0 0 0 1 40 80 9.00 2.000								
24 Jordan Lyles, R (5, 1) ERA: 8.34	2.2 10 2 3 2 2 0 0 0 0 0 0 1 20 31 6.75 0.750											2.2 10 2 3 2 2 0 0 0 0 0 0 1 20 31 6.75 0.750								
48 Boone Logan, L (7, 1) ERA: 1.89	0.0 1 1 0 0 0 0 0 0 0 0 0 0 2 3 ∞ ∞											0.0 1 1 0 0 0 0 0 0 0 0 0 0 2 3 ∞ ∞								
46 Miguel Castro, R (7, 1) ERA: 5.02	0.1 B 4 2 1 1 1 1 0 0 0 0 0 0 10 16 27.00 9.000											0.1 B 4 2 1 1 1 1 0 0 0 0 0 0 10 16 27.00 9.000								
62 Gonzalez Germen, R (8, 1) ERA: 4.56	1.0 5 1 0 0 1 0 1 0 0 0 0 0 7 16 0.00 1.000											1.0 5 1 0 0 1 0 1 0 0 0 0 0 7 16 0.00 1.000								

AB 35  
R 8  
H 9  
RBI 8  
BB 2  
SO 11  
LOB 9



AB 33  
R 9  
H 10  
RBI 9  
BB 7  
SO 7  
LOB 18





Batter	1	2	3	4	5	6	7	8	9	AB	R	H	RBI	BB	SO	LOB	TOP			
9 Eduardo Núñez, R (1, 5) OBP: 0.346, SLG: 0.470	F8		G1-3	G4-3			G4-3			4	0	1	2	0	0	1	<b>Minnesota Twins @ New York Yankees</b> Yankee Stadium, Bronx, NY Fri Jun 24 2016, 7:11 PM - 10:08 PM EDT Att: 44,808 - Clear - 77 F			
36 Robbie Grossman, S (1, 7) OBP: 0.413, SLG: 0.594	K		G1-3		L9		K2-3			4	0	0	0	0	2	1				
7 Joe Mauer, L (1, 3) OBP: 0.371, SLG: 0.395	F7							G6-3		3	0	0	0	1	1	0				
2 Brian Dozier, R (1, 4) OBP: 0.334, SLG: 0.415									K	4	0	2	0	0	2	2				
26 Max Kepler, L (1, 9) OBP: 0.313, SLG: 0.416										4	0	0	0	0	2	4				
5 Eduardo Escobar, S (1, 6) OBP: 0.308, SLG: 0.384										4	0	1	0	0	1	1				
52 ByungHo Park, R (1, 10) OBP: 0.283, SLG: 0.423										3	1	0	0	1	3	2				
8 Kurt Suzuki, R (1, 2) OBP: 0.312, SLG: 0.418										4	1	2	0	0	1	1				
25 Byron Buxton, R (1, 8) OBP: 0.238, SLG: 0.339										3	1	1	1	0	0	1				
<b>Inning Stats</b>	R: 0 E: 0 K: 1 S: 7	H: 0 LOB: 0 BB: 0 P: 11	R: 0 E: 0 K: 2 S: 9	H: 1 LOB: 1 BB: 0 P: 13	R: 2 E: 0 K: 2 S: 16	H: 3 LOB: 2 BB: 1 P: 29	R: 0 E: 0 K: 0 S: 13	H: 1 LOB: 1 BB: 0 P: 20	R: 0 E: 0 K: 1 S: 10	H: 1 LOB: 0 BB: 0 P: 11	R: 0 E: 0 K: 1 S: 6	H: 0 LOB: 0 BB: 0 P: 10	R: 0 E: 0 K: 1 S: 8	H: 0 LOB: 0 BB: 0 P: 14	R: 0 E: 0 K: 3 S: 11	H: 0 LOB: 0 BB: 0 P: 11	1B: 4 2B: 3 HR: 0	SF: 0 SAC: 0 DP: 1 HBP: 0	WP: 0 PB: 0 SB: 0 CS: 0	PA: 35
<b>PITCHER</b>	IP WLS BF H R ER SO BB IBB HBP BLK WP HR S P ERA WHIP																			
19 Masahiro Tanaka, R (1, 1) ERA: 3.01	6.0 W 26 7 3 3 7 2 0 0 0 0 0 0 62 95 4.50 1.500																			
68 Dellin Betances, R (7, 1) ERA: 3.05	1.0 H 3 0 0 0 1 0 0 0 0 0 0 0 6 10 0.00 0.000																			
48 Andrew Miller, L (8, 1) ERA: 1.14	1.0 H 3 0 0 0 1 0 0 0 0 0 0 0 8 14 0.00 0.000																			
54 Aroldis Chapman, L (9, 1) ERA: 2.84	1.0 S 3 0 0 0 3 0 0 0 0 0 0 0 11 11 0.00 0.000																			


Batter	1	2	3	4	5	6	7	8	9	AB	R	H	RBI	BB	SO	LOB	BOTTOM
11 Brett Gardner, L (1, 7) OBP: 0.368, SLG: 0.358	G4-3		FC5-4	FC6-4			L5			5	1	0	0	0	1	3	<b>Minnesota Twins @ New York Yankees</b> Yankee Stadium, Bronx, NY Fri Jun 24 2016, 7:11 PM - 10:08 PM EDT Att: 44,808 - Clear - 77 F
38 Rob Refsnyder, R (1, 3) OBP: 0.338, SLG: 0.393	K		L8				F8			4	0	1	1	0	1	1	
24 Ike Davis, L (7, 3) OBP: 0.267, SLG: 0.214										0	0	0	0	0	0	0	
36 Carlos Beltrán, S (1, 9) OBP: 0.326, SLG: 0.574	G6-3									3	1	1	1	1	0	0	
22 Jacoby Ellsbury, L (8, 8) OBP: 0.339, SLG: 0.406										0	0	0	0	0	0	0	
13 Alex Rodriguez, R (1, 10) OBP: 0.264, SLG: 0.401										4	0	2	1	0	1	3	
14 Starlin Castro, R (1, 4) OBP: 0.290, SLG: 0.416										4	0	1	0	0	0	2	
12 Chase Headley, S (1, 5) OBP: 0.331, SLG: 0.355										3	1	1	0	1	2	1	
18 Didi Gregorius, L (1, 6) OBP: 0.319, SLG: 0.416										4	1	1	0	0	0	3	
31 Aaron Hicks, S (8, 9) OBP: 0.272, SLG: 0.329										3	1	1	1	1	0	4	
27 Austin Romine, R (1, 2) OBP: 0.273, SLG: 0.417										3	0	0	1	0	1	2	
<b>Inning Stats</b>	R: 0 E: 0 K: 1 S: 9	H: 2 LOB: 2 BB: 0 P: 17	R: 2 E: 0 K: 0 S: 11	H: 2 LOB: 1 BB: 0 P: 23	R: 2 E: 1 K: 1 S: 14	H: 2 LOB: 3 BB: 2 P: 29	R: 0 E: 0 K: 1 S: 9	H: 0 LOB: 0 BB: 0 P: 12	R: 0 E: 0 K: 1 S: 11	H: 0 LOB: 0 BB: 0 P: 15	R: 1 E: 0 K: 2 S: 12	H: 1 LOB: 0 BB: 0 P: 19	1B: 6 2B: 1 3B: 0 HR: 1	SF: 1 SAC: 0 DP: 0 HBP: 0	WP: 0 PB: 0 SB: 0 CS: 0	PA: 37	
<b>PITCHER</b>	IP WLS BF H R ER SO BB IBB HBP BLK WP HR S P ERA WHIP																
33 Tommy Milone, L (1, 1) ERA: 5.33	3.2 L 21 6 4 1 1 2 1 0 0 0 0 0 26 38 0.00 0.857																
50 Neil Ramírez, R (4, 1) ERA: 4.41	2.1 9 1 0 0 2 1 0 0 0 0 0 0 11 15 0.00 0.000																
57 Ryan Pressly, R (7, 1) ERA: 3.89	1.0 3 0 0 0 1 0 0 0 0 0 0 0 12 19 9.00 1.000																
62 Buddy Boshers, L (8, 1) ERA: 1.64	1.0 4 1 1 1 2 0 0 0 0 0 0 1 12 19 9.00 1.000																




Batter	1	2	3	4	5	6	7	8	9	AB	R	H	RBI	BB	SO	LOB	TOP										
9 Eduardo Núñez, R (1, 5) OBP: 0.341, SLG: 0.463	F8		F8			G5-3			L7	4	0	0	0	0	0	1	<b>Minnesota Twins @ New York Yankees</b> Yankee Stadium, Bronx, NY Sat Jun 25 2016, 1:09 PM - 3:52 PM EDT Att: 40,075 - Sunny - 81°F										
36 Robbie Grossman, S (1, 7) OBP: 0.401, SLG: 0.487	K		F7			G5-3			G6-3	4	0	0	0	0	1												
7 Joe Mauer, L (1, 10) OBP: 0.370, SLG: 0.393 39 Danny Santana, S (9, PR) OBP: 0.281, SLG: 0.333	K					K			1B	4	0	1	0	0	3	0											
2 Brian Dozier, R (1, 4) OBP: 0.333, SLG: 0.424		HR				L7			K	4	1	1	1	0	1	1											
26 Max Kepler, L (1, 9) OBP: 0.314, SLG: 0.407		K				BB			G4-3	2	0	0	0	1	1	0											
5 Eduardo Escobar, S (1, 6) OBP: 0.303, SLG: 0.377			F7						G1-3	3	0	0	0	0	2	1											
52 ByungHo Park, R (1, 3) OBP: 0.279, SLG: 0.417			L9						K	3	0	0	0	0	2	0											
8 Kurt Suzuki, R (1, 2) OBP: 0.312, SLG: 0.416						G6-3			G5-3	3	0	1	0	0	0	0											
25 Byron Buxton, R (1, 8) OBP: 0.233, SLG: 0.331			1B			L7			K	3	0	0	0	0	2	1											
<b>Inning Stats</b>	R: 0 K: 2 S: 9	H: 0 LOB: 0 BB: 13	R: 1 E: 0 K: 1 S: 10	H: 1 LOB: 0 BB: 18	R: 0 K: 0 S: 10	H: 1 LOB: 1 BB: 0	R: 0 K: 2 S: 12	H: 0 LOB: 1 BB: 1	R: 0 K: 1 S: 9	H: 0 LOB: 0 BB: 9	R: 0 K: 2 S: 9	H: 0 LOB: 0 BB: 12	R: 0 K: 1 S: 9	H: 0 LOB: 0 BB: 9	R: 0 K: 2 S: 9	H: 1 LOB: 1 BB: 0 P: 11		1B: 2 2B: 0 3B: 0 HR: 1	SF: 0 SAC: 0 DP: 0 HBP: 0	WP: 0 PB: 0 CS: 0	PA: 31						
<b>PITCHER</b>	IP	WLS	BF	H	R	ER	SO	BB	IBB	HBP	BLK	WP	HR	S	P	ERA	WHIP										
35 Michael Pineda, R (1, 1) ERA: 5.51	6.0		21	2	1	1	8	1	0	0	0	0	1	60	94	1.50	0.500										
68 Dellin Betances, R (7, 1) ERA: 2.97	1.0		3	0	0	0	1	0	0	0	0	0	0	9	9	0.00	0.000										
48 Andrew Miller, L (8, 1) ERA: 1.1	1.0	W	3	0	0	0	2	0	0	0	0	0	0	9	12	0.00	0.000										
54 Aroldis Chapman, L (9, 1) ERA: 2.7	1.0	S	4	1	0	0	1	0	0	0	0	0	0	7	11	0.00	1.000										

Batter	1	2	3	4	5	6	7	8	9	AB	R	H	RBI	BB	SO	LOB	BOTTOM										
22 Jacoby Ellsbury, L (1, 8) OBP: 0.341, SLG: 0.405	1B		F7			1B			K	3	1	1	0	1	1	0	<b>Minnesota Twins @ New York Yankees</b> Yankee Stadium, Bronx, NY Sat Jun 25 2016, 1:09 PM - 3:52 PM EDT Att: 40,075 - Sunny - 81°F										
11 Brett Gardner, L (1, 7) OBP: 0.373, SLG: 0.365	BB		G3-1			1B			FC6-4	4	0	3	0	0	0	0											
36 Carlos Beltrán, S (1, 9) OBP: 0.328, SLG: 0.573 54 Aroldis Chapman, L (9, 1) ERA: 2.7	L7					1B			1B	4	0	2	1	0	0	3											
13 Alex Rodriguez, R (1, 10) OBP: 0.264, SLG: 0.398 31 Aaron Hicks, S (8, PR) OBP: 0.272, SLG: 0.329	K					1B			FC6-4	4	0	1	0	0	2	5											
34 Brian McCann, L (1, 2) OBP: 0.326, SLG: 0.415	F9					1B			1B	4	0	2	0	0	0	3											
25 Mark Teixeira, S (1, 3) OBP: 0.271, SLG: 0.259	G3-1					BB			K	3	0	0	0	1	1	3											
14 Starlin Castro, R (1, 4) OBP: 0.286, SLG: 0.410	L9					BB			FC5-4	4	0	0	1	0	0	5											
18 Didi Gregorius, L (1, 6) OBP: 0.318, SLG: 0.413	G4-3					F8			E6	4	0	1	0	0	1	1											
12 Chase Headley, S (1, 5) OBP: 0.325, SLG: 0.349	P5					L3			1B	4	0	0	0	0	0	3											
<b>Inning Stats</b>	R: 0 K: 1 S: 18	H: 1 LOB: 2 BB: 1 P: 29	R: 0 K: 0 S: 9	H: 0 LOB: 0 BB: 0 P: 13	R: 0 K: 0 S: 8	H: 0 LOB: 0 BB: 0 P: 12	R: 0 K: 1 S: 13	H: 1 LOB: 2 BB: 1 P: 23	R: 1 K: 0 S: 11	H: 3 LOB: 2 BB: 0 P: 22	R: 0 K: 1 S: 8	H: 1 LOB: 1 BB: 0 P: 11	R: 0 K: 1 S: 11	H: 1 LOB: 1 BB: 0 P: 15	R: 1 K: 1 S: 15	H: 3 LOB: 2 BB: 0 P: 22		1B: 10 2B: 1 3B: 0 HR: 0	SF: 0 SAC: 0 DP: 2 HBP: 0	WP: 0 PB: 0 CS: 0	PA: 36						
<b>PITCHER</b>	IP	WLS	BF	H	R	ER	SO	BB	IBB	HBP	BLK	WP	HR	S	P	ERA	WHIP										
54 Ervin Santana, R (1, 1) ERA: 4.64	5.0		23	6	1	1	2	2	0	0	0	0	0	61	102	1.80	1.600										
55 Taylor Rogers, L (6, 1) ERA: 3.53	2.0		7	1	0	0	2	0	0	0	0	0	0	17	23	0.00	0.500										
57 Ryan Pressly, R (8, 1) ERA: 4.02	1.0	L	6	3	1	1	1	0	0	0	0	0	0	15	22	9.00	3.000										

**AB 30**  
**R 1**  
**H 3**  
**RBI 1**  
**BB 1**  
**SO 12**  
**LOB 5**



**AB 34**  
**R 2**  
**H 10**  
**RBI 2**  
**BB 2**  
**SO 5**  
**LOB 23**



**WP: 0**  
**PB: 0**  
**CS: 0**



Batter	1	2	3	4	5	6	7	8	9	AB R H RBI BB SO LOB	TOP											
9 Eduardo Núñez, R (1, 5) OBP: 0.342, SLG: 0.473	G4-3		K			1B	HR		K	5 1 2 1 0 2 0	<b>Minnesota Twins @ New York Yankees</b> Yankee Stadium, Bronx, NY Sun Jun 26 2016, 1:08 PM - 3:32 PM EDT Att: 38,673 - Sunny - 83 F											
36 Robbie Grossman, S (1, 7) OBP: 0.404, SLG: 0.479	L5		BB			B2	BB			2 0 0 0 2 0 1												
7 Joe Mauer, L (1, 10) OBP: 0.368, SLG: 0.389	G4-3		K			2 HR	G5-3			3 1 0 0 1 1 2												
2 Brian Dozier, R (1, 4) OBP: 0.336, SLG: 0.436		1B			G5-3	HR		F7		4 1 2 2 0 0 0												
24 Trevor Plouffe, R (1, 3) OBP: 0.272, SLG: 0.392	G4-6-3				G6-3	HR		F9		4 1 1 1 0 0 1												
26 Max Kepler, L (1, 9) OBP: 0.321, SLG: 0.436					G3	HR		K		3 1 1 1 1 1 0												
5 Eduardo Escobar, S (1, 6) OBP: 0.296, SLG: 0.368			K			G6-3	G4-3			4 0 0 0 0 1 1												
37 Juan Centeno, L (1, 2) OBP: 0.246, SLG: 0.358			G4-3			K	G4-3			4 1 1 1 0 1 0												
39 Danny Santana, S (1, 8) OBP: 0.280, SLG: 0.353			HR			L7	L9			4 1 1 1 0 0 0												
<b>Inning Stats</b>	R: 0 E: 0 K: 0 S: 5	H: 0 LOB: 0 BB: 0 P: 6	R: 0 E: 0 K: 1 S: 10	H: 1 LOB: 1 BB: 1 P: 19	R: 1 E: 0 K: 2 S: 12	H: 1 LOB: 1 BB: 1 P: 20	R: 0 E: 0 K: 0 S: 4	H: 0 LOB: 0 BB: 0 P: 9	R: 0 E: 0 K: 1 S: 8	H: 0 LOB: 0 BB: 0 P: 10	R: 4 E: 0 K: 0 S: 18	H: 4 LOB: 0 BB: 1 P: 28	R: 1 E: 0 K: 0 S: 10	H: 1 LOB: 1 BB: 1 P: 17	R: 0 E: 0 K: 1 S: 8	H: 0 LOB: 0 BB: 0 P: 11	R: 1 E: 0 K: 1 S: 15	H: 1 LOB: 0 BB: 0 P: 25	1B: 2 2B: 0 3B: 0 HR: 6	SF: 0 SAC: 0 DP: 1 HBP: 0	WP: 0 PB: 0 SB: 0 CS: 1	PA: 37
<b>PITCHER</b>	IP WLS BF H R ER SO BB IBB HBP BLK WP HR S P ERA WHIP											<b>PITCHER</b>	IP WLS BF H R ER SO BB IBB HBP BLK WP HR S P ERA WHIP									
30 Nathan Eovaldi, R (1, 1) ERA: 5.19	6.0 L 25 6 5 5 4 3 0 0 0 0 0 4 57 92 7.50 1.500																					
85 Luis Cessa, R (7, 1) ERA: 3.12	1.2 7 1 1 1 0 1 0 0 0 0 0 1 13 22 5.40 1.200																					
50 Richard Bleier, L (8, 1) ERA: 3.86	0.1 1 0 0 0 1 0 0 0 0 0 0 0 5 6 0.00 0.000																					
39 Kirby Yates, R (9, 1) ERA: 4.94	1.0 4 1 1 1 1 0 0 0 0 0 0 1 15 25 9.00 1.000																					

Batter	1	2	3	4	5	6	7	8	9	AB R H RBI BB SO LOB	BOTTOM									
22 Jacoby Ellsbury, L (1, 8) OBP: 0.336, SLG: 0.398	G4-3		K			G4-3			G4-3	4 0 0 0 0 1 1	<b>Minnesota Twins @ New York Yankees</b> Yankee Stadium, Bronx, NY Sun Jun 26 2016, 1:08 PM - 3:32 PM EDT Att: 38,673 - Sunny - 83 F									
11 Brett Gardner, L (1, 7) OBP: 0.385, SLG: 0.359	G6-3					K			L5	4 0 0 0 0 1 0										
36 Carlos Beltrán, S (1, 10) OBP: 0.325, SLG: 0.566	G6-3					K			G3	3 0 0 0 0 1 0										
34 Brian McCann, L (1, 2) OBP: 0.322, SLG: 0.409		F7				K			G4-3	3 0 0 0 0 1 0										
25 Mark Teixeira, S (1, 3) OBP: 0.272, SLG: 0.277		G3-1				K			HR	3 1 1 1 0 1 0										
14 Starlin Castro, R (1, 4) OBP: 0.283, SLG: 0.406						L8			K	3 0 0 0 0 1 0										
18 Didi Gregorius, L (1, 6) OBP: 0.314, SLG: 0.498						G5-3			F9	3 0 0 0 0 1 0										
12 Chase Headley, S (1, 5) OBP: 0.321, SLG: 0.344						L9			G6-3	3 0 0 0 0 1 0										
31 Aaron Hicks, S (1, 9) OBP: 0.273, SLG: 0.336						G1-3			G3-1	3 0 1 0 0 0 0										
<b>Inning Stats</b>	R: 0 E: 0 K: 0 S: 7	H: 0 LOB: 0 BB: 0 P: 11	R: 0 E: 0 K: 0 S: 6	H: 0 LOB: 0 BB: 0 P: 12	R: 0 E: 0 K: 0 S: 8	H: 0 LOB: 0 BB: 0 P: 14	R: 0 E: 0 K: 2 S: 10	H: 0 LOB: 0 BB: 0 P: 13	R: 0 E: 0 K: 0 S: 9	H: 1 LOB: 1 BB: 0 P: 13	R: 0 E: 0 K: 1 S: 6	H: 0 LOB: 0 BB: 0 P: 8	R: 1 E: 0 K: 3 S: 13	H: 1 LOB: 0 BB: 0 P: 16	R: 0 E: 0 K: 0 S: 5	H: 0 LOB: 0 BB: 0 P: 6	1B: 0 2B: 1 3B: 0 HR: 1	SF: 0 SAC: 0 DP: 0 HBP: 0	WP: 0 PB: 0 SB: 0 CS: 0	PA: 29
<b>PITCHER</b>	IP WLS BF H R ER SO BB IBB HBP BLK WP HR S P ERA WHIP											<b>PITCHER</b>	IP WLS BF H R ER SO BB IBB HBP BLK WP HR S P ERA WHIP							
56 Tyler Duffey, R (1, 1) ERA: 5.59	8.0 W 26 2 1 1 8 0 0 0 0 0 0 0 5 70 104 1.12 0.250																			
27 Brandon Kintzler, R (9, 1) ERA: 2.61	1.0 3 0 0 0 0 0 0 0 0 0 0 0 5 6 0.00 0.000																			







Batter	1	2	3	4	5	6	7	8	9	AB R H RBI BB SO LOB	TOP									
17 Shin-Soo Choo, L (1, 9) OBP: 0.404, SLG: 0.431	B2		G1-3		G4-3			HBP	K	4 1 0 0 0 1 0	<p><b>Texas Rangers @ New York Yankees</b>            Yankee Stadium, Bronx, NY            Tue Jun 28 2016, 7:09 PM - 9:46 PM EDT            Att: 32,373 - Cloudy - 72 F</p>									
20 Ian Desmond, R (1, 8) OBP: 0.377, SLG: 0.533	1B		1B		L5			1B	K	5 2 3 0 0 1 0										
29 Adrian Beltré, R (1, 5) OBP: 0.334, SLG: 0.456	HR		FC4-6		1B			1B	F8	5 2 3 3 0 0 1										
84 Prince Fielder, L (1, 10) OBP: 0.290, SLG: 0.346	1B		F9		G4-3			2B		4 1 2 1 0 0 2										
16 Ryan Rua, R (1, 7) OBP: 0.360, SLG: 0.465	L9		F9		P6			1B		3 0 0 0 0 0 2										
30 Nomar Mazara, L (8, PH) OBP: 0.341, SLG: 0.437								1B		1 1 1 1 0 0 0										
12 Rouven Odor, L (1, 4) OBP: 0.293, SLG: 0.479	P2		L8		F8			1B		4 0 1 1 0 0 1										
1 Elvis Andrus, R (1, 6) OBP: 0.337, SLG: 0.395			G4-3		G6-3			1B		4 0 0 0 0 1 2										
19 Jurickson Profar, S (1, 3) OBP: 0.380, SLG: 0.505			K		G5-3			1B		3 0 1 1 1 1 0										
6 Bobby Wilson, R (1, 2) OBP: 0.277, SLG: 0.345	F7		P6		FC6-4			1B		4 0 0 0 0 0 2										
<b>Inning Stats</b>	R: 2 H: 3 E: 0 K: 0 S: 13	H: 3 LOB: 1 BB: 0 P: 19	R: 0 H: 0 E: 0 K: 2 S: 8	H: 0 LOB: 0 BB: 0 P: 12	R: 0 H: 1 E: 0 K: 0 S: 11	H: 1 LOB: 1 BB: 0 P: 14	R: 0 H: 0 E: 0 K: 0 S: 6	H: 0 LOB: 0 BB: 0 P: 8	R: 0 H: 1 E: 0 K: 0 S: 7	H: 1 LOB: 1 BB: 0 P: 12	R: 0 H: 0 E: 0 K: 0 S: 7	H: 0 LOB: 1 BB: 1 P: 12	R: 5 H: 6 E: 0 K: 0 S: 18	H: 6 LOB: 1 BB: 0 P: 27	R: 0 H: 0 E: 0 K: 2 S: 7	H: 0 LOB: 0 BB: 0 P: 9	1B: 9 2B: 1 3B: 0 HR: 1	SF: 0 SAC: 0 DP: 1 HBP: 1	WP: 0 PB: 0 SB: 0 CS: 0	PA: 39
<b>PITCHER</b>	IP WLS BF H R ER SO BB IBB HBP BLK WP HR S P ERA WHIP											<b>PITCHER</b>	IP WLS BF H R ER SO BB IBB HBP BLK WP HR S P ERA WHIP							
52 CC Sabathia, L (1, 1) ERA: 3.17	7.0 L 31 8 6 6 2 1 0 1 0 0 0 1 68 102 7.71 1.286																			
43 Anthony Swarzak, R (8, 1) ERA: 4.5	1.0 5 3 1 1 0 0 0 0 0 0 0 10 15 9.00 3.000																			
57 Conor Mullee, R (9, 1) ERA: 4.5	1.0 3 0 0 0 2 0 0 0 0 0 0 7 9 0.00 0.000																			

Batter	1	2	3	4	5	6	7	8	9	AB R H RBI BB SO LOB	BOTTOM									
22 Jacoby Ellsbury, L (1, 8) OBP: 0.335, SLG: 0.396	G3-1		F8		G1-3			2B		4 1 1 0 0 0 0	<p><b>Texas Rangers @ New York Yankees</b>            Yankee Stadium, Bronx, NY            Tue Jun 28 2016, 7:09 PM - 9:46 PM EDT            Att: 32,373 - Cloudy - 72 F</p>									
36 Carlos Beltrán, S (1, 9) OBP: 0.336, SLG: 0.570	1B		BB		1B			F9		1 0 1 0 0 0 0										
38 Rob Refsnyder, R (1, FR) OBP: 0.354, SLG: 0.397								1B		2 0 1 0 1 0 1										
13 Alex Rodriguez, R (1, 10) OBP: 0.258, SLG: 0.391	L9		K		K			SF8		3 0 0 1 0 2 3										
25 Mark Teixeira, S (1, 3) OBP: 0.279, SLG: 0.302	1B		K		G5-3			G6-3		4 0 1 0 0 1 1										
14 Starlin Castro, R (1, 4) OBP: 0.284, SLG: 0.404	F9		G4-3		K			1B		4 0 1 0 0 1 2										
18 Didi Gregorius, L (1, 6) OBP: 0.318, SLG: 0.413	L9		L5-4		G3			L7		4 0 1 0 0 0 1										
12 Chase Headley, S (1, 5) OBP: 0.326, SLG: 0.345	1B		1B		G3			G4-1		4 0 2 0 0 0 1										
31 Aaron Hicks, S (1, 7) OBP: 0.259, SLG: 0.316	K		L5-4		K			G4-3		4 0 0 0 0 2 4										
27 Austin Romine, R (1, 2) OBP: 0.264, SLG: 0.402	FC5-4		K		F8					3 0 0 0 0 1 1										
<b>Inning Stats</b>	R: 0 H: 2 E: 0 K: 0 S: 11	H: 1 LOB: 2 BB: 0 P: 15	R: 0 H: 0 E: 0 K: 1 S: 9	H: 1 LOB: 0 BB: 0 P: 14	R: 0 H: 0 E: 0 K: 2 S: 9	H: 2 LOB: 1 BB: 1 P: 17	R: 0 H: 0 E: 0 K: 0 S: 10	H: 0 LOB: 0 BB: 0 P: 11	R: 0 H: 0 E: 0 K: 1 S: 6	H: 0 LOB: 0 BB: 0 P: 11	R: 0 H: 0 E: 0 K: 0 S: 9	H: 0 LOB: 0 BB: 0 P: 14	R: 1 H: 1 E: 0 K: 0 S: 9	H: 1 LOB: 0 BB: 0 P: 14	R: 0 H: 1 E: 0 K: 0 S: 11	H: 1 LOB: 1 BB: 0 P: 17	1B: 7 2B: 2 3B: 0 HR: 0	SF: 1 SAC: 0 DP: 1 HBP: 0	WP: 0 PB: 0 SB: 0 CS: 0	PA: 35
<b>PITCHER</b>	IP WLS BF H R ER SO BB IBB HBP BLK WP HR S P ERA WHIP											<b>PITCHER</b>	IP WLS BF H R ER SO BB IBB HBP BLK WP HR S P ERA WHIP							
35 Cole Hamels, L (1, 1) ERA: 2.6	7.0 W 27 6 0 0 7 1 0 0 0 0 0 0 59 86 0.00 1.000																			
41 Jake Diekmann, L (8, 1) ERA: 3.03	1.0 4 1 1 1 0 0 0 0 0 0 0 9 14 9.00 1.000																			
37 Shawn Tolleson, R (9, 1) ERA: 6.58	1.0 4 1 0 0 0 0 0 0 0 0 0 11 17 0.00 1.000																			



Batter	1	2	3	4	5	6	7	8	9	AB R H RBI BB SO LOB	TOP																	
17 Shin-Soo Choo, L (1.9) OBP: 0.404, SLG: 0.429										5 1 2 0 0 2 0	<p><b>Texas Rangers @ New York Yankees</b>            Yankee Stadium, Bronx, NY            Wed Jun 29 2016, 7:11 PM - 10:28 PM EDT            Att: 39,875 - Partly Cloudy - 81 F</p> <p>livebaseballscorecards.com</p> <p>AB 36 R 7 H 9 RBI 7 BB 3 SO 9 LOB 9</p>																	
20 Ian Desmond, R (1.8) OBP: 0.377, SLG: 0.528										3 1 0 0 2 2 1																		
30 Nomar Mazara, L (1.7) OBP: 0.339, SLG: 0.437										5 1 1 3 0 1 1																		
29 Adrián Beltré, R (1.5) OBP: 0.333, SLG: 0.464										4 1 1 1 0 0 2																		
84 Prince Fielder, L (1.10) OBP: 0.333, SLG: 0.351										4 1 2 1 0 0 0																		
12 Rougned Odor, L (1.4) OBP: 0.292, SLG: 0.486										4 1 1 1 0 0 2																		
1 Elvis Andrus, R (1.6) OBP: 0.339, SLG: 0.394										3 0 1 1 1 0 1																		
18 Mitch Moreland, L (1.3) OBP: 0.295, SLG: 0.416										4 0 0 0 0 2 2																		
61 Robinson Chirinos, R (1.2) OBP: 0.298, SLG: 0.469										4 1 1 0 0 2 0																		
<b>Inning Stats</b>	R: 0 H: 0 E: 1 K: 2 S: 13	H: 0 LOB: 1 BB: 0 P: 19	R: 1 H: 2 E: 0 K: 1 S: 11	H: 2 LOB: 0 BB: 1 P: 17	R: 4 H: 4 E: 0 K: 0 S: 18	H: 4 LOB: 1 BB: 1 P: 28	R: 0 H: 1 E: 0 K: 2 S: 14	H: 1 LOB: 0 BB: 0 P: 18	R: 0 H: 0 E: 0 K: 0 S: 11	H: 0 LOB: 0 BB: 0 P: 14		R: 1 H: 1 E: 0 K: 2 S: 9	H: 1 LOB: 0 BB: 0 P: 14	R: 0 H: 0 E: 0 K: 1 S: 8	H: 0 LOB: 0 BB: 0 P: 11	R: 1 H: 1 E: 0 K: 0 S: 14	H: 1 LOB: 1 BB: 1 P: 23	R: 0 H: 0 E: 0 K: 1 S: 9	H: 0 LOB: 1 BB: 1 P: 15	1B: 5 2B: 2 3B: 0 HR: 2	SF: 0 SAC: 0 DP: 0 HBP: 0	WP: 0 PB: 0 SB: 1 CS: 1	PA: 39					
<b>PITCHER</b>	IP WLS BF H R ER SO BB IBB HBP BLK WP HR S P ERA WHIP											IP WLS BF H R ER SO BB IBB HBP BLK WP HR S P ERA WHIP																
19 Masahiro Tanaka, R (1.1) ERA: 3.35	6.0	W	27	8	6	6	7	1	0	0	0	0	0	1	76	110	9.00	1.500										
85 Luis Cessa, R (7.1) ERA: 3.09	3.0	W	12	1	1	1	2	2	0	0	0	0	0	1	31	49	3.00	1.000										

Batter	1	2	3	4	5	6	7	8	9	AB R H RBI BB SO LOB	BOTTOM																	
22 Jacoby Ellsbury, L (1.8) OBP: 0.339, SLG: 0.395										3 1 1 0 2 0 0	<p><b>Texas Rangers @ New York Yankees</b>            Yankee Stadium, Bronx, NY            Wed Jun 29 2016, 7:11 PM - 10:28 PM EDT            Att: 39,875 - Partly Cloudy - 81 F</p> <p>livebaseballscorecards.com</p> <p>AB 34 R 9 H 10 RBI 8 BB 7 SO 3 LOB 17</p>																	
11 Brett Gardner, L (1.7) OBP: 0.365, SLG: 0.356										5 1 1 0 0 0 3																		
13 Alex Rodriguez, R (1.10) OBP: 0.251, SLG: 0.379										5 0 0 0 0 0 4																		
34 Brian McCann, L (1.2) OBP: 0.333, SLG: 0.439										3 3 2 4 2 0 0																		
14 Starlin Castro, R (1.4) OBP: 0.289, SLG: 0.405										4 1 2 0 1 1 2																		
18 Didi Gregorius, L (1.6) OBP: 0.320, SLG: 0.425										5 1 2 2 0 1 2																		
12 Chase Headley, S (1.5) OBP: 0.324, SLG: 0.358										3 1 1 2 0 0 2																		
31 Aaron Hicks, S (1.9) OBP: 0.259, SLG: 0.310										3 0 0 0 1 1 3																		
38 Rob Refsnyder, R (1.3) OBP: 0.362, SLG: 0.393										3 1 1 0 1 0 1																		
<b>Inning Stats</b>	R: 0 H: 1 E: 0 K: 0 S: 6	H: 1 LOB: 2 BB: 1 P: 17	R: 1 H: 1 E: 0 K: 1 S: 12	H: 1 LOB: 2 BB: 2 P: 27	R: 0 H: 0 E: 0 K: 1 S: 9	H: 0 LOB: 0 BB: 0 P: 14	R: 0 H: 0 E: 0 K: 0 S: 5	H: 0 LOB: 1 BB: 1 P: 13	R: 0 H: 0 E: 0 K: 0 S: 4	H: 0 LOB: 0 BB: 0 P: 7		R: 1 H: 1 E: 0 K: 0 S: 6	H: 1 LOB: 0 BB: 1 P: 15	R: 0 H: 0 E: 0 K: 0 S: 6	H: 0 LOB: 0 BB: 0 P: 10	R: 1 H: 3 E: 0 K: 1 S: 14	H: 3 LOB: 2 BB: 0 P: 22	R: 6 H: 4 E: 1 K: 0 S: 13	H: 4 LOB: 0 BB: 2 P: 24	1B: 6 2B: 0 3B: 0 HR: 4	SF: 1 SAC: 0 DP: 1 HBP: 0	WP: 0 PB: 0 SB: 2 CS: 0	PA: 42					
<b>PITCHER</b>	IP WLS BF H R ER SO BB IBB HBP BLK WP HR S P ERA WHIP											IP WLS BF H R ER SO BB IBB HBP BLK WP HR S P ERA WHIP																
22 Nick Martinez, R (1.1) ERA: 5.0	5.0		23	3	2	2	2	5	0	0	0	0	0	1	38	84	3.60	1.600										
55 Cesar Ramos, L (6.1) ERA: 4.39	2.1	H	10	3	1	1	0	0	0	0	0	0	0	1	18	30	3.86	1.286										
51 Matt Bush, R (8.1) ERA: 3.1	0.2	H	4	1	2	2	1	1	0	0	0	0	0	0	10	19	27.00	3.000										
47 Sam Dyson, R (9.1) ERA: 2.79	0.1	L	5	3	4	4	0	1	0	0	0	0	0	2	9	16	108.00	12.000										



Batter	1	2	3	4	5	6	7	8	9	AB R H RBI BB SO LOB	TOP											
17 Shin-Soo Choo, L (1.9) OBP: 0.398, SLG: 0.457										4 1 1 1 0 1 0	<p><b>Texas Rangers @ New York Yankees</b>            Yankee Stadium, Bronx, NY            Thu Jun 30 2016, 1:11 PM - 4:22 PM EDT            Att: 39,934 - Sunny - 81 F</p> <p>livebaseballscores.com</p> <p>AB 31 R 1 H 4 RBI 1 BB 3 SO 16 LOB 11</p>											
20 Ian Desmond, R (1.8) OBP: 0.372, SLG: 0.521										4 0 0 0 0 2 0												
30 Nomar Mazara, L (1.7) OBP: 0.338, SLG: 0.434										4 0 1 0 0 1 0												
29 Adrian Beltré, R (1.5) OBP: 0.336, SLG: 0.463										3 0 1 0 1 2 1												
84 Prince Fielder, L (1.10) OBP: 0.292, SLG: 0.348										3 0 0 0 1 1 2												
12 Rougned Odor, L (1.4) OBP: 0.289, SLG: 0.479										4 0 0 0 0 3 4												
19 Jurickson Profar, S (1.6) OBP: 0.375, SLG: 0.490										3 0 0 0 1 2 1												
18 Mitch Moreland, L (1.3) OBP: 0.295, SLG: 0.415										3 0 1 0 0 2 2												
61 Robinson Chirinos, R (1.2) OBP: 0.283, SLG: 0.442										3 0 0 0 0 2 1												
<b>Inning Stats</b>	R: 1 E: 0 K: 2 S: 13	H: 2 LOB: 2 BB: 1 P: 21	R: 0 E: 0 K: 3 S: 10	H: 0 LOB: 0 BB: 0 P: 15	R: 0 E: 0 K: 2 S: 8	H: 0 LOB: 0 BB: 0 P: 12	R: 0 E: 0 K: 2 S: 12	H: 0 LOB: 2 BB: 2 P: 21	R: 0 E: 0 K: 1 S: 7	H: 0 LOB: 0 BB: 0 P: 9		R: 0 E: 0 K: 2 S: 10	H: 0 LOB: 0 BB: 0 P: 14	R: 0 E: 0 K: 2 S: 12	H: 1 LOB: 1 BB: 0 P: 16	R: 0 E: 0 K: 1 S: 9	H: 0 LOB: 0 BB: 0 P: 13	R: 0 E: 0 K: 1 S: 17	H: 1 LOB: 1 BB: 0 P: 23	1B: 3 2B: 0 3B: 0 HR: 1	SF: 0 SAC: 0 DP: 0 HBP: 0	WP: 1 PB: 0 SB: 0 CS: 0
<b>PITCHER</b>	IP WLS BF H R ER SO BB IBB HBP BLK WP HR S P ERA WHIP	6.0 23 2 1 1 12 3 0 0 0 1 1 60 92 1.50 0.833	7.1 1.0 4 1 0 0 2 0 0 0 0 0 0 12 16 0.00 1.000	8.1 1.0 3 0 0 0 1 0 0 0 0 0 0 9 13 0.00 0.000	9.1 1.0 W 4 1 0 0 1 0 0 0 0 0 0 0 17 23 0.00 1.000	<b>PITCHER</b>										IP WLS BF H R ER SO BB IBB HBP BLK WP HR S P ERA WHIP						
35 Michael Pineda, R (1.1) ERA: 5.24											6.0 23 2 1 1 12 3 0 0 0 1 1 60 92 1.50 0.833											
68 Dellin Betances, R (7.1) ERA: 2.82											7.1 1.0 4 1 0 0 2 0 0 0 0 0 0 12 16 0.00 1.000											
48 Andrew Miller, L (8.1) ERA: 1.3											8.1 1.0 3 0 0 0 1 0 0 0 0 0 0 9 13 0.00 0.000											
54 Aroldis Chapman, L (9.1) ERA: 3.0											9.1 1.0 W 4 1 0 0 1 0 0 0 0 0 0 0 17 23 0.00 1.000											
<b>Batter</b>	<b>1</b>	<b>2</b>	<b>3</b>	<b>4</b>	<b>5</b>	<b>6</b>	<b>7</b>	<b>8</b>	<b>9</b>	<b>AB R H RBI BB SO LOB</b>	<b>BOTTOM</b>											
22 Jacoby Ellsbury, L (1.8) OBP: 0.342, SLG: 0.392										3 0 0 0 2 1 1	<p><b>Texas Rangers @ New York Yankees</b>            Yankee Stadium, Bronx, NY            Thu Jun 30 2016, 1:11 PM - 4:22 PM EDT            Att: 39,934 - Sunny - 81 F</p> <p>livebaseballscores.com</p> <p>AB 30 R 2 H 5 RBI 1 BB 6 SO 9 LOB 16</p>											
11 Brett Gardner, L (1.7) OBP: 0.381, SLG: 0.351										4 0 0 0 0 0 4												
13 Alex Rodriguez, R (1.10) OBP: 0.257, SLG: 0.382										4 0 2 0 0 0 0												
34 Brian McCann, L (1.2) OBP: 0.332, SLG: 0.435										4 0 1 0 0 1 2												
25 Mark Teixeira, S (1.3) OBP: 0.274, SLG: 0.296										4 0 0 0 0 1 4												
12 Chase Headley, S (1.5) OBP: 0.327, SLG: 0.357										3 1 1 0 1 2 0												
18 Didi Gregorius, L (1.6) OBP: 0.320, SLG: 0.435										3 1 1 1 0 2 1												
31 Aaron Hicks, S (1.9) OBP: 0.264, SLG: 0.306										2 0 0 0 2 1 1												
17 Ronald Torreyes, R (1.4) OBP: 0.297, SLG: 0.322										2 0 0 0 0 1 1												
36 Carlos Beltrán, S (7. PH) OBP: 0.338, SLG: 0.570										0 0 0 0 1 0 0												
14 Starlin Castro, R (7. PR) OBP: 0.289, SLG: 0.403										1 0 0 0 0 0 2												
<b>Inning Stats</b>	R: 0 E: 0 K: 1 S: 13	H: 1 LOB: 2 BB: 1 P: 22	R: 0 E: 0 K: 3 S: 11	H: 0 LOB: 0 BB: 0 P: 17	R: 0 E: 0 K: 1 S: 8	H: 0 LOB: 0 BB: 0 P: 15	R: 0 E: 0 K: 1 S: 7	H: 0 LOB: 0 BB: 0 P: 10	R: 1 E: 0 K: 2 S: 13	H: 1 LOB: 0 BB: 1 P: 24	R: 0 E: 0 K: 0 S: 9	H: 2 LOB: 2 BB: 0 P: 16	R: 0 E: 0 K: 1 S: 11	H: 1 LOB: 3 BB: 2 P: 23	R: 0 E: 0 K: 0 S: 7	H: 0 LOB: 0 BB: 0 P: 9	R: 0 E: 0 K: 0 S: 6	H: 0 LOB: 1 BB: 2 P: 18	1B: 4 2B: 0 3B: 0 HR: 1	SF: 0 SAC: 1 DP: 0 HBP: 0	WP: 0 PB: 1 SB: 1 CS: 1	PA: 37
<b>PITCHER</b>	IP WLS BF H R ER SO BB IBB HBP BLK WP HR S P ERA WHIP	5.0 18 2 1 1 8 2 0 0 0 0 0 16 25 0.00 1.800	6.1 1.2 8 3 0 0 1 0 0 0 0 0 0 16 25 0.00 1.800	7.1 1.1 6 0 0 0 0 2 0 0 0 0 0 11 23 0.00 1.500	8.1 0.2 L 5 0 1 0 0 2 0 0 0 0 0 0 6 18 0.00 3.000	<b>PITCHER</b>										IP WLS BF H R ER SO BB IBB HBP BLK WP HR S P ERA WHIP						
64 A.J. Griffin, R (1.1) ERA: 2.93											5.0 18 2 1 1 8 2 0 0 0 0 0 16 25 0.00 1.800											
37 Shawn Tolleson, R (6.1) ERA: 5.18											6.1 1.2 8 3 0 0 1 0 0 0 0 0 0 16 25 0.00 1.800											
41 Jake Diekman, L (7.1) ERA: 2.9											7.1 1.1 6 0 0 0 0 2 0 0 0 0 0 11 23 0.00 1.500											
43 Tony Barnette, R (9.1) ERA: 2.91											8.1 0.2 L 5 0 1 0 0 2 0 0 0 0 0 0 6 18 0.00 3.000											



Batter	1	2	3	4	5	6	7	8	9	AB	R	H	RBI	BB	SO	LOB	TOP			
22 Jacoby Ellsbury, L (1,8) OBP: 0.340, SLG: 0.390										4	0	1	1	0	1	1	<p><b>New York Yankees @ San Diego Padres</b> Petco Park, San Diego, CA Fri Jul 01 2016, 7:46 PM - 10:54 PM PDT Att: 41,321 - Clear - 63 F</p> <p>livebaseballscores.com</p>			
11 Brett Gardner, L (1,7) OBP: 0.355, SLG: 0.344										5	0	0	0	0	3	3				
25 Mark Teixeira, S (1,3) OBP: 0.278, SLG: 0.296										3	0	1	0	0	0	0				
34 Brian McCann, L (1,2) OBP: 0.335, SLG: 0.448										3	2	1	1	1	1	3				
14 Starlin Castro, R (1,4) OBP: 0.291, SLG: 0.401										2	1	0	0	1	0	1				
12 Chase Headley, S (1,5) OBP: 0.323, SLG: 0.353										3	0	0	0	0	0	3				
50 Richard Bleier, L (6,1)										0	0	0	0	0	0	0				
17 Ronald Torreyes, R (7,5) OBP: 0.297, SLG: 0.322										0	0	0	0	0	0	0				
13 Alex Rodriguez, R (9,PH) OBP: 0.260, SLG: 0.385										1	1	1	1	0	0	0				
18 Didi Gregorius, L (1,6) OBP: 0.323, SLG: 0.440										4	2	2	1	0	0	0				
31 Aaron Hicks, S (1,9) OBP: 0.258, SLG: 0.299										4	0	0	1	0	1	2				
30 Nathan Eovaldi, R (1,1)										2	0	0	0	0	2	1				
57 Conor Mullee, R (5,1)										0	0	0	0	0	0	0				
38 Rob Refsnyder, R (6,5) OBP: 0.357, SLG: 0.387										1	0	0	0	0	1	0				
43 Anthony Swarzak, R (7,1)										0	0	0	0	0	0	0				
36 Carlos Beltrán, S (9,PH) OBP: 0.340, SLG: 0.576										1	0	1	0	0	0	0				
<b>Inning Stats</b>	R: 0 E: 1 K: 14 S: 14	H: 1 LOB: 3 BB: 1 P: 27	R: 1 E: 0 K: 2 S: 11	H: 2 LOB: 1 BB: 0 P: 19	R: 0 E: 0 K: 0 S: 6	H: 0 LOB: 0 BB: 0 P: 13	R: 0 E: 0 K: 0 S: 3	H: 0 LOB: 0 BB: 0 P: 8	R: 0 E: 0 K: 2 S: 7	H: 1 LOB: 0 BB: 0 P: 10	R: 0 E: 0 K: 2 S: 10	H: 0 LOB: 0 BB: 0 P: 14	R: 0 E: 0 K: 2 S: 10	H: 0 LOB: 0 BB: 0 P: 14	R: 4 E: 0 K: 0 S: 19	H: 3 LOB: 1 BB: 1 P: 31	1B: 4 2B: 2 3B: 0 HR: 1	SF: 0 SAC: 0 DP: 1 HBP: 2	WP: 1 PB: 1 CS: 1	PA: 38
<b>PITCHER</b>	IP: 6.0 WLS: W ERA: 4.79	BF: 24	H: 4 R: 2 ER: 1 SO: 5	H: 2 R: 0 ER: 0 SO: 2	H: 0 R: 0 ER: 0 SO: 0	H: 0 R: 0 ER: 0 SO: 0	H: 0 R: 0 ER: 0 SO: 0	H: 0 R: 0 ER: 0 SO: 0	H: 0 R: 0 ER: 0 SO: 0	H: 0 R: 0 ER: 0 SO: 0	H: 0 R: 0 ER: 0 SO: 0	H: 0 R: 0 ER: 0 SO: 0	H: 0 R: 0 ER: 0 SO: 0	H: 0 R: 0 ER: 0 SO: 0	H: 0 R: 0 ER: 0 SO: 0	BB: 1 IBB: 0 HBP: 1 BLK: 0	WP: 0 HR: 1 S: 12	P: 89 ERA: 1.50 WHIP: 0.833		
52 Brad Hand, L (7,1) ERA: 3.45	IP: 1.0 WLS: 0 ERA: 3.45	BF: 3	H: 0 R: 0 ER: 0 SO: 2	H: 0 R: 0 ER: 0 SO: 0	H: 0 R: 0 ER: 0 SO: 0	H: 0 R: 0 ER: 0 SO: 0	H: 0 R: 0 ER: 0 SO: 0	H: 0 R: 0 ER: 0 SO: 0	H: 0 R: 0 ER: 0 SO: 0	H: 0 R: 0 ER: 0 SO: 0	H: 0 R: 0 ER: 0 SO: 0	H: 0 R: 0 ER: 0 SO: 0	H: 0 R: 0 ER: 0 SO: 0	H: 0 R: 0 ER: 0 SO: 0	H: 0 R: 0 ER: 0 SO: 0	BB: 0 IBB: 0 HBP: 0 BLK: 0	WP: 0 HR: 0 S: 7	P: 12 ERA: 0.00 WHIP: 0.000		
40 Ryan Buchter, L (8,1) ERA: 2.83	IP: 1.0 WLS: 0 ERA: 2.83	BF: 3	H: 0 R: 0 ER: 0 SO: 2	H: 0 R: 0 ER: 0 SO: 0	H: 0 R: 0 ER: 0 SO: 0	H: 0 R: 0 ER: 0 SO: 0	H: 0 R: 0 ER: 0 SO: 0	H: 0 R: 0 ER: 0 SO: 0	H: 0 R: 0 ER: 0 SO: 0	H: 0 R: 0 ER: 0 SO: 0	H: 0 R: 0 ER: 0 SO: 0	H: 0 R: 0 ER: 0 SO: 0	H: 0 R: 0 ER: 0 SO: 0	H: 0 R: 0 ER: 0 SO: 0	H: 0 R: 0 ER: 0 SO: 0	BB: 0 IBB: 0 HBP: 0 BLK: 0	WP: 0 HR: 0 S: 10	P: 14 ERA: ∞ WHIP: ∞		
46 Matt Thornton, L (9,1) ERA: 6.1	IP: 0.0 WLS: S ERA: 6.1	BF: 3	H: 1 R: 3 ER: 3 SO: 0	H: 0 R: 0 ER: 0 SO: 0	H: 0 R: 0 ER: 0 SO: 0	H: 0 R: 0 ER: 0 SO: 0	H: 0 R: 0 ER: 0 SO: 0	H: 0 R: 0 ER: 0 SO: 0	H: 0 R: 0 ER: 0 SO: 0	H: 0 R: 0 ER: 0 SO: 0	H: 0 R: 0 ER: 0 SO: 0	H: 0 R: 0 ER: 0 SO: 0	H: 0 R: 0 ER: 0 SO: 0	H: 0 R: 0 ER: 0 SO: 0	H: 0 R: 0 ER: 0 SO: 0	BB: 1 IBB: 0 HBP: 0 BLK: 0	WP: 0 HR: 0 S: 17	P: 17 ERA: 9.00 WHIP: 2.000		

Batter	1	2	3	4	5	6	7	8	9	AB	R	H	RBI	BB	SO	LOB	BOTTOM			
16 Travis Jankowski, L (1,8) OBP: 0.343, SLG: 0.314										4	1	1	0	0	1	1	<p><b>New York Yankees @ San Diego Padres</b> Petco Park, San Diego, CA Fri Jul 01 2016, 7:46 PM - 10:54 PM PDT Att: 41,321 - Clear - 63 F</p> <p>livebaseballscores.com</p>			
4 Wil Myers, R (1,3) OBP: 0.352, SLG: 0.543										3	2	2	2	1	1	0				
27 Matt Kemp, R (1,9) OBP: 0.273, SLG: 0.461										4	0	0	0	0	0	2				
26 Yangervis Solarte, S (1,5) OBP: 0.381, SLG: 0.452										2	2	2	0	2	0	0				
2 B.J. Upton, R (1,7) OBP: 0.311, SLG: 0.426										4	1	1	1	0	1	4				
3 Derek Norris, R (1,2) OBP: 0.289, SLG: 0.394										3	0	1	2	1	0	2				
10 Alexei Ramirez, R (1,6) OBP: 0.277, SLG: 0.330										4	0	0	0	0	0	2				
11 Ryan Schimpf, L (1,4) OBP: 0.310, SLG: 0.281										3	1	1	1	1	1	1				
29 Colin Rea, R (1,1) ERA: 5.54	IP: 4.1 WLS: L ERA: 5.54	BF: 22	H: 6 R: 6 ER: 6 SO: 2	H: 1 R: 0 ER: 0 SO: 1	H: 0 R: 0 ER: 0 SO: 0	H: 0 R: 0 ER: 0 SO: 0	H: 0 R: 0 ER: 0 SO: 0	H: 0 R: 0 ER: 0 SO: 0	H: 0 R: 0 ER: 0 SO: 0	2	0	0	0	0	0	1				
52 Brad Hand, L (7,1) ERA: 3.0	IP: 1.0 WLS: 0 ERA: 3.0	BF: 5	H: 1 R: 1 ER: 0 SO: 1	H: 0 R: 0 ER: 0 SO: 0	H: 0 R: 0 ER: 0 SO: 0	H: 0 R: 0 ER: 0 SO: 0	H: 0 R: 0 ER: 0 SO: 0	H: 0 R: 0 ER: 0 SO: 0	H: 0 R: 0 ER: 0 SO: 0	0	0	0	0	0	0	0				
40 Ryan Buchter, L (8,1) ERA: 3.0	IP: 1.0 WLS: 0 ERA: 3.0	BF: 5	H: 1 R: 1 ER: 0 SO: 1	H: 0 R: 0 ER: 0 SO: 0	H: 0 R: 0 ER: 0 SO: 0	H: 0 R: 0 ER: 0 SO: 0	H: 0 R: 0 ER: 0 SO: 0	H: 0 R: 0 ER: 0 SO: 0	H: 0 R: 0 ER: 0 SO: 0	0	0	0	0	0	0	0				
39 Brett Wallace, L (8,PH) OBP: 0.346, SLG: 0.704	IP: 0.0 WLS: S ERA: 3.86	BF: 1	H: 0 R: 0 ER: 0 SO: 0	H: 0 R: 0 ER: 0 SO: 0	H: 0 R: 0 ER: 0 SO: 0	H: 0 R: 0 ER: 0 SO: 0	H: 0 R: 0 ER: 0 SO: 0	H: 0 R: 0 ER: 0 SO: 0	H: 0 R: 0 ER: 0 SO: 0	0	0	0	0	0	0	0				
46 Matt Thornton, L (9,1) ERA: 6.1	IP: 0.0 WLS: S ERA: 6.1	BF: 1	H: 0 R: 0 ER: 0 SO: 0	H: 0 R: 0 ER: 0 SO: 0	H: 0 R: 0 ER: 0 SO: 0	H: 0 R: 0 ER: 0 SO: 0	H: 0 R: 0 ER: 0 SO: 0	H: 0 R: 0 ER: 0 SO: 0	H: 0 R: 0 ER: 0 SO: 0	0	0	0	0	0	0	0				
37 Brandon Maurer, R (9,1) ERA: 5.82	IP: 0.0 WLS: S ERA: 5.82	BF: 1	H: 0 R: 0 ER: 0 SO: 0	H: 0 R: 0 ER: 0 SO: 0	H: 0 R: 0 ER: 0 SO: 0	H: 0 R: 0 ER: 0 SO: 0	H: 0 R: 0 ER: 0 SO: 0	H: 0 R: 0 ER: 0 SO: 0	H: 0 R: 0 ER: 0 SO: 0	0	0	0	0	0	0	0				
<b>Inning Stats</b>	R: 3 E: 0 K: 0 S: 12	H: 3 LOB: 1 BB: 1 P: 18	R: 1 E: 0 K: 1 S: 11	H: 1 LOB: 0 BB: 0 P: 18	R: 0 E: 0 K: 0 S: 5	H: 0 LOB: 0 BB: 1 P: 11	R: 0 E: 0 K: 1 S: 7	H: 0 LOB: 1 BB: 1 P: 12	R: 2 E: 0 K: 1 S: 20	H: 3 LOB: 1 BB: 0 P: 34	R: 0 E: 0 K: 1 S: 13	H: 0 LOB: 1 BB: 1 P: 19	R: 1 E: 0 K: 0 S: 14	H: 1 LOB: 1 BB: 1 P: 25	R: 0 E: 0 K: 1 S: 7	H: 0 LOB: 0 BB: 0 P: 12	1B: 4 2B: 2 3B: 0 HR: 2	SF: 0 SAC: 0 DP: 0 HBP: 0	WP: 0 PB: 1 SB: 2 CS: 0	PA: 37
<b>PITCHER</b>	IP: 4.1 WLS: L ERA: 5.54	BF: 22	H: 6 R: 6 ER: 6 SO: 2	H: 1 R: 0 ER: 0 SO: 1	H: 0 R: 0 ER: 0 SO: 0	H: 0 R: 0 ER: 0 SO: 0	H: 0 R: 0 ER: 0 SO: 0	H: 0 R: 0 ER: 0 SO: 0	H: 0 R: 0 ER: 0 SO: 0	BB: 3 IBB: 0 HBP: 0 BLK: 0	WP: 0 HR: 2 S: 12	P: 25 ERA: 12.46 WHIP: 2.308								
57 Conor Mullee, R (5,1) ERA: 3.0	IP: 1.0 WLS: 0 ERA: 3.0	BF: 4	H: 0 R: 0 ER: 0 SO: 1	H: 0 R: 0 ER: 0 SO: 0	H: 0 R: 0 ER: 0 SO: 0	H: 0 R: 0 ER: 0 SO: 0	H: 0 R: 0 ER: 0 SO: 0	H: 0 R: 0 ER: 0 SO: 0	H: 0 R: 0 ER: 0 SO: 0	BB: 0 IBB: 0 HBP: 0 BLK: 0	WP: 0 HR: 0 S: 15	P: 25 ERA: 0.00 WHIP: 1.000								
50 Richard Bleier, L (6,1) ERA: 3.0	IP: 1.0 WLS: 0 ERA: 3.0	BF: 5	H: 1 R: 1 ER: 0 SO: 1	H: 0 R: 0 ER: 0 SO: 0	H: 0 R: 0 ER: 0 SO: 0	H: 0 R: 0 ER: 0 SO: 0	H: 0 R: 0 ER: 0 SO: 0	H: 0 R: 0 ER: 0 SO: 0	H: 0 R: 0 ER: 0 SO: 0	BB: 0 IBB: 0 HBP: 0 BLK: 0	WP: 0 HR: 0 S: 12	P: 19 ERA: 0.00 WHIP: 2.000								
43 Anthony Swarzak, R (7,1) ERA: 3.86	IP: 1.2 WLS: 0 ERA: 3.86	BF: 5	H: 0 R: 0 ER: 0 SO: 1	H: 0 R: 0 ER: 0 SO: 0	H: 0 R: 0 ER: 0 SO: 0	H: 0 R: 0 ER: 0 SO: 0	H: 0 R: 0 ER: 0 SO: 0	H: 0 R: 0 ER: 0 SO: 0	H: 0 R: 0 ER: 0 SO: 0	BB: 0 IBB: 0 HBP: 0 BLK: 0	WP: 0 HR: 0 S: 14	P: 24 ERA: 0.00 WHIP: 0.000								




Batter	1	2	3	4	5	6	7	8	9	AB	R	H	RBI	BB	SO	LOB	TOP										
22 Jacoby Ellsbury, L (1, 8) OBP: 0.342, SLG: 0.395	G4-3		1B			11 1B 14 G4-3 2B		G3-6		4	1	2	0	0	0	1	<b>New York Yankees @ San Diego Padres</b> Petco Park, San Diego, CA Sat Jul 02 2016, 7:11 PM - 9:54 PM PDT Att: 42,315 - Clear - 71 F										
11 Brett Gardner, L (1, 7) OBP: 0.356, SLG: 0.350	F7		K			25 G6-3 14 G4-3 1B				4	0	2	0	0	1	1											
14 Starlin Castro, R (1, 4) OBP: 0.288, SLG: 0.395 48 Andrew Miller, L (8, 1)	F9			G6-3		G4-3		P4		4	0	0	1	0	0	2											
25 Mark Teixeira, S (1, 3)		K		G6-3		G6-3		G6-3		4	0	0	0	0	1	1											
12 Chase Headley, S (1, 5) OBP: 0.320, SLG: 0.349 68 Dellin Betances, R (6, 1) 31 Aaron Hicks, S (8, 9) 18 Didi Gregorius, L (1, 6) OBP: 0.322, SLG: 0.437		K		K		K		G6-3		3	0	0	0	0	3	1											
38 Rob Refsnyder, R (1, 9) OBP: 0.342, SLG: 0.369		K		K		K		G6-3		0	0	0	0	0	0	0											
27 Austin Romine, R (1, 2) OBP: 0.266, SLG: 0.400								G4-3		1	0	0	0	0	0	0											
47 Iván Nova, R (1, 1) 17 Ronald Torreyes, R (6, 5) OBP: 0.308, SLG: 0.322								G4-3		4	0	1	0	0	0	0											
										3	0	0	0	0	1	1											
										3	0	1	0	0	0	0											
										2	0	0	0	0	1	1											
										0	0	0	0	1	0	0											
<b>Inning Stats</b>	R: 0 E: 0 K: 0 S: 6	H: 0 LOB: 0 BB: 0 P: 9	R: 0 E: 0 K: 3 S: 15	H: 1 LOB: 1 BB: 0 P: 23	R: 0 E: 0 K: 1 S: 9	H: 1 LOB: 1 BB: 0 P: 11	R: 0 E: 0 K: 1 S: 5	H: 0 LOB: 0 BB: 0 P: 9	R: 0 E: 0 K: 1 S: 9	H: 1 LOB: 1 BB: 0 P: 13	R: 1 E: 0 K: 1 S: 12	H: 2 LOB: 1 BB: 0 P: 19	R: 0 E: 0 K: 0 S: 9	H: 0 LOB: 0 BB: 0 P: 14	R: 0 E: 0 K: 0 S: 7	H: 1 LOB: 1 BB: 1 P: 14	R: 0 E: 0 K: 0 S: 6	H: 0 LOB: 0 BB: 0 P: 10	1B: 4 2B: 2 3B: 0 HR: 0	SF: 0 SAC: 0 DP: 1 HBP: 0	WP: 0 PB: 0 SB: 0 CS: 0	PA: 33					
<b>PITCHER</b>	IP	WLS	BF	H	R	ER	SO	BB	IBB	HBP	BLK	WP	HR	S	P	ERA	WHIP										
13 Drew Pomeranz, L (1, 1) ERA: 2.65	7.0		26	5	1	1	7	0	0	0	0	0	0	65	98	1.29	0.714										
40 Ryan Buchter, L (8, 1) ERA: 2.75	1.0		4	1	0	0	0	1	0	0	0	0	0	7	14	0.00	2.000										
52 Brad Hand, L (9, 1) ERA: 3.38	1.0	W	3	0	0	0	0	0	0	0	0	0	0	6	10	0.00	0.000										

Batter	1	2	3	4	5	6	7	8	9	AB	R	H	RBI	BB	SO	LOB	BOTTOM										
16 Travis Jankowski, L (1, 8) OBP: 0.359, SLG: 0.326	G6-3		4 S 1B			27 S 2B		27 FC5-4 BB		3	0	2	0	1	0	0	<b>New York Yankees @ San Diego Padres</b> Petco Park, San Diego, CA Sat Jul 02 2016, 7:11 PM - 9:54 PM PDT Att: 42,315 - Clear - 71 F										
4 Wil Myers, R (1, 3) OBP: 0.351, SLG: 0.538	G4-3		K			27 S BB		K		3	1	0	0	1	2	2											
27 Matt Kemp, R (1, 9) OBP: 0.273, SLG: 0.461	G5-3		F7		2 1B 2B		FC5-4		4	0	1	1	0	0	1												
26 Yangervis Solarte, S (1, 5) OBP: 0.371, SLG: 0.439	F7		K		K		G6-3		4	0	0	0	0	2	2												
2 B.J. Upton, R (1, 7) OBP: 0.317, SLG: 0.444	10 WP 2B		K		K				4	1	3	1	0	1	0												
3 Derek Norris, R (1, 2) OBP: 0.270, SLG: 0.391	F8		K		K		11 G3 10 S BB		2	0	0	0	1	1	1												
10 Alexei Ramirez, R (1, 6) OBP: 0.274, SLG: 0.326	K		G5-3				K		3	0	0	0	0	2	2												
11 Ryan Schimpf, L (1, 4) OBP: 0.311, SLG: 0.314	G4-3		G4-3		2B		G3		3	0	1	0	0	0	1												
13 Drew Pomeranz, R (1, 1) ERA: 5.06 39 Brett Wallace, L (7, PH) OBP: 0.348, SLG: 0.372 40 Ryan Buchter, L (8, 1) 52 Brad Hand, L (9, 1)	K		K		K		K		2	0	0	0	0	2	1												
									1	0	0	0	0	1	1												
									0	0	0	0	0	0	0												
									0	0	0	0	0	0	0												
<b>Inning Stats</b>	R: 0 E: 0 K: 0 S: 9	H: 0 LOB: 0 BB: 0 P: 14	R: 0 E: 0 K: 1 S: 10	H: 1 LOB: 1 BB: 0 P: 14	R: 0 E: 0 K: 2 S: 10	H: 1 LOB: 1 BB: 0 P: 11	R: 0 E: 0 K: 2 S: 9	H: 0 LOB: 0 BB: 0 P: 13	R: 0 E: 0 K: 2 S: 10	H: 1 LOB: 1 BB: 0 P: 17	R: 1 E: 0 K: 1 S: 9	H: 3 LOB: 2 BB: 1 P: 18	R: 0 E: 0 K: 2 S: 10	H: 0 LOB: 1 BB: 1 P: 17	R: 0 E: 0 K: 1 S: 10	H: 0 LOB: 1 BB: 1 P: 19	R: 1 E: 0 K: 0 S: 1	H: 1 LOB: 0 BB: 0 P: 1	1B: 3 2B: 3 3B: 0 HR: 1	SF: 0 SAC: 0 DP: 0 HBP: 0	WP: 1 PB: 0 SB: 3 CS: 0	PA: 32					
<b>PITCHER</b>	IP	WLS	BF	H	R	ER	SO	BB	IBB	HBP	BLK	WP	HR	S	P	ERA	WHIP										
47 Iván Nova, R (1, 1) ERA: 5.06	5.1		20	4	1	1	7	1	0	0	0	0	0	51	77	1.69	0.938										
68 Dellin Betances, R (6, 1) ERA: 2.7	1.2	B	7	2	0	0	3	1	0	0	0	0	0	16	27	0.00	1.800										
48 Andrew Miller, L (8, 1) ERA: 1.51	1.0	L	5	1	1	1	1	1	0	0	0	0	1	11	20	9.00	2.000										


livebaseballscorecards.com

AB 32  
R 1  
H 6  
RBI 1  
BB 1  
SO 7  
LOB 8



livebaseballscorecards.com

AB 29  
R 2  
H 7  
RBI 2  
BB 3  
SO 11  
LOB 11





Batter	1	2	3	4	5	6	7	8	9	AB	R	H	RBI	BB	SO	LOB	TOP										
22 Jacoby Ellsbury, L (1, 8) OBP: 0.347, SLG: 0.397										4	1	2	0	1	0	0											
11 Brett Gardner, L (1, 7) OBP: 0.357, SLG: 0.348										4	1	1	1	1	0	1											
25 Mark Teixeira, S (1, 3) OBP: 0.276, SLG: 0.323										5	2	2	3	0	3	3											
34 Brian McCann, L (1, 2) OBP: 0.340, SLG: 0.447										3	0	1	0	1	0	3											
14 Starlin Castro, R (1, 4) OBP: 0.283, SLG: 0.389										5	0	0	0	0	1	5											
18 Didi Gregorius, L (1, 6) OBP: 0.319, SLG: 0.444										5	2	1	1	0	0	3											
31 Aaron Hicks, S (1, 9) OBP: 0.273, SLG: 0.315										3	0	3	0	1	0	0											
17 Ronald Torreyes, R (1, 5) OBP: 0.290, SLG: 0.302										4	0	0	0	0	0	6											
41 Chad Green, L (1, 1) 36 Carlos Beltrán, S (7, PH) 68 Delin Betances, R (7, 1) 48 Andrew Miller, L (8, 1) 13 Alex Rodriguez, R (9, PH) 43 Anthony Swarzak, R (9, 1) 54 Aroldis Chapman, L (9, 1)										2	0	0	0	0	2	1											
<b>Inning Stats</b>	R: 0 E: 0 K: 2 S: 12	H: 1 LOB: 2 BB: 1 P: 19	R: 1 E: 1 K: 1 S: 15	H: 1 LOB: 0 BB: 0 P: 19	R: 0 E: 0 K: 1 S: 9	H: 1 LOB: 1 BB: 0 P: 13	R: 1 E: 0 K: 1 S: 12	H: 2 LOB: 1 BB: 0 P: 17	R: 0 E: 0 K: 0 S: 7	H: 0 LOB: 0 BB: 0 P: 9	R: 0 E: 0 K: 0 S: 7	H: 1 LOB: 2 BB: 1 P: 13	R: 0 E: 0 K: 0 S: 5	H: 0 LOB: 0 BB: 0 P: 9	R: 1 E: 0 K: 0 S: 6	H: 1 LOB: 2 BB: 1 P: 11	R: 3 E: 0 K: 0 S: 19	H: 3 LOB: 1 BB: 1 P: 32	1B: 6 2B: 1 3B: 0 HR: 3	SF: 0 SAC: 0 DP: 1 HBP: 1	WP: 0 PB: 0 SB: 2 CS: 0	PA: 42					
<b>PITCHER</b>	IP 6.0	WLS L	BF 26	H 6	R 2	ER 2	SO 6	BB 2	IBB 0	HBP 0	BLK 0	WP 0	HR 1	S 62	P 90	ERA 1.50	WHIP 1.333										
34 Andrew Cashner, R (1, 1) ERA: 4.42											IP 2.0	WLS H	BF 9	H 1	R 1	ER 1	SO 0	BB 0	IBB 0	HBP 0	BLK 0	WP 0	HR 1	S 11	P 20	ERA 4.50	WHIP 0.500
23 Carlos Villanueva, R (7, 1) ERA: 4.53											IP 0.1	WLS S	BF 3	H 3	R 3	ER 3	SO 0	BB 1	IBB 0	HBP 0	BLK 0	WP 0	HR 1	S 13	P 25	ERA 81.00	WHIP 12.000
59 Kevin Quackenbush, R (9, 1) ERA: 4.32											IP 0.2	WLS S	BF 2	H 0	R 0	ER 0	SO 0	BB 0	IBB 0	HBP 0	BLK 0	WP 0	HR 0	S 6	P 7	ERA 0.00	WHIP 0.000
62 José Domínguez, R (9, 1) ERA:																											

New York Yankees @ San Diego Padres  
Petco Park, San Diego, CA  
Sun Jul 03 2016, 1:42 PM - 4:53 PM PDT  
Att: 42,131 - Partly Cloudy - 70 F

AB	37
R	6
H	10
RBI	5
BB	4
SO	6
LOB	22



Batter	1	2	3	4	5	6	7	8	9	AB	R	H	RBI	BB	SO	LOB	BOTTOM										
2 B.J. Upton, R (1, 8) OBP: 0.313, SLG: 0.438										4	0	0	0	0	2	1											
4 Wil Myers, R (1, 3) OBP: 0.353, SLG: 0.536										3	0	1	0	1	0	0											
27 Matt Kemp, R (1, 9) OBP: 0.273, SLG: 0.458										4	0	1	0	0	2	3											
26 Yangervis Solarte, S (1, 5) OBP: 0.387, SLG: 0.483										4	2	4	1	0	0	0											
24 Alex Dickerson, L (1, 7) OBP: 0.250, SLG: 0.478										4	1	1	2	0	1	4											
3 Derek Norris, R (1, 2) OBP: 0.285, SLG: 0.384										4	0	0	0	0	3	2											
11 Ryan Schimpf, L (1, 4) OBP: 0.287, SLG: 0.156										3	0	0	0	0	2	2											
9 Adam Rosales, R (9, PH) OBP: 0.288, SLG: 0.398										1	0	0	0	0	1	0											
10 Alexei Ramirez, R (1, 6) OBP: 0.270, SLG: 0.322										1	0	0	0	0	0	0											
<b>Inning Stats</b>	R: 0 E: 0 K: 2 S: 8	H: 0 LOB: 0 BB: 0 P: 12	R: 1 E: 0 K: 2 S: 9	H: 1 LOB: 0 BB: 0 P: 15	R: 0 E: 0 K: 0 S: 6	H: 0 LOB: 0 BB: 0 P: 7	R: 0 E: 0 K: 1 S: 8	H: 2 LOB: 1 BB: 0 P: 15	R: 0 E: 0 K: 1 S: 14	H: 0 LOB: 0 BB: 0 P: 17	R: 0 E: 0 K: 1 S: 6	H: 0 LOB: 0 BB: 0 P: 9	R: 0 E: 0 K: 2 S: 13	H: 2 LOB: 2 BB: 0 P: 21	R: 0 E: 0 K: 1 S: 14	H: 1 LOB: 2 BB: 1 P: 26	R: 2 E: 0 K: 1 S: 14	H: 2 LOB: 0 BB: 0 P: 21	1B: 5 2B: 2 3B: 0 HR: 2	SF: 0 SAC: 0 DP: 1 HBP: 0	WP: 1 PB: 0 SB: 1 CS: 0	PA: 35					
<b>PITCHER</b>	IP 6.0	WLS W	BF 20	H 3	R 1	ER 1	SO 8	BB 0	IBB 0	HBP 0	BLK 0	WP 0	HR 1	S 51	P 75	ERA 1.50	WHIP 0.500										
41 Chad Green, R (1, 1) ERA: 4.09											IP 1.0	WLS H	BF 5	H 2	R 0	ER 0	SO 2	BB 0	IBB 0	HBP 0	BLK 0	WP 0	HR 0	S 13	P 21	ERA 0.00	WHIP 2.000
68 Delin Betances, R (7, 1) ERA: 2.63											IP 1.0	WLS H	BF 5	H 1	R 0	ER 0	SO 1	BB 0	IBB 0	HBP 0	BLK 0	WP 0	HR 0	S 14	P 26	ERA 0.00	WHIP 2.000
48 Andrew Miller, L (8, 1) ERA: 1.47											IP 0.0	WLS S	BF 2	H 2	R 2	ER 2	SO 0	BB 0	IBB 0	HBP 0	BLK 0	WP 1	HR 1	S 5	P 9	ERA ∞	WHIP ∞
43 Anthony Swarzak, R (9, 1) ERA: 5.4											IP 1.0	WLS S	BF 3	H 0	R 0	ER 0	SO 1	BB 0	IBB 0	HBP 0	BLK 0	WP 0	HR 0	S 9	P 12	ERA 0.00	WHIP 0.000
54 Aroldis Chapman, L (9, 1) ERA: 2.86																											

New York Yankees @ San Diego Padres  
Petco Park, San Diego, CA  
Sun Jul 03 2016, 1:42 PM - 4:53 PM PDT  
Att: 42,131 - Partly Cloudy - 70 F

AB	34
R	3
H	8
RBI	3
BB	1
SO	12
LOB	12





Batter	1	2	3	4	5	6	7	8	9	AB	R	H	RBI	BB	SO	LOB	TOP				
22 Jacoby Ellsbury, L (1.8) OBP: 0.342, SLG: 0.391			G6-3			CI G4-3	L7		F8	4	0	0	0	0	1	2					
11 Brett Gardner, L (1.7) OBP: 0.351, SLG: 0.342	G5-3		G4-3		G4-3		K		K	5	0	0	0	0	2	3					
36 Carlos Beltrán, S (1.10) OBP: 0.337, SLG: 0.567	F8			G4-3	G6-3		K		1B	5	0	1	0	0	1	2					
34 Brian McCann, L (1.2) OBP: 0.337, SLG: 0.441		F8				P4 14 2B		E4 14 1B		5	0	1	0	0	1	2					
14 Starlin Castro, R (1.4) OBP: 0.292, SLG: 0.403		12 HR				18 G4-3				4	1	4	0	0	0	0					
18 Didi Gregorius, L (1.6) OBP: 0.315, SLG: 0.437		L9		G3		G4-3		K		4	0	0	0	0	1	6					
12 Chase Headley, S (1.5) OBP: 0.326, SLG: 0.362								K		2	1	1	2	2	1	2					
31 Aaron Hicks, S (1.9) OBP: 0.267, SLG: 0.308					F9		L9		K	4	0	0	0	0	2	7					
38 Rob Refsnyder, R (1.3) OBP: 0.338, SLG: 0.377			K			L9			E1 36 1B	4	0	1	0	0	1	0					
<b>Inning Stats</b>	R: 0 E: 0 K: 1 S: 6	H: 0 LOB: 0 BB: 0 P: 11	R: 2 E: 0 K: 1 S: 10	H: 2 LOB: 0 BB: 0 P: 14	R: 0 E: 0 K: 1 S: 8	H: 0 LOB: 0 BB: 0 P: 9	R: 0 E: 0 K: 0 S: 10	H: 3 LOB: 3 BB: 1 P: 23	R: 0 E: 2 K: 0 S: 10	H: 1 LOB: 1 BB: 0 P: 18	R: 0 E: 0 K: 2 S: 14	H: 1 LOB: 1 BB: 0 P: 26	R: 0 E: 1 K: 3 S: 18	H: 1 LOB: 2 BB: 0 P: 23	R: 0 E: 1 K: 2 S: 11	H: 1 LOB: 2 BB: 0 P: 15	1B: 4 2B: 3 HR: 1	SF: 0 SAC: 0 DP: 0 HBP: 0	WP: 0 PB: 0 CS: 0	PA: 40	
<b>PITCHER</b>	IP	WLS	BF	H	R	ER	SO	BB	IBB	HBP	BLK	WP	HR	S	P	ERA	WHIP				
25 James Shields, R (1.1) ERA: 5.67	6.0	W	26	5	2	2	3	2	0	0	0	0	0	1	58	101	3.00	1.167			
34 Matt Albers, R (7.1) ERA: 5.17	0.0		1	1	0	0	0	0	0	0	0	0	0	2	2	∞	∞				
33 Zach Duke, L (7.1) ERA: 2.96	1.0	H	4	0	0	0	2	0	0	0	0	0	0	12	15	0.00	0.000				
65 Nate Jones, R (8.1) ERA: 2.54	1.0		4	1	0	0	3	0	0	0	0	0	0	14	17	0.00	1.000				
43 Dan Jennings, L (9.1) ERA: 1.8	1.0		5	1	0	0	2	0	0	0	0	0	0	11	15	0.00	1.000				

New York Yankees @ Chicago White Sox  
U.S. Cellular Field, Chicago, IL  
Mon Jul 04 2016, 2:12 PM - 5:17 PM EDT  
Att: 30,955 - Cloudy - 75 F

AB 37  
R 2  
H 8  
RBI 2  
BB 2  
SO 10  
LOB 24



Batter	1	2	3	4	5	6	7	8	9	AB	R	H	RBI	BB	SO	LOB	BOTTOM				
12 Tim Anderson, R (1.6) OBP: 0.314, SLG: 0.519	21 BB		HR	SH5-3		G6-3		E6 1B		4	2	2	2	0	0	0					
1 Adam Eaton, L (1.8) OBP: 0.357, SLG: 0.394	K		K	K				79 1B		5	1	2	0	0	3	2					
79 José Abreu, R (1.3) OBP: 0.323, SLG: 0.433	L9		E6 53 1B		K	K		21 1B		5	0	1	1	0	2	2					
21 Todd Frazier, R (1.5) OBP: 0.309, SLG: 0.467			53 1B		15 SF8		15 1B	21 1B		3	2	3	1	2	0	0					
53 Melky Cabrera, S (1.7) OBP: 0.345, SLG: 0.461	P3				27 HR		F8	L7		5	1	2	0	0	0	5					
15 Brett Lawrie, R (1.4) OBP: 0.319, SLG: 0.431		F9		K	SF8			F9		4	0	1	2	0	1	5					
27 Dioner Navarro, S (1.2) OBP: 0.279, SLG: 0.396		K		P4		HR				3	1	1	2	1	1	3					
26 Avisail García, R (1.10) OBP: 0.307, SLG: 0.343		K		G3	G4-3		G4-3			4	0	0	0	0	1	2					
36 Jason Coats, R (1.9) OBP: 0.296, SLG: 0.143			12 HR	E6 12 SH5-3		K		F9		4	1	1	0	0	1	0					
<b>Inning Stats</b>	R: 0 E: 0 K: 1 S: 10	H: 1 LOB: 2 BB: 1 P: 18	R: 0 E: 0 K: 2 S: 7	H: 0 LOB: 0 BB: 0 P: 9	R: 2 E: 1 K: 2 S: 19	H: 3 LOB: 3 BB: 1 P: 25	R: 0 E: 1 K: 1 S: 9	H: 0 LOB: 1 BB: 0 P: 10	R: 3 E: 0 K: 1 S: 16	H: 3 LOB: 0 BB: 0 P: 22	R: 0 E: 0 K: 2 S: 11	H: 1 LOB: 1 BB: 0 P: 16	R: 1 E: 0 K: 0 S: 10	H: 2 LOB: 1 BB: 1 P: 18	R: 2 E: 1 K: 0 S: 22	H: 3 LOB: 2 BB: 0 P: 29	1B: 8 2B: 3 HR: 2	SF: 1 SAC: 1 DP: 1 HBP: 0	WP: 0 PB: 0 CS: 0	PA: 42	
<b>PITCHER</b>	IP	WLS	BF	H	R	ER	SO	BB	IBB	HBP	BLK	WP	HR	S	P	ERA	WHIP				
52 CC Sabathia, L (1.1) ERA: 3.48	6.0	L	30	8	5	5	9	2	0	0	0	0	0	2	72	100	7.50	1.667			
85 Luis Cessa, R (7.1) ERA: 3.95	2.0		12	5	3	2	0	1	0	0	0	0	0	32	47	9.00	3.000				

New York Yankees @ Chicago White Sox  
U.S. Cellular Field, Chicago, IL  
Mon Jul 04 2016, 2:12 PM - 5:17 PM EDT  
Att: 30,955 - Cloudy - 75 F

AB 37  
R 8  
H 13  
RBI 8  
BB 3  
SO 9  
LOB 19





Batter	1	2	3	4	5	6	7	8	9	AB	R	H	RBI	BB	SO	LOB	TOP					
11 Brett Gardner, L OBP: 0.357, SLG: 0.353	L4	1B	K		1B		1B		2B	6	2	4	0	0	1	1	<b>New York Yankees @ Chicago White Sox</b> U.S. Cellular Field, Chicago, IL Tue Jul 05 2016, 8:12 PM - 11:17 PM EDT Att: 20,773 - Partly Cloudy - 86 F <a href="http://livebaseballscorecards.com">livebaseballscorecards.com</a>					
36 Carlos Beltrán, S OBP: 0.341, SLG: 0.571 17 Ronald Torreyes, R OBP: 0.290, SLG: 0.302	1B	1B		2B			2B		E1	5	1	3	1	0	0	3						
13 Alex Rodriguez, R OBP: 0.256, SLG: 0.382	2B	E6		F8		G5-3	P3		K	6	0	1	0	0	1	6						
25 Mark Teixeira, S OBP: 0.278, SLG: 0.330	FC4-2	K		2B		1B		G3-1	SF7	5	0	2	2	0	1	4						
14 Starlin Castro, R OBP: 0.278, SLG: 0.403	BB		1B	G4-3		1B		G3	K	5	1	2	0	1	1	2						
12 Chase Headley, S OBP: 0.331, SLG: 0.379	K		HR	G5-3		1B		3B WP		5	2	3	2	0	1	4						
38 Rob Refsnyder, R OBP: 0.354, SLG: 0.397		1B	L6		BB	L9-2		2B		4	2	2	1	1	0	3						
31 Aaron Hicks, S OBP: 0.270, SLG: 0.313		F8	L7		G4-6-3			2B		4	0	1	1	1	0	2						
27 Austin Romine, R OBP: 0.273, SLG: 0.442		F9		2B	HR		F9	K		5	1	2	1	0	1	3						
<b>Inning Stats</b>	R: 0 H: 2 E: 0 K: 1 S: 12	H: 2 LOB: 3 BB: 1 P: 21	R: 2 H: 3 E: 1 K: 1 S: 11	H: 3 LOB: 2 BB: 0 P: 19	R: 2 H: 3 E: 0 K: 1 S: 11	H: 3 LOB: 1 BB: 0 P: 14	R: 1 H: 2 E: 0 K: 0 S: 13	H: 2 LOB: 1 BB: 0 P: 19	R: 1 H: 2 E: 0 K: 0 S: 12	H: 2 LOB: 1 BB: 1 P: 19	R: 0 H: 3 E: 0 K: 0 S: 12	H: 3 LOB: 2 BB: 0 P: 19	R: 0 H: 1 E: 0 K: 0 S: 11	H: 1 LOB: 2 BB: 1 P: 22	R: 2 H: 3 E: 0 K: 1 S: 15	H: 3 LOB: 1 BB: 0 P: 26	R: 1 H: 1 E: 1 K: 2 S: 14	H: 1 LOB: 1 BB: 0 P: 20	1B: 11 2B: 8 3B: 0 HR: 2	SF: 1 SAC: 0 DP: 2 HBP: 0	WP: 1 PB: 0 CS: 0	PA: 50
<b>PITCHER</b>	IP WLS BF H R ER SO BB IBB HBP BLK WP HR S P ERA WHIP	5.0 L 29 12 6 5 3 2 0 0 0 0 2 59 92 9.00 2.800	6.1 2.0 10 4 0 0 0 1 0 0 0 0 0 23 41 0.00 2.500	8.1 1.1 9 4 3 2 2 0 0 0 0 1 0 23 37 13.50 3.000	9.1 0.2 2 0 0 0 1 0 0 0 0 0 6 9 0.00 0.000											ERA WHIP						

Batter	1	2	3	4	5	6	7	8	9	AB	R	H	RBI	BB	SO	LOB	BOTTOM			
12 Tim Anderson, R OBP: 0.303, SLG: 0.500	K2-3		F8		F7			G4-3		4	0	0	0	0	1	0	<b>New York Yankees @ Chicago White Sox</b> U.S. Cellular Field, Chicago, IL Tue Jul 05 2016, 8:12 PM - 11:17 PM EDT Att: 20,773 - Partly Cloudy - 86 F <a href="http://livebaseballscorecards.com">livebaseballscorecards.com</a>			
1 Adam Eaton, L OBP: 0.358, SLG: 0.395	1B		K			F8		1B		4	0	2	0	0	1	0				
79 José Abreu, R OBP: 0.322, SLG: 0.431	F8		F8			5B 1B		K		4	0	1	0	0	1	2				
53 Melky Cabrera, S OBP: 0.345, SLG: 0.460 5 Yolmer Sánchez, S OBP: 0.207, SLG: 0.185	P6			G3		2B		G5-3		3	0	1	0	0	0	1				
21 Todd Frazier, R OBP: 0.307, SLG: 0.462 18 Tyler Saladino, R OBP: 0.289, SLG: 0.411	F8		G5-3		G3		G3	F9		3	0	0	0	0	0	2				
15 Brett Lawrie, R OBP: 0.322, SLG: 0.431 36 Jason Coats, R OBP: 0.286, SLG: 0.136	1B		BB			K		G5-3		2	0	1	0	1	1	0				
31 Alex Avila, L OBP: 0.322, SLG: 0.358 27 Dioner Navarro, S OBP: 0.278, SLG: 0.394			G4-3			G3-4-1				2	0	1	0	0	0	1				
26 Avisail García, R OBP: 0.303, SLG: 0.339	K				G5-3		K			3	0	0	0	0	2	2				
20 JB Shuck, L OBP: 0.255, SLG: 0.386	F7				G4-3			K		3	0	0	0	0	1	2				
<b>Inning Stats</b>	R: 0 H: 1 E: 0 K: 1 S: 9	H: 2 LOB: 0 BB: 0 P: 14	R: 0 H: 0 E: 0 K: 1 S: 10	H: 2 LOB: 0 BB: 0 P: 15	R: 0 H: 0 E: 0 K: 1 S: 7	H: 0 LOB: 0 BB: 1 P: 10	R: 0 H: 0 E: 0 K: 0 S: 8	H: 0 LOB: 0 BB: 1 P: 15	R: 0 H: 2 E: 0 K: 0 S: 9	H: 2 LOB: 1 BB: 0 P: 12	R: 0 H: 0 E: 0 K: 2 S: 9	H: 0 LOB: 0 BB: 0 P: 13	R: 0 H: 1 E: 0 K: 2 S: 13	H: 1 LOB: 1 BB: 0 P: 17	R: 0 H: 0 E: 0 K: 0 S: 7	H: 0 LOB: 0 BB: 0 P: 10	1B: 5 2B: 1 3B: 0 HR: 0	SF: 0 SAC: 0 DP: 1 HBP: 0	WP: 0 PB: 0 CS: 0	PA: 33
<b>PITCHER</b>	IP WLS BF H R ER SO BB IBB HBP BLK WP HR S P ERA WHIP	7.2 W 29 6 0 0 0 1 0 0 0 0 0 10 13 0.00 0.913	8.1 1.1 4 0 0 0 1 0 0 0 0 0 10 14 0.00 0.000											ERA WHIP						






Batter	1	2	3	4	5	6	7	8	9	AB	R	H	RBI	BB	SO	LOB	TOP			
22 Jacoby Ellsbury, L (1, 8) OBP: 0.348, SLG: 0.396										4	0	3	0	0	0	1	New York Yankees @ Chicago White Sox U.S. Cellular Field, Chicago, IL Wed Jul 06 2016, 8:12 PM - 11:04 PM EDT Att: 21,144 - Cloudy - 88 F			
11 Brett Gardner, L (1, 7) OBP: 0.353, SLG: 0.348										4	0	0	0	0	0	2				
36 Carlos Beltrán, S (1, 10)										4	0	0	0	0	1	2				
34 Brian McCann, L (1, 2)										3	0	1	0	1	0	0				
25 Mark Teixeira, S (1, 3)										4	0	0	0	0	2	3				
14 Starlin Castro, R (1, 4)										4	0	1	0	0	1	0				
18 Didi Gregorius, L (1, 6)										4	0	3	0	0	0	2				
12 Chase Headley, S (1, 5)										4	0	0	0	0	2	5				
31 Aaron Hicks, S (1, 9)										3	0	0	0	0	0	2				
<b>Inning Stats</b>	R: 0 E: 0 K: 1 S: 13	H: 1 LOB: 2 BB: 1 P: 24	R: 0 E: 0 K: 1 S: 12	H: 1 LOB: 1 BB: 0 P: 20	R: 0 E: 0 K: 0 S: 7	H: 0 LOB: 0 BB: 0 P: 12	R: 0 E: 0 K: 1 S: 10	H: 0 LOB: 0 BB: 0 P: 14	R: 0 E: 0 K: 0 S: 8	H: 1 LOB: 1 BB: 0 P: 11	R: 0 E: 0 K: 0 S: 7	H: 0 LOB: 0 BB: 0 P: 10	R: 0 E: 0 K: 0 S: 8	H: 1 LOB: 1 BB: 0 P: 11	R: 0 E: 0 K: 1 S: 8	H: 2 LOB: 2 BB: 0 P: 20	1B: 7 2B: 1 3B: 0 HR: 0	SF: 0 SAC: 0 DP: 0 HBP: 0	WP: 0 PB: 0 SB: 1 CS: 1	PA: 35
<b>PITCHER</b>	IP WLS BF H R ER SO BB IBB HBP BLK WP HR S P ERA WHIP																			
58 Miguel González, R (1, 1) ERA: 4.39	7.0 W 26 5 0 0 3 1 0 0 0 0 0 65 102 0.00 0.857																			
33 Zach Duke, L (8, 1) ERA: 2.53	1.1 6 2 0 0 2 0 0 0 0 0 0 13 18 0.00 1.500																			
30 David Robertson, R (9, 1) ERA: 3.22	0.2 3 1 0 0 1 0 0 0 0 0 0 8 12 0.00 1.500																			

Batter	1	2	3	4	5	6	7	8	9	AB	R	H	RBI	BB	SO	LOB	BOTTOM			
12 Tim Anderson, R (1, 6) OBP: 0.301, SLG: 0.500										4	0	1	2	0	1	1	New York Yankees @ Chicago White Sox U.S. Cellular Field, Chicago, IL Wed Jul 06 2016, 8:12 PM - 11:04 PM EDT Att: 21,144 - Cloudy - 88 F			
1 Adam Eaton, L (1, 9) OBP: 0.357, SLG: 0.392										3	0	0	0	1	1	1				
79 José Abreu, R (1, 3)										4	0	0	0	0	2	1				
53 Melky Cabrera, S (1, 7)										3	1	0	0	1	0	1				
21 Todd Frazier, R (1, 5) OBP: 0.307, SLG: 0.461										3	0	1	0	0	1	0				
15 Brett Lawrie, R (1, 4) OBP: 0.322, SLG: 0.430										3	1	1	1	0	0	1				
27 Dioner Navarro, S (1, 2) OBP: 0.284, SLG: 0.392										1	1	0	0	2	1	1				
26 Avisail García, R (1, 10) OBP: 0.307, SLG: 0.340										2	1	1	1	1	0	1				
20 JB Shuck, L (1, 8) OBP: 0.257, SLG: 0.394										3	1	1	1	0	0	1				
<b>Inning Stats</b>	R: 0 E: 0 K: 1 S: 7	H: 0 LOB: 0 BB: 0 P: 9	R: 4 E: 0 K: 1 S: 14	H: 4 LOB: 1 BB: 1 P: 25	R: 0 E: 0 K: 1 S: 7	H: 0 LOB: 0 BB: 0 P: 12	R: 0 E: 0 K: 0 S: 5	H: 0 LOB: 0 BB: 1 P: 10	R: 0 E: 0 K: 1 S: 13	H: 0 LOB: 0 BB: 0 P: 16	R: 1 E: 0 K: 1 S: 14	H: 1 LOB: 1 BB: 1 P: 23	R: 0 E: 0 K: 0 S: 12	H: 0 LOB: 0 BB: 1 P: 21	R: 0 E: 0 K: 1 S: 7	H: 0 LOB: 0 BB: 1 P: 13	1B: 3 2B: 3 3B: 0 HR: 0	SF: 0 SAC: 0 DP: 1 HBP: 0	WP: 1 PB: 1 SB: 0 CS: 2	PA: 32
<b>PITCHER</b>	IP WLS BF H R ER SO BB IBB HBP BLK WP HR S P ERA WHIP																			
35 Michael Pineda, R (1, 1) ERA: 5.38	6.0 L 25 5 0 5 5 3 0 0 0 0 1 60 95 7.50 1.333																			
30 Nathan Eovaldi, R (7, 1) ERA: 5.42	2.0 6 0 0 0 1 2 0 0 0 0 1 0 19 34 0.00 1.000																			

livebaseballscores.com









Batter	1	2	3	4	5	6	7	8	9	AB	R	H	RBI	BB	SO	LOB	TOP			
11 Brett Gardner, L OBP: 0.353, SLG: 0.348 31 Aaron Hicks, S OBP: 0.264, SLG: 0.304	2-1 FC4-6 1B		3-2 G4-3			2-3 K		2-3 K		3	0	1	0	0	1	0				
22 Jacoby Ellsbury, L OBP: 0.344, SLG: 0.391	1-0 FC4-6 1-2		0-2 L7			2-0 L7		2-3 K		4	0	0	0	0	1	1				
36 Carlos Beltrán, S OBP: 0.333, SLG: 0.554	0-1 G3-6-3				2-0 L7		1-3 K		1-0 2B	4	1	1	0	0	1	1				
34 Brian McCann, L OBP: 0.343, SLG: 0.457	1-2 1B				2-3 K		0-1 HR		2-1 2B	4	1	3	2	0	1	0				
25 Mark Teixeira, S OBP: 0.269, SLG: 0.315 27 Austin Romine, R OBP: 0.267, SLG: 0.433	1-3 K				0-0 G4-3		1-0 L7		0-2 P2	2	0	0	0	0	1	1				
14 Starlin Castro, R OBP: 0.291, SLG: 0.394	0-3 K				0-1 L9		1-0 L7		0-0 F8	4	0	0	0	0	1	2				
18 Didi Gregorius, L OBP: 0.327, SLG: 0.462	2-2 1B				1-2 2B		0-1 L9			3	0	2	0	0	0	0				
12 Chase Headley, S OBP: 0.330, SLG: 0.374 17 Ronald Torreyes, R OBP: 0.286, SLG: 0.297	1-1 P6				0-3 K			3-2 G5-3		2	0	0	0	0	1	3				
38 Rob Refsnyder, R OBP: 0.352, SLG: 0.390					0-1 G5-3		0-0 G5-3		0-3 K	3	0	0	0	0	1	1				
<b>Inning Stats</b>	R: 0 E: 0 K: 0 S: 5	H: 1 LOB: 0 BB: 0 P: 8	R: 0 E: 0 K: 2 S: 15	H: 2 LOB: 2 BB: 0 P: 20	R: 0 E: 0 K: 0 S: 8	H: 0 LOB: 0 BB: 0 P: 11	R: 0 E: 0 K: 1 S: 7	H: 0 LOB: 0 BB: 0 P: 11	R: 0 E: 0 K: 2 S: 8	H: 0 LOB: 0 BB: 0 P: 13	R: 1 E: 0 K: 0 S: 6	H: 1 LOB: 0 BB: 0 P: 8	R: 0 E: 0 K: 2 S: 9	H: 0 LOB: 0 BB: 0 P: 14	R: 1 E: 0 K: 1 S: 11	H: 2 LOB: 1 BB: 0 P: 16	1B: 3 2B: 3 HR: 1	SF: 0 SAC: 0 DP: 1 HBP: 0	WP: 1 PA: 33	
<b>PITCHER</b>	IP	WLS	BF	H	R	ER	SO	BB	IBB	HBP	BLK	WP	HR	S	P	ERA	WHIP			
28 Corey Kluber, R ERA: 3.61	8.0	W	28	5	1	1	8	0	0	0	0	0	1	68	96	1.12	0.625			
28 Corey Kluber, R ERA: 3.61	8.0	W	28	5	1	1	8	0	0	0	0	0	1	68	96	1.12	0.625			
65 Joe Colón, R ERA: 9.0	1.0		5	2	1	1	1	0	0	0	0	1	0	11	16	9.00	2.000			

**New York Yankees @ Cleveland Indians**  
 Progressive Field, Cleveland, OH  
 Fri Jul 08 2016, 7:12 PM - 9:47 PM EDT  
 Att: 34,045 - Clear - 83 F

AB	33
R	2
H	7
RBI	2
BB	0
SO	9
LOB	10



Batter	1	2	3	4	5	6	7	8	9	AB	R	H	RBI	BB	SO	LOB	BOTTOM			
41 Carlos Santana, S OBP: 0.349, SLG: 0.494	3-1 HR		0-1 G6-3			3-3 K		2-3 K		4	1	1	1	0	2	0				
22 Jason Kipnis, L OBP: 0.331, SLG: 0.474	1-1 HR		1-1 F8			2-1 12 2B		1-2 HR		4	3	3	2	0	0	0				
12 Francisco Lindor, S OBP: 0.359, SLG: 0.453	4-1 8 HR		4-2 26 HR			3-1 26 1B		2-3 K		2	3	1	1	2	1	0				
26 Mike Napoli, R OBP: 0.317, SLG: 0.469 28 Corey Kluber, R OBP: 0.250, SLG: 0.500 38 Chris Gimenez, R OBP: 0.230, SLG: 0.272	2-3 K		3-2 HR			1-2 1B		4-2 BB		3	1	2	3	1	1	1				
11 José Ramírez, S OBP: 0.351, SLG: 0.417	0-0 F7		1-1 P5			2-2 F8		2-3 K		4	0	0	0	0	1	3				
8 Lonnie Chisenhall, L OBP: 0.348, SLG: 0.451	2-1 HR		0-1 G4-3			2-2 F7		2-2 P6		4	1	1	2	0	0	2				
4 Juan Uribe, R OBP: 0.317, SLG: 0.369 35 Abraham Almonte, S OBP: 0.100, SLG: 0.200	2-2 G5-3				1-0 L7		2-0 72 G4-3		0-0 F8	3	1	1	0	0	0	0				
72 Tyler Naquin, L OBP: 0.376, SLG: 0.581			3-3 K			2-3 K		0-1 G4-3		4	0	0	0	0	2	1				
10 Yan Gomes, R OBP: 0.204, SLG: 0.326 65 Joe Colón, R			0-3 K			1-3 K		1-0 G3		4	0	0	1	0	3	0				
<b>Inning Stats</b>	R: 4 E: 0 K: 1 S: 14	H: 3 LOB: 0 BB: 1 P: 28	R: 0 E: 0 K: 2 S: 8	H: 0 LOB: 0 BB: 0 P: 11	R: 2 E: 0 K: 0 S: 14	H: 1 LOB: 0 BB: 1 P: 25	R: 0 E: 0 K: 2 S: 7	H: 0 LOB: 0 BB: 0 P: 11	R: 2 E: 0 K: 1 S: 22	H: 3 LOB: 1 BB: 0 P: 35	R: 1 E: 0 K: 1 S: 19	H: 1 LOB: 1 BB: 1 P: 30	R: 0 E: 0 K: 1 S: 6	H: 0 LOB: 0 BB: 0 P: 8	R: 0 E: 0 K: 1 S: 6	H: 0 LOB: 0 BB: 0 P: 8	1B: 2 2B: 2 3B: 0 HR: 5	SF: 0 SAC: 0 DP: 0 HBP: 0	WP: 0 PA: 36	
<b>PITCHER</b>	IP	WLS	BF	H	R	ER	SO	BB	IBB	HBP	BLK	WP	HR	S	P	ERA	WHIP			
41 Chad Green, R ERA: 7.04	4.1	L	20	5	7	7	6	2	0	0	0	0	0	49	86	14.54	1.615			
50 Richard Bleier, L ERA: 4.22	1.2		8	3	2	2	1	0	0	0	0	0	0	23	36	10.80	1.800			
43 Anthony Swarzak, R ERA: 5.68	1.0		5	1	1	1	2	1	0	0	0	0	1	19	30	9.00	2.000			
45 Chasen Shreve, L ERA: 4.64	1.0		3	0	0	0	1	0	0	0	0	0	0	6	8	0.00	0.000			

**New York Yankees @ Cleveland Indians**  
 Progressive Field, Cleveland, OH  
 Fri Jul 08 2016, 7:12 PM - 9:47 PM EDT  
 Att: 34,045 - Clear - 83 F

AB	33
R	10
H	9
RBI	10
BB	3
SO	10
LOB	7





Batter	1	2	3	4	5	6	7	8	9	10	11	AB	R	H	RBI	BB	SO	LOB	TOP							
11 Brett Gardner, L OBP: 0.356, SLG: 0.360	G4-3		G4-3		F9	K		K			G4-3	5	1	2	3	1	1	1								
22 Jacoby Ellsbury, L OBP: 0.344, SLG: 0.398	G4-3		G4-3		F9	F8		F8			K	5	0	1	0	1	1	3								
36 Carlos Beltrán, S OBP: 0.337, SLG: 0.553	F7		1B HR		F7	K					1B	6	1	3	1	0	1	4								
17 Ronald Torreyes, R OBP: 0.286, SLG: 0.297			1B								1B	0	1	0	0	0	0	0								
34 Brian McCann, L OBP: 0.347, SLG: 0.462	1B		K		F8			G4-6-3			1B	6	0	3	1	0	1	3								
18 Didi Gregorius, L OBP: 0.327, SLG: 0.468	K		HR		G6-3	L8		F8			IBB	5	1	1	2	1	1	3								
14 Starlin Castro, R OBP: 0.289, SLG: 0.390	G5-3		G5-3		G6-3	K		K			K	6	0	1	0	0	2	3								
12 Chase Headley, S OBP: 0.331, SLG: 0.378	FC6		K		K	K		K			2B	5	1	2	0	0	2	2								
38 Rob Refsnyder, R OBP: 0.344, SLG: 0.378	K		K		K	K		F9			F8	5	1	1	0	0	2	2								
31 Aaron Hicks, S OBP: 0.261, SLG: 0.301	G3		G6-3		G6-3	1B		1B			K	2	0	0	0	0	0	1								
13 Alex Rodriguez, R OBP: 0.260, SLG: 0.382						1B						0	0	0	0	1	0	0								
27 Austin Romine, R OBP: 0.272, SLG: 0.423						1B						1	1	0	0	1	1	1								
<b>Inning Stats</b>	R: 0 E: 0 K: 1 S: 20	H: 2 LOB: 2 BB: 0 P: 25	R: 0 E: 1 K: 1 S: 8	H: 1 LOB: 1 BB: 0 P: 10	R: 3 E: 0 K: 1 S: 17	H: 3 LOB: 0 BB: 0 P: 23	R: 0 E: 0 K: 2 S: 10	H: 0 LOB: 0 BB: 0 P: 17	R: 0 E: 1 K: 0 S: 12	H: 0 LOB: 1 BB: 1 P: 20	R: 3 E: 0 K: 1 S: 17	H: 3 LOB: 2 BB: 2 P: 33	R: 0 E: 0 K: 2 S: 15	H: 1 LOB: 1 BB: 0 P: 20	R: 0 E: 0 K: 1 S: 12	H: 0 LOB: 1 BB: 1 P: 18	R: 0 E: 0 K: 0 S: 8	H: 1 LOB: 0 BB: 0 P: 14	R: 0 E: 0 K: 1 S: 9	H: 1 LOB: 1 BB: 0 P: 14	R: 1 E: 0 K: 2 S: 12	H: 2 LOB: 2 BB: 1 P: 24	1B: 9 2B: 3 3B: 1 HR: 1	SF: 0 SAC: 0 DP: 1 HBP: 0	WP: 0 PB: 0 SB: 0 CS: 0	PA: 51
<b>PITCHER</b>	IP: 5.2 ERA: 2.75	WLS: 2 BF: 27	H: 8 R: 6 ER: 6 SO: 5	BB: 2 IBB: 0 HBP: 0 BLK: 0	WP: 0 HR: 1 S: 76 P: 112	ERA: 9.53 WHIP: 1.765	<b>PITCHER</b>	IP: 2.0 ERA: 2.79	WLS: 1 BF: 7	H: 2 R: 0 ER: 0 SO: 1	BB: 0 IBB: 0 HBP: 0 BLK: 0	WP: 0 HR: 0 S: 17 P: 28	ERA: 0.00 WHIP: 1.000	<b>PITCHER</b>	IP: 1.0 ERA: 3.74	WLS: 0 BF: 6	H: 2 R: 1 ER: 1 SO: 2	BB: 0 IBB: 0 HBP: 0 BLK: 0	WP: 0 HR: 0 S: 12 P: 18	ERA: 9.00 WHIP: 2.000						

New York Yankees @ Cleveland Indians  
Progressive Field, Cleveland, OH  
Sat Jul 09 2016, 4:12 PM - 8:28 PM EDT  
Att: 32,951 - Sunny - 77 F

AB	46
R	7
H	14
RBI	7
BB	5
SO	12
LOB	23



Batter	1	2	3	4	5	6	7	8	9	10	11	AB	R	H	RBI	BB	SO	LOB	BOTTOM								
20 Rajai Davis, R OBP: 0.326, SLG: 0.435	G3		G3		G5-3	K2-3		G5-3			K	5	1	0	0	0	2	1									
22 Jason Kipnis, L OBP: 0.334, SLG: 0.476	SH5-3		SH5-3		L7	K		K			2B	3	2	1	0	2	1	1									
12 Francisco Lindor, S OBP: 0.360, SLG: 0.456	G6-3		G6-3		G3	G3		G3			F9	6	2	3	0	0	0	3									
26 Mike Napoli, R OBP: 0.323, SLG: 0.468	1B		1B		G4-3	1B		1B			K	3	1	1	1	3	1	2									
41 Carlos Santana, S OBP: 0.350, SLG: 0.495	1B		1B		K	K		K			FC5	5	0	2	2	0	2	5									
11 José Ramírez, S OBP: 0.355, SLG: 0.420	G3		G3		FC5-2	FC5-4		FC5-4			K	5	0	3	3	0	1	4									
4 Juan Uribe, R OBP: 0.273, SLG: 0.360	P3		FC5-2		FC5-4	FC6-4		FC6-4			K	5	0	0	0	0	1	7									
35 Abraham Almonte, S OBP: 0.133, SLG: 0.267	G4-3		G5-3		F8	F8		L8			L8	5	0	1	0	0	0	2									
10 Yan Gomes, R OBP: 0.200, SLG: 0.319	F8		P5		K	L6		K			K	5	0	0	0	0	2	1									
<b>Inning Stats</b>	R: 1 E: 0 K: 0 S: 13	H: 1 LOB: 2 BB: 1 P: 24	R: 0 E: 0 K: 0 S: 6	H: 0 LOB: 0 BB: 0 P: 8	R: 3 E: 0 K: 0 S: 16	H: 4 LOB: 2 BB: 1 P: 23	R: 0 E: 0 K: 0 S: 5	H: 0 LOB: 0 BB: 0 P: 10	R: 1 E: 0 K: 1 S: 12	H: 2 LOB: 1 BB: 0 P: 17	R: 0 E: 0 K: 2 S: 8	H: 0 LOB: 0 BB: 1 P: 11	R: 1 E: 0 K: 1 S: 12	H: 2 LOB: 2 BB: 1 P: 17	R: 0 E: 0 K: 1 S: 11	H: 1 LOB: 1 BB: 0 P: 12	R: 0 E: 0 K: 2 S: 20	H: 1 LOB: 2 BB: 1 P: 29	R: 0 E: 0 K: 2 S: 9	H: 0 LOB: 0 BB: 0 P: 13	R: 0 E: 0 K: 1 S: 7	H: 0 LOB: 0 BB: 1 P: 13	1B: 7 2B: 4 3B: 0 HR: 0	SF: 0 SAC: 1 DP: 0 HBP: 1	WP: 0 PB: 0 SB: 1 CS: 1	PA: 49	
<b>PITCHER</b>	IP: 5.2 ERA: 3.77	WLS: 1 BF: 7	H: 2 R: 1 ER: 1 SO: 2	BB: 2 IBB: 0 HBP: 0 BLK: 0	WP: 0 HR: 0 S: 57 P: 89	ERA: 7.94 WHIP: 1.588	<b>PITCHER</b>	IP: 1.1 ERA: 2.66	WLS: 0 BF: 5	H: 1 R: 0 ER: 0 SO: 1	BB: 0 IBB: 0 HBP: 0 BLK: 0	WP: 0 HR: 0 S: 15 P: 21	ERA: 6.75 WHIP: 2.250	<b>PITCHER</b>	IP: 1.2 ERA: 2.66	WLS: 0 BF: 8	H: 2 R: 0 ER: 0 SO: 2	BB: 1 IBB: 0 HBP: 0 BLK: 0	WP: 0 HR: 0 S: 27 P: 35	ERA: 0.00 WHIP: 1.800	<b>PITCHER</b>	IP: 2.1 ERA: 2.49	WLS: 0 BF: 7	H: 0 R: 0 ER: 0 SO: 4	BB: 1 IBB: 0 HBP: 0 BLK: 0	WP: 0 HR: 0 S: 20 P: 32	ERA: 0.00 WHIP: 0.429

New York Yankees @ Cleveland Indians  
Progressive Field, Cleveland, OH  
Sat Jul 09 2016, 4:12 PM - 8:28 PM EDT  
Att: 32,951 - Sunny - 77 F

AB	42
R	6
H	11
RBI	6
BB	5
SO	10
LOB	26





Batter	1	2	3	4	5	6	7	8	9	AB	R	H	RBI	BB	SO	LOB	TOP								
11 Brett Gardner, L OBP: 0.353, SLG: 0.355										4	0	0	2	1	2	4	<b>New York Yankees @ Cleveland Indians</b> Progressive Field, Cleveland, OH Sun Jul 10 2016, 1:13 PM - 4:44 PM EDT Att: 29,089 - Partly Cloudy - 75 F								
22 Jacoby Ellsbury, L OBP: 0.347, SLG: 0.388										5	2	2	3	1	0	1									
36 Carlos Beltrán, S OBP: 0.338, SLG: 0.550										5	0	2	1	0	0	2									
25 Mark Teixeira, S OBP: 0.272, SLG: 0.317										5	1	2	1	0	2	2									
18 Didi Gregorius, L OBP: 0.328, SLG: 0.468										4	1	1	0	0	1	2									
14 Starlin Castro, R OBP: 0.293, SLG: 0.395										4	2	2	0	1	1	3									
12 Chase Headley, S OBP: 0.329, SLG: 0.378										5	2	1	1	0	2	3									
38 Rob Refsnyder, R OBP: 0.337, SLG: 0.368										5	2	1	0	0	0	2									
31 Aaron Hicks, S OBP: 0.301, SLG: 0.301										0	0	0	0	0	0	0									
27 Austin Romine, R OBP: 0.278, SLG: 0.441										4	1	2	1	0	0	2									
<b>Inning Stats</b>	R: 0 E: 0 K: 2 S: 15	H: 1 LOB: 2 BB: 1 P: 23	R: 4 E: 1 K: 2 S: 19	H: 3 LOB: 0 BB: 0 P: 27	R: 0 E: 0 K: 0 S: 11	H: 0 LOB: 0 BB: 0 P: 14	R: 1 E: 1 K: 0 S: 11	H: 1 LOB: 2 BB: 1 P: 22	R: 6 E: 0 K: 1 S: 24	H: 6 LOB: 3 BB: 1 P: 40	R: 0 E: 0 K: 1 S: 9	H: 1 LOB: 1 BB: 0 P: 14	R: 0 E: 0 K: 1 S: 7	H: 0 LOB: 0 BB: 0 P: 8	R: 0 E: 0 K: 0 S: 13	H: 1 LOB: 1 BB: 0 P: 20	R: 0 E: 0 K: 1 S: 9	H: 0 LOB: 0 BB: 0 P: 14	1B: 8 2B: 4 3B: 0 HR: 1	SF: 2 SAC: 0 DP: 0 HBP: 1	WP: 0 PB: 0 SB: 0 CS: 0	PA: 47			
<b>PITCHER</b>	IP WLS BF H R ER SO BB IBB HBP BLK WP HR S P ERA WHIP	IP WLS BF H R ER SO BB IBB HBP BLK WP HR S P ERA WHIP	IP WLS BF H R ER SO BB IBB HBP BLK WP HR S P ERA WHIP	IP WLS BF H R ER SO BB IBB HBP BLK WP HR S P ERA WHIP	IP WLS BF H R ER SO BB IBB HBP BLK WP HR S P ERA WHIP	IP WLS BF H R ER SO BB IBB HBP BLK WP HR S P ERA WHIP	IP WLS BF H R ER SO BB IBB HBP BLK WP HR S P ERA WHIP	IP WLS BF H R ER SO BB IBB HBP BLK WP HR S P ERA WHIP	IP WLS BF H R ER SO BB IBB HBP BLK WP HR S P ERA WHIP	IP WLS BF H R ER SO BB IBB HBP BLK WP HR S P ERA WHIP	IP WLS BF H R ER SO BB IBB HBP BLK WP HR S P ERA WHIP	IP WLS BF H R ER SO BB IBB HBP BLK WP HR S P ERA WHIP	IP WLS BF H R ER SO BB IBB HBP BLK WP HR S P ERA WHIP	IP WLS BF H R ER SO BB IBB HBP BLK WP HR S P ERA WHIP	IP WLS BF H R ER SO BB IBB HBP BLK WP HR S P ERA WHIP	IP WLS BF H R ER SO BB IBB HBP BLK WP HR S P ERA WHIP	IP WLS BF H R ER SO BB IBB HBP BLK WP HR S P ERA WHIP	IP WLS BF H R ER SO BB IBB HBP BLK WP HR S P ERA WHIP	IP WLS BF H R ER SO BB IBB HBP BLK WP HR S P ERA WHIP	IP WLS BF H R ER SO BB IBB HBP BLK WP HR S P ERA WHIP	IP WLS BF H R ER SO BB IBB HBP BLK WP HR S P ERA WHIP	IP WLS BF H R ER SO BB IBB HBP BLK WP HR S P ERA WHIP	IP WLS BF H R ER SO BB IBB HBP BLK WP HR S P ERA WHIP	IP WLS BF H R ER SO BB IBB HBP BLK WP HR S P ERA WHIP	IP WLS BF H R ER SO BB IBB HBP BLK WP HR S P ERA WHIP
59 Carlos Carrasco, R ERA: 2.47	1.1	3.2	1.1	4.1	2.0	1.0	1.0	1.0	1.0	1.0	1.0	1.0	1.0	1.0	1.0	1.0	2.46	1.909							
49 Austin Adams, R ERA: 4.5	4.1	0.1	4.1	2.0	0.0	0.0	0.0	0.0	0.0	0.0	0.0	0.0	0.0	0.0	0.0	0.0	54.00	6.000							
53 Jeff ManSHIP, R ERA: 2.05	5.1	0.1	4.1	1.0	0.0	0.0	0.0	0.0	0.0	0.0	0.0	0.0	0.0	0.0	0.0	0.0	7.14	0.00							
58 TJ House, L ERA: 3.38	5.1	0.1	5.3	3.1	0.0	0.0	0.0	0.0	0.0	0.0	0.0	0.0	0.0	0.0	0.0	0.0	27.00	9.000							
65 Joe Colón, R ERA: 2.7	5.1	2.1	8.1	0.0	0.0	0.0	0.0	0.0	0.0	0.0	0.0	0.0	0.0	0.0	0.0	0.0	0.00	0.429							
41 Carlos Santana, S OBP: 0.351, SLG: 0.497										5	1	2	0	0	1	3	<b>New York Yankees @ Cleveland Indians</b> Progressive Field, Cleveland, OH Sun Jul 10 2016, 1:13 PM - 4:44 PM EDT Att: 29,089 - Partly Cloudy - 75 F								
22 Jason Kipnis, L OBP: 0.335, SLG: 0.475										5	0	2	0	0	1	2									
12 Francisco Lindor, S OBP: 0.363, SLG: 0.460										4	1	2	1	1	1	0									
26 Mike Napoli, R OBP: 0.327, SLG: 0.466										3	2	1	0	2	1	4									
11 José Ramírez, S OBP: 0.352, SLG: 0.417										5	1	1	1	0	1	4									
8 Lonnie Chisenhall, L OBP: 0.345, SLG: 0.474										5	0	1	0	0	0	5									
20 Rajai Davis, R OBP: 0.327, SLG: 0.433										4	1	1	1	1	1	0									
72 Tyler Naquin, L OBP: 0.374, SLG: 0.591										4	1	1	2	0	1	4									
10 Yan Gomes, R OBP: 0.201, SLG: 0.315										3	0	0	0	1	1	0									
<b>Inning Stats</b>	R: 0 E: 0 K: 0 S: 12	H: 1 LOB: 0 BB: 0 P: 17	R: 1 E: 0 K: 1 S: 12	H: 2 LOB: 2 BB: 2 P: 23	R: 0 E: 0 K: 1 S: 10	H: 2 LOB: 0 BB: 0 P: 13	R: 0 E: 0 K: 2 S: 12	H: 0 LOB: 0 BB: 0 P: 19	R: 6 E: 1 K: 1 S: 17	H: 5 LOB: 0 BB: 0 P: 24	R: 0 E: 0 K: 1 S: 8	H: 0 LOB: 0 BB: 0 P: 14	R: 0 E: 0 K: 0 S: 8	H: 0 LOB: 2 BB: 2 P: 16	R: 0 E: 0 K: 1 S: 9	H: 1 LOB: 2 BB: 1 P: 15		R: 0 E: 0 K: 1 S: 10	H: 0 LOB: 0 BB: 0 P: 14	1B: 8 2B: 3 3B: 0 HR: 1	SF: 0 SAC: 0 DP: 1 HBP: 0	WP: 1 PB: 0 SB: 1 CS: 0	PA: 43		
<b>PITCHER</b>	IP WLS BF H R ER SO BB IBB HBP BLK WP HR S P ERA WHIP	IP WLS BF H R ER SO BB IBB HBP BLK WP HR S P ERA WHIP	IP WLS BF H R ER SO BB IBB HBP BLK WP HR S P ERA WHIP	IP WLS BF H R ER SO BB IBB HBP BLK WP HR S P ERA WHIP	IP WLS BF H R ER SO BB IBB HBP BLK WP HR S P ERA WHIP	IP WLS BF H R ER SO BB IBB HBP BLK WP HR S P ERA WHIP	IP WLS BF H R ER SO BB IBB HBP BLK WP HR S P ERA WHIP	IP WLS BF H R ER SO BB IBB HBP BLK WP HR S P ERA WHIP	IP WLS BF H R ER SO BB IBB HBP BLK WP HR S P ERA WHIP	IP WLS BF H R ER SO BB IBB HBP BLK WP HR S P ERA WHIP	IP WLS BF H R ER SO BB IBB HBP BLK WP HR S P ERA WHIP	IP WLS BF H R ER SO BB IBB HBP BLK WP HR S P ERA WHIP	IP WLS BF H R ER SO BB IBB HBP BLK WP HR S P ERA WHIP	IP WLS BF H R ER SO BB IBB HBP BLK WP HR S P ERA WHIP	IP WLS BF H R ER SO BB IBB HBP BLK WP HR S P ERA WHIP	IP WLS BF H R ER SO BB IBB HBP BLK WP HR S P ERA WHIP	IP WLS BF H R ER SO BB IBB HBP BLK WP HR S P ERA WHIP	IP WLS BF H R ER SO BB IBB HBP BLK WP HR S P ERA WHIP	IP WLS BF H R ER SO BB IBB HBP BLK WP HR S P ERA WHIP	IP WLS BF H R ER SO BB IBB HBP BLK WP HR S P ERA WHIP	IP WLS BF H R ER SO BB IBB HBP BLK WP HR S P ERA WHIP	IP WLS BF H R ER SO BB IBB HBP BLK WP HR S P ERA WHIP	IP WLS BF H R ER SO BB IBB HBP BLK WP HR S P ERA WHIP	IP WLS BF H R ER SO BB IBB HBP BLK WP HR S P ERA WHIP	IP WLS BF H R ER SO BB IBB HBP BLK WP HR S P ERA WHIP
19 Masahiro Tanaka, R ERA: 3.23	1.1	4.2	1.0	7.3	0.0	0.0	0.0	0.0	0.0	0.0	0.0	0.0	0.0	0.0	0.0	0.0	5.79	2.571							
30 Nathan Eovaldi, R ERA: 5.18	5.1	4.1	1.0	0.0	0.0	0.0	0.0	0.0	0.0	0.0	0.0	0.0	0.0	0.0	0.0	0.0	0.00	0.923							



Batter	1	2	3	4	5	6	7	8	9	AB R H RBI BB SO LOB	TOP											
50 Mookie Betts, R OBP: 0.342, SLG: 0.521	G3-1		L9		L9		L7		K	5 0 1 0 0 1 0	<b>Boston Red Sox @ New York Yankees</b> Yankee Stadium, Bronx, NY Fri Jul 15 2016, 7:09 PM - 10:14 PM EDT Att: 47,439 - Partly Cloudy - 87 F											
15 Dustin Pedroia, R OBP: 0.368, SLG: 0.436	K		G1-3			2 HR	BB		K	4 1 1 0 1 2 1												
2 Xander Bogaerts, R OBP: 0.386, SLG: 0.479	G5-3			L5		1-H	K		G5-3	5 1 1 2 0 1 1												
34 David Ortiz, L OBP: 0.424, SLG: 0.676		K		L9		13 FC3-6			G3	4 0 1 0 0 1 1												
13 Hanley Ramirez, R OBP: 0.365, SLG: 0.432		G4-3		K		1-2	FC3-6		12 BB	4 0 1 0 0 1 1												
25 Jackie Bradley Jr., L OBP: 0.376, SLG: 0.543		G4-3			47 HR		L7		L6	3 1 0 0 1 0 2												
47 Travis Shaw, L OBP: 0.334, SLG: 0.464			K		1-H	HR			L5	3 1 1 2 1 1 1												
12 Brock Holt, L OBP: 0.331, SLG: 0.400			K		K				1B	3 0 1 0 1 2 0												
10 Ryan Hanigan, R OBP: 0.250, SLG: 0.269				G6-3			F7		K	4 1 1 1 0 1 5												
<b>Inning Stats</b>	R: 0 E: 0 K: 1 S: 8	H: 0 LOB: 0 BB: 0 P: 9	R: 0 E: 0 K: 1 S: 7	H: 0 LOB: 0 BB: 0 P: 14	R: 1 E: 0 K: 2 S: 13	H: 2 LOB: 1 BB: 0 P: 21	R: 0 E: 0 K: 1 S: 11	H: 0 LOB: 0 BB: 0 P: 18	R: 2 E: 0 K: 1 S: 11	H: 1 LOB: 0 BB: 1 P: 22		R: 2 E: 0 K: 0 S: 20	H: 3 LOB: 3 BB: 2 P: 35	R: 0 E: 0 K: 1 S: 10	H: 0 LOB: 1 BB: 1 P: 16	R: 0 E: 0 K: 1 S: 14	H: 2 LOB: 2 BB: 0 P: 19	R: 0 E: 0 K: 2 S: 8	H: 0 LOB: 0 BB: 0 P: 13	1B: 5 2B: 0 3B: 0 HR: 3	SF: 0 SAC: 0 DP: 0 HBP: 0	WP: 0 PB: 0 SB: 0 CS: 0

PITCHER	IP	WLS	BF	H	R	ER	SO	BB	IBB	HBP	BLK	WP	HR	S	P	ERA	WHIP
35 Michael Pineda, R ERA: 5.56	5.0	L	21	5	5	5	6	1	0	0	0	0	3	56	93	9.00	1.200
45 Chasen Shreve, L ERA: 4.5	0.2		5	1	0	0	0	2	0	0	0	0	0	13	25	0.00	4.500
41 Nick Goody, R ERA: 4.7	1.0		4	0	0	0	1	1	0	0	0	0	0	9	15	0.00	1.000
30 Nathan Eovaldi, R ERA: 5.11	1.1		6	2	0	0	1	0	0	0	0	0	0	16	21	0.00	1.500
54 Aroldis Chapman, L ERA: 2.39	1.0		3	0	0	0	2	0	0	0	0	0	0	8	13	0.00	0.000

Batter	1	2	3	4	5	6	7	8	9	AB R H RBI BB SO LOB	BOTTOM							
11 Brett Gardner, L OBP: 0.349, SLG: 0.350	F7		G2-3			F8		F8		4 0 0 0 0 0 3	<b>Boston Red Sox @ New York Yankees</b> Yankee Stadium, Bronx, NY Fri Jul 15 2016, 7:09 PM - 10:14 PM EDT Att: 47,439 - Partly Cloudy - 87 F							
22 Jacoby Ellsbury, L OBP: 0.345, SLG: 0.394	F7			K		36 BB		K		3 1 0 0 1 2 1								
36 Carlos Beltrán, S OBP: 0.336, SLG: 0.546	K		F9			34 FC3-6		F9		4 0 1 2 0 1 1								
34 Brian McCann, L OBP: 0.342, SLG: 0.455		P3		K		FC3-6		K		4 0 0 1 0 2 1								
25 Mark Teixeira, S OBP: 0.267, SLG: 0.311		L7		P6		P6		F8		4 0 0 0 0 0 1								
13 Alex Rodriguez, R OBP: 0.280, SLG: 0.379		G6-3					G3-1		P3	4 0 1 0 0 0 0								
18 Didi Gregorius, L OBP: 0.325, SLG: 0.464			K		P6		G4-3			3 0 0 0 0 1 1								
14 Starlin Castro, R OBP: 0.294, SLG: 0.394		F9				22 BB		P4		3 1 1 0 0 0 0								
12 Chase Headley, S OBP: 0.332, SLG: 0.379		G3				22 BB				2 1 1 0 0 0 0								
<b>Inning Stats</b>	R: 0 E: 0 K: 1 S: 6	H: 0 LOB: 0 BB: 0 P: 11	R: 0 E: 0 K: 0 S: 8	H: 0 LOB: 0 BB: 0 P: 12	R: 0 E: 0 K: 1 S: 6	H: 0 LOB: 0 BB: 0 P: 9	R: 0 E: 0 K: 1 S: 6	H: 0 LOB: 0 BB: 0 P: 7	R: 0 E: 0 K: 0 S: 9	H: 1 LOB: 1 BB: 0 P: 14		R: 0 E: 0 K: 1 S: 9	H: 0 LOB: 0 BB: 0 P: 14	R: 0 E: 0 K: 1 S: 8	H: 0 LOB: 0 BB: 0 P: 14	1B: 4 2B: 0 3B: 0 HR: 0	SF: 0 SAC: 0 DP: 0 HBP: 1	WP: 0 PB: 0 SB: 0 CS: 0

PITCHER	IP	WLS	BF	H	R	ER	SO	BB	IBB	HBP	BLK	WP	HR	S	P	ERA	WHIP
35 Steven Wright, R ERA: 2.78	6.0	W	23	3	3	3	4	1	0	1	0	0	0	47	77	4.50	0.667
29 Brad Ziegler, R ERA: 2.66	1.0	H	3	0	0	0	0	0	0	0	0	0	0	5	7	0.00	0.000
28 Robbie Ross Jr., L ERA: 4.55	1.0	H	4	1	0	0	1	0	0	0	0	0	0	9	14	0.00	1.000
19 Koji Uehara, R ERA: 4.67	1.0	S	3	0	0	0	1	0	0	0	0	0	0	8	14	0.00	0.000





Batter	1	2	3	4	5	6	7	8	9	AB	R	H	RBI	BB	SO	LOB	TOP							
50 Mookie Betts, R OBP: 0.345, SLG: 0.520										4	0	2	0	1	1	0								
15 Dustin Pedroia, R OBP: 0.369, SLG: 0.433										3	0	0	0	2	0	4								
2 Xander Bogaerts, R OBP: 0.381, SLG: 0.473										5	0	0	1	0	0	4								
34 David Ortiz, L OBP: 0.423, SLG: 0.670										4	0	1	0	1	0	2								
13 Hanley Ramirez, R OBP: 0.360, SLG: 0.425										5	0	0	0	0	1	2								
25 Jackie Bradley Jr., L OBP: 0.381, SLG: 0.545										4	2	3	0	0	0	1								
18 Aaron Hill, R OBP: 0.353, SLG: 0.411										4	1	1	0	0	1	3								
64 Bryce Brentz, R OBP: 0.318, SLG: 0.419										4	1	1	0	0	0	2								
3 Sandy León, S OBP: 0.500, SLG: 0.712										4	1	2	4	0	1	1								
<b>Inning Stats</b>	R: 0 E: 0 K: 0 S: 5	H: 0 LOB: 0 BB: 1 P: 10	R: 0 E: 0 K: 1 S: 11	H: 1 LOB: 1 BB: 2 P: 10	R: 1 E: 1 K: 0 S: 13	H: 1 LOB: 2 BB: 1 P: 20	R: 1 E: 0 K: 0 S: 16	H: 3 LOB: 3 BB: 1 P: 30	R: 0 E: 0 K: 1 S: 7	H: 0 LOB: 0 BB: 0 P: 10	R: 3 E: 1 K: 0 S: 11	H: 4 LOB: 1 BB: 0 P: 17	R: 0 E: 0 K: 0 S: 8	H: 0 LOB: 1 BB: 1 P: 13	R: 0 E: 0 K: 2 S: 13	H: 0 LOB: 0 BB: 0 P: 19	R: 0 E: 0 K: 0 S: 6	H: 1 LOB: 1 BB: 0 P: 9	1B: 9 2B: 0 3B: 0 HR: 1	SF: 0 SAC: 0 DP: 1 HBP: 0	WP: 0 PB: 0 SB: 0 CS: 0	PA: 41		
<b>PITCHER</b>	IP: 5.1 WLS: L BF: 28	H: 9 R: 5 ER: 4 SO: 2	BB: 3 IBB: 0 HBP: 0 BLK: 0	WP: 0 HR: 1 S: 60 P: 94	ERA: 6.75 WHIP: 2.250	IP: 2.2 WLS: 9 BF: 9	H: 0 R: 0 ER: 0 SO: 2	BB: 1 IBB: 0 HBP: 0 BLK: 0	WP: 0 HR: 0 S: 24 P: 37	ERA: 0.00 WHIP: 0.375	IP: 1.0 WLS: 4 BF: 4	H: 1 R: 0 ER: 0 SO: 0	BB: 0 IBB: 0 HBP: 0 BLK: 0	WP: 0 HR: 0 S: 6 P: 9	ERA: 0.00 WHIP: 1.000									

**Boston Red Sox @ New York Yankees**  
 Yankee Stadium, Bronx, NY  
 Sat Jul 16 2016, 4:09 PM - 7:05 PM EDT  
 Att: 48,329 - Partly Cloudy - 88 F

AB	37
R	5
H	10
RBI	5
BB	4
SO	4
LOB	19



Batter	1	2	3	4	5	6	7	8	9	AB	R	H	RBI	BB	SO	LOB	BOTTOM						
11 Brett Gardner, L OBP: 0.353, SLG: 0.363										3	1	2	1	1	1	0							
22 Jacoby Ellsbury, L OBP: 0.341, SLG: 0.389										4	0	0	0	0	0	3							
36 Carlos Beltrán, S OBP: 0.332, SLG: 0.539										4	0	0	0	0	0	1							
13 Alex Rodriguez, R OBP: 0.260, SLG: 0.373										3	0	0	0	1	0	1							
34 Brian McCann, L OBP: 0.340, SLG: 0.451										4	0	1	0	0	1	0							
25 Mark Teixeira, S OBP: 0.283, SLG: 0.305										4	0	0	0	0	0	2							
18 Didi Gregorius, L OBP: 0.325, SLG: 0.466										3	0	1	0	0	1	0							
14 Starlin Castro, R OBP: 0.291, SLG: 0.391										3	0	0	0	0	0	1							
12 Chase Headley, S OBP: 0.332, SLG: 0.390										3	1	1	1	0	0	1							
<b>Inning Stats</b>	R: 0 E: 0 K: 0 S: 6	H: 1 LOB: 1 BB: 0 P: 7	R: 0 E: 0 K: 0 S: 7	H: 0 LOB: 0 BB: 0 P: 10	R: 1 E: 0 K: 0 S: 8	H: 1 LOB: 0 BB: 0 P: 12	R: 0 E: 0 K: 0 S: 10	H: 1 LOB: 1 BB: 1 P: 19	R: 0 E: 0 K: 0 S: 10	H: 0 LOB: 0 BB: 0 P: 14	R: 0 E: 0 K: 1 S: 11	H: 0 LOB: 0 BB: 0 P: 16	R: 1 E: 0 K: 1 S: 10	H: 1 LOB: 0 BB: 0 P: 16	R: 0 E: 0 K: 1 S: 5	H: 0 LOB: 0 BB: 0 P: 7	1B: 2 2B: 1 3B: 0 HR: 2	SF: 0 SAC: 0 DP: 1 HBP: 0	WP: 0 PB: 0 SB: 0 CS: 0	PA: 33			
<b>PITCHER</b>	IP: 7.0 WLS: W BF: 26	H: 4 R: 1 ER: 1 SO: 1	BB: 2 IBB: 0 HBP: 0 BLK: 0	WP: 0 HR: 1 S: 10 P: 16	ERA: 9.00 WHIP: 1.000	IP: 1.0 WLS: S BF: 3	H: 0 R: 0 ER: 0 SO: 1	BB: 0 IBB: 0 HBP: 0 BLK: 0	WP: 0 HR: 0 S: 5 P: 7	ERA: 0.00 WHIP: 0.000													

**Boston Red Sox @ New York Yankees**  
 Yankee Stadium, Bronx, NY  
 Sat Jul 16 2016, 4:09 PM - 7:05 PM EDT  
 Att: 48,329 - Partly Cloudy - 88 F

AB	31
R	2
H	5
RBI	2
BB	2
SO	3
LOB	9





Batter	1	2	3	4	5	6	7	8	9	AB	R	H	RBI	BB	SO	LOB	TOP								
50 Mookie Betts, R OBP: 0.342, SLG: 0.515										4	0	0	0	0	1	2									
15 Dustin Pedroia, R OBP: 0.368, SLG: 0.439										4	1	1	1	0	1	1									
2 Xander Bogaerts, R OBP: 0.377, SLG: 0.468										4	0	0	0	0	1	0									
34 David Ortiz, L OBP: 0.421, SLG: 0.663										3	0	0	0	1	1	0									
40 Michael Martinez, S OBP: 0.306, SLG: 0.383										0	0	0	0	0	0	0									
13 Hanley Ramirez, R OBP: 0.356, SLG: 0.420										4	0	0	0	0	2	1									
25 Jackie Bradley Jr., L OBP: 0.377, SLG: 0.540										3	0	0	0	0	1	0									
47 Travis Shaw, L OBP: 0.334, SLG: 0.461										2	0	0	0	1	1	0									
3 Sandy León, S OBP: 0.493, SLG: 0.694										3	0	1	0	0	1	0									
12 Brock Holt, L OBP: 0.333, SLG: 0.409										2	0	1	0	0	0	2									
64 Bryce Brentz, R OBP: 0.333, SLG: 0.419										0	0	0	0	1	0	0									
<b>Inning Stats</b>	R: 1 H: 1 K: 0 S: 9	H: 1 LOB: 0 BB: 0 P: 13	R: 0 H: 1 K: 1 S: 11	H: 1 LOB: 2 BB: 1 P: 19	R: 0 H: 0 K: 0 S: 6	H: 0 LOB: 0 BB: 0 P: 8	R: 0 H: 0 K: 3 S: 14	H: 0 LOB: 0 BB: 0 P: 21	R: 0 H: 1 K: 2 S: 11	H: 0 LOB: 1 BB: 0 P: 14	R: 0 H: 0 K: 1 S: 7	H: 0 LOB: 0 BB: 0 P: 12	R: 0 H: 0 K: 1 S: 9	H: 0 LOB: 0 BB: 0 P: 11	R: 0 H: 0 K: 1 S: 9	H: 0 LOB: 1 BB: 1 P: 18	R: 0 H: 0 K: 0 S: 7	H: 0 LOB: 1 BB: 1 P: 13	1B: 1 2B: 1 3B: 0 HR: 1	SF: 0 SAC: 0 DP: 1 HBP: 0	WP: 0 PB: 0 SB: 0 CS: 0	PA: 32			
<b>PITCHER</b>	IP WLS BF H R ER SO BB IBB HBP BLK WP HR S P ERA WHIP	6.0 W 22 3 1 1 7 1 0 0 0 0 1 58 87 1.50 0.667	7.1 1.0 H 3 0 0 0 1 0 0 0 0 0 0 9 11 0.00 0.000	8.1 1.0 H 4 0 0 0 1 1 0 0 0 0 0 0 9 18 0.00 1.000	9.1 1.0 S 3 0 0 0 0 1 0 0 0 0 0 0 7 13 0.00 1.000																				

**Boston Red Sox @ New York Yankees**  
 Yankee Stadium, Bronx, NY  
 Sun Jul 17 2016, 8:10 PM - 11:06 PM EDT  
 Att: 42,884 - Clear - 87 F


AB 29  
 R 1  
 H 3  
 RBI 1  
 BB 3  
 SO 9  
 LOB 6



Batter	1	2	3	4	5	6	7	8	9	AB	R	H	RBI	BB	SO	LOB	BOTTOM					
11 Brett Gardner, L OBP: 0.354, SLG: 0.364										5	0	2	0	0	0	1						
22 Jacoby Ellsbury, L OBP: 0.342, SLG: 0.389										5	0	2	1	0	0	1						
36 Carlos Beltrán, S OBP: 0.334, SLG: 0.542										4	0	2	0	0	0	4						
31 Aaron Hicks, S OBP: 0.261, SLG: 0.301										3	0	0	0	1	1	1						
13 Alex Rodriguez, R OBP: 0.259, SLG: 0.367										4	0	0	0	0	0	2						
12 Chase Headley, S OBP: 0.328, SLG: 0.384										4	0	0	0	0	0	2						
18 Didi Gregorius, L OBP: 0.330, SLG: 0.471										3	1	2	0	0	0	0						
14 Starlin Castro, R OBP: 0.294, SLG: 0.395										4	1	2	1	0	0	2						
38 Rob Refsnyder, R OBP: 0.333, SLG: 0.356										3	0	0	0	1	1	2						
27 Austin Romine, R OBP: 0.277, SLG: 0.434										4	1	1	1	0	0	2						
<b>Inning Stats</b>	R: 0 H: 1 K: 0 S: 13	H: 1 LOB: 2 BB: 1 P: 20	R: 0 H: 1 K: 0 S: 12	H: 1 LOB: 0 BB: 0 P: 17	R: 0 H: 1 K: 0 S: 13	H: 1 LOB: 1 BB: 0 P: 17	R: 3 H: 5 K: 1 S: 22	H: 5 LOB: 2 BB: 0 P: 28	R: 0 H: 1 K: 0 S: 11	H: 1 LOB: 1 BB: 0 P: 16	R: 0 H: 2 K: 0 S: 8	H: 2 LOB: 2 BB: 0 P: 10	R: 0 H: 0 K: 1 S: 6	H: 0 LOB: 0 BB: 0 P: 12	R: 0 H: 0 K: 0 S: 7	H: 0 LOB: 1 BB: 1 P: 15	1B: 8 2B: 3 3B: 0 HR: 0	SF: 0 SAC: 0 DP: 0 HBP: 1	WP: 0 PB: 0 SB: 1 CS: 0	PA: 38		
<b>PITCHER</b>	IP WLS BF H R ER SO BB IBB HBP BLK WP HR S P ERA WHIP	5.2 L 29 11 3 3 1 3 1 0 0 0 0 0 7 13 0.00 0.000	6.1 1.0 4 0 0 0 1 0 0 0 1 0 0 0 7 13 0.00 0.000	7.1 0.2 3 0 0 0 0 1 0 0 0 0 0 4 9 0.00 1.500	8.1 0.2 2 0 0 0 0 0 0 0 0 0 0 4 7 0.00 0.000																	

**Boston Red Sox @ New York Yankees**  
 Yankee Stadium, Bronx, NY  
 Sun Jul 17 2016, 8:10 PM - 11:06 PM EDT  
 Att: 42,884 - Clear - 87 F

AB 35  
 R 3  
 H 11  
 RBI 3  
 BB 2  
 SO 2  
 LOB 15





Batter	1	2	3	4	5	6	7	8	9	AB	R	H	RBI	BB	SO	LOB	TOP		
10 Adam Jones, R OBP: 0.308, SLG: 0.445										4	0	1	0	0	1	3	<p><b>Baltimore Orioles @ New York Yankees</b>  <b>Yankee Stadium, Bronx, NY</b>            Mon Jul 18 2016, 7:10 PM - 10:06 PM EDT            Att: 31,102 - Partly Cloudy - 81 F</p>		
6 Jonathan Schoop, R OBP: 0.334, SLG: 0.620										4	1	1	1	0	1	2			
13 Manny Machado, R OBP: 0.367, SLG: 0.555										4	0	1	0	0	1	1			
45 Mark Trumbo, R OBP: 0.340, SLG: 0.569										3	0	1	0	1	1	1			
32 Matt Wieters, S OBP: 0.306, SLG: 0.403										3	0	0	0	0	0	2			
24 Pedro Alvarez, L OBP: 0.316, SLG: 0.486										4	0	0	0	0	2	4			
2 J.J. Hardy, R OBP: 0.297, SLG: 0.409										3	0	0	0	1	0	0			
14 Nolan Reimold, R OBP: 0.333, SLG: 0.438										2	0	0	0	2	0	1			
3 Ryan Flaherty, L OBP: 0.319, SLG: 0.354										3	0	1	0	1	0	2			
<b>Inning Stats</b>	R: 0 H: 1 E: 0 K: 1 S: 11	H: 1 LOB: 3 BB: 1 P: 24	R: 0 H: 0 E: 0 K: 0 S: 9	H: 0 LOB: 1 BB: 1 P: 18	R: 1 H: 2 E: 0 K: 2 S: 12	H: 2 LOB: 1 BB: 0 P: 18	R: 0 H: 1 E: 0 K: 0 S: 9	H: 1 LOB: 1 BB: 1 P: 15	R: 0 H: 0 E: 0 K: 1 S: 7	H: 0 LOB: 0 BB: 0 P: 11	R: 0 H: 0 E: 0 K: 1 S: 7	H: 0 LOB: 1 BB: 1 P: 20	R: 0 H: 1 E: 0 K: 0 S: 9	H: 1 LOB: 2 BB: 1 P: 12	R: 0 H: 0 E: 0 K: 0 S: 12	H: 0 LOB: 1 BB: 1 P: 18		1B: 4 2B: 0 3B: 0 HR: 1	SF: 0 SAC: 0 DP: 1 HBP: 1
<b>PITCHER</b>	IP WLS BF H R ER SO BB IBB HBP BLK WP HR S P ERA WHIP																		
47 Ivan Nova, R ERA: 4.92	6.0 W 25 4 1 1 4 3 0 1 0 0 0 1 56 97 1.50 1.167																		
68 Dellin Betances, R ERA: 2.54	1.0 H 4 0 0 0 2 1 0 0 0 0 0 0 10 20 0.00 1.000																		
48 Andrew Miller, L ERA: 1.31	1.0 H 3 1 0 0 0 0 0 0 0 0 0 0 9 12 0.00 1.000																		
54 Aroldis Chapman, L ERA: 2.22	1.0 S 4 0 0 0 0 1 0 0 0 0 0 0 12 18 0.00 1.000																		

Batter	1	2	3	4	5	6	7	8	9	AB	R	H	RBI	BB	SO	LOB	BOTTOM		
11 Brett Gardner, L OBP: 0.353, SLG: 0.362										4	1	1	0	0	0	0	<p><b>Baltimore Orioles @ New York Yankees</b>  <b>Yankee Stadium, Bronx, NY</b>            Mon Jul 18 2016, 7:10 PM - 10:06 PM EDT            Att: 31,102 - Partly Cloudy - 81 F</p>		
22 Jacoby Ellsbury, L OBP: 0.338, SLG: 0.384										4	0	0	0	0	0	1			
36 Carlos Beltrán, S OBP: 0.339, SLG: 0.548										4	0	3	0	0	0	0			
31 Aaron Hicks, S OBP: 0.261, SLG: 0.301										0	0	0	0	0	0	0			
34 Brian McCann, L OBP: 0.339, SLG: 0.448										2	0	0	1	1	0	1			
13 Alex Rodriguez, R OBP: 0.264, SLG: 0.382										3	1	1	1	1	1	2			
18 Didi Gregorius, L OBP: 0.327, SLG: 0.466										3	0	0	0	0	2	2			
14 Starlin Castro, R OBP: 0.294, SLG: 0.397										3	0	1	0	0	1	0			
12 Chase Headley, S OBP: 0.325, SLG: 0.380										3	0	0	0	0	2	1			
38 Rob Refsnyder, R OBP: 0.333, SLG: 0.355										3	0	1	0	0	0	1			
<b>Inning Stats</b>	R: 0 H: 1 E: 0 K: 0 S: 12	H: 1 LOB: 1 BB: 0 P: 18	R: 1 H: 2 E: 0 K: 2 S: 13	H: 2 LOB: 0 BB: 0 P: 20	R: 1 H: 2 E: 0 K: 1 S: 14	H: 2 LOB: 2 BB: 1 P: 22	R: 0 H: 0 E: 0 K: 0 S: 5	H: 0 LOB: 0 BB: 0 P: 10	R: 0 H: 0 E: 0 K: 1 S: 7	H: 0 LOB: 0 BB: 0 P: 10	R: 0 H: 0 E: 0 K: 1 S: 9	H: 0 LOB: 0 BB: 0 P: 13	R: 0 H: 1 E: 0 K: 2 S: 10	H: 1 LOB: 2 BB: 1 P: 15	R: 0 H: 1 E: 0 K: 0 S: 10	H: 1 LOB: 2 BB: 1 P: 15	1B: 4 2B: 2 3B: 0 HR: 1	SF: 1 SAC: 0 DP: 0 HBP: 0	WP: 0 PA: 33 PB: 0 SB: 0 CS: 1
<b>PITCHER</b>	IP WLS BF H R ER SO BB IBB HBP BLK WP HR S P ERA WHIP																		
39 Kevin Gausman, R ERA: 4.05	6.2 L 27 6 2 2 6 1 0 0 0 0 0 0 1 70 2.70 1.050																		
58 Donnie Hart, L ERA:	1.0 4 1 0 0 0 1 0 0 0 0 0 0 9 16 0.00 2.000																		
65 Chaz Roe, R ERA: 3.38	0.1 1 0 0 0 0 0 0 0 0 0 0 0 1 1 0.00 0.000																		





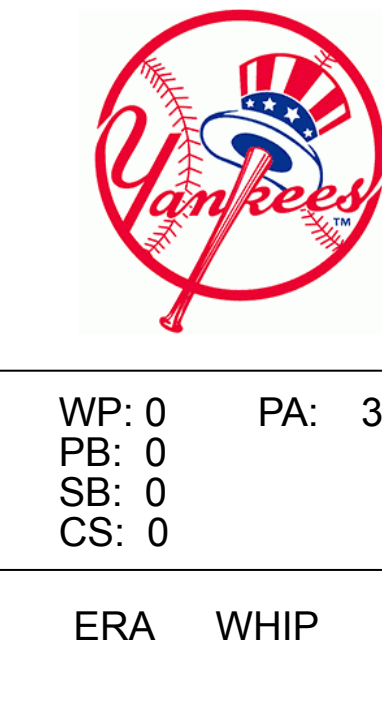


Batter	1	2	3	4	5	6	7	8	9	AB	R	H	RBI	BB	SO	LOB	TOP										
23 <b>Joey Rickard, R</b> OBP: 0.319, SLG: 0.377										4	0	1	0	0	0	0	<b>Baltimore Orioles @ New York Yankees</b> Yankee Stadium, Bronx, NY Wed Jul 20 2016, 7:12 PM - 9:47 PM EDT Att: 35,681 - Clear - 81 F										
6 <b>Jonathan Schoop, R</b> OBP: 0.327, SLG: 0.269										4	0	0	0	0	1	1											
10 <b>Adam Jones, R</b> OBP: 0.307, SLG: 0.441										4	0	1	0	0	0	1											
29 <b>Julio Borbon, L</b> (8, 8)										0	0	0	0	0	0	0											
45 <b>Mark Trumbo, R</b> OBP: 0.338, SLG: 0.564										3	0	1	0	1	0	0											
24 <b>Pedro Alvarez, L</b> OBP: 0.311, SLG: 0.474										4	0	0	0	0	2	3											
2 <b>J.J. Hardy, R</b> OBP: 0.296, SLG: 0.404										4	0	2	0	0	2	1											
14 <b>Nolan Reimold, R</b> OBP: 0.331, SLG: 0.429										3	0	0	0	1	2	4											
3 <b>Ryan Flaherty, L</b> OBP: 0.313, SLG: 0.341										3	0	0	0	0	2	5											
36 <b>Caleb Joseph, R</b> OBP: 0.211, SLG: 0.179										3	0	0	0	0	2	0											
<b>Inning Stats</b>	R: 0 E: 0 K: 1 S: 14	H: 0 LOB: 0 BB: 0 P: 21	R: 0 E: 1 K: 1 S: 9	H: 1 LOB: 2 BB: 1 P: 16	R: 0 E: 0 K: 1 S: 9	H: 0 LOB: 0 BB: 0 P: 17	R: 0 E: 0 K: 3 S: 14	H: 2 LOB: 3 BB: 1 P: 25	R: 0 E: 0 K: 0 S: 12	H: 1 LOB: 1 BB: 0 P: 18	R: 0 E: 0 K: 2 S: 12	H: 1 LOB: 1 BB: 0 P: 16	R: 0 E: 0 K: 1 S: 6	H: 0 LOB: 0 BB: 0 P: 11	R: 0 E: 0 K: 0 S: 6	H: 0 LOB: 0 BB: 0 P: 10		R: 0 E: 0 K: 2 S: 11	H: 0 LOB: 0 BB: 0 P: 17	1B: 4 2B: 1 3B: 0 HR: 0	SF: 0 SAC: 0 DP: 0 HBP: 0	WP: 0 PB: 0 SB: 0 CS: 0	PA: 34				
<b>PITCHER</b>	IP	WLS	BF	H	R	ER	SO	BB	IBB	HBP	BLK	WP	HR	S	P	ERA	WHIP										
35 <b>Michael Pineda, R</b> ERA: 5.25	6.0	W	25	5	0	0	8	2	0	0	0	0	0	70	113	0.00	1.167										
68 <b>Dellin Betances, R</b> ERA: 2.49	1.0	H	3	0	0	0	1	0	0	0	0	0	0	6	11	0.00	0.000										
41 <b>Nick Goody, R</b> ERA: 4.32	1.0		3	0	0	0	0	0	0	0	0	0	0	6	10	0.00	0.000										
45 <b>Chasen Shreve, L</b> ERA: 4.3	1.0		3	0	0	0	2	0	0	0	0	0	0	11	17	0.00	0.000										

Batter	1	2	3	4	5	6	7	8	9	AB	R	H	RBI	BB	SO	LOB	BOTTOM										
11 <b>Brett Gardner, L</b> OBP: 0.351, SLG: 0.367										3	1	1	1	0	1	0	<b>Baltimore Orioles @ New York Yankees</b> Yankee Stadium, Bronx, NY Wed Jul 20 2016, 7:12 PM - 9:47 PM EDT Att: 35,681 - Clear - 81 F										
22 <b>Jacoby Ellsbury, L</b> OBP: 0.348, SLG: 0.383										4	1	1	0	0	1												
36 <b>Carlos Beltrán, S</b> OBP: 0.343, SLG: 0.555										3	1	2	2	0	0	0											
34 <b>Brian McCann, L</b> OBP: 0.340, SLG: 0.439										2	0	0	0	2	2	0											
25 <b>Mark Teixeira, S</b> OBP: 0.271, SLG: 0.320										2	1	1	2	2	0	0											
18 <b>Didi Gregorius, L</b> OBP: 0.328, SLG: 0.462										4	0	0	0	1	5												
14 <b>Starlin Castro, R</b> OBP: 0.294, SLG: 0.406										3	0	0	0	0	3												
31 <b>Aaron Hicks, S</b> OBP: 0.257, SLG: 0.296										3	0	0	0	0	2	0											
17 <b>Ronald Torreyes, R</b> OBP: 0.288, SLG: 0.328										3	1	1	0	0	0	0											
<b>Inning Stats</b>	R: 1 E: 0 K: 0 S: 9	H: 1 LOB: 2 BB: 2 P: 19	R: 0 E: 0 K: 0 S: 6	H: 0 LOB: 0 BB: 0 P: 8	R: 0 E: 0 K: 0 S: 5	H: 0 LOB: 0 BB: 0 P: 7	R: 1 E: 0 K: 1 S: 7	H: 1 LOB: 0 BB: 0 P: 10	R: 0 E: 0 K: 2 S: 7	H: 0 LOB: 0 BB: 0 P: 10	R: 1 E: 0 K: 1 S: 10	H: 2 LOB: 2 BB: 2 P: 19	R: 1 E: 0 K: 1 S: 9	H: 1 LOB: 0 BB: 0 P: 13	R: 1 E: 0 K: 1 S: 10	H: 1 LOB: 0 BB: 0 P: 11	1B: 2 2B: 0 3B: 2 HR: 2	SF: 2 SAC: 0 DP: 1 HBP: 0	WP: 0 PB: 0 SB: 0 CS: 0	PA: 33							
<b>PITCHER</b>	IP	WLS	BF	H	R	ER	SO	BB	IBB	HBP	BLK	WP	HR	S	P	ERA	WHIP										
49 <b>Yovani Gallardo, R</b> ERA: 5.69	7.0	L	29	5	4	4	5	4	0	0	0	0	0	53	86	5.14	1.286										
65 <b>Chaz Roe, R</b> ERA: 4.5	0.2		3	1	1	1	1	0	0	0	0	0	1	9	10	13.50	1.500										
53 <b>Zack Britton, L</b> ERA: 0.68	0.1		1	0	0	0	0	0	0	0	0	0	0	1	1	0.00	0.000										

AB 32  
R 0  
H 5  
RBI 0  
BB 2  
SO 11  
LOB 15

AB 27  
R 5  
H 6  
RBI 5  
BB 4  
SO 6  
LOB 9










Batter	1	2	3	4	5	6	7	8	9	AB	R	H	RBI	BB	SO	LOB	TOP										
<b>2 Denard Span, L</b> OBP: 0.335, SLG: 0.347 (1, 8)	L8																										
<b>16 Angel Pagan, S</b> OBP: 0.327, SLG: 0.417 (1, 7)	F7																										
<b>9 Brandon Belt, L</b> OBP: 0.384, SLG: 0.483 (1, 3)	F8																										
<b>28 Buster Posey, R</b> OBP: 0.363, SLG: 0.474 <b>Trevor Brown, R</b> OBP: 0.303, SLG: 0.434 (1, 2) (4, 2)																											
<b>35 Brandon Crawford, L</b> OBP: 0.345, SLG: 0.436 (1, 6)																											
<b>21 Conor Gillaspie, L</b> OBP: 0.300, SLG: 0.398 <b>38 Grant Green, R</b> OBP: 0.350, SLG: 0.405 (8, PH) (8, 4)																											
<b>6 Jarrett Parker, L</b> <b>51 Mac Williamson, R</b> OBP: 0.333, SLG: 0.474 (8, PH) (8, 10)																											
<b>1 Ramiro Pena, S</b> OBP: 0.356, SLG: 0.471 (8, 5) (1, 4)																											
<b>7 Grégor Blanco, L</b> OBP: 0.330, SLG: 0.350 (1, 9)																											
<b>Inning Stats</b>	R: 0 E: 0 K: 0 S: 4	H: 0 LOB: 0 BB: 0 P: 5	R: 0 E: 0 K: 1 S: 12	H: 1 LOB: 2 BB: 1 P: 19	R: 0 E: 1 K: 0 S: 8	H: 1 LOB: 1 BB: 0 P: 8	R: 0 E: 0 K: 2 S: 13	H: 2 LOB: 3 BB: 1 P: 24	R: 0 E: 0 K: 1 S: 8	H: 0 LOB: 0 BB: 0 P: 13	R: 0 E: 0 K: 0 S: 10	H: 0 LOB: 0 BB: 0 P: 14	R: 1 E: 0 K: 2 S: 10	H: 1 LOB: 1 BB: 1 P: 21	R: 1 E: 0 K: 2 S: 20	H: 3 LOB: 2 BB: 0 P: 32	R: 0 E: 0 K: 1 S: 10	H: 1 LOB: 1 BB: 0 P: 17	1B: 6 2B: 4 3B: 0 HR: 0	SF: 0 SAC: 0 DP: 1 HBP: 0	WP: 1 PB: 0 SB: 0 CS: 0	PA: 39					
<b>PITCHER</b>	IP	WLS	BF	H	R	ER	SO	BB	IBB	HBP	BLK	WP	HR	S	P	ERA	WHIP										
<b>19 Masahiro Tanaka, R</b> ERA: 3.0 <b>68 Dellin Betances, R</b> ERA: 2.53 <b>48 Andrew Miller, L</b> ERA: 1.49 <b>54 Aroldis Chapman, L</b> ERA: 2.15	6.0		24	4	0	0	4	2	0	0	0	0	0	55	83	0.00	1.000										
	1.0	H	5	1	1	1	2	1	0	0	0	1	0	10	21	9.00	2.000										
	1.0	W	6	3	1	1	2	0	0	0	0	0	0	20	32	9.00	3.000										
	1.0	S	4	1	0	0	1	0	0	0	0	0	0	10	17	0.00	1.000										

**San Francisco Giants @ New York Yankees**  
Yankee Stadium, Bronx, NY  
Fri Jul 22 2016, 7:11 PM - 10:28 PM EDT  
Att: 45,304 - Partly Cloudy - 92 F

**livebaseballscorecards.com**

**AB 36**  
**R 2**  
**H 9**  
**RBI 1**  
**BB 3**  
**SO 9**  
**LOB 25**




Batter	1	2	3	4	5	6	7	8	9	AB	R	H	RBI	BB	SO	LOB	BOTTOM										
<b>11 Brett Gardner, L</b> OBP: 0.351, SLG: 0.365 (1, 7)																											
<b>14 Starlin Castro, R</b> OBP: 0.299, SLG: 0.412 (1, 4)																											
<b>36 Carlos Beltrán, S</b> OBP: 0.347, SLG: 0.551 <b>22 Jacoby Ellsbury, L</b> OBP: 0.337, SLG: 0.381 (7, PR) (8, 8)																											
<b>13 Alex Rodriguez, R</b> OBP: 0.256, SLG: 0.364 (1, 10)																											
<b>12 Chase Headley, S</b> OBP: 0.325, SLG: 0.387 (1, 5)																											
<b>38 Rob Refsnyder, R</b> OBP: 0.330, SLG: 0.337 <b>25 Mark Teixeira, S</b> OBP: 0.269, SLG: 0.315 (7, 3) (1, 3)																											
<b>27 Austin Romine, R</b> OBP: 0.267, SLG: 0.418 (1, 2) (8, 9)																											
<b>31 Aaron Hicks, S</b> OBP: 0.252, SLG: 0.289 (1, 8) (8, 9)																											
<b>17 Ronald Torreyes, R</b> OBP: 0.295, SLG: 0.333 <b>18 Didi Gregorius, L</b> OBP: 0.327, SLG: 0.463 (8, 6) (8, 6)																											
<b>Inning Stats</b>	R: 1 E: 1 K: 0 S: 12	H: 2 LOB: 3 BB: 2 P: 24	R: 1 E: 1 K: 0 S: 16	H: 3 LOB: 2 BB: 0 P: 23	R: 0 E: 0 K: 1 S: 8	H: 0 LOB: 0 BB: 0 P: 11	R: 0 E: 0 K: 1 S: 5	H: 0 LOB: 0 BB: 0 P: 7	R: 0 E: 0 K: 2 S: 10	H: 1 LOB: 2 BB: 1 P: 16	R: 0 E: 0 K: 1 S: 10	H: 0 LOB: 0 BB: 0 P: 12	R: 0 E: 1 K: 1 S: 14	H: 1 LOB: 1 BB: 0 P: 22	R: 1 E: 1 K: 0 S: 16	H: 1 LOB: 1 BB: 1 P: 26	R: 1 E: 1 K: 0 S: 16	H: 1 LOB: 1 BB: 1 P: 26	1B: 7 2B: 1 3B: 0 HR: 0	SF: 0 SAC: 0 DP: 0 HBP: 0	WP: 1 PB: 0 SB: 0 CS: 0	PA: 36					
<b>PITCHER</b>	IP	WLS	BF	H	R	ER	SO	BB	IBB	HBP	BLK	WP	HR	S	P	ERA	WHIP										
<b>40 Madison Bumgarner, L</b> ERA: 2.14 <b>61 Josh Osich, L</b> ERA: 4.4 <b>54 Sergio Romo, R</b> ERA: 1.23	7.0		31	7	2	2	6	3	0	0	0	1	0	75	115	2.57	1.429										
	0.1	L	3	1	1	1	0	1	0	0	0	0	0	10	16	27.00	6.000										
	0.2		2	0	0	0	0	0	0	0	0	0	0	6	10	0.00	0.000										

**San Francisco Giants @ New York Yankees**  
Yankee Stadium, Bronx, NY  
Fri Jul 22 2016, 7:11 PM - 10:28 PM EDT  
Att: 45,304 - Partly Cloudy - 92 F

**livebaseballscorecards.com**

**AB 32**  
**R 3**  
**H 8**  
**RBI 2**  
**BB 4**  
**SO 6**  
**LOB 20**





Batter	1	2	3	4	5	6	7	8	9	10	11	12	AB	R	H	RBI	BB	SO	LOB	TOP																						
2 Denard Span, L OBP: 0.332, SLG: 0.344	F9		1B		G3			F8		F7		G4-3	6	0	1	0	0	0	2																							
16 Angel Pagán, S OBP: 0.334, SLG: 0.416	BB		1B		G4-3			K				BB	3	0	1	0	2	1	0																							
9 Brandon Belt, L OBP: 0.384, SLG: 0.481	1B		K					K				K	4	0	1	0	1	3	3																							
28 Buster Posey, R OBP: 0.359, SLG: 0.467	L9		G6-4-3					BB		L4		G4-3	5	0	0	0	0	1	6																							
35 Brandon Crawford, L OBP: 0.340, SLG: 0.429	L7				K			K		P5		G4-3	5	0	0	0	0	2	4																							
6 Jarrett Parker, L OBP: 0.373, SLG: 0.425																																										
Trevor Brown, R OBP: 0.306, SLG: 0.443			1B		K			K2-3		K2-3			3	0	1	0	0	2	1																							
21 Conor Gillaspie, L OBP: 0.292, SLG: 0.387			K		G4-3							G6-3	2	1	1	0	0	1	0																							
38 Grant Green, R OBP: 0.357, SLG: 0.436								F9					2	0	1	0	0	0	1																							
51 Mac Williamson, R OBP: 0.337, SLG: 0.506	FC5-4							G5-3				1B	5	1	2	2	0	1	2																							
1 Ramiro Pena, S OBP: 0.346, SLG: 0.467					P2			G6-3				P5	5	0	1	0	0	1	2																							
<b>Inning Stats</b>	R: 0 E: 0 K: 0 S: 16	H: 1 LOB: 2 BB: 1 P: 27	R: 0 E: 0 K: 1 S: 7	H: 2 LOB: 2 BB: 0 P: 8	R: 0 E: 0 K: 1 S: 9	H: 2 LOB: 1 BB: 0 P: 13	R: 0 E: 0 K: 2 S: 9	H: 0 LOB: 0 BB: 0 P: 12	R: 1 E: 0 K: 0 S: 7	H: 1 LOB: 0 BB: 0 P: 10	R: 0 E: 0 K: 3 S: 11	H: 0 LOB: 0 BB: 0 P: 19	R: 0 E: 0 K: 1 S: 9	H: 0 LOB: 0 BB: 0 P: 14	R: 0 E: 0 K: 2 S: 14	H: 1 LOB: 1 BB: 0 P: 22	R: 0 E: 0 K: 1 S: 10	H: 0 LOB: 1 BB: 1 P: 16	R: 1 E: 0 K: 0 S: 11	H: 2 LOB: 1 BB: 0 P: 18	1B: 5 2B: 3 3B: 0 HR: 1	SF: 0 SAC: 0 DP: 1 HBP: 0	WP: 0 PB: 0 SB: 1 CS: 0	PA: 46																		
<b>PITCHER</b>	IP 7.0	WLS 0	BF 27	H 6	R 1	ER 1	SO 7	BB 2	IBB 0	HBP 0	BLK 0	WP 0	HR 1	S 63	P 96	ERA 1.29	WHIP 1.143																									
47 Iván Nova, R ERA: 4.85																				<b>PITCHER</b>	IP 12.1	WLS 0.1	BF 1	H 0	R 0	ER 0	SO 0	BB 0	IBB 0	HBP 0	BLK 0	WP 0	HR 0	S 4	P 6	ERA 0.00	WHIP 0.000					
48 Andrew Miller, L ERA: 1.45																				50 Richard Bleier, L ERA: 3.75																						
54 Aroldis Chapman, L ERA: 2.01																				54 Anthony Swarzak, R ERA: 4.34																						

San Francisco Giants @ New York Yankees  
Yankee Stadium, Bronx, NY  
Sat Jul 23 2016, 4:12 PM - 8:34 PM EDT  
Att. 46,727 - Sunny - 93 F

AB 43  
R 2  
H 9  
RBI 2  
BB 3  
SO 13  
LOB 22




Batter	1	2	3	4	5	6	7	8	9	10	11	12	AB	R	H	RBI	BB	SO	LOB	BOTTOM																						
11 Brett Gardner, L OBP: 0.351, SLG: 0.363	F8		1B		G4-3			G4-3				K	5	0	1	0	1	1	3																							
22 Jacoby Ellsbury, L OBP: 0.335, SLG: 0.378	G5-3		1B		K			G4-3		SH1-4		G4-3	5	0	1	0	0	1	1																							
36 Carlos Beltrán, S OBP: 0.346, SLG: 0.545	P5		G3		K			K		SH1-4		G6-3	5	0	1	0	1	1	2																							
34 Brian McCann, L OBP: 0.337, SLG: 0.429	1B		G4-3		K			FC4-6		F7		IBB	5	0	1	0	0	1	6																							
14 Starlin Castro, R OBP: 0.285, SLG: 0.407	K				F8			F7-3		F9			5	0	0	0	0	2	5																							
18 Dixie Grayson, L OBP: 0.329, SLG: 0.462	1B		1B		K			K		G1-3		K	5	1	2	0	0	2	0																							
25 Mark Teixeira, S OBP: 0.268, SLG: 0.312	K		1B		E9			G3		G3		L4	5	0	1	0	0	1	2																							
12 Chase Headley, S OBP: 0.326, SLG: 0.385	K				BB			K		G6-3		1B	4	0	1	0	1	2	2																							
31 Aaron Hicks, S OBP: 0.256, SLG: 0.289	G4-3		G4-3		K			E7		SH1-4		G4-3	4	0	1	0	1	1	3																							
<b>Inning Stats</b>	R: 0 E: 0 K: 0 S: 9	H: 0 LOB: 0 BB: 0 P: 17	R: 0 E: 0 K: 3 S: 19	H: 2 LOB: 2 BB: 0 P: 28	R: 0 E: 0 K: 0 S: 16	H: 2 LOB: 2 BB: 0 P: 24	R: 1 E: 1 K: 1 S: 10	H: 2 LOB: 1 BB: 1 P: 17	R: 0 E: 0 K: 2 S: 9	H: 0 LOB: 0 BB: 0 P: 18	R: 0 E: 0 K: 1 S: 14	H: 1 LOB: 1 BB: 0 P: 23	R: 0 E: 0 K: 0 S: 9	H: 1 LOB: 0 BB: 0 P: 13	R: 0 E: 0 K: 0 S: 7	H: 0 LOB: 3 BB: 3 P: 21	R: 0 E: 0 K: 1 S: 12	H: 1 LOB: 1 BB: 0 P: 17	R: 0 E: 0 K: 1 S: 8	H: 0 LOB: 0 BB: 0 P: 12	1B: 9 2B: 1 3B: 0 HR: 0	SF: 0 SAC: 1 DP: 1 HBP: 0	WP: 0 PB: 0 SB: 1 CS: 0	PA: 48																		
<b>PITCHER</b>	IP 6.0	WLS 0	BF 25	H 6	R 1	ER 0	SO 9	BB 1	IBB 0	HBP 0	BLK 0	WP 0	HR 0	S 72	P 117	ERA 0.00	WHIP 1.167																									
47 Johnny Cueto, R ERA: 2.53																				46 Santiago Casilla, R ERA: 3.19	IP 2.0	WLS 0	BF 8	H 1	R 0	ER 0	SO 1	BB 0	IBB 1	HBP 0	BLK 0	WP 0	HR 0	S 17	P 27	ERA 0.00	WHIP 0.500					
64 Derek Law, R ERA: 2.62																				60 Hunter Strickland, R ERA: 3.03	IP 1.0	WLS 0	BF 3	H 0	R 0	ER 0	SO 1	BB 0	IBB 0	HBP 0	BLK 0	WP 0	HR 0	S 8	P 12	ERA 0.00	WHIP 0.000					
49 Javier López, L ERA: 4.32																				54 Sergio Romo, R ERA: 1.13																						
61 Josh Osich, L ERA: 4.25																				54 Aroldis Chapman, L ERA: 2.01																						


San Francisco Giants @ New York Yankees  
Yankee Stadium, Bronx, NY  
Sat Jul 23 2016, 4:12 PM - 8:34 PM EDT  
Att. 46,727 - Sunny - 93 F

AB 43  
R 1  
H 9  
RBI 0  
BB 4  
SO 12  
LOB 24






Batter	1	2	3	4	5	6	7	8	9	AB	R	H	RBI	BB	SO	LOB	TOP					
2 Denard Span, L (1,8) OBP: 0.328, SLG: 0.339	G4-3		G3		G4-3		K		F8	5	0	0	0	0	1	1	<p>San Francisco Giants @ New York Yankees</p> <p>Yankee Stadium, Bronx, NY</p> <p>Sun Jul 24 2016, 1:12 PM - 4:17 PM EDT</p> <p>Att: 34,143 - Partly Cloudy - 93 F</p> <p>livebaseballscorecards.com</p> <p>AB 36 R 2 H 10 RBI 2 BB 3 SO 7 LOB 19</p> 					
16 Angel Pagan, S (1,7) OBP: 0.337, SLG: 0.432	G4-3		K		3B		2B		1B	5	1	3	0	0	1	0						
9 Brandon Belt, L (1,3) OBP: 0.384, SLG: 0.476	K				2B		BB		G4-3	3	0	0	0	2	2	2						
28 Buster Posey, R (1,10) OBP: 0.360, SLG: 0.467		G6-3			1B		G6-3		1B	4	0	2	2	0	0	0						
35 Brandon Crawford, L (1,6) OBP: 0.339, SLG: 0.427		F7			K		1B		G3	4	0	1	0	0	1	4						
21 Conor Gillaspie, L (1,5) OBP: 0.299, SLG: 0.385		1B			BB		K		G5-3	3	0	1	0	1	1	1						
51 Mac Williamson, R (1,9) OBP: 0.344, SLG: 0.506		1B			P3		G1-3		G4-1-5	4	0	2	0	0	0	4						
1 Ramiro Pena, S (1,4) OBP: 0.341, SLG: 0.456	G4-3		G4-3		G4-3		1B		G4-1-5	4	1	1	0	0	0	6						
Trevor Brown, R (1,2) OBP: 0.298, SLG: 0.432			G4-3		G6-3		F9		K	3	0	0	0	0	0	1						
7 Gregor Blanco, L (9,PH) OBP: 0.329, SLG: 0.348										1	0	0	0	0	1	0						
<b>Inning Stats</b>	R: 0 E: 0 K: 1 S: 8	H: 0 LOB: 0 BB: 0 P: 12	R: 0 E: 0 K: 0 S: 12	H: 2 LOB: 2 BB: 0 P: 17	R: 0 E: 0 K: 1 S: 8	H: 0 LOB: 0 BB: 0 P: 10	R: 0 E: 0 K: 1 S: 19	H: 1 LOB: 3 BB: 0 P: 33	R: 0 E: 0 K: 1 S: 10	H: 1 LOB: 1 BB: 0 P: 16	R: 0 E: 0 K: 1 S: 12	H: 1 LOB: 2 BB: 0 P: 17	R: 2 E: 0 K: 1 S: 20	H: 3 LOB: 2 BB: 1 P: 29	R: 0 E: 0 K: 0 S: 10	H: 1 LOB: 0 BB: 0 P: 14	R: 0 E: 0 K: 1 S: 10	H: 1 LOB: 1 BB: 0 P: 16	1B: 8 2B: 2 3B: 1 HR: 0	SF: 0 SAC: 0 DP: 1 HBP: 0	WP: 0 PB: 0 CS: 0	PA: 39
<b>PITCHER</b>	IP	WLS	BF	H	R	ER	SO	BB	IBB	HBP	BLK	WP	HR	S	P	ERA	WHIP					
30 Nathan Eovaldi, R (1,1) ERA: 4.8	6.2	W	29	7	2	2	6	2	0	0	0	0	0	79	118	2.70	1.350					
45 Chasen Shreve, L (7,1) ERA: 4.3	0.0		1	0	0	0	0	1	0	0	0	0	0	2	6	∞	∞					
39 Chad Green, R (7,1) ERA: 5.4	2.1	S	9	3	0	0	1	0	0	0	0	0	0	28	40	0.00	1.286					


Batter	1	2	3	4	5	6	7	8	9	AB	R	H	RBI	BB	SO	LOB	BOTTOM					
11 Brett Gardner, L (1,7) OBP: 0.350, SLG: 0.361	F7		G6-4-3				L9			4	0	1	0	0	0	1	<p>San Francisco Giants @ New York Yankees</p> <p>Yankee Stadium, Bronx, NY</p> <p>Sun Jul 24 2016, 1:12 PM - 4:17 PM EDT</p> <p>Att: 34,143 - Partly Cloudy - 93 F</p> <p>livebaseballscorecards.com</p> <p>AB 30 R 5 H 8 RBI 4 BB 1 SO 5 LOB 4</p> 					
22 Jacoby Ellsbury, L (1,8) OBP: 0.331, SLG: 0.374	G4-3		L8			G4-6-3			K	4	0	0	0	0	1	1						
36 Carlos Beltrán, S (1,10) OBP: 0.348, SLG: 0.554	HR				K		1B		F7	4	2	2	1	0	1	0						
34 Brian McCann, L (1,2) OBP: 0.336, SLG: 0.426	G5-3				F8		1B		G5-3	4	1	1	0	0	0	0						
14 Starlin Castro, R (1,4) OBP: 0.295, SLG: 0.406		G6-3			K		1B			3	0	1	1	0	1	0						
18 Didi Gregorius, L (1,6) OBP: 0.325, SLG: 0.464		L7			F7		2B			3	0	1	1	0	0	0						
25 Mark Teixeira, S (1,3) OBP: 0.269, SLG: 0.325		HR			G3-1		F7			3	1	1	1	0	0	2						
12 Chase Headley, S (1,5) OBP: 0.323, SLG: 0.381		L6			K				K	3	0	0	0	0	2	0						
31 Aaron Hicks, S (1,9) OBP: 0.261, SLG: 0.291					1B		G1-3			2	1	1	0	1	0	0						
<b>Inning Stats</b>	R: 1 E: 0 K: 0 S: 9	H: 1 LOB: 0 BB: 0 P: 13	R: 1 E: 0 K: 0 S: 13	H: 1 LOB: 0 BB: 0 P: 15	R: 0 E: 0 K: 2 S: 8	H: 0 LOB: 0 BB: 0 P: 13	R: 0 E: 0 K: 1 S: 9	H: 0 LOB: 0 BB: 0 P: 15	R: 3 E: 0 K: 0 S: 16	H: 5 LOB: 2 BB: 1 P: 28	R: 0 E: 0 K: 1 S: 7	H: 0 LOB: 0 BB: 0 P: 12	R: 0 E: 0 K: 1 S: 9	H: 0 LOB: 0 BB: 0 P: 13	1B: 5 2B: 1 3B: 0 HR: 2	SF: 0 SAC: 0 DP: 2 HBP: 0	WP: 0 PB: 0 CS: 0	PA: 31				
<b>PITCHER</b>	IP	WLS	BF	H	R	ER	SO	BB	IBB	HBP	BLK	WP	HR	S	P	ERA	WHIP					
29 Jeff Samardzija, R (1,1) ERA: 4.22	5.2	L	24	8	5	5	3	1	0	0	0	0	0	18	28	0.00	1.588					
70 George Kontos, R (6,1) ERA: 2.64	2.1		7	0	0	0	2	0	0	0	0	0	0	18	28	0.00	0.000					







Batter	1	2	3	4	5	6	7	8	9	AB	R	H	RBI	BB	SO	LOB	TOP								
11 Brett Gardner, L (1, 7)	L7			G1-3	F8			K		4	0	0	0	1	1	1	<p><b>New York Yankees @ Houston Astros</b> Minute Maid Park, Houston, TX Tue Jul 26 2016, 7:10 PM - 10:13 PM CDT Att: 28,134 - Roof Closed - 73 F</p> <p>AB 37 R 6 H 13 RBI 6 BB 3 SO 10 LOB 19</p> 								
22 Jacoby Ellsbury, L (1, 8)	G5-3	P6		1B				1B		5	0	3	0	0	0	3									
36 Carlos Beltrán, S (1, 10)	K			F7				1B		5	1	2	0	0	2	2									
34 Brian McCann, L (1, 2)				F7				K		4	2	1	0	0	1	3									
25 Mark Teixeira, S (1, 3)										4	2	2	0	1	1	0									
18 Didi Gregorius, L (1, 6)										4	0	1	1	0	1	4									
14 Starlin Castro, R (1, 4)										4	1	2	1	1	1	1									
12 Chase Headley, S (1, 5)										3	0	1	2	0	1	3									
31 Aaron Hicks, S (1, 9)										4	0	1	2	0	2	2									
<b>Inning Stats</b>	R: 0 E: 0 K: 1 S: 7	H: 0 LOB: 0 BB: 0 P: 9	R: 2 E: 0 K: 1 S: 21	H: 4 LOB: 3 BB: 1 P: 31	R: 1 E: 0 K: 1 S: 17	H: 2 LOB: 2 BB: 1 P: 26	R: 0 E: 0 K: 0 S: 9	H: 1 LOB: 1 BB: 0 P: 13	R: 3 E: 0 K: 0 S: 10	H: 2 LOB: 1 BB: 1 P: 17	R: 0 E: 0 K: 1 S: 6	H: 1 LOB: 0 BB: 0 P: 6	R: 0 E: 0 K: 0 S: 9	H: 1 LOB: 1 BB: 0 P: 14	R: 0 E: 0 K: 3 S: 15	H: 2 LOB: 2 BB: 0 P: 21	R: 0 E: 0 K: 3 S: 9	H: 0 LOB: 0 BB: 0 P: 11	1B: 10 2B: 2 HR: 0	SF: 2 SAC: 0 HBP: 1	WP: 1 PB: 0 SB: 0 CS: 1	PA: 43			
<b>PITCHER</b>	IP WLS BF H R ER SO BB IBB HBP BLK WP HR S P ERA WHIP	IP WLS BF H R ER SO BB IBB HBP BLK WP HR S P ERA WHIP	IP WLS BF H R ER SO BB IBB HBP BLK WP HR S P ERA WHIP	IP WLS BF H R ER SO BB IBB HBP BLK WP HR S P ERA WHIP	IP WLS BF H R ER SO BB IBB HBP BLK WP HR S P ERA WHIP	IP WLS BF H R ER SO BB IBB HBP BLK WP HR S P ERA WHIP	IP WLS BF H R ER SO BB IBB HBP BLK WP HR S P ERA WHIP	IP WLS BF H R ER SO BB IBB HBP BLK WP HR S P ERA WHIP	IP WLS BF H R ER SO BB IBB HBP BLK WP HR S P ERA WHIP	IP WLS BF H R ER SO BB IBB HBP BLK WP HR S P ERA WHIP	IP WLS BF H R ER SO BB IBB HBP BLK WP HR S P ERA WHIP	IP WLS BF H R ER SO BB IBB HBP BLK WP HR S P ERA WHIP	IP WLS BF H R ER SO BB IBB HBP BLK WP HR S P ERA WHIP	IP WLS BF H R ER SO BB IBB HBP BLK WP HR S P ERA WHIP	IP WLS BF H R ER SO BB IBB HBP BLK WP HR S P ERA WHIP	IP WLS BF H R ER SO BB IBB HBP BLK WP HR S P ERA WHIP	IP WLS BF H R ER SO BB IBB HBP BLK WP HR S P ERA WHIP	IP WLS BF H R ER SO BB IBB HBP BLK WP HR S P ERA WHIP	IP WLS BF H R ER SO BB IBB HBP BLK WP HR S P ERA WHIP	IP WLS BF H R ER SO BB IBB HBP BLK WP HR S P ERA WHIP	IP WLS BF H R ER SO BB IBB HBP BLK WP HR S P ERA WHIP	IP WLS BF H R ER SO BB IBB HBP BLK WP HR S P ERA WHIP	IP WLS BF H R ER SO BB IBB HBP BLK WP HR S P ERA WHIP	IP WLS BF H R ER SO BB IBB HBP BLK WP HR S P ERA WHIP	IP WLS BF H R ER SO BB IBB HBP BLK WP HR S P ERA WHIP
58 Doug Fister, R (1, 1)	4.2	L	27	9	6	6	3	2	1	0	0	0	0	0	0	0	11.57	2.357							
47 Chris Devenski, R (5, 1)	2.1		8	2	0	0	1	0	0	0	0	0	0	0	0	0	18	23	0.00	0.857					
29 Tony Sipp, L (8, 1)	1.0		5	2	0	0	3	0	0	0	0	0	0	0	0	0	15	21	0.00	2.000					
45 Michael Feliz, R (9, 1)	1.0		3	0	0	0	3	0	0	0	0	0	0	0	0	0	9	11	0.00	0.000					


Batter	1	2	3	4	5	6	7	8	9	AB	R	H	RBI	BB	SO	LOB	BOTTOM									
4 George Springer, R (1, 9)	L8							K		4	0	0	0	1	3	2	<p><b>New York Yankees @ Houston Astros</b> Minute Maid Park, Houston, TX Tue Jul 26 2016, 7:10 PM - 10:13 PM CDT Att: 28,134 - Roof Closed - 73 F</p> <p>AB 33 R 3 H 6 RBI 3 BB 5 SO 11 LOB 11</p> 									
9 Marwin Gonzalez, S (1, 3)										5	2	2	2	0	1	2										
27 Jose Altuve, R (1, 4)										4	0	0	0	0	2	1										
1 Carlos Correa, R (1, 6)										2	0	0	0	2	0	0										
11 Evan Gattis, R (1, 2)										3	1	1	1	1	1	1										
2 Alex Bregman, R (1, 10)										3	0	0	0	1	1	0										
18 Luis Valbuena, L (1, 5)										1	0	0	0	0	0	0										
15 Jason Castro, L (3, 3)										3	0	0	0	0	1	3										
30 Carlos Gómez, R (1, 8)										4	0	2	0	0	1	0										
6 Jake Marisnick, R (1, 7)										2	0	0	0	0	0	1										
20 Preston Tucker, L (7, PH)										2	0	1	0	0	1	1										
<b>Inning Stats</b>	R: 1 E: 0 K: 2 S: 13	H: 1 LOB: 1 BB: 1 P: 21	R: 0 E: 0 K: 1 S: 7	H: 0 LOB: 0 BB: 0 P: 15	R: 0 E: 0 K: 0 S: 12	H: 0 LOB: 1 BB: 1 P: 18	R: 0 E: 0 K: 1 S: 9	H: 0 LOB: 0 BB: 0 P: 15	R: 0 E: 0 K: 0 S: 8	H: 0 LOB: 0 BB: 0 P: 13	R: 1 E: 0 K: 1 S: 9	H: 2 LOB: 1 BB: 0 P: 16	R: 1 E: 0 K: 3 S: 16	H: 1 LOB: 3 BB: 3 P: 30	R: 0 E: 0 K: 2 S: 12	H: 1 LOB: 1 BB: 0 P: 16	1B: 2 2B: 1 HR: 3	SF: 0 SAC: 0 HBP: 0	WP: 0 PB: 0 SB: 0 CS: 0	PA: 38						
<b>PITCHER</b>	IP WLS BF H R ER SO BB IBB HBP BLK WP HR S P ERA WHIP	IP WLS BF H R ER SO BB IBB HBP BLK WP HR S P ERA WHIP	IP WLS BF H R ER SO BB IBB HBP BLK WP HR S P ERA WHIP	IP WLS BF H R ER SO BB IBB HBP BLK WP HR S P ERA WHIP	IP WLS BF H R ER SO BB IBB HBP BLK WP HR S P ERA WHIP	IP WLS BF H R ER SO BB IBB HBP BLK WP HR S P ERA WHIP	IP WLS BF H R ER SO BB IBB HBP BLK WP HR S P ERA WHIP	IP WLS BF H R ER SO BB IBB HBP BLK WP HR S P ERA WHIP	IP WLS BF H R ER SO BB IBB HBP BLK WP HR S P ERA WHIP	IP WLS BF H R ER SO BB IBB HBP BLK WP HR S P ERA WHIP	IP WLS BF H R ER SO BB IBB HBP BLK WP HR S P ERA WHIP	IP WLS BF H R ER SO BB IBB HBP BLK WP HR S P ERA WHIP	IP WLS BF H R ER SO BB IBB HBP BLK WP HR S P ERA WHIP	IP WLS BF H R ER SO BB IBB HBP BLK WP HR S P ERA WHIP	IP WLS BF H R ER SO BB IBB HBP BLK WP HR S P ERA WHIP	IP WLS BF H R ER SO BB IBB HBP BLK WP HR S P ERA WHIP	IP WLS BF H R ER SO BB IBB HBP BLK WP HR S P ERA WHIP	IP WLS BF H R ER SO BB IBB HBP BLK WP HR S P ERA WHIP	IP WLS BF H R ER SO BB IBB HBP BLK WP HR S P ERA WHIP	IP WLS BF H R ER SO BB IBB HBP BLK WP HR S P ERA WHIP	IP WLS BF H R ER SO BB IBB HBP BLK WP HR S P ERA WHIP	IP WLS BF H R ER SO BB IBB HBP BLK WP HR S P ERA WHIP	IP WLS BF H R ER SO BB IBB HBP BLK WP HR S P ERA WHIP	IP WLS BF H R ER SO BB IBB HBP BLK WP HR S P ERA WHIP	IP WLS BF H R ER SO BB IBB HBP BLK WP HR S P ERA WHIP	IP WLS BF H R ER SO BB IBB HBP BLK WP HR S P ERA WHIP
52 CC Sabathia, L (1, 1)	6.2	W	26	4	2	2	5	2	0	0	0	0	0	0	0	0	2.70	0.900								
41 Anthony Swarzak, R (7, 1)	1.0		5	1	1	1	3	1	0	0	0	0	0	0	0	0	9.00	2.000								
68 Dellin Betances, R (8, 1)	0.1	H	3	0	0	0	1	2	0	0	0	0	0	0	0	0	7	15	0.00	6.000						
48 Andrew Miller, L (9, 1)	1.0	S	4	1	0	0	2	0	0	0	0	0	0	0	0	0	12	16	0.00	1.000						



Batter	1	2	3	4	5	6	7	8	9	AB	R	H	RBI	BB	SO	LOB	TOP			
11 Brett Gardner, L OBP: 0.346, SLG: 0.355										4	0	1	0	0	2	0	<b>New York Yankees @ Houston Astros</b> Minute Maid Park, Houston, TX Wed Jul 27 2016, 7:11 PM - 9:49 PM CDT Att: 35,186 - Roof Closed - 73 F			
22 Jacoby Ellsbury, L OBP: 0.331, SLG: 0.372										3	0	0	0	1	1	0				
36 Carlos Beltrán, S OBP: 0.347, SLG: 0.548										4	0	0	0	0	2	2				
34 Brian McCann, L OBP: 0.335, SLG: 0.432										4	1	1	1	0	2	0				
25 Mark Teixeira, S OBP: 0.270, SLG: 0.325										4	0	1	0	0	2	0				
18 Didi Gregorius, L OBP: 0.328, SLG: 0.462										4	0	2	0	0	0	1				
14 Starlin Castro, R OBP: 0.296, SLG: 0.399										3	0	0	0	1	1	2				
12 Chase Headley, S OBP: 0.323, SLG: 0.380										3	0	0	0	0	3	2				
31 Aaron Hicks, S OBP: 0.254, SLG: 0.291										3	0	0	0	0	2	2				
<b>Inning Stats</b>	R: 0 E: 0 K: 1 S: 5	H: 0 LOB: 0 BB: 0 P: 6	R: 0 E: 0 K: 1 S: 8	H: 1 LOB: 1 BB: 0 P: 12	R: 0 E: 0 K: 2 S: 12	H: 1 LOB: 2 BB: 1 P: 19	R: 1 E: 0 K: 3 S: 14	H: 2 LOB: 2 BB: 1 P: 24	R: 0 E: 0 K: 0 S: 10	H: 1 LOB: 1 BB: 0 P: 14	R: 0 E: 0 K: 2 S: 8	H: 0 LOB: 0 BB: 0 P: 13	R: 0 E: 0 K: 1 S: 7	H: 0 LOB: 0 BB: 0 P: 8	R: 0 E: 0 K: 2 S: 10	H: 0 LOB: 0 BB: 0 P: 16	1B: 4 2B: 0 3B: 0 HR: 1	SF: 0 SAC: 0 DP: 0 HBP: 0	WP: 1 PB: 1 SB: 0 CS: 0	PA: 34
<b>PITCHER</b>	IP	WLS	BF	H	R	ER	SO	BB	IBB	HBP	BLK	WP	HR	S	P	ERA	WHIP			
43 Lance McCullers Jr., R ERA: 3.16	6.0	W	25	5	1	1	10	2	0	0	0	1	1	62	91	1.50	1.167			
53 Ken Giles, R ERA: 3.98	1.0	H	3	0	0	0	2	0	0	0	0	0	0	8	13	0.00	0.000			
44 Luke Gregerson, R ERA: 3.09	1.0	H	3	0	0	0	1	0	0	0	0	0	0	7	8	0.00	0.000			
36 Will Harris, R ERA: 1.71	1.0	S	3	0	0	0	2	0	0	0	0	0	0	10	16	0.00	0.000			

Batter	1	2	3	4	5	6	7	8	9	AB	R	H	RBI	BB	SO	LOB	BOTTOM			
4 George Springer, R OBP: 0.353, SLG: 0.473										4	0	0	0	0	2	3	<b>New York Yankees @ Houston Astros</b> Minute Maid Park, Houston, TX Wed Jul 27 2016, 7:11 PM - 9:49 PM CDT Att: 35,186 - Roof Closed - 73 F			
9 Marwin Gonzalez, S OBP: 0.295, SLG: 0.424										4	1	1	0	0	1	1				
27 Jose Altuve, R OBP: 0.423, SLG: 0.565										4	0	2	0	0	0	1				
1 Carlos Correa, R OBP: 0.368, SLG: 0.470										3	1	1	1	1	1	2				
28 Colby Rasmus, L OBP: 0.304, SLG: 0.380										4	1	1	2	0	2	2				
20 Preston Tucker, L OBP: 0.245, SLG: 0.402										3	1	0	0	1	0	2				
2 Alex Bregman, R										2	0	0	0	1	0	0				
30 Carlos Gómez, R OBP: 0.280, SLG: 0.330										1	0	1	1	0	0	0				
6 Jake Marisnick, R OBP: 0.253, SLG: 0.303										2	0	1	0	0	0	0				
15 Jason Castro, L OBP: 0.329, SLG: 0.385										3	0	1	0	0	1	3				
<b>Inning Stats</b>	R: 0 E: 0 K: 1 S: 9	H: 1 LOB: 1 BB: 0 P: 11	R: 1 E: 0 K: 2 S: 15	H: 1 LOB: 2 BB: 2 P: 28	R: 3 E: 0 K: 0 S: 13	H: 3 LOB: 0 BB: 0 P: 22	R: 0 E: 0 K: 0 S: 8	H: 1 LOB: 1 BB: 0 P: 14	R: 0 E: 0 K: 1 S: 11	H: 1 LOB: 1 BB: 0 P: 19	R: 0 E: 0 K: 0 S: 6	H: 1 LOB: 0 BB: 0 P: 7	R: 0 E: 0 K: 2 S: 8	H: 0 LOB: 0 BB: 0 P: 10	R: 0 E: 0 K: 1 S: 10	H: 0 LOB: 0 BB: 1 P: 18	1B: 5 2B: 2 3B: 0 HR: 1	SF: 0 SAC: 0 DP: 1 HBP: 0	WP: 1 PB: 0 SB: 1 CS: 1	PA: 33
<b>PITCHER</b>	IP	WLS	BF	H	R	ER	SO	BB	IBB	HBP	BLK	WP	HR	S	P	ERA	WHIP			
19 Masahiro Tanaka, R ERA: 3.16	5.0	L	24	7	4	4	4	2	0	0	0	1	1	56	94	7.20	1.800			
43 Adam Warren, R ERA: 5.75	1.0		3	1	0	0	0	0	0	0	0	0	0	6	7	0.00	1.000			
40 Luis Severino, R ERA: 7.05	2.0		6	0	0	0	3	1	0	0	0	0	0	18	28	0.00	0.500			

AB	32
R	1
H	5
RBI	1
BB	2
SO	15
LOB	9



AB	30
R	4
H	8
RBI	4
BB	3
SO	7
LOB	14





Batter	1	2	3	4	5	6	7	8	9	AB R H RBI BB SO LOB	TOP									
11 Brett Gardner, L OBP: 0.347, SLG: 0.353	P4		FC6-4 22 BLK			1B		FC4-6 22 BB	FC6-4	4 0 1 0 1 0 3	<b>New York Yankees @ Tampa Bay Rays</b> Tropicana Field, St. Petersburg, FL Fri Jul 29 2016, 7:10 PM - 10:09 PM EDT Att: 17,856 - Dome - 72 F <a href="http://livebaseballscorecards.com">livebaseballscorecards.com</a>									
22 Jacoby Ellsbury, L OBP: 0.329, SLG: 0.370	1B		P6			L9		FC4-6 25 1B	F8	5 1 1 0 0 0 5										
36 Carlos Beltrán, S OBP: 0.346, SLG: 0.544	1B		P4			F8		F8		4 0 1 0 0 0 3										
34 Brian McCann, L OBP: 0.334, SLG: 0.430	K				K	P6		25 1B		4 0 1 0 0 2 3										
25 Mark Teixeira, S OBP: 0.270, SLG: 0.324	L8				G4-3			1B		4 0 1 1 0 1 2										
18 Didi Gregorius, L OBP: 0.327, SLG: 0.460	F8				P5			F8		4 0 1 0 0 0 2										
14 Starlin Castro, R OBP: 0.293, SLG: 0.395			K		G6-3			FC6 12 1B	G6-3	4 0 0 0 0 1 1										
12 Chase Headley, S OBP: 0.325, SLG: 0.381			K		F8			FC6-4 11 1B	13 1B	4 0 2 0 0 1 0										
38 Rob Refsnyder, R OBP: 0.322, SLG: 0.327					P3			F9		3 0 1 0 0 0 2										
13 Alex Rodriguez, R OBP: 0.259, SLG: 0.367			FC6-4 11 1B					FC6-4 11 1B		1 0 1 0 0 0 0										
<b>Inning Stats</b>	R: 0 H: 2 E: 0 K: 1 S: 14	WLS: 2 BF: 26 LOB: 2 BB: 0 P: 17	R: 0 H: 0 E: 0 K: 2 S: 11	ER: 0 LOB: 0 BB: 0 P: 17	R: 0 H: 1 E: 0 K: 0 S: 9	LOB: 1 BB: 0 P: 15	R: 0 H: 0 E: 0 K: 1 S: 11	HR: 0 S: 71 P: 104	R: 0 H: 1 E: 0 K: 0 S: 11	LOB: 1 BB: 0 P: 14	R: 0 H: 2 E: 0 K: 1 S: 11	HR: 2 S: 2 P: 15	R: 1 H: 2 E: 0 K: 0 S: 11	LOB: 2 BB: 1 P: 23	R: 0 H: 2 E: 0 K: 0 S: 11	HR: 0 S: 4 P: 5	1B: 10 2B: 0 3B: 0 HR: 0	SF: 0 SAC: 0 DP: 0 HBP: 0	WP: 0 PB: 0 SB: 2 CS: 0	PA: 38
<b>PITCHER</b>	IP: 6.2 WLS: 1 BF: 26 LOB: 2 ERA: 3.88	WLS: 2 BF: 26 LOB: 2 ERA: 3.88	H: 6 R: 0 ER: 0 SO: 5 BB: 0 IBB: 0 HBP: 0 BLK: 1 WP: 0 HR: 0 S: 71 P: 104	H: 0 R: 0 ER: 0 SO: 5 BB: 0 IBB: 0 HBP: 0 BLK: 1 WP: 0 HR: 0 S: 71 P: 104	H: 1 R: 0 ER: 0 SO: 5 BB: 0 IBB: 0 HBP: 0 BLK: 1 WP: 0 HR: 0 S: 71 P: 104	H: 0 R: 0 ER: 0 SO: 5 BB: 0 IBB: 0 HBP: 0 BLK: 1 WP: 0 HR: 0 S: 71 P: 104	H: 0 R: 0 ER: 0 SO: 5 BB: 0 IBB: 0 HBP: 0 BLK: 1 WP: 0 HR: 0 S: 71 P: 104	H: 1 R: 0 ER: 0 SO: 5 BB: 0 IBB: 0 HBP: 0 BLK: 1 WP: 0 HR: 0 S: 71 P: 104	H: 2 R: 0 ER: 0 SO: 5 BB: 1 IBB: 0 HBP: 0 BLK: 0 WP: 0 HR: 0 S: 71 P: 104	H: 2 R: 0 ER: 0 SO: 5 BB: 1 IBB: 0 HBP: 0 BLK: 0 WP: 0 HR: 0 S: 71 P: 104	H: 2 R: 0 ER: 0 SO: 5 BB: 1 IBB: 0 HBP: 0 BLK: 0 WP: 0 HR: 0 S: 71 P: 104	H: 2 R: 0 ER: 0 SO: 5 BB: 1 IBB: 0 HBP: 0 BLK: 0 WP: 0 HR: 0 S: 71 P: 104	H: 2 R: 0 ER: 0 SO: 5 BB: 1 IBB: 0 HBP: 0 BLK: 0 WP: 0 HR: 0 S: 71 P: 104	H: 2 R: 0 ER: 0 SO: 5 BB: 1 IBB: 0 HBP: 0 BLK: 0 WP: 0 HR: 0 S: 71 P: 104	H: 2 R: 0 ER: 0 SO: 5 BB: 1 IBB: 0 HBP: 0 BLK: 0 WP: 0 HR: 0 S: 71 P: 104	H: 2 R: 0 ER: 0 SO: 5 BB: 1 IBB: 0 HBP: 0 BLK: 0 WP: 0 HR: 0 S: 71 P: 104	ERA: 0.00 WHIP: 0.900	ERA: 0.00 WHIP: 0.000		
23 Jake Odorizzi, R ERA: 3.88	IP: 6.2 WLS: 1 BF: 26 LOB: 2 ERA: 3.88	IP: 6.2 WLS: 1 BF: 26 LOB: 2 ERA: 3.88	IP: 6.2 WLS: 1 BF: 26 LOB: 2 ERA: 3.88	IP: 6.2 WLS: 1 BF: 26 LOB: 2 ERA: 3.88	IP: 6.2 WLS: 1 BF: 26 LOB: 2 ERA: 3.88	IP: 6.2 WLS: 1 BF: 26 LOB: 2 ERA: 3.88	IP: 6.2 WLS: 1 BF: 26 LOB: 2 ERA: 3.88	IP: 6.2 WLS: 1 BF: 26 LOB: 2 ERA: 3.88	IP: 6.2 WLS: 1 BF: 26 LOB: 2 ERA: 3.88	IP: 6.2 WLS: 1 BF: 26 LOB: 2 ERA: 3.88	IP: 6.2 WLS: 1 BF: 26 LOB: 2 ERA: 3.88	IP: 6.2 WLS: 1 BF: 26 LOB: 2 ERA: 3.88	IP: 6.2 WLS: 1 BF: 26 LOB: 2 ERA: 3.88	IP: 6.2 WLS: 1 BF: 26 LOB: 2 ERA: 3.88	IP: 6.2 WLS: 1 BF: 26 LOB: 2 ERA: 3.88	IP: 6.2 WLS: 1 BF: 26 LOB: 2 ERA: 3.88	ERA: 0.00 WHIP: 0.900			
40 Kevin Jepsen, R ERA: 5.71	IP: 0.1 WLS: 0 BF: 1 LOB: 0 ERA: 5.71	IP: 0.1 WLS: 0 BF: 1 LOB: 0 ERA: 5.71	IP: 0.1 WLS: 0 BF: 1 LOB: 0 ERA: 5.71	IP: 0.1 WLS: 0 BF: 1 LOB: 0 ERA: 5.71	IP: 0.1 WLS: 0 BF: 1 LOB: 0 ERA: 5.71	IP: 0.1 WLS: 0 BF: 1 LOB: 0 ERA: 5.71	IP: 0.1 WLS: 0 BF: 1 LOB: 0 ERA: 5.71	IP: 0.1 WLS: 0 BF: 1 LOB: 0 ERA: 5.71	IP: 0.1 WLS: 0 BF: 1 LOB: 0 ERA: 5.71	IP: 0.1 WLS: 0 BF: 1 LOB: 0 ERA: 5.71	IP: 0.1 WLS: 0 BF: 1 LOB: 0 ERA: 5.71	IP: 0.1 WLS: 0 BF: 1 LOB: 0 ERA: 5.71	IP: 0.1 WLS: 0 BF: 1 LOB: 0 ERA: 5.71	IP: 0.1 WLS: 0 BF: 1 LOB: 0 ERA: 5.71	IP: 0.1 WLS: 0 BF: 1 LOB: 0 ERA: 5.71	IP: 0.1 WLS: 0 BF: 1 LOB: 0 ERA: 5.71	ERA: 0.00 WHIP: 0.000			
49 Dylan Floro, R ERA: 4.82	IP: 0.2 WLS: 0 BF: 2 LOB: 1 ERA: 4.82	IP: 0.2 WLS: 0 BF: 2 LOB: 1 ERA: 4.82	IP: 0.2 WLS: 0 BF: 2 LOB: 1 ERA: 4.82	IP: 0.2 WLS: 0 BF: 2 LOB: 1 ERA: 4.82	IP: 0.2 WLS: 0 BF: 2 LOB: 1 ERA: 4.82	IP: 0.2 WLS: 0 BF: 2 LOB: 1 ERA: 4.82	IP: 0.2 WLS: 0 BF: 2 LOB: 1 ERA: 4.82	IP: 0.2 WLS: 0 BF: 2 LOB: 1 ERA: 4.82	IP: 0.2 WLS: 0 BF: 2 LOB: 1 ERA: 4.82	IP: 0.2 WLS: 0 BF: 2 LOB: 1 ERA: 4.82	IP: 0.2 WLS: 0 BF: 2 LOB: 1 ERA: 4.82	IP: 0.2 WLS: 0 BF: 2 LOB: 1 ERA: 4.82	IP: 0.2 WLS: 0 BF: 2 LOB: 1 ERA: 4.82	IP: 0.2 WLS: 0 BF: 2 LOB: 1 ERA: 4.82	IP: 0.2 WLS: 0 BF: 2 LOB: 1 ERA: 4.82	IP: 0.2 WLS: 0 BF: 2 LOB: 1 ERA: 4.82	ERA: 13.50 WHIP: 4.500			
31 Xavier Cedeño, L ERA: 3.58	IP: 0.1 WLS: 0 BF: 1 LOB: 0 ERA: 3.58	IP: 0.1 WLS: 0 BF: 1 LOB: 0 ERA: 3.58	IP: 0.1 WLS: 0 BF: 1 LOB: 0 ERA: 3.58	IP: 0.1 WLS: 0 BF: 1 LOB: 0 ERA: 3.58	IP: 0.1 WLS: 0 BF: 1 LOB: 0 ERA: 3.58	IP: 0.1 WLS: 0 BF: 1 LOB: 0 ERA: 3.58	IP: 0.1 WLS: 0 BF: 1 LOB: 0 ERA: 3.58	IP: 0.1 WLS: 0 BF: 1 LOB: 0 ERA: 3.58	IP: 0.1 WLS: 0 BF: 1 LOB: 0 ERA: 3.58	IP: 0.1 WLS: 0 BF: 1 LOB: 0 ERA: 3.58	IP: 0.1 WLS: 0 BF: 1 LOB: 0 ERA: 3.58	IP: 0.1 WLS: 0 BF: 1 LOB: 0 ERA: 3.58	IP: 0.1 WLS: 0 BF: 1 LOB: 0 ERA: 3.58	IP: 0.1 WLS: 0 BF: 1 LOB: 0 ERA: 3.58	IP: 0.1 WLS: 0 BF: 1 LOB: 0 ERA: 3.58	IP: 0.1 WLS: 0 BF: 1 LOB: 0 ERA: 3.58	ERA: 0.00 WHIP: 0.000			
30 Erasmo Ramírez, R ERA: 3.88	IP: 0.1 WLS: 0 BF: 2 LOB: 0 ERA: 3.88	IP: 0.1 WLS: 0 BF: 2 LOB: 0 ERA: 3.88	IP: 0.1 WLS: 0 BF: 2 LOB: 0 ERA: 3.88	IP: 0.1 WLS: 0 BF: 2 LOB: 0 ERA: 3.88	IP: 0.1 WLS: 0 BF: 2 LOB: 0 ERA: 3.88	IP: 0.1 WLS: 0 BF: 2 LOB: 0 ERA: 3.88	IP: 0.1 WLS: 0 BF: 2 LOB: 0 ERA: 3.88	IP: 0.1 WLS: 0 BF: 2 LOB: 0 ERA: 3.88	IP: 0.1 WLS: 0 BF: 2 LOB: 0 ERA: 3.88	IP: 0.1 WLS: 0 BF: 2 LOB: 0 ERA: 3.88	IP: 0.1 WLS: 0 BF: 2 LOB: 0 ERA: 3.88	IP: 0.1 WLS: 0 BF: 2 LOB: 0 ERA: 3.88	IP: 0.1 WLS: 0 BF: 2 LOB: 0 ERA: 3.88	IP: 0.1 WLS: 0 BF: 2 LOB: 0 ERA: 3.88	IP: 0.1 WLS: 0 BF: 2 LOB: 0 ERA: 3.88	IP: 0.1 WLS: 0 BF: 2 LOB: 0 ERA: 3.88	ERA: 0.00 WHIP: 6.000			


Batter	1	2	3	4	5	6	7	8	9	AB R H RBI BB SO LOB	BOTTOM							
11 Logan Forsythe, R OBP: 0.334, SLG: 0.456	HR		F9		G5-3			L8		5 1 2 1 0 0 2	<b>New York Yankees @ Tampa Bay Rays</b> Tropicana Field, St. Petersburg, FL Fri Jul 29 2016, 7:10 PM - 10:09 PM EDT Att: 17,856 - Dome - 72 F <a href="http://livebaseballscorecards.com">livebaseballscorecards.com</a>							
13 Brad Miller, L OBP: 0.299, SLG: 0.470	G5-3		FC6-4 10 3B		2B			K		5 2 2 0 0 2 1								
3 Evan Longoria, R OBP: 0.341, SLG: 0.546	K		FC6-4 10 BB		L3			L3		3 1 1 1 1 1 0								
10 Corey Dickerson, L OBP: 0.281, SLG: 0.460	HR		FC4-6		F7			F8		4 1 1 2 0 0 2								
28 Steve Pearce, R OBP: 0.390, SLG: 0.527	K		BB		5 BB 39 BB			FC4-6 39 BB		2 0 1 0 2 1 0								
39 Kevin Kiermaier, L OBP: 0.304, SLG: 0.385	P6		F7		5 BB			FC4-6 20 S		3 0 0 0 1 0 3								
20 Steven Souza Jr., R OBP: 0.290, SLG: 0.391	G6-3		K		SF7			K		3 0 0 1 0 2 3								
5 Brandon Guyer, R OBP: 0.347, SLG: 0.406	HBP		G6-3		G6-3			K		2 0 0 0 1 1 0								
46 Luke Maile, R OBP: 0.242, SLG: 0.258	BB		G5-3		K			G5-3		3 0 0 0 1 1 3								
<b>Inning Stats</b>	R: 2 H: 2 E: 0 K: 2 S: 11	H: 2 LOB: 0 BB: 0 P: 15	R: 0 H: 0 E: 0 K: 0 S: 8	H: 0 LOB: 2 BB: 1 P: 20	R: 1 H: 1 E: 1 K: 1 S: 12	H: 1 LOB: 2 BB: 2 P: 24	R: 0 H: 0 E: 0 K: 0 S: 5	HR: 0 S: 43 P: 76	R: 0 H: 0 E: 0 K: 1 S: 7	LOB: 0 BB: 0 P: 11		R: 0 H: 0 E: 0 K: 1 S: 8	HR: 0 S: 17	R: 0 H: 1 E: 0 K: 2 S: 12	LOB: 1 BB: 0 P: 20	R: 0 H: 2 E: 0 K: 2 S: 11	HR: 2 SAC: 0 DP: 0 HBP: 1	WP: 0 PB: 0 SB: 2 CS: 0
<b>PITCHER</b>	IP: 4.1 WLS: 1 BF: 23 LOB: 2 ERA: 4.9	IP: 4.1 WLS: 1 BF: 23 LOB: 2 ERA: 4.9	IP: 4.1 WLS: 1 BF: 23 LOB: 2 ERA: 4.9	IP: 4.1 WLS: 1 BF: 23 LOB: 2 ERA: 4.9	IP: 4.1 WLS: 1 BF: 23 LOB: 2 ERA: 4.9	IP: 4.1 WLS: 1 BF: 23 LOB: 2 ERA: 4.9	IP: 4.1 WLS: 1 BF: 23 LOB: 2 ERA: 4.9	IP: 4.1 WLS: 1 BF: 23 LOB: 2 ERA: 4.9	IP: 4.1 WLS: 1 BF: 23 LOB: 2 ERA: 4.9	IP: 4.1 WLS: 1 BF: 23 LOB: 2 ERA: 4.9	IP: 4.1 WLS: 1 BF: 23 LOB: 2 ERA: 4.9	IP: 4.1 WLS: 1 BF: 23 LOB: 2 ERA: 4.9	IP: 4.1 WLS: 1 BF: 23 LOB: 2 ERA: 4.9	IP: 4.1 WLS: 1 BF: 23 LOB: 2 ERA: 4.9	IP: 4.1 WLS: 1 BF: 23 LOB: 2 ERA: 4.9	IP: 4.1 WLS: 1 BF: 23 LOB: 2 ERA: 4.9	IP: 4.1 WLS: 1 BF: 23 LOB: 2 ERA: 4.9	ERA: 10.38 WHIP: 2.077
47 Iván Nova, R ERA: 4.9	IP: 4.1 WLS: 1 BF: 23 LOB: 2 ERA: 4.9	IP: 4.1 WLS: 1 BF: 23 LOB: 2 ERA: 4.9	IP: 4.1 WLS: 1 BF: 23 LOB: 2 ERA: 4.9	IP: 4.1 WLS: 1 BF: 23 LOB: 2 ERA: 4.9	IP: 4.1 WLS: 1 BF: 23 LOB: 2 ERA: 4.9	IP: 4.1 WLS: 1 BF: 23 LOB: 2 ERA: 4.9	IP: 4.1 WLS: 1 BF: 23 LOB: 2 ERA: 4.9	IP: 4.1 WLS: 1 BF: 23 LOB: 2 ERA: 4.9	IP: 4.1 WLS: 1 BF: 23 LOB: 2 ERA: 4.9	IP: 4.1 WLS: 1 BF: 23 LOB: 2 ERA: 4.9	IP: 4.1 WLS: 1 BF: 23 LOB: 2 ERA: 4.9	IP: 4.1 WLS: 1 BF: 23 LOB: 2 ERA: 4.9	IP: 4.1 WLS: 1 BF: 23 LOB: 2 ERA: 4.9	IP: 4.1 WLS: 1 BF: 23 LOB: 2 ERA: 4.9	IP: 4.1 WLS: 1 BF: 23 LOB: 2 ERA: 4.9	IP: 4.1 WLS: 1 BF: 23 LOB: 2 ERA: 4.9	ERA: 10.38 WHIP: 2.077	
39 Chad Green, R ERA: 4.56	IP: 3.2 WLS: 1 BF: 15 LOB: 0 ERA: 4.56	IP: 3.2 WLS: 1 BF: 15 LOB: 0 ERA: 4.56	IP: 3.2 WLS: 1 BF: 15 LOB: 0 ERA: 4.56	IP: 3.2 WLS: 1 BF: 15 LOB: 0 ERA: 4.56	IP: 3.2 WLS: 1 BF: 15 LOB: 0 ERA: 4.56	IP: 3.2 WLS: 1 BF: 15 LOB: 0 ERA: 4.56	IP: 3.2 WLS: 1 BF: 15 LOB: 0 ERA: 4.56	IP: 3.2 WLS: 1 BF: 15 LOB: 0 ERA: 4.56	IP: 3.2 WLS: 1 BF: 15 LOB: 0 ERA: 4.56	IP: 3.2 WLS: 1 BF: 15 LOB: 0 ERA: 4.56	IP: 3.2 WLS: 1 BF: 15 LOB: 0 ERA: 4.56	IP: 3.2 WLS: 1 BF: 15 LOB: 0 ERA: 4.56	IP: 3.2 WLS: 1 BF: 15 LOB: 0 ERA: 4.56	IP: 3.2 WLS: 1 BF: 15 LOB: 0 ERA: 4.56	IP: 3.2 WLS: 1 BF: 15 LOB: 0 ERA: 4.56	IP: 3.2 WLS: 1 BF: 15 LOB: 0 ERA: 4.56	ERA: 0.00 WHIP: 1.091	



Batter	1	2	3	4	5	6	7	8	9	AB	R	H	RBI	BB	SO	LOB	TOP										
11 Brett Gardner, L (1,7) OBP: 0.348, SLG: 0.362	G1-3		HR		K			BB		3	1	2	1	1	0		<b>New York Yankees @ Tampa Bay Rays</b> Tropicana Field, St. Petersburg, FL Sat Jul 30 2016, 6:11 PM - 8:56 PM EDT Att: 25,883 - Dome - 72 F										
22 Jacoby Ellsbury, L (1,8) OBP: 0.326, SLG: 0.367	F7		L3			G3-1		CI		3	0	0	0	0	0												
36 Carlos Beltrán, S (1,9) OBP: 0.342, SLG: 0.538	F8				F8		K	G4-6-3		4	0	0	0	0	1	2											
13 Alex Rodriguez, R (1,10) OBP: 0.254, SLG: 0.360			K		K		K			4	0	0	0	0	4	0											
25 Mark Teixeira, S (1,3) OBP: 0.270, SLG: 0.323			K			1B		G6-3		4	0	1	0	0	2	0											
14 Starlin Castro, R (1,4) OBP: 0.292, SLG: 0.396			G6-3			2B		K		4	0	1	0	0	2	0											
18 Didi Gregorius, L (1,6) OBP: 0.330, SLG: 0.456			P5		F8			G4-3		3	0	0	0	0	0	2											
12 Chase Headley, S (1,5) OBP: 0.330, SLG: 0.395			HR					HR		2	2	2	1	1	0	0											
27 Austin Romine, R (1,2) OBP: 0.270, SLG: 0.422			P3			G5-4-3		F8		3	0	0	0	0	0	2											
<b>Inning Stats</b>	R: 0 E: 0 K: 0 S: 11	H: 0 LOB: 0 BB: 0 P: 18	R: 0 E: 0 K: 2 S: 8	H: 0 LOB: 0 BB: 0 P: 12	R: 2 E: 0 K: 0 S: 17	H: 2 LOB: 0 BB: 0 P: 25	R: 0 E: 0 K: 1 S: 12	H: 2 LOB: 2 BB: 0 P: 15	R: 0 E: 0 K: 1 S: 8	H: 0 LOB: 0 BB: 1 P: 15	R: 0 E: 0 K: 2 S: 8	H: 0 LOB: 0 BB: 0 P: 11	R: 0 E: 0 K: 1 S: 10	H: 0 LOB: 0 BB: 0 P: 14	R: 1 E: 1 K: 0 S: 11	H: 1 LOB: 1 BB: 1 P: 18		R: 0 E: 0 K: 3 S: 10	H: 0 LOB: 0 BB: 0 P: 15	1B: 2 2B: 1 3B: 0 HR: 2	SF: 0 SAC: 0 DP: 2 HBP: 0	WP: 1 PB: 0 CS: 0	PA: 33				
<b>PITCHER</b>	IP	WLS	BF	H	R	ER	SO	BB	IBB	HBP	BLK	WP	HR	S	P	ERA	WHIP										
33 Drew Smyly, L (1,1) ERA: 5.29	6.0	W	22	4	2	2	6	1	0	0	0	1	1	64	96	3.00	0.833										
35 Matt Andriese, R (7,1) ERA: 2.75	2.0	H	8	1	1	1	1	1	0	0	0	0	1	21	32	4.50	1.000										
37 Alex Colomé, R (9,1) ERA: 2.17	1.0	S	3	0	0	0	3	0	0	0	0	0	0	10	15	0.00	0.000										

Batter	1	2	3	4	5	6	7	8	9	AB	R	H	RBI	BB	SO	LOB	BOTTOM										
11 Logan Forsythe, R (1,4) OBP: 0.330, SLG: 0.450	F9		P3		K			F9		4	0	0	0	0	1	0	<b>New York Yankees @ Tampa Bay Rays</b> Tropicana Field, St. Petersburg, FL Sat Jul 30 2016, 6:11 PM - 8:56 PM EDT Att: 25,883 - Dome - 72 F										
13 Brad Miller, L (1,10) OBP: 0.301, SLG: 0.479	HR		L9			K		1B		4	1	2	1	0	1	0											
3 Evan Longoria, R (1,5) OBP: 0.336, SLG: 0.540	K		P4			F9		P4		4	0	0	0	0	1	1											
10 Corey Dickerson, L (1,7) OBP: 0.277, SLG: 0.454	F7				G1-3			F7		4	0	0	0	0	1	1											
5 Brandon Guyer, R (9,7) OBP: 0.347, SLG: 0.496						K				0	0	0	0	0	0	0											
28 Steve Pearce, R (1,3) OBP: 0.388, SLG: 0.520			G4-3			BB		G5-3		3	0	0	0	1	1	1											
39 Kevin Kiermaier, L (1,8) OBP: 0.310, SLG: 0.393			G4-3			BB		2B		2	1	1	0	1	0	0											
20 Steven Souza Jr., R (1,9) OBP: 0.291, SLG: 0.390			P6			F8		HR		3	1	1	1	0	0	1											
1 Tim Beckham, R (1,6) OBP: 0.295, SLG: 0.459			HR			G5-3		1B		3	2	2	2	0	0	0											
19 Curt Casali, R (1,2) OBP: 0.256, SLG: 0.326			HR			G3		L7		3	1	1	2	0	0	0											
<b>Inning Stats</b>	R: 1 E: 0 K: 1 S: 9	H: 1 LOB: 0 BB: 0 P: 11	R: 0 E: 0 K: 0 S: 11	H: 0 LOB: 0 BB: 0 P: 20	R: 2 E: 0 K: 0 S: 11	H: 2 LOB: 0 BB: 0 P: 17	R: 0 E: 0 K: 0 S: 10	H: 0 LOB: 1 BB: 2 P: 21	R: 0 E: 0 K: 1 S: 10	H: 0 LOB: 0 BB: 0 P: 15	R: 0 E: 0 K: 2 S: 14	H: 0 LOB: 0 BB: 0 P: 20	R: 3 E: 0 K: 0 S: 11	H: 3 LOB: 0 BB: 0 P: 20	R: 0 E: 0 K: 1 S: 10	H: 1 LOB: 1 BB: 0 P: 15	1B: 3 2B: 1 3B: 0 HR: 3	SF: 0 SAC: 0 DP: 0 HBP: 0	WP: 0 PB: 0 CS: 1	PA: 32							
<b>PITCHER</b>	IP	WLS	BF	H	R	ER	SO	BB	IBB	HBP	BLK	WP	HR	S	P	ERA	WHIP										
30 Nathan Eovaldi, R (1,1) ERA: 4.78	6.0	L	22	3	3	3	4	2	0	0	0	0	2	65	104	4.50	0.833										
41 Anthony Swarzak, R (7,1) ERA: 5.66	1.0		6	3	3	3	0	0	0	0	0	0	1	11	20	27.00	3.000										
50 Richard Bleier, L (8,1) ERA: 3.75	0.0		1	1	0	0	0	0	0	0	0	0	0	1	2	∞	∞										
43 Adam Warren, R (8,1) ERA: 5.99	1.0		3	0	0	0	1	0	0	0	0	0	0	9	13	0.00	0.000										

AB	30
R	3
H	5
RBI	3
BB	2
SO	10
LOB	6









Batter	1	2	3	4	5	6	7	8	9	10	AB	R	H	RBI	BB	SO	LOB	TOP																	
11 Brett Gardner, L OBP: 0.354, SLG: 0.373 (1, 7)											4	2	2	1	1	1	1																		
22 Jacoby Ellsbury, L OBP: 0.332, SLG: 0.371 (1, 8)											4	2	2	1	1	1	1																		
25 Mark Teixeira, S OBP: 0.271, SLG: 0.321 (1, 3)											4	0	1	0	1	1	2																		
34 Brian McCann, L OBP: 0.335, SLG: 0.426 (6, PR)											4	0	1	0	0	0	2																		
43 Adam Warren, R (8, 1)											4	0	0	0	0	0	0																		
64 Ben Gamel, L OBP: 0.222, SLG: 0.125 (10, PH)											4	0	0	0	0	0	0																		
68 Dellin Betances, R (10, 1)											4	0	0	0	0	0	0																		
18 Didi Gregorius, L OBP: 0.315, SLG: 0.447 (1, 6)											5	0	1	2	0	1	4																		
14 Starlin Castro, R OBP: 0.291, SLG: 0.392 (1, 4)											3	0	0	1	1	1	2																		
12 Chase Headley, S OBP: 0.328, SLG: 0.388 (1, 5)											5	0	0	0	0	2	3																		
38 Rob Refsnyder, R OBP: 0.331, SLG: 0.324 (7, 1)											1	1	0	0	1	0	0																		
29 Tyler Clippard, R (8, 2)											0	0	0	0	0	0	0																		
27 Austin Romine, R OBP: 0.276, SLG: 0.422 (7, PH)											0	0	0	0	1	0	0																		
52 CC Sabathia, L (6, 1)											1	0	0	0	0	0	1																		
50 Richard Bleier, L (6, 1)											0	0	0	0	0	0	0																		
57 Nick Goody, R (7, PH)											0	0	0	0	0	0	0																		
31 Aaron Hicks, S OBP: 0.249, SLG: 0.284 (7, 9)											2	0	0	0	0	0	1																		
<b>Inning Stats</b>	R: 0 E: 0 K: 1 S: 10	H: 1 LOB: 0 BB: 0 P: 15	R: 0 E: 0 K: 0 S: 11	H: 0 LOB: 1 BB: 1 P: 21	R: 0 E: 0 K: 1 S: 5	H: 0 LOB: 0 BB: 0 P: 8	R: 1 E: 0 K: 1 S: 15	H: 1 LOB: 1 BB: 1 P: 26	R: 2 E: 1 K: 0 S: 8	H: 2 LOB: 1 BB: 1 P: 14	R: 0 E: 0 K: 1 S: 7	H: 0 LOB: 0 BB: 0 P: 9	R: 0 E: 0 K: 1 S: 7	H: 0 LOB: 0 BB: 0 P: 12	R: 2 E: 0 K: 2 S: 16	H: 2 LOB: 1 BB: 1 P: 25	R: 0 E: 0 K: 1 S: 11	H: 0 LOB: 1 BB: 1 P: 21	R: 1 E: 0 K: 1 S: 10	H: 1 LOB: 2 BB: 1 P: 22	1B: 4 2B: 2 3B: 1 HR: 0	SF: 1 SAC: 2 DP: 1 HBP: 1	WP: 2 PB: 0 SB: 2 CS: 0	PA: 43											
<b>PITCHER</b>	IP 5.0	WLS 21	BF 4	H 3	R 3	ER 2	SO 2	BB 3	IBB 0	HBP 1	BLK 0	WP 1	HR 0	S 49	P 84	ERA 5.40	WHIP 1.400	<b>PITCHER</b>	IP 1.0	WLS 4	BF 0	H 0	R 0	ER 0	SO 1	BB 1	IBB 0	HBP 0	BLK 0	WP 0	HR 0	S 11	P 21	ERA 0.00	WHIP 1.000
35 Logan Verrett, R ERA: 4.2	1.0	3	0	0	0	0	0	0	0	0	0	0	0	7	9	0.00	0.000	27 Jeury Familia, R ERA: 3.02	1.0	L	6	1	1	1	1	1	0	0	0	0	10	22	9.00	2.000	
62 Erik Goeddel, R ERA: 3.69	1.0	H	3	0	0	1	0	0	0	0	0	0	0	7	12	0.00	0.000	67 Seth Lugo, R ERA: 3.18	1.0	L	6	1	1	1	1	1	0	0	0	0	10	22	9.00	2.000	
47 Hansel Robles, R ERA: 2.47	0.1	H	2	0	1	1	1	0	0	0	0	0	0	4	9	27.00	3.000																		
39 Jerry Blevins, L ERA: 2.54	0.2	B	4	2	1	1	1	0	0	0	0	1	0	12	16	13.50	3.000																		
43 Addison Reed, R ERA: 1.97																																			

New York Yankees @ New York Mets  
Citi Field, Flushing, NY  
Mon Aug 01 2016, 7:13 PM - 10:58 PM EDT  
Att. 42,125 - Cloudy - 76 F

AB 33  
R 6  
H 7  
RBI 5  
BB 6  
SO 7  
LOB 17



Batter	1	2	3	4	5	6	7	8	9	10	AB	R	H	RBI	BB	SO	LOB	BOTTOM																	
3 Curtis Granderson, L OBP: 0.326, SLG: 0.428 (1, 9)											5	0	1	0	1	2	3																		
1 Justin Ruggiano, R OBP: 0.280, SLG: 0.306 (1, 8)											2	0	0	0	0	0	1																		
30 Michael Conforto, L OBP: 0.303, SLG: 0.417 (4, 7)											2	0	1	1	1	0	0																		
20 Neil Walker, S OBP: 0.321, SLG: 0.429 (1, 4)											5	0	0	0	0	1	4																		
4 Wilmer Flores, R OBP: 0.317, SLG: 0.459 (1, 5)											4	2	2	1	1	1	0																		
18 Travis d'Arnaud, R OBP: 0.293, SLG: 0.324 (1, 2)											5	1	2	0	0	1	1																		
67 Seth Lugo, R (10, 1)											0	0	0	0	0	0	0																		
28 James Loney, L OBP: 0.338, SLG: 0.446 (1, 3)											5	0	2	0	0	1	3																		
15 Matt Reynolds, R OBP: 0.286, SLG: 0.511 (1, 6)											4	1	2	3	0	1	2																		
16 Alejandro De Aza, L OBP: 0.299, SLG: 0.300 (1, 7)											3	0	0	0	1	1	0																		
35 Logan Verrett, R ERA: 4.15	0.0	2	1	0	0	0	0	0	0	0	1	0	0	0	0	0	0																		
9 Brandon Nimmo, L ERA: 3.75	0.1	1	0	0	0	0	0	0	0	0	0	0	0	0	0	0	0																		
52 Steven Matz, R ERA: 4.26	1.0	4	1	0	0	2	0	0	0	0	0	0	0	9	12	0.00	1.000																		
29 Tyler Clippard, R ERA: 4.19	2.0	W	7	0	0	0	2	1	0	0	0	0	0	20	34	0.00	0.500																		
43 Adam Warren, R ERA: 5.31																																			
<b>Inning Stats</b>	R: 0 E: 0 K: 1 S: 6	H: 0 LOB: 0 BB: 0 P: 9	R: 1 E: 0 K: 1 S: 11	H: 2 LOB: 2 BB: 1 P: 21	R: 0 E: 0 K: 0 S: 4	H: 0 LOB: 0 BB: 0 P: 10	R: 0 E: 0 K: 0 S: 14	H: 1 LOB: 1 BB: 0 P: 20	R: 1 E: 0 K: 2 S: 13	H: 2 LOB: 1 BB: 1 P: 19	R: 3 E: 0 K: 1 S: 23	H: 4 LOB: 3 BB: 2 P: 39	R: 0 E: 0 K: 2 S: 9	H: 1 LOB: 1 BB: 0 P: 12	R: 0 E: 0 K: 1 S: 8	H: 0 LOB: 0 BB: 0 P: 13	R: 0 E: 0 K: 1 S: 12	H: 0 LOB: 1 BB: 1 P: 21	R: 0 E: 0 K: 1 S: 8	H: 1 LOB: 2 BB: 0 P: 14	1B: 6 2B: 3 3B: 0 HR: 2	SF: 0 SAC: 1 DP: 1 HBP: 1	WP: 0 PB: 0 SB: 0 CS: 0	PA: 46											
<b>PITCHER</b>	IP 5.0	WLS 27	BF 8	H 5	R 5	ER 5	SO 5	BB 2	IBB 1	HBP 0	BLK 0	WP 0	HR 2	S 63	P 103	ERA 7.94	WHIP 1.765	<b>PITCHER</b>	IP 1.0	WLS 5	BF 1	H 0	R 0	ER 0	SO 1	BB 0	IBB 0	HBP 1	BLK 0	WP 0	HR 0	S 8	P 14	ERA 0.00	WHIP 1.000
52 CC Sabathia, L ERA: 4.15	0.0	2	1	0	0	0	0	0	0	0	0	0	0	6	10	∞	∞	68 Dellin Betances, R ERA: 2.45	1.0	S	5	1	0	0	1	0	0	1	0	0	0	0	0	0	
57 Nick Goody, R ERA: 4.26	0.1	1	0	0	0	0	0	0	0	0	0	0	0	2	5	0.00	0.000																		
29 Tyler Clippard, R ERA: 4.19	1.0	4	1	0	0	2	0	0	0	0	0	0	0	9	12	0.00	1.000																		
43 Adam Warren, R ERA: 5.31	2.0	W	7	0	0	0	2	1	0	0	0	0	0	20	34	0.00	0.500																		

New York Yankees @ New York Mets  
Citi Field, Flushing, NY  
Mon Aug 01 2016, 7:13 PM - 10:58 PM EDT  
Att. 42,125 - Cloudy - 76 F

AB 39  
R 5  
H 11  
RBI 5  
BB 5  
SO 10  
LOB 18





Batter	1	2	3	4	5	6	7	8	9	AB	R	H	RBI	BB	SO	LOB	TOP					
11 Brett Gardner, L (1, 7) OBP: 0.351, SLG: 0.369	F8	K			K			K		4	0	0	0	0	3	2						
22 Jacoby Ellsbury, L (1, 8) OBP: 0.331, SLG: 0.369	F8		F8			G4-3		25 BB 1B		4	0	1	0	0	0	0						
25 Mark Teixeira, S (1, 3) OBP: 0.278, SLG: 0.326	34 1B BB		G5-3			2B		BB		2	0	1	0	2	0	0						
34 Brian McCann, L (1, 2) OBP: 0.334, SLG: 0.424	1B		K			P6		K		4	0	1	0	0	2	3						
18 Didi Gregorius, L (1, 6) OBP: 0.318, SLG: 0.453	K				F8	G5-3				4	1	1	1	0	1	3						
14 Starlin Castro, R (1, 4) OBP: 0.293, SLG: 0.391		31 1B HBP			K			12 G3-6-3 1B		3	0	1	0	0	1	0						
12 Chase Headley, S (1, 5) OBP: 0.324, SLG: 0.383		F7			G3-1			G3-6-3 1B		4	0	0	0	0	0	2						
31 Aaron Hicks, S (1, 9) OBP: 0.250, SLG: 0.285										3	0	1	0	0	1	0						
50 Richard Bleier, L (7, 1)										0	0	0	0	0	0	0						
41 Anthony Swarzak, R (8, 1)										0	0	0	0	0	0	0						
13 Alex Rodriguez, R (9, PH) OBP: 0.252, SLG: 0.356										1	0	0	0	0	0	0						
19 Masahiro Tanaka, R (1, 1)										2	0	0	0	0	2	2						
38 Rob Refsnyder, R (7, 9) OBP: 0.328, SLG: 0.321								L9		1	0	0	0	0	0	0						
<b>Inning Stats</b>	R: 0 E: 0 K: 1 S: 11	H: 1 LOB: 2 BB: 1 P: 18	R: 0 E: 0 K: 2 S: 12	H: 1 LOB: 2 BB: 0 P: 17	R: 0 E: 0 K: 1 S: 10	H: 0 LOB: 0 BB: 0 P: 16	R: 0 E: 0 K: 1 S: 7	H: 0 LOB: 0 BB: 0 P: 11	R: 0 E: 0 K: 3 S: 9	H: 0 LOB: 0 BB: 0 P: 14	R: 0 E: 0 K: 0 S: 14	H: 1 LOB: 1 BB: 0 P: 17	R: 0 E: 0 K: 0 S: 6	H: 1 LOB: 0 BB: 0 P: 10	R: 0 E: 0 K: 2 S: 14	H: 1 LOB: 2 BB: 1 P: 22	R: 1 E: 0 K: 0 S: 8	H: 1 LOB: 0 BB: 0 P: 8	1B: 4 2B: 1 HR: 1	SF: 0 SAC: 0 DP: 1 HBP: 1	WP: 0 PB: 0 CS: 0	PA: 35
<b>PITCHER</b>	IP WLS BF H R ER SO BB IBB HBP BLK WP HR S P ERA WHIP																					
48 Jacob deGrom, R (1, 1) ERA: 2.41	7.0 W 26 4 0 0 8 1 0 1 0 0 0 69 103 0.00 0.714																					
49 Jonathon Niese, L (8, 1) ERA: 4.9	2.0 9 2 1 1 2 1 0 0 0 0 1 22 30 4.50 1.500																					

**New York Yankees @ New York Mets**  
Citi Field, Flushing, NY  
Tue Aug 02 2016, 7:11 PM - 9:50 PM EDT  
Att: 42,819 - Partly Cloudy - 75 F

AB	32
R	1
H	6
RBI	1
BB	2
SO	10
LOB	12



Batter	1	2	3	4	5	6	7	8	9	AB	R	H	RBI	BB	SO	LOB	BOTTOM			
16 Alejandro De Aza, L (1, 8) OBP: 0.300, SLG: 0.323	L8									3	1	1	2	0	0	0				
52 Yoenis Cespedes, R (7, PH) OBP: 0.354, SLG: 0.554										1	0	0	1	0	0	1				
3 Curtis Granderson, L (7, PH) OBP: 0.326, SLG: 0.428										0	0	0	0	0	0	0				
20 Neil Walker, S (1, 4) OBP: 0.320, SLG: 0.430	G4-3									4	0	1	1	0	0	0				
19 Jay Bruce, L (1, 9) OBP: 0.313, SLG: 0.553	F7									4	0	0	0	0	2	3				
28 James Loney, L (1, 3) OBP: 0.336, SLG: 0.442		G6-3								4	0	1	0	0	0	3				
4 Wilmer Flores, R (1, 5) OBP: 0.316, SLG: 0.455		P4								4	1	1	0	0	0	1				
30 Michael Conforto, L (1, 7) OBP: 0.308, SLG: 0.427		F7								4	1	2	1	0	1	1				
18 Travis d'Aarud, R (1, 2) OBP: 0.292, SLG: 0.343			G5-3							4	1	1	1	0	0	2				
15 Matt Reynolds, R (1, 6) OBP: 0.283, SLG: 0.490										4	1	1	1	0	2	1				
48 Jacob deGrom, L (1, 1) OBP: 0.216, SLG: 0.176										3	2	2	0	0	0	0				
49 Jonathon Niese, L (8, 1) OBP: 0.156, SLG: 0.133										0	0	0	0	0	0	0				
<b>Inning Stats</b>	R: 0 E: 0 K: 0 S: 8	H: 0 LOB: 0 BB: 0 P: 15	R: 0 E: 0 K: 0 S: 7	H: 0 LOB: 0 BB: 0 P: 8	R: 2 E: 0 K: 1 S: 13	H: 2 LOB: 0 BB: 0 P: 23	R: 0 E: 0 K: 1 S: 9	H: 1 LOB: 1 BB: 0 P: 11	R: 1 E: 0 K: 1 S: 9	H: 1 LOB: 0 BB: 0 P: 12	R: 0 E: 0 K: 1 S: 9	H: 0 LOB: 0 BB: 0 P: 12	R: 4 E: 2 K: 1 S: 21	H: 5 LOB: 3 BB: 0 P: 30	R: 0 E: 0 K: 0 S: 9	H: 1 LOB: 1 BB: 0 P: 12	1B: 5 2B: 3 3B: 0 HR: 2	SF: 0 SAC: 0 DP: 0 HBP: 0	WP: 1 PB: 0 CS: 0	PA: 35
<b>PITCHER</b>	IP WLS BF H R ER SO BB IBB HBP BLK WP HR S P ERA WHIP																			
19 Masahiro Tanaka, R (1, 1) ERA: 3.4	6.1 L 27 8 7 6 4 0 0 0 0 0 0 64 93 8.53 1.263																			
50 Richard Bleier, L (7, 1) ERA: 3.55	0.2 4 1 0 0 1 0 0 0 0 0 0 12 18 0.00 1.500																			
41 Anthony Swarzak, R (8, 1) ERA: 5.4	1.0 4 1 0 0 0 0 0 0 0 0 0 9 12 0.00 1.000																			

**New York Yankees @ New York Mets**  
Citi Field, Flushing, NY  
Tue Aug 02 2016, 7:11 PM - 9:50 PM EDT  
Att: 42,819 - Partly Cloudy - 75 F

AB	35
R	7
H	10
RBI	7
BB	0
SO	5
LOB	12









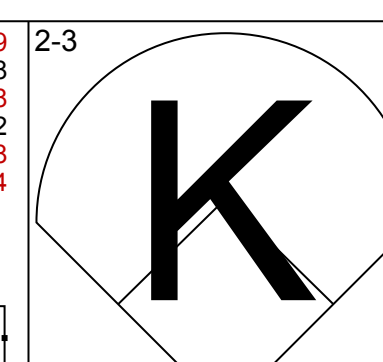
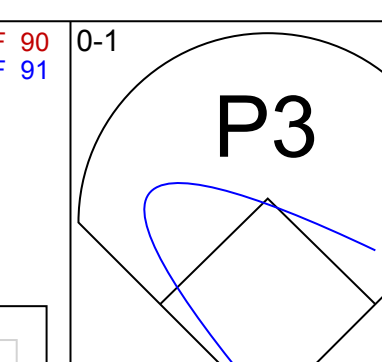
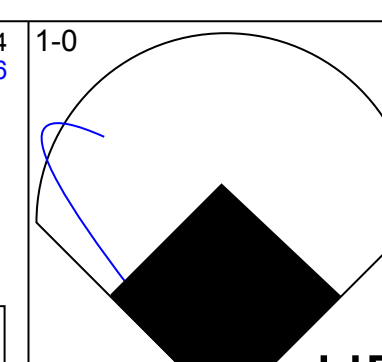
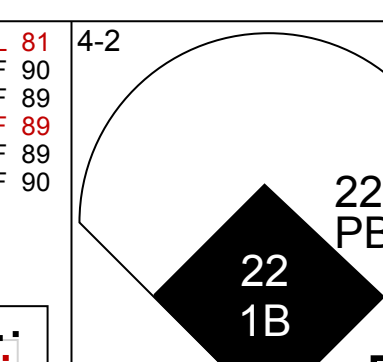
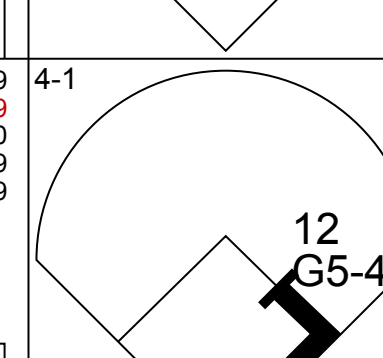
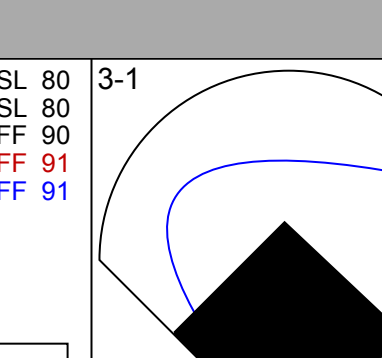
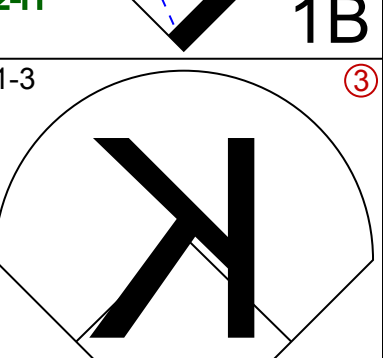
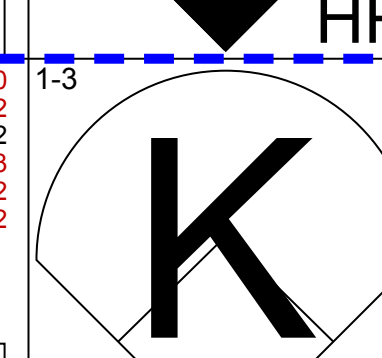
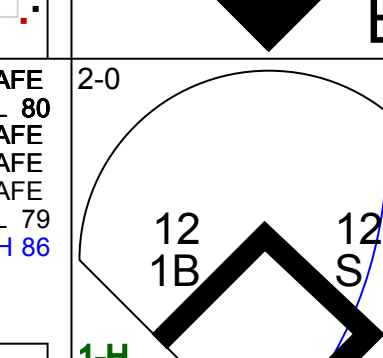
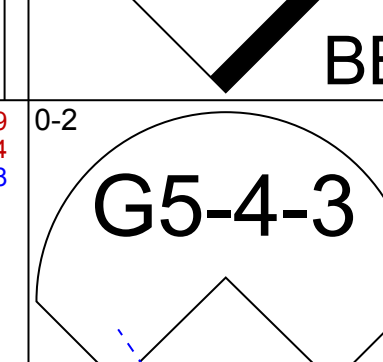
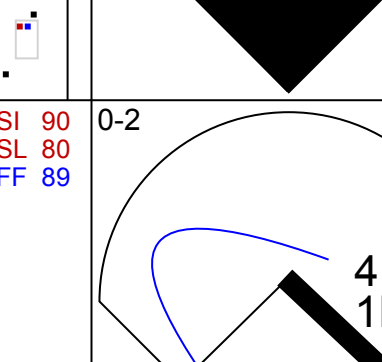
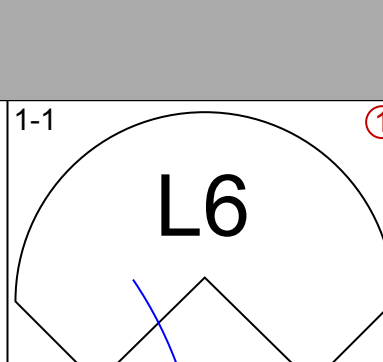
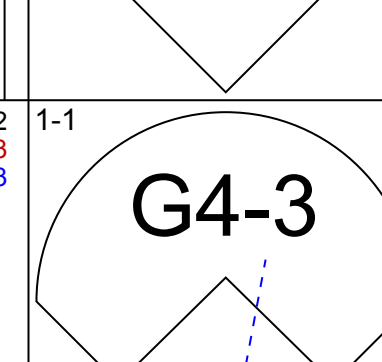
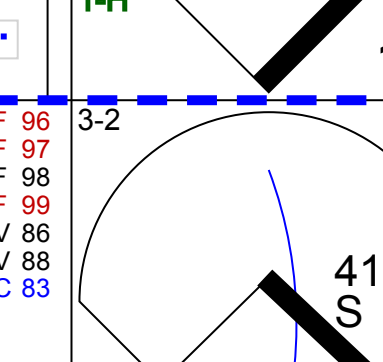
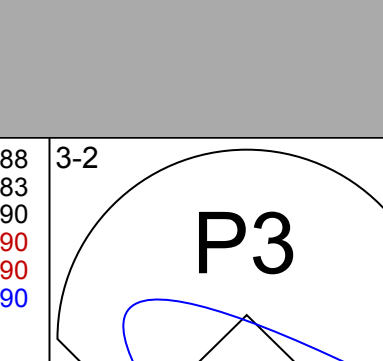
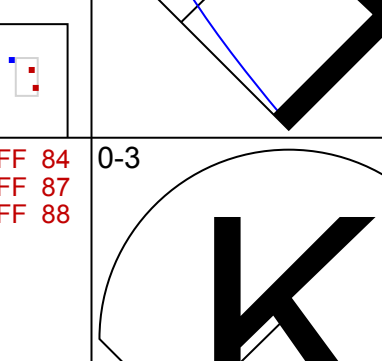
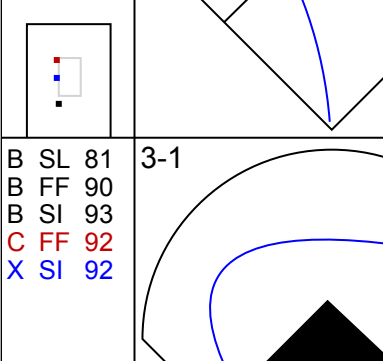
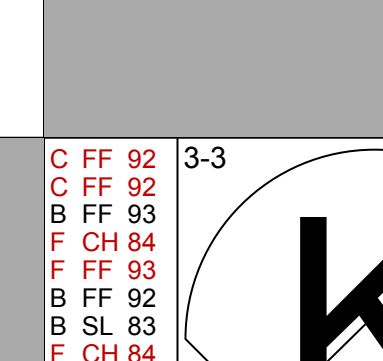
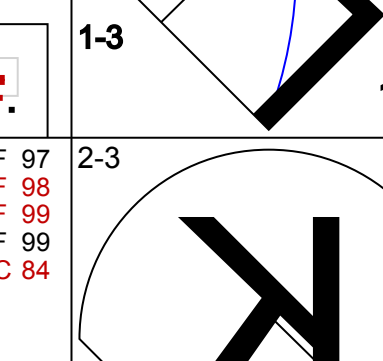
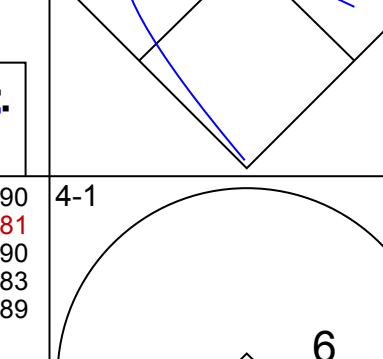
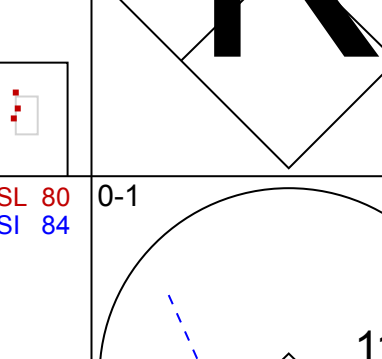
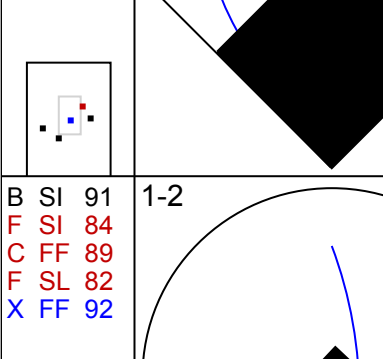
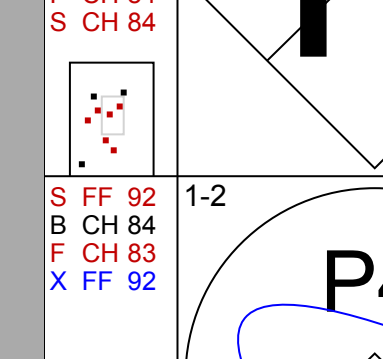
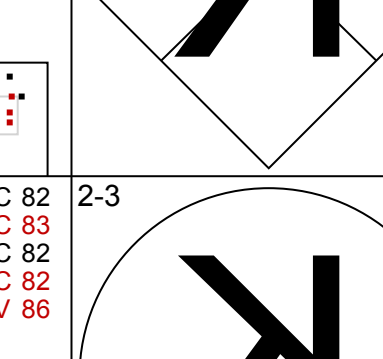
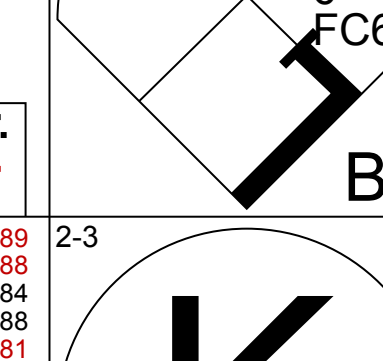
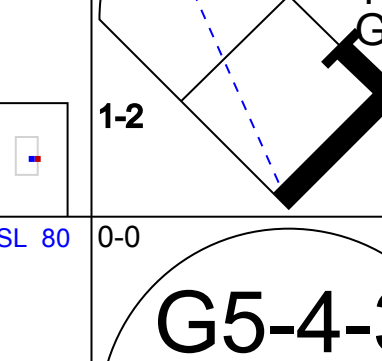
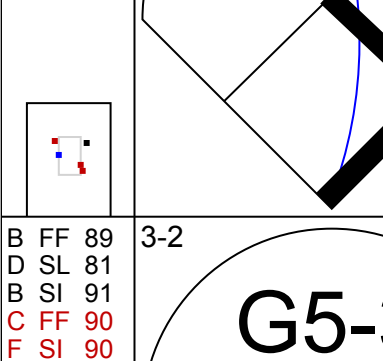
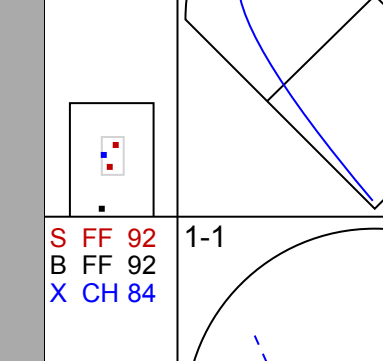
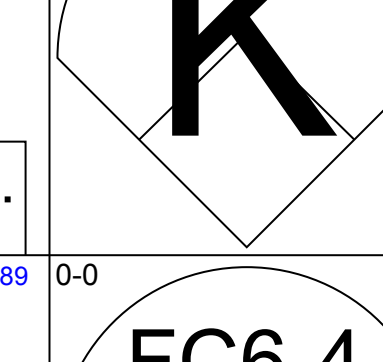
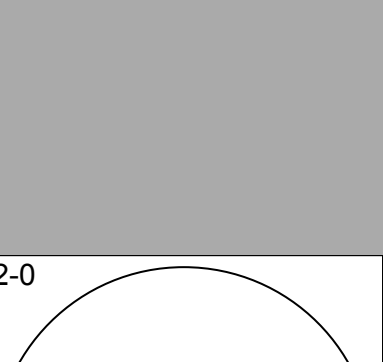

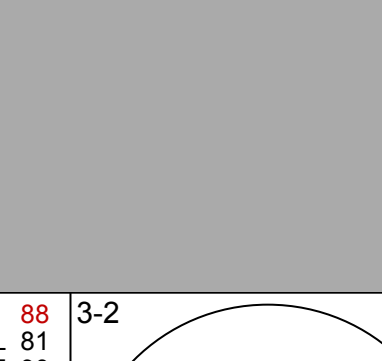
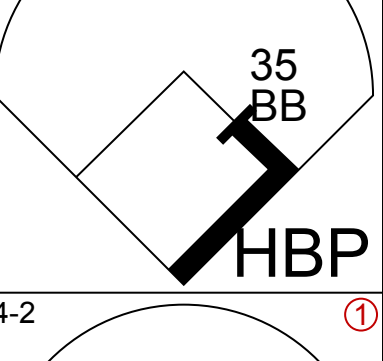
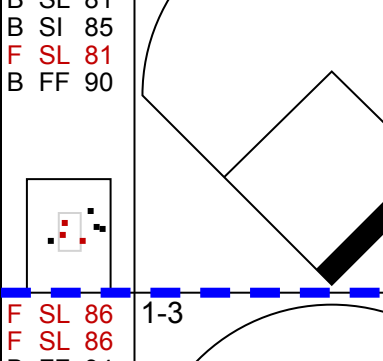
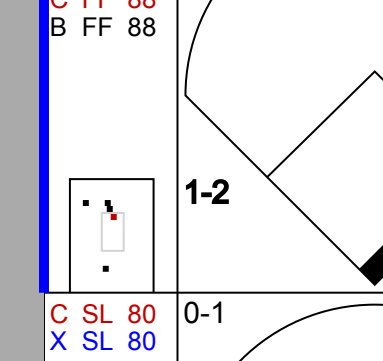
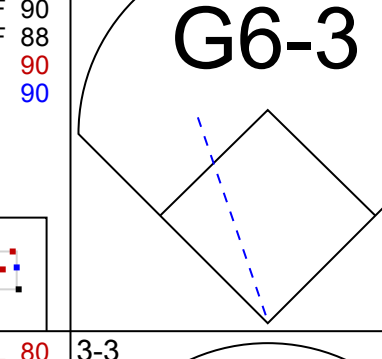
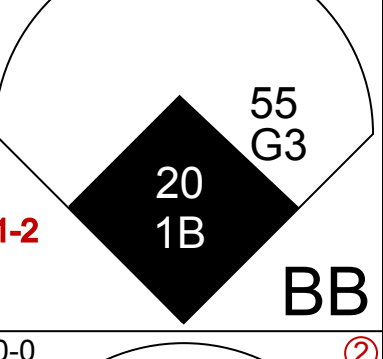
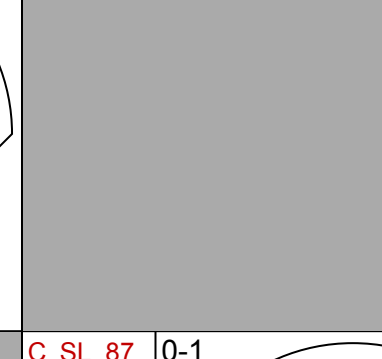
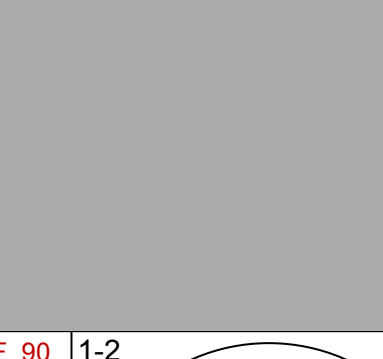
Batter	1	2	3	4	5	6	7	8	9	AB	R	H	RBI	BB	SO	LOB	TOP										
3 Curtis Granderson, L OBP: 0.333, SLG: 0.439	G4-3		BB			19 HR 2B	F7			3	1	1	0	1	0	0	<b>New York Mets @ New York Yankees</b> Yankee Stadium, Bronx, NY Thu Aug 04 2016, 7:10 PM - 9:55 PM EDT Att. 48,153 - Clear - 77 F										
16 Alejandro De Aza, L OBP: 0.299, SLG: 0.319	BB		F8			FC1 19 HR	G6-3			3	1	0	0	1	0	2											
20 Neil Walker, S OBP: 0.326, SLG: 0.441	K		L8			F9				4	0	1	0	0	1	4											
19 Jay Bruce, L OBP: 0.311, SLG: 0.552	L8					K				4	1	1	3	0	1	2											
28 James Loney, L OBP: 0.338, SLG: 0.439		L7				L3				4	0	1	0	0	0	1											
30 Michael Conforto, L OBP: 0.391, SLG: 0.415		L3				FC5				4	0	0	0	0	1	2											
18 Travis d'Arnaud, R OBP: 0.291, SLG: 0.340						L8				4	0	1	0	0	2	1											
55 Kelly Johnson, L OBP: 0.302, SLG: 0.369		G5-3								4	1	1	1	0	0	1											
15 Matt Reynolds, R OBP: 0.263, SLG: 0.455						K				4	0	0	0	0	3	0											
<b>Inning Stats</b>	R: 0 H: 0 E: 0 K: 1 S: 10	H: 0 LOB: 1 BB: 1 P: 17	R: 0 H: 1 E: 0 K: 0 S: 8	H: 1 LOB: 1 BB: 0 P: 11	R: 0 H: 0 E: 0 K: 1 S: 9	H: 0 LOB: 1 BB: 1 P: 13	R: 0 H: 1 E: 0 K: 1 S: 9	H: 1 LOB: 1 BB: 0 P: 11	R: 4 H: 3 E: 0 K: 1 S: 23	H: 3 LOB: 0 BB: 0 P: 34	R: 0 H: 0 E: 0 K: 1 S: 8	H: 0 LOB: 0 BB: 0 P: 11	R: 0 H: 0 E: 0 K: 0 S: 5	H: 0 LOB: 0 BB: 0 P: 6	R: 0 H: 1 E: 0 K: 1 S: 10	H: 1 LOB: 1 BB: 0 P: 14		R: 0 H: 0 E: 0 K: 2 S: 8	H: 0 LOB: 0 BB: 0 P: 13	1B: 3 2B: 1 3B: 0 HR: 2	SF: 0 SAC: 0 DP: 0 HBP: 0	WP: 0 PB: 0 SB: 0 CS: 0	PA: 36				
<b>PITCHER</b>	IP	WLS	BF	H	R	ER	SO	BB	IBB	HBP	BLK	WP	HR	S	P	ERA	WHIP										
30 Nathan Eovaldi, R ERA: 4.8	7.0	L	29	5	4	4	5	2	0	0	0	0	2	72	103	5.14	1.000										
43 Adam Warren, R ERA: 5.18	1.0		4	1	0	0	1	0	0	0	0	0	0	10	14	0.00	1.000										
41 Anthony Swarzak, R ERA: 5.16	1.0		3	0	0	0	2	0	0	0	0	0	0	8	13	0.00	0.000										

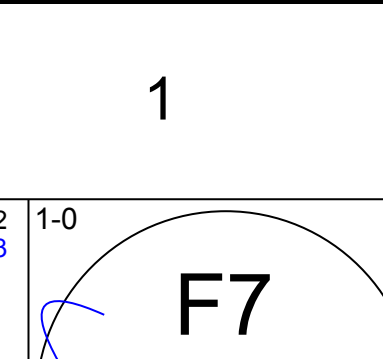
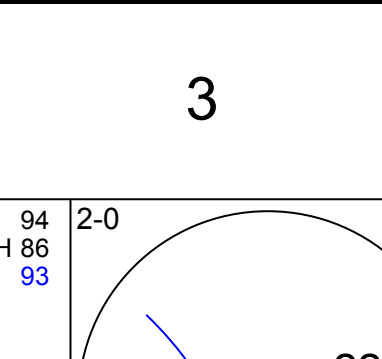
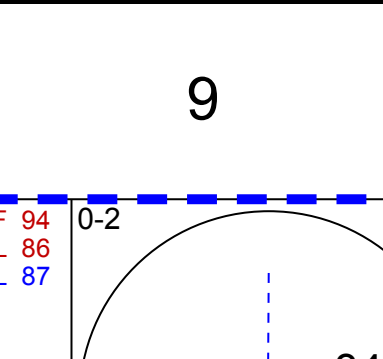
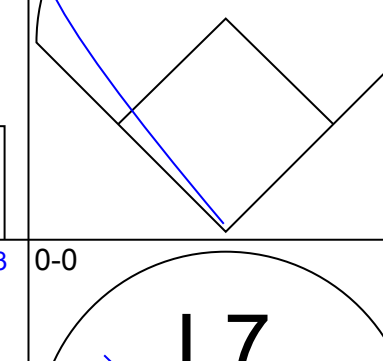
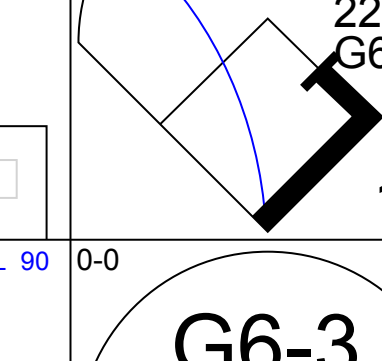
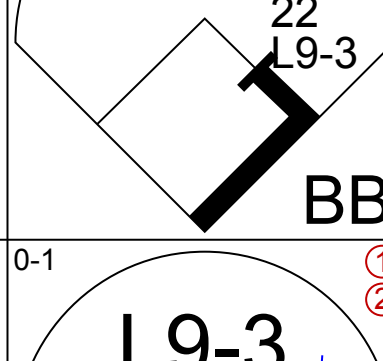

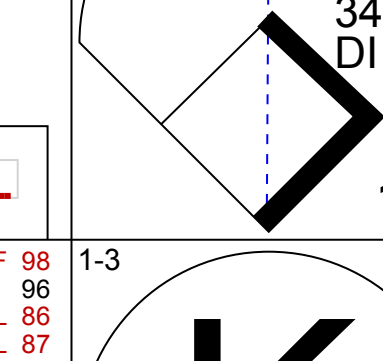
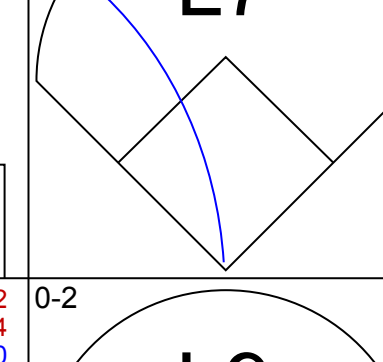
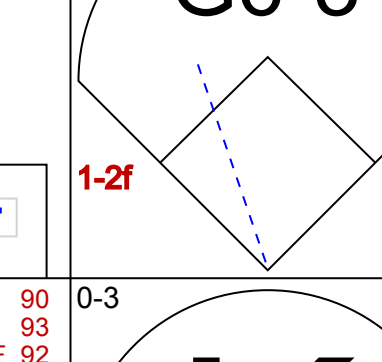
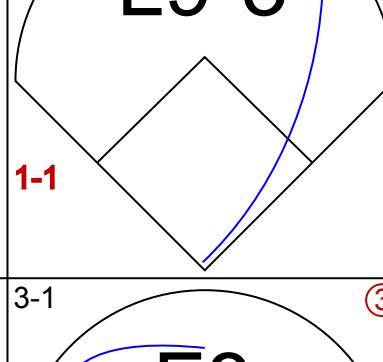

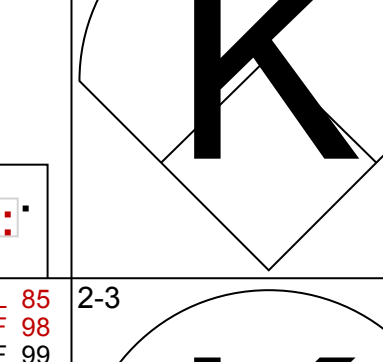
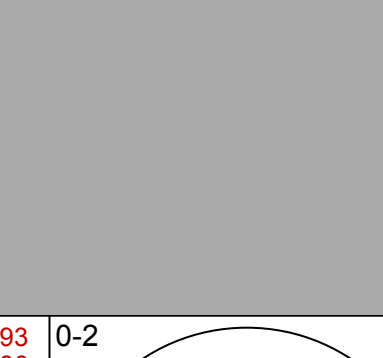
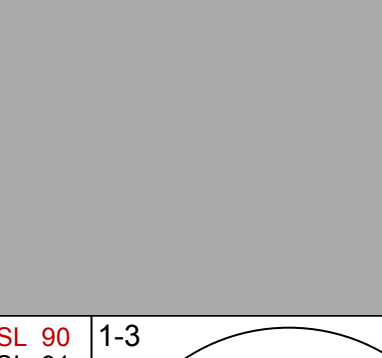
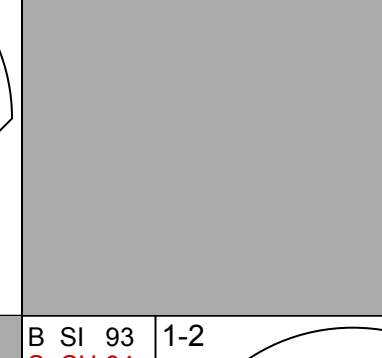
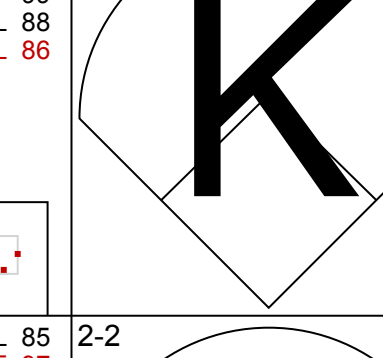
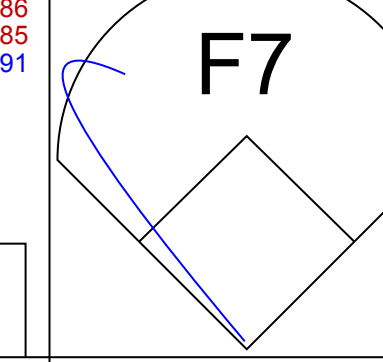
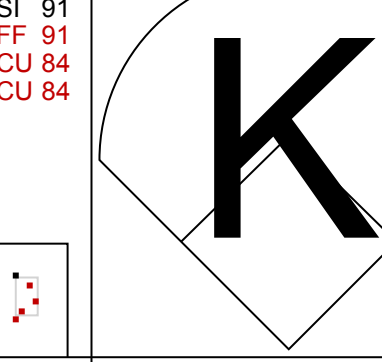
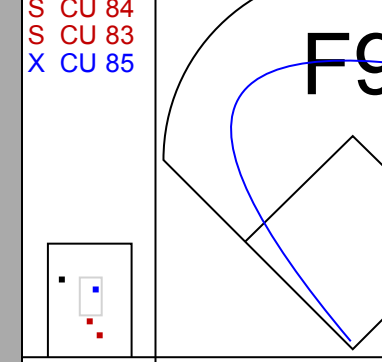
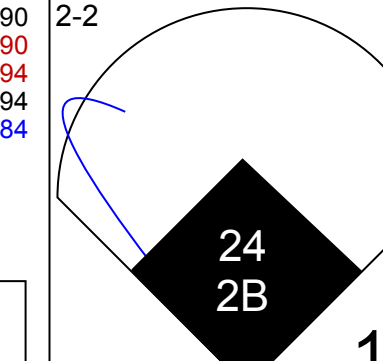
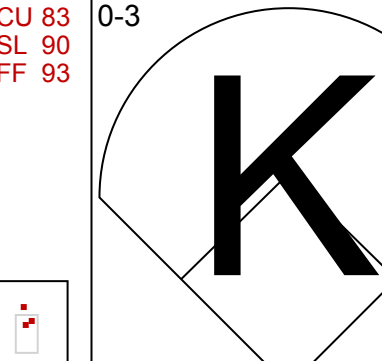
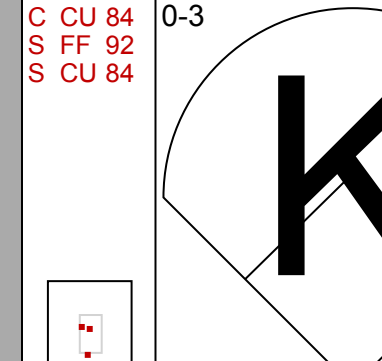
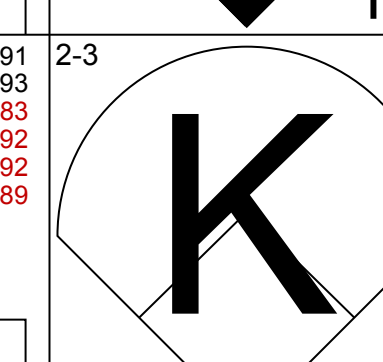
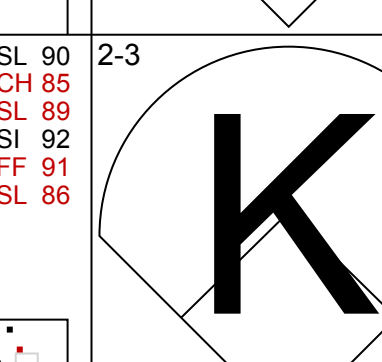
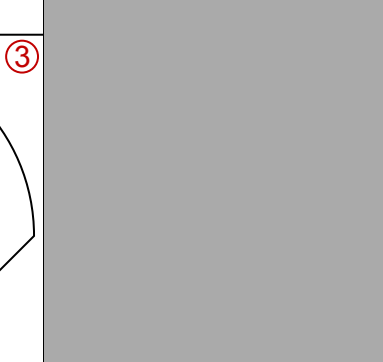
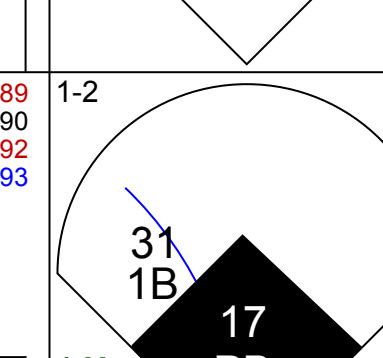
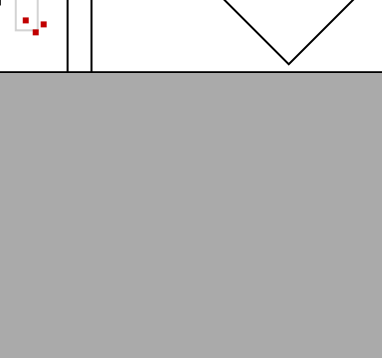
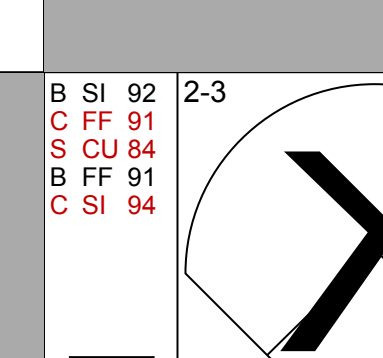
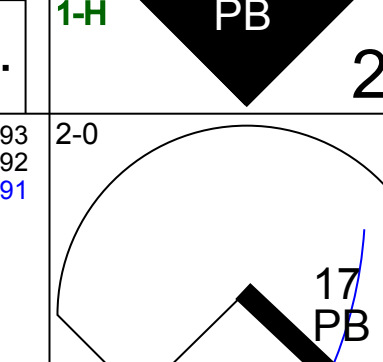

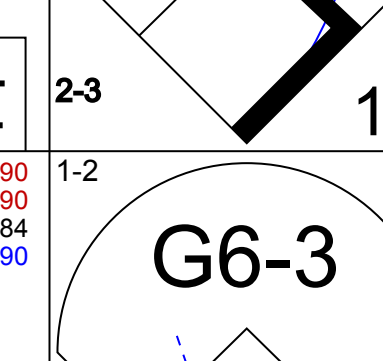

Batter	1	2	3	4	5	6	7	8	9	AB	R	H	RBI	BB	SO	LOB	BOTTOM										
11 Brett Gardner, L OBP: 0.348, SLG: 0.365	K		G6-3			G4-3	FC6-4			4	0	0	0	0	1	1	<b>New York Mets @ New York Yankees</b> Yankee Stadium, Bronx, NY Thu Aug 04 2016, 7:10 PM - 9:55 PM EDT Att. 48,153 - Clear - 77 F										
22 Jacoby Ellsbury, L OBP: 0.331, SLG: 0.369	G4-3					12B 1B				4	0	2	0	0	0	0											
12 Chase Headley, S OBP: 0.325, SLG: 0.384	G6-3		F7							4	0	1	0	0	1	1											
34 Brian McCann, L OBP: 0.333, SLG: 0.421		18 G1-3 1B				F7				4	0	1	0	0	1	2											
14 Starlin Castro, R OBP: 0.292, SLG: 0.389		18 G1-3 1B				F9				4	0	1	0	0	0	2											
18 Didi Gregorius, L OBP: 0.320, SLG: 0.453						L8				4	0	1	0	0	0	2											
24 Gary Sánchez, R OBP: 0.250, SLG: 0.333		G1-3				G6-3				4	1	2	0	0	0	2											
38 Rob Refsnyder, R OBP: 0.321, SLG: 0.316						G5-3				4	0	0	0	0	0	5											
31 Aaron Hicks, S OBP: 0.251, SLG: 0.290						L9				3	0	1	1	0	0	0											
<b>Inning Stats</b>	R: 0 H: 0 E: 0 K: 1 S: 10	H: 2 LOB: 2 BB: 0 P: 20	R: 0 H: 1 E: 0 K: 0 S: 9	H: 1 LOB: 0 BB: 0 P: 13	R: 0 H: 0 E: 0 K: 0 S: 7	H: 0 LOB: 0 BB: 0 P: 9	R: 0 H: 0 E: 0 K: 0 S: 5	H: 2 LOB: 1 BB: 0 P: 6	R: 0 H: 2 E: 0 K: 0 S: 12	H: 2 LOB: 2 BB: 0 P: 13	R: 1 H: 2 E: 0 K: 0 S: 16	H: 2 LOB: 1 BB: 0 P: 25	R: 0 H: 0 E: 0 K: 2 S: 9	H: 0 LOB: 0 BB: 0 P: 10	R: 0 H: 2 E: 0 K: 0 S: 11	H: 2 LOB: 1 BB: 0 P: 14		1B: 8 2B: 1 3B: 0 HR: 0	SF: 0 SAC: 0 DP: 1 HBP: 0	WP: 0 PB: 0 SB: 0 CS: 0	PA: 35						
<b>PITCHER</b>	IP	WLS	BF	H	R	ER	SO	BB	IBB	HBP	BLK	WP	HR	S	P	ERA	WHIP										
40 Bartolo Colon, R ERA: 3.46	6.2	W	26	6	1	1	1	0	0	0	0	0	0	67	90	1.35	0.900										
39 Jerry Blevins, L ERA: 2.51	0.1		2	1	0	0	0	0	0	0	0	0	0	7	9	0.00	3.000										
43 Addison Reed, R ERA: 1.93	1.0	H	3	0	0	0	2	0	0	0	0	0	0	9	10	0.00	0.000										
27 Jeury Familia, R ERA: 2.96	1.0	S	4	2	0	0	0	0	0	0	0	0	0	11	14	0.00	2.000										







Batter	1	2	3	4	5	6	7	8	9	AB	R	H	RBI	BB	SO	LOB	TOP			
20 Rajai Davis, R OBP: 0.321, SLG: 0.412										4	2	2	2	1	1	0	<p>Cleveland Indians @ New York Yankees Yankee Stadium, Bronx, NY Sat Aug 06 2016, 1:10 PM - 4:08 PM EDT Att: 37,264 - Overcast - 84 F</p>			
22 Jason Kipnis, L OBP: 0.346, SLG: 0.495										4	1	2	2	1	2	1				
12 Francisco Lindor, S OBP: 0.357, SLG: 0.452										5	0	2	0	0	0	1				
26 Mike Napoli, R OBP: 0.339, SLG: 0.515										5	1	1	1	0	3	3				
41 Carlos Santana, S OBP: 0.346, SLG: 0.480										4	0	2	0	1	1	2				
11 José Ramírez, S OBP: 0.356, SLG: 0.426										4	0	1	0	0	1	4				
6 Brandon Guyer, R OBP: 0.357, SLG: 0.411										1	0	0	0	1	0	1				
8 Lonnie Chisenhall, L OBP: 0.350, SLG: 0.464										0	0	0	0	1	0	0				
35 Abraham Almonte, S OBP: 0.305, SLG: 0.463										3	1	0	0	1	1	4				
55 Roberto Pérez, R OBP: 0.245, SLG: 0.050										4	0	0	0	0	1	1				
<b>Inning Stats</b>	R: 0 E: 0 K: 1 S: 8	H: 0 LOB: 0 BB: 1 P: 14	R: 0 E: 0 K: 1 S: 8	H: 0 LOB: 1 BB: 1 P: 17	R: 0 E: 0 K: 1 S: 8	H: 0 LOB: 0 BB: 0 P: 14	R: 1 E: 0 K: 1 S: 11	H: 3 LOB: 1 BB: 0 P: 14	R: 1 E: 0 K: 1 S: 17	H: 2 LOB: 2 BB: 1 P: 30	R: 1 E: 0 K: 1 S: 10	H: 1 LOB: 0 BB: 0 P: 13	R: 0 E: 0 K: 1 S: 14	H: 1 LOB: 2 BB: 1 P: 23	R: 1 E: 0 K: 2 S: 16	H: 2 LOB: 2 BB: 1 P: 30	1B: 7 2B: 0 3B: 0 HR: 3	SF: 0 SAC: 0 DP: 2 HBP: 1	WP: 0 PB: 1 CS: 0	PA: 41
<b>PITCHER</b>	IP WLS BF H R ER SO	IP WLS BF H R ER SO	IP WLS BF H R ER SO	IP WLS BF H R ER SO	IP WLS BF H R ER SO	IP WLS BF H R ER SO	IP WLS BF H R ER SO	IP WLS BF H R ER SO	IP WLS BF H R ER SO	IP WLS BF H R ER SO	IP WLS BF H R ER SO	IP WLS BF H R ER SO	IP WLS BF H R ER SO	IP WLS BF H R ER SO	IP WLS BF H R ER SO	IP WLS BF H R ER SO	ERA WHIP	ERA WHIP	ERA WHIP	
52 CC Sabathia, L ERA: 4.18	5.2 L 25 6 3 3 5	0.2 3 1 1 1 1 0	1.1 5 1 0 0 2 0	0.2 3 1 0 0 2 0	0.2 3 1 0 0 2 0	0.2 3 1 0 0 2 0	0.2 3 1 0 0 2 0	0.2 3 1 0 0 2 0	0.2 3 1 0 0 2 0	0.2 3 1 0 0 2 0	0.2 3 1 0 0 2 0	0.2 3 1 0 0 2 0	0.2 3 1 0 0 2 0	0.2 3 1 0 0 2 0	0.2 3 1 0 0 2 0	0.2 3 1 0 0 2 0	4.76 1.765	0.00 0.750	13.50 4.500	0.00 1.500
41 Anthony Swarzak, R ERA: 5.4	0.2 3 1 1 1 1 0	1.1 5 1 0 0 2 0	0.2 3 1 0 0 2 0	0.2 3 1 0 0 2 0	0.2 3 1 0 0 2 0	0.2 3 1 0 0 2 0	0.2 3 1 0 0 2 0	0.2 3 1 0 0 2 0	0.2 3 1 0 0 2 0	0.2 3 1 0 0 2 0	0.2 3 1 0 0 2 0	0.2 3 1 0 0 2 0	0.2 3 1 0 0 2 0	0.2 3 1 0 0 2 0	0.2 3 1 0 0 2 0	0.2 3 1 0 0 2 0	0.00 0.750	13.50 4.500	0.00 1.500	
45 Chasen Shreve, L ERA: 4.07	0.2 3 1 1 1 1 0	1.1 5 1 0 0 2 0	0.2 3 1 0 0 2 0	0.2 3 1 0 0 2 0	0.2 3 1 0 0 2 0	0.2 3 1 0 0 2 0	0.2 3 1 0 0 2 0	0.2 3 1 0 0 2 0	0.2 3 1 0 0 2 0	0.2 3 1 0 0 2 0	0.2 3 1 0 0 2 0	0.2 3 1 0 0 2 0	0.2 3 1 0 0 2 0	0.2 3 1 0 0 2 0	0.2 3 1 0 0 2 0	0.2 3 1 0 0 2 0	0.00 0.750	13.50 4.500	0.00 1.500	
57 Nick Goody, R ERA: 4.33	0.2 3 1 1 1 1 0	1.1 5 1 0 0 2 0	0.2 3 1 0 0 2 0	0.2 3 1 0 0 2 0	0.2 3 1 0 0 2 0	0.2 3 1 0 0 2 0	0.2 3 1 0 0 2 0	0.2 3 1 0 0 2 0	0.2 3 1 0 0 2 0	0.2 3 1 0 0 2 0	0.2 3 1 0 0 2 0	0.2 3 1 0 0 2 0	0.2 3 1 0 0 2 0	0.2 3 1 0 0 2 0	0.2 3 1 0 0 2 0	0.2 3 1 0 0 2 0	0.00 1.500	0.00 1.500	0.00 1.500	
68 Dellin Betances, R ERA: 2.42	0.2 3 1 1 1 1 0	1.1 5 1 0 0 2 0	0.2 3 1 0 0 2 0	0.2 3 1 0 0 2 0	0.2 3 1 0 0 2 0	0.2 3 1 0 0 2 0	0.2 3 1 0 0 2 0	0.2 3 1 0 0 2 0	0.2 3 1 0 0 2 0	0.2 3 1 0 0 2 0	0.2 3 1 0 0 2 0	0.2 3 1 0 0 2 0	0.2 3 1 0 0 2 0	0.2 3 1 0 0 2 0	0.2 3 1 0 0 2 0	0.2 3 1 0 0 2 0	0.00 1.500	0.00 1.500	0.00 1.500	

Batter	1	2	3	4	5	6	7	8	9	AB	R	H	RBI	BB	SO	LOB	BOTTOM					
11 Brett Gardner, L OBP: 0.351, SLG: 0.372										3	0	2	0	1	0	0	<p>Cleveland Indians @ New York Yankees Yankee Stadium, Bronx, NY Sat Aug 06 2016, 1:10 PM - 4:08 PM EDT Att: 37,264 - Overcast - 84 F</p>					
22 Jacoby Ellsbury, L OBP: 0.333, SLG: 0.373										4	0	0	0	0	1	3						
25 Mark Teixeira, S OBP: 0.288, SLG: 0.341										4	0	0	0	0	2	1						
34 Brian McCann, L OBP: 0.330, SLG: 0.417										4	0	0	0	0	1	1						
14 Starlin Castro, R OBP: 0.298, SLG: 0.398										3	1	1	0	0	2	0						
18 Didi Gregorius, L OBP: 0.317, SLG: 0.449										3	0	0	0	0	2	1						
24 Gary Sánchez, R OBP: 0.300, SLG: 0.421										3	1	1	1	0	1	0						
31 Aaron Hicks, S OBP: 0.259, SLG: 0.307										3	0	2	0	0	0	0						
17 Ronald Torreyes, R OBP: 0.284, SLG: 0.320										2	0	0	0	0	1	2						
12 Chase Headley, S OBP: 0.325, SLG: 0.381										1	0	0	0	0	0	0						
<b>Inning Stats</b>	R: 0 E: 0 K: 0 S: 5	H: 0 LOB: 0 BB: 0 P: 6	R: 2 E: 0 K: 1 S: 18	H: 3 LOB: 1 BB: 0 P: 26	R: 0 E: 0 K: 1 S: 5	H: 1 LOB: 0 BB: 0 P: 7	R: 0 E: 0 K: 3 S: 11	H: 0 LOB: 0 BB: 0 P: 14	R: 0 E: 0 K: 1 S: 9	H: 1 LOB: 0 BB: 0 P: 12	R: 0 E: 0 K: 0 S: 4	H: 0 LOB: 0 BB: 1 P: 11	R: 0 E: 0 K: 1 S: 7	H: 0 LOB: 0 BB: 0 P: 10	R: 0 E: 0 K: 1 S: 8	H: 0 LOB: 0 BB: 0 P: 14	R: 0 E: 0 K: 2 S: 12	H: 1 LOB: 1 BB: 0 P: 17	1B: 5 2B: 2 3B: 0 HR: 0	SF: 0 SAC: 0 DP: 2 HBP: 0	WP: 0 PB: 1 CS: 1	PA: 31
<b>PITCHER</b>	IP WLS BF H R ER SO	IP WLS BF H R ER SO	IP WLS BF H R ER SO	IP WLS BF H R ER SO	IP WLS BF H R ER SO	IP WLS BF H R ER SO	IP WLS BF H R ER SO	IP WLS BF H R ER SO	IP WLS BF H R ER SO	IP WLS BF H R ER SO	IP WLS BF H R ER SO	IP WLS BF H R ER SO	IP WLS BF H R ER SO	IP WLS BF H R ER SO	IP WLS BF H R ER SO	IP WLS BF H R ER SO	ERA WHIP	ERA WHIP	ERA WHIP			
28 Corey Kluber, R ERA: 3.16	8.0 W 27 5 2 1 8	1.0 S 4 1 0 0 2	1.0 S 4 1 0 0 2	1.0 S 4 1 0 0 2	1.0 S 4 1 0 0 2	1.0 S 4 1 0 0 2	1.0 S 4 1 0 0 2	1.0 S 4 1 0 0 2	1.0 S 4 1 0 0 2	1.0 S 4 1 0 0 2	1.0 S 4 1 0 0 2	1.0 S 4 1 0 0 2	1.0 S 4 1 0 0 2	1.0 S 4 1 0 0 2	1.0 S 4 1 0 0 2	1.0 S 4 1 0 0 2	1.12 0.750	0.00 1.000	0.00 1.000	0.00 1.000		
24 Andrew Miller, L ERA: 1.5	1.0 S 4 1 0 0 2	1.0 S 4 1 0 0 2	1.0 S 4 1 0 0 2	1.0 S 4 1 0 0 2	1.0 S 4 1 0 0 2	1.0 S 4 1 0 0 2	1.0 S 4 1 0 0 2	1.0 S 4 1 0 0 2	1.0 S 4 1 0 0 2	1.0 S 4 1 0 0 2	1.0 S 4 1 0 0 2	1.0 S 4 1 0 0 2	1.0 S 4 1 0 0 2	1.0 S 4 1 0 0 2	1.0 S 4 1 0 0 2	1.0 S 4 1 0 0 2	0.00 1.000	0.00 1.000	0.00 1.000			

AB	34
R	5
H	10
RBI	5
BB	6
SO	10
LOB	17

AB	30
R	2
H	6
RBI	1
BB	1
SO	10
LOB	8





Batter	1	2	3	4	5	6	7	8	9	AB	R	H	RBI	BB	SO	LOB	TOP			
41 Carlos Santana, S OBP: 0.342, SLG: 0.474	G4-3		K		K		FC3-6		G4-6-3	5	0	0	0	0	2	4	<b>Cleveland Indians @ New York Yankees</b> Yankee Stadium, Bronx, NY Sun Aug 07 2016, 1:09 PM - 4:04 PM EDT Att: 39,720 - Sunny - 85 F			
22 Jason Kipnis, L OBP: 0.345, SLG: 0.491	K		G3		G1-3		BB		K	4	0	0	0	1	2	2				
12 Francisco Lindor, S OBP: 0.356, SLG: 0.450	1B				G3		F8		G3	4	0	1	0	0	0	2				
26 Mike Napoli, R OBP: 0.339, SLG: 0.513	K				1B		K		K	4	0	1	0	0	3	1				
11 José Ramírez, S OBP: 0.360, SLG: 0.428		G3-1			1B		1B		BB	3	1	2	0	1	0	0				
8 Lonnie Chisenhall, L OBP: 0.345, SLG: 0.457	K		K		1B		K2-3		K	4	0	0	0	0	4	4				
20 Rajai Davis, R OBP: 0.323, SLG: 0.414	G6-3				F7				BB	3	1	1	0	1	0	2				
72 Tyler Naquin, L OBP: 0.384, SLG: 0.603	G4-3				E4		F7		K	4	0	0	0	0	1	2				
55 Roberto Pérez, R OBP: 0.288, SLG: 0.116					F8					3	0	2	1	0	0	1				
1 Michael Martínez, S OBP: 0.300, SLG: 0.358										0	0	0	0	0	0	0				
38 Chris Gimenez, R OBP: 0.250, SLG: 0.305										1	0	1	0	0	0	0				
<b>Inning Stats</b>	R: 0 E: 0 K: 2 S: 12	H: 1 LOB: 1 BB: 0 P: 17	R: 0 E: 0 K: 1 S: 10	H: 0 LOB: 0 BB: 0 P: 13	R: 0 E: 0 K: 1 S: 10	H: 1 LOB: 1 BB: 0 P: 14	R: 0 E: 0 K: 1 S: 15	H: 2 LOB: 2 BB: 0 P: 19	R: 0 E: 0 K: 2 S: 18	H: 1 LOB: 1 BB: 0 P: 25	R: 1 E: 1 K: 0 S: 15	H: 2 LOB: 2 BB: 1 P: 24	R: 1 E: 1 K: 3 S: 12	H: 0 LOB: 1 BB: 2 P: 24	R: 0 E: 0 K: 1 S: 9	H: 1 LOB: 0 BB: 0 P: 12	1B: 6 2B: 2 3B: 0 HR: 0	SF: 0 SAC: 0 DP: 1 HBP: 0	WP: 1 PB: 0 SB: 2 CS: 0	PA: 38
<b>PITCHER</b>	IP WLS BF H R ER SO BB IBB HBP BLK WP HR S P ERA WHIP																			
19 Masahiro Tanaka, R ERA: 3.32	6.0 W 25 6 1 1 8 0 0 0 0 0 0 0 76 101 1.50 1.000																			
43 Adam Warren, R ERA: 4.53	1.0 H 5 1 0 0 0 1 0 0 0 0 0 0 14 23 0.00 2.000																			
29 Tyler Clippard, R ERA: 4.2	0.2 H 3 0 1 0 2 1 0 0 0 0 0 0 8 16 0.00 1.500																			
68 Dellin Betances, R ERA: 2.36	1.1 S 5 1 0 0 2 1 0 0 0 1 0 0 13 20 0.00 1.500																			

Batter	1	2	3	4	5	6	7	8	9	AB	R	H	RBI	BB	SO	LOB	BOTTOM			
11 Brett Gardner, L OBP: 0.350, SLG: 0.376	22 SF8		K		K		G6-3			4	1	1	0	0	2	1	<b>Cleveland Indians @ New York Yankees</b> Yankee Stadium, Bronx, NY Sun Aug 07 2016, 1:09 PM - 4:04 PM EDT Att: 39,720 - Sunny - 85 F			
22 Jacoby Ellsbury, L OBP: 0.335, SLG: 0.374	SF8				25 P5-3				K	2	1	1	1	1	1	0				
25 Mark Teixeira, S OBP: 0.288, SLG: 0.343	F9		P5-3		1B				BB	4	0	1	1	0	1	1				
34 Brian McCann, L OBP: 0.330, SLG: 0.413	12 HBP		G5-3						BB	3	0	0	0	1	2	1				
12 Chase Headley, S OBP: 0.325, SLG: 0.379	1B				L3					2	0	0	0	0	1	0				
18 Didi Gregorius, L OBP: 0.317, SLG: 0.456	K				L7					3	1	1	1	0	1	2				
38 Rob Refsnyder, R OBP: 0.331, SLG: 0.323					HR					3	0	1	0	0	1	0				
14 Starlin Castro, R OBP: 0.298, SLG: 0.398					K					0	0	0	0	0	0	0				
31 Aaron Hicks, S OBP: 0.256, SLG: 0.303					K					3	0	0	0	0	2	1				
27 Austin Romine, R OBP: 0.262, SLG: 0.398					F9					3	0	0	0	0	1	1				
<b>Inning Stats</b>	R: 1 E: 0 K: 1 S: 8	H: 1 LOB: 2 BB: 1 P: 17	R: 0 E: 0 K: 3 S: 10	H: 1 LOB: 1 BB: 0 P: 11	R: 0 E: 0 K: 0 S: 4	H: 1 LOB: 0 BB: 0 P: 5	R: 1 E: 0 K: 3 S: 12	H: 1 LOB: 0 BB: 0 P: 16	R: 1 E: 0 K: 2 S: 14	H: 1 LOB: 1 BB: 1 P: 23	R: 0 E: 0 K: 0 S: 7	H: 0 LOB: 0 BB: 0 P: 12	R: 0 E: 0 K: 3 S: 9	H: 0 LOB: 0 BB: 0 P: 12	R: 0 E: 0 K: 3 S: 9	H: 0 LOB: 0 BB: 0 P: 12	1B: 2 2B: 2 3B: 1 HR: 1	SF: 1 SAC: 0 DP: 1 HBP: 1	WP: 0 PB: 0 SB: 0 CS: 0	PA: 31
<b>PITCHER</b>	IP WLS BF H R ER SO BB IBB HBP BLK WP HR S P ERA WHIP																			
59 Carlos Carrasco, R ERA: 3.17	7.0 L 28 5 3 3 3 2 0 0 0 0 0 0 9 12 3.86 1.000																			
37 Cody Allen, R ERA: 2.49	1.0 3 0 0 0 3 0 0 0 0 0 0 0 9 12 0.00 0.000																			



Batter	1	2	3	4	5	6	7	8	9	AB R H RBI BB SO LOB	TOP											
11 Brett Gardner, L OBP: 0.355, SLG: 0.385										4 1 3 0 1 1 0	<p><b>New York Yankees @ Boston Red Sox</b> Fenway Park, Boston, MA Tue Aug 09 2016, 7:12 PM - 10:23 PM EDT Att: 38,089 - Partly Cloudy - 75 F</p> <p>livebaseballscores.com</p>											
22 Jacoby Ellsbury, L OBP: 0.336, SLG: 0.371										3 0 0 1 2 1 4												
25 Mark Teixeira, S OBP: 0.283, SLG: 0.337										5 0 0 0 0 1 6												
34 Brian McCann, L OBP: 0.329, SLG: 0.410										4 0 1 1 0 2 1												
14 Starlin Castro, R OBP: 0.298, SLG: 0.399										4 1 1 0 0 1 1												
18 Didi Gregorius, L OBP: 0.314, SLG: 0.451										4 0 0 0 0 1 1												
12 Chase Headley, S OBP: 0.330, SLG: 0.388										3 1 2 1 1 0 0												
24 Gary Sánchez, R OBP: 0.250, SLG: 0.348										4 0 0 0 0 1 2												
31 Aaron Hicks, S OBP: 0.256, SLG: 0.299										3 0 0 0 1 0 1												
<b>Inning Stats</b>	R: 0 H: 1 E: 0 K: 2 S: 13	H: 2 LOB: 1 BB: 0 P: 18	R: 1 H: 2 E: 0 K: 0 S: 7	H: 2 LOB: 1 BB: 0 P: 10	R: 1 H: 2 E: 0 K: 0 S: 12	H: 2 LOB: 1 BB: 0 P: 17	R: 0 H: 0 E: 0 K: 1 S: 7	H: 0 LOB: 0 BB: 0 P: 9	R: 0 H: 0 E: 0 K: 1 S: 8	H: 0 LOB: 0 BB: 0 P: 9		R: 0 H: 2 E: 1 K: 0 S: 12	H: 2 LOB: 2 BB: 0 P: 20	R: 0 H: 0 E: 0 K: 1 S: 8	H: 0 LOB: 0 BB: 0 P: 9	R: 1 H: 0 E: 0 K: 2 S: 19	H: 0 LOB: 3 BB: 4 P: 42	1B: 2 2B: 5 3B: 0 HR: 0	SF: 0 SAC: 0 DP: 0 HBP: 0	WP: 0 PB: 1 SB: 0 CS: 0	PA: 39	
<b>PITCHER</b>	IP WLS BF H R ER SO BB IBB HBP BLK WP HR S P ERA WHIP											IP WLS BF H R ER SO BB IBB HBP BLK WP HR S P ERA WHIP										
22 Rick Porcello, R ERA: 3.4	(1, 1) 8.0 W 32 7 2 2 6 1 0 0 0 0 0 0 77 110 2.25 1.000											(1, 1) 8.0 W 32 7 2 2 6 1 0 0 0 0 0 0 77 110 2.25 1.000										
46 Craig Kimbrel, R ERA: 3.5	(9, 1) 0.2 H 6 0 1 1 1 4 0 0 0 0 0 0 16 37 13.50 6.000											(9, 1) 0.2 H 6 0 1 1 1 4 0 0 0 0 0 0 16 37 13.50 6.000										
68 Matt Barnes, R ERA: 2.98	(9, 1) 0.1 S 1 0 0 0 0 1 0 0 0 0 0 0 0 3 5 0.00 0.000											(9, 1) 0.1 S 1 0 0 0 0 1 0 0 0 0 0 0 0 3 5 0.00 0.000										

Batter	1	2	3	4	5	6	7	8	9	AB R H RBI BB SO LOB	BOTTOM											
50 Mookie Betts, R OBP: 0.352, SLG: 0.544										4 1 1 0 0 0 2	<p><b>New York Yankees @ Boston Red Sox</b> Fenway Park, Boston, MA Tue Aug 09 2016, 7:12 PM - 10:23 PM EDT Att: 38,089 - Partly Cloudy - 75 F</p> <p>livebaseballscores.com</p>											
15 Dustin Pedroia, R OBP: 0.368, SLG: 0.445										4 1 2 3 0 0 1												
34 David Ortiz, L OBP: 0.398, SLG: 0.615										3 0 1 1 1 0 1												
13 Hanley Ramirez, R OBP: 0.347, SLG: 0.439										4 0 0 0 0 0 3												
25 Jackie Bradley Jr., L OBP: 0.367, SLG: 0.515										4 0 1 0 0 1 1												
47 Travis Shaw, L OBP: 0.324, SLG: 0.460										3 0 0 0 0 0 1												
12 Brock Holt, L OBP: 0.327, SLG: 0.381										3 0 0 0 0 2 1												
3 Sandy León, S OBP: 0.402, SLG: 0.593										3 1 1 0 0 2 0												
40 Andrew Benintendi, L OBP: 0.500, SLG: 0.563										3 2 3 1 0 0 0												
<b>Inning Stats</b>	R: 0 H: 0 E: 0 K: 0 S: 7	H: 1 LOB: 1 BB: 0 P: 12	R: 2 H: 3 E: 0 K: 1 S: 22	H: 3 LOB: 1 BB: 0 P: 28	R: 0 H: 0 E: 0 K: 1 S: 9	H: 0 LOB: 0 BB: 0 P: 12	R: 3 H: 4 E: 0 K: 1 S: 18	H: 4 LOB: 1 BB: 0 P: 32	R: 0 H: 0 E: 0 K: 1 S: 9	H: 0 LOB: 0 BB: 0 P: 12		R: 0 H: 1 E: 0 K: 0 S: 12	H: 1 LOB: 1 BB: 0 P: 18	R: 0 H: 0 E: 0 K: 0 S: 12	H: 0 LOB: 0 BB: 1 P: 20	1B: 4 2B: 4 3B: 1 HR: 0	SF: 0 SAC: 0 DP: 1 HBP: 0	WP: 0 PB: 0 SB: 0 CS: 0	PA: 32			
<b>PITCHER</b>	IP WLS BF H R ER SO BB IBB HBP BLK WP HR S P ERA WHIP											IP WLS BF H R ER SO BB IBB HBP BLK WP HR S P ERA WHIP										
40 Luis Severino, R ERA: 6.42	(1, 1) 4.1 L 20 7 5 5 3 0 0 0 0 0 0 0 13 20 10.38 1.615											(1, 1) 4.1 L 20 7 5 5 3 0 0 0 0 0 0 0 13 20 10.38 1.615										
39 Tommy Layne, L ERA: 3.5	(5, 1) 1.1 5 1 0 0 1 0 0 0 0 0 0 0 13 20 0.00 0.750											(5, 1) 1.1 5 1 0 0 1 0 0 0 0 0 0 0 13 20 0.00 0.750										
41 Anthony Swarzak, R ERA: 4.97	(6, 1) 2.0 6 1 0 0 1 1 0 0 0 0 0 0 25 40 0.00 1.000											(6, 1) 2.0 6 1 0 0 1 1 0 0 0 0 0 0 25 40 0.00 1.000										
45 Chasen Shreve, L ERA: 4.01	(8, 1) 0.1 1 0 0 0 0 0 0 0 0 0 0 0 3 4 0.00 0.000											(8, 1) 0.1 1 0 0 0 0 0 0 0 0 0 0 0 3 4 0.00 0.000										







Batter	1	2	3	4	5	6	7	8	9	AB	R	H	RBI	BB	SO	LOB	TOP								
11 Brett Gardner, L (1,7) OBP: 0.353, SLG: 0.382										4	1	1	0	0	1	1	<b>New York Yankees @ Boston Red Sox</b> Fenway Park, Boston, MA Thu Aug 11 2016, 7:14 PM - 10:13 PM EDT Att: 38,161 - Partly Cloudy - 94 F								
22 Jacoby Ellsbury, L (1,8) OBP: 0.336, SLG: 0.372										4	0	1	2	0	2	0									
12 Chase Headley, S (1,5) OBP: 0.330, SLG: 0.384										3	0	0	0	1	0	0									
13 Alex Rodriguez, R (1,10) OBP: 0.247, SLG: 0.348										4	0	0	1	0	1	2									
14 Starlin Castro, R (1,4) OBP: 0.294, SLG: 0.395										4	0	0	0	0	2	2									
18 Didi Gregorius, L (1,6) OBP: 0.314, SLG: 0.456										4	0	1	0	0	1	0									
24 Gary Sánchez, R (1,2) OBP: 0.333, SLG: 0.500										4	1	1	0	0	2	1									
27 Austin Romine, R (1,3) OBP: 0.285, SLG: 0.430										1	1	1	1	1	0	0									
25 Mark Teixeira, S (8,PH) OBP: 0.297, SLG: 0.354										2	0	0	0	0	2	1									
31 Aaron Hicks, S (1,9) OBP: 0.259, SLG: 0.301										3	1	2	0	0	0	2									
<b>Inning Stats</b>	R: 0 E: 0 K: 2 S: 9	H: 0 LOB: 0 BB: 0 P: 15	R: 0 E: 0 K: 0 S: 8	H: 0 LOB: 0 BB: 0 P: 12	R: 1 E: 0 K: 1 S: 10	H: 2 LOB: 0 BB: 0 P: 14	R: 0 E: 0 K: 0 S: 6	H: 0 LOB: 0 BB: 0 P: 6	R: 0 E: 0 K: 1 S: 10	H: 1 LOB: 2 BB: 1 P: 17	R: 0 E: 0 K: 1 S: 6	H: 0 LOB: 0 BB: 0 P: 13	R: 0 E: 0 K: 2 S: 10	H: 0 LOB: 0 BB: 0 P: 16	R: 3 E: 0 K: 2 S: 14	H: 4 LOB: 2 BB: 1 P: 25	R: 0 E: 0 K: 3 S: 10	H: 0 LOB: 0 BB: 0 P: 16	1B: 5 2B: 2 HR: 1	SF: 0 SAC: 0 DP: 1 HBP: 0	WP: 0 PB: 0 SB: 0 CS: 0	PA: 35			
<b>PITCHER</b>	IP WLS BF H R ER SO BB IBB HBP BLK WP HR S P ERA WHIP	IP WLS BF H R ER SO BB IBB HBP BLK WP HR S P ERA WHIP	IP WLS BF H R ER SO BB IBB HBP BLK WP HR S P ERA WHIP	IP WLS BF H R ER SO BB IBB HBP BLK WP HR S P ERA WHIP	IP WLS BF H R ER SO BB IBB HBP BLK WP HR S P ERA WHIP	IP WLS BF H R ER SO BB IBB HBP BLK WP HR S P ERA WHIP	IP WLS BF H R ER SO BB IBB HBP BLK WP HR S P ERA WHIP	IP WLS BF H R ER SO BB IBB HBP BLK WP HR S P ERA WHIP	IP WLS BF H R ER SO BB IBB HBP BLK WP HR S P ERA WHIP	IP WLS BF H R ER SO BB IBB HBP BLK WP HR S P ERA WHIP	IP WLS BF H R ER SO BB IBB HBP BLK WP HR S P ERA WHIP	IP WLS BF H R ER SO BB IBB HBP BLK WP HR S P ERA WHIP	IP WLS BF H R ER SO BB IBB HBP BLK WP HR S P ERA WHIP	IP WLS BF H R ER SO BB IBB HBP BLK WP HR S P ERA WHIP	IP WLS BF H R ER SO BB IBB HBP BLK WP HR S P ERA WHIP	IP WLS BF H R ER SO BB IBB HBP BLK WP HR S P ERA WHIP	IP WLS BF H R ER SO BB IBB HBP BLK WP HR S P ERA WHIP	IP WLS BF H R ER SO BB IBB HBP BLK WP HR S P ERA WHIP	IP WLS BF H R ER SO BB IBB HBP BLK WP HR S P ERA WHIP	IP WLS BF H R ER SO BB IBB HBP BLK WP HR S P ERA WHIP	IP WLS BF H R ER SO BB IBB HBP BLK WP HR S P ERA WHIP	IP WLS BF H R ER SO BB IBB HBP BLK WP HR S P ERA WHIP	IP WLS BF H R ER SO BB IBB HBP BLK WP HR S P ERA WHIP	IP WLS BF H R ER SO BB IBB HBP BLK WP HR S P ERA WHIP	
52 Eduardo Rodriguez, L (1,1) ERA: 5.42	7.0	24	3	1	1	6	1	0	0	0	0	0	1	59	93	1.29	0.571								
29 Brad Ziegler, R (8,PH) ERA: 2.9	1.0	L 8	4	3	3	2	0	1	0	0	0	0	0	14	25	27.00	4.000								
68 Matt Barnes, R (9,1) ERA: 3.42	1.0	3	0	0	0	3	0	0	0	0	0	0	0	10	16	0.00	0.000								

AB	33
R	4
H	7
RBI	4
BB	2
SO	11
LOB	9



Batter	1	2	3	4	5	6	7	8	9	AB	R	H	RBI	BB	SO	LOB	BOTTOM								
15 Dustin Pedroia, R (1,4) OBP: 0.366, SLG: 0.446										5	0	1	0	0	1	2	<b>New York Yankees @ Boston Red Sox</b> Fenway Park, Boston, MA Thu Aug 11 2016, 7:14 PM - 10:13 PM EDT Att: 38,161 - Partly Cloudy - 94 F								
2 Xander Bogaerts, R (1,6) OBP: 0.370, SLG: 0.459										5	1	1	0	0	2	3									
34 David Ortiz, L (1,10) OBP: 0.401, SLG: 0.612										3	1	1	0	1	1	1									
13 Hanley Ramirez, R (1,3) OBP: 0.346, SLG: 0.438										3	0	2	2	0	0	2									
18 Aaron Hill, R (8,PH) OBP: 0.346, SLG: 0.398										1	0	0	0	0	0	0									
25 Jackie Bradley Jr., L (1,8) OBP: 0.369, SLG: 0.511										2	0	0	0	1	1	1									
47 Travis Shaw, L (1,5) OBP: 0.322, SLG: 0.454										4	0	0	0	0	0	3									
12 Brock Holt, L (1,9) OBP: 0.324, SLG: 0.377										4	0	1	0	0	1	0									
3 Sandy León, S (1,2) OBP: 0.423, SLG: 0.617										4	0	3	0	0	1	0									
40 Andrew Benintendi, L (1,7) OBP: 0.417, SLG: 0.435										3	0	0	0	1	1	3									
<b>Inning Stats</b>	R: 1 E: 0 K: 1 S: 11	H: 2 LOB: 1 BB: 0 P: 15	R: 0 E: 0 K: 1 S: 9	H: 1 LOB: 0 BB: 0 P: 10	R: 0 E: 0 K: 0 S: 8	H: 1 LOB: 1 BB: 1 P: 14	R: 0 E: 0 K: 0 S: 12	H: 2 LOB: 2 BB: 0 P: 15	R: 1 E: 0 K: 0 S: 15	H: 2 LOB: 2 BB: 1 P: 26	R: 0 E: 0 K: 1 S: 7	H: 0 LOB: 0 BB: 0 P: 9	R: 0 E: 0 K: 2 S: 12	H: 0 LOB: 0 BB: 0 P: 17	R: 0 E: 0 K: 0 S: 7	H: 0 LOB: 0 BB: 0 P: 11	R: 0 E: 0 K: 3 S: 11	H: 1 LOB: 2 BB: 1 P: 21	1B: 4 2B: 5 HR: 0	SF: 0 SAC: 0 DP: 1 HBP: 1	WP: 1 PB: 0 SB: 0 CS: 1	PA: 38			
<b>PITCHER</b>	IP WLS BF H R ER SO BB IBB HBP BLK WP HR S P ERA WHIP	IP WLS BF H R ER SO BB IBB HBP BLK WP HR S P ERA WHIP	IP WLS BF H R ER SO BB IBB HBP BLK WP HR S P ERA WHIP	IP WLS BF H R ER SO BB IBB HBP BLK WP HR S P ERA WHIP	IP WLS BF H R ER SO BB IBB HBP BLK WP HR S P ERA WHIP	IP WLS BF H R ER SO BB IBB HBP BLK WP HR S P ERA WHIP	IP WLS BF H R ER SO BB IBB HBP BLK WP HR S P ERA WHIP	IP WLS BF H R ER SO BB IBB HBP BLK WP HR S P ERA WHIP	IP WLS BF H R ER SO BB IBB HBP BLK WP HR S P ERA WHIP	IP WLS BF H R ER SO BB IBB HBP BLK WP HR S P ERA WHIP	IP WLS BF H R ER SO BB IBB HBP BLK WP HR S P ERA WHIP	IP WLS BF H R ER SO BB IBB HBP BLK WP HR S P ERA WHIP	IP WLS BF H R ER SO BB IBB HBP BLK WP HR S P ERA WHIP	IP WLS BF H R ER SO BB IBB HBP BLK WP HR S P ERA WHIP	IP WLS BF H R ER SO BB IBB HBP BLK WP HR S P ERA WHIP	IP WLS BF H R ER SO BB IBB HBP BLK WP HR S P ERA WHIP	IP WLS BF H R ER SO BB IBB HBP BLK WP HR S P ERA WHIP	IP WLS BF H R ER SO BB IBB HBP BLK WP HR S P ERA WHIP	IP WLS BF H R ER SO BB IBB HBP BLK WP HR S P ERA WHIP	IP WLS BF H R ER SO BB IBB HBP BLK WP HR S P ERA WHIP	IP WLS BF H R ER SO BB IBB HBP BLK WP HR S P ERA WHIP	IP WLS BF H R ER SO BB IBB HBP BLK WP HR S P ERA WHIP	IP WLS BF H R ER SO BB IBB HBP BLK WP HR S P ERA WHIP	IP WLS BF H R ER SO BB IBB HBP BLK WP HR S P ERA WHIP	
35 Michael Pineda, R (1,1) ERA: 5.07	6.0	27	8	2	2	3	2	0	0	0	0	0	1	0	0										
85 Luis Cessa, R (7,1) ERA: 3.45	2.0	W 6	0	0	0	2	0	0	0	0	0	19	28	0.00	0.000										
68 Dellin Betances, R (9,1) ERA: 2.28	1.0	S 5	1	0	0	3	1	0	0	0	0	11	21	0.00	2.000										









Batter	1	2	3	4	5	6	7	8	9	AB	R	H	RBI	BB	SO	LOB	TOP								
11 Logan Forsythe, R (1,4) OBP: 0.341, SLG: 0.458	G6-3			G4-3	P3			F9		4	0	0	0	0	0	0	<b>Tampa Bay Rays @ New York Yankees</b> Yankee Stadium, Bronx, NY Sat Aug 13 2016, 1:30 PM - 4:10 PM EDT Att: 41,682 - Partly Cloudy - 95 F								
39 Kevin Kiermaier, L (1,8) OBP: 0.315, SLG: 0.382	P5			1B				G4-3		4	1	1	0	0	1	0									
3 Evan Longoria, R (1,5) OBP: 0.337, SLG: 0.534	L9			1B						4	1	2	0	0	0	0									
13 Brad Miller, L (1,3)		F7		1B						4	2	2	4	0	0	1									
5 Matt Duffy, R (1,6) OBP: 0.312, SLG: 0.355		K		HR						4	0	1	0	0	2	1									
10 Cory Dickerson, L (1,10) OBP: 0.272, SLG: 0.427				1B						4	0	1	0	0	2	1									
20 Steven Souza Jr., R (9,PH) OBP: 0.298, SLG: 0.396				K						3	0	0	0	0	3	1									
27 Mike Mahtook, R (1,9) OBP: 0.223, SLG: 0.198				K						3	0	0	0	0	2	1									
2 Nick Franklin, S (1,7) OBP: 0.326, SLG: 0.405				F7						3	0	0	0	0	1	0									
46 Luke Maile, R (1,2) OBP: 0.224, SLG: 0.204				F9						3	0	0	0	0	0	0									
<b>Inning Stats</b>	R: 0 E: 0 K: 0 S: 7	H: 0 LOB: 0 BB: 0 P: 8	R: 0 E: 0 K: 2 S: 7	H: 0 LOB: 0 BB: 0 P: 10	R: 0 E: 0 K: 1 S: 10	H: 0 LOB: 0 BB: 0 P: 15	R: 3 E: 0 K: 2 S: 13	H: 4 LOB: 1 BB: 0 P: 16	R: 0 E: 0 K: 1 S: 5	H: 0 LOB: 0 BB: 0 P: 7	R: 1 E: 0 K: 1 S: 10	H: 1 LOB: 0 BB: 0 P: 16	R: 0 E: 0 K: 1 S: 6	H: 0 LOB: 0 BB: 0 P: 7	R: 0 E: 0 K: 0 S: 10	H: 0 LOB: 0 BB: 0 P: 15	R: 0 E: 0 K: 1 S: 7	H: 1 LOB: 1 BB: 0 P: 10	1B: 4 2B: 0 3B: 0 HR: 2	SF: 0 SAC: 0 DP: 0 HBP: 0	WP: 0 PB: 0 SB: 0 CS: 0	PA: 33			
<b>PITCHER</b>	IP WLS BF H R ER SO BB IBB HBP BLK WP HR S P ERA WHIP	7.0 W 26 5 4 4 8 0 0 0 0 0 2 58 79 5.14 0.714	1.0 3 0 0 0 0 0 0 0 0 0 0 0 10 15 0.00 0.000	0.0 1 1 0 0 0 0 0 0 0 0 0 0 1 1 ∞ ∞	1.0 3 0 0 0 0 1 0 0 0 0 0 0 6 9 0.00 0.000																				

AB	33
R	4
H	6
RBI	4
BB	0
SO	9
LOB	5



Batter	1	2	3	4	5	6	7	8	9	AB	R	H	RBI	BB	SO	LOB	BOTTOM						
22 Jacoby Ellsbury, L (1,8) OBP: 0.333, SLG: 0.367	L5			G4-3				G4-3		4	1	1	0	0	0	0	<b>Tampa Bay Rays @ New York Yankees</b> Yankee Stadium, Bronx, NY Sat Aug 13 2016, 1:30 PM - 4:10 PM EDT Att: 41,682 - Partly Cloudy - 95 F						
31 Aaron Hicks, S (1,7) OBP: 0.283, SLG: 0.329	1B			K				L8		4	1	2	3	0	1	0							
12 Chase Headley, S (1,5) OBP: 0.329, SLG: 0.381	K			K						3	1	0	0	1	3	1							
18 Didi Gregorius, L (1,6) OBP: 0.318, SLG: 0.468	F7									4	1	2	2	0	0	1							
14 Starlin Castro, R (1,4) OBP: 0.298, SLG: 0.411				HR						4	1	2	1	0	2	1							
24 Gary Sánchez, R (1,10) OBP: 0.297, SLG: 0.444				G6-3						4	0	0	0	0	0	1							
26 Tyler Austin, R (1,3) OBP: 0.500, SLG: 1.250				K						4	1	2	1	0	2	0							
99 Aaron Judge, R (1,9) OBP: 0.500, SLG: 1.250				HR						4	2	2	1	0	1	1							
27 Austin Romine, R (1,2) OBP: 0.277, SLG: 0.417				K						4	0	0	0	0	3	2							
<b>Inning Stats</b>	R: 0 E: 0 K: 1 S: 9	H: 1 LOB: 1 BB: 0 P: 11	R: 2 E: 0 K: 2 S: 16	H: 2 LOB: 0 BB: 0 P: 21	R: 0 E: 0 K: 2 S: 9	H: 0 LOB: 0 BB: 0 P: 11	R: 1 E: 0 K: 1 S: 8	H: 1 LOB: 0 BB: 0 P: 11	R: 3 E: 0 K: 2 S: 14	H: 4 LOB: 1 BB: 0 P: 22	R: 0 E: 0 K: 1 S: 12	H: 1 LOB: 1 BB: 0 P: 17	R: 2 E: 0 K: 0 S: 14	H: 2 LOB: 1 BB: 1 P: 22	R: 0 E: 0 K: 3 S: 13	H: 0 LOB: 0 BB: 0 P: 19		1B: 5 2B: 1 3B: 0 HR: 5	SF: 0 SAC: 0 DP: 0 HBP: 0	WP: 0 PB: 0 SB: 0 CS: 0	PA: 36		
<b>PITCHER</b>	IP WLS BF H R ER SO BB IBB HBP BLK WP HR S P ERA WHIP	5.0 L 23 8 6 6 8 1 0 0 0 0 4 56 76 10.80 1.600	2.0 3 2 2 1 1 0 0 0 0 0 1 26 39 9.00 2.000	1.0 3 0 0 0 0 3 0 0 0 0 0 0 13 19 0.00 0.000																			

AB	35
R	8
H	11
RBI	8
BB	1
SO	12
LOB	7





Batter	1	2	3	4	5	6	7	8	9	AB	R	H	RBI	BB	SO	LOB	TOP								
11 Logan Forsythe, R (1.4) OBP: 0.343, SLG: 0.470 27 Mike Mahtook, R (7.7) OBP: 0.221, SLG: 0.195										4	2	2	1	0	1	2									
39 Kevin Kiermaier, L (1.8) OBP: 0.349, SLG: 0.384										4	1	1	0	1	2	1									
3 Evan Longoria, R (1.5) OBP: 0.272, SLG: 0.406 1 Tim Beckham, R (7.5)										4	1	3	4	0	1	0									
13 Brad Miller, L (1.3) OBP: 0.313, SLG: 0.509										5	1	1	0	0	2	4									
5 Matt Duffy, R (1.6) OBP: 0.313, SLG: 0.356										5	2	2	1	0	0	1									
2 Nick Franklin, S (1.7) OBP: 0.340, SLG: 0.472										5	2	3	3	0	0	0									
10 Corey Dickerson, L (1.10) OBP: 0.274, SLG: 0.434										4	1	1	3	1	1	1									
20 Steven Souza Jr., R (1.9) OBP: 0.292, SLG: 0.393										5	1	1	0	0	3	2									
21 Bobby Wilson, R (1.2) OBP: 0.273, SLG: 0.346										4	1	1	0	0	1	0									
<b>Inning Stats</b>	R: 1 H: 2 E: 0 K: 2 S: 11	H: 0 R: 0 ER: 0 SO: 4	H: 1 R: 1 ER: 0 SO: 17	H: 6 R: 6 ER: 0 SO: 18	H: 0 R: 0 ER: 0 SO: 6	H: 0 R: 0 ER: 0 SO: 9	H: 4 R: 4 ER: 0 SO: 16	H: 1 R: 0 ER: 0 SO: 16	H: 1 R: 0 ER: 0 SO: 11	1B: 6 2B: 6 3B: 0 HR: 3	SF: 0 SAC: 0 DP: 1 HBP: 0	WP: 0 PB: 0 SB: 0 CS: 0	PA: 44												
<b>PITCHER</b>	IP: 3.2 WLS: L BF: 19 ERA: 7.19	H: 8 R: 7 ER: 7 SO: 7	BB: 1 IBB: 0 HBP: 0 BLK: 0	WP: 0 HR: 2 S: 44 P: 67	ERA: 17.18 WHIP: 2.455	IP: 3.0 WLS: 15 BF: 5	H: 5 R: 5 ER: 5 SO: 2	BB: 1 IBB: 0 HBP: 0 BLK: 0	WP: 0 HR: 1 S: 34 P: 50	ERA: 15.00 WHIP: 2.000	IP: 1.1 WLS: 6 BF: 1	H: 1 R: 0 ER: 0 SO: 2	BB: 0 IBB: 0 HBP: 0 BLK: 0	WP: 0 HR: 0 S: 19 P: 26	ERA: 0.00 WHIP: 0.750	IP: 1.0 WLS: 4 BF: 1	H: 0 R: 0 ER: 0 SO: 1	BB: 0 IBB: 0 HBP: 0 BLK: 0	WP: 0 HR: 0 S: 9 P: 11	ERA: 0.00 WHIP: 1.000					

Tampa Bay Rays @ New York Yankees  
Yankee Stadium, Bronx, NY  
Sun Aug 14 2016, 1:27 PM - 4:21 PM EDT  
Att: 41,473 - Sunny - 95 F

AB 42  
R 12  
H 15  
RBI 12  
BB 2  
SO 12  
LOB 12



Batter	1	2	3	4	5	6	7	8	9	AB	R	H	RBI	BB	SO	LOB	BOTTOM								
22 Jacoby Ellsbury, L (1.8) OBP: 0.330, SLG: 0.364 27 Dylan Romine, R (8.3) OBP: 0.275, SLG: 0.414										3	0	0	0	0	0	1									
31 Aaron Hicks, S (1.7) OBP: 0.283, SLG: 0.328										4	0	1	0	0	1	0									
18 Didi Gregorius, L (1.6) OBP: 0.317, SLG: 0.466										4	0	1	0	0	1	2									
14 Starlin Castro, R (1.4) OBP: 0.297, SLG: 0.409										4	0	1	0	0	1	1									
34 Brian McCann, L (1.10) OBP: 0.330, SLG: 0.406										2	1	1	0	1	1	0									
24 Gary Sánchez, R (1.2) OBP: 0.293, SLG: 0.500										4	1	1	2	0	2	3									
26 Tyler Austin, R (1.3) OBP: 0.376, SLG: 0.750										4	0	1	0	0	1	3									
99 Aaron Judge, R (1.9) OBP: 0.500, SLG: 1.286										3	1	1	1	1	0	2									
17 Ronald Torreyes, R (1.5) OBP: 0.274, SLG: 0.308										3	0	0	0	0	0	1									
<b>Inning Stats</b>	R: 0 H: 6 E: 0 K: 1 S: 12	H: 1 R: 0 ER: 0 SO: 7	H: 1 R: 1 ER: 0 SO: 10	H: 2 R: 2 ER: 0 SO: 13	H: 1 R: 0 ER: 0 SO: 15	H: 0 R: 0 ER: 0 SO: 8	H: 1 R: 0 ER: 0 SO: 5	H: 1 R: 0 ER: 0 SO: 7	H: 0 R: 0 ER: 0 SO: 9	1B: 5 2B: 0 3B: 0 HR: 2	SF: 0 SAC: 0 DP: 2 HBP: 1	WP: 0 PB: 0 SB: 0 CS: 0	PA: 35												
<b>PITCHER</b>	IP: 6.0 WLS: W BF: 24 ERA: 3.72	H: 3 R: 3 ER: 3 SO: 6	BB: 1 IBB: 0 HBP: 0 BLK: 0	WP: 0 HR: 2 S: 65 P: 90	ERA: 4.50 WHIP: 1.000	IP: 1.0 WLS: 3 BF: 1	H: 1 R: 0 ER: 0 SO: 0	BB: 0 IBB: 0 HBP: 0 BLK: 0	WP: 0 HR: 0 S: 5 P: 5	ERA: 0.00 WHIP: 1.000	IP: 1.0 WLS: 4 BF: 1	H: 1 R: 0 ER: 0 SO: 0	BB: 0 IBB: 0 HBP: 0 BLK: 0	WP: 0 HR: 0 S: 7 P: 12	ERA: 0.00 WHIP: 1.000	IP: 1.0 WLS: 0 BF: 0	H: 0 R: 0 ER: 0 SO: 1	BB: 1 IBB: 0 HBP: 0 BLK: 0	WP: 0 HR: 2 S: 9 P: 17	ERA: 0.00 WHIP: 1.000					

Tampa Bay Rays @ New York Yankees  
Yankee Stadium, Bronx, NY  
Sun Aug 14 2016, 1:27 PM - 4:21 PM EDT  
Att: 41,473 - Sunny - 95 F

AB 32  
R 3  
H 7  
RBI 3  
BB 2  
SO 7  
LOB 13





Batter	1	2	3	4	5	6	7	8	9	AB	R	H	RBI	BB	SO	LOB	TOP										
29 Devon Travis, R OBP: 0.332, SLG: 0.480	G5-3			G6-3		K			P3	4	0	0	0	0	1	1	<p>Toronto Blue Jays @ New York Yankees</p> <p>Yankee Stadium, Bronx, NY</p> <p>Mon Aug 15 2016, 7:11 PM - 10:04 PM EDT</p> <p>Att: 36,015 - Partly Cloudy - 87 F</p>										
20 Josh Donaldson, R OBP: 0.400, SLG: 0.562	K			G6-3		K			G5-4-3 1B	4	0	1	0	0	2	0											
10 Edwin Encarnación, R OBP: 0.359, SLG: 0.555	G6-3			P6					G5-4-3	4	0	0	0	0	1	2											
21 Michael Saunders, L OBP: 0.351, SLG: 0.501						K				3	0	0	0	0	2	0											
2 Troy Tulowitzki, R OBP: 0.316, SLG: 0.459						K				3	0	1	0	0	1	0											
9 Darrel Ceciliani, L OBP: 0.158, SLG: 0.263										3	0	1	0	0	1	0											
14 Justin Smoak, S OBP: 0.313, SLG: 0.493						K				3	0	0	0	0	3	2											
7 B.J. Upton, R OBP: 0.289, SLG: 0.402						L8				3	0	0	0	0	1	2											
22 Josh Thole, L OBP: 0.254, SLG: 0.204										2	0	0	0	1	1	0											
48 Junior Lake, R OBP: 0.282, SLG: 0.371									20 1B BB	0	0	0	0	0	0	0											
<b>Inning Stats</b>	R: 0 H: 0 E: 0 K: 1 S: 12	H: 0 LOB: 0 BB: 0 P: 18	R: 0 H: 0 E: 0 K: 3 S: 9	H: 0 LOB: 0 BB: 0 P: 13	R: 0 H: 0 E: 0 K: 1 S: 8	H: 0 LOB: 0 BB: 0 P: 11	R: 0 H: 0 E: 0 K: 0 S: 8	H: 0 LOB: 0 BB: 0 P: 11	R: 0 H: 2 E: 0 K: 3 S: 24	H: 0 LOB: 2 BB: 0 P: 36	R: 0 H: 0 E: 0 K: 3 S: 9	H: 0 LOB: 0 BB: 0 P: 15	R: 0 H: 0 E: 0 K: 1 S: 13	H: 0 LOB: 0 BB: 0 P: 18	R: 0 H: 1 E: 0 K: 0 S: 7	H: 1 LOB: 2 BB: 1 P: 16	1B: 2 2B: 1 3B: 0 HR: 0	SF: 0 SAC: 0 DP: 1 HBP: 0	WP: 0 PB: 0 SB: 0 CS: 0	PA: 30							
<b>PITCHER</b>	IP	WLS	BF	H	R	ER	SO	BB	IBB	HBP	BLK	WP	HR	S	P	ERA	WHIP										
57 Chad Green, R ERA: 4.05	6.0	W	20	2	0	0	11	0	0	0	0	0	0	70	104	0.00	0.333										
29 Tyler Clippard, R ERA: 3.53	1.0	H	3	0	0	0	1	0	0	0	0	0	0	9	9	0.00	0.000										
43 Adam Warren, R ERA: 4.5	1.0	H	3	0	0	0	1	0	0	0	0	0	0	13	18	0.00	0.000										
68 Dellin Betances, R ERA: 2.2	1.0	S	4	1	0	0	0	1	0	0	0	0	0	7	16	0.00	2.000										

AB	29
R	0
H	3
RBI	0
BB	1
SO	13
LOB	7



Batter	1	2	3	4	5	6	7	8	9	AB	R	H	RBI	BB	SO	LOB	BOTTOM										
22 Jacoby Ellsbury, L OBP: 0.329, SLG: 0.365	G1-3			K		FC1-2			K	5	0	1	0	0	2	9	<p>Toronto Blue Jays @ New York Yankees</p> <p>Yankee Stadium, Bronx, NY</p> <p>Mon Aug 15 2016, 7:11 PM - 10:04 PM EDT</p> <p>Att: 36,015 - Partly Cloudy - 87 F</p>										
12 Chase Headley, S OBP: 0.333, SLG: 0.383	BB			K		K			BB	3	0	1	0	2	3	3											
18 Didi Gregorius, L OBP: 0.314, SLG: 0.460	K			L6					L9	5	0	0	0	0	1	6											
25 Mark Teixeira, S OBP: 0.289, SLG: 0.333	F4			L4		P6			BB	3	0	0	0	1	0	3											
14 Starlin Castro, R OBP: 0.295, SLG: 0.405	K			G1-3		G6-3			FC5-4	4	0	0	0	0	1	4											
34 Brian McCann, L OBP: 0.334, SLG: 0.406				24 1B BB		99 2B BB			31 1B FC1-2 1B	2	1	1	0	2	0	1											
24 Gary Sánchez, R OBP: 0.333, SLG: 0.512				99 2B BB					31 FC1-5 99 1B 1B	3	0	2	0	1	1	1											
99 Aaron Judge, R OBP: 0.583, SLG: 1.200									12 BB 31 FC1-5 1B	3	0	2	1	1	1	2											
31 Aaron Hicks, S OBP: 0.263, SLG: 0.327									12 BB FC1-5 1B	4	0	1	0	0	1	6											
<b>Inning Stats</b>	R: 0 H: 1 E: 0 K: 2 S: 16	H: 1 LOB: 2 BB: 1 P: 25	R: 0 H: 1 E: 0 K: 1 S: 16	H: 1 LOB: 2 BB: 1 P: 22	R: 0 H: 0 E: 0 K: 1 S: 6	H: 0 LOB: 0 BB: 0 P: 7	R: 1 H: 1 E: 0 K: 2 S: 14	H: 1 LOB: 2 BB: 2 P: 26	R: 0 H: 1 E: 0 K: 0 S: 12	H: 1 LOB: 1 BB: 0 P: 14	R: 0 H: 2 E: 0 K: 2 S: 16	H: 2 LOB: 3 BB: 1 P: 27	R: 0 H: 0 E: 0 K: 0 S: 4	H: 0 LOB: 1 BB: 1 P: 8	R: 0 H: 2 E: 0 K: 1 S: 13	H: 2 LOB: 3 BB: 1 P: 20		1B: 5 2B: 3 3B: 0 HR: 0	SF: 0 SAC: 0 DP: 0 HBP: 0	WP: 0 PB: 0 SB: 0 CS: 0	PA: 39						
<b>PITCHER</b>	IP	WLS	BF	H	R	ER	SO	BB	IBB	HBP	BLK	WP	HR	S	P	ERA	WHIP										
43 R.A. Dickey, R ERA: 4.51	5.0	L	23	4	1	1	6	4	0	0	0	0	0	64	94	1.80	1.600										
31 Joe Blaginski, R ERA: 2.05	1.0		6	2	0	0	2	1	0	0	0	0	0	16	27	0.00	3.000										
27 Brett Cecil, L ERA: 4.56	1.0		4	0	0	0	0	1	0	0	0	0	0	4	8	0.00	1.000										
52 Ryan Tepera, R ERA: 3.24	1.0		6	2	0	0	1	1	0	0	0	0	0	13	20	0.00	3.000										

AB	32
R	1
H	8
RBI	1
BB	7
SO	9
LOB	35





Batter	1	2	3	4	5	6	7	8	9	AB	R	H	RBI	BB	SO	LOB	TOP								
29 Devon Travis, R OBP: 0.333, SLG: 0.483	G4-3		L8			E	K	FC4-6		5	2	2	1	0	1	0	<b>Toronto Blue Jays @ New York Yankees</b> Yankee Stadium, Bronx, NY Tue Aug 16 2016, 7:10 PM - 11:00 PM EDT Att: 31,874 - Partly Cloudy - 83 F								
20 Josh Donaldson, R OBP: 0.402, SLG: 0.561	G4-3			G5-3		E				3	2	1	1	2	0	0									
10 Edwin Encarnación, R OBP: 0.359, SLG: 0.560 14 Justin Smoak, S OBP: 0.313, SLG: 0.403	L7					K				5	1	2	3	0	1	3									
21 Michael Saunders, L OBP: 0.350, SLG: 0.500	G4-3			F8		K				5	0	1	1	0	1	2									
2 Troy Tulowitzki, R OBP: 0.323, SLG: 0.473										5	2	4	2	0	0	2									
55 Russell Martin, R OBP: 0.337, SLG: 0.386										5	2	2	3	0	1	3									
9 Darrell Ceciliani, L OBP: 0.167, SLG: 0.217										4	1	0	0	0	2	1									
7 B.J. Upton, R OBP: 0.293, SLG: 0.403										4	1	2	0	1	1	0									
3 Ezequiel Carrera, L OBP: 0.342, SLG: 0.364										5	1	1	0	0	1	2									
<b>Inning Stats</b>	R: 0 H: 0 E: 0 K: 0 S: 9	H: 0 LOB: 0 BB: 0 P: 13	R: 0 H: 1 E: 0 K: 2 S: 17	H: 1 LOB: 1 BB: 0 P: 25	R: 0 H: 0 E: 0 K: 0 S: 7	H: 0 LOB: 0 BB: 0 P: 10	R: 0 H: 2 E: 0 K: 0 S: 10	H: 2 LOB: 2 BB: 0 P: 15	R: 0 H: 1 E: 0 K: 0 S: 3	H: 1 LOB: 0 BB: 0 P: 5	R: 4 H: 4 E: 1 K: 2 S: 19	H: 4 LOB: 0 BB: 0 P: 29	R: 0 H: 0 E: 0 K: 2 S: 9	H: 0 LOB: 0 BB: 0 P: 14	R: 8 H: 6 E: 0 K: 0 S: 36	H: 6 LOB: 2 BB: 3 P: 59	R: 0 H: 1 E: 0 K: 2 S: 12	H: 1 LOB: 1 BB: 0 P: 18	1B: 9 2B: 2 3B: 0 HR: 4	SF: 0 SAC: 0 DP: 1 HBP: 1	WP: 0 PB: 0 SB: 0 CS: 0	PA: 45			
<b>PITCHER</b>	IP WLS BF H R ER SO BB IBB HBP BLK WP HR S P ERA WHIP	IP WLS BF H R ER SO BB IBB HBP BLK WP HR S P ERA WHIP	IP WLS BF H R ER SO BB IBB HBP BLK WP HR S P ERA WHIP	IP WLS BF H R ER SO BB IBB HBP BLK WP HR S P ERA WHIP	IP WLS BF H R ER SO BB IBB HBP BLK WP HR S P ERA WHIP	IP WLS BF H R ER SO BB IBB HBP BLK WP HR S P ERA WHIP	IP WLS BF H R ER SO BB IBB HBP BLK WP HR S P ERA WHIP	IP WLS BF H R ER SO BB IBB HBP BLK WP HR S P ERA WHIP	IP WLS BF H R ER SO BB IBB HBP BLK WP HR S P ERA WHIP	IP WLS BF H R ER SO BB IBB HBP BLK WP HR S P ERA WHIP	IP WLS BF H R ER SO BB IBB HBP BLK WP HR S P ERA WHIP	IP WLS BF H R ER SO BB IBB HBP BLK WP HR S P ERA WHIP	IP WLS BF H R ER SO BB IBB HBP BLK WP HR S P ERA WHIP	IP WLS BF H R ER SO BB IBB HBP BLK WP HR S P ERA WHIP	IP WLS BF H R ER SO BB IBB HBP BLK WP HR S P ERA WHIP	IP WLS BF H R ER SO BB IBB HBP BLK WP HR S P ERA WHIP	IP WLS BF H R ER SO BB IBB HBP BLK WP HR S P ERA WHIP	IP WLS BF H R ER SO BB IBB HBP BLK WP HR S P ERA WHIP	IP WLS BF H R ER SO BB IBB HBP BLK WP HR S P ERA WHIP	IP WLS BF H R ER SO BB IBB HBP BLK WP HR S P ERA WHIP	IP WLS BF H R ER SO BB IBB HBP BLK WP HR S P ERA WHIP	IP WLS BF H R ER SO BB IBB HBP BLK WP HR S P ERA WHIP	IP WLS BF H R ER SO BB IBB HBP BLK WP HR S P ERA WHIP	IP WLS BF H R ER SO BB IBB HBP BLK WP HR S P ERA WHIP	IP WLS BF H R ER SO BB IBB HBP BLK WP HR S P ERA WHIP
35 Michael Pineda, R ERA: 4.89	5.0	18	4	0	0	2	0	0	0	0	0	0	0	0	0	0	0.00	0.800							
41 Anthony Swarzak, R ERA: 5.23	0.2	6	4	4	4	2	0	0	0	0	2	16	25	54.00	6.000										
39 Tommy Layne, L ERA: 3.94	0.1	H	1	0	0	0	0	0	0	0	0	3	4	0.00	0.000										
29 Tyler Clippard, R ERA: 3.74	1.0	H	3	0	0	2	0	0	0	0	0	9	14	0.00	0.000										
43 Adam Warren, R ERA: 5.24	0.1	L	5	3	4	4	0	1	0	0	0	2	19	27	108.00	12.000									
22 Jacoby Ellsbury, L OBP: 0.326, SLG: 0.361	K		G4-3			G3				4	0	0	0	0	2	0	<b>Toronto Blue Jays @ New York Yankees</b> Yankee Stadium, Bronx, NY Tue Aug 16 2016, 7:10 PM - 11:00 PM EDT Att: 31,874 - Partly Cloudy - 83 F								
12 Chase Headley, S OBP: 0.332, SLG: 0.384	K		G6-3							4	1	1	0	0	2	0									
18 Didi Gregorius, L OBP: 0.315, SLG: 0.468										4	1	2	2	0	1	0									
25 Mark Teixeira, S OBP: 0.285, SLG: 0.329										4	0	0	0	0	1	1									
14 Starlin Castro, R OBP: 0.294, SLG: 0.404										4	1	1	0	0	0	0									
34 Brian McCann, L OBP: 0.333, SLG: 0.404										4	1	1	0	0	1	0									
24 Gary Sánchez, R OBP: 0.367, SLG: 0.660										4	2	3	4	0	0	0									
99 Aaron Judge, R OBP: 0.438, SLG: 0.857										4	0	0	0	0	2	1									
31 Aaron Hicks, S OBP: 0.260, SLG: 0.323										3	0	0	0	0	1	0									
<b>Inning Stats</b>	R: 1 H: 1 E: 0 K: 2 S: 9	H: 1 LOB: 0 BB: 0 P: 16	R: 1 H: 1 E: 0 K: 0 S: 8	H: 1 LOB: 0 BB: 0 P: 16	R: 0 H: 0 E: 0 K: 0 S: 6	H: 0 LOB: 0 BB: 0 P: 8	R: 3 H: 3 E: 0 K: 0 S: 13	H: 3 LOB: 0 BB: 0 P: 19	R: 1 H: 2 E: 0 K: 0 S: 15	H: 2 LOB: 1 BB: 0 P: 25	R: 0 H: 1 E: 0 K: 2 S: 13	H: 1 LOB: 0 BB: 0 P: 18	R: 0 H: 0 E: 0 K: 3 S: 9	H: 0 LOB: 0 BB: 0 P: 14	R: 0 H: 0 E: 0 K: 2 S: 8	H: 0 LOB: 0 BB: 0 P: 11	R: 0 H: 0 E: 0 K: 1 S: 5	H: 0 LOB: 0 BB: 0 P: 9	1B: 4 2B: 1 3B: 0 HR: 3	SF: 0 SAC: 0 DP: 0 HBP: 0	WP: 0 PB: 0 SB: 0 CS: 0	PA: 35			
<b>PITCHER</b>	IP WLS BF H R ER SO BB IBB HBP BLK WP HR S P ERA WHIP	IP WLS BF H R ER SO BB IBB HBP BLK WP HR S P ERA WHIP	IP WLS BF H R ER SO BB IBB HBP BLK WP HR S P ERA WHIP	IP WLS BF H R ER SO BB IBB HBP BLK WP HR S P ERA WHIP	IP WLS BF H R ER SO BB IBB HBP BLK WP HR S P ERA WHIP	IP WLS BF H R ER SO BB IBB HBP BLK WP HR S P ERA WHIP	IP WLS BF H R ER SO BB IBB HBP BLK WP HR S P ERA WHIP	IP WLS BF H R ER SO BB IBB HBP BLK WP HR S P ERA WHIP	IP WLS BF H R ER SO BB IBB HBP BLK WP HR S P ERA WHIP	IP WLS BF H R ER SO BB IBB HBP BLK WP HR S P ERA WHIP	IP WLS BF H R ER SO BB IBB HBP BLK WP HR S P ERA WHIP	IP WLS BF H R ER SO BB IBB HBP BLK WP HR S P ERA WHIP	IP WLS BF H R ER SO BB IBB HBP BLK WP HR S P ERA WHIP	IP WLS BF H R ER SO BB IBB HBP BLK WP HR S P ERA WHIP	IP WLS BF H R ER SO BB IBB HBP BLK WP HR S P ERA WHIP	IP WLS BF H R ER SO BB IBB HBP BLK WP HR S P ERA WHIP	IP WLS BF H R ER SO BB IBB HBP BLK WP HR S P ERA WHIP	IP WLS BF H R ER SO BB IBB HBP BLK WP HR S P ERA WHIP	IP WLS BF H R ER SO BB IBB HBP BLK WP HR S P ERA WHIP	IP WLS BF H R ER SO BB IBB HBP BLK WP HR S P ERA WHIP	IP WLS BF H R ER SO BB IBB HBP BLK WP HR S P ERA WHIP	IP WLS BF H R ER SO BB IBB HBP BLK WP HR S P ERA WHIP	IP WLS BF H R ER SO BB IBB HBP BLK WP HR S P ERA WHIP	IP WLS BF H R ER SO BB IBB HBP BLK WP HR S P ERA WHIP	IP WLS BF H R ER SO BB IBB HBP BLK WP HR S P ERA WHIP
25 Marco Estrada, R ERA: 3.2	4.0	17	5	5	2	0	0	0	0	0	0	0	0	0	0	0	11.25	1.250							
46 Scott Feldman, R ERA: 3.71	3.0	W	12	3	1	1	5	0	0	0	0	37	57	3.00	1.000										
37 Jason Grilli, R ERA: 3.09	1.0		3	0	0	2	0	0	0	0	0	8	11	0.00	0.000										
52 Ryan Tepera, R ERA: 2.89	1.0		3	0	0	1	0	0	0	0	0	5	9	0.00	0.000										



Batter	1	2	3	4	5	6	7	8	9	AB	R	H	RBI	BB	SO	LOB	TOP				
29 Devon Travis, R OBP: 0.331, SLG: 0.477										5	0	1	0	0	3	3					
20 Josh Donaldson, R OBP: 0.399, SLG: 0.556										4	1	0	0	0	2	2					
21 Michael Saunders, L OBP: 0.349, SLG: 0.499										1	0	0	0	0	0	0					
10 Edwin Encarnación, R OBP: 0.399, SLG: 0.556										5	1	1	0	0	1	2					
14 Justin Smoak, S OBP: 0.313, SLG: 0.403										0	0	0	0	0	0	0					
55 Russell Martin, R OBP: 0.340, SLG: 0.392										5	1	3	1	0	2	1					
2 Troy Tulowitzki, R OBP: 0.321, SLG: 0.469										5	1	3	1	0	2	1					
7 B.J. Upton, R OBP: 0.297, SLG: 0.412										5	1	1	0	0	2	5					
3 Ezequiel Carrera, L OBP: 0.341, SLG: 0.367										3	2	2	3	1	1	1					
18 Darwin Barney, R OBP: 0.310, SLG: 0.357										4	1	1	1	0	1	1					
9 Darrell Ceciliani, L OBP: 0.179, SLG: 0.192										4	0	2	2	0	1	1					
<b>Inning Stats</b>	R: 0 E: 0 K: 2 S: 7	H: 0 LOB: 0 BB: 0 P: 13	R: 3 E: 0 K: 3 S: 16	H: 3 LOB: 1 BB: 1 P: 24	R: 0 E: 0 K: 2 S: 10	H: 1 LOB: 1 BB: 0 P: 11	R: 0 E: 0 K: 1 S: 9	H: 1 LOB: 1 BB: 0 P: 13	R: 4 E: 1 K: 2 S: 16	H: 3 LOB: 0 BB: 0 P: 23	R: 0 E: 0 K: 2 S: 12	H: 1 LOB: 1 BB: 0 P: 14	R: 0 E: 0 K: 1 S: 14	H: 0 LOB: 1 BB: 0 P: 21	R: 0 E: 0 K: 2 S: 10	H: 1 LOB: 1 BB: 0 P: 16	1B: 7 2B: 3 3B: 0 HR: 1	SF: 0 SAC: 0 DP: 0 HBP: 0	WP: 0 PB: 0 SB: 0 CS: 0	PA: 41	
<b>PITCHER</b>	IP WLS BF H R ER SO BB IBB HBP BLK WP HR S P ERA WHIP	IP WLS BF H R ER SO BB IBB HBP BLK WP HR S P ERA WHIP	IP WLS BF H R ER SO BB IBB HBP BLK WP HR S P ERA WHIP	IP WLS BF H R ER SO BB IBB HBP BLK WP HR S P ERA WHIP	IP WLS BF H R ER SO BB IBB HBP BLK WP HR S P ERA WHIP	IP WLS BF H R ER SO BB IBB HBP BLK WP HR S P ERA WHIP	IP WLS BF H R ER SO BB IBB HBP BLK WP HR S P ERA WHIP	IP WLS BF H R ER SO BB IBB HBP BLK WP HR S P ERA WHIP	IP WLS BF H R ER SO BB IBB HBP BLK WP HR S P ERA WHIP	IP WLS BF H R ER SO BB IBB HBP BLK WP HR S P ERA WHIP	IP WLS BF H R ER SO BB IBB HBP BLK WP HR S P ERA WHIP	IP WLS BF H R ER SO BB IBB HBP BLK WP HR S P ERA WHIP	IP WLS BF H R ER SO BB IBB HBP BLK WP HR S P ERA WHIP	IP WLS BF H R ER SO BB IBB HBP BLK WP HR S P ERA WHIP	IP WLS BF H R ER SO BB IBB HBP BLK WP HR S P ERA WHIP	IP WLS BF H R ER SO BB IBB HBP BLK WP HR S P ERA WHIP	IP WLS BF H R ER SO BB IBB HBP BLK WP HR S P ERA WHIP	IP WLS BF H R ER SO BB IBB HBP BLK WP HR S P ERA WHIP	IP WLS BF H R ER SO BB IBB HBP BLK WP HR S P ERA WHIP	IP WLS BF H R ER SO BB IBB HBP BLK WP HR S P ERA WHIP	IP WLS BF H R ER SO BB IBB HBP BLK WP HR S P ERA WHIP
52 CC Sabathia, L ERA: 4.49	6.0	L	29	9	7	7	12	1	0	0	0	0	0	0	0	0	10.50	1.667			
50 Kirby Yates, R ERA: 5.52	1.0		4	1	0	0	1	0	0	0	0	0	0	0	0	14	21	0.00	1.000		
39 Tommy Layne, L ERA: 3.82	1.0		4	0	0	0	2	1	0	0	0	0	0	0	10	14	0.00	1.000			
41 Anthony Swarzak, R ERA: 6.0	1.0		4	1	0	0	1	0	0	0	0	0	0	0	11	16	0.00	1.000			

Toronto Blue Jays @ New York Yankees  
Yankee Stadium, Bronx, NY  
Wed Aug 17 2016, 1:10 PM - 3:57 PM EDT  
Att: 37,736 - Partly Cloudy - 85 F

AB	39
R	7
H	11
RBI	7
BB	2
SO	16
LOB	19



Batter	1	2	3	4	5	6	7	8	9	AB	R	H	RBI	BB	SO	LOB	BOTTOM					
11 Brett Gardner, L OBP: 0.351, SLG: 0.378										4	0	1	0	0	0	0						
12 Chase Headley, S OBP: 0.333, SLG: 0.394										4	2	2	1	0	1	1						
14 Starlin Castro, R OBP: 0.296, SLG: 0.412										4	1	2	1	0	0	1						
24 Gary Sánchez, R OBP: 0.396, SLG: 0.720										3	1	2	1	1	1	1						
99 Aaron Judge, R OBP: 0.450, SLG: 0.778										4	0	2	1	0	2	1						
18 Didi Gregorius, L OBP: 0.313, SLG: 0.464										4	0	0	0	0	2	5						
26 Tyler Austin, R OBP: 0.250, SLG: 0.500										4	0	0	0	0	3	0						
27 Austin Romine, R OBP: 0.269, SLG: 0.404										3	0	0	0	0	1	0						
34 Brian McCann, L OBP: 0.332, SLG: 0.403										1	0	0	0	0	0	0						
31 Aaron Hicks, S OBP: 0.256, SLG: 0.318										4	0	0	0	0	1	0						
<b>Inning Stats</b>	R: 0 E: 0 K: 1 S: 8	H: 0 LOB: 0 BB: 0 P: 13	R: 1 E: 0 K: 3 S: 10	H: 1 LOB: 0 BB: 0 P: 14	R: 0 E: 0 K: 0 S: 7	H: 1 LOB: 1 BB: 0 P: 12	R: 1 E: 0 K: 1 S: 7	H: 1 LOB: 0 BB: 1 P: 14	R: 0 E: 0 K: 2 S: 8	H: 3 LOB: 2 BB: 0 P: 8	R: 1 E: 0 K: 1 S: 12	H: 0 LOB: 0 BB: 0 P: 19	R: 0 E: 0 K: 1 S: 6	H: 0 LOB: 0 BB: 0 P: 7	R: 1 E: 0 K: 1 S: 16	H: 3 LOB: 2 BB: 0 P: 23	R: 0 E: 0 K: 1 S: 10	H: 0 LOB: 0 BB: 0 P: 11	1B: 6 2B: 0 3B: 0 HR: 3	SF: 0 SAC: 0 DP: 1 HBP: 0	WP: 0 PB: 0 SB: 0 CS: 0	PA: 36
<b>PITCHER</b>	IP WLS BF H R ER SO BB IBB HBP BLK WP HR S P ERA WHIP	IP WLS BF H R ER SO BB IBB HBP BLK WP HR S P ERA WHIP	IP WLS BF H R ER SO BB IBB HBP BLK WP HR S P ERA WHIP	IP WLS BF H R ER SO BB IBB HBP BLK WP HR S P ERA WHIP	IP WLS BF H R ER SO BB IBB HBP BLK WP HR S P ERA WHIP	IP WLS BF H R ER SO BB IBB HBP BLK WP HR S P ERA WHIP	IP WLS BF H R ER SO BB IBB HBP BLK WP HR S P ERA WHIP	IP WLS BF H R ER SO BB IBB HBP BLK WP HR S P ERA WHIP	IP WLS BF H R ER SO BB IBB HBP BLK WP HR S P ERA WHIP	IP WLS BF H R ER SO BB IBB HBP BLK WP HR S P ERA WHIP	IP WLS BF H R ER SO BB IBB HBP BLK WP HR S P ERA WHIP	IP WLS BF H R ER SO BB IBB HBP BLK WP HR S P ERA WHIP	IP WLS BF H R ER SO BB IBB HBP BLK WP HR S P ERA WHIP	IP WLS BF H R ER SO BB IBB HBP BLK WP HR S P ERA WHIP	IP WLS BF H R ER SO BB IBB HBP BLK WP HR S P ERA WHIP	IP WLS BF H R ER SO BB IBB HBP BLK WP HR S P ERA WHIP	IP WLS BF H R ER SO BB IBB HBP BLK WP HR S P ERA WHIP	IP WLS BF H R ER SO BB IBB HBP BLK WP HR S P ERA WHIP	IP WLS BF H R ER SO BB IBB HBP BLK WP HR S P ERA WHIP	IP WLS BF H R ER SO BB IBB HBP BLK WP HR S P ERA WHIP	IP WLS BF H R ER SO BB IBB HBP BLK WP HR S P ERA WHIP	
33 J.A. Happ, L ERA: 3.05	7.1	W	29	7	4	4	9	1	0	0	0	0	0	0	0	0	4.91	1.091				
53 Joaquin Benoit, R ERA: 3.9	0.1		3	2	0	0	0	0	0	0	0	0	0	0	0	8	10	0.00	6.000			
54 Roberto Osuna, R ERA: 1.84	1.1	S	4	0	0	0	2	0	0	0	0	0	0	0	13	15	0.00	0.000				

Toronto Blue Jays @ New York Yankees  
Yankee Stadium, Bronx, NY  
Wed Aug 17 2016, 1:10 PM - 3:57 PM EDT  
Att: 37,736 - Partly Cloudy - 85 F

AB	35
R	4
H	9
RBI	4
BB	1
SO	11
LOB	9













Batter	1	2	3	4	5	6	7	8	9	AB	R	H	RBI	BB	SO	LOB	TOP																					
11 Brett Gardner, L OBP: 0.346, SLG: 0.370	L1		G4-6-3		G4-3			FC4-6 BB		3	0	0	0	1	0	3	<b>New York Yankees @ Los Angeles Angels</b> Angel Stadium of Anaheim, Anaheim, CA Sun Aug 21 2016, 12:38 PM - 3:16 PM PDT Att: 40,309 - Partly Cloudy - 83 F																					
22 Jacoby Ellsbury, L OBP: 0.323, SLG: 0.364	G3			K	P4			FC4-6 S		4	0	0	0	0	1	2																						
24 Gary Sánchez, R OBP: 0.409, SLG: 0.738	G5-3			G1-3		K		BB		3	0	0	0	1	1	0																						
18 Didi Gregorius, L OBP: 0.312, SLG: 0.468		F7		34 BB 14 1B		L6		K		4	0	1	0	0	1	2																						
14 Starlin Castro, R OBP: 0.296, SLG: 0.411	F8			34 BB 1B				G2-3		4	0	2	0	0	0	2																						
34 Brian McCann, L OBP: 0.332, SLG: 0.407	G4-3									3	0	0	0	1	2	1																						
25 Mark Teixeira, S OBP: 0.285, SLG: 0.331			31 1B 2B	F8						4	0	1	0	0	0	3																						
12 Chase Headley, S OBP: 0.330, SLG: 0.390			K		K					4	0	0	0	0	3	1																						
31 Aaron Hicks, S OBP: 0.264, SLG: 0.325			11 G4-6-3 1B							3	0	2	0	0	0	0																						
<b>Inning Stats</b>	R: 0 H: 0 E: 0 K: 0 S: 6	H: 0 LOB: 0 BB: 0 P: 8	R: 0 H: 0 E: 0 K: 0 S: 10	H: 0 LOB: 0 BB: 0 P: 17	R: 0 H: 2 E: 0 K: 1 S: 11	H: 2 LOB: 1 BB: 0 P: 15	R: 0 H: 2 E: 0 K: 1 S: 14	H: 2 LOB: 3 BB: 1 P: 25	R: 0 H: 1 E: 0 K: 2 S: 12	H: 1 LOB: 1 BB: 0 P: 13	R: 0 H: 0 E: 0 K: 0 S: 5	H: 0 LOB: 0 BB: 0 P: 10	R: 0 H: 0 E: 0 K: 1 S: 13	H: 0 LOB: 2 BB: 2 P: 24	R: 0 H: 0 E: 0 K: 2 S: 8	H: 0 LOB: 0 BB: 0 P: 10	1B: 5 2B: 1 3B: 0 HR: 0	SF: 0 SAC: 0 DP: 1 HBP: 0	WP: 0 PB: 0 SB: 1 CS: 0	PA: 35																		
<b>PITCHER</b>	IP	WLS	BF	H	R	ER	SO	BB	IBB	HBP	BLK	WP	HR	S	P	ERA	WHIP	<b>PITCHER</b>			IP	WLS	BF	H	R	ER	SO	BB	IBB	HBP	BLK	WP	HR	S	P	ERA	WHIP	
49 Jhoulys Chacin, R ERA: 5.61	5.2	W	23	6	0	0	4	1	0	0	0	0	0	0	62	94	0.00	1.235				5.2	W	23	6	0	0	4	1	0	0	0	0	0	62	94	0.00	1.235
54 Deolis Guerra, R ERA: 2.53	1.1	H	4	0	0	0	1	0	0	0	0	0	0	8	13	0.00	0.000				1.1	H	4	0	0	0	1	0	0	0	0	0	8	13	0.00	0.000		
66 JC Ramirez, R ERA: 4.99	1.0	H	5	0	0	0	1	2	0	0	0	0	0	13	24	0.00	2.000				1.0	H	5	0	0	0	1	2	0	0	0	13	24	0.00	2.000			
59 Fernando Salas, R ERA: 4.86	1.0	S	3	0	0	0	2	0	0	0	0	0	0	8	10	0.00	0.000				1.0	S	3	0	0	0	2	0	0	0	0	8	10	0.00	0.000			

Batter	1	2	3	4	5	6	7	8	9	AB	R	H	RBI	BB	SO	LOB	BOTTOM																				
56 Kole Calhoun, L OBP: 0.350, SLG: 0.413	G1-3		K		P6			G3		4	0	0	0	0	1	0	<b>New York Yankees @ Los Angeles Angels</b> Angel Stadium of Anaheim, Anaheim, CA Sun Aug 21 2016, 12:38 PM - 3:16 PM PDT Att: 40,309 - Partly Cloudy - 83 F																				
27 Mike Trout, R OBP: 0.426, SLG: 0.544	F8		K		1B			5 CS BB		3	0	1	0	1	1	0																					
5 Albert Pujols, R OBP: 0.319, SLG: 0.431	24 BB 2 1B				F8			24 1B 2 1B		4	2	3	0	0	0	1																					
24 C.J. Cron, R OBP: 0.331, SLG: 0.466	2 1B BB		F9			P3		2 1B 1B		3	0	1	0	1	0	1																					
2 Andrelton Simmons, R OBP: 0.305, SLG: 0.336	1-2 1B			G4-3		F9		1B		4	0	2	2	0	0	0																					
3 Nick Buss, L OBP: 0.233, SLG: 0.400	L8		K			K		1B		3	0	0	0	0	2	2																					
22 Kaleb Cowart, S OBP: 0.222, SLG: 0.333		F8			2B			F7		3	0	1	0	0	0	0																					
58 Carlos Pérez, R OBP: 0.250, SLG: 0.344		F9		G4-3				L7		3	0	0	0	0	0	1																					
7 Cliff Pennington, S OBP: 0.286, SLG: 0.385			K					F7		3	0	0	0	0	1	0																					
<b>Inning Stats</b>	R: 1 H: 2 E: 0 K: 0 S: 13	H: 2 LOB: 2 BB: 1 P: 22	R: 0 H: 0 E: 0 K: 1 S: 9	H: 0 LOB: 0 BB: 0 P: 13	R: 0 H: 1 E: 0 K: 2 S: 12	H: 1 LOB: 1 BB: 0 P: 18	R: 0 H: 1 E: 0 K: 1 S: 10	H: 1 LOB: 1 BB: 0 P: 16	R: 0 H: 1 E: 0 K: 0 S: 11	H: 1 LOB: 2 BB: 0 P: 18	R: 0 H: 0 E: 0 K: 1 S: 9	H: 0 LOB: 0 BB: 0 P: 12	R: 0 H: 0 E: 0 K: 0 S: 10	H: 0 LOB: 0 BB: 0 P: 14	R: 1 H: 3 E: 0 K: 0 S: 12	H: 3 LOB: 2 BB: 1 P: 19	1B: 7 2B: 1 3B: 0 HR: 0	SF: 0 SAC: 0 DP: 0 HBP: 0	WP: 0 PB: 0 SB: 0 CS: 1	PA: 32																	
<b>PITCHER</b>	IP	WLS	BF	H	R	ER	SO	BB	IBB	HBP	BLK	WP	HR	S	P	ERA	WHIP	<b>PITCHER</b>			IP	WLS	BF	H	R	ER	SO	BB	IBB	HBP	BLK	WP	HR	S	P	ERA	WHIP
57 Chad Green, R ERA: 3.66	6.0	L	24	5	1	1	5	1	0	0	0	0	0	10	14	0.00	1.000				6.0	L	24	5	1	1	5	1	0	0	0	10	14	0.00	1.000		
41 Anthony Swarzak, R ERA: 5.79	1.0		3	0	0	0	0	0	0	0	0	0	0	10	14	0.00	0.000				1.0		3	0	0	0	0	0	0	0	0	10	14	0.00	0.000		
43 Adam Warren, R ERA: 5.29	1.0		5	3	1	1	0	1	0	0	0	0	0	12	19	9.00	4.000				1.0		5	3	1	1	0	1	0	0	0	12	19	9.00	4.000		





Batter	1	2	3	4	5	6	7	8	9	AB	R	H	RBI	BB	SO	LOB	TOP		
11 Brett Gardner, L (1, 7) OBP: 0.347, SLG: 0.369	F8		G6-4-3 BB			G5-3	1B		G4-3	4	0	1	0	1	0	3	<b>New York Yankees @ Seattle Mariners</b> Safeco Field, Seattle, WA Mon Aug 22 2016, 7:11 PM - 10:07 PM PDT Att: 24,384 - Clear - 69 F		
22 Jacoby Ellsbury, L (1, 8) OBP: 0.323, SLG: 0.363	G4-3		G6-4-3			1B	P4			4	1	1	0	0	0	2			
24 Gary Sánchez, R (1, 2) OBP: 0.429, SLG: 0.831	HR					HR			L8	4	2	3	3	0	0	0			
18 Didi Gregorius, L (1, 6) OBP: 0.312, SLG: 0.466	K					K			K	4	0	1	0	0	3	0			
14 Starlin Castro, R (1, 4) OBP: 0.298, SLG: 0.425						HR			F9	4	2	2	2	0	1	2			
34 Brian McCann, L (1, 10) OBP: 0.333, SLG: 0.404	G4-3					G4-6-3				2	0	0	0	2	0	2			
99 Aaron Judge, R (1, 9) OBP: 0.333, SLG: 0.500						G6-3			K	4	0	0	0	0	2	2			
12 Chase Headley, S (1, 5) OBP: 0.329, SLG: 0.388						G3				4	0	1	0	0	2	0			
17 Ronald Torreyes, R (9, PH) OBP: 0.304, SLG: 0.395									K	0	0	0	0	0	0	0			
26 Tyler Austin, R (1, 3) OBP: 0.130, SLG: 0.261						G5-3				3	0	0	0	0	0	0			
25 Mark Teixeira, S (9, PH) OBP: 0.284, SLG: 0.330						G5-3			F7	1	0	0	0	0	0	2			
<b>Inning Stats</b>	R: 1 H: 1 E: 0 K: 1 S: 10	H: 1 LOB: 0 BB: 0 P: 18	R: 1 H: 1 E: 0 K: 2 S: 10	H: 1 LOB: 0 BB: 0 P: 12	R: 0 H: 0 E: 0 K: 0 S: 7	H: 0 LOB: 0 BB: 1 P: 14	R: 0 H: 2 E: 0 K: 1 S: 9	H: 3 LOB: 1 BB: 0 P: 8	R: 0 H: 0 E: 0 K: 1 S: 8	H: 1 LOB: 3 BB: 1 P: 18	R: 0 H: 0 E: 0 K: 1 S: 8	H: 0 LOB: 0 BB: 0 P: 12	R: 0 H: 1 E: 0 K: 1 S: 12	H: 1 LOB: 3 BB: 1 P: 22	1B: 5 2B: 0 3B: 0 HR: 4	SF: 0 SAC: 0 DP: 2 HBP: 0	WP: 0 PB: 0 SB: 0 CS: 0	PA: 37	
<b>PITCHER</b>	IP WLS BF H R ER SO BB IBB HBP BLK WP HR S P ERA WHIP																		
57 Cody Martin, R (1, 1) ERA: 4.5	5.2	24	7	5	5	5	2	0	0	0	0	0	0	0	4	56	93	7.94	1.588
50 Nick Vincent, R (6, 1) ERA: 3.92	1.0	W 3	0	0	0	1	0	0	0	0	0	0	0	0	10	12	0.00	0.000	
38 Vidal Nuño, L (7, 1) ERA: 2.7	0.1	H 2	1	0	0	0	0	0	0	0	0	0	0	6	7	0.00	3.000		
31 Steve Cishek, R (8, 1) ERA: 3.24	1.0	H 3	0	0	0	1	0	0	0	0	0	0	0	8	12	0.00	0.000		
39 Edwin Díaz, R (9, 1) ERA: 2.25	1.0	S 5	1	0	0	1	1	0	0	1	0	0	0	12	22	0.00	2.000		

Batter	1	2	3	4	5	6	7	8	9	AB	R	H	RBI	BB	SO	LOB	BOTTOM	
8 Norichika Aoki, L (1, 7) OBP: 0.334, SLG: 0.346	G5-6-3 BB		F8			F8			K	2	0	0	0	1	0	1	<b>New York Yankees @ Seattle Mariners</b> Safeco Field, Seattle, WA Mon Aug 22 2016, 7:11 PM - 10:07 PM PDT Att: 24,384 - Clear - 69 F	
5 Guillermo Heredia, R (7, 7) OBP: 0.367, SLG: 0.365										1	0	0	0	0	1	0		
7 Seth Smith, L (1, 9) OBP: 0.351, SLG: 0.411	G5-6-3					G4-3				3	0	1	0	0	0	2		
36 Shawn O'Malley, S (7, 9) OBP: 0.324, SLG: 0.365						2B			CS	0	0	0	0	1	0	0		
22 Robinson Canó, L (1, 4) OBP: 0.348, SLG: 0.522						HR			F8	4	2	3	0	0	0	0		
23 Nelson Cruz, R (1, 10) OBP: 0.371, SLG: 0.547	K					FC5-2-6 HR			HR	4	2	1	1	0	1	4		
15 Kyle Seager, L (1, 5) OBP: 0.366, SLG: 0.518						HR			G4-3	3	2	2	3	1	0	0		
26 Adam Lind, L (1, 3) OBP: 0.269, SLG: 0.437	G6-3					K			1B	4	0	1	0	0	1	3		
3 Mike Zunino, R (1, 2) OBP: 0.396, SLG: 0.707	K					F8			K	4	1	1	3	0	2	1		
12 Leonys Martin, L (1, 8) OBP: 0.310, SLG: 0.395						K			G4-3	3	0	0	0	0	2	0		
4 Ketel Marte, S (1, 6) OBP: 0.292, SLG: 0.342	K2-3								K	3	0	1	0	0	2	0		
<b>Inning Stats</b>	R: 0 H: 1 E: 0 K: 1 S: 9	H: 1 LOB: 1 BB: 0 P: 18	R: 0 H: 1 E: 0 K: 1 S: 7	H: 1 LOB: 0 BB: 0 P: 8	R: 0 H: 0 E: 0 K: 2 S: 8	H: 0 LOB: 0 BB: 0 P: 11	R: 3 H: 3 E: 0 K: 1 S: 16	H: 2 LOB: 1 BB: 1 P: 22	R: 0 H: 0 E: 0 K: 2 S: 7	H: 0 LOB: 0 BB: 1 P: 14	R: 1 H: 2 E: 0 K: 1 S: 16	H: 2 LOB: 1 BB: 0 P: 23	1B: 6 2B: 1 3B: 0 HR: 3	SF: 0 SAC: 0 DP: 2 HBP: 0	WP: 0 PB: 0 SB: 0 CS: 1	PA: 35		
<b>PITCHER</b>	IP WLS BF H R ER SO BB IBB HBP BLK WP HR S P ERA WHIP																	
35 Michael Pineda, R (1, 1) ERA: 5.02	5.1	23	7	5	5	6	2	0	0	0	0	0	0	0	4	4	0.00	0.000
39 Tommy Layne, L (6, 1) ERA: 3.67	0.1	H 1	0	0	0	0	0	0	0	0	0	0	0	4	4	0.00	0.000	
41 Anthony Swarzak, R (6, 1) ERA: 5.9	1.0	L 5	1	1	1	2	1	0	0	0	0	1	11	20	9.00	2.000		
50 Kirby Yates, R (7, 1) ERA: 5.4	1.1	5	2	1	1	1	0	0	0	0	0	1	17	25	6.75	1.500		



Batter	1	2	3	4	5	6	7	8	9	AB R H RBI BB SO LOB	TOP											
22 Jacoby Ellsbury, L (1, 8) OBP: 0.321, SLG: 0.368										5 2 1 2 0 2 4	<b>New York Yankees @ Seattle Mariners</b> Safeco Field, Seattle, WA Tue Aug 23 2016, 7:11 PM - 9:55 PM PDT Att: 24,628 - Clear - 75 F											
18 Didi Gregorius, L (1, 6) OBP: 0.311, SLG: 0.465										5 0 1 1 0 1 0												
24 Gary Sánchez, R (1, 10) OBP: 0.427, SLG: 0.797										4 0 1 0 1 0 1												
14 Starlin Castro, R (1, 4) OBP: 0.297, SLG: 0.422										5 0 1 0 0 2 2												
25 Mark Teixeira, S (1, 3) OBP: 0.283, SLG: 0.331										5 1 1 0 0 2 3												
34 Brian McCann, L (1, 2) OBP: 0.330, SLG: 0.399										4 0 0 0 0 1 3												
99 Aaron Judge, R (1, 9) OBP: 0.324, SLG: 0.469										2 1 0 1 1 1 0												
31 Aaron Hicks, S (1, 7) OBP: 0.267, SLG: 0.325										3 0 1 0 1 1 1												
17 Ronald Torreyes, R (1, 5) OBP: 0.323, SLG: 0.433										4 1 3 1 0 0 0												
<b>Inning Stats</b>	R: 0 E: 0 K: 1 S: 8	H: 0 LOB: 1 BB: 1 P: 15	R: 1 E: 1 K: 1 S: 13	H: 1 LOB: 2 BB: 1 P: 18	R: 0 E: 0 K: 1 S: 7	H: 0 LOB: 0 BB: 0 P: 13	R: 0 E: 0 K: 1 S: 11	H: 0 LOB: 1 BB: 1 P: 21	R: 2 E: 0 K: 0 S: 12	H: 2 LOB: 0 BB: 0 P: 16	R: 1 E: 0 K: 0 S: 15	H: 3 LOB: 2 BB: 0 P: 22	R: 0 E: 0 K: 1 S: 13	H: 2 LOB: 2 BB: 0 P: 19	R: 0 E: 0 K: 2 S: 9	H: 0 LOB: 0 BB: 0 P: 11	R: 1 E: 1 K: 2 S: 17	H: 1 LOB: 1 BB: 0 P: 27	1B: 4 2B: 4 3B: 0 HR: 1	SF: 1 SAC: 0 DP: 0 HBP: 0	WP: 0 PB: 0 SB: 1 CS: 1	PA: 41
<b>PITCHER</b>	IP WLS BF H R ER SO BB IBB HBP BLK WP HR S P ERA WHIP											IP WLS BF H R ER SO BB IBB HBP BLK WP HR S P ERA WHIP										
44 Taijuan Walker, R (1, 1) ERA: 4.14	5.2 L 27 6 4 3 5 3 0 0 0 0 0 1 63 101 4.76 1.588																					
38 Vidal Nuño, L (6, 1) ERA: 2.68	0.1 1 0 0 0 0 0 0 0 0 0 0 3 4 0.00 0.000																					
55 Tony Zych, R (7, 1) ERA: 2.77	1.0 5 2 0 0 1 0 0 0 0 0 0 13 19 0.00 2.000																					
35 Wade LeBlanc, L (8, 1) ERA: 4.83	2.0 8 1 1 0 4 0 0 0 0 0 0 26 38 0.00 0.500																					

Batter	1	2	3	4	5	6	7	8	9	AB R H RBI BB SO LOB	BOTTOM											
5 Guillermo Heredia, R (1, 7) OBP: 0.333, SLG: 0.345										3 0 0 0 0 0 1	<b>New York Yankees @ Seattle Mariners</b> Safeco Field, Seattle, WA Tue Aug 23 2016, 7:11 PM - 9:55 PM PDT Att: 24,628 - Clear - 75 F											
8 Norichika Aoki, L (9, PH) OBP: 0.333, SLG: 0.345										1 0 0 0 0 0 0												
21 Franklin Gutierrez, R (1, 9) OBP: 0.317, SLG: 0.431										3 0 0 0 0 2 0												
7 Seth Smith, L (9, PH) OBP: 0.350, SLG: 0.409										1 0 0 0 0 1 0												
22 Robinson Canó, L (1, 4) OBP: 0.349, SLG: 0.522										4 0 0 0 0 3 2												
23 Nelson Cruz, R (1, 10) OBP: 0.368, SLG: 0.543										4 0 0 0 0 3 2												
15 Kyle Seager, L (1, 5) OBP: 0.364, SLG: 0.515										3 0 0 0 0 0 1												
3 Mike Zunino, R (1, 2) OBP: 0.394, SLG: 0.688										2 0 0 0 1 0 0												
26 Adam Lind, L (1, 3) OBP: 0.267, SLG: 0.433										3 0 0 0 0 1 1												
12 Leonys Martin, L (1, 8) OBP: 0.311, SLG: 0.400										3 1 1 0 0 1 1												
4 Ketel Marte, S (1, 6) OBP: 0.293, SLG: 0.342										3 0 1 1 0 0 1												
<b>Inning Stats</b>	R: 0 E: 0 K: 2 S: 7	H: 0 LOB: 0 BB: 0 P: 11	R: 0 E: 0 K: 1 S: 15	H: 0 LOB: 0 BB: 0 P: 24	R: 0 E: 0 K: 0 S: 10	H: 2 LOB: 0 BB: 0 P: 14	R: 0 E: 0 K: 2 S: 12	H: 1 LOB: 1 BB: 0 P: 15	R: 0 E: 0 K: 2 S: 10	H: 0 LOB: 1 BB: 1 P: 18	R: 0 E: 0 K: 0 S: 8	H: 0 LOB: 0 BB: 0 P: 8	R: 0 E: 0 K: 0 S: 8	H: 0 LOB: 0 BB: 0 P: 11	R: 0 E: 0 K: 0 S: 5	H: 0 LOB: 0 BB: 0 P: 8	R: 0 E: 0 K: 2 S: 10	H: 1 LOB: 1 BB: 0 P: 14	1B: 3 2B: 1 3B: 1 HR: 0	SF: 0 SAC: 0 DP: 1 HBP: 0	WP: 1 PB: 0 SB: 0 CS: 0	PA: 31
<b>PITCHER</b>	IP WLS BF H R ER SO BB IBB HBP BLK WP HR S P ERA WHIP											IP WLS BF H R ER SO BB IBB HBP BLK WP HR S P ERA WHIP										
52 CC Sabathia, L (1, 1) ERA: 4.33	7.0 W 24 3 0 0 0 0 1 0 0 0 0 1 70 101 1.29 0.571																					
39 Tommy Layne, L (8, 1) ERA: 3.57	1.0 H 3 0 0 0 0 0 0 0 0 0 0 5 8 0.00 0.000																					
68 Dellin Betances, R (9, 1) ERA: 2.28	1.0 4 1 0 0 2 0 0 0 0 0 0 10 14 0.00 1.000																					











Batter	1	2	3	4	5	6	7	8	9	AB	R	H	RBI	BB	SO	LOB	TOP					
13 Manny Machado, R (1,5) OBP: 0.358, SLG: 0.564										5	1	2	0	0	1	2	<p><b>Baltimore Orioles @ New York Yankees</b>  <b>Yankee Stadium, Bronx, NY</b>  Sat Aug 27 2016, 1:10 PM - 4:38 PM EDT  Att: 38,843 - Sunny - 84 F</p>					
25 Hyun Soo Kim, L (1,7) OBP: 0.396, SLG: 0.436										5	0	2	1	0	0	2						
45 Mark Trumbo, R (1,9) OBP: 0.295, SLG: 0.537 3 Ryan Flaherty, L (6,6) OBP: 0.293, SLG: 0.315										2	2	1	1	2	1	0						
19 Chris Davis, L (1,3) OBP: 0.340, SLG: 0.482 28 Steve Pearce, R (8,3) OBP: 0.375, SLG: 0.494										3	2	2	3	0	0	0						
6 Jonathan Schoop, R (1,4) OBP: 0.312, SLG: 0.472										5	0	0	0	0	2	4						
24 Pedro Alvarez, L (1,10) OBP: 0.316, SLG: 0.514										4	0	1	0	0	1	3						
32 Matt Wieters, S (1,2) OBP: 0.285, SLG: 0.391 27 Francisco Peña, R (8,PR) OBP: 0.244, SLG: 0.282										4	0	1	0	0	1	1						
2 J.J. Hardy, R (1,6) OBP: 0.304, SLG: 0.405 14 Nolan Reimold, R (8,9) OBP: 0.236, SLG: 0.371										4	0	1	0	0	0	1						
29 Julio Borbon, L (1,8) OBP: 0.308, SLG: 0.308										4	0	2	0	0	1	2						
<b>Inning Stats</b>	R: 0 E: 0 K: 3 S: 14	H: 1 LOB: 3 BB: 1 P: 25	R: 0 E: 0 K: 1 S: 12	H: 1 LOB: 1 BB: 0 P: 18	R: 2 E: 0 K: 0 S: 9	H: 2 LOB: 1 BB: 1 P: 19	R: 0 E: 0 K: 0 S: 7	H: 1 LOB: 0 BB: 0 P: 11	R: 2 E: 0 K: 0 S: 12	H: 2 LOB: 0 BB: 0 P: 18	R: 0 E: 0 K: 1 S: 11	H: 2 LOB: 0 BB: 0 P: 16	R: 0 E: 0 K: 2 S: 11	H: 0 LOB: 0 BB: 0 P: 15	R: 0 E: 0 K: 0 S: 13	H: 1 LOB: 1 BB: 0 P: 17		R: 1 E: 0 K: 1 S: 13	H: 2 LOB: 1 BB: 0 P: 22	1B: 7 2B: 2 3B: 0 HR: 3	SF: 0 SAC: 0 DP: 0 HBP: 1	WP: 0 PB: 0 SB: 0 CS: 1
<b>PITCHER</b>	IP WLS BF H R ER SO BB IBB HBP BLK WP HR S P ERA WHIP																					
57 Chad Green, R (1,1) ERA: 4.09	4.2	23	7	4	4	4	2	0	0	0	0	0	0	0	0	0	0	0	11	17	0.00	1.000
39 Tommy Layne, L (5,1) ERA: 3.57	1.0	W	4	1	0	0	1	0	0	0	0	0	0	0	0	0	0	0	13	18	0.00	0.750
43 Adam Warren, R (6,1) ERA: 5.14	1.1		5	1	0	0	2	0	0	0	0	0	0	0	0	0	0	0	13	17	0.00	1.000
29 Tyler Clippard, R (8,1) ERA: 3.54	1.0		4	1	0	0	0	0	0	0	0	0	0	0	0	0	0	0	13	22	9.00	2.000
50 Kirby Yates, R (9,1) ERA: 5.61	1.0		5	2	1	1	1	0	0	0	0	0	0	0	0	0	0	0	13	22	9.00	2.000

Batter	1	2	3	4	5	6	7	8	9	AB	R	H	RBI	BB	SO	LOB	BOTTOM						
11 Brett Gardner, L (1,7) OBP: 0.346, SLG: 0.367 99 Aaron Judge, R (7,PH) OBP: 0.319, SLG: 0.425										5	0	1	1	0	1	1	<p><b>Baltimore Orioles @ New York Yankees</b>  <b>Yankee Stadium, Bronx, NY</b>  Sat Aug 27 2016, 1:10 PM - 4:38 PM EDT  Att: 38,843 - Sunny - 84 F</p>						
22 Jacoby Ellsbury, L (1,8) OBP: 0.324, SLG: 0.370										5	1	1	0	1	1	3							
24 Gary Sánchez, R (1,2) OBP: 0.467, SLG: 0.990 27 Austin Romine, R (6,PH) OBP: 0.272, SLG: 0.406										3	1	1	1	2	2	3							
25 Mark Teixeira, S (1,3) OBP: 0.288, SLG: 0.346 26 Tyler Austin, R (6,PH) OBP: 0.136, SLG: 0.241										5	1	2	1	0	1	5							
18 Didi Gregorius, L (1,6) OBP: 0.314, SLG: 0.464										4	3	2	1	1	2	2							
14 Starlin Castro, R (1,4) OBP: 0.303, SLG: 0.431										6	3	4	3	0	2	3							
34 Brian McCann, L (1,10) OBP: 0.336, SLG: 0.496										4	2	3	2	1	0	0							
31 Aaron Hicks, S (1,9) OBP: 0.275, SLG: 0.339										4	1	2	3	1	1	2							
17 Ronald Torreyes, R (1,5) OBP: 0.339, SLG: 0.436										3	0	1	0	1	0	2							
<b>Inning Stats</b>	R: 1 E: 0 K: 2 S: 13	H: 1 LOB: 2 BB: 2 P: 25	R: 0 E: 0 K: 1 S: 15	H: 1 LOB: 0 BB: 0 P: 22	R: 3 E: 0 K: 1 S: 19	H: 4 LOB: 2 BB: 1 P: 27	R: 1 E: 0 K: 2 S: 11	H: 1 LOB: 0 BB: 0 P: 16	R: 4 E: 0 K: 0 S: 18	H: 3 LOB: 2 BB: 2 P: 35	R: 3 E: 0 K: 1 S: 19	H: 4 LOB: 3 BB: 1 P: 35	R: 0 E: 0 K: 2 S: 13	H: 2 LOB: 3 BB: 1 P: 22	R: 1 E: 0 K: 2 S: 12	H: 2 LOB: 1 BB: 0 P: 15		1B: 12 2B: 3 3B: 0 HR: 3	SF: 0 SAC: 0 DP: 0 HBP: 2	WP: 0 PB: 0 SB: 2 CS: 0	PA: 51		
<b>PITCHER</b>	IP WLS BF H R ER SO BB IBB HBP BLK WP HR S P ERA WHIP																						
37 Dylan Bundy, R (1,1) ERA: 3.71	4.0	L	22	7	5	5	3	0	0	0	0	0	0	0	0	0	0	0	2	13	25	54.00	6.000
66 T.J. McFarland, L (5,1) ERA: 5.93	0.2		7	3	4	4	1	0	1	0	0	0	0	0	0	0	0	0	13	28	81.00	15.000	
60 Mychal Givens, R (5,1) ERA: 3.6	0.1		7	3	3	3	2	0	1	0	0	0	0	0	0	0	0	0	21	36	0.00	2.400	
58 Donnie Hart, L (6,1) ERA: 1.68	1.2		9	3	0	0	2	1	0	0	0	0	0	0	0	0	0	0	15	18	6.75	1.500	



Batter	1	2	3	4	5	6	7	8	9	AB	R	H	RBI	BB	SO	LOB	TOP					
28 Steve Pearce, R OBP: 0.380, SLG: 0.510 3 Ryan Flaherty, L OBP: 0.292, SLG: 0.313	F7		1B			HR	1B		G4-3	4	1	3	3	0	0	0						
2 J.J. Hardy, R OBP: 0.299, SLG: 0.399	F9		G5-3			G6-3	P2		P2	5	0	0	0	0	0	3						
13 Manny Machado, R OBP: 0.360, SLG: 0.564	1B								F8	5	1	3	0	0	0	0						
45 Mark Trumbo, R OBP: 0.317, SLG: 0.541	K					G5-4-3	HR			4	1	1	2	0	2	2						
19 Chris Davis, L OBP: 0.338, SLG: 0.478	K									4	0	0	0	0	3	0						
6 Jonathan Schoop, R OBP: 0.313, SLG: 0.475	G5-3									4	1	2	0	0	1	0						
32 Matt Wieters, S OBP: 0.292, SLG: 0.386	F8					L1-3				4	0	0	0	0	1	2						
14 Nolan Reimold, R OBP: 0.307, SLG: 0.372			G5-3							2	1	1	0	2	0	0						
25 Hyun Soo Kim, L OBP: 0.394, SLG: 0.431										3	0	0	0	1	2	3						
<b>Inning Stats</b>	R: 0 H: 1 E: 0 K: 1 S: 13	H: 1 LOB: 1 BB: 0 P: 19	R: 0 H: 0 E: 0 K: 1 S: 9	H: 0 LOB: 0 BB: 0 P: 12	R: 0 H: 1 E: 0 K: 1 S: 10	H: 1 LOB: 1 BB: 0 P: 16	R: 0 H: 0 E: 0 K: 1 S: 5	H: 0 LOB: 0 BB: 0 P: 7	R: 0 H: 0 E: 0 K: 2 S: 8	H: 0 LOB: 1 BB: 1 P: 14	R: 1 H: 2 E: 0 K: 0 S: 8	H: 2 LOB: 0 BB: 0 P: 12	R: 2 H: 3 E: 0 K: 2 S: 18	H: 3 LOB: 2 BB: 1 P: 29	R: 2 H: 3 E: 0 K: 1 S: 15	H: 3 LOB: 2 BB: 1 P: 28	R: 0 H: 0 E: 0 K: 0 S: 8	H: 0 LOB: 0 BB: 0 P: 13	1B: 7 2B: 1 3B: 0 HR: 2	SF: 0 SAC: 0 DP: 1 HBP: 0	WP: 0 PB: 0 SB: 0 CS: 0	PA: 39
<b>PITCHER</b>	IP	WLS	BF	H	R	ER	SO	BB	IBB	HBP	BLK	WP	HR	S	P	ERA	WHIP					
52 CC Sabathia, L ERA: 4.31	6.2	L	27	6	3	3	8	2	0	0	0	0	1	64	99	4.05	1.200					
43 Adam Warren, R ERA: 5.11	0.1		2	1	0	0	0	0	0	0	0	0	0	7	10	0.00	3.000					
61 Ben Heller, R ERA: 10.8	0.2		6	3	2	2	1	1	0	0	0	0	1	14	27	27.00	6.000					
47 Blake Parker, R ERA: 1.17	1.1		4	0	0	0	0	0	0	0	0	0	0	9	14	0.00	0.000					

Baltimore Orioles @ New York Yankees  
Yankee Stadium, Bronx, NY  
Sun Aug 28 2016, 1:09 PM - 4:15 PM EDT  
Att: 38,002 - Sunny - 85 F

AB	36
R	5
H	10
RBI	5
BB	3
SO	9
LOB	10



Batter	1	2	3	4	5	6	7	8	9	AB	R	H	RBI	BB	SO	LOB	BOTTOM					
11 Brett Gardner, L OBP: 0.343, SLG: 0.364	K		G6-3		F7			K		4	0	0	0	0	2	2						
31 Aaron Hicks, S OBP: 0.274, SLG: 0.338	2B		G1-3		K			G4-3		4	0	1	0	0	1	2						
24 Gary Sánchez, R OBP: 0.468, SLG: 0.893	L8					G4-3				4	0	2	0	0	0	1						
25 Mark Teixeira, S OBP: 0.288, SLG: 0.345	K							G6-3		4	0	1	0	0	2	2						
18 Didi Gregorius, L OBP: 0.314, SLG: 0.462	P6					G4-3				4	0	1	0	0	0	0						
14 Starlin Castro, R OBP: 0.301, SLG: 0.427	K									4	0	0	0	0	2	2						
34 Brian McCann, L OBP: 0.335, SLG: 0.495	F9									4	0	1	0	0	1	2						
99 Aaron Judge, R OBP: 0.300, SLG: 0.395	K									3	0	0	0	0	2	1						
17 Ronald Torreyes, R OBP: 0.348, SLG: 0.452	2B									3	0	2	0	0	0	1						
<b>Inning Stats</b>	R: 0 H: 1 E: 0 K: 2 S: 13	H: 0 LOB: 0 BB: 0 P: 22	R: 0 H: 0 E: 0 K: 1 S: 11	H: 0 LOB: 0 BB: 0 P: 17	R: 0 H: 1 E: 0 K: 1 S: 10	H: 1 LOB: 1 BB: 0 P: 15	R: 0 H: 3 E: 0 K: 1 S: 12	H: 3 LOB: 2 BB: 0 P: 14	R: 0 H: 1 E: 0 K: 2 S: 9	H: 1 LOB: 1 BB: 1 P: 12	R: 0 H: 0 E: 0 K: 1 S: 7	H: 0 LOB: 0 BB: 0 P: 11	R: 0 H: 1 E: 0 K: 1 S: 13	H: 1 LOB: 1 BB: 0 P: 17	R: 0 H: 1 E: 0 K: 1 S: 21	H: 1 LOB: 1 BB: 0 P: 27	R: 0 H: 0 E: 0 K: 0 S: 9	H: 0 LOB: 0 BB: 0 P: 14	1B: 6 2B: 2 3B: 0 HR: 0	SF: 0 SAC: 0 DP: 0 HBP: 0	WP: 0 PB: 0 SB: 1 CS: 0	PA: 34
<b>PITCHER</b>	IP	WLS	BF	H	R	ER	SO	BB	IBB	HBP	BLK	WP	HR	S	P	ERA	WHIP					
39 Kevin Gausman, R ERA: 3.73	7.0	W	27	7	0	0	9	0	0	0	0	0	0	75	108	0.00	1.000					
41 Tommy Hunter, R ERA: 3.57	1.0		4	1	0	0	1	0	0	0	0	0	0	21	27	0.00	1.000					
53 Zack Britton, L ERA: 0.68	1.0		3	0	0	0	0	0	0	0	0	0	0	9	14	0.00	0.000					

Baltimore Orioles @ New York Yankees  
Yankee Stadium, Bronx, NY  
Sun Aug 28 2016, 1:09 PM - 4:15 PM EDT  
Att: 38,002 - Sunny - 85 F

AB	34
R	0
H	8
RBI	0
BB	0
SO	10
LOB	13





Batter	1	2	3	4	5	6	7	8	9	AB	R	H	RBI	BB	SO	LOB	TOP			
22 Jacoby Ellsbury, L (1, 8) OBP: 0.324, SLG: 0.367	P5		F7					CI 24 HBP 18 DI 2B	G4-3	3	1	0	0	1	0	1	<b>New York Yankees @ Kansas City Royals</b> Kauffman Stadium, Kansas City, MO Mon Aug 29 2016, 7:17 PM - 10:34 PM CDT Att: 22,859 - Clear - 85 F <a href="http://livebaseballscorecards.com">livebaseballscorecards.com</a>			
31 Aaron Hicks, S (1, 7) OBP: 0.273, SLG: 0.333	F7			L4	F8			BB 18 HBP 2B	K	4	1	0	0	1	1	2				
24 Gary Sánchez, R (1, 2) OBP: 0.465, SLG: 0.864	G5-3					K		BB 18 HBP 14 SF7	1B 18	4	1	1	0	0	2	0				
18 Didi Gregorius, L (1, 6)		G5-3						HBP 14 SF7 34 G3	1B 12	5	2	3	2	0	0	0				
14 Starlin Castro, R (1, 4) OBP: 0.300, SLG: 0.428		P4						BB 18 HBP 12	1B	4	0	1	2	0	1	2				
34 Brian McCann, L (1, 10) OBP: 0.334, SLG: 0.403								BB 18 HBP 12	1B	4	0	1	0	0	0	2				
12 Chase Headley, S (1, 5) OBP: 0.329, SLG: 0.395								BB 18 HBP 12	1B	4	0	1	1	0	0	1				
99 Aaron Judge, R (1, 9) OBP: 0.283, SLG: 0.370								BB 18 HBP 12	1B	3	0	0	0	0	3	1				
11 Brett Gardner, L (8, PH) OBP: 0.345, SLG: 0.364								BB 18 HBP 12	1B	0	0	0	0	0	1	0				
26 Tyler Austin, R (1, 3) OBP: 0.188, SLG: 0.281								BB 18 HBP 12	1B	3	0	2	0	0	0	1				
25 Mark Teixeira, S (8, PH) OBP: 0.287, SLG: 0.343								BB 18 HBP 12	1B	1	0	0	0	0	0	2				
<b>Inning Stats</b>	R: 0 E: 0 K: 0 S: 6	H: 0 LOB: 0 BB: 0 P: 9	R: 0 E: 0 K: 0 S: 7	H: 0 LOB: 0 BB: 0 P: 11	R: 0 E: 0 K: 1 S: 10	H: 1 LOB: 1 BB: 0 P: 15	R: 1 E: 0 K: 1 S: 11	H: 2 LOB: 1 BB: 0 P: 18	R: 0 E: 0 K: 1 S: 9	H: 0 LOB: 0 BB: 0 P: 15	R: 0 E: 0 K: 1 S: 8	H: 1 LOB: 0 BB: 0 P: 14	R: 4 E: 1 K: 0 S: 18	H: 2 LOB: 2 BB: 2 P: 36	R: 0 E: 0 K: 2 S: 10	H: 2 LOB: 2 BB: 0 P: 12	1B: 6 2B: 3 HR: 0	SF: 1 SAC: 0 DP: 0 HBP: 1	WP: 0 PB: 0 CS: 0	PA: 41
<b>PITCHER</b>	IP WLS BF H R ER SO BB IBB HBP BLK WP HR S P ERA WHIP																			
53 Dillon Gee, R (1, 1) ERA: 4.37	6.0 W 23 4 1 1 4 1 0 0 0 0 0 0 53 86 1.50 0.833																			
33 Brian Flynn, L (7, 1) ERA: 2.59	1.0 H 4 1 0 0 1 0 0 0 0 0 0 0 8 14 0.00 1.000																			
32 Chris Young, R (8, 1) ERA: 6.08	0.0 4 1 4 3 0 1 0 0 1 0 0 0 11 21 ∞ ∞																			
47 Peter Moylan, R (8, 1) ERA: 3.55	0.2 4 1 0 0 0 1 0 0 0 0 0 0 4 9 0.00 3.000																			
40 Kelvin Herrera, R (8, 1) ERA: 1.6	1.1 S 6 2 0 0 2 0 0 0 0 0 0 0 13 18 0.00 1.500																			

Batter	1	2	3	4	5	6	7	8	9	AB	R	H	RBI	BB	SO	LOB	BOTTOM	
1 Jarrod Dyson, L (1, 8) OBP: 0.315, SLG: 0.338			F8		L9			G4-3		4	1	1	0	0	0	1	<b>New York Yankees @ Kansas City Royals</b> Kauffman Stadium, Kansas City, MO Mon Aug 29 2016, 7:17 PM - 10:34 PM CDT Att: 22,859 - Clear - 85 F <a href="http://livebaseballscorecards.com">livebaseballscorecards.com</a>	
19 Cheslor Cuthbert, R (1, 5) OBP: 0.300, SLG: 0.438						K		BB 35 1B		4	1	1	1	0	3	1		
6 Lorenzo Cain, R (1, 9) OBP: 0.335, SLG: 0.408								BB 35 1B		3	1	1	1	1	0	0		
35 Eric Hosmer, L (1, 3) OBP: 0.336, SLG: 0.433								BB 35 1B		4	0	1	1	0	1	1		
25 Kendrys Morales, S (1, 10) OBP: 0.318, SLG: 0.430								BB 35 1B		4	2	2	1	0	1	2		
13 Salvador Perez, R (1, 2) OBP: 0.295, SLG: 0.468								BB 35 1B		3	0	2	0	0	0	0		
9 Drew Butera, R (8, 2) OBP: 0.306, SLG: 0.457								BB 35 1B		1	0	0	0	0	1	0		
4 Alex Gordon, L (1, 7) OBP: 0.325, SLG: 0.394								BB 35 1B		3	1	1	1	1	1	2		
2 Alcides Escobar, R (1, 6) OBP: 0.296, SLG: 0.341								BB 35 1B		4	1	1	3	0	2	1		
27 Adalberto Mondesi, S (1, 4) OBP: 0.232, SLG: 0.298								BB 35 1B		4	1	1	0	0	3	1		
<b>Inning Stats</b>	R: 3 E: 0 K: 1 S: 20	H: 5 LOB: 1 BB: 0 P: 29	R: 0 E: 0 K: 2 S: 10	H: 0 LOB: 0 BB: 0 P: 12	R: 0 E: 0 K: 1 S: 7	H: 0 LOB: 0 BB: 0 P: 12	R: 0 E: 0 K: 1 S: 8	H: 0 LOB: 0 BB: 0 P: 12	R: 0 E: 0 K: 2 S: 14	H: 0 LOB: 0 BB: 0 P: 20	R: 5 E: 0 K: 1 S: 26	H: 6 LOB: 2 BB: 1 P: 42	R: 0 E: 0 K: 3 S: 12	H: 0 LOB: 1 BB: 1 P: 18	1B: 10 2B: 0 3B: 0 HR: 1	SF: 0 SAC: 0 DP: 0 HBP: 0	WP: 1 PB: 0 SB: 2 CS: 1	PA: 37
<b>PITCHER</b>	IP WLS BF H R ER SO BB IBB HBP BLK WP HR S P ERA WHIP																	
35 Michael Pineda, R (1, 1) ERA: 5.12	6.0 L 24 7 5 5 8 0 0 0 0 0 0 0 2 71 103 7.50 1.167																	
39 Tommy Layne, L (7, 1) ERA: 3.44	0.1 1 0 0 0 0 0 0 0 0 0 0 0 2 2 0.00 0.000																	
47 Blake Parker, R (7, 1) ERA: 4.5	0.1 5 3 2 2 0 1 0 0 0 0 0 1 11 20 54.00 12.000																	
50 Kirby Yates, R (7, 1) ERA: 5.4	1.1 6 1 1 1 4 1 0 0 0 0 0 0 20 30 6.75 1.500																	





Batter	1	2	3	4	5	6	7	8	9	10	AB	R	H	RBI	BB	SO	LOB	TOP						
11 Brett Gardner, L OBP: 0.351, SLG: 0.368											3	1	2	0	3	0	0							
22 Jacoby Ellsbury, L OBP: 0.328, SLG: 0.373											6	0	4	2	0	1	3							
24 Gary Sánchez, R OBP: 0.448, SLG: 0.619											6	0	1	0	0	2	8							
18 Didi Gregorius, L OBP: 0.315, SLG: 0.465											5	1	1	0	0	0	6							
14 Starlin Castro, R OBP: 0.299, SLG: 0.425											5	0	1	0	0	0	4							
34 Brian McCann, L OBP: 0.337, SLG: 0.406											5	1	3	0	0	1	0							
31 Aaron Hicks, S OBP: 0.273, SLG: 0.333											0	1	0	0	0	0	0							
12 Chase Headley, S OBP: 0.328, SLG: 0.393											4	0	1	1	0	0	1							
99 Aaron Judge, R OBP: 0.276, SLG: 0.412											5	1	1	2	0	2	4							
26 Tyler Austin, R OBP: 0.189, SLG: 0.250											4	0	0	0	1	3	4							
<b>Inning Stats</b>	R: 0 E: 0 K: 1 S: 12	H: 1 LOB: 2 BB: 1 P: 21	R: 3 E: 0 K: 2 S: 17	H: 3 LOB: 1 BB: 1 P: 31	R: 1 E: 0 K: 2 S: 14	H: 3 LOB: 2 BB: 0 P: 23	R: 0 E: 0 K: 1 S: 9	H: 0 LOB: 0 BB: 0 P: 10	R: 0 E: 0 K: 1 S: 15	H: 1 LOB: 2 BB: 1 P: 23	R: 0 E: 0 K: 0 S: 4	H: 0 LOB: 0 BB: 0 P: 8	R: 0 E: 0 K: 0 S: 8	H: 1 LOB: 1 BB: 0 P: 12	R: 0 E: 0 K: 0 S: 6	H: 0 LOB: 0 BB: 0 P: 10	R: 1 E: 0 K: 2 S: 17	H: 3 LOB: 3 BB: 1 P: 26	1B: 11 2B: 2 3B: 0 HR: 1	SF: 1 SAC: 0 DP: 0 HBP: 0	WP: 1 PB: 0 SB: 0 CS: 0	PA: 48		
<b>PITCHER</b>	IP 3.1	WLS 1	BF 21	H 9	R 4	ER 4	SO 5	BB 2	IBB 0	HBP 0	BLK 0	WP 0	HR 1	S 50	P 85	ERA 10.80	WHIP 3.300							
36 Edinson Volquez, R ERA: 5.01	3.1	1	21	9	4	4	5	2	0	0	0	0	1	50	85	10.80	3.300							
33 Brian Flynn, L ERA: 2.49	4.1	1.2	5	0	0	0	1	0	0	0	0	0	0	13	16	0.00	0.000							
67 Chien-Ming Wang, R ERA: 4.22	(6, 1)	2.0	8	1	0	0	1	1	0	0	0	0	0	19	31	0.00	1.000							
47 Peter Moylan, R ERA: 3.48	(8, 1)	0.2	3	1	0	0	0	0	0	0	0	0	0	5	6	0.00	1.500							
64 Matt Strahm, L ERA: 0.61	(8, 1)	1.1	4	0	0	0	0	0	0	0	0	0	0	9	16	0.00	0.000							

**New York Yankees @ Kansas City Royals**  
Kauffman Stadium, Kansas City, MO  
Tue Aug 30 2016, 7:18 PM - 12:22 AM CDT  
Att: 22,895 - Partly Cloudy - 82 F

AB 43  
R 5  
H 14  
RBI 5  
BB 4  
SO 9  
LOB 30

WP: 1 PA: 48  
PB: 0  
SB: 0  
CS: 0

Batter	1	2	3	4	5	6	7	8	9	10	AB	R	H	RBI	BB	SO	LOB	BOTTOM						
1 Jarrod Dyson, L OBP: 0.321, SLG: 0.353											5	1	3	1	0	0	2							
6 Lorenzo Cain, R OBP: 0.336, SLG: 0.409											4	1	1	1	1	2	3							
35 Eric Hosmer, L OBP: 0.335, SLG: 0.430											4	0	0	0	1	0	2							
25 Kendrys Morales, S OBP: 0.316, SLG: 0.436											3	1	1	2	0	1	3							
13 Salvador Perez, R OBP: 0.292, SLG: 0.453											5	0	0	0	0	0	5							
4 Alex Gordon, L OBP: 0.324, SLG: 0.390											3	0	0	0	1	1	0							
2 Alcides Escobar, R OBP: 0.296, SLG: 0.340											4	0	1	0	0	2	1							
24 Christian Colón, R OBP: 0.295, SLG: 0.268											4	0	0	0	0	2	1							
27 Adalberto Mondesi, S OBP: 0.243, SLG: 0.299											3	1	1	0	0	1	1							
<b>Inning Stats</b>	R: 0 E: 0 K: 8 S: 13	H: 0 LOB: 0 BB: 0 P: 13	R: 0 E: 0 K: 1 S: 7	H: 0 LOB: 0 BB: 0 P: 10	R: 1 E: 0 K: 2 S: 14	H: 1 LOB: 1 BB: 0 P: 21	R: 1 E: 0 K: 0 S: 14	H: 1 LOB: 0 BB: 0 P: 18	R: 0 E: 0 K: 1 S: 6	H: 1 LOB: 1 BB: 0 P: 9	R: 1 E: 0 K: 0 S: 13	H: 2 LOB: 1 BB: 0 P: 20	R: 0 E: 1 K: 1 S: 18	H: 0 LOB: 2 BB: 1 P: 25	R: 1 E: 0 K: 0 S: 10	H: 0 LOB: 0 BB: 1 P: 17	R: 0 E: 0 K: 2 S: 9	H: 0 LOB: 0 BB: 0 P: 12	R: 0 E: 0 K: 2 S: 13	H: 1 LOB: 3 BB: 1 P: 23	1B: 4 2B: 1 3B: 1 HR: 1	SF: 1 SAC: 0 DP: 1 HBP: 2	WP: 0 PB: 0 SB: 3 CS: 0	PA: 41
<b>PITCHER</b>	IP 5.0	WLS 18	BF 18	H 4	R 2	ER 2	SO 4	BB 0	IBB 0	HBP 0	BLK 0	WP 0	HR 1	S 49	P 71	ERA 3.60	WHIP 0.800							
19 Masahiro Tanaka, R ERA: 3.12	5.0	18	18	4	2	2	4	0	0	0	0	0	1	49	71	3.60	0.800							
43 Adam Warren, R ERA: 5.29	(6, 1)	0.0	2	2	1	1	0	0	0	0	0	0	0	7	12	∞	∞							
39 Tommy Layne, L ERA: 3.41	(6, 1)	0.1	H	2	0	0	0	0	0	1	0	0	0	4	6	0.00	0.000							
29 Tyler Clippard, R ERA: 3.42	(6, 1)	1.2	H	7	0	1	0	1	0	0	0	0	0	23	34	0.00	1.200							
66 Delvin Betances, R ERA: 2.15	(8, 1)	2.0	W	6	0	0	0	2	0	0	0	0	0	16	22	0.00	0.000							
<b>PITCHER</b>	IP 0.1	WLS 4	BF 4	H 1	R 0	ER 0	SO 1	BB 0	IBB 0	HBP 0	BLK 0	WP 0												



Batter	1	2	3	4	5	6	7	8	9	10	11	12	13	AB	R	H	RBI	BB	SO	LOB	TOP																															
11 Brett Gardner, L OBP: 0.350, SLG: 0.367	F7		G3-1		F9		F9		G5-3			E9	G5-3	7	0	2	0	0	0	4																																
22 Jacoby Ellsbury, L OBP: 0.326, SLG: 0.372	G6-3			K2-3			SF8			G4-3				4	1	1	1	1	1	0																																
24 Gary Sánchez, R OBP: 0.441, SLG: 0.798				G6-3			G5-3			K			L5	5	1	1	0	1	1	4																																
25 Mark Teixeira, S OBP: 0.285, SLG: 0.340	F7						F9			K			FC6	6	0	1	0	0	1	6																																
18 Didi Gregorius, L OBP: 0.314, SLG: 0.462		G3			G4-3		SF7			G6-3			F8	5	1	1	1	0	0	1																																
14 Starlin Castro, R OBP: 0.301, SLG: 0.434		G5-3					E5					L8		6	1	3	2	0	0	0																																
34 Brian McCann, L OBP: 0.333, SLG: 0.400		P5			F9		G4-3			P4			L4	5	0	0	1	0	0	2																																
12 Chase Headley, S OBP: 0.330, SLG: 0.393			L9				L4			G1-3				5	0	2	0	1	0	0																																
31 Aaron Hicks, S OBP: 0.273, SLG: 0.330			L8				F9			G6-3				3	1	0	0	1	0	2																																
99 Aaron Judge, R OBP: 0.267, SLG: 0.396													K	2	0	0	0	0	2	3																																
<b>Inning Stats</b>	R: 0 H: 1 E: 0 K: 0 S: 13		H: 1 LOB: 0 BB: 0 P: 17		R: 0 H: 0 E: 0 K: 0 S: 9		H: 0 LOB: 0 BB: 12 P: 12		R: 0 H: 1 E: 0 K: 1 S: 7		H: 1 LOB: 1 BB: 0 P: 10		R: 0 H: 2 E: 0 K: 0 S: 12		H: 2 LOB: 2 BB: 1 P: 20		R: 3 H: 2 E: 0 K: 0 S: 13		H: 2 LOB: 1 BB: 1 P: 20		R: 1 H: 1 E: 0 K: 0 S: 11		H: 1 LOB: 1 BB: 1 P: 21		R: 0 H: 0 E: 0 K: 0 S: 8		H: 0 LOB: 0 BB: 0 P: 11		R: 0 H: 0 E: 0 K: 2 S: 11		H: 0 LOB: 0 BB: 0 P: 16		R: 0 H: 0 E: 0 K: 0 S: 9		H: 0 LOB: 0 BB: 0 P: 13		R: 0 H: 2 E: 1 K: 1 S: 12		H: 2 LOB: 3 BB: 1 P: 26		R: 1 H: 2 E: 0 K: 1 S: 14		H: 2 LOB: 2 BB: 1 P: 26		1B: 8 2B: 2 3B: 0 HR: 1		SF: 3 SAC: 0 DP: 0 HBP: 0		W/P: 0 P/B: 0 SB: 1 CS: 0		PA: 55	
<b>PITCHER</b>	<b>31 Ian Kennedy, R</b> (1, 1) ERA: 3.86 <b>54 Scott Alexander, L</b> (7, 1) ERA: 4.4 <b>47 Peter Moylan, R</b> (8, 1) ERA: 3.48 <b>33 Brian Flynn, L</b> (8, 1) ERA: 2.47 <b>40 Kelvin Herrera, R</b> (8, 1) ERA: 1.77													<b>62 Brooks Pounders, R</b> (10, 1) ERA: 9.45 <b>32 Chris Young, R</b> (12, 1) ERA: 6.11 <b>64 Matt Strahm, L</b> (13, 1) ERA: 0.57													W/P: 0 P/B: 0 SB: 1 CS: 0		PA: 55																							

**New York Yankees @ Kansas City Royals**  
 Kauffman Stadium, Kansas City, MO  
 Wed Aug 31 2016, 7:17 PM - 11:35 PM CDT  
 Att. 22,615 - Partly Cloudy - 78 F

livebaseballscorecards.com

**AB** 48  
**R** 5  
**H** 11  
**RBI** 5  
**BB** 4  
**SO** 5  
**LOB** 22



Batter	1	2	3	4	5	6	7	8	9	10	11	12	13	AB	R	H	RBI	BB	SO	LOB	BOTTOM																											
1 Jarrod Dyson, L OBP: 0.310, SLG: 0.347	G5-3			G3			SH5-4			L7			G6-3	4	0	0	0	1	0	0																												
19 Chester Cuthbert, R OBP: 0.326, SLG: 0.455					G6-3		K			P3				5	0	1	0	1	1	3																												
35 Eric Hosmer, L OBP: 0.333, SLG: 0.433					F8				K				G6-3	6	2	1	1	0	1	2																												
25 Kendrys Morales, S OBP: 0.317, SLG: 0.439				P6			F7			G1-3				6	1	1	2	0	0	0																												
13 Salvador Perez, R OBP: 0.295, SLG: 0.463										K				4	0	2	0	0	1	0																												
14 Billy Burns, S OBP: 0.265, SLG: 0.297										K				0	0	0	0	0	0	0																												
9 Drew Butera, R OBP: 0.306, SLG: 0.457														0	0	0	0	0	0	0																												
4 Alex Gordon, L OBP: 0.323, SLG: 0.386														4	0	0	0	1	2	2																												
16 Paulo Orlando, R OBP: 0.329, SLG: 0.403														5	1	0	0	0	0	4																												
2 Alcides Escobar, R OBP: 0.295, SLG: 0.341														5	0	1	1	0	0	1																												
27 Adalberto Mondesi, S OBP: 0.241, SLG: 0.287														4	0	0	0	1	1	1																												
<b>Inning Stats</b>	R: 2 H: 2 E: 0 K: 0 S: 11		R: 1 H: 1 E: 1 K: 1 S: 11		R: 1 H: 2 E: 0 K: 1 S: 6		R: 0 H: 0 E: 0 K: 0 S: 7		R: 0 H: 1 E: 0 K: 1 S: 11		R: 0 H: 0 E: 0 K: 0 S: 8		R: 0 H: 0 E: 0 K: 1 S: 11		R: 0 H: 0 E: 0 K: 2 S: 7		R: 0 H: 0 E: 0 K: 0 S: 8		R: 0 H: 0 E: 0 K: 1 S: 12		R: 0 H: 0 E: 0 K: 0 S: 11		R: 0 H: 0 E: 0 K: 1 S: 12		R: 0 H: 0 E: 0 K: 2 S: 8		R: 0 H: 0 E: 0 K: 1 S: 11		R: 0 H: 0 E: 0 K: 0 S: 9		R: 0 H: 0 E: 0 K: 0 S: 10		R: 0 H: 0 E: 0 K: 0 S: 8		R: 0 H: 0 E: 0 K: 0 S: 6		R: 0 H: 0 E: 0 K: 1 S: 11		R: 0 H: 0 E: 0 K: 0 S: 10		1B: 3 2B: 1 3B: 0 HR: 2		SF: 0 SAC: 1 DP: 1 HBP: 1		W/P: 1 P/B: 0 SB: 3 CS: 1		PA: 49	
<b>PITCHER</b>	<b>85 Luis Cessa, R</b> (1, 1) ERA: 4.17 <b>45 Chasen Shreve, L</b> (7, 1) ERA: 4.85 <b>39 Tommy Layne, L</b> (8, 1) ERA: 3.38 <b>43 Adam Warren, R</b> (8, 1) ERA: 5.22 <b>47 Blake Parker, R</b> (10, 1) ERA: 3.6													<b>61 Ben Heller, R</b> (12, 1) ERA: 6.0 <b>68 Dustin Betances, R</b> (13, 1) ERA: 2.12													W/P: 1 P/B: 0 SB: 3 CS: 1		PA: 49																			

**New York Yankees @ Kansas City Royals**  
 Kauffman Stadium, Kansas City, MO  
 Wed Aug 31 2016, 7:17 PM - 11:35 PM CDT  
 Att. 22,615 - Partly Cloudy - 78 F

livebaseballscorecards.com

**AB** 43  
**R** 4  
**H** 6  
**RBI** 4  
**BB** 4  
**SO** 6  
**LOB** 13

















Batter	1	2	3	4	5	6	7	8	9	AB	R	H	RBI	BB	SO	LOB	TOP			
29 Devon Travis, R OBP: 0.324, SLG: 0.459										5	1	1	0	0	1	2	<p>Toronto Blue Jays @ New York Yankees Yankee Stadium, Bronx, NY Mon Sep 05 2016, 1:11 PM - 4:00 PM EDT Att: 42,141 - Partly Cloudy - 74 F</p> <p>livebaseballscorecards.com</p>			
19 José Bautista, R OBP: 0.348, SLG: 0.445										3	1	1	1	2	1	0				
20 Josh Donaldson, R OBP: 0.408, SLG: 0.572										2	0	0	0	2	0	2				
10 Edwin Encarnación, R OBP: 0.360, SLG: 0.542										4	0	3	2	0	0	1				
21 Michael Saunders, L OBP: 0.350, SLG: 0.509										3	0	1	0	0	1	2				
55 Russell Martin, R OBP: 0.342, SLG: 0.421										1	0	0	0	0	0	2				
17 Ryan Goins, L OBP: 0.291, SLG: 0.314										0	0	0	0	0	0	0				
11 Kevin Pillar, R OBP: 0.294, SLG: 0.381										4	0	0	0	0	1	4				
7 B.J. Upton, R OBP: 0.291, SLG: 0.415										4	0	2	0	0	1	0				
22 Josh Thole, L OBP: 0.242, SLG: 0.207										2	0	0	0	0	0	2				
3 Ezequiel Carrera, L OBP: 0.319, SLG: 0.533										1	1	0	0	1	0	0				
18 Darwin Barney, R OBP: 0.321, SLG: 0.379										2	0	0	0	0	1	1				
30 Dioner Navarro, S OBP: 0.288, SLG: 0.335										2	0	0	0	0	1	1				
<b>Inning Stats</b>	R: 1 E: 0 K: 0 S: 16	H: 3 LOB: 2 BB: 0 P: 23	R: 0 E: 0 K: 1 S: 9	H: 1 LOB: 1 BB: 0 P: 13	R: 0 E: 0 K: 1 S: 13	H: 1 LOB: 2 BB: 1 P: 21	R: 0 E: 0 K: 0 S: 7	H: 1 LOB: 0 BB: 0 P: 13	R: 0 E: 0 K: 2 S: 8	H: 0 LOB: 0 BB: 1 P: 11	R: 2 E: 0 K: 0 S: 12	H: 1 LOB: 2 BB: 3 P: 29	R: 0 E: 0 K: 1 S: 11	H: 0 LOB: 0 BB: 0 P: 14	R: 0 E: 0 K: 2 S: 7	H: 0 LOB: 0 BB: 0 P: 10	1B: 6 2B: 2 3B: 0 HR: 0	SF: 0 SAC: 0 DP: 0 HBP: 0	WP: 0 PB: 0 SB: 0 CS: 1	PA: 38
<b>PITCHER</b>	IP: 6.1 WLS: W BF: 27 ERA: 3.11	H: 7 R: 2 ER: 2 SO: 4	BB: 3 IBB: 0 HBP: 0 BLK: 0	WP: 0 HR: 0 S: 62 P: 105	ERA: 2.84 WHIP: 1.579	IP: 1.0 WLS: S BF: 3 ERA: 2.05	H: 0 R: 0 ER: 0 SO: 2	BB: 0 IBB: 0 HBP: 0 BLK: 0	WP: 0 HR: 0 S: 7 P: 10	ERA: 0.00 WHIP: 0.000										

Batter	1	2	3	4	5	6	7	8	9	AB	R	H	RBI	BB	SO	LOB	BOTTOM			
11 Brett Gardner, L OBP: 0.348, SLG: 0.361										4	1	1	0	0	1	2	<p>Toronto Blue Jays @ New York Yankees Yankee Stadium, Bronx, NY Mon Sep 05 2016, 1:11 PM - 4:00 PM EDT Att: 42,141 - Partly Cloudy - 74 F</p> <p>livebaseballscorecards.com</p>			
22 Jacoby Ellsbury, L OBP: 0.329, SLG: 0.377										4	1	3	3	0	0	0				
24 Gary Sánchez, R OBP: 0.429, SLG: 0.730										4	0	1	0	0	2	2				
12 Chase Headley, S OBP: 0.335, SLG: 0.392										3	0	0	0	1	0	3				
18 Didi Gregorius, L OBP: 0.308, SLG: 0.452										4	0	0	0	0	2	2				
14 Starlin Castro, R OBP: 0.297, SLG: 0.426										4	1	1	0	0	2	1				
27 Austin Romine, R OBP: 0.275, SLG: 0.399										2	1	0	0	1	1	0				
99 Aaron Judge, R OBP: 0.247, SLG: 0.338										3	0	0	0	0	3	2				
26 Tyler Austin, R OBP: 0.222, SLG: 0.318										3	1	2	2	0	0	0				
25 Mark Teixeira, S OBP: 0.283, SLG: 0.335										0	0	0	0	0	0	0				
<b>Inning Stats</b>	R: 2 E: 0 K: 0 S: 12	H: 3 LOB: 0 BB: 0 P: 18	R: 0 E: 0 K: 2 S: 9	H: 0 LOB: 0 BB: 0 P: 10	R: 1 E: 0 K: 0 S: 10	H: 2 LOB: 1 BB: 0 P: 16	R: 2 E: 0 K: 3 S: 13	H: 2 LOB: 1 BB: 1 P: 20	R: 0 E: 0 K: 1 S: 10	H: 1 LOB: 1 BB: 0 P: 13	R: 0 E: 0 K: 2 S: 9	H: 0 LOB: 0 BB: 0 P: 10	R: 0 E: 0 K: 0 S: 8	H: 0 LOB: 0 BB: 0 P: 15	R: 0 E: 0 K: 3 S: 9	H: 0 LOB: 1 BB: 1 P: 18	1B: 5 2B: 2 3B: 0 HR: 1	SF: 0 SAC: 0 DP: 1 HBP: 0	WP: 0 PB: 0 SB: 1 CS: 0	PA: 33
<b>PITCHER</b>	IP: 4.0 WLS: L BF: 19 ERA: 4.6	H: 4 R: 5 ER: 5 SO: 5	BB: 1 IBB: 0 HBP: 0 BLK: 0	WP: 0 HR: 1 S: 44 P: 64	ERA: 11.25 WHIP: 2.000	IP: 2.0 WLS: X BF: 9 ERA: 3.1	H: 1 R: 0 ER: 0 SO: 3	BB: 1 IBB: 0 HBP: 0 BLK: 0	WP: 0 HR: 0 S: 9 P: 18	ERA: 0.00 WHIP: 0.000										








Batter	1	2	3	4	5	6	7	8	9	AB	R	H	RBI	BB	SO	LOB	TOP																						
29 Devon Travis, R OBP: 0.325, SLG: 0.460	1-1 10 G5-4-3 1B		2-2 G5-4-3			3-2 20 FC1-5-6-1 2B		0-0 F9		4	0	2	0	0	0	2																							
20 Josh Donaldson, R OBP: 0.405, SLG: 0.564	3-3 K		2-1 G6-3			3-2 FC1-5-6-1		4-1 BB		3	0	0	0	1	1	3																							
10 Edwin Encarnación, R OBP: 0.359, SLG: 0.543	0-2 G5-4-3					2-2 G5-3		2-2 F9		4	0	0	0	0	0	3																							
19 José Bautista, R OBP: 0.350, SLG: 0.442		2-2 F8				1-1 FC6-4 1B		2-3 K		4	0	1	0	0	2	1																							
55 Russell Martin, R OBP: 0.340, SLG: 0.416		3-2 G4-3				0-1 L7		2-2 G1-3		3	0	0	0	0	0	1																							
30 Dioner Navarro, S OBP: 0.269, SLG: 0.333		1 SAFE G4-3				0-1 L7		2-2 G1-3		1	0	0	0	0	1	0																							
2 Troy Tulowitzki, R OBP: 0.321, SLG: 0.454		0-1 2B				0-1 FC6-4		2-2 G2-3 21 2B		4	0	2	0	0	0	1																							
21 Michael Saunders, L OBP: 0.349, SLG: 0.595		3-2 G4-3				1-3 K		1-2 G2-3		3	0	0	0	0	1	2																							
7 B.J. Upton, R OBP: 0.294, SLG: 0.414			4-2 G5-4-3 29 11 BB			1-1 G6-3		2-2 K		2	0	0	0	1	1																								
11 Kevin Pillar, R OBP: 0.300, SLG: 0.384			4-2 G5-4-3 29 BB			1-0 G6-3		1-3 K		2	0	0	0	1	1	0																							
<b>Inning Stats</b>	R: 0 E: 0 K: 1 S: 8	H: 1 LOB: 0 BB: 0 P: 12	R: 0 E: 0 K: 0 S: 13	H: 1 LOB: 1 BB: 0 P: 21	R: 0 E: 0 K: 0 S: 11	H: 0 LOB: 1 BB: 2 P: 23	R: 0 E: 0 K: 0 S: 8	H: 1 LOB: 1 BB: 0 P: 9	R: 0 E: 0 K: 1 S: 12	H: 0 LOB: 0 BB: 0 P: 9	R: 0 E: 0 K: 1 S: 14	H: 1 LOB: 1 BB: 0 P: 21	R: 0 E: 0 K: 1 S: 8	H: 0 LOB: 1 BB: 1 P: 15	R: 0 E: 0 K: 2 S: 7	H: 0 LOB: 0 BB: 0 P: 11	1B: 2 2B: 3 3B: 0 HR: 0	SF: 0 SAC: 0 DP: 2 HBP: 0	WP: 0 PB: 0 SB: 0 CS: 0	PA: 33																			
<b>PITCHER</b>	IP	WLS	BF	H	R	ER	SO	BB	IBB	HBP	BLK	WP	HR	S	P	ERA	WHIP	<b>PITCHER</b>				IP	WLS	BF	H	R	ER	SO	BB	IBB	HBP	BLK	WP	HR	S	P	ERA	WHIP	
55 Bryan Mitchell, R ERA: 6.44	5.0	W	19	4	0	0	2	2	0	0	0	0	0	49	80	0.00	1.200																						
40 Luis Severino, R ERA: 6.44	3.0	H	11	1	0	0	3	1	0	0	0	0	0	31	52	0.00	0.667																						
29 Tyler Clippard, R ERA: 3.19	1.0	S	3	0	0	0	2	0	0	0	0	0	0	7	11	0.00	0.000																						

**Toronto Blue Jays @ New York Yankees**  
 Yankee Stadium, Bronx, NY  
 Wed Sep 07 2016, 7:11 PM - 9:57 PM EDT  
 Att: 30,501 - Partly Cloudy - 78 F

livebaseballscorecards.com

AB 30  
R 0  
H 5  
RBI 0  
BB 3  
SO 7  
LOB 14




Batter	1	2	3	4	5	6	7	8	9	AB	R	H	RBI	BB	SO	LOB	BOTTOM																						
11 Brett Gardner, L OBP: 0.347, SLG: 0.359	1-1 18 E 1B		2-2 P5			2-2 22 2B		3-3 K		4	0	2	0	0	1	0																							
22 Jacoby Ellsbury, L OBP: 0.331, SLG: 0.381	1-3 K		1-1 G4-3			1-1 2B		0-1 2B		4	0	2	0	0	1	1																							
14 Starlin Castro, R OBP: 0.296, SLG: 0.429	0-3 K		1-1 HR			1-1 F8		1-0 P4		4	1	1	1	0	1	4																							
18 Didi Gregorius, L OBP: 0.309, SLG: 0.455	2-1 FC4		1-1 HR			1-3 K		4-0 IBB		3	1	1	0	1	1	1																							
25 Mark Teixeira, S OBP: 0.283, SLG: 0.332	2-3 K		4-2 34 1B			0-0 G4-3		1-3 K		3	0	0	0	1	2	4																							
34 Brian McCann, L OBP: 0.329, SLG: 0.400		3-1 G6-3				3-3 K		1-0 P4		4	0	1	1	0	1	0																							
12 Chase Headley, S OBP: 0.333, SLG: 0.397		1-1 G6-3				0-3 K		1-0 99 CS 1B		4	0	1	0	0	2	2																							
26 Tyler Austin, R OBP: 0.255, SLG: 0.388		3-2 1B				1-3 K		1-0 F7		3	0	1	0	0	2	0																							
99 Aaron Judge, R OBP: 0.244, SLG: 0.329		1-3 1B				1-0 K		1-2 1B		1	0	0	0	0	0	1																							
27 Austin Romine, R OBP: 0.269, SLG: 0.390		1-3 K				1-0 G1-3		0-0 G6-3		3	0	0	0	0	1	1																							
<b>Inning Stats</b>	R: 0 E: 1 K: 3 S: 13	H: 1 LOB: 2 BB: 0 P: 19	R: 0 E: 0 K: 1 S: 10	H: 1 LOB: 1 BB: 0 P: 18	R: 2 E: 0 K: 1 S: 18	H: 3 LOB: 2 BB: 1 P: 29	R: 0 E: 0 K: 1 S: 11	H: 2 LOB: 2 BB: 0 P: 17	R: 0 E: 0 K: 2 S: 10	H: 0 LOB: 0 BB: 0 P: 14	R: 0 E: 0 K: 2 S: 9	H: 0 LOB: 0 BB: 0 P: 11	R: 0 E: 0 K: 2 S: 10	H: 1 LOB: 2 BB: 1 P: 19	R: 0 E: 0 K: 0 S: 3	H: 1 LOB: 0 BB: 0 P: 6	1B: 5 2B: 3 3B: 0 HR: 1	SF: 0 SAC: 0 DP: 0 HBP: 0	WP: 0 PB: 0 SB: 0 CS: 1	PA: 35																			
<b>PITCHER</b>	IP	WLS	BF	H	R	ER	SO	BB	IBB	HBP	BLK	WP	HR	S	P	ERA	WHIP	<b>PITCHER</b>				IP	WLS	BF	H	R	ER	SO	BB	IBB	HBP	BLK	WP	HR	S	P	ERA	WHIP	
6 Marcus Stroman, R ERA: 4.55	5.0	L	24	7	2	2	8	1	0	0	0	0	0	62	97	3.60	1.600																						
31 Joe Biagini, R ERA: 2.43	2.0		8	1	0	0	4	0	1	0	0	0	0	19	30	0.00	0.500																						
54 Roberto Osuna, R ERA: 2.4	1.0		3	1	0	0	0	0	0	0	0	0	0	3	6	0.00	1.000																						

**Toronto Blue Jays @ New York Yankees**  
 Yankee Stadium, Bronx, NY  
 Wed Sep 07 2016, 7:11 PM - 9:57 PM EDT  
 Att: 30,501 - Partly Cloudy - 78 F

livebaseballscorecards.com

AB 33  
R 2  
H 9  
RBI 2  
BB 2  
SO 12  
LOB 14


















Batter	1	2	3	4	5	6	7	8	9	AB R H RBI BB SO LOB	TOP											
11 Logan Forsythe, R (1,4) OBP: 0.353, SLG: 0.478	F9		K			HR	BB		K	4 1 1 1 1 2 2	<b>Tampa Bay Rays @ New York Yankees</b> Yankee Stadium, Bronx, NY Sun Sep 11 2016, 1:14 PM - 4:09 PM EDT Att: 33,087 - Partly Cloudy - 76 F											
39 Kevin Kiermaier, L (1,8) OBP: 0.325, SLG: 0.430	F7		K			L7	P5			4 0 0 0 0 1 3												
3 Evan Longoria, R (1,5) OBP: 0.323, SLG: 0.517	G5-3				F9	G1-3		P4		4 0 0 0 0 0 0												
13 Brad Miller, L (1,6) OBP: 0.305, SLG: 0.490		K			F7	HR		K		4 1 1 1 0 2 0												
7 Logan Morrison, L (1,3) OBP: 0.319, SLG: 0.414		K			G6-3			F7		1 0 0 0 0 1 0												
27 Mikie Mahtook, R (4,PH) OBP: 0.223, SLG: 0.233		K								3 0 0 0 0 1 0												
2 Nick Franklin, S (1,7) OBP: 0.359, SLG: 0.500		10 HR								4 1 3 0 0 0 0												
10 Corey Dickerson, L (1,10) OBP: 0.288, SLG: 0.456					FC6-4	1B				4 1 3 2 0 0 1												
20 Steven Souza Jr., R (1,9) OBP: 0.289, SLG: 0.400					FC6-4	2B				4 0 1 0 0 1 3												
46 Luke Maile, R (1,2) OBP: 0.268, SLG: 0.387					F7	1B				4 0 1 0 0 1 5												
<b>Inning Stats</b>	R: 0 E: 0 K: 0 S: 8	H: 0 LOB: 0 BB: 0 P: 11	R: 2 E: 0 K: 3 S: 14	H: 2 LOB: 0 BB: 0 P: 19	R: 0 E: 0 K: 2 S: 7	H: 0 LOB: 0 BB: 0 P: 9	R: 0 E: 0 K: 0 S: 11	H: 0 LOB: 0 BB: 0 P: 16	R: 0 E: 0 K: 0 S: 10	H: 1 LOB: 1 BB: 0 P: 12	R: 2 E: 0 K: 1 S: 10	H: 2 LOB: 0 BB: 0 P: 14	R: 0 E: 0 K: 1 S: 16	H: 2 LOB: 3 BB: 1 P: 24	R: 0 E: 0 K: 1 S: 9	H: 0 LOB: 0 BB: 0 P: 13	R: 0 E: 0 K: 1 S: 13	H: 2 LOB: 2 BB: 0 P: 20	1B: 5 2B: 1 3B: 0 HR: 3	SF: 0 SAC: 0 DP: 0 HBP: 0	WP: 0 PB: 1 SB: 1 CS: 0	PA: 37
<b>PITCHER</b>	IP WLS BF H R ER SO BB IBB HBP BLK WP HR S P ERA WHIP											IP WLS BF H R ER SO BB IBB HBP BLK WP HR S P ERA WHIP										
85 Luis Cessa, R (1,1) ERA: 4.34	5.2 L 22 5 4 4 5 0 0 0 0 0 3 57 78 6.35 0.882																					
40 Luis Severino, R (6,1) ERA: 5.18	2.1 10 2 0 0 3 1 0 0 0 0 0 28 40 0.00 1.286																					
39 Tommy Layne, L (9,1) ERA: 3.49	0.0 2 2 0 0 0 0 0 0 0 0 0 4 5 ∞ ∞																					
47 Blake Parker, R (9,1) ERA: 2.51	1.0 3 0 0 0 1 0 0 0 0 0 0 9 15 0.00 0.000																					

Batter	1	2	3	4	5	6	7	8	9	AB R H RBI BB SO LOB	BOTTOM											
11 Brett Gardner, L (1,7) OBP: 0.352, SLG: 0.367	G4-3		2B			1B				4 0 3 1 0 0 0	<b>Tampa Bay Rays @ New York Yankees</b> Yankee Stadium, Bronx, NY Sun Sep 11 2016, 1:14 PM - 4:09 PM EDT Att: 33,087 - Partly Cloudy - 76 F											
22 Jacoby Ellsbury, L (1,8) OBP: 0.332, SLG: 0.385	G4-3		F7			F7				4 0 0 0 0 0 4												
24 Gary Sánchez, R (1,2) OBP: 0.415, SLG: 0.713	1B		K			K		L7		4 0 1 0 0 2 1												
34 Brian McCann, L (1,10) OBP: 0.330, SLG: 0.415	1B				G3	G3-1		K		4 0 1 0 0 1 0												
25 Mark Teixeira, S (1,3) OBP: 0.287, SLG: 0.343	F7				F9	F9		G6-3		4 0 0 0 0 0 2												
18 Didi Gregorius, L (1,6) OBP: 0.301, SLG: 0.443	F7				P6			K		4 0 0 0 0 2 0												
12 Chase Headley, S (1,5) OBP: 0.331, SLG: 0.398		G1-6-3			HR			14 E		3 2 1 1 1 1 0												
99 Aaron Judge, R (1,9) OBP: 0.258, SLG: 0.316		K				17 FC1-4		P4		4 0 1 0 0 1 1												
17 Ronald Torreyes, R (1,4) OBP: 0.336, SLG: 0.425					L7	FC1-4		11 B		2 0 0 0 0 0 1												
14 Starlin Castro, R (7,PH) OBP: 0.296, SLG: 0.425								FC5		1 0 0 0 0 0 1												
<b>Inning Stats</b>	R: 0 E: 0 K: 0 S: 13	H: 2 LOB: 2 BB: 0 P: 18	R: 0 E: 0 K: 1 S: 16	H: 0 LOB: 0 BB: 0 P: 21	R: 0 E: 0 K: 1 S: 11	H: 1 LOB: 1 BB: 0 P: 17	R: 0 E: 0 K: 0 S: 5	H: 0 LOB: 0 BB: 0 P: 6	R: 1 E: 0 K: 0 S: 14	H: 3 LOB: 1 BB: 0 P: 18	R: 0 E: 0 K: 1 S: 6	H: 0 LOB: 0 BB: 0 P: 10	R: 1 E: 0 K: 1 S: 12	H: 1 LOB: 2 BB: 1 P: 21	R: 0 E: 0 K: 1 S: 10	H: 0 LOB: 0 BB: 0 P: 13	R: 0 E: 0 K: 2 S: 10	H: 0 LOB: 0 BB: 0 P: 17	1B: 5 2B: 1 3B: 0 HR: 1	SF: 0 SAC: 0 DP: 0 HBP: 0	WP: 0 PB: 0 SB: 1 CS: 1	PA: 35
<b>PITCHER</b>	IP WLS BF H R ER SO BB IBB HBP BLK WP HR S P ERA WHIP											IP WLS BF H R ER SO BB IBB HBP BLK WP HR S P ERA WHIP										
35 Matt Andriese, R (1,1) ERA: 4.46	5.0 W 20 6 1 1 2 2 1 0 0 0 0 0 1 59 80 1.80 1.200																					
47 Chase Whitley, R (6,1) ERA: 2.65	2.0 H 9 1 1 0 2 1 0 0 0 0 0 0 18 31 0.00 1.000																					
26 Brad Boxberger, R (8,1) ERA: 2.65	1.0 H 3 0 0 0 1 0 0 0 0 0 0 0 10 13 0.00 0.000																					
37 Alex Colomé, R (9,1) ERA: 2.01	1.0 S 3 0 0 0 2 0 0 0 0 0 0 0 10 17 0.00 0.000																					


livebaseballscorecards.com

**AB 36**  
**R 4**  
**H 9**  
**RBI 4**  
**BB 1**  
**SO 9**  
**LOB 14**



livebaseballscorecards.com

**AB 34**  
**R 2**  
**H 7**  
**RBI 2**  
**BB 1**  
**SO 7**  
**LOB 10**





Batter	1	2	3	4	5	6	7	8	9	AB	R	H	RBI	BB	SO	LOB	TOP								
26 Chase Utley, L OBP: 0.318, SLG: 0.389										4	2	2	2	0	1	0	<b>Los Angeles Dodgers @ New York Yankees</b> Yankee Stadium, Bronx, NY Mon Sep 12 2016, 7:09 PM - 10:20 PM EDT Att: 32,058 - Clear - 71 F <a href="http://livebaseballscorecards.com">livebaseballscorecards.com</a>								
5 Corey Seager, L OBP: 0.378, SLG: 0.536										5	0	2	1	0	2	1									
10 Justin Turner, R OBP: 0.335, SLG: 0.501										5	1	1	1	0	0	4									
23 Adrián González, L (1, 10) OBP: 0.353, SLG: 0.445										5	0	1	1	0	1	2									
9 Yasmani Grandal, S OBP: 0.335, SLG: 0.480										5	1	1	0	0	1	2									
11 Josh Reddick, L OBP: 0.338, SLG: 0.398										3	1	1	0	0	0	0									
14 Enrique Hernández, R (8, PH) OBP: 0.290, SLG: 0.330										1	0	0	0	0	0	0									
47 Howie Kendrick, R OBP: 0.340, SLG: 0.385										3	1	2	1	1	1	0									
31 Joc Pederson, L OBP: 0.346, SLG: 0.493										3	0	0	0	0	2	4									
66 Yasiel Puig, R (8, PH) OBP: 0.320, SLG: 0.416										1	1	1	1	0	0	0									
60 Andrew Toles, L OBP: 0.405, SLG: 0.587										4	1	1	0	0	1	1									
<b>Inning Stats</b>	R: 1 E: 0 K: 1 S: 11	H: 2 LOB: 1 BB: 0 P: 13	R: 3 E: 0 K: 1 S: 13	H: 4 LOB: 1 BB: 0 P: 23	R: 2 E: 0 K: 2 S: 14	H: 3 LOB: 1 BB: 0 P: 23	R: 0 E: 0 K: 2 S: 12	H: 0 LOB: 1 BB: 0 P: 18	R: 0 E: 0 K: 0 S: 10	H: 0 LOB: 0 BB: 1 P: 17	R: 0 E: 0 K: 1 S: 11	H: 0 LOB: 0 BB: 0 P: 14	R: 0 E: 0 K: 0 S: 8	H: 0 LOB: 0 BB: 0 P: 12	R: 1 E: 0 K: 1 S: 11	H: 1 LOB: 1 BB: 0 P: 18	R: 1 E: 0 K: 1 S: 18	H: 2 LOB: 1 BB: 0 P: 23	1B: 8 2B: 1 3B: 1 HR: 2	SF: 0 SAC: 0 DP: 0 HBP: 1	WP: 0 PB: 0 CS: 3 SB: 0	PA: 41			
<b>PITCHER</b>	IP	WLS	BF	H	R	ER	SO	BB	IBB	HBP	BLK	WP	HR	S	P	ERA	WHIP								
55 Bryan Mitchell, R (1, 1) ERA: 6.14	2.1	L	16	9	6	5	2	0	0	0	0	0	0	30	42	19.29	3.857								
45 Chasen Shreve, L (3, 1) ERA: 5.12	0.2		2	0	0	0	2	0	0	0	0	0	0	8	12	0.00	0.000								
54 Richard Bleier, L (4, 1) ERA: 2.5	4.0		14	0	0	0	3	1	0	1	0	0	0	41	61	0.00	0.250								
67 James Pazos, L (8, 1) ERA: 9.0	1.0		4	1	1	1	1	0	0	0	0	0	1	11	18	9.00	1.000								
61 Ben Heller, R (9, 1) ERA: 6.75	1.0		5	2	1	1	1	0	0	0	0	0	1	18	23	9.00	2.000								
Batter	1	2	3	4	5	6	7	8	9	AB	R	H	RBI	BB	SO	LOB	BOTTOM								
11 Brett Gardner, L OBP: 0.351, SLG: 0.364										3	0	0	0	1	1	1	<b>Los Angeles Dodgers @ New York Yankees</b> Yankee Stadium, Bronx, NY Mon Sep 12 2016, 7:09 PM - 10:20 PM EDT Att: 32,058 - Clear - 71 F <a href="http://livebaseballscorecards.com">livebaseballscorecards.com</a>								
22 Jacoby Ellsbury, L OBP: 0.331, SLG: 0.384										4	0	1	0	0	0	1									
24 Gary Sánchez, R OBP: 0.411, SLG: 0.697										3	0	0	0	0	2	1									
14 Starlin Castro, R OBP: 0.297, SLG: 0.433										4	1	2	1	0	1	2									
34 Brian McCann, L OBP: 0.330, SLG: 0.411										3	0	0	0	1	1	1									
12 Chase Headley, S OBP: 0.331, SLG: 0.395										3	0	0	0	1	0	1									
26 Tyler Austin, R OBP: 0.258, SLG: 0.387										4	0	0	0	0	4	2									
99 Aaron Judge, R OBP: 0.258, SLG: 0.349										4	1	1	1	0	2	2									
17 Ronald Torreyes, R OBP: 0.333, SLG: 0.419										4	0	1	0	0	0	1									
<b>Inning Stats</b>	R: 0 E: 0 K: 0 S: 6	H: 0 LOB: 0 BB: 0 P: 11	R: 1 E: 0 K: 1 S: 15	H: 1 LOB: 1 BB: 1 P: 26	R: 0 E: 0 K: 0 S: 8	H: 0 LOB: 2 BB: 1 P: 17	R: 0 E: 0 K: 1 S: 9	H: 0 LOB: 0 BB: 0 P: 14	R: 1 E: 0 K: 1 S: 9	H: 2 LOB: 1 BB: 0 P: 15	R: 0 E: 0 K: 1 S: 10	H: 0 LOB: 0 BB: 0 P: 17	R: 0 E: 0 K: 3 S: 11	H: 1 LOB: 0 BB: 0 P: 18	R: 0 E: 0 K: 2 S: 13	H: 1 LOB: 1 BB: 0 P: 20		R: 0 E: 0 K: 2 S: 12	H: 0 LOB: 1 BB: 1 P: 21	1B: 2 2B: 1 3B: 0 HR: 2	SF: 0 SAC: 0 DP: 0 HBP: 1	WP: 0 PB: 0 CS: 0	PA: 36		
<b>PITCHER</b>	IP	WLS	BF	H	R	ER	SO	BB	IBB	HBP	BLK	WP	HR	S	P	ERA	WHIP								
87 José De León, R (1, 1) ERA: 4.09	5.0	W	21	3	2	2	3	2	0	0	0	0	0	18	30	0.00	0.600								
52 Pedro Báez, R (6, 1) ERA: 3.41	1.2		6	1	0	0	3	0	0	0	0	0	0	6	9	0.00	0.000								
75 Grant Dayton, L (7, 1) ERA: 1.71	0.2		2	0	0	0	1	0	0	0	0	0	0	10	16	0.00	1.500								
55 Joe Blanton, R (8, 1) ERA: 2.42	0.2		3	1	0	0	2	0	0	0	0	0	0	12	21	0.00	1.000								
46 Josh Fields, R (9, 1) ERA: 5.4	1.0		4	0	0	0	2	1	0	0	0	0	0	12	21	0.00	1.000								

**Los Angeles Dodgers @ New York Yankees**  
 Yankee Stadium, Bronx, NY  
 Mon Sep 12 2016, 7:09 PM - 10:20 PM EDT  
 Att: 32,058 - Clear - 71 F

AB	39
R	8
H	12
RBI	7
BB	1
SO	9
LOB	14



**Los Angeles Dodgers @ New York Yankees**  
 Yankee Stadium, Bronx, NY  
 Mon Sep 12 2016, 7:09 PM - 10:20 PM EDT  
 Att: 32,058 - Clear - 71 F

AB	32
R	2
H	5
RBI	2
BB	3
SO	11
LOB	12









Batter	1	2	3	4	5	6	7	8	9	AB	R	H	RBI	BB	SO	LOB	TOP										
26 Chase Utley, L OBP: 0.314, SLG: 0.383	F7		K		F7			K		4	0	0	0	0	2	0	<b>Los Angeles Dodgers @ New York Yankees</b> Yankee Stadium, Bronx, NY Wed Sep 14, 2016, 4:10 PM - 8:06 PM EDT Att: 30,254 - Partly Cloudy - 88 F										
5 Corey Seager, L OBP: 0.374, SLG: 0.530	G1		G4-3		G4-3			E4		4	1	0	0	0	0	0											
10 Justin Turner, R OBP: 0.338, SLG: 0.502					L5			1B		3	1	2	1	1	0	0											
23 Adrián González, L OBP: 0.350, SLG: 0.439	K				9 2B			L7		3	0	0	0	1	1	3											
9 Yasmani Grandal, S OBP: 0.333, SLG: 0.479								F7		4	0	1	0	0	1	0											
11 Josh Reddick, L OBP: 0.338, SLG: 0.396					CI			G1-3		3	0	1	0	0	1	1											
16 Andre Ethier, L (1, 10)					G3-6-1			K		4	0	0	0	0	1	5											
31 Joc Pederson, L OBP: 0.342, SLG: 0.487					G3-1			K		3	0	0	0	0	2	1											
60 Andrew Toles, L OBP: 0.391, SLG: 0.564					K2-3			G3		3	0	0	0	0	1	0											
<b>Inning Stats</b>	R: 0 H: 0 E: 0 K: 1 S: 8	H: 0 LOB: 1 BB: 1 P: 17	R: 0 H: 0 E: 0 K: 2 S: 16	H: 1 LOB: 1 BB: 0 P: 25	R: 0 H: 0 E: 0 K: 2 S: 11	H: 0 LOB: 0 BB: 0 P: 17	R: 0 H: 1 E: 0 K: 0 S: 15	H: 0 LOB: 0 BB: 0 P: 23	R: 0 H: 0 E: 0 K: 0 S: 8	H: 0 LOB: 0 BB: 0 P: 12	R: 0 H: 1 E: 0 K: 0 S: 6	H: 0 LOB: 0 BB: 0 P: 9	R: 0 H: 0 E: 0 K: 1 S: 8	H: 0 LOB: 0 BB: 0 P: 15	R: 0 H: 0 E: 0 K: 2 S: 8	H: 0 LOB: 1 BB: 0 P: 13	R: 2 H: 1 E: 2 K: 1 S: 14	H: 1 LOB: 1 BB: 0 P: 20	1B: 2 2B: 2 3B: 0 HR: 0	SF: 0 SAC: 0 DP: 2 HBP: 0	WP: 0 PB: 0 CS: 1	PA: 34					
<b>PITCHER</b>	IP	WLS	BF	H	R	ER	SO	BB	IBB	HBP	BLK	WP	HR	S	P	ERA	WHIP										
35 Michael Pineda, R ERA: 4.94	4.0		16	2	0	0	5	2	0	0	0	0	0	50	82	0.00	1.000										
39 Tommy Layne, L ERA: 3.4	1.0		3	0	0	0	0	0	0	0	0	0	0	8	12	0.00	0.000										
40 Luis Severino, R ERA: 5.98	2.0		6	1	0	0	1	0	0	0	0	0	0	14	24	0.00	0.500										
29 Tyler Clippard, R ERA: 3.02	1.0		3	0	0	0	2	0	0	0	0	0	0	8	13	0.00	0.000										
68 Delin Betances, R ERA: 2.33	1.0	L	6	1	2	0	1	0	0	0	0	0	0	14	20	0.00	1.000										
<b>Batter</b>	<b>1</b>	<b>2</b>	<b>3</b>	<b>4</b>	<b>5</b>	<b>6</b>	<b>7</b>	<b>8</b>	<b>9</b>	<b>AB</b>	<b>R</b>	<b>H</b>	<b>RBI</b>	<b>BB</b>	<b>SO</b>	<b>LOB</b>	<b>BOTTOM</b>										
11 Brett Gardner, L OBP: 0.348, SLG: 0.359	G4-3				P3			K		3	0	0	0	1	1	0	<b>Los Angeles Dodgers @ New York Yankees</b> Yankee Stadium, Bronx, NY Wed Sep 14, 2016, 4:10 PM - 8:06 PM EDT Att: 30,254 - Partly Cloudy - 88 F										
22 Jacoby Ellsbury, L OBP: 0.330, SLG: 0.388	K2-3				G6-3			K		4	0	0	0	0	3	1											
24 Gary Sánchez, R OBP: 0.396, SLG: 0.686	G5-3				K			G5-3		4	0	0	0	0	2	0											
14 Starlin Castro, R OBP: 0.302, SLG: 0.436					L7			E5		4	0	2	0	0	0	0											
12 Chase Headley, S OBP: 0.331, SLG: 0.393					G2-3			1B		3	0	1	0	1	1	1											
18 Didi Gregorius, L OBP: 0.301, SLG: 0.447					F7			SH2-3		3	0	0	0	0	1	3											
38 Rob Refsnyder, R OBP: 0.338, SLG: 0.329					G5-3			K		2	0	0	0	0	1	2											
34 Brian McCann, L OBP: 0.330, SLG: 0.408					K			K		1	0	0	0	0	1	2											
66 Mason Williams, L (8, 9)								K		0	0	0	0	0	0	0											
27 Austin Romine, R OBP: 0.264, SLG: 0.383					G6-3			K		3	0	0	0	0	1	2											
26 Tyler Austin, R OBP: 0.246, SLG: 0.369					K			K		3	0	0	0	0	3	0											
<b>Inning Stats</b>	R: 0 H: 0 E: 0 K: 1 S: 6	H: 0 LOB: 0 BB: 0 P: 11	R: 0 H: 0 E: 0 K: 0 S: 7	H: 0 LOB: 0 BB: 0 P: 10	R: 0 H: 0 E: 0 K: 1 S: 6	H: 0 LOB: 0 BB: 0 P: 9	R: 0 H: 0 E: 0 K: 1 S: 10	H: 0 LOB: 0 BB: 0 P: 14	R: 0 H: 1 E: 1 K: 2 S: 13	H: 1 LOB: 2 BB: 0 P: 20	R: 0 H: 0 E: 0 K: 3 S: 9	H: 0 LOB: 0 BB: 0 P: 13	R: 0 H: 1 E: 0 K: 1 S: 12	H: 0 LOB: 2 BB: 1 P: 20	R: 0 H: 0 E: 0 K: 2 S: 11	H: 0 LOB: 1 BB: 1 P: 21	R: 0 H: 1 E: 0 K: 3 S: 11	H: 1 LOB: 1 BB: 0 P: 14	1B: 3 2B: 0 3B: 0 HR: 0	SF: 0 SAC: 1 DP: 0 HBP: 0	WP: 0 PB: 0 CS: 0	PA: 33					
<b>PITCHER</b>	IP	WLS	BF	H	R	ER	SO	BB	IBB	HBP	BLK	WP	HR	S	P	ERA	WHIP										
22 Clayton Kershaw, L ERA: 1.81	5.0		17	1	0	0	5	0	0	0	0	0	0	9	64	0.00	0.200										
75 Grant Dayton, L ERA: 1.64	1.0		3	0	0	0	3	0	0	0	0	0	0	9	13	0.00	0.000										
52 Pedro Báez, R ERA: 3.38	0.2		4	1	0	0	0	1	0	0	0	0	0	9	15	0.00	3.000										
43 Luis Avilán, L ERA: 4.11	1.1	W	5	0	0	0	3	1	0	0	0	0	0	14	26	0.00	0.750										
74 Kenley Jansen, R ERA: 1.72	1.0	S	4	1	0	0	3	0	0	0	0	0	0	11	14	0.00	1.000										



Batter	1	2	3	4	5	6	7	8	9	AB	R	H	RBI	BB	SO	LOB	TOP
11 Brett Gardner, L OBP: 0.348, SLG: 0.357										3	1	0	0	1	1	2	
22 Jacoby Ellsbury, L OBP: 0.331, SLG: 0.388										5	1	2	0	0	0	3	
24 Gary Sánchez, R OBP: 0.396, SLG: 0.683										5	1	2	0	0	0	1	
14 Starlin Castro, R OBP: 0.306, SLG: 0.441										5	1	4	2	0	0	0	
36 Billy Butler, R OBP: 0.329, SLG: 0.402										3	1	1	2	0	1	1	
34 Brian McCann, L OBP: 0.330, SLG: 0.407										1	0	0	0	0	1	2	
18 Didi Gregorius, L OBP: 0.303, SLG: 0.452										4	0	2	0	1	0	1	
12 Chase Headley, S OBP: 0.332, SLG: 0.394										5	0	2	1	0	2	4	
38 Rob Refsnyder, R OBP: 0.331, SLG: 0.322										3	0	0	0	0	2	3	
66 Mason Williams, L ERA: 4.34										1	0	0	0	0	0	3	
26 Tyler Austin, R OBP: 0.260, SLG: 0.382										3	0	1	0	1	1	3	
<b>Inning Stats</b>	R: 2 H: 3 E: 0 K: 0 S: 15	H: 3 LOB: 1 BB: 0 P: 23	R: 0 H: 1 E: 0 K: 0 S: 14	H: 1 LOB: 2 BB: 0 P: 22	R: 2 H: 4 E: 0 K: 1 S: 12	H: 4 LOB: 2 BB: 0 P: 18	R: 1 H: 1 E: 0 K: 1 S: 12	H: 1 LOB: 1 BB: 0 P: 20	R: 0 H: 0 E: 0 K: 1 S: 11	H: 0 LOB: 0 BB: 0 P: 17	R: 0 H: 2 E: 0 K: 0 S: 10	H: 2 LOB: 3 BB: 1 P: 16	R: 0 H: 2 E: 0 K: 2 S: 13	H: 2 LOB: 3 BB: 1 P: 27	1B: 9 2B: 5 3B: 0 HR: 0	SF: 1 SAC: 1 DP: 0 HBP: 1	WP: 0 PA: 44 PB: 1 CS: 3
<b>PITCHER</b>	IP WLS BF H R ER SO BB IBB HBP BLK WP HR S P ERA WHIP	IP WLS BF H R ER SO BB IBB HBP BLK WP HR S P ERA WHIP	IP WLS BF H R ER SO BB IBB HBP BLK WP HR S P ERA WHIP	IP WLS BF H R ER SO BB IBB HBP BLK WP HR S P ERA WHIP	IP WLS BF H R ER SO BB IBB HBP BLK WP HR S P ERA WHIP	IP WLS BF H R ER SO BB IBB HBP BLK WP HR S P ERA WHIP	IP WLS BF H R ER SO BB IBB HBP BLK WP HR S P ERA WHIP	IP WLS BF H R ER SO BB IBB HBP BLK WP HR S P ERA WHIP	IP WLS BF H R ER SO BB IBB HBP BLK WP HR S P ERA WHIP	IP WLS BF H R ER SO BB IBB HBP BLK WP HR S P ERA WHIP	IP WLS BF H R ER SO BB IBB HBP BLK WP HR S P ERA WHIP	IP WLS BF H R ER SO BB IBB HBP BLK WP HR S P ERA WHIP	IP WLS BF H R ER SO BB IBB HBP BLK WP HR S P ERA WHIP	IP WLS BF H R ER SO BB IBB HBP BLK WP HR S P ERA WHIP	IP WLS BF H R ER SO BB IBB HBP BLK WP HR S P ERA WHIP	IP WLS BF H R ER SO BB IBB HBP BLK WP HR S P ERA WHIP	IP WLS BF H R ER SO BB IBB HBP BLK WP HR S P ERA WHIP
52 Eduardo Rodríguez, L ERA: 4.88	2.1	16	8	4	4	0	0	0	0	0	0	37	58	15.43	3.429		
37 Heath Hembree, R ERA: 2.53	1.2	7	1	1	0	2	1	0	0	0	0	16	25	0.00	1.200		
36 Junichi Tazawa, R ERA: 4.34	1.0	4	1	0	0	3	0	0	0	0	0	12	17	0.00	1.000		
72 Robby Scott, L ERA:	3.0	11	2	0	0	1	1	0	0	0	0	28	44	0.00	1.000		
56 Joe Kelly, R ERA: 6.0	1.0	W	6	2	0	2	1	0	0	0	0	13	27	0.00	3.000		

**New York Yankees @ Boston Red Sox**  
Fenway Park, Boston, MA  
Thu Sep 15 2016, 7:11 PM - 11:01 PM EDT  
Att: 37,767 - Clear - 63 F

AB	38
R	5
H	14
RBI	5
BB	3
SO	8
LOB	23



Batter	1	2	3	4	5	6	7	8	9	AB	R	H	RBI	BB	SO	LOB	BOTTOM				
15 Dustin Pedroia, R OBP: 0.389, SLG: 0.460										4	1	1	0	1	0	2					
2 Xander Bogaerts, R OBP: 0.353, SLG: 0.440										4	1	0	0	1	0	3					
34 David Ortiz, L OBP: 0.402, SLG: 0.629										4	1	3	3	0	0	1					
40 Marco Hernández, R OBP: 0.380, SLG: 0.400										0	1	0	0	0	0	0					
50 Mookie Betts, R OBP: 0.353, SLG: 0.539										5	1	2	1	0	0	3					
13 Hanley Ramirez, R OBP: 0.356, SLG: 0.492										5	1	1	3	0	0	1					
47 Travis Shaw, L OBP: 0.320, SLG: 0.444										3	0	0	0	1	0	0					
3 Sandy León, S OBP: 0.404, SLG: 0.537										4	0	1	0	0	1	2					
25 Jackie Bradley Jr., L OBP: 0.351, SLG: 0.496										1	1	0	0	2	0	1					
18 Aaron Hill, R OBP: 0.334, SLG: 0.375										1	0	0	0	0	1	0					
40 Andrew Benintendi, L OBP: 0.364, SLG: 0.493										3	0	1	0	0	0	2					
30 Chris Young, R OBP: 0.374, SLG: 0.540										0	0	0	0	0	0	0					
<b>Inning Stats</b>	R: 0 H: 1 E: 0 K: 0 S: 9	H: 1 LOB: 0 BB: 0 P: 13	R: 0 H: 0 E: 0 K: 0 S: 8	H: 0 LOB: 0 BB: 0 P: 10	R: 1 H: 1 E: 0 K: 0 S: 14	H: 1 LOB: 2 BB: 2 P: 27	R: 0 H: 1 E: 0 K: 0 S: 9	H: 1 LOB: 1 BB: 0 P: 11	R: 0 H: 1 E: 0 K: 0 S: 5	H: 1 LOB: 1 BB: 0 P: 10	R: 0 H: 0 E: 0 K: 0 S: 7	H: 0 LOB: 0 BB: 0 P: 8	R: 0 H: 0 E: 0 K: 0 S: 9	H: 0 LOB: 1 BB: 1 P: 14	R: 1 H: 2 E: 0 K: 1 S: 17	H: 2 LOB: 2 BB: 1 P: 29	R: 5 H: 3 E: 0 K: 1 S: 14	H: 3 LOB: 1 BB: 1 P: 27	1B: 5 2B: 2 3B: 0 HR: 2	SF: 1 SAC: 0 DP: 0 HBP: 1	WP: 1 PA: 41 PB: 1 CS: 0
<b>PITCHER</b>	IP WLS BF H R ER SO BB IBB HBP BLK WP HR S P ERA WHIP	IP WLS BF H R ER SO BB IBB HBP BLK WP HR S P ERA WHIP	IP WLS BF H R ER SO BB IBB HBP BLK WP HR S P ERA WHIP	IP WLS BF H R ER SO BB IBB HBP BLK WP HR S P ERA WHIP	IP WLS BF H R ER SO BB IBB HBP BLK WP HR S P ERA WHIP	IP WLS BF H R ER SO BB IBB HBP BLK WP HR S P ERA WHIP	IP WLS BF H R ER SO BB IBB HBP BLK WP HR S P ERA WHIP	IP WLS BF H R ER SO BB IBB HBP BLK WP HR S P ERA WHIP	IP WLS BF H R ER SO BB IBB HBP BLK WP HR S P ERA WHIP	IP WLS BF H R ER SO BB IBB HBP BLK WP HR S P ERA WHIP	IP WLS BF H R ER SO BB IBB HBP BLK WP HR S P ERA WHIP	IP WLS BF H R ER SO BB IBB HBP BLK WP HR S P ERA WHIP	IP WLS BF H R ER SO BB IBB HBP BLK WP HR S P ERA WHIP	IP WLS BF H R ER SO BB IBB HBP BLK WP HR S P ERA WHIP	IP WLS BF H R ER SO BB IBB HBP BLK WP HR S P ERA WHIP	IP WLS BF H R ER SO BB IBB HBP BLK WP HR S P ERA WHIP	IP WLS BF H R ER SO BB IBB HBP BLK WP HR S P ERA WHIP				
19 Masahiro Tanaka, R ERA: 2.97	7.0	28	4	1	1	0	0	0	0	0	0	61	93	9.00	3.000						
43 Adam Warren, R ERA: 4.84	1.0	6	2	1	1	1	1	0	0	0	0	3	3	0.00	0.000						
39 Tommy Layne, L ERA: 3.38	0.1	H	1	0	0	0	0	0	0	0	0	0	1	3	∞	∞					
47 Blake Parker, R ERA: 3.14	0.0	L	1	0	0	0	0	0	0	0	0	0	1	3	∞	∞					
68 Dellin Betances, R ERA: 2.83	0.1	L	5	3	5	0	1	0	0	0	0	1	10	21	135.00	12.000					

**New York Yankees @ Boston Red Sox**  
Fenway







Batter	1	2	3	4	5	6	7	8	9	AB	R	H	RBI	BB	SO	LOB	TOP		
11 Brett Gardner, L OBP: 0.351, SLG: 0.362	G4-3		F9	F9			BB		K	4	1	1	1	1	1	1			
22 Jacoby Ellsbury, L OBP: 0.327, SLG: 0.382	L5		G3		G4-3		L5			4	0	0	0	0	0	2			
26 Tyler Austin, R OBP: 0.260, SLG: 0.382	L5		G3		G4-3		L5			0	0	0	0	0	0	0			
24 Gary Sánchez, R OBP: 0.387, SLG: 0.682	P3		HR		K		K			4	1	1	2	0	2	1			
14 Starlin Castro, R OBP: 0.304, SLG: 0.439		K	F9				G5-3			3	0	1	0	0	1	0			
17 Ronald Torreyes, R OBP: 0.333, SLG: 0.412		K	F9				G5-3			1	0	0	0	0	0	0			
36 Billy Butler, R OBP: 0.332, SLG: 0.417		1B					G5-3			3	0	1	0	0	1	1			
25 Mark Teixeira, S OBP: 0.288, SLG: 0.339		1B					G5-3			1	0	0	0	0	0	0			
18 Didi Gregorius, L OBP: 0.295, SLG: 0.451	F7									3	1	2	0	1	0	1			
12 Chase Headley, S OBP: 0.333, SLG: 0.394	F9									4	1	1	0	0	1	3			
27 Austin Romine, R OBP: 0.270, SLG: 0.392			1B							4	1	2	2	0	2	1			
38 Rob Refsnyder, R OBP: 0.325, SLG: 0.315			1B							3	0	0	0	0	3	3			
66 Mason Williams, L OBP: 0.400, SLG: 0.400			K							1	0	0	0	0	1	0			
<b>Inning Stats</b>	R: 0 E: 0 K: 0 S: 8	H: 0 LOB: 0 BB: 0 P: 10	R: 0 E: 0 K: 1 S: 15	H: 1 LOB: 1 BB: 0 P: 19	R: 3 E: 0 K: 1 S: 20	H: 3 LOB: 0 BB: 0 P: 26	R: 2 E: 0 K: 2 S: 17	H: 3 LOB: 1 BB: 0 P: 25	R: 0 E: 0 K: 1 S: 12	H: 1 LOB: 1 BB: 0 P: 15	R: 0 E: 0 K: 1 S: 8	H: 0 LOB: 0 BB: 1 P: 15	R: 0 E: 0 K: 3 S: 11	H: 0 LOB: 0 BB: 0 P: 17	1B: 5 2B: 2 3B: 1 HR: 1	SF: 0 SAC: 0 DP: 0 HBP: 0	WP: 0 PB: 0 SB: 0 CS: 1	PA: 37	
<b>PITCHER</b>	IP WLS BF H R ER SO BB IBB HBP BLK WP HR S P ERA WHIP																		
24 David Price, L ERA: 3.91	6.0	27	9	5	5	7	0	0	0	0	0	0	0	0	1	82	113	7.50	1.500
28 Robbie Ross Jr., L ERA: 3.27	0.1	2	0	0	0	0	1	0	0	0	0	0	0	0	5	10	0.00	3.000	
68 Matt Barnes, R ERA: 4.1	1.1	W	4	0	0	1	1	0	0	0	0	0	0	12	21	0.00	0.750		
46 Craig Kimbrel, R ERA: 2.86	1.1	S	4	0	0	4	0	0	0	0	0	0	0	14	21	0.00	0.000		

**New York Yankees @ Boston Red Sox**  
Fenway Park, Boston, MA  
Sat Sep 17 2016, 1:09 PM - 4:44 PM EDT  
Att: 37,267 - Partly Cloudy - 74 F

AB	35
R	5
H	9
RBI	5
BB	2
SO	12
LOB	13



Batter	1	2	3	4	5	6	7	8	9	AB	R	H	RBI	BB	SO	LOB	BOTTOM			
15 Dustin Pedroia, R OBP: 0.387, SLG: 0.457	L9		L9		P4		K		F9	5	0	0	0	0	1	6				
2 Xander Bogaerts, R OBP: 0.356, SLG: 0.451	P4		34 PB G4-3		HR		34 F8 50 1B		G5-3	4	3	3	3	0	0	0				
34 David Ortiz, L OBP: 0.404, SLG: 0.627	K		G4-3				F8			3	0	0	1	1	1	1				
50 Mookie Betts, R OBP: 0.355, SLG: 0.538		13 1B	G6-3		L8		47 G3-1 3 WP 13 1B			4	1	2	1	0	0	1				
13 Hanley Ramirez, R OBP: 0.361, SLG: 0.503		1B	G4-3		G4-3		3 B5-3 47 G3-1 3 WP			4	0	3	0	0	0	0				
47 Travis Shaw, L OBP: 0.317, SLG: 0.442	P6		K		K		F7		G3-1	4	0	0	0	0	1	5				
3 Sandy León, S OBP: 0.395, SLG: 0.527	F8		F7		F7		B5-3		WP	5	0	0	0	0	1	4				
25 Jackie Bradley Jr., L OBP: 0.354, SLG: 0.501	K				2 HR		40 BB		K	2	1	1	0	2	1	2				
40 Andrew Benintendi, L OBP: 0.370, SLG: 0.500		15 L9 2 2B			P5					3	1	1	0	1	0	2				
<b>Inning Stats</b>	R: 0 E: 0 K: 1 S: 10	H: 2 LOB: 2 BB: 0 P: 12	R: 0 E: 0 K: 1 S: 11	H: 2 LOB: 0 BB: 0 P: 19	R: 2 E: 0 K: 0 S: 10	H: 2 LOB: 0 BB: 0 P: 17	R: 0 E: 0 K: 1 S: 9	H: 0 LOB: 0 BB: 0 P: 11	R: 2 E: 0 K: 0 S: 8	H: 1 LOB: 1 BB: 2 P: 20	R: 0 E: 0 K: 1 S: 13	H: 1 LOB: 3 BB: 0 P: 26	R: 2 E: 0 K: 0 S: 11	H: 3 LOB: 0 BB: 0 P: 18	R: 0 E: 0 K: 1 S: 11	H: 1 LOB: 1 BB: 0 P: 15	1B: 5 2B: 4 3B: 0 HR: 1	SF: 0 SAC: 0 DP: 0 HBP: 0	WP: 1 PB: 1 SB: 0 CS: 0	PA: 38
<b>PITCHER</b>	IP WLS BF H R ER SO BB IBB HBP BLK WP HR S P ERA WHIP																			
55 Bryan Mitchell, R ERA: 6.0	4.2	20	5	4	3	3	1	0	0	0	0	0	0	0	1	47	74	5.79	1.286	
40 Luis Severino, R ERA: 6.0	1.1	9	2	1	1	1	3	0	0	0	0	0	0	17	36	6.75	3.750			
39 Tommy Layne, L ERA: 3.35	0.1	H	1	0	0	0	0	0	0	0	0	1	2	0.00	0.000					
43 Adam Warren, R ERA: 4.85	1.2	L	8	3	1	1	0	0	0	0	1	0	18	26	5.40	1.800				

**New York Yankees @ Boston Red Sox**  
Fenway Park, Boston, MA  
Sat Sep 17 2016, 1:09 PM - 4:44 PM EDT  
Att: 37,267 - Partly Cloudy - 74 F

AB	34
R	6
H	10
RBI	5
BB	4
SO	5
LOB	21













Batter	1	2	3	4	5	6	7	8	9	AB	R	H	RBI	BB	SO	LOB	TOP							
11 Brett Gardner, L (1, 7) OBP: 0.348, SLG: 0.360										6	2	2	0	0	0	1								
22 Jacoby Ellsbury, L (1, 8) OBP: 0.326, SLG: 0.379										5	1	0	0	1	2	2								
24 Gary Sánchez, R (1, 2) OBP: 0.410, SLG: 0.747										4	3	3	5	1	0	0								
34 Brian McCann, L (1, 10) OBP: 0.333, SLG: 0.414										5	1	4	1	0	1	1								
25 Mark Teixeira, S (1, 3) OBP: 0.289, SLG: 0.346										4	0	1	0	1	1	4								
18 Didi Gregorius, L (1, 6) OBP: 0.305, SLG: 0.449										4	1	1	1	0	1	4								
17 Ronald Torreyes, R (1, 5) OBP: 0.324, SLG: 0.394										5	0	1	1	0	0	2								
66 Mason Williams, L (1, 9) OBP: 0.389, SLG: 0.444										5	1	2	1	0	2	2								
57 Donovan Solano, R (1, 4) OBP: 0.308, SLG: 0.615									5	2	3	2	0	1	1									
<b>Inning Stats</b>	R: 3 E: 0 K: 2 S: 20	H: 4 LOB: 2 BB: 1 P: 34	R: 4 E: 0 K: 0 S: 15	H: 5 LOB: 1 BB: 0 P: 21	R: 0 E: 0 K: 1 S: 7	H: 0 LOB: 0 BB: 0 P: 11	R: 0 E: 0 K: 1 S: 9	H: 1 LOB: 1 BB: 0 P: 12	R: 0 E: 0 K: 0 S: 9	H: 1 LOB: 1 BB: 0 P: 13	R: 1 E: 0 K: 0 S: 12	H: 2 LOB: 2 BB: 1 P: 21	R: 0 E: 0 K: 1 S: 8	H: 1 LOB: 0 BB: 0 P: 13	R: 0 E: 0 K: 3 S: 13	H: 0 LOB: 1 BB: 1 P: 22	R: 3 E: 0 K: 0 S: 13	H: 3 LOB: 0 BB: 0 P: 21	1B: 12 2B: 2 HR: 3	SF: 1 SAC: 0 DP: 0 HBP: 0	WP: 0 PB: 0 SB: 0 CS: 0	PA: 47		
<b>PITCHER</b>	IP WLS BF H R ER SO BB IBB HBP BLK WP HR S P ERA WHIP	IP WLS BF H R ER SO BB IBB HBP BLK WP HR S P ERA WHIP											IP WLS BF H R ER SO BB IBB HBP BLK WP HR S P ERA WHIP											
53 Alex Cobb, R (1, 1) ERA: 6.16	1.1 L 14 9 7 7 2 1 0 0 0 0 0 1 32 52 47.25 7.500												30 Erasmo Ramírez, R (9, 1) ERA: 3.98	1.0 6 3 3 3 0 0 0 0 0 0 0 1 3 21 27.00 3.000										
54 Steve Geltz, L (2, 1) ERA: 5.95	1.2 5 0 0 0 1 0 0 0 0 0 0 10 14 0.00 0.000																							
58 Justin Marks, L (4, 1) ERA: 1.5	3.0 14 4 1 1 1 1 0 0 0 0 0 1 30 46 3.00 1.667																							
56 Dana Eveland, L (7, 1) ERA: 8.46	1.0 4 1 0 0 1 0 0 0 0 0 0 8 13 0.00 1.000																							
45 Enny Romero, L (8, 1) ERA: 5.61	1.0 4 0 0 0 3 1 0 0 0 0 0 0 13 22 0.00 1.000																							
<b>Batter</b>	<b>1</b>	<b>2</b>	<b>3</b>	<b>4</b>	<b>5</b>	<b>6</b>	<b>7</b>	<b>8</b>	<b>9</b>	<b>AB</b>	<b>R</b>	<b>H</b>	<b>RBI</b>	<b>BB</b>	<b>SO</b>	<b>LOB</b>	<b>BOTTOM</b>							
11 Logan Forsythe, R (1, 4) OBP: 0.347, SLG: 0.466										4	0	0	0	0	1	1								
39 Kevin Kiermaier, L (1, 8) OBP: 0.276, SLG: 0.417										4	0	1	0	0	0	0								
3 Evan Longoria, R (1, 5) OBP: 0.323, SLG: 0.535										4	1	1	1	0	1	1								
13 Brad Miller, L (1, 3) OBP: 0.306, SLG: 0.497										4	2	2	2	0	0	0								
10 Corey Dickerson, L (1, 7) OBP: 0.287, SLG: 0.469										4	1	2	1	0	0	0								
24 Alexei Ramirez, R (1, 6) OBP: 0.276, SLG: 0.333										3	0	0	0	1	1	1								
14 Jaff Decker, L (1, 9) OBP: 0.216, SLG: 0.121										3	0	0	0	1	1	1								
36 Richie Shaffer, R (1, 10) OBP: 0.235, SLG: 0.323										4	0	0	0	3	3									
21 Bobby Wilson, R (1, 2) OBP: 0.278, SLG: 0.369										3	1	2	1	0	0	0								
2 Nick Franklin, S (9, PH) OBP: 0.341, SLG: 0.462										1	0	0	0	0	0	0								
<b>Inning Stats</b>	R: 0 E: 0 K: 0 S: 8	H: 1 LOB: 0 BB: 0 P: 11	R: 0 E: 0 K: 1 S: 10	H: 0 LOB: 2 BB: 2 P: 19	R: 4 E: 0 K: 1 S: 22	H: 4 LOB: 0 BB: 0 P: 29	R: 0 E: 0 K: 1 S: 9	H: 1 LOB: 1 BB: 0 P: 13	R: 0 E: 0 K: 0 S: 6	H: 0 LOB: 0 BB: 0 P: 10	R: 0 E: 0 K: 2 S: 13	H: 1 LOB: 1 BB: 0 P: 17	R: 0 E: 0 K: 0 S: 7	H: 0 LOB: 0 BB: 0 P: 10	R: 1 E: 0 K: 1 S: 14	H: 1 LOB: 0 BB: 0 P: 21	R: 0 E: 0 K: 1 S: 12	H: 0 LOB: 0 BB: 0 P: 17	1B: 2 2B: 1 HR: 5	SF: 0 SAC: 0 DP: 1 HBP: 0	WP: 2 PB: 0 SB: 0 CS: 0	PA: 36		
<b>PITCHER</b>	IP WLS BF H R ER SO BB IBB HBP BLK WP HR S P ERA WHIP	IP WLS BF H R ER SO BB IBB HBP BLK WP HR S P ERA WHIP											IP WLS BF H R ER SO BB IBB HBP BLK WP HR S P ERA WHIP											
19 Masahiro Tanaka, R (1, 1) ERA: 3.07	6.0 W 26 7 4 4 1 1 0 0 0 0 0 1 14 21 6.00 1.500																							
43 Adam Warren, R (7, 1) ERA: 4.9	1.1 5 1 1 1 1 0 0 0 0 0 0 1 14 21 6.75 0.750																							
39 Tommy Layne, L (8, 1) ERA: 3.21	0.1 H 1 0 0 0 0 0 0 0 0 0 0 3 5 0.00 0.000																							
29 Tyler Clippard, R (8, 1) ERA: 3.2	0.1 H 1 0 0 0 0 0 0 0 0 0 0 4 5 0.00 0.000																							
65 Jonathan Holder, R (9, 1) ERA: 5.4	1.0 3 0 0 0 1 0 0 0 0 0 0 0 12 17 0.00 0.000																							

New York Yankees @ Tampa Bay Rays  
Tropicana Field, St. Petersburg, FL  
Wed Sep 21 2016, 7:12 PM - 10:17 PM EDT  
Att: 12,192 - Dome - 72 F

AB 43  
R 11  
H 17  
RBI 11  
BB 3  
SO 8  
LOB 17



New York Yankees @ Tampa Bay Rays  
Tropicana Field, St. Petersburg, FL  
Wed Sep 21 2016, 7:12 PM - 10:17 PM EDT  
Att: 12,192 - Dome - 72 F

AB 34  
R 5  
H 8  
RBI 5  
BB 2  
SO 7  
LOB 7





Batter	1	2	3	4	5	6	7	8	9	AB	R	H	RBI	BB	SO	LOB	TOP					
11 Brett Gardner, L (1,7) OBP: 0.347, SLG: 0.359										5	0	1	0	0	1	2						
22 Jacoby Ellsbury, L (1,8) OBP: 0.325, SLG: 0.377										5	0	1	0	0	1	1						
24 Gary Sánchez, R (1,2) OBP: 0.411, SLG: 0.738										2	0	0	0	2	1	2						
36 Billy Butler, R (1,10) OBP: 0.340, SLG: 0.427										4	0	2	0	0	1	3						
25 Mark Teixeira, S (1,3) OBP: 0.289, SLG: 0.343										3	0	0	0	1	2	4						
12 Chase Headley, S (1,5) OBP: 0.330, SLG: 0.391										4	0	0	0	0	2	4						
18 Didi Gregorius, L (1,6) OBP: 0.308, SLG: 0.449										4	0	2	0	0	0	1						
31 Aaron Hicks, S (1,9) OBP: 0.277, SLG: 0.331										4	0	2	0	0	1	2						
57 Donovan Solano, R (1,4) OBP: 0.267, SLG: 0.533										2	0	0	0	0	0	2						
34 Brian McCann, L (6,PH) OBP: 0.333, SLG: 0.413										1	0	0	0	0	0	1						
17 Ronald Torreyes, R (6,4) OBP: 0.322, SLG: 0.391										1	0	0	0	0	0	1						
<b>Inning Stats</b>	R: 0 H: 2 E: 0 K: 2 S: 12	H: 1 LOB: 1 BB: 0 P: 19	R: 0 H: 1 E: 1 K: 1 S: 9	H: 1 LOB: 1 BB: 0 P: 14	R: 0 H: 1 E: 0 K: 2 S: 18	H: 1 LOB: 3 BB: 2 P: 31	R: 0 H: 1 E: 0 K: 0 S: 8	H: 1 LOB: 1 BB: 1 P: 12	R: 0 H: 0 E: 0 K: 1 S: 7	H: 0 LOB: 0 BB: 0 P: 12	R: 0 H: 1 E: 0 K: 1 S: 11	H: 1 LOB: 1 BB: 0 P: 17	R: 0 H: 0 E: 0 K: 0 S: 9	H: 0 LOB: 0 BB: 0 P: 14	R: 0 H: 1 E: 0 K: 2 S: 13	H: 1 LOB: 1 BB: 0 P: 17	R: 0 H: 1 E: 0 K: 0 S: 8	H: 1 LOB: 0 BB: 0 P: 11	1B: 8 2B: 0 3B: 0 HR: 0	SF: 0 SAC: 0 DP: 0 HBP: 0	WP: 1 PB: 1 CS: 0	PA: 38
<b>PITCHER</b>	IP	WLS	BF	H	R	ER	SO	BB	IBB	HBP	BLK	WP	HR	S	P	ERA	WHIP					
4 Blake Snell, L (1,1) ERA: 3.65	5.0	W	23	5	0	0	6	3	0	0	0	0	0	54	88	0.00	1.600					
47 Chase Whitley, R (6,1) ERA: 1.88	2.2	H	10	2	0	0	3	0	0	0	0	0	0	32	47	0.00	0.750					
37 Alex Colomé, R (8,1) ERA: 1.88	1.1	S	5	1	0	0	0	0	0	0	0	1	0	9	12	0.00	0.750					

**New York Yankees @ Tampa Bay Rays**  
Tropicana Field, St. Petersburg, FL  
Thu Sep 22 2016, 7:11 PM - 9:47 PM EDT  
Att: 13,355 - Dome - 72 F

livebaseballscorecards.com

AB 35  
R 0  
H 8  
RBI 0  
BB 3  
SO 9  
LOB 23

Batter	1	2	3	4	5	6	7	8	9	AB	R	H	RBI	BB	SO	LOB	BOTTOM				
11 Logan Forsythe, R (1,4) OBP: 0.346, SLG: 0.464										4	1	1	0	0	2	1					
39 Kevin Kiermaier, L (1,8) OBP: 0.333, SLG: 0.421										4	0	3	0	0	1	0					
3 Evan Longoria, R (1,10) OBP: 0.321, SLG: 0.532										4	0	0	0	0	1	4					
13 Brad Miller, L (1,6) OBP: 0.308, SLG: 0.497										2	0	1	1	1	0	0					
10 Corey Dickerson, L (1,7) OBP: 0.288, SLG: 0.475										3	1	1	1	0	2	3					
19 Curt Casali, R (1,2) OBP: 0.249, SLG: 0.307										3	0	1	0	0	0	2					
9 Juniel Querecorta, S (1,5)										3	0	0	0	0	2	1					
36 Richie Shaffer, R (1,3) OBP: 0.243, SLG: 0.303										2	0	0	0	1	0	0					
27 Mikie Mahtook, R (1,9) OBP: 0.219, SLG: 0.227										3	0	0	0	0	1	1					
<b>Inning Stats</b>	R: 1 H: 3 E: 0 K: 1 S: 15	H: 0 LOB: 1 BB: 1 P: 14	R: 0 H: 1 E: 0 K: 2 S: 9	H: 1 LOB: 1 BB: 1 P: 18	R: 0 H: 1 E: 0 K: 1 S: 8	H: 0 LOB: 0 BB: 0 P: 13	R: 1 H: 1 E: 0 K: 0 S: 8	H: 1 LOB: 0 BB: 0 P: 12	R: 0 H: 0 E: 0 K: 2 S: 6	H: 0 LOB: 0 BB: 0 P: 6	R: 0 H: 1 E: 0 K: 1 S: 6	H: 1 LOB: 0 BB: 0 P: 6	R: 0 H: 0 E: 0 K: 1 S: 6	H: 0 LOB: 0 BB: 0 P: 18	R: 0 H: 1 E: 0 K: 1 S: 6	H: 1 LOB: 0 BB: 0 P: 6	1B: 5 2B: 1 3B: 0 HR: 1	SF: 0 SAC: 0 DP: 1 HBP: 0	WP: 0 PB: 0 CS: 1	PA: 30	
<b>PITCHER</b>	IP	WLS	BF	H	R	ER	SO	BB	IBB	HBP	BLK	WP	HR	S	P	ERA	WHIP				
85 Luis Cessa, R (1,1) ERA: 4.3	6.0	L	24	6	2	2	6	2	0	0	0	0	1	57	94	3.00	1.333				
40 Luis Severino, R (7,1) ERA: 5.7	2.0		6	1	0	0	3	0	0	0	0	0	0	17	24	0.00	0.500				

**New York Yankees @ Tampa Bay Rays**  
Tropicana Field, St. Petersburg, FL  
Thu Sep 22 2016, 7:11 PM - 9:47 PM EDT  
Att: 13,355 - Dome - 72 F

livebaseballscorecards.com

AB 28  
R 2  
H 7  
RBI 2  
BB 2  
SO 9  
LOB 12







Batter	1	2	3	4	5	6	7	8	9	AB	R	H	RBI	BB	SO	LOB	TOP			
11 Brett Gardner, L (1, 7) OBP: 0.346, SLG: 0.356	G6-3			BB		FC1-6			1B	3	0	1	0	1	0	1	<b>New York Yankees @ Toronto Blue Jays</b> Rogers Centre, Toronto, ON Sat Sep 24 2016, 4:09 PM - 6:43 PM EDT Att: 47,828 - Sunny - 63 F			
22 Jacoby Ellsbury, L (1, 8) OBP: 0.322, SLG: 0.373	G1-3			K		CS	L6		F8	4	0	0	0	0	1	2				
24 Gary Sánchez, R (1, 10) OBP: 0.405, SLG: 0.722	K			K			G6-3		F7	4	0	0	0	0	2	2				
18 Didi Gregorius, L (1, 6) OBP: 0.306, SLG: 0.444		F7				F8				3	0	0	0	0	0	1				
31 Aaron Hicks, S (1, 9) OBP: 0.278, SLG: 0.329					K				G5-3	3	0	1	0	0	1	0				
34 Brian McCann, L (1, 2) OBP: 0.332, SLG: 0.410									K	2	0	0	0	1	1	1				
17 Ronald Torreyes, R (1, 5) OBP: 0.315, SLG: 0.396						G6-4-3			K	3	0	1	0	0	0	1				
26 Tyler Austin, R (1, 3) OBP: 0.250, SLG: 0.366									K	2	0	0	0	0	1	0				
36 Billy Butler, R (8, PH) OBP: 0.338, SLG: 0.421									K	1	0	0	0	0	1	1				
25 Mark Teixeira, S (8, 3) OBP: 0.289, SLG: 0.343									K	0	0	0	0	0	0	0				
57 Donovan Solano, R (1, 4) OBP: 0.278, SLG: 0.471									G6-3	2	0	0	0	1	0	0				
<b>Inning Stats</b>	R: 0 E: 0 K: 1 S: 7	H: 0 LOB: 0 BB: 0 P: 10	R: 0 E: 0 K: 0 S: 7	H: 1 LOB: 0 BB: 0 P: 9	R: 0 E: 0 K: 0 S: 8	H: 0 LOB: 0 BB: 0 P: 15	R: 0 E: 0 K: 2 S: 13	H: 0 LOB: 1 BB: 1 P: 22	R: 0 E: 0 K: 1 S: 9	H: 0 LOB: 0 BB: 1 P: 15	R: 0 E: 0 K: 0 S: 6	H: 0 LOB: 0 BB: 0 P: 11	R: 0 E: 0 K: 2 S: 15	H: 1 LOB: 1 BB: 0 P: 23	R: 0 E: 0 K: 0 S: 13	H: 1 LOB: 1 BB: 0 P: 19	1B: 2 2B: 0 3B: 1 HR: 0	SF: 0 SAC: 0 DP: 2 HBP: 0	WP: 0 PB: 1 SB: 0 CS: 1	PA: 31
<b>PITCHER</b>	IP WLS BF H R ER SO BB IBB HBP BLK WP HR S P ERA WHIP	7.0 0 22 1 0 0 5 3 0 0 0 0 0 0 59 97 0.00 0.571	1.0 W 4 1 0 0 2 0 0 0 0 0 0 0 0 15 23 0.00 1.000	1.0 S 4 1 0 0 0 0 0 0 0 0 0 0 0 0 13 19 0.00 1.000	<b>PITCHER</b>															

AB	27
R	0
H	3
RBI	0
BB	3
SO	7
LOB	9



Batter	1	2	3	4	5	6	7	8	9	AB	R	H	RBI	BB	SO	LOB	BOTTOM			
29 Devon Travis, R (1, 4) OBP: 0.335, SLG: 0.455	K		G6-3		G5-3			G5-3		4	0	0	0	0	1	0	<b>New York Yankees @ Toronto Blue Jays</b> Rogers Centre, Toronto, ON Sat Sep 24 2016, 4:09 PM - 6:43 PM EDT Att: 47,828 - Sunny - 63 F			
20 Josh Donaldson, R (1, 5) OBP: 0.402, SLG: 0.554			F7				K		10 HR	4	1	2	0	0	1	0				
10 Edwin Encarnación, R (1, 3) OBP: 0.359, SLG: 0.545			G6-4-3						19 HR	2	1	1	0	2	0	1				
19 José Bautista, R (1, 9) OBP: 0.360, SLG: 0.449									19 HR	4	1	2	3	0	0	2				
3 Ezequiel Carrera, L (9, 9) OBP: 0.324, SLG: 0.348										0	0	0	0	0	0	0				
55 Russell Martin, R (1, 10) OBP: 0.338, SLG: 0.416										2	0	1	0	2	0	1				
2 Troy Tulowitzki, R (1, 6) OBP: 0.315, SLG: 0.442										4	0	0	0	0	0	5				
7 B.J. Upton, R (1, 7) OBP: 0.291, SLG: 0.406										2	0	0	0	1	0	2				
30 Dioner Navarro, S (1, 2) OBP: 0.264, SLG: 0.322										3	0	0	0	0	0	2				
11 Kevin Pillar, R (1, 8) OBP: 0.302, SLG: 0.379										3	0	0	0	0	0	0				
<b>Inning Stats</b>	R: 0 E: 0 K: 1 S: 11	H: 1 LOB: 0 BB: 0 P: 14	R: 0 E: 0 K: 0 S: 8	H: 1 LOB: 2 BB: 2 P: 23	R: 0 E: 0 K: 0 S: 6	H: 0 LOB: 0 BB: 0 P: 8	R: 0 E: 0 K: 0 S: 10	H: 2 LOB: 2 BB: 0 P: 15	R: 0 E: 0 K: 0 S: 7	H: 0 LOB: 0 BB: 0 P: 9	R: 0 E: 0 K: 1 S: 10	H: 0 LOB: 1 BB: 1 P: 15	R: 0 E: 0 K: 0 S: 6	H: 0 LOB: 0 BB: 0 P: 7	R: 3 E: 0 K: 0 S: 14	H: 2 LOB: 1 BB: 2 P: 26	1B: 4 2B: 1 3B: 0 HR: 1	SF: 0 SAC: 0 DP: 2 HBP: 0	WP: 1 PB: 0 SB: 0 CS: 0	PA: 33
<b>PITCHER</b>	IP WLS BF H R ER SO BB IBB HBP BLK WP HR S P ERA WHIP	7.0 0 26 4 0 0 2 3 0 0 0 0 0 0 14 26 27.00 4.000	1.0 L 7 2 3 3 0 2 0 0 0 0 1 1 14 26 27.00 4.000	<b>PITCHER</b>																

AB	28
R	3
H	6
RBI	3
BB	5
SO	2
LOB	13

















Batter	1	2	3	4	5	6	7	8	9	AB	R	H	RBI	BB	SO	LOB	TOP																				
15 Dustin Pedroia, R OBP: 0.378, SLG: 0.452	G4-3		G4-6-3			L3		50 2B	G6-3	5	1	1	0	0	0	1																					
2 Xander Bogaerts, R OBP: 0.356, SLG: 0.442	G2-3			G4-3		G6-3		L5		5	0	1	0	0	0	3																					
34 David Ortiz, L OBP: 0.401, SLG: 0.622	L8			K		F8		50 2B	G4-3	4	1	0	0	1	1	1																					
50 Mookie Betts, R OBP: 0.365, SLG: 0.538		F9		G6-3			12 BB	25 PB		4	0	2	2	0	0	0																					
13 Hanley Ramirez, R OBP: 0.360, SLG: 0.505	L4				25 CS		F9	25 PB		2	0	0	0	2	0	1																					
25 Jackie Bradley Jr., L OBP: 0.354, SLG: 0.498					12 S		F9	F8		3	0	1	0	1	0	3																					
12 Brock Holt, L OBP: 0.370, SLG: 0.398	L9									1	0	0	0	2	0	1																					
18 Aaron Hill, R OBP: 0.339, SLG: 0.384										0	0	0	0	1	0	0																					
40 Andrew Benintendi, L OBP: 0.371, SLG: 0.500			K			P3				4	0	0	0	0	1	7																					
3 Sandy León, S OBP: 0.370, SLG: 0.482						G4-3				2	0	0	0	1	0	2																					
40 Marco Hernández, L (8, PR) OBP: 0.370, SLG: 0.388								15 2B		0	1	0	0	0	0	0																					
58 Bryan Holaday, R OBP: 0.281, SLG: 0.359								50 2B	K	1	0	0	0	0	1	0																					
<b>Inning Stats</b>	R: 0 E: 0 K: 0 S: 9	H: 0 LOB: 0 BB: 0 P: 14	R: 0 E: 0 K: 0 S: 10	H: 1 LOB: 1 BB: 0 P: 15	R: 0 E: 0 K: 1 S: 7	H: 0 LOB: 0 BB: 1 P: 12	R: 0 E: 0 K: 1 S: 8	H: 0 LOB: 0 BB: 0 P: 11	R: 0 E: 0 K: 0 S: 5	H: 0 LOB: 2 BB: 3 P: 17	R: 0 E: 0 K: 0 S: 8	H: 1 LOB: 2 BB: 1 P: 12	R: 0 E: 0 K: 0 S: 7	H: 1 LOB: 2 BB: 1 P: 13	R: 3 E: 1 K: 0 S: 12	H: 2 LOB: 3 BB: 3 P: 30	R: 0 E: 0 K: 1 S: 17	H: 1 LOB: 0 BB: 0 P: 20	1B: 3 2B: 2 HR: 0	SF: 0 SAC: 0 DP: 1 HBP: 0	WP: 0 PB: 1 SB: 1 CS: 1	PA: 39															
<b>PITCHER</b>	IP	WLS	BF	H	R	ER	SO	BB	IBB	HBP	BLK	WP	HR	S	P	ERA	WHIP	<b>PITCHER</b>	IP	WLS	BF	H	R	ER	SO	BB	IBB	HBP	BLK	WP	HR	S	P	ERA	WHIP		
55 Bryan Mitchell, R ERA: 3.24	(1, 1)	7.0	26	2	0	0	2	5	0	0	0	0	0	54	94	0.00	1.000																				
43 Adam Warren, R ERA: 4.75	(8, 1)	0.1	6	2	3	1	0	0	2	0	0	0	0	9	22	27.00	6.000																				
39 Tommy Layne, L ERA: 3.45	(8, 1)	0.2	3	0	0	0	0	0	1	0	0	0	0	3	8	0.00	0.000																				
65 Jonathan Holder, R ERA: 6.43	(9, 1)	0.2	3	1	0	0	1	0	0	0	0	0	0	15	17	0.00	1.500																				
67 James Pazos, L ERA: 6.75	(9, 1)	0.1	W	1	0	0	0	0	0	0	0	0	0	2	3	0.00	0.000																				

**Boston Red Sox @ New York Yankees**  
 Yankee Stadium, Bronx, NY  
 Wed Sep 28 2016, 7:11 PM - 10:37 PM EDT  
 Att: 35,520 - Cloudy - 61 F

AB 31  
 R 3  
 H 5  
 RBI 2  
 BB 8  
 SO 3  
 LOB 19



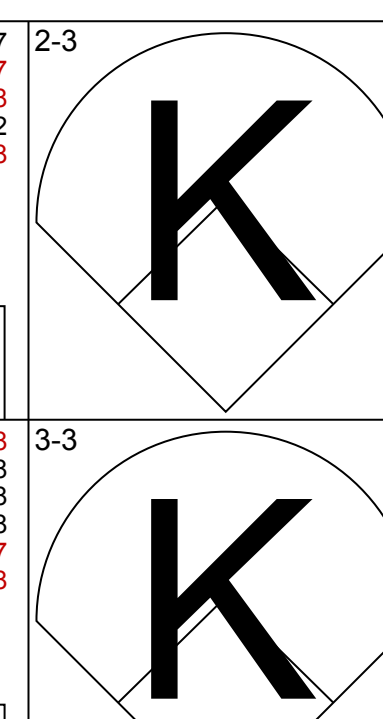
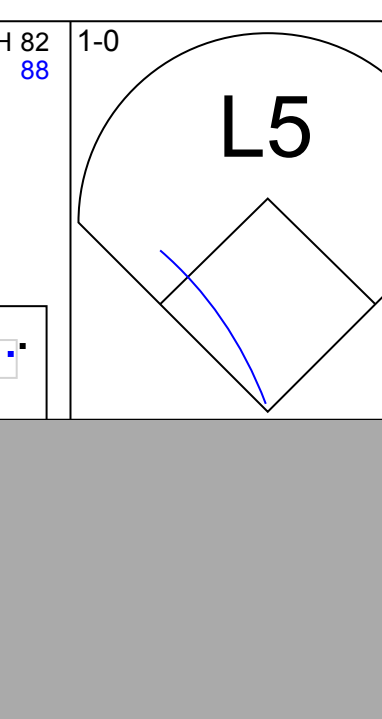
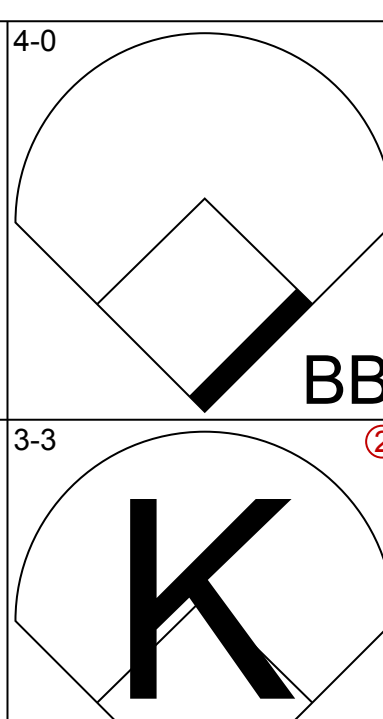
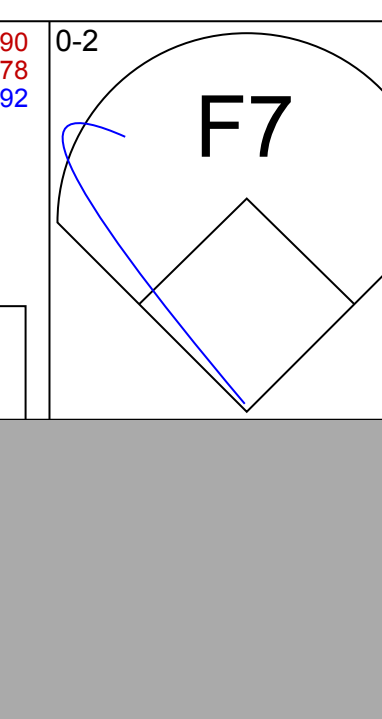

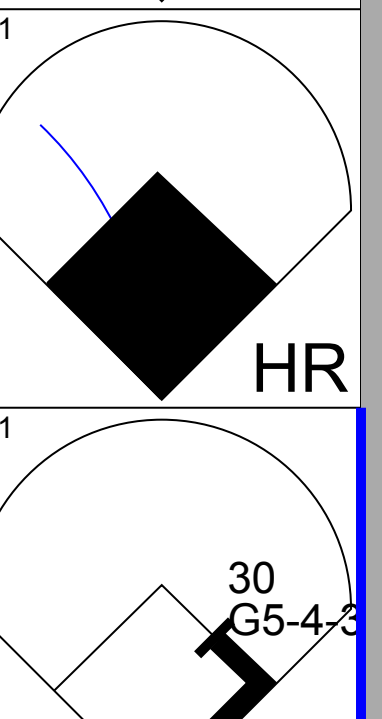

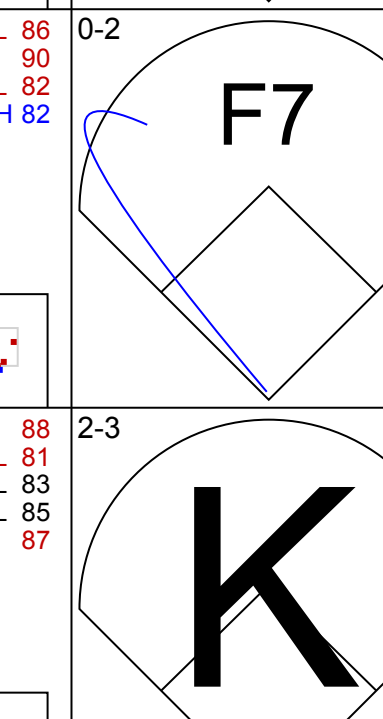

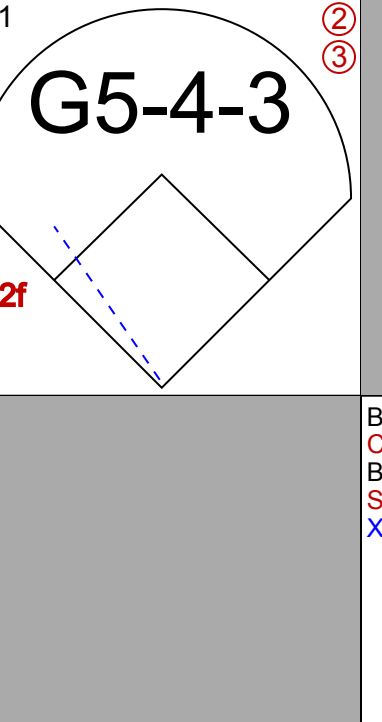



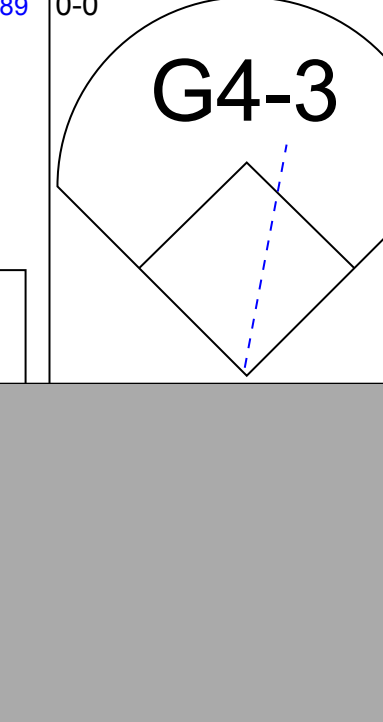

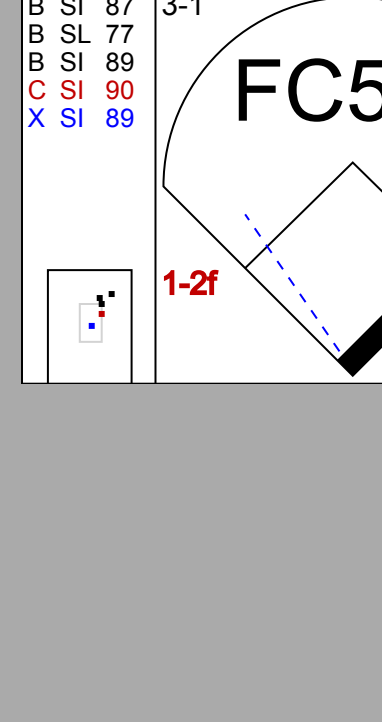

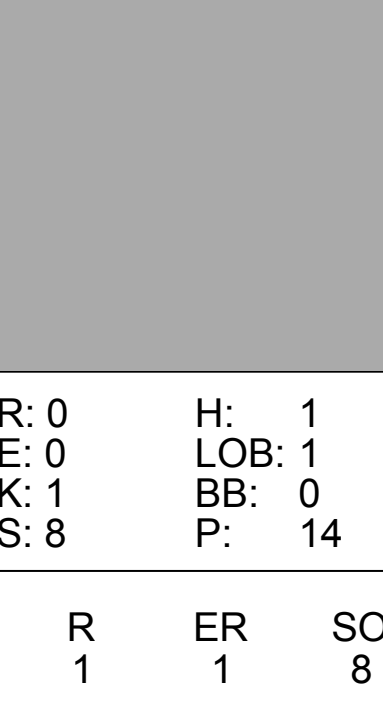
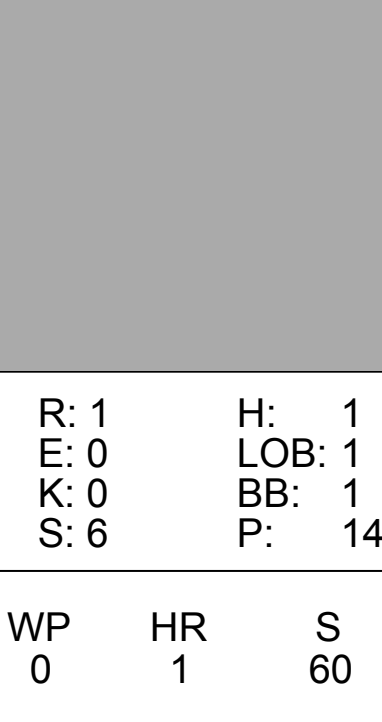
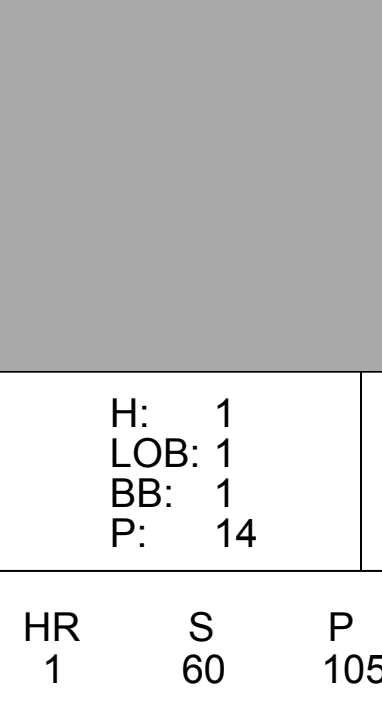
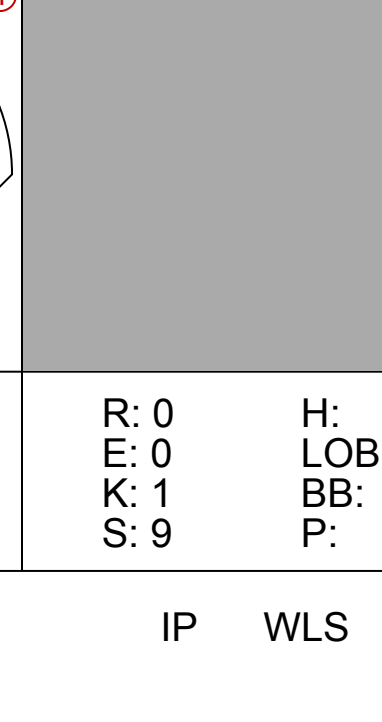
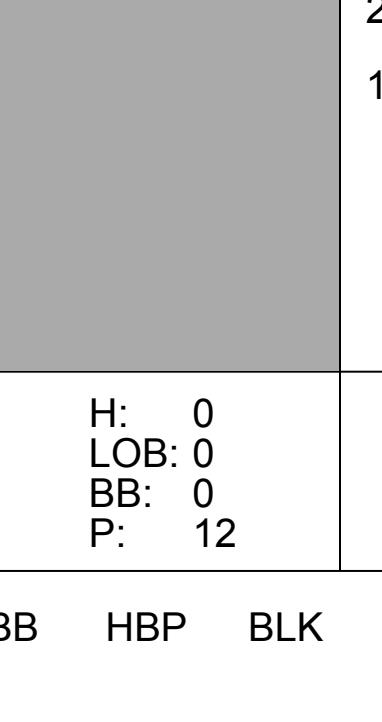
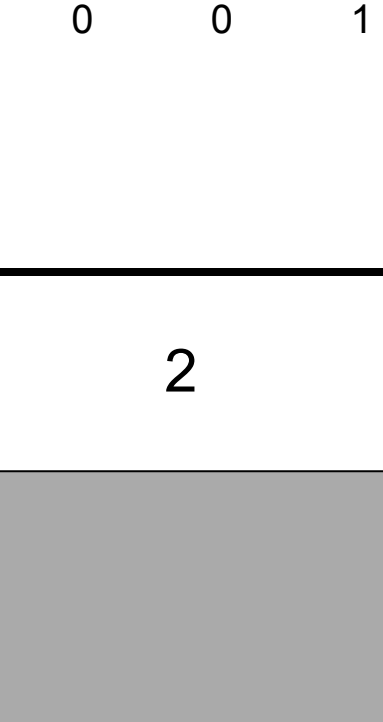
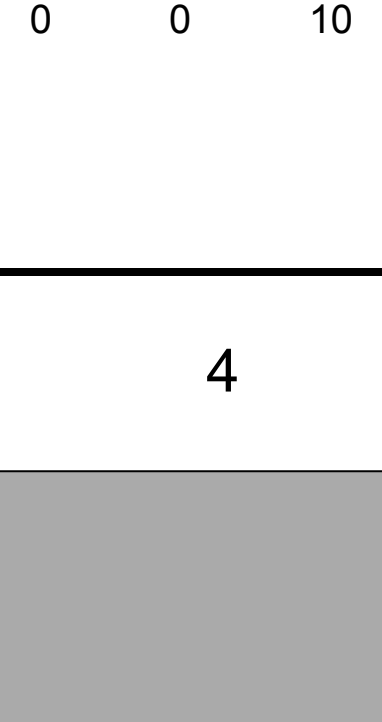
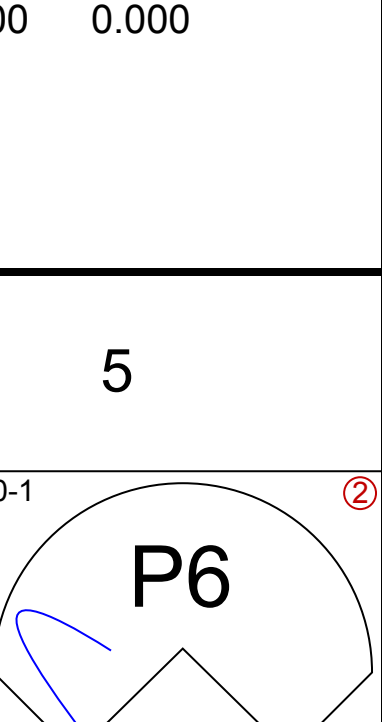
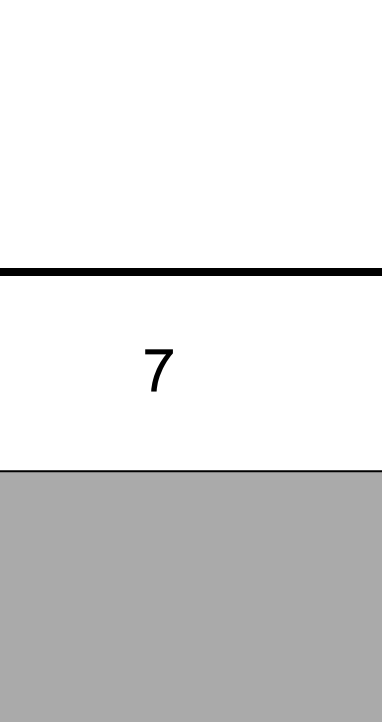
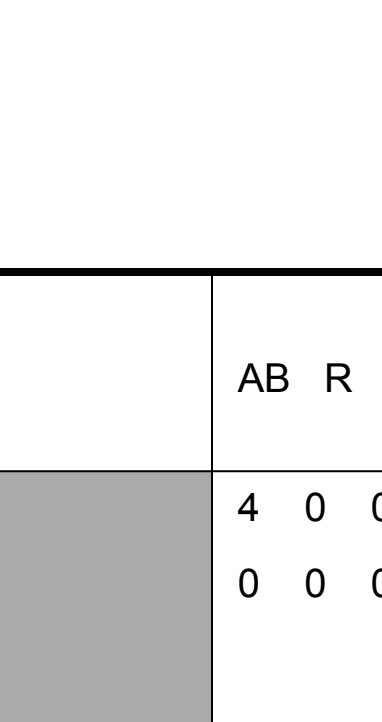


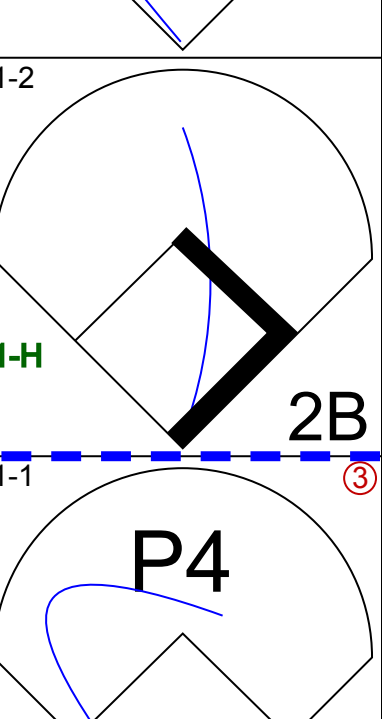
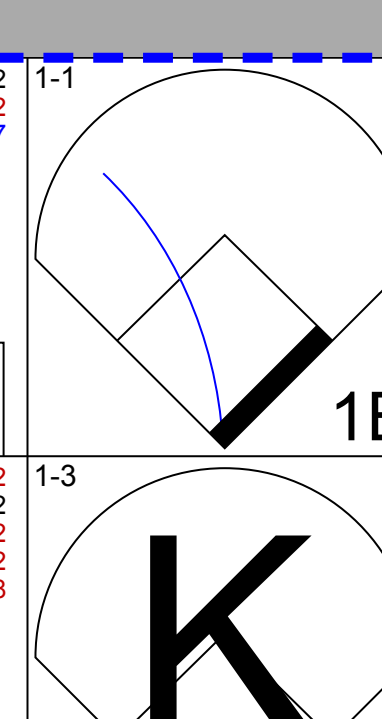
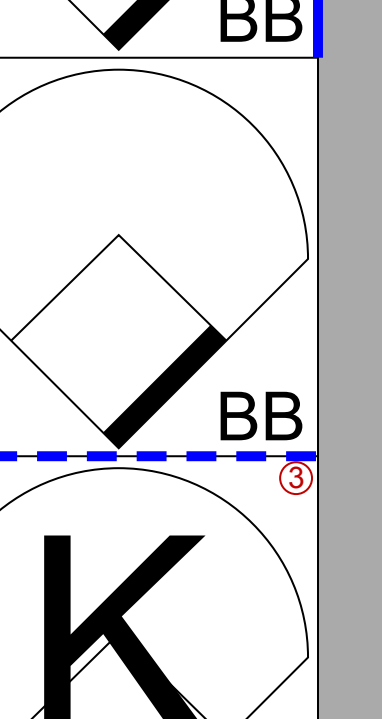


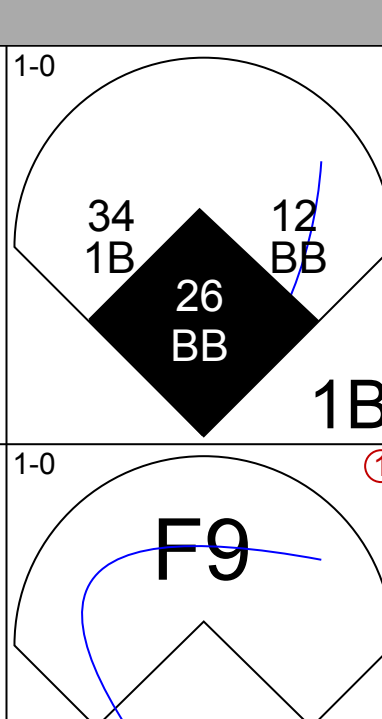


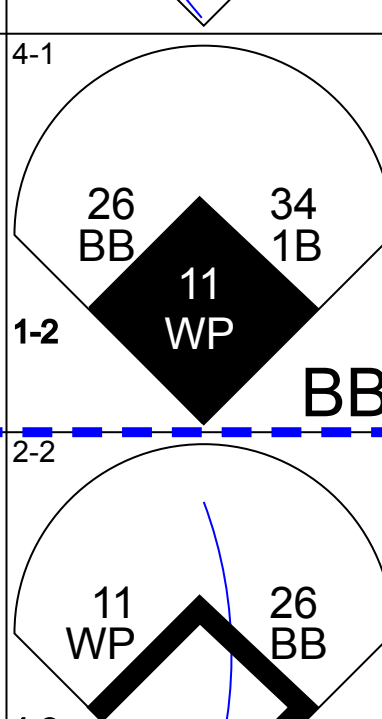
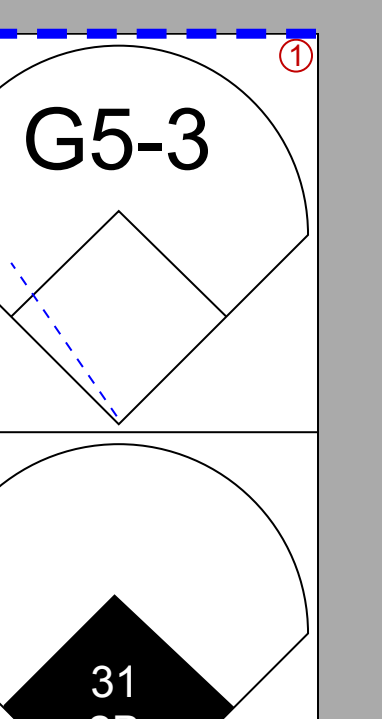
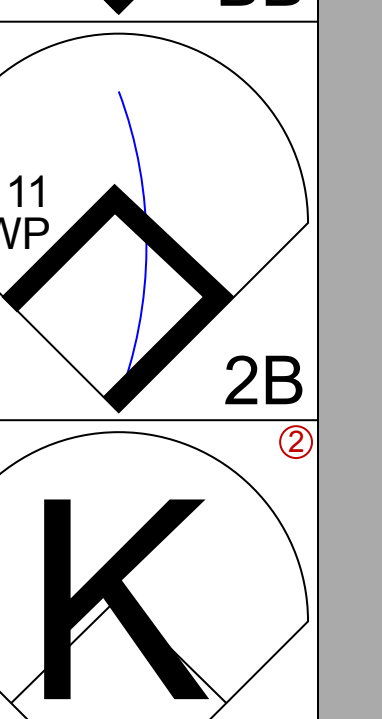
Batter	1	2	3	4	5	6	7	8	9	AB	R	H	RBI	BB	SO	LOB	BOTTOM																					
11 Brett Gardner, L OBP: 0.353, SLG: 0.364	G3-6			24 G6-3					24 WP	2	1	2	0	2	0	0																						
22 Jacoby Ellsbury, L OBP: 0.323, SLG: 0.370	G3-6			P3					34 BB	3	1	0	0	1	1	3																						
24 Gary Sánchez, R OBP: 0.387, SLG: 0.689				G6-3					25 HR	3	0	0	0	1	1	1																						
17 Ronald Torreyes, R (9, PR) OBP: 0.303, SLG: 0.382	K								34 BB	0	1	0	0	0	0	0																						
34 Brian McCann, L OBP: 0.332, SLG: 0.405				P2					25 HR	3	0	0	1	1	1	1																						
48 Eric Young Jr., S (9, PR)									25 HR	0	1	0	0	0	0	0																						
14 Starlin Castro, R OBP: 0.301, SLG: 0.434	F9								25 HR	4	0	0	0	0	1	3																						
18 Didi Gregorius, L OBP: 0.306, SLG: 0.451	F9								K	4	0	0	0	0	1	3																						
25 Mark Teixeira, S OBP: 0.295, SLG: 0.365				G5-3						3	1	1	4	1	1	0																						
12 Chase Headley, S OBP: 0.326, SLG: 0.383	L8								HR	3	0	0	0	0	0	1																						
66 Mason Williams, L OBP: 0.375, SLG: 0.391										2	0	0	0	0	2	0																						
31 Aaron Hicks, S (8, PH) OBP: 0.274, SLG: 0.332										1	0	0	0	0	0	1																						
<b>Inning Stats</b>	R: 0 E: 0 K: 1 S: 12	H: 0 LOB: 0 BB: 1 P: 18	R: 0 E: 0 K: 1 S: 8	H: 0 LOB: 0 BB: 0 P: 11	R: 0 E: 0 K: 1 S: 8	H: 0 LOB: 0 BB: 0 P: 13	R: 0 E: 0 K: 0 S: 9	H: 1 LOB: 1 BB: 0 P: 14	R: 0 E: 0 K: 2 S: 11	H: 0 LOB: 1 BB: 1 P: 20	R: 0 E: 0 K: 0 S: 6	H: 0 LOB: 0 BB: 0 P: 12	R: 0 E: 0 K: 1 S: 15	H: 0 LOB: 1 BB: 1 P: 25	R: 5 E: 0 K: 1 S: 21	H: 2 LOB: 1 BB: 3 P: 36	1B: 2 2B: 0 HR: 1	SF: 0 SAC: 0 DP: 1 HBP: 0	WP: 1 PB: 0 SB: 0 CS: 0	PA: 34																		
<b>PITCHER</b>	IP	WLS	BF	H	R	ER	SO	BB	IBB	HBP	BLK	WP	HR	S	P	ERA	WHIP	<b>PITCHER</b>	IP	WLS	BF	H	R	ER	SO	BB	IBB	HBP	BLK	WP	HR	S	P	ERA	WHIP			
11 Clay Buchholz, R ERA: 4.78	(1, 1)	6.0	20	1	0	0	6	2	0	0	0	0	0	56	89	0.00	0.500																					
29 Brad Ziegler, R ERA: 2.17	(7, 1)	1.0	3	0	0	0	0	0	0	0	0	0	0	6	12	0.00	0.000																					
19 Koji Uehara, R ERA: 3.52	(8, 1)	1.0	H	4	0	0	1	1	0	0	0	0	0	15	25	0.00	1.000																					
46 Craig Kimbrel, R ERA: 3.35	(9, 1)	0.0	L	4	1	4	4	0	3	0	0	0	1	0	13	28	∞	∞																				
50 Joe Kelly, R ERA: 5.45	(9, 1)	0.2	B	3	1	1	1	1	0	0	0	0	0	1	8	8	13.50	1.500																				

**Boston Red Sox @ New York Yankees**  
 Yankee Stadium, Bronx, NY  
 Wed Sep 28 2016, 7:11 PM - 10:37 PM EDT  
 Att: 35,520 - Cloudy - 61 F

AB 28  
 R 5  
 H 3  
 RBI 5  
 BB 6  
 SO 8  
 LOB 13



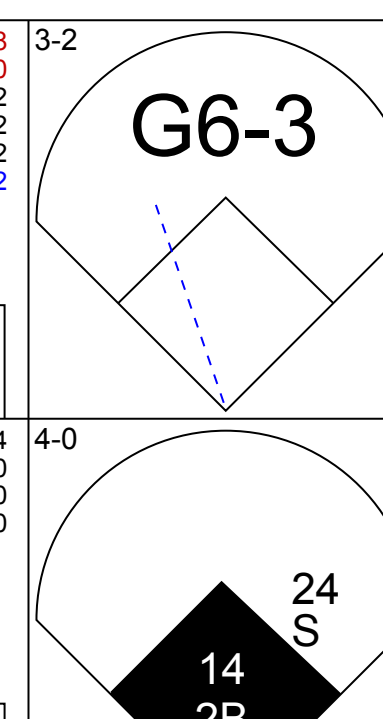
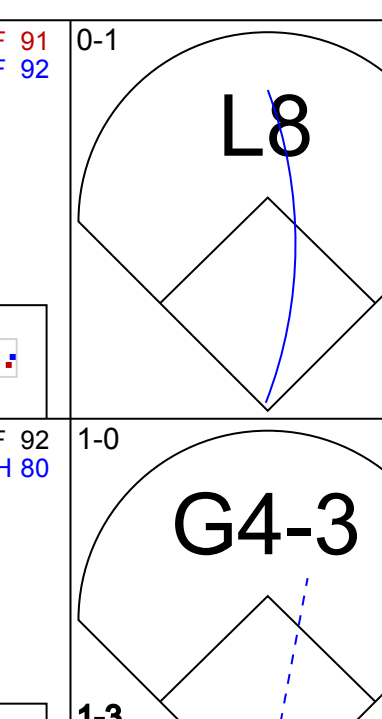
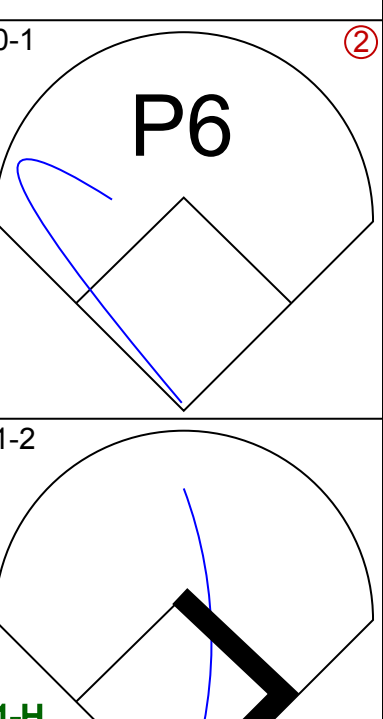
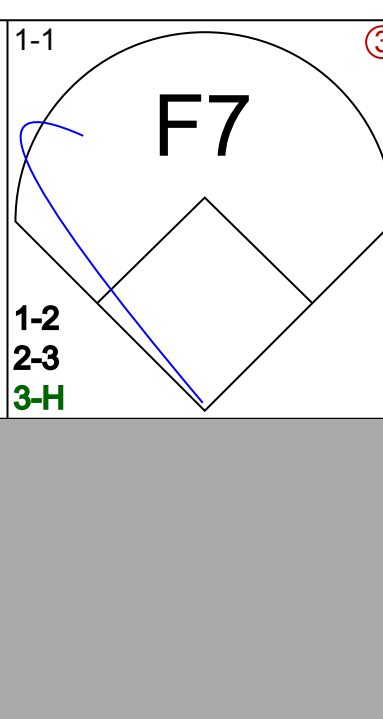
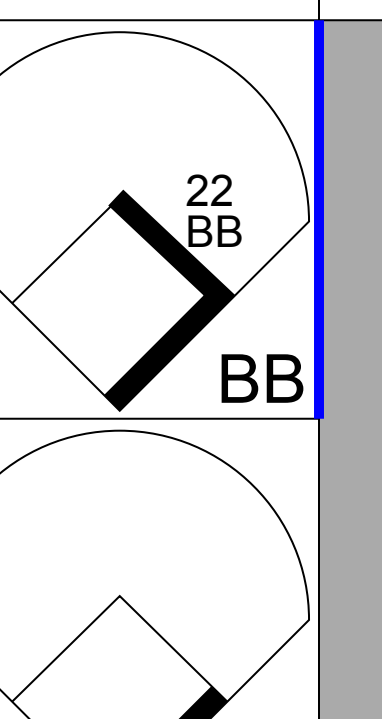
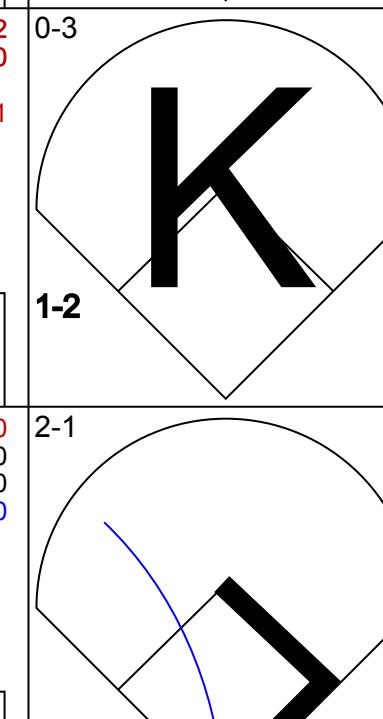
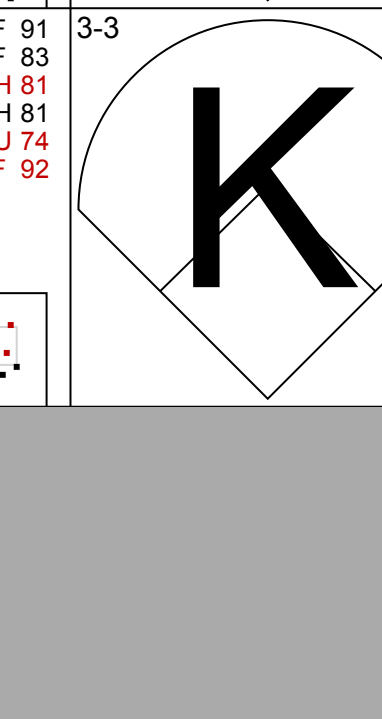
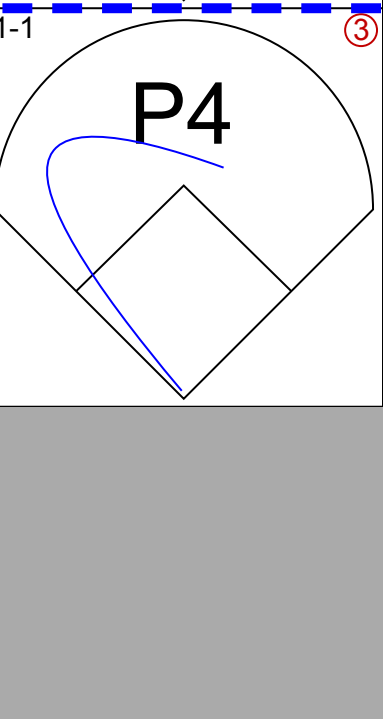
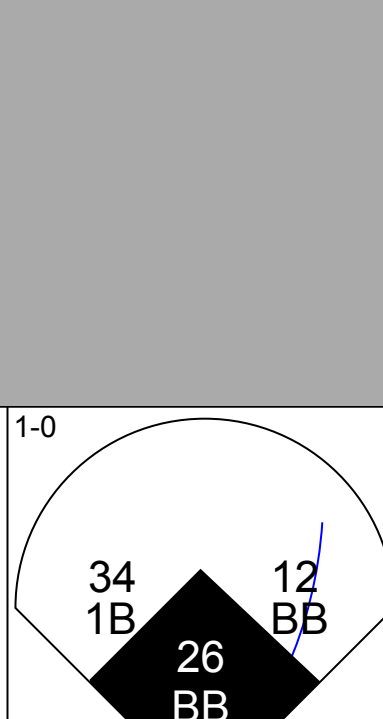

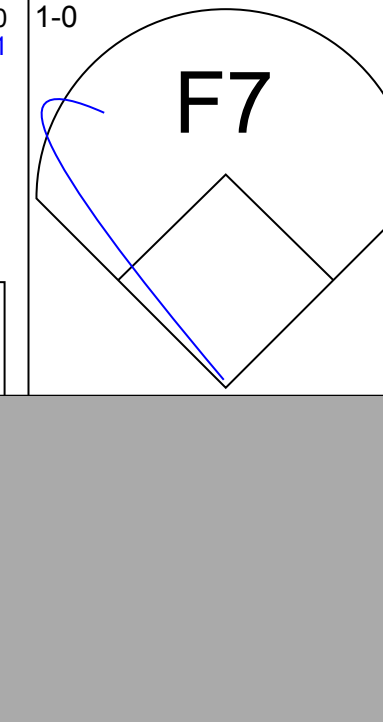


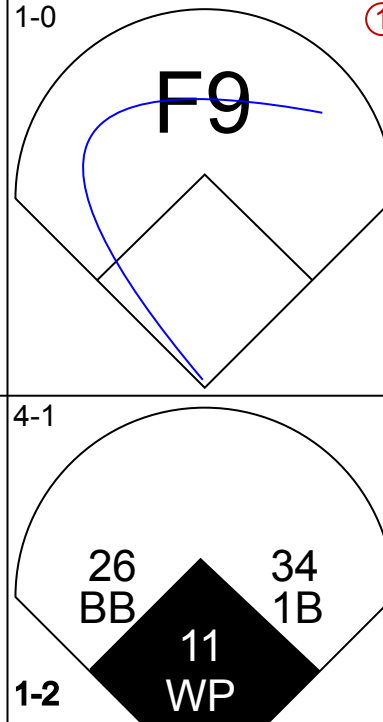
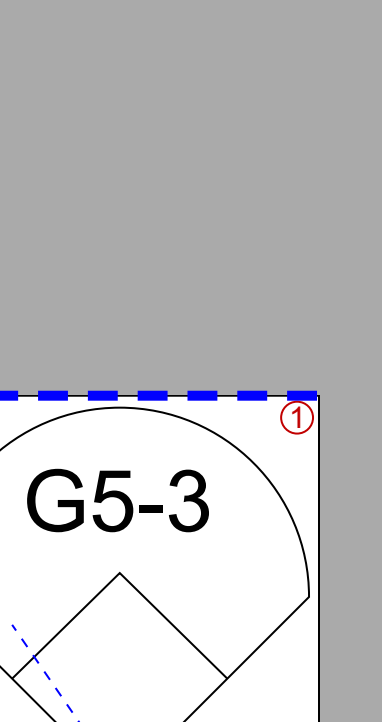


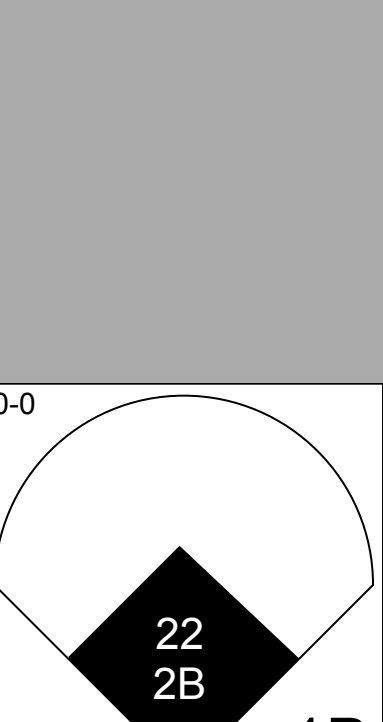
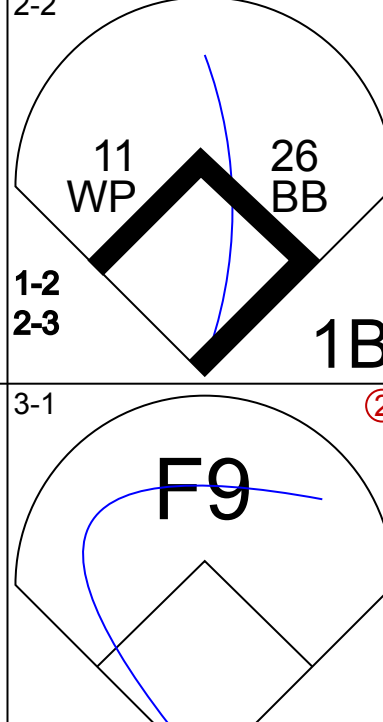
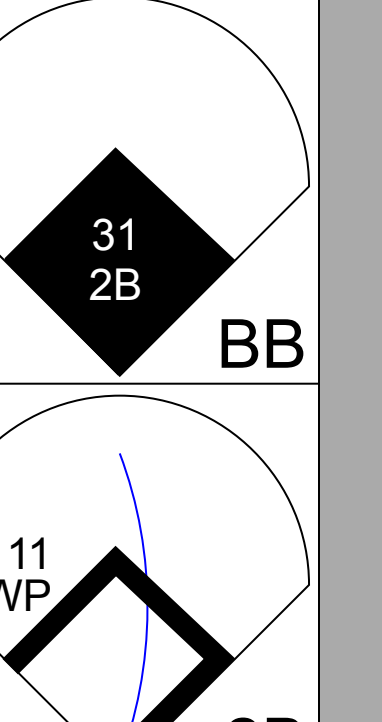
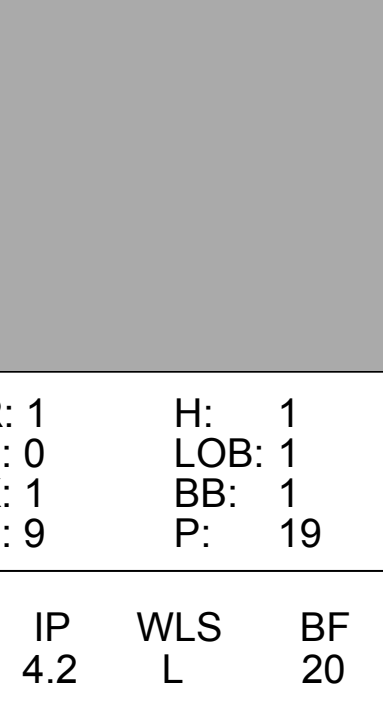
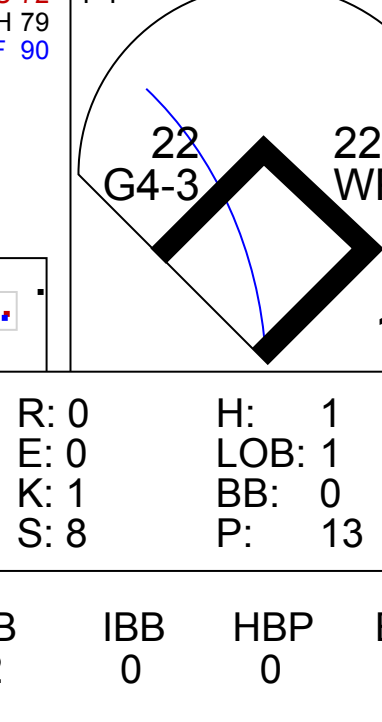
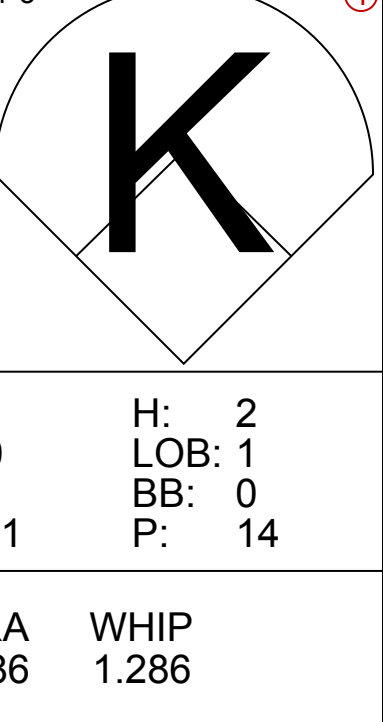
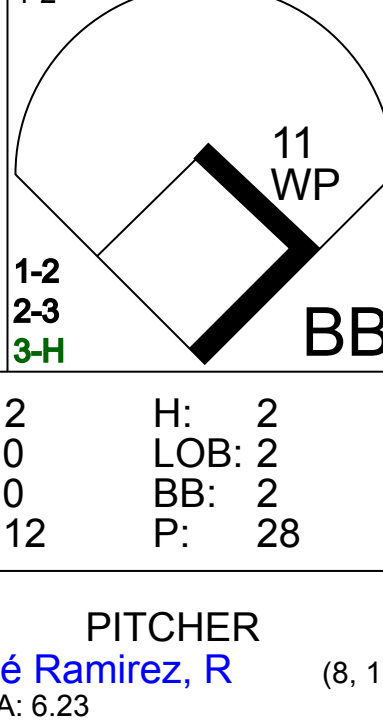
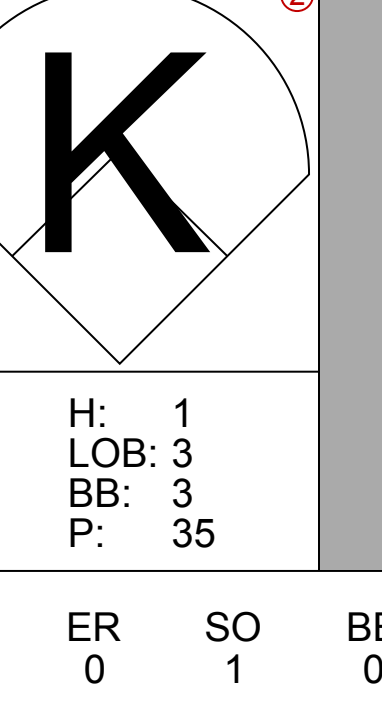


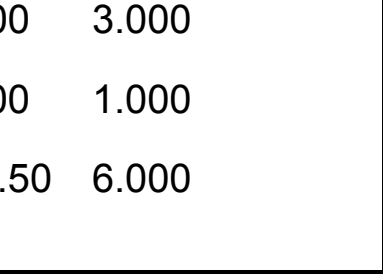




Batter	1	2	3	4	5	6	7	8	9	AB	R	H	RBI	BB	SO	LOB	TOP			
18 Aaron Hill, R OBP: 0.338, SLG: 0.381 (1, 5)										3	0	0	0	1	1	0				
40 Andrew Benintendi, L OBP: 0.356, SLG: 0.450 (1, 7)										4	0	0	0	0	2	1				
2 Xander Bogaerts, R OBP: 0.355, SLG: 0.445 (1, 6)										4	1	1	1	0	2	1				
34 David Ortiz, L OBP: 0.402, SLG: 0.620 12 Brock Holt, L OBP: 0.326, SLG: 0.394 (4, PR) (4, 10)										1	0	0	0	1	1	0				
30 Chris Young, R OBP: 0.350, SLG: 0.497 (1, 9)										3	0	1	0	0	0	1				
25 Jackie Bradley Jr., L OBP: 0.354, SLG: 0.495 (1, 8)										3	0	1	0	0	0	1				
10 Ryan Hanigan, R OBP: 0.230, SLG: 0.238 (1, 2)										3	0	0	0	0	0	1				
47 Travis Shaw, L OBP: 0.306, SLG: 0.422 (1, 3)										2	0	0	0	0	1	0				
16 Deven Marrero, R OBP: 0.214, SLG: 0.083 40 Marco Hernández, L & PH OBP: 0.364, SLG: 0.380 (6, PH) (6, 4)										1	0	0	0	0	1	0				
<b>Inning Stats</b>	R: 0 E: 0 K: 3 S: 9	H: 0 LOB: 0 BB: 0 P: 17	R: 0 E: 0 K: 1 S: 8	H: 1 LOB: 1 BB: 0 P: 14	R: 0 E: 0 K: 1 S: 7	H: 0 LOB: 0 BB: 0 P: 10	R: 1 E: 0 K: 0 S: 6	H: 1 LOB: 1 BB: 1 P: 14	R: 0 E: 0 K: 2 S: 10	H: 0 LOB: 1 BB: 1 P: 18	R: 0 E: 0 K: 1 S: 9	H: 1 LOB: 0 BB: 0 P: 16	R: 0 E: 0 K: 1 S: 8	H: 0 LOB: 0 BB: 0 P: 9	R: 0 E: 0 K: 1 S: 10	H: 0 LOB: 0 BB: 0 P: 12	1B: 3 2B: 0 3B: 0 HR: 1	SF: 0 SAC: 0 DP: 2 HBP: 0	WP: 0 PB: 0 SB: 0 CS: 0	PA: 31
<b>PITCHER</b>	IP WLS BF H R ER SO BB IBB HBP BLK WP HR S P ERA WHIP	IP WLS BF H R ER SO BB IBB HBP BLK WP HR S P ERA WHIP	IP WLS BF H R ER SO BB IBB HBP BLK WP HR S P ERA WHIP	IP WLS BF H R ER SO BB IBB HBP BLK WP HR S P ERA WHIP	IP WLS BF H R ER SO BB IBB HBP BLK WP HR S P ERA WHIP	IP WLS BF H R ER SO BB IBB HBP BLK WP HR S P ERA WHIP	IP WLS BF H R ER SO BB IBB HBP BLK WP HR S P ERA WHIP	IP WLS BF H R ER SO BB IBB HBP BLK WP HR S P ERA WHIP	IP WLS BF H R ER SO BB IBB HBP BLK WP HR S P ERA WHIP	IP WLS BF H R ER SO BB IBB HBP BLK WP HR S P ERA WHIP	IP WLS BF H R ER SO BB IBB HBP BLK WP HR S P ERA WHIP	IP WLS BF H R ER SO BB IBB HBP BLK WP HR S P ERA WHIP	IP WLS BF H R ER SO BB IBB HBP BLK WP HR S P ERA WHIP	IP WLS BF H R ER SO BB IBB HBP BLK WP HR S P ERA WHIP	IP WLS BF H R ER SO BB IBB HBP BLK WP HR S P ERA WHIP	IP WLS BF H R ER SO BB IBB HBP BLK WP HR S P ERA WHIP	IP WLS BF H R ER SO BB IBB HBP BLK WP HR S P ERA WHIP	IP WLS BF H R ER SO BB IBB HBP BLK WP HR S P ERA WHIP	IP WLS BF H R ER SO BB IBB HBP BLK WP HR S P ERA WHIP	IP WLS BF H R ER SO BB IBB HBP BLK WP HR S P ERA WHIP

**Boston Red Sox @ New York Yankees**  
Yankee Stadium, Bronx, NY  
Thu Sep 29 2016, 7:09 PM - 10:25 PM EDT  
Att: 41,597 - Cloudy - 62 F

AB 29  
R 1  
H 4  
RBI 1  
BB 2  
SO 10  
LOB 7



Batter	1	2	3	4	5	6	7	8	9	AB	R	H	RBI	BB	SO	LOB	BOTTOM			
11 Brett Gardner, L OBP: 0.352, SLG: 0.361 66 Mason Williams, L OBP: 0.375, SLG: 0.391 (8, PR) (9, 7)										4	0	0	0	1	0	4				
22 Jacoby Ellsbury, L OBP: 0.327, SLG: 0.374 (1, 8)										3	1	2	1	2	0	1				
24 Gary Sánchez, R OBP: 0.378, SLG: 0.672 (1, 10)										5	0	0	0	0	4	7				
14 Starlin Castro, R OBP: 0.302, SLG: 0.436 17 Ronald Torreyes, R OBP: 0.303, SLG: 0.382 (8, 4)										4	1	2	1	0	0	1				
18 Didi Gregorius, L OBP: 0.304, SLG: 0.448 (1, 6)										4	0	0	0	0	0	3				
12 Chase Headley, S OBP: 0.328, SLG: 0.381 (1, 5)										2	1	0	0	2	0	0				
34 Brian McCann, L OBP: 0.333, SLG: 0.495 (1, 2)										3	1	1	0	1	2	1				
31 Aaron Hicks, S OBP: 0.277, SLG: 0.338 (1, 9)										4	1	2	1	0	1	3				
26 Tyler Austin, R OBP: 0.289, SLG: 0.429 (1, 3)										3	0	1	1	1	2	2				
<b>Inning Stats</b>	R: 1 E: 0 K: 1 S: 9	H: 1 LOB: 1 BB: 1 P: 19	R: 0 E: 0 K: 2 S: 10	H: 0 LOB: 0 BB: 0 P: 15	R: 0 E: 0 K: 1 S: 8	H: 1 LOB: 1 BB: 0 P: 13	R: 0 E: 0 K: 1 S: 12	H: 0 LOB: 1 BB: 1 P: 22	R: 1 E: 0 K: 1 S: 11	H: 2 LOB: 1 BB: 0 P: 14	R: 2 E: 0 K: 0 S: 12	H: 2 LOB: 2 BB: 2 P: 28	R: 0 E: 0 K: 1 S: 14	H: 1 LOB: 1 BB: 0 P: 17	R: 1 E: 0 K: 2 S: 19	H: 1 LOB: 3 BB: 3 P: 35	1B: 5 2B: 3 3B: 0 HR: 0	SF: 0 SAC: 0 DP: 0 HBP: 0	WP: 3 PB: 0 SB: 2 CS: 0	PA: 39
<b>PITCHER</b>	IP WLS BF H R ER SO BB IBB HBP BLK WP HR S P ERA WHIP	IP WLS BF H R ER SO BB IBB HBP BLK WP HR S P ERA WHIP	IP WLS BF H R ER SO BB IBB HBP BLK WP HR S P ERA WHIP	IP WLS BF H R ER SO BB IBB HBP BLK WP HR S P ERA WHIP	IP WLS BF H R ER SO BB IBB HBP BLK WP HR S P ERA WHIP	IP WLS BF H R ER SO BB IBB HBP BLK WP HR S P ERA WHIP	IP WLS BF H R ER SO BB IBB HBP BLK WP HR S P ERA WHIP	IP WLS BF H R ER SO BB IBB HBP BLK WP HR S P ERA WHIP	IP WLS BF H R ER SO BB IBB HBP BLK WP HR S P ERA WHIP	IP WLS BF H R ER SO BB IBB HBP BLK WP HR S P ERA WHIP	IP WLS BF H R ER SO BB IBB HBP BLK WP HR S P ERA WHIP	IP WLS BF H R ER SO BB IBB HBP BLK WP HR S P ERA WHIP	IP WLS BF H R ER SO BB IBB HBP BLK WP HR S P ERA WHIP	IP WLS BF H R ER SO BB IBB HBP BLK WP HR S P ERA WHIP	IP WLS BF H R ER SO BB IBB HBP BLK WP HR S P ERA WHIP	IP WLS BF H R ER SO BB IBB HBP BLK WP HR S P ERA WHIP	IP WLS BF H R ER SO BB IBB HBP BLK WP HR S P ERA WHIP	IP WLS BF H R ER SO BB IBB HBP BLK WP HR S P ERA WHIP	IP WLS BF H R ER SO BB IBB HBP BLK WP HR S P ERA WHIP	IP WLS BF H R ER SO BB IBB HBP BLK WP HR S P ERA WHIP

**Boston Red Sox @ New York Yankees**  
Yankee Stadium, Bronx, NY  
Thu Sep 29 2016, 7:09 PM - 10:25 PM EDT  
Att: 41,597 - Cloudy - 62 F

AB 32  
R 5  
H 8  
RBI 4  
BB 7  
SO 9  
LOB 22





Batter	1	2	3	4	5	6	7	8	9	AB	R	H	RBI	BB	SO	LOB	TOP	
10 Adam Jones, R (1.8) OBP: 0.314, SLG: 0.443	G4-3		L8		HR	F8		FC6-4		5	1	1	1	1	0	4		
25 Hyun Soo Kim, L (1.7) OBP: 0.386, SLG: 0.428										3	1	1	0	1	2	1		
18 Drew Stubbs, R (8.7) OBP: 0.330, SLG: 0.338	BB							F7		1	0	0	0	0	0	3		
13 Manny Machado, R (1.5) OBP: 0.434, SLG: 0.531	G1-3		K			P5		K		5	0	0	0	0	2	6		
45 Mark Trumbo, R (1.10) OBP: 0.313, SLG: 0.531	G4-3				HR			F8		5	1	1	2	0	0	4		
32 Matt Wieters, S (1.2) OBP: 0.301, SLG: 0.395		K								4	0	0	0	1	3	0		
19 Chris Davis, L (1.3) OBP: 0.333, SLG: 0.463										3	2	2	0	2	0	1		
2 J.J. Hardy, R (1.6) OBP: 0.314, SLG: 0.414	F9									4	2	1	0	1	0	3		
6 Jonathan Schoop, R (1.4) OBP: 0.297, SLG: 0.452										4	1	2	5	1	1	3		
1 Michael Bourn, L (1.9) OBP: 0.310, SLG: 0.371										4	0	2	0	1	1	1		
<b>Inning Stats</b>	R: 0 H: 0 E: 0 K: 0 S: 8	H: 0 LOB: 1 BB: 1 P: 13	R: 0 H: 0 E: 0 K: 2 S: 12	H: 0 LOB: 1 BB: 1 P: 21	R: 0 H: 0 E: 0 K: 2 S: 13	H: 3 LOB: 1 BB: 1 P: 20	R: 2 H: 3 E: 0 K: 1 S: 12	H: 5 LOB: 0 BB: 1 P: 30	R: 0 H: 0 E: 0 K: 1 S: 8	H: 0 LOB: 1 BB: 1 P: 14	R: 0 H: 1 E: 1 K: 1 S: 14	H: 3 LOB: 3 BB: 1 P: 25	1B: 5 2B: 2 3B: 0 HR: 3	SF: 0 SAC: 0 DP: 0 HBP: 0	WP: 0 PB: 0 SB: 0 CS: 0	PA: 46		
<b>PITCHER</b>	IP WLS BF H R ER SO BB IBB HBP BLK WP HR S P ERA WHIP																	
35 Michael Pineda, R (1.1) ERA: 4.82	4.1 L 22 6 5 5 5 3 0 0 0 0 0 2 53 85 10.38 2.077																	
67 James Pazos, L (5.1) ERA: 13.5	0.2 5 2 3 3 1 1 0 0 0 0 0 1 10 16 40.50 4.500																	
41 Anthony Swarzak, R (6.1) ERA: 5.52	2.0 7 0 0 0 1 1 0 0 0 0 0 0 17 25 0.00 0.500																	
45 Chasen Shreve, L (8.1) ERA: 5.18	1.0 6 1 0 0 1 2 0 0 0 0 0 0 14 31 0.00 3.000																	
61 Ben Heller, R (9.1) ERA: 6.43	1.0 6 1 0 0 1 1 0 0 0 0 0 0 15 25 0.00 2.000																	
<b>Batter</b>	<b>1</b>	<b>2</b>	<b>3</b>	<b>4</b>	<b>5</b>	<b>6</b>	<b>7</b>	<b>8</b>	<b>9</b>	<b>AB</b>	<b>R</b>	<b>H</b>	<b>RBI</b>	<b>BB</b>	<b>SO</b>	<b>LOB</b>	<b>BOTTOM</b>	
22 Jacoby Ellsbury, L (1.8) OBP: 0.327, SLG: 0.373	CI		G3					L8		1	0	0	0	1	0	0		
48 Eric Young Jr., S (6.8)										1	0	0	0	0	0	0		
12 Chase Headley, S (1.5) OBP: 0.328, SLG: 0.379	L4									2	0	0	0	1	0	3		
57 Donovan Solano, R (6.5) OBP: 0.300, SLG: 0.526										1	0	0	0	0	1	0		
24 Gary Sánchez, R (1.2) OBP: 0.373, SLG: 0.662	G5-3									3	1	0	0	0	1	2		
27 Austin Romine, R (7.2) OBP: 0.269, SLG: 0.385										1	0	0	0	0	0	0		
34 Brian McCann, L (1.10) OBP: 0.335, SLG: 0.406	G4-3									4	0	2	0	0	0	1		
25 Mark Teixeira, S (1.3) OBP: 0.293, SLG: 0.364	L4									1	0	0	1	0	0	0		
26 Tyler Austin, R (5.3) OBP: 0.294, SLG: 0.423										1	0	0	0	1	1	1		
18 Didi Gregorius, L (1.6) OBP: 0.303, SLG: 0.446	F8									2	0	0	0	0	0	1		
38 Rob Refsnyder, R (6.4) OBP: 0.324, SLG: 0.305										1	0	0	0	1	1	1		
31 Aaron Hicks, S (1.9) OBP: 0.282, SLG: 0.339										2	0	1	0	2	1	0		
66 Mason Williams, L (1.7) OBP: 0.321, SLG: 0.333	CS									4	0	0	0	0	2	4		
17 Ronald Torreyes, R (1.4) OBP: 0.296, SLG: 0.372										4	0	0	0	0	0	4		
<b>Inning Stats</b>	R: 0 H: 0 E: 1 K: 0 S: 10	H: 0 LOB: 0 BB: 0 P: 16	R: 0 H: 0 E: 0 K: 0 S: 4	H: 0 LOB: 0 BB: 1 P: 12	R: 0 H: 0 E: 0 K: 0 S: 3	H: 0 LOB: 0 BB: 0 P: 5	R: 1 H: 1 E: 0 K: 0 S: 13	H: 1 LOB: 1 BB: 1 P: 22	R: 0 H: 1 E: 0 K: 1 S: 14	H: 0 LOB: 0 BB: 1 P: 25	R: 0 H: 0 E: 0 K: 1 S: 7	H: 0 LOB: 0 BB: 0 P: 10	R: 0 H: 0 E: 0 K: 1 S: 13	H: 1 LOB: 3 BB: 2 P: 26	1B: 3 2B: 0 3B: 0 HR: 0	SF: 1 SAC: 0 DP: 0 HBP: 0	WP: 0 PB: 0 SB: 1 CS: 1	PA: 37
<b>PITCHER</b>	IP WLS BF H R ER SO BB IBB HBP BLK WP HR S P ERA WHIP																	
49 Yovani Gallardo, R (1.1) ERA: 5.42	6.0 W 24 2 1 1 3 4 0 0 0 0 0 0 7 10 1.50 1.000																	
50 Brian Duensing, L (7.1) ERA: 4.05	1.0 3 0 0 0 1 0 0 0 0 0 0 0 7 10 0.00 0.000																	
56 Darren O'Day, R (8.1) ERA: 3.77	1.0 3 0 0 0 1 0 0 0 0 0 0 0 13 17 0.00 0.000																	
63 Tyler Wilson, R (9.1) ERA: 5.27	1.0 6 1 0 0 2 2 0 0 0 0 0 0 15 26 0.00 3.000																	

Baltimore Orioles @ New York Yankees  
Yankee Stadium, Bronx, NY  
Fri Sep 30 2016, 7:09 PM - 10:22 PM EDT  
Att: 33,955 - Drizzlie - 56 F

AB 38  
R 8  
H 10  
RBI 8  
BB 8  
SO 9  
LOB 26



Baltimore Orioles @ New York Yankees  
Yankee Stadium, Bronx, NY  
Fri Sep 30 2016, 7:09 PM - 10:22 PM EDT  
Att: 33,955 - Drizzlie - 56 F

AB 28  
R 1  
H 3  
RBI 1  
BB 6  
SO 7  
LOB 17









Batter	1	2	3	4	5	6	7	8	9	AB	R	H	RBI	BB	SO	LOB	TOP										
1 Michael Bourn, L (1, 9) OBP: 0.314, SLG: 0.371	G4-3		G6-3		G3-1		CS	G4-3		4	0	0	0	0	0	0	<b>Baltimore Orioles @ New York Yankees</b> Yankee Stadium, Bronx, NY Sun Oct 02 2016, 3:09 PM - 5:40 PM EDT Att: 33,277 - Cloudy - 60 F										
10 Adam Jones, R (1, 8) OBP: 0.310, SLG: 0.436	K			L5		L9		F7		4	0	0	0	0	1	0											
13 Manny Machado, R (1, 5) OBP: 0.343, SLG: 0.533	G5-3			K		32 HR		P5		4	1	1	0	0	1	0											
45 Mark Trumbo, R (1, 10) OBP: 0.316, SLG: 0.533	K			32 HR		L8		G6-3		4	1	1	0	0	1	1											
32 Matt Wieters, S (1, 2) OBP: 0.302, SLG: 0.409	G3			HR		HR		L4		4	2	2	4	0	0	0											
19 Chris Davis, L (1, 3) OBP: 0.332, SLG: 0.459	K			1B		K		L9		4	0	1	0	0	2	0											
6 Jonathan Schoop, R (1, 4) OBP: 0.298, SLG: 0.454			25 SF7							3	1	2	0	0	1	1											
25 Hyun Soo Kim, L (1, 7) OBP: 0.382, SLG: 0.420			G1-6-3							2	0	0	0	1	0	1											
18 Drew Stubbs, R (7, PR) OBP: 0.330, SLG: 0.338					G3					0	0	0	0	0	0	0											
2 J.J. Hardy, R (1, 6) OBP: 0.309, SLG: 0.407	SF7				K					2	0	0	1	0	2	1											
<b>Inning Stats</b>	R: 0 E: 0 K: 1 S: 8	H: 0 LOB: 0 BB: 0 P: 10	R: 0 E: 0 K: 2 S: 8	H: 0 LOB: 0 BB: 0 P: 10	R: 1 E: 0 K: 0 S: 10	H: 1 LOB: 0 BB: 0 P: 14	R: 2 E: 0 K: 2 S: 15	H: 3 LOB: 1 BB: 0 P: 25	R: 0 E: 0 K: 1 S: 6	H: 0 LOB: 0 BB: 0 P: 7	R: 2 E: 0 K: 1 S: 12	H: 2 LOB: 0 BB: 0 P: 21	R: 0 E: 0 K: 1 S: 12	H: 1 LOB: 1 BB: 1 P: 19	R: 0 E: 0 K: 0 S: 7	H: 0 LOB: 0 BB: 0 P: 12	R: 0 E: 0 K: 0 S: 7	H: 0 LOB: 0 BB: 0 P: 9	1B: 4 2B: 1 3B: 0 HR: 2	SF: 1 SAC: 0 DP: 0 HBP: 0	WP: 0 PB: 0 SB: 0 CS: 2	PA: 34					
<b>PITCHER</b>	IP	WLS	BF	H	R	ER	SO	BB	IBB	HBP	BLK	WP	HR	S	P	ERA	WHIP										
85 Luis Cessa, R (1, 1) ERA: 4.35	5.2	L	22	5	4	4	6	0	0	0	0	0	1	53	77	6.35	0.882										
39 Tommy Layne, L (6, 1) ERA: 3.53	0.1		2	1	1	1	1	0	0	0	0	0	1	6	10	27.00	3.000										
47 Blake Parker, R (7, 1) ERA: 4.67	1.0		3	1	0	0	1	1	0	0	0	0	0	12	19	0.00	2.000										
43 Adam Warren, R (8, 1) ERA: 4.88	1.0		3	0	0	0	0	0	0	0	0	0	0	7	12	0.00	0.000										
54 Richard Bleier, L (9, 1) ERA: 1.96	1.0		3	0	0	0	0	0	0	0	0	0	0	7	9	0.00	0.000										

Batter	1	2	3	4	5	6	7	8	9	AB	R	H	RBI	BB	SO	LOB	BOTTOM										
11 Brett Gardner, L (1, 7) OBP: 0.351, SLG: 0.362	K		22 1B							5	0	2	0	0	2	1	<b>Baltimore Orioles @ New York Yankees</b> Yankee Stadium, Bronx, NY Sun Oct 02 2016, 3:09 PM - 5:40 PM EDT Att: 33,277 - Cloudy - 60 F										
22 Jacoby Ellsbury, L (1, 8) OBP: 0.330, SLG: 0.374	G6-4-3				G4-3			G3		4	0	2	0	0	0	1											
24 Gary Sánchez, R (1, 2) OBP: 0.376, SLG: 0.657	G6-4-3									3	1	1	0	1	1	3											
34 Brian McCann, L (1, 10) OBP: 0.335, SLG: 0.413	F8				HR					4	1	2	1	0	0	1											
66 Mason Williams, L (8, PR) OBP: 0.321, SLG: 0.333	G6-3									0	0	0	0	0	0	0											
25 Mark Teixeira, S (1, 3) OBP: 0.292, SLG: 0.362	G6-3				G4-3					3	0	0	0	0	0	1											
26 Tyler Austin, R (7, 3) OBP: 0.300, SLG: 0.458	G6-3				G4-3					1	0	0	0	0	1	2											
18 Didi Gregorius, L (1, 6) OBP: 0.304, SLG: 0.447	1B				G3-1					4	0	2	1	0	0	1											
31 Aaron Hicks, S (1, 9) OBP: 0.281, SLG: 0.336	F7				G4-3					4	0	0	0	0	0	3											
17 Ronald Torreyes, R (1, 5) OBP: 0.305, SLG: 0.374	G6-3				G5-3					4	0	1	0	0	1	0											
57 Donovan Solano, R (1, 4) OBP: 0.261, SLG: 0.455	G5-3				G6-3					3	0	0	0	0	1	1											
36 Billy Butler, R (8, PH) OBP: 0.336, SLG: 0.416	G5-3				G6-3					1	0	0	0	0	0	0											
<b>Inning Stats</b>	R: 0 E: 0 K: 1 S: 7	H: 1 LOB: 0 BB: 0 P: 7	R: 0 E: 0 K: 0 S: 7	H: 1 LOB: 0 BB: 0 P: 11	R: 0 E: 0 K: 1 S: 15	H: 2 LOB: 2 BB: 0 P: 24	R: 1 E: 0 K: 0 S: 10	H: 1 LOB: 0 BB: 0 P: 13	R: 0 E: 0 K: 0 S: 10	H: 0 LOB: 1 BB: 1 P: 10	R: 0 E: 0 K: 1 S: 8	H: 1 LOB: 0 BB: 0 P: 13	R: 1 E: 0 K: 0 S: 15	H: 3 LOB: 2 BB: 0 P: 22	R: 0 E: 0 K: 2 S: 8	H: 0 LOB: 0 BB: 0 P: 9	1B: 9 2B: 0 3B: 0 HR: 1	SF: 0 SAC: 0 DP: 1 HBP: 0	WP: 0 PB: 0 SB: 0 CS: 0	PA: 37							
<b>PITCHER</b>	IP	WLS	BF	H	R	ER	SO	BB	IBB	HBP	BLK	WP	HR	S	P	ERA	WHIP										
39 Kevin Gausman, R (1, 1) ERA: 3.61	7.1	W	30	8	2	2	3	1	0	0	0	0	0	69	106	2.46	1.227										
53 Zack Britton, L (8, 1) ERA: 0.54	1.2		7	2	0	0	3	0	0	0	0	0	0	16	20	0.00	1.200										

AB	31
R	5
H	7
RBI	5
BB	1
SO	8
LOB	4



AB	36
R	2
H	10
RBI	2
BB	1
SO	6
LOB	14

