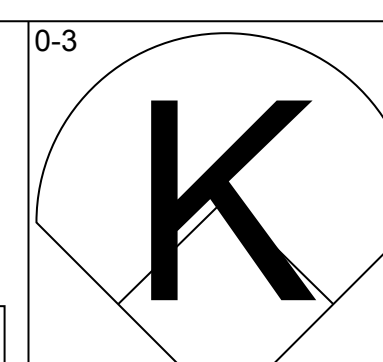
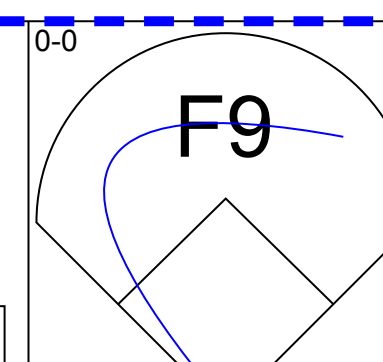
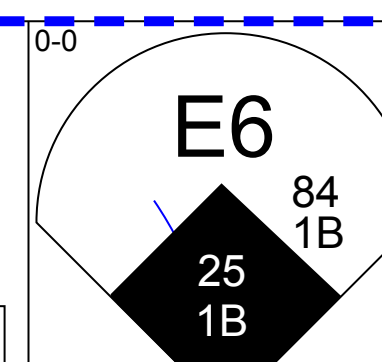
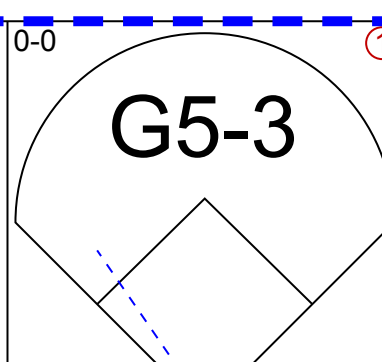
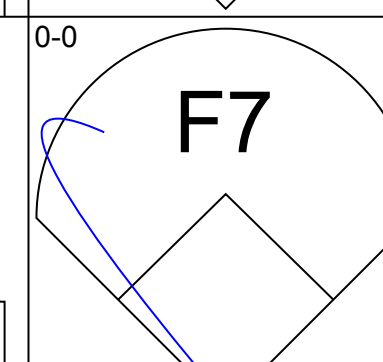
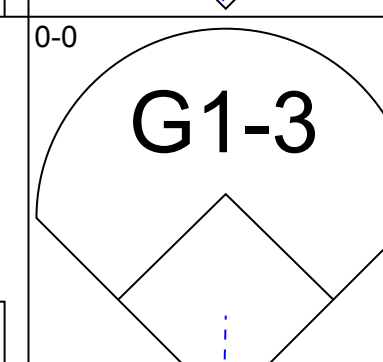
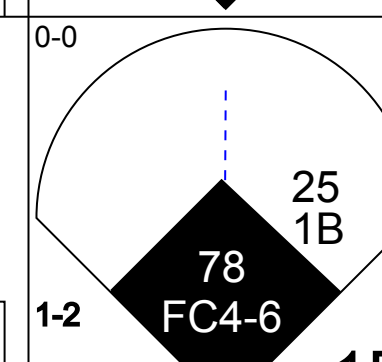
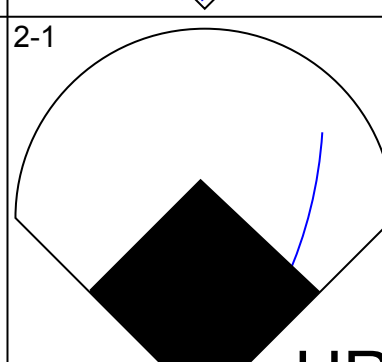
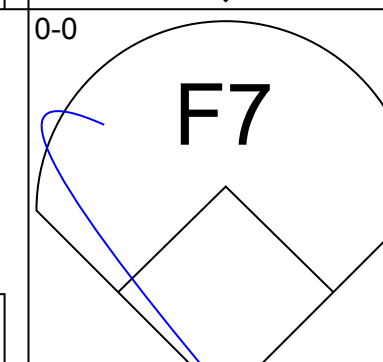
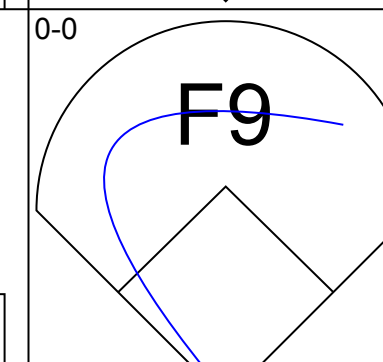
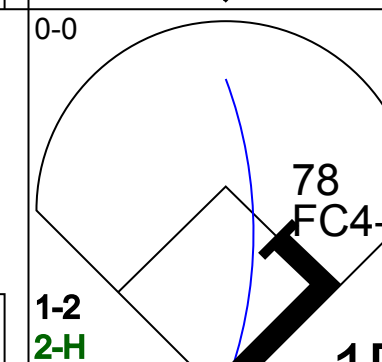
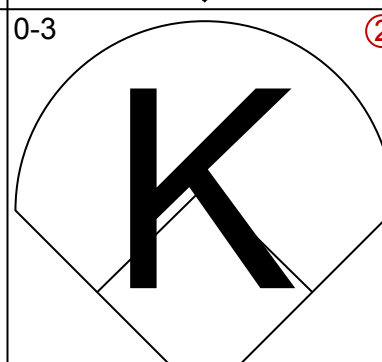
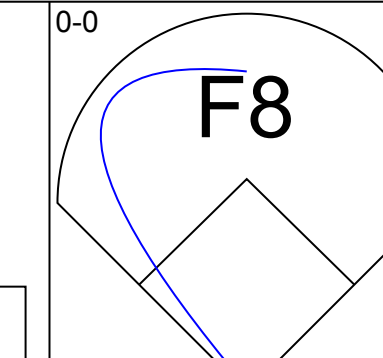
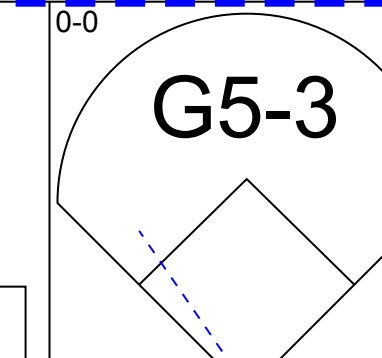
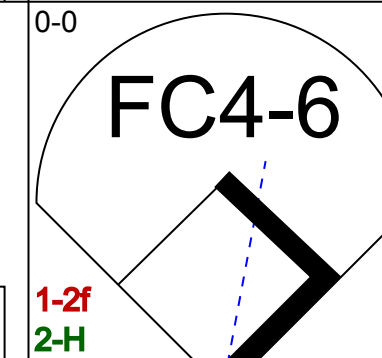
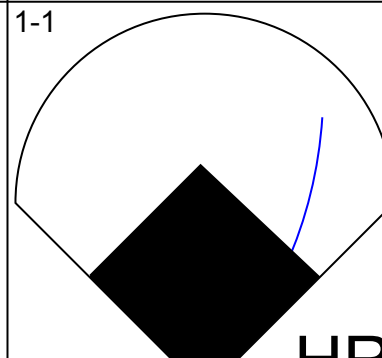
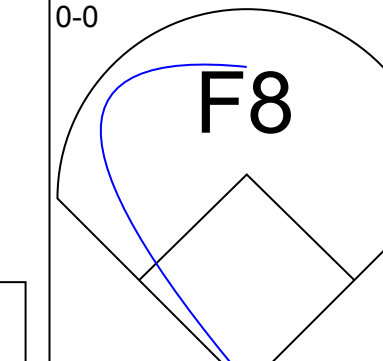
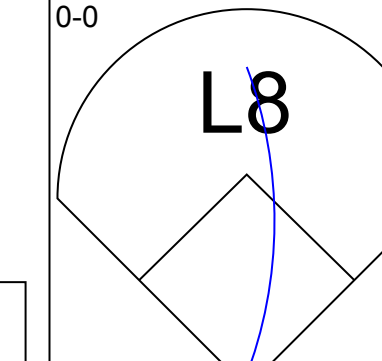
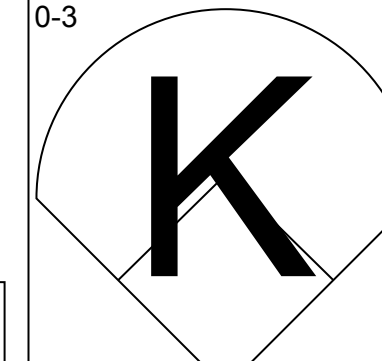
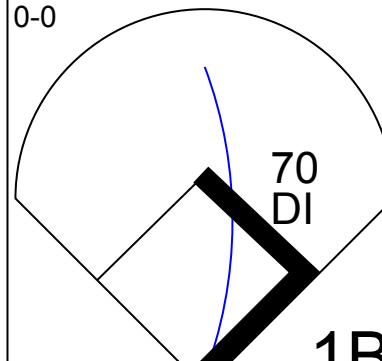
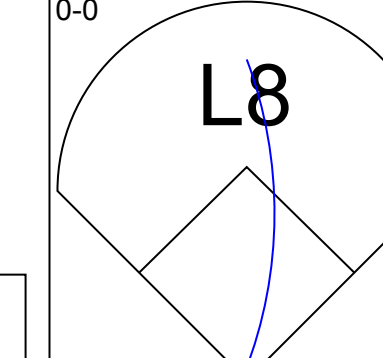
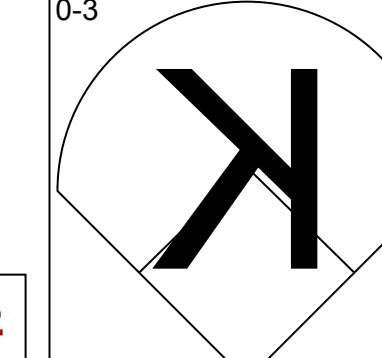
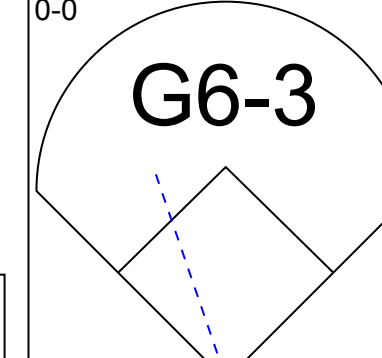
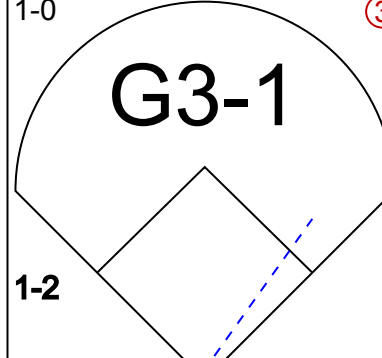
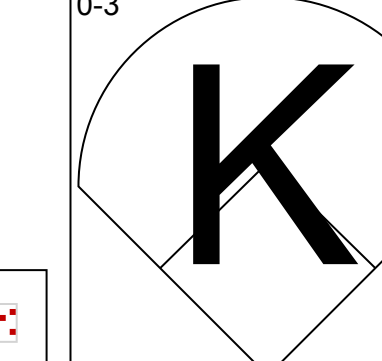
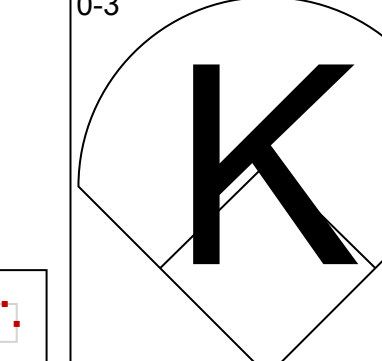
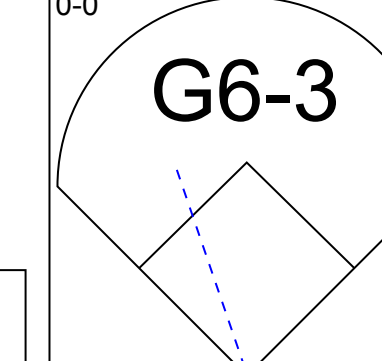
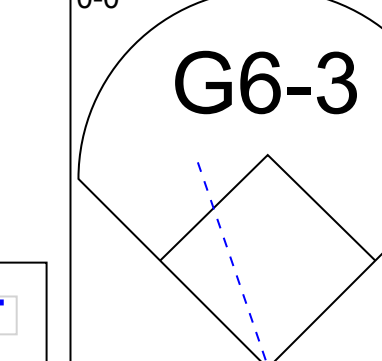
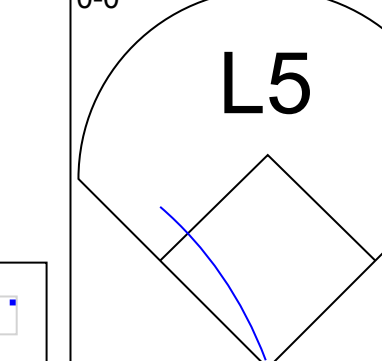
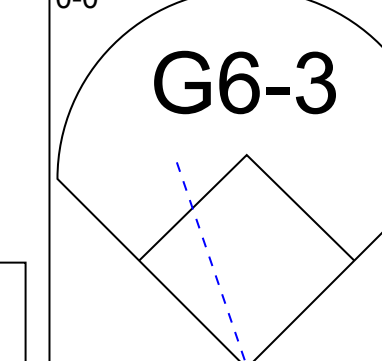
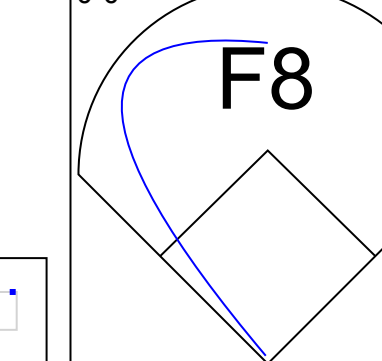
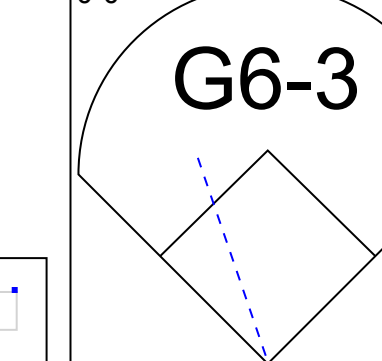
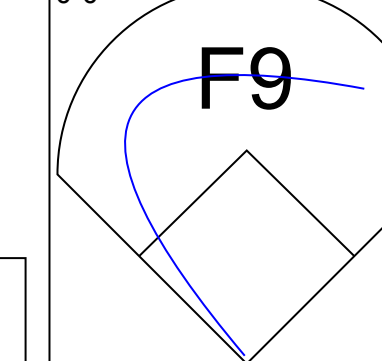
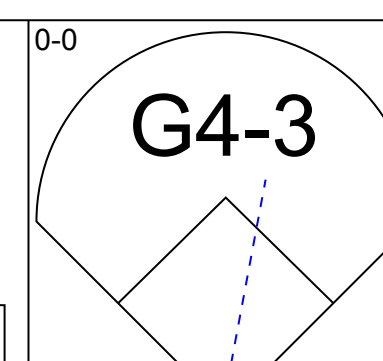
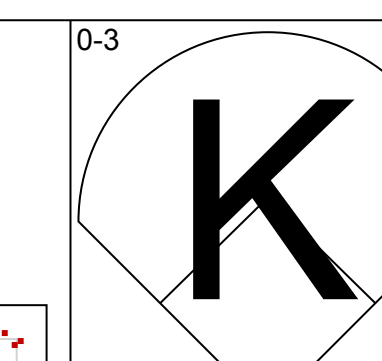
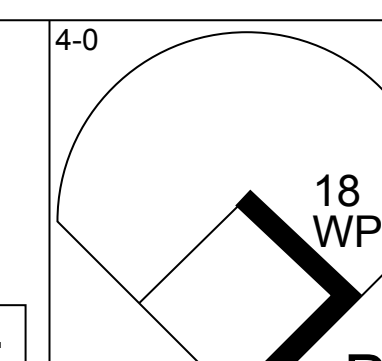
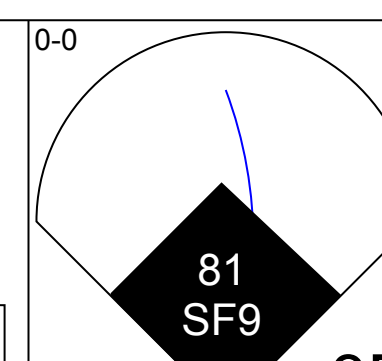
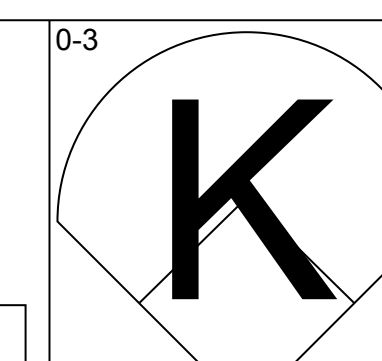
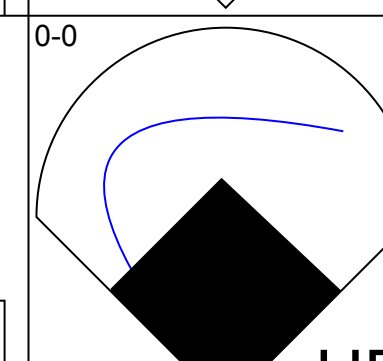
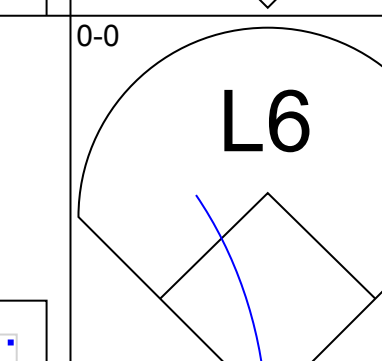
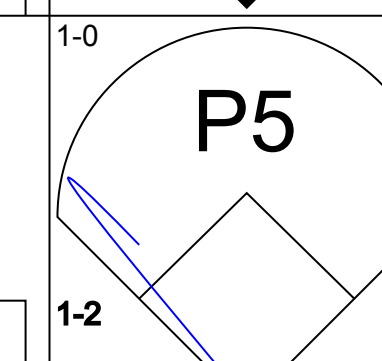
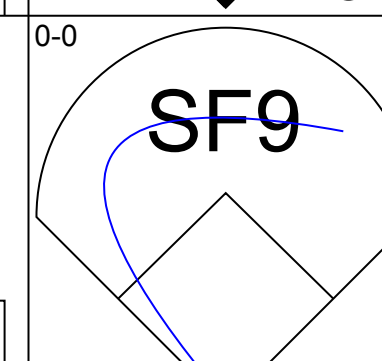
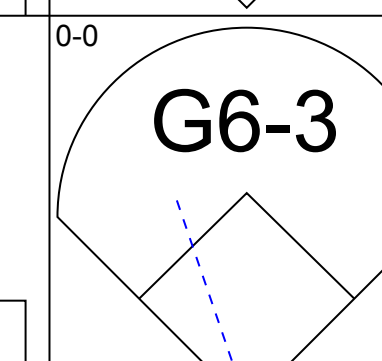
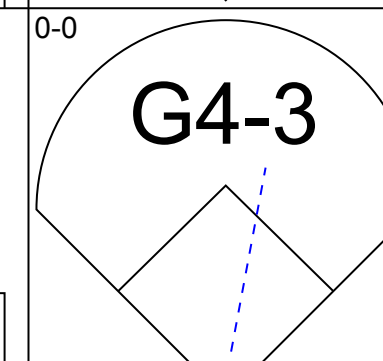
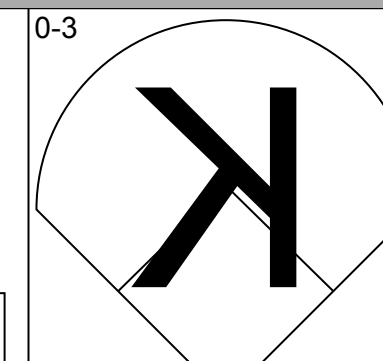
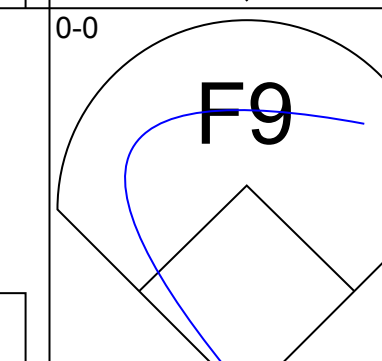
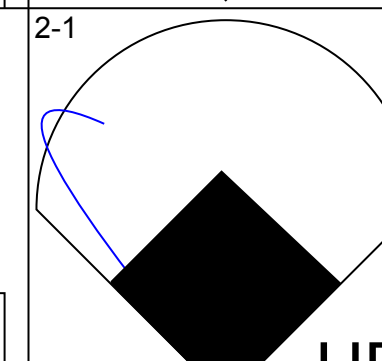
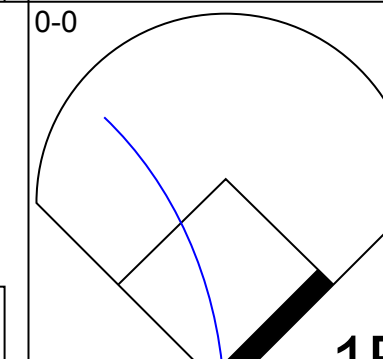
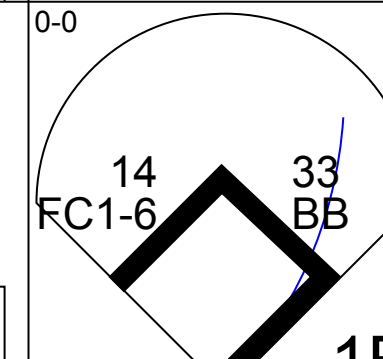

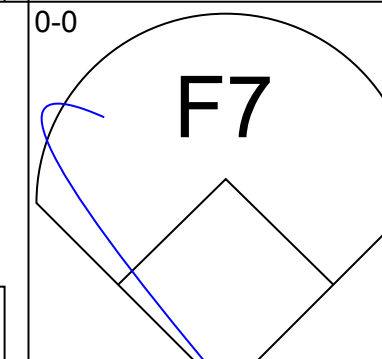
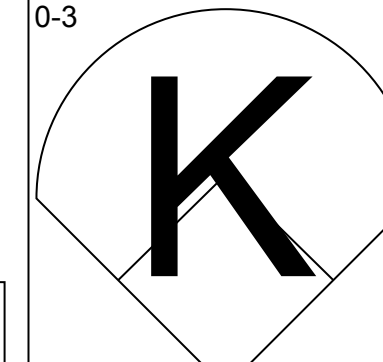
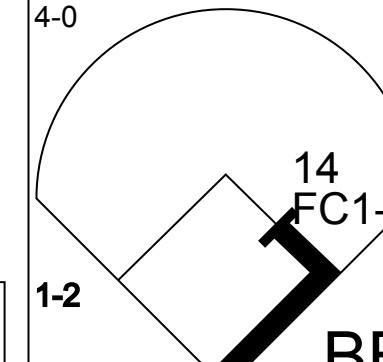

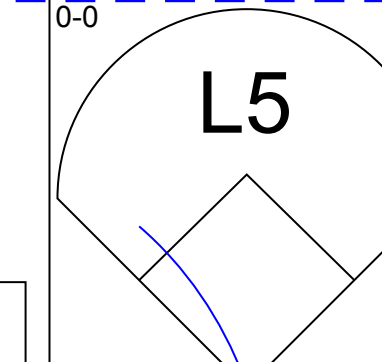
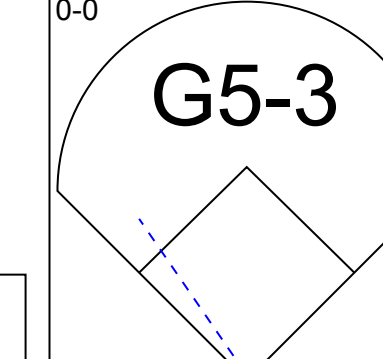
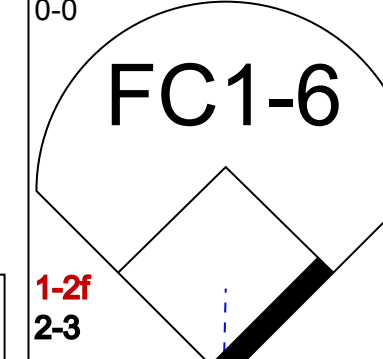
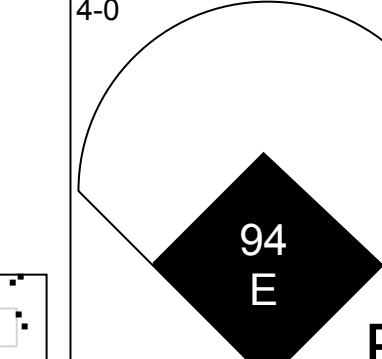
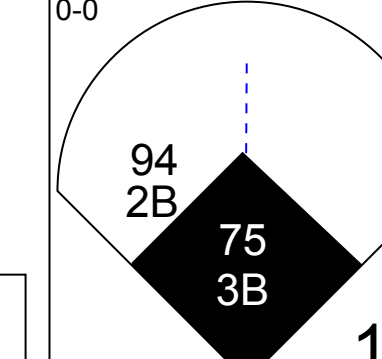
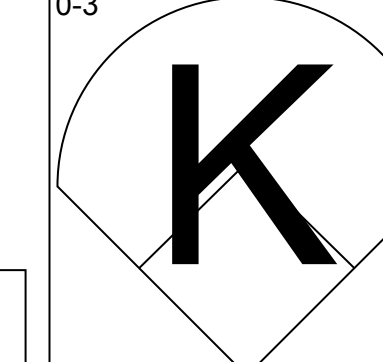
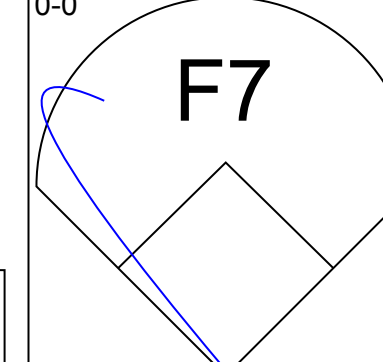
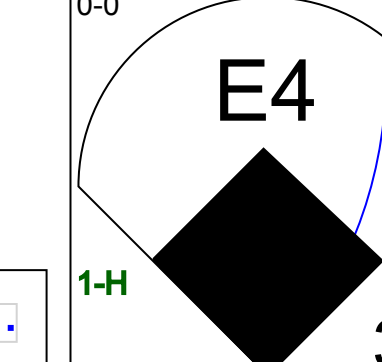
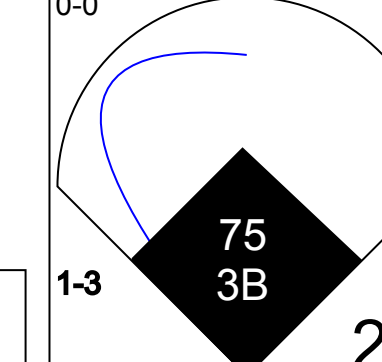
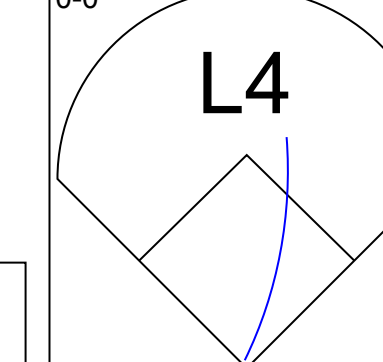
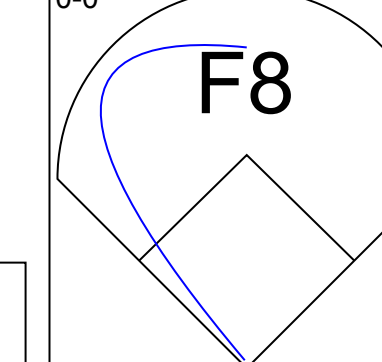
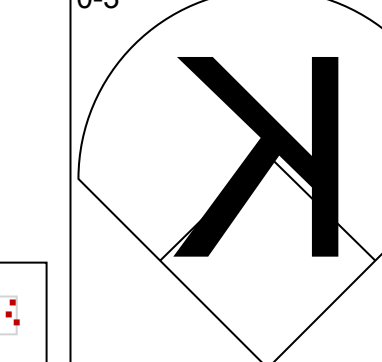
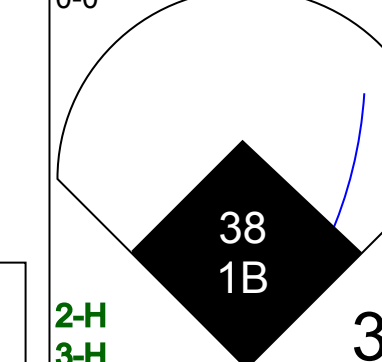
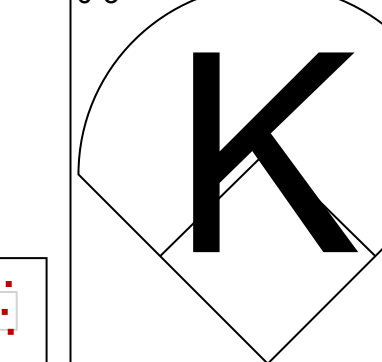
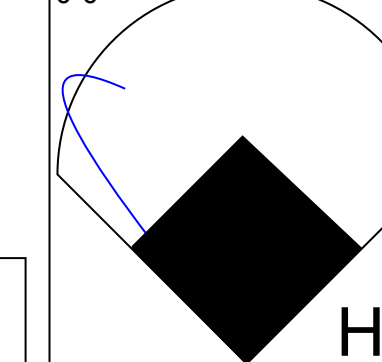
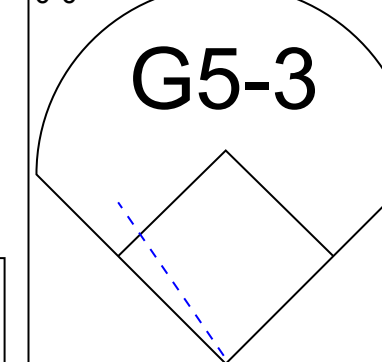
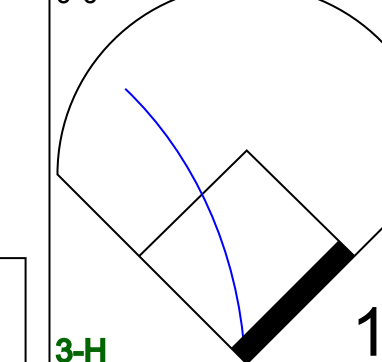



New York Yankees - 2017


| Batter | 1 | 2 | 3 | 4 | 5 | 6 | 7 | 8 | 9 | AB | R | H | RBI | BB | SO | LOB | TOP | | | |
|--|---|---|---|---|--|---|---|---|---|---------------------------------|------------------------------|---------------------------------|------------------------------|--------------------------------------|---|----------------------------------|---|----------------------------------|------------------------------------|-------------------------|
| 16 César Hernández, S (1.4) 80 Scott Kingery, R (5.4) |  | | |  | | |  | |  | 2 | 0 | 0 | 0 | 0 | 1 | 0 | Philadelphia Phillies @ New York Yankees George M. Steinbrenner Field, Tampa, FL Fri Feb 24 2017, 1:07 PM - 3:36 PM EST Att: 8,845 - Partly Cloudy - 81 F | | | |
| 24 Roman Quinn, S (1.8) 84 Cameron Perkins, R7, PH (7.8) |  | | |  | | |  | |  | 2 | 0 | 0 | 0 | 0 | 0 | 0 | | | | |
| 25 Daniel Nava, S (1.10) 77 Dylan Cozens, L (9. PH) |  | | |  | | |  | |  | 3 | 0 | 1 | 1 | 0 | 0 | 0 | | | | |
| 19 Tommy Joseph, R (1.3) 78 Brock Stassi, L (5.3) | |  | | |  | |  | |  | 2 | 0 | 0 | 0 | 0 | 0 | 0 | | | | |
| Chris Coghlan, L (1.9) 65 Nick Williams, L (7.9) | |  | | |  | |  | |  | 3 | 0 | 0 | 0 | 0 | 1 | 1 | | | | |
| 2 Tyler Goeddel, R (1.7) 70 Rhys Hoskins, R (9. PH) | |  | | |  | |  | |  | 3 | 0 | 0 | 0 | 0 | 1 | 1 | | | | |
| 34 Andrew Knapp, S (1.2) 68 Logan Moore, L (6.2) | | |  | | |  | |  | | 2 | 0 | 0 | 0 | 0 | 2 | 0 | | | | |
| 67 J.P. Crawford, L (1.6) 18 Pedro Florimón, S (8.6) | | |  | | |  | |  | | 3 | 0 | 0 | 0 | 0 | 0 | 0 | | | | |
| 62 Héctor Gómez, R (1.5) 30 Taylor Featherston, R (6.5) | | |  | | |  | |  | | 2 | 0 | 0 | 0 | 0 | 0 | 0 | | | | |
| Inning Stats | R: 0 E: 0 K: 1 S: 5 | H: 0 LOB: 0 BB: 0 P: 5 | R: 0 E: 0 K: 0 S: 3 | H: 0 LOB: 0 BB: 0 P: 3 | R: 0 E: 0 K: 1 S: 5 | H: 0 LOB: 0 BB: 0 P: 5 | R: 0 E: 0 K: 0 S: 3 | H: 0 LOB: 0 BB: 0 P: 3 | R: 0 E: 0 K: 1 S: 5 | H: 0 LOB: 0 BB: 0 P: 5 | R: 2 E: 2 K: 1 S: 8 | H: 2 LOB: 1 BB: 0 P: 8 | R: 0 E: 0 K: 0 S: 3 | H: 0 LOB: 0 BB: 0 P: 3 | R: 2 E: 0 K: 1 S: 10 | H: 3 LOB: 1 BB: 0 P: 14 | | 1B: 3 2B: 0 3B: 0 HR: 2 | SF: 0 SAC: 0 DP: 0 HBP: 0 | WP: 0 PB: 0 CS: 0 |
| PITCHER | IP WLS BF H R ER SO BB IBB HBP BLK WP HR S P ERA WHIP | | | | | | | | | | | | | | | | | | | |
| 55 Bryan Mitchell, R (1.1) 29 Tyler Clippard, R (3.1) 39 Tommy Layne, L (4.1) 85 Luis Cessa, R (5.1) 90 Jordan Montgomery, L (7.1) | 2.0 1.0 1.0 2.0 2.0 | W H H H H | 6 3 3 6 9 | 0 0 0 0 2 | 0 0 0 0 2 | 0 0 0 0 0 | 0 1 0 2 1 | 0 0 0 0 0 | 0 0 0 0 0 | 0 0 0 0 0 | 0 0 0 0 0 | 0 5 3 10 11 | 8 5 3 10 11 | 0.00 0.00 0.00 0.00 0.00 | 0.000 0.000 0.000 0.000 1.000 | | | | | |
| 92 Giovanny Gallegos, R (9.1) | 1.0 | W | 6 | 3 | 2 | 2 | 1 | 0 | 0 | 0 | 0 | 0 | 0 | 0 | 0 | 0 | 18.00 | 3.000 | | |

| Batter | 1 | 2 | 3 | 4 | 5 | 6 | 7 | 8 | 9 | AB | R | H | RBI | BB | SO | LOB | BOTTOM | |
|---|---|---|---|---|--|---|---|---|---|----------------------------------|------------------------------|---------------------------------|------------------------------|--|---|------------------------------------|---|-------------------------|
| 11 Brett Gardner, L (1.8) 77 Dustin Fowler, L (6.8) |  | |  | |  | |  |  | | 2 | 0 | 0 | 0 | 1 | 1 | 0 | Philadelphia Phillies @ New York Yankees George M. Steinbrenner Field, Tampa, FL Fri Feb 24 2017, 1:07 PM - 3:36 PM EST Att: 8,845 - Partly Cloudy - 81 F | |
| 18 Didi Gregorius, L (1.6) 81 Gleyber Torres, R (6.6) |  | |  | |  | |  |  | | 3 | 1 | 1 | 1 | 0 | 0 | 1 | | |
| 24 Gary Sánchez, R (1.2) 86 Kyle Higashioka, R (6.2) |  | | |  |  | |  | | | 3 | 0 | 0 | 0 | 0 | 1 | 1 | | |
| 17 Matt Holliday, R (1.10) 63 Wilkin Castillo, S (7.10) |  | | |  |  | |  | | | 2 | 0 | 2 | 0 | 0 | 0 | 0 | | |
| 33 Greg Bird, L (1.3) 36 Ji Man Choi, L (6.3) |  | | |  |  | | |  | | 1 | 0 | 0 | 0 | 1 | 1 | 1 | | |
| 14 Starlin Castro, R (1.4) 30 Rubén Tejada, R (6.4) | |  | |  | |  | |  | | 2 | 0 | 0 | 0 | 0 | 0 | 2 | | |
| 12 Chase Headley, S (1.5) 94 Miguel Andujar, R (6.5) | |  | |  | |  | |  | | 2 | 2 | 2 | 1 | 0 | 0 | 0 | | |
| 31 Aaron Hicks, S (1.7) 75 Clint Frazier, R (6.7) | |  | | |  | |  | |  | 2 | 0 | 0 | 0 | 0 | 0 | 0 | | |
| 99 Aaron Judge, R (1.9) 38 Rob Refsnyder, R (6.9) | | |  | |  | |  |  | | 2 | 0 | 1 | 1 | 0 | 0 | 0 | | |
| Inning Stats | R: 1 E: 0 K: 1 S: 7 | H: 2 LOB: 1 BB: 0 P: 7 | R: 0 E: 0 K: 1 S: 5 | H: 0 LOB: 0 BB: 0 P: 5 | R: 0 E: 0 K: 2 S: 7 | H: 1 LOB: 2 BB: 1 P: 10 | R: 1 E: 0 K: 0 S: 4 | H: 1 LOB: 0 BB: 1 P: 9 | R: 2 E: 1 K: 2 S: 8 | H: 1 LOB: 0 BB: 1 P: 12 | R: 2 E: 0 K: 0 S: 6 | H: 2 LOB: 0 BB: 0 P: 8 | R: 3 E: 0 K: 1 S: 9 | H: 4 LOB: 1 BB: 0 P: 9 | 1B: 4 2B: 1 3B: 3 HR: 3 | SF: 1 SAC: 0 DP: 0 HBP: 0 | | WP: 1 PB: 0 CS: 0 |
| PITCHER | IP WLS BF H R ER SO BB IBB HBP BLK WP HR S P ERA WHIP | | | | | | | | | | | | | | | | | |
| 49 Alec Asher, R (1.1) 74 Nick Pivetta, R (3.1) 71 Elniery García, L (5.1) 15 Sean Burnett, L (7.1) 57 Luis García, R (8.1) | 2.0 2.0 2.0 1.0 1.0 | L | 8 10 10 5 7 | 1 2 3 2 4 | 1 3 2 2 3 | 1 2 2 0 3 | 0 0 0 0 0 | 0 0 0 0 0 | 0 0 0 0 0 | 0 0 0 0 0 | 0 0 0 0 0 | 0 1 1 6 9 | 12 12 21 8 9 | 4.50 0.00 9.00 18.00 27.00 | 1.000 1.000 2.000 2.000 4.000 | | | |


AB 33
R 4
H 5
RBI 3
BB 0
SO 6
LOB 4




AB 34
R 9
H 11
RBI 8
BB 3
SO 8
LOB 9



| Batter | 1 | 2 | 3 | 4 | 5 | 6 | 7 | 8 | 9 | AB | R | H | RBI | BB | SO | LOB | TOP | | | | | | | | | | | |
|--|---|---------------------------------|------------------------------|---------------------------------|------------------------------|---------------------------------|------------------------------|---------------------------------|------------------------------|----------------------------------|------------------------------|----------------------------------|---|---------------------------------|------------------------------|---------------------------------|--|---------------------------------|----------------------------------|------------------------------------|----------------------------------|--------|--|--|--|--|--|--|
| 74 Ronald Torreyes, R (1,4) 93 Jorge Mateo, R (6,4) | G6-3 | | G5-3 | | G6-3 | | | G1-3 | | 3 | 0 | 0 | 0 | 0 | 0 | 1 | New York Yankees @ Philadelphia Phillies Spectrum Field, Clearwater, FL Sat Feb 25 2017, 1:09 PM - 3:40 PM EST Att. 7,142 - Partly Cloudy - 77 F | | | | | | | | | | | |
| 27 Austin Romine, R (1,2) 78 Kellin Deglan, L (6,2) OBP: 1.000, SLG: 1.000 | G4-3 | | F9 | | | P3 | | | | 3 | 0 | 0 | 0 | 0 | 0 | 0 | | | | | | | | | | | | |
| 33 Greg Bird, L (1,3) 38 Rob Refsnyder, R (6,PH) OBP: 0.250, SLG: 0.250 | K | | | | F8 | K | | P4 | | 2 | 0 | 0 | 0 | 0 | 1 | 0 | | | | | | | | | | | | |
| 48 Chris Carter, R (1,10) 80 Jorge Saez, R (9,PH) (9,10) | | 75 1B | | | F8 | G5-3 | | | K | 3 | 0 | 1 | 0 | 0 | 0 | 0 | | | | | | | | | | | | |
| 99 Aaron Judge, R (1,9) 71 Billy McKinney, L (6,9) | | F8 | | | L8 | | | | G3 | 2 | 0 | 0 | 0 | 0 | 0 | 1 | | | | | | | | | | | | |
| 75 Clint Frazier, R (1,7) 36 Ji Man Choi, L (6,7) OBP: 0.500, SLG: 1.000 OBP: 0.250, SLG: 0.500 | | | | | | K | | | | 2 | 0 | 1 | 0 | 0 | 1 | 0 | | | | | | | | | | | | |
| 94 Miguel Andujar, R (1,5) 34 Donovan Solano, R (6,5) OBP: 0.500, SLG: 0.500 | | | | | | | | | | 2 | 1 | 1 | 0 | 0 | 0 | 0 | | | | | | | | | | | | |
| 81 Gleyber Torres, R (1,6) 41 Pete Kozma, R (6,6) OBP: 0.500, SLG: 0.500 | | | | | | | | | | 2 | 2 | 2 | 0 | 0 | 0 | 0 | | | | | | | | | | | | |
| 77 Dustin Fowler, L (1,8) 82 Tyler Wade, L (6,8) | | | | | | | | | | 2 | 0 | 1 | 0 | 0 | 1 | 1 | | | | | | | | | | | | |
| | | | | | | | | | | 0 | 1 | 0 | 0 | 1 | 0 | 0 | | | | | | | | | | | | |
| Inning Stats | R: 0 E: 0 K: 1 S: 5 | H: 0 LOB: 0 BB: 0 P: 5 | R: 0 E: 0 K: 0 S: 4 | H: 2 LOB: 1 BB: 0 P: 4 | R: 1 E: 0 K: 0 S: 4 | H: 1 LOB: 0 BB: 0 P: 5 | R: 0 E: 0 K: 0 S: 3 | H: 0 LOB: 0 BB: 0 P: 3 | R: 2 E: 0 K: 2 S: 9 | H: 2 LOB: 0 BB: 0 P: 10 | R: 0 E: 0 K: 1 S: 5 | H: 0 LOB: 0 BB: 0 P: 5 | R: 0 E: 0 K: 0 S: 3 | H: 0 LOB: 0 BB: 0 P: 3 | R: 1 E: 0 K: 0 S: 4 | H: 2 LOB: 1 BB: 1 P: 8 | R: 1 E: 0 K: 2 S: 9 | H: 2 LOB: 1 BB: 0 P: 9 | 1B: 6 2B: 3 3B: 0 HR: 0 | SF: 0 SAC: 0 DP: 1 HBP: 0 | WP: 3 PB: 0 CS: 1 | PA: 35 | | | | | | |
| PITCHER | IP WLS BF H R ER SO BB IBB HBP BLK WP HR S P ERA WHIP | | | | | | | | | | | PITCHER | IP WLS BF H R ER SO BB IBB HBP BLK WP HR S P ERA WHIP | | | | | | | | | | | | | | | |
| 39 Adam Morgan, L (1,1) ERA: 9.00 | 2.0 | 7 | 2 | 0 | 0 | 1 | 0 | 0 | 0 | 0 | 0 | 0 | 0 | 0 | 0 | 0 | 0.00 | 1.000 | | | | | | | | | | |
| 55 Cesar Ramos, L (3,1) ERA: 9.00 | 1.0 | 4 | 1 | 1 | 1 | 0 | 0 | 0 | 0 | 0 | 0 | 1 | 0 | 4 | 5 | 9.00 | 1.000 | | | | | | | | | | | |
| 73 Ricardo Pinto, R (4,1) ERA: 9.00 | 1.0 | 3 | 0 | 0 | 0 | 0 | 0 | 0 | 0 | 0 | 0 | 0 | 0 | 3 | 3 | 0.00 | 0.000 | | | | | | | | | | | |
| 66 Mark Appel, R (5,1) ERA: 9.00 | 2.0 | B | 8 | 2 | 2 | 2 | 3 | 0 | 0 | 0 | 0 | 1 | 0 | 14 | 15 | 9.00 | 1.000 | | | | | | | | | | | |
| 63 Joely Rodríguez, L (7,1) ERA: 9.00 | 1.0 | H | 3 | 0 | 0 | 0 | 0 | 0 | 0 | 0 | 0 | 0 | 0 | 3 | 3 | 0.00 | 0.000 | | | | | | | | | | | |
| 16 César Hernández, S (1,4) 80 Scott Kingery, R (6,4) OBP: 0.250, SLG: 0.250 | G3 | | G6-3 | | | | | P3 | | 2 | 0 | 0 | 1 | 0 | 0 | 1 | New York Yankees @ Philadelphia Phillies Spectrum Field, Clearwater, FL Sat Feb 25 2017, 1:09 PM - 3:40 PM EST Att. 7,142 - Partly Cloudy - 77 F | | | | | | | | | | | |
| 47 Howie Kendrick, R (1,7) 85 Andrew Pullin, L (5,7) OBP: 0.500, SLG: 0.500 | F9 | | G6-3 | | | | | K | | 2 | 0 | 0 | 0 | 0 | 0 | 1 | | | | | | | | | | | | |
| 37 Odúbel Herrera, L (1,8) 84 Cameron Perkins, R (7,8) OBP: 0.667, SLG: 1.667 | P4 | | | | G3 | | | | | 3 | 0 | 0 | 0 | 0 | 0 | 1 | | | | | | | | | | | | |
| 7 Maikel Franco, R (1,5) 62 Héctor Gómez, R (7,5) | | P3 | | | | | | | | 3 | 2 | 2 | 2 | 0 | 0 | 0 | | | | | | | | | | | | |
| 5 Michael Saunders, L (1,10) 70 Rhys Hoskins, R (6,PH) OBP: 0.667, SLG: 2.000 | | K | | | | | | | | 2 | 0 | 0 | 0 | 0 | 1 | 0 | | | | | | | | | | | | |
| 24 Roman Quinn, S (9,PH) | | | | | | | | | | 2 | 1 | 2 | 1 | 0 | 0 | 0 | | | | | | | | | | | | |
| 19 Tommy Joseph, R (1,3) 78 Brock Stassi, L (7,3) OBP: 0.667, SLG: 1.667 | | | | | | | | | | 0 | 1 | 0 | 0 | 0 | 0 | 0 | | | | | | | | | | | | |
| 13 Freddy Galvis, S (1,6) 18 Pedro Florimón, S (6,6) | | | | | | | | | | 3 | 0 | 0 | 0 | 0 | 0 | 1 | | | | | | | | | | | | |
| 29 Cameron Rupp, R (1,2) 59 Bryan Holaday, R (6,2) | | | | | | | | | | 2 | 1 | 1 | 0 | 0 | 0 | 0 | | | | | | | | | | | | |
| 23 Aaron Altherr, R (1,9) 77 Dylan Cozens, L (7,PH) (8,9) | | | | | | | | | | 1 | 0 | 0 | 0 | 0 | 1 | 0 | | | | | | | | | | | | |
| Inning Stats | R: 0 E: 0 K: 0 S: 3 | H: 0 LOB: 0 BB: 0 P: 3 | R: 0 E: 0 K: 2 S: 7 | H: 0 LOB: 0 BB: 0 P: 7 | R: 1 E: 1 K: 0 S: 5 | H: 1 LOB: 1 BB: 0 P: 5 | R: 1 E: 0 K: 0 S: 6 | H: 1 LOB: 0 BB: 0 P: 8 | R: 0 E: 0 K: 1 S: 5 | H: 0 LOB: 0 BB: 0 P: 5 | R: 3 E: 0 K: 0 S: 8 | H: 4 LOB: 0 BB: 0 P: 10 | R: 0 E: 0 K: 3 S: 9 | H: 0 LOB: 0 BB: 0 P: 9 | R: 0 E: 0 K: 2 S: 7 | H: 0 LOB: 0 BB: 0 P: 7 | R: 1 E: 0 K: 1 S: 5 | H: 2 LOB: 2 BB: 0 P: 5 | 1B: 4 2B: 1 3B: 0 HR: 3 | SF: 0 SAC: 0 DP: 1 HBP: 0 | WP: 0 PB: 0 SB: 0 CS: 0 | PA: 33 | | | | | | |
| PITCHER | IP WLS BF H R ER SO BB IBB HBP BLK WP HR S P ERA WHIP | | | | | | | | | | | PITCHER | IP WLS BF H R ER SO BB IBB HBP BLK WP HR S P ERA WHIP | | | | | | | | | | | | | | | |
| 43 Adam Warren, R (1,1) ERA: 4.5 | 2.0 | B | 9 | 2 | 2 | 1 | 0 | 0 | 0 | 0 | 0 | 0 | 1 | 11 | 13 | 4.50 | 1.000 | | | | | | | | | | | |
| 84 Daniel Camarena, L (5,1) ERA: 13.5 | 2.0 | B | 9 | 4 | 3 | 3 | 1 | 0 | 0 | 0 | 0 | 0 | 1 | 13 | 15 | 13.50 | 2.000 | | | | | | | | | | | |
| 61 Ben Heller, R (7,1) ERA: 9.00 | 1.0 | 3 | 0 | 0 | 0 | 3 | 0 | 0 | 0 | 0 | 0 | 0 | 0 | 9 | 9 | 0.00 | 0.000 | | | | | | | | | | | |
| 65 Jonathan Holder, R (8,1) ERA: 9.00 | 1.0 | 3 | 0 | 0 | 0 | 2 | 0 | 0 | 0 | 0 | 0 | 0 | 0 | 7 | 7 | 0.00 | 0.000 | | | | | | | | | | | |

| Batter | 1 | 2 | 3 | 4 | 5 | 6 | 7 | 8 | 9 | AB | R | H | RBI | BB | SO | LOB | TOP | | | | | |
|--|---|------------------------------------|--|---------------------------------|--|---------------------------------|---|----------------------------------|--|------------------------------------|---|----------------------------------|---|---------------------------------|--|---------------------------------|--|------------------------------------|----------------------------------|--------|--|--|
| 3 Ian Kinsler, R OBP: 0.273, SLG: 0.545 75 Mike Gerber, L (7, PH) (7, 10) | E5 G6-4-3 | | G6-3 | | 1B FC6-4 | | K | | G5-3 | 3 | 0 | 1 | 0 | 0 | 0 | 1 | <p>Detroit Tigers @ New York Yankees George M. Steinbrenner Field, Tampa, FL Tue Feb 28 2017, 1:08 PM - 4:19 PM EST Att: 6,935 - Partly Cloudy - 86 F</p> <p>AB 35 R 5 H 8 RBI 5 BB 3 SO 6 LOB 14</p>  | | | | | |
| 4 Omar Infante, R OBP: 0.288, SLG: 0.167 83 A.J. Simcox, R OBP: 0.500, SLG: 1.000 | G6-4-3 | | | E6 G1-4-3 WP | FC6-4 | | | | G1-3 | 3 | 0 | 0 | 0 | 0 | 3 | | | | | | | |
| 9 Nick Castellanos, R 49 Dixon Machado, R (4, PR) (4, 5) (6, 4) | K | | | BB L4-6 G1-4-3 | | K | | | | 1 | 0 | 0 | 0 | 1 | 1 | | | | | | | |
| 8 Justin Upton, R OBP: 0.100, SLG: 0.200 73 Jason Krizan, L OBP: 0.400, SLG: 1.400 | | G6-3 | | G1-4-3 | | G3-1 | G4-3 | | | 2 | 0 | 0 | 0 | 0 | 2 | | | | | | | |
| 33 Steven Moya, L OBP: 0.375, SLG: 0.286 14 Alex Presley, L OBP: 0.600, SLG: 1.200 | | K | | | | F7 | | | HR | 2 | 0 | 0 | 0 | 1 | 1 | | | | | | | |
| 34 James McCann, R OBP: 0.400, SLG: 0.400 82 Grayson Greiner, R OBP: 0.500, SLG: 0.500 | | G5-3 | | L4-6 | | | | | F8 | 2 | 0 | 0 | 0 | 0 | 3 | | | | | | | |
| 74 Efen Navarro, L OBP: 0.286, SLG: 0.167 84 Brett Pill, R (6, 3) | | | K | | | | K | | F8 | 2 | 0 | 1 | 0 | 0 | 1 | | | | | | | |
| 15 Mikie Mahtook, R (1, 8) | | | | | | | | | | 1 | 0 | 0 | 0 | 1 | 0 | | | | | | | |
| 12 Anthony Gose, L OBP: 0.143, SLG: 0.143 | | | | | P4 | | | | L7 | 2 | 1 | 1 | 0 | 0 | 0 | | | | | | | |
| 17 Andrew Romine, S OBP: 0.375, SLG: 1.000 84 Dominic Ficoletto, S OBP: 0.714, SLG: 1.333 | | | L9 | | | | | | G6-3 | 2 | 0 | 0 | 0 | 0 | 2 | | | | | | | |
| Inning Stats | R: 0 E: 1 K: 1 S: 5 | H: 0 LOB: 0 BB: 0 P: 5 | R: 0 E: 0 K: 1 S: 5 | H: 0 LOB: 0 BB: 0 P: 5 | R: 0 E: 0 K: 1 S: 5 | H: 0 LOB: 1 BB: 1 P: 9 | R: 0 E: 0 K: 0 S: 3 | H: 2 LOB: 2 BB: 2 P: 11 | R: 0 E: 0 K: 1 S: 5 | H: 0 LOB: 0 BB: 0 P: 5 | R: 4 E: 0 K: 2 S: 13 | H: 5 LOB: 1 BB: 0 P: 13 | R: 1 E: 0 K: 0 S: 5 | H: 1 LOB: 0 BB: 0 P: 6 | R: 0 E: 0 K: 0 S: 3 | H: 0 LOB: 0 BB: 0 P: 3 | 1B: 4 2B: 3 3B: 0 HR: 2 | SF: 0 SAC: 0 DP: 2 HBP: 0 | WP: 1 PB: 0 SB: 1 CS: 0 | PA: 38 | | |
| PITCHER | IP WLS BF H R ER SO BB IBB HBP BLK WP HR S P ERA WHIP | 19 Masahiro Tanaka, R ERA: 0.00 | 2.0 6 0 0 0 2 0 0 0 0 0 0 10 10 0.00 0.000 | 39 Tommy Layne, L ERA: 0.00 | 3.1 1 0 0 0 1 1 0 0 0 0 0 5 9 0.00 1.000 | 61 Ben Heller, R ERA: 0.00 | 4.1 1 0 0 0 0 2 0 0 0 0 1 0 3 11 0.00 2.000 | 45 Chasen Shreve, L ERA: 0.00 | 5.1 1 0 0 0 0 0 0 0 0 0 0 5 5 0.00 2.000 | 65 Jonathan Holder, R ERA: 13.5 | 6.1 1.2 9 4 4 4 3 0 0 0 0 0 1 16 16 21.60 2.400 | PITCHER | IP WLS BF H R ER SO BB IBB HBP BLK WP HR S P ERA WHIP | 70 Caleb Frare, L ERA: 6.75 | 7.1 1.1 6 2 1 1 0 0 0 0 0 0 0 3 3 6.75 1.500 | 97 Cale Coshow, R ERA: 0.00 | 9.1 1.0 3 0 0 0 0 0 0 0 0 0 0 3 3 0.00 0.000 | | | | | |

| Batter | 1 | 2 | 3 | 4 | 5 | 6 | 7 | 8 | 9 | AB | R | H | RBI | BB | SO | LOB | BOTTOM | | | | |
|---|---|----------------------------------|--|-----------------------------------|---|----------------------------------|--|----------------------------------|--|---------------------------------|---|------------------------------------|--|---------------------------------|--|------------------------------------|---|----------------------------------|--------|--|--|
| 11 Brett Gardner, L OBP: 0.444, SLG: 0.375 75 Clint Frazier, R OBP: 0.571, SLG: 1.143 | F8 | | | | | | F8 | | | 3 | 1 | 2 | 0 | 0 | 0 | 0 | <p>Detroit Tigers @ New York Yankees George M. Steinbrenner Field, Tampa, FL Tue Feb 28 2017, 1:08 PM - 4:19 PM EST Att: 6,935 - Partly Cloudy - 86 F</p> <p>AB 36 R 9 H 12 RBI 9 BB 5 SO 6 LOB 18</p>  | | | | |
| 22 Jacoby Ellsbury, L 47 Rashad Crawford, L (5, PH) (6, 8) | | | | | | | F9 | | | 1 | 0 | 0 | 0 | 2 | 0 | 1 | | | | | |
| 24 Gary Sánchez, R OBP: 0.222, SLG: 0.556 63 Wilkin Castillo, S (6, 2) | | | | | | | | | | 3 | 1 | 2 | 2 | 0 | 0 | 3 | | | | | |
| 17 Matt Holliday, R OBP: 0.571, SLG: 0.500 27 Austin Romine, R OBP: 0.125, SLG: 0.125 | | | | | | | | | | 2 | 1 | 0 | 0 | 1 | 2 | | | | | | |
| 48 Chris Carter, R OBP: 0.500, SLG: 0.833 80 Jorge Saez, R (5, PR) (6, 3) | | | | | | | | | | 2 | 0 | 0 | 0 | 0 | 0 | | | | | | |
| 14 Starlin Castro, R OBP: 0.286, SLG: 0.714 34 Donovan Solano, R (5, PR) (6, 4) | | | | | | | | | | 3 | 0 | 1 | 1 | 0 | 1 | | | | | | |
| 12 Chase Headley, S OBP: 0.286, SLG: 0.429 95 Thairo Estrada, R OBP: 0.667, SLG: 2.667 | | | | | | | | | | 3 | 1 | 2 | 1 | 0 | 0 | | | | | | |
| 31 Aaron Hicks, S OBP: 0.200, SLG: 0.222 63 Trey Amburgey, R (6, 9) | | | | | | | | | | 1 | 2 | 1 | 1 | 0 | 0 | | | | | | |
| 30 Rubén Tejada, R OBP: 0.500, SLG: 0.333 93 Jorge Mateo, R OBP: 0.250, SLG: 0.250 | | | | | | | | | | 3 | 0 | 1 | 1 | 0 | 1 | | | | | | |
| Inning Stats | R: 0 E: 0 K: 1 S: 6 | H: 1 LOB: 2 BB: 1 P: 11 | R: 0 E: 0 K: 0 S: 3 | H: 0 LOB: 0 BB: 0 P: 3 | R: 2 E: 0 K: 1 S: 7 | H: 2 LOB: 0 BB: 0 P: 9 | R: 2 E: 0 K: 2 S: 13 | H: 4 LOB: 3 BB: 1 P: 20 | R: 4 E: 0 K: 0 S: 3 | H: 3 LOB: 1 BB: 1 P: 7 | R: 1 E: 0 K: 0 S: 5 | H: 2 LOB: 1 BB: 0 P: 6 | R: 0 E: 0 K: 0 S: 3 | H: 0 LOB: 0 BB: 0 P: 3 | 1B: 7 2B: 2 3B: 0 HR: 3 | SF: 0 SAC: 0 DP: 0 HBP: 0 | | WP: 2 PB: 0 SB: 1 CS: 0 | PA: 41 | | |
| PITCHER | IP WLS BF H R ER SO BB IBB HBP BLK WP HR S P ERA WHIP | 44 Daniel Norris, L ERA: 0.00 | 1.2 1 0 0 0 0 0 0 0 0 0 0 1 1 0.00 0.000 | 83 Wladis Joaquin, R ERA: 21.6 | 2.1 1 0 0 0 0 0 0 0 0 0 0 2 18 23 21.60 3.000 | 83 Adam Ravenelle, R ERA: 4.5 | 4.1 0.1 3 1 0 0 0 1 0 0 0 0 0 2 6 0.00 6.000 | 63 Jairo Labourt, L ERA: 54.0 | 5.1 0.2 7 3 4 4 2 2 0 0 0 1 0 9 17 54.00 7.500 | PITCHER | IP WLS BF H R ER SO BB IBB HBP BLK WP HR S P ERA WHIP | 84 Dustin Molleken, R ERA: 0.00 | 5.1 1.1 5 0 0 0 0 1 0 0 0 0 0 3 3 0.00 0.750 | 43 Bruce Rondón, R ERA: 9.00 | 7.1 1.0 5 2 1 1 0 0 0 0 0 0 1 5 6 9.00 2.000 | 81 William Cuevas, R ERA: 0.00 | 8.1 1.0 3 0 0 0 0 0 0 0 0 0 0 3 3 0.00 0.000 | | | | |

| Batter | 1 | 2 | 3 | 4 | 5 | 6 | 7 | 8 | 9 | AB | R | H | RBI | BB | SO | LOB | TOP | | | |
|--|---|---|--|--|---|--|---|---------------------------------|------------------------------|---------------------------------|------------------------------|---------------------------------|-------------------------------|----------------------------------|------------------------------|----------------------------------|---|------------------------------------|----------------------------------|--------|
| 11 Ender Inciarte, L OBP: 0.333, SLG: 0.364 90 Lane Adams, R OBP: 0.500, SLG: 0.500 | F7 | | G3 | | | G6-4-3 1B | L5 | | BB 88 1B | 3 | 0 | 1 | 0 | 0 | 0 | 0 | | | | |
| 4 Brandon Phillips, R OBP: 0.333, SLG: 0.286 88 Colin Walsh, S | P5 | | | G5-3 | | G6-4-3 1-2 | F9 | | BB 1-2 BB | 3 | 0 | 0 | 0 | 0 | 0 | 1 | | | | |
| 8 Jace Peterson, L OBP: 0.500, SLG: 1.111 87 Dylan Moore, R | E4 27 S | | | G4-3 | | G4-3 | | E5 17 HR | BB 1-2 BB | 3 | 0 | 0 | 0 | 0 | 0 | 0 | | | | |
| 27 Matt Kemp, R 17 Adam Brett Walker, R OBP: 1.000, SLG: 4.000 | K | | | | BB | | G5-3 | HR | BB BB BB BB | 2 | 0 | 0 | 0 | 1 | 1 | 1 | | | | |
| 25 Tyler Flowers, R OBP: 0.333, SLG: 0.200 72 David Freitas, R OBP: 0.500, SLG: 0.333 | | G5-3 | | | BB | | | G5-3 | BB BB BB BB | 2 | 0 | 0 | 0 | 0 | 1 | 1 | | | | |
| 17 Christian Walker, R OBP: 0.222, SLG: 0.125 84 Balbino Fuenmayor, R OBP: 0.500, SLG: 0.500 | | | | | | K | | K | BB BB BB BB | 1 | 0 | 0 | 0 | 1 | 1 | 0 | | | | |
| 64 Emilio Bonifacio, S 82 Dustin Peterson, R OBP: 0.300, SLG: 0.300 92 Ray-Patrick Diddier, R | | | | | | G3 | | K | BB BB BB BB | 2 | 0 | 0 | 0 | 0 | 0 | 1 | | | | |
| 67 Johan Camargo, S OBP: 0.455, SLG: 0.889 | | | K | | | | | K | BB BB BB BB | 3 | 1 | 1 | 3 | 1 | 2 | 0 | | | | |
| 2 Micah Johnson, L OBP: 0.308, SLG: 0.455 | | | G3 | | | | | G4-3 | BB BB BB BB | 4 | 1 | 1 | 1 | 0 | 1 | 1 | | | | |
| Inning Stats | R: 0 E: 1 K: 1 S: 6 | H: 0 LOB: 1 BB: 0 P: 6 | R: 0 E: 0 K: 0 S: 2 | H: 0 LOB: 0 BB: 1 P: 6 | R: 0 E: 0 K: 1 S: 5 | H: 0 LOB: 0 BB: 0 P: 5 | R: 0 E: 0 K: 1 S: 5 | H: 0 LOB: 1 BB: 1 P: 9 | R: 0 E: 0 K: 2 S: 7 | H: 1 LOB: 1 BB: 0 P: 3 | R: 5 E: 1 K: 0 S: 8 | H: 4 LOB: 0 BB: 0 P: 8 | R: 2 E: 1 K: 2 S: 11 | H: 1 LOB: 0 BB: 1 P: 13 | R: 0 E: 0 K: 1 S: 6 | H: 1 LOB: 2 BB: 1 P: 10 | 1B: 4 2B: 0 3B: 0 HR: 3 | SF: 0 SAC: 0 DP: 2 HBP: 0 | WP: 0 PB: 0 SB: 1 CS: 0 | PA: 39 |
| PITCHER | IP WLS BF H R ER SO BB IBB HBP BLK WP HR S P ERA WHIP | 3.0 W 10 0 0 0 2 1 0 0 0 0 0 5 9 0.00 0.333 | 1.0 L 4 0 0 0 1 1 0 0 0 0 0 3 9 0.00 1.000 | 2.1 L 11 3 3 3 2 1 0 0 0 0 0 14 18 11.57 1.714 | 0.2 R 4 2 2 1 0 0 0 0 0 0 2 4 4 13.50 3.000 | 1.0 H 5 1 2 1 2 0 0 0 0 0 1 11 13 9.00 1.000 | PITCHER 84 Daniel Camarena, L (9.1) ERA: 9.0 | | | | | | | | | | 1.0 S 5 1 0 0 1 1 0 0 0 0 0 6 10 0.00 2.000 | | | |

Atlanta Braves @ New York Yankees
George M. Steinbrenner Field, Tampa, FL
Wed Mar 01 2017, 6:36 PM - 9:33 PM EST
Att. 7,244 - Clear - 79 F

AB 35
R 7
H 7
RBI 6
BB 4
SO 8
LOB 8



| Batter | 1 | 2 | 3 | 4 | 5 | 6 | 7 | 8 | 9 | AB | R | H | RBI | BB | SO | LOB | BOTTOM | | | |
|---|---|---|--|---|---|---|------------------------------|---------------------------------|------------------------------|---------------------------------|-------------------------------|----------------------------------|------------------------------|----------------------------------|------------------------------|--|----------------------------------|------------------------------------|----------------------------------|--------|
| 11 Brett Gardner, L OBP: 0.417, SLG: 0.364 82 Tyler Wade, L OBP: 0.429, SLG: 0.200 | G6-3 | | 22 2B 14 1B | G6-3 | | 77 E 41 2B 1-2 2-3 | K | | | 3 | 1 | 1 | 0 | 0 | 0 | 0 | | | | |
| 22 Jacoby Ellsbury, L OBP: 0.556, SLG: 1.000 77 Dustin Fowler, L OBP: 0.364, SLG: 0.500 | HR | | 14 1B 17 2B 1-3 | | 48 S HBP | E1 41 2B 1-3 2-H 3-H | P2 | | BB BB BB BB | 2 | 2 | 2 | 1 | 0 | 0 | 0 | | | | |
| 14 Starlin Castro, R OBP: 0.400, SLG: 0.700 41 Pete Kozma, R OBP: 0.571, SLG: 0.833 | | | 17 2B 12 SF9 2-3 3-H | | F7 | | | 79 G5-3 BB | BB BB BB BB | 3 | 1 | 2 | 1 | 0 | 0 | 1 | | | | |
| 17 Matt Holliday, R OBP: 0.500, SLG: 0.556 79 Francisco Diaz, S | F8 | | 27 1B 1-3 3-H | | K | | | G5-3 | BB BB BB BB | 3 | 0 | 1 | 1 | 0 | 1 | 2 | | | | |
| 48 Chris Carter, R OBP: 0.364, SLG: 0.556 36 Ji Man Choi, L OBP: 0.200, SLG: 0.222 | G3-1 | | K | | K | | | K | BB BB BB BB | 3 | 0 | 0 | 0 | 0 | 2 | 4 | | | | |
| 12 Chase Headley, S OBP: 0.200, SLG: 0.333 34 Donovan Solano, R OBP: 0.167, SLG: 0.167 | | G6-3 | SF9 | | | G5-3 | | L6 | BB BB BB BB | 2 | 0 | 0 | 1 | 0 | 0 | 0 | | | | |
| 27 Austin Romine, R OBP: 0.273, SLG: 0.364 71 Billy McKinney, L OBP: 0.667, SLG: 1.333 | | L9 | | | | | | | BB BB BB BB | 3 | 0 | 2 | 0 | 0 | 0 | 0 | | | | |
| 99 Aaron Judge, R OBP: 0.462, SLG: 0.818 80 Jorge Saez, R | | | | | F9 | | | | BB BB BB BB | 2 | 1 | 1 | 0 | 1 | 0 | 0 | | | | |
| 74 Ronald Torreyes, R OBP: 0.200, SLG: 0.200 81 Gleyber Torres, R OBP: 0.714, SLG: 1.200 | P4 | | | | G6-3 | | | | BB BB BB BB | 3 | 1 | 1 | 1 | 0 | 0 | 1 | | | | |
| Inning Stats | R: 1 E: 0 K: 0 S: 6 | H: 2 LOB: 1 BB: 0 P: 9 | R: 0 E: 0 K: 0 S: 3 | H: 0 LOB: 1 BB: 1 P: 7 | R: 3 E: 0 K: 1 S: 9 | H: 5 LOB: 2 BB: 0 P: 9 | R: 0 E: 0 K: 0 S: 3 | H: 0 LOB: 0 BB: 0 P: 3 | R: 0 E: 0 K: 2 S: 7 | H: 0 LOB: 2 BB: 0 P: 8 | R: 4 E: 1 K: 1 S: 11 | H: 6 LOB: 2 BB: 0 P: 11 | R: 0 E: 0 K: 1 S: 6 | H: 1 LOB: 1 BB: 1 P: 10 | R: 0 E: 0 K: 1 S: 5 | H: 0 LOB: 1 BB: 1 P: 9 | 1B: 9 2B: 4 3B: 0 HR: 1 | SF: 1 SAC: 0 DP: 0 HBP: 1 | WP: 0 PB: 0 SB: 1 CS: 0 | PA: 41 |
| PITCHER | IP WLS BF H R ER SO BB IBB HBP BLK WP HR S P ERA WHIP | 2.0 L 9 5 3 3 1 0 0 0 0 0 0 12 12 13.50 2.500 | 1.0 L 4 0 0 0 2 0 0 1 0 0 0 7 8 0.00 0.000 | 1.0 L 9 6 4 4 1 0 0 0 0 0 0 11 11 36.00 6.000 | 1.0 L 5 1 0 0 1 1 0 0 0 0 0 6 10 0.00 2.000 | PITCHER 34 Eric O'Flaherty, L (8.1) ERA: | | | | | | | | | | 1.0 L 4 0 0 0 1 1 0 0 0 0 0 13 15 4.50 1.500 | | | | |

Atlanta Braves @ New York Yankees
George M. Steinbrenner Field, Tampa, FL
Wed Mar 01 2017, 6:36 PM - 9:33 PM EST
Att. 7,244 - Clear - 79 F

AB 36
R 8
H 14
RBI 7
BB 3
SO 6
LOB 17



| Batter | 1 | 2 | 3 | 4 | 5 | 6 | 7 | 8 | 9 | AB | R | H | RBI | BB | SO | LOB | TOP | | | |
|---|------------------------------|---------------------------------|------------------------------|---------------------------------|------------------------------|----------------------------------|------------------------------|---------------------------------|------------------------------|---------------------------------|------------------------------|---------------------------------|------------------------------|---------------------------------|------------------------------|---------------------------------|----------------------------------|------------------------------------|----------------------------------|--------|
| 57 Aneurys Távárez, L OBP: 0.250, SLG: 0.182 85 Cedric Mullins, L (6.7) (7.8) | G3 | | K | | | L6 | | FC5 | | 3 | 0 | 0 | 0 | 0 | 1 | 1 | | | | |
| 15 Robert Andino, R OBP: 0.267, SLG: 0.308 94 Austin Hays, R (7.9) | K | | G6-3 | | | G3-1 | | | F8 | 3 | 0 | 0 | 0 | 0 | 1 | 1 | | | | |
| 18 Chris Dickerson, L OBP: 0.250, SLG: 0.400 96 DJ Stewart, L (7.7) | G4-3 | | | K | | | F7 | | K | 3 | 0 | 0 | 0 | 0 | 1 | 0 | | | | |
| 16 Trey Mancini, R OBP: 0.290, SLG: 0.357 93 Adelin Rodríguez, R OBP: 1.000, SLG: 1.000 (7.3) | | K | | K2-3 | | | K | | 89 HBP 1B | 3 | 0 | 0 | 0 | 0 | 3 | 0 | | | | |
| 28 Logan Schafer, L OBP: 0.250, SLG: 0.200 89 Garabez Rosa, R OBP: 0.500, SLG: 0.333 (7.5) | F9 | | | G4-3 | | | G4-3 | | | 3 | 0 | 0 | 0 | 0 | 0 | 0 | | | | |
| 54 Anthony Santander, S OBP: 0.200, SLG: 0.154 (1.10) | G3 | | | | K | | | P4 | K | 4 | 0 | 0 | 0 | 0 | 2 | 2 | | | | |
| 36 Caleb Joseph, R OBP: 0.333, SLG: 0.778 27 Francisco Peña, R (7.2) | | | HR | | L4 | | | G6-3 | | 2 | 1 | 1 | 1 | 0 | 0 | 0 | | | | |
| 82 Adrian Marin, R (1.4) | | | | | | | | | | 1 | 0 | 0 | 0 | 1 | 1 | 0 | | | | |
| 84 Sean Coyle, R OBP: 1.000, SLG: 3.000 (8.4) | | | | | K | | | 85 FC5 85 E BB | | 0 | 0 | 0 | 0 | 1 | 0 | 0 | | | | |
| 85 Erick Salcedo, S (1.6) | | | P6 | | | F8 | | FC6 | | 3 | 0 | 0 | 0 | 0 | 0 | 2 | | | | |
| Inning Stats | R: 0 E: 0 K: 1 S: 5 | H: 0 LOB: 0 BB: 0 P: 5 | R: 0 E: 0 K: 1 S: 5 | H: 0 LOB: 0 BB: 0 P: 5 | R: 1 E: 0 K: 1 S: 6 | H: 1 LOB: 1 BB: 0 P: 11 | R: 0 E: 0 K: 2 S: 7 | H: 0 LOB: 0 BB: 0 P: 7 | R: 0 E: 0 K: 0 S: 3 | H: 0 LOB: 0 BB: 0 P: 3 | R: 0 E: 0 K: 1 S: 5 | H: 0 LOB: 0 BB: 0 P: 5 | R: 0 E: 1 K: 0 S: 4 | H: 0 LOB: 2 BB: 0 P: 8 | R: 0 E: 0 K: 2 S: 8 | H: 1 LOB: 2 BB: 0 P: 9 | 1B: 1 2B: 0 3B: 0 HR: 1 | SF: 0 SAC: 0 DP: 0 HBP: 1 | WP: 0 PB: 0 SB: 0 CS: 0 | PA: 33 |
| PITCHER | IP | WLS | BF | H | R | ER | SO | BB | IBB | HBP | BLK | WP | HR | S | P | ERA | WHIP | | | |
| 43 Adam Warren, R ERA: 1.8 | 3.0 | | 11 | 1 | 1 | 1 | 3 | 1 | 0 | 0 | 0 | 0 | 1 | 16 | 21 | 3.00 | 0.667 | | | |
| 54 Aroldis Chapman, L ERA: 4.1 | 1.0 | W | 3 | 0 | 0 | 0 | 2 | 0 | 0 | 0 | 0 | 0 | 0 | 7 | 7 | 0.00 | 0.000 | | | |
| 29 Tyler Clippard, R ERA: 5.1 | 1.0 | H | 3 | 0 | 0 | 0 | 2 | 0 | 0 | 0 | 0 | 0 | 0 | 7 | 7 | 0.00 | 0.000 | | | |
| 39 Tommy Layne, L ERA: 6.1 | 1.0 | H | 3 | 0 | 0 | 0 | 0 | 0 | 0 | 0 | 0 | 0 | 0 | 3 | 3 | 0.00 | 0.000 | | | |
| 91 Dietrich Enns, L ERA: 2.25 | 2.0 | H | 8 | 0 | 0 | 0 | 1 | 1 | 0 | 0 | 0 | 0 | 0 | 9 | 13 | 0.00 | 0.500 | | | |

Baltimore Orioles @ New York Yankees
George M. Steinbrenner Field, Tampa, FL
Thu Mar 02 2017, 6:36 PM - 9:11 PM EST
Att. 7,159 - Partly Cloudy - 74 F

AB 30
R 1
H 2
RBI 1
BB 2
SO 10
LOB 8



| Batter | 1 | 2 | 3 | 4 | 5 | 6 | 7 | 8 | 9 | AB | R | H | RBI | BB | SO | LOB | BOTTOM | | | |
|---|------------------------------|---------------------------------|------------------------------|---------------------------------|------------------------------|---------------------------------|------------------------------|---------------------------------|------------------------------|---------------------------------|-------------------------------|----------------------------------|------------------------------|---------------------------------|----------------------------------|------------------------------------|----------------------------------|--------|--|--|
| 31 Aaron Hicks, S OBP: 0.231, SLG: 0.250 71 Billy McKinney, L OBP: 0.750, SLG: 2.000 (7.9) | G3 | | P5 | | 24 1B | | | | | 3 | 0 | 1 | 0 | 0 | 0 | 0 | | | | |
| 24 Gary Sánchez, R OBP: 0.333, SLG: 0.667 86 Kyle Higashioka, R OBP: 0.714, SLG: 1.333 (7.2) | K | | | 33 HR | 2B | 1-2 1B | 63 F8 | 93 2B | 63 FC6.4 BB | 3 | 1 | 2 | 1 | 0 | 1 | 0 | | | | |
| 33 Greg Bird, L OBP: 0.462, SLG: 1.333 63 Wilkin Castillo, S (7.3) | G4-3 | | | 2H HR | F7 | | F8 | FC6-4 | | 3 | 1 | 1 | 2 | 0 | 0 | 2 | | | | |
| 17 Matt Holliday, R OBP: 0.500, SLG: 0.818 36 Ji Man Choi, L OBP: 0.167, SLG: 0.182 (6.10) | | HR | | P4 | | K | | | | 2 | 1 | 1 | 1 | 0 | 0 | 0 | | | | |
| 14 Starlin Castro, R OBP: 0.417, SLG: 0.667 93 Jorge Mateo, R OBP: 0.333, SLG: 0.500 (5.4) | G4-3 | | | 12 G4-3 | 12 S | 1B | F7 | | | 2 | 0 | 1 | 0 | 0 | 0 | 0 | | | | |
| 12 Chase Headley, S OBP: 0.167, SLG: 0.273 94 Miguel Andujar, R OBP: 0.364, SLG: 0.636 (5.5) | G3 | | | G4-3 | | | | K2-3 | | 2 | 0 | 0 | 0 | 0 | 0 | 1 | | | | |
| 38 Rob Refsnyder, R OBP: 0.182, SLG: 0.182 74 Ronald Torreyes, R OBP: 0.182, SLG: 0.182 (7.7) | G4-3 | | | G4-3 | | | | 1B | | 3 | 0 | 0 | 0 | 0 | 1 | 3 | | | | |
| 75 Clint Frazier, R OBP: 0.400, SLG: 0.800 82 Tyler Wade, L OBP: 0.500, SLG: 0.333 (7.8) | | | K | | | F9 | L5 | | | 3 | 0 | 0 | 0 | 0 | 1 | 1 | | | | |
| 81 Gleyber Torres, R OBP: 0.667, SLG: 1.000 30 Rubén Tejada, R OBP: 0.500, SLG: 0.375 (7.6) | F9 | | | | 31 1B | 24 1B | | 71 HR | L8 | 2 | 1 | 1 | 0 | 0 | 0 | 0 | | | | |
| Inning Stats | R: 0 E: 0 K: 1 S: 5 | H: 1 LOB: 0 BB: 0 P: 7 | R: 0 E: 0 K: 1 S: 5 | H: 0 LOB: 0 BB: 0 P: 5 | R: 2 E: 0 K: 0 S: 7 | H: 3 LOB: 2 BB: 0 P: 8 | R: 1 E: 0 K: 1 S: 8 | H: 3 LOB: 2 BB: 0 P: 8 | R: 0 E: 0 K: 1 S: 6 | H: 1 LOB: 1 BB: 0 P: 6 | R: 3 E: 0 K: 2 S: 11 | H: 4 LOB: 1 BB: 0 P: 11 | R: 1 E: 0 K: 0 S: 5 | H: 2 LOB: 2 BB: 1 P: 9 | 1B: 7 2B: 4 3B: 0 HR: 3 | SF: 0 SAC: 0 DP: 0 HBP: 0 | WP: 0 PB: 0 SB: 1 CS: 0 | PA: 39 | | |
| PITCHER | IP | WLS | BF | H | R | ER | SO | BB | IBB | HBP | BLK | WP | HR | S | P | ERA | WHIP | | | |
| 63 Tyler Wilson, R ERA: 1.8 | 3.0 | | 10 | 1 | 1 | 1 | 2 | 0 | 0 | 0 | 0 | 0 | 1 | 15 | 17 | 3.00 | 0.333 | | | |
| 43 Joe Gunkel, R ERA: 13.5 | 2.0 | L | 12 | 6 | 3 | 3 | 1 | 0 | 0 | 0 | 0 | 0 | 1 | 15 | 16 | 13.50 | 3.000 | | | |
| 68 Parker Bridwell, R ERA: 9.0 | 1.0 | | 4 | 1 | 0 | 0 | 1 | 0 | 0 | 0 | 0 | 0 | 0 | 6 | 6 | 0.00 | 1.000 | | | |
| 71 Oliver Drake, R ERA: 18.0 | 1.0 | | 7 | 4 | 3 | 3 | 2 | 0 | 0 | 0 | 0 | 0 | 1 | 11 | 11 | 27.00 | 4.000 | | | |
| 97 Cody Satterwhite, R ERA: 9.0 | 1.0 | | 6 | 2 | 1 | 1 | 0 | 1 | 0 | 0 | 0 | 0 | 0 | 5 | 9 | 9.00 | 3.000 | | | |

Baltimore Orioles @ New York Yankees
George M. Steinbrenner Field, Tampa, FL
Thu Mar 02 2017, 6:36 PM - 9:11 PM EST
Att. 7,159 - Partly Cloudy - 74 F

AB 38
R 8
H 14
RBI 8
BB 1
SO 6
LOB 15



| Batter | 1 | 2 | 3 | 4 | 5 | 6 | 7 | 8 | 9 | AB | R | H | RBI | BB | SO | LOB | TOP | | | | | |
|---|---|--|------------------------------|---------------------------------|------------------------------|---------------------------------|------------------------------|---------------------------------|------------------------------|---------------------------------|------------------------------|---------------------------------|------------------------------|----------------------------------|------------------------------|---------------------------------|--|---------------------------------|----------------------------------|------------------------------------|----------------------------------|--------|
| 62 Max Moroff, S OBP: 0.091, SLG: 0.091 17 Phil Gosselin, R OBP: 0.375, SLG: 0.563 | | | | | | | | | | 2 | 0 | 1 | 0 | 0 | 1 | 0 | Pittsburgh Pirates @ New York Yankees George M. Steinbrenner Field, Tampa, FL Sun Mar 05 2017, 1:07 PM - 4:03 PM EST Att: 9,604 - Partly Cloudy - 76 F | | | | | |
| 37 Allen Hanson, S OBP: 0.364, SLG: 0.333 63 Christopher Bostick, R OBP: 0.545, SLG: 0.750 | | | | | | | | | | 3 | 0 | 2 | 0 | 0 | 0 | 1 | | | | | | |
| 29 Francisco Cervelli, R OBP: 0.250, SLG: 0.750 81 Erich Weiss, L OBP: 0.385, SLG: 0.111 | | | | | | | | | | 2 | 0 | 0 | 0 | 0 | 1 | 1 | | | | | | |
| 28 John Jaso, L OBP: 0.286, SLG: 0.615 88 Joey Teroslavich, S OBP: 0.429, SLG: 0.500 | | | | | | | | | | 3 | 0 | 1 | 0 | 0 | 1 | 1 | | | | | | |
| 76 Eric Wood, R OBP: 0.333, SLG: 0.467 61 Gift Ngoepe, R OBP: 0.182, SLG: 0.100 | | | | | | | | | | 2 | 1 | 1 | 0 | 1 | 0 | 1 | | | | | | |
| 64 José Osuna, R OBP: 0.556, SLG: 0.933 96 Elvis Escobar, L (7, PR) | | | | | | | | | | 2 | 0 | 0 | 0 | 1 | 0 | 2 | | | | | | |
| 79 Barrett Barnes, R OBP: 0.250, SLG: 0.500 79 Jerrick Suiter, R OBP: 0.250, SLG: 0.500 | | | | | | | | | | 3 | 0 | 1 | 1 | 0 | 1 | 1 | | | | | | |
| 58 Jacob Stallings, R OBP: 0.417, SLG: 0.667 83 Christian Kelley, R | | | | | | | | | 3 | 0 | 0 | 0 | 0 | 3 | 2 | 0 | | | | | | |
| 69 Danny Ortiz, L OBP: 0.286, SLG: 0.357 77 Casey Hughton, L (7, 8) | | | | | | | | | | 3 | 0 | 0 | 0 | 0 | 0 | 2 | | | | | | |
| | | | | | | | | | | 1 | 0 | 0 | 0 | 0 | 0 | | | | | | | |
| Inning Stats | R: 0 E: 0 K: 2 S: 8 | H: 1 LOB: 0 BB: 0 P: 8 | R: 0 E: 0 K: 1 S: 6 | H: 1 LOB: 1 BB: 0 P: 6 | R: 0 E: 0 K: 1 S: 6 | H: 1 LOB: 1 BB: 0 P: 6 | R: 0 E: 0 K: 0 S: 4 | H: 1 LOB: 0 BB: 0 P: 4 | R: 0 E: 0 K: 1 S: 5 | H: 0 LOB: 0 BB: 0 P: 5 | R: 0 E: 0 K: 1 S: 6 | H: 1 LOB: 1 BB: 0 P: 6 | R: 1 E: 0 K: 1 S: 5 | H: 1 LOB: 2 BB: 2 P: 13 | R: 0 E: 1 K: 1 S: 8 | H: 2 LOB: 2 BB: 0 P: 8 | R: 1 E: 1 K: 1 S: 6 | H: 0 LOB: 0 BB: 0 P: 6 | 1B: 7 2B: 1 3B: 0 HR: 0 | SF: 1 SAC: 0 DP: 0 HBP: 0 | WP: 0 PB: 0 SB: 0 CS: 3 | PA: 37 |
| PITCHER | IP WLS BF H R ER SO BB IBB HBP BLK WP HR S P ERA WHIP | 19 Masahiro Tanaka, R (1, 1) 3.0 11 3 0 0 4 0 0 0 0 0 0 0 20 20 0.00 1.000 39 Tommy Layne, L (4, 1) 1.0 4 1 0 0 0 0 0 0 0 0 0 0 4 4 0.00 1.000 54 Aroldis Chapman, L (5, 1) 1.0 H 3 0 0 0 1 0 0 0 0 0 0 0 5 5 0.00 0.000 29 Tyler Clippard, R (6, 1) 1.0 H 4 1 0 0 1 0 0 0 0 0 0 0 6 6 0.00 1.000 83 Chance Adams, R (7, 1) 1.0 W 5 1 1 1 1 2 0 0 0 0 0 0 5 13 9.00 3.000 | | | | | | | | | | | | | | | | | | | | |

| Batter | 1 | 2 | 3 | 4 | 5 | 6 | 7 | 8 | 9 | AB | R | H | RBI | BB | SO | LOB | BOTTOM | | | |
|---|---|---|------------------------------|---------------------------------|------------------------------|---------------------------------|------------------------------|----------------------------------|------------------------------|---------------------------------|------------------------------|----------------------------------|-------------------------------|----------------------------------|-------------------------------|----------------------------------|--|------------------------------------|----------------------------------|--------|
| 11 Brett Gardner, L OBP: 0.278, SLG: 0.235 34 Donovan Solano, R OBP: 0.250, SLG: 0.182 | | | | | | | | | | 3 | 0 | 0 | 0 | 0 | 1 | 1 | Pittsburgh Pirates @ New York Yankees George M. Steinbrenner Field, Tampa, FL Sun Mar 05 2017, 1:07 PM - 4:03 PM EST Att: 9,604 - Partly Cloudy - 76 F | | | |
| 22 Jacoby Ellsbury, L OBP: 0.429, SLG: 0.636 77 Dustin Fowler, L OBP: 0.353, SLG: 0.400 | | | | | | | | | | 2 | 0 | 0 | 0 | 0 | 0 | 0 | | | | |
| 17 Matt Holliday, R OBP: 0.533, SLG: 0.929 31 Aaron Hicks, S OBP: 0.353, SLG: 0.533 | | | | | | | | | | 3 | 1 | 2 | 0 | 0 | 0 | 0 | | | | |
| 48 Chris Carter, R OBP: 0.368, SLG: 0.400 24 Gary Sánchez, R OBP: 0.389, SLG: 0.765 | | | | | | | | | | 2 | 0 | 1 | 0 | 0 | 1 | 1 | | | | |
| 99 Aaron Judge, R OBP: 0.500, SLG: 0.733 75 Clint Frazier, R OBP: 0.375, SLG: 0.625 | | | | | | | | | | 1 | 0 | 0 | 0 | 1 | 0 | 0 | | | | |
| 27 Austin Romine, R OBP: 0.250, SLG: 0.313 36 Ji Man Choi, L OBP: 0.267, SLG: 0.231 63 Wilkin Castillo, S OBP: 0.111, SLG: 0.111 | | | | | | | | | | 2 | 0 | 0 | 0 | 0 | 0 | 2 | | | | |
| 74 Ronald Torreyes, R OBP: 0.188, SLG: 0.133 41 Pete Kozma, R OBP: 0.462, SLG: 0.583 | | | | | | | | | | 2 | 0 | 0 | 0 | 0 | 1 | 0 | | | | |
| 30 Rubén Tejada, R OBP: 0.385, SLG: 0.273 82 Tyler Wade, L OBP: 0.417, SLG: 0.300 | | | | | | | | | | 2 | 0 | 2 | 1 | 0 | 0 | 0 | | | | |
| 81 Gleyber Torres, R OBP: 0.538, SLG: 0.909 93 Jorge Mateo, R OBP: 0.182, SLG: 0.273 | | | | | | | | | | 2 | 0 | 0 | 0 | 0 | 0 | 0 | | | | |
| | | | | | | | | | | 2 | 0 | 0 | 0 | 0 | 1 | 3 | | | | |
| Inning Stats | R: 0 E: 0 K: 0 S: 3 | H: 0 LOB: 0 BB: 0 P: 3 | R: 0 E: 0 K: 1 S: 5 | H: 0 LOB: 0 BB: 0 P: 5 | R: 0 E: 0 K: 0 S: 3 | H: 0 LOB: 0 BB: 0 P: 3 | R: 1 E: 1 K: 0 S: 5 | H: 2 LOB: 2 BB: 1 P: 10 | R: 0 E: 0 K: 2 S: 8 | H: 1 LOB: 1 BB: 0 P: 8 | R: 0 E: 0 K: 0 S: 4 | H: 1 LOB: 2 BB: 1 P: 10 | R: 1 E: 0 K: 2 S: 10 | H: 3 LOB: 2 BB: 0 P: 10 | R: 1 E: 0 K: 2 S: 10 | H: 0 LOB: 0 BB: 0 P: 10 | 1B: 5 2B: 2 3B: 1 HR: 0 | SF: 0 SAC: 0 DP: 0 HBP: 1 | WP: 2 PB: 0 SB: 0 CS: 0 | PA: 35 |
| PITCHER | IP WLS BF H R ER SO BB IBB HBP BLK WP HR S P ERA WHIP | 50 Jameson Taillon, R (1, 1) 2.0 6 0 0 0 1 0 0 0 0 0 1 0 8 8 0.00 0.000 49 Nick Kingham, R (3, 1) 2.0 9 2 1 1 0 1 0 0 0 0 0 0 16 16 0.00 1.000 68 Clay Holmes, R (5, 1) 2.0 8 2 0 0 4 0 0 0 0 0 0 0 13 19 0.00 1.000 59 Antonio Bastardo, L (7, 1) 0.2 L 5 1 1 1 0 0 1 0 1 0 1 0 3 9 13.50 3.000 31 A.J. Schugel, R (7, 1) 0.2 4 2 1 1 0 0 0 0 0 0 0 0 4 4 13.50 3.000 | | | | | | | | | | | | | | | | | | |



| Batter | 1 | 2 | 3 | 4 | 5 | 6 | 7 | 8 | 9 | AB | R | H | RBI | BB | SO | LOB | TOP | | | |
|--|---|---------------------------------|------------------------------|----------------------------------|------------------------------|---------------------------------|------------------------------|---------------------------------|------------------------------|---------------------------------|------------------------------|---------------------------------|------------------------------|---------------------------------|------------------------------|---------------------------------|----------------------------------|------------------------------------|----------------------------------|--------|
| 11 Brett Gardner, L (1,7) OBP: 0.238, SLG: 0.200 38 Rob Refsnyder, R (6,7) | F7 | | E1 22 WP E | | | G6-3 | K | | | 3 | 1 | 0 | 0 | 0 | 0 | 0 | 1 2 | | | |
| 22 Jacoby Ellsbury, L (1,8) OBP: 0.363, SLG: 0.500 82 Tyler Wade, L (6,8) | F8 | | E1 33 F9 14 WP 2-H | | | F7 | | G6-4-3 1B | | 3 | 0 | 0 | 1 | 0 | 0 | 0 | 0 0 | | | |
| 14 Starlin Castro, R (1,4) OBP: 0.369, SLG: 0.611 30 Rubén Tejada, R (6,4) | 1B | | K | | | K | | G6-4-3 1-2 | | 3 | 0 | 1 | 0 | 0 | 2 | 1 | 1 0 | | | |
| 33 Greg Bird, L (1,3) OBP: 0.474, SLG: 1.063 63 Wilkin Castillo, S (6,3) | P4 | | F9 2-3 | | | K | | K | | 3 | 0 | 0 | 0 | 0 | 1 | 2 | 1 0 | | | |
| 12 Chase Headley, S (1,5) OBP: 0.167, SLG: 0.235 94 Miguel Andujar, R (6,5) | | G4-3 | F7 | | | K | | G6-3 | | 3 | 0 | 0 | 0 | 0 | 1 | 1 | 1 0 | | | |
| 99 Aaron Judge, R (1,10) OBP: 0.476, SLG: 0.667 79 Francisco Diaz, S (9,PH) | | K | | | P4 | | | K2-3 1B | | 3 | 0 | 1 | 0 | 0 | 1 | 0 | 1 0 | | | |
| 31 Aaron Hicks, S (1,9) OBP: 0.263, SLG: 0.316 71 Billy McKinney, L (7,9) | | BB 27 1B | | | G4-3 | | | F7 | | 2 | 0 | 1 | 0 | 1 | 0 | 0 | 0 0 | | | |
| 27 Austin Romine, R (1,2) OBP: 0.263, SLG: 0.316 86 Kyle Higashioka, R (7,2) | | | | | G5-3 | | | G1-3 | | 3 | 0 | 1 | 0 | 0 | 0 | 2 | 0 0 | | | |
| 93 Jorge Mateo, R (1,6) OBP: 0.154, SLG: 0.231 81 Gleyber Torres, R (7,PH) | | | | | | | | F8 | | 2 | 0 | 0 | 0 | 0 | 0 | 2 | 1 0 | | | |
| Inning Stats | R: 0 E: 0 K: 0 S: 4 | H: 1 LOB: 1 BB: 0 P: 5 | R: 0 E: 0 K: 1 S: 6 | H: 1 LOB: 2 BB: 1 P: 10 | R: 1 E: 2 K: 1 S: 7 | H: 0 LOB: 1 BB: 0 P: 8 | R: 0 E: 0 K: 0 S: 3 | H: 0 LOB: 0 BB: 0 P: 3 | R: 0 E: 0 K: 3 S: 9 | H: 0 LOB: 0 BB: 0 P: 9 | R: 0 E: 0 K: 2 S: 9 | H: 2 LOB: 2 BB: 0 P: 9 | R: 0 E: 0 K: 1 S: 5 | H: 1 LOB: 0 BB: 0 P: 5 | R: 0 E: 0 K: 1 S: 5 | H: 0 LOB: 0 BB: 0 P: 5 | 1B: 4 2B: 1 3B: 0 HR: 0 | SF: 0 SAC: 0 DP: 1 HBP: 0 | WP: 2 PB: 2 SB: 0 CS: 0 | PA: 34 |
| PITCHER | IP WLS BF H R ER SO BB IBB HBP BLK WP HR S P ERA WHIP | | | | | | | | | | | | | | | | | | | |
| 46 Iván Nova, R (1,1) ERA: 0.00 | 3.0 W 14 2 1 0 2 1 0 0 0 2 0 17 23 0.00 1.000 | | | | | | | | | | | | | | | | | | | |
| 47 Josh Lindblom, R (4,1) ERA: 0.00 | 2.0 H 6 0 0 0 0 0 0 0 0 0 0 6 6 0.00 0.000 | | | | | | | | | | | | | | | | | | | |
| 73 Felipe Vázquez, L (6,1) ERA: 0.00 | 1.0 3 0 0 0 3 0 0 0 0 0 0 9 9 0.00 0.000 | | | | | | | | | | | | | | | | | | | |
| 12 Juan Nicasio, R (7,1) ERA: 0.00 | 1.0 5 2 0 0 2 0 0 0 0 0 0 9 9 0.00 2.000 | | | | | | | | | | | | | | | | | | | |
| 74 Edgar Santana, R (8,1) ERA: 1.00 | 1.0 3 1 0 0 1 0 0 0 0 0 0 5 5 0.00 1.000 | | | | | | | | | | | | | | | | | | | |

New York Yankees @ Pittsburgh Pirates
LECOM Park, Bradenton, FL
Mon Mar 06 2017, 1:06 PM - 3:57 PM EST
Att: 7,017 - Cloudy - 77 F

AB 33
R 1
H 5
RBI 1
BB 1
SO 9
LOB 13



| Batter | 1 | 2 | 3 | 4 | 5 | 6 | 7 | 8 | 9 | AB | R | H | RBI | BB | SO | LOB | BOTTOM | |
|---|---|---------------------------------|-------------------------------|----------------------------------|------------------------------|---------------------------------|------------------------------|---------------------------------|------------------------------|---------------------------------|-------------------------------|----------------------------------|------------------------------|---------------------------------|----------------------------------|------------------------------------|----------------------------------|--------|
| 26 Adam Frazier, L (1,9) OBP: 0.308, SLG: 0.500 98 Michael Suchy, R (6,9) | F7 | G6-3 | | G4-3 | | E5 37 G1-3 | K | | | 3 | 0 | 0 | 0 | 0 | 1 | 1 | | |
| 10 Jordy Mercer, R (1,6) OBP: 0.357, SLG: 0.750 37 Ajen Hanson, S (6,6) | G4-3 | | 2-2 | G6-3 | | G1-3 | K | | | 3 | 1 | 1 | 1 | 0 | 0 | 0 | | |
| 55 Josh Bell, S (1,3) OBP: 0.438, SLG: 0.571 88 Joey Terdoslavich, S (5,PH) | G1-3 | | HR | | | F9 | | | | 2 | 0 | 0 | 0 | 1 | 1 | 0 | | |
| 23 David Freese, R (1,5) OBP: 0.400, SLG: 0.357 81 Erich Weiss, L (6,PH) | | 63 1B 77 2B 1B | 32 1B 77 BB 63 BB 1B | | 81 2B BB | 32 2B 2B | 81 1B 2B | | | 2 | 1 | 2 | 0 | 0 | 0 | 0 | | |
| 32 Elias Diaz, R (1,2) OBP: 0.429, SLG: 0.538 87 Jackson Williams, R (6,2) | | 63 1B 77 2B 1B | | K | | 77 G4-3 2B | | | | 3 | 1 | 2 | 1 | 0 | 1 | 1 | | |
| 63 Christopher Bostick, R (1,4) OBP: 0.571, SLG: 0.700 61 Gift Ngoepe, R (6,4) | | 77 2B 79 G6-3 1B | | 77 BB BB | | F9 | | | | 2 | 1 | 1 | 0 | 1 | 0 | 2 | | |
| 77 Austin Meadows, L (1,8) OBP: 0.182, SLG: 0.182 27 Eury Pérez, R (6,8) | | 78 G6-3 2B | | | | G4-3 | | | | 2 | 0 | 1 | 2 | 1 | 0 | 2 | | |
| 79 Barrett Barnes, R (1,7) OBP: 0.182, SLG: 0.182 73 Felipe Vázquez, L (6,1) 12 Juan Nicasio, R (7,1) 78 Kevin Newman, R (7,PH) 74 Edgar Santana, R (8,1) 58 Jacob Stallings, R (8,PH) 66 Dovydas Neverauskas, R (8,1) | | G6-3 | | P4 | | F9 | | | | 3 | 0 | 0 | 1 | 0 | 0 | 6 | | |
| 46 Iván Nova, R (1,1) 47 Josh Lindblom, R (4,1) 77 Casey Hughton, L (6,7) | | | | G3 | | F8 | | | | 1 | 0 | 0 | 0 | 0 | 1 | 1 | | |
| Inning Stats | R: 0 E: 0 K: 0 S: 3 | H: 4 LOB: 1 BB: 0 P: 9 | R: 1 E: 0 K: 2 S: 11 | H: 2 LOB: 3 BB: 2 P: 21 | R: 0 E: 0 K: 0 S: 3 | H: 0 LOB: 0 BB: 0 P: 3 | R: 2 E: 0 K: 0 S: 5 | H: 2 LOB: 2 BB: 1 P: 9 | R: 0 E: 1 K: 0 S: 4 | H: 0 LOB: 1 BB: 0 P: 4 | R: 7 E: 1 K: 3 S: 15 | H: 5 LOB: 1 BB: 2 P: 23 | R: 0 E: 0 K: 1 S: 5 | H: 0 LOB: 0 BB: 0 P: 5 | 1B: 7 2B: 5 3B: 0 HR: 1 | SF: 0 SAC: 0 DP: 0 HBP: 0 | WP: 0 PB: 0 SB: 0 CS: 0 | PA: 44 |
| PITCHER | IP WLS BF H R ER SO BB IBB HBP BLK WP HR S P ERA WHIP | | | | | | | | | | | | | | | | | |
| 55 Bryan Mitchell, R (1,1) ERA: 4.91 | 2.1 L 13 6 4 4 2 1 0 0 0 0 0 0 4 12 0.00 3.000 | | | | | | | | | | | | | | | | | |
| 87 J.P. Feyereisen, R (3,1) ERA: 5.4 | 0.2 4 0 0 0 1 2 0 0 0 0 0 0 4 12 0.00 3.000 | | | | | | | | | | | | | | | | | |
| 90 Jordan Montgomery, L (6,1) ERA: 6.68 | 2.0 9 2 2 2 2 0 1 0 0 0 0 0 8 12 9.00 1.500 | | | | | | | | | | | | | | | | | |
| 47 Jonathon Niese, L (4,1) ERA: 6.68 | 1.0 4 0 0 0 0 0 0 0 0 0 0 0 4 4 0.00 0.000 | | | | | | | | | | | | | | | | | |
| 97 Evan Rutckyj, L (7,1) ERA: 19.29 | 0.0 6 3 6 5 0 2 0 0 0 0 0 0 4 12 " " " " | | | | | | | | | | | | | | | | | |
| PITCHER | IP WLS BF H R ER SO BB IBB HBP BLK WP HR S P ERA WHIP | | | | | | | | | | | | | | | | | |
| 67 J.R. Graham, R (7,1) ERA: 2.7 | 1.0 5 2 1 0 3 0 0 0 0 0 0 0 5 5 0.00 2.000 | | | | | | | | | | | | | | | | | |
| 73 Joe Mantiply, L (8,1) ERA: 6.75 | 1.0 3 0 0 0 1 0 0 0 0 0 0 0 5 5 0.00 0.000 | | | | | | | | | | | | | | | | | |

New York Yankees @ Pittsburgh Pirates
LECOM Park, Bradenton, FL
Mon Mar 06 2017, 1:06 PM - 3:57 PM EST
Att: 7,017 - Cloudy - 77 F

AB 39
R 13
H 13
RBI 13
BB 5
SO 7
LOB 20



| Batter | 1 | 2 | 3 | 4 | 5 | 6 | 7 | 8 | 9 | 10 | AB | R | H | RBI | BB | SO | LOB | TOP | | | | | | | | |
|---|------------------------------|---------------------------------|------------------------------|---------------------------------|------------------------------|---------------------------------|------------------------------|---------------------------------|------------------------------|----------------------------------|------------------------------|----------------------------------|------------------------------|----------------------------------|------------------------------|----------------------------------|------------------------------|--|------------------------------|---------------------------------|----------------------------------|------------------------------------|----------------------------------|--------|--|--|
| 10 Corey Dickerson, L (1, 7) OBP: 0.364, SLG: 0.667 | F8 | | G6-3 | | | K | | | G1-3 | | 3 | 1 | 1 | 1 | 0 | 0 | 0 | Tampa Bay Rays @ New York Yankees George M. Steinbrenner Field, Tampa, FL Tue Mar 07 2017, 1:07 PM - 4:25 PM EST Att: 9,356 - Partly Cloudy - 80 F livebaseballscorecards.com | | | | | | | | |
| 81 Cade Gotta, R (5, 7) OBP: 0.503, SLG: 1.000 | | | | | | | | | | | 2 | 0 | 0 | 0 | 0 | 1 | 2 | | | | | | | | | |
| 39 Kevin Kiermaier, L (1, 8) OBP: 0.387, SLG: 0.368 | | | | | | | | | | | 3 | 0 | 2 | 0 | 0 | 0 | 0 | | | | | | | | | |
| 98 Granden Cretzner, R (5, 8) OBP: 0.125, SLG: 0.125 | G5-3 20 3 1B | | | | | | | | F8 | | 2 | 0 | 0 | 0 | 0 | 0 | 0 | | | | | | | | | |
| 3 Evan Longoria, R (1, 5) OBP: 0.429, SLG: 0.429 | | | | | | | | | | | 3 | 0 | 1 | 0 | 0 | 0 | 1 | | | | | | | | | |
| 67 Patrick Leonard, R (5, 5) OBP: 0.200, SLG: 0.400 | | | | | | | | | | | 2 | 0 | 0 | 0 | 0 | 2 | 0 | | | | | | | | | |
| 20 Steven Souza Jr., R (1, 9) OBP: 0.187, SLG: 0.187 | | | | | | | | | | | 3 | 0 | 0 | 0 | 0 | 0 | 3 | | | | | | | | | |
| 74 Justin Williams, L (5, 9) OBP: 0.333, SLG: 0.500 | G5-3 | | | | | | | | | | 2 | 1 | 2 | 0 | 0 | 0 | 0 | | | | | | | | | |
| 19 Curt Casali, R (1, 10) OBP: 0.429, SLG: 0.667 | | | | | | | | | | | 0 | 0 | 0 | 0 | 2 | 0 | 0 | | | | | | | | | |
| 65 Shane Peterson, L (6, PH) OBP: 0.400, SLG: 0.692 | | | | | | | | | | | 2 | 1 | 1 | 0 | 0 | 0 | 1 | | | | | | | | | |
| 76 Dalton Kelly, L (10, PH) OBP: 0.111, SLG: 0.111 | | | | | | | | | | | 1 | 0 | 0 | 0 | 0 | 0 | 1 | | | | | | | | | |
| 45 Jesus Suarez, R (1, 2) OBP: 0.500, SLG: 1.000 | | | | | | | | | | | 2 | 0 | 0 | 0 | 0 | 0 | 4 | | | | | | | | | |
| 21 Luke Maile, R (6, PH) OBP: 0.471, SLG: 0.529 | F9 | | | | | | | | | | 3 | 1 | 1 | 0 | 0 | 1 | 1 | | | | | | | | | |
| 9 Michael McKenry, R (1, 3) OBP: 0.375, SLG: 0.429 | | | | | | | | | | | 2 | 0 | 1 | 0 | 1 | 1 | 0 | | | | | | | | | |
| 97 Joe McCarthy, L (6, 3) OBP: 0.462, SLG: 0.700 | | | | | | | | | | | 2 | 0 | 0 | 0 | 0 | 0 | 1 | | | | | | | | | |
| 36 Daniel Robertson, R (1, 4) OBP: 0.158, SLG: 0.111 | | | | | | | | | | | 1 | 3 | 2 | 4 | | | | | | | | | | | | |
| 29 Ryan Brett, R (6, 4) OBP: 0.273, SLG: 0.600 | | | | | | | | | | | 3 | 0 | 1 | 0 | 0 | 1 | 1 | | | | | | | | | |
| 27 Willy Adames, R (1, 6) OBP: 0.231, SLG: 0.500 | | | | | | | | | | | 2 | 1 | 1 | 2 | 0 | 0 | 0 | | | | | | | | | |
| 73 Jake Cronenworth, L (6, 6) OBP: 0.231, SLG: 0.500 | | | | | | | | | | | 2 | 0 | 0 | 0 | 0 | 2 | 1 | | | | | | | | | |
| Inning Stats | R: 0 E: 0 K: 0 S: 5 | H: 2 LOB: 3 BB: 1 P: 9 | R: 0 E: 0 K: 2 S: 7 | H: 0 LOB: 0 BB: 0 P: 7 | R: 0 E: 0 K: 0 S: 4 | H: 1 LOB: 1 BB: 0 P: 4 | R: 0 E: 0 K: 0 S: 3 | H: 1 LOB: 1 BB: 1 P: 7 | R: 2 E: 0 K: 0 S: 6 | H: 2 LOB: 0 BB: 0 P: 11 | R: 1 E: 0 K: 1 S: 7 | H: 2 LOB: 2 BB: 1 P: 11 | R: 0 E: 0 K: 1 S: 6 | H: 1 LOB: 1 BB: 0 P: 10 | R: 1 E: 0 K: 2 S: 9 | H: 1 LOB: 0 BB: 0 P: 10 | R: 0 E: 0 K: 1 S: 5 | H: 0 LOB: 0 BB: 0 P: 8 | R: 2 E: 1 K: 1 S: 8 | H: 2 LOB: 1 BB: 0 P: 8 | 1B: 8 2B: 1 3B: 0 HR: 3 | SF: 2 SAC: 0 DP: 1 HBP: 0 | WP: 0 PB: 0 SB: 0 CS: 0 | PA: 45 | | |
| PITCHER | IP 2.0 | WLS 9 | BF 9 | H 2 | R 0 | ER 0 | SO 2 | BB 1 | IBB 0 | HBP 0 | BLK 0 | WP 0 | HR 0 | S 12 | P 16 | ERA 0.00 | WHIP 1.500 | | | | | | | | | |
| 52 CC Sabathia, L (1, 1) ERA: 3.39 | | | | | | | | | | | | | | | | | | | | | | | | | | |
| 43 Adam Warren, R (3, 1) ERA: 3.39 | | | | | | | | | | | | | | | | | | | | | | | | | | |
| 61 Ben Heller, R (6, 1) ERA: 2.08 | | | | | | | | | | | | | | | | | | | | | | | | | | |
| 76 Domingo Germán, R (7, 1) ERA: 3.0 | | | | | | | | | | | | | | | | | | | | | | | | | | |
| 45 Chasen Shreve, L (8, 1) ERA: 3.0 | | | | | | | | | | | | | | | | | | | | | | | | | | |
| PITCHER | IP 1.0 | WLS 3 | BF 6 | H 2 | R 0 | ER 0 | SO 1 | BB 0 | IBB 0 | HBP 0 | BLK 0 | WP 0 | HR 0 | S 5 | P 5 | ERA 0.00 | WHIP 2.000 | | | | | | | | | |
| 72 Jason Gurka, L (9, 1) ERA: 6.0 | | | | | | | | | | | | | | | | | | | | | | | | | | |
| 89 Brady Lail, R (10, 1) ERA: 6.0 | | | | | | | | | | | | | | | | | | | | | | | | | | |

| Batter | 1 | 2 | 3 | 4 | 5 | 6 | 7 | 8 | 9 | 10 | AB | R | H | RBI | BB | SO | LOB | BOTTOM | | | | | | | | |
|--|------------------------------|---------------------------------|-------------------------------|----------------------------------|------------------------------|---------------------------------|-------------------------------|----------------------------------|------------------------------|---------------------------------|------------------------------|----------------------------------|------------------------------|---------------------------------|------------------------------|---------------------------------|------------------------------|--|-----------------------------------|------------------------------------|----------------------------------|--------|--|--|--|--|
| 74 Ronald Torreyes, R (1, 4) OBP: 0.263, SLG: 0.222 | L9 | | | | | | | | | | 3 | 0 | 2 | 1 | 0 | 0 | 0 | Tampa Bay Rays @ New York Yankees George M. Steinbrenner Field, Tampa, FL Tue Mar 07 2017, 1:07 PM - 4:25 PM EST Att: 9,356 - Partly Cloudy - 80 F livebaseballscorecards.com | | | | | | | | |
| 38 Rob Refsnyder, R (6, 4) OBP: 0.238, SLG: 0.158 | | | | | | | | | | | 2 | 1 | 1 | 0 | 0 | 1 | 1 | | | | | | | | | |
| 24 Gary Sánchez, R (1, 2) OBP: 0.381, SLG: 0.750 | | | | | | | | | | | 3 | 1 | 1 | 0 | 0 | 2 | 4 | | | | | | | | | |
| 86 Kyle Higashioka, R (6, 2) OBP: 0.636, SLG: 1.333 | | | | | | | | | | | 2 | 1 | 1 | 2 | 0 | 0 | 1 | | | | | | | | | |
| 17 Matt Holliday, R (1, 10) OBP: 0.500, SLG: 0.624 | | | | | | | | | | | 3 | 0 | 1 | 0 | 0 | 0 | 0 | | | | | | | | | |
| 33 Greg Bird, L (7, PH) OBP: 0.476, SLG: 1.000 | | | | | | | | | | | 2 | 0 | 1 | 0 | 0 | 0 | 0 | | | | | | | | | |
| 76 Zack Zehner, R (10, PR) OBP: 0.500, SLG: 2.000 | | | | | | | | | | | 0 | 1 | 0 | 0 | 0 | 0 | 0 | | | | | | | | | |
| 48 Chris Carter, R (1, 3) OBP: 0.354, SLG: 0.389 | | | | | | | | | | | 3 | 0 | 1 | 1 | 0 | 1 | 0 | | | | | | | | | |
| 79 Francisco Diaz, S (6, 3) OBP: 0.100, SLG: 0.200 | | | | | | | | | | | 2 | 0 | 0 | 0 | 0 | 0 | 1 | | | | | | | | | |
| 99 Aaron Judge, R (1, 9) OBP: 0.417, SLG: 0.571 | | | | | | | | | | | 3 | 0 | 0 | 0 | 0 | 2 | 2 | | | | | | | | | |
| 71 Billy McKinney, L (6, 9) OBP: 0.643, SLG: 1.273 | | | | | | | | | | | 2 | 0 | 1 | 0 | 0 | 0 | 0 | | | | | | | | | |
| 93 Jorge Mateo, R (10, PR) OBP: 0.154, SLG: 0.231 | | | | | | | | | | | 0 | 1 | 0 | 0 | 0 | 0 | 0 | | | | | | | | | |
| 81 Gleyber Torres, R (1, 6) OBP: 0.412, SLG: 0.667 | | | | | | | | | | | 3 | 0 | 0 | 0 | 0 | 1 | 2 | | | | | | | | | |
| 30 Rubén Tejada, R (7, 6) OBP: 0.313, SLG: 0.231 | | | | | | | | | | | 1 | 0 | 0 | 1 | 0 | 0 | 0 | | | | | | | | | |
| 75 Clint Frazier, R (1, 7) OBP: 0.316, SLG: 0.526 | | | | | | | | | | | 3 | 0 | 0 | 0 | 0 | 3 | 0 | | | | | | | | | |
| 41 Pete Kozma, R (7, 7) OBP: 0.467, SLG: 0.538 | | | | | | | | | | | 1 | 1 | 0 | 0 | 1 | 0 | 0 | | | | | | | | | |
| 94 Miguel Andujar, R (1, 5) OBP: 0.316, SLG: 0.444 | | | | | | | | | | | 3 | 1 | 1 | 0 | 0 | 1 | 0 | | | | | | | | | |
| 47 Rashad Crawford, L (7, 8) OBP: 0.222, SLG: 0.333 | | | | | | | | | | | 2 | 0 | 1 | 1 | 0 | 1 | 0 | | | | | | | | | |
| 77 Dustin Fowler, L (1, 8) OBP: 0.421, SLG: 0.471 | | | | | | | | | | | 2 | 0 | 2 | 0 | 0 | 0 | 0 | | | | | | | | | |
| 82 Tyler Wade, L (7, 5) OBP: 0.500, SLG: 0.500 | | | | | | | | | | | 3 | 0 | 2 | 1 | 0 | 0 | 0 | | | | | | | | | |
| Inning Stats | R: 1 E: 0 K: 1 S: 8 | H: 3 LOB: 2 BB: 0 P: 8 | R: 0 E: 0 K: 3 S: 11 | H: 2 LOB: 2 BB: 0 P: 11 | R: 0 E: 0 K: 1 S: 5 | H: 0 LOB: 0 BB: 0 P: 5 | R: 1 E: 0 K: 2 S: 10 | H: 3 LOB: 2 BB: 0 P: 10 | R: 0 E: 0 K: 1 S: 5 | H: 0 LOB: 0 BB: 0 P: 7 | R: 2 E: 0 K: 0 S: 7 | H: 2 LOB: 0 BB: 0 P: 10 | R: 0 E: 1 K: 0 S: 3 | H: 0 LOB: 1 BB: 0 P: 4 | R: 0 E: 0 K: 2 S: 8 | H: 1 LOB: 1 BB: 0 P: 8 | R: 3 E: 0 K: 0 S: 6 | H: 4 LOB: 3 BB: 1 P: 10 | 1B: 11 2B: 3 3B: 0 HR: 1 | SF: 1 SAC: 0 DP: 0 HBP: 0 | WP: 0 PB: 0 SB: 0 CS: 0 | PA: 45 | | | | |
| PITCHER | IP 2.0 | WLS 11 | BF 5 | H 1 | R 1 | ER 1 | SO 4 | BB 0 | IBB 0 | HBP 0 | BLK 0 | WP 0 | HR 0 | S 19 | P 19 | ERA 4.50 | WHIP 2.500 | | | | | | | | | |
| 23 Jake Odorizzi, R (1, 1) ERA: 2.25 | | | | | | | | | | | | | | | | | | | | | | | | | | |
| 79 Andrew Kittredge, R (3, 1) ERA: 4.5 | | | | | | | | | | | | | | | | | | | | | | | | | | |
| 50 Austin Pruitt, R (4, 1) ERA: 9.0 | | | | | | | | | | | | | | | | | | | | | | | | | | |
| 80 Ryan Yarbrough, L (8, 1) ERA: 9.0 | | | | | | | | | | | | | | | | | | | | | | | | | | |
| 56 Taylor Guenther, R (8, 1) ERA: 2.25 | | | | | | | | | | | | | | | | | | | | | | | | | | |
| PITCHER | IP 10.1 | WLS 7 | BF 4 | H 3 | R 3 | ER 3 | SO 0 | BB 1 | IBB 0 | HBP 0 | BLK 0 | WP 0 | HR 0 | S 6 | P 10 | ERA 40.50 | WHIP 7.500 | | | | | | | | | |
| 81 Jeff Walters, R (10, 1) ERA: 10.8 | | | | | | | | | | | | | | | | | | | | | | | | | | |



| Batter | 1 | 2 | 3 | 4 | 5 | 6 | 7 | 8 | 9 | AB | R | H | RBI | BB | SO | LOB | TOP | | | | | |
|--|-------------------------------|----------------------------------|------------------------------|---------------------------------|------------------------------|---------------------------------|------------------------------|---------------------------------|------------------------------|---------------------------------|------------------------------|----------------------------------|------------------------------|---------------------------------|------------------------------|----------------------------------|------------------------------|---------------------------------|----------------------------------|------------------------------------|----------------------------------|--------|
| 23 Dalton Pompey, S OBP: 0.625, SLG: 0.500 30 Michael Crouse, R (7.9) | 4-0 13 HR BB | 0-0 33 1B | | | 0-0 B1-3 | | 0-0 G6-3 | | 0-0 G5-3 | 3 | 1 | 1 | 0 | 1 | 0 | 0 | | | | | | |
| 33 Justin Morneau, L OBP: 0.333, SLG: 0.333 | 0-3 K | 0-0 1-2 1B | | | 0-3 K | | 0-0 L7 | | | 4 | 0 | 1 | 0 | 0 | 0 | 2 | 1 | | | | | |
| 13 Tyler O'Neill, R OBP: 0.250, SLG: 0.571 | 0-1 HR | 0-3 K | | | 0-3 K | | | 0-0 F9 | | 4 | 1 | 1 | 2 | 0 | 2 | 2 | | | | | | |
| 32 Josh Naylor, L OBP: 0.167, SLG: 0.333 | 0-0 G4-3 | | | | 0-0 P6 | | 0-3 K | | 0-3 K | 4 | 0 | 0 | 0 | 0 | 2 | 0 | | | | | | |
| 17 Eric Wood, R OBP: 0.800, SLG: 2.200 | 0-0 4 E 2B | | | | 0-3 K | | 2-1 HR | | 3-2 HR | 4 | 2 | 3 | 2 | 0 | 1 | 0 | | | | | | |
| 4 Pete Orr, L OBP: 0.250, SLG: 0.250 56 Daniel Pinerio, R (6.6) | 0-0 E4 | | | | 0-3 K | | 0-0 1B | | 4-0 BB | 3 | 0 | 1 | 0 | 0 | 1 | 1 | | | | | | |
| 26 Jamie Romak, R OBP: 0.375, SLG: 0.333 9 Rene Tosoni, L OBP: 0.333, SLG: 0.500 (7.8) | 0-3 K | | | | 0-3 K | | 0-0 P6 | | 0-0 G6-3 | 3 | 0 | 0 | 0 | 0 | 2 | 3 | | | | | | |
| 22 George Kottaras, L OBP: 0.333, SLG: 0.200 24 Mike Reeves, L (6.2) | | 0-0 L5 | | | 0-3 K | | 0-0 G4-3 | | 0-3 K | 3 | 0 | 0 | 0 | 0 | 1 | 1 | | | | | | |
| 11 Jonathan Malo, R OBP: 0.286, SLG: 0.286 (6.4) | | 0-3 K | | | 0-3 K | | 0-0 P4 | | 0-0 G4-3 | 4 | 0 | 0 | 0 | 0 | 2 | 0 | | | | | | |
| Inning Stats | R: 2 E: 1 K: 2 S: 11 | H: 2 LOB: 2 BB: 1 P: 15 | R: 0 E: 0 K: 2 S: 9 | H: 2 LOB: 0 BB: 0 P: 9 | R: 0 E: 0 K: 2 S: 7 | H: 0 LOB: 0 BB: 0 P: 7 | R: 0 E: 0 K: 3 S: 9 | H: 0 LOB: 0 BB: 0 P: 9 | R: 0 E: 0 K: 2 S: 7 | H: 0 LOB: 0 BB: 0 P: 7 | R: 1 E: 0 K: 1 S: 8 | H: 2 LOB: 1 BB: 0 P: 10 | R: 0 E: 0 K: 0 S: 3 | H: 0 LOB: 0 BB: 0 P: 3 | R: 1 E: 0 K: 1 S: 8 | H: 1 LOB: 1 BB: 1 P: 15 | R: 0 E: 0 K: 1 S: 5 | H: 0 LOB: 0 BB: 0 P: 5 | 1B: 3 2B: 1 3B: 0 HR: 3 | SF: 0 SAC: 0 DP: 0 HBP: 0 | WP: 0 PB: 0 SB: 0 CS: 0 | PA: 37 |
| PITCHER | IP | WLS | BF | H | R | ER | SO | BB | IBB | HBP | BLK | WP | HR | S | P | ERA | WHIP | | | | | |
| 40 Luis Severino, R ERA: 9.0 | 2.0 | | 12 | 4 | 2 | 2 | 4 | 1 | 0 | 0 | 0 | 0 | 1 | 20 | 24 | 9.00 | 2.500 | | | | | |
| 67 J.R. Graham, R ERA: | 1.0 | W | 3 | 0 | 0 | 0 | 2 | 0 | 0 | 0 | 0 | 0 | 0 | 7 | 7 | 0.00 | 0.000 | | | | | |
| 54 Aroldis Chapman, L ERA: | 1.0 | | 3 | 0 | 0 | 0 | 3 | 0 | 0 | 0 | 0 | 0 | 0 | 9 | 9 | 0.00 | 0.000 | | | | | |
| 64 Johnny Barbato, R ERA: 4.5 | 2.0 | | 8 | 2 | 1 | 1 | 3 | 0 | 0 | 0 | 0 | 0 | 1 | 15 | 17 | 4.50 | 1.000 | | | | | |
| 91 Dietrich Enns, L ERA: 4.5 | 2.0 | | 8 | 1 | 1 | 1 | 1 | 1 | 0 | 0 | 0 | 0 | 1 | 11 | 18 | 4.50 | 1.000 | | | | | |

Canada @ New York Yankees
George M. Steinbrenner Field, Tampa, FL
Wed Mar 08 2017, 1:10 PM - 3:54 PM EST
Att: 6,291 - Partly Cloudy - 80 F

AB 35
R 4
H 7
RBI 4
BB 2
SO 14
LOB 9



| Batter | 1 | 2 | 3 | 4 | 5 | 6 | 7 | 8 | 9 | AB | R | H | RBI | BB | SO | LOB | BOTTOM | | | | |
|--|------------------------------|----------------------------------|------------------------------|---------------------------------|--------------------------------|--|-------------------------------|---------------------------------|------------------------------|---------------------------------|-------------------------------|----------------------------------|------------------------------|---------------------------------|------------------------------|---------------------------------|----------------------------------|------------------------------------|----------------------------------|--------|--|
| 11 Brett Gardner, L OBP: 0.333, SLG: 0.333 41 Pete Kozma, R (6.7) | 0-0 L8 | 0-0 22 S 1B | | 0-0 G6-3 | | 4-0 77 1B 80 E BB | 0-0 FC5-2 | | | 3 | 0 | 1 | 0 | 0 | 0 | 0 | | | | | |
| 22 Jacoby Ellsbury, L OBP: 0.333, SLG: 0.667 77 Dustin Fowler, L OBP: 0.500, SLG: 0.500 (6.8) | 0-0 17 HR 2B | 1-0 F8 | | 0-0 G4-3 | | 0-0 80 E 1-2 2-3 3-H 1B | 0-0 G3 | | | 3 | 1 | 1 | 0 | 0 | 0 | 2 | | | | | |
| 24 Gary Sánchez, R OBP: 0.333, SLG: 1.333 27 Austin Romine, R (6.2) | 0-0 G5-3 | | 2-1 HR | 0-0 G6-3 | | 0-0 K | | 0-0 G5-3 | | 3 | 1 | 1 | 1 | 0 | 0 | 1 | | | | | |
| 17 Matt Holliday, R OBP: 0.333, SLG: 1.333 86 Kyle Higashioka, R OBP: 0.500, SLG: 2.000 (7.10) | 2-1 HR | | 0-0 F8 | | 0-0 F8 | 0-0 P4 | | 1-1 HR | | 3 | 1 | 1 | 2 | 0 | 0 | 0 | | | | | |
| 33 Greg Bird, L 80 Jorge Saez, R (6.3) | 4-0 BB | | 0-0 F8 | | 4-0 12 BLK 14 G1-3 BB | 0-0 E5 | | 0-0 G6-3 | | 1 | 0 | 0 | 0 | 2 | 0 | 0 | | | | | |
| 14 Starlin Castro, R 38 Rob Refsnyder, R OBP: 0.500, SLG: 0.500 (6.4) | 0-0 G5-3 | | 4-0 12 3B BB | | 0-0 G1-3 | 0-3 K | | 0-0 1B | | 2 | 0 | 1 | 0 | 0 | 1 | 2 | | | | | |
| 12 Chase Headley, S 94 Miguel Andujar, R OBP: 0.500, SLG: 0.500 (6.5) | | 0-0 G3 | | 0-0 31 HR 3B | | 0-0 G6-3 | | 0-0 75 FC5-4 1B | 0-0 G4-3 | 3 | 1 | 1 | 1 | 0 | 0 | 1 | | | | | |
| 31 Aaron Hicks, S OBP: 0.667, SLG: 1.667 75 Clint Frazier, R (7.9) | 0-3 K | | 0-0 K | | 0-0 G6-3 | | 0-0 93 1B 77 1B 93 S | 0-0 FC5-4 FC5-2 | | 3 | 2 | 2 | 2 | 0 | 1 | 0 | | | | | |
| 74 Ronald Torreyes, R OBP: 0.500, SLG: 0.500 93 Jorge Mateo, R OBP: 1.000, SLG: 1.500 (6.6) | 0-0 11 1B | | 0-0 G5-3 | | 0-0 G6-3 | | 1-0 77 1B 41 S 80 E | 0-0 1B | 0-0 2B | 2 | 0 | 1 | 0 | 0 | 0 | 0 | | | | | |
| Inning Stats | R: 2 E: 0 K: 0 S: 6 | H: 2 LOB: 1 BB: 1 P: 12 | R: 0 E: 0 K: 1 S: 7 | H: 2 LOB: 0 BB: 0 P: 8 | R: 4 E: 0 K: 0 S: 7 | H: 3 LOB: 0 BB: 1 P: 13 | R: 0 E: 0 K: 0 S: 3 | H: 0 LOB: 0 BB: 1 P: 3 | R: 0 E: 0 K: 0 S: 3 | H: 0 LOB: 0 BB: 1 P: 7 | R: 3 E: 1 K: 2 S: 11 | H: 3 LOB: 2 BB: 1 P: 16 | R: 0 E: 0 K: 0 S: 5 | H: 2 LOB: 2 BB: 0 P: 5 | R: 1 E: 0 K: 0 S: 6 | H: 2 LOB: 1 BB: 0 P: 7 | 1B: 7 2B: 2 3B: 1 HR: 4 | SF: 0 SAC: 0 DP: 0 HBP: 0 | WP: 0 PB: 0 SB: 3 CS: 0 | PA: 43 | |
| PITCHER | IP | WLS | BF | H | R | ER | SO | BB | IBB | HBP | BLK | WP | HR | S | P | ERA | WHIP | | | | |
| 48 Scott Richmond, R ERA: 9.0 | 2.0 | | 11 | 4 | 2 | 2 | 1 | 1 | 0 | 0 | 0 | 0 | 2 | 7 | 13 | 36.00 | 4.000 | | | | |
| 25 Shane Dawson, L ERA: 36.0 | 1.0 | L | 7 | 3 | 4 | 4 | 0 | 1 | 0 | 0 | 0 | 0 | 2 | 7 | 13 | 36.00 | 4.000 | | | | |
| 49 Andrew Case, R ERA: | 1.0 | | 3 | 0 | 0 | 0 | 0 | 0 | 0 | 0 | 0 | 0 | 0 | 3 | 3 | 0.00 | 0.000 | | | | |
| 44 Rowan Wick, R ERA: | 1.0 | | 4 | 0 | 0 | 0 | 0 | 1 | 0 | 0 | 1 | 0 | 0 | 3 | 7 | 0.00 | 1.000 | | | | |
| 59 Jesen Therrien, R ERA: 13.5 | 0.2 | | 6 | 3 | 3 | 1 | 1 | 1 | 0 | 0 | 0 | 0 | 0 | 7 | 12 | 13.50 | 6.000 | | | | |

Canada @ New York Yankees
George M. Steinbrenner Field, Tampa, FL
Wed Mar 08 2017, 1:10 PM - 3:54 PM EST
Att: 6,291 - Partly Cloudy - 80 F

AB 39
R 10
H 14
RBI 8
BB 4
SO 3
LOB 21



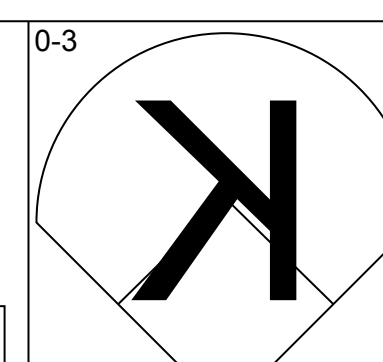
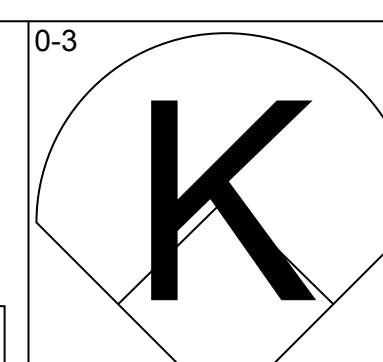
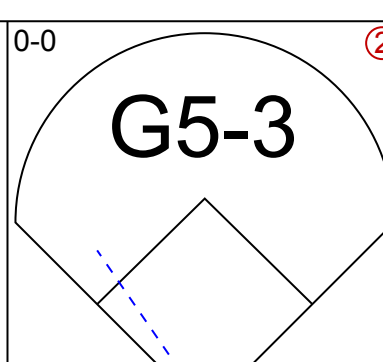
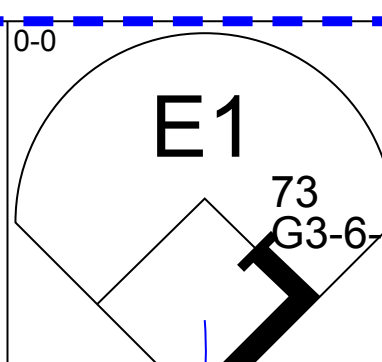
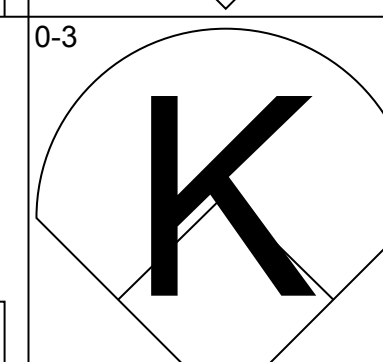
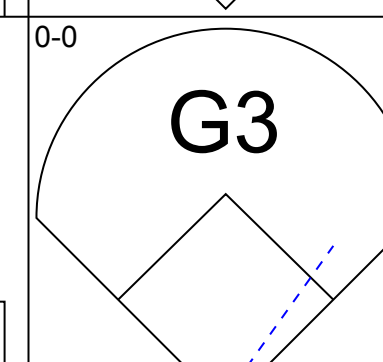
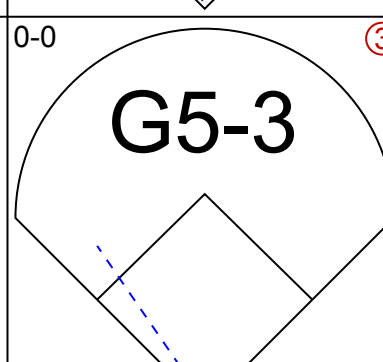
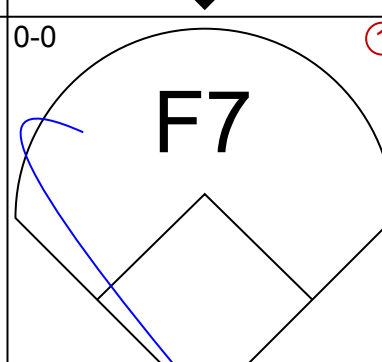
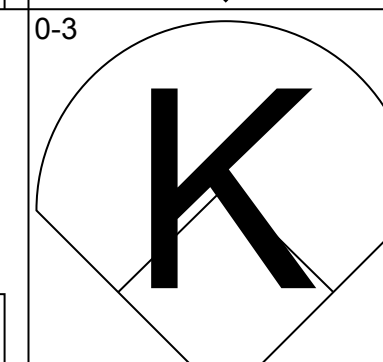
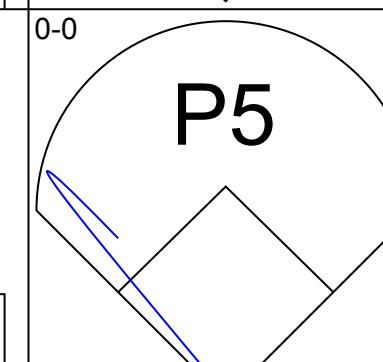
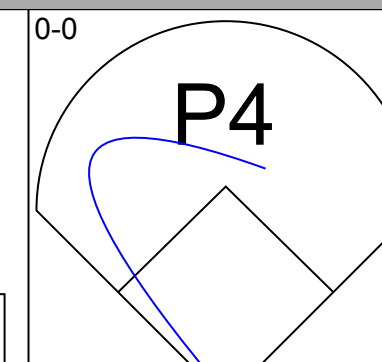
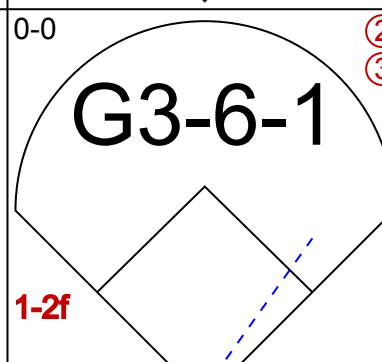
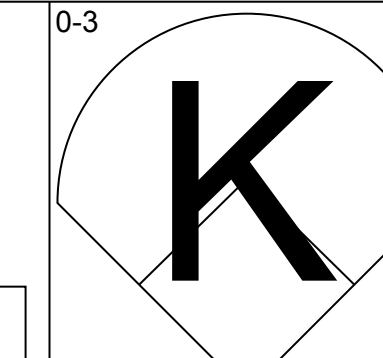
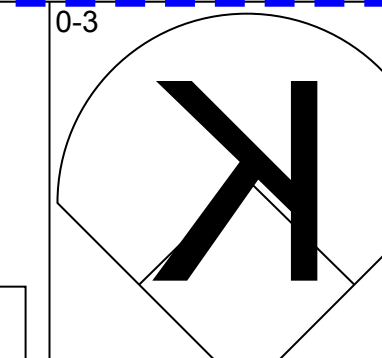
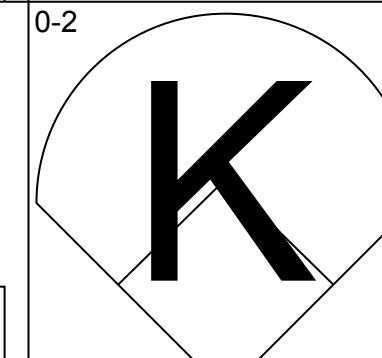
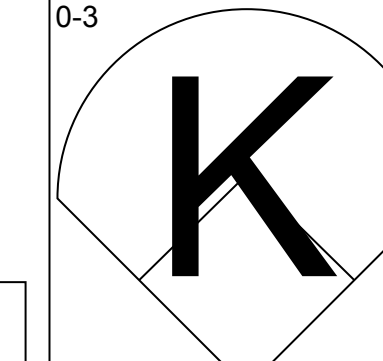
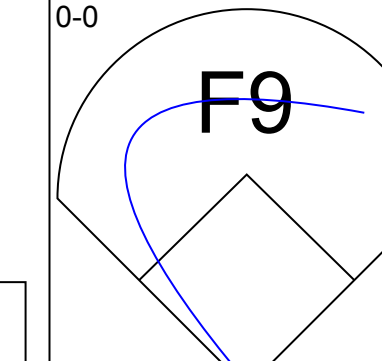
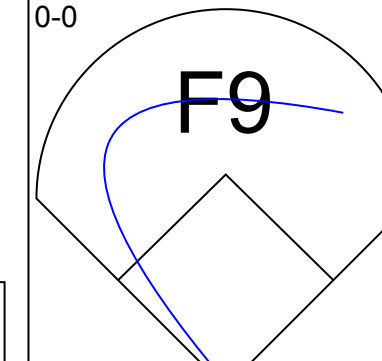
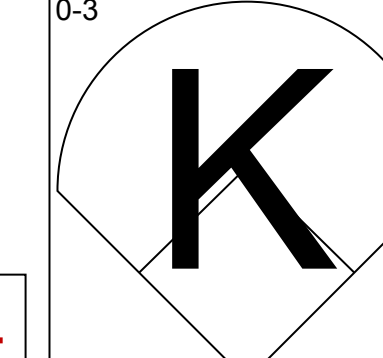
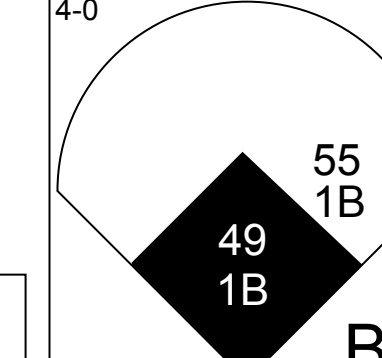
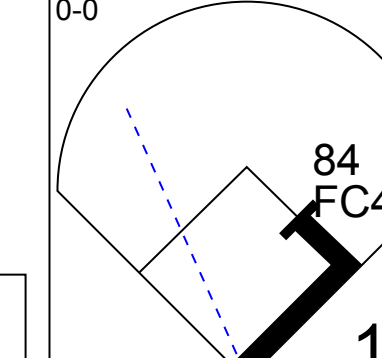
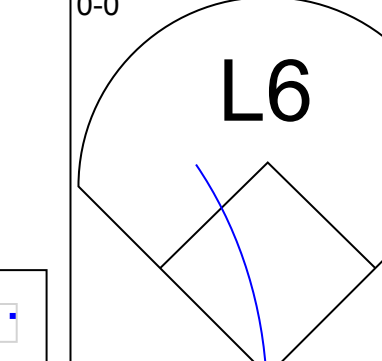
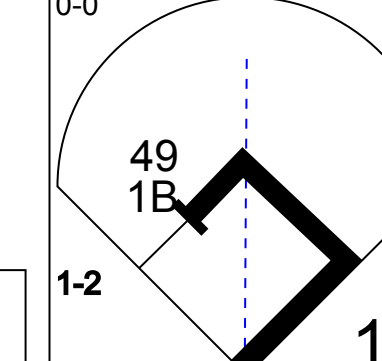
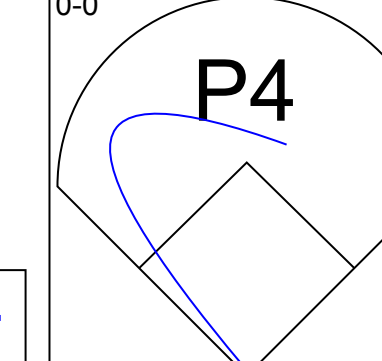
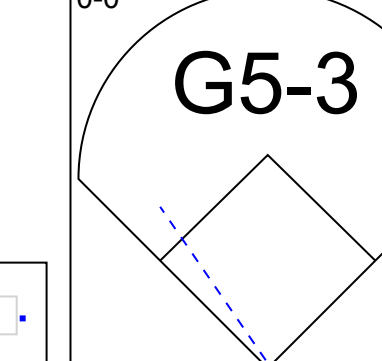
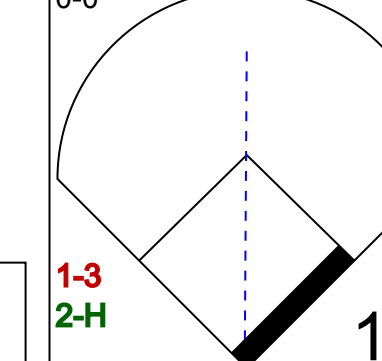
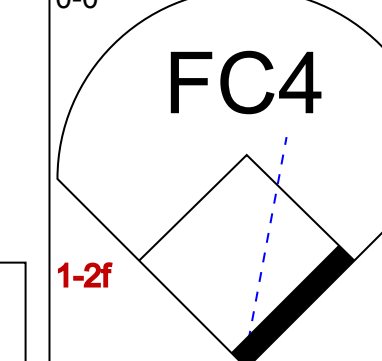
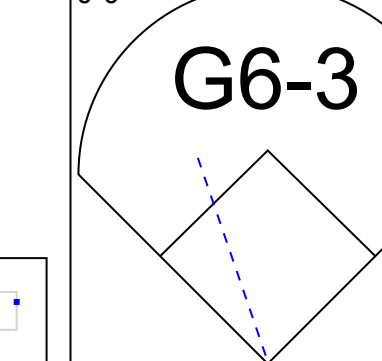

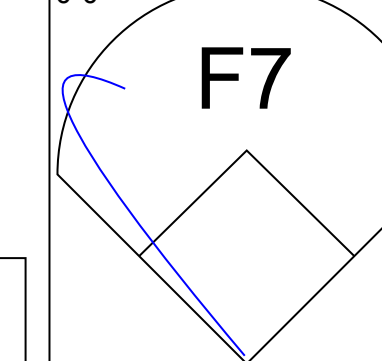
| Batter | 1 | 2 | 3 | 4 | 5 | 6 | 7 | 8 | 9 | AB | R | H | RBI | BB | SO | LOB | TOP | | | | | | | |
|---|---|---|---|---|---|---|---|---|---|---|---|---|---|---|---|---|---|---|---|---|---|---|---|---|
| 11 Brett Gardner, L (1, 8) OBP: 0.250, SLG: 0.348 77 Dustin Fowler, L (6, PH) OBP: 0.455, SLG: 0.579 | | | | | | | | | | 3 | 1 | 1 | 1 | 0 | 0 | 2 | New York Yankees @ Atlanta Braves Champion Stadium, Lake Buena Vista, FL Thu Mar 09 2017, 1:10 PM - 4:18 PM EST Att: 7,412 - Sunny - 81 F | | | | | | | |
| 22 Jacoby Ellsbury, L (1, 10) OBP: 0.450, SLG: 0.588 79 Francisco Diaz, S (6, PH) OBP: 0.154, SLG: 0.231 | | | | | | | | | | 3 | 0 | 3 | 0 | 0 | 0 | 0 | | | | | | | | |
| 99 Aaron Judge, R (1, 9) OBP: 0.444, SLG: 0.565 75 Clint Frazier, R (6, PH) OBP: 0.286, SLG: 0.476 | | | | | | | | | | 2 | 0 | 1 | 0 | 1 | 1 | 1 | | | | | | | | |
| 48 Chris Carter, R (1, 3) OBP: 0.320, SLG: 0.333 63 Wilkin Castillo, S (6, PH) OBP: 0.167, SLG: 0.091 | | | | | | | | | | 3 | 0 | 0 | 0 | 0 | 2 | 5 | | | | | | | | |
| 31 Aaron Hicks, S (1, 7) OBP: 0.391, SLG: 0.650 36 Ji Man Choi, L (6, PH) OBP: 0.294, SLG: 0.267 | | | | | | | | | | 3 | 1 | 1 | 0 | 0 | 0 | 2 | | | | | | | | |
| 27 Austin Romine, R (1, 2) OBP: 0.273, SLG: 0.318 86 Kyle Higashioka, R (6, 2) OBP: 0.615, SLG: 1.200 | | | | | | | | | | 3 | 1 | 1 | 1 | 0 | 1 | 0 | | | | | | | | |
| 74 Ronald Torreyes, R (1, 5) OBP: 0.290, SLG: 0.290 41 Pete Kozma, R (6, 5) OBP: 0.471, SLG: 0.500 | | | | | | | | | | 2 | 1 | 0 | 0 | 0 | 0 | 0 | | | | | | | | |
| 82 Tyler Wade, L (1, 4) OBP: 0.526, SLG: 0.529 81 Gleyber Torres, R (6, 4) OBP: 0.421, SLG: 0.706 | | | | | | | | | | 3 | 1 | 2 | 0 | 0 | 0 | 0 | | | | | | | | |
| 30 Rubén Tejada, R (1, 6) OBP: 0.368, SLG: 0.313 93 Jorge Mateo, R (6, 6) OBP: 0.133, SLG: 0.200 | | | | | | | | | | 3 | 1 | 2 | 1 | 0 | 0 | 0 | | | | | | | | |
| Inning Stats | R: 1 E: 0 K: 0 S: 4 | H: 2 LOB: 1 BB: 1 P: 10 | R: 0 E: 0 K: 1 S: 7 | H: 2 LOB: 2 BB: 0 P: 7 | R: 0 E: 0 K: 2 S: 8 | H: 1 LOB: 0 BB: 0 P: 10 | R: 0 E: 0 K: 0 S: 3 | H: 0 LOB: 0 BB: 0 P: 3 | R: 0 E: 0 K: 1 S: 7 | H: 2 LOB: 2 BB: 0 P: 8 | R: 0 E: 1 K: 1 S: 11 | H: 5 LOB: 1 BB: 1 P: 15 | R: 1 E: 0 K: 1 S: 6 | H: 1 LOB: 1 BB: 1 P: 10 | R: 0 E: 0 K: 1 S: 6 | H: 1 LOB: 3 BB: 2 P: 14 | | R: 0 E: 0 K: 2 S: 8 | H: 1 LOB: 1 BB: 0 P: 8 | 1B: 11 2B: 1 3B: 2 HR: 1 | SF: 0 SAC: 1 DP: 1 HBP: 0 | WP: 2 PB: 0 CS: 0 | PA: 47 | |
| PITCHER | IP WLS BF H R ER SO BB IBB HBP BLK WP HR S P ERA WHIP | IP WLS BF H R ER SO BB IBB HBP BLK WP HR S P ERA WHIP | IP WLS BF H R ER SO BB IBB HBP BLK WP HR S P ERA WHIP | IP WLS BF H R ER SO BB IBB HBP BLK WP HR S P ERA WHIP | IP WLS BF H R ER SO BB IBB HBP BLK WP HR S P ERA WHIP | IP WLS BF H R ER SO BB IBB HBP BLK WP HR S P ERA WHIP | IP WLS BF H R ER SO BB IBB HBP BLK WP HR S P ERA WHIP | IP WLS BF H R ER SO BB IBB HBP BLK WP HR S P ERA WHIP | IP WLS BF H R ER SO BB IBB HBP BLK WP HR S P ERA WHIP | IP WLS BF H R ER SO BB IBB HBP BLK WP HR S P ERA WHIP | IP WLS BF H R ER SO BB IBB HBP BLK WP HR S P ERA WHIP | IP WLS BF H R ER SO BB IBB HBP BLK WP HR S P ERA WHIP | IP WLS BF H R ER SO BB IBB HBP BLK WP HR S P ERA WHIP | IP WLS BF H R ER SO BB IBB HBP BLK WP HR S P ERA WHIP | IP WLS BF H R ER SO BB IBB HBP BLK WP HR S P ERA WHIP | IP WLS BF H R ER SO BB IBB HBP BLK WP HR S P ERA WHIP | IP WLS BF H R ER SO BB IBB HBP BLK WP HR S P ERA WHIP | IP WLS BF H R ER SO BB IBB HBP BLK WP HR S P ERA WHIP | IP WLS BF H R ER SO BB IBB HBP BLK WP HR S P ERA WHIP | IP WLS BF H R ER SO BB IBB HBP BLK WP HR S P ERA WHIP | IP WLS BF H R ER SO BB IBB HBP BLK WP HR S P ERA WHIP | IP WLS BF H R ER SO BB IBB HBP BLK WP HR S P ERA WHIP | IP WLS BF H R ER SO BB IBB HBP BLK WP HR S P ERA WHIP | IP WLS BF H R ER SO BB IBB HBP BLK WP HR S P ERA WHIP |

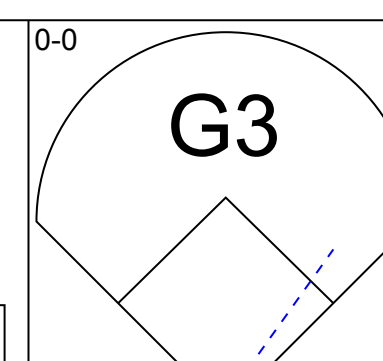
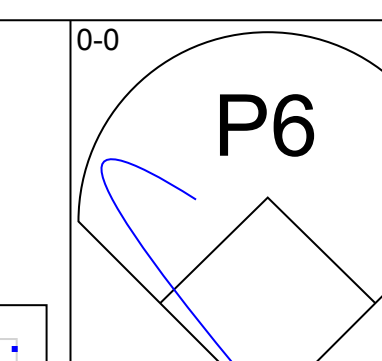
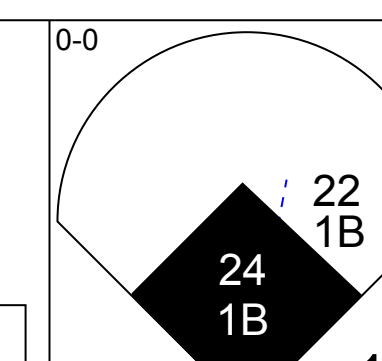
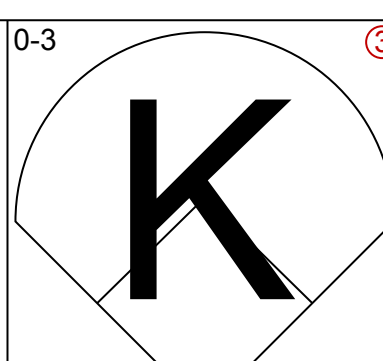
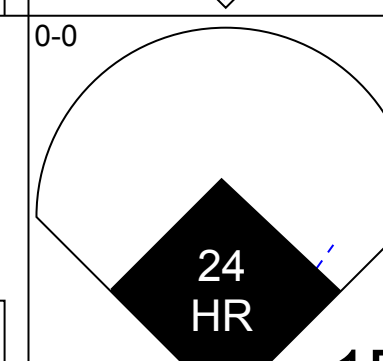
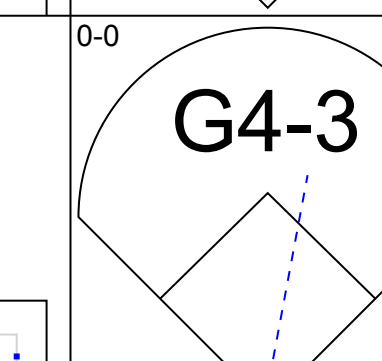
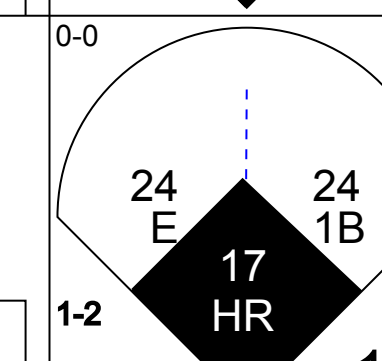
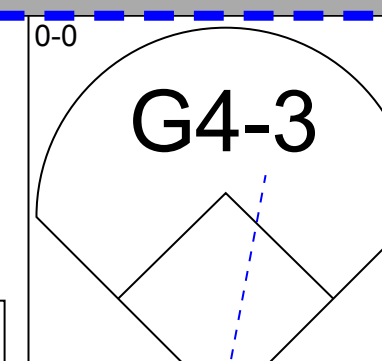
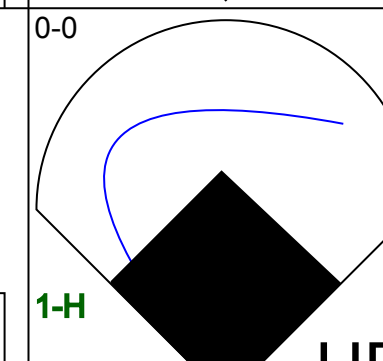
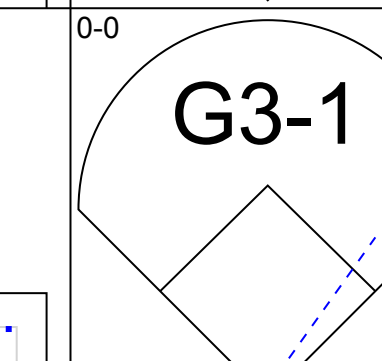
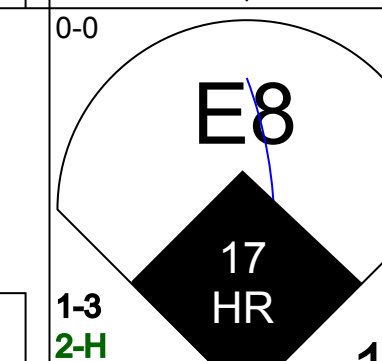
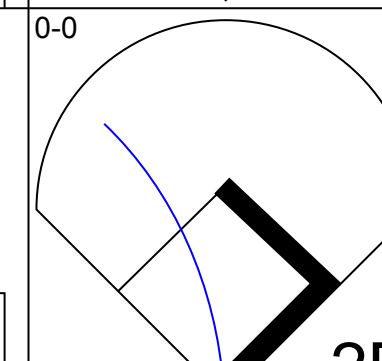
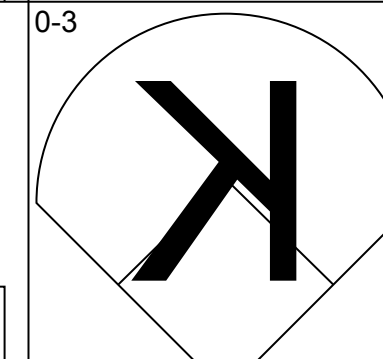
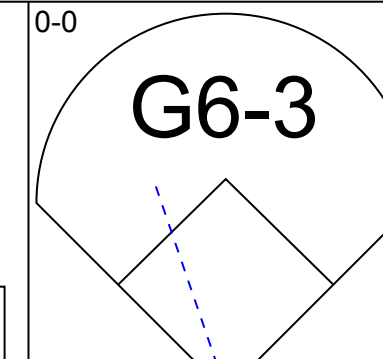
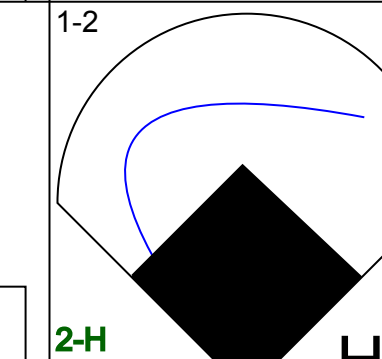
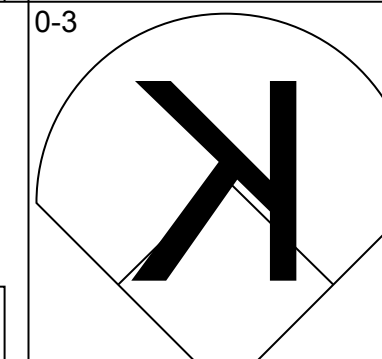
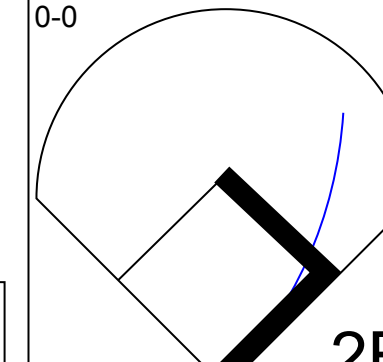
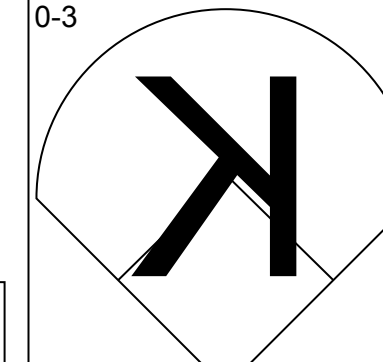
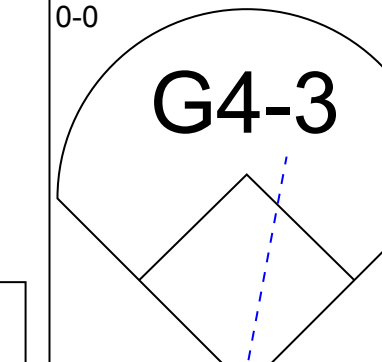
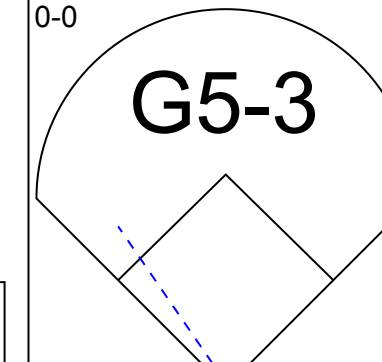
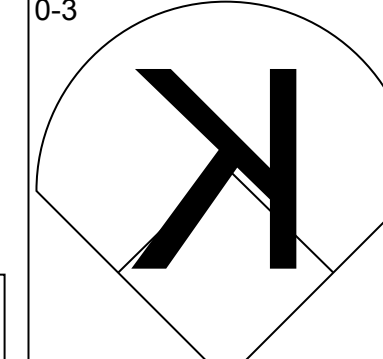
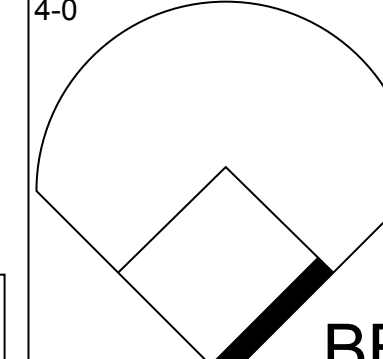


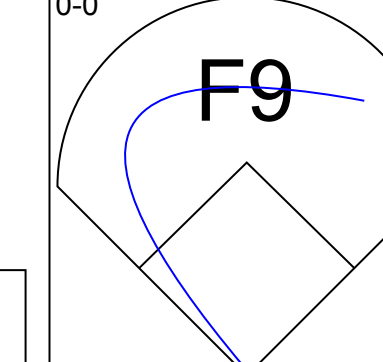
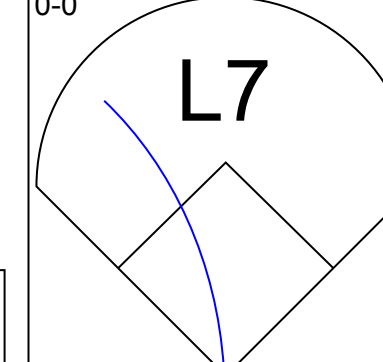
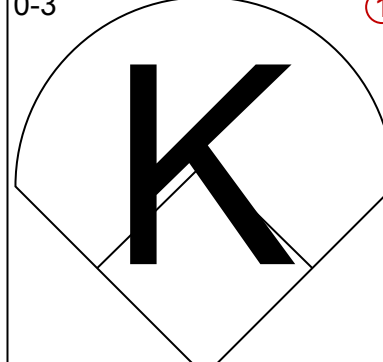
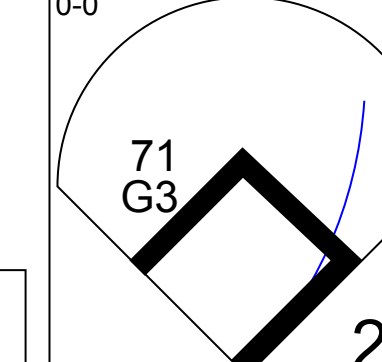
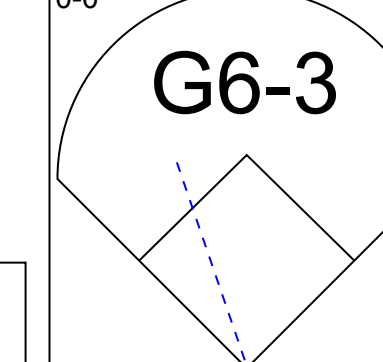
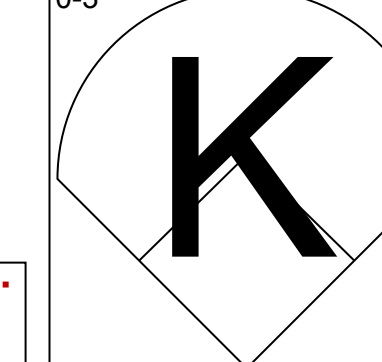
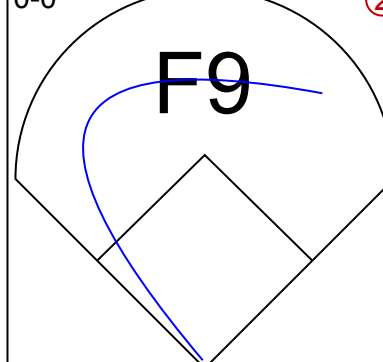
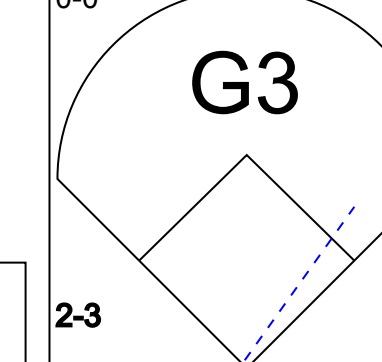
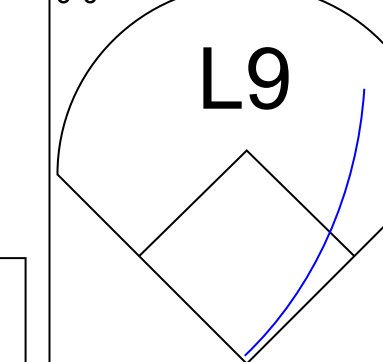
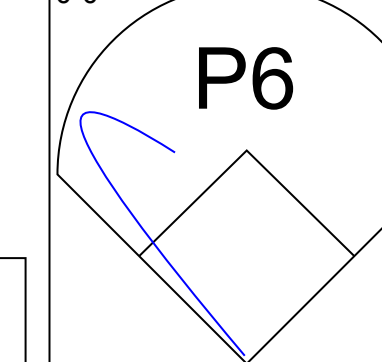
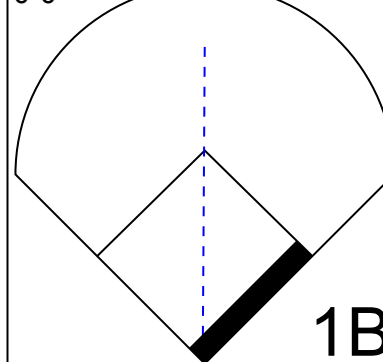
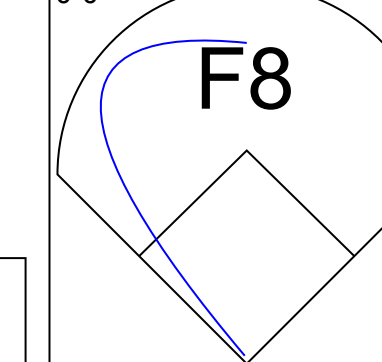
| Batter | 1 | 2 | 3 | 4 | 5 | 6 | 7 | 8 | 9 | AB | R | H | RBI | BB | SO | LOB | BOTTOM | | | | | | | |
|---|---|---|---|---|---|---|---|---|---|---|---|---|---|---|---|---|---|---|---|---|---|---|---|---|
| 74 Ozzie Albies, S (1, 4) OBP: 0.500, SLG: 0.500 87 Dylan Moore, R (5, 4) OBP: 0.200, SLG: 0.200 | | | | | | | | | | 2 | 1 | 1 | 0 | 0 | 0 | 0 | New York Yankees @ Atlanta Braves Champion Stadium, Lake Buena Vista, FL Thu Mar 09 2017, 1:10 PM - 4:18 PM EST Att: 7,412 - Sunny - 81 F | | | | | | | |
| 67 Johan Camargo, S (1, 6) OBP: 0.394, SLG: 0.500 85 Sean Kazmar Jr., R (7, 6) | | | | | | | | | | 3 | 1 | 1 | 1 | 0 | 0 | 1 | | | | | | | | |
| 22 Nick Markakis, L (1, 9) OBP: 0.316, SLG: 0.353 90 Lane Adams, R (7, 9) OBP: 0.300, SLG: 0.222 | | | | | | | | | | 3 | 0 | 0 | 0 | 0 | 0 | 1 | | | | | | | | |
| 27 Matt Kemp, R (1, 7) OBP: 0.354, SLG: 0.188 64 Emilio Bonifacio, S (6, PR) OBP: 0.400, SLG: 0.529 | | | | | | | | | | 1 | 0 | 1 | 1 | 2 | 0 | 0 | | | | | | | | |
| 24 Kurt Suzuki, R (1, 2) OBP: 0.231, SLG: 0.231 18 Blake Lalli, L (6, 2) | | | | | | | | | | 2 | 0 | 0 | 0 | 0 | 1 | 2 | | | | | | | | |
| 99 Austin Riley, R (1, 5) OBP: 0.429, SLG: 0.500 88 Colin Walsh, S (6, PH) (7, 5) | | | | | | | | | | 2 | 0 | 0 | 0 | 0 | 0 | 2 | | | | | | | | |
| 16 Matt Tuiasosopo, R (1, 10) OBP: 0.300, SLG: 0.556 | | | | | | | | | | 4 | 2 | 2 | 5 | 0 | 0 | 1 | | | | | | | | |
| 84 Balbino Fuenmayor, R (1, 3) OBP: 0.273, SLG: 0.364 | | | | | | | | | | 4 | 0 | 1 | 0 | 0 | 0 | 1 | | | | | | | | |
| 92 Ray-Patrick Diddler, R (1, 8) OBP: 0.167, SLG: 0.333 89 Ronald Acuña Jr., R (7, 8) OBP: 0.471, SLG: 0.533 | | | | | | | | | | 1 | 0 | 0 | 0 | 0 | 0 | 0 | | | | | | | | |
| Inning Stats | R: 2 E: 0 K: 1 S: 8 | H: 3 LOB: 1 BB: 0 P: 8 | R: 0 E: 0 K: 0 S: 3 | H: 0 LOB: 0 BB: 0 P: 3 | R: 0 E: 0 K: 0 S: 3 | H: 0 LOB: 1 BB: 1 P: 8 | R: 0 E: 0 K: 0 S: 6 | H: 1 LOB: 1 BB: 0 P: 6 | R: 3 E: 0 K: 0 S: 6 | H: 1 LOB: 1 BB: 2 P: 17 | R: 0 E: 0 K: 1 S: 5 | H: 0 LOB: 0 BB: 0 P: 5 | R: 0 E: 0 K: 1 S: 5 | H: 1 LOB: 0 BB: 0 P: 5 | R: 2 E: 0 K: 0 S: 6 | H: 1 LOB: 0 BB: 1 P: 12 | | 1B: 3 2B: 2 3B: 0 HR: 2 | SF: 0 SAC: 1 DP: 1 HBP: 0 | WP: 0 PB: 0 CS: 0 | PA: 37 | | | |
| PITCHER | IP WLS BF H R ER SO BB IBB HBP BLK WP HR S P ERA WHIP | IP WLS BF H R ER SO BB IBB HBP BLK WP HR S P ERA WHIP | IP WLS BF H R ER SO BB IBB HBP BLK WP HR S P ERA WHIP | IP WLS BF H R ER SO BB IBB HBP BLK WP HR S P ERA WHIP | IP WLS BF H R ER SO BB IBB HBP BLK WP HR S P ERA WHIP | IP WLS BF H R ER SO BB IBB HBP BLK WP HR S P ERA WHIP | IP WLS BF H R ER SO BB IBB HBP BLK WP HR S P ERA WHIP | IP WLS BF H R ER SO BB IBB HBP BLK WP HR S P ERA WHIP | IP WLS BF H R ER SO BB IBB HBP BLK WP HR S P ERA WHIP | IP WLS BF H R ER SO BB IBB HBP BLK WP HR S P ERA WHIP | IP WLS BF H R ER SO BB IBB HBP BLK WP HR S P ERA WHIP | IP WLS BF H R ER SO BB IBB HBP BLK WP HR S P ERA WHIP | IP WLS BF H R ER SO BB IBB HBP BLK WP HR S P ERA WHIP | IP WLS BF H R ER SO BB IBB HBP BLK WP HR S P ERA WHIP | IP WLS BF H R ER SO BB IBB HBP BLK WP HR S P ERA WHIP | IP WLS BF H R ER SO BB IBB HBP BLK WP HR S P ERA WHIP | IP WLS BF H R ER SO BB IBB HBP BLK WP HR S P ERA WHIP | IP WLS BF H R ER SO BB IBB HBP BLK WP HR S P ERA WHIP | IP WLS BF H R ER SO BB IBB HBP BLK WP HR S P ERA WHIP | IP WLS BF H R ER SO BB IBB HBP BLK WP HR S P ERA WHIP | IP WLS BF H R ER SO BB IBB HBP BLK WP HR S P ERA WHIP | IP WLS BF H R ER SO BB IBB HBP BLK WP HR S P ERA WHIP | IP WLS BF H R ER SO BB IBB HBP BLK WP HR S P ERA WHIP | IP WLS BF H R ER SO BB IBB HBP BLK WP HR S P ERA WHIP |



| | |
|-----|----|
| AB | 41 |
| R | 8 |
| H | 15 |
| RBI | 8 |
| BB | 5 |
| SO | 9 |
| LOB | 19 |

| | |
|-----|----|
| AB | 32 |
| R | 7 |
| H | 7 |
| RBI | 7 |
| BB | 4 |
| SO | 4 |
| LOB | 11 |

| Batter | 1 | 2 | 3 | 4 | 5 | 6 | 7 | 8 | 9 | AB | R | H | RBI | BB | SO | LOB | TOP | | | | | |
|--|---|---|---|---|--|---|------------------------------|---|---|----------------------------------|------------------------------|---------------------------------|------------------------------|---------------------------------|------------------------------|---------------------------------|--|------------------------------|---------------------------------|----------------------------------|------------------------------------|----------------------------------|
| 12 Anthony Gose, L (1, 8) OBP: 0.190, SLG: 0.238 18 Tyler Collins, L (6, 8) OBP: 0.211, SLG: 0.222 |  | | |  | |  | | |  | 3 | 0 | 0 | 0 | 0 | 2 | 0 | <p>Detroit Tigers @ New York Yankees George M. Steinbrenner Field, Tampa, FL Sat Mar 11 2017, 1:08 PM - 3:25 PM EST Att: 9,834 - Sunny - 82 F</p> | | | | | |
| 17 Andrew Romins, S (1, 6) OBP: 0.357, SLG: 0.519 95 Gustavo Nunez, S (6, 6) |  | | |  | |  | | |  | 3 | 0 | 0 | 0 | 0 | 1 | 0 | | | | | | |
| 8 Justin Upton, R (1, 7) OBP: 0.226, SLG: 0.533 73 Jason Krizan, L (7, 7) |  | | |  | | | |  |  | 3 | 0 | 0 | 0 | 0 | 1 | 0 | | | | | | |
| 33 Steven Moya, L (1, 9) OBP: 0.240, SLG: 0.250 14 Alex Presley, L (7, 9) | |  | | |  | | |  | | 3 | 0 | 0 | 0 | 0 | 3 | 0 | | | | | | |
| 34 James McCann, R (1, 2) OBP: 0.273, SLG: 0.333 70 Miguel Gonzalez, R (7, 2) | |  | | |  | | |  | | 3 | 0 | 0 | 0 | 0 | 1 | 0 | | | | | | |
| 31 Alex Avila, L (1, 3) OBP: 0.409, SLG: 0.235 84 Brett Pill, R (7, 3) OBP: 0.200, SLG: 0.400 | |  | | |  | | |  | | 1 | 1 | 0 | 0 | 1 | 1 | 0 | | | | | | |
| 55 John Hicks, R (1, 10) OBP: 0.083, SLG: 0.083 | | |  | |  | | |  | | 3 | 0 | 1 | 0 | 0 | 0 | 1 | | | | | | |
| 49 Dixon Machado, R (1, 5) OBP: 0.367, SLG: 0.346 84 Dominio Ficoiello, S (7, 5) OBP: 0.375, SLG: 0.773 | | |  | |  | | |  | | 2 | 0 | 1 | 1 | 0 | 0 | 0 | | | | | | |
| 26 Brendan Ryan, R (1, 4) OBP: 0.167, SLG: 0.118 97 Logan Watkins, L (7, 4) | | |  | |  | | |  | | 1 | 0 | 0 | 0 | 0 | 0 | 1 | | | | | | |
| Inning Stats | R: 0 E: 0 K: 3 S: 9 | H: 0 LOB: 0 BB: 0 P: 9 | R: 0 E: 0 K: 3 S: 9 | H: 0 LOB: 0 BB: 0 P: 9 | R: 0 E: 0 K: 0 S: 3 | H: 0 LOB: 0 BB: 0 P: 3 | R: 0 E: 0 K: 1 S: 5 | H: 0 LOB: 0 BB: 0 P: 5 | R: 1 E: 0 K: 1 S: 6 | H: 2 LOB: 2 BB: 1 P: 10 | R: 0 E: 0 K: 0 S: 3 | H: 0 LOB: 0 BB: 0 P: 3 | R: 0 E: 0 K: 1 S: 5 | H: 0 LOB: 0 BB: 0 P: 5 | R: 0 E: 0 K: 0 S: 4 | H: 1 LOB: 1 BB: 0 P: 4 | | R: 0 E: 1 K: 0 S: 3 | H: 0 LOB: 0 BB: 0 P: 3 | 1B: 3 2B: 0 3B: 0 HR: 0 | SF: 0 SAC: 0 DP: 1 HBP: 0 | WP: 0 PB: 0 SB: 0 CS: 0 |
| PITCHER | IP WLS BF H R ER SO BB IBB HBP BLK WP HR S P ERA WHIP | | | | | | | | | | | | | | | | | | | | | |
| 19 Masahiro Tanaka, R (1, 1) ERA: 4.0 | 4.0 W 12 0 0 0 7 0 0 0 0 0 0 0 26 26 0.00 0.000 | | | | | | | | | | | | | | | | | | | | | |
| 55 Bryan Mitchell, R (5, 1) ERA: 3.97 | 4.0 H 15 3 1 1 2 1 0 0 0 0 0 0 18 22 2.25 1.000 | | | | | | | | | | | | | | | | | | | | | |
| 67 J.R. Graham, R (9, 1) ERA: 2.08 | 1.0 3 0 0 0 0 0 0 0 0 0 0 0 3 3 0.00 0.000 | | | | | | | | | | | | | | | | | | | | | |

| Batter | 1 | 2 | 3 | 4 | 5 | 6 | 7 | 8 | 9 | AB | R | H | RBI | BB | SO | LOB | BOTTOM | | | | | |
|--|---|---|---|---|--|---|------------------------------|---|-------------------------------|----------------------------------|-------------------------------|----------------------------------|------------------------------|---------------------------------|------------------------------|---------------------------------|--|------------------------------|---------------------------------|----------------------------------|------------------------------------|----------------------------------|
| 11 Brett Gardner, L (1, 7) OBP: 0.259, SLG: 0.346 41 Pete Kozma, R (6, 7) OBP: 0.444, SLG: 0.467 |  | |  | |  |  | | | | 3 | 1 | 1 | 0 | 0 | 0 | 0 | <p>Detroit Tigers @ New York Yankees George M. Steinbrenner Field, Tampa, FL Sat Mar 11 2017, 1:08 PM - 3:25 PM EST Att: 9,834 - Sunny - 82 F</p> | | | | | |
| 22 Jacoby Ellsbury, L (1, 8) OBP: 0.478, SLG: 0.600 82 Tyler Wade, L (6, 8) OBP: 0.478, SLG: 0.524 |  | |  | |  | | |  | | 3 | 2 | 2 | 0 | 0 | 0 | 0 | | | | | | |
| 24 Gary Sanchez, R (1, 2) OBP: 0.370, SLG: 0.769 27 Austin Romine, R (7, 2) OBP: 0.304, SLG: 0.391 |  | |  | |  | | |  | | 3 | 2 | 2 | 3 | 0 | 0 | 0 | | | | | | |
| 17 Matt Holliday, R (1, 10) OBP: 0.458, SLG: 0.818 48 Chris Carter, R (7, PH) OBP: 0.308, SLG: 0.318 |  | | |  |  | | |  | | 3 | 1 | 1 | 3 | 0 | 1 | 0 | | | | | | |
| 33 Greg Bird, L (1, 3) OBP: 0.481, SLG: 0.958 38 Rob Refsnyder, R (6, 3) OBP: 0.261, SLG: 0.150 |  | | |  |  | | |  | | 3 | 0 | 1 | 0 | 0 | 1 | 0 | | | | | | |
| 14 Starlin Castro, R (1, 4) OBP: 0.346, SLG: 0.500 81 Gleyber Torres, R (5, 4) OBP: 0.429, SLG: 0.842 |  | | |  |  | | |  | | 1 | 0 | 0 | 0 | 1 | 1 | 1 | | | | | | |
| 12 Chase Headley, S (1, 5) OBP: 0.167, SLG: 0.348 94 Miguel Andujar, R (7, 5) OBP: 0.333, SLG: 0.500 | |  | |  | |  | |  | | 3 | 0 | 0 | 0 | 0 | 1 | 1 | | | | | | |
| 99 Aaron Judge, R (1, 9) OBP: 0.394, SLG: 0.586 71 Billy McKinney, L (7, 9) OBP: 0.600, SLG: 1.167 | |  | | |  |  | |  | | 3 | 0 | 0 | 0 | 0 | 1 | 0 | | | | | | |
| 74 Ronald Torreyes, R (1, 6) OBP: 0.250, SLG: 0.217 30 Ruben Tejada, R (7, 4) OBP: 0.333, SLG: 0.278 | |  | | |  |  | |  | | 3 | 0 | 1 | 0 | 0 | 0 | 0 | | | | | | |
| Inning Stats | R: 2 E: 0 K: 2 S: 10 | H: 3 LOB: 1 BB: 0 P: 10 | R: 0 E: 0 K: 0 S: 3 | H: 0 LOB: 0 BB: 0 P: 3 | R: 0 E: 0 K: 0 S: 3 | H: 0 LOB: 0 BB: 0 P: 3 | R: 0 E: 0 K: 1 S: 5 | H: 0 LOB: 1 BB: 1 P: 9 | R: 4 E: 1 K: 1 S: 11 | H: 4 LOB: 0 BB: 0 P: 12 | R: 1 E: 0 K: 2 S: 11 | H: 2 LOB: 1 BB: 0 P: 14 | R: 0 E: 0 K: 1 S: 6 | H: 1 LOB: 1 BB: 0 P: 6 | R: 0 E: 0 K: 0 S: 4 | H: 1 LOB: 1 BB: 0 P: 4 | | R: 0 E: 0 K: 0 S: 3 | H: 0 LOB: 0 BB: 0 P: 3 | 1B: 5 2B: 3 3B: 0 HR: 3 | SF: 0 SAC: 0 DP: 0 HBP: 0 | WP: 0 PB: 0 SB: 0 CS: 0 |
| PITCHER | IP WLS BF H R ER SO BB IBB HBP BLK WP HR S P ERA WHIP | | | | | | | | | | | | | | | | | | | | | |
| 44 Daniel Norris, L (1, 1) ERA: 2.16 | 3.2 L 15 3 2 2 2 3 0 0 0 0 0 0 1 20 24 4.91 1.091 | | | | | | | | | | | | | | | | | | | | | |
| 85 Arceio Leon, R (4, 1) ERA: 13.5 | 0.1 1 0 0 0 0 0 0 0 0 0 0 0 1 1 0.00 0.000 | | | | | | | | | | | | | | | | | | | | | |
| 39 Edward Mujica, R (5, 1) ERA: 13.5 | 1.0 7 4 4 4 1 0 0 0 0 0 0 1 11 12 36.00 4.000 | | | | | | | | | | | | | | | | | | | | | |
| 38 Justin Wilson, L (6, 1) ERA: 11.57 | 1.0 5 2 1 1 2 0 0 0 0 0 0 1 11 14 9.00 2.000 | | | | | | | | | | | | | | | | | | | | | |
| 64 Chad Bell, L (7, 1) ERA: 17.18 | 1.0 4 1 0 0 1 0 0 0 0 0 0 0 6 6 0.00 1.000 | | | | | | | | | | | | | | | | | | | | | |

| Batter | 1 | 2 | 3 | 4 | 5 | 6 | 7 | 8 | 9 | AB | R | H | RBI | BB | SO | LOB | TOP | | | | |
|--|--------------------------------------|---------------------------------|--------------------------------------|---------------------------------|--------------------------------------|---------------------------------|---|---------------------------------|--------------------------------------|----------------------------------|--------------------------------------|---------------------------------|--------------------------------------|---------------------------------|--------------------------------------|---------------------------------|--|----------------------------------|------------------------------------|-------------------------|--------|
| Chris Coghlan, L (1.4) OBP: 0.321, SLG: 0.292 30 Taylor Featherston, R (6. PH) OBP: 0.316, SLG: 0.133 | 0-3 K | | | 0-3 K | | 0-3 K | | | 0-3 K | 2 | 0 | 0 | 0 | 0 | 2 | 0 | Philadelphia Phillies @ New York Yankees George M. Steinbrenner Field, Tampa, FL Wed Mar 15 2017, 6:38 PM - 8:57 PM EDT Att: 10,506 - Clear - 58 F | | | | |
| 13 Freddy Galvis, S (1.6) OBP: 0.278, SLG: 0.343 18 Pedro Florimón, S (7. PR) OBP: 0.375, SLG: 0.263 | 0-3 K | | | 0-3 K | | | 0-0 47 G5-3 7 G6-3 47 WP 1B | | 0-3 K | 3 | 0 | 1 | 0 | 0 | 2 | 0 | | | | | |
| 47 Howie Kendrick, R (1.7) OBP: 0.162, SLG: 0.167 2 Tyler Goeddel, P (7.7) OBP: 0.261, SLG: 0.250 | 0-0 G4-3 | | | 0-0 G4-3 | | | 1-0 G5-3 | | | 3 | 0 | 0 | 0 | 0 | 0 | 1 | | | | | |
| 7 Maikel Franco, R (1.5) OBP: 0.243, SLG: 0.486 62 Héctor Gómez, R (7.5) OBP: 0.471, SLG: 0.625 | | 0-0 F7 | | | 0-0 L9 | | | 0-0 G6-3 | | 3 | 0 | 0 | 1 | 0 | 0 | 1 | | | | | |
| 5 Michael Saunders, L (1.9) OBP: 0.333, SLG: 0.379 65 Nick Williams, L (5.9) OBP: 0.400, SLG: 0.462 | | 0-0 G6-3 | | | 0-3 K | | | 0-3 K | | 2 | 0 | 0 | 0 | 0 | 1 | 0 | | | | | |
| 78 Brock Stassi, L (1.3) OBP: 0.447, SLG: 0.912 | | 0-0 G4-3 | | | 0-0 G6-3 | | | | 0-0 G3 | 3 | 0 | 0 | 0 | 0 | 0 | 0 | | | | | |
| 29 Cameron Rupp, R (1.2) OBP: 0.304, SLG: 0.429 59 Bryan Holaday, R (6.2) OBP: 0.313, SLG: 0.571 | | | 0-3 K | | | 0-3 K | | | 0-0 G5-3 | 2 | 0 | 0 | 0 | 0 | 2 | 0 | | | | | |
| 23 Aaron Altherr, R (1.8) OBP: 0.378, SLG: 0.452 | | | 0-3 K | | | 0-0 L9 | | | 0-0 G5-3 | 3 | 0 | 0 | 0 | 0 | 1 | 0 | | | | | |
| 34 Andrew Knapp, S (1.10) OBP: 0.095, SLG: 0.100 | | | 0-3 K | | | 4-0 BB | | | 0-0 G4-3 | 2 | 0 | 0 | 0 | 1 | 1 | 0 | | | | | |
| Inning Stats | R: 0 H: 0 E: 0 K: 2 S: 7 | H: 0 LOB: 0 BB: 0 P: 7 | R: 0 H: 0 E: 0 K: 0 S: 3 | H: 0 LOB: 0 BB: 0 P: 3 | R: 0 H: 0 E: 0 K: 3 S: 9 | H: 0 LOB: 0 BB: 0 P: 9 | R: 0 H: 0 E: 0 K: 2 S: 7 | H: 0 LOB: 0 BB: 0 P: 7 | R: 0 H: 0 E: 0 K: 1 S: 5 | H: 0 LOB: 1 BB: 1 P: 11 | R: 1 H: 1 E: 0 K: 1 S: 6 | H: 1 LOB: 1 BB: 0 P: 7 | R: 0 H: 0 E: 0 K: 0 S: 3 | H: 0 LOB: 0 BB: 0 P: 3 | R: 0 H: 0 E: 0 K: 2 S: 7 | H: 0 LOB: 0 BB: 0 P: 7 | | 1B: 1 2B: 0 3B: 0 HR: 0 | SF: 0 SAC: 0 DP: 0 HBP: 0 | WP: 1 PB: 0 CS: 0 | PA: 29 |
| PITCHER | IP | WLS | BF | H | R | ER | SO | BB | IBB | HBP | BLK | WP | HR | S | P | ERA | WHIP | | | | |
| 35 Michael Pineda, R (1.1) ERA: 1.8 | 5.0 | W | 15 | 0 | 0 | 0 | 8 | 0 | 0 | 0 | 0 | 0 | 0 | 31 | 31 | 0.00 | 0.000 | | | | |
| 54 Aroldis Chapman, L (6.1) ERA: | 1.0 | H | 4 | 0 | 0 | 0 | 2 | 1 | 0 | 0 | 0 | 0 | 0 | 7 | 11 | 0.00 | 1.000 | | | | |
| Chad Green, R (7.1) ERA: 2.08 | 3.0 | S | 10 | 1 | 1 | 1 | 3 | 0 | 0 | 0 | 0 | 1 | 0 | 16 | 17 | 3.00 | 0.333 | | | | |

| Batter | 1 | 2 | 3 | 4 | 5 | 6 | 7 | 8 | 9 | AB | R | H | RBI | BB | SO | LOB | BOTTOM | | | | |
|---|--------------------------------------|---------------------------------|--------------------------------------|---------------------------------|--------------------------------------|---------------------------------|--------------------------------------|---------------------------------|--------------------------------------|---------------------------------|--------------------------------------|---------------------------------|--------------------------------------|---------------------------------|--------------------------------------|---------------------------------|--|----------------------------------|------------------------------------|-------------------------|--------|
| 11 Brett Gardner, L (1.7) OBP: 0.242, SLG: 0.313 38 Rob Refsnyder, R (6.7) OBP: 0.259, SLG: 0.130 | 0-0 F7 | | | | 0-0 P4 | | | | | 3 | 1 | 1 | 0 | 0 | 0 | 0 | Philadelphia Phillies @ New York Yankees George M. Steinbrenner Field, Tampa, FL Wed Mar 15 2017, 6:38 PM - 8:57 PM EDT Att: 10,506 - Clear - 58 F | | | | |
| 22 Jacoby Ellsbury, L (1.8) OBP: 0.379, SLG: 0.462 77 Dustin Fowler, L (6.8) OBP: 0.370, SLG: 0.478 | 0-0 G3 | | 0-0 P4 1B | | 0-0 L9 | | 0-0 SF8 | | | 3 | 0 | 0 | 0 | 0 | 0 | 1 | | | | | |
| 24 Gary Sánchez, R (1.2) OBP: 0.424, SLG: 0.839 71 Billy McKinney, L (5. PR) OBP: 0.529, SLG: 1.000 | 0-0 FC6-4 1B | | 0-0 P4 1B | | 4-0 BB | | 0-0 FC4-6 | | | 2 | 0 | 2 | 1 | 1 | 0 | 0 | | | | | |
| 17 Matt Holliday, R (1.10) OBP: 0.367, SLG: 0.643 34 Donovan Solano, R (8. PH) OBP: 0.231, SLG: 0.167 | 0-0 FC6-4 1-2 | | 0-0 F8 | | 0-0 P4 | | | 0-0 G5-3 | | 3 | 0 | 0 | 0 | 0 | 0 | 3 | | | | | |
| 33 Greg Bird, L (1.3) OBP: 0.514, SLG: 1.065 36 Ji Man Choi, L (7.3) OBP: 0.318, SLG: 0.263 | | 1-2 HR | | | 0-0 F8 | | | 0-3 K | | 3 | 1 | 2 | 1 | 0 | 0 | 0 | | | | | |
| 14 Starlin Castro, R (1.4) OBP: 0.321, SLG: 0.444 30 Rubén Tejada, R (6.4) OBP: 0.280, SLG: 0.227 | | 0-0 G5-3 | | | 0-0 L7 | | | 0-0 G5-3 | | 2 | 0 | 0 | 0 | 0 | 0 | 0 | | | | | |
| 12 Chase Headley, S (1.5) OBP: 0.233, SLG: 0.333 41 Pete Kozma, R (7.5) OBP: 0.381, SLG: 0.389 | | 0-0 L8 | | | 0-0 L8 1B | | | 0-0 G4-6-3 | | 3 | 0 | 1 | 0 | 0 | 0 | 1 | | | | | |
| 31 Aaron Hicks, S (1.9) OBP: 0.367, SLG: 0.520 27 Austin Romine, R (6.2) OBP: 0.320, SLG: 0.520 86 Kyle Higashioka, R (7.2) OBP: 0.556, SLG: 1.000 | | 0-3 K | | | 4-1 BB | | | 0-0 G5-3 | | 1 | 0 | 0 | 0 | 1 | 1 | 0 | | | | | |
| 82 Tyler Wade, L (1.6) OBP: 0.462, SLG: 0.500 81 Gleyber Torres, R (7.6) OBP: 0.480, SLG: 1.043 | | | 0-0 L4 | | 0-0 G6-3 | | | 0-0 G5-3 | | 2 | 0 | 0 | 0 | 0 | 0 | 2 | | | | | |
| Inning Stats | R: 0 H: 1 E: 0 K: 0 S: 4 | H: 1 LOB: 1 BB: 0 P: 4 | R: 1 H: 1 E: 0 K: 1 S: 8 | H: 1 LOB: 0 BB: 0 P: 9 | R: 1 H: 2 E: 1 K: 0 S: 5 | H: 2 LOB: 1 BB: 0 P: 5 | R: 0 H: 1 E: 0 K: 0 S: 5 | H: 1 LOB: 2 BB: 1 P: 9 | R: 0 H: 0 E: 0 K: 0 S: 3 | H: 0 LOB: 1 BB: 1 P: 7 | R: 1 H: 1 E: 1 K: 0 S: 4 | H: 1 LOB: 1 BB: 1 P: 8 | R: 0 H: 0 E: 0 K: 1 S: 5 | H: 0 LOB: 0 BB: 0 P: 5 | R: 0 H: 0 E: 0 K: 2 S: 7 | H: 0 LOB: 0 BB: 0 P: 7 | | 1B: 5 2B: 1 3B: 0 HR: 1 | SF: 1 SAC: 0 DP: 1 HBP: 0 | WP: 0 PB: 0 CS: 0 | PA: 33 |
| PITCHER | IP | WLS | BF | H | R | ER | SO | BB | IBB | HBP | BLK | WP | HR | S | P | ERA | WHIP | | | | |
| 21 Clay Buchholz, R (1.1) ERA: 5.4 | 5.0 | L | 22 | 5 | 2 | 1 | 1 | 2 | 0 | 0 | 0 | 0 | 0 | 25 | 34 | 1.80 | 1.400 | | | | |
| 61 Edbray Ramos, R (6.1) ERA: 1.42 | 1.0 | | 3 | 1 | 0 | 0 | 0 | 0 | 0 | 0 | 0 | 0 | 0 | 3 | 3 | 0.00 | 1.000 | | | | |
| 15 Sean Burnett, L (7.1) ERA: 2.35 | 1.0 | | 5 | 1 | 1 | 0 | 0 | 1 | 0 | 0 | 0 | 0 | 0 | 4 | 8 | 0.00 | 2.000 | | | | |
| 55 César Ramos, L (8.1) ERA: 2.35 | 1.0 | | 3 | 0 | 0 | 0 | 1 | 0 | 0 | 0 | 0 | 0 | 0 | 5 | 5 | 0.00 | 0.000 | | | | |



| Batter | 1 | 2 | 3 | 4 | 5 | 6 | 7 | 8 | 9 | AB | R | H | RBI | BB | SO | LOB | TOP | | | | | | | | | | | | | | | | |
|--|---|---------------------------------|------------------------------|----------------------------------|-------------------------------|----------------------------------|------------------------------|---------------------------------|------------------------------|---------------------------------|------------------------------|---------------------------------|------------------------------|---------------------------------|------------------------------|----------------------------------|------------------------------|----------------------------------|-----------------------------------|------------------------------------|----------------------------------|--------|--|--|--|--|--|--|--|--|--|--|--|
| 31 Aaron Hicks, S OBP: 0.394, SLG: 0.643 75 Clint Frazier, R OBP: 0.323, SLG: 0.548 | F7 | | HR | 1B | | | HR | K | 1B | 3 | 1 | 2 | 1 | 0 | 0 | 0 | | | | | | | | | | | | | | | | | |
| 74 Ronald Torreyes, R OBP: 0.281, SLG: 0.258 34 Donovan Solano, R OBP: 0.250, SLG: 0.200 | 1B | | | 1B | | | F9 | | | 3 | 1 | 2 | 0 | 0 | 1 | 0 | | | | | | | | | | | | | | | | | |
| 14 Starlin Castro, R OBP: 0.355, SLG: 0.567 41 Pete Kozma, R OBP: 0.348, SLG: 0.350 | 1B | | HR | FC5-4 | | | G4-3 | | G6-3 | 3 | 1 | 2 | 1 | 0 | 0 | 2 | | | | | | | | | | | | | | | | | |
| 48 Chris Carter, R OBP: 0.273, SLG: 0.250 82 Tyler Wade, L OBP: 0.491, SLG: 0.520 | G6-3 | | | | | K | P5 | | 1B | 3 | 0 | 0 | 1 | 1 | 1 | 1 | | | | | | | | | | | | | | | | | |
| 99 Aaron Judge, R OBP: 0.359, SLG: 0.500 71 Billy McKinney, L OBP: 0.526, SLG: 0.933 | G6-3 | | | K | | L7 | | BB | E4 | 3 | 0 | 0 | 0 | 0 | 1 | 2 | | | | | | | | | | | | | | | | | |
| 86 Kyle Higashioka, R OBP: 0.476, SLG: 0.143 63 Wilkin Castillo, S OBP: 0.250, SLG: 0.143 | K | | K | | | G6-3 | | BB | BB | 3 | 0 | 0 | 0 | 0 | 2 | 1 | | | | | | | | | | | | | | | | | |
| 38 Rob Refsnyder, R OBP: 0.333, SLG: 0.286 36 Ji Man Choi, L OBP: 0.333, SLG: 0.286 | K | | | HR | | F8 | | G4-1 | 1B | 3 | 1 | 1 | 1 | 0 | 1 | 0 | | | | | | | | | | | | | | | | | |
| 77 Dustin Fowler, L OBP: 0.367, SLG: 0.440 Mason Williams, L OBP: 0.250, SLG: 0.333 | | | | F9 | | K2-3 | | 1B | SF7 | 2 | 0 | 0 | 0 | 1 | 1 | 0 | | | | | | | | | | | | | | | | | |
| 93 Jorge Mateo, R OBP: 0.136, SLG: 0.318 30 Rubén Tejada, R OBP: 0.296, SLG: 0.217 | G3 | | | K | | K | | G6-3 | HBP | 3 | 0 | 0 | 0 | 0 | 2 | 1 | | | | | | | | | | | | | | | | | |
| Inning Stats | R: 1 E: 0 K: 0 S: 6 | H: 2 LOB: 1 BB: 0 P: 7 | R: 0 E: 0 K: 2 S: 7 | H: 0 LOB: 1 BB: 1 P: 11 | R: 2 E: 0 K: 3 S: 12 | H: 2 LOB: 1 BB: 1 P: 21 | R: 1 E: 0 K: 1 S: 8 | H: 3 LOB: 2 BB: 0 P: 8 | R: 0 E: 0 K: 1 S: 5 | H: 0 LOB: 0 BB: 0 P: 5 | R: 0 E: 0 K: 2 S: 7 | H: 0 LOB: 0 BB: 0 P: 7 | R: 1 E: 0 K: 0 S: 6 | H: 1 LOB: 0 BB: 0 P: 8 | R: 2 E: 0 K: 1 S: 7 | H: 2 LOB: 1 BB: 1 P: 11 | R: 4 E: 1 K: 0 S: 8 | H: 4 LOB: 3 BB: 1 P: 13 | 1B: 10 2B: 0 3B: 0 HR: 4 | SF: 1 SAC: 0 DP: 0 HBP: 1 | WP: 2 PB: 0 CS: 0 SB: 0 | PA: 47 | | | | | | | | | | | |
| PITCHER | IP WLS BF H R ER SO BB IBB HBP BLK WP HR S P ERA WHIP | | | | | | | | | | | | | | | | | | | | | | | | | | | | | | | | |
| 41 Aaron Sanchez, R ERA: 11.25 | 2.1 | 12 | 4 | 3 | 3 | 3 | 1 | 0 | 0 | 0 | 0 | 1 | 2 | 19 | 29 | 11.57 | 2.143 | | | | | | | | | | | | | | | | |
| 71 Leonel Campos, R ERA: 4.75 | 0.2 | H | 3 | 0 | 0 | 2 | 1 | 0 | 0 | 0 | 0 | 0 | 0 | 6 | 10 | 0.00 | 1.500 | | | | | | | | | | | | | | | | |
| 37 Jason Grilli, R ERA: 6.0 | 1.0 | B | 6 | 3 | 1 | 1 | 0 | 0 | 0 | 0 | 0 | 1 | 8 | 8 | 9.00 | 3.000 | | | | | | | | | | | | | | | | | |
| 38 Joe Smith, R ERA: 9.64 | 1.0 | | 3 | 0 | 0 | 1 | 0 | 0 | 0 | 0 | 0 | 0 | 5 | 5 | 0.00 | 0.000 | | | | | | | | | | | | | | | | | |
| 56 J.P. Howell, L ERA: 9.0 | 1.0 | | 3 | 0 | 0 | 2 | 0 | 0 | 0 | 0 | 0 | 0 | 7 | 7 | 0.00 | 0.000 | | | | | | | | | | | | | | | | | |
| 67 Tim Mayza, L ERA: 1.69 | 1.0 | B | 4 | 1 | 1 | 0 | 0 | 0 | 0 | 0 | 0 | 0 | 1 | 6 | 8 | 9.00 | 1.000 | | | | | | | | | | | | | | | | |
| 51 Dominic Leone, R ERA: 5.98 | 1.0 | L | 6 | 2 | 2 | 1 | 1 | 0 | 0 | 0 | 0 | 0 | 0 | 7 | 11 | 18.00 | 3.000 | | | | | | | | | | | | | | | | |
| 64 Lucas Harrell, R ERA: 6.75 | 0.2 | | 9 | 4 | 4 | 2 | 0 | 1 | 0 | 1 | 0 | 0 | 7 | 12 | 27.00 | 7.500 | | | | | | | | | | | | | | | | | |
| 73 Chad Gironi, L ERA: 3.6 | 0.1 | | 1 | 0 | 0 | 0 | 0 | 0 | 0 | 0 | 0 | 0 | 1 | 1 | 0.00 | 0.000 | | | | | | | | | | | | | | | | | |

New York Yankees @ Toronto Blue Jays
 Florida Auto Exchange Stadium, Dunedin, FL
 Thu Mar 16 2017, 1:11 PM - 4:29 PM EDT
 Att: 5,480 - Sunny - 57 F

AB 41
R 11
H 14
RBI 11
BB 4
SO 10
LOB 15



| Batter | 1 | 2 | 3 | 4 | 5 | 6 | 7 | 8 | 9 | AB | R | H | RBI | BB | SO | LOB | BOTTOM | | | | | | | | | | | | | | | |
|---|---|----------------------------------|------------------------------|----------------------------------|------------------------------|---------------------------------|------------------------------|---------------------------------|-------------------------------|----------------------------------|------------------------------|---------------------------------|------------------------------|---------------------------------|-------------------------------|----------------------------------|----------------------------------|------------------------------------|----------------------------------|--------|--|--|--|--|--|--|--|--|--|--|--|--|
| 11 Kevin Pillar, R OBP: 0.500, SLG: 0.667 9 Darrell Ceciliani, L OBP: 0.273, SLG: 0.344 | K | 3B | | P3 | | | | | E6 | 3 | 1 | 1 | 0 | 0 | 1 | 0 | | | | | | | | | | | | | | | | |
| 3 Ezequiel Carrera, L OBP: 0.333, SLG: 0.200 30 Anthony Alford, R OBP: 0.219, SLG: 0.419 | G4-3 | 1B | | | | K | | K | K | 3 | 0 | 1 | 1 | 0 | 1 | 0 | | | | | | | | | | | | | | | | |
| 2 Troy Tulowitzki, R OBP: 0.143, SLG: 0.143 15 Richard Urena, S OBP: 0.393, SLG: 0.360 | 1B | K | | | | 1B | | BB | BB | 3 | 1 | 2 | 0 | 0 | 1 | 1 | | | | | | | | | | | | | | | | |
| 8 Kendrys Morales, S OBP: 0.542, SLG: 0.905 28 Steve Pearce, R OBP: 0.333, SLG: 0.389 | 2B | K | | | | K | | G5-4-3 | | 2 | 1 | 1 | 0 | 0 | 1 | 1 | | | | | | | | | | | | | | | | |
| 10 Jarrod Saltalamacchia, S OBP: 0.333, SLG: 0.600 55 Russell Martin, R OBP: 0.500, SLG: 0.266 70 Alex Monsove, R OBP: 0.200, SLG: 0.200 | 1B | | | K | | K | | K | K | 2 | 1 | 1 | 2 | 0 | 1 | 0 | | | | | | | | | | | | | | | | |
| 14 Justin Smoak, S OBP: 0.250, SLG: 0.185 1 Rowdy Tellez, L OBP: 0.387, SLG: 0.346 | BB | | | F7 | | | | BB | K | 1 | 0 | 0 | 0 | 2 | 0 | 0 | | | | | | | | | | | | | | | | |
| 7 B.J. Upton, R OBP: 0.304 60 Jon Berti, R OBP: 0.400, SLG: 0.423 | 1B | | | BB | | K | | L9 | | 2 | 0 | 1 | 1 | 1 | 1 | 1 | | | | | | | | | | | | | | | | |
| 17 Ryan Goins, L OBP: 0.194, SLG: 0.333 68 Jason Leblebician, R | G3 | | | CS | | G6-3 | | K | K | 3 | 0 | 1 | 1 | 0 | 0 | 2 | | | | | | | | | | | | | | | | |
| 18 Darwin Barney, R OBP: 0.333, SLG: 0.348 85 Gunnar Heidt, R OBP: 0.333, SLG: 0.333 | L4 | | | K | | K | | K | K | 3 | 0 | 0 | 0 | 0 | 1 | 2 | | | | | | | | | | | | | | | | |
| Inning Stats | R: 3 E: 0 K: 1 S: 9 | H: 4 LOB: 2 BB: 1 P: 13 | R: 1 E: 0 K: 2 S: 9 | H: 2 LOB: 1 BB: 0 P: 10 | R: 0 E: 0 K: 1 S: 5 | H: 0 LOB: 0 BB: 1 P: 9 | R: 0 E: 0 K: 1 S: 5 | H: 0 LOB: 0 BB: 0 P: 5 | R: 0 E: 1 K: 3 S: 10 | H: 1 LOB: 2 BB: 0 P: 10 | R: 0 E: 0 K: 1 S: 4 | H: 0 LOB: 0 BB: 1 P: 8 | R: 0 E: 0 K: 2 S: 7 | H: 0 LOB: 0 BB: 0 P: 7 | R: 0 E: 1 K: 3 S: 10 | H: 0 LOB: 1 BB: 0 P: 10 | 1B: 5 2B: 1 3B: 2 HR: 0 | SF: 0 SAC: 0 DP: 1 HBP: 0 | WP: 0 PB: 0 SB: 1 CS: 1 | PA: 39 | | | | | | | | | | | | |
| PITCHER | IP WLS BF H R ER SO BB IBB HBP BLK WP HR S P ERA WHIP | | | | | | | | | | | | | | | | | | | | | | | | | | | | | | | |
| 85 Luis Cessa, R ERA: 7.8 | 1.2 | | 4 | 0 | 0 | 4 | 2 | 1 | 0 | 0 | 0 | 0 | 15 | 20 | 21.60 | 4.200 | | | | | | | | | | | | | | | | |
| 61 Ben Heller, R ERA: 1.04 | 1.1 | | 4 | 0 | 0 | 0 | 2 | 1 | 0 | 0 | 0 | 0 | 8 | 12 | 0.00 | 0.750 | | | | | | | | | | | | | | | | |
| 55 Bryan Mitchell, R ERA: 3.73 | 3.0 | | 12 | 2 | 1 | 1 | 5 | 1 | 0 | 0 | 0 | 0 | 21 | 25 | 3.00 | 1.000 | | | | | | | | | | | | | | | | |
| 88 James Kaprielian, R ERA: 1.69 | 2.0 | W | 6 | 0 | 0 | 0 | 3 | 1 | 0 | 0 | 0 | 0 | 11 | 15 | 0.00 | 0.500 | | | | | | | | | | | | | | | | |
| 67 J.R. Graham, R ERA: 1.69 | 1.0 | | 4 | 0 | 0 | 0 | 3 | 0 | 0 | 0 | 0 | 0 | 10 | 10 | 0.00 | 0.000 | | | | | | | | | | | | | | | | |

New York Yankees @ Toronto Blue Jays
 Florida Auto Exchange Stadium, Dunedin, FL
 Thu Mar 16 2017, 1:11 PM - 4:29 PM EDT
 Att: 5,480 - Sunny - 57 F

AB 34
R 5
H 8
RBI 5
BB 4
SO 15
LOB 13



| Batter | 1 | 2 | 3 | 4 | 5 | 6 | 7 | 8 | 9 | AB | R | H | RBI | BB | SO | LOB | TOP | | | | |
|--|------------------------------|---------------------------------|--------------------------------|-------------------------------------|----------------------------------|---------------------------------|---|----------------------------------|------------------------------|---------------------------------|-------------------------------|----------------------------------|------------------------------|---------------------------------|-------------------------------|----------------------------------|--|----------------------------------|-------------------------------------|----------------------------------|--------------------------|
| 23 Joey Rickard, R OBP: 0.533, SLG: 0.656 89 Garabez Rosa, R OBP: 0.375, SLG: 0.286 | | | | | | | | | | 2 | 0 | 0 | 0 | 1 | 1 | 0 | <p>Baltimore Orioles @ New York Yankees George M. Steinbrenner Field, Tampa, FL Sat Mar 18 2017, 1:08 PM - 3:32 PM EDT Att. 10,393 - Sunny - 74 F</p> | | | | |
| 14 Craig Gentry, R OBP: 0.436, SLG: 0.576 84 Sean Coyle, R OBP: 0.500, SLG: 1.200 | | | | | | | | | | 2 | 1 | 1 | 0 | 0 | 1 | 0 | | | | | |
| 16 Johnny Givonetta, R OBP: 0.362, SLG: 0.359 | | | | | | | | | | 4 | 0 | 0 | 0 | 0 | 1 | 3 | | | | | |
| 16 Trey Mancini, R OBP: 0.386, SLG: 0.575 27 Francisco Peña, R OBP: 0.167, SLG: 0.182 | | | | | | | | | | 3 | 0 | 0 | 0 | 0 | 2 | 2 | | | | | |
| 24 Pedro Alvarez, L OBP: 0.286, SLG: 0.714 57 Aneury Tavárez, L OBP: 0.351, SLG: 0.412 | | | | | | | | | | 3 | 2 | 2 | 2 | 0 | 0 | 0 | | | | | |
| 17 Chris Johnson, R OBP: 0.283, SLG: 0.400 18 Chris Dickerson, L OBP: 0.400, SLG: 0.464 | | | | | | | | | | 3 | 1 | 1 | 2 | 0 | 0 | 0 | | | | | |
| 34 Paul Janish, R OBP: 0.290, SLG: 0.448 28 Logan Schafer, L OBP: 0.229, SLG: 0.133 | | | | | | | | | | 1 | 0 | 0 | 0 | 0 | 1 | 0 | | | | | |
| 36 Caleb Joseph, R OBP: 0.375, SLG: 0.636 72 David Washington, L OBP: 0.190, SLG: 0.500 | | | | | | | | | | 3 | 0 | 0 | 0 | 0 | 1 | 0 | | | | | |
| 15 Robert Andino, R OBP: 0.175, SLG: 0.114 95 Jeff Kemp, R | | | | | | | | | | 0 | 0 | 0 | 0 | 0 | 0 | 0 | | | | | |
| Inning Stats | R: 0 E: 0 K: 1 S: 5 | H: 0 LOB: 1 BB: 1 P: 9 | R: 0 E: 0 K: 0 S: 3 | H: 0 LOB: 0 BB: 0 P: 3 | R: 0 E: 0 K: 1 S: 5 | H: 0 LOB: 0 BB: 0 P: 5 | R: 3 E: 0 K: 3 S: 13 | H: 3 LOB: 0 BB: 0 P: 15 | R: 0 E: 0 K: 1 S: 5 | H: 0 LOB: 0 BB: 0 P: 5 | R: 1 E: 0 K: 2 S: 10 | H: 1 LOB: 0 BB: 0 P: 13 | R: 0 E: 0 K: 0 S: 4 | H: 1 LOB: 1 BB: 0 P: 4 | R: 1 E: 0 K: 3 S: 12 | H: 1 LOB: 0 BB: 0 P: 15 | | 1B: 2 2B: 1 3B: 0 HR: 3 | SF: 0 SAC: 1 DP: 0 HBP: 0 | WP: 0 PB: 0 SB: 1 CS: 0 | PA: 34 |
| PITCHER | IP: 4.0 ERA: 9.45 | WLS: 0 BF: 16 | H: 3 R: 3 ER: 3 SO: 5 | BB: 1 IBB: 0 HBP: 0 BLK: 0 | WP: 0 HR: 1 S: 26 P: 32 | ERA: 6.75 WHIP: 1.000 | PITCHER 50 Ernesto Frieri, R ERA: 9.0 | | | | | | | | | | IP: 1.0 WLS: L BF: 4 | H: 1 R: 1 ER: 1 SO: 3 | BB: 0 IBB: 0 HBP: 0 BLK: 0 | WP: 0 HR: 1 S: 12 P: 15 | ERA: 9.00 WHIP: 1.000 |

| Batter | 1 | 2 | 3 | 4 | 5 | 6 | 7 | 8 | 9 | AB | R | H | RBI | BB | SO | LOB | BOTTOM | | | | |
|--|------------------------------|---------------------------------|--------------------------------|-------------------------------------|----------------------------------|----------------------------------|------------------------------|---------------------------------|------------------------------|---------------------------------|------------------------------|---------------------------------|------------------------------|---------------------------------|------------------------------|---------------------------------|--|----------------------------------|-------------------------------------|----------------------------------|--------------------------|
| 22 Jacoby Ellsbury, L OBP: 0.371, SLG: 0.438 77 Dustin Fowler, L OBP: 0.355, SLG: 0.423 | | | | | | | | | | 3 | 1 | 1 | 1 | 0 | 1 | 0 | <p>Baltimore Orioles @ New York Yankees George M. Steinbrenner Field, Tampa, FL Sat Mar 18 2017, 1:08 PM - 3:32 PM EDT Att. 10,393 - Sunny - 74 F</p> | | | | |
| 31 Aaron Hicks, S OBP: 0.361, SLG: 0.581 71 Billy McKinney, L OBP: 0.524, SLG: 1.059 | | | | | | | | | | 3 | 0 | 0 | 0 | 0 | 2 | 0 | | | | | |
| 24 Gary Sánchez, R OBP: 0.410, SLG: 0.778 63 Wilkin Castillo, S OBP: 0.263, SLG: 0.176 | | | | | | | | | | 3 | 0 | 1 | 2 | 0 | 0 | 0 | | | | | |
| 14 Starlin Castro, R OBP: 0.353, SLG: 0.531 81 Gleyber Torres, R OBP: 0.446, SLG: 0.923 | | | | | | | | | | 2 | 0 | 0 | 0 | 1 | 0 | 1 | | | | | |
| 48 Chris Carter, R OBP: 0.250, SLG: 0.226 38 Rob Refsnyder, R OBP: 0.294, SLG: 0.310 | | | | | | | | | | 3 | 0 | 0 | 0 | 0 | 1 | 1 | | | | | |
| 99 Aaron Judge, R OBP: 0.357, SLG: 0.514 75 Clint Frazier, R OBP: 0.303, SLG: 0.515 | | | | | | | | | | 3 | 0 | 1 | 0 | 0 | 0 | 1 | | | | | |
| 30 Rubén Tejada, R OBP: 0.323, SLG: 0.231 82 Tyler Wade, L OBP: 0.500, SLG: 0.571 | | | | | | | | | | 2 | 1 | 1 | 0 | 1 | 0 | 1 | | | | | |
| 36 Ji Man Choi, L OBP: 0.345, SLG: 0.280 89 Abiatel Avelino, R | | | | | | | | | | 2 | 1 | 1 | 0 | 1 | 0 | 0 | | | | | |
| 34 Donovan Solano, R OBP: 0.211, SLG: 0.167 95 Thairo Estrada, R OBP: 0.500, SLG: 2.000 | | | | | | | | | | 2 | 0 | 0 | 0 | 0 | 0 | 4 | | | | | |
| Inning Stats | R: 0 E: 0 K: 1 S: 5 | H: 0 LOB: 0 BB: 0 P: 5 | R: 0 E: 0 K: 0 S: 2 | H: 0 LOB: 1 BB: 1 P: 6 | R: 3 E: 0 K: 0 S: 6 | H: 3 LOB: 1 BB: 1 P: 10 | R: 0 E: 0 K: 0 S: 4 | H: 1 LOB: 2 BB: 1 P: 8 | R: 0 E: 0 K: 1 S: 6 | H: 0 LOB: 1 BB: 0 P: 6 | R: 0 E: 1 K: 0 S: 3 | H: 0 LOB: 1 BB: 0 P: 3 | R: 1 E: 0 K: 1 S: 6 | H: 1 LOB: 0 BB: 0 P: 7 | R: 0 E: 0 K: 1 S: 5 | H: 1 LOB: 0 BB: 0 P: 5 | | 1B: 4 2B: 2 3B: 0 HR: 1 | SF: 0 SAC: 0 DP: 3 HBP: 0 | WP: 0 PB: 0 SB: 0 CS: 0 | PA: 35 |
| PITCHER | IP: 4.0 ERA: 7.36 | WLS: 0 BF: 18 | H: 4 R: 3 ER: 3 SO: 3 | BB: 3 IBB: 0 HBP: 0 BLK: 0 | WP: 0 HR: 0 S: 17 P: 29 | ERA: 6.75 WHIP: 1.750 | PITCHER | | | | | | | | | | IP: 1.0 WLS: L BF: 4 | H: 1 R: 1 ER: 1 SO: 3 | BB: 0 IBB: 0 HBP: 0 BLK: 0 | WP: 0 HR: 1 S: 12 P: 15 | ERA: 9.00 WHIP: 1.000 |

| | |
|-----|----|
| AB | 32 |
| R | 5 |
| H | 6 |
| RBI | 5 |
| BB | 1 |
| SO | 12 |
| LOB | 6 |



| Batter | 1 | 2 | 3 | 4 | 5 | 6 | 7 | 8 | 9 | AB | R | H | RBI | BB | SO | LOB | TOP | | | | | |
|--|--|---------------------------------|--------------------------------|---------------------------------|--------------------------------|---------------------------------|---------------------------------|----------------------------------|---------------------------------|----------------------------------|----------------------------------|----------------------------------|---|---------------------------------|--------------------------------|---------------------------------|--|----------------------------------|-----------------------------------|------------------------------------|----------------------------------|--------|
| 11 Brett Gardner, L (1, 7) OBP: 0.225, SLG: 0.282 | | | | | | | | | | 3 | 1 | 1 | 0 | 0 | 0 | 0 | New York Yankees @ Houston Astros The Ballpark of the Palm Beaches, West Palm Beach, FL Sun Mar 19 2017, 1:09 PM - 4:43 PM EDT Att: 7,721 - Sunny - 77 F | | | | | |
| 75 Clint Frazier, R (7, PH) OBP: 0.343, SLG: 0.543 | | | | | | | | | | 2 | 1 | 2 | 0 | 0 | 0 | 0 | | | | | | |
| 31 Aaron Hicks, S (1, 8) OBP: 0.359, SLG: 0.559 | | | | | | | | | | 3 | 1 | 1 | 0 | 0 | 0 | 0 | | | | | | |
| 77 Dustin Fowler, L (7, PH) OBP: 0.333, SLG: 0.393 | | | | | | | | | | 2 | 0 | 0 | 0 | 0 | 1 | 2 | | | | | | |
| 33 Greg Bird, L (1, 3) OBP: 0.488, SLG: 0.943 | | | | | | | | | | 3 | 0 | 0 | 0 | 0 | 1 | 2 | | | | | | |
| 36 Ji Man Choi, L (7, PH) OBP: 0.355, SLG: 0.269 | | | | | | | | | | 1 | 0 | 0 | 0 | 1 | 0 | 1 | | | | | | |
| 95 Thairo Estrada, R (9, PR) OBP: 0.500, SLG: 2.000 | | | | | | | | | | 0 | 1 | 0 | 0 | 0 | 0 | 0 | | | | | | |
| 17 Matt Holliday, R (1, 10) OBP: 0.361, SLG: 0.606 | | | | | | | | | | 2 | 0 | 0 | 0 | 1 | 1 | 2 | | | | | | |
| 38 Rob Refsnyder, R (8, PH) OBP: 0.333, SLG: 0.333 | | | | | | | | | | 1 | 1 | 1 | 0 | 1 | 0 | 0 | | | | | | |
| 12 Chase Headley, S (1, 5) OBP: 0.278, SLG: 0.424 | | | | | | | | | | 3 | 1 | 2 | 2 | 0 | 1 | 1 | | | | | | |
| 34 Donovan Solano, R (6, 5) OBP: 0.238, SLG: 0.158 | | | | | | | | | | 1 | 0 | 0 | 0 | 1 | 0 | 1 | | | | | | |
| 99 Aaron Judge, R (1, 9) OBP: 0.356, SLG: 0.500 | | | | | | | | | | 3 | 0 | 1 | 0 | 0 | 1 | 2 | | | | | | |
| 71 Billy McKinney, L (7, 9) OBP: 0.522, SLG: 1.000 | | | | | | | | | | 1 | 0 | 0 | 0 | 1 | 0 | 1 | | | | | | |
| 74 Ronald Torreyes, R (1, 4) OBP: 0.316, SLG: 0.278 | | | | | | | | | | 2 | 0 | 1 | 0 | 1 | 0 | 2 | | | | | | |
| 81 Gleyber Torres, R (7, 4) OBP: 0.467, SLG: 0.926 | | | | | | | | | | 1 | 0 | 1 | 0 | 0 | 0 | 0 | | | | | | |
| 86 Kyle Higashioka, R (1, 2) OBP: 0.423, SLG: 0.682 | | | | | | | | | | 3 | 0 | 1 | 0 | 0 | 2 | 1 | | | | | | |
| 63 Wilkin Castillo, S (7, 2) OBP: 0.250, SLG: 0.167 | | | | | | | | | | 1 | 0 | 0 | 0 | 0 | 0 | 2 | | | | | | |
| 82 Tyler Wade, L (1, 6) OBP: 0.455, SLG: 0.516 | | | | | | | | | | 3 | 0 | 0 | 0 | 0 | 3 | 3 | | | | | | |
| 41 Pete Kozma, R (7, 6) OBP: 0.320, SLG: 0.318 | | | | | | | | | | 1 | 0 | 0 | 0 | 0 | 0 | 0 | | | | | | |
| Inning Stats | R: 2 E: 0 K: 1 S: 8 | H: 3 LOB: 1 BB: 0 P: 8 | R: 0 E: 0 K: 2 S: 7 | H: 1 LOB: 0 BB: 0 P: 7 | R: 0 E: 0 K: 0 S: 3 | H: 0 LOB: 0 BB: 0 P: 3 | R: 0 E: 0 K: 3 S: 10 | H: 1 LOB: 3 BB: 2 P: 18 | R: 0 E: 0 K: 0 S: 3 | H: 0 LOB: 0 BB: 0 P: 3 | R: 1 E: 0 K: 2 S: 9 | H: 2 LOB: 1 BB: 0 P: 10 | R: 0 E: 0 K: 2 S: 8 | H: 1 LOB: 2 BB: 1 P: 8 | R: 0 E: 0 K: 0 S: 4 | H: 2 LOB: 2 BB: 1 P: 8 | R: 3 E: 0 K: 0 S: 4 | H: 1 LOB: 2 BB: 3 P: 17 | 1B: 10 2B: 2 3B: 0 HR: 0 | SF: 0 SAC: 0 DP: 1 HBP: 0 | WP: 3 PB: 0 SB: 5 CS: 0 | PA: 42 |
| PITCHER | IP: 3.2 WLS: 4 BF: 17 ERA: 4.15 | H: 5 R: 0 ER: 0 SO: 1 | H: 2 R: 0 ER: 0 SO: 1 | H: 2 R: 1 ER: 1 SO: 2 | H: 0 R: 0 ER: 0 SO: 0 | H: 0 R: 0 ER: 0 SO: 0 | H: 25 R: 0 ER: 0 SO: 6 | H: 33 R: 0 ER: 0 SO: 6 | H: 6 R: 0 ER: 0 SO: 10 | H: 10 R: 0 ER: 0 SO: 16 | H: 15 R: 0 ER: 0 SO: 15 | ERA: 4.91 WHIP: 1.909 | IP: 0.1 WLS: 1 BF: 1 ERA: 0.00 | H: 0 R: 0 ER: 0 SO: 0 | H: 0 R: 0 ER: 0 SO: 0 | H: 0 R: 0 ER: 0 SO: 0 | H: 0 R: 0 ER: 0 SO: 0 | H: 0 R: 0 ER: 0 SO: 0 | WP: 0 HR: 0 S: 1 P: 2 | ERA: 0.00 WHIP: 0.000 | | |


| Batter | 1 | 2 | 3 | 4 | 5 | 6 | 7 | 8 | 9 | AB | R | H | RBI | BB | SO | LOB | BOTTOM | | | | | |
|--|---|---------------------------------|--------------------------------|----------------------------------|--------------------------------|---------------------------------|----------------------------------|----------------------------------|---------------------------------|---------------------------------|----------------------------------|---------------------------------|----------------------------------|----------------------------------|--------------------------------|----------------------------------|--|----------------------------------|-----------------------------------|------------------------------------|----------------------------------|--------|
| 4 George Springer, R (1, 8) OBP: 0.244, SLG: 0.279 | | | | | | | | | | 4 | 0 | 0 | 0 | 0 | 0 | 5 | New York Yankees @ Houston Astros The Ballpark of the Palm Beaches, West Palm Beach, FL Sun Mar 19 2017, 1:09 PM - 4:43 PM EDT Att: 7,721 - Sunny - 77 F | | | | | |
| 76 Alejandro Garcia, R (8, 9) OBP: 0.423, SLG: 0.346 | | | | | | | | | | 1 | 0 | 0 | 0 | 0 | 0 | 0 | | | | | | |
| 9 Marwin Gonzalez, S (1, 4) OBP: 0.286, SLG: 0.263 | | | | | | | | | | 3 | 0 | 0 | 0 | 0 | 1 | 1 | | | | | | |
| 23 AJ Reed, L (6, 1) OBP: 0.415, SLG: 0.686 | | | | | | | | | | 1 | 0 | 0 | 0 | 1 | 0 | 0 | | | | | | |
| 82 Mott Hyde, R (9, PR) OBP: 0.415, SLG: 0.686 | | | | | | | | | | 0 | 0 | 0 | 0 | 0 | 0 | 0 | | | | | | |
| 22 Josh Reddick, L (1, 7) OBP: 0.206, SLG: 0.156 | | | | | | | | | | 3 | 0 | 0 | 0 | 0 | 1 | 0 | | | | | | |
| 77 Derek Fisher, L (7, 7) OBP: 0.394, SLG: 0.385 | | | | | | | | | | 1 | 0 | 0 | 0 | 1 | 1 | 1 | | | | | | |
| 11 Evan Gattis, R (1, 10) OBP: 0.351, SLG: 0.267 | | | | | | | | | | 1 | 1 | 0 | 0 | 1 | 0 | 0 | | | | | | |
| 75 Jon Kermer, L (6, PR) OBP: 0.452, SLG: 0.435 | | | | | | | | | | 1 | 1 | 0 | 0 | 1 | 1 | 1 | | | | | | |
| 16 Brian McCann, L (1, 2) OBP: 0.364, SLG: 0.548 | | | | | | | | | | 3 | 0 | 3 | 0 | 0 | 0 | 0 | | | | | | |
| 83 Jack Mayfield, R (6, PR) OBP: 0.417, SLG: 0.300 | | | | | | | | | | 1 | 2 | 0 | 0 | 1 | 1 | 2 | | | | | | |
| 10 Yuli Gurriel, R (1, 3) OBP: 0.275, SLG: 0.308 | | | | | | | | | | 3 | 0 | 1 | 1 | 0 | 0 | 2 | | | | | | |
| 72 Garrett Stubbs, L (7, 2) OBP: 0.432, SLG: 0.636 | | | | | | | | | | 1 | 0 | 0 | 0 | 0 | 0 | 1 | | | | | | |
| 19 Colin Moran, L (1, 6) OBP: 0.432, SLG: 0.636 | | | | | | | | | | 3 | 0 | 2 | 2 | 0 | 0 | 0 | | | | | | |
| 73 J.D. Davis, R (1, 5) OBP: 0.417, SLG: 0.400 | | | | | | | | | | 3 | 0 | 2 | 1 | 0 | 0 | 2 | | | | | | |
| 35 Teoscar Hernández, R (1, 9) OBP: 0.211, SLG: 0.361 | | | | | | | | | | 4 | 0 | 3 | 0 | 0 | 0 | 1 | | | | | | |
| Inning Stats | R: 0 E: 0 K: 1 S: 5 | H: 0 LOB: 0 BB: 0 P: 5 | R: 1 E: 0 K: 0 S: 6 | H: 3 LOB: 3 BB: 1 P: 10 | R: 0 E: 0 K: 0 S: 3 | H: 0 LOB: 0 BB: 0 P: 3 | R: 0 E: 0 K: 0 S: 3 | H: 1 LOB: 0 BB: 0 P: 3 | R: 0 E: 0 K: 0 S: 4 | H: 2 LOB: 1 BB: 0 P: 4 | R: 2 E: 0 K: 1 S: 8 | H: 4 LOB: 2 BB: 0 P: 9 | R: 0 E: 0 K: 1 S: 5 | H: 0 LOB: 1 BB: 1 P: 10 | R: 1 E: 1 K: 0 S: 4 | H: 1 LOB: 1 BB: 1 P: 8 | R: 0 E: 0 K: 2 S: 7 | H: 0 LOB: 2 BB: 2 P: 15 | 1B: 11 2B: 0 3B: 0 HR: 0 | SF: 2 SAC: 0 DP: 1 HBP: 1 | WP: 0 PB: 0 SB: 0 CS: 0 | PA: 41 |
| PITCHER | IP: 3.2 WLS: 15 BF: 15 ERA: 3.08 | H: 4 R: 1 ER: 1 SO: 0 | H: 1 R: 0 ER: 0 SO: 0 | H: 3 R: 0 ER: 0 SO: 2 | H: 0 R: 0 ER: 0 SO: 0 | H: 0 R: 0 ER: 0 SO: 0 | H: 16 R: 0 ER: 0 SO: 20 | H: 20 R: 0 ER: 0 SO: 18 | H: 28 R: 0 ER: 0 SO: 8 | H: 8 R: 0 ER: 0 SO: 8 | H: 10 R: 0 ER: 0 SO: 10 | H: 9 R: 0 ER: 0 SO: 9 | H: 10 R: 0 ER: 0 SO: 10 | H: 1 R: 0 ER: 0 SO: 8 | H: 1 R: 0 ER: 0 SO: 8 | H: 15 R: 0 ER: 0 SO: 15 | H: 8 R: 0 ER: 0 SO: 8 | H: 15 R: 0 ER: 0 SO: 15 | WP: 0 HR: 0 S: 2 P: 1 | ERA: 0.00 WHIP: 1.364 | | |

| Batter | 1 | 2 | 3 | 4 | 5 | 6 | 7 | 8 | 9 | AB | R | H | RBI | BB | SO | LOB | TOP | | | | | | | | | | |
|--|------------------------------|---------------------------------|------------------------------|---------------------------------|-------------------------------|----------------------------------|-----------------------------------|---------------------------------|------------------------------|----------------------------------|------------------------------|---------------------------------|------------------------------|---------------------------------|------------------------------|----------------------------------|----------------------------------|------------------------------------|----------------------------------|--------|--|--|--|--|--|--|--|
| 40 Marco Hernández, L (1, 6) OBP: 0.490, SLG: 0.778 19 Heiker Meneses, R (7, PR) OBP: 0.143, SLG: 0.077 (7, 6) | K2-3 | | 16 2B 59 1B 1B | | K | | 59 G4-3 3B | | F8 | 4 | 1 | 2 | 0 | 0 | 2 | 0 | 1 1 0 0 0 0 0 0 | | | | | | | | | | |
| 16 Andrew Benintendi, L (1, 7) OBP: 0.330, SLG: 0.261 (7, 7) | L6 | | 59 1B 1-3 2B | | K | | G4-3 | | 19 1B 39 1B HBP | 4 | 0 | 1 | 0 | 0 | 1 | 1 | 0 1 0 0 0 0 0 0 | | | | | | | | | | |
| 59 Sam Travis, R (1, 3) OBP: 0.442, SLG: 0.676 (7, 3) | | | 19 CS 1B | | F8 | | G4-3 | | 39 1B 1-2 1B | 4 | 0 | 2 | 2 | 2 | 0 | 0 | 1 0 1 0 0 0 0 0 | | | | | | | | | | |
| 19 Jackie Bradley Jr., L (1, 8) OBP: 0.273, SLG: 0.359 (7, PR) 39 Joseph Mingo, R (7, PR) OBP: 0.333, SLG: 0.333 (7, 8) | L6 | | 2-3 3-H 1-3 1B | | K | | 3 FC4-6 BB | | 1-2 2-H 1B | 3 | 0 | 0 | 0 | 0 | 1 | 2 | 3 0 0 0 0 1 2 3 | | | | | | | | | | |
| 3 Sandy León, S (1, 2) OBP: 0.292, SLG: 0.261 (8, 2) 80 Jordan Procysen, L (8, 2) OBP: 0.100, SLG: 0.111 | | P6 | | | K | | 65 BB 64 1B 1-2 | | FC4-6 | 4 | 0 | 1 | 0 | 0 | 1 | 3 | 1 0 0 0 0 0 1 2 | | | | | | | | | | |
| 64 Bryce Brentz, R (1, 9) OBP: 0.200, SLG: 0.333 (8, 9) 41 Cole Sturgeon, L (8, 9) OBP: 0.500, SLG: 0.500 | K | | | | K | | 5 FC5 65 BB 1-2 1B | | G6-3 | 4 | 0 | 1 | 0 | 0 | 2 | 0 | 1 0 0 0 0 1 2 | | | | | | | | | | |
| 65 Matt Dominguez, R (1, 5) OBP: 0.314, SLG: 0.344 | | | | | | | 1-2 2-3 BB | | 36 BB 1B | 3 | 0 | 3 | 0 | 1 | 0 | 0 | 3 0 3 0 1 0 0 0 | | | | | | | | | | |
| 36 Brian Bogusevic, L (1, 10) OBP: 0.156, SLG: 0.226 | | | | | | | 1-2 2-3 BB | | 30 G6-4-3 BB | 3 | 0 | 0 | 0 | 1 | 2 | 5 | 3 0 0 0 1 2 5 | | | | | | | | | | |
| 5 Mike Miller, R (1, 4) OBP: 0.286, SLG: 0.500 (8, PH) 30 Nick Longhi, R (8, PH) 17 Tzu-Wei Lin, L (8, 4) OBP: 0.556, SLG: 0.571 | | | | | | | 2-3 FC5 | | G6-4-3 | 3 | 1 | 1 | 1 | 1 | 0 | 4 | 3 1 1 1 0 0 0 4 | | | | | | | | | | |
| | | | | | | | 2-3 FC5 | | G6-4-3 | 1 | 0 | 0 | 0 | 0 | 0 | 2 | 1 0 0 0 0 0 0 2 | | | | | | | | | | |
| | | | | | | | 2-3 FC5 | | G6-4-3 | 0 | 0 | 0 | 0 | 0 | 0 | 0 | 0 0 0 0 0 0 0 0 | | | | | | | | | | |
| Inning Stats | R: 0 E: 0 K: 1 S: 6 | H: 1 LOB: 1 BB: 0 P: 6 | R: 0 E: 0 K: 2 S: 8 | H: 1 LOB: 1 BB: 0 P: 8 | R: 2 E: 0 K: 2 S: 10 | H: 4 LOB: 1 BB: 0 P: 13 | R: 0 E: 0 K: 1 S: 6 | H: 1 LOB: 1 BB: 0 P: 6 | R: 0 E: 0 K: 2 S: 7 | H: 2 LOB: 3 BB: 1 P: 13 | R: 1 E: 0 K: 0 S: 4 | H: 1 LOB: 2 BB: 1 P: 8 | R: 0 E: 0 K: 0 S: 3 | H: 1 LOB: 1 BB: 1 P: 7 | R: 1 E: 0 K: 2 S: 9 | H: 2 LOB: 2 BB: 0 P: 10 | 1B: 9 2B: 2 3B: 1 HR: 1 | SF: 0 SAC: 0 DP: 1 HBP: 1 | WP: 0 PB: 0 SB: 0 CS: 1 | PA: 42 | | | | | | | |
| PITCHER | IP | WLS | BF | H | R | ER | SO | BB | IBB | HBP | BLK | WP | HR | S | P | ERA | WHIP | | | | | | | | | | |
| 55 Bryan Mitchell, R (1, 1) ERA: 3.86 | 4.1 | | 19 | 7 | 2 | 2 | 7 | 0 | 0 | 0 | 0 | 0 | 1 | 33 | 36 | 4.15 | 1.615 | | | | | | | | | | |
| 54 Aroldis Chapman, L (6, 1) ERA: 1.59 | 1.0 | | 3 | 0 | 0 | 0 | 2 | 0 | 0 | 0 | 0 | 0 | 0 | 7 | 7 | 0.00 | 0.000 | | | | | | | | | | |
| 39 Tommy Layne, L (7, 1) ERA: 6.52 | 0.2 | | 5 | 2 | 0 | 0 | 1 | 1 | 0 | 0 | 0 | 0 | 0 | 6 | 10 | 0.00 | 4.500 | | | | | | | | | | |
| 85 Luis Cessa, R (9, 1) ERA: 3.6 | 2.0 | L | 9 | 2 | 1 | 1 | 0 | 2 | 0 | 0 | 0 | 0 | 0 | 7 | 15 | 4.50 | 2.000 | | | | | | | | | | |
| 47 Jonathon Niese, L (8, 1) ERA: 3.6 | 1.0 | | 6 | 2 | 1 | 1 | 2 | 0 | 0 | 1 | 0 | 0 | 0 | 9 | 10 | 9.00 | 2.000 | | | | | | | | | | |

Boston Red Sox @ New York Yankees
George M. Steinbrenner Field, Tampa, FL
Tue Mar 21 2017, 6:37 PM - 9:21 PM EDT
Att: 10,872 - Clear - 76 F

livebaseballscorecards.com

AB 38
R 4
H 13
RBI 4
BB 3
SO 12
LOB 22




| Batter | 1 | 2 | 3 | 4 | 5 | 6 | 7 | 8 | 9 | AB | R | H | RBI | BB | SO | LOB | BOTTOM | | | | | | | | | | |
|--|------------------------------|---------------------------------|------------------------------|---------------------------------|------------------------------|---------------------------------|------------------------------|---------------------------------|------------------------------|---------------------------------|------------------------------|----------------------------------|------------------------------|---------------------------------|-------------------------------|----------------------------------|------------------------------|---------------------------------|----------------------------------|------------------------------------|----------------------------------|--------|--|--|--|--|--|
| 22 Jacoby Ellsbury, L (1, 8) OBP: 0.342, SLG: 0.400 (7, 8) 77 Dustin Fowler, L (7, 8) OBP: 0.314, SLG: 0.379 | G3 | | K2-3 | | | | L8 | | E1 27 S | 3 | 0 | 0 | 0 | 0 | 1 | 0 | 3 0 0 0 0 1 0 | | | | | | | | | | |
| 24 Gary Sánchez, R (1, 2) OBP: 0.415, SLG: 0.763 (6, 2) 27 Austin Romine, R (6, 2) OBP: 0.290, SLG: 0.452 | K | | | | | | K | | K | 2 | 0 | 1 | 0 | 0 | 1 | 0 | 2 0 1 0 0 1 0 | | | | | | | | | | |
| 14 Starlin Castro, R (1, 4) OBP: 0.405, SLG: 0.588 (6, PR) 41 Pete Kozma, R (6, PR) OBP: 0.286, SLG: 0.280 (7, 4) | | | | | | | 31 FC6-4 1B | | K | 2 | 0 | 2 | 0 | 0 | 0 | 0 | 2 0 2 0 0 0 0 0 | | | | | | | | | | |
| 17 Matt Holliday, R (1, 10) OBP: 0.357, SLG: 0.718 (9, PH) 34 Donovan Solano, R (9, PH) OBP: 0.292, SLG: 0.190 | | | | | | | 17 HR 2B | | K | 1 | 1 | 0 | 0 | 0 | 1 | 1 | 1 1 0 0 0 0 1 1 | | | | | | | | | | |
| 48 Chris Carter, R (1, 3) OBP: 0.231, SLG: 0.206 (7, 3) 63 Wilkin Castillo, S (7, 3) OBP: 0.238, SLG: 0.158 | | | | | | | 2-H HR | | 36 G4-6-3 BB | 3 | 1 | 1 | 2 | 0 | 2 | 3 | 0 0 0 0 0 1 0 0 | | | | | | | | | | |
| 31 Aaron Hicks, S (1, 7) OBP: 0.341, SLG: 0.513 (7, 7) 36 Ji Man Choi, L (7, 7) OBP: 0.333, SLG: 0.250 | | | | | | | L7 | | F7 | 3 | 0 | 0 | 0 | 0 | 2 | 3 | 3 0 0 0 0 0 2 3 | | | | | | | | | | |
| 99 Aaron Judge, R (1, 9) OBP: 0.360, SLG: 0.477 (7, 9) 75 Clint Frazier, R (7, 9) OBP: 0.316, SLG: 0.500 | | | | | | | F8 | | G4-6-3 | 2 | 0 | 0 | 0 | 0 | 1 | 2 | 2 0 0 0 0 1 2 | | | | | | | | | | |
| 74 Ronald Torreyes, R (1, 6) OBP: 0.295, SLG: 0.262 (8, 5) 95 Thairo Estrada, R (8, 5) OBP: 0.500, SLG: 2.000 | | | | | | | F9 | | K | 2 | 0 | 0 | 0 | 0 | 1 | 0 | 2 0 0 0 0 1 0 | | | | | | | | | | |
| 30 Rubén Tejada, R (1, 5) OBP: 0.324, SLG: 0.241 (8, 6) 81 Gleyber Torres, R (8, 6) OBP: 0.469, SLG: 0.931 | | | | | | | F9 | | K | 1 | 0 | 0 | 0 | 0 | 1 | 0 | 1 0 0 0 0 1 0 | | | | | | | | | | |
| Inning Stats | R: 0 E: 0 K: 2 S: 7 | H: 0 LOB: 1 BB: 0 P: 8 | R: 0 E: 0 K: 3 S: 9 | H: 0 LOB: 0 BB: 0 P: 9 | R: 0 E: 0 K: 2 S: 7 | H: 0 LOB: 0 BB: 0 P: 7 | R: 0 E: 0 K: 2 S: 9 | H: 2 LOB: 2 BB: 0 P: 9 | R: 0 E: 0 K: 0 S: 3 | H: 0 LOB: 0 BB: 0 P: 3 | R: 2 E: 0 K: 1 S: 9 | H: 2 LOB: 1 BB: 0 P: 11 | R: 0 E: 0 K: 1 S: 5 | H: 0 LOB: 0 BB: 0 P: 5 | R: 0 E: 1 K: 3 S: 10 | H: 0 LOB: 1 BB: 0 P: 10 | R: 0 E: 0 K: 0 S: 2 | H: 0 LOB: 0 BB: 1 P: 6 | 1B: 2 2B: 1 3B: 0 HR: 1 | SF: 0 SAC: 0 DP: 1 HBP: 1 | WP: 0 PB: 0 SB: 1 CS: 0 | PA: 33 | | | | | |
| PITCHER | IP | WLS | BF | H | R | ER | SO | BB | IBB | HBP | BLK | WP | HR | S | P | ERA | WHIP | | | | | | | | | | |
| 41 Chris Sale, L (1, 1) ERA: 3.38 | 6.0 | W | 23 | 4 | 2 | 2 | 10 | 0 | 0 | 0 | 0 | 0 | 0 | 5 | 5 | 0.00 | 0.667 | | | | | | | | | | |
| 56 Joe Kelly, R (7, 1) ERA: 2.57 | 1.0 | H | 3 | 0 | 0 | 0 | 1 | 0 | 0 | 0 | 0 | 0 | 0 | 5 | 5 | 0.00 | 0.000 | | | | | | | | | | |
| 68 Matt Barnes, R (8, 1) ERA: 1.08 | 1.0 | H | 5 | 0 | 0 | 0 | 3 | 1 | 0 | 0 | 0 | 0 | 0 | 10 | 14 | 0.00 | 1.000 | | | | | | | | | | |
| 63 Robby Scott, L (9, 1) ERA: 3.38 | 1.0 | S | 2 | 0 | 0 | 0 | 0 | 0 | 0 | 0 | 0 | 0 | 0 | 2 | 2 | 0.00 | 0.000 | | | | | | | | | | |

Boston Red Sox @ New York Yankees
George M. Steinbrenner Field, Tampa, FL
Tue Mar 21 2017, 6:37 PM - 9:21 PM EDT
Att: 10,872 - Clear - 76 F

livebaseballscorecards.com

AB 31
R 2
H 4
RBI 2
BB 1
SO 14
LOB 12



| Batter | 1 | 2 | 3 | 4 | 5 | 6 | 7 | 8 | 9 | AB | R | H | RBI | BB | SO | LOB | TOP | | | |
|---|---|---------------------------------|------------------------------|---------------------------------|------------------------------|---------------------------------|------------------------------|---------------------------------|-------------------------------|----------------------------------|------------------------------|----------------------------------|------------------------------|---------------------------------|------------------------------|----------------------------------|--|----------------------------------|------------------------------------|-------------------------|
| 22 Jacoby Ellsbury, L (1, 8) 77 Dustin Fowler, L (6, 8) OBP: 0.366, SLG: 0.447 OBP: 0.333, SLG: 0.375 | | | | | | | | | | 3 | 1 | 2 | 0 | 0 | 1 | 0 | New York Yankees @ Tampa Bay Rays Charlotte Sports Park, Port Charlotte, FL Thu Mar 23 2017, 1:07 PM - 4:29 PM EDT Att: 5,104 - Partly Cloudy - 84 F livebaseballscorecards.com | | | |
| 31 Aaron Hicks, S (1, 7) 75 Clint Frazier, R (6, 7) OBP: 0.382, SLG: 0.537 OBP: 0.300, SLG: 0.487 | | | | | | | | | | 2 | 1 | 1 | 1 | 1 | 0 | 0 | | | | |
| 33 Greg Bird, L (1, 3) 36 Ji Man Choi, L (6, 3) OBP: 0.500, SLG: 1.045 OBP: 0.333, SLG: 0.233 | | | | | | | | | | 3 | 0 | 1 | 0 | 0 | 1 | 2 | | | | |
| 48 Chris Carter, R (1, 10) 98 Mark Payton, L (8, PR) (8, 10) OBP: 0.234, SLG: 0.195 OBP: 0.333, SLG: 0.667 | | | | | | | | | | 4 | 0 | 1 | 0 | 0 | 2 | 2 | | | | |
| 99 Aaron Judge, R (1, 9) 71 Billy McKinney, L (6, 9) OBP: 0.377, SLG: 0.511 OBP: 0.517, SLG: 0.917 | | | | | | | | | | 3 | 0 | 2 | 1 | 0 | 1 | 0 | | | | |
| 27 Austin Romine, R (1, 2) 86 Kyle Higashioka, R (6, 2) OBP: 0.285, SLG: 0.412 OBP: 0.367, SLG: 0.577 | | | | | | | | | | 3 | 0 | 0 | 0 | 0 | 0 | 2 | | | | |
| 74 Ronald Torreyes, R (1, 5) 30 Rubén Tejada, R (7, 5) OBP: 0.245, SLG: 0.351 OBP: 0.333, SLG: 0.290 | | | | | | | | | | 3 | 1 | 2 | 1 | 0 | 1 | 1 | | | | |
| 34 Donovan Solano, R (1, 4) 38 Rob Refsnyder, R (7, 4) OBP: 0.250, SLG: 0.160 OBP: 0.302, SLG: 0.324 | | | | | | | | | | 3 | 0 | 0 | 0 | 0 | 2 | 2 | | | | |
| 41 Pete Kozma, R (1, 6) 82 Tyler Wade, L (7, 6) OBP: 0.281, SLG: 0.250 OBP: 0.385, SLG: 0.432 | | | | | | | | | | 2 | 1 | 0 | 0 | 1 | 1 | 1 | | | | |
| Inning Stats | R: 0 E: 0 K: 2 S: 8 | H: 1 LOB: 1 BB: 0 P: 8 | R: 0 E: 0 K: 2 S: 8 | H: 1 LOB: 1 BB: 0 P: 8 | R: 0 E: 0 K: 0 S: 4 | H: 1 LOB: 0 BB: 1 P: 8 | R: 0 E: 0 K: 1 S: 5 | H: 0 LOB: 0 BB: 0 P: 5 | R: 0 E: 0 K: 2 S: 10 | H: 3 LOB: 1 BB: 0 P: 10 | R: 2 E: 0 K: 0 S: 5 | H: 1 LOB: 1 BB: 2 P: 15 | R: 0 E: 1 K: 0 S: 4 | H: 1 LOB: 1 BB: 0 P: 4 | R: 1 E: 2 K: 1 S: 8 | H: 0 LOB: 2 BB: 1 P: 12 | | 1B: 4 2B: 5 3B: 0 HR: 1 | SF: 1 SAC: 0 DP: 1 HBP: 0 | WP: 1 PB: 0 CS: 2 |
| PITCHER | IP WLS BF H R ER SO BB IBB HBP BLK WP HR S P ERA WHIP | | | | | | | | | | | | | | | | | | | |
| 50 Austin Pruitt, R (1, 1) ERA: 1.84 | 4.0 | 15 | 3 | 0 | 0 | 5 | 1 | 0 | 0 | 0 | 0 | 0 | 0 | 0 | 25 | 29 | 0.00 | 1.000 | | |
| 17 Jumbo Diaz, R (5, 1) ERA: 10.38 | 1.1 | 6 | 3 | 2 | 2 | 3 | 0 | 0 | 0 | 0 | 0 | 0 | 0 | 1 | 12 | 12 | 13.50 | 2.250 | | |
| 38 Shawn Tolleson, R (6, 1) ERA: 7.2 | 1.0 | 7 | 2 | 2 | 2 | 1 | 2 | 0 | 0 | 0 | 0 | 1 | 7 | 16 | 16 | 18.00 | 4.000 | | | |
| 31 Xavier Cedeño, L (7, 1) ERA: 1.5 | 1.2 | 6 | 1 | 0 | 0 | 0 | 0 | 0 | 0 | 0 | 1 | 0 | 7 | 8 | 8 | 0.00 | 0.600 | | | |
| 37 Alex Colomé, R (9, 1) ERA: | 1.0 | 6 | 0 | 1 | 0 | 1 | 1 | 0 | 0 | 0 | 0 | 0 | 8 | 12 | 12 | 0.00 | 1.000 | | | |

| Batter | 1 | 2 | 3 | 4 | 5 | 6 | 7 | 8 | 9 | AB | R | H | RBI | BB | SO | LOB | BOTTOM | | | |
|---|---|---------------------------------|------------------------------|---------------------------------|------------------------------|---------------------------------|------------------------------|---------------------------------|------------------------------|----------------------------------|------------------------------|---------------------------------|------------------------------|---------------------------------|------------------------------|----------------------------------|--|----------------------------------|------------------------------------|-------------------------|
| 1 Tim Beckham, R (1, 6) 71 Casey Gillaspie, S (6, 3) OBP: 0.400, SLG: 0.538 OBP: 0.273, SLG: 0.475 | | | | | | | | | | 3 | 1 | 1 | 1 | 0 | 1 | 0 | New York Yankees @ Tampa Bay Rays Charlotte Sports Park, Port Charlotte, FL Thu Mar 23 2017, 1:07 PM - 4:29 PM EDT Att: 5,104 - Partly Cloudy - 84 F livebaseballscorecards.com | | | |
| 39 Kevin Kiermaier, L (1, 8) 70 Jake Bauers, L (4, 9) OBP: 0.342, SLG: 0.250 OBP: 0.465, SLG: 0.857 | | | | | | | | | | 2 | 0 | 1 | 0 | 0 | 0 | 0 | | | | |
| 3 Evan Longoria, R (1, 5) 67 Patrick Leonard, R (5, 5) OBP: 0.245, SLG: 0.351 OBP: 0.343, SLG: 0.697 | | | | | | | | | | 2 | 0 | 0 | 0 | 0 | 2 | 1 | | | | |
| 8 Rickie Weeks Jr., R (1, 3) 60 Jake Hager, R (6, 6) OBP: 0.387, SLG: 0.786 OBP: 0.207, SLG: 0.115 | | | | | | | | | | 3 | 0 | 0 | 0 | 0 | 3 | 2 | | | | |
| 20 Steven Souza Jr., R (1, 9) 74 Johnny Field, R (5, 8) OBP: 0.308, SLG: 0.526 OBP: 0.200, SLG: 0.208 | | | | | | | | | | 2 | 1 | 1 | 0 | 0 | 1 | 0 | | | | |
| 28 Colby Rasmus, L (1, 10) 68 Dayron Varona, R (6, PH) (7, 10) OBP: 0.300, SLG: 0.556 OBP: 0.355, SLG: 0.552 | | | | | | | | | | 2 | 0 | 0 | 0 | 0 | 1 | 1 | | | | |
| 45 Jesús Sucre, R (1, 2) 9 Michael McKenry, R (7, 2) OBP: 0.370, SLG: 0.625 OBP: 0.242, SLG: 0.207 | | | | | | | | | | 2 | 1 | 1 | 1 | 0 | 1 | 0 | | | | |
| 2 Nick Franklin, S (1, 4) 65 Shane Peterson, L (8, 7) OBP: 0.429, SLG: 0.500 OBP: 0.324, SLG: 0.463 | | | | | | | | | | 2 | 1 | 0 | 0 | 1 | 2 | 0 | | | | |
| 0 Mallex Smith, L (1, 7) 75 Riley Unroe, S (8, 4) OBP: 0.233, SLG: 0.214 OBP: 0.714, SLG: 0.750 | | | | | | | | | | 3 | 0 | 0 | 0 | 0 | 0 | 2 | | | | |
| Inning Stats | R: 0 E: 0 K: 2 S: 8 | H: 1 LOB: 1 BB: 0 P: 8 | R: 1 E: 0 K: 2 S: 8 | H: 1 LOB: 0 BB: 0 P: 8 | R: 0 E: 0 K: 1 S: 5 | H: 0 LOB: 0 BB: 0 P: 5 | R: 0 E: 0 K: 3 S: 9 | H: 0 LOB: 0 BB: 0 P: 9 | R: 4 E: 0 K: 1 S: 9 | H: 4 LOB: 1 BB: 1 P: 13 | R: 0 E: 0 K: 1 S: 5 | H: 0 LOB: 0 BB: 0 P: 5 | R: 0 E: 0 K: 0 S: 3 | H: 0 LOB: 1 BB: 1 P: 7 | R: 0 E: 0 K: 1 S: 5 | H: 0 LOB: 2 BB: 2 P: 13 | | 1B: 4 2B: 1 3B: 1 HR: 0 | SF: 1 SAC: 0 DP: 0 HBP: 0 | WP: 0 PB: 0 CS: 0 |
| PITCHER | IP WLS BF H R ER SO BB IBB HBP BLK WP HR S P ERA WHIP | | | | | | | | | | | | | | | | | | | |
| 90 Jordan Montgomery, L (1, 1) 67 J.R. Graham, R (5, 1) ERA: 3.68 ERA: 4.32 | 1.1 | 16 | 3 | 2 | 2 | 8 | 1 | 0 | 0 | 0 | 0 | 0 | 7 | 11 | 11 | 40.50 | 6.000 | | | |
| 45 Chasen Shreve, L (6, 1) ERA: 6.14 | 1.0 | 3 | 0 | 0 | 0 | 1 | 0 | 0 | 0 | 0 | 0 | 5 | 5 | 5 | 0.00 | 0.000 | | | | |
| 87 J.P. Feyerherzen, R (7, 1) ERA: 4.15 | 1.0 | 3 | 0 | 0 | 0 | 1 | 0 | 0 | 0 | 0 | 0 | 5 | 5 | 5 | 0.00 | 0.000 | | | | |
| Colten Brewer, R (8, 1) ERA: | 1.0 | 4 | 0 | 0 | 0 | 0 | 1 | 0 | 0 | 0 | 0 | 3 | 7 | 7 | 0.00 | 1.000 | | | | |
| PITCHER | IP WLS BF H R ER SO BB IBB HBP BLK WP HR S P ERA WHIP | | | | | | | | | | | | | | | | | | | |
| 72 Jason Gurka, L (9, 1) ERA: 3.0 | 1.0 | 5 | 0 | 0 | 0 | 1 | 2 | 0 | 0 | 0 | 0 | 5 | 13 | 13 | 0.00 | 2.000 | | | | |

| Batter | 1 | 2 | 3 | 4 | 5 | 6 | 7 | 8 | 9 | AB | R | H | RBI | BB | SO | LOB | TOP | | | | |
|---|------------------------------|---------------------------------|------------------------------|----------------------------------|------------------------------|---------------------------------|------------------------------|---------------------------------|------------------------------|---------------------------------|------------------------------|---------------------------------|------------------------------|---------------------------------|------------------------------|---------------------------------|--|----------------------------------|------------------------------------|-------------------------|--------|
| 16 César Hernández, S (1.4) OBP: 0.362, SLG: 0.314 18 Pedro Florimón, S (7, FH) OBP: 0.324, SLG: 0.286 (7.4) | G6-3 | FC5-2 | | 1B | | | G4-3 | | | 3 | 0 | 1 | 0 | 0 | 0 | 3 | Philadelphia Phillies @ New York Yankees George M. Steinbrenner Field, Tampa, FL Fri Mar 24 2017, 1:06 PM - 3:47 PM EDT Att: 10,252 - Partly Cloudy - 78 F | | | | |
| 47 Howie Kendrick, R (1.7) OBP: 0.200, SLG: 0.271 Chris Coghlan, L (7.7) OBP: 0.359, SLG: 0.324 | G4-3 | FC5-4 | | 1B | | | K | | | 4 | 0 | 1 | 0 | 0 | 1 | 3 | | | | | |
| 37 Odúbel Herrera, L (1.8) OBP: 0.538, SLG: 0.538 24 Roman Quinn, S (7.8) OBP: 0.354, SLG: 0.405 | L6 | | G4-3 | | | | K | | | 4 | 0 | 1 | 0 | 0 | 1 | 0 | | | | | |
| 7 Maikel Franco, R (1.5) OBP: 0.254, SLG: 0.433 4 Andrés Blanco, S (8.5) OBP: 0.321, SLG: 0.375 | | F9 | | 1B | | | F8 | | | 4 | 0 | 1 | 0 | 0 | 0 | 0 | | | | | |
| 5 Michael Saunders, L (1.9) OBP: 0.327, SLG: 0.298 23 Aaron Altherr, R (5, PR) OBP: 0.354, SLG: 0.371 (5.9) | | P6 | | | | | K | | | 2 | 1 | 1 | 0 | 0 | 0 | 1 | | | | | |
| 19 Tommy Joseph, R (1.3) OBP: 0.302, SLG: 0.447 | | 1B | | | | | K | | | 4 | 1 | 2 | 0 | 0 | 1 | 1 | | | | | |
| 34 Ryan Hanigan, R (1.2) OBP: 0.538, SLG: 0.444 59 Bryan Holaday, R (6.2) OBP: 0.238, SLG: 0.421 | | 1B | | | | | L8 | | | 2 | 0 | 0 | 0 | 1 | 1 | 2 | | | | | |
| 13 Freddy Galvis, S (1.6) OBP: 0.241, SLG: 0.340 | | 1B | | | | | G1-3 | | | 4 | 0 | 1 | 2 | 0 | 0 | 0 | | | | | |
| 34 Andrew Knapp, S (1, 10) OBP: 0.176, SLG: 0.303 | | 1B | | | | | K | | | 4 | 0 | 1 | 0 | 0 | 2 | 0 | | | | | |
| Inning Stats | R: 0 E: 0 K: 0 S: 3 | H: 0 LOB: 0 BB: 0 P: 3 | R: 2 E: 0 K: 0 S: 7 | H: 4 LOB: 3 BB: 1 P: 11 | R: 0 E: 0 K: 1 S: 7 | H: 2 LOB: 2 BB: 0 P: 7 | R: 0 E: 0 K: 0 S: 5 | H: 3 LOB: 2 BB: 0 P: 5 | R: 0 E: 0 K: 0 S: 2 | H: 0 LOB: 1 BB: 0 P: 3 | R: 0 E: 0 K: 1 S: 5 | H: 0 LOB: 0 BB: 0 P: 5 | R: 0 E: 0 K: 2 S: 7 | H: 0 LOB: 0 BB: 0 P: 7 | R: 0 E: 0 K: 1 S: 5 | H: 0 LOB: 0 BB: 0 P: 5 | | 1B: 8 2B: 1 3B: 0 HR: 0 | SF: 0 SAC: 0 DP: 1 HBP: 1 | WP: 0 PB: 1 CS: 0 | PA: 36 |
| PITCHER | IP | WLS | BF | H | R | ER | SO | BB | IBB | HBP | BLK | WP | HR | S | P | ERA | WHIP | | | | |
| 52 CC Sabathia, L (1, 1) ERA: 6.75 | 5.1 | | 25 | 9 | 2 | 2 | 1 | 1 | 0 | 1 | 0 | 0 | 0 | 25 | 30 | 3.38 | 1.875 | | | | |
| 68 Dellin Betances, R (6, 1) ERA: | 0.2 | H | 2 | 0 | 0 | 0 | 1 | 0 | 0 | 0 | 0 | 0 | 0 | 4 | 4 | 0.00 | 0.000 | | | | |
| 40 Luis Severino, R (7, 1) ERA: 3.95 | 3.0 | W | 9 | 0 | 0 | 0 | 5 | 0 | 0 | 0 | 0 | 0 | 0 | 19 | 19 | 0.00 | 0.000 | | | | |

| Batter | 1 | 2 | 3 | 4 | 5 | 6 | 7 | 8 | 9 | AB | R | H | RBI | BB | SO | LOB | BOTTOM | | | | |
|--|------------------------------|---------------------------------|------------------------------|---------------------------------|------------------------------|---------------------------------|------------------------------|---------------------------------|------------------------------|---------------------------------|------------------------------|---------------------------------|------------------------------|---------------------------------|------------------------------|---------------------------------|--|----------------------------------|------------------------------------|-------------------------|--------|
| 11 Brett Gardner, L (1, 7) OBP: 0.220, SLG: 0.265 38 Rob Refsnyder, R (7, 7) OBP: 0.295, SLG: 0.316 | E4 | | | | G4-3 | | | P4 | | 3 | 0 | 1 | 1 | 0 | 0 | 1 | Philadelphia Phillies @ New York Yankees George M. Steinbrenner Field, Tampa, FL Fri Mar 24 2017, 1:06 PM - 3:47 PM EDT Att: 10,252 - Partly Cloudy - 78 F | | | | |
| 24 Gary Sánchez, R (1, 2) OBP: 0.296, SLG: 0.705 | G6-3 | | | 1B | | | L8 | | | 4 | 0 | 0 | 0 | 0 | 0 | 3 | | | | | |
| 14 Starlin Castro, R (1, 4) OBP: 0.395, SLG: 0.538 82 Tyler Wade, L (7, 4) OBP: 0.375, SLG: 0.421 | K | | | | G6-3 | | | K | | 3 | 0 | 0 | 0 | 0 | 1 | 0 | | | | | |
| 17 Matt Holliday, R (1, 10) OBP: 0.356, SLG: 0.690 89 Abiatal Avelino, R (6, PR) OBP: 0.250, SLG: 0.250 (7, 10) | G6-3 | | | | G6-3 | | | | | 3 | 0 | 1 | 0 | 0 | 0 | 0 | | | | | |
| 48 Chris Carter, R (1, 3) OBP: 0.240, SLG: 0.227 63 Wilkin Castillo, S (7, 3) OBP: 0.273, SLG: 0.250 | F9 | | | | | | FC6-4 | | | 3 | 0 | 1 | 0 | 0 | 0 | 1 | | | | | |
| 12 Chase Headley, S (1, 5) OBP: 0.289, SLG: 0.463 41 Pete Kozma, R (8, 5) OBP: 0.273, SLG: 0.241 | K | | | | K | | | K | | 3 | 0 | 0 | 0 | 0 | 2 | 1 | | | | | |
| 31 Aaron Hicks, S (1, 8) OBP: 0.380, SLG: 0.535 47 Rashad Crawford, L (8, 8) OBP: 0.167, SLG: 0.250 | | | | | | | | G4-3 | | 2 | 0 | 1 | 0 | 1 | 0 | 0 | | | | | |
| 99 Aaron Judge, R (1, 9) OBP: 0.375, SLG: 0.500 63 Trey Amburgey, R (8, 9) OBP: 0.500, SLG: 0.500 | | | | | FC3-6 | | | F8 | | 3 | 1 | 1 | 0 | 0 | 0 | 1 | | | | | |
| 74 Ronald Torreyes, R (1, 6) OBP: 0.306, SLG: 0.340 30 Rubén Tejada, R (7, 6) OBP: 0.351, SLG: 0.344 | | | | | 1B | | | | | 2 | 0 | 0 | 0 | 0 | 0 | 3 | | | | | |
| Inning Stats | R: 0 E: 1 K: 1 S: 5 | H: 0 LOB: 0 BB: 0 P: 5 | R: 0 E: 0 K: 1 S: 5 | H: 0 LOB: 0 BB: 0 P: 5 | R: 1 E: 0 K: 0 S: 4 | H: 2 LOB: 1 BB: 1 P: 8 | R: 0 E: 0 K: 1 S: 6 | H: 1 LOB: 1 BB: 0 P: 6 | R: 0 E: 0 K: 0 S: 4 | H: 1 LOB: 1 BB: 0 P: 4 | R: 0 E: 0 K: 0 S: 3 | H: 0 LOB: 0 BB: 0 P: 3 | R: 0 E: 0 K: 1 S: 6 | H: 1 LOB: 1 BB: 0 P: 6 | R: 2 E: 0 K: 1 S: 7 | H: 3 LOB: 1 BB: 0 P: 7 | | 1B: 6 2B: 3 3B: 0 HR: 0 | SF: 0 SAC: 0 DP: 2 HBP: 0 | WP: 0 PB: 0 CS: 0 | PA: 35 |
| PITCHER | IP | WLS | BF | H | R | ER | SO | BB | IBB | HBP | BLK | WP | HR | S | P | ERA | WHIP | | | | |
| 58 Jeremy Hellickson, R (1, 1) ERA: 5.92 | 6.1 | | 24 | 5 | 1 | 1 | 3 | 1 | 0 | 0 | 0 | 0 | 0 | 29 | 33 | 1.42 | 0.947 | | | | |
| 55 César Ramos, L (7, 1) ERA: 5.91 | 1.2 | H | 6 | 1 | 0 | 0 | 1 | 0 | 0 | 0 | 0 | 0 | 0 | 8 | 8 | 0.00 | 0.600 | | | | |
| 31 Michael Mariot, R (8, 1) ERA: 4.15 | 0.2 | L | 5 | 3 | 2 | 2 | 1 | 0 | 0 | 0 | 0 | 0 | 0 | 7 | 7 | 27.00 | 4.500 | | | | |

| Batter | 1 | 2 | 3 | 4 | 5 | 6 | 7 | 8 | 9 | AB | R | H | RBI | BB | SO | LOB | TOP | | | |
|--|---|---|-------------------------------|----------------------------------|------------------------------|---------------------------------|------------------------------|---------------------------------|------------------------------|---------------------------------|------------------------------|---------------------------------|------------------------------|----------------------------------|------------------------------|---------------------------------|--|----------------------------------|------------------------------------|-------------------------|
| 29 Devon Travis, R OBP: 0.500, SLG: 0.833 | | | | | | | | | | 4 | 1 | 2 | 1 | 0 | 1 | 0 | Toronto Blue Jays @ New York Yankees George M. Steinbrenner Field, Tampa, FL Sat Mar 25 2017, 1:07 PM - 4:02 PM EDT Att: 10,320 - Partly Cloudy - 78 F livebaseballscorecards.com | | | |
| 2 Troy Tulowitzki, R OBP: 0.333, SLG: 0.950 72 J.B. Woodman, L OBP: 0.200, SLG: 0.231 | | | | | | | | | | 3 | 0 | 0 | 0 | 0 | 1 | 1 | | | | |
| 20 Josh Donaldson, R 21 Jake Elmore, R OBP: 0.333, SLG: 0.343 | | | | | | | | | | 3 | 0 | 0 | 0 | 0 | 1 | 1 | | | | |
| 19 José Bautista, R 64 Ryan McBroom, R OBP: 0.300, SLG: 0.990 | | | | | | | | | | 2 | 0 | 0 | 0 | 1 | 1 | 0 | | | | |
| 8 Kendrys Morales, S 68 Jason Leblebician, R | | | | | | | | | | 3 | 0 | 1 | 1 | 0 | 0 | 0 | | | | |
| 11 Kevin Pillar, R 15 Roeman Fields, L | | | | | | | | | | 3 | 0 | 0 | 0 | 0 | 1 | 2 | | | | |
| 10 Jarrod Saltalamacchia, R 69 Juan Graterol, R OBP: 0.250, SLG: 0.261 | | | | | | | | | | 2 | 2 | 1 | 1 | 1 | 0 | 0 | | | | |
| 9 Darrell Ceciliani, L 88 Derrick Loveless, L OBP: 0.286, SLG: 0.571 | | | | | | | | | | 3 | 0 | 1 | 0 | 0 | 1 | 1 | | | | |
| 17 Ryan Goins, L 85 Gunnar Heidt, R OBP: 0.250, SLG: 0.250 | | | | | | | | | | 3 | 1 | 1 | 2 | 0 | 0 | 1 | | | | |
| Inning Stats | R: 1 E: 0 K: 0 S: 5 | H: 2 LOB: 2 BB: 1 P: 9 | R: 2 E: 0 K: 2 S: 10 | H: 1 LOB: 0 BB: 1 P: 16 | R: 0 E: 0 K: 1 S: 5 | H: 0 LOB: 0 BB: 0 P: 5 | R: 1 E: 0 K: 2 S: 8 | H: 1 LOB: 0 BB: 0 P: 9 | R: 0 E: 0 K: 0 S: 3 | H: 0 LOB: 0 BB: 0 P: 3 | R: 1 E: 0 K: 1 S: 7 | H: 2 LOB: 2 BB: 0 P: 7 | R: 0 E: 0 K: 2 S: 6 | H: 0 LOB: 0 BB: 1 P: 10 | R: 0 E: 0 K: 1 S: 6 | H: 1 LOB: 1 BB: 0 P: 6 | | 1B: 2 2B: 3 3B: 0 HR: 2 | SF: 0 SAC: 0 DP: 0 HBP: 0 | WP: 0 SB: 0 CS: 1 |
| PITCHER | IP WLS BF H R ER SO BB IBB HBP BLK WP HR S P ERA WHIP | IP WLS BF H R ER SO BB IBB HBP BLK WP HR S P ERA WHIP | | | | | | | | | | | | | | | | | | |
| 43 Adam Warren, R ERA: 4.8 | 3.1 0 2 16 4 4 4 4 2 0 0 0 0 0 0 2 24 35 10.80 1.800 | | | | | | | | | | | | | | | | | | | |
| 39 Tommy Layne, L ERA: 1.42 | 0.2 0 0 0 0 0 1 0 0 0 0 0 0 0 0 0 4 4 0.00 0.000 | | | | | | | | | | | | | | | | | | | |
| 65 Jonathan Holder, R ERA: 3.27 | 2.0 6 0 0 0 1 0 0 0 0 0 0 0 0 0 8 8 0.00 0.000 | | | | | | | | | | | | | | | | | | | |
| Jonathon Niese, L ERA: 4.5 | 1.0 5 2 1 1 1 0 0 0 0 0 0 0 0 7 7 9.00 2.000 | | | | | | | | | | | | | | | | | | | |
| 87 J.P. Feyereisen, R ERA: 3.38 | 1.0 3 0 0 0 2 1 0 0 0 0 0 0 0 6 10 0.00 1.000 | | | | | | | | | | | | | | | | | | | |
| 70 Matt Marsh, R ERA: 3.0 | 1.0 W 4 1 0 0 1 0 0 0 0 0 0 0 0 6 6 0.00 1.000 | | | | | | | | | | | | | | | | | | | |

| Batter | 1 | 2 | 3 | 4 | 5 | 6 | 7 | 8 | 9 | AB | R | H | RBI | BB | SO | LOB | BOTTOM | | | |
|--|---|---|------------------------------|---------------------------------|------------------------------|----------------------------------|------------------------------|---------------------------------|------------------------------|---------------------------------|------------------------------|---------------------------------|------------------------------|---------------------------------|------------------------------|---------------------------------|--|----------------------------------|------------------------------------|-------------------------|
| 11 Brett Gardner, L OBP: 0.226, SLG: 0.269 38 Rob Refsnyder, R OBP: 0.283, SLG: 0.300 | | | | | | | | | | 3 | 0 | 1 | 0 | 0 | 0 | 0 | Toronto Blue Jays @ New York Yankees George M. Steinbrenner Field, Tampa, FL Sat Mar 25 2017, 1:07 PM - 4:02 PM EDT Att: 10,320 - Partly Cloudy - 78 F livebaseballscorecards.com | | | |
| 22 Jacoby Ellsbury, L OBP: 0.341, SLG: 0.415 Mason Williams, L OBP: 0.333, SLG: 0.400 | | | | | | | | | | 3 | 1 | 0 | 0 | 0 | 1 | 1 | | | | |
| 17 Matt Holliday, R OBP: 0.354, SLG: 0.667 41 Pete Kozma, R OBP: 0.286, SLG: 0.258 | | | | | | | | | | 3 | 0 | 1 | 1 | 0 | 0 | 1 | | | | |
| 33 Greg Bird, L OBP: 0.528, SLG: 1.111 88 Mike Ford, L | | | | | | | | | | 1 | 1 | 1 | 1 | 2 | 0 | 0 | | | | |
| 14 Starlin Castro, R OBP: 0.391, SLG: 0.524 30 Rubén Tejada, R OBP: 0.342, SLG: 0.333 | | | | | | | | | | 3 | 0 | 1 | 0 | 0 | 1 | 1 | | | | |
| 12 Chase Headley, S OBP: 0.271, SLG: 0.432 34 Donovan Solano, R OBP: 0.241, SLG: 0.154 | | | | | | | | | | 3 | 0 | 0 | 0 | 0 | 1 | 4 | | | | |
| 31 Aaron Hicks, S OBP: 0.358, SLG: 0.500 76 Zack Zehner, R OBP: 0.500, SLG: 1.000 | | | | | | | | | | 3 | 1 | 0 | 0 | 0 | 1 | 1 | | | | |
| 27 Austin Romine, R OBP: 0.270, SLG: 0.405 63 Wilkin Castillo, S OBP: 0.251, SLG: 0.238 | | | | | | | | | | 3 | 0 | 1 | 1 | 0 | 0 | 0 | | | | |
| 82 Tyler Wade, L OBP: 0.372, SLG: 0.439 74 Ronald Torreyes, R OBP: 0.300, SLG: 0.333 | | | | | | | | | | 3 | 1 | 1 | 0 | 0 | 0 | 1 | | | | |
| Inning Stats | R: 0 E: 0 K: 0 S: 3 | H: 0 LOB: 0 BB: 0 P: 3 | R: 2 E: 1 K: 0 S: 7 | H: 2 LOB: 1 BB: 0 P: 8 | R: 1 E: 0 K: 0 S: 6 | H: 3 LOB: 2 BB: 1 P: 10 | R: 0 E: 0 K: 1 S: 5 | H: 0 LOB: 0 BB: 0 P: 5 | R: 0 E: 1 K: 0 S: 3 | H: 0 LOB: 0 BB: 0 P: 3 | R: 1 E: 0 K: 1 S: 7 | H: 2 LOB: 1 BB: 0 P: 7 | R: 0 E: 0 K: 0 S: 3 | H: 0 LOB: 0 BB: 0 P: 3 | R: 2 E: 2 K: 1 S: 8 | H: 2 LOB: 2 BB: 0 P: 8 | | 1B: 7 2B: 1 3B: 0 HR: 1 | SF: 0 SAC: 0 DP: 2 HBP: 0 | WP: 1 SB: 0 CS: 0 |
| PITCHER | IP WLS BF H R ER SO BB IBB HBP BLK WP HR S P ERA WHIP | IP WLS BF H R ER SO BB IBB HBP BLK WP HR S P ERA WHIP | | | | | | | | | | | | | | | | | | |
| 57 Mat Latos, R ERA: 6.75 | 3.0 0 3 15 5 3 2 0 1 0 0 0 0 0 0 0 5 5 6.00 2.000 | | | | | | | | | | | | | | | | | | | |
| 52 Ryan Tepera, R ERA: 2.16 | 1.0 H 3 0 0 0 1 0 0 0 0 0 0 0 5 5 0.00 0.000 | | | | | | | | | | | | | | | | | | | |
| 49 Mike Bolsinger, R ERA: 3.09 | 3.0 H 12 2 1 1 3 1 0 0 0 0 0 0 17 21 3.00 1.000 | | | | | | | | | | | | | | | | | | | |
| 62 Aaron Loup, L ERA: 4.26 | 1.0 H 3 0 0 0 0 0 0 0 0 0 0 3 3 0.00 0.000 | | | | | | | | | | | | | | | | | | | |
| 31 Joe Bigolini, R ERA: 2.7 | 0.2 L 6 2 2 0 1 0 0 0 0 0 0 0 8 8 0.00 3.000 | | | | | | | | | | | | | | | | | | | |

| Batter | 1 | 2 | 3 | 4 | 5 | 6 | 7 | 8 | 9 | AB | R | H | RBI | BB | SO | LOB | TOP | | | |
|---|---|----------------------------------|------------------------------|---------------------------------|------------------------------|---------------------------------|------------------------------|---------------------------------|-------------------------------|----------------------------------|------------------------------|---------------------------------|------------------------------|----------------------------------|------------------------------|---------------------------------|---|----------------------------------|------------------------------------|----------------------------------|
| 3 Ian Kinsler, R (1.4) 97 Logan Watkins, L (6.4) | | | | | | | | | | 3 | 1 | 1 | 0 | 0 | 1 | 1 | <p>Detroit Tigers @ New York Yankees George M. Steinbrenner Field, Tampa, FL Tue Mar 28 2017, 6:38 PM - 9:29 PM EDT Att: 9,940 - Partly Cloudy - 82 F</p> | | | |
| 14 Alex Presley, L (1.9) 15 Mikie Mahtook, R (6.9) | | | | | | | | | | 2 | 2 | 2 | 1 | 1 | 0 | 0 | | | | |
| 8 Justin Upton, R (1.7) OBP: 0.317, SLG: 0.600 | | | | | | | | | | 3 | 2 | 1 | 2 | 1 | 0 | 2 | | | | |
| 33 Steven Moya, L (1.10) OBP: 0.208, SLG: 0.288 | | | | | | | | | | 4 | 1 | 1 | 2 | 0 | 2 | 3 | | | | |
| 31 Alex Avila, L (1.2) OBP: 0.292, SLG: 0.128 | | | | | | | | | | 3 | 0 | 0 | 0 | 1 | 3 | 0 | | | | |
| 18 Tyler Collins, L (1.8) 40 JaCoby Jones, R (6.8) | | | | | | | | | | 3 | 0 | 0 | 0 | 0 | 2 | 2 | | | | |
| 49 Dixon Machado, R (1.6) OBP: 0.292, SLG: 0.311 | | | | | | | | | | 4 | 0 | 0 | 0 | 0 | 1 | 2 | | | | |
| 74 Efrén Navarro, L (1.3) OBP: 0.150, SLG: 0.081 | | | | | | | | | | 4 | 0 | 0 | 0 | 0 | 3 | 0 | | | | |
| 26 Brendan Ryan, R (1.5) OBP: 0.267, SLG: 0.279 | | | | | | | | | | 3 | 0 | 1 | 0 | 0 | 1 | 0 | | | | |
| Inning Stats | R: 2 E: 2 K: 2 S: 10 | H: 2 LOB: 2 BB: 1 P: 14 | R: 0 E: 0 K: 1 S: 5 | H: 1 LOB: 0 BB: 0 P: 5 | R: 0 E: 0 K: 1 S: 2 | H: 0 LOB: 0 BB: 1 P: 6 | R: 0 E: 0 K: 1 S: 5 | H: 0 LOB: 0 BB: 0 P: 5 | R: 0 E: 0 K: 3 S: 13 | H: 2 LOB: 0 BB: 0 P: 16 | R: 0 E: 0 K: 1 S: 5 | H: 0 LOB: 0 BB: 0 P: 5 | R: 2 E: 0 K: 2 S: 9 | H: 1 LOB: 0 BB: 1 P: 14 | R: 0 E: 0 K: 2 S: 7 | H: 0 LOB: 0 BB: 0 P: 7 | | 1B: 2 2B: 2 3B: 0 HR: 2 | SF: 0 SAC: 0 DP: 2 HBP: 0 | WP: 0 PB: 0 SB: 1 CS: 0 |
| PITCHER | IP WLS BF H R ER SO BB IBB HBP BLK WP HR S P ERA WHIP | | | | | | | | | | | | | | | | | | | |
| 19 Masahiro Tanaka, R (1.1) ERA: 0.38 | 5.0 L 19 3 2 1 6 2 0 0 0 0 0 0 29 37 1.80 1.000 | | | | | | | | | | | | | | | | | | | |
| 68 Dellin Betances, R (6.1) ERA: 4.91 | 1.0 5 2 2 2 3 0 0 0 0 0 0 1 13 16 18.00 2.000 | | | | | | | | | | | | | | | | | | | |
| 65 Jonathan Holder, R (7.1) ERA: 3.0 | 1.0 3 0 0 0 1 0 0 0 0 0 0 0 5 5 0.00 0.000 | | | | | | | | | | | | | | | | | | | |
| 50 Ernesto Frieri, R (8.1) ERA: 9.0 | 1.0 5 1 2 2 2 1 0 0 0 0 0 1 9 14 18.00 2.000 | | | | | | | | | | | | | | | | | | | |
| 87 J.P. Foyeisen, R (9.1) ERA: 2.64 | 1.0 3 0 0 0 2 0 0 0 0 0 0 0 7 7 0.00 0.000 | | | | | | | | | | | | | | | | | | | |


| Batter | 1 | 2 | 3 | 4 | 5 | 6 | 7 | 8 | 9 | AB | R | H | RBI | BB | SO | LOB | BOTTOM | | | |
|---|---|----------------------------------|------------------------------|---------------------------------|------------------------------|---------------------------------|------------------------------|---------------------------------|------------------------------|---------------------------------|------------------------------|---------------------------------|------------------------------|---------------------------------|------------------------------|---------------------------------|---|------------------------------------|----------------------------------|--------|
| 11 Brett Gardner, L (1.7) OBP: 0.232, SLG: 0.259 | | | | | | | | | | 2 | 1 | 0 | 0 | 1 | 0 | 1 | <p>Detroit Tigers @ New York Yankees George M. Steinbrenner Field, Tampa, FL Tue Mar 28 2017, 6:38 PM - 9:29 PM EDT Att: 9,940 - Partly Cloudy - 82 F</p> | | | |
| 24 Gary Sánchez, R (1.2) OBP: 0.412, SLG: 0.696 | | | | | | | | | | 2 | 0 | 1 | 0 | 1 | 0 | 0 | | | | |
| 86 Kyle Higashioka, R (7.2) OBP: 0.406, SLG: 0.630 | | | | | | | | | | 0 | 0 | 0 | 0 | 1 | 0 | 0 | | | | |
| 33 Greg Bird, L (1.3) OBP: 0.517, SLG: 1.041 | | | | | | | | | | 2 | 0 | 0 | 0 | 1 | 0 | 1 | | | | |
| 27 Austin Romine, R (7.3) OBP: 0.293, SLG: 0.400 | | | | | | | | | | 1 | 0 | 0 | 0 | 0 | 0 | 1 | | | | |
| 17 Matt Holliday, R (1.10) OBP: 0.353, SLG: 0.646 | | | | | | | | | | 3 | 0 | 1 | 0 | 0 | 1 | 3 | | | | |
| 48 Chris Carter, R (6. PH) OBP: 0.236, SLG: 0.208 | | | | | | | | | | 1 | 0 | 0 | 0 | 0 | 0 | 0 | | | | |
| 22 Jacoby Ellsbury, L (1.8) OBP: 0.327, SLG: 0.378 | | | | | | | | | | 3 | 0 | 0 | 1 | 0 | 0 | 4 | | | | |
| Mason Williams, L (7.8) OBP: 0.286, SLG: 0.333 | | | | | | | | | | 1 | 0 | 0 | 0 | 0 | 1 | 0 | | | | |
| 14 Starlin Castro, R (1.4) OBP: 0.367, SLG: 0.489 | | | | | | | | | | 3 | 0 | 0 | 0 | 0 | 2 | 4 | | | | |
| 41 Pete Kozma, R (7.4) OBP: 0.308, SLG: 0.286 | | | | | | | | | | 1 | 0 | 1 | 0 | 0 | 0 | 0 | | | | |
| 12 Chase Headley, S (1.5) ERA: 3.95 | | | | | | | | | | 2 | 0 | 0 | 0 | 0 | 0 | 0 | | | | |
| 99 Aaron Judge, R (7.9) OBP: 0.393, SLG: 0.564 | | | | | | | | | | 2 | 1 | 1 | 1 | 0 | 0 | 1 | | | | |
| 31 Aaron Hicks, S (1.9) OBP: 0.362, SLG: 0.549 | | | | | | | | | | 2 | 0 | 0 | 0 | 0 | 0 | 0 | | | | |
| Miguel Andujar, R (7.5) OBP: 0.308, SLG: 0.440 | | | | | | | | | | 2 | 0 | 0 | 0 | 0 | 0 | 0 | | | | |
| 74 Ronald Torreyes, R (1.6) OBP: 0.291, SLG: 0.327 | | | | | | | | | | 2 | 0 | 1 | 0 | 0 | 0 | 0 | | | | |
| 82 Tyler Wade, L (7.6) OBP: 0.400, SLG: 0.452 | | | | | | | | | | 1 | 1 | 1 | 0 | 0 | 0 | 0 | | | | |
| Inning Stats | R: 1 E: 0 K: 2 S: 7 | H: 0 LOB: 2 BB: 3 P: 19 | R: 0 E: 0 K: 0 S: 4 | H: 1 LOB: 1 BB: 0 P: 4 | R: 0 E: 0 K: 1 S: 7 | H: 2 LOB: 2 BB: 0 P: 7 | R: 0 E: 0 K: 0 S: 3 | H: 0 LOB: 0 BB: 0 P: 3 | R: 0 E: 0 K: 0 S: 3 | H: 0 LOB: 0 BB: 0 P: 3 | R: 2 E: 1 K: 0 S: 5 | H: 2 LOB: 1 BB: 1 P: 9 | R: 0 E: 0 K: 1 S: 6 | H: 1 LOB: 1 BB: 0 P: 6 | R: 0 E: 0 K: 0 S: 2 | H: 0 LOB: 0 BB: 0 P: 3 | 1B: 5 2B: 0 3B: 0 HR: 1 | SF: 1 SAC: 0 DP: 1 HBP: 1 | WP: 0 PB: 0 SB: 1 CS: 0 | PA: 37 |
| PITCHER | IP WLS BF H R ER SO BB IBB HBP BLK WP HR S P ERA WHIP | | | | | | | | | | | | | | | | | | | |
| 32 Michael Fulmer, R (1.1) ERA: 3.38 | 5.0 W 21 3 1 1 3 3 0 0 0 0 0 0 24 36 1.80 1.200 | | | | | | | | | | | | | | | | | | | |
| 38 Justin Wilson, L (6.1) ERA: 5.87 | 0.2 H 2 0 0 0 0 0 0 0 0 0 0 2 2 0.00 0.000 | | | | | | | | | | | | | | | | | | | |
| 61 Shane Greene, R (6.1) ERA: 5.4 | 0.1 H 1 0 0 0 0 0 0 0 0 0 0 1 1 0.00 0.000 | | | | | | | | | | | | | | | | | | | |
| 43 Bruce Rondon, R (7.1) ERA: 8.53 | 1.0 H 6 2 2 1 0 1 0 0 0 0 0 1 5 9 9.00 3.000 | | | | | | | | | | | | | | | | | | | |
| 57 Francisco Rodríguez, R (8.1) ERA: 16.88 | 1.0 H 4 1 0 0 1 0 0 0 0 0 0 0 6 6 0.00 1.000 | | | | | | | | | | | | | | | | | | | |


| Batter | 1 | 2 | 3 | 4 | 5 | 6 | 7 | 8 | 9 | AB | R | H | RBI | BB | SO | LOB | TOP | | | | | | | | | | | | | | | | | | |
|---|---|---|------------------------------|---------------------------------|------------------------------|---------------------------------|------------------------------|---------------------------------|------------------------------|----------------------------------|------------------------------|---------------------------------|------------------------------|---------------------------------|------------------------------|---------------------------------|--|---------------------------------|---|---|----------------------------------|--------|--|--|--|--|--|--|--|--|--|--|--|--|--|
| 11 Brett Gardner, L (1,7) 63 Trey Amburgey, R (5,7) OBP: 0.237, SLG: 0.263 OBP: 0.400, SLG: 0.400 | G6-3 | | G1-3 | | E4 | | K | | | 3 | 0 | 1 | 1 | 0 | 0 | 0 | New York Yankees @ Toronto Blue Jays Florida Auto Exchange Stadium, Dunedin, FL Wed Mar 29 2017, 1:09 PM - 3:58 PM EDT Att: 5,430 - Sunny - 82 F livebaseballscorecards.com | | | | | | | | | | | | | | | | | | |
| 12 Chase Headley, S (1,5) 89 Abiatal Avelino, R (5,FR) OBP: 0.284, SLG: 0.396 OBP: 0.167, SLG: 0.167 | P3 | | K | | | | G4-3 | | F7 | 2 | 0 | 0 | 0 | 1 | 1 | 0 | | | | | | | | | | | | | | | | | | | |
| 17 Matt Holliday, R (1,10) 84 Tito Polo, R (8,PH) OBP: 0.406, SLG: 0.608 OBP: 0.167, SLG: 0.167 | G5-3 | | | | G5-3 | | F4 | | K | 3 | 0 | 0 | 0 | 0 | 0 | 3 | | | | | | | | | | | | | | | | | | | |
| 48 Chris Carter, R (1,3) 88 Mike Ford, L (5,3) | | P3 | | | F8 | | K | | G4-3 | 3 | 0 | 0 | 0 | 0 | 1 | 3 | | | | | | | | | | | | | | | | | | | |
| 14 Starlin Castro, R (1,4) 38 Rob Refsnyder, R (6,4) OBP: 0.365, SLG: 0.521 OBP: 0.314, SLG: 0.349 | | | | | F9 | | P4 | | | 3 | 1 | 1 | 0 | 0 | 0 | 0 | | | | | | | | | | | | | | | | | | | |
| 31 Aaron Hicks, S (1,8) 47 Rashad Crawford, L (6,8) OBP: 0.361, SLG: 0.528 OBP: 0.154, SLG: 0.231 | | | | | | | F7 | | P4 | 2 | 1 | 0 | 0 | 1 | 1 | 1 | | | | | | | | | | | | | | | | | | | |
| 99 Aaron Judge, R (1,9) 85 Austin Aune, L (6,9) | | | | | | | | | K | 3 | 1 | 2 | 1 | 0 | 1 | 0 | | | | | | | | | | | | | | | | | | | |
| 27 Austin Romine, R (1,2) 41 Pete Kozma, R (7,6) OBP: 0.295, SLG: 0.395 OBP: 0.300, SLG: 0.278 | | | | | | | | | | 1 | 0 | 0 | 0 | 0 | 0 | 0 | | | | | | | | | | | | | | | | | | | |
| 74 Ronald Torreyes, R (1,6) 79 Francisco Diaz, S (7,2) OBP: 0.293, SLG: 0.345 OBP: 0.214, SLG: 0.286 | | | | | | | | | | 3 | 0 | 1 | 0 | 0 | 0 | 2 | | | | | | | | | | | | | | | | | | | |
| | | | | | | | | | | 1 | 0 | 1 | 0 | 0 | 0 | 0 | | | | | | | | | | | | | | | | | | | |
| Inning Stats | R: 0 E: 0 K: 0 S: 4 | H: 0 LOB: 0 BB: 0 P: 4 | R: 1 E: 0 K: 1 S: 7 | H: 2 LOB: 1 BB: 0 P: 7 | R: 0 E: 0 K: 1 S: 5 | H: 0 LOB: 0 BB: 0 P: 5 | R: 0 E: 0 K: 0 S: 3 | H: 0 LOB: 0 BB: 0 P: 3 | R: 2 E: 1 K: 1 S: 8 | H: 3 LOB: 3 BB: 2 P: 17 | R: 0 E: 0 K: 1 S: 5 | H: 0 LOB: 0 BB: 0 P: 5 | R: 0 E: 0 K: 1 S: 6 | H: 1 LOB: 1 BB: 0 P: 6 | R: 0 E: 0 K: 1 S: 6 | H: 1 LOB: 1 BB: 0 P: 6 | R: 0 E: 0 K: 1 S: 7 | H: 2 LOB: 2 BB: 0 P: 7 | 1B: 7 2B: 1 3B: 1 HR: 0 | SF: 0 SAC: 0 DP: 0 HBP: 0 | WP: 0 PB: 0 SB: 2 CS: 0 | PA: 38 | | | | | | | | | | | | | |
| PITCHER | IP WLS BF H R ER SO BB IBB HBP BLK WP HR S P ERA WHIP | 33 J.A. Happ, L (1,1) 4.0 0 14 2 1 1 2 0 0 0 0 0 0 0 19 19 2.25 0.500 49 Mike Bolsinger, R (5,1) 1.0 L 8 3 2 2 1 2 0 0 0 0 0 0 0 8 17 18.00 5.000 54 Roberto Osuna, R (6,1) 1.0 3 0 0 0 1 0 0 0 0 0 0 0 5 5 0.00 0.000 51 Dominic Leone, R (7,1) 1.0 4 1 0 0 1 0 0 0 0 0 0 0 6 6 0.00 1.000 74 Andrew Case, R (8,1) 1.0 4 1 0 0 1 0 0 0 0 0 0 0 6 6 0.00 1.000 | | | | | | | | | | | | | | | | PITCHER | IP WLS BF H R ER SO BB IBB HBP BLK WP HR S P ERA WHIP | 67 Geno Encina, R (9,1) 1.0 5 2 0 0 1 0 0 0 0 0 0 0 7 7 0.00 2.000 | | | | | | | | | | | | | | | |

| Batter | 1 | 2 | 3 | 4 | 5 | 6 | 7 | 8 | 9 | AB | R | H | RBI | BB | SO | LOB | BOTTOM | | | | | | | | | | | | | | | | | | |
|--|---|---|------------------------------|---------------------------------|------------------------------|---------------------------------|------------------------------|---------------------------------|------------------------------|---------------------------------|------------------------------|---------------------------------|------------------------------|---------------------------------|------------------------------|---------------------------------|--|------------------------------------|---|---|--|--|--|--|--|--|--|--|--|--|--|--|--|--|--|
| 7 B.J. Upton, R (1,7) 59 Jonathan Davis, R (5,8) OBP: 0.212, SLG: 0.406 OBP: 0.333, SLG: 0.250 | L5 | | L4 | FC4 | | | L7 | | | 3 | 0 | 0 | 0 | 0 | 0 | 2 | New York Yankees @ Toronto Blue Jays Florida Auto Exchange Stadium, Dunedin, FL Wed Mar 29 2017, 1:09 PM - 3:58 PM EDT Att: 5,430 - Sunny - 82 F livebaseballscorecards.com | | | | | | | | | | | | | | | | | | |
| 2 Troy Tulowitzki, R (1,6) 21 Jake Elmore, R (3,FR) OBP: 0.398, SLG: 0.471 OBP: 0.370, SLG: 0.333 | | | | | G5-3 | | P4 | | | 1 | 0 | 1 | 0 | 1 | 0 | 0 | | | | | | | | | | | | | | | | | | | |
| 19 José Bautista, R (1,10) 43 Mike Ohlman, R (5,PH) OBP: 0.469, SLG: 0.759 OBP: 0.333, SLG: 0.680 | | | | | | | K | | K | 2 | 0 | 0 | 0 | 0 | 1 | 2 | | | | | | | | | | | | | | | | | | | |
| 10 Jarrod Saltalamacchia, R (1,2) 44 Mike Reeves, L (7,2) | | | | | | | | | | 2 | 0 | 0 | 0 | 0 | 2 | 0 | | | | | | | | | | | | | | | | | | | |
| 14 Justin Smoak, S (1,3) 69 Bradley Jones, R (6,FR) OBP: 0.304, SLG: 0.367 OBP: 0.143, SLG: 0.143 | | | | | | | | | | 3 | 1 | 2 | 0 | 0 | 1 | 0 | | | | | | | | | | | | | | | | | | | |
| 18 Darwin Barney, R (1,4) 35 Christian Lopez, R (7,4) OBP: 0.286, SLG: 0.256 OBP: 0.556, SLG: 1.000 | | | | | | | | | | 1 | 0 | 1 | 0 | 0 | 0 | 0 | | | | | | | | | | | | | | | | | | | |
| 3 Ezequiel Carrera, L (1,8) 88 Derrick Loveless, L (6,PR) OBP: 0.409, SLG: 0.400 OBP: 0.333, SLG: 0.556 | | | | | | | | | | 2 | 0 | 1 | 0 | 1 | 0 | 2 | | | | | | | | | | | | | | | | | | | |
| 58 Gregorio Petit, R (1,5) 36 Andrew Guillotte, R (8,7) OBP: 0.333, SLG: 0.407 | | | | | | | | | | 1 | 0 | 1 | 0 | 0 | 0 | 0 | | | | | | | | | | | | | | | | | | | |
| 17 Ryan Goins, L (1,9) 15 Shane Opitz, L (7,5) OBP: 0.228, SLG: 0.321 OBP: 0.154, SLG: 0.333 | | | | | | | | | | 3 | 0 | 0 | 0 | 1 | 6 | 1 | | | | | | | | | | | | | | | | | | | |
| | | | | | | | | | | 1 | 0 | 0 | 0 | 0 | 1 | 1 | | | | | | | | | | | | | | | | | | | |
| Inning Stats | R: 0 E: 0 K: 0 S: 4 | H: 1 LOB: 1 BB: 0 P: 4 | R: 0 E: 0 K: 2 S: 9 | H: 2 LOB: 2 BB: 0 P: 9 | R: 0 E: 0 K: 1 S: 5 | H: 0 LOB: 1 BB: 1 P: 9 | R: 0 E: 0 K: 0 S: 6 | H: 3 LOB: 2 BB: 0 P: 6 | R: 0 E: 0 K: 1 S: 5 | H: 2 LOB: 2 BB: 1 P: 8 | R: 0 E: 0 K: 1 S: 5 | H: 0 LOB: 0 BB: 0 P: 5 | R: 0 E: 0 K: 1 S: 5 | H: 1 LOB: 1 BB: 0 P: 6 | R: 0 E: 0 K: 0 S: 3 | H: 1 LOB: 0 BB: 0 P: 3 | 1B: 8 2B: 3 3B: 0 HR: 0 | SF: 0 SAC: 0 DP: 2 HBP: 0 | WP: 0 PB: 0 SB: 0 CS: 0 | PA: 36 | | | | | | | | | | | | | | | |
| PITCHER | IP WLS BF H R ER SO BB IBB HBP BLK WP HR S P ERA WHIP | 90 Jordan Montgomery, L (1,1) 5.0 0 22 6 1 1 4 1 0 0 0 0 0 0 29 33 1.80 1.400 61 Ben Heller, R (6,1) 2.0 H 8 2 0 0 1 1 0 0 0 0 0 0 9 13 0.00 1.500 45 Chasen Shreve, L (8,1) 1.0 H 5 2 0 0 1 0 0 0 0 0 0 0 6 7 0.00 2.000 67 J.R. Graham, R (9,1) 1.0 S 2 0 0 0 0 0 0 0 0 0 0 0 2 2 0.00 0.000 | | | | | | | | | | | | | | | | PITCHER | IP WLS BF H R ER SO BB IBB HBP BLK WP HR S P ERA WHIP | 67 Geno Encina, R (9,1) 1.0 5 2 0 0 1 0 0 0 0 0 0 0 7 7 0.00 2.000 | | | | | | | | | | | | | | | |

| Batter | 1 | 2 | 3 | 4 | 5 | 6 | 7 | 8 | 9 | AB | R | H | RBI | BB | SO | LOB | TOP | | | | | | | | |
|---|---------------------------------------|---------------------------------------|---------------------------------------|---------------------------------------|---------------------------------------|---------------------------------------|---------------------------------------|---------------------------------------|---------------------------------------|---------------------------------------|---------------------------------------|---------------------------------------|---------------------------------------|---------------------------------------|---------------------------------------|---------------------------------------|--|------------------------------------|----------------------------------|------------------------------------|----------------------------------|-------------|-------------|-------------|--|
| 22 Jacoby Ellsbury, L (1, 8) OBP: 0.346, SLG: 0.396 | | | F7 | | | K | | L9 | | 3 | 2 | 2 | 1 | 0 | 0 | 0 | New York Yankees @ Philadelphia Phillies Spectrum Field, Clearwater, FL Thu Mar 30 2017, 1:08 PM - 4:03 PM EDT Att: 5,601 - Sunny - 84 F | | | | | | | | |
| 77 Dustin Fowler, L (3, 8) OBP: 0.295, SLG: 0.324 | | | | | | | | | | 2 | 0 | 0 | 0 | 0 | 1 | 0 | | | | | | | | | |
| 24 Gary Sánchez, R (1, 2) OBP: 0.407, SLG: 0.735 | F9 | | | | | F9 | | | | 3 | 1 | 1 | 3 | 0 | 0 | 1 | | | | | | | | | |
| 63 Wilkin Castillo, S (6, PH) OBP: 0.250, SLG: 0.269 | | | | | | | | 88 G4-3 | | 2 | 0 | 1 | 0 | 0 | 0 | 0 | | | | | | | | | |
| 33 Greg Bird, L (1, 3) OBP: 0.341, SLG: 1.041 | E2 | | | | | | | | | 0 | 1 | 0 | 0 | 3 | 0 | 0 | | | | | | | | | |
| 88 Mike Ford, L (3, PR) OBP: 0.250, SLG: 0.500 | | | | | | | | G4-3 | | 2 | 1 | 1 | 0 | 0 | 0 | 1 | | | | | | | | | |
| 48 Chris Carter, R (1, 10) OBP: 0.226, SLG: 0.218 | P3 | | | | | | | | | 4 | 0 | 1 | 1 | 0 | 0 | 4 | | | | | | | | | |
| 71 Billy McKinney, L (6, PR) OBP: 0.500, SLG: 0.880 | | | | | | | | | | 1 | 1 | 0 | 0 | 0 | 0 | 1 | | | | | | | | | |
| 99 Aaron Judge, R (1, 9) OBP: 0.311, SLG: 0.557 | | | | | | | | | | 3 | 1 | 1 | 1 | 0 | 0 | 0 | | | | | | | | | |
| 47 Rashad Crawford, L (4, 9) OBP: 0.267, SLG: 0.500 | | | | | | | | | | 1 | 1 | 1 | 2 | 1 | 0 | 0 | | | | | | | | | |
| 31 Aaron Hicks, S (1, 7) OBP: 0.375, SLG: 0.527 | | | | | | | | | | 2 | 2 | 1 | 0 | 1 | 0 | 0 | | | | | | | | | |
| 75 Clint Frazier, R (5, 7) OBP: 0.286, SLG: 0.463 | | | | | | | | | | 2 | 0 | 0 | 0 | 0 | 0 | 3 | | | | | | | | | |
| 74 Ronald Torreyes, R (1, 5) OBP: 0.296, SLG: 0.423 | | | | | | | | | | 3 | 2 | 2 | 4 | 0 | 1 | 0 | | | | | | | | | |
| Miguel Andujar, R (5, 5) OBP: 0.296, SLG: 0.423 | | | | | | | | | | 1 | 0 | 0 | 0 | 0 | 0 | 1 | | | | | | | | | |
| 95 Kyle Holder, L (9, PH) OBP: 0.296, SLG: 0.423 | | | | | | | | | | 1 | 0 | 0 | 0 | 0 | 1 | 0 | | | | | | | | | |
| Rob Refsnyder, R (1, 4) OBP: 0.315, SLG: 0.348 | | | | | | | | | | 3 | 1 | 1 | 2 | 0 | 0 | 0 | | | | | | | | | |
| 95 Thairo Estrada, R (5, 4) OBP: 0.423, SLG: 1.429 | | | | | | | | | | 2 | 0 | 0 | 0 | 0 | 0 | 0 | | | | | | | | | |
| 41 Pete Kozma, R (1, 6) OBP: 0.302, SLG: 0.282 | | | | | | | | | | 3 | 1 | 1 | 0 | 0 | 2 | 0 | | | | | | | | | |
| 91 Cito Culver, R (9, 5) OBP: 0.302, SLG: 0.282 | | | | | | | | | | 2 | 0 | 0 | 0 | 0 | 1 | 0 | | | | | | | | | |
| Inning Stats | R: 9 E: 2 K: 0 S: 13 | H: 7 LOB: 1 BB: 3 P: 28 | R: 2 E: 0 K: 1 S: 7 | H: 2 LOB: 0 BB: 0 P: 7 | R: 0 E: 0 K: 1 S: 3 | H: 0 LOB: 0 BB: 1 P: 7 | R: 0 E: 0 K: 1 S: 5 | H: 0 LOB: 0 BB: 0 P: 5 | R: 0 E: 0 K: 2 S: 7 | H: 0 LOB: 0 BB: 0 P: 7 | R: 3 E: 0 K: 0 S: 6 | H: 3 LOB: 1 BB: 0 P: 8 | R: 0 E: 0 K: 0 S: 3 | H: 0 LOB: 0 BB: 0 P: 3 | R: 0 E: 0 K: 0 S: 4 | H: 1 LOB: 2 BB: 1 P: 8 | R: 0 E: 0 K: 2 S: 7 | H: 0 LOB: 0 BB: 0 P: 7 | 1B: 7 2B: 3 HR: 3 | SF: 0 SAC: 0 DP: 0 HBP: 0 | WP: 0 PB: 1 SB: 0 CS: 0 | PA: 45 | | | |
| PITCHER | IP WLS BF H R ER SO | IP WLS BF H R ER SO | IP WLS BF H R ER SO | IP WLS BF H R ER SO | IP WLS BF H R ER SO | IP WLS BF H R ER SO | IP WLS BF H R ER SO | IP WLS BF H R ER SO | IP WLS BF H R ER SO | IP WLS BF H R ER SO | IP WLS BF H R ER SO | IP WLS BF H R ER SO | IP WLS BF H R ER SO | IP WLS BF H R ER SO | IP WLS BF H R ER SO | IP WLS BF H R ER SO | ERA WHIP | ERA WHIP | ERA WHIP | ERA WHIP | ERA WHIP | ERA WHIP | ERA WHIP | ERA WHIP | |
| 48 Jerad Eickhoff, R (1, 1) ERA: 13.5 | 0.2 | L | 8 | 4 | 6 | 6 | 0 | 2 | 0 | 0 | 0 | 0 | 0 | 0 | 0 | 0 | 81.00 | 9.000 | | | | | | | |
| 95 Matt Hokenberry, R (3, 1) ERA: 6.43 | 1.1 | | 10 | 5 | 5 | 2 | 1 | 1 | 0 | 0 | 0 | 0 | 0 | 0 | 0 | 0 | 13.50 | 4.500 | | | | | | | |
| 53 Joaquin Benoit, R (4, 1) ERA: 0.00 | 2.1 | | 7 | 0 | 0 | 0 | 3 | 0 | 0 | 0 | 0 | 0 | 0 | 0 | 0 | 0 | 0.00 | 0.000 | | | | | | | |
| 93 Jesen Therrien, R (6, 1) ERA: 0.00 | 7 | | 0 | 0 | 0 | 3 | 0 | 0 | 0 | 0 | 0 | 0 | 0 | 0 | 0 | 0 | 0.00 | 0.000 | | | | | | | |
| 16 César Hernández, S (1, 4) OBP: 0.333, SLG: 0.273 | | | | | | | | | | | | | | | | | | | | | | | | | |
| 47 Howie Kendrick, R (1, 7) OBP: 0.250, SLG: 0.373 | | | | | | | | | | | | | | | | | | | | | | | | | |
| 78 Brock Stassi, L (7, 7) OBP: 0.397, SLG: 0.702 | | | | | | | | | | | | | | | | | | | | | | | | | |
| 37 Odúbel Herrera, L (1, 8) OBP: 0.347, SLG: 0.489 | | | | | | | | | | | | | | | | | | | | | | | | | |
| 7 Maikel Franco, R (1, 5) OBP: 0.280, SLG: 0.481 | | | | | | | | | | | | | | | | | | | | | | | | | |
| 4 Andrés Blanco, S (7, 5) OBP: 0.250, SLG: 0.275 | | | | | | | | | | | | | | | | | | | | | | | | | |
| 5 Michael Saunders, L (1, 9) OBP: 0.358, SLG: 0.404 | | | | | | | | | | | | | | | | | | | | | | | | | |
| 19 Tommy Joseph, R (1, 3) OBP: 0.352, SLG: 0.531 | | | | | | | | | | | | | | | | | | | | | | | | | |
| 29 Cameron Rupp, R (1, 2) OBP: 0.239, SLG: 0.244 | | | | | | | | | | | | | | | | | | | | | | | | | |
| 34 Andrew Knapp, S (7, 2) OBP: 0.271, SLG: 0.400 | | | | | | | | | | | | | | | | | | | | | | | | | |
| 13 Freddy Galvis, S (1, 6) OBP: 0.271, SLG: 0.362 | | | | | | | | | | | | | | | | | | | | | | | | | |
| 18 Pedro Florimon, S (5, PR) OBP: 0.319, SLG: 0.341 | | | | | | | | | | | | | | | | | | | | | | | | | |
| 48 Jerad Eickhoff, R (1, 1) ERA: 13.5 | 5.0 | | 21 | 5 | 1 | 1 | 4 | 1 | 0 | 0 | 0 | 0 | 0 | 0 | 0 | 0 | 1.80 | 1.200 | | | | | | | |
| 43 Adam Warren, R (6, 1) ERA: 4.5 | 1.0 | | 3 | 0 | 0 | 0 | 2 | 0 | 0 | 0 | 0 | 0 | 0 | 0 | 0 | 0 | 0.00 | 0.000 | | | | | | | |
| 29 Tyler Clippard, R (7, 1) ERA: 0.00 | 1.0 | | 4 | 1 | 0 | 0 | 1 | 0 | 0 | 0 | 0 | 0 | 0 | 0 | 0 | 0 | 0.00 | 1.000 | | | | | | | |
| 70 Matt Marsh, R (8, 1) ERA: 2.57 | 1.0 | | 3 | 0 | 0 | 0 | 3 | 0 | 0 | 0 | 0 | 0 | 0 | 0 | 0 | 0 | 0.00 | 0.000 | | | | | | | |
| 70 Caleb Frare, L (9, 1) ERA: 3.86 | 1.0 | | 4 | 1 | 0 | 0 | 0 | 1 | 0 | 0 | 0 | 0 | 0 | 0 | 0 | 0 | 0.00 | 2.000 | | | | | | | |
| Inning Stats | R: 1 E: 0 K: 1 S: 8 | H: 3 LOB: 3 BB: 1 P: 12 | R: 0 E: 0 K: 1 S: 5 | H: 0 LOB: 0 BB: 0 P: 5 | R: 0 E: 0 K: 1 S: 3 | H: 0 LOB: 0 BB: 0 P: 3 | R: 0 E: 0 K: 1 S: 5 | H: 0 LOB: 0 BB: 0 P: 5 | R: 0 E: 0 K: 2 S: 7 | H: 0 LOB: 0 BB: 0 P: 7 | R: 0 E: 0 K: 1 S: 6 | H: 1 LOB: 1 BB: 0 P: 6 | R: 0 E: 0 K: 3 S: 9 | H: 0 LOB: 0 BB: 0 P: 9 | R: 0 E: 0 K: 0 S: 3 | H: 1 LOB: 1 BB: 1 P: 7 | 1B: 5 2B: 2 HR: 0 | SF: 0 SAC: 0 DP: 1 HBP: 0 | WP: 0 PB: 0 SB: 0 CS: 0 | PA: 35 | | | | | |
| PITCHER | IP WLS BF H R ER SO | IP WLS BF H R ER SO | IP WLS BF H R ER SO | IP WLS BF H R ER SO | IP WLS BF H R ER SO | IP WLS BF H R ER SO | IP WLS BF H R ER SO | IP WLS BF H R ER SO | IP WLS BF H R ER SO | IP WLS BF H R ER SO | IP WLS BF H R ER SO | IP WLS BF H R ER SO | IP WLS BF H R ER SO | IP WLS BF H R ER SO | IP WLS BF H R ER SO | IP WLS BF H R ER SO | ERA WHIP | ERA WHIP | ERA WHIP | ERA WHIP | ERA WHIP | ERA WHIP | ERA WHIP | ERA WHIP | |
| 40 Luis Severino, R (1, 1) ERA: 3.38 | 5.0 | | 21 | 5 | 1 | 1 | 4 | 1 | 0 | 0 | 0 | 0 | 0 | 0 | 0 | 0 | 1.80 | 1.200 | | | | | | | |
| 43 Adam Warren, R (6, 1) ERA: 4.5 | 1.0 | | 3 | 0 | 0 | 0 | 2 | 0 | 0 | 0 | 0 | 0 | 0 | 0 | 0 | 0 | 0.00 | 0.000 | | | | | | | |
| 29 Tyler Clippard, R (7, 1) ERA: 0.00 | 1.0 | | 4 | 1 | 0 | 0 | 1 | 0 | 0 | 0 | 0 | 0 | 0 | 0 | 0 | 0 | 0.00 | 1.000 | | | | | | | |
| 70 Matt Marsh, R (8, 1) ERA: 2.57 | 1.0 | | 3 | 0 | 0 | 0 | 3 | 0 | 0 | 0 | 0 | 0 | 0 | 0 | 0 | 0 | 0.00 | 0.000 | | | | | | | |
| 70 Caleb Frare, L (9, 1) ERA: 3.86 | 1.0 | | 4 | 1 | 0 | 0 | 0 | 1 | 0 | 0 | 0 | 0 | 0 | 0 | 0 | 0 | 0.00 | 2.000 | | | | | | | |



| Batter | 1 | 2 | 3 | 4 | 5 | 6 | 7 | 8 | 9 | AB | R | H | RBI | BB | SO | LOB | TOP | | | |
|--|---|--|-------------------------------|----------------------------------|------------------------------|---------------------------------|------------------------------|----------------------------------|------------------------------|----------------------------------|-------------------------------|----------------------------------|------------------------------|----------------------------------|-------------------------------|----------------------------------|--|------------------------------------|----------------------------------|--------|
| 11 Brett Gardner, L (1,7) OBP: 0.250, SLG: 0.250 30 Pete Kozma, R (7,6) 48 Chris Carter, R (9,PH) | F7 | G4-3 | | | G4-3 | | 1B | | SF7 | 4 | 0 | 1 | 0 | 0 | 0 | 1 | New York Yankees @ Tampa Bay Rays Tropicana Field, St. Petersburg, FL Sun Apr 02 2017, 1:14 PM - 4:33 PM EDT Att: 31,042 - Dome - 72 F AB 36 R 3 H 9 RBI 3 BB 1 SO 8 LOB 18  | | | |
| 24 Gary Sánchez, R (1,2) | G1-3 | | G6-3 | | F7 | | G6-3 | | K | 5 | 0 | 0 | 0 | 0 | 1 | 5 | | | | |
| 33 Greg Bird, L (1,3) | | | | | F7 | | | | K | 4 | 0 | 0 | 0 | 1 | 1 | 2 | | | | |
| 17 Matt Holliday, R (1,10) | | | | | | | | | F8 | 4 | 0 | 0 | 0 | 0 | 2 | 1 | | | | |
| 22 Jacoby Ellsbury, L (1,8) | | | | | | | | | K | 3 | 0 | 0 | 0 | 0 | 1 | 0 | | | | |
| 14 Starlin Castro, R (1,4) OBP: 0.750, SLG: 0.750 | | | | | | | | | G3-1 | 4 | 1 | 3 | 0 | 0 | 0 | 1 | | | | |
| 12 Chase Headley, S (1,5) OBP: 0.750, SLG: 0.750 | | | | | | | | | | 1B | 4 | 2 | 3 | 0 | 0 | 1 | | | | |
| 99 Aaron Judge, R (1,9) OBP: 0.250, SLG: 0.500 | | | | | | | | | | 1B | 4 | 0 | 1 | 1 | 0 | 1 | | | | |
| 74 Ronald Torreyes, R (1,6) 31 Aaron Hicks, S (7,PH) (7,7) | | | | | | | | | | 2B | 2 | 0 | 0 | 1 | 0 | 1 | | | | |
| | | | | | | | | | | 1B | 2 | 0 | 1 | 0 | 0 | 2 | | | | |
| Inning Stats | R: 0 E: 0 K: 0 S: 8 | H: 0 LOB: 1 BB: 1 P: 17 | R: 2 E: 0 K: 0 S: 15 | H: 3 LOB: 1 BB: 0 P: 21 | R: 0 E: 0 K: 1 S: 6 | H: 0 LOB: 0 BB: 0 P: 9 | R: 0 E: 0 K: 2 S: 8 | H: 1 LOB: 0 BB: 0 P: 14 | R: 0 E: 0 K: 1 S: 7 | H: 0 LOB: 0 BB: 0 P: 11 | R: 0 E: 0 K: 1 S: 15 | H: 3 LOB: 3 BB: 0 P: 23 | R: 0 E: 0 K: 2 S: 9 | H: 0 LOB: 1 BB: 0 P: 12 | R: 1 E: 1 K: 1 S: 13 | H: 2 LOB: 2 BB: 0 P: 23 | 1B: 8 2B: 1 3B: 0 HR: 0 | SF: 1 SAC: 0 DP: 0 HBP: 1 | WP: 0 PB: 0 SB: 0 CS: 0 | PA: 39 |
| PITCHER | IP WLS BF H R ER SO BB IBB HBP BLK WP HR S P ERA WHIP | PITCHER IP WLS BF H R ER SO BB IBB HBP BLK WP HR S P ERA WHIP | | | | | | | | | | | | | | | | | | |
| 22 Chris Archer, R (1,1) ERA: 2.57 | 7.0 W 29 7 2 2 5 1 0 0 0 0 0 0 66 108 2.57 1.143 | | | | | | | | | | | | | | | | | | | |
| 43 Danny Farquhar, R (8,1) ERA: | 1.0 4 0 0 0 2 0 0 0 1 0 0 0 9 12 0.00 0.000 | | | | | | | | | | | | | | | | | | | |
| 50 Austin Pruitt, R (9,1) ERA: | 0.0 3 2 1 0 0 0 0 0 0 0 0 0 5 10 ∞ ∞ | | | | | | | | | | | | | | | | | | | |
| 37 Alex Colomé, R (9,1) ERA: | 1.0 S 3 0 0 0 1 0 0 0 0 0 0 0 8 13 0.00 0.000 | | | | | | | | | | | | | | | | | | | |

| Batter | 1 | 2 | 3 | 4 | 5 | 6 | 7 | 8 | 9 | AB | R | H | RBI | BB | SO | LOB | BOTTOM | | | |
|--|---|--|-------------------------------|----------------------------------|-------------------------------|----------------------------------|------------------------------|----------------------------------|------------------------------|---------------------------------|------------------------------|---------------------------------|-------------------------------|----------------------------------|-------------------------------|----------------------------------|--|------------------------------------|----------------------------------|--------|
| 10 Corey Dickerson, L (1,10) OBP: 0.200, SLG: 0.200 | | | | | | | | | | 5 | 1 | 1 | 0 | 0 | 2 | 2 | New York Yankees @ Tampa Bay Rays Tropicana Field, St. Petersburg, FL Sun Apr 02 2017, 1:14 PM - 4:33 PM EDT Att: 31,042 - Dome - 72 F AB 36 R 7 H 13 RBI 6 BB 3 SO 10 LOB 16  | | | |
| 39 Kevin Kiermaier, L (1,8) OBP: 0.800, SLG: 1.000 | | | | | | | | | | 3 | 2 | 2 | 0 | 2 | 0 | 0 | | | | |
| 3 Evan Longoria, R (1,5) OBP: 0.400, SLG: 1.250 | | | | | | | | | | 4 | 1 | 2 | 3 | 0 | 2 | 1 | | | | |
| 13 Brad Miller, L (1,4) OBP: 0.400, SLG: 0.400 | | | | | | | | | | 5 | 1 | 2 | 0 | 0 | 2 | 4 | | | | |
| 20 Steven Souza Jr., R (1,9) | | | | | | | | | | 3 | 0 | 0 | 0 | 1 | 1 | 2 | | | | |
| 7 Logan Morrison, L (1,3) OBP: 0.750, SLG: 1.500 | | | | | | | | | | 4 | 1 | 3 | 3 | 0 | 0 | 0 | | | | |
| 1 Tim Beckham, R (1,6) OBP: 0.250, SLG: 0.500 | | | | | | | | | | 4 | 1 | 1 | 0 | 0 | 2 | 4 | | | | |
| 0 Mallex Smith, L (1,7) OBP: 0.250, SLG: 0.250 | | | | | | | | | | 4 | 0 | 1 | 0 | 0 | 1 | 2 | | | | |
| 33 Derek Norris, R (1,2) OBP: 0.250, SLG: 0.250 | | | | | | | | | | 4 | 0 | 1 | 0 | 0 | 0 | 1 | | | | |
| | | | | | | | | | | 4 | 0 | 1 | 0 | 0 | 0 | 1 | | | | |
| Inning Stats | R: 3 E: 0 K: 1 S: 15 | H: 4 LOB: 2 BB: 1 P: 23 | R: 2 E: 0 K: 1 S: 12 | H: 1 LOB: 0 BB: 1 P: 23 | R: 2 E: 1 K: 1 S: 16 | H: 3 LOB: 1 BB: 0 P: 24 | R: 0 E: 0 K: 2 S: 9 | H: 1 LOB: 1 BB: 0 P: 12 | R: 0 E: 0 K: 1 S: 5 | H: 0 LOB: 0 BB: 0 P: 7 | R: 0 E: 0 K: 1 S: 6 | H: 0 LOB: 0 BB: 0 P: 9 | R: 0 E: 0 K: 2 S: 16 | H: 2 LOB: 2 BB: 0 P: 20 | R: 0 E: 0 K: 1 S: 15 | H: 2 LOB: 3 BB: 1 P: 23 | 1B: 9 2B: 2 3B: 0 HR: 2 | SF: 1 SAC: 0 DP: 0 HBP: 0 | WP: 1 PB: 0 SB: 1 CS: 0 | PA: 40 |
| PITCHER | IP WLS BF H R ER SO BB IBB HBP BLK WP HR S P ERA WHIP | PITCHER IP WLS BF H R ER SO BB IBB HBP BLK WP HR S P ERA WHIP | | | | | | | | | | | | | | | | | | |
| 19 Masahiro Tanaka, R (1,1) ERA: 23.63 | 2.2 L 18 8 7 7 3 2 0 0 0 0 0 0 2 41 23.62 3.750 | | | | | | | | | | | | | | | | | | | |
| 39 Tommy Layne, L (3,1) ERA: | 1.0 4 1 0 0 2 0 0 0 0 0 0 0 10 13 0.00 1.000 | | | | | | | | | | | | | | | | | | | |
| 43 Adam Warren, R (4,1) ERA: | 2.1 7 0 0 0 2 0 0 0 0 0 0 0 12 18 0.00 0.000 | | | | | | | | | | | | | | | | | | | |
| 65 Jonathan Holder, R (7,1) ERA: | 1.0 5 2 0 0 2 0 0 0 0 0 0 0 16 20 0.00 2.000 | | | | | | | | | | | | | | | | | | | |
| 45 Chasen Shreve, L (8,1) ERA: | 1.0 6 2 0 0 1 1 0 0 0 0 1 0 15 23 0.00 3.000 | | | | | | | | | | | | | | | | | | | |

| Batter | 1 | 2 | 3 | 4 | 5 | 6 | 7 | 8 | 9 | AB R H RBI BB SO LOB | TOP | | | | | | | | | |
|---|---|----------------------------------|------------------------------|----------------------------------|------------------------------|----------------------------------|------------------------------|----------------------------------|------------------------------|----------------------------------|---|---|----------------------------------|------------------------------|---------------------------------|------------------------------|----------------------------------|----------------------------------|------------------------------------|----------------------------------|
| 10 Corey Dickerson, L OBP: 0.355, SLG: 0.586 | | | | | | | | | | 4 0 0 0 0 1 0 | Tampa Bay Rays @ New York Yankees Yankee Stadium, Bronx, NY Mon Apr 10 2017, 1:12 PM - 3:49 PM EDT Att: 46,955 - Partly Cloudy - 76 F | | | | | | | | | |
| 39 Kevin Kiermaier, L (1, 8) OBP: 0.371, SLG: 0.367 18 Peter Bourjos, R (9, PH) | | | | | | | | | | 3 0 0 0 0 0 0 1 0 0 0 0 1 0 | | | | | | | | | | |
| 3 Evan Longoria, R OBP: 0.343, SLG: 0.483 | | | | | | | | | | 3 0 1 0 0 2 0 | | | | | | | | | | |
| 13 Brad Miller, L OBP: 0.314, SLG: 0.207 | | | | | | | | | | 3 0 0 0 0 2 1 | | | | | | | | | | |
| 20 Steven Souza Jr., R OBP: 0.485, SLG: 0.593 | | | | | | | | | | 3 0 0 0 0 1 0 | | | | | | | | | | |
| 7 Logan Morrison, L OBP: 0.333, SLG: 0.556 | | | | | | | | | | 3 1 1 1 0 1 0 | | | | | | | | | | |
| 33 Derek Norris, R OBP: 0.217, SLG: 0.190 | | | | | | | | | | 3 0 0 0 0 1 0 | | | | | | | | | | |
| 0 Mallek Smith, L OBP: 0.318, SLG: 0.263 | | | | | | | | | | 3 0 0 0 0 1 0 | | | | | | | | | | |
| 1 Tim Beckham, R OBP: 0.160, SLG: 0.167 | | | | | | | | | | 3 0 0 0 0 2 0 | | | | | | | | | | |
| Inning Stats | R: 0 E: 0 K: 1 S: 9 | H: 0 LOB: 0 BB: 0 P: 13 | R: 0 E: 0 K: 1 S: 7 | H: 0 LOB: 0 BB: 0 P: 11 | R: 0 E: 0 K: 2 S: 9 | H: 0 LOB: 0 BB: 0 P: 14 | R: 0 E: 0 K: 1 S: 9 | H: 0 LOB: 0 BB: 0 P: 12 | R: 0 E: 0 K: 2 S: 8 | H: 0 LOB: 0 BB: 0 P: 10 | | R: 0 E: 0 K: 2 S: 10 | H: 0 LOB: 0 BB: 0 P: 14 | R: 0 E: 0 K: 0 S: 5 | H: 0 LOB: 0 BB: 0 P: 6 | R: 0 E: 0 K: 1 S: 7 | H: 0 LOB: 0 BB: 0 P: 12 | 1B: 0 2B: 1 3B: 0 HR: 1 | SF: 0 SAC: 0 DP: 0 HBP: 0 | WP: 0 PB: 0 SB: 0 CS: 0 |
| PITCHER | IP WLS BF H R ER SO BB IBB HBP BLK WP HR S P ERA WHIP | | | | | | | | | | | IP WLS BF H R ER SO BB IBB HBP BLK WP HR S P ERA WHIP | | | | | | | | |
| 35 Michael Pineda, R ERA: 3.97 | (1, 1) 7.2 W 25 2 1 1 11 0 0 0 0 0 1 67 93 1.17 0.261 | | | | | | | | | | | (8, 1) 0.1 H 1 0 0 0 0 0 0 0 0 0 1 1 0.00 0.000 | | | | | | | | |
| 29 Tyler Clippard, R ERA: 2.7 | (8, 1) 0.1 H 1 0 0 0 0 0 0 0 0 0 0 1 1 0.00 0.000 | | | | | | | | | | | (9, 1) 1.0 3 0 0 0 1 0 0 0 0 0 0 7 12 0.00 0.000 | | | | | | | | |
| 45 Chasen Shreve, L ERA: | (9, 1) 1.0 3 0 0 0 1 0 0 0 0 0 0 0 7 12 0.00 0.000 | | | | | | | | | | | | | | | | | | | |

| Batter | 1 | 2 | 3 | 4 | 5 | 6 | 7 | 8 | 9 | AB R H RBI BB SO LOB | BOTTOM | | | | | | | | | |
|---|---|----------------------------------|------------------------------|----------------------------------|-------------------------------|----------------------------------|-------------------------------|----------------------------------|------------------------------|---------------------------------|---|---|---------------------------------|------------------------------|----------------------------------|-------------------------------|----------------------------------|----------------------------------|------------------------------------|----------------------------------|
| 11 Brett Gardner, L OBP: 0.353, SLG: 0.333 | | | | | | | | | | 5 2 1 0 0 1 2 | Tampa Bay Rays @ New York Yankees Yankee Stadium, Bronx, NY Mon Apr 10 2017, 1:12 PM - 3:49 PM EDT Att: 46,955 - Partly Cloudy - 76 F | | | | | | | | | |
| 22 Jacoby Ellsbury, L OBP: 0.375, SLG: 0.565 | | | | | | | | | | 4 0 1 1 0 0 2 | | | | | | | | | | |
| 17 Matt Holliday, R OBP: 0.533, SLG: 0.591 | | | | | | | | | | 4 1 2 1 0 1 1 | | | | | | | | | | |
| 48 Chris Carter, R OBP: 0.250, SLG: 0.308 38 Kyle Higashioka, R | | | | | | | | | | 4 1 1 1 0 1 3 0 0 0 0 0 0 0 | | | | | | | | | | |
| 14 Starlin Castro, R OBP: 0.310, SLG: 0.414 | | | | | | | | | | 4 1 1 2 0 1 2 | | | | | | | | | | |
| 12 Chase Headley, S OBP: 0.483, SLG: 0.667 | | | | | | | | | | 3 2 2 1 1 1 0 | | | | | | | | | | |
| 99 Aaron Judge, R OBP: 0.320, SLG: 0.565 | | | | | | | | | | 4 1 2 1 0 1 1 | | | | | | | | | | |
| 27 Austin Romine, R OBP: 0.250, SLG: 0.111 | | | | | | | | | | 4 0 0 0 0 0 3 | | | | | | | | | | |
| 74 Ronald Torreyes, R OBP: 0.250, SLG: 0.458 | | | | | | | | | | 4 0 0 1 0 1 2 | | | | | | | | | | |
| Inning Stats | R: 0 E: 0 K: 1 S: 11 | H: 2 LOB: 2 BB: 0 P: 16 | R: 0 E: 0 K: 1 S: 7 | H: 0 LOB: 1 BB: 1 P: 11 | R: 1 E: 0 K: 2 S: 11 | H: 1 LOB: 1 BB: 0 P: 16 | R: 1 E: 0 K: 2 S: 10 | H: 1 LOB: 0 BB: 0 P: 15 | R: 0 E: 0 K: 0 S: 7 | H: 0 LOB: 0 BB: 0 P: 9 | | R: 0 E: 0 K: 0 S: 7 | H: 0 LOB: 0 BB: 0 P: 9 | R: 1 E: 0 K: 1 S: 7 | H: 1 LOB: 0 BB: 0 P: 14 | R: 5 E: 2 K: 0 S: 18 | H: 5 LOB: 2 BB: 0 P: 27 | 1B: 4 2B: 2 3B: 1 HR: 3 | SF: 0 SAC: 0 DP: 1 HBP: 0 | WP: 1 PB: 0 SB: 2 CS: 0 |
| PITCHER | IP WLS BF H R ER SO BB IBB HBP BLK WP HR S P ERA WHIP | | | | | | | | | | | IP WLS BF H R ER SO BB IBB HBP BLK WP HR S P ERA WHIP | | | | | | | | |
| 53 Alex Cobb, R ERA: 3.46 | (1, 1) 7.1 L 30 3 0 0 4 7 1 0 0 0 0 2 67 102 4.91 0.955 | | | | | | | | | | | (8, 1) 0.2 7 4 3 2 0 0 0 0 0 0 1 11 15 27.00 6.000 | | | | | | | | |
| 50 Austin Pruitt, R ERA: 19.29 | (8, 1) 0.2 7 4 3 2 0 0 0 0 0 0 0 1 11 15 27.00 6.000 | | | | | | | | | | | | | | | | | | | |

| | |
|-----|----|
| AB | 29 |
| R | 1 |
| H | 2 |
| RBI | 1 |
| BB | 0 |
| SO | 12 |
| LOB | 1 |

| | |
|-----|----|
| AB | 36 |
| R | 8 |
| H | 10 |
| RBI | 8 |
| BB | 1 |
| SO | 7 |
| LOB | 16 |

| Batter | 1 | 2 | 3 | 4 | 5 | 6 | 7 | 8 | 9 | AB | R | H | RBI | BB | SO | LOB | TOP | | | | | | | | |
|---|-------------------------------|----------------------------------|-------------------------------|----------------------------------|------------------------------|----------------------------------|------------------------------|----------------------------------|------------------------------|----------------------------------|-------------------------------|----------------------------------|------------------------------|----------------------------------|-------------------------------|----------------------------------|-------------------------------|----------------------------------|----------------------------------|------------------------------------|----------------------------------|--------|--|--|--|
| 10 Corey Dickerson, L (1, 10) OBP: 0.359, SLG: 0.568 | | | | | | | | | | 4 | 0 | 2 | 0 | 0 | 0 | 0 | | | | | | | | | |
| 39 Kevin Kiermaier, L (1, 8) OBP: 0.341, SLG: 0.316 | | | | | | | | | | 4 | 0 | 0 | 0 | 0 | 0 | 3 | | | | | | | | | |
| 3 Evan Longoria, R (1, 5) OBP: 0.326, SLG: 0.417 | | | | | | | | | | 4 | 0 | 1 | 0 | 0 | 2 | 3 | | | | | | | | | |
| 13 Brad Miller, L (1, 4) OBP: 0.268, SLG: 0.171 | | | | | | | | | | 4 | 0 | 0 | 0 | 0 | 0 | 3 | | | | | | | | | |
| 20 Steven Souza Jr., R (1, 9) OBP: 0.405, SLG: 0.500 | | | | | | | | | | 4 | 0 | 0 | 0 | 0 | 3 | 1 | | | | | | | | | |
| 7 Logan Morrison, L (1, 3) OBP: 0.344, SLG: 0.516 | | | | | | | | | | 3 | 1 | 1 | 0 | 1 | 1 | 0 | | | | | | | | | |
| 29 Daniel Robertson, R (1, 6) OBP: 0.270, SLG: 0.235 | | | | | | | | | | 4 | 0 | 0 | 0 | 0 | 3 | 2 | | | | | | | | | |
| 0 Mallek Smith, L (1, 7) OBP: 0.360, SLG: 0.318 | | | | | | | | | | 1 | 0 | 1 | 0 | 0 | 0 | 0 | | | | | | | | | |
| 18 Peter Bourjos, R (3, 7) OBP: 0.333, SLG: 0.590 | | | | | | | | | | 3 | 1 | 1 | 1 | 0 | 0 | 1 | | | | | | | | | |
| 45 Jesús Sucre, R (1, 2) OBP: 0.400, SLG: 0.667 | | | | | | | | | | 2 | 0 | 1 | 1 | 1 | 0 | 0 | | | | | | | | | |
| Inning Stats | R: 0 E: 0 K: 1 S: 10 | H: 1 LOB: 1 BB: 0 P: 13 | R: 1 E: 0 K: 2 S: 17 | H: 2 LOB: 2 BB: 1 P: 27 | R: 0 E: 0 K: 2 S: 9 | H: 0 LOB: 0 BB: 0 P: 14 | R: 0 E: 0 K: 1 S: 8 | H: 0 LOB: 0 BB: 0 P: 12 | R: 1 E: 0 K: 0 S: 8 | H: 1 LOB: 0 BB: 0 P: 10 | R: 0 E: 0 K: 3 S: 11 | H: 1 LOB: 1 BB: 0 P: 17 | R: 0 E: 0 K: 2 S: 7 | H: 0 LOB: 0 BB: 0 P: 11 | R: 0 E: 0 K: 2 S: 14 | H: 1 LOB: 2 BB: 1 P: 22 | R: 0 E: 0 K: 2 S: 13 | H: 1 LOB: 1 BB: 0 P: 20 | 1B: 6 2B: 0 3B: 0 HR: 1 | SF: 0 SAC: 0 DP: 0 HBP: 0 | WP: 0 PB: 0 SB: 0 CS: 0 | PA: 35 | | | |
| PITCHER | IP | WLS | BF | H | R | ER | SO | BB | IBB | HBP | BLK | WP | HR | S | P | ERA | WHIP | | | | | | | | |
| 40 Luis Severino, R (1, 1) ERA: 4.5 | 7.0 | W | 26 | 5 | 2 | 2 | 11 | 1 | 0 | 0 | 0 | 0 | 1 | 70 | 104 | 2.57 | 0.857 | | | | | | | | |
| 68 Dellin Betances, R (8, 1) ERA: 2.7 | 1.0 | H | 5 | 1 | 0 | 0 | 2 | 1 | 0 | 0 | 0 | 0 | 0 | 14 | 22 | 0.00 | 2.000 | | | | | | | | |
| 54 Aroldis Chapman, L (9, 1) ERA: | 1.0 | S | 4 | 1 | 0 | 0 | 2 | 0 | 0 | 0 | 0 | 0 | 0 | 13 | 20 | 0.00 | 1.000 | | | | | | | | |

Tampa Bay Rays @ New York Yankees
Yankee Stadium, Bronx, NY
Thu Apr 13 2017, 7:10 PM - 10:07 PM EDT
Att: 34,772 - Partly Cloudy - 61 F

AB 33
R 2
H 7
RBI 2
BB 2
SO 15
LOB 14



| Batter | 1 | 2 | 3 | 4 | 5 | 6 | 7 | 8 | 9 | AB | R | H | RBI | BB | SO | LOB | BOTTOM | | | | | | | | |
|--|-------------------------------|----------------------------------|------------------------------|----------------------------------|-------------------------------|----------------------------------|-------------------------------|----------------------------------|-------------------------------|----------------------------------|------------------------------|----------------------------------|------------------------------|----------------------------------|-------------------------------|----------------------------------|----------------------------------|------------------------------------|----------------------------------|--------|--|--|--|--|--|
| 22 Jacoby Ellsbury, L (1, 8) OBP: 0.333, SLG: 0.452 | | | | | | | | | | 3 | 1 | 0 | 0 | 1 | 1 | 2 | | | | | | | | | |
| 31 Aaron Hicks, S (1, 7) OBP: 0.476, SLG: 0.750 | | | | | | | | | | 3 | 2 | 2 | 3 | 1 | 0 | 1 | | | | | | | | | |
| 17 Matt Holliday, R (1, 10) OBP: 0.462, SLG: 0.448 | | | | | | | | | | 3 | 0 | 0 | 0 | 1 | 0 | 0 | | | | | | | | | |
| 14 Starlin Castro, R (1, 4) OBP: 0.351, SLG: 0.444 | | | | | | | | | | 3 | 0 | 1 | 0 | 1 | 1 | 3 | | | | | | | | | |
| 12 Chase Headley, S (1, 5) OBP: 0.459, SLG: 0.594 | | | | | | | | | | 4 | 0 | 1 | 0 | 0 | 1 | 2 | | | | | | | | | |
| 33 Greg Bird, L (1, 3) OBP: 0.136, SLG: 0.100 | | | | | | | | | | 4 | 0 | 0 | 0 | 0 | 3 | 3 | | | | | | | | | |
| 99 Aaron Judge, R (1, 9) OBP: 0.364, SLG: 0.621 | | | | | | | | | | 3 | 0 | 0 | 0 | 1 | 1 | 2 | | | | | | | | | |
| 27 Austin Romine, R (1, 2) OBP: 0.333, SLG: 0.333 | | | | | | | | | | 3 | 0 | 2 | 0 | 0 | 0 | 0 | | | | | | | | | |
| 74 Ronald Torreyes, R (1, 6) OBP: 0.250, SLG: 0.429 | | | | | | | | | | 3 | 0 | 1 | 0 | 0 | 0 | 3 | | | | | | | | | |
| Inning Stats | R: 1 E: 0 K: 1 S: 10 | H: 1 LOB: 0 BB: 0 P: 13 | R: 0 E: 0 K: 1 S: 7 | H: 0 LOB: 0 BB: 0 P: 11 | R: 0 E: 0 K: 1 S: 19 | H: 1 LOB: 3 BB: 2 P: 28 | R: 0 E: 0 K: 2 S: 14 | H: 2 LOB: 2 BB: 0 P: 21 | R: 0 E: 0 K: 0 S: 10 | H: 0 LOB: 0 BB: 1 P: 16 | R: 0 E: 0 K: 0 S: 9 | H: 1 LOB: 1 BB: 0 P: 10 | R: 2 E: 0 K: 0 S: 8 | H: 2 LOB: 0 BB: 0 P: 14 | R: 0 E: 0 K: 2 S: 12 | H: 0 LOB: 1 BB: 2 P: 20 | 1B: 3 2B: 2 3B: 0 HR: 2 | SF: 0 SAC: 0 DP: 1 HBP: 0 | WP: 2 PB: 0 SB: 0 CS: 0 | PA: 35 | | | | | |
| PITCHER | IP | WLS | BF | H | R | ER | SO | BB | IBB | HBP | BLK | WP | HR | S | P | ERA | WHIP | | | | | | | | |
| 35 Matt Andriese, R (1, 1) ERA: 4.5 | 6.0 | | 25 | 5 | 1 | 1 | 5 | 3 | 0 | 0 | 0 | 0 | 0 | 69 | 9 | 1.50 | 1.333 | | | | | | | | |
| 30 Erasmo Ramírez, R (7, 1) ERA: 4.76 | 0.1 | H | 2 | 1 | 1 | 1 | 0 | 0 | 0 | 0 | 0 | 0 | 0 | 2 | 4 | 27.00 | 3.000 | | | | | | | | |
| 31 Xavier Cedeño, L (7, 1) ERA: 9.0 | 0.1 | L | 2 | 1 | 1 | 1 | 0 | 0 | 0 | 0 | 0 | 0 | 1 | 3 | 4 | 27.00 | 3.000 | | | | | | | | |
| 49 Tommy Hunter, R (7, 1) ERA: | 0.1 | | 1 | 0 | 0 | 0 | 0 | 0 | 0 | 0 | 0 | 0 | 0 | 3 | 6 | 0.00 | 0.000 | | | | | | | | |
| 43 Danny Farquhar, R (8, 1) ERA: 1.59 | 1.0 | | 4 | 0 | 0 | 0 | 2 | 1 | 1 | 0 | 0 | 1 | 0 | 12 | 20 | 0.00 | 1.000 | | | | | | | | |

Tampa Bay Rays @ New York Yankees
Yankee Stadium, Bronx, NY
Thu Apr 13 2017, 7:10 PM - 10:07 PM EDT
Att: 34,772 - Partly Cloudy - 61 F

AB 29
R 3
H 7
RBI 3
BB 5
SO 7
LOB 16



| Batter | 1 | 2 | 3 | 4 | 5 | 6 | 7 | 8 | 9 | AB | R | H | RBI | BB | SO | LOB | TOP | | | | | |
|--|---|----------------------------------|---------------------------------------|----------------------------------|---------------------------------------|----------------------------------|--------------------------------------|---------------------------------|--------------------------------------|----------------------------------|--------------------------------------|---------------------------------|---------------------------------------|----------------------------------|---------------------------------------|----------------------------------|---------------------------------------|----------------------------------|-------------------------|---------------------------|----------------------------------|--------|
| 25 Dexter Fowler, S OBP: 0.244, SLG: 0.175 | F7 | | G3 | | G4-3 | | F9 | | G4-3 | 5 | 0 | 0 | 0 | 0 | 0 | 4 | | | | | | |
| 36 Aledmys Diaz, R OBP: 0.300, SLG: 0.600 | 13 HR | | 2B | | | F7 | | K | | 4 | 1 | 2 | 0 | 0 | 1 | 0 | | | | | | |
| 13 Matt Carpenter, L OBP: 0.359, SLG: 0.310 | 1H | | HR | | | K | | K2-3 | | 3 | 1 | 1 | 2 | 1 | 2 | 0 | | | | | | |
| 55 Stephen Piscotty, R OBP: 0.367, SLG: 0.400 | K2-3 | | | | | G5-3 | | | | 3 | 0 | 0 | 0 | 1 | 2 | 2 | | | | | | |
| 32 Matt Adams, L OBP: 0.286, SLG: 0.167 | G5-3 | | | | F8 | | FC6-4 | | K | 4 | 0 | 1 | 0 | 0 | 1 | 1 | | | | | | |
| 4 Yadier Molina, R OBP: 0.343, SLG: 0.286 | G6-3 | | G5-3 | | G5-3 | | FC6-4 | | K | 4 | 1 | 0 | 0 | 0 | 1 | 1 | | | | | | |
| 27 Jhonny Peralta, R OBP: 0.167, SLG: 0.130 | G5-3 | | L5 | | | | 15 2B | | F9 | 3 | 0 | 0 | 0 | 1 | 0 | 0 | | | | | | |
| 15 Randal Grichuk, R OBP: 0.263, SLG: 0.444 | K | | | | K | | | | F9 | 3 | 0 | 1 | 1 | 1 | 2 | 0 | | | | | | |
| 16 Kolten Wong, L OBP: 0.258, SLG: 0.222 | | | | | F7 | | L7 | | F8 | 3 | 0 | 0 | 0 | 0 | 0 | 2 | | | | | | |
| 58 José Martínez, R OBP: 0.636, SLG: 0.778 | | | | | | | | | 2B | 1 | 0 | 1 | 0 | 0 | 0 | 0 | | | | | | |
| Inning Stats | R: 2 H: 2 E: 0 K: 1 S: 12 | H: 2 LOB: 0 BB: 0 P: 18 | R: 0 H: 0 E: 0 K: 1 S: 14 | H: 0 LOB: 2 BB: 1 P: 19 | R: 0 H: 1 E: 0 K: 1 S: 10 | H: 1 LOB: 2 BB: 1 P: 16 | R: 0 H: 0 E: 0 K: 0 S: 6 | H: 0 LOB: 0 BB: 0 P: 8 | R: 0 H: 0 E: 0 K: 1 S: 8 | H: 0 LOB: 0 BB: 0 P: 12 | R: 0 H: 0 E: 0 K: 0 S: 5 | H: 0 LOB: 0 BB: 0 P: 8 | R: 1 H: 2 E: 0 K: 0 S: 20 | H: 2 LOB: 2 BB: 1 P: 30 | R: 0 H: 0 E: 0 K: 3 S: 10 | H: 0 LOB: 1 BB: 1 P: 20 | R: 0 H: 1 E: 0 K: 1 S: 14 | H: 1 LOB: 2 BB: 1 P: 22 | 1B: 2 2B: 3 HR: 1 | SF: 0 SAC: 0 HBP: 0 | WP: 0 PB: 0 SB: 0 CS: 0 | PA: 37 |
| PITCHER | IP WLS BF H R ER SO BB IBB HBP BLK WP HR S P ERA WHIP | | | | | | | | | | | | | | | | | | | | | |
| 19 Masahiro Tanaka, R ERA: 8.36 | 6.1 W 26 5 3 3 5 2 0 0 0 0 0 1 68 103 4.26 1.105 | | | | | | | | | | | | | | | | | | | | | |
| 29 Tyler Clippard, R ERA: 1.5 | 0.2 H 2 0 0 0 0 0 0 0 0 0 0 7 8 0.00 0.000 | | | | | | | | | | | | | | | | | | | | | |
| 68 Dellin Betances, R ERA: 2.08 | 1.0 H 4 0 0 0 3 1 0 0 0 0 0 0 10 20 0.00 1.000 | | | | | | | | | | | | | | | | | | | | | |
| 54 Aroldis Chapman, L ERA: | 1.0 S 5 1 0 0 1 1 0 0 0 0 0 0 14 22 0.00 2.000 | | | | | | | | | | | | | | | | | | | | | |

St. Louis Cardinals @ New York Yankees
Yankee Stadium, Bronx, NY
Fri Apr 14, 2017, 7:10 PM - 10:04 PM EDT
Att: 39,102 - Clear - 58 F

AB 33
R 3
H 6
RBI 3
BB 4
SO 9
LOB 10



| Batter | 1 | 2 | 3 | 4 | 5 | 6 | 7 | 8 | 9 | AB | R | H | RBI | BB | SO | LOB | BOTTOM | | | |
|---|---|----------------------------------|---------------------------------------|----------------------------------|---------------------------------------|----------------------------------|--------------------------------------|---------------------------------|---------------------------------------|----------------------------------|--------------------------------------|----------------------------------|--------------------------------------|----------------------------------|--------------------------------------|----------------------------------|----------------------------------|------------------------------------|----------------------------------|--------|
| 11 Brett Gardner, L OBP: 0.359, SLG: 0.303 | 14 HR | | | | FC4-6 | | | | | 2 | 1 | 0 | 0 | 2 | 1 | 2 | | | | |
| 14 Starlin Castro, R OBP: 0.366, SLG: 0.525 | HR | | | | G5-4-3 | | | | | 4 | 1 | 2 | 2 | 0 | 0 | 2 | | | | |
| 17 Matt Holliday, R OBP: 0.419, SLG: 0.394 | K | | | | | F9 | | | | 4 | 0 | 0 | 0 | 0 | 3 | 2 | | | | |
| 22 Jacoby Ellsbury, L OBP: 0.351, SLG: 0.457 | 12 S | | | | F7 | | | | | 4 | 1 | 2 | 0 | 0 | 0 | 0 | | | | |
| 12 Chase Headley, S OBP: 0.488, SLG: 0.629 | K | | | | | 12 2B | | | | 3 | 0 | 2 | 0 | 1 | 1 | 1 | | | | |
| 99 Aaron Judge, R OBP: 0.324, SLG: 0.545 | K | | | | L7 | | | | | 4 | 0 | 0 | 0 | 0 | 3 | 4 | | | | |
| 33 Greg Bird, L OBP: 0.154, SLG: 0.087 | | | | | F8 | | | | | 3 | 0 | 0 | 0 | 1 | 1 | 2 | | | | |
| 27 Austin Romine, R OBP: 0.368, SLG: 0.563 | | | | | | | | | | 4 | 1 | 2 | 1 | 0 | 1 | 2 | | | | |
| 74 Ronald Torreyes, R OBP: 0.250, SLG: 0.406 | | | | | | | | | | 4 | 0 | 1 | 0 | 0 | 0 | 2 | | | | |
| Inning Stats | R: 2 H: 2 E: 0 K: 3 S: 15 | H: 2 LOB: 1 BB: 1 P: 27 | R: 1 H: 2 E: 0 K: 1 S: 12 | H: 2 LOB: 2 BB: 1 P: 20 | R: 0 H: 1 E: 0 K: 0 S: 10 | H: 1 LOB: 1 BB: 0 P: 12 | R: 0 H: 2 E: 0 K: 0 S: 5 | H: 2 LOB: 1 BB: 0 P: 9 | R: 1 H: 2 E: 1 K: 2 S: 12 | H: 2 LOB: 1 BB: 0 P: 17 | R: 0 H: 0 E: 0 K: 2 S: 8 | H: 0 LOB: 0 BB: 0 P: 13 | R: 0 H: 0 E: 0 K: 1 S: 8 | H: 0 LOB: 0 BB: 0 P: 10 | R: 0 H: 0 E: 0 K: 1 S: 9 | H: 0 LOB: 2 BB: 2 P: 23 | 1B: 6 2B: 1 3B: 0 HR: 2 | SF: 0 SAC: 0 DP: 1 HBP: 0 | WP: 0 PB: 0 SB: 2 CS: 0 | PA: 36 |
| PITCHER | IP WLS BF H R ER SO BB IBB HBP BLK WP HR S P ERA WHIP | | | | | | | | | | | | | | | | | | | |
| 52 Michael Wacha, R ERA: 3.0 | 6.0 L 28 9 4 3 8 2 0 0 0 0 0 0 2 62 98 4.50 1.833 | | | | | | | | | | | | | | | | | | | |
| 67 Matt Bowman, R ERA: | 1.0 3 0 0 0 1 0 0 0 0 0 0 0 8 10 0.00 0.000 | | | | | | | | | | | | | | | | | | | |
| 46 Kevin Siegrist, L ERA: 13.5 | 1.0 5 0 0 0 1 2 0 0 0 0 0 0 9 23 0.00 2.000 | | | | | | | | | | | | | | | | | | | |

St. Louis Cardinals @ New York Yankees
Yankee Stadium, Bronx, NY
Fri Apr 14, 2017, 7:10 PM - 10:04 PM EDT
Att: 39,102 - Clear - 58 F

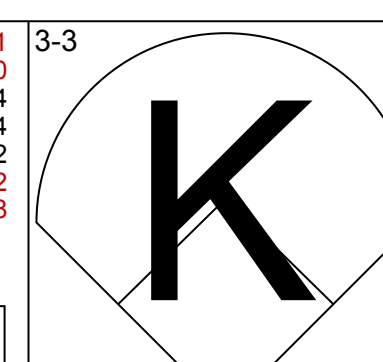
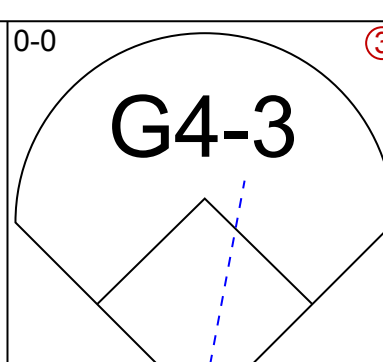
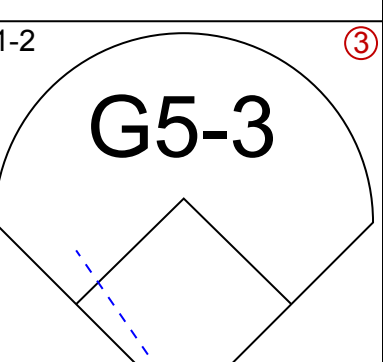
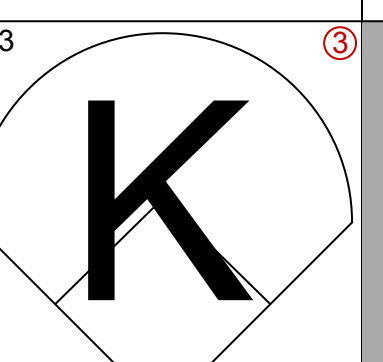
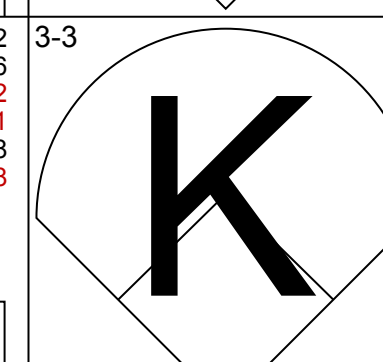
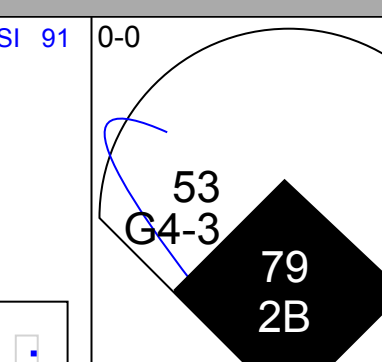
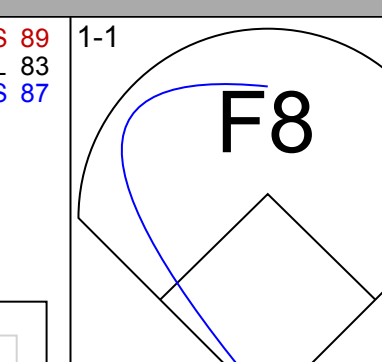
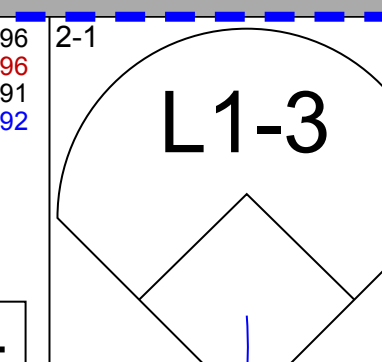
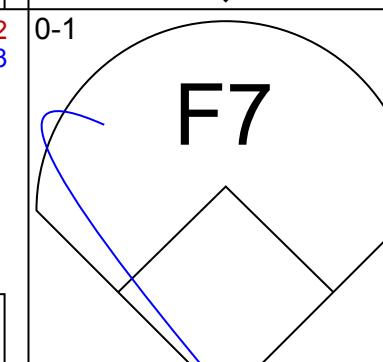
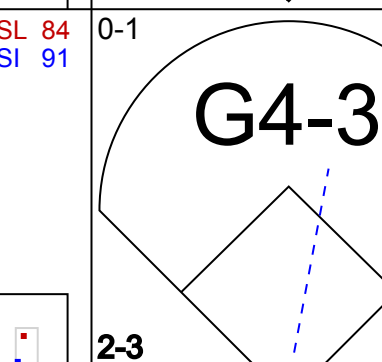
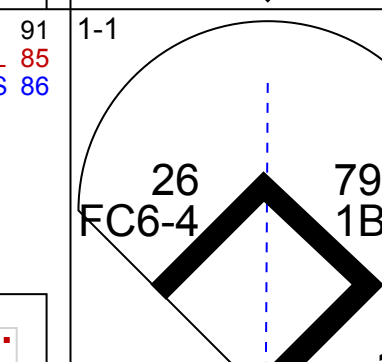
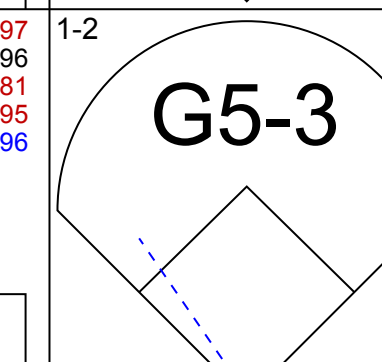
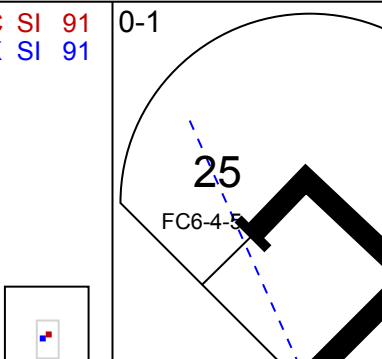
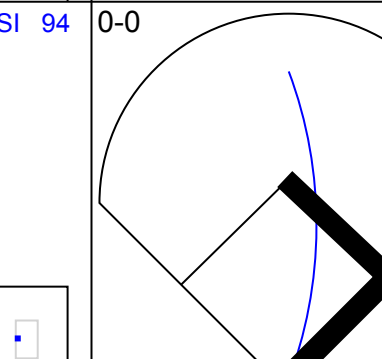
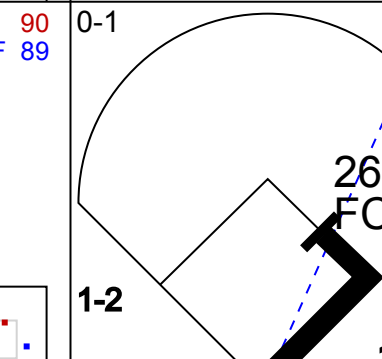
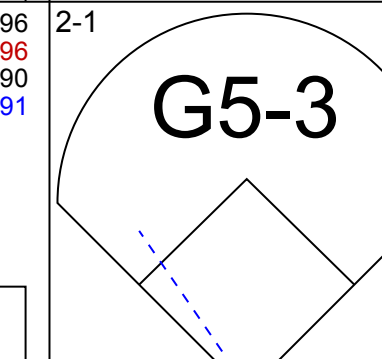
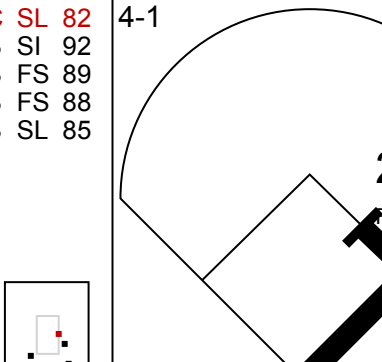
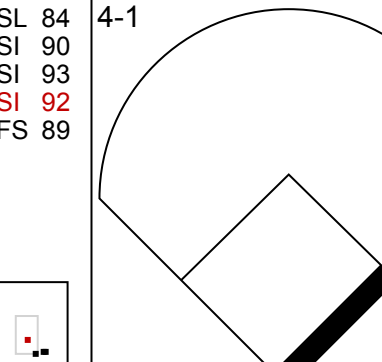
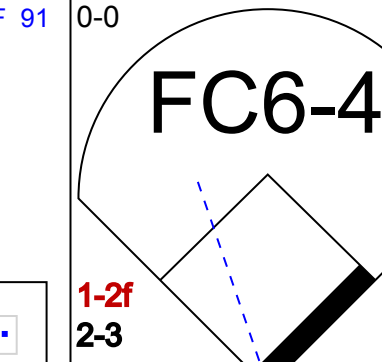

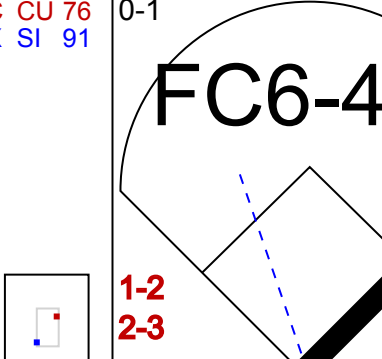
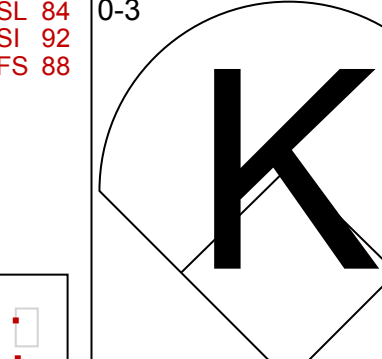
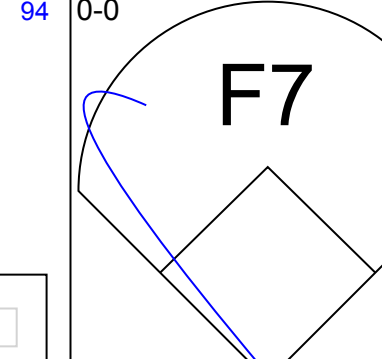

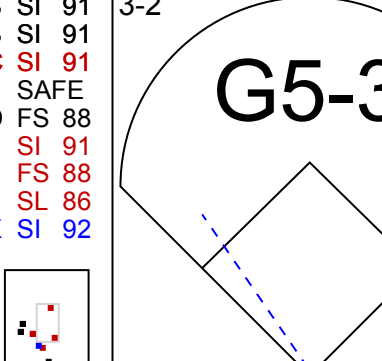
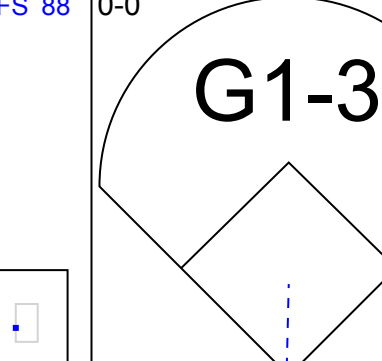
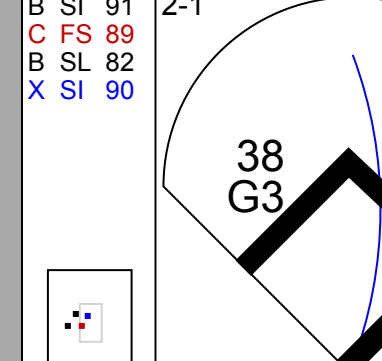
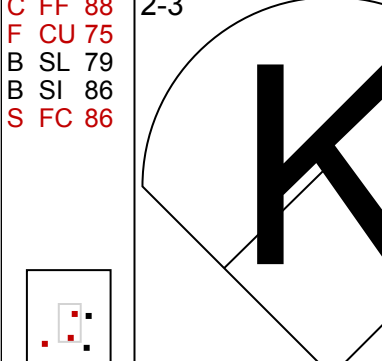
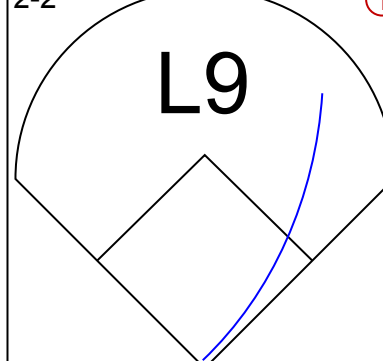
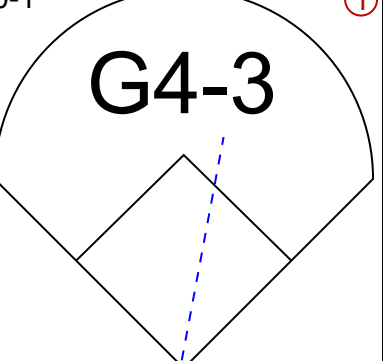
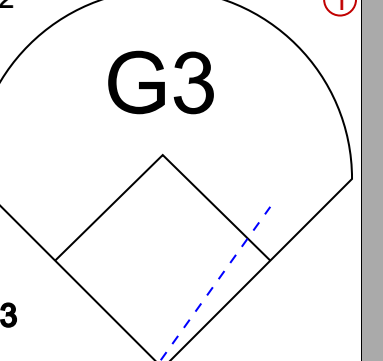

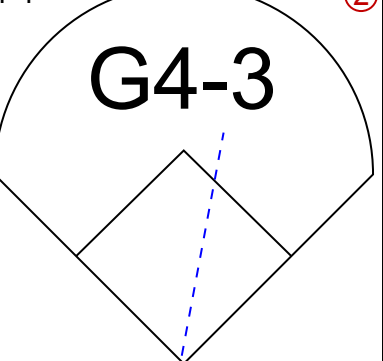

AB 32
R 4
H 9
RBI 3
BB 4
SO 10
LOB 17



| Batter | 1 | 2 | 3 | 4 | 5 | 6 | 7 | 8 | 9 | AB | R | H | RBI | BB | SO | LOB | TOP | | | |
|--|---|---|---|---|---|---|---|---|---|---|---|---|---|---|---|---|---|------------------------------------|------------------------------------|----------------------------------|
| 25 Dexter Fowler, S OBP: 0.224, SLG: 0.159 | | | G4-3 | | | F9 | | K | | 4 | 0 | 0 | 0 | 0 | 2 | 0 | St. Louis Cardinals @ New York Yankees Yankee Stadium, Bronx, NY Sat Apr 15 2017, 1:10 PM - 4:14 PM EDT Att: 43,031 - Cloudy - 58 F | | | |
| 36 Aledmys Diaz, R OBP: 0.273, SLG: 0.545 | | | K | | | P4 | | L5 | | 4 | 0 | 0 | 0 | 0 | 1 | 0 | | | | |
| 13 Matt Carpenter, L OBP: 0.349, SLG: 0.303 | | | | | | K | | K | | 4 | 0 | 1 | 0 | 0 | 2 | 0 | | | | |
| 55 Stephen Piscotty, R OBP: 0.382, SLG: 0.500 | | | | | | L1-3 | | HR | | 3 | 1 | 1 | 1 | 0 | 0 | 1 | | | | |
| 4 Yadier Molina, R OBP: 0.308, SLG: 0.250 | | | | | | G6-3 | | K | | 4 | 0 | 0 | 0 | 0 | 1 | 2 | | | | |
| 58 José Martínez, R OBP: 0.571, SLG: 0.667 | | | | | | K2-3 | | F8 | | 3 | 0 | 1 | 0 | 0 | 1 | 2 | | | | |
| 32 Matt Adams, L OBP: 0.318, SLG: 0.211 | | | | | | | | 1B | | 1 | 0 | 1 | 0 | 0 | 0 | 0 | | | | |
| 16 Kolten Wong, L OBP: 0.238, SLG: 0.222 | | | | | | | | 1B | | 0 | 0 | 0 | 0 | 0 | 0 | 0 | | | | |
| 27 Jhonny Peralta, R OBP: 0.185, SLG: 0.120 | | | | | | | | 1B | | 2 | 0 | 0 | 0 | 1 | 1 | 1 | | | | |
| 35 Greg Garcia, L OBP: 0.538, SLG: 0.250 | | | | | | | | BB | | 0 | 0 | 0 | 0 | 1 | 0 | 0 | | | | |
| 15 Randal Grichuk, R OBP: 0.238, SLG: 0.400 | | | | | | | | K | | 4 | 0 | 0 | 0 | 0 | 2 | 4 | | | | |
| 3 Jedd Gyorko, R OBP: 0.296, SLG: 0.520 | | | | | | | | HR | | 3 | 1 | 1 | 1 | 0 | 0 | 0 | | | | |
| Inning Stats | R: 0 H: 0 E: 0 K: 1 S: 7 | H: 0 LOB: 0 BB: 0 P: 12 | R: 0 H: 1 E: 0 K: 0 S: 10 | H: 1 LOB: 2 BB: 1 P: 16 | R: 0 H: 0 E: 0 K: 1 S: 11 | H: 0 LOB: 0 BB: 0 P: 16 | R: 0 H: 1 E: 0 K: 1 S: 10 | H: 1 LOB: 1 BB: 0 P: 19 | R: 0 H: 0 E: 0 K: 1 S: 9 | H: 0 LOB: 0 BB: 0 P: 6 | R: 0 H: 0 E: 0 K: 1 S: 8 | H: 0 LOB: 1 BB: 0 P: 10 | R: 1 H: 1 E: 0 K: 2 S: 10 | H: 1 LOB: 2 BB: 1 P: 17 | R: 1 H: 2 E: 0 K: 3 S: 18 | H: 2 LOB: 2 BB: 1 P: 25 | 1B: 3 2B: 0 3B: 0 HR: 2 | SF: 0 SAC: 0 DP: 0 HBP: 1 | WP: 0 PB: 0 SB: 0 CS: 0 | PA: 35 |
| PITCHER | IP WLS BF H R ER SO BB IBB HBP BLK WP HR S P ERA WHIP | IP WLS BF H R ER SO BB IBB HBP BLK WP HR S P ERA WHIP | IP WLS BF H R ER SO BB IBB HBP BLK WP HR S P ERA WHIP | IP WLS BF H R ER SO BB IBB HBP BLK WP HR S P ERA WHIP | IP WLS BF H R ER SO BB IBB HBP BLK WP HR S P ERA WHIP | IP WLS BF H R ER SO BB IBB HBP BLK WP HR S P ERA WHIP | IP WLS BF H R ER SO BB IBB HBP BLK WP HR S P ERA WHIP | IP WLS BF H R ER SO BB IBB HBP BLK WP HR S P ERA WHIP | IP WLS BF H R ER SO BB IBB HBP BLK WP HR S P ERA WHIP | IP WLS BF H R ER SO BB IBB HBP BLK WP HR S P ERA WHIP | IP WLS BF H R ER SO BB IBB HBP BLK WP HR S P ERA WHIP | IP WLS BF H R ER SO BB IBB HBP BLK WP HR S P ERA WHIP | IP WLS BF H R ER SO BB IBB HBP BLK WP HR S P ERA WHIP | IP WLS BF H R ER SO BB IBB HBP BLK WP HR S P ERA WHIP | IP WLS BF H R ER SO BB IBB HBP BLK WP HR S P ERA WHIP | IP WLS BF H R ER SO BB IBB HBP BLK WP HR S P ERA WHIP | | | | |
| 52 CC Sabathia, L ERA: 1.47 | 7.1 | W | 27 | 3 | 1 | 1 | 6 | 1 | 0 | 0 | 1 | 0 | 0 | 0 | 0 | 0 | 1.23 | 0.545 | | |
| 43 Adam Warren, R ERA: 1.47 | 0.2 | H | 2 | 0 | 0 | 0 | 1 | 0 | 0 | 0 | 0 | 0 | 0 | 0 | 0 | 0 | 0.00 | 0.000 | | |
| 29 Tyler Clippard, R ERA: 3.0 | 1.0 | S | 6 | 2 | 1 | 1 | 3 | 1 | 0 | 0 | 0 | 0 | 0 | 1 | 18 | 25 | 9.00 | 3.000 | | |
| Batter | 1 | 2 | 3 | 4 | 5 | 6 | 7 | 8 | 9 | AB | R | H | RBI | BB | SO | LOB | BOTTOM | | | |
| 11 Brett Gardner, L OBP: 0.386, SLG: 0.306 | | | | | | | | | | 3 | 1 | 1 | 0 | 2 | 1 | 1 | St. Louis Cardinals @ New York Yankees Yankee Stadium, Bronx, NY Sat Apr 15 2017, 1:10 PM - 4:14 PM EDT Att: 43,031 - Cloudy - 58 F | | | |
| 31 Aaron Hicks, S OBP: 0.482, SLG: 0.632 | | | | | | | | | | 3 | 1 | 0 | 1 | 2 | 2 | 1 | | | | |
| 48 Chris Carter, R OBP: 0.240, SLG: 0.273 | | | | | | | | | | 5 | 0 | 1 | 1 | 0 | 4 | 5 | | | | |
| 22 Jacoby Ellsbury, L OBP: 0.366, SLG: 0.462 | | | | | | | | | | 4 | 0 | 2 | 0 | 0 | 2 | 3 | | | | |
| 14 Starlin Castro, R OBP: 0.356, SLG: 0.488 | | | | | | | | | | 3 | 0 | 0 | 0 | 1 | 2 | 3 | | | | |
| 12 Chase Headley, S OBP: 0.489, SLG: 0.595 | | | | | | | | | | 2 | 0 | 0 | 0 | 2 | 1 | 1 | | | | |
| 33 Greg Bird, L OBP: 0.167, SLG: 0.077 | | | | | | | | | | 3 | 0 | 0 | 0 | 1 | 2 | 5 | | | | |
| 38 Kyle Higashioka, R | | | | | | | | | | 4 | 0 | 0 | 0 | 0 | 2 | 5 | | | | |
| 74 Ronald Torreyes, R OBP: 0.250, SLG: 0.417 | | | | | | | | | | 4 | 1 | 1 | 0 | 0 | 1 | 0 | | | | |
| Inning Stats | R: 1 H: 0 E: 0 K: 3 S: 18 | H: 0 LOB: 3 BB: 4 P: 37 | R: 0 H: 0 E: 0 K: 3 S: 13 | H: 0 LOB: 2 BB: 2 P: 21 | R: 0 H: 1 E: 1 K: 2 S: 10 | H: 1 LOB: 2 BB: 0 P: 15 | R: 0 H: 0 E: 0 K: 2 S: 7 | H: 0 LOB: 0 BB: 0 P: 9 | R: 0 H: 1 E: 0 K: 1 S: 14 | H: 1 LOB: 3 BB: 2 P: 24 | R: 2 H: 2 E: 1 K: 2 S: 15 | H: 2 LOB: 1 BB: 0 P: 21 | R: 0 H: 0 E: 0 K: 2 S: 8 | H: 0 LOB: 0 BB: 0 P: 12 | R: 0 H: 1 E: 0 K: 2 S: 14 | H: 1 LOB: 1 BB: 0 P: 21 | | 1B: 4 2B: 1 3B: 0 HR: 0 | SF: 0 SAC: 0 DP: 0 HBP: 0 | WP: 2 PB: 1 SB: 2 CS: 0 |
| PITCHER | IP WLS BF H R ER SO BB IBB HBP BLK WP HR S P ERA WHIP | IP WLS BF H R ER SO BB IBB HBP BLK WP HR S P ERA WHIP | IP WLS BF H R ER SO BB IBB HBP BLK WP HR S P ERA WHIP | IP WLS BF H R ER SO BB IBB HBP BLK WP HR S P ERA WHIP | IP WLS BF H R ER SO BB IBB HBP BLK WP HR S P ERA WHIP | IP WLS BF H R ER SO BB IBB HBP BLK WP HR S P ERA WHIP | IP WLS BF H R ER SO BB IBB HBP BLK WP HR S P ERA WHIP | IP WLS BF H R ER SO BB IBB HBP BLK WP HR S P ERA WHIP | IP WLS BF H R ER SO BB IBB HBP BLK WP HR S P ERA WHIP | IP WLS BF H R ER SO BB IBB HBP BLK WP HR S P ERA WHIP | IP WLS BF H R ER SO BB IBB HBP BLK WP HR S P ERA WHIP | IP WLS BF H R ER SO BB IBB HBP BLK WP HR S P ERA WHIP | IP WLS BF H R ER SO BB IBB HBP BLK WP HR S P ERA WHIP | IP WLS BF H R ER SO BB IBB HBP BLK WP HR S P ERA WHIP | IP WLS BF H R ER SO BB IBB HBP BLK WP HR S P ERA WHIP | IP WLS BF H R ER SO BB IBB HBP BLK WP HR S P ERA WHIP | | | | |
| 18 Carlos Martínez, R ERA: 3.57 | 5.1 | L | 30 | 4 | 3 | 2 | 10 | 8 | 0 | 0 | 0 | 0 | 0 | 0 | 0 | 0 | 3.38 | 2.250 | | |
| 21 Brett Cecil, L ERA: 11.25 | 0.2 | | 2 | 0 | 0 | 0 | 2 | 0 | 0 | 0 | 0 | 0 | 0 | 0 | 0 | 0 | 0.00 | 0.000 | | |
| 63 Miguel Socolovich, R ERA: 1.5 | 1.0 | | 3 | 0 | 0 | 0 | 2 | 0 | 0 | 0 | 0 | 0 | 0 | 0 | 0 | 0 | 0.00 | 0.000 | | |
| 30 Jonathan Broxton, R ERA: 12.27 | 1.0 | | 4 | 1 | 0 | 0 | 2 | 0 | 0 | 0 | 0 | 0 | 0 | 1 | 14 | 21 | 0.00 | 1.000 | | |

| Batter | 1 | 2 | 3 | 4 | 5 | 6 | 7 | 8 | 9 | AB | R | H | RBI | BB | SO | LOB | TOP | | | | | | | | | | |
|--|------------------------------|----------------------------------|-------------------------------|----------------------------------|------------------------------|---------------------------------|------------------------------|----------------------------------|-------------------------------|----------------------------------|------------------------------|----------------------------------|-------------------------------|----------------------------------|------------------------------|----------------------------------|---|----------------------------------|----------------------------------|------------------------------------|----------------------------------|--------|--|--|--|--|--|
| 25 Dexter Fowler, S OBP: 0.222, SLG: 0.163 | | | | | | | | | | 5 | 0 | 1 | 0 | 0 | 2 | 3 | St. Louis Cardinals @ New York Yankees Yankee Stadium, Bronx, NY Sun Apr 16 2017, 8:08 PM - 11:25 PM EDT Att: 31,706 - Partly Cloudy - 80 F livebaseballscorecards.com | | | | | | | | | | |
| 36 Aledmys Diaz, R OBP: 0.245, SLG: 0.490 | | | | | | | | | | 5 | 0 | 0 | 0 | 0 | 0 | 5 | | | | | | | | | | | |
| 13 Matt Carpenter, L OBP: 0.362, SLG: 0.306 | | | | | | | | | | 3 | 0 | 1 | 0 | 1 | 0 | 0 | | | | | | | | | | | |
| 55 Stephen Piscotty, R OBP: 0.395, SLG: 0.484 | | | | | | | | | | 3 | 0 | 1 | 0 | 1 | 0 | 0 | | | | | | | | | | | |
| 32 Matt Adams, L OBP: 0.269, SLG: 0.174 | | | | | | | | | | 4 | 0 | 0 | 0 | 0 | 2 | 4 | | | | | | | | | | | |
| 4 Yadier Molina, R OBP: 0.310, SLG: 0.343 | | | | | | | | | | 3 | 1 | 1 | 1 | 0 | 1 | 0 | | | | | | | | | | | |
| 41 Eric Fryer, R OBP: 0.333, SLG: 0.500 | | | | | | | | | | 1 | 1 | 1 | 0 | 0 | 0 | 0 | | | | | | | | | | | |
| 3 Jedd Gyorko, R OBP: 0.217, SLG: 0.364 | | | | | | | | | | 3 | 1 | 1 | 0 | 1 | 1 | 0 | | | | | | | | | | | |
| 15 Randal Grichuk, R OBP: 0.217, SLG: 0.364 | | | | | | | | | | 4 | 0 | 0 | 1 | 0 | 1 | 2 | | | | | | | | | | | |
| 35 Greg Garcia, L OBP: 0.529, SLG: 0.333 | | | | | | | | | | 4 | 0 | 2 | 1 | 0 | 1 | 2 | | | | | | | | | | | |
| Inning Stats | R: 0 E: 0 K: 2 S: 9 | H: 1 LOB: 2 BB: 1 P: 17 | R: 1 E: 0 K: 0 S: 11 | H: 3 LOB: 2 BB: 0 P: 17 | R: 0 E: 0 K: 0 S: 6 | H: 0 LOB: 0 BB: 0 P: 8 | R: 0 E: 0 K: 2 S: 9 | H: 0 LOB: 0 BB: 0 P: 13 | R: 0 E: 0 K: 1 S: 10 | H: 1 LOB: 0 BB: 0 P: 11 | R: 0 E: 0 K: 0 S: 8 | H: 0 LOB: 0 BB: 0 P: 12 | R: 1 E: 0 K: 1 S: 13 | H: 1 LOB: 0 BB: 0 P: 18 | R: 0 E: 0 K: 1 S: 9 | H: 1 LOB: 2 BB: 1 P: 16 | R: 1 E: 1 K: 1 S: 13 | H: 1 LOB: 2 BB: 1 P: 25 | 1B: 6 2B: 1 3B: 0 HR: 1 | SF: 0 SAC: 0 DP: 1 HBP: 0 | WP: 1 PB: 0 CS: 0 SB: 0 | PA: 38 | | | | | |
| PITCHER | IP | WLS | BF | H | R | ER | SO | BB | IBB | HBP | BLK | WP | HR | S | P | ERA | WHIP | | | | | | | | | | |
| 35 Michael Pineda, R ERA: 3.44 | 7.0 | W | 27 | 6 | 2 | 2 | 6 | 1 | 0 | 0 | 0 | 0 | 1 | 66 | 96 | 2.57 | 1.000 | | | | | | | | | | |
| 68 Dellin Betances, R ERA: 1.69 | 1.0 | H | 5 | 1 | 0 | 0 | 1 | 1 | 0 | 0 | 0 | 0 | 0 | 9 | 16 | 0.00 | 2.000 | | | | | | | | | | |
| 55 Bryan Mitchell, R ERA: 2.08 | 1.0 | | 6 | 1 | 1 | 1 | 1 | 1 | 0 | 0 | 0 | 1 | 0 | 13 | 25 | 9.00 | 2.000 | | | | | | | | | | |

| Batter | 1 | 2 | 3 | 4 | 5 | 6 | 7 | 8 | 9 | AB | R | H | RBI | BB | SO | LOB | BOTTOM | | | | | | | | | | |
|---|------------------------------|----------------------------------|-------------------------------|----------------------------------|-------------------------------|----------------------------------|-------------------------------|----------------------------------|-------------------------------|----------------------------------|-------------------------------|----------------------------------|------------------------------|----------------------------------|-------------------------------|----------------------------------|---|------------------------------------|----------------------------------|--------|--|--|--|--|--|--|--|
| 11 Brett Gardner, L OBP: 0.347, SLG: 0.268 | | | | | | | | | | 5 | 0 | 0 | 0 | 0 | 2 | 2 | St. Louis Cardinals @ New York Yankees Yankee Stadium, Bronx, NY Sun Apr 16 2017, 8:08 PM - 11:25 PM EDT Att: 31,706 - Partly Cloudy - 80 F livebaseballscorecards.com | | | | | | | | | | |
| 31 Aaron Hicks, S OBP: 0.484, SLG: 0.773 | | | | | | | | | | 3 | 1 | 2 | 2 | 1 | 0 | 0 | | | | | | | | | | | |
| 14 Starlin Castro, R OBP: 0.360, SLG: 0.479 | | | | | | | | | | 5 | 0 | 2 | 0 | 0 | 1 | 2 | | | | | | | | | | | |
| 22 Jacoby Ellsbury, L OBP: 0.356, SLG: 0.429 | | | | | | | | | | 3 | 0 | 0 | 0 | 1 | 1 | 3 | | | | | | | | | | | |
| 12 Chase Headley, S OBP: 0.531, SLG: 0.615 | | | | | | | | | | 2 | 2 | 2 | 0 | 2 | 0 | 0 | | | | | | | | | | | |
| 30 Pete Kozma, R | | | | | | | | | | 0 | 0 | 0 | 0 | 0 | 0 | 0 | | | | | | | | | | | |
| 99 Aaron Judge, R OBP: 0.341, SLG: 0.583 | | | | | | | | | | 3 | 2 | 1 | 1 | 1 | 1 | 3 | | | | | | | | | | | |
| 33 Greg Bird, L OBP: 0.265, SLG: 0.310 | | | | | | | | | | 3 | 2 | 3 | 2 | 1 | 0 | 0 | | | | | | | | | | | |
| 27 Austin Romine, R OBP: 0.435, SLG: 0.632 | | | | | | | | | | 3 | 1 | 2 | 2 | 1 | 0 | 1 | | | | | | | | | | | |
| 74 Ronald Torreyes, R OBP: 0.250, SLG: 0.425 | | | | | | | | | | 4 | 1 | 1 | 2 | 0 | 0 | 4 | | | | | | | | | | | |
| Inning Stats | R: 0 E: 0 K: 1 S: 8 | H: 1 LOB: 1 BB: 0 P: 12 | R: 3 E: 0 K: 1 S: 16 | H: 4 LOB: 0 BB: 0 P: 25 | R: 0 E: 0 K: 2 S: 12 | H: 1 LOB: 1 BB: 0 P: 18 | R: 0 E: 0 K: 0 S: 10 | H: 1 LOB: 2 BB: 2 P: 22 | R: 1 E: 0 K: 1 S: 16 | H: 3 LOB: 2 BB: 0 P: 26 | R: 0 E: 0 K: 0 S: 10 | H: 0 LOB: 1 BB: 1 P: 18 | R: 0 E: 0 K: 0 S: 5 | H: 0 LOB: 0 BB: 2 P: 14 | R: 5 E: 0 K: 0 S: 21 | H: 3 LOB: 0 BB: 2 P: 35 | 1B: 7 2B: 5 3B: 1 HR: 2 | SF: 1 SAC: 0 DP: 4 HBP: 0 | WP: 0 PB: 1 CS: 2 SB: 0 | PA: 40 | | | | | | | |
| PITCHER | IP | WLS | BF | H | R | ER | SO | BB | IBB | HBP | BLK | WP | HR | S | P | ERA | WHIP | | | | | | | | | | |
| 50 Adam Wainwright, R ERA: 7.24 | 4.2 | L | 23 | 10 | 4 | 4 | 4 | 2 | 0 | 0 | 0 | 0 | 2 | 59 | 98 | 7.71 | 2.571 | | | | | | | | | | |
| 67 Matt Bowman, R ERA: | 1.1 | | 5 | 0 | 0 | 0 | 1 | 1 | 0 | 0 | 0 | 0 | 0 | 13 | 23 | 0.00 | 0.750 | | | | | | | | | | |
| 46 Kevin Siegrist, L ERA: 10.38 | 1.0 | | 3 | 0 | 0 | 0 | 0 | 2 | 0 | 0 | 0 | 0 | 0 | 5 | 14 | 0.00 | 2.000 | | | | | | | | | | |
| 63 Miguel Socolovich, R ERA: 9.0 | 0.0 | | 5 | 3 | 5 | 5 | 0 | 2 | 0 | 0 | 0 | 0 | 0 | 14 | 24 | = | = | | | | | | | | | | |
| 21 Brett Cecil, L ERA: 9.0 | 1.0 | | 3 | 0 | 0 | 0 | 0 | 0 | 0 | 0 | 0 | 0 | 0 | 7 | 11 | 0.00 | 0.000 | | | | | | | | | | |

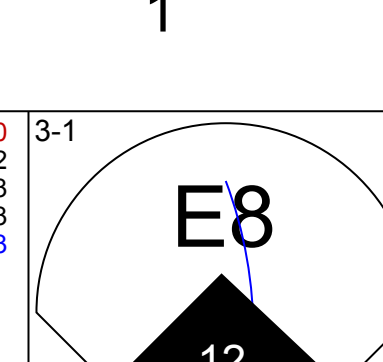
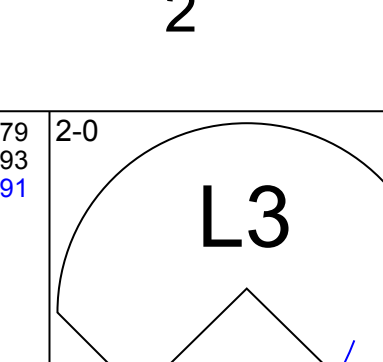
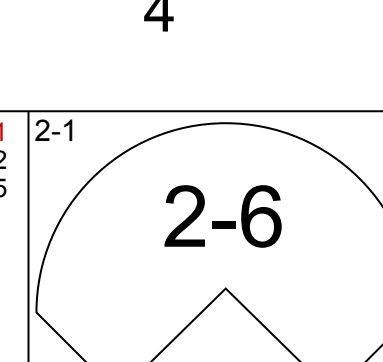
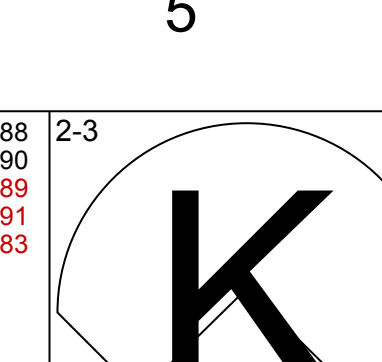
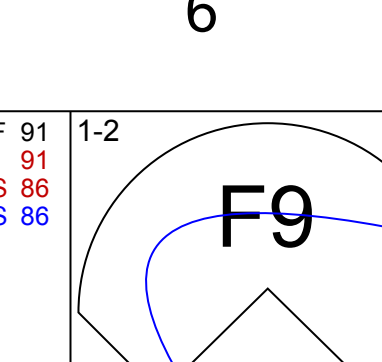
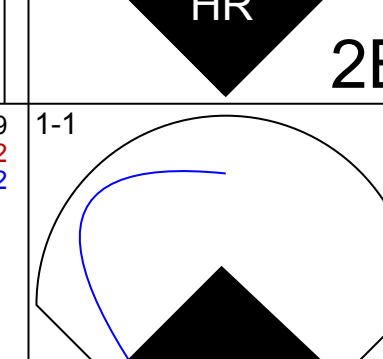
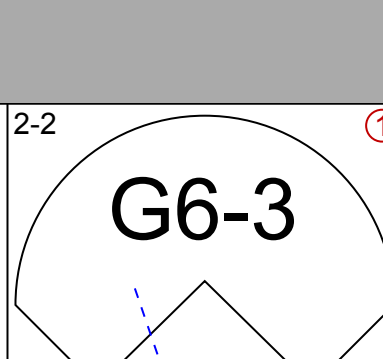
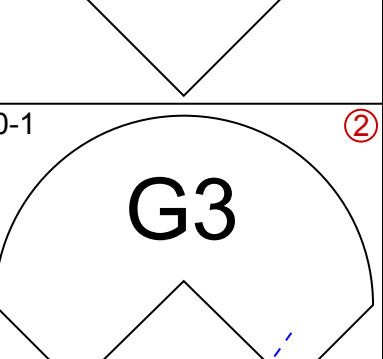
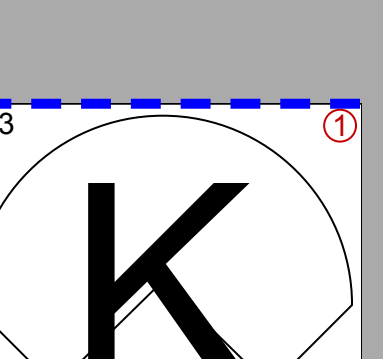
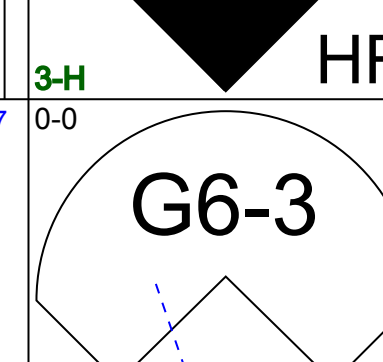
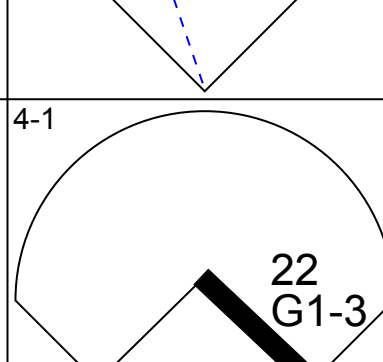
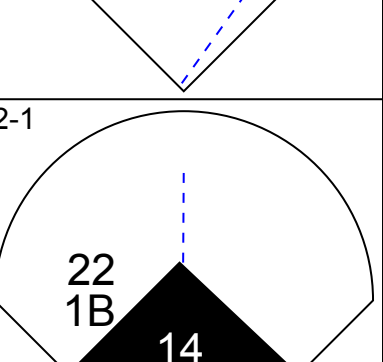
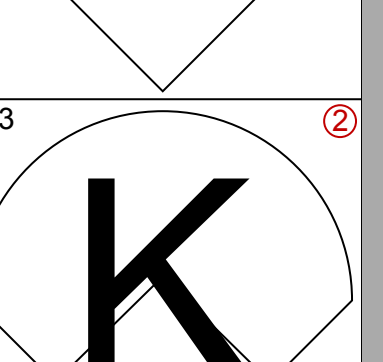
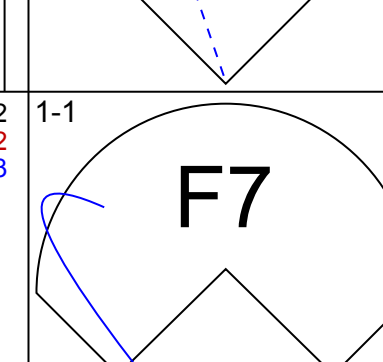
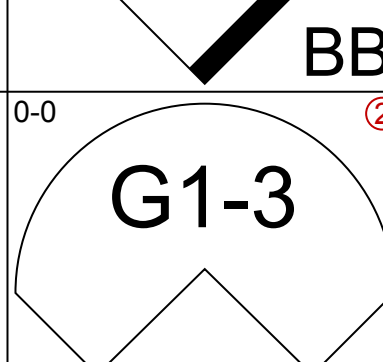
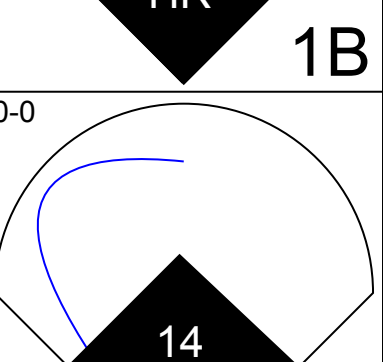
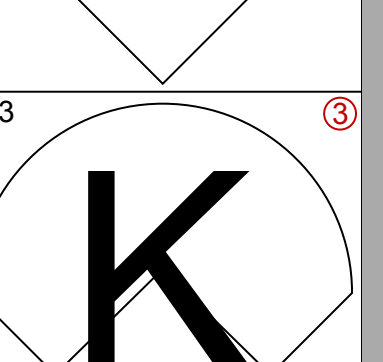
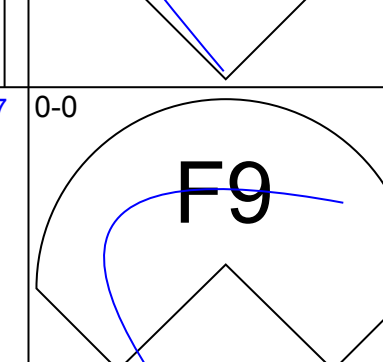
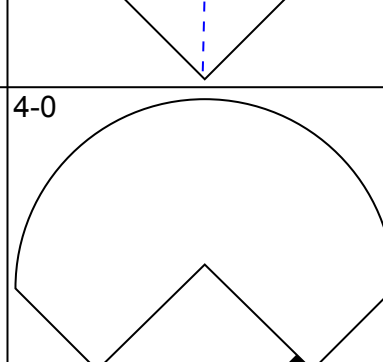
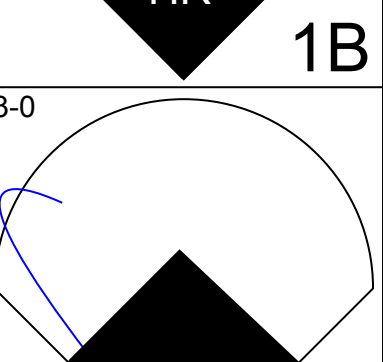
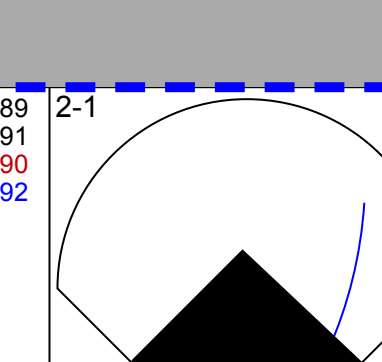
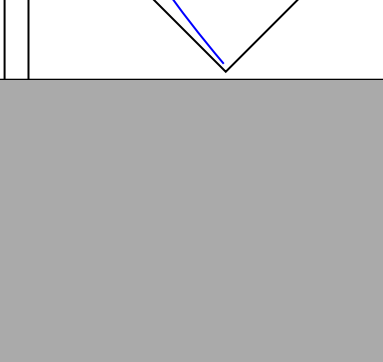
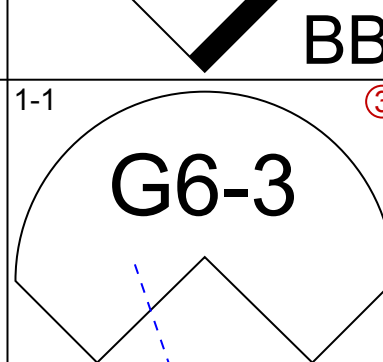
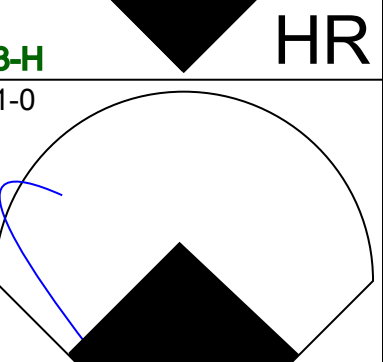
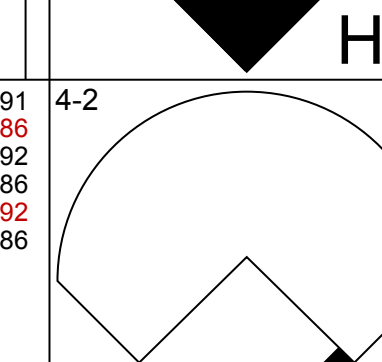
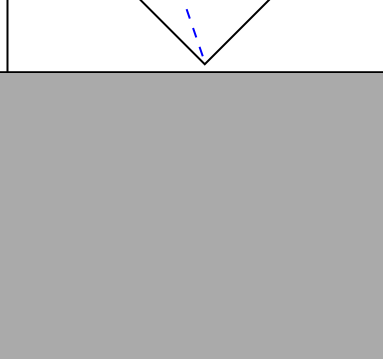
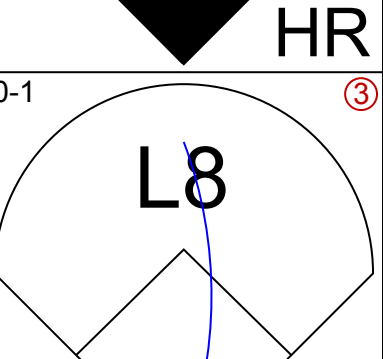
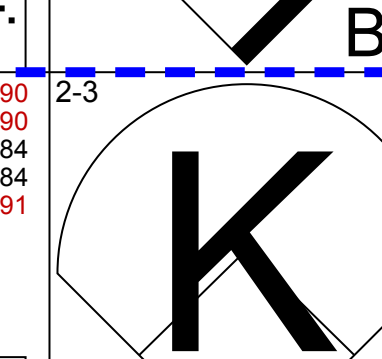
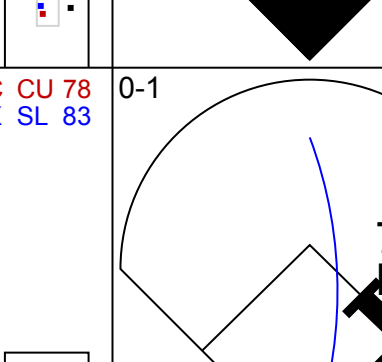

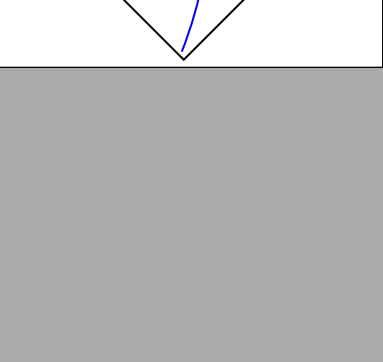
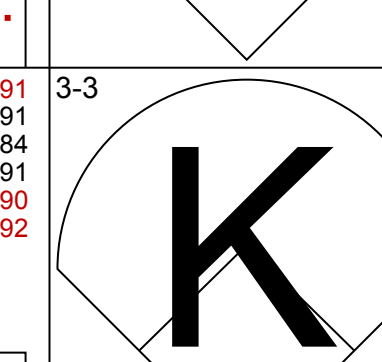

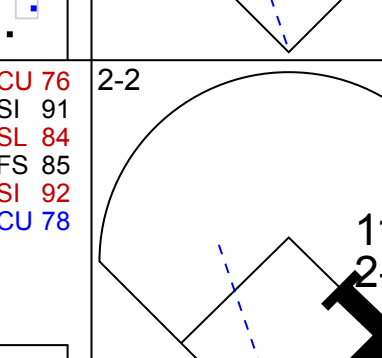

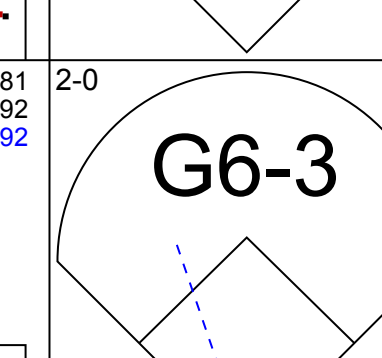
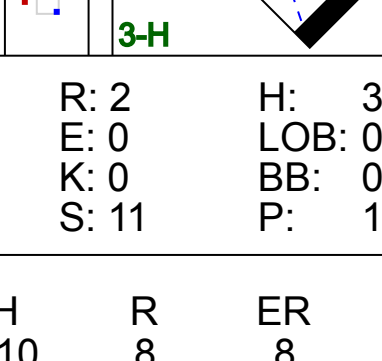
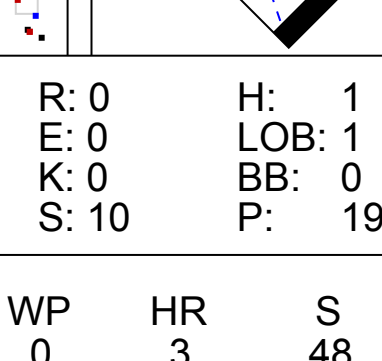
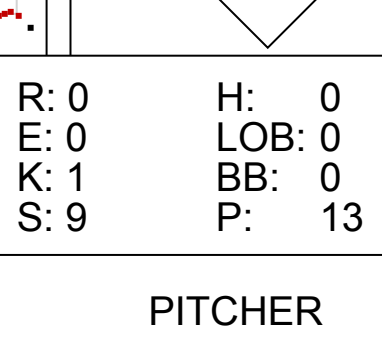
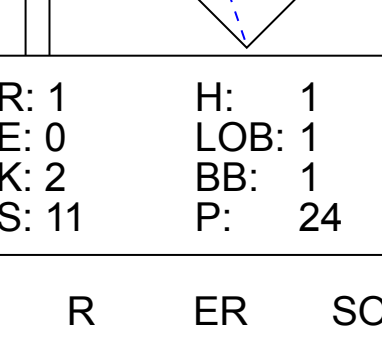




| Batter | 1 | 2 | 3 | 4 | 5 | 6 | 7 | 8 | 9 | AB | R | H | RBI | BB | SO | LOB | TOP | | | |
|--|---|---|---|---|--|---|---|---|------------------------------|----------------------------------|-------------------------------|----------------------------------|------------------------------|----------------------------------|------------------------------|----------------------------------|-------------------------|---------------------------|-------------------------|--------|
| 20 Tyler Saladino, R OBP: 0.340, SLG: 0.237 |  | |  | |  | |  | | | 4 | 0 | 0 | 0 | 0 | 2 | 1 | | | | |
| 7 Tim Anderson, R OBP: 0.179, SLG: 0.236 |  | | |  | |  | |  | | 4 | 1 | 1 | 0 | 0 | 1 | 0 | | | | |
| 53 Melky Cabrera, S OBP: 0.326, SLG: 0.357 |  | |  | |  | |  | | | 4 | 0 | 1 | 0 | 0 | 0 | 1 | | | | |
| 79 José Abreu, R OBP: 0.241, SLG: 0.255 | |  | |  | |  | |  | | 4 | 0 | 3 | 1 | 0 | 0 | 0 | | | | |
| 26 Avisail García, R OBP: 0.483, SLG: 0.654 | |  | |  | |  | |  | | 2 | 0 | 0 | 0 | 2 | 0 | 2 | | | | |
| 25 Cody Asche, L OBP: 0.156, SLG: 0.069 | |  | |  | |  | |  | | 4 | 0 | 0 | 0 | 0 | 1 | 6 | | | | |
| 5 Yolmer Sánchez, S OBP: 0.296, SLG: 0.519 | |  | |  | | |  |  | | 4 | 0 | 1 | 0 | 0 | 1 | 3 | | | | |
| 38 Omar Narváez, L OBP: 0.217, SLG: 0.143 | | |  | |  | |  | | | 3 | 0 | 0 | 0 | 0 | 0 | 1 | | | | |
| 28 Leury García, S OBP: 0.290, SLG: 0.483 | | |  | |  | |  | | | 3 | 0 | 0 | 0 | 0 | 2 | 1 | | | | |
| Inning Stats | R: 0 E: 0 K: 2 S: 9 | H: 0 LOB: 0 BB: 0 P: 15 | R: 0 E: 0 K: 0 S: 10 | H: 1 LOB: 1 BB: 1 P: 17 | R: 0 E: 0 K: 1 S: 9 | H: 0 LOB: 0 BB: 0 P: 13 | R: 1 E: 0 K: 1 S: 9 | H: 2 LOB: 2 BB: 1 P: 13 | R: 0 E: 0 K: 0 S: 7 | H: 2 LOB: 2 BB: 0 P: 10 | R: 0 E: 0 K: 2 S: 11 | H: 1 LOB: 1 BB: 0 P: 19 | R: 0 E: 0 K: 0 S: 8 | H: 0 LOB: 0 BB: 0 P: 13 | R: 0 E: 0 K: 1 S: 9 | H: 0 LOB: 0 BB: 0 P: 14 | 1B: 2 2B: 4 HR: 0 | SF: 0 SAC: 0 HBP: 0 | WP: 0 PB: 0 CS: 0 | PA: 34 |
| PITCHER | IP WLS BF H R ER SO BB IBB HBP BLK WP HR S P ERA WHIP | | | | | | | | | | | | | | | | | | | |
| 19 Masahiro Tanaka, R ERA: 6.0 | 7.0 W 28 6 1 1 6 2 0 0 0 0 0 0 63 96 1.29 1.143 | | | | | | | | | | | | | | | | | | | |
| 55 Bryan Mitchell, R ERA: 1.59 | (8, 1) 1.1 4 0 0 0 0 0 0 0 0 0 0 0 11 19 0.00 0.000 | | | | | | | | | | | | | | | | | | | |
| 39 Tommy Layne, L ERA: 2.25 | (9, 1) 0.2 2 0 0 0 1 0 0 0 0 0 0 0 6 8 0.00 0.000 | | | | | | | | | | | | | | | | | | | |

Chicago White Sox @ New York Yankees
Yankee Stadium, Bronx, NY
Wed Apr 19 2017, 7:12 PM - 9:50 PM EDT
Att: 30,014 - Cloudy - 46 F

livebaseballscores.com

AB 32
R 1
H 6
RBI 1
BB 2
SO 7
LOB 15




| Batter | 1 | 2 | 3 | 4 | 5 | 6 | 7 | 8 | 9 | AB | R | H | RBI | BB | SO | LOB | BOTTOM | | | |
|---|---|---|---|---|--|---|---|---|-------------------------------|----------------------------------|------------------------------|----------------------------------|------------------------------|----------------------------------|-------------------------------|----------------------------------|----------------------------------|------------------------------------|-------------------------|--------|
| 11 Brett Gardner, L OBP: 0.333, SLG: 0.271 |  |  | |  |  |  | | | | 4 | 1 | 1 | 0 | 0 | 1 | 1 | | | | |
| 12 Chase Headley, S OBP: 0.500, SLG: 0.646 |  | |  | |  | |  | | | 4 | 1 | 1 | 2 | 0 | 1 | 0 | | | | |
| 17 Matt Holliday, R OBP: 0.382, SLG: 0.409 |  | |  | |  | |  | | | 3 | 1 | 1 | 0 | 1 | 1 | 0 | | | | |
| 22 Jacoby Ellsbury, L OBP: 0.351, SLG: 0.396 |  | |  | |  | |  | | | 4 | 1 | 1 | 0 | 0 | 1 | 1 | | | | |
| 30 Pete Kozma, R OBP: 0.250, SLG: 0.143 |  | |  | |  | | |  | | 0 | 0 | 0 | 0 | 0 | 0 | 0 | | | | |
| 14 Starlin Castro, R OBP: 0.410, SLG: 0.579 |  | |  | |  | | |  | | 2 | 1 | 1 | 3 | 1 | 0 | 0 | | | | |
| 31 Aaron Hicks, S OBP: 0.444, SLG: 0.778 | | |  | |  | | |  | | 1 | 1 | 1 | 1 | 0 | 0 | 0 | | | | |
| 99 Aaron Judge, R OBP: 0.358, SLG: 0.660 | |  |  | |  | | |  | | 3 | 2 | 2 | 1 | 1 | 0 | 2 | | | | |
| 33 Greg Bird, L OBP: 0.238, SLG: 0.297 |  | | |  |  | | |  | | 4 | 1 | 1 | 0 | 0 | 1 | 1 | | | | |
| 27 Austin Romine, R OBP: 0.394, SLG: 0.500 | |  | |  | |  | |  | | 4 | 0 | 1 | 1 | 0 | 1 | 1 | | | | |
| 74 Ronald Torreyes, R OBP: 0.239, SLG: 0.391 | |  | |  | |  | |  | | 4 | 0 | 1 | 1 | 0 | 1 | 2 | | | | |
| Inning Stats | R: 2 E: 1 K: 0 S: 8 | H: 2 LOB: 0 BB: 0 P: 13 | R: 2 E: 0 K: 0 S: 11 | H: 3 LOB: 0 BB: 0 P: 16 | R: 0 E: 0 K: 0 S: 7 | H: 0 LOB: 2 BB: 2 P: 18 | R: 0 E: 0 K: 0 S: 10 | H: 1 LOB: 1 BB: 0 P: 19 | R: 4 E: 0 K: 1 S: 12 | H: 4 LOB: 0 BB: 0 P: 20 | R: 0 E: 0 K: 1 S: 9 | H: 0 LOB: 0 BB: 0 P: 13 | R: 0 E: 0 K: 3 S: 9 | H: 0 LOB: 0 BB: 0 P: 11 | R: 1 E: 0 K: 2 S: 11 | H: 1 LOB: 1 BB: 1 P: 24 | 1B: 5 2B: 3 3B: 0 HR: 4 | SF: 0 SAC: 0 DP: 1 HBP: 0 | WP: 0 PB: 0 CS: 0 | PA: 36 |
| PITCHER | IP WLS BF H R ER SO BB IBB HBP BLK WP HR S P ERA WHIP | | | | | | | | | | | | | | | | | | | |
| 68 Dylan Covey, R ERA: 7.84 | (1, 1) 5.0 L 26 10 8 8 1 2 0 0 0 0 0 0 3 48 86 14.40 2.400 | | | | | | | | | | | | | | | | | | | |
| 57 Zach Putnam, R ERA: 1.59 | (6, 1) 1.0 3 0 0 0 1 0 0 0 0 0 0 0 9 13 0.00 0.000 | | | | | | | | | | | | | | | | | | | |
| 48 Tommy Kahnle, R ERA: 1.59 | (7, 1) 1.0 3 0 0 0 3 0 0 0 0 0 0 0 9 11 0.00 0.000 | | | | | | | | | | | | | | | | | | | |
| 66 Michael Ynoa, R ERA: 2.84 | (8, 1) 0.0 2 1 1 1 0 1 0 0 0 0 0 1 4 10 ∞ ∞ | | | | | | | | | | | | | | | | | | | |
| 43 Dan Jennings, L ERA: 1.59 | (8, 1) 1.0 3 0 0 0 2 0 0 0 0 0 0 0 7 14 0.00 0.000 | | | | | | | | | | | | | | | | | | | |

Chicago White Sox @ New York Yankees
Yankee Stadium, Bronx, NY
Wed Apr 19 2017, 7:12 PM - 9:50 PM EDT
Att: 30,014 - Cloudy - 46 F

livebaseballscores.com

AB 33
R 9
H 11
RBI 9
BB 3
SO 7
LOB 8



| Batter | 1 | 2 | 3 | 4 | 5 | 6 | 7 | 8 | 9 | AB | R | H | RBI | BB | SO | LOB | TOP | | | | | | |
|---|---------------------------------------|---------------------------------------|---------------------------------------|---------------------------------------|---------------------------------------|---------------------------------------|---------------------------------------|---------------------------------------|---------------------------------------|---------------------------------------|---------------------------------------|---------------------------------------|---------------------------------------|---------------------------------------|---------------------------------------|---------------------------------------|---|------------------------------------|----------------------------------|-------------|-----|------|-------|
| 11 Brett Gardner, L (1,7) OBP: 0.323, SLG: 0.250 | G4-3 | | 12 BB | K | | F9 | | | B1-3 | 4 | 1 | 0 | 0 | 1 | 1 | 1 | New York Yankees @ Pittsburgh Pirates PNC Park, Pittsburgh, PA Fri Apr 21 2017, 7:08 PM - 10:25 PM EDT Att: 30,565 - Partly Cloudy - 64 F | | | | | | |
| 12 Chase Headley, S (1,5) OBP: 0.476, SLG: 0.623 | G6-3 | | E9 | | F7 | | G5-3 | | F8 | 5 | 0 | 1 | 0 | 0 | 0 | 0 | | | | | | | |
| 14 Starlin Castro, R (1,4) OBP: 0.409, SLG: 0.565 | 22 1B | | G5-3 | | K | | L9 | | 22 1B | 5 | 0 | 2 | 0 | 0 | 1 | 1 | | | | | | | |
| 22 Jacoby Ellsbury, L (1,8) OBP: 0.387, SLG: 0.421 | 99 1B | | 99 1B | | 33 1B | | L8 | | 99 FC6-4 | 4 | 1 | 3 | 0 | 1 | 0 | 0 | | | | | | | |
| 99 Aaron Judge, R (1,9) OBP: 0.345, SLG: 0.615 | K | | FC5-2 | | 33 E | | L5 | | FC6-4 | 5 | 1 | 1 | 0 | 0 | 1 | 6 | | | | | | | |
| 33 Greg Bird, L (1,3) OBP: 0.217, SLG: 0.268 | | F8 | K | | E4 | | G4-3 | | | 4 | 0 | 0 | 0 | 0 | 1 | 2 | | | | | | | |
| 27 Austin Romine, R (1,2) OBP: 0.378, SLG: 0.469 | | G1-3 | | | K | | E5 | | | 4 | 0 | 1 | 0 | 0 | 1 | 1 | | | | | | | |
| 74 Ronald Torreyes, R (1,6) OBP: 0.245, SLG: 0.388 | | | | | F9 | | L8 | | | 3 | 0 | 1 | 0 | 0 | 0 | 1 | | | | | | | |
| 31 Aaron Hicks, S (8,PH) OBP: 0.459, SLG: 0.786 | | | | | | | | | 17 S | 1 | 0 | 1 | 0 | 0 | 0 | 0 | | | | | | | |
| 30 Pete Kozma, R (8,6) OBP: 0.250, SLG: 0.143 | | | | | | | | | 1B | 0 | 0 | 0 | 0 | 0 | 0 | 0 | | | | | | | |
| 52 CC Sabathia, L (1,1) OBP: 0.299, SLG: 0.227 | | | | | | | | | | 2 | 0 | 0 | 0 | 0 | 1 | 2 | | | | | | | |
| 48 Chris Carter, R (6,PH) OBP: 0.299, SLG: 0.227 | | | | | | | | | | 1 | 0 | 0 | 0 | 0 | 1 | 0 | | | | | | | |
| 43 Adam Warren, R (6,1) OBP: 0.299, SLG: 0.227 | | | | | | | | | | 0 | 0 | 0 | 0 | 0 | 0 | 0 | | | | | | | |
| 39 Tommy Layne, L (7,1) OBP: 0.299, SLG: 0.227 | | | | | | | | | | 0 | 0 | 0 | 0 | 0 | 0 | 0 | | | | | | | |
| 65 Jonathan Holder, R (7,1) OBP: 0.299, SLG: 0.227 | | | | | | | | | | 0 | 0 | 0 | 0 | 0 | 0 | 0 | | | | | | | |
| 17 Matt Holliday, R (8,PH) OBP: 0.378, SLG: 0.469 | | | | | | | | | | 1 | 0 | 0 | 0 | 0 | 1 | 2 | | | | | | | |
| 29 Tyler Clippard, R (8,1) OBP: 0.299, SLG: 0.227 | | | | | | | | | | 0 | 0 | 0 | 0 | 0 | 0 | 0 | | | | | | | |
| Inning Stats | R: 0 H: 2 E: 0 K: 1 S: 13 | H: 2 LOB: 2 BB: 0 P: 23 | R: 0 H: 1 E: 0 K: 0 S: 9 | H: 1 LOB: 2 BB: 0 P: 12 | R: 1 H: 1 E: 1 K: 1 S: 16 | H: 1 LOB: 2 BB: 2 P: 28 | R: 0 H: 1 E: 0 K: 2 S: 12 | H: 1 LOB: 1 BB: 0 P: 14 | R: 2 H: 2 E: 1 K: 2 S: 18 | H: 2 LOB: 1 BB: 0 P: 30 | R: 0 H: 0 E: 0 K: 1 S: 8 | H: 0 LOB: 0 BB: 0 P: 14 | R: 0 H: 0 E: 0 K: 0 S: 8 | H: 0 LOB: 0 BB: 0 P: 15 | R: 0 H: 1 E: 1 K: 1 S: 16 | H: 2 LOB: 2 BB: 0 P: 16 | 1B: 9 2B: 1 3B: 0 HR: 0 | SF: 0 SAC: 0 DP: 0 HBP: 0 | WP: 0 PB: 0 SB: 3 CS: 0 | PA: 41 | | | |
| PITCHER | IP WLS BF H R ER SO | IP WLS BF H R ER SO | IP WLS BF H R ER SO | IP WLS BF H R ER SO | IP WLS BF H R ER SO | IP WLS BF H R ER SO | IP WLS BF H R ER SO | IP WLS BF H R ER SO | IP WLS BF H R ER SO | IP WLS BF H R ER SO | IP WLS BF H R ER SO | IP WLS BF H R ER SO | IP WLS BF H R ER SO | IP WLS BF H R ER SO | IP WLS BF H R ER SO | IP WLS BF H R ER SO | BB IBB HBP BLK | WP HR S P | ERA WHIP | ERA WHIP | | | |
| 24 Tyler Glasnow, R (1,1) ERA: 7.94 | 4.2 | 24 | 7 | 3 | 1 | 5 | 2 | 0 | 0 | 0 | 0 | 0 | 0 | 0 | 0 | 0 | 0 | 0 | 0 | 65 | 102 | 1.93 | 1.929 |
| 12 Juan Nicasio, R (5,1) ERA: 2.57 | 1.1 | 4 | 0 | 0 | 0 | 2 | 0 | 0 | 0 | 0 | 0 | 0 | 0 | 0 | 0 | 0 | 0 | 0 | 0 | 11 | 19 | 0.00 | 0.000 |
| 73 Felipe Vázquez, L (7,1) ERA: 0.9 | 1.0 | 3 | 0 | 0 | 0 | 0 | 0 | 0 | 0 | 0 | 0 | 0 | 0 | 0 | 0 | 0 | 0 | 0 | 0 | 8 | 15 | 0.00 | 0.000 |
| 41 Daniel Hudson, R (8,1) ERA: 4.5 | 1.0 | 5 | 1 | 0 | 0 | 1 | 0 | 0 | 0 | 0 | 0 | 0 | 0 | 0 | 0 | 0 | 0 | 0 | 0 | 16 | 27 | 0.00 | 1.000 |
| 44 Tony Watson, L (9,1) ERA: 1.29 | 1.0 | 5 | 2 | 0 | 0 | 0 | 0 | 0 | 0 | 0 | 0 | 0 | 0 | 0 | 0 | 0 | 0 | 0 | 0 | 9 | 16 | 0.00 | 2.000 |

| Batter | 1 | 2 | 3 | 4 | 5 | 6 | 7 | 8 | 9 | AB | R | H | RBI | BB | SO | LOB | BOTTOM | | | | | |
|--|---------------------------------------|---------------------------------------|---------------------------------------|---------------------------------------|---------------------------------------|---------------------------------------|---------------------------------------|---------------------------------------|---------------------------------------|---------------------------------------|---------------------------------------|---------------------------------------|---------------------------------------|---------------------------------------|---------------------------------------|---------------------------------------|---|------------------------------------|----------------------------------|-------------|------|-------|
| 10 Jordy Mercer, R (1,6) OBP: 0.306, SLG: 0.291 | HR | F8 | | K | | | 22 E | | | 3 | 2 | 1 | 1 | 1 | 1 | 1 | New York Yankees @ Pittsburgh Pirates PNC Park, Pittsburgh, PA Fri Apr 21 2017, 7:08 PM - 10:25 PM EDT Att: 30,565 - Partly Cloudy - 64 F | | | | | |
| 5 Josh Harrison, R (1,4) OBP: 0.368, SLG: 0.360 | 22 1B | 23 1B | | | F9 | | K | | | 4 | 1 | 2 | 0 | 0 | 1 | 1 | | | | | | |
| 22 Andrew McCutchen, R (1,8) OBP: 0.299, SLG: 0.413 | 23 1B | P3 | | | F9 | | E4 | | 23 1B | 4 | 1 | 1 | 0 | 0 | 0 | 1 | | | | | | |
| 25 Gregory Polanco, L (1,7) OBP: 0.327, SLG: 0.304 | K | | | | | | 23 1B | | | 2 | 0 | 0 | 0 | 2 | 2 | 2 | | | | | | |
| 23 David Freese, R (1,5) OBP: 0.456, SLG: 0.532 | 29 G6-4-3 | | | | F9 | | | | | 4 | 0 | 2 | 2 | 0 | 0 | 1 | | | | | | |
| 29 Francisco Cervelli, R (1,2) OBP: 0.281, SLG: 0.404 | G6-4-3 | | | | L7 | | | | | 4 | 0 | 0 | 0 | 0 | 2 | 4 | | | | | | |
| 64 José Osuna, R (1,9) OBP: 0.333, SLG: 0.600 | | | | | | | | | | 2 | 1 | 1 | 0 | 1 | 0 | 0 | | | | | | |
| 26 Adam Frazier, L (7,9) OBP: 0.347, SLG: 0.444 | | 55 HR | | | 24 SH2-4 | | | | | 1 | 0 | 0 | 0 | 0 | 0 | 0 | | | | | | |
| 55 Josh Bell, S (1,3) OBP: 0.275, SLG: 0.383 | | | | | | | | | | 3 | 1 | 1 | 2 | 0 | 1 | 1 | | | | | | |
| 73 Felipe Vázquez, L (7,1) ERA: 0.9 | | | | | L7 | | | | | 0 | 0 | 0 | 0 | 0 | 0 | 0 | | | | | | |
| 41 Daniel Hudson, R (8,1) ERA: 4.5 | | | | | | | | | | 0 | 0 | 0 | 0 | 0 | 0 | 0 | | | | | | |
| 37 Alen Hanson, S (8,PH) OBP: 0.250, SLG: 0.250 | | | | | | | | | | 1 | 0 | 0 | 0 | 0 | 1 | 0 | | | | | | |
| 44 Tony Watson, L (9,1) ERA: 1.29 | | | | | | | | | | 0 | 0 | 0 | 0 | 0 | 0 | 0 | | | | | | |
| 24 Tyler Glasnow, L (1,1) ERA: 7.94 | | | | | | | | | | 1 | 0 | 0 | 0 | 0 | 0 | 0 | | | | | | |
| 12 Juan Nicasio, R (5,1) ERA: 2.57 | | | | | | | | | | 0 | 0 | 0 | 0 | 0 | 0 | 0 | | | | | | |
| 28 John Jaso, L (7,3) OBP: 0.200, SLG: 0.091 | | | | | | | | | | 2 | 0 | 0 | 0 | 0 | 1 | 0 | | | | | | |
| Inning Stats | R: 2 H: 4 E: 0 K: 1 S: 12 | H: 4 LOB: 1 BB: 0 P: 18 | R: 2 H: 3 E: 0 K: 0 S: 13 | H: 3 LOB: 1 BB: 0 P: 19 | R: 0 H: 0 E: 0 K: 1 S: 7 | H: 0 LOB: 0 BB: 0 P: 11 | R: 0 H: 0 E: 0 K: 1 S: 11 | H: 0 LOB: 1 BB: 1 P: 17 | R: 0 H: 0 E: 0 K: 2 S: 6 | H: 0 LOB: 0 BB: 1 P: 12 | R: 0 H: 0 E: 0 K: 2 S: 11 | H: 0 LOB: 0 BB: 0 P: 17 | R: 2 H: 1 E: 1 K: 2 S: 17 | H: 1 LOB: 2 BB: 2 P: 32 | R: 0 H: 0 E: 0 K: 2 S: 9 | H: 0 LOB: 0 BB: 0 P: 13 | 1B: 5 2B: 0 3B: 1 HR: 2 | SF: 0 SAC: 1 DP: 1 HBP: 0 | WP: 0 PB: 0 SB: 0 CS: 0 | PA: 36 | | |
| PITCHER | IP WLS BF H R ER SO | IP WLS BF H R ER SO | IP WLS BF H R ER SO | IP WLS BF H R ER SO | IP WLS BF H R ER SO | IP WLS BF H R ER SO | IP WLS BF H R ER SO | IP WLS BF H R ER SO | IP WLS BF H R ER SO | IP WLS BF H R ER SO | IP WLS BF H R ER SO | IP WLS BF H R ER SO | IP WLS BF H R ER SO | IP WLS BF H R ER SO | IP WLS BF H R ER SO | IP WLS BF H R ER SO | BB IBB HBP BLK | WP HR S P | ERA WHIP | ERA WHIP | | |
| 52 CC Sabathia, L (1,1) ERA: 2.7 | 5.0 | 23 | 7 | 4 | 4 | 3 | 1 | 0 | 0 | 0 | 0 | 0 | 0 | 0 | 0 | 0 | 0 | 0 | 22 | 37 | 0.00 | 0.600 |
| 43 Adam Warren, R (6,1) ERA: 0.84 | 1.2 | 7 | 0 | 2 | 0 | 3 | 1 | 0 | 0 | 0 | 0 | 0 | 0 | 0 | 0 | 0 | 0 | 0 | 2 | 6 | ∞ | ∞ |
| 39 Tommy Layne, L (7,1) ERA: 2.25 | 0.0 | 1 | 0 | 0 | 0 | 0 | 1 | 0 | 0 | 0 | 0 | 0 | 0 | 0 | 0 | 0 | 0 | 0 | 4 | 6 | 0.00 | 3.000 |
| 65 Jonathan Holder, R (7,1) ERA: 2.25 | 0.1 | 2 | 1 | 0 | 0 | 1 | 0 | 0 | 0 | 0 | 0 | 0 | 0 | 0 | 0 | 0 | 0 | 0 | 4 | 6 | 0.00 | 3.000 |
| 29 Tyler Clippard, R (8,1) ERA: 2.57 | 1.0 | 3 | 0 | 0 | 0 | 2 | 0 | 0 | 0 | 0 | 0 | 0 | 0 | 0 | 0 | 0 | 0 | 0 | 9 | 13 | 0.00 | 0.000 |

| Batter | 1 | 2 | 3 | 4 | 5 | 6 | 7 | 8 | 9 | AB | R | H | RBI | BB | SO | LOB | TOP | | | | | | | | | | |
|---|------------------------------|---------------------------------|------------------------------|----------------------------------|------------------------------|----------------------------------|------------------------------|----------------------------------|-------------------------------|----------------------------------|------------------------------|----------------------------------|-------------------------------|----------------------------------|-------------------------------|----------------------------------|---|------------------------------------|----------------------------------|--------|--|--|--|--|--|--|--|
| 22 Jacoby Ellsbury, L (1.8) OBP: 0.373, SLG: 0.403 | G4-3 | | | G3 | | | | E8 | | 5 | 2 | 1 | 0 | 0 | 0 | 2 | <p>New York Yankees @ Pittsburgh Pirates PNC Park, Pittsburgh, PA Sat Apr 22 2017, 4:08 PM - 7:24 PM EDT Att: 36,140 - Cloudy - 53 F</p> <p>livebaseballscorecards.com</p> | | | | | | | | | | |
| 31 Aaron Hicks, S (1.7) OBP: 0.476, SLG: 0.774 | B5-3 | | | BB | | | G6-3 | 2B | | 3 | 2 | 1 | 0 | 2 | 0 | 0 | | | | | | | | | | | |
| 12 Chase Headley, S (1.5) OBP: 0.456, SLG: 0.603 | K | | | K | | | P3 | 2B | | 5 | 0 | 1 | 1 | 0 | 2 | 3 | | | | | | | | | | | |
| 14 Starlin Castro, R (1.4) OBP: 0.408, SLG: 0.591 | BB | | | F9 | | | K | G5-3 | | 4 | 1 | 1 | 3 | 1 | 1 | 2 | | | | | | | | | | | |
| 99 Aaron Judge, R (1.9) OBP: 0.349, SLG: 0.667 | G5-4-3 | | | G5-3 | | | | F8 | | 5 | 2 | 2 | 1 | 0 | 0 | 1 | | | | | | | | | | | |
| 33 Greg Bird, L (1.3) OBP: 0.216, SLG: 0.244 | F7 | | | F7 | | | | F9 | | 4 | 1 | 0 | 0 | 0 | 1 | 0 | | | | | | | | | | | |
| 27 Austin Romine, R (1.2) OBP: 0.361, SLG: 0.459 | L9 | | | L9 | | | | E4 | | 5 | 1 | 2 | 0 | 0 | 0 | 0 | | | | | | | | | | | |
| 74 Ronald Torreyes, R (1.6) OBP: 0.296, SLG: 0.444 | G4-3 | | | G4-3 | | | | HR | | 5 | 1 | 4 | 2 | 0 | 0 | 0 | | | | | | | | | | | |
| 35 Michael Pineda, R (1.1) ERA: 3.86 | K | | | K | | | | P4 | | 3 | 0 | 0 | 0 | 0 | 0 | 2 | | | | | | | | | | | |
| 59 Antonio Bastardo, L (0.8) ERA: 18.55 | HR | | | HR | | | | P4 | | 2 | 1 | 0 | 0 | 0 | 0 | 2 | | | | | | | | | | | |
| Inning Stats | R: 0 E: 0 K: 1 S: 7 | H: 0 LOB: 0 BB: 0 P: 9 | R: 0 E: 0 K: 0 S: 9 | H: 0 LOB: 0 BB: 1 P: 18 | R: 0 E: 0 K: 1 S: 6 | H: 0 LOB: 0 BB: 0 P: 10 | R: 0 E: 0 K: 1 S: 9 | H: 2 LOB: 1 BB: 0 P: 18 | R: 5 E: 0 K: 0 S: 19 | H: 5 LOB: 2 BB: 1 P: 29 | R: 0 E: 0 K: 1 S: 7 | H: 0 LOB: 0 BB: 0 P: 10 | R: 5 E: 2 K: 0 S: 20 | H: 4 LOB: 1 BB: 0 P: 30 | R: 1 E: 0 K: 1 S: 13 | H: 2 LOB: 1 BB: 0 P: 23 | 1B: 6 2B: 4 3B: 0 HR: 3 | SF: 0 SAC: 0 DP: 1 HBP: 1 | WP: 1 PB: 0 SB: 1 CS: 0 | PA: 45 | | | | | | | |
| PITCHER | IP | WLS | BF | H | R | ER | SO | BB | IBB | HBP | BLK | WP | HR | S | P | ERA | WHIP | | | | | | | | | | |
| 50 Jameson Taillon, R (1.1) ERA: 2.13 | 5.1 | | 23 | 5 | 4 | 4 | 4 | 3 | 0 | 0 | 0 | 0 | 1 | 56 | 89 | 6.75 | 1.500 | | | | | | | | | | |
| 12 Juan Nicasio, R (6.1) ERA: 3.68 | 0.1 | | 4 | 2 | 1 | 1 | 0 | 0 | 0 | 1 | 0 | 0 | 0 | 7 | 11 | 27.00 | 6.000 | | | | | | | | | | |
| 38 Wade LeBlanc, L (6.1) ERA: 3.6 | 0.1 | | 1 | 0 | 0 | 0 | 0 | 0 | 0 | 0 | 0 | 0 | 2 | 2 | 0.00 | 0.000 | | | | | | | | | | | |
| 73 Felipe Vázquez, L (7.1) ERA: 0.77 | 1.2 | L | 9 | 2 | 4 | 1 | 1 | 0 | 0 | 0 | 0 | 0 | 1 | 20 | 26 | 5.40 | 1.200 | | | | | | | | | | |
| 59 Antonio Bastardo, L (8.1) ERA: 18.55 | 1.1 | | 8 | 4 | 2 | 1 | 1 | 0 | 0 | 0 | 0 | 1 | 1 | 20 | 37 | 6.75 | 3.000 | | | | | | | | | | |

| Batter | 1 | 2 | 3 | 4 | 5 | 6 | 7 | 8 | 9 | AB | R | H | RBI | BB | SO | LOB | BOTTOM | | | | | | | | | | |
|--|-------------------------------|----------------------------------|------------------------------|----------------------------------|-------------------------------|----------------------------------|------------------------------|----------------------------------|-------------------------------|----------------------------------|------------------------------|----------------------------------|------------------------------|---------------------------------|------------------------------|----------------------------------|---|------------------------------------|----------------------------------|--------|--|--|--|--|--|--|--|
| 26 Adam Frazier, L (1.4) OBP: 0.370, SLG: 0.449 | G5-3 | | | BB | | | | G5-3 | | 4 | 0 | 2 | 1 | 1 | 0 | 0 | <p>New York Yankees @ Pittsburgh Pirates PNC Park, Pittsburgh, PA Sat Apr 22 2017, 4:08 PM - 7:24 PM EDT Att: 36,140 - Cloudy - 53 F</p> <p>livebaseballscorecards.com</p> | | | | | | | | | | |
| 55 Josh Bell, S (1.3) OBP: 0.291, SLG: 0.380 | K | | | BB | | | | K | | 3 | 0 | 1 | 0 | 1 | 2 | 2 | | | | | | | | | | | |
| 73 Felipe Vázquez, L (7.1) ERA: 0.77 | K | | | 1B | | | | K | | 0 | 0 | 0 | 0 | 0 | 0 | 0 | | | | | | | | | | | |
| 5 Josh Harrison, R (8.4) OBP: 0.362, SLG: 0.353 | K | | | 1B | | | | K | | 1 | 0 | 0 | 0 | 0 | 1 | 0 | | | | | | | | | | | |
| 22 Andrew McCutchen, R (1.8) OBP: 0.319, SLG: 0.462 | HR | | | K | | | | BB | | 2 | 1 | 1 | 2 | 2 | 1 | 2 | | | | | | | | | | | |
| 25 Gregory Polanco, L (1.7) OBP: 0.298, SLG: 0.275 | G1-3 | | | F8 | | | | G6-3 | | 5 | 0 | 0 | 0 | 0 | 1 | 4 | | | | | | | | | | | |
| 23 David Freese, R (1.5) OBP: 0.443, SLG: 0.569 | K | | | HR | | | | F9 | | 4 | 1 | 1 | 1 | 0 | 2 | 1 | | | | | | | | | | | |
| 28 John Jaso, L (1.9) OBP: 0.172, SLG: 0.077 | K2-3 | | | G3 | | | | G4-3 | | 4 | 0 | 0 | 0 | 0 | 1 | 1 | | | | | | | | | | | |
| 59 Antonio Bastardo, R (8.1) ERA: 18.55 | G5-3 | | | G3 | | | | G4-3 | | 0 | 0 | 0 | 0 | 0 | 0 | 0 | | | | | | | | | | | |
| 29 Francisco Cervelli, R (1.2) OBP: 0.250, SLG: 0.375 | G5-3 | | | F9 | | | | G6-3 | | 4 | 1 | 1 | 0 | 0 | 0 | 0 | | | | | | | | | | | |
| 10 Jordy Mercer, R (1.6) OBP: 0.303, SLG: 0.288 | L7 | | | L7 | | | | L9 | | 4 | 1 | 1 | 1 | 0 | 0 | 0 | | | | | | | | | | | |
| 50 Jameson Taillon, R (1.1) ERA: 3.86 | K | | | K | | | | K | | 0 | 0 | 0 | 0 | 0 | 0 | 0 | | | | | | | | | | | |
| 12 Juan Nicasio, R (6.1) ERA: 3.68 | K | | | K | | | | K | | 0 | 0 | 0 | 0 | 0 | 0 | 0 | | | | | | | | | | | |
| 38 Wade LeBlanc, L (6.1) ERA: 3.6 | K | | | K | | | | K | | 0 | 0 | 0 | 0 | 0 | 0 | 0 | | | | | | | | | | | |
| 64 José Osuna, R (6,PH) OBP: 0.375, SLG: 0.500 | HR | | | HR | | | | HR | | 1 | 0 | 0 | 0 | 0 | 1 | 0 | | | | | | | | | | | |
| Inning Stats | R: 1 E: 0 K: 1 S: 11 | H: 1 LOB: 0 BB: 0 P: 14 | R: 0 E: 0 K: 2 S: 8 | H: 0 LOB: 0 BB: 0 P: 13 | R: 0 E: 0 K: 2 S: 11 | H: 1 LOB: 2 BB: 1 P: 20 | R: 1 E: 0 K: 0 S: 7 | H: 1 LOB: 0 BB: 0 P: 10 | R: 2 E: 0 K: 2 S: 20 | H: 3 LOB: 2 BB: 0 P: 33 | R: 0 E: 0 K: 0 S: 7 | H: 0 LOB: 1 BB: 1 P: 16 | R: 0 E: 0 K: 1 S: 7 | H: 0 LOB: 0 BB: 0 P: 9 | R: 0 E: 0 K: 1 S: 8 | H: 0 LOB: 1 BB: 1 P: 12 | 1B: 5 2B: 1 3B: 0 HR: 2 | SF: 1 SAC: 0 DP: 0 HBP: 1 | WP: 0 PB: 0 SB: 1 CS: 0 | PA: 40 | | | | | | | |
| PITCHER | IP | WLS | BF | H | R | ER | SO | BB | IBB | HBP | BLK | WP | HR | S | P | ERA | WHIP | | | | | | | | | | |
| 35 Michael Pineda, R (1.1) ERA: 3.86 | 5.0 | | 22 | 5 | 3 | 3 | 6 | 2 | 0 | 0 | 0 | 0 | 0 | 11 | 19 | 27.00 | 3.000 | | | | | | | | | | |
| 65 Jonathan Holder, R (6.1) ERA: 3.93 | 0.2 | H | 4 | 2 | 2 | 2 | 1 | 0 | 0 | 0 | 0 | 0 | 0 | 12 | 22 | 0.00 | 3.000 | | | | | | | | | | |
| 29 Tyler Clippard, R (6.1) ERA: 2.35 | 0.2 | B | 5 | 1 | 0 | 0 | 1 | 1 | 0 | 1 | 0 | 0 | 0 | 4 | 8 | 0.00 | 0.000 | | | | | | | | | | |
| 68 Dellin Betances, R (7.1) ERA: 1.5 | 0.2 | W | 2 | 0 | 0 | 0 | 0 | 0 | 0 | 0 | 0 | 0 | 0 | 4 | 8 | 0.00 | 0.000 | | | | | | | | | | |
| 58 Bryan Mitchell, R (8.1) ERA: 1.35 | 1.0 | | 3 | 0 | 0 | 0 | 1 | 0 | 0 | 0 | 0 | 0 | 0 | 7 | 9 | 0.00 | 0.000 | | | | | | | | | | |

| Batter | 1 | 2 | 3 | 4 | 5 | 6 | 7 | 8 | 9 | AB | R | H | RBI | BB | SO | LOB | TOP | | | | |
|--|---------------------------------------|----------------------------------|--------------------------------------|----------------------------------|--------------------------------------|----------------------------------|--------------------------------------|----------------------------------|--------------------------------------|---------------------------------|--------------------------------------|----------------------------------|---------------------------------------|----------------------------------|---------------------------------------|----------------------------------|--|----------------------------------|------------------------------------|----------------------------------|--------|
| 11 Brett Gardner, L OBP: 0.318, SLG: 0.236 27 Austin Romine, R OBP: 0.381, SLG: 0.459 | | | | | | | | | | 3 | 0 | 0 | 0 | 1 | 1 | 1 | New York Yankees @ Pittsburgh Pirates PNC Park, Pittsburgh, PA Sun Apr 23 2017, 1:37 PM - 4:14 PM EDT Att: 27,840 - Sunny - 63 F | | | | |
| 12 Chase Headley, S OBP: 0.431, SLG: 0.565 | | | | | | | | | | 4 | 0 | 0 | 0 | 0 | 1 | 2 | | | | | |
| 14 Starlin Castro, R OBP: 0.400, SLG: 0.571 | | | | | | | | | | 4 | 0 | 1 | 0 | 0 | 3 | 2 | | | | | |
| 22 Jacoby Ellsbury, L OBP: 0.380, SLG: 0.455 | | | | | | | | | | 4 | 1 | 2 | 1 | 0 | 0 | 0 | | | | | |
| 99 Aaron Judge, R OBP: 0.343, SLG: 0.639 | | | | | | | | | | 4 | 0 | 1 | 0 | 0 | 1 | 2 | | | | | |
| 33 Greg Bird, L OBP: 0.294, SLG: 0.229 55 Bryan Mitchell, L 17 Matt Holliday, R OBP: 0.379, SLG: 0.391 | | | | | | | | | | 3 | 0 | 0 | 0 | 0 | 0 | 0 | | | | | |
| 74 Ronald Torreyes, R OBP: 0.293, SLG: 0.431 | | | | | | | | | | 4 | 0 | 1 | 0 | 0 | 0 | 2 | | | | | |
| 38 Kyle Higashioka, R 31 Aaron Hicks, S OBP: 0.455, SLG: 0.727 | | | | | | | | | 2 | 0 | 0 | 0 | 0 | 1 | 1 | 3 | | | | | |
| 47 Jordan Montgomery, L 48 Chris Carter, R 30 Pete Kozma, R OBP: 0.200, SLG: 0.111 | | | | | | | | | | 1 | 0 | 0 | 0 | 1 | 1 | 1 | | | | | |
| Inning Stats | R: 0 H: 0 E: 0 K: 3 S: 10 | H: 0 LOB: 0 BB: 0 P: 12 | R: 0 H: 0 E: 0 K: 1 S: 8 | H: 0 LOB: 0 BB: 1 P: 11 | R: 0 H: 0 E: 0 K: 0 S: 8 | H: 0 LOB: 1 BB: 1 P: 14 | R: 0 H: 2 E: 0 K: 0 S: 6 | H: 1 LOB: 1 BB: 0 P: 10 | R: 0 H: 0 E: 0 K: 1 S: 7 | H: 0 LOB: 0 BB: 0 P: 9 | R: 1 H: 1 E: 0 K: 0 S: 7 | H: 1 LOB: 0 BB: 0 P: 12 | R: 0 H: 1 E: 0 K: 1 S: 13 | H: 1 LOB: 3 BB: 1 P: 21 | R: 0 H: 1 E: 1 K: 1 S: 17 | H: 1 LOB: 3 BB: 1 P: 27 | | 1B: 5 2B: 0 3B: 0 HR: 1 | SF: 0 SAC: 0 DP: 1 HBP: 0 | WP: 1 PB: 0 SB: 0 CS: 0 | PA: 36 |
| PITCHER | IP | WLS | BF | H | R | ER | SO | BB | IBB | HBP | BLK | WP | HR | S | P | ERA | WHIP | | | | |
| 46 Iván Nova, R ERA: 2.0 | 7.0 | W | 25 | 4 | 1 | 1 | 7 | 1 | 0 | 0 | 0 | 0 | 1 | 58 | 87 | 1.29 | 0.714 | | | | |
| 41 Daniel Hudson, R ERA: 4.0 | 1.0 | H | 5 | 1 | 0 | 0 | 1 | 1 | 0 | 0 | 0 | 1 | 0 | 13 | 21 | 0.00 | 2.000 | | | | |
| 44 Tony Watson, L ERA: 1.13 | 1.0 | S | 6 | 1 | 0 | 0 | 1 | 1 | 0 | 0 | 0 | 0 | 0 | 17 | 27 | 0.00 | 2.000 | | | | |

| Batter | 1 | 2 | 3 | 4 | 5 | 6 | 7 | 8 | 9 | AB | R | H | RBI | BB | SO | LOB | BOTTOM | | | | |
|--|---------------------------------------|----------------------------------|---------------------------------------|----------------------------------|---------------------------------------|----------------------------------|--------------------------------------|---------------------------------|--------------------------------------|----------------------------------|--------------------------------------|----------------------------------|---------------------------------------|----------------------------------|--------------------------------------|---------------------------------|--|----------------------------------|------------------------------------|----------------------------------|--------|
| 10 Jordy Mercer, R OBP: 0.300, SLG: 0.274 | | | | | | | | | | 3 | 1 | 0 | 0 | 1 | 0 | 4 | New York Yankees @ Pittsburgh Pirates PNC Park, Pittsburgh, PA Sun Apr 23 2017, 1:37 PM - 4:14 PM EDT Att: 27,840 - Sunny - 63 F | | | | |
| 5 Josh Harrison, R OBP: 0.371, SLG: 0.364 | | | | | | | | | 4 | 0 | 2 | 0 | 0 | 0 | 3 | | | | | | |
| 22 Andrew McCutchen, R OBP: 0.329, SLG: 0.456 | | | | | | | | | 3 | 1 | 1 | 0 | 1 | 1 | 4 | | | | | | |
| 25 Gregory Polanco, L OBP: 0.311, SLG: 0.309 | | | | | | | | | 4 | 0 | 2 | 1 | 0 | 1 | 3 | | | | | | |
| 23 David Freese, R OBP: 0.415, SLG: 0.537 | | | | | | | | | 3 | 0 | 0 | 1 | 0 | 2 | 2 | | | | | | |
| 64 José Osuna, R OBP: 0.250, SLG: 0.300 | | | | | | | | | 4 | 0 | 0 | 0 | 0 | 1 | 4 | | | | | | |
| 17 Phil Gosselin, R ERA: 3.78 28 John Jaso, L OBP: 0.200, SLG: 0.077 | | | | | | | | | 2 | 0 | 1 | 0 | 0 | 0 | 0 | 0 | | | | | |
| 19 Chris Stewart, R OBP: 0.364, SLG: 0.636 | | | | | | | | | 3 | 0 | 2 | 0 | 0 | 0 | 1 | | | | | | |
| 46 Iván Nova, R 55 Josh Bell, S 41 Daniel Hudson, R 44 Tony Watson, L | | | | | | | | | 2 | 0 | 0 | 0 | 0 | 2 | 1 | | | | | | |
| Inning Stats | R: 1 H: 2 E: 0 K: 1 S: 11 | H: 1 LOB: 2 BB: 1 P: 24 | R: 0 H: 1 E: 0 K: 1 S: 13 | H: 1 LOB: 1 BB: 0 P: 17 | R: 1 H: 1 E: 0 K: 1 S: 12 | H: 1 LOB: 1 BB: 1 P: 18 | R: 0 H: 1 E: 0 K: 1 S: 7 | H: 1 LOB: 0 BB: 0 P: 8 | R: 0 H: 1 E: 0 K: 0 S: 7 | H: 1 LOB: 0 BB: 0 P: 13 | R: 0 H: 1 E: 0 K: 1 S: 9 | H: 1 LOB: 3 BB: 2 P: 12 | R: 0 H: 1 E: 0 K: 1 S: 14 | H: 1 LOB: 3 BB: 2 P: 27 | R: 0 H: 0 E: 0 K: 1 S: 5 | H: 0 LOB: 0 BB: 0 P: 8 | | 1B: 6 2B: 2 3B: 1 HR: 0 | SF: 1 SAC: 0 DP: 3 HBP: 0 | WP: 0 PB: 0 SB: 0 CS: 0 | PA: 33 |
| PITCHER | IP | WLS | BF | H | R | ER | SO | BB | IBB | HBP | BLK | WP | HR | S | P | ERA | WHIP | | | | |
| 47 Jordan Montgomery, L ERA: 3.78 55 Bryan Mitchell, R ERA: 1.04 | 6.0 | L | 24 | 7 | 2 | 2 | 5 | 2 | 0 | 0 | 0 | 0 | 0 | 59 | 92 | 3.00 | 1.500 | | | | |
| | 2.0 | | 9 | 1 | 0 | 0 | 2 | 2 | 0 | 0 | 0 | 0 | 0 | 19 | 35 | 0.00 | 1.500 | | | | |

| | |
|-----|----|
| AB | 33 |
| R | 1 |
| H | 6 |
| RBI | 1 |
| BB | 3 |
| SO | 9 |
| LOB | 17 |

| | |
|-----|----|
| AB | 28 |
| R | 2 |
| H | 8 |
| RBI | 2 |
| BB | 4 |
| SO | 7 |
| LOB | 22 |



| Batter | 1 | 2 | 3 | 4 | 5 | 6 | 7 | 8 | 9 | AB R H RBI BB SO LOB | TOP | | | | | | | | | | | |
|---|---|----------------------------------|-------------------------------|----------------------------------|------------------------------|----------------------------------|------------------------------|----------------------------------|-------------------------------|----------------------------------|---|---|-------------------------------|----------------------------------|------------------------------|----------------------------------|-------------------------------|----------------------------------|----------------------------------|------------------------------------|----------------------------------|--------|
| 11 Brett Gardner, L (1,7) OBP: 0.324, SLG: 0.237 | | | | | | | | | | 4 0 1 0 1 1 0 | New York Yankees @ Boston Red Sox Fenway Park, Boston, MA Wed Apr 26 2017, 7:12 PM - 10:26 PM EDT Att: 32,072 - Cloudy - 53 F | | | | | | | | | | | |
| 12 Chase Headley, S (1,5) OBP: 0.429, SLG: 0.561 | | | | | | | | | | 4 0 1 0 1 1 3 | | | | | | | | | | | | |
| 17 Matt Holliday, R (1,10) OBP: 0.381, SLG: 0.367 | | | | | | | | | | 3 0 0 0 2 3 4 | | | | | | | | | | | | |
| 22 Jacoby Ellsbury, L (1,8) OBP: 0.368, SLG: 0.429 | | | | | | | | | | 4 0 0 0 1 0 3 | | | | | | | | | | | | |
| 14 Starlin Castro, R (1,4) OBP: 0.224, SLG: 0.541 | | | | | | | | | | 4 1 0 0 0 1 3 | | | | | | | | | | | | |
| 99 Aaron Judge, R (1,9) OBP: 0.352, SLG: 0.672 | | | | | | | | | | 3 2 1 2 1 1 0 | | | | | | | | | | | | |
| 33 Greg Bird, L (1,3) OBP: 0.224, SLG: 0.235 | | | | | | | | | | 3 0 1 1 1 2 0 | | | | | | | | | | | | |
| 27 Austin Romine, R (1,2) OBP: 0.348, SLG: 0.415 | | | | | | | | | | 4 0 0 0 0 2 2 | | | | | | | | | | | | |
| 74 Ronald Torreyes, R (1,6) OBP: 0.290, SLG: 0.419 | | | | | | | | | | 4 0 1 0 0 1 1 | | | | | | | | | | | | |
| Inning Stats | R: 0 E: 0 K: 1 S: 12 | H: 1 LOB: 1 BB: 0 P: 18 | R: 2 E: 1 K: 3 S: 14 | H: 1 LOB: 0 BB: 0 P: 19 | R: 0 E: 0 K: 1 S: 7 | H: 0 LOB: 1 BB: 1 P: 14 | R: 0 E: 0 K: 1 S: 7 | H: 0 LOB: 0 BB: 0 P: 12 | R: 0 E: 1 K: 2 S: 14 | H: 1 LOB: 2 BB: 1 P: 22 | R: 1 E: 0 K: 1 S: 9 | H: 1 LOB: 1 BB: 1 P: 17 | R: 0 E: 0 K: 0 S: 18 | H: 1 LOB: 3 BB: 2 P: 30 | R: 0 E: 0 K: 2 S: 9 | H: 0 LOB: 1 BB: 1 P: 13 | R: 0 E: 0 K: 1 S: 11 | H: 0 LOB: 1 BB: 1 P: 21 | 1B: 3 2B: 1 3B: 0 HR: 1 | SF: 0 SAC: 0 DP: 0 HBP: 0 | WP: 1 PB: 0 SB: 1 CS: 0 | PA: 40 |
| PITCHER | IP WLS BF H R ER SO BB IBB HBP BLK WP HR S P ERA WHIP | | | | | | | | | | | IP WLS BF H R ER SO BB IBB HBP BLK WP HR S P ERA WHIP | | | | | | | | | | |
| 22 Rick Porcello, R (1,1) ERA: 4.75 | 6.2 L 30 5 3 2 9 4 0 0 0 1 1 73 118 2.70 1.350 | | | | | | | | | | | | | | | | | | | | | |
| 28 Robbie Ross Jr., L (7,1) ERA: 4.15 | 0.0 1 0 0 0 0 1 0 0 0 0 0 1 5 ∞ ∞ | | | | | | | | | | | | | | | | | | | | | |
| 56 Joe Kelly, R (7,1) ERA: 1.5 | 1.1 5 0 0 0 2 1 0 0 0 0 0 16 22 0.00 0.750 | | | | | | | | | | | | | | | | | | | | | |
| 63 Robby Scott, L (9,1) ERA: | 1.0 4 0 0 0 1 1 0 0 0 0 0 11 21 0.00 1.000 | | | | | | | | | | | | | | | | | | | | | |

| Batter | 1 | 2 | 3 | 4 | 5 | 6 | 7 | 8 | 9 | AB R H RBI BB SO LOB | BOTTOM | | | | | | | | | |
|--|---|----------------------------------|------------------------------|---------------------------------|-------------------------------|----------------------------------|-------------------------------|----------------------------------|------------------------------|----------------------------------|---|---|-------------------------------|----------------------------------|-------------------------------|----------------------------------|----------------------------------|------------------------------------|----------------------------------|--------|
| 2 Xander Bogaerts, R (1,6) OBP: 0.354, SLG: 0.328 | | | | | | | | | | 4 0 0 0 0 0 1 | New York Yankees @ Boston Red Sox Fenway Park, Boston, MA Wed Apr 26 2017, 7:12 PM - 10:26 PM EDT Att: 32,072 - Cloudy - 53 F | | | | | | | | | |
| 16 Andrew Benintendi, L (1,7) OBP: 0.419, SLG: 0.440 | | | | | | | | | | 3 1 0 0 1 0 1 | | | | | | | | | | |
| 50 Mookie Betts, R (1,9) OBP: 0.395, SLG: 0.485 | | | | | | | | | | 4 0 2 0 0 2 0 | | | | | | | | | | |
| 18 Mitch Moreland, L (1,3) OBP: 0.388, SLG: 0.533 | | | | | | | | | | 2 0 0 0 1 1 0 | | | | | | | | | | |
| 30 Chris Young, R (9,PH) OBP: 0.339, SLG: 0.278 | | | | | | | | | | 1 0 0 1 0 0 1 | | | | | | | | | | |
| 13 Hanley Ramirez, R (1,10) OBP: 0.282, SLG: 0.308 | | | | | | | | | | 3 0 1 0 1 1 2 | | | | | | | | | | |
| 19 Jackie Bradley Jr., L (1,8) OBP: 0.331, SLG: 0.429 | | | | | | | | | | 3 0 0 0 1 1 4 | | | | | | | | | | |
| 32 Josh Rutledge, R (1,5) OBP: 0.208, SLG: 0.298 | | | | | | | | | | 4 0 0 0 0 2 4 | | | | | | | | | | |
| 40 Marco Hernández, L (1,4) OBP: 0.325, SLG: 0.316 | | | | | | | | | | 3 0 1 0 0 2 0 | | | | | | | | | | |
| 3 Sandy León, S (1,2) OBP: 0.208, SLG: 0.298 | | | | | | | | | | 3 0 0 0 0 1 1 | | | | | | | | | | |
| Inning Stats | R: 0 E: 0 K: 1 S: 9 | H: 0 LOB: 0 BB: 0 P: 13 | R: 0 E: 0 K: 0 S: 8 | H: 1 LOB: 1 BB: 0 P: 9 | R: 0 E: 0 K: 0 S: 10 | H: 1 LOB: 1 BB: 1 P: 16 | R: 0 E: 0 K: 2 S: 10 | H: 0 LOB: 0 BB: 0 P: 19 | R: 0 E: 0 K: 1 S: 8 | H: 0 LOB: 0 BB: 1 P: 15 | R: 0 E: 0 K: 2 S: 11 | H: 0 LOB: 1 BB: 1 P: 16 | R: 0 E: 0 K: 2 S: 10 | H: 0 LOB: 0 BB: 0 P: 13 | R: 1 E: 0 K: 2 S: 21 | H: 1 LOB: 2 BB: 2 P: 33 | 1B: 3 2B: 1 3B: 0 HR: 0 | SF: 0 SAC: 0 DP: 1 HBP: 0 | WP: 1 PB: 0 SB: 0 CS: 0 | PA: 34 |
| PITCHER | IP WLS BF H R ER SO BB IBB HBP BLK WP HR S P ERA WHIP | | | | | | | | | | | IP WLS BF H R ER SO BB IBB HBP BLK WP HR S P ERA WHIP | | | | | | | | |
| 40 Luis Severino, R (1,1) ERA: 3.0 | 7.0 W 25 2 0 0 6 2 0 0 0 0 0 63 100 0.00 0.714 | | | | | | | | | | | | | | | | | | | |
| 68 Dellin Betances, R (8,1) ERA: 1.29 | 1.0 H 3 0 0 0 2 0 0 0 0 0 0 10 13 0.00 0.000 | | | | | | | | | | | | | | | | | | | |
| 54 Aroldis Chapman, L (9,1) ERA: 1.23 | 1.0 S 6 1 1 1 2 2 0 0 0 1 0 21 33 9.00 3.000 | | | | | | | | | | | | | | | | | | | |

| | |
|-----|----|
| AB | 33 |
| R | 3 |
| H | 5 |
| RBI | 3 |
| BB | 7 |
| SO | 12 |
| LOB | 16 |



| | |
|-----|----|
| AB | 30 |
| R | 1 |
| H | 4 |
| RBI | 1 |
| BB | 4 |
| SO | 10 |
| LOB | 14 |



| Batter | 1 | 2 | 3 | 4 | 5 | 6 | 7 | 8 | 9 | AB | R | H | RBI | BB | SO | LOB | TOP | | | | | | |
|--|---|------------------------------------|---|----------------------------------|---|------------------------------------|--|---------------------------------|--|-----------------------------------|--|----------------------------------|-------------------------------|----------------------------------|-------------------------------|----------------------------------|-------------------------------|----------------------------------|----------------------------------|------------------------------------|----------------------------------|--------|--|
| 11 Kevin Pillar, R OBP: 0.345, SLG: 0.500 | | | | | | | | | | 5 | 0 | 2 | 0 | 0 | 0 | 1 | | | | | | | |
| 19 José Bautista, R OBP: 0.325, SLG: 0.296 | | | | | | | | | | 4 | 0 | 1 | 0 | 1 | 1 | 1 | | | | | | | |
| 55 Russell Martin, R OBP: 0.361, SLG: 0.373 | | | | | | | | | | 3 | 0 | 0 | 0 | 1 | 2 | 2 | | | | | | | |
| 22 Luke Maile, R | | | | | | | | | | 1 | 0 | 0 | 0 | 0 | 0 | 0 | | | | | | | |
| 8 Kendrys Morales, S OBP: 0.278, SLG: 0.364 | | | | | | | | | | 4 | 1 | 1 | 0 | 0 | 1 | 1 | | | | | | | |
| 14 Justin Smoak, S OBP: 0.300, SLG: 0.482 | | | | | | | | | | 4 | 2 | 4 | 2 | 0 | 0 | 0 | | | | | | | |
| 28 Steve Pearce, R OBP: 0.282, SLG: 0.345 | | | | | | | | | | 4 | 0 | 0 | 1 | 0 | 1 | 2 | | | | | | | |
| 17 Ryan Goins, L OBP: 0.246, SLG: 0.365 | | | | | | | | | | 4 | 2 | 2 | 0 | 0 | 1 | 1 | | | | | | | |
| 29 Devon Travis, R OBP: 0.220, SLG: 0.247 | | | | | | | | | | 3 | 0 | 1 | 1 | 0 | 0 | 1 | | | | | | | |
| 7 Chris Coghlan, L OBP: 0.325, SLG: 0.371 | | | | | | | | | | | | | | | | | | | | | | | |
| 18 Darwin Barney, R OBP: 0.327, SLG: 0.306 | | | | | | | | | | | | | | | | | | | | | | | |
| Inning Stats | R: 0 E: 0 K: 1 S: 6 | H: 1 LOB: 0 BB: 0 P: 10 | R: 0 E: 0 K: 0 S: 15 | H: 1 LOB: 0 BB: 0 P: 21 | R: 0 E: 0 K: 0 S: 7 | H: 0 LOB: 0 BB: 0 P: 10 | R: 0 E: 0 K: 0 S: 5 | H: 0 LOB: 0 BB: 0 P: 8 | R: 2 E: 0 K: 1 S: 13 | H: 3 LOB: 1 BB: 0 P: 18 | R: 0 E: 0 K: 2 S: 11 | H: 1 LOB: 1 BB: 0 P: 17 | R: 2 E: 0 K: 1 S: 16 | H: 3 LOB: 3 BB: 2 P: 28 | R: 1 E: 0 K: 1 S: 11 | H: 2 LOB: 1 BB: 0 P: 17 | R: 0 E: 1 K: 1 S: 12 | H: 0 LOB: 1 BB: 0 P: 18 | 1B: 5 2B: 4 3B: 0 HR: 2 | SF: 0 SAC: 0 DP: 0 HBP: 0 | WP: 0 PB: 0 SB: 0 CS: 1 | PA: 41 | |
| PITCHER | IP WLS BF H R ER SO BB IBB HBP BLK WP HR S P ERA WHIP | 19 Masahiro Tanaka, R ERA: 4.46 | 6.1 W 26 8 4 4 4 0 0 0 0 0 2 62 91 5.68 1.263 | 29 Tyler Clippard, R ERA: 1.5 | 0.1 3 1 0 0 0 1 0 0 0 0 0 7 13 0.00 6.000 | 68 Dellin Betances, R ERA: 1.08 | 0.1 H 2 0 0 0 1 1 0 0 0 1 0 0 4 8 0.00 3.000 | 39 Tommy Layne, L ERA: 6.0 | 1.0 5 2 1 1 1 0 0 0 0 0 0 0 11 17 9.00 2.000 | 65 Jonathan Holder, R ERA: 3.0 | 1.0 4 0 0 0 1 0 0 0 0 0 0 0 12 18 0.00 0.000 | | | | | | | | | | | | |

Toronto Blue Jays @ New York Yankees
Yankee Stadium, Bronx, NY
Tue May 02 2017, 7:10 PM - 10:40 PM EDT
Att: 30,058 - Clear - 69 F

livebaseballscorecards.com

AB 38
R 5
H 11
RBI 4
BB 2
SO 7
LOB 15


| Batter | 1 | 2 | 3 | 4 | 5 | 6 | 7 | 8 | 9 | AB | R | H | RBI | BB | SO | LOB | BOTTOM | | | | | |
|--|---|----------------------------------|---|----------------------------------|--|----------------------------------|---------------------------------------|----------------------------------|---|----------------------------------|-------------------------------|----------------------------------|-------------------------------|----------------------------------|------------------------------|----------------------------------|----------------------------------|------------------------------------|----------------------------------|--------|--|--|
| 11 Brett Gardner, L OBP: 0.330, SLG: 0.427 | | | | | | | | | | 5 | 3 | 3 | 3 | 0 | 1 | 4 | | | | | | |
| 12 Chase Headley, S OBP: 0.402, SLG: 0.489 | | | | | | | | | | 5 | 0 | 2 | 1 | 0 | 2 | 2 | | | | | | |
| 17 Matt Holliday, R OBP: 0.400, SLG: 0.507 | | | | | | | | | | 4 | 0 | 3 | 1 | 0 | 0 | 2 | | | | | | |
| 30 Rob Refsnyder, R | | | | | | | | | | 1 | 0 | 0 | 0 | 0 | 0 | 0 | | | | | | |
| 14 Starlin Castro, R OBP: 0.402, SLG: 0.550 | | | | | | | | | | 5 | 1 | 2 | 0 | 0 | 1 | 4 | | | | | | |
| 18 Didi Gregorius, L OBP: 0.333, SLG: 0.391 | | | | | | | | | | 4 | 1 | 0 | 0 | 1 | 2 | 3 | | | | | | |
| 99 Aaron Judge, R OBP: 0.424, SLG: 0.795 | | | | | | | | | | 3 | 3 | 2 | 4 | 2 | 1 | 0 | | | | | | |
| 31 Aaron Hicks, S OBP: 0.419, SLG: 0.640 | | | | | | | | | | 5 | 1 | 2 | 2 | 0 | 1 | 2 | | | | | | |
| 48 Chris Carter, R OBP: 0.267, SLG: 0.366 | | | | | | | | | | 3 | 2 | 1 | 0 | 1 | 1 | 1 | | | | | | |
| 27 Austin Romine, R OBP: 0.349, SLG: 0.456 | | | | | | | | | | 3 | 0 | 1 | 0 | 0 | 1 | 1 | | | | | | |
| 38 Kyle Higashioka, R | | | | | | | | | | 1 | 0 | 0 | 0 | 0 | 0 | 1 | | | | | | |
| Inning Stats | R: 1 E: 0 K: 0 S: 9 | H: 3 LOB: 1 BB: 0 P: 16 | R: 4 E: 0 K: 3 S: 22 | H: 4 LOB: 1 BB: 1 P: 33 | R: 1 E: 0 K: 2 S: 9 | H: 1 LOB: 0 BB: 0 P: 12 | R: 1 E: 0 K: 0 S: 15 | H: 2 LOB: 1 BB: 0 P: 23 | R: 0 E: 0 K: 2 S: 11 | H: 0 LOB: 0 BB: 0 P: 13 | R: 1 E: 0 K: 1 S: 15 | H: 2 LOB: 1 BB: 1 P: 25 | R: 3 E: 1 K: 1 S: 24 | H: 3 LOB: 2 BB: 1 P: 36 | R: 0 E: 0 K: 1 S: 9 | H: 1 LOB: 2 BB: 1 P: 18 | 1B: 7 2B: 5 3B: 0 HR: 5 | SF: 0 SAC: 0 DP: 2 HBP: 0 | WP: 1 PB: 0 SB: 0 CS: 0 | PA: 43 | | |
| PITCHER | IP WLS BF H R ER SO BB IBB HBP BLK WP HR S P ERA WHIP | 57 Mat Latos, R ERA: 6.6 | 4.0 L 22 10 7 7 5 1 0 0 0 0 1 0 4 55 84 15.75 2.750 | 51 Dominic Leone, R ERA: 4.73 | 2.0 8 2 1 1 3 1 0 0 0 0 1 0 26 38 4.50 1.500 | 37 Jason Grilli, R ERA: 10.38 | 0.0 3 2 3 3 0 1 0 0 0 0 0 1 12 19 ∞ ∞ | 62 Aaron Loup, L ERA: 0.84 | 2.0 10 2 0 0 2 1 0 0 0 0 0 0 21 35 0.00 1.500 | | | | | | | | | | | | | |

Toronto Blue Jays @ New York Yankees
Yankee Stadium, Bronx, NY
Tue May 02 2017, 7:10 PM - 10:40 PM EDT
Att: 30,058 - Clear - 69 F

livebaseballscorecards.com

AB 39
R 11
H 16
RBI 11
BB 4
SO 10
LOB 20

| Batter | 1 | 2 | 3 | 4 | 5 | 6 | 7 | 8 | 9 | AB | R | H | RBI | BB | SO | LOB | TOP | | | | | | | | | | | | | | | | |
|---|---|----------------------------------|-------------------------------|----------------------------------|-------------------------------|----------------------------------|-------------------------------|----------------------------------|-------------------------------|----------------------------------|-------------------------------|----------------------------------|-------------------------------|----------------------------------|------------------------------|----------------------------------|--|------------------------------------|----------------------------------|------------------------------------|----------------------------------|--------|--|--|--|--|--|--|--|--|--|--|--|
| 11 Kevin Pillar, R OBP: 0.347, SLG: 0.491 | | G1-3 | | K | | | | | P2 | 4 | 1 | 1 | 0 | 1 | 1 | 2 | Toronto Blue Jays @ New York Yankees Yankee Stadium, Bronx, NY Wed May 03 2017, 7:09 PM - 10:47 PM EDT Att: 35,559 - Clear - 59 F | | | | | | | | | | | | | | | | |
| 19 José Bautista, R OBP: 0.328, SLG: 0.294 | | FC3-6 | | K | | | | | F9 | 4 | 1 | 1 | 0 | 1 | 2 | 2 | | | | | | | | | | | | | | | | | |
| 55 Russell Martin, R OBP: 0.364, SLG: 0.357 | | FC3-6 | | | | | | | K | 3 | 0 | 0 | 1 | 2 | 2 | 4 | | | | | | | | | | | | | | | | | |
| 8 Kendrys Morales, S OBP: 0.277, SLG: 0.360 | | FC3-6 | | | | | | | K | 4 | 0 | 1 | 1 | 0 | 1 | 4 | | | | | | | | | | | | | | | | | |
| 14 Justin Smoak, S OBP: 0.298, SLG: 0.472 | | F9 | | | | | | | L8 | 4 | 1 | 1 | 1 | 0 | 0 | 4 | | | | | | | | | | | | | | | | | |
| 28 Steve Pearce, R OBP: 0.277, SLG: 0.393 | | | | | | | | | K | 3 | 1 | 1 | 3 | 1 | 2 | 2 | | | | | | | | | | | | | | | | | |
| 29 Devon Travis, R OBP: 0.211, SLG: 0.236 | | L9 | | | | | | | F8 | 4 | 0 | 0 | 0 | 0 | 1 | 3 | | | | | | | | | | | | | | | | | |
| 18 Darwin Barney, R OBP: 0.345, SLG: 0.346 | | | | | | | | | G4-3 | 3 | 1 | 2 | 0 | 0 | 0 | 1 | | | | | | | | | | | | | | | | | |
| 7 Chris Coghlan, L OBP: 0.317, SLG: 0.361 | | | | | | | | | K | 1 | 0 | 0 | 0 | 0 | 0 | 0 | | | | | | | | | | | | | | | | | |
| 17 Ryan Goins, L OBP: 0.250, SLG: 0.364 | | | | | | | | | K | 3 | 1 | 1 | 0 | 0 | 2 | 0 | | | | | | | | | | | | | | | | | |
| Inning Stats | R: 4 E: 0 K: 1 S: 11 | H: 4 LOB: 0 BB: 0 P: 19 | R: 2 E: 0 K: 0 S: 14 | H: 2 LOB: 2 BB: 2 P: 26 | R: 0 E: 0 K: 1 S: 5 | H: 0 LOB: 0 BB: 1 P: 11 | R: 0 E: 0 K: 3 S: 13 | H: 0 LOB: 0 BB: 0 P: 18 | R: 0 E: 0 K: 1 S: 12 | H: 1 LOB: 2 BB: 1 P: 23 | R: 0 E: 0 K: 1 S: 11 | H: 2 LOB: 3 BB: 1 P: 20 | R: 0 E: 0 K: 2 S: 7 | H: 0 LOB: 0 BB: 0 P: 13 | R: 0 E: 0 K: 1 S: 5 | H: 0 LOB: 0 BB: 0 P: 9 | R: 0 E: 0 K: 1 S: 9 | H: 0 LOB: 0 BB: 0 P: 14 | 1B: 6 2B: 1 3B: 0 HR: 1 | SF: 0 SAC: 1 DP: 1 HBP: 0 | WP: 1 PB: 0 SB: 0 CS: 0 | PA: 39 | | | | | | | | | | | |
| PITCHER | IP WLS BF H R ER SO BB IBB HBP BLK WP HR S P ERA WHIP | PITCHER | | | | | | | | | | | | | | | | | | | | | | | | | | | | | | | |
| 52 CC Sabathia, L ERA: 5.45 | 4.0 | 22 | 7 | 6 | 6 | 5 | 4 | 0 | 0 | 0 | 0 | 0 | 1 | 48 | 84 | 13.50 | 2.750 | | | | | | | | | | | | | | | | |
| 43 Adam Warren, R ERA: 0.63 | 1.0 | 3 | 0 | 0 | 0 | 1 | 0 | 0 | 0 | 0 | 0 | 1 | 0 | 7 | 13 | 0.00 | 0.000 | | | | | | | | | | | | | | | | |
| 29 Tyler Clippard, R ERA: 1.54 | 1.2 | 7 | 1 | 0 | 0 | 2 | 1 | 0 | 0 | 0 | 0 | 0 | 0 | 15 | 27 | 0.00 | 1.200 | | | | | | | | | | | | | | | | |
| 68 Dellin Betances, R ERA: 0.93 | 1.1 | W | 4 | 0 | 0 | 0 | 0 | 0 | 0 | 0 | 0 | 0 | 0 | 8 | 15 | 0.00 | 0.000 | | | | | | | | | | | | | | | | |
| 54 Aroldis Chapman, L ERA: 0.87 | 1.0 | S | 3 | 0 | 0 | 0 | 0 | 0 | 0 | 0 | 0 | 0 | 0 | 9 | 14 | 0.00 | 0.000 | | | | | | | | | | | | | | | | |
| Batter | 1 | 2 | 3 | 4 | 5 | 6 | 7 | 8 | 9 | AB | R | H | RBI | BB | SO | LOB | BOTTOM | | | | | | | | | | | | | | | | |
| 11 Brett Gardner, L OBP: 0.354, SLG: 0.435 | | G3 | | | | | | | | 3 | 1 | 2 | 0 | 2 | 1 | 0 | Toronto Blue Jays @ New York Yankees Yankee Stadium, Bronx, NY Wed May 03 2017, 7:09 PM - 10:47 PM EDT Att: 35,559 - Clear - 59 F | | | | | | | | | | | | | | | | |
| 31 Aaron Hicks, S OBP: 0.402, SLG: 0.615 | | G3 | | | | | | | | 2 | 1 | 0 | 1 | 3 | 1 | 2 | | | | | | | | | | | | | | | | | |
| 17 Matt Holliday, R OBP: 0.389, SLG: 0.526 | | G4-3 | | | | | | | | 5 | 1 | 1 | 3 | 0 | 1 | 7 | | | | | | | | | | | | | | | | | |
| 14 Starlin Castro, R OBP: 0.402, SLG: 0.543 | | G6-3 | | | | | | | | 5 | 1 | 2 | 0 | 0 | 2 | 0 | | | | | | | | | | | | | | | | | |
| 99 Aaron Judge, R OBP: 0.433, SLG: 0.818 | | F9 | | | | | | | | 5 | 2 | 3 | 2 | 0 | 1 | 1 | | | | | | | | | | | | | | | | | |
| 12 Chase Headley, S OBP: 0.402, SLG: 0.489 | | G5-3 | | | | | | | | 4 | 1 | 1 | 0 | 1 | 1 | 1 | | | | | | | | | | | | | | | | | |
| 48 Chris Carter, R OBP: 0.286, SLG: 0.378 | | F8 | | | | | | | | 4 | 1 | 2 | 1 | 0 | 1 | 1 | | | | | | | | | | | | | | | | | |
| 74 Ronald Torreyes, R OBP: 0.311, SLG: 0.411 | | | | | | | | | | 2 | 0 | 0 | 0 | 1 | 1 | 0 | | | | | | | | | | | | | | | | | |
| 18 Didi Gregorius, L OBP: 0.360, SLG: 0.417 | | | | | | | | | | 1 | 0 | 1 | 1 | 0 | 0 | 0 | | | | | | | | | | | | | | | | | |
| 3B Kyle Higashioka, R | | | | | | | | | | 3 | 0 | 0 | 0 | 1 | 2 | 5 | | | | | | | | | | | | | | | | | |
| Inning Stats | R: 3 E: 0 K: 1 S: 13 | H: 3 LOB: 1 BB: 2 P: 28 | R: 0 E: 0 K: 1 S: 11 | H: 1 LOB: 2 BB: 1 P: 20 | R: 2 E: 0 K: 0 S: 12 | H: 2 LOB: 0 BB: 0 P: 18 | R: 0 E: 0 K: 0 S: 8 | H: 0 LOB: 1 BB: 2 P: 18 | R: 0 E: 0 K: 3 S: 9 | H: 2 LOB: 3 BB: 1 P: 24 | R: 0 E: 0 K: 3 S: 9 | H: 0 LOB: 0 BB: 0 P: 15 | R: 3 E: 0 K: 2 S: 21 | H: 4 LOB: 3 BB: 2 P: 37 | R: 0 E: 0 K: 3 S: 9 | H: 0 LOB: 0 BB: 0 P: 14 | 1B: 9 2B: 1 3B: 0 HR: 2 | SF: 0 SAC: 0 DP: 1 HBP: 0 | WP: 0 PB: 0 SB: 0 CS: 1 | PA: 42 | | | | | | | | | | | | | |
| PITCHER | IP WLS BF H R ER SO BB IBB HBP BLK WP HR S P ERA WHIP | PITCHER | | | | | | | | | | | | | | | | | | | | | | | | | | | | | | | |
| 6 Marcus Stroman, R ERA: 3.89 | 3.0 | 17 | 6 | 5 | 5 | 2 | 3 | 0 | 0 | 0 | 0 | 0 | 0 | 16 | 34 | 0.00 | 3.000 | | | | | | | | | | | | | | | | |
| 52 Ryan Tepera, R ERA: 5.29 | 1.2 | 9 | 2 | 0 | 0 | 0 | 3 | 0 | 0 | 0 | 0 | 0 | 0 | 16 | 34 | 0.00 | 3.000 | | | | | | | | | | | | | | | | |
| 31 Joe Blaginski, R ERA: 3.38 | 1.2 | L | 9 | 4 | 3 | 5 | 0 | 0 | 0 | 0 | 0 | 0 | 0 | 26 | 41 | 16.20 | 2.400 | | | | | | | | | | | | | | | | |
| 38 Joe Smith, R ERA: 2.77 | 0.2 | 4 | 0 | 0 | 0 | 1 | 2 | 0 | 0 | 0 | 0 | 0 | 0 | 9 | 19 | 0.00 | 3.000 | | | | | | | | | | | | | | | | |
| 54 Roberto Osuna, R ERA: 5.0 | 1.0 | 3 | 0 | 0 | 0 | 3 | 0 | 0 | 0 | 0 | 0 | 0 | 0 | 9 | 14 | 0.00 | 0.000 | | | | | | | | | | | | | | | | |

| Batter | 1 | 2 | 3 | 4 | 5 | 6 | 7 | 8 | 9 | AB | R | H | RBI | BB | SO | LOB | TOP | | | |
|---|---|----------------------------------|---------------------------------------|----------------------------------|--------------------------------------|----------------------------------|--------------------------------------|----------------------------------|---------------------------------------|----------------------------------|--------------------------------------|----------------------------------|---------------------------------------|----------------------------------|---------------------------------------|----------------------------------|--|--|----------------------------------|--------|
| 11 Brett Gardner, L OBP: 0.356, SLG: 0.461 | L9 | | K | | BB | | K | | HR | 4 | 1 | 1 | 3 | 1 | 2 | 1 | New York Yankees @ Chicago Cubs Wrigley Field, Chicago, IL Fri May 05 2017, 1:22 PM - 4:38 PM CDT Att: 40,395 - Partly Cloudy - 45 F | | | |
| 31 Aaron Hicks, S OBP: 0.444, SLG: 0.632 | 14 L9-6 2B | | 24 G5-4-3 1B | | G3 | | G1-3 | | 24 S 1B | 5 | 0 | 3 | 0 | 0 | 0 | 2 | | | | |
| 24 Gary Sánchez, R OBP: 0.192, SLG: 0.250 | | | G5-4-3 | | L6 | | | | G6-3 | 4 | 0 | 0 | 0 | 0 | 1 | 3 | | | | |
| 14 Starlin Castro, R OBP: 0.405, SLG: 0.541 | L9-6 | | | | | | 18 1B 12 99 1B L9-2 1B | | 99 WP 1B | 4 | 0 | 2 | 0 | 0 | 1 | 2 | | | | |
| 99 Aaron Judge, R OBP: 0.435, SLG: 0.815 | | | 18 G3-1 12 FC4-2 2B | | | | 18 1B | | | 4 | 0 | 2 | 0 | 0 | 2 | 1 | | | | |
| 18 Didi Gregorius, L OBP: 0.345, SLG: 0.393 | G3-1 | | | | F9 | | | | G3-1 | 4 | 0 | 1 | 0 | 0 | 0 | 1 | | | | |
| 12 Chase Headley, S OBP: 0.396, SLG: 0.479 | | | | | | | | | | | | | | | | | | | | |
| 48 Chris Carter, R OBP: 0.283, SLG: 0.354 | | | | | | | | | | | | | | | | | | | | |
| 35 Michael Pineda, R 17 Matt Holliday, R 45 Chasen Shreve, L 65 Jonathan Holder, R 22 Jacoby Ellsbury, L 54 Aroldis Chapman, L | | | | | | | | | | | | | | | | | | AB 34 R 3 H 11 RBI 3 BB 3 SO 10 LOB 16  | | |
| | | | | | | | | | | | | | | | | | | | | |
| | | | | | | | | | | | | | | | | | | | | |
| | | | | | | | | | | | | | | | | | | | | |
| | | | | | | | | | | | | | | | | | | | | |
| | | | | | | | | | | | | | | | | | | | | |
| | | | | | | | | | | | | | | | | | | | | |
| | | | | | | | | | | | | | | | | | | | | |
| | | | | | | | | | | | | | | | | | | | | |
| | | | | | | | | | | | | | | | | | | | | |
| Inning Stats | R: 0 H: 1 E: 0 K: 0 S: 5 | H: 1 LOB: 1 BB: 0 P: 11 | R: 0 H: 1 E: 0 K: 1 S: 12 | H: 1 LOB: 1 BB: 0 P: 20 | R: 0 H: 2 E: 0 K: 1 S: 9 | H: 2 LOB: 1 BB: 0 P: 14 | R: 0 H: 0 E: 0 K: 2 S: 9 | H: 0 LOB: 0 BB: 0 P: 16 | R: 0 H: 0 E: 0 K: 1 S: 10 | H: 3 LOB: 2 BB: 0 P: 16 | R: 0 H: 0 E: 0 K: 2 S: 9 | H: 0 LOB: 0 BB: 0 P: 13 | R: 0 H: 1 E: 0 K: 2 S: 11 | H: 1 LOB: 1 BB: 0 P: 19 | R: 3 H: 3 E: 0 K: 1 S: 22 | H: 3 LOB: 1 BB: 1 P: 40 | 1B: 8 2B: 4 3B: 0 HR: 1 | SF: 0 SAC: 1 DP: 3 HBP: 1 | WP: 2 PB: 0 SB: 1 CS: 0 | PA: 39 |
| PITCHER | IP WLS BF H R ER SO BB IBB HBP BLK WP HR S P ERA WHIP | | | | | | | | | | | | | | | | | | | |
| 28 Kyle Hendricks, R ERA: 3.51 | 5.1 | 23 | 6 | 0 | 0 | 5 | 2 | 0 | 1 | 0 | 0 | 0 | 0 | 0 | 12 | 18 | 0.00 | 1.500 | | |
| 32 Brian Duensing, L ERA: 4.75 | 1.2 | 5 | 1 | 0 | 0 | 2 | 0 | 0 | 0 | 0 | 0 | 0 | 0 | 1 | 11 | 19 | 0.00 | 1.000 | | |
| 46 Pedro Strop, R ERA: 3.72 | 1.0 | 4 | 1 | 0 | 0 | 2 | 0 | 0 | 0 | 0 | 0 | 1 | 1 | 22 | 40 | 27.00 | 4.000 | | | |
| 56 Héctor Rondón, R ERA: 3.65 | 1.0 | 7 | 3 | 3 | 3 | 1 | 1 | 0 | 0 | 0 | 0 | 1 | 1 | 22 | 40 | 27.00 | 4.000 | | | |

| Batter | 1 | 2 | 3 | 4 | 5 | 6 | 7 | 8 | 9 | AB | R | H | RBI | BB | SO | LOB | BOTTOM | | | |
|--|---|----------------------------------|--------------------------------------|----------------------------------|---------------------------------------|----------------------------------|--------------------------------------|----------------------------------|---------------------------------------|----------------------------------|---------------------------------------|----------------------------------|---------------------------------------|----------------------------------|---------------------------------------|----------------------------------|--|------------------------------------|----------------------------------|--------|
| 12 Kyle Schwarber, L OBP: 0.313, SLG: 0.367 | G4-3 | | FC3-6 | | | | | | F7 | 3 | 1 | 1 | 1 | 0 | 0 | 1 | New York Yankees @ Chicago Cubs Wrigley Field, Chicago, IL Fri May 05 2017, 1:22 PM - 4:38 PM CDT Att: 40,395 - Partly Cloudy - 45 F | | | |
| 5 Albert Almora Jr., R OBP: 0.339, SLG: 0.456 | | | 1-2F | | | | | | HR | 1 | 0 | 0 | 0 | 0 | 0 | 0 | | | | |
| 17 Kris Bryant, R OBP: 0.418, SLG: 0.583 | | | | | | | | | | 3 | 1 | 1 | 1 | 1 | 2 | 1 | | | | |
| 44 Anthony Rizzo, L OBP: 0.353, SLG: 0.435 | | | | | | | | | | 4 | 0 | 1 | 0 | 0 | 1 | 1 | | | | |
| 18 Ben Zobrist, S OBP: 0.343, SLG: 0.389 | | | | | | | | | | 4 | 0 | 1 | 0 | 0 | 1 | 1 | | | | |
| 27 Addison Russell, R OBP: 0.298, SLG: 0.375 | | | | | | | | | | 4 | 0 | 0 | 0 | 0 | 1 | 1 | | | | |
| 22 Jason Heyward, L OBP: 0.333, SLG: 0.364 | | | | | | | | | | 4 | 0 | 0 | 0 | 0 | 2 | 1 | | | | |
| 40 Wilson Contreras, R OBP: 0.295, SLG: 0.363 | | | | | | | | | | 4 | 0 | 0 | 0 | 0 | 1 | 1 | | | | |
| 28 Kyle Hendricks, R OBP: 0.200, SLG: 0.200 | | | | | | | | | | 2 | 0 | 0 | 0 | 0 | 1 | 1 | | | | |
| 32 Brian Duensing, L OBP: 0.273, SLG: 0.263 | | | | | | | | | | 0 | 0 | 0 | 0 | 0 | 0 | 0 | | | | |
| 20 Matt Szczur, R OBP: 0.301, SLG: 0.461 | | | | | | | | | | 0 | 0 | 0 | 0 | 1 | 0 | 0 | | | | |
| 9 Javier Báez, R OBP: 0.301, SLG: 0.461 | | | | | | | | | | 1 | 0 | 0 | 0 | 0 | 1 | 1 | | | | |
| 30 Jon Jay, L OBP: 0.458, SLG: 0.429 | | | | | | | | | | 2 | 0 | 0 | 0 | 0 | 0 | 2 | | | | |
| 46 Pedro Strop, R OBP: 0.301, SLG: 0.461 | | | | | | | | | | 0 | 0 | 0 | 0 | 0 | 0 | 0 | | | | |
| 56 Héctor Rondón, R OBP: 0.301, SLG: 0.461 | | | | | | | | | | 0 | 0 | 0 | 0 | 0 | 0 | 0 | | | | |
| Inning Stats | R: 1 H: 1 E: 0 K: 0 S: 13 | H: 1 LOB: 0 BB: 0 P: 19 | R: 0 H: 0 E: 0 K: 1 S: 6 | H: 0 LOB: 0 BB: 0 P: 10 | R: 0 H: 0 E: 0 K: 2 S: 12 | H: 0 LOB: 1 BB: 0 P: 16 | R: 0 H: 0 E: 0 K: 2 S: 9 | H: 0 LOB: 0 BB: 0 P: 13 | R: 0 H: 0 E: 0 K: 1 S: 10 | H: 2 LOB: 1 BB: 1 P: 19 | R: 1 H: 2 E: 0 K: 1 S: 11 | H: 0 LOB: 1 BB: 1 P: 22 | R: 0 H: 1 E: 0 K: 1 S: 15 | H: 1 LOB: 1 BB: 0 P: 21 | R: 0 H: 0 E: 1 K: 2 S: 11 | H: 0 LOB: 1 BB: 0 P: 14 | 1B: 2 2B: 0 3B: 0 HR: 2 | SF: 0 SAC: 0 DP: 0 HBP: 1 | WP: 0 PB: 0 SB: 0 CS: 1 | PA: 35 |
| PITCHER | IP WLS BF H R ER SO BB IBB HBP BLK WP HR S P ERA WHIP | | | | | | | | | | | | | | | | | | | |
| 35 Michael Pineda, R ERA: 3.12 | 6.0 | 23 | 3 | 2 | 2 | 6 | 1 | 0 | 1 | 0 | 0 | 0 | 0 | 0 | 13 | 22 | 0.00 | 1.000 | | |
| 45 Chasen Shreve, L ERA: 2.7 | 1.0 | 4 | 0 | 0 | 0 | 1 | 1 | 0 | 0 | 0 | 0 | 0 | 0 | 15 | 21 | 0.00 | 1.000 | | | |
| 65 Jonathan Holder, R ERA: 2.7 | 1.0 | 4 | 1 | 0 | 0 | 1 | 0 | 0 | 0 | 0 | 0 | 0 | 0 | 11 | 14 | 0.00 | 0.000 | | | |
| 54 Aroldis Chapman, L ERA: 0.79 | 1.0 | 4 | 0 | 0 | 0 | 2 | 0 | 0 | 0 | 0 | 0 | 0 | 0 | 11 | 14 | 0.00 | 0.000 | | | |



| | | | | | | | | | | | | | | | | | | | | | | | | | | | | | | | | | | |
|---|--------------------------------|----------------------------------|--------------------------------|----------------------------------|--------------------------------|----------------------------------|--------------------------------|----------------------------------|--------------------------------|----------------------------------|--------------------------------|---------------------------------|-------------------------------|----------------------------------|--------------------------------|----------------------------------|-------------------------------|---------------------------------|-------------------------------|----------------------------------|--------------------------------|----------------------------------|--------------------------------|----------------------------------|--------------------------------|----------------------------------|-------------------------------|----------------------------------|--------------------------------|----------------------------------|----------------------------------|---------------------------|-------------------------|--------|
| | 1 | 2 | 3 | 4 | 5 | 6 | 7 | 8 | 9 | 10 | 11 | 12 | 13 | 14 | 15 | 16 | 17 | 18 | AB | R | H | RBI | BB | SO | LOB | | | | | | | | | |
| 22 Jacoby Ellsbury, L OBP: 0.336, SLG: 0.440 | | | G3-1 | | | G1-3 | | HR | | K | | | SH1-3 | | BB | | G1-3 | | 6 | 1 | 2 | 2 | 1 | 1 | 0 | | | | | | | | | |
| 31 Aaron Hicks, S OBP: 0.459, SLG: 0.662 | | | | | | K | | K | | K2-3 | | | FC1-5-4-5 | | K | | E2 SH1-4 FC6 | | 6 | 2 | 1 | 0 | 2 | 4 | 2 | | | | | | | | | |
| 17 Matt Holliday, R OBP: 0.390, SLG: 0.518 | | | BB | | | K | | K | | K | | | K | | | | FC4-6 1B | | 4 | 0 | 2 | 0 | 0 | 2 | 1 | | | | | | | | | |
| 48 Chris Carter, R OBP: 0.287, SLG: 0.315 | | | BB | | | K | | K | | K | | | K | | | | SH1-4 | | 2 | 0 | 0 | 0 | 0 | 2 | 1 | | | | | | | | | |
| 65 Jonathan Holder, R (13, 1) | | | BB | | | K | | K | | K | | | K | | | | SH1-4 | | 0 | 0 | 0 | 0 | 0 | 0 | 0 | | | | | | | | | |
| 74 Ronald Torreyes, R OBP: 0.320, SLG: 0.419 | | | 1B | | | K | | K | | K | | | K | | | | FC4-6 1B | | 1 | 0 | 1 | 0 | 0 | 0 | 0 | | | | | | | | | |
| 14 Starlin Castro, R OBP: 0.396, SLG: 0.545 | G6-3 | | | | | K | | L9 | | K | | | K | | | G1-3 | FC4-6 2B 1B | | 8 | 1 | 0 | 2 | 0 | 2 | 3 | | | | | | | | | |
| 99 Aaron Judge, R OBP: 0.488, SLG: 0.750 | | | | | | K | | L7 | | K | | | K | | | | FC6 FC3-6 1B | | 4 | 0 | 1 | 1 | 0 | 1 | 2 | | | | | | | | | |
| 69 Dellin Betances, R ERA: 3.24 | F9 | | | | | K | | L7 | | K | | | K | | | | FC3-6 1B | | 0 | 0 | 0 | 0 | 0 | 0 | 0 | | | | | | | | | |
| 54 Arodis Chapman, L ERA: 3.25 | | | | | | K | | L7 | | K | | | K | | | | FC3-6 1B | | 1 | 0 | 0 | 0 | 0 | 0 | 0 | | | | | | | | | |
| 29 Tyler Clippard, R ERA: 3.25 | | | | | | K | | L7 | | K | | | K | | | | FC3-6 1B | | 0 | 0 | 0 | 0 | 0 | 0 | 0 | | | | | | | | | |
| 30 Rob Refsnyder, R ERA: 3.25 | | | | | | K | | L7 | | K | | | K | | | | FC3-6 1B | | 1 | 0 | 0 | 0 | 0 | 0 | 0 | | | | | | | | | |
| 43 Adam Warren, R ERA: 3.25 | | | | | | K | | L7 | | K | | | K | | | | FC3-6 1B | | 0 | 0 | 0 | 0 | 0 | 0 | 0 | | | | | | | | | |
| 24 Gary Sánchez, R ERA: 3.25 | | | | | | K | | L7 | | K | | | K | | | | FC3-6 1B | | 1 | 0 | 1 | 0 | 2 | 0 | 0 | | | | | | | | | |
| 18 Didi Gregorius, L OBP: 0.316, SLG: 0.325 | | | K | | | G6-3 | | F7 | | G3-1 | | | G3 | | | F8 | P3 | | 8 | 0 | 0 | 0 | 0 | 1 | 6 | | | | | | | | | |
| 12 Chase Headley, S OBP: 0.368, SLG: 0.444 | | | K | | | K | | G5-3 | | G4-3 | | | F7 | | | K | P3 | | 7 | 0 | 0 | 0 | 0 | 4 | 4 | | | | | | | | | |
| 45 Chasen Shreve, L (16, 1) | | | K | | | K | | G5-3 | | G4-3 | | | F7 | | | K | P3 | | 1 | 0 | 0 | 0 | 0 | 0 | 2 | | | | | | | | | |
| 27 Austin Romine, R OBP: 0.314, SLG: 0.406 | | | G6-3 | | | L8 | | L5 | | L8 | | | K | | | L5 | | | 7 | 0 | 0 | 0 | 0 | 2 | 1 | | | | | | | | | |
| 40 Luis Severino, R (1, 1) | | | K | | | F7 | | L5 | | L8 | | | K | | | L5 | | | 2 | 0 | 0 | 0 | 0 | 1 | 0 | | | | | | | | | |
| 11 Brett Gardner, L OBP: 0.390, SLG: 0.465 | | | K | | | F7 | | L5 | | L8 | | | K | | | L5 | | | 5 | 1 | 2 | 0 | 0 | 1 | 0 | | | | | | | | | |
| Inning Stats | R: 1 E: 0 K: 10 S: 10 | H: 2 LOB: 1 BB: 1 P: 18 | R: 0 E: 0 K: 10 S: 10 | H: 0 LOB: 0 BB: 1 P: 14 | R: 0 E: 0 K: 10 S: 11 | H: 0 LOB: 1 BB: 1 P: 18 | R: 0 E: 0 K: 10 S: 10 | H: 0 LOB: 0 BB: 1 P: 17 | R: 0 E: 0 K: 10 S: 10 | H: 0 LOB: 0 BB: 0 P: 15 | R: 0 E: 0 K: 10 S: 10 | H: 0 LOB: 0 BB: 0 P: 8 | R: 0 E: 0 K: 10 S: 9 | H: 0 LOB: 0 BB: 0 P: 15 | R: 0 E: 0 K: 10 S: 11 | H: 0 LOB: 0 BB: 0 P: 16 | R: 0 E: 0 K: 10 S: 7 | H: 0 LOB: 1 BB: 1 P: 9 | R: 0 E: 0 K: 10 S: 9 | H: 0 LOB: 1 BB: 1 P: 20 | R: 0 E: 0 K: 10 S: 12 | H: 0 LOB: 1 BB: 1 P: 20 | R: 0 E: 0 K: 10 S: 13 | H: 0 LOB: 1 BB: 1 P: 24 | R: 0 E: 0 K: 10 S: 12 | H: 0 LOB: 2 BB: 2 P: 21 | R: 0 E: 0 K: 10 S: 7 | H: 0 LOB: 0 BB: 0 P: 11 | R: 0 E: 0 K: 10 S: 13 | H: 0 LOB: 2 BB: 2 P: 21 | 18: 8 2B: 0 3B: 0 HR: 1 | SF: 0 SAC: 2 HBP: 0 | WP: 0 PB: 0 CS: 0 | PA: 70 |
| PITCHER | IP | WLS | BF | H | R | ER | SO | BB | IBB | HBP | BLK | WP | HR | S | P | ERA | WHIP | | | | | | | | | | | | | | | | | |
| 34 Jon Lester, L ERA: 3.24 | 7.0 | 26 | 3 | 2 | 1 | 9 | 2 | 0 | 0 | 0 | 0 | 0 | 1 | 20 | 30 | 9.00 | 1.500 | | | | | | | | | | | | | | | | | |
| 52 Justin Grimm, R ERA: 3.24 | 2.0 | 9 | 3 | 3 | 2 | 2 | 1 | 0 | 0 | 0 | 0 | 0 | 1 | 20 | 30 | 9.00 | 1.500 | | | | | | | | | | | | | | | | | |
| 71 Wade Davis, R ERA: 3.25 | 1.0 | 3 | 0 | 0 | 0 | 0 | 3 | 0 | 0 | 0 | 0 | 0 | 0 | 9 | 15 | 0.00 | 0.000 | | | | | | | | | | | | | | | | | |
| 6 Carl Edwards Jr., R ERA: 3.25 | 1.0 | 3 | 0 | 0 | 0 | 0 | 3 | 0 | 0 | 0 | 0 | 0 | 0 | 11 | 16 | 0.00 | 0.000 | | | | | | | | | | | | | | | | | |
| 19 Koji Uehara, R ERA: 3.24 | 1.0 | 3 | 0 | 0 | 0 | 1 | 0 | 0 | 0 | 0 | 0 | 0 | 0 | 7 | 9 | 0.00 | 0.000 | | | | | | | | | | | | | | | | | |
| 38 Mike Montgomery, L ERA: 3.17 | 2.0 | 9 | 1 | 0 | 0 | 2 | 1 | 0 | 0 | 0 | 0 | 0 | 0 | 19 | 36 | 0.00 | 1.500 | | | | | | | | | | | | | | | | | |
| 32 Brian Duensing, L ERA: 4.05 | 2.0 | 9 | 1 | 0 | 0 | 2 | 2 | 0 | 0 | 0 | 0 | 0 | 0 | 19 | 36 | 0.00 | 1.500 | | | | | | | | | | | | | | | | | |
| 46 Pedro Strop, R ERA: 3.88 | 2.0 | 9 | 2 | 1 | 1 | 1 | 1 | 0 | 0 | 0 | 0 | 0 | 0 | 19 | 32 | 4.50 | 1.000 | | | | | | | | | | | | | | | | | |

New York Yankees @ Chicago Cubs
Wrigley Field, Chicago, IL
Sun May 07 2017, 7:10 PM - 1:14 AM CDT
Att. 40,564 - Clear - 43 F

AB 63
R 5
H 10
RBI 5
BB 5
SO 22
LOB 22



| | | | | | | | | | | | | | | | | | | | | | | | | | | | | | | | | | | |
|--|------------------------------|----------------------------------|------------------------------|----------------------------------|--------------------------------|----------------------------------|-------------------------------|----------------------------------|------------------------------|----------------------------------|------------------------------|----------------------------------|-------------------------------|----------------------------------|-------------------------------|----------------------------------|------------------------------|----------------------------------|------------------------------|----------------------------------|-------------------------------|---------------------------------|-------------------------------|----------------------------------|-------------------------------|----------------------------------|------------------------------|----------------------------------|-------------------------------|----------------------------------|----------------------------------|---------------------------|-------------------------|--------|
| | 1 | 2 | 3 | 4 | 5 | 6 | 7 | 8 | 9 | 10 | 11 | 12 | 13 | 14 | 15 | 16 | 17 | 18 | AB | R | H | RBI | BB | SO | LOB | | | | | | | | | |
| 12 Kyle Schwarber, L OBP: 0.321, SLG: 0.379 | K | | | | | | | 17 1B | | K | | | F8 | | | P6 | | K | 7 | 0 | 2 | 0 | 2 | 3 | 2 | | | | | | | | | |
| 17 Kris Bryant, R OBP: 0.407, SLG: 0.540 | K | | 2B | | 2B | | G6-3 | | | 44 HBP | | | P3 | | | K | | 44 BB | 7 | 0 | 1 | 0 | 2 | 3 | 3 | | | | | | | | | |
| 44 Anthony Rizzo, L OBP: 0.353, SLG: 0.416 | G3-1 | | | | | K2-3 | | K | | 44 HBP | | | P3 | | | K | | 44 BB | 5 | 0 | 1 | 1 | 3 | 3 | 2 | | | | | | | | | |
| 16 Ben Zobrist, R OBP: 0.333, SLG: 0.333 | | | | | | K | | G4-3 | | G4-3 | | | F7 | | | K | | 44 BB | 0 | 0 | 1 | 1 | 3 | 3 | 2 | | | | | | | | | |
| 44 Anthony Rizzo, L OBP: 0.353, SLG: 0.416 | | | | | | K | | G4-3 | | G4-3 | | | F7 | | | K | | 44 BB | 5 | 0 | 1 | 1 | 3 | 3 | 2 | | | | | | | | | |
| 16 Ben Zobrist, R OBP: 0.333, SLG: 0.333 | | | | | | K | | G4-3 | | G4-3 | | | F7 | | | K | | 44 BB | 0 | 0 | 1 | 1 | 3 | 3 | 2 | | | | | | | | | |
| 27 Addison Russell, R OBP: 0.291, SLG: 0.360 | | | | | | K | | G4-3 | | G4-3 | | | F7 | | | K | | 44 BB | 0 | 0 | 1 | 1 | 3 | 3 | 2 | | | | | | | | | |
| 30 Jon Jay, L OBP: 0.437, SLG: 0.407 | | | | | | K | | G4-3 | | G4-3 | | | F7 | | | K | | 44 BB | 0 | 0 | 1 | 1 | 3 | 3 | 2 | | | | | | | | | |
| 40 Wilton Contreras, R OBP: 0.280, SLG: 0.330 | | | | | | K | | G4-3 | | G4-3 | | | F7 | | | K | | 44 BB | 8 | 0 | 1 | 0 | 0 | 3 | 6 | | | | | | | | | |
| 34 Jon Lester, L OBP: 0.333, SLG: 0.333 | | | | | | K | | G4-3 | | G4-3 | | | F7 | | | K | | 44 BB | 2 | 0 | 0 | 0 | 0 | 1 | 0 | | | | | | | | | |
| 3 Tommy La Stella, R OBP: 0.281, SLG: 0.400 | | | | | | K | | G4-3 | | G4-3 | | | F7 | | | K | | 44 BB | 1 | 0 | 0 | 0 | 0 | 0 | 0 | | | | | | | | | |
| 52 Justin Grimm, R ERA: 3.24 | | | | | | K | | G4-3 | | G4-3 | | | F7 | | | K | | 44 BB | 0 | 0 | 0 | 0 | 0 | 0 | 0 | | | | | | | | | |
| 5 Albert Almora Jr., R OBP: 0.392, SLG: 0.448 | | | | | | K | | G4-3 | | G4-3 | | | F7 | | | K | | 44 BB | 5 | 1 | 2 | 1 | 0 | 2 | 1 | | | | | | | | | |
| 9 Javier Báez, R OBP: 0.305, SLG: 0.489 | | | | | | K | | G4-3 | | G4-3 | | | F7 | | | K | | 44 BB | 8 | 1 | 2 | 2 | 0 | 2 | 1 | | | | | | | | | |
| Inning Stats | R: 0 E: 0 K: 9 S: 9 | H: 0 LOB: 0 BB: 0 P: 12 | R: 0 E: 0 K: 9 S: 7 | H: 0 LOB: 0 BB: 0 P: 12 | R: 1 E: 0 K: 11 S: 18 | H: 2 LOB: 1 BB: 1 P: 27 | R: 0 E: 0 K: 9 S: 12 | H: 0 LOB: 2 BB: 1 P: 19 | R: 0 E: 0 K: 9 S: 9 | H: 1 LOB: 1 BB: 0 P: 13 | R: 0 E: 0 K: 9 S: 9 | H: 0 LOB: 0 BB: 0 P: 12 | R: 0 E: 0 K: 9 S: 11 | H: 0 LOB: 0 BB: 0 P: 16 | R: 0 E: 0 K: 9 S: 10 | H: 0 LOB: 0 BB: 0 P: 14 | R: 0 E: 0 K: 9 S: 7 | H: 0 LOB: 1 BB: 1 P: 13 | R: 0 E: 0 K: 9 S: 9 | H: 1 LOB: 2 BB: 1 P: 16 | R: 0 E: 0 K: 9 S: 12 | H: 0 LOB: 0 BB: 0 P: 7 | R: 0 E: 0 K: 9 S: 11 | H: 0 LOB: 1 BB: 1 P: 15 | R: 0 E: 0 K: 9 S: 10 | H: 1 LOB: 1 BB: 1 P: 11 | R: 0 E: 0 K: 9 S: 7 | H: 0 LOB: 1 BB: 1 P: 12 | R: 0 E: 0 K: 9 S: 13 | H: 0 LOB: 1 BB: 2 P: 21 | 18: 7 2B: 3 3B: 0 HR: 1 | SF: 0 SAC: 0 HBP: 1 | WP: 1 PB: 0 CS: 0 | PA: 76 |
| PITCHER | IP | WLS | BF | H | R | ER | SO | BB | IBB | HBP | BLK | WP | HR | S | P | ERA | WHIP | | | | | | | | | | | | | | | | | |
| 40 Luis Severino, R ERA: 3.08 | 7.0 | 26 | 4 | 1 | 1 | 9 | 1 | 0 | 0 | 0 | 0 | 0 | 0 | 12 | 19 | 0.00 | 2.000 | | | | | | | | | | | | | | | | | |
| 68 Dellin Betances, R ERA: 3.84 | 1.0 | 4 | 5 | 1 | 0 | 0 | 2 | 1 | 0 | 0 | 0 | 0 | 0 | 12 | 19 | 0.00 | 2.000 | | | | | | | | | | | | | | | | | |
| 54 Arodis Chapman, L ERA: 3.0 | 0.2 | 8 | 3 | 3 | 3 | 2 | 1 | 1 | 1 | 0 | 0 | 0 | 0 | 20 | 36 | 40.50 | 6.000 | | | | | | | | | | | | | | | | | |
| 29 Tyler Clippard, R ERA: 3.25 | 1.1 | 4 | 0 | 0 | 0 | 0 | 3 | 0 | 0 | 0 | 0 | 0 | 0 | 12 | 17 | 0.00 | 0.000 | | | | | | | | | | | | | | | | | |
| 43 Adam Warren, R ERA: 3.25 | 2.0 | 9 | 1 | 0 | 0 | 2 | 1 | 1 | 0 | 0 | 0 | 0 | 0 | 16 | 29 | 0.00 | 1.000 | | | | | | | | | | | | | | | | | |
| 65 Jonathan Holder, R ERA: 3.08 | 13.1 | 51 | 1 | 0 | 0 | 3 | 1 | 0 | 0 | 0 | 0 | 0 | 0 | 27 | 33 | 0.00 | 0.667 | | | | | | | | | | | | | | | | | |
| 45 Chasen Shreve, L ERA: 3.08 | 3.0 | 13 | 1</ | | | | | | | | | | | | | | | | | | | | | | | | | | | | | | | |

| Batter | 1 | 2 | 3 | 4 | 5 | 6 | 7 | 8 | 9 | AB | R | H | RBI | BB | SO | LOB | TOP | | | |
|---|---|---|---|---|---|---|---|---|---|---|---|---|---|---|---|---|---|--|--|---|
| 11 Brett Gardner, L (1,7) OBP: 0.363, SLG: 0.477 68 Dellin Betances, R (7,1) 17 Matt Holliday, R (8,3) 24 Gary Sánchez, R (1,2) OBP: 0.396, SLG: 0.432 14 Starlin Castro, R (1,4) OBP: 0.393, SLG: 0.543 22 Jacoby Ellsbury, L (1,8) OBP: 0.373, SLG: 0.427 99 Aaron Judge, R (1,9) OBP: 0.413, SLG: 0.760 18 Didi Gregorius, L (1,6) OBP: 0.333, SLG: 0.417 48 Chris Carter, R (1,3) 57 Chad Green, L (8,1) 74 Ronald Torreyes, R (1,5) 12 Chase Headley, S (9,PH) OBP: 0.359, SLG: 0.429 52 CC Sabathia, L (1,1) 31 Aaron Hicks, S (7,PH) OBP: 0.462, SLG: 0.635 | P5 HR | F9 L7 | G6-4-3 G5-3 | G6-4-3 K | G6-4-3 K | G3 L9 | K2-3 L9 | L5-4 | F9 L7 | K | G6-4-3 HR | G6-4-3 K | G6-3 G6-3 | G6-4-3 K | G6-3 FC6-4 | G6-3 L7 | G3 L7 | 3 0 1 0 1 0 1 0 0 0 0 0 0 0 0 0 0 0 1 0 0 5 1 1 1 0 2 4 4 1 1 0 0 0 1 3 0 0 0 1 0 0 3 0 1 0 1 1 2 4 1 3 2 0 0 1 3 0 0 0 0 2 2 0 0 0 0 0 0 0 3 0 0 0 0 1 3 1 0 0 0 0 0 0 1 0 0 0 1 1 0 1 0 0 0 1 0 0 | AB 31 R 3 H 7 RBI 3 BB 6 SO 7 LOB 14 | |
| Inning Stats | R: 1 H: 1 E: 0 K: 0 S: 9 | H: 1 LOB: 0 BB: 0 P: 17 | R: 1 H: 1 E: 0 K: 2 S: 8 | H: 1 LOB: 0 BB: 0 P: 16 | R: 0 H: 0 E: 0 K: 0 S: 8 | H: 0 LOB: 0 BB: 1 P: 16 | R: 1 H: 2 E: 0 K: 1 S: 11 | H: 1 LOB: 1 BB: 1 P: 17 | R: 0 H: 1 E: 0 K: 0 S: 10 | H: 1 LOB: 3 BB: 1 P: 20 | R: 0 H: 0 E: 0 K: 1 S: 7 | H: 0 LOB: 1 BB: 1 P: 14 | R: 0 H: 1 E: 0 K: 0 S: 10 | H: 1 LOB: 1 BB: 0 P: 16 | R: 0 H: 0 E: 0 K: 0 S: 8 | H: 0 LOB: 1 BB: 2 P: 19 | 1B: 4 2B: 2 3B: 0 HR: 2 | SF: 0 SAC: 0 DP: 3 HBP: 1 | WP: 2 PA: 38 PB: 0 SB: 0 CS: 0 | |
| PITCHER | IP WLS BF H R ER SO BB IBB HBP BLK WP HR S P ERA WHIP | IP WLS BF H R ER SO BB IBB HBP BLK WP HR S P ERA WHIP | IP WLS BF H R ER SO BB IBB HBP BLK WP HR S P ERA WHIP | IP WLS BF H R ER SO BB IBB HBP BLK WP HR S P ERA WHIP | IP WLS BF H R ER SO BB IBB HBP BLK WP HR S P ERA WHIP | IP WLS BF H R ER SO BB IBB HBP BLK WP HR S P ERA WHIP | IP WLS BF H R ER SO BB IBB HBP BLK WP HR S P ERA WHIP | IP WLS BF H R ER SO BB IBB HBP BLK WP HR S P ERA WHIP | IP WLS BF H R ER SO BB IBB HBP BLK WP HR S P ERA WHIP | IP WLS BF H R ER SO BB IBB HBP BLK WP HR S P ERA WHIP | IP WLS BF H R ER SO BB IBB HBP BLK WP HR S P ERA WHIP | IP WLS BF H R ER SO BB IBB HBP BLK WP HR S P ERA WHIP | IP WLS BF H R ER SO BB IBB HBP BLK WP HR S P ERA WHIP | IP WLS BF H R ER SO BB IBB HBP BLK WP HR S P ERA WHIP | IP WLS BF H R ER SO BB IBB HBP BLK WP HR S P ERA WHIP | IP WLS BF H R ER SO BB IBB HBP BLK WP HR S P ERA WHIP | IP WLS BF H R ER SO BB IBB HBP BLK WP HR S P ERA WHIP | IP WLS BF H R ER SO BB IBB HBP BLK WP HR S P ERA WHIP | IP WLS BF H R ER SO BB IBB HBP BLK WP HR S P ERA WHIP | IP WLS BF H R ER SO BB IBB HBP BLK WP HR S P ERA WHIP |

New York Yankees @ Cincinnati Reds
Great American Ball Park, Cincinnati, OH
Tue May 09 2017, 7:12 PM - 9:59 PM EDT
Att: 22,035 - Overcast - 58 F

AB 31
R 3
H 7
RBI 3
BB 6
SO 7
LOB 14



| Batter | 1 | 2 | 3 | 4 | 5 | 6 | 7 | 8 | 9 | AB | R | H | RBI | BB | SO | LOB | BOTTOM | | | |
|--|---|---|---|---|---|---|---|---|---|---|---|---|---|---|---|---|--|--|---|---|
| 6 Billy Hamilton, S (1,8) OBP: 0.306, SLG: 0.356 2 Zack Cozart, R (1,6) OBP: 0.442, SLG: 0.580 19 Joey Votto, L (1,3) OBP: 0.408, SLG: 0.623 23 Adam Duvall, R (1,7) OBP: 0.318, SLG: 0.579 7 Eugenio Suárez, R (1,5) OBP: 0.395, SLG: 0.579 43 Scott Schebler, L (1,9) OBP: 0.328, SLG: 0.545 26 Raisel Iglesias, R (8,1) OBP: 1.000, SLG: 2.000 9 José Peraza, R (1,4) OBP: 0.283, SLG: 0.287 39 Devin Mesoraco, R (1,2) OBP: 0.393, SLG: 0.391 46 Tim Adleman, R (1,1) OBP: 0.125, SLG: 0.250 21 Michael Lorenzen, R (6,1) OBP: 0.230, SLG: 0.850 3 Patrick Kivlehan, R (8,9) OBP: 0.412, SLG: 0.467 | G6-3 L4 | E4 F8 | L8 | G6-3 G6-3 | G6-3 G6-3 | G6-3 L7 | K | K | G6-3 L7 | G6-3 G6-3 | G6-3 G6-3 | G6-3 G6-3 | G6-3 G6-3 | G6-3 G6-3 | G6-3 G6-3 | G6-3 G6-3 | 5 1 2 2 0 1 1 3 1 1 0 1 0 0 2 0 1 2 2 0 0 4 0 1 1 0 1 4 4 0 0 0 0 2 6 3 1 1 0 0 1 4 0 0 0 0 0 0 0 4 1 1 0 0 1 1 3 1 1 0 1 0 0 2 0 0 0 0 1 3 1 0 0 0 0 0 0 1 0 0 0 0 0 1 | AB 32 R 5 H 8 RBI 5 BB 4 SO 7 LOB 20 | | |
| Inning Stats | R: 0 H: 0 E: 1 K: 0 S: 8 | H: 0 LOB: 2 BB: 1 P: 15 | R: 5 H: 6 E: 0 K: 2 S: 22 | H: 6 LOB: 2 BB: 1 P: 36 | R: 0 H: 0 E: 0 K: 0 S: 6 | H: 0 LOB: 0 BB: 0 P: 8 | R: 0 H: 0 E: 0 K: 0 S: 9 | H: 0 LOB: 0 BB: 0 P: 14 | R: 0 H: 1 E: 0 K: 0 S: 7 | H: 1 LOB: 1 BB: 0 P: 9 | R: 0 H: 0 E: 0 K: 3 S: 10 | H: 0 LOB: 2 BB: 2 P: 19 | R: 0 H: 1 E: 0 K: 2 S: 10 | H: 1 LOB: 1 BB: 0 P: 16 | R: 0 H: 0 E: 0 K: 0 S: 8 | H: 0 LOB: 1 BB: 3 P: 19 | 1B: 8 2B: 0 3B: 0 HR: 0 | SF: 0 SAC: 0 DP: 0 HBP: 1 | WP: 0 PA: 37 PB: 0 SB: 1 CS: 0 | |
| PITCHER | IP WLS BF H R ER SO BB IBB HBP BLK WP HR S P ERA WHIP | IP WLS BF H R ER SO BB IBB HBP BLK WP HR S P ERA WHIP | IP WLS BF H R ER SO BB IBB HBP BLK WP HR S P ERA WHIP | IP WLS BF H R ER SO BB IBB HBP BLK WP HR S P ERA WHIP | IP WLS BF H R ER SO BB IBB HBP BLK WP HR S P ERA WHIP | IP WLS BF H R ER SO BB IBB HBP BLK WP HR S P ERA WHIP | IP WLS BF H R ER SO BB IBB HBP BLK WP HR S P ERA WHIP | IP WLS BF H R ER SO BB IBB HBP BLK WP HR S P ERA WHIP | IP WLS BF H R ER SO BB IBB HBP BLK WP HR S P ERA WHIP | IP WLS BF H R ER SO BB IBB HBP BLK WP HR S P ERA WHIP | IP WLS BF H R ER SO BB IBB HBP BLK WP HR S P ERA WHIP | IP WLS BF H R ER SO BB IBB HBP BLK WP HR S P ERA WHIP | IP WLS BF H R ER SO BB IBB HBP BLK WP HR S P ERA WHIP | IP WLS BF H R ER SO BB IBB HBP BLK WP HR S P ERA WHIP | IP WLS BF H R ER SO BB IBB HBP BLK WP HR S P ERA WHIP | IP WLS BF H R ER SO BB IBB HBP BLK WP HR S P ERA WHIP | IP WLS BF H R ER SO BB IBB HBP BLK WP HR S P ERA WHIP | IP WLS BF H R ER SO BB IBB HBP BLK WP HR S P ERA WHIP | IP WLS BF H R ER SO BB IBB HBP BLK WP HR S P ERA WHIP | IP WLS BF H R ER SO BB IBB HBP BLK WP HR S P ERA WHIP |

New York Yankees @ Cincinnati Reds
Great American Ball Park, Cincinnati, OH
Tue May 09 2017, 7:12 PM - 9:59 PM EDT
Att: 22,035 - Overcast - 58 F

AB 32
R 5
H 8
RBI 5
BB 4
SO 7
LOB 20



| Batter | 1 | 2 | 3 | 4 | 5 | 6 | 7 | 8 | 9 | AB R H RBI BB SO LOB | TOP | | | | | | | | | | | |
|--|---|----------------------------------|-------------------------------|----------------------------------|------------------------------|----------------------------------|-------------------------------|----------------------------------|------------------------------|----------------------------------|--|---|------------------------------|----------------------------------|-------------------------------|----------------------------------|-------------------------------|----------------------------------|----------------------------------|------------------------------------|----------------------------------|--------|
| 4 George Springer, R (1.8) OBP: 0.329, SLG: 0.468 | G2 | | K | | | | F7 | | F9 | 5 1 1 0 0 1 1 | Houston Astros @ New York Yankees Yankee Stadium, Bronx, NY Fri May 12 2017, 7:10 PM - 10:19 PM EDT Att: 41,150 - Partly Cloudy - 56 F | | | | | | | | | | | |
| 15 Carlos Beltrán, S (1.9) OBP: 0.285, SLG: 0.380 | | | F8 | | | | G3-1 | | | 4 0 1 0 0 0 1 | | | | | | | | | | | | |
| 22 Josh Reddick, L (7.9) OBP: 0.336, SLG: 0.464 | 1B | | | | | | | | 1B | 1 0 1 1 0 0 0 | | | | | | | | | | | | |
| 27 Jose Altuve, R (1.4) OBP: 0.367, SLG: 0.458 | | | F9 | | | | L5 | | 1B | 5 0 2 0 0 0 1 | | | | | | | | | | | | |
| 1 Carlos Correa, R (1.6) OBP: 0.359, SLG: 0.481 | K | | | | | | | | F8 | 5 1 2 1 0 2 4 | | | | | | | | | | | | |
| 11 Evan Gattis, R (1.10) OBP: 0.360, SLG: 0.467 | F7 | | | | | | | | | 3 0 0 0 1 0 4 | | | | | | | | | | | | |
| 9 Marwin Gonzalez, S (1.3) OBP: 0.370, SLG: 0.641 | K | | | | | | | | | 4 1 1 0 0 2 1 | | | | | | | | | | | | |
| 16 Brian McCann, L (1.2) OBP: 0.381, SLG: 0.479 | L8 | | | | | | | | | 4 1 2 3 0 1 1 | | | | | | | | | | | | |
| 2 Alex Bregman, R (1.5) OBP: 0.355, SLG: 0.342 | | | | | | | | | 1B | 3 1 1 0 1 1 1 | | | | | | | | | | | | |
| Jake Marisnick, R (1.7) OBP: 0.349, SLG: 0.421 | K | | | | | | | | | 4 0 0 0 0 4 3 | | | | | | | | | | | | |
| Inning Stats | R: 0 E: 0 K: 1 S: 11 | H: 2 LOB: 2 BB: 0 P: 17 | R: 0 E: 0 K: 2 S: 12 | H: 0 LOB: 1 BB: 1 P: 19 | R: 0 E: 0 K: 1 S: 8 | H: 0 LOB: 0 BB: 0 P: 10 | R: 3 E: 0 K: 2 S: 16 | H: 3 LOB: 0 BB: 0 P: 21 | R: 1 E: 1 K: 0 S: 9 | H: 2 LOB: 1 BB: 0 P: 14 | R: 0 E: 0 K: 1 S: 8 | H: 1 LOB: 1 BB: 0 P: 10 | R: 0 E: 0 K: 0 S: 8 | H: 0 LOB: 0 BB: 0 P: 11 | R: 0 E: 0 K: 3 S: 13 | H: 0 LOB: 1 BB: 0 P: 20 | R: 1 E: 0 K: 1 S: 17 | H: 3 LOB: 2 BB: 0 P: 26 | 1B: 9 2B: 1 3B: 0 HR: 1 | SF: 0 SAC: 0 DP: 0 HBP: 0 | WP: 0 PB: 0 SB: 1 CS: 0 | PA: 40 |
| PITCHER | IP WLS BF H R ER SO BB IBB HBP BLK WP HR S P ERA WHIP | | | | | | | | | | | IP WLS BF H R ER SO BB IBB HBP BLK WP HR S P ERA WHIP | | | | | | | | | | |
| 47 Jordan Montgomery, L (1.1) ERA: 4.19 | 6.0 L 27 8 4 4 7 1 0 0 0 0 0 1 64 91 6.00 1.500 | | | | | | | | | | | | | | | | | | | | | |
| 65 Jonathan Holder, R (7.1) ERA: 1.84 | 1.0 3 0 0 0 0 0 0 0 0 0 0 0 8 11 0.00 0.000 | | | | | | | | | | | | | | | | | | | | | |
| 29 Tyler Clippard, R (8.1) ERA: 1.17 | 1.0 4 0 0 0 3 1 0 0 0 0 0 0 13 20 0.00 1.000 | | | | | | | | | | | | | | | | | | | | | |
| 54 Aroldis Chapman, L (9.1) ERA: 3.55 | 0.2 5 3 1 1 1 0 0 0 0 0 0 0 16 24 13.50 4.500 | | | | | | | | | | | | | | | | | | | | | |
| 30 Giovanny Gallegos, R (9.1) ERA: | 0.1 1 0 0 0 0 0 0 0 0 0 0 0 0 1 2 0.00 0.000 | | | | | | | | | | | | | | | | | | | | | |

| Batter | 1 | 2 | 3 | 4 | 5 | 6 | 7 | 8 | 9 | AB R H RBI BB SO LOB | BOTTOM | | | | | | | | | | | |
|---|---|----------------------------------|-------------------------------|----------------------------------|------------------------------|---------------------------------|-------------------------------|----------------------------------|-------------------------------|----------------------------------|--|---|------------------------------|----------------------------------|-------------------------------|----------------------------------|-------------------------------|----------------------------------|----------------------------------|------------------------------------|----------------------------------|--------|
| 11 Brett Gardner, L (1.7) OBP: 0.357, SLG: 0.464 | G4-3 | | G3 | | | | | | L8 | 4 0 1 0 0 0 0 | Houston Astros @ New York Yankees Yankee Stadium, Bronx, NY Fri May 12 2017, 7:10 PM - 10:19 PM EDT Att: 41,150 - Partly Cloudy - 56 F | | | | | | | | | | | |
| 24 Gary Sánchez, R (1.2) OBP: 0.340, SLG: 0.370 | K | | G6-3 | | | | | | | 4 0 0 0 0 3 1 | | | | | | | | | | | | |
| 17 Matt Holliday, R (1.3) OBP: 0.395, SLG: 0.526 | L6 | | | | | | | | 1B | 4 1 1 0 0 1 1 | | | | | | | | | | | | |
| 14 Starlin Castro, R (1.4) OBP: 0.378, SLG: 0.519 | | | | | | | | | 1B | 4 0 0 0 0 1 3 | | | | | | | | | | | | |
| 22 Jacoby Ellsbury, L (1.10) OBP: 0.364, SLG: 0.413 | G6-3 | | | | | | | | | 4 0 1 0 0 0 2 | | | | | | | | | | | | |
| 99 Aaron Judge, R (1.9) OBP: 0.411, SLG: 0.739 | | | | | | | | | 1B | 4 0 2 0 0 2 2 | | | | | | | | | | | | |
| 18 Didi Gregorius, L (1.6) OBP: 0.339, SLG: 0.411 | | | | | | | | | | 4 0 2 1 0 1 1 | | | | | | | | | | | | |
| 12 Chase Headley, S (1.5) OBP: 0.351, SLG: 0.415 | | | | | | | | | 1B | 2 0 0 0 0 2 3 | | | | | | | | | | | | |
| 74 Ronald Torreyes, R (7. PH) (8.5) OBP: 0.306, SLG: 0.393 | | | | | | | | | | 2 0 0 0 0 1 2 | | | | | | | | | | | | |
| 31 Aaron Hicks, S (1.8) OBP: 0.460, SLG: 0.603 | | | | | | | | | | 3 0 0 0 0 2 1 | | | | | | | | | | | | |
| Inning Stats | R: 0 E: 0 K: 1 S: 7 | H: 0 LOB: 0 BB: 0 P: 13 | R: 0 E: 0 K: 1 S: 11 | H: 2 LOB: 2 BB: 0 P: 17 | R: 0 E: 0 K: 0 S: 4 | H: 0 LOB: 0 BB: 0 P: 7 | R: 0 E: 0 K: 1 S: 11 | H: 0 LOB: 0 BB: 0 P: 16 | R: 0 E: 0 K: 3 S: 12 | H: 1 LOB: 1 BB: 0 P: 18 | R: 0 E: 1 K: 1 S: 11 | H: 1 LOB: 2 BB: 0 P: 19 | R: 0 E: 0 K: 1 S: 7 | H: 0 LOB: 0 BB: 0 P: 10 | R: 0 E: 0 K: 2 S: 10 | H: 0 LOB: 0 BB: 0 P: 16 | R: 1 E: 0 K: 3 S: 20 | H: 3 LOB: 2 BB: 0 P: 25 | 1B: 6 2B: 1 3B: 0 HR: 0 | SF: 0 SAC: 0 DP: 0 HBP: 0 | WP: 0 PB: 0 SB: 0 CS: 0 | PA: 35 |
| PITCHER | IP WLS BF H R ER SO BB IBB HBP BLK WP HR S P ERA WHIP | | | | | | | | | | | IP WLS BF H R ER SO BB IBB HBP BLK WP HR S P ERA WHIP | | | | | | | | | | |
| 43 Lance McCullers Jr., R (1.1) ERA: 2.98 | 6.0 W 23 4 0 0 0 7 0 0 0 0 0 0 7 10 0.00 0.667 | | | | | | | | | | | | | | | | | | | | | |
| 36 Will Harris, R (7.1) ERA: 1.1 | 1.0 3 0 0 0 1 0 0 0 0 0 0 0 7 10 0.00 0.000 | | | | | | | | | | | | | | | | | | | | | |
| 44 Luke Gregerson, R (8.1) ERA: 0.75 | 1.0 3 0 0 0 2 0 0 0 0 0 0 0 10 16 0.00 0.000 | | | | | | | | | | | | | | | | | | | | | |
| 51 James Hoyt, R (9.1) ERA: 1.35 | 1.0 6 3 1 1 3 0 0 0 0 0 0 0 20 25 9.00 3.000 | | | | | | | | | | | | | | | | | | | | | |

| Batter | 1 | 2 | 3 | 4 | 5 | 6 | 7 | 8 | 9 | AB | R | H | RBI | BB | SO | LOB | TOP | | | |
|--|---------------------------------------|---------------------------------------|---------------------------------------|---------------------------------------|---------------------------------------|---------------------------------------|---------------------------------------|---------------------------------------|---------------------------------------|---------------------------------------|---------------------------------------|---------------------------------------|---------------------------------------|---------------------------------------|---------------------------------------|---------------------------------------|----------------------------------|------------------------------------|----------------------------------|--------|
| 4 George Springer, R OBP: 0.331, SLG: 0.462 | G5-3 | | HBP | 1B | | L8 | | K | | 4 | 1 | 1 | 0 | 0 | 1 | 1 | | | | |
| 22 Josh Reddick, L OBP: 0.346, SLG: 0.465 | BB | | 1B | P6 | | | 1B | G3 | | 4 | 1 | 2 | 0 | 1 | 0 | 1 | | | | |
| 27 Jose Altuve, R OBP: 0.362, SLG: 0.444 | K | | FC6-4 | F9 | | | 1B | G5-3 | | 4 | 2 | 0 | 0 | 1 | 1 | 4 | | | | |
| 1 Carlos Correa, R OBP: 0.360, SLG: 0.474 | FC5-4 | | 1B | 1B | | F9 | F9 | K | | 4 | 1 | 1 | 1 | 1 | 1 | 2 | | | | |
| 11 Evan Gattis, R OBP: 0.363, SLG: 0.463 | FC5-4 | | 1B | 1B | | G5-3 | 1B | G6-3 | | 5 | 1 | 2 | 2 | 0 | 0 | 2 | | | | |
| 9 Marwin Gonzalez, S OBP: 0.375, SLG: 0.630 | G5-4-3 | | 1B | 1B | | K | FC4 | | | 3 | 0 | 1 | 2 | 1 | 1 | 1 | | | | |
| 10 Yuli Gurriel, R OBP: 0.317, SLG: 0.397 | G5-4-3 | | 1B | 1B | | G6-3 | SF9 | | | 3 | 0 | 2 | 1 | 0 | 0 | 0 | | | | |
| 2 Alex Bregman, R OBP: 0.345, SLG: 0.331 | G5-4-3 | | G5-4-3 | 1B | | K | F8 | | | 4 | 0 | 0 | 0 | 0 | 1 | 6 | | | | |
| 3 Norichika Aoki, L OBP: 0.326, SLG: 0.346 | K | | K | K | | | | G6-3 | | 3 | 0 | 0 | 0 | 1 | 2 | 1 | | | | |
| Inning Stats | R: 0 H: 0 E: 0 K: 1 S: 13 | H: 0 LOB: 2 BB: 2 P: 26 | R: 0 H: 1 E: 0 K: 1 S: 13 | LOB: 1 BB: 22 | R: 3 H: 5 E: 0 K: 0 S: 22 | H: 5 LOB: 2 BB: 0 P: 31 | R: 0 H: 1 E: 0 K: 1 S: 9 | H: 1 LOB: 1 BB: 0 P: 12 | R: 0 H: 0 E: 0 K: 1 S: 12 | H: 0 LOB: 1 BB: 1 P: 22 | R: 3 H: 2 E: 0 K: 0 S: 17 | LOB: 2 BB: 1 P: 29 | R: 0 H: 0 E: 0 K: 1 S: 10 | H: 0 LOB: 0 BB: 0 P: 16 | R: 0 H: 0 E: 0 K: 1 S: 8 | H: 0 LOB: 0 BB: 0 P: 11 | 1B: 9 2B: 5 3B: 0 HR: 0 | SF: 1 SAC: 0 DP: 2 HBP: 1 | WP: 0 PB: 0 SB: 0 CS: 0 | PA: 41 |
| PITCHER | IP WLS BF H R ER SO | IP WLS BF H R ER SO | IP WLS BF H R ER SO | IP WLS BF H R ER SO | IP WLS BF H R ER SO | IP WLS BF H R ER SO | IP WLS BF H R ER SO | IP WLS BF H R ER SO | IP WLS BF H R ER SO | IP WLS BF H R ER SO | IP WLS BF H R ER SO | IP WLS BF H R ER SO | IP WLS BF H R ER SO | IP WLS BF H R ER SO | IP WLS BF H R ER SO | IP WLS BF H R ER SO | ERA WHIP | ERA WHIP | | |
| 40 Luis Severino, R ERA: 3.86 | 2.1 | 16 | 6 | 3 | 3 | 2 | 3 | 0 | 1 | 0 | 0 | 0 | 0 | 0 | 0 | 0 | 11.57 | 3.857 | | |
| 57 Chad Green, R ERA: | 3.2 | 12 | 1 | 0 | 0 | 3 | 1 | 0 | 0 | 0 | 0 | 0 | 0 | 0 | 0 | 0 | 0.00 | 0.545 | | |
| 43 Adam Warren, R ERA: 1.29 | 2.0 | 10 | 2 | 3 | 2 | 1 | 4 | 0 | 0 | 0 | 0 | 0 | 0 | 0 | 0 | 9.00 | 1.500 | | | |
| 65 Jonathan Holder, R ERA: 1.72 | 1.0 | 3 | 0 | 0 | 0 | 1 | 0 | 0 | 0 | 0 | 0 | 0 | 0 | 0 | 0 | 0.00 | 0.000 | | | |

Houston Astros @ New York Yankees
Yankee Stadium, Bronx, NY
Sun May 14, 2017, 2:08 PM - 5:27 PM EDT
Partly Cloudy - 66 F

AB 34
R 6
H 9
RBI 6
BB 5
SO 7
LOB 18



| Batter | 1 | 2 | 3 | 4 | 5 | 6 | 7 | 8 | 9 | AB | R | H | RBI | BB | SO | LOB | BOTTOM | | | |
|---|---------------------------------------|---------------------------------------|---------------------------------------|---------------------------------------|---------------------------------------|---------------------------------------|---------------------------------------|---------------------------------------|---------------------------------------|---------------------------------------|---------------------------------------|---------------------------------------|---------------------------------------|---------------------------------------|---------------------------------------|---------------------------------------|----------------------------------|------------------------------------|----------------------------------|--------|
| 11 Brett Gardner, L OBP: 0.366, SLG: 0.504 | G3-1 | | F8 | | F9 | | 1B | HR | | 5 | 3 | 3 | 1 | 0 | 0 | 0 | | | | |
| 22 Jacoby Ellsbury, L OBP: 0.358, SLG: 0.413 | G3-1 | | G3-1 | | G4-3 | | 1B | G3 | | 5 | 1 | 1 | 0 | 0 | 0 | 1 | | | | |
| 17 Matt Holliday, R OBP: 0.395, SLG: 0.515 | G3 | | | | F7 | | 1B | K | | 4 | 2 | 1 | 2 | 1 | 1 | 0 | | | | |
| 14 Starlin Castro, R OBP: 0.378, SLG: 0.543 | K | | | | HR | | 1B | K | | 5 | 2 | 2 | 3 | 0 | 2 | 0 | | | | |
| 99 Aaron Judge, R OBP: 0.414, SLG: 0.754 | K | | | | HR | | 1B | K | | 3 | 2 | 1 | 1 | 1 | 2 | 1 | | | | |
| 18 Didi Gregorius, L OBP: 0.333, SLG: 0.417 | 2B | | G3 | | G3 | | K | K | | 4 | 0 | 1 | 0 | 0 | 1 | 4 | | | | |
| 12 Chase Headley, S OBP: 0.348, SLG: 0.426 | K | | G5-3 | | G5-3 | | 1B | K | | 4 | 1 | 1 | 3 | 0 | 1 | 2 | | | | |
| 48 Chris Carter, R OBP: 0.292, SLG: 0.317 | K | | | | BB | | 1B | 2B | | 3 | 0 | 1 | 1 | 1 | 2 | 3 | | | | |
| 27 Austin Romine, R OBP: 0.293, SLG: 0.377 | K | | K | | K | | G6-3 | G1-3 | | 4 | 0 | 0 | 0 | 0 | 2 | 2 | | | | |
| Inning Stats | R: 1 H: 1 E: 0 K: 1 S: 8 | H: 1 LOB: 0 BB: 0 P: 12 | R: 0 H: 1 E: 0 K: 3 S: 10 | H: 1 LOB: 0 BB: 0 P: 15 | R: 0 H: 0 E: 0 K: 1 S: 9 | H: 0 LOB: 0 BB: 0 P: 10 | R: 3 H: 2 E: 0 K: 1 S: 17 | H: 2 LOB: 2 BB: 2 P: 34 | R: 0 H: 0 E: 0 K: 2 S: 6 | H: 0 LOB: 2 BB: 0 P: 9 | R: 0 H: 0 E: 0 K: 2 S: 12 | H: 0 LOB: 2 BB: 0 P: 19 | R: 6 H: 6 E: 0 K: 1 S: 28 | H: 6 LOB: 1 BB: 1 P: 38 | R: 1 H: 1 E: 0 K: 2 S: 10 | H: 1 LOB: 0 BB: 0 P: 21 | 1B: 2 2B: 5 3B: 1 HR: 3 | SF: 0 SAC: 0 DP: 0 HBP: 0 | WP: 1 PB: 0 SB: 0 CS: 0 | PA: 40 |
| PITCHER | IP WLS BF H R ER SO | IP WLS BF H R ER SO | IP WLS BF H R ER SO | IP WLS BF H R ER SO | IP WLS BF H R ER SO | IP WLS BF H R ER SO | IP WLS BF H R ER SO | IP WLS BF H R ER SO | IP WLS BF H R ER SO | IP WLS BF H R ER SO | IP WLS BF H R ER SO | IP WLS BF H R ER SO | IP WLS BF H R ER SO | IP WLS BF H R ER SO | IP WLS BF H R ER SO | IP WLS BF H R ER SO | ERA WHIP | ERA WHIP | | |
| 54 Mike Fiers, R ERA: 5.75 | 5.2 | 25 | 4 | 4 | 4 | 7 | 2 | 0 | 0 | 0 | 0 | 0 | 0 | 0 | 0 | 0 | 6.35 | 1.059 | | |
| 45 Michael Feliz, R ERA: 2.03 | 0.1 | 1 | 0 | 0 | 0 | 1 | 0 | 0 | 0 | 0 | 0 | 0 | 0 | 0 | 0 | 0 | 0.00 | 0.000 | | |
| 36 Will Harris, R ERA: 2.7 | 0.1 | L | 4 | 3 | 3 | 0 | 0 | 0 | 0 | 0 | 0 | 0 | 0 | 0 | 0 | 0 | 81.00 | 9.000 | | |
| 47 Chris Devenski, R ERA: 3.09 | 0.1 | B | 5 | 3 | 3 | 3 | 1 | 0 | 0 | 0 | 0 | 0 | 0 | 0 | 0 | 0 | 81.00 | 9.000 | | |
| 29 Tony Sipp, L ERA: 4.5 | 1.1 | 5 | 1 | 1 | 1 | 2 | 0 | 0 | 0 | 0 | 0 | 0 | 0 | 0 | 0 | 0 | 6.75 | 0.750 | | |

Houston Astros @ New York Yankees
Yankee Stadium, Bronx, NY
Sun May 14, 2017, 2:08 PM - 5:27 PM EDT
Partly Cloudy - 66 F

AB 37
R 11
H 11
RBI 11
BB 3
SO 11
LOB 13



| Batter | 1 | 2 | 3 | 4 | 5 | 6 | 7 | 8 | 9 | AB | R | H | RBI | BB | SO | LOB | TOP | | | | | |
|--|---|----------------------------------|------------------------------|----------------------------------|------------------------------|---------------------------------|-------------------------------|----------------------------------|-------------------------------|----------------------------------|------------------------------|----------------------------------|-------------------------------|----------------------------------|-------------------------------|----------------------------------|---|----------------------------------|-------------------------|------------------------------------|-------------------------|--------|
| 22 Jacoby Ellsbury, L (1, 8) OBP: 0.356, SLG: 0.415 | | | | | | | | | | 4 | 0 | 2 | 0 | 0 | 2 | 0 | <p>New York Yankees @ Kansas City Royals Kauffman Stadium, Kansas City, MO Thu May 18 2017, 7:16 PM - 9:49 PM CDT Att: 22,803 - Overcast - 78 F</p> <p>livebaseballscorecards.com</p> <p>AB 34 R 1 H 7 RBI 1 BB 2 SO 14 LOB 21</p> | | | | | |
| 24 Gary Sánchez, R (1, 2) OBP: 0.389, SLG: 0.452 | | | | | | | | | | 4 | 0 | 1 | 0 | 0 | 1 | 2 | | | | | | |
| 17 Matt Holliday, R (1, 10) OBP: 0.370, SLG: 0.487 | | | | | | | | | | 3 | 0 | 0 | 0 | 1 | 2 | 2 | | | | | | |
| 14 Starlin Castro, R (1, 4) OBP: 0.383, SLG: 0.544 | | | | | | | | | | 4 | 1 | 1 | 0 | 0 | 1 | 3 | | | | | | |
| 99 Aaron Judge, R (1, 9) OBP: 0.428, SLG: 0.713 | | | | | | | | | | 4 | 0 | 2 | 0 | 0 | 1 | 2 | | | | | | |
| 12 Chase Headley, S (1, 5) OBP: 0.327, SLG: 0.394 | | | | | | | | | | 4 | 0 | 0 | 0 | 0 | 2 | 3 | | | | | | |
| 18 Didi Gregorius, L (1, 6) OBP: 0.356, SLG: 0.413 | | | | | | | | | | | 3 | 0 | 1 | 1 | 1 | 0 | | 1 | | | | |
| 31 Aaron Hicks, S (1, 7) OBP: 0.447, SLG: 0.589 | | | | | | | | | | | 4 | 0 | 0 | 0 | 0 | 2 | | 5 | | | | |
| 48 Chris Carter, R (1, 3) OBP: 0.299, SLG: 0.351 | | | | | | | | | | | 3 | 0 | 0 | 0 | 0 | 3 | | 1 | | | | |
| 11 Brett Gardner, L (9, PH) OBP: 0.371, SLG: 0.511 | | | | | | | | | | | 1 | 0 | 0 | 0 | 0 | 2 | | | | | | |
| Inning Stats | R: 0 E: 0 K: 3 S: 9 | H: 0 LOB: 0 BB: 0 P: 12 | R: 0 E: 0 K: 2 S: 9 | H: 0 LOB: 0 BB: 0 P: 15 | R: 0 E: 0 K: 1 S: 7 | H: 0 LOB: 0 BB: 0 P: 9 | R: 0 E: 0 K: 1 S: 10 | H: 1 LOB: 2 BB: 1 P: 21 | R: 0 E: 0 K: 1 S: 11 | H: 0 LOB: 1 BB: 1 P: 19 | R: 0 E: 0 K: 1 S: 8 | H: 1 LOB: 1 BB: 0 P: 11 | R: 0 E: 0 K: 1 S: 15 | H: 1 LOB: 1 BB: 0 P: 21 | R: 0 E: 0 K: 2 S: 10 | H: 1 LOB: 2 BB: 0 P: 12 | R: 1 E: 0 K: 2 S: 15 | H: 3 LOB: 2 BB: 0 P: 21 | 1B: 5 2B: 2 HR: 0 | SF: 0 SAC: 0 DP: 1 HBP: 0 | WP: 0 PB: 0 CS: 0 | PA: 36 |
| PITCHER | IP WLS BF H R ER SO BB IBB HBP BLK WP HR S P ERA WHIP | | | | | | | | | | | | | | | | | | | | | |
| 41 Danny Duffy, L (1, 1) ERA: 2.97 | 7.0 W 26 3 0 0 10 2 0 0 0 0 0 0 0 0 0 108 0.00 0.714 | | | | | | | | | | | | | | | | | | | | | |
| 26 Mike Minor, L (8, 1) ERA: 2.11 | 1.0 4 1 0 0 2 0 0 0 0 0 0 0 0 0 10 12 0.00 1.000 | | | | | | | | | | | | | | | | | | | | | |
| 40 Kelvin Herrera, R (9, 1) ERA: 3.71 | 1.0 6 3 1 1 2 0 0 0 0 0 0 0 0 15 21 9.00 3.000 | | | | | | | | | | | | | | | | | | | | | |

| Batter | 1 | 2 | 3 | 4 | 5 | 6 | 7 | 8 | 9 | AB | R | H | RBI | BB | SO | LOB | BOTTOM | | | |
|--|---|----------------------------------|-------------------------------|----------------------------------|------------------------------|----------------------------------|------------------------------|----------------------------------|-------------------------------|----------------------------------|------------------------------|----------------------------------|------------------------------|----------------------------------|------------------------------|----------------------------------|--|----------------------------------|------------------------------------|-------------------------|
| 2 Alcides Escobar, R (1, 6) OBP: 0.214, SLG: 0.238 | | | | | | | | | | 3 | 1 | 0 | 0 | 1 | 2 | 2 | <p>New York Yankees @ Kansas City Royals Kauffman Stadium, Kansas City, MO Thu May 18 2017, 7:16 PM - 9:49 PM CDT Att: 22,803 - Overcast - 78 F</p> <p>livebaseballscorecards.com</p> <p>AB 28 R 5 H 5 RBI 5 BB 3 SO 10 LOB 7</p> | | | |
| 8 Mike Moustakas, L (1, 5) OBP: 0.290, SLG: 0.500 | | | | | | | | | | | 4 | 1 | 1 | 3 | 0 | 1 | | 0 | | |
| 6 Lorenzo Cain, R (1, 8) OBP: 0.385, SLG: 0.384 | | | | | | | | | | | 4 | 0 | 0 | 0 | 0 | 0 | | 0 | | |
| 35 Eric Hosmer, L (1, 3) OBP: 0.355, SLG: 0.401 | | | | | | | | | | | 3 | 1 | 0 | 0 | 1 | 1 | | 0 | | |
| 13 Salvador Perez, R (1, 10) OBP: 0.311, SLG: 0.496 | | | | | | | | | | 3 | 0 | 0 | 0 | 0 | 2 | 1 | | | | |
| 38 Jorge Bonifacio, R (1, 7) OBP: 0.329, SLG: 0.369 | | | | | | | | | | 2 | 0 | 1 | 0 | 1 | 1 | 0 | | | | |
| 12 Jorge Soler, R (1, 9) OBP: 0.295, SLG: 0.297 | | | | | | | | | | 3 | 1 | 0 | 0 | 0 | 1 | 3 | | | | |
| 15 Whit Merrifield, R (1, 4) OBP: 0.303, SLG: 0.411 | | | | | | | | | | | 3 | 0 | 2 | 1 | 0 | 1 | | 0 | | |
| 9 Drew Butera, R (1, 2) OBP: 0.303, SLG: 0.515 | | | | | | | | | | | 3 | 1 | 1 | 1 | 0 | 1 | | 1 | | |
| Inning Stats | R: 0 E: 0 K: 1 S: 10 | H: 0 LOB: 0 BB: 0 P: 12 | R: 2 E: 0 K: 0 S: 13 | H: 2 LOB: 2 BB: 2 P: 27 | R: 0 E: 0 K: 0 S: 8 | H: 0 LOB: 0 BB: 0 P: 11 | R: 0 E: 0 K: 3 S: 9 | H: 0 LOB: 0 BB: 0 P: 13 | R: 3 E: 0 K: 0 S: 14 | H: 2 LOB: 0 BB: 1 P: 20 | R: 0 E: 0 K: 1 S: 7 | H: 1 LOB: 0 BB: 0 P: 10 | R: 0 E: 0 K: 3 S: 9 | H: 0 LOB: 0 BB: 0 P: 14 | R: 0 E: 0 K: 2 S: 8 | H: 0 LOB: 0 BB: 0 P: 10 | | 1B: 4 2B: 0 3B: 0 HR: 1 | SF: 0 SAC: 0 DP: 1 HBP: 0 | WP: 0 PB: 0 CS: 0 |
| PITCHER | IP WLS BF H R ER SO BB IBB HBP BLK WP HR S P ERA WHIP | | | | | | | | | | | | | | | | | | | |
| 47 Jordan Montgomery, L (1, 1) ERA: 4.81 | 5.0 L 22 4 5 5 4 3 0 0 0 0 0 0 0 24 34 9.00 1.400 | | | | | | | | | | | | | | | | | | | |
| 57 Chad Green, R (6, 1) ERA: | 3.0 9 1 0 0 6 0 0 0 0 0 0 0 0 24 34 0.00 0.333 | | | | | | | | | | | | | | | | | | | |

| Batter | 1 | 2 | 3 | 4 | 5 | 6 | 7 | 8 | 9 | AB | R | H | RBI | BB | SO | LOB | TOP | | | |
|--|--|----------------------------------|-------------------------------------|----------------------------------|-------------------------------|---|--------------------------------|-------------------------------------|----------------------------------|----------------------------------|---|----------------------------------|-------------------------------------|----------------------------------|-------------------------------|---|---|---|------------------------------------|------------------------------------|
| 11 Brett Gardner, L OBP: 0.381, SLG: 0.511 | | | | | | | | | | 2 | 2 | 1 | 0 | 2 | 1 | 0 | New York Yankees @ Tampa Bay Rays Tropicana Field, St. Petersburg, FL Fri May 19 2017, 7:11 PM - 10:28 PM EDT Att: 21,146 - Dome - 72 F | | | |
| 22 Jacoby Ellsbury, L OBP: 0.360, SLG: 0.426 | | | | | | | | | | 4 | 1 | 2 | 1 | 0 | 0 | 2 | | | | |
| 17 Matt Holliday, R OBP: 0.373, SLG: 0.521 | | | | | | | | | | 4 | 1 | 2 | 2 | 0 | 1 | 1 | | | | |
| 14 Starlin Castro, R OBP: 0.386, SLG: 0.543 | | | | | | | | | | 4 | 0 | 2 | 1 | 0 | 0 | 2 | | | | |
| 99 Aaron Judge, R OBP: 0.423, SLG: 0.699 | | | | | | | | | | 4 | 0 | 1 | 0 | 0 | 0 | 3 | | | | |
| 18 Didi Gregorius, L OBP: 0.341, SLG: 0.392 | | | | | | | | | | 4 | 0 | 0 | 0 | 0 | 1 | 3 | | | | |
| 48 Chris Carter, R OBP: 0.297, SLG: 0.338 | | | | | | | | | | 3 | 0 | 0 | 0 | 0 | 2 | 0 | | AB 32 R 4 H 8 RBI 4 BB 2 SO 7 LOB 12 | | |
| 27 Austin Romine, R OBP: 0.278, SLG: 0.356 | | | | | | | | | | 4 | 0 | 0 | 0 | 0 | 1 | 1 | | | | |
| 74 Ronald Torreyes, R OBP: 0.293, SLG: 0.374 | | | | | | | | | | 3 | 0 | 0 | 0 | 0 | 1 | 0 | | | | |
| Inning Stats | R: 1 E: 0 K: 2 S: 12 | H: 3 LOB: 2 BB: 0 P: 15 | R: 0 E: 0 K: 0 S: 5 | H: 0 LOB: 0 BB: 0 P: 7 | R: 1 E: 1 K: 0 S: 9 | H: 2 LOB: 1 BB: 0 P: 12 | R: 0 E: 0 K: 2 S: 9 | H: 0 LOB: 0 BB: 0 P: 12 | R: 0 E: 0 K: 1 S: 12 | H: 1 LOB: 1 BB: 0 P: 15 | R: 0 E: 0 K: 1 S: 8 | H: 0 LOB: 0 BB: 0 P: 13 | R: 2 E: 0 K: 0 S: 12 | H: 2 LOB: 0 BB: 0 P: 25 | R: 0 E: 0 K: 1 S: 7 | H: 0 LOB: 0 BB: 0 P: 11 | | | 1B: 5 2B: 2 3B: 0 HR: 1 | SF: 0 SAC: 0 DP: 3 HBP: 1 |
| PITCHER | IP: 5.1 WLS: 0 BF: 22 ERA: 3.0 | H: 6 R: 2 ER: 2 SO: 5 | BB: 1 IBB: 0 HBP: 0 BLK: 0 | WP: 0 HR: 0 S: 48 P: 65 | ERA: 3.38 WHIP: 1.312 | IP: 1.0 WLS: 0 BF: 3 ERA: 2.25 | H: 0 R: 0 ER: 0 SO: 1 | BB: 0 IBB: 0 HBP: 0 BLK: 0 | WP: 0 HR: 0 S: 7 P: 11 | ERA: 0.00 WHIP: 0.000 | IP: 1.0 WLS: 0 BF: 3 ERA: 2.25 | H: 0 R: 0 ER: 0 SO: 1 | BB: 0 IBB: 0 HBP: 0 BLK: 0 | WP: 0 HR: 0 S: 7 P: 11 | ERA: 0.00 WHIP: 0.000 | IP: 1.0 WLS: 0 BF: 3 ERA: 2.25 | H: 0 R: 0 ER: 0 SO: 1 | BB: 0 IBB: 0 HBP: 0 BLK: 0 | WP: 0 HR: 0 S: 7 P: 11 | ERA: 0.00 WHIP: 0.000 |
| 30 Erasmo Ramirez, R ERA: 3.0 | IP: 5.1 WLS: 0 BF: 22 ERA: 3.0 | H: 6 R: 2 ER: 2 SO: 5 | BB: 1 IBB: 0 HBP: 0 BLK: 0 | WP: 0 HR: 0 S: 48 P: 65 | ERA: 3.38 WHIP: 1.312 | IP: 1.0 WLS: 0 BF: 3 ERA: 2.25 | H: 0 R: 0 ER: 0 SO: 1 | BB: 0 IBB: 0 HBP: 0 BLK: 0 | WP: 0 HR: 0 S: 7 P: 11 | ERA: 0.00 WHIP: 0.000 | IP: 1.0 WLS: 0 BF: 3 ERA: 2.25 | H: 0 R: 0 ER: 0 SO: 1 | BB: 0 IBB: 0 HBP: 0 BLK: 0 | WP: 0 HR: 0 S: 7 P: 11 | ERA: 0.00 WHIP: 0.000 | IP: 1.0 WLS: 0 BF: 3 ERA: 2.25 | H: 0 R: 0 ER: 0 SO: 1 | BB: 0 IBB: 0 HBP: 0 BLK: 0 | WP: 0 HR: 0 S: 7 P: 11 | ERA: 0.00 WHIP: 0.000 |
| 64 Diego Moreno, R ERA: 5.79 | IP: 1.2 WLS: 0 BF: 5 ERA: 5.79 | H: 0 R: 0 ER: 0 SO: 1 | BB: 0 IBB: 0 HBP: 0 BLK: 0 | WP: 0 HR: 0 S: 12 P: 18 | ERA: 0.00 WHIP: 0.000 | IP: 0.1 WLS: 0 BF: 2 ERA: 4.7 | H: 1 R: 0 ER: 1 SO: 0 | BB: 0 IBB: 0 HBP: 0 BLK: 0 | WP: 0 HR: 0 S: 4 P: 11 | ERA: 27.00 WHIP: 3.000 | IP: 0.0 WLS: 0 BF: 2 ERA: 13.5 | H: 2 R: 1 ER: 1 SO: 0 | BB: 0 IBB: 0 HBP: 0 BLK: 0 | WP: 0 HR: 0 S: 5 P: 8 | ERA: ∞ WHIP: ∞ | IP: 0.2 WLS: 1 BF: 1 ERA: 2.9 | H: 0 R: 0 ER: 0 SO: 0 | BB: 0 IBB: 0 HBP: 0 BLK: 0 | WP: 0 HR: 0 S: 3 P: 6 | ERA: 0.00 WHIP: 0.000 |
| 46 José Alvarado, L ERA: 4.7 | IP: 0.1 WLS: 0 BF: 2 ERA: 4.7 | H: 1 R: 0 ER: 1 SO: 0 | BB: 0 IBB: 0 HBP: 0 BLK: 0 | WP: 0 HR: 0 S: 12 P: 18 | ERA: 0.00 WHIP: 0.000 | IP: 0.0 WLS: 0 BF: 2 ERA: 13.5 | H: 2 R: 1 ER: 1 SO: 0 | BB: 0 IBB: 0 HBP: 0 BLK: 0 | WP: 0 HR: 0 S: 5 P: 8 | ERA: ∞ WHIP: ∞ | IP: 0.2 WLS: 1 BF: 1 ERA: 2.9 | H: 0 R: 0 ER: 0 SO: 0 | BB: 0 IBB: 0 HBP: 0 BLK: 0 | WP: 0 HR: 0 S: 3 P: 6 | ERA: 0.00 WHIP: 0.000 | IP: 0.0 WLS: 0 BF: 2 ERA: 13.5 | H: 2 R: 1 ER: 1 SO: 0 | BB: 0 IBB: 0 HBP: 0 BLK: 0 | WP: 0 HR: 0 S: 5 P: 8 | ERA: ∞ WHIP: ∞ |
| 43 Danny Farquhar, R ERA: 2.9 | IP: 0.2 WLS: 1 BF: 1 ERA: 2.9 | H: 0 R: 0 ER: 0 SO: 0 | BB: 0 IBB: 0 HBP: 0 BLK: 0 | WP: 0 HR: 0 S: 3 P: 6 | ERA: 0.00 WHIP: 0.000 | IP: 0.0 WLS: 0 BF: 2 ERA: 13.5 | H: 2 R: 1 ER: 1 SO: 0 | BB: 0 IBB: 0 HBP: 0 BLK: 0 | WP: 0 HR: 0 S: 5 P: 8 | ERA: ∞ WHIP: ∞ | IP: 0.2 WLS: 1 BF: 1 ERA: 2.9 | H: 0 R: 0 ER: 0 SO: 0 | BB: 0 IBB: 0 HBP: 0 BLK: 0 | WP: 0 HR: 0 S: 3 P: 6 | ERA: 0.00 WHIP: 0.000 | IP: 0.0 WLS: 0 BF: 2 ERA: 13.5 | H: 2 R: 1 ER: 1 SO: 0 | BB: 0 IBB: 0 HBP: 0 BLK: 0 | WP: 0 HR: 0 S: 5 P: 8 | ERA: ∞ WHIP: ∞ |
| 10 Corey Dickerson, L OBP: 0.383, SLG: 0.601 | | | | | | | | | | 5 | 1 | 2 | 0 | 0 | 2 | 2 | New York Yankees @ Tampa Bay Rays Tropicana Field, St. Petersburg, FL Fri May 19 2017, 7:11 PM - 10:28 PM EDT Att: 21,146 - Dome - 72 F | | | |
| 39 Kevin Kiermaier, L OBP: 0.322, SLG: 0.329 | | | | | | | | | | 4 | 1 | 1 | 0 | 1 | 1 | 1 | | | | |
| 3 Evan Longoria, R OBP: 0.312, SLG: 0.408 | | | | | | | | | | 5 | 2 | 4 | 1 | 0 | 0 | 1 | | | | |
| 7 Logan Morrison, L OBP: 0.333, SLG: 0.533 | | | | | | | | | | 3 | 0 | 1 | 2 | 1 | 1 | 3 | | | | |
| 20 Steven Souza Jr., R OBP: 0.358, SLG: 0.433 | | | | | | | | | | 2 | 0 | 0 | 0 | 2 | 2 | 3 | | | | |
| 28 Colby Rasmus, L OBP: 0.340, SLG: 0.591 | | | | | | | | | | 3 | 0 | 0 | 0 | 0 | 2 | 5 | | | | |
| 8 Rickie Weeks Jr., R OBP: 0.330, SLG: 0.377 | | | | | | | | | | 1 | 0 | 1 | 2 | 0 | 0 | 0 | | | | |
| 18 Peter Bourjos, R OBP: 0.264, SLG: 0.367 | | | | | | | | | | 0 | 0 | 0 | 0 | 0 | 0 | 0 | | | | |
| 1 Tim Beckham, R OBP: 0.313, SLG: 0.464 | | | | | | | | | | 4 | 0 | 1 | 0 | 0 | 1 | 1 | | AB 34 R 5 H 11 RBI 5 BB 5 SO 13 LOB 19 | | |
| 29 Daniel Robertson, R OBP: 0.325, SLG: 0.344 | | | | | | | | | | 4 | 0 | 1 | 0 | 0 | 2 | 1 | | | | |
| 33 Derek Norris, R OBP: 0.296, SLG: 0.342 | | | | | | | | | | 3 | 1 | 0 | 0 | 1 | 2 | 2 | | | | |
| Inning Stats | R: 1 E: 0 K: 0 S: 19 | H: 2 LOB: 1 BB: 0 P: 30 | R: 0 E: 0 K: 2 S: 10 | H: 0 LOB: 0 BB: 0 P: 13 | R: 0 E: 0 K: 2 S: 13 | H: 1 LOB: 2 BB: 0 P: 26 | R: 0 E: 0 K: 1 S: 8 | H: 1 LOB: 1 BB: 0 P: 8 | R: 0 E: 0 K: 2 S: 9 | H: 1 LOB: 1 BB: 0 P: 12 | R: 3 E: 0 K: 1 S: 21 | H: 4 LOB: 1 BB: 0 P: 30 | R: 1 E: 0 K: 3 S: 14 | H: 1 LOB: 2 BB: 2 P: 26 | R: 1 E: 0 K: 3 S: 14 | H: 1 LOB: 2 BB: 2 P: 26 | 1B: 7 2B: 4 3B: 0 HR: 0 | | SF: 1 SAC: 0 DP: 0 HBP: 0 | WP: 0 PB: 0 SB: 1 CS: 0 |
| PITCHER | IP: 5.0 WLS: 0 BF: 23 ERA: 3.64 | H: 5 R: 1 ER: 1 SO: 7 | BB: 3 IBB: 0 HBP: 0 BLK: 0 | WP: 0 HR: 0 S: 59 P: 89 | ERA: 1.80 WHIP: 1.600 | IP: 1.0 WLS: 0 BF: 3 ERA: 2.04 | H: 0 R: 0 ER: 0 SO: 2 | BB: 0 IBB: 0 HBP: 0 BLK: 0 | WP: 0 HR: 0 S: 9 P: 13 | ERA: 0.00 WHIP: 1.000 | IP: 0.2 WLS: 0 BF: 5 ERA: 2.31 | H: 3 R: 3 ER: 3 SO: 1 | BB: 0 IBB: 0 HBP: 0 BLK: 0 | WP: 0 HR: 0 S: 16 P: 21 | ERA: 40.50 WHIP: 4.500 | IP: 0.1 WLS: 0 BF: 2 ERA: 2.04 | H: 1 R: 0 ER: 0 SO: 0 | BB: 0 IBB: 0 HBP: 0 BLK: 0 | WP: 0 HR: 0 S: 5 P: 9 | ERA: 0.00 WHIP: 3.000 |
| 40 Luis Severino, R ERA: 3.64 | IP: 5.0 WLS: 0 BF: 23 ERA: 3.64 | H: 5 R: 1 ER: 1 SO: 7 | BB: 3 IBB: 0 HBP: 0 BLK: 0 | WP: 0 HR: 0 S: 59 P: 89 | ERA: 1.80 WHIP: 1.600 | IP: 1.0 WLS: 0 BF: 3 ERA: 2.04 | H: 0 R: 0 ER: 0 SO: 2 | BB: 0 IBB: 0 HBP: 0 BLK: 0 | WP: 0 HR: 0 S: 9 P: 13 | ERA: 0.00 WHIP: 1.000 | IP: 0.2 WLS: 0 BF: 5 ERA: 2.31 | H: 3 R: 3 ER: 3 SO: 1 | BB: 0 IBB: 0 HBP: 0 BLK: 0 | WP: 0 HR: 0 S: 16 P: 21 | ERA: 40.50 WHIP: 4.500 | IP: 0.1 WLS: 0 BF: 2 ERA: 2.04 | H: 1 R: 0 ER: 0 SO: 0 | BB: 0 IBB: 0 HBP: 0 BLK: 0 | WP: 0 HR: 0 S: 5 P: 9 | ERA: 0.00 WHIP: 3.000 |
| 65 Jonathan Holder, R ERA: 2.04 | IP: 1.0 WLS: 0 BF: 4 ERA: 2.04 | H: 1 R: 0 ER: 0 SO: 2 | BB: 0 IBB: 0 HBP: 0 BLK: 0 | WP: 0 HR: 0 S: 9 P: 13 | ERA: 0.00 WHIP: 1.000 | IP: 0.2 WLS: 0 BF: 5 ERA: 2.31 | H: 3 R: 3 ER: 3 SO: 1 | BB: 0 IBB: 0 HBP: 0 BLK: 0 | WP: 0 HR: 0 S: 16 P: 21 | ERA: 40.50 WHIP: 4.500 | IP: 0.1 WLS: 0 BF: 2 ERA: 2.04 | H: 1 R: 0 ER: 0 SO: 0 | BB: 0 IBB: 0 HBP: 0 BLK: 0 | WP: 0 HR: 0 S: 5 P: 9 | ERA: 0.00 WHIP: 3.000 | IP: 0.0 WLS: 0 BF: 6 ERA: 1.53 | H: 1 R: 1 ER: 1 SO: 3 | BB: 2 IBB: 0 HBP: 0 BLK: 0 | WP: 0 HR: 0 S: 14 P: 26 | ERA: 9.00 WHIP: 3.000 |
| 43 Adam Warren, R ERA: 2.31 | IP: 0.2 WLS: 0 BF: 5 ERA: 2.31 | H: 3 R: 3 ER: 3 SO: 1 | BB: 0 IBB: 0 HBP: 0 BLK: 0 | WP: 0 HR: 0 S: 16 P: 21 | ERA: 40.50 WHIP: 4.500 | IP: 0.1 WLS: 0 BF: 2 ERA: 2.04 | H: 1 R: 0 ER: 0 SO: 0 | BB: 0 IBB: 0 HBP: 0 BLK: 0 | WP: 0 HR: 0 S: 5 P: 9 | ERA: 0.00 WHIP: 3.000 | IP: 0.0 WLS: 0 BF: 6 ERA: 1.53 | H: 1 R: 1 ER: 1 SO: 3 | BB: 2 IBB: 0 HBP: 0 BLK: 0 | WP: 0 HR: 0 S: 14 P: 26 | ERA: 9.00 WHIP: 3.000 | IP: 0.0 WLS: 0 BF: 6 ERA: 1.53 | H: 1 R: 1 ER: 1 SO: 3 | BB: 2 IBB: 0 HBP: 0 BLK: 0 | WP: 0 HR: 0 S: 14 P: 26 | ERA: 9.00 WHIP: 3.000 |
| 45 Chasen Shreve, L ERA: 2.04 | IP: 0.1 WLS: 0 BF: 2 ERA: 2.04 | H: 1 R: 0 ER: 0 SO: 0 | BB: 0 IBB: 0 HBP: 0 BLK: 0 | WP: 0 HR: 0 S: 5 P: 9 | ERA: 0.00 WHIP: 3.000 | IP: 0.0 WLS: 0 BF: 6 ERA: 1.53 | H: 1 R: 1 ER: 1 SO: 3 | BB: 2 IBB: 0 HBP: 0 BLK: 0 | WP: 0 HR: 0 S: 14 P: 26 | ERA: 9.00 WHIP: 3.000 | IP: 0.0 WLS: 0 BF: 6 ERA: 1.53 | H: 1 R: 1 ER: 1 SO: 3 | BB: 2 IBB: 0 HBP: 0 BLK: 0 | WP: 0 HR: 0 S: 14 P: 26 | ERA: 9.00 WHIP: 3.000 | IP: 0.0 WLS: 0 BF: 6 ERA: 1.53 | H: 1 R: 1 ER: 1 SO: 3 | BB: 2 IBB: 0 HBP: 0 BLK: 0 | WP: 0 HR: 0 S: 14 P: 26 | ERA: 9.00 |

| Batter | 1 | 2 | 3 | 4 | 5 | 6 | 7 | 8 | 9 | AB | R | H | RBI | BB | SO | LOB | TOP | | | | | | | | | | |
|---|---------------------------------------|----------------------------------|---------------------------------------|----------------------------------|--------------------------------------|---------------------------------|---------------------------------------|----------------------------------|---------------------------------------|----------------------------------|---------------------------------------|----------------------------------|--------------------------------------|----------------------------------|---------------------------------------|----------------------------------|--|----------------------------------|------------------------------------|-------------------------|--------|--|--|--|--|--|--|
| 11 Brett Gardner, L OBP: 0.369, SLG: 0.493 | F7 | | G5-3 | | G3-1 | | P4 | | G4-3 | 5 | 0 | 0 | 0 | 0 | 0 | 1 | New York Yankees @ Tampa Bay Rays Tropicana Field, St. Petersburg, FL Sat May 20 2017, 4:11 PM - 8:01 PM EDT Att: 22,864 - Dome - 72 F livebaseballscorecards.com | | | | | | | | | | |
| 24 Gary Sánchez, R OBP: 0.395, SLG: 0.500 | 1B | | P5 | | HR | | G4-3 | | | 4 | 1 | 2 | 1 | 0 | 0 | 0 | | | | | | | | | | | |
| 17 Matt Holliday, R OBP: 0.370, SLG: 0.508 | K | | | | K | | | | K | 3 | 0 | 0 | 0 | 0 | 3 | 1 | | | | | | | | | | | |
| 14 Starlin Castro, R OBP: 0.383, SLG: 0.536 | F9 | | | | L5 | | | | F9 | 4 | 1 | 1 | 0 | 0 | 0 | 2 | | | | | | | | | | | |
| 99 Aaron Judge, R OBP: 0.431, SLG: 0.728 | HR | | | | 2B | | | | K | 3 | 3 | 2 | 1 | 0 | 1 | 0 | | | | | | | | | | | |
| 22 Jacoby Ellsbury, L OBP: 0.357, SLG: 0.429 | G1-3 | | | | K | | | | K | 4 | 0 | 1 | 0 | 0 | 2 | 2 | | | | | | | | | | | |
| 12 Chase Headley, S OBP: 0.325, SLG: 0.397 | G6-3 | | | | 2B | | | | K | 4 | 0 | 1 | 3 | 0 | 1 | 1 | | | | | | | | | | | |
| 18 Didi Gregorius, L OBP: 0.326, SLG: 0.373 | F9 | | | | L7 | | | | K | 4 | 0 | 0 | 0 | 0 | 1 | 2 | | | | | | | | | | | |
| 31 Aaron Hicks, S OBP: 0.441, SLG: 0.570 | | | | | K | | | | K | 3 | 0 | 0 | 0 | 1 | 2 | 1 | | | | | | | | | | | |
| Inning Stats | R: 0 H: 1 E: 0 K: 1 S: 10 | H: 1 LOB: 1 BB: 0 P: 14 | R: 1 H: 1 E: 0 K: 0 S: 13 | H: 1 LOB: 0 BB: 0 P: 19 | R: 0 H: 0 E: 0 K: 1 S: 7 | H: 0 LOB: 0 BB: 0 P: 9 | R: 2 H: 3 E: 0 K: 2 S: 12 | H: 3 LOB: 1 BB: 0 P: 14 | R: 1 H: 1 E: 0 K: 1 S: 19 | H: 1 LOB: 1 BB: 0 P: 30 | R: 0 H: 0 E: 0 K: 2 S: 10 | H: 0 LOB: 0 BB: 0 P: 16 | R: 0 H: 0 E: 0 K: 2 S: 9 | H: 0 LOB: 0 BB: 0 P: 13 | R: 0 H: 0 E: 0 K: 2 S: 16 | H: 0 LOB: 1 BB: 1 P: 25 | | 1B: 2 2B: 3 3B: 0 HR: 2 | SF: 0 SAC: 0 DP: 0 HBP: 2 | WP: 0 PB: 0 CS: 0 | PA: 37 | | | | | | |
| PITCHER | IP | WLS | BF | H | R | ER | SO | BB | IBB | HBP | BLK | WP | HR | S | P | ERA | WHIP | | | | | | | | | | |
| 35 Matt Andriese, R ERA: 3.75 | 5.0 | W | 23 | 6 | 5 | 5 | 5 | 0 | 0 | 2 | 0 | 0 | 2 | 61 | 87 | 9.00 | 1.200 | | | | | | | | | | |
| 47 Chase Whitley, R ERA: 1.31 | 3.0 | H | 10 | 1 | 0 | 0 | 3 | 0 | 0 | 0 | 0 | 0 | 0 | 30 | 45 | 0.00 | 0.333 | | | | | | | | | | |
| 17 Jumbo Diaz, R ERA: 5.21 | 1.0 | | 4 | 0 | 0 | 0 | 2 | 1 | 0 | 0 | 0 | 0 | 0 | 16 | 25 | 0.00 | 1.000 | | | | | | | | | | |

| Batter | 1 | 2 | 3 | 4 | 5 | 6 | 7 | 8 | 9 | AB | R | H | RBI | BB | SO | LOB | BOTTOM | | | | | | | | | | |
|--|---------------------------------------|----------------------------------|---------------------------------------|----------------------------------|---------------------------------------|----------------------------------|---------------------------------------|----------------------------------|---------------------------------------|----------------------------------|---------------------------------------|----------------------------------|---------------------------------------|----------------------------------|--------------------------------------|----------------------------------|--|----------------------------------|------------------------------------|-------------------------|--------|--|--|--|--|--|--|
| 10 Corey Dickerson, L OBP: 0.394, SLG: 0.639 | HR | | | | HR | | | | K | 3 | 3 | 2 | 4 | 1 | 1 | 0 | New York Yankees @ Tampa Bay Rays Tropicana Field, St. Petersburg, FL Sat May 20 2017, 4:11 PM - 8:01 PM EDT Att: 22,864 - Dome - 72 F livebaseballscorecards.com | | | | | | | | | | |
| 39 Kevin Kiermaier, L OBP: 0.324, SLG: 0.331 | K | | PO | | HR | | | | K | 5 | 1 | 2 | 1 | 0 | 2 | 0 | | | | | | | | | | | |
| 3 Evan Longoria, R OBP: 0.320, SLG: 0.428 | L8 | | | | 1B | | | | K | 4 | 1 | 2 | 1 | 1 | 1 | 0 | | | | | | | | | | | |
| 7 Logan Morrison, L OBP: 0.341, SLG: 0.529 | P6 | | | | 1B | | | | F8 | 3 | 0 | 1 | 2 | 2 | 0 | 0 | | | | | | | | | | | |
| 20 Steven Souza Jr., R OBP: 0.359, SLG: 0.428 | K | | | | L6 | | | | F8 | 4 | 0 | 1 | 0 | 1 | 1 | 3 | | | | | | | | | | | |
| 28 Colby Rasmus, L OBP: 0.327, SLG: 0.551 | 1B | | | | L4 | | | | K | 5 | 1 | 1 | 0 | 0 | 2 | 8 | | | | | | | | | | | |
| 1 Tim Beckham, R OBP: 0.303, SLG: 0.449 | K | | | | FC6-4 | | | | P4 | 5 | 0 | 0 | 0 | 0 | 1 | 9 | | | | | | | | | | | |
| 29 Daniel Robertson, R OBP: 0.346, SLG: 0.373 | BB | | | | 2B | | | | F8 | 3 | 2 | 2 | 0 | 1 | 0 | 0 | | | | | | | | | | | |
| 45 Jesus Sucre, R OBP: 0.320, SLG: 0.457 | 2B | | | | K | | | | G5-3 | 4 | 1 | 1 | 1 | 0 | 1 | 2 | | | | | | | | | | | |
| Inning Stats | R: 1 H: 1 E: 0 K: 1 S: 13 | H: 2 LOB: 2 BB: 2 P: 23 | R: 1 H: 2 E: 0 K: 2 S: 14 | H: 2 LOB: 2 BB: 1 P: 22 | R: 1 H: 2 E: 0 K: 0 S: 15 | H: 2 LOB: 1 BB: 1 P: 22 | R: 3 H: 4 E: 0 K: 1 S: 20 | H: 4 LOB: 3 BB: 1 P: 30 | R: 3 H: 3 E: 0 K: 1 S: 23 | H: 3 LOB: 2 BB: 2 P: 41 | R: 0 H: 0 E: 0 K: 1 S: 11 | H: 0 LOB: 0 BB: 0 P: 16 | R: 0 H: 0 E: 0 K: 2 S: 10 | H: 0 LOB: 0 BB: 0 P: 16 | R: 0 H: 0 E: 0 K: 1 S: 8 | H: 0 LOB: 0 BB: 0 P: 14 | | 1B: 7 2B: 2 3B: 0 HR: 3 | SF: 0 SAC: 0 DP: 0 HBP: 1 | WP: 1 PB: 0 CS: 0 | PA: 44 | | | | | | |
| PITCHER | IP | WLS | BF | H | R | ER | SO | BB | IBB | HBP | BLK | WP | HR | S | P | ERA | WHIP | | | | | | | | | | |
| 19 Masahiro Tanaka, R ERA: 6.56 | 3.0 | L | 21 | 9 | 6 | 6 | 4 | 2 | 1 | 0 | 0 | 0 | 0 | 14 | 24 | 20.25 | 2.250 | | | | | | | | | | |
| 39 Tommy Layne, L ERA: 8.18 | 1.1 | | 8 | 2 | 3 | 3 | 0 | 1 | 0 | 1 | 0 | 0 | 0 | 25 | 42 | 0.00 | 2.250 | | | | | | | | | | |
| 30 Giovanni Gallegos, R ERA: 5.06 | 1.1 | | 7 | 1 | 0 | 0 | 1 | 2 | 0 | 0 | 0 | 0 | 0 | 13 | 21 | 0.00 | 0.000 | | | | | | | | | | |
| 45 Chasen Shreve, L ERA: 1.93 | 1.0 | | 3 | 0 | 0 | 0 | 1 | 0 | 0 | 0 | 0 | 0 | 0 | 8 | 14 | 0.00 | 0.000 | | | | | | | | | | |

| Batter | 1 | 2 | 3 | 4 | 5 | 6 | 7 | 8 | 9 | AB | R | H | RBI | BB | SO | LOB | TOP | | | |
|--|---|---|---|---|---|---|---|---|---|---|---|---|---|---|---|---|--|----------------------------------|------------------------------------|----------------------------------|
| 11 Brett Gardner, L (1, 7) OBP: 0.376, SLG: 0.514 | 0-2 24 E FC6 1B | 0-0 24 HR | | | 4-2 24 G6-4-3 BB | | 2-3 K | | 3-2 F8 | 4 | 1 | 2 | 2 | 1 | 1 | 4 | New York Yankees @ Tampa Bay Rays Tropicana Field, St. Petersburg, FL Sun May 21 2017, 1:12 PM - 4:37 PM EDT Att: 20,873 - Dome - 72 F livebaseballscorecards.com | | | |
| 24 Gary Sánchez, R (1, 2) OBP: 0.393, SLG: 0.471 | 0-2 FC6 | 2-0 P4 | | | 0-0 G6-4-3 | | 4-0 BB | | 1-3 K | 4 | 0 | 0 | 0 | 1 | 1 | 4 | | | | |
| 17 Matt Holliday, R (1, 10) OBP: 0.360, SLG: 0.492 | 0-3 K | | | | 2-3 K | | 2-3 K | | 2-3 K | 4 | 0 | 0 | 0 | 0 | 4 | 5 | | | | |
| 14 Starlin Castro, R (1, 4) OBP: 0.374, SLG: 0.524 | 2-3 K | | | | 1-3 K | | 0-0 L8 | | 1-3 K | 4 | 0 | 0 | 0 | 0 | 3 | 2 | | | | |
| 99 Aaron Judge, R (1, 9) OBP: 0.421, SLG: 0.707 | 2-3 K | | | | 1-3 K | | 3-3 K | | 1-3 K | 4 | 0 | 0 | 0 | 0 | 4 | 2 | | | | |
| 22 Jacoby Ellsbury, L (1, 8) OBP: 0.354, SLG: 0.431 | | 0-0 18 1B | | | 0-1 L4 | | 0-1 G1 | | 0-1 G4-3 | 4 | 1 | 1 | 0 | 0 | 0 | 0 | | | | |
| 12 Chase Headley, S (1, 5) OBP: 0.317, SLG: 0.386 | | 2-3 K | | | 2-3 K | | 0-0 G4-3 | | 2-2 G4-3 | 4 | 0 | 0 | 0 | 0 | 2 | 1 | | | | |
| 18 Didi Gregorius, L (1, 6) OBP: 0.355, SLG: 0.402 | | 3-2 11 HR | | | 2-2 K | | 1-0 24 BB | | 0-2 48 E | 4 | 1 | 4 | 1 | 0 | 0 | 0 | | | | |
| 48 Chris Carter, R (1, 3) OBP: 0.295, SLG: 0.325 | 2-3 K | | | | 1-3 K | | 4-2 24 BB | | 0-2 FC6 | 3 | 0 | 0 | 0 | 1 | 2 | 3 | | | | |
| Inning Stats | R: 0 H: 1 E: 1 K: 3 S: 17 | H: 3 LOB: 2 BB: 0 P: 21 | R: 3 H: 3 E: 0 K: 2 S: 15 | H: 3 LOB: 0 BB: 0 P: 24 | R: 0 H: 0 E: 0 K: 3 S: 12 | H: 0 LOB: 1 BB: 0 P: 16 | R: 0 H: 1 E: 0 K: 2 S: 11 | H: 1 LOB: 1 BB: 0 P: 16 | R: 0 H: 0 E: 0 K: 1 S: 6 | H: 0 LOB: 0 BB: 1 P: 12 | R: 0 H: 1 E: 0 K: 2 S: 10 | H: 3 LOB: 3 BB: 2 P: 23 | R: 0 H: 0 E: 0 K: 2 S: 11 | H: 0 LOB: 0 BB: 0 P: 13 | R: 0 H: 1 E: 1 K: 1 S: 17 | H: 2 LOB: 2 BB: 0 P: 23 | | 1B: 5 2B: 1 3B: 0 HR: 1 | SF: 0 SAC: 0 DP: 1 HBP: 0 | WP: 0 PB: 0 SB: 0 CS: 0 |
| PITCHER | IP WLS BF H R ER SO BB IBB HBP BLK WP HR S P ERA WHIP | IP WLS BF H R ER SO BB IBB HBP BLK WP HR S P ERA WHIP | IP WLS BF H R ER SO BB IBB HBP BLK WP HR S P ERA WHIP | IP WLS BF H R ER SO BB IBB HBP BLK WP HR S P ERA WHIP | IP WLS BF H R ER SO BB IBB HBP BLK WP HR S P ERA WHIP | IP WLS BF H R ER SO BB IBB HBP BLK WP HR S P ERA WHIP | IP WLS BF H R ER SO BB IBB HBP BLK WP HR S P ERA WHIP | IP WLS BF H R ER SO BB IBB HBP BLK WP HR S P ERA WHIP | IP WLS BF H R ER SO BB IBB HBP BLK WP HR S P ERA WHIP | IP WLS BF H R ER SO BB IBB HBP BLK WP HR S P ERA WHIP | IP WLS BF H R ER SO BB IBB HBP BLK WP HR S P ERA WHIP | IP WLS BF H R ER SO BB IBB HBP BLK WP HR S P ERA WHIP | IP WLS BF H R ER SO BB IBB HBP BLK WP HR S P ERA WHIP | IP WLS BF H R ER SO BB IBB HBP BLK WP HR S P ERA WHIP | IP WLS BF H R ER SO BB IBB HBP BLK WP HR S P ERA WHIP | IP WLS BF H R ER SO BB IBB HBP BLK WP HR S P ERA WHIP | IP WLS BF H R ER SO BB IBB HBP BLK WP HR S P ERA WHIP | | | |
| 22 Chris Archer, R (1, 1) ERA: 3.76 | 6.1 | L | 27 | 6 | 3 | 3 | 12 | 2 | 0 | 0 | 0 | 0 | 0 | 0 | 0 | 0 | 4.26 | 1.263 | | |
| 43 Danny Farquhar, R (7, 1) ERA: 2.79 | 0.2 | | 3 | 0 | 0 | 0 | 2 | 1 | 0 | 0 | 0 | 0 | 0 | 0 | 0 | 0 | 0.00 | 1.500 | | |
| 59 Ryne Stanek, R (8, 1) ERA: 5.4 | 1.0 | | 3 | 0 | 0 | 0 | 2 | 0 | 0 | 0 | 0 | 0 | 0 | 0 | 0 | 0 | 0.00 | 0.000 | | |
| 64 Diego Moreno, R (9, 1) ERA: 4.76 | 1.0 | | 5 | 1 | 0 | 0 | 1 | 0 | 0 | 0 | 0 | 0 | 0 | 0 | 0 | 0 | 0.00 | 1.000 | | |

| Batter | 1 | 2 | 3 | 4 | 5 | 6 | 7 | 8 | 9 | AB | R | H | RBI | BB | SO | LOB | BOTTOM | | | | | |
|---|---|---|---|---|---|---|---|---|---|---|---|---|---|---|---|---|--|----------------------------------|----------------------------------|------------------------------------|----------------------------------|--------|
| 1 Tim Beckham, R (1, 6) OBP: 0.296, SLG: 0.438 | 1-3 K | | 2-2 G5-3 | | 3-2 G4-3 | | | 1-3 K | | 4 | 0 | 0 | 0 | 0 | 2 | 1 | New York Yankees @ Tampa Bay Rays Tropicana Field, St. Petersburg, FL Sun May 21 2017, 1:12 PM - 4:37 PM EDT Att: 20,873 - Dome - 72 F livebaseballscorecards.com | | | | | |
| 10 Corey Dickerson, L (1, 10) OBP: 0.397, SLG: 0.635 | 1-0 3 BB | | 1-3 K | | 1-2 3 1B | | 2-3 K | | 2-3 K | 4 | 1 | 2 | 0 | 0 | 2 | 0 | | | | | | |
| 3 Evan Longoria, R (1, 5) OBP: 0.318, SLG: 0.420 | 4-2 20 E | | | | 1-2 G5-3 | | 1-2 F9-4-6-3 | | 0-0 P6 | 3 | 0 | 0 | 0 | 1 | 0 | 1 | | | | | | |
| 8 Rickie Weeks Jr., R (1, 3) OBP: 0.315, SLG: 0.363 | 0-3 BB | | | | 0-0 P3 | | 0-0 F7 | | 1-3 K | 3 | 0 | 0 | 0 | 0 | 1 | 2 | | | | | | |
| 2 Michael Martínez, S (8, 4) OBP: 0.429, SLG: 0.417 | 0-3 K | | | | 0-0 P3 | | 0-0 F7 | | 1-3 K | 1 | 0 | 0 | 0 | 0 | 1 | 0 | | | | | | |
| 20 Steven Souza Jr., R (1, 9) OBP: 0.356, SLG: 0.419 | 3-2 K | | | | 1-1 L9 | | 4-0 39 FC4-6 | | 2-3 K | 3 | 0 | 0 | 0 | 1 | 2 | 1 | | | | | | |
| 39 Kevin Kiermaier, L (1, 8) OBP: 0.319, SLG: 0.325 | | 0-1 G1-3 | | | 2-3 K | | 1-1 FC4-6 | | 2-3 K | 3 | 0 | 0 | 0 | 0 | 1 | 1 | | | | | | |
| 33 Derek Norris, R (1, 2) OBP: 0.297, SLG: 0.368 | | 3-2 F7 | | | 3-2 HR | | 2-1 G6-3 | | 1-3 K | 3 | 1 | 1 | 1 | 0 | 0 | 1 | | | | | | |
| 29 Daniel Robertson, R (1, 4) OBP: 0.337, SLG: 0.362 | | 0-1 G6-3 | | | 2-3 K | | 3-2 F7 | | 2-3 K | 2 | 0 | 0 | 0 | 0 | 1 | 0 | | | | | | |
| 7 Logan Morrison, L (7, PH) OBP: 0.339, SLG: 0.525 | | | | | 0-2 K | | | | 1-3 K | 1 | 0 | 0 | 0 | 0 | 0 | 1 | | | | | | |
| 18 Peter Bourjos, R (1, 7) OBP: 0.273, SLG: 0.373 | | | | | 0-2 1B | | | | 1-3 K | 2 | 0 | 1 | 0 | 0 | 0 | 0 | | | | | | |
| 28 Colby Rasmus, L (8, PH) OBP: 0.321, SLG: 0.540 | | | | | | | | | 1-3 K | 1 | 0 | 0 | 0 | 0 | 1 | 0 | | | | | | |
| Inning Stats | R: 1 H: 1 E: 1 K: 3 S: 14 | H: 1 LOB: 1 BB: 1 P: 23 | R: 0 H: 0 E: 0 K: 0 S: 10 | H: 0 LOB: 0 BB: 0 P: 13 | R: 0 H: 0 E: 0 K: 1 S: 11 | H: 0 LOB: 0 BB: 0 P: 14 | R: 0 H: 0 E: 0 K: 0 S: 6 | H: 0 LOB: 0 BB: 0 P: 8 | R: 1 H: 2 E: 0 K: 2 S: 23 | H: 2 LOB: 1 BB: 0 P: 33 | R: 0 H: 1 E: 0 K: 0 S: 7 | H: 1 LOB: 0 BB: 0 P: 9 | R: 0 H: 0 E: 0 K: 0 S: 12 | H: 0 LOB: 1 BB: 1 P: 22 | R: 0 H: 0 E: 0 K: 3 S: 10 | H: 0 LOB: 0 BB: 0 P: 14 | R: 0 H: 0 E: 0 K: 2 S: 7 | H: 0 LOB: 0 BB: 0 P: 10 | 1B: 3 2B: 1 3B: 0 HR: 1 | SF: 0 SAC: 0 DP: 1 HBP: 0 | WP: 0 PB: 0 SB: 1 CS: 0 | PA: 32 |
| PITCHER | IP WLS BF H R ER SO BB IBB HBP BLK WP HR S P ERA WHIP | IP WLS BF H R ER SO BB IBB HBP BLK WP HR S P ERA WHIP | IP WLS BF H R ER SO BB IBB HBP BLK WP HR S P ERA WHIP | IP WLS BF H R ER SO BB IBB HBP BLK WP HR S P ERA WHIP | IP WLS BF H R ER SO BB IBB HBP BLK WP HR S P ERA WHIP | IP WLS BF H R ER SO BB IBB HBP BLK WP HR S P ERA WHIP | IP WLS BF H R ER SO BB IBB HBP BLK WP HR S P ERA WHIP | IP WLS BF H R ER SO BB IBB HBP BLK WP HR S P ERA WHIP | IP WLS BF H R ER SO BB IBB HBP BLK WP HR S P ERA WHIP | IP WLS BF H R ER SO BB IBB HBP BLK WP HR S P ERA WHIP | IP WLS BF H R ER SO BB IBB HBP BLK WP HR S P ERA WHIP | IP WLS BF H R ER SO BB IBB HBP BLK WP HR S P ERA WHIP | IP WLS BF H R ER SO BB IBB HBP BLK WP HR S P ERA WHIP | IP WLS BF H R ER SO BB IBB HBP BLK WP HR S P ERA WHIP | IP WLS BF H R ER SO BB IBB HBP BLK WP HR S P ERA WHIP | IP WLS BF H R ER SO BB IBB HBP BLK WP HR S P ERA WHIP | IP WLS BF H R ER SO BB IBB HBP BLK WP HR S P ERA WHIP | | | | | |
| 52 CC Sabathia, L (1, 1) ERA: 4.62 | 5.0 | W | 20 | 4 | 2 | 1 | 6 | 1 | 0 | 0 | 0 | 0 | 0 | 0 | 0 | 0 | 1.80 | 1.000 | | | | |
| 57 Chad Green, R (6, 1) ERA: | 1.2 | H | 5 | 0 | 0 | 0 | 0 | 1 | 0 | 0 | 0 | 0 | 0 | 0 | 0 | 0 | 0.00 | 0.600 | | | | |
| 29 Tyler Clippard, R (7, 1) ERA: 1.45 | 1.0 | H | 3 | 0 | 0 | 0 | 2 | 0 | 0 | 0 | 0 | 0 | 0 | 0 | 0 | 0 | 0.00 | 0.000 | | | | |
| 68 Dellin Betances, R (8, 1) ERA: 0.66 | 1.1 | S | 4 | 0 | 0 | 0 | 3 | 0 | 0 | 0 | 0 | 0 | 0 | 0 | 0 | 0 | 0.00 | 0.000 | | | | |

| Batter | 1 | 2 | 3 | 4 | 5 | 6 | 7 | 8 | 9 | AB | R | H | RBI | BB | SO | LOB | TOP | | | | | |
|---|--------------------------------------|----------------------------------|---------------------------------------|----------------------------------|---------------------------------------|----------------------------------|---------------------------------------|----------------------------------|--------------------------------------|----------------------------------|--------------------------------------|----------------------------------|---------------------------------------|----------------------------------|---------------------------------------|----------------------------------|---------------------------------------|----------------------------------|----------------------------------|------------------------------------|-------------------------|--------|
| 2 Alcides Escobar, R OBP: 0.208, SLG: 0.236 | L9 | | L9 | | F9 | | G4-3 | | | 4 | 0 | 1 | 1 | 0 | 0 | 2 | | | | | | |
| 8 Mike Moustakas, L OBP: 0.287, SLG: 0.481 | L8 | | L9 | | G4-3 | | | P6 | | 4 | 0 | 0 | 0 | 0 | 0 | 2 | | | | | | |
| 6 Lorenzo Cain, R OBP: 0.358, SLG: 0.348 | P4 | | K | | G4-3 | | | G5-3 | | 4 | 0 | 0 | 0 | 0 | 1 | 1 | | | | | | |
| 35 Eric Hosmer, L OBP: 0.369, SLG: 0.432 | | G6-3 | | | G1-3 | | | G1-3 | | 4 | 0 | 1 | 0 | 0 | 0 | 0 | | | | | | |
| 13 Salvador Perez, R OBP: 0.325, SLG: 0.545 | P5 | | P3 | | | | | | | 4 | 0 | 2 | 0 | 0 | 0 | 1 | | | | | | |
| 37 Brandon Moss, L OBP: 0.261, SLG: 0.442 | K2-3 | | K | | G4-3 | | | | | 4 | 0 | 0 | 0 | 0 | 2 | 3 | | | | | | |
| 38 Jorge Bonifacio, R OBP: 0.330, SLG: 0.463 | | | K2-3 | | K2-3 | | | | | 4 | 1 | 1 | 1 | 0 | 2 | 2 | | | | | | |
| 12 Jorge Soler, R OBP: 0.304, SLG: 0.298 | | | K | | 15 WP | | | | | 3 | 0 | 1 | 0 | 1 | 2 | 1 | | | | | | |
| 15 Whit Merrifield, R OBP: 0.300, SLG: 0.396 | | | 2B | | G5-3 | | | F9 | | 3 | 1 | 1 | 0 | 0 | 0 | 2 | | | | | | |
| Inning Stats | R: 0 H: 0 E: 0 K: 0 S: 5 | H: 0 LOB: 0 BB: 0 P: 10 | R: 0 H: 0 E: 0 K: 1 S: 10 | H: 0 LOB: 0 BB: 0 P: 14 | R: 2 H: 3 E: 0 K: 2 S: 17 | H: 3 LOB: 1 BB: 0 P: 19 | R: 0 H: 1 E: 0 K: 2 S: 17 | H: 1 LOB: 1 BB: 0 P: 23 | R: 0 H: 0 E: 0 K: 0 S: 8 | H: 0 LOB: 1 BB: 0 P: 13 | R: 0 H: 1 E: 0 K: 0 S: 8 | H: 1 LOB: 1 BB: 0 P: 12 | R: 0 H: 1 E: 0 K: 1 S: 12 | H: 1 LOB: 1 BB: 0 P: 19 | R: 0 H: 0 E: 0 K: 0 S: 11 | H: 0 LOB: 0 BB: 0 P: 15 | R: 0 H: 1 E: 0 K: 1 S: 10 | H: 1 LOB: 1 BB: 0 P: 16 | 1B: 4 2B: 2 3B: 0 HR: 1 | SF: 0 SAC: 0 DP: 0 HBP: 0 | WP: 2 PB: 0 CS: 0 | PA: 35 |
| PITCHER | IP | WLS | BF | H | R | ER | SO | BB | IBB | HBP | BLK | WP | HR | S | P | ERA | WHIP | | | | | |
| 35 Michael Pineda, R ERA: 3.35 | 6.1 | W | 26 | 6 | 2 | 2 | 6 | 1 | 0 | 0 | 0 | 1 | 1 | 70 | 98 | 2.84 | 1.105 | | | | | |
| 43 Adam Warren, R ERA: 2.25 | 0.2 | H | 2 | 0 | 0 | 0 | 0 | 0 | 0 | 0 | 0 | 1 | 0 | 7 | 12 | 0.00 | 0.000 | | | | | |
| 29 Tyler Clippard, R ERA: 1.37 | 1.0 | H | 3 | 0 | 0 | 0 | 0 | 0 | 0 | 0 | 0 | 0 | 0 | 11 | 15 | 0.00 | 0.000 | | | | | |
| 68 Dellin Betances, R ERA: 0.61 | 1.0 | S | 4 | 1 | 0 | 0 | 1 | 0 | 0 | 0 | 0 | 0 | 0 | 10 | 16 | 0.00 | 1.000 | | | | | |

Kansas City Royals @ New York Yankees
 Yankee Stadium, Bronx, NY
 Mon May 22 2017, 7:10 PM - 9:52 PM EDT
 Att: 35,005 - Cloudy - 60 F

| | |
|-----|----|
| AB | 34 |
| R | 2 |
| H | 7 |
| RBI | 2 |
| BB | 1 |
| SO | 7 |
| LOB | 14 |



| Batter | 1 | 2 | 3 | 4 | 5 | 6 | 7 | 8 | 9 | AB | R | H | RBI | BB | SO | LOB | BOTTOM | | | | | |
|---|---------------------------------------|----------------------------------|---------------------------------------|----------------------------------|---------------------------------------|----------------------------------|---------------------------------------|----------------------------------|---------------------------------------|----------------------------------|--------------------------------------|----------------------------------|--------------------------------------|----------------------------------|--------------------------------------|---------------------------------|----------------------------------|------------------------------------|-------------------------|--------|--|--|
| 11 Brett Gardner, L OBP: 0.373, SLG: 0.527 | E4 | | HR | | F8 | | K | | | 4 | 1 | 1 | 1 | 0 | 1 | 0 | | | | | | |
| 24 Gary Sánchez, R OBP: 0.365, SLG: 0.446 | K | | K | | K | | G6-3 | | | 4 | 0 | 0 | 0 | 0 | 3 | 1 | | | | | | |
| 17 Matt Holliday, R OBP: 0.370, SLG: 0.594 | | | K | | | | | | | 3 | 0 | 2 | 0 | 1 | 1 | 0 | | | | | | |
| 22 Jacoby Ellsbury, L OBP: 0.354, SLG: 0.431 | | | K | | | | | | | 0 | 0 | 0 | 0 | 0 | 0 | 0 | | | | | | |
| 14 Starlin Castro, R OBP: 0.372, SLG: 0.514 | L6-4 | | | | L9 | | | L4 | | 3 | 0 | 0 | 0 | 1 | 0 | 3 | | | | | | |
| 99 Aaron Judge, R OBP: 0.417, SLG: 0.692 | F8 | | | | 31 HR | | F7 | | | 3 | 1 | 0 | 0 | 1 | 1 | 3 | | | | | | |
| 31 Aaron Hicks, S OBP: 0.430, SLG: 0.552 | F9 | | | | G2-3 | | F8 | | | 3 | 0 | 0 | 0 | 0 | 0 | 3 | | | | | | |
| 18 Didi Gregorius, L OBP: 0.365, SLG: 0.444 | | | | | | | L7 | | | 3 | 1 | 2 | 2 | 0 | 0 | 2 | | | | | | |
| 12 Chase Headley, S OBP: 0.311, SLG: 0.378 | | | | | | | | G4-3 | | 3 | 0 | 0 | 0 | 0 | 2 | 1 | | | | | | |
| 48 Chris Carter, R OBP: 0.296, SLG: 0.360 | | | | | F7 | | | | | 3 | 1 | 1 | 1 | 0 | 0 | 0 | | | | | | |
| Inning Stats | R: 0 H: 0 E: 1 K: 1 S: 11 | H: 1 LOB: 1 BB: 1 P: 17 | R: 0 H: 1 E: 0 K: 1 S: 12 | H: 1 LOB: 0 BB: 0 P: 19 | R: 1 H: 1 E: 0 K: 2 S: 11 | H: 1 LOB: 0 BB: 0 P: 16 | R: 2 H: 1 E: 0 K: 1 S: 11 | H: 1 LOB: 1 BB: 1 P: 19 | R: 0 H: 0 E: 0 K: 0 S: 10 | H: 0 LOB: 0 BB: 0 P: 13 | R: 0 H: 1 E: 0 K: 0 S: 8 | H: 1 LOB: 2 BB: 1 P: 18 | R: 1 H: 1 E: 0 K: 1 S: 9 | H: 1 LOB: 0 BB: 0 P: 12 | R: 0 H: 1 E: 0 K: 1 S: 5 | H: 1 LOB: 1 BB: 0 P: 9 | 1B: 2 2B: 2 3B: 0 HR: 3 | SF: 0 SAC: 0 DP: 1 HBP: 0 | WP: 0 PB: 0 CS: 1 | PA: 32 | | |
| PITCHER | IP | WLS | BF | H | R | ER | SO | BB | IBB | HBP | BLK | WP | HR | S | P | ERA | WHIP | | | | | |
| 51 Jason Vargas, L ERA: 2.3 | 6.0 | L | 25 | 4 | 3 | 3 | 6 | 3 | 0 | 0 | 0 | 0 | 2 | 63 | 102 | 4.50 | 1.167 | | | | | |
| 63 Seth Maness, R ERA: 5.4 | 2.0 | | 7 | 2 | 1 | 1 | 2 | 0 | 0 | 0 | 0 | 0 | 1 | 14 | 21 | 4.50 | 1.000 | | | | | |

Kansas City Royals @ New York Yankees
 Yankee Stadium, Bronx, NY
 Mon May 22 2017, 7:10 PM - 9:52 PM EDT
 Att: 35,005 - Cloudy - 60 F

| | |
|-----|----|
| AB | 29 |
| R | 4 |
| H | 6 |
| RBI | 4 |
| BB | 3 |
| SO | 8 |
| LOB | 13 |



| Batter | 1 | 2 | 3 | 4 | 5 | 6 | 7 | 8 | 9 | AB | R | H | RBI | BB | SO | LOB | TOP | | | | |
|---|---------------------------------------|----------------------------------|--------------------------------------|---------------------------------|---------------------------------------|----------------------------------|--------------------------------------|----------------------------------|--------------------------------------|----------------------------------|---------------------------------------|----------------------------------|---------------------------------------|----------------------------------|--------------------------------------|----------------------------------|----------------------------------|------------------------------------|----------------------------------|--------|--|
| 2 Alcides Escobar, R OBP: 0.210, SLG: 0.232 | G5-3 | | F8 | | | K | | HR | | 3 | 1 | 0 | 0 | 0 | 1 | 1 | | | | | |
| 8 Mike Moustakas, L OBP: 0.286, SLG: 0.494 | F8 | | | L3 | | | F7 | HR | | 4 | 1 | 1 | 2 | 0 | 0 | 0 | | | | | |
| 6 Lorenzo Cain, R OBP: 0.361, SLG: 0.367 | K | | | F9 | | | HR | | | 3 | 1 | 1 | 1 | 1 | 1 | 0 | | | | | |
| 35 Eric Hosmer, L OBP: 0.361, SLG: 0.422 | | K | | G6-3 | | | L4 | F9 | | 4 | 0 | 0 | 0 | 0 | 1 | 1 | | | | | |
| 13 Salvador Perez, R OBP: 0.324, SLG: 0.538 | G4-3 | | | F7 | | | HR | L7 | | 4 | 1 | 1 | 0 | 0 | 0 | 1 | | | | | |
| 38 Jorge Bonifacio, R OBP: 0.326, SLG: 0.488 | F7 | | | K | | | HR | | | 4 | 1 | 1 | 2 | 0 | 1 | 0 | | | | | |
| 12 Jorge Soler, R OBP: 0.283, SLG: 0.275 | | | K | K2-3 | | | F8 | | | 4 | 0 | 0 | 0 | 0 | 3 | 0 | | | | | |
| 15 Whit Merrifield, R OBP: 0.307, SLG: 0.429 | | | | WP | | | F8 | | | 4 | 1 | 2 | 1 | 0 | 0 | 0 | | | | | |
| 9 Drew Butera, R OBP: 0.282, SLG: 0.447 | F7 | | | | | | F8 | | | 3 | 0 | 0 | 0 | 0 | 1 | 1 | | | | | |
| Inning Stats | R: 0 H: 0 E: 0 K: 1 S: 11 | H: 0 LOB: 0 BB: 0 P: 16 | R: 0 H: 0 E: 0 K: 1 S: 8 | H: 0 LOB: 0 BB: 0 P: 9 | R: 0 H: 1 E: 0 K: 1 S: 15 | H: 1 LOB: 1 BB: 0 P: 22 | R: 0 H: 0 E: 0 K: 0 S: 8 | H: 0 LOB: 0 BB: 0 P: 11 | R: 0 H: 0 E: 0 K: 1 S: 8 | H: 0 LOB: 0 BB: 0 P: 13 | R: 3 H: 3 E: 0 K: 0 S: 16 | H: 3 LOB: 0 BB: 0 P: 23 | R: 3 H: 2 E: 0 K: 1 S: 15 | H: 2 LOB: 1 BB: 1 P: 27 | R: 0 H: 0 E: 0 K: 1 S: 8 | H: 0 LOB: 0 BB: 0 P: 11 | 1B: 2 2B: 0 3B: 0 HR: 4 | SF: 0 SAC: 0 DP: 0 HBP: 1 | WP: 1 PB: 0 SB: 0 CS: 0 | PA: 35 | |
| PITCHER | IP | WLS | BF | H | R | ER | SO | BB | IBB | HBP | BLK | WP | HR | S | P | ERA | WHIP | | | | |
| 47 Jordan Montgomery, L ERA: 4.3 | 6.2 | | 22 | 2 | 1 | 1 | 6 | 0 | 0 | 0 | 0 | 1 | 1 | 71 | 98 | 1.35 | 0.300 | | | | |
| 43 Adam Warren, R ERA: 2.96 | 0.1 | L | 3 | 2 | 2 | 2 | 0 | 0 | 0 | 0 | 0 | 0 | 1 | 8 | 11 | 54.00 | 6.000 | | | | |
| 65 Jonathan Holder, R ERA: 2.94 | 0.1 | | 3 | 1 | 2 | 2 | 1 | 0 | 0 | 1 | 0 | 0 | 1 | 10 | 14 | 54.00 | 3.000 | | | | |
| 45 Chasen Shreve, L ERA: 0.75 | 0.2 | | 4 | 1 | 1 | 1 | 0 | 1 | 0 | 0 | 0 | 0 | 1 | 5 | 13 | 13.50 | 3.000 | | | | |
| 55 Bryan Mitchell, R ERA: 5.94 | 1.0 | | 3 | 0 | 0 | 0 | 1 | 0 | 0 | 0 | 0 | 0 | 0 | 8 | 11 | 0.00 | 0.000 | | | | |

Kansas City Royals @ New York Yankees
Yankee Stadium, Bronx, NY
Tue May 23 2017, 7:13 PM - 9:59 PM EDT
Att: 35,931 - Cloudy - 62 F

AB 33
R 6
H 6
RBI 6
BB 1
SO 8
LOB 4



| Batter | 1 | 2 | 3 | 4 | 5 | 6 | 7 | 8 | 9 | AB | R | H | RBI | BB | SO | LOB | BOTTOM | | | | | |
|---|--------------------------------------|---------------------------------|--------------------------------------|----------------------------------|--------------------------------------|---------------------------------|---------------------------------------|----------------------------------|---------------------------------------|----------------------------------|---------------------------------------|----------------------------------|---------------------------------------|----------------------------------|--------------------------------------|----------------------------------|--------------------------------------|----------------------------------|----------------------------------|------------------------------------|----------------------------------|--------|
| 22 Jacoby Ellsbury, L OBP: 0.349, SLG: 0.422 | G4-3 | | | K | 1B | | | K | G4-3 | 5 | 0 | 1 | 0 | 0 | 2 | 1 | | | | | | |
| 31 Aaron Hicks, S OBP: 0.432, SLG: 0.576 | F8 | | | HR | BB | | G6-3 | | | 3 | 1 | 1 | 1 | 1 | 0 | 0 | | | | | | |
| 17 Matt Holliday, R OBP: 0.373, SLG: 0.504 | P4 | | | K | BB | | | 1B | | 4 | 0 | 2 | 0 | 0 | 1 | 0 | | | | | | |
| 14 Starlin Castro, R OBP: 0.374, SLG: 0.511 | | | BB | BB | 1B | | F7 | | | 3 | 0 | 1 | 0 | 1 | 0 | 4 | | | | | | |
| 99 Aaron Judge, R OBP: 0.419, SLG: 0.685 | G6-4-3 | | | BB | | | | 1B | | 3 | 0 | 1 | 0 | 1 | 1 | 1 | | | | | | |
| 18 Didi Gregorius, L OBP: 0.350, SLG: 0.426 | P5 | | | P6 | | | F8 | FC3-6 | | 4 | 0 | 0 | 0 | 0 | 0 | 4 | | | | | | |
| 12 Chase Headley, S OBP: 0.310, SLG: 0.382 | F8 | | | | G2 | | | L3 | | 4 | 0 | 1 | 0 | 0 | 0 | 2 | | | | | | |
| 27 Austin Romine, R OBP: 0.268, SLG: 0.342 | | | | K | F8 | | | | | 3 | 0 | 0 | 0 | 0 | 2 | 1 | | | | | | |
| 24 Gary Sánchez, R OBP: 0.350, SLG: 0.440 | | | | K | | | K | | | 1 | 0 | 0 | 0 | 0 | 1 | 0 | | | | | | |
| 48 Chris Carter, R OBP: 0.304, SLG: 0.393 | F7 | | | | HR | | | BB | | 3 | 1 | 1 | 1 | 1 | 1 | 0 | | | | | | |
| Inning Stats | R: 0 H: 0 E: 0 K: 0 S: 6 | H: 0 LOB: 0 BB: 0 P: 8 | R: 0 H: 0 E: 0 K: 0 S: 9 | H: 0 LOB: 0 BB: 1 P: 17 | R: 0 H: 0 E: 0 K: 1 S: 6 | H: 0 LOB: 0 BB: 0 P: 9 | R: 1 H: 2 E: 0 K: 2 S: 14 | H: 2 LOB: 2 BB: 1 P: 20 | R: 1 H: 3 E: 0 K: 0 S: 12 | H: 3 LOB: 3 BB: 1 P: 20 | R: 0 H: 1 E: 0 K: 2 S: 14 | H: 1 LOB: 0 BB: 0 P: 15 | R: 0 H: 0 E: 0 K: 2 S: 11 | H: 0 LOB: 0 BB: 0 P: 16 | R: 0 H: 2 E: 0 K: 0 S: 9 | H: 2 LOB: 2 BB: 0 P: 17 | R: 0 H: 0 E: 0 K: 1 S: 7 | H: 0 LOB: 0 BB: 1 P: 11 | 1B: 5 2B: 1 3B: 0 HR: 2 | SF: 0 SAC: 0 DP: 2 HBP: 0 | WP: 0 PB: 0 SB: 0 CS: 0 | PA: 37 |
| PITCHER | IP | WLS | BF | H | R | ER | SO | BB | IBB | HBP | BLK | WP | HR | S | P | ERA | WHIP | | | | | |
| 41 Danny Duffy, L ERA: 2.92 | 7.0 | | 29 | 6 | 2 | 2 | 7 | 3 | 0 | 0 | 0 | 0 | 0 | 9 | 105 | 2.57 | 1.286 | | | | | |
| 48 Joakim Soria, R ERA: 1.74 | 1.0 | | 5 | 2 | 0 | 0 | 0 | 0 | 0 | 0 | 0 | 0 | 0 | 9 | 17 | 0.00 | 2.000 | | | | | |
| 26 Mike Minor, L ERA: 1.82 | 1.0 | | 3 | 0 | 0 | 0 | 1 | 1 | 0 | 0 | 0 | 0 | 0 | 7 | 11 | 0.00 | 1.000 | | | | | |

Kansas City Royals @ New York Yankees
Yankee Stadium, Bronx, NY
Tue May 23 2017, 7:13 PM - 9:59 PM EDT
Att: 35,931 - Cloudy - 62 F

AB 33
R 2
H 8
RBI 2
BB 4
SO 8
LOB 13



| Batter | 1 | 2 | 3 | 4 | 5 | 6 | 7 | 8 | 9 | AB | R | H | RBI | BB | SO | LOB | TOP | | | |
|---|---|----------------------------------|--------------------------------------|---------------------------------|--------------------------------------|----------------------------------|---------------------------------------|----------------------------------|---------------------------------------|----------------------------------|--------------------------------------|----------------------------------|---------------------------------------|----------------------------------|---------------------------------------|----------------------------------|----------------------------------|------------------------------------|----------------------------------|--------|
| 2 Alcides Escobar, R OBP: 0.211, SLG: 0.233 | | | | | | | | | | | | | | | | | | | | |
| 8 Mike Moustakas, L OBP: 0.279, SLG: 0.482 | | | | | | | | | | | | | | | | | | | | |
| 6 Lorenzo Cain, R OBP: 0.353, SLG: 0.358 | | | | | | | | | | | | | | | | | | | | |
| 35 Eric Hosmer, L OBP: 0.359, SLG: 0.415 | | | | | | | | | | | | | | | | | | | | |
| 13 Salvador Perez, R OBP: 0.318, SLG: 0.528 | | | | | | | | | | | | | | | | | | | | |
| 38 Jorge Bonifacio, R OBP: 0.316, SLG: 0.472 | | | | | | | | | | | | | | | | | | | | |
| 37 Brandon Moss, L OBP: 0.283, SLG: 0.449 | | | | | | | | | | | | | | | | | | | | |
| 15 Whit Merrifield, R OBP: 0.308, SLG: 0.426 | | | | | | | | | | | | | | | | | | | | |
| 4 Alex Gordon, L OBP: 0.294, SLG: 0.214 | | | | | | | | | | | | | | | | | | | | |
| Inning Stats | R: 0 H: 0 E: 0 K: 0 S: 11 | H: 0 LOB: 0 BB: 0 P: 16 | R: 0 H: 0 E: 0 K: 1 S: 5 | H: 0 LOB: 0 BB: 0 P: 6 | R: 0 H: 0 E: 0 K: 1 S: 7 | H: 0 LOB: 0 BB: 0 P: 10 | R: 0 H: 1 E: 0 K: 2 S: 13 | H: 1 LOB: 1 BB: 0 P: 19 | R: 0 H: 1 E: 0 K: 1 S: 10 | H: 1 LOB: 1 BB: 0 P: 16 | R: 0 H: 0 E: 0 K: 0 S: 5 | H: 0 LOB: 0 BB: 1 P: 10 | R: 0 H: 1 E: 0 K: 2 S: 13 | H: 1 LOB: 1 BB: 0 P: 22 | R: 0 H: 0 E: 0 K: 3 S: 10 | H: 0 LOB: 0 BB: 0 P: 13 | 1B: 3 2B: 1 3B: 0 HR: 0 | SF: 0 SAC: 0 DP: 1 HBP: 0 | WP: 0 PB: 0 SB: 0 CS: 0 | PA: 31 |
| PITCHER | IP WLS BF H R ER SO BB IBB HBP BLK WP HR S P ERA WHIP | | | | | | | | | | | | | | | | | | | |
| 40 Luis Severino, R ERA: 3.11 | 8.0 W 28 4 0 0 7 1 0 0 0 0 0 73 114 0.00 0.625 | | | | | | | | | | | | | | | | | | | |
| 68 Dellin Betances, R ERA: 0.57 | 1.0 S 3 0 0 0 3 0 0 0 0 0 0 10 13 0.00 0.000 | | | | | | | | | | | | | | | | | | | |

Kansas City Royals @ New York Yankees
Yankee Stadium, Bronx, NY
Wed May 24 2017, 7:11 PM - 9:50 PM EDT
Att: 34,610 - Partly Cloudy - 66 F

| | |
|-----|----|
| AB | 30 |
| R | 0 |
| H | 4 |
| RBI | 0 |
| BB | 1 |
| SO | 10 |
| LOB | 11 |



| Batter | 1 | 2 | 3 | 4 | 5 | 6 | 7 | 8 | 9 | AB | R | H | RBI | BB | SO | LOB | BOTTOM | | | |
|---|---|---------------------------------|---------------------------------------|----------------------------------|--------------------------------------|----------------------------------|---------------------------------------|----------------------------------|--------------------------------------|----------------------------------|---------------------------------------|----------------------------------|---------------------------------------|----------------------------------|--------------------------------------|---------------------------------|----------------------------------|------------------------------------|----------------------------------|--------|
| 11 Brett Gardner, L OBP: 0.370, SLG: 0.520 | | | | | | | | | | | | | | | | | | | | |
| 24 Gary Sánchez, R OBP: 0.395, SLG: 0.430 | | | | | | | | | | | | | | | | | | | | |
| 17 Matt Holliday, R OBP: 0.370, SLG: 0.500 | | | | | | | | | | | | | | | | | | | | |
| 14 Starlin Castro, R OBP: 0.366, SLG: 0.500 | | | | | | | | | | | | | | | | | | | | |
| 99 Aaron Judge, R OBP: 0.420, SLG: 0.678 | | | | | | | | | | | | | | | | | | | | |
| 22 Jacoby Ellsbury, L OBP: 0.349, SLG: 0.422 | | | | | | | | | | | | | | | | | | | | |
| 31 Aaron Hicks, S OBP: 0.426, SLG: 0.573 | | | | | | | | | | | | | | | | | | | | |
| 12 Chase Headley, S OBP: 0.304, SLG: 0.374 | | | | | | | | | | | | | | | | | | | | |
| 18 Didi Gregorius, L OBP: 0.359, SLG: 0.474 | | | | | | | | | | | | | | | | | | | | |
| 48 Chris Carter, R OBP: 0.305, SLG: 0.385 | | | | | | | | | | | | | | | | | | | | |
| Inning Stats | R: 0 H: 1 E: 0 K: 1 S: 9 | H: 1 LOB: 1 BB: 0 P: 9 | R: 0 H: 0 E: 0 K: 2 S: 11 | H: 0 LOB: 0 BB: 0 P: 15 | R: 1 H: 1 E: 0 K: 2 S: 8 | H: 1 LOB: 1 BB: 1 P: 15 | R: 0 H: 0 E: 0 K: 1 S: 12 | H: 0 LOB: 1 BB: 1 P: 24 | R: 0 H: 0 E: 0 K: 1 S: 8 | H: 0 LOB: 0 BB: 0 P: 11 | R: 1 H: 3 E: 0 K: 0 S: 14 | H: 3 LOB: 2 BB: 0 P: 20 | R: 1 H: 2 E: 0 K: 0 S: 12 | H: 2 LOB: 1 BB: 0 P: 19 | R: 0 H: 0 E: 0 K: 1 S: 8 | H: 0 LOB: 0 BB: 0 P: 9 | 1B: 4 2B: 2 3B: 0 HR: 1 | SF: 1 SAC: 0 DP: 0 HBP: 0 | WP: 0 PB: 0 SB: 1 CS: 0 | PA: 33 |
| PITCHER | IP WLS BF H R ER SO BB IBB HBP BLK WP HR S P ERA WHIP | | | | | | | | | | | | | | | | | | | |
| 39 Jason Hammel, R ERA: 5.98 | 6.0 L 26 6 3 3 7 2 0 0 0 0 0 7 98 4.50 1.333 | | | | | | | | | | | | | | | | | | | |
| 64 Matt Strahm, L ERA: 6.14 | 0.2 3 1 0 0 0 0 0 0 0 0 0 7 11 0.00 1.500 | | | | | | | | | | | | | | | | | | | |
| 47 Peter Moylan, R ERA: 8.82 | 1.1 4 0 0 0 1 0 0 0 0 0 0 11 13 0.00 0.000 | | | | | | | | | | | | | | | | | | | |

Kansas City Royals @ New York Yankees
Yankee Stadium, Bronx, NY
Wed May 24 2017, 7:11 PM - 9:50 PM EDT
Att: 34,610 - Partly Cloudy - 66 F

| | |
|-----|----|
| AB | 30 |
| R | 3 |
| H | 7 |
| RBI | 3 |
| BB | 2 |
| SO | 8 |
| LOB | 11 |



| Batter | 1 | 2 | 3 | 4 | 5 | 6 | 7 | 8 | 9 | AB R H RBI BB SO LOB | TOP | | | | | | | | | | | | |
|---|---|----------------------------------|---------------------------------------|----------------------------------|--------------------------------------|----------------------------------|---------------------------------------|----------------------------------|--------------------------------------|---------------------------------|---|----------------------------------|---|----------------------------------|---------------------------------------|----------------------------------|---------------------------------------|----------------------------------|----------------------------------|------------------------------------|----------------------------------|--------|--|
| 11 Rajai Davis, R OBP: 0.259, SLG: 0.323 | | | | | | | | | | 5 1 0 0 0 2 2 | <p>Oakland Athletics @ New York Yankees Yankee Stadium, Bronx, NY Fri May 26 2017, 7:10 PM - 10:18 PM EDT Att: 39,044 - Partly Cloudy - 74 F</p> <p>livebaseballscores.com</p> <p>AB 36 R 4 H 9 RBI 4 BB 1 SO 13 LOB 10</p> | | | | | | | | | | | | |
| 23 Matt Joyce, L OBP: 0.265, SLG: 0.357 | | | | | | | | | | 3 1 0 0 1 3 0 | | | | | | | | | | | | | |
| 8 Jed Lowrie, S OBP: 0.376, SLG: 0.500 | | | | | | | | | | 4 0 3 1 0 0 0 | | | | | | | | | | | | | |
| 2 Khris Davis, R OBP: 0.309, SLG: 0.506 | | | | | | | | | | 4 0 2 1 0 2 1 | | | | | | | | | | | | | |
| 25 Ryon Healy, R OBP: 0.286, SLG: 0.441 | | | | | | | | | | 4 0 0 0 0 2 4 | | | | | | | | | | | | | |
| 3 Trevor Plouffe, R OBP: 0.307, SLG: 0.399 | | | | | | | | | | 4 1 1 0 0 2 2 | | | | | | | | | | | | | |
| 21 Stephen Vogt, L OBP: 0.277, SLG: 0.376 | | | | | | | | | | 4 1 1 2 0 0 0 | | | | | | | | | | | | | |
| 20 Mark Canha, R OBP: 0.311, SLG: 0.536 | | | | | | | | | | 4 0 1 0 0 2 0 | | | | | | | | | | | | | |
| 16 Adam Rosales, R OBP: 0.270, SLG: 0.339 | | | | | | | | | | 4 0 1 0 0 0 1 | | | | | | | | | | | | | |
| Inning Stats | R: 0 H: 1 E: 0 K: 3 S: 10 | H: 1 LOB: 1 BB: 0 P: 16 | R: 0 H: 0 E: 0 K: 2 S: 11 | H: 0 LOB: 0 BB: 0 P: 14 | R: 0 H: 0 E: 0 K: 2 S: 9 | H: 0 LOB: 0 BB: 0 P: 13 | R: 0 H: 2 E: 0 K: 2 S: 12 | H: 2 LOB: 2 BB: 0 P: 20 | R: 0 H: 1 E: 0 K: 0 S: 6 | H: 1 LOB: 1 BB: 0 P: 7 | R: 0 H: 0 E: 0 K: 1 S: 9 | H: 0 LOB: 0 BB: 0 P: 13 | R: 0 H: 0 E: 0 K: 1 S: 9 | H: 0 LOB: 0 BB: 0 P: 13 | R: 2 H: 3 E: 1 K: 1 S: 21 | H: 3 LOB: 2 BB: 1 P: 32 | R: 2 H: 2 E: 0 K: 0 S: 11 | H: 2 LOB: 0 BB: 0 P: 16 | 1B: 6 2B: 2 3B: 0 HR: 1 | SF: 0 SAC: 0 DP: 0 HBP: 0 | WP: 1 PB: 0 SB: 1 CS: 0 | PA: 37 | |
| PITCHER | IP WLS BF H R ER SO BB IBB HBP BLK WP HR S P ERA WHIP | | | | | | | | | | | PITCHER | IP WLS BF H R ER SO BB IBB HBP BLK WP HR S P ERA WHIP | | | | | | | | | | |
| 19 Masahiro Tanaka, R ERA: 5.86 | 7.1 L 27 5 1 1 13 0 0 0 0 0 0 0 0 0 0 0 1.23 0.682 | | | | | | | | | | | | | | | | | | | | | | |
| 29 Tyler Clippard, R ERA: 1.77 | 0.2 5 2 1 1 0 1 0 0 0 1 0 11 17 13.50 4.500 | | | | | | | | | | | | | | | | | | | | | | |
| 65 Jonathan Holder, R ERA: 3.6 | 1.0 5 2 2 2 0 0 0 0 0 0 0 1 11 18.00 2.000 | | | | | | | | | | | | | | | | | | | | | | |

| Batter | 1 | 2 | 3 | 4 | 5 | 6 | 7 | 8 | 9 | AB R H RBI BB SO LOB | BOTTOM | | | | | | | | | | | | |
|--|---|----------------------------------|--------------------------------------|---------------------------------|---------------------------------------|----------------------------------|---------------------------------------|----------------------------------|---------------------------------------|----------------------------------|---|----------------------------------|---|----------------------------------|---------------------------------------|----------------------------------|---------------------------------------|----------------------------------|----------------------------------|------------------------------------|----------------------------------|--------|--|
| 11 Brett Gardner, L OBP: 0.367, SLG: 0.510 | | | | | | | | | | 3 0 0 0 1 0 1 | <p>Oakland Athletics @ New York Yankees Yankee Stadium, Bronx, NY Fri May 26 2017, 7:10 PM - 10:18 PM EDT Att: 39,044 - Partly Cloudy - 74 F</p> <p>livebaseballscores.com</p> <p>AB 29 R 1 H 5 RBI 1 BB 3 SO 10 LOB 11</p> | | | | | | | | | | | | |
| 31 Aaron Hicks, S OBP: 0.249, SLG: 0.566 | | | | | | | | | | 3 1 1 0 1 1 2 | | | | | | | | | | | | | |
| 17 Matt Holliday, R OBP: 0.361, SLG: 0.486 | | | | | | | | | | 4 0 0 0 0 3 3 | | | | | | | | | | | | | |
| 14 Starlin Castro, R OBP: 0.364, SLG: 0.495 | | | | | | | | | | 4 0 1 0 0 1 1 | | | | | | | | | | | | | |
| 99 Aaron Judge, R OBP: 0.428, SLG: 0.678 | | | | | | | | | | 3 0 2 0 1 0 0 | | | | | | | | | | | | | |
| 18 Didi Gregorius, L OBP: 0.349, SLG: 0.465 | | | | | | | | | | 2 0 0 1 0 0 0 | | | | | | | | | | | | | |
| 12 Chase Headley, S ERA: 4.35 | | | | | | | | | | 3 0 0 0 0 2 2 | | | | | | | | | | | | | |
| 24 Gary Sánchez, R OBP: 0.352, SLG: 0.425 | | | | | | | | | | 1 0 0 0 0 0 2 | | | | | | | | | | | | | |
| 48 Chris Carter, R OBP: 0.296, SLG: 0.372 | | | | | | | | | | 3 0 0 0 0 2 0 | | | | | | | | | | | | | |
| 27 Austin Romine, R OBP: 0.271, SLG: 0.354 | | | | | | | | | | 3 0 1 0 0 1 0 | | | | | | | | | | | | | |
| Inning Stats | R: 0 H: 0 E: 0 K: 2 S: 9 | H: 0 LOB: 0 BB: 0 P: 14 | R: 0 H: 0 E: 0 K: 1 S: 5 | H: 0 LOB: 0 BB: 0 P: 6 | R: 0 H: 1 E: 0 K: 0 S: 11 | H: 1 LOB: 0 BB: 0 P: 18 | R: 0 H: 1 E: 0 K: 2 S: 12 | H: 1 LOB: 0 BB: 0 P: 20 | R: 0 H: 0 E: 0 K: 1 S: 12 | H: 0 LOB: 0 BB: 0 P: 18 | R: 0 H: 1 E: 0 K: 1 S: 9 | H: 1 LOB: 1 BB: 0 P: 16 | R: 0 H: 1 E: 0 K: 0 S: 10 | H: 1 LOB: 1 BB: 0 P: 14 | R: 0 H: 0 E: 0 K: 2 S: 10 | H: 0 LOB: 0 BB: 0 P: 14 | R: 1 H: 1 E: 0 K: 0 S: 14 | H: 1 LOB: 2 BB: 2 P: 29 | 1B: 4 2B: 1 3B: 0 HR: 0 | SF: 1 SAC: 0 DP: 1 HBP: 0 | WP: 0 PB: 0 SB: 0 CS: 1 | PA: 35 | |
| PITCHER | IP WLS BF H R ER SO BB IBB HBP BLK WP HR S P ERA WHIP | | | | | | | | | | | PITCHER | IP WLS BF H R ER SO BB IBB HBP BLK WP HR S P ERA WHIP | | | | | | | | | | |
| 55 Sean Manaea, L ERA: 4.35 | 7.0 W 25 4 0 0 0 8 1 0 0 0 0 0 0 0 0 0 0.00 0.714 | | | | | | | | | | | | | | | | | | | | | | |
| 44 Ryan Madson, R ERA: 1.86 | 1.0 H 3 0 0 0 2 0 0 0 0 0 0 0 10 14 0.00 0.000 | | | | | | | | | | | | | | | | | | | | | | |
| 46 Santiago Casilla, R ERA: 4.31 | 1.0 6 1 1 1 0 2 0 0 0 0 0 0 14 29 9.00 3.000 | | | | | | | | | | | | | | | | | | | | | | |

| Batter | 1 | 2 | 3 | 4 | 5 | 6 | 7 | 8 | 9 | AB | R | H | RBI | BB | SO | LOB | TOP | | | | | | | | | | |
|---|-------------------------------|----------------------------------|------------------------------|----------------------------------|------------------------------|---------------------------------|------------------------------|---------------------------------|------------------------------|----------------------------------|-------------------------------|----------------------------------|-------------------------------|----------------------------------|-------------------------------|----------------------------------|------------------------------|----------------------------------|-------------------------|------------------------------------|----------------------------------|--------|--|--|--|--|--|
| 11 Rajai Davis, R OBP: 0.253, SLG: 0.316 23 Matt Joyce, L OBP: 0.285, SLG: 0.351 | | | | | | | | | | 3 | 0 | 0 | 0 | 0 | 2 | 2 | | | | | | | | | | | |
| 20 Mark Canha, R OBP: 0.308, SLG: 0.517 | | | | | | | | | | 4 | 0 | 1 | 0 | 0 | 1 | 1 | | | | | | | | | | | |
| 8 Jed Lowrie, S 61 John Axford, R | | | | | | | | | | 4 | 0 | 0 | 0 | 0 | 3 | 1 | | | | | | | | | | | |
| 2 Khris Davis, R OBP: 0.318, SLG: 0.503 | | | | | | | | | | 1 | 1 | 0 | 0 | 3 | 1 | 0 | | | | | | | | | | | |
| 25 Ryon Healy, R OBP: 0.291, SLG: 0.453 | | | | | | | | | | 4 | 0 | 2 | 1 | 0 | 1 | 2 | | | | | | | | | | | |
| 3 Trevor Plouffe, R OBP: 0.295, SLG: 0.395 | | | | | | | | | | 4 | 0 | 1 | 0 | 0 | 2 | 3 | | | | | | | | | | | |
| 18 Chad Pinder, R OBP: 0.333, SLG: 0.614 | | | | | | | | | | 3 | 0 | 0 | 0 | 1 | 2 | 3 | | | | | | | | | | | |
| 19 Josh Phegley, R OBP: 0.263, SLG: 0.429 | | | | | | | | | | 4 | 1 | 2 | 1 | 0 | 1 | 1 | | | | | | | | | | | |
| 16 Adam Rosales, R OBP: 0.270, SLG: 0.344 | | | | | | | | | | 4 | 0 | 1 | 0 | 0 | 0 | 2 | | | | | | | | | | | |
| Inning Stats | R: 0 E: 0 K: 3 S: 13 | H: 1 LOB: 2 BB: 1 P: 25 | R: 0 E: 0 K: 2 S: 9 | H: 1 LOB: 0 BB: 0 P: 12 | R: 0 E: 0 K: 1 S: 6 | H: 0 LOB: 0 BB: 0 P: 8 | R: 0 E: 0 K: 1 S: 6 | H: 0 LOB: 0 BB: 0 P: 7 | R: 0 E: 0 K: 1 S: 9 | H: 1 LOB: 2 BB: 1 P: 17 | R: 1 E: 0 K: 1 S: 12 | H: 1 LOB: 1 BB: 0 P: 20 | R: 1 E: 0 K: 1 S: 15 | H: 2 LOB: 1 BB: 0 P: 23 | R: 0 E: 0 K: 3 S: 15 | H: 1 LOB: 2 BB: 1 P: 24 | R: 0 E: 0 K: 1 S: 8 | H: 0 LOB: 0 BB: 0 P: 15 | 1B: 3 2B: 3 HR: 1 | SF: 0 SAC: 0 DP: 0 HBP: 0 | WP: 0 PB: 0 SB: 0 CS: 1 | PA: 38 | | | | | |
| PITCHER | IP | WLS | BF | H | R | ER | SO | BB | IBB | HBP | BLK | WP | HR | S | P | ERA | WHIP | | | | | | | | | | |
| 52 CC Sabathia, L ERA: 4.42 | 6.1 | W | 27 | 6 | 2 | 2 | 9 | 3 | 0 | 0 | 0 | 0 | 1 | 60 | 96 | 2.84 | 1.421 | | | | | | | | | | |
| 43 Adam Warren, R ERA: 2.88 | 0.2 | H | 2 | 0 | 0 | 0 | 1 | 0 | 0 | 0 | 0 | 0 | 0 | 10 | 16 | 0.00 | 0.000 | | | | | | | | | | |
| 29 Tyler Clippard, R ERA: 1.74 | 0.1 | H | 3 | 1 | 0 | 0 | 1 | 1 | 0 | 0 | 0 | 0 | 0 | 9 | 15 | 0.00 | 6.000 | | | | | | | | | | |
| 68 Dellin Betances, R ERA: 0.52 | 1.2 | S | 5 | 0 | 0 | 0 | 3 | 0 | 0 | 0 | 0 | 0 | 0 | 14 | 24 | 0.00 | 0.000 | | | | | | | | | | |

Oakland Athletics @ New York Yankees
Yankee Stadium, Bronx, NY
Sat May 27 2017, 1:11 PM - 4:23 PM EDT
Att: 40,218 - Cloudy - 72 F


AB 33
R 2
H 7
RBI 2
BB 4
SO 14
LOB 16



| Batter | 1 | 2 | 3 | 4 | 5 | 6 | 7 | 8 | 9 | AB | R | H | RBI | BB | SO | LOB | BOTTOM | | | | | | | | | | |
|---|------------------------------|----------------------------------|------------------------------|----------------------------------|------------------------------|----------------------------------|-------------------------------|----------------------------------|-------------------------------|----------------------------------|-------------------------------|----------------------------------|-------------------------------|----------------------------------|-------------------------------|----------------------------------|-------------------------------|----------------------------------|----------------------------------|------------------------------------|----------------------------------|--------|--|--|--|--|--|
| 11 Brett Gardner, L OBP: 0.365, SLG: 0.500 | | | | | | | | | | 3 | 0 | 0 | 0 | 1 | 1 | 2 | | | | | | | | | | | |
| 24 Gary Sánchez, R OBP: 0.358, SLG: 0.415 | | | | | | | | | | 2 | 2 | 0 | 0 | 2 | 2 | 1 | | | | | | | | | | | |
| 17 Matt Holliday, R OBP: 0.365, SLG: 0.503 | | | | | | | | | | 3 | 1 | 1 | 2 | 0 | 2 | 0 | | | | | | | | | | | |
| 14 Starlin Castro, R OBP: 0.362, SLG: 0.492 | | | | | | | | | | 3 | 0 | 1 | 1 | 0 | 0 | 0 | | | | | | | | | | | |
| 99 Aaron Judge, R OBP: 0.421, SLG: 0.665 | | | | | | | | | | 3 | 0 | 0 | 0 | 0 | 2 | 2 | | | | | | | | | | | |
| 18 Didi Gregorius, L OBP: 0.335, SLG: 0.451 | | | | | | | | | | 3 | 0 | 0 | 0 | 0 | 1 | 0 | | | | | | | | | | | |
| 31 Aaron Hicks, S OBP: 0.426, SLG: 0.556 | | | | | | | | | | 2 | 0 | 0 | 0 | 1 | 0 | 0 | | | | | | | | | | | |
| 48 Chris Carter, R OBP: 0.297, SLG: 0.365 | | | | | | | | | | 2 | 0 | 0 | 0 | 1 | 0 | 0 | | | | | | | | | | | |
| 74 Ronald Torreyes, R OBP: 0.284, SLG: 0.362 | | | | | | | | | | 3 | 0 | 0 | 0 | 0 | 2 | | | | | | | | | | | | |
| Inning Stats | R: 1 E: 0 K: 1 S: 9 | H: 0 LOB: 1 BB: 1 P: 23 | R: 0 E: 0 K: 0 S: 8 | H: 0 LOB: 0 BB: 0 P: 15 | R: 0 E: 0 K: 1 S: 9 | H: 0 LOB: 0 BB: 1 P: 16 | R: 0 E: 0 K: 2 S: 12 | H: 0 LOB: 0 BB: 0 P: 15 | R: 0 E: 0 K: 1 S: 14 | H: 0 LOB: 0 BB: 0 P: 19 | R: 2 E: 0 K: 1 S: 12 | H: 2 LOB: 1 BB: 1 P: 24 | R: 0 E: 0 K: 0 S: 16 | H: 0 LOB: 2 BB: 2 P: 27 | R: 0 E: 0 K: 2 S: 11 | H: 0 LOB: 0 BB: 0 P: 14 | R: 0 E: 0 K: 2 S: 11 | H: 0 LOB: 0 BB: 0 P: 14 | 1B: 1 2B: 0 3B: 0 HR: 1 | SF: 1 SAC: 0 DP: 0 HBP: 1 | WP: 1 PB: 1 SB: 0 CS: 1 | PA: 31 | | | | | |
| PITCHER | IP | WLS | BF | H | R | ER | SO | BB | IBB | HBP | BLK | WP | HR | S | P | ERA | WHIP | | | | | | | | | | |
| 45 Jharel Cotton, R ERA: 5.56 | 5.2 | L | 22 | 2 | 3 | 3 | 5 | 3 | 0 | 1 | 0 | 1 | 61 | 107 | 4.76 | 0.882 | | | | | | | | | | | |
| 47 Frankie Montas, R ERA: 4.5 | 1.0 | | 5 | 0 | 0 | 0 | 1 | 2 | 0 | 0 | 0 | 0 | 0 | 15 | 25 | 0.00 | 2.000 | | | | | | | | | | |
| 37 Danny Coulombe, L ERA: 2.81 | 0.1 | | 1 | 0 | 0 | 0 | 0 | 0 | 0 | 0 | 0 | 0 | 0 | 4 | 7 | 0.00 | 0.000 | | | | | | | | | | |
| 61 John Axford, R ERA: 5.4 | 1.0 | | 3 | 0 | 0 | 0 | 2 | 0 | 0 | 0 | 0 | 0 | 0 | 11 | 14 | 0.00 | 0.000 | | | | | | | | | | |

Oakland Athletics @ New York Yankees
Yankee Stadium, Bronx, NY
Sat May 27 2017, 1:11 PM - 4:23 PM EDT
Att: 40,218 - Cloudy - 72 F

AB 24
R 3
H 2
RBI 3
BB 5
SO 8
LOB 7



| Batter | 1 | 2 | 3 | 4 | 5 | 6 | 7 | 8 | 9 | AB | R | H | RBI | BB | SO | LOB | TOP | | | | | | | | | | |
|---|------------------------------|----------------------------------|-------------------------------|----------------------------------|-------------------------------|----------------------------------|------------------------------|----------------------------------|-------------------------------|----------------------------------|-------------------------------|----------------------------------|-------------------------------|----------------------------------|-------------------------------|----------------------------------|------------------------------|---------------------------------|-------------------------|------------------------------------|----------------------------------|--------|--|--|--|--|--|
| 20 Mark Canha, R OBP: 0.290, SLG: 0.484 | | | | | | | | | | 4 | 0 | 0 | 0 | 0 | 3 | 4 | | | | | | | | | | | |
| 21 Stephen Vogt, L OBP: 0.288, SLG: 0.363 | | | | | | | | | | 4 | 0 | 0 | 0 | 0 | 1 | 0 | | | | | | | | | | | |
| 8 Jed Lowrie, S OBP: 0.371, SLG: 0.483 | | | | | | | | | | 2 | 2 | 0 | 0 | 2 | 1 | 0 | | | | | | | | | | | |
| 2 Khris Davis, R OBP: 0.322, SLG: 0.517 | | | | | | | | | | 3 | 2 | 1 | 2 | 1 | 0 | 0 | | | | | | | | | | | |
| 17 Yonder Alonso, L OBP: 0.375, SLG: 0.637 | | | | | | | | | | 4 | 1 | 1 | 0 | 0 | 0 | 1 | | | | | | | | | | | |
| 25 Ryan Healy, R OBP: 0.295, SLG: 0.451 | | | | | | | | | | 3 | 0 | 1 | 2 | 1 | 1 | 0 | | | | | | | | | | | |
| 19 Josh Phegley, R OBP: 0.246, SLG: 0.400 | | | | | | | | | | 4 | 0 | 0 | 0 | 0 | 0 | 1 | | | | | | | | | | | |
| 23 Matt Joyce, L OBP: 0.290, SLG: 0.351 | | | | | | | | | | 3 | 0 | 1 | 0 | 1 | 0 | 0 | | | | | | | | | | | |
| 16 Adam Rosales, R OBP: 0.269, SLG: 0.336 | | | | | | | | | | 3 | 0 | 0 | 0 | 0 | 1 | 2 | | | | | | | | | | | |
| Inning Stats | R: 0 E: 0 K: 0 S: 9 | H: 0 LOB: 0 BB: 0 P: 12 | R: 2 E: 0 K: 0 S: 10 | H: 2 LOB: 0 BB: 1 P: 17 | R: 0 E: 0 K: 1 S: 12 | H: 0 LOB: 0 BB: 0 P: 16 | R: 0 E: 0 K: 1 S: 9 | H: 0 LOB: 0 BB: 0 P: 14 | R: 0 E: 0 K: 2 S: 13 | H: 1 LOB: 2 BB: 1 P: 22 | R: 1 E: 0 K: 1 S: 12 | H: 0 LOB: 0 BB: 1 P: 20 | R: 0 E: 0 K: 2 S: 12 | H: 0 LOB: 2 BB: 1 P: 23 | R: 2 E: 0 K: 0 S: 12 | H: 1 LOB: 0 BB: 1 P: 22 | R: 0 E: 0 K: 0 S: 7 | H: 0 LOB: 0 BB: 0 P: 9 | 1B: 2 2B: 2 HR: 1 | SF: 0 SAC: 0 DP: 1 HBP: 1 | WP: 0 PB: 0 SB: 0 CS: 0 | PA: 36 | | | | | |
| PITCHER | IP | WLS | BF | H | R | ER | SO | BB | IBB | HBP | BLK | WP | HR | S | P | ERA | WHIP | | | | | | | | | | |
| 35 Michael Pineda, R ERA: 3.32 | 6.0 | W | 23 | 3 | 3 | 2 | 5 | 3 | 0 | 0 | 1 | 0 | 0 | 65 | 101 | 3.00 | 1.000 | | | | | | | | | | |
| 57 Chad Green, R ERA: 1.69 | 1.1 | H | 8 | 1 | 2 | 2 | 2 | 2 | 0 | 1 | 0 | 0 | 1 | 22 | 42 | 13.50 | 2.250 | | | | | | | | | | |
| 39 Tommy Layne, L ERA: 7.94 | 0.1 | H | 1 | 0 | 0 | 0 | 0 | 0 | 0 | 0 | 0 | 0 | 0 | 1 | 1 | 0.00 | 0.000 | | | | | | | | | | |
| 43 Adam Warren, R ERA: 2.73 | 1.1 | S | 4 | 0 | 0 | 0 | 0 | 0 | 0 | 0 | 0 | 0 | 0 | 8 | 11 | 0.00 | 0.000 | | | | | | | | | | |

Oakland Athletics @ New York Yankees
Yankee Stadium, Bronx, NY
Sun May 28 2017, 1:12 PM - 4:20 PM EDT
Att: 45,232 - Partly Cloudy - 70 F

AB 30
R 5
H 4
RBI 4
BB 5
SO 7
LOB 8



| Batter | 1 | 2 | 3 | 4 | 5 | 6 | 7 | 8 | 9 | AB | R | H | RBI | BB | SO | LOB | BOTTOM | | | | | | | | | | |
|---|------------------------------|----------------------------------|-------------------------------|----------------------------------|-------------------------------|----------------------------------|------------------------------|----------------------------------|------------------------------|----------------------------------|------------------------------|----------------------------------|-------------------------------|----------------------------------|-------------------------------|----------------------------------|----------------------------------|------------------------------------|----------------------------------|--------|--|--|--|--|--|--|--|
| 11 Brett Gardner, L OBP: 0.360, SLG: 0.497 | | | | | | | | | | 5 | 0 | 1 | 2 | 0 | 2 | 2 | | | | | | | | | | | |
| 24 Gary Sánchez, R OBP: 0.390, SLG: 0.425 | | | | | | | | | | 5 | 1 | 2 | 1 | 0 | 1 | 2 | | | | | | | | | | | |
| 17 Matt Holliday, R OBP: 0.362, SLG: 0.493 | | | | | | | | | | 3 | 1 | 0 | 0 | 1 | 0 | 2 | | | | | | | | | | | |
| 14 Starlin Castro, R OBP: 0.360, SLG: 0.487 | | | | | | | | | | 4 | 1 | 1 | 0 | 0 | 1 | 5 | | | | | | | | | | | |
| 99 Aaron Judge, R OBP: 0.422, SLG: 0.679 | | | | | | | | | | 4 | 1 | 2 | 4 | 0 | 0 | 1 | | | | | | | | | | | |
| 18 Didi Gregorius, L OBP: 0.336, SLG: 0.443 | | | | | | | | | | 4 | 1 | 1 | 0 | 0 | 0 | 1 | | | | | | | | | | | |
| 31 Aaron Hicks, S OBP: 0.429, SLG: 0.555 | | | | | | | | | | 2 | 1 | 1 | 1 | 1 | 0 | 1 | | | | | | | | | | | |
| 48 Chris Carter, R OBP: 0.296, SLG: 0.357 | | | | | | | | | | 2 | 1 | 0 | 1 | 1 | 2 | 1 | | | | | | | | | | | |
| 74 Ronald Torreyes, R OBP: 0.303, SLG: 0.371 | | | | | | | | | | 3 | 2 | 2 | 0 | 1 | 0 | 0 | | | | | | | | | | | |
| Inning Stats | R: 0 E: 0 K: 0 S: 9 | H: 0 LOB: 0 BB: 0 P: 17 | R: 1 E: 0 K: 1 S: 10 | H: 2 LOB: 1 BB: 0 P: 14 | R: 4 E: 0 K: 1 S: 16 | H: 3 LOB: 0 BB: 0 P: 22 | R: 1 E: 0 K: 1 S: 8 | H: 1 LOB: 0 BB: 0 P: 12 | R: 0 E: 0 K: 0 S: 6 | H: 0 LOB: 0 BB: 1 P: 14 | R: 0 E: 0 K: 0 S: 6 | H: 0 LOB: 0 BB: 1 P: 14 | R: 1 E: 0 K: 2 S: 14 | H: 2 LOB: 2 BB: 1 P: 23 | R: 2 E: 0 K: 1 S: 18 | H: 2 LOB: 2 BB: 2 P: 30 | 1B: 7 2B: 2 3B: 0 HR: 1 | SF: 2 SAC: 0 DP: 0 HBP: 0 | WP: 0 PB: 0 SB: 1 CS: 1 | PA: 39 | | | | | | | |
| PITCHER | IP | WLS | BF | H | R | ER | SO | BB | IBB | HBP | BLK | WP | HR | S | P | ERA | WHIP | | | | | | | | | | |
| 60 Andrew Triggs, R ERA: 2.64 | 6.0 | L | 25 | 6 | 6 | 1 | 3 | 1 | 0 | 0 | 0 | 0 | 0 | 14 | 23 | 9.00 | 3.000 | | | | | | | | | | |
| 57 Josh Smith, R ERA: 7.39 | 1.0 | | 6 | 2 | 1 | 1 | 2 | 1 | 0 | 0 | 0 | 0 | 0 | 18 | 30 | 18.00 | 4.000 | | | | | | | | | | |
| 61 John Axford, R ERA: 8.31 | 1.0 | | 7 | 2 | 2 | 2 | 1 | 2 | 0 | 0 | 0 | 0 | 0 | 18 | 30 | 18.00 | 4.000 | | | | | | | | | | |

Oakland Athletics @ New York Yankees
Yankee Stadium, Bronx, NY
Sun May 28 2017, 1:12 PM - 4:20 PM EDT
Att: 45,232 - Partly Cloudy - 70 F

AB 32
R 9
H 10
RBI 9
BB 4
SO 6
LOB 15



| Batter | 1 | 2 | 3 | 4 | 5 | 6 | 7 | 8 | 9 | AB | R | H | RBI | BB | SO | LOB | TOP | | | | | | | | | | |
|---|---|---|--|---|--|----------------------------------|-------------------------------|----------------------------------|-------------------------------|----------------------------------|-------------------------------|----------------------------------|-------------------------------|----------------------------------|-------------------------------|---|----------------------------------|------------------------------------|----------------------------------|------------------------------------|----------------------------------|--------|----|------|-------|-------|-------|
| 11 Brett Gardner, L OBP: 0.365, SLG: 0.529 | | | | | | | | | | 4 | 1 | 1 | 1 | 1 | 0 | 2 | | | | | | | | | | | |
| 31 Aaron Hicks, S OBP: 0.425, SLG: 0.545 | | | | | | | | | | 5 | 1 | 1 | 1 | 0 | 2 | 4 | | | | | | | | | | | |
| 17 Matt Holliday, R OBP: 0.356, SLG: 0.509 | | | | | | | | | | 4 | 0 | 1 | 1 | 1 | 0 | 2 | | | | | | | | | | | |
| 14 Starlin Castro, R OBP: 0.359, SLG: 0.475 | | | | | | | | | | 5 | 0 | 2 | 0 | 0 | 1 | 0 | | | | | | | | | | | |
| 99 Aaron Judge, R OBP: 0.428, SLG: 0.690 | | | | | | | | | | 4 | 1 | 2 | 0 | 1 | 1 | 2 | | | | | | | | | | | |
| 12 Chase Headley, S OBP: 0.310, SLG: 0.363 | | | | | | | | | | 3 | 0 | 0 | 0 | 2 | 2 | 4 | | | | | | | | | | | |
| 74 Ronald Torreyes, R OBP: 0.301, SLG: 0.366 | | | | | | | | | | 4 | 1 | 1 | 0 | 0 | 1 | 4 | AB 37 | | | | | | | | | | |
| 27 Austin Romine, R OBP: 0.270, SLG: 0.349 | | | | | | | | | 4 | 0 | 1 | 0 | 0 | 1 | 1 | | R 4 | | | | | | | | | | |
| 38 Rob Refsnyder, R OBP: 0.333, SLG: 0.300 | | | | | | | | | | 4 | 0 | 2 | 0 | 0 | 1 | 2 | H 11 | | | | | | | | | | |
| Inning Stats | R: 0 E: 0 K: 0 S: 11 | H: 2 LOB: 3 BB: 2 P: 22 | R: 0 E: 0 K: 2 S: 10 | H: 0 LOB: 0 BB: 0 P: 12 | R: 0 E: 0 K: 0 S: 8 | H: 0 LOB: 0 BB: 0 P: 13 | R: 1 E: 0 K: 0 S: 13 | H: 1 LOB: 1 BB: 1 P: 22 | R: 2 E: 0 K: 1 S: 15 | H: 4 LOB: 3 BB: 1 P: 25 | R: 0 E: 0 K: 2 S: 11 | H: 1 LOB: 2 BB: 1 P: 21 | R: 0 E: 0 K: 1 S: 9 | H: 0 LOB: 0 BB: 0 P: 14 | R: 1 E: 0 K: 1 S: 15 | H: 2 LOB: 1 BB: 0 P: 19 | R: 0 E: 0 K: 2 S: 11 | H: 1 LOB: 1 BB: 0 P: 17 | 1B: 8 2B: 3 3B: 0 HR: 0 | SF: 0 SAC: 0 DP: 1 HBP: 0 | WP: 0 PB: 0 SB: 0 CS: 0 | PA: 42 | | | | | |
| PITCHER | IP WLS BF H R ER SO BB IBB HBP BLK WP HR S P ERA WHIP | 5.1 W 28 8 3 2 4 5 0 0 0 0 0 63 106 3.38 2.438 | 6.1 H 5 0 0 2 0 0 0 0 0 0 0 14 23 0.00 0.000 | 8.1 5 2 1 1 0 2 0 0 0 0 0 15 19 9.00 2.000 | 9.1 1.0 4 1 0 0 2 0 0 0 0 0 11 17 0.00 1.000 | PITCHER | | | | | | | | | | IP WLS BF H R ER SO BB IBB HBP BLK WP HR S P ERA WHIP | | | | | | | | | | | |
| 39 Kevin Gausman, R ERA: 5.92 | | | | | | | | | | | 5.1 | W | 28 | 8 | 3 | 2 | 4 | 5 | 0 | 0 | 0 | 0 | 0 | 63 | 106 | 3.38 | 2.438 |
| 60 Mychal Givens, R ERA: 2.96 | | | | | | | | | | | 6.1 | H | 5 | 0 | 0 | 2 | 0 | 0 | 0 | 0 | 0 | 0 | 14 | 23 | 0.00 | 0.000 | |
| 56 Darren O'Day, R ERA: 3.8 | | | | | | | | | | | 8.1 | 5 | 2 | 1 | 1 | 0 | 2 | 0 | 0 | 0 | 0 | 15 | 19 | 9.00 | 2.000 | | |
| 59 Mike Wright Jr., R ERA: | | | | | | | | | | | 9.1 | 1.0 | 4 | 1 | 0 | 0 | 2 | 0 | 0 | 0 | 0 | 11 | 17 | 0.00 | 1.000 | | |
| Batter | 1 | 2 | 3 | 4 | 5 | 6 | 7 | 8 | 9 | AB | R | H | RBI | BB | SO | LOB | BOTTOM | | | | | | | | | | |
| 12 Seth Smith, L OBP: 0.346, SLG: 0.424 | | | | | | | | | | 4 | 2 | 3 | 0 | 1 | 0 | 1 | | | | | | | | | | | |
| 10 Adam Jones, R OBP: 0.309, SLG: 0.436 | | | | | | | | | | 5 | 2 | 3 | 5 | 0 | 1 | 1 | | | | | | | | | | | |
| 13 Manny Machado, R OBP: 0.286, SLG: 0.405 | | | | | | | | | | 5 | 0 | 0 | 0 | 0 | 2 | 4 | | | | | | | | | | | |
| 45 Mark Trumbo, R OBP: 0.324, SLG: 0.415 | | | | | | | | | | 3 | 2 | 2 | 2 | 1 | 0 | | | | | | | | | | | | |
| 19 Chris Davis, L OBP: 0.327, SLG: 0.464 | | | | | | | | | | 4 | 1 | 2 | 3 | 0 | 0 | 1 | | | | | | | | | | | |
| 16 Trey Mancini, R OBP: 0.338, SLG: 0.508 | | | | | | | | | | 4 | 0 | 0 | 0 | 0 | 2 | | | | | | | | | | | | |
| 23 Joey Rickard, R OBP: 0.303, SLG: 0.347 | | | | | | | | | | 0 | 0 | 0 | 0 | 0 | 0 | | | | | | | | | | | | |
| 6 Jonathan Schoop, R OBP: 0.325, SLG: 0.475 | | | | | | | | | | 4 | 0 | 1 | 0 | 0 | 0 | 1 | AB 37 | | | | | | | | | | |
| 36 Caleb Joseph, R OBP: 0.270, SLG: 0.425 | | | | | | | | | | 4 | 1 | 1 | 0 | 0 | 1 | | R 10 | | | | | | | | | | |
| 2 J.J. Hardy, R OBP: 0.258, SLG: 0.318 | | | | | | | | | | 4 | 2 | 2 | 0 | 0 | 1 | 2 | H 14 | | | | | | | | | | |
| Inning Stats | R: 0 E: 0 K: 1 S: 8 | H: 1 LOB: 0 BB: 0 P: 13 | R: 0 E: 0 K: 0 S: 9 | H: 0 LOB: 1 BB: 1 P: 18 | R: 4 E: 0 K: 2 S: 17 | H: 5 LOB: 1 BB: 0 P: 29 | R: 3 E: 0 K: 0 S: 12 | H: 2 LOB: 0 BB: 1 P: 20 | R: 0 E: 0 K: 1 S: 8 | H: 0 LOB: 0 BB: 0 P: 12 | R: 0 E: 0 K: 0 S: 8 | H: 1 LOB: 1 BB: 0 P: 15 | R: 2 E: 0 K: 1 S: 17 | H: 2 LOB: 0 BB: 0 P: 20 | R: 1 E: 0 K: 1 S: 14 | H: 3 LOB: 2 BB: 0 P: 21 | 1B: 6 2B: 6 3B: 0 HR: 2 | SF: 0 SAC: 0 DP: 1 HBP: 0 | WP: 0 PB: 0 SB: 0 CS: 0 | PA: 39 | | | | | | | |
| PITCHER | IP WLS BF H R ER SO BB IBB HBP BLK WP HR S P ERA WHIP | 5.2 L 27 9 7 7 4 2 0 0 0 0 0 60 103 11.12 1.941 | 6.1 0.1 1 0 0 0 0 0 0 0 0 0 2 4 0.00 0.000 | 7.1 1.2 8 3 3 3 2 0 0 0 0 0 1 25 32 16.20 1.800 | 8.1 0.1 3 2 0 0 0 0 0 0 0 0 6 9 0.00 6.000 | PITCHER | | | | | | | | | | IP WLS BF H R ER SO BB IBB HBP BLK WP HR S P ERA WHIP | | | | | | | | | | | |
| 19 Masahiro Tanaka, R ERA: 6.34 | | | | | | | | | | | 5.2 | L | 27 | 9 | 7 | 7 | 4 | 2 | 0 | 0 | 0 | 0 | 60 | 103 | 11.12 | 1.941 | |
| 39 Tommy Layne, L ERA: 7.5 | | | | | | | | | | | 6.1 | 0.1 | 1 | 0 | 0 | 0 | 0 | 0 | 0 | 0 | 0 | 2 | 4 | 0.00 | 0.000 | | |
| 30 Giovanni Gallegos, R ERA: 7.71 | | | | | | | | | | | 7.1 | 1.2 | 8 | 3 | 3 | 3 | 2 | 0 | 0 | 0 | 0 | 1 | 25 | 32 | 16.20 | 1.800 | |
| 65 Jonathan Holder, R ERA: 3.27 | | | | | | | | | | | 8.1 | 0.1 | 3 | 2 | 0 | 0 | 0 | 0 | 0 | 0 | 0 | 6 | 9 | 0.00 | 6.000 | | |

New York Yankees @ Baltimore Orioles
 Oriole Park at Camden Yards, Baltimore, MD
 Wed May 31 2017, 7:21 PM - 10:36 PM EDT
 Att: 22,983 - Partly Cloudy - 73 F

| | |
|-----|----|
| AB | 37 |
| R | 4 |
| H | 11 |
| RBI | 3 |
| BB | 5 |
| SO | 9 |
| LOB | 21 |



New York Yankees @ Baltimore Orioles
 Oriole Park at Camden Yards, Baltimore, MD
 Wed May 31 2017, 7:21 PM - 10:36 PM EDT
 Att: 22,983 - Partly Cloudy - 73 F

| | |
|-----|----|
| AB | 37 |
| R | 10 |
| H | 14 |
| RBI | 10 |
| BB | 2 |
| SO | 6 |
| LOB | 13 |



| Batter | 1 | 2 | 3 | 4 | 5 | 6 | 7 | 8 | 9 | AB | R | H | RBI | BB | SO | LOB | TOP | | | | |
|---|---|---|---|---|---|---|---|---|---|---|---|---|---|---|---|---|---|---|------------------------------------|----------------------------------|--------|
| 11 Brett Gardner, L OBP: 0.364, SLG: 0.528 | | | | | | | | | | 6 | 2 | 2 | 0 | 0 | 1 | 2 | New York Yankees @ Toronto Blue Jays Rogers Centre, Toronto, ON Thu Jun 01 2017, 7:09 PM - 10:18 PM EDT Att: 37,722 - Cloudy - 63 F | | | | |
| 24 Gary Sánchez, R OBP: 0.360, SLG: 0.470 | | | | | | | | | | 5 | 2 | 2 | 3 | 0 | 2 | 2 | | | | | |
| 99 Aaron Judge, R OBP: 0.427, SLG: 0.680 | | | | | | | | | | 4 | 1 | 1 | 1 | 1 | 2 | 1 | | | | | |
| 38 Rob Refsnyder, R OBP: 0.333, SLG: 0.300 | | | | | | | | | | 0 | 0 | 0 | 0 | 0 | 0 | 0 | | | | | |
| 17 Matt Holliday, R OBP: 0.363, SLG: 0.512 | | | | | | | | | | 5 | 2 | 3 | 0 | 0 | 1 | 1 | | | | | |
| 14 Starlin Castro, R OBP: 0.357, SLG: 0.469 | | | | | | | | | | 3 | 1 | 0 | 0 | 1 | 0 | 1 | | | | | |
| 74 Ronald Torreyes, R OBP: 0.298, SLG: 0.363 | | | | | | | | | | 1 | 0 | 0 | 0 | 0 | 1 | 1 | | | | | |
| 18 Didi Gregorius, L OBP: 0.331, SLG: 0.429 | | | | | | | | | | 5 | 2 | 1 | 0 | 0 | 1 | 3 | | | | | |
| 31 Aaron Hicks, S OBP: 0.298, SLG: 0.579 | | | | | | | | | | 5 | 2 | 4 | 6 | 0 | 1 | 0 | | | | | |
| 12 Chase Headley, S OBP: 0.313, SLG: 0.364 | | | | | | | | | | 5 | 0 | 2 | 2 | 0 | 1 | 2 | | | | | |
| 48 Chris Carter, R OBP: 0.282, SLG: 0.330 | | | | | | | | | | 4 | 0 | 0 | 0 | 1 | 1 | 2 | | | | | |
| Inning Stats | R: 4 H: 4 E: 0 K: 1 S: 18 | H: 4 LOB: 1 BB: 1 P: 29 | R: 1 H: 1 E: 0 K: 2 S: 15 | H: 1 LOB: 1 BB: 2 P: 22 | R: 0 H: 1 E: 0 K: 0 S: 10 | LOB: 1 BB: 0 P: 14 | R: 2 H: 3 E: 0 K: 1 S: 17 | H: 3 LOB: 1 BB: 0 P: 28 | R: 0 H: 0 E: 0 K: 2 S: 10 | H: 0 LOB: 0 BB: 0 P: 11 | R: 2 H: 2 E: 1 K: 0 S: 18 | H: 2 LOB: 1 BB: 0 P: 25 | R: 0 H: 0 E: 0 K: 2 S: 8 | H: 0 LOB: 0 BB: 0 P: 11 | R: 3 H: 4 E: 0 K: 1 S: 15 | H: 4 LOB: 1 BB: 0 P: 24 | | 1B: 9 2B: 4 3B: 0 HR: 2 | SF: 0 SAC: 0 DP: 0 HBP: 0 | WP: 1 PB: 0 SB: 0 CS: 0 | PA: 46 |
| PITCHER | IP WLS BF H R ER SO BB IBB HBP BLK WP HR S P ERA WHIP | IP WLS BF H R ER SO BB IBB HBP BLK WP HR S P ERA WHIP | IP WLS BF H R ER SO BB IBB HBP BLK WP HR S P ERA WHIP | IP WLS BF H R ER SO BB IBB HBP BLK WP HR S P ERA WHIP | IP WLS BF H R ER SO BB IBB HBP BLK WP HR S P ERA WHIP | IP WLS BF H R ER SO BB IBB HBP BLK WP HR S P ERA WHIP | IP WLS BF H R ER SO BB IBB HBP BLK WP HR S P ERA WHIP | IP WLS BF H R ER SO BB IBB HBP BLK WP HR S P ERA WHIP | IP WLS BF H R ER SO BB IBB HBP BLK WP HR S P ERA WHIP | IP WLS BF H R ER SO BB IBB HBP BLK WP HR S P ERA WHIP | IP WLS BF H R ER SO BB IBB HBP BLK WP HR S P ERA WHIP | IP WLS BF H R ER SO BB IBB HBP BLK WP HR S P ERA WHIP | IP WLS BF H R ER SO BB IBB HBP BLK WP HR S P ERA WHIP | IP WLS BF H R ER SO BB IBB HBP BLK WP HR S P ERA WHIP | IP WLS BF H R ER SO BB IBB HBP BLK WP HR S P ERA WHIP | IP WLS BF H R ER SO BB IBB HBP BLK WP HR S P ERA WHIP | | IP WLS BF H R ER SO BB IBB HBP BLK WP HR S P ERA WHIP | | | |
| 25 Marco Estrada, R ERA: 3.86 | 3.2 | L | 22 | 9 | 7 | 7 | 4 | 2 | 0 | 0 | 0 | 0 | 0 | 1 | 0 | 33 | | 48 | 0.00 | 1.000 | |
| 60 Leonel Campos, R ERA: 2.25 | 3.0 | | 13 | 2 | 2 | 0 | 4 | 1 | 0 | 0 | 0 | 0 | 0 | 1 | 0 | 21 | | 33 | 16.20 | 1.800 | |
| 56 J.P. Howell, L ERA: 8.64 | 1.2 | | 8 | 3 | 3 | 3 | 3 | 0 | 0 | 0 | 0 | 0 | 0 | 0 | 0 | 7 | 10 | 0.00 | 1.500 | | |
| 52 Ryan Tepera, R ERA: 2.9 | 0.2 | | 3 | 1 | 0 | 0 | 0 | 0 | 0 | 0 | 0 | 0 | 0 | 0 | 0 | 7 | 10 | 0.00 | 1.500 | | |
| Batter | 1 | 2 | 3 | 4 | 5 | 6 | 7 | 8 | 9 | AB | R | H | RBI | BB | SO | LOB | BOTTOM | | | | |
| 11 Kevin Pillar, R OBP: 0.328, SLG: 0.443 | | | | | | | | | | 4 | 0 | 0 | 0 | 0 | 0 | 1 | New York Yankees @ Toronto Blue Jays Rogers Centre, Toronto, ON Thu Jun 01 2017, 7:09 PM - 10:18 PM EDT Att: 37,722 - Cloudy - 63 F | | | | |
| 20 Josh Donaldson, R OBP: 0.375, SLG: 0.551 | | | | | | | | | | 4 | 0 | 1 | 0 | 0 | 1 | 1 | | | | | |
| 19 José Bautista, R OBP: 0.358, SLG: 0.448 | | | | | | | | | | 3 | 0 | 0 | 0 | 0 | 2 | 1 | | | | | |
| 7 Chris Coghlan, L OBP: 0.313, SLG: 0.290 | | | | | | | | | | 1 | 0 | 0 | 0 | 0 | 0 | 0 | | | | | |
| 8 Kendrys Morales, S OBP: 0.320, SLG: 0.492 | | | | | | | | | | 4 | 1 | 2 | 1 | 0 | 1 | 0 | | | | | |
| 14 Justin Smoak, S OBP: 0.347, SLG: 0.540 | | | | | | | | | | 4 | 0 | 2 | 0 | 0 | 2 | 0 | | | | | |
| 2 Troy Tulowitzki, R OBP: 0.296, SLG: 0.378 | | | | | | | | | | 3 | 0 | 0 | 0 | 0 | 0 | 3 | | | | | |
| 17 Ryan Goins, L OBP: 0.287, SLG: 0.358 | | | | | | | | | | 0 | 0 | 0 | 0 | 0 | 0 | 0 | | | | | |
| 18 Darwin Barney, R OBP: 0.265, SLG: 0.303 | | | | | | | | | | 3 | 0 | 0 | 0 | 0 | 0 | 2 | | | | | |
| 3 Ezequiel Carrera, L OBP: 0.340, SLG: 0.400 | | | | | | | | | | 3 | 1 | 1 | 1 | 0 | 2 | 2 | | | | | |
| 22 Luke Maile, R OBP: 0.143, SLG: 0.190 | | | | | | | | | | 3 | 0 | 1 | 0 | 0 | 1 | 0 | | | | | |
| Inning Stats | R: 0 H: 0 E: 0 K: 2 S: 8 | H: 2 LOB: 2 BB: 0 P: 12 | R: 0 H: 1 E: 0 K: 1 S: 13 | H: 1 LOB: 1 BB: 0 P: 23 | R: 0 H: 1 E: 0 K: 0 S: 10 | H: 1 LOB: 0 BB: 0 P: 15 | R: 0 H: 0 E: 0 K: 1 S: 7 | H: 0 LOB: 0 BB: 0 P: 12 | R: 0 H: 0 E: 0 K: 1 S: 9 | H: 0 LOB: 0 BB: 0 P: 13 | R: 1 H: 1 E: 0 K: 0 S: 14 | H: 1 LOB: 0 BB: 0 P: 22 | R: 1 H: 2 E: 0 K: 0 S: 7 | H: 2 LOB: 0 BB: 0 P: 11 | R: 0 H: 0 E: 0 K: 2 S: 8 | H: 0 LOB: 0 BB: 0 P: 12 | | 1B: 4 2B: 1 3B: 0 HR: 2 | SF: 0 SAC: 0 DP: 2 HBP: 0 | WP: 0 PB: 0 SB: 0 CS: 0 | PA: 32 |
| PITCHER | IP WLS BF H R ER SO BB IBB HBP BLK WP HR S P ERA WHIP | IP WLS BF H R ER SO BB IBB HBP BLK WP HR S P ERA WHIP | IP WLS BF H R ER SO BB IBB HBP BLK WP HR S P ERA WHIP | IP WLS BF H R ER SO BB IBB HBP BLK WP HR S P ERA WHIP | IP WLS BF H R ER SO BB IBB HBP BLK WP HR S P ERA WHIP | IP WLS BF H R ER SO BB IBB HBP BLK WP HR S P ERA WHIP | IP WLS BF H R ER SO BB IBB HBP BLK WP HR S P ERA WHIP | IP WLS BF H R ER SO BB IBB HBP BLK WP HR S P ERA WHIP | IP WLS BF H R ER SO BB IBB HBP BLK WP HR S P ERA WHIP | IP WLS BF H R ER SO BB IBB HBP BLK WP HR S P ERA WHIP | IP WLS BF H R ER SO BB IBB HBP BLK WP HR S P ERA WHIP | IP WLS BF H R ER SO BB IBB HBP BLK WP HR S P ERA WHIP | IP WLS BF H R ER SO BB IBB HBP BLK WP HR S P ERA WHIP | IP WLS BF H R ER SO BB IBB HBP BLK WP HR S P ERA WHIP | IP WLS BF H R ER SO BB IBB HBP BLK WP HR S P ERA WHIP | IP WLS BF H R ER SO BB IBB HBP BLK WP HR S P ERA WHIP | | | | | |
| 52 CC Sabathia, L ERA: 4.12 | 6.1 | W | 23 | 5 | 1 | 1 | 7 | 0 | 0 | 0 | 0 | 0 | 0 | 0 | 1 | 64 | | 102 | 1.42 | 0.789 | |
| 57 Chad Green, R ERA: 2.03 | 2.2 | | 9 | 2 | 1 | 1 | 2 | 0 | 0 | 0 | 0 | 0 | 0 | 0 | 1 | 20 | | 30 | 3.38 | 0.750 | |

| Batter | 1 | 2 | 3 | 4 | 5 | 6 | 7 | 8 | 9 | AB | R | H | RBI | BB | SO | LOB | TOP | | | | | | | | | | | | | | | | | | | |
|--|--------------------------------------|----------------------------------|---------------------------------------|--------------------------|---------------------------------------|--------------------------|--------------------------------------|---------------------------------|--------------------------------------|----------------------------------|---------------------------------------|----------------------------------|---------------------------------------|----------------------------------|---------------------------------------|----------------------------------|--|---------------------------------|----------------------------------|------------------------------------|----------------------------------|--------|---|----|----|----|-----|-----|-----|----|----|---|---|-----|------|-------|
| 11 Brett Gardner, L OBP: 0.360, SLG: 0.516 | E7 | | 99 BB | | | K | K | | F7 | 4 | 0 | 0 | 0 | 1 | 2 | 0 | New York Yankees @ Toronto Blue Jays Rogers Centre, Toronto, ON Fri Jun 02 2017, 7:10 PM - 10:22 PM EDT Att: 44,261 - Clear - 65 F | | | | | | | | | | | | | | | | | | | |
| 24 Gary Sánchez, R OBP: 0.353, SLG: 0.457 | G5-3 | | L4 | | | | K | | L6 | 5 | 1 | 1 | 0 | 0 | 1 | 3 | | | | | | | | | | | | | | | | | | | | |
| 99 Aaron Judge, R OBP: 0.431, SLG: 0.691 | K | | 17 G5-4-3 | | | | 1B | | K | 3 | 2 | 1 | 2 | 2 | 2 | 1 | | | | | | | | | | | | | | | | | | | | |
| 17 Matt Holliday, R OBP: 0.365, SLG: 0.515 | F7 | | G5-4-3 | | | | HR | | K | 3 | 1 | 1 | 1 | 1 | 0 | 4 | | | | | | | | | | | | | | | | | | | | |
| 14 Starlin Castro, R OBP: 0.356, SLG: 0.479 | G6-3 | | | | | | HR | | K | 4 | 1 | 1 | 2 | 0 | 1 | 1 | | | | | | | | | | | | | | | | | | | | |
| 31 Aaron Hicks, S OBP: 0.432, SLG: 0.585 | 2B | | | | | | HR | | 12 G1-3 | 4 | 0 | 2 | 0 | 0 | 0 | 0 | | | | | | | | | | | | | | | | | | | | |
| 18 Didi Gregorius, L OBP: 0.328, SLG: 0.423 | K | | | | | | | | K | 4 | 0 | 1 | 0 | 0 | 2 | 2 | | | | | | | | | | | | | | | | | | | | |
| 12 Chase Headley, S OBP: 0.306, SLG: 0.356 | F7 | | | | | | F7 | | G1-3 | 4 | 0 | 0 | 0 | 0 | 1 | 3 | | | | | | | | | | | | | | | | | | | | |
| 48 Chris Carter, R OBP: 0.281, SLG: 0.336 | 2B | | | | | | F9 | | L1 | 4 | 0 | 1 | 0 | 0 | 1 | 2 | | | | | | | | | | | | | | | | | | | | |
| Inning Stats | R: 0 H: 0 E: 1 K: 1 S: 9 | H: 0 LOB: 1 BB: 0 P: 17 | R: 0 H: 1 E: 0 K: 1 S: 10 | LOB: 1 BB: 0 P: 15 | R: 0 H: 1 E: 0 K: 0 S: 14 | LOB: 2 BB: 2 P: 24 | R: 0 H: 0 E: 0 K: 0 S: 5 | H: 0 LOB: 0 BB: 0 P: 6 | R: 0 H: 0 E: 0 K: 3 S: 9 | H: 0 LOB: 0 BB: 0 P: 15 | R: 4 H: 4 E: 0 K: 0 S: 13 | H: 4 LOB: 1 BB: 1 P: 23 | R: 1 H: 1 E: 0 K: 3 S: 16 | H: 1 LOB: 1 BB: 1 P: 25 | R: 0 H: 1 E: 0 K: 1 S: 15 | H: 1 LOB: 1 BB: 0 P: 23 | R: 0 H: 0 E: 0 K: 1 S: 7 | H: 0 LOB: 0 BB: 0 P: 8 | 1B: 3 2B: 3 3B: 0 HR: 2 | SF: 0 SAC: 0 DP: 1 HBP: 0 | WP: 0 PB: 0 SB: 0 CS: 0 | PA: 39 | | | | | | | | | | | | | | |
| PITCHER | IP | WLS | BF | H | R | ER | SO | BB | IBB | HBP | BLK | WP | HR | S | P | ERA | WHIP | PITCHER | IP | WLS | BF | H | R | ER | SO | BB | IBB | HBP | BLK | WP | HR | S | P | ERA | WHIP | |
| 45 Francisco Liriano, L ERA: 5.94 | (1, 1) | 5.0 | W | 21 | 4 | 2 | 2 | 5 | 2 | 0 | 0 | 0 | 0 | 1 | 50 | 81 | 3.60 | 1.200 | 54 Roberto Osuna, R ERA: 2.91 | (9, 1) | 1.0 | S | 3 | 0 | 0 | 0 | 1 | 0 | 0 | 0 | 0 | 0 | 7 | 8 | 0.00 | 0.000 |
| 24 Danny Barnes, R ERA: 3.22 | (6, 1) | 1.0 | H | 6 | 2 | 2 | 2 | 0 | 1 | 0 | 0 | 0 | 0 | 1 | 10 | 19 | 18.00 | 3.000 | | | | | | | | | | | | | | | | | | |
| 62 Aaron Loup, L ERA: 2.25 | (7, 1) | 0.1 | H | 1 | 0 | 0 | 0 | 1 | 0 | 0 | 0 | 0 | 0 | 0 | 3 | 4 | 0.00 | 0.000 | | | | | | | | | | | | | | | | | | |
| 52 Ryan Tepera, R ERA: 3.13 | (7, 1) | 0.2 | H | 4 | 1 | 1 | 1 | 2 | 1 | 0 | 0 | 0 | 0 | 0 | 13 | 21 | 13.50 | 3.000 | | | | | | | | | | | | | | | | | | |
| 38 Joe Smith, R ERA: 3.04 | (8, 1) | 1.0 | H | 4 | 1 | 0 | 0 | 1 | 0 | 0 | 0 | 0 | 0 | 0 | 15 | 23 | 0.00 | 1.000 | | | | | | | | | | | | | | | | | | |

| Batter | 1 | 2 | 3 | 4 | 5 | 6 | 7 | 8 | 9 | AB | R | H | RBI | BB | SO | LOB | BOTTOM | | | | | | | | | | | | | | | | | | | |
|---|---------------------------------------|----------------------------------|--------------------------------------|--------------------------|---------------------------------------|--------------------------|---------------------------------------|----------------------------------|---------------------------------------|----------------------------------|---------------------------------------|----------------------------------|---------------------------------------|----------------------------------|--------------------------------------|----------------------------------|--|------------------------------------|----------------------------------|--------|----|---|---|----|----|----|-----|-----|-----|----|----|---|---|-----|------|--|
| 11 Kevin Pillar, R OBP: 0.325, SLG: 0.437 | G4-3 | | 20 FC6-4 | | | L8 | | | G6-3 | 5 | 0 | 1 | 0 | 0 | 0 | 1 | New York Yankees @ Toronto Blue Jays Rogers Centre, Toronto, ON Fri Jun 02 2017, 7:10 PM - 10:22 PM EDT Att: 44,261 - Clear - 65 F | | | | | | | | | | | | | | | | | | | |
| 20 Josh Donaldson, R OBP: 0.377, SLG: 0.648 | HR | | FC6-4 | | | F8 | | | K | 5 | 2 | 2 | 2 | 0 | 1 | 3 | | | | | | | | | | | | | | | | | | | | |
| 19 José Bautista, R OBP: 0.359, SLG: 0.444 | F8 | | 8 1B 14 SF8 | | | WP | | | K | 4 | 1 | 1 | 0 | 1 | 1 | 0 | | | | | | | | | | | | | | | | | | | | |
| 8 Kendrys Morales, S OBP: 0.324, SLG: 0.490 | 14 HR | | 29 1B | | | G3 | | | K | 3 | 1 | 1 | 0 | 1 | 1 | 1 | | | | | | | | | | | | | | | | | | | | |
| 14 Justin Smoak, S OBP: 0.350, SLG: 0.559 | HR | | SF8 | | | 29 G5-4-3 2 1B | | | E3 2B 29 SF7 | 3 | 2 | 2 | 3 | 0 | 0 | 0 | | | | | | | | | | | | | | | | | | | | |
| 2 Troy Tulowitzki, R OBP: 0.306, SLG: 0.397 | G6-3 | | P4 | | | 29 G5-4-3 1B | | | B1-3 2B | 4 | 0 | 2 | 0 | 0 | 0 | 1 | | | | | | | | | | | | | | | | | | | | |
| 29 Devon Travis, R OBP: 0.291, SLG: 0.447 | G4-3 | | 1B | | | G5-4-3 | | | SF7 | 3 | 0 | 1 | 1 | 0 | 0 | 2 | | | | | | | | | | | | | | | | | | | | |
| 3 Ezequiel Carrera, L OBP: 0.344, SLG: 0.399 | 20 F 11 1B | | G6-3 | | | BB | | | B1-3 | 3 | 0 | 1 | 0 | 1 | 0 | 3 | | | | | | | | | | | | | | | | | | | | |
| 22 Luke Maile, R OBP: 0.149, SLG: 0.194 | P6 | | 19 1B 8 WP | | | K | | | K | 4 | 1 | 1 | 0 | 0 | 2 | 4 | | | | | | | | | | | | | | | | | | | | |
| Inning Stats | R: 3 H: 2 E: 0 K: 0 S: 10 | H: 2 LOB: 1 BB: 0 P: 19 | R: 0 H: 2 E: 1 K: 0 S: 7 | LOB: 2 BB: 0 P: 13 | R: 1 H: 2 E: 0 K: 0 S: 12 | LOB: 2 BB: 1 P: 21 | R: 1 H: 2 E: 0 K: 0 S: 13 | H: 2 LOB: 1 BB: 0 P: 17 | R: 0 H: 2 E: 0 K: 1 S: 11 | H: 2 LOB: 2 BB: 1 P: 17 | R: 1 H: 1 E: 0 K: 1 S: 13 | H: 1 LOB: 1 BB: 0 P: 20 | R: 1 H: 1 E: 1 K: 1 S: 13 | H: 1 LOB: 1 BB: 0 P: 19 | R: 0 H: 0 E: 0 K: 2 S: 9 | H: 0 LOB: 0 BB: 0 P: 16 | 1B: 8 2B: 1 3B: 0 HR: 3 | SF: 2 SAC: 0 DP: 1 HBP: 0 | WP: 1 PB: 0 SB: 0 CS: 0 | PA: 39 | | | | | | | | | | | | | | | | |
| PITCHER | IP | WLS | BF | H | R | ER | SO | BB | IBB | HBP | BLK | WP | HR | S | P | ERA | WHIP | PITCHER | IP | WLS | BF | H | R | ER | SO | BB | IBB | HBP | BLK | WP | HR | S | P | ERA | WHIP | |
| 35 Michael Pineda, R ERA: 3.76 | (1, 1) | 5.0 | L | 27 | 10 | 5 | 5 | 1 | 3 | 0 | 0 | 0 | 0 | 1 | 53 | 87 | 9.00 | 2.600 | | | | | | | | | | | | | | | | | | |
| 65 Jonathan Holder, R ERA: 3.52 | (6, 1) | 1.0 | | 4 | 1 | 1 | 1 | 1 | 0 | 0 | 0 | 0 | 0 | 1 | 13 | 20 | 9.00 | 1.000 | | | | | | | | | | | | | | | | | | |
| 43 Adam Warren, R ERA: 2.6 | (7, 1) | 1.0 | | 5 | 1 | 1 | 0 | 1 | 0 | 0 | 0 | 0 | 0 | 0 | 13 | 19 | 0.00 | 1.000 | | | | | | | | | | | | | | | | | | |
| 45 Chasen Shreve, L ERA: 0.6 | (8, 1) | 1.0 | | 3 | 0 | 0 | 0 | 2 | 0 | 0 | 0 | 0 | 0 | 0 | 9 | 16 | 0.00 | 0.000 | | | | | | | | | | | | | | | | | | |

| | |
|-----|----|
| AB | 35 |
| R | 5 |
| H | 8 |
| RBI | 5 |
| BB | 4 |
| SO | 10 |
| LOB | 16 |



| Batter | 1 | 2 | 3 | 4 | 5 | 6 | 7 | 8 | 9 | AB | R | H | RBI | BB | SO | LOB | TOP | | | |
|--|---|--|--|---|---|----------------------------------|-------------------------------|----------------------------------|------------------------------|----------------------------------|-------------------------------|----------------------------------|------------------------------|---------------------------------|------------------------------|---|--|------------------------------------|----------------------------------|--------|
| 11 Brett Gardner, L OBP: 0.355, SLG: 0.518 | G4-3 | | K | | | FC6-4 99 F8 17 BB | | K | | 4 | 1 | 1 | 0 | 0 | 2 | 1 | New York Yankees @ Toronto Blue Jays Rogers Centre, Toronto, ON Sun Jun 04 2017, 1:09 PM - 3:35 PM EDT Att: 46,782 - Roof Closed - 68 F | | | |
| 24 Gary Sánchez, R OBP: 0.350, SLG: 0.444 | K | | | G4-3 | | FC6-4 17 BB | | K | | 3 | 0 | 0 | 0 | 1 | 2 | 0 | | | | |
| 99 Aaron Judge, R OBP: 0.429, SLG: 0.681 | F9 | | | | 1B 17 E 17 S | | F8 | | K | 4 | 1 | 1 | 0 | 0 | 1 | 2 | | | | |
| 17 Matt Holliday, R OBP: 0.361, SLG: 0.525 | | G6-3 | | | 1B 14 E 14 S | | FC6-4 | | K | 4 | 0 | 1 | 2 | 0 | 1 | 1 | | | | |
| 14 Starlin Castro, R OBP: 0.352, SLG: 0.489 | | K | | G3-1 | | L7 | | K | 4 | 0 | 0 | 0 | 0 | 2 | 2 | | | | | |
| 31 Aaron Hicks, S OBP: 0.432, SLG: 0.577 | | K | | | P4 | | | | | 3 | 0 | 1 | 0 | 0 | 1 | 1 | | | | |
| 18 Didi Gregorius, L OBP: 0.333, SLG: 0.454 | | | G4-3 | | | G4-3 38 CS | | G4-3 | | 3 | 0 | 1 | 0 | 0 | 0 | 1 | | | | |
| 12 Chase Headley, S OBP: 0.300, SLG: 0.348 | | | G5-3 38 S | | L8 | | F9 | | | 3 | 0 | 1 | 0 | 0 | 0 | 1 | | | | |
| 38 Rob Refsnyder, R OBP: 0.222, SLG: 0.188 | | | G5-3 | | G4-3 | | | G1-3 | | 3 | 0 | 0 | 0 | 0 | 0 | 2 | | | | |
| 48 Chris Carter, R OBP: 0.279, SLG: 0.333 | | | | | | | | | | 0 | 0 | 0 | 0 | 0 | 0 | 0 | | | | |
| Inning Stats | R: 0 E: 0 K: 1 S: 8 | H: 0 LOB: 0 BB: 0 P: 13 | R: 0 E: 0 K: 2 S: 10 | H: 0 LOB: 0 BB: 0 P: 14 | R: 0 E: 0 K: 1 S: 12 | H: 1 LOB: 1 BB: 0 P: 19 | R: 1 E: 0 K: 0 S: 15 | H: 2 LOB: 1 BB: 0 P: 26 | R: 0 E: 0 K: 0 S: 6 | H: 1 LOB: 0 BB: 0 P: 11 | R: 1 E: 0 K: 0 S: 14 | H: 1 LOB: 0 BB: 1 P: 22 | R: 0 E: 0 K: 0 S: 5 | H: 1 LOB: 0 BB: 0 P: 6 | R: 0 E: 0 K: 3 S: 9 | H: 0 LOB: 0 BB: 0 P: 11 | 1B: 5 2B: 1 3B: 0 HR: 0 | SF: 0 SAC: 0 DP: 1 HBP: 0 | WP: 0 PB: 0 SB: 2 CS: 1 | PA: 32 |
| PITCHER | IP WLS BF H R ER SO BB IBB HBP BLK WP HR S P ERA WHIP | 6.0 3 23 5 2 2 4 1 0 0 0 0 0 65 105 3.00 1.000 | 7.1 1.0 3 1 0 0 0 0 0 0 0 0 0 5 6 0.00 1.000 | 8.1 1.0 W 3 0 0 0 2 0 0 0 0 0 8 10 0.00 0.000 | 9.1 1.0 S 3 0 0 0 3 0 0 0 0 0 9 11 0.00 0.000 | PITCHER | | | | | | | | | | IP WLS BF H R ER SO BB IBB HBP BLK WP HR S P ERA WHIP | | | | |

| Batter | 1 | 2 | 3 | 4 | 5 | 6 | 7 | 8 | 9 | AB | R | H | RBI | BB | SO | LOB | BOTTOM | | | |
|---|---|---|-------------------------------|----------------------------------|------------------------------|----------------------------------|-------------------------------|----------------------------------|-------------------------------|----------------------------------|-------------------------------|----------------------------------|---|----------------------------------|------------------------------|----------------------------------|--|------------------------------------|----------------------------------|--------|
| 11 Kevin Pillar, R OBP: 0.326, SLG: 0.432 | BB | | | | FC6-4 | | L8 | | | 3 | 0 | 1 | 0 | 1 | 0 | 2 | New York Yankees @ Toronto Blue Jays Rogers Centre, Toronto, ON Sun Jun 04 2017, 1:09 PM - 3:35 PM EDT Att: 46,782 - Roof Closed - 68 F | | | |
| 20 Josh Donaldson, R OBP: 0.382, SLG: 0.639 | K | | G1-3 | | | G6-3 | | HR | | 4 | 1 | 1 | 1 | 0 | 1 | 2 | | | | |
| 19 José Bautista, R OBP: 0.347, SLG: 0.427 | K | | | G5-3 | | G5-3 | | P6 | | 4 | 0 | 0 | 0 | 0 | 1 | 1 | | | | |
| 8 Kendrys Morales, S OBP: 0.321, SLG: 0.485 | G4-3 | | | | 2B | HR | | K | | 4 | 1 | 2 | 0 | 0 | 1 | 1 | | | | |
| 14 Justin Smoak, S OBP: 0.346, SLG: 0.560 | | K | | F8 | | HR | | F7 | | 4 | 1 | 1 | 2 | 0 | 1 | 1 | | | | |
| 2 Troy Tulowitzki, R OBP: 0.304, SLG: 0.373 | | G6-3 | | | K | | K | | | 3 | 0 | 0 | 0 | 0 | 2 | 1 | | | | |
| 29 Devon Travis, R OBP: 0.291, SLG: 0.438 | | | | | | | | | | 2 | 0 | 1 | 0 | 0 | 1 | 0 | | | | |
| 17 Ryan Goins, L OBP: 0.287, SLG: 0.358 | | | | | G4-6-3 | | | G6-3 22 7 SH1-3 | | 0 | 0 | 0 | 0 | 0 | 0 | 0 | | | | |
| 7 Chris Coghlan, L OBP: 0.305, SLG: 0.282 | | | F7 | | G4-6-3 | | | SH1-3 | | 2 | 0 | 0 | 0 | 0 | 0 | 1 | | | | |
| 3 Ezequiel Carrera, L OBP: 0.346, SLG: 0.396 | | | | | | | | | | 0 | 0 | 0 | 0 | 0 | 0 | 0 | | | | |
| 22 Luke Maile, R OBP: 0.178, SLG: 0.221 | | | | | | | | G6-3 | | 3 | 0 | 1 | 0 | 0 | 1 | 1 | | | | |
| Inning Stats | R: 0 E: 0 K: 2 S: 10 | H: 0 LOB: 1 BB: 1 P: 19 | R: 0 E: 0 K: 2 S: 10 | H: 0 LOB: 0 BB: 0 P: 12 | R: 0 E: 0 K: 1 S: 7 | H: 1 LOB: 1 BB: 0 P: 12 | R: 0 E: 0 K: 1 S: 11 | H: 1 LOB: 1 BB: 0 P: 17 | R: 0 E: 0 K: 0 S: 10 | H: 2 LOB: 1 BB: 0 P: 14 | R: 2 E: 0 K: 1 S: 10 | H: 2 LOB: 0 BB: 0 P: 14 | R: 0 E: 0 K: 0 S: 7 | H: 0 LOB: 1 BB: 0 P: 10 | R: 1 E: 0 K: 1 S: 9 | H: 1 LOB: 0 BB: 0 P: 13 | 1B: 4 2B: 1 3B: 0 HR: 2 | SF: 0 SAC: 1 DP: 1 HBP: 1 | WP: 0 PB: 0 SB: 1 CS: 0 | PA: 32 |
| PITCHER | IP WLS BF H R ER SO BB IBB HBP BLK WP HR S P ERA WHIP | 7.0 L 4 1 1 1 1 0 0 0 0 0 1 9 13 9.00 1.000 | PITCHER | | | | | | | | | | IP WLS BF H R ER SO BB IBB HBP BLK WP HR S P ERA WHIP | | | | | | | |

livebaseballscores.com



livebaseballscores.com



| Batter | 1 | 2 | 3 | 4 | 5 | 6 | 7 | 8 | 9 | AB | R | H | RBI | BB | SO | LOB | TOP | | | | | |
|--|---|-------------------------|-------------------------------|--------------------------|------------------------------|-------------------------|-------------------------------|--------------------------|------------------------------|---------------------------------|-------------------------------|--------------------------|-------------------------------|--------------------------|-------------------------------|--------------------------|---|----------------------------------|----------------------------------|------------------------------------|----------------------------------|--------|
| 50 Mookie Betts, R OBP: 0.341, SLG: 0.464 | | | | | | | | | | 4 | 1 | 1 | 0 | 0 | 0 | 0 | Boston Red Sox @ New York Yankees Yankee Stadium, Bronx, NY Tue Jun 06 2017, 7:11 PM - 10:46 PM EDT Att: 41,516 - Overcast - 54 F | | | | | |
| 16 Andrew Benintendi, L OBP: 0.345, SLG: 0.429 | | | | | | | | | | 4 | 1 | 2 | 1 | 0 | 1 | 0 | | | | | | |
| 2 Xander Bogaerts, R OBP: 0.383, SLG: 0.456 | | | | | | | | | | 3 | 1 | 0 | 1 | 1 | 0 | 1 | | | | | | |
| 18 Mitch Moreland, L OBP: 0.364, SLG: 0.460 | | | | | | | | | | 3 | 1 | 1 | 2 | 1 | 1 | 1 | | | | | | |
| 13 Hanley Ramirez, R OBP: 0.352, SLG: 0.429 | | | | | | | | | | 4 | 1 | 1 | 1 | 0 | 0 | 2 | | | | | | |
| 19 Jackie Bradley Jr., L OBP: 0.329, SLG: 0.438 | | | | | | | | | | 4 | 0 | 1 | 0 | 0 | 0 | 1 | | | | | | |
| 7 Christian Vázquez, R OBP: 0.359, SLG: 0.440 | | | | | | | | | | 4 | 0 | 0 | 0 | 0 | 2 | 2 | | | | | | |
| 48 Pablo Sandoval, S OBP: 0.276, SLG: 0.400 | | | | | | | | | | 3 | 0 | 0 | 0 | 0 | 2 | 0 | | | | | | |
| 32 Josh Rutledge, R OBP: 0.306, SLG: 0.258 | | | | | | | | | | 1 | 0 | 0 | 0 | 0 | 1 | 1 | | | | | | |
| 17 Deven Marrero, R OBP: 0.205, SLG: 0.316 | | | | | | | | | | 3 | 0 | 0 | 0 | 0 | 1 | 0 | | | | | | |
| Inning Stats | R: 1 E: 0 K: 0 S: 8 | H: 2 LOB: 1 BB: 9 | R: 0 E: 0 K: 2 S: 12 | H: 0 LOB: 0 BB: 18 | R: 0 E: 0 K: 0 S: 6 | H: 0 LOB: 0 BB: 7 | R: 3 E: 0 K: 0 S: 10 | H: 2 LOB: 0 BB: 19 | R: 1 E: 0 K: 0 S: 8 | H: 1 LOB: 0 BB: 0 P: 9 | R: 0 E: 0 K: 1 S: 11 | H: 0 LOB: 1 BB: 20 | R: 0 E: 0 K: 2 S: 10 | H: 0 LOB: 0 BB: 15 | R: 0 E: 0 K: 2 S: 10 | H: 0 LOB: 0 BB: 14 | R: 0 E: 0 K: 1 S: 9 | H: 1 LOB: 1 BB: 0 P: 12 | 1B: 2 2B: 1 3B: 0 HR: 3 | SF: 0 SAC: 0 DP: 0 HBP: 0 | WP: 0 PB: 0 SB: 0 CS: 0 | PA: 35 |
| PITCHER | IP WLS BF H R ER SO BB IBB HBP BLK WP HR S P ERA WHIP | | | | | | | | | | | | | | | | IP WLS BF H R ER SO BB IBB HBP BLK WP HR S P ERA WHIP | | | | | |
| 19 Masahiro Tanaka, R ERA: 6.55 | 5.0 L 21 5 5 5 2 1 0 0 0 0 0 3 44 62 9.00 1.200 | | | | | | | | | | | | | | | | | | | | | |
| 39 Tommy Layne, L ERA: 7.5 | 0.0 1 0 0 0 0 0 1 0 0 0 0 0 3 7 ∞ ∞ | | | | | | | | | | | | | | | | | | | | | |
| 57 Chad Green, R ERA: 1.62 | 3.1 10 0 0 0 5 0 0 0 0 0 0 0 30 45 0.00 0.000 | | | | | | | | | | | | | | | | | | | | | |
| 45 Chasen Shreve, L ERA: 0.57 | 0.2 3 1 0 0 1 0 0 0 0 0 0 0 7 9 0.00 1.500 | | | | | | | | | | | | | | | | | | | | | |

| Batter | 1 | 2 | 3 | 4 | 5 | 6 | 7 | 8 | 9 | AB | R | H | RBI | BB | SO | LOB | BOTTOM | | | | | |
|--|---|----------------------------------|-------------------------------|----------------------------------|------------------------------|----------------------------------|-------------------------------|--------------------------|-------------------------------|----------------------------------|-------------------------------|----------------------------------|------------------------------|--------------------------|-------------------------------|--------------------------|---|-------------------------------|--------------------------|----------------------------------|------------------------------------|----------------------------------|
| 11 Brett Gardner, L OBP: 0.351, SLG: 0.508 | | | | | | | | | | 4 | 0 | 0 | 0 | 1 | 3 | 0 | Boston Red Sox @ New York Yankees Yankee Stadium, Bronx, NY Tue Jun 06 2017, 7:11 PM - 10:46 PM EDT Att: 41,516 - Overcast - 54 F | | | | | |
| 24 Gary Sánchez, R OBP: 0.336, SLG: 0.425 | | | | | | | | | | 5 | 0 | 0 | 0 | 0 | 2 | 1 | | | | | | |
| 99 Aaron Judge, R OBP: 0.433, SLG: 0.683 | | | | | | | | | | 4 | 0 | 2 | 0 | 1 | 2 | 1 | | | | | | |
| 17 Matt Holliday, R OBP: 0.359, SLG: 0.525 | | | | | | | | | | 4 | 1 | 1 | 0 | 0 | 2 | 3 | | | | | | |
| 14 Starlin Castro, R OBP: 0.350, SLG: 0.484 | | | | | | | | | | 4 | 1 | 1 | 0 | 0 | 1 | 1 | | | | | | |
| 31 Aaron Hicks, S OBP: 0.439, SLG: 0.579 | | | | | | | | | | 3 | 1 | 2 | 0 | 1 | 0 | 1 | | | | | | |
| 18 Didi Gregorius, L OBP: 0.336, SLG: 0.455 | | | | | | | | | | 4 | 0 | 2 | 0 | 0 | 1 | 1 | | | | | | |
| 12 Chase Headley, S OBP: 0.300, SLG: 0.342 | | | | | | | | | | 3 | 0 | 0 | 0 | 1 | 1 | 3 | | | | | | |
| 48 Chris Carter, R OBP: 0.278, SLG: 0.357 | | | | | | | | | | 4 | 1 | 1 | 1 | 0 | 1 | 3 | | | | | | |
| Inning Stats | R: 0 E: 0 K: 3 S: 13 | H: 1 LOB: 1 BB: 0 P: 18 | R: 1 E: 1 K: 1 S: 15 | H: 1 LOB: 1 BB: 1 P: 27 | R: 0 E: 0 K: 0 S: 8 | H: 0 LOB: 1 BB: 1 P: 19 | R: 0 E: 0 K: 1 S: 20 | H: 2 LOB: 0 BB: 30 | R: 1 E: 0 K: 2 S: 16 | H: 2 LOB: 1 BB: 0 P: 29 | R: 1 E: 0 K: 0 S: 11 | H: 2 LOB: 0 BB: 0 P: 17 | R: 0 E: 0 K: 1 S: 9 | H: 0 LOB: 1 BB: 18 | R: 1 E: 0 K: 2 S: 18 | H: 1 LOB: 2 BB: 33 | | R: 0 E: 0 K: 3 S: 10 | H: 0 LOB: 0 BB: 13 | 1B: 6 2B: 2 3B: 0 HR: 1 | SF: 0 SAC: 0 DP: 2 HBP: 0 | WP: 1 PB: 0 SB: 0 CS: 0 |
| PITCHER | IP WLS BF H R ER SO BB IBB HBP BLK WP HR S P ERA WHIP | | | | | | | | | | | | | | | | IP WLS BF H R ER SO BB IBB HBP BLK WP HR S P ERA WHIP | | | | | |
| 31 Drew Pomeranz, L ERA: 4.02 | 5.0 W 22 6 2 1 1 0 2 0 0 0 0 0 0 11 17 9.00 2.000 | | | | | | | | | | | | | | | | | | | | | |
| 63 Robby Scott, L ERA: 1.98 | 1.0 H 4 2 1 1 0 0 0 0 0 0 0 0 9 18 0.00 1.000 | | | | | | | | | | | | | | | | | | | | | |
| 56 Joe Kelly, R ERA: 1.42 | 1.0 H 4 0 0 0 0 1 1 0 0 0 0 0 9 18 0.00 1.000 | | | | | | | | | | | | | | | | | | | | | |
| 68 Matt Barnes, R ERA: 3.91 | 0.2 H 3 1 1 1 0 0 0 0 0 0 0 0 10 16 13.50 1.500 | | | | | | | | | | | | | | | | | | | | | |
| 46 Craig Kimbrel, R ERA: 1.01 | 1.1 S 6 0 0 0 5 1 0 0 0 0 1 0 18 30 0.00 0.750 | | | | | | | | | | | | | | | | | | | | | |

| Batter | 1 | 2 | 3 | 4 | 5 | 6 | 7 | 8 | 9 | AB | R | H | RBI | BB | SO | LOB | TOP | | | | | | | | | | |
|--|------------------------------|----------------------------------|-------------------------------|----------------------------------|------------------------------|----------------------------------|------------------------------|----------------------------------|------------------------------|----------------------------------|------------------------------|----------------------------------|------------------------------|----------------------------------|------------------------------|----------------------------------|----------------------------------|------------------------------------|----------------------------------|--------|--|--|--|--|--|--|--|
| 50 Mookie Betts, R OBP: 0.336, SLG: 0.455 | | | | | | | | | | 4 | 0 | 0 | 0 | 0 | 1 | 1 | | | | | | | | | | | |
| 30 Chris Young, R OBP: 0.337, SLG: 0.385 16 Andrew Benintendi, L (9, PH) OBP: 0.343, SLG: 0.427 | | | | | | | | | | 3 | 0 | 1 | 0 | 0 | 0 | 0 | | | | | | | | | | | |
| 2 Xander Bogaerts, R OBP: 0.361, SLG: 0.452 | | | | | | | | | | 4 | 0 | 1 | 0 | 0 | 0 | 1 | | | | | | | | | | | |
| 13 Hanley Ramirez, R (1, 10) | | | | | | | | | | 4 | 0 | 0 | 0 | 0 | 0 | 1 | | | | | | | | | | | |
| 59 Sam Travis, R OBP: 0.526, SLG: 0.588 | | | | | | | | | | 3 | 0 | 1 | 0 | 0 | 0 | 0 | | | | | | | | | | | |
| 3 Sandy Ledn, S OBP: 0.285, SLG: 0.364 | | | | | | | | | | 3 | 0 | 0 | 0 | 0 | 2 | 1 | | | | | | | | | | | |
| 32 Josh Rutledge, R OBP: 0.320, SLG: 0.319 | | | | | | | | | | 3 | 0 | 2 | 0 | 0 | 0 | 0 | | | | | | | | | | | |
| 19 Jackie Bradley Jr., L OBP: 0.323, SLG: 0.429 | | | | | | | | | | 3 | 0 | 0 | 0 | 0 | 1 | 2 | | | | | | | | | | | |
| 17 Deven Marrero, R OBP: 0.198, SLG: 0.305 | | | | | | | | | | 3 | 0 | 0 | 0 | 0 | 1 | 1 | | | | | | | | | | | |
| Inning Stats | R: 0 E: 0 K: 1 S: 8 | H: 1 LOB: 1 BB: 0 P: 10 | R: 0 E: 0 K: 2 S: 10 | H: 1 LOB: 1 BB: 0 P: 15 | R: 0 E: 0 K: 0 S: 8 | H: 1 LOB: 0 BB: 0 P: 12 | R: 0 E: 0 K: 0 S: 9 | H: 1 LOB: 0 BB: 0 P: 14 | R: 0 E: 0 K: 0 S: 9 | H: 0 LOB: 0 BB: 0 P: 11 | R: 0 E: 0 K: 1 S: 7 | H: 0 LOB: 0 BB: 0 P: 11 | R: 0 E: 0 K: 1 S: 8 | H: 0 LOB: 0 BB: 0 P: 14 | R: 0 E: 0 K: 0 S: 6 | H: 0 LOB: 0 BB: 0 P: 10 | 1B: 3 2B: 1 3B: 1 HR: 0 | SF: 0 SAC: 0 DP: 1 HBP: 0 | WP: 0 PB: 0 SB: 0 CS: 0 | PA: 31 | | | | | | | |
| PITCHER | IP | WLS | BF | H | R | ER | SO | BB | IBB | HBP | BLK | WP | HR | S | P | ERA | WHIP | | | | | | | | | | |
| 52 CC Sabathia, L ERA: 3.66 | 8.0 | W | 28 | 5 | 0 | 0 | 5 | 0 | 0 | 0 | 0 | 0 | 0 | 64 | 95 | 0.00 | 0.625 | | | | | | | | | | |
| 65 Jonathan Holder, R ERA: 3.39 | 1.0 | | 3 | 0 | 0 | 0 | 0 | 0 | 0 | 0 | 0 | 0 | 0 | 6 | 10 | 0.00 | 0.000 | | | | | | | | | | |

Boston Red Sox @ New York Yankees
 Yankee Stadium, Bronx, NY
 Wed Jun 07 2017, 7:09 PM - 9:50 PM EDT
 Att: 44,380 - Clear - 68 F

| | |
|-----|----|
| AB | 31 |
| R | 0 |
| H | 5 |
| RBI | 0 |
| BB | 0 |
| SO | 5 |
| LOB | 7 |



| Batter | 1 | 2 | 3 | 4 | 5 | 6 | 7 | 8 | 9 | AB | R | H | RBI | BB | SO | LOB | BOTTOM | | | | | | | | | | |
|--|------------------------------|---------------------------------|------------------------------|----------------------------------|-------------------------------|----------------------------------|-------------------------------|----------------------------------|------------------------------|----------------------------------|------------------------------|---------------------------------|-------------------------------|----------------------------------|-------------------------------|----------------------------------|----------------------------------|------------------------------------|----------------------------------|--------|--|--|--|--|--|--|--|
| 11 Brett Gardner, L OBP: 0.348, SLG: 0.500 38 Rob Refsnyder, R (8, PR) OBP: 0.222, SLG: 0.188 | | | | | | | | | | 5 | 1 | 1 | 1 | 0 | 1 | 2 | | | | | | | | | | | |
| 31 Aaron Hicks, S OBP: 0.433, SLG: 0.563 | | | | | | | | | | 4 | 0 | 0 | 0 | 1 | 1 | 5 | | | | | | | | | | | |
| 99 Aaron Judge, R OBP: 0.428, SLG: 0.668 | | | | | | | | | | 4 | 0 | 0 | 0 | 1 | 2 | 4 | | | | | | | | | | | |
| 17 Matt Holliday, R OBP: 0.357, SLG: 0.519 | | | | | | | | | | 4 | 0 | 1 | 1 | 0 | 0 | 3 | | | | | | | | | | | |
| 14 Starlin Castro, R OBP: 0.353, SLG: 0.493 74 Ronald Torreyes, R OBP: 0.298, SLG: 0.363 | | | | | | | | | | 4 | 1 | 2 | 0 | 0 | 1 | 1 | | | | | | | | | | | |
| 24 Gary Sánchez, R OBP: 0.333, SLG: 0.419 | | | | | | | | | | 4 | 1 | 1 | 1 | 0 | 1 | 1 | | | | | | | | | | | |
| 18 Didi Gregorius, L OBP: 0.342, SLG: 0.478 | | | | | | | | | | 4 | 2 | 2 | 1 | 0 | 0 | 1 | | | | | | | | | | | |
| 12 Chase Headley, S OBP: 0.308, SLG: 0.347 | | | | | | | | | | 3 | 2 | 2 | 0 | 1 | 1 | 0 | | | | | | | | | | | |
| 48 Chris Carter, R OBP: 0.292, SLG: 0.395 | | | | | | | | | | 4 | 1 | 3 | 4 | 0 | 0 | 0 | | | | | | | | | | | |
| Inning Stats | R: 0 E: 0 K: 1 S: 5 | H: 0 LOB: 0 BB: 0 P: 6 | R: 0 E: 0 K: 1 S: 9 | H: 0 LOB: 0 BB: 0 P: 10 | R: 1 E: 1 K: 1 S: 14 | H: 3 LOB: 3 BB: 1 P: 23 | R: 4 E: 0 K: 1 S: 21 | H: 4 LOB: 1 BB: 1 P: 32 | R: 0 E: 0 K: 0 S: 8 | H: 1 LOB: 0 BB: 0 P: 11 | R: 0 E: 0 K: 1 S: 7 | H: 0 LOB: 0 BB: 0 P: 9 | R: 1 E: 1 K: 1 S: 14 | H: 1 LOB: 1 BB: 0 P: 22 | R: 2 E: 0 K: 1 S: 18 | H: 3 LOB: 2 BB: 1 P: 29 | 1B: 9 2B: 0 3B: 1 HR: 2 | SF: 0 SAC: 0 DP: 1 HBP: 0 | WP: 0 PB: 0 SB: 1 CS: 0 | PA: 39 | | | | | | | |
| PITCHER | IP | WLS | BF | H | R | ER | SO | BB | IBB | HBP | BLK | WP | HR | S | P | ERA | WHIP | | | | | | | | | | |
| 22 Rick Porcello, R ERA: 4.46 | 6.1 | L | 29 | 8 | 6 | 5 | 5 | 1 | 0 | 0 | 0 | 0 | 0 | 71 | 103 | 7.11 | 1.421 | | | | | | | | | | |
| 51 Blaine Boyer, R ERA: 3.96 | 1.2 | | 10 | 4 | 2 | 2 | 2 | 1 | 0 | 0 | 0 | 0 | 0 | 25 | 39 | 10.80 | 3.000 | | | | | | | | | | |

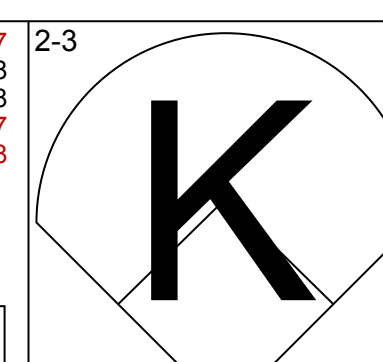
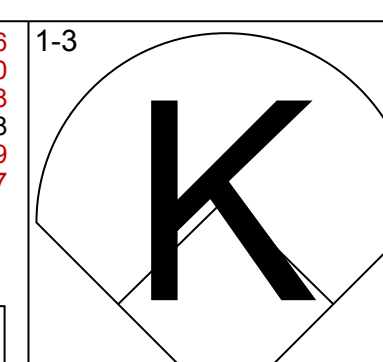
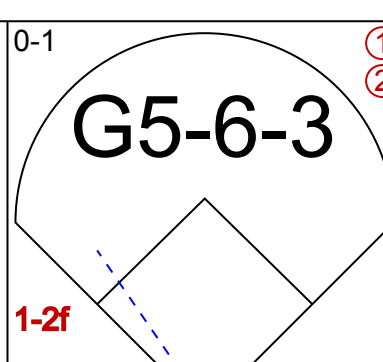
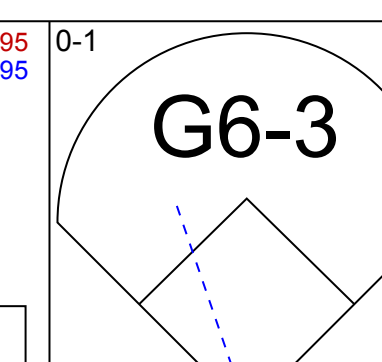
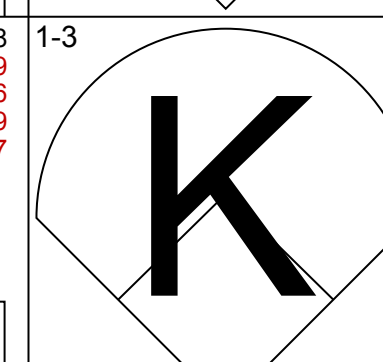
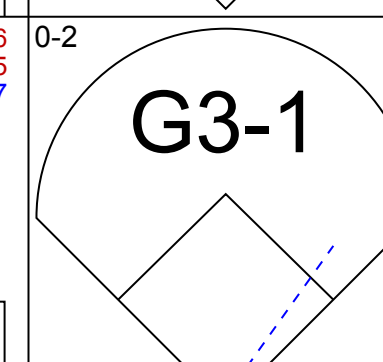
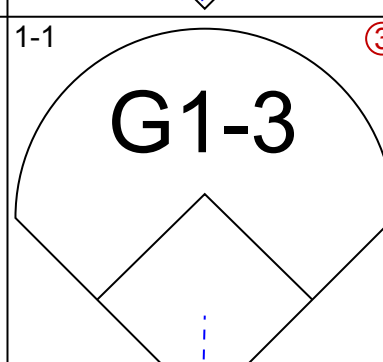
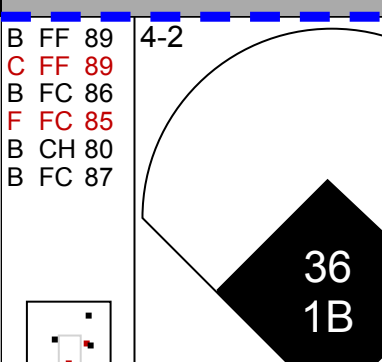
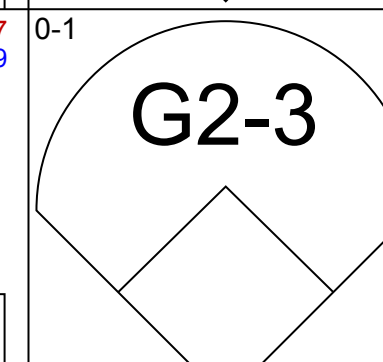
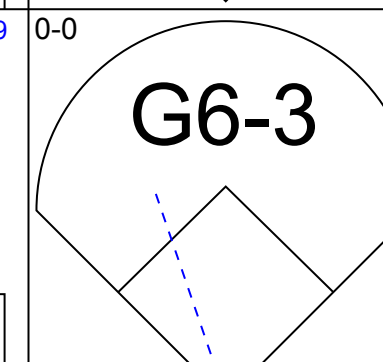
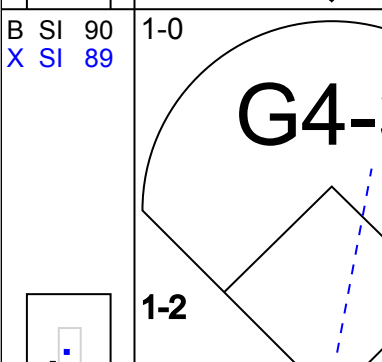
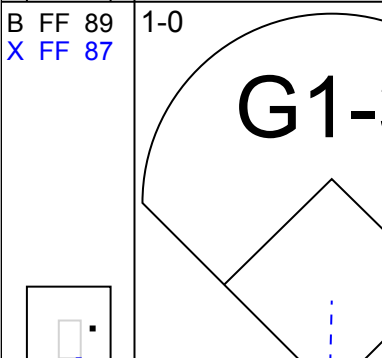
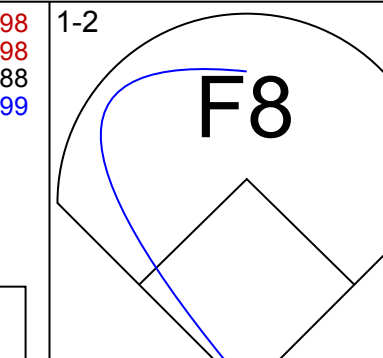
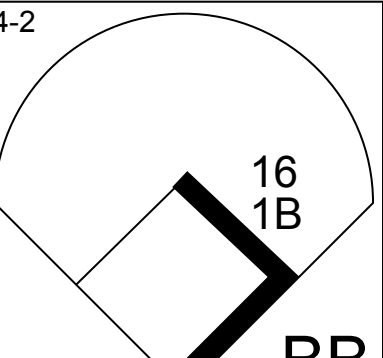
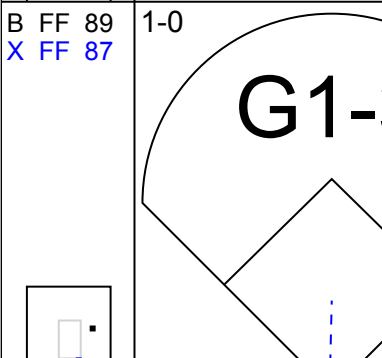
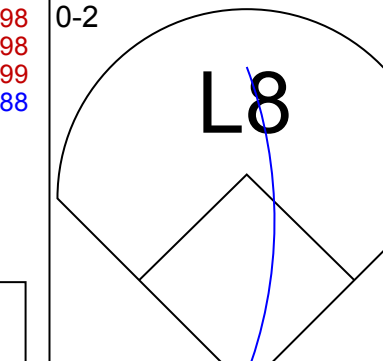
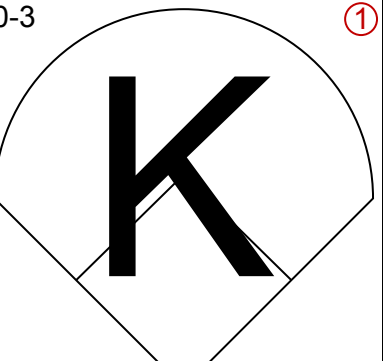
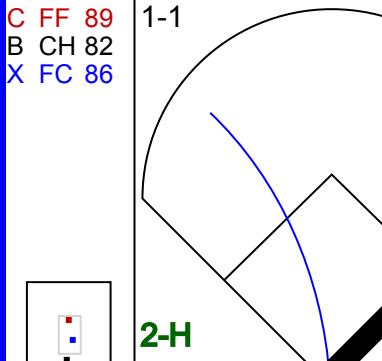
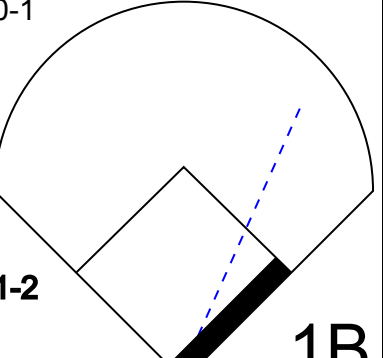
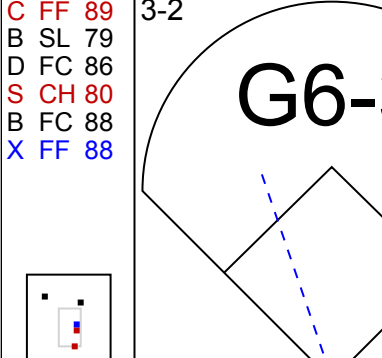
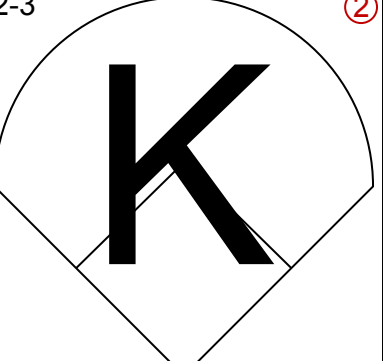

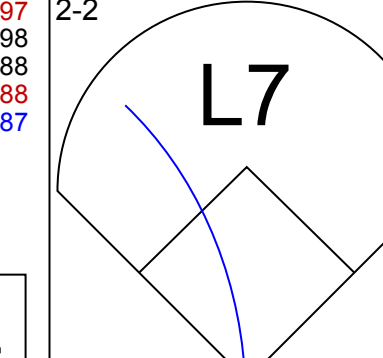
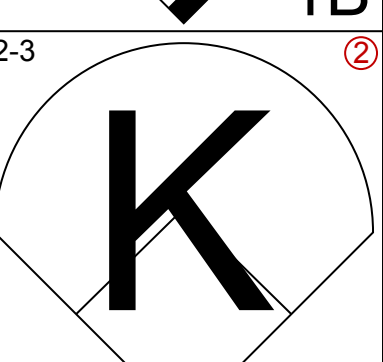
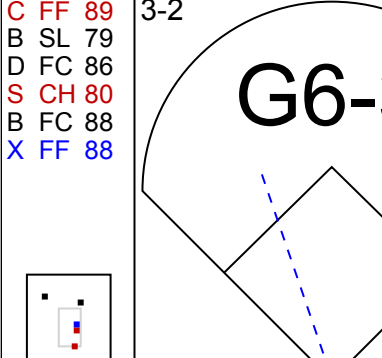
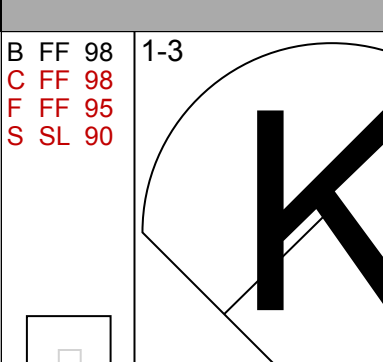
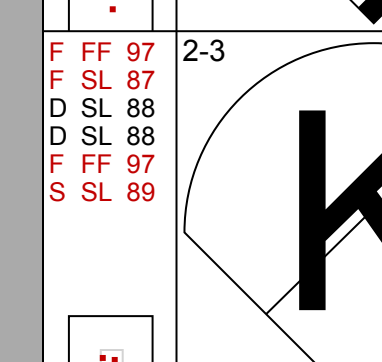
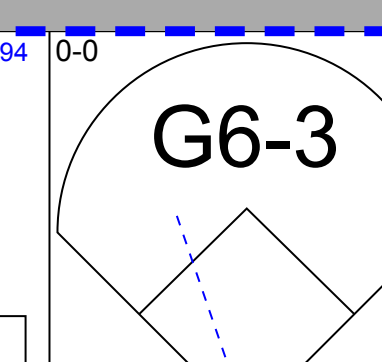
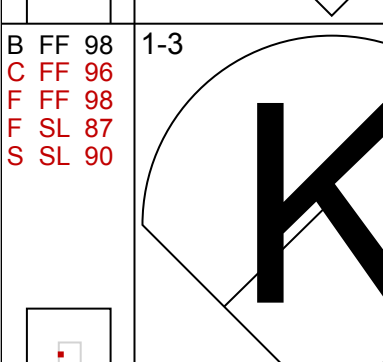
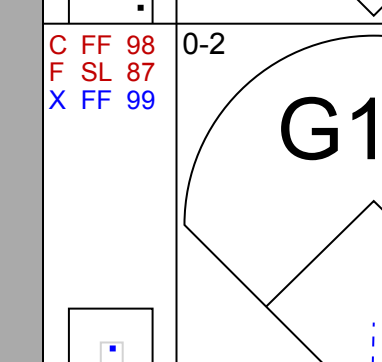
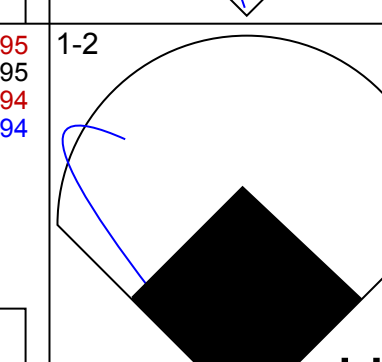
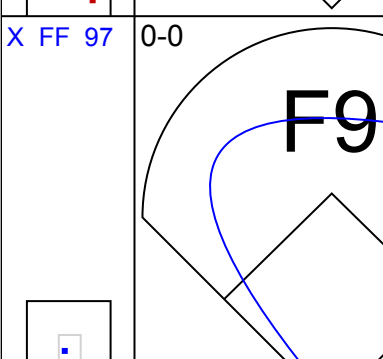
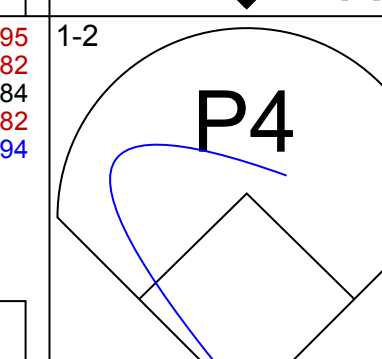
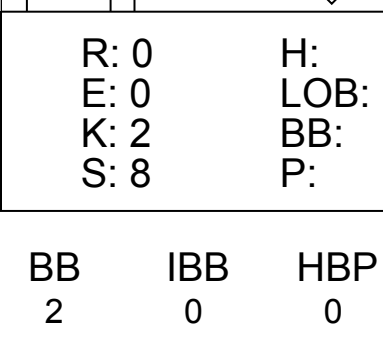
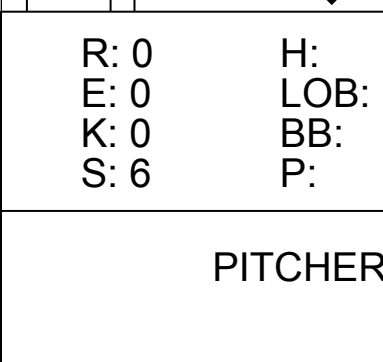
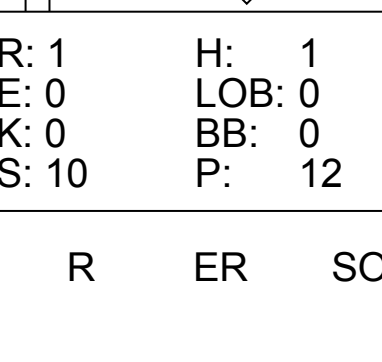
Boston Red Sox @ New York Yankees
 Yankee Stadium, Bronx, NY
 Wed Jun 07 2017, 7:09 PM - 9:50 PM EDT
 Att: 44,380 - Clear - 68 F

| | |
|-----|----|
| AB | 36 |
| R | 8 |
| H | 12 |
| RBI | 8 |
| BB | 3 |
| SO | 7 |
| LOB | 17 |



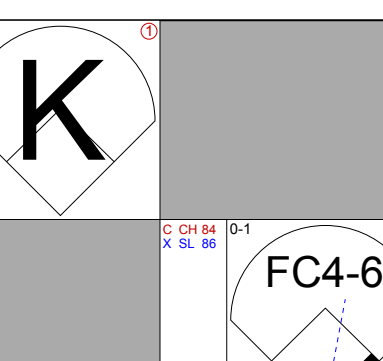
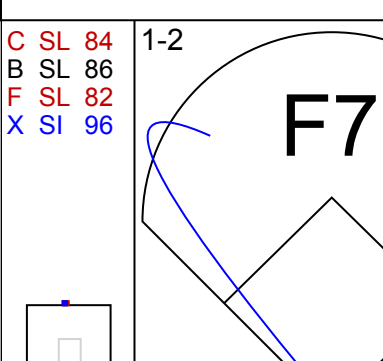
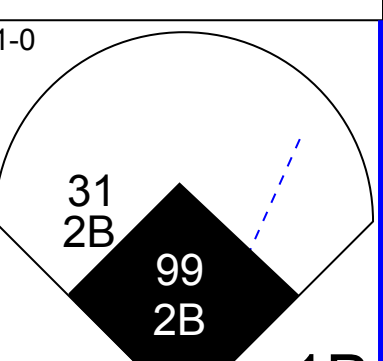
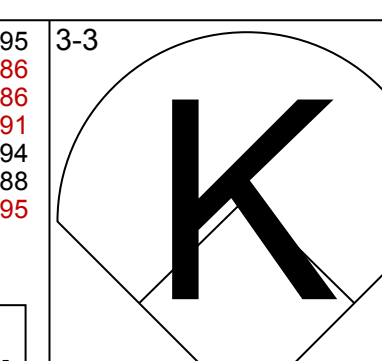
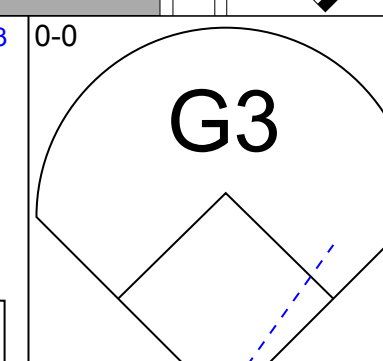
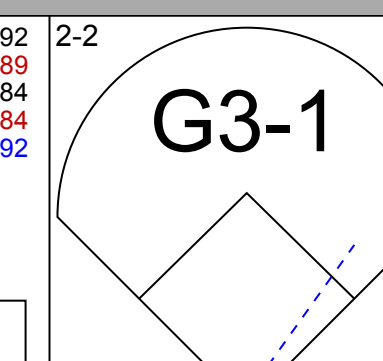
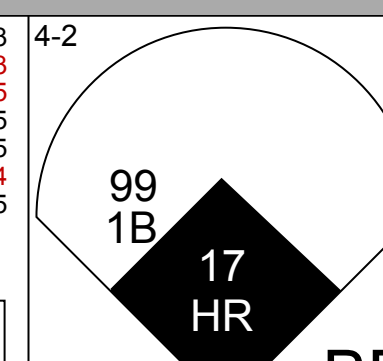
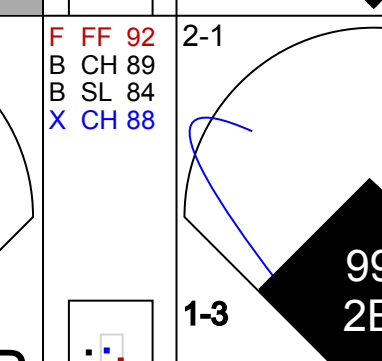
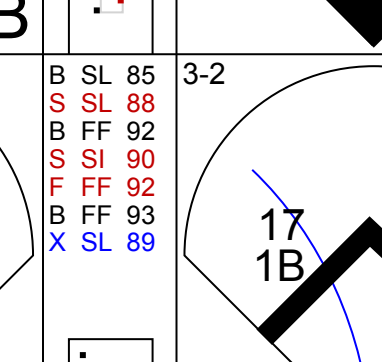
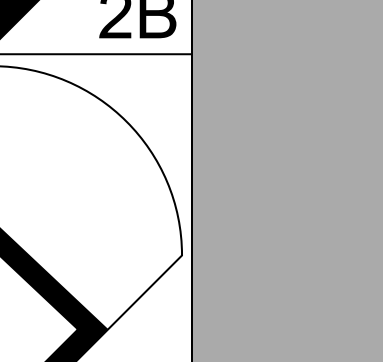
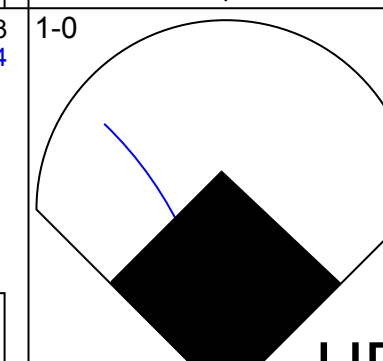
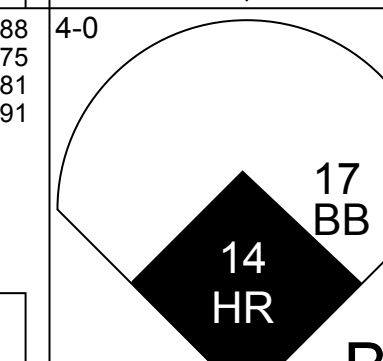
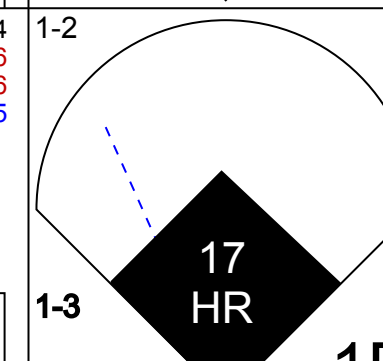
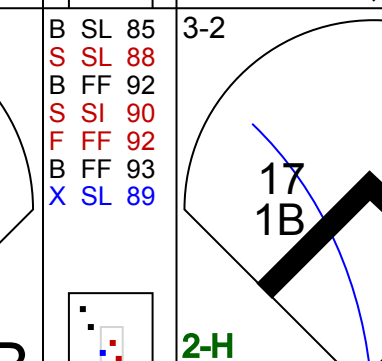
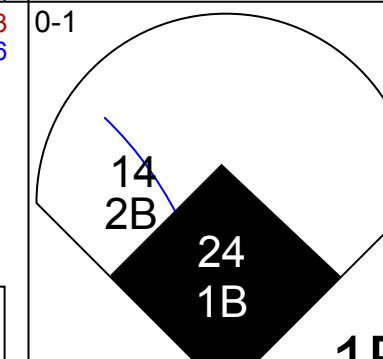
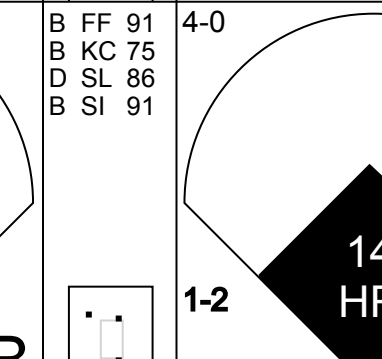
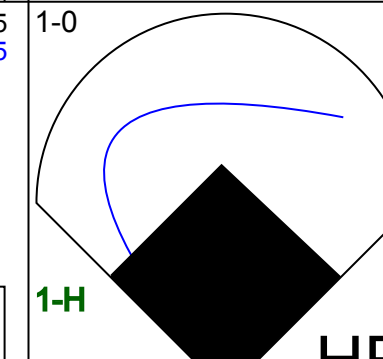
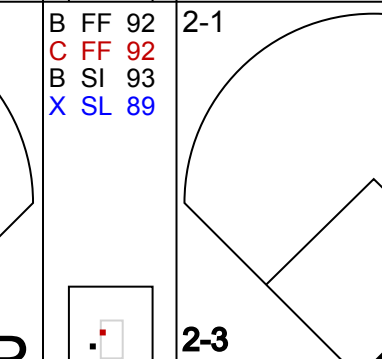
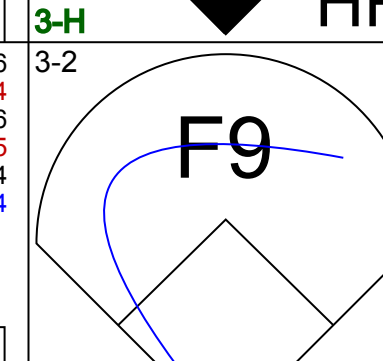
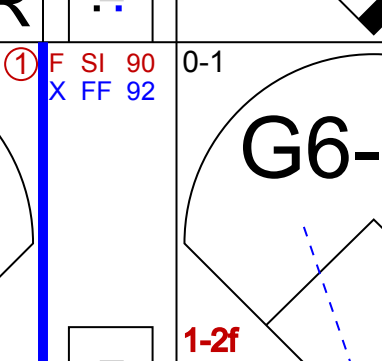
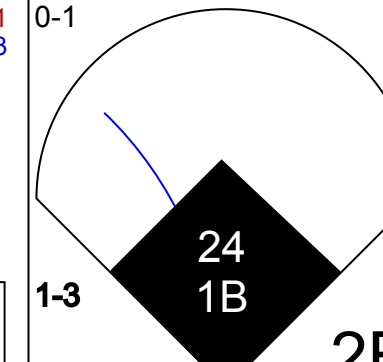
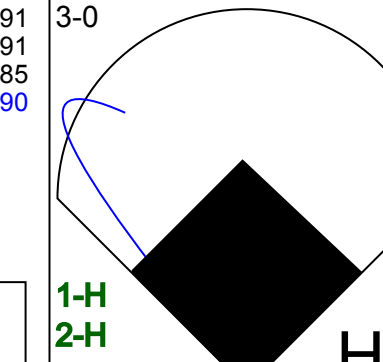
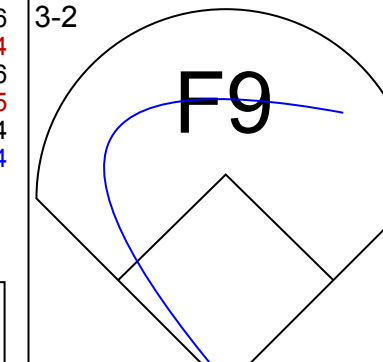
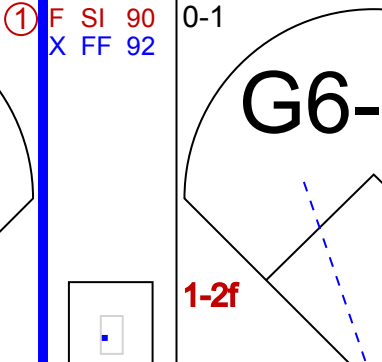
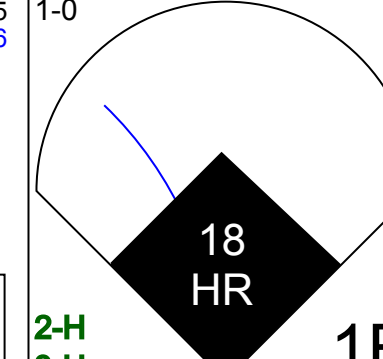
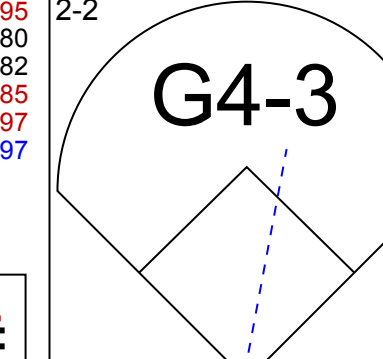
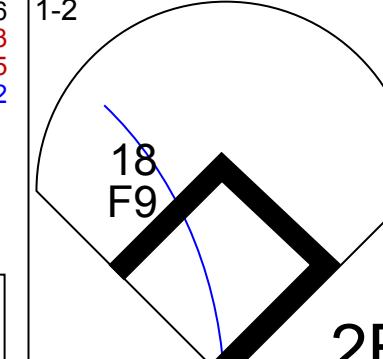

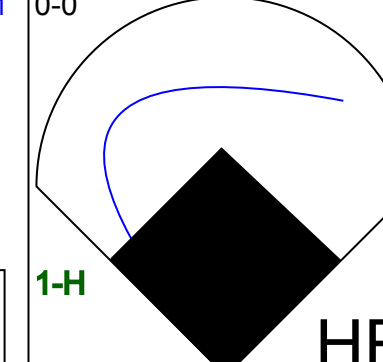
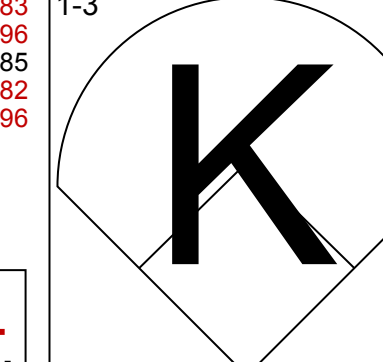
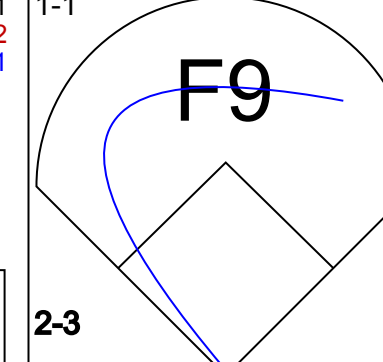
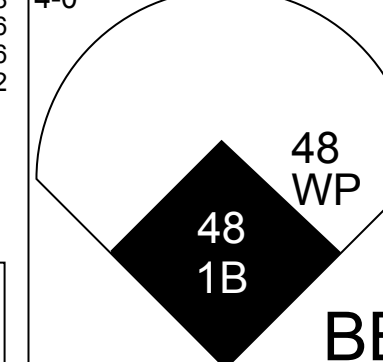
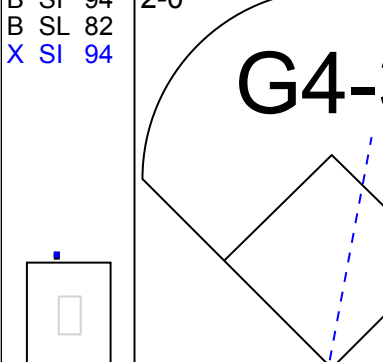
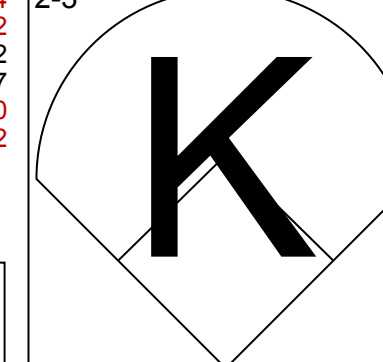
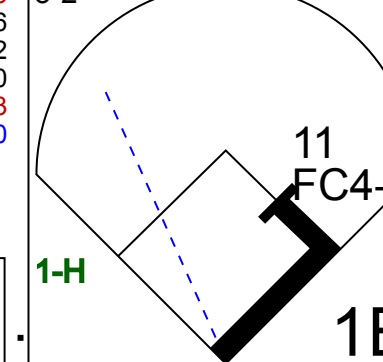
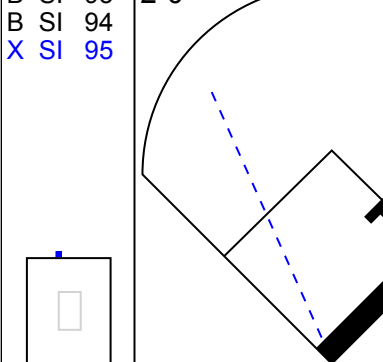

| Batter | 1 | 2 | 3 | 4 | 5 | 6 | 7 | 8 | 9 | AB R H RBI BB SO LOB | TOP |
|--|---|---|---|--|---|---|--|--|---|--|---|
| 23 Joey Rickard, R OBP: 0.289, SLG: 0.337 25 Hyun Soo Kim, L OBP: 0.333, SLG: 0.348 | | | | | | | | | | 2 0 0 0 0 1 2 1 0 0 0 0 0 0 | <p>Baltimore Orioles @ New York Yankees Yankee Stadium, Bronx, NY Fri Jun 09 2017, 7:39 PM - 10:25 PM EDT Att: 46,031 - Partly Cloudy - 81 F</p> |
| 16 Trey Mancini, R OBP: 0.323, SLG: 0.517 | | | | | | | | | | 4 0 0 0 0 1 3 | |
| 10 Adam Jones, R OBP: 0.300, SLG: 0.433 | | | | | | | | | | 4 0 1 0 0 2 1 | |
| 45 Mark Trumbo, R OBP: 0.324, SLG: 0.409 | | | | | | | | | | 4 0 0 0 0 1 1 | |
| 19 Chris Davis, L OBP: 0.282, SLG: 0.457 | | | | | | | | | | 2 1 0 0 2 0 0 | |
| 6 Jonathan Schoop, R OBP: 0.335, SLG: 0.529 | | | | | | | | | | 4 1 1 2 0 3 1 | |
| 2 J.J. Hardy, R OBP: 0.237, SLG: 0.292 | | | | | | | | | | 4 0 1 0 0 0 1 | |
| 36 Caleb Joseph, R OBP: 0.266, SLG: 0.385 | | | | | | | | | | 3 0 0 0 0 0 1 | |
| 17 Rubén Tejada, R OBP: 0.286, SLG: 0.429 | | | | | | | | | | 3 0 2 0 0 1 0 | |
| Inning Stats | R: 0 H: 1 E: 0 LOB: 1 K: 3 BB: 0 S: 13 P: 15 | R: 2 H: 3 E: 0 LOB: 2 K: 0 BB: 1 S: 13 P: 22 | R: 0 H: 0 E: 0 LOB: 0 K: 1 BB: 0 S: 10 P: 12 | R: 0 H: 0 E: 0 LOB: 0 K: 1 BB: 0 S: 9 P: 11 | R: 0 H: 1 E: 0 LOB: 1 K: 1 BB: 0 S: 11 P: 15 | R: 0 H: 0 E: 0 LOB: 0 K: 1 BB: 0 S: 6 P: 9 | R: 0 H: 0 E: 0 LOB: 0 K: 1 BB: 0 S: 7 P: 10 | R: 0 H: 0 E: 0 LOB: 0 K: 0 BB: 1 S: 7 P: 10 | R: 0 H: 0 E: 0 LOB: 1 K: 1 BB: 1 S: 10 P: 21 | 1B: 3 SF: 0 2B: 1 SAC: 1 3B: 0 DP: 0 HR: 1 HBP: 0 | |
| PITCHER | IP WLS BF H R ER SO BB IBB HBP BLK WP HR S P ERA WHIP | | | | | | | | | | |
| 47 Jordan Montgomery, L ERA: 3.55 | 7.0 W 27 5 2 2 8 1 0 0 0 0 1 69 94 2.57 0.857 | | | | | | | | | | |
| 29 Tyler Clippard, R ERA: 1.8 | 1.0 3 0 0 0 0 0 0 0 0 0 0 7 10 0.00 0.000 | | | | | | | | | | |
| 65 Jonathan Holder, R ERA: 3.24 | 1.0 4 0 0 0 1 1 0 0 0 0 1 0 10 21 0.00 1.000 | | | | | | | | | | |

| Batter | 1 | 2 | 3 | 4 | 5 | 6 | 7 | 8 | 9 | AB R H RBI BB SO LOB | BOTTOM |
|---|---|--|--|--|--|---|---|--|---|--|---|
| 11 Brett Gardner, L OBP: 0.350, SLG: 0.514 | | | | | | | | | | 5 0 2 0 0 0 2 | <p>Baltimore Orioles @ New York Yankees Yankee Stadium, Bronx, NY Fri Jun 09 2017, 7:39 PM - 10:25 PM EDT Att: 46,031 - Partly Cloudy - 81 F</p> |
| 31 Aaron Hicks, S OBP: 0.426, SLG: 0.584 | | | | | | | | | | 5 2 2 3 0 1 3 | |
| 99 Aaron Judge, R OBP: 0.431, SLG: 0.657 | | | | | | | | | | 4 1 0 0 1 1 3 | |
| 17 Matt Holliday, R OBP: 0.369, SLG: 0.521 | | | | | | | | | | 4 0 2 1 0 2 1 | |
| 48 Chris Carter, R OBP: 0.294, SLG: 0.382 | | | | | | | | | | 0 0 0 0 0 0 0 | |
| 14 Starlin Castro, R OBP: 0.356, SLG: 0.502 | | | | | | | | | | 3 1 1 1 1 0 1 | |
| 24 Gary Sánchez, R OBP: 0.348, SLG: 0.480 | | | | | | | | | | 4 2 2 0 0 2 2 | |
| 18 Didi Gregorius, L OBP: 0.344, SLG: 0.473 | | | | | | | | | | 4 1 1 0 0 0 3 | |
| 12 Chase Headley, S OBP: 0.311, SLG: 0.344 | | | | | | | | | | 1 1 0 1 2 0 0 | |
| 27 Austin Romine, R OBP: 0.258, SLG: 0.330 | | | | | | | | | | 3 0 1 2 0 0 1 | |
| Inning Stats | R: 0 H: 1 E: 0 LOB: 1 K: 2 BB: 0 S: 15 P: 21 | R: 2 H: 2 E: 0 LOB: 0 K: 0 BB: 0 S: 7 P: 16 | R: 0 H: 0 E: 0 LOB: 0 K: 1 BB: 0 S: 7 P: 11 | R: 0 H: 0 E: 0 LOB: 0 K: 2 BB: 0 S: 9 P: 15 | R: 0 H: 0 E: 0 LOB: 1 K: 0 BB: 1 S: 9 P: 16 | R: 1 H: 2 E: 0 LOB: 2 K: 1 BB: 1 S: 13 P: 26 | R: 3 H: 2 E: 1 LOB: 1 K: 0 BB: 1 S: 11 P: 21 | R: 2 H: 4 E: 0 LOB: 2 K: 0 BB: 1 S: 9 P: 15 | R: 2 H: 0 E: 0 LOB: 1 K: 0 BB: 1 S: 10 P: 21 | 1B: 5 SF: 1 2B: 3 SAC: 1 3B: 0 DP: 0 HR: 3 HBP: 0 | WP: 0 PA: 39 PB: 0 SB: 0 CS: 0 |
| PITCHER | IP WLS BF H R ER SO BB IBB HBP BLK WP HR S P ERA WHIP | | | | | | | | | | |
| 37 Dylan Bundy, R ERA: 3.05 | 6.0 L 25 5 3 3 6 2 0 0 0 0 0 2 60 105 4.50 1.167 | | | | | | | | | | |
| 28 Edwin Jackson, R ERA: 5.4 | 0.2 6 2 3 0 0 1 0 0 0 0 0 1 9 19 0.00 4.500 | | | | | | | | | | |
| 43 Stefan Crichton, R ERA: 7.45 | 1.1 8 4 2 2 0 1 0 0 0 0 0 0 11 17 13.50 3.750 | | | | | | | | | | |

| Batter | 1 | 2 | 3 | 4 | 5 | 6 | 7 | 8 | 9 | AB | R | H | RBI | BB | SO | LOB | TOP | | | | | |
|--|---|---|---|---|---|---|---|---|---|---|---|---|---|---|---|---|---|--|---|---|---|---|
| 12 Seth Smith, L OBP: 0.327, SLG: 0.431 |  | | |  | |  | |  | | | 4 | 0 | 0 | 0 | 0 | 2 | 1 | <p>Baltimore Orioles @ New York Yankees Yankee Stadium, Bronx, NY Sat Jun 10 2017, 7:20 PM - 10:29 PM EDT Att: 45,232 - Partly Cloudy - 85 F</p> | | | | |
| 6 Jonathan Schoop, R OBP: 0.333, SLG: 0.521 |  | | |  | |  | | |  | 3 | 1 | 0 | 0 | 1 | 1 | 0 | | | | | | |
| 10 Adam Jones, R OBP: 0.297, SLG: 0.429 |  | | |  | | | | |  | 2 | 0 | 0 | 0 | 0 | 0 | 0 | | | | | | |
| 25 Hyun Soo Kim, L OBP: 0.325, SLG: 0.338 | | | | | | | | |  | 2 | 0 | 0 | 0 | 0 | 0 | 1 | | | | | | |
| 45 Mark Trumbo, R OBP: 0.323, SLG: 0.403 | |  | | | |  | | |  | 3 | 0 | 0 | 0 | 1 | 1 | 1 | | | | | | |
| 19 Chris Davis, L OBP: 0.324, SLG: 0.469 | |  | | | |  | | |  | 3 | 1 | 1 | 1 | 0 | 1 | 1 | | | | | | |
| 59 Mike Wright Jr., R (8, 1) | | | | | |  | | |  | 0 | 0 | 0 | 0 | 0 | 0 | 0 | | | | | | |
| 36 Caleb Joseph, R OBP: 0.274, SLG: 0.391 | | | | | |  | | |  | 1 | 0 | 1 | 1 | 0 | 0 | 0 | | | | | | |
| 16 Trev Mancini, R OBP: 0.321, SLG: 0.510 | |  | | | |  | | |  | 4 | 0 | 1 | 0 | 0 | 0 | 1 | | | | | | |
| 29 Welington Castillo, R OBP: 0.331, SLG: 0.455 | | |  | | |  | | |  | 3 | 0 | 0 | 0 | 0 | 2 | 2 | | | | | | |
| 2 J.J. Hardy, R OBP: 0.235, SLG: 0.289 | | |  | | |  | | |  | 2 | 0 | 0 | 0 | 0 | 1 | 2 | | | | | | |
| 23 Joey Rickard, R OBP: 0.296, SLG: 0.376 | | |  | | | | | |  | 1 | 1 | 1 | 1 | 0 | 0 | 0 | | | | | | |
| 17 Rubén Tejada, R OBP: 0.300, SLG: 0.333 | | |  | | | | |  |  | 2 | 0 | 0 | 0 | 1 | 0 | 0 | | | | | | |
| Inning Stats | R: 0 E: 0 K: 2 S: 9 | H: 0 LOB: 0 BB: 0 P: 12 | R: 0 E: 0 K: 0 S: 10 | H: 0 LOB: 0 BB: 0 P: 13 | R: 0 E: 0 K: 2 S: 8 | H: 0 LOB: 0 BB: 0 P: 10 | R: 0 E: 0 K: 1 S: 9 | H: 1 LOB: 2 BB: 1 P: 10 | R: 0 E: 0 K: 0 S: 6 | H: 0 LOB: 0 BB: 0 P: 11 | R: 1 E: 0 K: 1 S: 9 | H: 1 LOB: 0 BB: 0 P: 12 | R: 1 E: 0 K: 0 S: 10 | H: 1 LOB: 0 BB: 0 P: 12 | R: 1 E: 0 K: 0 S: 9 | H: 1 LOB: 1 BB: 1 P: 19 | 1B: 2 2B: 0 3B: 0 HR: 2 | SF: 0 SAC: 0 DP: 1 HBP: 0 | WP: 0 PB: 0 SB: 0 CS: 0 | PA: 33 | | |
| PITCHER | IP WLS BF H R ER SO BB IBB HBP BLK WP HR S P ERA WHIP | IP WLS BF H R ER SO BB IBB HBP BLK WP HR S P ERA WHIP | IP WLS BF H R ER SO BB IBB HBP BLK WP HR S P ERA WHIP | IP WLS BF H R ER SO BB IBB HBP BLK WP HR S P ERA WHIP | IP WLS BF H R ER SO BB IBB HBP BLK WP HR S P ERA WHIP | IP WLS BF H R ER SO BB IBB HBP BLK WP HR S P ERA WHIP | IP WLS BF H R ER SO BB IBB HBP BLK WP HR S P ERA WHIP | IP WLS BF H R ER SO BB IBB HBP BLK WP HR S P ERA WHIP | IP WLS BF H R ER SO BB IBB HBP BLK WP HR S P ERA WHIP | IP WLS BF H R ER SO BB IBB HBP BLK WP HR S P ERA WHIP | IP WLS BF H R ER SO BB IBB HBP BLK WP HR S P ERA WHIP | IP WLS BF H R ER SO BB IBB HBP BLK WP HR S P ERA WHIP | IP WLS BF H R ER SO BB IBB HBP BLK WP HR S P ERA WHIP | IP WLS BF H R ER SO BB IBB HBP BLK WP HR S P ERA WHIP | IP WLS BF H R ER SO BB IBB HBP BLK WP HR S P ERA WHIP | IP WLS BF H R ER SO BB IBB HBP BLK WP HR S P ERA WHIP | IP WLS BF H R ER SO BB IBB HBP BLK WP HR S P ERA WHIP | IP WLS BF H R ER SO BB IBB HBP BLK WP HR S P ERA WHIP | IP WLS BF H R ER SO BB IBB HBP BLK WP HR S P ERA WHIP | IP WLS BF H R ER SO BB IBB HBP BLK WP HR S P ERA WHIP | IP WLS BF H R ER SO BB IBB HBP BLK WP HR S P ERA WHIP | IP WLS BF H R ER SO BB IBB HBP BLK WP HR S P ERA WHIP |

| | |
|-----|----|
| AB | 30 |
| R | 3 |
| H | 4 |
| RBI | 3 |
| BB | 3 |
| SO | 8 |
| LOB | 9 |



| Batter | 1 | 2 | 3 | 4 | 5 | 6 | 7 | 8 | 9 | AB | R | H | RBI | BB | SO | LOB | BOTTOM | | | | | |
|---|---|---|---|---|---|---|---|---|---|---|---|---|---|---|---|---|--|---|---|---|---|---|
| 11 Brett Gardner, L OBP: 0.348, SLG: 0.509 |  | | | | | | | | | 4 | 1 | 1 | 0 | 0 | 1 | 1 | <p>Baltimore Orioles @ New York Yankees Yankee Stadium, Bronx, NY Sat Jun 10 2017, 7:20 PM - 10:29 PM EDT Att: 45,232 - Partly Cloudy - 85 F</p> | | | | | |
| 38 Rob Refsnyder, R OBP: 0.200, SLG: 0.167 | | |  | | |  | | |  | 2 | 0 | 0 | 0 | 0 | 1 | 3 | | | | | | |
| 31 Aaron Hicks, S OBP: 0.425, SLG: 0.582 |  |  | | |  |  | | | | 4 | 2 | 1 | 0 | 1 | 0 | 0 | | | | | | |
| 99 Aaron Judge, R OBP: 0.439, SLG: 0.678 | | | | |  |  | | | | 4 | 3 | 3 | 3 | 1 | 0 | 0 | | | | | | |
| 27 Austin Romine, R OBP: 0.258, SLG: 0.330 |  |  | | |  |  | | | | 0 | 0 | 0 | 0 | 0 | 0 | 0 | | | | | | |
| 17 Matt Holliday, R OBP: 0.379, SLG: 0.541 |  |  | | |  |  | | | | 4 | 3 | 3 | 3 | 1 | 0 | 0 | | | | | | |
| 14 Starlin Castro, R OBP: 0.360, SLG: 0.521 | | | | |  |  | | | | 3 | 2 | 2 | 3 | 0 | 0 | 0 | | | | | | |
| 74 Ronald Torreyes, R OBP: 0.302, SLG: 0.359 |  |  | | |  |  | | | | 1 | 1 | 0 | 0 | 0 | 0 | 2 | | | | | | |
| 24 Gary Sánchez, R OBP: 0.383, SLG: 0.519 |  |  | | |  |  | | | | 4 | 2 | 3 | 4 | 1 | 0 | 0 | | | | | | |
| 18 Didi Gregorius, L OBP: 0.346, SLG: 0.497 |  |  | | |  | | | | | 5 | 1 | 2 | 2 | 0 | 2 | 1 | | | | | | |
| 12 Chase Headley, S OBP: 0.313, SLG: 0.347 |  | | | |  |  | | | | 4 | 1 | 1 | 0 | 1 | 2 | 3 | | | | | | |
| 48 Chris Carter, R OBP: 0.288, SLG: 0.383 |  | | | |  |  | | | | 5 | 0 | 2 | 1 | 0 | 1 | 3 | | | | | | |
| Inning Stats | R: 6 E: 0 K: 1 S: 17 | H: 6 LOB: 1 BB: 1 P: 28 | R: 3 E: 0 K: 1 S: 12 | H: 1 LOB: 0 BB: 2 P: 28 | R: 0 E: 0 K: 0 S: 5 | H: 1 LOB: 0 BB: 0 P: 10 | R: 3 E: 0 K: 1 S: 19 | H: 3 LOB: 1 BB: 1 P: 32 | R: 2 E: 0 K: 0 S: 14 | H: 4 LOB: 1 BB: 0 P: 24 | R: 0 E: 0 K: 2 S: 15 | H: 1 LOB: 2 BB: 1 P: 24 | R: 0 E: 0 K: 0 S: 9 | H: 0 LOB: 0 BB: 0 P: 15 | R: 2 E: 0 K: 2 S: 14 | H: 2 LOB: 1 BB: 0 P: 24 | 1B: 7 2B: 6 3B: 0 HR: 5 | SF: 0 SAC: 0 DP: 1 HBP: 1 | WP: 1 PB: 0 SB: 0 CS: 0 | PA: 46 | | |
| PITCHER | IP WLS BF H R ER SO BB IBB HBP BLK WP HR S P ERA WHIP | IP WLS BF H R ER SO BB IBB HBP BLK WP HR S P ERA WHIP | IP WLS BF H R ER SO BB IBB HBP BLK WP HR S P ERA WHIP | IP WLS BF H R ER SO BB IBB HBP BLK WP HR S P ERA WHIP | IP WLS BF H R ER SO BB IBB HBP BLK WP HR S P ERA WHIP | IP WLS BF H R ER SO BB IBB HBP BLK WP HR S P ERA WHIP | IP WLS BF H R ER SO BB IBB HBP BLK WP HR S P ERA WHIP | IP WLS BF H R ER SO BB IBB HBP BLK WP HR S P ERA WHIP | IP WLS BF H R ER SO BB IBB HBP BLK WP HR S P ERA WHIP | IP WLS BF H R ER SO BB IBB HBP BLK WP HR S P ERA WHIP | IP WLS BF H R ER SO BB IBB HBP BLK WP HR S P ERA WHIP | IP WLS BF H R ER SO BB IBB HBP BLK WP HR S P ERA WHIP | IP WLS BF H R ER SO BB IBB HBP BLK WP HR S P ERA WHIP | IP WLS BF H R ER SO BB IBB HBP BLK WP HR S P ERA WHIP | IP WLS BF H R ER SO BB IBB HBP BLK WP HR S P ERA WHIP | IP WLS BF H R ER SO BB IBB HBP BLK WP HR S P ERA WHIP | IP WLS BF H R ER SO BB IBB HBP BLK WP HR S P ERA WHIP | IP WLS BF H R ER SO BB IBB HBP BLK WP HR S P ERA WHIP | IP WLS BF H R ER SO BB IBB HBP BLK WP HR S P ERA WHIP | IP WLS BF H R ER SO BB IBB HBP BLK WP HR S P ERA WHIP | IP WLS BF H R ER SO BB IBB HBP BLK WP HR S P ERA WHIP | IP WLS BF H R ER SO BB IBB HBP BLK WP HR S P ERA WHIP |

| | |
|-----|----|
| AB | 40 |
| R | 16 |
| H | 18 |
| RBI | 16 |
| BB | 5 |
| SO | 7 |
| LOB | 13 |



| Batter | 1 | 2 | 3 | 4 | 5 | 6 | 7 | 8 | 9 | AB | R | H | RBI | BB | SO | LOB | TOP | | | | |
|--|---|---|---|---|---|---|---|---|---|---|---|---|---|---|---|---|--|---|---|---|---|
| 12 Seth Smith, L (1,9) OBP: 0.329, SLG: 0.437 | | | | | | | | | | 5 | 1 | 2 | 1 | 0 | 1 | 2 | <p>Baltimore Orioles @ New York Yankees Yankee Stadium, Bronx, NY Sun Jun 11 2017, 1:13 PM - 4:48 PM EDT Att: 46,348 - Partly Cloudy - 89 F</p> | | | | |
| 6 Jonathan Schoop, R (1,4) OBP: 0.332, SLG: 0.521 | | | | | | | | | | 4 | 0 | 1 | 1 | 0 | 2 | 1 | | | | | |
| 10 Adam Jones, R (1,8) OBP: 0.293, SLG: 0.424 | | | | | | | | | | 3 | 0 | 0 | 0 | 0 | 0 | 2 | | | | | |
| 25 Hyun Soo Kim, L (6,PH) OBP: 0.321, SLG: 0.333 | | | | | | | | | | 1 | 0 | 0 | 0 | 0 | 0 | 0 | | | | | |
| 45 Mark Trumbo, R (1,10) OBP: 0.318, SLG: 0.397 | | | | | | | | | | 4 | 0 | 0 | 0 | 0 | 3 | 2 | | | | | |
| 19 Chris Davis, L (1,3) OBP: 0.323, SLG: 0.465 | | | | | | | | | | 4 | 0 | 1 | 0 | 0 | 1 | 1 | | | | | |
| 60 Mychal Givens, R (8,1) | | | | | | | | | | 0 | 0 | 0 | 0 | 0 | 0 | 0 | | | | | |
| 16 Trev Mancini, R (1,7) OBP: 0.331, SLG: 0.510 | | | | | | | | | | 2 | 0 | 1 | 0 | 2 | 0 | 1 | | | | | |
| 29 Welington Castillo, R (1,2) OBP: 0.293, SLG: 0.444 | | | | | | | | | | 3 | 0 | 0 | 0 | 0 | 0 | 3 | | | | | |
| 23 Joey Rickard, R (8,8) OBP: 0.293, SLG: 0.372 | | | | | | | | | | 1 | 0 | 0 | 0 | 0 | 0 | 1 | | | | | |
| 2 J.J. Hardy, R (1,6) OBP: 0.241, SLG: 0.300 | | | | | | | | | | 3 | 1 | 2 | 0 | 0 | 0 | 1 | | | | | |
| 36 Caleb Joseph, R (8,2) OBP: 0.291, SLG: 0.391 | | | | | | | | | | 0 | 0 | 0 | 0 | 1 | 0 | 0 | | | | | |
| 17 Rubén Tejada, R (1,5) OBP: 0.357, SLG: 0.462 | | | | | | | | | | 4 | 1 | 2 | 1 | 0 | 0 | 1 | | | | | |
| | | | | | | | | | | | | | | | | | | | | | |
| Inning Stats | R: 0 E: 0 K: 2 S: 11 | H: 0 LOB: 0 BB: 0 P: 18 | R: 0 E: 0 K: 1 S: 15 | H: 0 LOB: 1 BB: 1 P: 25 | R: 3 E: 0 K: 2 S: 21 | H: 4 LOB: 1 BB: 0 P: 32 | R: 0 E: 0 K: 0 S: 11 | H: 1 LOB: 1 BB: 0 P: 18 | R: 0 E: 0 K: 1 S: 13 | H: 1 LOB: 1 BB: 0 P: 17 | R: 0 E: 0 K: 0 S: 10 | H: 0 LOB: 0 BB: 0 P: 17 | R: 0 E: 0 K: 0 S: 6 | H: 0 LOB: 0 BB: 0 P: 9 | R: 0 E: 0 K: 0 S: 10 | H: 2 LOB: 2 BB: 1 P: 18 | 1B: 5 2B: 4 3B: 0 HR: 0 | SF: 0 SAC: 0 DP: 2 HBP: 0 | WP: 0 PB: 0 SB: 0 CS: 0 | PA: 37 | |
| PITCHER | IP WLS BF H R ER SO BB IBB HBP BLK WP HR S P ERA WHIP | IP WLS BF H R ER SO BB IBB HBP BLK WP HR S P ERA WHIP | IP WLS BF H R ER SO BB IBB HBP BLK WP HR S P ERA WHIP | IP WLS BF H R ER SO BB IBB HBP BLK WP HR S P ERA WHIP | IP WLS BF H R ER SO BB IBB HBP BLK WP HR S P ERA WHIP | IP WLS BF H R ER SO BB IBB HBP BLK WP HR S P ERA WHIP | IP WLS BF H R ER SO BB IBB HBP BLK WP HR S P ERA WHIP | IP WLS BF H R ER SO BB IBB HBP BLK WP HR S P ERA WHIP | IP WLS BF H R ER SO BB IBB HBP BLK WP HR S P ERA WHIP | IP WLS BF H R ER SO BB IBB HBP BLK WP HR S P ERA WHIP | IP WLS BF H R ER SO BB IBB HBP BLK WP HR S P ERA WHIP | IP WLS BF H R ER SO BB IBB HBP BLK WP HR S P ERA WHIP | IP WLS BF H R ER SO BB IBB HBP BLK WP HR S P ERA WHIP | IP WLS BF H R ER SO BB IBB HBP BLK WP HR S P ERA WHIP | IP WLS BF H R ER SO BB IBB HBP BLK WP HR S P ERA WHIP | IP WLS BF H R ER SO BB IBB HBP BLK WP HR S P ERA WHIP | IP WLS BF H R ER SO BB IBB HBP BLK WP HR S P ERA WHIP | IP WLS BF H R ER SO BB IBB HBP BLK WP HR S P ERA WHIP | IP WLS BF H R ER SO BB IBB HBP BLK WP HR S P ERA WHIP | IP WLS BF H R ER SO BB IBB HBP BLK WP HR S P ERA WHIP | IP WLS BF H R ER SO BB IBB HBP BLK WP HR S P ERA WHIP |

| | |
|-----|----|
| AB | 34 |
| R | 3 |
| H | 9 |
| RBI | 3 |
| BB | 3 |
| SO | 7 |
| LOB | 15 |



| Batter | 1 | 2 | 3 | 4 | 5 | 6 | 7 | 8 | 9 | AB | R | H | RBI | BB | SO | LOB | BOTTOM | | | | |
|---|---|---|---|---|---|---|---|---|---|---|---|---|---|---|---|---|--|---|---|---|---|
| 11 Brett Gardner, L (1,7) OBP: 0.349, SLG: 0.505 | | | | | | | | | | 4 | 2 | 1 | 0 | 1 | 1 | 1 | <p>Baltimore Orioles @ New York Yankees Yankee Stadium, Bronx, NY Sun Jun 11 2017, 1:13 PM - 4:48 PM EDT Att: 46,348 - Partly Cloudy - 89 F</p> | | | | |
| 38 Rob Refsnyder, R (8,7) OBP: 0.190, SLG: 0.158 | | | | | | | | | | 1 | 0 | 0 | 0 | 0 | 1 | 2 | | | | | |
| 31 Aaron Hicks, S (1,8) OBP: 0.429, SLG: 0.584 | | | | | | | | | | 3 | 2 | 1 | 2 | 2 | 0 | 1 | | | | | |
| 99 Aaron Judge, R (1,9) OBP: 0.450, SLG: 0.718 | | | | | | | | | | 4 | 4 | 4 | 3 | 1 | 0 | 0 | | | | | |
| 27 Austin Romine, R (9,2) OBP: 0.258, SLG: 0.330 | | | | | | | | | | 0 | 0 | 0 | 0 | 0 | 0 | 0 | | | | | |
| 17 Matt Holliday, R (1,10) OBP: 0.384, SLG: 0.538 | | | | | | | | | | 3 | 2 | 1 | 2 | 2 | 0 | 0 | | | | | |
| 14 Starlin Castro, R (1,4) OBP: 0.360, SLG: 0.531 | | | | | | | | | | 5 | 2 | 2 | 4 | 0 | 0 | 4 | | | | | |
| 24 Gary Sánchez, R (1,2) OBP: 0.358, SLG: 0.530 | | | | | | | | | | 5 | 1 | 1 | 3 | 0 | 1 | 1 | | | | | |
| 18 Didi Gregorius, L (1,6) OBP: 0.348, SLG: 0.500 | | | | | | | | | | 5 | 0 | 2 | 0 | 0 | 0 | 0 | | | | | |
| 48 Chris Carter, R (1,3) OBP: 0.305, SLG: 0.389 | | | | | | | | | | 3 | 0 | 2 | 0 | 2 | 1 | 0 | | | | | |
| 74 Ronald Torreyes, R (1,5) OBP: 0.306, SLG: 0.355 | | | | | | | | | | 4 | 1 | 1 | 0 | 1 | 0 | 5 | | | | | |
| | | | | | | | | | | | | | | | | | | | | | |
| Inning Stats | R: 5 E: 0 K: 0 S: 13 | H: 5 LOB: 1 BB: 1 P: 20 | R: 0 E: 0 K: 0 S: 11 | H: 0 LOB: 2 BB: 3 P: 25 | R: 0 E: 0 K: 0 S: 8 | H: 1 LOB: 1 BB: 1 P: 16 | R: 2 E: 0 K: 0 S: 10 | H: 2 LOB: 1 BB: 1 P: 18 | R: 0 E: 0 K: 1 S: 9 | H: 1 LOB: 1 BB: 1 P: 20 | R: 3 E: 1 K: 1 S: 12 | H: 2 LOB: 0 BB: 0 P: 19 | R: 4 E: 0 K: 1 S: 17 | H: 2 LOB: 0 BB: 2 P: 35 | R: 0 E: 0 K: 1 S: 11 | H: 2 LOB: 2 BB: 0 P: 16 | 1B: 8 2B: 3 3B: 0 HR: 4 | SF: 0 SAC: 0 DP: 2 HBP: 0 | WP: 2 PB: 0 SB: 0 CS: 0 | PA: 46 | |
| PITCHER | IP WLS BF H R ER SO BB IBB HBP BLK WP HR S P ERA WHIP | IP WLS BF H R ER SO BB IBB HBP BLK WP HR S P ERA WHIP | IP WLS BF H R ER SO BB IBB HBP BLK WP HR S P ERA WHIP | IP WLS BF H R ER SO BB IBB HBP BLK WP HR S P ERA WHIP | IP WLS BF H R ER SO BB IBB HBP BLK WP HR S P ERA WHIP | IP WLS BF H R ER SO BB IBB HBP BLK WP HR S P ERA WHIP | IP WLS BF H R ER SO BB IBB HBP BLK WP HR S P ERA WHIP | IP WLS BF H R ER SO BB IBB HBP BLK WP HR S P ERA WHIP | IP WLS BF H R ER SO BB IBB HBP BLK WP HR S P ERA WHIP | IP WLS BF H R ER SO BB IBB HBP BLK WP HR S P ERA WHIP | IP WLS BF H R ER SO BB IBB HBP BLK WP HR S P ERA WHIP | IP WLS BF H R ER SO BB IBB HBP BLK WP HR S P ERA WHIP | IP WLS BF H R ER SO BB IBB HBP BLK WP HR S P ERA WHIP | IP WLS BF H R ER SO BB IBB HBP BLK WP HR S P ERA WHIP | IP WLS BF H R ER SO BB IBB HBP BLK WP HR S P ERA WHIP | IP WLS BF H R ER SO BB IBB HBP BLK WP HR S P ERA WHIP | IP WLS BF H R ER SO BB IBB HBP BLK WP HR S P ERA WHIP | IP WLS BF H R ER SO BB IBB HBP BLK WP HR S P ERA WHIP | IP WLS BF H R ER SO BB IBB HBP BLK WP HR S P ERA WHIP | IP WLS BF H R ER SO BB IBB HBP BLK WP HR S P ERA WHIP | IP WLS BF H R ER SO BB IBB HBP BLK WP HR S P ERA WHIP |

| | |
|-----|----|
| AB | 37 |
| R | 14 |
| H | 15 |
| RBI | 14 |
| BB | 9 |
| SO | 4 |
| LOB | 14 |



| Batter | 1 | 2 | 3 | 4 | 5 | 6 | 7 | 8 | 9 | AB R H RBI BB SO LOB | TOP | | |
|--|---|--------------------------------------|--------------------------------------|--------------------------------------|--------------------------------------|---------------------------------------|---------------------------------------|--------------------------------------|--------------------------------------|--|--|----------------|---|
| 11 Brett Gardner, L OBP: 0.346, SLG: 0.485 | | | | | | | | | | 5 1 2 0 0 1 1 | New York Yankees @ Los Angeles Angels Angel Stadium of Anaheim, Anaheim, CA Wed Jun 14 2017, 7:10 PM - 10:31 PM PDT Att: 43,851 - Clear - 80 F | | |
| 31 Aaron Hicks, S OBP: 0.423, SLG: 0.571 | | | | | | | | | | 5 0 2 0 0 1 2 | | | |
| 99 Aaron Judge, R OBP: 0.443, SLG: 0.703 | | | | | | | | | | 5 1 1 0 0 0 3 | | | |
| 17 Matt Holliday, R OBP: 0.378, SLG: 0.517 | | | | | | | | | | 2 0 1 1 1 0 2 | | | |
| 14 Starlin Castro, R OBP: 0.364, SLG: 0.520 | | | | | | | | | | 3 1 1 0 0 1 3 | | | |
| 24 Gary Sánchez, R OBP: 0.383, SLG: 0.542 | | | | | | | | | | 4 2 3 3 0 0 0 | | | |
| 18 Didi Gregorius, L OBP: 0.360, SLG: 0.503 | | | | | | | | | | 4 0 1 0 0 1 1 | | | |
| 12 Chase Headley, S OBP: 0.324, SLG: 0.373 | | | | | | | | | | 4 0 2 1 0 1 0 | | | |
| 38 Rob Refsnyder, R OBP: 0.200, SLG: 0.261 | | | | | | | | | | 4 0 1 0 0 0 2 | | | |
| Inning Stats | R: 4 H: 3 E: 0 K: 1 S: 20 | H: 3 R: 0 E: 0 K: 1 S: 9 | H: 1 R: 0 E: 0 K: 0 S: 9 | H: 0 R: 0 E: 0 K: 0 S: 5 | H: 3 R: 0 E: 0 K: 0 S: 7 | H: 2 R: 1 E: 1 K: 1 S: 11 | H: 2 R: 0 E: 0 K: 1 S: 13 | H: 0 R: 0 E: 0 K: 1 S: 8 | H: 1 R: 0 E: 0 K: 0 S: 9 | 1B: 11 SF: 1 2B: 2 3B: 1 HR: 1 | WP: 0 PA: 39 PB: 0 SB: 1 CS: 0 | | |
| PITCHER | IP WLS BF H R ER SO BB IBB HBP BLK WP HR S P ERA WHIP | | | | | | | | | | | PITCHER | IP WLS BF H R ER SO BB IBB HBP BLK WP HR S P ERA WHIP |
| 52 Matt Shoemaker, R ERA: 4.52 | 3.0 16 6 4 4 2 1 0 1 0 0 1 39 58 12.00 2.333 | | | | | | | | | | | | |
| 62 Parker Bridwell, R ERA: 2.79 | 3.2 15 7 1 0 1 0 0 0 0 0 0 33 56 0.00 1.909 | | | | | | | | | | | | |
| 53 Blake Parker, R ERA: 2.01 | 1.1 W 4 0 0 2 0 0 0 0 0 0 0 12 18 0.00 0.000 | | | | | | | | | | | | |
| 33 David Hernandez, R ERA: 2.57 | 1.0 S 4 1 0 0 0 0 0 0 0 0 0 9 13 0.00 1.000 | | | | | | | | | | | | |

| Batter | 1 | 2 | 3 | 4 | 5 | 6 | 7 | 8 | 9 | AB R H RBI BB SO LOB | BOTTOM | | |
|--|---|--------------------------------------|---------------------------------------|--------------------------------------|--------------------------------------|---------------------------------------|--------------------------------------|--------------------------------------|--------------------------------------|---|--|----------------|---|
| 9 Cameron Maybin, R OBP: 0.377, SLG: 0.385 | | | | | | | | | | 5 1 2 0 0 0 1 | New York Yankees @ Los Angeles Angels Angel Stadium of Anaheim, Anaheim, CA Wed Jun 14 2017, 7:10 PM - 10:31 PM PDT Att: 43,851 - Clear - 80 F | | |
| 56 Kole Calhoun, L OBP: 0.323, SLG: 0.384 | | | | | | | | | | 5 0 1 0 0 1 3 | | | |
| 5 Albert Pujols, R OBP: 0.285, SLG: 0.384 | | | | | | | | | | 5 1 2 0 0 1 2 | | | |
| 0 Yunel Escobar, R OBP: 0.332, SLG: 0.409 | | | | | | | | | | 4 0 1 0 0 0 1 | | | |
| 18 Luis Valbuena, L OBP: 0.293, SLG: 0.283 | | | | | | | | | | 2 1 1 1 1 0 1 | | | |
| 2 Andrelton Simmons, R OBP: 0.342, SLG: 0.418 | | | | | | | | | | 3 2 1 2 1 0 3 | | | |
| 8 Eric Young Jr., S OBP: 0.429, SLG: 0.556 | | | | | | | | | | 3 1 2 1 0 0 1 | | | |
| 3 Danny Espinosa, S OBP: 0.244, SLG: 0.304 | | | | | | | | | | 4 1 1 2 0 2 2 | | | |
| 13 Juan Graterol, R OBP: 0.256, SLG: 0.282 | | | | | | | | | | 4 0 1 0 0 0 0 | | | |
| Inning Stats | R: 1 H: 3 E: 0 K: 0 S: 9 | R: 2 H: 2 E: 0 K: 0 S: 9 | R: 2 H: 2 E: 0 K: 0 S: 16 | R: 0 H: 1 E: 0 K: 0 S: 9 | R: 0 H: 1 E: 0 K: 0 S: 7 | R: 0 H: 1 E: 0 K: 2 S: 15 | R: 2 H: 1 E: 0 K: 1 S: 8 | R: 0 H: 1 E: 0 K: 1 S: 9 | R: 0 H: 1 E: 0 K: 1 S: 9 | 1B: 9 SF: 1 2B: 1 3B: 0 HR: 2 | WP: 1 PA: 39 PB: 0 SB: 2 CS: 0 | | |
| PITCHER | IP WLS BF H R ER SO BB IBB HBP BLK WP HR S P ERA WHIP | | | | | | | | | | | PITCHER | IP WLS BF H R ER SO BB IBB HBP BLK WP HR S P ERA WHIP |
| 35 Michael Pineda, R ERA: 3.71 | 6.0 29 10 5 5 2 1 0 0 0 0 1 65 102 7.50 1.833 | | | | | | | | | | | | |
| 41 Ronald Herrera, R ERA: 9.0 | 2.0 L 10 2 2 2 2 1 0 1 0 0 1 17 29 9.00 1.500 | | | | | | | | | | | | |

| Batter | 1 | 2 | 3 | 4 | 5 | 6 | 7 | 8 | 9 | 10 | AB | R | H | RBI | BB | SO | LOB | TOP | | | | | | |
|--|-------------------------------|----------------------------------|------------------------------|----------------------------------|------------------------------|----------------------------------|-------------------------------|----------------------------------|------------------------------|----------------------------------|-------------------------------|----------------------------------|-------------------------------|----------------------------------|-------------------------------|----------------------------------|-------------------------------|----------------------------------|-----------------------------------|--------------------------|----------------------------------|--------|--|--|
| 11 Brett Gardner, L OBP: 0.346, SLG: 0.485 (9, 8) | | | | | | | | | | | 6 | 1 | 2 | 0 | 0 | 1 | 3 | | | | | | | |
| 31 Aaron Hicks, S OBP: 0.413, SLG: 0.556 (1, 8) | | | | | | | | | | | 5 | 0 | 0 | 0 | 0 | 2 | 2 | | | | | | | |
| 36 Rob Refsnyder, R OBP: 0.231, SLG: 0.292 (9, 7) | | | | | | | | | | | 1 | 0 | 1 | 0 | 0 | 0 | 0 | | | | | | | |
| 99 Aaron Judge, R OBP: 0.441, SLG: 0.692 (1, 9) | | | | | | | | | | | 5 | 0 | 1 | 0 | 1 | 3 | 0 | | | | | | | |
| 14 Starlin Castro, R OBP: 0.367, SLG: 0.525 (1, 4) | | | | | | | | | | | 5 | 3 | 3 | 1 | 0 | 1 | 2 | | | | | | | |
| 24 Gary Sánchez, R OBP: 0.362, SLG: 0.559 (1, 10) | | | | | | | | | | | 3 | 1 | 3 | 2 | 2 | 0 | 0 | | | | | | | |
| 74 Ronald Torreyes, R (P, PR) OBP: 0.306, SLG: 0.355 (9, 10) | | | | | | | | | | | 0 | 0 | 0 | 0 | 0 | 0 | 0 | | | | | | | |
| 17 Matt Holliday, R (10, PH) OBP: 0.377, SLG: 0.514 (10, 10) | | | | | | | | | | | 1 | 0 | 0 | 0 | 0 | 1 | 2 | | | | | | | |
| 18 Didi Gregorius, L OBP: 0.355, SLG: 0.494 (1, 6) | | | | | | | | | | | 5 | 1 | 1 | 0 | 0 | 1 | 6 | | | | | | | |
| 12 Chase Headley, S OBP: 0.333, SLG: 0.377 (1, 5) | | | | | | | | | | | 3 | 0 | 2 | 2 | 2 | 1 | 0 | | | | | | | |
| 48 Chris Carter, R OBP: 0.301, SLG: 0.393 (1, 3) | | | | | | | | | | | 5 | 1 | 2 | 2 | 0 | 2 | 5 | | | | | | | |
| 27 Austin Romine, R OBP: 0.252, SLG: 0.317 (1, 2) | | | | | | | | | | | 5 | 0 | 1 | 0 | 0 | 2 | 2 | | | | | | | |
| Inning Stats | R: 0 E: 0 K: 2 S: 14 | H: 2 LOB: 3 BB: 1 P: 20 | R: 0 E: 0 K: 0 S: 7 | H: 1 LOB: 0 BB: 0 P: 10 | R: 0 E: 0 K: 1 S: 8 | H: 0 LOB: 0 BB: 0 P: 13 | R: 0 E: 0 K: 1 S: 13 | H: 1 LOB: 2 BB: 1 P: 22 | R: 0 E: 0 K: 1 S: 6 | H: 0 LOB: 0 BB: 0 P: 10 | R: 3 E: 0 K: 2 S: 22 | H: 4 LOB: 2 BB: 1 P: 33 | R: 1 E: 0 K: 2 S: 13 | H: 2 LOB: 1 BB: 0 P: 23 | R: 1 E: 0 K: 2 S: 13 | H: 2 LOB: 2 BB: 1 P: 25 | R: 1 E: 0 K: 2 S: 15 | H: 2 LOB: 2 BB: 1 P: 25 | 1B: 12 2B: 3 3B: 0 HR: 1 | SF: 1 DP: 1 HBP: 0 | WP: 1 PB: 0 SB: 3 CS: 0 | PA: 50 | | |
| PITCHER | IP 5.1 | WLS 26 | BF 8 | H 3 | R 3 | ER 3 | SO 6 | BB 3 | IBB 0 | HBP 0 | BLK 0 | WP 1 | HR 0 | S 64 | P 100 | ERA 5.06 | WHIP 2.062 | | | | | | | |
| 54 Sonny Gray, R ERA: 4.44 (1, 1) | | | | | | | | | | | | | | | | | | | | | | | | |
| 62 Sean Doolittle, L ERA: 2.79 (6, 1) | | | | | | | | | | | | | | | | | | | | | | | | |
| 44 Ryan Madson, R ERA: 2.84 (7, 1) | | | | | | | | | | | | | | | | | | | | | | | | |
| 61 John Axford, R ERA: 6.75 (8, 1) | | | | | | | | | | | | | | | | | | | | | | | | |
| 37 Danny Coulombe, L ERA: 2.11 (8, 1) | | | | | | | | | | | | | | | | | | | | | | | | |
| PITCHER | IP 1.0 | WLS 6 | BF 2 | H 1 | R 1 | ER 1 | SO 2 | BB 0 | IBB 0 | HBP 0 | BLK 0 | WP 0 | HR 0 | S 13 | P 26 | ERA 9.00 | WHIP 2.000 | | | | | | | |
| 46 Santiago Casilla, R ERA: 4.24 (9, 1) | | | | | | | | | | | | | | | | | | | | | | | | |
| 31 Liam Hendriks, R ERA: 3.99 (10, 1) | | | | | | | | | | | | | | | | | | | | | | | | |

New York Yankees @ Oakland Athletics
 Oakland Coliseum, Oakland, CA
 Thu Jun 15 2017, 7:09 PM - 11:39 PM PDT
 Att: 21,838 - Clear - 75 F

livebaseballscores.com


AB 44
 R 7
 H 16
 RBI 7
 BB 5
 SO 14
 LOB 22


| Batter | 1 | 2 | 3 | 4 | 5 | 6 | 7 | 8 | 9 | 10 | AB | R | H | RBI | BB | SO | LOB | BOTTOM | | | | | | |
|---|-------------------------------|----------------------------------|-------------------------------|----------------------------------|------------------------------|----------------------------------|------------------------------|---------------------------------|-------------------------------|----------------------------------|-------------------------------|----------------------------------|-------------------------------|----------------------------------|-------------------------------|----------------------------------|-------------------------------|----------------------------------|-------------------------------|----------------------------------|----------------------------------|------------------------------------|----------------------------------|--------|
| 11 Rajai Davis, R OBP: 0.265, SLG: 0.323 (1, 8) | | | | | | | | | | | 5 | 1 | 1 | 0 | 0 | 1 | 3 | | | | | | | |
| 18 Chad Pinder, R OBP: 0.290, SLG: 0.500 (8, 6) | | | | | | | | | | | 6 | 1 | 3 | 1 | 0 | 0 | 0 | | | | | | | |
| 8 Jed Lowrie, S OBP: 0.365, SLG: 0.502 (1, 4) | | | | | | | | | | | 5 | 1 | 3 | 1 | 1 | 1 | 2 | | | | | | | |
| 2 Khris Davis, R OBP: 0.325, SLG: 0.496 (1, 7) | | | | | | | | | | | 5 | 0 | 1 | 2 | 1 | 2 | 2 | | | | | | | |
| 17 Yonder Alonso, L OBP: 0.398, SLG: 0.645 (1, 3) | | | | | | | | | | | 5 | 2 | 2 | 1 | 0 | 1 | 3 | | | | | | | |
| 25 Ryon Healy, R OBP: 0.312, SLG: 0.528 (1, 10) | | | | | | | | | | | 4 | 0 | 1 | 0 | 0 | 2 | 1 | | | | | | | |
| 26 Matt Chapman, R (1, 5) | | | | | | | | | | | 3 | 1 | 0 | 0 | 2 | 2 | 4 | | | | | | | |
| 19 Josh Phegley, R OBP: 0.247, SLG: 0.389 (8, PH) | | | | | | | | | | | 3 | 1 | 1 | 0 | 0 | 0 | 1 | | | | | | | |
| 21 Stephen Vogt, L OBP: 0.276, SLG: 0.360 (9, 2) | | | | | | | | | | | 1 | 0 | 0 | 0 | 1 | 0 | 0 | | | | | | | |
| 16 Adam Rosales, R OBP: 0.275, SLG: 0.346 (7, PH) | | | | | | | | | | | 2 | 0 | 1 | 2 | 0 | 1 | 0 | | | | | | | |
| 23 Matt Joyce, L OBP: 0.304, SLG: 0.367 (8, 9) | | | | | | | | | | | 3 | 1 | 1 | 1 | 0 | 1 | 2 | | | | | | | |
| Inning Stats | R: 1 E: 0 K: 0 S: 10 | H: 1 LOB: 0 BB: 0 P: 15 | R: 2 E: 0 K: 1 S: 12 | H: 2 LOB: 1 BB: 1 P: 18 | R: 0 E: 0 K: 1 S: 8 | H: 1 LOB: 1 BB: 0 P: 10 | R: 0 E: 0 K: 1 S: 7 | H: 0 LOB: 0 BB: 0 P: 9 | R: 0 E: 0 K: 2 S: 11 | H: 1 LOB: 1 BB: 0 P: 14 | R: 1 E: 0 K: 1 S: 11 | H: 2 LOB: 1 BB: 0 P: 23 | R: 1 E: 0 K: 1 S: 11 | H: 2 LOB: 1 BB: 0 P: 15 | R: 1 E: 0 K: 2 S: 18 | H: 1 LOB: 2 BB: 2 P: 31 | R: 0 E: 0 K: 2 S: 13 | H: 1 LOB: 3 BB: 1 P: 22 | R: 2 E: 0 K: 1 S: 13 | H: 3 LOB: 2 BB: 1 P: 19 | 1B: 8 2B: 3 3B: 1 HR: 2 | SF: 0 SAC: 1 DP: 0 HBP: 1 | WP: 1 PB: 0 SB: 0 CS: 0 | PA: 49 |
| PITCHER | IP 5.2 | WLS 25 | BF 7 | H 4 | R 4 | ER 5 | SO 5 | BB 1 | IBB 0 | HBP 0 | BLK 0 | WP 0 | HR 2 | S 56 | P 83 | ERA 6.35 | WHIP 1.412 | | | | | | | |
| 47 Jordan Montgomery, L ERA: 3.78 (1, 1) | | | | | | | | | | | | | | | | | | | | | | | | |
| 57 Chad Green, R ERA: 2.7 (8, 1) | | | | | | | | | | | | | | | | | | | | | | | | |
| 29 Tyler Clippard, R ERA: 2.3 (8, 1) | | | | | | | | | | | | | | | | | | | | | | | | |
| 66 Dellin Betances, R ERA: 0.42 (8, 1) | | | | | | | | | | | | | | | | | | | | | | | | |
| 30 Giovanni Gallegos, R ERA: 7.15 (10, 1) | | | | | | | | | | | | | | | | | | | | | | | | |

New York Yankees @ Oakland Athletics
 Oakland Coliseum, Oakland, CA
 Thu Jun 15 2017, 7:09 PM - 11:39 PM PDT
 Att: 21,838 - Clear - 75 F

livebaseballscores.com

AB 42
 R 8
 H 14
 RBI 8
 BB 5
 SO 11
 LOB 18

| Batter | 1 | 2 | 3 | 4 | 5 | 6 | 7 | 8 | 9 | AB | R | H | RBI | BB | SO | LOB | TOP | | | | | | | | | | | |
|---|-------------------------------|----------------------------------|-------------------------------|----------------------------------|-------------------------------|----------------------------------|-------------------------------|----------------------------------|-------------------------------|----------------------------------|------------------------------|----------------------------------|------------------------------|----------------------------------|------------------------------|----------------------------------|---|-------------------------------|----------------------------------|----------------------------------|------------------------------------|----------------------------------|--------|--|--|--|--|--|
| 11 Brett Gardner, L (1,7) OBP: 0.343, SLG: 0.480 | L9 | SF7 | | | BB | | G4-3 | | | 2 | 0 | 1 | 1 | 0 | 0 | | <p>New York Yankees @ Oakland Athletics</p> <p>Oakland Coliseum, Oakland, CA</p> <p>Sat Jun 17 2017, 1:09 PM - 4:24 PM PDT</p> <p>Att: 31,418 - Sunny - 81 F</p> <p>livebaseballscores.com</p> <p>AB 32 R 2 H 5 RBI 2 BB 3 SO 12 LOB 13</p>  | | | | | | | | | | | |
| 12 Chase Headley, S (1,5) OBP: 0.331, SLG: 0.369 | 99 BB | FC5-6 | | | F7 | | | G3 | | 3 | 0 | 0 | 1 | 0 | 2 | | | | | | | | | | | | | |
| 99 Aaron Judge, R (1,9) OBP: 0.444, SLG: 0.704 | | | | | K | | | K | | 3 | 0 | 0 | 1 | 3 | 1 | | | | | | | | | | | | | |
| 14 Starlin Castro, R (1,10) OBP: 0.366, SLG: 0.519 | | | | | G6-3 | | | G4-3 | | 4 | 0 | 1 | 0 | 0 | 1 | 3 | | | | | | | | | | | | |
| 18 Didi Gregorius, L (1,6) OBP: 0.348, SLG: 0.483 | G1-3 | | | | G4-3 | | | G4-3 | | 4 | 0 | 0 | 0 | 0 | 1 | 3 | | | | | | | | | | | | |
| 48 Chris Carter, R (1,3) OBP: 0.293, SLG: 0.399 | | | | | K | | | K | | 4 | 0 | 0 | 0 | 0 | 4 | 0 | | | | | | | | | | | | |
| 74 Ronald Torreyes, R (1,4) OBP: 0.319, SLG: 0.374 | | | | | E6 | | | G4-3 | | 4 | 1 | 2 | 0 | 0 | 0 | 0 | | | | | | | | | | | | |
| 41 Mason Williams, L (1,8) OBP: 0.286, SLG: 0.286 | | | | | L8 | | | G4-3 | | 3 | 1 | 1 | 0 | 0 | 0 | 1 | | | | | | | | | | | | |
| 24 Gary Sánchez, R (9,PH) OBP: 0.380, SLG: 0.555 | | | | | | | | K | | 1 | 0 | 0 | 0 | 0 | 1 | 1 | | | | | | | | | | | | |
| 27 Austin Romine, R (1,2) OBP: 0.243, SLG: 0.303 | | | | | K | | | G5-3 | | 4 | 0 | 1 | 1 | 0 | 2 | 2 | | | | | | | | | | | | |
| Inning Stats | R: 0 E: 0 K: 1 S: 16 | H: 0 LOB: 2 BB: 2 P: 31 | R: 2 E: 0 K: 1 S: 16 | H: 3 LOB: 1 BB: 2 P: 22 | R: 0 E: 0 K: 1 S: 11 | H: 0 LOB: 0 BB: 0 P: 14 | R: 0 E: 0 K: 2 S: 14 | H: 0 LOB: 1 BB: 1 P: 19 | R: 0 E: 0 K: 1 S: 12 | H: 0 LOB: 1 BB: 1 P: 19 | R: 0 E: 0 K: 0 S: 9 | H: 0 LOB: 0 BB: 0 P: 11 | R: 0 E: 0 K: 0 S: 7 | H: 0 LOB: 0 BB: 0 P: 12 | R: 0 E: 0 K: 1 S: 8 | H: 1 LOB: 1 BB: 0 P: 15 | | R: 0 E: 0 K: 3 S: 11 | H: 1 LOB: 1 BB: 0 P: 15 | 1B: 5 2B: 0 3B: 0 HR: 0 | SF: 1 SAC: 0 DP: 0 HBP: 0 | WP: 0 PB: 0 SB: 0 CS: 0 | PA: 36 | | | | | |
| PITCHER | IP | WLS | BF | H | R | ER | SO | BB | IBB | HBP | BLK | WP | HR | S | P | ERA | | WHIP | | | | | | | | | | |
| 32 Jesse Hahn, R (1,1) ERA: 3.56 | 5.0 | W | 22 | 3 | 2 | 2 | 6 | 3 | 0 | 0 | 0 | 0 | 0 | 69 | 105 | 3.60 | | 1.200 | | | | | | | | | | |
| 31 Liam Hendriks, R (6,1) ERA: 3.95 | 1.0 | H | 3 | 0 | 0 | 0 | 2 | 0 | 0 | 0 | 0 | 0 | 0 | 9 | 11 | 0.00 | 0.000 | | | | | | | | | | | |
| 57 Josh Smith, R (7,1) ERA: 6.5 | 1.0 | H | 3 | 0 | 0 | 0 | 2 | 0 | 0 | 0 | 0 | 0 | 0 | 7 | 12 | 0.00 | 0.000 | | | | | | | | | | | |
| 44 Ryan Madson, R (8,1) ERA: 2.73 | 1.0 | H | 4 | 1 | 0 | 0 | 1 | 0 | 0 | 0 | 0 | 0 | 0 | 8 | 15 | 0.00 | 1.000 | | | | | | | | | | | |
| 62 Sean Doolittle, L (9,1) ERA: 2.53 | 1.0 | S | 4 | 1 | 0 | 0 | 3 | 0 | 0 | 0 | 0 | 0 | 0 | 11 | 15 | 0.00 | 1.000 | | | | | | | | | | | |

| Batter | 1 | 2 | 3 | 4 | 5 | 6 | 7 | 8 | 9 | AB | R | H | RBI | BB | SO | LOB | BOTTOM | | | | | | | | | | | |
|--|-------------------------------|----------------------------------|-------------------------------|----------------------------------|------------------------------|---------------------------------|-------------------------------|----------------------------------|-------------------------------|----------------------------------|-------------------------------|----------------------------------|-------------------------------|----------------------------------|-------------------------------|----------------------------------|--|----------------------------------|------------------------------------|----------------------------------|--------|--|--|--|--|--|--|--|
| 23 Matt Joyce, L (1,9) OBP: 0.329, SLG: 0.404 | HR | | | | 16 BB | | | | | 3 | 2 | 3 | 1 | 2 | 0 | 0 | <p>New York Yankees @ Oakland Athletics</p> <p>Oakland Coliseum, Oakland, CA</p> <p>Sat Jun 17 2017, 1:09 PM - 4:24 PM PDT</p> <p>Att: 31,418 - Sunny - 81 F</p> <p>livebaseballscores.com</p> <p>AB 36 R 5 H 12 RBI 5 BB 4 SO 16 LOB 23</p>  | | | | | | | | | | | |
| 16 Adam Rosales, R (1,6) OBP: 0.273, SLG: 0.342 | K | | | | 8 BB | | | B5 | | 5 | 0 | 1 | 1 | 0 | 2 | 6 | | | | | | | | | | | | |
| 8 Jed Lowrie, S (1,4) OBP: 0.361, SLG: 0.490 | K | | | | F9 | | | K2-3 | | 4 | 0 | 1 | 1 | 1 | 2 | 1 | | | | | | | | | | | | |
| 2 Khris Davis, R (1,7) OBP: 0.318, SLG: 0.480 | K | | | | G2-3 | | | K | | 5 | 0 | 0 | 0 | 0 | 4 | 6 | | | | | | | | | | | | |
| 11 Rajai Davis, R (9,8) OBP: 0.297, SLG: 0.321 | K | | | | K | | | K | | 0 | 0 | 0 | 0 | 0 | 0 | 0 | | | | | | | | | | | | |
| 17 Yonder Alonso, L (1,3) OBP: 0.397, SLG: 0.630 | | | | | G5-3 | | | P6 | | 4 | 0 | 1 | 0 | 0 | 1 | 0 | | | | | | | | | | | | |
| 25 Ryan Healy, R (1,10) OBP: 0.317, SLG: 0.554 | | | | | | | | 25 BB | | 4 | 2 | 3 | 2 | 0 | 1 | 0 | | | | | | | | | | | | |
| 26 Matt Chapman, R (1,5) OBP: 0.385, SLG: 0.364 | | | | | | | | 38 BB | | 4 | 1 | 2 | 0 | 0 | 2 | 2 | | | | | | | | | | | | |
| 38 Jaycob Brugman, L (1,8) OBP: 0.324, SLG: 0.267 | | | | | | | | | | 3 | 0 | 1 | 0 | 1 | 2 | 2 | | | | | | | | | | | | |
| 19 Josh Pegley, R (1,2) OBP: 0.237, SLG: 0.372 | | | | | | | | | | 4 | 0 | 0 | 0 | 0 | 2 | 6 | | | | | | | | | | | | |
| Inning Stats | R: 1 E: 0 K: 3 S: 10 | H: 1 LOB: 0 BB: 0 P: 12 | R: 1 E: 0 K: 3 S: 15 | H: 2 LOB: 3 BB: 1 P: 24 | R: 0 E: 0 K: 1 S: 6 | H: 0 LOB: 0 BB: 0 P: 9 | R: 3 E: 0 K: 3 S: 23 | H: 5 LOB: 2 BB: 0 P: 37 | R: 0 E: 0 K: 2 S: 10 | H: 0 LOB: 0 BB: 0 P: 14 | R: 0 E: 0 K: 1 S: 10 | H: 1 LOB: 3 BB: 2 P: 23 | R: 0 E: 0 K: 1 S: 13 | H: 2 LOB: 2 BB: 1 P: 24 | R: 0 E: 0 K: 2 S: 12 | H: 1 LOB: 1 BB: 0 P: 18 | | 1B: 7 2B: 2 3B: 0 HR: 3 | SF: 0 SAC: 0 DP: 1 HBP: 0 | WP: 1 PB: 0 SB: 0 CS: 0 | PA: 40 | | | | | | | |
| PITCHER | IP | WLS | BF | H | R | ER | SO | BB | IBB | HBP | BLK | WP | HR | S | P | ERA | | WHIP | | | | | | | | | | |
| 19 Masahiro Tanaka, R (1,1) ERA: 6.34 | 4.0 | L | 22 | 4 | 5 | 5 | 10 | 1 | 0 | 0 | 0 | 0 | 0 | 54 | 82 | 11.25 | | 2.250 | | | | | | | | | | |
| 50 Domingo Germán, R (5,1) ERA: | 4.0 | | 18 | 4 | 0 | 0 | 6 | 3 | 0 | 0 | 0 | 0 | 0 | 45 | 79 | 0.00 | 1.750 | | | | | | | | | | | |

| Batter | 1 | 2 | 3 | 4 | 5 | 6 | 7 | 8 | 9 | AB | R | H | RBI | BB | SO | LOB | TOP | | | | | | | | | | |
|--|---------------------------------------|----------------------------------|---------------------------------------|----------------------------------|--------------------------------------|----------------------------------|---------------------------------------|----------------------------------|--------------------------------------|----------------------------------|--------------------------------------|----------------------------------|--------------------------------------|----------------------------------|--------------------------------------|----------------------------------|--|----------------------------------|----------------------------------|------------------------------------|----------------------------------|--------|--|--|--|--|--|
| 11 Brett Gardner, L OBP: 0.345, SLG: 0.484 (1, 7) | L7 | | 99 1B 2B | CS | | | G6-3 | | | 4 | 1 | 2 | 0 | 0 | 0 | 0 | New York Yankees @ Oakland Athletics Oakland Coliseum, Oakland, CA Sun Jun 18 2017, 1:08 PM - 4:02 PM PDT Att: 34,140 - Sunny - 90 F | | | | | | | | | | |
| 24 Gary Sánchez, R OBP: 0.371, SLG: 0.540 (1, 2) | F7 | | K | | F7 | | | G4-3 | | 4 | 0 | 0 | 0 | 0 | 1 | 2 | | | | | | | | | | | |
| 99 Aaron Judge, R OBP: 0.445, SLG: 0.699 (1, 9) | K | | | | F8 | | | 17 G4-6-3 HBP | | 3 | 0 | 1 | 1 | 0 | 1 | 1 | | | | | | | | | | | |
| 17 Matt Holliday, R OBP: 0.375, SLG: 0.516 (1, 10) | | HR | P2 | | P2 | | | G4-6-3 | | 4 | 1 | 1 | 1 | 0 | 0 | 3 | | | | | | | | | | | |
| 14 Starlin Castro, R OBP: 0.311, SLG: 0.511 (1, 4) | | K | G3 | | | P2 | | | | 4 | 0 | 0 | 0 | 0 | 1 | 1 | | | | | | | | | | | |
| 18 Didi Gregorius, L OBP: 0.351, SLG: 0.500 (1, 6) | | | | HR | | L8 | | | E6 | 4 | 1 | 2 | 1 | 0 | 0 | 0 | | | | | | | | | | | |
| 12 Chase Headley, S OBP: 0.329, SLG: 0.364 (1, 5) | | K | | | G3-1 | | | | K | 3 | 0 | 0 | 0 | 0 | 2 | 2 | | | | | | | | | | | |
| 48 Chris Carter, R OBP: 0.292, SLG: 0.391 (1, 3) | | | | | | | P2 | | P3 | 3 | 0 | 0 | 0 | 1 | 1 | 2 | | | | | | | | | | | |
| 41 Mason Williams, L OBP: 0.222, SLG: 0.222 (1, 8) | | | | | | | | | | 2 | 0 | 0 | 0 | 0 | 1 | 3 | | | | | | | | | | | |
| 38 Rob Refsnyder, R OBP: 0.226, SLG: 0.276 (7, PH) (7, 7) | | | | | | | K | | | 1 | 0 | 0 | 0 | 0 | 1 | 0 | | | | | | | | | | | |
| Inning Stats | R: 0 H: 0 E: 0 K: 1 S: 13 | H: 0 LOB: 0 BB: 0 P: 14 | R: 1 H: 2 E: 0 K: 2 S: 16 | H: 2 LOB: 2 BB: 1 P: 29 | R: 1 H: 2 E: 0 K: 1 S: 8 | H: 2 LOB: 1 BB: 0 P: 15 | R: 1 H: 1 E: 0 K: 2 S: 10 | H: 1 LOB: 0 BB: 0 P: 17 | R: 0 H: 1 E: 0 K: 0 S: 9 | H: 1 LOB: 1 BB: 0 P: 13 | R: 0 H: 0 E: 0 K: 0 S: 8 | H: 0 LOB: 0 BB: 0 P: 13 | R: 0 H: 0 E: 0 K: 1 S: 8 | H: 0 LOB: 0 BB: 0 P: 12 | R: 0 H: 0 E: 0 K: 0 S: 6 | H: 0 LOB: 0 BB: 0 P: 11 | R: 0 H: 0 E: 1 K: 1 S: 8 | H: 0 LOB: 1 BB: 0 P: 11 | 1B: 3 2B: 1 3B: 0 HR: 2 | SF: 0 SAC: 0 DP: 1 HBP: 2 | WP: 0 PB: 0 SB: 1 CS: 1 | PA: 36 | | | | | |
| PITCHER | IP | WLS | BF | H | R | ER | SO | BB | IBB | HBP | BLK | WP | HR | S | P | ERA | WHIP | | | | | | | | | | |
| 45 Jharel Cotton, R ERA: 5.4 (1, 1) | 6.1 | W | 26 | 6 | 3 | 3 | 6 | 1 | 0 | 1 | 0 | 0 | 2 | 66 | 103 | 4.26 | 1.105 | | | | | | | | | | |
| 37 Danny Coulombe, L ERA: 1.93 (7, 1) | 0.2 | H | 2 | 0 | 0 | 0 | 1 | 0 | 0 | 0 | 0 | 0 | 0 | 6 | 10 | 0.00 | 0.000 | | | | | | | | | | |
| 44 Ryan Madson, R ERA: 2.63 (8, 1) | 1.0 | S | 3 | 0 | 0 | 0 | 0 | 0 | 0 | 1 | 0 | 0 | 0 | 6 | 11 | 0.00 | 0.000 | | | | | | | | | | |
| 62 Sean Doolittle, L ERA: 2.31 (9, 1) | 1.0 | S | 4 | 0 | 0 | 0 | 1 | 0 | 0 | 0 | 0 | 0 | 0 | 8 | 11 | 0.00 | 0.000 | | | | | | | | | | |

| | |
|-----|----|
| AB | 32 |
| R | 3 |
| H | 6 |
| RBI | 3 |
| BB | 1 |
| SO | 8 |
| LOB | 14 |



| Batter | 1 | 2 | 3 | 4 | 5 | 6 | 7 | 8 | 9 | AB | R | H | RBI | BB | SO | LOB | BOTTOM | | | | | | | | | | |
|--|--------------------------------------|----------------------------------|--------------------------------------|----------------------------------|---------------------------------------|----------------------------------|---------------------------------------|----------------------------------|---------------------------------------|----------------------------------|---------------------------------------|----------------------------------|---------------------------------------|----------------------------------|--------------------------------------|---------------------------------|--|------------------------------------|----------------------------------|--------|--|--|--|--|--|--|--|
| 23 Matt Joyce, L OBP: 0.336, SLG: 0.414 (1, 9) | L9 | | 18 2B 2B | | | | | | | 3 | 1 | 2 | 0 | 1 | 0 | 0 | New York Yankees @ Oakland Athletics Oakland Coliseum, Oakland, CA Sun Jun 18 2017, 1:08 PM - 4:02 PM PDT Att: 34,140 - Sunny - 90 F | | | | | | | | | | |
| 18 Chad Pinder, R OBP: 0.288, SLG: 0.496 (1, 6) | G2-3 | | 8 G4-3 2 HR 2B | | L8 | | | F8 | | 4 | 1 | 1 | 2 | 0 | 0 | 2 | | | | | | | | | | | |
| 8 Jed Lowrie, S OBP: 0.359, SLG: 0.484 (1, 4) | FC6-4 BB | | 2 HR G4-3 | | F7 | | | K | | 3 | 0 | 0 | 0 | 1 | 1 | 2 | | | | | | | | | | | |
| 2 Khris Davis, R OBP: 0.320, SLG: 0.496 (1, 7) | FC6-4 | | | | | | | G6-3 | | 4 | 1 | 2 | 2 | 0 | 0 | 1 | | | | | | | | | | | |
| 11 Rajai Davis, R OBP: 0.297, SLG: 0.321 (9, 7) | FC6-4 | | HR | | | | | G6-3 | | 0 | 0 | 0 | 0 | 0 | 0 | 0 | | | | | | | | | | | |
| 25 Ryon Healy, R OBP: 0.313, SLG: 0.545 (1, 3) | | | | | | | | G5-3 | | 4 | 0 | 0 | 0 | 0 | 3 | 1 | | | | | | | | | | | |
| 17 Yonder Alonso, L OBP: 0.397, SLG: 0.630 (9, 3) | | K | K | | | | | G5-3 | | 0 | 0 | 0 | 0 | 0 | 0 | 0 | | | | | | | | | | | |
| 21 Stephen Vogt, L OBP: 0.282, SLG: 0.361 (1, 10) | P6 | | | | L7 | | | | | 3 | 0 | 0 | 0 | 0 | 0 | 1 | | | | | | | | | | | |
| 26 Matt Chapman, R OBP: 0.313, SLG: 0.286 (1, 5) | F7 | | | | | | | | | 3 | 0 | 0 | 0 | 0 | 2 | 1 | | | | | | | | | | | |
| 38 Jaycob Brugman, L OBP: 0.324, SLG: 0.273 (1, 8) | | | | | | | | F9 | | 3 | 0 | 1 | 0 | 0 | 1 | 0 | | | | | | | | | | | |
| 19 Josh Phegley, R OBP: 0.240, SLG: 0.371 (1, 2) | | | 23 2B 18 2B 1B | | CS | | | F8 | | 3 | 1 | 1 | 0 | 0 | 0 | 0 | | | | | | | | | | | |
| Inning Stats | R: 0 H: 0 E: 0 K: 0 S: 8 | H: 0 LOB: 1 BB: 1 P: 15 | R: 0 H: 0 E: 0 K: 1 S: 7 | H: 0 LOB: 0 BB: 0 P: 10 | R: 4 H: 4 E: 0 K: 2 S: 21 | H: 4 LOB: 0 BB: 0 P: 30 | R: 0 H: 1 E: 0 K: 1 S: 11 | H: 1 LOB: 0 BB: 0 P: 18 | R: 0 H: 1 E: 0 K: 0 S: 13 | H: 1 LOB: 1 BB: 0 P: 21 | R: 0 H: 1 E: 0 K: 2 S: 10 | H: 1 LOB: 1 BB: 0 P: 15 | R: 0 H: 0 E: 0 K: 0 S: 10 | H: 0 LOB: 1 BB: 1 P: 18 | R: 0 H: 0 E: 0 K: 1 S: 7 | H: 0 LOB: 0 BB: 0 P: 8 | 1B: 3 2B: 3 3B: 0 HR: 1 | SF: 0 SAC: 0 DP: 0 HBP: 0 | WP: 0 PB: 0 SB: 0 CS: 1 | PA: 33 | | | | | | | |
| PITCHER | IP | WLS | BF | H | R | ER | SO | BB | IBB | HBP | BLK | WP | HR | S | P | ERA | WHIP | | | | | | | | | | |
| 85 Luis Cessa, R ERA: 7.36 (1, 1) | 4.0 | L | 17 | 5 | 4 | 4 | 4 | 1 | 0 | 0 | 0 | 0 | 1 | 47 | 73 | 9.00 | 1.500 | | | | | | | | | | |
| 57 Chad Green, R ERA: 2.45 (5, 1) | 2.0 | | 8 | 2 | 0 | 0 | 2 | 0 | 0 | 0 | 0 | 0 | 0 | 23 | 36 | 0.00 | 1.000 | | | | | | | | | | |
| 29 Tyler Clippard, R ERA: 2.22 (7, 1) | 1.0 | | 4 | 0 | 0 | 0 | 0 | 1 | 0 | 0 | 0 | 0 | 0 | 10 | 18 | 0.00 | 1.000 | | | | | | | | | | |
| 54 Aroldis Chapman, L ERA: 3.29 (8, 1) | 1.0 | | 3 | 0 | 0 | 0 | 1 | 0 | 0 | 0 | 0 | 0 | 0 | 7 | 8 | 0.00 | 0.000 | | | | | | | | | | |


| | |
|-----|----|
| AB | 30 |
| R | 4 |
| H | 7 |
| RBI | 4 |
| BB | 2 |
| SO | 7 |
| LOB | 8 |



| Batter | 1 | 2 | 3 | 4 | 5 | 6 | 7 | 8 | 9 | AB | R | H | RBI | BB | SO | LOB | TOP | | | | | |
|--|---|----------------------------------|-------------------------------|----------------------------------|------------------------------|----------------------------------|-------------------------------|----------------------------------|-------------------------------|----------------------------------|-------------------------------|----------------------------------|-------------------------------|----------------------------------|-------------------------------|----------------------------------|----------------------------------|------------------------------------|----------------------------------|------------------------------------|----------------------------------|--------|
| 9 Cameron Maybin, R OBP: 0.382, SLG: 0.429 | | | | | | | | | | 2 | 0 | 0 | 0 | 2 | 1 | 2 | | | | | | |
| 56 Kole Calhoun, L OBP: 0.327, SLG: 0.385 | | | | | | | | | | 4 | 0 | 0 | 0 | 0 | 1 | 3 | | | | | | |
| 5 Albert Pujols, R OBP: 0.284, SLG: 0.382 | | | | | | | | | | 4 | 0 | 0 | 0 | 0 | 1 | 1 | | | | | | |
| 0 Yuliel Escobar, R OBP: 0.322, SLG: 0.404 | | | | | | | | | | 4 | 0 | 0 | 0 | 0 | 1 | 1 | | | | | | |
| 2 Andrelton Simmons, R OBP: 0.338, SLG: 0.409 | | | | | | | | | | 4 | 2 | 3 | 0 | 0 | 1 | 0 | | | | | | |
| 12 Martín Maldonado, R OBP: 0.338, SLG: 0.429 | | | | | | | | | | 4 | 2 | 3 | 4 | 0 | 1 | 1 | | | | | | |
| 24 C.J. Cron, R OBP: 0.286, SLG: 0.297 | | | | | | | | | | 3 | 0 | 0 | 0 | 1 | 1 | 1 | | | | | | |
| 3 Danny Espinosa, S OBP: 0.247, SLG: 0.307 | | | | | | | | | | 4 | 0 | 1 | 0 | 0 | 2 | 1 | | | | | | |
| 8 Eric Young Jr., S OBP: 0.380, SLG: 0.464 | | | | | | | | | | 3 | 0 | 0 | 0 | 0 | 1 | 1 | | | | | | |
| Inning Stats | R: 0 E: 0 K: 0 S: 11 | H: 0 LOB: 1 BB: 1 P: 17 | R: 0 E: 0 K: 2 S: 9 | H: 1 LOB: 0 BB: 0 P: 12 | R: 0 E: 0 K: 1 S: 7 | H: 1 LOB: 1 BB: 0 P: 10 | R: 2 E: 0 K: 1 S: 14 | H: 2 LOB: 0 BB: 0 P: 22 | R: 0 E: 0 K: 1 S: 9 | H: 1 LOB: 1 BB: 1 P: 19 | R: 0 E: 0 K: 1 S: 15 | H: 0 LOB: 1 BB: 1 P: 23 | R: 0 E: 0 K: 1 S: 8 | H: 0 LOB: 1 BB: 1 P: 15 | R: 0 E: 0 K: 2 S: 10 | H: 0 LOB: 0 BB: 0 P: 14 | R: 2 E: 0 K: 1 S: 11 | H: 2 LOB: 0 BB: 0 P: 16 | 1B: 3 2B: 2 HR: 2 | SF: 0 SAC: 1 DP: 0 HBP: 0 | WP: 0 PB: 0 SB: 0 CS: 1 | PA: 36 |
| PITCHER | IP WLS BF H R ER SO BB IBB HBP BLK WP HR S P ERA WHIP | | | | | | | | | | | | | | | | | | | | | |
| 47 Jordan Montgomery, L ERA: 3.74 | 5.2 W 23 5 2 2 5 2 0 0 0 1 0 1 61 97 3.18 1.235 | | | | | | | | | | | | | | | | | | | | | |
| 57 Chad Green, R ERA: 2.31 | 6.1 H 5 0 0 0 2 1 0 0 0 0 0 0 12 21 0.00 0.750 | | | | | | | | | | | | | | | | | | | | | |
| 68 Dellin Betances, R ERA: 0.4 | 1.0 3 0 0 0 2 0 0 0 0 0 0 0 10 14 0.00 0.000 | | | | | | | | | | | | | | | | | | | | | |
| 29 Tyler Clippard, R ERA: 3.77 | 0.0 2 2 2 2 0 0 0 0 0 0 1 4 7 = = | | | | | | | | | | | | | | | | | | | | | |
| 54 Aroldis Chapman, L ERA: 3.07 | 1.0 3 0 0 0 1 0 0 0 0 0 0 0 7 9 0.00 0.000 | | | | | | | | | | | | | | | | | | | | | |
| Batter | 1 | 2 | 3 | 4 | 5 | 6 | 7 | 8 | 9 | AB | R | H | RBI | BB | SO | LOB | BOTTOM | | | | | |
| 11 Brett Gardner, L OBP: 0.341, SLG: 0.471 | | | | | | | | | | 3 | 0 | 0 | 0 | 2 | 0 | 3 | | | | | | |
| 31 Aaron Hicks, S OBP: 0.414, SLG: 0.543 | | | | | | | | | | 4 | 0 | 1 | 1 | 1 | 0 | 3 | | | | | | |
| 99 Aaron Judge, R OBP: 0.438, SLG: 0.694 | | | | | | | | | | 5 | 0 | 1 | 0 | 0 | 3 | 3 | | | | | | |
| 17 Matt Holliday, R OBP: 0.379, SLG: 0.536 | | | | | | | | | | 4 | 2 | 2 | 1 | 0 | 0 | 2 | | | | | | |
| 48 Chris Carter, R OBP: 0.297, SLG: 0.384 | | | | | | | | | | 0 | 0 | 0 | 0 | 0 | 0 | 0 | | | | | | |
| 14 Starlin Castro, R OBP: 0.358, SLG: 0.504 | | | | | | | | | | 4 | 1 | 1 | 1 | 0 | 2 | 0 | | | | | | |
| 24 Gary Sánchez, R OBP: 0.376, SLG: 0.554 | | | | | | | | | | 4 | 2 | 2 | 0 | 0 | 0 | 1 | | | | | | |
| 18 Didi Gregorius, L OBP: 0.342, SLG: 0.500 | | | | | | | | | | 4 | 1 | 1 | 2 | 0 | 0 | 2 | | | | | | |
| 12 Chase Headley, S OBP: 0.335, SLG: 0.362 | | | | | | | | | | 2 | 1 | 1 | 1 | 2 | 1 | 0 | | | | | | |
| 27 Austin Romine, R OBP: 0.258, SLG: 0.325 | | | | | | | | | | 4 | 1 | 3 | 2 | 0 | 1 | 1 | | | | | | |
| Inning Stats | R: 0 E: 0 K: 1 S: 9 | H: 3 LOB: 2 BB: 1 P: 15 | R: 2 E: 0 K: 1 S: 16 | H: 3 LOB: 1 BB: 1 P: 25 | R: 0 E: 0 K: 1 S: 6 | H: 1 LOB: 0 BB: 0 P: 7 | R: 0 E: 0 K: 0 S: 10 | H: 1 LOB: 2 BB: 1 P: 21 | R: 1 E: 0 K: 2 S: 12 | H: 1 LOB: 0 BB: 1 P: 21 | R: 3 E: 0 K: 0 S: 14 | H: 3 LOB: 1 BB: 1 P: 21 | R: 2 E: 0 K: 1 S: 18 | H: 3 LOB: 1 BB: 0 P: 23 | R: 0 E: 0 K: 1 S: 7 | H: 0 LOB: 0 BB: 0 P: 10 | 1B: 8 2B: 3 3B: 0 HR: 2 | SF: 0 SAC: 0 DP: 2 HBP: 0 | WP: 0 PB: 0 SB: 0 CS: 1 | PA: 39 | | |
| PITCHER | IP WLS BF H R ER SO BB IBB HBP BLK WP HR S P ERA WHIP | | | | | | | | | | | | | | | | | | | | | |
| 47 Ricky Nolasco, R ERA: 5.23 | 5.1 L 26 5 3 3 1 0 0 0 0 0 0 0 27 34 16.20 3.000 | | | | | | | | | | | | | | | | | | | | | |
| 64 Mike Morin, R ERA: 7.15 | 1.2 10 5 3 3 1 0 0 0 0 0 0 0 7 10 0.00 0.000 | | | | | | | | | | | | | | | | | | | | | |
| 48 Jose Alvarez, L ERA: 4.78 | 1.0 3 0 0 0 1 0 0 0 0 0 0 0 7 10 0.00 0.000 | | | | | | | | | | | | | | | | | | | | | |


Los Angeles Angels @ New York Yankees
Yankee Stadium, Bronx, NY
Wed Jun 21 2017, 7:11 PM - 10:23 PM EDT
Att: 39,911 - Parly Cloudy - 79 F

AB 32
R 4
H 7
RBI 4
BB 3
SO 10
LOB 11



Los Angeles Angels @ New York Yankees
Yankee Stadium, Bronx, NY
Wed Jun 21 2017, 7:11 PM - 10:23 PM EDT
Att: 39,911 - Parly Cloudy - 79 F

AB 34
R 8
H 12
RBI 8
BB 5
SO 7
LOB 15



| Batter | 1 | 2 | 3 | 4 | 5 | 6 | 7 | 8 | 9 | 10 | AB | R | H | RBI | BB | SO | LOB | TOP | | | | | | | | | |
|---|-------------------------------|----------------------------------|------------------------------|----------------------------------|------------------------------|----------------------------------|------------------------------|----------------------------------|------------------------------|----------------------------------|------------------------------|----------------------------------|------------------------------|----------------------------------|-------------------------------|----------------------------------|-------------------------------|----------------------------------|-------------------------------|----------------------------------|----------------------------------|------------------------------------|----------------------------------|--------|--|--|--|
| 17 Shin-Soo Choo, L OBP: 0.384, SLG: 0.428 | | | | | | | | | | | 4 | 0 | 0 | 0 | 1 | 2 | 2 | | | | | | | | | | |
| 1 Elvis Andrus, R OBP: 0.338, SLG: 0.437 | | | | | | | | | | | 5 | 1 | 2 | 0 | 0 | 0 | 3 | | | | | | | | | | |
| 30 Nomar Mazara, L OBP: 0.340, SLG: 0.451 | | | | | | | | | | | 3 | 0 | 0 | 0 | 0 | 1 | 1 | | | | | | | | | | |
| 29 Adrián Beltré, R OBP: 0.353, SLG: 0.438 | | | | | | | | | | | 4 | 0 | 0 | 0 | 0 | 1 | 1 | | | | | | | | | | |
| 12 Rougned Odor, L OBP: 0.252, SLG: 0.387 | | | | | | | | | | | 4 | 0 | 0 | 0 | 0 | 1 | 1 | | | | | | | | | | |
| 14 Carlos Gómez, R OBP: 0.339, SLG: 0.503 | | | | | | | | | | | 4 | 0 | 0 | 0 | 0 | 3 | 0 | | | | | | | | | | |
| 25 Jonathan Lucroy, R OBP: 0.309, SLG: 0.383 | | | | | | | | | | | 4 | 0 | 2 | 0 | 0 | 1 | 1 | | | | | | | | | | |
| 5 Mike Napoli, R OBP: 0.281, SLG: 0.434 | | | | | | | | | | | 1 | 0 | 0 | 0 | 3 | 0 | 0 | | | | | | | | | | |
| 3 Delino DeShields, R OBP: 0.354, SLG: 0.354 | | | | | | | | | | | 4 | 0 | 0 | 0 | 0 | 3 | 6 | | | | | | | | | | |
| 13 Joey Gallo, L OBP: 0.289, SLG: 0.504 | | | | | | | | | | | 4 | 0 | 0 | 0 | 0 | 3 | 6 | | | | | | | | | | |
| Inning Stats | R: 0 E: 0 K: 2 S: 10 | H: 1 LOB: 0 BB: 0 P: 13 | R: 0 E: 0 K: 1 S: 8 | H: 0 LOB: 0 BB: 0 P: 12 | R: 0 E: 0 K: 1 S: 8 | H: 1 LOB: 1 BB: 1 P: 14 | R: 0 E: 0 K: 0 S: 7 | H: 0 LOB: 0 BB: 0 P: 10 | R: 0 E: 0 K: 2 S: 8 | H: 0 LOB: 0 BB: 0 P: 14 | R: 0 E: 0 K: 1 S: 8 | H: 0 LOB: 0 BB: 0 P: 11 | R: 0 E: 0 K: 0 S: 8 | H: 0 LOB: 0 BB: 0 P: 10 | R: 0 E: 0 K: 2 S: 12 | H: 1 LOB: 2 BB: 1 P: 16 | R: 1 E: 0 K: 2 S: 18 | H: 1 LOB: 1 BB: 0 P: 28 | R: 0 E: 1 K: 1 S: 15 | H: 0 LOB: 3 BB: 2 P: 31 | 1B: 4 2B: 0 3B: 0 HR: 0 | SF: 0 SAC: 0 DP: 1 HBP: 1 | WP: 0 PB: 2 SB: 1 CS: 1 | PA: 39 | | | |
| PITCHER | IP 8.0 | WLS 27 | BF 3 | H 0 | R 0 | ER 0 | SO 9 | BB 2 | IBB 0 | HBP 0 | BLK 0 | WP 0 | HR 0 | S 69 | P 100 | ERA 0.00 | WHIP 0.625 | | | | | | | | | | |
| 19 Masahiro Tanaka, R (1.1) ERA: 5.74 | 1.0 | 5 | 1 | 1 | 0 | 2 | 0 | 0 | 1 | 0 | 0 | 0 | 0 | 18 | 28 | 0.00 | 1.000 | | | | | | | | | | |
| 54 Aroldis Chapman, L (9.1) ERA: 2.87 | 0.1 | 3 | 0 | 0 | 0 | 0 | 0 | 1 | 0 | 0 | 0 | 0 | 0 | 7 | 13 | 0.00 | 3.000 | | | | | | | | | | |
| 57 Chad Green, R (10.1) ERA: 2.28 | 0.2 | W | 3 | 0 | 0 | 0 | 1 | 1 | 0 | 0 | 0 | 0 | 0 | 8 | 18 | 0.00 | 1.500 | | | | | | | | | | |
| 45 Chasen Shreve, L (10.1) ERA: 1.74 | | | | | | | | | | | | | | | | | | | | | | | | | | | |

Texas Rangers @ New York Yankees
Yankee Stadium, Bronx, NY
Fri Jun 23 2017, 8:48 PM - 12:19 AM EDT
Att: 39,602 - Cloudy - 77 F

| | |
|-----|----|
| AB | 33 |
| R | 1 |
| H | 4 |
| RBI | 0 |
| BB | 4 |
| SO | 12 |
| LOB | 15 |



| Batter | 1 | 2 | 3 | 4 | 5 | 6 | 7 | 8 | 9 | 10 | AB | R | H | RBI | BB | SO | LOB | BOTTOM | | | | | | | | | |
|---|--------------------------------|----------------------------------|-------------------------------|----------------------------------|-------------------------------|----------------------------------|------------------------------|----------------------------------|------------------------------|----------------------------------|-------------------------------|----------------------------------|-------------------------------|----------------------------------|-------------------------------|----------------------------------|----------------------------------|------------------------------------|----------------------------------|--------|--|--|--|--|--|--|--|
| 11 Brett Gardner, L OBP: 0.342, SLG: 0.479 | | | | | | | | | | | 4 | 1 | 2 | 1 | 0 | 1 | 0 | | | | | | | | | | |
| 31 Aaron Hicks, S OBP: 0.404, SLG: 0.526 | | | | | | | | | | | 4 | 0 | 0 | 0 | 0 | 2 | 1 | | | | | | | | | | |
| 99 Aaron Judge, R OBP: 0.437, SLG: 0.694 | | | | | | | | | | | 4 | 0 | 1 | 0 | 0 | 2 | 1 | | | | | | | | | | |
| 17 Matt Holliday, R OBP: 0.371, SLG: 0.520 | | | | | | | | | | | 4 | 0 | 0 | 0 | 0 | 3 | 2 | | | | | | | | | | |
| 14 Starlin Castro, R OBP: 0.352, SLG: 0.493 | | | | | | | | | | | 4 | 0 | 0 | 0 | 0 | 1 | 0 | | | | | | | | | | |
| 24 Gary Sánchez, R OBP: 0.382, SLG: 0.549 | | | | | | | | | | | 3 | 1 | 2 | 0 | 0 | 0 | 0 | | | | | | | | | | |
| 18 Didi Gregorius, L OBP: 0.333, SLG: 0.485 | | | | | | | | | | | 4 | 0 | 1 | 0 | 0 | 1 | 2 | | | | | | | | | | |
| 48 Chris Carter, R OBP: 0.286, SLG: 0.383 | | | | | | | | | | | 4 | 0 | 0 | 0 | 0 | 3 | 3 | | | | | | | | | | |
| 74 Ronald Torreyes, R OBP: 0.315, SLG: 0.366 | | | | | | | | | | | 4 | 0 | 1 | 1 | 0 | 1 | 0 | | | | | | | | | | |
| Inning Stats | R: 0 E: 0 K: 11 S: 11 | H: 1 LOB: 1 BB: 0 P: 15 | R: 0 E: 0 K: 0 S: 10 | H: 0 LOB: 0 BB: 0 P: 15 | R: 0 E: 0 K: 2 S: 11 | H: 0 LOB: 0 BB: 0 P: 13 | R: 0 E: 0 K: 1 S: 8 | H: 0 LOB: 0 BB: 0 P: 13 | R: 0 E: 0 K: 3 S: 9 | H: 0 LOB: 0 BB: 0 P: 15 | R: 0 E: 0 K: 2 S: 11 | H: 0 LOB: 1 BB: 0 P: 16 | R: 1 E: 0 K: 1 S: 11 | H: 2 LOB: 1 BB: 1 P: 15 | R: 1 E: 0 K: 1 S: 11 | H: 3 LOB: 2 BB: 0 P: 16 | 1B: 6 2B: 0 3B: 0 HR: 1 | SF: 0 SAC: 0 DP: 1 HBP: 1 | WP: 0 PB: 0 SB: 1 CS: 0 | PA: 36 | | | | | | | |
| PITCHER | IP 7.0 | WLS 22 | BF 2 | H 0 | R 0 | ER 0 | SO 10 | BB 0 | IBB 0 | HBP 0 | BLK 0 | WP 0 | HR 0 | S 60 | P 88 | ERA 0.00 | WHIP 0.286 | | | | | | | | | | |
| 11 Yu Darvish, R (1.1) ERA: 3.12 | 1.0 | 4 | 0 | 0 | 0 | 2 | 0 | 0 | 1 | 0 | 0 | 0 | 0 | 11 | 16 | 0.00 | 0.000 | | | | | | | | | | |
| 52 Tanner Scheppers, R (8.1) ERA: 3.38 | 1.2 | L | 10 | 5 | 2 | 2 | 2 | 0 | 0 | 0 | 0 | 0 | 1 | 22 | 31 | 10.80 | 3.000 | | | | | | | | | | |

Texas Rangers @ New York Yankees
Yankee Stadium, Bronx, NY
Fri Jun 23 2017, 8:48 PM - 12:19 AM EDT
Att: 39,602 - Cloudy - 77 F

| | |
|-----|----|
| AB | 35 |
| R | 2 |
| H | 7 |
| RBI | 2 |
| BB | 0 |
| SO | 14 |
| LOB | 9 |



| Batter | 1 | 2 | 3 | 4 | 5 | 6 | 7 | 8 | 9 | AB R H RBI BB SO LOB | TOP | | | | | | | | | |
|---|---|----------------------------------|------------------------------|----------------------------------|-------------------------------|----------------------------------|-------------------------------|----------------------------------|------------------------------|----------------------------------|---|----------------------------------|------------------------------|----------------------------------|-------------------------------|----------------------------------|----------------------------------|------------------------------------|----------------------------------|--------|
| 3 Delino DeShields, R OBP: 0.359, SLG: 0.352 | | | | | | | | | | 4 2 1 0 1 0 1 | <p>Texas Rangers @ New York Yankees Yankee Stadium, Bronx, NY Sat Jun 24 2017, 1:11 PM - 4:12 PM EDT Att: 40,225 - Sunny - 84 F</p> | | | | | | | | | |
| 17 Shin-Soo Choo, L OBP: 0.380, SLG: 0.427 | | | | | | | | | | 5 1 1 2 0 2 2 | | | | | | | | | | |
| 1 Elvis Andrus, R OBP: 0.339, SLG: 0.440 | | | | | | | | | | 5 0 2 2 0 0 1 | | | | | | | | | | |
| 29 Adrián Beltré, R OBP: 0.367, SLG: 0.455 | | | | | | | | | | 4 0 2 0 1 1 1 | | | | | | | | | | |
| 12 Rougned Odor, L OBP: 0.249, SLG: 0.382 | | | | | | | | | | 4 1 0 0 0 2 4 | | | | | | | | | | |
| 14 Carlos Gómez, R OBP: 0.342, SLG: 0.517 | | | | | | | | | | 3 2 1 2 1 2 3 | | | | | | | | | | |
| 5 Mike Napoli, R OBP: 0.277, SLG: 0.426 | | | | | | | | | | 4 0 0 0 0 1 2 | | | | | | | | | | |
| 61 Robinson Chirinos, R OBP: 0.333, SLG: 0.589 | | | | | | | | | | 3 2 1 1 1 2 0 | | | | | | | | | | |
| 38 Pete Kozma, R OBP: 0.231, SLG: 0.206 | | | | | | | | | | 3 0 0 0 0 2 1 | | | | | | | | | | |
| Inning Stats | R: 1 E: 0 K: 3 S: 20 | H: 2 LOB: 2 BB: 1 P: 28 | R: 0 E: 0 K: 3 S: 9 | H: 0 LOB: 0 BB: 0 P: 12 | R: 0 E: 0 K: 1 S: 10 | H: 0 LOB: 0 BB: 0 P: 16 | R: 2 E: 0 K: 1 S: 11 | H: 1 LOB: 0 BB: 1 P: 20 | R: 0 E: 0 K: 1 S: 9 | H: 1 LOB: 1 BB: 0 P: 15 | R: 1 E: 0 K: 1 S: 10 | H: 1 LOB: 0 BB: 0 P: 15 | R: 0 E: 0 K: 1 S: 9 | H: 0 LOB: 0 BB: 0 P: 14 | R: 4 E: 0 K: 1 S: 21 | H: 3 LOB: 1 BB: 2 P: 36 | 1B: 3 2B: 3 3B: 0 HR: 2 | SF: 0 SAC: 0 DP: 0 HBP: 1 | WP: 1 PB: 0 SB: 2 CS: 0 | PA: 40 |
| PITCHER | IP WLS BF H R ER SO BB IBB HBP BLK WP HR S P ERA WHIP | | | | | | | | | | | | | | | | | | | |
| 85 Luis Cessa, R ERA: 6.57 | 5.0 L 21 3 3 3 8 2 0 1 0 0 1 55 86 5.40 1.000 | | | | | | | | | | | | | | | | | | | |
| 65 Jonathan Holder, R ERA: 3.95 | 1.2 7 2 1 1 2 0 0 0 0 0 1 17 27 5.40 1.200 | | | | | | | | | | | | | | | | | | | |
| 36 Tyler Webb, L ERA: | 1.1 4 0 0 0 1 0 0 0 0 0 0 11 17 0.00 0.000 | | | | | | | | | | | | | | | | | | | |
| 29 Tyler Clippard, R ERA: 4.85 | 1.0 8 3 4 4 1 2 0 0 0 1 0 21 36 36.00 5.000 | | | | | | | | | | | | | | | | | | | |

| Batter | 1 | 2 | 3 | 4 | 5 | 6 | 7 | 8 | 9 | AB R H RBI BB SO LOB | BOTTOM | | | | | | | | | |
|---|---|----------------------------------|-------------------------------|----------------------------------|------------------------------|----------------------------------|-------------------------------|----------------------------------|------------------------------|----------------------------------|---|---------------------------------|------------------------------|----------------------------------|------------------------------|----------------------------------|----------------------------------|------------------------------------|----------------------------------|--------|
| 41 Mason Williams, L OBP: 0.308, SLG: 0.250 | | | | | | | | | | 3 0 1 0 1 0 1 | <p>Texas Rangers @ New York Yankees Yankee Stadium, Bronx, NY Sat Jun 24 2017, 1:11 PM - 4:12 PM EDT Att: 40,225 - Sunny - 84 F</p> | | | | | | | | | |
| 31 Aaron Hicks, S OBP: 0.397, SLG: 0.515 | | | | | | | | | | 4 0 0 0 0 1 2 | | | | | | | | | | |
| 99 Aaron Judge, R OBP: 0.434, SLG: 0.699 | | | | | | | | | | 4 1 1 1 0 1 2 | | | | | | | | | | |
| 17 Matt Holliday, R OBP: 0.366, SLG: 0.511 | | | | | | | | | | 4 0 0 0 0 1 1 | | | | | | | | | | |
| 14 Starlin Castro, R OBP: 0.350, SLG: 0.490 | | | | | | | | | | 4 0 1 0 0 1 0 | | | | | | | | | | |
| 18 Didi Gregorius, L OBP: 0.333, SLG: 0.463 | | | | | | | | | | 3 0 1 0 0 0 1 | | | | | | | | | | |
| 26 Tyler Austin, R OBP: 0.366, SLG: 0.511 | | | | | | | | | | 3 0 0 0 0 2 2 | | | | | | | | | | |
| 74 Ronald Torreyes, R OBP: 0.308, SLG: 0.357 | | | | | | | | | | 3 0 0 0 0 0 1 | | | | | | | | | | |
| 27 Austin Romine, R OBP: 0.260, SLG: 0.325 | | | | | | | | | | 3 0 1 0 0 0 0 | | | | | | | | | | |
| Inning Stats | R: 0 E: 0 K: 0 S: 5 | H: 0 LOB: 1 BB: 1 P: 12 | R: 0 E: 0 K: 1 S: 12 | H: 1 LOB: 0 BB: 0 P: 16 | R: 0 E: 0 K: 0 S: 8 | H: 1 LOB: 1 BB: 0 P: 15 | R: 0 E: 0 K: 1 S: 13 | H: 1 LOB: 1 BB: 0 P: 20 | R: 1 E: 0 K: 0 S: 9 | H: 1 LOB: 0 BB: 0 P: 15 | R: 0 E: 0 K: 0 S: 5 | H: 1 LOB: 0 BB: 0 P: 6 | R: 0 E: 0 K: 1 S: 8 | H: 0 LOB: 0 BB: 0 P: 11 | R: 0 E: 0 K: 2 S: 8 | H: 0 LOB: 0 BB: 0 P: 14 | 1B: 4 2B: 0 3B: 0 HR: 1 | SF: 0 SAC: 0 DP: 1 HBP: 0 | WP: 0 PB: 0 SB: 0 CS: 0 | PA: 32 |
| PITCHER | IP WLS BF H R ER SO BB IBB HBP BLK WP HR S P ERA WHIP | | | | | | | | | | | | | | | | | | | |
| 56 Austin Bibens-Dirix, R ERA: 3.68 | 7.0 W 26 5 1 1 3 1 0 0 0 0 0 58 93 1.29 0.857 | | | | | | | | | | | | | | | | | | | |
| 58 Alex Claudio, L ERA: 2.15 | 1.0 H 3 0 0 0 1 0 0 0 0 0 0 8 11 0.00 0.000 | | | | | | | | | | | | | | | | | | | |
| 50 Keone Kela, R ERA: 2.85 | 1.0 3 0 0 0 2 0 0 0 0 0 0 8 14 0.00 0.000 | | | | | | | | | | | | | | | | | | | |

| Batter | 1 | 2 | 3 | 4 | 5 | 6 | 7 | 8 | 9 | AB | R | H | RBI | BB | SO | LOB | TOP | | | | | |
|---|---|---|---|---|---|---|---|---|---|---|---|---|---|---|---|---|---|---|---|---|---|---|
| 3 Delino DeShields, R OBP: 0.359, SLG: 0.357 | | | | | | | | | | 3 | 2 | 1 | 0 | 1 | 1 | 0 | | | | | | |
| 17 Shin-Soo Choo, L OBP: 0.382, SLG: 0.439 | | | | | | | | | | 3 | 1 | 1 | 3 | 1 | 1 | 2 | | | | | | |
| 1 Elvis Andrus, R OBP: 0.341, SLG: 0.439 | | | | | | | | | | 3 | 1 | 1 | 1 | 1 | 0 | 1 | | | | | | |
| 29 Adrián Beltré, R OBP: 0.362, SLG: 0.481 | | | | | | | | | | 4 | 1 | 1 | 2 | 0 | 0 | 2 | | | | | | |
| 12 Rougned Odor, L OBP: 0.249, SLG: 0.380 | | | | | | | | | | 4 | 0 | 1 | 0 | 0 | 3 | 1 | | | | | | |
| 14 Carlos Gómez, R OBP: 0.341, SLG: 0.506 | | | | | | | | | | 4 | 0 | 0 | 0 | 0 | 3 | 1 | | | | | | |
| 25 Jonathan Lucroy, R OBP: 0.308, SLG: 0.381 | | | | | | | | | | 4 | 1 | 1 | 0 | 0 | 0 | 1 | | | | | | |
| 5 Mike Napoli, R OBP: 0.272, SLG: 0.418 | | | | | | | | | | 4 | 0 | 0 | 0 | 0 | 2 | 1 | | | | | | |
| 18 Drew Robinson, L OBP: 0.333, SLG: 1.000 | | | | | | | | | | 4 | 1 | 2 | 1 | 0 | 1 | 1 | | | | | | |
| Inning Stats | R: 3 H: 3 E: 0 K: 1 S: 13 | H: 3 LOB: 0 BB: 0 P: 20 | R: 3 H: 2 E: 0 K: 0 S: 15 | H: 2 LOB: 0 BB: 1 P: 22 | R: 0 H: 0 E: 0 K: 2 S: 9 | H: 0 LOB: 0 BB: 0 P: 15 | R: 1 H: 1 E: 0 K: 1 S: 11 | H: 1 LOB: 0 BB: 0 P: 14 | R: 0 H: 0 E: 0 K: 1 S: 10 | H: 0 LOB: 0 BB: 0 P: 15 | R: 0 H: 1 E: 0 K: 1 S: 10 | H: 1 LOB: 1 BB: 0 P: 14 | R: 0 H: 1 E: 0 K: 1 S: 11 | H: 0 LOB: 0 BB: 0 P: 14 | R: 0 H: 0 E: 0 K: 3 S: 11 | H: 0 LOB: 0 BB: 0 P: 14 | 1B: 3 2B: 2 3B: 0 HR: 3 | SF: 0 SAC: 1 DP: 1 HBP: 0 | WP: 0 PB: 0 SB: 1 CS: 0 | PA: 37 | | |
| PITCHER | IP WLS BF H R ER SO BB IBB HBP BLK WP HR S P ERA WHIP | IP WLS BF H R ER SO BB IBB HBP BLK WP HR S P ERA WHIP | IP WLS BF H R ER SO BB IBB HBP BLK WP HR S P ERA WHIP | IP WLS BF H R ER SO BB IBB HBP BLK WP HR S P ERA WHIP | IP WLS BF H R ER SO BB IBB HBP BLK WP HR S P ERA WHIP | IP WLS BF H R ER SO BB IBB HBP BLK WP HR S P ERA WHIP | IP WLS BF H R ER SO BB IBB HBP BLK WP HR S P ERA WHIP | IP WLS BF H R ER SO BB IBB HBP BLK WP HR S P ERA WHIP | IP WLS BF H R ER SO BB IBB HBP BLK WP HR S P ERA WHIP | IP WLS BF H R ER SO BB IBB HBP BLK WP HR S P ERA WHIP | IP WLS BF H R ER SO BB IBB HBP BLK WP HR S P ERA WHIP | IP WLS BF H R ER SO BB IBB HBP BLK WP HR S P ERA WHIP | IP WLS BF H R ER SO BB IBB HBP BLK WP HR S P ERA WHIP | IP WLS BF H R ER SO BB IBB HBP BLK WP HR S P ERA WHIP | IP WLS BF H R ER SO BB IBB HBP BLK WP HR S P ERA WHIP | IP WLS BF H R ER SO BB IBB HBP BLK WP HR S P ERA WHIP | IP WLS BF H R ER SO BB IBB HBP BLK WP HR S P ERA WHIP | IP WLS BF H R ER SO BB IBB HBP BLK WP HR S P ERA WHIP | IP WLS BF H R ER SO BB IBB HBP BLK WP HR S P ERA WHIP | IP WLS BF H R ER SO BB IBB HBP BLK WP HR S P ERA WHIP | IP WLS BF H R ER SO BB IBB HBP BLK WP HR S P ERA WHIP | IP WLS BF H R ER SO BB IBB HBP BLK WP HR S P ERA WHIP |

Texas Rangers @ New York Yankees
Yankee Stadium, Bronx, NY
Sun Jun 25 2017, 2:10 PM - 5:29 PM EDT
Att: 46,625 - Partly Cloudy - 85 F

AB 33
R 7
H 8
RBI 7
BB 3
SO 11
LOB 10



| Batter | 1 | 2 | 3 | 4 | 5 | 6 | 7 | 8 | 9 | AB | R | H | RBI | BB | SO | LOB | BOTTOM | | | | | |
|---|---|---|---|---|---|---|---|---|---|---|---|---|---|---|---|---|---|---|---|---|---|---|
| 11 Brett Gardner, L OBP: 0.337, SLG: 0.470 | | | | | | | | | | 5 | 0 | 0 | 0 | 0 | 1 | 1 | | | | | | |
| 31 Aaron Hicks, S OBP: 0.398, SLG: 0.515 | | | | | | | | | | 2 | 0 | 1 | 0 | 0 | 0 | 0 | | | | | | |
| 27 Austin Romine, R OBP: 0.254, SLG: 0.317 | | | | | | | | | | 3 | 2 | 2 | 1 | 2 | 0 | 1 | | | | | | |
| 99 Aaron Judge, R OBP: 0.440, SLG: 0.699 | | | | | | | | | | 4 | 1 | 1 | 3 | 1 | 1 | 2 | | | | | | |
| 24 Gary Sánchez, R OBP: 0.382, SLG: 0.560 | | | | | | | | | | 4 | 0 | 1 | 1 | 0 | 1 | 0 | | | | | | |
| 18 Didi Gregorius, L OBP: 0.332, SLG: 0.478 | | | | | | | | | | 4 | 0 | 3 | 0 | 0 | 1 | 0 | | | | | | |
| 12 Chase Headley, S OBP: 0.341, SLG: 0.373 | | | | | | | | | | 4 | 0 | 1 | 0 | 0 | 1 | 3 | | | | | | |
| 26 Tyler Austin, R OBP: 0.143, SLG: 0.143 | | | | | | | | | | 4 | 1 | 1 | 0 | 0 | 1 | 3 | | | | | | |
| 41 Mason Williams, L OBP: 0.294, SLG: 0.250 | | | | | | | | | | 4 | 1 | 1 | 1 | 0 | 1 | 2 | | | | | | |
| 74 Ronald Torreyes, R OBP: 0.306, SLG: 0.377 | | | | | | | | | | 4 | 1 | 1 | 1 | 0 | 1 | 2 | | | | | | |
| Inning Stats | R: 0 H: 0 E: 0 K: 0 S: 11 | H: 0 LOB: 1 BB: 1 P: 22 | R: 0 H: 1 E: 0 K: 2 S: 11 | H: 1 LOB: 0 BB: 0 P: 19 | R: 0 H: 1 E: 0 K: 0 S: 7 | H: 1 LOB: 1 BB: 0 P: 10 | R: 0 H: 1 E: 0 K: 0 S: 10 | H: 1 LOB: 1 BB: 0 P: 13 | R: 4 H: 3 E: 0 K: 1 S: 19 | H: 3 LOB: 0 BB: 0 P: 24 | R: 0 H: 1 E: 0 K: 1 S: 9 | H: 1 LOB: 0 BB: 0 P: 16 | R: 2 H: 2 E: 0 K: 0 S: 14 | H: 2 LOB: 2 BB: 2 P: 28 | R: 0 H: 1 E: 0 K: 2 S: 12 | H: 1 LOB: 1 BB: 0 P: 16 | R: 0 H: 1 E: 0 K: 2 S: 17 | H: 1 LOB: 1 BB: 0 P: 21 | 1B: 8 2B: 1 3B: 0 HR: 2 | SF: 0 SAC: 0 DP: 0 HBP: 0 | WP: 1 PB: 0 SB: 0 CS: 1 | PA: 40 |
| PITCHER | IP WLS BF H R ER SO BB IBB HBP BLK WP HR S P ERA WHIP | IP WLS BF H R ER SO BB IBB HBP BLK WP HR S P ERA WHIP | IP WLS BF H R ER SO BB IBB HBP BLK WP HR S P ERA WHIP | IP WLS BF H R ER SO BB IBB HBP BLK WP HR S P ERA WHIP | IP WLS BF H R ER SO BB IBB HBP BLK WP HR S P ERA WHIP | IP WLS BF H R ER SO BB IBB HBP BLK WP HR S P ERA WHIP | IP WLS BF H R ER SO BB IBB HBP BLK WP HR S P ERA WHIP | IP WLS BF H R ER SO BB IBB HBP BLK WP HR S P ERA WHIP | IP WLS BF H R ER SO BB IBB HBP BLK WP HR S P ERA WHIP | IP WLS BF H R ER SO BB IBB HBP BLK WP HR S P ERA WHIP | IP WLS BF H R ER SO BB IBB HBP BLK WP HR S P ERA WHIP | IP WLS BF H R ER SO BB IBB HBP BLK WP HR S P ERA WHIP | IP WLS BF H R ER SO BB IBB HBP BLK WP HR S P ERA WHIP | IP WLS BF H R ER SO BB IBB HBP BLK WP HR S P ERA WHIP | IP WLS BF H R ER SO BB IBB HBP BLK WP HR S P ERA WHIP | IP WLS BF H R ER SO BB IBB HBP BLK WP HR S P ERA WHIP | IP WLS BF H R ER SO BB IBB HBP BLK WP HR S P ERA WHIP | IP WLS BF H R ER SO BB IBB HBP BLK WP HR S P ERA WHIP | IP WLS BF H R ER SO BB IBB HBP BLK WP HR S P ERA WHIP | IP WLS BF H R ER SO BB IBB HBP BLK WP HR S P ERA WHIP | IP WLS BF H R ER SO BB IBB HBP BLK WP HR S P ERA WHIP | IP WLS BF H R ER SO BB IBB HBP BLK WP HR S P ERA WHIP |

Texas Rangers @ New York Yankees
Yankee Stadium, Bronx, NY
Sun Jun 25 2017, 2:10 PM - 5:29 PM EDT
Att: 46,625 - Partly Cloudy - 85 F

AB 37
R 6
H 11
RBI 6
BB 3
SO 8
LOB 13



| Batter | 1 | 2 | 3 | 4 | 5 | 6 | 7 | 8 | 9 | AB | R | H | RBI | BB | SO | LOB | TOP | | | |
|---|---------------------------------------|---------------------------------------|---------------------------------------|---------------------------------------|---------------------------------------|---------------------------------------|---------------------------------------|---------------------------------------|---------------------------------------|---------------------------------------|---------------------------------------|---------------------------------------|---------------------------------------|---------------------------------------|---|---------------------------------------|---|-------------|------|-------|
| 11 Brett Gardner, L OBP: 0.334, SLG: 0.463 | F9 | | K | | L8 | | | K | | 4 | 0 | 0 | 0 | 1 | 2 | 2 | New York Yankees @ Chicago White Sox Guaranteed Rate Field, Chicago, IL Mon Jun 26 2017, 7:11 PM - 10:39 PM CDT Att: 20,339 - Partly Cloudy - 68 F | | | |
| 14 Starlin Castro, R OBP: 0.348, SLG: 0.486 38 Rob Refsnyder, R OBP: 0.206, SLG: 0.250 | G6-3 | | G5-3 | | F9 | L4 | | L5 | | 2 | 0 | 0 | 0 | 0 | 0 | 0 | | | | |
| 99 Aaron Judge, R OBP: 0.443, SLG: 0.693 | 26 FC5 24 BB | | | 24 E 26 SF9 | G1-3 | | P5 | 24 HBP | | 2 | 1 | 0 | 0 | 3 | 0 | 0 | | | | |
| 24 Gary Sánchez, R OBP: 0.383, SLG: 0.550 | 26 FC5 | | | 22 1B 12 1B | FC5 | F9 | K | HBP | | 3 | 1 | 0 | 0 | 1 | 1 | 1 | | | | |
| 26 Tyler Austin, R OBP: 0.167, SLG: 0.455 | FC5 | | | SF9 | | HR | L4 | K | | 4 | 1 | 1 | 2 | 0 | 1 | 4 | | | | |
| 22 Jacoby Ellsbury, L OBP: 0.344, SLG: 0.414 | P6 | | | 27 BB 12 1B 74 SF8-5-6 | 1B | E1 | L6 | L4 | | 5 | 2 | 1 | 0 | 0 | 0 | 2 | | | | |
| 12 Chase Headley, S OBP: 0.347, SLG: 0.384 | G5-3 | | | 74 BB 27 BB | 1B | 74 E | WP | 1B | | 4 | 1 | 3 | 1 | 0 | 0 | 0 | | | | |
| 27 Austin Romine, R OBP: 0.262, SLG: 0.314 | K | | | | | SF8 | | BB | | 1 | 0 | 0 | 1 | 2 | 1 | 0 | | | | |
| 74 Ronald Torreyes, R OBP: 0.304, SLG: 0.376 | | | | | SF8-3-5-6 | 1B | E3 | L7 | | 3 | 0 | 1 | 1 | 0 | 0 | 2 | | | | |
| Inning Stats | R: 0 H: 0 K: 0 S: 9 | H: 0 LOB: 2 BB: 2 P: 18 | R: 0 H: 0 K: 1 S: 5 | H: 0 LOB: 0 BB: 0 P: 8 | R: 0 H: 1 K: 1 S: 6 | H: 1 LOB: 0 BB: 0 P: 11 | R: 3 H: 2 K: 0 S: 17 | H: 2 LOB: 1 BB: 2 P: 29 | R: 0 H: 0 K: 0 S: 8 | H: 0 LOB: 0 BB: 0 P: 13 | R: 0 H: 1 K: 1 S: 9 | H: 1 LOB: 2 BB: 1 P: 17 | R: 0 H: 0 K: 1 S: 12 | H: 0 LOB: 2 BB: 1 P: 22 | 1B: 4 SF: 3 2B: 2 3B: 0 HR: 1 | SF: 3 SAC: 0 DP: 1 HBP: 1 | WP: 1 PA: 42 PB: 1 CS: 0 | | | |
| PITCHER | IP WLS BF H R ER SO | IP WLS BF H R ER SO | IP WLS BF H R ER SO | IP WLS BF H R ER SO | IP WLS BF H R ER SO | IP WLS BF H R ER SO | IP WLS BF H R ER SO | IP WLS BF H R ER SO | IP WLS BF H R ER SO | IP WLS BF H R ER SO | IP WLS BF H R ER SO | IP WLS BF H R ER SO | IP WLS BF H R ER SO | IP WLS BF H R ER SO | IP WLS BF H R ER SO | IP WLS BF H R ER SO | IP WLS BF H R ER SO | ERA WHIP | | |
| 64 David Holmberg, L ERA: 2.92 | 5.1 | L | 25 | 5 | 6 | 2 | 2 | 4 | 0 | 0 | 0 | 0 | 0 | 0 | 0 | 0 | 0 | 0 | 3.38 | 1.688 |
| 37 Juan Minaya, R ERA: 9.94 | 1.2 | | 7 | 0 | 0 | 0 | 1 | 1 | 0 | 0 | 0 | 0 | 0 | 0 | 21 | 36 | 0.00 | 0.600 | | |
| 66 Michael Ynoa, R ERA: 3.9 | 2.0 | | 10 | 1 | 0 | 0 | 2 | 2 | 0 | 1 | 0 | 1 | 0 | 21 | 39 | 0.00 | 1.500 | | | |

| Batter | 1 | 2 | 3 | 4 | 5 | 6 | 7 | 8 | 9 | AB | R | H | RBI | BB | SO | LOB | BOTTOM | | |
|--|---------------------------------------|---------------------------------------|---------------------------------------|---------------------------------------|---------------------------------------|---------------------------------------|---------------------------------------|---------------------------------------|---------------------------------------|---------------------------------------|---------------------------------------|---------------------------------------|---------------------------------------|---------------------------------------|---------------------------------------|---------------------------------------|---|------------------------------------|-----------------------------------|
| 7 Tim Anderson, R OBP: 0.278, SLG: 0.377 | E1 | | | | G5-3 | | | K | | 5 | 1 | 2 | 3 | 0 | 1 | 0 | New York Yankees @ Chicago White Sox Guaranteed Rate Field, Chicago, IL Mon Jun 26 2017, 7:11 PM - 10:39 PM CDT Att: 20,339 - Partly Cloudy - 68 F | | |
| 53 Melky Cabrera, S OBP: 0.331, SLG: 0.401 | FC5-4 | | | | | G5-3 | | FC5-4 | HR | 5 | 1 | 3 | 0 | 0 | 0 | 1 | | | |
| 79 José Abreu, R OBP: 0.350, SLG: 0.503 | | | | | | | | 26 FC5-4 | 79 BB | 4 | 0 | 3 | 1 | 1 | 0 | 2 | | | |
| 39 Arian Hanson, S OBP: 0.284, SLG: 0.345 | 26 FC6-4-3 | | | | F7 | | | 26 FC5-4 | 1B | 0 | 0 | 0 | 0 | 0 | 0 | 0 | | | |
| 26 Avisail García, R OBP: 0.365, SLG: 0.523 | G6-4-3 | | | | K2-3 | | | FC5-4 | G5-3 | 5 | 0 | 0 | 0 | 0 | 1 | 8 | | | |
| 21 Todd Frazier, R OBP: 0.322, SLG: 0.429 | HR | | | | K2-3 | | | | F7 | 3 | 1 | 1 | 1 | 2 | 1 | 1 | | | |
| 24 Matt Davidson, R OBP: 0.296, SLG: 0.542 | F8 | | | | K | | | K | | 4 | 0 | 0 | 0 | 0 | 3 | 5 | | | |
| 5 Yolmer Sánchez, S OBP: 0.323, SLG: 0.397 | K2-3 | | | | K | | | G6-3 | G4-3 | 4 | 0 | 0 | 0 | 0 | 2 | 0 | | | |
| 36 Kevan Smith, R OBP: 0.264, SLG: 0.349 | G4-3 | | | | G5-3 | | | K | 41 1B | 4 | 1 | 1 | 0 | 0 | 1 | 0 | | | |
| 41 Adam Engel, R OBP: 0.333, SLG: 0.419 | G5-3 | | | | K2-3 | | | G5-3 | 7 HR | 4 | 1 | 1 | 0 | 0 | 1 | 0 | | | |
| Inning Stats | R: 0 H: 1 K: 0 S: 9 | H: 1 LOB: 1 BB: 0 P: 13 | R: 1 H: 1 K: 1 S: 12 | H: 1 LOB: 0 BB: 0 P: 15 | R: 0 H: 2 K: 1 S: 10 | H: 2 LOB: 0 BB: 0 P: 15 | R: 0 H: 0 K: 3 S: 9 | H: 0 LOB: 0 BB: 0 P: 11 | R: 0 H: 1 K: 1 S: 8 | H: 1 LOB: 2 BB: 1 P: 12 | R: 0 H: 0 K: 1 S: 9 | H: 0 LOB: 0 BB: 0 P: 13 | R: 0 H: 1 K: 2 S: 13 | H: 1 LOB: 3 BB: 2 P: 26 | R: 4 H: 5 K: 0 S: 27 | H: 5 LOB: 1 BB: 0 P: 32 | 1B: 8 SF: 0 2B: 1 3B: 0 HR: 2 | SF: 0 SAC: 0 DP: 1 HBP: 0 | WP: 0 PA: 41 PB: 0 CS: 0 |
| PITCHER | IP WLS BF H R ER SO | IP WLS BF H R ER SO | IP WLS BF H R ER SO | IP WLS BF H R ER SO | IP WLS BF H R ER SO | IP WLS BF H R ER SO | IP WLS BF H R ER SO | IP WLS BF H R ER SO | IP WLS BF H R ER SO | IP WLS BF H R ER SO | IP WLS BF H R ER SO | IP WLS BF H R ER SO | IP WLS BF H R ER SO | IP WLS BF H R ER SO | IP WLS BF H R ER SO | IP WLS BF H R ER SO | IP WLS BF H R ER SO | ERA WHIP | |
| 47 Jordan Montgomery, L ERA: 3.53 | 7.0 | W | 27 | 5 | 1 | 1 | 8 | 1 | 0 | 0 | 0 | 0 | 0 | 0 | 0 | 0 | 0 | 1.29 | 0.857 |
| 69 Jonathan Holder, R ERA: 3.78 | 0.2 | | 4 | 1 | 0 | 0 | 1 | 1 | 0 | 0 | 0 | 0 | 8 | 15 | 0.00 | 3.000 | | | |
| 68 Dellin Betances, R ERA: 1.09 | 0.1 | | 2 | 0 | 0 | 0 | 1 | 1 | 0 | 0 | 0 | 0 | 5 | 11 | 0.00 | 3.000 | | | |
| 45 Chasen Shreve, L ERA: 3.0 | 0.1 | | 4 | 3 | 3 | 3 | 0 | 0 | 0 | 0 | 0 | 0 | 1 | 11 | 12 | 81.00 | 9.000 | | |
| 54 Aroldis Chapman, L ERA: 3.12 | 0.2 | S | 4 | 2 | 1 | 1 | 0 | 0 | 0 | 0 | 0 | 0 | 0 | 16 | 20 | 13.50 | 3.000 | | |



| Batter | 1 | 2 | 3 | 4 | 5 | 6 | 7 | 8 | 9 | AB | R | H | RBI | BB | SO | LOB | TOP | | | | | |
|--|---------------------------------------|----------------------------------|--------------------------------------|----------------------------------|--------------------------------------|----------------------------------|---------------------------------------|----------------------------------|--------------------------------------|---------------------------------|---------------------------------------|----------------------------------|--------------------------------------|----------------------------------|---------------------------------------|----------------------------------|---------------------------------------|----------------------------------|-------------------------|------------------------------------|-------------------------|--------|
| 22 Jacoby Ellsbury, L (1, 8) OBP: 0.342, SLG: 0.410 | G3 | | L5 | | | G4-3 | | 99 1B 24 2B | CI 12 PB | 4 | 1 | 1 | 0 | 0 | 0 | 0 | | | | | | |
| 12 Chase Headley, S (1, 5) OBP: 0.341, SLG: 0.376 | G6-3 | | | K | | F9 | | K | K | 5 | 0 | 0 | 0 | 0 | 0 | 3 | 4 | | | | | |
| 99 Aaron Judge, R (1, 9) OBP: 0.447, SLG: 0.697 | | | | F9 | | | | 24 2B | | 3 | 1 | 2 | 1 | 1 | 0 | 0 | | | | | | |
| 24 Gary Sánchez, R (1, 2) OBP: 0.385, SLG: 0.552 | K | | | | | P4 | | 18 1B | | 3 | 0 | 1 | 2 | 1 | 1 | 2 | | | | | | |
| 18 Didi Gregorius, L (1, 6) OBP: 0.335, SLG: 0.478 | | K2-3 | | | | | | | | 4 | 0 | 2 | 0 | 0 | 0 | 2 | 0 | | | | | |
| 26 Tyler Austin, R (1, 10) OBP: 0.200, SLG: 0.385 | | | | | | | | | | 2 | 0 | 0 | 0 | 1 | 2 | 2 | | | | | | |
| 11 Brett Gardner, L (7, PR) OBP: 0.333, SLG: 0.462 | K | | | | | | | | | 1 | 0 | 0 | 0 | 0 | 0 | 2 | | | | | | |
| 74 Ronald Torreyes, R (1, 4) OBP: 0.303, SLG: 0.368 | | | | | | | | | | 3 | 0 | 0 | 0 | 1 | 0 | 1 | | | | | | |
| 27 Austin Romine, R (1, 3) OBP: 0.261, SLG: 0.312 | | | G5-3 | | | G5-4-3 | | | | 4 | 0 | 1 | 0 | 0 | 0 | 1 | | | | | | |
| 38 Rob Refsnyder, R (1, 7) OBP: 0.194, SLG: 0.235 | | | | | | | | | | 2 | 0 | 0 | 0 | 0 | 0 | 0 | | | | | | |
| 39 Tyler Wade, L (8, PH) | | | | | | | | | | 1 | 1 | 0 | 0 | 1 | 1 | 1 | | | | | | |
| 68 Dellin Betances, R (9, 1) | | | | | | | | | | 0 | 0 | 0 | 0 | 0 | 0 | 0 | | | | | | |
| Inning Stats | R: 0 H: 0 E: 0 K: 1 S: 11 | H: 0 LOB: 1 BB: 1 P: 20 | R: 0 H: 0 E: 0 K: 2 S: 8 | H: 0 LOB: 0 BB: 0 P: 12 | R: 0 H: 0 E: 0 K: 0 S: 7 | H: 0 LOB: 0 BB: 0 P: 13 | R: 0 H: 1 E: 0 K: 2 S: 11 | H: 1 LOB: 2 BB: 1 P: 21 | R: 0 H: 0 E: 0 K: 0 S: 3 | H: 0 LOB: 0 BB: 1 P: 8 | R: 0 H: 1 E: 0 K: 0 S: 10 | H: 1 LOB: 1 BB: 0 P: 16 | R: 0 H: 0 E: 0 K: 1 S: 6 | H: 0 LOB: 1 BB: 1 P: 12 | R: 3 H: 4 E: 0 K: 1 S: 17 | H: 4 LOB: 2 BB: 2 P: 27 | R: 0 H: 1 E: 1 K: 2 S: 14 | H: 1 LOB: 2 BB: 0 P: 22 | 1B: 5 2B: 2 HR: 0 | SF: 0 SAC: 0 DP: 2 HBP: 0 | WP: 1 PB: 1 CS: 0 | PA: 38 |
| PITCHER | IP | WLS | BF | H | R | ER | SO | BB | IBB | HBP | BLK | WP | HR | S | P | ERA | WHIP | | | | | |
| 62 Jose Quintana, L (1, 1) ERA: 4.37 | 6.1 | | 24 | 2 | 0 | 0 | 6 | 4 | 0 | 0 | 0 | 1 | 0 | 55 | 101 | 0.00 | 0.947 | | | | | |
| 34 Anthony Swarzak, R (7, 1) ERA: 2.88 | 0.2 | H | 1 | 0 | 0 | 0 | 0 | 0 | 0 | 0 | 0 | 0 | 0 | 1 | 1 | 0.00 | 0.000 | | | | | |
| 48 Tommy Kahnle, R (8, 1) ERA: 2.3 | 0.2 | B | 7 | 4 | 3 | 3 | 1 | 1 | 0 | 0 | 0 | 0 | 0 | 14 | 23 | 40.50 | 7.500 | | | | | |
| 43 Dan Jennings, L (8, 1) ERA: 4.22 | 1.1 | W | 6 | 1 | 0 | 0 | 2 | 0 | 0 | 0 | 0 | 0 | 0 | 17 | 26 | 0.00 | 0.750 | | | | | |

New York Yankees @ Chicago White Sox
Guaranteed Rate Field, Chicago, IL
Tue Jun 27 2017, 7:13 PM - 10:36 PM CDT
Att: 18,023 - Partly Cloudy - 72 F

AB 32
R 3
H 7
RBI 3
BB 5
SO 9
LOB 13



| Batter | 1 | 2 | 3 | 4 | 5 | 6 | 7 | 8 | 9 | AB | R | H | RBI | BB | SO | LOB | BOTTOM | | | | | |
|---|---------------------------------------|----------------------------------|--------------------------------------|----------------------------------|---------------------------------------|----------------------------------|---------------------------------------|----------------------------------|--------------------------------------|---------------------------------|--------------------------------------|----------------------------------|---------------------------------------|----------------------------------|---------------------------------------|----------------------------------|--------------------------------------|----------------------------------|-------------------------|------------------------------------|-------------------------|--------|
| 5 Yolmer Sánchez, S (1, 4) OBP: 0.333, SLG: 0.406 | 2B | | 79 2B | | L3 | | | 21 2B | 79 1B | 3 | 0 | 2 | 0 | 1 | 0 | 1 | | | | | | |
| 53 Melky Cabrera, S (1, 7) OBP: 0.328, SLG: 0.396 | K2-3 | | L8 | | G1-3 | | | 21 2B | F7 | 4 | 0 | 0 | 0 | 1 | 1 | 7 | | | | | | |
| 79 José Abreu, R (1, 3) OBP: 0.351, SLG: 0.505 | G5-3 | | | | | G5-3 | | | | 5 | 0 | 2 | 3 | 0 | 1 | 4 | | | | | | |
| 26 Avisail García, R (1, 9) OBP: 0.361, SLG: 0.516 | K | | | | | G6-3 | | F9 | | 4 | 0 | 0 | 0 | 0 | 2 | 6 | | | | | | |
| 21 Todd Frazier, R (1, 5) OBP: 0.325, SLG: 0.427 | | | | | | L9 | | | | 3 | 0 | 1 | 1 | 1 | 1 | 0 | | | | | | |
| 24 Matt Davidson, R (1, 10) OBP: 0.291, SLG: 0.532 | K | | | | | | | | | 4 | 0 | 0 | 0 | 0 | 4 | 4 | | | | | | |
| 7 Tim Anderson, R (1, 6) OBP: 0.274, SLG: 0.372 | | | | | | | | | | 4 | 0 | 0 | 0 | 0 | 3 | 0 | | | | | | |
| 36 Kevan Smith, R (1, 2) OBP: 0.281, SLG: 0.358 | | | | | | | | | | 3 | 1 | 2 | 0 | 1 | 1 | 0 | | | | | | |
| 61 Willy García, R (9, PR) OBP: 0.288, SLG: 0.369 | | | | | | | | | | 0 | 1 | 0 | 0 | 0 | 0 | 0 | | | | | | |
| 41 Adam Engel, R (1, 8) OBP: 0.326, SLG: 0.409 | | | | | | | | | | 1 | 0 | 0 | 0 | 0 | 1 | 1 | | | | | | |
| 39 Alen Hanson, S (8, PH) OBP: 0.300, SLG: 0.345 | | | | | | | | | | 0 | 2 | 0 | 0 | 2 | 0 | 0 | | | | | | |
| Inning Stats | R: 0 H: 1 E: 0 K: 2 S: 16 | H: 0 LOB: 0 BB: 0 P: 23 | R: 0 H: 0 E: 0 K: 3 S: 9 | H: 0 LOB: 0 BB: 0 P: 12 | R: 1 H: 3 E: 0 K: 2 S: 14 | H: 3 LOB: 0 BB: 0 P: 23 | R: 0 H: 1 E: 0 K: 2 S: 10 | H: 1 LOB: 0 BB: 0 P: 16 | R: 0 H: 0 E: 0 K: 0 S: 5 | H: 0 LOB: 0 BB: 0 P: 7 | R: 0 H: 0 E: 0 K: 0 S: 6 | H: 0 LOB: 0 BB: 0 P: 11 | R: 0 H: 0 E: 0 K: 3 S: 10 | H: 0 LOB: 0 BB: 0 P: 13 | R: 1 H: 0 E: 0 K: 2 S: 17 | H: 0 LOB: 3 BB: 4 P: 37 | R: 2 H: 1 E: 0 K: 0 S: 9 | H: 1 LOB: 2 BB: 2 P: 21 | 1B: 5 2B: 2 HR: 0 | SF: 0 SAC: 1 DP: 0 HBP: 1 | WP: 1 PB: 0 CS: 1 | PA: 39 |
| PITCHER | IP | WLS | BF | H | R | ER | SO | BB | IBB | HBP | BLK | WP | HR | S | P | ERA | WHIP | | | | | |
| 40 Luis Severino, R (1, 1) ERA: 3.15 | 7.0 | | 26 | 6 | 1 | 1 | 12 | 2 | 0 | 0 | 0 | 0 | 0 | 70 | 105 | 1.29 | 0.857 | | | | | |
| 50 Domingo Germán, R (8, 1) ERA: 2.08 | 0.0 | | 2 | 0 | 1 | 1 | 0 | 2 | 0 | 0 | 0 | 0 | 0 | 2 | 10 | ∞ | ∞ | | | | | |
| 29 Tyler Clippard, R (8, 1) ERA: 4.7 | 1.0 | H | 5 | 0 | 0 | 0 | 2 | 2 | 0 | 0 | 0 | 1 | 0 | 15 | 27 | 0.00 | 2.000 | | | | | |
| 68 Dellin Betances, R (9, 1) ERA: 1.78 | 0.2 | L | 6 | 1 | 2 | 2 | 0 | 2 | 0 | 1 | 0 | 0 | 0 | 9 | 21 | 27.00 | 4.500 | | | | | |

New York Yankees @ Chicago White Sox
Guaranteed Rate Field, Chicago, IL
Tue Jun 27 2017, 7:13 PM - 10:36 PM CDT
Att: 18,023 - Partly Cloudy - 72 F

AB 31
R 4
H 7
RBI 4
BB 6
SO 14
LOB 23




| Batter | 1 | 2 | 3 | 4 | 5 | 6 | 7 | 8 | 9 | AB | R | H | RBI | BB | SO | LOB | TOP | | | | | | |
|--|---|---|---|---|---|---|---|---|---|---------------------------------|---|----------------------------------|---------------------------------------|----------------------------------|--------------------------------------|----------------------------------|--------------------------------------|----------------------------------|----------------------------------|------------------------------------|----------------------------------|----------------|----------------|
| 11 Brett Gardner, L OBP: 0.338, SLG: 0.474 38 Rob Refsnyder, R OBP: 0.179, SLG: 0.216 | G1-3 | | 2B | 2-1 | G4-3 | 2B | HR | | SF9 | 5 | 3 | 3 | 6 | 0 | 0 | 0 | | | | | | | |
| 22 Jacoby Ellsbury, L OBP: 0.339, SLG: 0.412 | G4-3 | | K | | G4-3 | E8 | K | | G6-3 | 6 | 0 | 1 | 2 | 0 | 2 | 1 | | | | | | | |
| 99 Aaron Judge, R OBP: 0.449, SLG: 0.689 | BB | | K | | G4-3 | BB | | | F8 | 4 | 0 | 0 | 0 | 2 | 2 | 1 | | | | | | | |
| 18 Didi Gregorius, L OBP: 0.332, SLG: 0.482 | P5 | | 2B | | | BB | | | G4-3 | 5 | 1 | 2 | 1 | 0 | 0 | 3 | | | | | | | |
| 12 Chase Headley, S OBP: 0.345, SLG: 0.369 | G3-1 | | G5-3 | | | K | BB | | BB | 4 | 0 | 1 | 0 | 1 | 1 | 2 | | | | | | | |
| 27 Austin Romine, R OBP: 0.291, SLG: 0.326 | K | | | 1B | | BB | BB | | K | 4 | 2 | 2 | 0 | 1 | 2 | 1 | | | | | | | |
| 74 Ronald Torreyes, R OBP: 0.321, SLG: 0.385 | 1B | | 2B | | | BB | BB | | BB | 3 | 3 | 3 | 1 | 2 | 0 | 0 | | | | | | | |
| 39 Tyler Wade, L OBP: 0.250, SLG: 0.214 | E3 | | K2-3 | | | K | FC3-2 | | BB | 4 | 2 | 0 | 0 | 1 | 2 | 8 | | | | | | | |
| 48 Chris Carter, R OBP: 0.289, SLG: 0.390 | G6-3 | | K | | | 1B | K | | 2B | 5 | 2 | 2 | 2 | 0 | 2 | 7 | | | | | | | |
| Inning Stats | R: 0 H: 0 E: 0 K: 0 S: 9 | H: 0 LOB: 1 BB: 1 P: 15 | R: 0 H: 1 E: 2 K: 1 S: 13 | H: 1 LOB: 2 BB: 0 P: 19 | R: 1 H: 2 E: 0 K: 2 S: 14 | H: 2 LOB: 1 BB: 0 P: 19 | R: 0 H: 2 E: 0 K: 2 S: 10 | H: 2 LOB: 2 BB: 0 P: 21 | R: 0 H: 0 E: 0 K: 0 S: 5 | H: 0 LOB: 0 BB: 0 P: 9 | R: 5 H: 5 E: 1 K: 2 S: 21 | H: 5 LOB: 2 BB: 2 P: 38 | R: 4 H: 3 E: 0 K: 2 S: 14 | H: 3 LOB: 0 BB: 1 P: 24 | R: 0 H: 0 E: 0 K: 2 S: 9 | H: 0 LOB: 1 BB: 1 P: 17 | R: 3 H: 1 E: 0 K: 0 S: 8 | H: 1 LOB: 0 BB: 2 P: 20 | 1B: 9 2B: 4 3B: 0 HR: 1 | SF: 1 SAC: 0 DP: 0 HBP: 0 | WP: 1 PB: 0 SB: 0 CS: 0 | PA: 48 | |
| PITCHER | IP WLS BF H R ER SO BB IBB HBP BLK WP HR S P ERA WHIP | IP WLS BF H R ER SO BB IBB HBP BLK WP HR S P ERA WHIP | IP WLS BF H R ER SO BB IBB HBP BLK WP HR S P ERA WHIP | IP WLS BF H R ER SO BB IBB HBP BLK WP HR S P ERA WHIP | IP WLS BF H R ER SO BB IBB HBP BLK WP HR S P ERA WHIP | IP WLS BF H R ER SO BB IBB HBP BLK WP HR S P ERA WHIP | IP WLS BF H R ER SO BB IBB HBP BLK WP HR S P ERA WHIP | IP WLS BF H R ER SO BB IBB HBP BLK WP HR S P ERA WHIP | IP WLS BF H R ER SO BB IBB HBP BLK WP HR S P ERA WHIP | 3.00 1.500 | 1.0 6 1 3 3 0 2 0 0 0 0 0 0 27.00 3.000 | 3.00 1.500 | 4.500 1.500 | 1.000 | 27.00 3.000 | 27.00 3.000 | 27.00 3.000 | 27.00 3.000 | 27.00 3.000 | 27.00 3.000 | 27.00 3.000 | 27.00 3.000 | 27.00 3.000 |

New York Yankees @ Houston Astros
Minute Maid Park, Houston, TX
Fri Jun 30 2017, 7:11 PM - 10:31 PM CDT
Att. 40,024 - Roof Closed - 73 F

livebaseballscorecards.com

AB 40
R 13
H 14
RBI 12
BB 7
SO 11
LOB 23




| Batter | 1 | 2 | 3 | 4 | 5 | 6 | 7 | 8 | 9 | AB | R | H | RBI | BB | SO | LOB | BOTTOM | | | | | | |
|--|---|---|---|---|---|---|---|---|---|----------------------------------|---------------------------------------|----------------------------------|--------------------------------------|----------------------------------|--------------------------------------|---------------------------------|----------------------------------|------------------------------------|----------------------------------|---------------|---------------|---------------|---------------|
| 4 George Springer, R OBP: 0.367, SLG: 0.581 | G4-3 | | F8 | | | | G6-3 | | | 4 | 1 | 2 | 0 | 0 | 0 | 0 | | | | | | | |
| 22 Josh Reddick, L OBP: 0.358, SLG: 0.504 | G4-3 | | P5 | | | F8 | | | E8 | 4 | 1 | 1 | 0 | 0 | 0 | 2 | | | | | | | |
| 27 Jose Altuve, R OBP: 0.401, SLG: 0.528 | SF8 | | | 1B | | 1B | | | G4-3 | 3 | 1 | 2 | 2 | 0 | 0 | 0 | | | | | | | |
| 1 Carlos Correa, R OBP: 0.387, SLG: 0.533 | G6-3 | | E9 | | FC4-6 | | | | G3 | 4 | 1 | 1 | 0 | 0 | 0 | 2 | | | | | | | |
| 16 Brian McCann, L OBP: 0.342, SLG: 0.459 | G3 | | K | | | K | | | 1B | 4 | 0 | 1 | 0 | 0 | 2 | 2 | | | | | | | |
| 15 Carlos Beltrán, S OBP: 0.285, SLG: 0.409 | K | | G4-3 | | | G5-3 | | | G5-3 | 4 | 0 | 0 | 1 | 0 | 1 | 2 | | | | | | | |
| 9 Marwin Gonzalez, S OBP: 0.400, SLG: 0.573 | 1B | | | 1B | | G3-1 | | | G3 | 4 | 0 | 2 | 1 | 0 | 0 | 0 | | | | | | | |
| 10 Yuli Gurriel, R OBP: 0.303, SLG: 0.441 | L6 | | | P4 | | | | | G6-3 | 4 | 0 | 0 | 0 | 0 | 0 | 2 | | | | | | | |
| 2 Alex Bregman, R OBP: 0.329, SLG: 0.402 | F9 | | F9 | | | F8 | | | F8 | 4 | 0 | 0 | 0 | 0 | 1 | 0 | | | | | | | |
| Inning Stats | R: 1 H: 1 E: 0 K: 0 S: 10 | H: 1 LOB: 1 BB: 0 P: 16 | R: 0 H: 0 E: 0 K: 1 S: 10 | H: 0 LOB: 0 BB: 0 P: 11 | R: 2 H: 3 E: 1 K: 1 S: 14 | H: 3 LOB: 1 BB: 0 P: 23 | R: 0 H: 2 E: 0 K: 0 S: 10 | H: 2 LOB: 2 BB: 0 P: 13 | R: 0 H: 0 E: 0 K: 1 S: 8 | H: 0 LOB: 0 BB: 0 P: 14 | R: 0 H: 0 E: 0 K: 1 S: 10 | H: 0 LOB: 1 BB: 0 P: 13 | R: 1 H: 2 E: 0 K: 0 S: 9 | H: 2 LOB: 1 BB: 0 P: 12 | R: 0 H: 0 E: 0 K: 0 S: 5 | H: 0 LOB: 0 BB: 0 P: 5 | 1B: 7 2B: 2 3B: 0 HR: 0 | SF: 1 SAC: 0 DP: 0 HBP: 0 | WP: 0 PB: 0 SB: 0 CS: 0 | PA: 36 | | | |
| PITCHER | IP WLS BF H R ER SO BB IBB HBP BLK WP HR S P ERA WHIP | IP WLS BF H R ER SO BB IBB HBP BLK WP HR S P ERA WHIP | IP WLS BF H R ER SO BB IBB HBP BLK WP HR S P ERA WHIP | IP WLS BF H R ER SO BB IBB HBP BLK WP HR S P ERA WHIP | IP WLS BF H R ER SO BB IBB HBP BLK WP HR S P ERA WHIP | IP WLS BF H R ER SO BB IBB HBP BLK WP HR S P ERA WHIP | IP WLS BF H R ER SO BB IBB HBP BLK WP HR S P ERA WHIP | IP WLS BF H R ER SO BB IBB HBP BLK WP HR S P ERA WHIP | IP WLS BF H R ER SO BB IBB HBP BLK WP HR S P ERA WHIP | 3.00 1.167 | 3.00 0.667 | 3.00 0.667 | 3.00 0.667 | 3.00 0.667 | 3.00 0.667 | 3.00 0.667 | 3.00 0.667 | 3.00 0.667 | 3.00 0.667 | 3.00 0.667 | 3.00 0.667 | 3.00 0.667 | 3.00 0.667 |

New York Yankees @ Houston Astros
Minute Maid Park, Houston, TX
Fri Jun 30 2017, 7:11 PM - 10:31 PM CDT
Att. 40,024 - Roof Closed - 73 F

livebaseballscorecards.com

AB 35
R 4
H 9
RBI 4
BB 0
SO 4
LOB 10



| Batter | 1 | 2 | 3 | 4 | 5 | 6 | 7 | 8 | 9 | AB | R | H | RBI | BB | SO | LOB | TOP | | | | | | | | | | | | | | | | | | | | | | | | | |
|--|---|---|---|---|---|---|---|---|---|---|---|---|---|---|---|---|---|---|---|---|---|---|---|---|---|---|---|---|---|---|---|---|---|---|---|---|---|---|---|---|---|---|
| 11 Brett Gardner, L (1, 7) OBP: 0.342, SLG: 0.474 | | | | | | | | | | 4 | 1 | 2 | 0 | 1 | 0 | 0 | New York Yankees @ Houston Astros Minute Maid Park, Houston, TX Sat Jul 01 2017, 6:18 PM - 9:41 PM CDT Att: 41,010 - Roof Closed - 73 F | | | | | | | | | | | | | | | | | | | | | | | | | |
| 22 Jacoby Ellsbury, L (1, 8) OBP: 0.343, SLG: 0.410 | | | | | | | | | | 3 | 1 | 1 | 0 | 1 | 1 | | | | | | | | | | | | | | | | | | | | | | | | | | | |
| 24 Gary Sánchez, R (1, 10) OBP: 0.371, SLG: 0.524 | | | | | | | | | | 4 | 1 | 1 | 1 | 0 | 2 | | | | | | | | | | | | | | | | | | | | | | | | | | | |
| 18 Didi Gregorius, L (1, 6) OBP: 0.335, SLG: 0.496 | | | | | | | | | | 4 | 1 | 2 | 4 | 0 | 0 | 1 | | | | | | | | | | | | | | | | | | | | | | | | | | |
| 12 Chase Headley, S (1, 5) OBP: 0.344, SLG: 0.365 | | | | | | | | | | 3 | 0 | 0 | 0 | 1 | 2 | 0 | | | | | | | | | | | | | | | | | | | | | | | | | | |
| 74 Ronald Torreyes, R (1, 4) OBP: 0.319, SLG: 0.382 | | | | | | | | | | 4 | 0 | 1 | 0 | 0 | 1 | 2 | | | | | | | | | | | | | | | | | | | | | | | | | | |
| 27 Austin Romine, R (1, 2) OBP: 0.289, SLG: 0.324 | | | | | | | | | | 4 | 0 | 1 | 0 | 0 | 1 | 2 | | | | | | | | | | | | | | | | | | | | | | | | | | |
| 48 Chris Carter, R (1, 3) OBP: 0.284, SLG: 0.383 | | | | | | | | | | 3 | 0 | 0 | 0 | 0 | 1 | 2 | | AB 34 R 6 H 10 RBI 6 BB 3 SO 9 LOB 9 | | | | | | | | | | | | | | | | | | | | | | | | |
| 99 Aaron Judge, R (9, PH) OBP: 0.446, SLG: 0.686 | | | | | | | | | | 1 | 0 | 0 | 0 | 0 | 0 | 0 | | | | | | | | | | | | | | | | | | | | | | | | | | |
| 30 Clint Frazier, R (1, 9) OBP: 0.500, SLG: 1.500 | | | | | | | | | | 4 | 2 | 2 | 1 | 0 | 1 | 0 | | | | | | | | | | | | | | | | | | | | | | | | | | |
| Inning Stats | R: 0 E: 0 K: 1 S: 8 | H: 0 LOB: 0 BB: 1 P: 13 | R: 0 E: 0 K: 1 S: 13 | H: 0 LOB: 0 BB: 0 P: 20 | R: 0 E: 0 K: 2 S: 7 | H: 0 LOB: 0 BB: 0 P: 12 | R: 0 E: 0 K: 1 S: 14 | H: 1 LOB: 1 BB: 0 P: 18 | R: 0 E: 0 K: 2 S: 9 | H: 1 LOB: 1 BB: 0 P: 17 | R: 5 E: 0 K: 1 S: 23 | H: 5 LOB: 1 BB: 1 P: 36 | R: 1 E: 0 K: 1 S: 12 | H: 1 LOB: 0 BB: 0 P: 18 | R: 0 E: 0 K: 0 S: 9 | H: 1 LOB: 1 BB: 1 P: 14 | R: 0 E: 0 K: 0 S: 7 | H: 1 LOB: 1 BB: 0 P: 11 | 1B: 7 2B: 1 3B: 0 HR: 2 | SF: 0 SAC: 0 DP: 2 HBP: 0 | WP: 0 PB: 0 SB: 3 CS: 0 | PA: 37 | | | | | | | | | | | | | | | | | | | | |
| PITCHER | IP WLS BF H R ER SO BB IBB HBP BLK WP HR S P ERA WHIP | 5.0 0 19 4 2 2 7 1 0 0 0 0 0 58 89 3.60 1.000 | 5.1 0 19 4 2 2 7 1 0 0 0 0 0 58 89 3.60 1.000 | 5.2 0 19 4 2 2 7 1 0 0 0 0 0 58 89 3.60 1.000 | 5.3 0 19 4 2 2 7 1 0 0 0 0 0 58 89 3.60 1.000 | 5.4 0 19 4 2 2 7 1 0 0 0 0 0 58 89 3.60 1.000 | 5.5 0 19 4 2 2 7 1 0 0 0 0 0 58 89 3.60 1.000 | 5.6 0 19 4 2 2 7 1 0 0 0 0 0 58 89 3.60 1.000 | 5.7 0 19 4 2 2 7 1 0 0 0 0 0 58 89 3.60 1.000 | 5.8 0 19 4 2 2 7 1 0 0 0 0 0 58 89 3.60 1.000 | 5.9 0 19 4 2 2 7 1 0 0 0 0 0 58 89 3.60 1.000 | 6.0 0 19 4 2 2 7 1 0 0 0 0 0 58 89 3.60 1.000 | 6.1 0 19 4 2 2 7 1 0 0 0 0 0 58 89 3.60 1.000 | 6.2 0 19 4 2 2 7 1 0 0 0 0 0 58 89 3.60 1.000 | 6.3 0 19 4 2 2 7 1 0 0 0 0 0 58 89 3.60 1.000 | 6.4 0 19 4 2 2 7 1 0 0 0 0 0 58 89 3.60 1.000 | 6.5 0 19 4 2 2 7 1 0 0 0 0 0 58 89 3.60 1.000 | 6.6 0 19 4 2 2 7 1 0 0 0 0 0 58 89 3.60 1.000 | 6.7 0 19 4 2 2 7 1 0 0 0 0 0 58 89 3.60 1.000 | 6.8 0 19 4 2 2 7 1 0 0 0 0 0 58 89 3.60 1.000 | 6.9 0 19 4 2 2 7 1 0 0 0 0 0 58 89 3.60 1.000 | 7.0 0 19 4 2 2 7 1 0 0 0 0 0 58 89 3.60 1.000 | 7.1 0 19 4 2 2 7 1 0 0 0 0 0 58 89 3.60 1.000 | 7.2 0 19 4 2 2 7 1 0 0 0 0 0 58 89 3.60 1.000 | 7.3 0 19 4 2 2 7 1 0 0 0 0 0 58 89 3.60 1.000 | 7.4 0 19 4 2 2 7 1 0 0 0 0 0 58 89 3.60 1.000 | 7.5 0 19 4 2 2 7 1 0 0 0 0 0 58 89 3.60 1.000 | 7.6 0 19 4 2 2 7 1 0 0 0 0 0 58 89 3.60 1.000 | 7.7 0 19 4 2 2 7 1 0 0 0 0 0 58 89 3.60 1.000 | 7.8 0 19 4 2 2 7 1 0 0 0 0 0 58 89 3.60 1.000 | 7.9 0 19 4 2 2 7 1 0 0 0 0 0 58 89 3.60 1.000 | 8.0 0 19 4 2 2 7 1 0 0 0 0 0 58 89 3.60 1.000 | 8.1 0 19 4 2 2 7 1 0 0 0 0 0 58 89 3.60 1.000 | 8.2 0 19 4 2 2 7 1 0 0 0 0 0 58 89 3.60 1.000 | 8.3 0 19 4 2 2 7 1 0 0 0 0 0 58 89 3.60 1.000 | 8.4 0 19 4 2 2 7 1 0 0 0 0 0 58 89 3.60 1.000 | 8.5 0 19 4 2 2 7 1 0 0 0 0 0 58 89 3.60 1.000 | 8.6 0 19 4 2 2 7 1 0 0 0 0 0 58 89 3.60 1.000 | 8.7 0 19 4 2 2 7 1 0 0 0 0 0 58 89 3.60 1.000 | 8.8 0 19 4 2 2 7 1 0 0 0 0 0 58 89 3.60 1.000 | 8.9 0 19 4 2 2 7 1 0 0 0 0 0 58 89 3.60 1.000 | 9.0 0 19 4 2 2 7 1 0 0 0 0 0 58 89 3.60 1.000 |

| Batter | 1 | 2 | 3 | 4 | 5 | 6 | 7 | 8 | 9 | AB | R | H | RBI | BB | SO | LOB | BOTTOM | | | | | | | | | | | | | | | | | | | | | | | | |
|--|---|---|---|---|---|---|---|---|---|---|---|---|---|---|---|---|---|---|---|---|---|---|---|---|---|---|---|---|---|---|---|---|---|---|---|---|---|---|---|---|---|
| 4 George Springer, R (1, 9) OBP: 0.363, SLG: 0.574 | | | | | | | | | | 4 | 0 | 0 | 0 | 0 | 1 | 1 | New York Yankees @ Houston Astros Minute Maid Park, Houston, TX Sat Jul 01 2017, 6:18 PM - 9:41 PM CDT Att: 41,010 - Roof Closed - 73 F | | | | | | | | | | | | | | | | | | | | | | | | |
| 27 Jose Altuve, R (1, 4) OBP: 0.399, SLG: 0.523 | | | | | | | | | | 3 | 1 | 0 | 0 | 1 | 0 | 1 | | | | | | | | | | | | | | | | | | | | | | | | | |
| 1 Carlos Correa, R (1, 6) OBP: 0.388, SLG: 0.543 | | | | | | | | | | 4 | 1 | 2 | 2 | 0 | 0 | 0 | | | | | | | | | | | | | | | | | | | | | | | | | |
| 11 Evan Gattis, R (1, 2) OBP: 0.332, SLG: 0.458 | | | | | | | | | | 4 | 1 | 2 | 1 | 0 | 2 | 1 | | | | | | | | | | | | | | | | | | | | | | | | | |
| 15 Carlos Beltrán, S (1, 10) OBP: 0.284, SLG: 0.404 | | | | | | | | | | 3 | 0 | 0 | 0 | 1 | 2 | 1 | | | | | | | | | | | | | | | | | | | | | | | | | |
| 22 Josh Reddick, L (8, PR) OBP: 0.358, SLG: 0.504 | | | | | | | | | | 0 | 1 | 0 | 0 | 0 | 0 | 0 | | | | | | | | | | | | | | | | | | | | | | | | | |
| 9 Marwin Gonzalez, S (1, 7) OBP: 0.402, SLG: 0.567 | | | | | | | | | | 2 | 2 | 0 | 0 | 2 | 1 | 1 | | | | | | | | | | | | | | | | | | | | | | | | | |
| 53 Ken Giles, R (9, 1) | | | | | | | | | | 0 | 0 | 0 | 0 | 0 | 0 | 0 | | | | | | | | | | | | | | | | | | | | | | | | | |
| 10 Yuli Gurriel, R (1, 3) OBP: 0.310, SLG: 0.461 | | | | | | | | | | 4 | 1 | 3 | 4 | 0 | 0 | 0 | | | | | | | | | | | | | | | | | | | | | | | | | |
| 2 Alex Bregman, R (1, 5) OBP: 0.324, SLG: 0.396 | | | | | | | | | | 4 | 0 | 0 | 0 | 0 | 2 | 3 | | | | | | | | | | | | | | | | | | | | | | | | | |
| Jake Marisnick, R (1, 8) OBP: 0.336, SLG: 0.524 | | | | | | | | | | 3 | 0 | 1 | 0 | 0 | 1 | 0 | | | | | | | | | | | | | | | | | | | | | | | | | |
| Inning Stats | R: 0 E: 0 K: 1 S: 9 | H: 1 LOB: 1 BB: 0 P: 15 | R: 0 E: 0 K: 1 S: 5 | H: 0 LOB: 0 BB: 0 P: 7 | R: 0 E: 0 K: 1 S: 18 | H: 1 LOB: 1 BB: 0 P: 26 | R: 0 E: 0 K: 1 S: 7 | H: 0 LOB: 0 BB: 0 P: 10 | R: 2 E: 0 K: 0 S: 10 | H: 1 LOB: 0 BB: 1 P: 20 | R: 1 E: 0 K: 2 S: 11 | H: 2 LOB: 1 BB: 0 P: 17 | R: 0 E: 0 K: 1 S: 7 | H: 1 LOB: 0 BB: 0 P: 11 | R: 4 E: 1 K: 2 S: 20 | H: 2 LOB: 2 BB: 3 P: 40 | R: 0 E: 0 K: 2 S: 10 | H: 1 LOB: 0 BB: 0 P: 11 | 1B: 3 2B: 2 3B: 0 HR: 3 | SF: 0 SAC: 0 DP: 1 HBP: 0 | WP: 1 PB: 0 SB: 3 CS: 0 | PA: 35 | | | | | | | | | | | | | | | | | | | |
| PITCHER | IP WLS BF H R ER SO BB IBB HBP BLK WP HR S P ERA WHIP | 5.1 0 19 4 2 2 7 1 0 0 0 0 0 58 89 3.60 1.000 | 5.2 0 19 4 2 2 7 1 0 0 0 0 0 58 89 3.60 1.000 | 5.3 0 19 4 2 2 7 1 0 0 0 0 0 58 89 3.60 1.000 | 5.4 0 19 4 2 2 7 1 0 0 0 0 0 58 89 3.60 1.000 | 5.5 0 19 4 2 2 7 1 0 0 0 0 0 58 89 3.60 1.000 | 5.6 0 19 4 2 2 7 1 0 0 0 0 0 58 89 3.60 1.000 | 5.7 0 19 4 2 2 7 1 0 0 0 0 0 58 89 3.60 1.000 | 5.8 0 19 4 2 2 7 1 0 0 0 0 0 58 89 3.60 1.000 | 5.9 0 19 4 2 2 7 1 0 0 0 0 0 58 89 3.60 1.000 | 6.0 0 19 4 2 2 7 1 0 0 0 0 0 58 89 3.60 1.000 | 6.1 0 19 4 2 2 7 1 0 0 0 0 0 58 89 3.60 1.000 | 6.2 0 19 4 2 2 7 1 0 0 0 0 0 58 89 3.60 1.000 | 6.3 0 19 4 2 2 7 1 0 0 0 0 0 58 89 3.60 1.000 | 6.4 0 19 4 2 2 7 1 0 0 0 0 0 58 89 3.60 1.000 | 6.5 0 19 4 2 2 7 1 0 0 0 0 0 58 89 3.60 1.000 | 6.6 0 19 4 2 2 7 1 0 0 0 0 0 58 89 3.60 1.000 | 6.7 0 19 4 2 2 7 1 0 0 0 0 0 58 89 3.60 1.000 | 6.8 0 19 4 2 2 7 1 0 0 0 0 0 58 89 3.60 1.000 | 6.9 0 19 4 2 2 7 1 0 0 0 0 0 58 89 3.60 1.000 | 7.0 0 19 4 2 2 7 1 0 0 0 0 0 58 89 3.60 1.000 | 7.1 0 19 4 2 2 7 1 0 0 0 0 0 58 89 3.60 1.000 | 7.2 0 19 4 2 2 7 1 0 0 0 0 0 58 89 3.60 1.000 | 7.3 0 19 4 2 2 7 1 0 0 0 0 0 58 89 3.60 1.000 | 7.4 0 19 4 2 2 7 1 0 0 0 0 0 58 89 3.60 1.000 | 7.5 0 19 4 2 2 7 1 0 0 0 0 0 58 89 3.60 1.000 | 7.6 0 19 4 2 2 7 1 0 0 0 0 0 58 89 3.60 1.000 | 7.7 0 19 4 2 2 7 1 0 0 0 0 0 58 89 3.60 1.000 | 7.8 0 19 4 2 2 7 1 0 0 0 0 0 58 89 3.60 1.000 | 7.9 0 19 4 2 2 7 1 0 0 0 0 0 58 89 3.60 1.000 | 8.0 0 19 4 2 2 7 1 0 0 0 0 0 58 89 3.60 1.000 | 8.1 0 19 4 2 2 7 1 0 0 0 0 0 58 89 3.60 1.000 | 8.2 0 19 4 2 2 7 1 0 0 0 0 0 58 89 3.60 1.000 | 8.3 0 19 4 2 2 7 1 0 0 0 0 0 58 89 3.60 1.000 | 8.4 0 19 4 2 2 7 1 0 0 0 0 0 58 89 3.60 1.000 | 8.5 0 19 4 2 2 7 1 0 0 0 0 0 58 89 3.60 1.000 | 8.6 0 19 4 2 2 7 1 0 0 0 0 0 58 89 3.60 1.000 | 8.7 0 19 4 2 2 7 1 0 0 0 0 0 58 89 3.60 1.000 | 8.8 0 19 4 2 2 7 1 0 0 0 0 0 58 89 3.60 1.000 | 8.9 0 19 4 2 2 7 1 0 0 0 0 0 58 89 3.60 1.000 | 9.0 0 19 4 2 2 7 1 0 0 0 0 0 58 89 3.60 1.000 |

livebaseballscorecards.com

| Batter | 1 | 2 | 3 | 4 | 5 | 6 | 7 | 8 | 9 | AB | R | H | RBI | BB | SO | LOB | TOP | | | | | | | | |
|---|------------------------------|---------------------------------|-------------------------------|----------------------------------|-------------------------------|----------------------------------|-------------------------------|----------------------------------|-------------------------------|----------------------------------|------------------------------|----------------------------------|-------------------------------|----------------------------------|-------------------------------|----------------------------------|-------------------------------|----------------------------------|----------------------------------|------------------------------------|-------------------------|--------|--|--|--|
| 19 José Bautista, R OBP: 0.344, SLG: 0.410 | | | | | | | | | | 3 | 0 | 1 | 0 | 1 | 2 | 1 | | | | | | | | | |
| 20 Josh Donaldson, R OBP: 0.353, SLG: 0.466 | | | | | | | | | | 3 | 0 | 0 | 0 | 1 | 1 | 2 | | | | | | | | | |
| 14 Justin Smoak, S OBP: 0.368, SLG: 0.593 | | | | | | | | | | 4 | 0 | 1 | 0 | 0 | 1 | 2 | | | | | | | | | |
| 8 Kendrys Morales, S OBP: 0.308, SLG: 0.462 | | | | | | | | | | 4 | 1 | 1 | 0 | 0 | 2 | 1 | | | | | | | | | |
| 28 Steve Pearce, R OBP: 0.313, SLG: 0.454 | | | | | | | | | | 4 | 0 | 0 | 0 | 0 | 1 | 2 | | | | | | | | | |
| 3 Ezequiel Carrera, L OBP: 0.357, SLG: 0.395 | | | | | | | | | | 2 | 1 | 1 | 0 | 0 | 1 | 1 | | | | | | | | | |
| 11 Kevin Pillar, R OBP: 0.303, SLG: 0.409 | | | | | | | | | | 4 | 0 | 2 | 2 | 0 | 0 | 1 | | | | | | | | | |
| 18 Darwin Barney, R OBP: 0.278, SLG: 0.307 | | | | | | | | | | 3 | 0 | 0 | 0 | 0 | 1 | 1 | | | | | | | | | |
| 17 Ryan Goins, L OBP: 0.270, SLG: 0.333 | | | | | | | | | | 3 | 0 | 0 | 0 | 0 | 1 | 1 | | | | | | | | | |
| 2 Troy Tulowitzki, R OBP: 0.367, SLG: 0.394 | | | | | | | | | | 3 | 0 | 1 | 0 | 0 | 1 | 1 | | | | | | | | | |
| 22 Luke Maile, R OBP: 0.154, SLG: 0.202 | | | | | | | | | | 1 | 0 | 0 | 0 | 0 | 1 | 1 | | | | | | | | | |
| 55 Russell Martin, R OBP: 0.367, SLG: 0.366 | | | | | | | | | | 1 | 0 | 0 | 0 | 0 | 1 | 1 | | | | | | | | | |
| Inning Stats | R: 0 E: 0 K: 1 S: 7 | H: 1 LOB: 0 BB: 0 P: 8 | R: 0 E: 0 K: 2 S: 11 | H: 1 LOB: 1 BB: 0 P: 17 | R: 0 E: 0 K: 1 S: 10 | H: 0 LOB: 1 BB: 1 P: 21 | R: 0 E: 0 K: 2 S: 14 | H: 1 LOB: 1 BB: 0 P: 20 | R: 0 E: 0 K: 2 S: 10 | H: 0 LOB: 0 BB: 0 P: 15 | R: 0 E: 0 K: 0 S: 8 | H: 0 LOB: 0 BB: 0 P: 13 | R: 1 E: 0 K: 0 S: 12 | H: 1 LOB: 1 BB: 0 P: 17 | R: 0 E: 0 K: 2 S: 10 | H: 0 LOB: 1 BB: 1 P: 20 | R: 2 E: 0 K: 1 S: 19 | H: 3 LOB: 1 BB: 0 P: 26 | 1B: 4 2B: 5 3B: 0 HR: 0 | SF: 0 SAC: 0 DP: 2 HBP: 1 | WP: 1 PB: 1 CS: 1 | PA: 36 | | | |
| PITCHER | IP | WLS | BF | H | R | ER | SO | BB | IBB | HBP | BLK | WP | HR | S | P | ERA | WHIP | | | | | | | | |
| 19 Masahiro Tanaka, R ERA: 5.25 | 7.0 | W | 27 | 5 | 1 | 1 | 8 | 1 | 0 | 1 | 0 | 0 | 0 | 72 | 111 | 1.29 | 0.857 | | | | | | | | |
| 68 Dellin Betances, R ERA: 3.0 | 1.0 | H | 3 | 0 | 0 | 0 | 2 | 1 | 0 | 0 | 0 | 0 | 0 | 10 | 20 | 0.00 | 1.000 | | | | | | | | |
| 54 Aroldis Chapman, L ERA: 3.86 | 1.0 | | 6 | 3 | 2 | 2 | 1 | 0 | 0 | 0 | 0 | 1 | 0 | 19 | 26 | 18.00 | 3.000 | | | | | | | | |

Toronto Blue Jays @ New York Yankees
Yankee Stadium, Bronx, NY
Mon Jul 03 2017, 7:10 PM - 10:21 PM EDT
Att: 46,616 - Partly Cloudy - 86 F

AB 33
R 3
H 8
RBI 3
BB 2
SO 11
LOB 14



| Batter | 1 | 2 | 3 | 4 | 5 | 6 | 7 | 8 | 9 | AB | R | H | RBI | BB | SO | LOB | BOTTOM | | | | | | | | |
|---|-------------------------------|----------------------------------|------------------------------|----------------------------------|------------------------------|----------------------------------|------------------------------|----------------------------------|-------------------------------|----------------------------------|------------------------------|----------------------------------|-------------------------------|----------------------------------|-------------------------------|----------------------------------|----------------------------------|------------------------------------|----------------------------------|--------|--|--|--|--|--|
| 11 Brett Gardner, L OBP: 0.336, SLG: 0.467 | | | | | | | | | | 4 | 0 | 1 | 0 | 0 | 1 | 1 | | | | | | | | | |
| 99 Aaron Judge, R OBP: 0.449, SLG: 0.684 | | | | | | | | | | 4 | 2 | 2 | 0 | 0 | 1 | 1 | | | | | | | | | |
| 24 Gary Sánchez, R OBP: 0.380, SLG: 0.531 | | | | | | | | | | 4 | 2 | 2 | 0 | 0 | 1 | 1 | | | | | | | | | |
| 18 Didi Gregorius, L OBP: 0.336, SLG: 0.485 | | | | | | | | | | 2 | 1 | 0 | 0 | 2 | 0 | 0 | | | | | | | | | |
| 12 Chase Headley, S OBP: 0.348, SLG: 0.375 | | | | | | | | | | 3 | 1 | 2 | 3 | 0 | 0 | 0 | | | | | | | | | |
| 22 Jacoby Ellsbury, L OBP: 0.339, SLG: 0.399 | | | | | | | | | | 3 | 0 | 1 | 1 | 1 | 1 | 2 | | | | | | | | | |
| 74 Ronald Torreyes, R OBP: 0.311, SLG: 0.372 | | | | | | | | | | 4 | 0 | 0 | 0 | 0 | 0 | 5 | | | | | | | | | |
| 48 Chris Carter, R OBP: 0.283, SLG: 0.374 | | | | | | | | | | 3 | 0 | 0 | 0 | 1 | 0 | 3 | | | | | | | | | |
| 30 Clint Frazier, R OBP: 0.273, SLG: 0.600 | | | | | | | | | | 3 | 0 | 0 | 0 | 0 | 2 | 1 | | | | | | | | | |
| Inning Stats | R: 2 E: 0 K: 0 S: 15 | H: 2 LOB: 2 BB: 2 P: 27 | R: 0 E: 0 K: 0 S: 7 | H: 0 LOB: 0 BB: 0 P: 12 | R: 0 E: 0 K: 1 S: 8 | H: 0 LOB: 0 BB: 0 P: 11 | R: 0 E: 0 K: 0 S: 8 | H: 2 LOB: 1 BB: 0 P: 11 | R: 0 E: 0 K: 2 S: 11 | H: 1 LOB: 1 BB: 0 P: 18 | R: 0 E: 0 K: 0 S: 8 | H: 0 LOB: 0 BB: 0 P: 11 | R: 0 E: 0 K: 2 S: 15 | H: 0 LOB: 1 BB: 1 P: 24 | R: 4 E: 1 K: 1 S: 15 | H: 3 LOB: 0 BB: 1 P: 25 | 1B: 5 2B: 3 3B: 0 HR: 0 | SF: 0 SAC: 0 DP: 3 HBP: 1 | WP: 0 PB: 0 SB: 0 CS: 0 | PA: 35 | | | | | |
| PITCHER | IP | WLS | BF | H | R | ER | SO | BB | IBB | HBP | BLK | WP | HR | S | P | ERA | WHIP | | | | | | | | |
| 6 Marcus Stroman, R ERA: 3.42 | 5.0 | L | 21 | 5 | 2 | 2 | 3 | 2 | 0 | 1 | 0 | 0 | 0 | 49 | 79 | 3.60 | 1.400 | | | | | | | | |
| 62 Aaron Loup, L ERA: 3.54 | 1.0 | | 3 | 0 | 0 | 0 | 0 | 0 | 0 | 0 | 0 | 0 | 0 | 8 | 11 | 0.00 | 0.000 | | | | | | | | |
| 24 Danny Barnes, R ERA: 2.5 | 1.0 | | 4 | 0 | 0 | 0 | 2 | 1 | 0 | 0 | 0 | 0 | 0 | 15 | 24 | 0.00 | 1.000 | | | | | | | | |
| 52 Ryan Tepera, R ERA: 3.43 | 0.1 | | 6 | 3 | 4 | 2 | 1 | 1 | 0 | 0 | 0 | 0 | 0 | 13 | 23 | 54.00 | 12.000 | | | | | | | | |
| 49 Mike Bolsinger, R ERA: 5.47 | 0.2 | | 1 | 0 | 0 | 0 | 0 | 0 | 0 | 0 | 0 | 0 | 0 | 2 | 2 | 0.00 | 0.000 | | | | | | | | |

Toronto Blue Jays @ New York Yankees
Yankee Stadium, Bronx, NY
Mon Jul 03 2017, 7:10 PM - 10:21 PM EDT
Att: 46,616 - Partly Cloudy - 86 F

AB 30
R 6
H 8
RBI 4
BB 4
SO 6
LOB 14



| Batter | 1 | 2 | 3 | 4 | 5 | 6 | 7 | 8 | 9 | AB R H RBI BB SO LOB | TOP | | | | | | | | |
|---|---|----------------------------------|------------------------------|----------------------------------|-------------------------------|----------------------------------|------------------------------|----------------------------------|------------------------------|----------------------------------|--|----------------------------------|-------------------------------|----------------------------------|------------------------------|----------------------------------|---|------------------------------------|-----------------|
| 19 José Bautista, R OBP: 0.347, SLG: 0.413 | | | | | | | | | | 5 1 3 1 0 0 1 | Toronto Blue Jays @ New York Yankees Yankee Stadium, Bronx, NY Tue Jul 04 2017, 1:11 PM - 4:19 PM EDT Att: 44,018 - Sunny - 83 F | | | | | | | | |
| 55 Russell Martin, R OBP: 0.368, SLG: 0.367 | | | | | | | | | | 5 1 2 0 0 1 2 | | | | | | | | | |
| 20 Josh Donaldson, R OBP: 0.350, SLG: 0.457 | | | | | | | | | | 3 1 0 0 1 2 3 | | | | | | | | | |
| 14 Justin Smoak, S OBP: 0.367, SLG: 0.586 | | | | | | | | | | 3 0 0 1 1 0 0 | | | | | | | | | |
| 8 Kendrys Morales, S OBP: 0.307, SLG: 0.459 | | | | | | | | | | 4 0 1 2 0 0 0 | | | | | | | | | |
| 2 Troy Tulowitzki, R OBP: 0.292, SLG: 0.367 | | | | | | | | | | 4 0 2 0 0 0 2 | | | | | | | | | |
| 28 Steve Pearce, R OBP: 0.330, SLG: 0.443 | | | | | | | | | | 3 0 0 0 0 1 1 | | | | | | | | | |
| 3 Ezequiel Carrera, L OBP: 0.355, SLG: 0.393 | | | | | | | | | | 1 0 0 0 0 1 1 | | | | | | | | | |
| 11 Kevin Pillar, R OBP: 0.303, SLG: 0.407 | | | | | | | | | | 4 0 1 0 0 1 0 | | | | | | | | | |
| 18 Darwin Barney, R OBP: 0.280, SLG: 0.303 | | | | | | | | | | 2 1 0 0 1 0 0 | | | | | | | | | |
| Inning Stats | R: 0 E: 0 K: 0 S: 8 | H: 0 LOB: 0 BB: 0 P: 13 | R: 0 E: 0 K: 0 S: 6 | H: 0 LOB: 0 BB: 0 P: 11 | R: 4 E: 0 K: 1 S: 24 | H: 3 LOB: 2 BB: 3 P: 45 | R: 0 E: 0 K: 1 S: 7 | H: 1 LOB: 1 BB: 0 P: 14 | R: 0 E: 0 K: 0 S: 6 | H: 1 LOB: 1 BB: 0 P: 11 | R: 0 E: 0 K: 1 S: 13 | H: 2 LOB: 2 BB: 0 P: 20 | R: 0 E: 0 K: 1 S: 11 | H: 1 LOB: 1 BB: 0 P: 16 | R: 0 E: 0 K: 1 S: 7 | H: 1 LOB: 1 BB: 0 P: 11 | 1B: 9 2B: 1 3B: 0 HR: 0 | SF: 0 SAC: 1 DP: 1 HBP: 0 | WP: 2 PA: 38 |
| PITCHER | IP WLS BF H R ER SO BB IBB HBP BLK WP HR S P ERA WHIP | | | | | | | | | | | | | | | | IP WLS BF H R ER SO BB IBB HBP BLK WP HR S P ERA WHIP | | |
| 52 CC Sabathia, L ERA: 3.81 | 2.2 L 14 3 4 4 1 3 0 0 0 0 1 0 35 63 13.50 2.250 | | | | | | | | | | | | | | | | | | |
| 43 Adam Warren, R ERA: 2.2 | 0.1 1 0 0 0 0 0 0 0 0 0 0 0 3 6 0.00 0.000 | | | | | | | | | | | | | | | | | | |
| 85 Luis Cessa, R ERA: 4.57 | 4.2 18 5 0 0 3 0 0 0 0 0 0 0 40 65 0.00 1.071 | | | | | | | | | | | | | | | | | | |
| 45 Chasen Shreve, L ERA: 2.86 | 0.1 1 0 0 0 1 0 0 0 0 0 0 0 5 7 0.00 0.000 | | | | | | | | | | | | | | | | | | |
| 29 Tyler Clippard, R ERA: 4.41 | 1.0 4 1 0 0 1 0 0 0 0 0 0 0 7 11 0.00 1.000 | | | | | | | | | | | | | | | | | | |

| | |
|-----|----|
| AB | 34 |
| R | 4 |
| H | 9 |
| RBI | 4 |
| BB | 3 |
| SO | 6 |
| LOB | 10 |



| Batter | 1 | 2 | 3 | 4 | 5 | 6 | 7 | 8 | 9 | AB R H RBI BB SO LOB | BOTTOM | | | | | | | | | | |
|---|---|----------------------------------|------------------------------|----------------------------------|------------------------------|----------------------------------|-------------------------------|----------------------------------|-------------------------------|----------------------------------|--|----------------------------------|-------------------------------|----------------------------------|------------------------------|----------------------------------|---|----------------------------------|----------------------------------|------------------------------------|-----------------|
| 11 Brett Gardner, L OBP: 0.335, SLG: 0.462 | | | | | | | | | | 3 0 0 0 1 1 1 | Toronto Blue Jays @ New York Yankees Yankee Stadium, Bronx, NY Tue Jul 04 2017, 1:11 PM - 4:19 PM EDT Att: 44,018 - Sunny - 83 F | | | | | | | | | | |
| 99 Aaron Judge, R OBP: 0.447, SLG: 0.689 | | | | | | | | | | 4 1 1 1 0 3 2 | | | | | | | | | | | |
| 24 Gary Sánchez, R OBP: 0.382, SLG: 0.528 | | | | | | | | | | 3 0 1 0 1 0 0 | | | | | | | | | | | |
| 18 Didi Gregorius, L OBP: 0.331, SLG: 0.477 | | | | | | | | | | 4 0 0 0 0 3 2 | | | | | | | | | | | |
| 12 Chase Headley, S OBP: 0.347, SLG: 0.373 | | | | | | | | | | 4 0 1 0 0 2 1 | | | | | | | | | | | |
| 22 Jacoby Ellsbury, L OBP: 0.332, SLG: 0.389 | | | | | | | | | | 4 0 0 0 0 2 2 | | | | | | | | | | | |
| 48 Chris Carter, R OBP: 0.284, SLG: 0.370 | | | | | | | | | | 2 0 0 0 1 0 0 | | | | | | | | | | | |
| 39 Tyler Wade, L OBP: 0.250, SLG: 0.176 | | | | | | | | | | 1 0 0 0 0 0 0 | | | | | | | | | | | |
| 74 Ronald Torreyes, R OBP: 0.311, SLG: 0.371 | | | | | | | | | | 3 0 1 0 0 0 1 | | | | | | | | | | | |
| 30 Clint Frazier, R OBP: 0.214, SLG: 0.462 | | | | | | | | | | 3 0 0 0 0 0 2 | | | | | | | | | | | |
| Inning Stats | R: 0 E: 0 K: 2 S: 15 | H: 1 LOB: 1 BB: 0 P: 21 | R: 0 E: 0 K: 0 S: 7 | H: 0 LOB: 0 BB: 0 P: 11 | R: 0 E: 0 K: 0 S: 7 | H: 0 LOB: 0 BB: 0 P: 11 | R: 1 E: 0 K: 0 S: 16 | H: 2 LOB: 1 BB: 0 P: 23 | R: 0 E: 0 K: 1 S: 16 | H: 1 LOB: 2 BB: 1 P: 27 | R: 0 E: 0 K: 3 S: 13 | H: 0 LOB: 1 BB: 1 P: 22 | R: 0 E: 0 K: 1 S: 11 | H: 0 LOB: 1 BB: 1 P: 22 | R: 0 E: 0 K: 2 S: 9 | H: 0 LOB: 0 BB: 0 P: 14 | R: 0 E: 0 K: 2 S: 9 | H: 0 LOB: 0 BB: 0 P: 12 | 1B: 3 2B: 0 3B: 0 HR: 1 | SF: 0 SAC: 0 DP: 0 HBP: 0 | WP: 1 PA: 34 |
| PITCHER | IP WLS BF H R ER SO BB IBB HBP BLK WP HR S P ERA WHIP | | | | | | | | | | | | | | | | IP WLS BF H R ER SO BB IBB HBP BLK WP HR S P ERA WHIP | | | | |
| 33 J.A. Happ, L ERA: 3.47 | 6.0 W 24 4 1 1 6 2 0 0 0 0 0 0 6 14 0.00 1.500 | | | | | | | | | | | | | | | | | | | | |
| 51 Dominic Leone, R ERA: 2.97 | 0.2 H 3 0 0 0 0 1 0 0 0 0 0 0 6 14 0.00 1.500 | | | | | | | | | | | | | | | | | | | | |
| 36 Jeff Beliveau, L ERA: 4.09 | 0.1 H 1 0 0 0 1 0 0 0 0 0 0 0 5 8 0.00 0.000 | | | | | | | | | | | | | | | | | | | | |
| 52 Ryan Tepera, R ERA: 3.35 | 1.0 H 3 0 0 0 2 0 0 0 0 0 0 0 9 14 0.00 0.000 | | | | | | | | | | | | | | | | | | | | |
| 54 Roberto Osuna, R ERA: 2.18 | 1.0 S 3 0 0 0 2 0 0 0 0 0 0 0 9 12 0.00 0.000 | | | | | | | | | | | | | | | | | | | | |

| | |
|-----|----|
| AB | 31 |
| R | 1 |
| H | 4 |
| RBI | 1 |
| BB | 3 |
| SO | 11 |
| LOB | 11 |



| Batter | 1 | 2 | 3 | 4 | 5 | 6 | 7 | 8 | 9 | AB | R | H | RBI | BB | SO | LOB | TOP | | | | | | | | | | |
|---|---------------------------------------|----------------------------------|---------------------------------------|----------------------------------|---------------------------------------|----------------------------------|---------------------------------------|----------------------------------|---------------------------------------|----------------------------------|---------------------------------------|----------------------------------|---------------------------------------|----------------------------------|--------------------------------------|---------------------------------|--|------------------------------------|----------------------------------|--------|--|--|--|--|--|--|--|
| 19 José Bautista, R OBP: 0.351, SLG: 0.412 | | | | | | | | | | 3 | 1 | 1 | 0 | 2 | 2 | 3 | Toronto Blue Jays @ New York Yankees Yankee Stadium, Bronx, NY Wed Jul 05 2017, 1:12 PM - 4:39 PM EDT Att: 38,691 - Partly Cloudy - 81 F | | | | | | | | | | |
| 55 Russell Martin, R OBP: 0.368, SLG: 0.380 | | | | | | | | | | 4 | 2 | 1 | 2 | 1 | 1 | 4 | | | | | | | | | | | |
| 14 Justin Smoak, S OBP: 0.367, SLG: 0.594 | | | | | | | | | | 5 | 1 | 2 | 2 | 0 | 2 | 5 | | | | | | | | | | | |
| 8 Kendrys Morales, S OBP: 0.306, SLG: 0.465 | | | | | | | | | | 5 | 1 | 1 | 1 | 0 | 1 | 6 | | | | | | | | | | | |
| 2 Troy Tulowitzki, R OBP: 0.294, SLG: 0.368 | | | | | | | | | | 5 | 0 | 2 | 0 | 0 | 0 | 1 | | | | | | | | | | | |
| 28 Steve Pearce, R OBP: 0.304, SLG: 0.437 | | | | | | | | | | 4 | 0 | 1 | 0 | 0 | 0 | 2 | | | | | | | | | | | |
| 3 Ezequiel Carrera, L OBP: 0.354, SLG: 0.391 | | | | | | | | | | 1 | 0 | 0 | 0 | 0 | 0 | 0 | | | | | | | | | | | |
| 47 Miguel Montero, L OBP: 0.359, SLG: 0.422 | | | | | | | | | | 4 | 1 | 0 | 0 | 1 | 1 | 2 | | | | | | | | | | | |
| 11 Kevin Pillar, R OBP: 0.308, SLG: 0.418 | | | | | | | | | | 3 | 1 | 2 | 1 | 1 | 0 | 0 | | | | | | | | | | | |
| 17 Ryan Goins, L OBP: 0.275, SLG: 0.333 | | | | | | | | | | 3 | 0 | 1 | 0 | 1 | 1 | 1 | | | | | | | | | | | |
| Inning Stats | R: 1 H: 2 E: 0 K: 0 S: 10 | H: 2 LOB: 1 BB: 0 P: 16 | R: 0 H: 2 E: 0 K: 1 S: 13 | H: 2 LOB: 1 BB: 0 P: 20 | R: 3 H: 3 E: 0 K: 0 S: 16 | H: 3 LOB: 1 BB: 1 P: 25 | R: 1 H: 2 E: 0 K: 2 S: 11 | H: 2 LOB: 2 BB: 1 P: 23 | R: 0 H: 0 E: 0 K: 1 S: 11 | H: 0 LOB: 0 BB: 0 P: 18 | R: 1 H: 2 E: 0 K: 1 S: 10 | H: 2 LOB: 1 BB: 0 P: 13 | R: 1 H: 0 E: 0 K: 2 S: 14 | H: 0 LOB: 3 BB: 4 P: 34 | R: 0 H: 0 E: 0 K: 1 S: 6 | H: 0 LOB: 0 BB: 0 P: 9 | 1B: 7 2B: 0 3B: 0 HR: 4 | SF: 0 SAC: 0 DP: 1 HBP: 0 | WP: 0 PB: 0 SB: 1 CS: 0 | PA: 43 | | | | | | | |
| PITCHER | IP | WLS | BF | H | R | ER | SO | BB | IBB | HBP | BLK | WP | HR | S | P | ERA | WHIP | | | | | | | | | | |
| 35 Michael Pineda, R ERA: 4.39 | 3.0 | | 18 | 9 | 5 | 5 | 1 | 1 | 0 | 0 | 0 | 0 | 3 | 41 | 65 | 15.00 | 3.333 | | | | | | | | | | |
| 45 Chasen Shreve, L ERA: 2.53 | 2.0 | | 7 | 0 | 0 | 0 | 2 | 1 | 0 | 0 | 0 | 0 | 0 | 15 | 29 | 0.00 | 0.500 | | | | | | | | | | |
| 57 Chad Green, R ERA: 2.03 | 2.0 | B | 8 | 2 | 1 | 1 | 2 | 0 | 0 | 0 | 0 | 0 | 1 | 21 | 31 | 4.50 | 1.000 | | | | | | | | | | |
| 68 Dellin Betances, R ERA: 3.29 | 0.1 | L | 5 | 0 | 1 | 1 | 1 | 4 | 0 | 0 | 0 | 0 | 0 | 9 | 27 | 27.00 | 12.000 | | | | | | | | | | |
| 43 Adam Warren, R ERA: 2.1 | 1.2 | | 5 | 0 | 0 | 0 | 2 | 0 | 0 | 0 | 0 | 0 | 0 | 11 | 16 | 0.00 | 0.000 | | | | | | | | | | |

| Batter | 1 | 2 | 3 | 4 | 5 | 6 | 7 | 8 | 9 | AB | R | H | RBI | BB | SO | LOB | BOTTOM | | | | | | | | | | |
|---|--------------------------------------|----------------------------------|---------------------------------------|----------------------------------|--------------------------------------|----------------------------------|---------------------------------------|----------------------------------|---------------------------------------|----------------------------------|--------------------------------------|----------------------------------|--------------------------------------|----------------------------------|---------------------------------------|----------------------------------|--|---------------------------------------|----------------------------------|----------------------------------|------------------------------------|----------------------------------|--------|--|--|--|--|
| 11 Brett Gardner, L OBP: 0.340, SLG: 0.462 | | | | | | | | | | 2 | 2 | 1 | 0 | 2 | 0 | 0 | Toronto Blue Jays @ New York Yankees Yankee Stadium, Bronx, NY Wed Jul 05 2017, 1:12 PM - 4:39 PM EDT Att: 38,691 - Partly Cloudy - 81 F | | | | | | | | | | |
| 99 Aaron Judge, R OBP: 0.448, SLG: 0.697 | | | | | | | | | | 4 | 1 | 2 | 2 | 1 | 2 | 1 | | | | | | | | | | | |
| 24 Gary Sánchez, R OBP: 0.376, SLG: 0.517 | | | | | | | | | | 4 | 0 | 0 | 0 | 0 | 2 | 5 | | | | | | | | | | | |
| 18 Didi Gregorius, L OBP: 0.329, SLG: 0.477 | | | | | | | | | | 4 | 0 | 1 | 2 | 0 | 1 | 2 | | | | | | | | | | | |
| 12 Chase Headley, S OBP: 0.342, SLG: 0.367 | | | | | | | | | | 4 | 0 | 0 | 0 | 0 | 2 | 2 | | | | | | | | | | | |
| 22 Jacoby Ellsbury, L OBP: 0.330, SLG: 0.386 | | | | | | | | | | 4 | 1 | 1 | 0 | 0 | 2 | 0 | | | | | | | | | | | |
| 36 Ji Man Choi, L OBP: 0.250, SLG: 1.000 | | | | | | | | | | 4 | 1 | 1 | 2 | 0 | 0 | 0 | | | | | | | | | | | |
| 27 Austin Romine, R OBP: 0.295, SLG: 0.319 | | | | | | | | | | 2 | 1 | 0 | 0 | 2 | 0 | 0 | | | | | | | | | | | |
| 39 Tyler Wade, L OBP: 0.250, SLG: 0.150 | | | | | | | | | | 3 | 0 | 0 | 0 | 1 | 1 | 2 | | | | | | | | | | | |
| Inning Stats | R: 0 H: 0 E: 0 K: 1 S: 7 | H: 0 LOB: 0 BB: 0 P: 12 | R: 0 H: 0 E: 0 K: 1 S: 12 | H: 0 LOB: 0 BB: 0 P: 18 | R: 0 H: 0 E: 0 K: 0 S: 6 | H: 0 LOB: 1 BB: 1 P: 13 | R: 2 H: 1 E: 0 K: 2 S: 21 | H: 1 LOB: 0 BB: 1 P: 30 | R: 4 H: 4 E: 0 K: 1 S: 21 | H: 4 LOB: 2 BB: 2 P: 39 | R: 0 H: 0 E: 0 K: 1 S: 8 | H: 0 LOB: 0 BB: 0 P: 13 | R: 0 H: 0 E: 0 K: 1 S: 9 | H: 0 LOB: 2 BB: 2 P: 16 | R: 0 H: 0 E: 0 K: 2 S: 11 | H: 0 LOB: 0 BB: 0 P: 17 | | R: 0 H: 1 E: 0 K: 1 S: 12 | H: 1 LOB: 1 BB: 0 P: 19 | 1B: 3 2B: 1 3B: 0 HR: 2 | SF: 0 SAC: 1 DP: 1 HBP: 0 | WP: 0 PB: 0 SB: 0 CS: 0 | PA: 38 | | | | |
| PITCHER | IP | WLS | BF | H | R | ER | SO | BB | IBB | HBP | BLK | WP | HR | S | P | ERA | WHIP | | | | | | | | | | |
| 25 Marco Estrada, R ERA: 5.17 | 4.2 | | 22 | 5 | 6 | 6 | 5 | 4 | 0 | 0 | 0 | 0 | 2 | 64 | 108 | 11.57 | 1.929 | | | | | | | | | | |
| 62 Aaron Loup, L ERA: 3.73 | 1.2 | | 7 | 0 | 0 | 0 | 1 | 1 | 1 | 0 | 0 | 0 | 0 | 16 | 27 | 0.00 | 0.600 | | | | | | | | | | |
| 24 Danny Barnes, R ERA: 2.39 | 1.2 | W | 5 | 0 | 0 | 0 | 3 | 0 | 0 | 0 | 0 | 0 | 0 | 15 | 23 | 0.00 | 0.000 | | | | | | | | | | |
| 54 Roberto Osuna, R ERA: 2.12 | 1.0 | S | 4 | 1 | 0 | 0 | 1 | 0 | 0 | 0 | 0 | 0 | 0 | 12 | 19 | 0.00 | 1.000 | | | | | | | | | | |

| | |
|-----|----|
| AB | 37 |
| R | 7 |
| H | 11 |
| RBI | 6 |
| BB | 6 |
| SO | 8 |
| LOB | 24 |



| | |
|-----|----|
| AB | 31 |
| R | 6 |
| H | 6 |
| RBI | 6 |
| BB | 6 |
| SO | 10 |
| LOB | 12 |



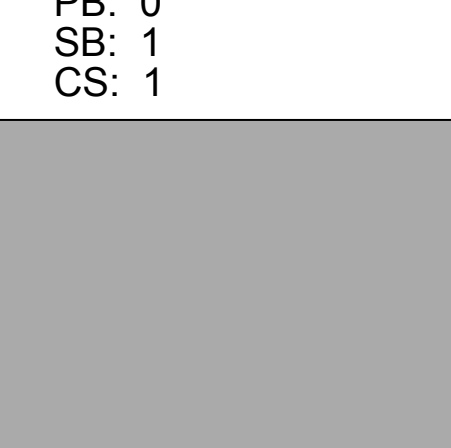
| Batter | 1 | 2 | 3 | 4 | 5 | 6 | 7 | 8 | 9 | AB | R | H | RBI | BB | SO | LOB | TOP | | | | | | | |
|---|---|---|---|---|---|---|---|---|---|---|---|---|---|---|---|---|---|---|---|---|---|---|---|---|
| 5 Jonathan Villar, S OBP: 0.279, SLG: 0.346 | G4-3 | | F9 | | | | | G6-3 | | 4 | 1 | 1 | 0 | 1 | 0 | 0 | Milwaukee Brewers @ New York Yankees Yankee Stadium, Bronx, NY Fri Jul 07 2017, 7:11 PM - 11:58 PM EDT Att: 43,472 - Clear - 83 F | | | | | | | |
| 16 Domingo Santana, R OBP: 0.303, SLG: 0.481 | | | F9 | | L4 | | | | | 4 | 1 | 2 | 0 | 1 | 0 | 2 | | | | | | | | |
| 8 Ryan Braun, R OBP: 0.350, SLG: 0.561 | | | | | | | | | | 4 | 2 | 1 | 0 | 1 | 1 | 4 | | | | | | | | |
| 21 Travis Shaw, L OBP: 0.362, SLG: 0.564 | | | | | | | | | | 4 | 2 | 1 | 0 | 1 | 1 | 3 | | | | | | | | |
| 24 Jesús Aguilar, R OBP: 0.330, SLG: 0.567 | | | | | | | | | | 4 | 2 | 3 | 7 | 0 | 0 | 0 | | | | | | | | |
| 14 Hernán Pérez, R OBP: 0.323, SLG: 0.450 | | | | | | | | | | 5 | 1 | 3 | 0 | 0 | 0 | 0 | | | | | | | | |
| 9 Manny Piña, R OBP: 0.330, SLG: 0.460 | | | | | | | | | | 5 | 0 | 2 | 1 | 0 | 2 | 3 | | | | | | | | |
| 23 Keon Broxton, R OBP: 0.303, SLG: 0.463 | | | | | | | | | | 4 | 0 | 0 | 0 | 1 | 1 | 4 | | | | | | | | |
| 3 Orlando Arcia, R OBP: 0.330, SLG: 0.428 | | | | | | | | | | 5 | 0 | 1 | 0 | 0 | 0 | 4 | | | | | | | | |
| Inning Stats | R: 0 H: 1 E: 0 K: 2 S: 10 | H: 1 LOB: 1 BB: 0 P: 16 | R: 0 H: 2 E: 0 K: 1 S: 10 | H: 2 LOB: 1 BB: 0 P: 13 | R: 0 H: 0 E: 0 K: 0 S: 5 | H: 0 LOB: 0 BB: 0 P: 7 | R: 2 H: 2 E: 0 K: 1 S: 17 | H: 2 LOB: 0 BB: 0 P: 26 | R: 0 H: 2 E: 0 K: 0 S: 7 | H: 2 LOB: 1 BB: 0 P: 15 | R: 2 H: 1 E: 1 K: 1 S: 20 | H: 1 LOB: 1 BB: 1 P: 29 | R: 5 H: 3 E: 0 K: 0 S: 24 | H: 3 LOB: 2 BB: 4 P: 47 | R: 0 H: 1 E: 0 K: 0 S: 10 | H: 1 LOB: 1 BB: 0 P: 14 | R: 0 H: 2 E: 0 K: 0 S: 10 | H: 2 LOB: 2 BB: 0 P: 16 | 1B: 8 2B: 5 3B: 0 HR: 2 | SF: 1 SAC: 0 DP: 2 HBP: 0 | WP: 1 PB: 0 CS: 0 | PA: 45 | | |
| PITCHER | IP WLS BF H R ER SO BB IBB HBP BLK WP HR S P ERA WHIP | IP WLS BF H R ER SO BB IBB HBP BLK WP HR S P ERA WHIP | IP WLS BF H R ER SO BB IBB HBP BLK WP HR S P ERA WHIP | IP WLS BF H R ER SO BB IBB HBP BLK WP HR S P ERA WHIP | IP WLS BF H R ER SO BB IBB HBP BLK WP HR S P ERA WHIP | IP WLS BF H R ER SO BB IBB HBP BLK WP HR S P ERA WHIP | IP WLS BF H R ER SO BB IBB HBP BLK WP HR S P ERA WHIP | IP WLS BF H R ER SO BB IBB HBP BLK WP HR S P ERA WHIP | IP WLS BF H R ER SO BB IBB HBP BLK WP HR S P ERA WHIP | IP WLS BF H R ER SO BB IBB HBP BLK WP HR S P ERA WHIP | IP WLS BF H R ER SO BB IBB HBP BLK WP HR S P ERA WHIP | IP WLS BF H R ER SO BB IBB HBP BLK WP HR S P ERA WHIP | IP WLS BF H R ER SO BB IBB HBP BLK WP HR S P ERA WHIP | IP WLS BF H R ER SO BB IBB HBP BLK WP HR S P ERA WHIP | IP WLS BF H R ER SO BB IBB HBP BLK WP HR S P ERA WHIP | IP WLS BF H R ER SO BB IBB HBP BLK WP HR S P ERA WHIP | IP WLS BF H R ER SO BB IBB HBP BLK WP HR S P ERA WHIP | IP WLS BF H R ER SO BB IBB HBP BLK WP HR S P ERA WHIP | IP WLS BF H R ER SO BB IBB HBP BLK WP HR S P ERA WHIP | IP WLS BF H R ER SO BB IBB HBP BLK WP HR S P ERA WHIP | IP WLS BF H R ER SO BB IBB HBP BLK WP HR S P ERA WHIP | IP WLS BF H R ER SO BB IBB HBP BLK WP HR S P ERA WHIP | IP WLS BF H R ER SO BB IBB HBP BLK WP HR S P ERA WHIP | IP WLS BF H R ER SO BB IBB HBP BLK WP HR S P ERA WHIP |
| 47 Jordan Montgomery, L ERA: 3.05 | 4.1 | 19 | 7 | 2 | 2 | 4 | 0 | 0 | 0 | 0 | 1 | 47 | 74 | 4.15 | 1.615 | | | | | | | | | |
| 36 Tyler Webb, L ERA: 4.76 | 0.2 | 3 | 1 | 2 | 2 | 0 | 1 | 0 | 0 | 0 | 0 | 11 | 17 | 27.00 | 3.000 | | | | | | | | | |
| 29 Tyler Clippard, R ERA: 5.24 | 1.2 | 10 | 1 | 4 | 4 | 1 | 2 | 1 | 0 | 0 | 1 | 21 | 36 | 21.60 | 1.800 | | | | | | | | | |
| 45 Chasen Shreve, L ERA: 2.96 | 0.1 | 4 | 2 | 1 | 1 | 0 | 1 | 0 | 0 | 0 | 0 | 14 | 26 | 27.00 | 9.000 | | | | | | | | | |
| 85 Luis Cessa, R ERA: 4.18 | 2.0 | 9 | 3 | 0 | 0 | 0 | 0 | 0 | 0 | 0 | 0 | 20 | 30 | 0.00 | 1.500 | | | | | | | | | |
| Batter | 1 | 2 | 3 | 4 | 5 | 6 | 7 | 8 | 9 | AB | R | H | RBI | BB | SO | LOB | BOTTOM | | | | | | | |
| 11 Brett Gardner, L OBP: 0.347, SLG: 0.461 | | | | | | | | | | 1 | 0 | 0 | 0 | 4 | 1 | 0 | Milwaukee Brewers @ New York Yankees Yankee Stadium, Bronx, NY Fri Jul 07 2017, 7:11 PM - 11:58 PM EDT Att: 43,472 - Clear - 83 F | | | | | | | |
| 12 Chase Headley, S OBP: 0.340, SLG: 0.362 | | | | | | | | | | 4 | 0 | 0 | 0 | 1 | 2 | 5 | | | | | | | | |
| 99 Aaron Judge, R OBP: 0.448, SLG: 0.701 | | | | | | | | | | 4 | 1 | 1 | 1 | 0 | 0 | 2 | | | | | | | | |
| 24 Gary Sánchez, R OBP: 0.369, SLG: 0.507 | | | | | | | | | | 4 | 0 | 0 | 0 | 0 | 1 | 4 | | | | | | | | |
| 18 Didi Gregorius, L OBP: 0.328, SLG: 0.473 | | | | | | | | | | 4 | 2 | 1 | 0 | 0 | 1 | 0 | | | | | | | | |
| 30 Clint Frazier, R OBP: 0.222, SLG: 0.563 | | | | | | | | | | 3 | 0 | 1 | 1 | 0 | 2 | 1 | | | | | | | | |
| 36 Ji Man Choi, L OBP: 0.375, SLG: 1.143 | | | | | | | | | | 3 | 1 | 1 | 2 | 1 | 2 | 1 | | | | | | | | |
| 27 Austin Romine, R OBP: 0.288, SLG: 0.310 | | | | | | | | | | 4 | 0 | 0 | 0 | 0 | 1 | 2 | | | | | | | | |
| 39 Tyler Wade, L OBP: 0.214, SLG: 0.125 | | | | | | | | | | 4 | 0 | 0 | 0 | 0 | 2 | 3 | | | | | | | | |
| Inning Stats | R: 0 H: 0 E: 0 K: 0 S: 5 | H: 0 LOB: 0 BB: 1 P: 9 | R: 1 H: 1 E: 2 K: 0 S: 11 | H: 1 LOB: 2 BB: 1 P: 21 | R: 0 H: 0 E: 1 K: 2 S: 8 | H: 0 LOB: 1 BB: 1 P: 15 | R: 2 H: 1 E: 2 K: 3 S: 21 | H: 1 LOB: 2 BB: 1 P: 37 | R: 1 H: 1 E: 0 K: 2 S: 10 | H: 1 LOB: 0 BB: 0 P: 16 | R: 0 H: 0 E: 0 K: 3 S: 9 | H: 0 LOB: 0 BB: 0 P: 13 | R: 0 H: 0 E: 0 K: 0 S: 9 | H: 0 LOB: 1 BB: 1 P: 17 | R: 0 H: 1 E: 0 K: 1 S: 15 | H: 1 LOB: 0 BB: 0 P: 23 | R: 0 H: 0 E: 0 K: 1 S: 15 | H: 0 LOB: 1 BB: 1 P: 26 | 1B: 1 2B: 0 3B: 1 HR: 2 | SF: 1 SAC: 0 DP: 2 HBP: 1 | WP: 0 PB: 0 CS: 2 | PA: 39 | | |
| PITCHER | IP WLS BF H R ER SO BB IBB HBP BLK WP HR S P ERA WHIP | IP WLS BF H R ER SO BB IBB HBP BLK WP HR S P ERA WHIP | IP WLS BF H R ER SO BB IBB HBP BLK WP HR S P ERA WHIP | IP WLS BF H R ER SO BB IBB HBP BLK WP HR S P ERA WHIP | IP WLS BF H R ER SO BB IBB HBP BLK WP HR S P ERA WHIP | IP WLS BF H R ER SO BB IBB HBP BLK WP HR S P ERA WHIP | IP WLS BF H R ER SO BB IBB HBP BLK WP HR S P ERA WHIP | IP WLS BF H R ER SO BB IBB HBP BLK WP HR S P ERA WHIP | IP WLS BF H R ER SO BB IBB HBP BLK WP HR S P ERA WHIP | IP WLS BF H R ER SO BB IBB HBP BLK WP HR S P ERA WHIP | IP WLS BF H R ER SO BB IBB HBP BLK WP HR S P ERA WHIP | IP WLS BF H R ER SO BB IBB HBP BLK WP HR S P ERA WHIP | IP WLS BF H R ER SO BB IBB HBP BLK WP HR S P ERA WHIP | IP WLS BF H R ER SO BB IBB HBP BLK WP HR S P ERA WHIP | IP WLS BF H R ER SO BB IBB HBP BLK WP HR S P ERA WHIP | IP WLS BF H R ER SO BB IBB HBP BLK WP HR S P ERA WHIP | IP WLS BF H R ER SO BB IBB HBP BLK WP HR S P ERA WHIP | IP WLS BF H R ER SO BB IBB HBP BLK WP HR S P ERA WHIP | IP WLS BF H R ER SO BB IBB HBP BLK WP HR S P ERA WHIP | IP WLS BF H R ER SO BB IBB HBP BLK WP HR S P ERA WHIP | IP WLS BF H R ER SO BB IBB HBP BLK WP HR S P ERA WHIP | IP WLS BF H R ER SO BB IBB HBP BLK WP HR S P ERA WHIP | IP WLS BF H R ER SO BB IBB HBP BLK WP HR S P ERA WHIP | IP WLS BF H R ER SO BB IBB HBP BLK WP HR S P ERA WHIP |
| 41 Junior Guerra, R ERA: 4.78 | 3.1 | 17 | 2 | 3 | 1 | 7 | 2 | 0 | 0 | 0 | 1 | 32 | 54 | 3.00 | 1.000 | | | | | | | | | |
| 71 Josh Hader, L ERA: 0.73 | 3.0 | 12 | 1 | 1 | 1 | 7 | 2 | 0 | 0 | 0 | 0 | 4 | 8 | 0.00 | 0.000 | | | | | | | | | |
| 48 Jared Hughes, R ERA: 3.09 | 0.2 | 2 | 0 | 0 | 0 | 0 | 0 | 0 | 0 | 0 | 0 | 0 | 4 | 8 | 0.00 | 0.000 | | | | | | | | |
| 51 Oliver Drake, R ERA: 4.58 | 1.0 | 4 | 1 | 0 | 0 | 1 | 0 | 0 | 0 | 0 | 0 | 15 | 23 | 0.00 | 1.000 | | | | | | | | | |
| 50 Jacob Barnes, R ERA: 3.72 | 1.0 | 4 | 0 | 0 | 0 | 1 | 1 | 0 | 0 | 0 | 0 | 15 | 26 | 0.00 | 1.000 | | | | | | | | | |

| Batter | 1 | 2 | 3 | 4 | 5 | 6 | 7 | 8 | 9 | 10 | 11 | 12 | 13 | 14 | 15 | 16 | AB | R | H | RBI | BB | SO | LOB | TOP | | | | | | | |
|---|-------------------------------|----------------------------------|---------------------------------|----------------------------------|-------------------------------------|----------------------------------|------------------------------------|----------------------------------|-------------------------------|----------------------------------|--------------------------------|----------------------------------|-------------------------------------|----------------------------------|-----------------------------------|----------------------------------|---|---|--|---|--|----------------------------------|-----------------------------------|----------------------------------|------------------------------|----------------------------------|----------------------------------|------------------------------------|-------------------------------------|-------------------------|------------------------------------|
| 11 Brett Gardner, L (1, 8) OBP: 0.349, SLG: 0.447 | | | G3-1 | | | | | | | | | | | | | | 6 | 0 | 1 | 0 | 2 | 2 | 0 | | | | | | | | |
| 24 Gary Sanchez, R (1, 2) OBP: 0.358, SLG: 0.590 | | | | | | | | | | | | | | | | | 6 | 0 | 1 | 1 | 1 | 3 | 2 | | | | | | | | |
| 99 Aaron Judge, R (1, 9) OBP: 0.442, SLG: 0.671 | | | | | | | | | | | | | | | | | 6 | 0 | 0 | 0 | 2 | 2 | 6 | | | | | | | | |
| 17 Matt Holliday, R (1, 10) OBP: 0.399, SLG: 0.506 | | | | | | | | | | | | | | | | | 6 | 1 | 1 | 1 | 1 | 2 | 3 | | | | | | | | |
| 14 Starlin Castro, R (1, 4) OBP: 0.350, SLG: 0.488 | | | | | | | | | | | | | | | | | 3 | 0 | 1 | 0 | 1 | 1 | 0 | | | | | | | | |
| 22 Jacoby Ellsbury, L (9, PR) OBP: 0.335, SLG: 0.383 | | | | | | | | | | | | | | | | | 2 | 1 | 1 | 0 | 1 | 0 | 1 | | | | | | | | |
| 12 Chase Headley, S (1, 5) OBP: 0.342, SLG: 0.370 | | | | | | | | | | | | | | | | | 7 | 1 | 2 | 0 | 0 | 3 | 4 | | | | | | | | |
| 30 Clint Frazier, R (1, 7) OBP: 0.276, SLG: 0.778 | | | | | | | | | | | | | | | | | 3 | 0 | 0 | 0 | 0 | 1 | 3 | | | | | | | | |
| 18 Didi Gregorius, L (9, PH) OBP: 0.315, SLG: 0.448 | | | | | | | | | | | | | | | | | 4 | 1 | 1 | 1 | 0 | 1 | 5 | | | | | | | | |
| 64 Garrett Cooper, R (1, 3) OBP: 0.286, SLG: 0.667 | | | | | | | | | | | | | | | | | 3 | 0 | 0 | 0 | 0 | 2 | 2 | | | | | | | | |
| 36 Ji Man Choi, L (9, PH) OBP: 0.291, SLG: 0.309 | | | | | | | | | | | | | | | | | 1 | 0 | 0 | 0 | 0 | 1 | 2 | | | | | | | | |
| 27 Austin Romine, R (12, PH) OBP: 0.291, SLG: 0.309 | | | | | | | | | | | | | | | | | 2 | 0 | 1 | 1 | 1 | 0 | 2 | | | | | | | | |
| 74 Ronald Torreyes, R (1, 6) OBP: 0.296, SLG: 0.351 | | | | | | | | | | | | | | | | | 6 | 0 | 0 | 0 | 0 | 1 | 3 | | | | | | | | |
| Inning Stats | R: 0 E: 0 K: 2 S: 12 | H: 0 LOB: 1 BB: 1 P: 19 | R: 0 E: 0 K: 2 S: 8 | H: 1 LOB: 1 BB: 0 P: 10 | R: 0 E: 0 K: 3 S: 11 | H: 0 LOB: 1 BB: 0 P: 13 | R: 0 E: 0 K: 3 S: 11 | H: 0 LOB: 1 BB: 0 P: 17 | R: 0 E: 0 K: 1 S: 12 | H: 0 LOB: 0 BB: 0 P: 15 | R: 0 E: 0 K: 1 S: 10 | H: 0 LOB: 0 BB: 0 P: 11 | R: 0 E: 0 K: 2 S: 14 | H: 0 LOB: 1 BB: 0 P: 22 | R: 0 E: 0 K: 1 S: 17 | H: 1 LOB: 2 BB: 0 P: 16 | R: 0 E: 0 K: 0 S: 9 | H: 0 LOB: 1 BB: 1 P: 16 | R: 0 E: 0 K: 1 S: 7 | H: 0 LOB: 0 BB: 1 P: 13 | R: 0 E: 0 K: 1 S: 10 | H: 0 LOB: 2 BB: 1 P: 22 | R: 0 E: 0 K: 0 S: 8 | H: 0 LOB: 1 BB: 1 P: 14 | R: 0 E: 0 K: 0 S: 9 | H: 4 LOB: 2 BB: 1 P: 30 | 1B: 5 2B: 3 3B: 0 HR: 1 | SF: 1 SAC: 1 DP: 1 HBP: 0 | WP: 0 PB: 0 SB: 1 CS: 1 | PA: 67 | |
| PITCHER | IP: 7.2 ERA: 2.59 | WLS: 29 BF: 118 | H: 3 R: 0 ER: 0 SO: 13 | R: 0 H: 1 ER: 0 SO: 10 | BB: 2 IBB: 0 HBP: 0 BLK: 0 | WP: 0 HR: 0 S: 85 | P: 118 ERA: 0.00 WHIP: 0.652 | PITCHER | IP: 13.1 ERA: 2.84 | WLS: 10 BF: 51 | H: 3 R: 1 ER: 0 SO: 1 | R: 0 H: 1 ER: 0 SO: 1 | BB: 1 IBB: 0 HBP: 0 BLK: 0 | WP: 0 HR: 0 S: 13 | P: 51 ERA: 0.00 WHIP: 1.000 | PITCHER | IP: 14.1 ERA: 2.89 | WLS: 3 BF: 51 | H: 1 R: 0 ER: 0 SO: 0 | R: 0 H: 0 ER: 0 SO: 0 | BB: 1 IBB: 0 HBP: 0 BLK: 0 | WP: 0 HR: 0 S: 32 | P: 51 ERA: 0.00 WHIP: 1.875 | PITCHER | IP: 14.1 ERA: 6.75 | WLS: 14 BF: 53 | H: 4 R: 3 ER: 3 SO: 1 | R: 1 H: 1 ER: 1 SO: 1 | BB: 1 IBB: 1 HBP: 0 BLK: 0 | WP: 0 HR: 0 S: 32 | P: 53 ERA: 10.12 WHIP: 1.875 |
| 41 Chris Sale, L (1, 1) ERA: 2.59 | 1.1 | B | 6 | 1 | 1 | 1 | 3 | 0 | 0 | 0 | 0 | 0 | 1 | 20 | 26 | 6.75 | 0.750 | | | | | | | | | | | | | | |
| 46 Craig Kimbrel, R (8, 1) ERA: 1.38 | 1.0 | 5 | 0 | 0 | 0 | 0 | 0 | 0 | 0 | 0 | 0 | 0 | 0 | 20 | 20 | 0.000 | 2.000 | | | | | | | | | | | | | | |
| Heath Hembree, R (10, 1) ERA: 3.48 | 1.0 | 3 | 0 | 0 | 0 | 0 | 0 | 0 | 0 | 0 | 0 | 0 | 0 | 6 | 9 | 0.000 | 0.000 | | | | | | | | | | | | | | |
| 63 Robby Scott, L (11, 1) ERA: 3.75 | 1.0 | 3 | 0 | 0 | 0 | 0 | 0 | 0 | 0 | 0 | 0 | 0 | 0 | 9 | 15 | 0.000 | 1.000 | | | | | | | | | | | | | | |
| 51 Blaine Boyer, R (12, 1) ERA: 3.0 | 1.0 | 3 | 0 | 0 | 0 | 0 | 0 | 0 | 0 | 0 | 0 | 0 | 0 | 9 | 15 | 0.000 | 1.000 | | | | | | | | | | | | | | |
| Batter | 1 | 2 | 3 | 4 | 5 | 6 | 7 | 8 | 9 | 10 | 11 | 12 | 13 | 14 | 15 | 16 | AB <td>R <td>H <td>RBI <td>BB <td>SO <td>LOB <td>BOTTOM</td> </td></td></td></td></td></td> | R <td>H <td>RBI <td>BB <td>SO <td>LOB <td>BOTTOM</td> </td></td></td></td></td> | H <td>RBI <td>BB <td>SO <td>LOB <td>BOTTOM</td> </td></td></td></td> | RBI <td>BB <td>SO <td>LOB <td>BOTTOM</td> </td></td></td> | BB <td>SO <td>LOB <td>BOTTOM</td> </td></td> | SO <td>LOB <td>BOTTOM</td> </td> | LOB <td>BOTTOM</td> | BOTTOM | | | | | | | |
| 50 Mookie Betts, R (1, 8) OBP: 0.348, SLG: 0.481 | | | | | | | | | | | | | | | | | 6 | 1 | 0 | 0 | 1 | 2 | 4 | | | | | | | | |
| 15 Dustin Pedroia, R (1, 4) OBP: 0.383, SLG: 0.394 | | | | | | | | | | | | | | | | | 6 | 0 | 1 | 0 | 1 | 0 | 1 | | | | | | | | |
| 2 Xander Bogaerts, R (1, 8) OBP: 0.358, SLG: 0.441 | | | | | | | | | | | | | | | | | 6 | 0 | 1 | 0 | 1 | 1 | 1 | | | | | | | | |
| 18 Mitch Moreland, L (1, 3) OBP: 0.342, SLG: 0.435 | | | | | | | | | | | | | | | | | 6 | 0 | 0 | 1 | 0 | 2 | 2 | | | | | | | | |
| 13 Hanley Ramirez, R (1, 10) OBP: 0.350, SLG: 0.450 | | | | | | | | | | | | | | | | | 6 | 0 | 1 | 0 | 0 | 1 | 4 | | | | | | | | |
| 16 Andrew Benintendi, L (1, 7) OBP: 0.368, SLG: 0.446 | | | | | | | | | | | | | | | | | 6 | 0 | 3 | 0 | 0 | 1 | 1 | | | | | | | | |
| 19 Jackie Bradley Jr., L (1, 8) OBP: 0.358, SLG: 0.479 | | | | | | | | | | | | | | | | | 6 | 0 | 1 | 0 | 0 | 2 | 3 | | | | | | | | |
| 3 Sandy Leon, S (1, 2) OBP: 0.264, SLG: 0.372 | | | | | | | | | | | | | | | | | 3 | 0 | 0 | 0 | 0 | 1 | 2 | | | | | | | | |
| 30 Chris Young, R (10, PH) OBP: 0.131, SLG: 0.376 | | | | | | | | | | | | | | | | | 1 | 0 | 0 | 0 | 0 | 1 | 2 | | | | | | | | |
| 7 Christian Vazquez, R (11, 2) OBP: 0.308, SLG: 0.353 | | | | | | | | | | | | | | | | | 2 | 0 | 0 | 0 | 0 | 1 | 0 | | | | | | | | |
| 5 Tzu-Wei Lin, L (1, 5) OBP: 0.415, SLG: 0.400 | | | | | | | | | | | | | | | | | 5 | 0 | 1 | 0 | 1 | 0 | 2 | | | | | | | | |
| Inning Stats | R: 0 E: 0 K: 1 S: 10 | H: 0 LOB: 0 BB: 0 P: 12 | R: 0 E: 0 K: 1 S: 12 | H: 2 LOB: 2 BB: 0 P: 18 | R: 1 E: 0 K: 0 S: 17 | H: 1 LOB: 1 BB: 2 P: 30 | R: 0 E: 0 K: 0 S: 7 | H: 1 LOB: 0 BB: 0 P: 9 | R: 0 E: 0 K: 2 S: 10 | H: 0 LOB: 0 BB: 0 P: 15 | R: 0 E: 0 K: 1 S: 12 | H: 0 LOB: 0 BB: 0 P: 13 | R: 0 E: 0 K: 2 S: 9 | H: 0 LOB: 0 BB: 0 P: 15 | R: 0 E: 0 K: 1 S: 10 | H: 2 LOB: 2 BB: 0 P: 21 | R: 0 E: 0 K: 1 S: 15 | H: 0 LOB: 1 BB: 0 P: 20 | R: 0 E: 0 K: 0 S: 6 | H: 0 LOB: 0 BB: 0 P: 8 | R: 0 E: 0 K: 0 S: 10 | H: 0 LOB: 1 BB: 1 P: 12 | R: 0 E: 0 K: 0 S: 12 | H: 0 LOB: 1 BB: 1 P: 18 | R: 0 E: 0 K: 0 S: 8 | H: 0 LOB: 0 BB: 0 P: 14 | 1B: 8 2B: 1 3B: 0 HR: 0 | SF: 1 SAC: 0 DP: 1 HBP: 0 | WP: 1 PB: 0 SB: 0 CS: 1 | PA: 58 | |
| PITCHER | IP: 7.0 ERA: 3.7 | WLS: 4 BF: 29 | H: 4 R: 1 ER: 0 SO: 6 | R: 1 H: 2 ER: 0 SO: 6 | BB: 2 IBB: 0 HBP: 0 BLK: 0 | WP: 0 HR: 0 S: 77 | P: 114 ERA: 1.29 WHIP: 0.857 | PITCHER | IP: 11.1 ERA: 3.47 | WLS: 10 BF: 47 | H: 4 R: 0 ER: 0 SO: 0 | R: 0 H: 0 ER: 0 SO: 0 | BB: 1 IBB: 0 HBP: 0 BLK: 0 | WP: 0 HR: 0 S: 31 | P: 41 ERA: 0.00 WHIP: 0.333 | PITCHER | IP: 14.1 ERA: 3.74 | WLS: 4 BF: 51 | H: 4 R: 0 ER: 0 SO: 0 | R: 0 H: 0 ER: 0 SO: 0 | BB: 0 IBB: 0 HBP: 0 BLK: 0 | WP: 0 HR: 0 S: 20 | P: 32 ERA: 0.00 WHIP: 0.500 | PITCHER | IP: 15.1 ERA: 2.96 | WLS: 7 BF: 53 | H: 0 R: 0 ER: 0 SO: 3 | R: 1 H: 2 ER: 1 SO: 1 | BB: 0 IBB: 0 HBP: 0 BLK: 0 | WP: 0 HR: 0 S: 32 | P: 53 ERA: 0.00 WHIP: 0.500 |
| 40 Luis Severino, R (1, 1) ERA: 3.7 | 1.0 | 3 | 1 | 0 | 0 | 0 | 0 | 0 | 0 | 0 | 0 | 0 | 0 | 8 | 15 | 0.000 | 1.000 | | | | | | | | | | | | | | |
| 29 Tyler Clippard, R (8, 1) ERA: 5.09 | 1.0 | 3 | 0 | 0 | 0 | 0 | 0 | 0 | 0 | 0 | 0 | 0 | 0 | 6 | 10 | 0.000 | 0.000 | | | | | | | | | | | | | | |
| 68 Delin Betances, R (1, 4) ERA: 2.97 | 0.0 | 2 | 2 | 0 | 0 | 0 | 0 | 0 | 0 | 0 | 0 | 0 | 0 | 3 | 6 | ∞ | ∞ | | | | | | | | | | | | | | |
| 45 Chasen Shreve, L (10, 1) ERA: 2.96 | 1.0 | 3 | 0 | 0 | 0 | 0 | 0 | 0 | 0 | 0 | 0 | 0 | 0 | 9 | 15 | 0.000 | 0.000 | | | | | | | | | | | | | | |
| 43 Adam Warren, R (10, 1) ERA: 1.91 | 1.0 | 3 | 0 | 0 | 0 | 0 | 0 | 0 | 0 | 0 | 0 | 0 | 0 | 9 | 15 | 0.000 | 0.000 | | | | | | | | | | | | | | |
| 65 Jonathan Holder, R (11, 1) ERA: 3.47 | 1.0 | 4 | 0 | 0 | 0 | 0 | 0 | 0 | 0 | 0 | 0 | 0 | 0 | 5 | 12 | 0.000 | 1.000 | | | | | | | | | | | | | | |
| 54 Aroldis Chapman, L (14, 1) ERA: 3.74 | 2.0 | W | 7 | 0 | 0 | 0 | 0 | 3 | 1 | 0 | 0 | 0 | 0 | 20 | 32 | 0.000 | 0.500 | | | | | | | | | | | | | | |
| 41 Ben Heller, R (15, 1) ERA: 2.96 | 1.0 | 3 | 0 | 0 | 0 | 0 | 0 | 0 | 0 | 0 | 0 | 0 | 0 | 9 | 15 | 0.000 | 0.000 | | | | | | | | | | | | | | |

New York Yankees @ Boston Red Sox
Fenway Park, Boston, MA
Sat Jul 15 2017, 4:11 PM - 10:00 PM EDT
Att: 36,936 - Cloudy - 72 F

livebaseballscorecards.com


AB 55
R 4
H 9
RBI 4
BB 9
SO 19
LOB 33



New York Yankees @ Boston Red Sox
Fenway Park, Boston, MA
Sat Jul 15 2017, 4:11 PM - 10:00 PM EDT
Att: 36,936 - Cloudy - 72 F

livebaseballscorecards.com

AB 53
R 1
H 8
RBI 1
BB 4
SO 12
LOB 22



| Batter | 1 | 2 | 3 | 4 | 5 | 6 | 7 | 8 | 9 | AB R H RBI BB SO LOB | TOP |
|---|---|----------------------------------|----------------------------------|----------------------------------|---------------------------------|----------------------------------|---------------------------------|----------------------------------|---------------------------------|--|---|
| 11 Brett Gardner, L (1,8) OBP: 0.347, SLG: 0.442 | G1-3 | | G4-3 | HBP | | G6-3 | | K | | 4 0 0 0 0 1 3 | New York Yankees @ Boston Red Sox Fenway Park, Boston, MA Sun Jul 16 2017, 1:06 PM - 4:19 PM EDT Att: 37,343 - Sunny - 79 F |
| 12 Chase Headley, S (1,5) OBP: 0.343, SLG: 0.371 | 1B | | 1B | G3-1 | | F9 | | K | | 5 0 2 0 0 1 3 | |
| 99 Aaron Judge, R (1,9) OBP: 0.439, SLG: 0.663 | K | | G4-6-3 | | | F9 | | F9 | | 5 0 1 0 0 1 2 | |
| 17 Matt Holliday, R (1,10) OBP: 0.353, SLG: 0.496 | K | | | K | | F8 | | P6 | | 5 0 0 0 0 2 2 | |
| 18 Didi Gregorius, L (1,6) OBP: 0.318, SLG: 0.460 | K2-3 | | | K | | P5 | | | | 4 2 2 1 0 1 1 | |
| 30 Clint Frazier, R (1,7) OBP: 0.303, SLG: 0.742 | 1B | | FC6 | HR | | G5-3 | | | | 4 1 2 0 0 0 1 | |
| 27 Austin Romine, R (1,2) OBP: 0.290, SLG: 0.307 | K | | | | | | | F9 | | 4 0 1 0 0 2 2 | |
| 36 Ji Man Choi, L (1,3) OBP: 0.333, SLG: 0.733 | 1B | | SF7 | | | | | K | | 3 0 2 1 0 1 1 | |
| 74 Ronald Torreyes, R (1,4) OBP: 0.301, SLG: 0.354 | F8 | | | 1B | | G6-3 | | | | 4 0 2 1 0 0 3 | |
| Inning Stats | R: 0 H: 1 E: 0 LOB: 1 K: 2 S: 13 | R: 0 H: 2 E: 0 LOB: 2 K: 2 S: 16 | R: 0 H: 1 E: 0 LOB: 0 K: 0 S: 10 | R: 2 H: 3 E: 1 LOB: 3 K: 1 S: 18 | R: 1 H: 1 E: 0 LOB: 0 K: 0 S: 7 | R: 0 H: 1 E: 0 LOB: 1 K: 1 S: 11 | R: 0 H: 1 E: 0 LOB: 1 K: 0 S: 8 | R: 0 H: 2 E: 0 LOB: 2 K: 2 S: 13 | R: 0 H: 0 E: 0 LOB: 0 K: 1 S: 9 | 1B: 10 SF: 1 2B: 1 SAC: 0 3B: 0 DP: 1 HR: 1 HBP: 1 | WP: 0 PA: 40 PB: 0 SB: 0 CS: 0 |
| PITCHER | IP WLS BF H R ER SO BB IBB HBP BLK WP HR S P ERA WHIP | | | | | | | | | | |
| 22 Rick Porcello, R (1,1) ERA: 4.6 | 6.0 L 28 9 3 1 6 0 0 1 0 0 1 75 105 1.50 1.500 | | | | | | | | | | |
| 71 Austin Maddox, R (7,1) ERA | 1.2 8 3 0 0 1 0 0 0 0 0 0 18 28 0.00 1.800 | | | | | | | | | | |
| Fernando Abad, L (8,1) ERA: 2.86 | 0.1 1 0 0 0 1 0 0 0 0 0 0 3 3 0.00 0.000 | | | | | | | | | | |
| Brandon Workman, R (9,1) ERA: 2.45 | 1.0 3 0 0 0 1 0 0 0 0 0 0 9 14 0.00 0.000 | | | | | | | | | | |

| Batter | 1 | 2 | 3 | 4 | 5 | 6 | 7 | 8 | 9 | AB R H RBI BB SO LOB | BOTTOM |
|--|---|----------------------------------|---------------------------------|---------------------------------|----------------------------------|----------------------------------|---------------------------------|----------------------------------|----------------------------------|---|---|
| 50 Mookie Betts, R (1,9) OBP: 0.349, SLG: 0.478 | BB | | G5-3 | | | | G4-3 | | G4-3 | 4 0 1 0 1 0 2 | New York Yankees @ Boston Red Sox Fenway Park, Boston, MA Sun Jul 16 2017, 1:06 PM - 4:19 PM EDT Att: 37,343 - Sunny - 79 F |
| 2 Xander Bogaerts, R (1,6) OBP: 0.357, SLG: 0.437 | BB | | P4 | | L9 | | P5 | | | 3 0 0 0 1 0 2 | |
| 16 Andrew Benintendi, L (1,7) OBP: 0.356, SLG: 0.440 | FC6-4 | | P4 | | K | | K | | | 4 0 0 0 0 2 4 | |
| 30 Chris Young, R (1,10) OBP: 0.326, SLG: 0.369 | G4-3 | | | P5 | | G4-3 | | BB | | 3 0 0 0 0 0 2 | |
| 18 Mitch Moreland, L (8,PH) (9,10) OBP: 0.344, SLG: 0.435 | | | | | | | | BB | | 0 0 0 0 1 0 0 | |
| 59 Sam Travis, R (1,3) OBP: 0.380, SLG: 0.395 | | | | BB | | P4 | | BB | | 2 0 1 0 2 0 0 | |
| 19 Jackie Bradley Jr., L (1,8) OBP: 0.351, SLG: 0.472 | G6-3 | | K | | K | | K | | | 4 0 0 0 0 3 4 | |
| 17 Deven Marrero, R (1,5) OBP: 0.254, SLG: 0.338 | FC1-2 | | | | | | | G6-3 | | 2 0 0 0 0 0 2 | |
| 12 Brock Holt, L (7,PH) (8,5)OBP: 0.333, SLG: 0.176 | | | | G4-3 | | | | | | 2 0 1 0 0 0 0 | |
| 3 Sandy León, S (1,2) OBP: 0.291, SLG: 0.370 | BB | | | | | | | | | 1 0 0 0 2 0 1 | |
| 13 Hanley Ramirez, R (9,PH) (9,PH)OBP: 0.344, SLG: 0.445 | | | | | | | | K | | 1 0 0 0 0 1 0 | |
| 5 Tzu-Wei Lin, L (1,4) OBP: 0.400, SLG: 0.383 | G3 | | | | | | | | | 2 0 0 0 0 0 3 | |
| 15 Dustin Pedroia, R (7,PH) (8,4) OBP: 0.384, SLG: 0.394 | | | | | | | | 1B | | 2 0 1 0 0 0 1 | |
| Inning Stats | R: 0 H: 0 E: 0 LOB: 1 K: 0 S: 8 | R: 0 H: 1 E: 0 LOB: 2 K: 0 S: 10 | R: 0 H: 0 E: 0 LOB: 0 K: 0 S: 6 | R: 0 H: 0 E: 0 LOB: 1 K: 1 S: 9 | R: 0 H: 1 E: 0 LOB: 2 K: 1 S: 13 | R: 0 H: 0 E: 0 LOB: 0 K: 1 S: 11 | R: 0 H: 1 E: 0 LOB: 1 K: 0 S: 8 | R: 0 H: 0 E: 0 LOB: 2 K: 2 S: 14 | R: 0 H: 1 E: 0 LOB: 1 K: 1 S: 15 | 1B: 3 SF: 0 2B: 1 SAC: 0 3B: 0 DP: 1 HR: 0 HBP: 0 | WP: 1 PA: 37 PB: 0 SB: 1 CS: 0 |
| PITCHER | IP WLS BF H R ER SO BB IBB HBP BLK WP HR S P ERA WHIP | | | | | | | | | | |
| 52 CC Sabathia, L (1,1) ERA: 3.54 | 6.0 W 24 2 1 0 0 0 5 0 0 0 0 0 8 57 0.00 1.167 | | | | | | | | | | |
| 29 Tyler Clippard, R (7,1) ERA: 4.95 | 1.0 H 4 1 0 0 0 0 0 0 0 0 0 8 11 0.00 1.000 | | | | | | | | | | |
| 57 Chad Green, R (8,1) ERA: 1.75 | 1.0 H 5 0 0 0 2 2 0 0 0 0 0 14 25 0.00 2.000 | | | | | | | | | | |
| 54 Aroldis Chapman, L (9,1) ERA: 3.57 | 1.0 S 4 1 0 0 1 0 0 0 0 0 0 15 21 0.00 1.000 | | | | | | | | | | |

| Batter | 1 | 2 | 3 | 4 | 5 | 6 | 7 | 8 | 9 | AB | R | H | RBI | BB | SO | LOB | TOP | | | | | | | | |
|--|------------------------------|----------------------------------|-------------------------------|----------------------------------|------------------------------|---------------------------------|-------------------------------|----------------------------------|------------------------------|----------------------------------|-------------------------------|----------------------------------|-------------------------------|----------------------------------|------------------------------|---------------------------------|------------------------------|----------------------------------|----------------------------------|------------------------------------|-------------------------|--------|--|--|--|
| 22 Jacoby Ellsbury, L (1, 8) OBP: 0.332, SLG: 0.374 | | | | | | | | | | 3 | 0 | 0 | 0 | 0 | 1 | 2 | | | | | | | | | |
| 30 Clint Frazier, R (1, 7) OBP: 0.317, SLG: 0.718 | | | | | | | | | | 4 | 0 | 2 | 0 | 0 | 0 | 1 | | | | | | | | | |
| 99 Aaron Judge, R (1, 9) OBP: 0.432, SLG: 0.649 | | | | | | | | | | 3 | 0 | 0 | 0 | 1 | 1 | 2 | | | | | | | | | |
| 17 Matt Holliday, R (1, 10) OBP: 0.350, SLG: 0.488 | | | | | | | | | | 4 | 0 | 1 | 0 | 0 | 1 | 3 | | | | | | | | | |
| 14 Starlin Castro, R (1, 4) OBP: 0.348, SLG: 0.480 | | | | | | | | | | 3 | 0 | 0 | 0 | 1 | 1 | 3 | | | | | | | | | |
| 18 Didi Gregorius, L (1, 6) OBP: 0.312, SLG: 0.454 | | | | | | | | | | | 4 | 0 | 0 | 0 | 0 | 2 | | | | | | | | | |
| 12 Chase Headley, S (1, 5) OBP: 0.341, SLG: 0.371 | | | | | | | | | | | 4 | 1 | 1 | 0 | 0 | 0 | | | | | | | | | |
| 64 Garrett Cooper, R (1, 3) OBP: 0.286, SLG: 0.500 | | | | | | | | | | | 4 | 1 | 3 | 1 | 0 | 1 | | | | | | | | | |
| 27 Austin Romine, R (1, 2) OBP: 0.291, SLG: 0.314 | | | | | | | | | | | 3 | 0 | 1 | 1 | 0 | 1 | | | | | | | | | |
| 11 Brett Gardner, L (9, PH) OBP: 0.347, SLG: 0.440 | | | | | | | | | | | 1 | 0 | 0 | 0 | 0 | 0 | | | | | | | | | |
| Inning Stats | R: 0 H: 0 K: 2 S: 8 | H: 0 LOB: 0 BB: 0 P: 15 | R: 0 H: 0 K: 2 S: 10 | H: 0 LOB: 0 BB: 0 P: 14 | R: 0 H: 1 K: 0 S: 4 | H: 1 LOB: 0 BB: 0 P: 7 | R: 0 H: 1 K: 0 S: 12 | H: 2 LOB: 2 BB: 0 P: 19 | R: 1 H: 2 K: 0 S: 8 | H: 1 LOB: 1 BB: 0 P: 11 | R: 0 H: 1 K: 1 S: 15 | H: 1 LOB: 1 BB: 0 P: 18 | R: 1 H: 2 K: 2 S: 12 | H: 2 LOB: 1 BB: 0 P: 17 | R: 0 H: 1 K: 0 S: 5 | H: 0 LOB: 2 BB: 2 P: 9 | R: 0 H: 0 K: 1 S: 7 | H: 0 LOB: 0 BB: 0 P: 10 | 1B: 2 2B: 6 3B: 0 HR: 0 | SF: 0 SAC: 0 DP: 2 HBP: 1 | WP: 0 PB: 0 CS: 0 | PA: 36 | | | |
| PITCHER | IP | WLS | BF | H | R | ER | SO | BB | IBB | HBP | BLK | WP | HR | S | P | ERA | WHIP | | | | | | | | |
| 49 Adalberto Mejia, L (1, 1) ERA: 4.22 | 5.1 | | 21 | 5 | 1 | 1 | 4 | 0 | 0 | 1 | 0 | 0 | 0 | 49 | 76 | 1.69 | 0.938 | | | | | | | | |
| 21 Tyler Duffey, R (6, 1) ERA: 4.8 | 1.1 | B | 6 | 2 | 1 | 1 | 3 | 0 | 0 | 0 | 0 | 0 | 0 | 19 | 22 | 6.75 | 1.500 | | | | | | | | |
| 55 Taylor Rogers, L (7, 1) ERA: 1.98 | 1.1 | W | 6 | 1 | 0 | 0 | 0 | 0 | 2 | 0 | 0 | 0 | 0 | 6 | 12 | 0.00 | 0.750 | | | | | | | | |
| 27 Brandon Kintzler, R (9, 1) ERA: 2.18 | 1.0 | S | 3 | 0 | 0 | 0 | 1 | 0 | 0 | 0 | 0 | 0 | 0 | 7 | 10 | 0.00 | 0.000 | | | | | | | | |

New York Yankees @ Minnesota Twins
Target Field, Minneapolis, MN
Mon Jul 17 2017, 7:13 PM - 10:13 PM CDT
Att: 27,566 - Partly Cloudy - 88 F

| | |
|-----|----|
| AB | 33 |
| R | 2 |
| H | 8 |
| RBI | 2 |
| BB | 2 |
| SO | 8 |
| LOB | 15 |



| Batter | 1 | 2 | 3 | 4 | 5 | 6 | 7 | 8 | 9 | AB | R | H | RBI | BB | SO | LOB | BOTTOM | | | | | | | | |
|--|-------------------------------|----------------------------------|-------------------------------|----------------------------------|-------------------------------|----------------------------------|-------------------------------|----------------------------------|-------------------------------|----------------------------------|-------------------------------|----------------------------------|-------------------------------|----------------------------------|-------------------------------|----------------------------------|----------------------------------|------------------------------------|-------------------------|--------|--|--|--|--|--|
| 2 Brian Dozier, R (1, 4) OBP: 0.332, SLG: 0.436 | | | | | | | | | | 5 | 0 | 2 | 0 | 0 | 1 | 5 | | | | | | | | | |
| 8 Zack Granite, L (1, 8) OBP: 0.200, SLG: 0.167 | | | | | | | | | | | 4 | 1 | 1 | 0 | 0 | 1 | | | | | | | | | |
| 7 Joe Mauer, L (1, 3) OBP: 0.360, SLG: 0.398 | | | | | | | | | | 3 | 1 | 1 | 0 | 1 | 0 | 1 | | | | | | | | | |
| 22 Miguel Sanó, R (1, 5) OBP: 0.366, SLG: 0.521 | | | | | | | | | | 4 | 1 | 1 | 0 | 0 | 0 | 4 | | | | | | | | | |
| 26 Max Kepler, L (1, 9) OBP: 0.331, SLG: 0.435 | | | | | | | | | | 4 | 0 | 0 | 0 | 0 | 1 | 3 | | | | | | | | | |
| 19 Kennys Vargas, S (1, 10) OBP: 0.291, SLG: 0.432 | | | | | | | | | | 2 | 1 | 0 | 0 | 1 | 2 | 2 | | | | | | | | | |
| 5 Eduardo Escobar, S (8, PH) OBP: 0.319, SLG: 0.435 | | | | | | | | | | 1 | 0 | 1 | 1 | 0 | 0 | 0 | | | | | | | | | |
| 20 Eddie Rosario, L (1, 7) OBP: 0.326, SLG: 0.463 | | | | | | | | | | 4 | 0 | 2 | 2 | 0 | 0 | 0 | | | | | | | | | |
| 16 Ehire Adrianza, S (1, 6) OBP: 0.342, SLG: 0.400 | | | | | | | | | | 3 | 0 | 1 | 0 | 1 | 0 | 1 | | | | | | | | | |
| 21 Jason Castro, L (1, 2) OBP: 0.313, SLG: 0.362 | | | | | | | | | | 4 | 0 | 1 | 0 | 0 | 2 | 4 | | | | | | | | | |
| Inning Stats | R: 0 H: 1 K: 0 S: 11 | H: 1 LOB: 1 BB: 0 P: 19 | R: 1 H: 1 K: 1 S: 14 | H: 1 LOB: 1 BB: 1 P: 21 | R: 1 H: 2 K: 1 S: 12 | H: 2 LOB: 2 BB: 1 P: 20 | R: 0 H: 2 K: 0 S: 12 | H: 2 LOB: 0 BB: 0 P: 19 | R: 0 H: 0 K: 1 S: 11 | H: 0 LOB: 0 BB: 0 P: 16 | R: 0 H: 0 K: 2 S: 10 | H: 0 LOB: 0 BB: 0 P: 16 | R: 2 H: 4 K: 2 S: 17 | H: 4 LOB: 3 BB: 1 P: 28 | R: 0 H: 0 K: 2 S: 10 | H: 0 LOB: 0 BB: 0 P: 10 | 1B: 7 2B: 4 3B: 0 HR: 0 | SF: 0 SAC: 0 DP: 1 HBP: 0 | WP: 0 PB: 0 CS: 0 | PA: 37 | | | | | |
| PITCHER | IP | WLS | BF | H | R | ER | SO | BB | IBB | HBP | BLK | WP | HR | S | P | ERA | WHIP | | | | | | | | |
| 55 Bryan Mitchell, R (1, 1) ERA: 4.29 | 5.0 | | 23 | 6 | 2 | 1 | 2 | 2 | 0 | 0 | 0 | 0 | 0 | 55 | 90 | 1.80 | 1.600 | | | | | | | | |
| 41 Caleb Smith, L (6, 1) ERA: 6.0 | 3.0 | L | 14 | 4 | 2 | 2 | 5 | 0 | 1 | 0 | 0 | 0 | 0 | 38 | 60 | 6.00 | 1.333 | | | | | | | | |

New York Yankees @ Minnesota Twins
Target Field, Minneapolis, MN
Mon Jul 17 2017, 7:13 PM - 10:13 PM CDT
Att: 27,566 - Partly Cloudy - 88 F

| | |
|-----|----|
| AB | 34 |
| R | 4 |
| H | 10 |
| RBI | 3 |
| BB | 3 |
| SO | 7 |
| LOB | 23 |



| Batter | 1 | 2 | 3 | 4 | 5 | 6 | 7 | 8 | 9 | AB | R | H | RBI | BB | SO | LOB | TOP | | | | | | | |
|---|---|---|---|---|---|---|---|---|---|---|---|---|---|---|---|---|---|---|---|---|---|---|---|---|
| 11 Brett Gardner, L OBP: 0.348, SLG: 0.446 | F7 | | F8 | | 24 2B | | | K | | 5 | 1 | 2 | 0 | 0 | 1 | 1 | New York Yankees @ Minnesota Twins Target Field, Minneapolis, MN Tue Jul 18 2017, 7:11 PM - 10:39 PM CDT Att: 33,114 - Partly Cloudy - 77 F | | | | | | | |
| 24 Gary Sánchez, R OBP: 0.357, SLG: 0.498 | G5-3 | | K | | 99 1B | | | G6-3 | | 5 | 1 | 2 | 2 | 0 | 1 | 3 | | | | | | | | |
| 99 Aaron Judge, R OBP: 0.434, SLG: 0.647 | K | | | | 30 1B | | | G6-4-3 | | 4 | 2 | 2 | 1 | 1 | 1 | 1 | | | | | | | | |
| 17 Matt Holliday, R OBP: 0.344, SLG: 0.479 | K | | L9 | | 18 HR | | | G6-3 | | 5 | 0 | 0 | 0 | 0 | 2 | 5 | | | | | | | | |
| 18 Didi Gregorius, L OBP: 0.318, SLG: 0.469 | | | | | | | | G4-3 | | 4 | 1 | 3 | 2 | 0 | 0 | 0 | | | | | | | | |
| 30 Clint Frazier, R OBP: 0.289, SLG: 0.651 | FC5-4 | | FC4-6 | | G1-3 | | | K | | 4 | 0 | 0 | 0 | 0 | 1 | 3 | | | | | | | | |
| 12 Chase Headley, S OBP: 0.340, SLG: 0.370 | L8 | | | | G6-3 | | | G5-3 | | 4 | 0 | 1 | 1 | 0 | 0 | 1 | | | | | | | | |
| 64 Garrett Cooper, R OBP: 0.222, SLG: 0.389 | | | G1 | | G6-3 | | | F9 | | 4 | 0 | 0 | 0 | 0 | 0 | 2 | | | | | | | | |
| 74 Ronald Torreyes, R OBP: 0.311, SLG: 0.383 | | | | | | | | G1-3 | | 4 | 1 | 3 | 0 | 0 | 0 | 0 | | | | | | | | |
| | | | | | | | | | | | | | | | | | | | | | | | | |
| Inning Stats | R: 0 E: 0 K: 1 S: 5 | H: 0 LOB: 0 BB: 0 P: 9 | R: 0 E: 0 K: 1 S: 12 | H: 1 LOB: 1 BB: 0 P: 18 | R: 0 E: 0 K: 1 S: 11 | H: 1 LOB: 1 BB: 0 P: 19 | R: 1 E: 0 K: 0 S: 17 | H: 3 LOB: 2 BB: 0 P: 26 | R: 5 E: 0 K: 1 S: 19 | H: 5 LOB: 0 BB: 0 P: 24 | R: 0 E: 0 K: 0 S: 11 | H: 2 LOB: 3 BB: 1 P: 18 | R: 0 E: 0 K: 1 S: 8 | H: 0 LOB: 0 BB: 0 P: 12 | R: 0 E: 0 K: 1 S: 8 | H: 0 LOB: 0 BB: 0 P: 11 | R: 0 E: 0 K: 0 S: 8 | H: 1 LOB: 0 BB: 0 P: 8 | 1B: 9 2B: 3 3B: 0 HR: 1 | SF: 0 SAC: 0 DP: 1 HBP: 0 | WP: 0 PB: 0 CS: 0 | PA: 40 | | |
| PITCHER | IP WLS BF H R ER SO BB IBB HBP BLK WP HR S P ERA WHIP | IP WLS BF H R ER SO BB IBB HBP BLK WP HR S P ERA WHIP | IP WLS BF H R ER SO BB IBB HBP BLK WP HR S P ERA WHIP | IP WLS BF H R ER SO BB IBB HBP BLK WP HR S P ERA WHIP | IP WLS BF H R ER SO BB IBB HBP BLK WP HR S P ERA WHIP | IP WLS BF H R ER SO BB IBB HBP BLK WP HR S P ERA WHIP | IP WLS BF H R ER SO BB IBB HBP BLK WP HR S P ERA WHIP | IP WLS BF H R ER SO BB IBB HBP BLK WP HR S P ERA WHIP | IP WLS BF H R ER SO BB IBB HBP BLK WP HR S P ERA WHIP | IP WLS BF H R ER SO BB IBB HBP BLK WP HR S P ERA WHIP | IP WLS BF H R ER SO BB IBB HBP BLK WP HR S P ERA WHIP | IP WLS BF H R ER SO BB IBB HBP BLK WP HR S P ERA WHIP | IP WLS BF H R ER SO BB IBB HBP BLK WP HR S P ERA WHIP | IP WLS BF H R ER SO BB IBB HBP BLK WP HR S P ERA WHIP | IP WLS BF H R ER SO BB IBB HBP BLK WP HR S P ERA WHIP | IP WLS BF H R ER SO BB IBB HBP BLK WP HR S P ERA WHIP | IP WLS BF H R ER SO BB IBB HBP BLK WP HR S P ERA WHIP | IP WLS BF H R ER SO BB IBB HBP BLK WP HR S P ERA WHIP | IP WLS BF H R ER SO BB IBB HBP BLK WP HR S P ERA WHIP | IP WLS BF H R ER SO BB IBB HBP BLK WP HR S P ERA WHIP | IP WLS BF H R ER SO BB IBB HBP BLK WP HR S P ERA WHIP | IP WLS BF H R ER SO BB IBB HBP BLK WP HR S P ERA WHIP | IP WLS BF H R ER SO BB IBB HBP BLK WP HR S P ERA WHIP | IP WLS BF H R ER SO BB IBB HBP BLK WP HR S P ERA WHIP |
| 40 Bartolo Colon, R ERA: 9.19 | 4.0 | L | 20 | 8 | 4 | 4 | 3 | 0 | 0 | 0 | 0 | 0 | 0 | 0 | 0 | 0 | 0 | 0 | 0 | 53 | 82 | 9.00 | 2.000 | |
| 57 Ryan Pressly, R ERA: 7.12 | 1.1 | | 7 | 3 | 2 | 2 | 1 | 0 | 0 | 0 | 0 | 0 | 0 | 0 | 0 | 0 | 1 | 15 | 19 | 13.50 | 2.250 | | | |
| 47 Craig Breslow, L ERA: 5.22 | 0.1 | | 3 | 1 | 0 | 0 | 0 | 0 | 1 | 0 | 0 | 0 | 0 | 0 | 0 | 0 | 3 | 6 | 0.00 | 3.000 | | | | |
| 39 Trevor Hildenberger, R ERA: 2.38 | 1.1 | | 4 | 0 | 0 | 0 | 1 | 0 | 0 | 0 | 0 | 0 | 0 | 0 | 0 | 0 | 12 | 19 | 0.00 | 0.000 | | | | |
| 9 Matt Belisle, R ERA: 6.38 | 2.0 | | 6 | 1 | 0 | 0 | 1 | 0 | 0 | 0 | 0 | 0 | 0 | 0 | 0 | 0 | 16 | 19 | 0.00 | 0.500 | | | | |
| Batter | 1 | 2 | 3 | 4 | 5 | 6 | 7 | 8 | 9 | AB <td>R <td>H <td>RBI <td>BB <td>SO <td>LOB <td>BOTTOM</td> </td></td></td></td></td></td> | R <td>H <td>RBI <td>BB <td>SO <td>LOB <td>BOTTOM</td> </td></td></td></td></td> | H <td>RBI <td>BB <td>SO <td>LOB <td>BOTTOM</td> </td></td></td></td> | RBI <td>BB <td>SO <td>LOB <td>BOTTOM</td> </td></td></td> | BB <td>SO <td>LOB <td>BOTTOM</td> </td></td> | SO <td>LOB <td>BOTTOM</td> </td> | LOB <td>BOTTOM</td> | BOTTOM | | | | | | | |
| 2 Brian Dozier, R OBP: 0.336, SLG: 0.440 | G4-3 | FC5-4 | | | | K | | | | 3 | 1 | 1 | 1 | 2 | 1 | 1 | New York Yankees @ Minnesota Twins Target Field, Minneapolis, MN Tue Jul 18 2017, 7:11 PM - 10:39 PM CDT Att: 33,114 - Partly Cloudy - 77 F | | | | | | | |
| 8 Zack Granite, L OBP: 0.202, SLG: 0.136 | G4-3 | F9 | | | G4-3 | | | L9 | | 4 | 0 | 0 | 0 | 1 | 5 | | | | | | | | | |
| 7 Joe Mauer, L OBP: 0.357, SLG: 0.392 | G4-3 | | F7 | | G4-3 | | | G4-3 | | 4 | 0 | 0 | 0 | 1 | 0 | 3 | | | | | | | | |
| 22 Miguel Sanó, R OBP: 0.370, SLG: 0.533 | | | | | | | | L9 | | 4 | 1 | 2 | 1 | 0 | 0 | 1 | | | | | | | | |
| 26 Max Kepler, L OBP: 0.332, SLG: 0.438 | P5 | | | | | | | P6 | | 5 | 0 | 2 | 0 | 0 | 0 | 4 | | | | | | | | |
| 36 Robbie Grossman, R OBP: 0.383, SLG: 0.389 | | | G3 | | | | | L9 | | 4 | 0 | 1 | 1 | 1 | 1 | 4 | | | | | | | | |
| 20 Eddie Rosario, L OBP: 0.321, SLG: 0.457 | K | | G3-1 | | | | | K | | 4 | 0 | 0 | 0 | 0 | 3 | 7 | | | | | | | | |
| 11 Jorge Polanco, S OBP: 0.272, SLG: 0.316 | | | | | | | | | | 2 | 0 | 0 | 0 | 1 | 0 | 2 | | | | | | | | |
| 5 Eduardo Escobar, S OBP: 0.322, SLG: 0.435 | | | | | | | | | | 0 | 0 | 0 | 0 | 0 | 0 | 0 | | | | | | | | |
| 21 Jason Castro, L OBP: 0.313, SLG: 0.364 | K | | | | | | | K | | 4 | 1 | 1 | 0 | 0 | 2 | 3 | | | | | | | | |
| Inning Stats | R: 1 E: 0 K: 1 S: 12 | H: 0 LOB: 3 BB: 3 P: 32 | R: 0 E: 0 K: 1 S: 12 | H: 0 LOB: 1 BB: 1 P: 20 | R: 1 E: 0 K: 0 S: 10 | H: 2 LOB: 1 BB: 0 P: 12 | R: 1 E: 0 K: 0 S: 10 | H: 2 LOB: 1 BB: 0 P: 15 | R: 0 E: 0 K: 2 S: 13 | H: 2 LOB: 2 BB: 0 P: 21 | R: 0 E: 0 K: 2 S: 9 | H: 0 LOB: 0 BB: 0 P: 15 | R: 0 E: 0 K: 0 S: 6 | H: 0 LOB: 0 BB: 0 P: 8 | R: 0 E: 0 K: 2 S: 10 | H: 1 LOB: 3 BB: 1 P: 22 | R: 0 E: 0 K: 0 S: 9 | H: 0 LOB: 1 BB: 1 P: 16 | 1B: 1 2B: 4 3B: 1 HR: 1 | SF: 0 SAC: 0 DP: 0 HBP: 2 | WP: 1 PB: 0 CS: 0 | PA: 42 | | |
| PITCHER | IP WLS BF H R ER SO BB IBB HBP BLK WP HR S P ERA WHIP | IP WLS BF H R ER SO BB IBB HBP BLK WP HR S P ERA WHIP | IP WLS BF H R ER SO BB IBB HBP BLK WP HR S P ERA WHIP | IP WLS BF H R ER SO BB IBB HBP BLK WP HR S P ERA WHIP | IP WLS BF H R ER SO BB IBB HBP BLK WP HR S P ERA WHIP | IP WLS BF H R ER SO BB IBB HBP BLK WP HR S P ERA WHIP | IP WLS BF H R ER SO BB IBB HBP BLK WP HR S P ERA WHIP | IP WLS BF H R ER SO BB IBB HBP BLK WP HR S P ERA WHIP | IP WLS BF H R ER SO BB IBB HBP BLK WP HR S P ERA WHIP | IP WLS BF H R ER SO BB IBB HBP BLK WP HR S P ERA WHIP | IP WLS BF H R ER SO BB IBB HBP BLK WP HR S P ERA WHIP | IP WLS BF H R ER SO BB IBB HBP BLK WP HR S P ERA WHIP | IP WLS BF H R ER SO BB IBB HBP BLK WP HR S P ERA WHIP | IP WLS BF H R ER SO BB IBB HBP BLK WP HR S P ERA WHIP | IP WLS BF H R ER SO BB IBB HBP BLK WP HR S P ERA WHIP | IP WLS BF H R ER SO BB IBB HBP BLK WP HR S P ERA WHIP | IP WLS BF H R ER SO BB IBB HBP BLK WP HR S P ERA WHIP | IP WLS BF H R ER SO BB IBB HBP BLK WP HR S P ERA WHIP | IP WLS BF H R ER SO BB IBB HBP BLK WP HR S P ERA WHIP | IP WLS BF H R ER SO BB IBB HBP BLK WP HR S P ERA WHIP | IP WLS BF H R ER SO BB IBB HBP BLK WP HR S P ERA WHIP | IP WLS BF H R ER SO BB IBB HBP BLK WP HR S P ERA WHIP | IP WLS BF H R ER SO BB IBB HBP BLK WP HR S P ERA WHIP | IP WLS BF H R ER SO BB IBB HBP BLK WP HR S P ERA WHIP |
| 85 Luis Cessa, R ERA: 4.61 | 3.2 | W | 6 | 2 | 0 | 0 | 2 | 0 | 0 | 0 | 0 | 0 | 0 | 0 | 0 | 0 | 0 | 0 | 0 | 16 | 24 | 0.00 | 1.500 | |
| 45 Chasen Shreve, L ERA: 2.77 | 2.0 | H | 6 | 0 | 0 | 0 | 2 | 0 | 0 | 0 | 0 | 0 | 0 | 0 | 0 | 0 | 15 | 23 | 0.00 | 0.000 | | | | |
| 43 Adam Warren, R ERA: 1.82 | 1.0 | H | 6 | 1 | 0 | 0 | 2 | 1 | 0 | 1 | 0 | 0 | 0 | 0 | 0 | 0 | 10 | 22 | 0.00 | 2.000 | | | | |
| 68 Dellin Betances, R ERA: 2.87 | 1.0 | S | 4 | 0 | 0 | 0 | 0 | 1 | 0 | 0 | 0 | 0 | 0 | 0 | 0 | 0 | 9 | 16 | 0.00 | 1.000 | | | | |

| Batter | 1 | 2 | 3 | 4 | 5 | 6 | 7 | 8 | 9 | AB R H RBI BB SO LOB | TOP | | | | | | | | | | | |
|---|---|----------------------------------|-------------------------------|----------------------------------|-------------------------------|----------------------------------|------------------------------|----------------------------------|------------------------------|----------------------------------|--|---|----------------------------------|------------------------------|---------------------------------|-------------------------------|----------------------------------|-------------------------------|----------------------------------|----------------------------------|------------------------------------|----------------------------------|
| 11 Brett Gardner, L (1.7) OBP: 0.347, SLG: 0.450 | G1-3 | | K | | | HR | | FC6 99 1B 24 BB | G6-3 | 5 1 1 1 0 1 3 | New York Yankees @ Seattle Mariners Safeco Field, Seattle, WA Thu Jul 20 2017, 7:13 PM - 10:26 PM PDT Att: 35,175 - Partly Cloudy - 74 F | | | | | | | | | | | |
| 24 Gary Sánchez, R (1.2) OBP: 0.351, SLG: 0.483 | L5 | | K | | | | | 17 G5-3 99 1B | | 3 0 0 0 1 2 1 | | | | | | | | | | | | |
| 99 Aaron Judge, R (1.9) OBP: 0.347, SLG: 0.642 | | | | | | | | | | 3 0 1 1 1 2 0 | | | | | | | | | | | | |
| 17 Matt Holliday, R (1.10) OBP: 0.340, SLG: 0.472 | | K | | | | | | | | 4 0 0 0 0 2 4 | | | | | | | | | | | | |
| 14 Starlin Castro, R (1.4) OBP: 0.345, SLG: 0.474 | L8 | | | | | | | | | 4 0 0 0 0 0 0 | | | | | | | | | | | | |
| 18 Didi Gregorius, L (1.6) OBP: 0.327, SLG: 0.473 | | | | | | | | | | 3 1 2 0 1 0 0 | | | | | | | | | | | | |
| 29 Todd Frazier, R (1.5) OBP: 0.328, SLG: 0.428 | | | | | | | | | | 4 1 1 0 0 1 2 | | | | | | | | | | | | |
| 22 Jacoby Ellsbury, L (1.8) OBP: 0.324, SLG: 0.360 | | | | | | | | | | 4 0 0 0 0 0 2 | | | | | | | | | | | | |
| 12 Chase Headley, S (1.3) OBP: 0.341, SLG: 0.370 | | | | | | | | | | 4 1 2 0 0 1 0 | | | | | | | | | | | | |
| Inning Stats | R: 0 E: 0 K: 1 S: 10 | H: 0 LOB: 0 BB: 0 P: 14 | R: 0 E: 0 K: 2 S: 12 | H: 0 LOB: 1 BB: 1 P: 23 | R: 0 E: 0 K: 2 S: 12 | H: 1 LOB: 1 BB: 0 P: 17 | R: 0 E: 0 K: 0 S: 6 | H: 0 LOB: 0 BB: 1 P: 13 | R: 0 E: 0 K: 0 S: 9 | H: 0 LOB: 0 BB: 0 P: 15 | | R: 1 E: 0 K: 3 S: 11 | H: 1 LOB: 0 BB: 0 P: 17 | R: 0 E: 0 K: 1 S: 6 | H: 1 LOB: 1 BB: 0 P: 8 | R: 1 E: 1 K: 0 S: 10 | H: 2 LOB: 2 BB: 1 P: 19 | R: 2 E: 0 K: 0 S: 18 | H: 2 LOB: 1 BB: 0 P: 31 | 1B: 5 2B: 1 3B: 0 HR: 1 | SF: 0 SAC: 0 DP: 2 HBP: 0 | WP: 0 PB: 0 SB: 0 CS: 0 |
| PITCHER | IP WLS BF H R ER SO BB IBB HBP BLK WP HR S P ERA WHIP | | | | | | | | | | | IP WLS BF H R ER SO BB IBB HBP BLK WP HR S P ERA WHIP | | | | | | | | | | |
| 34 Félix Hernández, R (1.1) ERA: 3.88 | 7.0 L 25 3 1 1 9 2 0 0 0 0 0 1 66 107 1.29 0.714 | | | | | | | | | | | | | | | | | | | | | |
| 47 James Pazos, L (8.1) ERA: 3.41 | 0.1 3 1 1 0 0 0 0 0 0 0 0 0 6 8 0.00 3.000 | | | | | | | | | | | | | | | | | | | | | |
| 55 Tony Zych, R (8.1) ERA: 2.1 | 0.2 3 1 0 0 0 1 0 0 0 0 0 0 4 11 0.00 3.000 | | | | | | | | | | | | | | | | | | | | | |
| 68 Max Povse, R (9.1) ERA: 7.36 | 1.0 6 2 2 0 0 0 0 0 0 0 0 0 0 18 31 0.00 2.000 | | | | | | | | | | | | | | | | | | | | | |

| Batter | 1 | 2 | 3 | 4 | 5 | 6 | 7 | 8 | 9 | AB R H RBI BB SO LOB | BOTTOM | | | | | | | | | |
|--|---|----------------------------------|------------------------------|----------------------------------|------------------------------|----------------------------------|-------------------------------|----------------------------------|------------------------------|----------------------------------|--|---|-------------------------------|----------------------------------|-------------------------------|----------------------------------|----------------------------------|------------------------------------|----------------------------------|--------|
| 2 Jean Segura, R (1.6) OBP: 0.382, SLG: 0.470 | K | | G6-3 | FC6-4 | | | | | K | 5 0 1 0 0 2 4 | New York Yankees @ Seattle Mariners Safeco Field, Seattle, WA Thu Jul 20 2017, 7:13 PM - 10:26 PM PDT Att: 35,175 - Partly Cloudy - 74 F | | | | | | | | | |
| 16 Ben Gamel, L (1.7) OBP: 0.371, SLG: 0.444 | | | K | | | | | | K | 5 0 1 0 0 3 3 | | | | | | | | | | |
| 22 Robinson Canó, L (1.4) OBP: 0.333, SLG: 0.472 | | | | | | | | | K | 5 0 3 1 0 0 2 | | | | | | | | | | |
| 23 Nelson Cruz, R (1.10) OBP: 0.365, SLG: 0.520 | | | | | | | | | F9 | 5 0 1 0 0 1 4 | | | | | | | | | | |
| 15 Kyle Seager, L (1.5) OBP: 0.321, SLG: 0.430 | K | | | | | | | | F9 | 3 0 1 0 0 1 3 | | | | | | | | | | |
| 26 Danny Valencia, R (1.3) OBP: 0.332, SLG: 0.435 | L8 | | | | | | | | F7 | 4 0 2 0 0 0 0 | | | | | | | | | | |
| 17 Mitch Haniger, R (1.9) OBP: 0.367, SLG: 0.454 | | | | | | | | | F7 | 4 0 1 0 0 0 4 | | | | | | | | | | |
| 1 Jarrod Dyson, L (1.8) OBP: 0.320, SLG: 0.361 | | | | | | | | | F7 | 4 0 0 0 0 1 5 | | | | | | | | | | |
| 3 Mike Zunino, R (1.2) OBP: 0.300, SLG: 0.468 | | | | | | | | | F7 | 2 0 0 0 2 1 1 | | | | | | | | | | |
| 5 Guillermo Heredia, R (9. PR) OBP: 0.331, SLG: 0.357 | | | | | | | | | F7 | 0 1 0 0 0 0 0 | | | | | | | | | | |
| Inning Stats | R: 0 E: 0 K: 2 S: 14 | H: 2 LOB: 2 BB: 0 P: 20 | R: 0 E: 1 K: 0 S: 8 | H: 1 LOB: 1 BB: 0 P: 11 | R: 0 E: 0 K: 1 S: 8 | H: 1 LOB: 1 BB: 0 P: 10 | R: 0 E: 0 K: 0 S: 15 | H: 2 LOB: 3 BB: 1 P: 25 | R: 0 E: 0 K: 0 S: 8 | H: 1 LOB: 1 BB: 0 P: 11 | R: 0 E: 0 K: 2 S: 10 | H: 1 LOB: 1 BB: 0 P: 11 | R: 0 E: 0 K: 1 S: 12 | H: 1 LOB: 2 BB: 0 P: 19 | R: 1 E: 0 K: 2 S: 15 | H: 1 LOB: 2 BB: 1 P: 25 | 1B: 7 2B: 3 3B: 0 HR: 0 | SF: 0 SAC: 0 DP: 0 HBP: 1 | WP: 1 PB: 0 SB: 0 CS: 0 | PA: 40 |
| PITCHER | IP WLS BF H R ER SO BB IBB HBP BLK WP HR S P ERA WHIP | | | | | | | | | | | IP WLS BF H R ER SO BB IBB HBP BLK WP HR S P ERA WHIP | | | | | | | | |
| 40 Luis Severino, R (1.1) ERA: 3.21 | 7.0 W 30 8 0 0 6 1 0 0 1 0 0 0 12 19 0.00 1.000 | | | | | | | | | | | | | | | | | | | |
| 68 Dellin Betances, R (8.1) ERA: 2.78 | 1.0 H 5 1 0 0 1 0 0 1 0 0 0 0 15 25 9.00 2.000 | | | | | | | | | | | | | | | | | | | |
| 54 Aroldis Chapman, L (9.1) ERA: 3.65 | 1.0 5 1 1 1 2 1 0 0 0 0 1 0 0 15 25 9.00 2.000 | | | | | | | | | | | | | | | | | | | |

| Batter | 1 | 2 | 3 | 4 | 5 | 6 | 7 | 8 | 9 | AB | R | H | RBI | BB | SO | LOB | TOP | | | | | | |
|---|---|----------------------------------|-------------------------------|----------------------------------|------------------------------|----------------------------------|-------------------------------|----------------------------------|------------------------------|----------------------------------|-------------------------------|----------------------------------|-------------------------------|----------------------------------|-------------------------------|----------------------------------|---|----------------------------------|----------------------------------|------------------------------------|----------------------------------|--------|--|
| 11 Brett Gardner, L OBP: 0.346, SLG: 0.452 | | | | | | | | | | 5 | 1 | 2 | 2 | 0 | 0 | 4 | New York Yankees @ Seattle Mariners Safeco Field, Seattle, WA Sun Jul 23 2017, 1:12 PM - 4:24 PM PDT Att: 38,503 - Partly Cloudy - 68 F | | | | | | |
| 77 Clint Frazier, R OBP: 0.302, SLG: 0.607 | | | | | | | | | | 5 | 0 | 1 | 2 | 0 | 3 | 2 | | | | | | | |
| 99 Aaron Judge, R OBP: 0.344, SLG: 0.649 | | | | | | | | | | 3 | 0 | 0 | 0 | 2 | 2 | 0 | | | | | | | |
| 24 Gary Sánchez, R OBP: 0.344, SLG: 0.470 | | | | | | | | | | 5 | 0 | 0 | 0 | 0 | 2 | 4 | | | | | | | |
| 17 Matt Holliday, R OBP: 0.334, SLG: 0.462 | | | | | | | | | | 4 | 0 | 0 | 0 | 1 | 0 | 4 | | | | | | | |
| 22 Jacoby Ellsbury, L OBP: 0.324, SLG: 0.360 | | | | | | | | | | 0 | 0 | 0 | 0 | 0 | 0 | 0 | | | | | | | |
| 18 Didi Gregorius, L OBP: 0.335, SLG: 0.495 | | | | | | | | | | 5 | 2 | 2 | 2 | 0 | 0 | 1 | | | | | | | |
| 12 Chase Headley, S OBP: 0.348, SLG: 0.383 | | | | | | | | | | 3 | 1 | 2 | 0 | 2 | 0 | 0 | | | | | | | |
| 29 Todd Frazier, R OBP: 0.323, SLG: 0.416 | | | | | | | | | | 3 | 1 | 1 | 0 | 1 | 1 | 2 | | | | | | | |
| 39 Tyler Wade, L OBP: 0.265, SLG: 0.241 | | | | | | | | | | 1 | 0 | 1 | 0 | 1 | 0 | 0 | | | | | | | |
| 74 Ronald Torreyes, R OBP: 0.308, SLG: 0.360 | | | | | | | | | | 2 | 1 | 1 | 0 | 0 | 1 | 1 | | | | | | | |
| Inning Stats | R: 1 E: 0 K: 1 S: 8 | H: 1 LOB: 0 BB: 0 P: 13 | R: 1 E: 0 K: 0 S: 11 | H: 2 LOB: 2 BB: 1 P: 18 | R: 0 E: 0 K: 2 S: 9 | H: 0 LOB: 1 BB: 1 P: 19 | R: 1 E: 0 K: 0 S: 12 | H: 2 LOB: 2 BB: 1 P: 18 | R: 0 E: 0 K: 2 S: 7 | H: 0 LOB: 0 BB: 0 P: 10 | R: 3 E: 0 K: 0 S: 18 | H: 3 LOB: 3 BB: 3 P: 33 | R: 0 E: 0 K: 2 S: 12 | H: 1 LOB: 1 BB: 0 P: 18 | R: 0 E: 0 K: 2 S: 12 | H: 0 LOB: 0 BB: 0 P: 16 | R: 0 E: 0 K: 0 S: 6 | H: 1 LOB: 3 BB: 1 P: 11 | 1B: 3 2B: 4 3B: 0 HR: 3 | SF: 0 SAC: 0 DP: 0 HBP: 0 | WP: 0 PB: 1 SB: 0 CS: 0 | PA: 43 | |
| PITCHER | IP WLS BF H R ER SO BB IBB HBP BLK WP HR S P ERA WHIP | | | | | | | | | | | | | | | | | | | | | | |
| 49 Yovani Gallardo, R ERA: 5.88 | 5.0 | | 23 | 5 | 3 | 3 | 5 | 3 | 0 | 0 | 0 | 0 | 0 | 0 | 3 | 47 | 78 | 5.40 | 1.600 | | | | |
| 47 James Pazos, L ERA: 4.1 | 0.1 | L | 5 | 2 | 3 | 3 | 0 | 2 | 0 | 0 | 0 | 0 | 0 | 0 | 12 | 24 | 81.00 | 12.000 | | | | | |
| 55 Tony Zych, R ERA: 1.99 | 0.2 | | 4 | 1 | 0 | 0 | 0 | 0 | 1 | 0 | 0 | 0 | 0 | 6 | 9 | 0.00 | 1.500 | | | | | | |
| 54 Emilio Pagán, R ERA: 2.57 | 3.0 | | 11 | 2 | 0 | 0 | 4 | 1 | 0 | 0 | 0 | 0 | 0 | 0 | 29 | 45 | 0.00 | 1.000 | | | | | |


| Batter | 1 | 2 | 3 | 4 | 5 | 6 | 7 | 8 | 9 | AB | R | H | RBI | BB | SO | LOB | BOTTOM | | | | | | |
|--|---|----------------------------------|------------------------------|----------------------------------|------------------------------|----------------------------------|-------------------------------|----------------------------------|------------------------------|----------------------------------|-------------------------------|----------------------------------|------------------------------|----------------------------------|-------------------------------|----------------------------------|---|----------------------------------|----------------------------------|------------------------------------|----------------------------------|--------|--|
| 2 Jean Segura, R OBP: 0.365, SLG: 0.448 | | | | | | | | | | 4 | 0 | 0 | 0 | 0 | 0 | 0 | New York Yankees @ Seattle Mariners Safeco Field, Seattle, WA Sun Jul 23 2017, 1:12 PM - 4:24 PM PDT Att: 38,503 - Partly Cloudy - 68 F | | | | | | |
| 26 Danny Valencia, R OBP: 0.327, SLG: 0.425 | | | | | | | | | | 4 | 1 | 1 | 0 | 0 | 3 | 0 | | | | | | | |
| 22 Robinson Canó, L OBP: 0.338, SLG: 0.480 | | | | | | | | | | 4 | 1 | 1 | 0 | 0 | 0 | 0 | | | | | | | |
| 23 Nelson Cruz, R OBP: 0.369, SLG: 0.515 | | | | | | | | | | 3 | 1 | 1 | 0 | 1 | 1 | 0 | | | | | | | |
| 21 Taylor Motter, R OBP: 0.272, SLG: 0.355 | | | | | | | | | | 0 | 0 | 0 | 0 | 0 | 0 | 0 | | | | | | | |
| 15 Kyle Seager, L OBP: 0.326, SLG: 0.433 | | | | | | | | | | 4 | 0 | 2 | 0 | 0 | 1 | 3 | | | | | | | |
| 17 Mitch Haniger, R OBP: 0.366, SLG: 0.447 | | | | | | | | | | 4 | 0 | 0 | 0 | 0 | 0 | 6 | | | | | | | |
| 16 Ben Gamel, L OBP: 0.371, SLG: 0.458 | | | | | | | | | | 4 | 1 | 1 | 2 | 0 | 1 | 3 | | | | | | | |
| 5 Guillermo Heredia, R OBP: 0.329, SLG: 0.356 | | | | | | | | | | 3 | 0 | 1 | 2 | 0 | 1 | 0 | | | | | | | |
| 52 Carlos Ruiz, R OBP: 0.327, SLG: 0.333 | | | | | | | | | | 3 | 0 | 0 | 0 | 0 | 1 | 1 | | | | | | | |
| Inning Stats | R: 0 E: 0 K: 1 S: 8 | H: 0 LOB: 0 BB: 0 P: 11 | R: 0 E: 0 K: 0 S: 7 | H: 1 LOB: 1 BB: 0 P: 11 | R: 0 E: 0 K: 0 S: 8 | H: 0 LOB: 0 BB: 0 P: 10 | R: 4 E: 0 K: 2 S: 17 | H: 4 LOB: 1 BB: 1 P: 30 | R: 0 E: 0 K: 1 S: 7 | H: 0 LOB: 0 BB: 0 P: 13 | R: 0 E: 0 K: 1 S: 11 | H: 0 LOB: 0 BB: 0 P: 18 | R: 0 E: 0 K: 1 S: 7 | H: 0 LOB: 0 BB: 0 P: 19 | R: 0 E: 0 K: 1 S: 12 | H: 0 LOB: 0 BB: 0 P: 10 | R: 0 E: 0 K: 1 S: 10 | H: 2 LOB: 2 BB: 0 P: 13 | 1B: 4 2B: 3 3B: 0 HR: 0 | SF: 0 SAC: 0 DP: 0 HBP: 0 | WP: 0 PB: 1 SB: 0 CS: 1 | PA: 34 | |
| PITCHER | IP WLS BF H R ER SO BB IBB HBP BLK WP HR S P ERA WHIP | | | | | | | | | | | | | | | | | | | | | | |
| 41 Caleb Smith, L ERA: 8.1 | 3.2 | | 17 | 5 | 4 | 4 | 2 | 1 | 0 | 0 | 0 | 0 | 0 | 0 | 0 | 37 | 56 | 9.82 | 1.636 | | | | |
| 57 Chad Green, R ERA: 1.56 | 2.1 | W | 7 | 0 | 0 | 0 | 3 | 0 | 0 | 0 | 0 | 0 | 0 | 21 | 37 | 0.00 | 0.000 | | | | | | |
| 68 Dellin Betances, R ERA: 2.62 | 1.0 | H | 3 | 0 | 0 | 0 | 1 | 0 | 0 | 0 | 0 | 0 | 0 | 12 | 19 | 0.00 | 0.000 | | | | | | |
| 30 David Robertson, R ERA: 2.72 | 1.0 | H | 3 | 0 | 0 | 0 | 1 | 0 | 0 | 0 | 0 | 0 | 0 | 7 | 10 | 0.00 | 0.000 | | | | | | |
| 54 Aroldis Chapman, L ERA: 3.51 | 1.0 | S | 4 | 2 | 0 | 0 | 1 | 0 | 0 | 0 | 0 | 0 | 0 | 10 | 13 | 0.00 | 2.000 | | | | | | |


livebaseballscores.com

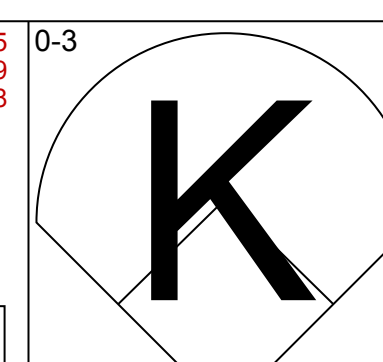
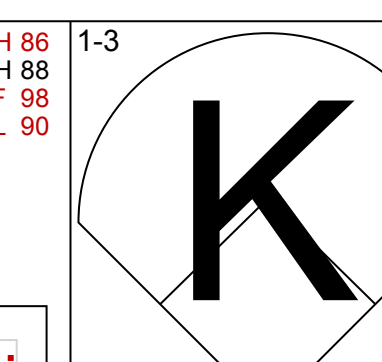
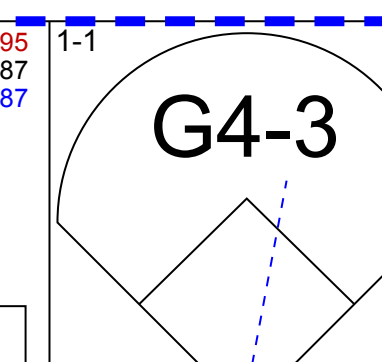
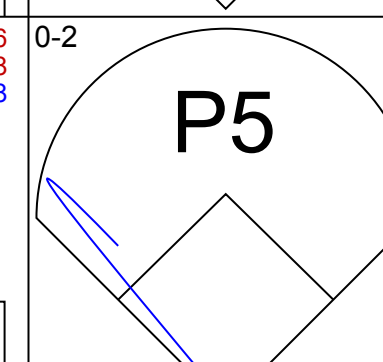
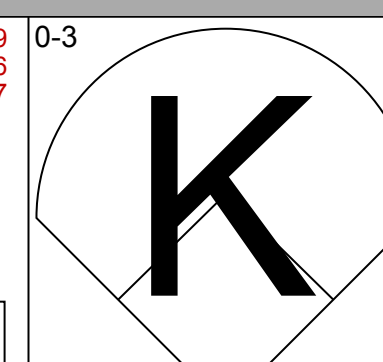
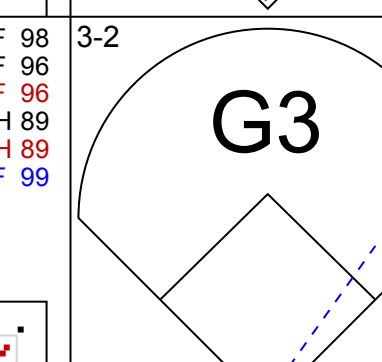
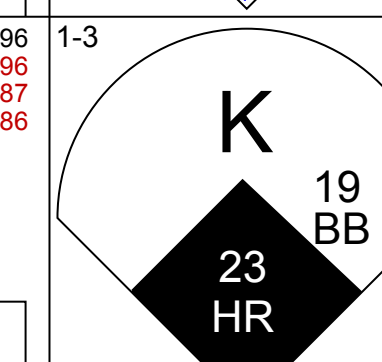
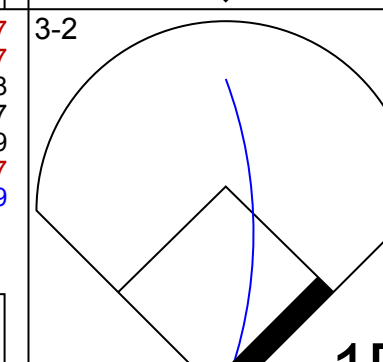
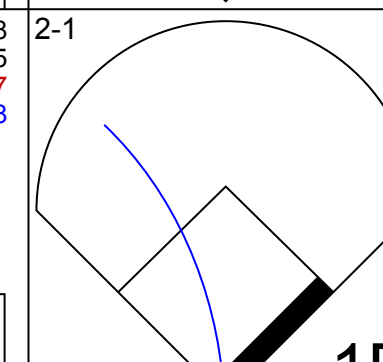
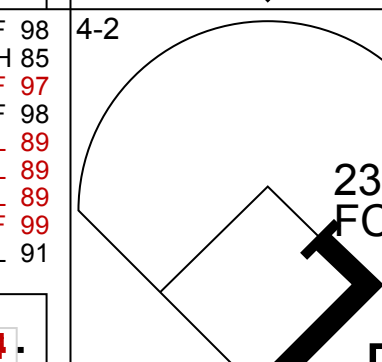
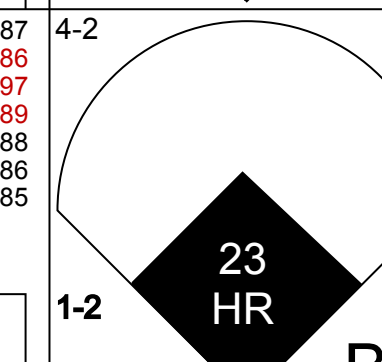
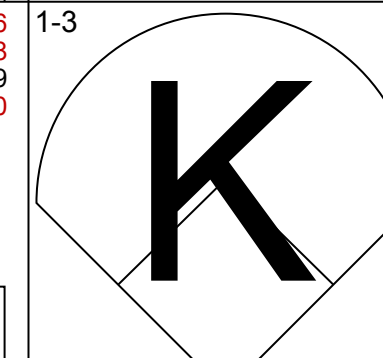
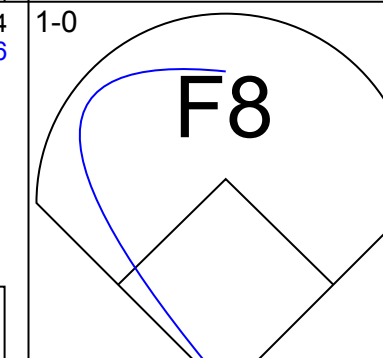
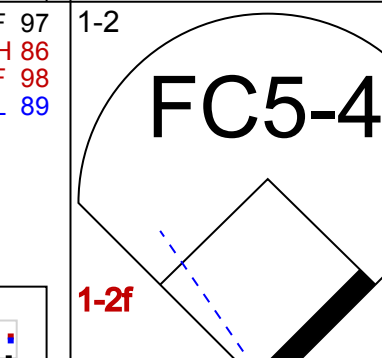
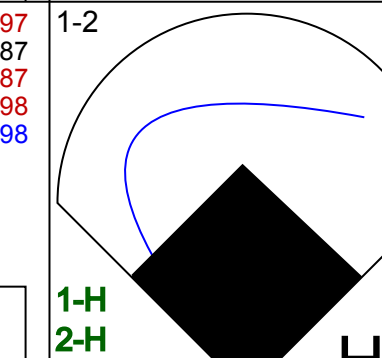
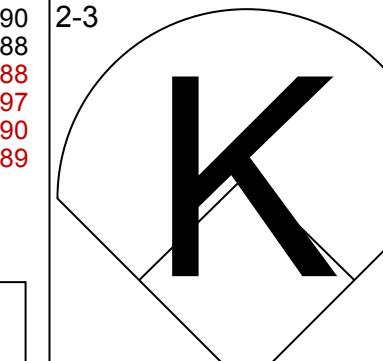
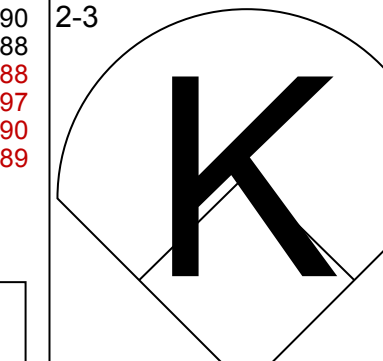
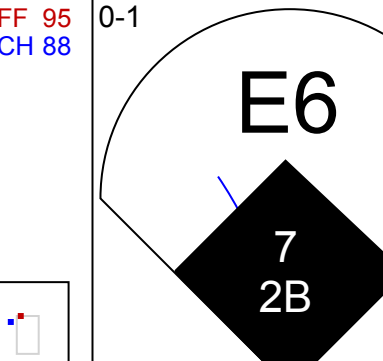
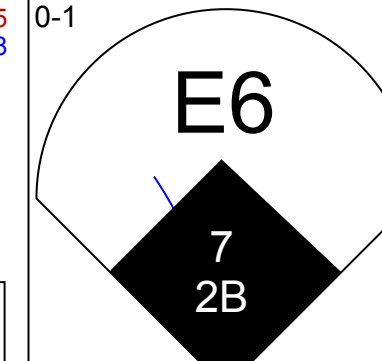
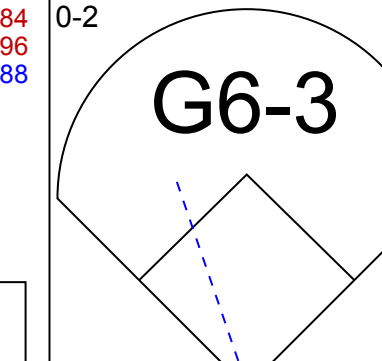
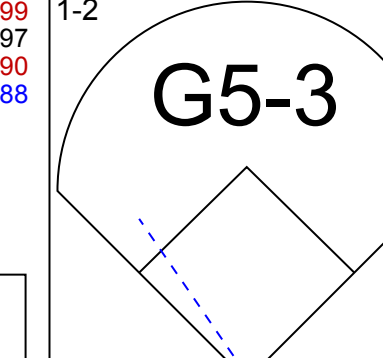
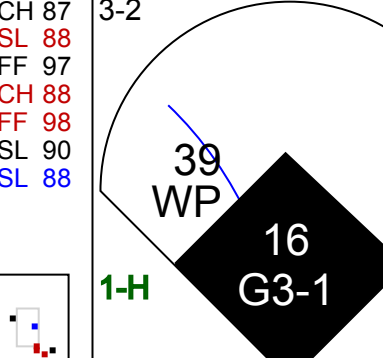
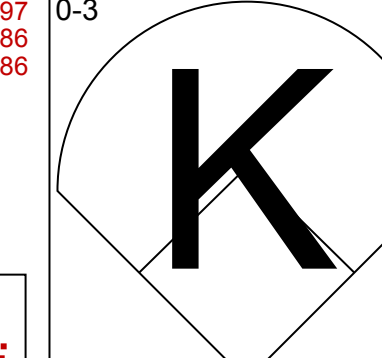
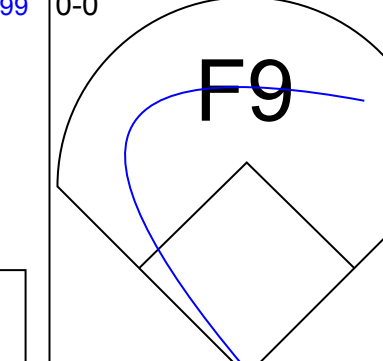
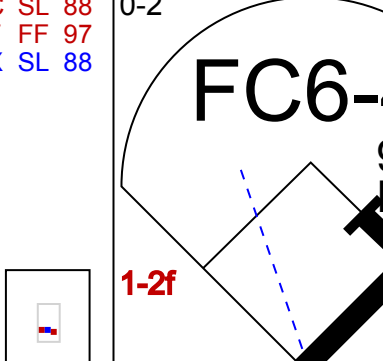
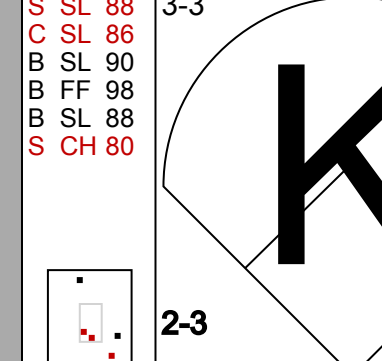
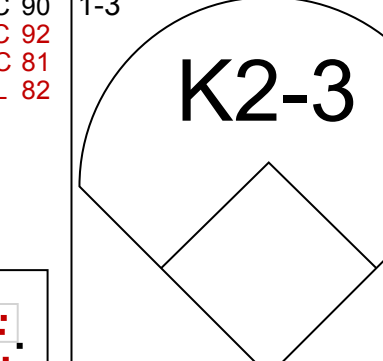
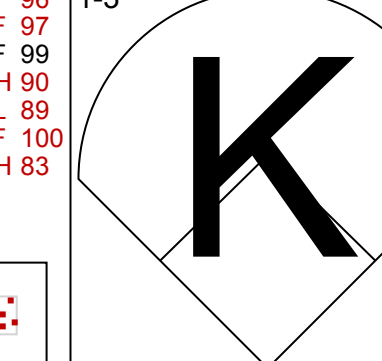
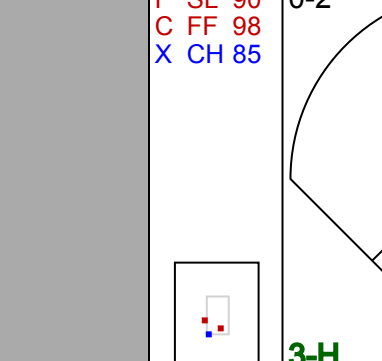
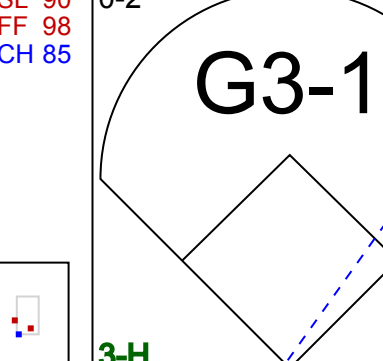
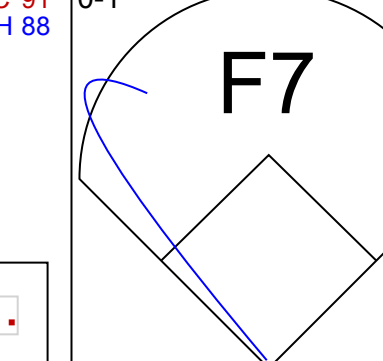
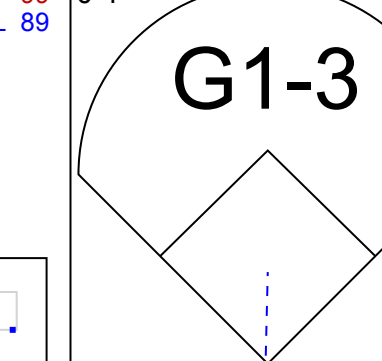
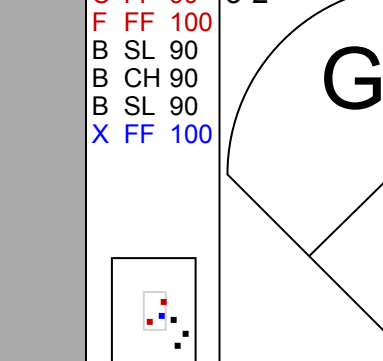
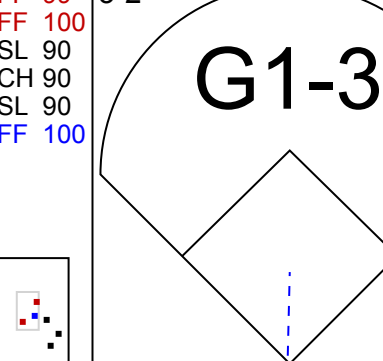
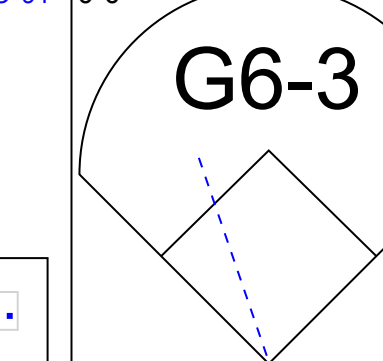
AB 36
R 6
H 10
RBI 6
BB 7
SO 9
LOB 18

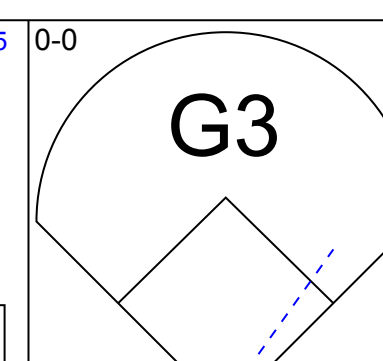
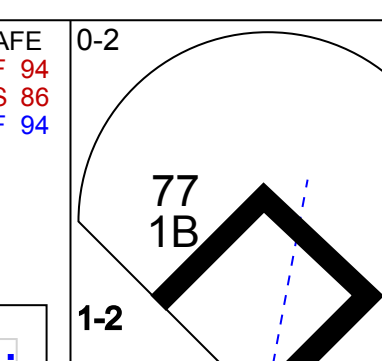
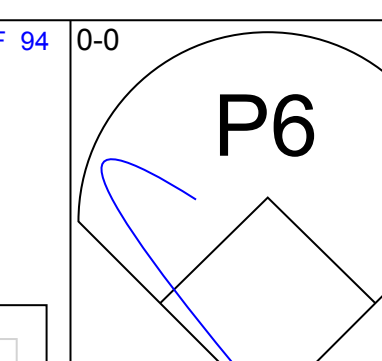
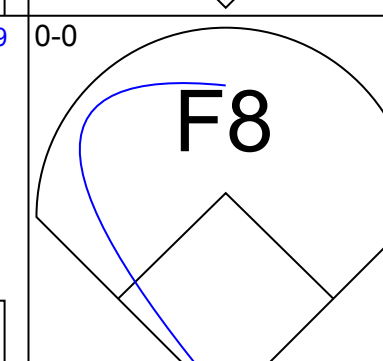
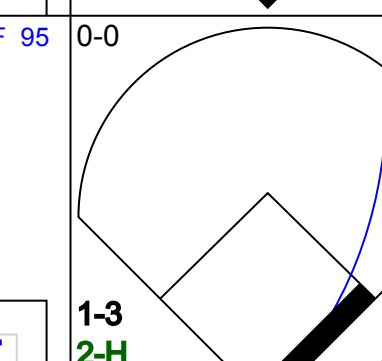
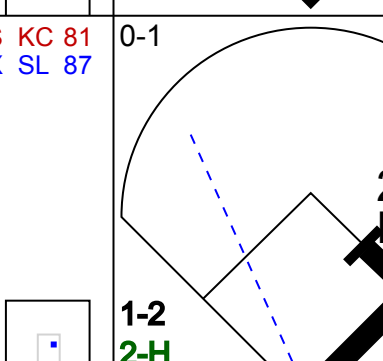
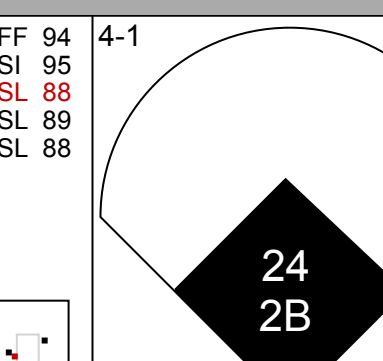
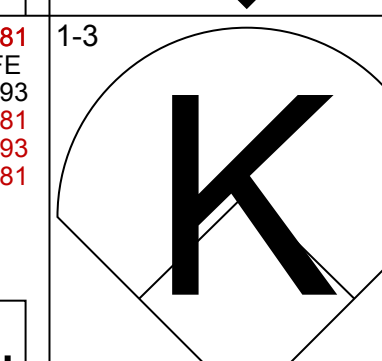
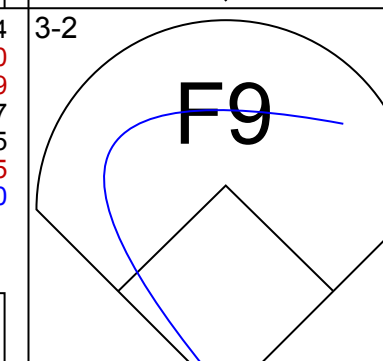
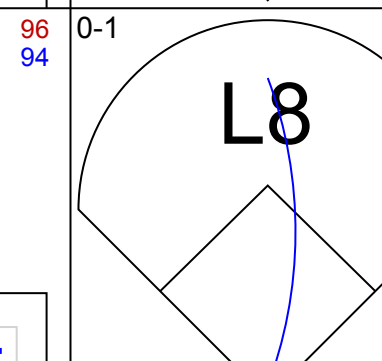
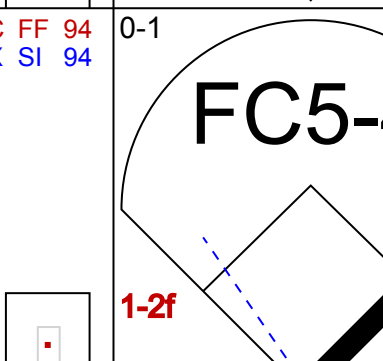
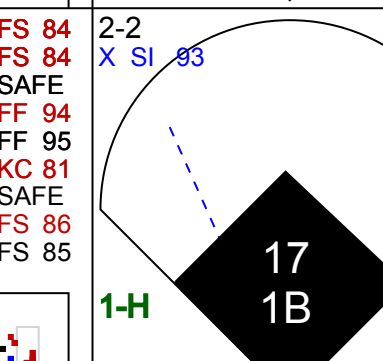
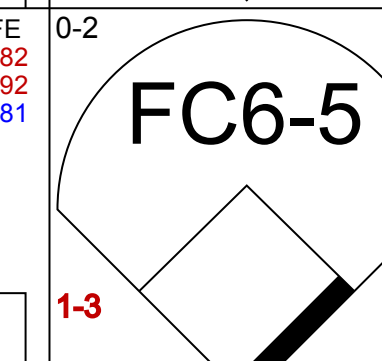
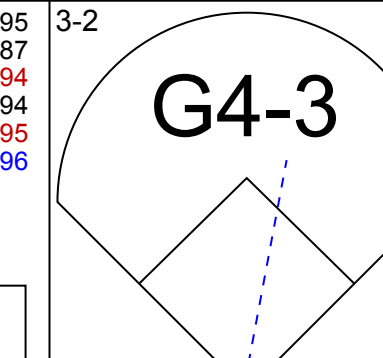
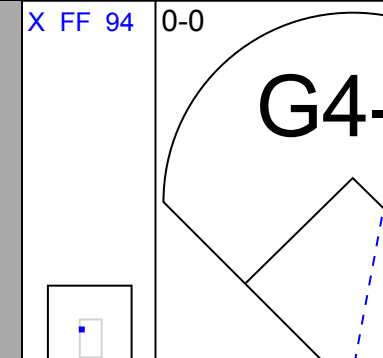
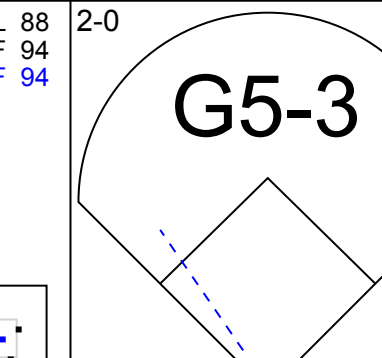
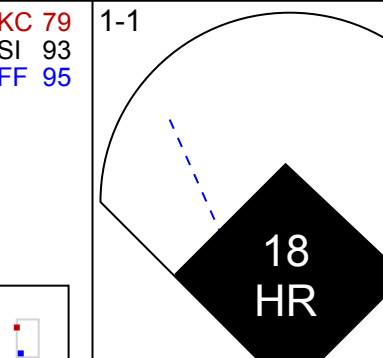
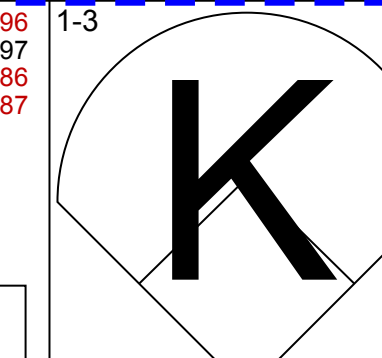
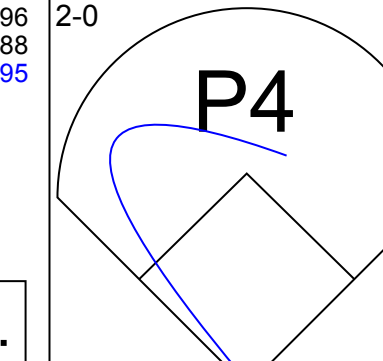
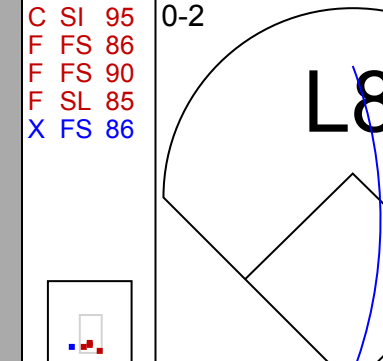
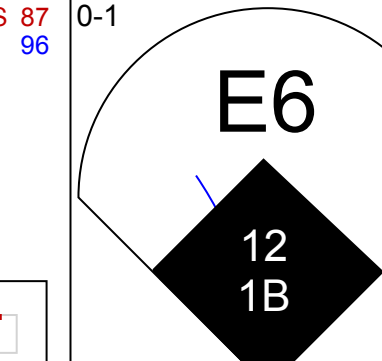
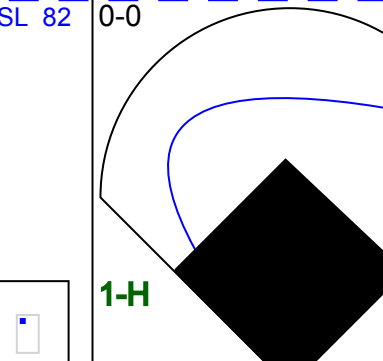
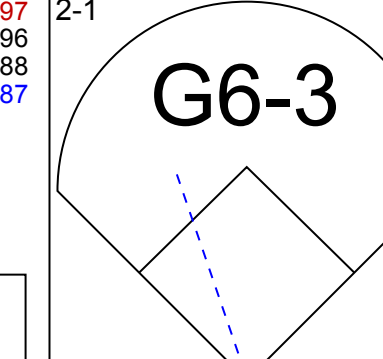
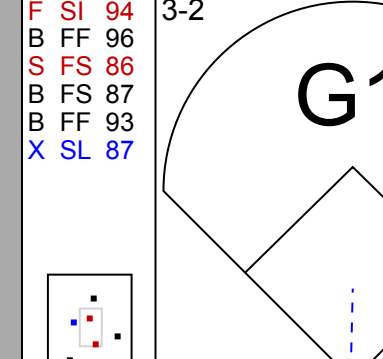

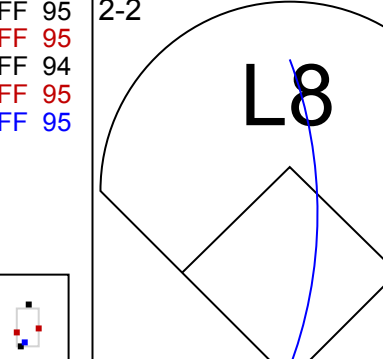

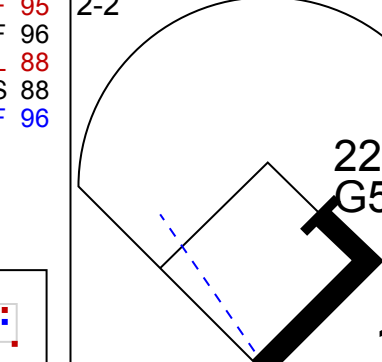
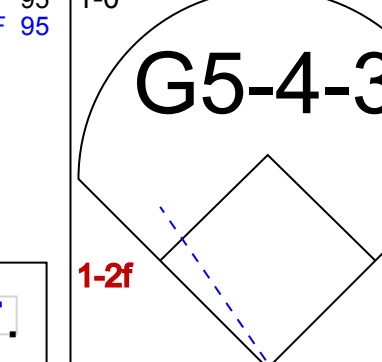
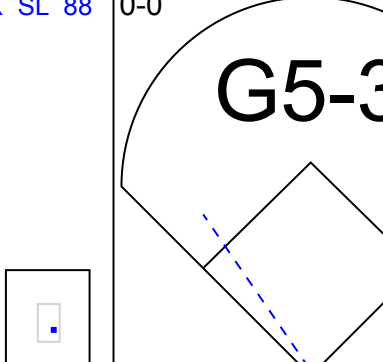
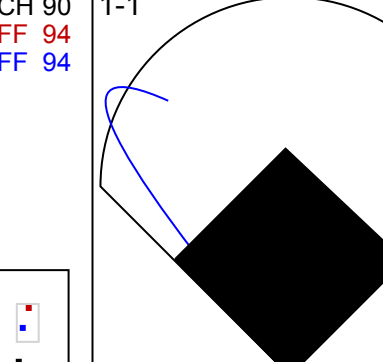

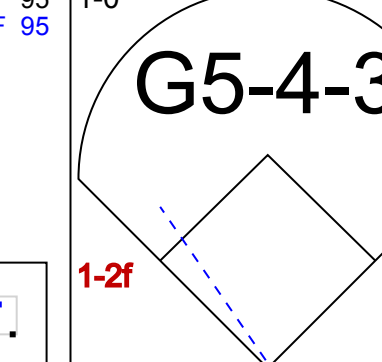
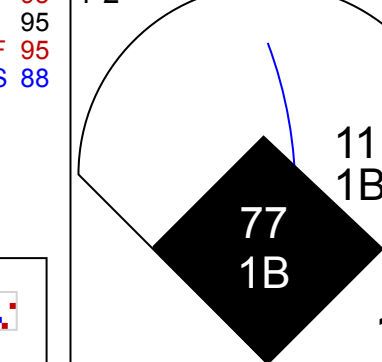
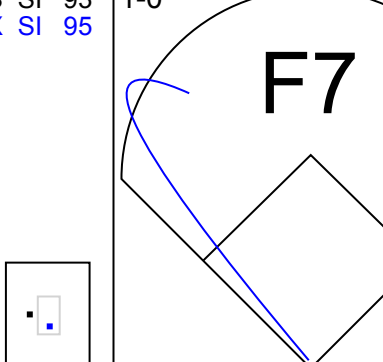
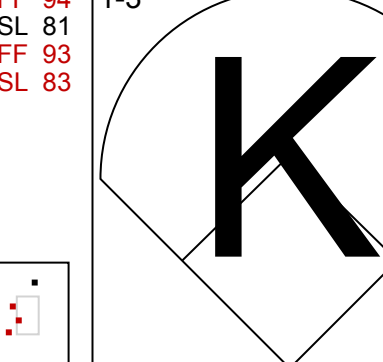

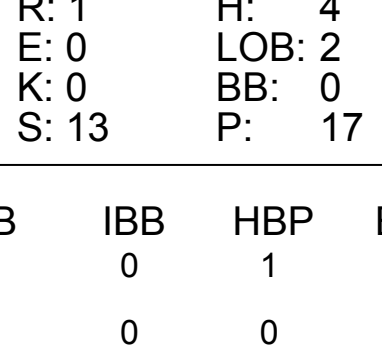

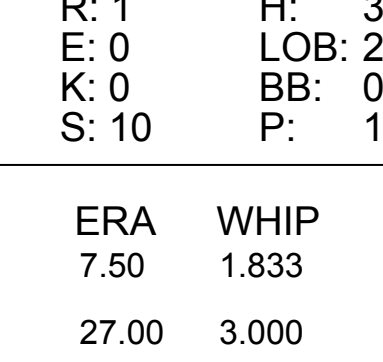
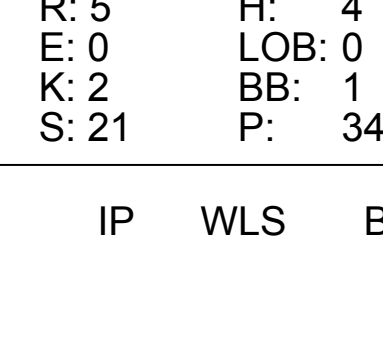
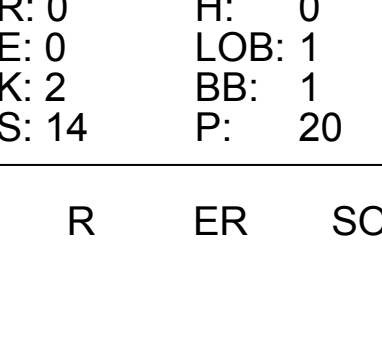
livebaseballscores.com

AB 33
R 4
H 7
RBI 4
BB 1
SO 8
LOB 13

| Batter | 1 | 2 | 3 | 4 | 5 | 6 | 7 | 8 | 9 | AB | R | H | RBI | BB | SO | LOB | TOP | | | |
|--|---|----------------------------------|------------------------------|----------------------------------|------------------------------|----------------------------------|------------------------------|----------------------------------|------------------------------|----------------------------------|-------------------------------|----------------------------------|-------------------------------|----------------------------------|------------------------------|---------------------------------|---|------------------------------------|----------------------------------|--------|
| 6 Billy Hamilton, S (1, 8) OBP: 0.305, SLG: 0.340 | G5-3 | | | F9 | | K | | 2B | | 4 | 0 | 1 | 1 | 0 | 1 | 0 | <p>Cincinnati Reds @ New York Yankees Yankee Stadium, Bronx, NY Tue Jul 25 2017, 7:11 PM - 9:48 PM EDT Att: 44,268 - Cloudy - 69 F</p> <p>livebaseballscorecards.com</p> <p>AB 29 R 2 H 3 RBI 2 BB 3 SO 8 LOB 9</p>  | | | |
| 7 Eugenio Suárez, R (1, 5) OBP: 0.354, SLG: 0.456 | P4 | | | K | | K | | K | | 4 | 0 | 0 | 0 | 0 | 3 | 2 | | | | |
| 19 Joey Votto, L (1, 3) OBP: 0.415, SLG: 0.575 | F9 | | | L8 | | K | | | | 4 | 0 | 0 | 0 | 0 | 1 | 0 | | | | |
| 23 Adam Duvali, R (1, 10) OBP: 0.320, SLG: 0.519 | | BB | | | | K2-3 | | | | 3 | 0 | 1 | 0 | 1 | 1 | 0 | | | | |
| 3 Patrick Kivlehan, R (1, 7) OBP: 0.288, SLG: 0.396 | | | | | | G6-3 | | | | 2 | 0 | 0 | 0 | 0 | 1 | 1 | | | | |
| 4 Scooter Gennett, L (7, PH) OBP: 0.350, SLG: 0.557 | | | | | | | | F8 | | 2 | 0 | 0 | 0 | 0 | 0 | 1 | | | | |
| 39 Devin Mesoraco, R (1, 2) OBP: 0.331, SLG: 0.427 | | | | | | G6-3 | | | | 2 | 1 | 0 | 0 | 1 | 0 | 1 | | | | |
| 43 Scott Schebler, L (1, 9) OBP: 0.316, SLG: 0.486 | | | | | | | | | | 3 | 1 | 1 | 0 | 0 | 1 | 1 | | | | |
| 9 José Peraza, R (1, 6) OBP: 0.275, SLG: 0.323 | | | | | | | | | | 2 | 0 | 0 | 0 | 1 | 0 | 1 | | | | |
| 30 Arismendy Alcántara, S (1, 4) OBP: 0.200, SLG: 0.277 | | | | | | | | | | 2 | 0 | 0 | 1 | 0 | 0 | 0 | | | | |
| 2 Zack Cozart, R (8, PH) OBP: 0.402, SLG: 0.558 | | | | | | | | | | 1 | 0 | 0 | 0 | 0 | 0 | 2 | | | | |
| 55 Robert Stephenson, R (8, PH) OBP: 0.200, SLG: 0.200 | | | | | | | | | | 0 | 0 | 0 | 0 | 0 | 0 | 0 | | | | |
| 21 Michael Lorenzen, R (8, 1) OBP: 0.125, SLG: 0.150 | | | | | | | | | | 0 | 0 | 0 | 0 | 0 | 0 | 0 | | | | |
| Inning Stats | R: 0 E: 0 K: 0 S: 7 | H: 0 LOB: 0 BB: 0 P: 13 | R: 0 E: 0 K: 1 S: 6 | H: 3 LOB: 0 BB: 1 P: 11 | R: 0 E: 0 K: 0 S: 5 | H: 0 LOB: 0 BB: 0 P: 10 | R: 0 E: 0 K: 1 S: 9 | H: 1 LOB: 0 BB: 0 P: 13 | R: 0 E: 0 K: 1 S: 8 | H: 1 LOB: 0 BB: 0 P: 15 | R: 0 E: 0 K: 2 S: 10 | H: 1 LOB: 1 BB: 0 P: 20 | R: 1 E: 0 K: 2 S: 15 | H: 1 LOB: 2 BB: 2 P: 31 | R: 0 E: 0 K: 0 S: 6 | H: 0 LOB: 0 BB: 0 P: 8 | 1B: 1 2B: 2 3B: 0 HR: 0 | SF: 0 SAC: 0 DP: 1 HBP: 0 | WP: 0 PB: 0 SB: 0 CS: 0 | PA: 32 |
| PITCHER | IP WLS BF H R ER SO BB IBB HBP BLK WP HR S P ERA WHIP | | | | | | | | | | | | | | | | | | | |
| 47 Jordan Montgomery, L (1, 1) ERA: 3.92 | 6.2 W 22 2 1 1 6 1 0 0 0 0 0 0 49 85 1.35 0.450 | | | | | | | | | | | | | | | | | | | |
| 48 Tommy Kahnle, R (7, 1) ERA: 2.29 | 0.1 H 1 0 0 0 0 0 0 0 0 0 0 0 0 2 4 0.00 0.000 | | | | | | | | | | | | | | | | | | | |
| 68 Dellin Betances, R (8, 1) ERA: 2.83 | 0.2 H 5 1 1 1 1 2 0 0 0 0 0 0 0 11 24 13.50 4.500 | | | | | | | | | | | | | | | | | | | |
| 43 Adam Warren, R (8, 1) ERA: 1.96 | 0.1 H 1 0 0 0 1 0 0 0 0 0 0 0 0 4 7 0.00 0.000 | | | | | | | | | | | | | | | | | | | |
| 54 Aroldis Chapman, L (9, 1) ERA: 3.38 | 1.0 S 3 0 0 0 0 0 0 0 0 0 0 0 0 6 8 0.00 0.000 | | | | | | | | | | | | | | | | | | | |

| Batter | 1 | 2 | 3 | 4 | 5 | 6 | 7 | 8 | 9 | AB | R | H | RBI | BB | SO | LOB | BOTTOM | | | |
|---|---|----------------------------------|------------------------------|----------------------------------|------------------------------|----------------------------------|-------------------------------|----------------------------------|-------------------------------|----------------------------------|------------------------------|----------------------------------|------------------------------|----------------------------------|-------------------------------|----------------------------------|--|----------------------------------|------------------------------------|----------------------------------|
| 11 Brett Gardner, L (1, 8) OBP: 0.348, SLG: 0.451 | G4-3 | | | | | | | | | 3 | 0 | 1 | 0 | 1 | 1 | 0 | <p>Cincinnati Reds @ New York Yankees Yankee Stadium, Bronx, NY Tue Jul 25 2017, 7:11 PM - 9:48 PM EDT Att: 44,268 - Cloudy - 69 F</p> <p>livebaseballscorecards.com</p> <p>AB 29 R 4 H 8 RBI 3 BB 3 SO 6 LOB 11</p>  | | | |
| 77 Clint Frazier, R (1, 7) OBP: 0.284, SLG: 0.569 | K | | | G4-3 | | | | L7 | | 4 | 0 | 0 | 0 | 0 | 1 | 3 | | | | |
| 99 Aaron Judge, R (1, 9) OBP: 0.434, SLG: 0.646 | K | | | | | | | | | 3 | 1 | 1 | 0 | 1 | 2 | 0 | | | | |
| 17 Matt Holliday, R (1, 10) OBP: 0.333, SLG: 0.459 | | BB | | | | | | | | 4 | 1 | 1 | 0 | 0 | 0 | 4 | | | | |
| 18 Didi Gregorius, L (1, 6) OBP: 0.338, SLG: 0.507 | | | | | | | | | | 3 | 1 | 2 | 2 | 0 | 0 | 0 | | | | |
| 12 Chase Headley, S (1, 3) OBP: 0.347, SLG: 0.381 | | | | | | | | | | 4 | 0 | 1 | 0 | 0 | 1 | 0 | | | | |
| 29 Todd Frazier, R (1, 5) OBP: 0.326, SLG: 0.416 | | | | | | | | | | 2 | 0 | 1 | 0 | 1 | 0 | 2 | | | | |
| 39 Tyler Wade, L (1, 4) OBP: 0.243, SLG: 0.219 | | | | | | | | | | 3 | 1 | 0 | 0 | 0 | 0 | 2 | | | | |
| 27 Austin Romine, R (1, 2) OBP: 0.298, SLG: 0.319 | | | | | | | | | | 3 | 0 | 1 | 1 | 0 | 1 | 0 | | | | |
| Inning Stats | R: 0 E: 0 K: 2 S: 11 | H: 3 LOB: 0 BB: 0 P: 16 | R: 1 E: 0 K: 0 S: 7 | H: 3 LOB: 0 BB: 0 P: 13 | R: 0 E: 0 K: 0 S: 9 | H: 0 LOB: 1 BB: 1 P: 14 | R: 1 E: 0 K: 0 S: 13 | H: 1 LOB: 0 BB: 0 P: 20 | R: 1 E: 0 K: 0 S: 12 | H: 3 LOB: 3 BB: 1 P: 23 | R: 0 E: 0 K: 0 S: 7 | H: 0 LOB: 1 BB: 1 P: 13 | R: 0 E: 0 K: 2 S: 8 | H: 0 LOB: 0 BB: 0 P: 13 | R: 1 E: 0 K: 2 S: 13 | H: 1 LOB: 0 BB: 0 P: 20 | | 1B: 6 2B: 1 3B: 1 HR: 1 | SF: 1 SAC: 0 DP: 0 HBP: 0 | WP: 0 PB: 0 SB: 0 CS: 0 |
| PITCHER | IP WLS BF H R ER SO BB IBB HBP BLK WP HR S P ERA WHIP | | | | | | | | | | | | | | | | | | | |
| 58 Luis Castillo, R (1, 1) ERA: 4.05 | 5.0 L 22 7 3 3 2 2 0 0 0 0 0 0 0 52 86 5.40 1.800 | | | | | | | | | | | | | | | | | | | |
| 53 Wandy Peralta, L (6, 1) ERA: 2.74 | 1.0 4 0 0 0 0 1 0 0 0 0 0 0 0 7 13 0.00 1.000 | | | | | | | | | | | | | | | | | | | |
| 31 Drew Storen, R (7, 1) ERA: 1.12 | 1.0 3 0 0 0 2 0 0 0 0 0 0 0 0 8 13 0.00 0.000 | | | | | | | | | | | | | | | | | | | |
| 21 Michael Lorenzen, R (8, 1) ERA: 3.98 | 1.0 4 1 1 1 2 0 0 0 0 0 0 0 1 13 20 9.00 1.000 | | | | | | | | | | | | | | | | | | | |

| Batter | 1 | 2 | 3 | 4 | 5 | 6 | 7 | 8 | 9 | AB | R | H | RBI | BB | SO | LOB | TOP | | | | | |
|---|---|----------------------------------|---|---|--|---|--|---|-------------------------------|----------------------------------|-------------------------------|----------------------------------|-------------------------------|----------------------------------|-------------------------------|----------------------------------|---|------------------------------|---------------------------------|----------------------------------|------------------------------------|----------------------------------|
| 6 Billy Hamilton, S OBP: 0.302, SLG: 0.337 |  | |  | | | | |  | | 4 | 0 | 0 | 0 | 0 | 2 | 0 | <p>Cincinnati Reds @ New York Yankees Yankee Stadium, Bronx, NY Wed Jul 26 2017, 1:10 PM - 4:01 PM EDT Att: 42,421 - Sunny - 75 F</p> | | | | | |
| 4 Scooter Gennett, L OBP: 0.354, SLG: 0.587 |  | | |  | |  | |  19 BB 23 HR | | 4 | 1 | 0 | 0 | 0 | 2 | 0 | | | | | | |
| 19 Joey Votto, L OBP: 0.420, SLG: 0.577 |  | | |  | |  23 FC5-4 | |  23 HR | | 2 | 1 | 2 | 0 | 2 | 0 | 0 | | | | | | |
| 23 Adam Duval, R OBP: 0.319, SLG: 0.524 |  | | |  | |  1-2 | |  1-H 2-H | | 4 | 1 | 1 | 3 | 0 | 1 | 3 | | | | | | |
| 43 Scott Schebler, L OBP: 0.313, SLG: 0.480 |  | |  | | | |  7 2B |  | | 4 | 1 | 0 | 0 | 0 | 2 | 1 | | | | | | |
| 7 Eugenio Suárez, R OBP: 0.356, SLG: 0.458 |  | | | |  39 FC6-4 | |  16 G3-1 |  | | 3 | 1 | 1 | 1 | 1 | 1 | 0 | | | | | | |
| 39 Devin Mesoraco, R OBP: 0.322, SLG: 0.414 |  | | | |  1-2 | |  |  | | 4 | 0 | 0 | 0 | 0 | 2 | 2 | | | | | | |
| 16 Tucker Barnhart, L OBP: 0.318, SLG: 0.382 |  | | | |  | |  |  | | 4 | 0 | 0 | 1 | 0 | 2 | 1 | | | | | | |
| 9 José Peraza, R OBP: 0.272, SLG: 0.319 |  | | | |  1-2 | |  |  | | 4 | 0 | 0 | 0 | 0 | 0 | 1 | | | | | | |
| Inning Stats | R: 0 E: 0 K: 2 S: 13 | H: 1 LOB: 1 BB: 0 P: 17 | R: 0 E: 0 K: 1 S: 8 | H: 0 LOB: 0 BB: 0 P: 11 | R: 0 E: 0 K: 2 S: 11 | H: 0 LOB: 0 BB: 0 P: 13 | R: 0 E: 0 K: 2 S: 9 | H: 1 LOB: 1 BB: 0 P: 12 | R: 0 E: 0 K: 1 S: 10 | H: 0 LOB: 1 BB: 1 P: 15 | R: 0 E: 0 K: 0 S: 12 | H: 0 LOB: 1 BB: 1 P: 20 | R: 2 E: 1 K: 1 S: 15 | H: 1 LOB: 0 BB: 0 P: 24 | R: 3 E: 0 K: 2 S: 18 | H: 1 LOB: 0 BB: 1 P: 25 | | R: 0 E: 0 K: 1 S: 6 | H: 0 LOB: 0 BB: 0 P: 7 | 1B: 2 2B: 1 3B: 0 HR: 1 | SF: 0 SAC: 0 DP: 0 HBP: 0 | WP: 2 PB: 0 SB: 0 CS: 0 |
| PITCHER | IP WLS BF H R ER SO BB IBB HBP BLK WP HR S P ERA WHIP | | | | | | | | | | | | | | | | | | | | | |
| 40 Luis Severino, R ERA: 3.03 | 7.0 W 27 3 2 0 9 2 0 0 0 0 1 0 78 112 0.00 0.714 | | | | | | | | | | | | | | | | | | | | | |
| 85 Luis Cessa, R ERA: 5.4 | 1.0 6 1 3 3 2 1 0 0 0 0 1 1 18 25 27.00 2.000 | | | | | | | | | | | | | | | | | | | | | |
| 30 David Robertson, R ERA: 2.65 | 1.0 3 0 0 0 1 0 0 0 0 0 0 0 6 7 0.00 0.000 | | | | | | | | | | | | | | | | | | | | | |


| Batter | 1 | 2 | 3 | 4 | 5 | 6 | 7 | 8 | 9 | AB | R | H | RBI | BB | SO | LOB | BOTTOM | | | |
|---|--|---------------------------------|---|----------------------------------|---|----------------------------------|---|---|-------------------------------|----------------------------------|-------------------------------|----------------------------------|-------------------------------|----------------------------------|-------------------------------|----------------------------------|---|----------------------------------|------------------------------------|----------------------------------|
| 11 Brett Gardner, L OBP: 0.351, SLG: 0.452 |  | |  77 1B | | | | |  | | 4 | 0 | 2 | 0 | 1 | 0 | 2 | <p>Cincinnati Reds @ New York Yankees Yankee Stadium, Bronx, NY Wed Jul 26 2017, 1:10 PM - 4:01 PM EDT Att: 42,421 - Sunny - 75 F</p> | | | |
| 77 Clint Frazier, R OBP: 0.306, SLG: 0.565 |  | |  1-2 | |  24 FC5-4 | |  24 2B |  24 S | | 4 | 1 | 2 | 2 | 1 | 1 | 1 | | | | |
| 24 Gary Sánchez, R OBP: 0.341, SLG: 0.469 |  | |  1-3 2-H | |  1-2 | |  17 1B |  1-3 | | 5 | 1 | 1 | 1 | 0 | 0 | 5 | | | | |
| 17 Matt Holliday, R OBP: 0.331, SLG: 0.455 |  | |  | |  | |  18 HR |  | | 5 | 1 | 1 | 1 | 0 | 1 | 1 | | | | |
| 18 Didi Gregorius, L OBP: 0.336, SLG: 0.513 |  | |  | |  12 1B | |  1-H | | | 4 | 2 | 1 | 2 | 0 | 0 | 0 | | | | |
| 12 Chase Headley, S OBP: 0.346, SLG: 0.380 |  | |  | |  22 74 G6-3 | |  29 HBP |  | | 4 | 1 | 1 | 1 | 0 | 0 | 0 | | | | |
| 29 Todd Frazier, R OBP: 0.331, SLG: 0.429 |  22 G5-4-3 | |  74 G6-3 | |  74 G6-3 | |  22 E |  | | 3 | 1 | 2 | 1 | 0 | 0 | 0 | | | | |
| 22 Jacoby Ellsbury, L OBP: 0.318, SLG: 0.353 |  1-2 | |  1-2 | |  74 G6-3 | |  |  | | 4 | 0 | 0 | 0 | 0 | 1 | 3 | | | | |
| 74 Ronald Torreyes, R OBP: 0.312, SLG: 0.363 |  77 1B | |  77 1B | |  1-2 3-H | |  |  | | 4 | 2 | 2 | 1 | 0 | 1 | 2 | | | | |
| Inning Stats | R: 0 E: 0 K: 0 S: 6 | H: 0 LOB: 0 BB: 0 P: 9 | R: 0 E: 0 K: 0 S: 6 | H: 0 LOB: 0 BB: 0 P: 13 | R: 1 E: 0 K: 0 S: 13 | H: 4 LOB: 2 BB: 0 P: 17 | R: 0 E: 0 K: 0 S: 9 | H: 0 LOB: 0 BB: 0 P: 12 | R: 1 E: 0 K: 0 S: 10 | H: 3 LOB: 2 BB: 0 P: 11 | R: 2 E: 2 K: 0 S: 11 | H: 1 LOB: 2 BB: 0 P: 18 | R: 5 E: 0 K: 2 S: 21 | H: 4 LOB: 0 BB: 1 P: 34 | R: 0 E: 0 K: 2 S: 14 | H: 0 LOB: 1 BB: 1 P: 20 | | 1B: 9 2B: 1 3B: 0 HR: 2 | SF: 0 SAC: 0 DP: 1 HBP: 1 | WP: 0 PB: 0 SB: 1 CS: 0 |
| PITCHER | IP WLS BF H R ER SO BB IBB HBP BLK WP HR S P ERA WHIP | | | | | | | | | | | | | | | | | | | |
| 34 Homer Bailey, R ERA: 8.37 | 6.0 L 31 10 7 5 0 1 0 1 0 0 0 0 2 9 13 27.00 3.000 | | | | | | | | | | | | | | | | | | | |
| 52 Tony Cingrani, L ERA: 5.64 | 0.2 4 2 2 2 1 0 0 0 0 0 0 0 14 21 0.00 1.000 | | | | | | | | | | | | | | | | | | | |
| 65 Asher Wojciechowski, R ERA: 4.73 | 1.0 4 0 0 0 2 1 0 0 0 0 0 0 3 4 0.00 0.000 | | | | | | | | | | | | | | | | | | | |
| 26 Raisel Iglesias, R ERA: 1.45 | 0.1 1 0 0 0 1 0 0 0 0 0 0 0 3 4 0.00 0.000 | | | | | | | | | | | | | | | | | | | |

| Batter | 1 | 2 | 3 | 4 | 5 | 6 | 7 | 8 | 9 | 10 | 11 | AB | R | H | RBI | BB | SO | LOB | TOP | | | | | |
|--|--|----------------------------------|-------------------------------|----------------------------------|-----------------------------------|----------------------------------|-------------------------------|--|--|----------------------------------|-------------------------------|----------------------------------|-------------------------------|----------------------------------|-------------------------------|----------------------------------|------------------------------|---------------------------------|------------------------------|----------------------------------|----------------------------------|------------------------------------|----------------------------------|--------|
| 20 Steven Souza Jr., R OBP: 0.373, SLG: 0.507 | L8 | | P3 | | BB | | G3-1 | | 1B | | | 4 | 1 | 1 | 0 | 1 | 0 | 0 | | | | | | |
| 14 Trevor Plouffe, R OBP: 0.269, SLG: 0.336 | K | | G6-3 | | | | F7 | | K | | | 2 | 0 | 0 | 0 | 0 | 1 | 0 | | | | | | |
| 13 Brad Miller, L OBP: 0.342, SLG: 0.335 | | | | | 2B | | | | | | | 3 | 0 | 1 | 2 | 0 | 1 | 1 | | | | | | |
| 3 Evan Longoria, R OBP: 0.325, SLG: 0.461 | 1B | | | | | | | | G6-3 | | | 5 | 1 | 2 | 1 | 0 | 1 | 2 | | | | | | |
| 7 Logan Morrison, L OBP: 0.360, SLG: 0.535 | G3 | | | | | | | | | | | 5 | 0 | 0 | 0 | 0 | 3 | 2 | | | | | | |
| 40 Wilson Ramos, R OBP: 0.232, SLG: 0.385 | G1-3 | | | | | | | | | | | 5 | 0 | 0 | 0 | 0 | 1 | 0 | | | | | | |
| 10 Corey Dickerson, L OBP: 0.348, SLG: 0.535 | K | | | | | | | | | | | 5 | 1 | 2 | 1 | 0 | 1 | 0 | | | | | | |
| 1 Tim Beckham, R OBP: 0.317, SLG: 0.417 | | | | | | | | | | | | 5 | 0 | 2 | 0 | 0 | 3 | 0 | | | | | | |
| 11 Adeiny Hechavarria, R OBP: 0.280, SLG: 0.336 | FC6-4 | | | | | | | | | | | 5 | 1 | 2 | 0 | 0 | 1 | 3 | | | | | | |
| 18 Peter Bourjos, R OBP: 0.299, SLG: 0.431 | | | P2 | | | | | | | | | 5 | 1 | 1 | 1 | 0 | 1 | 1 | | | | | | |
| Inning Stats | R: 0 E: 0 K: 1 S: 11 | H: 1 LOB: 1 BB: 0 P: 19 | R: 0 E: 0 K: 1 S: 10 | H: 1 LOB: 1 BB: 0 P: 12 | R: 0 E: 0 K: 0 S: 10 | H: 0 LOB: 0 BB: 0 P: 17 | R: 1 E: 0 K: 0 S: 10 | H: 1 LOB: 0 BB: 0 P: 15 | R: 3 E: 0 K: 2 S: 25 | H: 3 LOB: 1 BB: 1 P: 43 | R: 0 E: 0 K: 1 S: 13 | H: 0 LOB: 0 BB: 0 P: 20 | R: 0 E: 0 K: 2 S: 11 | H: 2 LOB: 2 BB: 0 P: 13 | R: 0 E: 0 K: 1 S: 12 | H: 1 LOB: 1 BB: 0 P: 16 | R: 0 E: 0 K: 1 S: 7 | H: 0 LOB: 0 BB: 0 P: 7 | R: 0 E: 0 K: 3 S: 9 | H: 0 LOB: 0 BB: 0 P: 12 | 1B: 6 2B: 3 3B: 0 HR: 2 | SF: 0 SAC: 0 DP: 0 HBP: 0 | WP: 0 PB: 0 SB: 0 CS: 0 | PA: 45 |
| PITCHER | IP ERA WLS BF H R ER SO BB IBB HBP BLK WP HR S P ERA WHIP | 52 CC Sabathia, L ERA: 3.66 | 57 Chad Green, R ERA: 1.71 | 48 Tommy Kahnle, R ERA: 2.23 | 68 Delin Betances, R ERA: 2.75 | 43 Adam Warren, R ERA: 1.93 | PITCHER | IP ERA WLS BF H R ER SO BB IBB HBP BLK WP HR S P ERA WHIP | 54 Aroldis Chapman, L (10, 1) ERA: 3.14 | | | | | | | | | | | | | | | |

Tampa Bay Rays @ New York Yankees
Yankee Stadium, Bronx, NY
Thu Jul 27 2017, 7:10 PM - 11:04 PM EDT
Att: 44,033 - Cloudy - 76 F

livebaseballscores.com

AB 44
R 5
H 11
RBI 5
BB 1
SO 13
LOB 9




| Batter | 1 | 2 | 3 | 4 | 5 | 6 | 7 | 8 | 9 | 10 | 11 | AB | R | H | RBI | BB | SO | LOB | BOTTOM | | | | | |
|---|--|----------------------------------|--------------------------------|----------------------------------|---------------------------------|-----------------------------------|------------------------------|--|--------------------------------|------------------------------------|-------------------------------|----------------------------------|-------------------------------|----------------------------------|------------------------------|----------------------------------|------------------------------|----------------------------------|------------------------------|---------------------------------|-----------------------------------|------------------------------------|----------------------------------|--------|
| 11 Brett Gardner, L OBP: 0.353, SLG: 0.465 | G4-3 | | | | | | | | | | | 5 | 2 | 2 | 1 | 1 | 1 | 0 | | | | | | |
| 77 Clint Frazier, R OBP: 0.299, SLG: 0.541 | 1B | | | | | | | | | | | 5 | 0 | 1 | 0 | 0 | 2 | 3 | | | | | | |
| 99 Aaron Judge, R OBP: 0.432, SLG: 0.640 | K | | | | | | | | | | | 5 | 0 | 1 | 0 | 0 | 1 | 2 | | | | | | |
| 24 Gary Sánchez, R OBP: 0.342, SLG: 0.479 | P6 | | | | | | | | | | | 5 | 1 | 2 | 2 | 0 | 1 | 2 | | | | | | |
| 18 Didi Gregorius, L OBP: 0.337, SLG: 0.511 | G3 | | | | | | | | | | | 5 | 1 | 2 | 0 | 0 | 1 | 1 | | | | | | |
| 12 Chase Headley, S OBP: 0.352, SLG: 0.384 | 2B | | | | | | | | | | | 4 | 1 | 3 | 0 | 1 | 1 | 0 | | | | | | |
| 22 Jacoby Ellsbury, L OBP: 0.323, SLG: 0.360 | 1B | | | | | | | | | | | 2 | 1 | 1 | 1 | 1 | 1 | 0 | | | | | | |
| 17 Matt Holliday, R OBP: 0.330, SLG: 0.453 | K | | | | | | | | | | | 1 | 0 | 0 | 1 | 0 | 0 | 1 | | | | | | |
| 74 Ronald Torreyes, R (8, PR) OBP: 0.312, SLG: 0.363 | 2B | | | | | | | | | | | 0 | 0 | 0 | 0 | 0 | 0 | 0 | | | | | | |
| 29 Todd Frazier, R OBP: 0.332, SLG: 0.428 | 1B | | | | | | | | | | | 5 | 0 | 2 | 1 | 0 | 1 | 4 | | | | | | |
| 39 Tyler Wade, L OBP: 0.214, SLG: 0.189 | K | | | | | | | | | | | 5 | 0 | 0 | 0 | 0 | 3 | 7 | | | | | | |
| Inning Stats | R: 0 E: 0 K: 1 S: 9 | H: 1 LOB: 1 BB: 0 P: 14 | R: 2 E: 0 K: 2 S: 15 | H: 3 LOB: 2 BB: 1 P: 24 | R: 1 E: 0 K: 2 S: 15 | H: 1 LOB: 0 BB: 0 P: 19 | R: 0 E: 0 K: 1 S: 6 | H: 0 LOB: 0 BB: 0 P: 9 | R: 0 E: 0 K: 2 S: 12 | H: 3 LOB: 3 BB: 1 P: 20 | R: 0 E: 0 K: 1 S: 12 | H: 1 LOB: 1 BB: 0 P: 19 | R: 0 E: 0 K: 0 S: 11 | H: 2 LOB: 2 BB: 0 P: 16 | R: 1 E: 0 K: 0 S: 9 | H: 2 LOB: 1 BB: 0 P: 14 | R: 0 E: 0 K: 1 S: 9 | H: 0 LOB: 1 BB: 1 P: 17 | R: 1 E: 0 K: 0 S: 2 | H: 1 LOB: 0 BB: 0 P: 3 | 1B: 10 2B: 1 3B: 1 HR: 2 | SF: 0 SAC: 1 DP: 1 HBP: 0 | WP: 0 PB: 0 SB: 0 CS: 0 | PA: 46 |
| PITCHER | IP ERA WLS BF H R ER SO BB IBB HBP BLK WP HR S P ERA WHIP | 22 Chris Archer, R ERA: 3.8 | 55 Adam Kolarek, L ERA: 5.4 | 54 Sergio Romo, R ERA: 6.08 | 43 Dan Jennings, L ERA: 3.65 | 26 Brad Boxberger, R ERA: 3.86 | PITCHER | IP ERA WLS BF H R ER SO BB IBB HBP BLK WP HR S P ERA WHIP | 37 Alex Colomé, R ERA: 3.66 | 36 Andrew Kittredge, R ERA: 9.4 | | | | | | | | | | | | | | |

Tampa Bay Rays @ New York Yankees
Yankee Stadium, Bronx, NY
Thu Jul 27 2017, 7:10 PM - 11:04 PM EDT
Att: 44,033 - Cloudy - 76 F

livebaseballscores.com

AB 42
R 6
H 14
RBI 6
BB 3
SO 12
LOB 20



| Batter | 1 | 2 | 3 | 4 | 5 | 6 | 7 | 8 | 9 | AB R H RBI BB SO LOB | TOP | | | | | | | | | | | | |
|---|---|----------------------------------|---------------------------------------|----------------------------------|---------------------------------------|----------------------------------|--------------------------------------|---------------------------------|--------------------------------------|----------------------------------|--|---|--|---------------------------------------|----------------------------------|---------------------------------------|----------------------------------|--------------------------------------|---------------------------------|----------------------------------|------------------------------------|----------------------------------|--------|
| 0 Mallex Smith, L (1, 8) OBP: 0.354, SLG: 0.387 | | | | | | | | | | 4 0 0 0 0 4 1 | <p>Tampa Bay Rays @ New York Yankees</p> <p>Yankee Stadium, Bronx, NY</p> <p>Fri Jul 28 2017, 7:10 PM - 9:32 PM EDT</p> <p>Att: 40,470 - Cloudy - 81 F</p> | | | | | | | | | | | | |
| 10 Corey Dickerson, L (1, 7) OBP: 0.344, SLG: 0.529 | | | | | | | | | | 4 0 0 0 0 1 0 | | | | | | | | | | | | | |
| 3 Evan Longoria, R (1, 5) OBP: 0.323, SLG: 0.458 | | | | | | | | | | 3 0 0 0 0 2 0 | | | | | | | | | | | | | |
| 21 Lucas Duda, L (1, 3) | | | | | | | | | | 3 1 1 1 0 1 0 | | | | | | | | | | | | | |
| 20 Steven Souza Jr., R (1, 9) OBP: 0.370, SLG: 0.503 | | | | | | | | | | 3 0 0 0 0 2 0 | | | | | | | | | | | | | |
| 13 Brad Miller, L (1, 10) OBP: 0.338, SLG: 0.330 | | | | | | | | | | 3 0 0 0 0 1 0 | | | | | | | | | | | | | |
| 40 Wilson Ramos, R (1, 2) OBP: 0.222, SLG: 0.368 | | | | | | | | | | 3 0 0 0 0 2 0 | | | | | | | | | | | | | |
| 1 Tim Beckham, R (1, 4) OBP: 0.315, SLG: 0.413 | | | | | | | | | | 3 0 0 0 0 2 0 | | | | | | | | | | | | | |
| 11 Adeiny Hechavarria, R (1, 6) OBP: 0.281, SLG: 0.336 | | | | | | | | | | 3 0 1 0 0 0 0 | | | | | | | | | | | | | |
| Inning Stats | R: 0 H: 0 E: 0 K: 3 S: 10 | H: 0 LOB: 0 BB: 0 P: 12 | R: 0 H: 0 E: 0 K: 2 S: 12 | H: 0 LOB: 0 BB: 0 P: 18 | R: 0 H: 0 E: 0 K: 2 S: 10 | H: 0 LOB: 0 BB: 0 P: 12 | R: 0 H: 0 E: 0 K: 1 S: 6 | H: 0 LOB: 0 BB: 0 P: 7 | R: 0 H: 0 E: 0 K: 1 S: 8 | H: 0 LOB: 0 BB: 0 P: 13 | | R: 0 H: 1 E: 0 K: 1 S: 9 | H: 1 LOB: 1 BB: 0 P: 14 | R: 1 H: 1 E: 0 K: 1 S: 10 | H: 1 LOB: 0 BB: 0 P: 16 | R: 0 H: 0 E: 0 K: 3 S: 12 | H: 0 LOB: 0 BB: 0 P: 17 | R: 0 H: 0 E: 0 K: 1 S: 6 | H: 0 LOB: 0 BB: 0 P: 6 | 1B: 1 2B: 0 3B: 0 HR: 1 | SF: 0 SAC: 0 DP: 0 HBP: 0 | WP: 0 PB: 0 SB: 0 CS: 0 | PA: 29 |
| PITCHER | IP WLS BF H R ER SO BB IBB HBP BLK WP HR S P ERA WHIP | | | | | | | | | | | IP WLS BF H R ER SO BB IBB HBP BLK WP HR S P ERA WHIP | | | | | | | | | | | |
| 19 Masahiro Tanaka, R (1, 1) ERA: 5.09 | 8.0 W 26 2 1 1 14 0 0 0 0 0 0 1 77 109 1.12 0.250 | | | | | | | | | | | 30 David Robertson, R (9, 1) ERA: 2.55 | 1.0 3 0 0 0 1 0 0 0 0 0 0 0 6 6 0.00 0.000 | | | | | | | | | | |

| | |
|-----|----|
| AB | 29 |
| R | 1 |
| H | 2 |
| RBI | 1 |
| BB | 0 |
| SO | 15 |
| LOB | 1 |



| Batter | 1 | 2 | 3 | 4 | 5 | 6 | 7 | 8 | 9 | AB R H RBI BB SO LOB | BOTTOM | | | | | | | | | | | | |
|--|---|----------------------------------|--------------------------------------|---------------------------------|--------------------------------------|----------------------------------|---------------------------------------|----------------------------------|---------------------------------------|----------------------------------|--|---|--|--------------------------------------|---------------------------------|---------------------------------------|----------------------------------|----------------------------------|------------------------------------|----------------------------------|--------|--|--|
| 11 Brett Gardner, L (1, 8) OBP: 0.357, SLG: 0.473 | | | | | | | | | | 2 3 1 1 1 0 0 | <p>Tampa Bay Rays @ New York Yankees</p> <p>Yankee Stadium, Bronx, NY</p> <p>Fri Jul 28 2017, 7:10 PM - 9:32 PM EDT</p> <p>Att: 40,470 - Cloudy - 81 F</p> | | | | | | | | | | | | |
| 77 Clint Frazier, R (1, 7) OBP: 0.295, SLG: 0.564 | | | | | | | | | | 4 1 1 3 0 2 1 | | | | | | | | | | | | | |
| 99 Aaron Judge, R (1, 9) OBP: 0.430, SLG: 0.644 | | | | | | | | | | 4 1 1 1 0 1 1 | | | | | | | | | | | | | |
| 24 Gary Sánchez, R (1, 2) OBP: 0.344, SLG: 0.477 | | | | | | | | | | 3 0 1 0 1 1 0 | | | | | | | | | | | | | |
| 18 Didi Gregorius, L (1, 6) OBP: 0.336, SLG: 0.508 | | | | | | | | | | 4 0 1 1 0 0 1 | | | | | | | | | | | | | |
| 17 Matt Holliday, R (1, 10) OBP: 0.327, SLG: 0.448 | | | | | | | | | | 3 0 0 0 0 2 1 | | | | | | | | | | | | | |
| 12 Chase Headley, S (1, 3) OBP: 0.349, SLG: 0.381 | | | | | | | | | | 3 0 0 0 0 1 0 | | | | | | | | | | | | | |
| 29 Todd Frazier, R (1, 5) OBP: 0.332, SLG: 0.425 | | | | | | | | | | 2 1 0 0 1 2 0 | | | | | | | | | | | | | |
| 74 Ronald Torreyes, R (1, 4) OBP: 0.307, SLG: 0.357 | | | | | | | | | | 3 0 0 0 0 1 1 | | | | | | | | | | | | | |
| Inning Stats | R: 1 H: 1 E: 0 K: 3 S: 12 | H: 1 LOB: 0 BB: 0 P: 16 | R: 0 H: 0 E: 0 K: 0 S: 6 | H: 0 LOB: 0 BB: 0 P: 7 | R: 0 H: 0 E: 0 K: 1 S: 8 | H: 0 LOB: 0 BB: 0 P: 11 | R: 1 H: 2 E: 0 K: 1 S: 19 | H: 2 LOB: 1 BB: 0 P: 23 | R: 3 H: 1 E: 0 K: 2 S: 13 | H: 1 LOB: 2 BB: 2 P: 24 | | R: 0 H: 0 E: 0 K: 1 S: 6 | H: 0 LOB: 0 BB: 0 P: 9 | R: 0 H: 0 E: 0 K: 1 S: 5 | H: 0 LOB: 0 BB: 0 P: 6 | R: 1 H: 1 E: 0 K: 1 S: 10 | H: 1 LOB: 1 BB: 1 P: 19 | 1B: 2 2B: 0 3B: 0 HR: 3 | SF: 0 SAC: 0 DP: 0 HBP: 1 | WP: 0 PB: 1 SB: 0 CS: 0 | PA: 32 | | |
| PITCHER | IP WLS BF H R ER SO BB IBB HBP BLK WP HR S P ERA WHIP | | | | | | | | | | | IP WLS BF H R ER SO BB IBB HBP BLK WP HR S P ERA WHIP | | | | | | | | | | | |
| 50 Austin Pruitt, R (1, 1) ERA: 6.63 | 5.0 L 21 4 5 5 7 2 0 0 0 0 0 0 11 15 9.00 1.200 | | | | | | | | | | | 47 Chase Whitley, R (6, 1) ERA: 3.07 | 2.0 6 0 0 0 2 0 0 0 0 0 0 0 11 15 0.00 0.000 | | | | | | | | | | |
| 55 Adam Kolarek, L (8, 1) ERA: 5.87 | 1.0 5 1 1 1 1 0 1 1 0 0 0 0 10 19 9.00 1.000 | | | | | | | | | | | | | | | | | | | | | | |

| | |
|-----|----|
| AB | 28 |
| R | 6 |
| H | 5 |
| RBI | 6 |
| BB | 3 |
| SO | 10 |
| LOB | 5 |



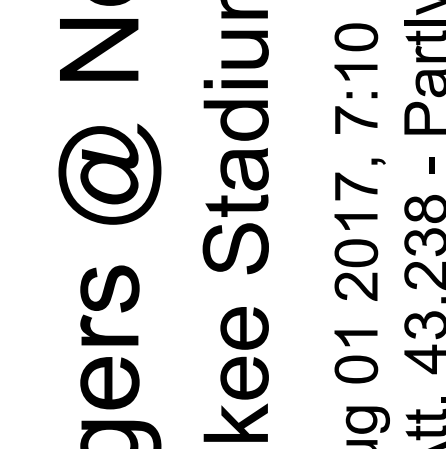
| Batter | 1 | 2 | 3 | 4 | 5 | 6 | 7 | 8 | 9 | AB | R | H | RBI | BB | SO | LOB | TOP | | | |
|---|---------------------------------------|---------------------------------------|---------------------------------------|---------------------------------------|---------------------------------------|---------------------------------------|---------------------------------------|---------------------------------------|---------------------------------------|---------------------------------------|---------------------------------------|---------------------------------------|---------------------------------------|---------------------------------------|---------------------------------------|---------------------------------------|--|------------------------------------|----------------------------------|--------|
| 3 Ian Kinsler, R OBP: 0.325, SLG: 0.387 | G3 | | L3 | | 1B | | | P4 | | 4 | 0 | 1 | 0 | 0 | 0 | 0 | Detroit Tigers @ New York Yankees Yankee Stadium, Bronx, NY Tue Aug 01 2017, 7:10 PM - 10:09 PM EDT Att: 43,238 - Partly Cloudy - 86 F | | | |
| 15 Miki Mahtook, R OBP: 0.341, SLG: 0.466 | G5-3 | | L7 | | K | | | BB | | 3 | 0 | 0 | 0 | 1 | 1 | | | | | |
| 8 Justin Upton, R OBP: 0.369, SLG: 0.512 | L9 | | HR | | G5-3 | | | K | | 4 | 1 | 1 | 1 | 0 | 1 | | | | | |
| 24 Miguel Cabrera, R OBP: 0.345, SLG: 0.422 | | 9 2B 55 HR | K | | L9 | | | F9 | | 4 | 1 | 1 | 0 | 0 | 1 | | | | | |
| 9 Nick Castellanos, R OBP: 0.312, SLG: 0.444 | | 34 FC6 | G6-3 | | G1-3 | | | K | | 4 | 0 | 1 | 0 | 0 | 1 | | | | | |
| 34 James McCann, R OBP: 0.324, SLG: 0.461 | | 55 HR | FC6 | | 55 BB | | | K | | 4 | 1 | 2 | 0 | 0 | 1 | | | | | |
| 55 John Hicks, R OBP: 0.329, SLG: 0.557 | | 49 HR | HR | | 49 G6-4-3 BB | | | G1-3 | | 3 | 1 | 1 | 3 | 1 | 1 | | | | | |
| 49 Dixon Machado, R OBP: 0.344, SLG: 0.375 | | G4-3 | G4-3 | | G6-4-3 | | | G5-3 | | 4 | 0 | 1 | 0 | 0 | 2 | | | | | |
| 17 Andrew Romine, S OBP: 0.294, SLG: 0.349 | | G6-3 | G6-3 | | G6-3 | | | G6-3 | | 4 | 0 | 1 | 0 | 0 | 0 | | | | | |
| Inning Stats | R: 0 E: 0 K: 0 S: 7 | H: 0 LOB: 0 BB: 0 P: 12 | R: 3 E: 0 K: 0 S: 16 | H: 3 LOB: 0 BB: 0 P: 25 | R: 1 E: 0 K: 1 S: 11 | H: 1 LOB: 0 BB: 0 P: 17 | R: 0 E: 0 K: 0 S: 9 | H: 1 LOB: 1 BB: 0 P: 16 | R: 0 E: 0 K: 1 S: 8 | H: 0 LOB: 0 BB: 0 P: 13 | R: 0 E: 0 K: 0 S: 4 | H: 0 LOB: 0 BB: 0 P: 5 | R: 0 E: 0 K: 1 S: 12 | H: 0 LOB: 1 BB: 0 P: 21 | R: 0 E: 0 K: 2 S: 13 | H: 3 LOB: 2 BB: 0 P: 16 | 1B: 6 2B: 1 3B: 0 HR: 2 | SF: 0 SAC: 0 DP: 1 HBP: 0 | WP: 0 PB: 0 SB: 0 CS: 0 | PA: 36 |
| PITCHER | IP WLS BF H R ER SO | IP WLS BF H R ER SO | IP WLS BF H R ER SO | IP WLS BF H R ER SO | IP WLS BF H R ER SO | IP WLS BF H R ER SO | IP WLS BF H R ER SO | IP WLS BF H R ER SO | IP WLS BF H R ER SO | IP WLS BF H R ER SO | IP WLS BF H R ER SO | IP WLS BF H R ER SO | IP WLS BF H R ER SO | IP WLS BF H R ER SO | IP WLS BF H R ER SO | IP WLS BF H R ER SO | ERA WHIP | ERA WHIP | | |
| 52 CC Sabathia, L ERA: 3.81 | 6.0 | L | 24 | 6 | 4 | 4 | 3 | 1 | 0 | 0 | 0 | 0 | 0 | 0 | 0 | 0 | 0 | 6.00 | 1.167 | |
| 43 Adam Warren, R ERA: 1.97 | 2.0 | | 7 | 0 | 0 | 0 | 1 | 1 | 0 | 0 | 0 | 0 | 0 | 0 | 0 | 0 | 0 | 0.00 | 0.500 | |
| 30 David Robertson, R ERA: 2.68 | 1.0 | | 5 | 3 | 0 | 0 | 2 | 0 | 0 | 0 | 0 | 0 | 0 | 0 | 0 | 0 | 0 | 0.00 | 3.000 | |

| Batter | 1 | 2 | 3 | 4 | 5 | 6 | 7 | 8 | 9 | AB | R | H | RBI | BB | SO | LOB | BOTTOM | | | | | |
|---|---------------------------------------|---------------------------------------|---------------------------------------|---------------------------------------|---------------------------------------|---------------------------------------|---------------------------------------|---------------------------------------|---------------------------------------|---------------------------------------|---------------------------------------|---------------------------------------|---------------------------------------|---------------------------------------|---------------------------------------|---------------------------------------|--|----------------------------------|----------------------------------|------------------------------------|----------------------------------|--------|
| 11 Brett Gardner, L OBP: 0.356, SLG: 0.465 | G4-3 | | G3 | | F7 | | | | | 4 | 0 | 1 | 0 | 1 | 0 | 1 | Detroit Tigers @ New York Yankees Yankee Stadium, Bronx, NY Tue Aug 01 2017, 7:10 PM - 10:09 PM EDT Att: 43,238 - Partly Cloudy - 86 F | | | | | |
| 77 Clint Frazier, R OBP: 0.283, SLG: 0.511 | G4-3 | | P4 | | F8 | | | G4-3 | | 5 | 0 | 0 | 0 | 0 | 4 | | | | | | | |
| 99 Aaron Judge, R OBP: 0.425, SLG: 0.632 | P4 | | G4-3 | | K | | | P4 | | 4 | 0 | 0 | 0 | 0 | 1 | | | | | | | |
| 24 Gary Sánchez, R OBP: 0.343, SLG: 0.489 | | G5-3 | | | 18 HR | | | P3 | | 4 | 2 | 2 | 0 | 0 | 0 | | | | | | | |
| 18 Didi Gregorius, L OBP: 0.330, SLG: 0.506 | | G3-1 | | | HR | | | K | | 4 | 1 | 2 | 3 | 0 | 1 | | | | | | | |
| 17 Matt Holliday, R OBP: 0.326, SLG: 0.441 | | 12 HBP | | | F9 | | | G6-3 | | 4 | 0 | 2 | 0 | 0 | 0 | | | | | | | |
| 12 Chase Headley, S OBP: 0.356, SLG: 0.392 | | HBP | | | L7 | | | G4-3 | | 3 | 0 | 0 | 0 | 0 | 0 | | | | | | | |
| 29 Todd Frazier, R OBP: 0.331, SLG: 0.413 | | G4-3 | | | BB | | | P3 | | 3 | 0 | 0 | 0 | 1 | 1 | | | | | | | |
| 39 Tyler Wade, L OBP: 0.224, SLG: 0.227 | | G4-3 | | | BB | | | F8 | | 3 | 0 | 1 | 0 | 0 | 1 | | | | | | | |
| 22 Jacoby Ellsbury, L OBP: 0.325, SLG: 0.354 | | 11 WP | | | K | | | F8 | | 0 | 0 | 0 | 0 | 1 | 0 | | | | | | | |
| Inning Stats | R: 0 E: 0 K: 0 S: 8 | H: 0 LOB: 0 BB: 0 P: 13 | R: 0 E: 0 K: 0 S: 11 | H: 1 LOB: 2 BB: 0 P: 17 | R: 0 E: 0 K: 0 S: 8 | H: 1 LOB: 1 BB: 0 P: 13 | R: 2 E: 0 K: 1 S: 11 | H: 2 LOB: 1 BB: 1 P: 20 | R: 0 E: 0 K: 1 S: 6 | H: 0 LOB: 0 BB: 0 P: 12 | R: 0 E: 0 K: 1 S: 11 | H: 1 LOB: 1 BB: 0 P: 15 | R: 0 E: 0 K: 0 S: 11 | H: 1 LOB: 0 BB: 0 P: 17 | R: 1 E: 1 K: 0 S: 7 | H: 2 LOB: 0 BB: 0 P: 12 | R: 0 E: 1 K: 1 S: 12 | H: 0 LOB: 2 BB: 2 P: 20 | 1B: 4 2B: 3 3B: 0 HR: 1 | SF: 0 SAC: 0 DP: 1 HBP: 1 | WP: 1 PB: 0 SB: 2 CS: 0 | PA: 38 |
| PITCHER | IP WLS BF H R ER SO | IP WLS BF H R ER SO | IP WLS BF H R ER SO | IP WLS BF H R ER SO | IP WLS BF H R ER SO | IP WLS BF H R ER SO | IP WLS BF H R ER SO | IP WLS BF H R ER SO | IP WLS BF H R ER SO | IP WLS BF H R ER SO | IP WLS BF H R ER SO | IP WLS BF H R ER SO | IP WLS BF H R ER SO | IP WLS BF H R ER SO | IP WLS BF H R ER SO | IP WLS BF H R ER SO | ERA WHIP | ERA WHIP | | | | |
| 19 Anibal Sánchez, R ERA: 5.83 | 6.2 | W | 28 | 6 | 2 | 2 | 3 | 1 | 0 | 1 | 0 | 0 | 0 | 0 | 0 | 0 | 2.70 | 1.050 | | | | |
| 43 Bruce Rondón, R ERA: 12.08 | 0.1 | H | 1 | 0 | 0 | 0 | 0 | 0 | 0 | 0 | 0 | 5 | 6 | 0 | 0 | 0 | 0.00 | 0.000 | | | | |
| 30 Alex Wilson, R ERA: 4.12 | 0.1 | H | 2 | 1 | 1 | 0 | 0 | 0 | 0 | 0 | 0 | 4 | 7 | 0 | 0 | 0 | 0.00 | 3.000 | | | | |
| 68 Daniel Stumpf, L ERA: 2.25 | 0.0 | | 1 | 1 | 0 | 0 | 0 | 0 | 0 | 0 | 0 | 1 | 1 | 0 | 0 | 0 | ∞ | ∞ | | | | |
| 61 Shane Greene, R ERA: 2.64 | 1.2 | S | 6 | 0 | 0 | 0 | 1 | 1 | 1 | 0 | 0 | 14 | 24 | 0 | 0 | 0 | 0.00 | 0.600 | | | | |

| | |
|-----|----|
| AB | 34 |
| R | 4 |
| H | 9 |
| RBI | 4 |
| BB | 2 |
| SO | 6 |
| LOB | 9 |



| | |
|-----|----|
| AB | 34 |
| R | 3 |
| H | 8 |
| RBI | 3 |
| BB | 3 |
| SO | 4 |
| LOB | 11 |



| Batter | 1 | 2 | 3 | 4 | 5 | 6 | 7 | 8 | 9 | AB | R | H | RBI | BB | SO | LOB | TOP | | | | | | | | |
|---|-------------------------------|----------------------------------|------------------------------|----------------------------------|-------------------------------|----------------------------------|-------------------------------|----------------------------------|------------------------------|----------------------------------|-------------------------------|----------------------------------|------------------------------|---------------------------------|------------------------------|---------------------------------|------------------------------|----------------------------------|----------------------------------|------------------------------------|----------------------------------|--------|--|--|--|
| 3 Ian Kinsler, R OBP: 0.324, SLG: 0.385 | | | | | | | | | | 4 | 1 | 1 | 0 | 0 | 1 | 0 | | | | | | | | | |
| 37 James Adduci, L OBP: 0.343, SLG: 0.426 | | | | | | | | | | 4 | 0 | 2 | 0 | 0 | 1 | 0 | | | | | | | | | |
| 8 Justin Upton, R OBP: 0.368, SLG: 0.512 | | | | | | | | | | 4 | 0 | 1 | 1 | 0 | 3 | 1 | | | | | | | | | |
| 24 Miguel Cabrera, R OBP: 0.341, SLG: 0.417 | | | | | | | | | | 4 | 0 | 0 | 0 | 0 | 2 | 3 | | | | | | | | | |
| 9 Nick Castellanos, R OBP: 0.309, SLG: 0.439 | | | | | | | | | | 4 | 0 | 0 | 0 | 0 | 3 | 2 | | | | | | | | | |
| 1 Jose Iglesias, R OBP: 0.256, SLG: 0.364 | | | | | | | | | | 0 | 0 | 0 | 0 | 0 | 0 | 0 | | | | | | | | | |
| 41 Victor Martinez, S OBP: 0.330, SLG: 0.377 | | | | | | | | | | 4 | 0 | 1 | 0 | 0 | 0 | 2 | | | | | | | | | |
| 15 Mikie Mahtook, R OBP: 0.344, SLG: 0.461 | | | | | | | | | | 2 | 1 | 0 | 0 | 2 | 0 | 1 | | | | | | | | | |
| 34 James McCann, R OBP: 0.323, SLG: 0.456 | | | | | | | | | | 4 | 0 | 1 | 0 | 0 | 1 | 1 | | | | | | | | | |
| 17 Andrew Romine, S OBP: 0.290, SLG: 0.344 | | | | | | | | | | 3 | 0 | 0 | 0 | 0 | 0 | 1 | | | | | | | | | |
| Inning Stats | R: 1 E: 0 K: 2 S: 11 | H: 3 LOB: 2 BB: 0 P: 17 | R: 0 E: 0 K: 1 S: 8 | H: 0 LOB: 0 BB: 0 P: 11 | R: 0 E: 0 K: 1 S: 13 | H: 1 LOB: 1 BB: 0 P: 19 | R: 1 E: 0 K: 1 S: 12 | H: 1 LOB: 1 BB: 1 P: 23 | R: 0 E: 0 K: 2 S: 7 | H: 0 LOB: 0 BB: 0 P: 10 | R: 0 E: 0 K: 0 S: 13 | H: 1 LOB: 1 BB: 0 P: 20 | R: 0 E: 0 K: 0 S: 7 | H: 0 LOB: 0 BB: 0 P: 8 | R: 0 E: 0 K: 3 S: 9 | H: 0 LOB: 0 BB: 0 P: 9 | R: 0 E: 0 K: 1 S: 9 | H: 0 LOB: 1 BB: 1 P: 15 | 1B: 3 2B: 3 3B: 0 HR: 0 | SF: 0 SAC: 0 DP: 0 HBP: 0 | WP: 0 PB: 0 SB: 1 CS: 0 | PA: 35 | | | |
| PITCHER | IP | WLS | BF | H | R | ER | SO | BB | IBB | HBP | BLK | WP | HR | S | P | ERA | WHIP | | | | | | | | |
| 19 Masahiro Tanaka, R ERA: 4.93 | 6.0 | L | 25 | 6 | 2 | 1 | 7 | 1 | 0 | 0 | 0 | 0 | 0 | 64 | 100 | 1.50 | 1.167 | | | | | | | | |
| 48 Tommy Kahnle, R ERA: 2.29 | 1.0 | | 3 | 0 | 0 | 0 | 0 | 0 | 0 | 0 | 0 | 0 | 0 | 7 | 8 | 0.00 | 0.000 | | | | | | | | |
| 68 Dellin Betances, R ERA: 2.48 | 2.0 | | 7 | 0 | 0 | 0 | 4 | 1 | 0 | 0 | 0 | 0 | 0 | 18 | 24 | 0.00 | 0.500 | | | | | | | | |

Detroit Tigers @ New York Yankees
 Yankee Stadium, Bronx, NY
 Wed Aug 02 2017, 2:31 PM - 8:34 PM EDT
 Att: 43,379 - Cloudy - 82 F

AB 33
 R 2
 H 6
 RBI 1
 BB 2
 SO 11
 LOB 11



| Batter | 1 | 2 | 3 | 4 | 5 | 6 | 7 | 8 | 9 | AB | R | H | RBI | BB | SO | LOB | BOTTOM | | | | | | | | |
|---|-------------------------------|----------------------------------|------------------------------|----------------------------------|-------------------------------|----------------------------------|-------------------------------|----------------------------------|------------------------------|---------------------------------|-------------------------------|----------------------------------|------------------------------|----------------------------------|-------------------------------|----------------------------------|------------------------------|---------------------------------|----------------------------------|------------------------------------|----------------------------------|--------|--|--|--|
| 11 Brett Gardner, L OBP: 0.355, SLG: 0.463 | | | | | | | | | | 4 | 0 | 1 | 0 | 0 | 0 | 0 | | | | | | | | | |
| 22 Jacoby Ellsbury, L OBP: 0.328, SLG: 0.357 | | | | | | | | | | 4 | 0 | 2 | 0 | 0 | 0 | 0 | | | | | | | | | |
| 99 Aaron Judge, R OBP: 0.423, SLG: 0.628 | | | | | | | | | | 4 | 0 | 1 | 0 | 0 | 2 | 3 | | | | | | | | | |
| 24 Gary Sánchez, R OBP: 0.345, SLG: 0.491 | | | | | | | | | | 3 | 0 | 1 | 0 | 0 | 0 | 3 | | | | | | | | | |
| 18 Didi Gregorius, L OBP: 0.329, SLG: 0.503 | | | | | | | | | | 4 | 0 | 1 | 0 | 0 | 1 | 4 | | | | | | | | | |
| 17 Matt Holliday, R OBP: 0.322, SLG: 0.435 | | | | | | | | | | 4 | 0 | 0 | 0 | 0 | 1 | 4 | | | | | | | | | |
| 12 Chase Headley, S OBP: 0.354, SLG: 0.393 | | | | | | | | | | 4 | 0 | 1 | 0 | 0 | 3 | 3 | | | | | | | | | |
| 29 Todd Frazier, R OBP: 0.327, SLG: 0.407 | | | | | | | | | | 4 | 0 | 0 | 0 | 0 | 2 | 3 | | | | | | | | | |
| 74 Ronald Torreyes, R OBP: 0.305, SLG: 0.374 | | | | | | | | | | 3 | 0 | 0 | 0 | 0 | 1 | 0 | | | | | | | | | |
| Inning Stats | R: 0 E: 0 K: 0 S: 11 | H: 0 LOB: 0 BB: 0 P: 16 | R: 0 E: 0 K: 0 S: 9 | H: 1 LOB: 2 BB: 0 P: 12 | R: 0 E: 0 K: 2 S: 11 | H: 2 LOB: 0 BB: 0 P: 14 | R: 0 E: 0 K: 3 S: 12 | H: 1 LOB: 1 BB: 0 P: 18 | R: 0 E: 0 K: 0 S: 5 | H: 2 LOB: 2 BB: 0 P: 8 | R: 0 E: 0 K: 1 S: 10 | H: 2 LOB: 2 BB: 0 P: 13 | R: 0 E: 0 K: 0 S: 8 | H: 0 LOB: 0 BB: 0 P: 11 | R: 0 E: 0 K: 2 S: 13 | H: 1 LOB: 1 BB: 0 P: 22 | R: 0 E: 0 K: 2 S: 7 | H: 0 LOB: 0 BB: 0 P: 8 | 1B: 5 2B: 2 3B: 0 HR: 0 | SF: 0 SAC: 0 DP: 0 HBP: 1 | WP: 1 PB: 0 SB: 1 CS: 0 | PA: 35 | | | |
| PITCHER | IP | WLS | BF | H | R | ER | SO | BB | IBB | HBP | BLK | WP | HR | S | P | ERA | WHIP | | | | | | | | |
| 27 Jordan Zimmermann, R ERA: 5.35 | 7.0 | W | 28 | 6 | 0 | 0 | 6 | 0 | 0 | 1 | 0 | 0 | 0 | 66 | 92 | 0.00 | 0.857 | | | | | | | | |
| 43 Bruce Rondon, R ERA: 11.2 | 1.0 | H | 4 | 1 | 0 | 0 | 2 | 0 | 0 | 0 | 0 | 1 | 0 | 13 | 22 | 0.00 | 1.000 | | | | | | | | |
| 61 Shane Greene, R ERA: 2.99 | 1.0 | S | 3 | 0 | 0 | 0 | 2 | 0 | 0 | 0 | 0 | 0 | 0 | 7 | 8 | 0.00 | 0.000 | | | | | | | | |

Detroit Tigers @ New York Yankees
 Yankee Stadium, Bronx, NY
 Wed Aug 02 2017, 2:31 PM - 8:34 PM EDT
 Att: 43,379 - Cloudy - 82 F

AB 34
 R 0
 H 7
 RBI 0
 BB 0
 SO 10
 LOB 20



| Batter | 1 | 2 | 3 | 4 | 5 | 6 | 7 | 8 | 9 | AB | R | H | RBI | BB | SO | LOB | TOP | | | |
|---|------------------------------|----------------------------------|-------------------------------------|-----------------------------------|------------------------------|----------------------------------|------------------------------|----------------------------------|-------------------------------------|-----------------------------------|------------------------------|----------------------------------|------------------------------|---------------------------------|-------------------------------------|-----------------------------------|--|------------------------------------|----------------------------------|--------|
| 11 Brett Gardner, L OBP: 0.352, SLG: 0.458 | | | | | | | | | | 4 | 0 | 0 | 0 | 0 | 2 | 0 | New York Yankees @ Cleveland Indians Progressive Field, Cleveland, OH Thu Aug 03 2017, 7:13 PM - 9:39 PM EDT Att: 28,124 - Overcast - 76 F | | | |
| 77 Clint Frazier, R OBP: 0.292, SLG: 0.510 | | | | | | | | | | 4 | 0 | 1 | 0 | 0 | 2 | 0 | | | | |
| 18 Didi Gregorius, L OBP: 0.326, SLG: 0.497 | | | | | | | | | | 4 | 0 | 0 | 0 | 0 | 0 | 1 | | | | |
| 24 Gary Sánchez, R OBP: 0.345, SLG: 0.500 | | | | | | | | | | 3 | 1 | 1 | 1 | 0 | 2 | 1 | | | | |
| 22 Jacoby Ellsbury, L OBP: 0.328, SLG: 0.354 | | | | | | | | | | 2 | 0 | 0 | 0 | 1 | 0 | 1 | | | | |
| 12 Chase Headley, S OBP: 0.351, SLG: 0.390 | | | | | | | | | | 3 | 0 | 0 | 0 | 0 | 2 | 1 | | | | |
| 74 Ronald Torreyes, R OBP: 0.305, SLG: 0.374 | | | | | | | | | | 3 | 0 | 1 | 0 | 0 | 0 | 1 | | | | |
| 27 Austin Romine, R OBP: 0.293, SLG: 0.309 | | | | | | | | | | 3 | 0 | 0 | 0 | 0 | 2 | 1 | | | | |
| 39 Tyler Wade, L OBP: 0.212, SLG: 0.213 | | | | | | | | | | 3 | 0 | 0 | 0 | 0 | 1 | 0 | | | | |
| Inning Stats | R: 0 E: 0 K: 2 S: 9 | H: 0 LOB: 0 BB: 0 P: 14 | R: 0 E: 0 K: 2 S: 10 | H: 0 LOB: 1 BB: 1 P: 17 | R: 0 E: 0 K: 1 S: 7 | H: 0 LOB: 0 BB: 0 P: 11 | R: 0 E: 0 K: 1 S: 9 | H: 1 LOB: 1 BB: 0 P: 13 | R: 0 E: 0 K: 1 S: 8 | H: 1 LOB: 0 BB: 0 P: 11 | R: 1 E: 0 K: 0 S: 6 | H: 1 LOB: 0 BB: 0 P: 12 | R: 0 E: 0 K: 2 S: 7 | H: 0 LOB: 0 BB: 0 P: 9 | R: 0 E: 0 K: 1 S: 7 | H: 0 LOB: 0 BB: 0 P: 8 | 1B: 1 2B: 1 3B: 0 HR: 1 | SF: 0 SAC: 0 DP: 1 HBP: 0 | WP: 0 PB: 0 SB: 0 CS: 0 | PA: 30 |
| PITCHER 28 Corey Kluber, R ERA: 2.77 | IP: 9.0 WLS: W BF: 30 | H: 3 R: 1 ER: 1 SO: 11 | BB: 1 IBB: 0 HBP: 0 BLK: 0 | WP: 0 HR: 1 S: 72 P: 106 | ERA: 1.00 WHIP: 0.444 | PITCHER | IP: 9.0 WLS: W BF: 30 | H: 3 R: 1 ER: 1 SO: 11 | BB: 1 IBB: 0 HBP: 0 BLK: 0 | WP: 0 HR: 1 S: 72 P: 106 | ERA: 1.00 WHIP: 0.444 | PITCHER | IP: 9.0 WLS: W BF: 30 | H: 3 R: 1 ER: 1 SO: 11 | BB: 1 IBB: 0 HBP: 0 BLK: 0 | WP: 0 HR: 1 S: 72 P: 106 | ERA: 1.00 WHIP: 0.444 | | | |

| | |
|-----|----|
| AB | 29 |
| R | 1 |
| H | 3 |
| RBI | 1 |
| BB | 1 |
| SO | 11 |
| LOB | 6 |



| Batter | 1 | 2 | 3 | 4 | 5 | 6 | 7 | 8 | 9 | AB | R | H | RBI | BB | SO | LOB | BOTTOM | | | |
|--|-------------------------------|----------------------------------|-------------------------------------|----------------------------------|-------------------------------|----------------------------------|-------------------------------|----------------------------------|-------------------------------------|----------------------------------|------------------------------|----------------------------------|-------------------------------|----------------------------------|-------------------------------------|----------------------------------|--|------------------------------------|----------------------------------|--------|
| Bradley Zimmer, L OBP: 0.339, SLG: 0.455 | | | | | | | | | | 4 | 1 | 0 | 0 | 0 | 2 | 0 | New York Yankees @ Cleveland Indians Progressive Field, Cleveland, OH Thu Aug 03 2017, 7:13 PM - 9:39 PM EDT Att: 28,124 - Overcast - 76 F | | | |
| 12 Francisco Lindor, S OBP: 0.330, SLG: 0.475 | | | | | | | | | | 4 | 1 | 1 | 1 | 0 | 1 | 1 | | | | |
| 23 Michael Brantley, L OBP: 0.397, SLG: 0.436 | | | | | | | | | | 3 | 1 | 0 | 0 | 1 | 0 | 1 | | | | |
| 11 José Ramírez, S OBP: 0.376, SLG: 0.562 | | | | | | | | | | 4 | 0 | 1 | 1 | 0 | 0 | 1 | | | | |
| 10 Edwin Encarnación, R OBP: 0.397, SLG: 0.475 | | | | | | | | | | 4 | 0 | 1 | 0 | 0 | 1 | 1 | | | | |
| 41 Carlos Santana, S OBP: 0.349, SLG: 0.439 | | | | | | | | | | 3 | 1 | 0 | 0 | 1 | 0 | 2 | | | | |
| Brandon Guyer, R OBP: 0.325, SLG: 0.350 | | | | | | | | | | 3 | 1 | 1 | 0 | 1 | 0 | 0 | | | | |
| 7 Yan Gomes, R OBP: 0.318, SLG: 0.362 | | | | | | | | | | 3 | 0 | 1 | 2 | 0 | 1 | 2 | | | | |
| 9 Erik González, R OBP: 0.272, SLG: 0.400 | | | | | | | | | | 3 | 0 | 0 | 0 | 0 | 2 | 3 | | | | |
| Inning Stats | R: 2 E: 3 K: 1 S: 14 | H: 1 LOB: 1 BB: 0 P: 22 | R: 0 E: 0 K: 2 S: 7 | H: 0 LOB: 0 BB: 0 P: 11 | R: 0 E: 0 K: 1 S: 10 | H: 0 LOB: 1 BB: 1 P: 19 | R: 0 E: 0 K: 1 S: 13 | H: 1 LOB: 1 BB: 1 P: 26 | R: 0 E: 0 K: 1 S: 5 | H: 0 LOB: 0 BB: 0 P: 8 | R: 2 E: 0 K: 0 S: 5 | H: 2 LOB: 1 BB: 1 P: 12 | R: 1 E: 0 K: 1 S: 10 | H: 1 LOB: 0 BB: 0 P: 12 | R: 0 E: 0 K: 0 S: 7 | H: 0 LOB: 0 BB: 0 P: 11 | 1B: 3 2B: 1 3B: 0 HR: 1 | SF: 0 SAC: 0 DP: 0 HBP: 0 | WP: 0 PB: 0 SB: 0 CS: 0 | PA: 34 |
| PITCHER 55 Sonny Gray, R ERA: 3.41 Chasen Shreve, L ERA: 2.83 | IP: 6.0 WLS: L BF: 27 | H: 4 R: 4 ER: 2 SO: 1 | BB: 3 IBB: 0 HBP: 0 BLK: 0 | WP: 0 HR: 0 S: 54 P: 98 | ERA: 3.00 WHIP: 1.167 | PITCHER | IP: 7.1 WLS: L BF: 31 | H: 4 R: 1 ER: 1 SO: 1 | BB: 3 IBB: 0 HBP: 0 BLK: 0 | WP: 0 HR: 0 S: 54 P: 98 | ERA: 4.50 WHIP: 0.500 | PITCHER | IP: 7.1 WLS: L BF: 31 | H: 4 R: 1 ER: 1 SO: 1 | BB: 3 IBB: 0 HBP: 0 BLK: 0 | WP: 0 HR: 0 S: 54 P: 98 | ERA: 4.50 WHIP: 0.500 | | | |



| Batter | 1 | 2 | 3 | 4 | 5 | 6 | 7 | 8 | 9 | AB | R | H | RBI | BB | SO | LOB | TOP | | | | | | | | | | |
|---|--------------------------------------|----------------------------------|--------------------------------------|----------------------------------|--------------------------------------|----------------------------------|--------------------------------------|----------------------------------|---------------------------------------|----------------------------------|--------------------------------------|----------------------------------|---------------------------------------|----------------------------------|---------------------------------------|----------------------------------|--|----------------------------------|------------------------------------|----------------------------------|--------|--|--|--|--|--|--|
| 11 Brett Gardner, L OBP: 0.352, SLG: 0.457 | L7 | | G3 | | | | G4-3 | | | 5 | 0 | 2 | 1 | 0 | 0 | 0 | New York Yankees @ Cleveland Indians Progressive Field, Cleveland, OH Fri Aug 04 2017, 7:11 PM - 10:08 PM EDT Att: 34,466 - Partly Cloudy - 76 F | | | | | | | | | | |
| 77 Clint Frazier, R OBP: 0.269, SLG: 0.485 | K | | | P6 | FC5-2 | | K | | FC5-4 | 5 | 0 | 0 | 0 | 0 | 2 | 3 | | | | | | | | | | | |
| 99 Aaron Judge, R OBP: 0.426, SLG: 0.627 | 1B | | | 1B | | | | | | 2 | 0 | 1 | 0 | 2 | 1 | 0 | | | | | | | | | | | |
| 24 Gary Sánchez, R OBP: 0.341, SLG: 0.493 | P5 | | | F9 | | | | | | 4 | 0 | 0 | 0 | 0 | 2 | 5 | | | | | | | | | | | |
| 18 Didi Gregorius, L OBP: 0.328, SLG: 0.497 | | G6-3 | | | | | | | | 4 | 0 | 2 | 0 | 0 | 1 | 0 | | | | | | | | | | | |
| 17 Matt Holliday, R OBP: 0.319, SLG: 0.430 | | G3 | | P3 | | | | | | 4 | 0 | 0 | 0 | 0 | 1 | 3 | | | | | | | | | | | |
| 12 Chase Headley, S OBP: 0.319, SLG: 0.394 | | G4-3 | | | | | | | | 4 | 0 | 2 | 0 | 0 | 1 | 0 | | | | | | | | | | | |
| 29 Todd Frazier, R OBP: 0.329, SLG: 0.418 | | | | | | | | | | 4 | 1 | 2 | 1 | 0 | 1 | 2 | | | | | | | | | | | |
| 74 Ronald Torreyes, R OBP: 0.308, SLG: 0.376 | | | | | | | | | | 4 | 1 | 2 | 0 | 0 | 1 | 1 | | | | | | | | | | | |
| Inning Stats | R: 0 H: 1 E: 0 K: 1 S: 9 | H: 1 LOB: 1 BB: 0 P: 16 | R: 0 H: 0 E: 0 K: 0 S: 6 | H: 0 LOB: 0 BB: 0 P: 13 | R: 0 H: 1 E: 0 K: 0 S: 7 | H: 1 LOB: 0 BB: 0 P: 11 | R: 0 H: 1 E: 0 K: 0 S: 8 | H: 1 LOB: 2 BB: 1 P: 17 | R: 1 H: 3 E: 0 K: 2 S: 19 | H: 3 LOB: 3 BB: 1 P: 31 | R: 0 H: 1 E: 0 K: 2 S: 9 | H: 1 LOB: 1 BB: 0 P: 13 | R: 0 H: 0 E: 0 K: 3 S: 11 | H: 1 LOB: 1 BB: 0 P: 19 | R: 1 H: 3 E: 0 K: 0 S: 15 | H: 3 LOB: 1 BB: 0 P: 19 | | 1B: 9 2B: 1 3B: 0 HR: 1 | SF: 0 SAC: 0 DP: 2 HBP: 0 | WP: 0 PB: 0 SB: 0 CS: 0 | PA: 38 | | | | | | |
| PITCHER | IP | WLS | BF | H | R | ER | SO | BB | IBB | HBP | BLK | WP | HR | S | P | ERA | WHIP | | | | | | | | | | |
| 47 Trevor Bauer, R ERA: 5.0 | 7.0 | W | 29 | 7 | 1 | 1 | 7 | 2 | 0 | 0 | 0 | 0 | 1 | 67 | 114 | 1.29 | 1.286 | | | | | | | | | | |
| 36 Joe Smith, R ERA: 3.05 | 0.2 | | 2 | 0 | 0 | 0 | 2 | 0 | 0 | 0 | 0 | 0 | 0 | 6 | 11 | 0.00 | 0.000 | | | | | | | | | | |
| 49 Tyler Olson, L ERA: | 0.1 | | 2 | 1 | 0 | 0 | 1 | 0 | 0 | 0 | 0 | 0 | 0 | 5 | 8 | 0.00 | 3.000 | | | | | | | | | | |
| 27 Bryan Shaw, R ERA: 3.53 | 1.0 | | 5 | 3 | 1 | 1 | 0 | 0 | 0 | 0 | 0 | 0 | 0 | 15 | 19 | 9.00 | 3.000 | | | | | | | | | | |

| Batter | 1 | 2 | 3 | 4 | 5 | 6 | 7 | 8 | 9 | AB | R | H | RBI | BB | SO | LOB | BOTTOM | | | | | | | | | | |
|---|--------------------------------------|----------------------------------|---------------------------------------|----------------------------------|---------------------------------------|----------------------------------|--------------------------------------|----------------------------------|---------------------------------------|----------------------------------|---------------------------------------|----------------------------------|---------------------------------------|----------------------------------|---------------------------------------|----------------------------------|--|------------------------------------|----------------------------------|--------|--|--|--|--|--|--|--|
| 12 Francisco Lindor, S OBP: 0.329, SLG: 0.472 | L6 | | | | | | L7 | | | 3 | 0 | 0 | 0 | 1 | 1 | 3 | New York Yankees @ Cleveland Indians Progressive Field, Cleveland, OH Fri Aug 04 2017, 7:11 PM - 10:08 PM EDT Att: 34,466 - Partly Cloudy - 76 F | | | | | | | | | | |
| Brandon Guyer, R OBP: 0.331, SLG: 0.350 | L7 | | | | | | | | | 3 | 2 | 1 | 0 | 1 | 1 | 2 | | | | | | | | | | | |
| 23 Michael Brantley, L OBP: 0.339, SLG: 0.455 | G5-6-3 | | | | | | | | | 4 | 2 | 2 | 1 | 0 | 0 | 2 | | | | | | | | | | | |
| 11 José Ramírez, S OBP: 0.375, SLG: 0.561 | | | | | | | | | | 0 | 0 | 0 | 0 | 0 | 0 | 0 | | | | | | | | | | | |
| 9 Enk González, R OBP: 0.272, SLG: 0.400 | G6-3 | | G1-3 | | | | G3 | | | 4 | 1 | 1 | 0 | 0 | 0 | 2 | | | | | | | | | | | |
| 10 Edwin Encarnación, R OBP: 0.371, SLG: 0.476 | K | | SF9 | | | | P6 | | | 3 | 0 | 1 | 2 | 0 | 1 | 0 | | | | | | | | | | | |
| 41 Carlos Santana, S OBP: 0.348, SLG: 0.436 | | | | | | | | | | 3 | 1 | 0 | 0 | 1 | 2 | 1 | | | | | | | | | | | |
| 26 Austin Jackson, R OBP: 0.401, SLG: 0.496 | | | | | | | | | | 4 | 1 | 1 | 1 | 0 | 3 | 1 | | | | | | | | | | | |
| 55 Roberto Pérez, R OBP: 0.272, SLG: 0.264 | | | | | | | | | | 3 | 0 | 0 | 0 | 1 | 1 | 1 | | | | | | | | | | | |
| 39 Gio Urshela, R OBP: 0.288, SLG: 0.255 | | | | | | | | | | 3 | 0 | 2 | 0 | 0 | 1 | 0 | | | | | | | | | | | |
| Inning Stats | R: 0 H: 0 E: 0 K: 0 S: 6 | H: 0 LOB: 1 BB: 0 P: 11 | R: 2 H: 2 E: 0 K: 1 S: 14 | H: 2 LOB: 2 BB: 2 P: 29 | R: 2 H: 2 E: 1 K: 1 S: 13 | H: 2 LOB: 0 BB: 0 P: 18 | R: 0 H: 0 E: 0 K: 2 S: 7 | H: 0 LOB: 0 BB: 0 P: 11 | R: 2 H: 1 E: 0 K: 0 S: 12 | H: 1 LOB: 1 BB: 1 P: 22 | R: 0 H: 0 E: 0 K: 3 S: 11 | H: 0 LOB: 0 BB: 0 P: 16 | R: 0 H: 1 E: 0 K: 2 S: 12 | H: 1 LOB: 1 BB: 0 P: 17 | R: 1 H: 2 E: 0 K: 1 S: 10 | H: 2 LOB: 1 BB: 0 P: 15 | 1B: 5 2B: 3 3B: 0 HR: 0 | SF: 1 SAC: 0 DP: 1 HBP: 0 | WP: 2 PB: 1 SB: 1 CS: 0 | PA: 35 | | | | | | | |
| PITCHER | IP | WLS | BF | H | R | ER | SO | BB | IBB | HBP | BLK | WP | HR | S | P | ERA | WHIP | | | | | | | | | | |
| 34 Jaime García, L ERA: 4.49 | 2.1 | L | 22 | 5 | 6 | 5 | 4 | 4 | 0 | 0 | 0 | 1 | 0 | 49 | 87 | 9.64 | 1.929 | | | | | | | | | | |
| 57 Chad Green, R ERA: 1.74 | 8 | | 1 | 0 | 0 | 5 | 0 | 0 | 0 | 0 | 0 | 1 | 0 | 26 | 37 | 0.00 | 0.429 | | | | | | | | | | |
| 48 Tommy Kahnle, R ERA: 2.44 | 1.0 | | 5 | 2 | 1 | 1 | 1 | 0 | 0 | 0 | 0 | 0 | 0 | 10 | 15 | 9.00 | 2.000 | | | | | | | | | | |

| Batter | 1 | 2 | 3 | 4 | 5 | 6 | 7 | 8 | 9 | AB | R | H | RBI | BB | SO | LOB | TOP | | | | | | | | |
|--|--|----------------------------------|-------------------------------------|-----------------------------------|------------------------------|---|--------------------------------|-------------------------------------|----------------------------------|----------------------------------|---|----------------------------------|-------------------------------------|-----------------------------------|-------------------------------|---|----------------------------------|-------------------------------------|-----------------------------------|------------------------------------|---|--------------------------------|-------------------------------------|-----------------------------------|--------------------------|
| 11 Brett Gardner, L (1.10) OBP: 0.354, SLG: 0.454 | | | | | | | | | | 5 | 1 | 1 | 0 | 0 | 0 | 1 | | | | | | | | | |
| 77 Clint Frazier, R (1.7) OBP: 0.274, SLG: 0.486 | | | | | | | | | | 4 | 2 | 1 | 0 | 1 | 1 | 0 | | | | | | | | | |
| 18 Didi Gregorius, L (1.6) OBP: 0.333, SLG: 0.504 | | | | | | | | | | 5 | 1 | 3 | 0 | 0 | 0 | 2 | | | | | | | | | |
| 99 Aaron Judge, R (1.9) OBP: 0.424, SLG: 0.627 | | | | | | | | | | 4 | 2 | 1 | 3 | 1 | 3 | 2 | | | | | | | | | |
| 12 Chase Headley, S (1.3) OBP: 0.350, SLG: 0.399 | | | | | | | | | | 4 | 0 | 1 | 1 | 0 | 1 | 0 | | | | | | | | | |
| 29 Todd Frazier, R (1.5) OBP: 0.329, SLG: 0.412 | | | | | | | | | | 4 | 1 | 1 | 0 | 1 | 2 | 2 | | | | | | | | | |
| 22 Jacoby Ellsbury, L (1.8) OBP: 0.325, SLG: 0.359 | | | | | | | | | | 4 | 1 | 2 | 3 | 0 | 0 | 0 | | | | | | | | | |
| 74 Ronald Torreyes, R (1.4) OBP: 0.306, SLG: 0.372 | | | | | | | | | | 4 | 0 | 2 | 1 | 0 | 0 | 2 | | | | | | | | | |
| 27 Austin Romine, R (1.2) OBP: 0.283, SLG: 0.297 | | | | | | | | | | 4 | 0 | 0 | 0 | 0 | 3 | 4 | | | | | | | | | |
| Inning Stats | R: 0 E: 0 K: 1 S: 11 | H: 0 LOB: 0 BB: 0 P: 17 | R: 0 E: 0 K: 3 S: 9 | H: 0 LOB: 0 BB: 0 P: 13 | R: 0 E: 0 K: 0 S: 6 | H: 1 LOB: 1 BB: 0 P: 9 | R: 0 E: 0 K: 1 S: 9 | H: 2 LOB: 2 BB: 0 P: 14 | R: 5 E: 0 K: 1 S: 20 | H: 4 LOB: 1 BB: 2 P: 34 | R: 3 E: 0 K: 1 S: 15 | H: 2 LOB: 0 BB: 1 P: 24 | R: 0 E: 0 K: 1 S: 10 | H: 1 LOB: 1 BB: 0 P: 12 | R: 0 E: 0 K: 1 S: 11 | H: 2 LOB: 2 BB: 0 P: 14 | 1B: 9 2B: 1 3B: 1 HR: 1 | SF: 1 SAC: 0 DP: 0 HBP: 0 | WP: 0 PB: 0 CS: 0 | PA: 42 | | | | | |
| PITCHER | IP: 5.2 WLS: L BF: 25 ERA: 4.06 | H: 6 R: 5 ER: 5 SO: 6 | BB: 1 IBB: 1 HBP: 0 BLK: 0 | WP: 0 HR: 0 S: 62 P: 97 | ERA: 7.94 WHIP: 1.235 | IP: 6.1 WLS: 0 BF: 2 ERA: 3.51 | H: 2 R: 1 ER: 0 SO: 1 | BB: 0 IBB: 0 HBP: 0 BLK: 0 | WP: 0 HR: 7 S: 10 P: 24 | ERA: 0.00 WHIP: 3.000 | IP: 7.1 WLS: 1 BF: 6 ERA: 4.0 | H: 2 R: 3 ER: 3 SO: 3 | BB: 1 IBB: 0 HBP: 0 BLK: 0 | WP: 0 HR: 15 S: 24 P: 27 | ERA: 27.00 WHIP: 3.000 | IP: 8.1 WLS: 1 BF: 4 ERA: 3.25 | H: 1 R: 0 ER: 0 SO: 1 | BB: 0 IBB: 0 HBP: 0 BLK: 0 | WP: 0 HR: 10 S: 12 P: 12 | ERA: 0.00 WHIP: 1.000 | IP: 9.1 WLS: 1 BF: 5 ERA: 3.39 | H: 2 R: 0 ER: 0 SO: 1 | BB: 0 IBB: 0 HBP: 0 BLK: 0 | WP: 0 HR: 11 S: 14 P: 14 | ERA: 0.00 WHIP: 2.000 |
| Batter | 1 | 2 | 3 | 4 | 5 | 6 | 7 | 8 | 9 | AB | R | H | RBI | BB | SO | LOB | BOTTOM | | | | | | | | |
| 22 Jason Kipnis, L (1.4) OBP: 0.288, SLG: 0.395 | | | | | | | | | | 4 | 0 | 0 | 0 | 0 | 3 | 0 | | | | | | | | | |
| 12 Francisco Lindor, S (1.6) OBP: 0.331, SLG: 0.472 | | | | | | | | | | 2 | 0 | 0 | 0 | 1 | 1 | 0 | | | | | | | | | |
| 39 Gio Urshela, R (8.6) OBP: 0.286, SLG: 0.235 | | | | | | | | | | 1 | 0 | 0 | 0 | 0 | 0 | 0 | | | | | | | | | |
| 23 Michael Brantley, L (1.7) OBP: 0.359, SLG: 0.447 | | | | | | | | | | 3 | 1 | 1 | 1 | 0 | 0 | 1 | | | | | | | | | |
| Brandon Guyer, R (8.7) | | | | | | | | | | 1 | 0 | 0 | 0 | 0 | 0 | 0 | | | | | | | | | |
| 11 José Ramírez, S (1.5) OBP: 0.369, SLG: 0.552 | | | | | | | | | | 3 | 0 | 0 | 0 | 0 | 2 | 1 | | | | | | | | | |
| 10 Edwin Encarnación, R (1.10) OBP: 0.368, SLG: 0.470 | | | | | | | | | | 3 | 0 | 1 | 0 | 0 | 1 | 1 | | | | | | | | | |
| 41 Carlos Santana, S (1.3) OBP: 0.345, SLG: 0.438 | | | | | | | | | | 3 | 0 | 0 | 0 | 0 | 1 | 1 | | | | | | | | | |
| Bradley Zimmer, L (1.8) OBP: 0.333, SLG: 0.447 | | | | | | | | | | 3 | 0 | 0 | 0 | 0 | 1 | 0 | | | | | | | | | |
| 35 Abraham Almonte, S (1.9) OBP: 0.324, SLG: 0.397 | | | | | | | | | | 3 | 0 | 0 | 0 | 0 | 1 | 0 | | | | | | | | | |
| 55 Roberto Pérez, R (1.2) OBP: 0.267, SLG: 0.258 | | | | | | | | | | 3 | 0 | 0 | 0 | 0 | 0 | 0 | | | | | | | | | |
| Inning Stats | R: 1 E: 0 K: 3 S: 14 | H: 1 LOB: 0 BB: 0 P: 20 | R: 0 E: 0 K: 2 S: 8 | H: 0 LOB: 0 BB: 0 P: 9 | R: 0 E: 0 K: 2 S: 9 | H: 0 LOB: 0 BB: 0 P: 14 | R: 0 E: 0 K: 0 S: 13 | H: 0 LOB: 1 BB: 1 P: 22 | R: 0 E: 0 K: 0 S: 7 | H: 0 LOB: 0 BB: 0 P: 12 | R: 0 E: 0 K: 0 S: 11 | H: 0 LOB: 0 BB: 0 P: 18 | R: 0 E: 0 K: 1 S: 10 | H: 1 LOB: 1 BB: 0 P: 17 | R: 0 E: 0 K: 0 S: 8 | H: 0 LOB: 0 BB: 0 P: 14 | R: 0 E: 0 K: 1 S: 9 | H: 0 LOB: 0 BB: 0 P: 14 | 1B: 1 2B: 0 3B: 0 HR: 1 | SF: 0 SAC: 0 DP: 0 HBP: 0 | WP: 1 PB: 0 CS: 0 | PA: 30 | | | |
| PITCHER | IP: 6.2 WLS: W BF: 23 ERA: 2.91 | H: 2 R: 1 ER: 1 SO: 9 | BB: 1 IBB: 0 HBP: 0 BLK: 0 | WP: 1 HR: 1 S: 69 P: 107 | ERA: 1.35 WHIP: 0.450 | IP: 7.1 WLS: 0 BF: 1 ERA: 2.42 | H: 0 R: 0 ER: 0 SO: 0 | BB: 0 IBB: 0 HBP: 0 BLK: 0 | WP: 0 HR: 3 S: 5 P: 5 | ERA: 0.00 WHIP: 0.000 | IP: 8.1 WLS: 3 BF: 3 ERA: 1.93 | H: 0 R: 0 ER: 0 SO: 0 | BB: 0 IBB: 0 HBP: 0 BLK: 0 | WP: 0 HR: 8 S: 14 P: 14 | ERA: 0.00 WHIP: 0.000 | IP: 9.1 WLS: 3 BF: 0 ERA: 2.73 | H: 0 R: 0 ER: 0 SO: 1 | BB: 0 IBB: 0 HBP: 0 BLK: 0 | WP: 0 HR: 9 S: 14 P: 14 | ERA: 0.00 WHIP: 0.000 | | | | | |

New York Yankees @ Cleveland Indians
 Progressive Field, Cleveland, OH
 Sun Aug 06 2017, 1:14 PM - 4:07 PM EDT
 Att: 33,044 - Cloudy - 76 F

| | |
|-----|----|
| AB | 38 |
| R | 8 |
| H | 12 |
| RBI | 8 |
| BB | 3 |
| SO | 10 |
| LOB | 13 |



New York Yankees @ Cleveland Indians
 Progressive Field, Cleveland, OH
 Sun Aug 06 2017, 1:14 PM - 4:07 PM EDT
 Att: 33,044 - Cloudy - 76 F

| | |
|-----|----|
| AB | 29 |
| R | 1 |
| H | 2 |
| RBI | 1 |
| BB | 1 |
| SO | 10 |
| LOB | 4 |



| Batter | 1 | 2 | 3 | 4 | 5 | 6 | 7 | 8 | 9 | AB | R | H | RBI | BB | SO | LOB | TOP | | | | | |
|--|---|--|---|--|------------------------------|----------------------------------|------------------------------|----------------------------------|-------------------------------|----------------------------------|-------------------------------|----------------------------------|------------------------------|----------------------------------|---|---|---|----------------------------------|----------------------------------|------------------------------------|----------------------------------|--------|
| 11 Brett Gardner, L (1, 10) OBP: 0.349, SLG: 0.444 | | | | | | | | | | 4 | 0 | 0 | 0 | 1 | 2 | 2 | New York Yankees @ Toronto Blue Jays Rogers Centre, Toronto, ON Thu Aug 10 2017, 7:11 PM - 10:04 PM EDT Att: 43,212 - Partly Cloudy - 70 F | | | | | |
| 31 Aaron Hicks, S (1, 7) OBP: 0.390, SLG: 0.502 | | | | | | | | | | 5 | 0 | 0 | 0 | 0 | 1 | 4 | | | | | | |
| 99 Aaron Judge, R (1, 9) OBP: 0.422, SLG: 0.616 | | | | | | | | | | 3 | 0 | 1 | 0 | 1 | 2 | 2 | | | | | | |
| 18 Didi Gregorius, L (1, 6) OBP: 0.335, SLG: 0.514 | | | | | | | | | | 4 | 0 | 1 | 0 | 0 | 0 | 1 | | | | | | |
| 24 Gary Sánchez, R (1, 2) OBP: 0.344, SLG: 0.492 | | | | | | | | | | 3 | 0 | 1 | 0 | 1 | 1 | 2 | | | | | | |
| 29 Todd Frazier, R (1, 5) OBP: 0.336, SLG: 0.425 | | | | | | | | | | 4 | 0 | 1 | 0 | 0 | 1 | 1 | | | | | | |
| 22 Jacoby Ellsbury, L (1, 8) OBP: 0.320, SLG: 0.354 | | | | | | | | | | 3 | 0 | 0 | 0 | 1 | 1 | 2 | | | | | | |
| 64 Garrett Cooper, R (1, 3) OBP: 0.385, SLG: 0.568 | | | | | | | | | | 4 | 0 | 2 | 0 | 0 | 1 | 3 | | | | | | |
| 74 Ronald Torreyes, R (1, 4) OBP: 0.308, SLG: 0.367 | | | | | | | | | | 2 | 0 | 0 | 0 | 1 | 0 | 1 | | | | | | |
| 12 Chase Headley, S (9, PH) OBP: 0.351, SLG: 0.396 | | | | | | | | | | 1 | 0 | 0 | 0 | 0 | 1 | 1 | | | | | | |
| Inning Stats | R: 0 E: 0 K: 2 S: 11 | H: 1 LOB: 2 BB: 1 P: 23 | R: 0 E: 0 K: 2 S: 9 | H: 1 LOB: 1 BB: 0 P: 11 | R: 0 E: 0 K: 1 S: 9 | H: 1 LOB: 1 BB: 0 P: 13 | R: 0 E: 0 K: 0 S: 7 | H: 0 LOB: 0 BB: 0 P: 12 | R: 0 E: 0 K: 1 S: 13 | H: 1 LOB: 2 BB: 1 P: 23 | R: 0 E: 0 K: 0 S: 11 | H: 1 LOB: 2 BB: 1 P: 18 | R: 0 E: 0 K: 0 S: 7 | H: 0 LOB: 0 BB: 0 P: 10 | R: 0 E: 0 K: 1 S: 13 | H: 1 LOB: 1 BB: 0 P: 19 | R: 0 E: 0 K: 3 S: 13 | H: 0 LOB: 2 BB: 2 P: 22 | 1B: 3 2B: 3 3B: 0 HR: 0 | SF: 0 SAC: 0 DP: 0 HBP: 0 | WP: 0 PB: 0 SB: 0 CS: 0 | PA: 38 |
| PITCHER | IP WLS BF H R ER SO BB IBB HBP BLK WP HR S P ERA WHIP | 7.0 W 29 5 0 0 6 3 0 0 0 0 0 67 110 0.00 1.143 | 8.1 1.0 4 1 0 0 1 0 0 0 0 0 13 19 0.00 1.000 | 9.1 1.0 5 0 0 0 3 2 0 0 0 0 0 13 22 0.00 2.000 | PITCHER | | | | | | | | | | IP WLS BF H R ER SO BB IBB HBP BLK WP HR S P ERA WHIP | 3.0 L 25 4 1 1 3 4 0 0 0 0 1 18 27 4.50 0.500 | | | | | | |

| Batter | 1 | 2 | 3 | 4 | 5 | 6 | 7 | 8 | 9 | AB | R | H | RBI | BB | SO | LOB | BOTTOM | | | |
|--|---|---|--|----------------------------------|-------------------------------|----------------------------------|-------------------------------|----------------------------------|------------------------------|----------------------------------|------------------------------|----------------------------------|-------------------------------|---|---|----------------------------------|---|------------------------------------|----------------------------------|--------|
| 19 José Bautista, R (1, 10) OBP: 0.321, SLG: 0.395 | | | | | | | | | | 3 | 2 | 1 | 1 | 1 | 1 | 0 | New York Yankees @ Toronto Blue Jays Rogers Centre, Toronto, ON Thu Aug 10 2017, 7:11 PM - 10:04 PM EDT Att: 43,212 - Partly Cloudy - 70 F | | | |
| 55 Russell Martin, R (1, 2) OBP: 0.355, SLG: 0.382 | | | | | | | | | | 3 | 0 | 0 | 0 | 1 | 2 | 1 | | | | |
| 20 Josh Donaldson, R (1, 5) OBP: 0.382, SLG: 0.488 | | | | | | | | | | 3 | 0 | 1 | 1 | 1 | 0 | 1 | | | | |
| 14 Justin Smoak, S (1, 3) OBP: 0.372, SLG: 0.578 | | | | | | | | | | 4 | 0 | 0 | 0 | 0 | 1 | 3 | | | | |
| 28 Steve Pearce, R (1, 7) OBP: 0.337, SLG: 0.462 | | | | | | | | | | 4 | 1 | 1 | 0 | 0 | 3 | 0 | | | | |
| 3 Ezequiel Carrera, L (1, 9) OBP: 0.311, SLG: 0.456 | | | | | | | | | | 2 | 1 | 1 | 0 | 0 | 0 | 0 | | | | |
| 17 Ryan Goins, L (1, 6) OBP: 0.276, SLG: 0.340 | | | | | | | | | | 2 | 0 | 0 | 1 | 1 | 1 | 0 | | | | |
| 11 Kevin Pillar, R (1, 8) OBP: 0.296, SLG: 0.395 | | | | | | | | | | 3 | 0 | 1 | 1 | 0 | 1 | 1 | | | | |
| 39 Rob Refsnyder, R (1, 4) OBP: 0.237, SLG: 0.212 | | | | | | | | | | 3 | 0 | 0 | 0 | 0 | 2 | 2 | | | | |
| Inning Stats | R: 0 E: 0 K: 1 S: 9 | H: 0 LOB: 1 BB: 1 P: 15 | R: 1 E: 1 K: 1 S: 13 | H: 1 LOB: 0 BB: 0 P: 20 | R: 1 E: 0 K: 2 S: 12 | H: 1 LOB: 1 BB: 1 P: 20 | R: 1 E: 0 K: 0 S: 11 | H: 2 LOB: 1 BB: 1 P: 21 | R: 0 E: 0 K: 2 S: 8 | H: 0 LOB: 0 BB: 1 P: 14 | R: 0 E: 0 K: 2 S: 9 | H: 0 LOB: 0 BB: 0 P: 13 | R: 1 E: 0 K: 2 S: 13 | H: 1 LOB: 0 BB: 0 P: 17 | R: 0 E: 0 K: 1 S: 5 | H: 0 LOB: 0 BB: 0 P: 10 | 1B: 3 2B: 1 3B: 0 HR: 1 | SF: 0 SAC: 1 DP: 1 HBP: 0 | WP: 0 PB: 0 SB: 1 CS: 1 | PA: 32 |
| PITCHER | IP WLS BF H R ER SO BB IBB HBP BLK WP HR S P ERA WHIP | 6.0 L 25 4 1 1 3 4 0 0 0 0 1 18 27 4.50 0.500 | 7.1 1.0 7 1 1 1 3 0 0 0 0 0 1 18 27 4.50 0.500 | PITCHER | | | | | | | | | | IP WLS BF H R ER SO BB IBB HBP BLK WP HR S P ERA WHIP | 6.0 L 25 4 1 1 3 0 0 0 0 0 1 18 27 4.50 0.500 | | | | | |

| Batter | 1 | 2 | 3 | 4 | 5 | 6 | 7 | 8 | 9 | AB R H RBI BB SO LOB | TOP |
|---|---|---|---|---|---|---|---|---|---|--|---|
| 36 Eduardo Núñez, R OBP: 0.348, SLG: 0.463 12 Brock Holt, L OBP: 0.291, SLG: 0.232 | G4-3 | | FC5 50 1B 16 HR | | 50 2B 16 HR 1B | K | | G1-3 | | 5 2 1 0 0 1 4 0 0 0 0 0 0 0 | |
| 50 Mookie Betts, R OBP: 0.346, SLG: 0.459 | L8 | | 16 HR 1B | | 16 HR 2B | F8 | | P6 | | 5 2 2 2 0 0 2 | |
| 16 Andrew Benintendi, L OBP: 0.359, SLG: 0.446 | L8 | | HR | | HR | K | | F7 | | 5 2 2 6 0 1 0 | |
| 13 Hanley Ramirez, R (1, 10) OBP: 0.340, SLG: 0.440 | | | K | | F8 | | | G4-3 | | 5 0 1 0 0 1 0 | |
| 18 Mitch Moreland, L (1, 3) OBP: 0.328, SLG: 0.421 | G6-3 | | 1B | | 11 2B 2B | K | | G5-3 | | 5 1 2 0 0 1 0 | |
| 2 Xander Bogaerts, R (1, 6) OBP: 0.333, SLG: 0.397 | G6-3 | | L7-4 | | E6 11 2B | F9 | | | | 4 1 0 0 0 0 3 | |
| 11 Rafael Devers, L (1, 5) OBP: 0.393, SLG: 0.545 | | | L7 | | K | | | | | 4 0 2 2 0 1 0 | |
| 7 Christian Vázquez, R (1, 2) OBP: 0.318, SLG: 0.382 | | | 36 E 50 1B BB | | K | | | | | 3 1 1 0 1 1 1 | |
| 19 Jackie Bradley Jr., L (1, 8) OBP: 0.331, SLG: 0.425 | | | 36 E 50 1B BB | | K | | | | | 3 1 1 0 1 2 1 | |
| Inning Stats | R: 0 H: 0 E: 0 LOB: 0 K: 0 BB: 0 S: 6 P: 6 | R: 0 H: 0 E: 0 LOB: 0 K: 1 BB: 0 S: 6 P: 11 | R: 5 H: 4 E: 1 LOB: 1 K: 0 BB: 2 S: 21 P: 32 | R: 0 H: 0 E: 0 LOB: 0 K: 3 BB: 0 S: 12 P: 15 | R: 5 H: 5 E: 1 LOB: 1 K: 1 BB: 0 S: 27 P: 43 | R: 0 H: 0 E: 0 LOB: 0 K: 2 BB: 0 S: 8 P: 9 | R: 0 H: 0 E: 0 LOB: 0 K: 1 BB: 0 S: 6 P: 12 | R: 0 H: 3 E: 0 LOB: 2 K: 0 BB: 0 S: 7 P: 13 | R: 0 H: 0 E: 0 LOB: 0 K: 0 BB: 0 S: 6 P: 9 | 1B: 7 SF: 0 2B: 4 SAC: 0 3B: 0 DP: 1 HR: 2 HBP: 0 | WP: 0 PA: 41 PB: 0 SB: 0 CS: 0 |
| PITCHER | IP WLS BF H R ER SO BB IBB HBP BLK WP HR S P ERA WHIP | IP WLS BF H R ER SO BB IBB HBP BLK WP HR S P ERA WHIP | IP WLS BF H R ER SO BB IBB HBP BLK WP HR S P ERA WHIP | IP WLS BF H R ER SO BB IBB HBP BLK WP HR S P ERA WHIP | IP WLS BF H R ER SO BB IBB HBP BLK WP HR S P ERA WHIP | IP WLS BF H R ER SO BB IBB HBP BLK WP HR S P ERA WHIP | IP WLS BF H R ER SO BB IBB HBP BLK WP HR S P ERA WHIP | IP WLS BF H R ER SO BB IBB HBP BLK WP HR S P ERA WHIP | IP WLS BF H R ER SO BB IBB HBP BLK WP HR S P ERA WHIP | IP WLS BF H R ER SO BB IBB HBP BLK WP HR S P ERA WHIP | IP WLS BF H R ER SO BB IBB HBP BLK WP HR S P ERA WHIP |
| 40 Luis Severino, R (1, 1) ERA: 3.32 | 4.1 L 24 8 10 8 4 2 0 0 0 0 0 2 60 90 16.61 2.308 | 50 Giovanni Gallegos, R (5, 1) ERA: 5.79 | 2.2 9 1 0 0 4 0 0 0 0 0 0 0 26 38 0.00 0.375 | 66 Bryan Mitchell, R (8, 1) ERA: 3.33 | 2.0 8 3 0 0 0 0 0 0 0 0 0 0 13 22 0.00 1.500 | | | | | | |

Boston Red Sox @ New York Yankees
Yankee Stadium, Bronx, NY
Sat Aug 12 2017, 4:09 PM - 7:21 PM EDT
Att: 47,241 - Cloudy - 77 F

AB 39
R 10
H 12
RBI 10
BB 2
SO 8
LOB 11



| Batter | 1 | 2 | 3 | 4 | 5 | 6 | 7 | 8 | 9 | AB R H RBI BB SO LOB | BOTTOM |
|--|---|---|---|---|---|---|---|---|---|--|---|
| 11 Brett Gardner, L (1, 7) OBP: 0.350, SLG: 0.441 | 24 HR 1B | | K | | P6 | | K | | L6 | 5 1 1 0 0 2 3 | |
| 31 Aaron Hicks, S (1, 9) OBP: 0.387, SLG: 0.509 | K | | G5-3 | | 99 G5-4-3 BB | | G6-3 | | G3-1 | 4 0 0 0 1 1 1 | |
| 99 Aaron Judge, R (1, 10) OBP: 0.419, SLG: 0.607 | K | | K | | G5-4-3 | | P4 | | | 4 0 0 0 0 2 2 | |
| 24 Gary Sánchez, R (1, 2) OBP: 0.348, SLG: 0.503 | HR | | G5-3 | | 2B | | E5 29 G6-3 | | F8 | 4 1 2 2 0 0 0 0 0 0 0 0 0 0 | |
| 18 Didi Gregorius, L (1, 6) OBP: 0.336, SLG: 0.511 39 Tyler Wade, L (9, 6) OBP: 0.212, SLG: 0.213 | 1B | | 12 1B 22 G3 1B | | F9 | | F8 | | | 4 1 2 0 0 0 2 0 0 0 0 0 0 0 | |
| 29 Todd Frazier, R (1, 5) OBP: 0.336, SLG: 0.420 | P3 | | 22 G3 12 1B BB | | G3 | | G6-3 | | | 3 0 0 0 1 0 2 | |
| 12 Chase Headley, S (1, 3) OBP: 0.351, SLG: 0.403 | G1-3 | | 22 G3 1B | | E1 | | HR | | HR | 4 1 2 1 0 0 0 4 1 1 2 0 0 3 | |
| 22 Jacoby Ellsbury, L (1, 8) OBP: 0.318, SLG: 0.363 | F7 | | G3 | | F8 | | HR | | HR | 4 1 1 2 0 0 3 | |
| 74 Ronald Torreyes, R (1, 4) OBP: 0.306, SLG: 0.369 | 1B | | P2 | | P2 | | G5-3 | | | 4 0 1 0 0 0 3 | |
| Inning Stats | R: 2 H: 3 E: 0 LOB: 1 K: 2 BB: 0 S: 21 P: 28 | R: 0 H: 1 E: 0 LOB: 0 K: 1 BB: 0 S: 11 P: 15 | R: 0 H: 0 E: 0 LOB: 0 K: 1 BB: 0 S: 8 P: 11 | R: 1 H: 2 E: 0 LOB: 2 K: 0 BB: 1 S: 10 P: 16 | R: 0 H: 1 E: 0 LOB: 1 K: 0 BB: 1 S: 10 P: 20 | R: 0 H: 0 E: 1 LOB: 1 K: 0 BB: 0 S: 9 P: 10 | R: 0 H: 0 E: 0 LOB: 0 K: 1 BB: 0 S: 9 P: 15 | R: 0 H: 0 E: 1 LOB: 0 K: 0 BB: 0 S: 10 P: 17 | R: 2 H: 2 E: 0 LOB: 0 K: 0 BB: 0 S: 12 P: 22 | 1B: 5 SF: 0 2B: 1 SAC: 0 3B: 0 DP: 2 HR: 3 HBP: 0 | WP: 0 PA: 38 PB: 0 SB: 0 CS: 0 |
| PITCHER | IP WLS BF H R ER SO BB IBB HBP BLK WP HR S P ERA WHIP | IP WLS BF H R ER SO BB IBB HBP BLK WP HR S P ERA WHIP | IP WLS BF H R ER SO BB IBB HBP BLK WP HR S P ERA WHIP | IP WLS BF H R ER SO BB IBB HBP BLK WP HR S P ERA WHIP | IP WLS BF H R ER SO BB IBB HBP BLK WP HR S P ERA WHIP | IP WLS BF H R ER SO BB IBB HBP BLK WP HR S P ERA WHIP | IP WLS BF H R ER SO BB IBB HBP BLK WP HR S P ERA WHIP | IP WLS BF H R ER SO BB IBB HBP BLK WP HR S P ERA WHIP | IP WLS BF H R ER SO BB IBB HBP BLK WP HR S P ERA WHIP | IP WLS BF H R ER SO BB IBB HBP BLK WP HR S P ERA WHIP | IP WLS BF H R ER SO BB IBB HBP BLK WP HR S P ERA WHIP |
| 31 Drew Pomeranz, L (1, 1) ERA: 3.39 | 6.2 W 29 7 3 3 3 2 0 0 0 0 0 0 12 21 4.05 1.350 | Brandon Workman, R (7, 1) ERA: 1.66 | 1.1 4 0 0 0 0 0 0 0 0 0 0 0 2 12 0.00 0.000 | Robby Scott, L (9, 1) ERA: 3.9 | 1.0 5 2 2 2 0 0 0 0 0 0 0 2 12 22 18.00 2.000 | | | | | | |

Boston Red Sox @ New York Yankees
Yankee Stadium, Bronx, NY
Sat Aug 12 2017, 4:09 PM - 7:21 PM EDT
Att: 47,241 - Cloudy - 77 F

AB 36
R 5
H 9
RBI 5
BB 2
SO 5
LOB 16



| Batter | 1 | 2 | 3 | 4 | 5 | 6 | 7 | 8 | 9 | 10 | AB | R | H | RBI | BB | SO | LOB | TOP | | | | | | | | | |
|--|---|--------------------------------------|------------------------------------|-----------------------------------|------------------------------------|------------------------------------|------------------------------|---|---------------------------------|---|---|--|--|--|---|---|---|--|------------------------------------|----------------------------------|----------------------------------|------------------------------------|----------------------------------|---------------------------------|----------------------------------|----------------------------------|--------|
| 36 Eduardo Núñez, R OBP: 0.346, SLG: 0.458 | L8 | | L7 | | P6 | | | K | | BB | 4 | 0 | 0 | 0 | 1 | 1 | 1 | Boston Red Sox @ New York Yankees Yankee Stadium, Bronx, NY Sun Aug 13 2017, 8:10 PM - 11:49 PM EDT Att. 46,610 - Partly Cloudy - 79 F | | | | | | | | | |
| 50 Mookie Betts, R OBP: 0.345, SLG: 0.455 | F9 | | G6-3 | | | F8 | | G5-3 | | BB | 4 | 0 | 0 | 0 | 1 | 0 | 0 | | | | | | | | | | |
| 16 Andrew Benintendi, L OBP: 0.360, SLG: 0.446 | L8 | | | L9 | | BB | | G3-1 | | BB | 4 | 0 | 1 | 1 | 1 | 0 | 0 | | | | | | | | | | |
| 13 Hanley Ramírez, R OBP: 0.328, SLG: 0.435 | | K | | K2-3 | | BB | | K | | K | 4 | 0 | 0 | 0 | 1 | 4 | 3 | | | | | | | | | | |
| 7 Christian Vázquez, R OBP: 0.318, SLG: 0.382 | | | | | | BB | | K | | K | 0 | 0 | 0 | 0 | 0 | 0 | 0 | | | | | | | | | | |
| 30 Chris Young, R OBP: 0.327, SLG: 0.417 | | G4-3 | | G1-3 | | | | K | | L7 | 2 | 0 | 0 | 0 | 0 | 0 | 0 | | | | | | | | | | |
| 11 Rafael Devers, L OBP: 0.391, SLG: 0.586 | | | | | | | | HR | | | 3 | 1 | 1 | 1 | 0 | 1 | 5 | | | | | | | | | | |
| 2 Xander Bogaerts, R OBP: 0.332, SLG: 0.394 | | BB | | | | G5-3 | | K | | | 3 | 0 | 0 | 0 | 1 | 1 | 2 | | | | | | | | | | |
| 12 Brock Holt, L OBP: 0.301, SLG: 0.236 | | BB | | | | BB | | G6-3 | | | 3 | 1 | 1 | 0 | 1 | 1 | 0 | | | | | | | | | | |
| 3 Sandy León, S OBP: 0.295, SLG: 0.376 | | BB | | | | BB | | | | | 3 | 0 | 0 | 0 | 0 | 3 | 3 | | | | | | | | | | |
| 18 Mitch Moreland, L OBP: 0.327, SLG: 0.420 | | | | | | K | | K | | K | 1 | 0 | 0 | 0 | 0 | 1 | 0 | | | | | | | | | | |
| 19 Jackie Bradley Jr., L OBP: 0.333, SLG: 0.425 | | | L8 | | | | | F9 | | HBP | 3 | 1 | 1 | 1 | 0 | 0 | 0 | | | | | | | | | | |
| Inning Stats | R: 0 E: 0 K: 0 S: 6 | H: 0 LOB: 0 BB: 0 P: 11 | R: 0 E: 0 K: 2 S: 11 | H: 1 LOB: 2 BB: 1 P: 19 | R: 0 E: 0 K: 0 S: 7 | H: 0 LOB: 0 BB: 0 P: 12 | R: 0 E: 0 K: 1 S: 7 | H: 0 LOB: 0 BB: 0 P: 14 | R: 1 E: 0 K: 1 S: 13 | H: 1 LOB: 1 BB: 1 P: 21 | R: 0 E: 0 K: 1 S: 8 | H: 0 LOB: 2 BB: 2 P: 19 | R: 0 E: 0 K: 2 S: 8 | H: 0 LOB: 0 BB: 0 P: 11 | R: 0 E: 0 K: 1 S: 8 | H: 0 LOB: 0 BB: 0 P: 12 | R: 1 E: 0 K: 2 S: 10 | H: 1 LOB: 0 BB: 0 P: 13 | R: 1 E: 0 K: 2 S: 18 | H: 1 LOB: 3 BB: 2 P: 31 | 1B: 3 2B: 0 3B: 0 HR: 1 | SF: 0 SAC: 0 DP: 0 HBP: 1 | WP: 1 PB: 0 SB: 0 CS: 0 | PA: 41 | | | |
| PITCHER | IP WLS BF H R ER SO BB IBB HBP BLK WP HR S P ERA WHIP | 47 Jordan Montgomery, L ERA: 3.94 | 30 David Robertson, R ERA: 2.35 | 68 Dellin Betances, R ERA: 2.3 | 54 Aroldis Chapman, L ERA: 3.48 | 54 Aroldis Chapman, L ERA: 3.48 | PITCHER | IP WLS BF H R ER SO BB IBB HBP BLK WP HR S P ERA WHIP | 48 Tommy Kahnle, R ERA: 2.55 | 31 Aaron Hicks, S OBP: 0.367, SLG: 0.505 | 99 Aaron Judge, R OBP: 0.419, SLG: 0.603 | 24 Gary Sánchez, R OBP: 0.348, SLG: 0.500 | 29 Todd Frazier, R OBP: 0.333, SLG: 0.417 | 18 Didi Gregorius, L OBP: 0.332, SLG: 0.505 | 12 Chase Headley, S OBP: 0.352, SLG: 0.402 | 74 Ronald Torreyes, R OBP: 0.306, SLG: 0.366 | 27 Austin Romine, R OBP: 0.281, SLG: 0.305 | 22 Jacoby Ellsbury, L OBP: 0.317, SLG: 0.361 | 54 Aroldis Chapman, L ERA: 3.48 | 48 Tommy Kahnle, R ERA: 2.55 | 41 Chris Sale, L ERA: 2.51 | 68 Matt Barnes, R ERA: 3.94 | Robby Scott, L ERA: 3.86 | 43 Addison Reed, R ERA: 3.21 | 46 Craig Kimbrel, R ERA: 1.44 | WP: 0 PB: 0 SB: 0 CS: 0 | PA: 41 |

| | |
|-----|----|
| AB | 34 |
| R | 3 |
| H | 4 |
| RBI | 3 |
| BB | 6 |
| SO | 12 |
| LOB | 14 |



| Batter | 1 | 2 | 3 | 4 | 5 | 6 | 7 | 8 | 9 | 10 | AB | R | H | RBI | BB | SO | LOB | BOTTOM | | | | | | | | | |
|---|---|----------------------------------|--------------------------------|----------------------------------|---------------------------------|----------------------------------|-------------------------------|---|---------------------------------|---|---|--|--|--|---|---|---|--|------------------------------------|----------------------------------|----------------------------------|------------------------------------|----------------------------------|---------------------------------|----------------------------------|----------------------------------|--------|
| 11 Brett Gardner, L OBP: 0.346, SLG: 0.436 | G1-3 | | K | | K | | | G4-3 | | K | 5 | 0 | 0 | 0 | 0 | 3 | 2 | Boston Red Sox @ New York Yankees Yankee Stadium, Bronx, NY Sun Aug 13 2017, 8:10 PM - 11:49 PM EDT Att. 46,610 - Partly Cloudy - 79 F | | | | | | | | | |
| 31 Aaron Hicks, S OBP: 0.367, SLG: 0.505 | L9 | | | K | | BB | | BB | | G3-1 | 4 | 1 | 1 | 0 | 1 | 1 | 0 | | | | | | | | | | |
| 99 Aaron Judge, R OBP: 0.419, SLG: 0.603 | BB | | | K | | K | | BB | | K | 4 | 0 | 1 | 0 | 1 | 3 | 1 | | | | | | | | | | |
| 24 Gary Sánchez, R OBP: 0.348, SLG: 0.500 | K | | | BB | | K | | BB | | F9 | 4 | 0 | 1 | 0 | 1 | 2 | 2 | | | | | | | | | | |
| 29 Todd Frazier, R OBP: 0.333, SLG: 0.417 | | G5-3 | | F9 | | | | BB | | | 3 | 0 | 0 | 1 | 0 | 1 | 2 | | | | | | | | | | |
| 18 Didi Gregorius, L OBP: 0.332, SLG: 0.505 | | F9 | | | P6 | | | K | | | 4 | 0 | 0 | 0 | 0 | 1 | 2 | | | | | | | | | | |
| 12 Chase Headley, S OBP: 0.352, SLG: 0.402 | | | | | BB | | | K | | BB | 3 | 1 | 1 | 0 | 1 | 2 | 0 | | | | | | | | | | |
| 74 Ronald Torreyes, R OBP: 0.306, SLG: 0.366 | | | G6-3 | | K | | | | | SH3-4 | 2 | 0 | 0 | 0 | 1 | 1 | 1 | | | | | | | | | | |
| 27 Austin Romine, R OBP: 0.281, SLG: 0.305 | | | F9 | | | | | BB | | | 3 | 0 | 1 | 1 | 0 | 1 | 1 | | | | | | | | | | |
| 22 Jacoby Ellsbury, L OBP: 0.317, SLG: 0.361 | | | | | | | | K | | G4-3 | 1 | 0 | 0 | 0 | 0 | 0 | 0 | | | | | | | | | | |
| 54 Aroldis Chapman, L ERA: 3.48 | | | | | | | | | | | 0 | 0 | 0 | 0 | 0 | 0 | 0 | | | | | | | | | | |
| 48 Tommy Kahnle, R ERA: 2.55 | | | | | | | | | | | 0 | 0 | 0 | 0 | 0 | 0 | 0 | | | | | | | | | | |
| Inning Stats | R: 0 E: 0 K: 1 S: 9 | H: 0 LOB: 1 BB: 1 P: 14 | R: 0 E: 0 K: 1 S: 9 | H: 0 LOB: 0 BB: 0 P: 12 | R: 0 E: 0 K: 1 S: 14 | H: 0 LOB: 0 BB: 0 P: 17 | R: 0 E: 0 K: 2 S: 11 | H: 1 LOB: 1 BB: 0 P: 18 | R: 1 E: 0 K: 2 S: 12 | H: 2 LOB: 1 BB: 0 P: 15 | R: 0 E: 0 K: 3 S: 13 | H: 1 LOB: 1 BB: 0 P: 17 | R: 0 E: 0 K: 2 S: 12 | H: 0 LOB: 1 BB: 1 P: 21 | R: 1 E: 0 K: 1 S: 11 | H: 1 LOB: 2 BB: 2 P: 24 | R: 0 E: 0 K: 1 S: 7 | H: 0 LOB: 1 BB: 1 P: 14 | R: 0 E: 0 K: 1 S: 11 | H: 0 LOB: 0 BB: 0 P: 18 | 1B: 4 2B: 0 3B: 1 HR: 0 | SF: 1 SAC: 1 DP: 0 HBP: 0 | WP: 0 PB: 0 SB: 2 CS: 0 | PA: 40 | | | |
| PITCHER | IP WLS BF H R ER SO BB IBB HBP BLK WP HR S P ERA WHIP | 41 Chris Sale, L ERA: 2.51 | 68 Matt Barnes, R ERA: 3.94 | Robby Scott, L ERA: 3.86 | 43 Addison Reed, R ERA: 3.21 | 46 Craig Kimbrel, R ERA: 1.44 | PITCHER | IP WLS BF H R ER SO BB IBB HBP BLK WP HR S P ERA WHIP | 48 Tommy Kahnle, R ERA: 2.55 | 31 Aaron Hicks, S OBP: 0.367, SLG: 0.505 | 99 Aaron Judge, R OBP: 0.419, SLG: 0.603 | 24 Gary Sánchez, R OBP: 0.348, SLG: 0.500 | 29 Todd Frazier, R OBP: 0.333, SLG: 0.417 | 18 Didi Gregorius, L OBP: 0.332, SLG: 0.505 | 12 Chase Headley, S OBP: 0.352, SLG: 0.402 | 74 Ronald Torreyes, R OBP: 0.306, SLG: 0.366 | 27 Austin Romine, R OBP: 0.281, SLG: 0.305 | 22 Jacoby Ellsbury, L OBP: 0.317, SLG: 0.361 | 54 Aroldis Chapman, L ERA: 3.48 | 48 Tommy Kahnle, R ERA: 2.55 | 41 Chris Sale, L ERA: 2.51 | 68 Matt Barnes, R ERA: 3.94 | Robby Scott, L ERA: 3.86 | 43 Addison Reed, R ERA: 3.21 | 46 Craig Kimbrel, R ERA: 1.44 | WP: 0 PB: 0 SB: 2 CS: 0 | PA: 40 |

| | |
|-----|----|
| AB | 33 |
| R | 2 |
| H | 5 |
| RBI | 2 |
| BB | 5 |
| SO | 15 |
| LOB | 12 |



| Batter | 1 | 2 | 3 | 4 | 5 | 6 | 7 | 8 | 9 | AB R H RBI BB SO LOB | TOP | | | | | | | | | | | | | | | | |
|--|---|----------------------------------|--------------------------------------|----------------------------------|---------------------------------------|----------------------------------|--------------------------------------|----------------------------------|--------------------------------------|----------------------------------|--|-----------------------------------|---|-----------------------------------|---------------------------------------|-----------------------------------|---------------------------------------|-----------------------------------|----------------------------------|------------------------------------|----------------------------------|--------|--|--|--|--|--|
| 3 Curtis Granderson, L (1, 10) OBP: 0.334, SLG: 0.479 | | | | | | | | | | 4 1 1 1 0 3 1 | <p>New York Mets @ New York Yankees Yankee Stadium, Bronx, NY Mon Aug 14 2017, 7:10 PM - 10:12 PM EDT Att: 45,619 - Cloudy - 76 F</p> | | | | | | | | | | | | | | | | |
| 13 Asdrúbal Cabrera, S (1, 4) OBP: 0.332, SLG: 0.399 | | | | | | | | | 3 0 1 0 1 0 0 | | | | | | | | | | | | | | | | | | |
| 52 Yoanis Céspedes, R (1, 7) OBP: 0.326, SLG: 0.521 | | | | | | | | | 3 1 1 1 1 2 2 | | | | | | | | | | | | | | | | | | |
| 30 Michael Conforto, L (1, 9) OBP: 0.388, SLG: 0.570 | | | | | | | | | 4 0 0 0 0 1 2 | | | | | | | | | | | | | | | | | | |
| 4 Wilmer Flores, R (1, 5) OBP: 0.318, SLG: 0.496 | | | | | | | | | 3 0 0 0 1 1 1 | | | | | | | | | | | | | | | | | | |
| 22 Dominic Smith, L (1, 3) OBP: 0.214, SLG: 0.214 | | | | | | | | | 4 0 1 0 0 1 1 | | | | | | | | | | | | | | | | | | |
| 1 Amed Rosario, R (1, 6) OBP: 0.273, SLG: 0.442 | | | | | | | | | 4 0 1 0 0 3 1 | | | | | | | | | | | | | | | | | | |
| 44 René Rivera, R (1, 2) OBP: 0.279, SLG: 0.376 | | | | | | | | | 3 0 0 0 0 0 1 | | | | | | | | | | | | | | | | | | |
| 12 Juan Lagares, R (1, 8) OBP: 0.314, SLG: 0.402 | | | | | | | | | 3 0 1 0 0 2 0 | | | | | | | | | | | | | | | | | | |
| Inning Stats | R: 0 H: 1 E: 0 K: 3 S: 11 | H: 1 LOB: 1 BB: 0 P: 16 | R: 0 H: 1 E: 0 K: 0 S: 8 | H: 1 LOB: 1 BB: 1 P: 16 | R: 2 H: 2 E: 0 K: 1 S: 11 | H: 2 LOB: 0 BB: 0 P: 17 | R: 0 H: 0 E: 0 K: 1 S: 9 | H: 0 LOB: 0 BB: 0 P: 12 | R: 0 H: 1 E: 0 K: 1 S: 8 | H: 1 LOB: 0 BB: 0 P: 11 | R: 0 H: 0 E: 0 K: 1 S: 8 | H: 0 LOB: 1 BB: 20 P: 20 | R: 0 H: 0 E: 0 K: 2 S: 12 | H: 0 LOB: 0 BB: 19 P: 19 | R: 0 H: 0 E: 0 K: 3 S: 11 | H: 0 LOB: 1 BB: 22 P: 22 | R: 0 H: 1 E: 0 K: 1 S: 12 | H: 1 LOB: 0 BB: 16 P: 16 | 1B: 4 2B: 0 3B: 0 HR: 2 | SF: 0 SAC: 0 DP: 1 HBP: 0 | WP: 0 PB: 0 SB: 1 CS: 1 | PA: 34 | | | | | |
| PITCHER | IP WLS BF H R ER SO BB IBB HBP BLK WP HR S P ERA WHIP | | | | | | | | | | | PITCHER | IP WLS BF H R ER SO BB IBB HBP BLK WP HR S P ERA WHIP | | | | | | | | | | | | | | |
| 85 Luis Cessa, R (1, 1) ERA: 4.75 | 4.1 | 18 | 5 | 2 | 2 | 5 | 1 | 0 | 0 | 0 | 0 | 0 | 2 | 44 | 66 | 4.15 | 1.385 | | | | | | | | | | |
| 57 Chad Green, R (5, 1) ERA: 1.95 | 2.2 | 8 | 0 | 0 | 0 | 4 | 1 | 0 | 0 | 0 | 0 | 0 | 23 | 45 | 0.00 | 0.375 | | | | | | | | | | | |
| 30 David Robertson, R (8, 1) ERA: 2.3 | 1.0 | W | 4 | 0 | 0 | 3 | 1 | 0 | 0 | 0 | 0 | 0 | 11 | 22 | 0.00 | 1.000 | | | | | | | | | | | |
| 68 Dellin Betances, R (9, 1) ERA: 2.25 | 1.0 | S | 4 | 1 | 0 | 1 | 0 | 0 | 0 | 0 | 0 | 0 | 12 | 16 | 0.00 | 1.000 | | | | | | | | | | | |

| Batter | 1 | 2 | 3 | 4 | 5 | 6 | 7 | 8 | 9 | AB R H RBI BB SO LOB | BOTTOM | | | | | | | | | | | | | | | | |
|--|---|----------------------------------|--------------------------------------|----------------------------------|---------------------------------------|----------------------------------|---------------------------------------|----------------------------------|---------------------------------------|----------------------------------|--|----------------------------------|---|----------------------------------|---------------------------------------|----------------------------------|----------------------------------|------------------------------------|----------------------------------|--------|--|--|--|--|--|--|--|
| 11 Brett Gardner, L (1, 7) OBP: 0.345, SLG: 0.434 | | | | | | | | | | 4 0 1 0 0 2 1 | <p>New York Mets @ New York Yankees Yankee Stadium, Bronx, NY Mon Aug 14 2017, 7:10 PM - 10:12 PM EDT Att: 45,619 - Cloudy - 76 F</p> | | | | | | | | | | | | | | | | |
| 31 Aaron Hicks, S (1, 8) OBP: 0.389, SLG: 0.518 | | | | | | | | | | 4 2 2 1 0 0 2 | | | | | | | | | | | | | | | | | |
| 99 Aaron Judge, R (1, 9) OBP: 0.420, SLG: 0.608 | | | | | | | | | | 3 1 1 1 1 2 0 | | | | | | | | | | | | | | | | | |
| 18 Didi Gregorius, L (1, 10) OBP: 0.332, SLG: 0.501 | | | | | | | | | | 3 0 0 0 1 1 0 | | | | | | | | | | | | | | | | | |
| 24 Gary Sánchez, R (1, 2) OBP: 0.350, SLG: 0.511 | | | | | | | | | | 3 1 2 2 0 1 0 | | | | | | | | | | | | | | | | | |
| 12 Chase Headley, S (1, 3) OBP: 0.348, SLG: 0.398 | | | | | | | | | | 4 0 0 0 0 1 3 | | | | | | | | | | | | | | | | | |
| 29 Todd Frazier, R (1, 5) OBP: 0.333, SLG: 0.416 | | | | | | | | | | 3 0 1 0 0 2 0 | | | | | | | | | | | | | | | | | |
| 74 Ronald Torreyes, R (1, 4) OBP: 0.307, SLG: 0.365 | | | | | | | | | | 3 0 1 0 0 0 1 | | | | | | | | | | | | | | | | | |
| 39 Tyler Wade, L (1, 6) OBP: 0.200, SLG: 0.200 | | | | | | | | | | 3 0 0 0 0 1 2 | | | | | | | | | | | | | | | | | |
| Inning Stats | R: 0 H: 0 E: 0 K: 2 S: 8 | H: 1 LOB: 0 BB: 0 P: 16 | R: 0 H: 1 E: 0 K: 1 S: 7 | H: 1 LOB: 0 BB: 0 P: 11 | R: 0 H: 0 E: 0 K: 1 S: 10 | H: 0 LOB: 0 BB: 0 P: 16 | R: 1 H: 1 E: 0 K: 0 S: 17 | H: 1 LOB: 2 BB: 2 P: 31 | R: 0 H: 2 E: 0 K: 1 S: 10 | H: 2 LOB: 0 BB: 0 P: 18 | R: 1 H: 1 E: 0 K: 1 S: 8 | H: 1 LOB: 0 BB: 0 P: 12 | R: 0 H: 1 E: 0 K: 2 S: 12 | H: 1 LOB: 0 BB: 0 P: 18 | R: 2 H: 2 E: 0 K: 2 S: 14 | H: 2 LOB: 0 BB: 0 P: 22 | 1B: 5 2B: 0 3B: 0 HR: 3 | SF: 1 SAC: 0 DP: 1 HBP: 0 | WP: 1 PB: 0 SB: 0 CS: 0 | PA: 33 | | | | | | | |
| PITCHER | IP WLS BF H R ER SO BB IBB HBP BLK WP HR S P ERA WHIP | | | | | | | | | | | PITCHER | IP WLS BF H R ER SO BB IBB HBP BLK WP HR S P ERA WHIP | | | | | | | | | | | | | | |
| 50 Rafael Montero, R (1, 1) ERA: 5.8 | 6.0 | 24 | 5 | 2 | 2 | 6 | 2 | 0 | 0 | 0 | 0 | 0 | 1 | 60 | 104 | 3.00 | 1.167 | | | | | | | | | | |
| 47 Hansel Robles, R (7, 1) ERA: 4.71 | 1.1 | L | 6 | 2 | 1 | 1 | 0 | 0 | 0 | 0 | 0 | 0 | 1 | 17 | 27 | 6.75 | 1.500 | | | | | | | | | | |
| 39 Jerry Blevins, L (8, 1) ERA: 2.89 | 0.1 | 1 | 0 | 0 | 0 | 0 | 0 | 0 | 0 | 0 | 0 | 0 | 2 | 3 | 0.00 | 0.000 | | | | | | | | | | | |
| 62 Erik Goeddel, R (8, 1) ERA: 3.93 | 0.1 | 2 | 1 | 1 | 1 | 1 | 0 | 0 | 0 | 0 | 0 | 0 | 1 | 7 | 10 | 27.00 | 3.000 | | | | | | | | | | |


| Batter | 1 | 2 | 3 | 4 | 5 | 6 | 7 | 8 | 9 | AB | R | H | RBI | BB | SO | LOB | TOP | | | | | |
|--|---|---|---|--|--|---|---------------------------------------|----------------------------------|---------------------------------------|----------------------------------|--------------------------------------|----------------------------------|---------------------------------------|----------------------------------|---------------------------------------|---|--|--|---|--|--|---|
| 22 Jacoby Ellsbury, L OBP: 0.318, SLG: 0.370 | | | | | | | | | | 4 | 1 | 1 | 0 | 1 | 0 | 2 | New York Yankees @ New York Mets Citi Field, Flushing, NY Wed Aug 16 2017, 7:12 PM - 10:24 PM EDT Att: 42,260 - Partly Cloudy - 84 F | | | | | |
| 31 Aaron Hicks, S OBP: 0.385, SLG: 0.507 | | | | | | | | | | 3 | 0 | 0 | 0 | 1 | 0 | 1 | | | | | | |
| 43 Adam Warren, R OBP: 0.329, SLG: 0.410 | | | | | | | | | | 1 | 0 | 0 | 0 | 0 | 0 | 0 | | | | | | |
| 99 Aaron Judge, R OBP: 0.420, SLG: 0.614 | | | | | | | | | | 5 | 2 | 2 | 1 | 0 | 1 | 4 | | | | | | |
| 18 Didi Gregorius, L OBP: 0.334, SLG: 0.501 | | | | | | | | | | 4 | 0 | 1 | 2 | 1 | 0 | 1 | | | | | | |
| 24 Gary Sánchez, R OBP: 0.351, SLG: 0.517 | | | | | | | | | | 3 | 0 | 0 | 0 | 1 | 1 | 2 | | | | | | |
| 12 Chase Headley, S OBP: 0.354, SLG: 0.403 | | | | | | | | | | 2 | 1 | 2 | 1 | 1 | 0 | 0 | | | | | | |
| 64 Garrett Cooper, R OBP: 0.176, SLG: 0.273 | | | | | | | | | | 4 | 0 | 0 | 1 | 0 | 1 | 4 | | | | | | |
| 30 David Robertson, R OBP: 0.313, SLG: 0.379 | | | | | | | | | | 4 | 1 | 2 | 0 | 0 | 0 | 0 | | | | | | |
| 74 Ronald Torreyes, R OBP: 0.313, SLG: 0.379 | | | | | | | | | | 2 | 0 | 0 | 0 | 0 | 1 | 0 | | | | | | |
| 34 Jaime García, L OBP: 0.176, SLG: 0.273 | | | | | | | | | | 0 | 0 | 0 | 0 | 0 | 0 | 0 | | | | | | |
| 48 Tommy Kahnle, R OBP: 0.343, SLG: 0.430 | | | | | | | | | | 1 | 0 | 0 | 0 | 0 | 1 | 2 | | | | | | |
| 11 Brett Gardner, L OBP: 0.343, SLG: 0.430 | | | | | | | | | | 0 | 0 | 0 | 0 | 0 | 0 | 0 | | | | | | |
| Inning Stats | R: 0 H: 1 E: 0 K: 0 S: 6 | H: 1 LOB: 0 BB: 0 P: 13 | R: 1 H: 0 E: 0 K: 0 S: 12 | H: 0 LOB: 0 BB: 21 P: 21 | R: 0 H: 0 E: 0 K: 0 S: 9 | H: 0 LOB: 0 BB: 15 P: 15 | R: 1 H: 2 E: 0 K: 1 S: 10 | H: 1 LOB: 1 BB: 0 P: 14 | R: 0 H: 0 E: 0 K: 1 S: 7 | H: 0 LOB: 0 BB: 0 P: 11 | R: 1 H: 1 E: 0 K: 0 S: 7 | H: 1 LOB: 2 BB: 2 P: 17 | R: 2 H: 2 E: 0 K: 2 S: 15 | H: 2 LOB: 2 BB: 2 P: 28 | R: 0 H: 2 E: 0 K: 2 S: 9 | H: 2 LOB: 2 BB: 0 P: 15 | R: 0 H: 0 E: 0 K: 1 S: 8 | H: 0 LOB: 0 BB: 0 P: 11 | 1B: 4 2B: 3 3B: 0 HR: 1 | SF: 1 SAC: 1 DP: 0 HBP: 0 | WP: 1 PB: 1 SB: 1 CS: 0 | PA: 40 |
| PITCHER | IP WLS BF H R ER SO BB IBB HBP BLK WP HR S P ERA WHIP | 5.1 0 23 4 3 2 2 3 0 0 0 1 1 48 87 3.38 1.312 | 6.1 1.2 L 9 2 2 2 0 2 0 0 0 0 0 0 18 32 10.80 2.400 | 8.1 0.1 3 2 0 0 1 0 0 0 0 0 0 5 7 0.00 6.000 | 8.1 0.2 2 0 0 0 1 0 0 0 0 0 0 4 8 0.00 0.000 | 9.1 1.0 3 0 0 0 1 0 0 0 0 0 0 8 11 0.00 0.000 | PITCHER | | | | | | | | | | IP WLS BF H R ER SO BB IBB HBP BLK WP HR S P ERA WHIP | 5.1 0 23 4 3 2 2 3 0 0 0 1 1 48 87 3.38 1.312 | 6.1 1.2 L 9 2 2 2 0 2 0 0 0 0 0 0 18 32 10.80 2.400 | 8.1 0.1 3 2 0 0 1 0 0 0 0 0 0 5 7 0.00 6.000 | 8.1 0.2 2 0 0 0 1 0 0 0 0 0 0 4 8 0.00 0.000 | 9.1 1.0 3 0 0 0 1 0 0 0 0 0 0 8 11 0.00 0.000 |
| 12 Juan Lagares, R OBP: 0.318, SLG: 0.410 | | | | | | | | | | 4 | 1 | 2 | 0 | 0 | 0 | 2 | New York Yankees @ New York Mets Citi Field, Flushing, NY Wed Aug 16 2017, 7:12 PM - 10:24 PM EDT Att: 42,260 - Partly Cloudy - 84 F | | | | | |
| 13 Andruw Jones, S | | | | | | | | | | 4 | 0 | 1 | 0 | 0 | 1 | 3 | | | | | | |
| 52 Yoanis Céspedes, R OBP: 0.331, SLG: 0.519 | | | | | | | | | | 2 | 1 | 0 | 1 | 1 | 2 | 1 | | | | | | |
| 30 Michael Conforto, L OBP: 0.388, SLG: 0.567 | | | | | | | | | | 4 | 0 | 1 | 0 | 0 | 1 | 1 | | | | | | |
| 18 Travis d'Armentrout, R | | | | | | | | | | 3 | 0 | 0 | 1 | 0 | 0 | 0 | | | | | | |
| 1 Amed Rosario, R OBP: 0.289, SLG: 0.460 | | | | | | | | | | 3 | 0 | 0 | 0 | 1 | 1 | 1 | | | | | | |
| 22 Dominic Smith, L OBP: 0.190, SLG: 0.333 | | | | | | | | | | 4 | 0 | 0 | 0 | 0 | 1 | 2 | | | | | | |
| 44 René Rivera, R OBP: 0.278, SLG: 0.391 | | | | | | | | | | 4 | 1 | 1 | 1 | 0 | 1 | 1 | | | | | | |
| 65 Robert Gsellman, R OBP: 0.276, SLG: 0.467 | | | | | | | | | | 1 | 0 | 1 | 0 | 1 | 0 | 0 | | | | | | |
| 51 Paul Sewald, R OBP: 0.276, SLG: 0.467 | | | | | | | | | | 0 | 0 | 0 | 0 | 0 | 0 | 0 | | | | | | |
| 9 Brandon Nimmo, L OBP: 0.276, SLG: 0.467 | | | | | | | | | | 1 | 0 | 0 | 0 | 0 | 0 | 0 | | | | | | |
| 46 Chasen Bradford, R OBP: 0.276, SLG: 0.467 | | | | | | | | | | 0 | 0 | 0 | 0 | 0 | 0 | 0 | | | | | | |
| 49 Josh Smoker, L OBP: 0.276, SLG: 0.467 | | | | | | | | | | 0 | 0 | 0 | 0 | 0 | 0 | 0 | | | | | | |
| 62 Erik Goeddel, R OBP: 0.276, SLG: 0.467 | | | | | | | | | | 0 | 0 | 0 | 0 | 0 | 0 | 0 | | | | | | |
| Inning Stats | R: 1 H: 1 E: 0 K: 1 S: 14 | H: 0 LOB: 0 BB: 0 P: 22 | R: 0 H: 0 E: 0 K: 1 S: 8 | H: 0 LOB: 0 BB: 0 P: 12 | R: 0 H: 0 E: 0 K: 0 S: 8 | H: 0 LOB: 1 BB: 1 P: 15 | R: 0 H: 0 E: 0 K: 0 S: 9 | H: 0 LOB: 0 BB: 0 P: 16 | R: 1 H: 2 E: 0 K: 0 S: 11 | H: 2 LOB: 1 BB: 1 P: 16 | R: 0 H: 0 E: 0 K: 1 S: 9 | H: 0 LOB: 0 BB: 0 P: 17 | R: 0 H: 1 E: 0 K: 2 S: 12 | H: 1 LOB: 1 BB: 0 P: 16 | R: 0 H: 0 E: 0 K: 2 S: 15 | H: 0 LOB: 1 BB: 0 P: 23 | 1B: 3 2B: 2 3B: 0 HR: 1 | SF: 2 SAC: 0 DP: 1 HBP: 0 | WP: 1 PB: 0 SB: 0 CS: 0 | PA: 35 | | |
| PITCHER | IP WLS BF H R ER SO BB IBB HBP BLK WP HR S P ERA WHIP | 5.1 0 22 4 3 3 3 3 0 0 0 0 0 4 5 0.00 0.000 | 7.1 0.2 W 2 0 0 0 0 0 0 0 0 0 0 0 4 5 0.00 0.000 | 7.1 2.0 H 7 1 0 0 3 0 0 0 0 0 0 0 21 33 0.00 0.500 | 8.1 1.0 S 4 0 0 0 2 0 0 0 0 0 1 0 15 23 0.00 0.000 | PITCHER | | | | | | | | | | IP WLS BF H R ER SO BB IBB HBP BLK WP HR S P ERA WHIP | 5.1 0 22 4 3 3 3 3 0 0 0 0 0 4 5 0.00 0.000 | 7.1 0.2 W 2 0 0 0 0 0 0 0 0 0 0 0 4 5 0.00 0.000 | 7.1 2.0 H 7 1 0 0 3 0 0 0 0 0 0 0 21 33 0.00 0.500 | 8.1 1.0 S 4 0 0 0 2 0 0 0 0 0 1 0 15 23 0.00 0.000 | | |

| Batter | 1 | 2 | 3 | 4 | 5 | 6 | 7 | 8 | 9 | AB | R | H | RBI | BB | SO | LOB | TOP | | | | | | | |
|---|---|---|---|---|---|---|---|---|---|---|---|---|---|---|---|---|---|---|---|---|---|---|---|---|
| 11 Brett Gardner, L OBP: 0.341, SLG: 0.430 | E1 24 HR | L5 | | 24 1B 2B | | L8 | | | G4-3 | 5 | 2 | 1 | 2 | 0 | 0 | 0 | | | | | | | | |
| 31 Aaron Hicks, S OBP: 0.381, SLG: 0.498 | 24 HR | G6-3 | | G5-3 | | L4 | | | G6-3 | 4 | 1 | 0 | 0 | 1 | 0 | 2 | | | | | | | | |
| 99 Aaron Judge, R OBP: 0.418, SLG: 0.608 | K | | K | 24 1B HBP | | L5 | | | K | 4 | 0 | 0 | 0 | 0 | 3 | 2 | | | | | | | | |
| 24 Gary Sánchez, R OBP: 0.352, SLG: 0.526 | HR | | F7 | 18 G4-6-3 1B | | F7 | | | | 4 | 1 | 2 | 5 | 0 | 0 | 0 | | | | | | | | |
| 18 Didi Gregorius, L OBP: 0.338, SLG: 0.503 | 26 1B BB | | G4-6-3 | 1B | | G4-6-3 | | | | 3 | 0 | 2 | 0 | 1 | 0 | 2 | | | | | | | | |
| 29 Todd Frazier, R OBP: 0.326, SLG: 0.406 | P3 | | 1B | | | P3 | | | | 4 | 0 | 0 | 0 | 0 | 2 | 3 | | | | | | | | |
| 26 Tyler Austin, R OBP: 0.283, SLG: 0.412 | 1B | | | 40 1B 11 2B 1B | | F9 | | | K | 4 | 1 | 2 | 0 | 0 | 1 | 0 | | | | | | | | |
| 74 Ronald Torreyes, R OBP: 0.313, SLG: 0.377 | K | | | 40 1B 11 2B 1B | | G4-3 | | | L8 | 4 | 1 | 1 | 0 | 0 | 1 | 2 | | | | | | | | |
| 40 Luis Severino, R OBP: 0.200, SLG: 0.200 | | G4-3 | | 11 2B 24 1B 1B | | G5-3 | | | K | 3 | 1 | 1 | 0 | 0 | 0 | 0 | | | | | | | | |
| Chasen Shreve, L | | | | | | | | | | 1 | 0 | 0 | 0 | 0 | 1 | 0 | | | | | | | | |
| 66 Bryan Mitchell, L | | | | | | | | | | 0 | 0 | 0 | 0 | 0 | 0 | 0 | | | | | | | | |
| 68 Dellin Betances, R | | | | | | | | | | 0 | 0 | 0 | 0 | 0 | 0 | 0 | | | | | | | | |
| Inning Stats | R: 3 H: 2 E: 0 K: 2 S: 22 | H: 2 LOB: 2 BB: 2 P: 40 | R: 0 H: 0 E: 0 K: 0 S: 7 | H: 0 LOB: 0 BB: 0 P: 9 | R: 0 H: 1 E: 0 K: 2 S: 9 | H: 1 LOB: 1 BB: 0 P: 13 | R: 4 H: 5 E: 0 K: 0 S: 13 | H: 5 LOB: 1 BB: 0 P: 16 | R: 0 H: 0 E: 0 K: 1 S: 9 | H: 0 LOB: 0 BB: 0 P: 12 | R: 0 H: 0 E: 0 K: 0 S: 10 | H: 0 LOB: 0 BB: 0 P: 13 | R: 0 H: 1 E: 0 K: 0 S: 8 | H: 1 LOB: 1 BB: 0 P: 15 | R: 0 H: 0 E: 0 K: 2 S: 7 | H: 0 LOB: 0 BB: 0 P: 8 | R: 0 H: 0 E: 0 K: 1 S: 10 | H: 0 LOB: 0 BB: 0 P: 17 | 1B: 7 2B: 1 3B: 0 HR: 1 | SF: 0 SAC: 0 DP: 1 HBP: 1 | WP: 0 PB: 0 SB: 0 CS: 0 | PA: 39 | | |
| PITCHER | IP WLS BF H R ER SO BB IBB HBP BLK WP HR S P ERA WHIP | IP WLS BF H R ER SO BB IBB HBP BLK WP HR S P ERA WHIP | IP WLS BF H R ER SO BB IBB HBP BLK WP HR S P ERA WHIP | IP WLS BF H R ER SO BB IBB HBP BLK WP HR S P ERA WHIP | IP WLS BF H R ER SO BB IBB HBP BLK WP HR S P ERA WHIP | IP WLS BF H R ER SO BB IBB HBP BLK WP HR S P ERA WHIP | IP WLS BF H R ER SO BB IBB HBP BLK WP HR S P ERA WHIP | IP WLS BF H R ER SO BB IBB HBP BLK WP HR S P ERA WHIP | IP WLS BF H R ER SO BB IBB HBP BLK WP HR S P ERA WHIP | IP WLS BF H R ER SO BB IBB HBP BLK WP HR S P ERA WHIP | IP WLS BF H R ER SO BB IBB HBP BLK WP HR S P ERA WHIP | IP WLS BF H R ER SO BB IBB HBP BLK WP HR S P ERA WHIP | IP WLS BF H R ER SO BB IBB HBP BLK WP HR S P ERA WHIP | IP WLS BF H R ER SO BB IBB HBP BLK WP HR S P ERA WHIP | IP WLS BF H R ER SO BB IBB HBP BLK WP HR S P ERA WHIP | IP WLS BF H R ER SO BB IBB HBP BLK WP HR S P ERA WHIP | IP WLS BF H R ER SO BB IBB HBP BLK WP HR S P ERA WHIP | IP WLS BF H R ER SO BB IBB HBP BLK WP HR S P ERA WHIP | IP WLS BF H R ER SO BB IBB HBP BLK WP HR S P ERA WHIP | IP WLS BF H R ER SO BB IBB HBP BLK WP HR S P ERA WHIP | IP WLS BF H R ER SO BB IBB HBP BLK WP HR S P ERA WHIP | IP WLS BF H R ER SO BB IBB HBP BLK WP HR S P ERA WHIP | IP WLS BF H R ER SO BB IBB HBP BLK WP HR S P ERA WHIP | IP WLS BF H R ER SO BB IBB HBP BLK WP HR S P ERA WHIP |

New York Yankees @ New York Mets
Citi Field, Flushing, NY
Thu Aug 17 2017, 7:13 PM - 10:06 PM EDT
Att: 42,549 - Partly Cloudy - 78 F

livebaseballscorecards.com

AB 36
R 7
H 9
RBI 7
BB 2
SO 8
LOB 11




| Batter | 1 | 2 | 3 | 4 | 5 | 6 | 7 | 8 | 9 | AB | R | H | RBI | BB | SO | LOB | BOTTOM | | | | | | | |
|--|---|---|---|---|---|---|---|---|---|---|---|---|---|---|---|---|---|---|---|---|---|---|---|---|
| 3 Curtis Granderson, L OBP: 0.334, SLG: 0.481 | F7 | | 30 FC6-5 BB | | | 52 FC5-4 BB | K | | HR | 3 | 1 | 1 | 4 | 2 | 1 | 2 | | | | | | | | |
| 13 Adrián Cabrera, S OBP: 0.329, SLG: 0.384 | 2B | | K | | | K | | | F9 | 4 | 0 | 1 | 0 | 1 | 2 | 2 | | | | | | | | |
| 30 Michael Conforto, L OBP: 0.386, SLG: 0.591 | K | | FC6-5 | | | 52 FC5-4 BB | K | | F7 | 4 | 0 | 0 | 0 | 1 | 2 | 5 | | | | | | | | |
| 52 Yoenis Cespedes, R OBP: 0.328, SLG: 0.513 | K | | G6-3 | | | FC5-4 | | | G3-1 | 3 | 0 | 0 | 0 | 0 | 1 | 3 | | | | | | | | |
| 47 Hansel Robles, R | K | | | | | | | | | 0 | 0 | 0 | 0 | 0 | 0 | 0 | | | | | | | | |
| 2 Gavin Cecchini, R OBP: 0.267, SLG: 0.467 | | | | | | | | | | 1 | 0 | 0 | 0 | 0 | 0 | 0 | | | | | | | | |
| 40 AJ Ramos, R | | | | | | | | | | 0 | 0 | 0 | 0 | 0 | 0 | 0 | | | | | | | | |
| 12 Juan Lagares, R OBP: 0.316, SLG: 0.406 | | | | | | | | | | 1 | 0 | 0 | 0 | 0 | 0 | 0 | | | | | | | | |
| 22 Dominic Smith, L OBP: 0.160, SLG: 0.280 | G4-3 | | L4 | | | F7 | | | G3 | 4 | 0 | 0 | 0 | 0 | 2 | | | | | | | | | |
| 1 Amed Rosario, R OBP: 0.250, SLG: 0.426 | G6-3 | | K | | | | | | K | 4 | 0 | 0 | 0 | 0 | 2 | 0 | | | | | | | | |
| 18 Travis d'Arnaud, R OBP: 0.276, SLG: 0.403 | 1B | | G5-3 | | | E9 15 WP 15 1B | | | 15 1B 3 HR | 4 | 2 | 2 | 0 | 0 | 0 | 0 | | | | | | | | |
| 15 Matt Reynolds, R OBP: 0.281, SLG: 0.321 | K | | K | | | 13 BB 9 1B | | | 9 BB 3 HR | 4 | 1 | 2 | 1 | 0 | 2 | 1 | | | | | | | | |
| 32 Steven Matz, R OBP: 0.143, SLG: 0.143 | | | | | | | | | | 1 | 0 | 0 | 0 | 0 | 1 | 0 | | | | | | | | |
| 46 Chasen Bradford, R | | | | | | | | | | 1 | 0 | 0 | 0 | 0 | 1 | 0 | | | | | | | | |
| 9 Brandon Nimmo, L OBP: 0.395, SLG: 0.286 | K | | K | | | 13 BB | | | 3 HR | 1 | 1 | 1 | 0 | 1 | 0 | 0 | | | | | | | | |
| Inning Stats | R: 0 H: 1 E: 0 K: 2 S: 10 | H: 1 LOB: 1 BB: 0 P: 16 | R: 0 H: 1 E: 0 K: 1 S: 9 | H: 1 LOB: 1 BB: 0 P: 13 | R: 0 H: 0 E: 0 K: 2 S: 11 | H: 0 LOB: 1 BB: 1 P: 17 | R: 0 H: 0 E: 0 K: 1 S: 9 | H: 0 LOB: 0 BB: 0 P: 10 | R: 0 H: 0 E: 0 K: 2 S: 8 | H: 0 LOB: 0 BB: 0 P: 10 | R: 0 H: 0 E: 0 K: 1 S: 7 | H: 0 LOB: 0 BB: 0 P: 10 | R: 0 H: 0 E: 0 K: 1 S: 7 | R: 4 H: 3 E: 0 K: 0 S: 14 | H: 3 LOB: 0 BB: 1 P: 23 | 1B: 4 2B: 2 3B: 0 HR: 1 | SF: 0 SAC: 0 DP: 0 HBP: 0 | WP: 1 PB: 0 SB: 0 CS: 0 | PA: 40 | | | | | |
| PITCHER | IP WLS BF H R ER SO BB IBB HBP BLK WP HR S P ERA WHIP | IP WLS BF H R ER SO BB IBB HBP BLK WP HR S P ERA WHIP | IP WLS BF H R ER SO BB IBB HBP BLK WP HR S P ERA WHIP | IP WLS BF H R ER SO BB IBB HBP BLK WP HR S P ERA WHIP | IP WLS BF H R ER SO BB IBB HBP BLK WP HR S P ERA WHIP | IP WLS BF H R ER SO BB IBB HBP BLK WP HR S P ERA WHIP | IP WLS BF H R ER SO BB IBB HBP BLK WP HR S P ERA WHIP | IP WLS BF H R ER SO BB IBB HBP BLK WP HR S P ERA WHIP | IP WLS BF H R ER SO BB IBB HBP BLK WP HR S P ERA WHIP | IP WLS BF H R ER SO BB IBB HBP BLK WP HR S P ERA WHIP | IP WLS BF H R ER SO BB IBB HBP BLK WP HR S P ERA WHIP | IP WLS BF H R ER SO BB IBB HBP BLK WP HR S P ERA WHIP | IP WLS BF H R ER SO BB IBB HBP BLK WP HR S P ERA WHIP | IP WLS BF H R ER SO BB IBB HBP BLK WP HR S P ERA WHIP | IP WLS BF H R ER SO BB IBB HBP BLK WP HR S P ERA WHIP | IP WLS BF H R ER SO BB IBB HBP BLK WP HR S P ERA WHIP | IP WLS BF H R ER SO BB IBB HBP BLK WP HR S P ERA WHIP | IP WLS BF H R ER SO BB IBB HBP BLK WP HR S P ERA WHIP | IP WLS BF H R ER SO BB IBB HBP BLK WP HR S P ERA WHIP | IP WLS BF H R ER SO BB IBB HBP BLK WP HR S P ERA WHIP | IP WLS BF H R ER SO BB IBB HBP BLK WP HR S P ERA WHIP | IP WLS BF H R ER SO BB IBB HBP BLK WP HR S P ERA WHIP | IP WLS BF H R ER SO BB IBB HBP BLK WP HR S P ERA WHIP | IP WLS BF H R ER SO BB IBB HBP BLK WP HR S P ERA WHIP |

New York Yankees @ New York Mets
Citi Field, Flushing, NY
Thu Aug 17 2017, 7:13 PM - 10:06 PM EDT
Att: 42,549 - Partly Cloudy - 78 F

livebaseballscorecards.com


AB 35
R 5
H 7
RBI 5
BB 5
SO 12
LOB 15




| Batter | 1 | 2 | 3 | 4 | 5 | 6 | 7 | 8 | 9 | AB R H RBI BB SO LOB | TOP | | | | | | | | | |
|---|---|----------------------------------|-------------------------------|----------------------------------|------------------------------|---------------------------------|------------------------------|----------------------------------|----------------------------------|----------------------------------|--|---|------------------------------|----------------------------------|-------------------------------|----------------------------------|----------------------------------|------------------------------------|----------------------------------|--------|
| 11 Brett Gardner, L (1, 7) OBP: 0.346, SLG: 0.431 | F7 3-2 | FC5-4 1B 31 | | | G5-3 1 | | 1B | | FC5-2 31 E | 5 0 2 0 0 0 2 | New York Yankees @ Boston Red Sox Fenway Park, Boston, MA Sat Aug 19 2017, 7:13 PM - 10:21 PM EDT Att: 37,274 - Partly Cloudy - 66 F | | | | | | | | | |
| 31 Aaron Hicks, S (1, 8) OBP: 0.381, SLG: 0.490 | K 2-2 | FC5-4 1-2 | | | 2B 99 F | | K | | BB | 4 0 1 0 1 0 2 2 | | | | | | | | | | |
| 99 Aaron Judge, R (1, 9) OBP: 0.416, SLG: 0.599 | | | | | K 2-3 | | K | | K | 4 0 0 0 1 3 4 | | | | | | | | | | |
| 24 Gary Sánchez, R (1, 2) OBP: 0.347, SLG: 0.524 | K 0-3 | | | E6 12 G6-4-3 | G1-3 3 | | | | G6-3 1 | 4 0 0 0 0 1 2 | | | | | | | | | | |
| 12 Chase Headley, S (1, 3) OBP: 0.356, SLG: 0.405 | | G5-3 1-2 | G6-4-3 1-2 | | | L9 1-1 | | G6-3 2 | | 4 0 0 0 0 0 1 | | | | | | | | | | |
| 18 Didi Gregorius, L (1, 6) OBP: 0.341, SLG: 0.503 | | 26 HR 2B | | | 1B | | K | | 29 WP 1B | 4 1 3 0 0 1 0 | | | | | | | | | | |
| 29 Todd Frazier, R (1, 5) OBP: 0.333, SLG: 0.424 | | 26 HR HBP | | | K | | HR | | G6-3 1-2 | 3 2 1 1 0 1 2 | | | | | | | | | | |
| 26 Tyler Austin, R (1, 10) OBP: 0.304, SLG: 0.619 | | | | | F8 2 | | G3 3 | | | 4 1 2 3 0 0 1 | | | | | | | | | | |
| 22 Jacoby Ellsbury, L (9, PR) (9, 10) OBP: 0.318, SLG: 0.370 | | | | | | | | | 74 SH3-4 11 FC5-2 2B | 0 0 0 0 0 0 0 | | | | | | | | | | |
| 74 Ronald Torreyes, R (1, 4) OBP: 0.307, SLG: 0.369 | | | | | F8 3 | | K | | SH3-4 2-3 | 3 0 0 0 0 2 1 | | | | | | | | | | |
| Inning Stats | R: 0 E: 0 K: 2 S: 11 | H: 0 LOB: 1 BB: 1 P: 20 | R: 3 E: 0 K: 1 S: 17 | H: 3 LOB: 1 BB: 0 P: 21 | R: 0 E: 1 K: 0 S: 7 | H: 0 LOB: 0 BB: 0 P: 9 | R: 0 E: 0 K: 1 S: 9 | H: 1 LOB: 1 BB: 0 P: 10 | R: 0 E: 2 K: 1 S: 11 | H: 1 LOB: 1 BB: 0 P: 17 | R: 0 E: 0 K: 3 S: 18 | H: 1 LOB: 1 BB: 0 P: 22 | R: 0 E: 0 K: 0 S: 9 | H: 1 LOB: 2 BB: 1 P: 23 | R: 0 E: 1 K: 1 S: 12 | H: 1 LOB: 2 BB: 1 P: 23 | 1B: 4 2B: 3 3B: 0 HR: 2 | SF: 0 SAC: 1 DP: 1 HBP: 1 | WP: 1 PB: 0 SB: 0 CS: 0 | PA: 39 |
| PITCHER | IP WLS BF H R ER SO BB IBB HBP BLK WP HR S P ERA WHIP | | | | | | | | | | | IP WLS BF H R ER SO BB IBB HBP BLK WP HR S P ERA WHIP | | | | | | | | |
| 41 Chris Sale, L (1, 1) ERA: 2.62 | 7.0 L 30 7 4 4 9 1 0 1 0 0 2 84 117 5.14 1.143 | | | | | | | | | | | | | | | | | | | |
| 68 Matt Barnes, R (8, 1) ERA: 3.45 | 1.0 4 1 0 0 0 0 0 0 0 0 1 0 9 13 0.00 1.000 | | | | | | | | | | | | | | | | | | | |
| Heath Hembree, R (9, 1) ERA: 3.61 | 0.1 2 1 0 0 0 0 0 0 0 0 0 4 7 0.00 3.000 | | | | | | | | | | | | | | | | | | | |
| Robby Scott, L (9, 1) ERA: 3.88 | 0.1 1 0 0 0 0 0 0 0 0 0 0 3 6 0.00 0.000 | | | | | | | | | | | | | | | | | | | |
| 56 Joe Kelly, R (9, 1) ERA: 2.5 | 0.1 2 0 0 0 1 1 0 0 0 0 0 5 10 0.00 3.000 | | | | | | | | | | | | | | | | | | | |

| Batter | 1 | 2 | 3 | 4 | 5 | 6 | 7 | 8 | 9 | AB R H RBI BB SO LOB | BOTTOM | | | | | | | | | | | |
|--|---|---------------------------------|------------------------------|---------------------------------|-------------------------------|----------------------------------|------------------------------|---------------------------------|-------------------------------|----------------------------------|--|---|-------------------------------|----------------------------------|-------------------------------|----------------------------------|------------------------------|----------------------------------|----------------------------------|------------------------------------|----------------------------------|--------|
| 36 Eduardo Núñez, R (1, 4) OBP: 0.343, SLG: 0.447 | K 1-3 | | G4-3 3 | | G5-3 3 | | | G5-3 1 | | 4 0 0 0 0 1 2 | New York Yankees @ Boston Red Sox Fenway Park, Boston, MA Sat Aug 19 2017, 7:13 PM - 10:21 PM EDT Att: 37,274 - Partly Cloudy - 66 F | | | | | | | | | | | |
| 50 Mookie Betts, R (1, 9) OBP: 0.341, SLG: 0.451 | L1 0-1 | | | | 2B | | K | | | 4 0 1 0 0 2 0 | | | | | | | | | | | | |
| 16 Andrew Benintendi, L (1, 7) OBP: 0.356, SLG: 0.442 | B1-3 3 | | | L7 2 | F7 1 | | K 13 2B | | | 4 0 0 0 0 1 1 | | | | | | | | | | | | |
| 13 Hanley Ramirez, R (1, 3) OBP: 0.336, SLG: 0.431 | | G4-3 1-1 | | P6 3 | L5 2 | | | | | 4 0 1 0 0 0 1 | | | | | | | | | | | | |
| 30 Chris Young, R (1, 10) OBP: 0.326, SLG: 0.406 | | | | | | | | | | 3 0 0 0 0 1 1 | | | | | | | | | | | | |
| 18 Mitch Moreland, L (8, PH) (9, 10) OBP: 0.335, SLG: 0.423 | K 2-3 | | | | G5-3 1 | | P3 3 | | | 0 0 0 0 1 0 0 | | | | | | | | | | | | |
| 2 Xander Bogaerts, R (1, 6) OBP: 0.334, SLG: 0.402 | | G5-3 3 | | | | | | | | 3 1 0 0 1 2 3 | | | | | | | | | | | | |
| 11 Rafael Devers, L (1, 5) OBP: 0.424, SLG: 0.727 | | | | | 11 1B 3 G4-3 BB | | K | | | 4 2 2 1 0 2 0 | | | | | | | | | | | | |
| 3 Sandy León, S (1, 2) OBP: 0.289, SLG: 0.371 | | | | | 19 1B 3 G4-3 1B | | HR | | | 4 0 0 1 0 2 1 | | | | | | | | | | | | |
| 12 Brock Holt, L (9, PR) (9, 10) OBP: 0.291, SLG: 0.218 | | L4 2 | | | G4-3 1-2 | | K2-3 2 | | K 19 CS | 0 0 0 0 0 0 0 | | | | | | | | | | | | |
| 19 Jackie Bradley Jr., L (1, 8) OBP: 0.338, SLG: 0.418 | | | | | | | G4-3 3-H | | F7 1-2 | 4 0 2 1 0 0 1 | | | | | | | | | | | | |
| Inning Stats | R: 0 E: 0 K: 1 S: 6 | H: 0 LOB: 0 BB: 0 P: 7 | R: 0 E: 0 K: 1 S: 6 | H: 0 LOB: 0 BB: 0 P: 9 | R: 0 E: 0 K: 1 S: 10 | H: 1 LOB: 1 BB: 0 P: 17 | R: 0 E: 0 K: 1 S: 6 | H: 0 LOB: 0 BB: 0 P: 9 | R: 2 E: 0 K: 0 S: 15 | H: 2 LOB: 1 BB: 1 P: 23 | R: 0 E: 0 K: 0 S: 10 | H: 1 LOB: 1 BB: 0 P: 15 | R: 1 E: 0 K: 2 S: 11 | H: 1 LOB: 0 BB: 0 P: 16 | R: 0 E: 0 K: 3 S: 14 | H: 1 LOB: 3 BB: 1 P: 19 | R: 0 E: 0 K: 2 S: 9 | H: 0 LOB: 1 BB: 0 P: 14 | 1B: 3 2B: 2 3B: 0 HR: 1 | SF: 0 SAC: 0 DP: 0 HBP: 0 | WP: 2 PB: 0 SB: 0 CS: 1 | PA: 36 |
| PITCHER | IP WLS BF H R ER SO BB IBB HBP BLK WP HR S P ERA WHIP | | | | | | | | | | | IP WLS BF H R ER SO BB IBB HBP BLK WP HR S P ERA WHIP | | | | | | | | | | |
| 52 CC Sabathia, L (1, 1) ERA: 3.99 | 6.0 W 23 4 2 2 2 4 0 0 0 0 0 1 10 15 13.50 1.500 | | | | | | | | | | | | | | | | | | | | | |
| 43 Adam Warren, R (7, 1) ERA: 1.89 | 0.2 H 3 1 1 1 2 0 0 0 0 0 0 1 10 15 0.00 0.750 | | | | | | | | | | | | | | | | | | | | | |
| 30 David Robertson, R (7, 1) ERA: 2.19 | 1.1 H 7 1 0 0 3 0 1 0 0 1 0 15 20 0.00 0.750 | | | | | | | | | | | | | | | | | | | | | |
| 68 Dellin Betances, R (9, 1) ERA: 2.11 | 1.0 S 3 0 0 0 2 0 0 0 0 1 0 9 14 0.00 0.000 | | | | | | | | | | | | | | | | | | | | | |



| Batter | 1 | 2 | 3 | 4 | 5 | 6 | 7 | 8 | 9 | AB | R | H | RBI | BB | SO | LOB | TOP | | | | | | | | | | |
|---|------------------------------|---------------------------------|-------------------------------|----------------------------------|-------------------------------|----------------------------------|-------------------------------|----------------------------------|-------------------------------|----------------------------------|------------------------------|---------------------------------|------------------------------|----------------------------------|-------------------------------|----------------------------------|---|----------------------------------|------------------------------------|----------------------------------|--------|--|--|--|--|--|--|
| 11 Brett Gardner, L (1.7) OBP: 0.347, SLG: 0.438 | G3-1 | | 1B | | HR | | | G4-3 | | 4 | 1 | 2 | 1 | 0 | 0 | 0 | New York Yankees @ Boston Red Sox Fenway Park, Boston, MA Sun Aug 20 2017, 1:44 PM - 5:19 PM EDT Att: 36,911 - Sunny - 81 F | | | | | | | | | | |
| 31 Aaron Hicks, S (1.8) OBP: 0.375, SLG: 0.482 | K | | K | | G3 | | | F9 | | 4 | 0 | 0 | 0 | 0 | 2 | 1 | | | | | | | | | | | |
| 99 Aaron Judge, R (1.9) OBP: 0.413, SLG: 0.593 | F8 | | G4-3 | | P3 | | | K | | 4 | 0 | 0 | 0 | 0 | 1 | 1 | | | | | | | | | | | |
| 18 Didi Gregorius, L (1.6) OBP: 0.337, SLG: 0.497 | L6 | | L9 | | L8 | | | P4 | | 4 | 0 | 0 | 0 | 0 | 0 | 0 | | | | | | | | | | | |
| 24 Gary Sánchez, R (1.2) OBP: 0.346, SLG: 0.519 | G5-3 | | BB | | F7 | | | K | | 3 | 0 | 0 | 0 | 1 | 1 | 0 | | | | | | | | | | | |
| 12 Chase Headley, S (1.3) OBP: 0.357, SLG: 0.407 | 2B | | BB | | G4-3 | | | K | | 3 | 0 | 1 | 0 | 1 | 1 | 0 | | | | | | | | | | | |
| 29 Todd Frazier, R (1.5) OBP: 0.333, SLG: 0.421 | BB | | F3 | | F7 | | | | | 2 | 0 | 0 | 0 | 1 | 0 | 2 | | | | | | | | | | | |
| 26 Tyler Austin, R (1.10) OBP: 0.269, SLG: 0.542 | K | | K | | L8 | | | | | 3 | 0 | 0 | 0 | 0 | 2 | 4 | | | | | | | | | | | |
| 74 Ronald Torreyes, R (1.4) OBP: 0.304, SLG: 0.365 | L6 | | L6 | | G6-3 | | | G6-3 | | 3 | 0 | 0 | 0 | 0 | 0 | 0 |  | | | | | | | | | | |
| Inning Stats | R: 0 E: 0 K: 1 S: 5 | H: 0 LOB: 0 BB: 0 P: 9 | R: 0 E: 0 K: 1 S: 17 | H: 1 LOB: 2 BB: 1 P: 25 | R: 0 E: 0 K: 1 S: 13 | H: 1 LOB: 1 BB: 0 P: 20 | R: 0 E: 0 K: 1 S: 14 | H: 0 LOB: 2 BB: 2 P: 26 | R: 1 E: 0 K: 0 S: 12 | H: 1 LOB: 0 BB: 0 P: 15 | R: 0 E: 0 K: 0 S: 6 | H: 0 LOB: 0 BB: 0 P: 8 | R: 0 E: 0 K: 1 S: 9 | H: 0 LOB: 0 BB: 0 P: 13 | R: 0 E: 0 K: 2 S: 10 | H: 0 LOB: 0 BB: 0 P: 13 | | 1B: 1 2B: 1 3B: 0 HR: 1 | SF: 0 SAC: 0 DP: 0 HBP: 0 | WP: 0 PB: 0 SB: 1 CS: 0 | PA: 33 | | | | | | |
| PITCHER | IP | WLS | BF | H | R | ER | SO | BB | IBB | HBP | BLK | WP | HR | S | P | ERA | WHIP | | | | | | | | | | |
| 22 Rick Porcello, R (1.1) ERA: 4.48 | 6.0 | W | 24 | 3 | 1 | 1 | 4 | 3 | 0 | 0 | 0 | 0 | 1 | 67 | 103 | 1.50 | 1.000 | | | | | | | | | | |
| Brandon Workman, R (7.1) ERA: 1.4 | 1.0 | H | 3 | 0 | 0 | 0 | 0 | 0 | 0 | 0 | 0 | 0 | 0 | 9 | 13 | 0.00 | 0.000 | | | | | | | | | | |
| 43 Addison Reed, R (8.1) ERA: 3.0 | 1.0 | H | 3 | 0 | 0 | 0 | 1 | 0 | 0 | 0 | 0 | 0 | 0 | 8 | 12 | 0.00 | 0.000 | | | | | | | | | | |
| 46 Craig Kimbrel, R (9.1) ERA: 1.36 | 1.0 | | 3 | 0 | 0 | 0 | 2 | 0 | 0 | 0 | 0 | 0 | 0 | 10 | 13 | 0.00 | 0.000 | | | | | | | | | | |

| Batter | 1 | 2 | 3 | 4 | 5 | 6 | 7 | 8 | 9 | AB | R | H | RBI | BB | SO | LOB | BOTTOM | | | | | | | | | | |
|--|-------------------------------|----------------------------------|-------------------------------|----------------------------------|-------------------------------|----------------------------------|------------------------------|----------------------------------|-------------------------------|----------------------------------|-------------------------------|----------------------------------|-------------------------------|----------------------------------|-------------------------------|----------------------------------|---|----------------------------------|------------------------------------|----------------------------------|--------|--|--|--|--|--|--|
| 12 Brock Holt, L (1.4) OBP: 0.287, SLG: 0.229 | G5-3 | G3 | | | 1B | K | | 1B | | 5 | 0 | 2 | 0 | 0 | 1 | 2 | New York Yankees @ Boston Red Sox Fenway Park, Boston, MA Sun Aug 20 2017, 1:44 PM - 5:19 PM EDT Att: 36,911 - Sunny - 81 F | | | | | | | | | | |
| 50 Mookie Betts, R (1.9) OBP: 0.342, SLG: 0.447 | G4-3 | | G6-3 | | P5 | | BB | K | | 4 | 0 | 0 | 0 | 1 | 1 | 4 | | | | | | | | | | | |
| 16 Andrew Benintendi, L (1.7) OBP: 0.356, SLG: 0.441 | 1B | | F7 | | F9 | | | F7 | | 5 | 0 | 2 | 0 | 0 | 0 | 4 | | | | | | | | | | | |
| 13 Hanley Ramirez, R (1.10) OBP: 0.335, SLG: 0.430 | F9 | | 2B | | L8 | | | G1-3 | | 5 | 0 | 1 | 0 | 0 | 0 | 7 | | | | | | | | | | | |
| 11 Rafael Devers, L (1.5) OBP: 0.416, SLG: 0.700 | F8 | | IBB | | G4-3 | | | K | | 3 | 0 | 0 | 0 | 1 | 1 | 3 | | | | | | | | | | | |
| 2 Xander Bogaerts, R (1.6) OBP: 0.335, SLG: 0.401 | 1B | 1B | PO | | G5-3 | | L8 | BB | | 3 | 2 | 1 | 0 | 1 | 0 | 0 | | | | | | | | | | | |
| 18 Mitch Moreland, L (1.3) OBP: 0.336, SLG: 0.427 | L8 | | G6-3 | | G6-3 | | 1B | 2B | | 4 | 2 | 2 | 0 | 0 | 0 | 1 | | | | | | | | | | | |
| 3 Sandy León, S (1.2) OBP: 0.297, SLG: 0.380 | 1B | 1B | | | G6-3 | | G6-3 | 2B | | 3 | 1 | 2 | 2 | 1 | 0 | 1 | | | | | | | | | | | |
| 19 Jackie Bradley Jr., L (1.8) OBP: 0.342, SLG: 0.426 | 3B | | G3 | | G3 | | 1B | BB | | 3 | 0 | 2 | 3 | 1 | 0 | 1 |  | | | | | | | | | | |
| Inning Stats | R: 0 E: 0 K: 0 S: 12 | H: 1 LOB: 1 BB: 0 P: 21 | R: 2 E: 0 K: 0 S: 12 | H: 3 LOB: 1 BB: 0 P: 23 | R: 0 E: 0 K: 0 S: 17 | H: 1 LOB: 1 BB: 1 P: 26 | R: 0 E: 0 K: 0 S: 9 | H: 0 LOB: 1 BB: 1 P: 19 | R: 0 E: 0 K: 1 S: 11 | H: 2 LOB: 2 BB: 0 P: 17 | R: 1 E: 0 K: 1 S: 13 | H: 2 LOB: 1 BB: 0 P: 22 | R: 0 E: 0 K: 1 S: 16 | H: 0 LOB: 1 BB: 1 P: 26 | R: 2 E: 0 K: 1 S: 17 | H: 3 LOB: 3 BB: 2 P: 32 | | 1B: 8 2B: 3 3B: 1 HR: 0 | SF: 0 SAC: 0 DP: 0 HBP: 0 | WP: 2 PB: 0 SB: 0 CS: 0 | PA: 41 | | | | | | |
| PITCHER | IP | WLS | BF | H | R | ER | SO | BB | IBB | HBP | BLK | WP | HR | S | P | ERA | WHIP | | | | | | | | | | |
| 55 Sonny Gray, R (1.1) ERA: 3.38 | 5.0 | L | 23 | 7 | 2 | 2 | 0 | 1 | 1 | 0 | 0 | 0 | 0 | 61 | 106 | 3.60 | 1.600 | | | | | | | | | | |
| 43 Adam Warren, R (6.1) ERA: 2.03 | 0.2 | | 4 | 2 | 1 | 1 | 0 | 0 | 0 | 0 | 0 | 1 | 0 | 10 | 19 | 13.50 | 3.000 | | | | | | | | | | |
| 54 Aroldis Chapman, L (6.1) ERA: 4.14 | 1.1 | | 5 | 0 | 0 | 0 | 2 | 1 | 0 | 0 | 0 | 1 | 0 | 19 | 29 | 0.00 | 0.750 | | | | | | | | | | |
| 48 Tommy Kahnle, R (8.1) ERA: 2.98 | 0.0 | | 3 | 2 | 2 | 2 | 0 | 1 | 0 | 0 | 0 | 0 | 0 | 7 | 14 | ∞ | ∞ | | | | | | | | | | |
| 41 Caleb Smith, L (8.1) ERA: 6.55 | 1.0 | | 5 | 1 | 0 | 0 | 1 | 1 | 0 | 0 | 0 | 0 | 0 | 10 | 18 | 0.00 | 2.000 | | | | | | | | | | |

| Batter | 1 | 2 | 3 | 4 | 5 | 6 | 7 | 8 | 9 | AB | R | H | RBI | BB | SO | LOB | TOP | | | |
|---|---|----------------------------------|--------------------------------------|----------------------------------|---------------------------------------|----------------------------------|---------------------------------------|----------------------------------|--------------------------------------|---------------------------------|---------------------------------------|----------------------------------|---------------------------------------|----------------------------------|---------------------------------------|----------------------------------|--|------------------------------------|----------------------------------|--------|
| 11 Brett Gardner, L OBP: 0.341, SLG: 0.434 | L9 | | F8 | L8 | | FC3-6 | | FC4 | | 5 | 1 | 0 | 0 | 0 | 0 | 6 | New York Yankees @ Detroit Tigers Comerica Park, Detroit, MI Wed Aug 23 2017, 7:11 PM - 10:05 PM EDT Att: 29,695 - Cloudy - 73 F | | | |
| 31 Aaron Hicks, S OBP: 0.375, SLG: 0.486 | G6-3 | | F8 | | | K | | 1B | | 4 | 1 | 1 | 1 | 1 | 1 | 3 | | | | |
| 24 Gary Sánchez, R OBP: 0.349, SLG: 0.543 | HR | | 99 2B | 18 1B | G6-3 | FC6-4 | | F8 | | 5 | 2 | 2 | 3 | 0 | 0 | 3 | | | | |
| 99 Aaron Judge, R OBP: 0.418, SLG: 0.595 | 1B | | 18 1B | 12 SF8 | G3-1 | | K | | | 4 | 1 | 2 | 1 | 0 | 1 | 0 | | | | |
| 27 Austin Romine, R OBP: 0.292, SLG: 0.399 | 1B | | 18 1B | 12 SF8 | G3-1 | | K | | | 1 | 0 | 1 | 0 | 0 | 0 | 0 | | | | |
| 18 Didi Gregorius, L OBP: 0.354, SLG: 0.504 | CS | P5 | | | | HR | L6 | | | 4 | 1 | 2 | 2 | 0 | 0 | 0 | | | | |
| 39 Tyler Wade, L OBP: 0.211, SLG: 0.212 | 1-2 | | | | | HR | | | | 1 | 0 | 0 | 0 | 0 | 1 | 1 | | | | |
| 12 Chase Headley, S OBP: 0.354, SLG: 0.410 | G1-3 | | SF8 | | L8 | | | | | 3 | 1 | 1 | 2 | 0 | 0 | 0 | | | | |
| 26 Tyler Austin, R OBP: 0.281, SLG: 0.500 | | | | | | | | | | 1 | 0 | 0 | 0 | 0 | 1 | 1 | | | | |
| 29 Todd Frazier, R OBP: 0.335, SLG: 0.424 | G6-3 | | P2 | | | | | | | 4 | 1 | 0 | 0 | 1 | 2 | 2 | | | | |
| 22 Jacoby Ellsbury, L OBP: 0.318, SLG: 0.367 | | | | | | | | | | 3 | 1 | 1 | 0 | 1 | 0 | 0 | | | | |
| 74 Ronald Torreyes, R OBP: 0.316, SLG: 0.381 | | | | | | | | | | 4 | 1 | 4 | 1 | 0 | 0 | 0 | | | | |
| Inning Stats | R: 1 H: 2 E: 0 K: 0 S: 12 | H: 2 LOB: 0 BB: 0 P: 18 | R: 0 H: 0 E: 0 K: 0 S: 7 | H: 0 LOB: 0 BB: 0 P: 12 | R: 5 H: 5 E: 0 K: 0 S: 19 | H: 5 LOB: 1 BB: 1 P: 30 | R: 0 H: 1 E: 0 K: 0 S: 12 | H: 1 LOB: 0 BB: 0 P: 17 | R: 1 H: 1 E: 0 K: 0 S: 6 | H: 1 LOB: 0 BB: 0 P: 8 | R: 1 H: 1 E: 0 K: 1 S: 13 | H: 1 LOB: 2 BB: 2 P: 24 | R: 1 H: 2 E: 1 K: 0 S: 10 | H: 2 LOB: 1 BB: 0 P: 12 | R: 0 H: 1 E: 0 K: 3 S: 12 | H: 1 LOB: 1 BB: 0 P: 17 | 1B: 9 2B: 2 3B: 0 HR: 3 | SF: 1 SAC: 0 DP: 0 HBP: 0 | WP: 0 PB: 0 SB: 0 CS: 1 | PA: 44 |
| PITCHER | IP WLS BF H R ER SO BB IBB HBP BLK WP HR S P ERA WHIP | | | | | | | | | | | | | | | | | | | |
| 27 Jordan Zimmermann, R ERA: 6.11 | 5.0 L 24 9 7 7 0 1 0 0 0 0 2 56 85 12.60 2.000 | | | | | | | | | | | | | | | | | | | |
| 64 Chad Bell, L ERA: 5.48 | 4.0 19 5 3 2 6 2 0 0 0 0 1 44 67 4.50 1.750 | | | | | | | | | | | | | | | | | | | |

| Batter | 1 | 2 | 3 | 4 | 5 | 6 | 7 | 8 | 9 | AB | R | H | RBI | BB | SO | LOB | BOTTOM | | | |
|---|---|----------------------------------|--------------------------------------|----------------------------------|--------------------------------------|---------------------------------|---------------------------------------|----------------------------------|---------------------------------------|----------------------------------|---------------------------------------|----------------------------------|---------------------------------------|----------------------------------|---------------------------------------|----------------------------------|--|------------------------------------|----------------------------------|--------|
| 3 Ian Kinsler, R OBP: 0.329, SLG: 0.405 | F9 | | L8 | | | | | | | 4 | 1 | 1 | 1 | 0 | 1 | 2 | New York Yankees @ Detroit Tigers Comerica Park, Detroit, MI Wed Aug 23 2017, 7:11 PM - 10:05 PM EDT Att: 29,695 - Cloudy - 73 F | | | |
| 49 Dixon Machado, R OBP: 0.336, SLG: 0.375 | | | | | | | | | | 1 | 0 | 1 | 0 | 0 | 0 | 0 | | | | |
| 14 Alex Presley, L OBP: 0.347, SLG: 0.368 | K | | | L3 | | | | | | 5 | 0 | 1 | 0 | 0 | 2 | 3 | | | | |
| 8 Justin Upton, R OBP: 0.369, SLG: 0.545 | | | | | | | | | | 4 | 0 | 2 | 0 | 0 | 2 | 0 | | | | |
| 15 Mikie Mahtook, R OBP: 0.338, SLG: 0.464 | | | | | | | | | | 0 | 0 | 0 | 0 | 0 | 0 | 0 | | | | |
| 24 Miguel Cabrera, R OBP: 0.340, SLG: 0.408 | | G4-3 | | | | | | | | 3 | 0 | 0 | 0 | 0 | 1 | 2 | | | | |
| 40 Jacoby Jones, R OBP: 0.236, SLG: 0.250 | | | | | | | | | | 1 | 0 | 0 | 0 | 0 | 1 | 1 | | | | |
| 9 Nick Castellanos, R OBP: 0.305, SLG: 0.443 | | L6 | | | | | | | | 4 | 0 | 0 | 0 | 0 | 2 | 3 | | | | |
| 41 Victor Martinez, S OBP: 0.322, SLG: 0.372 | | | | | | | | | | 3 | 0 | 1 | 0 | 0 | 0 | 2 | | | | |
| 34 James McCann, R OBP: 0.325, SLG: 0.435 | | | | | | | | | | 1 | 0 | 0 | 0 | 0 | 1 | 1 | | | | |
| 55 John Hicks, R OBP: 0.342, SLG: 0.519 | | | | | | | | | | 3 | 0 | 0 | 0 | 0 | 2 | 1 | | | | |
| 17 Andrew Romine, S OBP: 0.301, SLG: 0.351 | | | | G3 | | | | | | 3 | 0 | 1 | 0 | 1 | 1 | 0 | | | | |
| 1 Jose Iglesias, R OBP: 0.284, SLG: 0.362 | | | | | | | | | | 4 | 1 | 2 | 1 | 0 | 0 | 2 | | | | |
| Inning Stats | R: 0 H: 0 E: 0 K: 2 S: 8 | H: 1 LOB: 1 BB: 0 P: 11 | R: 0 H: 1 E: 0 K: 1 S: 7 | H: 1 LOB: 0 BB: 0 P: 10 | R: 0 H: 0 E: 0 K: 0 S: 7 | H: 0 LOB: 0 BB: 0 P: 8 | R: 0 H: 0 E: 0 K: 2 S: 13 | H: 0 LOB: 0 BB: 0 P: 18 | R: 0 H: 1 E: 0 K: 0 S: 11 | H: 1 LOB: 2 BB: 0 P: 14 | R: 1 H: 3 E: 0 K: 1 S: 16 | H: 3 LOB: 2 BB: 0 P: 23 | R: 0 H: 1 E: 0 K: 3 S: 13 | H: 1 LOB: 1 BB: 0 P: 18 | R: 1 H: 2 E: 0 K: 1 S: 14 | H: 2 LOB: 1 BB: 0 P: 21 | 1B: 5 2B: 2 3B: 0 HR: 2 | SF: 0 SAC: 0 DP: 0 HBP: 1 | WP: 1 PB: 0 SB: 0 CS: 0 | PA: 38 |
| PITCHER | IP WLS BF H R ER SO BB IBB HBP BLK WP HR S P ERA WHIP | | | | | | | | | | | | | | | | | | | |
| 40 Luis Severino, R ERA: 3.1 | 6.2 W 28 6 1 1 0 8 1 0 1 0 0 1 71 100 1.35 1.050 | | | | | | | | | | | | | | | | | | | |
| 57 Chad Green, R ERA: 2.19 | 1.1 5 1 0 0 4 0 0 0 0 0 1 0 17 25 0.00 0.750 | | | | | | | | | | | | | | | | | | | |
| 48 Tommy Kahnle, R ERA: 3.1 | 1.0 5 2 1 1 1 0 0 0 0 0 0 1 14 21 9.00 2.000 | | | | | | | | | | | | | | | | | | | |



| Batter | 1 | 2 | 3 | 4 | 5 | 6 | 7 | 8 | 9 | AB | R | H | RBI | BB | SO | LOB | TOP | | | | | | | | |
|---|------------------------------|----------------------------------|------------------------------|----------------------------------|------------------------------|----------------------------------|-------------------------------|----------------------------------|-------------------------------|----------------------------------|-------------------------------|----------------------------------|-------------------------------|----------------------------------|------------------------------|----------------------------------|---|----------------------------------|----------------------------------|------------------------------------|----------------------------------|--------|--|--|--|
| 11 Brett Gardner, L (1.7) OBP: 0.346, SLG: 0.438 | | | | | | | | | | 5 | 1 | 4 | 1 | 0 | 0 | 0 | New York Yankees @ Detroit Tigers Comerica Park, Detroit, MI Thu Aug 24 2017, 1:12 PM - 5:23 PM EDT Att: 32,622 - Cloudy - 68 F | | | | | | | | |
| 31 Aaron Hicks, S (1.8) OBP: 0.369, SLG: 0.481 | | | | | | | | | | 3 | 0 | 0 | 2 | 0 | 1 | 2 | | | | | | | | | |
| 24 Gary Sánchez, R (1.10) OBP: 0.352, SLG: 0.551 | | | | | | | | | | 4 | 1 | 2 | 2 | 0 | 1 | 0 | | | | | | | | | |
| 99 Aaron Judge, R (1.9) OBP: 0.417, SLG: 0.592 | | | | | | | | | | 4 | 1 | 1 | 0 | 0 | 1 | 3 | | | | | | | | | |
| 68 Dellin Betances, R (7.1) | | | | | | | | | | 0 | 0 | 0 | 0 | 0 | 0 | 0 | | | | | | | | | |
| 30 David Robertson, R (7.1) | | | | | | | | | | 0 | 0 | 0 | 0 | 0 | 0 | 0 | | | | | | | | | |
| 39 Tyler Wade, L (8.9) OBP: 0.211, SLG: 0.212 | | | | | | | | | | 0 | 0 | 0 | 0 | 0 | 0 | 0 | | | | | | | | | |
| 18 Didi Gregorius, L (1.6) OBP: 0.334, SLG: 0.499 | | | | | | | | | | 4 | 0 | 0 | 0 | 0 | 0 | 2 | | | | | | | | | |
| 12 Chase Headley, S (1.3) OBP: 0.336, SLG: 0.408 | | | | | | | | | | 4 | 0 | 1 | 1 | 0 | 1 | 1 | | | | | | | | | |
| 29 Todd Frazier, R (1.5) OBP: 0.336, SLG: 0.422 | | | | | | | | | | 2 | 0 | 0 | 0 | 1 | 0 | 1 | | | | | | | | | |
| 74 Ronald Torreyes, R (1.4) OBP: 0.315, SLG: 0.377 | | | | | | | | | | 3 | 2 | 0 | 0 | 1 | 0 | 3 | | | | | | | | | |
| 27 Austin Romine, R (1.2) OBP: 0.279, SLG: 0.303 | | | | | | | | | | 2 | 0 | 0 | 0 | 0 | 0 | 1 | | | | | | | | | |
| 54 Aroldis Chapman, L (6.1) | | | | | | | | | | 0 | 0 | 0 | 0 | 0 | 0 | 0 | | | | | | | | | |
| 22 Jacoby Ellsbury, L (7.7) OBP: 0.319, SLG: 0.365 | | | | | | | | | | 1 | 1 | 0 | 0 | 1 | 1 | 1 | | | | | | | | | |
| 41 Caleb Smith, R (8.1) | | | | | | | | | | 0 | 0 | 0 | 0 | 0 | 0 | 0 | | | | | | | | | |
| Inning Stats | R: 0 E: 0 K: 0 S: 9 | H: 1 LOB: 0 BB: 0 P: 13 | R: 1 E: 0 K: 0 S: 8 | H: 2 LOB: 1 BB: 1 P: 15 | R: 0 E: 0 K: 1 S: 8 | H: 0 LOB: 0 BB: 0 P: 11 | R: 1 E: 1 K: 0 S: 12 | H: 1 LOB: 1 BB: 0 P: 17 | R: 1 E: 1 K: 1 S: 13 | H: 1 LOB: 2 BB: 0 P: 21 | R: 0 E: 0 K: 1 S: 10 | H: 0 LOB: 0 BB: 0 P: 15 | R: 3 E: 0 K: 0 S: 17 | H: 2 LOB: 1 BB: 2 P: 31 | R: 0 E: 0 K: 1 S: 6 | H: 0 LOB: 1 BB: 0 P: 12 | R: 0 E: 0 K: 1 S: 11 | H: 1 LOB: 0 BB: 0 P: 19 | 1B: 7 2B: 1 3B: 0 HR: 1 | SF: 2 SAC: 0 DP: 3 HBP: 2 | WP: 2 PB: 0 SB: 0 CS: 0 | PA: 39 | | | |
| PITCHER | IP | WLS | BF | H | R | ER | SO | BB | IBB | HBP | BLK | WP | HR | S | P | ERA | WHIP | | | | | | | | |
| 32 Michael Fulmer, R (1.1) ERA: 3.69 | 6.0 | | 27 | 5 | 5 | 4 | 3 | 3 | 0 | 1 | 0 | 1 | 1 | 69 | 109 | 6.00 | 1.333 | | | | | | | | |
| 68 Daniel Stumpf, L (7.1) ERA: 2.84 | 0.1 | H | 2 | 1 | 0 | 0 | 0 | 0 | 0 | 0 | 0 | 1 | 0 | 3 | 8 | 0.00 | 3.000 | | | | | | | | |
| 30 Alex Wilson, R (7.1) ERA: 3.91 | 1.0 | W | 5 | 1 | 1 | 0 | 0 | 0 | 0 | 1 | 0 | 0 | 0 | 7 | 11 | 9.00 | 1.000 | | | | | | | | |
| 61 Shane Greene, R (8.1) ERA: 2.62 | 1.2 | S | 5 | 1 | 0 | 0 | 2 | 0 | 0 | 0 | 0 | 0 | 0 | 15 | 26 | 0.00 | 0.600 | | | | | | | | |

| Batter | 1 | 2 | 3 | 4 | 5 | 6 | 7 | 8 | 9 | AB | R | H | RBI | BB | SO | LOB | BOTTOM | | | | | | | | |
|---|------------------------------|----------------------------------|------------------------------|---------------------------------|-------------------------------|----------------------------------|-------------------------------|----------------------------------|-------------------------------|----------------------------------|-------------------------------|----------------------------------|-------------------------------|----------------------------------|-------------------------------|----------------------------------|---|------------------------------------|----------------------------------|--------|--|--|--|--|--|
| 3 Ian Kinsler, R (1.4) OBP: 0.326, SLG: 0.400 | | | | | | | | | | 5 | 0 | 0 | 0 | 0 | 2 | 6 | New York Yankees @ Detroit Tigers Comerica Park, Detroit, MI Thu Aug 24 2017, 1:12 PM - 5:23 PM EDT Att: 32,622 - Cloudy - 68 F | | | | | | | | |
| 15 Mikie Mahtook, R (1.9) OBP: 0.336, SLG: 0.458 | | | | | | | | | | 4 | 1 | 0 | 0 | 1 | 2 | 1 | | | | | | | | | |
| 8 Justin Upton, R (1.7) OBP: 0.370, SLG: 0.555 | | | | | | | | | | 3 | 2 | 2 | 1 | 2 | 1 | 0 | | | | | | | | | |
| 24 Miguel Cabrera, R (1.10) OBP: 0.338, SLG: 0.405 | | | | | | | | | | 3 | 0 | 0 | 0 | 0 | 1 | 5 | | | | | | | | | |
| 49 Dixon Machado, R (6.7) OBP: 0.339, SLG: 0.377 | | | | | | | | | | 2 | 0 | 1 | 0 | 0 | 0 | 2 | | | | | | | | | |
| 9 Nick Castellanos, R (1.5) OBP: 0.304, SLG: 0.444 | | | | | | | | | | 4 | 1 | 1 | 1 | 0 | 0 | 1 | | | | | | | | | |
| 17 Andrew Romine, S (9.5) ERA: 0.391, SLG: 0.351 | | | | | | | | | | 0 | 0 | 0 | 0 | 0 | 0 | 0 | | | | | | | | | |
| 34 James McCann, R (1.2) OBP: 0.330, SLG: 0.446 | | | | | | | | | | 3 | 3 | 1 | 1 | 1 | 0 | 1 | | | | | | | | | |
| 55 John Hicks, R (1.3) OBP: 0.353, SLG: 0.514 | | | | | | | | | | 3 | 2 | 1 | 1 | 1 | 2 | 0 | | | | | | | | | |
| 40 JaCoby Jones, R (1.8) OBP: 0.265, SLG: 0.267 | | | | | | | | | | 4 | 1 | 2 | 2 | 1 | 1 | 1 | | | | | | | | | |
| 1 Jose Iglesias, R (1.6) OBP: 0.291, SLG: 0.373 | | | | | | | | | | 3 | 0 | 3 | 4 | 1 | 0 | 0 | | | | | | | | | |
| Inning Stats | R: 1 E: 0 K: 0 S: 8 | H: 1 LOB: 0 BB: 0 P: 13 | R: 0 E: 0 K: 1 S: 6 | H: 0 LOB: 0 BB: 0 P: 7 | R: 0 E: 0 K: 1 S: 14 | H: 1 LOB: 3 BB: 2 P: 28 | R: 1 E: 0 K: 0 S: 11 | H: 2 LOB: 2 BB: 1 P: 19 | R: 4 E: 1 K: 2 S: 29 | H: 3 LOB: 2 BB: 2 P: 50 | R: 0 E: 0 K: 2 S: 10 | H: 1 LOB: 1 BB: 0 P: 16 | R: 3 E: 0 K: 2 S: 18 | H: 1 LOB: 2 BB: 2 P: 29 | R: 1 E: 0 K: 1 S: 11 | H: 2 LOB: 1 BB: 0 P: 16 | 1B: 5 2B: 4 3B: 0 HR: 2 | SF: 1 SAC: 0 DP: 0 HBP: 2 | WP: 0 PB: 0 SB: 3 CS: 0 | PA: 44 | | | | | |
| PITCHER | IP | WLS | BF | H | R | ER | SO | BB | IBB | HBP | BLK | WP | HR | S | P | ERA | WHIP | | | | | | | | |
| 34 Jaime Garcia, L (1.1) ERA: 4.52 | 4.0 | | 21 | 5 | 4 | 4 | 2 | 3 | 0 | 0 | 0 | 0 | 0 | 45 | 75 | 9.00 | 2.000 | | | | | | | | |
| 43 Adam Warren, R (5.1) ERA: 2.33 | 0.2 | | 6 | 2 | 2 | 0 | 1 | 2 | 0 | 0 | 0 | 0 | 0 | 20 | 37 | 0.00 | 6.000 | | | | | | | | |
| 48 Tommy Kahnle, R (5.1) ERA: 3.04 | 1.0 | | 3 | 0 | 0 | 0 | 3 | 0 | 0 | 0 | 0 | 0 | 0 | 9 | 13 | 0.00 | 0.000 | | | | | | | | |
| 54 Aroldis Chapman, L (6.1) ERA: 4.1 | 0.1 | | 2 | 1 | 0 | 0 | 0 | 0 | 0 | 0 | 0 | 0 | 0 | 4 | 8 | 0.00 | 3.000 | | | | | | | | |
| 54 Aroldis Chapman, L (6.1) ERA: 4.1 | 0.1 | | 2 | 1 | 0 | 0 | 0 | 0 | 0 | 0 | 0 | 0 | 0 | 4 | 8 | 0.00 | 3.000 | | | | | | | | |
| PITCHER | IP | WLS | BF | H | R | ER | SO | BB | IBB | HBP | BLK | WP | HR | S | P | ERA | WHIP | | | | | | | | |
| 68 Dellin Betances, R (7.1) ERA: 2.3 | 0.0 | L | 1 | 0 | 1 | 1 | 0 | 0 | 0 | 1 | 0 | 0 | 0 | 17 | 27 | 18.00 | 2.000 | | | | | | | | |
| 30 David Robertson, R (7.1) ERA: 2.5 | 1.0 | | 7 | 1 | 2 | 2 | 2 | 1 | 1 | 1 | 0 | 0 | 0 | 11 | 16 | 9.00 | 2.000 | | | | | | | | |
| 41 Caleb Smith, L (8.1) ERA: 6.75 | 1.0 | | 4 | 2 | 1 | 1 | 1 | 0 | 0 | 0 | 0 | 0 | 0 | 11 | 16 | 9.00 | 2.000 | | | | | | | | |



| Batter | 1 | 2 | 3 | 4 | 5 | 6 | 7 | 8 | 9 | 10 | 11 | AB | R | H | RBI | BB | SO | LOB | TOP | | | | | |
|--|--|---------------------------------|-------------------------------|-------------------------------------|------------------------------------|------------------------------------|------------------------------|--|--------------------------------|----------------------------------|-------------------------------------|------------------------------------|------------------------------------|---------------------------------|-------------------------------|-------------------------------------|------------------------------------|------------------------------------|--------------------------------|----------------------------------|-------------------------------------|------------------------------------|------------------------------------|--------|
| 2 Jean Segura, R OBP: 0.357, SLG: 0.419 | L7 | | 1B | | K | | | L8 | | F7 | | 5 | 0 | 1 | 0 | 0 | 1 | 0 | | | | | | |
| 26 Danny Valencia, R OBP: 0.313, SLG: 0.416 | G4-3 | | G4-3 | | F7 | | | G3-1 | | K | | 5 | 0 | 0 | 0 | 0 | 1 | 1 | | | | | | |
| 23 Nelson Cruz, R OBP: 0.372, SLG: 0.558 | G1-3 | | | | L7 | | | L9 | | | 1B | 4 | 0 | 1 | 0 | 1 | 0 | 0 | | | | | | |
| 15 Kyle Seager, L OBP: 0.324, SLG: 0.446 | | G3 | | K | | | | | BB | G4-3 | | 4 | 0 | 0 | 0 | 1 | 2 | 3 | | | | | | |
| 17 Mitch Haniger, R OBP: 0.349, SLG: 0.424 | | | | P4 | | | | | F8 | | G5-3 | 5 | 0 | 0 | 0 | 0 | 1 | 1 | | | | | | |
| 3 Mike Zunino, R OBP: 0.312, SLG: 0.482 | | | | | HR | | | | | | | 5 | 1 | 3 | 1 | 0 | 0 | 0 | | | | | | |
| 5 Guillermo Heredia, R OBP: 0.346, SLG: 0.390 | | | | | | | | | | | | 3 | 0 | 1 | 0 | 0 | 0 | 0 | | | | | | |
| 10 Yonder Alonso, L OBP: 0.368, SLG: 0.519 | | | | G6-3 | | | | | | | HR | 1 | 1 | 1 | 1 | 1 | 0 | 0 | | | | | | |
| 16 Ben Gamel, L OBP: 0.344, SLG: 0.409 | | | | | | | | | | | | 5 | 0 | 1 | 0 | 0 | 1 | 5 | | | | | | |
| 21 Taylor Motter, R OBP: 0.269, SLG: 0.353 | | | | | | | | | | | | 3 | 0 | 0 | 0 | 0 | 1 | 1 | | | | | | |
| 22 Robinson Canó, L OBP: 0.336, SLG: 0.459 | | | | | | | | | | | | 1 | 0 | 0 | 0 | 0 | 1 | 3 | | | | | | |
| Inning Stats | R: 0 E: 0 K: 0 S: 6 | H: 0 LOB: 0 BB: 0 P: 8 | R: 0 E: 0 K: 1 S: 9 | H: 2 LOB: 2 BB: 0 P: 16 | R: 0 E: 1 K: 1 S: 12 | H: 1 LOB: 2 BB: 1 P: 18 | R: 1 E: 0 K: 0 S: 9 | H: 2 LOB: 1 BB: 0 P: 16 | R: 0 E: 0 K: 1 S: 7 | H: 0 LOB: 0 BB: 0 P: 10 | R: 0 E: 0 K: 2 S: 7 | H: 0 LOB: 0 BB: 0 P: 12 | R: 0 E: 0 K: 0 S: 7 | H: 0 LOB: 0 BB: 0 P: 8 | R: 0 E: 0 K: 1 S: 13 | H: 1 LOB: 3 BB: 2 P: 25 | R: 0 E: 0 K: 1 S: 9 | H: 1 LOB: 0 BB: 0 P: 17 | R: 1 E: 0 K: 0 S: 7 | H: 1 LOB: 0 BB: 0 P: 14 | 1B: 4 2B: 2 3B: 0 HR: 2 | SF: 0 SAC: 0 DP: 0 HBP: 0 | WP: 0 PB: 0 SB: 0 CS: 0 | PA: 44 |
| PITCHER | IP ERA WLS BF H R ER SO BB IBB HBP BLK WP HR S P ERA WHIP | 52 CC Sabathia, L ERA: 3.82 | 57 Chad Green, R ERA: 2.15 | 68 Daulton Betances, R ERA: 2.25 | 30 David Robertson, R ERA: 2.45 | 54 Aroldis Chapman, L ERA: 4.23 | PITCHER | IP ERA WLS BF H R ER SO BB IBB HBP BLK WP HR S P ERA WHIP | 52 CC Sabathia, L ERA: 3.82 | 57 Chad Green, R ERA: 2.15 | 68 Daulton Betances, R ERA: 2.25 | 30 David Robertson, R ERA: 2.45 | 54 Aroldis Chapman, L ERA: 4.23 | 52 CC Sabathia, L ERA: 3.82 | 57 Chad Green, R ERA: 2.15 | 68 Daulton Betances, R ERA: 2.25 | 30 David Robertson, R ERA: 2.45 | 54 Aroldis Chapman, L ERA: 4.23 | 52 CC Sabathia, L ERA: 3.82 | 57 Chad Green, R ERA: 2.15 | 68 Daulton Betances, R ERA: 2.25 | 30 David Robertson, R ERA: 2.45 | 54 Aroldis Chapman, L ERA: 4.23 | |

Seattle Mariners @ New York Yankees
Yankee Stadium, Bronx, NY
Fri Aug 25 2017, 7:10 PM - 10:59 PM EDT
Att. 42,057 - Party Cloudy - 74 F

livebaseballscores.com

AB 41
R 2
H 8
RBI 2
BB 3
SO 8
LOB 14



| Batter | 1 | 2 | 3 | 4 | 5 | 6 | 7 | 8 | 9 | 10 | 11 | AB | R | H | RBI | BB | SO | LOB | BOTTOM | | | | | |
|---|--|----------------------------------|---------------------------------|-------------------------------------|---------------------------------|----------------------------------|-------------------------------|--|--------------------------------|----------------------------------|--------------------------------|----------------------------------|--------------------------------|----------------------------------|--------------------------------|----------------------------------|--------------------------------|----------------------------------|--------------------------------|----------------------------------|----------------------------------|------------------------------------|----------------------------------|-------------------------------|
| 11 Brett Gardner, L OBP: 0.346, SLG: 0.435 | G3 | | | | G1-3 | | | | | F8 | | 4 | 0 | 0 | 0 | 2 | 0 | 1 | | | | | | |
| 31 Aaron Hicks, S OBP: 0.365, SLG: 0.477 | F8 | | | | | | | | | | | 6 | 0 | 1 | 0 | 0 | 1 | 5 | | | | | | |
| 24 Gary Sánchez, R OBP: 0.350, SLG: 0.546 | K | | | | F7 | | | | | | | 5 | 0 | 1 | 0 | 0 | 1 | 4 | | | | | | |
| 99 Aaron Judge, R OBP: 0.414, SLG: 0.587 | | | | | | | | | | | | 4 | 1 | 0 | 0 | 1 | 0 | 2 | | | | | | |
| 18 Didi Gregorius, L OBP: 0.335, SLG: 0.499 | | | | | | | | | | | | 4 | 0 | 1 | 0 | 0 | 0 | 0 | | | | | | |
| 14 Starlin Castro, R OBP: 0.342, SLG: 0.470 | | | | | | | | | | | | 5 | 0 | 1 | 0 | 0 | 0 | 1 | | | | | | |
| 26 Tyler Austin, R OBP: 0.286, SLG: 0.467 | | | | | | | | | | | | 2 | 0 | 0 | 0 | 1 | 2 | 2 | | | | | | |
| 22 Jacoby Ellsbury, L OBP: 0.320, SLG: 0.364 | | | | | | | | | | | | 1 | 0 | 0 | 0 | 1 | 1 | 0 | | | | | | |
| 12 Chase Headley, S OBP: 0.356, SLG: 0.408 | | | | | | | | | | | | 3 | 0 | 1 | 0 | 2 | 0 | 1 | | | | | | |
| 29 Todd Frazier, R OBP: 0.335, SLG: 0.416 | | | | | | | | | | | | 4 | 0 | 0 | 0 | 1 | 3 | 7 | | | | | | |
| Inning Stats | R: 0 E: 0 K: 1 S: 7 | H: 0 LOB: 0 BB: 0 P: 14 | R: 0 E: 0 K: 0 S: 8 | H: 0 LOB: 0 BB: 0 P: 15 | R: 0 E: 0 K: 0 S: 13 | H: 0 LOB: 3 BB: 2 P: 27 | R: 0 E: 0 K: 2 S: 16 | H: 1 LOB: 1 BB: 1 P: 28 | R: 0 E: 0 K: 0 S: 9 | H: 0 LOB: 0 BB: 0 P: 10 | R: 0 E: 0 K: 1 S: 12 | H: 1 LOB: 1 BB: 0 P: 19 | R: 1 E: 1 K: 1 S: 13 | H: 1 LOB: 3 BB: 3 P: 29 | R: 0 E: 0 K: 0 S: 8 | H: 1 LOB: 1 BB: 0 P: 14 | R: 0 E: 0 K: 1 S: 8 | H: 0 LOB: 0 BB: 0 P: 12 | R: 0 E: 0 K: 1 S: 11 | H: 0 LOB: 1 BB: 1 P: 20 | 1B: 2 2B: 3 3B: 0 HR: 0 | SF: 0 SAC: 0 DP: 0 HBP: 1 | WP: 1 PB: 0 SB: 2 CS: 0 | PA: 47 |
| PITCHER | IP ERA WLS BF H R ER SO BB IBB HBP BLK WP HR S P ERA WHIP | 37 Ariel Miranda, L ERA: 4.62 | 54 Emilio Pagan, R ERA: 2.72 | 25 Marc Rzepczynski, L ERA: 3.18 | 46 David Phelps, R ERA: 3.42 | 50 Nick Vincent, R ERA: 1.98 | PITCHER | IP ERA WLS BF H R ER SO BB IBB HBP BLK WP HR S P ERA WHIP | 47 James Pazos, L ERA: 3.35 | 39 Edwin Diaz, R ERA: 3.51 | 47 James Pazos, L ERA: 3.35 | 39 Edwin Diaz, R ERA: 3.51 | 47 James Pazos, L ERA: 3.35 | 39 Edwin Diaz, R ERA: 3.51 | 47 James Pazos, L ERA: 3.35 | 39 Edwin Diaz, R ERA: 3.51 | 47 James Pazos, L ERA: 3.35 | 39 Edwin Diaz, R ERA: 3.51 | 47 James Pazos, L ERA: 3.35 | 39 Edwin Diaz, R ERA: 3.51 | 47 James Pazos, L ERA: 3.35 | 39 Edwin Diaz, R ERA: 3.51 | 47 James Pazos, L ERA: 3.35 | 39 Edwin Diaz, R ERA: 3.51 |

Seattle Mariners @ New York Yankees
Yankee Stadium, Bronx, NY
Fri Aug 25 2017, 7:10 PM - 10:59 PM EDT
Att. 42,057 - Party Cloudy - 74 F

livebaseballscores.com

AB 38
R 1
H 5
RBI 0
BB 8
SO 8
LOB 23



| Batter | 1 | 2 | 3 | 4 | 5 | 6 | 7 | 8 | 9 | AB | R | H | RBI | BB | SO | LOB | TOP | | | | | | | | | | |
|---|------------------------------|----------------------------------|------------------------------|---------------------------------|-------------------------------|----------------------------------|-------------------------------|----------------------------------|-------------------------------|----------------------------------|-------------------------------|----------------------------------|-------------------------------|----------------------------------|-------------------------------|----------------------------------|---|-------------------------------|----------------------------------|----------------------------------|------------------------------------|----------------------------------|--------|--|--|--|--|
| 2 Jean Segura, R OBP: 0.353, SLG: 0.414 | F8 | | K | | K | | F8 | | G5-3 | 5 | 0 | 0 | 0 | 0 | 2 | 2 | Seattle Mariners @ New York Yankees Yankee Stadium, Bronx, NY Sat Aug 26 2017, 1:10 PM - 4:34 PM EDT Att: 39,810 - Sunny - 75 F | | | | | | | | | | |
| 10 Yonder Alonso, L OBP: 0.368, SLG: 0.516 26 Danny Valencia, R OBP: 0.313, SLG: 0.419 | 23 WP BB | | K | | K | | K | | K | 2 | 0 | 0 | 0 | 1 | 2 | 0 | | | | | | | | | | | |
| 23 Nelson Cruz, R OBP: 0.373, SLG: 0.556 | G5-3 | | | | BB | | 15 HBP | | E5 FC6-4 5 1B | 2 | 1 | 0 | 0 | 1 | 0 | 2 | | | | | | | | | | | |
| 15 Kyle Seager, L OBP: 0.326, SLG: 0.445 | K | | | | K | | K | | 16 FC6-4 1B | 3 | 0 | 1 | 1 | 0 | 2 | 2 | | | | | | | | | | | |
| 17 Mitch Haniger, R OBP: 0.344, SLG: 0.417 | G5-3 | | | | K | | K | | K | 4 | 0 | 0 | 0 | 0 | 3 | 5 | | | | | | | | | | | |
| 16 Ben Gamel, L OBP: 0.341, SLG: 0.405 | P2 | | | | G1-3 | | F8 | | FC6-4 5 1B | 4 | 0 | 0 | 0 | 0 | 0 | 5 | | | | | | | | | | | |
| 5 Guillermo Heredia, R OBP: 0.345, SLG: 0.386 | F7 | | | | G5-3 | | L9 | | 1B | 4 | 0 | 1 | 1 | 0 | 0 | 0 | | | | | | | | | | | |
| 21 Taylor Motter, R OBP: 0.269, SLG: 0.353 22 Robinson Cano, L OBP: 0.335, SLG: 0.456 | G5-3 | | | | F8 | | 52 S 1B | | G4-3 | 3 | 0 | 1 | 0 | 0 | 0 | 0 | | | | | | | | | | | |
| 52 Carlos Ruiz, R OBP: 0.301, SLG: 0.333 | | | | | HR | | K | | K | 4 | 1 | 2 | 1 | 0 | 2 | 1 | | | | | | | | | | | |
| Inning Stats | R: 0 E: 0 K: 1 S: 7 | H: 0 LOB: 1 BB: 1 P: 15 | R: 0 E: 0 K: 0 S: 5 | H: 0 LOB: 0 BB: 0 P: 7 | R: 1 E: 0 K: 2 S: 11 | H: 1 LOB: 0 BB: 0 P: 17 | R: 0 E: 0 K: 2 S: 10 | H: 0 LOB: 1 BB: 1 P: 18 | R: 0 E: 0 K: 1 S: 10 | H: 1 LOB: 1 BB: 0 P: 16 | R: 0 E: 0 K: 2 S: 11 | H: 0 LOB: 2 BB: 0 P: 16 | R: 0 E: 0 K: 1 S: 11 | H: 1 LOB: 1 BB: 0 P: 17 | R: 2 E: 1 K: 1 S: 18 | H: 3 LOB: 2 BB: 0 P: 29 | | R: 0 E: 0 K: 2 S: 10 | H: 0 LOB: 0 BB: 0 P: 14 | 1B: 4 2B: 1 3B: 0 HR: 1 | SF: 0 SAC: 0 DP: 0 HBP: 2 | WP: 1 PB: 0 SB: 1 CS: 0 | PA: 38 | | | | |
| PITCHER | IP | WLS | BF | H | R | ER | SO | BB | IBB | HBP | BLK | WP | HR | S | P | ERA | WHIP | | | | | | | | | | |
| 55 Sonny Gray, R ERA: 3.26 | 7.0 | W | 28 | 3 | 1 | 1 | 9 | 2 | 0 | 2 | 0 | 1 | 1 | 65 | 106 | 1.29 | 0.714 | | | | | | | | | | |
| Chasen Shreve, L ERA: 3.05 | 0.0 | | 3 | 2 | 2 | 1 | 0 | 0 | 0 | 0 | 0 | 0 | 0 | 6 | 11 | ∞ | ∞ | | | | | | | | | | |
| 48 Tommy Kahnle, R ERA: 2.98 | 1.0 | H | 4 | 1 | 0 | 0 | 1 | 0 | 0 | 0 | 0 | 0 | 0 | 12 | 18 | 0.00 | 1.000 | | | | | | | | | | |
| 68 Dellin Betances, R ERA: 2.2 | 1.0 | S | 3 | 0 | 0 | 0 | 2 | 0 | 0 | 0 | 0 | 0 | 0 | 10 | 14 | 0.00 | 0.000 | | | | | | | | | | |

| | |
|-----|----|
| AB | 34 |
| R | 3 |
| H | 6 |
| RBI | 3 |
| BB | 2 |
| SO | 12 |
| LOB | 19 |



| Batter | 1 | 2 | 3 | 4 | 5 | 6 | 7 | 8 | 9 | AB | R | H | RBI | BB | SO | LOB | BOTTOM | | | | | | | | | | |
|---|-------------------------------|----------------------------------|-------------------------------|----------------------------------|------------------------------|----------------------------------|-------------------------------|----------------------------------|------------------------------|----------------------------------|-------------------------------|----------------------------------|-------------------------------|----------------------------------|-------------------------------|----------------------------------|---|----------------------------------|------------------------------------|----------------------------------|--------|--|--|--|--|--|--|
| 11 Brett Gardner, L OBP: 0.350, SLG: 0.437 | 99 WP 1B | | P4 | | BB | | 18 BB 14 1B | | 99 S 1B | 4 | 1 | 3 | 0 | 1 | 0 | 0 | Seattle Mariners @ New York Yankees Yankee Stadium, Bronx, NY Sat Aug 26 2017, 1:10 PM - 4:34 PM EDT Att: 39,810 - Sunny - 75 F | | | | | | | | | | |
| 99 Aaron Judge, R OBP: 0.411, SLG: 0.580 | F8 | | K | | P3 | | K | | K | 5 | 0 | 0 | 0 | 0 | 3 | 5 | | | | | | | | | | | |
| 24 Gary Sánchez, R OBP: 0.346, SLG: 0.540 | K | | G5-3 | | F9 | | P6 | | P6 | 4 | 0 | 0 | 0 | 0 | 1 | 4 | | | | | | | | | | | |
| 18 Didi Gregorius, L OBP: 0.334, SLG: 0.495 | P6 | | | | P6 | | G3 | | P6 | 3 | 0 | 0 | 0 | 1 | 0 | 2 | | | | | | | | | | | |
| 14 Starlin Castro, R OBP: 0.344, SLG: 0.469 | | | 12 SH5-3 22 1B 33 BB | | K | | G5-3 | | 33 BB 1B | 3 | 1 | 1 | 2 | 1 | 1 | 0 | | | | | | | | | | | |
| 33 Greg Bird, L OBP: 0.276, SLG: 0.210 | | | 12 SH5-3 22 1B BB | | 12 HR 1B | | G3 | | BB | 2 | 1 | 1 | 0 | 2 | 0 | 0 | | | | | | | | | | | |
| 12 Chase Headley, S OBP: 0.356, SLG: 0.407 29 Todd Frazier, R OBP: 0.335, SLG: 0.418 | SH5-3 | | | | 22 HR BB | | BB | | F7 | 1 | 1 | 0 | 0 | 2 | 0 | 3 | | | | | | | | | | | |
| 22 Jacoby Ellsbury, L OBP: 0.323, SLG: 0.377 | | | | | 2H 3H 1B | | G4-3 | | F8 | 4 | 1 | 2 | 4 | 0 | 0 | 1 | | | | | | | | | | | |
| 27 Austin Romine, R OBP: 0.279, SLG: 0.302 | F8 | | | | HR | | K | | F8 | 4 | 1 | 1 | 0 | 0 | 1 | 1 | | | | | | | | | | | |
| Inning Stats | R: 0 E: 0 K: 1 S: 13 | H: 1 LOB: 1 BB: 0 P: 20 | R: 1 E: 0 K: 0 S: 11 | H: 1 LOB: 1 BB: 2 P: 21 | R: 0 E: 0 K: 1 S: 7 | H: 0 LOB: 0 BB: 0 P: 10 | R: 3 E: 0 K: 2 S: 15 | H: 2 LOB: 0 BB: 1 P: 24 | R: 0 E: 0 K: 0 S: 7 | H: 0 LOB: 1 BB: 1 P: 12 | R: 0 E: 0 K: 0 S: 12 | H: 0 LOB: 1 BB: 1 P: 20 | R: 2 E: 0 K: 1 S: 18 | H: 3 LOB: 3 BB: 2 P: 37 | R: 0 E: 0 K: 1 S: 11 | H: 1 LOB: 1 BB: 0 P: 18 | | 1B: 7 2B: 0 3B: 0 HR: 1 | SF: 0 SAC: 1 DP: 0 HBP: 0 | WP: 1 PB: 0 SB: 1 CS: 0 | PA: 38 | | | | | | |
| PITCHER | IP | WLS | BF | H | R | ER | SO | BB | IBB | HBP | BLK | WP | HR | S | P | ERA | WHIP | | | | | | | | | | |
| 49 Yovani Gallardo, R ERA: 5.78 | 5.2 | L | 25 | 4 | 4 | 4 | 4 | 5 | 0 | 0 | 0 | 0 | 1 | 57 | 96 | 6.35 | 1.588 | | | | | | | | | | |
| 61 Casey Lawrence, R ERA: 6.51 | 2.1 | | 13 | 4 | 2 | 2 | 2 | 2 | 0 | 0 | 0 | 0 | 0 | 37 | 66 | 7.71 | 2.571 | | | | | | | | | | |

| | |
|-----|----|
| AB | 30 |
| R | 6 |
| H | 8 |
| RBI | 6 |
| BB | 7 |
| SO | 6 |
| LOB | 16 |



| Batter | 1 | 2 | 3 | 4 | 5 | 6 | 7 | 8 | 9 | AB | R | H | RBI | BB | SO | LOB | TOP | | | | | |
|--|---|---|------------------------------|----------------------------------|------------------------------|----------------------------------|------------------------------|----------------------------------|------------------------------|----------------------------------|-------------------------------|----------------------------------|------------------------------|----------------------------------|------------------------------|----------------------------------|---|------------------------------------|----------------------------------|--------|------|-------|
| 2 Jean Segura, R OBP: 0.352, SLG: 0.412 | L9 | | 1B | | K | | G4-3 | | | 4 | 0 | 1 | 0 | 0 | 1 | 2 | Seattle Mariners @ New York Yankees Yankee Stadium, Bronx, NY Sun Aug 27 2017, 1:11 PM - 4:07 PM EDT Att: 40,112 - Partly Cloudy - 75 F | | | | | |
| 10 Yonder Alonso, L OBP: 0.367, SLG: 0.513 | E7 | | 1B | | G3-1 | | | F8 | | 4 | 1 | 1 | 0 | 0 | 0 | 3 | | | | | | |
| 22 Robinson Cano, L OBP: 0.335, SLG: 0.457 | | | | | FC3-6 | | | F9 | | 3 | 0 | 1 | 0 | 0 | 0 | 3 | | | | | | |
| 21 Taylor Motter, R OBP: 0.268, SLG: 0.351 | | | | | 1-2 | | | L9 | | 1 | 0 | 0 | 0 | 0 | 0 | 0 | | | | | | |
| 23 Nelson Cruz, R OBP: 0.372, SLG: 0.555 | | | | | K | | | | | 4 | 0 | 1 | 1 | 0 | 1 | 1 | | | | | | |
| 15 Kyle Seager, L OBP: 0.325, SLG: 0.443 | K | | | | BB | | | | | 3 | 0 | 0 | 0 | 1 | 3 | 3 | | | | | | |
| 17 Mitch Haniger, R OBP: 0.339, SLG: 0.410 | F8 | | | | K | | | | | 4 | 0 | 0 | 0 | 0 | 2 | 4 | | | | | | |
| 16 Ben Gamel, L OBP: 0.339, SLG: 0.492 | | | | | G6-3 | | | | | 3 | 0 | 0 | 0 | 0 | 1 | 2 | | | | | | |
| 26 Danny Valencia, R OBP: 0.313, SLG: 0.418 | | | | | G3 | | | | | 1 | 0 | 0 | 0 | 0 | 0 | 0 | | | | | | |
| 3 Mike Zunino, R OBP: 0.312, SLG: 0.480 | | | | | | | | | | 3 | 0 | 1 | 0 | 0 | 2 | 0 | | | | | | |
| 5 Guillermo Heredia, R OBP: 0.345, SLG: 0.388 | | | | | | | | | | 3 | 0 | 1 | 0 | 0 | 1 | 0 | | | | | | |
| Inning Stats | R: 1 E: 1 K: 1 S: 14 | H: 3 LOB: 2 BB: 0 P: 21 | R: 0 E: 0 K: 2 S: 7 | H: 0 LOB: 0 BB: 0 P: 10 | R: 0 E: 0 K: 1 S: 9 | H: 1 LOB: 1 BB: 0 P: 12 | R: 0 E: 0 K: 1 S: 7 | H: 0 LOB: 0 BB: 0 P: 15 | R: 0 E: 0 K: 1 S: 9 | H: 2 LOB: 2 BB: 0 P: 12 | R: 0 E: 0 K: 2 S: 10 | H: 0 LOB: 0 BB: 0 P: 20 | R: 0 E: 0 K: 0 S: 7 | H: 0 LOB: 0 BB: 0 P: 10 | R: 0 E: 0 K: 1 S: 7 | H: 0 LOB: 0 BB: 0 P: 10 | 1B: 5 2B: 1 3B: 0 HR: 0 | SF: 0 SAC: 0 DP: 1 HBP: 0 | WP: 0 PB: 0 SB: 0 CS: 0 | PA: 34 | | |
| PITCHER | IP WLS BF H R ER SO BB IBB HBP BLK WP HR S P ERA WHIP | IP WLS BF H R ER SO BB IBB HBP BLK WP HR S P ERA WHIP | | | | | | | | | | | | | | | | | | | | |
| 19 Masahiro Tanaka, R ERA: 4.69 | 7.0 | W | 28 | 6 | 1 | 1 | 10 | 1 | 0 | 0 | 0 | 0 | 0 | 0 | 0 | 0 | 0 | 0 | 64 | 99 | 1.29 | 1.000 |
| 41 Caleb Smith, L ERA: 5.79 | 2.0 | | 6 | 0 | 0 | 0 | 1 | 0 | 0 | 0 | 0 | 0 | 0 | 0 | 0 | 0 | 0 | 0 | 14 | 20 | 0.00 | 0.000 |

| Batter | 1 | 2 | 3 | 4 | 5 | 6 | 7 | 8 | 9 | AB | R | H | RBI | BB | SO | LOB | BOTTOM | | | | | | | |
|---|---|---|-------------------------------|----------------------------------|-------------------------------|----------------------------------|------------------------------|----------------------------------|------------------------------|----------------------------------|-------------------------------|----------------------------------|-------------------------------|----------------------------------|------------------------------|----------------------------------|---|------------------------------------|----------------------------------|--------|----|----|------|-------|
| 31 Aaron Hicks, S OBP: 0.363, SLG: 0.472 | P6 | | 1B | | P6 | | | | | 5 | 0 | 1 | 0 | 0 | 0 | 4 | Seattle Mariners @ New York Yankees Yankee Stadium, Bronx, NY Sun Aug 27 2017, 1:11 PM - 4:07 PM EDT Att: 40,112 - Partly Cloudy - 75 F | | | | | | | |
| 14 Starlin Castro, R OBP: 0.351, SLG: 0.479 | | | | | | | | | | 4 | 2 | 4 | 1 | 0 | 0 | 0 | | | | | | | | |
| 33 Greg Bird, L OBP: 0.286, SLG: 0.222 | | | | | | | | | | 1 | 0 | 1 | 2 | 0 | 0 | 0 | | | | | | | | |
| 24 Gary Sánchez, R OBP: 0.350, SLG: 0.540 | | | | | | | | | | 4 | 1 | 2 | 1 | 1 | 1 | 4 | | | | | | | | |
| 99 Aaron Judge, R OBP: 0.412, SLG: 0.581 | | | | | | | | | | 3 | 1 | 1 | 0 | 2 | 2 | 4 | | | | | | | | |
| 18 Didi Gregorius, L OBP: 0.333, SLG: 0.492 | | | | | | | | | | 5 | 1 | 1 | 0 | 0 | 1 | 8 | | | | | | | | |
| 12 Chase Headley, S OBP: 0.355, SLG: 0.404 | | | | | | | | | | 3 | 1 | 0 | 2 | 0 | 0 | 5 | | | | | | | | |
| 27 Austin Romine, R OBP: 0.278, SLG: 0.300 | | | | | | | | | | 1 | 0 | 0 | 0 | 0 | 0 | 1 | | | | | | | | |
| 29 Todd Frazier, R OBP: 0.333, SLG: 0.414 | | | | | | | | | | 4 | 1 | 0 | 0 | 1 | 3 | 5 | | | | | | | | |
| 22 Jacoby Ellsbury, L OBP: 0.324, SLG: 0.382 | | | | | | | | | | 5 | 2 | 2 | 2 | 0 | 1 | 1 | | | | | | | | |
| 74 Ronald Torreyes, R OBP: 0.321, SLG: 0.382 | | | | | | | | | | 4 | 1 | 3 | 1 | 0 | 0 | 0 | | | | | | | | |
| Inning Stats | R: 6 E: 4 K: 1 S: 25 | H: 4 LOB: 1 BB: 1 P: 32 | R: 0 E: 0 K: 1 S: 13 | H: 2 LOB: 2 BB: 0 P: 15 | R: 1 E: 0 K: 1 S: 18 | H: 3 LOB: 2 BB: 0 P: 23 | R: 0 E: 0 K: 0 S: 8 | H: 1 LOB: 1 BB: 0 P: 14 | R: 0 E: 0 K: 1 S: 8 | H: 0 LOB: 0 BB: 0 P: 10 | R: 1 E: 0 K: 1 S: 10 | H: 1 LOB: 1 BB: 2 P: 21 | R: 2 E: 0 K: 2 S: 14 | H: 3 LOB: 2 BB: 1 P: 24 | R: 0 E: 0 K: 1 S: 8 | H: 1 LOB: 1 BB: 0 P: 11 | 1B: 12 2B: 4 3B: 0 HR: 0 | SF: 1 SAC: 0 DP: 1 HBP: 0 | WP: 1 PB: 0 SB: 0 CS: 0 | PA: 44 | | | | |
| PITCHER | IP WLS BF H R ER SO BB IBB HBP BLK WP HR S P ERA WHIP | IP WLS BF H R ER SO BB IBB HBP BLK WP HR S P ERA WHIP | | | | | | | | | | | | | | | | | | | | | | |
| 63 Andrew Albers, L ERA: 4.2 | 5.0 | | 30 | 11 | 8 | 3 | 4 | 2 | 0 | 0 | 0 | 0 | 0 | 0 | 0 | 0 | 0 | 0 | 1 | 0 | 26 | 45 | 6.00 | 2.000 |
| 53 Dan Altavilla, R ERA: 5.19 | 3.0 | | 14 | 4 | 2 | 2 | 4 | 2 | 0 | 0 | 0 | 0 | 0 | 0 | 0 | 0 | 0 | 0 | 0 | 0 | 26 | 45 | 6.00 | 2.000 |

| Batter | 1 | 2 | 3 | 4 | 5 | 6 | 7 | 8 | 9 | AB | R | H | RBI | BB | SO | LOB | TOP | | | | | | | | | | |
|---|---------------------------------------|----------------------------------|--------------------------------------|---------------------------------|--------------------------------------|----------------------------------|---------------------------------------|----------------------------------|--------------------------------------|----------------------------------|---------------------------------------|----------------------------------|---------------------------------------|----------------------------------|--------------------------------------|----------------------------------|---|----------------------------------|----------------------------------|------------------------------------|-------------------------|--------|--|--|--|--|--|
| 12 Francisco Lindor, S OBP: 0.326, SLG: 0.477 | G3 | | K | | | K | | G3 | | 4 | 0 | 0 | 0 | 0 | 2 | 0 | Cleveland Indians @ New York Yankees Yankee Stadium, Bronx, NY Mon Aug 28 2017, 7:09 PM - 9:50 PM EDT Att: 36,253 - Partly Cloudy - 72 F | | | | | | | | | | |
| 26 Austin Jackson, R OBP: 0.377, SLG: 0.498 | K | | | K | | K | | HR | | 4 | 1 | 1 | 1 | 0 | 3 | 0 | | | | | | | | | | | |
| 11 José Ramírez, S OBP: 0.355, SLG: 0.527 | HR | | | BB | | HR | | F9 | | 3 | 2 | 2 | 2 | 1 | 0 | 0 | | | | | | | | | | | |
| 10 Edwin Encarnación, R OBP: 0.370, SLG: 0.481 | G4-3 | | | BB | | G3 | | L8 | | 3 | 0 | 0 | 0 | 1 | 0 | 0 | | | | | | | | | | | |
| 32 Jay Bruce, L OBP: 0.330, SLG: 0.526 | G5-3 | | | BB | | | | K | | 3 | 0 | 0 | 0 | 1 | 1 | 0 | | | | | | | | | | | |
| 41 Carlos Santana, S OBP: 0.357, SLG: 0.461 | G3 | | | K | | | | 2B | | 3 | 2 | 1 | 1 | 1 | 1 | 2 | | | | | | | | | | | |
| Bradley Zimmer, L OBP: 0.320, SLG: 0.397 | K | | | | | | | BB | | 4 | 1 | 2 | 1 | 0 | 2 | 0 | | | | | | | | | | | |
| 7 Yan Gomes, R OBP: 0.307, SLG: 0.365 | P6 | | | | | | | 2B | | 4 | 0 | 0 | 0 | 0 | 2 | 2 | | | | | | | | | | | |
| 39 Gio Urshela, R OBP: 0.243, SLG: 0.235 | L9 | | | | | | | K | | 4 | 0 | 0 | 0 | 0 | 1 | 1 | | | | | | | | | | | |
| Inning Stats | R: 1 H: 1 E: 0 K: 1 S: 11 | L: 1 LOB: 0 BB: 0 P: 18 | R: 0 H: 0 E: 0 K: 1 S: 5 | L: 0 LOB: 0 BB: 0 P: 8 | R: 0 H: 0 E: 0 K: 1 S: 7 | L: 0 LOB: 0 BB: 0 P: 10 | R: 0 H: 0 E: 0 K: 2 S: 11 | L: 0 LOB: 2 BB: 3 P: 25 | R: 0 H: 0 E: 0 K: 1 S: 8 | L: 0 LOB: 0 BB: 0 P: 11 | R: 1 H: 1 E: 0 K: 2 S: 14 | L: 1 LOB: 0 BB: 0 P: 19 | R: 2 H: 2 E: 0 K: 1 S: 13 | L: 2 LOB: 0 BB: 0 P: 21 | R: 1 H: 1 E: 0 K: 0 S: 9 | L: 1 LOB: 0 BB: 0 P: 18 | R: 1 H: 1 E: 0 K: 3 S: 12 | L: 1 LOB: 1 BB: 1 P: 18 | 1B: 1 2B: 1 3B: 0 HR: 4 | SF: 0 SAC: 0 DP: 0 HBP: 0 | WP: 2 SB: 0 CS: 0 | PA: 36 | | | | | |
| PITCHER | IP | WLS | BF | H | R | ER | SO | BB | IBB | HBP | BLK | WP | HR | S | P | ERA | WHIP | | | | | | | | | | |
| 40 Luis Severino, R ERA: 3.14 | 6.2 | L | 26 | 4 | 4 | 3 | 9 | 3 | 0 | 0 | 0 | 0 | 3 | 67 | 108 | 4.05 | 1.050 | | | | | | | | | | |
| 43 Adam Warren, R ERA: 2.44 | 1.1 | | 5 | 1 | 1 | 1 | 0 | 0 | 0 | 0 | 0 | 1 | 1 | 11 | 22 | 6.75 | 0.750 | | | | | | | | | | |
| Chasen Shreve, L ERA: 3.22 | 1.0 | | 5 | 1 | 1 | 1 | 3 | 1 | 0 | 0 | 0 | 1 | 0 | 12 | 18 | 9.00 | 2.000 | | | | | | | | | | |

| Batter | 1 | 2 | 3 | 4 | 5 | 6 | 7 | 8 | 9 | AB | R | H | RBI | BB | SO | LOB | BOTTOM | | | | | | | | | | |
|---|---------------------------------------|----------------------------------|--------------------------------------|----------------------------------|--------------------------------------|----------------------------------|---------------------------------------|----------------------------------|---------------------------------------|----------------------------------|--------------------------------------|----------------------------------|--------------------------------------|---------------------------------|--------------------------------------|----------------------------------|---|----------------------------------|----------------------------------|------------------------------------|-------------------------|--------|--|--|--|--|--|
| 11 Brett Gardner, L OBP: 0.347, SLG: 0.434 | G4-3 | | L3 | | | K | | G4-1 | | 4 | 0 | 0 | 0 | 0 | 1 | 1 | Cleveland Indians @ New York Yankees Yankee Stadium, Bronx, NY Mon Aug 28 2017, 7:09 PM - 9:50 PM EDT Att: 36,253 - Partly Cloudy - 72 F | | | | | | | | | | |
| 31 Aaron Hicks, S OBP: 0.361, SLG: 0.467 | K | | | K | | | | F8 | | 3 | 0 | 0 | 0 | 1 | 2 | 0 | | | | | | | | | | | |
| 24 Gary Sánchez, R OBP: 0.346, SLG: 0.534 | K | | | E5 | | F8 | | P3 | | 4 | 0 | 0 | 0 | 0 | 1 | 1 | | | | | | | | | | | |
| 18 Didi Gregorius, L OBP: 0.330, SLG: 0.487 | F8 | | | F9 | | F7 | | G4-3 | | 4 | 0 | 0 | 0 | 0 | 2 | 2 | | | | | | | | | | | |
| 14 Starlin Castro, R OBP: 0.347, SLG: 0.473 | G4-3 | | | L4 | | P3 | | K | | 4 | 0 | 0 | 0 | 0 | 1 | 2 | | | | | | | | | | | |
| 33 Greg Bird, L OBP: 0.275, SLG: 0.212 | K | | | | | | | | | 3 | 0 | 0 | 0 | 0 | 2 | 0 | | | | | | | | | | | |
| 12 Chase Headley, S OBP: 0.355, SLG: 0.411 | HR | | | G4-3 | | G4-3 | | G4-3 | | 3 | 1 | 1 | 1 | 0 | 0 | 0 | | | | | | | | | | | |
| 22 Jacoby Ellsbury, L OBP: 0.324, SLG: 0.385 | L7 | | | BB | | BB | | G4-3 | | 3 | 1 | 1 | 0 | 0 | 0 | 0 | | | | | | | | | | | |
| 29 Todd Frazier, R OBP: 0.333, SLG: 0.413 | K | | | | | | | G5-3 | | 3 | 0 | 1 | 1 | 0 | 1 | 0 | | | | | | | | | | | |
| Inning Stats | R: 0 H: 0 E: 0 K: 2 S: 10 | L: 0 LOB: 0 BB: 0 P: 13 | R: 0 H: 0 E: 0 K: 1 S: 9 | L: 0 LOB: 0 BB: 0 P: 13 | R: 1 H: 1 E: 0 K: 1 S: 7 | L: 1 LOB: 0 BB: 0 P: 10 | R: 0 H: 0 E: 1 K: 1 S: 12 | L: 0 LOB: 1 BB: 0 P: 16 | R: 1 H: 2 E: 0 K: 1 S: 13 | L: 2 LOB: 1 BB: 0 P: 21 | R: 0 H: 0 E: 0 K: 0 S: 8 | L: 0 LOB: 1 BB: 1 P: 14 | R: 0 H: 0 E: 0 K: 1 S: 5 | L: 0 LOB: 0 BB: 0 P: 8 | R: 0 H: 0 E: 0 K: 0 S: 8 | L: 0 LOB: 0 BB: 0 P: 15 | R: 0 H: 0 E: 0 K: 1 S: 8 | L: 0 LOB: 0 BB: 0 P: 10 | 1B: 1 2B: 1 3B: 0 HR: 1 | SF: 0 SAC: 0 DP: 0 HBP: 0 | WP: 0 SB: 0 CS: 0 | PA: 32 | | | | | |
| PITCHER | IP | WLS | BF | H | R | ER | SO | BB | IBB | HBP | BLK | WP | HR | S | P | ERA | WHIP | | | | | | | | | | |
| 28 Corey Kluber, R ERA: 2.63 | 8.0 | W | 29 | 3 | 2 | 2 | 7 | 1 | 0 | 0 | 0 | 0 | 1 | 72 | 110 | 2.25 | 0.500 | | | | | | | | | | |
| 37 Cody Allen, R ERA: 2.89 | 1.0 | | 3 | 0 | 0 | 0 | 1 | 0 | 0 | 0 | 0 | 0 | 0 | 8 | 10 | 0.00 | 0.000 | | | | | | | | | | |



| Batter | 1 | 2 | 3 | 4 | 5 | 6 | 7 | 8 | 9 | AB | R | H | RBI | BB | SO | LOB | TOP | | | | | | | | | | |
|--|---------------------------------------|----------------------------------|--------------------------------------|--------------------------|---------------------------------------|--------------------------|--------------------------------------|-------------------------|--------------------------------------|--------------------------|---------------------------------------|--------------------------|--------------------------------------|--------------------------|--------------------------------------|--------------------------|---------------------------------------|--------------------------|----------------------------------|------------------------------------|----------------------------------|--------|--|--|--|--|--|
| 25 Rajai Davis, R OBP: 0.293, SLG: 0.345 12 Brock Holt, L OBP: 0.276, SLG: 0.208 | | | | | | | | | | 3 | 0 | 0 | 0 | 0 | 2 | 1 | | | | | | | | | | | |
| 36 Eduardo Núñez, R OBP: 0.339, SLG: 0.457 | | | | | | | | | | 5 | 1 | 1 | 0 | 0 | 1 | 3 | | | | | | | | | | | |
| 16 Andrew Benintendi, L OBP: 0.360, SLG: 0.436 | | | | | | | | | | 2 | 0 | 2 | 1 | 3 | 0 | 0 | | | | | | | | | | | |
| 50 Mookie Betts, R OBP: 0.341, SLG: 0.436 | | | | | | | | | | 3 | 0 | 0 | 0 | 2 | 1 | 5 | | | | | | | | | | | |
| 2 Xander Bogaerts, R OBP: 0.333, SLG: 0.401 18 Mitch Moreland, L OBP: 0.340, SLG: 0.451 | | | | | | | | | | 4 | 0 | 0 | 1 | 0 | 3 | 6 | | | | | | | | | | | |
| 11 Rafael Devers, L OBP: 0.358, SLG: 0.537 | | | | | | | | | | 2 | 0 | 0 | 0 | 2 | 1 | 5 | | | | | | | | | | | |
| 13 Hanley Ramirez, R OBP: 0.333, SLG: 0.439 | | | | | | | | | | 4 | 0 | 0 | 0 | 0 | 0 | 5 | | | | | | | | | | | |
| 30 Chris Young, R OBP: 0.322, SLG: 0.391 | | | | | | | | | | 3 | 1 | 0 | 0 | 1 | 0 | 1 | | | | | | | | | | | |
| 7 Christian Vázquez, R OBP: 0.337, SLG: 0.412 | | | | | | | | | | 3 | 0 | 1 | 0 | 0 | 0 | 0 | | | | | | | | | | | |
| Inning Stats | R: 0 H: 0 E: 1 K: 3 S: 13 | H: 0 LOB: 3 BB: 2 P: 27 | R: 0 H: 1 E: 0 K: 1 S: 8 | LOB: 1 BB: 0 P: 13 | R: 1 H: 2 E: 0 K: 0 S: 10 | LOB: 2 BB: 2 P: 18 | R: 0 H: 0 E: 0 K: 0 S: 8 | LOB: 0 BB: 0 P: 8 | R: 0 H: 1 E: 0 K: 1 S: 9 | LOB: 1 BB: 0 P: 16 | R: 0 H: 0 E: 0 K: 1 S: 12 | LOB: 0 BB: 1 P: 20 | R: 0 H: 0 E: 0 K: 1 S: 6 | LOB: 0 BB: 0 P: 10 | R: 0 H: 0 E: 1 K: 1 S: 8 | LOB: 2 BB: 1 P: 14 | R: 1 H: 0 E: 0 K: 1 S: 16 | LOB: 3 BB: 2 P: 29 | 1B: 4 2B: 1 3B: 0 HR: 0 | SF: 0 SAC: 0 DP: 1 HBP: 2 | WP: 0 PB: 0 SB: 1 CS: 1 | PA: 41 | | | | | |
| PITCHER | IP | WLS | BF | H | R | ER | SO | BB | IBB | HBP | BLK | WP | HR | S | P | ERA | WHIP | | | | | | | | | | |
| 52 CC Sabathia, L ERA: 3.71 | 6.0 | W | 26 | 4 | 1 | 1 | 6 | 5 | 0 | 0 | 0 | 0 | 0 | 60 | 102 | 1.50 | 1.500 | | | | | | | | | | |
| 30 David Robertson, R ERA: 2.36 | 2.0 | | 8 | 0 | 0 | 0 | 1 | 1 | 0 | 0 | 0 | 0 | 0 | 14 | 24 | 0.00 | 0.500 | | | | | | | | | | |
| 68 Dellin Betances, R ERA: 2.34 | 1.0 | | 7 | 0 | 1 | 1 | 1 | 2 | 0 | 2 | 0 | 0 | 0 | 16 | 29 | 9.00 | 2.000 | | | | | | | | | | |

Boston Red Sox @ New York Yankees
 Yankee Stadium, Bronx, NY
 Thu Aug 31 2017, 7:08 PM - 10:52 PM EDT
 Att: 43,309 - Partly Cloudy - 74 F

| | |
|-----|----|
| AB | 31 |
| R | 2 |
| H | 4 |
| RBI | 2 |
| BB | 8 |
| SO | 8 |
| LOB | 29 |



| Batter | 1 | 2 | 3 | 4 | 5 | 6 | 7 | 8 | 9 | AB | R | H | RBI | BB | SO | LOB | BOTTOM | | | | | | | | | | | |
|--|---------------------------------------|----------------------------------|---------------------------------------|--------------------------|---------------------------------------|--------------------------|--------------------------------------|--------------------------|---------------------------------------|--------------------------|---------------------------------------|--------------------------|---------------------------------------|--------------------------|--------------------------------------|--------------------------|-----------------------------------|------------------------------------|----------------------------------|--------|--|--|--|--|--|--|--|--|
| 11 Brett Gardner, L OBP: 0.351, SLG: 0.434 | | | | | | | | | | 4 | 1 | 2 | 0 | 0 | 1 | 4 | | | | | | | | | | | | |
| 31 Aaron Hicks, S OBP: 0.371, SLG: 0.470 | | | | | | | | | | 5 | 0 | 2 | 0 | 0 | 1 | 4 | | | | | | | | | | | | |
| 24 Gary Sánchez, R OBP: 0.343, SLG: 0.531 | | | | | | | | | | 5 | 1 | 2 | 2 | 0 | 2 | 3 | | | | | | | | | | | | |
| 18 Didi Gregorius, L OBP: 0.328, SLG: 0.481 | | | | | | | | | | 4 | 0 | 1 | 1 | 1 | 0 | 2 | | | | | | | | | | | | |
| 14 Starlin Castro, R OBP: 0.346, SLG: 0.469 | | | | | | | | | | 5 | 0 | 2 | 0 | 0 | 2 | 4 | | | | | | | | | | | | |
| 99 Aaron Judge, R OBP: 0.413, SLG: 0.575 | | | | | | | | | | 2 | 1 | 0 | 0 | 2 | 0 | 4 | | | | | | | | | | | | |
| 12 Chase Headley, S OBP: 0.357, SLG: 0.412 | | | | | | | | | | 4 | 1 | 2 | 0 | 0 | 1 | 2 | | | | | | | | | | | | |
| 33 Greg Bird, L OBP: 0.283, SLG: 0.308 | | | | | | | | | | 4 | 1 | 2 | 3 | 0 | 0 | 2 | | | | | | | | | | | | |
| 29 Todd Frazier, R OBP: 0.336, SLG: 0.412 | | | | | | | | | | 3 | 1 | 1 | 0 | 1 | 1 | 1 | | | | | | | | | | | | |
| Inning Stats | R: 0 H: 0 E: 0 K: 2 S: 16 | H: 0 LOB: 2 BB: 1 P: 24 | R: 0 H: 0 E: 0 K: 0 S: 10 | LOB: 1 BB: 1 P: 16 | R: 1 H: 2 E: 0 K: 0 S: 10 | LOB: 0 BB: 0 P: 14 | R: 0 H: 1 E: 0 K: 1 S: 9 | LOB: 1 BB: 0 P: 11 | R: 1 H: 4 E: 0 K: 1 S: 19 | LOB: 3 BB: 0 P: 26 | R: 3 H: 5 E: 0 K: 1 S: 16 | LOB: 5 BB: 2 P: 24 | R: 1 H: 2 E: 0 K: 1 S: 11 | LOB: 2 BB: 2 P: 23 | R: 0 H: 0 E: 0 K: 2 S: 8 | LOB: 0 BB: 0 P: 11 | 1B: 10 2B: 4 3B: 0 HR: 2 | SF: 0 SAC: 0 DP: 2 HBP: 1 | WP: 0 PB: 0 SB: 0 CS: 0 | PA: 41 | | | | | | | | |
| PITCHER | IP | WLS | BF | H | R | ER | SO | BB | IBB | HBP | BLK | WP | HR | S | P | ERA | WHIP | | | | | | | | | | | |
| 52 Eduardo Rodríguez, L ERA: 4.4 | 5.0 | L | 27 | 10 | 5 | 5 | 4 | 2 | 0 | 1 | 0 | 0 | 0 | 8 | 13 | 0.00 | 3.000 | | | | | | | | | | | |
| Fernando Abad, L ERA: 2.87 | 0.2 | | 4 | 2 | 0 | 0 | 1 | 0 | 0 | 0 | 0 | 0 | 0 | 0 | 8 | 13 | 0.00 | 3.000 | | | | | | | | | | |
| Heath Hembree, R ERA: 0.81 | 0.1 | | 5 | 2 | 1 | 1 | 0 | 2 | 0 | 0 | 0 | 0 | 0 | 10 | 23 | 27.00 | 12.000 | | | | | | | | | | | |
| Robby Scott, L ERA: 3.34 | 1.0 | | 2 | 0 | 0 | 0 | 1 | 0 | 0 | 0 | 0 | 0 | 0 | 4 | 4 | 0.00 | 0.000 | | | | | | | | | | | |
| Blaine Boyer, R ERA: 4.76 | 1.0 | | 3 | 0 | 0 | 0 | 2 | 0 | 0 | 0 | 0 | 0 | 0 | 8 | 11 | 0.00 | 0.000 | | | | | | | | | | | |

Boston Red Sox @ New York Yankees
 Yankee Stadium, Bronx, NY
 Thu Aug 31 2017, 7:08 PM - 10:52 PM EDT
 Att: 43,309 - Partly Cloudy - 74 F

| | |
|-----|----|
| AB | 36 |
| R | 6 |
| H | 14 |
| RBI | 6 |
| BB | 4 |
| SO | 8 |
| LOB | 26 |



| Batter | 1 | 2 | 3 | 4 | 5 | 6 | 7 | 8 | 9 | AB | R | H | RBI | BB | SO | LOB | TOP | | | | | |
|--|---|---|---|---|-------------------------------|----------------------------------|-------------------------------|----------------------------------|------------------------------|---------------------------------|------------------------------|----------------------------------|------------------------------|----------------------------------|---|----------------------------------|-------------------------------|----------------------------------|----------------------------------|------------------------------------|----------------------------------|--------|
| 36 Eduardo Núñez, R OBP: 0.338, SLG: 0.462 (1, 6) | G6-3 | | 1-H HR | | P4 | | F9 | | | 4 | 1 | 1 | 2 | 0 | 0 | 0 | | | | | | |
| 16 Andrew Benintendi, L OBP: 0.361, SLG: 0.445 (1, 8) | P5 | | 50 FC5-4 1B | | HR | | | K | | 4 | 1 | 2 | 1 | 0 | 1 | 0 | | | | | | |
| 50 Mookie Betts, R OBP: 0.340, SLG: 0.435 (1, 9) | K | | FC5-4 1-2 | | F7 | | | 18 S 1B | | 4 | 0 | 1 | 0 | 0 | 1 | 1 | | | | | | |
| 18 Mitch Moreland, L OBP: 0.332, SLG: 0.447 (1, 3) | | F8 | K | | G4-3 | | | K | | 4 | 0 | 0 | 0 | 0 | 2 | 2 | | | | | | |
| 15 Dustin Pedroia, R OBP: 0.377, SLG: 0.404 2 Xander Bogaerts, R OBP: 0.333, SLG: 0.401 (1, 4) (8, 6) | K | | | 1B | | K | | K | | 4 | 0 | 1 | 0 | 0 | 3 | 1 | | | | | | |
| 11 Rafael Devers, L OBP: 0.355, SLG: 0.528 (1, 5) | K 13 FC4-6 | | K | | G4-3 | | | 1B | | 4 | 0 | 1 | 0 | 0 | 2 | 1 | | | | | | |
| 13 Hanley Ramirez, R OBP: 0.332, SLG: 0.444 (1, 10) | FC4-6 1-2 | | K | | K | | HR | K | | 4 | 1 | 1 | 1 | 0 | 2 | 3 | | | | | | |
| 3 Sandy León, S OBP: 0.294, SLG: 0.361 (1, 2) | | | K | | K | | F9 | F7 | | 4 | 0 | 0 | 0 | 0 | 2 | 2 | | | | | | |
| 12 Brock Holt, L OBP: 0.275, SLG: 0.202 (1, 7) | | | 36 HR BB | | P6 | | G6-3 | P5 | | 3 | 1 | 0 | 0 | 1 | 0 | 1 | | | | | | |
| Inning Stats | R: 0 E: 0 K: 1 S: 8 | H: 0 LOB: 0 BB: 0 P: 12 | R: 0 E: 0 K: 2 S: 9 | H: 0 LOB: 1 BB: 0 P: 10 | R: 2 E: 0 K: 2 S: 18 | H: 2 LOB: 1 BB: 1 P: 27 | R: 0 E: 0 K: 3 S: 13 | H: 1 LOB: 1 BB: 0 P: 19 | R: 1 E: 0 K: 0 S: 6 | H: 1 LOB: 0 BB: 0 P: 9 | R: 0 E: 0 K: 1 S: 7 | H: 0 LOB: 0 BB: 0 P: 10 | R: 1 E: 0 K: 0 S: 6 | H: 1 LOB: 0 BB: 0 P: 11 | R: 0 E: 0 K: 3 S: 16 | H: 1 LOB: 1 BB: 0 P: 18 | R: 0 E: 0 K: 1 S: 10 | H: 1 LOB: 1 BB: 0 P: 14 | 1B: 4 2B: 0 3B: 0 HR: 3 | SF: 0 SAC: 0 DP: 0 HBP: 0 | WP: 1 PB: 0 SB: 1 CS: 0 | PA: 36 |
| PITCHER | IP WLS BF H R ER SO BB IBB HBP BLK WP HR S P ERA WHIP | 7.0 L 28 5 4 4 9 1 0 0 0 1 3 67 98 5.14 0.857 | 1.0 4 1 0 0 3 0 0 0 0 0 0 16 18 0.00 1.000 | 1.0 4 1 0 0 1 0 0 0 0 0 0 10 14 0.00 1.000 | PITCHER | | | | | | | | | | IP WLS BF H R ER SO BB IBB HBP BLK WP HR S P ERA WHIP | | | | | | | |

Boston Red Sox @ New York Yankees
Yankee Stadium, Bronx, NY
Fri Sep 01 2017, 7:11 PM - 9:55 PM EDT
Att: 42,332 - Cloudy - 69 F


AB 35
R 4
H 7
RBI 4
BB 1
SO 13
LOB 11



| Batter | 1 | 2 | 3 | 4 | 5 | 6 | 7 | 8 | 9 | AB | R | H | RBI | BB | SO | LOB | BOTTOM | | | | | |
|--|---|---|--|---|------------------------------|----------------------------------|-------------------------------|----------------------------------|------------------------------|----------------------------------|------------------------------|---------------------------------|------------------------------|----------------------------------|---|----------------------------------|-------------------------------|----------------------------------|----------------------------------|------------------------------------|----------------------------------|--------|
| 11 Brett Gardner, L OBP: 0.350, SLG: 0.434 (1, 7) | 99 2B | | G5-3 | | G4-3 | | | G3 | | 4 | 1 | 1 | 0 | 0 | 0 | 0 | | | | | | |
| 99 Aaron Judge, R OBP: 0.412, SLG: 0.575 74 Ronald Torreyes, R OBP: 0.317, SLG: 0.377 (1, 9) (9, 5) | 18 G4-3 2B | | K | | G5-3 | | | F8 | | 4 | 0 | 1 | 1 | 0 | 1 | 0 | | | | | | |
| 24 Gary Sánchez, R OBP: 0.339, SLG: 0.526 (1, 2) | G5-3 | | G6-3 | | G6-3 | | | K | | 4 | 0 | 0 | 0 | 0 | 1 | 1 | | | | | | |
| 18 Didi Gregorius, L OBP: 0.325, SLG: 0.477 (1, 6) | G4-3 | | | P5 | | F7 | | P2 | | 4 | 0 | 0 | 0 | 0 | 0 | 1 | | | | | | |
| 14 Starlin Castro, R OBP: 0.342, SLG: 0.464 (1, 4) | G5-3 | | | F9 | | K | | G1-4-3 | | 4 | 0 | 0 | 0 | 0 | 1 | 1 | | | | | | |
| 33 Greg Bird, L OBP: 0.284, SLG: 0.300 (1, 3) | | K | | BB | | G4-3 | | | | 2 | 0 | 0 | 0 | 1 | 1 | 0 | | | | | | |
| 12 Chase Headley, S OBP: 0.357, SLG: 0.411 (1, 10) | F8 | | F7 | | | 1B | | | | 3 | 0 | 1 | 0 | 0 | 0 | 1 | | | | | | |
| 22 Jacoby Ellsbury, L OBP: 0.319, SLG: 0.377 (1, 8) | | | | G4-1 | | G3-4-3 | | | | 3 | 0 | 1 | 0 | 0 | 0 | 1 | | | | | | |
| 29 Todd Frazier, R OBP: 0.335, SLG: 0.410 31 Aaron Hicks, S OBP: 0.370, SLG: 0.468 (1, 5) (8, PH) (9, 9) | | | K | | K | | L8 | | | 2 | 0 | 0 | 0 | 0 | 2 | 1 | | | | | | |
| Inning Stats | R: 1 E: 0 K: 0 S: 13 | H: 2 LOB: 1 BB: 0 P: 24 | R: 0 E: 0 K: 2 S: 11 | H: 1 LOB: 1 BB: 0 P: 13 | R: 0 E: 0 K: 1 S: 6 | H: 0 LOB: 0 BB: 0 P: 10 | R: 0 E: 0 K: 0 S: 11 | H: 0 LOB: 1 BB: 1 P: 18 | R: 0 E: 0 K: 1 S: 9 | H: 0 LOB: 0 BB: 0 P: 14 | R: 0 E: 0 K: 0 S: 6 | H: 0 LOB: 0 BB: 0 P: 7 | R: 0 E: 0 K: 1 S: 7 | H: 1 LOB: 0 BB: 0 P: 12 | R: 0 E: 0 K: 0 S: 9 | H: 0 LOB: 0 BB: 0 P: 11 | R: 0 E: 0 K: 1 S: 10 | H: 0 LOB: 0 BB: 0 P: 15 | 1B: 2 2B: 2 3B: 0 HR: 0 | SF: 0 SAC: 0 DP: 0 HBP: 0 | WP: 0 PB: 0 SB: 0 CS: 0 | PA: 32 |
| PITCHER | IP WLS BF H R ER SO BB IBB HBP BLK WP HR S P ERA WHIP | 7.0 W 26 4 1 1 0 1 0 0 0 0 9 11 0.00 0.000 | 1.0 H 3 0 0 0 0 0 0 0 0 0 9 11 0.00 0.000 | 1.0 S 3 0 0 0 1 0 0 0 0 0 10 15 0.00 0.000 | PITCHER | | | | | | | | | | IP WLS BF H R ER SO BB IBB HBP BLK WP HR S P ERA WHIP | | | | | | | |

Boston Red Sox @ New York Yankees
Yankee Stadium, Bronx, NY
Fri Sep 01 2017, 7:11 PM - 9:55 PM EDT
Att: 42,332 - Cloudy - 69 F

AB 31
R 1
H 4
RBI 1
BB 1
SO 6
LOB 6



| Batter | 1 | 2 | 3 | 4 | 5 | 6 | 7 | 8 | 9 | AB | R | H | RBI | BB | SO | LOB | TOP | | | | | | |
|--|---|---|--|--|--------------------------------------|----------------------------------|---------------------------------------|----------------------------------|---------------------------------------|----------------------------------|--------------------------------------|----------------------------------|--------------------------------------|---------------------------------|---------------------------------------|----------------------------------|--------------------------------------|----------------------------------|----------------------------------|------------------------------------|----------------------------------|--------|--|
| 36 Eduardo Núñez, R OBP: 0.338, SLG: 0.463 | G1-3 | | G6-3 | | | G4-3 16 WP 2B | | F7 | | 4 | 1 | 1 | 0 | 0 | 0 | 1 | | | | | | | |
| 16 Andrew Benintendi, L OBP: 0.362, SLG: 0.444 | G5-3 BB | | | | | G4-3 | | K | | 3 | 0 | 1 | 0 | 1 | 1 | 2 | | | | | | | |
| 50 Mookie Betts, R OBP: 0.342, SLG: 0.434 | G5-3 | | | | | | | | | 3 | 0 | 1 | 0 | 1 | 0 | 2 | | | | | | | |
| 18 Mitch Moreland, L OBP: 0.335, SLG: 0.442 | G6-3 | | | | | | | | | 4 | 0 | 0 | 0 | 0 | 0 | 5 | | | | | | | |
| 13 Hanley Ramirez, R OBP: 0.329, SLG: 0.440 | | | | | | | | | | 4 | 0 | 0 | 0 | 0 | 1 | 2 | | | | | | | |
| 11 Rafael Devers, L OBP: 0.352, SLG: 0.519 | G1-3 | | | | | | | | | 4 | 0 | 1 | 0 | 0 | 1 | 0 | | | | | | | |
| 7 Christian Vázquez, R OBP: 0.332, SLG: 0.495 | | | | | | | | | | 4 | 0 | 0 | 0 | 0 | 2 | 1 | | | | | | | |
| 19 Jackie Bradley Jr., L OBP: 0.343, SLG: 0.431 | | | | | | | | | | 3 | 0 | 1 | 0 | 0 | 0 | 0 | | | | | | | |
| Tzu-Wei Lin, L OBP: 0.377, SLG: 0.358 | | | | | | | | | | 3 | 0 | 1 | 0 | 0 | 2 | 1 | | | | | | | |
| Inning Stats | R: 0 H: 0 E: 0 K: 0 S: 9 | H: 0 LOB: 1 BB: 1 P: 15 | R: 0 H: 0 E: 0 K: 1 S: 10 | H: 0 LOB: 0 BB: 0 P: 15 | R: 0 H: 0 E: 0 K: 1 S: 7 | H: 0 LOB: 0 BB: 0 P: 10 | R: 0 H: 1 E: 0 K: 0 S: 11 | H: 1 LOB: 1 BB: 0 P: 16 | R: 0 H: 2 E: 0 K: 1 S: 13 | H: 2 LOB: 1 BB: 0 P: 15 | R: 1 H: 1 E: 0 K: 0 S: 9 | H: 1 LOB: 1 BB: 1 P: 15 | R: 0 H: 0 E: 0 K: 0 S: 5 | H: 0 LOB: 0 BB: 0 P: 9 | R: 0 H: 2 E: 0 K: 3 S: 11 | H: 2 LOB: 2 BB: 0 P: 15 | R: 0 H: 0 E: 0 K: 3 S: 9 | H: 0 LOB: 0 BB: 0 P: 12 | 1B: 5 2B: 1 3B: 0 HR: 0 | SF: 0 SAC: 0 DP: 0 HBP: 0 | WP: 1 PB: 0 SB: 0 CS: 1 | PA: 34 | |
| PITCHER | IP WLS BF H R ER SO BB IBB HBP BLK WP HR S P ERA WHIP | 7.0 W 27 5 1 1 3 2 0 0 0 1 0 66 97 1.29 1.000 | 1.0 4 1 0 0 1 0 0 0 0 0 0 9 13 0.00 1.000 | 1.0 3 0 0 0 3 0 0 0 0 0 0 9 12 0.00 0.000 | | | | | | | | | | | | | | | | | | | |

Boston Red Sox @ New York Yankees
Yankee Stadium, Bronx, NY
Sat Sep 02 2017, 1:10 PM - 4:07 PM EDT
Att: 46,536 - Cloudy - 65 F


AB 32
R 1
H 6
RBI 0
BB 2
SO 7
LOB 14



| Batter | 1 | 2 | 3 | 4 | 5 | 6 | 7 | 8 | 9 | AB | R | H | RBI | BB | SO | LOB | BOTTOM | | | | | | |
|---|---|--|---|---|--|----------------------------------|--------------------------------------|----------------------------------|---------------------------------------|----------------------------------|---------------------------------------|----------------------------------|--------------------------------------|----------------------------------|----------------------------------|------------------------------------|----------------------------------|--------|--|--|--|--|--|
| 11 Brett Gardner, L OBP: 0.350, SLG: 0.433 | G4-3 | | | | | | | | | 4 | 0 | 1 | 0 | 0 | 1 | 0 | | | | | | | |
| 31 Aaron Hicks, S OBP: 0.387, SLG: 0.463 | L8 | | | | | | | | | 3 | 0 | 0 | 0 | 0 | 0 | 3 | | | | | | | |
| 22 Jacoby Ellsbury, L OBP: 0.321, SLG: 0.387 | | | | | | | | | | 1 | 1 | 1 | 0 | 0 | 0 | 0 | | | | | | | |
| 24 Gary Sánchez, R OBP: 0.341, SLG: 0.526 | E5 | | | | | | | | | 4 | 0 | 2 | 1 | 0 | 0 | 0 | | | | | | | |
| 99 Aaron Judge, R OBP: 0.409, SLG: 0.570 | G5-3 | | | | | | | | | 4 | 0 | 0 | 0 | 0 | 2 | 3 | | | | | | | |
| 18 Didi Gregorius, L OBP: 0.324, SLG: 0.474 | | | | | | | | | | 3 | 1 | 0 | 0 | 1 | 1 | 1 | | | | | | | |
| 12 Chase Headley, S OBP: 0.380, SLG: 0.421 | | | | | | | | | | 4 | 2 | 3 | 1 | 0 | 0 | 1 | | | | | | | |
| 29 Todd Frazier, R OBP: 0.335, SLG: 0.410 | | | | | | | | | | 0 | 0 | 0 | 0 | 0 | 0 | 0 | | | | | | | |
| 17 Matt Holliday, R OBP: 0.318, SLG: 0.437 | | | | | | | | | | 4 | 1 | 1 | 3 | 0 | 0 | 1 | | | | | | | |
| 33 Greg Bird, L OBP: 0.283, SLG: 0.298 | | | | | | | | | | 4 | 0 | 1 | 0 | 0 | 3 | 1 | | | | | | | |
| 74 Ronald Torreyes, R OBP: 0.316, SLG: 0.373 | | | | | | | | | | 3 | 0 | 0 | 0 | 1 | 1 | 1 | | | | | | | |
| Inning Stats | R: 0 H: 0 E: 1 K: 0 S: 14 | H: 3 LOB: 3 BB: 1 P: 27 | R: 1 H: 0 E: 0 K: 1 S: 15 | H: 0 LOB: 0 BB: 0 P: 14 | R: 0 H: 1 E: 0 K: 2 S: 9 | H: 1 LOB: 1 BB: 0 P: 14 | R: 0 H: 1 E: 0 K: 0 S: 8 | H: 1 LOB: 1 BB: 0 P: 14 | R: 3 H: 2 E: 0 K: 2 S: 12 | H: 2 LOB: 1 BB: 1 P: 20 | R: 1 H: 2 E: 0 K: 1 S: 11 | H: 2 LOB: 1 BB: 0 P: 18 | R: 0 H: 0 E: 0 K: 1 S: 9 | H: 0 LOB: 0 BB: 0 P: 11 | 1B: 6 2B: 0 3B: 1 HR: 2 | SF: 0 SAC: 0 DP: 0 HBP: 0 | WP: 0 PB: 0 SB: 0 CS: 0 | PA: 36 | | | | | |
| PITCHER | IP WLS BF H R ER SO BB IBB HBP BLK WP HR S P ERA WHIP | 5.1 L 26 7 4 4 4 2 0 0 0 0 2 64 105 6.75 1.688 | 1.0 5 2 1 1 2 0 0 0 0 0 0 11 16 9.00 2.000 | 0.2 2 0 0 0 0 0 0 0 0 0 0 4 8 0.00 0.000 | 1.0 3 0 0 0 1 0 0 0 0 0 0 9 11 0.00 0.000 | | | | | | | | | | | | | | | | | | |

Boston Red Sox @ New York Yankees
Yankee Stadium, Bronx, NY
Sat Sep 02 2017, 1:10 PM - 4:07 PM EDT
Att: 46,536 - Cloudy - 65 F

AB 34
R 5
H 9
RBI 5
BB 2
SO 8
LOB 11



| Batter | 1 | 2 | 3 | 4 | 5 | 6 | 7 | 8 | 9 | AB | R | H | RBI | BB | SO | LOB | TOP | | | | | | | | | | |
|---|------------------------------|---------------------------------|-------------------------------|----------------------------------|-------------------------------|----------------------------------|------------------------------|----------------------------------|-------------------------------|----------------------------------|-------------------------------|----------------------------------|-------------------------------|----------------------------------|------------------------------|----------------------------------|-------------------------------|----------------------------------|----------------------------------|------------------------------------|----------------------------------|--------|--|--|--|--|--|
| 36 Eduardo Núñez, R OBP: 0.335, SLG: 0.459 Tzu-Wei Lin, L OBP: 0.377, SLG: 0.358 | G6-3 | | K | | | E5 | | K | | 4 | 1 | 0 | 0 | 0 | 2 | 1 | | | | | | | | | | | |
| 16 Andrew Benintendi, L OBP: 0.360, SLG: 0.441 | G4-3 | | K | | | L7 | | P3 | | 4 | 0 | 0 | 0 | 0 | 1 | 2 | | | | | | | | | | | |
| 50 Mookie Betts, R OBP: 0.339, SLG: 0.431 25 Rajai Davis, R OBP: 0.293, SLG: 0.345 | P3 | | | G5-3 | | E5 | | K | | 4 | 0 | 0 | 0 | 0 | 1 | 1 | | | | | | | | | | | |
| 18 Mitch Moreland, L OBP: 0.335, SLG: 0.444 Sam Travis, R OBP: 0.292, SLG: 0.409 | | G1-6-3 2B | | G5-3 | | K | | K | G6-3 3 1B | 3 | 0 | 1 | 0 | 0 | 1 | 1 | | | | | | | | | | | |
| 15 Dustin Pedroia, R OBP: 0.327, SLG: 0.402 17 Deven Marrero, R OBP: 0.256, SLG: 0.316 | | K | | K | | | 11 1B | | K | 2 | 0 | 0 | 0 | 1 | 2 | 1 | | | | | | | | | | | |
| 11 Rafael Devers, L OBP: 0.348, SLG: 0.511 | G1-6-3 | | | | | | BB | | G6-3 | 4 | 0 | 1 | 0 | 0 | 1 | 2 | | | | | | | | | | | |
| 13 Hanley Ramirez, R Blake Swihart, S | | | | | | | 1B | | | 3 | 0 | 0 | 0 | 0 | 3 | 3 | | | | | | | | | | | |
| 3 Sandy León, S OBP: 0.293, SLG: 0.359 | | | | G1-3 | | | | | | 4 | 0 | 1 | 1 | 0 | 2 | 2 | | | | | | | | | | | |
| 19 Jackie Bradley Jr., L OBP: 0.342, SLG: 0.429 | | | | | | G4-3 | | | K | 4 | 0 | 1 | 0 | 0 | 1 | 4 | | | | | | | | | | | |
| Inning Stats | R: 0 E: 0 K: 0 S: 7 | H: 0 LOB: 0 BB: 0 P: 9 | R: 0 E: 0 K: 2 S: 10 | H: 1 LOB: 1 BB: 0 P: 14 | R: 0 E: 0 K: 2 S: 10 | H: 1 LOB: 1 BB: 0 P: 17 | R: 0 E: 0 K: 1 S: 8 | H: 0 LOB: 0 BB: 0 P: 12 | R: 0 E: 0 K: 3 S: 12 | H: 0 LOB: 0 BB: 0 P: 17 | R: 1 E: 2 K: 1 S: 12 | H: 0 LOB: 1 BB: 0 P: 18 | R: 0 E: 0 K: 2 S: 15 | H: 1 LOB: 2 BB: 1 P: 27 | R: 0 E: 0 K: 2 S: 9 | H: 0 LOB: 0 BB: 0 P: 13 | R: 1 E: 0 K: 2 S: 20 | H: 2 LOB: 2 BB: 1 P: 31 | 1B: 4 2B: 1 3B: 0 HR: 0 | SF: 0 SAC: 0 DP: 0 HBP: 0 | WP: 1 PB: 1 SB: 1 CS: 0 | PA: 36 | | | | | |
| PITCHER | IP | WLS | BF | H | R | ER | SO | BB | IBB | HBP | BLK | WP | HR | S | P | ERA | WHIP | | | | | | | | | | |
| 40 Luis Severino, R ERA: 3.03 | 6.0 | W | 22 | 2 | 1 | 0 | 9 | 0 | 0 | 0 | 0 | 0 | 0 | 59 | 27 | 0.00 | 0.333 | | | | | | | | | | |
| 48 Tommy Kahnle, R ERA: 2.85 | 1.0 | | 5 | 1 | 0 | 0 | 2 | 1 | 0 | 0 | 0 | 0 | 0 | 15 | 27 | 0.00 | 2.000 | | | | | | | | | | |
| Chasen Shreve, L ERA: 3.49 | 1.0 | | 3 | 0 | 0 | 0 | 2 | 0 | 0 | 0 | 0 | 0 | 0 | 9 | 13 | 0.00 | 0.000 | | | | | | | | | | |
| 50 Giovanni Gallegos, R ERA: 6.0 | 1.0 | | 6 | 2 | 1 | 1 | 2 | 1 | 0 | 0 | 0 | 1 | 0 | 20 | 31 | 9.00 | 3.000 | | | | | | | | | | |

Boston Red Sox @ New York Yankees
 Yankee Stadium, Bronx, NY
 Sun Sep 03 2017, 7:42 PM - 11:26 PM EDT
 Att: 46,717 - Cloudy - 69 F

AB 34
 R 2
 H 5
 RBI 1
 BB 2
 SO 15
 LOB 18



| Batter | 1 | 2 | 3 | 4 | 5 | 6 | 7 | 8 | 9 | AB | R | H | RBI | BB | SO | LOB | BOTTOM | | | | | | | | | | |
|---|-------------------------------|----------------------------------|-------------------------------|----------------------------------|-------------------------------|----------------------------------|-------------------------------|----------------------------------|-------------------------------|----------------------------------|-------------------------------|----------------------------------|-------------------------------|----------------------------------|------------------------------|----------------------------------|----------------------------------|------------------------------------|----------------------------------|--------|--|--|--|--|--|--|--|
| 11 Brett Gardner, L OBP: 0.348, SLG: 0.429 | G4-3 | G1-3 | | K | | | | | | 4 | 1 | 0 | 0 | 1 | 2 | 4 | | | | | | | | | | | |
| 12 Chase Headley, S OBP: 0.361, SLG: 0.429 33 Greg Bird, L OBP: 0.280, SLG: 0.294 | | | 14 PB | | G3 | | | | | 4 | 1 | 2 | 1 | 0 | 1 | 4 | | | | | | | | | | | |
| 24 Gary Sánchez, R OBP: 0.342, SLG: 0.524 | | | 24 1B | | | | | | | 1 | 0 | 0 | 0 | 0 | 1 | 1 | | | | | | | | | | | |
| 14 Starlin Castro, R OBP: 0.346, SLG: 0.469 | | | | | | | | | | 5 | 1 | 2 | 1 | 0 | 2 | 0 | | | | | | | | | | | |
| 99 Aaron Judge, R OBP: 0.407, SLG: 0.572 | | | | | | | | | | 5 | 1 | 3 | 3 | 0 | 2 | 2 | | | | | | | | | | | |
| 18 Didi Gregorius, L OBP: 0.323, SLG: 0.471 27 Austin Romine, R OBP: 0.271, SLG: 0.292 74 Ronald Torreyes, R OBP: 0.316, SLG: 0.373 | | | | | | | | | | 5 | 1 | 1 | 2 | 0 | 2 | 4 | | | | | | | | | | | |
| 17 Matt Holliday, R OBP: 0.322, SLG: 0.447 | | | | | | | | | | 5 | 1 | 1 | 2 | 0 | 2 | 4 | | | | | | | | | | | |
| 29 Todd Frazier, R OBP: 0.334, SLG: 0.416 | | | | | | | | | | 2 | 2 | 1 | 1 | 2 | 1 | 1 | | | | | | | | | | | |
| 22 Jacoby Ellsbury, L OBP: 0.330, SLG: 0.394 | | | | | | | | | | 4 | 1 | 1 | 1 | 0 | 1 | 2 | | | | | | | | | | | |
| 41 Chris Sale, L ERA: 2.85 56 Jose Kelly, R ERA: 2.3 Robby Scott, L ERA: 3.9 43 Addison Reed, R ERA: 3.3 68 Matt Barnes, R ERA: 3.58 | | | | | | | | | | 3 | 0 | 0 | 0 | 1 | 0 | 1 | | | | | | | | | | | |
| Inning Stats | R: 0 E: 0 K: 2 S: 15 | H: 2 LOB: 2 BB: 0 P: 24 | R: 0 E: 0 K: 0 S: 12 | H: 1 LOB: 1 BB: 1 P: 21 | R: 1 E: 0 K: 2 S: 11 | H: 1 LOB: 0 BB: 0 P: 15 | R: 2 E: 0 K: 1 S: 24 | H: 2 LOB: 1 BB: 1 P: 36 | R: 0 E: 0 K: 1 S: 12 | H: 1 LOB: 1 BB: 0 P: 16 | R: 6 E: 0 K: 3 S: 24 | H: 4 LOB: 3 BB: 3 P: 46 | R: 0 E: 0 K: 2 S: 12 | H: 1 LOB: 1 BB: 0 P: 21 | R: 0 E: 0 K: 2 S: 9 | H: 1 LOB: 1 BB: 0 P: 13 | 1B: 8 2B: 1 3B: 0 HR: 4 | SF: 0 SAC: 0 DP: 0 HBP: 0 | WP: 0 PB: 1 SB: 1 CS: 0 | PA: 42 | | | | | | | |
| PITCHER | IP | WLS | BF | H | R | ER | SO | BB | IBB | HBP | BLK | WP | HR | S | P | ERA | WHIP | | | | | | | | | | |
| Heath Hembree, R ERA: 3.74 Blaine Boyer, R ERA: 4.6 | 1.0 | | 4 | 1 | 0 | 0 | 2 | 0 | 0 | 0 | 0 | 0 | 0 | 9 | 13 | 0.00 | 1.000 | | | | | | | | | | |

Boston Red Sox @ New York Yankees
 Yankee Stadium, Bronx, NY
 Sun Sep 03 2017, 7:42 PM - 11:26 PM EDT
 Att: 46,717 - Cloudy - 69 F

AB 37
 R 9
 H 13
 RBI 9
 BB 5
 SO 13
 LOB 20



| Batter | 1 | 2 | 3 | 4 | 5 | 6 | 7 | 8 | 9 | AB | R | H | RBI | BB | SO | LOB | TOP | | | | | | | | | | |
|---|-----------------------|----------------------------------|-----------------------|----------------------------------|-----------------------|----------------------------------|-----------------------|----------------------------------|-----------------------|----------------------------------|-----------------------|----------------------------------|----------------------|---------------------------------|----------------------|----------------------------------|---|-------------------------|------------------------------------|----------------------------------|--------|--|--|--|--|--|--|
| 11 Brett Gardner, L (1,7) OBP: 0.345, SLG: 0.425 | G6-3 | | P4 | K | | G6-3 | | F7 | | 5 | 0 | 0 | 1 | 0 | 1 | 4 | New York Yankees @ Baltimore Orioles Oriole Park at Camden Yards, Baltimore, MD Mon Sep 04 2017, 2:11 PM - 5:32 PM EDT Att: 37,622 - Partly Cloudy - 82 F | | | | | | | | | | |
| 12 Chase Headley, S (1,10) OBP: 0.362, SLG: 0.427 | K | | P5 | | 14 HR | 1B | | K | | 4 | 1 | 1 | 0 | 1 | 2 | 1 | | | | | | | | | | | |
| 14 Starlin Castro, R (1,4) OBP: 0.349, SLG: 0.479 | K | | | | 18 HR | 1B | | P4 | | 5 | 2 | 3 | 3 | 0 | 1 | 0 | | | | | | | | | | | |
| 18 Didi Gregorius, L (1,6) OBP: 0.322, SLG: 0.474 | | G4-3 | | | 1B | | | F7 | | 5 | 1 | 1 | 2 | 0 | 1 | 2 | | | | | | | | | | | |
| 99 Aaron Judge, R (1,9) OBP: 0.412, SLG: 0.573 | | | | | 22 BB | | | | | 1 | 1 | 1 | 0 | 4 | 0 | 0 | | | | | | | | | | | |
| 33 Greg Bird, L (1,3) OBP: 0.267, SLG: 0.278 | K | | | | 22 BB | | | | | 5 | 0 | 0 | 0 | 0 | 1 | 5 | | | | | | | | | | | |
| 29 Todd Frazier, R (1,5) OBP: 0.337, SLG: 0.417 | F9 | | | | 22 BB | | | | | 3 | 1 | 1 | 0 | 2 | 0 | 2 | | | | | | | | | | | |
| 22 Jacoby Ellsbury, L (1,8) OBP: 0.335, SLG: 0.394 | | | K | | | | | | | 2 | 1 | 1 | 1 | 2 | 1 | 0 | | | | | | | | | | | |
| 27 Austin Romine, R (1,2) OBP: 0.272, SLG: 0.289 | | | | | | | | | | 2 | 0 | 0 | 0 | 1 | 0 | 4 | | | | | | | | | | | |
| Inning Stats | R: 0 K: 2 S: 11 | H: 0 LOB: 0 BB: 0 P: 18 | R: 0 K: 1 S: 10 | H: 0 LOB: 1 BB: 1 P: 17 | R: 0 K: 1 S: 12 | H: 0 LOB: 1 BB: 1 P: 20 | R: 3 K: 1 S: 21 | H: 3 LOB: 2 BB: 1 P: 37 | R: 2 K: 0 S: 15 | H: 2 LOB: 1 BB: 1 P: 25 | R: 2 K: 1 S: 16 | H: 1 LOB: 2 BB: 3 P: 33 | R: 0 K: 1 S: 7 | H: 0 LOB: 1 BB: 0 P: 9 | R: 0 K: 0 S: 7 | H: 0 LOB: 1 BB: 1 P: 13 | | 1B: 5 2B: 2 HR: 2 | SF: 0 SAC: 1 DP: 2 HBP: 0 | WP: 0 PB: 0 SB: 0 CS: 0 | PA: 43 | | | | | | |
| PITCHER | IP | WLS | BF | H | R | ER | SO | BB | IBB | HBP | BLK | WP | HR | S | P | ERA | WHIP | | | | | | | | | | |
| 37 Dylan Bundy, R (1,1) ERA: 4.12 | 4.0 | L | 21 | 5 | 5 | 5 | 5 | 4 | 0 | 0 | 0 | 0 | 2 | 58 | 98 | 11.25 | 2.250 | | | | | | | | | | |
| 50 Miguel Castro, R (5,1) ERA: 2.65 | 1.1 | | 6 | 0 | 2 | 2 | 0 | 3 | 0 | 0 | 0 | 0 | 0 | 20 | 38 | 13.50 | 2.250 | | | | | | | | | | |
| 57 Donnie Hart, L (6,1) ERA: 3.0 | 0.1 | | 2 | 0 | 0 | 0 | 0 | 1 | 0 | 0 | 0 | 0 | 0 | 2 | 7 | 0.00 | 3.000 | | | | | | | | | | |
| 52 Richard Rodriguez, R (6,1) ERA: 15.43 | 1.1 | | 7 | 3 | 0 | 0 | 1 | 0 | 1 | 0 | 0 | 0 | 0 | 14 | 21 | 0.00 | 2.250 | | | | | | | | | | |
| 49 Gabriel Ynoa, R (8,1) ERA: 3.68 | 2.0 | | 7 | 0 | 0 | 0 | 1 | 1 | 0 | 0 | 0 | 0 | 0 | 14 | 22 | 0.00 | 0.500 | | | | | | | | | | |

AB 32
R 7
H 8
RBI 7
BB 10
SO 7
LOB 18



| Batter | 1 | 2 | 3 | 4 | 5 | 6 | 7 | 8 | 9 | AB | R | H | RBI | BB | SO | LOB | BOTTOM | | | | | | | | | | |
|--|-----------------------|----------------------------------|-----------------------|----------------------------------|----------------------|----------------------------------|----------------------|----------------------------------|----------------------|----------------------------------|----------------------|----------------------------------|----------------------|----------------------------------|-----------------------|----------------------------------|---|----------------------------------|----------------------------------|------------------------------------|----------------------------------|--------|--|--|--|--|--|
| 1 Tim Beckham, R (1,6) OBP: 0.337, SLG: 0.469 | HR | K | | | L8 | | | 13 BB | | 3 | 1 | 1 | 1 | 1 | 1 | 0 | New York Yankees @ Baltimore Orioles Oriole Park at Camden Yards, Baltimore, MD Mon Sep 04 2017, 2:11 PM - 5:32 PM EDT Att: 37,622 - Partly Cloudy - 82 F | | | | | | | | | | |
| 13 Manny Machado, R (1,5) OBP: 0.327, SLG: 0.497 | 6 FC4-6 | | L8 | | | | | | | 2 | 0 | 1 | 0 | 2 | 0 | 0 | | | | | | | | | | | |
| 6 Jonathan Schoop, R (1,4) OBP: 0.352, SLG: 0.539 | 1B | FC4-6 | | | | | | | | 4 | 0 | 0 | 0 | 0 | 1 | 4 | | | | | | | | | | | |
| 10 Adam Jones, R (1,8) OBP: 0.316, SLG: 0.472 | K | | G1-3 | | | | | | | 4 | 0 | 0 | 0 | 0 | 3 | 3 | | | | | | | | | | | |
| 16 Trey Mancini, R (1,7) OBP: 0.337, SLG: 0.504 | F9 | | G5-3 | | | | | | | 4 | 0 | 1 | 0 | 0 | 0 | 3 | | | | | | | | | | | |
| 45 Mark Trumbo, R (1,10) OBP: 0.300, SLG: 0.414 | | E6 | | | 19 G6-3 | | | | | 4 | 1 | 1 | 0 | 0 | 1 | 0 | | | | | | | | | | | |
| 19 Chris Davis, L (1,3) OBP: 0.318, SLG: 0.443 | | HR | | | 19 G6-3 | | | | | 4 | 1 | 1 | 2 | 0 | 1 | 2 | | | | | | | | | | | |
| 29 Welington Castillo, R (1,2) OBP: 0.337, SLG: 0.518 | | K2-3 | | | | | | | | 4 | 1 | 1 | 1 | 0 | 3 | 1 | | | | | | | | | | | |
| 23 Joey Rickard, R (1,9) OBP: 0.280, SLG: 0.352 | | | | | | | | | | 3 | 0 | 0 | 0 | 0 | 1 | 0 | | | | | | | | | | | |
| 12 Seth Smith, L (9,PH) OBP: 0.354, SLG: 0.461 | | G5-3 | | | | | | | | 1 | 0 | 0 | 0 | 0 | 1 | 0 | | | | | | | | | | | |
| Inning Stats | R: 1 K: 1 S: 11 | H: 2 LOB: 1 BB: 0 P: 17 | R: 2 K: 2 S: 10 | H: 1 LOB: 0 BB: 0 P: 14 | R: 0 K: 0 S: 7 | H: 0 LOB: 0 BB: 0 P: 11 | R: 0 K: 1 S: 9 | H: 2 LOB: 1 BB: 0 P: 14 | R: 0 K: 0 S: 9 | H: 0 LOB: 0 BB: 1 P: 17 | R: 0 K: 1 S: 9 | H: 0 LOB: 0 BB: 0 P: 15 | R: 0 K: 3 S: 9 | H: 0 LOB: 0 BB: 0 P: 15 | R: 0 K: 2 S: 13 | H: 0 LOB: 2 BB: 2 P: 26 | R: 1 K: 2 S: 11 | H: 1 LOB: 0 BB: 0 P: 16 | 1B: 3 2B: 0 3B: 0 HR: 3 | SF: 0 SAC: 0 DP: 1 HBP: 0 | WP: 0 PB: 0 SB: 0 CS: 0 | PA: 36 | | | | | |
| PITCHER | IP | WLS | BF | H | R | ER | SO | BB | IBB | HBP | BLK | WP | HR | S | P | ERA | WHIP | | | | | | | | | | |
| 47 Jordan Montgomery, L (1,1) ERA: 4.14 | 4.2 | | 20 | 5 | 3 | 2 | 4 | 1 | 0 | 0 | 0 | 0 | 2 | 42 | 67 | 3.86 | 1.286 | | | | | | | | | | |
| 57 Chad Green, R (5,1) ERA: 1.97 | 2.1 | W | 7 | 0 | 0 | 0 | 4 | 0 | 0 | 0 | 0 | 0 | 0 | 22 | 36 | 0.00 | 0.000 | | | | | | | | | | |
| 30 David Robertson, R (8,1) ERA: 2.28 | 1.0 | | 5 | 0 | 0 | 0 | 2 | 2 | 0 | 0 | 0 | 0 | 0 | 13 | 26 | 0.00 | 2.000 | | | | | | | | | | |
| 68 Dellin Betances, R (9,1) ERA: 2.42 | 1.0 | | 4 | 1 | 1 | 1 | 2 | 0 | 0 | 0 | 0 | 0 | 1 | 11 | 16 | 9.00 | 1.000 | | | | | | | | | | |

AB 33
R 4
H 6
RBI 4
BB 3
SO 12
LOB 13



| Batter | 1 | 2 | 3 | 4 | 5 | 6 | 7 | 8 | 9 | AB | R | H | RBI | BB | SO | LOB | TOP | | | | | | |
|--|--|--|--|--|--|--|--|--|--|--|--|--|--|--|--|--|--|--|--|--|--|--|--|
| 11 Brett Gardner, L (1,7) OBP: 0.348, SLG: 0.426 Tyler Wade, L (8,7) OBP: 0.224, SLG: 0.226 | G3 | | 24 HBP 18 2B 1B | 12 1B 3B | G3 | | G6-3 | | 36 2B 1B | 5 | 2 | 2 | 2 | 0 | 0 | 2 | | | | | | | |
| 12 Chase Headley, S (1,5) OBP: 0.358, SLG: 0.427 | L7 | | F8 | 24 2B 18 1B 1B | E5 | | G4-3 | | P5 | 6 | 1 | 1 | 1 | 0 | 0 | 5 | | | | | | | |
| 24 Gary Sánchez, R (1,10) OBP: 0.541, SLG: 0.541 36 Erik Kratz, R (9,PH) OBP: 1.000, SLG: 2.000 | HR | | 18 2B 99 SF9 HBP | 18 1B 14 G6-4-3 2B | F9 | | | | HR | 4 | 4 | 3 | 2 | 0 | 0 | 3 | | | | | | | |
| 18 Didi Gregorius, L (1,6) OBP: 0.328, SLG: 0.485 74 Ronald Torreyes, R (8,PH) OBP: 0.314, SLG: 0.370 | 1B | | | 14 G6-4-3 1B | | | | | K | 4 | 0 | 4 | 4 | 0 | 0 | 0 | | | | | | | |
| 14 Starlin Castro, R (1,4) OBP: 0.341, SLG: 0.468 | F8 | | FC5 | G6-4-3 | | | | | G6-3 | 6 | 0 | 0 | 0 | 0 | 0 | 5 | | | | | | | |
| 99 Aaron Judge, R (1,9) OBP: 0.411, SLG: 0.583 26 Tyler Austin, R (8,PH) OBP: 0.316, SLG: 0.469 | | | SF9 | HR | | | | | | 2 | 2 | 2 | 3 | 1 | 0 | 0 | | | | | | | |
| 33 Greg Bird, L (1,3) OBP: 0.254, SLG: 0.265 | F8 | | P5 | P3 | | | | | G3 | 5 | 0 | 0 | 0 | 0 | 0 | 4 | | | | | | | |
| 22 Jacoby Ellsbury, L (1,8) OBP: 0.340, SLG: 0.396 | P5 | | 11 3B HBP | 27 1B 18 1B 2B | | | | | 27 1B 1B BB | 3 | 3 | 1 | 0 | 1 | 1 | 1 | | | | | | | |
| 27 Austin Romine, R (1,2) OBP: 0.283, SLG: 0.305 | L8 | | 11 3B 1B | 18 1B 2B | | | | | 1B 36 2B 1B | 5 | 3 | 3 | 0 | 0 | 0 | 1 | | | | | | | |
| Inning Stats | R: 1 H: 2 E: 0 K: 0 S: 14 | H: 2 LOB: 1 BB: 0 P: 19 | R: 0 H: 0 E: 0 K: 0 S: 9 | H: 0 LOB: 1 BB: 1 P: 16 | R: 2 H: 2 E: 0 K: 0 S: 13 | H: 2 LOB: 2 BB: 0 P: 17 | R: 6 H: 6 E: 0 K: 0 S: 17 | H: 6 LOB: 0 BB: 0 P: 27 | R: 2 H: 3 E: 1 K: 0 S: 12 | H: 1 LOB: 2 BB: 0 P: 17 | R: 0 H: 0 E: 0 K: 0 S: 4 | H: 0 LOB: 0 BB: 0 P: 8 | R: 1 H: 1 E: 0 K: 0 S: 12 | H: 1 LOB: 1 BB: 1 P: 21 | R: 3 H: 3 E: 0 K: 1 S: 18 | H: 3 LOB: 1 BB: 1 P: 31 | 1B: 8 2B: 5 3B: 1 HR: 4 | SF: 1 SAC: 0 DP: 1 HBP: 2 | WP: 0 PB: 0 SB: 0 CS: 0 | PA: 50 | | | |
| PITCHER | IP WLS BF H R ER SO ERA WHIP | IP WLS BF H R ER SO ERA WHIP | IP WLS BF H R ER SO ERA WHIP | IP WLS BF H R ER SO ERA WHIP | IP WLS BF H R ER SO ERA WHIP | IP WLS BF H R ER SO ERA WHIP | IP WLS BF H R ER SO ERA WHIP | IP WLS BF H R ER SO ERA WHIP | IP WLS BF H R ER SO ERA WHIP | IP WLS BF H R ER SO ERA WHIP | IP WLS BF H R ER SO ERA WHIP | IP WLS BF H R ER SO ERA WHIP | IP WLS BF H R ER SO ERA WHIP | IP WLS BF H R ER SO ERA WHIP | IP WLS BF H R ER SO ERA WHIP | IP WLS BF H R ER SO ERA WHIP | IP WLS BF H R ER SO ERA WHIP | IP WLS BF H R ER SO ERA WHIP | IP WLS BF H R ER SO ERA WHIP | IP WLS BF H R ER SO ERA WHIP | IP WLS BF H R ER SO ERA WHIP | IP WLS BF H R ER SO ERA WHIP | |
| 64 A.J. Griffin, R (1,1) ERA: 5.5 | 3.0 | L | 18 | 5 | 5 | 5 | 0 | 15.00 | 2.000 | | | | | | | | | | | | | | |
| 22 Nick Martinez, R (4,1) ERA: 5.4 | 0.2 | | 6 | 5 | 4 | 4 | 0 | 54.00 | 7.500 | | | | | | | | | | | | | | |
| 65 Yohander Méndez, L (4,1) ERA: 3.86 | 2.1 | | 11 | 4 | 3 | 1 | 1 | 3.86 | 1.714 | | | | | | | | | | | | | | |
| 44 Tyson Ross, R (7,1) ERA: 7.71 | 2.1 | | 13 | 4 | 4 | 4 | 0 | 15.43 | 2.571 | | | | | | | | | | | | | | |
| 62 José Leclerc, R (9,1) ERA: 4.25 | 0.2 | | 2 | 0 | 0 | 0 | 1 | 0.00 | 0.000 | | | | | | | | | | | | | | |
| Batter | 1 | 2 | 3 | 4 | 5 | 6 | 7 | 8 | 9 | AB | R | H | RBI | BB | SO | LOB | BOTTOM | | | | | | |
| 3 Delino DeShields, R (1,8) OBP: 0.354, SLG: 0.380 | K | | SF8 | | | | | | 17 2B BB | 3 | 1 | 1 | 1 | 1 | 1 | 2 | | | | | | | |
| 17 Shin-Soo Choo, L (1,10) OBP: 0.382, SLG: 0.414 | E4 | | G3 | K | | | | | K | 5 | 0 | 1 | 2 | 0 | 2 | 3 | | | | | | | |
| 1 Elvis Andrus, R (1,6) OBP: 0.348, SLG: 0.497 23 Phil Gosselin, R (6,6) OBP: 0.178, SLG: 0.163 | L8 | | BB | | | | | | K | 2 | 1 | 1 | 0 | 1 | 0 | 1 | | | | | | | |
| 5 Mike Napoli, R (1,3) OBP: 0.286, SLG: 0.430 15 Will Middlebrooks, R (8,5) OBP: 0.273, SLG: 0.636 | K | | L8 | | | | | | K | 4 | 0 | 1 | 1 | 0 | 2 | 2 | | | | | | | |
| 30 Nomar Mazara, L (1,9) OBP: 0.333, SLG: 0.441 31 Jared Hoying, L (7,PH) OBP: 0.239, SLG: 0.273 | P6 | | G3 | | | | | | K | 3 | 0 | 0 | 0 | 0 | 0 | 2 | | | | | | | |
| 61 Robinson Chirinos, R (1,2) OBP: 0.380, SLG: 0.558 53 A.J. Jimenez, R (7,2) OBP: 0.333, SLG: 0.333 | HR | | 13 BB 16 2B BB | K | | | | | P4 | 2 | 2 | 1 | 1 | 1 | 1 | 1 | | | | | | | |
| 13 Joey Gallo, L (1,5) OBP: 0.337, SLG: 0.552 | | | 16 2B 3 SF8 BB | F7 | | | | | G3 | 2 | 1 | 0 | 0 | 2 | 0 | 2 | | | | | | | |
| 6 Brett Nicholas, L (9,PH) OBP: 0.325, SLG: 0.553 | 3 WP 16 1B BB | | 18 2B BB | | | | | | 18 2B BB | 0 | 1 | 0 | 0 | 1 | 0 | 0 | | | | | | | |
| 12 Rougned Odor, L (1,4) OBP: 0.256, SLG: 0.412 18 Drew Robinson, L (5,4) OBP: 0.341, SLG: 0.420 | F9 | | K | | | | | | 2B | 2 | 0 | 0 | 0 | 0 | 1 | 3 | | | | | | | |
| 16 Ryan Rua, R (1,7) OBP: 0.303, SLG: 0.364 | 3 WP 1B | | 3 SF8 2B | | | | | | K | 4 | 1 | 3 | 1 | 1 | 1 | 1 | | | | | | | |
| Inning Stats | R: 0 H: 0 E: 1 K: 2 S: 11 | H: 0 LOB: 1 BB: 0 P: 16 | R: 1 H: 2 E: 0 K: 0 S: 14 | H: 2 LOB: 2 BB: 1 P: 25 | R: 0 H: 0 E: 0 K: 0 S: 10 | H: 0 LOB: 1 BB: 1 P: 16 | R: 2 H: 1 E: 0 K: 2 S: 18 | H: 1 LOB: 1 BB: 2 P: 30 | R: 1 H: 2 E: 0 K: 1 S: 12 | H: 2 LOB: 1 BB: 0 P: 18 | R: 0 H: 2 E: 0 K: 2 S: 14 | H: 2 LOB: 2 BB: 0 P: 22 | R: 0 H: 1 E: 0 K: 3 S: 15 | H: 1 LOB: 1 BB: 2 P: 29 | R: 2 H: 1 E: 0 K: 3 S: 15 | H: 1 LOB: 1 BB: 2 P: 29 | 1B: 5 2B: 4 3B: 0 HR: 1 | SF: 1 SAC: 0 DP: 0 HBP: 0 | WP: 1 PB: 1 SB: 0 CS: 0 | PA: 45 | | | |
| PITCHER | IP WLS BF H R ER SO ERA WHIP | IP WLS BF H R ER SO ERA WHIP | IP WLS BF H R ER SO ERA WHIP | IP WLS BF H R ER SO ERA WHIP | IP WLS BF H R ER SO ERA WHIP | IP WLS BF H R ER SO ERA WHIP | IP WLS BF H R ER SO ERA WHIP | IP WLS BF H R ER SO ERA WHIP | IP WLS BF H R ER SO ERA WHIP | IP WLS BF H R ER SO ERA WHIP | IP WLS BF H R ER SO ERA WHIP | IP WLS BF H R ER SO ERA WHIP | IP WLS BF H R ER SO ERA WHIP | IP WLS BF H R ER SO ERA WHIP | IP WLS BF H R ER SO ERA WHIP | IP WLS BF H R ER SO ERA WHIP | IP WLS BF H R ER SO ERA WHIP | IP WLS BF H R ER SO ERA WHIP | IP WLS BF H R ER SO ERA WHIP | IP WLS BF H R ER SO ERA WHIP | IP WLS BF H R ER SO ERA WHIP | IP WLS BF H R ER SO ERA WHIP | |
| 47 Jordan Montgomery, L (1,1) ERA: 2.0 | 3.1 | | 18 | 3 | 3 | 3 | 3 | 8.10 | 2.100 | | | | | | | | | | | | | | |
| 57 Chad Green, R (4,1) ERA: 2.0 | 2.1 | W | 11 | 4 | 1 | 1 | 4 | 3.86 | 1.714 | | | | | | | | | | | | | | |
| 48 Tommy Kahnle, R (6,1) ERA: 2.0 | 1.1 | | 5 | 1 | 0 | 0 | 2 | 0.00 | 0.750 | | | | | | | | | | | | | | |
| 68 Dellin Betances, R (8,1) ERA: 3.02 | 1.0 | | 6 | 1 | 2 | 2 | 3 | 15.00 | 3.000 | | | | | | | | | | | | | | |
| 41 Caleb Smith, L (9,1) ERA: 7.71 | 1.0 | | 5 | 1 | 1 | 1 | 1 | 9.00 | 2.000 | | | | | | | | | | | | | | |

New York Yankees @ Texas Rangers
Globe Life Park in Arlington, Arlington, TX
Sun Sep 10 2017, 3:09 PM - 6:51 PM EDT
Att: 31,349 - Partly Cloudy - 84 F

AB 44
R 16
H 18
RBI 15
BB 3
SO 2
LOB 22



New York Yankees @ Texas Rangers
Globe Life Park in Arlington, Arlington, TX
Sun Sep 10 2017, 3:09 PM - 6:51 PM EDT
Att: 31,349 - Partly Cloudy - 84 F

AB 37
R 7
H 10
RBI 7
BB 7
SO 13
LOB 21



| Batter | 1 | 2 | 3 | 4 | 5 | 6 | 7 | 8 | 9 | AB | R | H | RBI | BB | SO | LOB | TOP | | | | | |
|---|--------------------------------------|----------------------------------|---------------------------------------|----------------------------------|--------------------------------------|----------------------------------|---------------------------------------|----------------------------------|--------------------------------------|----------------------------------|--------------------------------------|----------------------------------|---------------------------------------|----------------------------------|---------------------------------------|----------------------------------|--------------------------------------|----------------------------------|----------------------------------|------------------------------------|----------------------------------|--------|
| 11 Brett Gardner, L (1,7) OBP: 0.348, SLG: 0.425 | F9 | | L8 | | | | 1B | | | | 4 | 0 | 1 | 0 | 1 | 1 | 0 | | | | | |
| 99 Aaron Judge, R (1,9) OBP: 0.411, SLG: 0.579 | K | | | | | | | | F7 | | 3 | 1 | 0 | 0 | 2 | 2 | 2 | | | | | |
| 24 Gary Sánchez, R (1,2) OBP: 0.350, SLG: 0.539 | | | | | | | | | | | 3 | 1 | 1 | 0 | 1 | 1 | 1 | | | | | |
| 18 Didi Gregorius, L (1,6) OBP: 0.327, SLG: 0.483 | K | | | | | | | | | | 2 | 0 | 0 | 1 | 1 | 1 | 2 | | | | | |
| 14 Starlin Castro, R (1,4) OBP: 0.337, SLG: 0.463 | | | | | | | | | | | 4 | 0 | 0 | 0 | 0 | 2 | 2 | | | | | |
| 17 Matt Holliday, R (1,10) OBP: 0.320, SLG: 0.435 | K | | | | | | | | | | 4 | 1 | 0 | 0 | 0 | 1 | 1 | | | | | |
| 22 Jacoby Ellsbury, L (1,8) OBP: 0.320, SLG: 0.393 | | | | | | | | | | | 2 | 1 | 0 | 0 | 1 | 0 | 0 | | | | | |
| 29 Todd Frazier, R (1,5) OBP: 0.337, SLG: 0.423 | | | | | | | | | | | 4 | 1 | 1 | 3 | 0 | 2 | 1 | | | | | |
| 26 Tyler Austin, R (1,3) OBP: 0.310, SLG: 0.472 | | | | | | | | | | | 4 | 0 | 1 | 0 | 0 | 1 | 0 | | | | | |
| Inning Stats | R: 0 H: 0 E: 0 K: 2 S: 9 | H: 0 LOB: 1 BB: 1 P: 15 | R: 0 H: 0 E: 0 K: 1 S: 10 | H: 0 LOB: 0 BB: 0 P: 15 | R: 0 H: 0 E: 0 K: 1 S: 8 | H: 0 LOB: 0 BB: 0 P: 13 | R: 5 H: 3 E: 0 K: 2 S: 28 | H: 3 LOB: 2 BB: 2 P: 56 | R: 0 H: 0 E: 0 K: 0 S: 7 | H: 0 LOB: 1 BB: 1 P: 11 | R: 0 H: 0 E: 0 K: 1 S: 5 | H: 0 LOB: 0 BB: 0 P: 10 | R: 0 H: 1 E: 0 K: 1 S: 13 | H: 1 LOB: 1 BB: 1 P: 23 | R: 0 H: 0 E: 0 K: 1 S: 12 | H: 0 LOB: 1 BB: 1 P: 19 | R: 0 H: 0 E: 0 K: 2 S: 8 | H: 0 LOB: 0 BB: 0 P: 13 | 1B: 2 2B: 1 3B: 0 HR: 1 | SF: 1 SAC: 0 DP: 0 HBP: 0 | WP: 0 PB: 0 SB: 1 CS: 1 | PA: 38 |
| PITCHER | IP | WLS | BF | H | R | ER | SO | BB | IBB | HBP | BLK | WP | HR | S | P | ERA | WHIP | | | | | |
| 23 Jake Odorizzi, R (1,1) ERA: 4.52 | 3.2 | L | 19 | 3 | 5 | 1 | 5 | 3 | 0 | 0 | 0 | 0 | 1 | 52 | 94 | 2.46 | 1.636 | | | | | |
| 52 Chaz Roe, R (4,1) ERA: 3.38 | 1.1 | | 5 | 0 | 0 | 0 | 1 | 1 | 0 | 0 | 0 | 0 | 0 | 10 | 16 | 0.00 | 0.750 | | | | | |
| 36 Andrew Kittredge, R (6,1) ERA: 3.0 | 1.0 | | 3 | 0 | 0 | 0 | 1 | 0 | 0 | 0 | 0 | 0 | 0 | 5 | 10 | 0.00 | 0.000 | | | | | |
| 59 Ryne Stanek, R (7,1) ERA: 6.75 | 1.0 | | 4 | 1 | 0 | 0 | 1 | 1 | 0 | 0 | 0 | 0 | 0 | 13 | 23 | 0.00 | 2.000 | | | | | |
| 47 Chase Whitley, R (8,1) ERA: 3.15 | 1.0 | | 4 | 0 | 0 | 0 | 1 | 1 | 0 | 0 | 0 | 0 | 0 | 12 | 19 | 0.00 | 1.000 | | | | | |
| PITCHER | IP | WLS | BF | H | R | ER | SO | BB | IBB | HBP | BLK | WP | HR | S | P | ERA | WHIP | | | | | |
| 54 Sergio Romo, R (9,1) ERA: 4.07 | 1.0 | | 3 | 0 | 0 | 0 | 2 | 0 | 0 | 0 | 0 | 0 | 0 | 8 | 13 | 0.00 | 0.000 | | | | | |

New York Yankees @ Tampa Bay Rays
Citi Field, Flushing, NY
Mon Sep 11 2017, 7:12 PM - 10:40 PM EDT
Att: 15,327 - Partly Cloudy - 74 F

AB 30
R 5
H 4
RBI 4
BB 6
SO 11
LOB 9



| Batter | 1 | 2 | 3 | 4 | 5 | 6 | 7 | 8 | 9 | AB | R | H | RBI | BB | SO | LOB | BOTTOM | | | | | |
|--|--------------------------------------|---------------------------------|---------------------------------------|----------------------------------|---------------------------------------|----------------------------------|---------------------------------------|----------------------------------|---------------------------------------|----------------------------------|--------------------------------------|----------------------------------|---------------------------------------|----------------------------------|---------------------------------------|----------------------------------|--------------------------------------|----------------------------------|----------------------------------|------------------------------------|----------------------------------|--------|
| 39 Kevin Kiermaier, L (1,8) OBP: 0.339, SLG: 0.443 | G4-3 | | | | | | | | | | 5 | 0 | 1 | 0 | 0 | 2 | 1 | | | | | |
| 14 Trevor Plouffe, R (1,5) OBP: 0.275, SLG: 0.325 | G5-3 | | | | | | | | | | 4 | 0 | 1 | 0 | 0 | 1 | 2 | | | | | |
| 3 Evan Longoria, R (1,10) OBP: 0.320, SLG: 0.432 | G6-3 | | | | | | | | | | 4 | 0 | 1 | 0 | 0 | 1 | 4 | | | | | |
| 21 Lucas Duda, L (1,3) OBP: 0.336, SLG: 0.532 | | | | | | | | | | | 3 | 1 | 0 | 0 | 1 | 3 | 3 | | | | | |
| 30 César Puello, R (1,7) OBP: 0.150, SLG: 0.105 | | | | | | | | | | | 3 | 0 | 0 | 0 | 1 | 2 | 1 | | | | | |
| 40 Wilson Ramos, R (1,2) OBP: 0.272, SLG: 0.386 | | | | | | | | | | | 3 | 0 | 1 | 0 | 0 | 0 | 1 | | | | | |
| 7 Logan Morrison, L (8,PH) OBP: 0.354, SLG: 0.528 | | | | | | | | | | | 1 | 0 | 0 | 0 | 0 | 1 | 2 | | | | | |
| 19 Curt Casali, R (9,2) OBP: 0.500, SLG: 0.500 | | | | | | | | | | | 0 | 0 | 0 | 0 | 0 | 0 | 0 | | | | | |
| 11 Adeiny Hechavarría, R (1,6) OBP: 0.279, SLG: 0.353 | | | | | | | | | | | 4 | 0 | 3 | 1 | 0 | 0 | 2 | | | | | |
| 8 Danny Espinosa, S (1,4) OBP: 0.247, SLG: 0.281 | | | | | | | | | | | 4 | 0 | 0 | 0 | 0 | 1 | 4 | | | | | |
| 18 Peter Bourjos, R (1,9) OBP: 0.282, SLG: 0.389 | | | | | | | | | | | 1 | 0 | 1 | 0 | 1 | 0 | 0 | | | | | |
| 10 Corey Dickerson, L (7,PH) OBP: 0.324, SLG: 0.497 | | | | | | | | | | | 2 | 0 | 0 | 0 | 0 | 1 | 0 | | | | | |
| Inning Stats | R: 0 H: 0 E: 0 K: 0 S: 7 | H: 1 LOB: 0 BB: 0 P: 8 | R: 1 H: 1 E: 0 K: 1 S: 14 | H: 1 LOB: 1 BB: 1 P: 24 | R: 0 H: 2 E: 0 K: 1 S: 10 | H: 2 LOB: 1 BB: 0 P: 13 | R: 0 H: 2 E: 0 K: 3 S: 19 | H: 2 LOB: 2 BB: 0 P: 26 | R: 0 H: 1 E: 0 K: 3 S: 17 | H: 1 LOB: 0 BB: 1 P: 28 | R: 0 H: 1 E: 0 K: 0 S: 8 | H: 1 LOB: 0 BB: 0 P: 12 | R: 0 H: 0 E: 0 K: 2 S: 10 | H: 0 LOB: 0 BB: 0 P: 13 | R: 0 H: 1 E: 0 K: 2 S: 13 | H: 1 LOB: 2 BB: 1 P: 24 | R: 0 H: 0 E: 0 K: 0 S: 7 | H: 0 LOB: 0 BB: 0 P: 10 | 1B: 6 2B: 1 3B: 1 HR: 0 | SF: 0 SAC: 0 DP: 0 HBP: 0 | WP: 0 PB: 1 SB: 0 CS: 2 | PA: 37 |
| PITCHER | IP | WLS | BF | H | R | ER | SO | BB | IBB | HBP | BLK | WP | HR | S | P | ERA | WHIP | | | | | |
| 52 CC Sabathia, L (1,1) ERA: 3.85 | 4.1 | | 20 | 6 | 1 | 1 | 6 | 2 | 0 | 0 | 0 | 0 | 0 | 60 | 88 | 2.08 | 1.846 | | | | | |
| 30 David Robertson, R (5,1) ERA: 2.1 | 2.2 | W | 9 | 1 | 0 | 0 | 4 | 0 | 0 | 0 | 0 | 0 | 0 | 25 | 36 | 0.00 | 0.375 | | | | | |
| 68 Dellin Betances, R (8,1) ERA: 2.96 | 1.0 | | 5 | 1 | 0 | 0 | 2 | 1 | 0 | 0 | 0 | 0 | 0 | 13 | 24 | 0.00 | 2.000 | | | | | |
| 54 Aroldis Chapman, L (9,1) ERA: 3.83 | 1.0 | | 3 | 0 | 0 | 0 | 0 | 0 | 0 | 0 | 0 | 0 | 0 | 7 | 10 | 0.00 | 0.000 | | | | | |

New York Yankees @ Tampa Bay Rays
Citi Field, Flushing, NY
Mon Sep 11 2017, 7:12 PM - 10:40 PM EDT
Att: 15,327 - Partly Cloudy - 74 F

AB 34
R 1
H 8
RBI 1
BB 3
SO 12
LOB 20




| Batter | 1 | 2 | 3 | 4 | 5 | 6 | 7 | 8 | 9 | AB | R | H | RBI | BB | SO | LOB | TOP | | | | | | | |
|--|---|---|------------------------------|----------------------------------|------------------------------|----------------------------------|-------------------------------|----------------------------------|-------------------------------|----------------------------------|-------------------------------|----------------------------------|-------------------------------|----------------------------------|------------------------------|----------------------------------|---|---------------------------------|----------------------------------|------------------------------------|-------------------------|--------|-------|-------|
| 11 Brett Gardner, L (1,8) OBP: 0.347, SLG: 0.424 | L7 | | G4-3 | | | | | K | | 4 | 0 | 1 | 0 | 0 | 1 | 0 | New York Yankees @ Tampa Bay Rays Citi Field, Flushing, NY Tue Sep 12 2017, 7:12 PM - 9:46 PM EDT Att: 21,024 - Cloudy - 77 F | | | | | | | |
| 99 Aaron Judge, R (1,9) OBP: 0.410, SLG: 0.576 | 24 G2-3 17 2B BB | | K2-3 | | | | | K | | 3 | 1 | 0 | 0 | 1 | 3 | 1 | | | | | | | | |
| 24 Gary Sánchez, R (1,2) OBP: 0.347, SLG: 0.534 | G2-3 | | | | | | | | | 4 | 0 | 0 | 0 | 0 | 0 | 2 | | | | | | | | |
| 17 Matt Holliday, R (1,10) OBP: 0.320, SLG: 0.435 | 2H 2B | | | | | | | | | 4 | 0 | 1 | 1 | 0 | 2 | 1 | | | | | | | | |
| 14 Starlin Castro, R (1,4) OBP: 0.334, SLG: 0.459 | K | | | | | | | | | 4 | 0 | 0 | 0 | 0 | 2 | 1 | | | | | | | | |
| 12 Chase Headley, S (1,3) OBP: 0.358, SLG: 0.426 | | K2-3 | | | | | | | | 3 | 0 | 1 | 0 | 0 | 1 | 0 | | | | | | | | |
| 29 Todd Frazier, R (1,5) OBP: 0.337, SLG: 0.421 | | P5 | | | | | | | | 2 | 0 | 0 | 0 | 1 | 1 | 1 | | | | | | | | |
| 74 Ronald Torreyes, R (1,6) OBP: 0.312, SLG: 0.368 | | F9 | | | | | | | | 2 | 0 | 0 | 0 | 0 | 0 | 1 | | | | | | | | |
| 18 Didi Gregorius, L (7,PH) OBP: 0.327, SLG: 0.452 | | | | | | | | | | 1 | 0 | 0 | 0 | 0 | 0 | 1 | | | | | | | | |
| Clint Frazier, R (1,7) OBP: 0.269, SLG: 0.469 | | | | | | | | | | 2 | 0 | 0 | 0 | 0 | 0 | 1 | | | | | | | | |
| 22 Jacoby Ellsbury, L (8,PH) OBP: 0.339, SLG: 0.392 | | | | | | | | | | 1 | 0 | 0 | 0 | 0 | 0 | 0 | | | | | | | | |
| Inning Stats | R: 1 E: 0 K: 1 S: 12 | H: 1 LOB: 1 BB: 1 P: 25 | R: 0 E: 0 K: 1 S: 6 | H: 0 LOB: 0 BB: 0 P: 8 | R: 0 E: 0 K: 1 S: 9 | H: 0 LOB: 0 BB: 0 P: 15 | R: 0 E: 0 K: 2 S: 10 | H: 0 LOB: 0 BB: 0 P: 14 | R: 0 E: 0 K: 0 S: 11 | H: 0 LOB: 1 BB: 1 P: 17 | R: 0 E: 0 K: 2 S: 15 | H: 1 LOB: 1 BB: 0 P: 19 | R: 0 E: 0 K: 1 S: 10 | H: 1 LOB: 1 BB: 0 P: 18 | R: 0 E: 0 K: 2 S: 8 | H: 0 LOB: 0 BB: 0 P: 10 | R: 0 E: 0 K: 0 S: 4 | H: 0 LOB: 0 BB: 0 P: 6 | 1B: 2 2B: 1 3B: 0 HR: 0 | SF: 0 SAC: 0 DP: 0 HBP: 0 | WP: 0 PB: 0 CS: 0 | PA: 32 | | |
| PITCHER | IP WLS BF H R ER SO BB IBB HBP BLK WP HR S P ERA WHIP | IP WLS BF H R ER SO BB IBB HBP BLK WP HR S P ERA WHIP | | | | | | | | | | | | | | | IP WLS BF H R ER SO BB IBB HBP BLK WP HR S P ERA WHIP | | | | | | | |
| 4 Blake Snell, L (1,1) ERA: 4.25 | 5.0 | 19 | 2 | 1 | 1 | 5 | 2 | 0 | 0 | 0 | 0 | 0 | 0 | 0 | 0 | 0 | 0 | 0 | 0 | 51 | 83 | 1.80 | 0.800 | |
| 33 Steve Cishek, R (6,1) | 1.2 | 6 | 1 | 0 | 0 | 3 | 0 | 0 | 0 | 0 | 0 | 0 | 0 | 0 | 0 | 0 | 0 | 0 | 0 | 19 | 29 | 0.00 | 0.600 | |
| 43 Dan Jennings, L (7,1) | 0.1 | 1 | 0 | 0 | 0 | 0 | 0 | 0 | 0 | 0 | 0 | 0 | 0 | 0 | 0 | 0 | 0 | 0 | 0 | 3 | 4 | 0.00 | 0.000 | |
| 49 Tommy Hunter, R (8,1) | 1.0 | W | 3 | 0 | 0 | 0 | 2 | 0 | 0 | 0 | 0 | 0 | 0 | 0 | 0 | 0 | 0 | 0 | 0 | 8 | 10 | 0.00 | 0.000 | |
| 37 Alex Colomé, R (9,1) | 1.0 | S | 3 | 0 | 0 | 0 | 0 | 0 | 0 | 0 | 0 | 0 | 0 | 0 | 0 | 0 | 0 | 0 | 0 | 4 | 6 | 0.00 | 0.000 | |
| Batter | 1 | 2 | 3 | 4 | 5 | 6 | 7 | 8 | 9 | AB | R | H | RBI | BB | SO | LOB | BOTTOM | | | | | | | |
| 39 Kevin Kiermaier, L (1,8) OBP: 0.338, SLG: 0.450 | HR | | K | | | | | | | 4 | 1 | 1 | 1 | 0 | 2 | 2 | New York Yankees @ Tampa Bay Rays Citi Field, Flushing, NY Tue Sep 12 2017, 7:12 PM - 9:46 PM EDT Att: 21,024 - Cloudy - 77 F | | | | | | | |
| 21 Lucas Duda, L (1,10) OBP: 0.336, SLG: 0.532 | 7 LG 2B | | P5 | | | | | | | 4 | 0 | 1 | 0 | 0 | 0 | 0 | | | | | | | | |
| 3 Evan Longoria, R (1,5) OBP: 0.318, SLG: 0.430 | G5-3 | | | | | | | | | 3 | 0 | 0 | 0 | 0 | 1 | 1 | | | | | | | | |
| 7 Logan Morrison, L (1,3) OBP: 0.352, SLG: 0.525 | L6 | | | | | | | | | 3 | 0 | 0 | 0 | 0 | 2 | 1 | | | | | | | | |
| 20 Steven Souza Jr., R (1,9) OBP: 0.351, SLG: 0.475 | | BB | | | | | | | | 2 | 0 | 0 | 0 | 1 | 1 | 0 | | | | | | | | |
| 10 Corey Dickerson, L (1,7) OBP: 0.322, SLG: 0.494 | | K | | | | | | | | 3 | 0 | 0 | 0 | 0 | 1 | 1 | | | | | | | | |
| 18 Peter Bourjos, R (9,7) OBP: 0.282, SLG: 0.389 | | | | | | | | | | 0 | 0 | 0 | 0 | 0 | 0 | 0 | | | | | | | | |
| 40 Wilson Ramos, R (1,2) OBP: 0.273, SLG: 0.391 | L8 | | | | | | | | | 3 | 0 | 1 | 0 | 0 | 0 | 1 | | | | | | | | |
| 13 Brad Miller, L (1,4) OBP: 0.333, SLG: 0.322 | L3 | | | | | | | | | 3 | 0 | 1 | 0 | 0 | 0 | 1 | | | | | | | | |
| 11 Adeiny Hechavarria, R (1,6) OBP: 0.280, SLG: 0.393 | | | K | | | | | | | 3 | 1 | 1 | 1 | 0 | 2 | 2 | | | | | | | | |
| Inning Stats | R: 1 E: 0 K: 0 S: 5 | H: 2 LOB: 0 BB: 0 P: 8 | R: 0 E: 0 K: 1 S: 9 | H: 0 LOB: 1 BB: 1 P: 16 | R: 0 E: 0 K: 2 S: 8 | H: 0 LOB: 0 BB: 0 P: 11 | R: 0 E: 0 K: 2 S: 7 | H: 0 LOB: 0 BB: 0 P: 9 | R: 0 E: 0 K: 2 S: 11 | H: 2 LOB: 2 BB: 0 P: 17 | R: 0 E: 0 K: 2 S: 9 | H: 0 LOB: 0 BB: 0 P: 16 | R: 0 E: 0 K: 0 S: 5 | H: 0 LOB: 0 BB: 0 P: 9 | R: 1 E: 0 K: 0 S: 6 | H: 1 LOB: 0 BB: 0 P: 8 | R: 0 E: 0 K: 0 S: 3 | H: 0 LOB: 0 BB: 0 P: 1 | 1B: 1 2B: 3 3B: 0 HR: 2 | SF: 0 SAC: 0 DP: 1 HBP: 0 | WP: 0 PB: 0 CS: 0 | PA: 29 | | |
| PITCHER | IP WLS BF H R ER SO BB IBB HBP BLK WP HR S P ERA WHIP | IP WLS BF H R ER SO BB IBB HBP BLK WP HR S P ERA WHIP | | | | | | | | | | | | | | | IP WLS BF H R ER SO BB IBB HBP BLK WP HR S P ERA WHIP | | | | | | | |
| 55 Sonny Gray, R (1,1) ERA: 3.17 | 8.0 | L | 29 | 5 | 2 | 2 | 9 | 1 | 0 | 0 | 0 | 0 | 0 | 0 | 0 | 0 | 0 | 0 | 0 | 2 | 60 | 94 | 2.25 | 0.750 |

| Batter | 1 | 2 | 3 | 4 | 5 | 6 | 7 | 8 | 9 | AB | R | H | RBI | BB | SO | LOB | TOP | | | | | | | | | | |
|---|---------------------------------------|----------------------------------|---------------------------------------|----------------------------------|---------------------------------------|----------------------------------|--------------------------------------|----------------------------------|--------------------------------------|---------------------------------|--------------------------------------|----------------------------------|---------------------------------------|----------------------------------|---------------------------------------|----------------------------------|--|-------------------------|------------------------------------|----------------------------------|--------|--|--|--|--|--|--|
| 11 Brett Gardner, L (1,7) OBP: 0.348, SLG: 0.424 | | | | | | | | | | 5 | 0 | 2 | 2 | 0 | 1 | 0 | New York Yankees @ Tampa Bay Rays Citi Field, Flushing, NY Wed Sep 13 2017, 1:12 PM - 4:51 PM EDT Att: 13,159 - Sunny - 81°F | | | | | | | | | | |
| 12 Chase Headley, S (1,3) OBP: 0.356, SLG: 0.424 | | | | | | | | | | 5 | 0 | 1 | 0 | 0 | 0 | 2 | | | | | | | | | | | |
| 24 Gary Sánchez, R (1,10) OBP: 0.348, SLG: 0.535 | | | | | | | | | | 5 | 0 | 2 | 0 | 0 | 2 | 2 | | | | | | | | | | | |
| 18 Didi Gregorius, L (1,6) OBP: 0.323, SLG: 0.477 | | | | | | | | | | 5 | 0 | 0 | 0 | 0 | 0 | 4 | | | | | | | | | | | |
| 14 Starlin Castro, R (1,4) OBP: 0.335, SLG: 0.458 | | | | | | | | | | 5 | 1 | 2 | 0 | 0 | 1 | 4 | | | | | | | | | | | |
| 22 Jacoby Ellsbury, L (1,8) OBP: 0.344, SLG: 0.398 | | | | | | | | | | 3 | 1 | 2 | 0 | 1 | 1 | | | | | | | | | | | | |
| 29 Todd Frazier, R (1,5) OBP: 0.340, SLG: 0.421 | | | | | | | | | | 2 | 1 | 1 | 1 | 2 | 0 | 0 | | | | | | | | | | | |
| Clint Frazier, R (1,9) OBP: 0.260, SLG: 0.453 | | | | | | | | | | 4 | 0 | 0 | 0 | 0 | 2 | 8 | | | | | | | | | | | |
| 27 Austin Romine, R (1,2) OBP: 0.282, SLG: 0.300 | | | | | | | | | | 3 | 0 | 0 | 0 | 1 | 1 | 3 | | | | | | | | | | | |
| Inning Stats | R: 0 H: 1 E: 0 K: 1 S: 11 | H: 1 LOB: 0 BB: 0 P: 19 | R: 3 H: 4 E: 0 K: 1 S: 16 | H: 4 LOB: 1 BB: 1 P: 28 | R: 0 H: 0 E: 0 K: 3 S: 17 | H: 0 LOB: 0 BB: 2 P: 34 | R: 0 H: 0 E: 0 K: 0 S: 9 | H: 1 LOB: 0 BB: 0 P: 12 | R: 0 H: 0 E: 0 K: 0 S: 6 | H: 0 LOB: 0 BB: 0 P: 9 | R: 0 H: 0 E: 0 K: 0 S: 6 | H: 0 LOB: 0 BB: 0 P: 11 | R: 0 H: 2 E: 0 K: 1 S: 14 | H: 2 LOB: 3 BB: 1 P: 19 | R: 0 H: 2 E: 0 K: 1 S: 18 | H: 2 LOB: 2 BB: 0 P: 29 | | 1B: 8 2B: 2 HR: 0 | SF: 0 SAC: 0 DP: 1 HBP: 0 | WP: 2 PB: 0 SB: 1 CS: 0 | PA: 41 | | | | | | |
| PITCHER | IP | WLS | BF | H | R | ER | SO | BB | IBB | HBP | BLK | WP | HR | S | P | ERA | WHIP | | | | | | | | | | |
| 22 Chris Archer, R (1,1) ERA: 4.06 | 4.0 | L | 21 | 6 | 3 | 3 | 5 | 3 | 0 | 0 | 0 | 2 | 0 | 54 | 92 | 6.75 | 2.250 | | | | | | | | | | |
| 46 José Alvarado, L (5,1) ERA: 4.26 | 1.0 | | 3 | 0 | 0 | 0 | 1 | 0 | 0 | 0 | 0 | 0 | 0 | 8 | 10 | 0.00 | 0.000 | | | | | | | | | | |
| 36 Andrew Kittredge, R (6,1) ERA: 2.7 | 1.0 | | 3 | 0 | 0 | 0 | 0 | 0 | 0 | 0 | 0 | 0 | 0 | 6 | 9 | 0.00 | 0.000 | | | | | | | | | | |
| 43 Dan Jennings, L (7,1) ERA: 3.72 | 0.2 | | 2 | 0 | 0 | 0 | 0 | 0 | 0 | 0 | 0 | 0 | 0 | 4 | 6 | 0.00 | 0.000 | | | | | | | | | | |
| 54 Sergio Romo, R (7,1) ERA: 3.98 | 1.1 | | 7 | 2 | 0 | 0 | 1 | 0 | 1 | 0 | 0 | 0 | 0 | 16 | 24 | 0.00 | 1.500 | | | | | | | | | | |

| Batter | 1 | 2 | 3 | 4 | 5 | 6 | 7 | 8 | 9 | AB | R | H | RBI | BB | SO | LOB | BOTTOM | | | | | | | | | | |
|--|--------------------------------------|----------------------------------|---------------------------------------|----------------------------------|--------------------------------------|----------------------------------|---------------------------------------|----------------------------------|---------------------------------------|----------------------------------|---------------------------------------|----------------------------------|---------------------------------------|----------------------------------|---------------------------------------|----------------------------------|--|------------------------------------|----------------------------------|--------|--|--|--|--|--|--|--|
| 39 Kevin Kiermaier, L (1,8) OBP: 0.339, SLG: 0.458 | | | | | | | | | | 5 | 1 | 2 | 1 | 0 | 1 | 2 | New York Yankees @ Tampa Bay Rays Citi Field, Flushing, NY Wed Sep 13 2017, 1:12 PM - 4:51 PM EDT Att: 13,159 - Sunny - 81°F | | | | | | | | | | |
| 21 Lucas Duda, L (1,10) OBP: 0.334, SLG: 0.527 | | | | | | | | | | 5 | 0 | 1 | 0 | 0 | 2 | 2 | | | | | | | | | | | |
| 3 Evan Longoria, R (1,5) OBP: 0.316, SLG: 0.428 | | | | | | | | | | 4 | 1 | 1 | 0 | 0 | 0 | 2 | | | | | | | | | | | |
| 7 Logan Morrison, L (1,3) OBP: 0.350, SLG: 0.520 | | | | | | | | | | 4 | 0 | 0 | 0 | 0 | 2 | 2 | | | | | | | | | | | |
| 20 Steven Souza Jr., R (1,9) OBP: 0.350, SLG: 0.472 | | | | | | | | | | 3 | 0 | 0 | 0 | 1 | 2 | 0 | | | | | | | | | | | |
| 11 Adayni Hechavarría, R (1,6) OBP: 0.286, SLG: 0.396 | | | | | | | | | | 3 | 0 | 2 | 1 | 1 | 1 | 0 | | | | | | | | | | | |
| 18 Peter Bourjos, R (1,7) OBP: 0.294, SLG: 0.390 | | | | | | | | | | 2 | 0 | 1 | 0 | 0 | 0 | 1 | | | | | | | | | | | |
| 0 Mallek Smith, L (7,PH) OBP: 0.332, SLG: 0.362 | | | | | | | | | | 1 | 0 | 1 | 0 | 0 | 0 | 0 | | | | | | | | | | | |
| 40 Wilson Ramos, R (8,PH) OBP: 0.272, SLG: 0.389 | | | | | | | | | | 1 | 0 | 0 | 0 | 0 | 1 | 2 | | | | | | | | | | | |
| 30 César Puello, R (9,7) OBP: 0.150, SLG: 0.105 | | | | | | | | | | 0 | 0 | 0 | 0 | 0 | 0 | 0 | | | | | | | | | | | |
| 45 Jesús Sucre, R (1,2) OBP: 0.291, SLG: 0.385 | | | | | | | | | | 2 | 0 | 0 | 0 | 0 | 1 | 3 | | | | | | | | | | | |
| 10 Corey Dickerson, L (7,PH) OBP: 0.322, SLG: 0.494 | | | | | | | | | | 1 | 0 | 0 | 0 | 0 | 0 | 1 | | | | | | | | | | | |
| 19 Curt Casali, R (8,2) OBP: 0.667, SLG: 0.500 | | | | | | | | | | 0 | 0 | 0 | 0 | 1 | 0 | 0 | | | | | | | | | | | |
| 8 Danny Espinosa, S (1,4) OBP: 0.245, SLG: 0.279 | | | | | | | | | | 2 | 0 | 0 | 0 | 0 | 1 | 2 | | | | | | | | | | | |
| 13 Brad Miller, L (7,PH) OBP: 0.334, SLG: 0.323 | | | | | | | | | | 2 | 0 | 1 | 0 | 0 | 1 | 1 | | | | | | | | | | | |
| Inning Stats | R: 0 H: 1 E: 0 K: 0 S: 7 | H: 2 LOB: 2 BB: 0 P: 13 | R: 1 H: 1 E: 0 K: 1 S: 11 | H: 1 LOB: 0 BB: 0 P: 19 | R: 0 H: 0 E: 0 K: 1 S: 7 | H: 0 LOB: 1 BB: 1 P: 13 | R: 0 H: 1 E: 0 K: 1 S: 13 | H: 1 LOB: 0 BB: 0 P: 20 | R: 0 H: 0 E: 0 K: 3 S: 11 | H: 0 LOB: 0 BB: 0 P: 15 | R: 0 H: 2 E: 0 K: 0 S: 11 | H: 2 LOB: 1 BB: 0 P: 16 | R: 1 H: 2 E: 0 K: 2 S: 19 | H: 2 LOB: 2 BB: 1 P: 34 | R: 0 H: 0 E: 0 K: 3 S: 12 | H: 0 LOB: 1 BB: 1 P: 18 | 1B: 8 2B: 0 HR: 1 | SF: 0 SAC: 0 DP: 1 HBP: 0 | WP: 0 PB: 0 SB: 0 CS: 0 | PA: 38 | | | | | | | |
| PITCHER | IP | WLS | BF | H | R | ER | SO | BB | IBB | HBP | BLK | WP | HR | S | P | ERA | WHIP | | | | | | | | | | |
| 34 Jaime García, L (1,1) ERA: 4.35 | 4.2 | | 20 | 5 | 1 | 1 | 4 | 1 | 0 | 0 | 0 | 0 | 0 | 15 | 21 | 0.00 | 0.000 | | | | | | | | | | |
| 57 Chad Green, R (5,1) ERA: 1.96 | 1.1 | W | 4 | 0 | 0 | 0 | 3 | 0 | 0 | 0 | 0 | 0 | 0 | 1 | 2 | 0.00 | 0.000 | | | | | | | | | | |
| 48 Tommy Kahnle, R (7,1) ERA: 2.62 | 1.0 | H | 4 | 2 | 0 | 0 | 0 | 0 | 0 | 0 | 0 | 0 | 0 | 11 | 16 | 0.00 | 2.000 | | | | | | | | | | |
| 68 Dellin Betances, R (8,1) ERA: 3.09 | 0.2 | H | 3 | 1 | 1 | 1 | 1 | 0 | 0 | 0 | 0 | 0 | 0 | 10 | 18 | 13.50 | 1.500 | | | | | | | | | | |
| 54 Aroldis Chapman, L (8,1) ERA: 3.71 | 1.1 | S | 7 | 1 | 0 | 0 | 4 | 2 | 0 | 0 | 0 | 0 | 0 | 21 | 34 | 0.00 | 2.250 | | | | | | | | | | |

| | |
|-----|----|
| AB | 37 |
| R | 3 |
| H | 10 |
| RBI | 3 |
| BB | 4 |
| SO | 8 |
| LOB | 24 |



| Batter | 1 | 2 | 3 | 4 | 5 | 6 | 7 | 8 | 9 | AB | R | H | RBI | BB | SO | LOB | TOP | | | | | |
|--|---|-------------------------|-------------------------------|----------------------------------|-------------------------------|----------------------------------|-------------------------------|----------------------------------|------------------------------|----------------------------------|-------------------------------|----------------------------------|-------------------------------|----------------------------------|-------------------------------|----------------------------------|-------------------------------|----------------------------------|----------------------------------|------------------------------------|----------------------------------|--------|
| 1 Tim Beckham, R OBP: 0.333, SLG: 0.464 | K2-3 | | K | | | | 1B | | | | | | | | | | 4 0 1 0 1 2 2 | | | | | |
| 13 Manny Machado, R OBP: 0.321, SLG: 0.493 | L7 | | P5 | | | | | | | | | | | | | | 3 0 0 0 0 0 3 | | | | | |
| 15 Chance Sisco, L OBP: 0.667, SLG: 2.000 | L7 | | | | | | | | | | | | | | | | 2 1 2 1 0 0 0 | | | | | |
| 6 Jonathan Schoop, R OBP: 0.295, SLG: 0.531 | L8 | | | | | | | | | | | | | | | | 3 1 1 1 0 0 1 | | | | | |
| 25 Anthony Santander, S OBP: 0.143, SLG: 0.143 | L8 | | | | | | | | | | | | | | | | 2 0 0 0 0 2 2 | | | | | |
| 10 Adam Jones, R OBP: 0.319, SLG: 0.470 | | | | | | | | | | | | | | | | | 3 0 1 0 0 0 0 | | | | | |
| 18 Austin Hays, R | | | | | | | | | | | | | | | | | 2 0 0 0 0 2 2 | | | | | |
| 16 Trey Mancini, R OBP: 0.338, SLG: 0.505 | | | | | | | | | | | | | | | | | 5 2 2 1 0 0 1 | | | | | |
| 19 Chris Davis, L OBP: 0.312, SLG: 0.429 | | | | | | | | | | | | | | | | | 3 0 1 0 0 1 2 | | | | | |
| 3 Ryan Flaherty, L OBP: 0.316, SLG: 0.265 | | | | | | | | | | | | | | | | | 1 0 0 0 0 0 1 | | | | | |
| 45 Mark Trumbo, R OBP: 0.295, SLG: 0.412 | | | | | | | | | | | | | | | | | 3 0 1 0 0 2 3 | | | | | |
| 24 Pedro Alvarez, L OBP: 0.298, SLG: 0.432 | | | | | | | | | | | | | | | | | 1 0 0 0 0 0 1 | | | | | |
| 29 Welington Castillo, R OBP: 0.327, SLG: 0.500 | | | | | | | | | | | | | | | | | 3 0 0 0 0 1 3 | | | | | |
| 23 Joey Rickard, R OBP: 0.284, SLG: 0.356 | | | | | | | | | | | | | | | | | 1 1 1 1 0 0 0 | | | | | |
| 12 Seth Smith, L OBP: 0.342, SLG: 0.440 | | | | | | | | | | | | | | | | | 2 0 1 0 1 0 0 | | | | | |
| 36 Caleb Joseph, R OBP: 0.298, SLG: 0.432 | | | | | | | | | | | | | | | | | 1 0 1 1 0 0 0 | | | | | |
| Inning Stats | R: 0 E: 0 K: 1 S: 7 | H: 0 LOB: 0 BB: 7 | R: 0 E: 0 K: 1 S: 12 | H: 1 LOB: 1 BB: 0 P: 17 | R: 0 E: 0 K: 2 S: 10 | H: 1 LOB: 1 BB: 0 P: 15 | R: 1 E: 0 K: 2 S: 12 | H: 2 LOB: 2 BB: 1 P: 10 | R: 0 E: 0 K: 0 S: 9 | H: 1 LOB: 1 BB: 1 P: 14 | R: 1 E: 0 K: 0 S: 10 | H: 2 LOB: 1 BB: 0 P: 12 | R: 0 E: 0 K: 2 S: 14 | H: 1 LOB: 2 BB: 1 P: 22 | R: 2 E: 0 K: 0 S: 11 | H: 3 LOB: 1 BB: 0 P: 17 | R: 1 E: 0 K: 2 S: 14 | H: 1 LOB: 0 BB: 0 P: 22 | 1B: 6 2B: 3 3B: 0 HR: 3 | SF: 0 SAC: 0 DP: 1 HBP: 0 | WP: 0 PB: 0 SB: 0 CS: 0 | PA: 41 |
| PITCHER | IP WLS BF H R ER SO BB IBB HBP BLK WP HR S P ERA WHIP | | | | | | | | | | | | | | | | | | | | | |
| 19 Masahiro Tanaka, R ERA: 4.73 | 7.0 W 31 8 2 2 8 2 0 0 0 0 2 74 102 2.57 1.429 | | | | | | | | | | | | | | | | | | | | | |
| 66 Bryan Mitchell, R ERA: 4.91 | 1.0 6 3 2 2 0 0 0 0 0 0 11 17 18.00 3.000 | | | | | | | | | | | | | | | | | | | | | |
| 50 Giovanny Gallegos, R ERA: 6.19 | 1.0 4 1 1 1 2 0 0 0 0 0 1 14 22 9.00 1.000 | | | | | | | | | | | | | | | | | | | | | |

Baltimore Orioles @ New York Yankees
Yankee Stadium, Bronx, NY
Thu Sep 14 2017, 7:13 PM - 10:27 PM EDT
Att: 37,128 - Cloudy - 78 F

AB 39
R 5
H 12
RBI 5
BB 2
SO 10
LOB 21



| Batter | 1 | 2 | 3 | 4 | 5 | 6 | 7 | 8 | 9 | AB | R | H | RBI | BB | SO | LOB | BOTTOM | | | | | |
|---|---|----------------------------------|-------------------------------|----------------------------------|-------------------------------|----------------------------------|-------------------------------|----------------------------------|------------------------------|---------------------------------|-------------------------------|----------------------------------|-------------------------------|----------------------------------|------------------------------|---------------------------------|-------------------------------|----------------------------------|----------------------------------|------------------------------------|----------------------------------|--------|
| 22 Jacoby Ellsbury, L OBP: 0.351, SLG: 0.399 | | | | | | | | | | | | | | | | | 2 3 1 0 3 0 1 | | | | | |
| 99 Aaron Judge, R OBP: 0.412, SLG: 0.589 | | | | | | | | | | | | | | | | | 4 3 3 6 0 0 0 | | | | | |
| 33 Greg Bird, L OBP: 0.252, SLG: 0.262 | | | | | | | | | | | | | | | | | 1 0 0 0 0 0 1 | | | | | |
| 24 Gary Sánchez, R OBP: 0.349, SLG: 0.544 | | | | | | | | | | | | | | | | | 4 2 2 2 0 0 1 | | | | | |
| 26 Tyler Austin, R OBP: 0.302, SLG: 0.459 | | | | | | | | | | | | | | | | | 1 0 0 0 0 0 1 | | | | | |
| 17 Matt Holliday, R OBP: 0.319, SLG: 0.433 | | | | | | | | | | | | | | | | | 4 0 1 1 0 2 1 | | | | | |
| 36 Erik Kratz, R OBP: 1.000, SLG: 1.500 | | | | | | | | | | | | | | | | | 1 0 1 0 0 0 0 | | | | | |
| 12 Chase Headley, S OBP: 0.356, SLG: 0.422 | | | | | | | | | | | | | | | | | 4 1 1 1 0 3 1 | | | | | |
| Tyler Wade, L OBP: 0.220, SLG: 0.222 | | | | | | | | | | | | | | | | | 1 0 0 0 0 0 1 | | | | | |
| 18 Didi Gregorius, L OBP: 0.323, SLG: 0.475 | | | | | | | | | | | | | | | | | 4 1 1 0 0 0 1 | | | | | |
| 27 Austin Romine, R OBP: 0.281, SLG: 0.299 | | | | | | | | | | | | | | | | | 1 0 0 0 0 0 1 | | | | | |
| 29 Todd Frazier, R OBP: 0.345, SLG: 0.432 | | | | | | | | | | | | | | | | | 3 1 2 3 2 0 1 | | | | | |
| 74 Ronald Torreyes, R OBP: 0.308, SLG: 0.363 | | | | | | | | | | | | | | | | | 4 0 0 0 0 0 4 | | | | | |
| Clint Frazier, R OBP: 0.276, SLG: 0.467 | | | | | | | | | | | | | | | | | 3 2 2 0 1 1 0 | | | | | |
| Inning Stats | R: 6 E: 0 K: 0 S: 16 | H: 6 LOB: 1 BB: 1 P: 30 | R: 0 E: 1 K: 1 S: 11 | H: 0 LOB: 0 BB: 0 P: 14 | R: 0 E: 0 K: 1 S: 13 | H: 1 LOB: 1 BB: 0 P: 21 | R: 3 E: 0 K: 2 S: 12 | H: 2 LOB: 0 BB: 1 P: 21 | R: 0 E: 0 K: 0 S: 5 | H: 0 LOB: 0 BB: 1 P: 9 | R: 4 E: 0 K: 1 S: 22 | H: 4 LOB: 2 BB: 2 P: 38 | R: 0 E: 1 K: 1 S: 13 | H: 0 LOB: 2 BB: 1 P: 24 | R: 0 E: 0 K: 0 S: 6 | H: 1 LOB: 1 BB: 0 P: 8 | R: 0 E: 0 K: 2 S: 14 | H: 1 LOB: 0 BB: 0 P: 22 | 1B: 7 2B: 3 3B: 0 HR: 4 | SF: 0 SAC: 0 DP: 2 HBP: 0 | WP: 0 PB: 0 SB: 0 CS: 0 | PA: 43 |
| PITCHER | IP WLS BF H R ER SO BB IBB HBP BLK WP HR S P ERA WHIP | | | | | | | | | | | | | | | | | | | | | |
| 38 Wade Miley, L ERA: 5.52 | 0.1 L 7 6 6 6 0 0 0 0 0 0 1 10 19 162.00 18.000 | | | | | | | | | | | | | | | | | | | | | |
| 59 Mike Wright Jr., R ERA: 6.0 | 3.2 16 3 3 3 4 2 0 0 0 0 1 42 67 7.36 1.364 | | | | | | | | | | | | | | | | | | | | | |
| 52 Richard Rodriguez, R ERA: 17.36 | 1.0 8 4 4 4 0 2 0 0 0 0 2 18 33 36.00 6.000 | | | | | | | | | | | | | | | | | | | | | |
| 54 Jimmy Yacabonis, R ERA: 3.14 | 2.0 8 0 0 0 2 2 0 0 0 0 0 22 38 0.00 1.000 | | | | | | | | | | | | | | | | | | | | | |
| 57 Donnie Hart, L ERA: 3.08 | 1.0 4 1 0 0 0 0 0 0 0 0 0 6 8 0.00 1.000 | | | | | | | | | | | | | | | | | | | | | |

Baltimore Orioles @ New York Yankees
Yankee Stadium, Bronx, NY
Thu Sep 14 2017, 7:13 PM - 10:27 PM EDT
Att: 37,128 - Cloudy - 78 F

AB 37
R 13
H 14
RBI 13
BB 6
SO 6
LOB 14



| Batter | 1 | 2 | 3 | 4 | 5 | 6 | 7 | 8 | 9 | AB | R | H | RBI | BB | SO | LOB | TOP | | | |
|--|---|---|---|---|---|---|---|---|---|---|---|---|---|---|---|---|---|---|---|---|
| 1 Tim Beckham, R OBP: 0.330, SLG: 0.460 | F9 | | F9 | | | G6-3 | | K | | 4 | 0 | 0 | 0 | 0 | 1 | 0 | | | | |
| 13 Manny Machado, R OBP: 0.321, SLG: 0.490 | K | | G6-3 | | | P6 | | BB | 45 WP, 6 WP | 3 | 0 | 0 | 0 | 1 | 1 | 0 | | | | |
| 6 Jonathan Schoop, R OBP: 0.344, SLG: 0.527 | F7 | | | | G6-3 | E5 | | | L9 | 4 | 0 | 0 | 0 | 0 | 0 | 1 | | | | |
| 16 Trey Mancini, R OBP: 0.338, SLG: 0.503 | | | | | G6-3 | FC6-4 | | | G6-3 | 4 | 0 | 1 | 0 | 0 | 0 | 2 | | | | |
| 45 Mark Trumbo, R OBP: 0.293, SLG: 0.409 | | | | | K | | | | F7 | 4 | 0 | 0 | 0 | 0 | 1 | 2 | | | | |
| 19 Chris Davis, L OBP: 0.312, SLG: 0.427 | | | | | K | | | | G4-3 | 2 | 1 | 0 | 0 | 1 | 1 | 0 | | | | |
| 29 Welington Castillo, R OBP: 0.327, SLG: 0.508 | | | | | P6 | | | | K | 3 | 1 | 1 | 2 | 0 | 1 | 0 | | | | |
| 24 Pedro Alvarez, L OBP: 0.125, SLG: 0.250 | | | | | | | | | G5-3 | 3 | 0 | 1 | 0 | 0 | 1 | 0 | | | | |
| 18 Austin Hays, R | | | | | | | | | G1-3 | 2 | 0 | 0 | 0 | 0 | 1 | 1 | | | | |
| 12 Seth Smith, L OBP: 0.342, SLG: 0.438 | | | | | | | | | | 1 | 0 | 0 | 0 | 0 | 0 | 0 | | | | |
| 23 Joey Rickard, R OBP: 0.284, SLG: 0.356 | | | | | | | | | | 0 | 0 | 0 | 0 | 0 | 0 | 0 | | | | |
| Inning Stats | R: 0 E: 0 K: 1 S: 9 | H: 0 LOB: 0 BB: 0 P: 13 | R: 2 E: 0 K: 1 S: 10 | H: 2 LOB: 0 BB: 1 P: 17 | R: 0 E: 0 K: 0 S: 5 | H: 0 LOB: 0 BB: 0 P: 7 | R: 0 E: 0 K: 1 S: 8 | H: 0 LOB: 0 BB: 0 P: 11 | R: 0 E: 1 K: 0 S: 8 | H: 1 LOB: 1 BB: 0 P: 15 | R: 0 E: 0 K: 0 S: 8 | H: 0 LOB: 0 BB: 0 P: 10 | R: 0 E: 0 K: 1 S: 10 | H: 0 LOB: 0 BB: 0 P: 13 | R: 0 E: 0 K: 0 S: 10 | H: 0 LOB: 1 BB: 1 P: 23 | 1B: 1 2B: 1 3B: 0 HR: 1 | SF: 0 SAC: 0 DP: 1 HBP: 0 | WP: 2 PB: 2 SB: 0 CS: 0 | PA: 32 |
| PITCHER | IP WLS BF H R ER SO BB IBB HBP BLK WP HR S P ERA WHIP | IP WLS BF H R ER SO BB IBB HBP BLK WP HR S P ERA WHIP | IP WLS BF H R ER SO BB IBB HBP BLK WP HR S P ERA WHIP | IP WLS BF H R ER SO BB IBB HBP BLK WP HR S P ERA WHIP | IP WLS BF H R ER SO BB IBB HBP BLK WP HR S P ERA WHIP | IP WLS BF H R ER SO BB IBB HBP BLK WP HR S P ERA WHIP | IP WLS BF H R ER SO BB IBB HBP BLK WP HR S P ERA WHIP | IP WLS BF H R ER SO BB IBB HBP BLK WP HR S P ERA WHIP | IP WLS BF H R ER SO BB IBB HBP BLK WP HR S P ERA WHIP | IP WLS BF H R ER SO BB IBB HBP BLK WP HR S P ERA WHIP | IP WLS BF H R ER SO BB IBB HBP BLK WP HR S P ERA WHIP | IP WLS BF H R ER SO BB IBB HBP BLK WP HR S P ERA WHIP | IP WLS BF H R ER SO BB IBB HBP BLK WP HR S P ERA WHIP | IP WLS BF H R ER SO BB IBB HBP BLK WP HR S P ERA WHIP | IP WLS BF H R ER SO BB IBB HBP BLK WP HR S P ERA WHIP | IP WLS BF H R ER SO BB IBB HBP BLK WP HR S P ERA WHIP | IP WLS BF H R ER SO BB IBB HBP BLK WP HR S P ERA WHIP | IP WLS BF H R ER SO BB IBB HBP BLK WP HR S P ERA WHIP | IP WLS BF H R ER SO BB IBB HBP BLK WP HR S P ERA WHIP | IP WLS BF H R ER SO BB IBB HBP BLK WP HR S P ERA WHIP |

Baltimore Orioles @ New York Yankees
Yankee Stadium, Bronx, NY
Fri Sep 15 2017, 7:13 PM - 9:49 PM EDT
Att: 40,460 - Partly Cloudy - 78 F

| | |
|-----|----|
| AB | 30 |
| R | 2 |
| H | 3 |
| RBI | 2 |
| BB | 2 |
| SO | 7 |
| LOB | 6 |



| Batter | 1 | 2 | 3 | 4 | 5 | 6 | 7 | 8 | 9 | AB | R | H | RBI | BB | SO | LOB | BOTTOM | | | |
|---|---|---|---|---|---|---|---|---|---|---|---|---|---|---|---|---|---|---|---|---|
| 11 Brett Gardner, L OBP: 0.347, SLG: 0.423 | 24 1B, 18 SF9 | | K | | | P3 | | | G1-3 | 5 | 2 | 1 | 0 | 0 | 1 | 3 | | | | |
| 99 Aaron Judge, R OBP: 0.413, SLG: 0.587 | K | | K | | | | | | | 2 | 2 | 0 | 0 | 2 | 2 | 3 | | | | |
| 24 Gary Sánchez, R OBP: 0.350, SLG: 0.543 | | | | | | | | | | 4 | 0 | 2 | 1 | 0 | 0 | 1 | | | | |
| 18 Didi Gregorius, L OBP: 0.324, SLG: 0.482 | SF9 | | | | | | | | | 1 | 1 | 1 | 4 | 1 | 0 | 0 | | | | |
| 14 Starlin Castro, R OBP: 0.332, SLG: 0.453 | K | | | | | | | | | 4 | 0 | 0 | 0 | 0 | 1 | 4 | | | | |
| 12 Chase Headley, S OBP: 0.359, SLG: 0.425 | | | | | | | | | | 4 | 1 | 3 | 1 | 0 | 0 | 0 | | | | |
| 22 Jacoby Ellsbury, L OBP: 0.347, SLG: 0.394 | | | | | | | | | | 4 | 0 | 0 | 0 | 0 | 1 | 1 | | | | |
| 17 Matt Holliday, R OBP: 0.321, SLG: 0.434 | | | | | | | | | | 4 | 0 | 2 | 0 | 0 | 0 | 0 | | | | |
| 33 Greg Bird, L OBP: 0.260, SLG: 0.292 | | | | | | | | | | 3 | 2 | 1 | 1 | 1 | 1 | 2 | | | | |
| Inning Stats | R: 1 E: 0 K: 2 S: 9 | H: 2 LOB: 1 BB: 0 P: 14 | R: 1 E: 1 K: 2 S: 13 | H: 2 LOB: 2 BB: 0 P: 19 | R: 0 E: 0 K: 0 S: 2 | H: 0 LOB: 0 BB: 1 P: 8 | R: 0 E: 0 K: 1 S: 9 | H: 1 LOB: 0 BB: 0 P: 16 | R: 2 E: 0 K: 0 S: 9 | H: 1 LOB: 0 BB: 1 P: 16 | R: 0 E: 0 K: 0 S: 5 | H: 1 LOB: 0 BB: 0 P: 12 | R: 3 E: 1 K: 0 S: 12 | H: 2 LOB: 2 BB: 2 P: 24 | R: 1 E: 0 K: 1 S: 8 | H: 1 LOB: 0 BB: 0 P: 11 | 1B: 7 2B: 1 3B: 0 HR: 2 | SF: 2 SAC: 0 DP: 1 HBP: 0 | WP: 0 PB: 0 SB: 1 CS: 0 | PA: 37 |
| PITCHER | IP WLS BF H R ER SO BB IBB HBP BLK WP HR S P ERA WHIP | IP WLS BF H R ER SO BB IBB HBP BLK WP HR S P ERA WHIP | IP WLS BF H R ER SO BB IBB HBP BLK WP HR S P ERA WHIP | IP WLS BF H R ER SO BB IBB HBP BLK WP HR S P ERA WHIP | IP WLS BF H R ER SO BB IBB HBP BLK WP HR S P ERA WHIP | IP WLS BF H R ER SO BB IBB HBP BLK WP HR S P ERA WHIP | IP WLS BF H R ER SO BB IBB HBP BLK WP HR S P ERA WHIP | IP WLS BF H R ER SO BB IBB HBP BLK WP HR S P ERA WHIP | IP WLS BF H R ER SO BB IBB HBP BLK WP HR S P ERA WHIP | IP WLS BF H R ER SO BB IBB HBP BLK WP HR S P ERA WHIP | IP WLS BF H R ER SO BB IBB HBP BLK WP HR S P ERA WHIP | IP WLS BF H R ER SO BB IBB HBP BLK WP HR S P ERA WHIP | IP WLS BF H R ER SO BB IBB HBP BLK WP HR S P ERA WHIP | IP WLS BF H R ER SO BB IBB HBP BLK WP HR S P ERA WHIP | IP WLS BF H R ER SO BB IBB HBP BLK WP HR S P ERA WHIP | IP WLS BF H R ER SO BB IBB HBP BLK WP HR S P ERA WHIP | IP WLS BF H R ER SO BB IBB HBP BLK WP HR S P ERA WHIP | IP WLS BF H R ER SO BB IBB HBP BLK WP HR S P ERA WHIP | IP WLS BF H R ER SO BB IBB HBP BLK WP HR S P ERA WHIP | IP WLS BF H R ER SO BB IBB HBP BLK WP HR S P ERA WHIP |

Baltimore Orioles @ New York Yankees
Yankee Stadium, Bronx, NY
Fri Sep 15 2017, 7:13 PM - 9:49 PM EDT
Att: 40,460 - Partly Cloudy - 78 F

| | |
|-----|----|
| AB | 31 |
| R | 8 |
| H | 10 |
| RBI | 7 |
| BB | 4 |
| SO | 6 |
| LOB | 14 |




| Batter | 1 | 2 | 3 | 4 | 5 | 6 | 7 | 8 | 9 | AB | R | H | RBI | BB | SO | LOB | TOP | | |
|--|------------------------------|----------------------------------|-------------------------------|----------------------------------|-------------------------------|----------------------------------|-------------------------------|----------------------------------|-------------------------------|----------------------------------|------------------------------|----------------------------------|------------------------------|----------------------------------|------------------------------|----------------------------------|---|------------------------------------|--|
| 1 Tim Beckham, R OBP: 0.330, SLG: 0.461 | G5-3 | | K | HR | | G6-4-3 | | | K | 5 | 1 | 1 | 3 | 0 | 2 | 1 | Baltimore Orioles @ New York Yankees Yankee Stadium, Bronx, NY Sun Sep 17 2017, 1:10 PM - 4:25 PM EDT Att: 38,189 - Cloudy - 75 F | | |
| 13 Manny Machado, R OBP: 0.319, SLG: 0.486 | G6-3 | | 16 2B | 1B | | | P3 | | | 4 | 1 | 1 | 0 | 0 | 0 | | | | |
| 6 Jonathan Schoop, R OBP: 0.345, SLG: 0.525 | L8 | | K | | | 16 1B | P2 | | | 4 | 1 | 1 | 0 | 0 | 1 | | | | |
| 16 Trey Mancini, R OBP: 0.338, SLG: 0.503 | | G3-1 | 1-H | 2B | | 12 FC4-6 | K | | | 4 | 0 | 2 | 1 | 0 | 1 | | | | |
| 19 Chris Davis, L OBP: 0.311, SLG: 0.427 | | 12 G5-3 | K | | | K | | | K | 4 | 1 | 1 | 0 | 0 | 3 | | | | |
| 12 Seth Smith, L OBP: 0.341, SLG: 0.434 | G5-3 | | | | | FC4-6 | | | F7 | 3 | 1 | 0 | 1 | 1 | 0 | | | | |
| 23 Joey Rickard, R OBP: 0.280, SLG: 0.350 | | | | | | 1 HR | BB | | | 0 | 0 | 0 | 0 | 0 | 0 | | | | |
| 45 Mark Trumbo, R OBP: 0.293, SLG: 0.407 | | 18 1B | BB | | | P5 | K | | G1-3 | 3 | 0 | 0 | 0 | 1 | 1 | | | | |
| 18 Austin Hays, R OBP: 0.333, SLG: 0.500 | | | K | | | K | | | G5-3 | 4 | 0 | 2 | 1 | 0 | 1 | | | | |
| 36 Caleb Joseph, R OBP: 0.297, SLG: 0.429 | G6-3 | | | | | 1 WP | 1B | | K | 4 | 1 | 1 | 0 | 0 | 2 | | | | |
| Inning Stats | R: 0 E: 0 K: 5 S: 6 | H: 0 LOB: 0 BB: 0 P: 11 | R: 1 E: 0 K: 0 S: 10 | H: 2 LOB: 2 BB: 1 P: 17 | R: 1 E: 0 K: 3 S: 17 | H: 2 LOB: 1 BB: 0 P: 26 | R: 3 E: 0 K: 1 S: 15 | H: 2 LOB: 0 BB: 1 P: 26 | R: 1 E: 0 K: 2 S: 12 | H: 2 LOB: 1 BB: 0 P: 15 | R: 0 E: 0 K: 1 S: 8 | H: 1 LOB: 0 BB: 0 P: 10 | R: 0 E: 0 K: 1 S: 7 | H: 0 LOB: 0 BB: 0 P: 10 | R: 0 E: 0 K: 2 S: 7 | H: 0 LOB: 0 BB: 0 P: 11 | 1B: 6 2B: 2 3B: 0 HR: 1 | SF: 0 SAC: 0 DP: 1 HBP: 0 | WP: 1 PA: 37 PB: 0 SB: 0 CS: 0 |
| PITCHER | IP | WLS | BF | H | R | ER | SO | BB | IBB | HBP | BLK | WP | HR | S | P | ERA | WHIP | | |
| 55 Sonny Gray, R ERA: 3.38 | 4.0 | L | 20 | 6 | 5 | 5 | 4 | 2 | 0 | 0 | 0 | 1 | 1 | 48 | 80 | 11.25 | 2.000 | | |
| 66 Bryan Mitchell, R ERA: 4.73 | 3.0 | | 11 | 3 | 1 | 1 | 4 | 0 | 0 | 0 | 0 | 0 | 0 | 27 | 35 | 3.00 | 1.000 | | |
| 68 Dellin Betances, R ERA: 3.04 | 1.0 | | 3 | 0 | 0 | 0 | 1 | 0 | 0 | 0 | 0 | 0 | 0 | 8 | 10 | 0.00 | 0.000 | | |
| 48 Tommy Kahnle, R ERA: 2.54 | 1.0 | | 3 | 0 | 0 | 0 | 2 | 0 | 0 | 0 | 0 | 0 | 0 | 7 | 11 | 0.00 | 0.000 | | |

| Batter | 1 | 2 | 3 | 4 | 5 | 6 | 7 | 8 | 9 | AB | R | H | RBI | BB | SO | LOB | BOTTOM | | | | |
|---|------------------------------|----------------------------------|-------------------------------|----------------------------------|------------------------------|----------------------------------|-------------------------------|----------------------------------|-------------------------------|----------------------------------|-------------------------------|----------------------------------|-------------------------------|----------------------------------|-------------------------------|----------------------------------|---|----------------------------------|----------------------------------|------------------------------------|--|
| 11 Brett Gardner, L OBP: 0.345, SLG: 0.420 | F9 | | 99 S | 1B | | K | | | G3 | 5 | 0 | 1 | 0 | 0 | 2 | 2 | Baltimore Orioles @ New York Yankees Yankee Stadium, Bronx, NY Sun Sep 17 2017, 1:10 PM - 4:25 PM EDT Att: 38,189 - Cloudy - 75 F | | | | |
| 99 Aaron Judge, R OBP: 0.413, SLG: 0.584 | K | | G5-3 | | | F9 | | | | 4 | 1 | 1 | 0 | 1 | 1 | | | | | | |
| 24 Gary Sánchez, R OBP: 0.349, SLG: 0.538 | L6 | | | | | 14 1B | BB | | K | 4 | 1 | 0 | 0 | 1 | 3 | | | | | | |
| 18 Didi Gregorius, L OBP: 0.327, SLG: 0.495 | | HR | | | | P5 | | | E6 | 4 | 1 | 1 | 1 | 0 | 1 | | | | | | |
| 14 Starlin Castro, R OBP: 0.333, SLG: 0.451 | | K | | | | 17 2B | 1B | | SF9 | 3 | 1 | 2 | 1 | 0 | 1 | | | | | | |
| 17 Matt Holliday, R OBP: 0.323, SLG: 0.436 | | | | | | 17 2B | 1B | | 3-H | 3 | 0 | 1 | 2 | 1 | 2 | | | | | | |
| Tyler Wade, L OBP: 0.220, SLG: 0.222 | | | | | | 1-H 2-H | 2B | | BB | 0 | 0 | 0 | 0 | 0 | 0 | | | | | | |
| 33 Greg Bird, L OBP: 0.254, SLG: 0.310 | | | | | | G3 | | | G6-3 | 3 | 0 | 0 | 0 | 0 | 1 | | | | | | |
| 12 Chase Headley, S OBP: 0.359, SLG: 0.423 | F7 | | | | | | | | | 1 | 0 | 0 | 0 | 0 | 0 | | | | | | |
| 29 Todd Frazier, R OBP: 0.345, SLG: 0.435 | | | G6-3 | | | | | | F9 | 3 | 0 | 0 | 0 | 1 | 1 | | | | | | |
| Clint Frazier, R OBP: 0.269, SLG: 0.455 | | | | | | | | | K2-3 | 2 | 0 | 0 | 0 | 0 | 2 | | | | | | |
| 22 Jacoby Ellsbury, L OBP: 0.352, SLG: 0.405 | | | K | | | | | | 11 G3 | 2 | 0 | 1 | 0 | 0 | 0 | | | | | | |
| Inning Stats | R: 0 E: 0 K: 1 S: 7 | H: 0 LOB: 0 BB: 0 P: 14 | R: 1 E: 0 K: 2 S: 15 | H: 1 LOB: 0 BB: 0 P: 24 | R: 0 E: 0 K: 1 S: 9 | H: 1 LOB: 1 BB: 0 P: 18 | R: 0 E: 0 K: 3 S: 11 | H: 1 LOB: 1 BB: 1 P: 19 | R: 0 E: 0 K: 0 S: 13 | H: 0 LOB: 0 BB: 1 P: 25 | R: 2 E: 0 K: 0 S: 13 | H: 2 LOB: 1 BB: 1 P: 23 | R: 0 E: 0 K: 1 S: 10 | H: 0 LOB: 0 BB: 0 P: 17 | R: 1 E: 1 K: 1 S: 14 | H: 1 LOB: 2 BB: 1 P: 23 | R: 0 E: 0 K: 2 S: 11 | H: 1 LOB: 2 BB: 1 P: 18 | 1B: 3 2B: 3 3B: 0 HR: 1 | SF: 1 SAC: 0 DP: 0 HBP: 0 | WP: 0 PA: 39 PB: 0 SB: 1 CS: 0 |
| PITCHER | IP | WLS | BF | H | R | ER | SO | BB | IBB | HBP | BLK | WP | HR | S | P | ERA | WHIP | | | | |
| 31 Ubaldo Jiménez, R ERA: 6.57 | 5.0 | W | 19 | 3 | 1 | 1 | 10 | 1 | 0 | 0 | 0 | 0 | 0 | 10 | 19 | 27.00 | 4.500 | | | | |
| 60 Mychal Givens, R ERA: 2.86 | 0.2 | | 5 | 2 | 2 | 2 | 0 | 1 | 0 | 0 | 0 | 0 | 0 | 3 | 4 | 0.00 | 0.000 | | | | |
| 48 Richard Bleier, L ERA: 2.01 | 0.1 | H | 1 | 0 | 0 | 0 | 0 | 0 | 0 | 0 | 0 | 0 | 0 | 10 | 17 | 0.00 | 0.000 | | | | |
| 56 Darren O'Day, R ERA: 3.72 | 1.0 | H | 3 | 0 | 0 | 0 | 1 | 0 | 0 | 0 | 0 | 0 | 0 | 10 | 17 | 0.00 | 0.000 | | | | |
| 35 Brad Beach, R ERA: 2.59 | 0.2 | H | 5 | 1 | 1 | 0 | 1 | 1 | 0 | 0 | 0 | 0 | 0 | 13 | 21 | 0.00 | 3.000 | | | | |
| PITCHER | IP | WLS | BF | H | R | ER | SO | BB | IBB | HBP | BLK | WP | HR | S | P | ERA | WHIP | | | | |
| 53 Zack Britton, L ERA: 2.97 | 1.1 | S | 6 | 1 | 0 | 0 | 2 | 0 | 0 | 0 | 0 | 0 | 0 | 12 | 20 | 0.00 | 0.750 | | | | |


livebaseballscores.com

AB 35
R 6
H 9
RBI 6
BB 2
SO 11
LOB 13



livebaseballscores.com

AB 34
R 4
H 7
RBI 4
BB 4
SO 14
LOB 13



| Batter | 1 | 2 | 3 | 4 | 5 | 6 | 7 | 8 | 9 | AB | R | H | RBI | BB | SO | LOB | TOP | | | |
|--|---|---|---|---|---|---|---|---|---|---|---|---|---|---|---|---|--|------------------------------------|----------------------------------|--------|
| 2 Brian Dozier, R (1,4) OBP: 0.345, SLG: 0.478 | K2-3 | | K | | | G6-3 | | BB | | 3 | 0 | 0 | 0 | 1 | 2 | 0 | Minnesota Twins @ New York Yankees Yankee Stadium, Bronx, NY Mon Sep 18 2017, 7:10 PM - 10:25 PM EDT Att: 30,425 - Cloudy - 72 F | | | |
| 7 Joe Mauer, L (1,3) OBP: 0.384, SLG: 0.423 | K | | | G4-3 | | | 1B | K | | 4 | 0 | 1 | 0 | 0 | 2 | 3 | | | | |
| 25 Byron Buxton, R (1,8) OBP: 0.317, SLG: 0.426 | K | | | K | | K | | F9 | | 4 | 0 | 0 | 0 | 0 | 3 | 4 | | | | |
| 11 Jorge Polanco, S (1,6) OBP: 0.306, SLG: 0.404 | | 2B | | K | | | G5-3 | | L7 | 4 | 0 | 1 | 0 | 0 | 1 | 0 | | | | |
| 20 Eddie Rosario, L (1,9) OBP: 0.332, SLG: 0.519 | | K | | | | 1B | K2-3 | | P4 | 4 | 1 | 1 | 0 | 0 | 2 | 1 | | | | |
| 5 Eduardo Escobar, S (1,5) OBP: 0.312, SLG: 0.446 | | K | | | | 1B | L7 | | K | 4 | 0 | 1 | 0 | 0 | 2 | 1 | | | | |
| 36 Robbie Grossman, S (1,10) OBP: 0.369, SLG: 0.390 | | G5-3 | | | | 1B | FC5-4 | | HBP | 2 | 0 | 0 | 1 | 0 | 0 | 2 | | | | |
| 15 Jason Castro, L (1,2) OBP: 0.325, SLG: 0.378 | | | K2-3 | | | G4-6-3 | | SH3-4 | | 2 | 0 | 0 | 0 | 0 | 1 | 1 | | | | |
| 8 Zack Granite, L (8,PH) OBP: 0.303, SLG: 0.250 | | | | | | | | | | 0 | 0 | 0 | 0 | 0 | 0 | 0 | | | | |
| 38 Chris Gimenez, R (8,2) OBP: 0.341, SLG: 0.357 | | | | | | | | | | 0 | 0 | 0 | 0 | 0 | 0 | 0 | | | | |
| 16 Ehre Adrianza, S (1,7) OBP: 0.331, SLG: 0.378 | | | G6-3 | | | L7 | | | | 2 | 0 | 0 | 0 | 0 | 0 | 0 | | | | |
| 26 Max Kepler, L (8,PH) OBP: 0.316, SLG: 0.420 | | | | | | | | BB | | 0 | 0 | 0 | 0 | 1 | 0 | 0 | | | | |
| Inning Stats | R: 0 E: 0 K: 3 S: 9 | H: 0 LOB: 0 BB: 0 P: 14 | R: 0 E: 0 K: 2 S: 11 | H: 1 LOB: 1 BB: 0 P: 13 | R: 0 E: 0 K: 2 S: 7 | H: 0 LOB: 0 BB: 0 P: 9 | R: 0 E: 0 K: 2 S: 12 | H: 0 LOB: 0 BB: 0 P: 19 | R: 1 E: 1 K: 0 S: 8 | H: 2 LOB: 0 BB: 0 P: 13 | R: 0 E: 0 K: 1 S: 13 | H: 1 LOB: 1 BB: 0 P: 21 | R: 0 E: 0 K: 1 S: 10 | H: 0 LOB: 3 BB: 2 P: 21 | R: 0 E: 0 K: 1 S: 9 | H: 0 LOB: 0 BB: 0 P: 12 | 1B: 3 2B: 1 3B: 0 HR: 0 | SF: 0 SAC: 1 DP: 1 HBP: 1 | WP: 1 PB: 0 SB: 0 CS: 0 | PA: 33 |
| PITCHER | IP WLS BF H R ER SO BB IBB HBP BLK WP HR S P ERA WHIP | IP WLS BF H R ER SO BB IBB HBP BLK WP HR S P ERA WHIP | IP WLS BF H R ER SO BB IBB HBP BLK WP HR S P ERA WHIP | IP WLS BF H R ER SO BB IBB HBP BLK WP HR S P ERA WHIP | IP WLS BF H R ER SO BB IBB HBP BLK WP HR S P ERA WHIP | IP WLS BF H R ER SO BB IBB HBP BLK WP HR S P ERA WHIP | IP WLS BF H R ER SO BB IBB HBP BLK WP HR S P ERA WHIP | IP WLS BF H R ER SO BB IBB HBP BLK WP HR S P ERA WHIP | IP WLS BF H R ER SO BB IBB HBP BLK WP HR S P ERA WHIP | IP WLS BF H R ER SO BB IBB HBP BLK WP HR S P ERA WHIP | IP WLS BF H R ER SO BB IBB HBP BLK WP HR S P ERA WHIP | IP WLS BF H R ER SO BB IBB HBP BLK WP HR S P ERA WHIP | IP WLS BF H R ER SO BB IBB HBP BLK WP HR S P ERA WHIP | IP WLS BF H R ER SO BB IBB HBP BLK WP HR S P ERA WHIP | IP WLS BF H R ER SO BB IBB HBP BLK WP HR S P ERA WHIP | IP WLS BF H R ER SO BB IBB HBP BLK WP HR S P ERA WHIP | IP WLS BF H R ER SO BB IBB HBP BLK WP HR S P ERA WHIP | | | |
| 34 Jaime Garcia, L (1,1) ERA: 4.19 | 5.2 | 20 | 4 | 1 | 0 | 9 | 0 | 0 | 0 | 0 | 0 | 0 | 0 | 0 | 57 | 85 | 0.00 | 0.706 | | |
| 30 David Robertson, R (8,1) ERA: 2.02 | 1.1 | W | 4 | 0 | 0 | 2 | 0 | 0 | 0 | 0 | 0 | 11 | 15 | 0.00 | 0.000 | | | | | |
| 68 Dellin Betances, R (8,1) ERA: 3.02 | 0.1 | H | 4 | 0 | 0 | 0 | 2 | 0 | 1 | 0 | 0 | 6 | 17 | 0.00 | 6.000 | | | | | |
| 54 Aroldis Chapman, L (8,1) ERA: 3.57 | 1.2 | S | 5 | 0 | 0 | 2 | 0 | 0 | 0 | 0 | 0 | 13 | 16 | 0.00 | 0.000 | | | | | |

| Batter | 1 | 2 | 3 | 4 | 5 | 6 | 7 | 8 | 9 | AB | R | H | RBI | BB | SO | LOB | BOTTOM | | | |
|---|---|---|---|---|---|---|---|---|---|---|---|---|---|---|---|---|--|----------------------------------|------------------------------------|----------------------------------|
| 11 Brett Gardner, L (1,7) OBP: 0.347, SLG: 0.422 | G6-3 | | 1B | | | 1B | | 1B | | 4 | 0 | 3 | 0 | 0 | 0 | 0 | Minnesota Twins @ New York Yankees Yankee Stadium, Bronx, NY Mon Sep 18 2017, 7:10 PM - 10:25 PM EDT Att: 30,425 - Cloudy - 72 F | | | |
| 99 Aaron Judge, R (1,9) OBP: 0.412, SLG: 0.587 | HR | | K | | F8 | | P4 | | | 4 | 1 | 1 | 1 | 0 | 1 | 3 | | | | |
| 24 Gary Sánchez, R (1,2) OBP: 0.346, SLG: 0.533 | F8 | | G6-3 | | G1-3 | | G5-3 | | | 4 | 0 | 0 | 0 | 0 | 0 | 3 | | | | |
| 18 Didi Gregorius, L (1,6) OBP: 0.324, SLG: 0.491 | F7 | | K | | | F8 | | K | | 4 | 0 | 0 | 0 | 0 | 2 | 2 | | | | |
| 12 Chase Headley, S (1,10) OBP: 0.358, SLG: 0.422 | F7 | | G6-3 | | | 1B | | L9 | | 4 | 1 | 1 | 0 | 0 | 0 | 0 | | | | |
| 14 Starlin Castro, R (1,4) OBP: 0.332, SLG: 0.449 | G5-3 | | | | P6 | | 1B | G5-3 | | 4 | 0 | 1 | 0 | 0 | 0 | 0 | | | | |
| 22 Jacoby Ellsbury, L (1,8) OBP: 0.355, SLG: 0.406 | CI | | | | 1B | | | E1 | | 2 | 0 | 1 | 0 | 1 | 0 | 0 | | | | |
| 29 Todd Frazier, R (1,5) OBP: 0.344, SLG: 0.435 | 1B | | | | F9 | | SF8 | G5-3 | | 3 | 0 | 1 | 1 | 0 | 0 | 2 | | | | |
| 33 Greg Bird, L (1,3) OBP: 0.248, SLG: 0.302 | K | | | | L9 | | G3 | | | 3 | 0 | 0 | 0 | 0 | 1 | 4 | | | | |
| Inning Stats | R: 1 E: 0 K: 0 S: 9 | H: 1 LOB: 0 BB: 0 P: 15 | R: 0 E: 1 K: 1 S: 16 | H: 1 LOB: 2 BB: 0 P: 25 | R: 0 E: 0 K: 2 S: 13 | H: 1 LOB: 1 BB: 0 P: 19 | R: 0 E: 0 K: 0 S: 7 | H: 1 LOB: 1 BB: 0 P: 12 | R: 0 E: 0 K: 0 S: 7 | H: 1 LOB: 1 BB: 0 P: 13 | R: 1 E: 0 K: 0 S: 8 | H: 2 LOB: 2 BB: 1 P: 14 | R: 0 E: 0 K: 1 S: 10 | H: 1 LOB: 0 BB: 0 P: 20 | R: 0 E: 1 K: 0 S: 14 | H: 0 LOB: 1 BB: 0 P: 21 | | 1B: 7 2B: 0 3B: 0 HR: 1 | SF: 1 SAC: 0 DP: 0 HBP: 0 | WP: 2 PB: 0 SB: 0 CS: 0 |
| PITCHER | IP WLS BF H R ER SO BB IBB HBP BLK WP HR S P ERA WHIP | IP WLS BF H R ER SO BB IBB HBP BLK WP HR S P ERA WHIP | IP WLS BF H R ER SO BB IBB HBP BLK WP HR S P ERA WHIP | IP WLS BF H R ER SO BB IBB HBP BLK WP HR S P ERA WHIP | IP WLS BF H R ER SO BB IBB HBP BLK WP HR S P ERA WHIP | IP WLS BF H R ER SO BB IBB HBP BLK WP HR S P ERA WHIP | IP WLS BF H R ER SO BB IBB HBP BLK WP HR S P ERA WHIP | IP WLS BF H R ER SO BB IBB HBP BLK WP HR S P ERA WHIP | IP WLS BF H R ER SO BB IBB HBP BLK WP HR S P ERA WHIP | IP WLS BF H R ER SO BB IBB HBP BLK WP HR S P ERA WHIP | IP WLS BF H R ER SO BB IBB HBP BLK WP HR S P ERA WHIP | IP WLS BF H R ER SO BB IBB HBP BLK WP HR S P ERA WHIP | IP WLS BF H R ER SO BB IBB HBP BLK WP HR S P ERA WHIP | IP WLS BF H R ER SO BB IBB HBP BLK WP HR S P ERA WHIP | IP WLS BF H R ER SO BB IBB HBP BLK WP HR S P ERA WHIP | IP WLS BF H R ER SO BB IBB HBP BLK WP HR S P ERA WHIP | IP WLS BF H R ER SO BB IBB HBP BLK WP HR S P ERA WHIP | | | |
| 54 Ervin Santana, R (1,1) ERA: 3.34 | 5.2 | L | 26 | 7 | 2 | 3 | 0 | 1 | 0 | 0 | 0 | 0 | 0 | 0 | 58 | 96 | 3.18 | 1.235 | | |
| 39 Trevor Hildenberger, R (8,1) ERA: 3.02 | 1.0 | | 4 | 1 | 0 | 0 | 0 | 0 | 0 | 0 | 0 | 9 | 16 | 0.00 | 1.000 | | | | | |
| 55 Taylor Rogers, L (7,1) ERA: 3.15 | 0.2 | | 2 | 0 | 0 | 1 | 0 | 0 | 0 | 0 | 0 | 6 | 9 | 0.00 | 0.000 | | | | | |
| 21 Tyler Duffey, R (8,1) ERA: 4.61 | 0.2 | | 3 | 0 | 0 | 0 | 0 | 0 | 0 | 0 | 0 | 11 | 18 | 0.00 | 0.000 | | | | | |

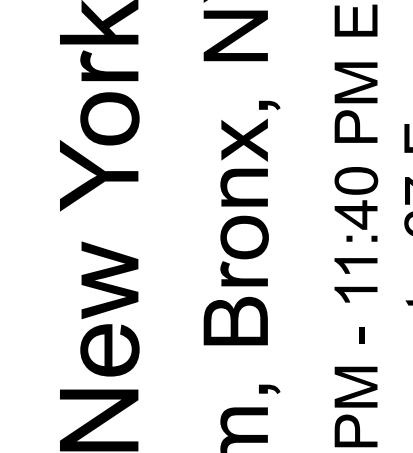
| Batter | 1 | 2 | 3 | 4 | 5 | 6 | 7 | 8 | 9 | AB | R | H | RBI | BB | SO | LOB | TOP | | | | | |
|--|---|---|---------------------------------------|----------------------------------|---------------------------------------|----------------------------------|--------------------------------------|---------------------------------|--------------------------------------|----------------------------------|--------------------------------------|----------------------------------|--------------------------------------|----------------------------------|--------------------------------------|----------------------------------|--|----------------------------------|---|------------------------------------|----------------------------------|--------|
| 2 Brian Dozier, R OBP: 0.346, SLG: 0.477 | | | | | | | | | | 3 | 1 | 1 | 0 | 1 | 0 | 0 | Minnesota Twins @ New York Yankees Yankee Stadium, Bronx, NY Tue Sep 19 2017, 8:10 PM - 11:40 PM EDT Att: 30,218 - Overcast - 67 F | | | | | |
| 7 Joe Mauer, L OBP: 0.355, SLG: 0.424 | | | | | | | | | | 4 | 0 | 2 | 0 | 0 | 0 | 2 | | | | | | |
| 11 Jorge Polanco, S OBP: 0.308, SLG: 0.404 | | | | | | | | | | 4 | 0 | 2 | 0 | 0 | 2 | 0 | | | | | | |
| 5 Eduardo Escobar, S OBP: 0.309, SLG: 0.442 | | | | | | | | | | 4 | 0 | 0 | 0 | 0 | 2 | 4 | | | | | | |
| 25 Byron Buxton, R OBP: 0.316, SLG: 0.423 | | | | | | | | | | 3 | 0 | 0 | 0 | 1 | 1 | 1 | | | | | | |
| 20 Eddie Rosario, L OBP: 0.330, SLG: 0.515 | | | | | | | | | | 4 | 0 | 0 | 0 | 0 | 1 | 3 | | | | | | |
| 36 Robbie Grossman, S OBP: 0.366, SLG: 0.388 | | | | | | | | | | 4 | 0 | 0 | 0 | 0 | 1 | 0 | | | | | | |
| 38 Chris Gimenez, R OBP: 0.344, SLG: 0.366 | | | | | | | | | | 4 | 0 | 2 | 0 | 0 | 1 | 0 | | | | | | |
| 26 Max Kepler, L OBP: 0.315, SLG: 0.425 | | | | | | | | | | 4 | 1 | 1 | 1 | 0 | 1 | 2 | | | | | | |
| Inning Stats | R: 1 H: 3 E: 0 K: 0 S: 7 | H: 3 LOB: 1 BB: 0 P: 10 | R: 0 H: 0 E: 0 K: 2 S: 10 | H: 0 LOB: 0 BB: 0 P: 14 | R: 1 H: 1 E: 0 K: 1 S: 12 | H: 1 LOB: 0 BB: 0 P: 18 | R: 0 H: 0 E: 0 K: 1 S: 5 | H: 0 LOB: 0 BB: 0 P: 7 | R: 0 H: 0 E: 0 K: 1 S: 9 | H: 0 LOB: 0 BB: 0 P: 14 | R: 0 H: 2 E: 0 K: 0 S: 8 | H: 3 LOB: 3 BB: 1 P: 14 | R: 0 H: 1 E: 0 K: 0 S: 9 | H: 1 LOB: 2 BB: 1 P: 19 | R: 0 H: 0 E: 0 K: 3 S: 9 | H: 0 LOB: 0 BB: 0 P: 12 | R: 0 H: 1 E: 0 K: 1 S: 9 | H: 1 LOB: 1 BB: 0 P: 12 | 1B: 6 2B: 1 3B: 0 HR: 1 | SF: 0 SAC: 0 DP: 1 HBP: 0 | WP: 0 PB: 0 SB: 1 CS: 0 | PA: 36 |
| PITCHER | IP WLS BF H R ER SO BB IBB HBP BLK WP HR S P ERA WHIP | IP WLS BF H R ER SO BB IBB HBP BLK WP HR S P ERA WHIP | | | | | | | | | | | | | | | | | IP WLS BF H R ER SO BB IBB HBP BLK WP HR S P ERA WHIP | | | |
| 52 CC Sabathia, L ERA: 3.81 | 6.0 W 24 6 2 2 5 0 1 0 0 0 0 1 51 77 3.00 1.000 | | | | | | | | | | | | | | | | | | | | | |
| 57 Chad Green, R ERA: 1.93 | 7.1 1.0 H 5 1 0 0 0 1 0 0 0 0 0 9 19 0.00 2.000 | | | | | | | | | | | | | | | | | | | | | |
| 30 David Robertson, R ERA: 1.99 | 8.1 1.0 H 3 0 0 0 3 0 0 0 0 0 0 0 9 12 0.00 0.000 | | | | | | | | | | | | | | | | | | | | | |
| 54 Aroldis Chapman, L ERA: 3.5 | 9.1 1.0 S 4 1 0 0 1 0 0 0 0 0 0 0 9 12 0.00 1.000 | | | | | | | | | | | | | | | | | | | | | |

| Batter | 1 | 2 | 3 | 4 | 5 | 6 | 7 | 8 | 9 | AB | R | H | RBI | BB | SO | LOB | BOTTOM | | | |
|--|---|---|---------------------------------------|----------------------------------|---------------------------------------|----------------------------------|---------------------------------------|----------------------------------|---------------------------------------|----------------------------------|---------------------------------------|----------------------------------|---------------------------------------|----------------------------------|---------------------------------------|----------------------------------|--|------------------------------------|---|--------|
| 11 Brett Gardner, L OBP: 0.349, SLG: 0.426 | | | | | | | | | | 5 | 0 | 3 | 2 | 0 | 0 | 3 | Minnesota Twins @ New York Yankees Yankee Stadium, Bronx, NY Tue Sep 19 2017, 8:10 PM - 11:40 PM EDT Att: 30,218 - Overcast - 67 F | | | |
| 99 Aaron Judge, R OBP: 0.412, SLG: 0.586 | | | | | | | | | | 4 | 1 | 2 | 1 | 0 | 0 | 3 | | | | |
| 24 Gary Sánchez, R OBP: 0.344, SLG: 0.530 | | | | | | | | | | 5 | 0 | 1 | 0 | 0 | 2 | 3 | | | | |
| 18 Didi Gregorius, L OBP: 0.325, SLG: 0.491 | | | | | | | | | | 4 | 0 | 1 | 0 | 1 | 1 | 2 | | | | |
| 12 Chase Headley, S OBP: 0.357, SLG: 0.419 | | | | | | | | | | 4 | 1 | 0 | 0 | 0 | 3 | 5 | | | | |
| 14 Starlin Castro, R OBP: 0.337, SLG: 0.452 | | | | | | | | | | 4 | 1 | 3 | 1 | 1 | 0 | 1 | | | | |
| 22 Jacoby Ellsbury, L OBP: 0.355, SLG: 0.407 | | | | | | | | | | 4 | 1 | 1 | 0 | 1 | 0 | 4 | | | | |
| 29 Todd Frazier, R OBP: 0.344, SLG: 0.432 | | | | | | | | | | 3 | 0 | 0 | 0 | 1 | 1 | 5 | | | | |
| 33 Greg Bird, L OBP: 0.255, SLG: 0.297 | | | | | | | | | | 2 | 1 | 0 | 0 | 2 | 0 | 2 | | | | |
| Inning Stats | R: 0 H: 1 E: 0 K: 1 S: 11 | H: 1 LOB: 2 BB: 1 P: 21 | R: 1 H: 1 E: 0 K: 0 S: 15 | H: 1 LOB: 2 BB: 2 P: 27 | R: 0 H: 1 E: 0 K: 2 S: 13 | H: 1 LOB: 1 BB: 0 P: 19 | R: 2 H: 2 E: 0 K: 1 S: 19 | H: 2 LOB: 1 BB: 1 P: 31 | R: 1 H: 1 E: 0 K: 1 S: 16 | H: 1 LOB: 3 BB: 1 P: 28 | R: 1 H: 3 E: 0 K: 0 S: 18 | H: 3 LOB: 3 BB: 1 P: 26 | R: 0 H: 1 E: 0 K: 1 S: 11 | H: 1 LOB: 0 BB: 0 P: 21 | R: 0 H: 1 E: 0 K: 1 S: 11 | H: 1 LOB: 1 BB: 0 P: 14 | 1B: 8 2B: 3 3B: 0 HR: 0 | SF: 1 SAC: 0 DP: 0 HBP: 1 | WP: 3 PB: 0 SB: 1 CS: 0 | PA: 43 |
| PITCHER | IP WLS BF H R ER SO BB IBB HBP BLK WP HR S P ERA WHIP | IP WLS BF H R ER SO BB IBB HBP BLK WP HR S P ERA WHIP | | | | | | | | | | | | | | | | | IP WLS BF H R ER SO BB IBB HBP BLK WP HR S P ERA WHIP | |
| 17 José Berrios, R ERA: 3.94 | 3.1 L 19 3 3 3 4 4 0 0 0 0 1 0 6 8 8.10 2.700 | | | | | | | | | | | | | | | | | | | |
| 67 Alan Burenitz, R ERA: 1.61 | 4.1 0.2 2 0 0 0 0 0 0 0 0 0 0 6 8 0.00 0.000 | | | | | | | | | | | | | | | | | | | |
| 35 Dillon Gee, R ERA: 3.77 | 5.1 0.2 5 1 1 0 0 1 0 1 0 0 0 9 19 0.00 3.000 | | | | | | | | | | | | | | | | | | | |
| 62 Buddy Boshers, L ERA: 5.03 | 5.1 0.1 2 0 0 0 0 0 0 0 0 0 0 7 9 0.00 0.000 | | | | | | | | | | | | | | | | | | | |
| 57 Ryan Pressly, R ERA: 4.89 | 6.1 1.0 7 3 1 1 1 0 1 0 0 0 1 0 18 26 9.00 3.000 | | | | | | | | | | | | | | | | | | | |
| 66 Nik Turley, L ERA: 10.47 | 7.1 0.1 2 0 0 0 0 0 0 0 0 0 0 6 8 0.00 0.000 | | | | | | | | | | | | | | | | | | | |
| 27 John Curtiss, R ERA: 16.82 | 7.1 0.2 2 0 0 0 0 1 0 0 0 0 0 6 12 0.00 0.000 | | | | | | | | | | | | | | | | | | | |
| 58 Gabriel Moya, L ERA: 3.0 | 8.1 1.0 4 1 0 0 0 1 0 0 0 0 0 0 11 14 0.00 1.000 | | | | | | | | | | | | | | | | | | | |

| | |
|-----|----|
| AB | 34 |
| R | 2 |
| H | 8 |
| RBI | 1 |
| BB | 2 |
| SO | 9 |
| LOB | 12 |



| | |
|-----|----|
| AB | 35 |
| R | 5 |
| H | 11 |
| RBI | 4 |
| BB | 6 |
| SO | 7 |
| LOB | 28 |



| Batter | 1 | 2 | 3 | 4 | 5 | 6 | 7 | 8 | 9 | AB | R | H | RBI | BB | SO | LOB | TOP | | | | |
|--|---|---|---|---|---|---|---|---|---|---|---|---|---|---|---|---|---|---|---|---|---|
| 2 Brian Dozier, R (1,4) OBP: 0.347, SLG: 0.476 16 Ehire Adrianza, S (7,4) OBP: 0.331, SLG: 0.378 | | | | | | | | | | 3 | 1 | 1 | 0 | 1 | 1 | 1 | | | | | |
| 7 Joe Mauer, L (1,10) OBP: 0.384, SLG: 0.422 | | | | | | | | | | 4 | 0 | 1 | 1 | 1 | 0 | 2 | | | | | |
| 11 Jorge Polanco, S (1,6) OBP: 0.368, SLG: 0.494 23 Niko Goodrum, S (6,PH) OBP: 0.083, SLG: 0.083 | | | | | | | | | | 3 | 0 | 1 | 2 | 0 | 0 | 1 | | | | | |
| 20 Eddie Rosario, L (1,7) OBP: 0.327, SLG: 0.511 38 Chris Gimenez, R (8,7) OBP: 0.344, SLG: 0.386 | | | | | | | | | | 4 | 0 | 0 | 0 | 0 | 0 | 2 | | | | | |
| 25 Byron Buxton, R (1,8) OBP: 0.314, SLG: 0.420 8 Zack Granite, L (7,8) OBP: 0.311, SLG: 0.250 | | | | | | | | | | 3 | 0 | 0 | 0 | 0 | 3 | 2 | | | | | |
| 26 Max Kepler, L (1,9) OBP: 0.313, SLG: 0.421 | | | | | | | | | | 4 | 0 | 0 | 0 | 0 | 2 | 1 | | | | | |
| 5 Eduardo Escobar, S (1,5) OBP: 0.306, SLG: 0.438 | | | | | | | | | | 4 | 0 | 0 | 0 | 0 | 0 | 1 | | | | | |
| 19 Kennys Vargas, S (1,3) OBP: 0.319, SLG: 0.456 | | | | | | | | | | 3 | 1 | 2 | 0 | 1 | 1 | 1 | | | | | |
| 15 Jason Castro, L (1,2) OBP: 0.325, SLG: 0.377 23 Mitch Garver, R (7,2) OBP: 0.318, SLG: 0.342 | | | | | | | | | | 3 | 1 | 1 | 0 | 0 | 0 | 2 | | | | | |
| Inning Stats | R: 0 E: 0 K: 1 S: 10 | H: 1 LOB: 0 BB: 0 P: 15 | R: 0 E: 0 K: 1 S: 7 | H: 0 LOB: 0 BB: 0 P: 10 | R: 3 E: 0 K: 1 S: 31 | H: 4 LOB: 2 BB: 1 P: 46 | R: 0 E: 0 K: 1 S: 10 | H: 0 LOB: 1 BB: 0 P: 17 | R: 0 E: 0 K: 1 S: 6 | H: 0 LOB: 0 BB: 0 P: 9 | R: 0 E: 0 K: 2 S: 11 | H: 1 LOB: 1 BB: 0 P: 20 | R: 0 E: 0 K: 2 S: 9 | H: 0 LOB: 0 BB: 0 P: 14 | R: 0 E: 0 K: 2 S: 12 | H: 0 LOB: 1 BB: 1 P: 17 | 1B: 6 2B: 0 3B: 0 HR: 0 | SF: 0 SAC: 0 DP: 0 HBP: 0 | WP: 0 PB: 0 CS: 1 | PA: 35 | |
| PITCHER | IP WLS BF H R ER SO BB IBB HBP BLK WP HR S P ERA WHIP | IP WLS BF H R ER SO BB IBB HBP BLK WP HR S P ERA WHIP | IP WLS BF H R ER SO BB IBB HBP BLK WP HR S P ERA WHIP | IP WLS BF H R ER SO BB IBB HBP BLK WP HR S P ERA WHIP | IP WLS BF H R ER SO BB IBB HBP BLK WP HR S P ERA WHIP | IP WLS BF H R ER SO BB IBB HBP BLK WP HR S P ERA WHIP | IP WLS BF H R ER SO BB IBB HBP BLK WP HR S P ERA WHIP | IP WLS BF H R ER SO BB IBB HBP BLK WP HR S P ERA WHIP | IP WLS BF H R ER SO BB IBB HBP BLK WP HR S P ERA WHIP | IP WLS BF H R ER SO BB IBB HBP BLK WP HR S P ERA WHIP | IP WLS BF H R ER SO BB IBB HBP BLK WP HR S P ERA WHIP | IP WLS BF H R ER SO BB IBB HBP BLK WP HR S P ERA WHIP | IP WLS BF H R ER SO BB IBB HBP BLK WP HR S P ERA WHIP | IP WLS BF H R ER SO BB IBB HBP BLK WP HR S P ERA WHIP | IP WLS BF H R ER SO BB IBB HBP BLK WP HR S P ERA WHIP | IP WLS BF H R ER SO BB IBB HBP BLK WP HR S P ERA WHIP | IP WLS BF H R ER SO BB IBB HBP BLK WP HR S P ERA WHIP | IP WLS BF H R ER SO BB IBB HBP BLK WP HR S P ERA WHIP | IP WLS BF H R ER SO BB IBB HBP BLK WP HR S P ERA WHIP | IP WLS BF H R ER SO BB IBB HBP BLK WP HR S P ERA WHIP | IP WLS BF H R ER SO BB IBB HBP BLK WP HR S P ERA WHIP |

Minnesota Twins @ New York Yankees
Yankee Stadium, Bronx, NY
Wed Sep 20 2017, 1:10 PM - 4:30 PM EDT
Att: 30,099 - Cloudy - 78 F

AB 32
R 3
H 6
RBI 3
BB 3
SO 10
LOB 12



| Batter | 1 | 2 | 3 | 4 | 5 | 6 | 7 | 8 | 9 | AB | R | H | RBI | BB | SO | LOB | BOTTOM | | | | |
|--|---|---|---|---|---|---|---|---|---|---|---|---|---|---|---|---|---|---|---|---|---|
| 11 Brett Gardner, L (1,7) OBP: 0.352, SLG: 0.427 Clint Frazier, R (7,PH) OBP: 0.275, SLG: 0.476 | | | | | | | | | | 3 | 1 | 2 | 1 | 0 | 1 | 1 | | | | | |
| 99 Aaron Judge, R (1,9) OBP: 0.412, SLG: 0.591 26 Tyler Austin, R (9,9) OBP: 0.302, SLG: 0.459 | | | | | | | | | | 3 | 1 | 1 | 3 | 1 | 1 | 3 | | | | | |
| 24 Gary Sánchez, R (1,2) OBP: 0.247, SLG: 0.338 27 Austin Romine, R (7,PH) OBP: 0.275, SLG: 0.292 | | | | | | | | | | 4 | 2 | 3 | 2 | 0 | 0 | 1 | | | | | |
| 18 Didi Gregorius, L (1,6) OBP: 0.325, SLG: 0.495 74 Ronald Torreyes, R (7,PH) OBP: 0.307, SLG: 0.362 | | | | | | | | | | 4 | 1 | 1 | 3 | 0 | 2 | 4 | | | | | |
| 14 Starlin Castro, R (1,4) OBP: 0.334, SLG: 0.448 Tyler Wade, L (8,PH) OBP: 0.217, SLG: 0.218 | | | | | | | | | | 4 | 0 | 0 | 0 | 0 | 1 | 0 | | | | | |
| 17 Matt Holliday, R (1,10) OBP: 0.321, SLG: 0.433 | | | | | | | | | | 5 | 1 | 1 | 0 | 0 | 2 | 0 | | | | | |
| 22 Jacoby Ellsbury, L (1,8) OBP: 0.361, SLG: 0.420 | | | | | | | | | | 4 | 2 | 3 | 0 | 1 | 0 | 0 | | | | | |
| 29 Todd Frazier, R (1,5) OBP: 0.343, SLG: 0.429 67 Miguel Andujar, R (9,5) OBP: 0.597, SLG: 0.690 | | | | | | | | | | 3 | 1 | 0 | 0 | 1 | 1 | 4 | | | | | |
| 33 Greg Bird, L (1,3) OBP: 0.270, SLG: 0.328 | | | | | | | | | | 4 | 2 | 3 | 1 | 0 | 0 | 0 | | | | | |
| Inning Stats | R: 0 E: 0 K: 1 S: 13 | H: 1 LOB: 1 BB: 0 P: 18 | R: 0 E: 0 K: 1 S: 13 | H: 1 LOB: 0 BB: 0 P: 17 | R: 3 E: 0 K: 1 S: 13 | H: 3 LOB: 0 BB: 0 P: 18 | R: 6 E: 0 K: 1 S: 18 | H: 5 LOB: 0 BB: 1 P: 31 | R: 2 E: 0 K: 2 S: 12 | H: 1 LOB: 2 BB: 1 P: 19 | R: 0 E: 0 K: 0 S: 8 | H: 1 LOB: 2 BB: 1 P: 14 | R: 0 E: 0 K: 1 S: 8 | H: 0 LOB: 0 BB: 0 P: 12 | 1B: 7 2B: 3 3B: 2 HR: 3 | SF: 1 SAC: 0 DP: 0 HBP: 1 | WP: 1 PB: 0 SB: 0 CS: 0 | PA: 43 | | | |
| PITCHER | IP WLS BF H R ER SO BB IBB HBP BLK WP HR S P ERA WHIP | IP WLS BF H R ER SO BB IBB HBP BLK WP HR S P ERA WHIP | IP WLS BF H R ER SO BB IBB HBP BLK WP HR S P ERA WHIP | IP WLS BF H R ER SO BB IBB HBP BLK WP HR S P ERA WHIP | IP WLS BF H R ER SO BB IBB HBP BLK WP HR S P ERA WHIP | IP WLS BF H R ER SO BB IBB HBP BLK WP HR S P ERA WHIP | IP WLS BF H R ER SO BB IBB HBP BLK WP HR S P ERA WHIP | IP WLS BF H R ER SO BB IBB HBP BLK WP HR S P ERA WHIP | IP WLS BF H R ER SO BB IBB HBP BLK WP HR S P ERA WHIP | IP WLS BF H R ER SO BB IBB HBP BLK WP HR S P ERA WHIP | IP WLS BF H R ER SO BB IBB HBP BLK WP HR S P ERA WHIP | IP WLS BF H R ER SO BB IBB HBP BLK WP HR S P ERA WHIP | IP WLS BF H R ER SO BB IBB HBP BLK WP HR S P ERA WHIP | IP WLS BF H R ER SO BB IBB HBP BLK WP HR S P ERA WHIP | IP WLS BF H R ER SO BB IBB HBP BLK WP HR S P ERA WHIP | IP WLS BF H R ER SO BB IBB HBP BLK WP HR S P ERA WHIP | IP WLS BF H R ER SO BB IBB HBP BLK WP HR S P ERA WHIP | IP WLS BF H R ER SO BB IBB HBP BLK WP HR S P ERA WHIP | IP WLS BF H R ER SO BB IBB HBP BLK WP HR S P ERA WHIP | IP WLS BF H R ER SO BB IBB HBP BLK WP HR S P ERA WHIP | IP WLS BF H R ER SO BB IBB HBP BLK WP HR S P ERA WHIP |

Minnesota Twins @ New York Yankees
Yankee Stadium, Bronx, NY
Wed Sep 20 2017, 1:10 PM - 4:30 PM EDT
Att: 30,099 - Cloudy - 78 F

AB 38
R 11
H 15
RBI 10
BB 3
SO 8
LOB 17



| Batter | 1 | 2 | 3 | 4 | 5 | 6 | 7 | 8 | 9 | AB | R | H | RBI | BB | SO | LOB | TOP | | | |
|--|---|----------------------------------|--------------------------------------|----------------------------------|--------------------------------------|----------------------------------|--------------------------------------|----------------------------------|---------------------------------------|----------------------------------|---------------------------------------|----------------------------------|--------------------------------------|---------------------------------|--------------------------------------|----------------------------------|---|---------------------------|----------------------------------|--------|
| 22 Jacoby Ellsbury, L (1, 8) OBP: 0.357, SLG: 0.415 | F7 | | L9-6 | | F7 | | | F8 | | 4 | 0 | 0 | 0 | 0 | 0 | 3 | New York Yankees @ Toronto Blue Jays Rogers Centre, Toronto, ON Fri Sep 22 2017, 7:08 PM - 9:40 PM EDT Att. 42,153 - Clear - 74 F | | | |
| 99 Aaron Judge, R (1, 9) OBP: 0.416, SLG: 0.600 | HR | | | BB | | | | BB | | 2 | 1 | 2 | 1 | 2 | 0 | 0 | | | | |
| 24 Gary Sánchez, R (1, 2) OBP: 0.345, SLG: 0.533 | F8 | | | F9 | | | | L4 | | 4 | 0 | 0 | 0 | 0 | 3 | | | | | |
| 36 Erik Kratz, R (8, 2) OBP: 1.000, SLG: 1.500 | F8 | | | F9 | | | | G5-3 | | 0 | 0 | 0 | 0 | 0 | 0 | | | | | |
| 18 Didi Gregorius, L (1, 6) OBP: 0.322, SLG: 0.491 | F7 | | | F9 | | | | P2 | | 4 | 0 | 0 | 0 | 0 | 2 | | | | | |
| 14 Starlin Castro, R (1, 4) OBP: 0.331, SLG: 0.444 | G5-3 | | | K | | | | G5-3 | | 4 | 0 | 0 | 0 | 1 | 2 | | | | | |
| 17 Matt Holliday, R (1, 10) OBP: 0.318, SLG: 0.428 | G1-3 | | | K | | | | K | | 4 | 0 | 0 | 0 | 2 | 0 | | | | | |
| 12 Chase Headley, S (1, 3) OBP: 0.355, SLG: 0.416 | G3-1 | | | K | | | | F7 | | 3 | 0 | 0 | 0 | 1 | 0 | | | | | |
| 29 Todd Frazier, R (1, 5) OBP: 0.345, SLG: 0.431 | | | L9-6 | BB | | | | F7 | | 2 | 0 | 1 | 0 | 1 | 0 | | | | | |
| Clint Frazier, R (1, 7) OBP: 0.276, SLG: 0.468 | P6 | | | BB | | | | L9 | | 2 | 0 | 0 | 0 | 1 | 0 | | | | | |
| Inning Stats | R: 1 H: 1 E: 0 K: 0 S: 8 | H: 1 LOB: 0 BB: 0 P: 10 | R: 0 H: 0 E: 0 K: 0 S: 8 | H: 0 LOB: 0 BB: 0 P: 11 | R: 0 H: 1 E: 0 K: 0 S: 8 | H: 1 LOB: 0 BB: 0 P: 13 | R: 0 H: 0 E: 0 K: 1 S: 8 | H: 0 LOB: 1 BB: 1 P: 15 | R: 0 H: 1 E: 0 K: 2 S: 11 | H: 1 LOB: 1 BB: 0 P: 23 | R: 0 H: 0 E: 0 K: 1 S: 10 | H: 0 LOB: 0 BB: 0 P: 11 | R: 0 H: 0 E: 0 K: 0 S: 3 | H: 0 LOB: 1 BB: 1 P: 9 | R: 0 H: 0 E: 0 K: 0 S: 9 | H: 0 LOB: 0 BB: 0 P: 15 | 1B: 0 2B: 3 HR: 1 | SF: 0 SAC: 0 HBP: 0 | WP: 0 PB: 0 SB: 0 CS: 0 | PA: 33 |
| PITCHER | IP WLS BF H R ER SO BB IBB HBP BLK WP HR S P ERA WHIP | | | | | | | | | | | | | | | | | | | |
| 25 Marco Estrada, R (1, 1) ERA: 4.7 | 7.0 W 26 3 1 1 4 3 0 0 0 0 0 1 59 94 1.29 0.857 | | | | | | | | | | | | | | | | | | | |
| 50 Matt Dermody, L (8, 1) ERA: 3.8 | 0.2 2 0 0 0 0 0 0 0 0 0 0 0 2 3 0.00 0.000 | | | | | | | | | | | | | | | | | | | |
| 34 Tom Koehler, R (8, 1) ERA: 6.65 | 0.1 2 0 0 0 0 1 0 0 0 0 0 0 1 6 0.00 3.000 | | | | | | | | | | | | | | | | | | | |
| 36 Carlos Ramirez, R (9, 1) ERA: 3.0 | 1.0 3 0 0 0 0 0 0 0 0 0 0 0 9 15 0.00 0.000 | | | | | | | | | | | | | | | | | | | |

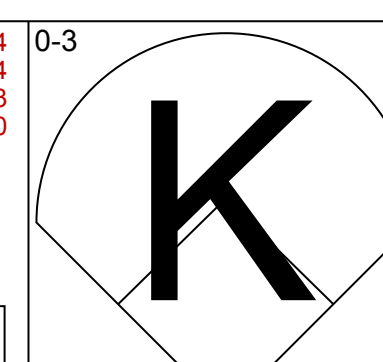
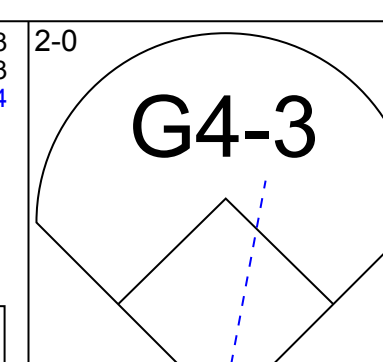
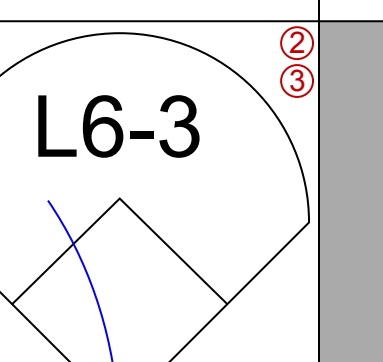
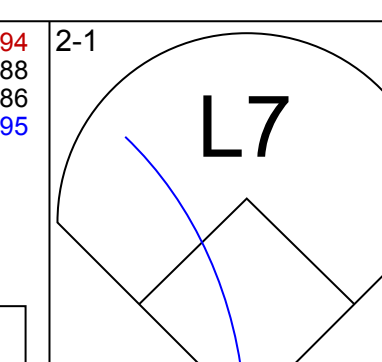
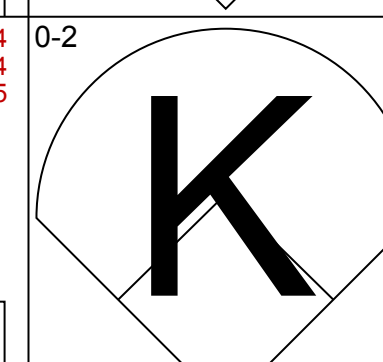
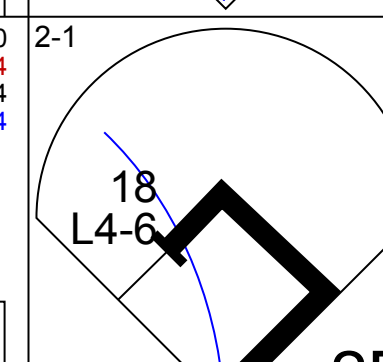
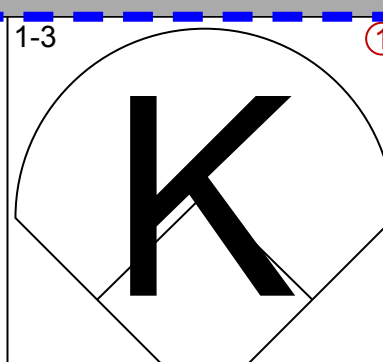
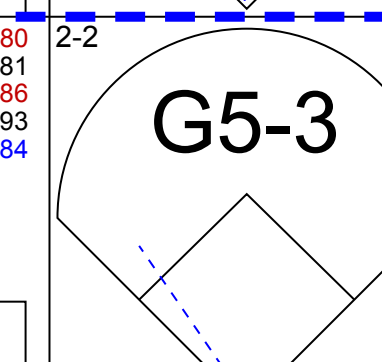
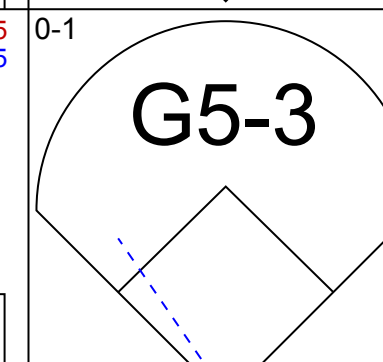
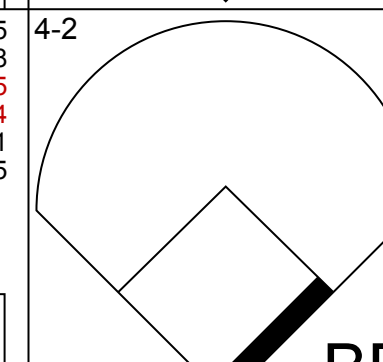
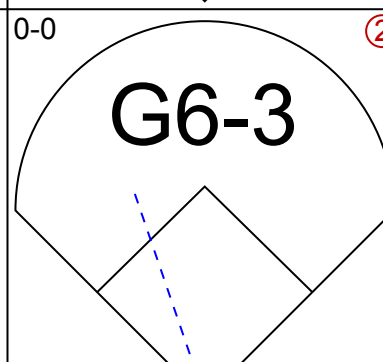
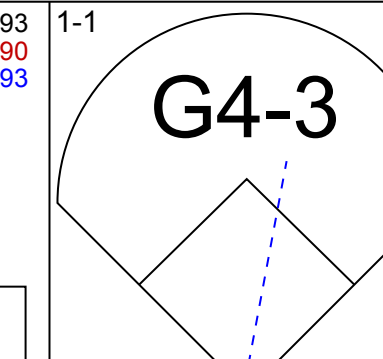
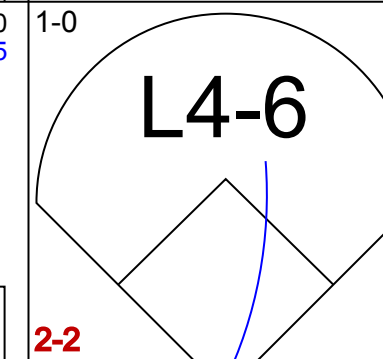
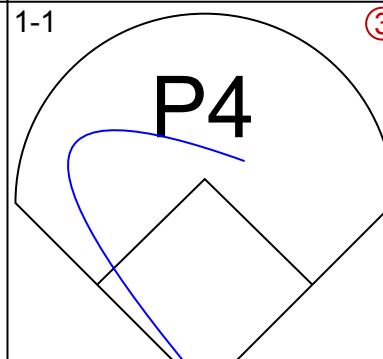
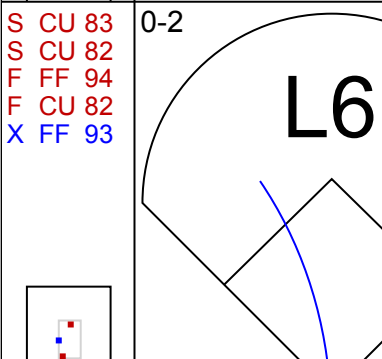
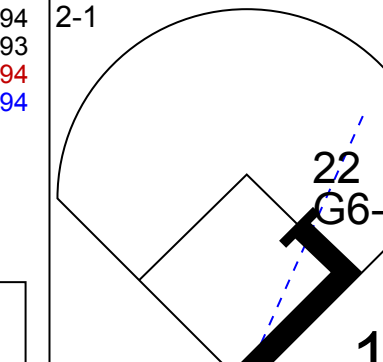
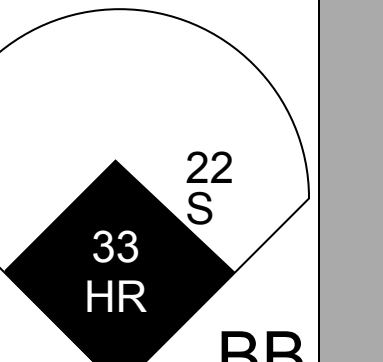
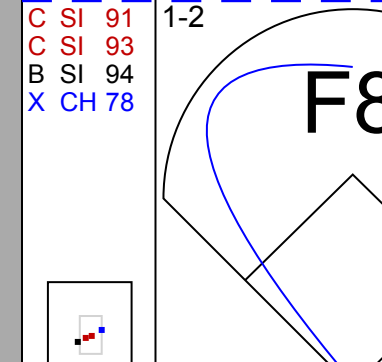
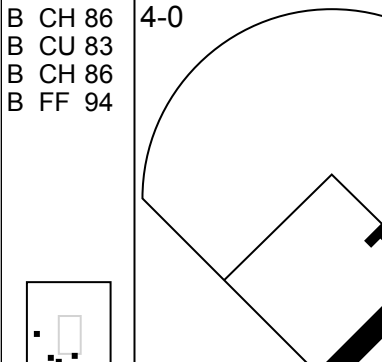
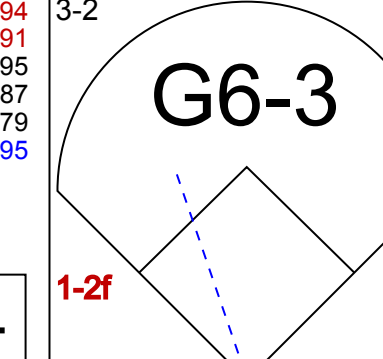
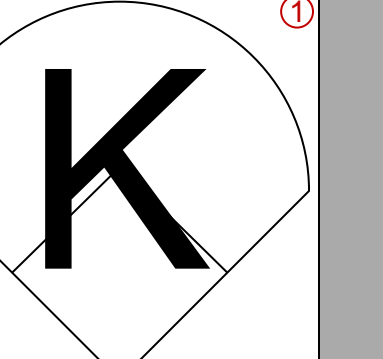
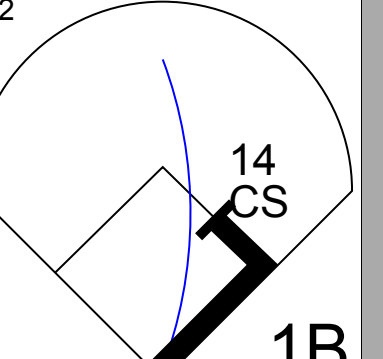
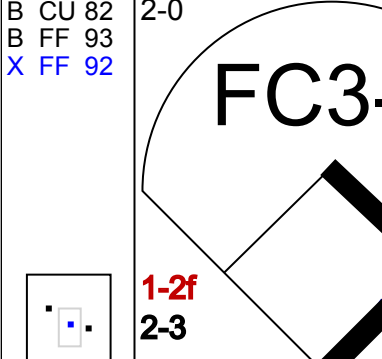
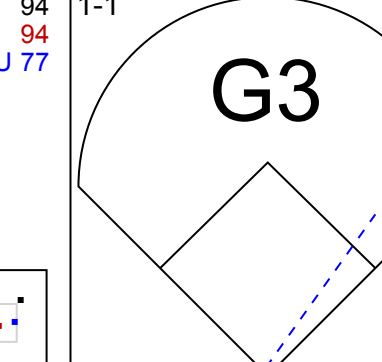
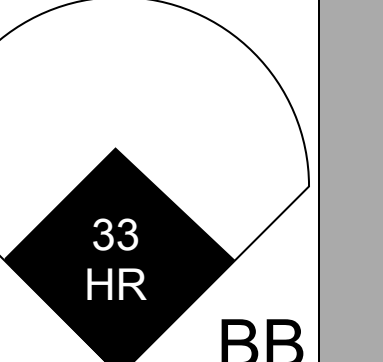
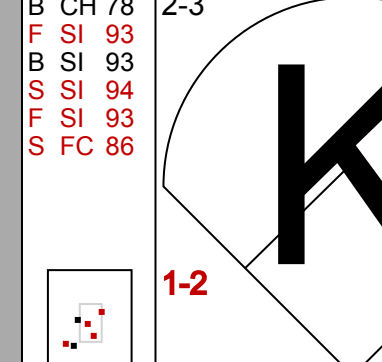
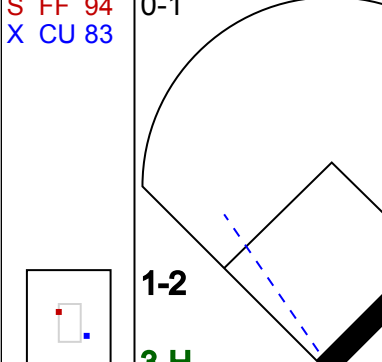
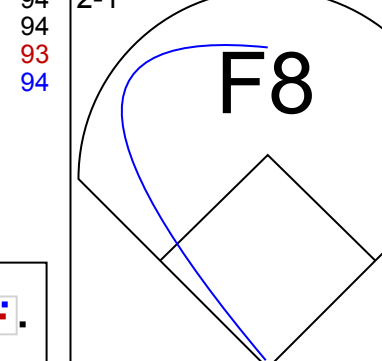
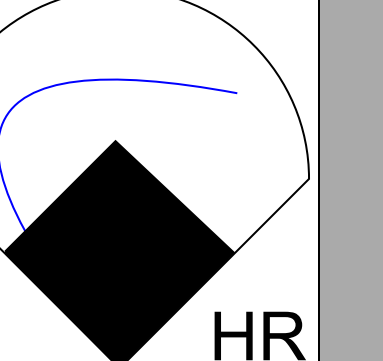
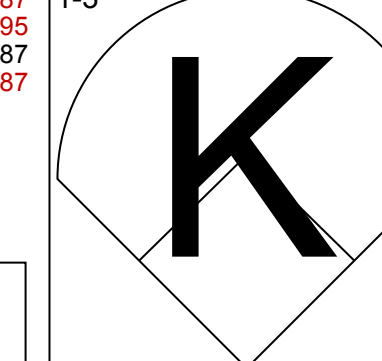
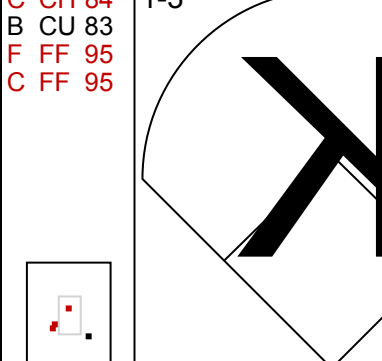
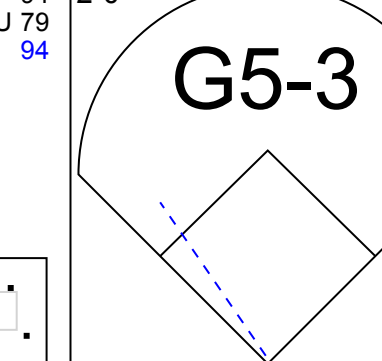
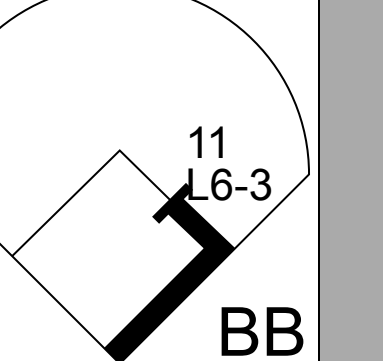
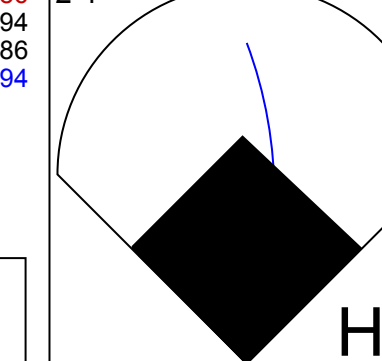
| Batter | 1 | 2 | 3 | 4 | 5 | 6 | 7 | 8 | 9 | AB | R | H | RBI | BB | SO | LOB | BOTTOM | | | |
|--|---|----------------------------------|--------------------------------------|---------------------------------|---------------------------------------|----------------------------------|---------------------------------------|----------------------------------|--------------------------------------|----------------------------------|---------------------------------------|----------------------------------|--------------------------------------|----------------------------------|---------------------------------------|----------------------------------|---|------------------------------------|----------------------------------|--------|
| 37 Teoscar Hernández, R (1, 7) OBP: 0.288, SLG: 0.518 | G6-3 | | HR | | G6-3 | | | K | | 4 | 2 | 2 | 1 | 0 | 1 | 1 | New York Yankees @ Toronto Blue Jays Rogers Centre, Toronto, ON Fri Sep 22 2017, 7:08 PM - 9:40 PM EDT Att. 42,153 - Clear - 74 F | | | |
| 20 Josh Donaldson, R (1, 5) OBP: 0.385, SLG: 0.543 | FC5 | | F8 | | F8 | | | K | | 4 | 0 | 1 | 0 | 0 | 1 | | | | | |
| 14 Justin Smoak, S (1, 3) OBP: 0.356, SLG: 0.540 | K | | F7 | | G4-3 | | | K | | 4 | 0 | 0 | 0 | 2 | 3 | | | | | |
| 19 José Bautista, R (1, 9) OBP: 0.310, SLG: 0.367 | G5-3 | | | HR | | | | F9 | | 2 | 2 | 0 | 1 | 2 | 0 | | | | | |
| 3 Ezequiel Carrera, L (9, 9) OBP: 0.355, SLG: 0.412 | G5-3 | | | BB | | | | F9 | | 0 | 0 | 0 | 0 | 0 | 0 | | | | | |
| 11 Kevin Pillar, R (1, 8) OBP: 0.303, SLG: 0.409 | F9 | | | F7 | | | | G4-3 | | 4 | 1 | 1 | 0 | 0 | 2 | | | | | |
| 55 Russell Martin, R (1, 2) OBP: 0.348, SLG: 0.390 | G5-3 | | | HR | | | | G6-3 | | 4 | 1 | 1 | 2 | 0 | 1 | | | | | |
| 47 Miguel Montero, L (1, 10) OBP: 0.310, SLG: 0.350 | K | | | K | | | | 1B | | 4 | 0 | 1 | 0 | 0 | 3 | | | | | |
| 18 Darwin Barney, R (1, 4) OBP: 0.275, SLG: 0.327 | G1-3 | | | G6-3 | | | | P5 | | 2 | 0 | 0 | 0 | 0 | 0 | | | | | |
| 8 Kendry Morales, S (6, PH) OBP: 0.307, SLG: 0.446 | G1-3 | | | G6-3 | | | | 1B | | 0 | 0 | 0 | 0 | 1 | 0 | | | | | |
| 7 Richard Urena, S (7, 6) OBP: 0.281, SLG: 0.339 | G1-3 | | | G1-3 | | | | HR | | 1 | 1 | 0 | 0 | 0 | 1 | | | | | |
| 17 Ryan Goins, L (1, 6) OBP: 0.280, SLG: 0.343 | G1-3 | | | G1-3 | | | | HR | | 3 | 1 | 1 | 4 | 0 | 1 | | | | | |
| Inning Stats | R: 1 H: 1 E: 1 K: 1 S: 12 | H: 1 LOB: 1 BB: 0 P: 20 | R: 0 H: 0 E: 0 K: 1 S: 6 | H: 0 LOB: 0 BB: 0 P: 7 | R: 1 H: 1 E: 0 K: 0 S: 11 | H: 1 LOB: 0 BB: 0 P: 15 | R: 2 H: 1 E: 0 K: 1 S: 12 | H: 1 LOB: 0 BB: 1 P: 17 | R: 0 H: 1 E: 0 K: 1 S: 9 | H: 1 LOB: 1 BB: 0 P: 14 | R: 4 H: 2 E: 0 K: 3 S: 17 | H: 2 LOB: 1 BB: 2 P: 28 | R: 0 H: 0 E: 0 K: 2 S: 8 | H: 0 LOB: 0 BB: 0 P: 10 | R: 0 H: 1 E: 0 K: 0 S: 12 | H: 1 LOB: 1 BB: 0 P: 18 | 1B: 4 2B: 0 3B: 0 HR: 3 | SF: 0 SAC: 0 DP: 0 HBP: 0 | WP: 0 PB: 0 SB: 0 CS: 0 | PA: 35 |
| PITCHER | IP WLS BF H R ER SO BB IBB HBP BLK WP HR S P ERA WHIP | | | | | | | | | | | | | | | | | | | |
| 19 Masahiro Tanaka, R (1, 1) ERA: 4.84 | 5.2 L 27 6 8 7 6 3 0 0 0 0 0 0 3 64 95 11.12 1.588 | | | | | | | | | | | | | | | | | | | |
| 48 Tommy Kahnle, R (6, 1) ERA: 2.52 | 0.1 1 0 0 0 1 0 0 0 0 0 0 0 3 6 0.00 0.000 | | | | | | | | | | | | | | | | | | | |
| 65 Jonathan Holder, R (7, 1) ERA: 3.49 | 1.0 3 0 0 0 2 0 0 0 0 0 0 0 8 10 0.00 0.000 | | | | | | | | | | | | | | | | | | | |
| 50 Giovanny Gallegos, R (8, 1) ERA: 5.71 | 1.0 4 1 0 0 0 0 0 0 0 0 0 0 12 18 0.00 1.000 | | | | | | | | | | | | | | | | | | | |

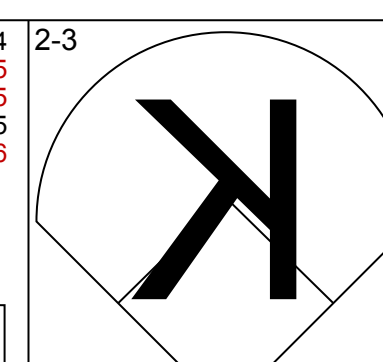
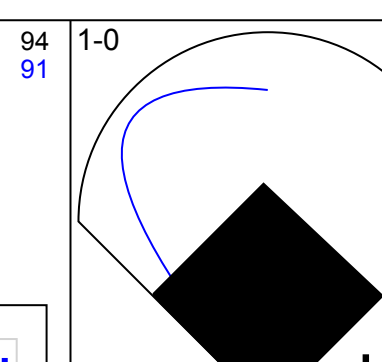
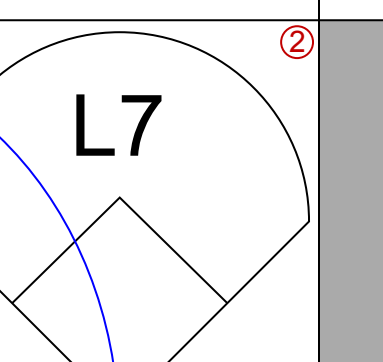


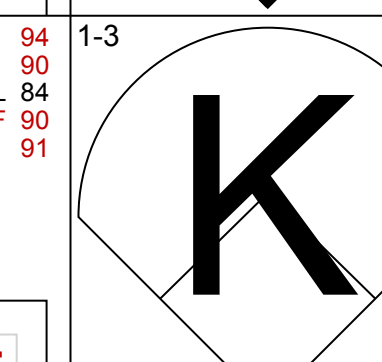
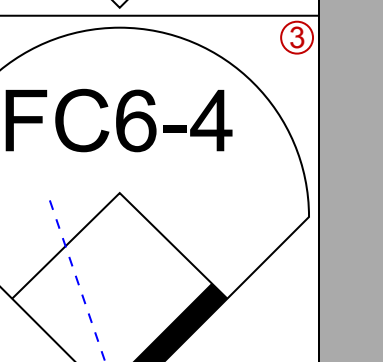
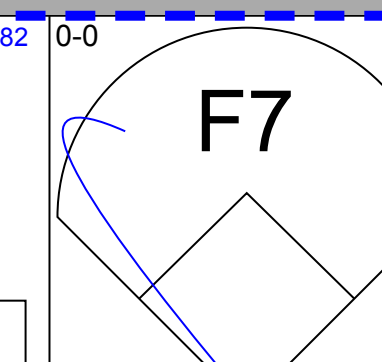

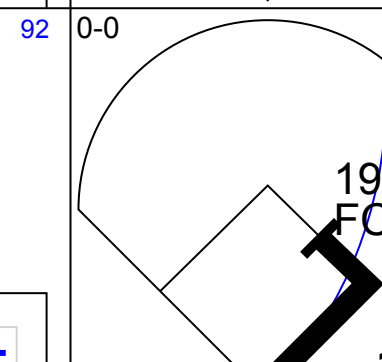

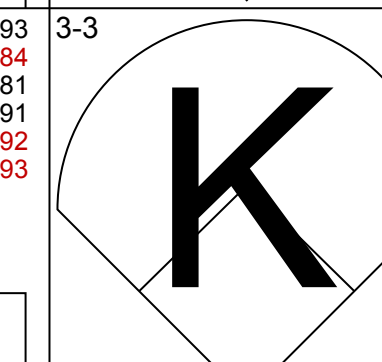

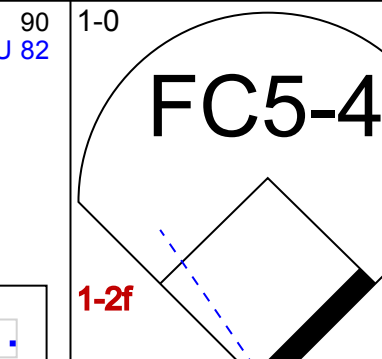
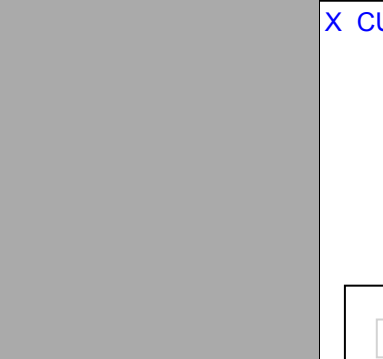
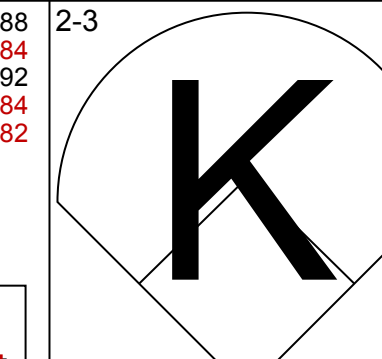

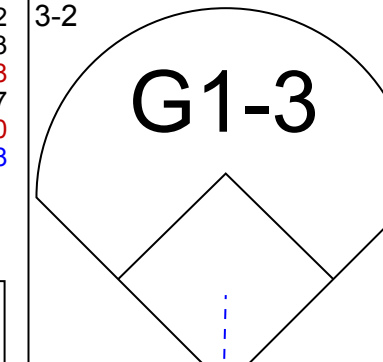
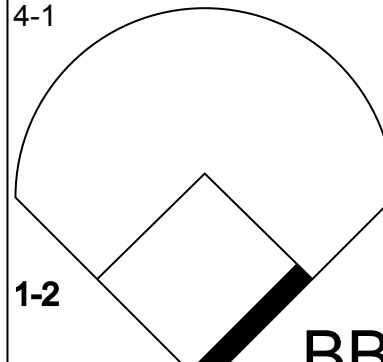
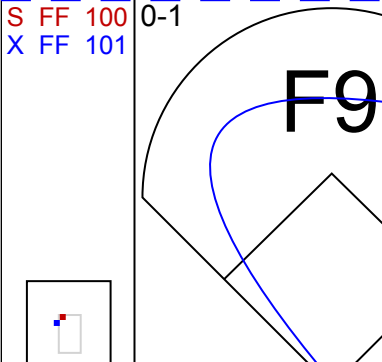
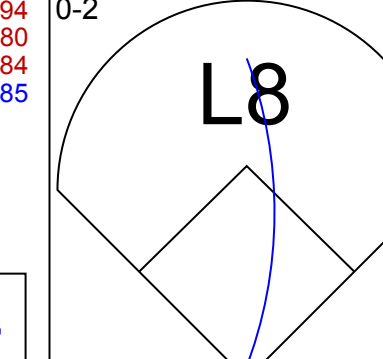
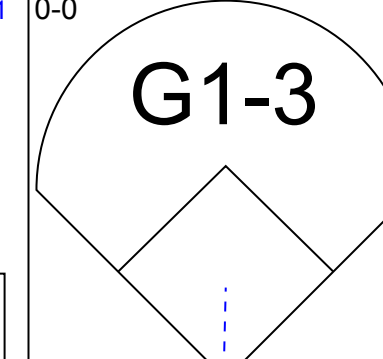
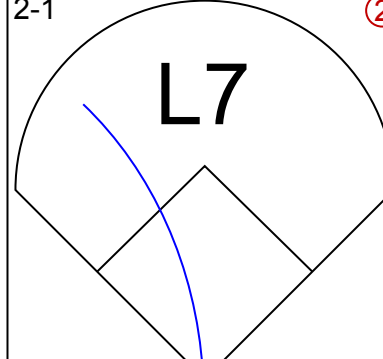
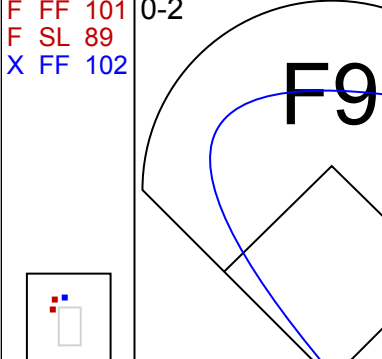
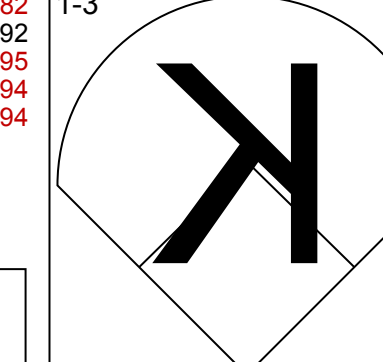
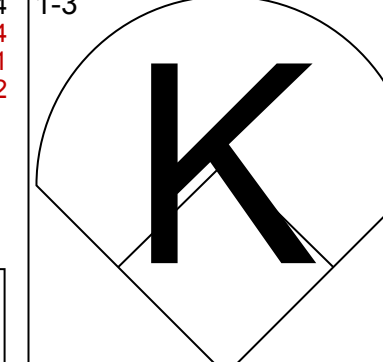
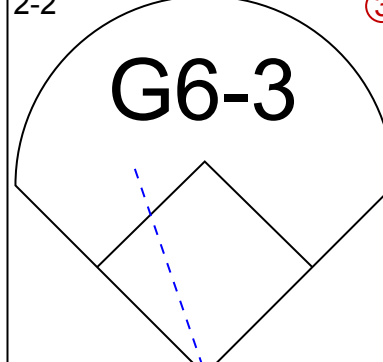
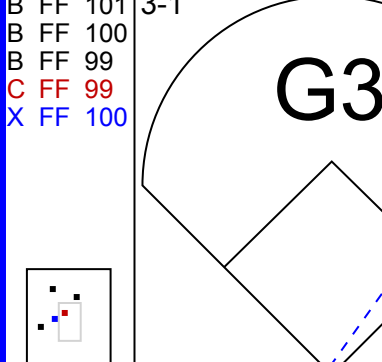
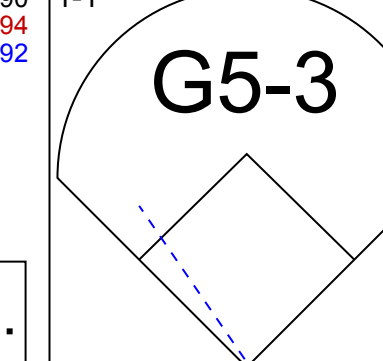

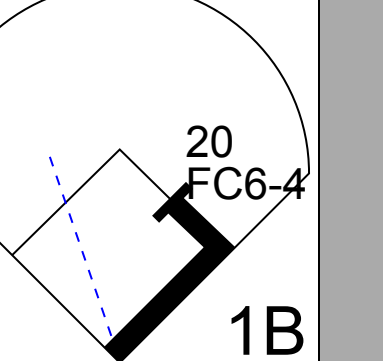

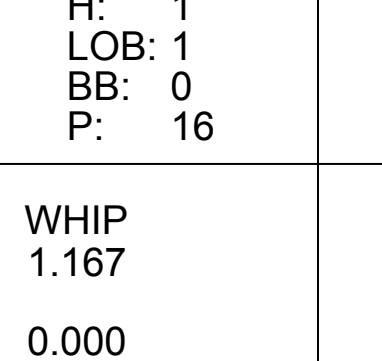
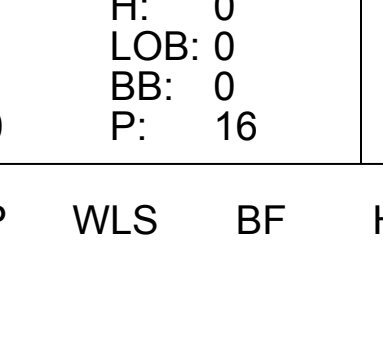

livebaseballscorecards.com

Yankees


livebaseballscorecards.com

Toronto Blue Jays

| Batter | 1 | 2 | 3 | 4 | 5 | 6 | 7 | 8 | 9 | AB | R | H | RBI | BB | SO | LOB | TOP | | | | | | | | |
|---|---|---|---|---|---|---|---|---|---|---|---|---|---|---|---|---|---|---|---|---|---|---|---|---|---|
| 11 Brett Gardner, L (1,7) OBP: 0.350, SLG: 0.424 |  | | |  |  | | |  | | 4 | 0 | 0 | 0 | 0 | 1 | 1 | <p>New York Yankees @ Toronto Blue Jays Rogers Centre, Toronto, ON Sat Sep 23 2017, 4:09 PM - 7:03 PM EDT Att: 46,949 - Sunny - 81 F</p> | | | | | | | | |
| 99 Aaron Judge, R (1,9) OBP: 0.415, SLG: 0.599 |  | | |  | | |  |  | | 4 | 0 | 1 | 0 | 0 | 2 | 0 | | | | | | | | | |
| 24 Gary Sánchez, R (1,2) OBP: 0.346, SLG: 0.534 |  | | |  | | |  | | | 3 | 1 | 1 | 0 | 1 | 0 | 0 | | | | | | | | | |
| 18 Didi Gregorius, L (1,6) OBP: 0.320, SLG: 0.487 | |  | |  | | |  | |  | 4 | 0 | 0 | 0 | 0 | 0 | 3 | | | | | | | | | |
| 12 Chase Headley, S (1,10) OBP: 0.358, SLG: 0.416 |  | | | |  | |  | |  | 2 | 1 | 1 | 0 | 2 | 0 | 0 | | | | | | | | | |
| 22 Jacoby Ellsbury, L (1,8) OBP: 0.356, SLG: 0.413 |  | | | |  | |  | |  | 4 | 0 | 1 | 0 | 0 | 1 | 4 | | | | | | | | | |
| 14 Starlin Castro, R (1,4) OBP: 0.333, SLG: 0.443 | | |  | |  | |  | |  | 3 | 1 | 1 | 1 | 1 | 1 | 1 | | | | | | | | | |
| 33 Greg Bird, L (1,3) OBP: 0.269, SLG: 0.349 | |  | | |  | | |  |  | 4 | 1 | 1 | 3 | 0 | 2 | 2 | | | | | | | | | |
| 29 Todd Frazier, R (1,5) OBP: 0.347, SLG: 0.438 | |  | | |  | | |  | | 2 | 1 | 1 | 1 | 1 | 0 | 0 | | | | | | | | | |
| Inning Stats | R: 0 H: 0 E: 0 K: 2 S: 9 | H: 0 LOB: 0 BB: 0 P: 9 | R: 0 H: 1 E: 0 K: 0 S: 7 | H: 1 LOB: 0 BB: 0 P: 13 | R: 0 H: 0 E: 0 K: 0 S: 5 | H: 0 LOB: 1 BB: 0 P: 10 | R: 0 H: 1 E: 0 K: 0 S: 6 | H: 1 LOB: 1 BB: 1 P: 15 | R: 3 H: 1 E: 0 K: 1 S: 11 | H: 1 LOB: 3 BB: 0 P: 27 | R: 0 H: 0 E: 0 K: 1 S: 7 | H: 0 LOB: 0 BB: 0 P: 9 | R: 0 H: 1 E: 0 K: 1 S: 10 | H: 1 LOB: 0 BB: 0 P: 15 | R: 1 H: 1 E: 0 K: 1 S: 10 | H: 1 LOB: 2 BB: 1 P: 17 | R: 1 H: 2 E: 0 K: 1 S: 13 | H: 2 LOB: 2 BB: 1 P: 20 | 1B: 3 2B: 4 3B: 0 HR: 2 | SF: 0 SAC: 0 DP: 3 HBP: 0 | WP: 0 PB: 0 SB: 1 CS: 1 | PA: 35 | | | |
| PITCHER | IP WLS BF H R ER SO BB IBB HBP BLK WP HR S P ERA WHIP | IP WLS BF H R ER SO BB IBB HBP BLK WP HR S P ERA WHIP | IP WLS BF H R ER SO BB IBB HBP BLK WP HR S P ERA WHIP | IP WLS BF H R ER SO BB IBB HBP BLK WP HR S P ERA WHIP | IP WLS BF H R ER SO BB IBB HBP BLK WP HR S P ERA WHIP | IP WLS BF H R ER SO BB IBB HBP BLK WP HR S P ERA WHIP | IP WLS BF H R ER SO BB IBB HBP BLK WP HR S P ERA WHIP | IP WLS BF H R ER SO BB IBB HBP BLK WP HR S P ERA WHIP | IP WLS BF H R ER SO BB IBB HBP BLK WP HR S P ERA WHIP | IP WLS BF H R ER SO BB IBB HBP BLK WP HR S P ERA WHIP | IP WLS BF H R ER SO BB IBB HBP BLK WP HR S P ERA WHIP | IP WLS BF H R ER SO BB IBB HBP BLK WP HR S P ERA WHIP | IP WLS BF H R ER SO BB IBB HBP BLK WP HR S P ERA WHIP | IP WLS BF H R ER SO BB IBB HBP BLK WP HR S P ERA WHIP | IP WLS BF H R ER SO BB IBB HBP BLK WP HR S P ERA WHIP | IP WLS BF H R ER SO BB IBB HBP BLK WP HR S P ERA WHIP | IP WLS BF H R ER SO BB IBB HBP BLK WP HR S P ERA WHIP | IP WLS BF H R ER SO BB IBB HBP BLK WP HR S P ERA WHIP | IP WLS BF H R ER SO BB IBB HBP BLK WP HR S P ERA WHIP | IP WLS BF H R ER SO BB IBB HBP BLK WP HR S P ERA WHIP | IP WLS BF H R ER SO BB IBB HBP BLK WP HR S P ERA WHIP | IP WLS BF H R ER SO BB IBB HBP BLK WP HR S P ERA WHIP | IP WLS BF H R ER SO BB IBB HBP BLK WP HR S P ERA WHIP | IP WLS BF H R ER SO BB IBB HBP BLK WP HR S P ERA WHIP | IP WLS BF H R ER SO BB IBB HBP BLK WP HR S P ERA WHIP |
| 31 Joe Blagini, R (1,1) ERA: 5.34 | 5.0 | L | 19 | 3 | 3 | 3 | 3 | 4 | 0 | 0 | 0 | 0 | 0 | 0 | 0 | 0 | 0 | 0 | 0 | 7 | 9 | 0.00 | 0.000 | | |
| 24 Danny Barnes, R (6,1) ERA: 3.52 | 1.0 | | 3 | 0 | 0 | 0 | 1 | 0 | 0 | 0 | 0 | 0 | 0 | 0 | 0 | 0 | 0 | 0 | 0 | 7 | 10 | 0.00 | 1.000 | | |
| 62 Aaron Loup, L (7,1) ERA: 3.88 | 1.0 | | 3 | 1 | 0 | 0 | 1 | 0 | 0 | 0 | 0 | 0 | 0 | 0 | 0 | 0 | 0 | 0 | 0 | 9 | 15 | 0.00 | 1.000 | | |
| 58 Tim Mayza, L (8,1) ERA: 8.78 | 0.2 | | 3 | 1 | 1 | 1 | 1 | 0 | 0 | 0 | 0 | 0 | 0 | 0 | 0 | 0 | 0 | 0 | 0 | 1 | 7 | 12 | 13.50 | 1.500 | |
| 56 Luis Santos, R (8,1) ERA: 2.57 | 1.1 | | 7 | 2 | 1 | 1 | 1 | 1 | 0 | 0 | 0 | 0 | 0 | 0 | 0 | 0 | 0 | 0 | 0 | 0 | 16 | 25 | 6.75 | 2.250 | |

| Batter | 1 | 2 | 3 | 4 | 5 | 6 | 7 | 8 | 9 | AB | R | H | RBI | BB | SO | LOB | BOTTOM | | | | | | | | |
|---|---|---|---|---|---|---|---|---|---|---|---|---|---|---|---|---|---|---|---|---|---|---|---|---|---|
| 37 Teoscar Hernández, R (1,7) OBP: 0.286, SLG: 0.550 |  | |  | |  | | |  | | 4 | 1 | 1 | 1 | 0 | 2 | 1 | <p>New York Yankees @ Toronto Blue Jays Rogers Centre, Toronto, ON Sat Sep 23 2017, 4:09 PM - 7:03 PM EDT Att: 46,949 - Sunny - 81 F</p> | | | | | | | | |
| 20 Josh Donaldson, R (1,5) OBP: 0.384, SLG: 0.538 |  | |  | |  | | |  | | 3 | 0 | 0 | 0 | 1 | 1 | 1 | | | | | | | | | |
| 14 Justin Smoak, S (1,3) OBP: 0.358, SLG: 0.541 |  | |  | |  | | |  | | 3 | 0 | 2 | 0 | 1 | 1 | 0 | | | | | | | | | |
| 19 José Bautista, R (1,9) OBP: 0.309, SLG: 0.365 |  | |  | |  | | |  | | 4 | 0 | 0 | 0 | 0 | 1 | 4 | | | | | | | | | |
| 8 Kendrys Morales, S (1,10) OBP: 0.307, SLG: 0.445 |  | | |  | | |  | |  | 3 | 0 | 0 | 0 | 1 | 0 | 2 | | | | | | | | | |
| 11 Kevin Pillar, R (1,8) OBP: 0.301, SLG: 0.406 | |  | |  | | |  | |  | 4 | 0 | 0 | 0 | 0 | 0 | 2 | | | | | | | | | |
| 17 Ryan Goins, L (1,6) OBP: 0.276, SLG: 0.340 | |  | |  | | |  | |  | 3 | 0 | 0 | 0 | 0 | 2 | 2 | | | | | | | | | |
| 39 Rob Refsnyder, R (9,PH) OBP: 0.253, SLG: 0.220 | |  | | | | | | | | 1 | 0 | 0 | 0 | 0 | 0 | 0 | | | | | | | | | |
| 18 Darwin Barney, R (1,4) OBP: 0.273, SLG: 0.325 | |  | | |  | | |  | | 2 | 0 | 0 | 0 | 0 | 0 | 0 | | | | | | | | | |
| 3 Ezequiel Carrera, L (7,PH) OBP: 0.354, SLG: 0.411 | | | | |  | | |  | | 1 | 0 | 0 | 0 | 0 | 0 | 0 | | | | | | | | | |
| 7 Richard Urena, S (8,6) ERA: 1.5 | | | | | | | | | | 0 | 0 | 0 | 0 | 0 | 0 | 0 | | | | | | | | | |
| 1 Raffy Lopez, L (1,2) OBP: 0.328, SLG: 0.500 | | |  | | | | | | | 3 | 0 | 1 | 0 | 0 | 1 | 0 | | | | | | | | | |
| Inning Stats | R: 0 H: 1 E: 0 K: 1 S: 12 | H: 0 LOB: 2 BB: 1 P: 25 | R: 0 H: 0 E: 0 K: 1 S: 10 | H: 0 LOB: 0 BB: 0 P: 12 | R: 1 H: 2 E: 0 K: 1 S: 8 | H: 2 LOB: 1 BB: 0 P: 12 | R: 0 H: 0 E: 0 K: 1 S: 7 | H: 0 LOB: 0 BB: 0 P: 11 | R: 0 H: 1 E: 0 K: 0 S: 10 | H: 1 LOB: 1 BB: 0 P: 16 | R: 0 H: 0 E: 0 K: 0 S: 8 | H: 0 LOB: 2 BB: 2 P: 20 | R: 0 H: 0 E: 0 K: 2 S: 10 | H: 0 LOB: 0 BB: 0 P: 16 | R: 0 H: 0 E: 0 K: 2 S: 7 | H: 0 LOB: 0 BB: 0 P: 12 | R: 0 H: 0 E: 0 K: 0 S: 7 | H: 0 LOB: 0 BB: 0 P: 10 | 1B: 3 2B: 0 3B: 0 HR: 1 | SF: 0 SAC: 0 DP: 0 HBP: 0 | WP: 0 PB: 0 SB: 0 CS: 0 | PA: 34 | | | |
| PITCHER | IP WLS BF H R ER SO BB IBB HBP BLK WP HR S P ERA WHIP | IP WLS BF H R ER SO BB IBB HBP BLK WP HR S P ERA WHIP | IP WLS BF H R ER SO BB IBB HBP BLK WP HR S P ERA WHIP | IP WLS BF H R ER SO BB IBB HBP BLK WP HR S P ERA WHIP | IP WLS BF H R ER SO BB IBB HBP BLK WP HR S P ERA WHIP | IP WLS BF H R ER SO BB IBB HBP BLK WP HR S P ERA WHIP | IP WLS BF H R ER SO BB IBB HBP BLK WP HR S P ERA WHIP | IP WLS BF H R ER SO BB IBB HBP BLK WP HR S P ERA WHIP | IP WLS BF H R ER SO BB IBB HBP BLK WP HR S P ERA WHIP | IP WLS BF H R ER SO BB IBB HBP BLK WP HR S P ERA WHIP | IP WLS BF H R ER SO BB IBB HBP BLK WP HR S P ERA WHIP | IP WLS BF H R ER SO BB IBB HBP BLK WP HR S P ERA WHIP | IP WLS BF H R ER SO BB IBB HBP BLK WP HR S P ERA WHIP | IP WLS BF H R ER SO BB IBB HBP BLK WP HR S P ERA WHIP | IP WLS BF H R ER SO BB IBB HBP BLK WP HR S P ERA WHIP | IP WLS BF H R ER SO BB IBB HBP BLK WP HR S P ERA WHIP | IP WLS BF H R ER SO BB IBB HBP BLK WP HR S P ERA WHIP | IP WLS BF H R ER SO BB IBB HBP BLK WP HR S P ERA WHIP | IP WLS BF H R ER SO BB IBB HBP BLK WP HR S P ERA WHIP | IP WLS BF H R ER SO BB IBB HBP BLK WP HR S P ERA WHIP | IP WLS BF H R ER SO BB IBB HBP BLK WP HR S P ERA WHIP | IP WLS BF H R ER SO BB IBB HBP BLK WP HR S P ERA WHIP | IP WLS BF H R ER SO BB IBB HBP BLK WP HR S P ERA WHIP | IP WLS BF H R ER SO BB IBB HBP BLK WP HR S P ERA WHIP | IP WLS BF H R ER SO BB IBB HBP BLK WP HR S P ERA WHIP |
| 55 Sonny Gray, R (1,1) ERA: 3.31 | 6.0 | W | 25 | 4 | 1 | 1 | 4 | 3 | 0 | 0 | 0 | 0 | 0 | 0 | 0 | 0 | 0 | | | | | | | | |
| 57 Chad Green, R (7,1) ERA: 1.5 | 1.0 | H | 3 | 0 | 0 | 0 | 2 | 0 | 0 | 0 | 0 | 0 | 0 | 0 | 0 | 0 | 0 | | | | | | | | |
| 30 David Robertson, R (8,1) ERA: 1.96 | 1.0 | H | 3 | 0 | 0 | 0 | 2 | 0 | 0 | 0 | 0 | 0 | 0 | 0 | 0 | 0 | 0 | | | | | | | | |
| 54 Aroldis Chapman, L (9,1) ERA: 3.42 | 1.0 | | 3 | 0 | 0 | 0 | 0 | 0 | 0 | 0 | 0 | 0 | 0 | 0 | 0 | 0 | 0 | | | | | | | | |

| | |
|-----|----|
| AB | 30 |
| R | 5 |
| H | 7 |
| RBI | 5 |
| BB | 5 |
| SO | 7 |
| LOB | 11 |



| | |
|-----|----|
| AB | 31 |
| R | 1 |
| H | 4 |
| RBI | 1 |
| BB | 3 |
| SO | 8 |
| LOB | 12 |




| | |
|----|---|
| WP | 0 |
| PB | 0 |
| SB | 0 |
| CS | 0 |

| Batter | 1 | 2 | 3 | 4 | 5 | 6 | 7 | 8 | 9 | AB | R | H | RBI | BB | SO | LOB | TOP | | | | | | | | | | |
|---|------------------------------|----------------------------------|-------------------------------|----------------------------------|------------------------------|----------------------------------|-------------------------------|----------------------------------|------------------------------|---------------------------------|------------------------------|---------------------------------|-------------------------------|----------------------------------|-------------------------------|----------------------------------|---|----------------------------------|----------------------------------|------------------------------------|-------------------------|--------|--|--|--|--|--|
| 15 Whit Merrifield, R OBP: 0.325, SLG: 0.458 | F9 | | | K | | G6-4-3 | G4-3 | | | 4 | 0 | 0 | 0 | 0 | 1 | 2 | Kansas City Royals @ New York Yankees Yankee Stadium, Bronx, NY Mon Sep 25 2017, 1:11 PM - 4:01 PM EDT Att: 40,023 - Sunny - 83 F | | | | | | | | | | |
| 6 Lorenzo Cain, R OBP: 0.361, SLG: 0.443 | F9 | | | BB | | | | K | | 3 | 0 | 1 | 0 | 1 | 1 | 0 | | | | | | | | | | | |
| 53 Melky Cabrera, S OBP: 0.329, SLG: 0.428 | L6 | | | 1B | | G5-3 | | K | | 4 | 0 | 1 | 0 | 0 | 1 | 1 | | | | | | | | | | | |
| 35 Eric Hosmer, L OBP: 0.387, SLG: 0.498 | G6-3 | | | G3 | | | | K | | 4 | 1 | 1 | 0 | 0 | 1 | 2 | | | | | | | | | | | |
| 13 Salvador Perez, R OBP: 0.298, SLG: 0.498 | K | | | G6-3 | | | | | | 3 | 1 | 1 | 2 | 0 | 1 | 2 | | | | | | | | | | | |
| 9 Drew Butera, R OBP: 0.287, SLG: 0.338 | | | | | | | | | P4 | 1 | 0 | 0 | 0 | 0 | 0 | 0 | | | | | | | | | | | |
| 8 Mike Moustakas, L OBP: 0.312, SLG: 0.526 | G6-3 | | | | | | | | | 4 | 1 | 1 | 1 | 0 | 1 | 0 | | | | | | | | | | | |
| 38 Jorge Bonifacio, R OBP: 0.318, SLG: 0.424 | | | | K | | | | | | 2 | 0 | 1 | 0 | 2 | 1 | 0 | | | | | | | | | | | |
| 2 Alcides Escobar, R OBP: 0.272, SLG: 0.353 | F8 | | | 1B | | | | | | 4 | 0 | 0 | 0 | 0 | 1 | 3 | | | | | | | | | | | |
| 16 Paulo Orlando, R OBP: 0.190, SLG: 0.171 | K | | | | | | | | | 2 | 0 | 0 | 0 | 0 | 2 | 1 | | | | | | | | | | | |
| Inning Stats | R: 0 E: 0 K: 0 S: 8 | H: 0 LOB: 0 BB: 0 P: 10 | R: 0 E: 0 K: 1 S: 11 | H: 0 LOB: 0 BB: 0 P: 14 | R: 0 E: 0 K: 2 S: 7 | H: 0 LOB: 0 BB: 0 P: 11 | R: 0 E: 0 K: 1 S: 13 | H: 1 LOB: 2 BB: 1 P: 21 | R: 0 E: 0 K: 0 S: 6 | H: 1 LOB: 0 BB: 0 P: 8 | R: 0 E: 0 K: 0 S: 5 | H: 1 LOB: 1 BB: 0 P: 8 | R: 3 E: 0 K: 1 S: 19 | H: 3 LOB: 1 BB: 1 P: 30 | R: 0 E: 0 K: 3 S: 11 | H: 0 LOB: 0 BB: 0 P: 16 | R: 0 E: 0 K: 2 S: 8 | H: 0 LOB: 1 BB: 1 P: 13 | 1B: 3 2B: 1 3B: 0 HR: 2 | SF: 0 SAC: 0 DP: 1 HBP: 1 | WP: 0 PB: 0 CS: 1 | PA: 35 | | | | | |
| PITCHER | IP | WLS | BF | H | R | ER | SO | BB | IBB | HBP | BLK | WP | HR | S | P | ERA | WHIP | | | | | | | | | | |
| 52 CC Sabathia, L ERA: 3.84 | 6.0 | W | 24 | 6 | 3 | 3 | 4 | 1 | 0 | 1 | 0 | 0 | 2 | 56 | 80 | 4.50 | 1.167 | | | | | | | | | | |
| 57 Chad Green, R ERA: 1.87 | 1.0 | H | 4 | 0 | 0 | 0 | 1 | 1 | 0 | 0 | 0 | 0 | 0 | 13 | 22 | 0.00 | 1.000 | | | | | | | | | | |
| 30 David Robertson, R ERA: 1.93 | 1.0 | | 3 | 0 | 0 | 0 | 3 | 0 | 0 | 0 | 0 | 0 | 0 | 11 | 16 | 0.00 | 0.000 | | | | | | | | | | |
| 48 Tommy Kahnle, R ERA: 2.48 | 1.0 | | 4 | 0 | 0 | 0 | 2 | 1 | 0 | 0 | 0 | 0 | 0 | 8 | 13 | 0.00 | 1.000 | | | | | | | | | | |

| Batter | 1 | 2 | 3 | 4 | 5 | 6 | 7 | 8 | 9 | AB | R | H | RBI | BB | SO | LOB | BOTTOM | | | | | | | | | | |
|---|-------------------------------|----------------------------------|------------------------------|---------------------------------|-------------------------------|----------------------------------|------------------------------|---------------------------------|-------------------------------|----------------------------------|-------------------------------|----------------------------------|-------------------------------|----------------------------------|-------------------------------|----------------------------------|---|------------------------------------|-------------------------|--------|--|--|--|--|--|--|--|
| 11 Brett Gardner, L OBP: 0.418, SLG: 0.544 | 2B | | | | | | | | | 4 | 3 | 2 | 1 | 1 | 0 | 2 | Kansas City Royals @ New York Yankees Yankee Stadium, Bronx, NY Mon Sep 25 2017, 1:11 PM - 4:01 PM EDT Att: 40,023 - Sunny - 83 F | | | | | | | | | | |
| 26 Tyler Austin, R OBP: 0.302, SLG: 0.459 | 1B | | | | | | | | | 0 | 0 | 0 | 0 | 0 | 0 | 0 | | | | | | | | | | | |
| 99 Aaron Judge, R OBP: 0.418, SLG: 0.620 | F8 | | | | | | | | | 4 | 2 | 2 | 3 | 1 | 1 | 2 | | | | | | | | | | | |
| Clint Frazier, R OBP: 0.276, SLG: 0.468 | | | | | | | | | | 0 | 1 | 0 | 0 | 0 | 0 | 0 | | | | | | | | | | | |
| 24 Gary Sánchez, R OBP: 0.349, SLG: 0.544 | 2B | | | | | | | | | 5 | 1 | 3 | 1 | 0 | 1 | 0 | | | | | | | | | | | |
| 27 Austin Romine, R OBP: 0.275, SLG: 0.296 | | | | | | | | | | 0 | 0 | 0 | 0 | 0 | 0 | 0 | | | | | | | | | | | |
| 18 Didi Gregorius, L OBP: 0.322, SLG: 0.486 | G3 | | | | | | | | | 5 | 1 | 3 | 2 | 0 | 0 | 1 | | | | | | | | | | | |
| Tyler Wade, L OBP: 0.217, SLG: 0.218 | | | | | | | | | | 0 | 0 | 0 | 0 | 0 | 0 | 0 | | | | | | | | | | | |
| 17 Matt Holliday, R OBP: 0.319, SLG: 0.430 | K | | | | | | | | | 3 | 1 | 1 | 2 | 1 | 1 | 1 | | | | | | | | | | | |
| 33 Greg Bird, L OBP: 0.279, SLG: 0.376 | G3 | | | | | | | | | 4 | 1 | 1 | 2 | 1 | 0 | 2 | | | | | | | | | | | |
| 29 Todd Frazier, R OBP: 0.343, SLG: 0.432 | G6-3 | | | | | | | | | 4 | 0 | 0 | 0 | 0 | 1 | 3 | | | | | | | | | | | |
| 67 Miguel Andujar, R OBP: 0.667, SLG: 0.800 | | | | | | | | | | 0 | 0 | 0 | 0 | 0 | 0 | 0 | | | | | | | | | | | |
| 22 Jacoby Ellsbury, L OBP: 0.351, SLG: 0.409 | P6 | | | | | | | | | 4 | 0 | 0 | 0 | 0 | 1 | 0 | | | | | | | | | | | |
| 74 Ronald Torreyes, R OBP: 0.313, SLG: 0.373 | G5-3 | | | | | | | | | 4 | 1 | 3 | 0 | 0 | 0 | 0 | | | | | | | | | | | |
| Inning Stats | R: 1 E: 0 K: 1 S: 10 | H: 2 LOB: 1 BB: 0 P: 17 | R: 0 E: 0 K: 0 S: 5 | H: 0 LOB: 0 BB: 0 P: 9 | R: 2 E: 0 K: 1 S: 13 | H: 1 LOB: 0 BB: 1 P: 24 | R: 0 E: 0 K: 1 S: 5 | H: 0 LOB: 0 BB: 0 P: 6 | R: 0 E: 0 K: 1 S: 11 | H: 1 LOB: 1 BB: 0 P: 14 | R: 3 E: 0 K: 1 S: 18 | H: 3 LOB: 0 BB: 0 P: 27 | R: 2 E: 0 K: 0 S: 12 | H: 4 LOB: 3 BB: 2 P: 26 | R: 3 E: 1 K: 0 S: 13 | H: 4 LOB: 2 BB: 1 P: 21 | 1B: 6 2B: 5 3B: 0 HR: 4 | SF: 1 SAC: 0 DP: 1 HBP: 0 | WP: 0 PB: 0 CS: 0 | PA: 42 | | | | | | | |
| PITCHER | IP | WLS | BF | H | R | ER | SO | BB | IBB | HBP | BLK | WP | HR | S | P | ERA | WHIP | | | | | | | | | | |
| 65 Jakob Junis, R ERA: 4.39 | 5.2 | L | 25 | 7 | 6 | 6 | 4 | 1 | 0 | 0 | 0 | 0 | 0 | 3 | 4 | 9.53 | 1.412 | | | | | | | | | | |
| 49 Ryan Buchter, L ERA: 3.03 | 0.1 | | 1 | 0 | 0 | 0 | 1 | 0 | 0 | 0 | 0 | 0 | 0 | 3 | 4 | 0.00 | 0.000 | | | | | | | | | | |
| 34 Trevor Cahill, R ERA: 4.93 | 0.2 | | 6 | 4 | 2 | 2 | 0 | 1 | 0 | 0 | 0 | 0 | 2 | 11 | 21 | 27.00 | 7.500 | | | | | | | | | | |
| 54 Scott Alexander, L ERA: 2.54 | 0.1 | | 2 | 0 | 0 | 0 | 0 | 1 | 0 | 0 | 0 | 0 | 0 | 1 | 5 | 0.00 | 3.000 | | | | | | | | | | |
| 64 Mike Morin, R ERA: 6.75 | 1.0 | | 8 | 4 | 3 | 3 | 0 | 1 | 0 | 0 | 0 | 0 | 0 | 13 | 21 | 27.00 | 5.000 | | | | | | | | | | |

AB 31
R 3
H 6
RBI 3
BB 3
SO 10
LOB 11



AB 37
R 11
H 15
RBI 11
BB 4
SO 5
LOB 11



| Batter | 1 | 2 | 3 | 4 | 5 | 6 | 7 | 8 | 9 | AB | R | H | RBI | BB | SO | LOB | TOP | | | | | | |
|---|---|---|---|---|---|---|---|---|---|---|---|---|---|---|---|---|--|---|---|---|---|---|---|
| 39 Kevin Kiermaier, L (1, 8) OBP: 0.339, SLG: 0.452 | | | | | | | | | | 3 | 0 | 0 | 0 | 1 | 1 | 0 | Tampa Bay Rays @ New York Yankees Yankee Stadium, Bronx, NY Wed Sep 27 2017, 7:11 PM - 10:28 PM EDT Att: 30,549 - Clear - 80 F | | | | | | |
| 21 Lucas Duda, L (1, 10) OBP: 0.319, SLG: 0.502 | | | | | | | | | | 4 | 0 | 0 | 0 | 0 | 3 | 1 | | | | | | | |
| 3 Evan Longoria, R (1, 5) OBP: 0.315, SLG: 0.422 | | | | | | | | | | 4 | 0 | 0 | 0 | 0 | 0 | 1 | | | | | | | |
| 7 Logan Morrison, L (1, 3) OBP: 0.349, SLG: 0.509 | | | | | | | | | | 4 | 0 | 1 | 0 | 0 | 2 | 1 | | | | | | | |
| 20 Steven Souza Jr., R (1, 9) OBP: 0.350, SLG: 0.463 | | | | | | | | | | 3 | 0 | 1 | 0 | 1 | 0 | 0 | | | | | | | |
| 10 Corey Dickerson, L (1, 7) OBP: 0.320, SLG: 0.483 | | | | | | | | | | 4 | 0 | 0 | 0 | 0 | 3 | 3 | | | | | | | |
| 11 Adeiny Hechavarria, R (1, 6) OBP: 0.285, SLG: 0.402 | | | | | | | | | | 3 | 1 | 2 | 1 | 0 | 1 | 0 | | | | | | | |
| 13 Brad Miller, L (1, 4) OBP: 0.326, SLG: 0.328 | | | | | | | | | | 3 | 0 | 1 | 0 | 0 | 2 | 2 | | | | | | | |
| 45 Jesus Sucre, R (1, 2) OBP: 0.289, SLG: 0.409 | | | | | | | | | | 3 | 0 | 0 | 0 | 0 | 0 | 3 | | | | | | | |
| Inning Stats | R: 0 E: 0 K: 2 S: 13 | H: 0 LOB: 1 BB: 1 P: 23 | R: 0 E: 0 K: 2 S: 8 | H: 0 LOB: 0 BB: 0 P: 9 | R: 0 E: 0 K: 0 S: 5 | H: 1 LOB: 0 BB: 0 P: 8 | R: 0 E: 0 K: 1 S: 12 | H: 2 LOB: 2 BB: 0 P: 14 | R: 1 E: 0 K: 2 S: 16 | H: 1 LOB: 0 BB: 0 P: 19 | R: 0 E: 0 K: 2 S: 12 | H: 0 LOB: 0 BB: 0 P: 18 | R: 0 E: 0 K: 1 S: 13 | H: 1 LOB: 2 BB: 1 P: 22 | R: 0 E: 0 K: 1 S: 9 | H: 0 LOB: 0 BB: 0 P: 13 | | R: 0 E: 0 K: 1 S: 7 | H: 0 LOB: 0 BB: 0 P: 11 | 1B: 3 2B: 1 3B: 0 HR: 1 | SF: 0 SAC: 0 DP: 1 HBP: 0 | WP: 0 PB: 0 SB: 0 CS: 0 | PA: 33 |
| PITCHER | IP WLS BF H R ER SO BB IBB HBP BLK WP HR S P ERA WHIP | IP WLS BF H R ER SO BB IBB HBP BLK WP HR S P ERA WHIP | IP WLS BF H R ER SO BB IBB HBP BLK WP HR S P ERA WHIP | IP WLS BF H R ER SO BB IBB HBP BLK WP HR S P ERA WHIP | IP WLS BF H R ER SO BB IBB HBP BLK WP HR S P ERA WHIP | IP WLS BF H R ER SO BB IBB HBP BLK WP HR S P ERA WHIP | IP WLS BF H R ER SO BB IBB HBP BLK WP HR S P ERA WHIP | IP WLS BF H R ER SO BB IBB HBP BLK WP HR S P ERA WHIP | IP WLS BF H R ER SO BB IBB HBP BLK WP HR S P ERA WHIP | IP WLS BF H R ER SO BB IBB HBP BLK WP HR S P ERA WHIP | IP WLS BF H R ER SO BB IBB HBP BLK WP HR S P ERA WHIP | IP WLS BF H R ER SO BB IBB HBP BLK WP HR S P ERA WHIP | IP WLS BF H R ER SO BB IBB HBP BLK WP HR S P ERA WHIP | IP WLS BF H R ER SO BB IBB HBP BLK WP HR S P ERA WHIP | IP WLS BF H R ER SO BB IBB HBP BLK WP HR S P ERA WHIP | IP WLS BF H R ER SO BB IBB HBP BLK WP HR S P ERA WHIP | IP WLS BF H R ER SO BB IBB HBP BLK WP HR S P ERA WHIP | IP WLS BF H R ER SO BB IBB HBP BLK WP HR S P ERA WHIP | IP WLS BF H R ER SO BB IBB HBP BLK WP HR S P ERA WHIP | IP WLS BF H R ER SO BB IBB HBP BLK WP HR S P ERA WHIP | IP WLS BF H R ER SO BB IBB HBP BLK WP HR S P ERA WHIP | IP WLS BF H R ER SO BB IBB HBP BLK WP HR S P ERA WHIP | IP WLS BF H R ER SO BB IBB HBP BLK WP HR S P ERA WHIP |

Tampa Bay Rays @ New York Yankees
 Yankee Stadium, Bronx, NY
 Wed Sep 27 2017, 7:11 PM - 10:28 PM EDT
 Att: 30,549 - Clear - 80 F

AB 31
 R 1
 H 5
 RBI 1
 BB 2
 SO 12
 LOB 11

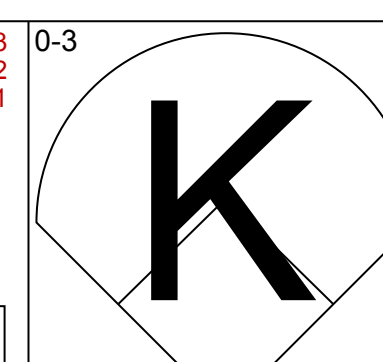
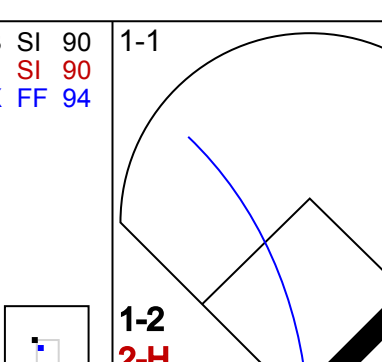
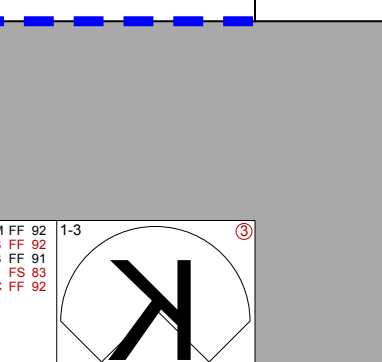
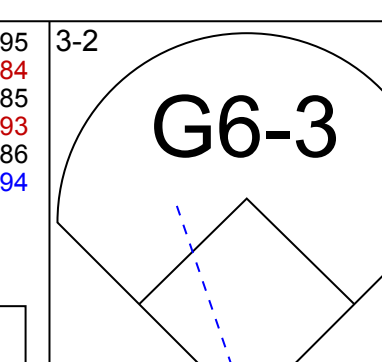
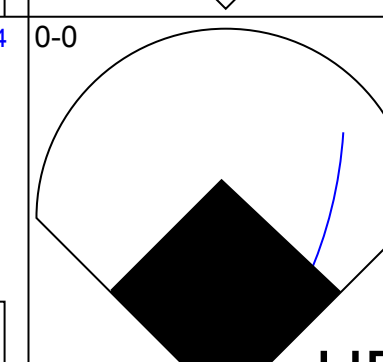
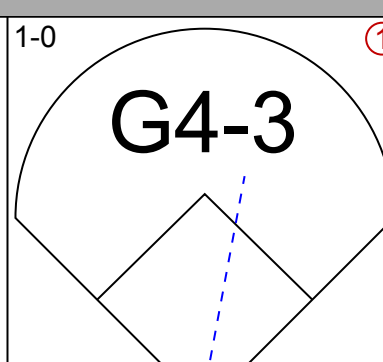
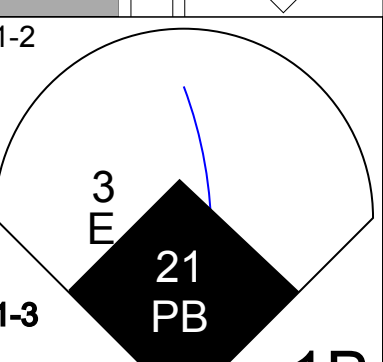
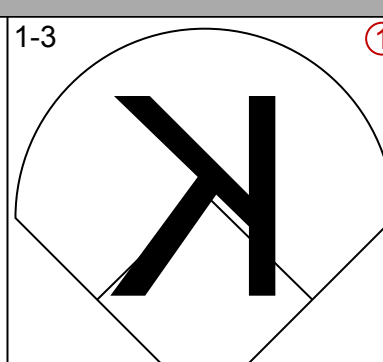
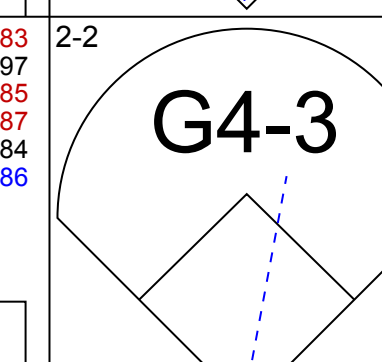
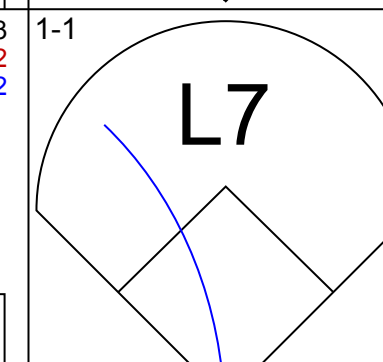
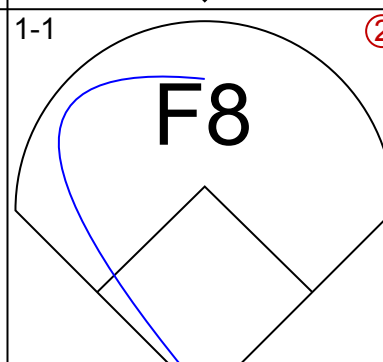
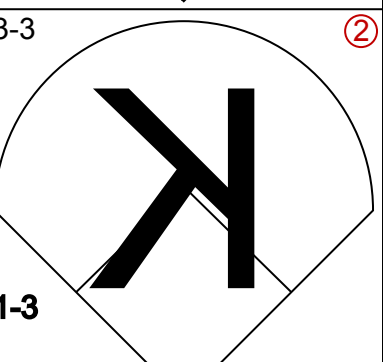
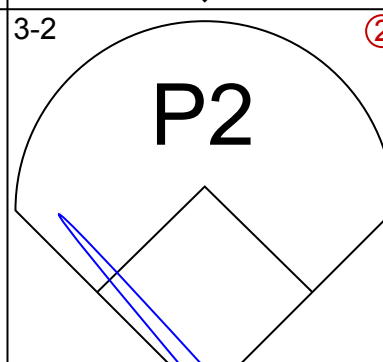
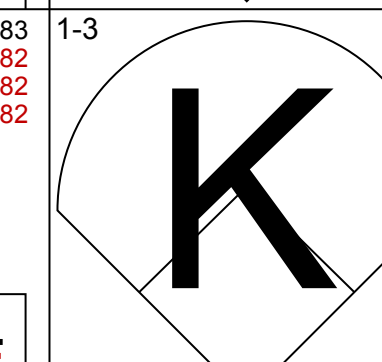
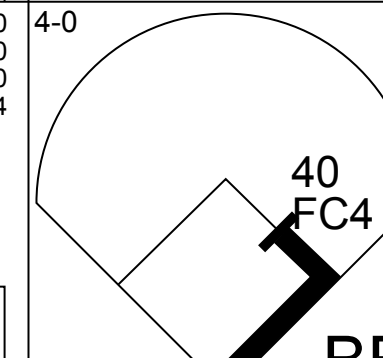
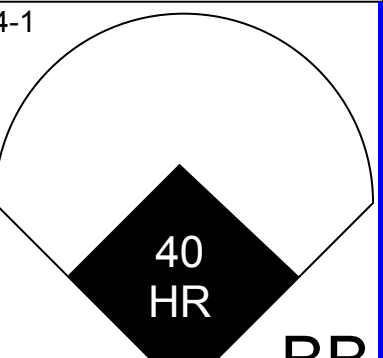
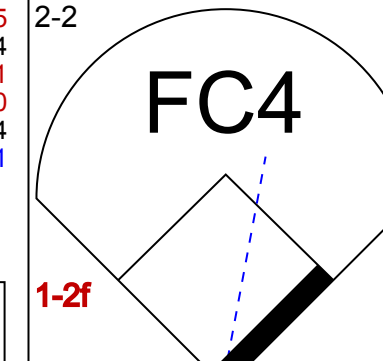


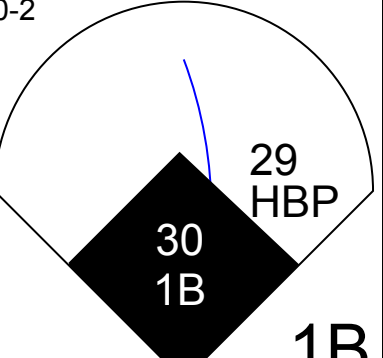
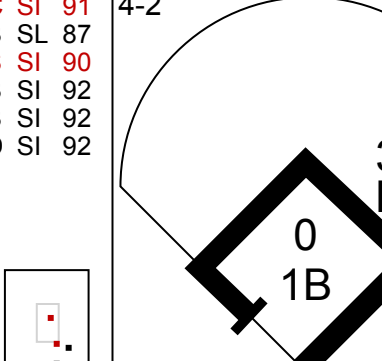
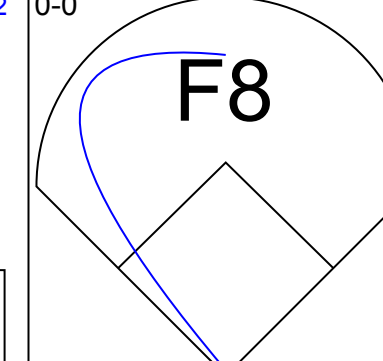
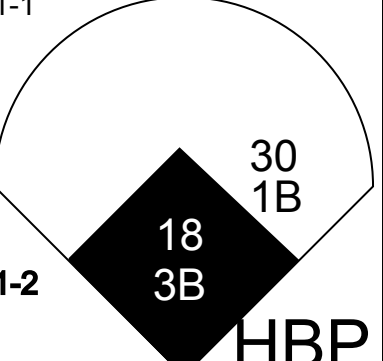
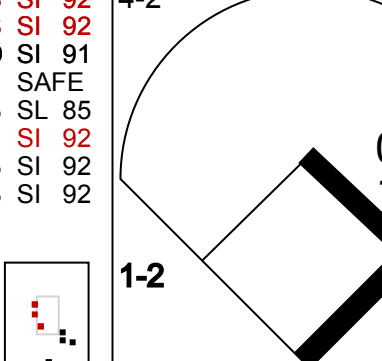
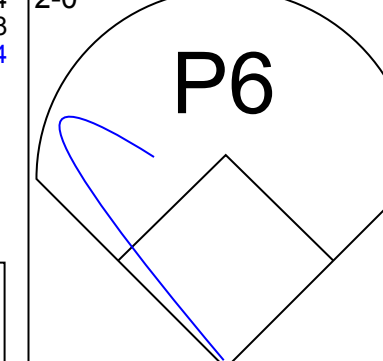
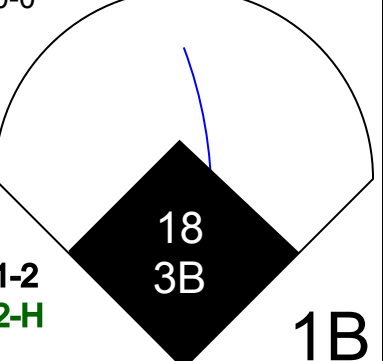
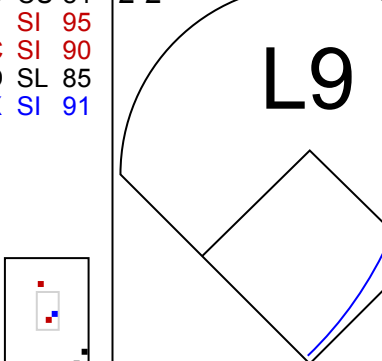

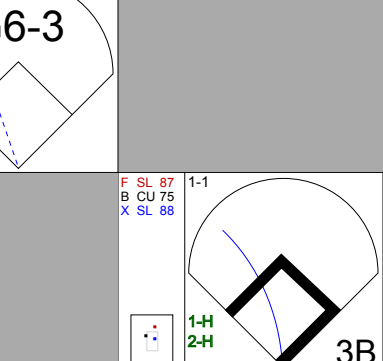
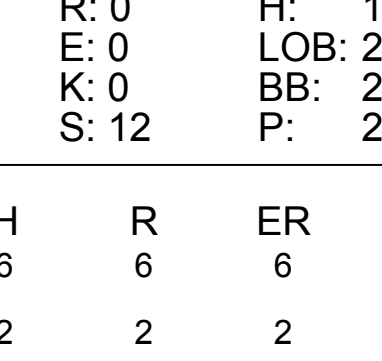
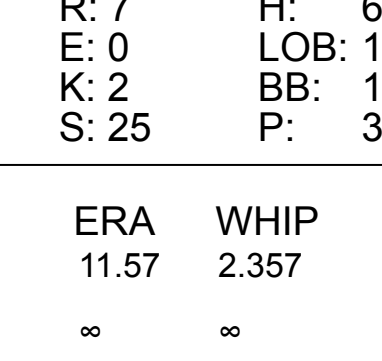
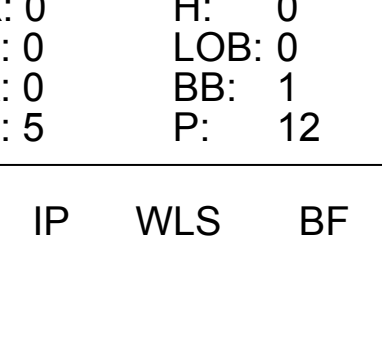


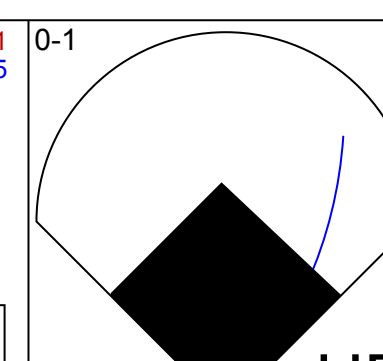
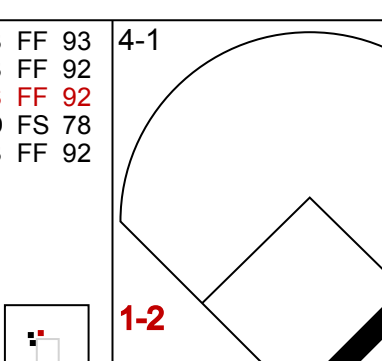
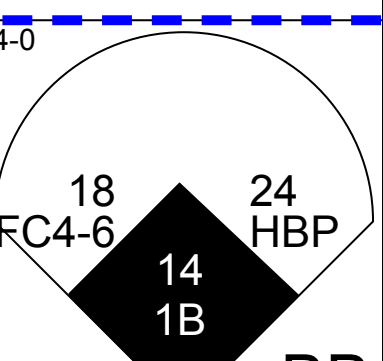
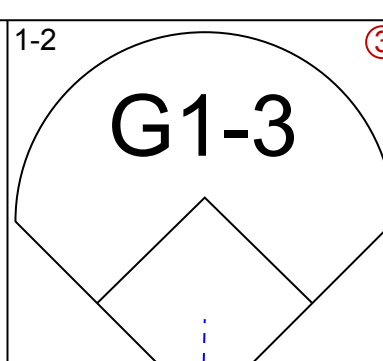
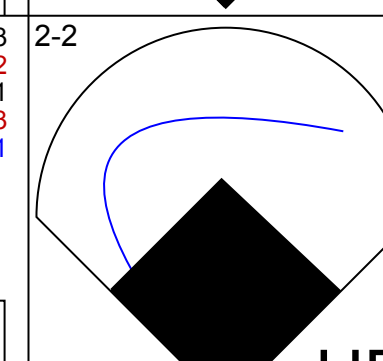
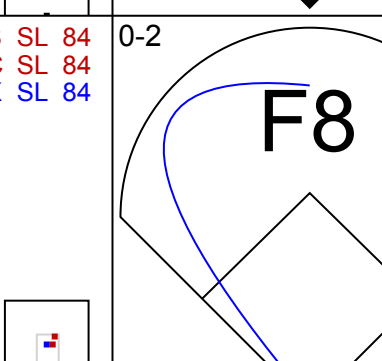
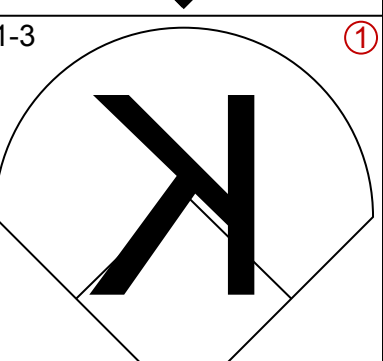
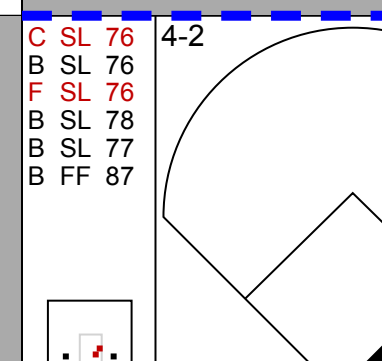
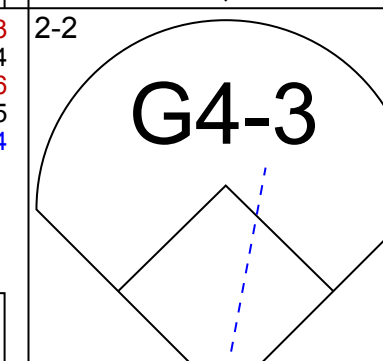
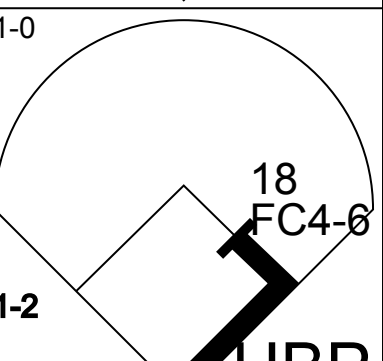
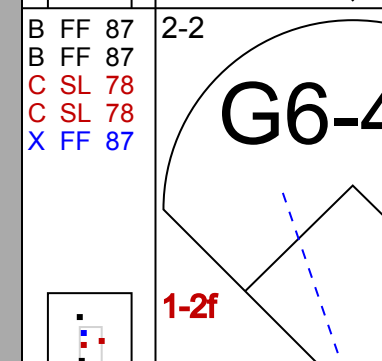
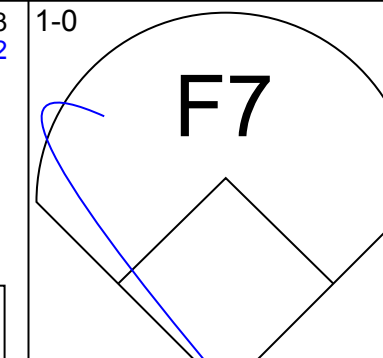
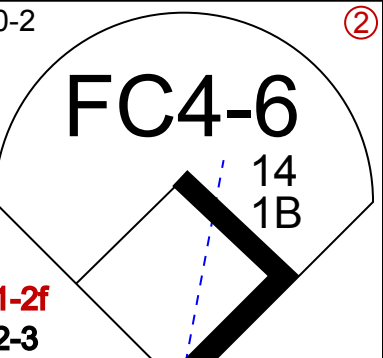
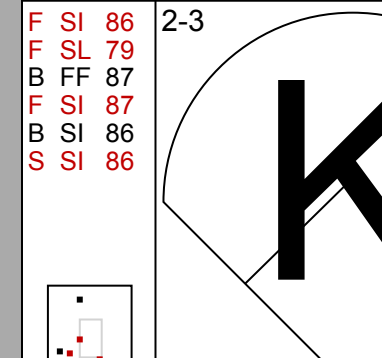
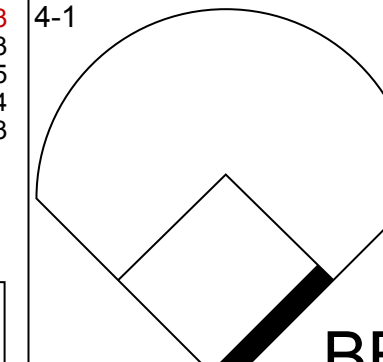
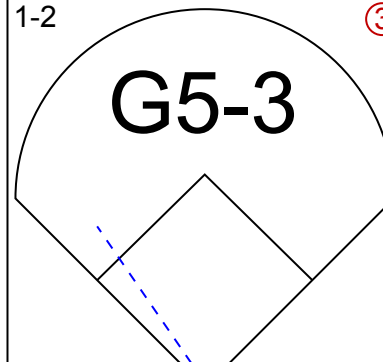
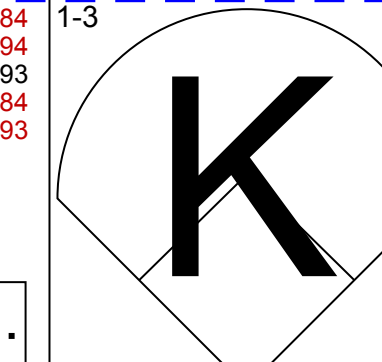
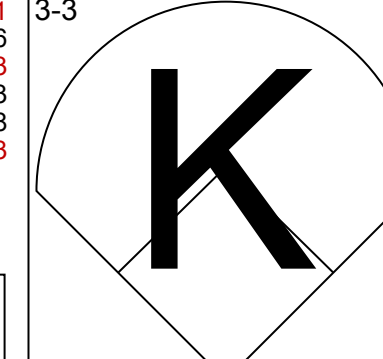
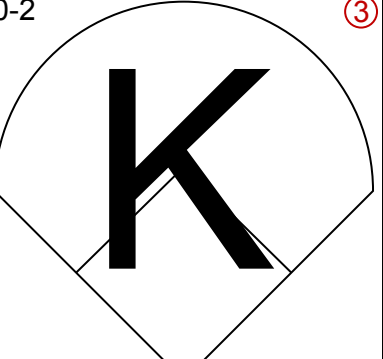
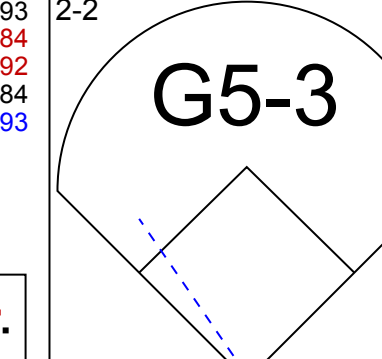
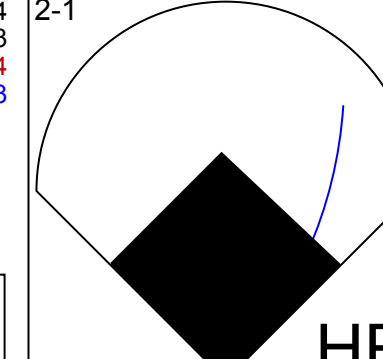
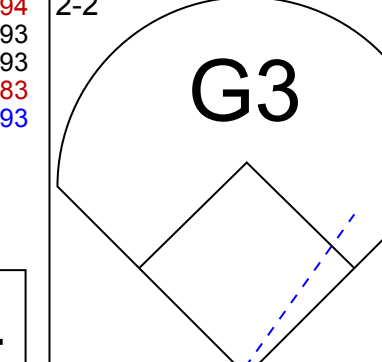


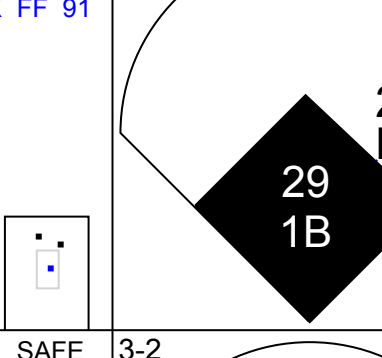
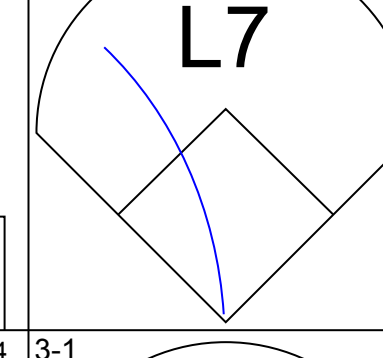
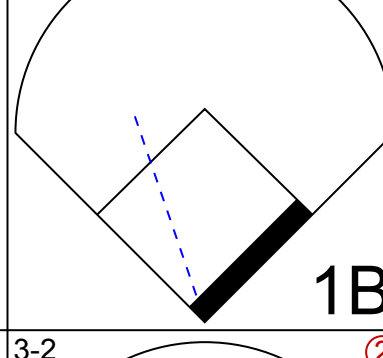
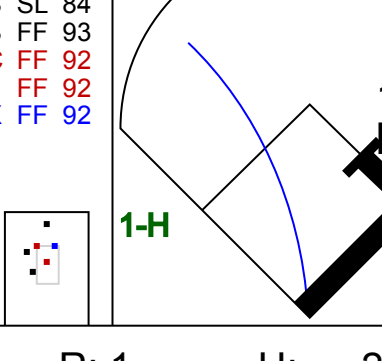
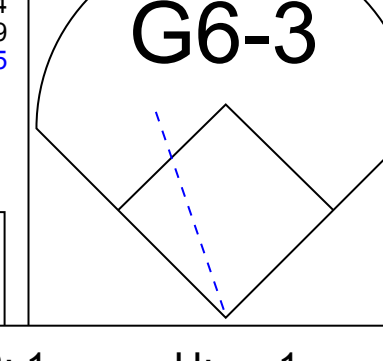
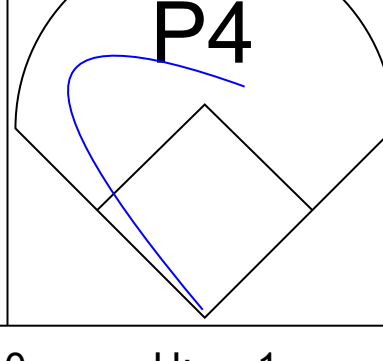
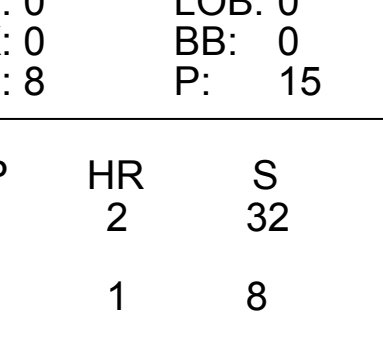
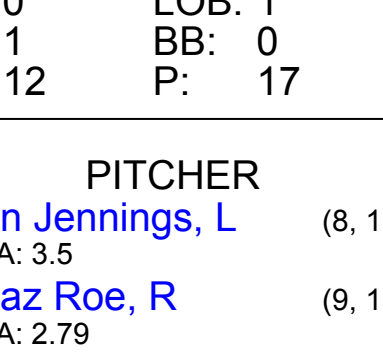


| Batter | 1 | 2 | 3 | 4 | 5 | 6 | 7 | 8 | 9 | AB | R | H | RBI | BB | SO | LOB | BOTTOM | | | | | | |
|--|---|---|---|---|---|---|---|---|---|---|---|---|---|---|---|---|--|---|---|---|---|---|---|
| 11 Brett Gardner, L (1, 7) OBP: 0.349, SLG: 0.425 | | | | | | | | | | 5 | 0 | 2 | 0 | 0 | 1 | 2 | Tampa Bay Rays @ New York Yankees Yankee Stadium, Bronx, NY Wed Sep 27 2017, 7:11 PM - 10:28 PM EDT Att: 30,549 - Clear - 80 F | | | | | | |
| 99 Aaron Judge, R (1, 10) OBP: 0.421, SLG: 0.622 | | | | | | | | | 2 | 0 | 1 | 2 | 2 | 0 | 1 | | | | | | | | |
| 24 Gary Sánchez, R (1, 2) OBP: 0.346, SLG: 0.537 | | | | | | | | | 4 | 0 | 0 | 0 | 0 | 2 | 5 | | | | | | | | |
| 18 Didi Gregorius, L (1, 6) OBP: 0.320, SLG: 0.483 | | | | | | | | | | 4 | 0 | 0 | 0 | 0 | 0 | 4 | | | | | | | |
| 14 Starlin Castro, R (1, 4) OBP: 0.339, SLG: 0.459 | | | | | | | | | 4 | 1 | 1 | 1 | 0 | 1 | 0 | | | | | | | | |
| 33 Greg Bird, L (1, 3) OBP: 0.276, SLG: 0.394 | | | | | | | | | 4 | 1 | 1 | 1 | 0 | 0 | 1 | | | | | | | | |
| 12 Chase Headley, S (1, 5) OBP: 0.356, SLG: 0.412 | | | | | | | | | 4 | 1 | 2 | 0 | 0 | 0 | 1 | | | | | | | | |
| 22 Jacoby Ellsbury, L (1, 8) OBP: 0.350, SLG: 0.406 | | | | | | | | | | 3 | 1 | 0 | 0 | 1 | 1 | 2 | | | | | | | |
| 31 Aaron Hicks, S (1, 9) OBP: 0.374, SLG: 0.474 | | | | | | | | | 3 | 2 | 2 | 2 | 0 | 0 | 0 | | | | | | | | |
| Clint Frazier, R (8, 9) OBP: 0.273, SLG: 0.458 | | | | | | | | | 1 | 0 | 0 | 0 | 0 | 1 | 0 | | | | | | | | |
| Inning Stats | R: 0 E: 0 K: 0 S: 9 | H: 1 LOB: 1 BB: 0 P: 15 | R: 0 E: 0 K: 1 S: 9 | H: 1 LOB: 0 BB: 0 P: 13 | R: 0 E: 0 K: 2 S: 12 | H: 0 LOB: 1 BB: 1 P: 22 | R: 0 E: 0 K: 0 S: 10 | H: 0 LOB: 1 BB: 0 P: 17 | R: 2 E: 0 K: 0 S: 15 | H: 2 LOB: 1 BB: 1 P: 25 | R: 4 E: 0 K: 1 S: 28 | H: 5 LOB: 2 BB: 1 P: 45 | R: 0 E: 0 K: 1 S: 8 | H: 0 LOB: 0 BB: 0 P: 13 | R: 0 E: 0 K: 1 S: 8 | H: 0 LOB: 0 BB: 0 P: 13 | 1B: 3 2B: 3 3B: 0 HR: 3 | SF: 0 SAC: 0 DP: 0 HBP: 0 | WP: 0 PB: 0 SB: 0 CS: 0 | PA: 37 | | | |
| PITCHER | IP WLS BF H R ER SO BB IBB HBP BLK WP HR S P ERA WHIP | IP WLS BF H R ER SO BB IBB HBP BLK WP HR S P ERA WHIP | IP WLS BF H R ER SO BB IBB HBP BLK WP HR S P ERA WHIP | IP WLS BF H R ER SO BB IBB HBP BLK WP HR S P ERA WHIP | IP WLS BF H R ER SO BB IBB HBP BLK WP HR S P ERA WHIP | IP WLS BF H R ER SO BB IBB HBP BLK WP HR S P ERA WHIP | IP WLS BF H R ER SO BB IBB HBP BLK WP HR S P ERA WHIP | IP WLS BF H R ER SO BB IBB HBP BLK WP HR S P ERA WHIP | IP WLS BF H R ER SO BB IBB HBP BLK WP HR S P ERA WHIP | IP WLS BF H R ER SO BB IBB HBP BLK WP HR S P ERA WHIP | IP WLS BF H R ER SO BB IBB HBP BLK WP HR S P ERA WHIP | IP WLS BF H R ER SO BB IBB HBP BLK WP HR S P ERA WHIP | IP WLS BF H R ER SO BB IBB HBP BLK WP HR S P ERA WHIP | IP WLS BF H R ER SO BB IBB HBP BLK WP HR S P ERA WHIP | IP WLS BF H R ER SO BB IBB HBP BLK WP HR S P ERA WHIP | IP WLS BF H R ER SO BB IBB HBP BLK WP HR S P ERA WHIP | IP WLS BF H R ER SO BB IBB HBP BLK WP HR S P ERA WHIP | IP WLS BF H R ER SO BB IBB HBP BLK WP HR S P ERA WHIP | IP WLS BF H R ER SO BB IBB HBP BLK WP HR S P ERA WHIP | IP WLS BF H R ER SO BB IBB HBP BLK WP HR S P ERA WHIP | IP WLS BF H R ER SO BB IBB HBP BLK WP HR S P ERA WHIP | IP WLS BF H R ER SO BB IBB HBP BLK WP HR S P ERA WHIP | IP WLS BF H R ER SO BB IBB HBP BLK WP HR S P ERA WHIP |

Tampa Bay Rays @ New York Yankees
 Yankee Stadium, Bronx, NY
 Wed Sep 27 2017, 7:11 PM - 10:28 PM EDT
 Att: 30,549 - Clear - 80 F

AB 34
 R 6
 H 9
 RBI 6
 BB 3
 SO 6
 LOB 16



| Batter | 1 | 2 | 3 | 4 | 5 | 6 | 7 | 8 | 9 | AB | R | H | RBI | BB | SO | LOB | TOP | | | | | | | | |
|---|---|---|---|--|--|---|------------------------------|---|-------------------------------|----------------------------------|-------------------------------|----------------------------------|------------------------------|----------------------------------|-------------------------------|----------------------------------|---|----------------------------------|----------------------------------|------------------------------------|----------------------------------|--------|--|--|--|
| 0 Mallex Smith, L (1,9) OBP: 0.328, SLG: 0.355 |  |  | | |  | | |  | | 5 | 1 | 2 | 0 | 0 | 2 | 1 | <p>Tampa Bay Rays @ New York Yankees Yankee Stadium, Bronx, NY Thu Sep 28 2017, 7:10 PM - 10:39 PM EDT Att: 32,933 - Clear - 69 F</p> | | | | | | | | |
| 10 Corey Dickerson, L (1,10) OBP: 0.321, SLG: 0.486 |  | |  | |  |  | |  | | 5 | 2 | 2 | 1 | 0 | 1 | 0 | | | | | | | | | |
| 3 Evan Longoria, R (1,5) OBP: 0.312, SLG: 0.418 |  | |  | |  |  | |  | | 5 | 0 | 0 | 0 | 0 | 2 | 1 | | | | | | | | | |
| 21 Lucas Duda, L (1,3) OBP: 0.323, SLG: 0.502 |  | | | |  | | | | | 0 | 1 | 0 | 0 | 3 | 0 | 0 | | | | | | | | | |
| 14 Trevor Plouffe, R (6,PH) OBP: 0.272, SLG: 0.325 |  | | | | | | | | | 2 | 1 | 1 | 1 | 0 | 0 | 0 | | | | | | | | | |
| 40 Wilson Ramos, R (1,2) OBP: 0.295, SLG: 0.454 |  | |  | |  | | | | | 4 | 1 | 1 | 2 | 1 | 0 | 2 | | | | | | | | | |
| 11 Adelyni Hechavarría, R (1,6) OBP: 0.284, SLG: 0.399 | |  | |  |  | | | | | 5 | 1 | 1 | 0 | 0 | 1 | 1 | | | | | | | | | |
| 29 Daniel Robertson, R (1,4) OBP: 0.307, SLG: 0.336 | |  | |  |  | | | | | 2 | 1 | 0 | 0 | 1 | 0 | 0 | | | | | | | | | |
| 30 César Puello, R (1,7) OBP: 0.294, SLG: 0.200 | |  | |  |  | | | | | 2 | 1 | 1 | 1 | 2 | 0 | 0 | | | | | | | | | |
| 18 Peter Bourjos, R (1,8) OBP: 0.276, SLG: 0.388 | |  | |  | | | |  | | 4 | 0 | 1 | 2 | 0 | 0 | 3 | | | | | | | | | |
| Inning Stats | R: 1 E: 0 K: 1 S: 10 | H: 1 LOB: 1 BB: 1 P: 17 | R: 0 E: 0 K: 0 S: 12 | H: 1 LOB: 2 BB: 2 P: 23 | R: 0 E: 0 K: 0 S: 6 | H: 0 LOB: 1 BB: 1 P: 12 | R: 0 E: 0 K: 0 S: 3 | H: 0 LOB: 0 BB: 0 P: 6 | R: 7 E: 0 K: 2 S: 25 | H: 6 LOB: 1 BB: 1 P: 39 | R: 1 E: 0 K: 2 S: 15 | H: 1 LOB: 1 BB: 1 P: 27 | R: 0 E: 0 K: 0 S: 5 | H: 0 LOB: 0 BB: 1 P: 12 | R: 0 E: 0 K: 1 S: 10 | H: 0 LOB: 0 BB: 0 P: 16 | R: 0 E: 0 K: 0 S: 8 | H: 0 LOB: 0 BB: 0 P: 12 | 1B: 5 2B: 1 3B: 1 HR: 3 | SF: 0 SAC: 0 DP: 1 HBP: 1 | WP: 1 PB: 1 SB: 0 CS: 0 | PA: 42 | | | |
| PITCHER | IP | WLS | BF | H | R | ER | SO | BB | IBB | HBP | BLK | WP | HR | S | P | ERA | WHIP | | | | | | | | |
| 55 Sonny Gray, R (1,1) ERA: 3.55 | 4.2 | L | 24 | 6 | 6 | 6 | 2 | 5 | 0 | 0 | 0 | 1 | 2 | 48 | 86 | 11.57 | 2.357 | | | | | | | | |
| 65 Jonathan Holder, R (5,1) ERA: 3.89 | 0.0 | | 3 | 2 | 2 | 2 | 0 | 0 | 0 | 1 | 0 | 0 | 0 | 4 | 6 | ∞ | ∞ | | | | | | | | |
| Chasen Shreve, L (5,1) ERA: 3.77 | 1.0 | | 5 | 1 | 1 | 1 | 2 | 1 | 0 | 0 | 0 | 0 | 1 | 16 | 28 | 9.00 | 2.000 | | | | | | | | |
| 61 Ben Heller, R (6,1) ERA: 0.9 | 2.1 | | 7 | 0 | 0 | 0 | 2 | 1 | 0 | 0 | 0 | 0 | 0 | 18 | 32 | 0.00 | 0.429 | | | | | | | | |
| 50 Giovanny Gallegos, R (9,1) ERA: 4.97 | 1.0 | | 3 | 0 | 0 | 0 | 0 | 0 | 0 | 0 | 0 | 0 | 0 | 8 | 12 | 0.00 | 0.000 | | | | | | | | |

| Batter | 1 | 2 | 3 | 4 | 5 | 6 | 7 | 8 | 9 | AB | R | H | RBI | BB | SO | LOB | BOTTOM | | | | | | | | | |
|---|---|---|-------------------------------|----------------------------------|--|----------------------------------|------------------------------|---|-------------------------------|----------------------------------|-------------------------------|----------------------------------|------------------------------|----------------------------------|-------------------------------|----------------------------------|---|----------------------------------|----------------------------------|------------------------------------|----------------------------------|--------|--|--|--|--|
| 11 Brett Gardner, L (1,7) OBP: 0.351, SLG: 0.430 |  |  | | |  | | |  | | 3 | 2 | 1 | 1 | 2 | 1 | 1 | <p>Tampa Bay Rays @ New York Yankees Yankee Stadium, Bronx, NY Thu Sep 28 2017, 7:10 PM - 10:39 PM EDT Att: 32,933 - Clear - 69 F</p> | | | | | | | | | |
| 99 Aaron Judge, R (1,9) OBP: 0.421, SLG: 0.625 |  |  | | |  | | |  | | 4 | 1 | 1 | 1 | 1 | 2 | | | | | | | | | | | |
| 24 Gary Sánchez, R (1,2) OBP: 0.345, SLG: 0.533 |  | | | |  | | |  | | 3 | 0 | 0 | 0 | 0 | 1 | 1 | | | | | | | | | | |
| 18 Didi Gregorius, L (1,6) OBP: 0.317, SLG: 0.479 |  | | | |  | | |  | | 4 | 0 | 0 | 0 | 0 | 1 | 2 | | | | | | | | | | |
| 14 Starlin Castro, R (1,4) OBP: 0.341, SLG: 0.459 |  | | | |  | | |  | | 3 | 0 | 1 | 1 | 1 | 1 | 0 | | | | | | | | | | |
| 33 Greg Bird, L (1,3) OBP: 0.280, SLG: 0.414 |  | | | |  | | |  | | 3 | 1 | 1 | 1 | 0 | 2 | 3 | | | | | | | | | | |
| 17 Matt Holliday, R (8,PH) OBP: 0.317, SLG: 0.425 | | | | |  | | |  | | 1 | 0 | 0 | 0 | 0 | 0 | 0 | | | | | | | | | | |
| 26 Tyler Austin, R (9,3) OBP: 0.302, SLG: 0.459 | | | | |  | | |  | | 0 | 0 | 0 | 0 | 0 | 0 | 0 | | | | | | | | | | |
| 12 Chase Headley, S (1,10) OBP: 0.353, SLG: 0.408 | |  | | |  | | |  | | 4 | 0 | 0 | 0 | 0 | 1 | 0 | | | | | | | | | | |
| 22 Jacoby Ellsbury, L (1,8) OBP: 0.352, SLG: 0.407 | |  | | |  | | |  | | 4 | 1 | 2 | 0 | 0 | 0 | 0 | | | | | | | | | | |
| 29 Todd Frazier, R (1,5) OBP: 0.343, SLG: 0.429 | | | | |  | | |  | | 3 | 0 | 1 | 1 | 0 | 0 | 1 | | | | | | | | | | |
| 31 Aaron Hicks, S (9,PH) OBP: 0.375, SLG: 0.486 | |  | | | | | |  | | 1 | 1 | 1 | 1 | 0 | 0 | 0 | | | | | | | | | | |
| Inning Stats | R: 2 E: 0 K: 1 S: 13 | H: 2 LOB: 1 BB: 1 P: 25 | R: 1 E: 0 K: 0 S: 10 | H: 2 LOB: 1 BB: 1 P: 19 | R: 0 E: 0 K: 1 S: 9 | H: 0 LOB: 0 BB: 0 P: 14 | R: 1 E: 0 K: 0 S: 8 | H: 1 LOB: 0 BB: 0 P: 15 | R: 1 E: 0 K: 2 S: 15 | H: 1 LOB: 2 BB: 1 P: 23 | R: 0 E: 0 K: 1 S: 12 | H: 1 LOB: 1 BB: 0 P: 17 | R: 0 E: 0 K: 1 S: 9 | H: 0 LOB: 0 BB: 1 P: 17 | R: 0 E: 0 K: 1 S: 10 | H: 0 LOB: 0 BB: 0 P: 15 | R: 1 E: 0 K: 1 S: 6 | H: 1 LOB: 0 BB: 0 P: 11 | 1B: 4 2B: 0 3B: 0 HR: 4 | SF: 0 SAC: 0 DP: 1 HBP: 1 | WP: 0 PB: 1 SB: 0 CS: 0 | PA: 38 | | | | |
| PITCHER | IP | WLS | BF | H | R | ER | SO | BB | IBB | HBP | BLK | WP | HR | S | P | ERA | WHIP | | | | | | | | | |
| 34 Jake Faria, R (1,1) ERA: 3.43 | 3.0 | | 14 | 4 | 3 | 2 | 2 | 2 | 0 | 0 | 0 | 0 | 1 | 8 | 15 | 9.00 | 1.000 | | | | | | | | | |
| 58 Chih-Wei Hu, R (4,1) ERA: 2.7 | 1.0 | W | 4 | 1 | 1 | 1 | 0 | 0 | 0 | 0 | 0 | 0 | 0 | 1 | 8 | 15 | 9.00 | 1.000 | | | | | | | | |
| 49 Tommy Hunter, R (5,1) ERA: 2.34 | 1.0 | | 6 | 1 | 1 | 1 | 2 | 1 | 0 | 1 | 0 | 0 | 0 | 15 | 23 | 9.00 | 2.000 | | | | | | | | | |
| 46 José Alvarado, L (6,1) ERA: 3.64 | 1.0 | | 4 | 1 | 0 | 0 | 1 | 0 | 0 | 0 | 0 | 0 | 0 | 12 | 17 | 0.00 | 1.000 | | | | | | | | | |
| 54 Sergio Romo, R (7,1) ERA: 3.56 | 1.0 | | 3 | 0 | 0 | 0 | 1 | 1 | 0 | 0 | 0 | 0 | 0 | 9 | 17 | 0.00 | 1.000 | | | | | | | | | |
| PITCHER | IP | WLS | BF | H | R | ER | SO | BB | IBB | HBP | BLK | WP | HR | S | P | ERA | WHIP | | | | | | | | | |
| 43 Dan Jennings, L (8,1) ERA: 3.5 | 1.0 | | 3 | 0 | 0 | 0 | 1 | 0 | 0 | 0 | 0 | 0 | 0 | 1 | 6 | 11 | 9.00 | 1.000 | | | | | | | | |
| 52 Chaz Roe, R (9,1) ERA: 2.79 | 1.0 | | 4 | 1 | 1 | 1 | 1 | 0 | 0 | 0 | 0 | 0 | 0 | 1 | 6 | 11 | 9.00 | 1.000 | | | | | | | | |



| Batter | 1 | 2 | 3 | 4 | 5 | 6 | 7 | 8 | 9 | AB | R | H | RBI | BB | SO | LOB | TOP | | | | | | | | | | |
|--|------------------------------|----------------------------------|------------------------------|----------------------------------|------------------------------|----------------------------------|-------------------------------|----------------------------------|------------------------------|----------------------------------|-------------------------------|----------------------------------|-------------------------------|----------------------------------|------------------------------|----------------------------------|--|----------------------------------|----------------------------------|------------------------------------|----------------------------------|--------|--|--|--|--|--|
| 37 Teoscar Hernández, R (1, 8) OBP: 0.310, SLG: 0.642 | | | | | | | | | | 3 | 0 | 0 | 0 | 1 | 3 | 1 | <p>Toronto Blue Jays @ New York Yankees Yankee Stadium, Bronx, NY Fri Sep 29 2017, 1:10 PM - 4:00 PM EDT Att: 35,735 - Partly Cloudy - 66 F</p> <p>livebaseballscores.com</p> <p>AB 29 R 0 H 4 RBI 0 BB 2 SO 18 LOB 12</p> | | | | | | | | | | |
| 20 Josh Donaldson, R (1, 5) OBP: 0.388, SLG: 0.563 | | | | | | | | | | 4 | 0 | 1 | 0 | 0 | 3 | 2 | | | | | | | | | | | |
| 19 José Bautista, R (1, 10) OBP: 0.309, SLG: 0.368 | | | | | | | | | | 4 | 0 | 0 | 0 | 0 | 2 | 3 | | | | | | | | | | | |
| 8 Kendrys Morales, S (1, 3) OBP: 0.308, SLG: 0.445 | | | | | | | | | | 3 | 0 | 0 | 0 | 0 | 1 | 1 | | | | | | | | | | | |
| 39 Rob Refsnyder, R (8, 3) OBP: 0.250, SLG: 0.217 | | | | | | | | | | 1 | 0 | 0 | 0 | 0 | 1 | 2 | | | | | | | | | | | |
| 21 Michael Saunders, L (1, 9) OBP: 0.259, SLG: 0.347 | | | | | | | | | | 3 | 0 | 0 | 0 | 0 | 2 | 1 | | | | | | | | | | | |
| 3 Ezequiel Carrera, L (1, 7) OBP: 0.357, SLG: 0.411 | | | | | | | | | | 2 | 0 | 1 | 0 | 1 | 1 | 0 | | | | | | | | | | | |
| 1 Raffy Lopez, L (1, 2) OBP: 0.311, SLG: 0.472 | | | | | | | | | | 3 | 0 | 0 | 0 | 0 | 2 | 1 | | | | | | | | | | | |
| 17 Ryan Goins, L (1, 4) OBP: 0.288, SLG: 0.357 | | | | | | | | | | 3 | 0 | 1 | 0 | 0 | 2 | 0 | | | | | | | | | | | |
| 7 Richard Urena, S (1, 6) OBP: 0.271, SLG: 0.323 | | | | | | | | | | 3 | 0 | 1 | 0 | 0 | 1 | 1 | | | | | | | | | | | |
| Inning Stats | R: 0 E: 0 K: 3 S: 9 | H: 0 LOB: 0 BB: 0 P: 13 | R: 0 E: 0 K: 1 S: 9 | H: 0 LOB: 0 BB: 0 P: 13 | R: 0 E: 0 K: 2 S: 7 | H: 0 LOB: 0 BB: 0 P: 11 | R: 0 E: 0 K: 2 S: 12 | H: 0 LOB: 0 BB: 0 P: 19 | R: 0 E: 0 K: 3 S: 9 | H: 1 LOB: 1 BB: 0 P: 14 | R: 0 E: 0 K: 3 S: 12 | H: 1 LOB: 1 BB: 0 P: 18 | R: 0 E: 0 K: 2 S: 10 | H: 1 LOB: 0 BB: 0 P: 15 | R: 0 E: 0 K: 1 S: 8 | H: 0 LOB: 0 BB: 1 P: 15 | R: 0 E: 0 K: 2 S: 10 | H: 1 LOB: 2 BB: 1 P: 17 | 1B: 3 2B: 1 3B: 0 HR: 0 | SF: 0 SAC: 0 DP: 1 HBP: 0 | WP: 0 PB: 1 SB: 1 CS: 0 | PA: 32 | | | | | |
| PITCHER | IP | WLS | BF | H | R | ER | SO | BB | IBB | HBP | BLK | WP | HR | S | P | ERA | WHIP | | | | | | | | | | |
| 19 Masahiro Tanaka, R (1, 1) ERA: 4.74 | 7.0 | W | 23 | 3 | 0 | 0 | 15 | 0 | 0 | 0 | 0 | 0 | 0 | 68 | 103 | 0.00 | 0.429 | | | | | | | | | | |
| 30 David Robertson, R (8, 1) ERA: 1.57 | 1.0 | | 3 | 0 | 0 | 0 | 1 | 1 | 0 | 0 | 0 | 0 | 0 | 8 | 15 | 0.00 | 1.000 | | | | | | | | | | |
| 68 Dellin Betances, R (9, 1) ERA: 2.87 | 0.0 | | 2 | 1 | 0 | 0 | 0 | 1 | 0 | 0 | 0 | 0 | 0 | 3 | 8 | ∞ | ∞ | | | | | | | | | | |
| 54 Aroldis Chapman, L (9, 1) ERA: 3.28 | 1.0 | S | 3 | 0 | 0 | 0 | 2 | 0 | 0 | 0 | 0 | 0 | 0 | 7 | 9 | 0.00 | 0.000 | | | | | | | | | | |

| Batter | 1 | 2 | 3 | 4 | 5 | 6 | 7 | 8 | 9 | AB | R | H | RBI | BB | SO | LOB | BOTTOM | | | | | | | | | | |
|--|-------------------------------|----------------------------------|-------------------------------|----------------------------------|------------------------------|----------------------------------|-------------------------------|----------------------------------|------------------------------|----------------------------------|-------------------------------|----------------------------------|-------------------------------|----------------------------------|------------------------------|----------------------------------|---|----------------------------------|----------------------------------|------------------------------------|----------------------------------|--------|--|--|--|--|--|
| 31 Aaron Hicks, S (1, 7) OBP: 0.371, SLG: 0.480 | | | | | | | | | | 4 | 1 | 0 | 0 | 0 | 2 | 2 | <p>Toronto Blue Jays @ New York Yankees Yankee Stadium, Bronx, NY Fri Sep 29 2017, 1:10 PM - 4:00 PM EDT Att: 35,735 - Partly Cloudy - 66 F</p> <p>livebaseballscores.com</p> <p>AB 29 R 4 H 8 RBI 4 BB 2 SO 9 LOB 11</p> | | | | | | | | | | |
| 22 Jacoby Ellsbury, L (1, 8) OBP: 0.351, SLG: 0.405 | | | | | | | | | | 4 | 1 | 1 | 0 | 0 | 1 | 2 | | | | | | | | | | | |
| 99 Aaron Judge, R (1, 9) OBP: 0.421, SLG: 0.623 | | | | | | | | | | 3 | 1 | 1 | 1 | 1 | 1 | 0 | | | | | | | | | | | |
| 18 Didi Gregorius, L (1, 6) OBP: 0.319, SLG: 0.479 | | | | | | | | | | 4 | 1 | 2 | 0 | 0 | 0 | 0 | | | | | | | | | | | |
| 14 Starlin Castro, R (1, 4) OBP: 0.340, SLG: 0.457 | | | | | | | | | | 4 | 0 | 1 | 1 | 0 | 2 | 1 | | | | | | | | | | | |
| 33 Greg Bird, L (1, 3) OBP: 0.287, SLG: 0.430 | | | | | | | | | | 2 | 0 | 2 | 2 | 0 | 0 | 0 | | | | | | | | | | | |
| 12 Chase Headley, S (1, 10) OBP: 0.352, SLG: 0.406 | | | | | | | | | | 3 | 0 | 0 | 0 | 0 | 1 | 4 | | | | | | | | | | | |
| 29 Todd Frazier, R (1, 5) OBP: 0.343, SLG: 0.428 | | | | | | | | | | 2 | 0 | 0 | 0 | 1 | 1 | 1 | | | | | | | | | | | |
| 27 Austin Romine, R (1, 2) OBP: 0.275, SLG: 0.296 | | | | | | | | | | 3 | 0 | 1 | 0 | 0 | 1 | 1 | | | | | | | | | | | |
| Inning Stats | R: 2 E: 0 K: 1 S: 17 | H: 3 LOB: 2 BB: 1 P: 27 | R: 0 E: 0 K: 2 S: 11 | H: 0 LOB: 0 BB: 0 P: 16 | R: 0 E: 0 K: 0 S: 9 | H: 0 LOB: 0 BB: 0 P: 14 | R: 0 E: 0 K: 0 S: 15 | H: 1 LOB: 1 BB: 0 P: 24 | R: 1 E: 0 K: 0 S: 8 | H: 2 LOB: 1 BB: 0 P: 14 | R: 1 E: 0 K: 1 S: 11 | H: 2 LOB: 0 BB: 0 P: 19 | R: 0 E: 0 K: 3 S: 10 | H: 0 LOB: 1 BB: 1 P: 16 | R: 0 E: 0 K: 2 S: 7 | H: 0 LOB: 0 BB: 0 P: 10 | R: 0 E: 0 K: 2 S: 10 | H: 0 LOB: 0 BB: 0 P: 10 | 1B: 7 2B: 1 3B: 0 HR: 0 | SF: 1 SAC: 0 DP: 1 HBP: 0 | WP: 0 PB: 0 SB: 4 CS: 0 | PA: 32 | | | | | |
| PITCHER | IP | WLS | BF | H | R | ER | SO | BB | IBB | HBP | BLK | WP | HR | S | P | ERA | WHIP | | | | | | | | | | |
| 31 Joe Biagini, R (1, 1) ERA: 5.34 | 5.0 | L | 21 | 6 | 3 | 3 | 3 | 1 | 0 | 0 | 0 | 0 | 0 | 9 | 15 | 27.00 | 6.000 | | | | | | | | | | |
| 50 Matt Dermody, L (6, 1) ERA: 4.5 | 0.1 | | 3 | 2 | 1 | 1 | 1 | 0 | 0 | 0 | 0 | 0 | 0 | 2 | 4 | 0.00 | 0.000 | | | | | | | | | | |
| 24 Danny Barnes, R (6, 1) ERA: 3.46 | 0.2 | | 1 | 0 | 0 | 0 | 0 | 0 | 0 | 0 | 0 | 0 | 0 | 2 | 4 | 0.00 | 0.000 | | | | | | | | | | |
| 34 Tom Koehler, R (7, 1) ERA: 6.89 | 1.0 | | 4 | 0 | 0 | 0 | 3 | 1 | 0 | 0 | 0 | 0 | 0 | 10 | 16 | 0.00 | 1.000 | | | | | | | | | | |
| 58 Tim Mayza, L (8, 1) ERA: 7.31 | 1.0 | | 3 | 0 | 0 | 0 | 2 | 0 | 0 | 0 | 0 | 0 | 0 | 7 | 10 | 0.00 | 0.000 | | | | | | | | | | |

| Batter | 1 | 2 | 3 | 4 | 5 | 6 | 7 | 8 | 9 | AB | R | H | RBI | BB | SO | LOB | TOP | | | | | | | | | | |
|--|-------------------------------|----------------------------------|------------------------------|----------------------------------|------------------------------|----------------------------------|-------------------------------|----------------------------------|-------------------------------|----------------------------------|-------------------------------|----------------------------------|-------------------------------|----------------------------------|-------------------------------|----------------------------------|---|------------------------------------|------------------------------------|-------------------------|--------|--|--|--|--|--|--|
| 37 Teoscar Hernández, R (1, 8) OBP: 0.319, SLG: 0.631 | | | | | | | | | | 3 | 0 | 1 | 0 | 1 | 2 | 1 | Toronto Blue Jays @ New York Yankees Yankee Stadium, Bronx, NY Sat Sep 30 2017, 1:07 PM - 4:03 PM EDT Att: 39,457 - Partly Cloudy - 62 F | | | | | | | | | | |
| 20 Josh Donaldson, R (1, 5) OBP: 0.365, SLG: 0.559 | | | | | | | | | | 3 | 0 | 0 | 1 | 0 | 1 | 2 | | | | | | | | | | | |
| 14 Justin Smoak, S (1, 3) OBP: 0.355, SLG: 0.531 | | | | | | | | | | 4 | 0 | 0 | 0 | 0 | 1 | 3 | | | | | | | | | | | |
| 19 José Bautista, R (1, 9) OBP: 0.307, SLG: 0.365 | | | | | | | | | | 4 | 0 | 0 | 0 | 0 | 3 | 0 | | | | | | | | | | | |
| 55 Russell Martin, R (1, 2) OBP: 0.343, SLG: 0.388 | | | | | | | | | | 4 | 0 | 1 | 0 | 0 | 2 | 0 | | | | | | | | | | | |
| 18 Darwin Barney, R (1, 4) OBP: 0.276, SLG: 0.329 | | | | | | | | | | 4 | 0 | 1 | 0 | 0 | 0 | 1 | | | | | | | | | | | |
| 3 Ezequiel Carrera, L (1, 7) OBP: 0.359, SLG: 0.411 | | | | | | | | | | 3 | 1 | 1 | 0 | 0 | 0 | 1 | | | | | | | | | | | |
| 39 Rob Refsnyder, R (1, 10) OBP: 0.255, SLG: 0.224 | | | | | | | | | | 2 | 0 | 1 | 0 | 0 | 0 | 0 | | | | | | | | | | | |
| 47 Miguel Montero, L (8, PH) OBP: 0.313, SLG: 0.350 | | | | | | | | | | 0 | 0 | 0 | 0 | 1 | 0 | 0 | | | | | | | | | | | |
| 17 Ryan Goins, L (1, 6) OBP: 0.288, SLG: 0.359 | | | | | | | | | | 3 | 0 | 1 | 0 | 0 | 1 | 3 | | | | | | | | | | | |
| Inning Stats | R: 0 E: 0 K: 1 S: 5 | H: 1 LOB: 0 BB: 0 P: 7 | R: 0 E: 0 K: 2 S: 8 | H: 0 LOB: 0 BB: 0 P: 15 | R: 0 E: 0 K: 0 S: 6 | H: 1 LOB: 0 BB: 0 P: 6 | R: 0 E: 0 K: 1 S: 13 | H: 0 LOB: 0 BB: 0 P: 18 | R: 0 E: 0 K: 1 S: 11 | H: 1 LOB: 1 BB: 0 P: 15 | R: 0 E: 0 K: 1 S: 10 | H: 1 LOB: 1 BB: 0 P: 13 | R: 1 E: 0 K: 2 S: 16 | H: 1 LOB: 2 BB: 2 P: 28 | R: 0 E: 0 K: 1 S: 11 | H: 0 LOB: 0 BB: 0 P: 16 | 1B: 5 2B: 2 3B: 0 HR: 0 | SF: 1 SAC: 0 DP: 2 HBP: 0 | WP: 0 PB: 0 CS: 0 | PA: 33 | | | | | | | |
| PITCHER | IP | WLS | BF | H | R | ER | SO | BB | IBB | HBP | BLK | WP | HR | S | P | ERA | WHIP | | | | | | | | | | |
| 52 CC Sabathia, L (1, 1) ERA: 3.69 | 5.2 | W | 19 | 4 | 0 | 0 | 6 | 0 | 0 | 0 | 0 | 0 | 0 | 51 | 75 | 0.00 | 0.706 | | | | | | | | | | |
| 57 Chad Green, R (6, 1) ERA: 1.53 | 1.1 | H | 5 | 1 | 0 | 0 | 1 | 0 | 0 | 0 | 0 | 0 | 0 | 12 | 16 | 0.00 | 0.750 | | | | | | | | | | |
| 48 Tommy Kahnle, R (8, 1) ERA: 2.59 | 0.0 | | 2 | 1 | 1 | 1 | 0 | 1 | 0 | 0 | 0 | 0 | 0 | 4 | 8 | ∞ | ∞ | | | | | | | | | | |
| 30 David Robertson, R (8, 1) ERA: 1.84 | 1.0 | H | 4 | 0 | 0 | 0 | 2 | 1 | 0 | 0 | 0 | 0 | 0 | 12 | 20 | 0.00 | 1.000 | | | | | | | | | | |
| 54 Aroldis Chapman, L (9, 1) ERA: 3.22 | 1.0 | S | 3 | 0 | 0 | 0 | 1 | 0 | 0 | 0 | 0 | 0 | 0 | 11 | 16 | 0.00 | 0.000 | | | | | | | | | | |
| Batter | 1 | 2 | 3 | 4 | 5 | 6 | 7 | 8 | 9 | AB | R | H | RBI | BB | SO | LOB | BOTTOM | | | | | | | | | | |
| 11 Brett Gardner, L (1, 7) OBP: 0.350, SLG: 0.428 | | | | | | | | | | 3 | 0 | 0 | 0 | 1 | 0 | 2 | Toronto Blue Jays @ New York Yankees Yankee Stadium, Bronx, NY Sat Sep 30 2017, 1:07 PM - 4:03 PM EDT Att: 39,457 - Partly Cloudy - 62 F | | | | | | | | | | |
| 99 Aaron Judge, R (1, 10) OBP: 0.422, SLG: 0.627 | | | | | | | | | | 3 | 1 | 1 | 1 | 1 | 2 | 2 | | | | | | | | | | | |
| 24 Gary Sánchez, R (1, 2) OBP: 0.345, SLG: 0.531 | | | | | | | | | | 4 | 0 | 1 | 0 | 0 | 2 | 3 | | | | | | | | | | | |
| 18 Didi Gregorius, L (1, 6) OBP: 0.318, SLG: 0.478 | | | | | | | | | | 4 | 1 | 1 | 0 | 0 | 1 | 4 | | | | | | | | | | | |
| 14 Starlin Castro, R (1, 4) OBP: 0.339, SLG: 0.455 | | | | | | | | | | 4 | 0 | 1 | 1 | 0 | 2 | 0 | | | | | | | | | | | |
| 33 Greg Bird, L (1, 3) OBP: 0.286, SLG: 0.425 | | | | | | | | | | 4 | 0 | 1 | 0 | 0 | 0 | 1 | | | | | | | | | | | |
| 29 Todd Frazier, R (1, 5) OBP: 0.344, SLG: 0.429 | | | | | | | | | | 3 | 0 | 2 | 0 | 0 | 0 | 0 | | | | | | | | | | | |
| 22 Jacoby Ellsbury, L (1, 8) OBP: 0.348, SLG: 0.402 | | | | | | | | | | 3 | 0 | 0 | 0 | 0 | 0 | 3 | | | | | | | | | | | |
| 31 Aaron Hicks, S (1, 9) OBP: 0.374, SLG: 0.478 | | | | | | | | | | 1 | 0 | 0 | 0 | 2 | 1 | 0 | | | | | | | | | | | |
| Inning Stats | R: 0 E: 0 K: 1 S: 10 | H: 1 LOB: 1 BB: 1 P: 17 | R: 0 E: 0 K: 0 S: 9 | H: 1 LOB: 0 BB: 0 P: 17 | R: 0 E: 0 K: 1 S: 9 | H: 0 LOB: 0 BB: 0 P: 14 | R: 2 E: 0 K: 0 S: 15 | H: 4 LOB: 2 BB: 0 P: 30 | R: 0 E: 0 K: 1 S: 10 | H: 0 LOB: 2 BB: 2 P: 21 | R: 0 E: 0 K: 1 S: 10 | H: 1 LOB: 1 BB: 0 P: 14 | R: 0 E: 0 K: 2 S: 8 | H: 0 LOB: 1 BB: 1 P: 14 | R: 0 E: 0 K: 2 S: 11 | H: 0 LOB: 0 BB: 0 P: 18 | | 1B: 6 2B: 0 3B: 0 HR: 1 | SF: 0 SAC: 0 DP: 1 HBP: 0 | WP: 2 PB: 0 CS: 0 | PA: 33 | | | | | | |
| PITCHER | IP | WLS | BF | H | R | ER | SO | BB | IBB | HBP | BLK | WP | HR | S | P | ERA | WHIP | | | | | | | | | | |
| 6 Marcus Stroman, R (1, 1) ERA: 3.09 | 4.0 | L | 17 | 6 | 2 | 2 | 2 | 1 | 0 | 0 | 0 | 0 | 0 | 4 | 13 | 4.50 | 1.750 | | | | | | | | | | |
| 62 Aaron Loup, L (5, 1) ERA: 3.75 | 0.1 | | 3 | 0 | 0 | 0 | 0 | 2 | 0 | 0 | 0 | 0 | 0 | 4 | 13 | 0.00 | 6.000 | | | | | | | | | | |
| 36 Carlos Ramirez, R (5, 1) ERA: 2.7 | 1.2 | | 6 | 1 | 0 | 0 | 2 | 0 | 0 | 0 | 0 | 0 | 0 | 16 | 22 | 0.00 | 0.600 | | | | | | | | | | |
| 50 Matt Dermody, L (7, 1) ERA: 4.43 | 0.1 | | 2 | 0 | 0 | 0 | 0 | 1 | 0 | 0 | 0 | 1 | 0 | 1 | 6 | 0.00 | 3.000 | | | | | | | | | | |
| 51 Dominic Leone, R (7, 1) ERA: 2.56 | 0.2 | | 2 | 0 | 0 | 0 | 2 | 0 | 0 | 0 | 0 | 0 | 0 | 7 | 8 | 0.00 | 0.000 | | | | | | | | | | |
| PITCHER | IP | WLS | BF | H | R | ER | SO | BB | IBB | HBP | BLK | WP | HR | S | P | ERA | WHIP | | | | | | | | | | |
| 58 Tim Lincecum, L (8, 1) ERA: 6.88 | 1.0 | | 3 | 0 | 0 | 0 | 2 | 0 | 0 | 0 | 0 | 0 | 0 | 11 | 18 | 0.00 | 0.000 | | | | | | | | | | |

| Batter | 1 | 2 | 3 | 4 | 5 | 6 | 7 | 8 | 9 | AB | R | H | RBI | BB | SO | LOB | TOP | | | | | | | | |
|---|----------------------|----------------------------------|----------------------|----------------------------------|----------------------|----------------------------------|-----------------------|----------------------------------|----------------------|---------------------------------|----------------------|----------------------------------|----------------------|----------------------------------|-----------------------|----------------------------------|-----------------------|----------------------------------|----------------------------------|------------------------------------|----------------------------------|--------|--|--|--|
| 37 Teoscar Hernández, R OBP: 0.305, SLG: 0.602 | | | | | | | | | | 4 | 0 | 0 | 0 | 0 | 0 | 3 | 1 | | | | | | | | |
| 7 Richard Urena, S OBP: 0.270, SLG: 0.309 | | | | | | | | | | 3 | 1 | 0 | 0 | 1 | 2 | 0 | | | | | | | | | |
| 14 Justin Smoak, S OBP: 0.355, SLG: 0.529 | | | | | | | | | | 4 | 0 | 1 | 0 | 0 | 0 | 0 | | | | | | | | | |
| 19 José Bautista, R OBP: 0.308, SLG: 0.366 | | | | | | | | | | 1 | 0 | 1 | 1 | 0 | 0 | 0 | | | | | | | | | |
| 21 Michael Saunders, L OBP: 0.296, SLG: 0.344 | | | | | | | | | | 2 | 0 | 0 | 0 | 0 | 0 | 0 | | | | | | | | | |
| 47 Miguel Montero, L OBP: 0.310, SLG: 0.346 | | | | | | | | | | 2 | 0 | 0 | 0 | 0 | 0 | 2 | | | | | | | | | |
| 1 Rafay Lopez, L OBP: 0.306, SLG: 0.463 | | | | | | | | | | 1 | 0 | 0 | 0 | 0 | 1 | 0 | | | | | | | | | |
| 39 Rob Refsnyder, R OBP: 0.247, SLG: 0.216 | | | | | | | | | | 3 | 1 | 0 | 0 | 0 | 1 | 0 | | | | | | | | | |
| 3 Ezequiel Carrera, L OBP: 0.356, SLG: 0.498 | | | | | | | | | | 2 | 0 | 0 | 0 | 1 | 0 | 0 | | | | | | | | | |
| 18 Darwin Barney, R OBP: 0.275, SLG: 0.327 | | | | | | | | | | 2 | 0 | 0 | 0 | 0 | 0 | 0 | | | | | | | | | |
| 17 Ryan Goins, L OBP: 0.286, SLG: 0.356 | | | | | | | | | | 3 | 0 | 0 | 1 | 0 | 1 | 1 | | | | | | | | | |
| Inning Stats | R: 0 K: 2 S: 8 | H: 0 LOB: 0 BB: 0 P: 12 | R: 0 K: 0 S: 5 | H: 1 LOB: 0 BB: 0 P: 10 | R: 0 K: 0 S: 8 | H: 0 LOB: 0 BB: 0 P: 14 | R: 1 K: 0 S: 10 | H: 1 LOB: 1 BB: 1 P: 16 | R: 0 K: 2 S: 6 | H: 0 LOB: 0 BB: 0 P: 6 | R: 0 K: 2 S: 8 | H: 0 LOB: 0 BB: 0 P: 12 | R: 0 K: 1 S: 9 | H: 0 LOB: 1 BB: 0 P: 12 | R: 1 K: 2 S: 15 | H: 0 LOB: 1 BB: 1 P: 23 | R: 0 K: 1 S: 10 | H: 0 LOB: 0 BB: 0 P: 14 | 1B: 2 2B: 0 3B: 0 HR: 0 | SF: 1 SAC: 1 DP: 1 HBP: 0 | WP: 1 PB: 0 SB: 0 CS: 0 | PA: 31 | | | |
| PITCHER | IP | WLS | BF | H | R | ER | SO | BB | IBB | HBP | BLK | WP | HR | S | P | ERA | WHIP | | | | | | | | |
| 47 Jordan Montgomery, L ERA: 3.88 | (1, 1) | 5.1 | 18 | 2 | 1 | 1 | 3 | 1 | 0 | 0 | 0 | 0 | 0 | 40 | 62 | 1.69 | 0.562 | | | | | | | | |
| 43 Adam Warren, R ERA: 2.35 | (6, 1) | 1.0 | 3 | 0 | 0 | 0 | 1 | 0 | 0 | 0 | 0 | 0 | 0 | 8 | 13 | 0.00 | 0.000 | | | | | | | | |
| 64 Domingo Germán, R ERA: 3.14 | (7, 1) | 1.2 | L | 7 | 0 | 1 | 3 | 1 | 0 | 0 | 0 | 1 | 0 | 21 | 30 | 5.40 | 0.600 | | | | | | | | |
| 61 Ben Heller, R ERA: 0.82 | (9, 1) | 1.0 | 3 | 0 | 0 | 0 | 1 | 0 | 0 | 0 | 0 | 0 | 0 | 10 | 14 | 0.00 | 0.000 | | | | | | | | |

Toronto Blue Jays @ New York Yankees
Yankee Stadium, Bronx, NY
Sun Oct 01 2017, 3:10 PM - 5:37 PM EDT
Att: 37,428 - Sunny - 66 F

| | |
|-----|----|
| AB | 27 |
| R | 2 |
| H | 2 |
| RBI | 2 |
| BB | 2 |
| SO | 8 |
| LOB | 4 |



| Batter | 1 | 2 | 3 | 4 | 5 | 6 | 7 | 8 | 9 | AB | R | H | RBI | BB | SO | LOB | BOTTOM | | | | | | | | |
|---|----------------------|----------------------------------|----------------------|---------------------------------|----------------------|----------------------------------|-----------------------|----------------------------------|-----------------------|----------------------------------|-----------------------|----------------------------------|----------------------|----------------------------------|-----------------------|----------------------------------|-----------------------|----------------------------------|----------------------------------|------------------------------------|----------------------------------|--------|--|--|--|
| 31 Aaron Hicks, S OBP: 0.372, SLG: 0.475 | | | | | | | | | | 4 | 0 | 1 | 0 | 0 | 1 | 0 | | | | | | | | | |
| 74 Ronald Torreyes, R OBP: 0.314, SLG: 0.375 | | | | | | | | | | 4 | 0 | 0 | 0 | 0 | 1 | 1 | | | | | | | | | |
| 14 Starlin Castro, R OBP: 0.338, SLG: 0.454 | | | | | | | | | | 1 | 0 | 0 | 0 | 0 | 0 | 1 | | | | | | | | | |
| Tyler Wade, L OBP: 0.222, SLG: 0.224 | | | | | | | | | | 3 | 0 | 1 | 0 | 0 | 1 | 0 | | | | | | | | | |
| 17 Matt Holliday, R OBP: 0.316, SLG: 0.432 | | | | | | | | | | 4 | 1 | 1 | 1 | 0 | 1 | 2 | | | | | | | | | |
| 12 Chase Headley, S OBP: 0.352, SLG: 0.406 | | | | | | | | | | 2 | 0 | 1 | 0 | 0 | 0 | 0 | | | | | | | | | |
| 33 Greg Bird, L OBP: 0.288, SLG: 0.422 | | | | | | | | | | 1 | 0 | 0 | 0 | 1 | 0 | 0 | | | | | | | | | |
| 29 Todd Frazier, R OBP: 0.344, SLG: 0.428 | | | | | | | | | | 1 | 0 | 0 | 0 | 0 | 0 | 0 | | | | | | | | | |
| 67 Miguel Andujar, R OBP: 0.625, SLG: 0.857 | | | | | | | | | | 2 | 0 | 1 | 0 | 0 | 0 | 1 | | | | | | | | | |
| 27 Austin Romine, R OBP: 0.272, SLG: 0.293 | | | | | | | | | | 3 | 0 | 0 | 0 | 0 | 0 | 3 | | | | | | | | | |
| Clint Frazier, R OBP: 0.268, SLG: 0.448 | | | | | | | | | | 3 | 0 | 0 | 0 | 0 | 1 | 3 | | | | | | | | | |
| 26 Tyler Austin, R OBP: 0.283, SLG: 0.425 | | | | | | | | | | 3 | 0 | 0 | 0 | 0 | 3 | 0 | | | | | | | | | |
| Inning Stats | R: 0 K: 1 S: 9 | H: 1 LOB: 1 BB: 0 P: 14 | R: 0 K: 0 S: 3 | H: 0 LOB: 0 BB: 0 P: 4 | R: 0 K: 2 S: 9 | H: 0 LOB: 0 BB: 0 P: 14 | R: 0 K: 0 S: 11 | H: 1 LOB: 0 BB: 0 P: 15 | R: 0 K: 2 S: 12 | H: 1 LOB: 1 BB: 0 P: 19 | R: 0 K: 2 S: 10 | H: 0 LOB: 0 BB: 0 P: 16 | R: 1 K: 0 S: 9 | H: 2 LOB: 2 BB: 1 P: 18 | R: 0 K: 2 S: 10 | H: 0 LOB: 0 BB: 0 P: 18 | R: 0 K: 1 S: 11 | H: 0 LOB: 0 BB: 0 P: 18 | 1B: 3 2B: 1 3B: 0 HR: 1 | SF: 0 SAC: 0 DP: 0 HBP: 0 | WP: 0 PB: 0 SB: 0 CS: 1 | PA: 32 | | | |
| PITCHER | IP | WLS | BF | H | R | ER | SO | BB | IBB | HBP | BLK | WP | HR | S | P | ERA | WHIP | | | | | | | | |
| 46 Brett Anderson, L ERA: 6.34 | (1, 1) | 5.0 | 17 | 3 | 0 | 0 | 2 | 0 | 0 | 0 | 0 | 0 | 0 | 10 | 16 | 0.00 | 0.600 | | | | | | | | |
| 56 Luis Santos, R ERA: 2.7 | (6, 1) | 1.0 | H | 3 | 0 | 0 | 0 | 0 | 0 | 0 | 0 | 0 | 0 | 10 | 16 | 0.00 | 0.000 | | | | | | | | |
| 24 Danny Barnes, R ERA: 3.55 | (7, 1) | 1.0 | W | 6 | 2 | 1 | 1 | 0 | 1 | 0 | 0 | 0 | 1 | 9 | 18 | 9.00 | 3.000 | | | | | | | | |
| 52 Ryan Tepera, R ERA: 3.59 | (8, 1) | 1.0 | H | 3 | 0 | 0 | 0 | 2 | 0 | 0 | 0 | 0 | 0 | 10 | 18 | 0.00 | 0.000 | | | | | | | | |
| 54 Roberto Osuna, R ERA: 3.38 | (9, 1) | 1.0 | S | 3 | 0 | 0 | 0 | 1 | 0 | 0 | 0 | 0 | 0 | 11 | 18 | 0.00 | 0.000 | | | | | | | | |

Toronto Blue Jays @ New York Yankees
Yankee Stadium, Bronx, NY
Sun Oct 01 2017, 3:10 PM - 5:37 PM EDT
Att: 37,428 - Sunny - 66 F

| | |
|-----|----|
| AB | 31 |
| R | 1 |
| H | 5 |
| RBI | 1 |
| BB | 1 |
| SO | 8 |
| LOB | 11 |



| Batter | 1 | 2 | 3 | 4 | 5 | 6 | 7 | 8 | 9 | AB | R | H | RBI | BB | SO | LOB | TOP | | | | | | | | | |
|--|---|---|---|---|---|---|---|---|---|---|---|---|---|---|---|---|---|---|---|---|---|---|---|---|---|---|
| 2 Brian Dozier, R OBP: 0.600, SLG: 1.250 | | | | | | | | | | 4 | 1 | 2 | 1 | 1 | 2 | 0 | Minnesota Twins @ New York Yankees Yankee Stadium, Bronx, NY Tue Oct 03 2017, 8:11 PM - 12:01 AM EDT Att: 49,280 - Clear - 62 F | | | | | | | | | |
| 7 Joe Mauer, L OBP: 0.200, SLG: 0.200 | | | | | | | | | | 5 | 0 | 1 | 0 | 0 | 0 | 3 | | | | | | | | | | |
| 11 Jorge Polanco, S OBP: 0.500, SLG: 0.250 | | | | | | | | | | 4 | 2 | 1 | 0 | 1 | 2 | 1 | | | | | | | | | | |
| 20 Eddie Rosario, L OBP: 0.500, SLG: 1.333 | | | | | | | | | | 3 | 1 | 1 | 2 | 1 | 1 | 0 | | | | | | | | | | |
| 5 Eduardo Escobar, S OBP: 0.500, SLG: 0.500 | | | | | | | | | | 4 | 0 | 2 | 0 | 0 | 0 | 2 | | | | | | | | | | |
| 26 Max Kepler, L OBP: 0.500, SLG: 0.667 | | | | | | | | | | 3 | 0 | 1 | 0 | 1 | 0 | 1 | | | | | | | | | | |
| 25 Byron Buxton, R | | | | | | | | | | 2 | 0 | 0 | 1 | 0 | 1 | 4 | | | | | | | | | | |
| 8 Zack Granite, L OBP: 0.500, SLG: 0.500 | | | | | | | | | | 2 | 0 | 1 | 0 | 0 | 0 | 0 | | | | | | | | | | |
| 38 Chris Gimenez, R | | | | | | | | | | 0 | 0 | 0 | 0 | 0 | 0 | 0 | | | | | | | | | | |
| 15 Jason Castro, L | | | | | | | | | | 3 | 0 | 0 | 0 | 0 | 3 | 5 | | | | | | | | | | |
| 16 Ehire Adrianza, S (8,PH) | | | | | | | | | | 1 | 0 | 0 | 0 | 0 | 1 | 0 | | | | | | | | | | |
| 36 Robbie Grossman, S (1,10) | | | | | | | | | | 4 | 0 | 0 | 0 | 0 | 3 | 1 | | | | | | | | | | |
| Inning Stats | R: 3 E: 0 K: 2 S: 24 | H: 4 LOB: 2 BB: 1 P: 39 | R: 0 E: 0 K: 2 S: 9 | H: 0 LOB: 0 BB: 0 P: 16 | R: 1 E: 0 K: 1 S: 12 | H: 1 LOB: 2 BB: 2 P: 23 | R: 0 E: 0 K: 0 S: 7 | H: 1 LOB: 1 BB: 0 P: 10 | R: 0 E: 0 K: 2 S: 12 | H: 1 LOB: 1 BB: 0 P: 13 | R: 0 E: 0 K: 2 S: 16 | H: 1 LOB: 2 BB: 1 P: 23 | R: 0 E: 0 K: 0 S: 9 | H: 0 LOB: 0 BB: 0 P: 12 | R: 0 E: 0 K: 1 S: 11 | H: 0 LOB: 0 BB: 0 P: 15 | R: 0 E: 0 K: 3 S: 13 | H: 1 LOB: 1 BB: 0 P: 20 | 1B: 6 2B: 1 3B: 0 HR: 2 | SF: 0 SAC: 0 DP: 1 HBP: 0 | WP: 1 PB: 0 SB: 1 CS: 0 | PA: 39 | | | | |
| PITCHER | IP WLS BF H R ER SO BB IBB HBP BLK WP HR S P ERA WHIP | IP WLS BF H R ER SO BB IBB HBP BLK WP HR S P ERA WHIP | IP WLS BF H R ER SO BB IBB HBP BLK WP HR S P ERA WHIP | IP WLS BF H R ER SO BB IBB HBP BLK WP HR S P ERA WHIP | IP WLS BF H R ER SO BB IBB HBP BLK WP HR S P ERA WHIP | IP WLS BF H R ER SO BB IBB HBP BLK WP HR S P ERA WHIP | IP WLS BF H R ER SO BB IBB HBP BLK WP HR S P ERA WHIP | IP WLS BF H R ER SO BB IBB HBP BLK WP HR S P ERA WHIP | IP WLS BF H R ER SO BB IBB HBP BLK WP HR S P ERA WHIP | IP WLS BF H R ER SO BB IBB HBP BLK WP HR S P ERA WHIP | IP WLS BF H R ER SO BB IBB HBP BLK WP HR S P ERA WHIP | IP WLS BF H R ER SO BB IBB HBP BLK WP HR S P ERA WHIP | IP WLS BF H R ER SO BB IBB HBP BLK WP HR S P ERA WHIP | IP WLS BF H R ER SO BB IBB HBP BLK WP HR S P ERA WHIP | IP WLS BF H R ER SO BB IBB HBP BLK WP HR S P ERA WHIP | IP WLS BF H R ER SO BB IBB HBP BLK WP HR S P ERA WHIP | IP WLS BF H R ER SO BB IBB HBP BLK WP HR S P ERA WHIP | IP WLS BF H R ER SO BB IBB HBP BLK WP HR S P ERA WHIP | IP WLS BF H R ER SO BB IBB HBP BLK WP HR S P ERA WHIP | IP WLS BF H R ER SO BB IBB HBP BLK WP HR S P ERA WHIP | IP WLS BF H R ER SO BB IBB HBP BLK WP HR S P ERA WHIP | IP WLS BF H R ER SO BB IBB HBP BLK WP HR S P ERA WHIP | IP WLS BF H R ER SO BB IBB HBP BLK WP HR S P ERA WHIP | IP WLS BF H R ER SO BB IBB HBP BLK WP HR S P ERA WHIP | IP WLS BF H R ER SO BB IBB HBP BLK WP HR S P ERA WHIP | IP WLS BF H R ER SO BB IBB HBP BLK WP HR S P ERA WHIP |
| 40 Luis Severino, R ERA: 81.0 | 0.1 | 6 | 4 | 3 | 3 | 0 | 1 | 0 | 0 | 0 | 0 | 0 | 0 | 0 | 0 | 0 | 2 | 17 | 29 | 81.00 | 15.000 | | | | | |
| 57 Chad Green, R ERA: 4.5 | 2.0 | 9 | 1 | 1 | 1 | 4 | 2 | 0 | 0 | 0 | 0 | 23 | 41 | 4.50 | 1.500 | | | | | | | | | | | |
| 30 David Robertson, R ERA: 4.5 | 3.1 | W | 13 | 3 | 0 | 5 | 1 | 0 | 0 | 0 | 1 | 0 | 38 | 52 | 0.00 | 1.200 | | | | | | | | | | |
| 48 Tommy Kahnle, R ERA: 4.5 | 2.1 | H | 7 | 0 | 0 | 1 | 0 | 0 | 0 | 0 | 0 | 22 | 29 | 0.00 | 0.000 | | | | | | | | | | | |
| 54 Aroldis Chapman, L ERA: 4.5 | 1.0 | 4 | 1 | 0 | 0 | 3 | 0 | 0 | 0 | 0 | 0 | 0 | 13 | 20 | 0.00 | 1.000 | | | | | | | | | | |
| Batter | 1 | 2 | 3 | 4 | 5 | 6 | 7 | 8 | 9 | AB | R | H | RBI | BB | SO | LOB | BOTTOM | | | | | | | | | |
| 11 Brett Gardner, L OBP: 0.600, SLG: 1.250 | | | | | | | | | | 4 | 3 | 2 | 1 | 1 | 0 | 0 | | | | | | | | | | |
| 99 Aaron Judge, R OBP: 0.600, SLG: 1.250 | | | | | | | | | | 4 | 3 | 2 | 2 | 1 | 0 | 0 | | | | | | | | | | |
| 24 Gary Sánchez, R OBP: 0.500, SLG: 0.750 | | | | | | | | | | 4 | 1 | 2 | 0 | 0 | 0 | 2 | | | | | | | | | | |
| 18 Didi Gregorius, L OBP: 0.500, SLG: 1.333 | | | | | | | | | | 3 | 1 | 1 | 3 | 1 | 1 | 1 | | | | | | | | | | |
| 14 Starlin Castro, R OBP: 0.500, SLG: 1.333 | | | | | | | | | | 4 | 0 | 0 | 0 | 0 | 1 | 4 | | | | | | | | | | |
| 33 Greg Bird, L OBP: 0.500, SLG: 0.333 | | | | | | | | | | 3 | 0 | 1 | 1 | 1 | 2 | 3 | | | | | | | | | | |
| 31 Aaron Hicks, S OBP: 0.500, SLG: 0.333 | | | | | | | | | | 3 | 0 | 1 | 1 | 1 | 0 | 1 | | | | | | | | | | |
| 22 Jacoby Ellsbury, L (1,10) | | | | | | | | | | 4 | 0 | 0 | 0 | 0 | 0 | 5 | | | | | | | | | | |
| 29 Todd Frazier, R (1,5) | | | | | | | | | | 4 | 0 | 0 | 0 | 0 | 1 | 0 | | | | | | | | | | |
| Inning Stats | R: 3 E: 0 K: 0 S: 22 | H: 2 LOB: 1 BB: 2 P: 42 | R: 1 E: 0 K: 0 S: 13 | H: 1 LOB: 0 BB: 0 P: 22 | R: 1 E: 0 K: 2 S: 20 | H: 3 LOB: 2 BB: 0 P: 27 | R: 2 E: 0 K: 1 S: 15 | H: 2 LOB: 0 BB: 0 P: 22 | R: 0 E: 0 K: 1 S: 6 | H: 0 LOB: 0 BB: 0 P: 10 | R: 0 E: 0 K: 0 S: 11 | H: 0 LOB: 0 BB: 0 P: 14 | R: 1 E: 1 K: 1 S: 14 | H: 1 LOB: 3 BB: 3 P: 25 | R: 0 E: 0 K: 0 S: 7 | H: 0 LOB: 0 BB: 0 P: 10 | R: 0 E: 0 K: 0 S: 11 | H: 0 LOB: 0 BB: 0 P: 10 | 1B: 5 2B: 1 3B: 0 HR: 3 | SF: 0 SAC: 0 DP: 0 HBP: 0 | WP: 0 PB: 0 SB: 0 CS: 0 | PA: 38 | | | | |
| PITCHER | IP WLS BF H R ER SO BB IBB HBP BLK WP HR S P ERA WHIP | IP WLS BF H R ER SO BB IBB HBP BLK WP HR S P ERA WHIP | IP WLS BF H R ER SO BB IBB HBP BLK WP HR S P ERA WHIP | IP WLS BF H R ER SO BB IBB HBP BLK WP HR S P ERA WHIP | IP WLS BF H R ER SO BB IBB HBP BLK WP HR S P ERA WHIP | IP WLS BF H R ER SO BB IBB HBP BLK WP HR S P ERA WHIP | IP WLS BF H R ER SO BB IBB HBP BLK WP HR S P ERA WHIP | IP WLS BF H R ER SO BB IBB HBP BLK WP HR S P ERA WHIP | IP WLS BF H R ER SO BB IBB HBP BLK WP HR S P ERA WHIP | IP WLS BF H R ER SO BB IBB HBP BLK WP HR S P ERA WHIP | IP WLS BF H R ER SO BB IBB HBP BLK WP HR S P ERA WHIP | IP WLS BF H R ER SO BB IBB HBP BLK WP HR S P ERA WHIP | IP WLS BF H R ER SO BB IBB HBP BLK WP HR S P ERA WHIP | IP WLS BF H R ER SO BB IBB HBP BLK WP HR S P ERA WHIP | IP WLS BF H R ER SO BB IBB HBP BLK WP HR S P ERA WHIP | IP WLS BF H R ER SO BB IBB HBP BLK WP HR S P ERA WHIP | IP WLS BF H R ER SO BB IBB HBP BLK WP HR S P ERA WHIP | IP WLS BF H R ER SO BB IBB HBP BLK WP HR S P ERA WHIP | IP WLS BF H R ER SO BB IBB HBP BLK WP HR S P ERA WHIP | IP WLS BF H R ER SO BB IBB HBP BLK WP HR S P ERA WHIP | IP WLS BF H R ER SO BB IBB HBP BLK WP HR S P ERA WHIP | IP WLS BF H R ER SO BB IBB HBP BLK WP HR S P ERA WHIP | IP WLS BF H R ER SO BB IBB HBP BLK WP HR S P ERA WHIP | IP WLS BF H R ER SO BB IBB HBP BLK WP HR S P ERA WHIP | IP WLS BF H R ER SO BB IBB HBP BLK WP HR S P ERA WHIP | IP WLS BF H R ER SO BB IBB HBP BLK WP HR S P ERA WHIP |
| 54 Ervin Santana, R ERA: 18.0 | 2.0 | 11 | 3 | 4 | 4 | 0 | 2 | 0 | 0 | 0 | 0 | 0 | 0 | 0 | 0 | 0 | 2 | 35 | 64 | 18.00 | 2.500 | | | | | |
| 17 José Berríos, R ERA: 9.0 | 3.0 | L | 14 | 5 | 3 | 3 | 0 | 0 | 0 | 0 | 0 | 1 | 41 | 59 | 9.00 | 1.667 | | | | | | | | | | |
| 39 Trevor Hildenberger, R ERA: 0.75 | 1.1 | 7 | 1 | 1 | 1 | 0 | 1 | 1 | 0 | 0 | 0 | 0 | 20 | 29 | 6.75 | 1.500 | | | | | | | | | | |
| 55 Taylor Rogers, L ERA: 0.75 | 0.1 | 1 | 0 | 0 | 0 | 1 | 0 | 0 | 0 | 0 | 0 | 0 | 3 | 4 | 0.00 | 0.000 | | | | | | | | | | |
| 67 Alan Benes, R ERA: 0.75 | 0.1 | 2 | 0 | 0 | 0 | 0 | 1 | 0 | 0 | 0 | 0 | 0 | 2 | 6 | 0.00 | 3.000 | | | | | | | | | | |

| Batter | 1 | 2 | 3 | 4 | 5 | 6 | 7 | 8 | 9 | AB | R | H | RBI | BB | SO | LOB | TOP | | | | | | | | |
|--|--------------------------------|----------------------------------|--------------------------------|----------------------------------|--------------------------------|----------------------------------|--------------------------------|----------------------------------|--------------------------------|----------------------------------|--------------------------------|----------------------------------|--------------------------------|----------------------------------|--------------------------------|----------------------------------|--|--------------------------------|----------------------------------|----------------------------------|------------------------------------|----------------------------------|--------------------------------|--|--|
| 11 Brett Gardner, L OBP: 0.444, SLG: 0.714 | | | | | | | | | | 3 | 0 | 0 | 0 | 1 | 0 | 1 | New York Yankees @ Cleveland Indians Progressive Field, Cleveland, OH Thu Oct 05 2017, 7:40 PM - 11:06 PM EDT Att: 37,612 - Clear - 67 F | | | | | | | | |
| 99 Aaron Judge, R OBP: 0.333, SLG: 0.625 | | | | | | | | | | 4 | 0 | 0 | 0 | 0 | 4 | 3 | | | | | | | | | |
| 24 Gary Sánchez, R OBP: 0.250, SLG: 0.375 | | | | | | | | | | 4 | 0 | 0 | 0 | 0 | 1 | 1 | | | | | | | | | |
| 18 Didi Gregorius, L OBP: 0.250, SLG: 0.571 | | | | | | | | | | 4 | 0 | 0 | 0 | 0 | 2 | 0 | | | | | | | | | |
| 14 Starlin Castro, R OBP: 0.250, SLG: 0.250 | | | | | | | | | | 4 | 0 | 2 | 0 | 0 | 0 | 0 | | | | | | | | | |
| 33 Greg Bird, L OBP: 0.375, SLG: 0.167 | | | | | | | | | | 3 | 0 | 0 | 0 | 1 | 2 | 2 | | | | | | | | | |
| 29 Todd Frazier, R | | | | | | | | | | 3 | 0 | 0 | 0 | 0 | 2 | 1 | | | | | | | | | |
| 12 Chase Headley, S | | | | | | | | | | 2 | 0 | 0 | 0 | 1 | 1 | 0 | | | | | | | | | |
| 31 Aaron Hicks, S | | | | | | | | | | 3 | 0 | 1 | 0 | 0 | 2 | 1 | | | | | | | | | |
| Inning Stats | R: 0 E: 0 K: 2 S: 11 | H: 0 LOB: 0 BB: 0 P: 17 | R: 0 E: 0 K: 1 S: 7 | H: 0 LOB: 1 BB: 1 P: 13 | R: 0 E: 0 K: 1 S: 13 | H: 0 LOB: 0 BB: 0 P: 19 | R: 0 E: 0 K: 2 S: 8 | H: 0 LOB: 0 BB: 0 P: 12 | R: 0 E: 0 K: 0 S: 8 | H: 0 LOB: 0 BB: 0 P: 14 | R: 0 E: 0 K: 2 S: 11 | H: 1 LOB: 1 BB: 0 P: 17 | R: 0 E: 0 K: 1 S: 7 | H: 1 LOB: 1 BB: 0 P: 10 | R: 0 E: 0 K: 3 S: 20 | H: 0 LOB: 2 BB: 2 P: 33 | | R: 0 E: 0 K: 2 S: 11 | H: 1 LOB: 0 BB: 0 P: 13 | 1B: 2 2B: 1 3B: 0 HR: 0 | SF: 0 SAC: 0 DP: 1 HBP: 0 | WP: 1 PB: 0 SB: 0 CS: 0 | PA: 33 | | |
| PITCHER | IP WLS BF ERA WHIP | IP WLS BF ERA WHIP | IP WLS BF ERA WHIP | IP WLS BF ERA WHIP | IP WLS BF ERA WHIP | IP WLS BF ERA WHIP | IP WLS BF ERA WHIP | IP WLS BF ERA WHIP | IP WLS BF ERA WHIP | IP WLS BF ERA WHIP | IP WLS BF ERA WHIP | IP WLS BF ERA WHIP | IP WLS BF ERA WHIP | IP WLS BF ERA WHIP | IP WLS BF ERA WHIP | IP WLS BF ERA WHIP | IP WLS BF ERA WHIP | IP WLS BF ERA WHIP | IP WLS BF ERA WHIP | IP WLS BF ERA WHIP | IP WLS BF ERA WHIP | IP WLS BF ERA WHIP | IP WLS BF ERA WHIP | | |
| 47 Trevor Bauer, R ERA: 8.1 | 6.2 | W | 23 | 2 | 0 | 0 | 8 | 1 | 0 | 0 | 0 | 0 | 1 | 0 | 62 | 98 | 0.00 | 0.450 | | | | | | | |
| 24 Andrew Miller, L ERA: 9.0 | 1.0 | S | 5 | 0 | 0 | 0 | 3 | 2 | 0 | 0 | 0 | 0 | 0 | 0 | 18 | 30 | 0.00 | 2.000 | | | | | | | |
| 37 Cody Allen, R ERA: 8.1 | 1.1 | S | 5 | 1 | 0 | 0 | 3 | 0 | 0 | 0 | 0 | 0 | 0 | 0 | 16 | 20 | 0.00 | 0.750 | | | | | | | |

| | |
|-----|----|
| AB | 30 |
| R | 0 |
| H | 3 |
| RBI | 0 |
| BB | 3 |
| SO | 14 |
| LOB | 9 |



| Batter | 1 | 2 | 3 | 4 | 5 | 6 | 7 | 8 | 9 | AB | R | H | RBI | BB | SO | LOB | BOTTOM | | | | | | | |
|-----------------------------------|--------------------------------|----------------------------------|--------------------------------|----------------------------------|--------------------------------|----------------------------------|--------------------------------|----------------------------------|--------------------------------|----------------------------------|--------------------------------|----------------------------------|--------------------------------|----------------------------------|--------------------------------|----------------------------------|--|----------------------------------|----------------------------------|------------------------------------|----------------------------------|--------------------------------|--------------------------------|--|
| 12 Francisco Lindor, S | | | | | | | | | | 2 | 0 | 0 | 0 | 2 | 2 | 3 | New York Yankees @ Cleveland Indians Progressive Field, Cleveland, OH Thu Oct 05 2017, 7:40 PM - 11:06 PM EDT Att: 37,612 - Clear - 67 F | | | | | | | |
| 22 Jason Kipnis, L | | | | | | | | | | 4 | 0 | 0 | 0 | 0 | 0 | 6 | | | | | | | | |
| 53 Greg Allen, S | | | | | | | | | | 0 | 0 | 0 | 0 | 0 | 0 | 0 | | | | | | | | |
| 11 José Ramírez, S | | | | | | | | | | 4 | 1 | 1 | 0 | 0 | 1 | 1 | | | | | | | | |
| 10 Edwin Encarnación, R | | | | | | | | | | 3 | 1 | 0 | 0 | 1 | 0 | 2 | | | | | | | | |
| 32 Jay Bruce, L | | | | | | | | | | 3 | 2 | 2 | 3 | 0 | 1 | 0 | | | | | | | | |
| 41 Carlos Santana, S | | | | | | | | | | 3 | 0 | 1 | 0 | 1 | 1 | 0 | | | | | | | | |
| 8 Lonnie Chisenhall, L | | | | | | | | | | 1 | 0 | 0 | 0 | 0 | 0 | 1 | | | | | | | | |
| 26 Austin Jackson, R | | | | | | | | | | 2 | 0 | 0 | 0 | 0 | 2 | 0 | | | | | | | | |
| 55 Roberto Pérez, R | | | | | | | | | | 2 | 0 | 0 | 0 | 2 | 1 | 2 | | | | | | | | |
| 39 Gio Urshela, R | | | | | | | | | | 3 | 0 | 1 | 0 | 0 | 1 | 2 | | | | | | | | |
| Inning Stats | R: 0 E: 0 K: 0 S: 10 | H: 0 LOB: 1 BB: 1 P: 20 | R: 1 E: 0 K: 0 S: 10 | H: 2 LOB: 1 BB: 0 P: 16 | R: 0 E: 0 K: 2 S: 9 | H: 0 LOB: 0 BB: 0 P: 13 | R: 2 E: 0 K: 1 S: 19 | H: 2 LOB: 3 BB: 0 P: 36 | R: 1 E: 0 K: 0 S: 12 | H: 1 LOB: 0 BB: 0 P: 23 | R: 0 E: 0 K: 2 S: 11 | H: 0 LOB: 2 BB: 2 P: 18 | R: 0 E: 0 K: 1 S: 8 | H: 0 LOB: 0 BB: 0 P: 13 | R: 0 E: 0 K: 3 S: 10 | H: 0 LOB: 0 BB: 0 P: 11 | R: 0 E: 0 K: 3 S: 10 | H: 0 LOB: 0 BB: 0 P: 11 | 1B: 3 2B: 1 3B: 0 HR: 1 | SF: 1 SAC: 0 DP: 1 HBP: 1 | WP: 4 PB: 0 SB: 0 CS: 0 | PA: 35 | | |
| PITCHER | IP WLS BF ERA WHIP | IP WLS BF ERA WHIP | IP WLS BF ERA WHIP | IP WLS BF ERA WHIP | IP WLS BF ERA WHIP | IP WLS BF ERA WHIP | IP WLS BF ERA WHIP | IP WLS BF ERA WHIP | IP WLS BF ERA WHIP | IP WLS BF ERA WHIP | IP WLS BF ERA WHIP | IP WLS BF ERA WHIP | IP WLS BF ERA WHIP | IP WLS BF ERA WHIP | IP WLS BF ERA WHIP | IP WLS BF ERA WHIP | IP WLS BF ERA WHIP | IP WLS BF ERA WHIP | IP WLS BF ERA WHIP | IP WLS BF ERA WHIP | IP WLS BF ERA WHIP | IP WLS BF ERA WHIP | IP WLS BF ERA WHIP | |
| 55 Sonny Gray, R ERA: 8.1 | 3.1 | L | 17 | 3 | 3 | 2 | 4 | 0 | 0 | 1 | 0 | 0 | 0 | 0 | 1 | 0 | 73 | 8.10 | 2.100 | | | | | |
| 43 Adam Warren, R ERA: 9.0 | 1.0 | S | 5 | 2 | 1 | 1 | 1 | 0 | 0 | 0 | 0 | 0 | 1 | 0 | 13 | 22 | 9.00 | 2.000 | | | | | | |
| 34 Jaime García, L ERA: 9.0 | 2.2 | S | 10 | 0 | 0 | 0 | 3 | 1 | 1 | 0 | 0 | 0 | 2 | 0 | 26 | 44 | 0.00 | 0.375 | | | | | | |
| 68 Dellin Betances, R ERA: 9.0 | 1.0 | S | 3 | 0 | 0 | 0 | 3 | 0 | 0 | 0 | 0 | 0 | 0 | 0 | 10 | 11 | 0.00 | 0.000 | | | | | | |



| Batter | 1 | 2 | 3 | 4 | 5 | 6 | 7 | 8 | 9 | 10 | 11 | 12 | 13 | AB | R | H | RBI | BB | SO | LOB | TOP |
|--|-------------------------------|----------------------------------|------------------------------|--------------------------------|----------------------------------|-------------------------------|----------------------------------|-------------------------------|----------------------------------|------------------------------|----------------------------------|------------------------------|----------------------------------|------------------------------|----------------------------------|------------------------------|---------------------------------|----------------------------------|------------------------------------|-----------------------------------|--------|
| 11 Brett Gardner, L OBP: 0.286, SLG: 0.417 | L7 | F7 | | G1-3 | | G6-3 | | | SH1-4 | | K | | | 5 | 0 | 0 | 0 | 1 | 3 | | |
| 99 Aaron Judge, R OBP: 0.400, SLG: 0.455 | 24 HR BB | CS | K | | | G6-3 | | | G5-3 | | | | | 3 | 1 | 0 | 0 | 3 | 1 | 1 | |
| 24 Gary Sánchez, R OBP: 0.286, SLG: 0.571 | 1H HR | | 18 G3-1 14 1B | | | | | G5-3 | | | | | | 6 | 2 | 2 | 2 | 0 | 2 | 4 | |
| 18 Didi Gregorius, L OBP: 0.214, SLG: 0.333 | K | | G3-1 | | | G6-3 | | | G6-3 | | P6 | | | 5 | 1 | 0 | 0 | 1 | 1 | 1 | |
| 14 Starlin Castro, R OBP: 0.286, SLG: 0.357 | 33 E 2B | | 31 HR 1B | | | | | | P6 | | L8 | | | 6 | 1 | 2 | 1 | 0 | 1 | 1 | |
| 33 Greg Bird, L OBP: 0.429, SLG: 0.845 | E4 | | 31 HR 1B | | | | | L5-3 | | | 31 1B BB | | | 5 | 2 | 2 | 2 | 1 | 1 | 1 | |
| 31 Aaron Hicks, S OBP: 0.385, SLG: 0.667 | K | | 1H HR 1B | | | F7 | | | L9 | | | | | 6 | 1 | 2 | 3 | 0 | 2 | 2 | |
| 22 Jacoby Ellsbury, L (1, 10) | | | | | | | | | | | | | | 6 | 1 | 2 | 3 | 0 | 2 | 2 | |
| 12 Chase Headley, S (8, PH) | | | | | | | | | | | | | | 3 | 0 | 0 | 0 | 0 | 2 | 0 | |
| 29 Todd Frazier, R (1, 5) | | | | | | | | | | | | | | 5 | 0 | 3 | 0 | 0 | 0 | 0 | |
| 74 Ronald Torreyes, R(11, PR) | | | | | | | | | | | | | | 1 | 0 | 0 | 0 | 0 | 1 | 0 | |
| Inning Stats | R: 2 E: 1 K: 2 S: 23 | H: 2 LOB: 2 BB: 3 P: 38 | R: 0 E: 0 K: 1 S: 8 | H: 1 ER: 6 R: 4 P: 13 | H: 4 LOB: 0 BB: 0 P: 27 | R: 0 E: 0 K: 1 S: 16 | H: 0 LOB: 1 BB: 1 P: 19 | R: 2 E: 0 K: 2 S: 13 | H: 1 LOB: 0 BB: 1 P: 22 | R: 0 E: 0 K: 0 S: 7 | H: 0 LOB: 0 BB: 0 P: 10 | R: 0 E: 0 K: 1 S: 8 | H: 1 LOB: 2 BB: 1 P: 12 | R: 0 E: 0 K: 1 S: 7 | H: 0 LOB: 0 BB: 0 P: 11 | R: 0 E: 0 K: 2 S: 8 | H: 0 LOB: 0 BB: 0 P: 7 | 1B: 7 2B: 1 3B: 0 HR: 3 | SF: 0 SAC: 1 DP: 1 HBP: 0 | W/P: 0 PB: 0 SB: 0 CS: 1 | PA: 55 |
| PITCHER | IP 2.2 | WLS 16 | BF 7 | H 6 | R 6 | ER 4 | SO 4 | BB 1 | IBB 0 | HBP 0 | BLK 0 | W/P 0 | HR 2 | S 45 | P 76 | ERA 20.25 | WHIP 3.000 | | | | |
| 28 Corey Kluber, R ERA: 20.25 | | | | | | | | | | | | | | | | | | | | | |
| 49 Tyler Olson, L ERA: 27.0 | | | | | | | | | | | | | | | | | | | | | |
| 52 Mike Clevinger, R ERA: 27.0 | | | | | | | | | | | | | | | | | | | | | |
| 27 Bryan Shaw, R ERA: 27.0 | | | | | | | | | | | | | | | | | | | | | |
| 24 Andrew Miller, L ERA: 27.0 | | | | | | | | | | | | | | | | | | | | | |
| PITCHER | IP 0.2 | WLS 2 | BF 0 | H 0 | R 0 | ER 0 | SO 1 | BB 0 | IBB 0 | HBP 0 | BLK 0 | W/P 0 | HR 0 | S 4 | P 6 | ERA 0.00 | WHIP 0.000 | | | | |
| 38 Joe Smith, R ERA: 27.0 | | | | | | | | | | | | | | | | | | | | | |
| 37 Cody Allen, R ERA: 27.0 | | | | | | | | | | | | | | | | | | | | | |
| 43 Josh Tomlin, R ERA: 27.0 | | | | | | | | | | | | | | | | | | | | | |

New York Yankees @ Cleveland Indians
Progressive Field, Cleveland, OH
Fri Oct 06 2017, 5:11 PM - 10:17 PM EDT
Att. 37,681 - Overcast - 68 F

AB 48
R 8
H 11
RBI 8
BB 5
SO 12
LOB 15



| Batter | 1 | 2 | 3 | 4 | 5 | 6 | 7 | 8 | 9 | 10 | 11 | 12 | 13 | AB | R | H | RBI | BB | SO | LOB | BOTTOM |
|--|--------------------------------|----------------------------------|-------------------------------|----------------------------------|-------------------------------|----------------------------------|-------------------------------|---------------------------------|------------------------------|------------------------------|----------------------------------|-------------------------------|----------------------------------|------------------------------|----------------------------------|------------------------------|----------------------------------|----------------------------------|------------------------------------|-----------------------------------|--------|
| 12 Francisco Lindor, S OBP: 0.400, SLG: 0.971 | E5 10 HBP 41 1B 11 BB | | | G4-3 | | | | | | | | | | 5 | 2 | 1 | 4 | 1 | 1 | 0 | |
| 22 Jason Kipnis, L OBP: 0.200, SLG: 0.200 | F8 | | | | | | | | | | | | | 6 | 0 | 2 | 1 | 0 | 2 | 1 | |
| 11 José Ramírez, S OBP: 0.200, SLG: 0.111 | 10 HBP 41 1B BB | | | | | | | | | | | | | 5 | 1 | 0 | 0 | 1 | 3 | 4 | |
| 10 Edwin Encarnación, R (1, 10) | | | | | | | | | | | | | | 0 | 0 | 0 | 0 | 0 | 0 | 0 | |
| 23 Michael Brantley, L (2, PH) | 32 L6 41 1B HBP | | | | | | | | | | | | | 5 | 0 | 0 | 0 | 0 | 2 | 4 | |
| 41 Carlos Santana, S OBP: 0.400, SLG: 0.250 | | | | | | | | | | | | | | 5 | 1 | 1 | 2 | 1 | 0 | 0 | |
| 32 Jay Bruce, L OBP: 0.300, SLG: 1.111 | L6 | | | | | | | | | | | | | 6 | 1 | 1 | 1 | 0 | 1 | 3 | |
| 26 Austin Jackson, R OBP: 0.375, SLG: 0.286 | | | | | | | | | | | | | | 5 | 2 | 2 | 0 | 1 | 1 | 1 | |
| 7 Yan Gomes, R OBP: 0.500, SLG: 0.800 | FC5 22 1B 39 SH1-4 | | | | | | | | | | | | | 5 | 1 | 2 | 1 | 1 | 1 | 1 | |
| 39 Gio Urshela, R OBP: 0.250, SLG: 0.250 | | | | | | | | | | | | | | 1 | 0 | 0 | 0 | 0 | 1 | 0 | |
| 8 Lonnie Chisenhall, L (8, PH) | | | | | | | | | | | | | | 0 | 1 | 0 | 0 | 0 | 0 | 0 | |
| 9 Erik González, R (7, 5) | | | | | | | | | | | | | | 2 | 0 | 0 | 0 | 0 | 0 | 2 | |
| Inning Stats | R: 2 E: 1 K: 0 S: 8 | H: 1 LOB: 1 BB: 1 P: 15 | R: 1 E: 1 K: 1 S: 10 | H: 2 LOB: 3 BB: 1 P: 17 | R: 0 E: 0 K: 1 S: 10 | H: 0 LOB: 0 BB: 0 P: 14 | R: 0 E: 0 K: 2 S: 10 | H: 0 LOB: 0 BB: 0 P: 9 | R: 0 E: 0 K: 1 S: 9 | R: 1 E: 0 K: 0 S: 7 | H: 1 LOB: 0 BB: 0 P: 16 | R: 0 E: 0 K: 2 S: 15 | H: 1 LOB: 2 BB: 1 P: 18 | R: 0 E: 0 K: 1 S: 9 | H: 0 LOB: 0 BB: 0 P: 13 | R: 1 E: 0 K: 0 S: 8 | H: 1 LOB: 1 BB: 1 P: 15 | 1B: 6 2B: 2 3B: 0 HR: 2 | SF: 0 SAC: 1 DP: 1 HBP: 2 | W/P: 0 PB: 0 SB: 1 CS: 0 | PA: 53 |
| PITCHER | IP 5.1 | WLS 24 | BF 3 | H 4 | R 4 | ER 2 | SO 5 | BB 2 | IBB 1 | HBP 1 | BLK 0 | W/P 0 | HR 0 | S 46 | P 77 | ERA 3.38 | WHIP 0.938 | | | | |
| 52 CC Sabathia, L ERA: 3.38 | | | | | | | | | | | | | | | | | | | | | |
| 57 Chad Green, R ERA: 15.43 | | | | | | | | | | | | | | | | | | | | | |
| 30 David Robertson, R ERA: 1.8 | | | | | | | | | | | | | | | | | | | | | |
| 48 Tommy Kahnle, R ERA: 1.8 | | | | | | | | | | | | | | | | | | | | | |
| 54 Aroldis Chapman, L ERA: 1.8 | | | | | | | | | | | | | | | | | | | | | |
| PITCHER | IP 2.0 | WLS L | BF 8 | H 1 | R 1 | ER 1 | SO 2 | BB 1 | IBB 0 | HBP 0 | BLK 0 | W/P 0 | HR 0 | S 23 | P 35 | ERA 4.50 | WHIP 1.000 | | | | |
| 68 Delin Betances, R (11, 1) | | | | | | | | | | | | | | | | | | | | | |

New York Yankees @ Cleveland Indians
Progressive Field, Cleveland, OH
Fri Oct 06 2017, 5:11 PM - 10:17 PM EDT
Att. 37,681 - Overcast - 68 F

AB 45
R 9
H 9
RBI 9
BB 5
SO 12
LOB 16



| Batter | 1 | 2 | 3 | 4 | 5 | 6 | 7 | 8 | 9 | AB | R | H | RBI | BB | SO | LOB | TOP | | | | | |
|--|---|--------------------------------|---------------------------------------|----------------------------------|--------------------------------------|--|---------------------------------------|-------------------------------------|---------------------------------------|--------------------------|--------------------------------------|--------------------------|---------------------------------------|--------------------------|---------------------------------------|--------------------------|--|--------------------------|----------------------------------|------------------------------------|----------------------------------|--------|
| 12 Francisco Lindor, S OBP: 0.286, SLG: 0.364 | | | | | | | | | | 4 | 0 | 0 | 0 | 0 | 2 | 1 | Cleveland Indians @ New York Yankees Yankee Stadium, Bronx, NY Sun Oct 08 2017, 7:40 PM - 10:56 PM EDT Att: 48,614 - Cloudy - 77 F | | | | | |
| 22 Jason Kipnis, L OBP: 0.286, SLG: 0.429 | | | | | | | | | | 4 | 0 | 2 | 0 | 0 | 0 | 1 | | | | | | |
| 11 José Ramírez, S OBP: 0.214, SLG: 0.154 | | | | | | | | | | 4 | 0 | 1 | 0 | 0 | 2 | 1 | | | | | | |
| 32 Jay Bruce, L OBP: 0.214, SLG: 0.769 | | | | | | | | | | 4 | 0 | 0 | 0 | 0 | 4 | 3 | | | | | | |
| 41 Carlos Santana, S OBP: 0.429, SLG: 0.273 | | | | | | | | | | 3 | 0 | 1 | 0 | 1 | 0 | 2 | | | | | | |
| 26 Austin Jackson, R OBP: 0.273, SLG: 0.200 | | | | | | | | | | 3 | 0 | 0 | 0 | 0 | 0 | 2 | | | | | | |
| 23 Michael Brantley, L 53 Greg Allen, S | | | | | | | | | | 2 | 0 | 0 | 0 | 1 | 0 | 1 | | | | | | |
| 55 Roberto Pérez, R 8 Lonnie Chisenhall, L | | | | | | | | | | 2 | 0 | 1 | 0 | 0 | 1 | 0 | | | | | | |
| 7 Yan Gomes, R | | | | | | | | | | 1 | 0 | 0 | 0 | 0 | 1 | 1 | | | | | | |
| 39 Gio Urshela, R | | | | | | | | | | 3 | 0 | 0 | 0 | 0 | 1 | 2 | | | | | | |
| Inning Stats | R: 0 H: 0 E: 0 K: 2 S: 7 | WLS: 0 BF: 0 P: 11 | R: 0 H: 1 E: 0 K: 1 S: 11 | LOB: 0 BB: 0 P: 16 | R: 0 H: 0 E: 0 K: 1 S: 6 | LOB: 0 BB: 0 P: 10 | R: 0 H: 1 E: 0 K: 2 S: 11 | LOB: 1 BB: 0 P: 15 | R: 0 H: 0 E: 0 K: 0 S: 10 | LOB: 0 BB: 0 P: 16 | R: 0 H: 1 E: 0 K: 0 S: 8 | LOB: 1 BB: 0 P: 10 | R: 0 H: 0 E: 0 K: 1 S: 12 | LOB: 0 BB: 0 P: 14 | R: 0 H: 0 E: 0 K: 2 S: 10 | LOB: 0 BB: 1 P: 17 | R: 0 H: 2 E: 0 K: 2 S: 19 | LOB: 2 BB: 0 P: 26 | 1B: 4 2B: 0 3B: 1 HR: 0 | SF: 0 SAC: 0 DP: 2 HBP: 0 | WP: 0 PB: 0 SB: 0 CS: 0 | PA: 32 |
| PITCHER | IP: 7.0 WLS: W BF: 23 ERA: 0.00 WHIP: 0.571 | H: 3 R: 0 ER: 0 SO: 7 | BB: 1 IBB: 0 HBP: 0 BLK: 0 | WP: 0 HR: 0 S: 65 P: 92 | ERA: 0.00 WHIP: 3.000 | IP: 1.2 WLS: S BF: 7 ERA: 0.00 WHIP: 1.200 | H: 2 R: 0 ER: 0 SO: 4 | BB: 0 IBB: 0 HBP: 0 BLK: 0 | WP: 0 HR: 0 S: 26 P: 34 | ERA: 0.00 WHIP: 1.200 | | | | | | | | | | | | |

| Batter | 1 | 2 | 3 | 4 | 5 | 6 | 7 | 8 | 9 | AB | R | H | RBI | BB | SO | LOB | BOTTOM | | | |
|---|---|--------------------------------|--------------------------------------|---------------------------------|--------------------------------------|--|---------------------------------------|-------------------------------------|--------------------------------------|--------------------------|--------------------------------------|--------------------------|---------------------------------------|--------------------------|---------------------------------------|--------------------------|--|----------------------------------|------------------------------------|----------------------------------|
| 11 Brett Gardner, L OBP: 0.278, SLG: 0.438 | | | | | | | | | | 4 | 0 | 1 | 0 | 0 | 0 | 1 | Cleveland Indians @ New York Yankees Yankee Stadium, Bronx, NY Sun Oct 08 2017, 7:40 PM - 10:56 PM EDT Att: 48,614 - Cloudy - 77 F | | | |
| 99 Aaron Judge, R | | | | | | | | | | 3 | 0 | 0 | 0 | 1 | 3 | 1 | | | | |
| 24 Gary Sánchez, R | | | | | | | | | | 4 | 0 | 1 | 0 | 0 | 2 | 1 | | | | |
| 18 Didi Gregorius, L | | | | | | | | | | 2 | 0 | 1 | 0 | 2 | 0 | 0 | | | | |
| 14 Starlin Castro, R | | | | | | | | | | 4 | 0 | 0 | 0 | 0 | 2 | 6 | | | | |
| 33 Greg Bird, L OBP: 0.471, SLG: 0.769 | | | | | | | | | | 2 | 1 | 1 | 1 | 0 | 1 | 0 | | | | |
| 29 Todd Frazier, R OBP: 0.200, SLG: 0.200 | | | | | | | | | | 3 | 0 | 0 | 0 | 0 | 1 | 1 | | | | |
| 22 Jacoby Ellsbury, L 12 Chase Headley, S | | | | | | | | | | 1 | 0 | 0 | 0 | 1 | 0 | 0 | | | | |
| 31 Aaron Hicks, S OBP: 0.375, SLG: 0.600 | | | | | | | | | | 3 | 0 | 1 | 0 | 0 | 1 | 1 | | | | |
| Inning Stats | R: 0 H: 0 E: 0 K: 2 S: 7 | WLS: 0 BF: 0 P: 10 | R: 0 H: 0 E: 0 K: 2 S: 7 | LOB: 0 BB: 0 P: 14 | R: 0 H: 0 E: 0 K: 0 S: 7 | LOB: 0 BB: 1 P: 13 | R: 0 H: 1 E: 0 K: 2 S: 10 | LOB: 1 BB: 0 P: 18 | R: 0 H: 0 E: 0 K: 1 S: 8 | LOB: 0 BB: 0 P: 12 | R: 0 H: 2 E: 0 K: 0 S: 9 | LOB: 3 BB: 2 P: 20 | R: 1 H: 1 E: 0 K: 2 S: 13 | LOB: 0 BB: 0 P: 19 | R: 0 H: 1 E: 0 K: 2 S: 12 | LOB: 1 BB: 1 P: 15 | | 1B: 3 2B: 1 3B: 0 HR: 1 | SF: 0 SAC: 0 DP: 2 HBP: 1 | WP: 0 PB: 0 SB: 0 CS: 0 |
| PITCHER | IP: 5.2 WLS: L BF: 3 ERA: 13.50 WHIP: 1.509 | H: 1 R: 1 ER: 1 SO: 0 | BB: 0 IBB: 0 HBP: 0 BLK: 0 | WP: 0 HR: 1 S: 8 P: 12 | ERA: 13.50 WHIP: 1.509 | IP: 1.0 WLS: L BF: 4 ERA: 0.00 WHIP: 0.000 | H: 0 R: 0 ER: 0 SO: 2 | BB: 0 IBB: 1 HBP: 0 BLK: 0 | WP: 0 HR: 0 S: 4 P: 12 | ERA: 0.00 WHIP: 0.000 | | | | | | | | | | |

| Batter | 1 | 2 | 3 | 4 | 5 | 6 | 7 | 8 | 9 | AB | R | H | RBI | BB | SO | LOB | TOP | | | | | | | | | | |
|---|-------------------------------|----------------------------------|-------------------------------|----------------------------------|------------------------------|----------------------------------|-------------------------------|----------------------------------|-------------------------------|----------------------------------|------------------------------|----------------------------------|-------------------------------|----------------------------------|-------------------------------|----------------------------------|--|-------------------------------|----------------------------------|----------------------------------|------------------------------------|----------------------------------|--------|--|--|--|--|
| 12 Francisco Lindor, S OBP: 0.278, SLG: 0.286 | F8 | | L8 | | L4 | | | BB | | 3 | 0 | 0 | 0 | 1 | 0 | 0 | Cleveland Indians @ New York Yankees Yankee Stadium, Bronx, NY Mon Oct 09 2017, 7:11 PM - 10:56 PM EDT Att. 47,316 - Rain - 74 F | | | | | | | | | | |
| 22 Jason Kipnis, L OBP: 0.222, SLG: 0.333 9 Enk González, R | K | | | K2-3 | | G3 | | K | | 4 | 0 | 0 | 0 | 0 | 3 | 2 | | | | | | | | | | | |
| 11 José Ramírez, S OBP: 0.167, SLG: 0.118 | F8 | | | F9 | | K | | F9 | | 4 | 0 | 0 | 0 | 0 | 1 | 2 | | | | | | | | | | | |
| 32 Jay Bruce, L OBP: 0.278, SLG: 0.688 | | 1B | | 41 HR | | F7 | | K | | 3 | 1 | 1 | 0 | 1 | 1 | 2 | | | | | | | | | | | |
| 41 Carlos Santana, S OBP: 0.389, SLG: 0.467 | L4 | | | HR | | F7 | | K | | 4 | 1 | 1 | 2 | 0 | 1 | 1 | | | | | | | | | | | |
| 23 Michael Brantley, L OBP: 0.187, SLG: 0.591 | K | | | L8 | | 1B | | K | | 4 | 0 | 1 | 0 | 0 | 2 | 1 | | | | | | | | | | | |
| 8 Lonnie Chisenhall, L | K | | | | | K | | K | | 4 | 0 | 0 | 0 | 0 | 4 | 2 | | | | | | | | | | | |
| 55 Roberto Pérez, R OBP: 0.444, SLG: 0.714 26 Austin Jackson, R OBP: 0.273, SLG: 0.200 | K | | | | | HR | | | | 3 | 1 | 1 | 1 | 0 | 1 | 1 | | | | | | | | | | | |
| 39 Gio Urshela, R OBP: 0.111, SLG: 0.111 7 Yan Gomes, R OBP: 0.500, SLG: 0.500 | G6-3 | | | | | K | | 12 BB | | 0 | 0 | 0 | 0 | 1 | 0 | 0 | | | | | | | | | | | |
| Inning Stats | R: 0 E: 0 K: 1 S: 11 | H: 0 LOB: 0 BB: 0 P: 18 | R: 0 E: 0 K: 2 S: 11 | H: 1 LOB: 1 BB: 0 P: 16 | R: 0 E: 0 K: 1 S: 8 | H: 0 LOB: 0 BB: 0 P: 11 | R: 2 E: 0 K: 1 S: 15 | H: 1 LOB: 0 BB: 1 P: 24 | R: 1 E: 0 K: 2 S: 10 | H: 1 LOB: 0 BB: 0 P: 13 | R: 0 E: 0 K: 1 S: 7 | H: 0 LOB: 0 BB: 0 P: 10 | R: 0 E: 0 K: 1 S: 14 | H: 1 LOB: 1 BB: 0 P: 21 | R: 0 E: 0 K: 2 S: 11 | H: 0 LOB: 2 BB: 2 P: 20 | | R: 0 E: 0 K: 3 S: 10 | H: 0 LOB: 0 BB: 0 P: 14 | 1B: 2 2B: 0 3B: 0 HR: 2 | SF: 0 SAC: 0 DP: 0 HBP: 0 | WP: 0 PB: 0 SB: 0 CS: 0 | PA: 34 | | | | |
| PITCHER | IP | WLS | BF | H | R | ER | SO | BB | IBB | HBP | BLK | WP | HR | S | P | ERA | WHIP | | | | | | | | | | |
| 40 Luis Severino, R ERA: 7.36 | 7.0 | W | 26 | 4 | 3 | 3 | 9 | 1 | 0 | 0 | 0 | 0 | 2 | 76 | 113 | 3.86 | 0.714 | | | | | | | | | | |
| 68 Dellin Betances, R ERA: 3.0 | 0.0 | | 2 | 0 | 0 | 0 | 0 | 2 | 0 | 0 | 0 | 0 | 0 | 4 | 12 | ∞ | ∞ | | | | | | | | | | |
| 48 Tommy Kahnle, R ERA: | 2.0 | S | 6 | 0 | 0 | 0 | 5 | 0 | 0 | 0 | 0 | 0 | 0 | 17 | 22 | 0.00 | 0.000 | | | | | | | | | | |

| Batter | 1 | 2 | 3 | 4 | 5 | 6 | 7 | 8 | 9 | AB | R | H | RBI | BB | SO | LOB | BOTTOM | | | | | | | | | | |
|--|-------------------------------|----------------------------------|-------------------------------|----------------------------------|-------------------------------|----------------------------------|-------------------------------|----------------------------------|-------------------------------|----------------------------------|-------------------------------|----------------------------------|-------------------------------|----------------------------------|------------------------------|----------------------------------|--|----------------------------------|------------------------------------|----------------------------------|--------|--|--|--|--|--|--|
| 11 Brett Gardner, L OBP: 0.304, SLG: 0.450 | K | | E5 | | SF8 | | | | | 4 | 1 | 2 | 1 | 0 | 1 | 2 | Cleveland Indians @ New York Yankees Yankee Stadium, Bronx, NY Mon Oct 09 2017, 7:11 PM - 10:56 PM EDT Att. 47,316 - Rain - 74 F | | | | | | | | | | |
| 99 Aaron Judge, R OBP: 0.333, SLG: 0.368 | K | | K | | K | | 1B | | | 5 | 0 | 1 | 2 | 0 | 4 | 5 | | | | | | | | | | | |
| 18 Didi Gregorius, L OBP: 0.391, SLG: 0.313 | FC6-4 | | | | | | | | | 2 | 0 | 0 | 0 | 3 | 0 | 2 | | | | | | | | | | | |
| 24 Gary Sánchez, R OBP: 0.261, SLG: 0.565 | FC6-4 | | | | | | | | | 5 | 1 | 1 | 1 | 0 | 2 | 4 | | | | | | | | | | | |
| 33 Greg Bird, L OBP: 0.455, SLG: 0.647 | | G4-3 | | | | | | | | 4 | 0 | 1 | 0 | 1 | 0 | 1 | | | | | | | | | | | |
| 14 Starlin Castro, R OBP: 0.261, SLG: 0.318 | E5 | | | | | | | | | 4 | 2 | 1 | 0 | 1 | 0 | 1 | | | | | | | | | | | |
| 12 Chase Headley, S | K | | K | | | | | | | 4 | 0 | 0 | 0 | 0 | 3 | 6 | | | | | | | | | | | |
| 29 Todd Frazier, R OBP: 0.263, SLG: 0.278 | | | | | | | | | | 3 | 2 | 1 | 1 | 1 | 1 | 0 | | | | | | | | | | | |
| 31 Aaron Hicks, S OBP: 0.350, SLG: 0.526 | | | | | | | | | | 4 | 1 | 1 | 1 | 0 | 0 | 4 | | | | | | | | | | | |
| Inning Stats | R: 0 E: 0 K: 2 S: 11 | H: 4 LOB: 2 BB: 1 P: 20 | R: 4 E: 1 K: 1 S: 23 | H: 4 LOB: 2 BB: 1 P: 37 | R: 1 E: 1 K: 2 S: 19 | H: 1 LOB: 3 BB: 2 P: 29 | R: 0 E: 0 K: 2 S: 12 | H: 0 LOB: 2 BB: 2 P: 23 | R: 1 E: 1 K: 1 S: 17 | H: 0 LOB: 0 BB: 0 P: 24 | R: 1 E: 0 K: 0 S: 13 | H: 2 LOB: 1 BB: 0 P: 18 | R: 0 E: 1 K: 2 S: 12 | H: 1 LOB: 2 BB: 0 P: 17 | R: 0 E: 0 K: 1 S: 9 | H: 0 LOB: 0 BB: 0 P: 15 | | 1B: 4 2B: 3 3B: 0 HR: 1 | SF: 1 SAC: 0 DP: 0 HBP: 0 | WP: 0 PB: 1 SB: 1 CS: 0 | PA: 42 | | | | | | |
| PITCHER | IP | WLS | BF | H | R | ER | SO | BB | IBB | HBP | BLK | WP | HR | S | P | ERA | WHIP | | | | | | | | | | |
| 47 Trevor Bauer, R ERA: | 1.2 | L | 12 | 4 | 4 | 0 | 0 | 1 | 0 | 0 | 0 | 0 | 0 | 33 | 55 | 0.00 | 3.000 | | | | | | | | | | |
| 36 Joe Smith, R | 0.1 | | 1 | 0 | 0 | 0 | 0 | 0 | 0 | 0 | 0 | 0 | 0 | 1 | 2 | 0.00 | 0.000 | | | | | | | | | | |
| 52 Mike Clevinger, R ERA: 13.5 | 0.2 | | 6 | 1 | 1 | 0 | 1 | 2 | 0 | 0 | 0 | 0 | 0 | 14 | 22 | 0.00 | 4.500 | | | | | | | | | | |
| 31 Danny Salazar, R ERA: | 1.2 | | 8 | 0 | 1 | 0 | 3 | 2 | 0 | 0 | 0 | 0 | 0 | 25 | 42 | 0.00 | 1.200 | | | | | | | | | | |
| 49 Tyler Olson, L ERA: | 0.1 | | 1 | 0 | 0 | 0 | 0 | 0 | 0 | 0 | 0 | 0 | 0 | 5 | 6 | 0.00 | 0.000 | | | | | | | | | | |
| PITCHER | IP | WLS | BF | H | R | ER | SO | BB | IBB | HBP | BLK | WP | HR | S | P | ERA | WHIP | | | | | | | | | | |
| 27 Bryan Shaw, R ERA: 2.25 | 1.1 | | 6 | 2 | 1 | 1 | 1 | 0 | 0 | 0 | 0 | 0 | 0 | 12 | 17 | 0.00 | 1.500 | | | | | | | | | | |
| 37 Cody Allen, R | 1.0 | | 5 | 1 | 0 | 0 | 2 | 0 | 0 | 0 | 0 | 0 | 0 | 9 | 15 | 0.00 | 0.000 | | | | | | | | | | |
| 43 Josh Tomlin, R ERA: | 1.0 | | 3 | 0 | 0 | 0 | 1 | 0 | 0 | 0 | 0 | 0 | 0 | 9 | 15 | 0.00 | 0.000 | | | | | | | | | | |



| Batter | 1 | 2 | 3 | 4 | 5 | 6 | 7 | 8 | 9 | AB | R | H | RBI | BB | SO | LOB | TOP | | | | | | | |
|--|---|---|--|--|--------------------------------------|----------------------------------|---------------------------------------|----------------------------------|---------------------------------------|----------------------------------|--------------------------------------|----------------------------------|--------------------------------------|----------------------------------|---------------------------------------|----------------------------------|---|----------------------------------|----------------------------------|------------------------------------|----------------------------------|--------|--|--|
| 11 Brett Gardner, L (1,7) OBP: 0.375, SLG: 0.464 | | | | | | | | | | 3 | 0 | 1 | 0 | 1 | 2 | 2 | New York Yankees @ Houston Astros Minute Maid Park, Houston, TX Fri Oct 13, 2017, 7:11 PM - 10:29 PM CDT Att. 43,116 - Roof Closed - 73 F | | | | | | | |
| 99 Aaron Judge, R (1,9) OBP: 0.303, SLG: 0.296 | | | | | | | | | | 3 | 0 | 1 | 0 | 1 | 1 | 2 | | | | | | | | |
| 24 Gary Sánchez, R (1,2) 74 Ronald Torreyes, R (8, PR) 27 Austin Romine, R (8,2) | | | | | | | | | | 3 | 0 | 0 | 0 | 1 | 3 | 1 | | | | | | | | |
| 18 Didi Gregorius, L (1,6) OBP: 0.387, SLG: 0.583 | | | | | | | | | | 4 | 0 | 0 | 0 | 0 | 2 | 3 | | | | | | | | |
| 14 Starlin Castro, R (1,4) OBP: 0.258, SLG: 0.300 | | | | | | | | | | 4 | 0 | 1 | 0 | 0 | 1 | 0 | | | | | | | | |
| 31 Aaron Hicks, S (1,8) OBP: 0.321, SLG: 0.423 | | | | | | | | | | 4 | 0 | 0 | 0 | 0 | 2 | 1 | | | | | | | | |
| 33 Greg Bird, L (1,3) OBP: 0.400, SLG: 0.640 | | | | | | | | | | 4 | 1 | 2 | 1 | 0 | 2 | 0 | | | | | | | | |
| 17 Matt Holliday, R (1,10) 22 Jacoby Ellsbury, L (9, PH) | | | | | | | | | | 3 | 0 | 0 | 0 | 0 | 0 | 1 | | | | | | | | |
| 29 Todd Frazier, R (1,5) OBP: 0.231, SLG: 0.208 | | | | | | | | | | 3 | 0 | 0 | 0 | 0 | 0 | 2 | | | | | | | | |
| Inning Stats | R: 0 H: 0 E: 0 K: 2 S: 9 | H: 0 LOB: 1 BB: 1 P: 16 | R: 0 H: 0 E: 0 K: 2 S: 9 | H: 0 LOB: 0 BB: 0 P: 14 | R: 0 H: 1 E: 0 K: 1 S: 8 | H: 1 LOB: 1 BB: 0 P: 14 | R: 0 H: 1 E: 0 K: 1 S: 11 | H: 1 LOB: 2 BB: 0 P: 20 | R: 0 H: 2 E: 1 K: 1 S: 15 | H: 2 LOB: 2 BB: 0 P: 22 | R: 0 H: 0 E: 0 K: 2 S: 8 | H: 0 LOB: 0 BB: 0 P: 11 | R: 0 H: 0 E: 0 K: 1 S: 7 | H: 0 LOB: 0 BB: 0 P: 12 | R: 0 H: 0 E: 0 K: 1 S: 13 | H: 0 LOB: 2 BB: 2 P: 25 | R: 1 H: 1 E: 0 K: 3 S: 15 | H: 1 LOB: 0 BB: 0 P: 21 | 1B: 4 2B: 0 3B: 0 HR: 1 | SF: 0 SAC: 0 DP: 0 HBP: 0 | WP: 1 PB: 0 SB: 0 CS: 0 | PA: 35 | | |
| PITCHER | IP WLS BF H R ER SO BB IBB HBP BLK WP HR S P ERA WHIP | 7.0 W 26 4 0 0 10 1 0 0 0 0 0 67 109 0.00 0.714 | 0.1 H 2 0 0 0 0 1 0 0 0 0 0 4 9 0.00 3.000 | 1.2 S 7 1 1 1 4 1 0 0 0 1 1 24 37 5.40 1.200 | | | | | | | | | | | | | | | | | | | | |

| | |
|-----|----|
| AB | 32 |
| R | 1 |
| H | 5 |
| RBI | 1 |
| BB | 3 |
| SO | 14 |
| LOB | 12 |



| Batter | 1 | 2 | 3 | 4 | 5 | 6 | 7 | 8 | 9 | AB | R | H | RBI | BB | SO | LOB | BOTTOM | | | | | | |
|---|---|---|--|----------------------------------|---------------------------------------|----------------------------------|---------------------------------------|----------------------------------|---------------------------------------|----------------------------------|---------------------------------------|----------------------------------|---------------------------------------|----------------------------------|---------------------------------------|----------------------------------|---|------------------------------------|----------------------------------|--------|--|--|--|
| 4 George Springer, R (1,8) OBP: 0.435, SLG: 0.600 | | | | | | | | | | 3 | 0 | 0 | 0 | 1 | 2 | 0 | New York Yankees @ Houston Astros Minute Maid Park, Houston, TX Fri Oct 13, 2017, 7:11 PM - 10:29 PM CDT Att. 43,116 - Roof Closed - 73 F | | | | | | |
| 22 Josh Reddick, L (1,9) OBP: 0.384, SLG: 0.300 | | | | | | | | | | 4 | 0 | 0 | 0 | 0 | 1 | 1 | | | | | | | |
| 27 Jose Altuve, R (1,4) OBP: 0.652, SLG: 1.053 | | | | | | | | | | 4 | 1 | 3 | 0 | 0 | 0 | 1 | | | | | | | |
| 1 Carlos Correa, R (1,6) OBP: 0.304, SLG: 0.571 | | | | | | | | | | 4 | 1 | 1 | 1 | 0 | 1 | 3 | | | | | | | |
| 9 Marwin Gonzalez, S (1,7) OBP: 0.250, SLG: 0.222 | | | | | | | | | | 3 | 0 | 0 | 0 | 0 | 0 | 2 | | | | | | | |
| 10 Yuli Gurriel, R (1,3) OBP: 0.524, SLG: 0.650 | | | | | | | | | | 3 | 0 | 1 | 1 | 0 | 0 | 0 | | | | | | | |
| 15 Carlos Beltrán, S (1,10) OBP: 0.333, SLG: 0.375 | | | | | | | | | | 3 | 0 | 0 | 0 | 0 | 0 | 1 | | | | | | | |
| 2 Alex Bregman, R (1,5) OBP: 0.238, SLG: 0.571 | | | | | | | | | | 3 | 0 | 1 | 0 | 0 | 0 | 0 | | | | | | | |
| 16 Brian McCann, L (1,2) OBP: 0.150, SLG: 0.105 | | | | | | | | | | 3 | 0 | 0 | 0 | 0 | 1 | 1 | | | | | | | |
| Inning Stats | R: 0 H: 0 E: 0 K: 0 S: 7 | H: 0 LOB: 1 BB: 1 P: 11 | R: 0 H: 0 E: 0 K: 0 S: 7 | H: 0 LOB: 0 BB: 0 P: 11 | R: 0 H: 0 E: 0 K: 1 S: 11 | H: 0 LOB: 0 BB: 0 P: 17 | R: 2 H: 3 E: 0 K: 0 S: 13 | H: 3 LOB: 1 BB: 0 P: 17 | R: 0 H: 0 E: 0 K: 1 S: 10 | H: 0 LOB: 0 BB: 0 P: 16 | R: 0 H: 1 E: 0 K: 1 S: 10 | H: 1 LOB: 1 BB: 0 P: 17 | R: 0 H: 1 E: 0 K: 2 S: 11 | H: 1 LOB: 1 BB: 0 P: 17 | R: 0 H: 1 E: 0 K: 2 S: 11 | H: 1 LOB: 1 BB: 0 P: 17 | 1B: 6 2B: 0 3B: 0 HR: 0 | SF: 0 SAC: 0 DP: 0 HBP: 0 | WP: 1 PB: 0 SB: 1 CS: 0 | PA: 31 | | | |
| PITCHER | IP WLS BF H R ER SO BB IBB HBP BLK WP HR S P ERA WHIP | 6.0 L 23 4 2 2 3 1 0 0 0 0 0 58 89 3.00 0.833 | 2.0 8 2 0 0 2 0 0 0 0 0 0 0 19 31 0.00 1.000 | | | | | | | | | | | | | | | | | | | | |

| | |
|-----|----|
| AB | 30 |
| R | 2 |
| H | 6 |
| RBI | 2 |
| BB | 1 |
| SO | 5 |
| LOB | 9 |



| Batter | 1 | 2 | 3 | 4 | 5 | 6 | 7 | 8 | 9 | AB | R | H | RBI | BB | SO | LOB | TOP | | | | | |
|---|--|----------------------------------|-------------------------------|----------------------------------|------------------------------|----------------------------------|------------------------------|---------------------------------|-------------------------------|----------------------------------|------------------------------|----------------------------------|------------------------------|----------------------------------|------------------------------|----------------------------------|---|-------------------------------|----------------------------------|----------------------------------|------------------------------------|----------------------------------|
| 11 Brett Gardner, L OBP: 0.361, SLG: 0.469 | | | | | | | | | | 4 | 0 | 1 | 0 | 0 | 3 | 0 | New York Yankees @ Houston Astros Minute Maid Park, Houston, TX Sat Oct 14 2017, 3:12 PM - 6:09 PM CDT Att. 43,193 - Roof Closed - 73 F | | | | | |
| 99 Aaron Judge, R OBP: 0.270, SLG: 0.258 | | | | | | | | | | 4 | 0 | 0 | 0 | 0 | 2 | 0 | | | | | | |
| 18 Didi Gregorius, L OBP: 0.371, SLG: 0.536 | | | | | | | | | | 4 | 0 | 1 | 0 | 0 | 0 | 0 | | | | | | |
| 24 Gary Sánchez, R OBP: 0.200, SLG: 0.382 | | | | | | | | | | 4 | 0 | 0 | 0 | 0 | 2 | 1 | | | | | | |
| 33 Greg Bird, L OBP: 0.382, SLG: 0.571 | | | | | | | | | | 3 | 0 | 0 | 0 | 1 | 1 | 1 | | | | | | |
| 14 Starlin Castro, R OBP: 0.265, SLG: 0.303 | | | | | | | | | | 3 | 0 | 1 | 0 | 0 | 2 | 1 | | | | | | |
| 31 Aaron Hicks, S OBP: 0.323, SLG: 0.448 | | | | | | | | | | 3 | 1 | 1 | 0 | 0 | 1 | 2 | | | | | | |
| 29 Todd Frazier, R OBP: 0.241, SLG: 0.259 | | | | | | | | | | 3 | 0 | 1 | 1 | 0 | 1 | 0 | | | | | | |
| 12 Chase Headley, S (1, 10) | | | | | | | | | | 3 | 0 | 0 | 0 | 0 | 1 | 1 | | | | | | |
| Inning Stats | R: 0 E: 0 K: 2 S: 12 | H: 0 LOB: 0 BB: 0 P: 14 | R: 0 E: 0 K: 2 S: 12 | H: 1 LOB: 1 BB: 0 P: 16 | R: 0 E: 0 K: 0 S: 9 | H: 1 LOB: 1 BB: 0 P: 14 | R: 0 E: 0 K: 0 S: 9 | H: 0 LOB: 0 BB: 0 P: 9 | R: 1 E: 0 K: 2 S: 14 | H: 2 LOB: 1 BB: 0 P: 18 | R: 0 E: 0 K: 2 S: 9 | H: 0 LOB: 1 BB: 1 P: 11 | R: 0 E: 0 K: 2 S: 9 | H: 0 LOB: 1 BB: 1 P: 15 | R: 0 E: 0 K: 3 S: 9 | H: 0 LOB: 0 BB: 0 P: 12 | | R: 0 E: 0 K: 0 S: 10 | H: 1 LOB: 1 BB: 0 P: 15 | 1B: 2 2B: 3 3B: 0 HR: 0 | SF: 0 SAC: 0 DP: 0 HBP: 0 | WP: 0 PB: 0 SB: 0 CS: 0 |
| PITCHER 35 Justin Verlander, R ERA: 2.04 | IP: 9.0 WLS: W BF: 32 H: 5 R: 1 ER: 1 SO: 13 BB: 1 IBB: 0 HBP: 0 BLK: 0 WP: 0 HR: 0 S: 93 P: 124 ERA: 1.00 WHIP: 0.667 | | | | | | | | | | | | | | | | | | | | | |

| Batter | 1 | 2 | 3 | 4 | 5 | 6 | 7 | 8 | 9 | AB | R | H | RBI | BB | SO | LOB | BOTTOM | | | |
|--|--|----------------------------------|-------------------------------|----------------------------------|------------------------------|----------------------------------|------------------------------|----------------------------------|-------------------------------|----------------------------------|-------------------------------|----------------------------------|------------------------------|---------------------------------|------------------------------|----------------------------------|---|----------------------------------|------------------------------------|----------------------------------|
| 4 George Springer, R OBP: 0.370, SLG: 0.500 | | | | | | | | | | 4 | 0 | 0 | 0 | 0 | 0 | 0 | New York Yankees @ Houston Astros Minute Maid Park, Houston, TX Sat Oct 14 2017, 3:12 PM - 6:09 PM CDT Att. 43,193 - Roof Closed - 73 F | | | |
| 22 Josh Reddick, L OBP: 0.308, SLG: 0.250 | | | | | | | | | | 4 | 0 | 0 | 0 | 0 | 1 | 0 | | | | |
| 27 Jose Altuve, R OBP: 0.630, SLG: 0.957 | | | | | | | | | | 4 | 1 | 2 | 0 | 0 | 1 | 0 | | | | |
| 1 Carlos Correa, R OBP: 0.370, SLG: 0.750 | | | | | | | | | | 3 | 1 | 2 | 2 | 1 | 0 | 0 | | | | |
| 9 Marwin Gonzalez, S OBP: 0.217, SLG: 0.190 | | | | | | | | | | 3 | 0 | 0 | 0 | 0 | 1 | 2 | | | | |
| 10 Yuli Gurriel, R OBP: 0.542, SLG: 0.682 | | | | | | | | | | 2 | 0 | 1 | 0 | 1 | 0 | 0 | | | | |
| 15 Carlos Beltrán, S OBP: 0.250, SLG: 0.273 | | | | | | | | | | 3 | 0 | 0 | 0 | 0 | 0 | 2 | | | | |
| 2 Alex Bregman, R OBP: 0.250, SLG: 0.522 | | | | | | | | | | 2 | 0 | 0 | 0 | 1 | 0 | 1 | | | | |
| 16 Brian McCann, L OBP: 0.130, SLG: 0.091 | | | | | | | | | | 3 | 0 | 0 | 0 | 0 | 1 | 1 | | | | |
| Inning Stats | R: 0 E: 0 K: 0 S: 11 | H: 1 LOB: 2 BB: 1 P: 17 | R: 0 E: 0 K: 0 S: 11 | H: 0 LOB: 0 BB: 1 P: 18 | R: 0 E: 0 K: 0 S: 9 | H: 0 LOB: 0 BB: 0 P: 13 | R: 1 E: 0 K: 0 S: 9 | H: 1 LOB: 0 BB: 0 P: 14 | R: 0 E: 0 K: 1 S: 10 | H: 0 LOB: 0 BB: 1 P: 11 | R: 0 E: 0 K: 1 S: 10 | H: 1 LOB: 1 BB: 0 P: 13 | R: 0 E: 0 K: 1 S: 6 | H: 0 LOB: 0 BB: 0 P: 6 | R: 1 E: 0 K: 1 S: 7 | H: 2 LOB: 1 BB: 0 P: 11 | | 1B: 2 2B: 2 3B: 0 HR: 1 | SF: 0 SAC: 0 DP: 2 HBP: 0 | WP: 0 PB: 0 SB: 0 CS: 0 |
| PITCHER 40 Luis Severino, R ERA: 5.56 48 Tommy Kahnle, R ERA: 5.56 30 David Robertson, R ERA: 0.9 54 Aroldis Chapman, L ERA: 1.29 | IP: 4.0 WLS: L BF: 15 H: 2 R: 1 ER: 1 SO: 1 BB: 2 IBB: 0 HBP: 0 BLK: 0 WP: 0 HR: 0 S: 40 P: 62 ERA: 2.25 WHIP: 1.000 | | | | | | | | | | | | | | | | | | | |

| | |
|-----|----|
| AB | 31 |
| R | 1 |
| H | 5 |
| RBI | 1 |
| BB | 1 |
| SO | 13 |
| LOB | 6 |



| | |
|-----|----|
| AB | 28 |
| R | 2 |
| H | 5 |
| RBI | 2 |
| BB | 3 |
| SO | 4 |
| LOB | 6 |



livebaseballscores.com

livebaseballscores.com

| Batter | 1 | 2 | 3 | 4 | 5 | 6 | 7 | 8 | 9 | AB R H RBI BB SO LOB | TOP | | | | | | | | | |
|--|---|----------------------------------|---------------------------------------|----------------------------------|---------------------------------------|----------------------------------|--------------------------------------|---------------------------------|---------------------------------------|----------------------------------|--|---|---------------------------------------|----------------------------------|---------------------------------------|----------------------------------|----------------------------------|------------------------------------|----------------------------------|--------|
| 4 George Springer, R OBP: 0.375, SLG: 0.464 | G5-3 | | 2 BB | | 1-2 | | K | | K | 4 0 1 0 1 2 4 | Houston Astros @ New York Yankees Yankee Stadium, Bronx, NY Mon Oct 16 2017, 8:10 PM - 11:34 PM EDT Att: 49,373 - Partly Cloudy - 57 F | | | | | | | | | |
| 2 Alex Bregman, R OBP: 0.276, SLG: 0.481 | K | | 27 BB | | F9 | | L4 | | 27 G4-3 BB | 4 0 1 1 1 1 3 | | | | | | | | | | |
| 27 Jose Altuve, R OBP: 0.563, SLG: 0.815 | K | | | | FC5 | | FC6-4 | | G4-3 | 4 0 0 0 1 1 6 | | | | | | | | | | |
| 1 Carlos Correa, R OBP: 0.355, SLG: 0.679 | | K | P6 | | | | | | F8 | 4 0 1 0 0 1 3 | | | | | | | | | | |
| 10 Yuli Gurriel, R OBP: 0.464, SLG: 0.577 | | F8 | | | F9 | | | | L8 | 4 0 0 0 0 1 1 | | | | | | | | | | |
| 11 Evan Gattis, R OBP: 0.438, SLG: 0.462 | | | | | F9 | | L8 | | P3 | 3 0 0 0 1 0 1 | | | | | | | | | | |
| 9 Marwin Gonzalez, S OBP: 0.222, SLG: 0.167 | | | | | G6-3 | | E6 | | | 3 1 0 0 1 1 2 | | | | | | | | | | |
| 22 Josh Reddick, L OBP: 0.310, SLG: 0.231 | | | | | L4 | | | | | 2 0 0 0 1 0 2 | | | | | | | | | | |
| 21 Derek Fisher, L (9, PH) | | | | | | | | | | 0 0 0 0 1 0 0 | | | | | | | | | | |
| 3 Cameron Maybin, R OBP: 0.400, SLG: 0.250 | | | | | G4-3 | | L9 | | | 3 0 1 0 1 0 1 | | | | | | | | | | |
| Inning Stats | R: 0 H: 0 E: 0 K: 2 S: 10 | H: 0 LOB: 0 BB: 0 P: 14 | R: 0 H: 0 E: 0 K: 2 S: 13 | H: 0 LOB: 1 BB: 1 P: 19 | R: 0 H: 1 E: 0 K: 0 S: 11 | H: 1 LOB: 3 BB: 2 P: 22 | R: 0 H: 0 E: 0 K: 0 S: 4 | H: 0 LOB: 0 BB: 0 P: 7 | R: 0 H: 1 E: 0 K: 1 S: 16 | H: 1 LOB: 2 BB: 1 P: 21 | R: 0 H: 0 E: 0 K: 1 S: 11 | H: 0 LOB: 1 BB: 1 P: 19 | R: 0 H: 0 E: 0 K: 0 S: 11 | H: 0 LOB: 0 BB: 0 P: 16 | R: 1 H: 1 E: 0 K: 1 S: 10 | H: 1 LOB: 2 BB: 3 P: 25 | 1B: 4 2B: 0 3B: 0 HR: 0 | SF: 0 SAC: 0 DP: 1 HBP: 0 | WP: 0 PB: 0 SB: 0 CS: 0 | PA: 39 |
| PITCHER | IP WLS BF H R ER SO BB IBB HBP BLK WP HR S P ERA WHIP | | | | | | | | | | | IP WLS BF H R ER SO BB IBB HBP BLK WP HR S P ERA WHIP | | | | | | | | |
| 52 CC Sabathia, L ERA: 2.3 | 6.0 W 26 3 0 0 5 4 0 0 0 0 0 0 64 99 0.00 1.167 | | | | | | | | | | | | | | | | | | | |
| 43 Adam Warren, R ERA: 3.0 | 2.0 7 0 0 1 1 0 0 0 0 0 0 22 35 0.00 0.500 | | | | | | | | | | | | | | | | | | | |
| 68 Dellin Betances, R ERA: 6.0 | 0.0 2 0 1 1 0 2 0 0 0 0 0 0 2 10 ∞ ∞ | | | | | | | | | | | | | | | | | | | |
| 48 Tommy Kahnle, R ERA: | 1.0 4 1 0 0 1 1 0 0 0 0 0 0 8 15 0.00 2.000 | | | | | | | | | | | | | | | | | | | |

| | |
|-----|----|
| AB | 31 |
| R | 1 |
| H | 4 |
| RBI | 1 |
| BB | 8 |
| SO | 7 |
| LOB | 23 |



| Batter | 1 | 2 | 3 | 4 | 5 | 6 | 7 | 8 | 9 | AB R H RBI BB SO LOB | BOTTOM | | | | | | | | | |
|--|---|----------------------------------|---------------------------------------|----------------------------------|--------------------------------------|----------------------------------|---------------------------------------|----------------------------------|--------------------------------------|----------------------------------|--|---|----------------------------------|--------------------------------------|----------------------------------|---------------------------------------|----------------------------------|----------------------------------|------------------------------------|----------------------------------|
| 11 Brett Gardner, L OBP: 0.350, SLG: 0.429 | K | | F7 | | 99 WP 99 HR HBP | | L8 | | | 3 1 0 0 0 1 0 | Houston Astros @ New York Yankees Yankee Stadium, Bronx, NY Mon Oct 16 2017, 8:10 PM - 11:34 PM EDT Att: 49,373 - Partly Cloudy - 57 F | | | | | | | | | |
| 99 Aaron Judge, R OBP: 0.293, SLG: 0.353 | K | | 18 G4-3 BB | | | | K | | | 3 1 1 3 1 2 0 | | | | | | | | | | |
| 18 Didi Gregorius, L OBP: 0.359, SLG: 0.500 | | | G4-3 | | G3-4-1 | | G4-3 | | | 4 0 1 0 0 0 1 | | | | | | | | | | |
| 24 Gary Sanchez, R OBP: 0.179, SLG: 0.342 | PO | L8 | G5-3 | | G6-3 | | F7 | | | 4 0 0 0 0 0 1 | | | | | | | | | | |
| 33 Greg Bird, L OBP: 0.395, SLG: 0.581 | | K | | | L9 | | | | | 3 1 1 0 1 1 0 | | | | | | | | | | |
| 14 Starlin Castro, R OBP: 0.263, SLG: 0.297 | | | 31 HR 29 BB | | G5-3 | | F9 | | | 4 1 1 0 0 1 2 | | | | | | | | | | |
| 31 Aaron Hicks, S OBP: 0.314, SLG: 0.424 | | | 29 HR | | F9 | | G6-3 | | | 4 1 1 0 0 0 2 | | | | | | | | | | |
| 29 Todd Frazier, R OBP: 0.281, SLG: 0.379 | | | 29 HR | | | | G6-3 | | | 2 2 1 3 1 0 0 | | | | | | | | | | |
| 12 Chase Headley, S OBP: 0.105, SLG: 0.056 | | | L9 | | | | K | | | 3 1 1 1 0 1 0 | | | | | | | | | | |
| Inning Stats | R: 0 H: 1 E: 0 K: 2 S: 9 | H: 3 LOB: 0 BB: 0 P: 11 | R: 3 H: 3 E: 0 K: 1 S: 13 | H: 3 LOB: 0 BB: 0 P: 18 | R: 0 H: 0 E: 0 K: 0 S: 8 | H: 0 LOB: 1 BB: 1 P: 12 | R: 5 H: 3 E: 0 K: 0 S: 22 | H: 3 LOB: 0 BB: 1 P: 43 | R: 0 H: 0 E: 0 K: 0 S: 7 | H: 0 LOB: 0 BB: 0 P: 12 | | R: 0 H: 0 E: 0 K: 1 S: 8 | H: 0 LOB: 0 BB: 0 P: 11 | R: 0 H: 0 E: 0 K: 1 S: 7 | H: 0 LOB: 0 BB: 0 P: 14 | R: 0 H: 0 E: 0 K: 1 S: 11 | H: 0 LOB: 1 BB: 1 P: 16 | 1B: 4 2B: 1 3B: 0 HR: 2 | SF: 0 SAC: 0 DP: 0 HBP: 1 | WP: 1 PB: 0 SB: 0 CS: 0 |
| PITCHER | IP WLS BF H R ER SO BB IBB HBP BLK WP HR S P ERA WHIP | | | | | | | | | | | IP WLS BF H R ER SO BB IBB HBP BLK WP HR S P ERA WHIP | | | | | | | | |
| 50 Charlie Morton, R ERA: 10.13 | 3.2 L 19 6 7 7 3 2 0 1 0 0 1 1 45 72 17.18 2.182 | | | | | | | | | | | | | | | | | | | |
| 36 Will Harris, R ERA: 9.0 | 0.1 2 1 1 1 0 0 0 0 0 1 1 7 12 27.00 3.000 | | | | | | | | | | | | | | | | | | | |
| 31 Collin McHugh, R ERA: | 4.0 13 0 0 0 3 1 0 0 0 0 0 0 33 53 0.00 0.250 | | | | | | | | | | | | | | | | | | | |

| | |
|-----|----|
| AB | 30 |
| R | 8 |
| H | 7 |
| RBI | 7 |
| BB | 3 |
| SO | 6 |
| LOB | 6 |



| Batter | 1 | 2 | 3 | 4 | 5 | 6 | 7 | 8 | 9 | AB | R | H | RBI | BB | SO | LOB | TOP | | | | | | | | | | |
|--|------------------------------|----------------------------------|------------------------------|----------------------------------|-------------------------------|----------------------------------|------------------------------|----------------------------------|-------------------------------|----------------------------------|------------------------------|----------------------------------|------------------------------|----------------------------------|------------------------------|---------------------------------|---|----------------------------------|-------------------------|---------------------------|----------------------------------|--------|--|--|--|--|--|
| 4 George Springer, R OBP: 0.350, SLG: 0.400 | F9 | | 22 G3-1 1B | | K | | | F9 | | 4 | 0 | 1 | 0 | 0 | 1 | 2 | Houston Astros @ New York Yankees Yankee Stadium, Bronx, NY Wed Oct 18 2017, 5:13 PM - 8:29 PM EDT Att. 49,647 - Clear - 74 F | | | | | | | | | | |
| 22 Josh Reddick, L OBP: 0.250, SLG: 0.182 | G3-1 | | G3-1 | | K | | | K | | 4 | 0 | 0 | 0 | 0 | 2 | 3 | | | | | | | | | | | |
| 27 Jose Altuve, R OBP: 0.500, SLG: 0.667 | E5 | | G5-3 | | | | | F8 | | 4 | 0 | 0 | 0 | 0 | 0 | 1 | | | | | | | | | | | |
| 1 Carlos Correa, R OBP: 0.308, SLG: 0.583 | G5-3 | | | | G6-3 | | | K | | 4 | 0 | 1 | 0 | 0 | 1 | 1 | | | | | | | | | | | |
| 10 Yuli Gurriel, R OBP: 0.417, SLG: 0.559 | | 2 G3 2B | | | K | | | F8 | | 4 | 0 | 1 | 0 | 0 | 1 | 1 | | | | | | | | | | | |
| 2 Alex Bregman, R OBP: 0.216, SLG: 0.371 | G3 | | | | G5-3 | | | F9 | | 4 | 0 | 0 | 0 | 0 | 0 | 2 | | | | | | | | | | | |
| 15 Carlos Beltrán, S OBP: 0.222, SLG: 0.294 | | 2-3 | G4-3 | | | | | K | | 3 | 0 | 0 | 0 | 0 | 2 | 1 | | | | | | | | | | | |
| 9 Marwin Gonzalez, S OBP: 0.242, SLG: 0.233 | | | G1-3 | | | | | K2-3 | | 3 | 0 | 1 | 0 | 0 | 1 | 1 | | | | | | | | | | | |
| 16 Brian McCann, L OBP: 0.172, SLG: 0.077 | | | | | K | | | F8 | | 2 | 0 | 0 | 0 | 1 | 1 | 0 | | | | | | | | | | | |
| Inning Stats | R: 0 E: 1 K: 0 S: 9 | H: 0 LOB: 1 BB: 0 P: 12 | R: 0 E: 0 K: 0 S: 9 | H: 1 LOB: 1 BB: 0 P: 13 | R: 0 E: 0 K: 1 S: 12 | H: 1 LOB: 1 BB: 0 P: 19 | R: 0 E: 0 K: 1 S: 8 | H: 0 LOB: 0 BB: 0 P: 14 | R: 0 E: 0 K: 3 S: 13 | H: 1 LOB: 2 BB: 1 P: 20 | R: 0 E: 0 K: 1 S: 9 | H: 0 LOB: 0 BB: 0 P: 12 | R: 0 E: 0 K: 2 S: 8 | H: 0 LOB: 0 BB: 0 P: 13 | R: 0 E: 0 K: 1 S: 7 | H: 0 LOB: 0 BB: 0 P: 9 | R: 0 E: 0 K: 0 S: 7 | H: 1 LOB: 1 BB: 0 P: 11 | 1B: 2 2B: 2 HR: 0 | SF: 0 SAC: 0 HBP: 0 | WP: 1 PB: 0 SB: 0 CS: 0 | PA: 33 | | | | | |
| PITCHER | IP | WLS | BF | H | R | ER | SO | BB | IBB | HBP | BLK | WP | HR | S | P | ERA | WHIP | | | | | | | | | | |
| 19 Masahiro Tanaka, R ERA: 0.9 | 7.0 | W | 26 | 3 | 0 | 0 | 8 | 1 | 0 | 0 | 0 | 1 | 0 | 68 | 103 | 0.00 | 0.571 | | | | | | | | | | |
| 48 Tommy Kahnle, R ERA: | 2.0 | | 7 | 1 | 0 | 0 | 1 | 0 | 0 | 0 | 0 | 0 | 0 | 14 | 20 | 0.00 | 0.500 | | | | | | | | | | |

| Batter | 1 | 2 | 3 | 4 | 5 | 6 | 7 | 8 | 9 | AB | R | H | RBI | BB | SO | LOB | BOTTOM | | | | | | | | | | |
|--|------------------------------|----------------------------------|------------------------------|----------------------------------|------------------------------|----------------------------------|-------------------------------|----------------------------------|-------------------------------|----------------------------------|-------------------------------|----------------------------------|------------------------------|----------------------------------|------------------------------|----------------------------------|---|---------------------------|----------------------------------|--------|--|--|--|--|--|--|--|
| 11 Brett Gardner, L OBP: 0.286, SLG: 0.341 | G1-3 | | 99 FC3-6 2B | | G1-3 | | | K | | 5 | 1 | 0 | 0 | 0 | 2 | 5 | Houston Astros @ New York Yankees Yankee Stadium, Bronx, NY Wed Oct 18 2017, 5:13 PM - 8:29 PM EDT Att. 49,647 - Clear - 74 F | | | | | | | | | | |
| 99 Aaron Judge, R OBP: 0.347, SLG: 0.500 | K | | 1-H 2B | | 24 1B BB | | | K | | 3 | 1 | 1 | 1 | 1 | 2 | 0 | | | | | | | | | | | |
| 24 Gary Sánchez, R OBP: 0.213, SLG: 0.444 | K | | K | | 18 1B 1B | | | HR | | 4 | 1 | 2 | 2 | 0 | 2 | 1 | | | | | | | | | | | |
| 18 Didi Gregorius, L OBP: 0.383, SLG: 0.575 | | K | K | | 1-3 1B | | | 2B | | 4 | 0 | 2 | 1 | 0 | 2 | 1 | | | | | | | | | | | |
| 31 Aaron Hicks, S OBP: 0.256, SLG: 0.341 | | G6-3 | | | P4 | | | F7 | | 4 | 0 | 0 | 0 | 0 | 1 | 3 | | | | | | | | | | | |
| 14 Starlin Castro, R OBP: 0.261, SLG: 0.295 | | 33 1B 2B | | | K | | | K | | 4 | 1 | 1 | 0 | 0 | 2 | 1 | | | | | | | | | | | |
| 33 Greg Bird, L OBP: 0.457, SLG: 0.559 | | 2-H 1B | | | K | | | 12 2B BB | | 2 | 0 | 1 | 1 | 2 | 1 | 0 | | | | | | | | | | | |
| 29 Todd Frazier, R OBP: 0.275, SLG: 0.351 | K | | | | F8 | | | L7 | | 4 | 0 | 0 | 0 | 0 | 1 | 3 | | | | | | | | | | | |
| 12 Chase Headley, S OBP: 0.250, SLG: 0.261 | | | 11 FC3-6 1B | | E5 | | | G2-3 | | 4 | 1 | 3 | 0 | 0 | 0 | 1 | | | | | | | | | | | |
| Inning Stats | R: 0 E: 0 K: 2 S: 8 | H: 2 LOB: 1 BB: 0 P: 16 | R: 1 E: 0 K: 2 S: 9 | H: 2 LOB: 1 BB: 0 P: 21 | R: 0 E: 0 K: 2 S: 9 | H: 0 LOB: 0 BB: 0 P: 11 | R: 2 E: 1 K: 0 S: 17 | H: 3 LOB: 2 BB: 1 P: 29 | R: 0 E: 0 K: 2 S: 14 | H: 1 LOB: 1 BB: 1 P: 25 | R: 1 E: 0 K: 2 S: 14 | H: 2 LOB: 1 BB: 0 P: 19 | R: 0 E: 0 K: 1 S: 8 | H: 0 LOB: 1 BB: 1 P: 16 | R: 0 E: 0 K: 1 S: 8 | H: 0 LOB: 0 BB: 0 P: 16 | 1B: 5 2B: 4 HR: 1 | SF: 0 SAC: 0 HBP: 0 | WP: 1 PB: 0 SB: 0 CS: 0 | PA: 37 | | | | | | | |
| PITCHER | IP | WLS | BF | H | R | ER | SO | BB | IBB | HBP | BLK | WP | HR | S | P | ERA | WHIP | | | | | | | | | | |
| 60 Dallas Keuchel, L ERA: 2.8 | 4.2 | L | 22 | 7 | 4 | 4 | 8 | 1 | 0 | 0 | 0 | 0 | 0 | 54 | 86 | 7.71 | 1.714 | | | | | | | | | | |
| 36 Will Harris, R ERA: 4.5 | 1.0 | | 5 | 1 | 0 | 0 | 1 | 1 | 0 | 0 | 0 | 0 | 0 | 12 | 23 | 0.00 | 2.000 | | | | | | | | | | |
| 41 Brad Peacock, R ERA: 3.0 | 1.1 | | 6 | 2 | 1 | 1 | 3 | 0 | 0 | 0 | 0 | 0 | 1 | 18 | 24 | 6.75 | 1.500 | | | | | | | | | | |
| 46 Francisco Liriano, L ERA: 5.4 | 1.0 | | 4 | 0 | 0 | 0 | 1 | 1 | 0 | 0 | 0 | 1 | 0 | 8 | 16 | 0.00 | 1.000 | | | | | | | | | | |

AB 32
R 0
H 4
RBI 0
BB 1
SO 9
LOB 12



AB 34
R 5
H 10
RBI 5
BB 3
SO 13
LOB 15



| Batter | 1 | 2 | 3 | 4 | 5 | 6 | 7 | 8 | 9 | AB | R | H | RBI | BB | SO | LOB | TOP | | | | | | | | | | |
|---|------------------------------|----------------------------------|------------------------------|---------------------------------|------------------------------|----------------------------------|------------------------------|---------------------------------|------------------------------|----------------------------------|-------------------------------|----------------------------------|------------------------------|----------------------------------|-------------------------------|----------------------------------|--|----------------------------------|----------------------------------|------------------------------------|----------------------------------|--------|--|--|--|--|--|
| 11 Brett Gardner, L (1, 7) OBP: 0.281, SLG: 0.327 | | | | | | | | | | 4 | 0 | 1 | 0 | 0 | 1 | 1 | New York Yankees @ Houston Astros Minute Maid Park, Houston, TX Sat Oct 21 2017, 7:10 PM - 10:19 PM CDT Att: 43,201 - Roof Closed - 73 F | | | | | | | | | | |
| 99 Aaron Judge, R (1, 9) OBP: 0.316, SLG: 0.500 | | | | | | | | | | 4 | 0 | 0 | 0 | 0 | 1 | 2 | | | | | | | | | | | |
| 18 Didi Gregorius, L (1, 6) OBP: 0.345, SLG: 0.500 | | | | | | | | | | 4 | 0 | 0 | 0 | 0 | 4 | 1 | | | | | | | | | | | |
| 24 Gary Sánchez, R (1, 2) OBP: 0.218, SLG: 0.415 | | | | | | | | | | 4 | 0 | 1 | 0 | 0 | 1 | 1 | | | | | | | | | | | |
| 33 Greg Bird, L (1, 3) OBP: 0.426, SLG: 0.512 | | | | | | | | | | 4 | 0 | 1 | 0 | 0 | 0 | 1 | | | | | | | | | | | |
| 14 Starlin Castro, R (1, 4) OBP: 0.284, SLG: 0.280 | | | | | | | | | | 3 | 0 | 0 | 0 | 0 | 2 | 2 | | | | | | | | | | | |
| 31 Aaron Hicks, S (1, 8) OBP: 0.260, SLG: 0.304 | | | | | | | | | | 2 | 0 | 0 | 0 | 1 | 1 | 1 | | | | | | | | | | | |
| 29 Todd Frazier, R (1, 5) OBP: 0.255, SLG: 0.302 | | | | | | | | | | 2 | 0 | 0 | 0 | 1 | 0 | 2 | | | | | | | | | | | |
| 12 Chase Headley, S (1, 10) OBP: 0.258, SLG: 0.267 | | | | | | | | | | 3 | 0 | 0 | 0 | 0 | 1 | 3 | | | | | | | | | | | |
| Inning Stats | R: 0 E: 0 K: 2 S: 8 | H: 0 LOB: 0 BB: 0 P: 10 | R: 0 E: 0 K: 1 S: 6 | H: 1 LOB: 1 BB: 0 P: 6 | R: 0 E: 0 K: 0 S: 8 | H: 0 LOB: 0 BB: 0 P: 12 | R: 0 E: 0 K: 1 S: 6 | H: 0 LOB: 0 BB: 0 P: 8 | R: 0 E: 0 K: 1 S: 9 | H: 1 LOB: 2 BB: 1 P: 18 | R: 0 E: 0 K: 1 S: 10 | H: 1 LOB: 1 BB: 0 P: 13 | R: 0 E: 0 K: 1 S: 8 | H: 0 LOB: 0 BB: 0 P: 13 | R: 0 E: 0 K: 2 S: 12 | H: 0 LOB: 1 BB: 1 P: 18 | R: 0 E: 0 K: 2 S: 8 | H: 0 LOB: 0 BB: 0 P: 10 | 1B: 2 2B: 1 3B: 0 HR: 0 | SF: 0 SAC: 0 DP: 0 HBP: 0 | WP: 1 PB: 0 SB: 0 CS: 0 | PA: 32 | | | | | |
| PITCHER | IP | WLS | BF | H | R | ER | SO | BB | IBB | HBP | BLK | WP | HR | S | P | ERA | WHIP | | | | | | | | | | |
| 50 Charlie Morton, R (1, 1) ERA: 6.23 | 5.0 | W | 18 | 2 | 0 | 0 | 5 | 1 | 0 | 0 | 0 | 1 | 0 | 37 | 54 | 0.00 | 0.600 | | | | | | | | | | |
| 43 Lance McCullers Jr., R (6, 1) ERA: 2.08 | 4.0 | S | 14 | 1 | 0 | 0 | 6 | 1 | 0 | 0 | 0 | 0 | 0 | 38 | 54 | 0.00 | 0.500 | | | | | | | | | | |

| Batter | 1 | 2 | 3 | 4 | 5 | 6 | 7 | 8 | 9 | AB | R | H | RBI | BB | SO | LOB | BOTTOM | | | | | | | | | | |
|---|------------------------------|---------------------------------|-------------------------------|----------------------------------|------------------------------|----------------------------------|-------------------------------|----------------------------------|-------------------------------|----------------------------------|------------------------------|----------------------------------|------------------------------|----------------------------------|-------------------------------|----------------------------------|--|----------------------------------|----------------------------------|------------------------------------|----------------------------------|--------|--|--|--|--|--|
| 4 George Springer, R (1, 8) OBP: 0.327, SLG: 0.349 | | | | | | | | | | 4 | 0 | 1 | 0 | 0 | 0 | 2 | New York Yankees @ Houston Astros Minute Maid Park, Houston, TX Sat Oct 21 2017, 7:10 PM - 10:19 PM CDT Att: 43,201 - Roof Closed - 73 F | | | | | | | | | | |
| 2 Alex Bregman, R (1, 5) OBP: 0.244, SLG: 0.381 | | | | | | | | | | 4 | 0 | 1 | 0 | 0 | 0 | 1 | | | | | | | | | | | |
| 27 Jose Altuve, R (1, 4) OBP: 0.500, SLG: 0.775 | | | | | | | | | | 3 | 1 | 1 | 1 | 1 | 1 | 1 | | | | | | | | | | | |
| 1 Carlos Correa, R (1, 6) OBP: 0.340, SLG: 0.591 | | | | | | | | | | 4 | 1 | 2 | 0 | 0 | 0 | 3 | | | | | | | | | | | |
| 10 Yuli Gurriel, R (1, 3) OBP: 0.409, SLG: 0.512 | | | | | | | | | | 4 | 1 | 1 | 0 | 0 | 0 | 3 | | | | | | | | | | | |
| 11 Evan Gattis, R (1, 10) OBP: 0.360, SLG: 0.500 | | | | | | | | | | 4 | 1 | 1 | 1 | 0 | 1 | 3 | | | | | | | | | | | |
| 16 Brian McCann, L (1, 2) OBP: 0.270, SLG: 0.219 | | | | | | | | | | 2 | 0 | 1 | 2 | 2 | 1 | 0 | | | | | | | | | | | |
| 9 Marwin Gonzalez, S (1, 7) OBP: 0.244, SLG: 0.216 | | | | | | | | | | 4 | 0 | 1 | 0 | 0 | 0 | 2 | | | | | | | | | | | |
| 22 Josh Reddick, L (1, 9) OBP: 0.227, SLG: 0.171 | | | | | | | | | | 4 | 0 | 1 | 0 | 0 | 1 | 2 | | | | | | | | | | | |
| Inning Stats | R: 0 E: 0 K: 0 S: 5 | H: 1 LOB: 1 BB: 0 P: 7 | R: 0 E: 0 K: 0 S: 10 | H: 1 LOB: 2 BB: 1 P: 20 | R: 0 E: 0 K: 0 S: 8 | H: 1 LOB: 2 BB: 1 P: 18 | R: 1 E: 0 K: 0 S: 14 | H: 2 LOB: 1 BB: 1 P: 21 | R: 3 E: 0 K: 1 S: 18 | H: 4 LOB: 1 BB: 0 P: 29 | R: 0 E: 0 K: 0 S: 9 | H: 0 LOB: 0 BB: 0 P: 12 | R: 0 E: 0 K: 1 S: 8 | H: 1 LOB: 1 BB: 0 P: 13 | R: 0 E: 0 K: 2 S: 10 | H: 0 LOB: 0 BB: 0 P: 14 | R: 0 E: 0 K: 2 S: 10 | H: 0 LOB: 0 BB: 0 P: 10 | 1B: 7 2B: 1 3B: 0 HR: 2 | SF: 0 SAC: 0 DP: 1 HBP: 0 | WP: 0 PB: 0 SB: 0 CS: 0 | PA: 36 | | | | | |
| PITCHER | IP | WLS | BF | H | R | ER | SO | BB | IBB | HBP | BLK | WP | HR | S | P | ERA | WHIP | | | | | | | | | | |
| 52 CC Sabathia, L (1, 1) ERA: 2.37 | 3.1 | L | 18 | 5 | 1 | 1 | 0 | 3 | 0 | 0 | 0 | 0 | 1 | 36 | 65 | 2.70 | 2.400 | | | | | | | | | | |
| 48 Tommy Kahnle, R (4, 1) ERA: 2.38 | 1.1 | | 7 | 4 | 3 | 3 | 1 | 0 | 0 | 0 | 0 | 0 | 0 | 15 | 25 | 20.25 | 3.000 | | | | | | | | | | |
| 43 Adam Warren, R (5, 1) ERA: 2.08 | 1.1 | | 4 | 0 | 0 | 0 | 0 | 0 | 0 | 0 | 0 | 0 | 0 | 13 | 17 | 0.00 | 0.000 | | | | | | | | | | |
| 30 David Robertson, R (7, 1) ERA: 4.15 | 2.0 | | 7 | 1 | 0 | 0 | 3 | 0 | 0 | 0 | 0 | 0 | 0 | 18 | 27 | 0.00 | 0.500 | | | | | | | | | | |

| | |
|-----|----|
| AB | 30 |
| R | 0 |
| H | 3 |
| RBI | 0 |
| BB | 2 |
| SO | 11 |
| LOB | 14 |



| | |
|-----|----|
| AB | 33 |
| R | 4 |
| H | 10 |
| RBI | 4 |
| BB | 3 |
| SO | 4 |
| LOB | 17 |

