New York Yankees - 2018

Batter	1	2	3	4	5	6	7	8	9	AB	R	H	RBI	BB	SO	LOB
12 Leonys Martin, L (1, 8) OBP: 0.333, SLG: 0.333	0-0 9 F7 78 1B 1B		0-0 ② L7		S S S 0-3 ② K		0-0 1-3 2B		0-0 ② F8	3	1	1	0	0	1	1
13 Mike Gerber, L (5, 8) OBP: 0.500, SLG: 1.000										2	0	1	0	0	0	2
9 Nick Castellanos, R (1, 9)	0-0 ① F7 1-2		0-0 ③ P3		0-0 80 FC4 1-2 1B		0-0 ③ G1-3		S S S 0-3 ③ K	2	0	0	0	0	0	1
22 Victor Reyes, S (4, 9) OBP: 0.333, SLG: 0.333										3	0	1	0	0	1	4
24 Miguel Cabrera, R (1, 10) OBP: 0.500, SLG: 0.500	0-0 ② G5-3			0-0 74 WP 55 1B 1B	0-0 ③ FC4 1-2f			0-0 ① G4-3		2	0	1	0	0	0	1
80 Ronny Rodríguez, R (4, PR) (4, 10)										2	0	0	0	0	0	2
78 Chad Huffman, R (1, 7) OBP: 0.500, SLG: 0.500	0-0 46 WP 2-H 1B			S S S 0-3 ① K		0-0 ① G3-1		B B B 4-0 BB		2	0	1	1	0	1	1
37 James Adduci, L (5, 7)										1	0	0	0	1	0	0
46 Jeimer Candelario, S (1, 5)	D S S S 1-3 ③ K 1-2			S S S 0-3 ② K		0-0 ② G4-3		0-0 ② L8		3	0	0	0	0	2	2
76 Niko Goodrum, S (6, 5)										1	0	0	0	0	0	1
(8, 3)																
55 John Hicks, R (1, 2) OBP: 0.500, SLG: 0.500		S S S 0-3 ① K		0-0 74 WP 1-2 1B		0-0 ③ G3-1		0-0 ③ G4-3		2	0	1	0	0	1	0
28 Brayan Peña, S (5, 2)										2	0	0	0	0	0	1
83 Arvicent Perez, R (8, 2)										0	0	0	0	0	0	0
74 Edwin Espinal, R (1, 3)		0-0 ② G6-3		B C C C 1-3 ③ K 1-2 2-3			0-0 ① G6-3		S S S 0-3 K 18 BB	3	0	0	0	0	1	2
70 Harold Castro, L (8, 5)										1	0	0	0	0	1	0
14 Alexi Amarista, L (1, 4)		0-0 ③ P6			0-0 ① G1-3		0-0 ② L7		0-0 ① F7	4	0	0	0	0	0	1
(5, 6)																
81 Pete Kozma, R (1, 6)			0-0 ① G5-3		B B B 4-0 22 1B BB		0-0 E6 13 2B		B B B 4-0 1-2 BB	1	0	0	0	1	0	0
18 Dawel Lugo, R (5, 4)										1	0	0	0	1	0	0
40 Sergio Alcántara, S (9, PR)										0	0	0	0	0	0	0
Inning Stats	R: 1 E: 0 K: 1 S: 7 H: 2 LOB: 1 BB: 0 P: 8	R: 0 E: 0 K: 1 S: 5 H: 0 LOB: 0 BB: 0 P: 5	R: 0 E: 0 K: 0 S: 3 H: 0 LOB: 0 BB: 0 P: 3	R: 0 E: 0 K: 3 S: 11 H: 2 LOB: 3 BB: 0 P: 12	R: 0 E: 0 K: 1 S: 6 H: 1 LOB: 2 BB: 1 P: 10	R: 0 E: 0 K: 0 S: 3 H: 0 LOB: 0 BB: 0 P: 3	R: 0 E: 1 K: 0 S: 5 H: 1 LOB: 2 BB: 0 P: 5	R: 0 E: 0 K: 0 S: 3 H: 0 LOB: 1 BB: 1 P: 7	R: 0 E: 0 K: 2 S: 8 H: 0 LOB: 2 BB: 1 P: 12	1B: 5 2B: 1 3B: 0 HR: 0	SF: 0 SAC: 0 DP: 0 HBP: 0						

TOP

Detroit Tigers @ New York Yankees

George M. Steinbrenner Field, Tampa, FL

Fri Feb 23 2018, 1:07 PM - 4:12 PM EST

Att. 10,129 - Partly Cloudy - 82 F

livebaseballscorecards.com

AB	35
R	1
H	6
RBI	1
BB	3
SO	8
LOB	19

PITCHER		IP	WLS	BF	H	R	ER	SO	BB	IBB	HBP	BLK	WP	HR	S	P	ERA	WHIP
85 Luis Cessa, R ERA: 4.5	(1, 1)	2.0		8	2	1	1	2	0	0	0	0	1	0	12	13	4.50	1.000
61 Ben Heller, R ERA:	(3, 1)	2.0		8	2	0	0	3	0	0	0	0	1	0	14	15	0.00	1.000
75 David Hale, R ERA:	(5, 1)	2.0	W	8	1	0	0	1	1	0	0	0	0	0	9	13	0.00	1.000
84 Brady Lail, R ERA:	(7, 1)	1.0	H	5	1	0	0	0	0	0	0	0	0	0	5	5	0.00	1.000
91 Cale Coshow, R ERA:	(8, 1)	1.0	H	4	0	0	0	0	1	0	0	0	0	0	3	7	0.00	1.000

PITCHER		IP	WLS	BF	H	R	ER	SO	BB	IBB	HBP	BLK	WP	HR	S	P	ERA	WHIP
62 Giovanny Gallegos, R ERA:	(9, 1)	1.0	S	5	0	0	0	2	1	0	0	0	1	0	8	12	0.00	1.000

Batter	1	2	3	4	5	6	7	8	9	AB	R	H	RBI	BB	SO	LOB
22 Jacoby Ellsbury, L (1, 10)	S S S 0-3 ① K		B B B B 4-0 27 G4-3 1-2 BB		X 0-0 26 F9 71 BB 1B	X 0-0 2-H 3-H 1B		C X 0-1 ③ P3 1-2		1	0	0	0	1	1	0
80 Jorge Saez, R (5, PH) (6, 10) OBP: 0.667, SLG: 0.667										3	0	2	2	0	0	1
27 Giancarlo Stanton, R (1, 9)	B B B B 4-0 BB		X 0-0 ① ② G4-3 1-2f 2-3		B B B B 4-0 1-2 BB	C C C 0-3 ③ K				1	0	0	0	1	0	2
71 Billy McKinney, L (5, 9)										1	0	0	0	1	1	1
33 Greg Bird, L (1, 3)	S S T 0-2 ② K		X 0-0 ③ L4		X 0-0 ② F9 2-3		X 0-0 ① F8			2	0	0	0	0	1	2
26 Tyler Austin, R (5, 3)										2	0	0	0	0	0	2
31 Aaron Hicks, S (1, 8)	X 0-0 ③ G6-3			B B B B 4-0 28 WP 18 G4-3 BB	S S T 0-2 ③ K		X 0-0 ② L9			1	0	0	0	1	0	1
92 Estevan Florial, L (4, PR) (5, 8)										2	0	0	0	0	1	2
18 Didi Gregorius, L (1, 6)		X 0-0 ① G3-1		X 0-0 ① G4-3 1-2		X 0-0 38 BLK 70 G3 2B	X 0-0 1B			2	0	0	0	0	0	1
39 Tyler Wade, L (5, 6) OBP: 1.000, SLG: 1.500										2	1	2	0	0	0	0
81 Gleyber Torres, R (1, 4)		X 0-0 ② G5-3		X 0-0 ② P6		C C C 0-3 ① K	X 0-0 ③ F8			2	0	0	0	0	0	2
12 Jace Peterson, L (6, 4)										2	0	0	0	0	1	2
28 Austin Romine, R (1, 2) OBP: 1.000, SLG: 2.000		X 0-0 2B		D B B B 4-0 67 FC6-4 2-3 BB		B B B B 4-0 70 G3 14 HBP 80 1B 2-3 BB		C C C 0-3 ① K		1	0	1	0	1	0	0
38 Kyle Higashioka, R (5, 2)										1	1	0	0	1	1	0
67 Miguel Andujar, R (1, 5)		C C C 0-3 ③ K		X 0-0 ③ FC6-4 1-2f		H 1-0 70 G3 80 1B 1-2 HBP		S S S 0-3 ② K2-3		2	0	0	0	0	1	3
14 Danny Espinosa, S (6, 5)										1	1	0	0	0	1	0
77 Clint Frazier, R (1, 7)			B B B B 4-0 27 G4-3 22 S BB		X 0-0 ① G6-3	X 0-0 ② G3 1-2 2-3 3-H		X 0-0 80 S 1B		1	0	0	0	1	0	0
70 Jake Cave, L (6, 7) OBP: 0.500, SLG: 0.500										2	0	1	1	0	0	2
Inning Stats	R: 0 E: 0 K: 2 S: 7 H: 0 LOB: 1 BB: 1 P: 11	R: 0 E: 0 K: 1 S: 6 H: 1 LOB: 1 BB: 0 P: 6	R: 0 E: 0 K: 0 S: 2 H: 0 LOB: 1 BB: 2 P: 10	R: 0 E: 0 K: 0 S: 3 H: 0 LOB: 2 BB: 2 P: 11	R: 0 E: 0 K: 1 S: 6 H: 1 LOB: 2 BB: 1 P: 10	R: 3 E: 0 K: 2 S: 9 H: 2 LOB: 1 BB: 1 P: 14	R: 0 E: 0 K: 0 S: 4 H: 1 LOB: 1 BB: 0 P: 4	R: 0 E: 0 K: 2 S: 9 H: 1 LOB: 1 BB: 0 P: 9		1B: 4 2B: 2 3B: 0 HR: 0	SF: 0 SAC: 0 DP: 1 HBP: 1					

BOTTOM

Detroit Tigers @ New York Yankees

George M. Steinbrenner Field, Tampa, FL

Fri Feb 23 2018, 1:07 PM - 4:12 PM EST

Att. 10,129 - Partly Cloudy - 82 F

livebaseballscorecards.com

AB	29
R	3
H	6
RBI	3
BB	7
SO	8
LOB	21

WP: 1 PB: 0 SB: 2 CS: 0 PA: 37

PITCHER	IP	WLS	BF	H	R	ER	SO	BB	IBB	HBP	BLK	WP	HR	S	P	ERA	WHIP
31 Ryan Carpenter, L (1, 1)	2.0		8	1	0	0	3	1	0	0	0	0	0	13	17	0.00	1.000
ERA:																	
51 Johnny Barbato, R (3, 1)	1.0	H	4	0	0	0	0	2	0	0	0	0	0	2	10	0.00	2.000
ERA:																	
60 Gerson Moreno, R (4, 1)	1.0	H	5	0	0	0	0	2	0	0	0	1	0	3	11	0.00	2.000
ERA:																	
53 Warwick Saupold, R (5, 1)	1.0	H	5	1	0	0	1	1	0	0	0	0	0	6	10	0.00	2.000
ERA:																	
99 Austin Sodders, L (6, 1)	1.0	L	7	2	3	3	2	1	0	1	1	0	0	9	14	27.00	3.000
ERA: 27.0																	

PITCHER	IP	WLS	BF	H	R	ER	SO	BB	IBB	HBP	BLK	WP	HR	S	P	ERA	WHIP
71 Paul Voelker, R (7, 1)	1.0		4	1	0	0	0	0	0	0	0	0	0	4	4	0.00	1.000
ERA:																	
72 Mark Montgomery, R (8, 1)	1.0		4	1	0	0	2	0	0	0	0	0	0	9	9	0.00	1.000
ERA:																	

Batter	1	2	3	4	5	6	7	8	9	AB	R	H	RBI	BB	SO	LOB
39 Tyler Wade, L (1, 4) OBP: 0.400, SLG: 0.600	C F C 0-3 K		X 0-0 G4-6-3 1-2f 2-3	C C C 0-3 K			B B B B 4-0 71 FC4-2 67 G5-3 1-2 BB		B B B B 4-0 67 1B 71 HR BB	3	0	0	0	0	2	5
12 Jace Peterson, L (5, 4)										0	1	0	0	2	0	0
29 Brandon Drury, R (1, 5) OBP: 1.000, SLG: 1.000	X 0-0 1B		H 1-0 HBP		S S S 0-3 K		X 0-0 G5-3 1-2 2-3		B X 1-0 71 HR 1-2 1B	1	0	1	0	0	0	0
67 Miguel Andujar, R (4, 5) OBP: 0.200, SLG: 0.200										3	1	1	0	0	1	2
26 Tyler Austin, R (1, 3)	X 0-0 F9		S S S 0-3 K		S S S 0-3 K		X 0-0 FC4-2 56 FC6-4 2-3 3-H		B X 1-0 HR 1-H 2-H	3	0	0	0	0	2	3
71 Billy McKinney, L (5, 3) OBP: 0.500, SLG: 1.333										2	1	1	3	0	0	3
77 Clint Frazier, R (1, 7) OBP: 0.400, SLG: 0.250	X 0-0 L7			X 0-0 14 CS 1B	S S S 0-3 K		X 0-0 FC6-4 1-2f		X 0-0 78 G6-3 1B	3	0	1	0	0	1	1
56 Trey Amburgey, R (5, 7) OBP: 0.500, SLG: 0.500										2	0	1	0	0	0	2
14 Danny Espinosa, S (1, 10)		X 0-0 G4-3		1 SAFE 1 SAFE B B B B 4-0 74 WP 36 1B 1-2 BB		X 0-0 F8		X 0-0 E6 72 2B	X 0-0 G6-3 1-2	2	1	0	0	1	0	0
78 Chace Numata, S (8, PH) (8, 10)										2	0	0	0	0	0	1
74 Ronald Torreyes, R (1, 6) OBP: 1.000, SLG: 1.000		X 0-0 92 CS 1B		B B B B 4-0 36 1B 1-2 BB		X 0-0 P3		X 0-0 2B 1-3	S S C 0-3 K	1	0	1	0	1	0	0
72 Kyle Holder, L (5, 6) OBP: 0.333, SLG: 0.667										3	0	1	0	0	1	1
92 Estevan Florial, L (1, 8) OBP: 0.200, SLG: 0.600	B S S S 1-3 K 1-2 1B			S S S 0-3 K		X 0-0 3B		S S S 0-3 K	X 0-0 F7	3	0	1	0	0	2	3
94 Jeff Hendrix, L (6, 8)										2	0	0	0	0	1	3
36 Erik Kratz, R (1, 2) OBP: 1.000, SLG: 1.000			X 0-0 39 G4-6-3 25 BB 1B	X 0-0 25 HBP 1-3 2-H 1B		X 0-0 L9		S S T 0-2 K		2	0	2	1	0	0	0
80 Jorge Saez, R (5, 2) OBP: 0.400, SLG: 0.400										2	0	0	0	0	1	3
25 Shane Robinson, R (1, 9) OBP: 1.000, SLG: 1.000			B B B B 4-0 39 G4-6-3 1-2 BB	H 1-0 1-2 HBP		X 0-0 67 G5-3 12 BB 71 FC4-2 1B		X 0-0 G6-3		1	0	1	0	1	0	0
97 Mark Payton, L (7, PR) (7, 9)										1	0	0	0	0	0	2

TOP

New York Yankees @ Pittsburgh Pirates
LECOM Park, Bradenton, FL
Sat Feb 24 2018, 1:13 PM - 4:09 PM EST
Att. 7,814 - Partly Cloudy - 81 F

livebaseballscorecards.com

AB	36
R	4
H	11
RBI	4
BB	5
SO	11
LOB	29

Inning Stats	1	2	3	4	5	6	7	8	9
	R: 0 E: 0 K: 1 S: 6	R: 0 E: 0 K: 1 S: 5	R: 0 E: 0 K: 1 S: 5	R: 1 E: 0 K: 2 S: 8	R: 0 E: 0 K: 3 S: 9	R: 0 E: 0 K: 0 S: 4	R: 0 E: 0 K: 0 S: 4	R: 0 E: 1 K: 2 S: 9	R: 3 E: 0 K: 1 S: 8
	H: 1 LOB: 1 BB: 0 P: 6	H: 1 LOB: 0 BB: 0 P: 6	H: 1 LOB: 2 BB: 1 P: 10	H: 2 LOB: 3 BB: 2 P: 17	H: 0 LOB: 0 BB: 0 P: 9	H: 1 LOB: 1 BB: 0 P: 4	H: 1 LOB: 2 BB: 1 P: 8	H: 1 LOB: 2 BB: 0 P: 9	H: 3 LOB: 1 BB: 1 P: 14

| | | | | | | | | | |

BOTTOM

Batter	1	2	3	4	5	6	7	8	9	AB	R	H	RBI	BB	SO	LOB
5 Josh Harrison, R (1, 4)	BBBB 4-0 23 1B 6 BB BB		X 0-0 ① F7		B X 1-0 ①② G5-3 1-2			X 0-0 ① P3		1	0	0	0	1	0	0
81 Pablo Reyes, R (5, 4)										2	0	0	0	0	0	1
25 Gregory Polanco, L (1, 9) OBP: 0.667, SLG: 1.667	SSS 0-3 ① K		X 0-0 1B		B B B X 3-0 HR			X 0-0 ② G4-3		3	1	2	1	0	1	1
91 Bryan Reynolds, S (6, 9)										1	0	0	0	0	0	0
6 Starling Marte, R (1, 8)	BBBB 4-0 23 1B 1-2 BB		SSS 0-3 ② K		SSC 0-3 ③ K			X 0-0 ③ P5		1	0	0	0	1	1	1
90 Jason Martin, L (5, 8)										2	0	0	0	0	1	0
23 David Freese, R (1, 5) OBP: 0.500, SLG: 0.500	X 0-0 10 G1-4-3 1-2 2-3 1B		X 0-0 ③ G5-3			X 0-0 ① G6-3			X 0-0 ① G5-3	2	0	1	0	0	0	1
36 José Osuna, R (5, 5)										2	0	0	0	0	0	0
10 Jordy Mercer, R (1, 6)	X 0-0 ②③ G1-4-3 1-2f			X 0-0 ① G6-3		X 0-0 ② F8			X 0-0 44 G4-3 2B	2	0	0	0	0	0	3
88 Cole Tucker, S (5, 6) OBP: 0.500, SLG: 1.000										2	0	1	0	0	0	0
3 Sean Rodríguez, R (1, 7) OBP: 0.500, SLG: 1.000		SSS 0-3 ① K		X 0-0 92 F7 2B		C S S 0-3 ③ K			X 0-0 ② G4-3 2-3	2	0	1	0	0	1	0
44 Christopher Bostick, R (5, 7)										2	0	0	0	0	1	1
92 Bryce Brentz, R (1, 10)		X 0-0 ② F8		X 0-0 ② F7 2-3			X 0-0 ① L1-3		X 0-0 ③ F8	4	0	0	0	0	0	2
61 Eric Wood, R (1, 3) OBP: 0.250, SLG: 0.250		X 0-0 1B		X 0-0 ③ F9			X 0-0 ② G3			2	0	1	0	0	0	1
62 Erich Weiss, L (5, 3)										1	0	0	0	0	0	0
63 Ryan Lavarnway, R (1, 2) OBP: 0.500, SLG: 0.500		X 0-0 ③ F7			X 0-0 81 CS 1B		X 0-0 ③ G6-3			2	0	1	0	0	0	1
79 Jackson Williams, R (6, 2)										1	0	0	0	0	0	0
Inning Stats	R: 0 E: 0 K: 1 S: 5 H: 1 LOB: 2 BB: 2 P: 13	R: 0 E: 0 K: 1 S: 6 H: 1 LOB: 1 BB: 0 P: 6	R: 0 E: 0 K: 1 S: 6 H: 1 LOB: 1 BB: 0 P: 6	R: 0 E: 0 K: 0 S: 4 H: 1 LOB: 1 BB: 0 P: 4	R: 1 E: 0 K: 1 S: 6 H: 2 LOB: 0 BB: 0 P: 10	R: 0 E: 0 K: 1 S: 5 H: 0 LOB: 0 BB: 0 P: 5	R: 0 E: 0 K: 0 S: 3 H: 0 LOB: 0 BB: 0 P: 3	R: 0 E: 0 K: 0 S: 3 H: 0 LOB: 0 BB: 0 P: 3	R: 0 E: 0 K: 0 S: 4 H: 1 LOB: 1 BB: 0 P: 4	1B: 4 2B: 2 3B: 0 HR: 1 SF: 0 SAC: 0 DP: 1 HBP: 0							

PITCHER	IP	WLS	BF	H	R	ER	SO	BB	IBB	HBP	BLK	WP	HR	S	P	ERA	WHIP
63 Domingo Germán, R (1, 1) ERA:	2.0		9	2	0	0	2	2	0	0	0	0	0	11	19	0.00	2.000
43 Adam Warren, R (3, 1) ERA:	2.0		8	2	0	0	1	0	0	0	0	0	0	10	10	0.00	1.000
93 Dillon Tate, R (5, 1) ERA: 4.5	2.0	B	7	2	1	1	2	0	0	0	0	0	1	11	15	4.50	1.000
83 J.P. Feyereisen, R (7, 1) ERA:	2.0	W	6	0	0	0	0	0	0	0	0	0	0	6	6	0.00	0.000
65 Jonathan Holder, R (9, 1) ERA:	1.0	S	4	1	0	0	0	0	0	0	0	0	0	4	4	0.00	1.000

PITCHER	IP	WLS	BF	H	R	ER	SO	BB	IBB	HBP	BLK	WP	HR	S	P	ERA	WHIP

New York Yankees @ Pittsburgh Pirates

LECOM Park, Bradenton, FL

Sat Feb 24 2018, 1:13 PM - 4:09 PM EST

Att. 7,814 - Partly Cloudy - 81 F

livebaseballscorecards.com

AB	32
R	1
H	7
RBI	1
BB	2
SO	5
LOB	12

New York Yankees @ Philadelphia Phillies

Spectrum Field, Clearwater, FL

Sun Feb 25 2018, 1:10 PM - 4:07 PM EST

Att. 7,951 - Partly Cloudy - 82 F

TOP

livebaseballscorecards.com

Batter	1	2	3	4	5	6	7	8	9	AB	R	H	RBI	BB	SO	LOB
22 Jacoby Ellsbury, L (1, 8) OBP: 0.400, SLG: 0.250 92 Estevan Florial, L (5, 8) OBP: 0.143, SLG: 0.429	0-0 81 2B 14 2B 1B		0-0 F8 ①		0-0 G4-3 ① SSS	0-3 K ③		0-0 FC4-6 ② 1-2f 2-3		3 2	1 0	1 0	0 0	0 0	0 1	0 3
81 Gleyber Torres, R (1, 6) OBP: 0.200, SLG: 0.400 72 Kyle Holder, L (6, 6) OBP: 0.200, SLG: 0.400	0-0 14 2B 1-3 2B		0-0 G6-3 ②		0-0 G6-3 ②		0-0 G4-3 ①	0-0 F8 ③		3 2	1 0	1 0	0 0	0 0	0 0	0 2
33 Greg Bird, L (1, 3) OBP: 0.200, SLG: 0.200 56 Ryan McBroom, R (6, 3)	CCC 0-3 K ①		0-0 P5 ③		0-0 1B		0-0 G4-3 ②		0-0 G5-3 ①	3 2	0 0	1 0	0 0	0 0	1 0	2 0
31 Aaron Hicks, S (1, 10) OBP: 0.600, SLG: 0.750 79 Francisco Diaz, S (7, PH) (7, 10)	0-0 14 2B 1B			0-0 28 G6-3 74 SF9 2B	SSS 0-3 K ③		SSS 0-3 K ③		SSS 0-3 K2-3 ②	3 2	2 0	2 0	0 0	0 0	1 2	1 0
28 Austin Romine, R (1, 2) OBP: 0.500, SLG: 0.667 38 Kyle Higashioka, R (5, 2) OBP: 0.800, SLG: 1.000	SSS 0-3 K ②			0-0 G6-3 ① 2-3		0-0 74 2B 94 E 1B		0-0 66 1B 94 1B 2B	0-0 12 PB 1B	2 3	0 2	0 3	0 0	0 0	1 0	4 0
14 Danny Espinosa, S (1, 4) OBP: 0.500, SLG: 0.400 12 Jace Peterson, L (6, 4)	0-0 1-H 2-H 3-H 2B			BBBB 4-0 71 E 74 SF9 BB		0-0 P6 ①		BBBB 4-0 94 1B 73 SF8 66 1B BB	BSSS 1-3 K ③ 1-2	2 1	0 1	1 1	3 0	1 1	0 1	1 1
74 Ronald Torreyes, R (1, 5) OBP: 0.600, SLG: 1.000 66 Abiatal Avelino, R (6, PR) OBP: 1.000, SLG: 1.000 (6, 5)		SSS 0-3 K2-3 ①		0-0 SF9 ② 1-2 3-H	0-0 94 E 1-3 2B			0-0 92 FC4-6 94 1B 1-2 2-3 1B		2 1	0 1	1 1	1 0	0 0	1 0	0 0
71 Billy McKinney, L (1, 9) OBP: 0.333, SLG: 0.800 94 Jeff Hendrix, L (6, PH) OBP: 0.250, SLG: 0.250 (6, 9)		0-0 G3 ②		0-0 E4 2-3	0-0 E3 73 S 2-H 3-H			0-0 92 FC4-6 1-2 2-3 3-H 1B		2 2	0 0	0 1	0 2	0 0	0 0	1 0
25 Shane Robinson, R (1, 7) OBP: 0.600, SLG: 0.333 73 Rashad Crawford, L (6, PH) (6, 7)		0-0 P3 ③		0-0 L9 ③	BCCC 1-3 K ② 1-2			0-0 SF8 ① 3-H		2 1	0 0	0 0	0 1	0 0	0 1	2 2
Inning Stats	R: 3 E: 0 K: 2 S: 10 H: 4 LOB: 1 BB: 0 P: 10	R: 0 E: 0 K: 1 S: 5 H: 0 LOB: 0 BB: 0 P: 5	R: 0 E: 0 K: 0 S: 3 H: 0 LOB: 0 BB: 0 P: 3	R: 1 E: 1 K: 0 S: 5 H: 1 LOB: 2 BB: 1 P: 9	R: 0 E: 0 K: 1 S: 6 H: 1 LOB: 1 BB: 0 P: 6	R: 2 E: 1 K: 2 S: 10 H: 2 LOB: 1 BB: 0 P: 11	R: 0 E: 0 K: 1 S: 5 H: 0 LOB: 0 BB: 0 P: 5	R: 2 E: 0 K: 0 S: 6 H: 3 LOB: 2 BB: 1 P: 10	R: 0 E: 0 K: 2 S: 8 H: 1 LOB: 1 BB: 0 P: 9	1B: 7 2B: 5 3B: 0 HR: 0 SF: 2 SAC: 0 DP: 0 HBP: 0						

	AB	38
	R	8
	H	12
	RBI	7
	BB	2
	SO	9
	LOB	19

WP: 0 PB: 1 SB: 1 CS: 0 PA: 42

PITCHER		IP	WLS	BF	H	R	ER	SO	BB	IBB	HBP	BLK	WP	HR	S	P	ERA	WHIP
27 Aaron Nola, R ERA: 13.5	(1, 1)	2.0	L	9	4	3	3	3	0	0	0	0	0	0	15	15	13.50	2.000
33 Drew Hutchison, R ERA: 4.5	(3, 1)	2.0		9	1	1	1	0	1	0	0	0	0	0	8	12	4.50	1.000
63 Drew Anderson, R ERA: 4.5	(5, 1)	2.0		10	3	2	1	3	0	0	0	0	0	0	16	17	4.50	1.500
50 Héctor Neris, R ERA:	(7, 1)	1.0		3	0	0	0	1	0	0	0	0	0	0	5	5	0.00	0.000
57 Luis García, R ERA: 18.0	(8, 1)	1.0		7	3	2	2	0	1	0	0	0	0	0	6	10	18.00	4.000

PITCHER		IP	WLS	BF	H	R	ER	SO	BB	IBB	HBP	BLK	WP	HR	S	P	ERA	WHIP
65 Seranthony Domínguez, R ERA:	(9, 1)	1.0		4	1	0	0	2	0	0	0	0	0	0	8	9	0.00	1.000

BOTTOM

Batter	1	2	3	4	5	6	7	8	9	AB	R	H	RBI	BB	SO	LOB
24 Roman Quinn, S (1, 8) OBP: 0.500, SLG: 0.333	G4-3			5 FC3-6 2 HBP 37 SF9 BB		K		BB		1	1	0	0	1	0	0
80 Scott Kingery, R (5, 6)										1	0	0	0	1	1	0
2 J.P. Crawford, L (1, 6) OBP: 0.750, SLG: 0.667	P4			5 FC3-6 1-2 HBP		F9		K		1	0	0	0	0	0	0
29 Cameron Rupp, R (5, 2)										2	0	0	0	0	1	1
5 Nick Williams, L (1, 7) OBP: 0.750, SLG: 1.000	1B			FC3-6 7 HR 1-2f 2-3		K			BB	2	1	1	0	0	0	2
30 Matt McBride, R (5, 7)										1	0	0	0	1	1	0
37 Odúbel Herrera, L (1, 10)		G6-3		SF9 3-H			BB		K	1	0	0	1	0	0	0
83 Mitch Walding, L (7, PH) (8, 10)										1	0	0	0	1	1	1
7 Maikel Franco, R (1, 5) OBP: 0.250, SLG: 1.000		K		1-H HR			F9		K	2	1	1	2	0	1	0
67 Eliezer Álvarez, L (5, 5)										2	0	0	0	0	1	2
15 Andrew Knapp, S (1, 2)		K		F8			K		K	2	0	0	0	0	1	0
21 Collin Cowgill, R (5, 8) OBP: 0.333, SLG: 0.333 (6, 9)										2	0	0	0	0	2	2
19 Tommy Joseph, R (1, 3) OBP: 0.600, SLG: 0.750		K			77 2B 1B		F7			2	0	1	0	0	1	0
89 Zach Coppola, L (5, PR) OBP: 0.500, SLG: 0.500 (6, 8)										1	0	0	0	0	0	1
77 Dylan Cozens, L (1, 9) OBP: 0.250, SLG: 0.500		K			1 SAFE 18 CS 1-2 2B			K		2	0	1	0	0	1	0
68 Logan Moore, L (6, 3)										1	0	0	0	0	1	0
18 Pedro Florimón, S (1, 4)		G4-3			G5-3 2-3			G6-3		2	0	0	0	0	0	2
73 Heiker Meneses, R (6, 4) OBP: 0.333, SLG: 0.333										1	0	0	0	0	0	0
Inning Stats	R: 0 E: 0 K: 0 S: 3 H: 1 LOB: 1 BB: 0 P: 3	R: 0 E: 0 K: 2 S: 7 H: 0 LOB: 0 BB: 0 P: 7	R: 0 E: 0 K: 2 S: 7 H: 0 LOB: 0 BB: 0 P: 7	R: 3 E: 0 K: 0 S: 4 H: 1 LOB: 0 BB: 1 P: 9	R: 0 E: 0 K: 0 S: 4 H: 2 LOB: 1 BB: 0 P: 4	R: 0 E: 0 K: 2 S: 7 H: 0 LOB: 0 BB: 0 P: 7	R: 0 E: 0 K: 1 S: 5 H: 0 LOB: 1 BB: 1 P: 9	R: 0 E: 0 K: 2 S: 7 H: 0 LOB: 1 BB: 1 P: 11	R: 0 E: 0 K: 3 S: 9 H: 0 LOB: 1 BB: 1 P: 13	1B: 2 2B: 1 3B: 0 HR: 1	SF: 1 SAC: 0 DP: 0 HBP: 1					

PITCHER		IP	WLS	BF	H	R	ER	SO	BB	IBB	HBP	BLK	WP	HR	S	P	ERA	WHIP
47 Jordan Montgomery, L ERA:	(1, 1)	2.0	W	6	1	0	0	2	0	0	0	0	0	0	10	10	0.00	0.500
86 Justus Sheffield, L ERA: 16.2	(3, 1)	1.2	H	8	1	3	3	2	1	0	1	0	0	1	10	15	16.20	1.200
35 Wade LeBlanc, L ERA:	(4, 1)	2.1	H	7	2	0	0	2	0	0	0	0	0	0	12	12	0.00	0.857
91 Cale Coshow, R ERA:	(7, 1)	1.0	H	4	0	0	0	1	1	0	0	0	0	0	5	9	0.00	1.000
98 Raynel Espinal, R ERA:	(8, 1)	1.0		4	0	0	0	2	1	0	0	0	0	0	7	11	0.00	1.000

PITCHER		IP	WLS	BF	H	R	ER	SO	BB	IBB	HBP	BLK	WP	HR	S	P	ERA	WHIP
62 Giovanny Gallegos, R ERA:	(9, 1)	1.0		4	0	0	0	3	1	0	0	0	0	0	9	13	0.00	1.000

New York Yankees @ Philadelphia Phillies

Spectrum Field, Clearwater, FL

Sun Feb 25 2018, 1:10 PM - 4:07 PM EST

Att. 7,951 - Partly Cloudy - 82 F

livebaseballscorecards.com

AB	27
R	3
H	4
RBI	3
BB	4
SO	12
LOB	11

1B: 2 SF: 1
2B: 1 SAC: 0
3B: 0 DP: 0
HR: 1 HBP: 1

WP: 0 PA: 33
PB: 0
SB: 0
CS: 1

Philadelphia Phillies @ New York Yankees

George M. Steinbrenner Field, Tampa, FL

Mon Feb 26 2018, 6:36 PM - 9:37 PM EST

Att. 9,236 - Clear - 77 F

livebaseballscorecards.com

TOP

Batter	1	2	3	4	5	6	7	8	9	AB	R	H	RBI	BB	SO	LOB
17 Rhys Hoskins, R (1, 7) OBP: 0.333, SLG: 0.200 76 Jesmuel Valentín, S (5, 7) OBP: 0.167, SLG: 0.167	0-0 1B		D 1-0 G3 1-3		C C C 0-3 K	0-0 L8			0-0 F8	3 0 1 0 0 1 1 2 0 0 0 0 0 0						
41 Carlos Santana, S (1, 3) 30 Matt McBride, R (5, PR) (5, 3)	0-0 F8		0-0 SF8 3-H		B B B B 4-0 23 BB 80 1B 38 HBP BB		S S S 0-3 K		0-0 G4-3	1 0 0 1 1 0 1 2 1 0 0 0 1 0						
16 César Hernández, S (1, 6) OBP: 0.250, SLG: 0.250 80 Scott Kingery, R (5, PH) OBP: 0.571, SLG: 1.000 (5, 4)	0-0 L7		0-0 5 PO 23 S 1B		0-0 38 HBP 23 BB 1-2 1B		0-0 60 G3 60 WP 1B		B B B S S S X 3-2 HR	2 0 1 0 0 0 1 3 1 3 1 0 0 0						
23 Aaron Altherr, R (1, 8) OBP: 0.500, SLG: 0.250 60 Danny Ortiz, L (5, 8) OBP: 0.200, SLG: 0.800	S S S 0-3 K		S B B B 4-1 1-2 BB		B B B 4-0 38 HBP 1-2 2-3 BB		B 1-0 G3 1-3		S S S 0-3 K	1 0 0 0 2 1 1 2 0 0 0 0 1 1						
5 Nick Williams, L (1, 9) OBP: 0.571, SLG: 0.714 85 Andrew Pullin, L (5, 9)		0-0 G3-1	D 2 SAFE 1-0 PO 2-3	0-0 38 2B 1B	S S S 0-3 K		S S S 0-3 K			3 0 1 0 0 1 3 1 0 0 0 0 1 1						
38 Jorge Alfaro, R (1, 2) OBP: 0.833, SLG: 1.750 68 Logan Moore, L (5, 2)	S S S 0-3 K			0-0 1-3 2B	H 1-0 1-2 2-3 3-H HBP			0-0 G3-1		2 0 1 1 0 1 0 1 0 0 0 0 0 0						
4 Ryan Flaherty, L (1, 5) OBP: 0.200, SLG: 0.200 83 Mitch Walding, L (5, 5) OBP: 0.750, SLG: 0.500	0-0 1B			0-0 G5-3	C C C 0-3 K			0-0 1B		3 0 1 0 0 1 5 1 0 1 0 0 0 0						
18 Pedro Florimón, S (1, 4) 9 Adam Rosales, R (5, 6) OBP: 0.250, SLG: 0.750	0-0 L4			S S S 0-3 K	0-0 F8			0-0 F9		2 0 0 0 0 1 3 2 0 0 0 0 0 1						
77 Dylan Cozens, L (1, 10) OBP: 0.286, SLG: 0.333 67 Eliezer Álvarez, L (8, PH) (8, 10)			B B B 4-0 17 G3 17 S 41 SF8 BB	0-0 P5		0-0 F7		C C C 0-3 K		2 1 0 0 1 0 2 1 0 0 0 0 1 1						
Inning Stats	R: 0 H: 1 E: 0 LOB: 1 K: 1 BB: 0 S: 6 P: 6	R: 0 H: 1 E: 0 LOB: 1 K: 1 BB: 0 S: 6 P: 6	R: 1 H: 1 E: 0 LOB: 1 K: 0 BB: 2 S: 4 P: 14	R: 0 H: 2 E: 0 LOB: 2 K: 1 BB: 0 S: 7 P: 7	R: 1 H: 1 E: 0 LOB: 3 K: 3 BB: 2 S: 10 P: 19	R: 0 H: 0 E: 0 LOB: 0 K: 0 BB: 0 S: 3 P: 3	R: 0 H: 1 E: 0 LOB: 1 K: 2 BB: 0 S: 8 P: 9	R: 0 H: 1 E: 0 LOB: 0 K: 1 BB: 0 S: 6 P: 6	R: 1 H: 1 E: 0 LOB: 0 K: 1 BB: 0 S: 8 P: 11	1B: 7 SF: 1 2B: 1 SAC: 0 3B: 0 DP: 0 HR: 1 HBP: 1						

AB	34
R	3
H	9
RBI	3
BB	4
SO	10
LOB	21

WP: 1 PA: 41
PB: 0
SB: 2
CS: 0

PITCHER		IP	WLS	BF	H	R	ER	SO	BB	IBB	HBP	BLK	WP	HR	S	P	ERA	WHIP
55 Sonny Gray, R ERA:	(1, 1)	2.0		8	2	0	0	2	0	0	0	0	0	0	12	12	0.00	1.000
82 Chance Adams, R ERA: 9.0	(3, 1)	1.0		5	1	1	1	0	2	0	0	0	0	0	4	14	9.00	3.000
65 Jonathan Holder, R ERA:	(4, 1)	1.0		5	2	0	0	1	0	0	0	0	0	0	7	7	0.00	2.000
61 Ben Heller, R ERA: 3.0	(5, 1)	1.0		7	1	1	1	3	2	0	1	0	0	0	10	19	9.00	3.000
96 Brian Keller, R ERA:	(6, 1)	2.0		7	1	0	0	2	0	0	0	0	1	0	11	12	0.00	0.500

PITCHER		IP	WLS	BF	H	R	ER	SO	BB	IBB	HBP	BLK	WP	HR	S	P	ERA	WHIP
95 Cody Carroll, R ERA: 4.5	(8, 1)	2.0	W	8	2	1	1	2	0	0	0	0	0	1	14	17	4.50	1.000

BOTTOM

Batter	1	2	3	4	5	6	7	8	9	AB	R	H	RBI	BB	SO	LOB
11 Brett Gardner, L (1, 7)	K		G3		F8			F7		2	0	0	0	0	1	0
73 Rashad Crawford, L (5, 7)										2	0	0	0	0	0	2
24 Gary Sánchez, R (1, 2) OBP: 0.500, SLG: 1.000	33 G6-3 2B			F9		F7		26 BB 80 1B BB		2	0	1	0	0	0	0
36 Erik Kratz, R (5, 2) OBP: 0.750, SLG: 0.667										1	1	0	0	1	0	0
33 Greg Bird, L (1, 3) OBP: 0.143, SLG: 0.143	G6-3 2-3			K		G5-3		80 1B 80 1B 1-2 BB		2	0	0	0	0	1	1
26 Tyler Austin, R (5, 3)										1	0	0	0	1	0	0
27 Giancarlo Stanton, R (1, 10)	K			K		K		1-H 2-H 1B		3	0	0	0	0	3	1
80 Jorge Saez, R (8, PH) OBP: 0.500, SLG: 0.500										1	0	1	1	0	0	0
18 Didi Gregorius, L (1, 6)		G6-3			K		L3	G6-3		2	0	0	0	0	1	0
72 Kyle Holder, L (7, 6) OBP: 0.143, SLG: 0.286										2	0	0	0	0	0	1
31 Aaron Hicks, S (1, 8) OBP: 0.429, SLG: 0.500		F7			F8		G6-3		L7	2	0	0	0	0	0	0
81 Gleyber Torres, R (6, 4) OBP: 0.143, SLG: 0.286										2	0	0	0	0	0	0
29 Brandon Drury, R (1, 5) OBP: 0.800, SLG: 1.333	K				71 E 39 1B BB		67 2B 3B		G3	2	1	1	0	1	1	0
97 Mark Payton, L (7, PR) (8, 9)										1	1	0	0	0	0	0
71 Billy McKinney, L (1, 9) OBP: 0.250, SLG: 0.571		G6-3			E3 39 1B 1-2		3-H 2B		2-2 HR	2	0	0	0	0	0	1
67 Miguel Andujar, R (7, PH) OBP: 0.429, SLG: 1.000										2	1	2	2	0	0	0
(8, 5)																
39 Tyler Wade, L (1, 4) OBP: 0.429, SLG: 0.571		G4-3			1-3 2-H 1B		K			2	0	1	1	0	0	0
25 Shane Robinson, R (6, 8) OBP: 0.500, SLG: 0.250										1	0	0	0	0	1	2

Inning Stats	1	2	3	4	5	6	7	8	9
	R: 0 E: 0 K: 2 S: 8	H: 1 LOB: 1 BB: 0 P: 8	R: 0 E: 0 K: 1 S: 5	H: 0 LOB: 0 BB: 0 P: 5	R: 0 E: 0 K: 0 S: 3	H: 0 LOB: 0 BB: 0 P: 3	R: 0 E: 0 K: 2 S: 7	H: 0 LOB: 0 BB: 0 P: 7	R: 1 E: 1 K: 1 S: 7	H: 1 LOB: 2 BB: 1 P: 11
	R: 0 E: 0 K: 1 S: 5	H: 0 LOB: 0 BB: 0 P: 5	R: 1 E: 0 K: 1 S: 7	H: 2 LOB: 2 BB: 0 P: 7	R: 1 E: 0 K: 0 S: 3	H: 1 LOB: 1 BB: 2 P: 11	R: 1 E: 0 K: 0 S: 5	H: 1 LOB: 0 BB: 0 P: 7		

1B: 2	SF: 0	WP: 0	PA: 35
2B: 2	SAC: 0	PB: 0	
3B: 1	DP: 0	SB: 0	
HR: 1	HBP: 0	CS: 0	

PITCHER		IP	WLS	BF	H	R	ER	SO	BB	IBB	HBP	BLK	WP	HR	S	P	ERA	WHIP
54 Ben Lively, R ERA:	(1, 1)	2.0		7	1	0	0	3	0	0	0	0	0	0	13	13	0.00	0.500
71 Thomas Eshelman, R ERA:	(3, 1)	2.0	H	6	0	0	0	2	0	0	0	0	0	0	10	10	0.00	0.000
75 Francisco Rodríguez, R ERA:	(5, 1)	1.0	H	6	1	1	0	1	1	0	0	0	0	0	7	11	0.00	2.000
55 Hoby Milner, L ERA:	(6, 1)	1.0	H	3	0	0	0	1	0	0	0	0	0	0	5	5	0.00	0.000
64 Víctor Arano, R ERA: 4.5	(7, 1)	1.0	B	5	2	1	1	1	0	0	0	0	0	0	7	7	9.00	2.000

PITCHER		IP	WLS	BF	H	R	ER	SO	BB	IBB	HBP	BLK	WP	HR	S	P	ERA	WHIP
66 Franklyn Kilome, R ERA: 9.0	(8, 1)	1.0		5	1	1	1	0	2	0	0	0	0	0	3	11	9.00	3.000
70 Ranger Suárez, L ERA: 13.5	(9, 1)	0.2	L	3	1	1	1	0	0	0	0	0	0	1	5	7	13.50	1.500

Philadelphia Phillies @ New York Yankees

George M. Steinbrenner Field, Tampa, FL

Mon Feb 26 2018, 6:36 PM - 9:37 PM EST

Att. 9,236 - Clear - 77 F

livebaseballscorecards.com

AB	32
R	4
H	6
RBI	4
BB	3
SO	8
LOB	8

Batter	1	2	3	4	5	6	7	8	9	AB	R	H	RBI	BB	SO	LOB
22 Jacoby Ellsbury, L (1, 8) OBP: 0.250, SLG: 0.143	F7		G6-4-3 1-2f 2-3		F8		HBP	1-H 2-H 3-H 2B		3	0	0	0	0	0	2
97 Mark Payton, L (5, 7) OBP: 0.500, SLG: 0.667										1	0	1	3	0	0	0
67 Miguel Andujar, R (1, 5) OBP: 0.400, SLG: 1.100	F8		G3-1			HR	G4-3	BB		3	1	1	1	0	0	1
66 Abiatal Avelino, R (6, 5) OBP: 0.667, SLG: 0.500										1	0	0	0	1	0	1
26 Tyler Austin, R (1, 3)	K			K		F9	HR F9			3	0	0	0	0	2	0
56 Ryan McBroom, R (6, 3) OBP: 0.250, SLG: 1.000										2	1	1	1	0	0	2
14 Danny Espinosa, S (1, 4) OBP: 0.500, SLG: 0.857		K		HR		12 S BB		79 SH 72 WP 1B	F7	2	1	1	1	0	1	0
39 Tyler Wade, L (5, 4) OBP: 0.500, SLG: 0.556										2	1	1	0	1	0	0
28 Austin Romine, R (1, 2) OBP: 0.667, SLG: 1.200		2B		12 G4-3 74 WP 2B		P3		72 WP 79 SH 56 FC5-2 1-2 BB	P6	2	1	2	0	0	0	0
38 Kyle Higashioka, R (5, 2) OBP: 0.625, SLG: 0.667										2	0	0	0	1	0	1
12 Jace Peterson, L (1, 10)		P6		G4-3 2-3		K 1-2		SH 56 FC5-2 72 WP 97 2B 1-2 2-3	P6	3	0	0	0	0	1	3
79 Francisco Diaz, S (8, PH) (8, 10)										1	1	0	0	0	0	0
74 Ronald Torreyes, R (1, 6) OBP: 0.375, SLG: 0.500		K		F7 3-H			L8	G3 1-2 2-3 3-H		3	0	0	0	0	1	1
72 Kyle Holder, L (7, 6) OBP: 0.125, SLG: 0.250										1	0	0	0	0	0	2
71 Billy McKinney, L (1, 7) OBP: 0.300, SLG: 0.500			22 G6-4-3 25 1B BB		G4-3		25 SF9 3B	56 FC5-2 97 2B BB		1	0	0	0	1	0	0
92 Estevan Florial, L (5, 8) OBP: 0.333, SLG: 0.750										1	2	1	0	1	0	0
25 Shane Robinson, R (1, 9) OBP: 0.444, SLG: 0.333			22 G6-4-3 1-2 1B		F9		SF9 3-H	FC5-2 97 2B 1-2 2-3 3-Hf		2	0	1	1	0	0	0
56 Trey Amburgey, R (7, 9) OBP: 0.333, SLG: 0.333										1	1	0	0	0	0	3
Inning Stats	R: 0 E: 0 K: 1 S: 5 H: 0 LOB: 0 BB: 0 P: 6	R: 0 E: 0 K: 2 S: 8 H: 1 LOB: 1 BB: 0 P: 8	R: 0 E: 0 K: 0 S: 3 H: 1 LOB: 1 BB: 1 P: 7	R: 2 E: 0 K: 1 S: 7 H: 2 LOB: 0 BB: 0 P: 8	R: 0 E: 0 K: 0 S: 3 H: 0 LOB: 0 BB: 0 P: 3	R: 1 E: 0 K: 1 S: 6 H: 1 LOB: 1 BB: 1 P: 12	R: 1 E: 0 K: 0 S: 4 H: 1 LOB: 1 BB: 0 P: 5	R: 5 E: 1 K: 0 S: 9 H: 3 LOB: 2 BB: 3 P: 23	R: 0 E: 0 K: 0 S: 3 H: 0 LOB: 0 BB: 0 P: 3	1B: 2 2B: 3 3B: 1 HR: 3	SF: 1 SAC: 1 DP: 1 HBP: 1					

TOP

New York Yankees @ Toronto Blue Jays

Dunedin Stadium, Dunedin, FL

Tue Feb 27 2018, 1:08 PM - 4:20 PM EST

Att. 5,312 - Partly Cloudy - 79 F

livebaseballscorecards.com

AB	34
R	9
H	9
RBI	7
BB	5
SO	5
LOB	16

PITCHER		IP	WLS	BF	H	R	ER	SO	BB	IBB	HBP	BLK	WP	HR	S	P	ERA	WHIP
25 Marco Estrada, R ERA:	(1, 1)	1.0		3	0	0	0	1	0	0	0	0	0	0	5	6	0.00	0.000
24 Danny Barnes, R ERA:	(2, 1)	1.0		4	1	0	0	2	0	0	0	0	0	0	8	8	0.00	1.000
72 John Axford, R ERA:	(3, 1)	1.0	H	4	1	0	0	0	1	0	0	0	0	0	3	7	0.00	2.000
36 Carlos Ramirez, R ERA: 13.5	(4, 1)	1.0	B	5	2	2	2	1	0	0	0	0	1	1	7	8	18.00	2.000
46 Chad Girodo, L ERA:	(5, 1)	1.0	H	3	0	0	0	0	0	0	0	0	0	0	3	3	0.00	0.000

PITCHER		IP	WLS	BF	H	R	ER	SO	BB	IBB	HBP	BLK	WP	HR	S	P	ERA	WHIP
69 Justin Shafer, R ERA: 5.4	(6, 1)	1.0	B	5	1	1	1	1	1	0	0	0	0	1	6	12	9.00	2.000
38 Sean Reid-Foley, R ERA: 15.43	(7, 1)	1.1	L	10	3	5	4	0	1	0	1	0	1	1	10	17	27.00	3.000
65 Jordan Romano, R ERA: 5.4	(8, 1)	0.2		5	1	1	0	0	2	0	0	0	0	0	3	11	0.00	4.500
68 Andrew Case, R ERA:	(9, 1)	1.0		3	0	0	0	0	0	0	0	0	0	0	3	3	0.00	0.000

WP: 2 PA: 42
PB: 0
SB: 1
CS: 0

BOTTOM

Batter	1	2	3	4	5	6	7	8	9	AB	R	H	RBI	BB	SO	LOB
29 Devon Travis, R (1, 4) OBP: 0.500, SLG: 0.400 66 Tim Lopes, R (6, 4) OBP: 0.286, SLG: 0.714	1B		G1-3	F8		G6-4-3 1-2		FC6-4 1-2f		3 2	0 0	1 0	0 0	0 0	0 0	1 2
26 Yangervis Solarte, S (1, 5) 61 Gift Ngoepe, R (5, 5) OBP: 0.571, SLG: 1.000 (6, 6) 45 Andrew Guillotte, R (9, 6) OBP: 1.000, SLG: 1.000	L6		F7	64 E BB	K				64 BLK 64 HR 1B	2 1 1	0 0 1	0 0 1	0 0 0	0 1 0	0 1 0	1 1 0
20 Josh Donaldson, R (1, 10) 27 Dwight Smith Jr., L (3, PR) OBP: 0.143, SLG: 0.571 (4, 10) 8 Kendrys Morales, S (5, PH) OBP: 0.500, SLG: 0.600 (6, 10) 13 Lourdes Gurriel Jr., R (9, PH) OBP: 0.375, SLG: 0.375	K		BB		L6		K		P4	1 0 2 1	0 0 0 0	0 0 0 0	0 0 0 0	1 0 0 0	1 0 1 0	1 0 1 1
14 Justin Smoak, S (1, 3) OBP: 0.250, SLG: 0.250 64 Jason Leblebijian, R (5, 3) OBP: 0.273, SLG: 0.600 (6, 5)	K		1-3 1B		1-3 K		K		1-H HR	2 3	0 1	1 1	0 2	0 0	1 2	1 1
15 Randal Grichuk, R (1, 9) OBP: 0.429, SLG: 0.500 65 Kacy Clemens, L (6, 3)		F9		F7	K		K		F9	3 2	0 0	0 0	0 0	0 0	1 1	1 0
55 Russell Martin, R (1, 2) OBP: 0.500, SLG: 1.333 77 Reese McGuire, L (5, 2) OBP: 0.800, SLG: 1.500 75 Pat Cantwell, R (9, 2)	HR			28 2B BB		30 3B BB		HR	G6-3	1 1 1	1 2 0	1 1 0	1 1 0	1 1 0	0 0 0	0 0 0
28 Steve Pearce, R (1, 7) OBP: 0.200, SLG: 0.500 30 Anthony Alford, R (6, 9) OBP: 0.444, SLG: 1.111	K			11 1B 1-H 2B		39 1B 1-H 3B		43 FC5-3 2B		2 2	1 1	1 2	0 1	0 0	1 0	0 0
11 Kevin Pillar, R (1, 8) OBP: 0.750, SLG: 1.000 43 Roemon Fields, L (6, 8) OBP: 0.333, SLG: 0.333	2B			1 WP 1 1B 2-H 1B		G4-3		FC5-3 2-3		2 2	1 0	2 0	1 0	0 0	0 0	0 2
1 Aledmys Díaz, R (1, 6) OBP: 0.333, SLG: 0.333 39 Jonathan Davis, R (6, 7) OBP: 0.333, SLG: 0.400	G6-3			1-H 1B		66 G6-4-3 3-H 1B		66 FC6-4 1B		2 2	0 0	1 2	1 1	0 0	0 0	1 0
Inning Stats	R: 0 E: 0 K: 2 S: 8 H: 1 LOB: 1 BB: 0 P: 8	R: 1 E: 0 K: 1 S: 9 H: 2 LOB: 1 BB: 0 P: 12	R: 0 E: 0 K: 0 S: 3 H: 1 LOB: 2 BB: 1 P: 7	R: 2 E: 0 K: 0 S: 5 H: 3 LOB: 1 BB: 1 P: 10	R: 0 E: 0 K: 2 S: 7 H: 0 LOB: 1 BB: 1 P: 12	R: 2 E: 0 K: 1 S: 7 H: 2 LOB: 1 BB: 1 P: 11	R: 0 E: 0 K: 3 S: 9 H: 0 LOB: 0 BB: 0 P: 9	R: 1 E: 0 K: 0 S: 5 H: 3 LOB: 1 BB: 0 P: 6	R: 2 E: 0 K: 0 S: 7 H: 2 LOB: 0 BB: 0 P: 10	1B: 7 2B: 4 3B: 1 HR: 3 SF: 0 SAC: 0 DP: 1 HBP: 0						

PITCHER		IP	WLS	BF	H	R	ER	SO	BB	IBB	HBP	BLK	WP	HR	S	P	ERA	WHIP
57 Chad Green, R ERA: 5.4	(1, 1)	1.2		8	3	1	1	3	0	0	0	0	0	1	16	19	5.40	1.800
76 Trevor Lane, L ERA:	(2, 1)	1.1		5	1	0	0	0	1	0	0	0	0	0	4	8	0.00	1.500
75 David Hale, R ERA: 6.0	(4, 1)	1.0	B	6	3	2	2	0	1	0	0	0	1	0	5	10	18.00	4.000
83 J.P. Feyereisen, R ERA: 6.0	(5, 1)	1.0		6	1	2	2	2	2	0	0	0	0	0	8	17	18.00	3.000
98 Raynel Espinal, R ERA:	(6, 1)	1.0		4	1	0	0	1	0	0	0	0	0	0	6	6	0.00	1.000

PITCHER		IP	WLS	BF	H	R	ER	SO	BB	IBB	HBP	BLK	WP	HR	S	P	ERA	WHIP
90 Adonis Rosa, R ERA: 9.0	(7, 1)	1.0	W	5	2	1	1	3	0	0	0	0	0	1	11	12	9.00	2.000
95 Josh Rogers, L ERA: 13.5	(8, 1)	1.1	H	6	3	2	2	0	0	0	0	1	0	1	8	11	13.50	2.250
91 Cale Coshow, R ERA:	(9, 1)	0.2	S	2	0	0	0	0	0	0	0	0	0	0	2	2	0.00	0.000

New York Yankees @ Toronto Blue Jays

Dunedin Stadium, Dunedin, FL

Tue Feb 27 2018, 1:08 PM - 4:20 PM EST

Att. 5,312 - Partly Cloudy - 79 F

livebaseballscorecards.com

AB	38
R	8
H	14
RBI	8
BB	4
SO	9
LOB	14

WP: 1 PA: 42
PB: 0
SB: 0
CS: 0

Batter	1	2	3	4	5	6	7	8	9	AB	R	H	RBI	BB	SO	LOB
12 Leonys Martin, L (1, 8) OBP: 0.333, SLG: 0.333	G4-3		55 HR 40 E 1-3 1B	F9		K		F9		3	1	1	0	0	0	1
37 James Adduci, L (6, PH) OBP: 0.462, SLG: 0.636 (6, 8)										2	0	0	0	0	1	3
40 Sergio Alcántara, S (1, 6) OBP: 0.333, SLG: 0.300	G3		E4 55 HR 1-2 3-H	G4-3			K		80 1B 82 1B 72 2B BB	3	1	0	1	0	0	2
81 Pete Kozma, R (6, 6)										1	1	0	0	1	1	0
55 John Hicks, R (1, 10) OBP: 0.250, SLG: 0.455	K		1-H 2-H HR		K		K		72 2B 80 1B 1-2 1B	3	1	1	3	0	2	0
82 Kody Eaves, L (7, PH) OBP: 0.500, SLG: 0.400 (7, 10)										2	1	1	0	0	1	0
46 Jeimer Candelario, S (1, 5) OBP: 0.500, SLG: 0.900		F8	F8		L4		F8		72 2B 96 SF7 1-2 2-3 1B	3	0	0	0	0	0	0
80 Ronny Rodríguez, R (6, 5) OBP: 0.231, SLG: 0.385										2	1	1	0	0	0	0
74 Edwin Espinal, R (1, 3) OBP: 0.286, SLG: 0.417		21 BB 1B	L8		F9			K	76 G3-1 1-3 2-H 3-H 2B	3	0	1	0	0	0	0
72 Dominic Ficociello, S (6, 3) OBP: 0.571, SLG: 0.800										2	0	1	2	0	1	0
21 JaCoby Jones, R (1, 7) OBP: 0.500, SLG: 0.556		BB 1-2	2B			78 S 28 1B BB		78 BB 76 BB 28 G3-1 1B	SF7 3-H	1	0	1	0	1	0	0
96 Christin Stewart, L (6, PH) OBP: 0.600, SLG: 0.667 (6, 7)										1	2	1	1	1	0	0
70 Harold Castro, L (1, 4)		K	G4-3			L9		28 G3-1 78 BB 1-2 BB	G3-1 2-3	2	0	0	0	0	1	3
76 Niko Goodrum, S (6, PH) OBP: 0.500, SLG: 0.923 (6, 4)										2	0	0	0	1	0	2
22 Victor Reyes, S (1, 9) OBP: 0.214, SLG: 0.154		G4-3		G4-3		K 1-2		28 G3-1 1-2 2-3 BB	F9	2	0	0	0	0	0	2
78 Chad Huffman, R (6, PH) OBP: 0.273, SLG: 0.500 (6, 9)										2	0	0	0	1	1	2
17 Grayson Greiner, R (1, 2) OBP: 0.500, SLG: 0.400			12 1B 40 E 1B	1B		2-H 1B		G3-1 1-2 2-3 3-H		2	1	2	0	0	0	0
28 Brayan Peña, S (6, PH) OBP: 0.200, SLG: 0.200 (6, 2)										2	0	1	2	0	0	2
83 Arvicent Perez, R (8, 2)										0	0	0	0	0	0	0
89 Jake Rogers, R (9, 2) OBP: 0.250, SLG: 0.250										0	0	0	0	0	0	0
Inning Stats	R: 0 E: 0 K: 1 S: 5 H: 0 LOB: 0 BB: 0 P: 5	R: 0 E: 0 K: 1 S: 6 H: 1 LOB: 2 BB: 1 P: 10	R: 4 E: 1 K: 0 S: 8 H: 4 LOB: 1 BB: 0 P: 9	R: 0 E: 0 K: 0 S: 4 H: 1 LOB: 1 BB: 0 P: 4	R: 0 E: 0 K: 1 S: 5 H: 0 LOB: 0 BB: 0 P: 5	R: 1 E: 0 K: 2 S: 8 H: 1 LOB: 1 BB: 1 P: 13	R: 0 E: 0 K: 2 S: 7 H: 0 LOB: 0 BB: 0 P: 7	R: 1 E: 0 K: 1 S: 6 H: 1 LOB: 2 BB: 2 P: 14	R: 3 E: 0 K: 0 S: 6 H: 3 LOB: 1 BB: 1 P: 10	1B: 8 2B: 2 3B: 0 HR: 1	SF: 1 SAC: 0 DP: 0 HBP: 0						

TOP

Detroit Tigers @ New York Yankees

George M. Steinbrenner Field, Tampa, FL

Wed Feb 28 2018, 1:07 PM - 4:42 PM EST

Att. 8,727 - Partly Cloudy - 80 F

livebaseballscorecards.com

AB	38
R	9
H	11
RBI	9
BB	5
SO	8
LOB	17

PITCHER		IP	WLS	BF	H	R	ER	SO	BB	IBB	HBP	BLK	WP	HR	S	P	ERA	WHIP
85 Luis Cessa, R ERA: 9.0	(1, 1)	2.0		12	4	4	3	2	1	0	0	0	0	1	15	20	13.50	2.500
43 Adam Warren, R ERA:	(3, 1)	3.0		11	2	0	0	1	0	0	0	0	0	0	13	13	0.00	0.667
68 Dellin Betances, R ERA: 13.5	(6, 1)	0.2		4	1	1	1	1	1	0	0	0	0	0	5	10	13.50	3.000
84 Brady Lail, R ERA:	(6, 1)	1.1		4	0	0	0	3	0	0	0	0	0	0	10	10	0.00	0.000
66 Will Carter, R ERA: 9.0	(8, 1)	1.0		6	1	1	1	1	2	0	0	0	0	0	6	14	9.00	3.000

PITCHER		IP	WLS	BF	H	R	ER	SO	BB	IBB	HBP	BLK	WP	HR	S	P	ERA	WHIP
87 Michael King, R ERA:	(9, 1)	0.0	L	4	3	3	3	0	1	0	0	0	0	0	3	7	∞	∞
90 Andrew Schwaab, R ERA:	(9, 1)	1.0		3	0	0	0	0	0	0	0	0	0	0	3	3	0.00	0.000

1B: 8 2B: 2 3B: 0 HR: 1 SF: 1 SAC: 0 DP: 0 HBP: 0

WP: 0 PB: 0 SB: 1 CS: 0 PA: 44

BOTTOM

Detroit Tigers @ New York Yankees

George M. Steinbrenner Field, Tampa, FL

Wed Feb 28 2018, 1:07 PM - 4:42 PM EST

Att. 8,727 - Partly Cloudy - 80 F

livebaseballscorecards.com

Batter	1	2	3	4	5	6	7	8	9	AB	R	H	RBI	BB	SO	LOB
11 Brett Gardner, L (1, 7) 70 Jake Cave, L (6, 7) OBP: 0.500, SLG: 0.333	F8		G1-3		G6-3		G4-3		94 BB 1-2 BB	3 1	0 0	0 0	0 0	0 1	0 0	0 1
99 Aaron Judge, R (1, 10) 80 Jorge Saez, R (6, PH) OBP: 0.444, SLG: 0.375 (7, 10)	K		G5-3			24 1B BB		K	F9	2 2	0 0	0 0	0 1	0 1	1 1	0 2
27 Giancarlo Stanton, R (1, 9) OBP: 0.375, SLG: 0.429 94 Jeff Hendrix, L (7, 9) OBP: 0.333, SLG: 0.200	24 HR 1B			18 FC6-4 2B		F8		G4-3	1-2 2-3 BB	3 1	1 0	2 0	0 0	0 1	0 0	1 0
24 Gary Sánchez, R (1, 2) OBP: 0.600, SLG: 1.400 36 Erik Kratz, R (7, 2) OBP: 0.667, SLG: 0.500	1-H HR			P6		1-2 1B		39 BB 56 BB 92 1B HBP	F3	3 1	1 1	2 0	2 0	0 0	0 0	1 3
33 Greg Bird, L (1, 3) OBP: 0.200, SLG: 0.111 56 Ryan McBroom, R (7, 3) OBP: 0.333, SLG: 0.800	P6			18 FC6-4 BB		F9		39 BB 1-2 92 1B BB	K	2 1	0 1	0 0	0 0	1 1	0 1	2 3
18 Didi Gregorius, L (1, 6) 39 Tyler Wade, L (7, 6) OBP: 0.545, SLG: 0.556		K	FC6-4 31 FC5-4 1-2f 2-3		G4-3			92 1B 14 WP 1-2 2-3 BB		3 0	0 1	0 0	0 0	0 1	1 0	4 0
31 Aaron Hicks, S (1, 8) OBP: 0.300, SLG: 0.333 92 Estevan Florial, L (8, 8) OBP: 0.400, SLG: 0.778		G1-3	FC5-4 1-2f				G3	14 S 14 WP 1-3 2-H 3-H 1B		3 1	0 1	0 1	0 2	0 0	0 0	2 0
29 Brandon Drury, R (1, 5) OBP: 0.571, SLG: 0.800 14 Danny Espinosa, S (6, 5) OBP: 0.417, SLG: 0.667		G6-3			K		K	K 12 PO 12 S 1-H 3-H		2 2	0 0	0 0	0 0	0 0	1 2	0 0
81 Gleyber Torres, R (1, 4) OBP: 0.200, SLG: 0.222 12 Jace Peterson, L (8, 4)			F8		F7		BB	SAFE 1-3 PO	94 BB 70 BB BB	2 0	0 0	0 0	0 0	1 1	0 0	0 0
Inning Stats	R: 2 H: 2 E: 0 LOB: 0 K: 1 BB: 0 S: 7 P: 7	R: 0 H: 0 E: 0 LOB: 0 K: 1 BB: 0 S: 5 P: 5	R: 0 H: 0 E: 0 LOB: 0 K: 0 BB: 0 S: 3 P: 3	R: 0 H: 1 E: 0 LOB: 2 K: 0 BB: 1 S: 4 P: 8	R: 0 H: 0 E: 0 LOB: 0 K: 1 BB: 0 S: 5 P: 5	R: 0 H: 1 E: 0 LOB: 2 K: 0 BB: 1 S: 4 P: 8	R: 0 H: 0 E: 0 LOB: 1 K: 1 BB: 1 S: 5 P: 9	R: 4 H: 1 E: 0 LOB: 0 K: 2 BB: 2 S: 8 P: 19	R: 0 H: 0 E: 0 LOB: 3 K: 1 BB: 3 S: 5 P: 17	1B: 3 2B: 1 3B: 0 HR: 1	SF: 0 SAC: 0 DP: 0 HBP: 1						

	AB	32
	R	6
	H	5
	RBI	4
	BB	8
	SO	7
	LOB	19

WP: 1 PA: 42
PB: 0
SB: 3
CS: 0

PITCHER	IP	WLS	BF	H	R	ER	SO	BB	IBB	HBP	BLK	WP	HR	S	P	ERA	WHIP
44 Daniel Norris, L (1, 1) ERA: 9.0	2.0		8	2	2	2	2	0	0	0	0	0	1	12	12	9.00	1.000
57 Artie Lewicki, R (3, 1) ERA:	1.0	H	3	0	0	0	0	0	0	0	0	0	0	3	3	0.00	0.000
64 Chad Bell, L (4, 1) ERA:	2.0	H	8	1	0	0	1	1	0	0	0	0	0	9	13	0.00	1.000
66 Eduardo Jiménez, R (6, 1) ERA:	1.0	H	5	1	0	0	0	1	0	0	0	0	0	4	8	0.00	2.000
53 Warwick Saupold, R (7, 1) ERA: 4.5	1.0	H	4	0	0	0	1	1	0	0	0	0	0	5	9	0.00	1.000

PITCHER	IP	WLS	BF	H	R	ER	SO	BB	IBB	HBP	BLK	WP	HR	S	P	ERA	WHIP
67 Enrique Burgos, R (8, 1) ERA: 16.2	0.2		5	0	3	3	1	2	0	1	0	0	0	4	13	40.50	3.000
72 Mark Montgomery, R (8, 1) ERA: 3.86	0.1	W	2	1	1	1	1	0	0	0	0	1	0	4	6	27.00	3.000
88 Dane Myers, R (9, 1) ERA: 6.75	0.1	H	4	0	0	0	0	3	0	0	0	0	0	1	13	0.00	9.000
88 Anthony Castro, R (9, 1) ERA:	0.2	S	2	0	0	0	1	0	0	0	0	0	0	4	4	0.00	0.000

Batter	1	2	3	4	5	6	7	8	9	AB	R	H	RBI	BB	SO	LOB
22 Jacoby Ellsbury, L (1, 8) OBP: 0.182, SLG: 0.100	G4-3	F7		G6-3			74 SF9 3B	74 BB BB		3	0	0	0	0	0	4
92 Estevan Florial, L (5, 8) OBP: 0.500, SLG: 1.000										1	1	1	0	1	0	0
29 Brandon Drury, R (1, 5) OBP: 0.500, SLG: 1.000	K		F9		HR		SF9			3	1	1	1	0	1	0
74 Ronald Torreyes, R (5, 5) OBP: 0.400, SLG: 0.500										0	0	0	1	1	0	0
31 Aaron Hicks, S (1, 7) OBP: 0.231, SLG: 0.250	G1-3		K		P5		HR	K		3	0	0	0	0	1	0
71 Billy McKinney, L (5, 7) OBP: 0.333, SLG: 0.800										2	1	1	1	0	1	3
67 Miguel Andujar, R (1, 10) OBP: 0.429, SLG: 1.357		HR	HR		F7		K		G6-3	4	2	2	2	0	1	0
80 Jorge Saez, R (9, PH) OBP: 0.400, SLG: 0.333 (9, 10)										1	0	0	0	0	0	0
14 Danny Espinosa, S (1, 6) OBP: 0.400, SLG: 0.583		K	1B		K		1B		56 G4-3 56 WP 1B	3	0	1	0	0	2	0
72 Kyle Holder, L (6, 6) OBP: 0.300, SLG: 0.400										2	0	2	0	0	0	0
26 Tyler Austin, R (1, 3) OBP: 0.231, SLG: 0.364		12 F8 28 BB BB	F9			HR	K		G4-3	2	1	1	1	1	0	1
56 Ryan McBroom, R (6, 3) OBP: 0.250, SLG: 0.571										2	0	0	0	0	1	2
28 Austin Romine, R (1, 2) OBP: 0.750, SLG: 1.333		12 F8 BB		70 G4-6-3 2B		K		74 BB 92 BB BB	G5-3	1	0	1	0	1	0	0
38 Kyle Higashioka, R (5, 2) OBP: 0.545, SLG: 0.500										2	0	0	0	1	1	1
12 Jace Peterson, L (1, 4)		F8		70 G4-6-3 BB		K	K	K		1	0	0	0	1	0	2
81 Gleyber Torres, R (6, PH) OBP: 0.167, SLG: 0.182 (6, 4)										2	0	0	0	0	2	1
70 Jake Cave, L (1, 9) OBP: 0.429, SLG: 0.200		BB		G4-6-3		K		F9		2	0	0	0	1	1	2
25 Shane Robinson, R (6, 9) OBP: 0.400, SLG: 0.286										1	0	0	0	0	0	1
Inning Stats	R: 0 E: 0 K: 1 S: 5 H: 0 LOB: 0 BB: 0 P: 5	R: 1 E: 0 K: 1 S: 6 H: 1 LOB: 3 BB: 3 P: 18	R: 1 E: 0 K: 1 S: 7 H: 2 LOB: 1 BB: 0 P: 7	R: 0 E: 0 K: 0 S: 3 H: 1 LOB: 1 BB: 1 P: 7	R: 1 E: 0 K: 1 S: 6 H: 1 LOB: 0 BB: 0 P: 7	R: 1 E: 0 K: 3 S: 10 H: 1 LOB: 0 BB: 0 P: 10	R: 2 E: 0 K: 2 S: 11 H: 3 LOB: 1 BB: 0 P: 11	R: 0 E: 0 K: 2 S: 7 H: 0 LOB: 3 BB: 3 P: 19	R: 0 E: 0 K: 0 S: 4 H: 1 LOB: 1 BB: 0 P: 5	1B: 3 2B: 1 3B: 1 HR: 5	SF: 1 SAC: 0 DP: 1 HBP: 0						

TOP

New York Yankees @ Philadelphia Phillies

Spectrum Field, Clearwater, FL

Thu Mar 01 2018, 1:09 PM - 4:27 PM EST

Att. 6,642 - Cloudy - 80 F

livebaseballscorecards.com

AB	35
R	6
H	10
RBI	6
BB	7
SO	11
LOB	17

WP: 1 PB: 0 SB: 0 CS: 0 PA: 43

PITCHER		IP	WLS	BF	H	R	ER	SO	BB	IBB	HBP	BLK	WP	HR	S	P	ERA	WHIP
43 Nick Pivetta, R ERA: 7.36	(1, 1)	1.2	L	9	1	1	1	2	3	0	0	0	0	1	10	22	5.40	2.400
47 Pedro Beato, R ERA: 7.71	(2, 1)	1.1		6	2	1	1	1	0	0	0	0	0	1	8	8	6.75	1.500
56 Zach Eflin, R ERA: 6.23	(4, 1)	2.2		11	3	2	2	3	1	0	0	0	0	2	16	21	6.75	1.500
65 Seranthony Domínguez, R ERA:	(6, 1)	0.1		1	0	0	0	1	0	0	0	0	0	0	3	3	0.00	0.000
93 Pat Neshek, R ERA: 18.0	(7, 1)	1.0		6	3	2	2	2	0	0	0	0	0	1	11	11	18.00	3.000

PITCHER		IP	WLS	BF	H	R	ER	SO	BB	IBB	HBP	BLK	WP	HR	S	P	ERA	WHIP
75 Francisco Rodríguez, R ERA:	(8, 1)	0.2		5	0	0	0	1	3	0	0	0	0	0	4	16	0.00	4.500
55 Hoby Milner, L ERA:	(8, 1)	0.1		1	0	0	0	1	0	0	0	0	0	0	3	3	0.00	0.000
64 Víctor Arano, R ERA: 3.0	(9, 1)	1.0		4	1	0	0	0	0	0	0	0	1	0	4	5	0.00	1.000

BOTTOM

New York Yankees @ Philadelphia Phillies

Spectrum Field, Clearwater, FL

Thu Mar 01 2018, 1:09 PM - 4:27 PM EST

Att. 6,642 - Cloudy - 80 F

livebaseballscorecards.com

Batter	1	2	3	4	5	6	7	8	9	AB	R	H	RBI	BB	SO	LOB
16 César Hernández, S (1, 4) OBP: 0.125, SLG: 0.125	K2-3		G4-3			73 SH1-3 30 G6-3 2B		73 BB 24 BB 30 2B 1B	G1-3	2	0	0	0	0	1	0
18 Pedro Florimón, S (6, 4) OBP: 0.182, SLG: 0.273										3	2	2	0	0	0	0
41 Carlos Santana, S (1, 3)	L4			K		73 SH1-3 BB		73 BB 30 2B 1-2 BB		2	0	0	0	0	1	0
24 Roman Quinn, S (6, 6) OBP: 0.625, SLG: 1.000										0	1	0	0	2	0	0
23 Aaron Altherr, R (1, 8) OBP: 0.545, SLG: 0.778	K			HR		SH1-3 1-2 2-3		30 2B 1-2 2-3 BB		2	1	1	1	0	1	0
73 Heiker Meneses, R (6, 5) OBP: 0.286, SLG: 0.167										0	0	0	0	1	0	0
17 Rhys Hoskins, R (1, 9) (1, 7) (2, 9) (3, 7) (4, 9) (5, 7)		K		K		G6-3 3-H		1-3 2-H 3-H 2B		2	0	0	0	0	2	0
30 Matt McBride, R (6, 7) OBP: 0.222, SLG: 0.250										2	0	1	3	0	0	1
2 J.P. Crawford, L (1, 6) OBP: 0.625, SLG: 0.571		E4 38 G5-3		1B		K		P6		2	0	1	0	0	0	0
85 Andrew Pullin, L (6, 9) OBP: 0.222, SLG: 0.125										2	0	0	0	0	1	3
38 Jorge Alfaro, R (1, 2) OBP: 0.600, SLG: 1.000		G5-3 1-2		L8			F9	K		2	0	0	0	0	0	2
15 Andrew Knapp, S (7, 2)										2	0	0	0	0	1	2
4 Ryan Flaherty, L (1, 5) OBP: 0.300, SLG: 0.222		P6			60 G4-6-3 1B		89 L9-3-6 29 1B 1B	F9		2	0	1	0	0	0	1
86 Nick Rickles, R (6, 3) OBP: 0.222, SLG: 0.222										2	0	1	0	0	0	2
19 Tommy Joseph, R (1, 10) OBP: 0.545, SLG: 0.700			G4-3		K		1-2 1B		G5-3	2	0	0	0	0	1	1
29 Cameron Rupp, R (7, PH) OBP: 0.250, SLG: 0.143										2	0	1	0	0	0	0
(8, 10)																
60 Danny Ortiz, L (1, 7) (1, 9) (2, 7) (3, 9) (4, 7) (5, 9)			G4-3		G4-6-3 1-2f		L9-3-6 2-2		G4-3	2	0	0	0	0	0	1
89 Zach Coppola, L (6, 8) OBP: 0.400, SLG: 0.250										2	0	0	0	0	0	2

Inning Stats																							
	R: 0	H: 0	R: 0	H: 0	R: 0	H: 0	R: 1	H: 2	R: 0	H: 1	R: 1	H: 1	R: 0	H: 2	R: 2	H: 2	R: 0	H: 0	1B: 5	SF: 0	WP: 0	PA: 37	
	E: 0	LOB: 0	E: 1	LOB: 1	E: 0	LOB: 0	E: 0	LOB: 1	E: 0	LOB: 0	K: 1	LOB: 1	K: 0	BB: 0	E: 0	LOB: 2	E: 0	LOB: 0	2B: 3	SAC: 1	PB: 0		
	K: 2	BB: 0	K: 1	BB: 0	K: 0	BB: 0	S: 11	BB: 1	K: 1	BB: 0	S: 6	BB: 1	S: 4	BB: 4	K: 1	BB: 2	K: 0	BB: 0	3B: 0	DP: 2	SB: 0		
	S: 7	P: 7	S: 6	P: 6	S: 3	P: 3		P: 11	S: 5	P: 5		P: 10		P: 15	S: 7	P: 15	S: 3	P: 3	HR: 1	HBP: 0	CS: 0		

PITCHER		IP	WLS	BF	H	R	ER	SO	BB	IBB	HBP	BLK	WP	HR	S	P	ERA	WHIP
52 CC Sabathia, L ERA:	(1, 1)	2.0	W	7	0	0	0	3	0	0	0	0	0	0	13	13	0.00	0.000
63 Domingo Germán, R ERA: 1.8	(3, 1)	3.0	H	11	3	1	1	3	0	0	0	0	0	1	19	19	3.00	1.000
35 Wade LeBlanc, L ERA: 2.08	(6, 1)	2.0	H	9	3	1	1	1	1	0	0	0	0	0	10	14	4.50	2.000
62 Giovanny Gallegos, R ERA: 9.0	(8, 1)	0.0		4	2	2	2	0	2	0	0	0	0	0	2	10	∞	∞
61 Ben Heller, R ERA: 1.8	(8, 1)	2.0	S	6	0	0	0	1	0	0	0	0	0	0	8	8	0.00	0.000

PITCHER		IP	WLS	BF	H	R	ER	SO	BB	IBB	HBP	BLK	WP	HR	S	P	ERA	WHIP

AB	33
R	4
H	8
RBI	4
BB	3
SO	8
LOB	15

Atlanta Braves @ New York Yankees

George M. Steinbrenner Field, Tampa, FL

Fri Mar 02 2018, 1:07 PM - 4:01 PM EST

Att. 9,514 - Cloudy - 78 F

TOP

livebaseballscorecards.com

Batter	1	2	3	4	5	6	7	8	9	AB	R	H	RBI	BB	SO	LOB
11 Ender Inciarte, L (1, 8) OBP: 0.182, SLG: 0.182 18 Lane Adams, R (4, 8) OBP: 0.063, SLG: 0.125 (6, 9)	S S S 0-3 ① K	X 0-0 ② FC1-6-5 1 1B 2-3		S S S 0-3 ② K2-3		S S S 0-3 ③ K2-3		X 0-0 ③ F8		3 0 0 0 0 2 2 2 0 0 0 0 1 1						
1 Ozzie Albies, S (1, 4) OBP: 0.421, SLG: 0.412 86 Cristian Pache, R (6, 8) OBP: 0.222, SLG: 0.222	B B B B 4-0 17 WP 17 2B BB	X 0-0 1-3 1B		X 0-0 ③ G6-3			S S S 0-3 ① K	X 0-0 ① L8		2 1 1 0 1 0 1 2 0 0 0 0 1 0						
5 Freddie Freeman, L (1, 3) OBP: 0.111, SLG: 0.111 14 Rio Ruiz, L (5, 3) OBP: 0.167, SLG: 0.278	X 0-0 ② F7	X 0-0 ③ F8			X 0-0 ① G4-3		X 0-0 2B	X 0-0 ② L3		3 0 0 0 0 0 3 2 0 1 0 0 0 0						
17 Johan Camargo, S (1, 5) OBP: 0.267, SLG: 0.538 96 Cleuluis Rondon, S (6, 5) OBP: 0.667, SLG: 2.000	B X 1-0 82 HR 1-H 2B		X 0-0 ① G4-3		X 0-0 ② G5-3		B B B B 4-0 BB	C C C 0-3 ③ K		3 1 1 1 0 0 0 1 0 0 0 1 1 0						
82 Ronald Acuña Jr., R (1, 7) OBP: 0.476, SLG: 0.579 87 Dustin Peterson, R (6, 7) OBP: 0.200, SLG: 0.300	B S X 1-1 2-H HR		X 0-0 8 S 1B		X 0-0 8 E 1B		S S S 0-3 ② K			3 1 3 2 0 0 0 1 0 0 0 0 1 2						
8 Charlie Culberson, R (1, 6) OBP: 0.333, SLG: 0.500 73 Sean Kazmar Jr., R (6, 6)	X 0-0 ③ G6-3		D S S S 1-3 ② K 1-2		X 0-0 FC6 1-2		X 0-0 ③ F7			3 0 0 0 0 1 2 1 0 0 0 0 0 2						
70 Jaff Decker, L (1, 9) OBP: 0.286, SLG: 0.250 88 Ray-Patrick Didder, R (6, 4)		X 0-0 83 2B 2B	X 0-0 ③ P6		X 0-0 ③ P6			C C C 0-3 ① K		3 1 1 0 0 0 3 1 0 0 0 0 1 0						
84 Alex Jackson, R (1, 2) OBP: 0.154, SLG: 0.231 80 Kade Scivicque, R (6, 2)		X 0-0 ① G6-3		X 0-0 2B		S S S 0-3 ① K2-3		H 1-0 HBP		3 0 1 0 0 1 1 0 0 0 0 0 0 0						
83 Austin Riley, R (1, 10) OBP: 0.316, SLG: 0.400		X 0-0 11 FC1-6-5 2-H 2B		C C C 0-3 ① K		S S S 0-3 ② K2-3		S S S 0-3 ② K		4 0 1 1 0 3 2						
Inning Stats	R: 3 H: 2 E: 0 LOB: 0 K: 1 BB: 1 S: 8 P: 14	R: 1 H: 3 E: 0 LOB: 2 K: 0 BB: 0 S: 6 P: 6	R: 0 H: 1 E: 0 LOB: 1 K: 1 BB: 0 S: 6 P: 7	R: 0 H: 1 E: 0 LOB: 1 K: 2 BB: 0 S: 8 P: 8	R: 0 H: 1 E: 1 LOB: 2 K: 0 BB: 0 S: 5 P: 5	R: 0 H: 0 E: 0 LOB: 0 K: 3 BB: 0 S: 9 P: 9	R: 0 H: 1 E: 0 LOB: 2 K: 2 BB: 1 S: 8 P: 12	R: 0 H: 0 E: 0 LOB: 1 K: 2 BB: 0 S: 7 P: 8	R: 0 H: 0 E: 0 LOB: 0 K: 1 BB: 0 S: 5 P: 5	1B: 3 SF: 0 2B: 5 SAC: 0 3B: 0 DP: 0 HR: 1 HBP: 1						

	AB	37
	R	4
	H	9
	RBI	4
	BB	2
	SO	12
	LOB	19

WP: 1 PA: 40
PB: 0
SB: 1
CS: 0

PITCHER		IP	WLS	BF	H	R	ER	SO	BB	IBB	HBP	BLK	WP	HR	S	P	ERA	WHIP
19 Masahiro Tanaka, R ERA: 27.0	(1, 1)	1.1		9	4	4	4	1	1	0	0	0	1	1	11	17	27.00	3.750
45 Chasen Shreve, L ERA:	(2, 1)	1.2		7	2	0	0	1	0	0	0	0	0	0	9	10	0.00	1.200
47 Jordan Montgomery, L ERA:	(4, 1)	3.0		12	2	0	0	5	0	0	0	0	0	0	22	22	0.00	0.667
48 Tommy Kahnle, R ERA:	(7, 1)	1.0		5	1	0	0	2	1	0	0	0	0	0	8	12	0.00	2.000
89 Jonathan Loáisiga, R ERA:	(8, 1)	1.0		4	0	0	0	2	0	0	1	0	0	0	7	8	0.00	0.000

PITCHER		IP	WLS	BF	H	R	ER	SO	BB	IBB	HBP	BLK	WP	HR	S	P	ERA	WHIP
83 J.P. Feyereisen, R ERA: 4.5	(9, 1)	1.0	W	3	0	0	0	1	0	0	0	0	0	0	5	5	0.00	0.000

Atlanta Braves @ New York Yankees

George M. Steinbrenner Field, Tampa, FL

Fri Mar 02 2018, 1:07 PM - 4:01 PM EST

Att. 9,514 - Cloudy - 78 F

BOTTOM

livebaseballscorecards.com

Batter	1	2	3	4	5	6	7	8	9	AB	R	H	RBI	BB	SO	LOB
11 Brett Gardner, L (1, 7)	G4-3		99 G5-4-3 1B	G5-3		K			FC6-4 26 HR 1-2f	3	0	1	0	0	0	2
81 Gleyber Torres, R (6, 4) OBP: 0.143, SLG: 0.154										2	1	0	0	0	1	1
99 Aaron Judge, R (1, 9)	27 2B BB		G5-4-3 1-2f		K		BB		2-0 1-H HR	1	0	0	0	1	0	1
73 Russell Wilson, R (5, PH)										1	0	0	0	0	1	0
26 Tyler Austin, R (6, 3) OBP: 0.333, SLG: 0.667										1	1	1	2	1	0	0
27 Giancarlo Stanton, R (1, 10) OBP: 0.455, SLG: 0.700	1-3 2B		K		18 1B 2B		F9			3	1	2	0	0	1	0
56 Ryan McBroom, R (7, PH) OBP: 0.222, SLG: 0.500										1	0	0	0	0	0	1
(8, 10)																
24 Gary Sánchez, R (1, 2) OBP: 0.375, SLG: 0.875	P6			P6	L7		P2			3	0	0	0	0	0	3
36 Erik Kratz, R (6, 2) OBP: 0.571, SLG: 0.400										1	0	0	0	0	0	1
33 Greg Bird, L (1, 3) OBP: 0.308, SLG: 0.100	K			18 1B 67 2B BB	18 1B BB		F9			1	1	0	0	2	1	2
25 Shane Robinson, R (6, 7) OBP: 0.364, SLG: 0.250										1	0	0	0	0	0	1
18 Didi Gregorius, L (1, 6) OBP: 0.300, SLG: 0.300		92 G6-3 92 WP 1B		67 2B 1-2 1B	1-2 2-H 1B			G4-3		3	1	3	1	0	0	0
97 Mark Payton, L (6, 9) OBP: 0.400, SLG: 0.500										1	0	0	0	0	0	0
67 Miguel Andujar, R (1, 5) OBP: 0.412, SLG: 1.235	L8			1-H 2-H 2B	K			G5-3		3	0	1	2	0	1	3
74 Ronald Torreyes, R (7, 5) OBP: 0.364, SLG: 0.429										1	0	0	0	0	0	0
92 Estevan Florial, L (1, 8) OBP: 0.400, SLG: 0.769	G6-3 1-3			K		G1-3		K		3	0	0	0	0	1	2
73 Rashad Crawford, L (7, 8)										1	0	0	0	0	1	0
39 Tyler Wade, L (1, 4) OBP: 0.533, SLG: 0.500	G4-3			BB		F7			81 FC6-4 1B	3	0	1	0	1	0	1
(6, 6)																

	AB	33
	R	5
	H	9
	RBI	5
	BB	5
	SO	7
	LOB	18

Inning Stats																																
	R: 0	E: 0	K: 1	S: 6	H: 1	LOB: 2	BB: 1	P: 10	R: 0	E: 0	K: 0	S: 4	H: 1	LOB: 1	BB: 0	P: 5	R: 0	E: 0	K: 1	S: 5	H: 1	LOB: 0	BB: 0	P: 5	R: 2	E: 0	K: 1	S: 7	H: 2	LOB: 2	BB: 2	P: 15
	R: 1	E: 0	K: 2	S: 9	H: 2	LOB: 2	BB: 1	P: 13	R: 0	E: 0	K: 1	S: 5	H: 0	LOB: 0	BB: 0	P: 5	R: 0	E: 0	K: 0	S: 3	H: 0	LOB: 1	BB: 1	P: 7	R: 0	E: 0	K: 1	S: 5	H: 0	LOB: 0	BB: 0	P: 5
	R: 2	E: 0	K: 0	S: 3	H: 2	LOB: 0	BB: 0	P: 5	1B: 5	2B: 3	3B: 0	HR: 1	SF: 0	SAC: 0	DP: 1	HBP: 0	WP: 1	PB: 0	SB: 0	CS: 0	PA: 38											

PITCHER		IP	WLS	BF	H	R	ER	SO	BB	IBB	HBP	BLK	WP	HR	S	P	ERA	WHIP
19 Scott Kazmir, L	(1, 1)	2.0		9	2	0	0	1	1	0	0	0	1	0	10	15	0.00	1.500
ERA:																		
50 Lucas Sims, R	(3, 1)	2.0		10	3	2	2	2	2	0	0	0	0	0	12	20	9.00	2.500
ERA: 9.0																		
54 Max Fried, L	(5, 1)	2.0	H	9	2	1	1	3	1	0	0	0	0	0	14	18	4.50	1.500
ERA: 10.13																		
52 José Ramirez, R	(7, 1)	1.0	H	4	0	0	0	0	1	0	0	0	0	0	3	7	0.00	1.000
ERA:																		
39 Sam Freeman, L	(8, 1)	1.0	H	3	0	0	0	1	0	0	0	0	0	0	5	5	0.00	0.000
ERA:																		

PITCHER		IP	WLS	BF	H	R	ER	SO	BB	IBB	HBP	BLK	WP	HR	S	P	ERA	WHIP
78 Phil Pfeifer, L	(9, 1)	0.1	L	3	2	2	2	0	0	0	0	0	0	1	3	5	54.00	6.000
ERA: 9.0																		

Batter	1	2	3	4	5	6	7	8	9	AB	R	H	RBI	BB	SO	LOB
31 Aaron Hicks, S (1, 8) OBP: 0.313, SLG: 0.500	C X 0-1 ① F8		B S X 1-1 HR		B B B 4-0 33 PB BB		S S S 0-3 ① K	B B B B 4-0 67 1B BB		2	1	1	1	1	0	0
25 Shane Robinson, R (5, 8) OBP: 0.385, SLG: 0.222										1	0	0	0	1	1	0
33 Greg Bird, L (1, 3) OBP: 0.313, SLG: 0.083	X 0-0 ② G6-3		S S S 0-3 ② K		S B B B B 4-1 1-3 BB		B B B B 4-0 12 1B BB	S S S 0-3 ② K		2	0	0	0	1	1	0
26 Tyler Austin, R (6, 3) OBP: 0.353, SLG: 0.615										1	0	0	0	1	1	2
29 Brandon Drury, R (1, 5) OBP: 0.462, SLG: 0.909	X 0-0 2B		X 0-0 ③ G6-3		X 0-0 ③ G6-3		X 0-0 ② P5	X 0-0 1-3 2-H 12 FC4-6 1B		3	0	1	0	0	0	2
67 Miguel Andujar, R (6, 5) OBP: 0.421, SLG: 1.158										2	0	1	1	0	0	1
18 Didi Gregorius, L (1, 6) OBP: 0.308, SLG: 0.308	X 0-0 ③ P6			X 0-0 81 CS 1B		X 0-0 ① F8	X 0-0 1-3 1B	X 0-0 1-2f FC4-6 ③		3	0	1	0	0	0	1
12 Jace Peterson, L (6, 4) OBP: 0.429, SLG: 0.111										2	0	1	0	0	0	2
81 Gleyber Torres, R (1, 4) OBP: 0.176, SLG: 0.250		X 0-0 ① F9		C S S 0-3 ①② K 1-2		X 0-0 14 BLK 28 1B 2B	X 0-0 ③ G1-3		X 0-0 ① F9	3	1	1	0	0	1	1
38 Kyle Higashioka, R (6, 2) OBP: 0.462, SLG: 0.400										2	0	0	0	0	0	2
14 Danny Espinosa, S (1, 10) OBP: 0.421, SLG: 0.533		X 0-0 ② G5-3		X 0-0 28 PB 1B		S S S 0-3 ② K 2-3		B B B B 4-0 72 2B 94 2B BB	S S S 0-3 ② K	3	1	1	0	1	1	1
80 Jorge Saez, R (9, PH) OBP: 0.364, SLG: 0.300 (9, 10)										1	0	0	0	0	1	0
28 Austin Romine, R (1, 2) OBP: 0.727, SLG: 1.111		X 0-0 1B		B X 1-0 ③ G6-3 1-2		X 0-0 3-H 1B		X 0-0 1-3 94 2B 2B	B B B B 4-0 BB	3	0	2	1	0	0	1
72 Kyle Holder, L (6, PR) OBP: 0.417, SLG: 0.545 (6, 6)										1	1	1	0	1	0	0
71 Billy McKinney, L (1, 9) OBP: 0.333, SLG: 0.667		X 0-0 ③ P6			S S S 0-3 ① K	B B B B 4-0 1-2 BB		X 0-0 ① F8	X 0-0 ③ F9	2	0	0	0	1	1	1
56 Trey Amburgey, R (6, PR) OBP: 0.200, SLG: 0.200 (6, 9)										2	0	0	0	0	0	3
70 Jake Cave, L (1, 7) OBP: 0.300, SLG: 0.125			X 0-0 ① G3		X 0-0 ② G3-1	S S S 0-3 ③ K		X 0-0 2-H 3-H 67 1B 2B		3	0	0	0	0	1	2
94 Jeff Hendrix, L (6, 7) OBP: 0.429, SLG: 0.500										1	1	1	2	0	0	0
Inning Stats	R: 0 E: 0 K: 0 S: 5 H: 1 LOB: 1 BB: 0 P: 5	R: 0 E: 0 K: 0 S: 4 H: 1 LOB: 1 BB: 0 P: 4	R: 1 E: 0 K: 1 S: 7 H: 1 LOB: 0 BB: 0 P: 8	R: 0 E: 0 K: 1 S: 6 H: 2 LOB: 1 BB: 0 P: 7	R: 0 E: 0 K: 1 S: 6 H: 0 LOB: 2 BB: 2 P: 14	R: 1 E: 0 K: 2 S: 9 H: 2 LOB: 2 BB: 1 P: 13	R: 0 E: 0 K: 1 S: 6 H: 1 LOB: 2 BB: 1 P: 10	R: 3 E: 0 K: 1 S: 8 H: 3 LOB: 2 BB: 2 P: 16	R: 0 E: 0 K: 1 S: 5 H: 0 LOB: 1 BB: 1 P: 9	1B: 6 2B: 4 3B: 0 HR: 1 SF: 0 SAC: 0 DP: 0 HBP: 0						

TOP

New York Yankees @ Boston Red Sox

JetBlue Park, Ft. Myers, FL

Sat Mar 03 2018, 1:07 PM - 4:51 PM EST

Att. 9,548 - Sunny - 77 F

livebaseballscorecards.com

AB	37
R	5
H	11
RBI	5
BB	7
SO	8
LOB	19

WP: 0 PB: 2 SB: 1 CS: 1 PA: 44

PITCHER	IP	WLS	BF	H	R	ER	SO	BB	IBB	HBP	BLK	WP	HR	S	P	ERA	WHIP
61 Brian Johnson, L (1, 1) ERA:	2.0		8	2	0	0	0	0	0	0	0	0	0	9	9	0.00	1.000
56 Joe Kelly, R (3, 1) ERA: 3.0	1.0		4	1	1	1	1	0	0	0	0	0	1	7	8	9.00	1.000
44 Brandon Workman, R (4, 1) ERA:	1.0		4	2	0	0	1	0	0	0	0	0	0	6	7	0.00	2.000
32 Matt Barnes, R (5, 1) ERA:	1.0		5	0	0	0	1	2	0	0	0	0	0	6	14	0.00	2.000
37 Heath Hembree, R (6, 1) ERA: 3.38	0.2		5	2	1	1	1	1	0	0	1	0	0	6	10	13.50	4.500

PITCHER	IP	WLS	BF	H	R	ER	SO	BB	IBB	HBP	BLK	WP	HR	S	P	ERA	WHIP
59 Tommy Layne, L (6, 1) ERA:	0.1		1	0	0	0	1	0	0	0	0	0	0	3	3	0.00	0.000
39 Carson Smith, R (7, 1) ERA: 3.0	1.0	H	5	1	0	0	1	1	0	0	0	0	0	6	10	0.00	2.000
63 Robby Scott, L (8, 1) ERA: 11.57	0.1	L	5	2	3	3	0	2	0	0	0	0	0	3	11	81.00	12.000
51 Teddy Stankiewicz, R (8, 1) ERA:	0.2		3	1	0	0	1	0	0	0	0	0	0	5	5	0.00	1.500
72 Kyle Martin, R (9, 1) ERA: 6.75	1.0		4	0	0	0	1	1	0	0	0	0	0	5	9	0.00	1.000

BOTTOM

New York Yankees @ Boston Red Sox

JetBlue Park, Ft. Myers, FL

Sat Mar 03 2018, 1:07 PM - 4:51 PM EST

Att. 9,548 - Sunny - 77 F

livebaseballscorecards.com

Batter	1	2	3	4	5	6	7	8	9	AB	R	H	RBI	BB	SO	LOB
50 Mookie Betts, R (1, 9)	F8		BB		E6	BB		K		2	0	0	0	1	0	0
38 Rusney Castillo, R (6, 8) OBP: 0.400, SLG: 0.556										1	0	0	0	1	1	2
19 Jackie Bradley Jr., L (1, 8) OBP: 0.333, SLG: 0.364	13 S BB		F7		P6	F8			F8	2	0	0	0	1	0	2
75 Jeremy Barfield, R (6, 9) OBP: 0.200, SLG: 0.462										2	0	0	0	0	0	3
13 Hanley Ramirez, R (1, 10) OBP: 0.214, SLG: 0.462	F9 1-2			K	F7		55 G6-3 BB		K	3	0	0	0	0	1	2
17 Deven Marrero, R (7, PH) (8, 10) OBP: 0.250, SLG: 0.214										1	0	0	0	1	1	0
18 Mitch Moreland, L (1, 3) OBP: 0.111, SLG: 0.111	G4-1			G2-3		55 1B 3 1B 1B	F7		F7	3	0	1	0	0	0	1
5 Tzu-Wei Lin, L (6, PR) (7, 6) OBP: 0.474, SLG: 0.231										2	1	0	0	0	0	1
2 Xander Bogaerts, R (1, 6) OBP: 0.636, SLG: 0.778		12 G4-6-3 1B		12 1B 2B		3 1B 68 1B 1B 1-3	G6-3 1-2f			2	1	2	0	0	0	0
55 Iván De Jesús Jr., R (5, 6) (7, 5) OBP: 0.333, SLG: 0.353										2	1	1	0	0	0	1
12 Brock Holt, L (1, 4) OBP: 0.357, SLG: 0.385		G4-6-3 1-2f		2-H 1B		P5		83 FC5-4 1B		3	0	1	1	0	0	3
59 Sam Travis, R (7, 3) OBP: 0.348, SLG: 0.727										1	0	1	0	0	0	0
3 Sandy León, S (1, 2) OBP: 0.571, SLG: 0.400		G4-3		BB		80 S 68 1B 1-3 3-H 1B		FC5-4 65 1B 1-2f		2	0	1	1	1	0	0
83 Aneury Tavárez, L (6, PR) (7, 7) OBP: 0.316, SLG: 0.421										1	0	0	0	0	0	1
68 Steve Selsky, R (1, 7) OBP: 0.294, SLG: 0.200			G4-3	G6-3		80 S 1-2 3-H 1B		F7		3	0	1	1	0	0	2
70 Dan Butler, R (7, 2)										1	0	0	0	0	0	1
80 Chad De La Guerra, L (1, 5) OBP: 0.308, SLG: 0.545			F9		G4-3	K 1-2 2-3		1-3 1B		3	0	0	0	0	1	2
65 Esteban Quiroz, L (7, 4) OBP: 0.250, SLG: 0.286										1	0	1	0	0	0	0
Inning Stats	R: 0 E: 0 K: 0 S: 3 H: 0 LOB: 1 BB: 1 P: 8	R: 0 E: 0 K: 0 S: 3 H: 1 LOB: 0 BB: 0 P: 3	R: 0 E: 0 K: 0 S: 3 H: 0 LOB: 1 BB: 1 P: 7	R: 1 E: 0 K: 1 S: 7 H: 2 LOB: 2 BB: 1 P: 11	R: 0 E: 1 K: 0 S: 4 H: 0 LOB: 1 BB: 0 P: 4	R: 2 E: 0 K: 1 S: 9 H: 4 LOB: 3 BB: 1 P: 13	R: 0 E: 0 K: 0 S: 2 H: 0 LOB: 0 BB: 1 P: 6	R: 0 E: 0 K: 1 S: 7 H: 2 LOB: 2 BB: 0 P: 7	R: 0 E: 0 K: 1 S: 5 H: 0 LOB: 0 BB: 0 P: 5	1B: 8 2B: 1 3B: 0 HR: 0		SF: 0 SAC: 0 DP: 2 HBP: 0				

AB	35
R	3
H	9
RBI	3
BB	5
SO	4
LOB	21

WP: 0 PB: 0 SB: 3 CS: 0 PA: 40

PITCHER		IP	WLS	BF	H	R	ER	SO	BB	IBB	HBP	BLK	WP	HR	S	P	ERA	WHIP
82 Chance Adams, R ERA: 3.0	(1, 1)	2.0		7	1	0	0	0	1	0	0	0	0	0	6	11	0.00	1.000
86 Justus Sheffield, L ERA: 9.82	(3, 1)	2.0	B	10	2	1	1	1	2	0	0	0	0	0	10	18	4.50	2.000
84 Brady Lail, R ERA: 4.91	(5, 1)	1.1		9	4	2	2	0	0	0	0	0	0	0	9	9	13.50	3.000
76 Trevor Lane, L ERA:	(6, 1)	0.2		3	0	0	0	1	1	0	0	0	0	0	4	8	0.00	1.500
95 Cody Carroll, R ERA: 3.0	(7, 1)	1.0	W	3	0	0	0	0	1	0	0	0	0	0	2	6	0.00	1.000
65 Jonathan Holder, R ERA:	(8, 1)	2.0	S	8	2	0	0	2	0	0	0	0	0	0	12	12	0.00	1.000

Batter	1	2	3	4	5	6	7	8	9	AB	R	H	RBI	BB	SO	LOB
0 Mallex Smith, L (1, 7) OBP: 0.375, SLG: 0.333 17 Jason Coats, R (6, PH) OBP: 0.313, SLG: 0.467 (6, 7)	39 CS 1B		39 FC5-4 1B	39 2B 1B		E5 86 G5-3 83 2B		G6-3		3	0	3	1	0	0	0
										2	1	0	0	0	0	0
39 Kevin Kiermaier, L (1, 8) OBP: 0.235, SLG: 0.294 86 Thomas Milone, L (4, PR) OBP: 0.500, SLG: 0.500 (4, 8)	K 1-2		FC5-4 1-2f 2-3	2B 1-3 2-H		G5-3 1-2			81 BB 74 HR 1B	3	0	1	1	0	1	3
										2	1	1	0	0	0	1
2 Denard Span, L (1, 10) OBP: 0.333, SLG: 0.313 83 David Olmedo-Barrera, L (6, PH) OBP: 0.250, SLG: 0.500 (6, 10)	K		SF8 3-H	P5		2B 2-H			F8	2	0	0	1	0	1	2
										2	0	1	1	0	0	1
29 Brandon Snyder, R (1, 3) OBP: 0.375, SLG: 0.500 81 Michael Russell, R (7, 3)		70 2B 1B	K		70 FC6-4 1B	P3			74 HR BB	4	0	2	0	0	1	2
										0	1	0	0	1	0	0
70 Jake Bauers, L (1, 9) OBP: 0.250, SLG: 0.263 89 Jesús Sánchez, L (7, 9) OBP: 0.500, SLG: 1.000		2B 1-3	K	FC6-4 85 S 76 2B 1-2f			85 G6-4-3 1B		F4	4	1	2	0	0	1	1
										1	0	0	0	0	0	2
85 Nick Solak, R (1, 4) 74 Peter Maris, L (8, 4) OBP: 0.400, SLG: 1.200		K	K	P3 1-2			G6-4-3 1-2f		1-H 2-H HR	4	0	0	0	0	2	4
										1	1	1	3	0	0	0
76 Johnny Monell, L (1, 2) OBP: 0.364, SLG: 0.500 84 Xorge Carrillo, R (5, 2) OBP: 0.500, SLG: 0.600		K	73 2B 81 E BB	2B 2-H			G5-3		72 WP BB	2	1	1	1	1	1	2
										1	0	0	0	1	0	0
73 Kean Wong, L (1, 5) OBP: 0.267, SLG: 0.167 72 Adrian Rondon, R (8, 5)		P6	81 E 0 1B 1-3 2B	K				P4	K 1-2	4	1	1	0	0	1	3
										1	0	0	0	0	1	1
81 Jake Cronenworth, L (1, 6) 84 Jermaine Palacios, R (8, 6)			39 FC5-4 0 1B 2 SF8 HBP	E5 0 1B 39 2B 2-3 3-H		G6-3		G4-3		3	2	0	0	0	0	1
										0	0	0	0	0	0	0
Inning Stats	R: 0 E: 0 K: 2 S: 7 H: 1 LOB: 0 BB: 0 P: 8	R: 0 E: 0 K: 2 S: 9 H: 2 LOB: 2 BB: 0 P: 9	R: 1 E: 0 K: 1 S: 6 H: 1 LOB: 1 BB: 0 P: 7	R: 3 E: 1 K: 2 S: 11 H: 3 LOB: 2 BB: 1 P: 15	R: 1 E: 0 K: 1 S: 7 H: 2 LOB: 1 BB: 0 P: 8	R: 1 E: 1 K: 0 S: 5 H: 1 LOB: 1 BB: 0 P: 5	R: 0 E: 0 K: 0 S: 3 H: 1 LOB: 0 BB: 0 P: 3	R: 0 E: 0 K: 0 S: 3 H: 0 LOB: 0 BB: 0 P: 3	R: 3 E: 0 K: 1 S: 8 H: 2 LOB: 1 BB: 2 P: 19	1B: 7 2B: 5 3B: 0 HR: 1 SF: 1 SAC: 0 DP: 1 HBP: 1							

TOP

Tampa Bay Rays @ New York Yankees

George M. Steinbrenner Field, Tampa, FL

Sun Mar 04 2018, 1:06 PM - 4:11 PM EST

Att. 10,303 - Sunny - 72 F

livebaseballscorecards.com

AB	39
R	9
H	13
RBI	8
BB	3
SO	9
LOB	23

WP: 1 PB: 0 SB: 1 CS: 1 PA: 44

PITCHER		IP	WLS	BF	H	R	ER	SO	BB	IBB	HBP	BLK	WP	HR	S	P	ERA	WHIP
57 Chad Green, R ERA: 2.45	(1, 1)	2.0		8	3	0	0	4	0	0	0	0	0	0	16	17	0.00	1.500
54 Aroldis Chapman, L ERA: 27.0	(3, 1)	0.1	L	3	1	1	1	0	0	0	1	0	0	0	2	3	27.00	3.000
61 Ben Heller, R ERA: 1.42	(3, 1)	1.1		7	1	3	0	3	1	0	0	0	0	0	12	16	0.00	1.500
98 Raynel Espinal, R ERA: 2.7	(4, 1)	1.1		8	4	1	1	1	0	0	0	0	0	0	10	11	6.75	3.000
35 Wade LeBlanc, L ERA: 1.42	(6, 1)	2.0		8	2	1	0	0	0	0	0	0	0	0	8	8	0.00	1.000

PITCHER		IP	WLS	BF	H	R	ER	SO	BB	IBB	HBP	BLK	WP	HR	S	P	ERA	WHIP
62 Giovanny Gallegos, R ERA: 6.0	(8, 1)	1.0		3	0	0	0	0	0	0	0	0	0	0	3	3	0.00	0.000
91 Cale Coshow, R ERA: 7.36	(9, 1)	1.0		7	2	3	3	1	2	0	0	0	1	1	8	19	27.00	4.000

Batter	1	2	3	4	5	6	7	8	9	AB	R	H	RBI	BB	SO	LOB
11 Brett Gardner, L (1, 8) OBP: 0.091, SLG: 0.091	G4-3		F8		G4-3			P2		3	0	0	0	0	0	1
92 Estevan Florial, L (7, 8) OBP: 0.375, SLG: 0.714										1	0	0	0	0	0	0
99 Aaron Judge, R (1, 9) OBP: 0.333, SLG: 0.200	E9 27 G3 1B		K			G4-3		P5		2	0	1	0	0	1	0
97 Mark Payton, L (5, 9) OBP: 0.286, SLG: 0.333										2	0	0	0	0	0	0
27 Giancarlo Stanton, R (1, 7) OBP: 0.357, SLG: 0.538	G3 2-3			G5-3		G5-3		2B		3	0	0	0	0	0	1
70 Jake Cave, L (7, 7) OBP: 0.364, SLG: 0.333										1	0	1	0	0	0	0
24 Gary Sánchez, R (1, 2) OBP: 0.400, SLG: 0.800	K			29 G6-4-3 1B		G4-3		G4-3		2	0	1	0	0	1	1
36 Erik Kratz, R (6, 2) OBP: 0.444, SLG: 0.286										2	0	0	0	0	0	1
29 Brandon Drury, R (1, 10) OBP: 0.375, SLG: 0.714		G6-3		G6-4-3 1-2f			P3		G4-3	3	0	0	0	0	0	1
78 Chace Numata, S (9, PH)										1	0	0	0	0	0	0
14 Danny Espinosa, S (1, 5) OBP: 0.364, SLG: 0.444		K			K		G3-1		G1-3	3	0	0	0	0	2	0
72 Kyle Holder, L (8, 6) OBP: 0.385, SLG: 0.500										1	0	0	0	0	0	0
71 Billy McKinney, L (1, 3) OBP: 0.444, SLG: 0.692		74 FC6-4 1B			74 1B 39 SF8 HBP		74 1B BB		G6-3	1	1	1	0	1	0	0
96 Chris Gittens, R (8, 3)										1	0	0	0	0	0	0
74 Ronald Torreyes, R (1, 4) OBP: 0.429, SLG: 0.500		FC6-4 1-2f			1-3 1B		1-2 1B			3	0	2	0	0	0	1
12 Jace Peterson, L (8, 4) OBP: 0.429, SLG: 0.111										0	0	0	0	0	0	0
39 Tyler Wade, L (1, 6) OBP: 0.444, SLG: 0.429			K2-3		SF8 3-H		L6			2	0	0	1	0	1	2
(8, 5)																
Inning Stats	R: 0 H: 1 E: 1 LOB: 1 K: 1 BB: 0 S: 6 P: 6	R: 0 H: 1 E: 0 LOB: 1 K: 1 BB: 0 S: 6 P: 6	R: 0 H: 0 E: 0 LOB: 0 K: 2 BB: 0 S: 7 P: 7	R: 0 H: 1 E: 0 LOB: 0 K: 0 BB: 0 S: 3 P: 3	R: 1 H: 1 E: 0 LOB: 1 K: 1 BB: 0 S: 6 P: 7	R: 0 H: 0 E: 0 LOB: 0 K: 0 BB: 0 S: 3 P: 3	R: 0 H: 1 E: 0 LOB: 2 K: 0 BB: 1 S: 4 P: 8	R: 0 H: 1 E: 0 LOB: 1 K: 0 BB: 0 S: 4 P: 4	R: 0 H: 0 E: 0 LOB: 0 K: 0 BB: 0 S: 3 P: 3	1B: 5 SF: 1 2B: 1 SAC: 0 3B: 0 DP: 1 HR: 0 HBP: 1						

PITCHER	IP	WLS	BF	H	R	ER	SO	BB	IBB	HBP	BLK	WP	HR	S	P	ERA	WHIP
24 Nathan Eovaldi, R (1, 1) ERA:	2.0	W	8	2	0	0	2	0	0	0	0	0	0	12	12	0.00	1.000
62 Cody Hall, R (3, 1) ERA: 3.0	1.0	H	3	0	0	0	2	0	0	0	0	0	0	7	7	0.00	0.000
52 Chaz Roe, R (4, 1) ERA: 3.0	1.0		3	1	0	0	0	0	0	0	0	0	0	3	3	0.00	1.000
48 Ryan Yarbrough, L (5, 1) ERA: 2.08	1.0		5	1	1	1	1	0	0	1	0	0	0	6	7	9.00	1.000
72 Yonny Chirinos, R (6, 1) ERA:	1.0		3	0	0	0	0	0	0	0	0	0	0	3	3	0.00	0.000

PITCHER	IP	WLS	BF	H	R	ER	SO	BB	IBB	HBP	BLK	WP	HR	S	P	ERA	WHIP
35 Matt Andriese, R (7, 1) ERA: 2.7	1.0		5	1	0	0	0	1	0	0	0	0	0	4	8	0.00	2.000
50 Austin Pruitt, R (8, 1) ERA: 4.5	1.0		4	1	0	0	0	0	0	0	0	0	0	4	4	0.00	1.000
69 Ryan Weber, R (9, 1) ERA:	1.0		3	0	0	0	0	0	0	0	0	0	0	3	3	0.00	0.000

BOTTOM

Tampa Bay Rays @ New York Yankees

George M. Steinbrenner Field, Tampa, FL

Sun Mar 04 2018, 1:06 PM - 4:11 PM EST

Att. 10,303 - Sunny - 72 F

livebaseballscorecards.com

AB	31
R	1
H	6
RBI	1
BB	1
SO	5
LOB	8

WP: 0 PA: 34
PB: 0
SB: 0
CS: 0

New York Yankees @ Detroit Tigers

Publix Field at Joker Marchant Stadium, Lakeland, FL

Tue Mar 06 2018, 1:05 PM - 4:25 PM EST

Att. 8,468 - Sunny - 79 F

livebaseballscorecards.com

TOP

Batter	1	2	3	4	5	6	7	8	9	AB	R	H	RBI	BB	SO	LOB
18 Didi Gregorius, L (1, 6) OBP: 0.313, SLG: 0.313	F8		K		33 CS 1B		K		71 S 71 HR 1B	3	0	1	0	0	1	0
74 Ronald Torreyes, R (6, 5) OBP: 0.438, SLG: 0.500										2	1	1	0	0	1	1
99 Aaron Judge, R (1, 9) OBP: 0.333, SLG: 0.143	33 1B BB		K		K		K		HR	2	0	0	0	1	2	1
71 Billy McKinney, L (6, 9) OBP: 0.450, SLG: 0.867										2	1	1	3	0	1	1
33 Greg Bird, L (1, 3) OBP: 0.316, SLG: 0.133	1B			K	CS	K		25 E 92 FC4-6 2B	G5-3	3	0	1	0	0	2	0
26 Tyler Austin, R (6, 3) OBP: 0.368, SLG: 0.667										2	1	1	0	0	0	0
27 Giancarlo Stanton, R (1, 7) OBP: 0.353, SLG: 0.563	K			31 1B 2B		P2		E6 92 FC4-6 36 BB 70 S	K	3	1	1	0	0	1	2
25 Shane Robinson, R (6, 7) OBP: 0.333, SLG: 0.182										2	1	0	0	0	1	1
24 Gary Sánchez, R (1, 2) OBP: 0.385, SLG: 0.667	K			P6		31 1B 41 1B BB		92 FC4-6 BB	92 BB 1B	2	1	0	0	1	1	3
36 Erik Kratz, R (7, 2) OBP: 0.545, SLG: 0.375										1	0	1	0	1	0	0
31 Aaron Hicks, S (1, 8) OBP: 0.421, SLG: 0.563		67 G6-4-3 BB		41 1B 1B		41 1B 1B		FC4-6 70 S	BB	2	0	2	1	1	0	0
92 Estevan Florial, L (6, PR) OBP: 0.389, SLG: 0.667										1	0	0	1	1	0	2
(6, 8)																
41 Adam Lind, L (1, 10) OBP: 0.667, SLG: 0.667		K			1-3 1B	1-3 1B		K	K	3	0	2	1	0	1	1
70 Jake Cave, L (8, PH) OBP: 0.308, SLG: 0.273										2	0	0	0	0	2	3
(8, 10)																
67 Miguel Andujar, R (1, 5) OBP: 0.364, SLG: 1.000		G6-4-3 1-2f		K		P4		P6		3	0	0	0	0	1	5
72 Kyle Holder, L (6, 6) OBP: 0.357, SLG: 0.462										1	0	0	0	0	0	1
81 Gleyber Torres, R (1, 4) OBP: 0.200, SLG: 0.263			P3		G5-3		71 CS 1B		E7 74 1B 71 HR	3	0	1	0	0	0	0
39 Tyler Wade, L (7, PR) OBP: 0.421, SLG: 0.400										1	1	0	0	0	0	0
(7, 4)																

	AB	38
	R	7
	H	12
	RBI	6
	BB	5
	SO	14
	LOB	21

Inning Stats																																		
	R: 0	H: 1	R: 0	H: 0	R: 0	H: 0	R: 1	H: 3	R: 0	H: 1	R: 1	H: 2	R: 0	H: 1	R: 2	H: 1	R: 3	H: 3	1B: 9	SF: 0	WP: 0	PA: 44
	E: 0	LOB: 2	E: 0	LOB: 0	E: 0	LOB: 0	E: 0	LOB: 2	E: 0	LOB: 0	E: 0	LOB: 2	E: 0	LOB: 1	E: 1	LOB: 1	E: 1	LOB: 2	2B: 2	SAC: 0	PB: 0	
	K: 2	BB: 1	K: 1	BB: 1	K: 2	BB: 0	K: 2	BB: 0	K: 1	BB: 0	K: 1	BB: 1	K: 2	BB: 0	K: 1	BB: 1	K: 2	BB: 1	3B: 0	DP: 1	SB: 3	
	S: 8	P: 12	S: 4	P: 8	S: 7	P: 7	S: 10	P: 10	S: 5	P: 6	S: 7	P: 11	S: 7	P: 7	S: 7	P: 12	S: 11	P: 16	HR: 1	HBP: 0	CS: 2	

PITCHER		IP	WLS	BF	H	R	ER	SO	BB	IBB	HBP	BLK	WP	HR	S	P	ERA	WHIP
38 Francisco Liriano, L ERA:	(1, 1)	2.0		8	1	0	0	3	2	0	0	0	0	0	12	20	0.00	1.500
31 Ryan Carpenter, L ERA: 2.7	(3, 1)	2.2	B	12	4	1	1	5	0	0	0	0	0	0	22	22	3.38	1.500
68 Daniel Stumpf, L ERA: 2.08	(5, 1)	1.1		6	2	1	1	1	1	0	0	0	0	0	7	12	6.75	2.250
66 Eduardo Jiménez, R ERA:	(7, 1)	1.0		3	1	0	0	2	0	0	0	0	0	0	7	7	0.00	1.000
72 Mark Montgomery, R ERA: 5.4	(8, 1)	1.0	L	6	1	2	1	1	1	0	0	0	0	0	7	12	9.00	2.000

PITCHER		IP	WLS	BF	H	R	ER	SO	BB	IBB	HBP	BLK	WP	HR	S	P	ERA	WHIP
26 Zac Reininger, R ERA: 9.0	(9, 1)	1.0		8	3	3	2	2	1	0	0	0	0	1	11	16	18.00	4.000

BOTTOM

New York Yankees @ Detroit Tigers

Publix Field at Joker Marchant Stadium, Lakeland, FL

Tue Mar 06 2018, 1:05 PM - 4:25 PM EST

Att. 8,468 - Sunny - 79 F

livebaseballscorecards.com

Batter	1	2	3	4	5	6	7	8	9	AB	R	H	RBI	BB	SO	LOB
49 Dixon Machado, R (1, 4) OBP: 0.211, SLG: 0.211 80 Ronny Rodríguez, R (6, 4) OBP: 0.304, SLG: 0.364	F9	F3		G5-3		P4			BB: 70 G6-4-3 (1-2)	3 1	0 0	0 0	0 0	0 1	0 0	4 1
46 Jeimer Candelario, S (1, 5) OBP: 0.435, SLG: 0.737 70 Harold Castro, L (6, 5) OBP: 0.154, SLG: 0.083	L9	G4-3			9 F8; 41 1B; 2B		G4-3		G6-4-3 (1-2f, 2-3)	3 2	1 0	1 0	0 0	0 0	0 0	3 2
9 Nick Castellanos, R (1, 9) OBP: 0.450, SLG: 1.000 22 Victor Reyes, S (6, 9) OBP: 0.286, SLG: 0.263 (7, 8)	1B		K2-3		F8 (2-3)		K2-3		G4-1	3 2	0 0	1 0	0 0	0 0	1 1	1 1
41 Victor Martinez, S (1, 10) OBP: 0.273, SLG: 0.524 78 Chad Huffman, R (5, PR) OBP: 0.222, SLG: 0.412 (6, 10)	K		G5-3		8 WP; 1B (3-H)		K2-3			3 1	0 0	1 0	1 0	0 0	1 1	1 0
34 James McCann, R (1, 2) OBP: 0.231, SLG: 0.250 17 Grayson Greiner, R (7, 2) OBP: 0.375, SLG: 0.286		G4-3	8 WP; BB		P4			K		2 1	0 0	0 0	0 0	1 0	0 1	1 0
8 Mikie Mahtook, R (1, 7) OBP: 0.400, SLG: 0.250 37 James Adduci, L (6, 7) OBP: 0.450, SLG: 0.722		81 BB; 76 1B; 21 BB; BB	K (1-2)		K (1-2)			P5		2 1	1 0	0 0	0 0	1 0	2 0	2 0
76 Niko Goodrum, S (1, 3) OBP: 0.409, SLG: 0.850 72 Dominic Ficociello, S (7, 3) OBP: 0.500, SLG: 0.571		21 BB; 81 BB (1-2)		K		K		BB		3 0	0 0	1 0	0 0	0 1	2 0	0 0
81 Pete Kozma, R (1, 6) OBP: 0.357, SLG: 0.111 40 Sergio Alcántara, S (7, 6) OBP: 0.389, SLG: 0.333		21 BB (1-2, 2-3); BB		F9		F8		G5-3		2 1	0 0	0 0	0 0	1 0	0 0	0 1
21 JaCoby Jones, R (1, 8) OBP: 0.529, SLG: 0.571 73 Jason Krizan, L (7, 9) OBP: 0.333, SLG: 0.500						BB			70 G6-4-3; 80 BB; 1B	1 1	0 0	1 1	1 0	2 0	0 0	0 0
Inning Stats	R: 0 E: 0 K: 1 S: 6 H: 1 LOB: 1 BB: 0 P: 6	R: 1 E: 0 K: 0 S: 4 H: 1 LOB: 3 BB: 3 P: 16	R: 0 E: 0 K: 2 S: 7 H: 0 LOB: 1 BB: 1 P: 12	R: 0 E: 0 K: 1 S: 6 H: 1 LOB: 1 BB: 0 P: 6	R: 1 E: 0 K: 1 S: 7 H: 2 LOB: 2 BB: 0 P: 8	R: 0 E: 0 K: 1 S: 5 H: 0 LOB: 1 BB: 1 P: 9	R: 0 E: 0 K: 2 S: 7 H: 0 LOB: 0 BB: 0 P: 7	R: 0 E: 0 K: 1 S: 5 H: 0 LOB: 1 BB: 1 P: 9	R: 0 E: 0 K: 0 S: 3 H: 1 LOB: 1 BB: 1 P: 7	1B: 5 2B: 1 3B: 0 HR: 0	SF: 0 SAC: 0 DP: 1 HBP: 0			WP: 2 PB: 0 SB: 0 CS: 0	PA: 39		

	AB	32
	R	2
	H	6
	RBI	2
	BB	7
	SO	9
	LOB	17

PITCHER		IP	WLS	BF	H	R	ER	SO	BB	IBB	HBP	BLK	WP	HR	S	P	ERA	WHIP
47 Jordan Montgomery, L ERA: 1.04	(1, 1)	3.2		17	2	1	1	4	4	0	0	0	1	0	21	38	2.46	1.636
65 Jonathan Holder, R ERA: 1.69	(4, 1)	1.1		7	3	1	1	1	0	0	0	0	1	0	9	10	6.75	2.250
45 Chasen Shreve, L ERA:	(6, 1)	1.1		5	0	0	0	1	1	0	0	0	0	0	6	10	0.00	0.750
95 Cody Carroll, R ERA: 2.25	(7, 1)	1.0	W	3	0	0	0	3	0	0	0	0	0	0	9	9	0.00	0.000
76 Trevor Lane, L ERA:	(8, 1)	0.2	H	3	0	0	0	0	1	0	0	0	0	0	2	6	0.00	1.500

PITCHER		IP	WLS	BF	H	R	ER	SO	BB	IBB	HBP	BLK	WP	HR	S	P	ERA	WHIP
83 J.P. Feyereisen, R ERA: 3.6	(9, 1)	1.0		4	1	0	0	0	1	0	0	0	0	0	3	7	0.00	2.000

Batter	1	2	3	4	5	6	7	8	9	AB	R	H	RBI	BB	SO	LOB
11 Brett Gardner, L (1, 7) OBP: 0.286, SLG: 0.231	0-0 1B		0-0 29 G6-4-3 1B		4-0 BB		0-0 71 BB 1-3 1B	0-0 P5 ②	0-3 K ②	2	0	2	0	1	0	0
39 Tyler Wade, L (6, 5) OBP: 0.409, SLG: 0.389										3	0	1	0	0	1	3
29 Brandon Drury, R (1, 5) OBP: 0.316, SLG: 0.588	0-3 K ①		0-0 G6-4-3 ① ② 1-2f		0-0 F8 ②		4-0 1-2 BB	1-1 1-H 2-H 3-H HR	4-0 BB	3	0	0	0	0	1	3
71 Billy McKinney, L (6, 3) OBP: 0.522, SLG: 1.063										1	1	1	4	2	0	0
67 Miguel Andujar, R (1, 10) OBP: 0.308, SLG: 0.846	0-0 F8 ②		0-3 K ③		0-0 G4-3 ③		0-0 F7 ③	0-0 1B	0-0 F9 ③	4	0	0	0	0	1	5
80 Jorge Saez, R (8, PH) OBP: 0.385, SLG: 0.333 (8, 10)										2	0	1	0	0	0	1
26 Tyler Austin, R (1, 3) OBP: 0.364, SLG: 0.611	0-3 K ③			0-0 74 PB 28 1B 74 FC5-4 1B		0-0 G3-1 ①		K K		3	1	1	0	0	1	1
70 Jake Cave, L (6, 7) OBP: 0.267, SLG: 0.231										2	0	0	0	0	2	1
14 Danny Espinosa, S (1, 4) OBP: 0.320, SLG: 0.381		0-0 L6 ①		0-0 L6 ①		0-0 G4-3 ②		0-0 72 1B 38 1B 56 BB 1B	0-0 38 2B 72 1B 1B	3	0	0	0	0	0	1
66 Abiatal Avelino, R (8, PH) OBP: 0.800, SLG: 0.750 (8, 4)										2	2	2	0	0	0	0
28 Austin Romine, R (1, 2) OBP: 0.714, SLG: 1.000		0-0 25 1B 1B		0-0 74 FC5-4 1-2 1B		0-0 L5 ③		0-0 56 BB 94 E 72 1B 1-2 1B	0-0 56 HR 1-3 2B	3	0	2	0	0	0	0
38 Kyle Higashioka, R (6, 2) OBP: 0.533, SLG: 0.583										2	2	2	0	0	0	0
74 Ronald Torreyes, R (1, 6) OBP: 0.368, SLG: 0.400		0-0 F9 ②		1-0 FC5-4 ② 25 S 1-2f 2-H			0-0 E6 25 G4-6-3	0-0 94 E 56 BB 71 HR 1-2 2-3 1B	0-0 56 HR 3-H 1B	3	0	0	1	0	0	2
72 Kyle Holder, L (7, 6) OBP: 0.438, SLG: 0.533										2	2	2	1	0	0	0
25 Shane Robinson, R (1, 9) OBP: 0.333, SLG: 0.214		0-0 1-2 1B		1-0 G4-3 ③ 1-2			0-0 G4-6-3 ① ② 1-2f	4-0 94 E 71 HR 1-2 2-3 3-H BB	2-1 1-H 2-H HR	3	0	1	0	0	0	2
56 Trey Amburgey, R (7, 9) OBP: 0.429, SLG: 0.833										1	2	1	4	1	0	0
92 Estevan Florial, L (1, 8) OBP: 0.381, SLG: 0.611	0-3 K ③				0-0 F8 ①		0-0 39 1B 1B	0-0 E4 71 HR 1-2 2-3 3-H	0-3 K ①	3	0	1	0	0	1	2
94 Jeff Hendrix, L (8, PH) OBP: 0.333, SLG: 0.375 (8, 8)										2	1	0	1	0	1	2
Inning Stats	R: 0 E: 0 K: 2 S: 8 H: 1 LOB: 1 BB: 0 P: 8	R: 0 E: 0 K: 1 S: 7 H: 2 LOB: 2 BB: 0 P: 7	R: 0 E: 0 K: 1 S: 5 H: 1 LOB: 0 BB: 0 P: 5	R: 1 E: 0 K: 0 S: 5 H: 2 LOB: 1 BB: 0 P: 7	R: 0 E: 0 K: 0 S: 3 H: 0 LOB: 1 BB: 1 P: 7	R: 0 E: 0 K: 0 S: 3 H: 0 LOB: 0 BB: 0 P: 3	R: 0 E: 1 K: 0 S: 5 H: 2 LOB: 3 BB: 1 P: 9	R: 6 E: 1 K: 2 S: 14 H: 5 LOB: 1 BB: 1 P: 19	R: 4 E: 0 K: 2 S: 12 H: 4 LOB: 1 BB: 1 P: 18	1B: 14 2B: 1 3B: 0 HR: 2 SF: 0 SAC: 0 DP: 2 HBP: 0						

PITCHER		IP	WLS	BF	H	R	ER	SO	BB	IBB	HBP	BLK	WP	HR	S	P	ERA	WHIP
45 Zack Wheeler, R ERA: 1.8	(1, 1)	3.0		12	4	0	0	4	0	0	0	0	0	0	20	20	0.00	1.333
65 Robert Gsellman, R ERA: 3.12	(4, 1)	3.2	H	14	2	1	0	0	1	0	0	0	0	0	13	19	0.00	0.818
73 Matt Purke, L ERA:	(7, 1)	0.1	H	4	2	0	0	0	1	0	0	0	0	0	3	7	0.00	9.000
50 Rafael Montero, R ERA: 6.23	(8, 1)	0.1	L	6	3	5	3	1	1	0	0	0	0	0	7	11	81.00	12.000
81 Corey Taylor, R ERA: 1.69	(8, 1)	0.2	B	4	2	1	0	1	0	0	0	0	0	1	7	8	0.00	3.000

PITCHER		IP	WLS	BF	H	R	ER	SO	BB	IBB	HBP	BLK	WP	HR	S	P	ERA	WHIP
61 Kevin McGowan, R ERA: 32.4	(9, 1)	1.0		8	4	4	4	2	1	0	0	0	0	1	12	18	36.00	5.000

TOP

New York Yankees @ New York Mets

First Data Field, Port St. Lucie, FL

Wed Mar 07 2018, 1:12 PM - 3:20 PM EST

Att. 7,419 - Cloudy - 70 F

livebaseballscorecards.com

AB	44
R	11
H	17
RBI	11
BB	4
SO	8
LOB	23

WP: 0 PB: 1 SB: 1 CS: 0 PA: 48

BOTTOM

Batter	1	2	3	4	5	6	7	8	9	AB	R	H	RBI	BB	SO	LOB
13 Asdrúbal Cabrera, S (1, 4) OBP: 0.278, SLG: 0.333 11 Ty Kelly, S (5, 4) OBP: 0.409, SLG: 0.333	x 0-0 ① G3		x 0-0 52 BB; 19 E; 1-2 1B	x 0-0 ③ G4-3			x 0-0 ① F9		x 0-0 ③ F9	3 2	1 0	1 0	0 0	0 0	0 0	2 1
52 Yoenis Cespedes, R (1, 7) OBP: 0.278, SLG: 0.588 71 Zach Borenstein, L (6, 7) OBP: 0.273, SLG: 0.400	x 0-0 ② F7		B B B B 4-0 19 E; 1-2 2-3 BB		x 0-0 ① F9		S S S 0-3 ② K			2 1	0 0	0 0	0 0	1 0	0 1	0 0
19 Jay Bruce, L (1, 10) OBP: 0.200, SLG: 0.500	x 0-0 ③ F7		x 0-0 E8; 1-3 2-H 3-H		x 0-0 ② F9		x 0-0 ③ P6			4	0	0	0	0	0	1
21 Todd Frazier, R (1, 5) OBP: 0.200, SLG: 0.400 60 Luis Guillorme, L (6, 5) OBP: 0.400, SLG: 0.588		S S S 0-3 ① K	x 0-0 ③ F8		C C C 0-3 ③ K			C C C 0-3 ① K		3 1	0 0	0 0	0 0	0 0	2 1	2 0
23 Adrián González, L (1, 3) OBP: 0.227, SLG: 0.238 4 Wilmer Flores, R (6, PR) OBP: 0.296, SLG: 0.250 (7, 3)		S S S 0-3 ② K		x 0-0 ① G5-3		x 0-0 7 FC6-4; 1B		x 0-0 ② P4		3 1	0 0	1 0	0 0	0 0	1 0	0 0
7 José Reyes, S (1, 6) OBP: 0.158, SLG: 0.222 72 Phillip Evans, R (6, PR) OBP: 0.444, SLG: 0.857 (7, 6)		S S S 0-3 ③ K		x 0-0 ② P3		x 0-0 ① FC6-4; 18 E; 18 1B; 12 FC4; 1-2f		x 0-0 ③ P3		3 1	0 1	0 0	0 0	0 0	1 0	1 0
18 Travis d'Arnaud, R (1, 2) OBP: 0.455, SLG: 0.529 59 Jose Lobaton, S (7, 2) OBP: 0.286, SLG: 0.500			B B B 4-0 52 BB; 13 1B; 19 E; BB	B B B S S S X 3-2 HR		x 0-0 E1; 12 FC4; 1-3 1B		C C C 0-3 ① K		2 1	2 0	2 0	1 0	1 0	0 1	0 0
12 Juan Lagares, R (1, 8) OBP: 0.222, SLG: 0.222 85 L.J. Mazzilli, R (7, 8) OBP: 0.250, SLG: 0.375			C C C 0-3 ① K	x 0-0 16 HBP; 1B		x 0-0 ② FC4; 1-2f 3-H		C C C 0-3 ② K		3 1	0 0	1 0	1 0	0 0	1 1	2 0
16 Matthew den Dekker, L (1, 9) OBP: 0.318, SLG: 0.167 76 Kevin Kaczmarski, L (8, 9) OBP: 0.238, SLG: 0.111			S S S 0-3 ② K	H 1-0 1-2 HBP		x 0-0 ③ G4-3			x 0-0 1B	2 1	0 0	0 1	0 0	0 0	1 0	2 0
Inning Stats	R: 0 E: 0 K: 0 S: 3 H: 0 LOB: 0 BB: 0 P: 3	R: 0 E: 0 K: 3 S: 9 H: 0 LOB: 0 BB: 0 P: 9	R: 2 E: 1 K: 2 S: 9 H: 1 LOB: 2 BB: 2 P: 17	R: 1 E: 0 K: 0 S: 7 H: 2 LOB: 2 BB: 0 P: 11	R: 0 E: 0 K: 1 S: 5 H: 0 LOB: 0 BB: 0 P: 5	R: 1 E: 1 K: 0 S: 5 H: 2 LOB: 1 BB: 0 P: 5	R: 0 E: 0 K: 1 S: 5 H: 0 LOB: 0 BB: 0 P: 5	R: 0 E: 0 K: 1 S: 5 H: 0 LOB: 0 BB: 0 P: 5	R: 0 E: 0 K: 2 S: 8 H: 1 LOB: 1 BB: 0 P: 8	1B: 5 2B: 0 3B: 0 HR: 1	SF: 0 SAC: 0 DP: 0 HBP: 1						

PITCHER	IP	WLS	BF	H	R	ER	SO	BB	IBB	HBP	BLK	WP	HR	S	P	ERA	WHIP
63 Domingo Germán, R (1, 1) ERA: 1.17	2.2		12	1	2	0	5	2	0	0	0	0	0	20	28	0.00	1.125
61 Ben Heller, R (3, 1) ERA: 2.35	1.1		7	2	1	1	0	0	0	1	0	0	1	8	12	6.75	1.500
93 Dillon Tate, R (5, 1) ERA: 2.25	2.0		8	2	1	0	1	0	0	0	0	0	0	10	10	0.00	1.000
84 Brady Lail, R (7, 1) ERA: 3.18	2.0	W	6	0	0	0	2	0	0	0	0	0	0	10	10	0.00	0.000
91 Cale Coshow, R (9, 1) ERA: 5.79	1.0		4	1	0	0	2	0	0	0	0	0	0	8	8	0.00	1.000

PITCHER	IP	WLS	BF	H	R	ER	SO	BB	IBB	HBP	BLK	WP	HR	S	P	ERA	WHIP

New York Yankees @ New York Mets

First Data Field, Port St. Lucie, FL

Wed Mar 07 2018, 1:12 PM - 3:20 PM EST

Att. 7,419 - Cloudy - 70 F

livebaseballscorecards.com

AB	34
R	4
H	6
RBI	2
BB	2
SO	10
LOB	11

WP: 0 PB: 0 SB: 0 CS: 0 PA: 37

Philadelphia Phillies @ New York Yankees

George M. Steinbrenner Field, Tampa, FL

Thu Mar 08 2018, 1:05 PM - 4:23 PM EST

Att. 10,081 - Partly Cloudy - 60 F

livebaseballscorecards.com

TOP

Batter	1	2	3	4	5	6	7	8	9	AB	R	H	RBI	BB	SO	LOB
24 Roman Quinn, S (1, 8) OBP: 0.444, SLG: 0.500	C X 0-1 G6-3		B X 1-0 80 CS 1B		B F B B S X 3-2 F9		B C S C 1-3 K	B F C B X 2-2 F8		3	0	1	0	0	0	0
21 Collin Cowgill, R (6, 8) OBP: 0.375, SLG: 0.357 (8, 9)										2	0	0	0	0	1	3
80 Scott Kingery, R (1, 4) OBP: 0.409, SLG: 0.850	C B B B F F F B 4-2 23 S BB		1 SAFE B 1 SAFE B C 2-1 CS 1-2	X 0-0 L6		C F F S 0-3 K	C B C X 1-2 F9		B X 1-0 P6	2	0	0	0	1	1	0
76 Jesmuel Valentín, S (6, 4) OBP: 0.300, SLG: 0.526										2	0	0	0	0	0	0
15 Andrew Knapp, S (1, 2) OBP: 0.267, SLG: 0.615	B F 1 SAFE C S 1-3 K			B X 1-0 19 E 4 1B 2B		B B X 2-0 23 2B 2B	B X 1-0 G3		B B F C F S 2-3 K	3	2	2	0	0	1	1
68 Logan Moore, L (6, 2)										2	0	0	0	0	1	0
23 Aaron Altherr, R (1, 9) OBP: 0.348, SLG: 0.476	B 1 SAFE C B S T S 2-3 K 1-2			S F C 0-3 K		B C X 1-1 19 1B 4 SF7 2B 2-H		B C F B H 3-2 73 S 60 2B HBP	B B B B 4-0 BB	3	1	1	1	0	2	2
85 Andrew Pullin, L (6, 9) (7, 7) (7, 9) OBP: 0.333, SLG: 0.125										0	0	0	0	0	0	0
89 Zach Coppola, L (8, PR) (8, 8) OBP: 0.429, SLG: 0.200										0	1	0	0	1	0	0
19 Tommy Joseph, R (1, 10) OBP: 0.524, SLG: 0.632		C F F B F X 1-2 4 G6-3 1B		B X 1-0 E5 4 1B 2-3		D F B S X 2-2 77 2B 83 2B 1B 2-3		1 SAFE F B X 1-1 P4	S 1 SAFE 1 SAFE C D F S 1-3 K	3	1	2	0	0	0	1
86 Nick Rickles, R (8, PH) OBP: 0.167, SLG: 0.167 (8, 10)										2	0	0	0	0	1	2
4 Ryan Flaherty, L (1, 3) OBP: 0.389, SLG: 0.438		B C B X 2-1 G6-3 1-2f		B B X 2-0 1-2 1B 3-H		C X 0-1 SF7 3-H		B B C 1 SAFE C S 2-3 K 1-2		2	0	1	2	0	0	1
73 Heiker Meneses, R (6, 3) OBP: 0.273, SLG: 0.300										1	0	0	0	0	1	1
77 Dylan Cozens, L (1, 7) OBP: 0.208, SLG: 0.261		C S B C 1-3 K		B C F S 1-3 K 3-H		B B S X 2-1 83 2B 1-3 2B		C B B X 2-1 18 1B 2B 2-H		3	1	1	0	0	2	2
60 Danny Ortiz, L (6, 7) OBP: 0.250, SLG: 0.583 (7, 9) (7, 7)										1	1	1	1	0	0	0
83 Mitch Walding, L (1, 5) OBP: 0.500, SLG: 0.500		C S B X 1-2 L9		X 0-0 F7		C F F X 0-2 2-H 3-H 2B		B B D C B 4-1 18 1B BB		3	0	1	2	0	0	0
67 Eliezer Álvarez, L (6, 5) OBP: 0.313, SLG: 0.400										0	0	0	0	1	0	0
9 Adam Rosales, R (1, 6) OBP: 0.333, SLG: 0.533		S S B F X 1-2 G6-3		B B B C F X 3-2 G5-3		C B X 1-1 F9		C C F X 0-2 1-3 2-H 1B		2	0	0	0	0	0	0
18 Pedro Florimón, S (5, 6) OBP: 0.300, SLG: 0.368										2	0	1	1	0	0	1

	AB	36
	R	7
	H	11
	RBI	7
	BB	3
	SO	10
	LOB	14

Inning Stats										
	R: 0	H: 0	R: 0	H: 1	R: 0	H: 1	R: 1	H: 2	R: 0	H: 0
	E: 0	LOB: 1	E: 0	LOB: 0	E: 0	LOB: 0	E: 1	LOB: 2	E: 0	LOB: 0
	K: 2	BB: 1	K: 1	BB: 0	K: 0	BB: 0	K: 2	BB: 0	K: 0	BB: 0
	S: 13	P: 20	S: 10	P: 14	S: 9	P: 14	S: 10	P: 15	S: 7	P: 13

Inning Stats										
	R: 4	H: 5	R: 0	H: 0	R: 2	H: 2	R: 0	H: 0	1B: 5	SF: 1
	E: 0	LOB: 1	E: 0	LOB: 0	E: 0	LOB: 3	E: 0	LOB: 1	2B: 6	SAC: 0
	K: 1	BB: 0	K: 1	BB: 0	K: 1	BB: 1	K: 2	BB: 1	3B: 0	DP: 1
	S: 21	P: 29	S: 7	P: 10	S: 17	P: 31	S: 9	P: 17	HR: 0	HBP: 1

	WP: 0	PA: 42
	PB: 0	
	SB: 2	
	CS: 1	

PITCHER		IP	WLS	BF	H	R	ER	SO	BB	IBB	HBP	BLK	WP	HR	S	P	ERA	WHIP
40 Luis Severino, R ERA:	(1, 1)	3.1		12	3	1	0	3	1	0	0	0	0	0	34	51	0.00	1.200
54 Aroldis Chapman, L ERA: 9.0	(4, 1)	0.2		4	1	0	0	2	0	0	0	0	0	0	8	12	0.00	1.500
86 Justus Sheffield, L ERA: 11.81	(5, 1)	1.2	H	8	3	3	3	1	0	0	0	0	0	0	20	31	16.20	1.800
35 Wade LeBlanc, L ERA: 4.32	(6, 1)	2.0	L	10	3	3	3	2	0	0	1	0	0	0	24	38	13.50	1.500
62 Giovanny Gallegos, R ERA: 4.15	(8, 1)	1.1		7	1	0	0	2	2	0	0	0	0	0	17	31	0.00	2.250

PITCHER	IP	WLS	BF	H	R	ER	SO	BB	IBB	HBP	BLK	WP	HR	S	P	ERA	WHIP

BOTTOM

Philadelphia Phillies @ New York Yankees

George M. Steinbrenner Field, Tampa, FL

Thu Mar 08 2018, 1:05 PM - 4:23 PM EST

Att. 10,081 - Partly Cloudy - 60 F

livebaseballscorecards.com

Batter	1	2	3	4	5	6	7	8	9	AB	R	H	RBI	BB	SO	LOB
31 Aaron Hicks, S (1, 8) OBP: 0.500, SLG: 0.588 25 Shane Robinson, R (6, PH) OBP: 0.300, SLG: 0.188 (7, 8)	S B B X 2-1 27 WP 1B		1 SAFE 1 SAFE 1 SAFE B B B C B 4-1 ② 1-2 BB		B B B C B 4-1 33 BB 99 PB 27 1B BB	B X 1-0 ② G5-3		B B C D F X 3-2 ③ G6-3		1 2	1 0	1 0	0 0	2 0	0 0	0 2
99 Aaron Judge, R (1, 9) OBP: 0.250, SLG: 0.100 14 Danny Espinosa, S (6, 6) OBP: 0.296, SLG: 0.348	X 0-0 ① F8		S B X 1-1 ③ F8		S B D B C X 3-2 E5 33 BB 27 1B 1-2	B S S B X 3-2 ③ G5-3			B S S S B X 2-2 ① L8	3 2	1 0	0 0	0 0	0 0	0 0	3 0
33 Greg Bird, L (1, 3) OBP: 0.318, SLG: 0.118 41 Adam Lind, L (6, 3) OBP: 0.400, SLG: 0.400	1 SAFE B F S X 1-2 ② F7			C B X 1-1 ① G3	F F B D B F B 4-2 27 1B 24 1B 1-2 2-3 BB		C F S 0-3 ① K		B B X 2-0 ② G6-3	2 2	1 0	0 0	0 0	1 0	0 1	1 0
27 Giancarlo Stanton, R (1, 7) OBP: 0.350, SLG: 0.526 70 Jake Cave, L (6, 7) OBP: 0.235, SLG: 0.200	C S F B C 1-3 ③ K 1-2			C X 0-1 ② P4	C T X 0-2 18 F9 24 1B 36 G3-2-3 1-3 2-H 3-H 1B		X 0-0 ② G3		B B C B C C 3-3 ③ K	3 2	0 0	1 0	2 0	0 0	1 1	1 0
24 Gary Sánchez, R (1, 10) OBP: 0.438, SLG: 0.643 28 Austin Romine, R (7, PH) OBP: 0.733, SLG: 1.000 (8, 10)		X 0-0 ① L8		B B B F F B 4-2 18 HR BB	B S B C C X 2-2 29 HBP 1-2 3-H 1B		B B F C B F X 3-2 1B			2 1	1 0	1 1	1 0	1 0	0 0	0 0
18 Didi Gregorius, L (1, 6) OBP: 0.316, SLG: 0.474 56 Trey Amburgey, R (6, 9) OBP: 0.375, SLG: 0.714		C X 0-1 ② G5-3		S B X 1-1 1-H HR	X 0-0 ① F9 2-3		C S X 0-2 ③ G5-3			3 1	1 0	1 0	2 0	0 0	0 0	2 1
29 Brandon Drury, R (1, 5) OBP: 0.391, SLG: 0.650 66 Abiatal Avelino, R (8, PR) OBP: 0.800, SLG: 0.750 (9, 5)		C C F F X 0-2 ③ G1-3		X 0-0 36 1B 2B	C F B H 2-2 1-2 HBP			B X 1-0 39 G4-3 39 S 1B		3 0	1 0	2 0	0 0	0 0	0 0	0 0
36 Erik Kratz, R (1, 2) OBP: 0.500, SLG: 0.364 80 Jorge Saez, R (7, 2) OBP: 0.357, SLG: 0.308			F X 0-1 ① G6-3	C X 0-1 2-H 1B	X 0-0 ② ③ G3-2-3 3-Hf			C 1 SAFE F D 1 SAFE S 1-3 ① K		3 1	0 0	1 0	1 0	0 0	0 1	3 1
39 Tyler Wade, L (1, 4) OBP: 0.385, SLG: 0.364 67 Diego Castillo, R (9, 4)			B X 1-0 31 CS 1B	B B B C C F X 3-2 ③ F8		C C C 0-3 ① K		D C X 1-1 ② G4-3 1-3		4 0	0 0	1 0	0 0	0 0	1 0	2 0
Inning Stats	R: 0 E: 0 K: 1 S: 10 H: 1 LOB: 1 BB: 0 P: 14	R: 0 E: 0 K: 0 S: 8 H: 0 LOB: 0 BB: 0 P: 8	R: 0 E: 0 K: 0 S: 6 H: 1 LOB: 1 BB: 1 P: 12	R: 3 E: 0 K: 0 S: 15 H: 3 LOB: 1 BB: 1 P: 24	R: 3 E: 1 K: 0 S: 17 H: 2 LOB: 2 BB: 2 P: 32	R: 0 E: 0 K: 1 S: 7 H: 0 LOB: 0 BB: 0 P: 11	R: 0 E: 0 K: 1 S: 11 H: 1 LOB: 1 BB: 0 P: 14	R: 0 E: 0 K: 1 S: 9 H: 1 LOB: 2 BB: 0 P: 15	R: 0 E: 0 K: 1 S: 7 H: 0 LOB: 0 BB: 0 P: 14	1B: 7 2B: 1 3B: 0 HR: 1	SF: 0 SAC: 0 DP: 1 HBP: 1			WP: 1 PB: 1 SB: 1 CS: 1	PA: 40		

PITCHER		IP	WLS	BF	H	R	ER	SO	BB	IBB	HBP	BLK	WP	HR	S	P	ERA	WHIP
54 Ben Lively, R ERA: 3.0	(1, 1)	4.0		18	5	3	3	1	2	0	0	0	1	1	39	58	6.75	1.750
65 Seranthony Domínguez, R ERA: 3.0	(5, 1)	0.0		2	0	2	2	0	1	0	0	0	0	0	4	11	∞	∞
40 Tommy Hunter, R ERA: 11.57	(5, 1)	0.1		4	2	1	0	0	1	0	0	0	0	0	10	16	0.00	9.000
47 Pedro Beato, R ERA: 5.4	(5, 1)	0.2		2	0	0	0	0	0	0	1	0	0	0	3	5	0.00	0.000
46 Adam Morgan, L ERA:	(6, 1)	2.0	W	7	1	0	0	2	0	0	0	0	0	0	18	25	0.00	0.500

PITCHER		IP	WLS	BF	H	R	ER	SO	BB	IBB	HBP	BLK	WP	HR	S	P	ERA	WHIP
75 Francisco Rodríguez, R ERA:	(8, 1)	1.0	H	4	1	0	0	1	0	0	0	0	0	0	9	15	0.00	1.000
53 Yacksel Ríos, R ERA:	(9, 1)	0.2	H	2	0	0	0	0	0	0	0	0	0	0	4	8	0.00	0.000
52 Zac Curtis, L ERA: 2.7	(9, 1)	0.1	S	1	0	0	0	1	0	0	0	0	0	0	3	6	0.00	0.000

AB	35
R	6
H	9
RBI	6
BB	4
SO	5
LOB	16

New York Yankees @ Atlanta Braves

Stadium at the ESPN Wide World of Sports, Lake Buena Vista, FL

Fri Mar 09 2018, 6:08 PM - 9:14 PM EST

Att. 10,013 - Partly Cloudy - 72 F

TOP

livebaseballscorecards.com

Batter	1	2	3	4	5	6	7	8	9	AB	R	H	RBI	BB	SO	LOB
31 Aaron Hicks, S (1, 8) OBP: 0.500, SLG: 0.550	G4-3		1B		BB		K			3	0	1	0	1	1	2
92 Estevan Florial, L (7, 8) OBP: 0.381, SLG: 0.611										0	0	0	0	0	0	0
33 Greg Bird, L (1, 3) OBP: 0.269, SLG: 0.095	F8		K		K		K			4	0	0	0	0	3	7
26 Tyler Austin, R (7, 3) OBP: 0.364, SLG: 0.611										0	0	0	0	0	0	0
24 Gary Sánchez, R (1, 2) OBP: 0.474, SLG: 0.824	P3			L4-3 1B		HR		F8		3	1	2	1	0	0	0
38 Kyle Higashioka, R (7, 2) OBP: 0.500, SLG: 0.538										1	0	0	0	0	0	0
18 Didi Gregorius, L (1, 6) OBP: 0.273, SLG: 0.409		G4-3		F8		P6		G6-3		3	0	0	0	0	0	1
74 Ronald Torreyes, R (6, 6) OBP: 0.350, SLG: 0.375										1	0	0	0	0	0	0
67 Miguel Andujar, R (1, 5) OBP: 0.267, SLG: 0.733		G6-3		L4-3		G6-3		K		4	0	0	0	0	1	1
41 Adam Lind, L (1, 10) OBP: 0.222, SLG: 0.222		K			F8	F9			K	4	0	0	0	0	2	0
81 Gleyber Torres, R (1, 4) OBP: 0.227, SLG: 0.250			E5 31 1B		31 BB 70 WP BB		71 BB BB		G3	1	0	0	0	1	0	0
12 Jace Peterson, L (6, 4) OBP: 0.438, SLG: 0.100										1	0	0	0	1	0	0
71 Billy McKinney, L (1, 9) OBP: 0.481, SLG: 0.895			F8		K		BB		K	3	0	0	0	1	2	2
70 Jake Cave, L (1, 7) OBP: 0.250, SLG: 0.176			F7		31 BB BB		F7			2	0	0	0	1	0	3
Inning Stats	R: 0 E: 0 K: 0 S: 3 H: 0 LOB: 0 BB: 0 P: 4	R: 0 E: 0 K: 1 S: 5 H: 0 LOB: 0 BB: 0 P: 5	R: 0 E: 1 K: 1 S: 7 H: 1 LOB: 2 BB: 0 P: 7	R: 0 E: 0 K: 0 S: 3 H: 1 LOB: 0 BB: 0 P: 3	R: 0 E: 0 K: 2 S: 7 H: 0 LOB: 3 BB: 3 P: 19	R: 1 E: 0 K: 0 S: 5 H: 1 LOB: 0 BB: 0 P: 6	R: 0 E: 0 K: 2 S: 7 H: 0 LOB: 2 BB: 2 P: 15	R: 0 E: 0 K: 1 S: 5 H: 0 LOB: 0 BB: 0 P: 5	R: 0 E: 0 K: 2 S: 7 H: 0 LOB: 0 BB: 0 P: 7	1B: 2 2B: 1 3B: 0 HR: 1 SF: 0 SAC: 0 DP: 1 HBP: 0						

	AB	30
	R	1
	H	3
	RBI	1
	BB	5
	SO	9
	LOB	16

WP: 1 PB: 0 SB: 0 CS: 0 PA: 35

PITCHER	IP	WLS	BF	H	R	ER	SO	BB	IBB	HBP	BLK	WP	HR	S	P	ERA	WHIP
49 Julio Teheran, R (1, 1) ERA:	4.0		14	2	0	0	2	0	0	0	0	0	0	18	19	0.00	0.500
39 Sam Freeman, L (5, 1) ERA:	1.0		6	0	0	0	2	3	0	0	0	1	0	7	19	0.00	3.000
38 Arodys Vizcaíno, R (6, 1) ERA: 2.25	1.0	B	4	1	1	1	0	0	0	0	0	0	1	5	6	9.00	1.000
67 Anyelo Gómez, R (7, 1) ERA: 1.69	1.0	W	5	0	0	0	2	2	0	0	0	0	0	7	15	0.00	2.000
57 Rex Brothers, L (8, 1) ERA: 7.71	1.0	H	3	0	0	0	1	0	0	0	0	0	0	5	5	0.00	0.000

PITCHER	IP	WLS	BF	H	R	ER	SO	BB	IBB	HBP	BLK	WP	HR	S	P	ERA	WHIP
77 Josh Graham, R (9, 1) ERA:	1.0	S	3	0	0	0	2	0	0	0	0	0	0	7	7	0.00	0.000

BOTTOM

New York Yankees @ Atlanta Braves

at the ESPN Wide World of Sports, Lake Buena Vista, FL

Fri Mar 09 2018, 6:08 PM - 9:14 PM EST

Att. 10,013 - Partly Cloudy - 72 F

livebaseballscorecards.com

Batter	1	2	3	4	5	6	7	8	9	AB	R	H	RBI	BB	SO	LOB
11 Ender Inciarte, L (1, 8) OBP: 0.348, SLG: 0.250	BBBB 4-0 BB		BBBB 4-0 8 S BB		X 0-0 ② F7		X 0-0 ② F8			1	0	0	0	2	0	1
23 Danny Santana, S (6, 8) OBP: 0.478, SLG: 0.696										1	0	0	0	0	0	1
8 Charlie Culberson, R (1, 6) OBP: 0.259, SLG: 0.462	X 0-0 ① F8		BSCC 1-3 ③ K 1-2		SSS 0-3 ③ K		X 0-0 ② 96 E 1-2 1B			4	1	1	0	0	2	3
5 Freddie Freeman, L (1, 3) OBP: 0.300, SLG: 0.450	X 0-0 ② L6			X 0-0 ① G3-1		SSS 0-3 ① K	X 0-0 ② E9 1-H 2-H 2B			3	0	0	0	0	1	1
96 Carlos Franco, L (7, 3) OBP: 0.353, SLG: 0.875										1	0	1	1	0	0	0
25 Tyler Flowers, R (1, 2) OBP: 0.333, SLG: 0.200	X 0-0 ③ G6-3			X 0-0 1B		X 0-0 22 2B 1B	SSS 0-3 ③ K			3	0	2	0	0	0	1
98 Xavier Avery, L (6, PR) OBP: 0.111, SLG: 0.111										0	0	0	0	0	0	0
69 Rob Brantly, L (7, 2) OBP: 0.400, SLG: 0.800										1	0	0	0	0	1	1
22 Nick Markakis, L (1, 9) OBP: 0.563, SLG: 0.600		X 0-0 ① F8		X 0-0 ② F8		X 0-0 1-3 2B		X 0-0 G5-3		3	0	1	0	0	0	1
70 Jaff Decker, L (6, PR) OBP: 0.240, SLG: 0.273 (7, 9)										1	0	0	0	0	0	0
12 Ryan Schimpf, L (1, 5)		FCC 0-3 ② K		SFS 0-3 ③ K		BBBB 4-0 27 G6-4-3 BB		SSS 0-3 ② K		2	0	0	0	1	2	1
83 Austin Riley, R (7, 5) OBP: 0.360, SLG: 0.550										1	0	0	0	0	1	0
27 Christian Colón, R (1, 4) OBP: 0.391, SLG: 0.500		X 0-0 ③ G6-3			BBBB 4-0 20 2B BB	X 0-0 ② ③ G6-4-3 1-2f		SSS 0-3 ③ K		2	1	0	0	1	0	3
94 Alay Lago, R (7, 4) OBP: 0.333, SLG: 0.333										1	0	0	0	0	1	0
20 Preston Tucker, L (1, 7) OBP: 0.429, SLG: 0.458			X 0-0 ① F7		X 0-0 1-H 2B		X 0-0 8 1B 96 E 1B			3	1	2	1	0	0	0
18 Lane Adams, R (1, 10) OBP: 0.143, SLG: 0.214			SSS 0-3 ② K		X 0-0 ① L5		SSS 0-3 ① K			3	0	0	0	0	2	2

	AB	30
	R	3
	H	7
	RBI	2
	BB	4
	SO	10
	LOB	15

Inning Stats	1	2	3	4	5	6	7	8	9
	R: 0 E: 0 K: 0 S: 3 H: 0 LOB: 1 BB: 1 P: 7	R: 0 E: 0 K: 1 S: 5 H: 0 LOB: 0 BB: 0 P: 5	R: 0 E: 0 K: 2 S: 7 H: 0 LOB: 1 BB: 1 P: 12	R: 0 E: 0 K: 1 S: 6 H: 1 LOB: 1 BB: 0 P: 6	R: 1 E: 0 K: 1 S: 6 H: 1 LOB: 1 BB: 1 P: 10	R: 0 E: 0 K: 1 S: 6 H: 2 LOB: 3 BB: 1 P: 10	R: 2 E: 1 K: 2 S: 10 H: 3 LOB: 1 BB: 0 P: 10	R: 0 E: 0 K: 2 S: 7 H: 0 LOB: 0 BB: 0 P: 7	

	1B: 4	SF: 0
	2B: 3	SAC: 0
	3B: 0	DP: 1
	HR: 0	HBP: 0

	WP: 0	PA: 34
	PB: 0	
	SB: 1	
	CS: 0	

PITCHER		IP	WLS	BF	H	R	ER	SO	BB	IBB	HBP	BLK	WP	HR	S	P	ERA	WHIP
55 Sonny Gray, R	(1, 1)	3.2		14	1	0	0	3	2	0	0	0	0	0	18	27	0.00	0.818
ERA:																		
48 Tommy Kahnle, R	(4, 1)	0.2		4	1	1	1	1	1	0	0	0	0	0	5	9	13.50	3.000
ERA: 5.4																		
45 Chasen Shreve, L	(5, 1)	1.0		3	0	0	0	2	0	0	0	0	0	0	7	7	0.00	0.000
ERA:																		
75 David Hale, R	(6, 1)	1.2	L	10	5	2	1	2	1	0	0	0	0	0	13	17	5.40	3.600
ERA: 5.79																		
65 Jonathan Holder, R	(8, 1)	1.0		3	0	0	0	2	0	0	0	0	0	0	7	7	0.00	0.000
ERA: 1.42																		

PITCHER	IP	WLS	BF	H	R	ER	SO	BB	IBB	HBP	BLK	WP	HR	S	P	ERA	WHIP

New York Mets @ New York Yankees

George M. Steinbrenner Field, Tampa, FL

Sat Mar 10 2018, 1:07 PM - 4:14 PM EST

Att. 10,203 - Cloudy - 70 F

TOP

livebaseballscorecards.com

Batter	1	2	3	4	5	6	7	8	9	AB	R	H	RBI	BB	SO	LOB
1 Amed Rosario, R (1, 6) OBP: 0.294, SLG: 0.375	B X 1-0 2B	S S S 0-3 ② K			X 0-0 12 CS 1B		X 0-0 ① F8		S F C 0-3 ② K	2	0	1	0	0	1	3
60 Luis Guillorme, L (4, 6) OBP: 0.345, SLG: 0.440										3	0	1	0	0	1	0
12 Juan Lagares, R (1, 8) OBP: 0.294, SLG: 0.267	S S S 0-3 ① K	S S S 0-3 ③ K			B X 1-0 ① 9 F7 1-2 2B		B B B B 4-0 9 FC3-6 BB		B B B B 4-0 85 2B BB	3	0	1	0	1	2	4
76 Kevin Kaczmarski, L (7, PR) OBP: 0.273, SLG: 0.111 (7, 8)										0	0	0	0	1	0	0
9 Brandon Nimmo, L (1, 9) OBP: 0.429, SLG: 0.759	B B B B 4-0 BB		S S S 0-3 ① K		D X 1-0 ② ③ F7 2-3		X 0-0 ② FC3-6 72 WP 72 1B 1-2f		X 0-0 1-3 2B	3	0	0	0	1	1	2
85 L.J. Mazzilli, R (7, PR) OBP: 0.300, SLG: 0.500 (7, 9)										1	1	1	0	0	0	0
72 Phillip Evans, R (1, 3) OBP: 0.391, SLG: 0.684	S C 0-3 ② K		X 0-0 ② F9			S F C 0-3 ① K	B X 1-0 1-H 1B		X 0-0 ③ G5-3	5	0	1	1	0	2	4
4 Wilmer Flores, R (1, 5) OBP: 0.324, SLG: 0.419	X 0-0 ③ G4-3		S S S 0-3 ③ K			X 0-0 7 1B 2B	S S S 0-3 ③ K			3	1	1	0	0	1	2
75 David Thompson, R (7, PH) OBP: 0.480, SLG: 0.400 (7, 5)										1	0	0	0	0	1	1
7 José Reyes, S (1, 4) OBP: 0.240, SLG: 0.261		X 0-0 ① G1-3		X 0-0 18 S 18 G4-3 1B		X 0-0 18 1B 2-H 1B		X 0-0 ① F9		3	1	2	1	0	0	0
2 Gavin Cecchini, R (7, 4) OBP: 0.458, SLG: 0.800										1	0	0	0	0	0	0
18 Travis d'Arnaud, R (1, 2) OBP: 0.480, SLG: 0.526		B B B 4-0 71 1B 83 WP BB		B B X 2-0 ① G4-3 1-H		B 1 SAFE 1 SAFE 1 SAFE X 1-0 1-3 1B		S S S 0-3 ② K		2	0	1	1	1	0	0
59 Jose Lobaton, S (7, 2) OBP: 0.294, SLG: 0.529										1	0	0	0	0	1	0
83 Tim Tebow, L (1, 10) OBP: 0.133, SLG: 0.071		B B B B 4-0 71 1B 1-2 BB		X 0-0 ② G6-3		S T C 0-3 ② K		C S C 0-3 ③ K		3	0	0	0	1	2	2
71 Zach Borenstein, L (1, 7) OBP: 0.308, SLG: 0.417		X 0-0 1-2 2-3 1B		S S T 0-2 ③ K		S S S 0-3 ③ K			X 0-0 ① G4-3	3	0	1	0	0	2	2
74 Pete Alonso, R (6, 3) OBP: 0.313, SLG: 0.154										1	0	0	0	0	0	0
Inning Stats	R: 0 E: 0 K: 2 S: 8 H: 1 LOB: 2 BB: 1 P: 13	R: 0 E: 0 K: 2 S: 8 H: 1 LOB: 3 BB: 2 P: 16	R: 0 E: 0 K: 2 S: 7 H: 0 LOB: 0 BB: 0 P: 7	R: 1 E: 0 K: 1 S: 6 H: 1 LOB: 0 BB: 0 P: 8	R: 0 E: 0 K: 0 S: 3 H: 2 LOB: 1 BB: 0 P: 5	R: 1 E: 0 K: 3 S: 12 H: 3 LOB: 2 BB: 0 P: 13	R: 1 E: 0 K: 1 S: 6 H: 1 LOB: 1 BB: 1 P: 11	R: 0 E: 0 K: 2 S: 7 H: 0 LOB: 0 BB: 0 P: 7	R: 0 E: 0 K: 1 S: 6 H: 1 LOB: 2 BB: 1 P: 10	1B: 6 2B: 4 3B: 0 HR: 0 SF: 0 SAC: 0 DP: 0 HBP: 0						

	AB	35
	R	3
	H	10
	RBI	3
	BB	5
	SO	14
	LOB	20

WP: 2 PB: 0 SB: 2 CS: 1 PA: 40

PITCHER		IP	WLS	BF	H	R	ER	SO	BB	IBB	HBP	BLK	WP	HR	S	P	ERA	WHIP
85 Luis Cessa, R ERA: 6.75	(1, 1)	1.1	W	9	2	0	0	2	3	0	0	0	1	0	10	23	0.00	3.750
30 David Robertson, R ERA:	(2, 1)	0.2	H	2	0	0	0	2	0	0	0	0	0	0	6	6	0.00	0.000
54 Aroldis Chapman, L ERA: 4.5	(3, 1)	1.0	H	3	0	0	0	2	0	0	0	0	0	0	7	7	0.00	0.000
68 Dellin Betances, R ERA: 10.8	(4, 1)	1.0	H	5	2	1	1	1	0	0	0	0	0	0	7	9	9.00	2.000
43 Adam Warren, R ERA: 1.29	(5, 1)	2.0	H	8	4	1	1	3	0	0	0	0	0	0	14	17	4.50	2.000

PITCHER		IP	WLS	BF	H	R	ER	SO	BB	IBB	HBP	BLK	WP	HR	S	P	ERA	WHIP
57 Chad Green, R ERA: 3.38	(7, 1)	1.2		7	1	1	1	2	1	0	0	0	1	0	10	15	5.40	1.200
87 James Reeves, L ERA:	(8, 1)	1.0		5	1	0	0	2	1	0	0	0	0	0	8	12	0.00	2.000
97 Jordan Foley, R ERA:	(9, 1)	0.1		1	0	0	0	0	0	0	0	0	0	0	1	1	0.00	0.000

BOTTOM

Batter	1	2	3	4	5	6	7	8	9	AB	R	H	RBI	BB	SO	LOB
11 Brett Gardner, L (1, 8) OBP: 0.389, SLG: 0.313	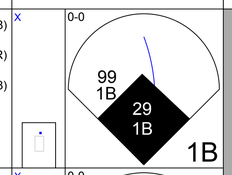		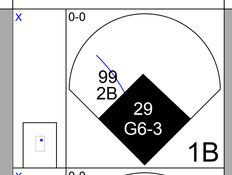		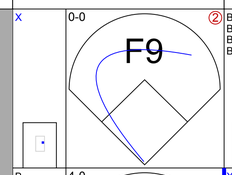	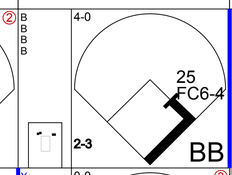		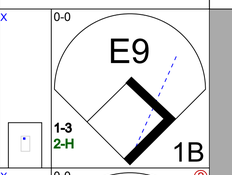		3 2 2 0 1 0 0	
92 Estevan Florial, L (6, PR) OBP: 0.409, SLG: 0.632 (7, 8)										1 0 1 0 0 0 0						
99 Aaron Judge, R (1, 9) OBP: 0.400, SLG: 0.333	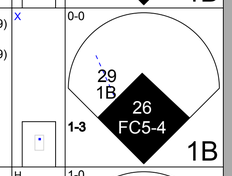		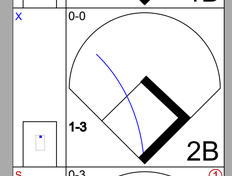		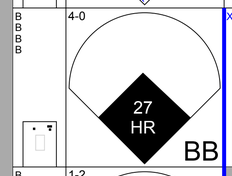	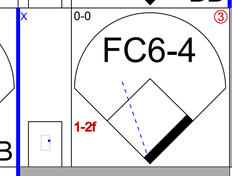		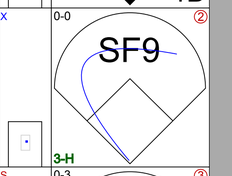		2 2 2 0 1 0 0	
25 Shane Robinson, R (6, 9) OBP: 0.273, SLG: 0.176										1 0 0 1 0 0 2						
27 Giancarlo Stanton, R (1, 7) OBP: 0.391, SLG: 0.667	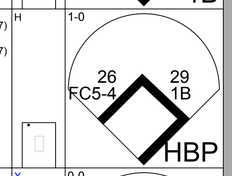		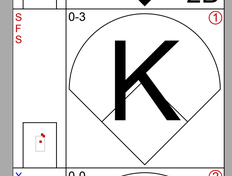		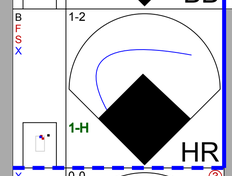	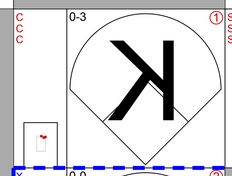		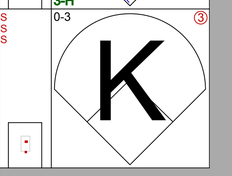		2 1 1 2 0 1 2	
94 Jeff Hendrix, L (6, 7) OBP: 0.273, SLG: 0.300										2 0 0 0 0 2 1						
29 Brandon Drury, R (1, 5) OBP: 0.385, SLG: 0.609	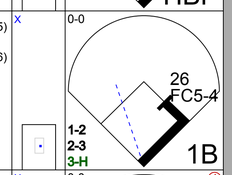		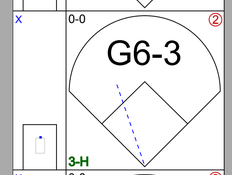		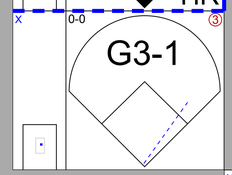		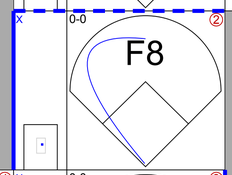			3 0 1 2 0 0 1						
14 Danny Espinosa, S (7, 6) OBP: 0.286, SLG: 0.333										1 0 0 0 0 0 0						
26 Tyler Austin, R (1, 3) OBP: 0.308, SLG: 0.500	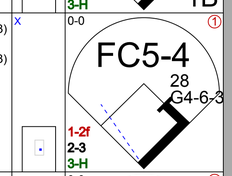		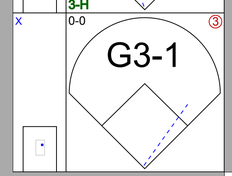			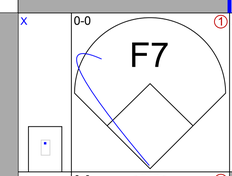	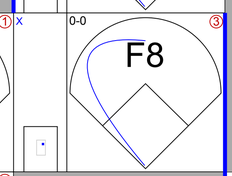			4 0 0 1 0 0 3						
96 Chris Gittens, R (8, 3)										0 0 0 0 0 0 0						
28 Austin Romine, R (1, 2) OBP: 0.611, SLG: 0.813	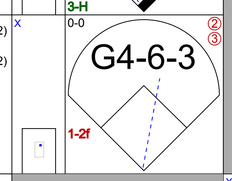			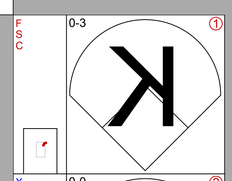		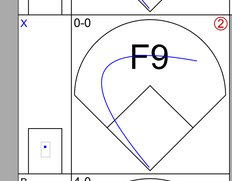		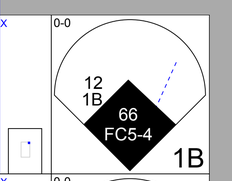		3 0 0 0 0 1 2						
79 Francisco Diaz, S (8, 2) OBP: 0.250, SLG: 0.250										1 1 1 0 0 0 0						
12 Jace Peterson, L (1, 10) OBP: 0.450, SLG: 0.154			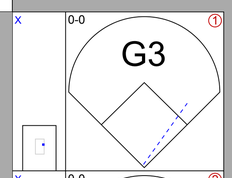	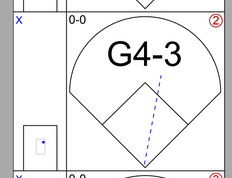		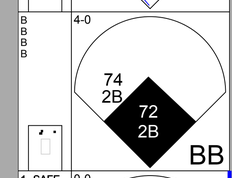		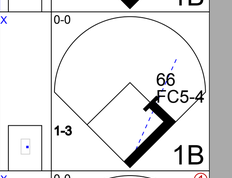		3 1 1 0 1 0 0						
74 Ronald Torreyes, R (1, 6) OBP: 0.348, SLG: 0.421			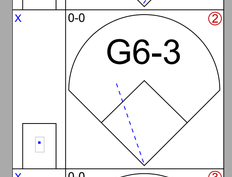	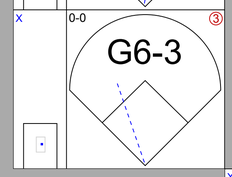		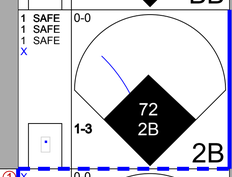		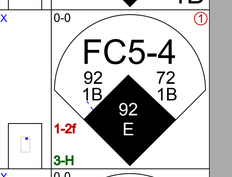		3 1 1 0 0 0 0						
66 Abiatal Avelino, R (7, 5) OBP: 0.667, SLG: 0.600										1 1 0 1 0 0 1						
39 Tyler Wade, L (1, 4) OBP: 0.357, SLG: 0.333			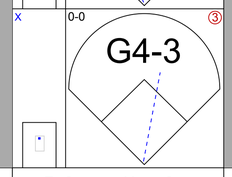		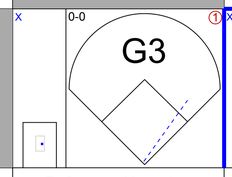	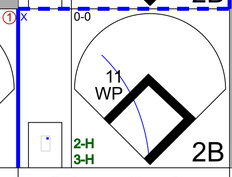		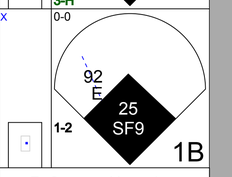		2 0 0 0 0 0 0						
72 Kyle Holder, L (6, 4) OBP: 0.500, SLG: 0.647										2 1 2 2 0 0 0						
Inning Stats	R: 2 E: 0 K: 0 S: 5 H: 3 LOB: 1 BB: 0 P: 6		R: 0 E: 0 K: 0 S: 3 H: 0 LOB: 0 BB: 0 P: 3	R: 1 E: 0 K: 1 S: 7 H: 2 LOB: 1 BB: 0 P: 7	R: 0 E: 0 K: 1 S: 5 H: 0 LOB: 0 BB: 0 P: 5	R: 2 E: 0 K: 0 S: 6 H: 1 LOB: 0 BB: 1 P: 11	R: 2 E: 0 K: 0 S: 5 H: 2 LOB: 2 BB: 2 P: 13	R: 0 E: 0 K: 1 S: 5 H: 0 LOB: 0 BB: 0 P: 5	R: 3 E: 1 K: 1 S: 9 H: 4 LOB: 1 BB: 0 P: 9	1B: 8 2B: 3 3B: 0 HR: 1 SF: 1 SAC: 0 DP: 1 HBP: 1						

PITCHER	IP	WLS	BF	H	R	ER	SO	BB	IBB	HBP	BLK	WP	HR	S	P	ERA	WHIP
33 Matt Harvey, R (1, 1) ERA: 5.59	4.2	L	21	6	5	5	2	1	0	1	0	0	1	25	31	9.64	1.500
50 Rafael Montero, R (5, 1) ERA: 8.44	1.0		5	1	2	2	0	1	0	0	0	0	0	4	8	18.00	2.000
73 Matt Purke, L (6, 1) ERA:	0.2		4	1	0	0	1	1	0	0	0	1	0	5	9	0.00	3.000
43 Jamie Callahan, R (7, 1) ERA: 6.75	1.2		9	4	3	2	1	0	0	0	0	0	0	11	11	10.80	2.400

PITCHER	IP	WLS	BF	H	R	ER	SO	BB	IBB	HBP	BLK	WP	HR	S	P	ERA	WHIP

New York Mets @ New York Yankees

George M. Steinbrenner Field, Tampa, FL

Sat Mar 10 2018, 1:07 PM - 4:14 PM EST

Att. 10,203 - Cloudy - 70 F

livebaseballscorecards.com

AB	34
R	10
H	12
RBI	9
BB	3
SO	4
LOB	12

WP: 1 PA: 39
PB: 0
SB: 0
CS: 0

Batter	1	2	3	4	5	6	7	8	9	AB	R	H	RBI	BB	SO	LOB
31 Aaron Hicks, S (1, 8) OBP: 0.467, SLG: 0.478	x 0-0 ① G4-3		1 SAFE 4-0 ② 1-2 BB		S S S 0-3 ② K		x 0-0 ② L3		C S C 0-3 ③ K	3	0	0	0	1	1	1
92 Estevan Florial, L (7, 8) OBP: 0.391, SLG: 0.600										1	0	0	0	0	1	0
99 Aaron Judge, R (1, 9) OBP: 0.368, SLG: 0.500	x 0-0 ② G6-3		S S S 0-3 ③ K		S S S 0-3 ③ K		S B B B X 3-1 HR			4	1	1	1	0	2	2
25 Shane Robinson, R (7, 9) OBP: 0.273, SLG: 0.176										0	0	0	0	0	0	0
33 Greg Bird, L (1, 3) OBP: 0.310, SLG: 0.130	B B B B 4-0 BB			x 0-0 18 PB 24 1B 18 G5-3 1B		x 0-0 ① G5-3	x 0-0 ③ G6-3			2	1	1	0	1	0	0
96 Chris Gittens, R (6, 3)										1	0	0	0	0	0	0
24 Gary Sánchez, R (1, 2) OBP: 0.455, SLG: 0.750	x 0-0 ③ G5-3			x 0-0 18 G5-3 18 PB 67 SF8 1-2 1B		x 0-0 E5 18 HR		x 0-0 ① F8		3	1	1	0	0	0	1
38 Kyle Higashioka, R (6, PR) OBP: 0.471, SLG: 0.500										1	1	0	0	0	0	0
(6, 2)																
18 Didi Gregorius, L (1, 6) OBP: 0.280, SLG: 0.520		x 0-0 ① G3		x 0-0 ① G5-3 1-3 2-H		B B S S X 2-2 1-H HR		x 0-0 ② G4-3		3	1	1	3	0	0	1
14 Danny Espinosa, S (7, 6) OBP: 0.276, SLG: 0.320										1	0	0	0	0	0	0
67 Miguel Andujar, R (1, 5) OBP: 0.294, SLG: 0.781		x 0-0 ② G6-3		x 0-0 ② SF8 3-H		x 0-0 3B		B B B B 4-0 BB		2	0	1	1	1	0	0
66 Abiatal Avelino, R (8, PR) OBP: 0.667, SLG: 0.600										0	0	0	0	0	0	0
(8, 5)																
41 Adam Lind, L (1, 10) OBP: 0.154, SLG: 0.154		x 0-0 ③ G6-3		x 0-0 ③ G3-1		x 0-0 ② P6		x 0-0 ③ P6		4	0	0	0	0	0	3
81 Gleyber Torres, R (1, 4) OBP: 0.200, SLG: 0.217			S S C 0-3 ① K		C S C 0-3 ① K	x 0-0 ③ L8			x 0-0 ① F7	3	0	0	0	0	2	2
12 Jace Peterson, L (7, 4) OBP: 0.429, SLG: 0.143										1	0	0	0	0	0	0
70 Jake Cave, L (1, 7) OBP: 0.304, SLG: 0.211			x 0-0 31 BB 1B		H 1-0 HBP		S S S 0-3 ① K		S S S 0-3 ② K	2	0	1	0	0	1	0
71 Billy McKinney, L (7, 7) OBP: 0.464, SLG: 0.850										1	0	0	0	0	1	0
Inning Stats	R: 0 H: 0 E: 0 LOB: 1 K: 0 BB: 1 S: 3 P: 7	R: 0 H: 0 E: 0 LOB: 0 K: 0 BB: 0 S: 3 P: 3	R: 0 H: 1 E: 0 LOB: 1 K: 2 BB: 1 S: 7 P: 11	R: 2 H: 2 E: 0 LOB: 0 K: 0 BB: 0 S: 5 P: 5	R: 0 H: 0 E: 0 LOB: 1 K: 3 BB: 0 S: 9 P: 10	R: 2 H: 2 E: 1 LOB: 2 K: 0 BB: 0 S: 8 P: 10	R: 1 H: 1 E: 0 LOB: 0 K: 1 BB: 0 S: 7 P: 10	R: 0 H: 0 E: 0 LOB: 1 K: 0 BB: 1 S: 3 P: 7	R: 0 H: 0 E: 0 LOB: 0 K: 2 BB: 0 S: 7 P: 7	1B: 3 SF: 1 2B: 0 SAC: 0 3B: 1 DP: 0 HR: 2 HBP: 1						

TOP

New York Yankees @ Miami Marlins

Roger Dean Chevrolet Stadium, Jupiter, FL

Sun Mar 11 2018, 1:06 PM - 3:57 PM EDT

Att. 7,648 - Partly Cloudy - 77 F

livebaseballscorecards.com

AB	32
R	5
H	6
RBI	5
BB	3
SO	8
LOB	10

WP: 0 PA: 37
PB: 1
SB: 0
CS: 0

PITCHER		IP	WLS	BF	H	R	ER	SO	BB	IBB	HBP	BLK	WP	HR	S	P	ERA	WHIP
44 Jacob Turner, R ERA: 2.31	(1, 1)	4.0	W	16	3	2	1	2	2	0	0	0	0	0	18	26	2.25	1.250
46 Kyle Barraclough, R ERA:	(5, 1)	1.0	H	4	0	0	0	3	0	0	1	0	0	0	9	10	0.00	0.000
22 Sandy Alcantara, R ERA: 2.25	(6, 1)	4.0	S	17	3	3	2	3	1	0	0	0	0	2	25	34	4.50	1.000

PITCHER	IP	WLS	BF	H	R	ER	SO	BB	IBB	HBP	BLK	WP	HR	S	P	ERA	WHIP

New York Yankees @ Miami Marlins

Roger Dean Chevrolet Stadium, Jupiter, FL

Sun Mar 11 2018, 1:06 PM - 3:57 PM EDT

Att. 7,648 - Partly Cloudy - 77 F

BOTTOM

Batter	1	2	3	4	5	6	7	8	9	AB	R	H	RBI	BB	SO	LOB
32 Derek Dietrich, L (1, 7) OBP: 0.345, SLG: 0.423	K2-3	2-3 1B		K		G6-3		BB		3	0	1	0	0	2	0
35 Eric Campbell, R (6, 7) OBP: 0.286, SLG: 0.280										1	0	0	0	1	0	0
11 J.T. Realmuto, R (1, 2) OBP: 0.296, SLG: 0.409	F8	G5-3		E3 5 PO 1B		K		G3		3	0	1	0	0	0	2
18 Tomás Telis, S (5, 2) OBP: 0.348, SLG: 0.333										2	0	0	0	0	1	2
13 Starlin Castro, R (1, 4) OBP: 0.323, SLG: 0.467	3B		K	G5-3			74 S BB			3	0	1	0	0	1	1
91 Isan Díaz, L (6, 4) OBP: 0.333, SLG: 0.421										0	0	0	0	1	0	0
5 Scott Van Slyke, R (1, 3) OBP: 0.367, SLG: 0.630	G6-3		9 1B 15 HR BB	PO 2-3	G3-1		K			2	1	0	0	1	0	1
17 Chad Wallach, R (6, 3) OBP: 0.350, SLG: 0.438										1	0	0	0	0	1	1
9 Lewis Brinson, R (1, 8) OBP: 0.424, SLG: 0.645		K2-3	15 HR 1-2 1B		K		K 1-2			3	1	1	0	0	2	0
74 Braxton Lee, L (6, 8) OBP: 0.400, SLG: 0.318										1	0	0	0	0	1	1
15 Brian Anderson, R (1, 5) OBP: 0.438, SLG: 0.640		30 1B 19 2B BB	1-H 2-H HR		1 HR 2B		K			2	3	2	3	1	0	0
2 Yadiel Rivera, R (6, 5) OBP: 0.346, SLG: 0.364										1	0	0	0	0	1	1
1 Cameron Maybin, R (1, 9) OBP: 0.300, SLG: 0.333		F7	F8		2-H HR			K		3	1	1	2	0	0	1
34 Magneuris Sierra, L (6, 9) OBP: 0.286, SLG: 0.333										1	0	0	0	0	1	0
30 Garrett Cooper, R (1, 10) OBP: 0.300, SLG: 0.357		19 2B 1-2 1B	1B		G5-3			35 BB 1B		4	1	3	0	0	0	0
19 Miguel Rojas, R (1, 6) OBP: 0.154, SLG: 0.192		32 1B 1-H 2-H 2B	K			G3-1		F8		2	0	1	2	0	1	1
81 Peter Mooney, L (6, 6) OBP: 0.393, SLG: 0.360										2	0	0	0	0	0	1
Inning Stats	R: 0 E: 0 K: 1 S: 6 H: 1 LOB: 1 BB: 0 P: 6	R: 2 E: 0 K: 1 S: 8 H: 3 LOB: 2 BB: 1 P: 12	R: 3 E: 0 K: 2 S: 11 H: 3 LOB: 1 BB: 1 P: 18	R: 0 E: 1 K: 1 S: 5 H: 1 LOB: 0 BB: 0 P: 5	R: 2 E: 0 K: 1 S: 7 H: 2 LOB: 0 BB: 0 P: 7	R: 0 E: 0 K: 1 S: 5 H: 0 LOB: 0 BB: 0 P: 5	R: 0 E: 0 K: 3 S: 9 H: 0 LOB: 1 BB: 1 P: 13	R: 0 E: 0 K: 1 S: 6 H: 1 LOB: 2 BB: 1 P: 10		1B: 6 2B: 2 3B: 1 HR: 2 SF: 0 SAC: 0 DP: 0 HBP: 0						

livebaseballscorecards.com

AB	34
R	7
H	11
RBI	7
BB	4
SO	11
LOB	12

WP: 0 PB: 0 SB: 1 CS: 0 PA: 39

MIAMI

PITCHER		IP	WLS	BF	H	R	ER	SO	BB	IBB	HBP	BLK	WP	HR	S	P	ERA	WHIP
47 Jordan Montgomery, L ERA: 4.09	(1, 1)	2.1	L	14	5	4	4	3	2	0	0	0	0	0	18	26	15.43	3.000
84 Brady Lail, R ERA: 3.68	(3, 1)	1.2		7	3	1	1	2	0	0	0	0	0	1	12	15	5.40	1.800
35 Wade LeBlanc, L ERA: 5.23	(5, 1)	2.0		8	2	2	2	2	0	0	0	0	0	1	12	12	9.00	1.000
95 Cody Carroll, R ERA: 1.8	(7, 1)	1.0		4	0	0	0	3	1	0	0	0	0	0	9	13	0.00	1.000
90 Joe Harvey, R ERA:	(8, 1)	1.0		5	1	0	0	1	1	0	0	0	0	0	6	10	0.00	2.000

PITCHER	IP	WLS	BF	H	R	ER	SO	BB	IBB	HBP	BLK	WP	HR	S	P	ERA	WHIP

Batter	1	2	3	4	5	6	7	8	9	AB	R	H	RBI	BB	SO	LOB
25 Byron Buxton, R (1, 8) OBP: 0.310, SLG: 0.462 24 James Ramsey, L (8, 8) OBP: 0.182, SLG: 0.300	C S S 0-3 ① K	S S S 0-3 ③ K			S S C 0-3 ② K			S S S 0-3 ① K		4 0 0 0 0 4 2 0 0 0 0 0 0 0						
0 Erick Aybar, S (1, 5) OBP: 0.333, SLG: 0.350 91 Nelson Molina, L (8, 5)	X 0-0 ② G1-3	X 0-0 ① G4-3			X 0-0 ③ G3			X 0-0 ② G4-3		4 0 0 0 0 0 0 0 0 0 0 0 0 0						
26 Max Kepler, L (1, 9) OBP: 0.393, SLG: 0.333 20 Tanner English, R (8, PR) (8, 9)	S S S 0-3 ③ K	X 0-0 ② F7				X 0-0 ① G4-3		H 1-0 HBP		3 0 0 0 0 1 0 0 0 0 0 0 0 0						
30 Kennys Vargas, S (1, 3) OBP: 0.353, SLG: 0.345 16 Chris Paul, R (8, 3) OBP: 0.286, SLG: 0.167		S S S 0-3 ① K	X 0-0 ③ G3			X 0-0 ② F9		S S S 0-3 ③ K		4 0 0 0 0 2 1 0 0 0 0 0 0 0						
36 Robbie Grossman, S (1, 7) OBP: 0.300, SLG: 0.231 27 Edgar Corcino, R (8, 7)		X 0-0 46 HR 2B		X 0-0 1 G4-3 46 G5-3 1B		S S C 0-3 ③ K			S S S 0-3 ① K	3 1 2 0 0 1 0 1 0 0 0 0 1 0						
46 Bobby Wilson, R (1, 2) OBP: 0.211, SLG: 0.389 78 Willians Astudillo, R (6, 2) OBP: 0.250, SLG: 0.200	B X 1-0 2-H HR			X 0-0 ① G5-3 1-2			X 0-0 ① L8		X 0-0 37 G1-3 1B	2 1 1 2 0 0 1 2 0 1 0 0 0 0						
1 Nick Gordon, L (1, 4) OBP: 0.529, SLG: 0.688 37 Sean Miller, R (7, 4) OBP: 0.300, SLG: 0.333	X 0-0 40 WP 1B			X 0-0 ② G4-3 2-3			X 0-0 40 E 1B		X 0-0 ② G1-3 1-2	3 0 2 0 0 0 1 1 0 0 0 0 0 1						
40 Gregorio Petit, R (1, 6) OBP: 0.200, SLG: 0.273 33 Ryan Walker, L (7, 6)	B B B 4-0 1-2 BB			S S T 0-2 ③ K			X 0-0 E6 62 G5-4-3 1-2		X 0-0 ③ G5-3	2 0 0 0 1 1 2 1 0 0 0 0 0 1						
62 Jordan Pacheco, R (1, 10)		S S S 0-3 ② K			S S S 0-3 ① K		X 0-0 ② ③ G5-4-3 1-2f			3 0 0 0 0 2 4						
Inning Stats	R: 0 H: 0 E: 0 LOB: 0 K: 2 BB: 0 S: 7 P: 7	R: 2 H: 3 E: 0 LOB: 2 K: 3 BB: 1 S: 12 P: 17	R: 0 H: 0 E: 0 LOB: 0 K: 0 BB: 0 S: 3 P: 3	R: 0 H: 1 E: 0 LOB: 1 K: 1 BB: 0 S: 6 P: 6	R: 0 H: 0 E: 0 LOB: 0 K: 2 BB: 0 S: 7 P: 7	R: 0 H: 0 E: 0 LOB: 0 K: 1 BB: 0 S: 5 P: 5	R: 0 H: 1 E: 1 LOB: 1 K: 0 BB: 0 S: 4 P: 4	R: 0 H: 0 E: 0 LOB: 1 K: 2 BB: 0 S: 7 P: 8	R: 0 H: 1 E: 0 LOB: 1 K: 1 BB: 0 S: 6 P: 6	1B: 4 SF: 0 2B: 1 SAC: 0 3B: 0 DP: 1 HR: 1 HBP: 1						

PITCHER	IP	WLS	BF	H	R	ER	SO	BB	IBB	HBP	BLK	WP	HR	S	P	ERA	WHIP
19 Masahiro Tanaka, R (1, 1) ERA: 10.13	4.0	L	17	4	2	2	6	1	0	0	0	1	1	28	33	4.50	1.250
68 Dellin Betances, R (5, 1) ERA: 7.71	0.2		2	0	0	0	2	0	0	0	0	0	0	6	6	0.00	0.000
45 Chasen Shreve, L (5, 1) ERA:	0.1		1	0	0	0	0	0	0	0	0	0	0	1	1	0.00	0.000
63 Domingo Germán, R (6, 1) ERA: 0.84	3.0		11	1	0	0	3	0	0	1	0	0	0	16	17	0.00	0.333
48 Tommy Kahnle, R (9, 1) ERA: 3.38	1.0		4	1	0	0	1	0	0	0	0	0	0	6	6	0.00	1.000

PITCHER	IP	WLS	BF	H	R	ER	SO	BB	IBB	HBP	BLK	WP	HR	S	P	ERA	WHIP

TOP

Minnesota Twins @ New York Yankees

George M. Steinbrenner Field, Tampa, FL

Mon Mar 12 2018, 6:35 PM - 9:10 PM EDT

Att. 9,864 - Clear - 61 F

livebaseballscorecards.com

AB	33
R	2
H	6
RBI	2
BB	1
SO	12
LOB	13

1B: 4	SF: 0	WP: 1	PA: 35
2B: 1	SAC: 0	PB: 0	
3B: 0	DP: 1	SB: 0	
HR: 1	HBP: 1	CS: 0	

BOTTOM

Minnesota Twins @ New York Yankees

George M. Steinbrenner Field, Tampa, FL

Mon Mar 12 2018, 6:35 PM - 9:10 PM EDT

Att. 9,864 - Clear - 61 F

livebaseballscorecards.com

Batter	1	2	3	4	5	6	7	8	9	AB	R	H	RBI	BB	SO	LOB
11 Brett Gardner, L (1, 8) OBP: 0.333, SLG: 0.263	S S C 0-3 ① K		X 0-0 ② P2		S 0-1 ③ CS 1-2	X 0-0 ① F8		B B B B 4-0 33 F8 25 WP BB		3	0	0	0	0	1	1
92 Estevan Florial, L (7, 8) OBP: 0.417, SLG: 0.600										0	0	0	0	1	0	0
27 Giancarlo Stanton, R (1, 7) OBP: 0.346, SLG: 0.583	X 0-0 ② G6-3		X 0-0 ③ P3			X 0-0 E5 33 1B		B B B B 4-0 29 S 1-2 BB		3	0	0	0	0	0	1
25 Shane Robinson, R (6, PR) (7, 7) OBP: 0.304, SLG: 0.176										0	0	0	0	1	0	0
33 Greg Bird, L (1, 10) OBP: 0.303, SLG: 0.148	X 0-0 ③ P2			S S C 0-3 ① K		S 1 SAFE X 0-1 ② 1-2 1B		X 0-0 ② F8 2-3		4	0	1	0	0	1	2
29 Brandon Drury, R (1, 5) OBP: 0.367, SLG: 0.556		X 0-0 71 G4-3 26 G4-3 1B		X 0-0 ② G6-3		X 0-0 ③ P4		S X 0-1 ③ G2-3 1-2		4	0	1	0	0	0	3
66 Abiatal Avelino, R (9, 5) OBP: 0.667, SLG: 0.600										0	0	0	0	0	0	0
26 Tyler Austin, R (1, 3) OBP: 0.345, SLG: 0.625		X 0-0 ① G4-3 1-2		C X 0-1 HR			B B B B 4-0 BB		S S S 0-3 ① K	2	1	1	1	1	0	1
56 Ryan McBroom, R (7, PR) (8, 3) OBP: 0.200, SLG: 0.444										1	0	0	0	0	1	0
71 Billy McKinney, L (1, 9) OBP: 0.438, SLG: 0.739		X 0-0 ② G4-3 2-3		S S S 0-3 ③ K			C C C 0-3 ① K		B B B B 4-0 74 1B BB	3	0	0	0	1	2	2
28 Austin Romine, R (1, 2) OBP: 0.600, SLG: 0.778		X 0-0 ③ F9			X 0-0 74 G6-3 1B		X 0-0 ② F9		X 0-0 ② P6	2	0	1	0	0	0	1
36 Erik Kratz, R (7, PH) (8, 2) OBP: 0.438, SLG: 0.308										2	0	0	0	0	0	2
74 Ronald Torreyes, R (1, 6) OBP: 0.370, SLG: 0.478			X 0-0 39 2B 2B		X 0-0 ① ② G6-3 1-2f		X 0-0 ③ F9		X 0-0 1-2 1B	4	0	2	0	0	0	2
39 Tyler Wade, L (1, 4) OBP: 0.387, SLG: 0.407			X 0-0 ① 2-H 2B		X 0-0 11 CS 1B			X 0-0 ① G1-3	X 0-0 ③ L7	3	0	2	0	0	0	0
12 Jace Peterson, L (9, 4) OBP: 0.409, SLG: 0.133										1	0	0	0	0	0	2
Inning Stats	R: 0 H: 0 E: 0 LOB: 0 K: 1 BB: 0 S: 5 P: 5	R: 0 H: 1 E: 0 LOB: 1 K: 0 BB: 0 S: 4 P: 4	R: 0 H: 2 E: 0 LOB: 1 K: 0 BB: 0 S: 4 P: 4	R: 1 H: 1 E: 0 LOB: 0 K: 2 BB: 0 S: 9 P: 9	R: 0 H: 2 E: 0 LOB: 0 K: 0 BB: 0 S: 4 P: 4	R: 0 H: 1 E: 1 LOB: 1 K: 0 BB: 1 S: 5 P: 5	R: 0 H: 0 E: 0 LOB: 1 K: 1 BB: 1 S: 5 P: 9	R: 0 H: 0 E: 0 LOB: 2 K: 0 BB: 2 S: 4 P: 12	R: 0 H: 1 E: 0 LOB: 2 K: 1 BB: 1 S: 6 P: 10	1B: 5 SF: 0 2B: 2 SAC: 0 3B: 0 DP: 1 HR: 1 HBP: 0						

	AB	32
	R	1
	H	8
	RBI	1
	BB	4
	SO	5
	LOB	17

WP: 1 PA: 37
PB: 0
SB: 1
CS: 1

PITCHER		IP	WLS	BF	H	R	ER	SO	BB	IBB	HBP	BLK	WP	HR	S	P	ERA	WHIP
45 Phil Hughes, R ERA: 5.4	(1, 1)	4.0	W	15	4	1	1	3	0	0	0	0	0	1	22	22	2.25	1.000
57 Ryan Pressly, R ERA: 1.69	(5, 1)	1.0	H	3	2	0	0	0	0	0	0	0	0	0	4	4	0.00	2.000
49 Adalberto Mejía, L ERA: 4.5	(6, 1)	2.0	H	8	1	0	0	1	1	0	0	0	0	0	10	14	0.00	1.000
61 Tyler Kinley, R ERA: 3.0	(8, 1)	1.0	H	5	0	0	0	0	2	0	0	0	1	0	4	12	0.00	2.000
58 Gabriel Moya, L ERA: 1.5	(9, 1)	1.0	S	5	1	0	0	1	1	0	0	0	0	0	6	10	0.00	2.000

PITCHER	IP	WLS	BF	H	R	ER	SO	BB	IBB	HBP	BLK	WP	HR	S	P	ERA	WHIP

Batter	1	2	3	4	5	6	7	8	9	AB	R	H	RBI	BB	SO	LOB
12 Leonys Martin, L (1, 8) OBP: 0.316, SLG: 0.472	G4-3		HR		K		K		L4	3	1	1	1	0	1	1
37 James Adduci, L (6, 7) OBP: 0.393, SLG: 0.615										2	0	0	0	0	1	1
14 Alexi Amarista, L (1, 4) OBP: 0.167, SLG: 0.179	F7		G3		P5			1B		3	0	0	0	0	0	1
70 Harold Castro, L (7, 4) OBP: 0.200, SLG: 0.158										1	0	1	0	0	0	0
24 Miguel Cabrera, R (1, 3) OBP: 0.324, SLG: 0.400	G6-3		G4-3		L8			K		3	0	0	0	0	0	1
78 Chad Huffman, R (5, 3) OBP: 0.190, SLG: 0.350										1	0	0	0	0	1	1
34 James McCann, R (1, 2) OBP: 0.273, SLG: 0.286		L3		22 FC5-4 21 BB 1B		G6-3		F8		3	0	1	0	0	0	0
33 Derek Norris, R (6, 2) OBP: 0.462, SLG: 0.769										1	0	0	0	0	0	1
19 Jarrod Saltalamacchia, S (3, 10) OBP: 0.250, SLG: 0.250		22 FC4-6 21 1B 1B		P3		K		G3		4	0	1	0	0	1	2
21 JaCoby Jones, R (1, 7) OBP: 0.548, SLG: 0.692 (6, 8)		22 FC4-6 1-2 1B		22 FC5-4 1-2 BB		22 S 1B			22 WP 22 1B 1B	3	1	3	0	1	0	0
22 Victor Reyes, S (1, 9) OBP: 0.250, SLG: 0.235		FC4-6 1-2f 2-3		FC5-4 1-2f 2-3		K 1-2			1-H 1B	4	0	1	1	0	1	5
80 Ronny Rodríguez, R (1, 5) OBP: 0.333, SLG: 0.393		G5-3		F9			91 G6-3 1B		K2-3	2	0	0	0	0	0	4
82 Kody Eaves, L (7, PH) OBP: 0.389, SLG: 0.333 (7, 5)										2	0	1	0	0	1	1
81 Pete Kozma, R (1, 6) OBP: 0.375, SLG: 0.176			K		BB		G6-3 1-2f		K	1	0	0	0	1	1	0
91 Cole Peterson, L (7, PH) (7, 6)										2	0	0	0	0	1	2
Inning Stats	R: 0 E: 0 K: 0 S: 3 H: 0 LOB: 0 BB: 0 P: 3	R: 0 E: 0 K: 0 S: 5 H: 2 LOB: 2 BB: 0 P: 5	R: 1 E: 0 K: 1 S: 6 H: 1 LOB: 0 BB: 0 P: 7	R: 0 E: 0 K: 0 S: 4 H: 1 LOB: 2 BB: 1 P: 8	R: 0 E: 0 K: 1 S: 5 H: 0 LOB: 1 BB: 1 P: 9	R: 0 E: 0 K: 2 S: 8 H: 1 LOB: 1 BB: 0 P: 8	R: 0 E: 0 K: 1 S: 5 H: 1 LOB: 0 BB: 0 P: 5	R: 0 E: 0 K: 1 S: 6 H: 1 LOB: 1 BB: 0 P: 6	R: 1 E: 0 K: 2 S: 9 H: 2 LOB: 1 BB: 0 P: 10	1B: 8 2B: 0 3B: 0 HR: 1	SF: 0 SAC: 0 DP: 1 HBP: 0					

TOP

Detroit Tigers @ New York Yankees

George M. Steinbrenner Field, Tampa, FL

Tue Mar 13 2018, 1:06 PM - 3:56 PM EDT

Att. 9,969 - Sunny - 60 F

livebaseballscorecards.com

AB	35
R	2
H	9
RBI	2
BB	2
SO	8
LOB	20

PITCHER	IP	WLS	BF	H	R	ER	SO	BB	IBB	HBP	BLK	WP	HR	S	P	ERA	WHIP
52 CC Sabathia, L (1, 1) ERA: 1.5	4.0		17	4	1	1	1	1	0	0	0	0	1	18	23	2.25	1.250
43 Adam Warren, R (5, 1) ERA: 1.13	1.0		4	0	0	0	1	1	0	0	0	0	0	5	9	0.00	1.000
54 Aroldis Chapman, L (6, 1) ERA: 3.0	1.0		4	1	0	0	2	0	0	0	0	0	0	8	8	0.00	1.000
30 David Robertson, R (7, 1) ERA:	1.0		3	1	0	0	1	0	0	0	0	0	0	5	5	0.00	1.000
57 Chad Green, R (8, 1) ERA: 2.84	1.0		4	1	0	0	1	0	0	0	0	0	0	6	6	0.00	1.000

PITCHER	IP	WLS	BF	H	R	ER	SO	BB	IBB	HBP	BLK	WP	HR	S	P	ERA	WHIP
62 Giovanny Gallegos, R (9, 1) ERA: 5.06	1.0	B	5	2	1	1	2	0	0	0	0	1	0	9	10	9.00	2.000

BOTTOM

Batter	1	2	3	4	5	6	7	8	9	AB	R	H	RBI	BB	SO	LOB
11 Brett Gardner, L (1, 7) OBP: 0.292, SLG: 0.227	G3		G4-6-3 1-2f			G3		FC5-4 94 CS 1-2f 2-3 3-H		3	0	0	0	0	0	2
25 Shane Robinson, R (7, 7) OBP: 0.292, SLG: 0.167										1	0	0	1	0	0	2
99 Aaron Judge, R (1, 9) OBP: 0.318, SLG: 0.421	F9			K			K	CS 1-2	12 E BB	3	0	0	0	0	2	0
94 Jeff Hendrix, L (8, 9) OBP: 0.333, SLG: 0.300										0	0	0	0	1	0	0
27 Giancarlo Stanton, R (1, 10) OBP: 0.310, SLG: 0.519	L7			K			K		1-3 K	3	0	0	0	0	2	0
12 Jace Peterson, L (9, PH) OBP: 0.391, SLG: 0.125										1	0	0	0	0	1	1
24 Gary Sánchez, R (1, 2) OBP: 0.400, SLG: 0.652		G1		G5-3			K		K	3	0	0	0	0	1	0
38 Kyle Higashioka, R (8, 2) OBP: 0.444, SLG: 0.467										1	0	0	0	0	1	1
18 Didi Gregorius, L (1, 6) OBP: 0.286, SLG: 0.607		G3			K			HR	92 DI BB	3	1	1	1	0	1	0
39 Tyler Wade, L (9, 6) OBP: 0.406, SLG: 0.407										0	0	0	0	1	0	0
31 Aaron Hicks, S (1, 8) OBP: 0.455, SLG: 0.462		K			G6-3			81 BB 67 G3 25 FC5-4 1B	G4-3 1-2	3	1	1	0	0	1	0
92 Estevan Florial, L (9, 8) OBP: 0.400, SLG: 0.571										1	0	0	0	0	0	2
67 Miguel Andujar, R (1, 5) OBP: 0.270, SLG: 0.714			G3		G5-3			G3 1-2		3	0	0	0	0	0	1
41 Adam Lind, L (1, 3) OBP: 0.250, SLG: 0.200			81 1B 1B			K		25 FC5-4 81 BB BB		2	0	1	0	1	1	0
81 Gleyber Torres, R (1, 4) OBP: 0.250, SLG: 0.240			11 G4-6-3 1-2 1B			K		25 FC5-4 1-2 2-3 BB		2	0	1	0	1	1	0
Inning Stats	R: 0 E: 0 K: 0 S: 3 H: 0 LOB: 0 BB: 0 P: 3	R: 0 E: 0 K: 1 S: 5 H: 0 LOB: 0 BB: 0 P: 5	R: 0 E: 0 K: 0 S: 4 H: 2 LOB: 1 BB: 0 P: 4	R: 0 E: 0 K: 2 S: 7 H: 0 LOB: 0 BB: 0 P: 7	R: 0 E: 0 K: 1 S: 5 H: 0 LOB: 0 BB: 0 P: 5	R: 0 E: 0 K: 2 S: 7 H: 0 LOB: 0 BB: 0 P: 7	R: 0 E: 0 K: 3 S: 9 H: 0 LOB: 0 BB: 0 P: 9	R: 2 E: 0 K: 0 S: 5 H: 2 LOB: 1 BB: 2 P: 13	R: 0 E: 0 K: 2 S: 7 H: 0 LOB: 2 BB: 2 P: 17	1B: 3 2B: 0 3B: 0 HR: 1	SF: 0 SAC: 0 DP: 1 HBP: 0						

PITCHER	IP	WLS	BF	H	R	ER	SO	BB	IBB	HBP	BLK	WP	HR	S	P	ERA	WHIP
27 Jordan Zimmermann, R (1, 1) ERA: 4.15	5.0		16	2	0	0	4	0	0	0	0	0	0	24	24	0.00	0.400
68 Daniel Stumpf, L (6, 1) ERA: 3.0	1.0	H	3	0	0	0	2	0	0	0	0	0	0	7	7	0.00	0.000
54 Drew VerHagen, R (7, 1) ERA: 6.75	1.1	B	7	2	2	2	3	1	0	0	0	0	1	12	16	13.50	2.250
87 Louis Coleman, R (8, 1) ERA:	0.2		2	0	0	0	0	1	0	0	0	0	0	2	6	0.00	1.500
45 Buck Farmer, R (9, 1) ERA:	1.0		5	0	0	0	2	2	0	0	0	0	0	7	17	0.00	2.000

PITCHER	IP	WLS	BF	H	R	ER	SO	BB	IBB	HBP	BLK	WP	HR	S	P	ERA	WHIP

Detroit Tigers @ New York Yankees

George M. Steinbrenner Field, Tampa, FL

Tue Mar 13 2018, 1:06 PM - 3:56 PM EDT

Att. 9,969 - Sunny - 60 F

livebaseballscorecards.com

AB	29
R	2
H	4
RBI	2
BB	4
SO	11
LOB	9

WP: 0 PB: 0 SB: 0 CS: 1 PA: 34

Batter	1	2	3	4	5	6	7	8	9	AB	R	H	RBI	BB	SO	LOB
39 Tyler Wade, L (1, 4) OBP: 0.429, SLG: 0.393 67 Diego Castillo, R (4, 4) OBP: 0.500, SLG: 0.500	H 1-0 99 G6-4-3 HBP	B B B 4-0 1-2 BB		C C C 0-3 ③ K	S S S 0-3 ③ K				X 0-0 66 FC6-4 1-2 1B	1 0 0 0 1 1 0 2 0 1 0 0 1 2						
99 Aaron Judge, R (1, 9) OBP: 0.269, SLG: 0.348 56 Trey Amburgey, R (7, 9) OBP: 0.333, SLG: 0.625	X 0-0 ①② G6-4-3 1-2f	C C C 0-3 ③ K			S S S 0-3 ① K		X 0-0 ① F9		C S C 0-3 ① K	4 0 0 0 0 2 3 1 0 0 0 0 1 2						
33 Greg Bird, L (1, 3) OBP: 0.297, SLG: 0.161 96 Chris Gittens, R (7, 3)	X 0-0 ③ F8		X 0-0 28 FC6-4 1B		X 0-0 ② F8		X 0-0 ② F9		S S S 0-3 ② K	4 0 1 0 0 0 0 1 0 0 0 0 1 2						
29 Brandon Drury, R (1, 5) OBP: 0.382, SLG: 0.567 66 Abiatal Avelino, R (7, 5) OBP: 0.571, SLG: 0.500		B B B B 4-0 28 1B 71 BB 74 G3 BB	C C C 0-3 ① K		X 0-0 2B		X 0-0 ③ P4		X 0-0 ③ FC6-4 1-2f	3 1 1 0 1 1 1 1 0 0 0 0 0 2						
71 Billy McKinney, L (1, 7) OBP: 0.429, SLG: 0.680 73 Rashad Crawford, L (7, 7)		B B B B 4-0 74 G3 28 1B 25 1B 1-2 BB	X 0-0 ② F8		S S S 0-3 ③ K			C C C 0-3 ① K		2 1 0 0 1 1 2 1 0 0 0 0 1 0						
28 Austin Romine, R (1, 2) OBP: 0.609, SLG: 0.750 80 Jorge Saez, R (6, PR) OBP: 0.333, SLG: 0.286 (6, 2)	X 0-0 74 G3 25 1B 1-2 2-3 1B	X 0-0 ③ FC6-4 1-2f				B B B B 4-0 94 FC3-6 36 BB BB		X 0-0 E3		2 1 1 0 1 0 1 1 0 0 0 0 0 0						
74 Ronald Torreyes, R (1, 6) OBP: 0.323, SLG: 0.407	X 0-0 ① G3 1-2 2-3 3-H		X 0-0 ① F9			X 0-0 ① F9		X 0-0 ② F8		4 0 0 1 0 0 4						
36 Erik Kratz, R (1, 10) OBP: 0.450, SLG: 0.500	X 0-0 ② F7		C B X 1-1 HR			B B B B 4-0 94 FC3-6 1-2 BB		S S S 0-3 ③ K		3 1 1 1 1 1 3						
25 Shane Robinson, R (1, 8) OBP: 0.308, SLG: 0.200 94 Jeff Hendrix, L (5, 8) OBP: 0.357, SLG: 0.333	X 0-0 39 BB 2-H 3-H 1B		X 0-0 ② F9			X 0-0 ② FC3-6 1-2f 2-3			X 0-0 67 1B 1B	2 0 1 2 0 0 0 2 0 1 0 0 0 2						
Inning Stats	R: 0 H: 0 E: 0 LOB: 0 K: 0 BB: 0 S: 2 P: 3	R: 3 H: 2 E: 0 LOB: 2 K: 1 BB: 3 S: 7 P: 19	R: 0 H: 1 E: 0 LOB: 1 K: 1 BB: 0 S: 6 P: 6	R: 1 H: 1 E: 0 LOB: 0 K: 1 BB: 0 S: 7 P: 8	R: 0 H: 1 E: 0 LOB: 1 K: 2 BB: 0 S: 8 P: 8	R: 0 H: 0 E: 0 LOB: 2 K: 1 BB: 2 S: 5 P: 13	R: 0 H: 0 E: 0 LOB: 0 K: 0 BB: 0 S: 3 P: 3	R: 0 H: 0 E: 1 LOB: 1 K: 2 BB: 0 S: 8 P: 8	R: 0 H: 2 E: 0 LOB: 2 K: 2 BB: 0 S: 9 P: 9	1B: 5 SF: 0 2B: 1 SAC: 0 3B: 0 DP: 1 HR: 1 HBP: 1						

PITCHER	IP	WLS	BF	H	R	ER	SO	BB	IBB	HBP	BLK	WP	HR	S	P	ERA	WHIP
50 Miguel Castro, R (1, 1) ERA: 6.75	3.2	W	18	4	4	4	2	3	0	1	0	0	1	19	33	9.82	1.909
51 Nestor Cortes, L (4, 1) ERA: 4.35	3.1	H	13	1	0	0	4	2	0	0	0	0	0	19	27	0.00	0.900
56 Darren O'Day, R (8, 1) ERA: 1.8	1.0	H	4	0	0	0	2	0	0	0	0	0	0	8	8	0.00	0.000
63 Joely Rodríguez, L (9, 1) ERA:	1.0	S	5	2	0	0	2	0	0	0	0	0	0	9	9	0.00	2.000

PITCHER	IP	WLS	BF	H	R	ER	SO	BB	IBB	HBP	BLK	WP	HR	S	P	ERA	WHIP

TOP

New York Yankees @ Baltimore Orioles

Ed Smith Stadium, Sarasota, FL

Wed Mar 14 2018, 1:07 PM - 4:05 PM EDT

Att. 8,782 - Sunny - 65 F

livebaseballscorecards.com

AB	34
R	4
H	7
RBI	4
BB	5
SO	10
LOB	24

WP: 0 PA: 40
PB: 0
SB: 0
CS: 0

BOTTOM

New York Yankees @ Baltimore Orioles

Ed Smith Stadium, Sarasota, FL

Wed Mar 14 2018, 1:07 PM - 4:05 PM EDT

Att. 8,782 - Sunny - 65 F

livebaseballscorecards.com

Batter	1	2	3	4	5	6	7	8	9	AB	R	H	RBI	BB	SO	LOB
16 Trey Mancini, R (1, 3) OBP: 0.366, SLG: 0.556	F8	6 HR 2-H 3-H 1B		13 1B 1B		3 BB 2 BB 1B	F7 2-3			3	1	2	1	0	0	0
18 Austin Hays, R (6, 9) OBP: 0.240, SLG: 0.182										2	0	1	0	0	0	1
6 Jonathan Schoop, R (1, 4) OBP: 0.472, SLG: 0.844	13 G6-3 10 HR 13 WP 1B	1-H HR		K 1B		4-0 3 BB 1-2 BB	F7 3			3	2	2	2	0	1	1
2 Pedro Alvarez, L (6, 3) OBP: 0.333, SLG: 0.394										1	0	0	0	1	0	1
13 Manny Machado, R (1, 6) OBP: 0.514, SLG: 0.853	G6-3 1-3	1B		10 G6-4-3 1-2 1B		K	F8			3	0	2	0	0	0	1
27 Andrew Susac, R (6, 2) OBP: 0.533, SLG: 0.667										2	0	0	0	0	1	2
10 Adam Jones, R (1, 8) OBP: 0.355, SLG: 0.483	HR 3-H	F7		G6-4-3 1-2f		P3	G1			4	1	1	2	0	0	5
70 Cedric Mullins, L (7, 8) OBP: 0.281, SLG: 0.429										1	0	0	0	0	0	0
28 Colby Rasmus, L (1, 9) OBP: 0.440, SLG: 0.571	2B		45 G4-3 1 1B 2B		G3	1-2 2-3 BB	G5-3			3	1	2	0	0	0	0
3 Luis Sardinas, S (6, 4) OBP: 0.400, SLG: 0.406										1	0	0	0	1	0	0
45 Mark Trumbo, R (1, 10) OBP: 0.200, SLG: 0.130	K		G4-3 2-3		1 1B BB	P5				3	0	0	0	1	1	5
1 Tim Beckham, R (1, 5) OBP: 0.326, SLG: 0.452		25 2B 16 1B 1B	3-H 1B	1-2 1B			12 1B 47 SF8 2B			3	0	3	1	0	0	0
17 Rubén Tejada, R (6, 5) OBP: 0.237, SLG: 0.250										1	1	1	0	0	0	0
25 Anthony Santander, S (1, 7) OBP: 0.356, SLG: 0.605		16 1B 1-3 2B	P3	K			18 F7 47 S 2-3 1B			3	1	1	0	0	1	3
12 Engelb Vielma, S (6, 6) OBP: 0.263, SLG: 0.250										1	0	1	0	0	0	0
36 Caleb Joseph, R (1, 2) OBP: 0.458, SLG: 0.619		P4	F9	K			SF8 1-2 3-H			3	0	0	0	0	1	5
47 Alex Presley, L (6, 7) OBP: 0.421, SLG: 0.387										0	0	0	1	0	0	0
Inning Stats	R: 2 E: 0 K: 1 S: 9 H: 3 LOB: 1 BB: 0 P: 11	R: 3 E: 0 K: 0 S: 7 H: 5 LOB: 1 BB: 0 P: 9	R: 1 E: 0 K: 0 S: 5 H: 2 LOB: 1 BB: 0 P: 5	R: 0 E: 0 K: 1 S: 6 H: 2 LOB: 1 BB: 0 P: 6	R: 0 E: 0 K: 2 S: 8 H: 1 LOB: 2 BB: 1 P: 12	R: 0 E: 0 K: 1 S: 6 H: 1 LOB: 3 BB: 2 P: 14	R: 1 E: 0 K: 0 S: 6 H: 2 LOB: 1 BB: 0 P: 6	R: 0 E: 0 K: 0 S: 3 H: 0 LOB: 0 BB: 0 P: 3		1B: 10 2B: 4 3B: 0 HR: 2 SF: 1 SAC: 0 DP: 1 HBP: 0		WP: 1 PB: 0 SB: 1 CS: 0 PA: 41			

	AB	37
	R	7
	H	16
	RBI	7
	BB	3
	SO	5
	LOB	24

PITCHER	IP	WLS	BF	H	R	ER	SO	BB	IBB	HBP	BLK	WP	HR	S	P	ERA	WHIP
82 Chance Adams, R (1, 1) ERA: 11.57	1.2	L	11	7	5	5	1	0	0	0	0	1	2	14	18	27.00	4.200
95 Cody Carroll, R (2, 1) ERA: 3.0	1.0		6	3	1	1	0	0	0	0	0	0	0	6	6	9.00	3.000
75 David Hale, R (3, 1) ERA: 3.52	3.0		15	4	0	0	4	3	0	0	0	0	0	20	32	0.00	2.333
35 Wade LeBlanc, L (6, 1) ERA: 5.4	1.1		6	2	1	1	0	0	0	0	0	0	0	7	7	6.75	1.500
83 J.P. Feyereisen, R (8, 1) ERA: 3.0	1.0		3	0	0	0	0	0	0	0	0	0	0	3	3	0.00	0.000

PITCHER	IP	WLS	BF	H	R	ER	SO	BB	IBB	HBP	BLK	WP	HR	S	P	ERA	WHIP

Batter	1	2	3	4	5	6	7	8	9	AB	R	H	RBI	BB	SO	LOB
5 Josh Harrison, R (1, 4) OBP: 0.296, SLG: 0.333	B B B B 4-0 29 HR BB		X 0-0 10 PB 19 G4-1 2B	X 0-0 ③ G4-3			S S S 0-3 K ①		H 1-0 62 DI HBP	3	2	1	0	1	1	2
92 Wyatt Mathisen, R (7, 4)										0	0	0	0	0	0	0
10 Jordy Mercer, R (1, 10) OBP: 0.200, SLG: 0.261	S S S 0-3 K ①		B B B B 4-0 19 G4-1 2-3 BB		X 0-0 ① F9		X 0-0 ② F8		X 0-0 ② L9	4	0	0	0	1	1	2
19 Colin Moran, L (1, 5) OBP: 0.371, SLG: 0.424	S S S 0-3 ② K		X 0-0 ② G4-1 1-2 3-H		X 0-0 ② G4-3		X 0-0 ③ G4-3		S X 0-1 ③ F9 1-2	4	0	0	1	0	1	2
62 Erich Weiss, L (7, 5) OBP: 0.111, SLG: 0.176										1	0	0	0	0	0	1
29 Francisco Cervelli, R (1, 2) OBP: 0.476, SLG: 0.706	B B S X 2-1 1-H HR		B B B B 4-0 BB		S S S 0-3 ③ K			B B B 4-0 81 1B BB		2	1	1	2	1	1	0
63 Ryan Lavarnway, R (8, PH) OBP: 0.313, SLG: 0.467 (8, 2)										0	0	0	0	1	0	0
3 Sean Rodríguez, R (1, 6) OBP: 0.286, SLG: 0.630	X 0-0 ③ G1-3		S S S 0-3 ③ K			X 0-0 92 K2-3 92 S 36 HR 1B		S S S 0-3 ① K		4	1	1	0	0	2	3
38 Max Moroff, S (8, 6) OBP: 0.333, SLG: 0.545										0	0	0	0	0	0	0
47 Jordan Luplow, R (1, 7) OBP: 0.111, SLG: 0.360		X 0-0 ① G4-3		X 0-0 ① P4		S S S 0-3 ① K		X 0-0 1-2 1B		3	0	0	0	0	1	1
81 Pablo Reyes, R (7, 7) OBP: 0.278, SLG: 0.188										1	0	1	0	0	0	0
92 Bryce Brentz, R (1, 9) OBP: 0.314, SLG: 0.300		X 0-0 ② G6-3		X 0-0 ② L9		C S S 0-3 ② K2-3 1-3		X 0-0 ② F6		3	0	0	0	0	1	1
27 Todd Cunningham, S (7, 9) OBP: 0.192, SLG: 0.208										1	0	0	0	0	0	2
36 José Osuna, R (1, 3) OBP: 0.400, SLG: 0.704		S S S 0-3 ③ K		H 1-0 44 2B HBP		X 0-0 3-H HR		S T 0-2 ③ K		2	1	1	2	0	1	0
61 Eric Wood, R (7, 3) OBP: 0.440, SLG: 0.636										1	0	0	0	0	1	2
44 Christopher Bostick, R (1, 8) OBP: 0.194, SLG: 0.276			X 0-0 ① G5-3	X 0-0 1-3 2B		S S S 0-3 ③ K			C C C 0-3 ① K	4	0	1	0	0	2	0
Inning Stats	R: 2 E: 0 K: 2 S: 9 H: 1 LOB: 0 BB: 1 P: 15	R: 0 E: 0 K: 1 S: 5 H: 0 LOB: 0 BB: 0 P: 5	R: 1 E: 0 K: 1 S: 6 H: 1 LOB: 2 BB: 2 P: 14	R: 0 E: 0 K: 0 S: 4 H: 1 LOB: 2 BB: 0 P: 5	R: 0 E: 0 K: 1 S: 5 H: 0 LOB: 0 BB: 0 P: 5	R: 2 E: 0 K: 3 S: 11 H: 2 LOB: 0 BB: 0 P: 11	R: 0 E: 0 K: 1 S: 5 H: 0 LOB: 0 BB: 0 P: 5	R: 0 E: 0 K: 2 S: 8 H: 1 LOB: 2 BB: 1 P: 12	R: 0 E: 0 K: 1 S: 6 H: 0 LOB: 1 BB: 0 P: 7	1B: 2 2B: 2 3B: 0 HR: 2 SF: 0 SAC: 0 DP: 0 HBP: 2						

TOP

Pittsburgh Pirates @ New York Yankees

George M. Steinbrenner Field, Tampa, FL

Thu Mar 15 2018, 1:08 PM - 4:22 PM EDT

Att. 10,146 - Sunny - 64 F

livebaseballscorecards.com

AB	33
R	5
H	6
RBI	5
BB	4
SO	12
LOB	16

WP: 0 PB: 1 SB: 1 CS: 0 PA: 39

PITCHER	IP	WLS	BF	H	R	ER	SO	BB	IBB	HBP	BLK	WP	HR	S	P	ERA	WHIP
55 Sonny Gray, R (1, 1) ERA: 2.08	3.0	W	14	2	3	2	4	3	0	0	0	0	1	20	34	6.00	1.667
43 Adam Warren, R (4, 1) ERA: 1.04	0.2	H	4	1	0	0	0	0	0	1	0	0	0	3	4	0.00	1.500
48 Tommy Kahnle, R (4, 1) ERA: 2.25	1.1	H	4	0	0	0	1	0	0	0	0	0	0	6	6	0.00	0.000
68 Dellin Betances, R (6, 1) ERA: 10.8	1.0		5	2	2	2	3	0	0	0	0	0	1	11	11	18.00	2.000
45 Chasen Shreve, L (7, 1) ERA:	1.2	H	7	1	0	0	2	1	0	0	0	0	0	10	14	0.00	1.200

PITCHER	IP	WLS	BF	H	R	ER	SO	BB	IBB	HBP	BLK	WP	HR	S	P	ERA	WHIP
61 Ben Heller, R (8, 1) ERA: 2.0	1.1	S	5	0	0	0	2	0	0	1	0	0	0	9	10	0.00	0.000

BOTTOM

Pittsburgh Pirates @ New York Yankees

George M. Steinbrenner Field, Tampa, FL

Thu Mar 15 2018, 1:08 PM - 4:22 PM EDT

Att. 10,146 - Sunny - 64 F

livebaseballscorecards.com

Batter	1	2	3	4	5	6	7	8	9	AB	R	H	RBI	BB	SO	LOB
11 Brett Gardner, L (1, 7) OBP: 0.321, SLG: 0.208 87 Zack Zehner, R (6, PR) (7, 7)	BBBB 4-0 99 2B BB		B X 1-0 F7 1-2 ① ②	X 0-0 E5 27 G5-3 99 BB 24 2B 1-2 2-3		BBBB 4-0 99 1B BB		X 0-0 L6 ②		2 1	2 0	0 0	0 0	2 0	0 0	3 1
99 Aaron Judge, R (1, 10) OBP: 0.367, SLG: 0.440 80 Jorge Saez, R (6, PR) OBP: 0.313, SLG: 0.267 (7, 10)	X 0-0 1-H 2B		BBBB 4-0 27 HBP 24 HR BB	BBBB 4-0 27 G5-3 24 2B 1-2 2-3 3-H BB		X 0-0 27 G6-4-3 1-2 1B		CCC 0-3 ③ K		2 1	2 0	2 0	2 0	2 1	0 1	0 1
27 Giancarlo Stanton, R (1, 9) OBP: 0.303, SLG: 0.467 56 Trey Amburgey, R (7, 9) OBP: 0.333, SLG: 0.625	SSS 0-3 ① K		H 1-0 ① 24 HR 1-2 HBP	X 0-0 ② G5-3 1-2 2-3 3-H		X 0-0 ② ③ G6-4-3 1-2f				3 0	1 0	0 0	1 0	0 0	1 0	5 0
24 Gary Sánchez, R (1, 2) OBP: 0.414, SLG: 0.778 79 Francisco Diaz, S (8, 2) OBP: 0.250, SLG: 0.250	X 0-0 ② G6-3		BBBCX 3-1 1-H 2-H HR	X 0-0 2-H 3-H 2B			SSS 0-3 ① K			4 0	1 0	2 0	5 0	0 0	1 0	1 0
18 Didi Gregorius, L (1, 6) OBP: 0.281, SLG: 0.548 67 Diego Castillo, R (8, 6) OBP: 0.500, SLG: 0.500	SSS 0-3 ③ K		BBBB 4-0 31 S BB	SSS 0-3 ③ K			X 0-0 ② F8			3 0	0 0	0 0	0 0	1 0	2 0	2 0
31 Aaron Hicks, S (1, 8) OBP: 0.405, SLG: 0.400 92 Estevan Florial, L (8, 8) OBP: 0.400, SLG: 0.571		CCC 0-3 ① K	CSS 0-3 ③ K 1-2		X 0-0 ① G4-3		SSS 0-3 ③ K			4 0	0 0	0 0	0 0	0 0	3 0	1 0
33 Greg Bird, L (1, 3) OBP: 0.300, SLG: 0.152 26 Tyler Austin, R (7, 3) OBP: 0.367, SLG: 0.760		SSS 0-3 ② K		BBBB 4-0 11 E 39 BB 99 BB BB	X 0-0 ② G3			BBBCFX 3-2 HR		2 1	1 1	0 1	0 1	1 0	1 0	0 0
29 Brandon Drury, R (1, 5) OBP: 0.351, SLG: 0.515 66 Abiatal Avelino, R (7, 5) OBP: 0.500, SLG: 0.429		CCC 0-3 ③ K		X 0-0 ① L8	X 0-0 ③ G4-3			X 0-0 ① G6-3		3 1	0 0	0 0	0 0	0 0	1 0	1 0
39 Tyler Wade, L (1, 4) OBP: 0.447, SLG: 0.379 12 Jace Peterson, L (7, 4) OBP: 0.417, SLG: 0.125			BBBB 4-0 11 CS BB	BBBB 4-0 99 BB 11 E 27 G5-3 1-2 BB		SSS 0-3 ① K		BBBB 4-0 BB		1 0	1 0	0 0	0 0	2 1	1 0	0 0
Inning Stats	R: 1 E: 0 K: 2 S: 8 H: 1 LOB: 1 BB: 1 P: 12	R: 0 E: 0 K: 3 S: 9 H: 0 LOB: 0 BB: 0 P: 9	R: 3 E: 0 K: 1 S: 6 H: 1 LOB: 1 BB: 3 P: 23	R: 4 E: 1 K: 1 S: 7 H: 1 LOB: 1 BB: 3 P: 19	R: 0 E: 0 K: 0 S: 3 H: 0 LOB: 0 BB: 0 P: 3	R: 0 E: 0 K: 1 S: 5 H: 1 LOB: 2 BB: 1 P: 9	R: 0 E: 0 K: 2 S: 7 H: 0 LOB: 0 BB: 0 P: 7	R: 1 E: 0 K: 1 S: 8 H: 1 LOB: 1 BB: 1 P: 15		1B: 1 2B: 2 3B: 0 HR: 2	SF: 0 SAC: 0 DP: 1 HBP: 1					

	AB	28
	R	9
	H	5
	RBI	9
	BB	9
	SO	11
	LOB	15

WP: 0 PB: 0 SB: 1 CS: 1 PA: 38

PITCHER		IP	WLS	BF	H	R	ER	SO	BB	IBB	HBP	BLK	WP	HR	S	P	ERA	WHIP
59 Joe Musgrove, R ERA: 6.75	(1, 1)	2.2		11	1	2	2	5	3	0	0	0	0	0	18	31	6.75	1.500
78 Brett McKinney, R ERA: 4.76	(3, 1)	0.1	L	4	1	2	2	1	1	0	1	0	0	1	5	13	54.00	6.000
73 Felipe Vázquez, L ERA: 3.6	(4, 1)	0.1		5	0	4	0	0	3	0	0	0	0	0	2	14	0.00	9.000
97 Sean Keselica, L ERA: 3.86	(4, 1)	0.2		3	1	0	0	1	0	0	0	0	0	0	5	5	0.00	1.500
30 Kyle Crick, R ERA: 5.87	(5, 1)	2.0		7	1	0	0	1	1	0	0	0	0	0	8	12	0.00	1.000

PITCHER		IP	WLS	BF	H	R	ER	SO	BB	IBB	HBP	BLK	WP	HR	S	P	ERA	WHIP
41 Kevin Siegrist, L ERA:	(7, 1)	1.0		3	0	0	0	2	0	0	0	0	0	0	7	7	0.00	0.000
66 Dovydas Neverauskas, R ERA: 9.0	(8, 1)	1.0		5	1	1	1	1	1	0	0	0	0	1	8	15	9.00	2.000

Batter	1	2	3	4	5	6	7	8	9	AB	R	H	RBI	BB	SO	LOB
18 Tony Kemp, L (1, 8) OBP: 0.260, SLG: 0.239	G4-3		28 FC5-4 1-2 1B		L8			21 CS 1B		4	0	2	0	0	0	1
Myles Straw, R (8, PR) OBP: 0.333, SLG: 0.364										0	0	0	0	0	0	0
(8, 8)																
21 Derek Fisher, L (1, 7) OBP: 0.333, SLG: 0.361	G5-3		K		F7			1-3 1-2		4	0	0	0	0	2	4
65 Ronnie Dawson, L (8, 7)										0	0	0	0	0	0	0
28 J.D. Davis, R (1, 5) OBP: 0.395, SLG: 0.650	3-2 HR		FC5-4 1-2f			K		K		4	1	1	1	0	2	3
13 Tyler White, R (1, 4) OBP: 0.395, SLG: 0.531	F7			1-2 HR		G5-3			F8	4	1	1	1	0	0	0
23 AJ Reed, L (1, 3) OBP: 0.360, SLG: 0.489		K		L4		K			G5-3	4	0	0	0	0	2	0
44 Tim Federowicz, R (1, 2) OBP: 0.276, SLG: 0.200		K		P4			K		F8	3	0	0	0	0	2	0
77 Garrett Stubbs, L (7, 2) OBP: 0.240, SLG: 0.400										1	0	0	0	0	0	0
79 Kyle Tucker, L (1, 9) OBP: 0.425, SLG: 0.811		K		G4-3			12 S 1B			3	0	1	0	0	1	0
12 Max Stassi, R (1, 10) OBP: 0.294, SLG: 0.393			18 1B HBP		K		K 1-2			2	0	0	0	0	2	1
76 Jack Mayfield, R (1, 6) OBP: 0.410, SLG: 0.571			F8		1B		K			3	0	1	0	0	1	2
92 Alex De Goti, R (7, 6) OBP: 0.389, SLG: 0.625										0	0	0	0	0	0	0

TOP

Houston Astros @ New York Yankees
George M. Steinbrenner Field, Tampa, FL
Fri Mar 16 2018, 6:37 PM - 9:08 PM EDT
Att. 10,123 - Clear - 71 F

livebaseballscorecards.com

AB	32
R	2
H	6
RBI	2
BB	0
SO	12
LOB	11

Inning Stats	1	2	3	4	5	6	7	8	9
	R: 1 E: 0 K: 0 S: 6	R: 0 E: 0 K: 3 S: 9	R: 0 E: 0 K: 1 S: 6	R: 1 E: 0 K: 0 S: 6	R: 0 E: 0 K: 1 S: 6	R: 0 E: 0 K: 2 S: 7	R: 0 E: 0 K: 3 S: 10	R: 0 E: 0 K: 2 S: 7	R: 0 E: 0 K: 0 S: 3
	H: 1 LOB: 0 BB: 0 P: 9	H: 0 LOB: 0 BB: 0 P: 9	H: 1 LOB: 2 BB: 0 P: 7	H: 1 LOB: 0 BB: 0 P: 7	H: 1 LOB: 1 BB: 0 P: 6	H: 0 LOB: 0 BB: 0 P: 7	H: 1 LOB: 1 BB: 0 P: 10	H: 1 LOB: 1 BB: 0 P: 8	H: 0 LOB: 0 BB: 0 P: 3

1B: 4 2B: 0 3B: 0 HR: 2
SF: 0 SAC: 0 DP: 0 HBP: 1
WP: 0 PB: 0 SB: 1 CS: 1
PA: 33

PITCHER		IP	WLS	BF	H	R	ER	SO	BB	IBB	HBP	BLK	WP	HR	S	P	ERA	WHIP
47 Jordan Montgomery, L ERA: 4.2	(1, 1)	4.0	L	16	3	2	2	4	0	0	1	0	0	2	27	32	4.50	0.750
30 David Robertson, R ERA:	(5, 1)	2.0		7	1	0	0	3	0	0	0	0	0	0	13	13	0.00	0.500
57 Chad Green, R ERA: 2.25	(7, 1)	1.2		6	2	0	0	4	0	0	0	0	0	0	14	15	0.00	1.200
62 Giovanny Gallegos, R ERA: 4.26	(8, 1)	1.0		3	0	0	0	1	0	0	0	0	0	0	5	5	0.00	0.000
84 Brady Lail, R ERA: 3.52	(9, 1)	0.1		1	0	0	0	0	0	0	0	0	0	0	1	1	0.00	0.000

PITCHER	IP	WLS	BF	H	R	ER	SO	BB	IBB	HBP	BLK	WP	HR	S	P	ERA	WHIP

BOTTOM

Houston Astros @ New York Yankees

George M. Steinbrenner Field, Tampa, FL

Fri Mar 16 2018, 6:37 PM - 9:08 PM EDT

Att. 10,123 - Clear - 71 F

livebaseballscorecards.com

Batter	1	2	3	4	5	6	7	8	9	AB	R	H	RBI	BB	SO	LOB
11 Brett Gardner, L (1, 10) OBP: 0.281, SLG: 0.179	L7		K			F9		K		4	0	0	0	0	2	0
27 Giancarlo Stanton, R (1, 7) 25 Shane Robinson, R (8, 7) OBP: 0.278, SLG: 0.424 OBP: 0.333, SLG: 0.200	K			E6 14 HBP		K			66 G6-4-3 BB	3 0	0 0	0 0	0 0	0 1	2 0	0 0
24 Gary Sánchez, R (1, 2) 28 Austin Romine, R (5, 2) OBP: 0.387, SLG: 0.724 OBP: 0.560, SLG: 0.682	K			P4		K			P4	2 2	0 0	0 0	0 0	0 0	1 1	1 1
18 Didi Gregorius, L (1, 6) 66 Abiatal Avelino, R (8, 6) OBP: 0.257, SLG: 0.500 OBP: 0.444, SLG: 0.375		G3-1		F9			L8		G6-4-3 1-2f	3 1	0 0	0 0	0 0	0 0	0 0	1 1
14 Neil Walker, S (1, 3) 26 Tyler Austin, R (5, 3) OBP: 0.387, SLG: 0.769		F8		1-0 1-2 HBP			1B			1 1	0 0	0 1	0 0	0 0	0 0	0 0
31 Aaron Hicks, S (1, 8) 92 Estevan Florial, L (5, 8) OBP: 0.410, SLG: 0.387 OBP: 0.385, SLG: 0.545		BB		F8			K			1 1	0 0	0 0	0 0	1 0	0 1	2 1
67 Miguel Andujar, R (1, 5) 76 Angel Aguilar, R (8, 5) OBP: 0.275, SLG: 0.684		K			74 G4-6-3 1B		K			3 0	0 0	1 0	0 0	0 0	2 0	2 0
71 Billy McKinney, L (1, 9) 96 Alexander Palma, R (9, 9) OBP: 0.395, SLG: 0.607			K		F8			K		3 0	0 0	0 0	0 0	0 0	2 0	1 0
74 Ronald Torreyes, R (1, 4) 12 Jace Peterson, L (6, 4) OBP: 0.303, SLG: 0.379 OBP: 0.400, SLG: 0.118			G4-3		G4-6-3 1-2f			K		2 1	0 0	0 0	0 0	0 0	0 1	1 0
Inning Stats	R: 0 E: 0 K: 2 S: 7 H: 0 LOB: 0 BB: 0 P: 7	R: 0 E: 0 K: 1 S: 5 H: 0 LOB: 1 BB: 1 P: 9	R: 0 E: 0 K: 2 S: 7 H: 0 LOB: 0 BB: 0 P: 7	R: 0 E: 1 K: 0 S: 4 H: 0 LOB: 2 BB: 0 P: 5	R: 0 E: 0 K: 0 S: 3 H: 1 LOB: 0 BB: 0 P: 3	R: 0 E: 0 K: 2 S: 7 H: 0 LOB: 0 BB: 0 P: 7	R: 0 E: 0 K: 2 S: 8 H: 1 LOB: 1 BB: 0 P: 8	R: 0 E: 0 K: 3 S: 9 H: 0 LOB: 0 BB: 0 P: 9	R: 0 E: 0 K: 0 S: 2 H: 0 LOB: 0 BB: 1 P: 6	1B: 2 2B: 0 3B: 0 HR: 0 SF: 0 SAC: 0 DP: 2 HBP: 1						

AB	28
R	0
H	2
RBI	0
BB	2
SO	12
LOB	11

WP: 0	PA: 31
PB: 0	
SB: 0	
CS: 0	

PITCHER		IP	WLS	BF	H	R	ER	SO	BB	IBB	HBP	BLK	WP	HR	S	P	ERA	WHIP
43 Lance McCullers Jr., R ERA: 0.71	(1, 1)	4.1	W	17	1	0	0	5	1	0	1	0	0	0	25	30	0.00	0.462
Brendan McCurry, R ERA:	(5, 1)	1.2	H	4	0	0	0	2	0	0	0	0	0	0	8	8	0.00	0.000
Rogelio Armenteros, R ERA: 4.76	(7, 1)	3.0	S	10	1	0	0	5	1	0	0	0	0	0	19	23	0.00	0.667

PITCHER	IP	WLS	BF	H	R	ER	SO	BB	IBB	HBP	BLK	WP	HR	S	P	ERA	WHIP

New York Yankees @ Detroit Tigers

Publix Field at Joker Marchant Stadium, Lakeland, FL

Sat Mar 17 2018, 1:09 PM - 4:31 PM EDT

Att. 10,077 - Sunny - 80 F

TOP

livebaseballscorecards.com

Batter	1	2	3	4	5	6	7	8	9	AB	R	H	RBI	BB	SO	LOB
39 Tyler Wade, L (1, 4) OBP: 0.452, SLG: 0.375	C F C 0-3 ① K		X 0-0 29 1B 29 S 1B	B B B 4-0 1-2 BB		X 0-0 ③ FC4-6 1-2f			X 0-0 94 1B 1B	3	0	1	0	1	1	1
67 Diego Castillo, R (5, 6) (7, 6) OBP: 0.667, SLG: 0.667										1	0	1	0	0	0	0
29 Brandon Drury, R (1, 5) OBP: 0.390, SLG: 0.514	B B B B 4-0 33 2B 31 BLK BB		B X 1-0 1-3 1B	F C C 0-3 ② K			B B B 4-0 94 1B BB		C C S 0-3 ① K	2	1	1	0	2	1	3
66 Abiatal Avelino, R (7, PR) (7, 5) OBP: 0.400, SLG: 0.333										1	0	0	0	0	1	1
33 Greg Bird, L (1, 3) OBP: 0.289, SLG: 0.184	X 0-0 31 BLK 67 1B 1-3 2B		C F C 0-3 ① K	X 0-0 ③ P5			X 0-0 ① F7		X 0-0 ② F8	5	1	1	0	0	1	7
31 Aaron Hicks, S (1, 8) OBP: 0.381, SLG: 0.353	X 0-0 ② P5 2-3 3-H		C C S 0-3 ② K		C F S 0-3 ① K		X 0-0 67 L4-3 1-3 1B		X 0-0 1-3 1B	3	0	0	0	0	2	3
94 Jeff Hendrix, L (5, 8) OBP: 0.438, SLG: 0.429										2	0	2	0	0	0	0
67 Miguel Andujar, R (1, 10) OBP: 0.273, SLG: 0.643	X 0-0 3-H 1B		F F S 0-3 ③ K		X 0-0 ② G6-3		X 0-0 ② ③ L4-3 1-1		F F S 0-3 ③ K	4	0	1	1	0	1	4
80 Jorge Saez, R (9, PH) OBP: 0.294, SLG: 0.250										1	0	0	0	0	1	2
36 Erik Kratz, R (1, 2) OBP: 0.435, SLG: 0.474	X 0-0 ③ F8			X 0-0 74 BB 92 E 1B	X 0-0 ③ G1-3			X 0-0 87 WP 1B		3	1	1	0	0	0	1
79 Francisco Diaz, S (5, 2) OBP: 0.400, SLG: 0.400										1	0	1	0	0	0	0
74 Ronald Torreyes, R (1, 6) OBP: 0.314, SLG: 0.367		C F S 0-3 ① K		B B B 4-0 92 E 1-2 BB		X 0-0 ① F7		F F S 0-3 ① K		1	0	0	0	1	1	0
12 Jace Peterson, L (5, 4) OBP: 0.370, SLG: 0.105										2	0	0	0	0	1	1
25 Shane Robinson, R (1, 7) OBP: 0.333, SLG: 0.217		X 0-0 ② L7		X 0-0 ① F9		X 0-0 39 FC4-6 1B		B C F S 1-3 ② K 1-2		3	0	1	0	0	0	2
87 Zack Zehner, R (6, PR) (6, 7)										1	0	0	0	0	1	1
92 Estevan Florial, L (1, 9) OBP: 0.333, SLG: 0.462		X 0-0 ③ G4-3		X 0-0 E3 39 BB 1-3 2-H		F F C 0-3 ② K		F S T 0-2 ③ K		4	0	0	0	0	2	3

	AB	37
	R	3
	H	10
	RBI	1
	BB	4
	SO	13
	LOB	29

Inning Stats																				
	R: 2	H: 2	R: 0	H: 0	R: 0	H: 2	R: 1	H: 1	R: 0	H: 0	R: 0	H: 1	R: 0	H: 1	R: 0	H: 1	R: 0	H: 2	1B: 9	SF: 0	WP: 1	PA: 41
	E: 0	LOB: 1	E: 0	LOB: 0	E: 0	LOB: 2	E: 1	LOB: 3	E: 0	LOB: 0	E: 0	LOB: 2	E: 0	LOB: 1	E: 0	LOB: 2	E: 0	LOB: 2	2B: 2	SAC: 0	PB: 0	
	K: 1	BB: 1	K: 1	BB: 0	K: 3	BB: 0	K: 1	BB: 2	K: 1	BB: 0	K: 1	BB: 0	K: 0	BB: 1	K: 3	BB: 0	K: 2	BB: 0	3B: 0	DP: 1	SB: 1	
	S: 7	P: 11	S: 5	P: 5	S: 11	P: 12	S: 7	P: 15	S: 5	P: 5	S: 6	P: 6	S: 3	P: 7	S: 10	P: 11	S: 9	P: 9	HR: 0	HBP: 0	CS: 0	

PITCHER		IP	WLS	BF	H	R	ER	SO	BB	IBB	HBP	BLK	WP	HR	S	P	ERA	WHIP
48 Matthew Boyd, L	(1, 1)	3.0	W	16	5	3	2	5	2	0	0	1	0	0	24	33	6.00	2.333
ERA: 4.5																		
87 Louis Coleman, R	(4, 1)	1.0	H	5	0	0	0	1	1	0	0	0	0	0	6	10	0.00	1.000
ERA:																		
45 Buck Farmer, R	(5, 1)	2.0	H	7	1	0	0	2	0	0	0	0	0	0	11	11	0.00	0.500
ERA:																		
71 Paul Voelker, R	(7, 1)	2.0		8	2	0	0	3	1	0	0	0	1	0	13	18	0.00	1.500
ERA: 2.84																		
68 Daniel Stumpf, L	(9, 1)	1.0		5	2	0	0	2	0	0	0	0	0	0	9	9	0.00	2.000
ERA: 2.25																		

PITCHER	IP	WLS	BF	H	R	ER	SO	BB	IBB	HBP	BLK	WP	HR	S	P	ERA	WHIP

BOTTOM

New York Yankees @ Detroit Tigers

Publix Field at Joker Marchant Stadium, Lakeland, FL

Sat Mar 17 2018, 1:09 PM - 4:31 PM EDT

Att. 10,077 - Sunny - 80 F

livebaseballscorecards.com

Batter	1	2	3	4	5	6	7	8	9	AB	R	H	RBI	BB	SO	LOB
12 Leonys Martin, L (1, 8) OBP: 0.333, SLG: 0.558 89 Luke Burch, L (6, PR) (7, 8)	K		HR	FC2-6 46 E		46 FC3-6 1B	K			4 1	1 0	2 0	2 0	0 0	1 1	1 0
46 Jeimer Candelario, S (1, 5) OBP: 0.341, SLG: 0.553 80 Ronny Rodríguez, R (6, PR) OBP: 0.303, SLG: 0.355 (7, 5) (8, 9)	K2-3		K 9 WP 41 1B	P6		FC3-6 81 BB 78 BB 82 SF8	G5-3			4 1	1 1	0 0	0 0	0 0	2 0	2 0
24 Miguel Cabrera, R (1, 3) OBP: 0.372, SLG: 0.526 78 Chad Huffman, R (5, PR) OBP: 0.231, SLG: 0.304 (6, 3)	HR		L5		9 2B 1B	81 BB BB		K		3 1	1 1	2 0	1 0	0 1	0 1	1 0
9 Nick Castellanos, R (1, 9) OBP: 0.341, SLG: 0.763 81 Pete Kozma, R (5, PR) OBP: 0.370, SLG: 0.158 (6, 6)	K		34 WP 41 1B BB		41 1B 21 E 2B	BB		K		2 1	0 1	1 0	1 0	1 1	1 1	0 0
41 Victor Martinez, S (1, 10) OBP: 0.372, SLG: 0.707 82 Gabriel Quintana, R (5, PR) (6, 10)		K	34 WP 1B		21 E 1B	SF8		K		3 1	0 0	2 0	1 1	0 0	1 1	0 0
34 James McCann, R (1, 2) OBP: 0.259, SLG: 0.240 33 Derek Norris, R (6, PH) OBP: 0.467, SLG: 0.714 (7, 2)		F9	BB		K	F8				2 1	0 0	0 0	0 0	1 0	1 0	3 2
21 JaCoby Jones, R (1, 7) OBP: 0.447, SLG: 0.545 22 Victor Reyes, S (7, 7) OBP: 0.275, SLG: 0.243		K	G5-3		E6		81 HR BB			3 0	0 1	0 0	1 0	0 1	1 0	5 0
76 Niko Goodrum, S (1, 6) OBP: 0.367, SLG: 0.667 (6, 9) 85 Isaac Paredes, R (7, PH) (8, 5)			G4-1	14 CS BB	K		L4			2 1	0 0	0 0	0 0	1 0	1 0	2 1
14 Alexi Amarista, L (1, 4) OBP: 0.250, SLG: 0.324 81 Chad Sedio, L (7, 4) OBP: 1.000, SLG: 4.000			12 HR 3B	12 FC2-6 1B	F8		1-0 HR			3 1	1 1	2 1	0 2	0 0	0 0	2 0
Inning Stats	R: 1 H: 1 E: 0 LOB: 0 K: 3 BB: 0 S: 12 P: 14	R: 0 H: 0 E: 0 LOB: 0 K: 2 BB: 0 S: 7 P: 7	R: 3 H: 3 E: 0 LOB: 3 K: 1 BB: 2 S: 9 P: 17	R: 0 H: 1 E: 1 LOB: 1 K: 0 BB: 1 S: 3 P: 8	R: 2 H: 3 E: 1 LOB: 2 K: 2 BB: 0 S: 11 P: 11	R: 1 H: 1 E: 0 LOB: 2 K: 0 BB: 2 S: 4 P: 12	R: 2 H: 1 E: 0 LOB: 0 K: 1 BB: 1 S: 6 P: 11	R: 0 H: 0 E: 0 LOB: 0 K: 3 BB: 0 S: 9 P: 9		1B: 5 SF: 1 2B: 1 SAC: 0 3B: 1 DP: 0 HR: 3 HBP: 0						

AB	34
R	9
H	10
RBI	9
BB	6
SO	12
LOB	19

WP: 3 PA: 41
PB: 0
SB: 0
CS: 1

PITCHER		IP	WLS	BF	H	R	ER	SO	BB	IBB	HBP	BLK	WP	HR	S	P	ERA	WHIP
19 Masahiro Tanaka, R ERA: 11.25	(1, 1)	2.2	L	14	4	4	4	6	1	0	0	0	2	2	27	33	13.50	1.875
95 Cody Carroll, R ERA: 2.45	(3, 1)	1.1		6	1	0	0	0	2	0	0	0	1	0	4	13	0.00	2.250
63 Domingo Germán, R ERA: 2.84	(5, 1)	2.0		13	4	3	3	2	2	0	0	0	0	0	15	23	13.50	3.000
83 J.P. Feyereisen, R ERA: 4.5	(7, 1)	2.0		8	1	2	2	4	1	0	0	0	0	1	15	20	9.00	1.000

PITCHER	IP	WLS	BF	H	R	ER	SO	BB	IBB	HBP	BLK	WP	HR	S	P	ERA	WHIP

Miami Marlins @ New York Yankees

George M. Steinbrenner Field, Tampa, FL

Sun Mar 18 2018, 1:07 PM - 3:51 PM EDT

Att. 9,819 - Partly Cloudy - 76 F

TOP

livebaseballscorecards.com

Batter	1	2	3	4	5	6	7	8	9	AB	R	H	RBI	BB	SO	LOB
81 Peter Mooney, L (1, 4) OBP: 0.389, SLG: 0.375	SSS 0-3 ① K		X 0-0 ② G3		X 0-0 15 2B 1-3 1B		SSS 0-3 ② K		X 0-0 ② P5	3	1	1	0	0	1	0
90 Riley Mahan, L (5, 4)										2	0	0	0	0	1	1
9 Lewis Brinson, R (1, 8) OBP: 0.400, SLG: 0.585	X 0-0 30 1B 1B		X 0-0 ③ G5-3		X 0-0 ② SF7 3-H		X 0-0 35 BB 3-H 1B		X 0-0 2B	2	0	1	1	0	0	0
3 JB Shuck, L (6, 8) OBP: 0.485, SLG: 0.600										2	0	2	1	0	0	0
15 Brian Anderson, R (1, 5) OBP: 0.386, SLG: 0.622	X 0-0 ② F7			BBBSCX 2-2 HR	X 0-0 1-H 2B		BBBBB 4-0 17 FC6-4 1-2 BB		SSS 0-3 ③ K	3	1	2	2	0	0	1
35 Eric Campbell, R (6, 5) OBP: 0.333, SLG: 0.313										1	0	0	0	1	1	1
30 Garrett Cooper, R (1, 9) OBP: 0.302, SLG: 0.366	X 0-0 1-2 1B			X 0-0 ① L9	X 0-0 ③ F9		X 0-0 ③ FC6-4 1-2f			3	0	1	0	0	0	1
17 Chad Wallach, R (6, 3) OBP: 0.321, SLG: 0.318										1	0	0	0	0	0	2
5 Scott Van Slyke, R (1, 3) OBP: 0.368, SLG: 0.576	SSS 0-3 ③ K			X 0-0 2B		SSS 0-3 ① K		X 0-0 ① G3-1		3	0	1	0	0	2	2
74 Braxton Lee, L (6, 7) OBP: 0.333, SLG: 0.226										1	0	0	0	0	0	0
79 Isaac Galloway, R (1, 7) OBP: 0.379, SLG: 0.500		CCC 0-3 ① K		SSS 0-3 ② K		SSS 0-3 ② K		CCC 0-3 ② K		3	0	0	0	0	3	1
80 Corey Bird, L (6, 9) OBP: 0.333, SLG: 0.333										1	0	0	0	0	1	0
28 Bryan Holaday, R (1, 2) OBP: 0.154, SLG: 0.346		X 0-0 ② G5-3		X 0-0 ③ F9		CCC 0-3 ③ K		BBX 2-0 HR		3	0	0	0	0	1	1
20 Justin Nicolino, L (6, 1)										0	0	0	0	0	0	0
85 Joe Dunand, R (8, PH) OBP: 0.500, SLG: 1.250										1	1	1	1	0	0	0
48 Severino González, R (8, 1)										0	0	0	0	0	0	0
2 Yadiel Rivera, R (1, 6) OBP: 0.324, SLG: 0.364		SSS 0-3 ③ K			SSS 0-3 ① K		X 0-0 18 WP 3 1B 2B	X 0-0 ③ L9		3	1	1	0	0	2	0
26 Cristhian Adames, S (7, 6) OBP: 0.367, SLG: 0.444										1	0	0	0	0	0	0
31 Caleb Smith, R (1, 1)			CCC 0-3 ① K		X 0-0 81 1B 9 SF7 1B		BSSS 1-3 ① K 2-3		CCC 0-3 ① K	1	0	0	0	0	1	0
64 Nick Wittgren, R (4, 1)										0	0	0	0	0	0	0
84 John Norwood, R (5, PH) OBP: 1.000, SLG: 1.000										1	1	1	0	0	0	0
50 Chris O'Grady, R (5, 1)										0	0	0	0	0	0	0
18 Tomás Telis, S (6, 2) OBP: 0.294, SLG: 0.290										2	0	0	0	0	2	1

	AB	37
	R	5
	H	11
	RBI	5
	BB	1
	SO	15
	LOB	11

Inning Stats	1	2	3	4	5	6	7	8	9	1B: 5	SF: 1	WP: 1	PA: 39
	R: 0 E: 0 K: 2 S: 9 H: 2 LOB: 2 BB: 0 P: 9	R: 0 E: 0 K: 2 S: 7 H: 0 LOB: 0 BB: 0 P: 7	R: 0 E: 0 K: 1 S: 5 H: 0 LOB: 0 BB: 0 P: 5	R: 1 E: 0 K: 1 S: 9 H: 2 LOB: 1 BB: 0 P: 11	R: 2 E: 0 K: 1 S: 8 H: 3 LOB: 1 BB: 0 P: 8	R: 0 E: 0 K: 3 S: 9 H: 0 LOB: 0 BB: 0 P: 9	R: 1 E: 0 K: 2 S: 9 H: 2 LOB: 2 BB: 1 P: 14	R: 1 E: 0 K: 1 S: 6 H: 1 LOB: 0 BB: 0 P: 8	R: 0 E: 0 K: 2 S: 8 H: 1 LOB: 1 BB: 0 P: 8	2B: 4 3B: 0 HR: 2	SAC: 0 DP: 0 HBP: 0	PB: 0 SB: 0 CS: 0	

PITCHER	IP	WLS	BF	H	R	ER	SO	BB	IBB	HBP	BLK	WP	HR	S	P	ERA	WHIP
40 Luis Severino, R (1, 1) ERA: 3.24	5.0	W	22	7	3	3	7	0	0	0	0	0	1	38	40	5.40	1.400
65 Jonathan Holder, R (6, 1) ERA: 2.25	1.2	H	7	2	1	1	5	0	0	0	0	1	0	17	18	5.40	1.200
45 Chasen Shreve, L (7, 1) ERA:	0.1	H	2	0	0	0	0	1	0	0	0	0	0	1	5	0.00	3.000
35 Wade LeBlanc, L (8, 1) ERA: 5.27	2.0		8	2	1	1	3	0	0	0	0	0	1	14	16	4.50	1.000

PITCHER	IP	WLS	BF	H	R	ER	SO	BB	IBB	HBP	BLK	WP	HR	S	P	ERA	WHIP

Miami Marlins @ New York Yankees

George M. Steinbrenner Field, Tampa, FL

Sun Mar 18 2018, 1:07 PM - 3:51 PM EDT

Att. 9,819 - Partly Cloudy - 76 F

livebaseballscorecards.com

BOTTOM

Batter	1	2	3	4	5	6	7	8	9	AB	R	H	RBI	BB	SO	LOB
11 Brett Gardner, L (1, 8) OBP: 0.306, SLG: 0.219 73 Rashad Crawford, L (7, PR) (8, 8)	0-0 33 S 33 HR 1B	0-3 K			0-0 G1-3		0-0 96 BB 27 1B 1B	1-0 L4 1-2		4 1	1 1	2 0	0 0	0 0	1 0	0 1
99 Aaron Judge, R (1, 9) OBP: 0.324, SLG: 0.379 71 Billy McKinney, L (8, 9) OBP: 0.395, SLG: 0.607	0-0 F9	0-3 K			0-0 L9		0-0 L8			4 0	0 0	0 0	0 0	0 0	1 0	2 0
33 Greg Bird, L (1, 3) OBP: 0.292, SLG: 0.268 96 Chris Gittens, R (7, 3)	0-2 1-H HR		0-3 K		0-0 F8		4-0 24 FC6-4 27 1B 1-2 BB			3 0	1 0	1 0	2 0	0 1	1 0	0 0
27 Giancarlo Stanton, R (1, 7) OBP: 0.325, SLG: 0.429 87 Zack Zehner, R (7, PR) (8, 7)	4-0 24 FC6-4 BB		0-3 K			4-0 18 2B 29 1B BB	0-0 24 FC6-4 1-2 2-H 1B			2 0	1 0	1 0	1 0	2 0	1 0	0 0
24 Gary Sánchez, R (1, 2) OBP: 0.371, SLG: 0.758 80 Jorge Saez, R (7, PR) OBP: 0.294, SLG: 0.250 (8, 2)	0-0 FC6-4 18 1B 14 2B 1-2f		3-2 HR			0-0 L7	0-0 FC6-4 1-2f 2-3			4 0	2 0	1 0	1 0	0 0	0 0	4 0
18 Didi Gregorius, L (1, 6) OBP: 0.282, SLG: 0.526 66 Abiatal Avelino, R (8, 6) OBP: 0.400, SLG: 0.333	0-0 14 2B 1-2 1B		0-0 F8			0-0 29 1B 1-3 2B	0-0 L3			4 0	2 0	2 0	0 0	0 0	0 0	2 0
14 Neil Walker, S (1, 4) OBP: 0.750, SLG: 1.000 12 Jace Peterson, L (4, PR) OBP: 0.379, SLG: 0.100 (5, 4)	0-0 1-H 2-H 2B			0-0 29 G6-4-3 1B		4-0 29 1B BB		0-0 G3		2 1	0 0	2 0	2 0	0 1	0 0	0 0
29 Brandon Drury, R (1, 5) OBP: 0.386, SLG: 0.500 76 Angel Aguilar, R (6, PR) OBP: 1.000, SLG: 1.000 (7, 5)	0-0 F9			0-0 G6-4-3 1-2f		0-0 26 G5-4-3 1-3 2-H 3-H 1B		0-0 73 S 1B		3 1	0 0	1 1	2 0	0 0	0 0	2 0
26 Tyler Austin, R (1, 10) OBP: 0.343, SLG: 0.667		0-0 F9		0-0 G6-3		0-0 G5-4-3 1-2f		0-2 K		4	0	0	0	0	1	4
Inning Stats	R: 4 H: 4 E: 0 LOB: 1 K: 0 BB: 1 S: 9 P: 13	R: 0 H: 0 E: 0 LOB: 0 K: 2 BB: 0 S: 7 P: 7	R: 1 H: 1 E: 0 LOB: 0 K: 2 BB: 0 S: 10 P: 13	R: 0 H: 1 E: 0 LOB: 1 K: 0 BB: 0 S: 3 P: 3	R: 0 H: 0 E: 0 LOB: 0 K: 0 BB: 0 S: 3 P: 3	R: 2 H: 2 E: 0 LOB: 2 K: 0 BB: 2 S: 4 P: 12	R: 1 H: 2 E: 0 LOB: 2 K: 0 BB: 1 S: 5 P: 9	R: 0 H: 1 E: 0 LOB: 1 K: 1 BB: 0 S: 6 P: 7		1B: 7 SF: 0 2B: 2 SAC: 0 3B: 0 DP: 2 HR: 2 HBP: 0						

	AB	33
	R	8
	H	11
	RBI	8
	BB	4
	SO	5
	LOB	15

WP: 0 PA: 37
PB: 0
SB: 2
CS: 0

PITCHER		IP	WLS	BF	H	R	ER	SO	BB	IBB	HBP	BLK	WP	HR	S	P	ERA	WHIP
31 Caleb Smith, L ERA: 5.14	(1, 1)	3.0	L	15	5	5	5	4	1	0	0	0	0	2	26	33	15.00	2.000
64 Nick Wittgren, R ERA:	(4, 1)	1.0		3	1	0	0	0	0	0	0	0	0	0	3	3	0.00	1.000
50 Chris O'Grady, L ERA: 3.86	(5, 1)	1.0		3	0	0	0	0	0	0	0	0	0	0	3	3	0.00	0.000
20 Justin Nicolino, L ERA: 5.63	(6, 1)	2.0		12	4	3	3	0	3	0	0	0	0	0	9	21	13.50	3.500
48 Severino González, R ERA:	(8, 1)	1.0		4	1	0	0	1	0	0	0	0	0	0	6	7	0.00	1.000

PITCHER	IP	WLS	BF	H	R	ER	SO	BB	IBB	HBP	BLK	WP	HR	S	P	ERA	WHIP

Tampa Bay Rays @ New York Yankees

George M. Steinbrenner Field, Tampa, FL

Mon Mar 19 2018, 6:37 PM - 9:39 PM EDT

Att. 9,951 - Partly Cloudy - 75 F

TOP

livebaseballscorecards.com

Batter	1	2	3	4	5	6	7	8	9	AB	R	H	RBI	BB	SO	LOB
2 Denard Span, L (1, 7) OBP: 0.400, SLG: 0.525	F8		K			G4-3			89 HR 39 1B	4	1	1	0	0	1	0
83 David Olmedo-Barrera, L (9, 7) OBP: 0.500, SLG: 1.300									1B	0	0	0	0	0	0	0
39 Kevin Kiermaier, L (1, 8) OBP: 0.372, SLG: 0.390	K		G6-3			G2-3			89 HR 1-2	4	1	1	0	0	1	0
81 Garrett Whitley, R (9, 8)									1B	0	0	0	0	0	0	0
40 Wilson Ramos, R (1, 2) OBP: 0.243, SLG: 0.182	BB			F9		F8			1-H 2-H HR	2	0	0	0	1	0	0
89 David Rodríguez, R (7, 2) OBP: 1.000, SLG: 4.000				BB 28 FC5-4						1	1	1	3	0	0	0
13 Brad Miller, L (1, 3) OBP: 0.500, SLG: 0.857	K						K2-3		L9	2	0	0	0	1	2	1
81 Michael Russell, R (7, 3) OBP: 0.500, SLG: 0.400										1	0	0	0	0	0	0
27 Carlos Gómez, R (1, 9) OBP: 0.357, SLG: 0.630		2B		F9			F8		HR	4	1	2	1	0	0	1
75 Nathan Lukes, L (9, 9) OBP: 0.286, SLG: 0.714										0	0	0	0	0	0	0
28 Daniel Robertson, R (1, 4) OBP: 0.389, SLG: 0.452		P3		FC5-4 1-2f			K		F9	3	0	0	0	0	1	2
74 Peter Maris, L (7, 4) OBP: 0.250, SLG: 0.750										1	0	0	0	0	0	0
73 Kean Wong, L (1, 5) OBP: 0.405, SLG: 0.484		L7			G6-3			K	1B	4	0	1	0	0	1	1
31 Adam Moore, R (1, 10) OBP: 0.222, SLG: 0.353		K			F9			F9	K	4	0	0	0	0	2	2
77 Andrew Velazquez, S (1, 6) OBP: 0.364, SLG: 0.333			K		B5-3			K		3	0	0	0	0	2	0
Inning Stats	R: 0 E: 0 K: 2 S: 7 H: 0 LOB: 1 BB: 1 P: 11	R: 0 E: 0 K: 1 S: 6 H: 1 LOB: 1 BB: 0 P: 6	R: 0 E: 0 K: 2 S: 7 H: 0 LOB: 0 BB: 0 P: 7	R: 0 E: 0 K: 0 S: 3 H: 0 LOB: 1 BB: 1 P: 7	R: 0 E: 0 K: 0 S: 3 H: 0 LOB: 0 BB: 0 P: 3	R: 0 E: 0 K: 0 S: 3 H: 0 LOB: 0 BB: 0 P: 3	R: 0 E: 0 K: 2 S: 7 H: 0 LOB: 0 BB: 0 P: 7	R: 0 E: 0 K: 2 S: 7 H: 0 LOB: 0 BB: 0 P: 7	R: 4 E: 0 K: 1 S: 12 H: 5 LOB: 1 BB: 0 P: 15	1B: 3 2B: 1 3B: 0 HR: 2 SF: 0 SAC: 0 DP: 0 HBP: 0						

	AB	33
	R	4
	H	6
	RBI	4
	BB	2
	SO	10
	LOB	7

WP: 0 PB: 0 SB: 0 CS: 0 PA: 35

PITCHER		IP	WLS	BF	H	R	ER	SO	BB	IBB	HBP	BLK	WP	HR	S	P	ERA	WHIP
75 David Hale, R ERA: 2.53	(1, 1)	3.0		11	1	0	0	5	1	0	0	0	0	0	20	24	0.00	0.667
48 Tommy Kahnle, R ERA: 1.5	(4, 1)	2.0	H	7	0	0	0	0	1	0	0	0	0	0	6	10	0.00	0.500
57 Chad Green, R ERA: 2.0	(6, 1)	1.0	H	3	0	0	0	0	0	0	0	0	0	0	3	3	0.00	0.000
68 Dellin Betances, R ERA: 6.75	(7, 1)	2.0	H	6	0	0	0	4	0	0	0	0	0	0	14	14	0.00	0.000
43 Adam Warren, R ERA: 4.82	(9, 1)	0.2	L	7	5	4	4	0	0	0	0	0	0	2	9	12	54.00	7.500
45 Chasen Shreve, L ERA:	(9, 1)	0.1		1	0	0	0	1	0	0	0	0	0	0	3	3	0.00	0.000

BOTTOM

Batter	1	2	3	4	5	6	7	8	9	AB	R	H	RBI	BB	SO	LOB
11 Brett Gardner, L (1, 7) OBP: 0.317, SLG: 0.200	K	99 FC6 1-2 2-3 BB			K	FC6-4 99 1B 1-2f			BB	3	0	0	0	2	2	1
99 Aaron Judge, R (1, 9) OBP: 0.359, SLG: 0.424	BB	FC6 1-2f			2B	31 S 1-3 1B			K	4	0	2	0	1	1	4
27 Giancarlo Stanton, R (1, 10) OBP: 0.295, SLG: 0.385 79 Francisco Diaz, S (9, PH) OBP: 0.333, SLG: 0.333	K	K	F8		P3		G3			4 1	0 0	0 0	0 0	0 0	2 0	4 1
31 Aaron Hicks, S (1, 8) OBP: 0.391, SLG: 0.333	K	K	26 G6-3 28 SF9 18 1B BB		1-2 BB					2	1	0	0	2	2	1
18 Didi Gregorius, L (1, 6) OBP: 0.302, SLG: 0.512		28 FC5-4 74 26 1B BB	P4		28 SF9 26 G6-3 1-2 1B	L8				3	1	1	0	1	0	3
26 Tyler Austin, R (1, 3) OBP: 0.333, SLG: 0.618		28 FC5-4 1-2 1B	K		G6-3 1-2 2-3			K		4	0	1	0	0	2	2
28 Austin Romine, R (1, 2) OBP: 0.500, SLG: 0.625 71 Billy McKinney, L (8, PH) OBP: 0.410, SLG: 0.607 80 Jorge Saez, R (9, 2) OBP: 0.294, SLG: 0.250		FC5-4 11 BB 74 1B 1-2f 2-3	F8		SF9 2-3 3-H			67 L4-3 BB		2 0 0	0 0 0	0 0 0	1 0 0	0 1 0	0 0 0	2 0 0
39 Tyler Wade, L (1, 5) OBP: 0.422, SLG: 0.343 67 Diego Castillo, R (7, 4) OBP: 0.500, SLG: 0.500		K	G4-3		G2-3			L4-3 1-1		3 1	0 0	0 0	0 0	0 0	1 0	3 1
74 Ronald Torreyes, R (1, 4) OBP: 0.333, SLG: 0.382 (7, 5)		11 BB 1-2 3-H 1B			K	11 FC6-4 1B			F7	4	0	2	1	0	1	0
Inning Stats	R: 0 E: 0 K: 3 S: 9 H: 0 LOB: 1 BB: 1 P: 13	R: 1 E: 0 K: 1 S: 7 H: 2 LOB: 3 BB: 2 P: 15	R: 0 E: 0 K: 2 S: 7 H: 0 LOB: 0 BB: 0 P: 7	R: 0 E: 0 K: 1 S: 5 H: 0 LOB: 0 BB: 0 P: 5	R: 0 E: 0 K: 2 S: 8 H: 1 LOB: 1 BB: 0 P: 8	R: 1 E: 0 K: 0 S: 4 H: 1 LOB: 1 BB: 1 P: 8	R: 0 E: 0 K: 0 S: 5 H: 2 LOB: 3 BB: 1 P: 9	R: 0 E: 0 K: 1 S: 4 H: 0 LOB: 0 BB: 1 P: 8	R: 0 E: 0 K: 1 S: 5 H: 0 LOB: 1 BB: 1 P: 9	1B: 5 2B: 2 3B: 0 HR: 0	SF: 1 SAC: 0 DP: 1 HBP: 0						

PITCHER		IP	WLS	BF	H	R	ER	SO	BB	IBB	HBP	BLK	WP	HR	S	P	ERA	WHIP
4 Blake Snell, L ERA: 1.54	(1, 1)	4.2		20	3	1	1	9	3	0	0	0	0	0	35	47	1.93	1.286
35 Matt Andriese, R ERA: 3.0	(5, 1)	2.0		10	3	1	1	0	1	0	0	0	0	0	9	13	4.50	2.000
78 R.J. Alaniz, R ERA:	(7, 1)	0.1		2	0	0	0	0	1	0	0	0	0	0	1	5	0.00	3.000
37 Alex Colomé, R ERA: 2.25	(8, 1)	1.0	W	3	0	0	0	1	1	0	0	0	0	0	4	8	0.00	1.000
71 Mike Franco, R ERA:	(9, 1)	1.0	S	4	0	0	0	1	1	0	0	0	0	0	5	9	0.00	1.000

PITCHER	IP	WLS	BF	H	R	ER	SO	BB	IBB	HBP	BLK	WP	HR	S	P	ERA	WHIP

Tampa Bay Rays @ New York Yankees

George M. Steinbrenner Field, Tampa, FL

Mon Mar 19 2018, 6:37 PM - 9:39 PM EDT

Att. 9,951 - Partly Cloudy - 75 F

livebaseballscorecards.com

AB	31
R	2
H	6
RBI	2
BB	7
SO	11
LOB	22

WP: 0 PB: 0 SB: 1 CS: 0 PA: 39

New York Yankees @ Detroit Tigers

Publix Field at Joker Marchant Stadium, Lakeland, FL

Tue Mar 20 2018, 1:05 PM - 3:51 PM EDT

Att. 7,268 - Cloudy - 79 F

TOP

livebaseballscorecards.com

Batter	1	2	3	4	5	6	7	8	9	AB	R	H	RBI	BB	SO	LOB
39 Tyler Wade, L (1, 4) OBP: 0.438, SLG: 0.447	14 1B 3B		14 G4-3 2B		F7			80 HR 1B		3	1	2	0	0	0	1
12 Jace Peterson, L (6, 4) OBP: 0.400, SLG: 0.143										1	1	1	0	0	0	0
14 Neil Walker, S (1, 10) OBP: 0.571, SLG: 0.667	29 G6-4-3 1B 3-H		G4-3 2-3			K		1-H HR		3	0	1	1	0	1	1
80 Jorge Saez, R (8, PH) OBP: 0.333, SLG: 0.471 (8, 10)										1	1	1	2	0	0	0
33 Greg Bird, L (1, 3) OBP: 0.275, SLG: 0.250	F7		G3			F8		76 FC5-4 1B		3	0	0	0	0	0	2
96 Chris Gittens, R (6, 3) OBP: 0.400, SLG: 0.250										1	0	1	0	0	0	0
29 Brandon Drury, R (1, 5) OBP: 0.362, SLG: 0.463	G6-4-3 1-2f			G5-3		K		FC5-4 1-2f		3	0	0	0	0	1	1
76 Angel Aguilar, R (6, 5) OBP: 0.500, SLG: 0.500										1	0	0	0	0	0	1
71 Billy McKinney, L (1, 7) OBP: 0.381, SLG: 0.548		G3-1		K			F8		79 G3 66 HBP BB	3	0	0	0	0	1	0
56 Trey Amburgey, R (7, 7) OBP: 0.400, SLG: 0.625										0	0	0	0	1	0	0
Gleyber Torres, R (1, 6) OBP: 0.258, SLG: 0.286		36 G6-3 2B		K			K		1-2 79 G3 HBP	3	0	1	0	0	2	0
66 Abiatal Avelino, R (7, 6) OBP: 0.455, SLG: 0.333										0	0	0	0	0	0	0
36 Erik Kratz, R (1, 2) OBP: 0.423, SLG: 0.455		G6-3 2-3			1B		K		1-2 2-3 G3	3	0	1	0	0	1	1
79 Francisco Diaz, S (7, 2) OBP: 0.286, SLG: 0.286										1	0	0	0	0	0	2
25 Shane Robinson, R (1, 9) OBP: 0.303, SLG: 0.192		G6-3			L4			F9	94 G4-6-3 HBP	3	0	0	0	0	0	2
96 Alexander Palma, R (8, 9)										0	0	0	0	0	0	0
Estevan Florial, L (1, 8) OBP: 0.303, SLG: 0.414			G3-1		K			K	G4-6-3 1-2f	3	0	0	0	0	2	1
94 Jeff Hendrix, L (8, 8) OBP: 0.412, SLG: 0.400										1	0	0	0	0	0	3

| Inning Stats | | | | | | | | | |

BOTTOM

New York Yankees @ Detroit Tigers

Publix Field at Joker Marchant Stadium, Lakeland, FL

Tue Mar 20 2018, 1:05 PM - 3:51 PM EDT

Att. 7,268 - Cloudy - 79 F

livebaseballscorecards.com

Batter	1	2	3	4	5	6	7	8	9	AB	R	H	RBI	BB	SO	LOB
12 Leonys Martin, L (1, 8) OBP: 0.380, SLG: 0.565 80 Ronny Rodríguez, R (6, 8) OBP: 0.333, SLG: 0.441	BBBB 4-0 46 S 24 1B **BB**		H 1-0 24 S **HBP**	X 0-0 1-2 **1B**		FFS 0-3 ① **K**		X 0-0 1-H 78 1B **3B**		1 1 1 0 1 0 0 2 1 1 1 0 1 1						
46 Jeimer Candelario, S (1, 5) OBP: 0.373, SLG: 0.591 80 Daniel Pinero, R (6, PR) OBP: 0.200, SLG: 0.200 (7, 5)	BBBB 4-0 24 1B 1-2 9 SF8 **BB**		X 0-0 ① **F7**	FFS 0-3 ② **K**		X 0-0 1-3 **2B**		CFC 0-3 ① **K**		3 1 1 0 1 1 3 1 0 0 0 0 1 1						
24 Miguel Cabrera, R (1, 3) OBP: 0.347, SLG: 0.477 78 Chad Huffman, R (6, 3) OBP: 0.267, SLG: 0.333	X 0-0 1-3 2-H 41 G3-6-1 **1B**		BCFS 1-3 ② **K** 1-2	X 0-0 ③ **F8**		FSC 0-3 ② **K**		X 0-0 3-H **1B**		3 0 1 1 0 1 3 2 0 1 1 0 1 2						
9 Nick Castellanos, R (1, 9) OBP: 0.298, SLG: 0.674 37 James Adduci, L (6, 9) OBP: 0.343, SLG: 0.515	X 0-0 ① **SF8** 3-H		CFS 0-3 ③ **K**		X 0-0 ① **G4-3**	X 0-0 ③ **F8**		FSC 0-3 ② **K**		2 0 0 1 0 1 1 2 0 0 0 0 1 3						
41 Victor Martinez, S (1, 10) OBP: 0.347, SLG: 0.702 89 Luke Burch, L (7, PH) (8, 10)	X 0-0 ② ③ **G3-6-1** 1-2f		X 0-0 ① **F9**	BBFFX 2-2 **HR**		X 0-0 ① **G6-3**		SCS 0-3 ③ **K**		3 1 1 1 0 0 1 2 0 0 0 0 1 1						
55 John Hicks, R (1, 2) OBP: 0.270, SLG: 0.528 19 Jarrod Saltalamacchia, S (7, 2) OBP: 0.273, SLG: 0.455		CSS 0-3 ① **K**	X 0-0 22 PB 22 1B **2B**	X 0-0 ② **F9**		SCS 0-3 ② **K**				3 1 1 0 0 1 0 1 0 0 0 0 1 0						
22 Victor Reyes, S (1, 7) OBP: 0.292, SLG: 0.289 96 Christin Stewart, L (7, 7) OBP: 0.714, SLG: 1.000		X 0-0 **2B**	BX 1-0 1 2B 2-H 49 1B **1B**	X 0-0 **1B**		X 0-0 **1B**				3 1 3 1 0 0 0 1 0 1 0 0 0 0						
1 Jose Iglesias, R (1, 6) OBP: 0.370, SLG: 0.333 99 A.J. Simcox, R (7, 6)		X 0-0 ② **G6-3**	X 0-0 1-3 49 1B **2B**	FFS 0-3 ③ **K**		SSSS 0-3 ③ **K**				3 1 1 0 0 1 2 1 0 0 0 0 1 1						
49 Dixon Machado, R (1, 4) OBP: 0.381, SLG: 0.475 81 Pete Kozma, R (7, 4) OBP: 0.379, SLG: 0.150		X 0-0 ③ **G6-3**	X 0-0 2-H 3-H 12 1B **1B**			X 0-0 46 2B **1B**		BBBB 4-0 80 3B **BB**		3 0 2 2 0 0 1 0 1 0 0 1 0 0						
Inning Stats	R: 2 E: 0 K: 0 S: 3 H: 1 LOB: 0 BB: 2 P: 11	R: 0 E: 0 K: 1 S: 6 H: 1 LOB: 1 BB: 0 P: 6	R: 0 E: 0 K: 2 S: 7 H: 0 LOB: 1 BB: 0 P: 9	R: 3 E: 0 K: 1 S: 10 H: 5 LOB: 2 BB: 0 P: 11	R: 1 E: 0 K: 1 S: 9 H: 2 LOB: 1 BB: 0 P: 11	R: 0 E: 0 K: 2 S: 9 H: 2 LOB: 2 BB: 0 P: 9	R: 0 E: 0 K: 2 S: 8 H: 1 LOB: 1 BB: 0 P: 8	R: 2 E: 0 K: 3 S: 11 H: 2 LOB: 1 BB: 1 P: 15		1B: 8 2B: 4 3B: 1 HR: 1	SF: 1 SAC: 0 DP: 1 HBP: 1						

	AB	36
	R	8
	H	14
	RBI	8
	BB	3
	SO	12
	LOB	20

WP: 0 PB: 1 SB: 2 CS: 0 PA: 41

PITCHER		IP	WLS	BF	H	R	ER	SO	BB	IBB	HBP	BLK	WP	HR	S	P	ERA	WHIP
84 Brady Lail, R ERA: 4.82	(1, 1)	1.2	L	8	2	2	2	1	2	0	0	0	0	0	8	16	10.80	2.400
61 Ben Heller, R ERA: 4.22	(2, 1)	1.2		9	3	3	3	2	0	0	1	0	0	0	12	15	16.20	1.800
95 Cody Carroll, R ERA: 3.0	(4, 1)	1.2		9	4	1	1	2	0	0	0	0	0	1	15	17	5.40	2.400
62 Giovanny Gallegos, R ERA: 3.68	(6, 1)	1.0		5	2	0	0	2	0	0	0	0	0	0	9	9	0.00	2.000
83 J.P. Feyereisen, R ERA: 4.0	(7, 1)	1.0		4	1	0	0	2	0	0	0	0	0	0	8	8	0.00	1.000

PITCHER		IP	WLS	BF	H	R	ER	SO	BB	IBB	HBP	BLK	WP	HR	S	P	ERA	WHIP
90 Matt Frawley, R ERA: 54.0	(8, 1)	0.1		4	2	2	2	1	1	0	0	0	0	0	5	9	54.00	9.000
87 James Reeves, L ERA:	(8, 1)	0.2		2	0	0	0	2	0	0	0	0	0	0	6	6	0.00	0.000

Baltimore Orioles @ New York Yankees

George M. Steinbrenner Field, Tampa, FL

Wed Mar 21 2018, 6:38 PM - 9:21 PM EDT

Att. 9,974 - Partly Cloudy - 62 F

TOP

livebaseballscorecards.com

Batter	1	2	3	4	5	6	7	8	9	AB	R	H	RBI	BB	SO	LOB
1 Tim Beckham, R (1, 5) OBP: 0.293, SLG: 0.444 97 Jomar Reyes, R (7, 5) OBP: 0.200, SLG: 0.500	B X 1-0 ① G4-3		X 0-0 ③ G6-3		S S S 0-3 ② K			S S S 0-3 ① K		3 0 0 0 0 1 1 1 0 0 0 0 1 0						
16 Trey Mancini, R (1, 7) OBP: 0.321, SLG: 0.490 96 Aderlin Rodríguez, R (7, 3) OBP: 0.231, SLG: 0.231	S S S 0-3 ② K			X 0-0 2 G3 47 SF8 2B	S S C 0-3 ③ K			X 0-0 E8 27 2B		3 1 1 0 0 2 1 1 0 0 0 0 0 0						
6 Jonathan Schoop, R (1, 4) OBP: 0.479, SLG: 0.881 27 Andrew Susac, R (7, 2) OBP: 0.579, SLG: 0.769	B X 1-0 HR			B B B B 4-0 47 SF8 2 G3 18 1B BB		X 0-0 ① F7		1 SAFE X 0-0 1-3 2B		2 2 1 1 1 0 0 1 0 1 0 0 0 0						
2 Pedro Alvarez, L (1, 10) OBP: 0.308, SLG: 0.333 25 Anthony Santander, S (8, PH) OBP: 0.316, SLG: 0.582 (8, 10)	S S S 0-3 ③ K			X 0-0 ① G3 1-2 2-3		X 0-0 ② G6-3		S S S 0-3 ② K		3 0 0 0 0 1 2 1 0 0 0 0 1 2						
47 Danny Valencia, R (1, 3) OBP: 0.265, SLG: 0.516 82 Adrian Marin, R (7, 4)		X 0-0 ① F9		X 0-0 ② SF8 2-3 3-H		X 0-0 1B		S S S 0-3 ③ K		2 0 1 1 0 0 0 1 0 0 0 0 1 2						
18 Austin Hays, R (1, 9) OBP: 0.263, SLG: 0.257 70 Cedric Mullins, L (7, 8) OBP: 0.300, SLG: 0.417		S S S 0-3 ② K		X 0-0 14 CS 1B 3-H		X 0-0 ③ F8			S S C 0-3 ① K	3 0 1 1 0 1 1 1 0 0 0 0 1 0						
14 Craig Gentry, R (1, 8) OBP: 0.342, SLG: 0.324 47 Alex Presley, L (7, 7) OBP: 0.413, SLG: 0.436		X 0-0 ③ G6-3		C 0-1 ③ CS 1-2	X 0-0 3 2B 1B		X 0-0 ① G6-3		S S S 0-3 ② K	3 1 1 0 0 0 0 1 0 0 0 0 1 0						
3 Luis Sardinas, S (1, 6) OBP: 0.375, SLG: 0.400 12 Engelb Vielma, S (7, 6) OBP: 0.267, SLG: 0.231			X 0-0 36 CS 1B		1 SAFE X 0-0 36 WP 1-H 2B		X 0-0 ② F9		X 0-0 ③ G5-3	3 0 2 1 0 0 0 1 0 0 0 0 0 0						
36 Caleb Joseph, R (1, 2) OBP: 0.353, SLG: 0.433 38 Jaycob Brugman, L (7, 9) OBP: 0.100, SLG: 0.100			B S S C 1-3 ① ② K 1-2		B X 1-0 ① F9 2-3		X 0-0 ③ L9			3 0 0 0 0 1 2 0 0 0 0 0 0 0						
Inning Stats	R: 1 H: 1 E: 0 LOB: 0 K: 2 BB: 0 S: 8 P: 10	R: 0 H: 0 E: 0 LOB: 0 K: 1 BB: 0 S: 5 P: 5	R: 0 H: 1 E: 0 LOB: 0 K: 1 BB: 0 S: 5 P: 6	R: 2 H: 2 E: 0 LOB: 0 K: 0 BB: 1 S: 5 P: 9	R: 1 H: 2 E: 0 LOB: 1 K: 2 BB: 0 S: 9 P: 10	R: 0 H: 1 E: 0 LOB: 1 K: 0 BB: 0 S: 4 P: 4	R: 0 H: 0 E: 0 LOB: 0 K: 0 BB: 0 S: 3 P: 3	R: 0 H: 1 E: 1 LOB: 2 K: 3 BB: 0 S: 11 P: 11	R: 0 H: 0 E: 0 LOB: 0 K: 2 BB: 0 S: 7 P: 7	1B: 4 SF: 1 2B: 4 SAC: 0 3B: 0 DP: 1 HR: 1 HBP: 0						

	AB	33
	R	4
	H	8
	RBI	4
	BB	1
	SO	11
	LOB	11

WP: 1 PA: 36
PB: 0
SB: 0
CS: 2

PITCHER		IP	WLS	BF	H	R	ER	SO	BB	IBB	HBP	BLK	WP	HR	S	P	ERA	WHIP
85 Luis Cessa, R ERA: 6.75	(1, 1)	4.0	W	15	4	3	3	4	1	0	0	0	0	1	23	30	6.75	1.250
30 David Robertson, R ERA: 1.93	(5, 1)	1.0	H	5	2	1	1	2	0	0	0	0	1	0	9	10	9.00	2.000
65 Jonathan Holder, R ERA: 1.8	(6, 1)	2.0	H	7	1	0	0	0	0	0	0	0	0	0	7	7	0.00	0.500
54 Aroldis Chapman, L ERA: 2.45	(8, 1)	0.2	H	4	1	0	0	2	0	0	0	0	0	0	8	8	0.00	1.500
78 Chaz Hebert, L ERA:	(8, 1)	1.1	S	4	0	0	0	3	0	0	0	0	0	0	10	10	0.00	0.000

PITCHER	IP	WLS	BF	H	R	ER	SO	BB	IBB	HBP	BLK	WP	HR	S	P	ERA	WHIP

BOTTOM

Baltimore Orioles @ New York Yankees

George M. Steinbrenner Field, Tampa, FL

Wed Mar 21 2018, 6:38 PM - 9:21 PM EDT

Att. 9,974 - Partly Cloudy - 62 F

livebaseballscorecards.com

Batter	1	2	3	4	5	6	7	8	9	AB	R	H	RBI	BB	SO	LOB
11 Brett Gardner, L (1, 7) OBP: 0.326, SLG: 0.225 94 Jeff Hendrix, L (9, 7) OBP: 0.412, SLG: 0.400	L4	1 SAFE 99 BB 33 1B 1-2 1B		K		F7		99 HR 1-3 1B		5 0	2 0	2 0	0 0	0 0	1 0	0 0
99 Aaron Judge, R (1, 10) OBP: 0.409, SLG: 0.611	27 1B 18 2B BB	27 FC5-4 33 1B 24 E 1-2 2-3 BB		3-2 HR		G4-3		1-1 1-H 3-H HR		3	4	2	4	2	0	0
33 Greg Bird, L (1, 3) OBP: 0.286, SLG: 0.250 96 Chris Gittens, R (9, 3) OBP: 0.400, SLG: 0.250	K	27 FC5-4 1-2 2-H 3-H 1B		L7		27 BB HBP		F7		4 0	0 0	1 0	2 0	0 0	1 0	1 0
27 Giancarlo Stanton, R (1, 9) OBP: 0.306, SLG: 0.372 87 Zack Zehner, R (9, 9)	24 BB 18 2B 1-3 1B	FC5-4 24 E 1-2f 2-3		K		1-2 BB		K		4 0	1 0	1 0	0 0	1 0	2 0	2 0
24 Gary Sánchez, R (1, 2) OBP: 0.385, SLG: 0.722 80 Jorge Saez, R (8, PH) OBP: 0.316, SLG: 0.444 (9, 2)	18 2B 1-2 BB	E5 1-2 3-H			14 BB 1B	F7		G6-3		3 1	0 0	1 0	0 0	1 0	0 0	3 0
18 Didi Gregorius, L (1, 6) OBP: 0.298, SLG: 0.511	1-3 2-H 3-H 2B	F9			P5		K			4	0	1	2	0	1	3
31 Aaron Hicks, S (1, 8) OBP: 0.360, SLG: 0.300	P3	G1-6-3			F9		F9			4	0	0	0	0	0	3
14 Neil Walker, S (1, 4) OBP: 0.500, SLG: 0.500 12 Jace Peterson, L (5, PR) OBP: 0.387, SLG: 0.136 (6, 4)	K	F8			1-2 BB		K			2 1	0 0	0 0	0 0	1 0	1 1	0 0
74 Ronald Torreyes, R (1, 5) OBP: 0.333, SLG: 0.378 66 Abiatal Avelino, R (6, 5) OBP: 0.500, SLG: 0.400	99 BB 11 1B 33 1B 1B	G6-3			L9			11 1B 99 HR 1B		3 1	1 1	1 1	0 0	0 0	0 0	2 0
Inning Stats	R: 2 E: 0 K: 1 S: 7 H: 2 LOB: 2 BB: 2 P: 15	R: 3 E: 1 K: 1 S: 9 H: 3 LOB: 2 BB: 1 P: 13	R: 0 E: 0 K: 0 S: 3 H: 0 LOB: 0 BB: 0 P: 3	R: 1 E: 0 K: 2 S: 10 H: 1 LOB: 0 BB: 0 P: 13	R: 0 E: 0 K: 0 S: 4 H: 1 LOB: 2 BB: 1 P: 8	R: 0 E: 0 K: 0 S: 3 H: 0 LOB: 2 BB: 1 P: 8	R: 0 E: 0 K: 2 S: 7 H: 0 LOB: 0 BB: 0 P: 7	R: 3 E: 0 K: 1 S: 9 H: 3 LOB: 0 BB: 0 P: 10		1B: 7 2B: 1 3B: 0 HR: 2	SF: 0 SAC: 0 DP: 0 HBP: 1		WP: 0 PB: 0 SB: 0 CS: 0	PA: 41		

	AB	35
	R	9
	H	10
	RBI	8
	BB	5
	SO	7
	LOB	14

PITCHER		IP	WLS	BF	H	R	ER	SO	BB	IBB	HBP	BLK	WP	HR	S	P	ERA	WHIP
50 Miguel Castro, R ERA: 8.38	(1, 1)	3.0	L	18	5	5	4	2	3	0	0	0	0	0	19	31	12.00	2.667
Jason Gurka, L ERA: 7.2	(4, 1)	1.0		4	1	1	1	2	0	0	0	0	0	1	10	13	9.00	1.000
51 Nestor Cortes, L ERA: 5.02	(5, 1)	4.0		19	4	3	3	3	2	0	1	0	0	1	23	33	6.75	1.500

PITCHER	IP	WLS	BF	H	R	ER	SO	BB	IBB	HBP	BLK	WP	HR	S	P	ERA	WHIP

Batter	1	2	3	4	5	6	7	8	9	AB	R	H	RBI	BB	SO	LOB
22 Jacoby Ellsbury, L (1, 8) OBP: 0.214, SLG: 0.083	BBBB 4-0 74 FC5-4 BB	CCC 0-3 ① K	X 0-0 ② P4	X 0-0 ③ F7						2	0	0	0	1	1	1
Estevan Florial, L (5, 8) OBP: 0.294, SLG: 0.400										1	0	0	0	0	0	0
74 Ronald Torreyes, R (1, 6) OBP: 0.311, SLG: 0.350	X 0-0 ① FC5-4 1-2f	X 0-0 ② F9			BSCC 1-3 ③ K 1-2			X 0-0 3B		3	0	0	0	0	1	2
66 Abiatal Avelino, R (6, 6) OBP: 0.538, SLG: 0.636										1	0	1	0	0	0	0
39 Tyler Wade, L (1, 4) OBP: 0.404, SLG: 0.405	X 0-0 ② F9	X 0-0 ③ G4-3				SSS 0-3 ① K		SSS 0-3 ① K2-3		4	0	0	0	0	2	2
29 Brandon Drury, R (1, 5) OBP: 0.333, SLG: 0.422	SSS 0-3 ③ K		CSC 0-3 ① K			X 0-0 ② G5-3		X 0-0 ② F8		4	0	0	0	0	2	2
Tyler Austin, R (1, 3) OBP: 0.372, SLG: 0.649		X 0-0 ① F8	X 0-0 1B			X 0-0 28 1B 2B		BBBB 4-0 BB		3	1	2	0	1	0	0
28 Austin Romine, R (1, 2) OBP: 0.469, SLG: 0.571		X 0-0 ② G4-3	X 0-0 ② P4			X 0-0 2-H 1B		X 0-0 ③ G3		4	0	1	1	0	0	3
Billy McKinney, L (1, 7) OBP: 0.370, SLG: 0.600		BSSX 1-1 HR	SSS 0-3 ③ K			X 0-0 ③ P6			X 0-0 ① F7	4	1	1	1	0	1	2
25 Shane Robinson, R (1, 9) OBP: 0.324, SLG: 0.233		X 0-0 1B			X 0-0 74 S 1B		X 0-0 ① F8		X 0-0 ② F7	4	0	2	0	0	0	0
12 Jace Peterson, L (1, 10) OBP: 0.343, SLG: 0.115		X 0-0 ③ G3			X 0-0 ① F9		X 0-0 ② F8		SSS 0-3 ③ K	4	0	0	0	0	1	2
Inning Stats	R: 0 H: 0 E: 0 LOB: 1 K: 1 BB: 1 S: 5 P: 9	R: 1 H: 2 E: 0 LOB: 1 K: 0 BB: 0 S: 6 P: 7	R: 0 H: 0 E: 0 LOB: 0 K: 1 BB: 0 S: 5 P: 5	R: 0 H: 1 E: 0 LOB: 1 K: 2 BB: 0 S: 8 P: 8	R: 0 H: 1 E: 0 LOB: 1 K: 1 BB: 0 S: 6 P: 7	R: 1 H: 2 E: 0 LOB: 1 K: 1 BB: 0 S: 7 P: 7	R: 0 H: 0 E: 0 LOB: 0 K: 0 BB: 0 S: 3 P: 3	R: 0 H: 1 E: 0 LOB: 2 K: 1 BB: 1 S: 6 P: 10	R: 0 H: 0 E: 0 LOB: 0 K: 1 BB: 0 S: 5 P: 5	1B: 4 SF: 0 2B: 1 SAC: 0 3B: 1 DP: 0 HR: 1 HBP: 0						

PITCHER		IP	WLS	BF	H	R	ER	SO	BB	IBB	HBP	BLK	WP	HR	S	P	ERA	WHIP
45 Phil Hughes, R ERA: 6.06	(1, 1)	4.2		19	4	1	1	4	1	0	0	0	0	1	27	32	1.93	1.071
32 Zach Duke, L ERA:	(5, 1)	0.1		1	0	0	0	1	0	0	0	0	0	0	3	4	0.00	0.000
56 Fernando Rodney, R ERA: 4.5	(6, 1)	1.0	L	5	2	1	1	1	0	0	0	0	0	0	7	7	9.00	2.000
43 Addison Reed, R ERA: 1.86	(7, 1)	1.0		3	0	0	0	0	0	0	0	0	0	0	3	3	0.00	0.000
57 Ryan Pressly, R ERA: 2.89	(8, 1)	1.0		5	1	0	0	1	1	0	0	0	0	0	6	10	0.00	2.000

PITCHER		IP	WLS	BF	H	R	ER	SO	BB	IBB	HBP	BLK	WP	HR	S	P	ERA	WHIP
58 Gabriel Moya, L ERA: 0.9	(9, 1)	1.0		3	0	0	0	1	0	0	0	0	0	0	5	5	0.00	0.000

TOP

New York Yankees @ Minnesota Twins

CenturyLink Sports Complex, Fort Myers, FL

Thu Mar 22 2018, 1:09 PM - 3:55 PM EDT

Att. 9,284 - Sunny - 64 F

livebaseballscorecards.com

AB	34
R	2
H	7
RBI	2
BB	2
SO	8
LOB	14

WP: 0 PA: 36
PB: 0
SB: 1
CS: 0

BOTTOM

New York Yankees @ Minnesota Twins

CenturyLink Sports Complex, Fort Myers, FL

Thu Mar 22 2018, 1:09 PM - 3:55 PM EDT

Att. 9,284 - Sunny - 64 F

livebaseballscorecards.com

Batter	1	2	3	4	5	6	7	8	9	AB	R	H	RBI	BB	SO	LOB
16 Ehire Adrianza, S (1, 6) OBP: 0.333, SLG: 0.500 38 Taylor Featherston, R (7, 4) OBP: 0.267, SLG: 0.448	0-0 0 G5-4-3 1B			0-3 K2-3	0-0 SF9 1-2 2-3 3-H			0-0 E6 0 F9 0 S		2 0 1 1 0 1 0 1 0 0 0 0 0 0						
0 Erick Aybar, S (1, 4) (7, 6) OBP: 0.278, SLG: 0.343	0-0 G5-4-3 1-2f			0-0 36 F9 5 1B 1B	0-0 F8			1-0 F9 1-3		4 0 1 0 0 0 4						
5 Eduardo Escobar, S (1, 5) OBP: 0.313, SLG: 0.395 40 Gregorio Petit, R (7, 5) OBP: 0.237, SLG: 0.400	0-3 K2-3			0-0 1-2 1B		0-0 P6		0-0 G5-3		3 0 1 0 0 1 0 1 0 0 0 0 0 1						
36 Robbie Grossman, S (1, 10) OBP: 0.277, SLG: 0.302		0-0 F9		0-0 F9 2-3		0-0 F9		0-0 F8		4 0 0 0 0 0 3						
99 Logan Morrison, L (1, 3) OBP: 0.423, SLG: 0.478 Brock Stassi, L (6, 3) OBP: 0.464, SLG: 0.417		0-0 F9		0-0 P4		B B B B 4-0 BB			0-0 G4-3	2 0 0 0 0 0 2 1 0 0 0 1 0 0						
23 Mitch Garver, R (1, 2) OBP: 0.286, SLG: 0.300 46 Bobby Wilson, R (8, 2) OBP: 0.200, SLG: 0.304		0-0 F7			0-0 72 1B 1B 16 SF9 1B	0-0 F8			0-0 P2	3 1 1 0 0 0 1 1 0 0 0 0 0 0						
Jake Cave, L (1, 9) OBP: 0.303, SLG: 0.185			0-0 G6-3		0-0 16 SF9 72 1B 1-2 1B		0-0 G3-1		S S S 0-3 K	4 0 1 0 0 1 0						
72 Ryan LaMarre, R (1, 7) OBP: 0.486, SLG: 0.794			0-0 F9		0-0 16 SF9 1-2 2-3 1B		S S S 0-3 K			3 0 1 0 0 1 0						
8 Zack Granite, L (1, 8) OBP: 0.222, SLG: 0.150			0-0 G4-3		0-0 F8		0-0 G3			3 0 0 0 0 0 3						
Inning Stats	R: 0 H: 1 E: 0 LOB: 0 K: 1 BB: 0 S: 5 P: 5	R: 0 H: 0 E: 0 LOB: 0 K: 0 BB: 0 S: 3 P: 3	R: 0 H: 0 E: 0 LOB: 0 K: 0 BB: 0 S: 3 P: 3	R: 0 H: 2 E: 0 LOB: 2 K: 1 BB: 0 S: 7 P: 7	R: 1 H: 3 E: 0 LOB: 2 K: 0 BB: 0 S: 6 P: 6	R: 0 H: 0 E: 0 LOB: 1 K: 0 BB: 1 S: 3 P: 7	R: 0 H: 0 E: 0 LOB: 0 K: 1 BB: 0 S: 5 P: 5	R: 0 H: 0 E: 1 LOB: 1 K: 0 BB: 0 S: 4 P: 5	R: 0 H: 0 E: 0 LOB: 0 K: 1 BB: 0 S: 5 P: 5	1B: 6 SF: 1 2B: 0 SAC: 0 3B: 0 DP: 1 HR: 0 HBP: 0						

	AB	32
	R	1
	H	6
	RBI	1
	BB	1
	SO	4
	LOB	14

WP: 0 PA: 34
PB: 0
SB: 1
CS: 0

PITCHER		IP	WLS	BF	H	R	ER	SO	BB	IBB	HBP	BLK	WP	HR	S	P	ERA	WHIP
47 Jordan Montgomery, L ERA: 3.43	(1, 1)	6.0	W	24	6	1	1	2	1	0	0	0	0	0	27	31	1.50	1.167
63 Domingo Germán, R ERA: 2.3	(7, 1)	3.0	S	10	0	0	0	2	0	0	0	0	0	0	14	15	0.00	0.000

PITCHER	IP	WLS	BF	H	R	ER	SO	BB	IBB	HBP	BLK	WP	HR	S	P	ERA	WHIP

Batter	1	2	3	4	5	6	7	8	9	AB	R	H	RBI	BB	SO	LOB
Deven Marrero, R (1, 6) OBP: 0.286, SLG: 0.340	S S S 0-3 ① K		X 0-0 1B			X 0-0 ① L7	B B B 4-0 FC6-4 BB		S S S 0-3 ② K	3	0	1	0	0	1	0
65 Esteban Quiroz, L (6, 4) OBP: 0.292, SLG: 0.400										1	0	0	0	1	1	0
16 Andrew Benintendi, L (1, 8) OBP: 0.444, SLG: 0.775	X 0-0 ② P6		S S S 0-3 ③ K			X 0-0 23 PB 11 1B 1B	X 0-0 ③ FC6-4 1-2f		X 0-0 5 1B 70 1B 1B	3	0	1	0	0	1	1
Jeremy Barfield, R (7, PH) OBP: 0.333, SLG: 0.478										2	1	1	0	0	0	1
(7, 9)																
11 Rafael Devers, L (1, 5) OBP: 0.362, SLG: 0.652	X 0-0 ③ G4-3			S S S 0-3 ① K		X 0-0 23 PB 1-2 1B	B B B B 4-0 3 1B 55 1B BB	X 0-0 70 1B 1-2 1B		3	0	1	0	0	1	0
5 Mike Miller, R (7, 5) OBP: 0.571, SLG: 0.667										1	1	1	0	1	0	0
3 Sandy León, S (1, 2) OBP: 0.333, SLG: 0.519		S S S 0-3 ① K		X 0-0 ② F8		X 0-0 ② P5		X 0-0 55 1B 1-2 1B	X 0-0 1-3 2-H 1B	4	0	1	0	0	1	2
70 Dan Butler, R (8, 2) OBP: 0.235, SLG: 0.071										1	0	1	1	0	0	0
23 Blake Swihart, S (1, 7) OBP: 0.313, SLG: 0.533		X 0-0 ② G3		X 0-0 1B		B X 1-0 ③ G4-3 1-2 2-3		S S S 0-3 ① K	X 0-0 ③ F8	5	0	1	0	0	1	6
(7, 3)																
59 Sam Travis, R (1, 3) OBP: 0.308, SLG: 0.623		X 0-0 ③ F9		S S S 0-3 ③ K			B B B S C X 3-2 HR	S S S 0-3 ② K		4	1	1	1	0	2	3
(7, 7)																
55 Iván De Jesús Jr., R (1, 4) OBP: 0.431, SLG: 0.563			B C X 1-1 HR		X 0-0 ① G5-3		X 0-0 41 1B 2B	X 0-0 1-2 2-H 1B		4	2	3	2	0	0	0
(6, 6)																
37 Mike Olt, R (1, 10) OBP: 0.167, SLG: 0.333			X 0-0 ① G6-3		X 0-0 ② F8		X 0-0 ① P5	S S S 0-3 ③ K		4	0	0	0	0	1	3
41 Cole Sturgeon, L (1, 9) OBP: 0.500, SLG: 0.900			X 0-0 ② G6-3		S S S 0-3 ③ K		X 0-0 ② 2-H 1B		S S S 0-3 ① K	4	0	1	1	0	2	0
(7, 8)																
Inning Stats	R: 0 H: 0 E: 0 LOB: 0 K: 1 BB: 0 S: 5 P: 5	R: 0 H: 0 E: 0 LOB: 0 K: 1 BB: 0 S: 5 P: 5	R: 1 H: 2 E: 0 LOB: 1 K: 1 BB: 0 S: 8 P: 9	R: 0 H: 1 E: 0 LOB: 1 K: 2 BB: 0 S: 8 P: 8	R: 0 H: 0 E: 0 LOB: 0 K: 1 BB: 0 S: 5 P: 5	R: 0 H: 2 E: 0 LOB: 2 K: 0 BB: 0 S: 5 P: 6	R: 2 H: 3 E: 0 LOB: 1 K: 0 BB: 1 S: 7 P: 14	R: 1 H: 2 E: 0 LOB: 2 K: 3 BB: 1 S: 11 P: 15	R: 1 H: 3 E: 0 LOB: 2 K: 2 BB: 0 S: 10 P: 10	1B: 10 SF: 0 2B: 1 SAC: 0 3B: 0 DP: 0 HR: 2 HBP: 0							

PITCHER		IP	WLS	BF	H	R	ER	SO	BB	IBB	HBP	BLK	WP	HR	S	P	ERA	WHIP
19 Masahiro Tanaka, R	(1, 1)	5.2	L	22	5	1	1	6	0	0	0	0	0	1	35	36	1.59	0.882
ERA: 7.24																		
48 Tommy Kahnle, R	(6, 1)	0.1		1	0	0	0	0	0	0	0	0	0	0	1	2	0.00	0.000
ERA: 1.42																		
45 Chasen Shreve, L	(7, 1)	1.0		6	3	2	2	0	1	0	0	0	0	1	7	14	18.00	4.000
ERA: 2.35																		
68 Dellin Betances, R	(8, 1)	0.1		3	1	1	1	1	1	0	0	0	0	0	4	8	27.00	6.000
ERA: 7.94																		
84 Brady Lail, R	(8, 1)	1.1		7	3	1	1	4	0	0	0	0	0	0	15	15	6.75	2.250
ERA: 5.06																		

PITCHER		IP	WLS	BF	H	R	ER	SO	BB	IBB	HBP	BLK	WP	HR	S	P	ERA	WHIP
90 Andrew Schwaab, R	(9, 1)	0.1		2	1	0	0	0	0	0	0	0	0	0	2	2	0.00	3.000
ERA:																		

TOP

Boston Red Sox @ New York Yankees

George M. Steinbrenner Field, Tampa, FL

Fri Mar 23 2018, 1:09 PM - 4:03 PM EDT

Att. 10,143 - Sunny - 69 F

livebaseballscorecards.com

AB	39
R	5
H	13
RBI	5
BB	2
SO	11
LOB	16

Boston Red Sox @ New York Yankees

George M. Steinbrenner Field, Tampa, FL

Fri Mar 23 2018, 1:09 PM - 4:03 PM EDT

Att. 10,143 - Sunny - 69 F

BOTTOM

Batter	1	2	3	4	5	6	7	8	9	AB	R	H	RBI	BB	SO	LOB
99 Aaron Judge, R (1, 9)	C C C K		x 0-0 G4-3 1-2f			x 0-0 27 BB 1B		C C C 0-3 K		4	0	1	0	0	2	2
73 Rashad Crawford, L (9, 9)										0	0	0	0	0	0	0
27 Giancarlo Stanton, R (1, 10)	B B B B 4-0 BB			x 0-0 F9		B B B B 4-0 24 G5-4-3 1-2 BB		x 0-0 G6-4-3 1-2f		2	0	0	0	2	0	1
33 Greg Bird, L (1, 3)	S S S 0-3 K			x 0-0 G3		x 0-0 P2			x 0-0 F8	4	0	0	0	0	1	3
24 Gary Sánchez, R (1, 2)	x 0-0 F8			x 0-0 G5-3		x 0-0 G5-4-3 1-2f			S S S 0-3 K	4	0	0	0	0	1	3
31 Aaron Hicks, S (1, 8)		x 0-0 F8			x 0-0 L9		x 0-0 G6-3		S S S 0-3 K2-3	3	0	0	0	0	0	0
94 Jeff Hendrix, L (8, 8)										1	0	0	0	0	1	0
18 Didi Gregorius, L (1, 6)	S S S 0-3 K				x 0-0 L8		x 0-0 2B			3	0	1	0	0	1	0
29 Brandon Drury, R (1, 5)	C C C 0-3 K				H 1-0 14 2B HBP		C C C 0-3 K			1	0	0	0	0	1	0
76 Angel Aguilar, R (5, PR)										1	0	0	0	0	1	1
(6, 5)																
14 Neil Walker, S (1, 4)			S S S 0-3 K		x 0-0 1-3 2B		x 0-0 G3-1			3	0	1	0	0	1	1
67 Diego Castillo, R (8, 4)										0	0	0	0	0	0	0
11 Brett Gardner, L (1, 7)			x 0-0 99 G4-3 1B		x 0-0 G4-3			x 0-0 27 G6-4-3 1B		3	0	2	0	0	0	2
87 Zack Zehner, R (8, PR)										0	0	0	0	0	0	0
(9, 7)																

	AB	29
	R	0
	H	5
	RBI	0
	BB	2
	SO	9
	LOB	13

livebaseballscorecards.com

Inning Stats	1	2	3	4	5	6	7	8	9
	R: 0 H: 0 E: 0 LOB: 1 K: 2 BB: 1 S: 7 P: 11	R: 0 H: 0 E: 0 LOB: 0 K: 2 BB: 0 S: 7 P: 7	R: 0 H: 1 E: 0 LOB: 0 K: 1 BB: 0 S: 5 P: 5	R: 0 H: 0 E: 0 LOB: 0 K: 0 BB: 0 S: 3 P: 3	R: 0 H: 1 E: 0 LOB: 2 K: 0 BB: 0 S: 4 P: 5	R: 0 H: 1 E: 0 LOB: 1 K: 0 BB: 1 S: 3 P: 7	R: 0 H: 1 E: 0 LOB: 1 K: 1 BB: 0 S: 6 P: 6	R: 0 H: 1 E: 0 LOB: 1 K: 1 BB: 0 S: 5 P: 5	R: 0 H: 0 E: 0 LOB: 0 K: 2 BB: 0 S: 7 P: 7

1B: 3 SF: 0
2B: 2 SAC: 0
3B: 0 DP: 3
HR: 0 HBP: 1

WP: 0 PA: 32
PB: 0
SB: 0
CS: 0

PITCHER		IP	WLS	BF	H	R	ER	SO	BB	IBB	HBP	BLK	WP	HR	S	P	ERA	WHIP
61 Brian Johnson, L ERA: 1.72	(1, 1)	4.2	W	17	2	0	0	5	1	0	1	0	0	0	25	30	0.00	0.643
63 Robby Scott, L ERA: 8.1	(5, 1)	0.1	H	1	0	0	0	0	0	0	0	0	0	0	1	1	0.00	0.000
71 Justin Haley, R ERA: 2.12	(6, 1)	4.0	S	14	3	0	0	4	1	0	0	0	0	0	21	25	0.00	1.000

PITCHER		IP	WLS	BF	H	R	ER	SO	BB	IBB	HBP	BLK	WP	HR	S	P	ERA	WHIP

New York Yankees @ Atlanta Braves

Stadium at the ESPN Wide World of Sports, Lake Buena Vista, FL

Sat Mar 24 2018, 1:08 PM - 3:58 PM EDT

Att. 10,338 - Sunny - 76 F

TOP

livebaseballscorecards.com

Batter	1	2	3	4	5	6	7	8	9	AB	R	H	RBI	BB	SO	LOB
31 Aaron Hicks, S (1, 8) OBP: 0.357, SLG: 0.391 94 Jeff Hendrix, L (6, PR) OBP: 0.400, SLG: 0.353 (6, 8)	G4-3			HR		24 BB 2B		K	56 1B 79 BB 56 E BB	3 1	1 1	2 0	1 0	0 1	0 1	0 1
24 Gary Sánchez, R (1, 2) OBP: 0.348, SLG: 0.619 79 Francisco Diaz, S (6, PR) OBP: 0.333, SLG: 0.250 (6, 2)	G4-3			F7		SAFE 56 WP 2-3 BB		F9	56 E BB	2 1	0 0	0 0	0 1	1 1	0 0	0 1
56 Ryan McBroom, R (1, 10) OBP: 0.333, SLG: 0.692	K			HR		F9			1B BB E6	4	2	2	2	1	1	2
Tyler Austin, R (1, 3) OBP: 0.333, SLG: 0.571		K		F9		G5-3			K L7	5	0	0	0	0	2	5
39 Tyler Wade, L (1, 5) OBP: 0.400, SLG: 0.386 76 Angel Aguilar, R (8, 5) OBP: 0.500, SLG: 0.500		74 G6-4-3 BB			F7		1B 1B	2 0 0 0 1 1 0 1 1 1 0 0 0 0								
74 Ronald Torreyes, R (1, 6) OBP: 0.292, SLG: 0.326 67 Diego Castillo, R (7, 6) OBP: 0.400, SLG: 0.400	G6-4-3 1-2f		F9		G6-3		F7	3 0 0 0 0 0 1 1 0 0 0 0 0 2								
Gleyber Torres, R (1, 4) OBP: 0.286, SLG: 0.313		K	1B		F8		25 WP 25 1B 1-3 2-H 1B	4 1 2 1 0 1 0								
Billy McKinney, L (1, 9) OBP: 0.360, SLG: 0.564		F7	K		F7	BB	25 1B 25 WP 79 BB 1-2 3-H 1B	4 1 1 1 0 1 1								
25 Shane Robinson, R (1, 7) OBP: 0.341, SLG: 0.242		G5-3	F9		BB		79 BB 94 BB 56 1B 1-3 2-H 1B	3 1 1 1 1 0 1								
Inning Stats	R: 0 E: 0 K: 1 S: 5 H: 0 LOB: 0 BB: 0 P: 5	R: 0 E: 0 K: 1 S: 4 H: 0 LOB: 0 BB: 1 P: 8	R: 0 E: 0 K: 1 S: 5 H: 0 LOB: 0 BB: 0 P: 5	R: 2 E: 0 K: 1 S: 8 H: 2 LOB: 0 BB: 0 P: 10	R: 0 E: 0 K: 1 S: 6 H: 1 LOB: 1 BB: 0 P: 6	R: 0 E: 0 K: 0 S: 3 H: 1 LOB: 2 BB: 1 P: 8	R: 0 E: 0 K: 0 S: 3 H: 0 LOB: 0 BB: 0 P: 3	R: 0 E: 0 K: 1 S: 5 H: 0 LOB: 1 BB: 1 P: 9	R: 6 E: 1 K: 1 S: 10 H: 5 LOB: 2 BB: 3 P: 23	1B: 6 2B: 1 3B: 0 HR: 2 SF: 0 SAC: 0 DP: 1 HBP: 0							

AB	34
R	8
H	9
RBI	7
BB	6
SO	7
LOB	14

WP: 2 PB: 0 SB: 0 CS: 0 PA: 40

PITCHER		IP	WLS	BF	H	R	ER	SO	BB	IBB	HBP	BLK	WP	HR	S	P	ERA	WHIP
49 Julio Teheran, R ERA: 1.4	(1, 1)	5.0		18	3	2	2	5	1	0	0	0	0	2	28	34	3.60	0.800
Scott Kazmir, L ERA: 4.22	(6, 1)	1.0		4	1	0	0	0	1	0	0	0	1	0	3	8	0.00	2.000
52 José Ramirez, R ERA: 1.13	(7, 1)	1.0		3	0	0	0	0	0	0	0	0	0	0	3	3	0.00	0.000
57 Rex Brothers, L ERA: 7.0	(8, 1)	1.0	H	4	0	0	0	1	1	0	0	0	0	0	5	9	0.00	1.000
85 David Peterson, R ERA: 32.4	(9, 1)	0.2	L	7	4	5	5	1	1	0	0	0	1	0	8	13	67.50	7.500

PITCHER		IP	WLS	BF	H	R	ER	SO	BB	IBB	HBP	BLK	WP	HR	S	P	ERA	WHIP
92 Justin Kelly, L ERA:	(9, 1)	0.1		4	1	1	0	0	2	0	0	0	0	0	2	10	0.00	9.000

New York Yankees @ Atlanta Braves

Sat Mar 24 2018, 1:08 PM - 3:58 PM EDT
Att. 10,338 - Sunny - 76 F

at the ESPN Wide World of Sports, Lake Buena Vista, FL

livebaseballboxrecards.com

BOTTOM

Batter	1	2	3	4	5	6	7	8	9	AB	R	H	RBI	BB	SO	LOB
11 Ender Inciarte, L (1, 8) OBP: 0.353, SLG: 0.273 18 Lane Adams, R (6, 8) OBP: 0.235, SLG: 0.340	STS 0-3 ① K			X 0-0 ② 1 HR 1B	CFC 0-3 ③ K		CCC 0-3 ③ K			3 1 1 0 0 2 0 1 0 0 0 0 1 1						
1 Ozzie Albies, S (1, 4) OBP: 0.343, SLG: 0.492 62 Ezequiel Carrera, L (7, 7) OBP: 0.192, SLG: 0.192	X 0-0 ② G4-3			TBX 1-1 1-H HR		LSC 0-3 ① K		CFS 0-3 ① K		3 1 1 2 0 1 0 1 0 0 0 0 1 0						
5 Freddie Freeman, L (1, 3) OBP: 0.408, SLG: 0.581 73 Sean Kazmar Jr., R (6, PR) OBP: 0.242, SLG: 0.172 (7, 3)	X 0-0 ③ G4-3			BBBB 4-0 22 BB BB		X 0-0 22 FC6-4 1B		STS 0-3 ② K		2 0 1 0 1 0 0 1 0 0 0 0 1 0						
22 Nick Markakis, L (1, 9) OBP: 0.350, SLG: 0.342 95 Kevin Josephina, S (6, PR) (7, 4)		X 0-0 ① L9		BBBB 4-0 23 FC4-6 1-2 BB		X 0-0 ② FC6-4 1-2f		SCS 0-3 ③ K		2 0 0 0 1 0 1 1 0 0 0 0 1 0						
8 Charlie Culberson, R (1, 6) OBP: 0.224, SLG: 0.296 89 Dylan Moore, R (7, 6) OBP: 0.250, SLG: 1.000		CCC 0-3 ② K		SFC 0-3 ① K		X 0-0 ③ F7			CCT 0-2 ① K	3 0 0 0 0 2 3 1 0 0 0 0 1 0						
20 Preston Tucker, L (1, 10) OBP: 0.446, SLG: 0.551 90 Keith Curcio, L (7, PR) OBP: 0.500, SLG: 1.500 (8, 10)		X 0-0 ③ F9		CFFC 0-3 ② K			X 0-0 23 SH5-3 8 1B 1B		X 0-0 ② F9	3 0 1 0 0 1 2 1 1 0 0 0 0 0						
23 Danny Santana, S (1, 7) OBP: 0.294, SLG: 0.429 (7, 9) 97 Connor Lien, R (8, 9)		X 0-0 ① G1-6-3		X 0-0 ③ FC4-6 1-2f			X 0-0 ① SH5-3 1-2		X 0-0 ③ F7	2 0 0 0 0 0 2 1 0 0 0 0 0 0						
14 Rio Ruiz, L (1, 5) OBP: 0.235, SLG: 0.364 Ray-Patrick Didder, R (8, 5)		X 0-0 ② G5-3			CTS 0-3 ① K		FFS 0-3 ② K			3 0 0 0 0 2 2 0 0 0 0 0 0 0						
8 Chris Stewart, R (1, 2) OBP: 0.368, SLG: 0.333 91 Lucas Herbert, R (9, 2)		X 0-0 ③ F8			CFS 0-3 ② K		X 0-0 2-H 1B			3 0 1 1 0 1 0 0 0 0 0 0 0 0						
Inning Stats	R: 0 H: 0 E: 0 LOB: 0 K: 1 BB: 0 S: 5 P: 5	R: 0 H: 0 E: 0 LOB: 0 K: 1 BB: 0 S: 5 P: 5	R: 0 H: 0 E: 0 LOB: 0 K: 0 BB: 0 S: 3 P: 3	R: 2 H: 2 E: 0 LOB: 2 K: 2 BB: 2 S: 11 P: 20	R: 0 H: 0 E: 0 LOB: 0 K: 3 BB: 0 S: 9 P: 9	R: 0 H: 1 E: 0 LOB: 1 K: 1 BB: 0 S: 6 P: 6	R: 1 H: 2 E: 0 LOB: 1 K: 2 BB: 0 S: 9 P: 9	R: 0 H: 0 E: 0 LOB: 0 K: 3 BB: 0 S: 9 P: 9	R: 0 H: 0 E: 0 LOB: 0 K: 1 BB: 0 S: 5 P: 5	1B: 4 SF: 0 2B: 0 SAC: 1 3B: 0 DP: 0 HR: 1 HBP: 0						WP: 0 PA: 34 PB: 0 SB: 0 CS: 0	

	AB	31
	R	3
	H	5
	RBI	3
	BB	2
	SO	14
	LOB	11

PITCHER		IP	WLS	BF	H	R	ER	SO	BB	IBB	HBP	BLK	WP	HR	S	P	ERA	WHIP
40 Luis Severino, R ERA: 3.38	(1, 1)	5.0		19	2	2	2	7	2	0	0	0	0	1	33	42	3.60	0.800
57 Chad Green, R ERA: 2.7	(6, 1)	1.0		5	2	1	1	1	0	0	0	0	0	0	7	7	9.00	2.000
43 Adam Warren, R ERA: 4.22	(7, 1)	1.1		5	1	0	0	3	0	0	0	0	0	0	11	11	0.00	0.750
61 Ben Heller, R ERA: 3.97	(8, 1)	0.2	W	2	0	0	0	2	0	0	0	0	0	0	6	6	0.00	0.000
95 Cody Carroll, R ERA: 2.7	(9, 1)	1.0		3	0	0	0	1	0	0	0	0	0	0	5	5	0.00	0.000

PITCHER	IP	WLS	BF	H	R	ER	SO	BB	IBB	HBP	BLK	WP	HR	S	P	ERA	WHIP

Batter	1	2	3	4	5	6	7	8	9	AB	R	H	RBI	BB	SO	LOB
18 Curtis Granderson, L (1, 7) OBP: 0.383, SLG: 0.800 37 Teoscar Hernández, R (7, PR) OBP: 0.358, SLG: 0.633 (7, 7) (8, 9)	F7	K		K			26 1B 2B		F8	4 1	0 1	1 0	0 0	0 0	2 0	2 0
26 Yangervis Solarte, S (1, 5) OBP: 0.255, SLG: 0.354 79 Jon Berti, R (8, 4) OBP: 0.200, SLG: 0.600	15 HR 2B		8 15 G1-3 1B		14 G4-6-3 1B		14 G4-6-3 2-H 3-H 1B		F7	4 1	2 0	4 0	2 0	0 0	0 0	0 0
14 Justin Smoak, S (1, 3) OBP: 0.273, SLG: 0.400 64 Jason Leblebijian, R (7, 3) OBP: 0.357, SLG: 0.375 (8, 5)	K		L8		G4-6-3 1-2f		G4-6-3 1-2f		K	4 1	0 0	0 0	0 0	0 0	1 1	5 0
15 Randal Grichuk, R (1, 9) OBP: 0.323, SLG: 0.500 45 Andrew Guillotte, R (8, 7) OBP: 0.353, SLG: 0.267	2-H HR		G1-3 1-2		L5		8 1B BB			3 0	1 0	1 0	2 0	1 0	0 0	1 0
8 Kendrys Morales, S (1, 10) OBP: 0.273, SLG: 0.365	L7		11 1B 2-H 1B			L8	1-3 1B			4	0	2	1	0	0	0
11 Kevin Pillar, R (1, 8) OBP: 0.457, SLG: 0.659 43 Roemon Fields, L (8, 8) OBP: 0.413, SLG: 0.595		L7	1-2 1B			HR	G5-3			4 0	1 0	2 0	1 0	0 0	0 0	3 0
3 Danny Espinosa, S (1, 4) OBP: 0.314, SLG: 0.391 82 Michael De La Cruz, S (8, 3)		1 1B 1B	K			L8		F9		4 0	0 0	1 0	0 0	0 0	1 0	2 0
1 Aledmys Díaz, R (1, 6) OBP: 0.265, SLG: 0.298 61 Gift Ngoepe, R (6, 6) OBP: 0.313, SLG: 0.325	1-2 1B		F9			G4-3		L8		3 1	0 0	1 0	0 0	0 0	0 0	0 0
Reese McGuire, L (1, 2) OBP: 0.278, SLG: 0.438	F7		F7				18 2B 26 1B 1B	F7		4	1	1	0	0	0	2
Inning Stats	R: 2 E: 0 K: 1 S: 7 H: 2 LOB: 0 BB: 0 P: 8	R: 0 E: 0 K: 1 S: 7 H: 2 LOB: 2 BB: 0 P: 7	R: 1 E: 0 K: 1 S: 8 H: 3 LOB: 2 BB: 0 P: 8	R: 0 E: 0 K: 1 S: 5 H: 0 LOB: 0 BB: 0 P: 5	R: 0 E: 0 K: 0 S: 3 H: 1 LOB: 0 BB: 0 P: 3	R: 1 E: 0 K: 0 S: 6 H: 1 LOB: 0 BB: 0 P: 9	R: 2 E: 0 K: 0 S: 6 H: 4 LOB: 3 BB: 1 P: 10	R: 0 E: 0 K: 0 S: 3 H: 0 LOB: 0 BB: 0 P: 3	R: 0 E: 0 K: 1 S: 5 H: 0 LOB: 0 BB: 0 P: 5	1B: 9 2B: 2 3B: 0 HR: 2	SF: 0 SAC: 0 DP: 2 HBP: 0						

TOP

Toronto Blue Jays @ New York Yankees

George M. Steinbrenner Field, Tampa, FL

Sat Mar 24 2018, 1:07 PM - 4:03 PM EDT

Att. 9,924 - Partly Cloudy - 73 F

livebaseballscorecards.com

AB	38
R	6
H	13
RBI	6
BB	1
SO	5
LOB	15

WP: 0 PB: 0 SB: 0 CS: 0 PA: 39

PITCHER		IP	WLS	BF	H	R	ER	SO	BB	IBB	HBP	BLK	WP	HR	S	P	ERA	WHIP
75 David Hale, R ERA: 3.95	(1, 1)	3.0		16	7	3	3	3	0	0	0	0	0	1	22	23	9.00	2.333
Giovanny Gallegos, R ERA: 2.89	(4, 1)	2.0	W	6	1	0	0	1	0	0	0	0	0	0	8	8	0.00	0.500
83 J.P. Feyereisen, R ERA: 5.91	(6, 1)	1.2	H	9	4	3	3	0	1	0	0	0	0	1	10	17	16.20	3.000
95 Josh Rogers, L ERA: 4.91	(7, 1)	2.1	S	8	1	0	0	1	0	0	0	0	0	0	10	10	0.00	0.429

PITCHER	IP	WLS	BF	H	R	ER	SO	BB	IBB	HBP	BLK	WP	HR	S	P	ERA	WHIP

Batter	1	2	3	4	5	6	7	8	9	AB	R	H	RBI	BB	SO	LOB
11 Brett Gardner, L (1, 7) OBP: 0.321, SLG: 0.239 87 Zack Zehner, R (7, 7) OBP: 0.250, SLG: 0.000	K	G4-3	G6-3	SF8 3-H	HR 2-H	K				3 2	0 1	0 1	1 2	0 0	1 1	0 1
99 Aaron Judge, R (1, 9) OBP: 0.392, SLG: 0.558 73 Rashad Crawford, L (6, 9) OBP: 0.222, SLG: 0.500	K	K	27 HR 1B	1-3 2-H 2B	66 HBP 2B					3 2	1 0	1 2	0 1	0 0	2 0	0 0
27 Giancarlo Stanton, R (1, 10) OBP: 0.333, SLG: 0.417 80 Jorge Saez, R (7, PH) OBP: 0.350, SLG: 0.444 (8, 10)	18 HR BB	E6 18 PB	1-H HR	F9	66 HBP BB					3 0	2 0	1 0	2 0	1 1	0 0	2 0
18 Didi Gregorius, L (1, 6) OBP: 0.302, SLG: 0.569 66 Abiatal Avelino, R (7, 6) OBP: 0.600, SLG: 0.667	1-H HR	K 1-2	G1-3	14 E BB BB 1B 1-2 2-3 HBP						3 1	1 1	1 1	2 0	0 0	1 0	1 0
14 Neil Walker, S (1, 3) OBP: 0.353, SLG: 0.400 96 Chris Gittens, R (7, PR) OBP: 0.333, SLG: 0.200 (8, 3)	E5	F7	G6-3	FC6 BB BB 36 2B 1-2 F8						4 1	0 1	0 0	0 0	0 0	0 0	1 3
Miguel Andujar, R (1, 5) OBP: 0.306, SLG: 0.622 82 Billy Fleming, R (9, 5)	F8	22 S 28 2B BB	28 BB 1B 11 SF8 1B	BB 36 2B 1-2 2-3 BB K						3 0	3 0	1 0	0 0	2 0	1 0	4 0
22 Jacoby Ellsbury, L (1, 8) OBP: 0.188, SLG: 0.071 Estevan Florial, L (6, 8) OBP: 0.324, SLG: 0.406	F7	K 1-2	28 BB 73 2B 1-2 1B	36 2B 1-2 2-3 3-H BB	L4					2 2	0 2	0 1	0 1	0 1	1 0	1 0
28 Austin Romine, R (1, 2) OBP: 0.486, SLG: 0.600 36 Erik Kratz, R (7, 2) OBP: 0.464, SLG: 0.542	L7	2-H 2B	73 2B 1-2 2-3 BB	87 HR 1-H 2-H 3-H 2B	1B					2 2	0 1	1 2	1 3	1 0	0 0	0 0
12 Jace Peterson, L (1, 4) OBP: 0.308, SLG: 0.100 81 Hoy Park, L (8, 4)	K	G4-3	K	L6	K					4 1	0 0	0 0	0 0	0 0	2 1	6 1
Inning Stats	R: 2 E: 1 K: 2 S: 9 H: 1 LOB: 1 BB: 1 P: 14	R: 0 E: 0 K: 1 S: 5 H: 0 LOB: 0 BB: 0 P: 5	R: 0 E: 1 K: 2 S: 8 H: 0 LOB: 1 BB: 0 P: 8	R: 1 E: 0 K: 1 S: 6 H: 1 LOB: 1 BB: 1 P: 10	R: 2 E: 0 K: 0 S: 7 H: 2 LOB: 0 BB: 0 P: 8	R: 2 E: 0 K: 1 S: 8 H: 3 LOB: 2 BB: 1 P: 12	R: 6 E: 1 K: 1 S: 11 H: 4 LOB: 3 BB: 3 P: 26	R: 0 E: 0 K: 2 S: 8 H: 1 LOB: 1 BB: 0 P: 8								

BOTTOM

Toronto Blue Jays @ New York Yankees

George M. Steinbrenner Field, Tampa, FL

Sat Mar 24 2018, 1:07 PM - 4:03 PM EDT

Att. 9,924 - Partly Cloudy - 73 F

livebaseballscorecards.com

AB	38
R	13
H	12
RBI	13
BB	6
SO	10
LOB	20

PITCHER		IP	WLS	BF	H	R	ER	SO	BB	IBB	HBP	BLK	WP	HR	S	P	ERA	WHIP
47 Chris Rowley, R ERA: 9.0	(1, 1)	3.0		13	1	2	2	5	1	0	0	0	0	1	22	27	6.00	0.667
62 Aaron Loup, L ERA: 2.7	(4, 1)	1.0	B	5	1	1	1	1	1	0	0	0	0	0	6	10	9.00	2.000
Carlos Ramirez, R ERA: 15.0	(5, 1)	1.0	L	5	2	2	2	0	0	0	0	0	0	1	7	8	18.00	2.000
Sam Gaviglio, R ERA: 11.25	(6, 1)	1.0		7	3	2	2	1	1	0	0	0	0	0	8	12	18.00	4.000
Sam Moll, L ERA: 10.38	(7, 1)	0.1		8	4	6	5	0	2	0	0	0	0	1	7	17	135.00	18.000

PITCHER		IP	WLS	BF	H	R	ER	SO	BB	IBB	HBP	BLK	WP	HR	S	P	ERA	WHIP
89 Ty Tice, R ERA:	(7, 1)	0.2		4	0	0	0	1	1	0	1	0	0	0	4	9	0.00	1.500
44 Murphy Smith, R ERA:	(8, 1)	1.0		4	1	0	0	2	0	0	0	0	0	0	8	8	0.00	1.000

1B: 5	SF: 1	WP: 0	PA: 46
2B: 4	SAC: 0	PB: 1	
3B: 0	DP: 0	SB: 1	
HR: 3	HBP: 1	CS: 0	

Batter	1	2	3	4	5	6	7	8	9	AB	R	H	RBI	BB	SO	LOB
39 Tyler Wade, L (1, 4) OBP: 0.404, SLG: 0.391	B X 1-0 S 1B		X 0-0 ③ F8			S S S 0-3 ② K			X 0-0 96 G6-3 56 1B 2B	2	0	1	0	0	0	0
67 Diego Castillo, R (4, 4) OBP: 0.429, SLG: 0.571										2	1	1	0	0	1	1
31 Aaron Hicks, S (1, 8) OBP: 0.345, SLG: 0.375	X 0-0 ① P4			S S S 0-3 ① K		X 0-0 ③ G5-3			S S S 0-3 ① K	2	0	0	0	0	1	1
94 Jeff Hendrix, L (4, 8) OBP: 0.364, SLG: 0.316										2	0	0	0	0	1	2
Tyler Austin, R (1, 3) OBP: 0.320, SLG: 0.545	C C C 0-3 ② K			C C C 0-3 ② K			C C C 0-3 ① K		X 0-0 ② G6-3 2-3	2	0	0	0	0	2	1
96 Chris Gittens, R (5, 3) OBP: 0.250, SLG: 0.143										2	0	0	0	0	1	1
Billy McKinney, L (1, 9) OBP: 0.346, SLG: 0.537	S S S 0-3 ③ K 1-2			C C C 0-3 ③ K			X 0-0 80 G6-3 1B		X 0-0 80 BB 3-H 1B	2	0	0	0	0	2	1
56 Trey Amburgey, R (6, 9) OBP: 0.500, SLG: 0.700										2	0	2	1	0	0	0
28 Austin Romine, R (1, 2) OBP: 0.459, SLG: 0.563		X 0-0 ① F8			X 0-0 ① F8		X 0-0 ② G6-3 1-2		B B B B 4-0 1-2 BB	2	0	0	0	0	0	0
80 Jorge Saez, R (5, 2) OBP: 0.364, SLG: 0.421										1	0	0	0	1	0	1
74 Ronald Torreyes, R (1, 6) OBP: 0.280, SLG: 0.311		X 0-0 ② G5-3			X 0-0 ② G4-3		X 0-0 ③ G6-3		X 0-0 ③ G3	2	0	0	0	0	0	0
66 Abiatal Avelino, R (5, 6) OBP: 0.529, SLG: 0.571										2	0	0	0	0	0	3
12 Jace Peterson, L (1, 5) OBP: 0.293, SLG: 0.094		X 0-0 ③ G3			C C C 0-3 ③ K			X 0-0 ① G6-3		2	0	0	0	0	1	0
76 Angel Aguilar, R (5, 5) OBP: 0.400, SLG: 0.400										1	0	0	0	0	0	0
25 Shane Robinson, R (1, 10) OBP: 0.326, SLG: 0.229			X 0-0 ① G5-3			X 0-0 ① G6-3		S S S 0-3 ② K		2	0	0	0	0	0	0
79 Francisco Diaz, S (8, PH) OBP: 0.300, SLG: 0.222										1	0	0	0	0	1	0
(8, 10)																
87 Zack Zehner, R (1, 7) OBP: 0.143, SLG: 0.571			C C C 0-3 ② K			X 0-0 E6		S S S 0-3 ③ K		3	0	0	0	0	2	0
Inning Stats	R: 0 E: 0 K: 2 S: 8 H: 1 LOB: 1 BB: 0 P: 9	R: 0 E: 0 K: 0 S: 3 H: 0 LOB: 0 BB: 0 P: 3	R: 0 E: 0 K: 1 S: 5 H: 0 LOB: 0 BB: 0 P: 5	R: 0 E: 0 K: 3 S: 9 H: 0 LOB: 0 BB: 0 P: 9	R: 0 E: 0 K: 1 S: 5 H: 0 LOB: 0 BB: 0 P: 5	R: 0 E: 1 K: 1 S: 6 H: 0 LOB: 1 BB: 0 P: 6	R: 0 E: 0 K: 1 S: 6 H: 1 LOB: 1 BB: 0 P: 6	R: 0 E: 0 K: 2 S: 7 H: 0 LOB: 0 BB: 0 P: 7	R: 1 E: 0 K: 1 S: 7 H: 2 LOB: 2 BB: 1 P: 11	1B: 3 2B: 1 3B: 0 HR: 0 SF: 0 SAC: 0 DP: 0 HBP: 0	WP: 0 PB: 0 SB: 1 CS: 0 PA: 33					

New York Yankees @ Tampa Bay Rays

Charlotte Sports Park, Port Charlotte, FL

Sun Mar 25 2018, 1:08 PM - 3:52 PM EDT

Att. 7,985 - Sunny - 80 F

TOP

livebaseballscorecards.com

AB	32
R	1
H	4
RBI	1
BB	1
SO	12
LOB	11

PITCHER		IP	WLS	BF	H	R	ER	SO	BB	IBB	HBP	BLK	WP	HR	S	P	ERA	WHIP
36 Andrew Kittredge, R ERA: 4.5	(1, 1)	2.2	W	9	1	0	0	3	0	0	0	0	0	0	15	16	0.00	0.375
48 Ryan Yarbrough, L ERA: 2.25	(3, 1)	2.1		7	0	0	0	4	0	0	0	0	0	0	15	15	0.00	0.000
72 Yonny Chirinos, R ERA: 4.15	(6, 1)	2.2		10	1	0	0	3	0	0	0	0	0	0	16	16	0.00	0.375
49 Jonny Venters, L ERA:	(8, 1)	0.1		1	0	0	0	1	0	0	0	0	0	0	3	3	0.00	0.000
46 José Alvarado, L ERA: 1.8	(9, 1)	1.0		6	2	1	1	1	1	0	0	0	0	0	7	11	9.00	3.000

PITCHER	IP	WLS	BF	H	R	ER	SO	BB	IBB	HBP	BLK	WP	HR	S	P	ERA	WHIP

Batter	1	2	3	4	5	6	7	8	9	AB	R	H	RBI	BB	SO	LOB
2 Denard Span, L (1, 10) OBP: 0.386, SLG: 0.471 72 Tristan Gray, L (4, PH) (5, 10) OBP: 0.333, SLG: 0.333	BBBB 4-0 27 G4-3 27 S 40 SF7 BB		X 0-0 27 HR 1B	X 0-0 ① G5-3	SX 0-1 HR		SST 0-2 ① K			1 2 1 0 1 0 0 3 1 1 1 0 1 0						
27 Carlos Gómez, R (1, 9) OBP: 0.308, SLG: 0.579 85 Josh Lowe, L (4, 8) OBP: 0.500, SLG: 1.200	BX 1-0 ① G4-3 1-3		BBX 2-0 1-H HR	X 0-0 5 1B 2B	BBSX 2-1 HR		BBBB 4-0 BB			2 1 1 2 0 0 1 2 2 2 1 1 0 0						
40 Wilson Ramos, R (1, 2) OBP: 0.277, SLG: 0.244 72 Mac James, R (7, PH) (8, 2)	X 0-0 ② SF7 3-H		X 0-0 ① F8	BBBB 4-0 5 1B BB	X 0-0 ② F7		SSS 0-3 ② K			2 0 0 1 1 0 0 1 0 0 0 0 1 1						
44 C.J. Cron, R (1, 3) OBP: 0.352, SLG: 0.608 73 Dalton Kelly, L (7, 3)	X 0-0 5 1B 1B		X 0-0 11 HR 2B	SSS 0-3 ② K	X 0-0 ③ P3		CCC 0-3 ③ K			4 1 2 0 0 1 2 1 0 0 0 0 1 1						
5 Matt Duffy, R (1, 5) OBP: 0.373, SLG: 0.333 85 Kevin Padlo, R (5, 5) OBP: 0.200, SLG: 0.800	X 0-0 1-2 1B		X 0-0 ② G5-3	X 0-0 1-2 2-H 1B		SSS 0-3 ① K		SSS 0-3 ① K		3 0 2 1 0 0 1 2 0 0 0 0 2 0						
11 Adeiny Hechavarría, R (1, 6) OBP: 0.356, SLG: 0.568 84 Jermaine Palacios, R (5, 6) OBP: 0.250, SLG: 1.000	X 0-0 ③ F7		BSCX 1-2 2-H HR	X 0-0 ③ F8		BX 1-0 HR		SSS 0-3 ② K		3 1 1 2 0 0 4 2 1 1 1 0 1 0						
0 Mallex Smith, L (1, 7) OBP: 0.417, SLG: 0.471		SSS 0-3 ① K	X 0-0 28 1B 28 S 1B		X 0-0 28 HR 1B	BBBB 4-0 28 WP BB		X 0-0 1B		4 1 3 0 1 1 0						
28 Daniel Robertson, R (1, 4) OBP: 0.412, SLG: 0.488		X 0-0 ② F9	BX 1-0 1-3 1B		SCX 0-2 1-H HR	BSSS 1-3 ② K 1-2		SSS 0-3 ③ K		5 1 2 2 0 2 2						
74 Johnny Field, R (1, 8) OBP: 0.318, SLG: 0.452 (4, 9)		X 0-0 ③ G1-3	SSS 0-3 ③ K		X 0-0 ① F9	X 0-0 ③ P3				4 0 0 0 0 1 3						
Inning Stats	R: 1 H: 2 E: 0 LOB: 2 K: 0 BB: 1 S: 5 P: 10	R: 0 H: 0 E: 0 LOB: 0 K: 1 BB: 0 S: 5 P: 5	R: 4 H: 6 E: 0 LOB: 2 K: 1 BB: 0 S: 13 P: 17	R: 1 H: 2 E: 0 LOB: 2 K: 1 BB: 1 S: 7 P: 11	R: 4 H: 4 E: 0 LOB: 0 K: 0 BB: 0 S: 11 P: 13	R: 1 H: 1 E: 0 LOB: 1 K: 2 BB: 1 S: 8 P: 14	R: 0 H: 0 E: 0 LOB: 1 K: 3 BB: 1 S: 9 P: 13	R: 0 H: 1 E: 0 LOB: 1 K: 3 BB: 0 S: 10 P: 10		1B: 8 SF: 1 2B: 2 SAC: 0 3B: 0 DP: 0 HR: 6 HBP: 0						

BOTTOM

New York Yankees @ Tampa Bay Rays

Charlotte Sports Park, Port Charlotte, FL

Sun Mar 25 2018, 1:08 PM - 3:52 PM EDT

Att. 7,985 - Sunny - 80 F

livebaseballscorecards.com

AB	39
R	11
H	16
RBI	11
BB	4
SO	11
LOB	15

WP: 1 PA: 44
PB: 0
SB: 2
CS: 0

PITCHER		IP	WLS	BF	H	R	ER	SO	BB	IBB	HBP	BLK	WP	HR	S	P	ERA	WHIP
Brian Keller, R ERA: 9.64	(1, 1)	2.2	L	17	8	5	5	1	1	0	0	0	0	2	20	29	16.88	3.375
84 Brady Lail, R ERA: 5.4	(3, 1)	1.0		5	1	1	1	2	1	0	0	0	0	0	8	12	9.00	2.000
90 Adonis Rosa, R ERA: 19.29	(4, 1)	1.1		9	5	4	4	0	0	0	0	0	0	3	13	15	27.00	3.750
Trevor Lane, L ERA: 2.45	(6, 1)	1.0		5	1	1	1	2	1	0	0	0	1	1	8	14	9.00	2.000
Raynel Espinal, R ERA: 2.08	(7, 1)	1.0		4	0	0	0	3	1	0	0	0	0	0	9	13	0.00	1.000

PITCHER		IP	WLS	BF	H	R	ER	SO	BB	IBB	HBP	BLK	WP	HR	S	P	ERA	WHIP
90 Andrew Schwaab, R ERA:	(8, 1)	1.0		4	1	0	0	3	0	0	0	0	0	0	10	10	0.00	1.000

Batter	1	2	3	4	5	6	7	8	9	AB	R	H	RBI	BB	SO	LOB
11 Brett Gardner, L (1, 10) OBP: 0.304, SLG: 0.224 79 Francisco Diaz, S (7, PH) OBP: 0.250, SLG: 0.182 (7, 10)	C SI 90 B FC 89 B SI 90 X SI 90 2-1 ① F8		B CU 79 C FC 89 B SI 90 C CU 79 X FC 88 2-2 ① F9		B FF 97 F SI 97 B SI 98 S SL 84 B SI 98 C SL 84 3-3 ① K		F FF 92 B FF 93 F FS 84 X FS 84 1-2 ① G6-3 2-3		B FF 94 F FF 94 S SL 86 B FF 95 S SL 88 2-3 ③ K	3 2	0 0	0 0	0 0	0 0	1 1	0 1
99 Aaron Judge, R (1, 9) OBP: 0.407, SLG: 0.578 74 Ronald Torreyes, R (5, 6) OBP: 0.275, SLG: 0.304	F SI 90 C CU 78 B SL 85 B SI 91 B SI 91 F CU 79 S SI 91 3-3 ② K		B SI 91 B SI 91 B SI 90 C SI 91 B CU 79 4-1 27 HR BB		C SL 85 C FF 99 B SL 86 X SI 98 1-2 2B		X FF 93 0-0 ② ③ L3-5 3-3			2 1	1 0	1 0	0 0	1 0	1 0	0 1
27 Giancarlo Stanton, R (1, 7) OBP: 0.350, SLG: 0.480 Tyler Austin, R (6, 3) OBP: 0.314, SLG: 0.533	B SI 90 C SI 90 B SI 91 B CU 77 B CU 78 4-1 18 HR BB		F SI 90 F SL 85 X CU 78 0-2 1-H HR		C SI 98 B SI 99 S SL 86 F SL 87 F SL 87 D SL 85 F SI 98 B SL 87 T SI 98 3-2 ② K			B SI 89 F SI 88 S SI 88 C SL 76 1-3 ① K		2 1	2 0	1 0	2 0	1 0	1 1	1 0
18 Didi Gregorius, L (1, 6) OBP: 0.321, SLG: 0.623 56 Trey Amburgey, R (5, 9) OBP: 0.462, SLG: 0.636	B SI 90 X SI 90 1-0 1-H HR		C SL 88 S SL 88 F FC 90 X SL 84 0-2 ② F9		B SI 97 B SI 97 B CH 89 B SI 97 4-0 BB			C SI 88 S SL 77 B SI 88 B SL 76 X SL 77 2-2 E3 28 WP 25 2B		2 1	1 1	1 0	2 0	1 0	0 0	0 0
24 Gary Sánchez, R (1, 2) OBP: 0.327, SLG: 0.578 28 Austin Romine, R (6, 2) OBP: 0.447, SLG: 0.545	B SI 90 B SI 91 B SI 90 C SI 90 X SI 91 3-1 ③ G5-3		B SI 89 F SI 91 C SL 83 F CU 83 B SI 90 X FC 88 2-2 ③ F9		B SL 84 B SL 84 X SI 98 2-0 ③ F8			B SI 87 C SI 87 B SL 76 X SL 75 2-1 ② F7 1-2		3 1	0 0	0 0	0 0	0 0	0 0	2 1
31 Aaron Hicks, S (1, 8) OBP: 0.344, SLG: 0.360 25 Shane Robinson, R (6, 8) OBP: 0.341, SLG: 0.278		B CU 77 C FC 88 B CU 78 B SI 90 C FC 89 B SI 90 4-2 29 F9 14 G6-3 BB		C FF 95 B CH 86 B CH 86 S CH 84 B FF 96 X FF 96 3-2 ① F7		F FF 94 F FF 95 B FF 94 B FF 94 B FC 92 X FF 95 3-2 ① G6-3		S SL 76 C SI 88 X SL 76 0-2 2-H 2B		2 1	0 0	0 1	0 1	1 0	0 0	0 0
14 Neil Walker, S (1, 3) OBP: 0.300, SLG: 0.333 Billy McKinney, L (6, 7) OBP: 0.340, SLG: 0.524		C SI 90 B FC 89 B FC 89 1 SAFE S FC 89 B SI 91 F CU 80 F FC 89 X SI 90 3-2 ① G6-3 1-2		B FF 95 X FF 95 1-0 ② G4-3		B FF 95 S FC 94 S FC 90 S FC 91 1-3 ② K F FF 94 C FC 92 C FF 94 0-3 ③ K		S SI 88 C SI 88 S SL 77 0-3 ③ K		3 1	0 0	0 0	0 0	0 1	1 1	1 1
29 Brandon Drury, R (1, 5) OBP: 0.339, SLG: 0.408 66 Abiatal Avelino, R (6, 5) OBP: 0.500, SLG: 0.533		C SI 89 B SI 90 X SI 90 1-1 ② F9 2-3		C FF 96 B SL 90 B SL 91 C FF 97 X FF 94 2-2 1B					X FF 94 0-0 ① P2	3 1	0 0	1 0	0 0	0 0	1 0	1 0
39 Tyler Wade, L (1, 4) OBP: 0.400, SLG: 0.388 67 Diego Castillo, R (9, PH) OBP: 0.375, SLG: 0.500 (9, 4)		F SI 90 B CU 79 D CU 78 C FC 88 X SI 91 2-2 ③ G5-3		F FF 95 C FF 96 X FF 96 0-2 ③ F8			X FF 93 0-0 E1 79 G6-3 74 L3-5 1B		B FF 93 X FF 94 1-0 ② G6-3	3 1	0 0	1 0	0 0	0 0	0 0	2 0
Inning Stats	R: 2 E: 0 K: 1 S: 10 H: 1 LOB: 0 BB: 1 P: 23	R: 0 E: 0 K: 0 S: 12 H: 0 LOB: 1 BB: 1 P: 22	R: 2 E: 0 K: 0 S: 15 H: 1 LOB: 0 BB: 1 P: 23	R: 0 E: 0 K: 0 S: 10 H: 1 LOB: 1 BB: 0 P: 16	R: 0 E: 0 K: 2 S: 13 H: 1 LOB: 2 BB: 1 P: 26	R: 0 E: 0 K: 2 S: 9 H: 0 LOB: 0 BB: 0 P: 13	R: 0 E: 1 K: 0 S: 5 H: 1 LOB: 0 BB: 0 P: 6	R: 1 E: 1 K: 2 S: 14 H: 1 LOB: 1 BB: 0 P: 19	R: 0 E: 0 K: 1 S: 5 H: 0 LOB: 0 BB: 0 P: 8	1B: 2 2B: 3 3B: 0 HR: 2 SF: 0 SAC: 0 DP: 1 HBP: 0						WP: 1 PB: 0 SB: 0 CS: 0 PA: 37	

PITCHER		IP	WLS	BF	H	R	ER	SO	BB	IBB	HBP	BLK	WP	HR	S	P	ERA	WHIP
32 Brandon McCarthy, R ERA: 3.45	(1, 1)	3.0	L	14	2	4	4	1	3	0	0	0	0	2	37	68	12.00	1.667
52 José Ramirez, R ERA: 1.0	(4, 1)	1.0		4	1	0	0	0	0	0	0	0	0	0	10	16	0.00	1.000
38 Arodys Vizcaíno, R ERA: 4.0	(5, 1)	1.0		5	1	0	0	2	1	0	0	0	0	0	13	26	0.00	2.000
33 A.J. Minter, L ERA:	(6, 1)	1.0		3	0	0	0	2	0	0	0	0	0	0	9	13	0.00	0.000
39 Sam Freeman, L ERA:	(7, 1)	1.0		3	1	0	0	0	0	0	0	0	0	0	5	6	0.00	1.000

PITCHER		IP	WLS	BF	H	R	ER	SO	BB	IBB	HBP	BLK	WP	HR	S	P	ERA	WHIP
30 Peter Moylan, R ERA: 4.05	(8, 1)	1.0		5	1	1	0	2	0	0	0	0	1	0	14	19	0.00	1.000
57 Rex Brothers, L ERA: 6.3	(9, 1)	1.0		3	0	0	0	1	0	0	0	0	0	0	5	8	0.00	0.000

TOP

New York Yankees @ Atlanta Braves

SunTrust Park, Atlanta, GA

Mon Mar 26 2018, 7:36 PM - 10:13 PM EDT

Att. 22,526 - Overcast - 47 F

livebaseballscorecards.com

AB	33
R	5
H	6
RBI	5
BB	4
SO	8
LOB	11

Batter	1	2	3	4	5	6	7	8	9	AB	R	H	RBI	BB	SO	LOB
11 Ender Inciarte, L (1, 8) OBP: 0.357, SLG: 0.286 81 Izzy Wilson, L (7, 7)	B FF 93 X FF 92 1-0 1 G4-3 1B		F CH 89 X CH 89 0-1 ③ G4-3			F FF 95 B KC 82 F FF 95 S SV 84 1-3 ② K			B FF 90 S FF 90 B CH 83 B FF 89 B FF 90 4-1 BB	3 0	0 0	1 0	0 0	0 1	1 0	0 0
1 Ozzie Albies, S (1, 4) OBP: 0.343, SLG: 0.500 91 Daniel Lockhart, L (7, 4)	C FF 93 D CU 80 C CU 81 B SL 83 B SL 84 X CU 79 3-2 ①② G4-3 1-2			C CU 78 X CH 86 0-1 5 G6-3 25 G1-3 2B		C KC 82 S KC 83 B SV 85 S FF 97 1-3 ③ K			C CU 77 S CU 78 S CU 78 0-3 ① K	3 1	1 0	1 0	0 0	0 0	1 1	1 1
5 Freddie Freeman, L (1, 3) OBP: 0.377, SLG: 0.532 73 Sean Kazmar Jr., R (6, 3) OBP: 0.216, SLG: 0.152	C FF 93 S FF 93 S FF 94 0-3 ③ K			B CU 80 F CU 80 2 SAFE B FF 93 B CU 81 X FF 93 3-1 ① G6-3 2-3			F FC 90 X SL 86 0-1 ① L4		C FF 97 S FF 97 B FF 98 F SL 85 F SL 84 C FF 97 1-3 ② K	2 2	0 0	0 0	0 0	0 0	1 1	1 1
25 Tyler Flowers, R (1, 2) OBP: 0.269, SLG: 0.095 8 Chris Stewart, R (6, 2) OBP: 0.333, SLG: 0.294		C SI 91 B SI 92 C SI 93 C SL 85 1-3 ① K		B SI 93 X SI 93 1-0 ② G1-3 3-H			C FC 88 B FC 90 X FC 88 1-1 ② F7		C SL 84 F SL 85 S SI 96 0-3 ③ K	2 2	0 0	0 0	1 0	0 0	1 1	0 1
22 Nick Markakis, L (1, 9) OBP: 0.341, SLG: 0.333 99 Michael Reed, R (6, 9)		C ST 80 C CU 80 B FF 93 X SL 84 1-2 1B		X CH 89 0-0 ③ G5-3			B FC 90 B SL 83 F FC 88 X FC 89 2-1 ③ L9			2 1	0 0	1 0	0 0	0 0	0 0	0 0
18 Lane Adams, R (1, 7) OBP: 0.214, SLG: 0.309 23 Danny Santana, S (7, 8) OBP: 0.296, SLG: 0.462		C SI 92 F ST 79 C SI 93 0-3 ② K			B SI 91 B SI 92 C SI 92 F SI 93 C SI 93 2-3 ① K			C FF 91 B SL 76 B FF 90 B CH 86 X FF 90 3-1 ① G3-1		2 1	0 0	0 0	0 0	0 0	2 0	1 0
27 Ryan Flaherty, L (1, 5) OBP: 0.372, SLG: 0.487 90 Marcus Mooney, R (7, 5) OBP: 0.250, SLG: 0.250		C CU 80 X CU 80 0-1 ③ G4-3			B CU 79 C CH 90 C CH 90 B SI 93 S CU 82 2-3 ② K			B FF 92 C FF 91 B FC 87 F FF 92 C SL 75 2-3 ② K		2 1	0 0	0 0	0 0	0 0	1 1	1 0
7 Dansby Swanson, R (1, 6) OBP: 0.322, SLG: 0.360 96 Cleuluis Rondon, S (7, 6) OBP: 0.462, SLG: 0.750			B SI 92 B CU 79 C SI 93 B SI 93 C SI 93 C SI 93 3-3 ① K		X SI 94 0-0 ③ F9			F FF 92 X FF 92 0-1 1B		2 1	0 0	0 1	0 0	0 0	1 0	0 0
62 Ezequiel Carrera, L (1, 10) OBP: 0.207, SLG: 0.207 93 Luis Valenzuela, L (8, PH) (9, 10)			C CU 80 C CU 81 B CU 81 F FF 94 B SI 91 B FF 94 S CU 81 3-3 ② K			C FF 94 B KC 81 C KC 82 B FF 95 S FF 95 2-3 ① K		C FF 91 B SL 75 S CH 86 F FF 92 X CH 86 1-2 ③ G3		2 1	0 0	0 0	0 0	0 0	2 0	0 1
Inning Stats	R: 0 E: 0 K: 1 S: 7 H: 1 LOB: 0 BB: 0 P: 11	R: 0 E: 0 K: 2 S: 11 H: 1 LOB: 1 BB: 0 P: 13	R: 0 E: 0 K: 2 S: 9 H: 0 LOB: 0 BB: 0 P: 15	R: 1 E: 0 K: 0 S: 6 H: 1 LOB: 0 BB: 0 P: 10	R: 0 E: 0 K: 2 S: 7 H: 0 LOB: 0 BB: 0 P: 11	R: 0 E: 0 K: 3 S: 9 H: 0 LOB: 0 BB: 0 P: 13	R: 0 E: 0 K: 0 S: 6 H: 0 LOB: 0 BB: 0 P: 9	R: 0 E: 0 K: 1 S: 11 H: 1 LOB: 1 BB: 0 P: 17	R: 0 E: 0 K: 3 S: 12 H: 0 LOB: 1 BB: 1 P: 17	1B: 3 2B: 1 3B: 0 HR: 0 SF: 0 SAC: 0 DP: 0 HBP: 0						

PITCHER	IP	WLS	BF	H	R	ER	SO	BB	IBB	HBP	BLK	WP	HR	S	P	ERA	WHIP
55 Sonny Gray, R (1, 1) ERA: 1.98	5.0	W	17	3	1	1	7	0	0	0	0	0	0	40	60	1.80	0.600
68 Dellin Betances, R (6, 1) ERA: 6.75	1.0	H	3	0	0	0	3	0	0	0	0	0	0	9	13	0.00	0.000
30 David Robertson, R (7, 1) ERA: 1.59	1.0	H	3	0	0	0	0	0	0	0	0	0	0	6	9	0.00	0.000
65 Jonathan Holder, R (8, 1) ERA: 1.64	1.0		4	1	0	0	1	0	0	0	0	0	0	11	17	0.00	1.000
61 Ben Heller, R (9, 1) ERA: 3.86	0.1		2	0	0	0	1	1	0	0	0	0	0	4	8	0.00	3.000

PITCHER	IP	WLS	BF	H	R	ER	SO	BB	IBB	HBP	BLK	WP	HR	S	P	ERA	WHIP
54 Aroldis Chapman, L (9, 1) ERA: 2.08	0.2		2	0	0	0	2	0	0	0	0	0	0	8	9	0.00	0.000

BOTTOM

New York Yankees @ Atlanta Braves

SunTrust Park, Atlanta, GA

Mon Mar 26 2018, 7:36 PM - 10:13 PM EDT

Att. 22,526 - Overcast - 47 F

livebaseballscorecards.com

AB	30
R	1
H	4
RBI	1
BB	1
SO	14
LOB	8

WP: 0 PA: 31
PB: 0
SB: 0
CS: 0

Batter	1	2	3	4	5	6	7	8	9	AB	R	H	RBI	BB	SO	LOB
11 Brett Gardner, L (1, 7) OBP: 0.200, SLG: 0.800	C FF 92 B SL 90 B FF 93 F FF 92 X SL 88 2-2 E7 27 HR		B FF 92 C SI 90 C SL 88 B SL 88 F SL 88 B SI 91 F FF 94 X FF 92 3-2 ② L3		C FF 92 B SI 89 B SI 88 B FF 91 X FF 91 3-1 ② L3		C FF 91 B CH 79 C CH 79 B FF 93 F FF 92 X SL 82 2-2 HR		B FF 91 C CH 79 B FS 80 B FF 91 C CH 79 X FF 91 3-2 ① L8	5	2	1	1	0	0	0
99 Aaron Judge, R (1, 9) OBP: 0.600, SLG: 0.750	1 SAFE F SI 91 S CH 88 S SL 90 0-3 ① K		B SL 89 B CH 87 S SI 91 C FF 93 X SL 90 2-2 2B		B SI 90 F CH 86 B FF 92 B SI 90 B SI 90 4-1 27 2B BB		C FF 93 S SL 82 B SL 84 B FF 92 X SL 83 2-2 24 G6-4-3 1B		B FF 91 S CH 79 C FS 82 B FS 83 B FS 78 F FF 92 C FF 92 3-3 ② K	4	1	2	0	1	2	1
27 Giancarlo Stanton, R (1, 10) OBP: 0.600, SLG: 2.000	C SI 92 X SI 92 0-1 1-H HR		B CH 87 C SL 87 F SI 91 F FF 94 B SL 88 B SI 88 F SI 94 X FF 94 3-2 ③ F8		B SI 96 B SI 97 F SI 96 X SI 97 2-1 24 2B 1-H 2B		C FF 92 B FF 92 S FF 93 S FF 93 1-3 ① K		C SL 84 B FF 92 B FS 81 S CH 79 B FS 80 X CH 78 3-2 HR	5	3	3	4	0	1	2
24 Gary Sánchez, R (1, 2) OBP: 0.200, SLG: 0.400	F SL 90 B SI 92 B FF 93 B SI 88 X SI 92 3-1 ② G5-3			B CU 75 C SI 89 B FF 91 F FF 91 F SI 89 C SI 90 2-3 ① K	B SI 96 B SL 91 C SI 96 F SI 96 X SL 94 2-2 2-H 2B		F FF 93 C FF 92 X FF 93 0-2 ②③ G6-4-3 1-2f		B SL 83 X CH 78 1-0 ③ P2	5	0	1	1	0	1	1
31 Aaron Hicks, S (1, 8) OBP: 0.500, SLG: 0.500	B CU 75 S SI 91 B SL 86 F FF 93 F CH 88 S SI 92 2-3 ③ K			B SI 90 F FF 91 B CU 76 B SI 90 T SI 91 X SI 92 3-2 29 1B 1B	B SI 94 F SI 94 F SL 92 F CU 80 C SI 96 1-3 ③ K			C FF 91 X CU 74 0-1 14 E 1B		4	0	2	0	0	2	1
18 Didi Gregorius, L (1, 6)		X FF 90 0-0 ① P5		S FF 92 X FF 91 0-1 ② F7		F SI 92 B FC 85 B CU 78 B SI 93 B SI 92 4-1 29 G6-4-3 BB		S CH 82 X FF 90 0-1 ① F9		3	0	0	0	1	0	2
29 Brandon Drury, R (1, 5) OBP: 0.250, SLG: 0.250		C FF 91 B SI 88 S SL 86 B FF 94 F FF 94 S SI 90 2-3 ② K		B SI 91 S SI 89 B CH 87 X SI 90 2-1 1-2 1B		X SI 92 0-0 ①② G6-4-3 1-2f		B CU 75 T FF 91 B FF 92 S FC 84 S FC 82 2-3 ② K		4	0	1	0	0	2	2
14 Neil Walker, S (1, 4) OBP: 0.250, SLG: 0.500 (6, 3)		B FF 92 S FF 91 X SI 90 1-1 ③ P4		D SI 90 B CH 87 B SI 92 C FF 92 X FF 93 3-1 ③ F8		F SI 93 S FC 85 B SI 94 X CH 80 1-2 2B		C FF 92 X CH 83 0-1 E1 1-2		4	0	1	0	0	0	3
26 Tyler Austin, R (1, 3) 12 Tyler Wade, L (6, 4)			C SI 89 B FF 91 F SL 87 F SI 90 S FF 94 1-3 ① K		S CH 85 B CH 86 F FF 91 B FF 91 F CH 85 X SI 89 2-2 ① G5-3	X FC 84 0-0 ③ G5-3		X FF 92 0-0 ③ G4-3		3 1	0 0	0 0	0 0	0 0	1 0	1 2
Inning Stats	R: 2 E: 1 K: 2 S: 14 H: 1 LOB: 0 BB: 0 P: 21	R: 0 E: 0 K: 1 S: 7 H: 0 LOB: 0 BB: 0 P: 10	R: 0 E: 0 K: 1 S: 17 H: 1 LOB: 1 BB: 0 P: 26	R: 0 E: 0 K: 1 S: 13 H: 2 LOB: 2 BB: 0 P: 23	R: 2 E: 0 K: 1 S: 16 H: 2 LOB: 1 BB: 1 P: 30	R: 0 E: 0 K: 0 S: 6 H: 1 LOB: 1 BB: 1 P: 11	R: 1 E: 0 K: 1 S: 13 H: 2 LOB: 0 BB: 0 P: 18	R: 0 E: 1 K: 1 S: 10 H: 1 LOB: 2 BB: 0 P: 12	R: 1 E: 0 K: 1 S: 11 H: 1 LOB: 0 BB: 0 P: 21	1B: 4 2B: 4 3B: 0 HR: 3 SF: 0 SAC: 0 DP: 2 HBP: 0						

PITCHER		IP	WLS	BF	H	R	ER	SO	BB	IBB	HBP	BLK	WP	HR	S	P	ERA	WHIP
33 J.A. Happ, L ERA: 3.86	(1, 1)	4.2	L	20	4	3	2	5	1	0	0	0	0	1	58	96	3.86	1.071
77 John Axford, R ERA: 27.0	(5, 1)	0.1		3	2	1	1	1	0	0	0	0	0	0	9	14	27.00	6.000
62 Aaron Loup, L ERA:	(6, 1)	1.0		4	1	0	0	0	1	0	0	0	0	0	6	11	0.00	2.000
24 Danny Barnes, R ERA: 9.0	(7, 1)	1.0		4	2	1	1	1	0	0	0	0	0	1	13	18	9.00	2.000
22 Seunghwan Oh, R ERA:	(8, 1)	1.0		5	1	0	0	1	0	0	0	0	0	0	10	12	0.00	1.000

PITCHER		IP	WLS	BF	H	R	ER	SO	BB	IBB	HBP	BLK	WP	HR	S	P	ERA	WHIP
36 Tyler Clippard, R ERA: 9.0	(9, 1)	1.0		4	1	1	1	1	0	0	0	0	0	1	11	21	9.00	1.000

TOP

New York Yankees @ Toronto Blue Jays

Rogers Centre, Toronto, ON

Thu Mar 29 2018, 4:10 PM - 7:00 PM EDT

Att. 48,115 - Roof Closed - 68 F

livebaseballscorecards.com

AB	38
R	6
H	11
RBI	6
BB	2
SO	9
LOB	15

WP: 0	PA: 40		
PB: 0			
SB: 0			
CS: 0			

BOTTOM

Batter	1	2	3	4	5	6	7	8	9	AB	R	H	RBI	BB	SO	LOB
29 Devon Travis, R (1, 4)	C FF 98 B FF 98 B FF 98 F FF 98 S FF 100 2-3 ① **K**		C FF 98 B SL 86 B SL 88 C SL 87 F SL 89 F FF 100 X SL 88 2-2 ② **G6-3**			C FF 97 S SL 88 B SL 88 B SL 89 B SL 86 S SL 86 3-3 ① **K**		B KC 83 C KC 82 B KC 83 B KC 82 X FF 98 3-1 ② **L3**		4	0	0	0	0	2	0
20 Josh Donaldson, R (1, 5)	B FF 99 S SL 89 F FF 98 B SL 89 X SL 89 2-2 ② **G3**		B CH 89 F SL 87 F FF 98 F SL 90 F SL 87 X FF 100 1-2 ③ **G6-3**			B CH 88 F SL 88 B SL 89 B FF 98 C FF 98 B FF 98 4-2 **18 S BB**		B FF 97 B KC 83 S F FF 96 X SV 87 2-2 ③ **P3**		3	0	0	0	1	0	0
14 Justin Smoak, S (1, 3)	B FF 98 C FF 98 B SL 87 B CH 92 B FF 97 4-1 **18 BB BB**			S FF 97 C FF 97 C SL 88 0-3 ① **K**		S CH 89 F FF 97 F SL 86 D CH 89 C SL 86 1-3 ② **K**			X FF 98 0-0 ① **L9**	3	0	0	0	1	2	1
18 Curtis Granderson, L (1, 7) OBP: 0.667, SLG: 0.500 28 Steve Pearce, R (9, PH)	B FF 97 B FF 98 B FF 96 C FF 98 B FF 97 4-1 **1-2 BB**			C FF 98 C FF 98 X FF 99 0-2 **8 E 1B**		C FF 95 F FF 96 B FF 94 B FF 95 F FF 96 B SL 86 S FF 96 3-3 ③ **K** **1-2**			B FF 99 B FF 99 F FF 97 S SL 86 C FF 99 2-3 ② **K**	2 1	0 0	1 0	0 0	1 0	1 1	1 0
8 Kendrys Morales, S (1, 10)	F SL 90 F FF 99 S SL 90 0-3 ③ **K**			C SL 88 1 SAFE T SL 87 F SL 88 X SL 87 0-2 ② **F7** **1-2**			S SL 85 X FF 95 0-1 ① **G3-1**		F SL 88 S SL 88 F SI 100 S SI 100 0-3 ③ **K**	4	0	0	0	0	2	3
15 Randal Grichuk, R (1, 9)		C FF 98 B SL 89 X FF 100 1-1 ① **F8**		C SL 87 S FF 98 X SL 89 0-2 ③ **G4-3**			B FF 95 B FF 95 S FF 96 S FF 95 F FF 97 B SL 88 F FF 96 S FF 96 3-3 ② **K**			3	0	0	0	0	1	1
55 Russell Martin, R (1, 2)		C SL 87 B SL 88 C SL 87 B SL 86 B FF 99 X SL 86 3-2 ② **G6-3**			B FF 97 X FF 97 1-0 ① **P5**		S FF 97 C SL 88 B FF 94 B SL 88 C SL 87 2-3 ③ **K**			3	0	0	0	0	1	0
11 Kevin Pillar, R (1, 8) OBP: 0.333, SLG: 1.333		C SL 86 F FF 97 S SL 87 0-3 ③ **K**			F FF 99 B CH 90 C SL 87 S SL 88 1-3 ② **K**			X FF 96 0-0 **HR**		3	1	1	1	0	2	0
1 Aledmys Díaz, R (1, 6)			X FF 97 0-0 ① **G6-3**		C FF 98 B SL 86 B FF 98 C SL 85 F SL 89 X SL 87 2-2 ③ **G5-3**			C KC 82 X FF 97 0-1 ① **G4-3**		3	0	0	0	0	0	0
Inning Stats	R: 0 E: 0 K: 2 S: 11 H: 0 LOB: 2 BB: 2 P: 23	R: 0 E: 0 K: 1 S: 8 H: 0 LOB: 0 BB: 0 P: 12	R: 0 E: 0 K: 0 S: 11 H: 0 LOB: 0 BB: 0 P: 14	R: 0 E: 1 K: 1 S: 13 H: 1 LOB: 1 BB: 0 P: 13	R: 0 E: 0 K: 1 S: 8 H: 0 LOB: 0 BB: 0 P: 12	R: 0 E: 0 K: 3 S: 13 H: 0 LOB: 1 BB: 1 P: 24	R: 0 E: 0 K: 2 S: 10 H: 0 LOB: 0 BB: 0 P: 15	R: 1 E: 0 K: 0 S: 8 H: 1 LOB: 0 BB: 0 P: 13	R: 0 E: 0 K: 2 S: 8 H: 0 LOB: 0 BB: 0 P: 10	1B: 1 2B: 0 3B: 0 HR: 1	SF: 0 SAC: 0 DP: 0 HBP: 0					

PITCHER	IP	WLS	BF	H	R	ER	SO	BB	IBB	HBP	BLK	WP	HR	S	P	ERA	WHIP
40 Luis Severino, R (1, 1)	5.2	W	21	1	0	0	7	3	0	0	0	0	0	60	91	0.00	0.706
ERA:																	
57 Chad Green, R (6, 1)	1.1		4	0	0	0	3	0	0	0	0	0	0	14	22	0.00	0.000
ERA:																	
68 Dellin Betances, R (8, 1)	1.0		4	1	1	1	0	0	0	0	0	0	1	8	13	9.00	1.000
ERA: 9.0																	
54 Aroldis Chapman, L (9, 1)	1.0		3	0	0	0	2	0	0	0	0	0	0	8	10	0.00	0.000
ERA:																	

PITCHER	IP	WLS	BF	H	R	ER	SO	BB	IBB	HBP	BLK	WP	HR	S	P	ERA	WHIP

New York Yankees @ Toronto Blue Jays

Rogers Centre, Toronto, ON

Thu Mar 29 2018, 4:10 PM - 7:00 PM EDT

Att. 48,115 - Roof Closed - 68 F

livebaseballscorecards.com

AB	29
R	1
H	2
RBI	1
BB	3
SO	12
LOB	6

WP: 0 PA: 32
PB: 0
SB: 1
CS: 0

Batter	1	2	3	4	5	6	7	8	9	AB	R	H	RBI	BB	SO	LOB
11 Brett Gardner, L (1, 8) OBP: 0.300, SLG: 0.556	C FF 95 C SI 97 B SI 96 B CH 91 X SI 96 2-2 99 G1-4-3 1B		B FF 94 C SI 94 C CH 90 X CH 91 1-2 ① G4-3		B SI 94 B CU 81 B FF 94 B FF 94 4-0 99 G5-4-3 BB	B FF 90 B FF 90 C FF 90 L FF 90 B FF 92 X FF 90 3-2 ③ P5			C FF 96 B CH 84 C SI 96 B FF 96 F SL 87 B CH 80 F FF 95 X FF 96 3-2 ③ G6-3	4	0	1	0	1	0	2
99 Aaron Judge, R (1, 9) OBP: 0.333, SLG: 0.375	X SI 96 0-0 ① ② G1-4-3 1-2f		B CH 90 B SI 95 F SI 95 X FF 96 2-1 ② L9		1 SAFE B SI 95 S SI 94 B SI 94 1 SAFE 1 SAFE X SI 94 2-1 ① ② G5-4-3 1-2f		C FC 90 S FF 96 B FC 90 S FC 90 1-3 ① K			4	0	0	0	0	1	2
27 Giancarlo Stanton, R (1, 10) OBP: 0.333, SLG: 1.111	C SI 96 S CH 92 B SI 93 F FF 96 X SI 97 1-2 ③ G3		C FF 96 F SI 96 B SI 92 S SI 93 1-3 ③ K		C CU 81 B CH 91 S FF 94 B CH 91 X SI 94 2-2 ③ G5-3		C FF 97 F FF 95 B FC 91 S FC 91 1-3 ② K			4	0	0	0	0	2	0
18 Didi Gregorius, L (1, 6) OBP: 0.500, SLG: 0.833		C SI 96 X CU 81 0-1 24 FC5-2 3B	B SI 94 X CH 90 1-0 39 FC6-4 29 1B 2B		B FF 92 C SI 94 B FF 92 B FF 94 B SI 94 4-1 29 BB 14 1B 12 2B BB	C FC 92 S SI 96 X SI 96 0-2 ③ G4-3				3	2	2	0	1	0	0
24 Gary Sánchez, R (1, 2) OBP: 0.111, SLG: 0.222		X SI 95 0-0 ① FC5-2 39 1B 29 2B 3-H	X SI 93 0-0 ① P2		B CU 81 B SI 93 C SI 94 B SI 93 F SI 94 X SI 94 3-2 ① L7			B FF 89 C FF 88 C FF 88 B FS 82 F CH 78 S FF 90 2-3 ① K		4	1	0	0	0	1	3
14 Neil Walker, S (1, 3) OBP: 0.375, SLG: 0.429		C SI 96 B SI 96 X FF 96 1-1 ② F7	B FF 94 B SI 95 C FF 95 B SI 95 B FF 95 4-1 39 FC6-4 BB		X SI 93 0-0 29 BB 12 2B 1-2 1B			F FF 89 X CH 79 0-1 ② F9		3	1	1	0	1	0	1
39 Billy McKinney, L (1, 7) OBP: 0.250, SLG: 0.250		B SI 96 F FF 96 F FF 96 D CH 92 B FF 95 X SI 95 3-2 29 2B 1-3 1B	X SI 94 0-0 ② FC6-4 29 1B 1-2f 2-3		B FF 94 B SI 94 X FF 92 2-0 ② F6			B CH 80 C CH 78 S FF 90 S FS 83 1-3 ③ K2-3		4	0	1	0	0	1	4
29 Brandon Drury, R (1, 5) OBP: 0.500, SLG: 0.571		B SI 94 B SI 95 C SI 96 X SI 95 2-1 1-3 3-H 2B	D CH 89 X FF 94 1-0 1-2 3-H 1B		B CU 79 C CH 86 B CH 86 B CU 76 B FF 94 4-1 12 2B 1-2 2-3 BB				F FF 96 B FF 95 X SL 87 1-1 ① G6-3	3	0	2	2	1	0	0
12 Tyler Wade, L (1, 4) OBP: 0.200, SLG: 0.400		C SI 96 C CH 91 S CH 91 0-3 ③ K	X CU 81 0-0 ③ G3		B SI 94 X SI 94 1-0 1-3 2-H 3-H 2B				S CH 84 X FC 90 0-1 ② B1-3	4	0	1	2	0	1	4
Inning Stats	R: 0 E: 0 K: 0 S: 8 H: 1 LOB: 0 BB: 0 P: 11	R: 1 E: 0 K: 1 S: 13 H: 3 LOB: 2 BB: 0 P: 19	R: 0 E: 0 K: 1 S: 8 H: 0 LOB: 0 BB: 0 P: 12	R: 1 E: 0 K: 0 S: 6 H: 2 LOB: 2 BB: 1 P: 12	R: 0 E: 0 K: 0 S: 5 H: 0 LOB: 0 BB: 1 P: 13	R: 2 E: 0 K: 0 S: 11 H: 2 LOB: 2 BB: 2 P: 28	R: 0 E: 0 K: 2 S: 9 H: 0 LOB: 0 BB: 0 P: 11	R: 0 E: 0 K: 2 S: 9 H: 0 LOB: 0 BB: 0 P: 12	R: 0 E: 0 K: 0 S: 9 H: 0 LOB: 0 BB: 0 P: 13	1B: 4 2B: 3 3B: 1 HR: 0 SF: 0 SAC: 0 DP: 2 HBP: 0						

PITCHER		IP	WLS	BF	H	R	ER	SO	BB	IBB	HBP	BLK	WP	HR	S	P	ERA	WHIP
41 Aaron Sanchez, R ERA: 6.35	(1, 1)	5.2	L	27	8	4	4	2	4	0	0	0	0	0	48	89	6.35	2.118
24 Danny Barnes, R ERA: 6.75	(6, 1)	0.1		1	0	0	0	0	0	0	0	0	0	0	3	6	0.00	0.000
52 Ryan Tepera, R ERA:	(7, 1)	1.0		3	0	0	0	2	0	0	0	0	0	0	9	11	0.00	0.000
36 Tyler Clippard, R ERA: 4.5	(8, 1)	1.0		3	0	0	0	2	0	0	0	0	0	0	9	12	0.00	0.000
54 Roberto Osuna, R ERA:	(9, 1)	1.0		3	0	0	0	0	0	0	0	0	0	0	9	13	0.00	0.000

PITCHER	IP	WLS	BF	H	R	ER	SO	BB	IBB	HBP	BLK	WP	HR	S	P	ERA	WHIP

TOP

New York Yankees @ Toronto Blue Jays

Rogers Centre, Toronto, ON

Fri Mar 30 2018, 7:09 PM - 9:57 PM EDT

Att. 33,716 - Roof Closed - 68 F

livebaseballscorecards.com

AB	33
R	4
H	8
RBI	4
BB	4
SO	6
LOB	16

WP: 0	PA: 37		
PB: 0			
SB: 0			
CS: 0			

New York Yankees @ Toronto Blue Jays

Rogers Centre, Toronto, ON

Fri Mar 30 2018, 7:09 PM - 9:57 PM EDT

Att. 33,716 - Roof Closed - 68 F

livebaseballscorecards.com

BOTTOM

Batter	1	2	3	4	5	6	7	8	9	AB	R	H	RBI	BB	SO	LOB
29 Devon Travis, R (1, 4)	X 0-0 ① F8		F FF 92 B SL 83 B SL 84 F FS 87 S SL 85 2-3 ① K			C CU 72 B SI 89 B SL 81 F FS 85 S SL 84 2-3 ① K		B KC 83 C FC 92 X SL 87 1-1 ③ FC6-4 1-2f		4	0	0	0	0	2	1
20 Josh Donaldson, R (1, 10)	C C FF 92 B FF 91 S SL 84 1-3 ② K		B SL 84 S SL 83 F FF 92 F FF 88 B FS 88 F SL 84 S SL 84 2-3 ② K			B FF 92 C SL 84 F SL 82 X SL 83 1-2 ② L7			S FF 97 C FF 99 F SI 100 S SL 87 0-3 ① K	4	0	0	0	0	3	0
14 Justin Smoak, S (1, 3) OBP: 0.250, SLG: 0.286	C FF 92 X FS 86 0-1 2B		C SL 82 B FF 91 B SL 82 F SL 83 B SL 85 S FS 88 3-3 ③ K			B SI 90 F FS 84 C FF 92 F SL 83 B CU 77 F FS 87 F SL 83 X FF 94 2-2 ③ F7			F FF 99 F SL 84 S SI 101 0-3 ② K	4	0	1	0	0	2	0
18 Curtis Granderson, L (1, 7) OBP: 0.333, SLG: 0.200 28 Steve Pearce, R (9, PH) OBP: 0.500, SLG: 1.000	B SL 83 X FS 86 1-0 ③ P4			C CU 75 S FF 91 S FS 87 0-3 ① K			C FF 97 B CH 90 S FF 97 S CH 91 1-3 ① K		B FF 99 C FF 98 B SL 86 S FF 98 B SI 100 X FF 98 3-2 26 2B	3 1	0 1	0 1	0 0	0 0	2 0	1 0
26 Yangervis Solarte, S (1, 5) OBP: 0.250, SLG: 0.500		C FF 92 F FS 84 F SL 84 X FS 86 0-2 ① G3		X SL 82 0-0 ② F8			X FF 97 0-0 ② P5		S SL 86 F SL 87 X SI 100 0-2 2-H 2B	4	0	1	1	0	0	0
15 Randal Grichuk, R (1, 9) OBP: 0.143, SLG: 0.571		X FF 91 0-0 HR		S SL 83 B SL 81 X SL 82 1-1 ③ F8			X FF 96 0-0 ③ F9		B FF 99 B FF 98 F FF 98 F SL 85 F SL 85 F FF 100 C FF 100 2-3 ③ K	4	1	1	1	0	1	1
55 Russell Martin, R (1, 2)		B CU 77 C SL 82 B SL 83 C SL 84 X FS 88 2-2 ② G4-3			S SL 81 B SI 90 C SL 82 X FS 86 1-2 ① P3			S FF 97 B SL 86 S CH 90 B FF 96 B CH 89 F CH 90 B FF 96 4-2 29 FC6-4 BB		2	0	0	0	1	0	0
11 Kevin Pillar, R (1, 8) OBP: 0.333, SLG: 1.000		F CU 78 S SL 84 X SI 89 0-2 2B			C CU 75 F SL 81 F FF 90 F SL 82 S FC 84 0-3 ② K			B CH 88 B SL 84 C FF 95 B FF 95 X FF 95 3-1 ① F9		3	0	1	0	0	1	1
1 Aledmys Díaz, R (1, 6) 8 Kendrys Morales, S (8, PH) 61 Gift Ngoepe, R (9, 6)		S SL 84 F SL 84 X SL 84 0-2 ③ G5-3			F SL 81 F SL 83 S SL 84 0-3 ③ K			B KC 83 X SL 80 1-0 ② P3		2 1 0	0 0 0	0 0 0	0 0 0	0 0 0	1 0 0	1 1 0
Inning Stats	R: 0 E: 0 K: 1 S: 7 H: 1 LOB: 1 BB: 0 P: 9	R: 1 E: 0 K: 0 S: 14 H: 2 LOB: 1 BB: 0 P: 16	R: 0 E: 0 K: 3 S: 11 H: 0 LOB: 0 BB: 0 P: 18	R: 0 E: 0 K: 1 S: 6 H: 0 LOB: 0 BB: 0 P: 7	R: 0 E: 0 K: 2 S: 11 H: 0 LOB: 0 BB: 0 P: 12	R: 0 E: 0 K: 1 S: 12 H: 0 LOB: 0 BB: 0 P: 17	R: 0 E: 0 K: 1 S: 5 H: 0 LOB: 0 BB: 0 P: 6	R: 0 E: 0 K: 0 S: 8 H: 0 LOB: 1 BB: 1 P: 17	R: 1 E: 0 K: 3 S: 18 H: 2 LOB: 1 BB: 0 P: 23	1B: 0 2B: 4 3B: 0 HR: 1 SF: 0 SAC: 0 DP: 0 HBP: 0						

	AB	32
	R	2
	H	5
	RBI	2
	BB	1
	SO	12
	LOB	6

PITCHER	IP	WLS	BF	H	R	ER	SO	BB	IBB	HBP	BLK	WP	HR	S	P	ERA	WHIP
19 Masahiro Tanaka, R (1, 1) ERA: 1.5	6.0	W	21	3	1	1	8	0	0	0	0	0	1	61	79	1.50	0.500
48 Tommy Kahnle, R (7, 1) ERA:	1.1	H	5	0	0	0	1	1	0	0	0	0	0	10	18	0.00	0.750
30 David Robertson, R (8, 1) ERA:	0.2	H	2	0	0	0	0	0	0	0	0	0	0	3	5	0.00	0.000
54 Aroldis Chapman, L (9, 1) ERA: 4.5	1.0	S	5	2	1	1	3	0	0	0	0	0	0	18	23	9.00	2.000

PITCHER	IP	WLS	BF	H	R	ER	SO	BB	IBB	HBP	BLK	WP	HR	S	P	ERA	WHIP

WP: 0 PB: 0 SB: 0 CS: 0 PA: 33

Batter	1	2	3	4	5	6	7	8	9	AB	R	H	RBI	BB	SO	LOB
14 Neil Walker, S (1, 10) OBP: 0.333, SLG: 0.300	B FF 89 C FF 88 B FF 90 C FF 89 B FF 90 F FF 90 B CH 78 4-2 99 G5-4-3 BB		C FF 89 F FF 88 B FF 89 X CH 77 1-2 ② G1-3		X CU 76 0-0 ③ F8			B SI 95 X FF 96 1-0 ① L8		3	0	0	0	1	0	0
99 Aaron Judge, R (1, 8) OBP: 0.231, SLG: 0.250	C CU 77 C FF 89 X FF 89 0-2 ①② G5-4-3 1-2f		C FF 89 S FF 90 B CU 78 X FF 90 1-2 ③ P3			C CH 75 X FF 88 0-1 ① P5		F FC 88 B FC 90 B FC 90 S FF 95 B FF 96 C FF 96 3-3 ② K		4	0	0	0	0	1	1
27 Giancarlo Stanton, R (1, 9) OBP: 0.385, SLG: 1.000	B CU 76 B FF 90 F FC 87 X FF 89 2-1 2B			B FF 88 B FF 88 B FF 88 X FF 88 3-0 ① G3		C CH 76 B CH 76 C FC 85 F FC 85 F CU 78 B FF 90 X CH 77 2-2 ② G2-3		B FC 90 B FF 95 B FC 90 B FF 96 4-0 BB		3	0	1	0	1	0	0
18 Didi Gregorius, L (1, 6) OBP: 0.417, SLG: 0.700	B FF 89 X CH 76 1-0 ③ G5-3			C FC 86 F FF 89 B CU 78 X CH 77 1-2 ② G6-3		C CU 76 X CH 76 0-1 2B		X FF 95 0-0 ③ P2		4	0	1	0	0	0	2
24 Gary Sánchez, R (1, 2) OBP: 0.077, SLG: 0.154		B FF 88 B FC 85 X FF 88 2-0 ① G5-3		X FF 89 0-0 ③ P3		F FF 88 X FC 85 0-1 ③ F9			B FF 96 S FF 95 X FF 96 1-1 ① G6-3	4	0	0	0	0	0	1
29 Brandon Drury, R (1, 5) OBP: 0.417, SLG: 0.400		B FF 88 F FF 88 C FF 89 X FC 86 1-2 ② L8			B CU 76 B CH 76 B FF 88 C FF 87 F FF 90 F FF 90 B FF 90 4-2 26 HR BB		C FF 89 F FF 88 B FF 89 B CU 78 B CU 77 X FF 90 3-2 ① F9		F FF 96 B FC 90 B FF 95 X FF 95 2-1 ② L7	3	1	0	0	1	0	0
39 Billy McKinney, L (1, 7) OBP: 0.250, SLG: 0.250 11 Brett Gardner, L (1, 7) OBP: 0.286, SLG: 0.417		B CH 77 B FC 86 B FF 89 B FF 88 4-0 BB			B CH 76 X FF 89 1-0 ① F9		C FF 89 C FF 89 X CH 77 0-2 ② P6		C SI 95 C FF 95 C FF 95 0-3 ③ K	0 3	0 0	0 0	0 0	0 1	0 1	0 1
26 Tyler Austin, R (1, 3) OBP: 0.333, SLG: 1.333		F FF 90 S CH 76 S CH 77 0-3 ③ K			X FF 88 0-0 1-H HR		B CH 76 B FC 86 X FF 90 2-0 HR			3	2	2	3	0	1	1
12 Tyler Wade, L (1, 4) OBP: 0.125, SLG: 0.250			S FF 88 B CH 77 C CH 77 S FF 90 1-3 ① K		X FF 89 0-0 ② F8		B CH 76 F FF 89 X FC 85 1-1 ③ G3			3	0	0	0	0	1	0
Inning Stats	R: 0 E: 0 K: 0 S: 9 H: 1 LOB: 1 BB: 1 P: 16	R: 0 E: 0 K: 1 S: 7 H: 0 LOB: 1 BB: 1 P: 14	R: 0 E: 0 K: 1 S: 9 H: 0 LOB: 0 BB: 0 P: 12	R: 0 E: 0 K: 0 S: 5 H: 0 LOB: 0 BB: 0 P: 9	R: 2 E: 0 K: 0 S: 7 H: 1 LOB: 0 BB: 1 P: 12	R: 0 E: 0 K: 0 S: 11 H: 1 LOB: 1 BB: 0 P: 13	R: 1 E: 0 K: 0 S: 9 H: 1 LOB: 0 BB: 0 P: 15	R: 0 E: 0 K: 1 S: 5 H: 0 LOB: 1 BB: 1 P: 13	R: 0 E: 0 K: 1 S: 7 H: 0 LOB: 0 BB: 0 P: 10	1B: 0 2B: 2 3B: 0 HR: 2 SF: 0 SAC: 0 DP: 1 HBP: 0						

PITCHER		IP	WLS	BF	H	R	ER	SO	BB	IBB	HBP	BLK	WP	HR	S	P	ERA	WHIP
25 Marco Estrada, R ERA: 3.86	(1, 1)	7.0		27	4	3	3	2	3	0	0	0	0	2	57	91	3.86	1.000
52 Ryan Tepera, R ERA:	(8, 1)	1.0	W	4	0	0	0	1	1	0	0	0	0	0	5	13	0.00	1.000
54 Roberto Osuna, R ERA:	(9, 1)	1.0	S	3	0	0	0	1	0	0	0	0	0	0	7	10	0.00	0.000

PITCHER	IP	WLS	BF	H	R	ER	SO	BB	IBB	HBP	BLK	WP	HR	S	P	ERA	WHIP

TOP

New York Yankees @ Toronto Blue Jays

Rogers Centre, Toronto, ON

Sat Mar 31 2018, 4:09 PM - 6:45 PM EDT

Att. 37,692 - Roof Closed - 68 F

livebaseballscorecards.com

AB	30
R	3
H	4
RBI	3
BB	4
SO	4
LOB	6

WP: 0 PA: 34
PB: 0
SB: 0
CS: 0

BOTTOM

New York Yankees @ Toronto Blue Jays

Rogers Centre, Toronto, ON

Sat Mar 31 2018, 4:09 PM - 6:45 PM EDT

Att. 37,692 - Roof Closed - 68 F

livebaseballscorecards.com

Batter	1	2	3	4	5	6	7	8	9	AB	R	H	RBI	BB	SO	LOB
28 Steve Pearce, R (1, 7) OBP: 0.200, SLG: 0.400 18 Curtis Granderson, L (7, PH) OBP: 0.429, SLG: 0.333 (8, 7)	C SI 90 B FC 88 F FC 90 X SL 81 1-2 L6		F FC 90 S FC 89 B FC 90 X CH 84 1-2 E5 14 2B		B SL 78 C SL 78 S FC 88 B SL 80 F SL 80 F FC 90 S CH 83 2-3 K		B KC 82 B KC 81 B FF 96 C FF 96 X FF 97 3-1 14 CS 1B			3 1 0 0 0 1 0 1 0 1 0 0 0 0						
20 Josh Donaldson, R (1, 10) OBP: 0.250, SLG: 0.200	B FC 90 B CH 83 F FC 90 X FC 91 2-1 14 1B 2B		B FC 89 F FC 90 S FC 91 S FC 90 1-3 K		S FC 90 B SL 80 B CH 84 C SL 81 B FC 90 B FC 90 4-2 14 1B BB		S KC 83 C KC 83 C FF 98 0-3 K			3 1 1 0 1 2 2						
14 Justin Smoak, S (1, 3) OBP: 0.417, SLG: 0.545	X FC 89 0-0 15 1B 2-H 1B		B SL 80 C SL 80 X FC 90 1-1 1-H 2B		C SL 79 F SI 90 F SL 78 X CH 83 1-2 26 G5-4-3 1-2 1B		S KC 83 B KC 83 B KC 83 B KC 82 C FF 97 X SV 85 3-2 G1-3 1-2			4 0 3 2 0 0 1						
26 Yangervis Solarte, S (1, 5) OBP: 0.250, SLG: 0.750	X SL 81 0-0 F8		C SL 79 B SL 79 X FC 90 1-1 P4		B FC 89 C SL 78 F FC 89 B SL 78 X SL 80 2-2 G5-4-3 1-2f			B KC 83 B KC 82 X FF 97 2-0 HR		4 1 1 1 0 0 4						
15 Randal Grichuk, R (1, 9) OBP: 0.273, SLG: 0.500	C SL 80 S SL 80 X SL 80 0-2 1-2 1B		B CH 83 B FC 88 C SL 80 B FC 90 B CH 82 4-1 BB			B SL 84 X SL 86 1-0 G5-3		C KC 83 S FF 98 B SV 87 B FF 99 S SV 86 2-3 K		3 0 1 0 1 1 0						
11 Kevin Pillar, R (1, 8) OBP: 0.400, SLG: 0.778	B FC 90 B CH 85 C CH 84 X FC 90 2-1 G6-3		D SL 79 B FC 91 B FC 91 C SI 91 X SI 91 3-1 G1-3			B CU 79 B SL 84 B SL 85 B FF 91 4-0 1 G1-3 21 1B BB		C KC 83 F FF 98 X FF 99 0-2 21 S 61 S 1B		3 2 1 0 1 0 4						
1 Aledmys Díaz, R (1, 6)		X SI 89 0-0 L9		C SI 89 S FC 87 S FC 87 0-3 K		1 SAFE X FF 92 0-0 G1-3 1-2		C KC 83 S KC 83 S SV 89 0-3 K		4 0 0 0 0 2 2						
21 Luke Maile, R (1, 2) OBP: 0.500, SLG: 0.333		C FF 90 F FC 90 X CH 85 0-2 G5-3		B SL 79 B SL 78 B SI 91 C FC 88 C SI 90 F SL 78 X FC 89 3-2 G6-3		C FF 91 B FC 87 X CU 76 1-1 2-H 1B		B KC 84 B KC 83 C KC 83 B KC 83 B SV 85 4-2 61 E 61 S 1-2 BB		3 0 1 1 1 0 0						
61 Gift Ngoepe, R (1, 4)		X SI 90 0-0 G4-3		B SI 90 C CH 83 B FC 90 S CH 83 C SL 79 2-3 K		L FC 88 B FF 91 S FC 86 C FF 91 1-3 K		C KC 83 S FF 98 D SV 88 B FF 97 B SV 86 S KC 84 3-3 K 1-3 2-H		4 0 0 0 0 3 2						
Inning Stats	R: 1 H: 3 E: 0 LOB: 2 K: 0 BB: 0 S: 12 P: 17		R: 0 H: 0 E: 0 LOB: 0 K: 0 BB: 0 S: 5 P: 5		R: 1 H: 1 E: 0 LOB: 2 K: 1 BB: 1 S: 13 P: 24		R: 0 H: 0 E: 0 LOB: 0 K: 2 BB: 0 S: 10 P: 15		R: 0 H: 1 E: 0 LOB: 1 K: 1 BB: 1 S: 14 P: 23	R: 1 H: 1 E: 0 LOB: 1 K: 1 BB: 1 S: 7 P: 14		R: 0 H: 1 E: 0 LOB: 0 K: 1 BB: 0 S: 8 P: 14		R: 2 H: 2 E: 0 LOB: 1 K: 3 BB: 1 S: 15 P: 26				

	1B: 6	SF: 0	WP: 0	PA: 36
	2B: 2	SAC: 0	PB: 0	
	3B: 0	DP: 1	SB: 4	
	HR: 1	HBP: 0	CS: 1	

	AB	32
	R	5
	H	9
	RBI	4
	BB	4
	SO	9
	LOB	15

PITCHER		IP	WLS	BF	H	R	ER	SO	BB	IBB	HBP	BLK	WP	HR	S	P	ERA	WHIP
52 CC Sabathia, L ERA: 1.8	(1, 1)	5.0		22	5	2	1	4	2	0	0	0	0	0	54	84	1.80	1.400
43 Adam Warren, R ERA: 13.5	(6, 1)	0.2		3	0	1	1	0	1	0	0	0	0	0	2	7	13.50	1.500
56 Jonathan Holder, R ERA:	(6, 1)	0.1		2	1	0	0	1	0	0	0	0	0	0	5	7	0.00	3.000
68 Dellin Betances, R ERA: 9.0	(7, 1)	2.0	L	9	3	2	2	4	1	0	0	0	0	1	23	40	9.00	2.000

PITCHER	IP	WLS	BF	H	R	ER	SO	BB	IBB	HBP	BLK	WP	HR	S	P	ERA	WHIP

Batter	1	2	3	4	5	6	7	8	9	AB	R	H	RBI	BB	SO	LOB
11 Brett Gardner, L (1, 8) OBP: 0.211, SLG: 0.294	C SI 93 B SI 94 X SI 94 1-1 ① G4-3		B SI 92 C SI 92 B CH 81 C SV 87 B SV 86 S SV 86 3-3 ① K	B SI 90 C SV 84 X SI 91 1-1 ③ G1-3			C SI 95 B FF 94 C SI 96 C SI 97 1-3 ② K		C FF 93 B CH 84 B FC 83 X FF 91 2-1 ② F9	5	0	0	0	0	2	0
99 Aaron Judge, R (1, 9) OBP: 0.333, SLG: 0.267	B SI 94 C SV 88 B SI 94 S FC 88 B SV 89 D SV 87 4-2 27 BB BB		B SV 87 C SV 86 S CH 81 C SV 88 1-3 ② K		B SI 90 B SI 91 C SI 91 F SI 91 C SI 91 2-3 ① K		B SI 96 B SI 95 B SI 95 B SI 96 4-0 27 BB BB		S FF 92 S FC 85 X FC 83 0-2 1B	3	0	1	0	2	2	0
27 Giancarlo Stanton, R (1, 7) OBP: 0.444, SLG: 0.857	B SI 93 S SI 93 B SI 93 S SV 87 B SV 87 B SI 93 4-2 **1-2** BB		B SI 92 S SI 92 B SV 87 B CH 81 D SV 87 4-1 18 2B BB		F SV 86 C CH 81 S FF 92 0-3 ② K		C SI 96 B CU 80 B SL 93 B SI 96 S SL 91 B SI 95 4-2 **1-2** BB		B FC 84 B FF 90 C FF 90 F FF 92 X FC 84 2-2 ③ F8	2	1	0	0	3	1	1
18 Didi Gregorius, L (1, 6) OBP: 0.375, SLG: 0.643	C SV 87 S SI 93 S SV 87 0-3 ② K		B SI 93 C FF 92 X CH 84 1-1 14 1B **1-H** 2B		X SI 92 0-0 ③ F8		X SI 95 0-0 ③ P5			4	1	1	1	0	1	4
14 Neil Walker, S (1, 3) OBP: 0.313, SLG: 0.286	F SI 93 S SI 92 S SV 87 0-3 ③ K		B SI 93 S SI 93 B SI 92 C SI 92 X SV 86 2-2 29 HR **2-H** 1B			B FF 89 X CH 79 1-0 ① F8		C FF 91 X FS 81 0-1 ① F8		4	1	1	1	0	1	2
29 Brandon Drury, R (1, 5) OBP: 0.500, SLG: 0.692		B SV 81 C SV 85 X SI 92 1-1 E5 12 G3-4-1	C SI 93 F SI 93 X SV 86 0-2 **1-H** HR			C FF 91 S FF 91 X FF 92 0-2 1B		B FF 89 B FF 89 S CH 78 B FF 89 F CH 78 F FF 92 B FS 81 4-2 BB		3	1	2	2	1	0	0
41 Miguel Andujar, R (1, 10) OBP: 0.000, SLG: 0.000		B SI 93 C CH 82 S FF 92 S SV 88 1-3 ① K	F SI 92 B CH 83 F CH 82 B SV 86 X SI 90 2-2 ③ G1-3			B CH 80 C FF 91 C SL 83 B FF 92 X FF 92 2-2 ② F9		F CH 78 B FS 81 B FS 80 S FF 90 S FF 90 2-3 ② K		4	0	0	0	0	2	3
12 Tyler Wade, L (1, 4) OBP: 0.083, SLG: 0.167		B SV 86 B SI 93 C SI 92 X SI 94 2-1 ② G3-4-1 **1-2**		B SI 90 C SV 84 X CH 82 1-1 ① G3		**B FF 92** **1 SAFE** **C FF 91** **S FF 92** 1 SAFE B FF 93 B CH 81 T FF 91 3-2 ③ K		B FF 92 F CH 80 S CH 79 X FS 82 1-2 ③ G5-3		4	0	0	0	0	1	3
28 Austin Romine, R (1, 2) 24 Gary Sánchez, R (9, PH) OBP: 0.071, SLG: 0.143		C SV 85 F SV 88 B SV 87 B SI 92 S SV 87 2-3 ③ K		C SI 90 X CH 81 0-1 ② G5-3			X SI 95 0-0 ① G4-3		C FF 92 B FF 93 F FC 84 S SL 79 1-3 ① K	3 1	0 0	0 0	0 0	0 0	1 1	1 0
Inning Stats	R: 0 E: 0 K: 2 S: 12 H: 0 LOB: 2 BB: 2 P: 21	R: 0 E: 1 K: 2 S: 10 H: 0 LOB: 1 BB: 0 P: 16	R: 4 E: 0 K: 2 S: 18 H: 3 LOB: 0 BB: 1 P: 31	R: 0 E: 0 K: 0 S: 6 H: 0 LOB: 0 BB: 0 P: 8	R: 0 E: 0 K: 2 S: 7 H: 0 LOB: 0 BB: 0 P: 9	R: 0 E: 0 K: 1 S: 10 H: 1 LOB: 1 BB: 0 P: 16	R: 0 E: 0 K: 1 S: 7 H: 0 LOB: 2 BB: 2 P: 16	R: 0 E: 0 K: 1 S: 11 H: 0 LOB: 1 BB: 1 P: 18	R: 0 E: 0 K: 1 S: 11 H: 1 LOB: 1 BB: 0 P: 16	1B: 3 2B: 1 3B: 0 HR: 1 SF: 0 SAC: 0 DP: 0 HBP: 0						

PITCHER	IP	WLS	BF	H	R	ER	SO	BB	IBB	HBP	BLK	WP	HR	S	P	ERA	WHIP
6 Marcus Stroman, R (1, 1) ERA: 7.2	5.0		22	3	4	4	8	3	0	0	0	0	1	53	85	7.20	1.200
24 Danny Barnes, R (6, 1) ERA: 3.86	1.0		4	1	0	0	1	0	0	0	0	0	0	10	16	0.00	1.000
77 John Axford, R (7, 1) ERA: 6.75	1.0		5	0	0	0	1	2	0	0	0	0	0	7	16	0.00	2.000
36 Tyler Clippard, R (8, 1) ERA: 3.0	1.0	W	4	0	0	0	1	1	0	0	0	0	0	11	18	0.00	1.000
22 Seunghwan Oh, R (9, 1) ERA:	1.0	S	4	1	0	0	1	0	0	0	0	0	0	11	16	0.00	1.000

PITCHER	IP	WLS	BF	H	R	ER	SO	BB	IBB	HBP	BLK	WP	HR	S	P	ERA	WHIP

TOP

New York Yankees @ Toronto Blue Jays

Rogers Centre, Toronto, ON

Sun Apr 01 2018, 1:09 PM - 4:12 PM EDT

Att. 29,091 - Roof Closed - 68 F

livebaseballscorecards.com

AB	33
R	4
H	5
RBI	4
BB	6
SO	12
LOB	14

WP: 0 PA: 39
PB: 0
SB: 0
CS: 0

Batter	1	2	3	4	5	6	7	8	9	AB	R	H	RBI	BB	SO	LOB
29 Devon Travis, R (1, 4) OBP: 0.154, SLG: 0.083	B SI 93 B SI 94 B SI 93 B FF 93 4-0 20 1B BB	X CU 82 0-0 1-2 3-H 1B		S FF 94 1 SAFE S SI 93 B CU 83 F SI 92 S CU 82 1-3 ② K		D FF 96 C FF 96 T FF 95 T FF 96 1-2 ③ K		X KC 83 0-0 ② G1-3		4	0	1	1	1	2	4
20 Josh Donaldson, R (1, 10) OBP: 0.353, SLG: 0.231	C CU 81 X SI 94 0-1 1-3 1B	B FF 94 C SI 93 B FF 92 C CU 83 F SL 84 B SL 84 X CU 82 3-2 ③ G4-3		C CU 81 B CU 82 S FF 92 B FF 93 B CU 82 F CU 81 F SI 94 S CU 82 3-3 ③ K			B FF 96 S CH 89 B FF 96 B FF 96 B FF 96 4-1 14 HR BB	0-0 14 HR IBB		3	2	1	0	2	1	3
14 Justin Smoak, S (1, 3) OBP: 0.529, SLG: 1.000	B CU 81 S FF 91 B FF 92 S CU 82 1 SAFE S CU 83 2-3 ① K		C FF 91 B FF 91 B CH 88 C CH 87 B FF 92 B FF 91 4-2 18 FC3-6 26 1B BB		B CH 88 C FF 90 T CH 87 B FC 89 F CH 88 F CU 81 B CH 88 F CU 81 F CU 83 3-2 X CU 82 1B		B CH 87 X FF 95 1-0 1-H HR	D KC 85 B FC 93 S SL 86 C FC 93 F KC 82 D KC 85 F KC 83 F KC 82 X FC 93 3-2 1-H 2-H 3-H HR		4	2	3	6	1	1	2
26 Yangervis Solarte, S (1, 5) OBP: 0.231, SLG: 0.538	D FF 92 S CU 82 F CU 83 B FF 95 S CU 84 2-3 ② K		B CH 88 B FF 93 B CH 89 C FF 94 X FF 94 3-1 18 FC3-6 1-2 1B		B SL 88 S FF 96 C FF 96 S FF 96 1-3 ① K		C CH 90 B CH 88 T FF 97 B CH 89 X FF 96 2-2 ① P5	F KC 82 B FC 91 B FC 93 X KC 79 2-1 ③ F9		5	0	1	0	0	2	3
18 Curtis Granderson, L (1, 7) OBP: 0.273, SLG: 0.200	D CU 84 C FF 94 1 SAFE C FF 94 S CU 84 1-3 ③ K		C CU 83 B FF 92 X CU 82 1-1 ① FC3-6 55 FC6-4 1-2f 2-3		B FF 96 C FF 96 F FF 96 S FF 96 1-3 ② K		B FF 95 C FF 96 B CH 90 S CH 88 F FF 96 X CH 89 2-2 ② G4-3			4	0	0	0	0	2	5
15 Randal Grichuk, R (1, 9) OBP: 0.200, SLG: 0.357		C CU 79 F SI 94 S CU 81 0-3 ① K	1 SAFE 1 SAFE S SL 86 D SL 85 S SI 93 B SL 85 1 SAFE S CU 83 2-3 ② K		C SL 88 X SL 88 0-1 ③ G5-3		B SL 86 X KC 81 1-0 ③ G6-3			4	0	0	0	0	2	3
55 Russell Martin, R (1, 2) OBP: 0.300, SLG: 0.125		C SI 94 B FF 93 B CU 82 B SI 95 B SI 94 4-1 11 1B 61 1B BB	X CU 83 0-0 ③ FC6-4 1-2f		S FF 95 F FF 95 B SL 88 B FF 95 C SL 88 2-3 ① K			X FC 90 0-0 1 2B 14 HR 1B		3	1	1	0	1	1	2
11 Kevin Pillar, R (1, 8) OBP: 0.500, SLG: 0.769		C SI 94 B CU 82 X SI 94 1-1 61 1B 29 1B 1-2 1B		B SI 92 X SL 84 1-0 1B		F SL 87 X SL 88 0-1 1B		C FC 92 B KC 83 B FC 92 S KC 82 F KC 83 B FC 92 X KC 83 3-2 ① L8		4	1	3	0	0	0	1
61 Gift Ngoepe, R (1, 6) OBP: 0.167, SLG: 0.167 8 Kendrys Morales, S (6, PH) 1 Aledmys Díaz, R (7, 6) OBP: 0.100, SLG: 0.200		X SI 93 0-0 ② 29 1B 1-3 2-H 1B		C SI 92 C CU 82 1 SAFE B CU 82 S CU 82 1-3 ① K		B FF 95 S FF 94 1 SAFE F FF 95 F FF 95 X FF 96 1-2 ② F7		1 SAFE F SL 87 1 SAFE X KC 82 0-1 14 HR 1-3 2B		2 1 1	0 0 1	1 0 1	0 0 0	1 0 0	1 0 0	1 1 0
Inning Stats	R: 0 E: 0 K: 3 S: 11 H: 1 LOB: 2 BB: 1 P: 20	R: 1 E: 0 K: 1 S: 12 H: 3 LOB: 2 BB: 1 P: 20	R: 0 E: 0 K: 1 S: 10 H: 1 LOB: 2 BB: 1 P: 20	R: 0 E: 0 K: 3 S: 13 H: 1 LOB: 1 BB: 0 P: 19	R: 0 E: 0 K: 2 S: 15 H: 1 LOB: 1 BB: 0 P: 20	R: 0 E: 0 K: 2 S: 12 H: 1 LOB: 1 BB: 0 P: 16	R: 2 E: 0 K: 0 S: 10 H: 1 LOB: 0 BB: 1 P: 20	R: 4 E: 0 K: 0 S: 16 H: 3 LOB: 0 BB: 1 P: 24		1B: 9 2B: 1 3B: 0 HR: 2 SF: 0 SAC: 0 DP: 0 HBP: 0					WP: 0 PB: 0 SB: 0 CS: 0 PA: 40	

PITCHER		IP	WLS	BF	H	R	ER	SO	BB	IBB	HBP	BLK	WP	HR	S	P	ERA	WHIP
55 Sonny Gray, R ERA: 2.25	(1, 1)	4.0		21	7	1	1	8	3	0	0	0	0	0	53	89	2.25	2.500
57 Chad Green, R ERA:	(5, 1)	2.0		7	1	0	0	4	0	0	0	0	0	0	20	26	0.00	0.500
48 Tommy Kahnle, R ERA: 9.0	(7, 1)	0.2	H	4	1	2	2	0	1	0	0	0	0	1	9	18	27.00	3.000
30 David Robertson, R ERA: 18.0	(7, 1)	1.1	L	8	3	4	4	0	0	1	0	0	0	1	17	26	27.00	2.250

PITCHER	IP	WLS	BF	H	R	ER	SO	BB	IBB	HBP	BLK	WP	HR	S	P	ERA	WHIP

BOTTOM

New York Yankees @ Toronto Blue Jays

Rogers Centre, Toronto, ON

Sun Apr 01 2018, 1:09 PM - 4:12 PM EDT

Att. 29,091 - Roof Closed - 68 F

livebaseballscorecards.com

AB	35
R	7
H	12
RBI	7
BB	5
SO	12
LOB	25

Tampa Bay Rays @ New York Yankees

Yankee Stadium, Bronx, NY

Tue Apr 03 2018, 4:20 PM - 7:48 PM EDT

Att. 46,776 - Overcast - 40 F

livebaseballscorecards.com

Batter	1	2	3	4	5	6	7	8	9	AB	R	H	RBI	BB	SO	LOB
5 Matt Duffy, R (1, 5) OBP: 0.286, SLG: 0.333	B FF 90 X FF 90 1-0 ① P6		B CH 82 X CU 77 1-0 E5 1-3 3-H		L CU 78 X CU 81 0-1 ①② G6-4-3 1-2f 2-3	X SL 85 0-0 ③ G1-3			F FF 92 X FF 91 0-1 ③ F9	5	0	0	1	0	0	5
39 Kevin Kiermaier, L (1, 8) OBP: 0.100, SLG: 0.053	S FF 91 X SL 88 0-1 ② G4-3		B SL 86 X SL 85 1-0 ②③ F8-2 3-H		C SI 90 B SI 90 D SL 86 B SL 85 F SI 90 S CU 80 3-3 ③ K		B CH 89 C CH 88 C FF 95 S FF 94 1-3 ① K			4	0	0	0	0	2	3
27 Carlos Gómez, R (1, 9) OBP: 0.200, SLG: 0.333	B FF 92 C CH 83 B CU 80 F CH 83 S CU 81 2-3 ③ K			C CH 82 B SI 90 B CU 79 F CH 82 B CU 81 B CH 83 4-2 11 1B BB		S FC 86 C FF 91 C FF 90 0-3 ① K	B FF 95 B SL 84 S FF 94 C SL 83 B SL 81 F CH 88 S SL 84 3-3 ② K			3	0	0	0	1	3	0
44 C.J. Cron, R (1, 3) OBP: 0.167, SLG: 0.250		X SI 89 0-0 ① L8		C FF 90 S CH 84 S CH 84 0-3 ① K		F FF 91 X FC 86 0-1 40 1B 11 1B 2B	F FF 96 B FF 95 F CH 88 S SL 83 1-3 ③ K			4	1	1	0	0	2	1
40 Wilson Ramos, R (1, 10) OBP: 0.267, SLG: 0.214		C CU 78 B SL 87 F CU 79 B CU 80 F FF 91 B CU 80 X CH 83 3-2 ② G6-3		F CU 79 S SL 87 B SL 88 S CU 81 1-3 ② K		X FC 86 0-0 45 1B 11 1B 2 2B 2-3 1B		C FC 91 C FC 91 B FC 92 B SL 84 X FC 90 2-2 ① G6-3		4	1	1	0	0	1	1
11 Adeiny Hechavarría, R (1, 6) OBP: 0.263, SLG: 0.263		B SI 91 B CH 82 X CU 79 2-0 ③ P5		C FF 91 F CU 80 D CU 81 X CU 80 1-2 45 FC5-4 1B 1-2		B FF 92 C FF 92 F FF 91 X FF 92 1-2 45 1B 2 2B 1B 1-2 3-H		F FC 91 F FC 91 X SL 80 0-2 ② F8		4	1	2	1	0	0	0
45 Jesús Sucre, R (1, 2) OBP: 0.571, SLG: 0.500			C FF 90 B CU 79 S CH 81 B CU 82 X FF 90 2-2 8 FC4-6 28 BB 5 E 1B	F CH 83 X CU 79 0-1 ③ FC5-4 1-2f		C FF 91 B CU 75 X FC 87 1-1 2 2B 1-2 2-3 1B		X FC 89 0-0 ③ P3		4	1	2	0	0	0	2
28 Daniel Robertson, R (1, 4) 13 Brad Miller, L (6, PH) OBP: 0.286, SLG: 0.417 (6, 4)			C CH 82 B CU 79 B CH 81 S CU 78 D CU 81 F CH 82 F CU 79 B FF 89 4-2 8 FC4-6 1-2 BB		B CU 76 B FF 90 B FF 89 C FF 90 C FF 90 D CU 80 4-2 5 G6-4-3 8 BB BB	S CH 89 S FF 96 D CH 90 S CH 90 1-3 ② K			F FF 91 C SL 85 B FF 92 B FS 84 B FS 84 S FF 92 3-3 ① K	0 2	0 0	0 0	0 0	2 0	0 2	0 3
8 Rob Refsnyder, R (1, 7) 2 Denard Span, L (6, PH) OBP: 0.353, SLG: 0.429 (6, 7)			C CU 78 S CH 82 B CU 81 F CU 81 X CH 83 1-2 ① FC4-6 5 E 39 F8-2 1-2f 2-3		B SI 90 1 SAFE B SI 90 D CU 79 C SI 89 D FF 90 4-1 5 G6-4-3 1-2 BB	S CH 89 C FF 95 X CH 89 0-2 1-3 2-H 3-H 2B			F FF 93 B FS 85 C FF 92 T FF 92 1-2 ② K	1 2	0 0	0 1	0 2	1 0	0 1	2 0
Inning Stats	R: 0 E: 0 K: 1 S: 6 H: 0 LOB: 0 BB: 0 P: 9	R: 0 E: 0 K: 0 S: 6 H: 0 LOB: 0 BB: 0 P: 11	R: 1 E: 1 K: 0 S: 13 H: 1 LOB: 1 BB: 1 P: 22	R: 0 E: 0 K: 2 S: 13 H: 1 LOB: 2 BB: 1 P: 19	R: 0 E: 0 K: 1 S: 8 H: 0 LOB: 1 BB: 2 P: 19	R: 3 E: 0 K: 2 S: 18 H: 5 LOB: 2 BB: 0 P: 21	R: 0 E: 0 K: 3 S: 10 H: 0 LOB: 0 BB: 0 P: 15	R: 0 E: 0 K: 0 S: 7 H: 0 LOB: 0 BB: 0 P: 9	R: 0 E: 0 K: 2 S: 8 H: 0 LOB: 0 BB: 0 P: 12	1B: 5 2B: 3 3B: 0 HR: 0 SF: 0 SAC: 0 DP: 2 HBP: 0						

	AB	33
	R	4
	H	7
	RBI	4
	BB	4
	SO	11
	LOB	17

WP: 0 PB: 0 SB: 0 CS: 0 PA: 37

PITCHER		IP	WLS	BF	H	R	ER	SO	BB	IBB	HBP	BLK	WP	HR	S	P	ERA	WHIP
47 Jordan Montgomery, L ERA: 1.8	(1, 1)	5.0		20	2	1	1	4	4	0	0	0	0	0	46	80	1.80	1.200
56 Jonathan Holder, R ERA: 40.5	(6, 1)	0.1	H	5	4	3	3	1	0	0	0	0	0	0	11	13	81.00	12.000
48 Tommy Kahnle, R ERA: 4.91	(6, 1)	1.2	W	6	1	0	0	4	0	0	0	0	0	0	17	23	0.00	0.600
30 David Robertson, R ERA: 12.0	(8, 1)	1.0		3	0	0	0	0	0	0	0	0	0	0	7	9	0.00	0.000
45 Chasen Shreve, L ERA:	(9, 1)	1.0		3	0	0	0	2	0	0	0	0	0	0	8	12	0.00	0.000

PITCHER	IP	WLS	BF	H	R	ER	SO	BB	IBB	HBP	BLK	WP	HR	S	P	ERA	WHIP

BOTTOM

Tampa Bay Rays @ New York Yankees

Yankee Stadium, Bronx, NY

Tue Apr 03 2018, 4:20 PM - 7:48 PM EDT

Att. 46,776 - Overcast - 40 F

livebaseballscorecards.com

Batter	1	2	3	4	5	6	7	8	9	AB	R	H	RBI	BB	SO	LOB
11 Brett Gardner, L (1, 8) OBP: 0.261, SLG: 0.333	B FF 92 C FF 94 X CH 86 1-1 ① G3		C SL 85 X CH 86 0-1 99 1B 18 HR 1B	B FF 94 B SL 88 C FF 94 S SL 88 S SL 89 2-3 ③ K			D CU 82 B CU 82 X FF 91 2-0 SH 99 1B 18 HR 2-H	C SL 78 D CH 78 X SL 78 1-1 99 BB 18 1B 1B 1-2 2-3		4	3	2	0	0	1	0
99 Aaron Judge, R (1, 9) OBP: 0.435, SLG: 0.333	F FF 96 B FF 95 F SL 90 S FF 96 1-3 ② K		B FF 93 B SL 88 C SL 88 C SL 88 X SL 89 3-2 18 HR 1B 1-3		B SL 86 B FF 93 F SL 87 B SL 88 B FF 94 4-1 18 BB BB		B SL 88 C SL 89 B CU 84 F SL 89 B FF 92 X SL 86 3-2 18 HR 1B 2-3	B SL 77 C FF 77 B SL 76 B SL 78 C SL 79 F SL 78 B FF 85 4-2 18 1B BB 1-2 2-3 3-H		3	2	2	1	2	1	0
27 Giancarlo Stanton, R (1, 7) OBP: 0.348, SLG: 0.632	B FF 96 B FF 97 F SL 90 F FF 96 F SL 90 S SL 90 2-3 ③ K		C FF 94 S SL 89 B SL 90 C FF 94 1-3 ① K		F FF 92 C SL 87 D SL 89 F SL 88 S FF 94 1-3 ① K		B FF 92 B SL 89 C SL 88 S FF 91 S FF 92 2-3 ① K	S FF 85 C SL 78 B SL 78 S SL 77 1-3 ② K		5	0	0	0	0	5	8
18 Didi Gregorius, L (1, 6) OBP: 0.524, SLG: 1.111		B FF 94 F FF 93 F FF 94 X FF 95 1-2 12 1B 2B	X FF 93 0-0 1-H 3-H HR		S SL 87 D CH 87 D CH 87 B SL 86 B SL 86 4-1 24 G5-4-3 BB 1-2		C FF 92 S CH 86 X FF 91 0-2 1-H 3-H HR	S SL 78 D CH 79 F SI 85 F SL 74 X CH 78 1-2 1-B 2-H 3-H		4	3	4	8	1	0	0
24 Gary Sánchez, R (1, 2) OBP: 0.053, SLG: 0.105		C FF 94 B SL 87 X SL 87 1-1 ① P6	C FF 95 B FF 96 B SL 91 X FF 95 2-1 ② F9		C SL 85 B FF 94 F SL 87 B FF 93 X SL 88 2-2 ②③ G5-4-3 1-2f		B FF 93 S SL 89 B FF 92 S CU 84 B CU 84 X CU 83 3-2 ② F7	S SL 77 C SL 76 S SL 77 0-3 ③ K2-3		5	0	0	0	0	1	5
14 Neil Walker, S (1, 3) OBP: 0.350, SLG: 0.294		C FF 94 B SL 88 B CH 86 C SL 87 D SL 89 F SL 89 B FF 95 4-2 12 1B BB	X FF 94 0-0 29 FC6-4 1B			C FF 92 S CH 86 S CU 84 0-3 ① K	C FF 90 C FF 91 S CU 84 0-3 ③ K			3	0	1	0	1	2	0
29 Brandon Drury, R (1, 5) OBP: 0.400, SLG: 0.529		B SL 90 S FF 95 B SL 88 B FF 96 F FF 95 X SL 90 3-2 ② L7	C FF 93 S SL 88 X SL 90 0-2 ③ FC6-4 1-2f			B FF 94 B FF 90 F FF 94 F SL 89 S CU 84 2-3 ② K		X FF 91 0-0 ① F9		4	0	0	0	0	1	3
12 Tyler Wade, L (1, 4) OBP: 0.188, SLG: 0.200		D FF 95 X CH 86 1-0 1-2 2-H 1B	L FF 93 B FF 93 B SL 86 S FF 93 F SL 87 S SL 89 2-3 ① K			X FF 93 0-0 ③ F9		C CU 81 B CH 85 B CH 86 B FF 91 B FF 92 4-1 11 1B 26 BB 99 BB BB		3	1	1	1	1	1	0
26 Tyler Austin, R (1, 10) OBP: 0.400, SLG: 1.111		S SL 88 F SL 89 C SL 89 0-3 ③ K	F FF 94 S SL 89 B SL 90 B FF 95 F SL 89 S SL 90 2-3 ② K				C FF 93 F CU 85 B CU 83 X CU 84 1-2 11 SH 2B	B FF 91 D SL 88 B SL 87 C FF 90 1 SAFE D SL 88 4-1 99 BB 11 1B 18 1B BB 1-2		3	2	1	0	1	2	2
Inning Stats	R: 0 H: 0 E: 0 LOB: 0 K: 2 BB: 0 S: 9 P: 13	R: 1 H: 2 E: 0 LOB: 2 K: 1 BB: 1 S: 15 P: 25	R: 3 H: 4 E: 0 LOB: 1 K: 1 BB: 0 S: 15 P: 21	R: 0 H: 0 E: 0 LOB: 0 K: 3 BB: 0 S: 11 P: 17	R: 0 H: 0 E: 0 LOB: 1 K: 1 BB: 2 S: 9 P: 20	R: 0 H: 0 E: 0 LOB: 0 K: 2 BB: 0 S: 7 P: 9	R: 4 H: 3 E: 1 LOB: 0 K: 2 BB: 0 S: 19 P: 30	R: 3 H: 2 E: 0 LOB: 2 K: 2 BB: 3 S: 18 P: 33		1B: 7 SF: 0 2B: 2 SAC: 1 3B: 0 DP: 1 HR: 2 HBP: 0					WP: 0 PA: 41 PB: 0 SB: 0 CS: 0	

	AB	34
	R	11
	H	11
	RBI	10
	BB	6
	SO	14
	LOB	18

PITCHER		IP	WLS	BF	H	R	ER	SO	BB	IBB	HBP	BLK	WP	HR	S	P	ERA	WHIP
22 Chris Archer, R ERA: 6.55	(1, 1)	5.0		23	6	4	4	8	3	0	0	0	0	1	59	96	7.20	1.800
50 Austin Pruitt, R ERA: 10.38	(6, 1)	2.1	L	13	3	6	5	4	2	0	0	0	0	1	29	50	19.29	2.143
54 Sergio Romo, R ERA: 6.75	(8, 1)	0.2		5	2	1	1	2	1	0	0	0	0	0	15	22	13.50	4.500

PITCHER	IP	WLS	BF	H	R	ER	SO	BB	IBB	HBP	BLK	WP	HR	S	P	ERA	WHIP

Batter	1	2	3	4	5	6	7	8	9	AB	R	H	RBI	BB	SO	LOB
2 Denard Span, L (1, 7) OBP: 0.286, SLG: 0.353	C FF 98 B FF 97 C SL 87 B SL 87 S FF 99 2-3 ① K		C SL 86 X SL 86 0-1 ① FC1-6 39 E 1-2f			B FF 96 X FF 97 1-0 ① F7		B CU 80 X FF 91 1-0 ② SF8 3-H		3	0	0	1	0	1	1
39 Kevin Kiermaier, L (1, 8) OBP: 0.125, SLG: 0.087	C SL 86 B FF 98 X CH 90 1-1 44 2B 1B		1 SAFE B FF 96 F FF 96 B CH 91 B SL 87 C SL 85 C SL 87 3-3 ② K 1-2			C SL 87 C SL 86 B FF 98 S SL 87 1-3 ② K		C FF 91 F SL 84 B FF 92 S CU 80 1-3 ③ K		4	1	1	0	0	3	2
44 C.J. Cron, R (1, 10) OBP: 0.188, SLG: 0.313	C FF 97 F SL 85 B SL 84 X SL 85 1-2 1-H 2B		C FF 98 B FF 98 B FF 97 S FF 97 F FF 99 S SL 87 2-3 ③ K			C FF 98 C SL 87 F FF 98 S SL 86 0-3 ③ K			C FF 99 S FF 100 F SI 101 B SL 88 X FF 99 1-2 ① F7	4	0	1	1	0	2	1
13 Brad Miller, L (1, 3) OBP: 0.278, SLG: 0.375	F FF 96 C SL 87 S SL 87 0-3 ② K			F FF 97 B CH 89 B FF 98 C SL 87 X FF 98 2-2 ① G1-3			B SL 86 X FF 98 1-0 40 G6-4-3 1B		F FF 98 B SL 85 B FF 97 X FF 98 2-1 ② P5	4	0	1	0	0	1	1
40 Wilson Ramos, R (1, 2) OBP: 0.211, SLG: 0.167	B FF 98 F FF 98 X SL 86 1-1 ③ P4			X FF 98 0-0 ② G6-3			F FF 97 B FF 97 B SL 84 X SL 86 2-1 ① ② G6-4-3 1-2f		S SL 87 S SL 87 S SI 100 0-3 ③ K	4	0	0	0	0	1	2
18 Joey Wendle, L (1, 4) OBP: 0.154, SLG: 0.250		C FF 95 B FF 96 C SL 85 X FF 96 1-2 ① G4-3		B FF 99 X CH 91 1-0 ③ G3			B SL 86 F FF 99 X FF 98 1-1 ③ G4-3			3	0	0	0	0	0	0
11 Adeiny Hechavarría, R (1, 6) OBP: 0.273, SLG: 0.273		C SL 86 X SL 86 0-1 ② G6-3			S FF 98 F FF 97 S SL 89 0-3 ① K			C SL 84 B FF 98 F FF 98 X SL 86 1-2 28 1B 0 G3 2 SF8 1B		3	1	1	0	0	1	0
0 Mallex Smith, L (1, 9) OBP: 0.364, SLG: 0.300		B FF 97 S FF 98 B CH 90 F FF 98 X FF 99 2-2 ③ G6-3			C FF 96 B CH 92 X FF 98 1-1 28 G5-4-3 1B			C FF 96 B FF 96 F SL 85 X SL 87 1-2 ① G3 1-2		3	0	1	0	0	0	1
28 Daniel Robertson, R (1, 5) OBP: 0.500, SLG: 0.167			F FF 97 B CH 87 C SL 86 B SL 86 F FF 98 B SL 88 B SL 86 4-2 2 FC1-6 BB		X FF 97 0-0 ② ③ G5-4-3 1-2f			B SL 85 B FF 92 F FF 92 S SL 84 B SL 86 F SL 86 X FF 92 3-2 2-3 1B		2	0	1	0	1	0	1
Inning Stats	R: 1 E: 0 K: 2 S: 13 H: 2 LOB: 1 BB: 0 P: 18	R: 0 E: 0 K: 0 S: 8 H: 0 LOB: 0 BB: 0 P: 11	R: 0 E: 1 K: 2 S: 12 H: 0 LOB: 1 BB: 1 P: 21	R: 0 E: 0 K: 0 S: 5 H: 0 LOB: 0 BB: 0 P: 8	R: 0 E: 0 K: 1 S: 6 H: 1 LOB: 0 BB: 0 P: 7	R: 0 E: 0 K: 2 S: 8 H: 0 LOB: 0 BB: 0 P: 10	R: 0 E: 0 K: 0 S: 5 H: 1 LOB: 0 BB: 0 P: 9	R: 1 E: 0 K: 1 S: 14 H: 2 LOB: 1 BB: 0 P: 21	R: 0 E: 0 K: 1 S: 9 H: 0 LOB: 0 BB: 0 P: 12	1B: 5 2B: 1 3B: 0 HR: 0 SF: 1 SAC: 0 DP: 2 HBP: 0						

PITCHER		IP	WLS	BF	H	R	ER	SO	BB	IBB	HBP	BLK	WP	HR	S	P	ERA	WHIP
40 Luis Severino, R ERA: 1.38	(1, 1)	7.1	W	26	5	2	2	7	1	0	0	0	0	0	63	92	2.46	0.818
43 Adam Warren, R ERA: 6.75	(8, 1)	0.2		3	1	0	0	1	0	0	0	0	0	0	8	13	0.00	1.500
54 Aroldis Chapman, L ERA: 3.0	(9, 1)	1.0		3	0	0	0	1	0	0	0	0	0	0	9	12	0.00	0.000

PITCHER	IP	WLS	BF	H	R	ER	SO	BB	IBB	HBP	BLK	WP	HR	S	P	ERA	WHIP

TOP

Tampa Bay Rays @ New York Yankees

Yankee Stadium, Bronx, NY

Wed Apr 04 2018, 2:39 PM - 5:21 PM EDT

Att. 40,028 - Overcast - 53 F

livebaseballscorecards.com

AB	30
R	2
H	6
RBI	2
BB	1
SO	9
LOB	9

WP: 0 PA: 32
PB: 0
SB: 0
CS: 0

Tampa Bay Rays @ New York Yankees

Yankee Stadium, Bronx, NY

Wed Apr 04 2018, 2:39 PM - 5:21 PM EDT

Att. 40,028 - Overcast - 53 F

BOTTOM

livebaseballscorecards.com

Batter	1	2	3	4	5	6	7	8	9	AB	R	H	RBI	BB	SO	LOB
11 Brett Gardner, L (1, 8) OBP: 0.259, SLG: 0.320	C FF 96 F FF 95 B FF 96 X CU 81 1-2 27 HR 1B	C FF 96 F FF 95 F FF 96 S SL 89 0-3 ③ K		X FF 92 0-0 ② L7		B FF 91 D CH 86 F FF 91 X FF 92 2-1 ③ F7				4	1	1	0	0	1	4
99 Aaron Judge, R (1, 9) OBP: 0.444, SLG: 0.476	B FF 95 S FF 94 C CH 87 B FF 95 X CH 87 2-2 ① P3		C FF 93 B CU 81 B CH 87 S CH 88 B FF 94 B FF 95 4-2 24 HR BB	T FF 93 D CH 86 B FF 94 S CH 85 B FF 94 F CH 86 F CH 86 X CH 86 3-2 1-H HR			C FF 92 B ST 83 S ST 82 F ST 82 F FF 93 C ST 83 1-3 ① K			3	2	1	2	1	1	1
27 Giancarlo Stanton, R (1, 7) OBP: 0.333, SLG: 0.696	S CH 87 F CH 87 B FF 96 X SL 88 1-2 1-H HR		B FF 94 F CH 88 B FF 94 C FF 94 S CH 89 2-3 ① K	B FF 94 C FF 93 S FF 94 B CH 87 C FF 92 2-3 ③ K			C FF 92 S FF 92 F ST 82 S FF 93 0-3 ② K			4	1	1	2	0	3	1
24 Gary Sánchez, R (1, 10) OBP: 0.087, SLG: 0.261	B CH 87 B FF 96 C CH 87 F CH 88 B FF 96 F FF 96 F FF 97 S FF 97 3-3 ② K		D CU 79 B CH 89 B CH 87 C FF 95 X CH 88 3-1 1-H HR		B FF 92 C FF 92 S SL 88 B FF 93 F CH 86 X FF 93 2-2 ① F9		B ST 79 S FF 93 C ST 82 X ST 82 1-2 ③ G4-3			4	1	1	2	0	1	0
18 Didi Gregorius, L (1, 6) OBP: 0.440, SLG: 0.909	C FF 97 B SL 88 F SL 86 B FF 97 F FF 96 S SL 88 2-3 ③ K2-3		B FF 96 C FF 95 F FF 95 F FF 95 B SL 88 X SL 87 2-2 ② G5-3		B FF 93 B CH 85 C FF 92 X CH 85 2-1 ② P5			C SI 98 X SI 98 0-1 ① G4-3		4	0	0	0	0	1	0
29 Brandon Drury, R (1, 5) OBP: 0.375, SLG: 0.450		B FF 94 B CH 86 S CH 88 B FF 95 F CH 90 B FF 96 4-2 28 1B BB	B CH 87 B FF 94 B FF 93 S FF 95 X FF 95 3-1 ③ F9		C SL 87 B FF 93 C CH 85 B CH 87 F CH 87 B FF 92 F CH 86 S CH 87 3-3 ③ K			B SI 98 B SI 98 C SI 98 C CU 87 C SI 99 2-3 ② K		3	0	0	0	1	2	0
26 Tyler Austin, R (1, 3) OBP: 0.357, SLG: 0.833		B FF 93 C FF 95 S CU 80 F CU 81 B FF 94 D CU 81 S CH 88 3-3 ① K		B CH 88 B FF 93 B FF 93 C FF 93 F FF 93 F FF 94 F CH 87 B FF 94 4-2 28 F9 28 S 74 1B BB		S SL 86 C FF 91 B CH 86 F CH 85 B FF 93 F CH 86 S FF 93 2-3 ① K		X SI 99 0-0 ③ G4-3		3	1	0	0	1	2	1
28 Austin Romine, R (1, 2) OBP: 0.333, SLG: 0.333		C FF 95 C CU 80 F FF 95 X CU 80 0-2 1-2 1B		B FF 92 B CH 87 F FF 93 X CH 88 2-1 ① F9 1-3		S SL 87 X CH 86 0-1 1B				3	0	2	0	0	0	1
74 Ronald Torreyes, R (1, 4) OBP: 0.333, SLG: 0.333		S FF 95 X CH 87 0-1 ② L8		B SL 87 F FF 92 S CH 85 3 SAFE X CH 86 1-2 99 HR 1B 3-H		X FF 91 0-0 ② L9				3	1	1	1	0	0	3
Inning Stats	R: 2 E: 0 K: 2 S: 18 H: 2 LOB: 0 BB: 0 P: 27	R: 0 E: 0 K: 2 S: 16 H: 1 LOB: 2 BB: 1 P: 23	R: 2 E: 0 K: 1 S: 13 H: 1 LOB: 0 BB: 1 P: 27	R: 3 E: 0 K: 1 S: 19 H: 2 LOB: 0 BB: 1 P: 31	R: 0 E: 0 K: 1 S: 11 H: 0 LOB: 0 BB: 0 P: 18	R: 0 E: 0 K: 1 S: 10 H: 1 LOB: 1 BB: 0 P: 14	R: 0 E: 0 K: 2 S: 12 H: 0 LOB: 0 BB: 0 P: 14	R: 0 E: 0 K: 1 S: 6 H: 0 LOB: 0 BB: 0 P: 8		1B: 4 2B: 0 3B: 0 HR: 3 SF: 0 SAC: 0 DP: 0 HBP: 0				WP: 0 PB: 0 SB: 1 CS: 0 PA: 34		

	AB	31
	R	7
	H	7
	RBI	7
	BB	3
	SO	11
	LOB	11

PITCHER		IP	WLS	BF	H	R	ER	SO	BB	IBB	HBP	BLK	WP	HR	S	P	ERA	WHIP
4 Blake Snell, L ERA: 5.0	(1, 1)	3.1	L	17	4	5	5	5	3	0	0	0	0	2	54	90	13.50	2.100
35 Matt Andriese, R ERA: 3.86	(4, 1)	2.2		11	3	2	2	3	0	0	0	0	0	1	33	50	6.75	1.125
52 Chaz Roe, R ERA: 3.86	(7, 1)	1.0		3	0	0	0	2	0	0	0	0	0	0	12	14	0.00	0.000
46 José Alvarado, L ERA: 3.0	(8, 1)	1.0		3	0	0	0	1	0	0	0	0	0	0	6	8	0.00	0.000

PITCHER	IP	WLS	BF	H	R	ER	SO	BB	IBB	HBP	BLK	WP	HR	S	P	ERA	WHIP

Baltimore Orioles @ New York Yankees

Yankee Stadium, Bronx, NY

Thu Apr 05 2018, 6:43 PM - 9:57 PM EDT

Att. 33,653 - Partly Cloudy - 43 F

livebaseballscorecards.com

TOP

Batter	1	2	3	4	5	6	7	8	9	AB	R	H	RBI	BB	SO	LOB
16 Trey Mancini, R (1, 7) OBP: 0.310, SLG: 0.360	C FF 91 B SL 82 X FF 92 1-1 10 2B 1B		B FC 89 S SL 83 B SL 84 X SL 83 2-1 1B			F SI 91 X FS 85 0-1 ② L9	B SL 88 C FF 96 X SL 88 1-1 2-H 3-H 1B		S FF 96 B KC 83 F FF 96 B SV 87 S SV 87 2-3 ③ K 1-2	5	0	3	2	0	1	1
14 Craig Gentry, R (9, 7) OBP: 0.167, SLG: 0.167										0	0	0	0	0	0	0
13 Manny Machado, R (1, 6) OBP: 0.323, SLG: 0.259	C SL 81 S SL 82 B SL 83 S FS 87 1-3 ① K		C SL 82 X SL 83 0-1 ③ L7			B SL 83 S FS 86 C FF 92 B SL 86 B FS 88 X SL 85 3-2 ③ P3	D SL 88 F FF 95 C FF 97 B FF 96 S FF 95 2-3 ③ K			4	0	0	0	0	2	3
6 Jonathan Schoop, R (1, 4) OBP: 0.323, SLG: 0.500	1 SAFE X SL 82 0-0 ② P4			B SL 80 C FS 85 B SL 83 F SL 83 T FS 85 2-2 ① K			C FS 84 B FS 84 B FF 92 F FS 86 F FF 94 F SL 83 F FS 87 X FS 87 2-2 10 HR 1B	B FF 92 S SL 85 X FF 91 1-1 ① G4-3		4	1	1	0	0	1	1
10 Adam Jones, R (1, 8) OBP: 0.333, SLG: 0.643	C SL 82 X SI 91 0-1 ③ 1-H 2B			C FS 86 F SL 82 S FS 86 0-3 ② K			F FS 86 X SL 84 0-1 1-H HR	B FF 93 S SL 86 B SL 85 B SL 87 S SL 87 X SL 85 3-2 ② G5-3		4	1	2	2	0	1	0
19 Chris Davis, L (1, 3) OBP: 0.179, SLG: 0.080		C FF 91 F FS 86 B FS 84 X SL 83 1-2 ① G3		C FF 92 B SL 83 B FS 86 X SL 83 2-1 ③ G5-3			C SL 84 F FS 86 X FS 88 0-2 ① G5-3	B FF 92 B FF 92 S SL 85 X SL 86 2-1 1B		4	0	1	0	0	0	0
1 Tim Beckham, R (1, 5) OBP: 0.214, SLG: 0.333		F FF 92 S SL 82 B SL 84 B FS 86 B SL 84 C FS 86 3-3 ② K			F SL 80 B SI 89 B FS 86 F SL 81 B FS 86 F SL 84 C FF 94 3-3 ① K		C FS 86 S FS 86 F FS 87 B FF 92 B SL 80 F FS 88 X FF 94 2-2 28 1B 25 2B 1B	C SL 86 F SL 86 B FF 92 C FF 93 1-3 ③ K		4	1	1	0	0	3	1
28 Colby Rasmus, L (1, 10) OBP: 0.200, SLG: 0.167		F SL 83 B FS 86 F SL 83 S FS 86 1-3 ③ K			S FS 86 B FF 93 X FS 86 1-1 ② G6-3		B SL 86 X FF 94 1-0 25 2B 16 1B 1-3 1B		C KC 82 B KC 82 B KC 83 C KC 83 S SV 86 2-3 ① K	4	1	1	0	0	2	0
25 Anthony Santander, S (1, 9) OBP: 0.250, SLG: 0.286			C FF 90 B FS 84 F FS 86 B FS 85 X FF 92 2-2 ① F7		B SL 84 S FS 86 X FS 86 1-1 ③ G4-3		B FF 95 C SL 85 1 SAFE S FF 95 B FF 96 D FF 96 F SL 88 X FF 94 3-2 16 1B 1-3 3-H 2B		B FF 96 B KC 82 B KC 83 B FF 97 4-0 16 S BB	3	1	1	1	1	0	0
15 Chance Sisco, L (1, 2) OBP: 0.286, SLG: 0.308			X FF 90 0-0 ② G4-3			C CU 75 B FS 83 C SL 82 S FS 87 1-3 ① K	S SL 87 S SL 88 S SL 87 0-3 ② K		B FF 96 C KC 83 S KC 82 S SV 87 1-3 ② K	4	0	0	0	0	3	3

	AB	36
	R	5
	H	10
	RBI	5
	BB	1
	SO	13
	LOB	9

Inning Stats																				
	R: 0	H: 2	R: 0	H: 0	R: 0	H: 1	R: 0	H: 0	R: 0	H: 0	R: 0	H: 0	R: 5	H: 6	R: 0	H: 1	R: 0	H: 0	1B: 7	SF: 0	WP: 0	PA: 37
	E: 0	LOB: 2	E: 0	LOB: 0	E: 0	LOB: 1	E: 0	LOB: 0	E: 0	LOB: 0	E: 0	LOB: 0	E: 0	LOB: 1	E: 0	LOB: 1	E: 0	LOB: 1	2B: 2	SAC: 0	PB: 0	
	K: 1	BB: 0	K: 2	BB: 0	K: 0	BB: 0	K: 2	BB: 0	K: 1	BB: 0	K: 1	BB: 0	K: 2	BB: 1	K: 1	BB: 0	K: 3	BB: 1	3B: 0	DP: 0	SB: 1	
	S: 8	P: 10	S: 9	P: 14	S: 8	P: 12	S: 8	P: 12	S: 8	P: 13	S: 8	P: 12	S: 29	P: 40	S: 10	P: 17	S: 9	P: 18	HR: 1	HBP: 0	CS: 0	

PITCHER		IP	WLS	BF	H	R	ER	SO	BB	IBB	HBP	BLK	WP	HR	S	P	ERA	WHIP
19 Masahiro Tanaka, R	(1, 1)	6.1	L	24	6	3	3	7	0	0	0	0	0	1	65	93	4.26	0.947
ERA: 2.92																		
57 Chad Green, R	(7, 1)	0.2		5	3	2	2	2	0	0	0	0	0	0	13	20	27.00	4.500
ERA: 4.5																		
43 Adam Warren, R	(8, 1)	1.0		4	1	0	0	1	0	0	0	0	0	0	10	17	0.00	1.000
ERA: 3.86																		
68 Dellin Betances, R	(9, 1)	1.0		4	0	0	0	3	1	0	0	0	0	0	9	18	0.00	1.000
ERA: 6.75																		

PITCHER	IP	WLS	BF	H	R	ER	SO	BB	IBB	HBP	BLK	WP	HR	S	P	ERA	WHIP

Batter	1	2	3	4	5	6	7	8	9	AB	R	H	RBI	BB	SO	LOB
11 Brett Gardner, L (1, 8) OBP: 0.250, SLG: 0.276	B FF 92 C SI 91 B CU 83 F FF 94 F SL 88 B SI 94 S CH 85 3-3 ① K		C FF 94 D CU 83 F FF 95 C FF 96 1-3 ② K			C FF 93 C CU 82 B FF 93 F SL 88 X SI 93 1-2 ② L9		B SI 86 B SL 79 C SI 86 F FF 87 F FF 87 F SL 79 B SL 79 F SL 79 B SL 78 4-2 24 HBP 18 HBP BB	C SI 92 B CH 86 B FF 94 S CH 84 S FF 95 2-3 ③ K 1-2	4	0	0	0	1	3	2
99 Aaron Judge, R (1, 9) OBP: 0.419, SLG: 0.560	C SI 94 C SL 90 F FF 95 B SL 88 B SI 94 B CU 85 X SL 88 3-2 ② F9		F SL 91 B FF 94 X SL 89 1-1 ③ F9			B FF 94 C CU 81 B SI 93 X SL 89 2-1 HR		F SL 79 C SI 78 X FF 87 0-2 ① L4		4	1	1	1	0	0	2
27 Giancarlo Stanton, R (1, 7) OBP: 0.290, SLG: 0.593	B CU 85 C FF 94 X SL 89 1-1 ③ G6-3			F FF 92 C SI 91 B SL 90 B SI 93 X SL 89 2-2 ① G6-3		C SI 93 B CU 83 F FF 93 F CU 83 X SI 94 1-2 ③ G4-3		F SL 80 F FF 86 S FF 88 0-3 ② K		4	0	0	0	0	1	1
18 Didi Gregorius, L (1, 6) OBP: 0.517, SLG: 0.957		B CU 81 B FF 93 B CH 85 B SI 92 4-0 14 BB BB		B CU 82 C CH 85 F FF 94 B CU 83 B SI 94 B CH 85 4-2 14 CS BB			B FF 93 C FF 93 F CH 84 F CH 85 B FF 92 X FF 94 2-2 14 1B 2B	B FF 87 C FF 87 H SL 79 2-1 24 HBP 1-2 HBP		1	1	1	0	2	0	0
24 Gary Sánchez, R (1, 2) OBP: 0.111, SLG: 0.231		D SI 93 F SI 94 F SI 91 D CU 83 F SI 94 1 SAFE F SL 91 X FF 95 2-2 ① F7		C SI 92 X SL 89 0-1 ② L9			C SL 86 B FF 95 X SL 89 1-1 ① P3	H FF 86 1-0 1-2 2-3 HBP		3	0	0	0	0	0	3
14 Neil Walker, S (1, 3) OBP: 0.375, SLG: 0.300		B SI 92 B CH 84 B SI 93 B FF 94 4-0 26 G4-6-3 1-2 BB	1 SAFE B CU 82 S CH 84 C SI 93 1-2 ③ CS 1-2	F CU 80 X FF 92 0-1 ① L8			B FF 94 B SI 94 F FF 94 B FF 94 X CH 86 3-1 12 BB 1B 2-H	F FF 86 F SL 80 F FF 86 X FF 87 0-2 ③ G1-3		3	0	1	1	1	0	3
26 Tyler Austin, R (1, 10) OBP: 0.278, SLG: 0.625		C SI 94 X SL 90 0-1 ② ③ G4-6-3 1-2f		B SL 89 C SI 91 B SL 89 C SI 92 B SL 88 F SI 92 S SL 90 3-3 ② K			S SL 86 B SL 88 B FF 94 C FF 95 F FF 95 D FF 90 X FF 95 3-2 ② P3		C FF 94 X FF 94 0-1 ① P2	4	0	0	0	0	1	3
12 Tyler Wade, L (1, 4) OBP: 0.300, SLG: 0.294			B FF 92 B SI 91 B SI 92 C SI 93 X SI 92 3-1 41 G4-3 2B	F FF 93 B CH 85 B FF 93 S CH 84 C SI 93 2-3 ③ K			B CH 84 F FF 96 B FF 95 B CH 85 B FF 94 4-1 1-2 BB		B SI 93 B CH 85 C FF 93 B FF 93 B SI 92 4-1 11 DI BB	2	0	1	0	2	1	0
41 Miguel Andujar, R (1, 5) 29 Brandon Drury, R (9, PH) OBP: 0.360, SLG: 0.429			D SL 89 2 SAFE F SL 90 B SI 93 X SL 89 2-1 ① G4-3 2-3			C SI 90 B SL 85 F SL 86 B CU 81 B SI 93 S SL 87 3-3 ① K	S SL 80 F SL 81 B SL 80 B FF 87 X SL 80 2-2 ③ P4		B FF 94 B FF 94 S CH 86 C FF 94 S FF 94 2-3 ② K	3 1	0 0	0 0	0 0	0 0	1 1	3 1
Inning Stats	R: 0 E: 0 K: 1 S: 10 H: 0 LOB: 0 BB: 0 P: 17	R: 0 E: 0 K: 0 S: 7 H: 0 LOB: 1 BB: 2 P: 17	R: 0 E: 0 K: 1 S: 9 H: 1 LOB: 1 BB: 0 P: 16	R: 0 E: 0 K: 0 S: 9 H: 0 LOB: 0 BB: 1 P: 16	R: 0 E: 0 K: 2 S: 9 H: 0 LOB: 0 BB: 0 P: 14	R: 1 E: 0 K: 1 S: 13 H: 1 LOB: 0 BB: 0 P: 20	R: 1 E: 0 K: 0 S: 16 H: 2 LOB: 2 BB: 1 P: 31	R: 0 E: 0 K: 1 S: 16 H: 0 LOB: 3 BB: 1 P: 23	R: 0 E: 0 K: 2 S: 9 H: 0 LOB: 1 BB: 1 P: 17	1B: 1 2B: 2 3B: 0 HR: 1	SF: 0 SAC: 0 DP: 1 HBP: 2						

PITCHER	IP	WLS	BF	H	R	ER	SO	BB	IBB	HBP	BLK	WP	HR	S	P	ERA	WHIP
54 Andrew Cashner, R (1, 1) ERA: 4.09	6.0	W	21	2	1	1	5	3	0	0	0	0	1	57	100	1.50	0.833
60 Mychal Givens, R (7, 1) ERA: 6.75	0.2		5	2	1	1	0	1	0	0	0	0	0	13	26	13.50	4.500
56 Darren O'Day, R (7, 1) ERA:	1.1	H	7	0	0	0	1	1	0	2	0	0	0	19	28	0.00	0.750
35 Brad Brach, R (9, 1) ERA: 4.91	1.0	S	4	0	0	0	2	1	0	0	0	0	0	9	17	0.00	1.000

PITCHER	IP	WLS	BF	H	R	ER	SO	BB	IBB	HBP	BLK	WP	HR	S	P	ERA	WHIP

BOTTOM

Baltimore Orioles @ New York Yankees

Yankee Stadium, Bronx, NY

Thu Apr 05 2018, 6:43 PM - 9:57 PM EDT
Att. 33,653 - Partly Cloudy - 43 F

livebaseballscorecards.com

AB	29
R	2
H	4
RBI	2
BB	6
SO	8
LOB	18

WP: 0 PB: 0 SB: 0 CS: 1 PA: 38

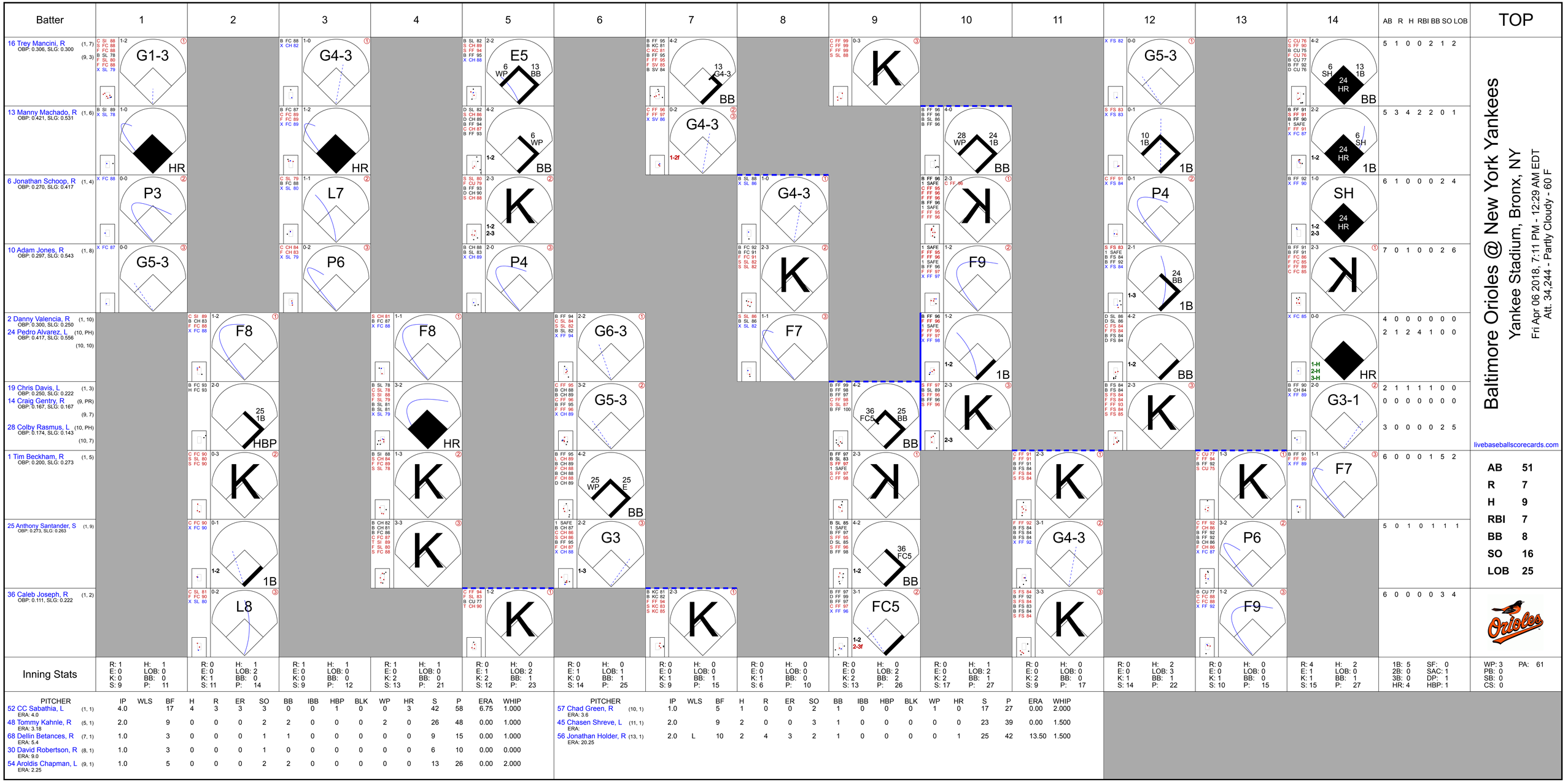
Batter
1
2
3
4
5
6
7
8
9
10
11
12
13
14
AB R H RBI BB SO LOB
TOP
16 Trey Mancini, R (1, 7) (9, 3) OBP: 0.306, SLG: 0.300
G1-3
HR
G4-3
HR
E5
BB
G4-3
BB
K
BB
G5-3
1B
SH
BB
5 1 0 0 2 1 2
13 Manny Machado, R (1, 6) OBP: 0.421, SLG: 0.531
HR
HR
6 WP
BB
1-2f
G4-3
28 WP
24 1B
BB
10 1B
1B
6 SH
24 HR
1B
5 3 4 2 2 0 1
6 Jonathan Schoop, R (1, 4) OBP: 0.270, SLG: 0.417
P3
L7
K
G4-3
K
P4
SH
24 HR
6 1 0 0 0 2 4
10 Adam Jones, R (1, 8) OBP: 0.297, SLG: 0.543
G5-3
P6
P4
K
F9
24 BB
1B
7 0 1 0 0 2 6
2 Danny Valencia, R (1, 10) OBP: 0.300, SLG: 0.250
24 Pedro Alvarez, L (10, PH) OBP: 0.417, SLG: 0.556 (10, 10)
F8
F8
G6-3
F7
1-2
1B
4 0 0 0 0 0 0
2 1 2 4 1 0 0
19 Chris Davis, L (1, 3) OBP: 0.250, SLG: 0.222
14 Craig Gentry, R (9, PR) OBP: 0.167, SLG: 0.167 (9, 7)
28 Colby Rasmus, L (10, PH) OBP: 0.174, SLG: 0.143 (10, 7)
25 1B
HBP
HR
G5-3
36 FC5
25 BB
BB
K
G3-1
2 1 1 1 1 0 0
0 0 0 0 0 0 0
3 0 0 0 0 2 5
1 Tim Beckham, R (1, 5) OBP: 0.200, SLG: 0.273
K
K
25 WP
25 E
BB
K
K
6 0 0 0 1 5 2
25 Anthony Santander, S (1, 9) OBP: 0.273, SLG: 0.263
1B
G3
36 FC5
BB
G4-3
P6
5 0 1 0 1 1 1
36 Caleb Joseph, R (1, 2) OBP: 0.111, SLG: 0.222
L8
K
FC5
K
F9
6 0 0 0 0 3 4
Inning Stats
R: 1 E: 0 K: 0 S: 9 H: 1 LOB: 0 BB: 0 P: 11
R: 0 E: 0 K: 1 S: 11 H: 1 LOB: 2 BB: 0 P: 14
R: 1 E: 0 K: 0 S: 9 H: 1 LOB: 0 BB: 0 P: 12
R: 1 E: 0 K: 2 S: 13 H: 1 LOB: 0 BB: 0 P: 21
R: 0 E: 1 K: 2 S: 12 H: 0 LOB: 2 BB: 1 P: 23
R: 0 E: 1 K: 0 S: 14 H: 0 LOB: 1 BB: 1 P: 25
R: 0 E: 0 K: 1 S: 9 H: 0 LOB: 0 BB: 1 P: 15
R: 0 E: 0 K: 1 S: 6 H: 0 LOB: 0 BB: 0 P: 10
R: 0 E: 0 K: 2 S: 13 H: 0 LOB: 2 BB: 2 P: 26
R: 0 E: 0 K: 2 S: 17 H: 1 LOB: 2 BB: 1 P: 27
R: 0 E: 0 K: 2 S: 9 H: 0 LOB: 0 BB: 0 P: 17
R: 0 E: 0 K: 1 S: 14 H: 2 LOB: 3 BB: 1 P: 22
R: 0 E: 0 K: 1 S: 10 H: 0 LOB: 0 BB: 0 P: 15
R: 4 E: 1 K: 1 S: 15 H: 2 LOB: 0 BB: 1 P: 27
1B: 5 2B: 0 3B: 0 HR: 4 SF: 0 SAC: 1 DP: 1 HBP: 1
WP: 3 PB: 0 SB: 0 CS: 0 PA: 61
PITCHER IP WLS BF H R ER SO BB IBB HBP BLK WP HR S P ERA WHIP
52 CC Sabathia, L (1, 1) ERA: 4.0 4.0 17 4 3 3 3 0 0 1 0 0 3 42 58 6.75 1.000
48 Tommy Kahnle, R (5, 1) ERA: 3.18 2.0 9 0 0 0 2 2 0 0 0 2 0 26 48 0.00 1.000
68 Dellin Betances, R (7, 1) ERA: 5.4 1.0 3 0 0 0 1 1 0 0 0 0 0 9 15 0.00 1.000
30 David Robertson, R (8, 1) ERA: 9.0 1.0 3 0 0 0 1 0 0 0 0 0 0 6 10 0.00 0.000
54 Aroldis Chapman, L (9, 1) ERA: 2.25 1.0 5 0 0 0 2 2 0 0 0 0 0 13 26 0.00 2.000
PITCHER IP WLS BF H R ER SO BB IBB HBP BLK WP HR S P ERA WHIP
57 Chad Green, R (10, 1) ERA: 3.6 1.0 5 1 0 0 2 1 0 0 0 1 0 17 27 0.00 2.000
45 Chasen Shreve, L (11, 1) ERA: 2.0 9 2 0 0 3 1 0 0 0 0 0 23 39 0.00 1.500
56 Jonathan Holder, R (13, 1) ERA: 20.25 2.0 L 10 2 4 3 2 1 0 0 0 0 1 25 42 13.50 1.500
Baltimore Orioles @ New York Yankees
Yankee Stadium, Bronx, NY
Fri Apr 06 2018, 7:11 PM - 12:29 AM EDT
Att. 34,244 - Partly Cloudy - 60 F
livebaseballscorecards.com
AB 51
R 7
H 9
RBI 7
BB 8
SO 16
LOB 25

BOTTOM

Baltimore Orioles @ New York Yankees

Yankee Stadium, Bronx, NY

Fri Apr 06 2018, 7:11 PM - 12:29 AM EDT

Att. 34,244 - Partly Cloudy - 60 F

livebaseballscorecards.com

Batter	1	2	3	4	5	6	7	8	9	10	11	12	13	14	AB	R	H	RBI	BB	SO	LOB
11 Brett Gardner, L (1, 8) OBP: 0.289, SLG: 0.303	4-0 99 HBP 27 1B BB		2-0 99 1B 2B		G4-3		4-1 BB			1-3 K		1-3 K			4	2	1	0	2	2	0
99 Aaron Judge, R (1, 9) OBP: 0.432, SLG: 0.517	2-1 18 FC3-6 27 1B 1-2 HBP		2-2 18 G1-6-3 2-H 1B		2-3 K		2-3 K			0-2 K			4-1 24 S BB		4	0	1	1	1	3	1
27 Giancarlo Stanton, R (1, 7) OBP: 0.297, SLG: 0.545	0-2 18 FC3-6 1-2 2-H 1B		3-3 K			3-2 24 FC6-4 18 1B 14 FC1-5-2 1B		G3		2-3 K			0-2 F9		6	0	2	1	0	2	2
18 Didi Gregorius, L (1, 6) OBP: 0.514, SLG: 0.964	1-2 FC3-6 24 G1-3 1-2f 2-3		0-2 G1-6-3 1-2f			2-2 24 FC6-4 1-2 1B		1-0 HR			4-2 74 FC5-4 24 S 26 2-1 BB		0-2 F7		5	1	2	1	1	0	4
24 Gary Sánchez, R (1, 2) OBP: 0.091, SLG: 0.188	2-2 G1-3 1-2			0-0 G5-3		1-1 FC6-4 14 FC1-5-2 1-2f 2-3		0-1 G6-3			3-2 G6-3 1-2		2-1 P3 1-2		6	0	0	0	0	0	6
28 Austin Romine, R (14, 2) OBP: 0.333, SLG: 0.333															0	0	0	0	0	0	0
14 Neil Walker, S (1, 3) (9, 4) OBP: 0.367, SLG: 0.280	2-2 G4-3			1-2 29 FC5-4 1B		3-1 FC1-5-2 1-3 3-H		1-0 G3			0-0 74 FC5-4 IBB			1-1 L7	5	0	1	0	1	0	4
29 Brandon Drury, R (1, 5) OBP: 0.333, SLG: 0.391		0-2 L9		1-0 FC5-4 1-2f		2-2 G5-3			0-2 G6-3		1-2f 2-3 FC5-4 26 DI			2-2 L4	2	0	0	0	0	0	1
74 Ronald Torreyes, R (6, PH) (7, 5) OBP: 0.143, SLG: 0.143															4	0	0	0	0	0	4
12 Tyler Wade, L (1, 4) OBP: 0.261, SLG: 0.250		3-2 G3		2-2 F7			1-0 G6-3		2-3 K		1-2 2-1 3-H	2-2 L8		0-3 K	3	0	0	0	0	0	1
26 Tyler Austin, R (9, 3) OBP: 0.238, SLG: 0.526															3	0	0	0	0	2	0
41 Miguel Andujar, R (1, 10)		1-2 G6-3			2-3 K		0-0 G6-3		2-1 F7			0-0 P5			5	0	0	0	0	1	0

Inning Stats														
	R: 1 E: 0 K: 0 S: 15	H: 1 LOB: 2 BB: 1 P: 26	R: 0 E: 0 K: 0 S: 9	H: 0 LOB: 0 BB: 0 P: 13	R: 1 E: 0 K: 1 S: 12	H: 2 LOB: 0 BB: 0 P: 19	R: 0 E: 0 K: 0 S: 11	H: 1 LOB: 1 BB: 0 P: 15	R: 0 E: 0 K: 2 S: 11	H: 0 LOB: 0 BB: 0 P: 17	R: 0 E: 0 K: 0 S: 13	H: 2 LOB: 2 BB: 0 P: 24	R: 0 E: 0 K: 1 S: 6	H: 0 LOB: 1 BB: 1 P: 13
	R: 1 E: 0 K: 0 S: 6	H: 1 LOB: 0 BB: 0 P: 9	R: 0 E: 0 K: 1 S: 8	H: 0 LOB: 0 BB: 0 P: 12	R: 0 E: 0 K: 3 S: 11	H: 0 LOB: 0 BB: 0 P: 14	R: 0 E: 0 K: 0 S: 11	H: 0 LOB: 2 BB: 2 P: 19	R: 0 E: 0 K: 1 S: 7	H: 0 LOB: 0 BB: 0 P: 10	R: 0 E: 0 K: 0 S: 10	H: 0 LOB: 1 BB: 1 P: 16	R: 0 E: 0 K: 1 S: 8	H: 0 LOB: 0 BB: 0 P: 11

	AB	47
	R	3
	H	7
	RBI	3
	BB	5
	SO	10
	LOB	23

1B: 5	SF: 0	WP: 0	PA: 53																		
2B: 1	SAC: 0	PB: 0																			
3B: 0	DP: 1	SB: 2																			
HR: 1	HBP: 1	CS: 0																			

PITCHER		IP	WLS	BF	H	R	ER	SO	BB	IBB	HBP	BLK	WP	HR	S	P	ERA	WHIP
34 Kevin Gausman, R	(1, 1)	5.0		21	5	2	2	3	1	0	1	0	0	0	61	96	3.60	1.200
ERA: 8.0																		
48 Richard Bleier, L	(6, 1)	1.2	H	7	1	0	0	0	1	0	0	0	0	0	13	26	0.00	1.200
ERA: 1.8																		
50 Miguel Castro, R	(7, 1)	2.1	B	8	1	1	1	2	0	0	0	0	0	1	17	26	3.86	0.429
ERA: 4.26																		
60 Mychal Givens, R	(10, 1)	2.0		8	0	0	0	3	1	1	0	0	0	0	22	33	0.00	0.500
ERA: 4.5																		
38 Pedro Araújo, R	(12, 1)	2.0	W	7	0	0	0	1	1	0	0	0	0	0	17	26	0.00	0.500
ERA: 8.44																		

PITCHER		IP	WLS	BF	H	R	ER	SO	BB	IBB	HBP	BLK	WP	HR	S	P	ERA	WHIP
35 Brad Brach, R	(14, 1)	1.0		3	0	0	0	1	0	0	0	0	0	0	8	11	0.00	0.000
ERA: 3.86																		

Batter	1	2	3	4	5	6	7	8	9	AB	R	H	RBI	BB	SO	LOB
16 Trey Mancini, R (1, 7) OBP: 0.325, SLG: 0.353	C SI 93 X SI 93 0-1 ① G4-3		X SI 93 0-0 ① 13 2B 1-2 1B		C CU 80 X SI 92 0-1 ② G4-3		D SL 87 B SL 86 C FF 92 S FF 92 X SL 85 2-2 1-3 2B			4	1	2	0	0	0	0
13 Manny Machado, R (1, 6) OBP: 0.405, SLG: 0.528	X SI 93 0-0 ② G1-3		B CU 83 B SI 94 X CU 82 2-0 ② 1-H 2-H 2B		B CH 89 C SI 92 F FC 88 S SL 85 1-3 ③ K		C SL 87 T FC 93 D KC 82 D KC 86 C FC 93 2-3 ② K			4	0	1	2	0	2	2
6 Jonathan Schoop, R (1, 4) OBP: 0.244, SLG: 0.375	C SI 94 F SL 84 X SI 94 0-2 ③ F8		D SL 86 C SI 94 B SI 90 F CU 81 F CU 82 X SI 94 2-2 ③ P5			C SI 92 B FF 92 X SI 93 1-1 E1 1 G1-3 19 BB	C FC 94 F KC 83 D KC 86 D KC 85 S KC 85 2-3 ③ K			4	0	0	0	0	1	3
10 Adam Jones, R (1, 8) OBP: 0.268, SLG: 0.487		X SI 94 0-0 ① G6-3	C FF 92 B SL 85 B SI 92 B CU 78 S SI 92 F SI 94 S CU 81 3-3 ① K			B FF 92 F SI 93 C SL 87 B CU 80 1 SAFE S SL 85 2-3 ① K		B SL 85 B FC 91 X FC 90 2-0 ① G6-3		4	0	0	0	0	2	1
19 Chris Davis, L (1, 3) OBP: 0.250, SLG: 0.200		C FF 93 X CU 81 0-1 ② B1-3	B FF 91 B CH 89 C FF 93 X CU 81 2-1 ② G3			B FF 91 C FF 93 S CU 80 F CU 81 D CU 83 B FF 94 B FF 93 4-2 1 G1-3 1-2 BB		S SL 80 C FC 91 B KC 85 S KC 85 1-3 ② K		3	0	0	0	1	1	0
1 Tim Beckham, R (1, 5) OBP: 0.205, SLG: 0.270		F SI 93 X SI 94 0-1 ③ G1-3	B SL 84 X SI 93 1-0 ① 24 2B 1B			C SI 94 F SL 87 F SL 84 X CU 81 0-2 ② G1-3 1-2 2-3		C FC 92 S SL 86 S KC 83 0-3 ③ K2-3		4	1	1	0	0	1	2
24 Pedro Alvarez, L (1, 10) OBP: 0.438, SLG: 0.583			B CU 80 B FF 92 B FF 94 B FF 93 4-0 ① 16 1B 13 2B BB	B FC 90 C FF 93 B CU 80 S CU 82 X FF 94 2-2 ② 1-H 2B		B CU 82 F FC 89 S CU 81 D CU 82 X CU 82 3-2 ③ L7			T FF 96 S CH 87 S CH 87 0-3 ① K	3	1	1	1	1	1	2
25 Anthony Santander, S (1, 9) OBP: 0.231, SLG: 0.217			B SI 93 C CU 81 D CU 82 X CU 81 2-1 ① L7	C FF 92 X CU 82 0-1 ③ G3			C SL 83 B CH 84 B FF 92 F SL 85 X CH 85 2-2 ① G3		F FF 97 B CH 88 X SL 84 1-1 ② F8	4	0	0	0	0	0	2
15 Chance Sisco, L (1, 2) OBP: 0.278, SLG: 0.294			C CU 82 C SI 94 D CU 82 S CU 82 1-3 ② K		B CU 78 X FF 91 1-0 ① G4-3		C FF 91 S CU 80 X CU 80 0-2 16 2B 1B		B FF 97 F FF 95 C FF 98 S SL 84 1-3 ③ K	4	0	1	0	0	2	1
Inning Stats	R: 0 E: 0 K: 0 S: 6 H: 0 LOB: 0 BB: 0 P: 6	R: 0 E: 0 K: 0 S: 5 H: 0 LOB: 0 BB: 0 P: 5	R: 2 E: 0 K: 1 S: 11 H: 2 LOB: 1 BB: 1 P: 22	R: 1 E: 0 K: 1 S: 12 H: 2 LOB: 1 BB: 0 P: 20	R: 0 E: 0 K: 1 S: 6 H: 0 LOB: 0 BB: 0 P: 8	R: 0 E: 1 K: 1 S: 15 H: 0 LOB: 2 BB: 1 P: 25	R: 0 E: 0 K: 2 S: 15 H: 2 LOB: 2 BB: 0 P: 23	R: 0 E: 0 K: 2 S: 7 H: 0 LOB: 0 BB: 0 P: 10	R: 0 E: 0 K: 2 S: 8 H: 0 LOB: 0 BB: 0 P: 10	1B: 3 2B: 3 3B: 0 HR: 0 SF: 0 SAC: 0 DP: 0 HBP: 0						

PITCHER		IP	WLS	BF	H	R	ER	SO	BB	IBB	HBP	BLK	WP	HR	S	P	ERA	WHIP
55 Sonny Gray, R ERA: 3.6	(1, 1)	6.0	W	25	4	3	3	4	2	0	0	0	0	0	55	86	4.50	1.000
43 Adam Warren, R ERA: 3.38	(7, 1)	0.1	H	3	2	0	0	0	0	0	0	0	0	0	9	13	0.00	6.000
30 David Robertson, R ERA: 6.35	(7, 1)	1.2	H	5	0	0	0	4	0	0	0	0	0	0	13	20	0.00	0.000
85 Luis Cessa, R ERA:	(9, 1)	1.0		3	0	0	0	2	0	0	0	0	0	0	8	10	0.00	0.000

PITCHER	IP	WLS	BF	H	R	ER	SO	BB	IBB	HBP	BLK	WP	HR	S	P	ERA	WHIP

TOP

Baltimore Orioles @ New York Yankees

Yankee Stadium, Bronx, NY

Sat Apr 07 2018, 1:09 PM - 4:12 PM EDT

Att. 34,388 - Cloudy - 42 F

livebaseballscorecards.com

AB	34
R	3
H	6
RBI	3
BB	2
SO	10
LOB	13

Batter	1	2	3	4	5	6	7	8	9	AB	R	H	RBI	BB	SO	LOB
11 Brett Gardner, L (1, 8) OBP: 0.349, SLG: 0.361	X FF 88 0-0 99 F9 2B	D KC 76 X CH 82 1-0 ③ 2-H 3-H 1B			C FF 89 1 SAFE B SI 88 B KC 75 B CH 83 B FF 89 4-1 99 G6-3 99 WP 1-2 BB		B SI 92 F SI 94 C SI 93 B CH 89 F SI 94 F CH 88 F SI 93 B SI 94 F SI 94 4-2 B SI 93 99 2B BB	C CU 78 B CU 79 S FF 89 B FF 91 X CU 78 2-2 ② FC4-6 1-2f 2-3		3	1	2	2	2	0	2
99 Aaron Judge, R (1, 9) OBP: 0.415, SLG: 0.515	X FF 90 0-0 ① F9 2-3		C SL 81 B SL 82 B FF 88 X KC 74 2-1 ① F7		D SL 82 C SL 83 F SL 84 D KC 74 F SL 80 B CH 83 X SL 84 3-2 ② G6-3 1-3 2-H		C SL 83 B SL 84 X SL 84 1-1 27 F8 26 1B 1-H 2B	B FF 91 C FF 89 1-1 ③ CS 3-H		4	1	1	2	0	0	2
27 Giancarlo Stanton, R (1, 10) OBP: 0.317, SLG: 0.514	S SL 83 C SL 82 D SL 84 D SL 82 B SL 84 B CH 84 4-2 BB		F SI 89 B SL 81 F SL 82 B KC 74 B CH 81 B SL 83 4-2 18 G3-6-1 BB		B SI 88 S SL 81 S SL 82 X SL 82 1-2 ③ F7		B SL 82 B SI 93 X SL 82 2-0 ① F8 2-3			2	0	0	0	2	0	2
18 Didi Gregorius, L (1, 6) OBP: 0.513, SLG: 0.900	D KC 74 F CH 82 F KC 74 S FF 91 1-3 ② K		X SI 89 0-0 ②③ G3-6-1 1-2f			B SI 88 B CH 81 B CH 83 B SI 88 4-0 26 1B 41 SF9 BB	0-0 26 S 26 1B IBB			2	2	0	0	2	1	3
26 Tyler Austin, R (1, 3) OBP: 0.280, SLG: 0.522	X SL 82 0-0 ③ G5-3			B FF 88 C FF 88 F SL 81 F FF 90 B KC 74 S FF 90 2-3 ① K		B SL 81 1 SAFE B SI 87 X SL 82 2-0 28 WP 34 1B 28 1B 1-3 1B	1 SAFE C SI 92 C SL 83 B SL 83 1 SAFE F FF 93 F SL 82 F SI 93 F SI 93 2-2 ② F SL 84 1 SAFE B SL 83 X SI 92 1-H 3-H 1B			4	1	2	2	0	1	2
41 Miguel Andujar, R (1, 5) OBP: 0.063, SLG: 0.067		B SI 88 S FF 89 F FF 90 B SL 82 X SL 82 2-2 28 34 G4-3 FC1-5-6 1B		B SL 80 B FF 90 B CH 81 C SI 88 X FF 90 3-1 ② G5-3		X SL 82 0-0 ① SF9 3-H	X SI 92 0-0 ③ P3			3	0	1	1	0	0	0
34 Jace Peterson, L (1, 7) OBP: 0.500, SLG: 0.333		B FF 90 B CH 83 F FF 89 C SL 83 D KC 75 X SI 90 3-2 ① G4-3 1-2		C SI 90 C SL 83 B KC 78 F KC 75 F SL 84 S SL 84 1-3 ③ K		F FF 89 F SL 82 B FF 90 F SL 83 B FF 89 X SL 82 2-2 28 1B 28 WP 1-2 1B		S FF 90 B CU 74 B FF 89 S FF 89 B CU 81 F FF 90 F CU 77 F CU 78 F FF 88 4-2 B FF 88 11 74 1B FC4-6 99 CS BB		3	0	1	0	1	1	1
28 Austin Romine, R (1, 2) OBP: 0.300, SLG: 0.300		C SL 82 D SI 88 C SL 83 B FF 89 F SL 83 X SI 90 2-2 ② FC1-5-6 74 2B 11 1B 2-3			B FF 88 B CH 86 X FF 87 2-0 ① F9	F SL 84 D CH 86 B SL 84 B CH 86 S SL 82 F SL 83 F FF 89 X SL 83 3-2 74 G5-4-3 1-3 2-H 1B		D CH 81 C CU 70 F FF 88 X SL 79 1-2 ① L9		4	1	1	1	0	0	2
74 Ronald Torreyes, R (1, 4) OBP: 0.364, SLG: 0.455		B SI 89 B SL 82 X FF 89 2-0 11 1B 1-3 2B			C SL 79 X SL 80 0-1 99 WP 11 BB 99 G6-3 1B	S SI 88 B SI 86 F SI 88 X SI 88 1-2 ②③ G5-4-3 1-2f		C SL 78 X SL 78 0-1 11 FC4-6 1-2 1B		4	2	3	0	0	0	2
Inning Stats	R: 0 E: 0 K: 1 S: 8 H: 1 LOB: 2 BB: 1 P: 13	R: 2 E: 0 K: 0 S: 12 H: 3 LOB: 1 BB: 0 P: 22	R: 0 E: 0 K: 0 S: 5 H: 0 LOB: 0 BB: 1 P: 11	R: 0 E: 0 K: 2 S: 11 H: 0 LOB: 0 BB: 0 P: 17	R: 1 E: 0 K: 0 S: 11 H: 1 LOB: 1 BB: 1 P: 21	R: 2 E: 0 K: 0 S: 14 H: 3 LOB: 1 BB: 1 P: 26	R: 3 E: 0 K: 0 S: 18 H: 2 LOB: 0 BB: 2 P: 27	R: 0 E: 0 K: 0 S: 15 H: 1 LOB: 1 BB: 1 P: 23		1B: 8 2B: 3 3B: 0 HR: 0 SF: 1 SAC: 0 DP: 2 HBP: 0						

BOTTOM

Baltimore Orioles @ New York Yankees

Yankee Stadium, Bronx, NY

Sat Apr 07 2018, 1:09 PM - 4:12 PM EDT

Att. 34,388 - Cloudy - 42 F

livebaseballscorecards.com

AB	29
R	8
H	11
RBI	8
BB	7
SO	3
LOB	16

PITCHER		IP	WLS	BF	H	R	ER	SO	BB	IBB	HBP	BLK	WP	HR	S	P	ERA	WHIP
30 Chris Tillman, R ERA: 8.68	(1, 1)	5.1	L	26	8	5	5	3	4	0	0	0	2	0	58	106	8.44	2.250
48 Richard Bleier, L ERA: 1.59	(6, 1)	0.2		1	0	0	0	0	0	0	0	0	0	0	3	4	0.00	0.000
31 Jimmy Yacabonis, R ERA: 27.0	(7, 1)	1.0		6	2	3	3	0	1	1	0	0	0	0	18	27	27.00	3.000
51 Nestor Cortes, L ERA: 4.15	(8, 1)	1.0		4	1	0	0	0	1	0	0	0	0	0	15	23	0.00	2.000

PITCHER	IP	WLS	BF	H	R	ER	SO	BB	IBB	HBP	BLK	WP	HR	S	P	ERA	WHIP

Batter	1	2	3	4	5	6	7	8	9	10	11	12	AB	R	H	RBI	BB	SO	LOB
16 Trey Mancini, R (1, 3) OBP: 0.326, SLG: 0.333	F FF 91 S FF 91 X CU 82 0-2 10 1B 1B	F CU 80 B CH 84 D CH 84 D SL 86 C SL 86 B FF 90 4-2 BB	F FF 90 S FF 90 F SI 91 B SL 87 X CU 80 1-2 G6-4-3 1-2f 2-3	F FF 97 B CU 83 F CH 88 C CU 82 1-3 K 1-2	B KC 81 C FF 97 B FF 97 B FF 98 C KC 82 S KC 83 3-3 K	B SL 88 X SL 85 1-0 G4-3		5	0	1	0	1	2	3
13 Manny Machado, R (1, 6) OBP: 0.396, SLG: 0.500	C FF 90 B SI 90 F CH 82 T CH 83 1-2 K	X CU 78 0-0 P6	F CU 79 B CH 84 X CH 83 1-1 L8	C CU 82 C CU 81 B FF 96 F CU 84 B FF 97 X CU 83 2-2 E9 2-H 1B	C KC 83 C FF 97 B SV 88 X SV 87 1-2 1B	T FC 91 B FC 92 B KC 84 C SL 83 B KC 85 X SL 83 3-2 G4-3		6	0	2	1	0	1	4
6 Jonathan Schoop, R (1, 4) OBP: 0.234, SLG: 0.348	F FF 91 F FF 91 X CH 82 0-2 F7	C FF 91 X SL 88 0-1 2 G6-4-3 10 1B 1 1B 1B	F CU 79 B FF 90 B SL 85 C CH 84 F CH 84 B SL 87 S CH 83 3-3 K	C FF 96 F CH 89 C CU 83 0-3 K	F FF 97 B KC 82 1 SAFE X FF 97 1-1 L4	C FC 91 S FF 94 X SL 86 0-2 G6-3		6	1	1	0	0	2	3
10 Adam Jones, R (1, 8) OBP: 0.298, SLG: 0.489	B FF 90 D CH 82 X SL 85 2-0 1-3 1B	C FF 91 S CH 84 F CH 85 F CU 82 F CH 84 F CU 81 B FF 91 X CH 84 1-2 2 G6-4-3 1-2 1B	B CU 81 B FF 91 C FF 91 X FF 89 2-1 2 HR 1B	C FF 94 C SI 96 S FF 96 0-3 K	C FF 98 T FF 98 B SI 101 X SL 86 1-2 G6-3	T SL 87 B SL 86 B FF 92 B SL 86 F SL 86 S SL 87 3-3 K		6	1	3	0	0	2	0
2 Danny Valencia, R (1, 10) OBP: 0.333, SLG: 0.500 24 Pedro Alvarez, L (12, PH) OBP: 0.471, SLG: 0.583 (12, 10)	C CU 76 F CH 82 CU 80 0-3 K	C FF 91 B CU 78 X CH 82 1-1 G6-4-3 1-2f 2-3	C CU 80 F CU 80 X CU 81 0-2 1-H HR	B FF 96 B CU 82 B FF 96 C FF 95 B CH 88 4-1 25 HR BB	C FF 100 C SL 87 F SI 99 B SL 86 S SL 87 1-3 K	B CH 85 B SL 87 B SL 85 F SL 85 B CH 85 4-1 25 14 1B BB		4 0	2 1	1 0	2 0	1 1	2 0	4 0
1 Tim Beckham, R (1, 5) OBP: 0.222, SLG: 0.302		B FF 91 B CU 79 X FF 90 2-0 25 1B 2B	B SL 87 S CH 83 D CH 84 X SL 86 2-1 3-H 1B	B CU 82 C FF 95 C SI 96 B CU 83 F CH 88 S FF 96 2-3 K	S CU 81 B SI 96 S CH 87 1 SAFE B CH 88 X CU 83 2-2 L5	C FF 98 S FF 98 C FF 99 F SI 99 X FF 100 1-2 G4-3		B FF 93 F FF 94 C FF 93 S SL 88 1-3 K	6	1	2	1	0	2	2
25 Anthony Santander, S (1, 9) OBP: 0.281, SLG: 0.379		B SI 89 X CH 82 1-0 36 G5-3 2-H 1B	F FF 91 C CH 83 S CU 80 0-3 K	F FF 96 B CH 89 F CH 89 B SI 96 X CH 88 2-2 F7	B CH 89 B FF 95 B FF 95 X FF 94 3-0 1-H HR	C FF 90 X FS 82 0-1 G6-3		C FF 93 B CH 87 X SL 86 1-1 14 1B 1-2 1B	6	1	3	3	0	1	1
14 Craig Gentry, R (1, 7) OBP: 0.333, SLG: 0.333	F CH 83 F CH 83 B SI 89 B CU 81 F FF 90 B SL 86 X CH 83 3-2 P3	X FF 90 0-0 16 G6-4-3 36 BB 1B	C CU 82 B SI 95 C CU 82 B CU 83 B FF 96 X FF 96 3-2 16 13 S E 1B	B CU 82 C FF 95 X CH 87 1-1 L7		X FS 82 0-0 G5-3		B SL 89 B FF 93 F SL 88 C SL 88 F SL 88 F FF 92 F SL 88 F SL 88 B SL 88 3-2 F SL 87 X SL 86 1-3 2-H 36 S 1B	6	1	3	1	0	0	1
36 Caleb Joseph, R (1, 2) OBP: 0.125, SLG: 0.174	B SI 90 F SL 86 F CH 83 X CU 81 1-2 G5-3 2-3	D CU 79 D CH 83 1 SAFE B FF 89 B FF 89 4-0 16 G6-4-3 1-2 BB	C FF 96 F CH 87 C CU 82 0-3 K	C FF 98 B KC 84 B FF 97 B FF 96 S FF 96 S FF 97 3-3 K		C FF 90 S FS 82 X FS 82 0-2 L4		F SL 88 B FF 93 F SL 88 F FF 93 B SL 86 F SL 87 F FF 92 S SL 86 2-3 K 1-2	5	0	0	0	1	3	4
Inning Stats	R: 0 E: 0 K: 2 S: 13 H: 2 LOB: 2 BB: 0 P: 16	R: 1 E: 0 K: 0 S: 12 H: 2 LOB: 2 BB: 1 P: 23	R: 1 E: 0 K: 1 S: 16 H: 3 LOB: 1 BB: 0 P: 20	R: 0 E: 0 K: 0 S: 7 H: 1 LOB: 1 BB: 1 P: 13	R: 2 E: 0 K: 2 S: 16 H: 2 LOB: 0 BB: 0 P: 25	R: 1 E: 1 K: 3 S: 16 H: 2 LOB: 1 BB: 0 P: 22	R: 2 E: 0 K: 1 S: 10 H: 1 LOB: 0 BB: 1 P: 20	R: 0 E: 0 K: 2 S: 11 H: 1 LOB: 1 BB: 0 P: 19	R: 0 E: 0 K: 1 S: 11 H: 0 LOB: 0 BB: 0 P: 14	R: 0 E: 0 K: 0 S: 6 H: 0 LOB: 0 BB: 0 P: 6	R: 0 E: 0 K: 0 S: 7 H: 0 LOB: 0 BB: 0 P: 11	R: 1 E: 0 K: 3 S: 23 H: 2 LOB: 2 BB: 1 P: 37	1B: 13 2B: 1 3B: 0 HR: 2 SF: 0 SAC: 0 DP: 2 HBP: 0	WP: 0 PB: 0 SB: 2 CS: 0 PA: 54																	

PITCHER		IP	WLS	BF	H	R	ER	SO	BB	IBB	HBP	BLK	WP	HR	S	P	ERA	WHIP
47 Jordan Montgomery, L ERA: 4.82	(1, 1)	4.1		23	10	4	4	4	2	0	0	0	0	1	57	86	8.31	2.769
65 Domingo Germán, R ERA: 10.13	(5, 1)	2.2		12	3	3	3	5	1	0	0	0	0	1	33	53	10.12	1.500
68 Dellin Betances, R ERA: 4.5	(8, 1)	1.0		4	1	0	0	2	0	0	0	0	0	0	11	19	0.00	1.000
54 Aroldis Chapman, L ERA: 1.8	(9, 1)	1.0		3	0	0	0	1	0	0	0	0	0	0	11	14	0.00	0.000
45 Chasen Shreve, L ERA:	(10, 1)	1.0		3	0	0	0	0	0	0	0	0	0	0	6	6	0.00	0.000

PITCHER		IP	WLS	BF	H	R	ER	SO	BB	IBB	HBP	BLK	WP	HR	S	P	ERA	WHIP
30 David Robertson, R ERA: 5.4	(11, 1)	1.0		3	0	0	0	0	0	0	0	0	0	0	7	11	0.00	0.000
43 Adam Warren, R ERA: 4.91	(12, 1)	1.0	L	6	2	1	1	3	1	0	0	0	0	0	23	37	9.00	3.000

TOP

Baltimore Orioles @ New York Yankees

Yankee Stadium, Bronx, NY

Sun Apr 08 2018, 1:09 PM - 5:56 PM EDT

Att. 37,096 - Partly Cloudy - 42 F

livebaseballscorecards.com

AB	50
R	8
H	16
RBI	8
BB	4
SO	15
LOB	22

Batter	1	2	3	4	5	6	7	8	9	10	11	12	AB	R	H	RBI	BB	SO	LOB
11 Brett Gardner, L (1, 8) OBP: 0.347, SLG: 0.357	3-2 98 14 E 1B 3-2 K			C SI 97 B CH 88 X CH 87 1-1 ② G4-3		C FF 94 B FF 96 B SL 87 B FF 95 S FF 95 X FF 94 3-2 27 L5-3 1B		C SI 86 B SI 84 F SL 80 B FF 87 S SL 78 2-3 ① K		C FC 85 B SI 88 F FC 82 B SL 78 X FC 85 2-2 ② L7		B FF 91 B FF 90 C FF 92 L CH 84 X CH 85 2-2 SH 99 FC1-2-5 1-2 2-3	6	1	2	0	0	2	3
99 Aaron Judge, R (1, 10) OBP: 0.438, SLG: 0.500	B SI 93 C SL 89 X CU 80 1-1 26 BB 14 E 41 1B 1-3 1B	C FF 91 C FF 92 S FF 92 0-3 ① K		B SI 92 B SL 84 S SI 97 B SI 97 F SL 85 B SL 86 4-2 BB		F FF 95 B SL 87 C SL 86 C FF 96 1-3 ① K		C SL 78 B SL 78 X SL 78 1-1 14 CS 1B		C SI 78 B SL 78 X SL 78 0-0 27 FC5-4 IBB		C FF 93 X CH 86 0-1 ①② FC1-2-5 1-2 2-3 3-H	5	1	2	0	2	2	4
27 Giancarlo Stanton, R (1, 9) OBP: 0.271, SLG: 0.429	C SI 91 B SI 90 F SI 90 C SL 93 1-3 ① K	B SL 78 S SL 80 T FF 92 B SL 82 S CH 88 2-3 ② K		B SI 96 C SI 96 F CH 86 1 SAFE C SL 84 1-3 ③ K		X FF 95 0-0 ②③ L5-3 1-1		S SL 78 S FF 87 F FF 86 S SL 79 0-3 ② K		X FC 86 0-0 ③ FC5-4 1-2f		F FF 94 B FF 94 C CH 86 S FF 94 1-3 ③ K	7	0	0	0	0	5	9
14 Neil Walker, S (1, 4) OBP: 0.333, SLG: 0.258	B CU 78 X SL 90 1-0 E1 26 BB 41 1B 1-2 3-H	B CH 85 C FF 91 B FF 91 C CH 87 X SL 80 2-2 ③ F9			C CH 88 X SI 97 0-1 34 1B 26 G5-3 28 1B 1B		C FF 94 B FF 95 F SL 86 X SL 88 1-2 ① P6	1 SAFE S FF 87 B FF 86 1-1 ③ CS 1-2	L SI 88 B CH 78 X SI 87 1-1 G4-3		B CH 80 B SI 87 B SI 88 C SI 87 F SI 87 F FC 87 X SI 86 3-2 ① F8		6	2	1	1	0	0	1
26 Tyler Austin, R (1, 3) OBP: 0.323, SLG: 0.536	B SL 92 B CH 83 B FF 93 C FF 91 B FF 92 4-1 41 28 1B 1-2 2-3 BB		C FF 90 S FF 92 S SL 81 0-3 ① K		B SL 82 1 SAFE C SL 83 D SI 95 F SI 94 X SI 95 2-2 ① G5-3 1-2		B FF 95 X FF 94 1-0 34 FC3-6 41 BB 28 1B 1B		X FC 84 0-0 ② G6-3		B SI 89 C SI 88 F SI 87 X SI 89 1-2 2B		5	2	2	0	1	1	1
41 Miguel Andujar, R (1, 5) OBP: 0.182, SLG: 0.150	C FF 89 T SL 89 B SL 90 B SL 90 X SI 89 2-2 28 1B 74 2B 1-2 2-H 3-H 1B		B SL 83 C SL 80 B SI 92 B CH 86 X FF 92 3-1 ② P5		X SI 97 0-0 ② F8		B FF 93 S SL 86 S SL 86 D SL 87 F FF 96 D SL 85 F SL 85 F FF 94 F SL 86 4-2 F SL 84 B FF 95 34 FC3-6 1-2 BB		C SI 88 F SI 88 B FC 86 X SI 89 1-2 1B		C FC 87 C SI 88 X SI 88 0-2 ② F9		5	1	2	2	1	0	2
34 Jace Peterson, L (1, 7) OBP: 0.400, SLG: 0.333	F SI 92 C SL 88 B SI 94 F SL 90 B FF 94 B SI 92 X SL 89 3-2 ② F6		C CH 90 B SI 91 X CH 89 1-1 1B		B SI 96 B SI 95 C CH 84 B SI 93 C CH 85 X SI 94 3-2 28 1B 2-3 1B		S SL 85 B SL 85 T FF 93 X SL 86 1-2 ② FC3-6 28 1B 1-2f 2-3		C SI 88 B FC 85 B SI 86 X SI 87 2-1 G5-3		B SI 87 B SI 87 C SI 88 B SL 78 S SI 88 C SI 86 3-3 ③ K		6	0	2	0	0	1	6
28 Austin Romine, R (1, 2) OBP: 0.438, SLG: 0.400	B SL 89 D SI 88 F FF 91 X SL 89 2-1 74 2B 1-3 2-H 1B		C SI 91 B SI 91 C SI 81 B SL 82 D SL 81 S CH 89 3-3 ③ K		B SL 82 B SL 82 C SI 95 X SI 96 2-1 1-3 3-H 1B		C FF 87 X FF 87 0-1 1-3 3-H 1B			B SI 89 X SI 88 1-0 ① G4-3		B FF 93 B FF 94 C FF 93 B FF 94 B FF 93 4-1 11 SH 18 BB 99 FC1-2-5 BB	5	0	3	3	1	1	1
74 Ronald Torreyes, R (1, 6) OBP: 0.357, SLG: 0.500 18 Didi Gregorius, L (7, PH) OBP: 0.524, SLG: 0.906 (8, 6)	D CU 80 B SI 93 X FF 91 2-0 1-3 3-H 2B			X SI 97 0-0 ① G6-3	B SL 83 B SL 84 X SI 96 2-0 ③ G5-3		C SL 79 B SL 78 F FF 87 F SL 78 B FF 86 X FF 86 2-2 ③ F9			B FC 85 X SI 88 1-0 2B		B CH 86 S CH 86 B CH 86 B SI 93 B SI 92 4-1 99 FC1-2-5 11 SH 1-2 BB	3 2	0 0	1 1	1 0	0 1	0 0	2 2
Inning Stats	R: 5 E: 1 K: 2 S: 23 H: 5 LOB: 2 BB: 1 P: 43	R: 0 E: 0 K: 2 S: 9 H: 0 LOB: 0 BB: 0 P: 13	R: 0 E: 0 K: 2 S: 10 H: 1 LOB: 1 BB: 0 P: 17	R: 0 E: 0 K: 1 S: 8 H: 0 LOB: 1 BB: 1 P: 14	R: 1 E: 0 K: 0 S: 12 H: 3 LOB: 0 BB: 0 P: 21	R: 0 E: 0 K: 1 S: 7 H: 1 LOB: 0 BB: 0 P: 11	R: 1 E: 0 K: 0 S: 20 H: 2 LOB: 2 BB: 1 P: 29	R: 0 E: 0 K: 2 S: 10 H: 1 LOB: 0 BB: 0 P: 14	R: 0 E: 0 K: 0 S: 8 H: 1 LOB: 1 BB: 0 P: 12	R: 0 E: 0 K: 0 S: 6 H: 1 LOB: 2 BB: 1 P: 10	R: 0 E: 0 K: 1 S: 13 H: 1 LOB: 1 BB: 0 P: 20	R: 0 E: 1 K: 1 S: 10 H: 0 LOB: 2 BB: 2 P: 21	1B: 13 2B: 4 3B: 0 HR: 0 SF: 0 SAC: 1 DP: 2 HBP: 0	WP: 0 PB: 0 SB: 0 CS: 1 PA: 58					

PITCHER		IP	WLS	BF	H	R	ER	SO	BB	IBB	HBP	BLK	WP	HR	S	P	ERA	WHIP
43 Mike Wright Jr., R ERA: 7.94	(1, 1)	0.2		9	5	5	2	1	1	0	0	0	0	0	20	39	27.00	9.000
38 Pedro Araújo, R ERA: 5.87	(1, 1)	2.1		8	1	0	0	5	0	0	0	0	0	0	22	34	0.00	0.429
50 Miguel Castro, R ERA: 4.32	(4, 1)	2.0		10	3	1	1	1	1	0	0	0	0	0	20	35	4.50	2.000
66 Tanner Scott, L ERA: 5.4	(6, 1)	1.2		7	2	1	1	1	1	0	0	0	0	0	21	32	5.40	1.800
56 Darren O'Day, R ERA:	(7, 1)	1.1	B	5	2	0	0	2	0	0	0	0	0	0	16	22	0.00	1.500

PITCHER		IP	WLS	BF	H	R	ER	SO	BB	IBB	HBP	BLK	WP	HR	S	P	ERA	WHIP
48 Richard Bleier, L ERA: 1.04	(9, 1)	3.0	W	13	3	0	0	1	0	1	0	0	0	0	27	42	0.00	1.000
35 Brad Brach, R ERA: 3.18	(12, 1)	1.0	S	5	0	0	0	1	2	0	0	0	0	0	10	21	0.00	2.000

BOTTOM

Baltimore Orioles @ New York Yankees

Yankee Stadium, Bronx, NY

Sun Apr 08 2018, 1:09 PM - 5:56 PM EDT

Att. 37,096 - Partly Cloudy - 42 F

livebaseballscorecards.com

AB	50
R	7
H	16
RBI	7
BB	6
SO	12
LOB	31

Batter	1	2	3	4	5	6	7	8	9	AB	R	H	RBI	BB	SO	LOB
14 Neil Walker, S (1, 4) OBP: 0.333, SLG: 0.265 12 Tyler Wade, L (7, PH) OBP: 0.240, SLG: 0.227 (7, 4) (8, 8)	B SI 93 F FF 92 B SL 80 B SI 91 X FF 92 3-1 ① P3		C FF 89 B SI 92 F SI 92 B FF 94 F FF 92 F FF 94 F SL 82 X SI 91 2-2 99 1B 1B		B CH 86 X FF 91 1-0 ② L8		F SI 96 B FF 98 D CH 87 F FF 97 B FF 98 X FF 97 3-2 ① FC6-5 99 G6-4-3 1-2f		B FF 88 F FF 87 C FF 88 D SL 79 F FF 89 F FF 89 F FF 88 X CU 75 2-2 ③ G3-1	3 2	0 0	1 0	0 0	0 0	0 0	0 2
99 Aaron Judge, R (1, 9) OBP: 0.462, SLG: 0.595	C FF 92 B SL 80 X SL 79 1-1 24 FC5-4 1B		S CH 88 X FF 93 0-1 1-2 1B		B FF 94 X FF 93 1-0 HR		B FF 100 F FF 98 C SI 98 X SI 98 1-2 ②③ G6-4-3 1-2f			4	1	3	1	0	0	1
27 Giancarlo Stanton, R (1, 7) OBP: 0.288, SLG: 0.457 74 Ronald Torreyes, R (8, 4) OBP: 0.357, SLG: 0.500	C SI 92 S FF 93 S FF 96 0-3 ② K		S FF 94 F FF 97 F FF 96 S FF 95 0-3 ② K		S FF 95 B FF 96 X FF 96 1-1 1B			B CU 74 B CU 76 B FF 91 C FF 90 F FF 90 X FF 91 3-2 2B		4 0	0 0	2 0	0 0	0 0	2 0	3 0
24 Gary Sánchez, R (1, 10) OBP: 0.081, SLG: 0.167	C FF 93 B FF 94 X FF 95 1-1 ③ FC5-4 1-2f		B SL 80 F FF 94 F SL 82 F FF 96 F SL 82 S SL 81 1-3 ③ K		B CH 90 S CH 88 X FF 94 1-1 ③ P2			B CU 74 B FF 88 C FF 89 X CU 76 2-1 ① F8		4	0	0	0	0	1	5
18 Didi Gregorius, L (1, 6) OBP: 0.522, SLG: 0.861		C CH 89 B FF 91 X SI 90 1-1 ① G1		C SL 77 X CH 88 0-1 1B		C SL 77 S FF 90 X FF 94 0-2 1B		B FF 89 D SL 79 X FF 89 2-0 ② P6		4	0	2	0	0	0	1
26 Tyler Austin, R (1, 3) OBP: 0.314, SLG: 0.500		X CH 86 0-0 1B		B SL 81 C FF 91 F SI 90 S FF 95 1-3 ① K		S CH 89 C FF 93 D SL 79 X FF 95 1-2 ① F7		X FF 87 0-0 ③ F9		4	0	1	0	0	1	3
41 Miguel Andujar, R (1, 5) OBP: 0.154, SLG: 0.125		C FF 91 X SL 80 0-1 ② F7		S FF 91 S FF 93 B FF 93 F SL 82 F FF 95 S CH 89 1-3 ② K		1 SAFE X SL 82 0-0 ② F7			B CU 74 C FF 86 F FF 89 F CU 75 B CU 76 C FF 91 2-3 ① K	4	0	0	0	0	2	3
28 Austin Romine, R (1, 2) OBP: 0.350, SLG: 0.316		S SI 92 C SI 92 S SL 82 0-3 ③ K		B CH 87 S CH 87 B FF 94 S CH 88 B FF 96 S CH 87 3-3 ③ K		B SI 94 B FF 90 X FF 90 2-0 ③ P2			B FF 89 C FF 89 C FF 91 S CU 76 1-3 ② K2-3	4	0	0	0	0	3	3
25 Shane Robinson, R (1, 8) OBP: 0.500, SLG: 0.333 (8, 7)			B FF 90 X FF 91 1-0 ① P4		C SL 80 S SI 92 S SL 79 0-3 ① K2-3		B FF 96 C FF 96 B KC 83 C FF 96 B FF 99 F FF 97 F FF 98 X FF 96 3-2 12 FC6-5 1B		F FF 89 B CH 84 B FF 90 B FF 90 B FF 88 4-1 BB	3	0	1	0	1	1	0
Inning Stats	R: 0 E: 0 K: 1 S: 9 H: 1 LOB: 1 BB: 0 P: 14	R: 0 E: 0 K: 1 S: 8 H: 1 LOB: 1 BB: 0 P: 9	R: 0 E: 0 K: 2 S: 18 H: 2 LOB: 2 BB: 0 P: 22	R: 0 E: 0 K: 3 S: 13 H: 1 LOB: 1 BB: 0 P: 18	R: 1 E: 0 K: 1 S: 9 H: 2 LOB: 1 BB: 0 P: 13	R: 0 E: 0 K: 0 S: 8 H: 1 LOB: 1 BB: 0 P: 11	R: 0 E: 0 K: 0 S: 11 H: 1 LOB: 0 BB: 0 P: 18	R: 0 E: 0 K: 0 S: 7 H: 1 LOB: 1 BB: 0 P: 14	R: 0 E: 0 K: 2 S: 14 H: 0 LOB: 1 BB: 1 P: 23	1B: 8 2B: 1 3B: 0 HR: 1 SF: 0 SAC: 0 DP: 1 HBP: 0						

PITCHER		IP	WLS	BF	H	R	ER	SO	BB	IBB	HBP	BLK	WP	HR	S	P	ERA	WHIP
41 Chris Sale, L ERA: 1.06	(1, 1)	6.0	W	26	8	1	1	8	0	0	0	0	0	1	65	87	1.50	1.333
56 Joe Kelly, R ERA: 8.31	(7, 1)	1.0		3	1	0	0	0	0	0	0	0	0	0	11	18	0.00	1.000
61 Brian Johnson, L ERA: 3.24	(8, 1)	2.0		8	1	0	0	2	1	0	0	0	0	0	21	37	0.00	1.000

PITCHER	IP	WLS	BF	H	R	ER	SO	BB	IBB	HBP	BLK	WP	HR	S	P	ERA	WHIP

TOP

New York Yankees @ Boston Red Sox

Fenway Park, Boston, MA

Tue Apr 10 2018, 7:12 PM - 10:21 PM EDT

Att. 32,357 - Cloudy - 38 F

livebaseballscorecards.com

AB	36
R	1
H	10
RBI	1
BB	1
SO	10
LOB	21

WP: 0 PA: 37
PB: 0
SB: 0
CS: 0

Batter	1	2	3	4	5	6	7	8	9	AB	R	H	RBI	BB	SO	LOB
50 Mookie Betts, R (1, 9) OBP: 0.533, SLG: 0.730	B FF 96 X FF 97 13 1B 2B	B FF 98 F CH 85 F FF 98 X SL 87 1-2 16 3B 1B		B FF 95 B SL 85 S CH 83 B FF 97 B FF 97 4-1 16 2B 13 SF9 BB		C FF 95 S SL 85 X FF 94 1-1 13 BB 28 2B 2B B FF 92 S FS 83 X FS 85 2-1 1-H 2-H 3-H HR				4	5	4	4	1	0	0
16 Andrew Benintendi, L (1, 7) OBP: 0.400, SLG: 0.324	D SL 84 C FF 95 D CH 83 B SL 86 B CH 83 4-1 13 1B BB	F FF 98 B SL 87 X SL 88 1-1 13 1B 1-H 2-H 3B		X FF 96 0-0 13 SF9 1-3 2B		B FF 94 S CH 85 O FF 94 4-0 13 BB 28 2B BB F FF 91 C SL 91 F FS 83 B FF 92 B FS 84 O SL 86 X SL 86 3-2 ③ G4-3				3	2	2	2	2	0	0
13 Hanley Ramirez, R (1, 3) OBP: 0.395, SLG: 0.487 23 Blake Swihart, S (7, 3) OBP: 0.286, SLG: 0.167	B FF 96 B FF 98 X SL 86 2-0 11 BB 1-3 2-H 1B	B FF 97 B FF 98 F FF 98 F SL 88 X FF 99 2-2 11 E 11 S 3-H 1B		S SL 88 X FF 96 0-1 ② SF9 2-3 3-H		B FF 95 B FF 95 S CH 84 B FF 93 B CH 85 4-1 28 2B 11 SF8 1-2 2-3 BB	F FF 90 B FS 82 S FS 82 S FS 82 1-3 ① K			2 1	1 0	2 0	3 0	1 0	0 1	0 0
28 J.D. Martinez, R (1, 10) OBP: 0.275, SLG: 0.417	S FF 97 F FF 97 S FF 98 0-3 ① K	B SL 86 B FF 98 S CH 85 1 SAFE B FF 98 S SL 88 X FF 98 3-2 ② L9		F FF 98 S CH 90 X FF 99 0-2 ③ G6-3		C CH 87 B SL 84 S CH 86 F CH 87 X FF 94 1-2 19 HBP 7 E 1-3 2-H 3-H 2B	C FF 91 S FS 83 F FS 82 S FS 82 0-3 ② K			5	1	1	2	0	2	4
11 Rafael Devers, L (1, 5) OBP: 0.390, SLG: 0.500	F SL 87 B FF 98 1 SAFE F CH 86 F FF 99 B SL 88 B CH 90 D SL 86 4-2 1-2 BB	B CH 89 X SL 87 1-0 ③ G4-3 1-3		B CH 86 S FF 96 B CH 90 F CH 88 C FF 99 2-3 ① K		X CH 87 0-0 ② SF8 3-H	C FF 92 B FF 92 B FS 84 F FS 83 S FF 91 2-3 ③ K			3	0	0	1	1	2	1
36 Eduardo Núñez, R (1, 4) OBP: 0.282, SLG: 0.432 5 Tzu-Wei Lin, L (7, 6)	F FF 99 X FF 98 0-1 ② L3	C SL 86 B FF 98 B SL 87 F FF 98 X FF 98 2-2 ① G4-3		X SL 86 0-0 ② F8		B FF 95 B FF 93 B CH 87 B FF 93 4-0 7 E 19 HBP 12 BB BB		B FF 94 B FF 94 C FF 92 B FF 93 F FF 92 T FF 94 3-2 ① K		3 1	1 0	0 0	0 0	1 0	0 1	3 0
19 Jackie Bradley Jr., L (1, 8) OBP: 0.235, SLG: 0.200	S FF 98 B CH 88 B FF 99 S FF 99 S FF 99 2-3 ③ K	S FF 97 F FF 98 X FF 98 0-2 ② F8		X FF 98 0-0 1B		H FS 82 1-0 12 BB 7 E 50 HR HBP 1-2 2-3		B CH 85 C CH 83 S CH 84 X FF 95 1-2 ② G4-3		4	1	1	0	0	1	3
7 Christian Vázquez, R (1, 2) OBP: 0.281, SLG: 0.290		S FF 97 B FF 98 S SL 88 F FF 99 X 1-2 50 1B 16 3B 1B	C FF 98 F SL 88 X FF 98 0-2 ③ G6-3		1 SAFE S FF 98 F FF 99 B FF 98 S SL 88 1-3 ③ K	C FF 92 X FS 82 0-1 E5 12 BB 50 HR 1-2 2-3 3-H		C SL 83 X SL 84 0-1 ③ L3		5	2	1	0	0	1	3
12 Brock Holt, L (1, 6) (7, 4)		C FF 97 B FF 98 C SL 88 B FF 98 F FF 98 C CH 88 2-3 ① K		C FF 94 S CH 88 C FF 97 0-3 ① K		C FF 91 B FS 83 B FF 90 O SL 86 B FF 91 G3-1 C FF 91 B FS 83 B FF 90 O SL 86 B FF 91 4-1 50 HR BB				3	1	0	1	1	2	1
Inning Stats	R: 1 E: 0 K: 2 S: 14 H: 2 LOB: 3 BB: 2 P: 27	R: 3 E: 0 K: 1 S: 20 H: 4 LOB: 1 BB: 0 P: 31	R: 0 E: 0 K: 0 S: 9 H: 0 LOB: 0 BB: 0 P: 11	R: 1 E: 0 K: 1 S: 10 H: 1 LOB: 1 BB: 1 P: 14	R: 0 E: 0 K: 2 S: 8 H: 1 LOB: 1 BB: 0 P: 11	R: 9 E: 1 K: 0 S: 18 H: 3 LOB: 0 BB: 4 P: 42	R: 0 E: 0 K: 3 S: 10 H: 0 LOB: 0 BB: 0 P: 13	R: 0 E: 0 K: 1 S: 8 H: 0 LOB: 0 BB: 0 P: 12		1B: 5 2B: 4 3B: 1 HR: 1 SF: 2 SAC: 0 DP: 0 HBP: 1		WP: 0 PB: 0 SB: 1 CS: 0 PA: 44		

PITCHER		IP	WLS	BF	H	R	ER	SO	BB	IBB	HBP	BLK	WP	HR	S	P	ERA	WHIP
40 Luis Severino, R ERA: 3.5	(1, 1)	5.0	L	26	8	5	5	6	3	0	0	0	0	0	61	94	9.00	2.200
48 Tommy Kahnle, R ERA: 7.11	(6, 1)	0.2		7	2	5	3	0	3	0	0	0	0	0	9	23	40.50	7.500
45 Chasen Shreve, L ERA:	(6, 1)	1.1		8	1	4	0	3	1	0	1	0	0	1	19	32	0.00	1.500
85 Luis Cessa, R ERA:	(8, 1)	1.0		3	0	0	0	1	0	0	0	0	0	0	8	12	0.00	0.000

PITCHER	IP	WLS	BF	H	R	ER	SO	BB	IBB	HBP	BLK	WP	HR	S	P	ERA	WHIP

BOTTOM

New York Yankees @ Boston Red Sox

Fenway Park, Boston, MA

Tue Apr 10 2018, 7:12 PM - 10:21 PM EDT

Att. 32,357 - Cloudy - 38 F

livebaseballscorecards.com

AB	34
R	14
H	11
RBI	13
BB	7
SO	10
LOB	15

Batter	1	2	3	4	5	6	7	8	9	AB	R	H	RBI	BB	SO	LOB
11 Brett Gardner, L (1, 8) OBP: 0.389, SLG: 0.378	C FF 91 B SI 89 B SI 90 C FF 91 X SI 91 2-2 99 BB 27 3B 1B	C FF 89 B CU 75 C CU 74 B CU 75 B FF 90 B FF 90 4-2 99 1B BB		C FF 93 B SL 88 F FF 93 F SL 86 X FF 94 1-2 27 F7 99 1B 18 SF7 1B		C KC 82 B FS 88 B FF 94 B FF 93 B FF 95 4-1 99 E 99 S 27 1B BB		F FF 85 B SL 77 C FF 86 B SL 79 C FF 87 2-3 ① K		3	3	2	0	2	1	0
99 Aaron Judge, R (1, 9) OBP: 0.474, SLG: 0.587	B FC 88 B FC 88 B SI 90 B FF 92 4-0 27 3B 1-2 BB	B FF 89 X CU 73 1-0 1-2 1B		S SL 88 D SL 90 B SL 87 D SL 90 S F SL 88 1 SAFE F SL 86 1 SAFE 3-2 X FF 85 24 HR 1-2 1B		B FF 94 S KC 82 1 SAFE B FF 95 C KC 81 C FF 95 2-3 ① K 1-3		F SL 78 B FF 90 S SL 78 C FF 91 1-3 ② K		4	2	2	0	1	2	1
27 Giancarlo Stanton, R (1, 7) OBP: 0.316, SLG: 0.510	B SI 92 C SI 92 B FF 92 X SI 92 2-1 24 HR 1-H 2-H 3B	C FF 90 S FF 90 F FF 90 F FF 90 F FF 91 S FF 91 0-3 ② K		B SL 88 C SL 88 C FF 96 X SL 90 1-2 ① F7 2-3		B FF 94 X FF 96 1-0 18 WP 18 SF8 3-H 1B		C CU 76 S FF 88 B FF 89 X FF 89 1-2 1B		5	2	3	3	0	1	4
18 Didi Gregorius, L (1, 6) OBP: 0.471, SLG: 0.795	C SI 91 B SI 92 B SI 92 B SI 93 X FF 92 3-1 ① P3	F FF 89 T FF 91 F FF 90 D SL 82 B FF 90 X CH 80 2-2 ③ G6-3		F SL 90 F FF 95 X FF 98 0-2 ② SF7 3-H		C KC 82 B KC 84 B FF 96 B FF 96 X KC 82 3-1 ② SF8 1-H		F SL 78 B SL 78 C FF 89 B SL 78 X FF 89 2-2 ③ F8		3	0	0	2	0	0	4
24 Gary Sánchez, R (1, 2) OBP: 0.143, SLG: 0.390	X FC 89 0-0 3-H HR		C CU 74 B FF 89 X FF 89 1-1 14 1B 26 1B 2B	B SL 89 1 SAFE X FF 96 1-0 1-H HR		B FS 86 X FS 86 1-0 ③ G5-3			B SL 83 B SI 92 C SI 92 X SI 91 2-1 ① G3-1	5	3	3	4	0	0	0
14 Neil Walker, S (1, 3) OBP: 0.318, SLG: 0.256	B FF 93 C FC 88 B SI 92 S CH 83 F FC 88 X CH 84 2-2 ② G6-3		B FF 89 B CH 79 F FF 89 X FF 89 2-1 12 FC5-6 26 1B 2-3 1B	B FF 95 F CU 79 S SL 87 S SL 87 1-3 ③ K			C KC 81 B KC 82 X FF 97 1-1 ① G5-3		C SI 92 B SI 90 B CH 88 X SI 92 2-1 ② G6-3	5	0	1	0	0	1	0
26 Tyler Austin, R (1, 10) OBP: 0.359, SLG: 0.500 25 Shane Robinson, R (7, PR) OBP: 0.600, SLG: 0.333 (7, 10)	S CH 82 B CH 85 B FC 87 B CH 84 B SI 92 4-1 BB		C FF 88 X FF 89 0-1 12 FC5-6 1-2 3-H 1B	C FF 93 B FF 93 C FF 94 S SL 89 1-3 ① K			S SL 88 B FF 98 B SL 88 H FF 98 3-1 HBP		B SI 93 B SI 91 B SI 92 C SI 91 B SI 92 4-1 12 S BB	2 0	0 0	1 0	1 0	1 1	1 0	0 0
12 Tyler Wade, L (1, 4) OBP: 0.200, SLG: 0.185	B FF 92 C SI 91 B FF 92 S FC 86 S CH 84 2-3 ③ K		X FF 89 0-0 ① FC5-6 41 L3 1-2f 2-3	F FF 94 F CU 80 B SL 88 F SL 88 X FF 95 1-2 ② F8			S FF 86 B FF 87 S FF 86 1 SAFE C SL 77 1-3 ② K		B SI 91 F SI 92 B CH 89 C SI 93 C SL 86 2-3 ③ K 1-2	5	0	0	0	0	3	5
41 Miguel Andujar, R (1, 5) OBP: 0.133, SLG: 0.107 74 Ronald Torreyes, R (8, 5) OBP: 0.357, SLG: 0.500		B CH 79 B FF 89 C FF 90 X CH 81 2-1 ① G1-3	C FF 89 F FF 89 X FF 89 0-2 ②③ L3 1-1	S SL 87 X SL 88 0-1 ③ G5-3			B FF 89 F FF 86 B FF 89 C FF 88 F FF 88 X CU 74 2-2 ③ P5			4 0	0 0	0 0	0 0	0 0	0 0	3 0
Inning Stats	R: 4 E: 0 K: 1 S: 16 H: 3 LOB: 1 BB: 2 P: 35	R: 0 E: 0 K: 1 S: 15 H: 1 LOB: 2 BB: 1 P: 24	R: 1 E: 0 K: 0 S: 10 H: 3 LOB: 1 BB: 0 P: 13	R: 3 E: 0 K: 1 S: 19 H: 3 LOB: 0 BB: 0 P: 26	R: 0 E: 0 K: 1 S: 9 H: 0 LOB: 0 BB: 0 P: 11	R: 2 E: 0 K: 1 S: 8 H: 1 LOB: 0 BB: 1 P: 19	R: 0 E: 0 K: 1 S: 10 H: 0 LOB: 1 BB: 0 P: 17	R: 0 E: 0 K: 2 S: 12 H: 1 LOB: 1 BB: 0 P: 18	R: 0 E: 0 K: 1 S: 8 H: 0 LOB: 1 BB: 1 P: 18	1B: 8 2B: 2 3B: 1 HR: 2 SF: 2 SAC: 0 DP: 1 HBP: 1						

PITCHER		IP	WLS	BF	H	R	ER	SO	BB	IBB	HBP	BLK	WP	HR	S	P	ERA	WHIP
24 David Price, L ERA: 2.4	(1, 1)	1.0	L	8	3	4	4	1	2	0	0	0	0	1	16	35	36.00	5.000
66 Bobby Poyner, L ERA: 2.57	(2, 1)	2.0		10	4	1	1	1	1	0	0	0	0	0	25	37	4.50	2.500
37 Heath Hembree, R ERA: 3.86	(4, 1)	2.0		9	3	3	3	2	0	0	0	0	0	1	28	37	13.50	1.500
32 Matt Barnes, R ERA: 5.79	(6, 1)	1.0		5	1	2	2	1	1	0	0	0	1	0	8	19	18.00	2.000
56 Joe Kelly, R ERA: 7.71	(7, 1)	0.1		2	0	0	0	0	0	0	1	0	0	0	3	7	0.00	0.000

PITCHER		IP	WLS	BF	H	R	ER	SO	BB	IBB	HBP	BLK	WP	HR	S	P	ERA	WHIP
61 Brian Johnson, L ERA: 2.7	(7, 1)	1.2		6	1	0	0	3	0	0	0	0	0	0	19	28	0.00	0.600
39 Carson Smith, R ERA: 7.71	(9, 1)	1.0		4	0	0	0	1	1	0	0	0	0	0	8	18	0.00	1.000

New York Yankees @ Boston Red Sox

Fenway Park, Boston, MA

Wed Apr 11 2018, 7:12 PM - 11:09 PM EDT

Att. 32,400 - Cloudy - 42 F

TOP

livebaseballscorecards.com

AB	36
R	10
H	12
RBI	10
BB	5
SO	9
LOB	17

WP: 2 PB: 0 SB: 2 CS: 0 PA: 44

Batter	1	2	3	4	5	6	7	8	9	AB	R	H	RBI	BB	SO	LOB
50 Mookie Betts, R (1, 9) OBP: 0.500, SLG: 0.690	B FF 90 C FC 86 B SL 80 X FS 84 2-1 ① P5		X FC 87 0-0 ① G6-3		C CU 78 S SL 83 D FS 87 B SL 84 X SL 85 2-2 28 HR 2B 1-3 2-H		B FF 94 B SL 86 C FF 95 B FF 94 X FF 95 3-1 ① G6-3		C SL 87 D SL 88 D SL 88 B FF 99 C SL 86 S SL 85 3-3 ② K	5	1	1	1	0	1	2
11 Rafael Devers, L (1, 5) OBP: 0.348, SLG: 0.436	C SI 90 F FF 89 B FS 85 B FS 85 X FF 91 2-2 ② F7		C CU 74 B FF 91 X FS 85 1-1 ② G3-1		S FS 88 D FS 89 B FS 88 B FF 94 S FS 89 X FS 89 3-2 ② F7		C FF 95 S FF 94 B FF 95 S FF 95 1-3 ② K		B FF 99 F FF 98 B SL 86 S SL 85 S FF 99 2-3 ③ K 2-3 3-H	5	0	0	0	0	2	3
13 Hanley Ramirez, R (1, 10) OBP: 0.404, SLG: 0.548	X FC 88 0-0 HR		X SL 81 0-0 ③ L5		B SI 93 B SI 93 B FS 89 D SL 86 4-0 28 HR BB		B FF 94 C SL 88 S FF 95 B SL 89 F FF 95 F FF 96 X FF 96 2-2 ③ L9			3	2	1	1	1	0	0
28 J.D. Martinez, R (1, 7) OBP: 0.295, SLG: 0.500	C SL 81 B SL 81 B FS 86 X SL 82 2-1 18 WP 1B			C FF 90 S FS 81 S FS 84 0-3 ① K	X SI 89 0-0 1-H 2-H 3-H HR			B FC 91 C FC 89 S SL 83 F KC 82 B SL 82 B KC 84 C FC 92 3-3 ① K		4	1	2	4	0	2	0
18 Mitch Moreland, L (1, 3) OBP: 0.222, SLG: 0.250	B SL 80 S FS 83 C FS 84 B FS 84 B SL 85 B FS 87 4-2 1-2 BB			X SI 89 0-0 ② G6-3	B SI 92 X SL 84 1-0 2B			B FC 90 B SL 83 C FC 91 F FC 91 B KC 84 X SL 84 3-2 ② F8		3	0	1	0	1	0	0
36 Eduardo Núñez, R (1, 4) OBP: 0.256, SLG: 0.390	B SL 82 C SL 82 S SI 91 D SL 83 S FS 86 2-3 ③ K			B FF 90 B FS 83 C SI 89 X SL 81 2-1 ③ F8	B SL 85 F SI 92 D FS 87 F SL 84 B FS 87 F SI 94 X SL 86 3-2 ③ P3			S FC 90 B FC 91 B SL 85 C FC 90 S KC 84 2-3 ③ K		4	0	0	0	0	2	3
19 Jackie Bradley Jr., L (1, 8) OBP: 0.289, SLG: 0.265		X SL 80 0-0 ① F8			C CU 73 F SL 79 B FF 90 B FS 84 B CU 77 F FS 86 X SL 83 3-2 12 1B 50 2B 1B	C FF 95 X FF 96 0-1 7 FC3-6 1B			C FF 97 B FF 98 B FF 96 X FF 97 2-1 7 2B 11 WP 1B	4	2	3	0	0	0	0
7 Christian Vázquez, R (1, 2) OBP: 0.278, SLG: 0.314		C FS 88 F SL 80 F SL 81 S FS 86 0-3 ② K			D FS 86 C SL 81 X FS 84 1-1 ① F9	F FF 96 C FF 95 F FF 97 B FF 94 F FF 95 X FF 96 1-2 ① FC3-6 12 G6-4-3 1-2f			1 SAFE B FF 98 1 SAFE F FF 96 B SL 85 B FF 95 C SL 87 X FF 97 3-2 11 WP 1-3 2B	4	0	1	0	0	1	2
12 Brock Holt, L (1, 6) OBP: 0.294, SLG: 0.077 3 Sandy León, S (9, PH) OBP: 0.100, SLG: 0.100		C FF 90 X FS 82 0-1 ③ F8			C SI 90 F FS 85 X FS 84 0-2 50 2B 28 HR 1-2 1B	B FF 96 B FF 95 F FF 96 F FF 96 F FF 95 F FF 96 X FF 96 2-2 ② ③ G6-4-3 1-2f			X FF 99 0-0 ① F9	3 1	1 0	1 0	0 0	0 0	0 0	1 2
Inning Stats	R: 1 H: 2 E: 0 LOB: 2 K: 1 BB: 1 S: 13 P: 25	R: 0 H: 0 E: 0 LOB: 0 K: 1 BB: 0 S: 7 P: 7	R: 0 H: 0 E: 0 LOB: 0 K: 0 BB: 0 S: 4 P: 5	R: 0 H: 0 E: 0 LOB: 0 K: 1 BB: 0 S: 6 P: 8	R: 5 H: 5 E: 0 LOB: 1 K: 0 BB: 1 S: 21 P: 38	R: 0 H: 1 E: 0 LOB: 0 K: 0 BB: 0 S: 12 P: 15	R: 0 H: 0 E: 0 LOB: 0 K: 1 BB: 0 S: 10 P: 16	R: 0 H: 0 E: 0 LOB: 0 K: 2 BB: 0 S: 10 P: 18	R: 1 H: 2 E: 0 LOB: 1 K: 2 BB: 0 S: 12 P: 22	1B: 5 SF: 0 2B: 3 SAC: 0 3B: 0 DP: 1 HR: 2 HBP: 0						

PITCHER	IP	WLS	BF	H	R	ER	SO	BB	IBB	HBP	BLK	WP	HR	S	P	ERA	WHIP
19 Masahiro Tanaka, R (1, 1) ERA: 5.19	5.0	W	24	7	6	6	3	2	0	0	0	1	2	51	83	10.80	1.800
57 Chad Green, R (6, 1) ERA: 2.57	2.0		6	1	0	0	1	0	0	0	0	0	0	22	31	0.00	0.500
30 David Robertson, R (8, 1) ERA: 4.7	1.0		3	0	0	0	2	0	0	0	0	0	0	10	18	0.00	0.000
54 Aroldis Chapman, L (9, 1) ERA: 3.0	1.0		5	2	1	1	2	0	0	0	0	1	0	12	22	9.00	2.000

PITCHER	IP	WLS	BF	H	R	ER	SO	BB	IBB	HBP	BLK	WP	HR	S	P	ERA	WHIP

BOTTOM

New York Yankees @ Boston Red Sox

Fenway Park, Boston, MA

Wed Apr 11 2018, 7:12 PM - 11:09 PM EDT

Att. 32,400 - Cloudy - 42 F

livebaseballscorecards.com

AB	36
R	7
H	10
RBI	6
BB	2
SO	8
LOB	13

Batter	1	2	3	4	5	6	7	8	9	AB	R	H	RBI	BB	SO	LOB
11 Brett Gardner, L (1, 8) OBP: 0.362, SLG: 0.347	C SI 89 F SL 86 B SI 92 B CH 84 B SL 88 X SL 89 3-2 ① G3			B SI 88 X SI 89 1-0 ① F7		B SI 89 B CH 81 C FF 90 S CH 82 S CH 82 2-3 ③ K		C SI 94 B FC 90 C SI 94 S SL 85 1-3 ③ K2-3		4	0	0	0	0	2	1
99 Aaron Judge, R (1, 9) OBP: 0.475, SLG: 0.592	F SI 91 C SL 88 B SL 86 X CH 83 1-2 ② G5-3			X SI 89 0-0 ② G4-3			B SI 89 B SL 84 C SI 89 X SL 85 2-1 2B		C SI 94 B SL 82 B SL 86 B SI 94 B SI 93 4-1 27 E, 27 1B, 24 2B BB	3	1	1	0	1	0	0
27 Giancarlo Stanton, R (1, 7) OBP: 0.344, SLG: 0.519	B SI 92 X SI 92 1-0 ③ G1-3			F SI 90 H SI 89 1-1 HBP			F SI 90 S SL 86 B SL 87 B SL 87 F FF 92 B SL 86 X SI 90 3-2 1B		B SI 94 X SI 93 1-0 E5, 18 S, 24 2B, 1-3 1B	3	1	2	0	0	0	0
18 Didi Gregorius, L (1, 6) OBP: 0.455, SLG: 0.738		C SL 86 B FF 91 F CU 76 B SL 89 F CH 82 B CU 78 F FF 92 F SL 86 X CH 83 3-2 ① F8		B FF 91 B SL 87 C SL 86 F CH 81 X CH 82 2-2 ③ F7			X CH 81 0-0 ① F9		B FC 90 B SI 93 B FC 89 C SI 94 B SI 93 4-1 24 2B, 1-2 BB	3	1	0	0	1	0	3
24 Gary Sánchez, R (1, 2) OBP: 0.152, SLG: 0.400		C SI 91 S CU 76 S SL 86 0-3 ② K			X SL 85 0-0 ① G6-3		F SI 90 S SL 85 B SL 84 F SL 82 C SI 91 1-3 ② K		X SI 94 0-0 31 G3-1, 1-H, 2-H, 3-H 2B	4	0	1	3	0	2	2
31 Aaron Hicks, S (1, 10) OBP: 0.250, SLG: 0.250		F SI 91 F CU 76 B CH 84 F CH 83 F SL 87 X SI 91 1-2 ③ F7			C SI 89 X SL 84 0-1 ② F8		F SL 86 B CH 82 B CH 80 F CH 82 F SI 90 F FF 92 B CH 82 S CH 81 3-3 ③ K		B FF 96 S KC 86 B FF 96 F FF 96 F KC 86 F KC 87 X KC 85 2-2 ① G3-1, 2-3	4	0	0	0	0	1	3
14 Neil Walker, S (1, 3) OBP: 0.292, SLG: 0.233			B SI 88 B SI 88 B SL 85 C SI 89 F SI 90 X SL 87 3-2 ① F7		C SI 89 X CU 76 0-1 ③ G3			X SI 95 0-0 ① G6-3	C FF 96 S KC 86 F FF 95 S FF 96 0-3 ② K	4	0	0	0	0	1	1
12 Tyler Wade, L (1, 4) OBP: 0.176, SLG: 0.161			S SI 90 F SL 88 B SI 91 S SL 86 1-3 ② K			B CH 81 C CH 80 S SL 85 F SI 90 X SL 86 1-2 ① G3-1		B SI 95 B FC 91 C SI 94 F FC 92 B SL 85 C FC 92 3-3 ② K	C KC 86 F KC 86 S FF 96 0-3 ③ K	4	0	0	0	0	3	1
74 Ronald Torreyes, R (1, 5) OBP: 0.353, SLG: 0.529			C SI 91 F SI 90 B CU 76 F SL 87 X SL 86 1-2 ③ G1-3			C SI 88 C CH 82 F CU 76 C SI 89 0-3 ② K		X FC 90 0-0 2B		3	0	1	0	0	1	0
Inning Stats	R: 0 E: 0 K: 0 S: 7 H: 0 LOB: 0 BB: 0 P: 12	R: 0 E: 0 K: 1 S: 14 H: 0 LOB: 0 BB: 0 P: 18	R: 0 E: 0 K: 1 S: 10 H: 0 LOB: 0 BB: 0 P: 15	R: 0 E: 0 K: 0 S: 6 H: 0 LOB: 1 BB: 0 P: 10	R: 0 E: 0 K: 0 S: 5 H: 0 LOB: 0 BB: 0 P: 5	R: 0 E: 0 K: 2 S: 11 H: 0 LOB: 0 BB: 0 P: 14	R: 0 E: 0 K: 2 S: 16 H: 2 LOB: 2 BB: 0 P: 25	R: 0 E: 0 K: 2 S: 8 H: 1 LOB: 1 BB: 0 P: 12	R: 3 E: 1 K: 2 S: 16 H: 2 LOB: 1 BB: 2 P: 27	1B: 2 2B: 3 3B: 0 HR: 0 SF: 0 SAC: 0 DP: 0 HBP: 1						

PITCHER		IP	WLS	BF	H	R	ER	SO	BB	IBB	HBP	BLK	WP	HR	S	P	ERA	WHIP
22 Rick Porcello, R ERA: 1.83	(1, 1)	7.0	W	24	2	0	0	6	0	0	1	0	0	0	69	99	0.00	0.286
64 Marcus Walden, R ERA: 7.5	(8, 1)	1.0		8	3	3	3	2	2	0	0	0	0	0	12	25	27.00	5.000
46 Craig Kimbrel, R ERA:	(9, 1)	1.0	S	3	0	0	0	2	0	0	0	0	0	0	12	14	0.00	0.000

PITCHER	IP	WLS	BF	H	R	ER	SO	BB	IBB	HBP	BLK	WP	HR	S	P	ERA	WHIP

TOP

New York Yankees @ Boston Red Sox

Fenway Park, Boston, MA

Thu Apr 12 2018, 7:14 PM - 10:58 PM EDT

Att. 36,341 - Cloudy - 53 F

livebaseballscorecards.com

AB	32
R	3
H	5
RBI	3
BB	2
SO	10
LOB	11

WP: 0 PA: 35
PB: 0
SB: 1
CS: 0

BOTTOM

New York Yankees @ Boston Red Sox

Fenway Park, Boston, MA

Thu Apr 12 2018, 7:14 PM - 10:58 PM EDT

Att. 36,341 - Cloudy - 53 F

livebaseballscorecards.com

Batter	1	2	3	4	5	6	7	8	9	AB	R	H	RBI	BB	SO	LOB
50 Mookie Betts, R (1, 9) OBP: 0.455, SLG: 0.630	C SI 94 B SI 94 B SI 95 F SI 95 B SI 95 X SI 95 3-2 ① P4	X FF 95 0-0 ① SF8 1-2 2-3 3-H	X CU 81 0-0 ② FC5-4 1-2f 3-H			C CU 82 B CU 83 X SI 96 1-1 ① P3		C CU 78 B FF 89 B FF 90 B SL 85 C SL 85 S FF 91 3-3 ② K		4	0	0	2	0	1	1
16 Andrew Benintendi, L (1, 7) OBP: 0.400, SLG: 0.333	B CU 81 B CU 80 C CH 90 X CH 90 2-1 28 F9 13 HBP 1B	C FF 94 C SI 91 F FF 95 X FF 93 0-2 FC4 18 1B 2-3 3-H	D CU 82 X CH 88 1-0 ③ G4-3			B SI 95 C CH 88 F SI 95 B FF 95 X CH 88 2-2 1B		B FF 91 B CH 85 C FF 91 F SL 84 F FF 92 X FF 92 2-2 ③ G3		5	0	2	1	0	0	2
13 Hanley Ramirez, R (1, 3) OBP: 0.417, SLG: 0.548 18 Mitch Moreland, L (1, PR) OBP: 0.286, SLG: 0.316 (2, 3)	1 SAFE H SI 94 1-0 1-2 HBP	F CU 83 S FF 94 F CU 82 X FF 94 0-2 28 WP 2-3 3-H 1B		B CU 80 B CH 90 C FF 91 B FF 92 X FF 93 3-1 1B		S CH 86 S CH 85 C FF 94 0-3 ② K				0 3	0 0	0 2	0 1	0 0	0 1	0 1
28 J.D. Martinez, R (1, 10) OBP: 0.271, SLG: 0.455	B SI 94 C FF 94 X FF 94 1-1 ② F9 2-3	B CU 82 C SI 92 F CU 83 S SL 84 1-3 ② K 1-2		C CU 81 F FF 94 F CU 83 X SI 96 0-2 ① F9		B SI 96 S CU 83 B CH 90 B CU 83 F CU 83 S CU 83 3-3 ③ K				4	0	0	0	0	2	6
11 Rafael Devers, L (1, 5) OBP: 0.320, SLG: 0.395	D SI 92 X SI 90 1-0 ③ F7	X SI 91 0-0 ③ G6-3		F CH 88 F FF 96 X CU 83 0-2 ② P2			B FF 94 F CH 88 S CH 88 F FF 96 S CH 88 1-3 ① K			4	0	0	0	0	1	5
36 Eduardo Núñez, R (1, 4) OBP: 0.283, SLG: 0.432 5 Tzu-Wei Lin, L (6, 6)		B CU 81 C SI 93 F SL 85 B SI 96 F SL 85 X SL 84 2-2 3 WP 19 BB 3 1B 1B	C CH 89 X CU 78 0-1 19 2B 2B	B FF 95 C CU 81 D SI 97 X CU 81 2-1 ③ G5-3			C FF 96 B FF 96 B CH 89 B FF 95 S FF 94 D FF 96 4-2 BB			3 0	2 0	2 0	0 0	0 1	0 0	1 0
19 Jackie Bradley Jr., L (1, 8) OBP: 0.310, SLG: 0.297		B CU 81 1 SAFE 1 SAFE B CH 89 B SI 90 C FF 94 B FF 94 4-1 12 BB 3 1B 50 SF8 1-2 BB	S FF 91 C CH 88 X SI 91 0-2 3 WP 50 FC5-4 2-H 2B		F SI 95 S CH 88 S FF 95 0-3 ① K		B CH 88 D CH 88 F FF 95 S FF 95 S CH 87 2-3 ② K			3	2	1	1	1	2	1
3 Sandy León, S (1, 2) OBP: 0.143, SLG: 0.143		B CU 82 X SL 84 1-0 50 SF8 12 BB 16 FC4 1-2 2-H 1B	F FF 92 C CH 87 S CU 81 0-3 K 50 FC5-4 2-3		B CH 88 F CH 87 X SI 95 1-1 ② G5-3		B FF 93 C FF 94 X FF 93 1-1 ③ L8			4	1	1	1	0	1	2
12 Brock Holt, L (1, 6) OBP: 0.286, SLG: 0.063 (6, 4)		B FF 94 C FF 93 D SI 91 B FF 94 B FF 93 4-1 16 FC4 50 SF8 18 1B 1-2 2-3 BB	B CU 81 C CH 87 S CU 82 C CU 81 1-3 ① K		B CU 81 B CH 86 B SI 94 C SI 94 X SI 94 3-1 ③ G3			X FF 89 0-0 ① G3-1		3	1	0	0	1	1	2
Inning Stats	R: 0 E: 0 K: 0 S: 8 H: 1 LOB: 2 BB: 0 P: 16	R: 4 E: 1 K: 1 S: 20 H: 3 LOB: 2 BB: 2 P: 32	R: 2 E: 0 K: 2 S: 13 H: 2 LOB: 1 BB: 0 P: 15	R: 0 E: 0 K: 0 S: 11 H: 1 LOB: 1 BB: 0 P: 16	R: 0 E: 0 K: 1 S: 7 H: 0 LOB: 0 BB: 0 P: 11	R: 0 E: 0 K: 2 S: 11 H: 1 LOB: 1 BB: 0 P: 17	R: 0 E: 0 K: 2 S: 11 H: 0 LOB: 1 BB: 1 P: 19	R: 0 E: 0 K: 1 S: 8 H: 0 LOB: 0 BB: 0 P: 13		1B: 6 2B: 2 3B: 0 HR: 0 SF: 1 SAC: 0 DP: 0 HBP: 1				WP: 3 PB: 0 SB: 0 CS: 0 PA: 38		

	AB	33
	R	6
	H	8
	RBI	6
	BB	3
	SO	9
	LOB	21

PITCHER		IP	WLS	BF	H	R	ER	SO	BB	IBB	HBP	BLK	WP	HR	S	P	ERA	WHIP
55 Sonny Gray, R ERA: 6.92	(1, 1)	3.0	L	21	7	6	6	3	2	0	1	0	3	0	43	68	18.00	3.000
65 Domingo Germán, R ERA: 4.76	(4, 1)	3.0		10	1	0	0	3	0	0	0	0	0	0	27	39	0.00	0.333
48 Tommy Kahnle, R ERA: 6.14	(7, 1)	1.0		4	0	0	0	2	1	0	0	0	0	0	11	19	0.00	1.000
43 Adam Warren, R ERA: 3.86	(8, 1)	1.0		3	0	0	0	1	0	0	0	0	0	0	8	13	0.00	0.000

PITCHER	IP	WLS	BF	H	R	ER	SO	BB	IBB	HBP	BLK	WP	HR	S	P	ERA	WHIP

Batter	1	2	3	4	5	6	7	8	9	AB	R	H	RBI	BB	SO	LOB
11 Brett Gardner, L (1, 7) OBP: 0.381, SLG: 0.377	C FF 86 B CH 81 X CH 80 1-1 G4-3		C FF 87 C FF 89 B SL 86 B SL 85 B CU 70 1 SAFE X FF 89 3-2 F8		B CU 68 X SI 87 1-0 99 1B 3-H 2B	C FF 94 C FF 95 B FF 93 1 SAFE B FF 95 X CH 87 2-2 1-3 1B		B SI 91 F SI 92 H SL 87 2-1 27 FC1-2 99 BB 18 SF7 1-2 HBP		4	2	2	1	0	0	1
99 Aaron Judge, R (1, 9) OBP: 0.470, SLG: 0.566	C FF 89 F FF 89 B FF 89 F FF 90 S CH 81 1-3 K		C CU 70 F CH 82 1 SAFE 1 SAFE D CU 70 B FF 89 B FF 88 X FF 88 3-2 G6-4-3 1-2		D CU 71 B CH 82 B CH 81 S CH 83 C SI 88 X SI 88 3-2 27 S 18 E 2-H 1B	B SL 79 B SL 80 B FF 95 F FF 95 S CH 86 S CH 87 3-3 K		B SL 87 C SL 87 B SL 86 B SI 92 B SL 86 4-1 27 FC1-2 1-2 2-3 BB		4	1	1	1	1	2	3
27 Giancarlo Stanton, R (1, 10) OBP: 0.318, SLG: 0.475	B FF 88 X CH 81 1-0 P2		B FF 89 C FF 88 D CU 70 F CU 71 B SI 89 X FF 88 3-2 FC6-5 2-3		C SI 86 B FF 88 C SI 88 B FF 88 B CU 69 S SL 79 3-3 K 1-2		B CH 84 B FF 94 F CH 86 C SL 80 S FF 95 2-3 K	C SI 88 C SI 92 F FF 93 F SL 86 X SL 87 0-2 FC1-2 1-2 2-3 3-H[f]		5	0	0	0	0	2	5
18 Didi Gregorius, L (1, 6) OBP: 0.433, SLG: 0.689		X SL 80 0-0 F8		C FF 85 B CU 68 X CU 69 1-1 G1-3	D CH 84 C CU 71 B SL 85 X SL 86 2-1 E4 2-H		B SL 78 B CH 86 B FF 94 C FF 93 F CH 87 D FF 94 4-2 31 BB	F CU 79 X SI 96 0-1 SF7 3-H		3	0	0	1	1	0	0
24 Gary Sánchez, R (1, 2) OBP: 0.157, SLG: 0.400		C FF 85 C SI 86 X FF 88 0-2 31 IHR 2B		B SL 80 B FF 86 F CH 82 B CH 82 C FF 87 S CH 81 3-3 K	B CU 71 C SI 87 X SL 83 1-1 G5-3		F FF 94 F FF 94 S SL 81 0-3 K	C SL 86 S SL 87 D SL 88 X SL 88 1-2 F8		5	1	1	0	0	2	4
31 Aaron Hicks, S (1, 8) OBP: 0.462, SLG: 0.909		X CH 83 0-0 2-H IHR		B FF 89 B SL 85 B SL 84 B FF 87 4-0 BB		F SL 84 X SL 84 0-1 HR	B FF 94 B FF 94 B CH 88 B FF 93 4-0 1-2 BB		C ST 81 X SI 95 0-1 F8	3	2	2	3	2	0	0
14 Neil Walker, S (1, 3) OBP: 0.264, SLG: 0.208		X SL 86 0-0 G3		C FF 89 S CH 84 B FF 89 1 SAFE C FF 89 1-3 K		B CH 81 S CH 81 X CH 81 1-1 G4-3	F CH 86 B FF 93 S FF 94 B FF 94 C FF 94 2-3 K		B SI 93 B FC 86 X SI 94 2-0 F8	5	0	0	0	0	2	3
41 Miguel Andujar, R (1, 5) OBP: 0.176, SLG: 0.250 12 Tyler Wade, L (8, 4) OBP: 0.171, SLG: 0.156		C FF 88 X CU 68 0-1 G4-3			X CH 80 0-0 74 G6-3 11 2B 2B	X SL 79 0-0 G1-3		X CU 81 0-0 74 1B 3B	B ST 81 B ST 81 X SI 95 2-0 G4-3	4 1	2 0	2 0	0 0	0 0	0 0	0 0
74 Ronald Torreyes, R (1, 4) OBP: 0.429, SLG: 0.571 (8, 5)			C FF 87 X FF 87 0-1 27 FC6-5 99 G6-4-3 1B		F CH 81 C CU 67 X FF 87 0-2 G6-3 2-3	B SL 81 B SI 86 X SI 86 2-0 11 1B 1B		X SI 91 0-0 99 BB 11 HBP 27 FC1-2 3-H 1B		4	0	3	1	0	0	1
Inning Stats	R: 0 E: 0 K: 1 S: 7 H: 0 LOB: 0 BB: 0 P: 10	R: 2 E: 0 K: 0 S: 8 H: 2 LOB: 0 BB: 0 P: 8	R: 0 E: 0 K: 0 S: 11 H: 1 LOB: 1 BB: 0 P: 20	R: 0 E: 0 K: 2 S: 8 H: 0 LOB: 1 BB: 1 P: 17	R: 3 E: 1 K: 1 S: 15 H: 3 LOB: 3 BB: 0 P: 25	R: 1 E: 0 K: 1 S: 12 H: 3 LOB: 2 BB: 0 P: 20	R: 0 E: 0 K: 3 S: 11 H: 0 LOB: 2 BB: 2 P: 23	R: 2 E: 0 K: 0 S: 14 H: 2 LOB: 2 BB: 1 P: 21	R: 0 E: 0 K: 0 S: 4 H: 0 LOB: 0 BB: 0 P: 8	1B: 5 2B: 3 3B: 1 HR: 2 SF: 1 SAC: 0 DP: 0 HBP: 1						

PITCHER		IP	WLS	BF	H	R	ER	SO	BB	IBB	HBP	BLK	WP	HR	S	P	ERA	WHIP
50 Mike Fiers, R ERA: 3.86	(1, 1)	5.2	L	27	8	6	5	4	1	0	0	0	0	1	55	89	7.94	1.588
45 Buck Farmer, R ERA: 10.8	(6, 1)	1.1		7	1	0	0	4	2	0	0	0	0	0	17	34	0.00	2.250
30 Alex Wilson, R ERA: 7.0	(8, 1)	0.1		5	2	2	2	0	1	0	1	0	0	0	9	15	54.00	9.000
54 Drew VerHagen, R ERA: 2.35	(8, 1)	0.2		2	0	0	0	0	0	0	0	0	0	0	5	6	0.00	0.000
61 Shane Greene, R ERA: 3.86	(9, 1)	1.0		3	0	0	0	0	0	0	0	0	0	0	4	8	0.00	0.000

PITCHER	IP	WLS	BF	H	R	ER	SO	BB	IBB	HBP	BLK	WP	HR	S	P	ERA	WHIP

TOP

New York Yankees @ Detroit Tigers

Comerica Park, Detroit, MI

Fri Apr 13 2018, 7:11 PM - 10:38 PM EDT

Att. 21,363 - Cloudy - 53 F

livebaseballscorecards.com

AB	38
R	8
H	11
RBI	7
BB	4
SO	8
LOB	17

WP: 0	PA: 44				
PB: 0					
SB: 1					
CS: 0					

BOTTOM

Batter	1	2	3	4	5	6	7	8	9	AB	R	H	RBI	BB	SO	LOB
12 Leonys Martin, L (1, 8) OBP: 0.352, SLG: 0.396 28 Niko Goodrum, S (9, PH) OBP: 0.259, SLG: 0.360	C FF 90 F SI 90 F SL 86 X SL 86 0-2 ① P5		B SI 91 F SL 86 X SI 91 1-1 ③ F8			L FF 89 X SL 86 0-1 ① P2	B FC 92 C KC 82 D KC 82 F FC 91 S KC 83 2-3 ③ K		S FF 96 B SL 84 C SL 84 C SI 98 1-3 ① K	4 1	0 0	0 0	0 0	0 0	1 1	2 0
46 Jeimer Candelario, S (1, 5) OBP: 0.290, SLG: 0.364	C SI 91 B SI 90 B FF 90 C CH 82 B CH 83 F FF 90 X FF 91 3-2 ② L7			B CU 78 C SI 90 B SL 86 F SI 91 S CH 84 2-3 ① K		C SI 89 B CH 83 S CU 79 S CU 81 1-3 ② K2-3		B FF 96 X FF 96 1-0 ② HR	B SL 83 C SL 85 F FF 98 B SL 86 F FF 98 B FF 99 C SL 85 3-3 ② K	5	1	1	1	0	3	0
24 Miguel Cabrera, R (1, 3) OBP: 0.309, SLG: 0.367	C FF 92 B FF 92 B CU 79 F CH 83 X CU 81 2-2 ③ F9			B FF 91 F CU 80 B FF 92 F SI 91 F FF 92 X CU 81 2-2 1B		C CU 79 B SL 87 B FF 91 S CU 79 S CU 80 2-3 ③ K		B FF 97 B KC 82 X FF 96 2-0 41 2B 34 1B 1B	C FF 97 B FF 98 B SL 85 C FF 97 B SI 100 S SL 86 3-3 ③ K	5	1	2	0	0	2	0
9 Nick Castellanos, R (1, 9) OBP: 0.362, SLG: 0.415		C SI 90 F FF 91 B CU 81 X CH 83 1-2 34 G6-3 1B		S CU 79 X FF 91 0-1 ② F9			C CU 77 B SL 86 X CH 83 1-1 41 E 1B	C KC 83 B KC 83 F KC 82 F SV 87 F SV 87 B FF 98 F SV 88 S SV 87 2-3 ① K		4	1	2	0	0	1	2
41 Victor Martinez, S (1, 10) OBP: 0.341, SLG: 0.368 22 Victor Reyes, S (8, PR) OBP: 0.200, SLG: 0.200 (9, 10)		D FF 90 X CH 82 1-0 ① F8		X CU 78 0-0 ③ F8			B CH 83 B SI 89 S CH 82 F SI 89 D CU 79 X SI 89 3-2 E7 34 SF8 1-H 2B	X KC 84 0-0 34 1B 1 1B 1-3 2B		4 0	1 1	2 0	1 0	0 0	0 0	2 0
34 James McCann, R (1, 2) OBP: 0.262, SLG: 0.297		B CU 78 D CH 82 C SI 90 F SI 90 F FF 91 X CH 83 2-2 ② G6-3 1-2			C SI 90 X SI 89 0-1 HR		F SL 80 B SL 85 B FC 90 S SL 81 B KC 83 X SL 82 3-2 ① SF8 3-H	C KC 83 X FF 98 0-1 1 1B 2-3 3-H 1B		3	1	2	3	0	0	1
21 JaCoby Jones, R (1, 7) OBP: 0.364, SLG: 0.176		B CU 78 X CH 82 1-0 ③ L7			B CU 78 F CU 79 B CH 83 C CH 84 F CU 81 F SL 85 B CH 84 S FF 91 3-3 ① K		C FC 91 C FC 92 B KC 83 B KC 82 F FC 92 X SL 82 2-2 ② L5	C KC 84 S KC 84 B SV 86 T SV 88 1-2 ② K		4	0	0	0	0	2	4
1 Jose Iglesias, R (1, 6) OBP: 0.205, SLG: 0.154			B SI 88 S CH 82 F FF 90 F CH 83 X SI 91 1-2 ① G4-3		C SI 91 X SL 88 0-1 ② F8		C FC 91 X FC 90 0-1 49 1B 2B	C KC 84 C KC 84 F SV 88 X SV 88 0-2 1-2 3-H 1B		4	0	2	1	0	0	0
49 Dixon Machado, R (1, 4) OBP: 0.265, SLG: 0.383			C CU 79 B CH 84 X FF 91 1-1 ② G6-3		C SI 92 B CH 85 B CU 80 X SI 91 2-1 ③ G5-3		B SL 82 D SL 84 C FC 90 F FC 91 X SL 82 2-2 2-3 1B	C FF 94 B FF 96 F FF 95 B FF 96 C FF 96 2-3 ③ K		4	0	1	0	0	1	2
Inning Stats	R: 0 E: 0 K: 0 S: 11 H: 0 LOB: 0 BB: 0 P: 16	R: 0 E: 0 K: 0 S: 9 H: 1 LOB: 1 BB: 0 P: 14	R: 0 E: 0 K: 0 S: 8 H: 0 LOB: 0 BB: 0 P: 11	R: 0 E: 0 K: 1 S: 10 H: 1 LOB: 1 BB: 0 P: 14	R: 1 E: 0 K: 1 S: 11 H: 1 LOB: 0 BB: 0 P: 16	R: 0 E: 0 K: 2 S: 8 H: 0 LOB: 0 BB: 0 P: 11	R: 2 E: 1 K: 1 S: 20 H: 4 LOB: 2 BB: 0 P: 33	R: 3 E: 0 K: 3 S: 21 H: 5 LOB: 2 BB: 0 P: 29	R: 0 E: 0 K: 3 S: 10 H: 0 LOB: 0 BB: 0 P: 17	1B: 7 2B: 3 3B: 0 HR: 2 SF: 1 SAC: 0 DP: 0 HBP: 0						

PITCHER		IP	WLS	BF	H	R	ER	SO	BB	IBB	HBP	BLK	WP	HR	S	P	ERA	WHIP
47 Jordan Montgomery, L ERA: 4.7	(1, 1)	6.0	W	23	5	3	3	4	0	0	0	0	0	1	62	91	4.50	0.833
30 David Robertson, R ERA: 4.15	(7, 1)	1.0		5	2	0	0	1	0	0	0	0	0	0	15	24	0.00	2.000
68 Dellin Betances, R ERA: 8.1	(8, 1)	0.2		7	5	3	3	2	0	0	0	0	0	1	18	24	40.50	7.500
57 Chad Green, R ERA: 2.45	(8, 1)	0.1	H	1	0	0	0	1	0	0	0	0	0	0	3	5	0.00	0.000
54 Aroldis Chapman, L ERA: 2.57	(9, 1)	1.0	S	3	0	0	0	3	0	0	0	0	0	0	10	17	0.00	0.000

PITCHER	IP	WLS	BF	H	R	ER	SO	BB	IBB	HBP	BLK	WP	HR	S	P	ERA	WHIP

New York Yankees @ Detroit Tigers
Comerica Park, Detroit, MI
Fri Apr 13 2018, 7:11 PM - 10:38 PM EDT
Att. 21,363 - Cloudy - 53 F

livebaseballscorecards.com

AB	38
R	6
H	12
RBI	6
BB	0
SO	11
LOB	13

1B: 7	SF: 1	WP: 0	PA: 39
2B: 3	SAC: 0	PB: 0	
3B: 0	DP: 0	SB: 0	
HR: 2	HBP: 0	CS: 0	

Miami Marlins @ New York Yankees

Yankee Stadium, Bronx, NY

Mon Apr 16 2018, 6:42 PM - 10:17 PM EDT

Att. 32,525 - Cloudy - 53 F

TOP

livebaseballscorecards.com

Batter	1	2	3	4	5	6	7	8	9	AB	R	H	RBI	BB	SO	LOB
32 Derek Dietrich, L (1, 7) OBP: 0.325, SLG: 0.352	C FF 97 F SL 88 B SL 89 B SL 89 F CH 87 B FF 99 F SL 87 X FF 97 3-2 ① F7		F FF 97 B CH 88 S SL 87 X FF 98 1-2 ③ G3			F FF 96 B CH 87 C FF 97 B FF 98 F SL 86 T FF 98 2-2 ② K		B FF 92 F FF 92 S FS 84 D FS 83 S FF 93 2-3 ① K	C FF 97 B KC 83 F FF 96 X SV 87 1-2 ③ G1-3	5	0	0	0	0	2	2
19 Miguel Rojas, R (1, 6) OBP: 0.353, SLG: 0.444	B FF 98 X FF 98 1-0 ② P4			B FF 96 F FF 98 C SL 86 B SL 87 B SL 87 X FF 97 3-2 41 F7 2B		X FF 98 0-0 ③ F9		C FF 92 B FF 93 B FF 92 S FS 83 D FS 83 F FF 91 X FS 84 3-2 41 FC3-6 2 BB 1-2 1B		4	0	2	0	0	0	0
13 Starlin Castro, R (1, 4) OBP: 0.342, SLG: 0.313 2 Yadiel Rivera, R (7, 4) OBP: 0.286, SLG: 0.167	C FF 98 S SL 88 B FF 97 B SL 85 F CH 87 T FF 99 2-2 ③ K			F SL 86 B SL 87 T FF 98 D SL 87 X CH 85 2-2 ① L9			B FF 91 S FF 91 X SL 86 1-1 ① F9	C FF 92 S FF 92 B FF 91 D FS 84 B FS 83 F FF 91 B SL 84 4-2 41 FC3-6 BB 1-2 2-3		3	0	0	0	0	1	1
										0	0	0	0	1	0	0
41 Justin Bour, L (1, 3) OBP: 0.306, SLG: 0.464		B FF 97 C FF 96 B CH 87 B SL 86 B CH 85 4-1 BB		C SL 87 X FF 97 0-1 ② F7 2-3			B FF 92 C SL 85 X FF 92 1-1 18 1B 18 WP 1B	B SL 85 B FF 92 B FF 92 C FF 93 C FF 92 X FF 92 3-2 ② FC3-6 15 BB 1-2f 2-3 3-H		3	0	1	1	1	0	3
15 Brian Anderson, R (1, 5) OBP: 0.380, SLG: 0.373		S FF 97 B FF 96 S SL 87 D SL 87 S SL 88 2-3 ① K		D SL 87 C FF 98 F FF 98 S SL 87 1-3 ③ K			B SL 86 F SL 86 S FF 92 B FF 92 B SL 85 T SL 84 3-2 ② K	B SL 84 C SL 84 B FF 91 F FF 92 D FS 84 B FF 91 4-2 1-2 BB		3	0	0	0	1	3	3
18 Tomás Telis, S (1, 10) OBP: 0.300, SLG: 0.222		C FF 97 D CH 89 F FF 97 S SL 89 1-3 ② K			C FF 96 X CH 86 0-1 ① L8		B FF 92 B CH 85 F SL 86 F FF 93 B FF 92 C SL 84 X SL 85 3-2 1 BB 1B 1-3	B FS 84 F FF 91 X FF 91 1-1 ③ F7		4	0	1	0	0	1	4
1 Cameron Maybin, R (1, 8) OBP: 0.320, SLG: 0.318		C CH 85 S SL 88 B SL 88 B SL 87 F CH 87 C FF 98 2-3 ③ K			C SL 86 B FF 96 S CH 86 B SL 87 C SL 84 2-3 ② K		S FF 93 C SL 86 B FF 92 B SL 86 B SL 86 B SL 86 4-2 1-2 BB		B FF 94 B FF 96 B KC 80 C FF 95 C FF 96 C FF 95 3-3 ① K	3	0	0	0	1	3	1
3 JB Shuck, L (1, 9) OBP: 0.438, SLG: 0.500			C FF 96 B FF 97 T FF 97 X SL 90 1-2 ① L9		C FF 97 F FF 97 C FF 99 0-3 ③ K		C SL 84 B FF 93 B SL 85 F FF 93 F CU 80 S SL 86 2-3 ③ K		C FF 96 C FF 97 S SV 88 0-3 ② K	4	0	0	0	0	3	3
28 Bryan Holaday, R (1, 2) OBP: 0.258, SLG: 0.214			S FF 98 C SL 87 F SL 87 X FF 99 0-2 ② F9			B FF 96 B FF 97 X FF 96 2-0 ① F9		C FF 92 F FF 92 F FS 83 F FS 82 B FF 92 B FF 92 X FS 84 2-2 E5 2 BB 19 1B 41 FC3-6	C FF 97 X FF 98 0-1 1B	4	1	1	0	0	0	0

Inning Stats																							
	R: 0	H: 0	R: 0	H: 0	R: 0	H: 0	R: 0	H: 1	R: 0	H: 0	R: 0	H: 0	R: 0	H: 2	R: 1	H: 1	R: 0	H: 1	1B: 4	SF: 0	WP: 1	PA: 37
	E: 0	LOB: 0	E: 0	LOB: 1	E: 0	LOB: 0	E: 0	LOB: 1	E: 0	LOB: 0	E: 0	LOB: 0	E: 0	LOB: 3	E: 1	LOB: 3	E: 0	LOB: 1	2B: 1	SAC: 0	PB: 0	
	K: 1	BB: 0	K: 3	BB: 1	K: 0	BB: 0	K: 1	BB: 0	K: 2	BB: 0	K: 1	BB: 0	K: 2	BB: 1	K: 1	BB: 2	K: 2	BB: 0	3B: 0	DP: 0	SB: 0	
	S: 10	P: 16	S: 11	P: 20	S: 10	P: 12	S: 12	P: 18	S: 8	P: 10	S: 6	P: 10	S: 16	P: 30	S: 22	P: 41	S: 11	P: 15	HR: 0	HBP: 0	CS: 0	

PITCHER		IP	WLS	BF	H	R	ER	SO	BB	IBB	HBP	BLK	WP	HR	S	P	ERA	WHIP
40 Luis Severino, R ERA: 2.63	(1, 1)	6.0	W	20	1	0	0	8	1	0	0	0	0	0	57	86	0.00	0.333
43 Adam Warren, R ERA: 3.18	(7, 1)	1.0		6	2	0	0	2	1	0	0	0	1	0	16	30	0.00	3.000
45 Chasen Shreve, L ERA:	(8, 1)	1.0		7	1	1	0	1	2	0	0	0	0	0	22	41	0.00	3.000
68 Dellin Betances, R ERA: 7.04	(9, 1)	1.0		4	1	0	0	2	0	0	0	0	0	0	11	15	0.00	1.000

PITCHER	IP	WLS	BF	H	R	ER	SO	BB	IBB	HBP	BLK	WP	HR	S	P	ERA	WHIP

AB	33
R	1
H	5
RBI	1
BB	4
SO	13
LOB	17

Batter	1	2	3	4	5	6	7	8	9	AB	R	H	RBI	BB	SO	LOB
11 Brett Gardner, L (1, 7) OBP: 0.391, SLG: 0.379	C FF 92 X FF 92 0-1 27 BB, 99 BB, 24 1B 1B	C FF 92 S FF 92 B SL 83 B FF 93 T FF 93 2-2 ② K		B FF 91 B SI 91 X SI 90 2-0 ① G3	B SI 92 B FF 90 B SI 90 C FF 89 B SI 90 4-1 99 1B, 24 1B 1-2 BB	B SI 90 D CH 84 C SI 90 F FF 90 F SI 90 F CU 77 F FF 89 X CH 82 2-2 1B		B FF 92 X FF 91 1-0 ② F9		5	2	2	0	1	1	0
99 Aaron Judge, R (1, 9) OBP: 0.479, SLG: 0.614 34 Jace Peterson, L (7, 9) OBP: 0.364, SLG: 0.300	1 SAFE F FF 92 1 SAFE B FF 92 D SL 82 B CH 82 F FF 92 B FF 92 4-2 24 1B, 27 BB, 26 BB 1-2 BB	B SL 84 C CH 84 B FF 92 X FF 92 2-1 HR		C SI 93 B FF 91 B FC 89 C SI 91 B SI 92 F SI 90 X SI 89 3-2 ② F8	C SI 91 B FC 89 F SI 92 B FC 89 X SI 91 2-2 24 1B 1-2 2-3 3-H 1B	S FC 81 B FC 80 B CH 80 X FC 81 2-1 ③ G5-3		B FF 91 S FF 92 B CU 75 F FF 92 S FO 87 2-3 ③ K		4 1	2 0	2 0	2 0	1 0	0 1	2 0
27 Giancarlo Stanton, R (1, 10) OBP: 0.324, SLG: 0.452	B FF 92 S SL 81 D CH 84 F FF 93 B FF 92 F CH 84 B FF 93 4-2 26 BB, 24 1B 1-2 2-3 BB	S SL 82 F SL 83 B SL 82 B FF 94 B CH 85 S SL 82 3-3 ③ K		H SI 91 1-0 18 HR HBP	X FC 90 0-0 ① P3		C FC 81 C CH 80 S FF 88 0-3 ① K			3	1	0	0	1	2	3
18 Didi Gregorius, L (1, 6) OBP: 0.446, SLG: 0.796 12 Tyler Wade, L (8, 4) OBP: 0.171, SLG: 0.156	B SL 82 B FF 92 X FF 92 2-0 ① F2		F FF 90 B FF 91 F FF 93 B SL 82 B FF 93 F FF 91 F FF 92 B FF 92 4-2 24 1B, 31 2B BB	B SI 91 X SI 90 1-0 1-H HR	C SI 91 F CU 79 B FF 89 F CU 79 B FF 91 B SI 90 T SI 90 3-2 ② K		S FC 81 B FF 88 B FF 88 X FC 83 2-1 HR			4 0	3 0	2 0	3 0	1 0	1 0	6 0
24 Gary Sánchez, R (1, 2) OBP: 0.214, SLG: 0.426 28 Austin Romine, R (8, 2) OBP: 0.350, SLG: 0.316	C SL 81 X SL 82 0-1 26 BB 1-2 2-3 3-H 1B		X FF 93 0-0 31 2B 1-2 1B	C FC 89 C SI 92 F CH 85 B FF 90 F CU 79 F SI 91 B CH 85 B SI 90 F SI 91 4-2 BB	C CU 79 B FC 88 X FC 88 1-1 1-3 2-H 3-H 1B		B FF 86 F CH 78 F FC 80 B FF 86 B FC 81 S FC 81 3-3 ② K			4 0	1 0	3 0	3 0	1 0	1 0	0 0
31 Aaron Hicks, S (1, 8) OBP: 0.444, SLG: 0.800	F FF 92 B FF 92 B SL 82 X FF 92 2-1 ② F6		B SL 80 C CH 83 F FF 92 X FF 92 1-2 1-H 2-H 2B	B SI 90 S SI 91 B CH 84 C SI 90 C FF 92 2-3 ③ K	B SI 91 F CH 84 D CH 84 C SI 90 B CU 76 F FF 90 C SI 90 3-3 ③ K		C FF 85 B FC 81 B CH 79 C FC 82 F FC 81 B CH 80 B FF 86 4-2 26 2B BB			4	0	1	2	1	2	6
26 Tyler Austin, R (1, 3) OBP: 0.386, SLG: 0.553	B SL 81 S FF 93 C FF 93 B FF 92 F SL 81 F FF 94 B FF 93 F FF 93 B CH 84 4-2 1-2 2-3 3-H BB		S FF 91 C SL 81 X CH 84 0-2 ① G5-3		C FF 88 F FC 88 F SI 92 B CU 79 X SI 90 1-2 41 2B 2B	F FC 87 S CU 78 B CU 78 B CH 84 S FF 90 2-3 ① K	S FC 80 D CH 79 B FC 79 B FF 86 X FF 85 3-1 1-3 2B			4	1	2	1	1	1	1
41 Miguel Andujar, R (1, 5) OBP: 0.231, SLG: 0.333	F FF 91 F CH 83 B FF 92 D SL 81 B FF 93 F FF 92 F FF 92 X FF 91 3-2 ③ F9		F CH 84 B SL 81 B SL 80 S CH 83 B FF 92 F CH 84 B FF 91 4-2 74 G6-3 BB		C CU 78 F FC 89 X CU 78 0-2 74 1B, 99 1B 2-H 2B	C SI 90 F FC 87 B FF 91 X SI 91 1-2 2B	C FC 80 B FC 79 D CH 78 B CU 78 C FF 84 X FF 84 3-2 ③ F8			4	1	2	1	1	0	5
74 Ronald Torreyes, R (1, 4) OBP: 0.385, SLG: 0.500 (8, 6)		C FF 90 C FF 92 B FF 92 S FF 92 1-3 ① K	B FF 92 X SI 92 1-0 ②③ G6-3 1-2f		F SI 91 X SI 90 0-1 99 1B, 11 BB, 24 1B 2-3 1B	F FC 87 X CU 77 0-1 ② P6		C FF 91 F FF 92 F CU 76 C FF 93 0-3 ① K		5	1	1	0	0	2	3
Inning Stats	R: 2 E: 0 K: 0 S: 23 H: 2 LOB: 3 BB: 3 P: 42	R: 1 E: 0 K: 3 S: 11 H: 1 LOB: 0 BB: 0 P: 19	R: 2 E: 0 K: 0 S: 15 H: 2 LOB: 1 BB: 2 P: 25	R: 2 E: 0 K: 1 S: 15 H: 1 LOB: 1 BB: 1 P: 28	R: 4 E: 0 K: 2 S: 24 H: 5 LOB: 2 BB: 1 P: 38	R: 0 E: 0 K: 1 S: 16 H: 2 LOB: 2 BB: 0 P: 23	R: 1 E: 0 K: 2 S: 16 H: 2 LOB: 2 BB: 1 P: 31	R: 0 E: 0 K: 2 S: 8 H: 0 LOB: 0 BB: 0 P: 11		1B: 7 2B: 5 3B: 0 HR: 3 SF: 0 SAC: 0 DP: 1 HBP: 1					

PITCHER		IP	WLS	BF	H	R	ER	SO	BB	IBB	HBP	BLK	WP	HR	S	P	ERA	WHIP
31 Caleb Smith, L ERA: 6.89	(1, 1)	2.1	L	17	5	5	5	3	5	0	0	0	0	1	48	84	19.29	4.286
67 Tyler Cloyd, R ERA: 12.46	(3, 1)	3.1		20	8	6	6	4	2	0	1	0	0	1	54	87	16.20	3.000
50 Chris O'Grady, L ERA: 6.43	(6, 1)	1.1		7	2	1	1	2	1	0	0	0	0	1	18	35	6.75	2.250
25 Junichi Tazawa, R ERA: 1.69	(8, 1)	1.0		3	0	0	0	2	0	0	0	0	0	0	8	11	0.00	0.000

PITCHER	IP	WLS	BF	H	R	ER	SO	BB	IBB	HBP	BLK	WP	HR	S	P	ERA	WHIP

BOTTOM

Miami Marlins @ New York Yankees

Yankee Stadium, Bronx, NY

Mon Apr 16 2018, 6:42 PM - 10:17 PM EDT

Att. 32,525 - Cloudy - 53 F

livebaseballscorecards.com

AB	38
R	12
H	15
RBI	12
BB	8
SO	11
LOB	26

1B: 7	SF: 0	WP: 0	PA: 47
2B: 5	SAC: 0	PB: 0	
3B: 0	DP: 1	SB: 0	
HR: 3	HBP: 1	CS: 0	

Batter	1	2	3	4	5	6	7	8	9	AB	R	H	RBI	BB	SO	LOB
32 Derek Dietrich, L (1, 7) OBP: 0.329, SLG: 0.355 9 Lewis Brinson, R (8, 8) OBP: 0.185, SLG: 0.131	C FF 90 X FF 91 0-1 19 BB 13 1B 1B	C SL 83 X FS 87 0-1 19 G6-4-3 3-H 1B			X SI 92 0-0 ① G6-3	C FF 95 F CH 87 B SL 84 T FF 96 1-2 ③ K		B FF 95 F FF 94 X FF 94 1-1 ③ L5		5 0	1 0	2 0	1 0	0 0	1 0	1 0
19 Miguel Rojas, R (1, 6) OBP: 0.356, SLG: 0.433 (8, 3)	B CU 76 B SL 81 B FC 88 1 SAFE C FF 91 B FF 92 4-1 41 1B 13 1B 11 E 1-2 BB	X SL 81 0-0 ②③ G6-4-3 1-2f			B FF 92 C FF 92 F SI 91 F FS 86 F SL 82 X CU 78 1-2 ② G5-3		X FF 92 0-0 13 FC5-4 1B		C FC 91 S SL 85 B KC 82 B SL 86 C FC 90 2-3 ① K	4	1	1	0	1	1	1
13 Starlin Castro, R (1, 4) OBP: 0.346, SLG: 0.319	C FF 92 B FS 87 C SL 83 X SL 83 1-2 41 1B 11 E 1-2 2-H 1B		B FF 90 F FS 84 F FS 85 B SL 84 S FS 86 2-3 ① K		F CU 76 X SI 91 0-1 41 BB 11 HR 1B		C FF 94 X SL 84 0-1 ① FC5-4 41 G6-3 1-2f		C SL 80 F SL 84 B KC 83 B FC 89 C FC 91 2-3 ② K	5	2	2	1	0	2	1
41 Justin Bour, L (1, 10) OBP: 0.313, SLG: 0.450	C CU 77 S FS 86 F FS 86 X FF 91 0-2 15 G6-4-3 11 E 1-2 2-3 1B		B CU 76 X FS 84 1-0 ② G3		D FS 86 B SL 82 B SL 82 B SL 82 4-0 11 HR 1-2 BB		B FF 97 B CH 85 X CH 85 2-0 ②③ G6-3 1-2f		B FC 90 C FC 91 C FC 92 S KC 84 1-3 ③ K	4	1	1	0	1	1	1
11 J.T. Realmuto, R (1, 2) OBP: 0.500, SLG: 1.250	C SL 85 S FS 88 X FS 87 0-2 E6 15 G6-4-3 1-2 2-H 3-H		F FF 90 B SL 83 S SI 91 B FS 86 S FS 85 2-3 ③ K		B SL 84 D FS 88 B CU 77 C FF 92 X FF 93 3-1 1-H 2-H HR			C FF 93 S CU 82 F SL 83 B SL 82 X CH 83 1-2 15 WP 18 1B 1B		4	2	2	4	0	1	1
15 Brian Anderson, R (1, 5) OBP: 0.387, SLG: 0.361	X SL 83 0-0 ①② G6-4-3 1-2f 2-3			C SL 80 C SI 91 B SL 83 S FS 86 1-3 ① K	B FF 91 C FF 91 H SI 91 2-1 HBP			B SL 83 D SL 82 B FF 93 C FF 92 B SL 80 4-1 18 1B 1 1-2 SF9 BB		2	1	0	0	1	1	2
18 Tomás Telis, S (1, 3) OBP: 0.333, SLG: 0.318 2 Yadiel Rivera, R (8, 6) OBP: 0.286, SLG: 0.167	C CU 79 X FS 86 0-1 ③ G4-3			B FF 92 C SL 81 X FS 85 1-1 1 PB 2B	C SL 83 F SL 82 F SL 84 S CU 76 0-3 ③ K			C CH 82 X FF 90 0-1 1-3 2-H 1B		4 0	0 0	2 0	1 0	0 0	1 0	2 0
1 Cameron Maybin, R (1, 8) OBP: 0.296, SLG: 0.298 (8, 7)		S SL 80 X SL 82 0-1 E3 3 G3-1 32 1B		C SI 90 D FS 85 B FS 86 D SL 86 C FS 88 F FF 94 C FF 94 3-3 ② K 2-3	C FF 95 B SL 84 X SL 83 1-1 ① G2-3			B FF 93 B FF 93 B FF 93 C FF 94 F FF 94 X FF 95 3-2 ① SF9 3-H		3	1	0	1	0	1	1
3 JB Shuck, L (1, 9) OBP: 0.350, SLG: 0.389		C FS 85 2 SAFE S FS 85 X FS 86 0-2 ① G3-1 2-3		F SL 85 B SL 86 X FS 86 1-1 ③ G6-3		C FF 95 S CH 86 S CH 87 0-3 ② K		C FF 94 C FF 95 S FF 93 0-3 ② K		4	0	0	0	0	2	3
Inning Stats	R: 3 H: 3 E: 1 LOB: 1 K: 0 BB: 1 S: 16 P: 21	R: 1 H: 1 E: 1 LOB: 0 K: 0 BB: 0 S: 8 P: 8	R: 0 H: 0 E: 0 LOB: 0 K: 2 BB: 0 S: 7 P: 12	R: 0 H: 1 E: 0 LOB: 1 K: 2 BB: 0 S: 11 P: 17	R: 3 H: 2 E: 0 LOB: 1 K: 1 BB: 1 S: 15 P: 25	R: 0 H: 0 E: 0 LOB: 0 K: 2 BB: 0 S: 8 P: 10	R: 0 H: 1 E: 0 LOB: 0 K: 0 BB: 0 S: 4 P: 6	R: 2 H: 2 E: 0 LOB: 1 K: 1 BB: 1 S: 15 P: 24	R: 0 H: 0 E: 0 LOB: 0 K: 3 BB: 0 S: 9 P: 14	1B: 8 SF: 1 2B: 1 SAC: 0 3B: 0 DP: 3 HR: 1 HBP: 1						

TOP

Miami Marlins @ New York Yankees

Yankee Stadium, Bronx, NY

Tue Apr 17 2018, 6:40 PM - 9:50 PM EDT

Att. 34,005 - Cloudy - 44 F

livebaseballscorecards.com

AB	35
R	9
H	10
RBI	8
BB	3
SO	11
LOB	13

MIAMI

PITCHER		IP	WLS	BF	H	R	ER	SO	BB	IBB	HBP	BLK	WP	HR	S	P	ERA	WHIP
19 Masahiro Tanaka, R ERA: 6.04	(1, 1)	5.0	L	25	7	7	5	5	2	0	1	0	0	1	57	83	9.00	1.800
85 Luis Cessa, R ERA: 4.5	(6, 1)	2.0		9	3	2	2	2	1	0	0	0	1	0	19	28	9.00	2.000
57 Chad Green, R ERA: 2.16	(8, 1)	1.0		3	0	0	0	1	0	0	0	0	0	0	8	12	0.00	0.000
30 David Robertson, R ERA: 3.72	(9, 1)	1.0		3	0	0	0	3	0	0	0	0	0	0	9	14	0.00	0.000

PITCHER	IP	WLS	BF	H	R	ER	SO	BB	IBB	HBP	BLK	WP	HR	S	P	ERA	WHIP

BOTTOM

Batter	1	2	3	4	5	6	7	8	9	AB	R	H	RBI	BB	SO	LOB
11 Brett Gardner, L (1, 7) OBP: 0.392, SLG: 0.361	B FF 91 B FF 92 C FF 91 B FF 91 B FF 91 4-1 27 G4-3 99 BB BB		B FF 92 B SL 83 B FF 92 D FF 90 4-0 18 FC5 99 BB BB		B FF 91 C FF 92 B SL 84 C SL 84 D SL 86 C SL 81 3-3 ② K 2-3		B FF 94 C FF 95 B FF 93 F FF 94 B FF 94 X FF 94 3-2 ② G6-3		B SI 84 C SI 84 F SI 84 B CH 78 S CH 76 2-3 ③ K	3	0	0	0	2	2	1
99 Aaron Judge, R (1, 9) OBP: 0.480, SLG: 0.593	C FF 92 1 SAFE D SL 86 B FF 92 S CH 83 D CH 85 D CH 85 4-2 27 G4-3 1-2 BB		D SL 86 B CH 84 D FF 92 1 SAFE C FF 92 B CH 85 4-1 18 FC5 1-2 BB		B FF 93 C SL 84 B FF 92 F CH 81 B SL 85 X CH 81 3-2 ③ L8		C FF 95 C FF 95 B FF 95 S SL 88 1-3 ③ K			2	0	0	0	2	1	1
27 Giancarlo Stanton, R (1, 10) OBP: 0.307, SLG: 0.424	B FF 92 C CH 85 S FF 92 X CH 84 1-2 ①② G4-3 1-2f 2-3		B CH 86 D CH 85 B FF 92 F FF 92 X FF 92 3-1 ② F4			B FF 98 C FF 97 S SL 85 B SL 88 S SL 86 2-3 ① K		C FF 91 B SL 79 S SL 79 S FF 93 1-3 ① K		4	0	0	0	0	2	4
18 Didi Gregorius, L (1, 6) OBP: 0.464, SLG: 0.804	B FF 93 B FF 93 C FF 92 C SL 86 D SL 88 B FF 93 4-2 BB		B SL 83 X SL 83 1-0 ③ FC5 1-2 2-3f			B FF 99 B FF 96 B FF 95 B FF 98 4-0 31 BB 24 1B BB		C FF 93 S SL 80 B SL 79 B FF 93 B CH 85 F FF 94 X CH 85 3-2 24 G6-3 2B		2	0	1	0	2	0	2
24 Gary Sánchez, R (1, 2) OBP: 0.217, SLG: 0.414	C SL 86 T FF 92 X FF 93 0-2 ③ G5-3			B CH 84 F FF 92 B SL 84 X FF 92 2-1 ① F8		C SL 86 S SL 85 X SL 87 0-2 31 BB 1-2 1B		C FF 94 D SL 81 S SL 79 D SL 79 X FF 93 2-2 ② G6-3 2-3		4	0	1	0	0	0	3
31 Aaron Hicks, S (1, 8) OBP: 0.409, SLG: 0.667		C FF 92 B FF 93 X FF 92 1-1 ① F8		C FF 92 S SL 85 B SL 87 X CH 86 1-2 ② G6-3		D FF 99 B FF 98 D FF 97 C FF 99 B FF 98 4-1 1-2 2-3 BB		F FF 93 B SL 78 S CH 87 D SL 78 S CH 86 2-3 ③ K		3	0	0	0	1	1	1
14 Neil Walker, S (1, 4) OBP: 0.246, SLG: 0.192		C FF 92 X FF 92 0-1 ② P4		B FF 92 C FF 92 B SL 84 C FF 92 F FF 92 S FF 92 2-3 ③ K		C FF 100 F FF 98 F SL 87 S FF 98 0-3 ② K			B SI 84 S SI 83 S CH 76 X CH 76 1-2 ① G3	4	0	0	0	0	2	3
26 Tyler Austin, R (1, 3) OBP: 0.354, SLG: 0.500		C FF 93 S CH 86 B CH 86 X CH 86 1-2 ③ F9			B FF 91 F FF 92 B FF 92 F FF 90 B SL 82 F FF 88 X FF 91 3-2 ① G6-3	B SL 86 F FF 99 F SL 85 S SL 87 1-3 ③ K			B SI 83 C SI 82 C SI 82 B CU 73 C CU 74 2-3 ② K	4	0	0	0	0	2	3
41 Miguel Andujar, R (1, 5) OBP: 0.256, SLG: 0.450			F SL 84 C CH 84 F SL 85 B CH 86 X CH 85 1-2 ① G5-3		B FF 92 S FF 92 B CH 83 C CH 83 X CH 83 2-2 11 PB 2B		B FF 95 F FF 95 F SL 88 B FF 94 X SL 88 2-2 ① G4-3		C SI 84 X CU 73 0-1 HR	4	1	2	1	0	0	0
Inning Stats	R: 0 E: 0 K: 0 S: 11 H: 0 LOB: 2 BB: 3 P: 24	R: 0 E: 0 K: 0 S: 7 H: 0 LOB: 0 BB: 0 P: 9	R: 0 E: 0 K: 0 S: 8 H: 0 LOB: 2 BB: 2 P: 21	R: 0 E: 0 K: 1 S: 9 H: 0 LOB: 0 BB: 0 P: 14	R: 0 E: 0 K: 1 S: 13 H: 1 LOB: 1 BB: 0 P: 24	R: 0 E: 0 K: 3 S: 14 H: 1 LOB: 3 BB: 2 P: 25	R: 0 E: 0 K: 1 S: 10 H: 0 LOB: 0 BB: 0 P: 16	R: 0 E: 0 K: 2 S: 13 H: 1 LOB: 1 BB: 0 P: 21	R: 1 E: 0 K: 2 S: 11 H: 1 LOB: 0 BB: 0 P: 16	1B: 1 2B: 2 3B: 0 HR: 1 SF: 0 SAC: 0 DP: 1 HBP: 0						WP: 0 PB: 1 SB: 0 CS: 0 PA: 37	

PITCHER		IP	WLS	BF	H	R	ER	SO	BB	IBB	HBP	BLK	WP	HR	S	P	ERA	WHIP
66 Jarlín García, L ERA: 0.86	(1, 1)	5.0	W	20	1	0	0	2	5	0	0	0	0	0	48	92	0.00	1.200
56 Tayron Guerrero, R ERA: 6.52	(6, 1)	1.0		6	1	0	0	3	2	0	0	0	0	0	14	25	0.00	3.000
71 Drew Steckenrider, R ERA:	(7, 1)	1.0		3	0	0	0	1	0	0	0	0	0	0	10	16	0.00	0.000
46 Kyle Barraclough, R ERA: 2.7	(8, 1)	1.0		4	1	0	0	2	0	0	0	0	0	0	13	21	0.00	1.000
29 Brad Ziegler, R ERA: 8.22	(9, 1)	1.0		4	1	1	1	2	0	0	0	0	0	1	11	16	9.00	1.000

PITCHER	IP	WLS	BF	H	R	ER	SO	BB	IBB	HBP	BLK	WP	HR	S	P	ERA	WHIP

Miami Marlins @ New York Yankees

Yankee Stadium, Bronx, NY

Tue Apr 17 2018, 6:40 PM - 9:50 PM EDT

Att. 34,005 - Cloudy - 44 F

livebaseballscorecards.com

AB	30
R	1
H	4
RBI	1
BB	7
SO	10
LOB	18

Batter	1	2	3	4	5	6	7	8	9	AB	R	H	RBI	BB	SO	LOB
28 Steve Pearce, R (1, 10) OBP: 0.348, SLG: 0.581	F SI 88 C SL 78 B SL 78 F FC 86 X CH 82 1-2 ① G5-3		B SL 78 C SL 78 S CH 82 B CH 83 X SL 80 2-2 ① G5-3 1-2 2-3		S SL 77 B FC 87 F CH 82 B SL 78 X SL 78 2-2 37 PB 1B		C KC 84 B FF 97 B KC 83 C KC 83 B SV 87 X SV 85 3-2 ③ G4-3		B FF 99 S FF 98 F SL 85 S SI 101 1-3 ② K	5	0	1	0	0	1	2
37 Teoscar Hernández, R (1, 7) OBP: 0.400, SLG: 0.708	B FC 87 S FC 86 F FC 87 X FC 88 1-2 ② F8		B FC 88 B CH 83 X SL 79 2-0 ② G5-3		C FC 87 F FC 88 X SL 78 0-2 ① G6-3 1-2			B FC 90 X FC 90 1-0 26 BB 14 BB 18 1B 1B	C SL 85 F SL 87 S SI 101 0-3 ③ K	5	1	1	0	0	1	3
14 Justin Smoak, S (1, 3) OBP: 0.361, SLG: 0.397	C SI 89 T SL 78 B CH 83 X SL 78 1-2 ③ G6-3		C SL 80 C SL 79 D CH 84 B FC 90 B SL 79 X SL 79 3-2 ③ P3 2-3 3-H		B FF 94 C FF 95 B FF 95 X FF 95 2-1 ② F8			B FC 91 B SL 81 C SL 83 B FC 92 B FC 92 4-1 18 1B 26 BB 1-2 BB		3	0	0	0	1	0	2
26 Yangervis Solarte, S (1, 5) OBP: 0.414, SLG: 0.554		B FC 86 B SL 79 C CH 81 F FC 86 B SL 80 F CH 82 B FC 88 4-2 11 FC5-4 BB		C SL 76 F FC 86 X SL 79 0-2 E5 11 HBP 21 1B	T FF 95 C FF 95 T FF 96 0-2 ③ K			B KC 82 B SL 83 B SL 81 B FC 91 4-0 18 1B 1-2 2-3 BB		2	1	0	0	2	1	1
11 Kevin Pillar, R (1, 8) OBP: 0.361, SLG: 0.485		C FC 87 B SL 79 F FC 88 X FC 90 1-2 ① FC5-4 1 FC5-4 1-2f		H FC 89 1-0 21 1B 1-2 HBP		C FF 94 B SL 86 F FF 94 B SL 86 X FF 95 2-2 ① G1-3		C FC 92 B SL 86 T FC 91 F FC 92 T KC 83 1-2 ① K		3	0	0	0	0	1	4
1 Aledmys Díaz, R (1, 6) OBP: 0.268, SLG: 0.491 18 Curtis Granderson, L (8, PH) OBP: 0.423, SLG: 0.556 61 Gift Ngoepe, R (8, 6) OBP: 0.105, SLG: 0.056		C SL 79 X SL 78 0-1 ② FC5-4 1-2f		C SL 77 X FC 88 0-1 ① F8		X FF 95 0-0 ② F9		C SL 83 B KC 84 X FC 91 1-1 1-2 2-3 3-H 1B		3 1 0	0 0 0	0 1 0	0 1 0	0 0 0	0 0 0	3 0 0
15 Randal Grichuk, R (1, 9) OBP: 0.185, SLG: 0.228		C SL 79 F FC 88 C FC 88 0-3 ③ K		F SL 79 X FC 87 0-1 ② P6		F FF 94 B FF 95 T FF 94 B FF 94 T FF 95 2-2 ③ K		B FC 92 C SL 83 S KC 82 S KC 83 1-3 ② K		4	0	0	0	0	3	6
21 Luke Maile, R (1, 2) OBP: 0.552, SLG: 0.640			C SI 86 F CH 81 X FC 87 0-2 28 G5-3 29 1B 14 PB 1B	C SL 78 X SL 78 0-1 1-3 2-H 1B			B KC 82 B KC 81 C KC 83 F KC 81 B FF 98 C FF 96 3-3 ① K	C SL 82 T SL 84 X SL 86 0-2 ③ F7		4	1	2	1	0	1	3
29 Devon Travis, R (1, 4) OBP: 0.216, SLG: 0.170			B FC 88 F FC 88 B FC 89 C SL 79 X SL 79 2-2 14 PB 28 G5-3 1-2 1B	B FC 88 X FC 87 1-0 ③ F8			B KC 82 F KC 81 X KC 82 1-1 ② G6-3		B FF 98 B FF 98 C FF 97 F FF 97 S FF 100 2-3 ① K	4	0	1	0	0	1	2
Inning Stats	R: 0 E: 0 K: 0 S: 10 H: 0 LOB: 0 BB: 0 P: 13	R: 0 E: 0 K: 1 S: 11 H: 0 LOB: 1 BB: 1 P: 16	R: 1 E: 0 K: 0 S: 13 H: 2 LOB: 1 BB: 0 P: 22	R: 1 E: 1 K: 0 S: 10 H: 1 LOB: 2 BB: 0 P: 12	R: 0 E: 0 K: 1 S: 11 H: 1 LOB: 1 BB: 0 P: 15	R: 0 E: 0 K: 1 S: 7 H: 0 LOB: 0 BB: 0 P: 11	R: 0 E: 0 K: 1 S: 8 H: 0 LOB: 0 BB: 0 P: 15	R: 1 E: 0 K: 2 S: 14 H: 2 LOB: 3 BB: 2 P: 26	R: 0 E: 0 K: 3 S: 9 H: 0 LOB: 0 BB: 0 P: 12	1B: 6 2B: 0 3B: 0 HR: 0 SF: 0 SAC: 0 DP: 0 HBP: 1						

TOP

Toronto Blue Jays @ New York Yankees

Yankee Stadium, Bronx, NY

Thu Apr 19 2018, 6:40 PM - 9:38 PM EDT

Att. 36,665 - Cloudy - 45 F

livebaseballscorecards.com

AB	34
R	3
H	6
RBI	2
BB	3
SO	9
LOB	26

WP: 0 PB: 2 SB: 0 CS: 0 PA: 38

PITCHER		IP	WLS	BF	H	R	ER	SO	BB	IBB	HBP	BLK	WP	HR	S	P	ERA	WHIP
52 CC Sabathia, L ERA: 2.7	(1, 1)	4.1		20	4	2	0	1	1	0	1	0	0	0	50	71	0.00	1.154
57 Chad Green, R ERA: 1.8	(5, 1)	1.2	W	5	0	0	0	2	0	0	0	0	0	0	12	18	0.00	0.000
68 Dellin Betances, R ERA: 6.23	(7, 1)	1.0	H	3	0	0	0	1	0	0	0	0	0	0	8	15	0.00	0.000
30 David Robertson, R ERA: 4.22	(8, 1)	1.0	H	7	2	1	1	2	2	0	0	0	0	0	14	26	9.00	4.000
54 Aroldis Chapman, L ERA: 2.25	(9, 1)	1.0	S	3	0	0	0	3	0	0	0	0	0	0	9	12	0.00	0.000

PITCHER	IP	WLS	BF	H	R	ER	SO	BB	IBB	HBP	BLK	WP	HR	S	P	ERA	WHIP

Batter	1	2	3	4	5	6	7	8	9	AB	R	H	RBI	BB	SO	LOB
11 Brett Gardner, L (1, 7) OBP: 0.385, SLG: 0.354	C FF 92 B SI 92 B CH 86 F FF 94 X CH 89 2-2 **G4-3** ①	B CH 87 1 SAFE C CH 85 F SI 92 S CH 88 1-3 **K** ③			C CH 83 D SI 90 B CH 85 X CH 85 2-1 99 FC5-4 1B 1-2		C FF 90 F CH 78 F FS 81 F FS 82 X CH 78 0-2 **L7** ①			4	0	1	0	0	1	1
99 Aaron Judge, R (1, 9) OBP: 0.481, SLG: 0.629	F SI 93 B CH 88 B CH 89 B SI 95 C SI 94 B SI 95 4-2 **BB**		B SI 90 B CH 84 F SI 92 F SI 91 B CH 86 S CH 87 3-3 **K** ①		B CH 84 F SI 91 X SI 92 1-1 FC5-4 (27 1B, 18 1B) ② 1-2f 2-3		B FF 92 S SL 83 B FF 90 F FF 91 B FF 89 X FS 81 3-2 **HR**			3	1	1	1	1	1	2
18 Didi Gregorius, L (1, 6) OBP: 0.452, SLG: 0.764	F SI 93 D SI 94 X SI 92 1-1 **L4** ②		C FF 93 C SI 92 B FF 93 B SI 93 X CU 77 2-2 **F9** ②		X CH 85 0-0 24 FC5, 27 1B 1B 1-2 3-H		B CH 79 X CH 79 1-0 **F8** ②			4	0	1	1	0	0	1
27 Giancarlo Stanton, R (1, 10) OBP: 0.316, SLG: 0.420	C CU 77 T FF 94 B SI 95 F CU 78 B FF 94 B SI 96 F FF 95 X CU 78 3-2 **F7** ③		X SI 93 0-0 **G6-3** ③		C SI 92 B SI 94 C SI 92 B CU 79 D CU 78 X SI 92 3-2 24 FC5 1B 1-2 2-3		B FF 91 C FF 92 F FF 92 B FF 90 B CH 79 F FF 91 F FF 92 B CH 79 4-2 24 2-4 BB			3	0	1	0	1	0	1
24 Gary Sánchez, R (1, 2) OBP: 0.219, SLG: 0.403		B FF 91 S CH 85 X SI 91 1-1 31 FC3-6 1B		X CH 88 0-0 **F7** ①	S CH 86 C CH 86 B SI 92 X SI 92 1-2 **FC5** ③ 1-2 2-3f		S CH 79 F FF 88 D FS 83 1 SAFE B FF 91 D FS 83 3-2 **2-4** ③ 1-2	B SI 96 B SI 96 C SI 97 F SI 96 X SI 97 2-2 **G3** ①		4	0	1	0	0	0	3
31 Aaron Hicks, S (1, 8) OBP: 0.423, SLG: 0.619		C SI 92 D CU 78 X CH 86 1-1 FC3-6 (14 2B, 12 G4-3) ① 1-2f		B SI 90 B FF 90 X SI 92 2-0 **G4-3** ②		B FF 88 X SI 90 1-0 14 FC4-6 1B		C SI 96 B CU 81 B CU 82 F SI 96 B SI 97 B SI 95 4-2 14 CS BB		3	1	1	0	1	0	1
14 Neil Walker, S (1, 3) OBP: 0.246, SLG: 0.214		C SI 92 C SI 92 B SI 93 F CH 88 X CH 89 1-2 12 G4-3, 74 1B 2B 1-3		C SI 91 B FF 92 X CH 86 1-1 **G4-3** ③		1 SAFE B CH 89 B CH 84 F CH 85 F SI 91 X CH 86 2-2 **FC4-6** (74 FC4-6) ① 1-2f		B SI 95 B SI 94 B SI 95 S FF 94 F FF 96 S FF 95 3-3 **K** ②③ 1-2		4	1	1	0	0	1	2
12 Tyler Wade, L (1, 4) OBP: 0.158, SLG: 0.143		B FF 94 C FF 94 B SI 94 X CH 88 2-1 **G4-3** ② 2-3 3-H			X CU 73 0-0 **G4-3** ①		C CH 84 B FF 91 X SI 90 1-1 **F7** ②			3	0	0	1	0	0	2
74 Ronald Torreyes, R (1, 5) OBP: 0.414, SLG: 0.500		C SI 92 X FF 92 0-1 3-H 1B			C CH 88 B CH 84 C CH 84 F CH 90 B SI 90 B FF 89 B CH 88 4-2 99 FC5-4, 11 1B, 18 1B BB		X FF 89 0-0 **FC4-6** ③ 1-2f			2	1	1	1	1	0	1
Inning Stats	R: 0 E: 0 K: 0 S: 12 H: 0 LOB: 1 BB: 1 P: 22	R: 2 E: 0 K: 1 S: 15 H: 3 LOB: 1 BB: 0 P: 21	R: 0 E: 0 K: 1 S: 7 H: 0 LOB: 0 BB: 0 P: 12	R: 0 E: 0 K: 0 S: 4 H: 0 LOB: 0 BB: 0 P: 7	R: 1 E: 0 K: 0 S: 15 H: 3 LOB: 3 BB: 1 P: 26	R: 0 E: 0 K: 0 S: 7 H: 1 LOB: 1 BB: 0 P: 11	R: 1 E: 0 K: 0 S: 15 H: 1 LOB: 1 BB: 1 P: 26	R: 0 E: 0 K: 1 S: 8 H: 0 LOB: 1 BB: 1 P: 17		1B: 6 2B: 2 3B: 0 HR: 1 SF: 0 SAC: 0 DP: 1 HBP: 0		WP: 0 PB: 0 SB: 0 CS: 1 PA: 34		

BOTTOM

Toronto Blue Jays @ New York Yankees

Yankee Stadium, Bronx, NY

Thu Apr 19 2018, 6:40 PM - 9:38 PM EDT

Att. 36,665 - Cloudy - 45 F

livebaseballscorecards.com

AB	30
R	4
H	8
RBI	4
BB	4
SO	3
LOB	14

PITCHER		IP	WLS	BF	H	R	ER	SO	BB	IBB	HBP	BLK	WP	HR	S	P	ERA	WHIP
41 Aaron Sanchez, R ERA: 3.86	(1, 1)	6.0	L	27	7	3	3	2	2	0	0	0	0	0	60	99	4.50	1.500
36 Tyler Clippard, R ERA: 2.79	(7, 1)	1.0		5	1	1	1	0	1	0	0	0	0	1	15	26	9.00	2.000
77 John Axford, R ERA: 2.16	(8, 1)	1.0		3	0	0	0	1	1	0	0	0	0	0	8	17	0.00	1.000

PITCHER	IP	WLS	BF	H	R	ER	SO	BB	IBB	HBP	BLK	WP	HR	S	P	ERA	WHIP

Toronto Blue Jays @ New York Yankees

Yankee Stadium, Bronx, NY

Fri Apr 20 2018, 7:11 PM - 10:31 PM EDT

Att. 39,197 - Clear - 46 F

TOP

livebaseballscorecards.com

Batter	1	2	3	4	5	6	7	8	9	AB	R	H	RBI	BB	SO	LOB
18 Curtis Granderson, L (1, 9) OBP: 0.439, SLG: 0.532 15 Randal Grichuk, R (9, 9) OBP: 0.185, SLG: 0.228	C FF 92 C CU 82 B FF 92 B ST 84 X FF 93 2-2 ① F8		B CU 79 C SI 92 B CU 80 C SI 92 B SI 92 F SI 92 B SI 93 4-2 37 HR BB	1 SAFE B CH 87 B CU 77 B CH 85 B FF 90 4-0 37 BB 1-2 BB	B CU 80 D SI 94 C FF 95 S CH 86 S CH 89 2-3 ② K		B FF 91 B CH 84 B SL 85 C FF 91 F SL 84 B SL 84 4-2 BB			2	1	0	0	3	1	3
										0	0	0	0	0	0	0
37 Teoscar Hernández, R (1, 7) OBP: 0.433, SLG: 0.778	B FF 92 X SI 93 1-0 ② F9		B SI 92 1 SAFE F SI 92 X SI 92 1-1 1-H HR	B FF 94 2 SAFE B CU 81 B CU 83 B FF 95 4-0 1-2 2-3 BB	S CH 87 B FF 94 B CU 82 B CH 88 C CH 87 B FF 96 4-2 1-2 2-3 3-H BB		S FF 90 B SL 85 1 SAFE F SL 85 B FF 92 C SL 85 2-3 ③ K			3	1	1	3	2	1	1
14 Justin Smoak, S (1, 3) OBP: 0.352, SLG: 0.384	B FF 92 C CU 80 X CU 79 1-1 ③ L7		X FF 91 0-0 ② G4-3	B CU 83 B CH 87 X FF 96 2-0 ② F8	C CH 88 B CH 85 B CU 82 F CH 87 S CH 87 2-3 ③ K			C CU 77 X SL 83 0-1 1B		5	0	1	0	0	1	6
26 Yangervis Solarte, S (1, 5) OBP: 0.413, SLG: 0.583		B FF 91 B SI 91 B FF 91 F FF 92 C FF 92 F FF 93 D CU 82 4-2 8 FC5-6 BB	C FC 88 X FF 92 0-1 ③ G5-3	X SI 96 0-0 ③ F7		C CU 77 X FF 90 0-1 HR		B SL 84 S SL 83 X CH 83 1-1 ① F8		4	1	1	1	1	0	4
55 Russell Martin, R (1, 2) OBP: 0.288, SLG: 0.302		C CU 81 C CU 80 X SL 84 0-2 ① F8		B FF 88 C SI 91 B CH 88 B CH 89 X FF 91 3-1 8 2B 2B	F FF 94 B SI 95 B CU 82 C CH 86 B CU 83 F CH 88 B CU 83 4-2 1 PB 8 1B 13 1B BB	B CU 78 C SL 84 C SL 84 X SL 85 2-1 ① L8		C SL 84 B FF 91 F FF 90 D CU 81 C SL 86 2-3 ② K		4	2	1	0	1	1	2
8 Kendrys Morales, S (1, 10) OBP: 0.300, SLG: 0.407		C FF 92 D CU 81 B CH 87 1 SAFE B FF 92 X FF 92 3-1 ② FC5-6 11 WP 1-2f		B FF 90 B FF 90 X CH 87 2-0 11 1B 13 1B 2B 2-H	C CH 86 X SI 95 0-1 13 1B 1 PB 37 BB 1-2 1B	C FF 92 B CH 84 C FF 92 X SL 84 1-2 ② G3-1		X FF 92 0-0 ③ F9		5	2	2	1	0	0	2
11 Kevin Pillar, R (1, 8) OBP: 0.364, SLG: 0.472		D SI 92 B FF 92 F SI 91 C CU 80 B SL 85 B CU 80 4-2 1-2 BB	B SI 91 X CH 88 1-0 13 WP 13 1B 2-3 1B	C CU 81 S FF 96 F CU 83 S CU 82 0-3 ① K	B SL 87 C FF 92 C SI 93 B FF 92 S SL 85 2-3 ③ K				B FF 91 S FS 82 X FS 82 1-1 ① L8	4	1	1	0	1	2	2
1 Aledmys Díaz, R (1, 6) OBP: 0.262, SLG: 0.456		C CU 80 F ST 81 X CU 81 0-2 ③ L8		B CU 79 1 SAFE F CU 79 T SI 91 X FF 90 1-2 ① P5	F FF 95 B CU 82 S CU 81 F CU 82 B FF 96 B SI 96 D CU 83 4-2 37 BB 13 1B 1-2 2-3 BB		B FF 90 B SL 86 B FF 90 C FF 90 X SL 85 3-1 ① P6		F FF 91 B FF 91 X FS 83 1-1 ② L7	4	0	0	0	1	0	4
13 Lourdes Gurriel Jr., R (1, 4) OBP: 0.400, SLG: 0.400			B FF 91 C SI 91 F SI 91 B ST 85 X CU 81 2-2 ① L8	B SI 90 S CU 80 X 1-1 37 BB 18 BB 1-H 3-H 1B	S CU 82 S CH 86 X CH 89 0-2 37 BB 1-2 2-3 3-H 1B		F SL 84 B FF 91 B SL 86 F SL 85 X FF 93 2-2 ② F9		C FF 91 S FS 84 T FS 83 0-2 ③ K	5	0	2	3	0	1	0
Inning Stats	R: 0 E: 0 K: 0 S: 6 H: 0 LOB: 0 BB: 0 P: 10	R: 0 E: 0 K: 0 S: 13 H: 0 LOB: 2 BB: 2 P: 24	R: 2 E: 0 K: 0 S: 11 H: 1 LOB: 0 BB: 1 P: 18	R: 3 E: 0 K: 0 S: 11 H: 4 LOB: 3 BB: 2 P: 29	R: 2 E: 0 K: 3 S: 23 H: 2 LOB: 3 BB: 3 P: 39	R: 1 E: 0 K: 1 S: 10 H: 1 LOB: 0 BB: 0 P: 15	R: 0 E: 0 K: 1 S: 10 H: 0 LOB: 1 BB: 1 P: 21	R: 0 E: 0 K: 1 S: 8 H: 1 LOB: 1 BB: 0 P: 11	R: 0 E: 0 K: 1 S: 7 H: 0 LOB: 0 BB: 0 P: 9	1B: 5 2B: 2 3B: 0 HR: 2 SF: 0 SAC: 0 DP: 0 HBP: 0	WP: 2 PB: 1 SB: 0 CS: 0 PA: 45					

	AB	36
	R	8
	H	9
	RBI	8
	BB	9
	SO	7
	LOB	24

PITCHER	IP	WLS	BF	H	R	ER	SO	BB	IBB	HBP	BLK	WP	HR	S	P	ERA	WHIP
55 Sonny Gray, R (1, 1) ERA: 8.27	3.1		19	5	5	5	0	4	0	0	0	2	1	39	73	13.50	2.700
65 Domingo Germán, R (4, 1) ERA: 6.14	1.2	L	11	2	2	2	3	4	0	0	0	0	0	25	47	10.80	3.600
43 Adam Warren, R (6, 1) ERA: 3.24	2.2		11	2	1	1	3	1	0	0	0	0	1	27	46	3.38	1.125
45 Chasen Shreve, L (8, 1) ERA:	1.1		4	0	0	0	1	0	0	0	0	0	0	8	10	0.00	0.000

PITCHER	IP	WLS	BF	H	R	ER	SO	BB	IBB	HBP	BLK	WP	HR	S	P	ERA	WHIP

Batter	1	2	3	4	5	6	7	8	9	AB	R	H	RBI	BB	SO	LOB
11 Brett Gardner, L (1, 7) OBP: 0.361, SLG: 0.329	B FF 86 F FF 87 B FF 88 C CH 77 X CH 77 2-2 ① F8		B FF 88 C CH 77 X CH 76 1-1 ① P6 C CH 76 C CH 76 B CH 76 X CH 77 1-2 ③ F9				B FF 91 B FF 91 C FF 91 C CH 80 F FF 92 B FF 92 F FF 91 F FF 92 F FF 92 3-2 ① X FF 92 P4		C FF 96 C FF 95 F FF 96 X FF 95 0-2 ② G3 1-2	5	0	0	0	0	0	3
99 Aaron Judge, R (1, 10) OBP: 0.464, SLG: 0.597	X FF 88 0-0 ② 18 FC4-6 1B		B FF 89 C FF 89 B FF 89 S FF 89 F FF 90 C FF 89 2-3 ② K		S CH 76 B CH 77 F FF 87 B FF 88 X CH 77 2-2 ① F8		B CH 81 S FF 92 S FF 93 S FF 93 1-3 ② K		C FF 95 F FF 96 B FF 94 C FF 96 1-3 ③ K	5	0	1	0	0	3	2
18 Didi Gregorius, L (1, 6) OBP: 0.442, SLG: 0.729	F CH 76 B CH 76 B FF 88 S CH 76 B FF 89 X FF 89 3-2 ② FC4-6 1-2f		C FF 89 C FF 89 X CH 79 0-2 ② 27 HR 1B		C FF 88 F FF 88 F FF 89 T CH 77 0-2 ② K		B CH 80 X CH 80 1-0 ③ G4-3			4	1	1	0	0	1	2
27 Giancarlo Stanton, R (1, 9) OBP: 0.313, SLG: 0.452	C FF 89 F FF 88 F FF 89 F CH 78 D CH 79 B FF 90 D CH 77 X FF 90 3-2 ③ F8		S CH 78 X FF 88 0-1 1-H HR		B FF 88 B CH 77 X CH 77 2-0 ③ G5-3			B FF 95 S FF 95 B FC 89 F FF 96 F SL 83 X FC 89 2-2 ① G1-3		4	1	1	2	0	0	1
24 Gary Sánchez, R (1, 2) OBP: 0.206, SLG: 0.379		X FF 88 0-0 ① G6-3	S FF 89 B CH 80 F CH 78 B CU 78 F CH 78 B FC 86 T FF 90 3-2 ③ K			F FF 92 B FF 90 B FF 92 F FF 90 B FC 85 C FC 83 3-3 ① K		S SL 83 S FF 94 B FC 89 B SL 83 C FC 88 2-3 ② K		4	0	0	0	0	3	0
31 Aaron Hicks, S (1, 8) OBP: 0.467, SLG: 0.625		B FF 87 B FF 88 S CH 76 F FF 88 B CH 77 B CH 77 4-2 BB 26 HR		C FF 88 F FF 88 X CU 77 0-2 26 G5-4-3 1B		B CU 75 B FF 93 C FC 83 B FF 91 C FF 92 C FF 91 3-3 ② K		B FF 95 F FF 94 B FC 90 F FC 90 F SL 81 F FF 93 B SL 82 X FC 88 3-2 1B		3	1	2	0	1	1	0
26 Tyler Austin, R (1, 3) OBP: 0.365, SLG: 0.565		F CH 77 B CU 77 B CH 77 X FF 88 2-1 1-H HR		B FC 85 S CH 76 X CH 76 1-1 ① ② G5-4-3 1-2f		B FC 87 C FC 83 B SL 80 X FC 84 2-1 41 FC6-4 1B		B SI 94 T SI 95 D FC 90 F SI 95 S SI 94 2-3 ③ K		4	1	2	2	0	1	2
41 Miguel Andujar, R (1, 5) OBP: 0.255, SLG: 0.500		C FF 89 B CH 78 T FF 90 B CH 79 S CH 78 2-3 ② K		B FF 88 F CH 76 X FF 88 1-1 HR		F FF 91 C SL 79 B FF 90 F FF 92 F FF 90 B CU 75 F FC 84 X SL 77 2-2 ③ FC6-4 1-2f			C SL 86 X SI 94 0-1 ① F9	4	1	1	1	0	1	1
74 Ronald Torreyes, R (1, 4) OBP: 0.455, SLG: 0.563		S FF 90 F FF 90 F FF 90 F CH 78 B CU 79 F FF 90 F CH 78 F FF 90 B FF 90 3-2 ③ L9 F FF 90 F CH 78 B FC 86 X FF 89		B FF 89 C FC 83 X CH 76 1-1 2B			C FF 90 B CH 78 B SL 80 F FF 90 F FF 92 X CH 82 2-2 1B		B SI 96 C SI 94 C FC 90 B SL 84 X FC 89 2-2 11 G3 1B	4	0	3	0	0	0	0
Inning Stats	R: 0 E: 0 K: 0 S: 12 H: 1 LOB: 1 BB: 0 P: 20	R: 2 E: 0 K: 1 S: 18 H: 1 LOB: 0 BB: 1 P: 29	R: 2 E: 0 K: 2 S: 15 H: 2 LOB: 0 BB: 0 P: 21	R: 1 E: 0 K: 0 S: 12 H: 3 LOB: 1 BB: 0 P: 16	R: 0 E: 0 K: 1 S: 8 H: 0 LOB: 0 BB: 0 P: 12	R: 0 E: 0 K: 2 S: 14 H: 1 LOB: 1 BB: 0 P: 24	R: 0 E: 0 K: 1 S: 15 H: 1 LOB: 1 BB: 0 P: 22	R: 0 E: 0 K: 2 S: 15 H: 1 LOB: 1 BB: 0 P: 24	R: 0 E: 0 K: 1 S: 12 H: 1 LOB: 1 BB: 0 P: 15	1B: 7 2B: 1 3B: 0 HR: 3 SF: 0 SAC: 0 DP: 1 HBP: 0						

PITCHER		IP	WLS	BF	H	R	ER	SO	BB	IBB	HBP	BLK	WP	HR	S	P	ERA	WHIP
25 Marco Estrada, R ERA: 5.32	(1, 1)	5.0	W	22	7	5	5	4	1	0	0	0	0	3	65	98	9.00	1.600
22 Seunghwan Oh, R ERA: 2.25	(6, 1)	1.0	H	4	1	0	0	2	0	0	0	0	0	0	14	24	0.00	1.000
24 Danny Barnes, R ERA: 0.84	(7, 1)	1.0	H	4	1	0	0	1	0	0	0	0	0	0	15	22	0.00	1.000
52 Ryan Tepera, R ERA: 2.61	(8, 1)	1.0	H	4	1	0	0	2	0	0	0	0	0	0	15	24	0.00	1.000
54 Roberto Osuna, R ERA:	(9, 1)	1.0	S	4	1	0	0	1	0	0	0	0	0	0	12	15	0.00	1.000

PITCHER	IP	WLS	BF	H	R	ER	SO	BB	IBB	HBP	BLK	WP	HR	S	P	ERA	WHIP

BOTTOM

Toronto Blue Jays @ New York Yankees

Yankee Stadium, Bronx, NY

Fri Apr 20 2018, 7:11 PM - 10:31 PM EDT

Att. 39,197 - Clear - 46 F

livebaseballscorecards.com

AB	37
R	5
H	11
RBI	5
BB	1
SO	10
LOB	11

Batter	1	2	3	4	5	6	7	8	9	AB	R	H	RBI	BB	SO	LOB
28 Steve Pearce, R (1, 3) OBP: 0.360, SLG: 0.565	C SI 91 B SI 90 X SL 86 1-1 ① G5-3		B SI 91 F SI 90 B FF 92 S CH 83 B CU 82 B CH 83 4-2 1-2 BB		B FF 90 F FF 90 X CU 80 1-1 8 FC6-4 2-3 3-H 1B		C SL 84 B SL 84 S FF 92 B FS 84 X FF 92 2-2 ③ L8			3	0	1	1	1	0	0
37 Teoscar Hernández, R (1, 7) OBP: 0.382, SLG: 0.677	B CU 79 B SI 90 C FF 90 S CH 83 B CU 82 X CH 84 3-2 ② L6		F CH 83 F FF 91 B CU 81 B CH 83 F CH 82 F CU 80 D SL 86 S CU 80 3-3 ② K		C SI 90 T SI 91 S CU 81 0-3 ① K			C FF 91 B FF 93 X FC 86 1-1 ① F8		4	0	0	0	0	2	5
26 Yangervis Solarte, S (1, 5) OBP: 0.392, SLG: 0.547	B CU 79 F FF 90 X CU 81 1-1 ③ F7		X CU 80 0-0 ③ P6		B SI 91 C CH 82 B FF 90 X CH 84 2-1 ② F9			B CU 75 B FF 92 F FF 92 S CH 86 B CH 86 S FF 92 3-3 ② K		4	0	0	0	0	1	5
8 Kendrys Morales, S (1, 10) OBP: 0.294, SLG: 0.387		B FF 89 C SI 90 S CU 80 S CU 82 1-3 ① K	C CU 79 C FF 91 B CU 82 B FF 91 B CH 83 X CH 84 3-2 1B		C CU 80 X FF 90 0-1 ③ FC6-4 1-2f			C FF 91 B CH 86 B CU 76 F FF 91 F CU 76 X CU 76 2-2 ③ F8		4	0	1	0	0	1	2
11 Kevin Pillar, R (1, 8) OBP: 0.346, SLG: 0.447		B SI 90 X SL 86 1-0 ② F9		B SI 91 F FF 91 F FF 90 F SL 87 S FF 91 1-3 ① K		B SL 86 X SI 89 1-0 ① G6-3			C FF 91 F FF 92 S FC 87 0-3 ① K	4	0	0	0	0	2	1
21 Luke Maile, R (1, 2) OBP: 0.485, SLG: 0.552		S FF 92 F CH 84 X CH 83 0-2 ③ G1-3		X CH 83 0-0 ② P4		C SL 86 S SI 91 S CU 82 0-3 ② K			C CU 76 B FC 86 X FF 91 1-1 ② F8	4	0	0	0	0	1	1
1 Aledmys Díaz, R (1, 6) OBP: 0.262, SLG: 0.443			C SI 90 B FF 91 B CH 84 B CH 85 F SI 91 F CU 82 X CH 83 3-2 13 FC4-6 15 BB 1B	B SI 91 S SL 85 B CU 80 X CH 83 2-1 ③ L5		X SL 86 0-0 ③ G6-3			X FF 92 0-0 ③ F7	4	0	1	0	0	0	1
15 Randal Grichuk, R (1, 9) OBP: 0.206, SLG: 0.224			B CU 81 C SI 90 B SI 91 S SI 90 D CU 83 B SI 91 4-2 13 FC4-6 1-2 BB		B CU 80 B SI 91 B SI 90 B FF 89 4-0 13 1B 28 1B BB		C FF 91 F FS 82 S FS 82 0-3 ① K			1	1	0	0	2	1	0
13 Lourdes Gurriel Jr., R (1, 4) OBP: 0.375, SLG: 0.375			X SI 90 0-0 ① FC4-6 28 BB 1-2f 2-3		B SI 90 B CH 83 X SI 90 2-0 28 1B 1-3 1B		C FF 92 B FS 82 F SL 84 B FS 83 S FS 83 2-3 ② K			3	0	1	0	0	1	2
Inning Stats	R: 0 E: 0 K: 0 S: 7 H: 0 LOB: 0 BB: 0 P: 12	R: 0 E: 0 K: 1 S: 7 H: 0 LOB: 0 BB: 0 P: 9	R: 0 E: 0 K: 1 S: 15 H: 1 LOB: 3 BB: 2 P: 29	R: 0 E: 0 K: 1 S: 10 H: 1 LOB: 1 BB: 0 P: 16	R: 1 E: 0 K: 1 S: 10 H: 2 LOB: 2 BB: 1 P: 19	R: 0 E: 0 K: 1 S: 5 H: 0 LOB: 0 BB: 0 P: 6	R: 0 E: 0 K: 2 S: 9 H: 0 LOB: 0 BB: 0 P: 13	R: 0 E: 0 K: 1 S: 9 H: 0 LOB: 0 BB: 0 P: 15	R: 0 E: 0 K: 1 S: 6 H: 0 LOB: 0 BB: 0 P: 7	1B: 4 2B: 0 3B: 0 HR: 0 SF: 0 SAC: 0 DP: 0 HBP: 0						

PITCHER		IP	WLS	BF	H	R	ER	SO	BB	IBB	HBP	BLK	WP	HR	S	P	ERA	WHIP
47 Jordan Montgomery, L ERA: 3.8	(1, 1)	6.0	W	25	4	1	1	5	3	0	0	0	0	0	54	91	1.50	1.167
45 Chasen Shreve, L ERA:	(7, 1)	1.0		3	0	0	0	2	0	0	0	0	0	0	9	13	0.00	0.000
56 Jonathan Holder, R ERA: 11.57	(8, 1)	2.0		6	0	0	0	2	0	0	0	0	0	0	15	22	0.00	0.000

PITCHER	IP	WLS	BF	H	R	ER	SO	BB	IBB	HBP	BLK	WP	HR	S	P	ERA	WHIP

TOP

Toronto Blue Jays @ New York Yankees

Yankee Stadium, Bronx, NY

Sat Apr 21 2018, 1:09 PM - 3:59 PM EDT

Att. 40,986 - Sunny - 56 F

livebaseballscorecards.com

AB	31
R	1
H	4
RBI	1
BB	3
SO	9
LOB	17

Batter	1	2	3	4	5	6	7	8	9	AB	R	H	RBI	BB	SO	LOB
11 Brett Gardner, L (1, 7) OBP: 0.364, SLG: 0.329	X SI 93 0-0 G4-3		C SI 93 C SI 92 B SI 93 B SV 88 B SI 92 B SI 93 4-2 99 HR BB			C SV 87 X SI 92 0-1 99 WP 18 1B 1B B CU 82 B SL 85 B SI 95 F SI 93 F SI 94 X SI 97 3-2 SF8 3-H		B CU 74 C SI 90 C SI 92 S FC 82 1-3 K		3	2	1	1	1	1	0
99 Aaron Judge, R (1, 9) OBP: 0.472, SLG: 0.634	B SI 93 C SI 93 X SI 93 1-1 G6-3		B SI 92 B SI 93 B SI 91 X SI 93 3-0 1-H HR			O FC 88 B FF 92 F SI 92 O SV 87 4-0 18 1B 31 E 1-2 BB F SI 97 F SI 97 F SL 93 X SI 96 1-2 1-3 2-H 1B		B SI 91 X SI 91 1-0 G6-3		4	2	2	3	1	0	0
18 Didi Gregorius, L (1, 6) OBP: 0.451, SLG: 0.714	B SI 93 S SI 93 B SI 93 B SI 93 D SI 93 4-1 27 FC6-4 BB		B SI 93 B CH 84 C SI 93 X SI 92 2-1 F8			B FC 88 B SI 92 O SV 87 B SI 92 O SV 86 3-2 31 E 27 WP 41 2B 1-3 2-H 1B C CU 80 S SV 94 D CU 81 C SI 94 1-3 K		B SI 92 F SI 92 B CU 77 X SI 92 2-1 27 FC6-4 1B		4	1	2	1	1	1	2
27 Giancarlo Stanton, R (1, 10) OBP: 0.307, SLG: 0.429	B SV 87 D SV 87 C SI 93 X SI 92 2-1 FC6-4 1-2f			B SI 92 C CH 80 F SI 92 S SV 88 1-3 K		D SV 87 B SV 87 B SI 92 B SI 92 4-0 31 E 41 2B 1-2 BB	S CH 79 S FS 82 B FF 93 F FS 82 S FF 92 1-3 K	C SI 92 B CH 81 X SI 92 1-1 FC6-4 1-2f		4	1	0	0	1	2	2
31 Aaron Hicks, S (1, 8) OBP: 0.441, SLG: 0.556		X SI 92 0-0 G3		X SI 92 0-0 F8		C FF 93 C SV 88 D SV 86 B FF 92 X SI 91 2-2 E2 41 2B 1-2 2-3 3-H	B CH 80 B FF 92 B CH 79 B FF 90 4-0 28 BB 14 1B BB			3	1	0	0	1	0	2
14 Neil Walker, S (1, 3) OBP: 0.246, SLG: 0.217		C SI 92 B FF 93 X SI 92 1-1 G4-3		B SI 92 C SV 87 F CH 82 F SV 85 B SI 94 S SV 87 2-3 K		C SI 92 F SI 91 F SV 86 C SI 92 0-3 K	C FF 92 X FF 91 0-1 28 BB 1-2 1B			4	0	1	0	0	2	3
41 Miguel Andujar, R (1, 5) OBP: 0.275, SLG: 0.521		C SI 92 B SI 94 F SI 92 F SV 87 X FF 93 1-2 G4-3			X SI 91 0-0 28 G1-4-3 1B	F SV 82 B SI 91 S SV 81 F SV 85 D SV 81 X SV 85 2-2 74 1B 11 SF8 1-H 2-H 3-H 2B	S CH 80 B CH 79 B FS 86 T FF 92 S FS 83 2-3 K			4	1	2	3	0	1	2
28 Austin Romine, R (1, 2) OBP: 0.375, SLG: 0.286			C SI 92 F SI 92 C SI 92 0-3 K		D SV 85 S SV 86 C SI 91 D SV 86 F SI 91 X SI 90 2-2 G1-4-3 1-2f	B SI 96 F SI 95 B SI 96 B SI 96 B SI 96 4-1 74 1B 99 1B BB	C FF 92 S FF 92 D FS 85 B FF 92 F CH 80 B FF 91 B FF 91 4-2 1-2 2-3 BB			2	1	0	0	2	1	1
74 Ronald Torreyes, R (1, 4) OBP: 0.432, SLG: 0.528			S SV 86 B SI 92 X SI 92 1-1 G6-3		C SV 86 C SV 86 S SV 86 0-3 K	F SI 95 X SI 95 0-1 99 1B 1-2 2-3 1B	B FS 86 C FF 91 F FF 91 X FS 82 1-2 L8			4	0	1	0	0	1	3
Inning Stats	R: 0 E: 0 K: 0 S: 6 H: 0 LOB: 1 BB: 1 P: 13	R: 0 E: 0 K: 0 S: 7 H: 0 LOB: 0 BB: 0 P: 9	R: 2 E: 0 K: 1 S: 10 H: 1 LOB: 0 BB: 1 P: 20	R: 0 E: 0 K: 2 S: 8 H: 0 LOB: 0 BB: 0 P: 11	R: 0 E: 0 K: 1 S: 8 H: 1 LOB: 0 BB: 0 P: 10	R: 7 E: 1 K: 2 S: 31 H: 5 LOB: 2 BB: 3 P: 55	R: 0 E: 0 K: 2 S: 15 H: 1 LOB: 3 BB: 2 P: 27	R: 0 E: 0 K: 1 S: 8 H: 1 LOB: 1 BB: 0 P: 13		1B: 7 2B: 1 3B: 0 HR: 1 SF: 1 SAC: 0 DP: 1 HBP: 0		WP: 2 PB: 0 SB: 0 CS: 0 PA: 40		

BOTTOM

Toronto Blue Jays @ New York Yankees

Yankee Stadium, Bronx, NY

Sat Apr 21 2018, 1:09 PM - 3:59 PM EDT

Att. 40,986 - Sunny - 56 F

livebaseballscorecards.com

AB	32
R	9
H	9
RBI	8
BB	7
SO	9
LOB	15

PITCHER		IP	WLS	BF	H	R	ER	SO	BB	IBB	HBP	BLK	WP	HR	S	P	ERA	WHIP
6 Marcus Stroman, R ERA: 8.55	(1, 1)	5.1	L	25	5	8	7	5	4	0	0	0	2	1	55	94	11.81	1.688
77 John Axford, R ERA: 3.0	(6, 1)	0.2		5	2	1	0	1	1	0	0	0	0	0	15	24	0.00	4.500
36 Tyler Clippard, R ERA: 2.53	(7, 1)	1.0		6	1	0	0	2	2	0	0	0	0	0	15	27	0.00	3.000
62 Aaron Loup, L ERA: 5.68	(8, 1)	1.0		4	1	0	0	1	0	0	0	0	0	0	8	13	0.00	1.000

PITCHER	IP	WLS	BF	H	R	ER	SO	BB	IBB	HBP	BLK	WP	HR	S	P	ERA	WHIP

Batter	1	2	3	4	5	6	7	8	9	AB	R	H	RBI	BB	SO	LOB
18 Curtis Granderson, L (1, 9) OBP: 0.410, SLG: 0.490	C FF 96 B SL 88 S FF 98 S SL 88 1-3 ① K		C SL 90 B SL 88 F FF 98 F SL 88 X SL 87 1-2 ② G1-3 1-2 2-3			C FF 96 B FF 97 B SL 88 B CH 88 C SL 88 S SL 88 3-3 ① K		C FC 93 F KC 85 B KC 84 S KC 86 1-3 ② K2-3		4	0	0	0	0	3	2
37 Teoscar Hernández, R (1, 7) OBP: 0.395, SLG: 0.743	X FF 96 0-0 ② G5-3		B CH 89 F FF 98 D SL 88 B CH 87 X SL 86 3-1 ③ G5-3			B SL 88 S SL 89 S SL 91 B SL 89 B CH 86 X SL 88 3-2 HR		B FC 93 X FC 93 1-0 1B		4	1	2	1	0	0	2
14 Justin Smoak, S (1, 3) OBP: 0.359, SLG: 0.395	B FF 96 C FF 97 B CH 86 B FF 98 C SL 88 F FF 97 S SL 89 3-3 ③ K			B FF 96 S FF 97 F CH 86 B FF 99 X CH 87 2-2 2B		C FF 97 B FF 97 B SL 87 B SL 88 B FF 97 4-1 26 G4-6-3 BB		C FC 94 X FC 94 0-1 ③ F8		3	0	1	0	1	1	1
26 Yangervis Solarte, S (1, 5) OBP: 0.373, SLG: 0.515		F FF 98 C FF 98 S SL 88 0-3 ① K		B SL 87 B FF 97 S SL 87 F FF 98 S SL 88 2-3 ① K		F SL 88 X SL 89 0-1 ② ③ G4-6-3 1-2f			F FF 98 F FF 100 B SI 100 X FF 101 1-2 ① G6-3	4	0	0	0	0	2	2
55 Russell Martin, R (1, 2) OBP: 0.286, SLG: 0.283		C FF 97 S FF 96 B SL 87 X CH 87 1-2 ② G6-3		C SL 88 S SL 88 B SL 88 B FF 98 X SL 88 2-2 ② G6-3			C FF 97 B SL 91 B FF 97 X SL 88 2-1 ① P3		B FF 99 B FF 97 C FF 98 B SL 86 D SL 87 4-1 8 BB BB	3	0	0	0	1	0	1
8 Kendrys Morales, S (1, 10) OBP: 0.289, SLG: 0.353		B FF 97 F SL 87 C FF 98 B SL 85 S SL 87 2-3 ③ K		C FF 99 X FF 99 0-1 ③ P6			B SL 88 F FF 98 X FF 97 1-1 ② F7		B FF 98 B FF 98 C SL 84 S SL 86 B FF 99 D SL 85 4-2 1-2 BB	3	0	0	0	1	1	1
11 Kevin Pillar, R (1, 8) OBP: 0.353, SLG: 0.443			F FF 97 F FF 95 F FF 98 B SL 90 X SL 88 1-2 18 G1-3 29 BB 1B		C SL 86 X FF 98 0-1 ① F7		S SL 90 F SL 88 H FF 98 1-2 29 S HBP		C FF 97 F FF 97 S FF 100 0-3 ② K	3	0	1	0	0	1	2
29 Devon Travis, R (1, 4) OBP: 0.218, SLG: 0.160			B FF 95 B FF 96 B CH 84 C FF 96 F FF 97 B FF 98 4-2 18 G1-3 1-2 BB		B SL 85 C SL 85 S CH 88 B CH 90 F FF 98 X 2-2 ② G4-3		S FF 98 B CH 85 D SL 90 S FF 97 X SL 89 2-2 ③ L9 1-2		C FF 98 C SL 86 X SI 100 0-2 ③ G3	3	0	0	0	1	0	3
13 Lourdes Gurriel Jr., R (1, 6) OBP: 0.273, SLG: 0.273			C SL 87 B FF 96 F SL 87 F FF 97 B FF 98 X CH 87 2-2 ① L7		B FF 99 X FF 99 1-0 ③ L7			C FC 92 B KC 86 F KC 84 B KC 86 F FC 93 X SL 82 2-2 ① P6		3	0	0	0	0	0	2
Inning Stats	R: 0 E: 0 K: 2 S: 8 H: 0 LOB: 0 BB: 0 P: 12	R: 0 E: 0 K: 2 S: 9 H: 0 LOB: 0 BB: 0 P: 12	R: 0 E: 0 K: 0 S: 16 H: 1 LOB: 2 BB: 1 P: 27	R: 0 E: 0 K: 1 S: 11 H: 1 LOB: 1 BB: 0 P: 17	R: 0 E: 0 K: 0 S: 7 H: 0 LOB: 0 BB: 0 P: 10	R: 1 E: 0 K: 1 S: 9 H: 1 LOB: 0 BB: 1 P: 19	R: 0 E: 0 K: 0 S: 9 H: 0 LOB: 1 BB: 0 P: 15	R: 0 E: 0 K: 1 S: 10 H: 1 LOB: 1 BB: 0 P: 14	R: 0 E: 0 K: 1 S: 12 H: 0 LOB: 2 BB: 2 P: 21	1B: 2 2B: 1 3B: 0 HR: 1 SF: 0 SAC: 0 DP: 1 HBP: 1						

PITCHER	IP	WLS	BF	H	R	ER	SO	BB	IBB	HBP	BLK	WP	HR	S	P	ERA	WHIP
40 Luis Severino, R (1, 1) ERA: 2.32	7.0	W	26	3	1	1	6	2	0	1	0	0	1	69	112	1.29	0.714
30 David Robertson, R (8, 1) ERA: 3.86	1.0		4	1	0	0	1	0	0	0	0	0	0	10	14	0.00	1.000
54 Aroldis Chapman, L (9, 1) ERA: 2.0	1.0		5	0	0	0	1	2	0	0	0	0	0	12	21	0.00	2.000

PITCHER	IP	WLS	BF	H	R	ER	SO	BB	IBB	HBP	BLK	WP	HR	S	P	ERA	WHIP

TOP

Toronto Blue Jays @ New York Yankees

Yankee Stadium, Bronx, NY

Sun Apr 22 2018, 1:10 PM - 3:56 PM EDT

Att. 43,628 - Sunny - 62 F

livebaseballscorecards.com

AB	30
R	1
H	4
RBI	1
BB	4
SO	8
LOB	16

WP: 0	PA: 35
PB: 0	
SB: 1	
CS: 0	

BOTTOM

Toronto Blue Jays @ New York Yankees

Yankee Stadium, Bronx, NY

Sun Apr 22 2018, 1:10 PM - 3:56 PM EDT

Att. 43,628 - Sunny - 62 F

livebaseballscorecards.com

Batter	1	2	3	4	5	6	7	8	9	AB	R	H	RBI	BB	SO	LOB
31 Aaron Hicks, S (1, 8) OBP: 0.421, SLG: 0.516	F FF 91 B FF 90 B FF 91 C FF 92 F SL 80 B SL 84 X FF 91 3-2 ① L7	D CH 82 D SL 81 X FF 88 2-0 ③ P6			B CU 74 C FF 90 B SL 82 B SI 89 X FF 90 3-1 ② G6-3		C CH 77 C FF 92 B CH 79 B FF 93 X FF 93 2-2 18 E, 18 S, 18 SF9 1B			4	1	1	0	0	0	1
99 Aaron Judge, R (1, 9) OBP: 0.462, SLG: 0.608	F FF 91 C FF 90 S SL 82 0-3 ② K		X FF 88 0-0 ① G5-3		C FF 90 C SL 82 B SL 82 B CH 83 F CH 82 B FF 91 F SL 82 B FF 91 4-2 BB		B SL 82 S FF 92 B FF 92 S SL 82 B FF 92 X FF 92 3-2 ① F8			3	0	0	0	1	1	1
18 Didi Gregorius, L (1, 6) OBP: 0.442, SLG: 0.742	C SI 91 B SI 91 X SI 90 1-1 HR		C FF 89 X CU 73 0-1 ② G3		F SL 80 F SI 90 S SL 81 0-3 ③ K		1 SAFE B FF 91 1 SAFE B FF 90 X CH 80 2-0 ② SF9 1-H			3	1	1	2	0	1	1
27 Giancarlo Stanton, R (1, 7) OBP: 0.293, SLG: 0.407	C FF 90 B CH 82 B CH 83 X CH 83 2-1 ③ L5		B CU 71 S CU 73 X FF 89 1-1 ③ G5-3			C FF 89 B FF 89 F FF 89 C SL 82 1-3 ① K	F FF 92 X FF 92 0-1 ③ P4			4	0	0	0	0	1	0
24 Gary Sánchez, R (1, 10) OBP: 0.222, SLG: 0.391		B SI 91 B CH 82 B CH 81 B FF 89 4-0 41 2B, 28 2B BB		F FF 89 B CU 72 B FF 89 B CU 72 S FF 90 C FF 90 3-3 ① K		C CU 73 X CH 81 0-1 26 1B, 41 2B 2B		X SI 94 0-0 ① F9		3	2	1	0	1	1	0
26 Tyler Austin, R (1, 3) OBP: 0.375, SLG: 0.551		C FF 90 S CU 73 F SL 81 D SL 81 S FF 90 1-3 ① K		C CU 72 B CU 74 S CH 81 F SL 80 B FF 89 B SL 83 D SL 82 4-2 41 1B BB		S FF 89 B FF 88 X SL 81 1-1 41 2B 2-3 1B		B SI 94 B SI 95 C SI 95 C SI 96 F SI 97 B SI 95 F SI 96 X SI 96 3-2 ② G6-3		3	0	1	0	1	1	1
41 Miguel Andujar, R (1, 5) OBP: 0.327, SLG: 0.596		S FF 91 1 SAFE X CU 74 0-1 1-3 28 2B 2B		B SI 90 C CH 81 X FF 90 1-1 1-2 25 G5-4-3 1B		C FF 90 B FF 91 S FC 85 F FF 92 X FC 83 1-2 1-3 3-H 2B		X SI 95 0-0 1B		4	1	4	1	0	0	0
25 Gleyber Torres, R (1, 4)		S FF 89 S FF 90 D SL 82 F FF 90 S SL 82 1-3 ② K		C FF 90 D CH 82 D CU 74 B FF 89 X FF 89 3-1 ② ③ G5-4-3 1-2f		B CU 74 B FC 84 C FC 82 X FF 92 2-1 ② P3		D SI 96 X SI 96 1-0 ③ F9		4	0	0	0	0	1	7
28 Austin Romine, R (1, 2) OBP: 0.370, SLG: 0.333		B SI 90 T FF 90 B FF 90 B FF 91 X SI 91 3-1 2-H 3-H 2B			C FF 89 X CU 74 0-1 ① F9	B FC 83 S FF 90 F FF 90 B FF 92 B FC 85 F FF 91 F FF 91 X FF 91 3-2 ③ F9				3	0	1	2	0	0	2
Inning Stats	R: 1 H: 1 E: 0 LOB: 0 K: 1 BB: 0 S: 11 P: 17	R: 2 H: 2 E: 0 LOB: 1 K: 2 BB: 1 S: 13 P: 24	R: 0 H: 0 E: 0 LOB: 0 K: 0 BB: 0 S: 5 P: 6	R: 0 H: 1 E: 0 LOB: 1 K: 1 BB: 1 S: 10 P: 21	R: 0 H: 0 E: 0 LOB: 1 K: 1 BB: 1 S: 11 P: 18	R: 1 H: 3 E: 0 LOB: 2 K: 1 BB: 0 S: 18 P: 26	R: 1 H: 1 E: 0 LOB: 0 K: 0 BB: 0 S: 9 P: 16	R: 0 H: 1 E: 0 LOB: 1 K: 0 BB: 0 S: 8 P: 12		1B: 4 SF: 1 2B: 4 SAC: 0 3B: 0 DP: 1 HR: 1 HBP: 0				WP: 0 PA: 35 PB: 0 SB: 1 CS: 0		

	AB	31
	R	5
	H	9
	RBI	5
	BB	3
	SO	6
	LOB	13

PITCHER		IP	WLS	BF	H	R	ER	SO	BB	IBB	HBP	BLK	WP	HR	S	P	ERA	WHIP
57 Jaime García, L ERA: 4.57	(1, 1)	5.1	L	24	6	4	4	6	3	0	0	0	0	1	57	95	6.75	1.688
22 Seunghwan Oh, R ERA: 2.08	(6, 1)	0.2		3	1	0	0	0	0	0	0	0	0	0	11	17	0.00	1.500
24 Danny Barnes, R ERA: 0.77	(7, 1)	1.0		4	1	1	0	0	0	0	0	0	0	0	9	16	0.00	1.000
77 John Axford, R ERA: 2.7	(8, 1)	1.0		4	1	0	0	0	0	0	0	0	0	0	8	12	0.00	1.000

PITCHER		IP	WLS	BF	H	R	ER	SO	BB	IBB	HBP	BLK	WP	HR	S	P	ERA	WHIP

Batter	1	2	3	4	5	6	7	8	9	AB	R	H	RBI	BB	SO	LOB
2 Brian Dozier, R (1, 4) OBP: 0.373, SLG: 0.520	C SL 82 B SL 83 B FS 86 C FS 86 B SL 84 B FS 87 4-2 7 SH1-3 BB		X FF 92 0-0 ② L9		D SL 84 D FS 87 S SL 84 B FF 93 X FS 88 3-1 1-2 2-H 1B		B FF 95 C FF 96 X FF 96 1-1 ③ P4		C CH 80 B SI 91 F CH 80 B CH 78 F FF 94 F FF 94 X CH 79 2-2 ③ G6-3	4	0	1	1	1	0	3
7 Joe Mauer, L (1, 3) OBP: 0.452, SLG: 0.386 16 Ehire Adrianza, S (8, 3) OBP: 0.286, SLG: 0.300	C FF 92 X SL 82 0-1 ① SH1-3 1-2		C FF 91 C SL 82 F FF 92 B SL 84 S FS 86 1-3 ③ K		X FF 92 0-0 ③ F7			B FF 92 C SI 91 B CH 79 S CH 80 B CH 79 T SI 93 3-2 ① K		3 0	0 0	0 0	0 0	2 0	2 0
22 Miguel Sanó, R (1, 5) OBP: 0.254, SLG: 0.446	B SL 84 C FS 87 S FF 93 X FS 87 1-2 ② G5-3			C SL 83 B SI 91 S SL 83 B SL 85 F FF 93 S FS 86 2-3 ① K		S FF 92 B FF 90 X SL 82 1-1 ① F8		B SI 91 B CU 81 X CH 78 2-0 ② G1-3		4	0	0	0	0	1	1
20 Eddie Rosario, L (1, 7) OBP: 0.279, SLG: 0.415 (8, 8)	S SL 83 S FF 92 X FS 88 0-2 ③ G4-3			B FS 86 C SL 83 S SL 84 B FF 92 B FS 87 S SL 86 3-3 ② K		F SL 83 S FF 91 B SL 84 B FF 91 S FS 85 2-3 ② K		S SI 92 S CH 79 B CH 79 X FF 92 1-2 99 1B 1B		4	0	1	0	0	2	1
99 Logan Morrison, L (1, 10) OBP: 0.206, SLG: 0.179 36 Robbie Grossman, S (8, 7) OBP: 0.171, SLG: 0.182		C SL 80 B FF 92 S FS 87 S FS 87 1-3 ① K		B CU 78 X SL 83 1-0 ③ P4		X FF 91 0-0 ③ F7		C SI 93 B SI 93 D CH 79 X CH 80 2-1 1-2 1B		4 0	0 0	1 0	0 0	0 0	1 0	0 0
5 Eduardo Escobar, S (1, 6) OBP: 0.295, SLG: 0.473		C SI 91 B FF 91 B SL 83 S FS 86 X FS 87 2-2 ② G3			B SL 83 S FS 85 X FF 91 1-1 ① F7		B FS 85 C SI 91 X FF 91 1-1 ① P5	B FF 92 S CH 80 F CH 80 F CH 78 F CH 79 S CH 80 1-3 ③ K		4	0	0	0	0	1	2
26 Max Kepler, L (1, 9) OBP: 0.375, SLG: 0.589		F CU 76 B FF 92 X FS 86 1-1 2B			F SL 83 B SI 91 X SI 90 1-1 ② F7		F FS 85 B FF 91 X FS 86 1-1 ② F8		F SI 90 S CH 80 X CH 78 0-2 ① F9	4	0	1	0	0	0	0
24 Ryan LaMarre, R (1, 8) OBP: 0.526, SLG: 0.471 (8, 1)		B FF 92 B SL 83 X SL 83 2-0 ③ G6-3			F FF 91 H SI 90 1-1 15 1B 2 1B HBP		C FF 92 S FS 85 B FS 86 B SL 85 B FS 87 B FF 94 4-2 15 BB BB		C FF 93 B CU 82 F SI 91 B CU 81 S CH 80 2-3 ② K	2	1	0	0	1	1	1
15 Jason Castro, L (1, 2) OBP: 0.260, SLG: 0.250 23 Mitch Garver, R (9, PH) OBP: 0.278, SLG: 0.438			C FF 91 B SL 81 B FS 85 X SI 91 2-1 ① G4-3		B CU 76 1 SAFE 1 SAFE X SL 82 1-0 2 1B 1-2 1B		B FF 96 F FF 95 B FF 96 1 SAFE F FF 95 F FF 96 F FF 96 B SL 87 F FF 95 4-2 B FF 96 1-2 BB		B FF 92 B FF 92 X FF 92 2-0 2B	2 1	0 0	1 1	0 0	1 0	0 0	0 0

livebaseballscorecards.com

TOP

Minnesota Twins @ New York Yankees

Yankee Stadium, Bronx, NY

Mon Apr 23 2018, 7:12 PM - 10:48 PM EDT

Att. 39,249 - Clear - 56 F

AB	32
R	1
H	6
RBI	1
BB	3
SO	8
LOB	10

Inning Stats	1	2	3	4	5	6	7	8	9
	R: 0 E: 0 K: 0 S: 10	H: 0 LOB: 1 BB: 1 P: 15	R: 0 E: 0 K: 1 S: 9	H: 1 LOB: 1 BB: 0 P: 15	R: 0 E: 0 K: 1 S: 7	H: 0 LOB: 0 BB: 0 P: 10	R: 0 E: 0 K: 2 S: 8	H: 0 LOB: 0 BB: 0 P: 14	R: 1 E: 0 K: 0 S: 9	H: 2 LOB: 2 BB: 0 P: 16	R: 0 E: 0 K: 1 S: 6	H: 0 LOB: 0 BB: 0 P: 9	R: 0 E: 0 K: 0 S: 13	H: 0 LOB: 2 BB: 2 P: 24	R: 0 E: 0 K: 2 S: 14	H: 2 LOB: 2 BB: 0 P: 23	R: 0 E: 0 K: 1 S: 12	H: 1 LOB: 1 BB: 0 P: 18

| | | |

BOTTOM

Minnesota Twins @ New York Yankees

Yankee Stadium, Bronx, NY

Mon Apr 23 2018, 7:12 PM - 10:48 PM EDT

Att. 39,249 - Clear - 56 F

livebaseballscorecards.com

Batter	1	2	3	4	5	6	7	8	9	AB	R	H	RBI	BB	SO	LOB
11 Brett Gardner, L (1, 7) OBP: 0.366, SLG: 0.316	B FF 90 B FF 90 B FF 90 B FF 90 4-0 99 S 24 2B BB	B FF 91 C FS 83 B FS 84 C FS 82 B FF 91 F FF 91 X FF 91 3-2 ② L7		B FS 85 B FF 90 C FF 89 X FF 89 3-1 ③ F9		C SI 88 F CH 78 B CH 75 X SL 77 1-2 ③ P5		B FF 97 C FF 96 B FF 96 C FF 97 F FF 98 F FF 97 F FF 96 B SL 88 B FF 96 4-2 99 BB 18 HR 1-2 BB		3	2	0	0	2	0	1
99 Aaron Judge, R (1, 9) OBP: 0.469, SLG: 0.610	C FF 91 1 SAFE B SL 81 B SL 81 T SL 81 B SL 80 F FF 90 S FF 91 3-3 ① K 1-2	B SL 82 B CU 71 B SL 80 F FF 90 B SL 83 4-1 BB			C SL 80 T FF 88 F SL 79 B CU 72 X FF 90 1-2 ① F9		B SL 79 X SI 89 1-0 27 1B 2B	C FF 97 D SL 88 S SL 88 B FC 93 B FF 98 B SL 89 4-2 18 HR 1-2 2-3 BB		3	2	1	0	2	1	1
18 Didi Gregorius, L (1, 6) OBP: 0.429, SLG: 0.746 74 Ronald Torreyes, R (9, 6) OBP: 0.432, SLG: 0.528	F FF 91 B FS 85 F FS 83 S FF 92 1-3 ② K	B FF 90 B FS 83 B FS 83 S FF 91 X FF 91 3-1 ③ F7			F FF 90 S FF 90 B FS 82 F FF 90 X FF 91 1-2 ② L3		B CH 76 S CH 76 C CH 77 F FF 92 X CH 76 1-2 ① P6	X FF 95 0-0 1-H 2-H 3-H HR		5 0	1 0	1 0	4 0	0 0	1 0	3 0
27 Giancarlo Stanton, R (1, 10) OBP: 0.330, SLG: 0.471	C SL 80 C FF 90 B FF 89 D SL 81 B FF 91 B FF 90 4-2 24 2B BB	X SL 80 0-0 1B			S CU 71 F FS 83 B FS 83 B FF 90 X CU 72 2-2 HR		C FF 94 F FF 96 D CU 84 B FF 96 X CU 82 2-2 31 BB 26 2B 2-H 1B	C SL 89 B FF 97 B FF 97 X FF 96 2-1 24 FC5-4 1B		4	3	4	2	1	0	0
24 Gary Sánchez, R (1, 2) OBP: 0.234, SLG: 0.397	C CU 73 X FF 90 0-1 31 1B 1-H 2-H 2B	B SL 78 B FS 83 T FF 90 F FF 90 S CU 74 2-3 ① K			B SI 88 B SL 77 B CH 76 B SI 88 4-0 BB		B FF 95 F FF 95 F FF 95 X CU 82 1-2 ② F8	D FF 96 F FF 95 S SL 88 X SL 88 1-2 ① FC5-4 31 FC2-4 1-2f		4	1	1	2	1	1	3
31 Aaron Hicks, S (1, 8) OBP: 0.419, SLG: 0.486	F FF 90 S FS 85 F FS 83 F FF 90 F CU 74 B SL 84 B FS 84 B FS 84 X FF 92 3-2 2-H 1B	C FS 82 F FF 89 B FS 83 F FF 90 D CU 74 S FS 84 2-3 ② K			B CH 78 B SI 88 C SI 88 F SI 88 S CH 76 2-3 ③ K		B CH 88 B FF 93 B SI 94 C FF 94 B CH 89 4-1 1-2 26 2B BB	X FF 72 0-0 FC2-4 1-2f 26 HR		4	2	1	1	1	2	3
26 Tyler Austin, R (1, 3) OBP: 0.377, SLG: 0.611	B SL 79 1 SAFE X FF 90 1-0 ③ G4-3	S SL 78 B SL 80 D CU 72 F FF 90 S FS 82 2-3 ③ K				B SI 88 C SI 88 C SL 78 S SL 78 1-3 ① K	S SI 94 D CU 84 S FF 94 D CU 84 F FF 94 F FF 94 X FF 94 2-2 1-H 2-H 2B	X FF 72 0-0 1-H HR		5	1	2	4	0	2	2
41 Miguel Andujar, R (1, 5) OBP: 0.333, SLG: 0.649		X FF 89 0-0 HR		C CU 69 B CU 72 B FS 83 B SL 81 C FF 90 X FF 91 3-2 ① L7		C SL 78 F SL 79 B SL 80 X SL 80 1-2 2B	C FF 94 D CU 84 S FF 93 F CU 83 B FF 94 D CU 85 T FF 94 3-2 ③ K	C FF 75 B FF 72 X FF 73 1-1 ③ G4-3		5	1	2	1	0	1	1
25 Gleyber Torres, R (1, 4) OBP: 0.125, SLG: 0.125		C SL 81 B SL 82 B SL 76 B SL 80 X SL 80 3-1 ① G6-3		B SL 84 B CU 71 S FF 90 F FF 91 F CU 73 X FS 82 2-2 ② P4		X SL 78 0-0 ② P3		C FF 97 C FF 98 B SL 87 F FF 97 X SL 88 1-2 99 BB 11 BB 18 HR 1B		4	1	1	0	0	0	1
Inning Stats	R: 3 E: 0 K: 2 S: 18 H: 2 LOB: 1 BB: 2 P: 34	R: 1 E: 0 K: 0 S: 10 H: 1 LOB: 1 BB: 1 P: 23	R: 0 E: 0 K: 3 S: 11 H: 1 LOB: 1 BB: 0 P: 17	R: 0 E: 0 K: 0 S: 9 H: 0 LOB: 0 BB: 0 P: 17	R: 1 E: 0 K: 1 S: 14 H: 1 LOB: 1 BB: 1 P: 24	R: 0 E: 0 K: 1 S: 10 H: 1 LOB: 1 BB: 0 P: 13	R: 3 E: 0 K: 1 S: 21 H: 3 LOB: 1 BB: 1 P: 35	R: 6 E: 0 K: 0 S: 21 H: 4 LOB: 0 BB: 2 P: 34		1B: 5 2B: 4 3B: 0 HR: 4 SF: 0 SAC: 0 DP: 0 HBP: 0					WP: 0 PB: 0 SB: 1 CS: 0 PA: 44	

AB	37
R	14
H	13
RBI	14
BB	7
SO	8
LOB	15

PITCHER		IP	WLS	BF	H	R	ER	SO	BB	IBB	HBP	BLK	WP	HR	S	P	ERA	WHIP
12 Jake Odorizzi, R ERA: 4.5	(1, 1)	4.2	L	22	5	5	5	5	3	0	0	0	0	2	59	106	9.64	1.714
39 Trevor Hildenberger, R ERA: 4.66	(5, 1)	1.2		8	2	1	1	2	1	0	0	0	0	0	18	29	5.40	1.800
67 Alan Busenitz, R ERA: 6.75	(7, 1)	0.2		5	2	2	2	1	1	0	0	0	0	0	16	28	27.00	4.500
61 Tyler Kinley, R ERA: 24.3	(8, 1)	0.1		6	3	5	5	0	2	0	0	0	0	1	17	29	135.00	15.000
24 Ryan LaMarre, L ERA: 13.5	(8, 1)	0.2		3	1	1	1	0	0	0	0	0	0	1	4	5	13.50	1.500

PITCHER		IP	WLS	BF	H	R	ER	SO	BB	IBB	HBP	BLK	WP	HR	S	P	ERA	WHIP

Batter	1	2	3	4	5	6	7	8	9	AB	R	H	RBI	BB	SO	LOB
2 Brian Dozier, R (1, 4) OBP: 0.356, SLG: 0.494	X SI 88 0-0 G6-3		C SI 91 B FC 90 S SL 80 F SL 80 B FF 89 X FC 89 2-2 F9			B SL 78 X CH 83 1-0 G5-3		C FF 92 B SL 84 B FF 92 S FS 84 X FS 84 2-2 G6-3		4	0	0	0	0	0	0
26 Max Kepler, L (1, 9) (7, 8) OBP: 0.368, SLG: 0.583	B FC 88 F FC 90 B SI 90 S SL 81 F SL 81 X FC 92 2-2 P6		B SL 79 F SL 80 S SI 91 X SI 91 1-2 G3			B SI 89 X SL 80 1-0 P4		C FF 92 B FS 87 S FS 84 B FS 84 X FF 93 2-2 5 2B 2B		4	1	1	0	0	0	0
22 Miguel Sanó, R (1, 10) OBP: 0.253, SLG: 0.426	B FC 89 F FC 88 B CH 84 B SL 81 D CH 84 4-1 5 2B 5 E BB			C SL 77 X FC 87 0-1 P3		B FC 89 X CH 83 1-0 F7		D FS 85 S FS 84 F FF 93 S FS 85 1-3 K		3	1	0	0	1	1	1
5 Eduardo Escobar, S (1, 5) OBP: 0.338, SLG: 0.534	C SL 79 C FC 89 B SL 80 X FC 88 1-2 E9 1-H 2B			B FC 87 F CH 81 F FC 89 X FC 90 1-2 23 CS 1B			B FF 96 B KC 84 F FF 97 B KC 84 B FF 97 4-1 20 E 23 E BB	X FS 84 0-0 2-H 2B		3	1	3	1	1	0	0
20 Eddie Rosario, L (1, 7) OBP: 0.264, SLG: 0.391	B SI 89 F FF 91 F SL 82 F SL 82 B SI 91 B SL 82 X SL 82 3-2 G3			B SI 90 S SL 80 F SI 90 S SI 91 1-3 K			B KC 84 B KC 84 1 SAFE C FF 98 F KC 84 B SV 86 C KC 84 3-3 K 1-2	B FF 91 B FS 84 X FS 83 2-0 G4-3		4	0	0	0	0	2	4
23 Mitch Garver, R (1, 2) OBP: 0.273, SLG: 0.400		B FC 86 X FC 88 1-0 P5		B FC 91 C CH 84 C SL 81 1-2 CS 1-2	B SI 89 X SI 89 1-0 E3 99 G6-3		B KC 84 C KC 84 B KC 84 X KC 83 2-1 E4 2-H 1B		B FF 92 C FC 87 C FF 93 B CU 76 S FF 92 2-3 K	4	0	1	0	0	1	0
99 Logan Morrison, L (1, 3) OBP: 0.212, SLG: 0.172 36 Robbie Grossman, S (7, 9) OBP: 0.167, SLG: 0.176		C SI 90 B SL 81 B SI 90 S SL 81 F FC 93 S SL 80 2-3 K			F SI 90 X SI 90 0-1 G6-3 1-2		C KC 84 B FF 98 B KC 84 F KC 84 D SV 87 B SV 88 4-2 BB		C FF 92 B CU 76 C CH 86 B FF 93 B FC 86 F FF 93 F CH 87 X FF 92 3-2 G4-3	2 1	0 0	0 0	0 0	1 0	1 0	1 0
16 Ehire Adrianza, S (1, 6) OBP: 0.240, SLG: 0.250		F SI 91 X CH 84 0-1 F7			C SL 79 C SL 80 C SL 80 0-3 K		S KC 84 B KC 86 C SL 83 S KC 87 1-3 K		C FF 92 C FF 92 F FF 93 B CH 86 B CU 77 C FF 93 2-3 K	4	0	0	0	0	3	3
24 Ryan LaMarre, R (1, 8) OBP: 0.476, SLG: 0.421 7 Joe Mauer, L (7, PH) OBP: 0.446, SLG: 0.379 (7, 3)			C SI 88 B SL 79 B FC 87 S CH 82 B SL 81 C SL 80 3-3 K		C SL 80 B SL 80 C SL 79 F SL 81 B FC 91 B SL 81 X SL 80 3-2 P2		D KC 83 B FC 93 X KC 84 2-0 G1-3			2 1	0 0	0 0	0 0	0 0	1 0	1 2
Inning Stats	R: 1 E: 1 K: 0 S: 13 H: 1 LOB: 1 BB: 1 P: 23	R: 0 E: 0 K: 1 S: 7 H: 0 LOB: 0 BB: 0 P: 10	R: 0 E: 0 K: 1 S: 10 H: 0 LOB: 0 BB: 0 P: 16	R: 0 E: 0 K: 1 S: 10 H: 1 LOB: 0 BB: 0 P: 13	R: 0 E: 1 K: 1 S: 10 H: 0 LOB: 1 BB: 0 P: 14	R: 0 E: 0 K: 0 S: 3 H: 0 LOB: 0 BB: 0 P: 6	R: 1 E: 2 K: 2 S: 12 H: 1 LOB: 2 BB: 2 P: 28	R: 1 E: 0 K: 1 S: 11 H: 2 LOB: 1 BB: 0 P: 18	R: 0 E: 0 K: 2 S: 12 H: 0 LOB: 0 BB: 0 P: 19	1B: 2 2B: 3 3B: 0 HR: 0 SF: 0 SAC: 0 DP: 0 HBP: 0						

TOP

Minnesota Twins @ New York Yankees

Yankee Stadium, Bronx, NY

Tue Apr 24 2018, 6:38 PM - 9:49 PM EDT

Att. 39,025 - Cloudy - 61 F

livebaseballscorecards.com

AB	32
R	3
H	5
RBI	1
BB	3
SO	9
LOB	12

WP: 0 PB: 0 SB: 0 CS: 1 PA: 36

PITCHER		IP	WLS	BF	H	R	ER	SO	BB	IBB	HBP	BLK	WP	HR	S	P	ERA	WHIP
52 CC Sabathia, L ERA: 1.86	(1, 1)	6.0	W	21	2	1	0	4	1	0	0	0	0	0	53	82	0.00	0.500
68 Dellin Betances, R ERA: 6.0	(7, 1)	0.1		4	1	1	0	1	2	0	0	0	0	0	8	21	0.00	9.000
30 David Robertson, R ERA: 3.65	(7, 1)	0.2	H	2	0	0	0	1	0	0	0	0	0	0	4	7	0.00	0.000
45 Chasen Shreve, L ERA: 0.93	(8, 1)	1.0		5	2	1	1	1	0	0	0	0	0	0	11	18	9.00	2.000
56 Jonathan Holder, R ERA: 9.53	(9, 1)	1.0		3	0	0	0	2	0	0	0	0	0	0	12	19	0.00	0.000

PITCHER	IP	WLS	BF	H	R	ER	SO	BB	IBB	HBP	BLK	WP	HR	S	P	ERA	WHIP

Batter	1	2	3	4	5	6	7	8	9	AB	R	H	RBI	BB	SO	LOB
11 Brett Gardner, L (1, 7) OBP: 0.357, SLG: 0.300	C FF 92 B FF 93 B SI 93 C FF 94 X FF 94 2-2 ① L7		B FF 94 B SI 92 B FF 93 C FF 92 B FF 92 4-1 99 2B 18 1B BB	B SI 92 S SI 92 B FF 92 C SI 92 F SV 82 F CH 84 X SI 93 2-2 ②③ G6-3 1-2f		1 SAFE C SI 91 B SI 91 X SI 92 1-1 ③ G4-3		C SI 92 C SI 93 B CU 79 B CU 78 B CU 77 C SI 93 3-3 ② K		4	1	0	0	1	1	3
99 Aaron Judge, R (1, 9) OBP: 0.476, SLG: 0.659	C FF 93 B FF 93 B SV 84 F SI 94 B SV 84 S FF 95 3-3 ② K		B FF 93 1 SAFE C SV 82 1 SAFE B SI 93 D FF 94 X FF 94 3-1 18 1B 1-3 2B		C FF 93 B FF 93 B CH 85 B SV 83 X SI 93 3-1 18 HR 1B		C FF 91 F SI 92 B KC 83 X FF 92 1-2 HR	C SI 94 B SI 94 B CU 81 C SI 93 S CU 80 2-3 ③ K		5	2	3	1	0	2	0
18 Didi Gregorius, L (1, 6) OBP: 0.442, SLG: 0.787	C FF 95 F FF 94 B SV 84 B SV 84 F FF 95 B CH 86 T FF 94 3-2 ③ K		B CH 84 B SI 93 F CH 83 X FF 93 2-1 24 FC6-4 2-3 3-H 1B		X CH 83 0-0 1-H HR		B SI 91 C KC 76 B SI 93 X SI 91 2-1 27 FC5-4 1B			4	1	3	3	0	1	0
27 Giancarlo Stanton, R (1, 10) OBP: 0.317, SLG: 0.449		C FF 94 S SI 91 F FF 94 S FF 94 0-3 ① K	S FF 93 S SV 83 S SV 83 0-3 ② K		C FF 94 B FF 96 S SL 88 B F SL 90 S FF 95 2-3 ① K		B FF 91 B SI 93 S SI 93 X KC 82 2-1 ① FC5-4 24 HR 1-2f			4	1	0	0	0	3	3
24 Gary Sánchez, R (1, 2) OBP: 0.247, SLG: 0.481		S SV 84 X FF 94 0-1 HR	F SI 92 X SI 92 0-1 ③ FC6-4 1-2f		B SL 89 B SL 88 S SL 87 B CU 81 T FF 96 F FF 95 C FF 96 3-3 ② K		B SI 91 C SI 92 X SI 92 1-1 1-H HR			4	2	2	3	0	1	2
31 Aaron Hicks, S (1, 8) OBP: 0.426, SLG: 0.459		B SI 94 B CH 84 B CH 84 B SI 93 4-0 BB	X FF 93 0-0 ① F9		B FF 95 B SI 94 C FF 94 S SL 88 F CU 83 S SL 89 2-3 ③ K		B KC 79 B SI 92 S SI 92 B SI 92 F SI 93 B SI 93 4-2 41 WP BB			2	0	0	0	2	1	0
14 Neil Walker, S (1, 3) OBP: 0.232, SLG: 0.203		F FF 93 1 SAFE 1 SAFE F FF 93 S FF 93 0-3 ② K	B FF 93 B CH 83 C SI 93 F FF 92 F CH 84 S SV 84 2-3 K 41 E 25 1B			B FF 90 X SI 92 1-0 ① F8	B SI 91 X SI 92 1-0 ② F7			4	1	0	0	0	2	2
41 Miguel Andujar, R (1, 5) OBP: 0.313, SLG: 0.607		1 SAFE C SV 83 F SV 82 S SV 84 0-3 ③ K	B SV 80 S SV 81 F SI 92 B SV 83 1 SAFE D SV 84 F SV 84 X SI 95 3-2 E2 25 1B 1-2			X FF 92 0-0 ② L9	C KC 80 1 SAFE F SI 90 B KC 83 D KC 83 F SI 91 S 2-3 ③ K 1-2			4	0	0	0	0	2	3
25 Gleyber Torres, R (1, 4) OBP: 0.250, SLG: 0.250			C SV 80 B SI 92 F FF 92 B SV 84 F SV 82 X SI 94 2-2 ① G5-3	B SI 92 B SI 93 B FF 95 C FF 93 S SI 92 X SI 94 3-2 11 G6-3 1-2 2-H 1B		C FF 92 B KC 78 B KC 80 C SI 92 B KC 83 X FF 93 3-2 1B		X SI 93 0-0 ① G4-3		4	0	2	1	0	0	0
Inning Stats	R: 0 E: 0 K: 2 S: 10 H: 0 LOB: 0 BB: 0 P: 18	R: 1 E: 0 K: 3 S: 12 H: 1 LOB: 1 BB: 1 P: 16	R: 1 E: 0 K: 1 S: 15 H: 2 LOB: 2 BB: 1 P: 26	R: 1 E: 1 K: 1 S: 17 H: 1 LOB: 1 BB: 1 P: 27	R: 2 E: 0 K: 3 S: 15 H: 2 LOB: 0 BB: 0 P: 25	R: 0 E: 0 K: 0 S: 7 H: 1 LOB: 1 BB: 0 P: 12	R: 3 E: 0 K: 1 S: 16 H: 3 LOB: 1 BB: 1 P: 29	R: 0 E: 0 K: 2 S: 7 H: 0 LOB: 0 BB: 0 P: 12		1B: 5 2B: 1 3B: 0 HR: 4 SF: 0 SAC: 0 DP: 1 HBP: 0						

PITCHER		IP	WLS	BF	H	R	ER	SO	BB	IBB	HBP	BLK	WP	HR	S	P	ERA	WHIP
17 José Berríos, R ERA: 2.84	(1, 1)	4.0	L	21	6	5	5	7	2	0	0	0	1	2	57	93	11.25	2.000
57 Ryan Pressly, R ERA:	(5, 1)	1.0		3	0	0	0	3	0	0	0	0	0	0	12	19	0.00	0.000
21 Tyler Duffey, R ERA: 13.5	(6, 1)	2.0		11	4	3	3	1	1	0	0	0	1	2	23	41	13.50	2.500
55 Taylor Rogers, L ERA: 6.23	(8, 1)	1.0		3	0	0	0	2	0	0	0	0	0	0	7	12	0.00	0.000

PITCHER	IP	WLS	BF	H	R	ER	SO	BB	IBB	HBP	BLK	WP	HR	S	P	ERA	WHIP

BOTTOM

Minnesota Twins @ New York Yankees

Yankee Stadium, Bronx, NY

Tue Apr 24 2018, 6:38 PM - 9:49 PM EDT

Att. 39,025 - Cloudy - 61 F

livebaseballscorecards.com

AB	35
R	8
H	10
RBI	8
BB	3
SO	13
LOB	13

Batter	1	2	3	4	5	6	7	8	9	AB	R	H	RBI	BB	SO	LOB
2 Brian Dozier, R (1, 4) OBP: 0.348, SLG: 0.470	C SI 93 C SI 93 B SL 84 X SI 95 1-2 G4-3		B FF 91 B FF 93 B SI 93 C FF 93 B FF 92 4-1 22 CS BB	B FF 93 C FF 92 X SI 92 1-1 P4		S SL 88 B SL 85 B FF 96 F FF 95 X FF 96 2-2 F8		B SL 86 C FC 92 F KC 81 X SL 88 1-2 G4-3		4	0	0	0	1	0	2
7 Joe Mauer, L (1, 3) OBP: 0.456, SLG: 0.403	B CU 81 B FF 93 F FF 93 B FF 95 C FF 94 B FF 94 4-2 22 HR BB		B FF 92 B FF 92 C FF 92 1 SAFE B FF 93 X FF 93 3-1 F9		C FF 92 B FF 92 X CU 79 1-1 26 L8 22 1B 1B		C FF 94 X FF 95 0-1 26 1B 2B	B FC 94 C FC 94 S KC 85 B KC 85 B KC 86 X KC 85 3-2 G4-3		4	2	2	0	1	0	1
22 Miguel Sanó, R (1, 5) OBP: 0.288, SLG: 0.479	B CU 82 X CH 89 1-0 1-H HR		B FF 92 C FF 92 B SL 86 B SL 84 F FF 93 D SL 86 4-2 1-2 BB		D FF 92 B FF 92 S FF 91 X FF 91 2-1 5 BB 1-2 1B		B SL 87 B FF 96 B FF 96 C FF 95 B FF 96 4-1 5 1B 26 1B BB		X FF 97 0-0 P4	3	1	2	2	2	0	0
20 Eddie Rosario, L (1, 7) OBP: 0.247, SLG: 0.365	S FF 95 B SI 91 S FF 94 B SL 84 F ST 85 X SL 86 2-2 G3-1		X FF 92 0-0 L9		F SL 82 B CH 89 F FF 92 B SI 93 S SL 85 2-3 K		S FF 95 F FF 96 F FF 96 S FF 96 0-3 K		L FF 97 F FF 98 S SL 85 0-3 K	5	0	0	0	0	3	5
26 Max Kepler, L (1, 8) OBP: 0.384, SLG: 0.585	B FF 93 C FF 91 S SL 85 F SL 84 F FF 93 B SL 86 C SI 93 2-3 K			C SI 90 C CH 88 B SL 85 X 1-2 99 1B 5 1B 36 FC4-6 1B	C FF 93 D SI 91 F SI 91 X SL 83 1-2 L8 2-3		B SL 87 X FF 96 1-0 5 1B 1-2 2-H 1B		B SL 83 S FF 97 X FF 99 1-1 1B	5	1	3	1	0	1	2
5 Eduardo Escobar, S (1, 6) OBP: 0.357, SLG: 0.532		C SL 82 F FF 93 X SL 85 0-2 P6		C SI 82 X SI 91 0-1 36 FC4-6 99 1B 1-2 1B	C SL 85 F SL 84 D SL 86 D SI 94 D SL 87 F FF 93 F SL 84 F SI 94 B SL 85 4-2 1-2 BB		B FF 95 B FF 95 F FF 96 B FF 96 X FF 95 3-1 1-2 2-3 1B		S FF 99 S FF 100 B SI 100 X FF 101 1-2 G6-3	4	0	2	0	1	0	1
99 Logan Morrison, L (1, 10) OBP: 0.214, SLG: 0.177		C SL 82 B SI 93 C CH 88 B SL 85 B FF 95 S SL 85 3-3 K		F SL 84 D FF 92 F FF 92 X SL 85 1-2 36 FC4-6 1-2 2-3 1B	C FF 97 S FF 97 B FF 96 X FF 96 1-2 P5		D FS 84 T FF 92 F FS 84 S FS 84 1-3 K			4	0	1	0	0	2	6
36 Robbie Grossman, S (1, 9) OBP: 0.175, SLG: 0.162		B SI 93 B ST 81 B ST 83 B FF 92 4-0 BB		S SL 81 C FF 93 X SI 93 0-2 FC4-6 1-2f 2-3 3-H		C FF 95 X FF 95 0-1 F8	C FF 92 X FS 83 0-1 P3			3	0	0	1	1	0	5
15 Jason Castro, L (1, 2) OBP: 0.241, SLG: 0.229		B FF 92 1 SAFE C FF 93 X CH 90 1-1 F7		S SL 82 D CU 82 B SI 90 C SI 92 S SL 83 2-3 K		S FF 96 F FF 96 B FF 96 B FF 96 S FF 96 2-3 K		F SL 82 F KC 85 B FC 94 S KC 84 1-3 K		4	0	0	0	0	3	3
Inning Stats	R: 2 E: 0 K: 1 S: 15 H: 1 LOB: 0 BB: 1 P: 25	R: 0 E: 0 K: 1 S: 8 H: 0 LOB: 1 BB: 1 P: 16	R: 0 E: 0 K: 0 S: 6 H: 0 LOB: 1 BB: 2 P: 17	R: 1 E: 0 K: 1 S: 16 H: 3 LOB: 2 BB: 0 P: 21	R: 0 E: 0 K: 1 S: 18 H: 2 LOB: 3 BB: 1 P: 29	R: 0 E: 0 K: 1 S: 8 H: 0 LOB: 0 BB: 0 P: 12	R: 1 E: 0 K: 2 S: 15 H: 3 LOB: 3 BB: 1 P: 24	R: 0 E: 0 K: 1 S: 9 H: 0 LOB: 0 BB: 0 P: 14	R: 0 E: 0 K: 1 S: 9 H: 1 LOB: 1 BB: 0 P: 11	1B: 8 2B: 1 3B: 0 HR: 1 SF: 0 SAC: 0 DP: 0 HBP: 0	WP: 0 PB: 0 SB: 0 CS: 1 PA: 42					

PITCHER	IP	WLS	BF	H	R	ER	SO	BB	IBB	HBP	BLK	WP	HR	S	P	ERA	WHIP
55 Sonny Gray, R (1, 1) ERA: 7.71	4.2		24	6	3	3	4	5	0	0	0	0	1	60	104	5.79	2.357
57 Chad Green, R (5, 1) ERA: 2.25	1.2	W	9	3	1	1	2	1	0	0	0	0	0	21	34	5.40	2.400
45 Chasen Shreve, L (7, 1) ERA: 0.87	0.2	H	2	0	0	0	1	0	0	0	0	0	0	5	6	0.00	0.000
30 David Robertson, R (8, 1) ERA: 3.38	1.0	H	3	0	0	0	1	0	0	0	0	0	0	9	14	0.00	0.000
54 Aroldis Chapman, L (9, 1) ERA: 1.8	1.0	S	4	1	0	0	1	0	0	0	0	0	0	9	11	0.00	1.000

PITCHER	IP	WLS	BF	H	R	ER	SO	BB	IBB	HBP	BLK	WP	HR	S	P	ERA	WHIP

TOP

Minnesota Twins @ New York Yankees

Yankee Stadium, Bronx, NY

Wed Apr 25 2018, 6:39 PM - 10:17 PM EDT

Att. 39,243 - Cloudy - 53 F

livebaseballscorecards.com

AB	36
R	4
H	10
RBI	4
BB	6
SO	9
LOB	25

Batter	1	2	3	4	5	6	7	8	9	AB	R	H	RBI	BB	SO	LOB
11 Brett Gardner, L (1, 8) OBP: 0.353, SLG: 0.298	C FF 92 B FF 93 B SI 92 B FF 94 F FF 92 X FF 94 3-2 99 1B 18 1B 1B		C SI 92 C FF 92 B FF 92 X FF 94 1-2 ① G1-3	B SI 92 F SI 91 X SI 91 1-1 ① FC1-2 99 SF9 2-3 3-H		F SI 86 F SI 88 B CU 74 B CU 73 B SL 78 S SL 78 3-3 ② K		B SI 92 1 SAFE B SI 93 X SI 92 2-0 ① SH1 1-2		4	1	1	0	0	1	2
99 Aaron Judge, R (1, 9) OBP: 0.481, SLG: 0.655	C FF 94 B FF 95 D FC 89 1 SAFE F FF 95 B FF 94 F FF 94 X FF 94 3-2 18 1B 1-3 1B		B FC 88 C FF 94 F FF 94 B SI 93 S FC 89 2-3 ② K	B FF 92 B FF 93 X FF 92 2-0 ② SF9 1-2 3-H		C SI 88 B SL 79 B CH 81 B CH 83 S SI 88 B CU 75 4-2 18 1B BB			0-0 24 BB 18 BB IBB	2	0	1	1	2	1	0
18 Didi Gregorius, L (1, 6) OBP: 0.470, SLG: 0.833	X SI 93 0-0 1-2 3-H 1B		B FF 94 S FF 94 X FF 93 1-1 HR	B FF 93 D CU 81 B SI 91 3-0 IBB		C SL 78 X SI 88 0-1 1-2 1B		S CU 78 B CU 78 B SI 93 F CU 78 B CU 80 F SI 93 B CU 79 4-2 24 BB 1-2 2-3 BB		3	1	3	2	2	0	0
27 Giancarlo Stanton, R (1, 7) OBP: 0.311, SLG: 0.441	S SI 93 B SI 93 S SI 93 F FF 95 B SI 92 S FC 87 2-3 ① K		B FC 87 X SI 92 1-0 24 BB 26 HR 1B	B SI 88 C SI 90 F SL 78 B SL 79 B SL 78 F SI 89 F CH 77 F CH 78 X SI 90 3-2 ③ F8		C SI 86 D CH 81 S CH 82 D CH 82 S SI 86 2-3 ③ K		F SI 94 B SI 94 X SI 93 1-1 ② SF9 3-H		4	1	1	1	0	2	6
24 Gary Sánchez, R (1, 10) OBP: 0.256, SLG: 0.463	B SI 92 X SI 92 1-0 ② F4		B SI 92 D FC 88 B SI 92 C FF 94 S FC 87 F SI 93 D FF 94 4-2 26 HR 1-2 BB		X FF 95 0-0 ① F7		C SL 85 B SL 84 C FF 90 F SL 84 F FF 90 F SL 83 B SL 85 B FF 90 F FF 90 3-2 ① X FF 91 P3	B SI 94 B SI 92 B SI 93 B SI 92 4-0 1-2 2-3 BB		3	1	0	0	2	0	2
26 Tyler Austin, R (1, 3) OBP: 0.379, SLG: 0.661	C FF 94 F FC 87 B FC 86 S FF 95 1-3 ③ K		S FF 93 S FF 95 F FF 95 B FC 88 B FC 87 X FF 94 2-2 1-H 2-H HR		C FF 96 C CU 81 F FF 96 S SL 89 0-3 ② K		S SL 84 B FF 91 X FF 90 1-1 2B	C CU 78 B SI 92 T SI 92 X CU 78 1-2 ③ F9		5	1	2	3	0	2	5
41 Miguel Andujar, R (1, 5) OBP: 0.309, SLG: 0.600 74 Ronald Torreyes, R (8, 5) OBP: 0.432, SLG: 0.528		B FF 93 B FC 88 F FF 93 B SI 92 F FF 93 X FF 94 3-2 ① F8	X FC 85 0-0 ③ G4-3		X SI 94 0-0 2B		C FF 92 B FF 86 B SL 85 S FF 91 B SL 86 S FF 91 3-3 ② K			4 0	0 0	1 0	0 0	0 0	1 0	1 0
28 Austin Romine, R (1, 2) OBP: 0.355, SLG: 0.296		C FF 93 X SI 92 0-1 ② G3-1		C FF 90 S FF 92 B SI 90 B SI 90 F FF 92 B FF 93 F FF 92 D SI 92 4-2 25 2B 11 FC1-2 BB	F FF 95 D FF 96 S FF 96 C FF 97 1-3 ③ K		F FF 92 B FF 91 X FF 91 1-1 ③ L8			3	0	0	0	1	1	2
25 Gleyber Torres, R (1, 4) OBP: 0.313, SLG: 0.375		C FF 94 C FF 94 X FC 89 0-2 ③ G1-3		S FF 92 S FF 92 F FF 93 F FF 93 B SI 92 X CU 79 1-2 11 FC1-2 99 SF9 1-3 2B		C SI 86 S CH 81 B CU 72 B SI 86 B CU 73 X SI 88 3-2 ① G5-3		C SI 92 F SI 92 F FF 93 X FF 93 0-2 18 BB 11 SH1 27 SF9 1B		4	2	2	0	0	0	0
Inning Stats	R: 1 E: 0 K: 2 S: 16 H: 3 LOB: 2 BB: 0 P: 26	R: 0 E: 0 K: 0 S: 8 H: 0 LOB: 0 BB: 0 P: 11	R: 4 E: 0 K: 1 S: 17 H: 3 LOB: 0 BB: 1 P: 28	R: 1 E: 0 K: 0 S: 18 H: 1 LOB: 2 BB: 2 P: 32	R: 0 E: 0 K: 2 S: 9 H: 1 LOB: 1 BB: 0 P: 10	R: 0 E: 0 K: 2 S: 13 H: 1 LOB: 2 BB: 1 P: 25	R: 0 E: 0 K: 1 S: 14 H: 1 LOB: 1 BB: 0 P: 22	R: 1 E: 0 K: 0 S: 13 H: 1 LOB: 3 BB: 3 P: 25		1B: 6 2B: 3 3B: 0 HR: 2 SF: 2 SAC: 1 DP: 0 HBP: 0					

BOTTOM

Minnesota Twins @ New York Yankees

Yankee Stadium, Bronx, NY

Wed Apr 25 2018, 6:39 PM - 10:17 PM EDT

Att. 39,243 - Cloudy - 53 F

livebaseballscorecards.com

AB	32
R	7
H	11
RBI	7
BB	7
SO	8
LOB	18

WP: 0 PA: 42
PB: 0
SB: 0
CS: 0

PITCHER		IP	WLS	BF	H	R	ER	SO	BB	IBB	HBP	BLK	WP	HR	S	P	ERA	WHIP
31 Lance Lynn, R ERA: 7.71	(1, 1)	3.2	L	21	7	6	6	3	2	1	0	0	0	2	53	88	14.73	2.455
39 Trevor Hildenberger, R ERA: 4.5	(4, 1)	0.1		1	0	0	0	0	0	0	0	0	0	0	6	9	0.00	0.000
57 Ryan Pressly, R ERA:	(5, 1)	1.0		4	1	0	0	2	0	0	0	0	0	0	9	10	0.00	1.000
32 Zach Duke, L ERA: 6.75	(6, 1)	1.0		5	1	0	0	2	1	0	0	0	0	0	13	25	0.00	2.000
43 Addison Reed, R ERA: 2.25	(7, 1)	1.0		4	1	0	0	1	0	0	0	0	0	0	14	22	0.00	1.000

PITCHER		IP	WLS	BF	H	R	ER	SO	BB	IBB	HBP	BLK	WP	HR	S	P	ERA	WHIP
55 Taylor Rogers, L ERA: 6.52	(8, 1)	1.0		7	1	1	1	0	2	1	0	0	0	0	13	25	9.00	3.000

Batter	1	2	3	4	5	6	7	8	9	AB	R	H	RBI	BB	SO	LOB
2 Brian Dozier, R (1, 4) OBP: 0.340, SLG: 0.448	B FF 89 S CH 82 B SI 90 B SI 90 F CH 83 B CH 83 4-2 7 FC6-5 BB		C CU 78 B FF 91 F SL 86 F CU 81 X FF 91 1-2 ① G5-3		C SI 88 F CU 83 B SI 87 X CU 79 1-2 ① P4		**C CU 82** **1 SAFE** **B SI 96** **1 SAFE** **B CU 82** **C FF 96** 1 SAFE 1 SAFE X CU 82 2-2 ① L9		C KC 82 L FF 98 S FF 99 0-3 ① K	4	0	0	0	1	1	1
7 Joe Mauer, L (1, 10) OBP: 0.440, SLG: 0.388	D SI 89 C FF 89 C CU 80 X CU 82 1-2 ① FC6-5 **1-2f**		B FF 91 B FF 91 B CU 79 C FF 91 F FF 90 X SI 90 3-2 ② L6		X SI 89 0-0 ② G4-3		C FF 96 B SI 96 1 SAFE C CH 87 X CU 82 1-2 **1-2** 1B		C FF 98 B KC 83 C FF 98 F SV 86 F SV 87 S FF 98 1-3 ② K	5	0	1	0	0	1	1
22 Miguel Sanó, R (1, 3) (8, 5) OBP: 0.294, SLG: 0.467	C CH 82 B SI 89 B CU 81 T CH 83 D CU 82 C CU 80 3-3 ② K		B CU 81 F CH 83 B FF 91 C CU 79 B CU 82 B CH 84 4-2 5 HR BB		C CH 81 B SI 88 B SI 89 X CH 82 2-1 1B		C CU 82 B SI 95 F CU 80 F SI 97 F FF 97 S CU 84 1-3 ② K		C KC 84 B FF 98 S FF 98 C SV 86 1-3 ③ K	4	1	1	0	1	3	3
5 Eduardo Escobar, S (1, 5) OBP: 0.351, SLG: 0.561 20 Eddie Rosario, L (8, 7) OBP: 0.247, SLG: 0.365	B SI 89 C CH 83 F CU 80 S CU 81 1-3 ③ K		**F SI 91** B FF 91 S CU 80 F CU 81 F CU 82 B FF 90 B CH 84 F CU 80 1 SAFE **1-H** 3-2 X FF 82 HR		C CU 76 B SL 86 F SL 85 X CU 79 1-2 ③ F9		S CH 88 X CH 90 0-1 ③ F8			4 0	1 0	1 0	2 0	0 0	1 0	4 0
23 Mitch Garver, R (1, 2) OBP: 0.269, SLG: 0.375		C FF 90 B CH 84 B SI 90 C CH 83 S CU 81 2-3 ① K	C FF 91 B CU 80 S FF 91 B CU 82 X SI 91 2-2 1B			B FF 95 C FF 95 C CU 84 B CU 84 F SI 96 C FF 97 2-3 ① K		C CU 82 C FF 94 S CU 83 0-3 ① K		4	0	1	0	0	3	0
26 Max Kepler, L (1, 9) OBP: 0.364, SLG: 0.551		C FF 91 X FF 89 0-1 ② G4-3	B SI 90 D CU 79 B SL 87 C SI 90 F SI 90 S SL 87 3-3 ③ K			C CH 89 B SI 96 F CH 89 F SI 91 X CU 85 1-2 ② G1-3		F FF 95 X CH 89 0-1 ② G4-3		4	0	0	0	0	1	1
36 Robbie Grossman, S (1, 7) OBP: 0.227, SLG: 0.317 99 Logan Morrison, L (8, 3) OBP: 0.214, SLG: 0.177		C CU 79 B SI 92 X CH 84 1-1 2B		T SI 89 X SI 90 0-1 ① F9	C CH 88 X FF 97 0-1 HR	C CH 88 X FF 97 0-1 HR		F CH 89 S CH 88 F SI 96 F CU 83 X FF 96 0-2 16 E 1B		4 0	1 0	3 0	1 0	0 0	0 0	0 0
16 Ehire Adrianza, S (1, 6) OBP: 0.276, SLG: 0.259		B CU 78 B CU 79 B FF 90 C SI 91 B CH 82 2 SAFE 4-1 BB	B SI 90 F SI 89 F FF 91 X FF 91 1-2 ② P5		B FF 96 S FF 96 X SI 95 1-1 ③ L8		S CH 88 X CH 86 0-1 E8 **1-3** 1B		3	0	1	0	1	0	0
24 Ryan LaMarre, R (1, 8) OBP: 0.440, SLG: 0.364		C CH 83 S CU 79 F CU 81 S CU 81 0-3 ③ K	F SI 89 F FF 90 C CH 83 0-3 ③ K			C CU 82 B CU 83 B CU 83 F FF 95 B CU 83 B FF 96 4-2 7 1B BB		B CU 83 S CU 82 B FF 95 2 SAFE X CU 82 2-1 ③ G6-3		3	0	0	0	1	2	4
Inning Stats	R: 0 E: 0 K: 2 S: 11 H: 0 LOB: 1 BB: 1 P: 20	R: 0 E: 0 K: 2 S: 12 H: 1 LOB: 2 BB: 1 P: 19	R: 2 E: 0 K: 1 S: 21 H: 2 LOB: 1 BB: 1 P: 37	R: 0 E: 0 K: 1 S: 8 H: 0 LOB: 0 BB: 0 P: 9	R: 0 E: 0 K: 0 S: 9 H: 1 LOB: 1 BB: 0 P: 13	R: 1 E: 0 K: 1 S: 12 H: 1 LOB: 0 BB: 0 P: 16	R: 0 E: 0 K: 1 S: 15 H: 1 LOB: 2 BB: 1 P: 23	R: 0 E: 1 K: 1 S: 14 H: 2 LOB: 2 BB: 0 P: 16	R: 0 E: 0 K: 3 S: 11 H: 0 LOB: 0 BB: 0 P: 13	1B: 5 2B: 1 3B: 0 HR: 2 SF: 0 SAC: 0 DP: 0 HBP: 0						

PITCHER		IP	WLS	BF	H	R	ER	SO	BB	IBB	HBP	BLK	WP	HR	S	P	ERA	WHIP
47 Jordan Montgomery, L ERA: 3.76	(1, 1)	5.0		22	4	2	2	6	3	0	0	0	0	1	61	98	3.60	1.400
65 Domingo Germán, R ERA: 5.23	(6, 1)	3.0		14	4	1	1	3	1	0	0	0	0	1	41	55	3.00	1.667
68 Dellin Betances, R ERA: 5.4	(9, 1)	1.0	W	3	0	0	0	3	0	0	0	0	0	0	11	13	0.00	0.000

PITCHER	IP	WLS	BF	H	R	ER	SO	BB	IBB	HBP	BLK	WP	HR	S	P	ERA	WHIP

TOP

Minnesota Twins @ New York Yankees

Yankee Stadium, Bronx, NY

Thu Apr 26 2018, 1:10 PM - 4:13 PM EDT

Att. 40,758 - Sunny - 62 F

livebaseballscorecards.com

AB	35
R	3
H	8
RBI	3
BB	4
SO	12
LOB	14



BOTTOM

Batter	1	2	3	4	5	6	7	8	9	AB	R	H	RBI	BB	SO	LOB
11 Brett Gardner, L (1, 7) OBP: 0.358, SLG: 0.299	C FF 92 B SI 92 X SI 93 1-1 ① G6-3			B FF 92 B CH 83 B FF 93 B FF 91 4-0 99 BB 1 BB		B CU 80 C CH 85 B SL 84 B SI 93 X SI 92 3-1 99 BB 1B		D SL 78 B SI 87 X SI 88 2-0 ② L8		3	0	1	0	1	0	1
99 Aaron Judge, R (1, 10) OBP: 0.482, SLG: 0.640	B FF 94 C SI 94 B SL 87 C SI 94 S SL 86 2-3 ② K			C SL 83 B SI 92 1 SAFE B SI 94 T SI 94 B SI 93 B CH 86 4-2 ① 1-2 BB		C FF 94 B SL 85 D SL 86 S SL 86 D SL 87 B SI 94 4-2 1-2 BB		C CH 83 D CH 83 C SI 88 S CU 74 1-3 ③ K		2	0	0	0	2	2	1
18 Didi Gregorius, L (1, 6) OBP: 0.452, SLG: 0.793	B SI 89 S CH 86 S SL 85 S FF 93 1-3 ③ K			B SI 93 X SI 90 1-0 ② F8		B FF 94 F FF 94 D CU 82 X CH 85 2-1 ③ F8			C SI 94 S CH 83 X FF 97 0-2 E5 24 HR	4	1	0	0	0	1	3
27 Giancarlo Stanton, R (1, 9) OBP: 0.318, SLG: 0.454		B CU 83 X SI 93 1-0 ① G5-3		C SL 85 F SL 84 B FF 92 S CH 85 1-3 ③ K			C SL 85 T SL 84 F FF 92 B FF 89 X SL 83 1-2 31 WP 31 SF8 2B		C SI 96 B SI 96 X CH 84 1-1 24 HR 1B	4	2	2	0	0	1	1
24 Gary Sánchez, R (1, 2) OBP: 0.256, SLG: 0.488		S CU 80 F SI 92 B SL 86 S CU 82 1-3 ② K			B SI 92 C SI 92 B SI 92 F SI 93 B SI 94 X SI 93 3-2 ① L7		C FF 91 D SL 87 X FF 93 1-1 ① P3		C SI 95 X SI 96 0-1 1-H 2-H HR	4	1	1	3	0	1	1
31 Aaron Hicks, S (1, 8) OBP: 0.400, SLG: 0.436		B SI 94 B SI 90 F SI 94 S SL 85 B CU 82 F CH 86 X SI 93 3-2 ③ F8			S CU 80 B CH 86 B CH 85 B SI 91 F FF 94 S SL 85 3-3 ② K		B SL 86 F SL 85 X FF 92 1-1 ② SF8 2-H			2	0	0	1	0	1	0
26 Tyler Austin, R (1, 3) OBP: 0.362, SLG: 0.629			B SI 90 F SI 92 F SI 93 S SL 86 1-3 ① K		S SL 84 F SI 94 F SL 84 S SL 86 1-3 ③ K		B SL 86 B SL 85 F FF 91 C FF 92 C FF 92 2-3 ③ K			3	0	0	0	0	3	0
41 Miguel Andujar, R (1, 5) OBP: 0.296, SLG: 0.574			B SI 94 B CU 80 B SI 93 C SI 93 F SI 94 F SL 85 F SI 95 F SI 94 S CU 81 3-3 ② K			C CU 80 S SL 84 B SL 84 F SI 93 S CH 86 1-3 ① K		B SI 87 C SL 78 B CU 72 X SI 89 2-1 ① G5-3		3	0	0	0	0	2	0
25 Gleyber Torres, R (1, 4) OBP: 0.316, SLG: 0.368			C CU 79 C SL 84 S SL 86 0-3 ③ K			X SI 93 0-0 ② G5-3		C SI 88 X CH 83 0-1 E4 1B		3	0	1	0	0	1	0
Inning Stats	R: 0 E: 0 K: 2 S: 8 H: 0 LOB: 0 BB: 0 P: 12	R: 0 E: 0 K: 1 S: 8 H: 0 LOB: 0 BB: 0 P: 13	R: 0 E: 0 K: 3 S: 12 H: 0 LOB: 0 BB: 0 P: 16	R: 0 E: 0 K: 1 S: 6 H: 0 LOB: 1 BB: 2 P: 16	R: 0 E: 0 K: 2 S: 10 H: 0 LOB: 0 BB: 0 P: 17	R: 0 E: 0 K: 1 S: 11 H: 1 LOB: 2 BB: 1 P: 21	R: 1 E: 0 K: 1 S: 11 H: 1 LOB: 0 BB: 0 P: 16	R: 0 E: 1 K: 1 S: 8 H: 1 LOB: 1 BB: 0 P: 13	R: 3 E: 1 K: 0 S: 7 H: 2 LOB: 0 BB: 0 P: 8	1B: 3 2B: 1 3B: 0 HR: 1 SF: 1 SAC: 0 DP: 0 HBP: 0						

PITCHER		IP	WLS	BF	H	R	ER	SO	BB	IBB	HBP	BLK	WP	HR	S	P	ERA	WHIP
44 Kyle Gibson, R ERA: 3.33	(1, 1)	6.0		21	1	0	0	10	3	0	0	0	0	0	55	95	0.00	0.667
43 Addison Reed, R ERA: 2.77	(7, 1)	1.0	H	4	1	1	1	1	0	0	0	0	1	0	11	16	9.00	1.000
32 Zach Duke, L ERA: 5.87	(8, 1)	1.0	H	4	1	0	0	1	0	0	0	0	0	0	8	13	0.00	1.000
56 Fernando Rodney, R ERA: 6.75	(9, 1)	0.0	L	3	2	3	2	0	0	0	0	0	0	1	7	8	∞	∞

PITCHER	IP	WLS	BF	H	R	ER	SO	BB	IBB	HBP	BLK	WP	HR	S	P	ERA	WHIP

Minnesota Twins @ New York Yankees

Yankee Stadium, Bronx, NY

Thu Apr 26 2018, 1:10 PM - 4:13 PM EDT

Att. 40,758 - Sunny - 62 F

livebaseballscorecards.com

AB	28
R	4
H	5
RBI	4
BB	3
SO	12
LOB	7

WP: 1 PA: 32
PB: 0
SB: 0
CS: 0

Batter	1	2	3	4	5	6	7	8	9	10	AB	R	H	RBI	BB	SO	LOB
31 Aaron Hicks, S (1, 8) OBP: 0.382, SLG: 0.405	B SI 90 C SI 91 B SI 91 X CH 84 2-1 L7 ①		C CH 84 F CH 85 B CU 82 F SI 93 F SI 92 C CU 80 1-3 K ③		S CH 84 S SI 91 D CU 80 X CU 79 1-2 SF8 ② 3-H			B SL 86 B SL 86 C FF 98 C SL 87 B SL 88 B FF 98 4-2 BB	S SL 84 B SL 86 X FF 96 1-1 G4-3 ③		3	0	0	1	1	1	2
99 Aaron Judge, R (1, 9) OBP: 0.462, SLG: 0.604	B SI 93 B SI 91 C SI 92 C CU 78 C SI 93 2-3 K ②			S CH 83 C SI 92 B SI 93 F CU 81 F SI 92 C SI 93 1-3 K ①	F CU 78 C SI 92 S CH 85 0-3 K ③			B SL 86 S SL 88 S SL 86 B SL 87 F SL 86 B SI 99 S SL 86 3-3 K ①		B FF 93 B FF 93 X FF 92 2-0 F9 ①	5	0	0	0	0	4	2
18 Didi Gregorius, L (1, 6) OBP: 0.459, SLG: 0.828	F CU 80 B SI 93 C SI 93 S SI 93 1-3 K ③			F SI 92 T SI 92 F SI 92 B CU 81 F CU 80 F SI 93 X SI 94 1-2 24 FC3-6 2B		S SI 91 X CH 82 0-1 24 WP 27 E 14 SF9-6 1B		B SL 87 X SL 86 1-0 P4 ②		B FS 81 T FF 92 X FF 92 1-1 HR	5	2	3	1	0	1	1
27 Giancarlo Stanton, R (1, 7) OBP: 0.322, SLG: 0.446		C SI 91 B SI 90 B CU 80 F SI 92 B SI 93 F SI 93 F CH 85 X CH 85 3-2 14 WP 1B		B CU 80 D CH 85 B SI 91 B CH 84 4-0 24 FC3-6 BB		B SI 93 B SI 94 X SI 94 2-0 FC6 14 SF9-6 24 WP 1-2		C SL 87 X SL 87 0-1 F7 ③		B FF 93 F FS 81 S FF 93 B CU 80 S FS 82 2-3 K ②	4	0	1	0	1	1	2
24 Gary Sánchez, R (1, 2) OBP: 0.253, SLG: 0.466		S CU 79 C SI 92 B SI 93 B SI 93 B CH 85 F SI 92 S CU 80 3-3 K ①		C SI 92 B CH 86 X CH 84 1-1 FC3-6 ② 1-2f 2-3		S CU 80 F SI 94 S CU 81 0-3 K ① 1-2 2-3			C SL 82 B FF 96 C FF 96 B FF 97 B SL 86 F SL 84 B SL 82 4-2 41 2B 11 SF7 BB	B FF 93 S FS 82 X FS 81 1-1 G5-3 ③	4	1	0	0	1	2	5
14 Neil Walker, S (1, 3) OBP: 0.219, SLG: 0.194		B SI 92 F SI 92 S SI 92 B CU 80 F CH 86 F SI 92 B SI 92 C SI 92 3-3 K ② 1-2		B CU 80 X CH 84 1-0 F7 ③		S CU 81 X FF 93 0-1 SF9-6 ② ③ 2-2 3-H			C FF 93 F FF 95 S CH 86 0-3 K ①		3	0	0	1	0	2	4
41 Miguel Andujar, R (1, 10) OBP: 0.307, SLG: 0.597 (9, 5)		F CU 80 S CH 85 F CU 80 F CU 80 S SI 93 0-3 K ③			B CH 83 B SI 91 T SI 90 F SI 91 X CU 80 2-2 74 1B 31 SF8 2B		C SL 83 X SL 81 0-1 F7 ①		C SL 84 F FF 96 X FF 97 0-2 1-3 2B		4	1	2	0	0	1	1
25 Gleyber Torres, R (1, 4) OBP: 0.304, SLG: 0.318			C CU 77 S SI 91 X CU 81 0-2 L9 ①		S CU 77 F SI 90 B SI 92 B SI 92 S CH 85 2-3 K ①		B FF 93 X SL 82 1-0 F8 ②		0-0 IBB		3	0	0	0	1	1	1
74 Ronald Torreyes, R (1, 5) OBP: 0.425, SLG: 0.513 11 Brett Gardner, L (9, PH) OBP: 0.355, SLG: 0.299 30 David Robertson, R (9, 1) 54 Aroldis Chapman, L (10, 1)			B SI 92 X CH 84 1-0 F8 ②		X CU 77 0-0 2-3 1B		S SL 83 B SL 83 X SL 82 1-1 F9 ③		D FF 95 C FF 94 X FF 96 1-1 SF7 ② 3-H		3 0 0 0	0 0 0 0	1 0 0 0	0 1 0 0	0 0 0 0	0 0 0 0	0 0 0 0
Inning Stats	R: 0 H: 0 E: 0 LOB: 0 K: 2 BB: 0 S: 8 P: 13	R: 0 H: 1 E: 0 LOB: 1 K: 3 BB: 0 S: 19 P: 28	R: 0 H: 0 E: 0 LOB: 0 K: 1 BB: 0 S: 9 P: 11	R: 0 H: 1 E: 0 LOB: 2 K: 1 BB: 1 S: 14 P: 22	R: 1 H: 2 E: 0 LOB: 1 K: 2 BB: 0 S: 13 P: 18	R: 1 H: 1 E: 1 LOB: 0 K: 1 BB: 0 S: 8 P: 10	R: 0 H: 0 E: 0 LOB: 0 K: 0 BB: 0 S: 5 P: 7	R: 0 H: 0 E: 0 LOB: 1 K: 1 BB: 1 S: 9 P: 17	R: 1 H: 1 E: 0 LOB: 2 K: 1 BB: 2 S: 13 P: 19	R: 1 H: 1 E: 0 LOB: 0 K: 1 BB: 0 S: 8 P: 14	1B: 3 2B: 4 3B: 0 HR: 1	SF: 3 SAC: 0 DP: 1 HBP: 0					

TOP

New York Yankees @ Los Angeles Angels

Angel Stadium, Anaheim, CA

Fri Apr 27 2018, 7:09 PM - 10:23 PM PDT

Att. 40,416 - Clear - 65 F

livebaseballscorecards.com

AB	34
R	4
H	7
RBI	4
BB	4
SO	13
LOB	18

WP: 2 PA: 41
PB: 0
SB: 0
CS: 0

PITCHER		IP	WLS	BF	H	R	ER	SO	BB	IBB	HBP	BLK	WP	HR	S	P	ERA	WHIP
28 Andrew Heaney, L ERA: 6.91	(1, 1)	5.0		21	5	2	1	9	1	0	0	0	1	0	65	94	1.80	1.200
33 Jim Johnson, R ERA: 3.45	(6, 1)	1.0		3	0	0	0	1	0	0	0	0	1	0	6	8	0.00	0.000
32 Cam Bedrosian, R ERA: 3.55	(7, 1)	1.0		3	0	0	0	0	0	0	0	0	0	0	5	7	0.00	0.000
38 Justin Anderson, R ERA:	(8, 1)	1.0	H	4	0	0	0	1	1	0	0	0	0	0	9	17	0.00	1.000
39 Keynan Middleton, R ERA: 2.4	(9, 1)	1.0	B	6	1	1	1	1	1	1	0	0	0	0	13	19	9.00	2.000

PITCHER		IP	WLS	BF	H	R	ER	SO	BB	IBB	HBP	BLK	WP	HR	S	P	ERA	WHIP
53 Blake Parker, R ERA: 4.85	(10, 1)	1.0	L	4	1	1	1	1	0	0	0	0	0	1	8	14	9.00	1.000

Batter	1	2	3	4	5	6	7	8	9	10	AB	R	H	RBI	BB	SO	LOB
3 Ian Kinsler, R (1, 4) OBP: 0.304, SLG: 0.286	B FF 97 B FF 97 B SL 88 C FF 96 B FF 97 4-1 27 CS BB		C FF 98 C FF 97 B SL 90 X FF 98 1-2 ③ P4			B CH 86 C SL 87 C FF 98 X SL 89 1-2 ③ G6-3		F FC 84 X SL 79 0-1 ③ G5-3			3	0	0	0	1	0	0
27 Mike Trout, R (1, 8) OBP: 0.398, SLG: 0.646	B FF 96 1 SAFE B SL 88 F FF 97 S SL 88 X FF 96 2-2 ① ② F7 1-2			B SL 89 C SL 88 B SL 88 F FF 99 C SL 90 2-3 ① K			C SL 87 B SL 89 F FF 98 X SL 90 1-2 2 WP 5 1B 2 3B 1B		C SL 86 B KC 84 S FC 91 B FC 93 S SL 86 2-3 ① K		4	1	1	0	0	2	1
8 Justin Upton, R (1, 7) OBP: 0.302, SLG: 0.392	C FF 98 F SL 91 B SL 86 B SL 88 S SL 87 2-3 ③ K			C FF 98 X FF 98 0-1 5 G4-3 1B			C SL 88 1 SAFE B SL 88 F SL 86 F SL 89 B FF 96 1 SAFE X SL 90 2-2 ① F9		B SL 85 X SL 84 1-0 ② P5		4	0	1	0	0	1	1
5 Albert Pujols, R (1, 3) OBP: 0.278, SLG: 0.448		F FF 98 X SL 90 0-1 ① G1-3		C SL 88 X SL 88 0-1 ② ③ G4-3 1-2f			D SL 89 B CH 82 C CH 82 X SL 90 2-1 2 WP 2 3B 1-2 1B		B KC 82 F SL 84 B SL 84 X SL 83 2-1 ③ G5-3		4	1	1	0	0	0	1
17 Shohei Ohtani, L (1, 10) OBP: 0.383, SLG: 0.682 18 Luis Valbuena, L (7, PH) OBP: 0.259, SLG: 0.359 (8, 10) 19 Jefry Marte, R (10, PH) OBP: 0.415, SLG: 0.579		B FF 98 C CH 86 X FF 97 1-1 HR			C FF 98 F CH 82 X CH 84 0-2 ① G4-3		C SL 91 B CH 87 S SL 89 F SL 90 S SL 90 1-3 ② K			F FF 98 C FF 100 F FF 100 X SI 100 0-2 ① F9	2 1 1	1 0 0	1 0 0	1 0 0	0 0 0	0 1 0	0 2 0
2 Andrelton Simmons, R (1, 6) OBP: 0.390, SLG: 0.483		B SL 90 C FF 98 X SL 87 1-1 ② G4-3			F FF 98 B FF 98 B SL 90 F FF 98 T FF 98 2-2 ② K		B FF 99 X FF 99 1-0 1-H 2-H 3B			F FF 97 B FF 99 B FF 98 X FF 99 2-1 ② F8	4	0	1	2	0	1	0
7 Zack Cozart, R (1, 5) OBP: 0.283, SLG: 0.381		B SL 87 C CH 87 B FF 98 B CH 89 F FF 98 C CH 84 3-3 ③ K			C FF 98 F CH 88 X SL 89 0-2 ③ G6-3		S SL 88 D SL 86 F CH 86 B SL 88 F FF 99 C SL 88 2-3 ③ K			S FF 97 X FF 99 0-1 2B	4	0	1	0	0	2	1
56 Kole Calhoun, L (1, 9) OBP: 0.194, SLG: 0.221 24 Chris Young, R (10, PH) OBP: 0.208, SLG: 0.348			B SL 91 F FF 97 X FF 98 1-1 ① G1-3			C SL 88 S SL 88 F SL 87 C FF 98 0-3 ① K		B SL 80 B CH 85 C CH 85 X FF 90 2-1 ① F7		B FF 97 S FF 97 C SL 87 F SI 100 X SI 99 1-2 ③ L3	3 1	0 0	0 0	0 0	0 0	1 0	0 1
12 Martín Maldonado, R (1, 2) OBP: 0.261, SLG: 0.197			C FF 98 F SL 89 S SL 88 0-3 ② K			B SL 88 X FF 98 1-0 ② F9		F FF 91 B FF 90 B CU 76 B FC 86 F FF 91 X FF 90 3-2 ② F7			3	0	0	0	0	1	0
Inning Stats	R: 0 H: 0 E: 0 LOB: 0 K: 1 BB: 1 S: 7 P: 15	R: 1 H: 1 E: 0 LOB: 0 K: 1 BB: 0 S: 9 P: 14	R: 0 H: 0 E: 0 LOB: 0 K: 1 BB: 0 S: 8 P: 10	R: 0 H: 1 E: 0 LOB: 0 K: 1 BB: 0 S: 7 P: 9	R: 0 H: 0 E: 0 LOB: 0 K: 1 BB: 0 S: 9 P: 11	R: 0 H: 0 E: 0 LOB: 0 K: 1 BB: 0 S: 8 P: 10	R: 2 H: 3 E: 0 LOB: 1 K: 2 BB: 0 S: 18 P: 27	R: 0 H: 0 E: 0 LOB: 0 K: 0 BB: 0 S: 7 P: 12	R: 0 H: 0 E: 0 LOB: 0 K: 1 BB: 0 S: 6 P: 11	R: 0 H: 1 E: 0 LOB: 1 K: 0 BB: 0 S: 12 P: 15	1B: 3 SF: 0 2B: 1 SAC: 0 3B: 1 DP: 1 HR: 1 HBP: 0						

PITCHER	IP	WLS	BF	H	R	ER	SO	BB	IBB	HBP	BLK	WP	HR	S	P	ERA	WHIP
40 Luis Severino, R (1, 1) ERA: 2.61	7.0		25	5	3	3	8	1	0	0	0	1	1	66	96	3.86	0.857
56 Jonathan Holder, R (8, 1) ERA: 8.1	1.0		3	0	0	0	0	0	0	0	0	0	0	7	12	0.00	0.000
30 David Robertson, R (9, 1) ERA: 3.14	1.0	W	3	0	0	0	1	0	0	0	0	0	0	6	11	0.00	0.000
54 Aroldis Chapman, L (10, 1) ERA: 1.64	1.0	S	4	1	0	0	0	0	0	0	0	0	0	12	15	0.00	1.000

PITCHER	IP	WLS	BF	H	R	ER	SO	BB	IBB	HBP	BLK	WP	HR	S	P	ERA	WHIP

BOTTOM

New York Yankees @ Los Angeles Angels

Angel Stadium, Anaheim, CA

Fri Apr 27 2018, 7:09 PM - 10:23 PM PDT

Att. 40,416 - Clear - 65 F

livebaseballscorecards.com

AB	34
R	3
H	6
RBI	3
BB	1
SO	9
LOB	7

WP: 1 PA: 35
PB: 0
SB: 0
CS: 1

Batter	1	2	3	4	5	6	7	8	9	AB	R	H	RBI	BB	SO	LOB
11 Brett Gardner, L (1, 7) OBP: 0.345, SLG: 0.283	B FF 95 C FF 96 F FF 95 C CU 80 1-3 ① K	B FF 94 4-0 B SI 94 B FF 93 B FF 93 99 2B BB C FF 94 X CH 85 0-1 ③ G4-3			C FF 93 C SL 82 X SL 83 0-2 ① G4-3		X FF 90 0-0 ② L8		F FF 93 F CU 80 B FS 80 S FS 81 1-3 ① K	5	1	0	0	1	2	4
99 Aaron Judge, R (1, 9) OBP: 0.463, SLG: 0.608	B FF 96 S FF 96 S SL 90 F SL 90 X FF 97 1-2 27 FC6 18 BB 27 E 1B	C SL 88 B SI 94 C SL 86 X SL 88	B FF 93 C SL 84 C SL 83 B CH 82 X FF 93 2-2 18 FC4-6 1B		B SI 93 B CH 82 F SI 93 F SI 93 S CH 82 2-3 ② K		C FF 90 D CU 78 C CU 78 C FF 90 1-3 ③ K		S FS 81 F FS 81 S FF 94 0-3 ② K	6	2	3	1	0	3	2
18 Didi Gregorius, L (1, 6) OBP: 0.451, SLG: 0.800 74 Ronald Torreyes, R (6, 6) OBP: 0.405, SLG: 0.488	B SI 95 B SI 96 B SL 89 B FF 96 4-0 27 E 24 2B 1-2 BB	X SI 95	0-0 ① G4-3 2-3	X CH 84	C SL 82 F SI 92 S SL 84 0-3 ③ K			X FF 89 0-0 ① F7	S FS 82 X FF 94 0-1 ③ G4-3	3 2	1 0	0 0	0 0	1 0	1 0	2 1
27 Giancarlo Stanton, R (1, 10) OBP: 0.317, SLG: 0.434	B FF 97 C SL 89 X FF 96 1-1 FC6 24 2B 31 G4-3 1-2 2-H	F SI 96 B SI 95 X FF 96 1-1 ② G6-3	C FF 93 C FF 94 X SL 84 0-2 ② FC5-4 1-2f			C FF 91 T CU 77 X CU 78 0-2 14 WP 1B		X FF 89 0-0 ② F8		5	1	1	0	0	0	3
24 Gary Sánchez, R (1, 2) OBP: 0.270, SLG: 0.489	B SL 88 B SL 89 C FF 96 B FF 96 X FF 96 3-1 31 G4-3 14 PB 1-3 2-H 2B	D SL 90 B SL 89 D SL 89 B FF 94 4-0 31 3B BB	B SL 84 C FF 94 D FF 95 C SL 85 S FF 95 2-3 ③ K			C CU 78 X FF 91 0-1 ① P6		B FF 90 B CU 77 X FF 90 2-0 14 1B 2B		4	3	2	1	1	1	2
31 Aaron Hicks, S (1, 8) OBP: 0.400, SLG: 0.444	C FF 96 B CU 80 X SI 96 1-1 ② G4-3 2-3 3-H	B SL 88 F SI 94 X FF 95 1-1 14 1B 1-H 3-H 3B		B FF 92 C FF 92 B CH 82 B FF 93 C FF 93 B FF 94 4-2 14 FC4-6 BB		B CH 85 S CH 84 C FF 90 S CH 85 1-3 ② K		F CH 85 B FF 90 B FF 90 S CH 83 D CH 85 B FF 89 4-2 14 1B BB		3	1	1	3	2	1	2
14 Neil Walker, S (1, 3) OBP: 0.231, SLG: 0.208	B FF 95 C SL 88 F SL 89 S CU 80 1-3 K 41 2B 3-H	F FF 93 F FF 92 B FF 93 B CH 83 X FF 93 2-2 41 1B 25 1B 3-H 1B		B SL 84 X FF 94 1-0 ① FC4-6 41 FC6-4 1-2f		C FF 91 B CH 85 X CH 84 1-1 ③ G3 1-2		B FS 80 S FF 92 X FF 92 1-1 1-3 2-H 1B		5	2	2	2	0	1	2
41 Miguel Andujar, R (1, 5) OBP: 0.325, SLG: 0.610	B SL 87 B SL 87 C FF 93 D SL 87 X FF 94 3-1 1-H 2B	X SL 83 0-0 25 1B 1-2 1B		X FF 94 0-0 ② FC6-4 1-2f			C FF 90 X CH 84 0-1 1B	F FS 80 S FF 94 D CU 79 X FS 81 1-2 ③ P6		5	0	3	1	0	0	3
25 Gleyber Torres, R (1, 4) OBP: 0.321, SLG: 0.370	C SL 88 F FF 95 X SL 88 0-2 ③ G5-3	S SL 84 B SL 83 B FF 94 X FF 94 2-1 1-2 2-H 1B		X SL 84 0-0 ③ L7			B CU 78 T CU 78 F FF 90 S CH 85 1-3 ① K		B FS 82 F FF 92 C FF 93 X FF 93 1-2 2B	5	0	2	1	0	1	3
Inning Stats	R: 5 E: 1 K: 2 S: 21 H: 3 LOB: 1 BB: 1 P: 36	R: 5 E: 0 K: 0 S: 16 H: 5 LOB: 2 BB: 2 P: 31	R: 0 E: 0 K: 1 S: 10 H: 1 LOB: 1 BB: 0 P: 14	R: 0 E: 0 K: 0 S: 5 H: 0 LOB: 1 BB: 1 P: 10	R: 0 E: 0 K: 2 S: 9 H: 0 LOB: 0 BB: 0 P: 11	R: 0 E: 0 K: 1 S: 10 H: 1 LOB: 1 BB: 0 P: 12	R: 0 E: 0 K: 2 S: 9 H: 1 LOB: 1 BB: 0 P: 11	R: 1 E: 0 K: 0 S: 10 H: 2 LOB: 2 BB: 1 P: 18	R: 0 E: 0 K: 2 S: 11 H: 1 LOB: 1 BB: 0 P: 13	1B: 8 2B: 5 3B: 1 HR: 0 SF: 0 SAC: 0 DP: 0 HBP: 0						

PITCHER		IP	WLS	BF	H	R	ER	SO	BB	IBB	HBP	BLK	WP	HR	S	P	ERA	WHIP
43 Garrett Richards, R ERA: 4.88	(1, 1)	1.2	L	15	5	9	5	2	3	0	0	0	0	0	29	55	27.00	4.800
60 Eduardo Paredes, R ERA: 3.0	(2, 1)	2.1		12	4	1	1	1	1	0	0	0	0	0	23	36	3.86	2.143
48 Jose Alvarez, L ERA: 0.75	(5, 1)	1.0		3	0	0	0	2	0	0	0	0	0	0	9	11	0.00	0.000
25 Noé Ramirez, R ERA: 3.52	(6, 1)	2.2		12	3	1	1	3	1	0	0	0	1	0	24	34	3.38	1.500
53 Blake Parker, R ERA: 4.4	(8, 1)	1.1		6	2	0	0	2	0	0	0	0	0	0	16	20	0.00	1.500

PITCHER	IP	WLS	BF	H	R	ER	SO	BB	IBB	HBP	BLK	WP	HR	S	P	ERA	WHIP

TOP

New York Yankees @ Los Angeles Angels

Angel Stadium, Anaheim, CA

Sat Apr 28 2018, 6:08 PM - 9:16 PM PDT

Att. 44,649 - Clear - 70 F

livebaseballscorecards.com

AB	43
R	11
H	14
RBI	9
BB	5
SO	10
LOB	24

WP: 1	PA: 48		
PB: 1			
SB: 0			
CS: 0			

Batter	1	2	3	4	5	6	7	8	9	AB	R	H	RBI	BB	SO	LOB
3 Ian Kinsler, R (1, 4) OBP: 0.300, SLG: 0.283	C CU 79 B FF 91 B SL 82 F FF 92 F SL 82 S SL 86 2-3 ① K		X SL 83 0-0 ③ F9			C FF 93 X SI 91 0-1 ① G5-3		C SL 85 X SL 84 0-1 44 1B 1B		4	0	1	0	0	1	1
27 Mike Trout, R (1, 8) OBP: 0.405, SLG: 0.644 24 Chris Young, R (6, PR) OBP: 0.200, SLG: 0.333 (7, 8)	X FF 92 0-0 ② G4-3			B FS 86 C SL 84 X FS 85 1-1 1B		B FF 93 B FF 93 B FF 94 B FF 94 4-0 BB		S SI 92 B SL 85 C FF 93 D SL 85 S SL 86 2-3 ② K		2 1	0 0	1 0	0 0	1 0	0 1	0 1
8 Justin Upton, R (1, 7) OBP: 0.294, SLG: 0.381 44 René Rivera, R (7, 3) OBP: 0.400, SLG: 0.519	B FF 91 X SL 82 1-0 ③ P3			C SL 83 B FF 92 D FS 87 B SL 84 S SL 84 S SL 85 3-3 ① K		B FF 92 C SL 82 C SL 84 S SL 85 1-3 ② K		S SL 85 C SL 84 F SL 83 X FF 94 0-2 1-3 1B		3 1	0 0	0 1	0 0	0 0	2 0	2 0
5 Albert Pujols, R (1, 10) OBP: 0.268, SLG: 0.431		B FF 90 C FF 91 F FF 92 F SL 82 S FS 86 1-3 ① K		B FF 93 S SL 84 S FF 94 B FF 94 B SL 85 F FS 88 C FF 95 3-3 ② K		S FS 86 X SL 83 0-1 ③ P3		B SI 92 D SL 85 X SI 93 2-0 ③ F7		4	0	0	0	0	2	4
18 Luis Valbuena, L (1, 5) OBP: 0.271, SLG: 0.378		C SL 82 S FS 86 S SL 84 0-3 ② K		S SL 83 F FS 88 F FF 93 F SL 83 S FS 88 0-3 ③ K			B FF 90 B FF 92 B FF 91 C FF 91 X FF 92 3-1 56 WP 2B		B CU 79 B CU 78 S SI 91 X CH 85 2-1 7 G6-4-3 1B	4	0	2	0	0	2	1
7 Zack Cozart, R (1, 6) OBP: 0.282, SLG: 0.406		B FF 92 C SL 82 F SI 90 F FS 86 B SL 84 F FF 93 F SL 85 S FS 88 2-3 ③ K			C SL 84 X SL 82 0-1 HR		C FF 90 X FS 83 0-1 ① L8		C SI 93 D SL 84 F SL 83 B SL 84 X SL 84 2-2 ①② G6-4-3 1-2f	4	1	1	1	0	1	2
56 Kole Calhoun, L (1, 9) OBP: 0.196, SLG: 0.222			B SL 82 B SL 82 C FF 92 X FS 87 2-1 ① G1-3		C SL 82 C SL 83 F SL 84 B FS 87 F FS 88 B FF 93 F SL 85 S FC 87 2-3 ① K		C FF 91 S FS 84 F FS 83 F FS 84 F FF 91 B SL 84 D FS 84 B FS 84 S FS 85 3-3 ② K 2-3		B CU 78 S CU 78 X SI 92 1-1 19 BB 1B	4	0	1	0	0	2	1
19 Jefry Marte, R (1, 3) OBP: 0.400, SLG: 0.537 (7, 7)			C CU 76 B SL 83 B FS 86 C SL 84 F FS 86 B SL 83 X SL 85 3-2 ② G6-3		C FF 93 X SI 92 0-1 ② G6-3		B FF 91 D FS 84 B SL 84 C FF 92 F FF 92 S FS 84 3-3 ③ K		S SL 84 D SL 84 C SI 93 B SL 84 D SL 84 B SL 83 4-2 1-2 BB	3	0	0	0	1	1	1
12 Martín Maldonado, R (1, 2) OBP: 0.260, SLG: 0.188			B CU 78 B SL 83 B FF 92 C FF 91 B FF 93 4-1 BB		X FF 92 0-0 ③ G5-3			C SI 92 F FF 93 X FF 94 0-2 ① G6-3	X SI 92 0-0 ③ F8	3	0	0	0	1	0	2
Inning Stats	R: 0 E: 0 K: 1 S: 6 H: 0 LOB: 0 BB: 0 P: 9	R: 0 E: 0 K: 3 S: 13 H: 0 LOB: 0 BB: 0 P: 16	R: 0 E: 0 K: 0 S: 8 H: 0 LOB: 1 BB: 1 P: 17	R: 0 E: 0 K: 3 S: 14 H: 1 LOB: 1 BB: 0 P: 21	R: 1 E: 0 K: 1 S: 11 H: 1 LOB: 0 BB: 0 P: 13	R: 0 E: 0 K: 1 S: 7 H: 0 LOB: 1 BB: 1 P: 12	R: 0 E: 0 K: 2 S: 13 H: 1 LOB: 1 BB: 0 P: 22	R: 0 E: 0 K: 1 S: 13 H: 2 LOB: 2 BB: 0 P: 17	R: 0 E: 0 K: 0 S: 10 H: 2 LOB: 2 BB: 1 P: 19	1B: 5 2B: 1 3B: 0 HR: 1	SF: 0 SAC: 0 DP: 1 HBP: 0						

PITCHER		IP	WLS	BF	H	R	ER	SO	BB	IBB	HBP	BLK	WP	HR	S	P	ERA	WHIP
19 Masahiro Tanaka, R ERA: 4.37	(1, 1)	6.0	W	22	2	1	1	9	2	0	0	0	0	1	59	88	1.50	0.667
45 Chasen Shreve, L ERA: 0.79	(7, 1)	1.0		4	1	0	0	2	0	0	0	0	1	0	13	22	0.00	1.000
67 A.J. Cole, R ERA: 10.95	(8, 1)	2.0		10	4	0	0	1	1	0	0	0	0	0	23	36	0.00	2.500

PITCHER	IP	WLS	BF	H	R	ER	SO	BB	IBB	HBP	BLK	WP	HR	S	P	ERA	WHIP

BOTTOM

New York Yankees @ Los Angeles Angels

Angel Stadium, Anaheim, CA

Sat Apr 28 2018, 6:08 PM - 9:16 PM PDT

Att. 44,649 - Clear - 70 F

livebaseballscorecards.com

AB	33
R	1
H	7
RBI	1
BB	3
SO	12
LOB	15

WP: 1	PA: 36		
PB: 0			
SB: 0			
CS: 0			

Batter	1	2	3	4	5	6	7	8	9	AB	R	H	RBI	BB	SO	LOB
11 Brett Gardner, L (1, 7) OBP: 0.333, SLG: 0.271	B FF 91 T FF 91 B CU 74 B FF 92 F FF 90 F FF 93 F FF 94 F FF 94 X SI 94 3-2 G3 ①		B FF 92 C FF 92 C CU 76 S FF 93 1-3 K ②		X FF 89 0-0 L8 ②			C FF 91 B SL 83 X CU 82 1-1 F7 ①		4	0	0	0	0	1	2
99 Aaron Judge, R (1, 9) OBP: 0.449, SLG: 0.584	B CU 73 B SI 92 C SI 93 S CU 76 B CH 86 S CU 77 3-3 K2-3 ②		S CU 75 B SI 93 D CH 85 F CU 75 B FF 93 C FF 94 3-3 K ③		B SI 88 C CH 84 C FF 92 B FF 92 F CH 83 B FF 91 C CU 75 3-3 K ③			B SI 92 C SL 84 C SL 85 X FF 92 1-2 L8 ②		4	0	0	0	0	3	2
18 Didi Gregorius, L (1, 6) OBP: 0.436, SLG: 0.766	F FF 93 B FF 92 F FF 94 S CU 78 1-3 K ③			B CU 73 S FF 92 X CU 72 1-1 G4-3 ①		B CU 72 B CU 73 C FF 90 X FF 91 2-1 P4 ①		S FF 93 F FF 92 B FF 92 F FF 92 X FF 93 1-2 G1-6-3 ③		4	0	0	0	0	1	0
27 Giancarlo Stanton, R (1, 10) OBP: 0.323, SLG: 0.440		C SI 89 B FF 90 C CU 74 B CU 76 B FF 94 B CU 75 4-2 31 G4-3 BB		B FF 90 C FF 91 F FF 90 F FF 93 B CH 84 X FF 92 3-2 24 HR 2B		C SL 84 B SI 98 B FF 98 S SL 86 B SL 84 S SL 84 3-3 K ②			B SL 81 F SL 81 B FF 94 B SL 82 X SL 80 3-1 F9 ①	3	1	1	0	1	1	0
24 Gary Sánchez, R (1, 2) OBP: 0.269, SLG: 0.510		C CH 86 B CU 76 D CU 77 C SI 93 S CH 86 2-3 K ①		T CU 73 X FF 92 0-1 2-H HR		C SI 99 B SL 85 F SI 99 X SI 99 1-2 G5-3 ③			B FF 94 B SL 83 C SL 83 C SL 82 S SL 84 2-3 K ②	4	1	1	2	0	2	1
31 Aaron Hicks, S (1, 8) OBP: 0.406, SLG: 0.458		S SI 92 C SI 91 D CU 75 B CH 86 B CH 86 X CU 78 3-2 G4-3 1-2 ②		C SI 90 S CH 83 C FF 93 0-3 ②			B FF 97 B SL 86 B FF 97 B FF 97 4-0 14 FC3-6 BB		C FF 94 B SL 84 X FF 95 1-1 2B	3	0	1	0	1	1	1
14 Neil Walker, S (1, 3) OBP: 0.220, SLG: 0.197		C SI 93 F SI 92 B FF 93 B FF 94 F CU 78 S CH 85 2-3 K ③		C FF 91 F CU 75 B FF 95 B FF 95 X CU 77 2-2 F7 ③			F SI 97 1 SAFE 1 SAFE B FF 98 X FF 97 1-1 FC3-6 ① 1-2f		C SL 82 C FF 94 T SL 84 0-2 K ③	4	0	0	0	0	2	3
41 Miguel Andujar, R (1, 5) OBP: 0.313, SLG: 0.588			B SI 90 B CU 73 X SI 91 2-0 G6-3 ①		B CU 72 B CH 84 X FF 90 2-0 F8 ①		C SL 84 D SL 87 S SL 86 C SI 99 1-3 K ②			3	0	0	0	0	1	1
25 Gleyber Torres, R (1, 4) OBP: 0.355, SLG: 0.379			B CU 74 B CH 85 B SI 93 B SI 92 4-0 BB		C FF 91 B CU 74 C CU 74 B FF 92 X CH 84 2-2 1B		C SL 87 B SI 98 C SL 87 S SL 85 1-3 K ③			2	0	1	0	1	1	1
Inning Stats	R: 0 E: 0 K: 2 S: 12 H: 0 LOB: 0 BB: 0 P: 19	R: 0 E: 0 K: 2 S: 12 H: 0 LOB: 1 BB: 1 P: 23	R: 0 E: 0 K: 2 S: 7 H: 0 LOB: 1 BB: 1 P: 17	R: 2 E: 0 K: 1 S: 14 H: 2 LOB: 0 BB: 0 P: 20	R: 0 E: 0 K: 1 S: 9 H: 1 LOB: 1 BB: 0 P: 16	R: 0 E: 0 K: 1 S: 8 H: 0 LOB: 0 BB: 0 P: 14	R: 0 E: 0 K: 2 S: 8 H: 0 LOB: 1 BB: 1 P: 15	R: 0 E: 0 K: 0 S: 9 H: 0 LOB: 0 BB: 0 P: 12	R: 0 E: 0 K: 2 S: 10 H: 1 LOB: 1 BB: 0 P: 16	1B: 1 2B: 2 3B: 0 HR: 1 SF: 0 SAC: 0 DP: 0 HBP: 0						

PITCHER		IP	WLS	BF	H	R	ER	SO	BB	IBB	HBP	BLK	WP	HR	S	P	ERA	WHIP
45 Tyler Skaggs, L ERA: 3.03	(1, 1)	5.1	L	21	3	2	2	8	2	0	0	0	0	1	56	99	3.38	0.938
38 Justin Anderson, R ERA:	(6, 1)	1.2		6	0	0	0	3	1	0	0	0	0	0	14	25	0.00	0.600
48 Jose Alvarez, L ERA: 0.69	(8, 1)	1.0		3	0	0	0	0	0	0	0	0	0	0	9	12	0.00	0.000
32 Cam Bedrosian, R ERA: 3.29	(9, 1)	1.0		4	1	0	0	2	0	0	0	0	0	0	10	16	0.00	1.000

PITCHER	IP	WLS	BF	H	R	ER	SO	BB	IBB	HBP	BLK	WP	HR	S	P	ERA	WHIP

TOP

New York Yankees @ Los Angeles Angels

Angel Stadium, Anaheim, CA

Sun Apr 29 2018, 5:11 PM - 8:08 PM PDT

Att. 44,593 - Partly Cloudy - 69 F

livebaseballscorecards.com

AB	31
R	2
H	4
RBI	2
BB	3
SO	13
LOB	11

WP: 0	PB: 0	SB: 0	CS: 0	PA: 34		

Batter	1	2	3	4	5	6	7	8	9	AB	R	H	RBI	BB	SO	LOB
3 Ian Kinsler, R (1, 4) OBP: 0.292, SLG: 0.293	B SI 89 B SI 89 X SI 90 2-0 ① F8		B CH 82 B CH 82 B SI 89 C SI 90 X FC 89 3-1 ③ 27 E 2B		C FF 90 C SL 81 B FC 88 B SL 80 X CH 83 2-2 ③ P5		C SL 80 B SI 90 F SL 81 D SL 81 X SL 80 2-2 ③ L9		C SL 84 F FF 99 F SI 100 F SI 101 F SI 101 B SI 101 S SL 87 1-3 ③ K 1-2	5	0	1	0	0	1	2
27 Mike Trout, R (1, 8) OBP: 0.408, SLG: 0.631	C SI 90 B FC 89 B SL 81 B FC 89 B FC 89 4-1 BB		C SL 81 X FC 89 0-1 E6 2-3			C FC 86 B SL 79 C FC 88 S CH 84 1-3 ① K		B FF 94 B FF 95 F FF 96 B FF 96 F FF 96 B FF 96 4-2 2 1B BB		2	0	0	0	2	1	1
8 Justin Upton, R (1, 7) OBP: 0.293, SLG: 0.376	C SL 81 C FC 89 B SL 80 X SL 81 1-2 ② L7		C CH 84 B FC 90 F FC 90 B FC 91 X SL 82 2-2 ③ G5-3			X SL 79 0-0 5 1B 2 WP 1B		C FF 95 1 SAFE B SL 86 F FF 95 1 SAFE X SL 84 1-2 ① P4		4	1	1	0	0	0	4
5 Albert Pujols, R (1, 3) OBP: 0.267, SLG: 0.425	S SI 90 X FC 89 0-1 ③ G1-3			C SL 81 B FC 89 B FC 89 B SL 80 X CH 83 3-1 ① G6-3		C SL 78 S FC 89 B FC 87 X FC 88 1-2 2 WP 1-3 1B		C FF 96 C FF 96 D SL 88 D SL 88 B FF 96 F FF 95 X FF 96 3-2 ② L7		4	0	1	0	0	0	2
2 Andrelton Simmons, R (1, 10) OBP: 0.385, SLG: 0.473		X SI 89 0-0 ① F9		C SI 91 C CH 85 X FC 90 0-2 ② G6-3		F SL 82 B CH 86 C SL 79 F SL 81 X FC 89 1-2 ② P6 1-2 3-H		X FF 95 0-0 1-2 1B		4	0	1	0	0	0	1
7 Zack Cozart, R (1, 6) OBP: 0.281, SLG: 0.400		B SI 88 C SI 89 X CH 84 1-1 ② G5-3		X SI 90 0-0 19 FC5-4 1B		C SL 81 X CH 84 0-1 ③ F7		C FF 95 F FF 96 B FF 96 B FF 96 S FF 95 2-3 ③ K		4	0	1	0	0	1	3
19 Jefry Marte, R (1, 5) OBP: 0.367, SLG: 0.489		C SI 90 B FC 89 S CH 84 C SL 81 1-3 ③ K		C FC 89 B SL 81 B FC 88 X CH 84 2-1 ③ FC5-4 1-2f			B SL 77 F CH 83 S FC 88 S CH 84 1-3 ① K		F FF 97 F FF 99 B SL 86 X FF 100 1-2 ① F9	4	0	0	0	0	2	1
24 Chris Young, R (1, 9) OBP: 0.207, SLG: 0.296			C SI 90 S SL 80 S FC 88 0-3 ① K		C FC 87 X FC 88 0-1 ① G1-3		B SL 80 X CH 83 1-0 ② F7		B FF 98 B FF 98 B FF 96 C FF 98 B FF 97 4-1 3 S BB	3	0	0	0	1	1	0
44 René Rivera, R (1, 2) OBP: 0.382, SLG: 0.484			S CH 84 B SL 80 B CH 83 B FC 88 X SI 91 3-1 ② L7		F FC 87 C SL 80 X SL 81 0-2 ② L9		C CH 82 B FC 87 B SL 80 C FC 88 X SL 81 2-2 1B		B FF 97 1 SAFE F FF 97 B SL 85 F FF 98 S FF 99 2-3 ② K	4	0	1	0	0	1	1
Inning Stats	R: 0 H: 0 E: 0 LOB: 1 K: 0 BB: 1 S: 7 P: 14	R: 0 H: 0 E: 0 LOB: 0 K: 1 BB: 0 S: 6 P: 8	R: 0 H: 1 E: 1 LOB: 2 K: 1 BB: 0 S: 12 P: 20	R: 0 H: 1 E: 0 LOB: 1 K: 0 BB: 0 S: 8 P: 13	R: 0 H: 0 E: 0 LOB: 0 K: 0 BB: 0 S: 8 P: 10	R: 1 H: 2 E: 0 LOB: 1 K: 1 BB: 0 S: 13 P: 16	R: 0 H: 1 E: 0 LOB: 1 K: 1 BB: 0 S: 10 P: 16	R: 0 H: 1 E: 0 LOB: 2 K: 1 BB: 1 S: 13 P: 23	R: 0 H: 0 E: 0 LOB: 1 K: 2 BB: 1 S: 13 P: 21	1B: 5 SF: 0 2B: 1 SAC: 0 3B: 0 DP: 0 HR: 0 HBP: 0						WP: 1 PA: 37 PB: 0 SB: 1 CS: 0

PITCHER	IP	WLS	BF	H	R	ER	SO	BB	IBB	HBP	BLK	WP	HR	S	P	ERA	WHIP
52 CC Sabathia, L (1, 1) ERA: 1.71	7.0	W	28	5	1	1	4	1	0	0	0	1	0	64	97	1.29	0.857
57 Chad Green, R (8, 1) ERA: 2.08	1.0	H	5	1	0	0	1	1	0	0	0	0	0	13	23	0.00	2.000
54 Aroldis Chapman, L (9, 1) ERA: 1.5	1.0	S	4	0	0	0	2	1	0	0	0	0	0	13	21	0.00	1.000

PITCHER	IP	WLS	BF	H	R	ER	SO	BB	IBB	HBP	BLK	WP	HR	S	P	ERA	WHIP

BOTTOM

New York Yankees @ Los Angeles Angels

Angel Stadium, Anaheim, CA

Sun Apr 29 2018, 5:11 PM - 8:08 PM PDT

Att. 44,593 - Partly Cloudy - 69 F

livebaseballscorecards.com

AB	34
R	1
H	6
RBI	0
BB	3
SO	7
LOB	15

New York Yankees @ Houston Astros

Minute Maid Park, Houston, TX

Mon Apr 30 2018, 7:11 PM - 9:41 PM CDT

Att. 30,061 - Partly Cloudy - 75 F

livebaseballscorecards.com

Batter	1	2	3	4	5	6	7	8	9	AB	R	H	RBI	BB	SO	LOB
11 Brett Gardner, L (1, 7) OBP: 0.331, SLG: 0.270	B FF 96 X FF 97 1-0 ① G4-3			C CU 78 B CU 79 F FF 97 C CU 79 1-3 ① K		C CU 79 F FC 88 S FF 96 0-3 ② K		X FF 94 0-0 1-2 3-H 1B		4	0	1	1	0	2	1
18 Didi Gregorius, L (1, 6) OBP: 0.421, SLG: 0.735	C FF 98 F CU 80 C CU 79 0-3 ② K			S FF 98 F FF 98 T CU 79 0-2 ② K		C CU 80 S CU 81 B FF 98 F CU 81 B CU 80 D CU 79 X CU 79 3-2 ③ P6		C CH 82 S FF 95 S CH 85 0-3 ③ K		4	0	0	0	0	3	3
27 Giancarlo Stanton, R (1, 9) OBP: 0.313, SLG: 0.425	C FF 97 C FF 98 B FF 99 S FC 88 1-3 ③ K			F FF 97 C FF 97 X FF 97 0-2 ③ G6-3			C FC 87 S FC 85 B FF 95 F FC 86 S CU 80 1-3 ① K		F FF 99 C FF 99 S SL 89 0-3 ① K	4	0	0	0	0	3	0
24 Gary Sánchez, R (1, 10) (8, 2) OBP: 0.269, SLG: 0.495		B FF 97 B FF 97 B FF 98 C FF 96 S SI 97 F FF 98 F FF 98 S FC 89 3-3 ① K			B CU 79 C CU 78 B FF 97 B CU 79 B SI 96 4-1 ① BB		B SI 95 B CU 80 X SI 96 2-0 ② G5-3		B SL 89 S SL 88 B FF 99 S SL 89 B SL 89 F FF 100 C FF 100 3-3 ② K	3	0	0	0	1	2	0
31 Aaron Hicks, S (1, 8) OBP: 0.382, SLG: 0.423		X SI 95 0-0 ② B2-3			C SI 96 F FS 88 B CU 80 B FS 88 S CU 80 2-3 ① K		B FS 87 X FS 87 1-0 ③ P3		F FF 99 C SL 88 S SL 90 0-3 ③ K	4	0	0	0	0	2	1
41 Miguel Andujar, R (1, 5) OBP: 0.302, SLG: 0.566		C FF 98 C CU 79 X FF 97 0-2 ③ G6-3			S FC 88 B SI 96 F FS 88 B FC 89 F FF 98 C FF 97 2-3 ② K			F SI 94 B FS 87 B FS 87 X FC 89 2-1 ① G3		3	0	0	0	0	1	1
14 Neil Walker, S (1, 3) OBP: 0.212, SLG: 0.190			C CU 78 B CU 80 X FF 96 1-1 ① G4-3		B FF 97 C CU 80 S FC 88 S CU 80 1-3 ③ K			B FF 95 B CU 78 B FF 94 C FF 95 X FF 96 3-1 ② F7		3	0	0	0	0	1	1
25 Gleyber Torres, R (1, 4) OBP: 0.382, SLG: 0.419			C SI 96 B FF 97 B FC 86 F SI 96 B FS 88 B FF 98 4-2 28 G6-4-3 BB			S FF 96 F SI 94 F FF 97 B FC 89 B FC 90 F FF 98 X CU 80 2-2 ① L4		X SI 94 0-0 99 S 11 1B 2B		2	1	1	0	1	0	0
28 Austin Romine, R (1, 2) OBP: 0.364, SLG: 0.310 99 Aaron Judge, R (8, PH) OBP: 0.453, SLG: 0.584 56 Jonathan Holder, R (8, 1)			X SI 96 0-0 ②③ G6-4-3 1-2f			B FC 88 F FF 98 F FF 96 X FF 97 1-2 1B		B ST 81 B ST 80 B ST 81 C ST 81 C SI 93 B ST 82 4-2 11 1B 2-3 BB		2 0 0	0 0 0	1 0 0	0 1 0	0 0 0	0 0 0	1 0 0
Inning Stats	R: 0 E: 0 K: 2 S: 7 H: 0 LOB: 0 BB: 0 P: 9	R: 0 E: 0 K: 1 S: 9 H: 0 LOB: 0 BB: 0 P: 12	R: 0 E: 0 K: 0 S: 5 H: 0 LOB: 0 BB: 1 P: 10	R: 0 E: 0 K: 2 S: 9 H: 0 LOB: 0 BB: 0 P: 10	R: 0 E: 0 K: 3 S: 11 H: 0 LOB: 1 BB: 1 P: 20	R: 0 E: 0 K: 1 S: 15 H: 1 LOB: 1 BB: 0 P: 21	R: 0 E: 0 K: 1 S: 6 H: 0 LOB: 0 BB: 0 P: 10	R: 1 E: 0 K: 1 S: 11 H: 2 LOB: 2 BB: 1 P: 20	R: 0 E: 0 K: 3 S: 10 H: 0 LOB: 0 BB: 0 P: 13	1B: 2 2B: 1 3B: 0 HR: 0 SF: 0 SAC: 0 DP: 1 HBP: 0						

TOP	
AB	29
R	1
H	3
RBI	1
BB	3
SO	14
LOB	8

WP: 0	PA: 32
PB: 0	
SB: 1	
CS: 0	

PITCHER		IP	WLS	BF	H	R	ER	SO	BB	IBB	HBP	BLK	WP	HR	S	P	ERA	WHIP
50 Charlie Morton, R ERA: 1.72	(1, 1)	7.2	W	26	2	1	1	10	2	0	0	0	0	0	67	102	1.17	0.522
41 Brad Peacock, R ERA: 2.84	(8, 1)	0.0		1	0	0	0	0	1	0	0	0	0	0	2	6	∞	∞
47 Chris Devenski, R ERA: 0.73	(8, 1)	0.1	H	2	1	0	0	1	0	0	0	0	0	0	4	4	0.00	3.000
53 Ken Giles, R ERA: 1.8	(9, 1)	1.0	S	3	0	0	0	3	0	0	0	0	0	0	10	13	0.00	0.000

PITCHER		IP	WLS	BF	H	R	ER	SO	BB	IBB	HBP	BLK	WP	HR	S	P	ERA	WHIP

BOTTOM

Batter	1	2	3	4	5	6	7	8	9	AB	R	H	RBI	BB	SO	LOB
4 George Springer, R (1, 8) (9, 9) OBP: 0.343, SLG: 0.483	B FF 93 F FF 93 X SL 84 1-1 27 G6-3 27 BLK 1 G6-3 1B		F SI 93 B FF 93 B SI 93 X FF 94 2-1 ③ G4-3		C SI 93 B FF 93 X SI 93 1-1 ② G4-3		C FF 99 S FF 99 F FF 99 S SV 88 0-3 ③ K			4	1	1	0	0	1	0
27 Jose Altuve, R (1, 4) OBP: 0.405, SLG: 0.441	S FF 92 F SL 83 X SL 84 0-2 ① G6-3 1-3			B SL 82 C SI 92 X FF 91 1-1 1 BB 10 2B 1B	S FF 92 B SL 84 S SI 92 B FF 93 X CU 80 2-2 ③ F8			C FF 92 X SL 82 0-1 ① L6		4	1	1	0	0	0	1
1 Carlos Correa, R (1, 6) OBP: 0.398, SLG: 0.534	C SI 92 C FF 92 X SL 84 0-2 ② G6-3 3-H			B FF 92 S FF 91 B SI 92 F SI 93 B FF 93 B FF 94 4-2 10 2B 22 FC3-2 1-2 BB		B CU 78 F SI 92 B FF 92 X FF 92 2-1 2B		B SL 82 S SL 82 S FF 91 X FF 91 1-2 10 G6-4-3 1B		3	0	2	1	1	0	0
10 Yuli Gurriel, R (1, 3) OBP: 0.273, SLG: 0.379 6 Jake Marisnick, R (9, 8) OBP: 0.156, SLG: 0.302	C FF 94 B SL 84 S SI 92 X SL 84 1-2 ③ L9			B CU 81 X SL 85 1-0 22 FC3-2 1-3 2-H 2B		F SI 91 F SI 91 S FF 91 0-3 ① K		F FF 92 C SL 82 X FF 92 0-2 ②③ G6-4-3 1-2f		4 0	0 0	1 0	1 0	0 0	1 0	2 0
22 Josh Reddick, L (1, 9) (9, 7) OBP: 0.337, SLG: 0.453		C CU 78 B CH 87 F FF 92 X SL 84 1-2 ① P6		B FF 93 F FF 93 B SI 92 C FF 92 B SI 93 X SI 93 3-2 ① FC3-2 2 BB 2-3 3-H		B FF 92 X FF 92 1-0 ② F7				3	0	0	0	0	0	3
2 Alex Bregman, R (1, 5) OBP: 0.380, SLG: 0.361		C FF 94 B FF 93 B SI 93 B FF 94 X FF 93 3-1 ② L3		B SL 84 B SI 92 1 SAFE B CH 88 B FF 92 4-0 1-2 BB		D CU 79 B SI 92 D FF 93 C FF 93 B SI 93 4-1 BB				1	0	0	0	2	0	0
9 Marwin Gonzalez, S (1, 7) (9, 3) OBP: 0.324, SLG: 0.347		B CU 78 X FF 93 1-0 ③ F7		C CU 80 B FF 93 C SI 92 S CU 81 1-3 ② K		C CU 80 F SI 93 S CU 82 0-3 ③ K				3	0	0	0	0	2	5
16 Brian McCann, L (1, 2) OBP: 0.397, SLG: 0.407			F FF 92 B FF 92 C CU 79 X SL 82 1-2 ① P6	C FF 92 B FF 93 X CU 82 1-1 ③ L9			B FF 97 C FF 96 C KC 82 X SV 86 1-2 ① L8			3	0	0	0	0	0	3
11 Evan Gattis, R (1, 10) OBP: 0.281, SLG: 0.300			C CU 79 C SL 84 F SL 82 S FF 93 0-3 ② K		B FF 92 B FF 92 F FF 93 C CU 80 F CU 81 F CU 80 F SL 83 X FF 94 2-2 ① F7		B KC 84 B KC 82 S FF 98 X FF 98 2-1 ② F8			3	0	0	0	0	1	0
Inning Stats	R: 1 E: 0 K: 0 S: 11 H: 1 LOB: 0 BB: 0 P: 13	R: 0 E: 0 K: 0 S: 6 H: 0 LOB: 0 BB: 0 P: 11	R: 0 E: 0 K: 1 S: 9 H: 0 LOB: 0 BB: 0 P: 12	R: 1 E: 0 K: 1 S: 13 H: 2 LOB: 3 BB: 2 P: 28	R: 0 E: 0 K: 0 S: 11 H: 0 LOB: 0 BB: 0 P: 16	R: 0 E: 0 K: 2 S: 10 H: 1 LOB: 2 BB: 1 P: 17	R: 0 E: 0 K: 1 S: 9 H: 0 LOB: 0 BB: 0 P: 12	R: 0 E: 0 K: 0 S: 8 H: 1 LOB: 0 BB: 0 P: 9		1B: 3 2B: 2 3B: 0 HR: 0 SF: 0 SAC: 0 DP: 1 HBP: 0						

PITCHER		IP	WLS	BF	H	R	ER	SO	BB	IBB	HBP	BLK	WP	HR	S	P	ERA	WHIP
55 Sonny Gray, R ERA: 6.67	(1, 1)	6.0	L	25	4	2	2	4	3	0	0	1	0	0	60	97	3.00	1.167
68 Dellin Betances, R ERA: 4.91	(7, 1)	1.0		3	0	0	0	1	0	0	0	0	0	0	9	12	0.00	0.000
56 Jonathan Holder, R ERA: 7.04	(8, 1)	1.0		3	1	0	0	0	0	0	0	0	0	0	8	9	0.00	1.000

PITCHER	IP	WLS	BF	H	R	ER	SO	BB	IBB	HBP	BLK	WP	HR	S	P	ERA	WHIP

New York Yankees @ Houston Astros

Minute Maid Park, Houston, TX

Mon Apr 30 2018, 7:11 PM - 9:41 PM CDT

Att. 30,061 - Partly Cloudy - 75 F

livebaseballscorecards.com

AB	28
R	2
H	5
RBI	2
BB	3
SO	5
LOB	14

WP: 0 PA: 31
PB: 0
SB: 0
CS: 0

Batter	1	2	3	4	5	6	7	8	9	AB	R	H	RBI	BB	SO	LOB
11 Brett Gardner, L (1, 7) OBP: 0.328, SLG: 0.262	C FF 94 B FF 95 H SL 87 2-1 HBP		B FF 93 B SL 84 F FF 94 F FF 96 B FF 95 L FF 96 3-3 ① K		B FF 94 B FF 95 B FF 95 C FF 94 F FF 94 S FF 97 3-3 ③ K			C CU 78 B FF 95 C FF 96 S CU 82 1-3 ③ K		3	0	0	0	0	3	0
99 Aaron Judge, R (1, 9) OBP: 0.447, SLG: 0.571	F FF 94 1 SAFE D SL 86 B SL 88 C SL 85 S SL 88 2-3 ① K		B SL 87 B FF 96 F FF 96 S FF 96 X SL 88 2-2 ② F9			C SL 86 B SL 88 B SL 89 B FF 96 C FF 96 C FF 98 3-3 ① K			B SL 86 B FF 97 B FF 97 C FF 97 X FF 97 3-1 18 2B 24 HR 1B	4	1	1	0	0	2	1
18 Didi Gregorius, L (1, 6) OBP: 0.424, SLG: 0.735	1 SAFE F FF 95 1 SAFE B FF 94 F FF 95 X FF 96 1-2 ② P4		B CU 79 C CU 79 X CU 80 1-1 1B			S FF 96 F FF 97 B CU 82 F CU 82 X FF 96 1-2 ② F9			X FF 98 0-0 1-3 24 HR 2B	4	1	2	0	0	0	1
27 Giancarlo Stanton, R (1, 10) OBP: 0.303, SLG: 0.410	T FF 95 1 SAFE S FF 95 T FF 96 0-2 ③ K		C FF 96 S FF 94 1 SAFE S FF 96 0-3 ③ K			S FF 97 S FF 98 X FF 98 0-2 ③ F9			S SL 88 B FF 97 S SL 88 D SL 88 S SL 88 2-3 ① K	4	0	0	0	0	3	4
24 Gary Sánchez, R (1, 2) OBP: 0.277, SLG: 0.524		X FF 95 0-0 41 1B 1B		B FF 96 C FF 95 X CU 80 1-1 ① G6-3			B FF 95 C SL 86 C CU 80 S SL 88 1-3 ① K		X SL 88 0-0 2-H 3-H HR	4	1	2	3	0	1	0
31 Aaron Hicks, S (1, 8) OBP: 0.375, SLG: 0.411		C FF 95 S SL 87 X FF 96 0-2 ① F7		C SL 85 S SL 88 S SL 87 0-3 ② K			F FF 96 X FF 96 0-1 ② F9		B FF 97 C SL 86 B SL 86 X FF 96 2-1 41 G5-3 41 S 26 WP 1B	4	1	1	0	0	1	1
41 Miguel Andujar, R (1, 5) OBP: 0.300, SLG: 0.552		F FF 95 B CU 79 X FF 95 1-1 1-2 1B		B FF 94 S SL 88 C CU 81 S CU 82 1-3 ③ K			B SL 88 C CU 79 F CU 80 B CU 81 S CU 81 2-3 ③ K		C CU 81 D CU 82 F CU 82 F FC 93 D CU 83 X FC 94 2-2 ② G5-3 1-3	4	0	1	0	0	2	1
26 Tyler Austin, R (1, 3) OBP: 0.342, SLG: 0.591		S FF 95 F FF 95 B SL 88 B SL 88 S SL 88 2-3 ② K			X FF 94 0-0 ① F7			C FF 94 B SL 87 F SL 85 B SL 89 X SL 86 2-2 ① G6-3	B CU 82 F FC 92 F FC 93 B CU 83 X FC 92 2-2 ③ G4-3 3-H	4	0	0	0	0	1	2
25 Gleyber Torres, R (1, 4) OBP: 0.351, SLG: 0.382		S SL 88 C SL 88 B SL 90 T SL 89 1-2 ③ K			C FF 94 F FF 95 F FF 96 S CU 81 0-3 ② K2-3			C CU 78 X FF 96 0-1 ② F9		3	0	0	0	0	2	2
Inning Stats	R: 0 E: 0 K: 2 S: 10 H: 0 LOB: 1 BB: 0 P: 15	R: 0 E: 0 K: 2 S: 12 H: 2 LOB: 2 BB: 0 P: 16	R: 0 E: 0 K: 2 S: 11 H: 1 LOB: 1 BB: 0 P: 17	R: 0 E: 0 K: 2 S: 8 H: 0 LOB: 0 BB: 0 P: 10	R: 0 E: 0 K: 2 S: 8 H: 0 LOB: 0 BB: 0 P: 11	R: 0 E: 0 K: 1 S: 10 H: 0 LOB: 0 BB: 0 P: 14	R: 0 E: 0 K: 2 S: 8 H: 0 LOB: 0 BB: 0 P: 11	R: 0 E: 0 K: 1 S: 8 H: 0 LOB: 0 BB: 0 P: 11	R: 4 E: 0 K: 1 S: 16 H: 4 LOB: 0 BB: 0 P: 27	1B: 5 2B: 1 3B: 0 HR: 1 SF: 0 SAC: 0 DP: 0 HBP: 1						

PITCHER		IP	WLS	BF	H	R	ER	SO	BB	IBB	HBP	BLK	WP	HR	S	P	ERA	WHIP
35 Justin Verlander, R ERA: 1.13	(1, 1)	8.0		28	3	0	0	14	0	0	1	0	0	0	75	105	0.00	0.375
53 Ken Giles, R ERA: 5.23	(9, 1)	0.1	L	5	4	4	4	1	0	0	0	0	0	1	9	16	108.00	12.000
36 Will Harris, R ERA: 1.59	(9, 1)	0.2		2	0	0	0	0	0	0	0	0	1	0	7	11	0.00	0.000

PITCHER	IP	WLS	BF	H	R	ER	SO	BB	IBB	HBP	BLK	WP	HR	S	P	ERA	WHIP

TOP

New York Yankees @ Houston Astros

Minute Maid Park, Houston, TX

Tue May 01 2018, 7:12 PM - 10:08 PM CDT

Att. 34,386 - Roof Closed - 73 F

livebaseballscorecards.com

AB	34
R	4
H	7
RBI	3
BB	0
SO	15
LOB	12

WP: 1	PA: 35		
PB: 0			
SB: 1			
CS: 0			

BOTTOM

New York Yankees @ Houston Astros

Minute Maid Park, Houston, TX

Tue May 01 2018, 7:12 PM - 10:08 PM CDT

Att. 34,386 - Roof Closed - 73 F

livebaseballscorecards.com

Batter	1	2	3	4	5	6	7	8	9	AB	R	H	RBI	BB	SO	LOB
4 George Springer, R (1, 9) (9, 8) OBP: 0.340, SLG: 0.476	B SI 90 C CH 80 X FF 90 1-1 F9 ①		B SI 96 X CU 82 1-0 1B		B CU 82 B SI 95 B CU 80 C CH 88 S CH 87 S CU 82 3-3 K ③			C SL 86 C FC 93 B SL 88 B FC 94 B SL 87 S FC 92 3-3 K ②		4	0	1	0	0	2	1
27 Jose Altuve, R (1, 4) OBP: 0.400, SLG: 0.434	X SI 89 0-0 G5-3 ②		S CU 82 F SI 97 1 SAFE X CU 83 0-2 F8 ③			S SL 87 C FF 96 B SL 87 S SL 88 1-3 K ①		B SL 87 C FC 91 B FC 92 F SL 87 F KC 84 B SL 81 X KC 82 3-2 1B		4	0	1	0	0	1	1
1 Carlos Correa, R (1, 6) OBP: 0.394, SLG: 0.519	B SI 88 C SI 90 X SI 89 1-1 F8 ③			F CU 83 B CU 83 B SI 95 B SI 95 B CU 83 4-1 10 1B BB		C FF 96 C FF 96 X FF 96 0-2 G4-3 ②		C FC 93 T FC 93 S FC 94 0-3 K ③		3	0	0	0	1	1	1
10 Yuli Gurriel, R (1, 3) OBP: 0.286, SLG: 0.387		X FF 95 0-0 1B		C CU 81 S CH 88 1 SAFE B CU 83 X SI 96 1-2 9 G1-6-3 1-2 1B		F FF 96 X SL 87 0-1 G3 ③			C SL 84 B SL 85 F FF 98 S SI 100 1-3 K ①	4	0	2	0	0	1	0
2 Alex Bregman, R (1, 5) OBP: 0.368, SLG: 0.348		C CU 81 B SI 96 B SI 96 F CU 82 1 SAFE B SI 96 F CU 81 X FF 96 3-2 L9 ①		X CU 81 0-0 F9 ①			B KC 83 B KC 83 C FF 98 C FF 98 B FF 98 T KC 83 3-2 K ①		B SL 85 B FF 99 C FF 98 C SL 86 B SI 99 S SL 85 3-3 K ②	4	0	0	0	0	2	3
9 Marwin Gonzalez, S (1, 7) OBP: 0.322, SLG: 0.343		1 SAFE B CH 87 C CU 81 1 SAFE S CH 86 S CU 82 1-3 K ②		C CH 86 S CU 81 B CU 83 B CH 87 D CU 81 X CH 87 3-2 G1-6-3 ②③ 1-2f			B KC 83 C FF 98 X KC 84 1-1 11 WP 1B		F FF 98 B SL 85 C SL 85 S SI 100 1-3 K ③	4	0	1	0	0	2	3
11 Evan Gattis, R (1, 10) OBP: 0.272, SLG: 0.289		C CU 81 S SI 95 S CU 82 0-3 K ③			C CU 80 B CU 82 X SI 94 1-2 F7 ①		B KC 85 S FF 97 D SV 87 C KC 84 B SV 88 F KC 84 S FF 97 3-3 K ② 1-2			3	0	0	0	0	2	2
16 Brian McCann, L (1, 2) OBP: 0.382, SLG: 0.387			B SI 93 B CU 81 X SI 94 2-0 F7 ①		B FF 94 C CH 87 X SI 94 1-1 G4-3 ②		F FF 98 S FF 98 C SV 87 0-3 K ③			3	0	0	0	0	1	1
6 Jake Marisnick, R (1, 8) OBP: 0.167, SLG: 0.323 22 Josh Reddick, L (8, PH) (9, 9) OBP: 0.333, SLG: 0.448			B FF 94 C CU 82 F CH 89 F FF 95 F CU 83 S CU 83 1-3 K ②		B CU 81 F CH 87 X SI 94 1-1 2B			C FC 93 B KC 85 X SL 82 1-1 G3-1 ①		2 1	0 0	1 0	0 0	0 0	1 0	0 0
Inning Stats	R: 0 E: 0 K: 0 S: 5 H: 0 LOB: 0 BB: 0 P: 7	R: 0 E: 0 K: 2 S: 11 H: 1 LOB: 1 BB: 0 P: 15	R: 0 E: 0 K: 1 S: 10 H: 1 LOB: 1 BB: 0 P: 14	R: 0 E: 0 K: 0 S: 8 H: 1 LOB: 1 BB: 1 P: 16	R: 0 E: 0 K: 1 S: 10 H: 1 LOB: 1 BB: 0 P: 16	R: 0 E: 0 K: 1 S: 8 H: 0 LOB: 0 BB: 0 P: 9	R: 0 E: 0 K: 3 S: 12 H: 1 LOB: 1 BB: 0 P: 19	R: 0 E: 0 K: 2 S: 12 H: 1 LOB: 1 BB: 0 P: 19	R: 0 E: 0 K: 3 S: 9 H: 0 LOB: 0 BB: 0 P: 14	1B: 5 2B: 1 3B: 0 HR: 0 SF: 0 SAC: 0 DP: 1 HBP: 0						

	AB	32
	R	0
	H	6
	RBI	0
	BB	1
	SO	13
	LOB	12

WP: 1 PA: 33
PB: 0
SB: 0
CS: 0

PITCHER		IP	WLS	BF	H	R	ER	SO	BB	IBB	HBP	BLK	WP	HR	S	P	ERA	WHIP
47 Jordan Montgomery, L ERA: 3.62	(1, 1)	1.0		3	0	0	0	0	0	0	0	0	0	0	5	7	0.00	0.000
65 Domingo Germán, R ERA: 3.77	(2, 1)	4.0		16	4	0	0	4	1	0	0	0	0	0	39	61	0.00	1.250
57 Chad Green, R ERA: 1.93	(6, 1)	1.0		3	0	0	0	1	0	0	0	0	0	0	8	9	0.00	0.000
68 Dellin Betances, R ERA: 4.5	(7, 1)	1.0		4	1	0	0	3	0	0	0	0	1	0	12	19	0.00	1.000
30 David Robertson, R ERA: 2.93	(8, 1)	1.0	W	4	1	0	0	2	0	0	0	0	0	0	12	19	0.00	1.000

PITCHER		IP	WLS	BF	H	R	ER	SO	BB	IBB	HBP	BLK	WP	HR	S	P	ERA	WHIP
54 Aroldis Chapman, L ERA: 1.38	(9, 1)	1.0		3	0	0	0	3	0	0	0	0	0	0	9	14	0.00	0.000

Batter	1	2	3	4	5	6	7	8	9	AB	R	H	RBI	BB	SO	LOB
31 Aaron Hicks, S (1, 8) OBP: 0.364, SLG: 0.410	C SI 88 B FF 89 X SI 89 1-1 G5-3 ①		S FC 86 X FF 90 0-1 B3 ①			B SI 89 F FC 86 B FC 86 B FC 86 F SI 90 X SI 90 3-2 G6-3 ①		F FF 97 B SI 97 X SL 85 1-1 18 S 27 2B 2B	1 SAFE B FF 92 X CU 75 1-0 G6-3 ③	5	1	1	0	0	0	2
99 Aaron Judge, R (1, 9) OBP: 0.441, SLG: 0.569	B SI 89 C SI 89 B SI 90 X SI 89 2-1 G1-3 ②		X SI 89 0-0 L9-3 ② ③ 1-1			C FC 86 B CH 82 B FC 87 C SI 90 X SI 91 2-2 18 G3 2B		C FF 97 B SI 96 F SL 87 X SL 87 1-2 G6-3 ①		4	0	1	0	0	0	2
18 Didi Gregorius, L (1, 6) OBP: 0.419, SLG: 0.717	F SI 90 B SL 78 F SI 89 F FF 91 B FF 91 F SL 80 F SL 81 X FF 91 2-2 27 HR 1B		F SL 79 B SI 89 X SI 89 1-1 G4-3 ①			B SI 91 D SL 81 B SI 90 F SI 91 S SI 90 X SI 91 3-2 G3 ② 2-3		C FF 97 D SL 88 S SL 87 C FF 98 1-3 K ② 2-3		4	1	1	0	0	1	2
27 Giancarlo Stanton, R (1, 7) OBP: 0.316, SLG: 0.479	B SI 89 B SI 89 X SI 89 2-0 1-H HR		B FC 86 B FC 86 S CH 79 F FC 87 X SL 81 2-2 HR			B FC 87 F FC 86 C FC 87 S FC 88 1-3 K ③		B SI 96 C FF 97 C SI 96 D SL 88 X FF 98 2-2 3-H 2B		4	2	3	4	0	1	1
24 Gary Sánchez, R (1, 10) OBP: 0.276, SLG: 0.509	C SL 78 S FC 87 B SL 80 F FC 87 C SI 91 1-3 K ③		B SI 89 C FC 86 X FC 86 1-1 G3-1 ②			C FC 86 C FC 85 B CH 81 B SI 90 S FC 87 2-3 K ①		B FF 98 B SL 87 C SL 87 B FF 96 S SL 88 B SL 86 4-2 BB		3	0	0	0	1	2	0
26 Tyler Austin, R (1, 3) OBP: 0.329, SLG: 0.565 14 Neil Walker, S (8, PH) (8, 3)		X SI 88 0-0 G5-3 ①	C FC 86 F FF 88 S CH 80 0-3 K ③			B FC 86 F FC 86 X FC 86 1-1 P3 ②		F FF 92 S CU 77 B FF 92 D CU 77 X CU 76 2-2 G6-3 ③		3 1	0 0	0 0	0 0	0 0	1 0	0 2
41 Miguel Andujar, R (1, 5) OBP: 0.287, SLG: 0.527		C SI 88 B SI 89 S FC 85 B SL 80 F FC 87 S CH 82 2-3 K ②			B FC 85 F SI 89 S FC 86 B CH 81 F FC 87 X SI 91 2-2 G4-3 ①	B FC 86 F FC 87 X FC 86 1-1 E5 28 2B			B FF 92 S CU 77 F FF 94 X ST 80 1-2 L8 ①	4	0	0	0	0	1	0
28 Austin Romine, R (1, 2) OBP: 0.351, SLG: 0.333		C SI 90 B SI 90 B SL 80 S SI 90 X SI 91 2-2 G1-3 ③			F FF 89 B SL 77 X SI 89 1-1 G6-3 ②	B FC 85 1 SAFE F SI 90 B SI 90 X FC 86 2-1 1-3 2B			B CU 77 C ST 79 T FF 92 S ST 81 1-3 K ②	4	0	1	0	0	1	0
25 Gleyber Torres, R (1, 4) OBP: 0.366, SLG: 0.395			B SI 88 X SI 88 1-0 99 L9-3 1B		C FC 86 S CH 81 F CH 82 X FF 91 0-2 F9 ③	B FC 87 X FC 87 1-0 L7 ③			S FF 92 B CU 76 S CU 77 F FF 92 F CU 76 X ST 79 1-2 1B	4	0	2	0	0	0	2
Inning Stats	R: 2 E: 0 K: 1 S: 15 H: 2 LOB: 0 BB: 0 P: 23	R: 0 E: 0 K: 1 S: 8 H: 0 LOB: 0 BB: 0 P: 12	R: 0 E: 0 K: 0 S: 4 H: 1 LOB: 0 BB: 0 P: 5	R: 1 E: 0 K: 1 S: 10 H: 1 LOB: 0 BB: 0 P: 14	R: 0 E: 0 K: 0 S: 10 H: 0 LOB: 0 BB: 0 P: 13	R: 0 E: 0 K: 1 S: 12 H: 1 LOB: 1 BB: 0 P: 21	R: 0 E: 1 K: 1 S: 10 H: 1 LOB: 2 BB: 0 P: 17	R: 1 E: 0 K: 1 S: 16 H: 2 LOB: 2 BB: 1 P: 27	R: 0 E: 0 K: 1 S: 12 H: 1 LOB: 1 BB: 0 P: 16	1B: 3 2B: 5 3B: 0 HR: 2 SF: 0 SAC: 0 DP: 1 HBP: 0						

PITCHER		IP	WLS	BF	H	R	ER	SO	BB	IBB	HBP	BLK	WP	HR	S	P	ERA	WHIP
60 Dallas Keuchel, L ERA: 3.98	(1, 1)	7.0	L	27	6	3	3	5	0	0	0	0	0	2	69	105	3.86	0.857
30 Héctor Rondón, R ERA: 2.45	(8, 1)	0.2		5	2	1	1	1	1	0	0	0	0	0	13	22	13.50	4.500
31 Collin McHugh, R ERA: 0.75	(8, 1)	1.1		5	1	0	0	1	0	0	0	0	0	0	15	21	0.00	0.750

PITCHER	IP	WLS	BF	H	R	ER	SO	BB	IBB	HBP	BLK	WP	HR	S	P	ERA	WHIP

TOP

New York Yankees @ Houston Astros

Minute Maid Park, Houston, TX

Wed May 02 2018, 7:12 PM - 9:42 PM CDT

Att. 31,617 - Cloudy - 80 F

livebaseballscorecards.com

AB	36
R	4
H	9
RBI	4
BB	1
SO	7
LOB	11

WP: 0	PA: 37					
PB: 0						
SB: 1						
CS: 0						

New York Yankees @ Houston Astros

Minute Maid Park, Houston, TX

Wed May 02 2018, 7:12 PM - 9:42 PM CDT

Att. 31,617 - Cloudy - 80 F

livebaseballscorecards.com

BOTTOM

Batter	1	2	3	4	5	6	7	8	9	AB	R	H	RBI	BB	SO	LOB
4 George Springer, R (1, 10) OBP: 0.331, SLG: 0.461	T FF 96 B SL 87 B CH 87 S FF 98 T FF 97 2-2 ① K		C CH 89 F FF 100 X FF 99 0-2 ③ G6-3			C FF 98 F FF 100 S SL 91 0-3 ② K		F FF 100 B FF 99 X CH 88 1-1 ② F8		4	0	0	0	0	2	0
27 Jose Altuve, R (1, 4) OBP: 0.396, SLG: 0.429	S FF 98 X SL 89 0-1 ② L7			C FF 98 B SL 87 F FF 98 X SL 89 1-2 ① G1-3		B SL 87 B CH 89 X FF 98 2-0 1B		C FF 99 X SL 90 0-1 ③ P4		4	0	1	0	0	0	0
1 Carlos Correa, R (1, 6) OBP: 0.382, SLG: 0.500	B FF 97 F FF 98 B FF 96 X CH 88 2-1 ③ G4-3			F SL 87 S SL 89 X FF 100 0-2 ② G4-3		S SL 89 B CH 87 C CH 88 S FF 99 1-3 ③ K			B FF 98 B FF 99 X FF 98 2-0 ① G1-3	4	0	0	0	0	1	1
10 Yuli Gurriel, R (1, 3) OBP: 0.284, SLG: 0.379		F FF 98 B FF 96 C CH 90 F FF 98 F SL 88 X CH 90 1-2 ① G1		S FF 100 F FF 99 B SL 89 S CH 90 1-3 ③ K			T CH 86 F FF 99 X CH 89 0-2 22 1B 1B		F FF 100 X FF 99 0-1 ② L9	4	0	1	0	0	1	0
22 Josh Reddick, L (1, 9) OBP: 0.340, SLG: 0.462		C FF 97 B SL 88 F FF 98 S FF 99 1-3 ② K			B FF 98 F CH 90 B CH 89 F FF 99 X SL 89 2-2 ① F8		C FF 97 B FF 97 C FF 98 X FF 98 1-2 1-2 1B		B SL 90 X FF 98 1-0 2B	4	0	2	0	0	1	0
2 Alex Bregman, R (1, 5) OBP: 0.365, SLG: 0.345		C SL 87 X SL 87 0-1 1B			S FF 99 F FF 98 C FF 99 0-3 ② K		X SL 90 0-0 ① L4		C FF 98 B FF 99 S FF 98 F FF 99 X SL 90 1-2 ③ F9	4	0	1	0	0	1	3
9 Marwin Gonzalez, S (1, 7) OBP: 0.322, SLG: 0.337		S SL 88 C FF 97 F SL 90 X SL 89 0-2 ③ G1-3			C CH 90 B CH 90 F SL 89 B SL 88 B FF 99 B SL 87 4-2 BB		F SL 89 C FF 98 S SL 90 0-3 ② K			2	0	0	0	1	1	3
12 Max Stassi, R (1, 2) OBP: 0.340, SLG: 0.439 16 Brian McCann, L (7, PH) OBP: 0.377, SLG: 0.381 (8, 2)			X FF 99 0-0 ① G6-3		C FF 99 C FF 99 C SL 88 0-3 ③ K		C SL 89 X SL 90 0-1 ③ G3-1			2 1	0 0	0 0	0 0	0 0	1 0	1 2
21 Derek Fisher, L (1, 8) OBP: 0.214, SLG: 0.385			B FF 98 C FF 98 C SL 88 S FF 99 1-3 ② K			X FF 96 0-0 ① G6-3		C FF 97 B SL 89 F FF 99 B SL 89 B SL 90 C FF 99 3-3 ① K		3	0	0	0	0	2	0
Inning Stats	R: 0 E: 0 K: 1 S: 7 H: 0 LOB: 0 BB: 0 P: 11	R: 0 E: 0 K: 1 S: 14 H: 1 LOB: 1 BB: 0 P: 16	R: 0 E: 0 K: 1 S: 7 H: 0 LOB: 0 BB: 0 P: 8	R: 0 E: 0 K: 1 S: 9 H: 0 LOB: 0 BB: 0 P: 11	R: 0 E: 0 K: 2 S: 11 H: 0 LOB: 1 BB: 1 P: 17	R: 0 E: 0 K: 2 S: 8 H: 1 LOB: 1 BB: 0 P: 11	R: 0 E: 0 K: 1 S: 12 H: 2 LOB: 2 BB: 0 P: 13	R: 0 E: 0 K: 1 S: 7 H: 0 LOB: 0 BB: 0 P: 11	R: 0 E: 0 K: 0 S: 8 H: 1 LOB: 1 BB: 0 P: 12	1B: 4 2B: 1 3B: 0 HR: 0	SF: 0 SAC: 0 DP: 0 HBP: 0			WP: 0 PB: 0 SB: 0 CS: 0	PA: 33		

	AB	32
	R	0
	H	5
	RBI	0
	BB	1
	SO	10
	LOB	10

PITCHER	IP	WLS	BF	H	R	ER	SO	BB	IBB	HBP	BLK	WP	HR	S	P	ERA	WHIP
40 Luis Severino, R (1, 1) ERA: 2.11	9.0	W	33	5	0	0	10	1	0	0	0	0	0	83	110	0.00	0.667

PITCHER	IP	WLS	BF	H	R	ER	SO	BB	IBB	HBP	BLK	WP	HR	S	P	ERA	WHIP

Batter	1	2	3	4	5	6	7	8	9	AB	R	H	RBI	BB	SO	LOB
11 Brett Gardner, L (1, 8) OBP: 0.315, SLG: 0.250	C SI 91 B SI 94 F SI 94 X KC 84 1-2 **G1-3** ①	F KC 87 X KC 85 0-1 **G4-3** ② **1-2** **2-3**		B SI 96 X SI 93 1-0 **G4-3** ③			B KC 85 C SI 93 B KC 85 F KC 85 S SI 93 2-3 **K** ②		F FF 94 X FF 94 0-1 **F8** ①	5	0	0	0	0	1	4
99 Aaron Judge, R (1, 9) OBP: 0.426, SLG: 0.544	X SI 94 0-0 **F9** ②	C KC 87 B CH 87 C KC 86 B KC 88 B CH 90 3-2 **2-1** ③ **3-H**	C SI 94 B CH 87 X CH 87 1-1 **G1-3** ①		B SI 95 S SI 94 X SI 95 1-1 **G6-3** ①		X SI 94 0-0 **G6-3** ③		X SI 94 0-0 **FC5-4** ② 18 WP **1-2f** **3-H**	5	0	0	1	0	0	1
18 Didi Gregorius, L (1, 6) OBP: 0.418, SLG: 0.712	C KC 82 S KC 82 F KC 82 X SI 94 0-2 **1B**		C SI 94 B KC 85 X KC 85 1-1 **14 1B 2B**		S CH 86 B SI 94 B CH 88 S CH 88 X KC 86 2-2 **L7** ②			F CH 81 S CH 84 B FF 94 S CH 82 1-3 **K** ①	C FF 94 B SI 94 B ST 82 F KC 79 C FF 93 2-3 **K** ③ **1-2**	5	1	2	0	0	2	1
27 Giancarlo Stanton, R (1, 7) OBP: 0.314, SLG: 0.468	B CH 86 F KC 85 B SI 96 C CH 87 S KC 87 2-3 **K** ③		C CH 86 S KC 86 B KC 87 X KC 87 1-2 **G5-3** ②		C SI 96 B CH 87 F CH 88 F SI 95 B CH 89 F KC 86 B SI 95 B SI 95 4-2 **BB**			S FF 94 C FF 94 B CH 83 S FF 95 1-3 **K** ②		3	0	0	0	1	2	2
24 Gary Sánchez, R (1, 2) OBP: 0.283, SLG: 0.500		C SI 92 B SI 94 B KC 84 S CH 86 B KC 86 B KC 86 4-2 41 1B 14 HBP 74 1B **BB**	C CH 88 B SI 97 D CH 89 B KC 87 F KC 87 B KC 86 4-2 **14 1B BB**		F SI 95 F SI 95 S KC 87 0-3 **K** ③			C FF 95 S CH 83 B CH 83 C CH 84 1-3 **K** ③		2	1	0	0	2	2	1
14 Neil Walker, S (1, 3) OBP: 0.233, SLG: 0.195		S KC 84 B SI 95 F KC 86 H KC 86 2-2 74 1B 41 1B 25 SF9 **HBP** **1-2**	X KC 85 0-0 **1B** **1-3** **2-H**			F SI 92 S CH 85 B KC 85 F CH 84 X KC 86 1-2 **F7** ①			C FC 92 B CU 82 B FC 92 B FC 91 B FC 91 4-1 31 1B 41 1B 25 1B **BB**	2	2	1	1	1	0	0
41 Miguel Andujar, R (1, 10) OBP: 0.296, SLG: 0.526 (9, 5)		D CH 86 B KC 84 B SI 95 X SI 94 3-0 11 G4-3 74 1B 99 2-1 1B **1-2** **2-3**	F CH 88 B SI 96 F KC 86 S KC 87 1-3 **K** ③			S CH 85 X SI 93 0-1 **G5-3** ②			C FC 93 F CU 83 D CU 84 X FC 94 1-2 31 1B 25 1B 1B **1-2**	4	1	2	0	0	1	2
74 Ronald Torreyes, R (1, 5) OBP: 0.400, SLG: 0.477 31 Aaron Hicks, S (9, PH) OBP: 0.372, SLG: 0.419 54 Aroldis Chapman, L (9, 1)		X SI 96 0-0 11 G4-3 1B **1-2** **2-3** **3-H**		C SI 93 C SI 94 X KC 84 0-2 **G6-3** ①		B SI 94 B SI 93 F SI 93 X SI 93 2-1 **F9** ③			C FC 93 F CU 83 B CU 83 D CU 83 B FC 92 X FC 93 3-2 25 1B 99 FC5-4 1B **1-2** **2-3**	3 1 0	0 1 0	1 1 0	1 1 0	0 0 0	0 0 0	0 0 0
25 Gleyber Torres, R (1, 4) OBP: 0.356, SLG: 0.390		B CH 87 B KC 86 X SI 95 2-0 **SF9** ① **3-H**		X SI 94 0-0 **G6-3** ②			C CH 84 F CH 84 B KC 87 F CH 86 F SI 94 S KC 86 1-3 **K** ①		C SI 94 X ST 81 0-1 99 FC5-4 1B **1-3** **2-H** **3-H**	3	0	1	3	0	1	0

Inning Stats	1	2	3	4	5	6	7	8	9
	R: 0 E: 0 K: 1 S: 11 H: 1 LOB: 1 BB: 0 P: 14	R: 2 E: 0 K: 0 S: 11 H: 2 LOB: 2 BB: 1 P: 25	R: 1 E: 0 K: 1 S: 13 H: 2 LOB: 2 BB: 1 P: 21	R: 0 E: 0 K: 0 S: 5 H: 0 LOB: 0 BB: 0 P: 6	R: 0 E: 0 K: 1 S: 12 H: 0 LOB: 1 BB: 1 P: 19	R: 0 E: 0 K: 0 S: 8 H: 0 LOB: 0 BB: 0 P: 11	R: 0 E: 0 K: 2 S: 9 H: 0 LOB: 0 BB: 0 P: 12	R: 0 E: 0 K: 3 S: 9 H: 0 LOB: 0 BB: 0 P: 12	R: 3 E: 0 K: 1 S: 15 H: 3 LOB: 1 BB: 1 P: 25

1B: 7 SF: 1
2B: 1 SAC: 0
3B: 0 DP: 0
HR: 0 HBP: 1

WP: 1 PA: 39
PB: 0
SB: 0
CS: 0

PITCHER		IP	WLS	BF	H	R	ER	SO	BB	IBB	HBP	BLK	WP	HR	S	P	ERA	WHIP
43 Lance McCullers Jr., R ERA: 3.73	(1, 1)	7.0		30	5	3	3	5	3	0	1	0	0	0	69	108	3.86	1.143
47 Chris Devenski, R ERA: 0.68	(8, 1)	1.0	H	3	0	0	0	3	0	0	0	0	0	0	9	12	0.00	0.000
36 Will Harris, R ERA: 3.97	(9, 1)	0.0	L	3	2	3	3	0	1	0	0	0	0	0	7	15	∞	∞
41 Brad Peacock, R ERA: 2.63	(9, 1)	1.0	B	4	1	0	0	1	0	0	0	0	1	0	8	10	0.00	1.000

PITCHER	IP	WLS	BF	H	R	ER	SO	BB	IBB	HBP	BLK	WP	HR	S	P	ERA	WHIP

TOP

New York Yankees @ Houston Astros

Minute Maid Park, Houston, TX

Thu May 03 2018, 1:13 PM - 4:22 PM CDT
Att. 34,838 - Roof Closed - 73 F

livebaseballscorecards.com

AB	33
R	6
H	8
RBI	6
BB	4
SO	9
LOB	11

BOTTOM

Batter	1	2	3	4	5	6	7	8	9	AB	R	H	RBI	BB	SO	LOB
4 George Springer, R (1, 9) (8, 8) OBP: 0.327, SLG: 0.451	C SL 82 C SI 90 B SL 83 F FF 92 S FS 87 1-3 K ①		B FS 86 X SL 83 1-0 F8 ②			C SL 84 B SI 91 F SI 91 B FF 92 X FS 86 2-2 G6-3 ①	B FF 96 F FF 96 F FF 96 F FF 97 D SL 88 X FF 97 2-2 G1-3 ② 3-H		B FF 100 C FF 100 X SL 87 1-1 1-2 1B	5	0	1	1	0	1	2
27 Jose Altuve, R (1, 4) OBP: 0.382, SLG: 0.412	S SL 83 F SI 90 B FF 92 X FS 86 1-2 G4-3 ②		1 SAFE B SL 84 B FS 87 S SL 85 S SL 86 S FS 86 2-3 1-2 K ③			X FS 87 0-0 F8 ②	S SL 88 B FF 96 2 SAFE X SL 88 1-1 G5-3 ③		S FF 101 C FF 101 S SI 101 0-3 K ③	5	0	0	0	0	2	4
1 Carlos Correa, R (1, 6) OBP: 0.378, SLG: 0.518	C SL 82 B SL 82 B SI 90 X FS 86 2-1 G6-3 ③			C FF 92 F SI 91 F FF 92 F SL 85 F FS 87 S FC 87 0-3 K ①		S SL 85 B SI 91 X SI 91 1-1 F8 ③		S FF 95 F FF 96 B SL 88 F SL 88 B FF 94 F FF 96 X SL 87 2-2 HR		4	1	1	1	0	1	0
10 Yuli Gurriel, R (1, 10) OBP: 0.282, SLG: 0.371		B FS 83 X FS 84 1-0 L5 ①		F SL 84 C SL 85 X FS 87 0-2 F7 ②			C FS 85 F FF 91 B FS 88 X SL 85 1-2 2 HBP 9 1B 22 1B 1B	C FF 97 X FF 97 0-1 F9 ①		4	1	1	0	0	0	0
22 Josh Reddick, L (1, 7) (8, 9) OBP: 0.336, SLG: 0.453		B SL 82 C SL 82 C FS 83 X FS 86 1-2 G3-1 ②		C CU 77 F FF 91 X SL 84 0-2 G4-1 ③			C SL 83 B FS 86 F FS 86 B FF 92 X FS 87 2-2 1-2 9 1B 2 HBP 16 1B 1B	F FF 92 F SL 84 B FS 83 X FS 83 1-2 G3 ②		4	1	1	0	0	0	0
2 Alex Bregman, R (1, 5) OBP: 0.369, SLG: 0.345		B CU 76 C FF 91 B SL 82 C SL 84 X FF 92 2-2 1B			X SL 81 0-0 G6-3 ①		H SI 93 1-0 1-2 2-3 16 1B 9 1B 21 PB HBP	C FF 92 B FF 92 B FS 84 B FS 84 X SL 84 3-1 F8 ③		3	1	1	0	0	0	0
9 Marwin Gonzalez, S (1, 3) OBP: 0.320, SLG: 0.333		1 SAFE F SL 82 B FS 83 F SL 84 1 SAFE F FS 86 F FS 85 B SL 84 D FS 87 3-2 X FS 87 G3-1 ③			C CU 77 S SL 84 B FF 93 S SL 84 1-3 K ②		X SL 86 0-0 1-2 2-3 3-H 21 PB 16 1B 4 G1-3 1B		B FF 98 B FF 97 S FF 98 S FF 96 S FF 100 2-3 K ①	4	1	1	1	0	2	1
16 Brian McCann, L (1, 2) OBP: 0.383, SLG: 0.388			B FF 90 C FF 91 S FF 91 S SL 84 1-3 K ①		C CU 77 X FS 84 0-1 1B		X SL 86 0-0 1-2 2-3 3-H 21 PB 1B		X FF 100 0-0 P3 ②	4	0	2	1	0	1	0
6 Jake Marisnick, R (1, 8) OBP: 0.176, SLG: 0.328 21 Derek Fisher, L (7, PH) (8, 7) OBP: 0.211, SLG: 0.377 11 Evan Gattis, R (9, PH) OBP: 0.269, SLG: 0.286			X FF 91 0-0 27 WP 1B		X SL 83 0-0 G1-3 ③		C FF 96 B FF 97 B FF 95 S FF 96 S FF 96 2-3 1-2 2-3 3-H K ①		S SL 87 C FF 101 S SI 102 0-3 K 4 1B	2 1 1	0 0 0	1 0 0	0 0 0	0 0 0	0 1 1	1 2 0
Inning Stats	R: 0 E: 0 K: 1 S: 9 H: 0 LOB: 0 BB: 0 P: 13	R: 0 E: 0 K: 0 S: 12 H: 1 LOB: 1 BB: 0 P: 19	R: 0 E: 0 K: 2 S: 8 H: 1 LOB: 1 BB: 0 P: 12	R: 0 E: 0 K: 1 S: 12 H: 0 LOB: 0 BB: 0 P: 12	R: 0 E: 0 K: 1 S: 7 H: 1 LOB: 1 BB: 0 P: 8	R: 0 E: 0 K: 0 S: 6 H: 0 LOB: 0 BB: 0 P: 9	R: 4 E: 0 K: 1 S: 17 H: 4 LOB: 1 BB: 0 P: 26	R: 1 E: 0 K: 0 S: 12 H: 1 LOB: 0 BB: 0 P: 18	R: 0 E: 0 K: 3 S: 12 H: 1 LOB: 2 BB: 0 P: 15	1B: 8 2B: 0 3B: 0 HR: 1	SF: 0 SAC: 0 DP: 0 HBP: 1						

PITCHER	IP	WLS	BF	H	R	ER	SO	BB	IBB	HBP	BLK	WP	HR	S	P	ERA	WHIP
19 Masahiro Tanaka, R (1, 1) ERA: 4.39	6.0		24	5	3	3	5	0	0	1	0	1	0	60	83	4.50	0.833
57 Chad Green, R (7, 1) ERA: 2.35	1.1	B	7	3	2	1	1	0	0	0	0	0	1	18	25	6.75	2.250
45 Chasen Shreve, L (8, 1) ERA: 0.75	0.2	W	2	0	0	0	0	0	0	0	0	0	0	5	9	0.00	0.000
54 Aroldis Chapman, L (9, 1) ERA: 1.29	1.0	S	5	1	0	0	3	0	0	0	0	1	0	12	15	0.00	1.000

PITCHER	IP	WLS	BF	H	R	ER	SO	BB	IBB	HBP	BLK	WP	HR	S	P	ERA	WHIP

New York Yankees @ Houston Astros

Minute Maid Park, Houston, TX

Thu May 03 2018, 1:13 PM - 4:22 PM CDT

Att. 34,838 - Roof Closed - 73 F

livebaseballscorecards.com

AB	37
R	5
H	9
RBI	4
BB	0
SO	9
LOB	10

1B: 8	SF: 0	WP: 2	PA: 38
2B: 0	SAC: 0	PB: 1	
3B: 0	DP: 0	SB: 0	
HR: 1	HBP: 1	CS: 0	

Cleveland Indians @ New York Yankees

Yankee Stadium, Bronx, NY

Fri May 04 2018, 7:11 PM - 10:30 PM EDT

Att. 46,869 - Partly Cloudy - 79 F

livebaseballscorecards.com

TOP

Batter	1	2	3	4	5	6	7	8	9	AB	R	H	RBI	BB	SO	LOB
12 Francisco Lindor, S (1, 6) OBP: 0.349, SLG: 0.500	B SI 89 F CH 82 B FC 87 F SL 79 B SL 79 F SL 79 S FC 87 3-3 ① K		C SL 82 B FC 90 F FF 90 F CH 83 B CH 84 F SL 81 F SL 80 T FC 90 2-2 ③ K			B FC 88 X CH 83 1-0 2B		F FF 92 B FS 84 F FS 83 B FF 92 B FS 84 X FS 84 3-2 22 FC6 1B	C FF 99 S FF 100 B FF 102 C FF 101 1-3 ② K 1-2 2-3	5	0	2	0	0	3	2
22 Jason Kipnis, L (1, 4) OBP: 0.273, SLG: 0.287	C FC 89 B FC 90 F SL 80 X SL 80 1-2 ② F9			B SL 79 C SL 80 B SL 79 F SL 79 B FC 91 F SL 81 F FC 91 X FC 91 3-2 ① P6		S SL 80 F SI 90 X SL 80 0-2 ③ P6		F KC 86 B KC 83 X SL 83 1-1 ① FC6 11 HR 1-2f	C FF 101 F FF 102 B FF 102 S FF 101 1-3 ③ K 2-3 3-H	5	1	0	0	0	1	3
11 José Ramírez, S (1, 5) OBP: 0.383, SLG: 0.577	X FC 89 0-0 ③ F8			C SL 79 X SL 80 0-1 10 CS 2B			B KC 82 X KC 83 1-0 17 FC6-5 1B	C SL 89 C SL 84 D KC 86 B KC 84 F SL 84 B FC 94 F KC 85 X FC 94 3-2 1-H HR		4	1	3	2	0	0	0
10 Edwin Encarnación, R (1, 10) OBP: 0.275, SLG: 0.437		C FC 88 B FC 88 B FC 87 C SL 78 F FC 90 F SL 78 B SL 79 X SL 80 3-2 ① F9		C FC 88 B FC 88 F FC 88 B FC 90 F FC 89 C SL 80 2-3 ② ③ K 2-3			C KC 83 C SV 85 S FF 98 0-3 ① K	B SL 88 X SL 87 1-0 ② F8		4	0	0	0	0	2	2
6 Brandon Guyer, R (1, 9) OBP: 0.259, SLG: 0.385 30 Tyler Naquin, L (8, PH) OBP: 0.364, SLG: 0.403 (8, 9)		C FC 88 B SL 79 B FC 89 X CH 84 2-1 ② P4			B FC 87 F CH 83 X FC 88 1-1 ① F8		C KC 83 B FF 97 T FF 98 F SV 86 F FF 98 S SV 88 1-3 ② K	C FC 94 X KC 83 0-1 1B		3 1	0 0	0 1	0 0	0 0	1 0	1 0
17 Yonder Alonso, L (1, 3) OBP: 0.276, SLG: 0.446 9 Erik González, R (8, 3) OBP: 0.417, SLG: 0.609		C FC 90 X SI 89 0-1 1B			B SI 90 C SL 79 F SL 80 T SI 91 1-2 ② K		C FF 99 F SV 88 B FF 98 X SV 88 1-2 ③ FC6-5 1-2f	B KC 84 C FC 93 1 SAFE C FC 95 X KC 83 1-2 ③ F7		4 0	0 0	1 0	0 0	0 0	1 0	2 0
7 Yan Gomes, R (1, 2) OBP: 0.337, SLG: 0.456		B FC 88 B SL 80 B CH 84 F SI 90 F FC 88 F SL 80 F FC 90 X CH 83 3-2 ③ F9			F FC 87 F FC 90 B CH 84 B SL 79 B SL 81 S FC 89 3-3 ③ K			B FF 91 B FS 82 B FF 92 C FF 92 F FF 92 F FF 93 D SL 85 4-2 4 HR 26 1B BB	B FF 99 F FF 99 B FF 99 B FF 98 X FF 98 3-1 12 WP 22 WP 4 HBP 1B	3	2	1	0	1	1	1
26 Rajai Davis, R (1, 7) OBP: 0.262, SLG: 0.250			B FC 87 B FC 87 X SI 89 2-0 ① G1-3			B SI 88 S CH 82 B FC 88 F SL 80 X FC 89 2-2 ① G5-3		X FS 83 0-0 4 HR 1-2 1B	C SL 86 1 SAFE S SL 87 S SI 100 0-3 ① K	4	1	1	0	0	1	1
4 Bradley Zimmer, L (1, 8) OBP: 0.293, SLG: 0.341			C FF 90 S SL 81 C SL 82 0-3 ② K			B SL 79 B SL 80 F FC 91 F FF 90 S SI 91 2-3 ② K		B FF 92 X SL 85 1-0 1-H 2-H HR	B FF 100 H FF 99 2-0 22 WP 12 WP 1-2 HBP	3	1	1	3	0	2	0
Inning Stats	R: 0 H: 0 E: 0 LOB: 0 K: 1 BB: 0 S: 8 P: 12	R: 0 H: 1 E: 0 LOB: 1 K: 0 BB: 0 S: 14 P: 22	R: 0 H: 0 E: 0 LOB: 0 K: 2 BB: 0 S: 10 P: 14	R: 0 H: 1 E: 0 LOB: 0 K: 1 BB: 0 S: 11 P: 16	R: 0 H: 0 E: 0 LOB: 0 K: 2 BB: 0 S: 8 P: 13	R: 0 H: 1 E: 0 LOB: 1 K: 1 BB: 0 S: 10 P: 15	R: 0 H: 1 E: 0 LOB: 1 K: 2 BB: 0 S: 12 P: 15	R: 5 H: 5 E: 0 LOB: 1 K: 0 BB: 1 S: 21 P: 35	R: 1 H: 1 E: 0 LOB: 1 K: 3 BB: 0 S: 11 P: 18	1B: 6 SF: 0 2B: 2 SAC: 0 3B: 0 DP: 0 HR: 2 HBP: 1						

AB	36
R	6
H	10
RBI	5
BB	1
SO	12
LOB	12

WP: 2 PA: 38
PB: 0
SB: 0
CS: 1

PITCHER		IP	WLS	BF	H	R	ER	SO	BB	IBB	HBP	BLK	WP	HR	S	P	ERA	WHIP
52 CC Sabathia, L ERA: 1.39	(1, 1)	6.0		20	3	0	0	7	0	0	0	0	0	0	61	92	0.00	0.500
68 Dellin Betances, R ERA: 4.15	(7, 1)	1.0		4	1	0	0	2	0	0	0	0	0	0	12	15	0.00	1.000
45 Chasen Shreve, L ERA: 3.75	(8, 1)	0.0		4	3	4	4	0	1	0	0	0	0	1	8	16	∞	∞
30 David Robertson, R ERA: 3.31	(8, 1)	1.0	B	5	2	1	1	0	0	0	0	0	0	1	13	19	9.00	2.000
54 Aroldis Chapman, L ERA: 1.8	(9, 1)	1.0	W	5	1	1	1	3	0	0	1	0	2	0	11	18	9.00	1.000

PITCHER	IP	WLS	BF	H	R	ER	SO	BB	IBB	HBP	BLK	WP	HR	S	P	ERA	WHIP

Batter	1	2	3	4	5	6	7	8	9	AB	R	H	RBI	BB	SO	LOB
11 Brett Gardner, L (1, 7) OBP: 0.326, SLG: 0.252	C FF 87 X FF 88 0-1 L7	C FC 86 F CH 84 H FF 88 1-2 1-2 2-3 HBP		X FF 87 0-0 G3-1		C FF 87 B FC 85 C FF 87 X CH 84 1-2 99 G4-6-3 1B		D FF 91 B FF 94 B FF 94 C FF 93 B FF 93 4-1 99 BB 1-2 2-3 BB		3	0	1	0	1	0	0
99 Aaron Judge, R (1, 9) OBP: 0.432, SLG: 0.576	B FF 90 C CU 76 B SI 89 B FF 90 X FC 87 3-1 18 FC6-5 2B	S CU 75 B CU 76 B FF 89 X FC 87 2-1 F8		B FC 87 C FF 89 S CU 76 X CU 76 1-2 HR		S FC 85 1 SAFE F FC 84 B SI 87 X FC 86 1-2 G4-6-3 1-2f		S SL 88 B FF 95 C FF 94 B SL 90 B FF 95 D FF 93 4-2 1-2 2-3 3-H BB		4	1	2	2	1	0	4
18 Didi Gregorius, L (1, 6) OBP: 0.403, SLG: 0.681	X FF 88 0-0 FC6-5 27 BB 2-3		F FC 85 X FC 86 0-1 P2	F FC 87 F FC 88 X FF 89 0-2 F8			X FF 85 0-0 P6	X SI 92 0-0 P6		5	0	0	0	0	0	4
27 Giancarlo Stanton, R (1, 10) OBP: 0.317, SLG: 0.469	C FF 89 1 SAFE B SI 88 B CU 75 1 SAFE B FF 88 F FC 86 F CU 74 F FF 89 4-2 B FC 87 1-2 BB		S FC 87 F FF 88 S FC 86 0-3 K	C FC 88 S FF 90 B S FC 87 1-3 K			C SI 86 B CU 75 X FC 85 1-1 P2		X FF 91 0-0 31 G3-1 41 1B 2B	4	1	1	0	1	2	0
24 Gary Sánchez, R (1, 2) OBP: 0.288, SLG: 0.518	B FF 88 C FC 87 S FF 88 D CU 77 S FC 86 2-3 K		B CU 76 C FC 87 C FF 90 B FC 87 B CU 76 B FC 86 4-2 BB		F FF 87 F FC 86 X FF 88 0-2 HR		C FF 87 B FF 87 B CU 76 X FC 85 2-1 F8		C KC 84 B FF 92 C FF 94 B KC 84 X KC 85 2-2 F9	4	1	1	1	1	1	3
31 Aaron Hicks, S (1, 8) OBP: 0.349, SLG: 0.388		F FC 84 F FC 86 B FF 87 B FC 87 T CH 83 2-2 K	B CU 72 X FC 86 1-0 G3-1		B FC 86 B CH 83 B FC 86 C FF 88 X FC 86 3-1 F9			C FF 94 F SI 94 S SL 89 0-3 K	B KC 83 C KC 83 X FF 94 1-1 G3-1 2-3	5	0	0	0	0	2	2
14 Neil Walker, S (1, 3) OBP: 0.263, SLG: 0.212		B FF 88 X CH 84 1-0 11 HBP 41 1B 1B		B FF 85 X FC 85 1-0 41 E 25 HR 1B	C FF 88 S CU 74 X FC 84 0-2 L4			B SI 94 B SL 86 B FF 94 C FF 93 F FF 94 F SL 88 F FF 94 F FF 94 B FF 94 4-2 41 FC5-4 BB	C FF 94 S KC 84 F KC 84 B FF 94 D KC 85 B FF 94 D KC 84 4-2 41 1B 41 DI BB	3	1	2	0	2	0	0
41 Miguel Andujar, R (1, 5) OBP: 0.301, SLG: 0.520		C FC 86 1 SAFE X FF 87 0-1 11 HBP 1-2 1B	X FC 85 0-0 FC6 25 HR 1-2	B F FC 84 F FF 88 X CU 75 1-2 P6				C SL 88 B SL 88 F FF 93 F FF 94 X SL 88 1-2 FC5-4 11 BB 25 1B 99 BB 1-2f	S FF 95 B FF 94 S KC 83 X KC 83 1-2 1-3 3-H 1B	5	2	2	1	0	0	2
25 Gleyber Torres, R (1, 4) OBP: 0.367, SLG: 0.467		B FC 86 F FC 84 F FF 87 X CU 73 1-2 F8	X CU 73 0-0 1-H 2-H HR			X SI 86 0-0 P4		X SL 89 0-0 99 BB 11 BB 1-2 1B		4	1	2	3	0	0	2
Inning Stats	R: 0 E: 0 K: 1 S: 12 H: 1 LOB: 2 BB: 1 P: 21	R: 0 E: 0 K: 1 S: 13 H: 2 LOB: 3 BB: 0 P: 20	R: 0 E: 0 K: 1 S: 8 H: 0 LOB: 1 BB: 1 P: 13	R: 4 E: 1 K: 1 S: 13 H: 3 LOB: 0 BB: 0 P: 16	R: 1 E: 0 K: 0 S: 11 H: 1 LOB: 0 BB: 0 P: 15	R: 0 E: 0 K: 0 S: 7 H: 1 LOB: 0 BB: 0 P: 9	R: 0 E: 0 K: 0 S: 5 H: 0 LOB: 0 BB: 0 P: 8	R: 1 E: 0 K: 1 S: 17 H: 1 LOB: 3 BB: 3 P: 30	R: 1 E: 0 K: 0 S: 12 H: 2 LOB: 2 BB: 1 P: 20	1B: 6 2B: 2 3B: 0 HR: 3 SF: 0 SAC: 0 DP: 1 HBP: 1	WP: 0 PB: 0 SB: 0 CS: 0 PA: 44					

PITCHER		IP	WLS	BF	H	R	ER	SO	BB	IBB	HBP	BLK	WP	HR	S	P	ERA	WHIP
43 Josh Tomlin, R ERA: 8.06	(1, 1)	7.0		32	8	5	4	4	2	0	1	0	0	3	69	102	5.14	1.429
40 Alexi Ogando, R ERA: 18.0	(8, 1)	1.0	L	8	2	2	2	1	3	0	0	0	0	0	18	31	18.00	5.000
37 Cody Allen, R ERA: 1.88	(9, 1)	0.2		4	1	0	0	0	1	0	0	0	0	0	11	19	0.00	3.000

PITCHER	IP	WLS	BF	H	R	ER	SO	BB	IBB	HBP	BLK	WP	HR	S	P	ERA	WHIP

BOTTOM

Cleveland Indians @ New York Yankees

Yankee Stadium, Bronx, NY

Fri May 04 2018, 7:11 PM - 10:30 PM EDT

Att. 46,869 - Partly Cloudy - 79 F

livebaseballscorecards.com

AB	37
R	7
H	11
RBI	7
BB	6
SO	5
LOB	17

Cleveland Indians @ New York Yankees

Yankee Stadium, Bronx, NY

Sat May 05 2018, 1:10 PM - 3:40 PM EDT

Att. 43,075 - Partly Cloudy - 70 F

livebaseballscorecards.com

TOP

Batter	1	2	3	4	5	6	7	8	9	AB	R	H	RBI	BB	SO	LOB
12 Francisco Lindor, S (1, 6) OBP: 0.353, SLG: 0.518	B FF 94 X FF 92 1-0 ① G4-3		F ST 84 D FF 94 B SI 95 B CH 91 B CU 82 4-1 BB		C FF 94 B SI 90 F SI 94 F FF 95 B ST 84 B SI 95 F FF 95 X SI 95 3-2 HR			B FF 96 C FF 96 X FF 97 1-1 ① F7		3	1	1	1	1	0	0
22 Jason Kipnis, L (1, 4) OBP: 0.265, SLG: 0.278	B FF 93 C FF 94 X CU 81 1-1 ② L7		C FF 94 F SI 92 S ST 86 0-3 ② K		B CU 82 C FF 95 C CU 83 X ST 84 1-2 ③ G4-3			C FF 95 C FF 96 F FF 97 B SL 86 S SL 87 1-3 ② K		4	0	0	0	0	2	3
11 José Ramírez, S (1, 5) OBP: 0.379, SLG: 0.575	B FF 94 B FF 93 B FF 94 C FF 93 X CH 90 3-1 ③ G4-3		B CU 83 C FF 94 X SI 91 1-1 ③ F8			C FF 93 B CH 89 B FF 94 X CH 90 2-1 23 G6-3 10 G3-1 2B		C FF 96 C SL 87 S FF 96 0-3 ③ K		4	1	1	0	0	1	3
23 Michael Brantley, L (1, 7) OBP: 0.374, SLG: 0.565		B FF 93 C FF 93 F CU 82 B SI 94 S ST 84 2-3 ① K		B CU 82 F SI 92 B FF 93 B FF 94 D FF 94 4-1 10 FC5-4 BB		C FF 94 B FF 94 X CH 89 1-1 ① G6-3 2-3			B FC 94 C FC 93 C SL 83 S KC 86 1-3 ① K	3	0	0	0	1	2	1
10 Edwin Encarnación, R (1, 10) OBP: 0.274, SLG: 0.439		C FF 94 X FF 95 0-1 ② G6-3		X ST 85 0-0 ① FC5-4 1-2f		F FF 94 B ST 85 X FF 94 1-1 ② G3-1 3-H			C SL 85 B SL 88 S FC 93 X KC 84 1-2 2B	4	0	1	1	0	0	1
17 Yonder Alonso, L (1, 3) OBP: 0.268, SLG: 0.431		C CU 82 B FF 95 B CU 83 F CH 90 T FF 96 2-2 ③ K		B CU 82 B FF 94 C FF 94 B CH 89 F FF 95 S CU 82 3-3 ② K		C CU 81 F CU 82 S CU 81 0-3 ③ K			F SL 84 B FC 92 S KC 84 F KC 85 S KC 84 1-3 ② K	4	0	0	0	0	4	2
30 Tyler Naquin, L (1, 9) OBP: 0.357, SLG: 0.394 (7, 8)			X FF 93 0-0 4 2B 1B	B CU 82 C FF 93 X CH 89 1-1 ③ F7			F FF 96 S FF 97 B FF 96 S FF 96 1-3 ① K		C KC 85 X FC 93 0-1 ③ G6-3	4	0	1	0	0	1	2
55 Roberto Pérez, R (1, 2) OBP: 0.240, SLG: 0.186			D FF 94 C FF 93 B SI 93 1 SAFE 1 SAFE L FF 93 B ST 85 1 SAFE S FF 94 3-3 ① K		F FF 94 S SI 94 B FF 94 F CU 80 F FF 95 B CU 83 B ST 84 S ST 84 3-3 ① K		S FF 96 B SL 88 B FF 97 B FF 95 T FF 96 X FF 96 3-2 ② F7			3	0	0	0	0	2	1
4 Bradley Zimmer, L (1, 8) OBP: 0.294, SLG: 0.351 6 Brandon Guyer, R (7, 9) OBP: 0.259, SLG: 0.385			1 SAFE B CH 90 C FF 93 D SI 94 1 SAFE X FF 93 2-1 1-3 2B		X FF 95 0-0 ② B3-1		F SL 87 S FF 97 C FF 96 0-3 ③ K			3 0 0 0	0 1 0 0	0 0 0 0	0 0 0 0	1 0 0 0	0 0 0 0	0 0
Inning Stats	R: 0 E: 0 K: 0 S: 5 H: 0 LOB: 0 BB: 0 P: 10	R: 0 E: 0 K: 2 S: 8 H: 0 LOB: 0 BB: 0 P: 12	R: 0 E: 0 K: 2 S: 12 H: 2 LOB: 3 BB: 1 P: 22	R: 0 E: 0 K: 1 S: 7 H: 0 LOB: 1 BB: 1 P: 15	R: 1 E: 0 K: 1 S: 14 H: 1 LOB: 0 BB: 0 P: 21	R: 1 E: 0 K: 1 S: 9 H: 1 LOB: 0 BB: 0 P: 13	R: 0 E: 0 K: 2 S: 9 H: 0 LOB: 0 BB: 0 P: 13	R: 0 E: 0 K: 2 S: 9 H: 0 LOB: 0 BB: 0 P: 11	R: 0 E: 0 K: 2 S: 12 H: 1 LOB: 1 BB: 0 P: 15	1B: 1 2B: 3 3B: 0 HR: 1	SF: 0 SAC: 0 DP: 0 HBP: 0					

	AB	32
	R	2
	H	5
	RBI	2
	BB	2
	SO	13
	LOB	13

PITCHER		IP	WLS	BF	H	R	ER	SO	BB	IBB	HBP	BLK	WP	HR	S	P	ERA	WHIP
55 Sonny Gray, R ERA: 6.0	(1, 1)	6.0	W	24	4	2	2	7	2	0	0	0	0	1	55	93	3.00	1.000
57 Chad Green, R ERA: 2.08	(7, 1)	2.0	H	6	0	0	0	4	0	0	0	0	0	0	18	24	0.00	0.000
30 David Robertson, R ERA: 3.12	(9, 1)	1.0	S	4	1	0	0	2	0	0	0	0	0	0	12	15	0.00	1.000

PITCHER		IP	WLS	BF	H	R	ER	SO	BB	IBB	HBP	BLK	WP	HR	S	P	ERA	WHIP

WP: 0 PA: 34
PB: 0
SB: 0
CS: 0

Cleveland Indians @ New York Yankees

Yankee Stadium, Bronx, NY

Sat May 05 2018, 1:10 PM - 3:40 PM EDT

Att. 43,075 - Partly Cloudy - 70 F

livebaseballscorecards.com

Batter	1	2	3	4	5	6	7	8	9	AB	R	H	RBI	BB	SO	LOB
11 Brett Gardner, L (1, 7) OBP: 0.324, SLG: 0.254	C FF 93 X FF 92 0-1 F8 ①			C FF 94 B CH 88 C CH 87 X SL 83 1-2 G6-3 ①	B FC 90 B CH 87 F FF 97 F FF 96 X SI 95 2-2 SF7 ② 2-3 3-H		F FF 93 X FF 94 0-1 2-H 1B			3	0	1	2	0	0	0
99 Aaron Judge, R (1, 10) OBP: 0.420, SLG: 0.557	F FF 94 B KC 78 B KC 77 C FC 87 S SL 82 2-3 K ②			C KC 77 C KC 79 B FF 96 S SL 84 1-3 K ②	B KC 80 S KC 79 B FF 96 S FF 97 B FF 96 F FC 90 C FF 98 3-3 K ③		B FF 93 X SL 83 1-0 G3 ③			4	0	0	0	0	3	2
31 Aaron Hicks, S (1, 8) OBP: 0.345, SLG: 0.380	X FF 94 0-0 P6 ③			B FF 96 F FC 90 B KC 80 S FC 88 S SL 84 2-3 K ③		B CH 86 X FF 95 1-0 1B		B FF 92 B CH 84 C FF 91 C FF 92 B CH 85 X FF 90 3-2 L3 ①		4	0	1	0	0	1	0
27 Giancarlo Stanton, R (1, 9) OBP: 0.309, SLG: 0.455		B FF 92 X FF 92 1-0 F8 ①			X KC 78 0-0 P3 ①	1 SAFE B FF 94 C FC 89 S KC 79 F KC 79 F SL 82 1 SAFE B FF 94 C KC 78 2-3 K ①		C SL 84 B FF 92 B FF 92 S SL 85 S FF 94 2-3 K ②		4	0	0	0	0	2	1
14 Neil Walker, S (1, 3) OBP: 0.263, SLG: 0.205		X FF 94 0-0 L3 ②			C KC 77 B CH 88 B FC 87 F KC 78 B FF 96 F SI 95 B FF 96 4-2 25 1B 41 BB 28 BB BB	C FF 95 B FC 89 S KC 78 D KC 80 C SI 95 2-3 K ②		X FF 93 0-0 G6-3 ③		3	1	0	0	1	1	1
41 Miguel Andujar, R (1, 5) OBP: 0.302, SLG: 0.510		B FC 87 F FF 94 C KC 78 X SL 83 1-2 G6-3 ③			B KC 78 C KC 78 C SI 95 F SL 83 F KC 80 B SI 96 D SL 84 B SI 95 4-2 28 BB 25 1B 74 FC6 1-2 BB	B FF 96 X FC 88 1-0 G1-3 ③				2	1	0	0	1	0	1
25 Gleyber Torres, R (1, 4) OBP: 0.365, SLG: 0.458			C FC 88 C KC 77 B SL 83 F SI 94 B KC 81 S SL 82 2-3 K ①		F KC 78 X KC 80 0-1 28 BB 74 E 1-2 2-3 1B		C FF 94 S FF 94 F SL 87 B FF 94 S FF 94 1-3 K ①			3	1	1	0	0	2	0
28 Austin Romine, R (1, 2) OBP: 0.375, SLG: 0.371			S KC 78 B KC 79 B FF 93 F FF 95 B SL 83 F SI 96 F FF 96 C FC 87 3-3 K ②		C KC 79 D SL 83 S FF 96 B SI 96 D SL 84 F FF 97 F FF 97 B FF 98 4-2 74 E 11 SF7 1-2 2-3 3-H BB		B FF 94 B SL 84 X FF 92 2-0 11 1B 2B			2	2	1	1	1	0
74 Ronald Torreyes, R (1, 6) OBP: 0.375, SLG: 0.447			C KC 77 X KC 80 0-1 G1-3 ③		B FC 88 F FC 90 F KC 80 X KC 82 1-2 FC6 11 SF7 1-3 2-H 3-H		C SL 84 F FF 93 S FF 93 0-3 K ②			3	0	0	1	0	1	2
Inning Stats	R: 0 E: 0 K: 1 S: 6 H: 0 LOB: 0 BB: 0 P: 8	R: 0 E: 0 K: 0 S: 5 H: 0 LOB: 0 BB: 0 P: 7	R: 0 E: 0 K: 2 S: 11 H: 0 LOB: 0 BB: 0 P: 16	R: 0 E: 0 K: 2 S: 9 H: 0 LOB: 0 BB: 0 P: 13	R: 4 E: 1 K: 1 S: 24 H: 1 LOB: 1 BB: 3 P: 42	R: 0 E: 0 K: 2 S: 10 H: 1 LOB: 1 BB: 0 P: 16	R: 1 E: 0 K: 2 S: 11 H: 2 LOB: 1 BB: 0 P: 15	R: 0 E: 0 K: 1 S: 7 H: 0 LOB: 0 BB: 0 P: 12		1B: 3 2B: 1 3B: 0 HR: 0 SF: 1 SAC: 0 DP: 0 HBP: 0						

BOTTOM

AB	28
R	5
H	4
RBI	4
BB	3
SO	11
LOB	7

WP: 0 PB: 0 SB: 0 CS: 0 PA: 32

PITCHER	IP	WLS	BF	H	R	ER	SO	BB	IBB	HBP	BLK	WP	HR	S	P	ERA	WHIP
47 Trevor Bauer, R (1, 1) ERA: 2.53	6.0	L	24	2	4	2	8	3	0	0	0	0	0	65	102	3.00	0.833
35 Ben Taylor, R (7, 1) ERA: 2.7	2.0		8	2	1	1	3	0	0	0	0	0	0	18	27	4.50	1.000

PITCHER	IP	WLS	BF	H	R	ER	SO	BB	IBB	HBP	BLK	WP	HR	S	P	ERA	WHIP

Cleveland Indians @ New York Yankees

Yankee Stadium, Bronx, NY

Sun May 06 2018, 1:09 PM - 4:13 PM EDT

Att. 40,107 - Cloudy - 61 F

TOP

livebaseballscorecards.com

Batter	1	2	3	4	5	6	7	8	9	AB	R	H	RBI	BB	SO	LOB
12 Francisco Lindor, S (1, 6) OBP: 0.350, SLG: 0.517	C FF 94 S CU 81 B CU 81 X SI 95 1-2 ① G4-3			X SI 93 0-0 ① F7		B CH 87 F CU 81 F CU 81 F CH 88 B SI 95 X CU 82 2-2 ② F9		B CH 86 B CH 85 X SL 79 2-0 22 PB 22 SF7 1-3 2-H 2B		4	1	1	1	0	0	0
22 Jason Kipnis, L (1, 4) OBP: 0.258, SLG: 0.272	C FF 93 B CH 87 S CH 88 B FF 96 B SI 95 C CU 83 3-3 ② K			B CU 81 B CH 87 T FF 94 X CH 86 2-1 ② G3		B FF 94 B CU 80 C CH 86 C CH 86 S CU 83 2-3 ③ K		C CH 87 B FF 94 F CH 87 F CH 86 F FF 93 F FF 93 B CH 86 X SL 81 2-2 ② SF7 2-H 3-H		3	0	0	1	0	2	0
11 José Ramírez, S (1, 5) OBP: 0.376, SLG: 0.562	C CU 82 S CH 88 B FF 96 B CU 83 X CU 82 2-2 ③ F7			B CH 88 B CH 87 B CU 82 B SI 94 4-0 BB			F KC 82 F KC 84 F SV 87 B SV 88 B SV 87 F SV 87 S SV 88 2-3 ① K	C SL 81 B CH 87 X FF 94 1-1 ③ L3		3	0	0	0	1	1	1
23 Michael Brantley, L (1, 7) OBP: 0.359, SLG: 0.542		B CU 80 C CU 80 X SI 94 1-1 ① G4-3		D CU 81 S CH 87 F CH 85 S CU 84 1-3 ③ K			C FF 97 B KC 85 S SV 87 C SV 88 1-3 ② K		C FF 92 B FS 84 B FS 84 C FS 84 B FF 92 X FF 92 3-2 ① F7	4	0	0	0	0	2	1
10 Edwin Encarnación, R (1, 10) OBP: 0.273, SLG: 0.429		B FF 94 C CH 86 S SI 96 C CU 83 1-3 ② K			S CU 82 B FF 94 B CU 82 B CU 82 B CU 81 4-1 BB		B FF 98 C KC 84 B KC 84 B SV 86 F KC 83 X FF 98 3-2 ③ G6-3		F FF 91 B FS 83 S FS 84 B FS 84 B FS 84 S FS 85 3-3 ② K	3	0	0	0	1	2	0
17 Yonder Alonso, L (1, 3) OBP: 0.269, SLG: 0.429 26 Rajai Davis, R (8, PR) OBP: 0.262, SLG: 0.250 9 Erik González, R (8, 3) OBP: 0.400, SLG: 0.583		C SI 95 X CU 82 0-1 ③ F9			F FF 94 B CU 81 B CH 85 S CH 86 F CU 82 F CU 80 S CH 86 2-3 ① K			C SV 86 C FF 98 B SV 88 B SV 86 F FF 99 F FF 98 X SV 87 2-2 30 S 7 1B 30 1B 1B	B FS 84 F FF 91 C FS 85 F FS 85 B FF 91 S FS 84 2-3 ③ K	3 0 1	0 1 0	1 0 0	0 0 0	0 0 0	1 0 1	1 0 0
7 Yan Gomes, R (1, 2) OBP: 0.337, SLG: 0.451			C FF 92 F SI 95 T FF 95 0-2 ① K		1 SAFE B CU 81 F FF 95 C CH 86 F CU 83 S CH 87 1-3 ② K			B FF 98 1 SAFE B KC 85 F KC 84 X FF 98 2-1 30 1B 12 2B 1-2 1B		3	1	1	0	0	2	1
30 Tyler Naquin, L (1, 9) OBP: 0.356, SLG: 0.391			B CH 88 C SI 93 F CU 83 B FF 96 S CU 83 2-3 ② K2-3		F FF 93 B FF 95 X CH 87 1-1 ③ G4-3			B SV 88 B SV 88 C FF 99 X KC 85 2-1 12 2B 22 PB 1-2 2-H 1B		3	1	1	1	0	1	1
1 Greg Allen, S (1, 8)			C CU 82 C CU 81 X CH 90 0-2 ③ G3			C CU 81 B CH 87 S CH 86 B CU 82 S CU 82 2-3 ① K		B FF 91 2 SAFE L FF 91 X FF 92 1-1 ① B2		3	0	0	0	0	1	2

	AB	30
	R	4
	H	4
	RBI	3
	BB	2
	SO	13
	LOB	7

Inning Stats																		
	R: 0 E: 0 K: 1 S: 9	H: 0 LOB: 0 BB: 0 P: 15	R: 0 E: 0 K: 1 S: 7	H: 0 LOB: 0 BB: 0 P: 9	R: 0 E: 0 K: 2 S: 9	H: 0 LOB: 0 BB: 0 P: 11	R: 0 E: 0 K: 1 S: 6	H: 0 LOB: 1 BB: 1 P: 13	R: 0 E: 0 K: 2 S: 12	H: 0 LOB: 1 BB: 1 P: 20	R: 0 E: 0 K: 2 S: 10	H: 0 LOB: 0 BB: 0 P: 16	R: 0 E: 0 K: 2 S: 11	H: 0 LOB: 0 BB: 0 P: 17	R: 4 E: 0 K: 0 S: 20	H: 4 LOB: 1 BB: 0 P: 32	R: 0 E: 0 K: 2 S: 10	H: 0 LOB: 0 BB: 0 P: 18	1B: 3 2B: 1 3B: 0 HR: 0	SF: 1 SAC: 0 DP: 0 HBP: 0	WP: 0 PB: 1 SB: 1 CS: 0	PA: 33

PITCHER	IP	WLS	BF	H	R	ER	SO	BB	IBB	HBP	BLK	WP	HR	S	P	ERA	WHIP
65 Domingo Germán, R (1, 1) ERA: 2.66	6.0		20	0	0	0	9	2	0	0	0	0	0	53	84	0.00	0.333
68 Dellin Betances, R (7, 1) ERA: 5.79	1.0		6	3	3	3	2	0	0	0	0	0	0	20	32	27.00	3.000
56 Jonathan Holder, R (8, 1) ERA: 6.23	1.0		4	1	1	0	0	0	0	0	0	0	0	11	17	0.00	1.000
45 Chasen Shreve, L (9, 1) ERA: 3.46	1.0	W	3	0	0	0	2	0	0	0	0	0	0	10	18	0.00	0.000

PITCHER	IP	WLS	BF	H	R	ER	SO	BB	IBB	HBP	BLK	WP	HR	S	P	ERA	WHIP

Cleveland Indians @ New York Yankees

Yankee Stadium, Bronx, NY

Sun May 06 2018, 1:09 PM - 4:13 PM EDT

Att. 40,107 - Cloudy - 61 F

livebaseballscorecards.com

BOTTOM

Batter	1	2	3	4	5	6	7	8	9	AB	R	H	RBI	BB	SO	LOB
11 Brett Gardner, L (1, 7) OBP: 0.322, SLG: 0.254	B FF 93 B FF 94 C FF 93 F FF 91 F FF 94 X CU 76 2-2 ① F7			C CU 72 B CH 88 X CH 87 1-1 ① G4-3		C CU 76 B FF 93 X CU 76 1-1 ② G1-3		C FF 95 D KC 85 B KC 85 F FF 95 F FF 95 D KC 84 X FF 94 3-2 1-3 2-H 99 2B 1B		4	1	1	1	0	0	0
99 Aaron Judge, R (1, 9) OBP: 0.422, SLG: 0.560	B FF 94 B FF 93 F FF 94 C FF 95 B CH 90 B FF 95 4-2 18 G4-3 BB			C SL 80 F FF 93 S SL 80 0-3 ② K		C SL 81 S SL 80 S SL 80 0-3 ③ K		D KC 85 S FF 95 B FF 95 S FF 94 X FF 94 2-2 1-H 3-H 2B		3	0	1	2	1	2	0
18 Didi Gregorius, L (1, 6) OBP: 0.399, SLG: 0.664	B FF 93 S CH 87 F FF 93 B SL 81 B FF 94 1 SAFE X FF 94 3-2 ② ③ G4-3 1-2			S FF 94 C FF 92 B FF 92 B CH 90 B CH 88 X CH 87 3-2 E3			C CH 85 X FF 91 0-1 ① F8	B FF 95 B FF 95 2-0 IBB		3	0	0	0	1	0	1
24 Gary Sánchez, R (1, 2) OBP: 0.279, SLG: 0.500		C FF 94 C FF 94 S SL 82 0-3 ① K		B SL 80 S SL 80 S FF 94 B SL 81 F SL 80 F SL 79 B FF 95 S SL 81 3-3 ③ K			B SL 80 C SL 80 B FF 92 F FF 93 F SL 79 S FF 93 2-3 ② K	C FF 95 F KC 84 D KC 85 B FF 94 X FF 94 2-2 ③ F8		4	0	0	0	0	3	3
31 Aaron Hicks, S (1, 8) OBP: 0.352, SLG: 0.400		C CU 75 B FF 93 S CH 87 B SL 80 X FF 94 2-2 ② P5			B CU 73 C CH 85 X FF 91 1-1 41 G6-3 14 BB 1B		B CH 87 B CH 89 F FF 91 X FF 93 2-1 ③ G4-3		B KC 83 B FF 94 F FF 94 C FF 95 B KC 85 X FF 94 3-2 14 2B 2B	4	1	2	0	0	0	0
14 Neil Walker, S (1, 3) OBP: 0.282, SLG: 0.222		C FF 93 B CU 76 X SL 80 1-1 ③ G3			B CH 87 B FF 91 F FF 91 F CH 85 D CU 74 B FF 92 4-2 41 G6-3 1-2 BB			C FF 89 B CU 73 B CU 72 B CH 84 F FF 89 B CH 86 4-2 26 BB 11 1B BB	B FF 94 X KC 83 1-0 2-H 25 HR 2B	2	2	1	1	2	0	0
41 Miguel Andujar, R (1, 5) OBP: 0.291, SLG: 0.491			B SL 80 B FF 93 F FF 93 S SL 81 C FF 95 2-3 ① K	X SL 79 0-0 ① ② G6-3 1-2f 2-3			C SL 78 B FF 92 X SL 78 1-1 ① P6	B SI 90 X SI 89 1-0 ① G5-3		4	0	0	0	0	1	4
26 Tyler Austin, R (1, 10) OBP: 0.329, SLG: 0.549 27 Giancarlo Stanton, R (9, PH) OBP: 0.313, SLG: 0.455		C SL 81 C SL 81 S SL 81 0-3 ② K		S SL 79 S SL 79 B FF 92 B SL 79 F SL 80 S FF 94 2-3 ③ K			S SL 79 B FF 93 S SL 80 B SL 79 B FF 93 F SL 78 B SL 77 4-2 11 1B 99 2B 1-2 BB	0-0 25 HR IBB		2 0	1 1	0 0	0 0	1 1	2 0	1 0
25 Gleyber Torres, R (1, 4) OBP: 0.357, SLG: 0.500			F FF 94 C FF 94 B FF 94 S SL 81 1-3 ③ K		S FF 91 F SL 81 B FF 92 F SL 79 C FF 94 1-3 ① K			F FF 94 S FF 96 F KC 84 F FF 95 X FF 95 0-2 ② F8	F SI 89 D SL 79 B SI 88 B SI 89 F SI 88 X SI 88 3-2 1-H 2-H HR	4	1	1	3	0	2	2

Inning Stats	1	2	3	4	5	6	7	8	9
	R: 0 E: 0 K: 0 S: 9	R: 0 E: 0 K: 1 S: 8	R: 0 E: 0 K: 3 S: 9	R: 0 E: 1 K: 2 S: 13	R: 0 E: 0 K: 1 S: 9	R: 0 E: 0 K: 2 S: 9	R: 0 E: 0 K: 1 S: 8	R: 3 E: 0 K: 0 S: 22	R: 4 E: 0 K: 0 S: 8
	H: 0 LOB: 0 BB: 1 P: 18	H: 0 LOB: 0 BB: 0 P: 11	H: 0 LOB: 0 BB: 0 P: 12	H: 0 LOB: 1 BB: 0 P: 20	H: 1 LOB: 1 BB: 1 P: 16	H: 0 LOB: 0 BB: 0 P: 11	H: 0 LOB: 0 BB: 0 P: 12	H: 2 LOB: 2 BB: 3 P: 40	H: 3 LOB: 0 BB: 1 P: 16

	AB	R	H	RBI	BB	SO	LOB
	30	7	6	7	6	10	11

	1B	2B	3B	HR	SF	SAC	DP	HBP
	2	3	0	1	0	0	1	0

	WP	PB	SB	CS	PA
	0	0	0	0	36

PITCHER		IP	WLS	BF	H	R	ER	SO	BB	IBB	HBP	BLK	WP	HR	S	P	ERA	WHIP
52 Mike Clevinger, R ERA: 2.76	(1, 1)	7.1		26	1	2	2	10	4	0	0	0	0	0	72	116	2.46	0.682
37 Cody Allen, R ERA: 3.6	(8, 1)	0.2	L	7	4	3	3	0	0	1	0	0	0	0	19	32	40.50	6.000
61 Dan Otero, R ERA: 5.52	(9, 1)	0.1		3	1	2	2	0	0	1	0	0	0	1	4	8	54.00	3.000

PITCHER	IP	WLS	BF	H	R	ER	SO	BB	IBB	HBP	BLK	WP	HR	S	P	ERA	WHIP

Batter	1	2	3	4	5	6	7	8	9	AB	R	H	RBI	BB	SO	LOB
50 Mookie Betts, R (1, 9) OBP: 0.436, SLG: 0.825	C FF 97 X FF 97 0-1 ① F8		C SL 87 S CH 90 S SL 91 0-3 ② K		B CH 86 B CH 87 C SL 87 X SL 88 2-1 16 1B 1-2 1B		F FC 91 S SL 88 B SL 89 F SL 88 D KC 85 X KC 85 2-2 1-H 3B			4	0	2	1	0	1	0
16 Andrew Benintendi, L (1, 7) OBP: 0.331, SLG: 0.390	F FF 97 B FF 98 F FF 99 F FF 99 B CH 90 X FF 98 2-2 ② P5		F CH 88 C FF 97 S SL 88 0-3 ③ K		C CH 89 F FF 99 F FF 100 B SL 90 D SL 89 B FF 100 X CH 86 3-2 1-3 2-H 1B		B FC 93 B FC 94 B KC 84 C FC 93 C SL 84 S KC 84 3-3 ③ K			4	0	1	1	0	2	1
13 Hanley Ramirez, R (1, 3) OBP: 0.362, SLG: 0.426	C FF 97 B SL 89 B SL 90 F FF 98 X FF 99 2-2 E4			F SL 87 X SL 93 0-1 ① G1-3	B FF 97 D SL 88 D SL 89 F CH 85 F CH 87 X FF 100 3-2 ③ G4-3			B FF 96 F FF 96 F FF 97 B FF 98 X FF 97 2-2 2 G4-6-3 1B		4	0	1	0	0	0	2
28 J.D. Martinez, R (1, 10) OBP: 0.392, SLG: 0.615	B CH 85 F CH 87 S SL 89 S SL 89 1-3 ③ K			C FF 98 B CH 87 X SL 89 1-1 2B		S CH 86 C FF 97 S SL 87 0-3 ① K		B FF 97 C FF 97 B SL 87 F FF 97 X FF 97 2-2 ① L8		4	0	1	0	0	2	2
2 Xander Bogaerts, R (1, 6) OBP: 0.345, SLG: 0.557		C FF 98 F SL 89 S SL 88 0-3 ① K		B SL 88 X CH 87 1-0 ② F7		S CH 87 B FF 96 B CH 90 B FF 98 F CH 85 F FF 99 X CH 83 3-2 ② P4		1 SAFE X FF 96 0-0 ② ③ G4-6-3 1-2f		4	0	0	0	0	1	2
11 Rafael Devers, L (1, 5) OBP: 0.299, SLG: 0.444		C CH 86 B FF 99 S CH 89 S SL 90 1-3 ② K		X SL 89 0-0 ③ G5-3		F SL 89 B FF 99 S CH 86 S SL 90 1-3 ③ K			F FF 99 B SL 88 B SL 88 X FF 101 2-1 ① G1-3	4	0	0	0	0	2	1
36 Eduardo Núñez, R (1, 4) OBP: 0.268, SLG: 0.377		B FF 98 C SL 88 F FF 97 B SL 89 X FF 99 2-2 2B			B FF 98 C FF 99 C FF 99 B SL 90 F SL 88 S SL 91 2-3 K 50 1B 16 1B		F SL 86 F FF 97 B SL 91 F FF 99 B SL 88 F FF 100 F SL 87 F FF 100 B FF 99 3-2 X SL 86 50 S 50 3B 1B		C SL 87 B SL 87 F FF 101 S SI 102 1-3 ② K	4	2	2	0	0	2	0
19 Jackie Bradley Jr., L (1, 8) OBP: 0.264, SLG: 0.264	F FF 98 S SL 89 F SL 88 S FF 99 0-3 ③ K				B SL 88 1 SAFE S CH 88 S FF 98 C FF 99 1-3 ① K		C FC 92 1 SAFE D KC 85 C FC 92 1 SAFE B FC 94 1 SAFE S KC 86 2-3 ① K		H FF 103 1-0 HBP	3	0	0	0	0	3	3
7 Christian Vázquez, R (1, 2) OBP: 0.253, SLG: 0.239			C FF 96 B SL 85 F FF 98 B FF 97 F CH 89 X FF 98 2-2 ① 1B		C SL 87 F CH 86 1 SAFE B FF 98 F SL 88 S SL 87 1-3 ② K		D SL 89 F FC 92 1 SAFE F SL 86 B FC 93 X SL 86 2-2 ② F8		C SL 86 D SL 88 B FF 101 C SL 86 F SI 102 1 SAFE X SI 102 2-2 ③ G4-3	4	0	1	0	0	1	3
Inning Stats	R: 0 E: 1 K: 1 S: 12 H: 0 LOB: 1 BB: 0 P: 17	R: 0 E: 0 K: 3 S: 13 H: 1 LOB: 1 BB: 0 P: 16	R: 0 E: 0 K: 2 S: 10 H: 1 LOB: 0 BB: 0 P: 12	R: 0 E: 0 K: 0 S: 6 H: 1 LOB: 1 BB: 0 P: 8	R: 1 E: 0 K: 3 S: 20 H: 2 LOB: 2 BB: 0 P: 32	R: 0 E: 0 K: 2 S: 10 H: 0 LOB: 0 BB: 0 P: 14	R: 1 E: 0 K: 2 S: 20 H: 2 LOB: 1 BB: 0 P: 32	R: 0 E: 0 K: 0 S: 7 H: 1 LOB: 0 BB: 0 P: 11	R: 0 E: 0 K: 1 S: 9 H: 0 LOB: 1 BB: 0 P: 15	1B: 5 2B: 2 3B: 1 HR: 0 SF: 0 SAC: 0 DP: 1 HBP: 1						

TOP

Boston Red Sox @ New York Yankees

Yankee Stadium, Bronx, NY

Tue May 08 2018, 7:12 PM - 10:40 PM EDT

Att. 45,773 - Clear - 66 F

livebaseballscorecards.com

AB	35
R	2
H	8
RBI	2
BB	0
SO	14
LOB	14

PITCHER		IP	WLS	BF	H	R	ER	SO	BB	IBB	HBP	BLK	WP	HR	S	P	ERA	WHIP
40 Luis Severino, R ERA: 2.21	(1, 1)	6.0		25	6	2	2	11	0	0	0	0	1	0	78	109	3.00	1.000
30 David Robertson, R ERA: 2.95	(7, 1)	1.0	W	4	1	0	0	2	0	0	0	0	0	0	13	22	0.00	1.000
57 Chad Green, R ERA: 1.96	(8, 1)	1.0	H	3	1	0	0	0	0	0	0	0	0	0	7	11	0.00	1.000
54 Aroldis Chapman, L ERA: 1.69	(9, 1)	1.0	S	4	0	0	0	1	0	0	1	0	0	0	9	15	0.00	0.000

PITCHER	IP	WLS	BF	H	R	ER	SO	BB	IBB	HBP	BLK	WP	HR	S	P	ERA	WHIP

WP: 1	PA: 36		
PB: 0			
SB: 1			
CS: 0			

BOTTOM

Batter	1	2	3	4	5	6	7	8	9	AB	R	H	RBI	BB	SO	LOB
11 Brett Gardner, L (1, 7) OBP: 0.320, SLG: 0.248	B FF 87 C FF 88 C KC 77 S FF 88 1-3 K ①		B KC 75 C FF 87 C KC 75 S KC 78 1-3 K ①		B FC 83 X FF 87 1-0 G6-3 ①② 1-2f		D CU 81 F FF 95 S FF 96 B FF 97 D SL 89 B FF 96 4-2 99 1B 1-2 2-3 BB			3	0	0	0	1	2	1
99 Aaron Judge, R (1, 9) OBP: 0.418, SLG: 0.550	F SI 90 B FF 90 B KC 78 B KC 78 C KC 77 X FF 91 3-2 F9 ②		C FC 86 S KC 78 F KC 77 F KC 78 S SI 90 0-3 K ②		B FC 86 S KC 77 F KC 77 B KC 77 B KC 77 F SI 89 S FC 85 3-3 K ③		F SL 89 B FF 97 X SL 89 1-1 1B ② 1-2 2-H 3-H			4	0	1	1	0	2	0
18 Didi Gregorius, L (1, 6) OBP: 0.388, SLG: 0.642	B FF 90 B FF 90 S FF 90 B FF 90 F FF 90 X FF 90 3-2 F9 ③		B FF 87 F FF 89 B FF 87 S FF 90 B SI 92 F FF 90 X FF 90 3-2 F9 ③			C FC 83 B FF 86 F FF 88 F FC 85 F SI 90 X KC 78 1-2 G4-3 ①	X FF 98 0-0 G1-3 ③			4	0	0	0	0	0	2
27 Giancarlo Stanton, R (1, 10) OBP: 0.325, SLG: 0.504		C SI 88 B FF 90 S FF 90 B FF 90 F FF 91 B KC 79 X FF 92 3-2 HR		C KC 76 B SI 90 B FF 89 X SI 89 2-1 HR		B KC 78 X KC 78 1-0 G5-3 ②		C SL 89 F FF 99 B CH 85 B FF 98 B SL 87 B CH 87 4-2 31 WP 24 S 31 FC3-2 BB		3	2	2	2	1	0	0
24 Gary Sánchez, R (1, 2) OBP: 0.278, SLG: 0.487		B KC 78 B KC 76 B KC 77 C FF 90 B KC 77 4-1 31 BB BB		C KC 78 X KC 77 0-1 G4-3 ①		B KC 78 F KC 78 C KC 78 B KC 79 X KC 79 2-2 E5		C KC 84 B KC 85 B KC 82 B KC 82 S SL 87 S KC 85 3-3 K2-3 ① 1-2		3	0	0	0	1	1	1
31 Aaron Hicks, S (1, 8) OBP: 0.347, SLG: 0.385		B FF 89 B KC 77 B FC 84 C FF 87 B FF 89 4-1 1-2 BB		B SI 88 B KC 77 X KC 77 2-0 L8 ②		X KC 78 0-0 P4 ③		B KC 82 B CH 86 F FF 97 B CH 88 F FF 98 X FF 99 3-2 FC3-2 ② 2-H		3	0	0	0	1	0	2
41 Miguel Andujar, R (1, 5) OBP: 0.289, SLG: 0.482		C SI 88 F FC 86 B FF 90 S KC 79 1-3 K ①		F FC 85 B FC 85 B FF 90 B SI 89 F FC 86 X KC 77 3-2 1B			C CU 79 X SL 90 0-1 G6-3 ①	C SL 85 F SL 85 1 SAFE 1 SAFE 1 SAFE B SL 87 1 SAFE S SL 86 1-3 K ③		4	0	1	0	0	2	3
26 Tyler Austin, R (1, 3) OBP: 0.321, SLG: 0.534 14 Neil Walker, S (7, PH) (8, 3) OBP: 0.288, SLG: 0.242		F FF 89 B FC 87 B KC 78 F KC 77 B FF 90 F KC 78 S FC 87 3-3 K ②		B FC 86 X FF 89 1-0 F8 ③			B FF 96 C SL 88 F FF 96 B SL 90 B SL 89 X SL 89 3-2 11 BLK 99 1B 2B			2	0	0	0	0	1	3
25 Gleyber Torres, R (1, 4) OBP: 0.373, SLG: 0.500		C FC 86 B FF 89 B FC 86 X FC 86 2-1 P6 ③			F FC 81 B FC 85 X KC 76 1-1 11 G6-3 1B		F SL 89 B FF 96 B SL 91 S SL 91 B FF 96 B SL 92 4-2 11 BLK 99 1B BB			2	0	1	0	1	0	2
1										1	0	0	0	0	0	0
Inning Stats	R: 0 E: 0 K: 1 S: 9 H: 0 LOB: 0 BB: 0 P: 16	R: 1 E: 0 K: 2 S: 15 H: 1 LOB: 2 BB: 2 P: 32	R: 0 E: 0 K: 2 S: 12 H: 0 LOB: 0 BB: 0 P: 16	R: 1 E: 0 K: 0 S: 9 H: 2 LOB: 1 BB: 0 P: 17	R: 0 E: 0 K: 1 S: 7 H: 1 LOB: 0 BB: 0 P: 12	R: 0 E: 1 K: 0 S: 10 H: 0 LOB: 1 BB: 0 P: 14	R: 1 E: 0 K: 0 S: 12 H: 2 LOB: 2 BB: 2 P: 24	R: 0 E: 0 K: 2 S: 11 H: 0 LOB: 1 BB: 1 P: 22		1B: 3 2B: 1 3B: 0 HR: 2 SF: 0 SAC: 0 DP: 1 HBP: 0					WP: 1 PB: 0 SB: 1 CS: 0 PA: 34	

PITCHER		IP	WLS	BF	H	R	ER	SO	BB	IBB	HBP	BLK	WP	HR	S	P	ERA	WHIP
31 Drew Pomeranz, L ERA: 5.23	(1, 1)	6.0		24	4	2	2	6	2	0	0	0	0	2	62	107	3.00	1.000
37 Heath Hembree, R ERA: 4.24	(7, 1)	0.1	L	4	1	1	1	0	2	0	0	1	0	0	9	20	27.00	9.000
56 Joe Kelly, R ERA: 2.3	(7, 1)	1.1		5	1	0	0	1	1	0	0	0	1	0	11	22	0.00	1.500
39 Carson Smith, R ERA: 4.09	(8, 1)	0.1		1	0	0	0	1	0	0	0	0	0	0	3	4	0.00	0.000

PITCHER	IP	WLS	BF	H	R	ER	SO	BB	IBB	HBP	BLK	WP	HR	S	P	ERA	WHIP

Boston Red Sox @ New York Yankees

Yankee Stadium, Bronx, NY

Tue May 08 2018, 7:12 PM - 10:40 PM EDT

Att. 45,773 - Clear - 66 F

livebaseballscorecards.com

AB	29
R	3
H	6
RBI	3
BB	5
SO	8
LOB	14

Batter	1	2	3	4	5	6	7	8	9	AB	R	H	RBI	BB	SO	LOB
50 Mookie Betts, R (1, 8) OBP: 0.428, SLG: 0.797	B SL 82 F SL 81 S FS 86 B FF 91 F FS 86 F FS 86 F SL 85 F SL 84 F FF 94 3-3 B CU 78 S FS 88 ① K	B SI 91 S SL 84 2 SAFE B SI 91 X FS 88 2-1 1-2f ③ FC5-4			C FS 89 C FS 86 X FS 85 0-2 ① G1-3		C FF 97 B SL 89 S FF 97 B SL 90 B FF 97 X FF 97 3-2 ② L7	0-0 IBB		4	0	0	0	1	1	2
16 Andrew Benintendi, L (1, 7) OBP: 0.340, SLG: 0.413	S SI 92 F FS 86 X FF 92 0-2 ② F8		C FF 92 B FF 90 B SL 84 S FS 86 B FS 87 D FS 87 4-2 13 G6-4-3 BB		C SL 83 X SL 84 0-1 HR		C FF 96 B FF 96 B FF 96 C FF 96 B FF 95 B FF 96 4-2 13 HR BB	C CH 86 B FF 94 B FF 94 X CH 87 2-1 ③ G6-3		3	2	1	1	2	0	3
13 Hanley Ramirez, R (1, 10) OBP: 0.357, SLG: 0.441	C SL 82 B SI 91 F SI 92 F SI 92 F FS 87 F SL 84 S FS 87 1-3 ③ K2-3		B SL 84 1 SAFE X SL 84 1-0 ① ② G6-4-3 1-2f		X SL 86 0-0 ② F7		1 SAFE F FF 97 B SL 88 X SL 87 1-1 1-H HR		C FF 100 S FF 100 F SI 101 S SI 102 0-3 ① K	5	1	1	2	0	2	1
28 J.D. Martinez, R (1, 9) OBP: 0.399, SLG: 0.612		C FF 91 F SL 83 B FF 92 X FS 86 1-2 ① G6-3	C FF 93 B FF 93 F FS 87 B FS 88 B FF 93 B FF 94 4-2 2 1B BB		C FF 87 B SL 86 X FS 86 1-1 ③ L9		C FF 97 S FF 97 B FF 97 B FF 97 X FF 97 2-2 1B		B FF 102 F FF 100 S SL 87 B SI 102 F FF 101 X SL 86 2-2 1B	4	0	2	0	1	0	0
2 Xander Bogaerts, R (1, 6) OBP: 0.360, SLG: 0.571		B CU 75 B SL 82 B FC 90 C FF 91 F FS 88 X FS 87 3-2 18 HR 1B	X FS 86 0-0 1-2 1B		C SL 83 B FF 90 S SL 84 X FF 93 1-2 18 G4-3 36 SF8 2B		B FF 96 C FF 96 F FF 96 S FF 96 1-3 ③ K		F FF 100 T FF 101 D SI 103 F FF 102 F SI 102 S SL 87 1-3 ② K	5	2	3	0	0	2	2
18 Mitch Moreland, L (1, 3) OBP: 0.407, SLG: 0.671		B SI 91 B FS 84 X SI 91 2-0 1-H HR	F FS 87 B FS 88 F FS 87 F FS 88 D SL 86 S SL 86 2-3 ③ K		F SL 84 B SL 85 D FS 88 X FS 87 2-1 ① G4-3 2-3			F FS 84 B FS 83 F FF 92 B FS 85 B FS 84 D FS 85 4-2 36 2B BB	C FF 100 B FF 102 F FF 99 S FF 101 1-3 ③ K	4	1	1	2	1	2	4
36 Eduardo Núñez, R (1, 4) OBP: 0.267, SLG: 0.384		X SL 84 0-0 ② L9	B FF 91 F SL 81 X FS 86 1-1 ① L8			X FF 96 0-0 ② SF8 3-H		1 SAFE F FS 84 X FS 84 0-1 1-3 2B		3	0	1	1	0	0	0
11 Rafael Devers, L (1, 5) OBP: 0.305, SLG: 0.446		B FF 92 S SL 83 B SL 84 F FS 86 X FS 87 2-2 3 1B 1B	X CU 76 0-0 3 G4-6-3 1B			C FF 96 B FF 97 C FF 97 F FF 96 T FF 97 1-2 ③ K		F FS 85 C FS 84 B FS 83 S FS 84 1-3 ① K		4	0	2	0	0	2	2
3 Sandy León, S (1, 2) OBP: 0.227, SLG: 0.244 12 Brock Holt, L (7, PH) OBP: 0.393, SLG: 0.510 7 Christian Vázquez, R (7, 2) OBP: 0.250, SLG: 0.237		C SL 83 X SI 91 0-1 1-2 50 FC5-4 1B	C SL 82 B FF 92 1 SAFE X FS 87 1-1 ② ③ G4-6-3 1-2f			C FF 95 C FF 97 X FF 96 0-2 ① L6		B SL 82 C SL 81 B FF 93 F SL 81 S SL 80 2-3 ② K		2 1 1	0 0 0	1 0 0	0 0 0	0 0 0	0 0 1	1 0 2

TOP

Boston Red Sox @ New York Yankees

Yankee Stadium, Bronx, NY

Wed May 09 2018, 7:14 PM - 10:51 PM EDT

Att. 47,088 - Partly Cloudy - 68 F

livebaseballscorecards.com

AB	36
R	6
H	12
RBI	6
BB	5
SO	10
LOB	17

Inning Stats	1	2	3	4	5	6	7	8	9	1B: 7	SF: 1	WP: 0	PA: 42
	R: 0 E: 0 K: 2 S: 17 H: 0 LOB: 0 BB: 0 P: 21	R: 2 E: 0 K: 0 S: 15 H: 4 LOB: 2 BB: 0 P: 25	R: 0 E: 0 K: 1 S: 10 H: 1 LOB: 2 BB: 2 P: 21	R: 0 E: 0 K: 0 S: 5 H: 1 LOB: 0 BB: 0 P: 7	R: 1 E: 0 K: 0 S: 8 H: 1 LOB: 0 BB: 0 P: 9	R: 1 E: 0 K: 1 S: 10 H: 1 LOB: 0 BB: 0 P: 14	R: 2 E: 0 K: 1 S: 16 H: 2 LOB: 1 BB: 1 P: 27	R: 0 E: 0 K: 2 S: 12 H: 1 LOB: 3 BB: 2 P: 21	R: 0 E: 0 K: 3 S: 16 H: 1 LOB: 1 BB: 0 P: 20	2B: 2 3B: 0 HR: 3 SAC: 0 DP: 2 HBP: 0	PB: 0 SB: 0 CS: 0	

PITCHER	IP	WLS	BF	H	R	ER	SO	BB	IBB	HBP	BLK	WP	HR	S	P	ERA	WHIP
19 Masahiro Tanaka, R (1, 1) ERA: 4.66	5.1		24	8	4	4	3	2	0	0	0	0	2	60	91	6.75	1.875
57 Chad Green, R (6, 1) ERA: 2.7	1.2	B	8	2	2	2	2	1	0	0	0	0	1	21	33	10.80	1.800
45 Chasen Shreve, L (8, 1) ERA: 3.38	0.1		3	1	0	0	1	1	0	0	0	0	0	7	12	0.00	6.000
56 Jonathan Holder, R (8, 1) ERA: 5.79	0.2	W	3	0	0	0	1	0	1	0	0	0	0	5	9	0.00	0.000
54 Aroldis Chapman, L (9, 1) ERA: 1.59	1.0	S	4	1	0	0	3	0	0	0	0	0	0	16	20	0.00	1.000

PITCHER	IP	WLS	BF	H	R	ER	SO	BB	IBB	HBP	BLK	WP	HR	S	P	ERA	WHIP

BOTTOM

Boston Red Sox @ New York Yankees

Yankee Stadium, Bronx, NY

Wed May 09 2018, 7:14 PM - 10:51 PM EDT

Att. 47,088 - Partly Cloudy - 68 F

Batter	1	2	3	4	5	6	7	8	9	AB	R	H	RBI	BB	SO	LOB
11 Brett Gardner, L (1, 7) OBP: 0.329, SLG: 0.294	B SI 90 B SI 90 X SI 90 2-0 99 1B 2B		B CU 75 B CH 81 X SI 92 2-0 18 G3 27 2B 2B	X CH 81 0-0 G3-1 ③		1 SAFE C SL 78 C FF 90 B FF 89 F SL 82 F FF 90 D CU 77 D CU 78 X SL 81 3-2 FC6-4 ② 1-2f		B FF 98 B FF 96 B FF 98 C FF 98 1 SAFE F FF 97 F FF 97 X FF 97 3-2 99 HR 1-H 3-H 3B		5	3	3	2	0	0	1
99 Aaron Judge, R (1, 9) OBP: 0.429, SLG: 0.579	X SI 92 0-0 27 G4-6-3 2-H 1B		B SI 91 S CU 76 B SI 91 B SI 91 D SL 88 4-1 18 G3 27 2B BB		X CU 75 0-0 E1 27 HBP 24 SF8 1B	C SL 80 D FF 91 S FF 91 X CU 77 1-2 F9 ③		F FF 96 B FF 97 F KC 88 X FF 97 1-2 3-H HR		4	3	3	3	1	0	1
18 Didi Gregorius, L (1, 6) OBP: 0.382, SLG: 0.622	C SI 91 F SL 88 B FF 93 S FF 94 1-3 K ①		X SL 88 0-0 G3 ① 1-2 2-3		B SI 89 B SL 86 D SL 88 B SL 86 4-0 31 FC6 27 HBP BB		B FF 90 X FF 90 1-0 L7 ①	F FF 97 C KC 86 T KC 86 0-2 K ②		4	0	0	0	1	2	3
27 Giancarlo Stanton, R (1, 10) OBP: 0.327, SLG: 0.504	C SI 93 X SL 89 0-1 G4-6-3 ② ③ 1-2f		F SI 91 B SI 90 B SI 91 C SI 91 X FF 94 2-2 24 1B 31 SF8 2-H 3-H 2B		H SI 90 1-0 31 FC6 1-2 2-3 HBP		B SI 93 X SI 93 1-0 G6-3 ②	S KC 86 S KC 86 B KC 86 S KC 88 1-3 K ③		4	1	1	2	0	1	1
24 Gary Sánchez, R (1, 2) OBP: 0.285, SLG: 0.492		C CU 75 X CU 72 0-1 G1-3 ①	D CU 77 C SL 85 C CU 75 X SL 87 1-2 2-3 1B		S CU 76 D CU 76 B SI 90 S CU 79 D CU 78 X SL 86 3-2 SF8 ① 3-H		C SL 86 B SL 86 B SI 95 X SL 86 2-1 1B			3	0	2	1	0	0	0
31 Aaron Hicks, S (1, 8) OBP: 0.343, SLG: 0.375		B CU 75 B CU 74 C CH 81 C FF 93 B SL 88 B SL 89 4-2 25 S 41 1B BB	F CH 82 X SL 86 0-1 SF8 ② 3-H		F SI 90 D CU 77 B SL 87 F SL 88 X SI 91 2-2 FC6 ② 1-2f 2-3		B SI 93 S SI 90 S SI 91 B SL 87 D SL 86 C SL 86 3-3 K ③			2	0	0	1	1	1	3
14 Neil Walker, S (1, 3) OBP: 0.287, SLG: 0.253		C SL 88 F CU 74 B FF 94 C SI 93 1-3 K ②	B CH 81 D CH 81 X SL 86 2-0 F8 ③		F CU 77 X FF 91 0-1 L7 ③			B KC 84 B KC 84 C KC 83 S KC 84 X FF 96 2-2 41 G4-3 11 3B 2B		4	1	1	0	0	1	4
41 Miguel Andujar, R (1, 5) OBP: 0.288, SLG: 0.474		1 SAFE 1 SAFE X CU 75 0-0 1-2 1B	C CH 80 F SI 89 B SL 86 B SL 86 F CU 76 X CH 80 2-2 F9 ①		C CU 73 B SI 88 S CU 72 S SL 85 1-3 K ①			B FF 97 B FF 98 X KC 83 2-0 G4-3 ① 2-3		4	0	1	0	0	1	1
25 Gleyber Torres, R (1, 4) OBP: 0.381, SLG: 0.491		S SL 87 D SL 88 S SL 88 B FF 92 B SL 82 X SL 87 3-2 G5-3 ③ 2-3		B SI 92 B SL 88 S SL 87 F SI 91 X SL 87 2-2 G5-3 ②		B SI 90 B CH 80 B SL 85 X SI 88 3-0 11 FC6-4 1B		B FF 96 D KC 86 B KC 86 C KC 85 B KC 86 4-1 11 3B BB		3	1	1	0	1	0	2
Inning Stats	R: 1 E: 0 K: 1 S: 7 H: 2 LOB: 0 BB: 0 P: 10	R: 0 E: 0 K: 1 S: 11 H: 1 LOB: 2 BB: 1 P: 19	R: 3 E: 0 K: 0 S: 12 H: 3 LOB: 1 BB: 1 P: 23	R: 0 E: 0 K: 0 S: 8 H: 0 LOB: 0 BB: 0 P: 12	R: 1 E: 1 K: 0 S: 9 H: 1 LOB: 2 BB: 1 P: 19	R: 0 E: 0 K: 1 S: 12 H: 1 LOB: 1 BB: 0 P: 20	R: 0 E: 0 K: 1 S: 7 H: 1 LOB: 1 BB: 0 P: 14	R: 4 E: 0 K: 2 S: 18 H: 3 LOB: 0 BB: 1 P: 31		1B: 6 2B: 4 3B: 1 HR: 1 SF: 2 SAC: 0 DP: 1 HBP: 1						

livebaseballscorecards.com

AB	33
R	9
H	12
RBI	9
BB	4
SO	6
LOB	16

WP: 0 PB: 0 SB: 1 CS: 0 PA: 40

PITCHER		IP	WLS	BF	H	R	ER	SO	BB	IBB	HBP	BLK	WP	HR	S	P	ERA	WHIP
22 Rick Porcello, R ERA: 2.79	(1, 1)	5.1		27	8	5	5	3	3	0	1	0	0	0	51	91	8.44	2.062
61 Brian Johnson, L ERA: 5.68	(6, 1)	1.0		3	0	0	0	0	0	0	0	0	0	0	9	14	0.00	0.000
39 Carson Smith, R ERA: 3.86	(7, 1)	0.2	H	3	1	0	0	1	0	0	0	0	0	0	6	12	0.00	1.500
32 Matt Barnes, R ERA: 3.68	(8, 1)	0.1	L	3	1	2	2	0	1	0	0	0	0	0	5	13	54.00	6.000
46 Craig Kimbrel, R ERA: 2.35	(8, 1)	0.2	B	4	2	2	2	2	0	0	0	0	0	1	13	18	27.00	3.000

PITCHER	IP	WLS	BF	H	R	ER	SO	BB	IBB	HBP	BLK	WP	HR	S	P	ERA	WHIP

Batter	1	2	3	4	5	6	7	8	9	AB	R	H	RBI	BB	SO	LOB
50 Mookie Betts, R (1, 8) OBP: 0.441, SLG: 0.803	C SI 89 B FC 89 B SL 80 B FC 89 F FC 88 X SL 81 3-2 16 G3 13 G6-3 2B		B FC 89 C FC 89 F SI 91 X FC 92 1-2 16 2B 13 1B 1B	C SI 92 X CH 83 0-1 16 S 1B			B FF 98 B FF 98 X FF 98 2-0 F9 ①		B FS 86 B FF 92 C FF 92 B FS 85 B FF 93 4-1 BB	4	2	3	0	1	0	0
16 Andrew Benintendi, L (1, 7) OBP: 0.336, SLG: 0.412	X SI 90 0-0 G3 2-3 ①		F SI 91 F SL 80 X SI 90 0-2 13 1B 28 FC4-6 1-3 2B	B SL 79 1 SAFE C SL 79 S FC 92 F FC 92 B FC 94 B SL 82 S SL 80 3-3 K 1-2 ③			S FF 100 B FF 99 C KC 84 X FF 100 1-2 G4-3 ②		B FF 93 B FF 93 1 SAFE T FF 92 1 SAFE S FF 93 S FF 93 2-3 K ③	5	1	1	0	0	2	3
13 Hanley Ramirez, R (1, 10) OBP: 0.361, SLG: 0.466	B FC 89 B CH 84 S FC 89 X FC 90 2-1 G6-3 3-H ②		F FC 90 B CH 84 F FC 89 B FC 91 B SL 81 X SL 81 3-2 28 FC4-6 2-3 3-H 1B		C SL 78 F FC 88 F FC 89 B CH 84 B SL 81 X FC 89 2-2 HR		B KC 84 C KC 83 F FF 98 F SV 87 C SV 88 1-3 K ③			4	1	2	3	0	1	0
28 J.D. Martinez, R (1, 9) OBP: 0.395, SLG: 0.623	B FC 89 S CH 84 F FC 89 B SL 80 S CH 84 2-3 K ③		S CH 85 B FC 90 S FC 90 B SL 81 F SL 81 F FC 89 F CH 84 X CH 83 2-2 FC4-6 2 1B 1-2f 3-H ①		C SL 78 X SL 81 0-1 G6-3 ①			B KC 82 X FF 97 1-0 HR		4	1	1	2	0	1	1
2 Xander Bogaerts, R (1, 6) OBP: 0.355, SLG: 0.557		C SI 90 S CH 84 S FC 90 0-3 K ①	C CH 83 X FC 89 0-1 36 FC6 1-2 1B		B FF 93 C SL 80 F FF 93 C SL 81 1-3 K ②			B FF 98 B FF 99 S KC 84 B KC 83 C KC 83 F KC 85 F KC 84 S KC 84 3-3 K ①		4	0	1	0	0	3	0
18 Mitch Moreland, L (1, 3) OBP: 0.389, SLG: 0.638		B SI 91 F SL 80 S SI 92 B SL 84 F SI 92 S SI 93 2-3 K ②	T SI 91 B SL 80 C SL 80 S SL 80 1-3 K ②		B FF 92 X CH 87 1-0 G1-3 ③			C KC 84 X SV 87 0-1 G3 ②		4	0	0	0	0	2	2
36 Eduardo Núñez, R (1, 4) OBP: 0.267, SLG: 0.380		X FC 90 0-0 11 1B 1B	X FC 89 0-0 FC6 1-2f ③			C SL 82 S FF 93 X FF 93 0-2 F9 ①		B FF 97 C KC 84 F FF 99 B SV 86 S SV 88 2-3 K ③		4	0	1	0	0	1	2
11 Rafael Devers, L (1, 5) OBP: 0.303, SLG: 0.441		S SI 91 C SL 80 X SL 81 0-2 1-2 1B		S SL 79 X SI 90 0-1 G4-3 ①		C FF 94 S FF 93 B FF 93 T CH 86 1-2 K ②			S FF 92 F FF 92 F FF 93 B FS 86 X FS 84 1-2 L7 ①	4	0	1	0	0	1	0
7 Christian Vázquez, R (1, 2) OBP: 0.240, SLG: 0.227		B SI 92 C SL 81 B FC 89 X SL 80 2-1 G5-3 ③		X SI 91 0-0 G4-3 ②		S FF 94 F FF 94 X SL 81 0-2 F8 ③			C FF 93 F FS 84 B FF 94 X FS 85 1-2 G5-3 ②	4	0	0	0	0	0	2
Inning Stats	R: 1 E: 0 K: 1 S: 9 H: 1 LOB: 0 BB: 0 P: 16	R: 0 E: 0 K: 2 S: 13 H: 2 LOB: 2 BB: 0 P: 17	R: 2 E: 0 K: 1 S: 21 H: 4 LOB: 2 BB: 0 P: 28	R: 0 E: 0 K: 1 S: 9 H: 1 LOB: 1 BB: 0 P: 12	R: 1 E: 0 K: 1 S: 10 H: 1 LOB: 0 BB: 0 P: 14	R: 0 E: 0 K: 1 S: 9 H: 0 LOB: 0 BB: 0 P: 10	R: 0 E: 0 K: 1 S: 8 H: 0 LOB: 0 BB: 0 P: 12	R: 1 E: 0 K: 2 S: 11 H: 1 LOB: 0 BB: 0 P: 17	R: 0 E: 0 K: 1 S: 11 H: 0 LOB: 1 BB: 1 P: 19	1B: 6 2B: 2 3B: 0 HR: 2 SF: 0 SAC: 0 DP: 0 HBP: 0						

TOP

Boston Red Sox @ New York Yankees

Yankee Stadium, Bronx, NY

Thu May 10 2018, 7:11 PM - 11:25 PM EDT

Att. 46,899 - Partly Cloudy - 62 F

livebaseballscorecards.com

AB	37
R	5
H	10
RBI	5
BB	1
SO	11
LOB	10

PITCHER		IP	WLS	BF	H	R	ER	SO	BB	IBB	HBP	BLK	WP	HR	S	P	ERA	WHIP
52 CC Sabathia, L ERA: 2.23	(1, 1)	4.0		21	9	4	4	5	0	0	0	0	0	1	56	79	9.00	2.250
56 Jonathan Holder, R ERA: 4.76	(5, 1)	2.0		6	0	0	0	2	0	0	0	0	0	0	15	18	0.00	0.000
68 Dellin Betances, R ERA: 5.63	(7, 1)	2.0	L	7	1	1	1	3	0	0	0	0	0	1	19	29	4.50	0.500
45 Chasen Shreve, L ERA: 3.14	(9, 1)	1.0		4	0	0	0	1	1	0	0	0	0	0	11	19	0.00	1.000

PITCHER	IP	WLS	BF	H	R	ER	SO	BB	IBB	HBP	BLK	WP	HR	S	P	ERA	WHIP

Batter	1	2	3	4	5	6	7	8	9	AB	R	H	RBI	BB	SO	LOB
11 Brett Gardner, L (1, 8) OBP: 0.325, SLG: 0.285	C FF 94 B FF 95 B FC 90 X FF 94 2-1 ① F7		C FC 88 B CH 87 B FF 96 C FC 90 C SI 94 2-3 ③ K		C FF 95 S FF 94 X FC 87 0-2 ③ G6-3		B FF 96 B FF 96 B FF 95 B FF 95 4-0 18 FC4-6 99 1B 27 WP 1-2 2-3 3-H BB		B FF 98 C FF 96 B KC 87 S FF 97 B FF 97 S FF 97 3-3 ① K	4	1	0	1	1	2	0
99 Aaron Judge, R (1, 9) OBP: 0.440, SLG: 0.578	B FC 90 B FF 96 B CH 88 C FF 95 B FF 96 4-1 BB			B FF 94 B FF 94 B SI 94 C FF 95 B SI 94 4-1 24 BB 27 1B BB		C FF 96 B KC 84 B KC 85 F FF 96 B KC 85 B FF 96 4-2 BB	B KC 84 X FF 98 1-0 18 FC4-6 1-2 2-3 3-H 1B		B KC 86 B KC 86 C KC 85 S FF 97 X KC 86 2-2 ② F8	2	0	1	1	3	0	0
18 Didi Gregorius, L (1, 6) OBP: 0.369, SLG: 0.598	B FF 94 B FF 95 F FF 94 B FF 95 X FF 94 3-1 ② F7			B FC 88 B SI 92 F FF 94 F FF 94 X SI 93 2-2 ① P4		B FF 96 X FF 96 1-0 ① L7	X SI 98 0-0 ② FC4-6 27 WP 1-2f 2-3 3-H		F FF 97 X FF 97 0-1 ③ G1-3	5	0	0	1	0	0	5
27 Giancarlo Stanton, R (1, 7) OBP: 0.325, SLG: 0.497	B FC 89 C FF 94 B FC 90 S CH 88 B FF 95 F CH 88 F FC 89 X CH 89 3-2 ③ G6-3			X FC 89 0-0 24 BB 1-2 1B		B KC 85 X KC 83 1-0 ② P6	B KC 84 X FF 99 1-0 ③ G3 1-2 3-H			4	0	1	0	0	0	3
24 Gary Sánchez, R (1, 2) OBP: 0.291, SLG: 0.484		B FF 94 C FC 89 B FC 87 X CH 88 2-1 ① G6-3		F FC 88 C CH 88 B FC 86 B SI 94 B FF 93 F SI 93 B SI 94 4-2 1-2 2-3 BB		X KC 84 0-0 ③ G5-3		B KC 85 B KC 84 B SL 86 C FF 97 B FF 98 4-1 25 1B BB		2	0	0	0	2	0	1
26 Tyler Austin, R (1, 3) OBP: 0.306, SLG: 0.506		C FF 91 B FF 90 B FF 95 B FF 96 F FF 95 C SI 94 3-3 ② K		B FC 89 D FF 91 S CH 89 S FC 91 C FF 96 2-3 ② K			C FF 95 X FF 96 0-1 ① F9	X FF 98 0-0 ① F7		4	0	0	0	0	2	4
41 Miguel Andujar, R (1, 10) OBP: 0.287, SLG: 0.466		B CH 89 C SI 94 S FC 91 C SI 94 1-3 ③ K		F FF 91 F FF 96 F FF 96 X FF 96 0-2 ③ F8			X FF 95 0-0 25 1B 11 BB 1B	B KC 85 F FF 98 1 SAFE F FF 95 S SL 87 1-3 ② K		4	1	1	0	0	2	4
25 Gleyber Torres, R (1, 4) OBP: 0.388, SLG: 0.492			B SL 83 B FF 93 B FF 93 C FF 93 F SI 93 C SI 93 3-3 ① K		B FF 92 S FC 88 F FC 89 B SI 93 F SI 93 C FC 89 2-3 ① K		S SL 89 S FF 97 F FF 96 B FF 96 F FF 97 X SL 91 1-2 11 BB 14 BB 99 1B 1-3 1B	C FF 99 1 SAFE X FF 98 0-1 1-2 1B		4	1	2	0	0	2	0
74 Ronald Torreyes, R (1, 5) OBP: 0.360, SLG: 0.429 14 Neil Walker, S (7, PH) OBP: 0.291, SLG: 0.250 (8, 5)			C FC 89 F FC 90 S FF 94 0-3 ② K		C SI 92 B FC 90 C FF 95 B CH 88 B SI 95 F FF 95 S SI 94 3-3 ② K		B FF 95 B FF 95 B FF 93 B FF 93 4-0 99 1B 11 BB 18 FC4-6 1-2 BB	C KC 84 F SI 97 B FF 99 D SL 87 F FF 98 C CH 86 2-3 ③ K		2 1	0 1	0 0	0 0	2 1	0 1	0 2
Inning Stats	R: 0 E: 0 K: 0 S: 10 H: 0 LOB: 1 BB: 1 P: 22	R: 0 E: 0 K: 2 S: 8 H: 0 LOB: 0 BB: 0 P: 14	R: 0 E: 0 K: 3 S: 9 H: 0 LOB: 0 BB: 0 P: 14	R: 0 E: 0 K: 1 S: 15 H: 1 LOB: 3 BB: 2 P: 27	R: 0 E: 0 K: 2 S: 11 H: 0 LOB: 0 BB: 0 P: 16	R: 0 E: 0 K: 0 S: 5 H: 0 LOB: 1 BB: 1 P: 11	R: 4 E: 0 K: 0 S: 11 H: 3 LOB: 1 BB: 2 P: 22	R: 0 E: 0 K: 2 S: 11 H: 1 LOB: 2 BB: 1 P: 18	R: 0 E: 0 K: 1 S: 8 H: 0 LOB: 0 BB: 0 P: 13	1B: 5 2B: 0 3B: 0 HR: 0 SF: 0 SAC: 0 DP: 0 HBP: 0						WP: 1 PB: 0 SB: 0 CS: 0 PA: 39	

PITCHER		IP	WLS	BF	H	R	ER	SO	BB	IBB	HBP	BLK	WP	HR	S	P	ERA	WHIP
57 Eduardo Rodriguez, L ERA: 4.58	(1, 1)	5.0		19	1	0	0	8	3	0	0	0	0	0	53	93	0.00	0.800
32 Matt Barnes, R ERA: 3.45	(6, 1)	1.0		4	0	0	0	0	1	0	0	0	0	0	5	11	0.00	1.000
37 Heath Hembree, R ERA: 5.71	(7, 1)	0.1		4	2	3	3	0	1	0	0	0	0	0	8	13	81.00	9.000
56 Joe Kelly, R ERA: 2.6	(7, 1)	1.2	W	9	2	1	1	2	2	0	0	0	1	0	14	27	5.40	2.400
46 Craig Kimbrel, R ERA: 2.2	(9, 1)	1.0	S	3	0	0	0	1	0	0	0	0	0	0	8	13	0.00	0.000

PITCHER	IP	WLS	BF	H	R	ER	SO	BB	IBB	HBP	BLK	WP	HR	S	P	ERA	WHIP

BOTTOM

Boston Red Sox @ New York Yankees

Yankee Stadium, Bronx, NY

Thu May 10 2018, 7:11 PM - 11:25 PM EDT

Att. 46,899 - Partly Cloudy - 62 F

livebaseballscorecards.com

AB	32
R	4
H	5
RBI	3
BB	7
SO	11
LOB	19

Oakland Athletics @ New York Yankees

Yankee Stadium, Bronx, NY

Fri May 11 2018, 7:10 PM - 10:11 PM EDT

Att. 43,093 - Partly Cloudy - 70 F

livebaseballscorecards.com

TOP

Batter	1	2	3	4	5	6	7	8	9	AB	R	H	RBI	BB	SO	LOB
10 Marcus Semien, R (1, 6) OBP: 0.318, SLG: 0.383	C FF 94 B SI 94 B SI 94 X FF 94 2-1 P6 ①		C CU 79 B ST 83 C SI 93 F CU 80 X CU 83 1-2 23 1B 8 1B 1B	X SI 92 0-0 FC5-4 23 BB 1-2f 3-H ①		C SI 92 B CH 80 S SI 92 B CH 79 X SI 92 2-2 G4-3 ①		C CU 78 X SI 88 0-1 G4-3 ①	B SL 88 S KC 84 X KC 83 1-1 23 G4-3 1-H 2-H 3-H 2B	6	1	2	4	0	0	1
23 Matt Joyce, L (1, 7) OBP: 0.350, SLG: 0.364	B FF 94 F FF 93 C CU 81 B CU 82 X FF 95 2-2 F9 ②		X FF 92 0-0 28 G3-1 8 1B 1-3 1B	1 SAFE B CU 81 S SI 92 1 SAFE F CH 89 B SI 91 D CU 82 B CH 90 4-2 2 FC6-4 1-2 BB		S SI 93 C CH 80 F CH 80 F SL 87 X CH 80 0-2 P4 ②		B CH 77 F SI 90 B SI 90 S CH 79 F CH 77 B SI 91 X CH 78 3-2 HR	S SL 80 S KC 83 X KC 84 0-2 G4-3 ② 2-3	5	1	2	1	1	0	1
8 Jed Lowrie, S (1, 4) OBP: 0.404, SLG: 0.596	B CU 81 B FF 94 S SI 94 C FF 94 X CU 83 2-2 F7 ③		X CU 82 0-0 28 G3-1 1-2 3-H 1B	D SI 92 X CH 90 1-0 F8 ②		C CH 80 B SI 92 X CH 79 1-1 HR		C SI 90 X SI 90 0-1 1B	B FC 93 B SL 82 C FC 92 B FC 93 F FC 93 S KC 83 3-3 K ③	6	1	3	2	0	1	3
2 Khris Davis, R (1, 10) OBP: 0.292, SLG: 0.470		C FF 94 B FF 93 B ST 85 B FF 94 X FF 94 3-1 HR	F CU 82 X SI 93 0-1 F9 ①	D SI 92 X SI 91 1-1 FC6-4 1-2f ③		F SI 91 F FF 93 B CU 81 F SI 92 F CH 80 S CU 80 1-3 K ③		X CU 78 0-0 P4 ②		5	1	1	1	0	1	5
28 Matt Olson, L (1, 3) OBP: 0.320, SLG: 0.381		S FF 94 F FF 94 X CU 82 0-2 26 HR 1B	B FF 92 F FF 93 D CH 90 F CU 80 X FF 93 2-2 G3-1 1-2 2-3 ②		X SI 92 0-0 F7 ①		C CH 79 B FF 90 X CH 77 1-1 2B	B SI 90 F SI 89 B SI 91 X SI 90 2-1 F8 ③		5	1	2	0	0	0	3
26 Matt Chapman, R (1, 5) OBP: 0.318, SLG: 0.442		C FF 93 F SI 93 X FF 94 0-2 1-H HR	B CU 81 B FF 92 C CU 80 F ST 83 D CU 83 D CU 83 4-2 BB		C SI 93 B SI 93 B SI 93 C SI 93 F SI 94 S CU 83 2-3 K ②		F FF 90 B SI 90 B CH 79 X CH 78 2-1 G6-3 ①		B FC 93 B SL 86 B FC 91 B FC 90 4-0 11 FC6 21 SH5-3 10 2B BB	3	2	1	2	2	1	1
21 Jonathan Lucroy, R (1, 2) OBP: 0.360, SLG: 0.390		B CU 83 C SI 94 S CU 82 X CU 82 1-2 G6-3 ①	X FF 93 0-0 F9 ③		B SI 93 C SI 93 F SI 93 X CU 82 1-2 20 BB 1B		B FF 92 C SI 89 C CU 79 H SI 90 2-2 HBP		X SL 82 0-0 SH5-3 ① 1-2	3	0	1	0	0	0	3
20 Mark Canha, R (1, 9) OBP: 0.341, SLG: 0.518		S FF 94 F SI 94 B CU 82 X ST 84 1-2 L7 ②		X FF 92 0-0 11 1B 10 FC5-4 2B	D CU 81 B SI 92 B SI 93 C SI 94 B SI 94 4-1 1-2 BB		D CU 81 C SI 91 D CH 79 S CH 80 S CH 80 2-3 K ②		B FC 93 F FC 93 B FC 92 B SL 87 B FC 92 4-1 11 FC6 10 2B BB	3	2	1	0	2	1	2
11 Dustin Fowler, L (1, 8) OBP: 0.167, SLG: 0.167		C CU 82 F FF 94 F FF 94 S ST 85 0-3 K ③		C FF 92 D CH 89 X CH 87 1-1 10 FC5-4 2-3 1B	F SI 93 B FF 93 X SI 93 1-1 G4-3 ③		B SI 90 X FF 90 1-0 G6-3 ③		B FC 94 X SL 83 1-0 FC6 10 2B 1-2 2-3	5	1	1	0	0	1	6
Inning Stats	R: 0 E: 0 K: 0 S: 8 H: 0 LOB: 0 BB: 0 P: 14	R: 3 E: 0 K: 1 S: 18 H: 3 LOB: 0 BB: 0 P: 23	R: 1 E: 0 K: 0 S: 14 H: 3 LOB: 3 BB: 1 P: 21	R: 1 E: 0 K: 0 S: 9 H: 2 LOB: 2 BB: 1 P: 16	R: 0 E: 0 K: 1 S: 11 H: 1 LOB: 2 BB: 1 P: 19	R: 1 E: 0 K: 1 S: 15 H: 1 LOB: 0 BB: 0 P: 19	R: 0 E: 0 K: 1 S: 10 H: 1 LOB: 2 BB: 0 P: 18	R: 1 E: 0 K: 0 S: 11 H: 2 LOB: 1 BB: 0 P: 16	R: 3 E: 0 K: 1 S: 11 H: 1 LOB: 1 BB: 2 P: 24	1B: 7 2B: 3 3B: 0 HR: 4 SF: 0 SAC: 1 DP: 0 HBP: 1							

	AB	41
	R	10
	H	14
	RBI	10
	BB	5
	SO	5
	LOB	25

WP: 0 PB: 0 SB: 0 CS: 0 PA: 48

PITCHER		IP	WLS	BF	H	R	ER	SO	BB	IBB	HBP	BLK	WP	HR	S	P	ERA	WHIP
55 Sonny Gray, R ERA: 6.39	(1, 1)	5.0	L	27	9	5	5	2	3	0	0	0	0	2	60	93	9.00	2.400
61 David Hale, R ERA: 6.75	(6, 1)	3.0		14	4	2	2	2	0	0	1	0	0	2	36	53	6.00	1.333
30 David Robertson, R ERA: 4.19	(9, 1)	1.0		7	1	3	3	1	2	0	0	0	0	0	11	24	27.00	3.000

PITCHER	IP	WLS	BF	H	R	ER	SO	BB	IBB	HBP	BLK	WP	HR	S	P	ERA	WHIP

BOTTOM

Batter	1	2	3	4	5	6	7	8	9	AB	R	H	RBI	BB	SO	LOB
11 Brett Gardner, L (1, 7) OBP: 0.340, SLG: 0.288	B SI 94 B SI 94 C SI 94 B SI 96 C SI 96 X SI 96 3-2 ① **G6-3**		B FC 90 B CH 87 B SI 95 B SI 94 4-0 **BB**		B SI 95 B SI 94 C FC 91 D SI 94 D FC 91 4-1 **99 HR** **BB**		B SI 100 B FF 98 B FF 99 B FF 98 4-0 **99 BB** **BB**		B FF 97 C FF 95 B SI 97 X FF 96 2-1 **99 G4-6-3 1B**	2	1	1	0	3	0	0
99 Aaron Judge, R (1, 9) OBP: 0.439, SLG: 0.590	B SI 94 C FC 92 C SL 83 S SI 95 1-3 ② **K**		F SI 93 B SI 94 1 SAFE C SI 95 B SL 80 S SI 95 2-3 ② **K**		X SI 94 0-0 **1-H 2-H HR**		B SI 99 B SI 99 S FC 93 C FC 93 B SI 99 B FC 91 4-2 **1-2 2-3 3-H BB**		C SI 96 X SI 95 0-1 ②③ **G4-6-3** **1-2f**	4	1	1	4	1	2	2
18 Didi Gregorius, L (1, 6) OBP: 0.360, SLG: 0.581	X SI 95 0-0 ③ **G1-5-3**		X FC 91 0-0 ③ **L8**		S CH 87 S CH 87 X CH 89 0-2 ③ **G4-3**		C CH 81 X FF 89 0-1 ② **F9**			4	0	0	0	0	0	4
27 Giancarlo Stanton, R (1, 10) OBP: 0.323, SLG: 0.490		B SI 94 X SI 94 1-0 **41 FC6-4 1B**		B FC 91 X SI 95 1-0 ① **G6-3**		B FC 91 C SI 94 B FC 90 X SI 92 2-1 ① **G5-3**	B FF 89 F FF 89 X CU 76 1-1 ③ **P4**			4	0	1	0	0	0	3
31 Aaron Hicks, S (1, 8) OBP: 0.330, SLG: 0.357		L SI 93 X SI 93 0-1 ① **P5**		B SI 94 B SI 94 C SI 96 B SI 92 X SI 95 3-1 ② **G4-3**		F CH 85 B CH 86 C SI 94 X CH 87 1-2 ② **G4-3**		X FF 88 0-0 ① **G3-1**		4	0	0	0	0	0	1
14 Neil Walker, S (1, 3) OBP: 0.289, SLG: 0.250		C SI 94 S FC 92 X SI 95 0-2 ② **F8**		C SL 80 X CH 86 0-1 ③ **F9**		C SL 79 F FC 91 F SL 80 B SL 81 F SI 94 S CH 87 1-3 ③ **K**		C FF 88 B CH 82 F CH 82 B FF 88 B CU 77 X CH 82 3-2 **1B**		4	0	1	0	0	1	1
41 Miguel Andujar, R (1, 5) OBP: 0.286, SLG: 0.459		X SI 94 0-0 ③ **FC6-4** **1-2f**			C FC 90 B SL 82 F SI 93 B SI 94 X FC 89 2-2 **E6 25 G1-3 99 HR**		C SL 82 B SL 83 B FF 91 X SL 81 2-1 **25 SH1-3 28 1B 99 BB 1B**	B FC 85 C FF 89 B CU 76 X FC 86 2-1 ② **F8**		4	2	1	0	0	0	2
28 Austin Romine, R (1, 2) OBP: 0.372, SLG: 0.368 24 Gary Sánchez, R (8, PH) OBP: 0.289, SLG: 0.480 (9, 2)			B SI 94 F SI 94 X FC 91 1-1 ① **G4-3**		C SI 93 B SI 94 B SI 94 F SI 94 C SL 82 2-3 ① **K**		1 SAFE S FF 92 S FF 92 X FF 91 0-2 **99 BB 25 SH1-3 1-2 1B**	C SI 96 F SI 96 S SL 87 0-3 ③ **K**		3 1	0 0	1 0	0 0	0 0	1 1	1 1
25 Gleyber Torres, R (1, 4) OBP: 0.386, SLG: 0.531			F SI 96 X SI 95 0-1 **HR**		S FC 89 B SI 94 S FC 89 B FC 91 F FC 90 F SL 79 B FC 90 X SI 95 3-2 ② **G1-3** **1-2**		X SL 84 0-0 ① **SH1-3** **1-2** **2-3**		C SI 96 S FC 91 B SL 89 C SL 90 1-3 ① **K**	3	1	1	1	0	1	1
Inning Stats	R: 0 E: 0 K: 1 S: 7 H: 0 LOB: 0 BB: 0 P: 11	R: 0 E: 0 K: 0 S: 7 H: 1 LOB: 1 BB: 0 P: 8	R: 1 E: 0 K: 1 S: 8 H: 1 LOB: 1 BB: 1 P: 15	R: 0 E: 0 K: 0 S: 5 H: 0 LOB: 0 BB: 0 P: 9	R: 3 E: 1 K: 1 S: 16 H: 1 LOB: 0 BB: 1 P: 27	R: 0 E: 0 K: 1 S: 10 H: 0 LOB: 0 BB: 0 P: 14	R: 1 E: 0 K: 0 S: 12 H: 2 LOB: 3 BB: 2 P: 23	R: 0 E: 0 K: 1 S: 9 H: 1 LOB: 1 BB: 0 P: 14	R: 0 E: 0 K: 1 S: 7 H: 1 LOB: 0 BB: 0 P: 10	1B: 5 2B: 0 3B: 0 HR: 2 SF: 0 SAC: 1 DP: 1 HBP: 0						

PITCHER		IP	WLS	BF	H	R	ER	SO	BB	IBB	HBP	BLK	WP	HR	S	P	ERA	WHIP
49 Kendall Graveman, R ERA: 7.6	(1, 1)	6.0	W	24	3	4	1	4	2	0	0	0	0	2	53	84	1.50	0.833
66 Ryan Dull, R ERA: 3.38	(7, 1)	0.1	H	3	2	1	1	0	0	0	0	0	0	0	6	8	27.00	6.000
62 Lou Trivino, R ERA: 0.75	(7, 1)	0.0		2	0	0	0	0	2	0	0	0	0	0	2	10	∞	∞
36 Yusmeiro Petit, R ERA: 4.35	(7, 1)	1.1	H	5	1	0	0	0	0	0	0	0	0	0	10	16	0.00	0.750
39 Blake Treinen, R ERA: 1.04	(8, 1)	1.1	S	4	1	0	0	2	0	0	0	0	0	0	10	13	0.00	0.750

PITCHER	IP	WLS	BF	H	R	ER	SO	BB	IBB	HBP	BLK	WP	HR	S	P	ERA	WHIP

Oakland Athletics @ New York Yankees

Yankee Stadium, Bronx, NY

Fri May 11 2018, 7:10 PM - 10:11 PM EDT

Att. 43,093 - Partly Cloudy - 70 F

livebaseballscorecards.com

AB	33
R	5
H	7
RBI	5
BB	4
SO	6
LOB	16

Inning Stats	1B: 5 2B: 0 3B: 0 HR: 2	SF: 0 SAC: 1 DP: 1 HBP: 0	WP: 0 PB: 0 SB: 0 CS: 0	PA: 38

Batter	1	2	3	4	5	6	7	8	9	10	11	AB	R	H	RBI	BB	SO	LOB
10 Marcus Semien, R (1, 6) OBP: 0.326, SLG: 0.386	B FF 92 B FF 92 F FF 92 F CU 80 B SI 95 X CU 80 3-2 P5 ①			F CU 80 T SI 94 B FF 95 X SI 95 1-2 23 BB 2 HR 1B	B CU 80 C CU 81 T SI 94 X CU 82 1-2 23 G3 1-2 1B		F FF 97 F FF 97 C FF 96 0-3 K ③			B SL 84 B SL 82 B SL 82 C FF 94 B FF 94 4-1 23 BB BB		4	1	2	0	1	1	0
23 Matt Joyce, L (1, 7) OBP: 0.352, SLG: 0.353	C CU 81 X SI 94 0-1 G5-3 ②			D CH 87 C CU 80 B SI 94 D CH 86 D CH 87 4-1 2 HR 1-2 BB	S CU 81 B SI 94 D CU 82 F SI 94 X CH 86 2-2 G3 ① 1-2 2-3			C KC 83 B FF 98 B KC 85 X FF 98 2-1 P6 ①		1 SAFE B CU 78 B SI 92 C SI 94 B SI 92 B SI 94 4-1 1-2 BB		3	1	0	0	2	0	2
8 Jed Lowrie, S (1, 4) OBP: 0.392, SLG: 0.581	C SI 93 B CU 81 S CH 87 T CU 82 1-2 K ③			X CU 81 0-0 F8 ①	B CH 87 X CH 87 1-0 SF7 ② 3-H			C KC 84 C SV 84 B FF 99 X SV 87 1-2 G3 ②		C SI 93 F CU 78 S CU 80 0-3 K ①		4	0	0	1	0	2	4
2 Khris Davis, R (1, 10) OBP: 0.289, SLG: 0.481		X CU 80 0-0 F7 ①		S CU 83 D SI 96 X CH 88 1-1 1-H 2-H HR	X CU 82 0-0 L5 ③			C KC 84 S FF 98 S FF 99 0-3 K ③		S SL 84 S SL 83 T SL 84 0-2 K ②		5	1	1	3	0	2	3
28 Matt Olson, L (1, 3) OBP: 0.323, SLG: 0.372		C FF 94 X CH 88 0-1 L3 ②		B CU 82 B FF 94 B CH 88 B FF 95 4-0 11 G3 26 BB 20 1B BB		B FF 91 B CH 85 B FF 92 C FF 92 S FF 92 X CH 86 3-2 G6-3 ①			B FF 97 B FF 96 C FF 97 B FF 96 B SL 82 4-1 18 WP 26 BB 21 F7-2 BB	D CU 80 S FF 93 C CU 78 X CU 80 1-2 P5 ③		3	1	0	0	2	0	2
26 Matt Chapman, R (1, 5) OBP: 0.321, SLG: 0.433		C FF 94 X SI 95 0-1 G5-3 ③		B SI 96 C CU 81 B CU 82 B CU 81 B FF 94 4-1 11 G3 20 1B 1-2 BB		C FF 93 C FF 92 B SL 79 B FF 93 B FF 92 F SL 81 S FF 94 3-3 K ②			B FF 96 B FF 96 C SL 84 B SL 83 S FF 96 1 SAFE B FF 96 4-2 18 WP 1-2 BB		B SL 84 C FF 92 X SL 84 1-1 G6-3 ①	3	1	0	0	2	1	0
11 Dustin Fowler, L (1, 8) OBP: 0.111, SLG: 0.111 18 Chad Pinder, R (9, PH) OBP: 0.328, SLG: 0.484 (9, 9)			C FF 93 X CH 88 0-1 F7 ① B CU 82 F CH 86 S SI 95 B FF 95 X CU 82 2-2 13 G5-6-3 1B	B FF 94 B CU 81 B SI 94 C FF 94 X CH 87 3-1 G3 ② 1-2 2-3 C CU 81 B SI 95 C CU 80 D CU 82 X FF 95 2-2 2-H 3-H 1B		B FF 92 B CH 86 F FF 93 X CH 85 2-1 P6 ③			B FF 98 C FF 96 S FF 96 B FF 96 B FF 96 B FF 97 4-2 1-2 2-3 BB		S FF 94 C SL 85 B SL 84 B SL 85 C SL 84 2-3 K ②	3 1	0 0	0 0	0 1	0 1	0 1	2 0
20 Mark Canha, R (1, 9) OBP: 0.344, SLG: 0.511 (9, 8)			B CU 82 F CH 86 S SI 95 B FF 95 X CU 82 2-2 13 G5-6-3 1B	C CU 81 B SI 95 C CU 80 D CU 82 X FF 95 2-2 2-H 3-H 1B			B FF 95 S FF 96 C FF 97 S FF 96 1-3 K ①		D FF 97 C FF 97 S FF 97 S FF 98 1-3 K ①		C CU 80 S SL 84 F SL 84 C SL 85 0-3 K ③	5	0	2	2	0	3	3
13 Bruce Maxwell, L (1, 2) OBP: 0.244, SLG: 0.316 21 Jonathan Lucroy, R (9, PH) OBP: 0.357, SLG: 0.386 (9, 2)			C CH 86 B SI 94 D CH 86 1 SAFE X SI 93 2-1 G5-6-3 ② 1-2f ③		F FF 92 C SI 93 X CU 82 0-2 23 G3 10 1B 8 SF7 1B		S FF 97 C FF 97 B FF 97 B FF 98 C FF 96 2-3 K ②		X FF 98 0-0 F7-2 ②③ 3-H			3 1	1 0	1 0	0 0	1 0	1 3	1 3
Inning Stats	R: 0 E: 0 K: 1 S: 8 H: 0 LOB: 0 BB: 0 P: 12	R: 0 E: 0 K: 0 S: 5 H: 0 LOB: 0 BB: 0 P: 5	R: 0 E: 0 K: 0 S: 7 H: 1 LOB: 0 BB: 0 P: 11	R: 5 E: 0 K: 0 S: 13 H: 3 LOB: 1 BB: 3 P: 32	R: 1 E: 0 K: 0 S: 11 H: 2 LOB: 1 BB: 0 P: 15	R: 0 E: 0 K: 1 S: 9 H: 0 LOB: 0 BB: 0 P: 17	R: 0 E: 0 K: 3 S: 9 H: 0 LOB: 0 BB: 0 P: 12	R: 0 E: 0 K: 1 S: 8 H: 0 LOB: 0 BB: 0 P: 11	R: 0 E: 0 K: 1 S: 9 H: 0 LOB: 2 BB: 3 P: 22	R: 0 E: 0 K: 2 S: 11 H: 0 LOB: 2 BB: 2 P: 20	R: 0 E: 0 K: 2 S: 9 H: 0 LOB: 0 BB: 0 P: 12	1B: 5 2B: 1 3B: 0 HR: 1 SF: 1 SAC: 0 DP: 2 HBP: 0	WP: 1 PB: 0 SB: 0 CS: 0 PA: 44						

PITCHER	IP	WLS	BF	H	R	ER	SO	BB	IBB	HBP	BLK	WP	HR	S	P	ERA	WHIP
65 Domingo Germán, R (1, 1) ERA: 4.26	5.0		22	6	6	6	1	3	0	0	0	0	1	44	75	10.80	1.800
56 Jonathan Holder, R (6, 1) ERA: 4.38	1.0		3	0	0	0	1	0	0	0	0	0	0	9	17	0.00	0.000
57 Chad Green, R (7, 1) ERA: 2.57	1.0		3	0	0	0	3	0	0	0	0	0	0	9	12	0.00	0.000
68 Dellin Betances, R (8, 1) ERA: 5.29	1.0		3	0	0	0	1	0	0	0	0	0	0	8	11	0.00	0.000
54 Aroldis Chapman, L (9, 1) ERA: 1.5	1.0		5	0	0	0	1	3	0	0	0	1	0	9	22	0.00	3.000

PITCHER	IP	WLS	BF	H	R	ER	SO	BB	IBB	HBP	BLK	WP	HR	S	P	ERA	WHIP
67 A.J. Cole, R (10, 1) ERA: 9.42	2.0	W	8	0	0	0	4	2	0	0	0	0	0	20	32	0.00	1.000

TOP

Oakland Athletics @ New York Yankees

Yankee Stadium, Bronx, NY

Sat May 12 2018, 1:09 PM - 5:23 PM EDT

Att. 41,859 - Cloudy - 58 F

livebaseballscorecards.com

AB	35
R	6
H	6
RBI	6
BB	8
SO	11
LOB	20

Batter	1	2	3	4	5	6	7	8	9	10	11	AB	R	H	RBI	BB	SO	LOB
11 Brett Gardner, L (1, 7) OBP: 0.351, SLG: 0.294	C SI 87 B CH 80 X SI 88 1-1 F7 ①	B SI 91 C SI 89 F CU 76 X CU 76 1-2 F7 ③			C SI 87 B CU 75 F SI 88 B CU 75 B CU 75 B FF 88 4-2 99 HR BB	B SI 92 C FF 93 B KC 79 C KC 78 B FF 93 D KC 80 4-2 27 FC5-4 99 S BB		C FF 89 C CH 83 X FF 90 0-2 27 S 99 F8 1B		F SI 93 B SI 95 C SI 94 B FS 89 X SI 94 2-2 1B		4	1	2	0	2	0	2
99 Aaron Judge, R (1, 10) OBP: 0.436, SLG: 0.597	C SI 90 B SL 83 B SL 82 C SL 82 F SI 89 S CU 76 2-3 K ②		C CU 75 B CU 75 S SL 82 B SI 89 B CU 77 S SL 84 3-3 K ①		B SL 82 X CU 75 1-0 1-H HR	B KC 78 B KC 79 C SI 92 D KC 80 F FF 93 B KC 81 4-2 27 FC5-4 1-2 BB		1 SAFE F FF 88 1 SAFE X FF 89 0-1 F8 ① 1-2		C FC 91 1 SAFE C FC 91 1 SAFE B SL 87 F SI 94 D FC 88 1 SAFE S SI 94 2-3 K ③		5	1	1	2	1	3	2
18 Didi Gregorius, L (1, 6) OBP: 0.353, SLG: 0.563	B CH 82 X CH 82 1-0 F8 ③		C SI 89 B CU 76 C SI 89 S CU 76 1-3 K ②		B CH 82 S SI 89 T CU 77 B CU 76 X SI 90 2-2 31 F8 27 S 14 1B 1B	F FF 92 B SI 93 X SI 93 1-1 F8 ①		B CH 82 X FF 89 1-0 L7 ②			C FS 86 B FS 86 S FS 87 X FF 94 1-2 F7 ①	6	1	1	0	0	1	3
27 Giancarlo Stanton, R (1, 9) OBP: 0.324, SLG: 0.477		C SI 88 X SL 82 0-1 G6-3 ①	B SI 90 B CU 78 B SL 83 C SI 90 F SI 90 B SI 90 4-2 24 1B BB		B SL 85 S SL 83 B SI 90 F SL 83 F CU 77 B SL 84 X CU 77 3-2 G5-3 ① 1-2	B SI 93 B KC 80 X SI 94 2-0 FC5-4 24 BB ② 1-2f 2-3		B FF 90 S CU 78 S CU 77 S CU 77 1-3 K ③ 2-3			B FC 88 B FC 91 C FC 90 B FC 91 B FC 92 4-1 24 FC6-4 BB	4	0	0	0	2	1	4
24 Gary Sánchez, R (1, 2) OBP: 0.304, SLG: 0.504		B SL 82 B SL 80 X SI 89 2-0 HR	C CU 77 X SL 84 0-1 1-2 1B		B SL 83 B CU 77 B SL 82 B FF 89 4-0 14 1B 41 1B BB	B KC 82 B KC 80 B SL 88 B FF 94 4-0 1-2 BB			S SL 89 B SI 96 C SI 96 B SI 97 C SL 89 2-3 K ①		B FF 92 C FC 91 B FC 92 S FC 89 F SI 94 X FC 89 2-2 FC6-4 31 BB 14 1B ② 1-2f	4	3	2	1	2	1	1
31 Aaron Hicks, S (1, 8) OBP: 0.330, SLG: 0.382		B CH 84 B SI 87 X SI 88 2-0 HR	B CU 74 X SL 81 1-0 F9 ③		B SL 85 C SL 86 C KC 80 B KC 82 B KC 80 F SL 85 F SL 86 X FF 90 3-2 F8 ② 2-3	B SI 93 B SI 93 C FF 93 C KC 80 D KC 81 X KC 80 3-2 G3 ③			B SI 97 B SI 96 X SI 97 2-0 G3 ②		B FS 89 F SI 94 D FS 88 D FS 87 B FS 86 4-1 14 1B 1-2 BB	5	1	1	1	1	0	7
14 Neil Walker, S (1, 3) OBP: 0.300, SLG: 0.257	B SI 90 B SI 88 C SL 83 B SI 88 B SI 89 4-1 41 1B BB	B SI 88 F SI 88 X CH 82 1-1 F8 ①	S SL 86 B KC 80 B FF 90 B KC 78 F SL 86 F KC 79 X FF 90 3-2 41 1B 1-3 3-H 1B				B FF 88 C FF 88 B CH 82 S CH 83 X FF 89 2-2 F7 ①		C SI 96 F SI 97 B SL 89 X FF 97 1-2 L7 ③		X SI 93 0-0 1-2 2-H 1B	5	0	2	2	1	0	0
41 Miguel Andujar, R (1, 5) OBP: 0.290, SLG: 0.457	B SL 84 F SI 90 B SL 84 B CU 74 X SI 88 3-1 1-2 1B	B SL 81 F SI 90 C CU 76 S CU 76 1-3 K ②	C SL 82 B SL 82 X SL 82 1-1 1-2 3-H 1B				X FC 86 0-0 F7 ②			B FF 94 X FC 90 1-0 G6-3 ①		5	0	2	1	0	1	0
25 Gleyber Torres, R (1, 4) OBP: 0.360, SLG: 0.493	F CU 76 B CU 78 B SL 83 B FF 89 S FF 89 F SL 83 F SL 83 S FF 89 3-3 K ②	C SL 83 S CU 76 B CU 77 S CU 76 1-3 K ③	S FF 92 B SL 81 C SL 82 S SL 82 1-3 K ③				X FF 88 0-0 F8 ③			C FC 93 B FF 94 X FC 90 1-1 L1-3 ②		5	0	0	0	0	3	4
Inning Stats	R: 0 E: 0 K: 1 S: 7 H: 0 LOB: 0 BB: 0 P: 11	R: 2 E: 0 K: 1 S: 15 H: 3 LOB: 2 BB: 1 P: 30	R: 0 E: 0 K: 2 S: 11 H: 1 LOB: 2 BB: 1 P: 20	R: 0 E: 0 K: 2 S: 8 H: 0 LOB: 0 BB: 0 P: 11	R: 4 E: 0 K: 1 S: 24 H: 4 LOB: 2 BB: 2 P: 46	R: 0 E: 0 K: 0 S: 10 H: 0 LOB: 3 BB: 3 P: 28	R: 0 E: 0 K: 0 S: 5 H: 0 LOB: 0 BB: 0 P: 7	R: 0 E: 0 K: 1 S: 9 H: 1 LOB: 1 BB: 0 P: 11	R: 0 E: 0 K: 1 S: 7 H: 0 LOB: 0 BB: 0 P: 12	R: 0 E: 0 K: 1 S: 10 H: 1 LOB: 1 BB: 0 P: 16	R: 1 E: 0 K: 0 S: 10 H: 1 LOB: 2 BB: 2 P: 21	1B: 8 2B: 0 3B: 0 HR: 3 SF: 0 SAC: 0 DP: 0 HBP: 0						

PITCHER		IP	WLS	BF	H	R	ER	SO	BB	IBB	HBP	BLK	WP	HR	S	P	ERA	WHIP
60 Andrew Triggs, R ERA: 5.31	(1, 1)	4.1		23	6	6	6	6	4	0	0	0	0	3	51	96	12.46	2.308
35 Danny Coulombe, L ERA: 5.79	(5, 1)	0.1		2	1	0	0	0	0	0	0	0	0	0	9	15	0.00	3.000
66 Ryan Dull, R ERA: 3.24	(5, 1)	0.1		2	1	0	0	1	0	0	0	0	0	0	5	7	0.00	3.000
46 Santiago Casilla, R ERA: 2.25	(6, 1)	1.0		6	0	0	0	0	3	0	0	0	0	0	10	28	0.00	3.000
36 Yusmeiro Petit, R ERA: 3.97	(7, 1)	2.0		7	1	0	0	1	0	0	0	0	0	0	14	18	0.00	0.500

PITCHER		IP	WLS	BF	H	R	ER	SO	BB	IBB	HBP	BLK	WP	HR	S	P	ERA	WHIP
39 Blake Treinen, R ERA: 0.98	(9, 1)	1.0		3	0	0	0	1	0	0	0	0	0	0	7	12	0.00	0.000
44 Chris Hatcher, R ERA: 6.39	(10, 1)	1.2	L	9	2	1	1	1	2	0	0	0	0	0	20	37	5.40	2.400

BOTTOM

Oakland Athletics @ New York Yankees

Yankee Stadium, Bronx, NY

Sat May 12 2018, 1:09 PM - 5:23 PM EDT

Att. 41,859 - Cloudy - 58 F

livebaseballscorecards.com

AB	43
R	7
H	11
RBI	7
BB	9
SO	10
LOB	23

Batter	1	2	3	4	5	6	7	8	9	AB	R	H	RBI	BB	SO	LOB
10 Marcus Semien, R (1, 6) OBP: 0.328, SLG: 0.386	B FF 95 X FF 96 1-0 ① G5-3		C SL 85 1 SAFE B FF 96 C CH 86 F FF 97 1 SAFE B SL 86 X CH 86 2-2 ② P5		C CH 86 B SL 86 X CH 86 1-1 8 E 8 1B 1-2 1B		B FF 96 X FF 96 1-0 ③ L3		C FF 92 D FS 85 S FS 84 X FS 84 1-2 1-2 1B	5	0	2	0	0	0	1
23 Matt Joyce, L (1, 7) OBP: 0.348, SLG: 0.343 5 Jake Smolinski, R (9, PH) OBP: 0.167, SLG: 0.206	F FF 95 C FF 95 B SL 86 B FF 96 B SL 85 B FF 96 4-2 BB		X CH 90 0-0 ③ L3		C SL 87 F FF 97 B SL 88 F FF 98 B SL 89 C FF 98 2-3 ② K			B KC 83 C FF 97 X KC 83 1-1 ① G1-3	B FF 92 B FS 84 C FF 92 B FF 92 C FF 92 X FF 91 3-2 ③ P2	3 1	0 0	0 0	0 0	1 0	1 0	3 2
8 Jed Lowrie, S (1, 4) OBP: 0.394, SLG: 0.579	F CH 87 F SL 85 B FF 97 D SL 87 1 SAFE S FF 96 2-3 ② K			C FF 95 B SL 88 B FF 97 X CH 89 2-1 26 1B 1B	B SL 89 X CH 81 1-0 E9 1-3 2-H 1B			T FF 98 F FF 98 S FF 99 0-3 ② K		4	0	2	1	0	2	1
2 Khris Davis, R (1, 10) OBP: 0.288, SLG: 0.471	C FF 96 D SL 87 B CH 87 C FF 98 B FF 98 S FF 98 3-3 ③ K			F CH 86 S FF 97 C FF 97 0-3 ① K	B FF 97 1 SAFE S FF 97 F FF 98 X FF 98 1-2 ③ F8			B KC 85 B KC 84 S FF 97 B FF 97 B FF 99 4-1 BB		3	0	0	0	1	2	4
28 Matt Olson, L (1, 3) OBP: 0.314, SLG: 0.362		C FF 94 F CH 87 B FF 95 B FF 96 C FF 96 2-3 ① K		B FF 97 C SL 86 B FF 97 S FF 97 F FF 97 S FF 98 2-3 ② K		C SL 87 C SL 97 F FF 98 B SL 91 F FF 98 F FF 98 F SL 87 B FF 98 F FF 98 2-2 ① F7		F FF 98 S FF 98 B SV 88 S SV 87 1-3 ③ K		4	0	0	0	0	3	2
26 Matt Chapman, R (1, 5) OBP: 0.319, SLG: 0.428		B FF 96 C SL 86 B SL 84 S FF 96 F CH 87 S FF 97 2-3 ② K		B SL 87 C CH 88 1 SAFE X SL 86 1-1 1-2 1B		C FF 98 B SL 88 B FF 97 S FF 98 F FF 97 X SL 89 2-2 ② G4-3			B FF 92 B FF 92 S FF 93 C FF 92 C FF 93 2-3 ① K	4	0	1	0	0	2	0
20 Mark Canha, R (1, 9) OBP: 0.340, SLG: 0.533		C CH 86 F SL 85 F FF 96 F SL 86 B SL 88 B CH 89 X FF 98 2-2 ③ F9		X SL 86 0-0 ③ L5	X CH 86 0-0 ③ F7				B FF 93 B FF 93 B FF 94 C FF 92 X FF 93 3-1 HR	4	1	1	1	0	0	2
21 Jonathan Lucroy, R (1, 2) OBP: 0.362, SLG: 0.390			C FF 96 C SL 88 X SL 87 0-2 ① G5-3		X FF 95 0-0 10 1B 8 1B 1B		C FF 95 F FF 96 B FF 95 F SL 86 S FF 96 1-3 ① K		C FS 84 X FS 85 0-1 10 1B 1B	4	1	2	0	0	1	0
11 Dustin Fowler, L (1, 8) OBP: 0.167, SLG: 0.091 18 Chad Pinder, R (9, PH) OBP: 0.324, SLG: 0.476			C FF 95 B CH 88 B SL 87 F CH 88 F FF 97 B SL 85 B CH 87 4-2 BB		C CH 81 X CH 82 0-1 ① F7		C FF 96 B FF 97 F FF 96 B FF 96 F FF 97 F FF 97 X FF 96 2-2 ② F7		S FF 92 C FF 92 D FS 85 S FS 84 1-3 ② K	2 1	0 0	0 0	0 0	1 1	0 1	1 1
Inning Stats	R: 0 E: 0 K: 2 S: 9 H: 0 LOB: 1 BB: 1 P: 19	R: 0 E: 0 K: 2 S: 12 H: 0 LOB: 0 BB: 0 P: 18	R: 0 E: 0 K: 0 S: 11 H: 0 LOB: 1 BB: 1 P: 17	R: 0 E: 0 K: 2 S: 12 H: 2 LOB: 2 BB: 0 P: 17	R: 1 E: 1 K: 1 S: 13 H: 3 LOB: 2 BB: 0 P: 18	R: 0 E: 0 K: 0 S: 13 H: 0 LOB: 0 BB: 0 P: 17	R: 0 E: 0 K: 1 S: 10 H: 0 LOB: 0 BB: 0 P: 14	R: 0 E: 0 K: 2 S: 9 H: 0 LOB: 1 BB: 1 P: 15	R: 1 E: 0 K: 2 S: 16 H: 3 LOB: 2 BB: 0 P: 26	1B: 7 2B: 0 3B: 0 HR: 1 SF: 0 SAC: 0 DP: 0 HBP: 0						

PITCHER		IP	WLS	BF	H	R	ER	SO	BB	IBB	HBP	BLK	WP	HR	S	P	ERA	WHIP
40 Luis Severino, R ERA: 2.14	(1, 1)	6.0	W	25	5	1	1	7	2	0	0	0	0	0	70	106	1.50	1.167
57 Chad Green, R ERA: 2.45	(7, 1)	1.0	H	3	0	0	0	1	0	0	0	0	0	0	10	14	0.00	0.000
68 Dellin Betances, R ERA: 5.0	(8, 1)	1.0		4	0	0	0	2	1	0	0	0	0	0	9	15	0.00	1.000
45 Chasen Shreve, L ERA: 3.52	(9, 1)	1.0		6	3	1	1	2	0	0	0	0	0	1	16	26	9.00	3.000

PITCHER	IP	WLS	BF	H	R	ER	SO	BB	IBB	HBP	BLK	WP	HR	S	P	ERA	WHIP

TOP

Oakland Athletics @ New York Yankees

Yankee Stadium, Bronx, NY

Sun May 13 2018, 3:51 PM - 6:58 PM EDT

Att. 40,538 - Cloudy - 53 F

livebaseballscorecards.com

AB	35
R	2
H	8
RBI	2
BB	3
SO	12
LOB	17

PA: 38

WP: 0
PB: 0
SB: 0
CS: 0

Batter	1	2	3	4	5	6	7	8	9	AB	R	H	RBI	BB	SO	LOB
11 Brett Gardner, L (1, 7) OBP: 0.353, SLG: 0.298	C FF 92 B FF 92 F FF 93 X SL 84 1-2 99 2B 27 1B 1B	C KC 76 B FF 93 X KC 77 1-1 1B		F SI 89 X SI 90 0-1 ③ G4-3		C FF 95 F CH 87 C KC 82 0-3 ③ K		1 SAFE 1 SAFE B FF 95 F SI 94 X FF 93 1-1 ② F7		5	1	2	0	0	1	3
99 Aaron Judge, R (1, 9) OBP: 0.440, SLG: 0.601	B FF 90 X SI 90 1-0 27 1B 1-3 2B	D CH 83 X CH 83 1-0 ③ G5-3			B SL 81 B CH 83 S CH 82 B SI 90 C CH 85 S CH 86 3-3 ① K		B KC 81 C FF 93 B SI 94 B KC 82 F FF 95 B FF 96 4-2 27 2B 31 FC5-6 BB	C CU 76 B SL 81 X FF 95 1-1 18 FC6 1-H 1B		4	2	2	1	1	1	1
18 Didi Gregorius, L (1, 6) OBP: 0.349, SLG: 0.548	B SL 84 B SL 83 B SL 83 C FF 92 F SI 91 B SL 84 4-2 24 G6-4-3 27 1B 31 1B BB		B KC 76 B KC 75 C FF 91 S SI 90 B SI 92 X SI 90 3-2 ① G3		B SI 89 C SL 82 F SI 91 X SI 91 1-2 ② G4-3		F CH 88 F FF 94 F FF 94 F FF 94 D KC 82 1 SAFE X FF 94 1-2 ① F7	C FF 94 B SL 84 F FF 94 B FS 82 F SI 93 X FF 96 2-2 ③ FC6 1-2f		4	1	0	0	1	0	2
27 Giancarlo Stanton, R (1, 10) OBP: 0.339, SLG: 0.516	B FF 94 B SL 82 X FF 93 2-0 24 G6-4-3 1-2 2-H 3-H 1B		B CH 85 X CH 85 1-0 24 G5-3 24 WP 1B		B SL 82 B FF 91 C CH 84 X FF 91 2-1 HR		C SI 94 B SI 94 X SI 94 1-1 31 FC5-6 1-3 2B			4	1	4	3	0	0	0
24 Gary Sánchez, R (1, 2) OBP: 0.309, SLG: 0.496	B SI 92 C CH 86 B FF 93 B CH 86 S CH 84 F FF 93 X CH 86 3-2 ① ② G6-4-3 1-2f 2-3		B FF 92 1 SAFE C FF 90 B CH 85 S CH 84 B FF 93 X CH 85 3-2 ② G5-3 1-3		C CH 83 B SL 82 S CH 83 F FF 91 B CH 84 B SL 83 B CH 85 4-2 BB		B SI 91 D FF 91 B SL 91 B SI 93 4-0 31 FC5-6 BB			2	0	0	0	2	0	3
31 Aaron Hicks, S (1, 8) OBP: 0.327, SLG: 0.376	D CH 85 F SI 92 B FF 92 D CH 86 F SI 92 X SL 82 3-2 3-H 1B		D CH 85 C SI 91 B CH 86 X SI 90 2-1 ③ G4-3		C SI 90 T CH 84 C SL 82 0-3 ③ K		C SI 94 F SI 93 F KC 83 B FF 95 F KC 83 F KC 82 D CH 88 X FF 94 2-2 ② FC5-6 26 S 1-2f 2-3 3-H			4	0	1	2	0	1	4
26 Tyler Austin, R (1, 3) OBP: 0.292, SLG: 0.481	B SI 91 C SI 91 1 SAFE F CH 85 D SL 81 S CH 84 2-3 ③ K			B CH 82 X CH 83 1-0 ① G5-3		X FF 93 0-0 ① F9	B SI 94 B KC 80 F SL 89 B SL 90 F SI 93 S KC 81 3-3 ③ K 1-2			4	0	0	0	0	2	3
41 Miguel Andujar, R (1, 5) OBP: 0.296, SLG: 0.458		X SI 90 0-0 ① F9		B SI 88 B CH 85 X SI 90 2-0 ② G6-3		B FF 93 X FF 94 1-0 74 S 1B		B FF 95 B FF 95 B FF 93 C FF 92 X FF 93 3-1 99 WP 99 1B 1B		4	1	2	0	0	0	0
74 Ronald Torreyes, R (1, 4) OBP: 0.352, SLG: 0.434		C SI 90 B FF 91 C SI 90 F SL 83 S FF 91 1-3 ② K		F SI 90 F SI 91 B FF 90 X SI 92 1-2 2B		F SI 93 B SI 94 S KC 80 F KC 82 X KC 79 1-2 ② F9 1-2		1 SAFE B FF 94 B FF 94 B FF 93 C FF 92 X FF 93 3-1 ① P3		4	0	1	0	0	1	2
Inning Stats	R: 3 E: 0 K: 1 S: 17 H: 4 LOB: 1 BB: 1 P: 33	R: 0 E: 0 K: 1 S: 8 H: 1 LOB: 1 BB: 0 P: 11	R: 0 E: 0 K: 0 S: 9 H: 1 LOB: 1 BB: 0 P: 18	R: 0 E: 0 K: 0 S: 7 H: 1 LOB: 1 BB: 0 P: 11	R: 1 E: 0 K: 2 S: 14 H: 1 LOB: 1 BB: 1 P: 24	R: 0 E: 0 K: 1 S: 9 H: 1 LOB: 1 BB: 0 P: 11	R: 1 E: 0 K: 1 S: 18 H: 1 LOB: 2 BB: 2 P: 33	R: 1 E: 0 K: 0 S: 12 H: 2 LOB: 1 BB: 0 P: 22		1B: 8 2B: 3 3B: 0 HR: 1	SF: 0 SAC: 0 DP: 1 HBP: 0		WP: 2 PB: 0 SB: 2 CS: 0	PA: 39		

PITCHER		IP	WLS	BF	H	R	ER	SO	BB	IBB	HBP	BLK	WP	HR	S	P	ERA	WHIP
30 Brett Anderson, L ERA: 8.16	(1, 1)	5.0	L	24	8	4	4	4	2	0	0	0	1	1	55	97	7.20	2.000
46 Santiago Casilla, R ERA: 2.5	(6, 1)	2.0		10	2	1	1	2	2	0	0	0	0	0	27	44	4.50	2.000
57 Wilmer Font, R ERA: 12.38	(8, 1)	1.0		5	2	1	1	0	0	0	0	0	1	0	12	22	9.00	2.000

PITCHER	IP	WLS	BF	H	R	ER	SO	BB	IBB	HBP	BLK	WP	HR	S	P	ERA	WHIP

BOTTOM

Oakland Athletics @ New York Yankees

Yankee Stadium, Bronx, NY

Sun May 13 2018, 3:51 PM - 6:58 PM EDT

Att. 40,538 - Cloudy - 53 F

livebaseballscorecards.com

AB	35
R	6
H	12
RBI	6
BB	4
SO	6
LOB	18

Batter	1	2	3	4	5	6	7	8	9	AB	R	H	RBI	BB	SO	LOB
31 Aaron Hicks, S (1, 8) OBP: 0.316, SLG: 0.361	B SI 88 X SI 88 1-0 G6-3	D CH 82 B CH 83 F SI 90 C SI 90 D CU 77 S CU 76 3-3 K		S CH 82 X SI 88 0-1 G6-3		B FC 91 1 SAFE X FC 90 1-0 SH1-3 1-2		X CH 85 0-0 G6-3		4	0	0	0	0	1	5
99 Aaron Judge, R (1, 9) OBP: 0.439, SLG: 0.589	B SI 88 B CH 82 S CH 81 C CU 76 C CU 76 2-3 K		C CH 86 B FF 87 B FF 89 C CU 75 B CH 82 B CU 74 4-2 27 G4-6-3 BB		B SI 87 S CH 79 B FF 89 B CU 74 B CH 82 4-1 24 BB 27 1B 18 FC3-2 BB	C FC 90 S FC 91 C FC 93 0-3 K			B FF 92 F FF 92 T FF 94 B FF 94 B FF 93 S FF 94 3-3 K	3	0	0	0	2	3	1
27 Giancarlo Stanton, R (1, 7) OBP: 0.341, SLG: 0.509	B CH 83 B FF 90 B CH 84 F SI 90 B CU 76 4-1 24 2B BB		C FF 88 X SI 89 0-1 G4-6-3 1-2f		B CH 82 C SI 88 X FF 89 1-1 18 FC3-2 24 BB 26 SF8 1-2 1B		B FC 94 S FC 93 S FF 93 S CU 82 1-3 K		F FF 94 F FF 94 B FF 95 B FF 93 B FS 84 S FF 94 3-3 K	4	1	1	0	1	2	1
24 Gary Sánchez, R (1, 2) OBP: 0.318, SLG: 0.511	C CU 74 B FF 89 F CU 76 B SI 89 X CU 76 2-2 1-3 2B		C SI 89 F CH 84 B SI 89 B CU 77 X CH 84 2-2 F9		B SI 89 C FF 89 C FF 89 D CU 77 B CH 82 B FF 90 4-2 26 SF8 18 FC3-2 1-2 2-3 BB		B FC 94 X FC 93 1-0 18 L7-6 2B		F FF 93 X FS 85 0-1 F8	4	0	2	0	1	0	0
18 Didi Gregorius, L (1, 6) OBP: 0.341, SLG: 0.533	X FF 91 0-0 G4-3			C CH 86 B CU 74 B CU 74 X FF 90 2-1 E8 26 HR	B FF 85 X FF 90 1-0 FC3-2 41 WP 1-2 2-3 3-Hf		S SI 94 B KC 77 B SI 95 F SI 94 X SI 94 2-2 L7-6 2-3			4	1	0	0	0	0	6
26 Tyler Austin, R (1, 3) OBP: 0.304, SLG: 0.530 14 Neil Walker, S (6, 3) OBP: 0.298, SLG: 0.255		B CH 82 X SI 88 1-0 41 2B 1B		B SI 88 B CH 82 T SI 88 F CU 74 B FF 89 F SI 90 X CU 75 3-2 2-H HR	B FF 87 F FF 90 F FF 90 F FF 91 B FF 90 F FF 90 X FF 90 2-2 SF8 2-3 3-H			X SI 94 0-0 B1-3		2 1	1 0	2 0	3 0	0 0	0 0	0 0
41 Miguel Andujar, R (1, 5) OBP: 0.295, SLG: 0.459		B SI 87 D CH 82 X CH 82 2-0 1-3 2B		B CU 74 C FF 90 S CU 76 B CU 77 F FF 90 F FF 90 F CU 76 S CU 76 2-3 K	S CU 76 B FF 89 C FF 90 B CU 78 F FF 90 F FF 89 D CU 77 F CU 77 F CU 76 3-2 F CU 76 X CU 76 G6-3 1-2			B SI 95 F SI 94 B CH 83 B FF 95 X SI 94 3-1 G5-3		4	0	1	0	0	1	2
19 Masahiro Tanaka, R (1, 1) 11 Brett Gardner, L (6, PH) OBP: 0.351, SLG: 0.296 57 Chad Green, L (6, 1) 45 Chasen Shreve, L (7, 1) 33 Greg Bird, L (8, PH) OBP: 1.000, SLG: 2.000 43 Adam Warren, R (8, 1)		C FF 91 S CU 77 S CU 77 0-3 K		C SI 89 B CU 76 X CH 82 1-1 G1-3		C CU 78 F FC 92 F CU 80 B FC 92 X FC 93 1-2 F7		C CH 84 S CU 83 B FF 96 X CU 84 1-2 25 1B 2B		2 1 0 0 1 0	0 0 0 0 0 0	0 0 0 0 1 0	0 0 0 0 0 0	0 0 0 0 0 0	1 0 0 0 0 0	2 0 0 0 0 0
25 Gleyber Torres, R (1, 4) OBP: 0.380, SLG: 0.500		F SI 90 S FF 90 D CU 78 C CU 75 1-3 K		S CH 82 S CH 82 B CU 76 X CH 83 1-2 1B		C FC 92 B CU 78 H CU 77 2-1 31 SH1-3 HBP		X FF 96 0-0 2-3 1B		3	0	2	0	0	1	2

Inning Stats	1	2	3	4	5	6	7	8	9
	R: 0 E: 0 K: 1 S: 9 H: 1 LOB: 2 BB: 1 P: 18	R: 0 E: 0 K: 3 S: 11 H: 2 LOB: 2 BB: 0 P: 18	R: 0 E: 0 K: 0 S: 7 H: 0 LOB: 0 BB: 1 P: 13	R: 2 E: 1 K: 1 S: 19 H: 2 LOB: 1 BB: 0 P: 28	R: 1 E: 0 K: 0 S: 19 H: 1 LOB: 2 BB: 2 P: 34	R: 0 E: 0 K: 1 S: 9 H: 0 LOB: 1 BB: 0 P: 13	R: 0 E: 0 K: 1 S: 7 H: 1 LOB: 0 BB: 0 P: 11	R: 0 E: 0 K: 0 S: 8 H: 2 LOB: 2 BB: 0 P: 12	R: 0 E: 0 K: 2 S: 8 H: 0 LOB: 0 BB: 0 P: 14

1B: 4 2B: 5 3B: 0 HR: 1	SF: 1 SAC: 1 DP: 2 HBP: 1	WP: 1 PB: 0 SB: 0 CS: 0	PA: 40

PITCHER		IP	WLS	BF	H	R	ER	SO	BB	IBB	HBP	BLK	WP	HR	S	P	ERA	WHIP
47 Gio González, L ERA: 2.36	(1, 1)	5.0		25	6	3	2	5	4	0	0	0	1	1	65	111	3.60	2.000
51 Wander Suero, R ERA:	(6, 1)	1.1	W	6	1	0	0	2	0	0	1	0	0	0	13	19	0.00	0.750
36 Sammy Solís, L ERA: 3.86	(7, 1)	0.2	H	1	0	0	0	0	0	0	0	0	0	0	3	5	0.00	0.000
44 Ryan Madson, R ERA: 3.98	(8, 1)	1.0	H	5	2	0	0	0	0	0	0	0	0	0	8	12	0.00	2.000
62 Sean Doolittle, L ERA: 1.37	(9, 1)	1.0	S	3	0	0	0	2	0	0	0	0	0	0	8	14	0.00	0.000

PITCHER	IP	WLS	BF	H	R	ER	SO	BB	IBB	HBP	BLK	WP	HR	S	P	ERA	WHIP

TOP

New York Yankees @ Washington Nationals

Nationals Park, Washington, DC

Tue May 15 2018, 7:06 PM - 6:07 PM EDT

Att. 41,567 - Cloudy - 85 F

livebaseballscorecards.com

AB	33
R	3
H	9
RBI	3
BB	4
SO	9
LOB	19

Batter	1	2	3	4	5	6	7	8	9	AB	R	H	RBI	BB	SO	LOB
7 Trea Turner, R (1, 6) OBP: 0.383, SLG: 0.427	X FF 92 0-0 ① G6-3	B SL 84 B FS 88 C SL 84 C SL 85 X SL 85 2-2 ③ F7 2-3			S FF 94 T FS 86 X SL 86 0-2 ③ G5-3		F FS 84 X FS 84 0-1 6 PO 2B			4	0	1	0	0	0	1
34 Bryce Harper, L (1, 9) OBP: 0.397, SLG: 0.531	C SL 82 B FF 91 X FS 86 1-1 ② G5-3		B FF 92 X SL 84 1-0 ① G4-3			S FF 96 S FF 97 S FF 97 B FF 98 S FF 96 1-3 ① K	B FF 92 S FS 85 B FF 93 B FF 93 S FS 85 D FS 85 4-2 BB			3	0	0	0	1	1	0
6 Anthony Rendon, R (1, 5) OBP: 0.366, SLG: 0.483	C FF 91 B SL 83 X SI 91 1-1 HR		B CU 76 B CU 76 C FS 85 B SL 83 F FS 86 X SL 84 3-2 ② F9			C FF 98 C FF 98 B FF 98 F FF 98 B FF 98 F FF 96 X FF 98 2-2 22 HR 1B	S FF 93 2 SAFE 0-1 ③ PO 2-3	C SL 82 B SL 83 B FF 91 F SL 83 S SL 84 2-3 ① K		4	2	2	1	0	1	0
Matt Adams, L (1, 7) OBP: 0.383, SLG: 0.629 22 Juan Soto, L (6, PH) OBP: 0.500, SLG: 2.000 (7, 7)	B FS 84 S FS 87 X FS 87 1-1 ③ G4-3		C FF 92 B FS 86 X FS 86 1-1 ③ G4-3			B FF 97 B FF 97 F FF 96 B FF 97 X FF 97 3-1 1-H HR		F CU 79 B SL 84 C SL 83 F CH 84 B SL 84 T CH 86 2-2 ② K		2 2	0 1	0 1	0 2	0 0	0 1	0 0
Howie Kendrick, R (1, 4) OBP: 0.331, SLG: 0.477 8 Brian Goodwin, L (6, PH) OBP: 0.364, SLG: 0.346 (7, 8)		C SL 81 X SL 83 0-1 45 1B 2B		B SL 82 C FS 85 B SI 90 F FF 92 X SI 92 2-2 ① G5-3		C FF 98 F FF 97 B FF 96 B SL 85 S SL 86 2-3 ② K		C CU 80 B CH 84 B FF 92 C SL 84 X CH 84 2-2 ③ G6-3		2 2	1 0	1 0	0 0	0 0	0 1	0 0
14 Mark Reynolds, R (1, 3) OBP: 0.571, SLG: 1.429		D SL 84 S SL 83 2 SAFE S FS 86 D FS 88 F SL 85 F SL 84 F FS 87 S FS 87 2-3 ① K		C FS 85 C SL 84 B FF 92 B FS 87 B FF 94 X FS 87 3-2 ② F9		C FF 97 C SL 86 B FF 97 X SL 85 1-2 1B				3	0	1	0	0	1	1
45 Andrew Stevenson, L (1, 8) OBP: 0.311, SLG: 0.325 1 Wilmer Difo, S (6, PH) OBP: 0.350, SLG: 0.358 (7, 4)		F CU 76 B FS 88 B SL 83 B FF 93 C SL 84 X FS 89 3-2 29 2B 1B 2-H		C CU 77 X FF 94 0-1 ③ L7		C FF 97 F FF 96 F FF 97 B FF 96 F FF 97 F FF 99 X FF 96 1-2 ③ F9				2 1	1 0	1 0	1 0	0 0	0 0	0 1
29 Pedro Severino, R (1, 2) OBP: 0.382, SLG: 0.351		1 SAFE X FF 92 0-0 7 PB 2B 1-H			F SL 82 B SL 82 S FS 86 F FS 86 X FS 84 1-2 ① L7		F FF 91 X FS 84 0-1 ① G6-3			3	0	1	1	0	0	0
47 Gio González, R (1, 1) OBP: 0.053, SLG: 0.053 49 Moisés Sierra, R (5, PH) OBP: 0.217, SLG: 0.304 51 Wander Suero, R (6, 1) 36 Sammy Solís, R (7, 1) 2 Adam Eaton, L (7, PH) OBP: 0.412, SLG: 0.633 44 Ryan Madson, L (8, 1) 62 Sean Doolittle, L (9, 1)		S FF 93 S SL 84 F SL 85 B FS 87 S FF 94 1-3 ② K			S SL 82 B SL 82 X FS 86 1-1 ② F9		B FF 92 B FF 92 C FF 92 S FS 84 S FS 85 2-3 ② K2-3			1 1 0 0 1 0 0	0 0 0 0 0 0 0	0 0 0 0 0 0 0	0 0 0 0 0 0 0	0 0 0 0 0 0 0	1 0 0 0 1 0 0	1 0 0 0 0 0 0
Inning Stats	R: 1 H: 1 E: 0 LOB: 0 K: 0 BB: 0 S: 7 P: 10	R: 2 H: 3 E: 0 LOB: 1 K: 2 BB: 0 S: 19 P: 27	R: 0 H: 0 E: 0 LOB: 0 K: 0 BB: 0 S: 6 P: 11	R: 0 H: 0 E: 0 LOB: 0 K: 0 BB: 0 S: 8 P: 13	R: 0 H: 0 E: 0 LOB: 0 K: 0 BB: 0 S: 9 P: 11	R: 2 H: 3 E: 0 LOB: 1 K: 2 BB: 0 S: 22 P: 32	R: 0 H: 1 E: 0 LOB: 1 K: 1 BB: 1 S: 10 P: 16	R: 0 H: 0 E: 0 LOB: 0 K: 2 BB: 0 S: 10 P: 16		1B: 3 SF: 0 2B: 3 SAC: 0 3B: 0 DP: 0 HR: 2 HBP: 0				WP: 0 PA: 33 PB: 1 SB: 0 CS: 0		

PITCHER	IP	WLS	BF	H	R	ER	SO	BB	IBB	HBP	BLK	WP	HR	S	P	ERA	WHIP
19 Masahiro Tanaka, R (1, 1) ERA: 4.73	5.0		19	4	3	3	2	0	0	0	0	0	1	49	72	5.40	0.800
57 Chad Green, R (6, 1) ERA: 3.13	1.0	L	6	3	2	2	2	0	0	0	0	0	1	22	32	18.00	3.000
45 Chasen Shreve, L (7, 1) ERA: 3.31	1.0		4	1	0	0	1	1	0	0	0	0	0	10	16	0.00	2.000
43 Adam Warren, R (8, 1) ERA: 2.89	1.0		3	0	0	0	2	0	0	0	0	0	0	10	16	0.00	0.000

PITCHER	IP	WLS	BF	H	R	ER	SO	BB	IBB	HBP	BLK	WP	HR	S	P	ERA	WHIP

BOTTOM

New York Yankees @ Washington Nationals

Nationals Park, Washington, DC

Tue May 15 2018, 7:06 PM - 6:07 PM EDT

Att. 41,567 - Cloudy - 85 F

livebaseballscorecards.com

AB	31
R	5
H	8
RBI	5
BB	1
SO	7
LOB	4

New York Yankees @ Kansas City Royals

Kauffman Stadium, Kansas City, MO

Fri May 18 2018, 7:16 PM - 10:01 PM CDT

Att. 26,433 - Clear - 84 F

TOP

livebaseballscorecards.com

Batter	1	2	3	4	5	6	7	8	9	AB	R	H	RBI	BB	SO	LOB
11 Brett Gardner, L (1, 7) OBP: 0.346, SLG: 0.293	B FF 90 C FF 91 B CU 78 X SI 90 2-1 ① F9		B SI 92 B SL 83 X FF 92 2-0 ② F9		B SI 91 B SL 82 X SI 90 2-0 1-2 1B	C SL 81 B SL 82 X FF 93 1-1 ③ G1-3			C FF 97 C SL 81 F CH 89 S SI 97 0-3 ③ K	5	0	1	0	0	1	3
99 Aaron Judge, R (1, 9) OBP: 0.430, SLG: 0.574	B SL 81 C SL 81 X SI 92 1-1 ② G5-3		C SL 82 1 SAFE S SL 83 B SL 85 X SL 85 1-2 ③ G6-3		B SL 82 S SL 83 B SI 91 F SL 82 F SL 84 X SL 84 2-2 ② F9		B SL 89 C SI 93 B SL 88 B SL 88 X SI 93 3-1 ① G6-3			4	0	0	0	0	0	3
18 Didi Gregorius, L (1, 6) OBP: 0.333, SLG: 0.519	C SI 92 B SL 82 B SI 93 F SL 83 F FF 93 X CH 86 2-2 ③ F8			C SI 88 X CH 84 0-1 ① F7	F SL 82 C SL 84 X SL 83 0-2 ③ G4-3		S CH 86 F SL 89 S CH 85 0-3 ② K			4	0	0	0	0	1	2
27 Giancarlo Stanton, R (1, 10) OBP: 0.344, SLG: 0.509		C FF 93 B FF 94 B SI 92 S SL 81 S SL 84 2-3 ① K		B SL 81 F SI 90 B SI 91 X SI 90 2-1 31 1B 24 G4-3 1B		S SL 81 B SL 82 B SL 83 S SI 91 X SL 83 2-2 31 1B 14 1B 1B	C SL 87 B SL 89 F SL 86 S SI 94 1-3 ③ K			4	1	2	0	0	2	0
24 Gary Sánchez, R (1, 2) OBP: 0.311, SLG: 0.496		C SL 82 B SL 84 C FF 93 B SL 84 B SL 83 S SL 83 3-3 ② K		F SL 82 C FF 93 X SL 84 0-2 ② G4-3 1-2		B FF 92 B FF 90 C SL 82 X FF 91 2-1 ① F7		F FF 95 X SL 86 0-2 ① L7		4	0	0	0	0	1	2
31 Aaron Hicks, S (1, 8) OBP: 0.331, SLG: 0.376		C SI 92 B SI 91 B SI 87 B SL 81 F SI 91 X SI 91 3-2 1B		B SL 84 B SI 93 C CH 85 C SL 82 F SL 84 F SL 84 X CH 87 2-2 2-3 1B		F CH 84 S SL 82 B FF 89 F SL 84 B CH 85 F SL 82 X SI 92 2-2 14 1B 41 SF9 1-2 1B		C FF 96 B SL 85 S SL 85 B SI 97 C FF 97 2-3 ② K		4	1	3	0	0	1	0
14 Neil Walker, S (1, 3) OBP: 0.296, SLG: 0.255		X SI 91 0-0 ③ G4-3		C SI 92 1 SAFE F FF 92 B SI 92 S SL 85 1-3 ③ K		X SI 90 0-0 25 BB 1-3 2-H 1B		C FF 95 B SL 86 X FF 95 1-1 ③ G4-3		4	0	1	1	0	1	3
41 Miguel Andujar, R (1, 5) OBP: 0.287, SLG: 0.449			C FF 92 F SL 82 B FF 91 X SL 83 1-2 ① G6-3		B SL 82 B FF 92 X FF 90 2-0 ① G5-3	F SI 92 F SI 93 X FF 93 0-2 ② SF9 3-H			C FF 94 X SL 80 0-1 ① F7	3	0	0	1	0	0	0
25 Gleyber Torres, R (1, 4) OBP: 0.398, SLG: 0.500			T FF 93 B SL 84 X SI 92 1-1 1B		B FF 91 C SL 82 B FF 93 B FF 91 B FF 90 4-1 11 1B BB	C SI 92 B SL 82 S SL 83 B SL 85 B SI 93 B SI 91 4-2 1-2 BB			C FF 96 B SL 82 X SI 95 1-1 ② F8	2	0	1	0	2	0	0
Inning Stats	R: 0 E: 0 K: 0 S: 8 H: 0 LOB: 0 BB: 0 P: 13	R: 0 E: 0 K: 2 S: 10 H: 1 LOB: 1 BB: 0 P: 18	R: 0 E: 0 K: 0 S: 9 H: 1 LOB: 1 BB: 0 P: 14	R: 0 E: 0 K: 1 S: 15 H: 2 LOB: 2 BB: 0 P: 20	R: 0 E: 0 K: 0 S: 10 H: 1 LOB: 2 BB: 1 P: 20	R: 2 E: 0 K: 0 S: 18 H: 3 LOB: 2 BB: 1 P: 29	R: 0 E: 0 K: 2 S: 8 H: 0 LOB: 0 BB: 0 P: 12	R: 0 E: 0 K: 1 S: 8 H: 0 LOB: 0 BB: 0 P: 11	R: 0 E: 0 K: 1 S: 8 H: 0 LOB: 0 BB: 0 P: 9	1B: 8 2B: 0 3B: 0 HR: 0 SF: 1 SAC: 0 DP: 0 HBP: 0						

	AB	34
	R	2
	H	8
	RBI	2
	BB	2
	SO	7
	LOB	13

WP: 0 PA: 37
PB: 0
SB: 0
CS: 0

PITCHER		IP	WLS	BF	H	R	ER	SO	BB	IBB	HBP	BLK	WP	HR	S	P	ERA	WHIP
65 Jakob Junis, R ERA: 3.51	(1, 1)	5.1	W	24	7	2	2	3	1	0	0	0	0	0	62	101	3.38	1.500
54 Tim Hill, L ERA: 3.29	(6, 1)	0.2	H	4	1	0	0	0	1	0	0	0	0	0	8	13	0.00	3.000
61 Kevin McCarthy, R ERA: 3.06	(7, 1)	1.0	H	3	0	0	0	2	0	0	0	0	0	0	8	12	0.00	0.000
56 Brad Keller, R ERA: 1.96	(8, 1)	1.0	H	3	0	0	0	1	0	0	0	0	0	0	8	11	0.00	0.000
40 Kelvin Herrera, R ERA: 1.08	(9, 1)	1.0	S	3	0	0	0	1	0	0	0	0	0	0	8	9	0.00	0.000

PITCHER		IP	WLS	BF	H	R	ER	SO	BB	IBB	HBP	BLK	WP	HR	S	P	ERA	WHIP

Batter	1	2	3	4	5	6	7	8	9	AB	R	H	RBI	BB	SO	LOB
15 Whit Merrifield, R (1, 4) OBP: 0.363, SLG: 0.435	B SI 87 X SI 88 1-0 8 S 13 FC4-6 2B		C SL 79 C FC 88 F SL 80 B FC 87 X SL 79 1-2 25 E 12 S 17 BB 1-3 1B	S CH 83 F FC 89 F SL 81 X CH 84 0-2 12 S 1B			F KC 82 F SL 87 B FC 92 B FC 92 X KC 81 2-2 ① G5-3			4	2	3	0	0	0	0
12 Jorge Soler, R (1, 9) OBP: 0.408, SLG: 0.504	C FC 88 B SL 78 C FC 89 B FC 89 X SL 80 2-2 ① F9		B FC 88 D CH 84 C CH 83 F FC 89 B SL 80 S CH 84 3-3 ① K 1-2	B SL 81 S CH 83 D CH 84 B FC 88 S CH 83 F SL 80 F CH 82 X SL 79 3-2 ③ L9 1-2			X SL 86 0-0 ② G5-3			4	0	0	0	0	1	4
8 Mike Moustakas, L (1, 5) OBP: 0.332, SLG: 0.535	B SL 80 S SL 80 B SI 90 B SL 81 S SL 80 B SL 82 4-2 13 FC4-6 2-3 BB		F SI 90 B SI 91 X SL 81 1-1 ② P4		S SL 79 B SI 88 C SI 89 X SI 88 1-2 ① G4-3		B FC 93 C KC 82 B CH 87 S KC 83 B FC 92 B KC 84 4-2 13 2B BB			2	1	0	0	2	0	2
13 Salvador Perez, R (1, 2) OBP: 0.297, SLG: 0.505	D SL 81 X FC 89 1-0 ② FC4-6 25 FC4-6 1-2f 3-H		B FC 91 B SL 80 S SL 82 F SL 80 B FC 91 B SL 82 4-2 17 BB 25 E BB		X CH 83 0-0 HR		C SL 86 X FC 93 0-1 1-H 2B			3	1	2	3	1	0	1
25 Jon Jay, L (1, 7) OBP: 0.355, SLG: 0.345	C SI 90 X SI 89 0-1 ③ FC4-6 1-2f		B SL 82 F SI 90 X SI 92 1-1 E4 17 BB 1-2 2-3 3-H		B SI 88 C SL 80 B SI 89 F SI 89 F SI 91 B SL 81 S FC 92 3-3 ② K		B FC 94 F SL 80 B FC 92 X KC 84 2-1 ③ L8			4	0	0	0	0	1	4
17 Hunter Dozier, R (1, 3) OBP: 0.267, SLG: 0.286		F FC 87 X FC 87 0-1 ① F7	B FC 89 F FC 90 B FC 90 B FC 88 F FC 90 B SL 81 4-2 1-2 2-3 3-H BB		C SL 81 X FC 89 0-1 ③ L7			F FF 94 S FC 83 S FF 92 0-3 ① K		3	0	0	1	1	1	0
4 Alex Gordon, L (1, 10) OBP: 0.336, SLG: 0.389		B SI 88 C SL 80 F SI 90 C SI 89 1-3 ② K	F SL 81 D SI 90 F SL 80 F SL 79 S SL 82 1-3 ③ K			S FF 90 X FF 91 0-1 ① P5		B SL 80 S CH 86 C FF 93 S FF 93 1-3 ② K		4	0	0	0	0	3	3
2 Alcides Escobar, R (1, 6) OBP: 0.294, SLG: 0.320		C FC 87 F SL 79 X FC 88 0-2 ③ G6-3		C FF 87 B CH 83 C FF 89 S SL 81 1-3 ① K		S FF 91 B FS 84 X FS 83 1-1 ② G6-3		C FF 94 B FC 84 X SL 83 1-1 1B		4	0	1	0	0	1	0
45 Abraham Almonte, S (1, 8) OBP: 0.256, SLG: 0.329			B SI 89 S CH 82 C SL 79 B SL 81 B FC 88 F SL 78 B CH 82 4-2 15 1B 25 E BB	B CH 83 X FC 88 1-0 ② G4-3		C FF 91 B FS 84 S FF 92 B FS 84 X FS 86 2-2 ③ L7		C FF 93 1 SAFE X CH 86 0-1 ③ F8		3	1	0	0	1	0	1
Inning Stats	R: 1 E: 0 K: 0 S: 9 H: 1 LOB: 1 BB: 1 P: 17	R: 0 E: 0 K: 1 S: 8 H: 0 LOB: 0 BB: 0 P: 9	R: 2 E: 1 K: 2 S: 22 H: 1 LOB: 3 BB: 3 P: 41	R: 0 E: 0 K: 1 S: 13 H: 1 LOB: 1 BB: 0 P: 18	R: 1 E: 0 K: 1 S: 10 H: 1 LOB: 0 BB: 0 P: 14	R: 0 E: 0 K: 0 S: 7 H: 0 LOB: 0 BB: 0 P: 10	R: 1 E: 0 K: 0 S: 10 H: 1 LOB: 1 BB: 1 P: 18	R: 0 E: 0 K: 2 S: 10 H: 1 LOB: 1 BB: 0 P: 12		1B: 3 2B: 2 3B: 0 HR: 1 SF: 0 SAC: 0 DP: 0 HBP: 0						

PITCHER		IP	WLS	BF	H	R	ER	SO	BB	IBB	HBP	BLK	WP	HR	S	P	ERA	WHIP
52 CC Sabathia, L ERA: 2.4	(1, 1)	5.0	L	24	4	4	2	5	4	0	0	0	0	1	62	99	3.60	1.600
45 Chasen Shreve, L ERA: 3.12	(6, 1)	1.0		3	0	0	0	0	0	0	0	0	0	0	7	10	0.00	0.000
30 David Robertson, R ERA: 4.43	(7, 1)	1.0		5	1	1	1	0	1	0	0	0	0	0	10	18	9.00	2.000
56 Jonathan Holder, R ERA: 4.05	(8, 1)	1.0		4	1	0	0	2	0	0	0	0	0	0	10	12	0.00	1.000

PITCHER	IP	WLS	BF	H	R	ER	SO	BB	IBB	HBP	BLK	WP	HR	S	P	ERA	WHIP

BOTTOM

New York Yankees @ Kansas City Royals

Kauffman Stadium, Kansas City, MO

Fri May 18 2018, 7:16 PM - 10:01 PM CDT

Att. 26,433 - Clear - 84 F

livebaseballscorecards.com

AB	31
R	5
H	6
RBI	4
BB	5
SO	7
LOB	15

WP: 0 PA: 36
PB: 0
SB: 3
CS: 0

Batter	1	2	3	4	5	6	7	8	9	AB	R	H	RBI	BB	SO	LOB
31 Aaron Hicks, S (1, 8) OBP: 0.341, SLG: 0.410	C SI 95 C SL 83 B CH 85 X CH 85 1-2 27 F8 24 2B 1B		B SI 94 F SL 83 B FF 94 B CH 85 X SI 94 3-1 IHR	C SI 95 F FF 95 F FF 95 B SL 84 B CH 85 B SL 83 B SL 84 4-2 BB		D CH 80 B FF 92 B CH 78 C FF 92 C FF 92 F FF 92 X FF 92 3-2 ② G4-3 2-3		C FF 94 B CU 79 C SL 89 B CU 77 B FF 94 X SL 89 3-2 ③ L9		4	2	2	1	1	0	1
99 Aaron Judge, R (1, 9) OBP: 0.419, SLG: 0.556	C SL 83 B FF 94 B FF 94 F SL 84 D SL 82 F SL 82 1 SAFE F FF 94 C FF 94 3-3 ① K		B CH 85 F FF 94 B SL 83 S SL 84 C SL 84 2-3 ① K	1 SAFE F SL 84 X CH 84 0-1 F8 ①		B CU 77 C CH 80 C FF 95 C FF 96 1-3 ③ K			B FF 92 B CU 77 B FF 92 F FF 91 X FF 94 3-1 ① G4-3	5	0	0	0	0	3	3
27 Giancarlo Stanton, R (1, 7) OBP: 0.340, SLG: 0.518	1 SAFE C FF 94 D SL 83 X SL 83 1-1 ② F8 1-2		B CH 85 F FF 94 F FF 94 B FF 95 S SL 85 2-3 ② K	F SL 82 S SL 83 B FF 93 X FF 93 1-2 ② P4			B CU 76 C FF 92 T FF 94 B FF 94 X CU 80 2-2 ① F7		B CU 77 X CU 78 1-0 HR	5	1	1	1	0	1	2
24 Gary Sánchez, R (1, 2) OBP: 0.325, SLG: 0.556	B CH 84 F SL 84 B SL 84 S FF 94 X SL 84 2-2 26 WP 2-H 2B		S FF 94 F SI 94 F SL 84 B FF 94 X SL 86 1-2 26 1B	X FF 94 0-0 ③ F9			C FF 94 C CU 79 X CU 79 0-2 HR		B FF 93 C FF 92 B SL 88 X FF 92 2-1 HR	5	2	4	3	0	0	1
26 Tyler Austin, R (1, 3) OBP: 0.309, SLG: 0.523	F FF 96 S SI 94 B CH 86 S SL 84 1-3 ③ K 2-3		B CH 85 X SL 83 1-0 1-2 1B		B FF 93 C FF 92 C CU 78 F FF 96 X FF 96 1-2 77 G6-4-3 1B		S CU 79 S CH 84 C FF 95 0-3 ② K		B CU 77 F SL 86 X FF 92 1-1 ② G6-3	5	0	2	0	0	2	1
41 Miguel Andujar, R (1, 5) OBP: 0.284, SLG: 0.441		S FF 94 B FF 94 B FF 94 X SL 84 2-1 ① L9	F CH 86 B SI 96 D CH 86 X SL 85 2-1 ③ F9		C FF 93 X CU 77 0-1 ① F9		X CU 78 0-0 77 2B 1B		F FF 92 B SL 86 F SL 92 B SL 88 F FF 91 B FF 92 X SL 87 3-2 ③ G4-3	5	0	1	0	0	0	3
77 Clint Frazier, R (1, 10) OBP: 0.750, SLG: 1.000		B FF 95 F SI 94 B CH 84 B SI 95 B SI 94 4-1 BB		B SI 93 B CH 82 B SI 92 C SI 92 F SI 91 B SI 93 4-2 74 1B 25 HR BB	C FF 93 1 SAFE B FF 95 X CU 79 1-1 ②③ G6-4-3 1-2f		X FF 92 0-0 ③ 1-H 2B			2	1	1	0	2	0	1
74 Ronald Torreyes, R (1, 6) OBP: 0.362, SLG: 0.456		X CH 83 0-0 ② F8		B CH 85 C CH 84 B SL 83 C SI 93 F SL 84 F CH 84 F SI 93 F SL 84 X CH 84 2-2 25 HR 1-2 1B		X FF 94 0-0 31 G4-3 2B		X SL 88 0-0 ① P3		4	1	2	0	0	0	1
25 Gleyber Torres, R (1, 4) OBP: 0.391, SLG: 0.526		1 SAFE C SI 94 X SI 96 0-1 ③ L9		F CH 84 B SI 94 F SI 92 X SL 86 1-2 1-H 2-H HR		S FF 92 T CH 81 F CU 81 D CU 81 F CH 80 F CH 82 T FF 95 1-2 ① K		C FF 93 B SL 88 F FF 93 F SL 91 B FF 94 X FF 95 2-2 ② G5-3		4	1	1	3	0	1	2
Inning Stats	R: 1 E: 0 K: 2 S: 16 H: 2 LOB: 1 BB: 0 P: 24	R: 0 E: 0 K: 0 S: 6 H: 0 LOB: 1 BB: 1 P: 12	R: 1 E: 0 K: 2 S: 15 H: 3 LOB: 2 BB: 0 P: 26	R: 3 E: 0 K: 0 S: 21 H: 2 LOB: 1 BB: 2 P: 33	R: 0 E: 0 K: 0 S: 8 H: 1 LOB: 0 BB: 0 P: 10	R: 0 E: 0 K: 2 S: 14 H: 1 LOB: 1 BB: 0 P: 19	R: 1 E: 0 K: 1 S: 11 H: 3 LOB: 2 BB: 0 P: 13	R: 0 E: 0 K: 0 S: 8 H: 0 LOB: 0 BB: 0 P: 13	R: 2 E: 0 K: 0 S: 11 H: 2 LOB: 0 BB: 0 P: 21	1B: 6 2B: 3 3B: 0 HR: 5 SF: 0 SAC: 0 DP: 1 HBP: 0						

TOP

New York Yankees @ Kansas City Royals

Kauffman Stadium, Kansas City, MO

Sat May 19 2018, 6:16 PM - 9:12 PM CDT

Att. 33,684 - Cloudy - 78 F

livebaseballscorecards.com

AB	39
R	8
H	14
RBI	8
BB	3
SO	7
LOB	15

WP: 1 PB: 0 SB: 0 CS: 0 PA: 42

PITCHER		IP	WLS	BF	H	R	ER	SO	BB	IBB	HBP	BLK	WP	HR	S	P	ERA	WHIP
41 Danny Duffy, L ERA: 6.88	(1, 1)	4.0	L	22	7	5	5	4	3	0	0	0	1	1	58	95	11.25	2.500
64 Burch Smith, R ERA: 4.09	(5, 1)	3.0		12	5	1	1	3	0	0	0	0	0	1	33	42	3.00	1.667
51 Blaine Boyer, R ERA: 12.42	(8, 1)	2.0		8	2	2	2	0	0	0	0	0	0	2	19	34	9.00	1.000

PITCHER	IP	WLS	BF	H	R	ER	SO	BB	IBB	HBP	BLK	WP	HR	S	P	ERA	WHIP

Batter	1	2	3	4	5	6	7	8	9	AB	R	H	RBI	BB	SO	LOB
25 Jon Jay, L (1, 8) OBP: 0.354, SLG: 0.345	C FF 96 C FF 96 X FF 97 0-2 ① G6-3		X SL 86 0-0 ① SH5-3 2-3		C FF 96 X FF 97 0-1 12 G6-4-3 1-2 1B		B FF 98 S FF 97 F FF 97 S FF 98 1-3 ① K			3	0	1	0	0	1	1
12 Jorge Soler, R (1, 9) OBP: 0.405, SLG: 0.497	X FF 97 0-0 ② L9		B FF 95 X FF 96 1-0 8 1B 3-H 1B		F SL 90 X SL 89 0-1 ①② G6-4-3 1-2f 2-3		X FF 96 0-0 ② G5-3			4	0	1	1	0	0	3
8 Mike Moustakas, L (1, 10) OBP: 0.335, SLG: 0.534	C FF 95 B FF 97 F CH 89 X FF 97 1-2 ③ G6-3		F CH 88 1 SAFE B FF 97 X CH 88 1-1 1-2 1B		B FF 98 X FF 97 1-0 13 2B 3-H 1B		C FF 97 F FF 97 S FF 96 0-3 ③ K			4	0	2	1	0	1	1
13 Salvador Perez, R (1, 2) OBP: 0.305, SLG: 0.510		C FF 97 B SL 88 B CH 89 B FF 97 B SL 87 4-1 BB	F CH 85 F CH 86 B SL 88 S SL 87 1-3 ② K		X FF 95 0-0 ③ 1-H 2B			B KC 84 C KC 84 B KC 84 F FF 98 X SV 87 2-2 ① F8		3	0	1	0	1	1	2
15 Whit Merrifield, R (1, 4) OBP: 0.361, SLG: 0.437		C FF 96 F SL 88 S SL 89 0-3 ① K	B SL 89 C FF 98 B SL 88 F FF 98 S FF 99 2-3 ③ K			F FF 97 X FF 98 0-1 17 F9 2B		C FF 98 X KC 84 0-1 ② F9		4	0	1	0	0	2	3
4 Alex Gordon, L (1, 7) OBP: 0.325, SLG: 0.375		C SL 88 B FF 97 S SL 91 S SL 90 1-3 ② K		B FF 96 C FF 97 S SL 88 X 1-2 ① G6-3		B SL 90 C SL 90 F FF 98 S SL 90 1-3 ① K		C KC 83 B SV 86 C SV 84 B FF 98 C FF 98 2-3 ③ K		4	0	0	0	0	3	2
17 Hunter Dozier, R (1, 3) OBP: 0.263, SLG: 0.235		C SL 87 D SL 91 F FF 98 S SL 88 1-3 ③ K		B FF 97 C FF 98 X CH 90 1-1 ② L9		F SL 89 S SL 89 F SL 88 X SL 90 0-2 ② F9 2-3			F FF 98 B FF 99 B FF 96 T FF 99 F FF 99 B FF 100 B FF 98 4-2 45 G6-3 BB	3	0	0	0	1	1	2
2 Alcides Escobar, R (1, 6) OBP: 0.293, SLG: 0.318			C SL 85 X FF 98 0-1 1 2B 1B	C FF 98 F SL 88 X FF 97 0-2 ③ G4-3		C SL 89 X SL 89 0-1 ③ G1-3			B SL 86 C FF 97 F FF 97 F SL 85 B FF 100 F FF 99 F SL 87 S SL 86 2-3 ① K	4	1	1	0	0	1	2
1 Ryan Goins, L (1, 5) OBP: 0.310, SLG: 0.345 45 Abraham Almonte, S (9, PH) OBP: 0.253, SLG: 0.325			S FF 95 X SL 86 0-1 25 SH5-3 1-H 12 1B 2B		B FF 96 C CH 87 B FF 98 B CH 90 B FF 98 4-1 12 G6-4-3 25 1B 8 1B BB		B FF 97 F FF 97 S FF 97 F FF 96 F FF 98 X FF 97 1-2 2B		B FF 100 D FF 97 C FF 96 F FF 96 B FF 99 X FF 99 3-2 ②③ G6-3 1-2	2 1	2 0	2 0	1 0	1 0	0 0	0 1
Inning Stats	R: 0 E: 0 K: 0 S: 7 H: 0 LOB: 0 BB: 0 P: 8	R: 0 E: 0 K: 3 S: 10 H: 0 LOB: 1 BB: 1 P: 16	R: 2 E: 0 K: 2 S: 14 H: 4 LOB: 2 BB: 0 P: 19	R: 0 E: 0 K: 0 S: 8 H: 0 LOB: 0 BB: 0 P: 10	R: 1 E: 0 K: 0 S: 7 H: 3 LOB: 2 BB: 1 P: 12	R: 0 E: 0 K: 1 S: 11 H: 1 LOB: 1 BB: 0 P: 12	R: 0 E: 0 K: 2 S: 12 H: 1 LOB: 1 BB: 0 P: 14	R: 0 E: 0 K: 1 S: 8 H: 0 LOB: 0 BB: 0 P: 12	R: 0 E: 0 K: 1 S: 12 H: 0 LOB: 1 BB: 1 P: 21	1B: 5 2B: 4 3B: 0 HR: 0 SF: 0 SAC: 1 DP: 1 HBP: 0						

PITCHER	IP	WLS	BF	H	R	ER	SO	BB	IBB	HBP	BLK	WP	HR	S	P	ERA	WHIP
40 Luis Severino, R (1, 1) ERA: 2.35	6.0	W	26	8	3	3	6	2	0	0	0	0	0	57	77	4.50	1.667
57 Chad Green, R (7, 1) ERA: 3.0	1.0	H	4	1	0	0	2	0	0	0	0	0	0	12	14	0.00	1.000
68 Dellin Betances, R (8, 1) ERA: 4.74	1.0	H	3	0	0	0	1	0	0	0	0	0	0	8	12	0.00	0.000
54 Aroldis Chapman, L (9, 1) ERA: 1.42	1.0		3	0	0	0	1	1	0	0	0	0	0	12	21	0.00	1.000

PITCHER	IP	WLS	BF	H	R	ER	SO	BB	IBB	HBP	BLK	WP	HR	S	P	ERA	WHIP

BOTTOM

New York Yankees @ Kansas City Royals

Kauffman Stadium, Kansas City, MO

Sat May 19 2018, 6:16 PM - 9:12 PM CDT

Att. 33,684 - Cloudy - 78 F

livebaseballscorecards.com

AB	32
R	3
H	9
RBI	3
BB	3
SO	10
LOB	17

New York Yankees @ Kansas City Royals

Kauffman Stadium, Kansas City, MO

Sun May 20 2018, 1:16 PM - 3:46 PM CDT

Att. 24,121 - Overcast - 70 F

TOP

livebaseballscorecards.com

Batter	1	2	3	4	5	6	7	8	9	AB	R	H	RBI	BB	SO	LOB
11 Brett Gardner, L (1, 7) OBP: 0.348, SLG: 0.291	C FF 90 C FF 90 X FF 92 0-2 G2-3		B CU 79 B SI 89 X FF 91 2-0 FC4-6 1-2f	B FF 91 B CU 82 X FF 92 2-0 F7		C FF 93 B SI 93 B SI 93 B SL 85 B FF 94 4-1 BB		X SL 86 0-0 27 WP 99 BB 1-2 3-H 1B		4	0	1	1	1	0	2
99 Aaron Judge, R (1, 9) OBP: 0.414, SLG: 0.543	S SI 91 B SI 92 B FF 91 F FF 90 S FF 92 2-3 K		1 SAFE 1 SAFE T SI 90 B X SI 91 1-1 F9		B CU 80 X FF 91 1-0 G6-3	D SL 86 C SL 84 X SI 91 1-1 F8		B SI 92 B SL 87 B SI 92 C SI 93 B 4-1 27 WP 1-2 2-3 BB		4	0	0	0	1	1	2
27 Giancarlo Stanton, R (1, 10) OBP: 0.342, SLG: 0.520	B CU 80 C FF 92 F SI 92 F FF 93 X CU 79 1-2 1B		1 SAFE 1 SAFE S FF 91 F SI 92 1 SAFE B FF 91 B FF 91 X FF 92 2-2 F8		S CU 82 X FF 93 0-1 31 3B 2B		C SI 92 S SL 86 S SL 86 0-3 K	S SL 88 B SL 88 F SI 93 S SL 87 1-3 K 1-2 2-3 3-H		5	1	2	0	0	2	3
31 Aaron Hicks, S (1, 8) OBP: 0.351, SLG: 0.431	C CH 84 F FF 91 B FF 92 F CH 86 X FF 92 1-2 F7			C SI 90 B CH 85 B FF 90 F SI 92 F FF 93 B FF 92 B SI 91 4-2 26 HR BB	S CU 82 X CU 81 0-1 26 HR 2-H 3B		B SI 93 S SL 87 X FF 94 1-1 41 FC6-4 1B	B SL 86 C SL 86 X FF 92 1-1 L7		4	2	2	1	1	0	3
26 Tyler Austin, R (1, 3) OBP: 0.324, SLG: 0.587		H CU 78 1-0 28 FC5-4 41 1B HBP		X SI 91 0-0 1-H HR	F CH 86 F FF 91 X FF 92 0-2 3-H HR		D SI 91 F SL 85 B SI 91 B SI 90 X SI 92 3-1 F9		B CU 75 X FF 94 1-0 G3	4	2	2	4	0	0	1
41 Miguel Andujar, R (1, 5) OBP: 0.294, SLG: 0.480		F SI 89 1 SAFE B FF 90 X CU 79 1-1 28 FC5-4 1-2 1B		X SI 91 0-0 28 1B 3B	F CU 83 F FF 93 B CU 84 F CU 83 F FF 94 S CU 82 1-3 K		S SL 86 X SL 86 0-1 FC6-4 1-2f		C FF 94 S CU 78 F FF 96 F FF 95 F CU 77 B CU 78 X FF 94 1-2 HR	5	2	3	1	0	1	1
28 Austin Romine, R (1, 2) OBP: 0.396, SLG: 0.488		X SI 90 0-0 FC5-4 1-2 2-3		X CU 82 0-0 25 WP 3-H 1B	B CU 82 B CH 85 X SI 92 2-0 G4-3			B SI 91 B FF 92 X SI 92 2-0 74 1B 11 1B 2B	B FF 95 B CU 77 F FF 94 B FF 95 F FF 95 X FF 94 3-2 HR	5	2	3	2	0	0	2
74 Ronald Torreyes, R (1, 6) OBP: 0.349, SLG: 0.435		C CU 81 C SI 92 B FF 91 S FF 93 1-3 K		C CU 80 S CU 81 X FF 90 0-2 F9		C SL 85 S SL 85 S SL 84 B FF 93 F SL 85 X SL 85 1-2 F8		F SI 86 S SL 85 F SL 85 B SI 92 D SL 86 X FF 92 2-2 99 BB 27 WP 11 1B 2-3 1B	X FF 93 0-0 F8	5	1	1	0	0	1	2
25 Gleyber Torres, R (1, 4) OBP: 0.380, SLG: 0.500			B SI 90 F SI 90 B FF 91 F CU 81 B FF 93 B SI 92 4-2 11 FC4-6 BB	B CU 82 X SI 92 1-0 L7 1-2		B SI 93 C SL 86 X FF 93 1-1 P3		D SL 86 S SI 92 X SI 91 1-1 F9	C CU 77 B CU 79 F FF 94 B CU 79 C FF 93 2-3 K	4	0	0	0	1	1	3

	AB	40
	R	10
	H	14
	RBI	9
	BB	4
	SO	6
	LOB	19

Inning Stats	1	2	3	4	5	6	7	8	9			
	R: 0 E: 0 K: 1 S: 14	H: 1 LOB: 1 BB: 0 P: 18	R: 0 E: 0 K: 1 S: 6	H: 1 LOB: 1 BB: 0 P: 9	R: 0 E: 0 K: 0 S: 8	H: 0 LOB: 1 BB: 1 P: 17	R: 3 E: 0 K: 0 S: 11	H: 3 LOB: 1 BB: 1 P: 18	R: 3 E: 0 K: 1 S: 14	H: 3 LOB: 0 BB: 0 P: 18	R: 0 E: 0 K: 0 S: 10	H: 0 LOB: 1 BB: 1 P: 17
	R: 0 E: 0 K: 1 S: 9	H: 1 LOB: 1 BB: 0 P: 13	R: 2 E: 0 K: 1 S: 14	H: 3 LOB: 2 BB: 1 P: 25	R: 2 E: 0 K: 1 S: 14	H: 2 LOB: 0 BB: 0 P: 21	1B: 6 2B: 2 3B: 2 HR: 4	SF: 0 SAC: 0 DP: 1 HBP: 1	WP: 2 PB: 0 SB: 0 CS: 0	PA: 45		

PITCHER		IP	WLS	BF	H	R	ER	SO	BB	IBB	HBP	BLK	WP	HR	S	P	ERA	WHIP
53 Eric Skoglund, L ERA: 6.15	(1, 1)	5.0	L	25	8	6	6	3	2	0	1	0	1	2	53	80	10.80	2.000
33 Brian Flynn, L ERA: 4.7	(6, 1)	3.0		15	4	2	2	2	2	0	0	0	1	0	33	55	6.00	2.000
50 Jason Adam, R ERA: 2.84	(9, 1)	1.0		5	2	2	2	1	0	0	0	0	0	2	14	21	18.00	2.000

PITCHER	IP	WLS	BF	H	R	ER	SO	BB	IBB	HBP	BLK	WP	HR	S	P	ERA	WHIP

Batter	1	2	3	4	5	6	7	8	9	AB	R	H	RBI	BB	SO	LOB
25 Jon Jay, L (1, 8) OBP: 0.352, SLG: 0.343	B FF 91 B FF 92 C FF 92 X SI 92 2-1 G6-3 ①			C CU 81 B CH 89 F SI 93 B ST 86 B SI 94 X SI 94 3-2 G4-3 ①		C FF 94 B FF 91 B ST 84 X SI 93 2-1 B1-3 ③		X SI 93 0-0 1-2 2-H 1B		4	0	1	1	0	0	0
12 Jorge Soler, R (1, 9) OBP: 0.401, SLG: 0.486	C ST 86 S ST 85 S ST 85 0-3 K ②			X 0-0 P6 ②			S ST 84 B ST 86 B FF 93 C CU 82 B ST 86 H ST 83 4-2 13 G6-4-3 8 1B HBP	S ST 86 B ST 85 F SI 93 S ST 85 1-3 K ③		3	0	0	0	0	2	2
8 Mike Moustakas, L (1, 5) OBP: 0.333, SLG: 0.528	B FF 94 C CU 81 C CU 82 F ST 84 S FF 94 1-3 K ③			X FF 94 0-0 L7 ③			X FF 94 0-0 13 G6-4-3 1-2 1B		B SI 93 X SI 92 1-0 F8 ①	4	0	1	0	0	1	0
13 Salvador Perez, R (1, 10) OBP: 0.294, SLG: 0.490		C SI 94 F ST 85 B FF 93 F ST 84 B SI 93 X ST 85 2-2 L8 ①			C FF 93 B SI 92 F FF 93 X ST 83 1-2 F8 ①		F ST 84 X SI 93 0-1 G6-4-3 ①② 1-2f 2-3		B SL 85 C SL 85 B SL 85 F FF 93 F SL 85 B SL 86 S SL 85 3-3 K ②	4	0	0	0	0	1	2
15 Whit Merrifield, R (1, 4) OBP: 0.354, SLG: 0.427		C FF 90 X SI 93 0-1 G5-3 ②			C ST 84 F ST 83 S ST 86 0-3 K ②		F FF 94 X SI 94 0-1 G6-3 ③		C FF 94 T FF 94 B FF 94 S SL 84 1-3 K ③	4	0	0	0	0	2	1
17 Hunter Dozier, R (1, 3) OBP: 0.318, SLG: 0.300		C CU 79 C ST 84 S ST 84 0-3 K ③			B FF 93 F FF 94 X ST 84 1-1 1B			C CU 80 B FF 93 B CU 82 S SI 94 B ST 86 X SI 93 3-2 4 G4-3 25 1B 1B		3	1	2	0	0	1	0
4 Alex Gordon, L (1, 7) OBP: 0.317, SLG: 0.365			X FF 92 0-0 G3-1 ①		B CU 80 C FF 93 X CU 82 1-1 G6-3 ③			X FF 93 0-0 G4-3 ① 1-2		3	0	0	0	0	0	2
2 Alcides Escobar, R (1, 6) OBP: 0.288, SLG: 0.313			B CU 79 B SI 93 C SI 94 F ST 84 B ST 85 F ST 84 X SI 94 3-2 P5 ②			C CU 80 X SI 93 0-1 G4-3 ①		X FF 93 0-0 F8 ②		3	0	0	0	0	0	1
9 Drew Butera, R (1, 2) OBP: 0.280, SLG: 0.234			X FF 93 0-0 G6-3 ③			B CU 80 C FF 93 B SI 94 X FF 94 2-1 F8 ②		B ST 85 B FF 93 F SI 93 B FF 93 B FF 93 4-1 25 1B BB		2	0	0	0	1	0	0
Inning Stats	R: 0 E: 0 K: 2 S: 9 H: 0 LOB: 0 BB: 0 P: 12	R: 0 E: 0 K: 1 S: 9 H: 0 LOB: 0 BB: 0 P: 11	R: 0 E: 0 K: 0 S: 6 H: 0 LOB: 0 BB: 0 P: 9	R: 0 E: 0 K: 0 S: 5 H: 0 LOB: 0 BB: 0 P: 8	R: 0 E: 0 K: 1 S: 10 H: 1 LOB: 1 BB: 0 P: 13	R: 0 E: 0 K: 0 S: 6 H: 0 LOB: 0 BB: 0 P: 10	R: 0 E: 0 K: 0 S: 7 H: 1 LOB: 1 BB: 0 P: 11	R: 1 E: 0 K: 1 S: 10 H: 2 LOB: 2 BB: 1 P: 18	R: 0 E: 0 K: 2 S: 8 H: 0 LOB: 0 BB: 0 P: 13	1B: 4 2B: 0 3B: 0 HR: 0	SF: 0 SAC: 0 DP: 1 HBP: 1						

PITCHER		IP	WLS	BF	H	R	ER	SO	BB	IBB	HBP	BLK	WP	HR	S	P	ERA	WHIP
55 Sonny Gray, R ERA: 5.48	(1, 1)	8.0	W	29	4	1	1	5	1	0	1	0	0	0	62	92	1.12	0.625
67 A.J. Cole, R ERA: 8.8	(9, 1)	1.0		3	0	0	0	2	0	0	0	0	0	0	8	13	0.00	0.000

PITCHER	IP	WLS	BF	H	R	ER	SO	BB	IBB	HBP	BLK	WP	HR	S	P	ERA	WHIP

BOTTOM

New York Yankees @ Kansas City Royals

Kauffman Stadium, Kansas City, MO

Sun May 20 2018, 1:16 PM - 3:46 PM CDT

Att. 24,121 - Overcast - 70 F

livebaseballscorecards.com

AB	30
R	1
H	4
RBI	1
BB	1
SO	7
LOB	8

1B: 4	SF: 0	WP: 0	PA: 32
2B: 0	SAC: 0	PB: 0	
3B: 0	DP: 1	SB: 0	
HR: 0	HBP: 1	CS: 0	

Batter	1	2	3	4	5	6	7	8	9	AB	R	H	RBI	BB	SO	LOB
11 Brett Gardner, L (1, 7) OBP: 0.354, SLG: 0.299	B FF 88 C FF 88 S FF 90 F SI 88 F CH 82 B SI 88 X FF 91 2-2 99 G6-3 2B	B FF 90 B FF 90 X SI 88 2-0 E3		X CH 80 0-0 ③ G3		C FF 95 B FF 96 B FF 96 B FF 95 B FF 96 4-1 99 2B 27 SF9 BB		C SI 95 B CH 88 B FC 92 B SI 95 B SI 95 4-1 99 S BB		3	1	1	0	2	0	1
99 Aaron Judge, R (1, 9) OBP: 0.413, SLG: 0.562	X SI 86 0-0 ① G6-3 2-3	B CH 81 C FF 88 B SI 87 X CH 81 2-1 ③ G5-3			B SI 85 C SI 87 X SI 86 1-1 HR	B FF 97 1 SAFE S FC 92 X FF 96 1-1 27 SF9 18 2B 1-3 2B		B SI 94 1 SAFE B SI 93 B FC 92 C SI 94 C FC 91 C FC 92 3-3 ② 1-2		5	2	2	1	0	1	3
27 Giancarlo Stanton, R (1, 10) OBP: 0.338, SLG: 0.514	B SI 87 F SI 87 S CH 82 F CH 82 D SI 84 B SI 90 F SI 90 S FF 92 3-3 ② K		C SL 80 B CH 80 F SI 86 B SI 86 B SL 83 X SI 88 3-2 ① G4-3		B SI 87 X CH 80 1-0 31 BB 1B	C CU 81 B FF 97 S FC 94 X FF 97 1-2 ② SF9 2-3 3-H		C SI 94 B SL 87 S SI 87 B FC 93 F FC 92 F FC 91 B SI 94 X CH 88 3-2 ③ G6-3		4	0	1	1	0	1	2
18 Didi Gregorius, L (1, 6) OBP: 0.330, SLG: 0.516	C SI 90 F SI 89 X FF 94 0-2 ③ L8		C SI 86 F FF 91 X FC 88 0-2 ② G4-3		F SI 85 1 SAFE B CH 79 S CH 80 S CH 80 1-3 ① K	S CU 81 B FF 96 X FF 96 1-1 3-H 2B			C SI 92 F CH 87 S FC 90 0-3 ① K	5	0	1	1	0	2	2
24 Gary Sánchez, R (1, 2) OBP: 0.327, SLG: 0.557		C SI 87 X SI 86 0-1 26 G5-3 14 2B 1B	B SI 89 B SI 86 C SI 90 X SI 89 2-1 ③ G5-3		B SI 84 1 SAFE F SI 85 C SI 86 F CH 82 F CH 81 F SI 86 B SI 89 X SI 86 2-2 ② P3	B FC 93 C CU 80 S CU 79 B FC 93 C FF 96 2-3 ③			C FC 91 S SL 85 X SL 85 0-2 31 HR 2B	5	2	2	0	0	1	2
31 Aaron Hicks, S (1, 8) OBP: 0.353, SLG: 0.451		C SI 85 X SI 85 0-1 ① P5		C SI 85 X SI 88 0-1 ① L8	B SI 88 1 SAFE 1 SAFE F SI 86 B SI 86 C SI 86 B SI 87 F SI 88 B SI 88 4-2 1-2 BB		C FF 94 C CU 79 B FC 93 F FF 95 B CU 81 X FF 95 2-2 ① G3-1		B FC 91 B SI 92 C FC 90 X CH 87 2-1 2-H HR	4	1	1	2	1	0	1
26 Tyler Austin, R (1, 3) OBP: 0.308, SLG: 0.557		B SI 85 X SI 86 1-0 ② G5-3 1-2		C SI 88 X SI 88 0-1 ② G6-3	C SI 91 B SI 89 B SI 90 S SI 90 T SI 90 2-2 ③ K		S FC 92 F FC 93 B CU 79 S FF 95 1-3 ② K		F SI 93 C FC 91 B SI 93 X FC 91 1-2 ② G4-3	5	0	0	0	0	2	3
14 Neil Walker, S (1, 5) OBP: 0.300, SLG: 0.296		F SI 90 B SI 89 D CH 81 X CH 81 2-1 25 HR 2-H 2B		B SI 87 B SI 89 X SI 88 2-0 HR		F SI 87 B FF 91 F FF 90 C FC 88 1-3 ① K	B CU 79 B FC 90 B FF 95 C FF 95 F FF 95 X FF 95 3-2 ③ F7		X SI 93 0-0 ③ G6-3	5	2	2	2	0	1	0
25 Gleyber Torres, R (1, 4) OBP: 0.396, SLG: 0.576		C SI 88 X SI 87 0-1 2-H HR		C SI 88 F SI 88 F SI 88 H SI 88 1-2 HBP		B FF 92 B SI 89 X SI 88 2-0 HR		C SI 94 S SL 86 B SL 86 X FC 92 1-2 ① L3		3	2	2	3	0	0	0
Inning Stats	R: 0 E: 0 K: 1 S: 14 H: 1 LOB: 1 BB: 0 P: 19	R: 3 E: 1 K: 0 S: 12 H: 3 LOB: 1 BB: 0 P: 19	R: 0 E: 0 K: 0 S: 8 H: 0 LOB: 0 BB: 0 P: 13	R: 1 E: 0 K: 0 S: 9 H: 1 LOB: 1 BB: 0 P: 12	R: 1 E: 0 K: 2 S: 18 H: 2 LOB: 2 BB: 1 P: 29	R: 3 E: 0 K: 2 S: 15 H: 3 LOB: 1 BB: 1 P: 27	R: 0 E: 0 K: 1 S: 10 H: 0 LOB: 0 BB: 0 P: 16	R: 0 E: 0 K: 1 S: 12 H: 0 LOB: 1 BB: 1 P: 23	R: 2 E: 0 K: 1 S: 12 H: 2 LOB: 0 BB: 0 P: 15	1B: 2 2B: 5 3B: 0 HR: 5 SF: 1 SAC: 0 DP: 0 HBP: 1						

PITCHER		IP	WLS	BF	H	R	ER	SO	BB	IBB	HBP	BLK	WP	HR	S	P	ERA	WHIP
40 Bartolo Colon, R ERA: 3.51	(1, 1)	5.1	L	27	8	6	6	4	1	0	1	0	0	4	65	99	10.12	1.688
51 Matt Bush, R ERA: 4.85	(6, 1)	1.2		8	2	2	2	2	1	0	0	0	0	0	21	36	10.80	1.800
53 Jesse Chavez, R ERA: 4.66	(8, 1)	2.0		9	2	2	2	2	1	0	0	0	0	1	24	38	9.00	1.500

PITCHER	IP	WLS	BF	H	R	ER	SO	BB	IBB	HBP	BLK	WP	HR	S	P	ERA	WHIP

TOP

New York Yankees @ Texas Rangers

Globe Life Park in Arlington, Arlington, TX

Mon May 21 2018, 8:11 PM - 11:16 PM EDT

Att. 29,553 - Cloudy - 85 F

livebaseballscorecards.com

AB	39
R	10
H	12
RBI	10
BB	3
SO	8
LOB	14

WP: 0 PA: 44
PB: 0
SB: 1
CS: 0

New York Yankees @ Texas Rangers

Globe Life Park in Arlington, Arlington, TX

Mon May 21 2018, 8:11 PM - 11:16 PM EDT

Att. 29,553 - Cloudy - 85 F

livebaseballscorecards.com

BOTTOM

Batter	1	2	3	4	5	6	7	8	9	AB	R	H	RBI	BB	SO	LOB
3 Delino DeShields, R (1, 8) OBP: 0.310, SLG: 0.322	C SL 82 X FC 89 0-1 ① G4-3		C FC 88 F SL 81 S SL 84 0-3 ① K	B CU 75 B FC 88 X FC 89 2-0 ③ G1-3			B FF 96 F FF 96 B SL 85 B FF 96 F FF 97 F FF 96 F FF 97 X FF 96 3-2 ① L8		C FF 94 B SL 83 C FC 86 B FF 94 X FF 94 2-2 ③ F9	5	0	0	0	0	1	1
17 Shin-Soo Choo, L (1, 10) OBP: 0.333, SLG: 0.398	B CU 74 S FS 86 B FF 91 B SL 83 C SL 83 B FS 89 4-2 9 FC6-4 BB		B CU 77 B FF 92 C FF 92 B FS 84 X FF 93 3-1 ② G4-3		C SL 82 B FC 89 X FC 89 1-1 9 FC1-6 1B		C FF 96 X FF 97 0-1 ② F8			3	0	1	0	1	0	0
9 Isiah Kiner-Falefa, R (1, 5) OBP: 0.308, SLG: 0.358	D CU 76 D SL 82 C FF 92 X FS 86 2-1 ② FC6-4 30 E 30 S 1-2f		B CU 77 X FC 89 1-0 ③ G4-3		X FC 90 0-0 ① FC1-6 30 G1-6-3 1-2f		F FF 96 X SL 86 0-1 ③ L6			4	0	0	0	0	0	2
30 Nomar Mazara, L (1, 9) OBP: 0.335, SLG: 0.497	1 SAFE C FS 86 S FS 87 B SL 85 D FS 88 F FF 94 B SL 86 B SL 86 4-2 1-3 BB			B FF 93 X FF 93 1-0 ① G4-3	1 SAFE 1 SAFE C SL 84 X FC 90 0-1 ② ③ G1-6-3 1-2f			B FC 92 S KC 83 B KC 82 B FC 92 B FC 92 4-1 19 G3 BB		2	0	0	0	2	0	1
19 Jurickson Profar, S (1, 6) OBP: 0.305, SLG: 0.385	D FS 88 C SL 83 C FS 88 X FS 88 1-2 ③ G6-3			B SL 81 B FF 92 B FF 92 B FF 92 4-0 13 S 12 HR BB		C FF 96 B FF 97 X FF 97 1-1 13 F8 2B		C KC 84 C KC 82 D KC 84 F FC 93 X KC 82 1-2 ① G3 1-2		3	1	1	0	1	0	3
13 Joey Gallo, L (1, 7) OBP: 0.281, SLG: 0.469		B SL 81 B SL 82 X FS 86 2-0 HR		S FS 87 B FF 93 S FS 87 1 SAFE F SL 84 D FS 87 D CU 79 F FS 89 B SL 86 4-2 12 HR 1-2 BB		F FF 97 B FF 97 2 SAFE B FF 97 B FF 98 B FF 98 X FF 98 3-2 ① F8 2-3		S KC 85 S KC 84 S KC 83 0-3 ② K		3	2	1	1	1	1	2
12 Rougned Odor, L (1, 4) OBP: 0.237, SLG: 0.275		X FF 92 0-0 ① B3		D FS 90 S FF 93 X FS 89 1-1 1-H 2-H HR		C FF 97 D FF 98 F FF 96 S FF 98 1-3 ② K		S KC 84 D KC 84 D KC 83 B FC 93 C KC 82 F KC 83 X KC 83 3-2 ③ G4-3		4	1	1	3	0	1	2
61 Robinson Chirinos, R (1, 2) OBP: 0.275, SLG: 0.390		C FF 91 S FC 89 S FF 92 0-3 ② K		S FC 88 B SL 83 C FC 89 B FF 93 S FS 88 2-3 ② K2-3		B FF 97 X FF 96 1-0 ③ F9			C FF 93 B FF 93 B FC 84 F FF 94 X FF 94 2-2 ① F7	4	0	0	0	0	2	1
67 Ronald Guzmán, L (1, 3) OBP: 0.262, SLG: 0.351		X FF 93 0-0 ③ G6-3		S FS 86 F FS 86 F FS 88 H SL 83 1-2 HBP			B SL 85 X FF 96 1-0 HR		B FF 93 C CH 86 F FF 94 S FF 94 1-3 ② K	3	1	1	1	0	1	0

	AB	R	H	RBI	BB	SO	LOB
	31	5	5	5	5	6	12

Inning Stats	1	2	3	4	5	6	7	8	9
	R: 0 E: 0 K: 0 S: 12 H: 0 LOB: 2 BB: 2 P: 23	R: 1 E: 0 K: 1 S: 6 H: 1 LOB: 0 BB: 0 P: 8	R: 0 E: 0 K: 1 S: 6 H: 0 LOB: 0 BB: 0 P: 10	R: 3 E: 0 K: 1 S: 14 H: 1 LOB: 1 BB: 2 P: 29	R: 0 E: 0 K: 0 S: 5 H: 1 LOB: 0 BB: 0 P: 6	R: 0 E: 0 K: 1 S: 9 H: 1 LOB: 1 BB: 0 P: 15	R: 1 E: 0 K: 0 S: 10 H: 1 LOB: 0 BB: 0 P: 14	R: 0 E: 0 K: 1 S: 12 H: 0 LOB: 1 BB: 1 P: 20	R: 0 E: 0 K: 1 S: 9 H: 0 LOB: 0 BB: 0 P: 14

	1B: 1	SF: 0
	2B: 1	SAC: 0
	3B: 0	DP: 1
	HR: 3	HBP: 1

	WP: 0	PA: 37
	PB: 0	
	SB: 2	
	CS: 0	

PITCHER	IP	WLS	BF	H	R	ER	SO	BB	IBB	HBP	BLK	WP	HR	S	P	ERA	WHIP
19 Masahiro Tanaka, R (1, 1) ERA: 4.95	5.0	W	22	3	4	4	3	4	0	1	0	0	2	43	76	7.20	1.400
57 Chad Green, R (6, 1) ERA: 3.12	2.0		8	2	1	1	1	0	0	0	0	0	1	19	29	4.50	1.000
30 David Robertson, R (8, 1) ERA: 4.22	1.0	H	4	0	0	0	1	1	0	0	0	0	0	12	20	0.00	1.000
56 Jonathan Holder, R (9, 1) ERA: 3.77	1.0		3	0	0	0	1	0	0	0	0	0	0	9	14	0.00	0.000

PITCHER	IP	WLS	BF	H	R	ER	SO	BB	IBB	HBP	BLK	WP	HR	S	P	ERA	WHIP

Batter	1	2	3	4	5	6	7	8	9	AB	R	H	RBI	BB	SO	LOB
31 Aaron Hicks, S (1, 8) OBP: 0.348, SLG: 0.441	F FF 93 B FF 93 F SI 93 B CU 81 C CU 79 2-3 ① K		X CH 84 0-0 ③ G6-3			B CU 76 B FF 93 C FF 93 F SI 93 X CH 84 2-2 24 BB 1B	F CH 84 X CH 83 0-1 ③ G6-3		B FF 98 C FF 98 B CU 85 S FF 97 B FF 98 X FF 98 3-2 ③ L9	5	0	1	0	0	1	1
99 Aaron Judge, R (1, 9) OBP: 0.410, SLG: 0.552	C FF 93 B CH 85 S CH 85 S FC 88 1-3 ② K			C FF 92 B FC 87 H CU 79 2-1 27 G1-3 HBP		B CH 84 S CH 83 B SI 92 F SI 93 B FC 89 F FC 89 S CH 85 3-3 ① K		B SL 83 B SI 96 C FF 96 F SI 96 X SL 83 2-2 ① G3		3	0	0	0	0	2	1
27 Giancarlo Stanton, R (1, 7) OBP: 0.337, SLG: 0.508	S CU 80 B CU 80 B CU 80 X FC 89 2-1 ③ P6			D CU 80 X CH 84 1-0 ① G1-3 1-2		X FC 88 0-0 ② P3		C SL 82 B FF 94 X FF 94 1-1 28 HR 1B		4	1	1	0	0	0	2
24 Gary Sánchez, R (1, 2) OBP: 0.333, SLG: 0.553 28 Austin Romine, R (6, 2) OBP: 0.408, SLG: 0.568		X FF 92 0-0 ① F7		B CU 79 B CH 84 B CH 84 B SI 92 4-0 BB		B CU 79 C SI 91 B FF 92 B FC 84 C FC 87 B SI 92 4-2 1-2 BB		F FF 95 B SI 94 B FF 95 B SL 82 X FF 96 3-1 1-H HR		1 1	0 1	0 1	0 2	2 0	0 0	0 0
18 Didi Gregorius, L (1, 6) OBP: 0.328, SLG: 0.509		B FF 92 X FF 92 1-0 ② F7		B SI 91 D FC 89 X SI 92 2-0 ② P4		X FC 88 0-0 ③ P6		B FF 95 B FF 95 B SI 94 C FF 95 X FF 94 3-1 1B		4	0	1	0	0	0	4
26 Tyler Austin, R (1, 10) OBP: 0.297, SLG: 0.535		C FF 92 C CU 79 B CU 81 S CU 80 1-3 ③ K		T CU 80 D CH 86 S FC 87 S SL 85 1-3 ③ K			C CU 76 S FC 86 X FC 87 0-2 ① L4	B SL 82 S SL 81 B FF 94 C SI 93 D SL 81 F FF 95 S FF 94 3-3 ② K		4	0	0	0	0	3	3
41 Miguel Andujar, R (1, 5) OBP: 0.293, SLG: 0.493			X FF 91 0-0 ① G6-3		C SI 90 C SI 91 F CU 80 F SL 84 B SL 85 X CH 84 1-2 ① P3		S CH 83 F CH 84 F SL 84 B FF 91 X SL 84 1-2 HR	X FF 95 0-0 ③ G3		4	1	1	1	0	0	1
14 Neil Walker, S (1, 3) OBP: 0.291, SLG: 0.286			C FF 92 B CU 79 C SI 93 S CH 84 1-3 ② K		B CU 78 F CH 83 S FC 88 B SL 85 B CU 80 X FF 93 3-2 ② P5		B FF 93 F SI 92 F FC 87 C FC 88 1-3 ② K		B FF 97 F FF 98 B CU 83 F FF 98 X CU 84 2-2 ① F8	4	0	0	0	0	2	0
25 Gleyber Torres, R (1, 4) OBP: 0.400, SLG: 0.607			X FF 92 0-0 HR		B FC 89 C CU 79 B CH 85 C CH 84 F FC 88 X FC 88 2-2 ③ G5-3		C CU 80 B CU 80 B CH 84 S CH 84 X FF 94 2-2 1B		B CU 84 F FF 98 C CU 83 X CU 84 1-2 ② G6-3	4	1	2	1	0	0	0
Inning Stats	R: 0 E: 0 K: 2 S: 8 H: 0 LOB: 0 BB: 0 P: 13	R: 0 E: 0 K: 1 S: 5 H: 0 LOB: 0 BB: 0 P: 7	R: 1 E: 0 K: 1 S: 6 H: 1 LOB: 0 BB: 0 P: 7	R: 0 E: 0 K: 1 S: 6 H: 0 LOB: 2 BB: 1 P: 16	R: 0 E: 0 K: 0 S: 12 H: 0 LOB: 0 BB: 0 P: 18	R: 0 E: 0 K: 1 S: 11 H: 1 LOB: 2 BB: 1 P: 20	R: 1 E: 0 K: 1 S: 15 H: 2 LOB: 1 BB: 0 P: 19	R: 2 E: 0 K: 1 S: 14 H: 3 LOB: 1 BB: 0 P: 26	R: 0 E: 0 K: 0 S: 9 H: 0 LOB: 0 BB: 0 P: 15	1B: 4 2B: 0 3B: 0 HR: 3 SF: 0 SAC: 0 DP: 0 HBP: 1						

PITCHER		IP	WLS	BF	H	R	ER	SO	BB	IBB	HBP	BLK	WP	HR	S	P	ERA	WHIP
35 Cole Hamels, L ERA: 3.38	(1, 1)	7.0	W	28	4	2	2	7	2	0	1	0	0	2	63	100	2.57	0.857
41 Jake Diekman, L ERA: 4.24	(8, 1)	1.0		6	3	2	2	1	0	0	0	0	0	1	14	26	18.00	3.000
50 Keone Kela, R ERA: 4.76	(9, 1)	1.0	S	3	0	0	0	0	0	0	0	0	0	0	9	15	0.00	0.000

PITCHER	IP	WLS	BF	H	R	ER	SO	BB	IBB	HBP	BLK	WP	HR	S	P	ERA	WHIP

TOP

New York Yankees @ Texas Rangers

Globe Life Park in Arlington, Arlington, TX

Tue May 22 2018, 8:09 PM - 11:14 PM EDT

Att. 30,325 - Partly Cloudy - 87 F

livebaseballscorecards.com

AB	34
R	4
H	7
RBI	4
BB	2
SO	8
LOB	12

WP: 0 PA: 37
PB: 0
SB: 0
CS: 0

New York Yankees @ Texas Rangers

Globe Life Park in Arlington, Arlington, TX

Tue May 22 2018, 8:09 PM - 11:14 PM EDT

Att. 30,325 - Partly Cloudy - 87 F

livebaseballscorecards.com

BOTTOM

Batter	1	2	3	4	5	6	7	8	9	AB	R	H	RBI	BB	SO	LOB
17 Shin-Soo Choo, L (1, 10) OBP: 0.335, SLG: 0.392	C FF 94 X SI 94 0-1 ① G5-3	B CH 88 B CU 81 B SI 95 C FF 94 C CH 87 B CH 87 4-2 30 G3 9 WP 1-2 BB		S FF 94 B SI 95 S CH 88 X CH 88 1-2 ② G3		C SL 84 D FS 84 B FS 84 D FS 85 B FS 84 4-1 9 BB BB		C FF 94 B SL 87 F FF 94 X CH 86 2-2 ② F9		3	0	0	0	2	0	1
9 Isiah Kiner-Falefa, R (1, 5) OBP: 0.326, SLG: 0.366	B FF 94 B FF 94 C FF 94 C CU 82 X CU 82 2-2 19 HR 30 BB 1B	B CU 83 B FF 96 B CU 82 C SI 96 B CU 83 4-1 30 G3 1-2 2-3 BB		B FF 94 B CU 82 C CH 87 X CH 87 2-1 30 BB 1B		B FF 92 B FF 92 B FF 92 C FF 93 B FF 93 4-1 1-2 2-3 BB		C FF 94 C FF 94 X SL 86 0-2 ③ F7		3	1	2	0	2	0	1
30 Nomar Mazara, L (1, 9) OBP: 0.338, SLG: 0.492	C CU 80 1 SAFE B SI 94 C CH 86 D CU 83 D CH 88 1 SAFE F CH 88 F CU 82 4-2 B SI 94 19 HR 1-2 BB	S CU 83 D CH 89 X FF 96 1-1 ② G3 1-2 2-3 3-H		B CU 79 1 SAFE C CU 80 C SI 93 D CU 81 F CU 81 D FF 94 D SL 85 4-2 1-2 BB		D SL 88 C FF 93 D FS 86 B FF 93 S FF 94 F FF 94 C FF 93 3-3 ② K				2	1	0	1	2	1	5
19 Jurickson Profar, S (1, 6) OBP: 0.304, SLG: 0.401	C CU 79 2 SAFE B CH 88 X SI 96 1-1 1-H 2-H HR	F CU 83 B FF 96 X CU 82 1-1 ③ G4-3		B CU 79 S SI 93 F CU 80 S CU 81 1-3 ③ K		C FF 93 D FS 85 F FF 92 D FS 85 S FS 85 2-3 ③ K				4	1	1	3	0	2	7
13 Joey Gallo, L (1, 7) OBP: 0.276, SLG: 0.459	C CU 82 C FF 96 B CU 83 S FF 96 1-3 ② K	F FF 94 B FF 95 F CU 83 C CU 84 1-3 ① K		B CU 80 S CU 81 B SI 94 F CU 81 F CU 81 S CU 80 2-3 ① K			B SL 84 X FF 94 1-0 ① F7			4	0	0	0	0	3	0
12 Rougned Odor, L (1, 4) OBP: 0.250, SLG: 0.278	S FF 96 B FF 96 C SI 96 S FF 95 1-3 ③ K	C CU 82 B FF 95 B CH 89 F CU 83 B FF 96 C CH 88 3-3 ② K		B SI 94 B SI 94 F SI 94 B CU 80 S CU 80 F CU 81 F CU 81 D SL 85 4-2 61 A4 98 BB			X FF 95 0-0 61 CS 1B			3	0	1	0	1	2	0
61 Robinson Chirinos, R (1, 2) OBP: 0.275, SLG: 0.381		B FF 94 H SI 95 2-0 67 G4-3 67 WP 16 WP HBP	S CH 89 S FF 95 B FF 96 B CU 84 C CU 84 2-3 ③ K	C SL 86 B FF 94 B SI 93 1 SAFE F SL 85 B SL 85 C SL 84 3-3 ②③ K 1-2			F FF 95 F FF 95 F SL 86 B FF 94 1 SAFE F SL 87 B FF 94 S SL 86 2-3 ②③ K 1-2			3	1	0	0	0	3	2
67 Ronald Guzmán, L (1, 3) OBP: 0.280, SLG: 0.392		C CH 88 B CH 90 S CU 82 X FF 96 1-2 ① G4-3 1-3	S CH 87 F FF 94 F CU 83 X CU 84 0-2 HR	B SI 92 C SI 91 B CH 87 S SI 93 B SI 93 F SI 93 B CU 79 4-2 9 BB 16 G4-3 BB				B FF 92 B FF 93 C FF 93 F CH 85 X CH 86 2-2 3 SH2-3 1B		3	1	2	1	1	0	1
16 Ryan Rua, R (1, 8) OBP: 0.198, SLG: 0.286 3 Delino DeShields, R (8, 8) OBP: 0.310, SLG: 0.322		F SI 96 D SI 97 S CU 83 S CU 84 1-3 K 9 WP 17 BB 30 G3 3-H	B FF 94 C CU 82 B CU 83 B SI 94 X FF 95 3-1 ① G5-3			C FF 93 X SL 85 0-1 ① G4-3 1-2		X FF 93 0-0 ① SH2-3 1-2		3 0	1 0	0 0	0 0	0 0	1 0	1 0
Inning Stats	R: 3 E: 0 K: 2 S: 17 H: 2 LOB: 0 BB: 1 P: 26	R: 2 E: 0 K: 1 S: 13 H: 0 LOB: 2 BB: 2 P: 27	R: 0 E: 0 K: 3 S: 9 H: 0 LOB: 0 BB: 0 P: 15	R: 1 E: 0 K: 1 S: 17 H: 2 LOB: 2 BB: 1 P: 28	R: 0 E: 0 K: 2 S: 11 H: 0 LOB: 0 BB: 1 P: 20	R: 0 E: 0 K: 2 S: 14 H: 0 LOB: 3 BB: 3 P: 31	R: 0 E: 0 K: 1 S: 7 H: 1 LOB: 1 BB: 0 P: 10	R: 0 E: 0 K: 0 S: 10 H: 1 LOB: 1 BB: 0 P: 14		1B: 4 2B: 1 3B: 0 HR: 2 SF: 0 SAC: 1 DP: 1 HBP: 1			WP: 3 PB: 0 SB: 0 CS: 1 PA: 38	

	AB	28
	R	6
	H	6
	RBI	5
	BB	8
	SO	12
	LOB	18

PITCHER		IP	WLS	BF	H	R	ER	SO	BB	IBB	HBP	BLK	WP	HR	S	P	ERA	WHIP
65 Domingo Germán, R ERA: 5.59	(1, 1)	3.2	L	20	4	6	6	6	3	0	1	0	3	2	50	85	14.73	1.909
67 A.J. Cole, R ERA: 7.94	(4, 1)	1.2		7	0	0	0	3	3	0	0	0	0	0	22	40	0.00	1.800
45 Chasen Shreve, L ERA: 3.0	(6, 1)	0.2		4	0	0	0	2	2	0	0	0	0	0	9	22	0.00	3.000
61 Giovanny Gallegos, R ERA:	(7, 1)	2.0		7	2	0	0	1	0	0	0	0	0	0	17	24	0.00	1.000

PITCHER	IP	WLS	BF	H	R	ER	SO	BB	IBB	HBP	BLK	WP	HR	S	P	ERA	WHIP

New York Yankees @ Texas Rangers

Globe Life Park in Arlington, Arlington, TX

Wed May 23 2018, 7:07 PM - 10:27 PM EDT

Att. 31,304 - Partly Cloudy - 91 F

TOP

livebaseballscorecards.com

Batter	1	2	3	4	5	6	7	8	9	AB	R	H	RBI	BB	SO	LOB
11 Brett Gardner, L (1, 7) OBP: 0.356, SLG: 0.314	X SI 89 / 0-0 ① P5	C SI 88 C CU 73 B SI 88 B SI 88 F CU 73 B SI 89 X SI 90 / 3-2 ① G4-3		C SI 86 X CU 74 / 0-1 99 FC6-5 2B	C FF 90 B FC 89 X FC 90 / 1-1 99 HR 2B		C SI 88 F SI 88 B CH 69 X SI 88 / 1-2 ② G3-1			5	1	2	0	0	0	0
99 Aaron Judge, R (1, 9) OBP: 0.410, SLG: 0.565	B SI 89 C SI 89 B SI 89 X SI 90 / 2-1 E6 18 HR	F FC 86 B SI 89 B CU 74 B SI 89 C FC 86 X FC 84 / 3-2 18 E 1B		C SI 89 B SI 88 B SI 89 X FC 85 / 2-1 ① FC6-5 2-3	X FF 92 / 0-0 2-H HR		B SL 80 C SL 81 C SL 81 B FF 94 B SL 81 X SL 82 / 3-2 ③ P4			5	2	2	2	0	0	1
18 Didi Gregorius, L (1, 6) OBP: 0.325, SLG: 0.518	C SI 89 B CH 82 T SI 89 F SI 90 X CH 83 / 1-2 1-H HR	C SI 88 F SI 89 F SI 90 X SI 90 / 0-2 FC4 1-2		X SI 88 / 0-0 ② F8	X CU 81 / 0-0 ② F9			C FS 86 F FF 95 B FF 94 X FS 86 / 1-2 ① G4-3		5	1	1	2	0	0	2
27 Giancarlo Stanton, R (1, 10) OBP: 0.338, SLG: 0.503	B SI 89 C SI 89 X SI 89 / 1-1 41 1B 31 1B 28 BB 1B	C SI 90 B FC 85 X SI 90 / 1-1 F4		C SI 89 B FC 85 B SI 88 F SI 88 X CU 74 / 2-2 ③ F7	C CU 82 F FC 89 B CU 81 C FF 92 / 1-3 ③ K			C FC 91 B FC 91 S SL 84 B FF 94 H FF 95 / 3-2 31 WP HBP		4	1	1	0	0	1	3
31 Aaron Hicks, S (1, 8) OBP: 0.349, SLG: 0.439	C SI 89 F SI 89 X CU 74 / 0-2 28 BB 41 1B 1-2 1B	X SI 88 / 0-0 ③ G4-3			C CH 84 X FC 84 / 0-1 ① F9	F SI 87 C CH 70 B CH 69 X CH 69 / 1-2 1B		C FF 94 1 SAFE D FS 88 B FC 91 X FS 88 / 2-1 ② F7 1-2		5	0	2	0	0	0	3
14 Neil Walker, S (1, 3) OBP: 0.295, SLG: 0.315	B SI 90 B SI 90 F SI 89 F SI 88 X SI 89 / 2-2 ② F7		S CU 72 B CU 72 X SI 89 / 1-1 HR	C SI 87 B FC 84 X CH 82 / 1-1 41 2B 28 1B 1B	B SI 88 1 SAFE C SI 87 F CH 70 B SI 86 1 SAFE F SI 87 X CH 70 / 2-2 ① F7			B FC 94 X FS 86 / 1-0 ③ F9		5	2	2	1	0	0	4
41 Miguel Andujar, R (1, 5) OBP: 0.296, SLG: 0.497	C FC 85 F FC 84 B SI 87 B SI 90 X FC 84 / 2-2 1-2 2-3 28 BB 1B		B SI 89 F SI 89 S FC 86 F SI 88 S CU 74 / 1-3 ① K	F SI 86 1 SAFE F FC 83 B SI 87 B SI 88 1 SAFE X SI 88 / 2-2 1-3 28 1B 25 HR 2B	C CH 71 B CH 72 1 SAFE 1 SAFE S CH 72 B CH 64 S CH 72 / 2-3 ② K				F FF 97 B FF 97 F FF 97 B CU 85 S CU 84 / 2-3 ① K	5	1	2	0	0	3	1
28 Austin Romine, R (1, 2) OBP: 0.415, SLG: 0.553 24 Gary Sánchez, R (9, PH) OBP: 0.331, SLG: 0.550	D CU 74 B SI 89 C SI 90 B SI 90 B SI 89 / 4-1 1-2 2-3 3-H BB		F SI 89 T SI 89 C SI 88 / 0-3 ② K	F SI 89 B SI 88 B SI 89 S FC 86 D CU 75 X SI 89 / 3-2 2-3 3-H 25 HR 1B	C SI 86 S SI 88 1 SAFE S CH 69 / 0-3 ③ K				B CU 82 C CU 82 S CU 83 C FF 98 / 1-3 ② K	3	1	1	2	1	2	1
										1	0	0	0	0	1	0
25 Gleyber Torres, R (1, 4) OBP: 0.390, SLG: 0.617	C SI 90 X FC 85 / 0-1 ③ G4-3		B FC 86 B SI 88 B FC 85 F SI 88 F SI 89 X SI 87 / 3-2 ③ G5-3	C SI 89 S FC 84 X SI 88 / 0-2 1-H 3-H HR			B SI 86 C CH 70 B CH 72 C CH 70 S CH 71 / 2-3 ① K		S CU 84 S FF 97 S CU 85 / 0-3 ③ K	5	1	1	3	0	2	3
Inning Stats	R: 3 E: 1 K: 0 S: 21 / H: 4 LOB: 3 BB: 1 P: 33	R: 0 E: 1 K: 0 S: 14 / H: 1 LOB: 2 BB: 0 P: 21	R: 1 E: 0 K: 2 S: 12 / H: 1 LOB: 0 BB: 0 P: 17	R: 0 E: 0 K: 0 S: 8 / H: 1 LOB: 1 BB: 0 P: 12	R: 6 E: 0 K: 1 S: 20 / H: 6 LOB: 0 BB: 0 P: 28	R: 0 E: 0 K: 2 S: 13 / H: 1 LOB: 1 BB: 0 P: 18	R: 0 E: 0 K: 1 S: 9 / H: 0 LOB: 0 BB: 0 P: 15	R: 0 E: 0 K: 0 S: 8 / H: 0 LOB: 1 BB: 0 P: 15	R: 0 E: 0 K: 3 S: 9 / H: 0 LOB: 0 BB: 0 P: 12	1B: 7 2B: 3 3B: 0 HR: 4 / SF: 0 SAC: 0 DP: 0 HBP: 1						

	AB	43
	R	10
	H	14
	RBI	10
	BB	1
	SO	9
	LOB	18

WP: 1 PB: 0 SB: 0 CS: 0 PA: 45

PITCHER		IP	WLS	BF	H	R	ER	SO	BB	IBB	HBP	BLK	WP	HR	S	P	ERA	WHIP
38 Doug Fister, R (1, 1) ERA: 4.22		4.1		27	11	8	6	2	1	0	0	0	0	3	68	102	12.46	2.769
43 Tony Barnette, R (5, 1) ERA: 4.15		0.2		4	2	2	2	1	0	0	0	0	0	1	7	9	27.00	3.000
58 Alex Claudio, L (6, 1) ERA: 4.5		1.2	W	6	1	0	0	3	0	0	0	0	0	0	19	27	0.00	0.600
62 José Leclerc, R (7, 1) ERA: 2.4		0.1	H	1	0	0	0	0	0	0	0	0	0	0	3	6	0.00	0.000
31 Chris Martin, R (8, 1) ERA: 4.5		1.0	H	4	0	0	0	0	0	0	1	0	1	0	8	15	0.00	0.000

PITCHER		IP	WLS	BF	H	R	ER	SO	BB	IBB	HBP	BLK	WP	HR	S	P	ERA	WHIP
50 Keone Kela, R (9, 1) ERA: 4.5		1.0	S	3	0	0	0	3	0	0	0	0	0	0	9	12	0.00	0.000

New York Yankees @ Texas Rangers

Globe Life Park in Arlington, Arlington, TX

Wed May 23 2018, 7:07 PM - 10:27 PM EDT

Att. 31,304 - Partly Cloudy - 91 F

livebaseballscorecards.com

BOTTOM

Batter	1	2	3	4	5	6	7	8	9	AB	R	H	RBI	BB	SO	LOB
3 Delino DeShields, R (1, 8) OBP: 0.306, SLG: 0.317	C SI 86 L SI 87 C SL 78 0-3 ① K		B SL 80 B SI 88 B FC 87 C FC 86 C FC 87 X SL 79 3-2 ③ L9		B FC 87 F FC 87 X CH 82 1-1 ① F7	C FF 92 1 SAFE X FS 84 0-1 9 BB 17 BB 19 2B 1-2 1B		F FF 98 C KC 86 F FF 100 F SV 88 B SV 87 S SV 89 1-3 K 9 S 17 E 9 1B		5	2	1	0	0	2	0
17 Shin-Soo Choo, L (1, 9) OBP: 0.345, SLG: 0.396	C SI 87 B SL 80 C SL 80 F SL 79 B SI 87 B SI 88 B SL 79 4-2 30 S BB			B SI 88 X FC 87 1-0 30 HR 1B	C SI 89 X SL 80 0-1 9 3B 1B	D KC 84 B FC 92 C FC 92 2 SAFE C SL 81 D SL 84 B KC 84 4-2 9 BB 19 2B 1-2 2-3 BB		B FF 97 F FF 98 1 SAFE M KC 87 S KC 89 1-3 ① K 1-2		3	3	2	0	2	1	1
9 Isiah Kiner-Falefa, R (1, 5) OBP: 0.336, SLG: 0.386	B SI 88 B FC 85 C SI 89 B FC 87 X FC 87 3-1 ② L6			B FC 85 C FC 87 C SL 79 B FC 86 X CH 84 2-2 ① L7	C FC 88 S CH 83 F FC 88 B FC 87 F CH 83 X SL 80 1-2 1-H 30 1B 3B	B FC 94 C FC 91 B SL 87 C FC 90 D KC 84 F FC 93 B FC 92 4-2 19 2B 1-2 2-3 3-H BB		B FF 98 X FF 100 1-0 30 G6-3 30 S 2-H 1B		4	2	2	3	1	0	2
30 Nomar Mazara, L (1, 10) OBP: 0.340, SLG: 0.505	C SL 79 S FC 90 F SL 80 D SL 79 X FF 89 1-2 ③ F8 1-2			C FC 90 F FC 90 X SL 79 0-2 1-H HR	F SI 90 B SI 90 X SI 90 1-1 19 1B 3-H 1B	B SL 85 C FC 91 S KC 83 D KC 83 S KC 84 2-3 ② K		B FF 99 C FF 99 B KC 84 C KC 85 X SV 88 2-2 ② G6-3 1-3		5	1	2	3	0	1	5
19 Jurickson Profar, S (1, 6) OBP: 0.313, SLG: 0.410		B SI 87 C FC 86 X FC 86 1-1 ① P5		B CH 83 F FC 88 B CH 84 B SL 79 F FC 88 D SL 80 4-2 16 BB 67 HR BB	B FF 91 X FF 91 1-0 1-3 1B	X FC 92 0-0 1-H 2-H 3-H 2B		S KC 86 X KC 87 0-1 ③ G4-3		4	1	2	3	1	0	1
12 Rougned Odor, L (1, 4) OBP: 0.238, SLG: 0.263		C SL 80 C SL 78 X SL 81 0-2 ② G3		B FC 90 S FC 89 1 SAFE T SL 80 F SL 80 B FC 90 1 SAFE X SL 80 2-2 ② F8	B FF 93 F CH 85 F CH 86 1 SAFE T FF 92 1-2 ② K	C SL 82 S KC 85 S KC 82 0-3 ③ K				4	0	0	0	0	2	4
16 Ryan Rua, R (1, 7) OBP: 0.200, SLG: 0.275		B SL 79 C SI 88 B SI 88 B SL 79 X SI 88 3-1 ③ G6-3		B SI 88 B CH 83 S SL 81 S SL 80 1 SAFE B SL 79 F SL 80 B FC 89 4-2 67 HR 1-2 BB	S SL 82 F FF 93 F SL 81 B FF 92 B FC 84 F FF 94 F FC 84 1 SAFE X FF 92 2-2 ③ G5-3		B FF 97 F FF 98 C KC 84 C FF 99 1-3 ① K		3	1	0	0	1	1	2
67 Ronald Guzmán, L (1, 3) OBP: 0.288, SLG: 0.426			C SL 79 X SI 87 0-1 ① G3	C SI 90 S SL 80 B SI 90 F FC 92 X SL 80 1-2 1-H 2-H HR		X FF 90 0-0 17 BB 3 1B 9 BB 1B	X FF 99 0-0 ② F9			4	2	2	3	0	0	0
60 Carlos Pérez, R (1, 2) OBP: 0.163, SLG: 0.238			C FC 86 X FC 88 0-1 ② P3	B SL 80 X FC 88 1-0 ③ G6-3		B FF 91 C FF 91 B FF 92 F FS 84 S FS 84 2-3 ① K	C FF 99 T KC 85 F FF 100 S FF 100 0-3 ③ K			4	0	0	0	0	2	1
Inning Stats	R: 0 E: 0 K: 1 S: 12 H: 0 LOB: 1 BB: 1 P: 20	R: 0 E: 0 K: 0 S: 7 H: 0 LOB: 0 BB: 0 P: 11	R: 0 E: 0 K: 0 S: 7 H: 0 LOB: 0 BB: 0 P: 10	R: 5 E: 0 K: 0 S: 21 H: 3 LOB: 0 BB: 2 P: 36	R: 2 E: 0 K: 1 S: 21 H: 4 LOB: 2 BB: 0 P: 28	R: 4 E: 0 K: 3 S: 18 H: 3 LOB: 1 BB: 2 P: 30	R: 0 E: 0 K: 2 S: 8 H: 0 LOB: 0 BB: 0 P: 9	R: 1 E: 1 K: 2 S: 14 H: 1 LOB: 1 BB: 0 P: 19		1B: 7 2B: 1 3B: 1 HR: 2 SF: 0 SAC: 0 DP: 0 HBP: 0						

| | | | | | |

Los Angeles Angels @ New York Yankees

Yankee Stadium, Bronx, NY

Fri May 25 2018, 7:11 PM - 10:10 PM EDT

Att. 46,056 - Clear - 86 F

livebaseballscorecards.com

TOP

Batter	1	2	3	4	5	6	7	8	9	AB	R	H	RBI	BB	SO	LOB
3 Ian Kinsler, R (1, 4) OBP: 0.258, SLG: 0.274	C FF 96 S FF 97 B SL 90 X SL 89 1-2 ① F8		B FF 97 C CH 86 F FF 98 B SL 90 F FF 98 D CH 88 X SL 88 3-2 ② P6 1-2		B FF 98 C SL 88 B FF 97 C SL 90 X FF 99 2-2 ② G5-3		X FF 96 0-0 ③ FC6-4 1-2f			4	0	0	0	0	0	2
27 Mike Trout, R (1, 8) OBP: 0.449, SLG: 0.644	B FF 95 F CH 87 B CH 90 B SL 88 B FF 98 4-1 8 BB BB		C FF 99 2 SAFE D SL 90 B CH 89 D SL 90 B CH 89 4-1 8 1B BB		S FF 97 X FF 98 0-1 HR			B FC 92 B SL 86 C FC 92 C FC 94 X FC 92 2-2 ① G4-3		2	1	1	1	2	0	0
8 Justin Upton, R (1, 7) OBP: 0.323, SLG: 0.459	1 SAFE D SL 87 B SL 89 B SL 90 S FF 97 C FF 97 F FF 98 B SL 89 4-2 5 G5-4-3 1-2 BB		C FF 99 B SL 90 C FF 99 F FF 99 X FF 98 1-2 ③ 1-2 2-H 1B		B SL 88 C SL 89 F FF 98 S SL 88 1-3 ③ K			B FC 92 C FC 92 F SL 88 B KC 85 B KC 84 B SL 83 4-2 17 WP BB		2	0	1	0	2	1	0
5 Albert Pujols, R (1, 3) OBP: 0.287, SLG: 0.405	C FF 98 X SL 88 0-1 ②③ G5-4-3 1-2f			B FF 97 X FF 98 1-0 ① G5-3		C CH 82 B SL 87 B CH 86 X SL 88 2-1 ① F7		B FC 93 C FC 92 X FC 92 1-1 ② L6		4	0	0	0	0	0	3
17 Shohei Ohtani, L (1, 10) OBP: 0.380, SLG: 0.588		C FF 98 B CH 89 C CH 87 C FF 99 1-3 ① K		B SL 90 C CH 86 B CH 87 B FF 98 C FF 99 B FF 99 4-2 2 1B BB		S FF 97 B CH 87 B FF 98 C FF 98 X FF 98 2-2 ② G6-3		B FF 100 B FF 99 F FF 100 F FF 100 X FF 102 2-2 ③ G6-3 1-2		3	0	0	0	1	1	1
2 Andrelton Simmons, R (1, 6) OBP: 0.399, SLG: 0.462		C FF 98 C FF 97 B FF 97 B SL 91 X FF 98 2-2 ② L8		S SL 89 F CH 88 F SL 90 D CH 89 X SL 88 1-2 1B		C SL 88 X FF 97 0-1 ③ G6-3			B FF 98 B FF 98 C FF 98 B FF 97 X FF 99 3-1 ① G5-3	4	0	1	0	0	0	0
7 Zack Cozart, R (1, 5) OBP: 0.305, SLG: 0.402		C FF 97 X SL 88 0-1 ③ G1-3		C FF 98 F FF 98 F SL 90 F FF 98 B FF 99 B FF 97 2 SAFE C CH 86 2-3 ② K			B FF 96 X FF 95 1-0 ① P4		B SL 84 S FF 99 S FF 100 F FF 100 X FF 101 1-2 ② L7	4	0	0	0	0	1	2
12 Martín Maldonado, R (1, 2) OBP: 0.321, SLG: 0.372			B FF 96 C FF 97 F FF 98 S SL 90 1-3 ① K	F FF 99 C SL 89 S FF 99 0-3 ③ K			B FF 96 F FF 96 S FF 97 B FF 96 F FF 96 F FF 97 F SL 86 F FF 97 F FF 97 2-2 ② X FF 95 1B		C FF 100 F FF 101 S CH 90 0-3 ③ K	4	0	1	0	0	3	2
56 Kole Calhoun, L (1, 9) OBP: 0.195, SLG: 0.199			C FF 97 C SL 89 X SL 89 0-2 3 PB 8 1B 1B		X FF 97 0-0 ① F8		X FF 97 0-0 3 FC6-4 1B			3	0	2	0	0	0	0

Inning Stats	1	2	3	4	5	6	7	8	9	1B: 5	SF: 0	WP: 1	PA: 35
	R: 0 E: 0 K: 0 S: 9 H: 0 LOB: 1 BB: 2 P: 18	R: 0 E: 0 K: 1 S: 8 H: 0 LOB: 0 BB: 0 P: 11	R: 0 E: 0 K: 1 S: 15 H: 2 LOB: 2 BB: 1 P: 24	R: 0 E: 0 K: 2 S: 15 H: 1 LOB: 2 BB: 1 P: 23	R: 1 E: 0 K: 1 S: 9 H: 1 LOB: 0 BB: 0 P: 12	R: 0 E: 0 K: 0 S: 7 H: 0 LOB: 0 BB: 0 P: 11	R: 0 E: 0 K: 0 S: 11 H: 2 LOB: 1 BB: 0 P: 14	R: 0 E: 0 K: 0 S: 10 H: 0 LOB: 1 BB: 1 P: 19	R: 0 E: 0 K: 1 S: 9 H: 0 LOB: 0 BB: 0 P: 13	2B: 0 3B: 0 HR: 1	SAC: 0 DP: 1 HBP: 0	PB: 1 SB: 0 CS: 0	

PITCHER		IP	WLS	BF	H	R	ER	SO	BB	IBB	HBP	BLK	WP	HR	S	P	ERA	WHIP
40 Luis Severino, R ERA: 2.28	(1, 1)	6.0		24	4	1	1	5	4	0	0	0	0	1	63	99	1.50	1.333
57 Chad Green, R ERA: 3.0	(7, 1)	1.0	W	4	2	0	0	0	0	0	0	0	0	0	11	14	0.00	2.000
30 David Robertson, R ERA: 4.76	(8, 1)	0.2	H	3	0	0	0	0	1	0	0	0	0	0	7	14	0.00	1.500
54 Aroldis Chapman, L ERA: 1.33	(8, 1)	1.1	S	4	0	0	0	1	0	0	0	0	1	0	12	18	0.00	0.000

PITCHER	IP	WLS	BF	H	R	ER	SO	BB	IBB	HBP	BLK	WP	HR	S	P	ERA	WHIP

AB	30
R	1
H	6
RBI	1
BB	5
SO	6
LOB	10

Batter	1	2	3	4	5	6	7	8	9	AB	R	H	RBI	BB	SO	LOB
11 Brett Gardner, L (1, 7) OBP: 0.354, SLG: 0.313	B SI 90 B SI 89 F SI 90 X SI 91 2-1 P2 ①		C SI 90 B CU 78 X SI 91 1-1 B1-3 ①		C CU 79 B CU 78 B CU 80 C SI 92 X SI 93 2-2 99 BB 2-3 1B		B SI 94 F SI 94 X SI 93 1-1 G6-3 ③			4	0	1	0	0	0	0
99 Aaron Judge, R (1, 9) OBP: 0.407, SLG: 0.556	C SI 93 F CU 79 S SI 93 0-3 K ②		C CH 84 X CH 84 0-1 L7 ②		B CH 84 B CU 78 B CH 82 S CH 81 C SI 93 F SI 92 F CH 84 B SI 93 4-2 1-2 BB			C FF 95 B FF 95 B SL 85 S SL 85 B SL 84 C SL 83 3-3 K ①		3	0	0	0	1	2	0
27 Giancarlo Stanton, R (1, 10) OBP: 0.332, SLG: 0.492	B SI 94 C SI 93 X CH 85 1-1 L7 ③		S SI 91 B SI 93 S SI 93 B SI 93 S CU 79 2-3 K ③		B SI 92 X CH 81 1-0 P3 ③			C SL 83 B FF 96 B FF 95 B SL 84 X SL 84 3-1 P2 ②		4	0	0	0	0	1	3
24 Gary Sánchez, R (1, 2) OBP: 0.335, SLG: 0.545		C SI 92 S CU 79 X CU 78 0-2 18 FC4-6 1B		C CU 76 B CH 84 B CH 82 S CH 83 F SI 93 X CU 79 2-2 F7 ①		S CH 82 X SI 90 0-1 P6 ①		B FF 95 S SL 83 B SL 84 S SL 84 B FF 94 B FF 95 4-2 BB		3	0	1	0	1	0	0
18 Didi Gregorius, L (1, 6) OBP: 0.318, SLG: 0.506		F CU 78 F CU 78 F SI 92 F SI 94 X CU 80 0-2 FC4-6 41 BB 31 BB 25 1B 1-2f ①		C CU 79 B CU 76 S CU 79 B CU 80 B CU 80 X SI 93 3-2 G4-3 ②		B SI 91 B SI 91 F SI 90 X SI 91 2-1 L1-4-3 ②		X CU 82 0-0 G4-3 ③		4	1	0	0	0	0	2
31 Aaron Hicks, S (1, 8) OBP: 0.349, SLG: 0.432		B CH 82 C SI 92 S SI 92 D CU 79 B SI 93 B SI 92 4-2 41 BB 25 1B 1-2 BB		C SI 91 S SI 94 B SI 94 X CH 85 1-2 P4 ③		X CH 84 0-0 F9 ③				2	0	0	0	1	0	0
26 Tyler Austin, R (1, 3) OBP: 0.289, SLG: 0.519		S CH 85 B SI 91 B SI 92 S CH 84 S CH 84 2-3 K ②			B CU 74 C SI 90 B CU 78 X CH 82 2-1 G1-3 ①		C SI 91 C SI 92 S SI 92 0-3 K ①			3	0	0	0	0	2	2
41 Miguel Andujar, R (1, 5) OBP: 0.303, SLG: 0.503		B CU 79 B CH 83 B SI 92 B SI 92 4-0 25 1B 1-2 2-3 BB			X CU 77 0-0 11 1B 2B		C SI 93 B SI 93 X SI 94 1-1 L4 ②			2	0	1	0	1	0	0
25 Gleyber Torres, R (1, 4) OBP: 0.398, SLG: 0.649		F CH 84 B CH 85 F SI 93 D CU 80 X CH 85 2-2 1-2 2-H 3-H 1B ③			F CH 83 S CH 83 S SI 92 0-3 K ②		C CU 79 B CU 80 B SI 94 B SI 94 X SI 95 3-1 HR			3	1	2	2	0	1	1
Inning Stats	R: 0 E: 0 K: 1 S: 7 H: 0 LOB: 0 BB: 0 P: 10	R: 1 E: 0 K: 1 S: 16 H: 2 LOB: 2 BB: 2 P: 28	R: 0 E: 0 K: 1 S: 7 H: 0 LOB: 0 BB: 0 P: 10	R: 0 E: 0 K: 0 S: 10 H: 0 LOB: 0 BB: 0 P: 16	R: 0 E: 0 K: 1 S: 14 H: 2 LOB: 3 BB: 1 P: 23	R: 0 E: 0 K: 0 S: 5 H: 0 LOB: 0 BB: 0 P: 7	R: 1 E: 0 K: 1 S: 9 H: 1 LOB: 0 BB: 0 P: 14	R: 0 E: 0 K: 1 S: 8 H: 0 LOB: 1 BB: 1 P: 18		1B: 3 2B: 1 3B: 0 HR: 1 SF: 0 SAC: 0 DP: 0 HBP: 0						

PITCHER		IP	WLS	BF	H	R	ER	SO	BB	IBB	HBP	BLK	WP	HR	S	P	ERA	WHIP
28 Andrew Heaney, L ERA: 3.09	(1, 1)	6.1		25	4	1	1	5	3	0	0	0	0	0	62	97	1.42	1.105
33 Jim Johnson, R ERA: 4.05	(7, 1)	0.2	L	3	1	1	1	0	0	0	0	0	0	1	6	11	13.50	1.500
32 Cam Bedrosian, R ERA: 3.86	(8, 1)	0.2		3	0	0	0	1	1	0	0	0	0	0	7	17	0.00	1.500
48 Jose Alvarez, L ERA: 2.53	(8, 1)	0.1		1	0	0	0	0	0	0	0	0	0	0	1	1	0.00	0.000

PITCHER	IP	WLS	BF	H	R	ER	SO	BB	IBB	HBP	BLK	WP	HR	S	P	ERA	WHIP

BOTTOM

Los Angeles Angels @ New York Yankees

Yankee Stadium, Bronx, NY

Fri May 25 2018, 7:11 PM - 10:10 PM EDT

Att. 46,056 - Clear - 86 F

livebaseballscorecards.com

AB	28
R	2
H	5
RBI	2
BB	4
SO	6
LOB	8

Los Angeles Angels @ New York Yankees

Yankee Stadium, Bronx, NY

Sat May 26 2018, 7:19 PM - 10:47 PM EDT

Att. 44,565 - Partly Cloudy - 85 F

TOP

livebaseballscorecards.com

Batter	1	2	3	4	5	6	7	8	9	AB	R	H	RBI	BB	SO	LOB
7 Zack Cozart, R (1, 4) (7, 5) OBP: 0.307, SLG: 0.402	C SI 92 B SI 92 B ST 83 F SI 93 B ST 84 F SI 94 F SI 95 F FF 95 X SI 96 3-2 27 2B 1B		C CU 80 S FF 93 B ST 86 B CU 81 X FF 95 2-2 27 2B 17 BB 1B	C CU 80 T FF 93 S ST 85 0-3 ② K		F FF 95 C FF 95 X CH 88 0-2 FC5 27 2B 5 1B 1-2	C FF 94 S FS 86 X FF 93 0-2 ② L6			5	3	2	0	0	1	2
27 Mike Trout, R (1, 8) OBP: 0.461, SLG: 0.687	X FF 95 0-0 5 F9 1-H 2B		C ST 84 X ST 86 0-1 17 BB 2 SF8 1-3 2B	B ST 85 B SI 94 C SI 93 X ST 85 2-1 3-H HR		C FF 95 C FF 94 F CH 90 X FF 96 0-2 5 1B 1-3 2-H 2B	B FF 93 C FF 93 S FS 85 B FF 92 X FS 85 2-2 1B			5	3	5	4	0	0	0
8 Justin Upton, R (1, 7) OBP: 0.327, SLG: 0.456 24 Chris Young, R (6, PH) (6, 7) OBP: 0.250, SLG: 0.302	C CU 81 F CU 80 B ST 86 C FF 94 1-3 ① K		C FF 94 B SI 95 B ST 85 C SI 94 F ST 87 D ST 87 B ST 87 4-2 17 BB BB	C SI 93 H SI 92 1-1 HBP		C FF 95 B FF 96 B CH 90 B FF 96 B FF 96 4-1 5 1B 17 G6-3 BB	C FF 93 D FS 84 F FF 93 B FS 86 D FS 85 F FF 93 X FF 92 3-2 ③ L5			1 1	0 1	0 0	0 0	1 1	1 0	1 1
5 Albert Pujols, R (1, 3) OBP: 0.286, SLG: 0.402 19 Jefry Marte, R (8, PH) (8, 3) OBP: 0.353, SLG: 0.484	B FF 93 F FF 93 B ST 84 C FF 94 X ST 84 2-2 ② F9 2-3		F FF 94 S SI 93 D ST 86 S SI 94 1-3 ① K	C FC 83 S FC 83 S FC 84 0-3 ③ K		S CH 88 D FF 95 X CH 88 1-1 17 G6-3 1-3 2-H 3-H 1B		F FF 93 B SL 85 B FF 93 B SL 85 S SL 86 C SL 85 3-3 ① K		4 1	0 0	1 0	2 0	0 0	2 1	5 0
17 Shohei Ohtani, L (1, 10) OBP: 0.372, SLG: 0.564	C CU 82 B FF 94 C CU 82 B FF 94 S ST 86 2-3 ③ K		B FF 94 B CU 82 F FF 94 B FF 94 B FF 94 4-1 1-2 2-3 3-H BB		C CH 86 S CH 86 S FF 93 0-3 ① K	B FF 94 S FF 96 B CH 87 F FF 95 F CH 87 X FF 96 2-2 ① ② G6-3 1-2f 3-H		C CU 81 B CH 87 B SI 93 X SI 94 2-1 ② G6-3		4	0	0	1	1	2	2
2 Andrelton Simmons, R (1, 6) OBP: 0.394, SLG: 0.457		B CU 80 B SI 93 X SI 93 2-0 56 G1-3 1B	D ST 86 X FF 93 1-0 ② SF8 3-H		X FF 94 0-0 ② L7	B FS 85 B FF 93 X FF 93 2-0 ③ F8		C FF 93 B FF 95 B SL 85 B SL 86 C SL 85 X SL 85 3-2 ③ G5-3		4	0	1	1	0	0	0
18 Luis Valbuena, L (1, 5) OBP: 0.270, SLG: 0.336 3 Ian Kinsler, R (7, PH) (7, 4) OBP: 0.255, SLG: 0.270	B FF 94 C FF 93 1 SAFE B FF 92 C CU 81 F FF 94 S ST 87 2-3 ① K	C CU 82 F ST 86 D ST 88 2 SAFE S FF 94 1-3 ③ K		C FF 93 C CH 85 B FF 93 F CH 86 B FF 93 B CH 86 B CH 87 4-2 BB		X FF 92 0-0 ① F9	B CU 80 C SL 84 X FF 92 1-1 ① L8			2 2	0 0	0 0	0 0	1 0	2 0	3 0
56 Kole Calhoun, L (1, 9) OBP: 0.201, SLG: 0.195		D CU 82 1 SAFE F FF 93 X CU 82 1-1 ② G1-3 1-2	B CU 78 B FF 92 F CH 88 B CH 90 C FF 93 B CH 90 4-2 10 1B 27 HR BB	C FF 92 B FF 93 F CH 86 B FF 92 B CH 86 T CH 85 3-2 ③ K		B SL 85 B FF 93 B FF 93 C FF 93 F FF 92 B FF 93 4-2 10 HR BB		S CU 81 X SI 93 0-1 ② G5-3		3	2	0	0	2	1	2
10 José Briceño, R (1, 2) OBP: 0.600, SLG: 1.250		B ST 87 S FF 94 F ST 86 S ST 86 1-3 ③ K2-3	S FF 94 1 SAFE X FF 92 0-1 ① 1-3 1B			S FF 94 S FF 96 B FF 97 F CH 88 B FF 95 F CH 90 B FF 96 B FF 95 4-2 7 E 27 2B BB	X FS 85 0-0 1-H HR	C FF 94 S SL 85 F SL 86 S SL 85 0-3 ③ K		4	2	2	2	1	2	1
Inning Stats	R: 1 E: 0 K: 2 S: 16 H: 2 LOB: 1 BB: 0 P: 24	R: 0 E: 0 K: 2 S: 10 H: 1 LOB: 1 BB: 0 P: 16	R: 2 E: 0 K: 2 S: 16 H: 2 LOB: 2 BB: 2 P: 29	R: 2 E: 0 K: 2 S: 13 H: 2 LOB: 1 BB: 1 P: 20	R: 0 E: 0 K: 2 S: 10 H: 0 LOB: 1 BB: 1 P: 17	R: 4 E: 1 K: 0 S: 19 H: 2 LOB: 0 BB: 2 P: 32	R: 2 E: 0 K: 0 S: 14 H: 2 LOB: 1 BB: 1 P: 23	R: 0 E: 0 K: 1 S: 8 H: 0 LOB: 0 BB: 0 P: 16	R: 0 E: 0 K: 1 S: 8 H: 0 LOB: 0 BB: 0 P: 9	1B: 6 2B: 3 3B: 0 HR: 2 SF: 1 SAC: 0 DP: 1 HBP: 1						

	AB	36
	R	11
	H	11
	RBI	10
	BB	7
	SO	12
	LOB	17

WP: 0 PB: 0 SB: 0 CS: 0 PA: 45

PITCHER	IP	WLS	BF	H	R	ER	SO	BB	IBB	HBP	BLK	WP	HR	S	P	ERA	WHIP
55 Sonny Gray, R (1, 1) ERA: 5.98	3.2	L	21	7	5	5	7	3	0	1	0	0	1	52	86	12.27	2.727
56 Jonathan Holder, R (4, 1) ERA: 3.31	1.1		5	0	0	0	3	1	0	0	0	0	0	13	20	0.00	0.750
48 Tommy Kahnle, R (6, 1) ERA: 7.88	0.2		6	2	4	2	0	2	0	0	0	0	0	18	29	27.00	6.000
45 Chasen Shreve, L (6, 1) ERA: 4.58	1.1		7	2	2	2	0	1	0	0	0	0	1	15	26	13.50	2.250
67 A.J. Cole, R (8, 1) ERA: 7.11	2.0		6	0	0	0	2	0	0	0	0	0	0	16	25	0.00	0.000

PITCHER	IP	WLS	BF	H	R	ER	SO	BB	IBB	HBP	BLK	WP	HR	S	P	ERA	WHIP

Batter	1	2	3	4	5	6	7	8	9	AB	R	H	RBI	BB	SO	LOB
11 Brett Gardner, L (1, 8) OBP: 0.351, SLG: 0.329	B FF 92 X FF 92 1-0 HR	B CH 86 B CH 84 F SI 92 F SL 83 X SL 84 2-2 ③ F8			C SI 91 B CH 84 F CH 83 F SI 93 B CH 85 X SL 83 2-2 ① F8		C FF 97 F FF 98 B FF 99 F FF 100 B FF 98 F FF 99 F SL 88 F FF 99 C SL 87 2-3 ② K			4	1	1	1	0	1	2
99 Aaron Judge, R (1, 9) OBP: 0.418, SLG: 0.577	B SL 84 C CH 84 X SI 94 1-1 HR		B SL 85 C CH 82 B CH 82 S CH 84 B SL 85 B SL 83 4-2 27 E 27 S BB		C CH 84 B SI 93 X SL 83 1-1 27 CS 1B		B SL 87 B SI 99 D SI 99 B SI 99 4-0 1-2 2-3 BB			2	1	2	1	2	0	0
18 Didi Gregorius, L (1, 6) OBP: 0.312, SLG: 0.494	C SI 93 X CH 86 0-1 ① G3-1		F CH 83 X SI 92 0-1 ① P5		B SI 91 X FF 92 1-0 ② F8		F FF 98 B FF 98 F FF 98 F FF 98 F SL 88 X FF 99 1-2 ③ L9			4	0	0	0	0	0	5
27 Giancarlo Stanton, R (1, 7) OBP: 0.326, SLG: 0.482	B FF 93 S SL 85 S SL 85 S SL 84 1-3 ② K		C SL 81 B FF 92 S SL 83 B SL 84 D CH 85 1 SAFE S SL 83 3-3 ② K 1-3		C SL 83 S SL 84 F SL 82 1 SAFE F SL 85 B SL 84 1-2 ③ CS 1-2		B FF 90 B CH 84 B FF 91 C FF 91 S FF 91 F CU 78 X CU 78 3-2 ① F7		C SL 87 X SL 86 0-1 ① G4-3	4	0	0	0	0	2	1
24 Gary Sánchez, R (1, 10) OBP: 0.328, SLG: 0.532	C SL 84 B FF 93 F CH 85 F SL 85 F SL 86 X FF 94 1-2 ③ F9		B CH 84 F SL 85 F SL 86 F SL 85 F FF 92 F FF 93 X SL 84 1-2 ③ L7			C CU 77 C CU 78 X CU 78 0-2 ② G5-3		B SL 88 X SL 85 1-0 ② P5		4	0	0	0	0	0	1
33 Greg Bird, L (1, 3) OBP: 0.200, SLG: 0.400		C SI 93 S CH 85 X CH 85 0-2 ① G3		C SI 91 B CH 84 F CH 84 F CH 86 B SL 83 B SL 82 F CH 79 C FF 92 3-3 ① K		C CH 84 X CH 85 0-1 ③ G4-3		F SI 97 B SL 88 B SL 86 C FF 97 S SL 88 2-3 ③ K		4	0	0	0	0	2	0
41 Miguel Andujar, R (1, 5) OBP: 0.308, SLG: 0.503		X SL 81 0-0 28 HR 1B		F SL 83 X FF 93 0-1 ② G6-3		C CU 77 F FF 90 F CU 78 B CU 78 F FF 90 B CH 84 X CU 77 2-2 99 BB 25 BB 1B		C FF 92 X SL 84 0-1 ① G4-3		4	1	2	0	0	0	0
28 Austin Romine, R (1, 2) OBP: 0.421, SLG: 0.608		B SI 91 B SL 82 F SI 92 X FF 93 2-1 1-H HR		B SL 81 C SL 81 B SL 83 X CH 83 2-1 1B			B FF 90 B CU 78 X FF 89 2-0 ① F8		C FF 93 B SL 84 B SL 86 C FF 93 B SL 85 X FF 94 3-2 ② L4	4	1	2	2	0	0	1
25 Gleyber Torres, R (1, 4) OBP: 0.393, SLG: 0.630		B FF 92 S SL 82 C SL 84 S SL 83 1-3 ② K		S FF 92 S SL 82 B FF 93 X SL 85 1-2 ③ P4			B CU 78 C CH 83 B CU 78 B CU 77 B CH 83 4-1 99 BB 1-2 BB		C FF 94 C SL 83 S SL 86 0-3 ③ K2-3	3	0	0	0	1	2	1
Inning Stats	R: 2 E: 0 K: 1 S: 13 H: 2 LOB: 0 BB: 0 P: 17	R: 2 E: 0 K: 1 S: 12 H: 2 LOB: 0 BB: 0 P: 17	R: 0 E: 1 K: 1 S: 13 H: 0 LOB: 1 BB: 1 P: 21	R: 0 E: 0 K: 1 S: 12 H: 1 LOB: 1 BB: 0 P: 18	R: 0 E: 0 K: 0 S: 11 H: 1 LOB: 0 BB: 0 P: 16	R: 0 E: 0 K: 0 S: 9 H: 0 LOB: 0 BB: 0 P: 12	R: 0 E: 0 K: 1 S: 19 H: 1 LOB: 3 BB: 2 P: 34	R: 0 E: 0 K: 1 S: 6 H: 0 LOB: 0 BB: 0 P: 9	R: 0 E: 0 K: 1 S: 8 H: 0 LOB: 0 BB: 0 P: 11	1B: 4 2B: 0 3B: 0 HR: 3 SF: 0 SAC: 0 DP: 0 HBP: 0						

PITCHER	IP	WLS	BF	H	R	ER	SO	BB	IBB	HBP	BLK	WP	HR	S	P	ERA	WHIP
51 Jaime Barria, R (1, 1) ERA: 2.97	5.0	W	21	6	4	4	4	1	0	0	0	0	3	61	89	7.20	1.400
25 Noé Ramirez, R (6, 1) ERA: 3.38	1.1		6	1	0	0	0	1	0	0	0	0	0	16	27	0.00	1.500
38 Justin Anderson, R (7, 1) ERA: 3.68	1.2		6	0	0	0	2	1	0	0	0	0	0	18	28	0.00	0.600
32 Cam Bedrosian, R (9, 1) ERA: 3.68	1.0		3	0	0	0	1	0	0	0	0	0	0	8	11	0.00	0.000

PITCHER	IP	WLS	BF	H	R	ER	SO	BB	IBB	HBP	BLK	WP	HR	S	P	ERA	WHIP

BOTTOM

Los Angeles Angels @ New York Yankees

Yankee Stadium, Bronx, NY

Sat May 26 2018, 7:19 PM - 10:47 PM EDT

Att. 44,565 - Partly Cloudy - 85 F

livebaseballscorecards.com

AB	33
R	4
H	7
RBI	4
BB	3
SO	7
LOB	11

Batter	1	2	3	4	5	6	7	8	9	AB	R	H	RBI	BB	SO	LOB
7 Zack Cozart, R (1, 5) OBP: 0.316, SLG: 0.403	X FF 93 0-0 1B		B FF 89 B FS 85 B FF 89 C FF 91 F FF 91 B FF 91 4-2 BB		B SL 83 C SL 84 S FS 87 S FF 93 1-3 ③ K			B KC 83 B KC 83 C FF 96 B FF 97 B FF 98 4-1 27 FC6-4 BB		2	0	1	0	2	1	1
27 Mike Trout, R (1, 8) OBP: 0.453, SLG: 0.672	C FF 89 B FF 92 F FF 90 F FS 87 F FS 87 F FF 93 B SL 85 D FS 88 F FS 87 3-2 ① T FF 94 K		X FF 90 0-0 ③ F8			C SL 84 F FF 92 C CU 81 0-3 ① K		C KC 85 B FF 98 C KC 84 B FF 99 F SV 87 X SV 88 2-2 ① FC6-4 2 G6-4-3 1-2f		4	0	0	0	0	2	3
2 Andrelton Simmons, R (1, 6) OBP: 0.396, SLG: 0.474	1 SAFE X FC 90 0-0 ② F7			C FC 87 C SL 84 F FF 90 F FS 86 B FF 91 B CU 80 B SL 84 X SL 85 3-2 17 BB 1B		C SL 83 B FF 91 B CU 82 X SL 83 2-2 HR		B KC 84 B KC 84 C KC 84 X FF 99 2-1 ②③ G6-4-3 1-2f		4	1	2	1	0	0	2
17 Shohei Ohtani, L (1, 10) OBP: 0.376, SLG: 0.553	B FS 88 B FF 92 C SL 85 B FF 93 S SL 84 S FS 86 3-3 ③ K			B FF 92 B SL 83 S FS 88 B FF 93 B FS 85 4-1 3 G1-4-3 1-2 BB		B FF 93 T SL 83 C FF 93 S FS 89 1-3 ② K			F FF 99 B SL 86 B SL 86 B FF 99 F FF 100 B FF 101 4-2 12 WP 3 WP BB	2	0	0	0	2	2	1
18 Luis Valbuena, L (1, 3) OBP: 0.264, SLG: 0.328 19 Jefry Marte, R (9, PH) OBP: 0.348, SLG: 0.476		B SL 81 C SL 82 F FS 87 C FF 93 1-3 ① K		B FS 88 S FS 86 B FS 87 S FS 87 S FS 87 2-3 ① K		X FS 84 0-0 ③ F9			S FF 100 C FF 99 F SI 100 F SI 101 F FF 101 1 SAFE 1 SAFE B SI 100 C SL 85 1-3 ① K	3 1	0 0	0 0	0 0	0 0	2 1	2 1
3 Ian Kinsler, R (1, 4) OBP: 0.249, SLG: 0.263		S FS 88 B SL 83 B SI 90 B SL 83 C FF 90 F FC 90 F FS 84 X SL 85 3-2 ② P5		C SL 84 X SI 91 0-1 ②③ G1-4-3 1-2f			B FC 91 B FC 91 X FC 91 2-0 ① G6-3		C FF 98 F FF 100 F SL 87 F SI 100 B FF 100 S SL 86 1-3 ② K 1-2	4	0	0	0	0	1	3
12 Martín Maldonado, R (1, 2) OBP: 0.319, SLG: 0.368		C FF 89 C FF 88 F FF 91 B CU 79 B FS 88 X FS 88 2-2 ③ G5-3			S FC 87 F SL 87 F CU 80 S SL 84 0-3 ① K		B FC 92 B FC 92 C FC 92 C FC 92 X FC 93 2-2 1B		B FF 99 B FF 98 F FF 97 S FF 98 F FF 101 X FF 101 2-2 ③ G6-3 2-3	4	0	1	0	0	1	1
56 Kole Calhoun, L (1, 9) OBP: 0.198, SLG: 0.191			B FS 84 B FF 92 B SL 84 C FF 93 X FS 85 3-1 ① G4-3		C SL 83 F FS 85 B SL 86 B SL 84 X FS 87 2-2 ② G3		C KC 83 S SL 83 X SL 86 0-2 ② F8			3	0	0	0	0	0	1
24 Chris Young, R (1, 7) OBP: 0.254, SLG: 0.291			C FC 89 B SL 83 B FF 90 X SL 83 2-1 ② P5		B FC 88 C FC 88 B FS 86 S SL 83 B SL 85 B FF 93 4-2 BB		B FC 92 C KC 82 B SL 88 C SL 84 B KC 83 X FC 92 3-2 ③ G2-3			2	0	0	0	1	0	1
Inning Stats	R: 0 E: 0 K: 2 S: 12 H: 1 LOB: 1 BB: 0 P: 18	R: 0 E: 0 K: 1 S: 12 H: 0 LOB: 0 BB: 0 P: 18	R: 0 E: 0 K: 0 S: 7 H: 0 LOB: 1 BB: 1 P: 16	R: 0 E: 0 K: 1 S: 11 H: 1 LOB: 1 BB: 1 P: 20	R: 0 E: 0 K: 2 S: 12 H: 0 LOB: 1 BB: 1 P: 19	R: 1 E: 0 K: 2 S: 10 H: 1 LOB: 0 BB: 0 P: 13	R: 0 E: 0 K: 0 S: 10 H: 1 LOB: 1 BB: 0 P: 17	R: 0 E: 0 K: 0 S: 7 H: 0 LOB: 0 BB: 1 P: 15	R: 0 E: 0 K: 2 S: 17 H: 0 LOB: 1 BB: 1 P: 25	1B: 3 2B: 0 3B: 0 HR: 1 SF: 0 SAC: 0 DP: 2 HBP: 0						

TOP

Los Angeles Angels @ New York Yankees

Yankee Stadium, Bronx, NY

Sun May 27 2018, 1:10 PM - 4:37 PM EDT

Att. 46,109 - Cloudy - 61 F

livebaseballscorecards.com

AB	29
R	1
H	4
RBI	1
BB	5
SO	10
LOB	16

WP: 2 PA: 34
PB: 0
SB: 0
CS: 0

PITCHER	IP	WLS	BF	H	R	ER	SO	BB	IBB	HBP	BLK	WP	HR	S	P	ERA	WHIP
19 Masahiro Tanaka, R (1, 1) ERA: 4.62	6.0	W	23	3	1	1	8	3	0	0	0	0	1	64	104	1.50	1.000
30 David Robertson, R (7, 1) ERA: 4.56	1.0	H	4	1	0	0	0	0	0	0	0	0	0	10	17	0.00	1.000
68 Dellin Betances, R (8, 1) ERA: 4.5	1.0	H	3	0	0	0	0	1	0	0	0	0	0	7	15	0.00	1.000
54 Aroldis Chapman, L (9, 1) ERA: 1.27	1.0	S	4	0	0	0	2	1	0	0	0	2	0	17	25	0.00	1.000

PITCHER	IP	WLS	BF	H	R	ER	SO	BB	IBB	HBP	BLK	WP	HR	S	P	ERA	WHIP

Batter	1	2	3	4	5	6	7	8	9	AB	R	H	RBI	BB	SO	LOB
11 Brett Gardner, L (1, 7) OBP: 0.359, SLG: 0.339	C FF 96 X SI 97 0-1 99 BB 1B	F SI 97 C CU 80 X CU 82 0-2 ③ G3		C FF 91 F SL 83 B FF 91 F FF 92 X SL 82 1-2 1B		B FF 93 X SI 92 1-0 99 BB 1B				4	0	3	0	0	0	2
99 Aaron Judge, R (1, 10) OBP: 0.424, SLG: 0.576	F FF 97 B SI 97 B SI 98 B SL 91 F FF 98 D SL 90 4-2 1-2 BB		X SI 95 0-0 18 WP 24 WP 31 BB 1B	S CH 80 B CH 80 B SI 92 F SL 86 S SI 91 2-3 ① K		D SL 88 B CH 86 B CH 86 B SL 88 4-0 1-2 BB				2	1	1	0	2	1	1
27 Giancarlo Stanton, R (1, 9) OBP: 0.320, SLG: 0.472	S SL 91 D SL 91 F FF 97 B SL 88 C SL 89 2-3 ① K		C SL 89 B FF 97 F SI 96 C FF 97 1-3 ① K	B FC 87 B SI 92 S SI 91 F FC 87 D FC 87 F SI 92 S FC 88 3-3 ② K		S SL 88 B SL 88 B SI 92 F CH 86 S SL 86 2-3 ③ K				4	0	0	0	0	4	6
24 Gary Sánchez, R (1, 2) OBP: 0.326, SLG: 0.522	B SL 89 S SL 88 B FF 96 F FF 96 F SL 89 F SI 97 B FF 96 X SL 88 3-2 ② P3		D FF 98 B SL 89 D SI 98 F SI 97 B FF 97 4-1 31 BB 18 WP 33 HBP 1-2 BB	C CH 80 F SI 92 B FF 90 F FF 92 S CH 80 1-3 ③ K			C SI 92 B SI 94 B CU 79 F SI 93 F CU 79 F CU 79 S SI 94 2-3 ① K			3	1	0	0	1	2	3
18 Didi Gregorius, L (1, 6) OBP: 0.311, SLG: 0.486	C SI 96 B CU 79 S SL 89 D SL 90 F SI 96 X SL 89 2-2 ③ P4		D SI 97 B SL 90 B SI 97 B SI 97 4-0 33 HBP 31 BB 41 FC6 1-2 2-3 BB		B SL 87 F SL 87 F SI 92 S SL 88 1-3 ① K		F SI 93 F CU 78 S FF 93 0-3 ② K			3	1	0	0	1	2	2
31 Aaron Hicks, S (1, 8) OBP: 0.346, SLG: 0.422		L SI 96 B CU 78 S SL 89 F CU 80 B CU 81 X SI 96 2-2 ① G4-3	B SI 97 C SI 97 B SL 89 B SI 96 B SL 90 4-1 41 FC6 33 HBP 1-2 2-3 3-H BB		F SI 93 C SI 97 X CH 87 1-1 ② F9		S SI 93 B CH 89 X SI 89 1-1 ③ G4-3			3	0	0	1	1	0	0
33 Greg Bird, L (1, 3) OBP: 0.333, SLG: 0.375		S SI 96 B SI 95 B SL 89 X SI 96 2-1 41 WP 1B	B FF 91 B FF 90 F FF 91 H FF 91 3-1 41 FC6 1-2 2-3 3-H HBP		B FF 93 X SI 92 1-0 ③ G6-3			C FF 93 C CU 78 F FF 93 B FS 83 B FS 82 X FS 82 2-2 ① F9		3	0	1	1	0	0	0
41 Miguel Andujar, R (1, 5) OBP: 0.306, SLG: 0.494		B SL 89 B FF 96 S SL 91 S SL 92 D SL 91 B FF 96 4-2 1-2 BB	X CH 79 0-0 FC6 1-2f 2-3 3-H		B SI 91 C SI 92 B SL 86 F SL 87 F SL 87 X CH 87 2-2 ① G6-3			C CU 80 X FS 82 0-1 ② G5-3		3	0	0	1	1	0	2
14 Neil Walker, S (1, 4) OBP: 0.289, SLG: 0.307 25 Gleyber Torres, R (8, 4) OBP: 0.389, SLG: 0.624		B SI 96 T SI 96 B SL 90 C SL 90 S SL 89 2-3 ② K	B SI 90 S SI 91 X CH 80 1-1 ③ P4			B CH 86 S SL 87 F SL 86 B SI 92 X CH 86 2-2 ② G6-3		B FS 83 C FF 94 B FS 84 B FF 94 X FF 94 3-1 ③ F8		3 1	0 0	0 0	0 0	0 0	1 0	4 0
Inning Stats	R: 0 E: 0 K: 1 S: 16 H: 1 LOB: 2 BB: 1 P: 27	R: 0 E: 0 K: 1 S: 14 H: 1 LOB: 2 BB: 1 P: 24	R: 3 E: 0 K: 1 S: 10 H: 1 LOB: 2 BB: 3 P: 27	R: 0 E: 0 K: 3 S: 15 H: 1 LOB: 1 BB: 0 P: 22	R: 0 E: 0 K: 1 S: 6 H: 0 LOB: 0 BB: 0 P: 9	R: 0 E: 0 K: 1 S: 11 H: 1 LOB: 2 BB: 1 P: 22	R: 0 E: 0 K: 2 S: 10 H: 0 LOB: 0 BB: 0 P: 13	R: 0 E: 0 K: 0 S: 8 H: 0 LOB: 0 BB: 0 P: 13		1B: 5 2B: 0 3B: 0 HR: 0 SF: 0 SAC: 0 DP: 0 HBP: 1				WP: 3 PB: 0 SB: 0 CS: 0 PA: 36		

PITCHER		IP	WLS	BF	H	R	ER	SO	BB	IBB	HBP	BLK	WP	HR	S	P	ERA	WHIP
43 Garrett Richards, R ERA: 3.67	(1, 1)	2.1	L	15	3	3	3	3	5	0	0	0	3	0	36	70	11.57	3.429
48 Jose Alvarez, L ERA: 2.35	(3, 1)	1.2		7	1	0	0	3	0	0	1	0	0	0	19	30	0.00	0.600
47 Ian Krol, L ERA:	(5, 1)	2.0		8	1	0	0	2	1	0	0	0	0	0	17	31	0.00	1.000
33 Jim Johnson, R ERA: 3.9	(7, 1)	1.0		3	0	0	0	2	0	0	0	0	0	0	10	13	0.00	0.000
53 Blake Parker, R ERA: 2.92	(8, 1)	1.0		3	0	0	0	0	0	0	0	0	0	0	8	13	0.00	0.000

PITCHER	IP	WLS	BF	H	R	ER	SO	BB	IBB	HBP	BLK	WP	HR	S	P	ERA	WHIP

BOTTOM

Los Angeles Angels @ New York Yankees

Yankee Stadium, Bronx, NY

Sun May 27 2018, 1:10 PM - 4:37 PM EDT

Att. 46,109 - Cloudy - 61 F

livebaseballscorecards.com

AB	29
R	3
H	5
RBI	3
BB	6
SO	10
LOB	20

Batter	1	2	3	4	5	6	7	8	9	AB	R	H	RBI	BB	SO	LOB
4 George Springer, R (1, 9) OBP: 0.351, SLG: 0.500	C FF 95 X SI 96 0-1 G4-3		B CU 82 B CH 86 B FF 94 C FF 94 X SI 94 3-1 P4		B CU 81 C CU 82 B CH 88 X SI 94 2-1 L5		C FF 94 S FF 94 B SL 86 B SL 85 X SL 84 2-2 P5			4	0	0	0	0	0	0
27 Jose Altuve, R (1, 4) OBP: 0.374, SLG: 0.467	B FF 95 F FF 95 S CU 82 B CU 83 B FF 96 F CU 83 X FF 96 3-2 F8		B CU 83 B FF 94 F FF 94 S SI 95 F CU 83 F CH 89 S CU 83 2-3 K		B FF 94 C CU 82 F CU 83 B FF 94 T CU 82 2-2 K			X CU 78 0-0 HR		4	1	1	1	0	2	0
1 Carlos Correa, R (1, 6) OBP: 0.351, SLG: 0.462	B FF 96 C CU 82 F SI 97 F SI 96 F CU 82 S CU 83 1-3 K		C FF 95 B SI 95 B SI 96 S CU 81 X CU 82 2-2 G5-3			C CU 81 B SI 93 C SI 95 S FF 94 1-3 K		S FF 93 C FF 94 X SL 84 0-2 G4-3		4	0	0	0	0	2	0
10 Yuli Gurriel, R (1, 5) OBP: 0.308, SLG: 0.377		C CU 81 B FF 95 F CH 88 F FF 96 F FF 96 X CU 82 1-2 9 FC4-6 1B		S CH 88 S FF 94 X FF 96 0-2 E4 9 1B 11 1B		B CH 89 X CU 82 1-0 G5-3		C SL 85 B SI 94 B SL 85 S SL 85 F FF 95 F SL 84 X SL 86 2-2 1B		4	1	2	0	0	0	0
9 Marwin Gonzalez, S (1, 7) OBP: 0.295, SLG: 0.326		B FF 95 F FF 96 X CU 81 1-1 FC4-6 11 BB 28 HR 1-2f		D CU 82 1 SAFE S CU 81 B SI 94 B CU 80 X CH 87 3-1 11 1B 1-2 1B		C CU 81 B FF 96 B CH 89 B CU 82 F CH 88 F CU 82 X CU 81 3-2 2B		D SL 82 1 SAFE B SI 93 D SI 91 C CU 81 C CH 86 X CU 80 3-2 F8		4	1	2	0	0	0	2
11 Evan Gattis, R (1, 10) OBP: 0.307, SLG: 0.423		B CU 81 B SI 96 D CH 86 C FF 95 B CH 89 4-1 28 HR 1-2 BB		S FF 95 X SI 95 0-1 1-3 2-H 1B		B CU 80 B FF 94 S CU 82 D CU 82 B CU 82 4-1 BB		1 SAFE B SL 85 B SL 85 C FF 93 X SL 84 2-1 F8		2	1	1	1	2	0	1
28 J.D. Davis, R (1, 3) OBP: 0.368, SLG: 0.323		B CU 80 B CU 81 C FF 94 B FF 96 X FF 94 3-1 1-H 2-H HR		B CU 82 F FF 94 C FF 94 S CU 82 1-3 K		S SL 83 2 SAFE X SL 84 0-1 P4			C FF 94 B SL 83 B FF 94 X FF 94 2-1 G3	4	1	1	3	0	1	3
16 Brian McCann, L (1, 2) OBP: 0.313, SLG: 0.351		C FF 96 B SI 94 F CU 83 S FF 96 1-3 K		C FF 95 X SI 94 0-1 G6-3			B SI 92 B CU 77 X CU 78 2-0 G3-1		B FF 93 X FF 95 1-0 L6	4	0	0	0	0	1	1
6 Jake Marisnick, R (1, 8) OBP: 0.162, SLG: 0.306		C CU 82 S CU 82 S FF 96 0-3 K			C FF 92 X CH 88 0-1 P4		C SL 82 B SL 83 S SL 83 X SL 84 1-2 L8		B FF 94 F CH 88 C CH 88 B FF 94 S CH 88 2-3 K	4	0	0	0	0	2	0
Inning Stats	R: 0 E: 0 K: 1 S: 11 H: 0 LOB: 0 BB: 0 P: 15	R: 3 E: 0 K: 2 S: 16 H: 2 LOB: 0 BB: 1 P: 26	R: 0 E: 0 K: 1 S: 11 H: 0 LOB: 0 BB: 0 P: 18	R: 1 E: 0 K: 1 S: 12 H: 2 LOB: 1 BB: 0 P: 16	R: 0 E: 0 K: 1 S: 7 H: 0 LOB: 0 BB: 0 P: 11	R: 0 E: 0 K: 1 S: 11 H: 1 LOB: 2 BB: 1 P: 20	R: 0 E: 0 K: 0 S: 7 H: 0 LOB: 0 BB: 0 P: 12	R: 1 E: 0 K: 0 S: 14 H: 2 LOB: 1 BB: 0 P: 21	R: 0 E: 0 K: 1 S: 6 H: 0 LOB: 0 BB: 0 P: 11	1B: 4 2B: 1 3B: 0 HR: 2 SF: 0 SAC: 0 DP: 0 HBP: 0						

PITCHER	IP	WLS	BF	H	R	ER	SO	BB	IBB	HBP	BLK	WP	HR	S	P	ERA	WHIP
65 Domingo Germán, R (1, 1) ERA: 5.45	5.2	L	24	5	4	3	7	2	0	0	0	0	1	66	104	4.76	1.235
67 A.J. Cole, R (6, 1) ERA: 6.75	2.1		9	2	1	1	0	0	0	0	0	0	1	23	35	3.86	0.857
48 Tommy Kahnle, R (9, 1) ERA: 7.0	1.0		3	0	0	0	1	0	0	0	0	0	0	6	11	0.00	0.000

PITCHER	IP	WLS	BF	H	R	ER	SO	BB	IBB	HBP	BLK	WP	HR	S	P	ERA	WHIP

TOP

Houston Astros @ New York Yankees

Yankee Stadium, Bronx, NY

Mon May 28 2018, 1:09 PM - 4:24 PM EDT

Att. 46,583 - Cloudy - 65 F

livebaseballscorecards.com

AB	34
R	5
H	7
RBI	5
BB	2
SO	8
LOB	7

Batter	1	2	3	4	5	6	7	8	9	AB	R	H	RBI	BB	SO	LOB
11 Brett Gardner, L (1, 7) OBP: 0.352, SLG: 0.331	X FF 92 0-0 F9 ①		B FF 95 C FF 94 B FF 94 F FF 95 B SL 86 C SL 85 3-3 K ③			B FF 93 C FF 95 F FF 94 X SL 86 1-2 G1-3 ①		C FF 94 B CH 82 C FF 94 X CH 84 1-2 FC3-6 1-2f ①		4	0	0	0	0	1	1
99 Aaron Judge, R (1, 9) OBP: 0.416, SLG: 0.564	F FF 94 C FF 94 B SL 85 B SL 84 B SL 84 S SL 84 3-3 K ②			C FF 93 F FF 94 B FF 95 X FF 96 1-2 F9 ①		C SL 84 B SL 87 B SL 86 C FF 96 B FF 97 F FF 97 X SL 86 3-2 G6-3 ②		F FF 95 S CH 84 S FF 96 0-3 K ②		4	0	0	0	0	2	1
24 Gary Sánchez, R (1, 2) OBP: 0.319, SLG: 0.509	F CU 78 B FF 94 F FF 94 S SL 85 1-3 K ③			C CU 79 B CU 78 B CU 80 F FF 96 F FF 96 X FF 97 2-2 P4 ②		X FF 95 0-0 F9 ③		1 SAFE F FF 96 S SL 83 B SL 82 S SL 82 1-3 K ③		4	0	0	0	0	2	1
33 Greg Bird, L (1, 3) OBP: 0.385, SLG: 0.667		B FF 92 S FF 93 F FF 94 F FF 94 T CU 78 1-2 K ①		F FF 94 C CU 76 F CU 80 B SL 87 B SL 86 B SL 86 X FF 96 3-2 G4-3 ③			B CU 76 C FF 93 F SL 86 B SL 87 X SL 86 2-2 HR		F FF 98 S FF 98 B SL 87 X FF 98 1-2 31 G1-3 1B	4	1	2	1	0	1	0
25 Gleyber Torres, R (1, 4) OBP: 0.385, SLG: 0.610		B SL 82 C SL 81 F SL 84 F FF 94 F FF 95 X CU 78 1-2 41 PO 31 HBP 1B			B SL 81 C FF 94 X FF 94 1-1 F9 ①		S SL 85 B SL 87 B SL 86 C FF 97 B SL 87 F FF 96 F FF 97 S FF 97 3-3 K ①		S SL 87 S SL 88 S FF 98 0-3 K ①	4	0	1	0	0	2	1
31 Aaron Hicks, S (1, 8) OBP: 0.344, SLG: 0.412		C FF 94 D SL 85 H SL 85 2-1 1-2 HBP			C FF 94 F FF 94 X FF 95 0-2 P5 ②		B FF 95 F FF 96 F SL 86 X CH 86 1-2 G6-3 ②		B FF 98 C SL 87 X SL 87 1-1 G1-3 ② 1-2	3	0	0	0	0	0	1
18 Didi Gregorius, L (1, 6) OBP: 0.314, SLG: 0.486		S SL 83 S SL 85 D SL 86 D SL 87 D CU 79 X FF 97 3-2 F8 ②			B CU 77 F FF 94 F SL 84 F SL 87 X CH 87 1-2 41 1B 1B		B FF 94 S FF 94 B CU 79 X FF 94 2-1 41 S 1B		C SL 88 D SL 88 F FF 98 X SL 88 1-2 G3 ③	4	0	2	0	0	0	3
41 Miguel Andujar, R (1, 5) OBP: 0.307, SLG: 0.491		B CU 77 2 SAFE 1-0 PO ③ 2-3	C FF 94 B FF 94 F FF 94 X CU 79 1-2 P5 ①		B FF 96 B FF 95 X FF 94 2-0 1-2 1B		B CU 82 T CU 82 1 SAFE B FC 93 F CU 83 D CU 83 S CU 83 3-3 K ③ 1-2			3	0	1	0	0	1	1
14 Neil Walker, S (1, 10) OBP: 0.290, SLG: 0.308			C FF 95 F FF 95 X CU 80 0-2 F7 ②		B SL 87 C FF 95 F FF 95 X CU 80 1-2 P6 ③			C FF 93 X CH 82 0-1 11 FC3-6 1B		3	0	1	0	0	0	2
Inning Stats	R: 0 E: 0 K: 2 S: 7 H: 0 LOB: 0 BB: 0 P: 11	R: 0 E: 0 K: 1 S: 13 H: 1 LOB: 1 BB: 0 P: 21	R: 0 E: 0 K: 1 S: 9 H: 0 LOB: 0 BB: 0 P: 13	R: 0 E: 0 K: 0 S: 11 H: 0 LOB: 0 BB: 0 P: 17	R: 0 E: 0 K: 0 S: 13 H: 2 LOB: 2 BB: 0 P: 18	R: 0 E: 0 K: 0 S: 8 H: 0 LOB: 0 BB: 0 P: 12	R: 1 E: 0 K: 2 S: 16 H: 2 LOB: 1 BB: 0 P: 27	R: 0 E: 0 K: 2 S: 11 H: 1 LOB: 1 BB: 0 P: 13	R: 0 E: 0 K: 1 S: 11 H: 1 LOB: 1 BB: 0 P: 14	1B: 6 2B: 0 3B: 0 HR: 1	SF: 0 SAC: 0 DP: 0 HBP: 1	WP: 0 PB: 0 SB: 1 CS: 0	PA: 35			

BOTTOM

Houston Astros @ New York Yankees

Yankee Stadium, Bronx, NY

Mon May 28 2018, 1:09 PM - 4:24 PM EDT

Att. 46,583 - Cloudy - 65 F

livebaseballscorecards.com

AB	33
R	1
H	7
RBI	1
BB	0
SO	9
LOB	11

PITCHER		IP	WLS	BF	H	R	ER	SO	BB	IBB	HBP	BLK	WP	HR	S	P	ERA	WHIP
35 Justin Verlander, R ERA: 1.11	(1, 1)	6.2	W	25	5	1	1	5	0	0	1	0	0	1	74	113	1.35	0.750
36 Will Harris, R ERA: 4.0	(7, 1)	0.1	H	1	0	0	0	1	0	0	0	0	0	0	3	6	0.00	0.000
47 Chris Devenski, R ERA: 1.31	(8, 1)	1.0		4	1	0	0	2	0	0	0	0	0	0	11	13	0.00	1.000
53 Ken Giles, R ERA: 4.76	(9, 1)	1.0		4	1	0	0	1	0	0	0	0	0	0	11	14	0.00	1.000

PITCHER	IP	WLS	BF	H	R	ER	SO	BB	IBB	HBP	BLK	WP	HR	S	P	ERA	WHIP

Houston Astros @ New York Yankees

Yankee Stadium, Bronx, NY

Tue May 29 2018, 7:09 PM - 10:57 PM EDT

Att. 45,458 - Clear - 82 F

livebaseballscorecards.com

TOP

Batter	1	2	3	4	5	6	7	8	9	10	AB	R	H	RBI	BB	SO	LOB
4 George Springer, R (1, 9) OBP: 0.348, SLG: 0.493	X SI 89 0-0 E4 27 1B 1B		B FC 86 B FC 88 C CH 82 F SL 79 B SL 79 F SL 79 X FC 89 3-2 ① G6-3	S FC 89 B FC 88 S SL 79 T SL 80 1-2 ③ K		X FC 84 0-0 ③ F8		B SL 87 B SL 87 C FC 93 F FC 93 F KC 82 F KC 79 B KC 83 X FC 93 3-2 ③ F7		C SL 89 B SL 90 D FF 102 S SL 88 B FF 100 3-2 ③ 2-5 1-3	5	0	1	0	0	1	3
2 Alex Bregman, R (1, 6) (7, 5) OBP: 0.384, SLG: 0.429	B FC 87 C FC 88 F FC 89 B FC 89 X FC 90 2-2 ① G5-3		C SI 90 X FC 89 0-1 ② P3		B FC 89 B CH 84 X SI 90 2-0 E5 27 E 27 1B 10 1B		B FF 92 C SL 82 X FF 93 1-1 28 E 10 E 1B		B KC 84 F FF 97 B FF 97 B KC 84 F FF 98 F FF 99 B FF 100 4-2 11 FC6-4 27 S BB		4	1	1	0	1	0	1
27 Jose Altuve, R (1, 4) OBP: 0.379, SLG: 0.467	F SL 80 C SL 81 X SL 80 0-2 10 L9-3 2-3 1B		F SI 90 B CH 84 C SI 90 B SL 81 S SI 91 2-3 K		F CH 82 X SI 90 0-1 E1 10 1B 11 SF8 1-3 1B		D FC 84 F FC 84 1 SAFE X FF 94 1-1 ① F9		B FF 99 B KC 87 B KC 86 B FF 100 4-0 11 FC6-4 1-2 BB		4	1	2	0	1	1	1
10 Yuli Gurriel, R (1, 5) (7, 3) OBP: 0.305, SLG: 0.371	C FC 89 F FC 88 X FC 88 0-2 ② ③ L9-3 1-1			C SL 79 F FC 88 C SL 79 0-3 ① K	X SL 79 0-0 28 S 2-3 3-H 1B		C SL 82 1 SAFE 1 SAFE F FF 92 X FF 93 0-2 E4 28 E 1-2		S KC 86 B FF 100 C KC 86 S SV 89 1-3 ① K		5	0	1	1	0	2	5
11 Evan Gattis, R (1, 10) OBP: 0.310, SLG: 0.443		C FC 86 B SL 80 F FC 88 F FC 88 F SL 80 X FC 88 1-2 HR	B FC 88 B CH 83 B FF 91 C SI 90 B SL 79 4-1 28 1B 9 2B BB	S FC 89 F FC 89 B FC 89 B SL 80 X SL 80 2-2 ① SF8 3-H		S FF 93 S SL 81 B SL 82 S FF 93 1-3 ② K		B KC 88 X KC 85 1-0 ② FC6-4 1-2f 2-3		3	2	1	2	1	1	4
28 J.D. Davis, R (1, 3) OBP: 0.357, SLG: 0.314 6 Jake Marisnick, R (7, 8) OBP: 0.160, SLG: 0.303		B FC 88 F CH 82 X FC 89 1-1 ① F7	F FC 89 X SL 80 0-1 9 2B 1-2 1B	S CH 84 B FC 88 D SL 79 B CH 83 X CH 84 3-1 ② P3 1-2		C FF 94 2 SAFE X SL 82 0-1 ③ F8 1-2 2-3		C KC 86 C KC 85 C SV 89 0-3 ③ K		4 1	1 0	1 0	0 0	0 0	0 1	3 2
9 Marwin Gonzalez, S (1, 7) (7, 6) OBP: 0.298, SLG: 0.333		C SL 78 B SL 80 F CH 83 B SL 79 F FC 86 X CH 83 2-2 12 FC4-6 1B	B SL 79 X SL 80 1-0 1-H 2-H 2B	C FC 89 F FC 87 S FC 87 0-3 ③ K				B SL 83 C FC 91 C FC 93 T KC 83 1-2 ① K		B FF 101 B FF 100 X FF 100 2-0 ① G6-3	5	0	2	2	0	2	1
12 Max Stassi, R (1, 2) OBP: 0.362, SLG: 0.518		C SL 78 C FC 87 F SL 78 1 SAFE F SL 78 B FC 87 X FC 87 1-2 ② FC4-6 18 WP 1-2f	B FC 89 F FC 89 B SL 78 F CH 83 B SL 79 F FC 88 X FC 88 3-2 ② F9			F FF 93 S FF 92 X FF 93 0-2 ① F9		S SL 88 B SL 85 S SL 87 X SL 88 1-2 2B		C FF 101 S FF 101 F SI 102 B SI 102 S SL 89 1-3 ② K	5	0	1	0	0	1	2
18 Tony Kemp, L (1, 8) (7, 7) OBP: 0.400, SLG: 0.455		C SL 79 F SL 79 B SL 80 X SL 78 1-2 ③ G3 1-2	B SL 79 B SI 91 C SL 78 B SI 91 C FC 90 B SL 79 4-2 BB			C FF 94 B CH 86 B FF 94 C CH 87 X CH 86 2-2 ② L8		C FC 92 C FC 94 T KC 83 0-2 ② K		B FF 103 B FF 100 B FF 101 C SI 101 B FF 101 4-1 4 2-5 4 WP BB	3	0	0	0	2	1	2
Inning Stats	R: 0 E: 1 K: 0 S: 10 H: 2 LOB: 1 BB: 0 P: 12	R: 1 E: 0 K: 0 S: 19 H: 2 LOB: 1 BB: 0 P: 25	R: 0 E: 0 K: 1 S: 9 H: 0 LOB: 0 BB: 0 P: 14	R: 2 E: 0 K: 2 S: 16 H: 2 LOB: 2 BB: 2 P: 29	R: 2 E: 2 K: 1 S: 12 H: 2 LOB: 1 BB: 0 P: 19	R: 0 E: 0 K: 0 S: 7 H: 0 LOB: 0 BB: 0 P: 9	R: 0 E: 2 K: 1 S: 12 H: 1 LOB: 2 BB: 0 P: 15	R: 0 E: 0 K: 2 S: 14 H: 1 LOB: 1 BB: 0 P: 19	R: 0 E: 0 K: 2 S: 10 H: 0 LOB: 2 BB: 2 P: 20	R: 0 E: 0 K: 1 S: 8 H: 0 LOB: 1 BB: 1 P: 18	1B: 7 2B: 3 3B: 0 HR: 1 SF: 1 SAC: 0 DP: 1 HBP: 0	WP: 2 PB: 0 SB: 2 CS: 0 PA: 45					

	AB	39
	R	5
	H	10
	RBI	5
	BB	5
	SO	10
	LOB	24

PITCHER		IP	WLS	BF	H	R	ER	SO	BB	IBB	HBP	BLK	WP	HR	S	P	ERA	WHIP
52 CC Sabathia, L ERA: 3.73	(1, 1)	5.0		25	8	5	3	4	2	0	0	0	1	1	66	99	5.40	2.000
56 Jonathan Holder, R ERA: 2.95	(6, 1)	2.0		8	1	0	0	1	0	0	0	0	0	0	19	24	0.00	0.500
30 David Robertson, R ERA: 4.38	(8, 1)	1.0		4	1	0	0	2	0	0	0	0	0	0	14	19	0.00	1.000
68 Dellin Betances, R ERA: 4.3	(9, 1)	1.0		5	0	0	0	2	2	0	0	0	0	0	10	20	0.00	2.000
54 Aroldis Chapman, L ERA: 1.21	(10, 1)	1.0	W	4	0	0	0	1	1	0	0	0	1	0	8	18	0.00	1.000

PITCHER	IP	WLS	BF	H	R	ER	SO	BB	IBB	HBP	BLK	WP	HR	S	P	ERA	WHIP

Batter	1	2	3	4	5	6	7	8	9	10	AB	R	H	RBI	BB	SO	LOB
11 Brett Gardner, L (1, 7) OBP: 0.363, SLG: 0.378	B FF 98 X FF 97 1-0 HR	C SI 97 B FS 90 X CU 80 1-1 99 BB 1-2 1B		B CU 80 C CU 79 C CU 80 S FF 98 1-3 ③ K			B SI 90 C FF 90 F SL 81 X SI 89 1-2 33 G6-3 1B		C CH 85 X FF 97 0-1 1-H HR		5	2	4	3	0	1	0
99 Aaron Judge, R (1, 9) OBP: 0.420, SLG: 0.583	X SI 98 0-0 ① G5-3	B SI 98 B CU 81 B SI 98 B SI 98 4-0 1-2 2-3 BB			X SI 96 0-0 HR		1 SAFE 1 SAFE C SL 79 F SL 80 B SL 80 S SI 90 1-3 ① K		C SL 82 B SL 84 X FF 97 1-1 27 1B 2B		4	1	2	1	1	1	1
33 Greg Bird, L (1, 3) OBP: 0.333, SLG: 0.588	B FF 98 C CU 81 F CU 82 B FF 98 B CU 82 X FF 98 3-2 27 G4-3 2B	F CU 81 B SI 97 C CU 82 1-3 ③ K			B CU 79 B FS 88 B FF 96 C FF 97 F CU 81 F CU 81 F FF 98 C FF 97 3-3 ① K		C SL 78 1 SAFE B FF 89 F FF 90 X SL 79 1-2 ② G6-3 1-2		B SL 82 S CH 84 S CH 85 S FF 96 1-3 ② K		5	0	1	0	0	3	5
27 Giancarlo Stanton, R (1, 10) OBP: 0.317, SLG: 0.465	X FF 98 0-0 ② G4-3 2-3		C FF 97 S FF 97 F FF 97 B FC 91 S CU 81 1-3 ① K		C CU 80 B FC 90 B FF 98 S CU 80 X FF 98 2-2 ② G3		X SI 89 0-0 ③ G1-3		B SL 84 C SL 83 X CH 84 1-1 2-3 1B		5	0	1	0	0	1	2
24 Gary Sánchez, R (1, 2) OBP: 0.311, SLG: 0.494	C CU 80 S FC 88 F SI 99 S FC 88 0-3 ③ K		B FF 98 X CU 80 1-0 ② G1-3		C FC 87 B CU 81 F FF 97 F FF 97 B FC 89 X CU 83 2-2 ③ P3			F FF 97 S SL 88 B SL 89 S SL 88 1-3 ① K	S SL 82 S CH 86 S SL 84 0-3 ③ K		5	0	0	0	0	3	3
18 Didi Gregorius, L (1, 6) OBP: 0.316, SLG: 0.484		C FF 97 F CU 80 S CU 81 0-3 ① K	B CU 80 F FF 97 B FF 97 B CU 79 X FF 97 3-1 1B			C CU 80 F FF 96 X SI 95 0-2 1B		C FF 99 F CH 92 F FF 99 B FF 97 S SL 86 1-3 ② K		B ST 83 F FF 94 X FF 95 1-1 ① G3	5	0	2	0	0	2	0
31 Aaron Hicks, S (1, 8) OBP: 0.333, SLG: 0.397		B CU 79 C CU 80 L SI 97 B FS 88 F FC 88 F CU 81 C SI 97 2-3 ② K	B SI 96 1 SAFE C FS 88 C SI 95 C CU 80 1-3 ③ K			1 SAFE 1 SAFE X SI 95 0-0 ① F9		X FF 98 0-0 ③ F8		B FF 95 C CH 86 B ST 85 S FF 95 B FF 96 F FF 95 F FF 94 C FF 95 3-3 ② K	5	0	0	0	0	3	2
41 Miguel Andujar, R (1, 5) OBP: 0.315, SLG: 0.503		C SI 96 B FC 88 X CU 80 1-1 25 PB 25 1B 2B		X SI 95 0-0 ① G5-3		1 SAFE C SI 95 D FC 88 C CU 80 C CU 80 1-3 ② K			B FF 95 C FF 96 B CH 84 B FF 95 B FF 96 4-1 11 HR BB	C ST 83 S ST 83 X ST 83 0-2 25 1B 2B	4	3	2	0	1	1	1
25 Gleyber Torres, R (1, 4) OBP: 0.385, SLG: 0.600		C CU 79 B CU 79 B CU 80 X SI 97 2-1 99 BB 11 1B 2-H 1B		C SI 95 B FC 91 S FS 88 B CU 81 S CU 80 2-3 ② K		B FC 87 B CU 79 X SI 96 2-0 ③ F8			C SL 83 B CH 85 C FF 97 S SL 84 1-3 ① K	B ST 84 C SI 94 B ST 84 F SI 94 F SI 94 X SI 95 2-2 2-H 1B	5	0	2	2	0	2	2
Inning Stats	R: 1 E: 0 K: 1 S: 10 H: 2 LOB: 1 BB: 0 P: 14	R: 1 E: 0 K: 3 S: 17 H: 3 LOB: 3 BB: 1 P: 28	R: 0 E: 0 K: 2 S: 10 H: 1 LOB: 1 BB: 0 P: 16	R: 0 E: 0 K: 2 S: 7 H: 0 LOB: 0 BB: 0 P: 10	R: 1 E: 0 K: 1 S: 14 H: 1 LOB: 0 BB: 0 P: 21	R: 0 E: 0 K: 1 S: 8 H: 1 LOB: 1 BB: 0 P: 11	R: 0 E: 0 K: 1 S: 10 H: 1 LOB: 1 BB: 0 P: 13	R: 0 E: 0 K: 2 S: 8 H: 0 LOB: 0 BB: 0 P: 10	R: 2 E: 0 K: 3 S: 16 H: 3 LOB: 2 BB: 1 P: 24	R: 1 E: 0 K: 1 S: 14 H: 2 LOB: 1 BB: 0 P: 20	1B: 7 2B: 4 3B: 0 HR: 3 SF: 0 SAC: 0 DP: 0 HBP: 0	WP: 0 PB: 1 SB: 0 CS: 0 PA: 45					

PITCHER		IP	WLS	BF	H	R	ER	SO	BB	IBB	HBP	BLK	WP	HR	S	P	ERA	WHIP
50 Charlie Morton, R ERA: 2.26	(1, 1)	6.0		27	8	3	3	10	1	0	0	0	0	2	66	100	4.50	1.500
29 Tony Sipp, L ERA: 3.48	(7, 1)	0.0		1	1	0	0	0	0	0	0	0	0	0	3	4	∞	∞
38 Joe Smith, R ERA: 5.71	(7, 1)	1.0	H	3	0	0	0	1	0	0	0	0	0	0	7	9	0.00	0.000
30 Héctor Rondón, R ERA: 1.8	(8, 1)	1.0	H	3	0	0	0	2	0	0	0	0	0	0	8	10	0.00	0.000
47 Chris Devenski, R ERA: 2.08	(9, 1)	1.0	B	7	3	2	2	3	1	0	0	0	0	1	16	24	18.00	4.000

PITCHER		IP	WLS	BF	H	R	ER	SO	BB	IBB	HBP	BLK	WP	HR	S	P	ERA	WHIP
41 Brad Peacock, R ERA: 2.91	(10, 1)	0.2	L	4	2	1	1	1	0	0	0	0	0	0	14	20	13.50	3.000

Houston Astros @ New York Yankees

Yankee Stadium, Bronx, NY

Tue May 29 2018, 7:09 PM - 10:57 PM EDT

Att. 45,458 - Clear - 82 F

BOTTOM

livebaseballscorecards.com

AB	43
R	6
H	14
RBI	6
BB	2
SO	17
LOB	16

Batter	1	2	3	4	5	6	7	8	9	AB	R	H	RBI	BB	SO	LOB
18 Tony Kemp, L (1, 9) OBP: 0.364, SLG: 0.405	X FF 96 0-0 ① F7			B FF 96 B CH 84 F FF 98 X SL 90 2-1 ① L1-3		X FF 96 0-0 ① P6		B FC 90 B FC 91 B FC 93 C FC 92 X FC 93 3-1 ① F9		4	0	0	0	0	0	0
2 Alex Bregman, R (1, 5) OBP: 0.382, SLG: 0.425	B FF 95 B FF 96 B FF 96 C FF 95 F FF 97 F FF 98 S FF 99 3-3 ② K			B FF 98 F FF 98 C SL 88 B SL 90 B FF 97 X FF 98 3-2 ② G6-3		C FF 98 X FF 98 0-1 ② L8		B SL 83 B FC 91 B FC 92 C FC 92 F FC 92 X FC 91 3-2 1B		4	0	1	0	0	1	0
27 Jose Altuve, R (1, 4) OBP: 0.381, SLG: 0.468	C SL 90 B SL 88 C FF 96 S SL 89 1-3 ③ K			F CH 84 B SL 89 B CH 87 C SL 88 X FF 98 2-2 1B		B FF 98 X SL 88 1-0 1B		B FC 93 B FC 93 C FC 92 F FC 93 F KC 84 F KC 83 S FC 91 2-3 ② K		4	0	2	0	0	2	1
1 Carlos Correa, R (1, 6) OBP: 0.345, SLG: 0.452		F FF 94 C CH 86 S SL 88 0-3 ① K		B SL 89 1 SAFE S CH 85 B SL 89 F CH 85 F FF 99 B SL 88 S CH 85 3-3 ③ K		B SL 88 F FF 97 1 SAFE X FF 95 1-1 ③ P4		C FC 93 S KC 85 B KC 84 F KC 85 B FC 92 F SL 81 S KC 83 2-3 ③ K		4	0	0	0	0	3	3
10 Yuli Gurriel, R (1, 3) OBP: 0.304, SLG: 0.368		B FF 97 S FF 98 X FF 96 1-1 ② F9			X CH 82 0-0 ① P6		F FF 97 X CH 87 1-1 E5 12 FC5 11 1B		C FF 99 F SL 85 B SI 100 X SL 87 1-2 12 2B 1B	4	1	1	0	0	0	0
9 Marwin Gonzalez, S (1, 7) OBP: 0.297, SLG: 0.328		C FF 96 C FF 98 S SL 88 0-3 ③ K			C FF 96 B CH 88 F SL 90 B SL 88 B FF 98 B SL 88 4-2 11 G4-3 12 HR BB		B SL 86 C FF 97 C FF 98 B SL 89 T FF 98 2-2 ① K		X FF 99 0-0 ① L8	3	1	0	0	1	2	2
11 Evan Gattis, R (1, 10) OBP: 0.309, SLG: 0.438			B FF 97 B SL 87 S FF 98 F FF 98 S SL 88 2-3 ① K		C SL 89 1 SAFE F SL 92 D SL 88 X FF 97 1-2 ② G4-3 1-2		X FF 97 0-0 12 FC5 1-2 1B		X FF 99 0-0 ② P4	4	0	1	0	0	1	2
12 Max Stassi, R (1, 2) OBP: 0.367, SLG: 0.562			C SL 86 C SL 87 B SL 88 F FF 98 S SL 87 1-3 ② K		F FF 99 B SL 89 B SL 88 X FF 98 2-1 2-H HR		C SL 89 X SL 89 0-1 ② FC5 1-2 2-3		X FF 100 0-0 1-H 2B	4	1	2	3	0	1	2
6 Jake Marisnick, R (1, 8) OBP: 0.157, SLG: 0.297 4 George Springer, R (7, PH) OBP: 0.345, SLG: 0.489 (7, 8)			C SL 88 F FF 98 B FF 99 B FF 99 S SL 88 2-3 ③ K		F FF 99 B SL 88 S SL 89 B CH 89 S SL 89 2-3 ③ K		C SL 88 B SL 89 F CH 87 B FF 98 B SL 89 S SL 88 3-3 ③ K		C FF 101 C FF 100 S SI 102 0-3 ③ K	2 2	0 0	0 0	0 0	0 0	2 2	0 3
Inning Stats	R: 0 E: 0 K: 2 S: 8 H: 0 LOB: 0 BB: 0 P: 12	R: 0 E: 0 K: 2 S: 8 H: 0 LOB: 0 BB: 0 P: 9	R: 0 E: 0 K: 3 S: 10 H: 0 LOB: 0 BB: 0 P: 15	R: 0 E: 0 K: 1 S: 12 H: 1 LOB: 1 BB: 0 P: 22	R: 2 E: 0 K: 1 S: 11 H: 1 LOB: 0 BB: 1 P: 20	R: 0 E: 0 K: 0 S: 6 H: 1 LOB: 1 BB: 0 P: 8	R: 0 E: 1 K: 2 S: 11 H: 1 LOB: 2 BB: 0 P: 17	R: 0 E: 0 K: 2 S: 15 H: 1 LOB: 1 BB: 0 P: 25	R: 1 E: 0 K: 1 S: 9 H: 2 LOB: 1 BB: 0 P: 10	1B: 5 2B: 1 3B: 0 HR: 1 SF: 0 SAC: 0 DP: 0 HBP: 0						

PITCHER	IP	WLS	BF	H	R	ER	SO	BB	IBB	HBP	BLK	WP	HR	S	P	ERA	WHIP
40 Luis Severino, R (1, 1) ERA: 2.31	7.0	W	27	4	2	2	11	1	0	0	0	0	1	66	103	2.57	0.714
30 David Robertson, R (8, 1) ERA: 4.21	1.0	H	4	1	0	0	2	0	0	0	0	0	0	15	25	0.00	1.000
54 Aroldis Chapman, L (9, 1) ERA: 1.54	1.0	S	5	2	1	1	1	0	0	0	0	0	0	9	10	9.00	2.000

PITCHER	IP	WLS	BF	H	R	ER	SO	BB	IBB	HBP	BLK	WP	HR	S	P	ERA	WHIP

TOP

Houston Astros @ New York Yankees

Yankee Stadium, Bronx, NY

Wed May 30 2018, 6:39 PM - 9:28 PM EDT

Att. 45,229 - Clear - 72 F

livebaseballscorecards.com

AB	35
R	3
H	7
RBI	3
BB	1
SO	14
LOB	13

WP: 0 PA: 36
PB: 0
SB: 0
CS: 0

Houston Astros @ New York Yankees

Yankee Stadium, Bronx, NY

Wed May 30 2018, 6:39 PM - 9:28 PM EDT

Att. 45,229 - Clear - 72 F

livebaseballscorecards.com

BOTTOM

Batter	1	2	3	4	5	6	7	8	9	AB	R	H	RBI	BB	SO	LOB
31 Aaron Hicks, S (1, 8) OBP: 0.337, SLG: 0.403	B SI 88 F FF 90 F FC 86 F SL 79 F SL 79 B FF 91 B SI 90 B SI 90 4-2 99 1B 27 SF8 BB		X FF 88 0-0 ① L8		B FF 90 C SI 90 S FC 86 S FF 90 1-3 ② K	C FF 92 B FC 85 S CU 75 F CU 75 F CU 75 X FF 92 1-2 1-H 2B				3	1	1	1	1	1	1
99 Aaron Judge, R (1, 9) OBP: 0.421, SLG: 0.582	B FC 86 X FC 85 1-0 26 WP 24 BB 1-3 1B		C SL 78 B FF 90 B SL 80 B SI 90 C FF 89 F FF 90 S SI 90 3-3 ② K		D SL 80 B CH 80 X FF 90 2-0 27 BB 24 1B 1-3 1B	C FF 92 X ST 79 0-1 ③ G5-3				4	1	2	0	0	1	1
27 Giancarlo Stanton, R (1, 7) OBP: 0.320, SLG: 0.466	B FF 89 C FF 89 X CH 80 1-1 ① SF8 3-H		X FF 90 0-0 1B		F FC 88 F FF 89 B FF 87 F FF 88 D CH 80 B FF 88 B FC 87 4-2 24 1B 1-2 BB		B ST 78 B FF 91 C FF 91 F CU 77 X FF 93 2-2 ① F8			2	0	1	1	1	0	0
24 Gary Sánchez, R (1, 10) OBP: 0.315, SLG: 0.491	B FF 89 C FC 85 B SL 77 B FC 85 B SI 90 4-1 26 WP 1-2 BB		X SL 79 0-0 ③ G6-3		F FC 87 S FF 92 B SI 91 F FF 90 X SI 91 1-2 1-3 2-H 3-H 1B		C CU 77 X ST 78 0-1 ② G5-3			3	0	1	2	1	0	1
26 Tyler Austin, R (1, 3) OBP: 0.280, SLG: 0.500	C FF 90 T SL 79 B SL 79 D SL 80 F FF 90 S FC 86 2-3 ② K 1-2 2-3			B SI 87 C FC 86 B FF 89 S CH 80 S CH 80 2-3 ① K	F FF 90 F FF 91 D SL 80 S CH 80 1-3 ③ K		C FC 86 S CU 77 S ST 78 0-3 ③ K			4	0	0	0	0	4	4
25 Gleyber Torres, R (1, 4) OBP: 0.381, SLG: 0.596	C SI 89 B FC 87 B CH 80 X SI 90 2-1 ③ L3			C FF 88 B FC 86 S CH 81 F FF 90 B SL 81 X CH 79 2-2 ② F7	B SL 77 X FF 88 1-0 18 WP 18 1B 2B			B CU 75 B FF 91 C FF 92 B ST 78 F FF 92 S CU 77 3-3 ① K		4	1	1	0	0	1	2
18 Didi Gregorius, L (1, 6) OBP: 0.315, SLG: 0.479		S SI 87 F SI 87 B SL 82 T SI 88 1-2 ① K		F SI 90 S SL 81 B SI 89 B SI 90 S SL 80 2-3 ③ K	F SI 88 F SI 89 F SI 89 B SL 82 D SL 82 F SI 90 X SI 90 2-2 28 CS 2-H 1B			B CU 76 F FF 92 B FF 92 C CU 76 F FF 92 X CU 76 2-2 ② G4-3		4	0	1	1	0	2	0
41 Miguel Andujar, R (1, 5) OBP: 0.308, SLG: 0.492		B SI 88 C SI 89 B FC 85 X CH 80 2-1 ② F9			B SI 86 C FC 84 B FF 89 B SI 89 X SI 89 3-1 ① G4-3	F FF 89 B FF 90 C ST 78 1 SAFE S CU 76 1-3 ① K		B ST 79 C FF 92 S CU 77 B CU 77 F ST 78 B FF 92 F CU 77 X ST 80 3-2 ③ L8		4	0	0	0	0	1	1
28 Austin Romine, R (1, 2) OBP: 0.433, SLG: 0.604		B SI 89 C SL 77 B SI 89 X FF 90 2-1 ③ G6-3			B SL 77 B SI 88 X SI 89 2-0 99 1B 24 1B 1B	C FC 86 B FF 91 S CU 77 F ST 79 F FF 92 B CU 76 B ST 79 B CU 75 4-2 ② 31 2B 1-2 BB				2	2	1	0	1	0	0
Inning Stats	R: 1 E: 0 K: 1 S: 14 H: 1 LOB: 2 BB: 2 P: 28	R: 0 E: 0 K: 1 S: 7 H: 0 LOB: 0 BB: 0 P: 12	R: 0 E: 0 K: 1 S: 7 H: 1 LOB: 1 BB: 0 P: 10	R: 0 E: 0 K: 2 S: 10 H: 0 LOB: 0 BB: 0 P: 16	R: 2 E: 0 K: 2 S: 17 H: 3 LOB: 2 BB: 1 P: 31	R: 2 E: 0 K: 1 S: 20 H: 3 LOB: 1 BB: 1 P: 29	R: 0 E: 0 K: 1 S: 8 H: 0 LOB: 0 BB: 0 P: 10	R: 0 E: 0 K: 1 S: 12 H: 0 LOB: 0 BB: 0 P: 20		1B: 6 2B: 2 3B: 0 HR: 0 SF: 1 SAC: 0 DP: 0 HBP: 0			WP: 2 PB: 0 SB: 0 CS: 1 PA: 35	

	AB	30
	R	5
	H	8
	RBI	5
	BB	4
	SO	10
	LOB	10

PITCHER		IP	WLS	BF	H	R	ER	SO	BB	IBB	HBP	BLK	WP	HR	S	P	ERA	WHIP
60 Dallas Keuchel, L ERA: 3.65	(1, 1)	5.0	L	25	7	5	5	7	3	0	0	0	2	0	61	106	9.00	2.000
31 Collin McHugh, R ERA: 1.05	(6, 1)	3.0		10	1	0	0	3	1	0	0	0	0	0	34	50	0.00	0.667

PITCHER	IP	WLS	BF	H	R	ER	SO	BB	IBB	HBP	BLK	WP	HR	S	P	ERA	WHIP

New York Yankees @ Baltimore Orioles

Oriole Park at Camden Yards, Baltimore, MD

Fri Jun 01 2018, 7:12 PM - 10:12 PM EDT

Att. 26,500 - Clear - 84 F

TOP

livebaseballscorecards.com

Batter	1	2	3	4	5	6	7	8	9	AB	R	H	RBI	BB	SO	LOB
11 Brett Gardner, L (1, 7) OBP: 0.364, SLG: 0.378	B FF 92 F SI 92 C CH 84 B SI 94 F SI 93 F SI 94 X SL 85 2-2 ① F8		X SI 94 0-0 33 FC3-2 1-2 2-3 1B		B CU 82 C SL 85 X SI 94 1-1 99 S 33 3B 1B		B FF 97 C FF 98 C SL 89 S SL 91 1-3 ① K		C CU 76 B CU 76 C FF 96 X FF 96 1-2 ① F7	5	1	2	0	0	1	0
99 Aaron Judge, R (1, 9) OBP: 0.417, SLG: 0.587	X SI 94 0-0 ② G6-3		C FF 95 F SI 95 B SL 89 T FF 95 1-2 ① K		B FF 93 B SI 93 D SL 87 C FF 93 C CH 83 X CH 84 3-2 ② F8 1-2		B FF 98 F FF 99 S SL 89 B FF 99 X SL 88 2-2 HR		B FF 92 B FF 95 S SL 92 F SL 94 C FF 97 2-3 ② K	5	1	1	1	0	2	4
33 Greg Bird, L (1, 3) OBP: 0.304, SLG: 0.591	C SI 93 B SI 94 B SL 85 X SI 93 2-1 ③ F7		B SI 95 X CH 85 1-0 ② FC3-2 1-2 2-3 3-Hf		S CH 84 X CH 83 0-1 2-H 3B		B FF 99 F FF 98 F FF 98 B FF 99 C SL 89 2-3 ② K		C SI 96 B SL 93 X CH 86 1-1 ③ G4-3	5	0	1	1	0	1	3
27 Giancarlo Stanton, R (1, 10) OBP: 0.315, SLG: 0.457		C SI 93 C SL 88 F CU 84 B FF 95 F SL 87 B SL 88 B SI 95 S CH 86 3-3 ① K	F FF 96 B SI 96 D SL 88 X FF 95 2-1 ③ G6-3		B FF 95 S SL 87 B FF 95 B FF 95 X FF 95 3-1 ③ G6-3		S SL 88 S SL 88 B SL 88 F FF 98 B SL 88 S SL 87 2-3 ③ K			4	0	0	0	0	2	4
18 Didi Gregorius, L (1, 6) OBP: 0.314, SLG: 0.474		B FF 95 X CH 85 1-0 ② F7		F CH 82 F SI 92 S CU 81 0-3 ① K		X SI 90 0-0 14 G4-3 31 S 28 2B 1B		L SI 88 B FC 87 F SI 87 X SL 79 1-2 ① G4-3		4	1	1	0	0	1	0
31 Aaron Hicks, S (1, 8) OBP: 0.341, SLG: 0.420		B SI 94 B CH 84 C SI 92 B SL 85 S SI 92 X SI 93 3-2 ③ F7		B CU 81 C SI 92 F CH 84 X FF 95 1-2 14 G1-3 2B		C SI 92 B SI 93 B CH 82 L SI 94 B CU 83 S CH 83 3-3 ① K 1-2		B SI 90 B SI 90 C SI 89 B SI 90 X SI 89 3-1 14 FC6-5 2B		4	0	2	0	0	1	1
14 Neil Walker, S (1, 5) OBP: 0.289, SLG: 0.306			B SI 89 B SI 90 F CH 83 S CH 83 X CH 84 2-2 28 BB 25 1B 1B	C SL 84 X SI 92 0-1 ② G1-3 2-3		B CH 84 F SI 94 S FF 95 X CU 81 1-2 ② G4-3 2-3		C FC 87 D CH 82 2 SAFE B FF 87 X SI 88 2-1 ② FC6-5 28 1B 2-3		4	1	1	0	0	0	3
28 Austin Romine, R (1, 2) OBP: 0.453, SLG: 0.625			B SI 91 1 SAFE B SI 93 B FF 93 B SI 90 4-0 11 1B 25 1B 33 FC3-2 1-2 BB	S SI 93 B SI 94 X SL 87 1-1 ③ F9		X FF 95 0-0 3-H 2B		S FC 87 B FC 86 F SI 90 B FF 87 X SI 90 2-2 25 FC6-4 1-2 1B		3	0	2	1	1	0	1
25 Gleyber Torres, R (1, 4) OBP: 0.385, SLG: 0.602			X SL 87 0-0 33 FC3-2 11 1B 1-2 2-H 1B		C SI 91 C CU 82 B CU 81 B CH 83 X CH 83 2-2 ① 2B	B SI 94 D SL 87 B SI 93 X SI 94 3-0 ③ P6		F FC 88 D CH 83 B SI 90 F FC 88 X SI 90 2-2 ③ FC6-4 1-2f		4	0	2	1	0	0	3
Inning Stats	R: 0 E: 0 K: 0 S: 8 H: 0 LOB: 0 BB: 0 P: 12	R: 0 E: 0 K: 1 S: 9 H: 0 LOB: 0 BB: 0 P: 16	R: 1 E: 0 K: 1 S: 11 H: 3 LOB: 3 BB: 1 P: 21	R: 0 E: 0 K: 1 S: 10 H: 1 LOB: 1 BB: 0 P: 12	R: 1 E: 0 K: 0 S: 12 H: 3 LOB: 1 BB: 0 P: 21	R: 1 E: 0 K: 1 S: 9 H: 2 LOB: 1 BB: 0 P: 16	R: 1 E: 0 K: 3 S: 13 H: 1 LOB: 0 BB: 0 P: 20	R: 0 E: 0 K: 0 S: 13 H: 2 LOB: 2 BB: 0 P: 23	R: 0 E: 0 K: 1 S: 8 H: 0 LOB: 0 BB: 0 P: 12	1B: 6 2B: 4 3B: 1 HR: 1 SF: 0 SAC: 0 DP: 0 HBP: 0						

	AB	38
	R	4
	H	12
	RBI	4
	BB	1
	SO	8
	LOB	19

WP: 0 PB: 0 SB: 2 CS: 0 PA: 39

PITCHER		IP	WLS	BF	H	R	ER	SO	BB	IBB	HBP	BLK	WP	HR	S	P	ERA	WHIP
54 Andrew Cashner, R ERA: 5.02	(1, 1)	6.0	L	27	9	3	3	4	1	0	0	0	0	0	59	98	4.50	1.667
66 Tanner Scott, L ERA: 4.7	(7, 1)	1.0		4	1	1	1	3	0	0	0	0	0	1	13	20	9.00	1.000
48 Richard Bleier, L ERA: 2.25	(8, 1)	1.0		5	2	0	0	0	0	0	0	0	0	0	13	23	0.00	2.000
43 Mike Wright Jr., R ERA: 6.37	(9, 1)	1.0		3	0	0	0	1	0	0	0	0	0	0	8	12	0.00	0.000

PITCHER	IP	WLS	BF	H	R	ER	SO	BB	IBB	HBP	BLK	WP	HR	S	P	ERA	WHIP

BOTTOM

New York Yankees @ Baltimore Orioles

Oriole Park at Camden Yards, Baltimore, MD

Fri Jun 01 2018, 7:12 PM - 10:12 PM EDT

Att. 26,500 - Clear - 84 F

livebaseballscorecards.com

Batter	1	2	3	4	5	6	7	8	9	AB	R	H	RBI	BB	SO	LOB
29 Jace Peterson, L (1, 5) (8, 9) OBP: 0.295, SLG: 0.256	B FF 92 C SI 92 X SI 93 1-1 L1 ①		B CU 80 C SI 92 C CU 81 B CU 82 B CU 83 S CU 82 3-3 K ①			F SI 93 B CU 82 C CU 82 S CU 83 1-3 K ①		B FF 97 C FF 97 X FF 98 1-1 G1-3 ①		4	0	0	0	0	2	0
10 Adam Jones, R (1, 8) OBP: 0.297, SLG: 0.458	X SI 93 0-0 G4-3 ②		B ST 86 B SI 94 C FF 94 F SI 94 X ST 86 2-2 L8 ②			B CU 80 C FF 91 X ST 86 1-1 F8 ②		B FF 98 C FF 98 B FF 98 C FF 97 B SV 85 B KC 84 4-2 45 HBP 13 BB BB		3	0	0	0	1	0	0
13 Manny Machado, R (1, 6) OBP: 0.398, SLG: 0.626	C SI 92 X SI 93 0-1 HR		B SI 93 X ST 85 1-0 F7 ③			C CS 76 B ST 84 X FF 92 1-1 1B		B FF 97 S FF 99 F KC 85 B FF 99 B SV 86 B FF 99 4-2 1-2 45 HBP BB		3	1	2	1	1	0	0
45 Mark Trumbo, R (1, 10) OBP: 0.333, SLG: 0.446	B SI 93 B ST 85 B SI 94 C SI 93 S ST 84 X ST 85 3-2 G6-3 ③			C SI 93 C FF 92 B ST 86 B ST 86 X SI 95 2-2 19 G4-6-3 1B		B FF 94 C FF 93 B ST 84 B SI 94 S ST 86 F ST 86 S ST 86 3-3 K ③		F FF 100 F FF 100 H SV 86 1-2 1-2 2-3 HBP		3	0	1	0	0	1	1
6 Jonathan Schoop, R (1, 4) OBP: 0.258, SLG: 0.378		B SI 92 X SI 93 1-0 19 G6-3 2B		B SI 92 F SI 93 S ST 86 B ST 86 X SI 92 2-2 P4 ①			F FF 95 S FF 97 B SL 88 X FF 95 1-2 F9 ①	B KC 85 S FF 98 F FF 99 S KC 85 1-3 K ②		4	0	1	0	0	1	4
19 Chris Davis, L (1, 3) OBP: 0.234, SLG: 0.239		C CU 80 C SI 92 B ST 84 B ST 86 F SI 94 X FF 94 2-2 G6-3 ① 2-3		B FF 93 1 SAFE X SI 93 1-0 G4-6-3 ②③ 1-2f			F FF 96 S FF 96 T FF 97 0-2 K ②	C KC 83 C KC 83 B FF 96 B SV 86 X KC 85 2-2 L8 ③		4	0	0	0	0	1	5
16 Trey Mancini, R (1, 7) OBP: 0.308, SLG: 0.374		D SI 93 F SI 93 D SI 93 B CU 82 S ST 85 F ST 87 X SI 94 3-2 G1-3 ②			C CU 80 F FF 92 B ST 88 S CU 81 1-3 K ①		C FF 97 C SL 87 X FF 97 0-2 2B		C FF 97 B FF 99 B FF 98 B FF 99 C FF 96 F FF 99 S FF 98 3-3 K ①	4	0	1	0	0	2	1
15 Chance Sisco, L (1, 2) OBP: 0.327, SLG: 0.333 14 Craig Gentry, R (9, PH) OBP: 0.287, SLG: 0.267	C SI 94 B CU 83 S CU 82 D CU 83 H SI 93 3-2 HBP				C SI 93 C CU 81 B CU 81 F CU 82 S CU 83 1-3 K2-3 ②		C FF 97 B FF 97 B FF 96 B FF 96 B FF 97 4-1 BB		B FF 98 F FF 98 B SL 86 S FF 99 B FF 100 C FF 98 3-3 K ②	1 1	0 0	0 0	0 0	1 0	1 1	0 0
23 Joey Rickard, R (1, 9) OBP: 0.300, SLG: 0.404 24 Pedro Alvarez, L (7, PH) (8, 5) OBP: 0.299, SLG: 0.446 27 Andrew Susac, R (9, PH) OBP: 0.115, SLG: 0.154		F SI 94 B ST 86 B ST 87 F SI 94 T ST 86 2-2 K ③			B CU 80 X SI 94 1-0 L8 ③		C FF 96 C FF 97 S FF 97 0-3 K ③		C SL 86 S SL 87 B SI 100 S FF 99 1-3 K ③	2 1 1	0 0 0	0 0 0	0 0 0	0 0 0	1 1 1	2 2 0
Inning Stats	R: 1 H: 1 E: 0 LOB: 0 K: 0 BB: 0 S: 8 P: 12	R: 0 H: 1 E: 0 LOB: 2 K: 1 BB: 0 S: 14 P: 25	R: 0 H: 0 E: 0 LOB: 0 K: 1 BB: 0 S: 7 P: 13	R: 0 H: 1 E: 0 LOB: 0 K: 0 BB: 0 S: 7 P: 12	R: 0 H: 0 E: 0 LOB: 0 K: 2 BB: 0 S: 8 P: 11	R: 0 H: 1 E: 0 LOB: 1 K: 2 BB: 0 S: 11 P: 17	R: 0 H: 1 E: 0 LOB: 2 K: 2 BB: 1 S: 13 P: 18	R: 0 H: 0 E: 0 LOB: 3 K: 1 BB: 2 S: 14 P: 27	R: 0 H: 0 E: 0 LOB: 0 K: 3 BB: 0 S: 10 P: 17	1B: 2 2B: 2 3B: 0 HR: 1	SF: 0 SAC: 0 DP: 1 HBP: 2					

	AB	31
	R	1
	H	5
	RBI	1
	BB	3
	SO	12
	LOB	15

WP: 0 PA: 36
PB: 0
SB: 0
CS: 0

PITCHER		IP	WLS	BF	H	R	ER	SO	BB	IBB	HBP	BLK	WP	HR	S	P	ERA	WHIP
55 Sonny Gray, R ERA: 5.5	(1, 1)	6.0	W	22	4	1	1	6	0	0	1	0	0	1	55	90	1.50	0.667
57 Chad Green, R ERA: 2.89	(7, 1)	1.0	H	5	1	0	0	2	1	0	0	0	0	0	13	18	0.00	2.000
68 Dellin Betances, R ERA: 4.13	(8, 1)	1.0	H	6	0	0	0	1	2	0	1	0	0	0	14	27	0.00	2.000
54 Aroldis Chapman, L ERA: 1.48	(9, 1)	1.0	S	3	0	0	0	3	0	0	0	0	0	0	10	17	0.00	0.000

PITCHER	IP	WLS	BF	H	R	ER	SO	BB	IBB	HBP	BLK	WP	HR	S	P	ERA	WHIP

Batter	1	2	3	4	5	6	7	8	9	AB	R	H	RBI	BB	SO	LOB
11 Brett Gardner, L (1, 7) OBP: 0.364, SLG: 0.389	B FF 93 B FF 93 X FF 95 2-0 33 G3 2B		B SL 77 B FF 91 C CH 82 X FF 94 2-1 27 HR 2B		C FF 92 F FS 84 B FF 97 X FS 85 1-2 ② G1-3	S CH 86 B CH 85 B SI 92 X CH 87 2-1 ③ G6-3 1-2 2-3		C FF 95 B FF 96 S FF 95 D CH 88 F FF 95 B FF 96 F FF 97 X FF 95 3-2 ② G3-1 2-3		5	1	2	0	0	0	3
99 Aaron Judge, R (1, 9) OBP: 0.413, SLG: 0.583	B FF 93 F FF 94 F SL 86 D FS 85 S FS 85 2-3 ① K		F FF 94 B FF 96 B FS 84 S SL 84 F FF 97 D FS 86 S FS 85 3-3 ① K		C FF 97 X SL 85 0-1 2B		C SI 95 B SL 84 X SI 95 1-1 ① L3	C FF 97 B FF 96 S FF 96 F FF 95 F FF 97 S FF 97 1-3 ③ K		5	0	1	0	0	3	3
33 Greg Bird, L (1, 3) OBP: 0.286, SLG: 0.556	C FF 94 F FF 95 X FF 97 0-2 ② G3 2-3		F FF 94 F FF 96 S FF 96 0-3 ② K		B FS 82 B CH 84 S CH 85 S FF 96 B FF 96 S FS 84 3-3 ③ K		C CH 88 F CH 89 F CH 88 B SI 96 C CH 89 1-3 ② K		C FF 93 X CH 86 0-1 2B	5	0	1	0	0	3	3
27 Giancarlo Stanton, R (1, 10) OBP: 0.321, SLG: 0.472	C FF 96 C FF 97 B FF 98 D FS 85 S FS 86 2-3 ③ K		X FF 95 0-0 2-H HR			B SL 82 C FF 95 B SL 85 X FF 94 2-1 24 FC6-4 1B	B SL 83 B SI 95 B SL 81 B SI 93 4-0 BB		B FF 94 D SI 92 F CH 88 F CH 89 X SI 93 2-2 ① F9	4	1	2	2	1	1	2
24 Gary Sánchez, R (1, 2) OBP: 0.307, SLG: 0.478		C FF 94 C FF 95 X FF 96 0-2 ① G4-3	S SL 84 F SL 86 F FF 98 S FS 87 0-3 ③ K			X FF 94 0-0 ① FC6-4 18 E 1-2f	B SL 79 D CH 90 S SI 93 B SL 81 S SI 92 F SI 93 F SI 92 X SI 93 3-2 ③ P2		B SL 86 B FF 95 C CH 89 S SL 84 X SI 93 2-2 ② G5-3	5	1	0	0	0	1	3
18 Didi Gregorius, L (1, 6) OBP: 0.316, SLG: 0.473		C FF 95 B FS 83 S FS 84 B FS 84 S FF 97 2-3 ② K		B FS 83 X FF 94 1-0 ① L7		F FF 94 B FS 82 X FF 94 1-1 E8 31 E 2-H 1B		C FF 94 B FF 95 F FF 94 X CH 86 1-2 31 S 31 1B 1B	X SI 92 0-0 ③ G3-1	5	2	2	1	0	1	1
31 Aaron Hicks, S (1, 8) OBP: 0.351, SLG: 0.429		B FF 95 B FF 95 S CH 85 B FS 84 X FF 96 3-1 41 HR 1B		B SL 79 S FS 84 B FF 96 B CH 86 S CH 85 S FS 86 3-3 ② K		B CH 84 B SL 82 C CH 84 F FF 96 B FS 83 X FS 84 3-2 E8 11 S 2-H 1B		C FF 96 1 SAFE 1 SAFE B CH 85 B FF 95 C FF 96 F FF 96 F FF 96 X FF 96 2-2 41 2B 1-H 1B		4	2	3	2	0	1	0
41 Miguel Andujar, R (1, 5) OBP: 0.312, SLG: 0.514		C SL 81 1 SAFE F FF 95 X FS 82 0-2 1-H HR		F FF 97 B FF 98 F SL 83 S FF 98 1-3 ③ K		C SL 83 F SL 84 B SL 83 F SI 95 B SL 84 F SL 83 B SI 96 2 SAFE X SL 84 3-2 ② L8		X SL 87 0-0 11 G3-1 1-H 2B		4	1	2	3	0	1	1
25 Gleyber Torres, R (1, 4) OBP: 0.381, SLG: 0.587		B FF 97 F FF 96 S FF 97 F FF 97 B FS 87 F FF 98 X FF 98 2-2 ③ F9			X FF 94 0-0 ① F8	B SL 83 S SI 93 B SL 84 F SI 95 H SI 94 3-2 11 S HBP		C FF 96 B FF 96 S SL 86 F SL 88 S FF 96 1-3 ① K		3	0	0	0	0	1	1
Inning Stats	R: 0 E: 0 K: 2 S: 10 H: 1 LOB: 1 BB: 0 P: 16	R: 2 E: 0 K: 1 S: 16 H: 2 LOB: 0 BB: 0 P: 23	R: 2 E: 0 K: 3 S: 14 H: 2 LOB: 0 BB: 0 P: 19	R: 0 E: 0 K: 2 S: 7 H: 0 LOB: 0 BB: 0 P: 12	R: 0 E: 0 K: 1 S: 9 H: 1 LOB: 1 BB: 0 P: 13	R: 2 E: 3 K: 0 S: 17 H: 3 LOB: 2 BB: 0 P: 31	R: 0 E: 0 K: 1 S: 11 H: 0 LOB: 1 BB: 1 P: 20	R: 2 E: 0 K: 2 S: 23 H: 3 LOB: 1 BB: 0 P: 31	R: 0 E: 0 K: 0 S: 9 H: 1 LOB: 1 BB: 0 P: 13	1B: 6 2B: 5 3B: 0 HR: 2 SF: 0 SAC: 0 DP: 0 HBP: 1						

PITCHER		IP	WLS	BF	H	R	ER	SO	BB	IBB	HBP	BLK	WP	HR	S	P	ERA	WHIP
34 Kevin Gausman, R ERA: 4.63	(1, 1)	5.1	L	25	9	6	5	9	0	0	0	0	0	2	64	97	8.44	1.688
50 Miguel Castro, R ERA: 2.86	(6, 1)	1.2		7	0	0	0	1	1	0	1	0	0	0	20	37	0.00	0.600
60 Mychal Givens, R ERA: 4.08	(8, 1)	1.0		6	3	2	2	2	0	0	0	0	0	0	23	31	18.00	3.000
38 Pedro Araújo, R ERA: 6.67	(9, 1)	1.0		4	1	0	0	0	0	0	0	0	0	0	9	13	0.00	1.000

PITCHER	IP	WLS	BF	H	R	ER	SO	BB	IBB	HBP	BLK	WP	HR	S	P	ERA	WHIP

TOP

New York Yankees @ Baltimore Orioles

Oriole Park at Camden Yards, Baltimore, MD

Sat Jun 02 2018, 5:50 PM - 9:20 PM EDT

Att. 32,823 - Rain - 76 F

livebaseballscorecards.com

AB	40
R	8
H	13
RBI	8
BB	1
SO	12
LOB	17

WP: 0 PA: 42
PB: 0
SB: 3
CS: 0

New York Yankees @ Baltimore Orioles

Oriole Park at Camden Yards, Baltimore, MD

Sat Jun 02 2018, 5:50 PM - 9:20 PM EDT

Att. 32,823 - Rain - 76 F

livebaseballscorecards.com

BOTTOM

Batter	1	2	3	4	5	6	7	8	9	AB	R	H	RBI	BB	SO	LOB
23 Joey Rickard, R (1, 9) OBP: 0.291, SLG: 0.442	F FF 92 S SL 82 F FF 92 B FS 87 B SL 84 X FF 93 2-2 ① G6-3		B FC 89 B FS 88 C FC 89 B FC 90 F FF 91 X FF 93 3-2 HR		C SL 82 X SL 84 0-1 ① P4		C FF 95 B FF 96 F FF 96 B FF 96 X FF 96 2-2 ① L9		C FC 93 C SL 88 S KC 85 0-3 ② K	5	1	1	1	0	1	2
10 Adam Jones, R (1, 8) OBP: 0.303, SLG: 0.474	C FS 88 X FS 87 0-1 HR		X FF 90 0-0 1B		X FS 88 0-0 ② ③ G5-4-3 1-2f		F FF 96 F FF 97 B FF 96 F FF 96 B FF 97 X FF 96 2-2 ② F9		S SL 87 S KC 84 D KC 84 F KC 82 F KC 86 X KC 84 1-2 2-H 1B	5	1	3	2	0	0	1
13 Manny Machado, R (1, 6) OBP: 0.398, SLG: 0.633	B FF 90 C SL 84 F FF 91 S SL 84 1-3 ② K		S SL 84 C SL 83 F SL 85 B SL 85 S FS 88 1-3 ② K			B FF 91 B FF 90 C SL 84 F SL 85 X SL 85 2-2 HR	B FF 96 B FF 96 B FF 96 B FF 95 4-0 BB		B FC 93 F SL 86 B FC 92 X SL 88 2-1 ③ P4	4	1	1	1	1	2	2
45 Mark Trumbo, R (1, 10) OBP: 0.320, SLG: 0.427	S FC 90 B SL 83 S SL 83 S FF 93 1-3 ③ K		B SL 85 F SL 84 C FC 90 1 SAFE F SL 85 S SL 84 1-3 ③ K			F SL 84 B FS 87 F FF 91 F FF 92 F SL 86 F SL 85 B FF 93 F FS 89 F SL 86 2-3 ① S SL 86 K	S FF 96 B FF 96 X FF 96 1-1 ③ P4			4	0	0	0	0	3	2
6 Jonathan Schoop, R (1, 4) OBP: 0.263, SLG: 0.388		C SL 83 X FF 92 0-1 ① P6		X SL 82 0-0 19 G4-3 2B		X FF 94 0-0 16 BB 2 2B 1B		B FF 96 B KC 84 C FF 97 X FF 97 2-1 ① F9		4	1	2	0	0	0	0
16 Trey Mancini, R (1, 7) OBP: 0.307, SLG: 0.369		C SL 83 X FF 91 0-1 ② F8		D FS 87 F SL 84 D SL 83 S FS 88 S SL 86 2-3 ① K		D SL 84 D FS 86 D SL 85 C FF 92 S FF 91 F SL 86 B SL 86 4-2 2 2B 1-2 BB		F FF 97 B FF 98 F FF 96 C SV 87 1-3 ② K		3	0	0	0	1	2	1
19 Chris Davis, L (1, 3) OBP: 0.234, SLG: 0.239		S SL 83 B FS 87 B FF 93 S FS 88 X FF 93 2-2 1B		C FS 87 D FS 88 S FS 87 X FS 88 1-2 ② G4-3 2-3		B CH 85 C CH 86 B FF 93 S CH 86 F CH 85 S FF 94 2-3 ② K		B KC 84 S KC 85 C KC 84 F FF 99 B FF 99 S SV 88 2-3 ③ K		4	0	1	0	0	2	3
2 Danny Valencia, R (1, 5) OBP: 0.345, SLG: 0.491		D CU 79 F FC 90 C SL 83 F SL 84 D FS 87 1 SAFE X SL 85 2-2 ③ F8		S SL 85 B FF 93 B SL 85 S SL 86 D SL 86 S SL 86 3-3 ③ K		D FC 85 S FC 86 B FF 93 X FC 84 2-1 1-3 2-H 2B			X FC 91 0-0 10 1B 2B	4	1	2	1	0	1	2
15 Chance Sisco, L (1, 2) OBP: 0.325, SLG: 0.330			C SL 81 S FS 87 X FF 91 0-2 ① F8		C SL 82 B FF 91 F FS 85 X FS 87 1-2 10 G5-4-3 1B	B CH 86 C CH 87 S FF 94 B FF 94 B CH 86 X CH 86 3-2 ③ L7			C FC 92 F KC 83 S KC 84 0-3 ① K	4	0	1	0	0	1	3

	AB	R	H	RBI	BB	SO	LOB
	37	5	11	5	2	12	16

Inning Stats	1	2	3	4	5	6	7	8	9	1B	SF	WP	PA
R	1	0	1	0	0	2	0	0	1	5	0	0	39
H	1	1	2	1	1	3	0	0	2	2B 3	SAC 0	PB 0	
E	0	0	0	0	0	0	0	0	0	3B 0	DP 1	SB 0	
LOB	0	1	1	1	0	2	1	0	1	HR 3	HBP 0	CS 0	
BB	0	1	0	1	0	1	1	0	0				
K	2	2	2	2	0	2	2	2	2				
P	16	15	20	16	7	39	18	14	17				
S	12	11	15	10	6	24	9	9	14				

PITCHER	IP	WLS	BF	H	R	ER	SO	BB	IBB	HBP	BLK	WP	HR	S	P	ERA	WHIP
19 Masahiro Tanaka, R (1, 1) ERA: 4.79	5.1	W	24	8	4	4	7	1	0	0	0	0	3	69	97	6.75	1.688
56 Jonathan Holder, R (6, 1) ERA: 2.84	0.2	H	3	1	0	0	1	0	0	0	0	0	0	9	16	0.00	1.500
57 Chad Green, R (7, 1) ERA: 2.79	1.0	H	4	0	0	0	0	1	0	0	0	0	0	9	18	0.00	1.000
68 Dellin Betances, R (8, 1) ERA: 3.96	1.0		3	0	0	0	2	0	0	0	0	0	0	9	14	0.00	0.000
30 David Robertson, R (9, 1) ERA: 4.39	1.0		5	2	1	1	2	0	0	0	0	0	0	14	17	9.00	2.000

PITCHER	IP	WLS	BF	H	R	ER	SO	BB	IBB	HBP	BLK	WP	HR	S	P	ERA	WHIP

Batter	1	2	3	4	5	6	7	8	9	AB	R	H	RBI	BB	SO	LOB
31 Aaron Hicks, S (1, 8) OBP: 0.346, SLG: 0.417	B SI 93 C SI 94 S SL 88 B SL 87 B SI 94 X SI 94 3-2 ① G3		C SI 94 C CU 79 B SL 86 X SI 94 1-2 ② G3-4-1	C SI 94 B CH 89 X SL 86 1-1 ② F9		B FF 96 B CH 84 C FF 94 B CH 85 B FF 95 4-1 BB		C FF 95 B CH 84 F FF 95 X CH 87 1-2 ③ G4-3		4	0	0	0	1	0	2
99 Aaron Judge, R (1, 10) OBP: 0.409, SLG: 0.571	B SI 96 B SI 95 C SI 95 C SL 87 S CU 78 2-3 ② K		F SI 94 B SL 87 B SL 86 X SI 94 2-1 ③ G6-3	B SL 86 S SI 93 C CU 78 B SL 86 B SI 93 B SI 94 4-2 33 HBP BB		C FF 96 S FF 95 B FF 96 B SL 82 F SL 82 S SL 83 2-3 ③ K			C FF 95 C SL 82 B SL 83 T FF 96 1-2 ① K	4	0	0	0	1	3	1
33 Greg Bird, L (1, 3) OBP: 0.333, SLG: 0.633	F SI 95 F FF 95 F SI 95 X SL 86 0-2 ③ P4			B SI 94 C SL 84 C CU 80 B FF 94 X SI 93 2-1 HR F FF 93 F CH 83 C SL 84 H FF 94 1-2 1-2 HBP			B SL 80 F FF 95 B CH 86 B CH 85 X FF 93 3-1 ① G4-3		B FF 95 C FF 96 B SL 82 B FF 95 C FF 96 D SL 82 4-2 BB	3	1	1	1	1	0	0
27 Giancarlo Stanton, R (1, 9) OBP: 0.318, SLG: 0.465		C FF 93 B SL 87 B SI 93 F SL 87 X CU 79 2-2 ① F9		B SL 87 C SL 84 X SI 95 1-1 18 1B 41 1B 1B B CU 74 C SL 84 G CH 84 B FF 96 T FF 92 S FF 94 3-3 ③ K			B SL 82 C FF 97 X SL 82 1-1 ② F8		C FF 95 B SL 80 B SL 79 X FF 94 2-1 ② L7	5	1	1	0	0	1	3
18 Didi Gregorius, L (1, 6) OBP: 0.318, SLG: 0.468		B SI 95 C SI 92 B SL 89 B SI 93 B SI 93 4-1 41 G6-3 41 S BB	D CU 78 X FF 93 1-0 41 1B 42 1B 1B 1-3	X FF 93 0-0 E4 42 G4-3			C FF 97 S SL 83 S SL 82 0-3 ③ K		C FF 96 X FF 94 0-1 ③ G6-3	4	1	1	0	1	1	1
41 Miguel Andujar, R (1, 5) OBP: 0.311, SLG: 0.508		C CU 77 C SI 94 B FF 95 F CU 80 F SL 87 X SI 95 1-2 ② G6-3 1-3	F SI 93 B FF 93 1 SAFE F SL 86 X CU 78 1-2 42 1B 28 HR 1B 1-2 3-H	F FF 95 C CH 85 X CH 85 0-2 ① F8				X SL 80 0-0 ① G6-3		4	1	1	1	0	0	2
42 Clint Frazier, R (1, 7) OBP: 0.500, SLG: 0.500		C CU 78 B SI 95 F CU 80 C SL 88 1-3 ③ K	F CU 78 B SL 83 X SI 93 1-1 28 HR 1B 1-2 2-H	B FF 95 1 SAFE B SL 80 1 SAFE 1 SAFE S FF 91 F CH 81 X SL 81 2-2 ② ③ G4-3 1-2f				T FF 95 S SL 80 S SL 82 0-3 ② K		4	1	1	1	0	2	2
28 Austin Romine, R (1, 2) OBP: 0.456, SLG: 0.661			C SI 93 B SI 94 B SL 86 C SI 93 F FF 93 B CU 80 F SI 93 X SI 95 3-2 ① G6-3	B SI 94 S SI 94 X SI 93 1-1 1-H 2-H HR		B FF 96 B FF 95 X CH 86 2-0 ① P5		B SL 80 B FF 95 B CH 82 B FF 93 4-0 25 WP BB		3	1	1	3	1	0	0
25 Gleyber Torres, R (1, 4) OBP: 0.384, SLG: 0.605			B SL 88 B SI 95 S SL 86 B CU 79 X SI 95 3-1 HR	C CU 78 B SI 94 C SL 86 F SL 84 B FF 94 F SL 85 X SL 85 2-2 ① G5-3		S SL 84 B SL 83 B FF 97 S CH 84 B FF 96 F SL 81 X SL 82 3-2 ② F9		T SL 80 B SL 83 D SL 81 D FF 96 F FF 94 D SL 82 4-2 1-2 BB	3	1	1	1	1	0	0
Inning Stats	R: 0 E: 0 K: 1 S: 10 H: 0 LOB: 0 BB: 0 P: 15	R: 0 E: 0 K: 1 S: 12 H: 0 LOB: 1 BB: 1 P: 20	R: 1 E: 0 K: 0 S: 12 H: 1 LOB: 0 BB: 0 P: 21	R: 6 E: 0 K: 1 S: 27 H: 6 LOB: 2 BB: 1 P: 45	R: 0 E: 1 K: 0 S: 7 H: 0 LOB: 0 BB: 0 P: 9	R: 0 E: 0 K: 1 S: 10 H: 0 LOB: 1 BB: 1 P: 21	R: 0 E: 0 K: 1 S: 7 H: 0 LOB: 0 BB: 0 P: 11	R: 0 E: 0 K: 1 S: 9 H: 0 LOB: 2 BB: 2 P: 18	R: 0 E: 0 K: 1 S: 9 H: 0 LOB: 1 BB: 1 P: 16	1B: 4 2B: 0 3B: 0 HR: 3 SF: 0 SAC: 0 DP: 1 HBP: 1						

PITCHER		IP	WLS	BF	H	R	ER	SO	BB	IBB	HBP	BLK	WP	HR	S	P	ERA	WHIP
54 Drew VerHagen, R ERA: 9.22	(1, 1)	3.2	L	20	7	7	7	2	2	0	0	0	0	3	55	91	17.18	2.455
42 Sandy Báez, R ERA:	(4, 1)	4.1		17	0	0	0	4	3	0	1	0	1	0	39	69	0.00	0.692
26 Zac Reininger, R ERA: 9.64	(9, 1)	1.0		4	0	0	0	1	1	0	0	0	0	0	9	16	0.00	1.000

PITCHER	IP	WLS	BF	H	R	ER	SO	BB	IBB	HBP	BLK	WP	HR	S	P	ERA	WHIP

TOP

New York Yankees @ Detroit Tigers

Comerica Park, Detroit, MI

Mon Jun 04 2018, 1:12 PM - 3:56 PM EDT

Att. 28,016 - Sunny - 66 F

livebaseballscorecards.com

AB	34
R	7
H	7
RBI	7
BB	6
SO	7
LOB	11

WP: 1	PA: 41		
PB: 0			
SB: 1			
CS: 0			

BOTTOM

New York Yankees @ Detroit Tigers

Comerica Park, Detroit, MI

Mon Jun 04 2018, 1:12 PM - 3:56 PM EDT

Att. 28,016 - Sunny - 66 F

livebaseballscorecards.com

Batter	1	2	3	4	5	6	7	8	9	AB	R	H	RBI	BB	SO	LOB
12 Leonys Martin, L (1, 8) OBP: 0.318, SLG: 0.443	C FF 95 B SL 87 F FF 97 F FF 97 B SL 86 C CH 87 2-3 ① K	B SL 83 L FF 97 S CH 90 B CH 90 T SL 86 2-2 ② K	X CH 90 0-0 E4 9 1B	B FF 96 B FF 98 C CH 88 S FF 99 F FF 99 F SL 88 X FF 98 2-2 ① L6						4	1	0	0	0	2	0
9 Nick Castellanos, R (1, 9) OBP: 0.380, SLG: 0.526	F FF 96 S SL 86 X SL 86 0-2 24 2B 1B	C SL 87 X SL 88 0-1 ③ L7	X CH 80 0-0 2-H 1B	B FF 98 T FF 99 F FF 99 F SL 86 X FF 99 1-2 ② P3						4	1	2	1	0	0	0
24 Miguel Cabrera, R (1, 10) OBP: 0.403, SLG: 0.495	S FF 96 B SL 88 X CH 87 1-1 1-H 2B	C FF 96 C FF 96 C FF 98 0-3 ① K	D SL 85 C SL 86 D SL 89 F FF 98 S SL 86 2-3 ③ K	B SL 84 F FF 99 C FF 98 B SL 88 B FF 98 X SL 86 3-2 ③ F7						4	0	1	1	0	2	1
46 Jeimer Candelario, S (1, 5) OBP: 0.363, SLG: 0.519	X FF 97 0-0 ② L6	C FF 97 C CH 89 S SL 86 0-3 ② K	S FF 98 C SL 86 B SL 88 S FF 100 1-3 ① K	C FF 94 F CH 87 X FF 94 0-2 E2 28 2B						4	1	0	0	0	2	1
28 Niko Goodrum, S (1, 3) OBP: 0.324, SLG: 0.464	F FF 96 X SL 87 0-1 ③ F8	S FF 98 F FF 98 H SL 88 1-2 55 1B HBP	C SL 88 B CH 91 B SL 89 F FF 99 X SL 88 2-2 ② G3	B FF 94 B FF 93 C CH 87 F CH 86 B FF 94 X FF 94 3-2 21 G4-3 1 2B 1-H 2B						3	1	1	1	0	0	1
55 John Hicks, R (1, 2) OBP: 0.313, SLG: 0.436	B FF 96 C SL 86 X FF 96 1-1 ① L3	X SL 87 0-0 1-2 1B	C FF 100 F FF 99 F FF 100 F SL 88 F SL 88 F FF 99 F FF 100 B CH 91 F SL 88 1-3 ③ C SL 85 K	X FC 85 0-0 ① F7						4	0	1	0	0	1	1
21 JaCoby Jones, R (1, 7) OBP: 0.268, SLG: 0.379	F SL 83 B FF 96 S SL 89 B SL 89 S FF 98 2-3 ② K	C FF 98 B FF 98 T FF 98 F SL 90 F SL 89 S FF 99 1-3 ③ K		B FF 98 B FF 98 X SL 86 2-0 ① G5-3	S FC 86 S FC 85 B FC 83 B FF 94 X SL 82 2-2 ② G4-3 2-3					4	0	0	0	0	2	3
1 Jose Iglesias, R (1, 6) OBP: 0.310, SLG: 0.380	B FF 98 F SL 86 B FF 98 C SL 83 F FF 97 X SL 88 2-2 ③ G5-3		F FF 98 B SL 88 X SL 88 1-1 ① F9	C FF 99 X FF 100 0-1 ② F9					C FC 84 X FF 94 0-1 3-H 2B	4	0	1	1	0	0	0
49 Dixon Machado, R (1, 4) 41 Victor Martinez, S (9, PH) OBP: 0.264, SLG: 0.302 OBP: 0.311, SLG: 0.364		C FF 97 S SL 87 X SL 89 0-2 ① L8	C FF 99 F FF 100 S SL 89 0-3 ② K	C SL 87 X SL 87 0-1 ③ G6-3	F FF 98 B FF 97 S FF 99 F FF 100 F FF 100 S SL 89 1-3 ③ K2-3					3 1	0 0	0 0	0 0	0 0	1 1	0 1

	AB	R	H	RBI	BB	SO	LOB
	35	4	6	4	0	11	8

Inning Stats	1	2	3	4	5	6	7	8	9	1B	SF	WP	PA
R	1	0	0	0	1	0	0	0	2	3	0	0	36
E	0	0	0	0	1	0	0	0	1	3	0	0	
K	1	1	1	3	2	2	0	0	1	0	0	0	
S	12	9	8	14	10	15	5	12	17	0	0	0	
H	2	0	0	1	1	0	0	0	2	SAC			
LOB	1	0	0	2	1	0	0	0	2	0			
BB	0	0	0	0	0	0	0	0	0	DP			
P	15	14	10	16	13	19	7	18	23	0			
										HBP			
										1			

PITCHER	IP	WLS	BF	H	R	ER	SO	BB	IBB	HBP	BLK	WP	HR	S	P	ERA	WHIP
40 Luis Severino, R (1, 1) ERA: 2.2	8.0	W	30	4	2	1	10	0	0	1	0	0	0	85	112	1.12	0.500
56 Jonathan Holder, R (9, 1) ERA: 2.75	0.2		5	2	2	0	0	0	0	0	0	0	0	12	17	0.00	3.000
54 Aroldis Chapman, L (9, 1) ERA: 1.46	0.1	S	1	0	0	0	1	0	0	0	0	0	0	5	6	0.00	0.000

PITCHER	IP	WLS	BF	H	R	ER	SO	BB	IBB	HBP	BLK	WP	HR	S	P	ERA	WHIP

Batter	1	2	3	4	5	6	7	8	9	AB	R	H	RBI	BB	SO	LOB
11 Brett Gardner, L (1, 8) OBP: 0.361, SLG: 0.395	C FF 88 B SI 88 X CH 84 1-1 G6-3 ①		C FF 89 B CU 72 D SL 87 1 SAFE 1 SAFE D FF 89 X SI 89 3-1 1-H 25 FC1-2 3B		C FF 88 B CU 72 X CH 82 1-1 F7 ①	X FF 90 0-0 F7 ③			B SI 96 C SI 96 B ST 83 F FF 96 B SI 96 S FF 97 3-3 1-2 K ①	5	0	1	1	0	1	4
99 Aaron Judge, R (1, 9) OBP: 0.401, SLG: 0.558	S CU 72 F FF 90 F SL 85 S SL 83 0-3 K ②		C FF 90 B FF 91 B FF 90 F CH 83 C FF 90 2-3 K ②		C CU 73 S CH 82 C FF 90 0-3 K ②		S SL 83 F FF 90 B FF 90 B FF 90 S SL 84 2-3 K ①		D ST 83 C FC 86 T SI 96 B ST 82 S ST 81 2-3 K ②	5	0	0	0	0	5	2
24 Gary Sánchez, R (1, 2) OBP: 0.310, SLG: 0.470	X FF 90 0-0 G6-3 ③		B CU 73 B CU 74 C FF 90 B SI 91 B SL 86 4-1 25 FC1-2 27 HBP BB		B FF 88 X SL 86 1-0 G1-4-3 ③		B SL 84 B SL 84 C SL 83 B FF 89 B FF 90 4-1 BB		B SI 96 C SI 95 B ST 83 F SI 96 S SI 96 2-3 K ③	3	0	0	0	2	1	1
27 Giancarlo Stanton, R (1, 10) OBP: 0.321, SLG: 0.477		C SL 84 B CU 72 F CU 71 B FF 90 C SL 83 2-3 K ①	C FF 90 D CU 75 B SL 85 B CH 84 H SI 90 4-1 25 FC1-2 1-2 HBP			S FF 88 F FF 90 X CU 74 0-2 HR	B SL 82 C FF 89 S FF 89 B SL 85 D SL 83 S SL 83 3-3 K ②			3	1	1	1	0	2	1
25 Gleyber Torres, R (1, 6) OBP: 0.373, SLG: 0.586		C CU 71 B FF 90 B FF 90 X SL 85 2-1 F8 ②	D SL 86 S CH 83 B CU 74 F CH 84 F FF 91 F FF 90 X FF 90 2-2 FC1-2 ③ 1-2 2-3 3-Hf			X CU 73 0-0 G5-3 ①	S FF 89 S SL 83 B FF 89 F FF 90 F FF 89 S SL 83 1-3 K ③			4	0	0	0	0	1	4
41 Miguel Andujar, R (1, 5) OBP: 0.320, SLG: 0.521		B FF 90 C SL 86 B CU 73 X SL 83 2-1 2B		C FF 89 F FF 89 B CU 73 B CH 81 X CH 83 2-2 14 G4-3 2B		B SL 85 B FF 90 B FF 89 4-0 42 BB 26 1B BB		C SL 86 F FF 97 B FF 96 X SL 87 1-2 G3 ①		3	0	2	0	1	0	0
14 Neil Walker, S (1, 4) OBP: 0.281, SLG: 0.297		B FF 89 S CH 84 C FF 90 D CU 74 F CU 74 S CU 75 2-3 K ③		X FF 89 0-0 G4-3 ① 2-3		F CU 73 B SI 89 F SI 89 1 SAFE B FF 90 1 SAFE X CH 83 2-2 F8 ②		B FF 96 F FF 97 B FF 97 F FF 97 S SL 86 2-3 K ②		4	0	0	0	0	2	3
26 Tyler Austin, R (1, 3) OBP: 0.279, SLG: 0.491			C SL 83 B CU 71 B CU 72 B FF 89 X FF 88 3-1 F8 ①	F SL 86 S FF 89 T FF 90 0-2 K ②		X FF 88 0-0 1-2 42 BB 1B		C FF 97 C FF 98 T FF 97 0-2 K ③		4	0	1	0	0	2	1
42 Clint Frazier, R (1, 7) OBP: 0.545, SLG: 0.500 31 Aaron Hicks, S (9, PH) OBP: 0.350, SLG: 0.421			S FF 88 B CU 72 B SL 82 X SL 82 2-1 11 3B 1B	C FF 89 B FF 90 C FF 90 B FF 90 B FF 90 X SL 85 3-2 G1 ③		C SL 82 C FF 89 B SL 83 B SL 83 B FF 91 B SL 82 4-2 1-2 2-3 BB			X SI 95 0-0 11 WP 1B	2 1	1 0	1 1	0 0	1 0	0 0	1 0

TOP

New York Yankees @ Detroit Tigers

Comerica Park, Detroit, MI

Mon Jun 04 2018, 7:11 PM - 10:17 PM EDT

Att. 24,165 - Partly Cloudy - 72 F

livebaseballscorecards.com

AB	34
R	2
H	7
RBI	2
BB	4
SO	14
LOB	17

Inning Stats	1	2	3	4	5	6	7	8	9	1B: 3 SF: 0	WP: 1 PA: 39
R:	0	0	1	0	0	1	0	0	0	2B: 2 SAC: 0	PB: 0
E:	0	0	0	0	0	0	0	0	0	3B: 1 DP: 0	SB: 0
K:	1	2	1	1	1	0	3	2	3	HR: 1 HBP: 1	CS: 0
S:	7	11	16	10	6	11	12	9	10		
H:	0	1	2	1	0	2	0	0	1		
LOB:	0	1	3	1	0	3	0	0	1		
BB:	0	0	1	0	0	2	1	0	0		
P:	8	19	36	15	8	21	22	12	17		

PITCHER		IP	WLS	BF	H	R	ER	SO	BB	IBB	HBP	BLK	WP	HR	S	P	ERA	WHIP
50 Mike Fiers, R ERA: 4.33	(1, 1)	5.2	W	26	6	2	2	6	2	0	1	0	0	1	58	100	3.18	1.412
19 Louis Coleman, R ERA: 1.26	(6, 1)	1.1	H	6	0	0	0	3	2	0	0	0	0	0	15	29	0.00	1.500
77 Joe Jiménez, R ERA: 2.45	(8, 1)	1.0	H	3	0	0	0	2	0	0	0	0	0	0	9	12	0.00	0.000
61 Shane Greene, R ERA: 3.49	(9, 1)	1.0	S	4	1	0	0	3	0	0	0	0	1	0	10	17	0.00	1.000

PITCHER	IP	WLS	BF	H	R	ER	SO	BB	IBB	HBP	BLK	WP	HR	S	P	ERA	WHIP

Batter	1	2	3	4	5	6	7	8	9	AB	R	H	RBI	BB	SO	LOB
46 Jeimer Candelario, S (1, 5) OBP: 0.364, SLG: 0.519	B FF 93 B FF 94 X FF 94 2-0 F9 ①	C CU 82 C CU 82 F FF 96 F CU 83 B FF 97 F SI 96 S CU 83 1-3 K ③		C FF 95 S FF 96 X FF 96 0-2 2-H 2B			B CU 81 X FF 91 1-0 P4 ① 4-2 BB	B CU 77 C SL 84 S FF 91 B FF 90 F CU 79 B FF 90 B FF 91		4	0	1	1	1	1	1
9 Nick Castellanos, R (1, 9) OBP: 0.376, SLG: 0.517	C FF 95 B SI 96 H CH 90 2-1 41 BB HBP		C FF 95 S CU 83 B FF 96 X CU 83 1-2 L9 ①	X CU 82 0-0 P4 ③			S FF 95 F CU 82 S FF 94 0-3 K ② 1-1 G4-3 ③	B SL 85 C FF 91 X SL 84		4	0	0	0	0	1	2
24 Miguel Cabrera, R (1, 3) OBP: 0.398, SLG: 0.495	B FF 95 B CU 82 C CU 81 X FF 93 2-1 F9 ②		C FF 96 B FF 96 F SI 96 B CU 84 X CU 83 2-2 G6-3 ②		F CU 82 X SI 96 0-1 G4-3 ①		X CH 86 0-0 41 2B 2B			4	1	1	0	0	0	1
41 Victor Martinez, S (1, 10) OBP: 0.320, SLG: 0.374 49 Dixon Machado, R (7, PR) OBP: 0.264, SLG: 0.302 (8, 10)	B CU 80 B FF 95 F FF 94 S CH 88 B CH 90 B CU 82 4-2 1-2 BB		C CH 89 B CU 84 X SI 96 1-1 1B		B CH 89 X FF 94 1-0 F7 ②		B CU 79 B CH 83 X SL 83 2-0 12 BB 2-H 2B			3 0	0 0	2 0	1 0	1 0	0 0	0 0
28 Niko Goodrum, S (1, 6) OBP: 0.329, SLG: 0.461 1 Jose Iglesias, R (8, 6) OBP: 0.310, SLG: 0.380	B CU 83 S CU 82 S CH 88 S CU 82 1-3 K ③		B CH 87 X FF 94 1-0 F8 ③		X SI 94 0-0 12 WP 1B		B SL 83 B FF 92 2 SAFE B SL 84 C FF 92 C SL 84 B CH 85 4-2 12 BB BB			3 0	0 0	1 0	0 0	1 0	1 0	3 0
12 Leonys Martin, L (1, 8) OBP: 0.327, SLG: 0.452		C FF 94 X SI 96 0-1 34 PB 60 SF9 2B		F CU 82 X CH 89 0-1 34 2B 1B	1 SAFE B SI 94 B CU 82 F CU 80 X CH 88 2-1 F7 ③ 1-2		C SL 84 B FF 92 S FF 91 D CU 82 B CU 78 2 SAFE B SL 82 4-2 1-2 2-3 BB			3	2	2	0	1	0	1
34 James McCann, R (1, 2) OBP: 0.314, SLG: 0.380		S CU 82 B FF 96 B CU 83 B FF 95 B CH 89 4-1 22 F8 60 SF9 2-3 BB		1 SAFE S CU 82 X CU 83 0-1 46 2B 1-H 2B		C FF 94 B FF 93 F SI 94 F CU 83 B FF 96 B CH 88 X FF 95 3-2 F9 ①	C SL 84 S SL 84 X FF 91 0-2 F9 ③			3	1	1	1	1	0	3
60 Ronny Rodríguez, R (1, 4) OBP: 0.133, SLG: 0.143		C CU 82 B FF 95 F CU 83 X CU 81 1-2 SF9 ① 1-2 3-H		B FF 96 X CU 82 1-0 G5-3 ①		C FF 95 S CU 84 X CU 83 0-2 F8 ②		B FF 90 C FF 90 S SL 84 B SL 83 X FF 92 2-2 F8 ①		3	0	0	1	0	0	1
22 Victor Reyes, S (1, 7) OBP: 0.182, SLG: 0.295		B FF 95 X CH 88 1-0 F8 ② 2-3		F FF 95 B CH 89 X CU 82 1-1 F7 ②		S CU 82 B FF 96 X CU 83 1-1 G1-3 ③		C SL 83 C FF 91 F FF 92 F CU 81 F CU 80 C FF 91 0-3 K ②		4	0	0	0	0	1	2
Inning Stats	R: 0 E: 0 K: 1 S: 9 H: 0 LOB: 2 BB: 1 P: 20	R: 1 E: 0 K: 1 S: 13 H: 1 LOB: 1 BB: 1 P: 20	R: 0 E: 0 K: 0 S: 9 H: 1 LOB: 1 BB: 0 P: 14	R: 2 E: 0 K: 0 S: 11 H: 3 LOB: 1 BB: 0 P: 13	R: 0 E: 0 K: 0 S: 6 H: 1 LOB: 1 BB: 0 P: 9	R: 0 E: 0 K: 0 S: 9 H: 0 LOB: 0 BB: 0 P: 13	R: 1 E: 0 K: 1 S: 13 H: 2 LOB: 3 BB: 2 P: 24	R: 0 E: 0 K: 1 S: 14 H: 0 LOB: 1 BB: 1 P: 21		1B: 3 2B: 5 3B: 0 HR: 0	SF: 1 SAC: 0 DP: 0 HBP: 1		WP: 1 PB: 1 SB: 0 CS: 0	PA: 38		

PITCHER	IP	WLS	BF	H	R	ER	SO	BB	IBB	HBP	BLK	WP	HR	S	P	ERA	WHIP
65 Domingo Germán, R (1, 1) ERA: 5.44	6.2	L	30	7	4	4	3	2	0	1	0	1	0	62	95	5.40	1.350
43 Adam Warren, R (7, 1) ERA: 2.53	1.1		8	1	0	0	1	3	0	0	0	0	0	22	39	0.00	3.000

PITCHER	IP	WLS	BF	H	R	ER	SO	BB	IBB	HBP	BLK	WP	HR	S	P	ERA	WHIP

BOTTOM

New York Yankees @ Detroit Tigers

Comerica Park, Detroit, MI

Mon Jun 04 2018, 7:11 PM - 10:17 PM EDT

Att. 24,165 - Partly Cloudy - 72 F

livebaseballscorecards.com

AB	31
R	4
H	8
RBI	4
BB	5
SO	4
LOB	14

Batter	1	2	3	4	5	6	7	8	9	AB	R	H	RBI	BB	SO	LOB
11 Brett Gardner, L (1, 7) OBP: 0.357, SLG: 0.390	X FF 88 0-0 ① G4-3		C FF 89 B FC 86 X FF 89 1-1 ② G5-3			C CH 77 B FC 84 B CH 78 B CH 77 T FF 89 F FF 89 F CH 78 F CH 77 X FF 90 3-2 27 CS 1B	B FF 91 C FC 83 S FF 91 B FF 90 F FF 90 X FF 91 2-2 ③ P5		B FF 94 C FF 92 B FF 94 X FF 93 2-1 ② G5-3	5	0	1	0	0	0	0
27 Giancarlo Stanton, R (1, 9) OBP: 0.323, SLG: 0.480	B FF 88 B CU 76 X FF 89 2-0 33 G3 2B		C FF 89 B FC 86 C CU 78 B FF 89 S CH 79 2-3 ③ K			D CH 77 1 SAFE B FC 85 D CH 78 X FC 85 3-0 ①② F9 1-2		B FC 91 F SI 94 X SI 94 1-1 33 G6-3 33 WP 31 HR 1B	C SL 84 S SL 85 B FF 94 B FF 95 X SL 85 2-2 ③ F9	5	1	2	0	0	1	1
33 Greg Bird, L (1, 3) OBP: 0.324, SLG: 0.618	D CH 76 D CH 77 C FF 89 D CH 77 S CH 78 X CH 78 3-2 ② G3 2-3			C FF 89 S CH 78 F FF 90 X CH 79 0-2 2B		S FC 85 C FC 85 B CH 78 F CH 78 S CU 79 1-3 ③ K		F SI 95 B CH 88 B SI 95 X SI 95 2-1 ① G6-3 1-3		4	0	1	0	0	1	2
24 Gary Sánchez, R (1, 2) OBP: 0.308, SLG: 0.465	B CU 78 C CH 78 X FC 85 1-1 ③ G5-3			C CU 78 F FF 89 D CH 78 C CU 79 1-3 ① K			S FF 88 C CU 79 B CH 78 F CH 78 B CU 79 X FC 86 2-2 31 BB 18 HBP 41 HR 1B	S SI 95 F SI 95 D CU 80 S CH 87 1-3 ② K		4	1	1	0	0	2	3
18 Didi Gregorius, L (1, 6) OBP: 0.321, SLG: 0.464		C FF 87 B FC 84 T CH 77 X FF 89 1-2 ① L7		X FC 86 0-0 ② F8			F FF 91 H FC 82 1-1 31 BB 41 HR 1-2 HBP	F SI 91 F SI 92 F SI 92 B FC 86 D FC 86 B FC 86 F SI 94 B SI 93 4-2 31 S 31 HR BB		2	2	0	0	1	0	1
31 Aaron Hicks, S (1, 8) OBP: 0.353, SLG: 0.439		S CH 77 B FC 87 B CU 77 B CH 79 F CH 78 X FF 89 3-2 ② G1-3		B FC 86 C CH 78 F CH 78 X CH 78 1-2 ③ G1-3			C CU 74 B CH 83 B CH 81 B FF 91 C FC 83 B FC 81 4-2 41 HR 1-2 2-3 BB	B SI 92 S SI 93 B SI 94 1 SAFE S SI 94 X SI 95 2-2 1-H 3-H HR		3	2	1	3	1	0	1
41 Miguel Andujar, R (1, 5) OBP: 0.328, SLG: 0.539		C CU 77 F CH 78 X CH 77 0-2 1B			F FF 89 X FF 88 0-1 ① F8		X FC 83 0-0 1-H 2-H 3-H HR	H FC 87 1-0 HBP		3	1	2	4	0	0	0
26 Tyler Austin, R (1, 10) OBP: 0.278, SLG: 0.483		S FC 84 B CH 78 B FC 85 F FF 89 B CH 78 S CH 78 3-3 ③ K			C CH 78 B FC 86 F FF 90 B FC 84 F CH 78 B CU 80 X FC 85 3-2 25 CS 1B		S FF 91 C CU 77 F FC 84 B FF 91 C FF 92 1-3 ① K	S SI 94 B CH 82 S SI 93 S SI 94 1-3 ③ K		4	0	1	0	0	3	2
25 Gleyber Torres, R (1, 4) OBP: 0.363, SLG: 0.568			B FC 86 S CH 78 S FF 89 S CH 78 1-3 ① K		C FC 86 D CH 78 C CU 79 F CH 76 B FF 89 B FF 89 S CH 78 3-3 ②③ K 1-2		S FF 91 F FF 92 B SL 80 B FC 85 F FF 91 B CH 84 F FF 91 F FF 91 X FC 83 3-2 ② F7		X FF 92 0-0 ① P3	4	0	0	0	0	2	1
Inning Stats	R: 0 E: 0 K: 0 S: 7 H: 1 LOB: 1 BB: 0 P: 13	R: 0 E: 0 K: 1 S: 12 H: 1 LOB: 1 BB: 0 P: 19	R: 0 E: 0 K: 2 S: 8 H: 0 LOB: 0 BB: 0 P: 12	R: 0 E: 0 K: 1 S: 11 H: 1 LOB: 1 BB: 0 P: 13	R: 0 E: 0 K: 1 S: 10 H: 1 LOB: 1 BB: 0 P: 16	R: 0 E: 0 K: 1 S: 11 H: 1 LOB: 0 BB: 0 P: 18	R: 4 E: 0 K: 1 S: 22 H: 2 LOB: 0 BB: 1 P: 35	R: 3 E: 0 K: 2 S: 17 H: 2 LOB: 1 BB: 1 P: 29	R: 0 E: 0 K: 0 S: 6 H: 0 LOB: 0 BB: 0 P: 10	1B: 5 2B: 3 3B: 0 HR: 2 SF: 0 SAC: 0 DP: 1 HBP: 2						

PITCHER		IP	WLS	BF	H	R	ER	SO	BB	IBB	HBP	BLK	WP	HR	S	P	ERA	WHIP
25 Marco Estrada, R ERA: 5.29	(1, 1)	6.0		22	6	1	1	6	0	0	0	0	0	0	63	97	1.50	1.000
22 Seunghwan Oh, R ERA: 4.0	(7, 1)	1.0	L	6	1	3	3	1	1	0	1	0	0	1	18	29	27.00	2.000
31 Joe Biagini, R ERA: 7.5	(8, 1)	0.2		3	1	1	1	1	0	0	0	0	1	0	7	11	13.50	1.500
62 Aaron Loup, L ERA: 3.97	(8, 1)	0.1		4	1	2	2	1	1	0	1	0	0	1	10	18	54.00	6.000
58 Tim Mayza, L ERA: 3.52	(9, 1)	1.0		3	0	0	0	0	0	0	0	0	0	0	6	10	0.00	0.000

PITCHER	IP	WLS	BF	H	R	ER	SO	BB	IBB	HBP	BLK	WP	HR	S	P	ERA	WHIP

TOP

New York Yankees @ Toronto Blue Jays

Rogers Centre, Toronto, ON

Tue Jun 05 2018, 7:08 PM - 9:46 PM EDT

Att. 29,308 - Roof Closed - 68 F

livebaseballscorecards.com

AB	34
R	7
H	9
RBI	7
BB	2
SO	9
LOB	11

WP: 1 PA: 38
PB: 0
SB: 1
CS: 2

Batter	1	2	3	4	5	6	7	8	9	AB	R	H	RBI	BB	SO	LOB
37 Teoscar Hernández, R (1, 7) OBP: 0.300, SLG: 0.525	C SI 89 X FC 88 0-1 P4		C FC 90 B FC 90 B FC 90 F FC 89 X FC 91 2-2 G6-3			F FC 88 B FC 87 X FC 88 1-1 HR		B KC 82 B FC 93 F FC 90 S SL 85 X FC 92 2-2 F7		4	1	1	1	0	0	0
26 Yangervis Solarte, S (1, 5) OBP: 0.321, SLG: 0.473	B FC 88 S CH 82 C FC 88 B FC 88 F SL 80 X SL 80 2-2 1B			B CH 83 X FC 90 1-0 G5-3		X FC 88 0-0 F8			B FF 92 X FF 92 1-0 F8	4	0	1	0	0	0	0
14 Justin Smoak, S (1, 3) OBP: 0.384, SLG: 0.461	C SL 78 B FC 88 X CH 84 1-1 P4			B SI 91 B CH 84 B SI 91 C SI 91 C SI 91 B SI 92 4-2 BB		B SI 91 C CH 83 F FC 89 S SL 80 1-3 K			C FF 92 C FF 92 C FF 92 0-3 K	3	0	0	0	1	2	1
8 Kendrys Morales, S (1, 10) OBP: 0.260, SLG: 0.312	C SL 79 B FC 90 C CH 83 X FC 89 1-2 F9			C SL 81 X SL 81 0-1 L8			C SI 88 B FC 88 B FC 87 C CH 82 S SL 80 2-3 K		C FF 92 B FS 86 S FS 85 B FS 86 S FS 85 2-3 K	4	0	0	0	0	2	2
11 Kevin Pillar, R (1, 8) OBP: 0.302, SLG: 0.435		C FC 87 X FC 90 0-1 P3		B FC 90 C FC 92 X FC 90 1-1 P4			B FC 88 X FC 88 1-0 HR			3	1	1	1	0	0	1
55 Russell Martin, R (1, 2) OBP: 0.309, SLG: 0.311		B FC 89 C CH 84 B FC 90 F FC 91 C FC 90 2-3 K			S SL 80 B FC 88 B SL 80 X FC 89 2-1 L5		B CH 83 C FC 88 B SL 81 F FC 88 B SL 81 S FC 89 3-3 K			3	0	0	0	0	2	0
15 Randal Grichuk, R (1, 9) OBP: 0.202, SLG: 0.269		X FC 91 0-0 G6-3			B SL 79 S CH 84 S CH 84 B SI 91 S FC 88 2-3 K		F CH 85 B FC 89 F CH 83 B CH 82 X FC 88 2-2 G5-3			3	0	0	0	0	1	0
1 Aledmys Díaz, R (1, 6) OBP: 0.272, SLG: 0.414			B SI 89 S CH 83 X CH 84 1-1 F9		B CH 83 X CH 83 1-0 L4			B FC 91 B FC 90 F FC 91 F FC 90 S SL 85 2-3 K		3	0	0	0	0	1	0
29 Devon Travis, R (1, 4) OBP: 0.255, SLG: 0.316			C FC 90 F FC 90 B FC 88 X SL 80 1-2 F9			B FC 86 C SL 80 S FC 89 S FC 89 1-3 K		C FC 92 B SL 86 C FC 92 B KC 86 X FC 93 2-2 G4-3		3	0	0	0	0	1	0
Inning Stats	R: 0 E: 0 K: 0 S: 11 H: 1 LOB: 1 BB: 0 P: 15	R: 0 E: 0 K: 1 S: 6 H: 0 LOB: 0 BB: 0 P: 8	R: 0 E: 0 K: 0 S: 8 H: 0 LOB: 0 BB: 0 P: 12	R: 0 E: 0 K: 0 S: 7 H: 0 LOB: 1 BB: 1 P: 13	R: 0 E: 0 K: 1 S: 6 H: 0 LOB: 0 BB: 0 P: 11	R: 1 E: 0 K: 2 S: 9 H: 1 LOB: 0 BB: 0 P: 12	R: 1 E: 0 K: 2 S: 10 H: 1 LOB: 0 BB: 0 P: 18	R: 0 E: 0 K: 1 S: 9 H: 0 LOB: 0 BB: 0 P: 15	R: 0 E: 0 K: 2 S: 7 H: 0 LOB: 0 BB: 0 P: 10	1B: 1 2B: 0 3B: 0 HR: 2 SF: 0 SAC: 0 DP: 0 HBP: 0						

PITCHER		IP	WLS	BF	H	R	ER	SO	BB	IBB	HBP	BLK	WP	HR	S	P	ERA	WHIP
52 CC Sabathia, L ERA: 3.59	(1, 1)	7.0	W	25	3	2	2	6	1	0	0	0	0	2	57	89	2.57	0.571
30 David Robertson, R ERA: 4.23	(8, 1)	1.0		3	0	0	0	1	0	0	0	0	0	0	9	15	0.00	0.000
45 Chasen Shreve, L ERA: 4.35	(9, 1)	1.0		3	0	0	0	2	0	0	0	0	0	0	7	10	0.00	0.000

PITCHER	IP	WLS	BF	H	R	ER	SO	BB	IBB	HBP	BLK	WP	HR	S	P	ERA	WHIP

BOTTOM

New York Yankees @ Toronto Blue Jays

Rogers Centre, Toronto, ON

Tue Jun 05 2018, 7:08 PM - 9:46 PM EDT

Att. 29,308 - Roof Closed - 68 F

livebaseballscorecards.com

AB	30
R	2
H	3
RBI	2
BB	1
SO	9
LOB	4

PA: 31

WP: 0
PB: 0
SB: 0
CS: 0

Batter	1	2	3	4	5	6	7	8	9	10	11	12	13	AB	R	H	RBI	BB	SO	LOB
11 Brett Gardner, L (1, 8) OBP: 0.357, SLG: 0.388	C SI 86 C SI 88 B CH 84 B SI 89 X SI 88 / 2-2 G6-3 ①		C CU 77 S CH 83 C SI 88 / 0-3 K ②		B SI 88 C CU 77 F SI 88 X CH 84 / 1-2 99 WP 1-2 1B			C SI 95 B FC 91 B FF 95 S FC 91 C FF 95 / 2-3 K ①		C FF 92 X FF 93 / 0-1 L7 ③			B CH 87 B CH 85 X SI 94 / 2-0 99 HR 1B	6	1	2	0	0	2	1
99 Aaron Judge, R (1, 9) OBP: 0.399, SLG: 0.564	C SI 89 B CH 83 B SL 84 C SI 90 X SL 84 / 2-2 G4-3 ②		B SI 90 C SI 90 X SI 86 / 1-1 G6-3 ③		S SI 87 B SL 83 B SI 86 B SL 83 B SI 88 / 4-1 1-2 2-3 BB			B FC 91 B FF 97 X FC 91 / 2-0 G6-3 ②			B SI 96 B SL 92 B FF 97 F FF 97 C FF 97 C SL 94 / 3-3 K ①		B SI 94 1 SAFE S SI 94 S FC 90 1 SAFE F FC 90 X CU 78 / 1-2 1-H HR	5	1	1	2	1	1	0
33 Greg Bird, L (1, 3) OBP: 0.279, SLG: 0.525	C SI 89 F SI 85 X SI 89 / 0-2 F7 ③			B CU 76 C CU 77 B SI 88 F SI 89 B CH 83 F CU 79 X SI 89 / 3-2 G4-3 ①	F SI 88 X SI 88 / 0-1 G3 ③			S FC 91 F FC 91 X FC 90 / 0-2 F8 ③			C SI 97 F SL 93 F CU 80 B FF 96 X SL 92 / 1-2 F7 ②		F SI 94 F FC 88 B CH 86 F FF 93 X CU 78 / 1-2 F8 ②	6	0	0	0	0	0	3
27 Giancarlo Stanton, R (1, 7) OBP: 0.327, SLG: 0.489		B SI 86 C SI 90 B SI 89 S SL 82 B SI 88 B SI 91 / 4-2 18 G3 24 G4-3 BB		B SL 83 X SL 84 / 1-0 G6-3 ②		C CU 80 B CH 81 F CH 82 B CH 83 F SI 86 S SL 84 / 2-3 K ①			B FF 95 C FF 95 B FF 96 X FC 90 / 2-1 G1-3 ①		F SL 91 B SI 98 B CU 80 S FF 96 B FF 96 F FF 96 F FF 96 B FF 96 / 4-2 24 WP BB		B SI 93 X CH 85 / 1-0 HR	4	1	1	1	2	1	0
24 Gary Sánchez, R (1, 10) OBP: 0.305, SLG: 0.461		B SI 88 F SL 82 X SI 88 / 1-1 G4-3 ① 1-2		C CU 79 B SL 83 C SL 82 F CH 82 X SI 89 / 1-2 2B		B SI 87 F SI 81 F SI 86 B CH 83 S SL 82 / 2-3 K ②			C FC 90 F FC 90 B FF 94 B FC 89 F FC 87 B SI 94 X FF 95 / 3-2 P3 ②		F SI 96 B SL 92 F SI 98 F SI 96 B SL 93 F SI 97 S CU 81 / 2-3 K ③ 1-3		C FC 88 X FC 88 / 0-1 G5-3 ③	6	0	1	0	0	2	2
18 Didi Gregorius, L (1, 6) OBP: 0.318, SLG: 0.458		F SI 88 C SI 88 X CH 84 / 0-2 G3 ② 2-3		X CH 84 / 0-0 F7 ③		B SI 87 S SI 87 B SI 87 B SI 86 X SI 87 / 3-1 L9 ③			B FC 92 X SI 96 / 1-0 41 CS 1B			F CH 76 S FF 92 B FF 91 B FF 92 F FF 91 B CH 79 S CH 79 / 3-3 K ①		5	0	1	0	0	1	2
41 Miguel Andujar, R (1, 5) OBP: 0.335, SLG: 0.541		C SI 88 B SI 88 B SI 88 F SL 82 F SI 89 D CH 84 D SL 84 / 4-2 28 FC4-6 BB			X SI 88 / 0-0 G6-3 ①		B SI 86 B SL 80 C SI 86 X SI 85 / 2-1 G5-3 ①		F SI 94 S FF 94 1 SAFE D FC 90 1 SAFE B FF 94 / 2-2 CS ③ 1-2	B CH 78 X CH 77 / 1-0 2B		B FF 92 B FF 93 S FF 92 B FF 94 B FF 93 / 4-1 28 G5-4-3 BB		3	0	1	0	2	0	0
28 Austin Romine, R (1, 2) OBP: 0.425, SLG: 0.609		C SI 89 B SL 84 X SI 90 / 1-1 FC4-6 ③ 1-2f			B SI 88 S SI 86 F SI 87 B SL 81 X SL 82 / 2-2 G1-3 ②		B SI 85 C SL 81 B SI 86 X SI 87 / 2-1 P4 ②			B FS 83 C CH 78 S FF 92 S FF 91 / 1-3 K ①		C CH 81 1 SAFE 1 SAFE B FF 92 X CH 80 / 1-1 G5-4-3 ② ③ 1-2f		5	0	0	0	0	1	4
25 Gleyber Torres, R (1, 4) OBP: 0.358, SLG: 0.555			C SI 87 C SI 87 S SL 81 / 0-3 K ①		X SI 88 / 0-0 99 WP 11 1B 1B		C SL 81 B SL 82 X CU 80 / 1-1 L7 ③			X CH 79 / 0-0 F8 ②			C SI 93 C CU 78 B CU 78 B SI 94 S FC 88 / 2-3 K ①	5	0	1	0	0	2	1
Inning Stats	R: 0 E: 0 K: 0 S: 9 H: 0 LOB: 0 BB: 0 P: 13	R: 0 E: 0 K: 0 S: 12 H: 0 LOB: 2 BB: 2 P: 22	R: 0 E: 0 K: 2 S: 8 H: 0 LOB: 0 BB: 0 P: 9	R: 0 E: 0 K: 0 S: 10 H: 1 LOB: 1 BB: 0 P: 15	R: 0 E: 0 K: 0 S: 11 H: 2 LOB: 3 BB: 1 P: 18	R: 0 E: 0 K: 2 S: 9 H: 0 LOB: 0 BB: 0 P: 16	R: 0 E: 0 K: 0 S: 6 H: 0 LOB: 0 BB: 0 P: 11	R: 0 E: 0 K: 1 S: 7 H: 0 LOB: 0 BB: 0 P: 11	R: 0 E: 0 K: 0 S: 9 H: 1 LOB: 0 BB: 0 P: 17	R: 0 E: 0 K: 1 S: 7 H: 1 LOB: 1 BB: 0 P: 9	R: 0 E: 0 K: 2 S: 16 H: 0 LOB: 1 BB: 1 P: 26	R: 0 E: 0 K: 1 S: 7 H: 0 LOB: 0 BB: 1 P: 15	R: 3 E: 0 K: 1 S: 15 H: 3 LOB: 0 BB: 0 P: 22	1B: 4 2B: 2 3B: 0 HR: 2 SF: 0 SAC: 0 DP: 1 HBP: 0						

PITCHER		IP	WLS	BF	H	R	ER	SO	BB	IBB	HBP	BLK	WP	HR	S	P	ERA	WHIP
43 Sam Gaviglio, R (1, 1) ERA: 2.51		7.0		27	3	0	0	4	3	0	0	0	1	0	65	104	0.00	0.857
52 Ryan Tepera, R (8, 1) ERA: 2.93		2.0		6	1	0	0	1	0	0	0	0	0	0	16	28	0.00	0.500
36 Tyler Clippard, R (10, 1) ERA: 3.34		0.2		3	1	0	0	1	0	0	0	0	0	0	5	7	0.00	1.500
58 Tim Mayza, L (10, 1) ERA: 3.38		0.1		1	0	0	0	0	0	0	0	0	0	0	2	2	0.00	0.000
77 John Axford, R (11, 1) ERA: 3.21		1.0		4	0	0	0	2	1	0	0	0	1	0	16	26	0.00	1.000
24 Danny Barnes, R (12, 1) ERA: 4.5		1.0		3	0	0	0	1	0	0	0	0	0	0	7	15	0.00	1.000
31 Joe Biagini, R (13, 1) ERA: 8.28		1.0	L	6	3	3	3	1	0	0	0	0	0	2	15	22	27.00	3.000

New York Yankees @ Toronto Blue Jays

Rogers Centre, Toronto, ON

Wed Jun 06 2018, 7:10 PM - 10:50 PM EDT

Att. 27,838 - Clear - 57 F

TOP

livebaseballscorecards.com

AB	45
R	3
H	8
RBI	3
BB	5
SO	10
LOB	13

WP: 3 PB: 0 SB: 0 CS: 1 PA: 51

Batter	1	2	3	4	5	6	7	8	9	10	11	12	13	AB	R	H	RBI	BB	SO	LOB
18 Curtis Granderson, L (1, 9) OBP: 0.347, SLG: 0.369	C FF 94 X CU 82 0-1 G6-3			B CU 82 B FF 93 X SI 94 2-0 G3		B FF 95 S SI 93 B SI 94 B CU 80 B SI 93 4-1 26 G4-6-3 BB			C FF 97 F FF 97 B FF 96 S FF 96 1-3 K			B KC 83 B FC 92 C FC 93 B KC 84 S FC 92 S KC 85 3-3 K		4	0	0	0	1	2	0
26 Yangervis Solarte, S (1, 5) OBP: 0.315, SLG: 0.463	X CU 82 0-0 L7			C CU 82 F SI 94 F CU 83 S FF 95 0-3 K		F FF 93 1 SAFE D SI 93 X FF 93 1-1 G4-6-3 1-2f			S FF 96 S FF 97 F FF 97 F FF 98 F FF 96 B FF 99 X FF 97 1-2 P5			C KC 83 B KC 86 C FC 93 S KC 85 1-3 K		5	0	0	0	0	2	1
37 Teoscar Hernández, R (1, 7) OBP: 0.292, SLG: 0.511	C SI 95 S ST 86 S ST 86 0-3 K			B SI 95 S CU 82 F SI 94 B ST 85 B CU 83 S CU 83 3-3 K			S FF 92 B FF 93 F SI 94 S FF 95 1-3 K			S FF 95 F FF 96 B SL 87 F FF 96 B SL 87 F FF 97 S SL 87 2-3 K		B KC 83 B FC 92 B FC 91 X FC 92 3-0 L7		5	0	0	0	0	4	0
14 Justin Smoak, S (1, 3) OBP: 0.380, SLG: 0.460		C FF 93 C CU 82 C SI 94 0-3 K			C CU 83 F SI 94 B CU 83 B FF 93 X CU 83 2-2 8 1B 11 FC5-2 2B		B CU 83 B FF 93 S SI 91 C CU 83 F CU 83 F FF 96 C SI 96 2-3 K			X FF 96 0-0 F7			F FF 96 X FF 99 0-1 G3	5	0	1	0	0	2	0
8 Kendrys Morales, S (1, 10) OBP: 0.264, SLG: 0.322		B FF 94 X SI 94 1-0 G3-1			B CU 82 C FF 95 F SI 94 D ST 87 X CU 83 2-2 55 BB 11 FC5-2 2-3 1B		B SI 91 F FF 94 X SI 95 1-1 L9			B FF 97 X FF 97 1-0 F7			F FF 98 S FF 99 X SI 98 0-2 2B	5	0	2	0	0	0	0
11 Kevin Pillar, R (1, 8) OBP: 0.296, SLG: 0.425		B SI 94 C CU 81 X SI 94 1-1 G4-3			X SI 94 0-0 FC5-2 55 BB 1-2 3-H			B FF 93 S FF 94 X FF 93 1-1 F8			C FF 98 F FF 98 F SV 86 S FF 98 0-3 K		C FF 99 F FF 98 F FF 100 B SL 84 C SL 84 1-3 K	5	0	0	0	0	2	3
55 Russell Martin, R (1, 2) OBP: 0.305, SLG: 0.302			C SI 94 X SI 94 0-1 L9		B ST 86 B SI 95 C SI 94 B SI 94 B SI 94 4-1 29 G4-6-3 BB 1-2 2-3			B CU 82 B SI 94 B FF 94 C SI 95 F SI 94 C SI 95 3-3 K			B FF 98 X FF 97 1-0 L7		B FF 98 B SL 82 X FF 98 2-0 G6-3	4	0	0	0	1	1	1
29 Devon Travis, R (1, 4) OBP: 0.255, SLG: 0.314			C CU 80 S SI 94 B ST 85 B SI 95 F CU 82 B SI 95 F SI 95 X ST 85 3-2 F7		F SI 94 F ST 86 B ST 86 X SI 95 1-2 G4-6-3 1-2f			B SI 94 X FF 94 1-0 G3			B KC 85 B FF 98 S FF 98 S FF 98 X FF 99 2-2 1 S 1B		4	0	1	0	0	0	3
1 Aledmys Díaz, R (1, 6) OBP: 0.264, SLG: 0.400			B SI 95 C SI 94 F CU 84 B CU 82 S SI 94 2-3 K			B SI 93 F SI 94 F ST 85 X SI 94 1-2 G6-3			X FF 95 0-0 F9			S FF 98 S FF 99 B SV 87 B SV 87 S FF 100 2-3 K 1-2		4	0	0	0	0	2	1
Inning Stats	R: 0 E: 0 K: 1 S: 6 H: 0 LOB: 0 BB: 0 P: 6	R: 0 E: 0 K: 1 S: 6 H: 0 LOB: 0 BB: 0 P: 8	R: 0 E: 0 K: 1 S: 10 H: 0 LOB: 0 BB: 0 P: 15	R: 0 E: 0 K: 2 S: 8 H: 0 LOB: 0 BB: 0 P: 13	R: 0 E: 0 K: 0 S: 11 H: 2 LOB: 2 BB: 1 P: 20	R: 0 E: 0 K: 0 S: 6 H: 0 LOB: 0 BB: 1 P: 12	R: 0 E: 0 K: 2 S: 10 H: 0 LOB: 0 BB: 0 P: 14	R: 0 E: 0 K: 1 S: 6 H: 0 LOB: 0 BB: 0 P: 11	R: 0 E: 0 K: 1 S: 10 H: 0 LOB: 0 BB: 0 P: 12	R: 0 E: 0 K: 1 S: 8 H: 0 LOB: 0 BB: 0 P: 11	R: 0 E: 0 K: 2 S: 11 H: 1 LOB: 1 BB: 0 P: 16	R: 0 E: 0 K: 2 S: 7 H: 0 LOB: 0 BB: 0 P: 14	R: 0 E: 0 K: 1 S: 10 H: 1 LOB: 1 BB: 0 P: 13	1B: 2 2B: 2 3B: 0 HR: 0 SF: 0 SAC: 0 DP: 2 HBP: 0	WP: 0 PB: 0 SB: 1 CS: 0 PA: 43					

PITCHER		IP	WLS	BF	H	R	ER	SO	BB	IBB	HBP	BLK	WP	HR	S	P	ERA	WHIP
55 Sonny Gray, R ERA: 4.81	(1, 1)	8.0		26	2	0	0	8	2	0	0	0	0	0	63	99	0.00	0.500
57 Chad Green, R ERA: 2.61	(9, 1)	2.0		6	0	0	0	2	0	0	0	0	0	0	18	23	0.00	0.000
68 Dellin Betances, R ERA: 3.81	(11, 1)	1.0		4	1	0	0	2	0	0	0	0	0	0	11	16	0.00	1.000
30 David Robertson, R ERA: 4.08	(12, 1)	1.0	W	3	0	0	0	2	0	0	0	0	0	0	7	14	0.00	0.000
54 Aroldis Chapman, L ERA: 1.4	(13, 1)	1.0	S	4	1	0	0	1	0	0	0	0	0	0	10	13	0.00	1.000

PITCHER	IP	WLS	BF	H	R	ER	SO	BB	IBB	HBP	BLK	WP	HR	S	P	ERA	WHIP

BOTTOM

New York Yankees @ Toronto Blue Jays

Rogers Centre, Toronto, ON

Wed Jun 06 2018, 7:10 PM - 10:50 PM EDT

Att. 27,838 - Clear - 57 F

livebaseballscorecards.com

AB	41
R	0
H	4
RBI	0
BB	2
SO	15
LOB	9

Batter	1	2	3	4	5	6	7	8	9	AB	R	H	RBI	BB	SO	LOB
11 Brett Gardner, L (1, 8) OBP: 0.363, SLG: 0.407	C FF 97 X CH 90 0-1 G3			B CU 81 B CH 88 X FF 95 2-0 99 G5-4-3 1B		B CH 88 F CU 82 B FF 96 B CH 87 B CU 83 4-1 99 SF9 1-2 2-3 BB		1 SAFE B SI 95 1 SAFE X CH 87 1-0 1-H HR		3	1	2	2	1	0	0
99 Aaron Judge, R (1, 9) OBP: 0.397, SLG: 0.559	B FF 96 S SL 91 B SI 96 B SL 92 B FF 98 4-1 33 G3-5 BB			B SL 91 X SI 96 1-0 ①② G5-4-3 1-2f		S SI 96 X SI 96 0-1 ② SF9 1-2 2-3 3-H		B SI 96 B SL 92 C SL 92 F SI 96 B FF 96 C CH 89 3-3 ③ K		2	0	0	1	1	1	1
33 Greg Bird, L (1, 3) OBP: 0.255, SLG: 0.477	C FF 98 S FF 97 B FF 98 F FF 98 X SL 92 1-2 ②③ G3-5 1-2f			B FF 96 C CH 90 F FF 97 S FF 98 1-3 ③ K		C FF 96 B FF 96 B FF 96 F FF 97 B FF 97 C SL 91 3-3 ③ K			B SL 78 X FF 89 1-0 ① P6	4	0	0	0	0	2	3
27 Giancarlo Stanton, R (1, 7) OBP: 0.326, SLG: 0.498		X SL 92 0-0 ① L8			C SL 91 F SI 95 B FF 97 S FF 97 1-3 ① K		B FF 96 F SI 96 X SI 95 1-1 ① P6		B FF 89 B FF 90 B FF 90 C FF 90 X SL 82 3-1 HR	4	1	1	1	0	1	0
24 Gary Sánchez, R (1, 2) OBP: 0.299, SLG: 0.451		C FF 96 B SL 92 S SL 91 F FF 97 F SL 92 S SL 90 1-3 ② K			B SL 93 C SL 91 F SI 96 S FF 96 1-3 ② K		F SL 91 X SI 95 0-1 ② G6-3		C SL 84 S SL 83 B SL 83 B SL 84 F FF 92 F SL 83 X FF 91 2-2 ② F8	4	0	0	0	0	2	0
18 Didi Gregorius, L (1, 6) OBP: 0.313, SLG: 0.449		B FF 98 B FF 96 X FF 96 2-0 ③ L6			B CH 90 F FF 97 F SL 93 F FF 97 F SL 90 B CU 84 B SL 91 X FF 97 3-2 ③ G4-3		X SI 96 0-0 ③ G6-3		X FF 92 0-0 ③ F8	4	0	0	0	0	0	0
41 Miguel Andujar, R (1, 5) OBP: 0.330, SLG: 0.533			B CU 81 B SL 90 X SL 91 2-0 ① G6-3			X CU 82 0-0 ① G3-1		C CU 82 X SL 90 0-1 ① G3		3	0	0	0	0	0	0
19 Masahiro Tanaka, R (1, 1) 56 Jonathan Holder, R (6, 1) 57 Chad Green, L (7, 1) 31 Aaron Hicks, S (8, PH) OBP: 0.351, SLG: 0.436 68 Dellin Betances, R (8, 1) 54 Aroldis Chapman, L (9, 1)			B FF 96 X FF 96 1-0 ② L8			F FF 95 C CU 83 B FF 95 X SL 90 1-2 E3 11 BB 25 1B 99 SF9		C CU 82 B FF 96 B CH 89 C SL 90 C SL 91 2-3 ② K		2 0 0 1 0 0	1 0 0 0 0 0	0 0 0 0 0 0	0 0 0 0 0 0	0 0 0 1 0 0	0 0 0 0 0 0	0 0 0 0 0 0
25 Gleyber Torres, R (1, 4) OBP: 0.364, SLG: 0.557			S FF 97 B FF 95 F SL 89 F CU 83 S FF 96 1-3 ③ K			S SL 91 B SI 95 X SL 90 1-1 99 SF9 11 BB 1-2 1B		C CU 83 X SI 94 0-1 11 HR 1B		3	1	2	0	0	1	0

Inning Stats	1	2	3	4	5	6	7	8	9
	R: 0 E: 0 K: 0 S: 7 H: 0 LOB: 0 BB: 1 P: 12	R: 0 E: 0 K: 1 S: 7 H: 0 LOB: 0 BB: 0 P: 10	R: 0 E: 0 K: 1 S: 6 H: 0 LOB: 0 BB: 0 P: 10	R: 0 E: 0 K: 1 S: 5 H: 1 LOB: 0 BB: 0 P: 9	R: 0 E: 0 K: 2 S: 11 H: 0 LOB: 0 BB: 0 P: 16	R: 1 E: 1 K: 1 S: 12 H: 1 LOB: 2 BB: 1 P: 21	R: 0 E: 0 K: 0 S: 5 H: 0 LOB: 0 BB: 0 P: 6	R: 2 E: 0 K: 2 S: 11 H: 2 LOB: 0 BB: 0 P: 17	R: 1 E: 0 K: 0 S: 9 H: 1 LOB: 0 BB: 0 P: 15

1B: 3	SF: 1	WP: 0	PA: 33
2B: 0	SAC: 0	PB: 0	
3B: 0	DP: 2	SB: 0	
HR: 2	HBP: 0	CS: 0	

PITCHER	IP	WLS	BF	H	R	ER	SO	BB	IBB	HBP	BLK	WP	HR	S	P	ERA	WHIP
48 Jacob deGrom, R (1, 1) ERA: 1.57	8.0	L	29	4	3	2	8	2	0	0	0	0	1	64	101	2.25	0.750
51 Paul Sewald, R (9, 1) ERA: 4.58	1.0		4	1	1	1	0	0	0	0	0	0	1	9	15	9.00	1.000

PITCHER	IP	WLS	BF	H	R	ER	SO	BB	IBB	HBP	BLK	WP	HR	S	P	ERA	WHIP

TOP

New York Yankees @ New York Mets

Citi Field, Flushing, NY

Fri Jun 08 2018, 7:10 PM - 9:38 PM EDT

Att. 42,961 - Partly Cloudy - 77 F

livebaseballscorecards.com

AB	30
R	4
H	5
RBI	4
BB	2
SO	8
LOB	4

BOTTOM

Batter	1	2	3	4	5	6	7	8	9	AB	R	H	RBI	BB	SO	LOB
9 Brandon Nimmo, L (1, 7) OBP: 0.409, SLG: 0.551	C SL 82 X FF 91 0-1 HR		C CU 78 B FS 86 B FS 84 B FS 86 C SL 84 X FS 86 3-2 ③ G4-3			B FF 92 B CH 85 C CH 86 F FF 93 B FF 93 X CH 86 3-2 ③ G6-3			H FF 96 1-0 21 FC5-4 13 1B HBP	3	1	1	1	0	0	0
13 Asdrúbal Cabrera, S (1, 4) OBP: 0.327, SLG: 0.494	C SL 82 B FS 87 S FS 87 T FS 87 1-2 ① K			B FS 87 F FS 84 S FC 89 B FS 87 F SL 84 T FS 87 2-2 ① K			C FF 96 C FF 96 S FF 96 0-3 ① K		F FF 97 C SL 83 X SL 86 0-2 21 FC5-4 1-2 1B	4	0	1	0	0	3	0
30 Michael Conforto, L (1, 8) OBP: 0.344, SLG: 0.371	C FF 92 B FS 87 B FF 92 B SL 83 F FS 87 F FS 86 S FS 87 3-3 ② K			B CU 78 B FS 85 C SL 83 F FF 92 X FS 88 2-2 ② G6-3			B FF 96 C FF 97 B FF 96 C FF 96 F FF 97 B FF 96 F FF 97 X FF 97 3-2 ② L7		S FF 98 F FF 98 B SL 86 X SL 86 1-2 ① L8	4	0	0	0	0	1	2
21 Todd Frazier, R (1, 5) OBP: 0.342, SLG: 0.389	B SL 84 C SL 83 C FS 86 B SL 85 T FF 92 2-2 ③ K			X FC 89 0-0 ③ L8			B FF 96 X FF 96 1-0 19 1B 1B		S SL 87 D SL 86 B FF 100 X FF 99 2-1 ② FC5-4 1-2f 2-3	4	0	1	0	0	1	2
19 Jay Bruce, L (1, 9) OBP: 0.301, SLG: 0.338		B SL 83 X FS 86 1-0 ① F8			B FF 92 S FS 85 S FS 85 B FF 92 F FS 86 B SL 85 D FS 87 4-2 29 G6-4-3 BB		C FF 96 F FF 97 B FF 96 B SL 84 1 SAFE F FF 97 X FF 97 2-2 1-2 1B		X FF 100 0-0 ③ F9	3	0	1	0	1	0	2
29 Devin Mesoraco, R (1, 2) OBP: 0.293, SLG: 0.423		B FC 88 C SL 83 B SL 83 X FC 89 2-1 ② P3			B SL 84 B FC 89 B SL 83 C FC 88 C FS 86 X SL 85 3-2 ①② G6-4-3 1-2f		F FF 96 B SL 88 F FF 96 B FF 96 S FF 97 2-3 ③ K			3	0	0	0	0	1	3
23 Adrián González, L (1, 3) OBP: 0.304, SLG: 0.374		B FF 91 C SL 83 B FF 92 F FS 86 S FS 88 2-3 ③ K			L FF 91 F FC 89 F FS 87 F SL 84 B FF 92 S FS 88 1-3 ③ K			C FF 96 X KC 85 0-1 ① L9		3	0	0	0	0	2	0
48 Jacob deGrom, L (1, 1) OBP: 0.148, SLG: 0.080 11 José Bautista, R (8, PH) OBP: 0.345, SLG: 0.382 51 Paul Sewald, R (9, 1)			B SL 83 B SL 82 F FF 92 F FS 87 S SL 86 2-3 ① K			C FF 91 B FF 92 X CH 85 1-1 ① L8		C KC 84 B FF 97 B FF 97 X KC 85 2-1 ② G6-3		2 1 0	0 0 0	0 0 0	0 0 0	0 0 0	1 0 0	0 0 0
1 Amed Rosario, R (1, 6) OBP: 0.279, SLG: 0.361			B CU 77 F SL 82 F SL 84 S FS 87 1-3 ② K			B FF 91 C SL 82 X SL 82 1-1 ② G1-3		C KC 86 F FF 98 S SV 87 0-3 ③ K		3	0	0	0	0	2	0
Inning Stats	R: 1 E: 0 K: 3 S: 12 H: 1 LOB: 0 BB: 0 P: 18	R: 0 E: 0 K: 1 S: 6 H: 0 LOB: 0 BB: 0 P: 11	R: 0 E: 0 K: 2 S: 9 H: 0 LOB: 0 BB: 0 P: 15	R: 0 E: 0 K: 1 S: 8 H: 0 LOB: 0 BB: 0 P: 12	R: 0 E: 0 K: 1 S: 11 H: 0 LOB: 0 BB: 1 P: 19	R: 0 E: 0 K: 0 S: 7 H: 0 LOB: 0 BB: 0 P: 12	R: 0 E: 0 K: 2 S: 16 H: 2 LOB: 2 BB: 0 P: 24	R: 0 E: 0 K: 1 S: 7 H: 0 LOB: 0 BB: 0 P: 9	R: 0 E: 0 K: 0 S: 9 H: 1 LOB: 2 BB: 0 P: 13	1B: 3 2B: 0 3B: 0 HR: 1	SF: 0 SAC: 0 DP: 1 HBP: 1		WP: 0 PB: 0 SB: 0 CS: 0		PA: 32		

PITCHER	IP	WLS	BF	H	R	ER	SO	BB	IBB	HBP	BLK	WP	HR	S	P	ERA	WHIP
19 Masahiro Tanaka, R (1, 1) ERA: 4.58	5.0		16	1	1	1	8	1	0	0	0	0	1	46	75	1.80	0.400
56 Jonathan Holder, R (6, 1) ERA: 2.61	1.0		3	0	0	0	0	0	0	0	0	0	0	7	12	0.00	0.000
57 Chad Green, R (7, 1) ERA: 2.53	1.0	W	5	2	0	0	2	0	0	0	0	0	0	16	24	0.00	2.000
68 Dellin Betances, R (8, 1) ERA: 3.67	1.0	H	3	0	0	0	1	0	0	0	0	0	0	7	9	0.00	0.000
54 Aroldis Chapman, L (9, 1) ERA: 1.35	1.0	S	5	1	0	0	0	0	0	1	0	0	0	9	13	0.00	1.000

PITCHER	IP	WLS	BF	H	R	ER	SO	BB	IBB	HBP	BLK	WP	HR	S	P	ERA	WHIP

New York Yankees @ New York Mets

Citi Field, Flushing, NY

Fri Jun 08 2018, 7:10 PM - 9:38 PM EDT

Att. 42,961 - Partly Cloudy - 77 F

livebaseballscorecards.com

AB	30
R	1
H	4
RBI	1
BB	1
SO	11
LOB	9

New York Yankees @ New York Mets

Citi Field, Flushing, NY

Sat Jun 09 2018, 7:17 PM - 10:13 PM EDT

Att. 43,603 - Partly Cloudy - 76 F

TOP

livebaseballscorecards.com

Batter	1	2	3	4	5	6	7	8	9	AB	R	H	RBI	BB	SO	LOB
31 Aaron Hicks, S (1, 8) OBP: 0.353, SLG: 0.438	B SI 93 C SI 95 X SI 94 1-1 24 PO 2B		B CH 83 F CH 84 C SI 94 F CU 79 B CH 84 F SI 93 S SI 93 2-3 ② K		B SI 93 C CH 83 B SL 87 F SI 90 B SI 93 B SI 93 4-2 1-2 2-3 BB		B SI 94 B SI 93 B SI 93 C SI 92 X SI 93 3-1 ③ P6		C FF 89 B CU 72 1 SAFE S CU 72 1 SAFE S CU 72 1-3 ② ③ 1-2 K	4	0	1	0	1	2	1
99 Aaron Judge, R (1, 9) OBP: 0.395, SLG: 0.566	B SI 93 B SL 85 B CH 84 X SI 93 3-0 ① G6-3		S SI 94 B CH 85 B CH 84 S SL 89 B SI 93 X SL 86 3-2 ③ G6-3		B SL 88 C SI 94 X SL 87 1-1 ③ G4-3			X SL 84 0-0 HR		4	1	1	1	0	0	4
27 Giancarlo Stanton, R (1, 7) OBP: 0.325, SLG: 0.492	B SI 93 B SI 94 C SI 93 B SL 88 S SL 88 C SI 93 3-3 ② K			F SL 87 B SI 94 F SL 89 B SI 92 B SI 93 B CU 78 4-2 41 G6-4-3 BB		B CH 84 X SL 88 1-0 ① G5-3		C SL 85 S FF 93 B FF 93 S SL 85 1-3 ① K		3	0	0	0	1	2	1
24 Gary Sánchez, R (1, 2) OBP: 0.298, SLG: 0.444	B SI 93 B SL 87 2 SAFE 2-0 ③ PO 2-3	B SI 94 C SI 93 F SL 87 C SI 92 1-3 ① K		C SI 92 B CH 84 X SI 91 1-1 ① F8		B CU 77 B SL 89 B CH 84 C SI 93 B SI 93 4-1 41 HR BB		B SL 84 C SL 84 B FF 93 B FF 94 F SL 84 F FF 94 F FF 93 S SL 86 3-3 ② K		3	1	0	0	1	2	1
41 Miguel Andujar, R (1, 5) OBP: 0.333, SLG: 0.547		C SI 94 F CH 85 X CU 77 0-2 ② L5		X CH 84 0-0 ② ③ G6-4-3 1-2f		C SI 91 X CU 78 0-1 1-H HR		X SL 84 0-0 18 1B 1B		4	1	2	2	0	0	1
18 Didi Gregorius, L (1, 6) OBP: 0.320, SLG: 0.455		B SI 93 C SI 94 X SL 86 1-1 1B			B SI 93 B SI 93 X SI 93 2-0 31 BB 65 BB 1B	C SI 93 S CH 84 B SI 93 X CH 83 1-2 ② F8		B FF 92 S FF 93 X SL 86 1-1 1-3 1B		4	0	3	0	0	0	0
26 Tyler Austin, R (1, 3) OBP: 0.271, SLG: 0.471 33 Greg Bird, L (8, PH) OBP: 0.250, SLG: 0.467 (8, 3)		F SI 92 1 SAFE B SI 92 B CH 82 F SI 92 S CH 82 2-3 ③ K			X SI 92 0-0 ① F9	C CH 82 B SL 88 X SI 93 1-1 ③ F9		X FF 92 0-0 ③ G4-3		3 1	0 0	0 0	0 0	0 0	1 0	2 2
65 Domingo Germán, R (1, 1) 11 Brett Gardner, L (7, PH) OBP: 0.366, SLG: 0.407 30 David Robertson, R (7, 1) 68 Dellin Betances, R (8, 1) 74 Ronald Torreyes, R (9, PH) OBP: 0.344, SLG: 0.429 54 Aroldis Chapman, L (9, 1)			B SI 93 B SI 93 C SI 94 C SI 94 B SI 93 C SI 93 3-3 ① K		B SI 90 B SI 91 1 SAFE B SI 91 B SI 91 4-0 31 BB 1-2 BB		B SI 93 B SI 93 C SI 94 F SI 90 B SI 94 F SI 94 F SI 95 B SI 93 4-2 25 G5-4-3 BB		C CU 71 B FF 89 C FF 89 X CU 72 1-2 ① G6-3	1 0 0 0 0 1 0	0 0 0 0 0 0 0	0 0 0 0 0 0 0	0 0 0 0 0 0 0	1 1 0 0 0 0 0	1 0 0 0 0 0 0	0 0 0 0 0 0 0
25 Gleyber Torres, R (1, 4) OBP: 0.367, SLG: 0.573			B SI 94 C CH 85 F CH 84 B SI 94 X SI 94 2-2 HR		F SL 88 B CH 83 F SI 93 F CU 78 F CH 84 F SL 87 B SI 92 S CU 78 2-3 ② K		B SL 90 B SI 93 X SI 93 2-0 ① ② G5-4-3 1-2f		C CU 71 B CU 71 B FF 89 F CU 71 B FF 89 D FF 89 4-2 31 CS BB	3	1	1	1	1	1	3

	AB	R	H	RBI	BB	SO
	31	4	8	4	6	9

LOB 15

Inning Stats	1	2	3	4	5	6	7	8	9
R:	0	0	1	0	0	2	0	1	0
E:	0	0	0	0	0	0	0	0	0
K:	1	2	2	0	1	0	0	2	1
S:	6	11	14	5	12	9	7	13	8
H:	1	1	1	0	1	1	0	3	0
LOB:	0	1	0	0	3	0	0	2	0
BB:	0	0	1	1	2	1	1	0	1
P:	15	15	24	10	25	16	16	18	14

1B:	4
2B:	1
3B:	0
HR:	3
SF:	0
SAC:	0
DP:	2
HBP:	0

WP:	0
PB:	0
SB:	0
CS:	1
PA:	38

PITCHER		IP	WLS	BF	H	R	ER	SO	BB	IBB	HBP	BLK	WP	HR	S	P	ERA	WHIP
32 Steven Matz, L ERA: 3.53	(1, 1)	6.0		25	5	3	3	6	4	0	0	0	0	2	57	105	4.50	1.500
65 Robert Gsellman, R ERA: 3.11	(7, 1)	1.0		3	0	0	0	0	1	0	0	0	0	0	7	16	0.00	1.000
38 Anthony Swarzak, R ERA: 4.15	(8, 1)	1.0	L	6	3	1	1	2	0	0	0	0	0	1	13	18	9.00	3.000
39 Jerry Blevins, L ERA: 5.02	(9, 1)	1.0		3	0	0	0	1	1	0	0	0	0	0	8	14	0.00	1.000

PITCHER	IP	WLS	BF	H	R	ER	SO	BB	IBB	HBP	BLK	WP	HR	S	P	ERA	WHIP

BOTTOM

Batter	1	2	3	4	5	6	7	8	9	AB	R	H	RBI	BB	SO	LOB
1 Amed Rosario, R (1, 6) OBP: 0.279, SLG: 0.359	C FF 94 X CU 83 0-1 ① P3		L CU 82 X CU 82 0-1 19 WP 21 S 1B		B FF 94 C FF 94 F SI 95 X CU 83 1-2 ① F8		C SL 88 F SL 87 F KC 86 B KC 81 X SL 88 1-2 ③ G6-3			4	0	1	0	0	0	1
21 Todd Frazier, R (1, 5) OBP: 0.340, SLG: 0.408	C FF 95 S SI 95 F CU 83 B FF 95 F FF 96 B CU 82 B CU 83 F FF 95 X CH 89 3-2 HR		1 SAFE B CU 82 F FF 94 S SI 96 S CU 83 1-3 ① K 1-2		C CU 83 S CU 83 F CU 82 S FF 95 0-3 ② K			B KC 84 S KC 84 B FF 97 C FF 97 C FF 98 2-3 ① K		4	1	1	1	0	3	1
9 Brandon Nimmo, L (1, 7) OBP: 0.411, SLG: 0.560	B CU 80 S CH 87 X CH 88 1-1 13 HR 3B		S CU 82 C SI 96 H FF 96 1-2 19 WP HBP		F FF 95 B FF 96 C CU 83 S FF 95 1-3 ③ K			C KC 86 S FF 99 S FF 100 0-3 ② K		3	1	1	0	0	2	0
13 Asdrúbal Cabrera, S (1, 4) OBP: 0.325, SLG: 0.502	S FF 95 F SI 95 X CU 83 0-2 3-H HR		F CH 87 F FF 96 F CU 83 B SI 95 X FF 96 1-2 ② F5			C FF 94 B FF 95 B CH 89 F SI 94 X SI 96 2-2 ① F8		T FF 98 S FF 99 C SV 88 0-3 ③ K		4	1	1	2	0	1	2
19 Jay Bruce, L (1, 9) OBP: 0.300, SLG: 0.333	S FF 95 B SI 96 X SI 95 1-1 ② F8		B CU 83 C CH 89 F FF 96 B CU 84 D CU 84 S CH 88 3-3 ③ K 1-2 2-3			X CH 89 0-0 ② G3			B FF 100 B FF 99 B FF 98 C FF 100 B FF 98 4-1 26 BB BB	3	0	0	0	1	1	2
30 Michael Conforto, L (1, 8) OBP: 0.340, SLG: 0.365 29 Devin Mesoraco, R (9, PH) OBP: 0.291, SLG: 0.419	C SI 95 F CH 88 X SI 90 0-2 ③ L6			T FF 94 C CU 84 F FF 94 B FF 95 B CU 84 B SI 96 X CU 83 3-2 ① F9		C CU 83 S FF 96 B FF 96 T CU 84 1-2 ③ K			C FF 98 F FF 100 F SL 87 S SI 101 0-3 ① K	3 1	0 0	0 0	0 0	0 0	1 1	0 1
23 Adrián González, L (1, 3) OBP: 0.304, SLG: 0.380 11 José Bautista, R (9, PH) OBP: 0.341, SLG: 0.377		C FF 94 F FF 95 B FF 95 X CH 89 1-2 ① G4-3		S FF 96 B SI 96 S CH 88 B FF 97 F CU 84 T FF 96 2-2 ② K			X FC 92 0-0 2B		B FF 101 S FF 100 S SL 88 B SI 102 B SI 100 F FF 100 C SL 85 3-3 ② K	3 1	0 0	1 0	0 0	0 0	1 1	0 1
26 Kevin Plawecki, R (1, 2) OBP: 0.383, SLG: 0.298		C FF 95 B FF 95 F SI 95 S CU 83 1-3 ② K		C CU 83 X SI 96 0-1 2B			C KC 84 F KC 84 F KC 84 T FC 92 0-2 ① K		B FF 100 B FF 100 B SL 87 B FF 98 4-0 1-2 BB	3	0	1	0	1	2	1
32 Steven Matz, R (1, 1) OBP: 0.143, SLG: 0.150 65 Robert Gsellman, R (7, 1) 15 Luis Guillorme, L (7, PH) OBP: 0.222, SLG: 0.231 38 Anthony Swarzak, R (8, 1) 39 Jerry Blevins, L (9, 1) 7 José Reyes, S (9, PH) OBP: 0.255, SLG: 0.194		F FF 95 C FF 95 S FF 95 0-3 ③ K		B FF 94 F FF 94 F FF 95 B CU 83 C CU 83 2-3 ③ K			F KC 86 D KC 87 C KC 84 F FC 95 X KC 87 1-2 ② L8		F FF 98 F FF 99 F SI 102 X SI 102 0-2 ③ L9	2 0 1 0 0 1	0 0 0 0 0 0	0 0 0 0 0 0	0 0 0 0 0 0	2 0 0 0 0 0	1 0 1 0 0 2	1 0 1 0 0 2
Inning Stats	R: 3 H: 3 E: 0 LOB: 0 K: 0 BB: 0 S: 18 P: 23	R: 0 H: 0 E: 0 LOB: 0 K: 2 BB: 0 S: 9 P: 11	R: 0 H: 1 E: 0 LOB: 2 K: 2 BB: 0 S: 14 P: 20	R: 0 H: 1 E: 0 LOB: 1 K: 2 BB: 0 S: 13 P: 20	R: 0 H: 0 E: 0 LOB: 0 K: 2 BB: 0 S: 10 P: 12	R: 0 H: 0 E: 0 LOB: 0 K: 1 BB: 0 S: 7 P: 10	R: 0 H: 1 E: 0 LOB: 1 K: 1 BB: 0 S: 13 P: 15	R: 0 H: 0 E: 0 LOB: 0 K: 3 BB: 0 S: 9 P: 11	R: 0 H: 0 E: 0 LOB: 2 K: 2 BB: 2 S: 13 P: 24	1B: 1 SF: 0 2B: 2 SAC: 0 3B: 1 DP: 0 HR: 2 HBP: 1					WP: 1 PA: 36 PB: 0 SB: 1 CS: 0	

PITCHER	IP	WLS	BF	H	R	ER	SO	BB	IBB	HBP	BLK	WP	HR	S	P	ERA	WHIP
65 Domingo Germán, R (1, 1) ERA: 5.32	6.0		24	5	3	3	9	0	0	1	0	1	2	71	96	4.50	0.833
30 David Robertson, R (7, 1) ERA: 3.94	1.0	W	4	1	0	0	1	0	0	0	0	0	0	13	15	0.00	1.000
68 Dellin Betances, R (8, 1) ERA: 3.54	1.0	H	3	0	0	0	3	0	0	0	0	0	0	9	11	0.00	0.000
54 Aroldis Chapman, L (9, 1) ERA: 1.3	1.0	S	5	0	0	0	2	2	0	0	0	0	0	13	24	0.00	2.000

PITCHER	IP	WLS	BF	H	R	ER	SO	BB	IBB	HBP	BLK	WP	HR	S	P	ERA	WHIP

New York Yankees @ New York Mets

Citi Field, Flushing, NY

Sat Jun 09 2018, 7:17 PM - 10:13 PM EDT

Att. 43,603 - Partly Cloudy - 76 F

livebaseballscorecards.com

AB	33
R	3
H	6
RBI	3
BB	2
SO	15
LOB	13

Batter	1	2	3	4	5	6	7	8	9	AB	R	H	RBI	BB	SO	LOB
11 Brett Gardner, L (1, 7) OBP: 0.360, SLG: 0.399	C FF 93 C CU 80 B FF 96 B FF 97 X SI 96 2-2 ① L7		C FF 94 B SI 92 B CH 88 C CU 81 F SL 90 T CU 81 2-2 ② K			C CU 78 B CH 85 B CU 79 X SI 92 2-1 ② F8		B SI 94 X SI 93 1-0 ③ F7		4	0	0	0	0	1	2
27 Giancarlo Stanton, R (1, 9) OBP: 0.320, SLG: 0.483	C FF 95 B SI 95 B SI 95 C FF 95 S SL 90 2-3 ② K		S FF 93 B SI 94 C CU 82 B FF 94 F SL 89 B FF 92 X CU 81 3-2 ③ F8			B SI 92 B FF 92 B SI 92 F FF 92 F SI 91 C FF 95 3-3 ③ K			C SL 83 C SL 85 B SL 84 B SL 84 F FF 93 C SL 83 2-3 ① K	4	0	0	0	0	3	0
33 Greg Bird, L (1, 3) OBP: 0.269, SLG: 0.458	C CU 80 S FF 96 B FF 96 X CU 82 1-2 24 FC5-4 1B			S CU 79 X FF 93 0-1 ① F8			C SI 92 F CH 86 C SI 93 0-3 ① K		B SL 86 B SL 84 B FF 92 C FF 92 B FF 93 4-1 24 L5-3 BB	3	0	1	0	1	1	0
24 Gary Sánchez, R (1, 2) OBP: 0.293, SLG: 0.436	C CU 81 F SL 89 X CU 82 0-2 ③ FC5-4 1-2f			B SI 91 C CU 80 B FF 94 X CU 80 2-1 ② G6-3			C SL 89 B SI 93 C SL 90 B SI 95 X SI 94 2-2 ② G5-3		D SL 84 B FF 93 X SL 85 2-0 ② ③ L5-3 1-1	4	0	0	0	0	0	2
18 Didi Gregorius, L (1, 6) OBP: 0.316, SLG: 0.448		C SI 93 B CH 86 B CU 79 X FF 94 2-1 ① G6-3		S CH 86 S CH 87 F FF 95 B FF 94 F CU 80 F FF 96 X CU 80 1-2 ③ F7			C SI 95 B CH 87 S CH 87 X SI 94 1-2 ③ F8			3	0	0	0	0	0	0
31 Aaron Hicks, S (1, 8) OBP: 0.347, SLG: 0.429		B CU 78 C CU 80 B FF 93 C CU 79 B SI 94 C FF 95 3-3 ② K			C CH 86 F FF 91 C CU 81 0-3 ① K			B CH 85 S CH 85 S CH 86 C SI 93 1-3 ① K		3	0	0	0	0	3	0
41 Miguel Andujar, R (1, 5) OBP: 0.338, SLG: 0.549		C FF 94 B SI 92 F CU 82 F FF 95 X FF 96 1-2 1B			B SL 88 C CU 80 X CU 80 1-1 ② P4			B SL 89 B SI 94 X SI 94 2-0 99 E 1B		3	0	2	0	0	0	0
40 Luis Severino, R (1, 1) 45 Chasen Shreve, L (6, 1) 43 Adam Warren, R (7, 1) 99 Aaron Judge, R (8, PH) OBP: 0.394, SLG: 0.564 56 Jonathan Holder, R (8, 1)		S SI 92 S CU 80 S SL 89 0-3 ③ K			C SI 91 C CU 78 S CU 80 0-3 ③ K			X SI 93 0-0 FC6 1-2		2 0 0 1 0	0 0 0 0 0	0 0 0 0 0	0 0 0 0 0	0 0 0 0 0	2 0 0 0 0	1 0 0 1 0
25 Gleyber Torres, R (1, 4) OBP: 0.360, SLG: 0.562			C SI 93 S SL 88 C FF 93 0-3 ① K			X SL 86 0-0 ① P3		C SI 93 F SI 92 X SI 93 0-2 ② P3		3	0	0	0	0	1	2
Inning Stats	R: 0 H: 1 E: 0 LOB: 1 K: 1 BB: 0 S: 12 P: 17	R: 0 H: 1 E: 0 LOB: 1 K: 2 BB: 0 S: 12 P: 18	R: 0 H: 0 E: 0 LOB: 0 K: 2 BB: 0 S: 11 P: 16	R: 0 H: 0 E: 0 LOB: 0 K: 0 BB: 0 S: 10 P: 13	R: 0 H: 0 E: 0 LOB: 0 K: 2 BB: 0 S: 8 P: 9	R: 0 H: 0 E: 0 LOB: 0 K: 1 BB: 0 S: 6 P: 11	R: 0 H: 0 E: 0 LOB: 0 K: 1 BB: 0 S: 9 P: 12	R: 0 H: 1 E: 1 LOB: 2 K: 1 BB: 0 S: 9 P: 13	R: 0 H: 0 E: 0 LOB: 0 K: 1 BB: 1 S: 6 P: 14	1B: 3 SF: 0 2B: 1 SAC: 0 3B: 0 DP: 1 HR: 0 HBP: 0						

PITCHER		IP	WLS	BF	H	R	ER	SO	BB	IBB	HBP	BLK	WP	HR	S	P	ERA	WHIP
67 Seth Lugo, R ERA: 1.77	(1, 1)	6.0	W	20	2	0	0	8	0	0	0	0	0	0	59	84	0.00	0.333
65 Robert Gsellman, R ERA: 2.95	(7, 1)	2.0	H	8	1	0	0	2	0	0	0	0	0	0	18	25	0.00	0.500
38 Anthony Swarzak, R ERA: 3.38	(9, 1)	1.0	S	3	0	0	0	1	1	0	0	0	0	0	6	14	0.00	1.000

PITCHER	IP	WLS	BF	H	R	ER	SO	BB	IBB	HBP	BLK	WP	HR	S	P	ERA	WHIP

New York Yankees @ New York Mets

Citi Field, Flushing, NY

Sun Jun 10 2018, 8:09 PM - 10:48 PM EDT

Att. 36,171 - Cloudy - 65 F

TOP

livebaseballscorecards.com

AB	30
R	0
H	3
RBI	0
BB	1
SO	11
LOB	8

WP: 0 PA: 31
PB: 0
SB: 0
CS: 0

Batter	1	2	3	4	5	6	7	8	9	AB	R	H	RBI	BB	SO	LOB
13 Asdrúbal Cabrera, S (1, 4) OBP: 0.323, SLG: 0.498	B FF 96 S FF 96 C FF 97 X FF 97 1-2 ① G1-3		F FF 96 F FF 97 F FF 99 F CH 90 X SL 88 0-2 ② G4-3		F FF 97 X SL 89 0-1 21 HR 1B		C CH 83 B FF 90 F FF 90 B FF 90 F SL 83 F FF 90 F CH 84 B SL 84 F SL 82 3-2 ② X FF 80 F8			2	0	0	0	0	0	0
7 José Reyes, S (4, 4) OBP: 0.213, SLG: 0.203										2	1	1	0	0	0	0
21 Todd Frazier, R (1, 5) OBP: 0.344, SLG: 0.433	C FF 96 B SL 85 T FF 97 B SL 89 F FF 97 B SL 89 F FF 97 S FF 96 3-3 ② K		B CH 86 X FF 98 1-0 9 S 1B		C FF 96 F SL 86 1 SAFE F SL 89 B SL 88 1 SAFE X SL 89 1-2 1-H HR		C FF 90 B FF 90 B SL 85 B FF 91 C SL 85 X SL 85 3-2 ③ P4			4	1	2	2	0	1	0
9 Brandon Nimmo, L (1, 7) OBP: 0.413, SLG: 0.556	B FF 95 B SL 87 S CH 87 C FF 97 F FF 98 B SL 87 F FF 98 D SL 88 4-2 19 BB BB		C SL 90 C FF 98 B SL 89 B SL 89 X FF 98 3-2 ③ F7 1-2		B FF 96 B CH 84 F FF 96 C FF 97 X FF 98 2-2 19 FC6 1B			C CH 85 B FF 93 F FF 92 F FF 94 S CH 85 1-3 ① K		3	0	1	0	1	1	1
19 Jay Bruce, L (1, 9) OBP: 0.299, SLG: 0.328	B FF 97 1 SAFE B FF 97 B CH 86 C FF 96 S SL 87 B FF 97 4-2 1-2 BB			S SL 90 X FF 97 0-1 ① F8	B SL 88 C FF 96 F SL 88 X SL 88 1-2 ③ FC6 1-2f			B FF 94 B CH 86 S CH 85 F FF 93 B FF 94 S CH 86 3-3 ② K		3	0	0	0	1	1	1
29 Devin Mesoraco, R (1, 2) OBP: 0.298, SLG: 0.417	C SL 88 S SL 88 F SL 88 B FF 99 S FF 98 1-3 ③ K			S SL 85 B FF 98 C SL 88 B SL 92 X CH 86 2-2 30 FC4-6 1B		C FS 84 B FS 84 B FS 83 B FF 92 B FF 91 4-1 BB		C FC 88 B FF 94 B SL 82 X FF 94 2-1 ③ F7		3	0	1	0	1	1	2
30 Michael Conforto, L (1, 8) OBP: 0.335, SLG: 0.359		C FF 96 C SL 90 X FF 97 0-2 ① F7		B SL 87 X SL 89 1-0 ② FC4-6 1-2f		C FF 92 F FF 92 F FS 83 B FF 92 D FS 84 D FS 84 X FF 92 3-2 ① F7				3	0	0	0	0	0	2
23 Adrián González, L (1, 3) OBP: 0.299, SLG: 0.373		F SL 85 F FF 97 S SL 92 0-3 ② K		F SL 87 S SL 88 S SL 89 0-3 ③ K		1 SAFE C FF 91 F FF 91 F FF 92 B FF 92 1 SAFE F FS 84 D FS 84 S FF 91 2-3 ② K				3	0	0	0	0	3	2
67 Seth Lugo, R (1, 1) 11 José Bautista, R (6, PH) OBP: 0.337, SLG: 0.371 65 Robert Gsellman, R (7, 1) 38 Anthony Swarzak, R (9, 1)		C FF 98 C FF 98 S SL 85 0-3 ③ K			C FF 98 S FF 98 B SL 89 F FF 98 S SL 87 1-3 ① K		C FF 91 D FS 83 S FS 84 D FS 85 S FS 84 2-3 ③ K			2 1 0 0	0 0 0 0	0 0 0 0	0 0 0 0	0 0 0 0	2 1 0 0	0 1 0 0
1 Amed Rosario, R (1, 6) OBP: 0.275, SLG: 0.353			S FF 97 B FF 98 X SL 91 1-1 ① P3		B SL 89 C SL 89 S SL 87 S SL 88 1-3 ② K		F SL 81 S SL 84 X SL 84 0-2 ① L4			3	0	0	0	0	1	0
Inning Stats	R: 0 E: 0 K: 2 S: 18 H: 0 LOB: 2 BB: 2 P: 31	R: 0 E: 0 K: 2 S: 9 H: 0 LOB: 0 BB: 0 P: 9	R: 0 E: 0 K: 0 S: 11 H: 1 LOB: 1 BB: 0 P: 16	R: 0 E: 0 K: 1 S: 9 H: 1 LOB: 1 BB: 0 P: 12	R: 2 E: 0 K: 2 S: 19 H: 3 LOB: 1 BB: 0 P: 25	R: 0 E: 0 K: 2 S: 13 H: 0 LOB: 1 BB: 1 P: 24	R: 0 E: 0 K: 0 S: 13 H: 0 LOB: 0 BB: 0 P: 19	R: 0 E: 0 K: 2 S: 9 H: 0 LOB: 0 BB: 0 P: 15		1B: 4 2B: 0 3B: 0 HR: 1 SF: 0 SAC: 0 DP: 0 HBP: 0					WP: 0 PB: 0 SB: 1 CS: 0 PA: 32	

PITCHER	IP	WLS	BF	H	R	ER	SO	BB	IBB	HBP	BLK	WP	HR	S	P	ERA	WHIP
40 Luis Severino, R (1, 1) ERA: 2.27	5.0	L	22	5	2	2	7	2	0	0	0	0	1	66	93	3.60	1.400
45 Chasen Shreve, L (6, 1) ERA: 4.15	1.0		4	0	0	0	2	1	0	0	0	0	0	13	24	0.00	1.000
43 Adam Warren, R (7, 1) ERA: 2.31	1.0		3	0	0	0	0	0	0	0	0	0	0	13	19	0.00	0.000
56 Jonathan Holder, R (8, 1) ERA: 2.49	1.0		3	0	0	0	2	0	0	0	0	0	0	9	15	0.00	0.000

PITCHER	IP	WLS	BF	H	R	ER	SO	BB	IBB	HBP	BLK	WP	HR	S	P	ERA	WHIP

BOTTOM

New York Yankees @ New York Mets

Citi Field, Flushing, NY

Sun Jun 10 2018, 8:09 PM - 10:48 PM EDT

Att. 36,171 - Cloudy - 65 F

livebaseballscorecards.com

AB	29
R	2
H	5
RBI	2
BB	3
SO	11
LOB	9

Batter	1	2	3	4	5	6	7	8	9	AB	R	H	RBI	BB	SO	LOB
2 Adam Eaton, L (1, 7) OBP: 0.395, SLG: 0.553	C FC 90 X SI 90 0-1 G3		C SL 79 S SL 79 F SL 79 F FC 91 X SI 91 0-2 34 BB 1B		B SI 90 F SL 79 B SL 80 X SI 90 2-1 P6		C FF 96 S FF 96 F FF 96 1 SAFE B FF 96 1 SAFE S FF 96 1-3 K			4	0	1	0	0	1	1
7 Trea Turner, R (1, 6) OBP: 0.340, SLG: 0.391	B SI 90 C FC 87 B FC 89 F FC 89 B SL 81 X SL 82 3-2 F9		B FC 89 B FC 89 X FC 90 2-0 F9		C SL 79 X SL 79 0-1 34 HBP 1B		F FF 96 B FF 96 F FF 96 F FF 97 D SL 87 X FF 96 2-2 FC6-4 1-2f			4	0	1	0	0	0	2
34 Bryce Harper, L (1, 9) OBP: 0.370, SLG: 0.507 8 Brian Goodwin, L (8, PR) OBP: 0.304, SLG: 0.243 (8, 9)	S SL 82 B SL 82 B SI 92 S SL 81 B SL 83 F SL 82 B SL 82 4-2 BB		B SI 92 B SI 91 B FF 93 B SI 91 4-0 1-2 BB		H SI 90 1-0 1-2 HBP			C FF 97 S KC 84 H SV 89 1-2 HBP		0 0	0 0	0 0	0 0	2 0	0 0	0 0
6 Anthony Rendon, R (1, 5) OBP: 0.337, SLG: 0.443	F FC 90 B SL 80 B FC 91 X CH 84 2-1 F7		C SL 81 B FC 90 F SL 81 B SL 81 X FC 89 2-2 P4		C SL 79 X FC 90 0-1 L6			B FF 98 F FF 98 B KC 86 X FF 97 2-1 L8		4	0	0	0	0	0	6
20 Daniel Murphy, L (1, 10)		C SI 89 S SL 80 F SI 91 S SL 81 0-3 K	F SL 82 B SI 91 S SI 91 B SL 82 X SL 81 2-2 P6			B SI 89 C SI 89 X SL 79 1-1 G1-3		C KC 86 B FF 98 F KC 86 F SV 88 F FF 98 F SV 89 F SV 88 F FF 99 F FF 100 1-3 S SV 89 K		4	0	0	0	0	2	3
14 Mark Reynolds, R (1, 3) OBP: 0.338, SLG: 0.576 15 Matt Adams, L (8, PH) OBP: 0.343, SLG: 0.574 (8, 3)		C SI 91 F SI 91 B FC 89 B SL 81 S SL 81 2-3 K		B SL 79 S FC 89 X FC 89 1-1 F8		B SL 79 S CH 84 S FC 90 B FC 89 X FC 90 2-2 G6-3		C KC 85 F KC 86 S SV 89 0-3 K		3 1	0 0	0 0	0 0	0 0	1 1	0 1
3 Michael Taylor, R (1, 8) OBP: 0.289, SLG: 0.381		B FC 89 S SI 91 B FC 88 B CH 83 B SI 90 4-1 29 1B BB		F FC 90 S FC 90 B SL 80 S FC 90 1-3 K		C SL 79 B SL 79 C SL 79 B FC 88 B SL 79 X CH 84 3-2 29 CS 1B			B FF 100 B FF 99 F FF 98 B FF 98 C FF 98 S FF 100 3-3 K	3	0	1	0	1	2	0
29 Pedro Severino, R (1, 2) OBP: 0.299, SLG: 0.252		C FC 90 F FC 90 F FC 90 X CH 84 0-2 1-2 1B		C SL 80 B FC 91 S SL 80 B SL 81 X SL 81 2-2 G1-3		C FF 96 1 SAFE S FF 96 1 SAFE B FF 96 1-2 CS 1-2	S SL 87 S FF 96 S FF 96 0-3 K		B FF 100 C FF 99 T FF 101 S SI 102 1-3 K	4	0	1	0	0	2	0
1 Wilmer Difo, S (1, 4) OBP: 0.312, SLG: 0.357		C FC 89 C SL 79 X FC 90 0-2 F8			C SL 78 B FC 88 C FC 89 X SL 80 1-2 P6		C FF 95 S FF 97 B FF 97 X FF 96 1-2 7 FC6-4 1B		B FF 102 X FF 100 1-0 L9	4	0	1	0	0	0	2

Inning Stats	1	2	3	4	5	6	7	8	9
	R: 0 E: 0 K: 0 S: 10 H: 0 LOB: 1 BB: 1 P: 19	R: 0 E: 0 K: 2 S: 15 H: 1 LOB: 2 BB: 1 P: 21	R: 0 E: 0 K: 0 S: 12 H: 1 LOB: 2 BB: 1 P: 22	R: 0 E: 0 K: 1 S: 8 H: 0 LOB: 0 BB: 0 P: 12	R: 0 E: 0 K: 0 S: 9 H: 1 LOB: 2 BB: 0 P: 13	R: 0 E: 0 K: 0 S: 10 H: 1 LOB: 0 BB: 0 P: 17	R: 0 E: 0 K: 2 S: 14 H: 1 LOB: 1 BB: 0 P: 18	R: 0 E: 0 K: 2 S: 16 H: 0 LOB: 1 BB: 0 P: 20	R: 0 E: 0 K: 2 S: 7 H: 0 LOB: 0 BB: 0 P: 12

PITCHER	IP	WLS	BF	H	R	ER	SO	BB	IBB	HBP	BLK	WP	HR	S	P	ERA	WHIP
52 CC Sabathia, L (1, 1) ERA: 3.27	5.2	W	25	4	0	0	3	3	0	1	0	0	0	62	101	0.00	1.235
57 Chad Green, R (6, 1) ERA: 2.43	1.1	H	4	1	0	0	2	0	0	0	0	0	0	16	21	0.00	0.750
68 Dellin Betances, R (8, 1) ERA: 3.41	1.0	H	4	0	0	0	2	0	0	1	0	0	0	16	20	0.00	0.000
54 Aroldis Chapman, L (9, 1) ERA: 1.26	1.0	S	3	0	0	0	2	0	0	0	0	0	0	7	12	0.00	0.000

PITCHER	IP	WLS	BF	H	R	ER	SO	BB	IBB	HBP	BLK	WP	HR	S	P	ERA	WHIP

TOP

Washington Nationals @ New York Yankees

Yankee Stadium, Bronx, NY

Tue Jun 12 2018, 7:09 PM - 9:57 PM EDT

Att. 44,220 - Clear - 71 F

livebaseballscorecards.com

AB	31
R	0
H	5
RBI	0
BB	3
SO	9
LOB	15

1B: 5	SF: 0	WP: 0	PA: 37
2B: 0	SAC: 0	PB: 0	
3B: 0	DP: 0	SB: 0	
HR: 0	HBP: 2	CS: 1	

Batter	1	2	3	4	5	6	7	8	9	AB	R	H	RBI	BB	SO	LOB
11 Brett Gardner, L (1, 7) OBP: 0.358, SLG: 0.396	C FF 90 B FF 90 B CU 75 F SI 91 B FF 91 C SI 91 3-3 ① K		B SI 89 F CH 82 X SI 90 1-1 ① F7		C SI 91 X SI 91 0-1 ① L8 2-3		C SI 91 X SL 83 0-1 99 1B 1B			4	0	1	0	0	1	2
99 Aaron Judge, R (1, 9) OBP: 0.395, SLG: 0.561	B SI 91 F SI 92 C SI 93 B CH 83 X SI 94 2-2 ② L4		B SI 89 B SI 90 F SI 92 X SL 86 2-1 ② F8		B CH 83 B SI 89 B CH 84 B SI 92 4-0 1-2 BB		X SI 92 0-0 33 G6-3 1-3 1B			3	0	1	0	1	0	0
33 Greg Bird, L (1, 3) OBP: 0.250, SLG: 0.423	C CU 74 B CH 84 F CH 84 T FF 93 1-2 ③ K		C CH 84 B FF 91 B FF 91 F SI 92 S CU 76 2-3 ③ K		X FF 91 0-0 ② F7		C SI 91 B SI 93 X SI 92 1-1 ② ③ G6-3 1-2f			4	0	0	0	0	2	5
27 Giancarlo Stanton, R (1, 10) OBP: 0.315, SLG: 0.475		C SL 83 C SI 90 S FF 92 0-3 ① K		C SI 90 C FF 90 B SL 85 B SL 86 S SL 86 2-3 ① K	B CH 83 B SI 92 F SI 92 X SI 91 2-1 ③ G6-3			C FC 92 S FC 93 F FC 95 F CU 80 B FC 93 F FC 93 F FC 94 B CU 81 X FC 92 2-2 ① G4-3		4	0	0	0	0	2	3
18 Didi Gregorius, L (1, 6) OBP: 0.319, SLG: 0.476		C SI 91 B FF 90 X CU 75 1-1 HR		B SI 92 C SI 92 X FC 91 1-1 ② P6		B FC 88 C SI 90 B CH 84 C SI 90 B CU 76 X SI 92 3-2 HR		B FC 93 B FF 93 X FC 92 2-0 ② P5		4	2	2	2	0	0	0
31 Aaron Hicks, S (1, 8) OBP: 0.350, SLG: 0.428		B SI 91 S CH 83 B CH 85 F FF 92 B SI 92 B SI 93 4-2 14 1B 28 SF7 BB		F FC 90 B CU 76 C CU 76 B FF 92 B SI 92 X CU 75 3-2 1B	C CH 83 B CH 84 B SI 91 X SI 91 2-1 ① F7			B CU 81 B FC 92 C FC 91 C FC 92 X FC 92 2-2 ③ G3		3	1	1	0	1	0	0
14 Neil Walker, S (1, 5) OBP: 0.282, SLG: 0.298		X SI 91 0-0 1-3 1B		1 SAFE F SI 92 B SI 92 F CH 83 1 SAFE X CU 75 1-2 ③ F8		B FF 91 S FF 91 C SI 92 F FF 91 X FF 93 1-2 ② P6				3	0	1	0	0	0	1
28 Austin Romine, R (1, 2) OBP: 0.421, SLG: 0.606		C SI 92 D SI 91 B SL 85 F SI 92 B FF 93 X SI 92 3-2 ② SF7 3-H			F SL 83 B SL 84 X SI 91 1-1 11 L8 25 1B 1B	B SI 92 B CU 76 C SI 92 X CH 84 2-1 ③ G6-3				2	0	1	1	0	0	0
25 Gleyber Torres, R (1, 4) OBP: 0.360, SLG: 0.557		B SI 92 B SL 86 S SL 85 B SI 91 X SI 92 3-1 ③ G5-3			S SL 84 F SI 92 B FF 92 X CU 74 1-2 99 BB 1-2 1B		B SI 90 C SL 82 B SI 91 S SL 83 B SI 92 S SL 82 3-3 ① K2-3			3	0	1	0	0	1	1
Inning Stats	R: 0 E: 0 K: 2 S: 9 H: 0 LOB: 0 BB: 0 P: 15	R: 2 E: 0 K: 1 S: 13 H: 2 LOB: 1 BB: 1 P: 24	R: 0 E: 0 K: 1 S: 7 H: 0 LOB: 0 BB: 0 P: 12	R: 0 E: 0 K: 1 S: 11 H: 1 LOB: 1 BB: 0 P: 18	R: 0 E: 0 K: 0 S: 10 H: 2 LOB: 3 BB: 1 P: 18	R: 1 E: 0 K: 0 S: 11 H: 1 LOB: 0 BB: 0 P: 19	R: 0 E: 0 K: 1 S: 8 H: 2 LOB: 1 BB: 0 P: 12	R: 0 E: 0 K: 0 S: 11 H: 0 LOB: 0 BB: 0 P: 17		1B: 6 2B: 0 3B: 0 HR: 2 SF: 1 SAC: 0 DP: 1 HBP: 0				WP: 0 PB: 0 SB: 0 CS: 0 PA: 33		

PITCHER		IP	WLS	BF	H	R	ER	SO	BB	IBB	HBP	BLK	WP	HR	S	P	ERA	WHIP
57 Tanner Roark, R ERA: 3.63	(1, 1)	6.0	L	26	6	3	3	5	2	0	0	0	0	2	61	106	4.50	1.333
33 Matt Grace, L ERA: 3.6	(7, 1)	1.0		4	2	0	0	1	0	0	0	0	0	0	8	12	0.00	2.000
51 Wander Suero, R ERA: 3.77	(8, 1)	1.0		3	0	0	0	0	0	0	0	0	0	0	11	17	0.00	0.000

PITCHER	IP	WLS	BF	H	R	ER	SO	BB	IBB	HBP	BLK	WP	HR	S	P	ERA	WHIP

BOTTOM

Washington Nationals @ New York Yankees

Yankee Stadium, Bronx, NY

Tue Jun 12 2018, 7:09 PM - 9:57 PM EDT

Att. 44,220 - Clear - 71 F

livebaseballscorecards.com

AB	30
R	3
H	8
RBI	3
BB	2
SO	6
LOB	12

Batter	1	2	3	4	5	6	7	8	9	AB	R	H	RBI	BB	SO	LOB
2 Adam Eaton, L (1, 9) OBP: 0.426, SLG: 0.595	C SI 94 S CU 82 B CU 83 B SI 94 F CU 82 X SI 95 2-2 7 1B 6 SF8 2B		C FF 94 B FF 94 X SI 94 1-1 ② 1B		B SI 92 C SI 93 B CH 88 C FF 91 X FF 93 2-2 ② G6-3			B FC 93 C FC 93 F KC 84 B KC 85 F KC 85 F KC 84 B FC 93 F FC 93 X KC 84 3-2 7 CS 1B		4	1	3	0	0	0	0
3 Michael Taylor, R (8, PR) OBP: 0.289, SLG: 0.381 (8, 8)										0	0	0	0	0	0	0
7 Trea Turner, R (1, 6) OBP: 0.342, SLG: 0.392	S SI 94 C SI 93 F CU 83 F SI 94 D FC 88 F SI 94 B FF 93 B ST 85 F SI 94 3-2 X SI 94 34 S 2-3 1B		B CS 76 B FF 94 C FF 94 S ST 86 F CU 83 F FF 95 X FF 95 2-2 34 PO 1B		B FC 88 X SI 90 1-0 ③ G2-3			B FC 93 C FC 92 1 SAFE B FC 93 F FC 91 B KC 83 F KC 84 F KC 85 X KC 83 3-2 ① ② F7 1-2		4	0	2	0	0	0	1
34 Bryce Harper, L (1, 8) OBP: 0.365, SLG: 0.498 (8, 9)	1 SAFE B CU 82 B FF 93 1 SAFE F SI 90 F SI 90 1 SAFE D CU 83 C CU 83 3-3 ① K 1-2		B FF 95 1 SAFE 1 SAFE 1-0 ③ PO 1-2	B SI 90 X CU 82 1-0 ① G3-1		B FS 85 B FF 93 T FF 93 S FS 86 F FS 85 X FS 86 2-2 ① G4-3		C KC 82 B FC 94 F FC 94 F KC 85 S KC 85 1-3 ③ K		4	0	0	0	0	2	3
6 Anthony Rendon, R (1, 5) OBP: 0.330, SLG: 0.435	B FF 94 S ST 85 B FF 94 B ST 85 X ST 85 3-1 ② SF8 3-H			S FF 95 B FF 95 B SI 95 B FF 93 X FF 95 3-1 ② G5-3		C FF 92 X FS 85 0-1 ② G4-3			B FC 86 B FF 94 F FF 94 S FC 85 B FC 83 F FF 94 X FC 84 3-2 ① G6-3	3	0	0	1	0	0	0
20 Daniel Murphy, L (1, 10)	B FF 93 C SI 94 F ST 86 F SI 94 D CU 83 F CU 83 X SI 94 2-2 ③ L9			B CS 79 S CU 83 B CU 82 B FF 94 C FF 95 B FF 95 4-2 15 1B 22 HR BB		B FF 93 C FF 92 B FS 85 F FF 92 F FS 86 B FF 93 S FS 86 3-3 ③ K			C FF 93 X CH 85 0-1 ② G4-3	3	1	0	0	1	1	1
15 Matt Adams, L (1, 3) OBP: 0.353, SLG: 0.579		X FF 92 0-0 1 L4-6 22 BB 1B		B CU 82 C FF 94 X FF 94 1-1 22 HR 1-3 1B			F FS 84 B FF 92 B FS 84 X FS 84 2-1 ① G3-1		S CH 85 X CH 83 0-1 1B	4	1	3	0	0	0	0
22 Juan Soto, L (1, 7) OBP: 0.449, SLG: 0.682		C FF 94 B SI 93 F FF 94 D CU 83 F SI 90 B FF 94 B SI 95 4-2 64 PO 1-2 BB		B FF 96 X SI 96 1-0 1-H 3-H HR			B FF 92 X FF 92 1-0 HR		F CH 86 B CH 84 B FF 93 X CH 85 2-1 ③ G3	3	2	2	4	1	0	1
1 Wilmer Difo, S (1, 4) OBP: 0.308, SLG: 0.351		X SI 94 0-0 ① ② L4-6 2-2		B CU 83 B SI 95 B FF 94 C FF 91 C FF 91 X FF 93 3-2 ③ G5-3			F FF 92 B FS 85 S FS 84 S FS 85 1-3 ② K			3	0	0	0	0	1	2
64 Spencer Kieboom, R (1, 2) OBP: 0.214, SLG: 0.222		1 SAFE 0-0 ③ PO 1-2	C SI 93 B FF 93 X FF 93 1-1 ① G6-3		X ST 83 0-0 ① G6-3		C FF 92 B FS 85 S FS 85 B FS 85 X FS 85 2-2 ③ G6-3			3	0	0	0	0	0	0
Inning Stats	R: 1 E: 0 K: 1 S: 21 H: 2 LOB: 1 BB: 0 P: 34	R: 0 E: 0 K: 0 S: 5 H: 1 LOB: 0 BB: 1 P: 9	R: 0 E: 0 K: 0 S: 9 H: 2 LOB: 0 BB: 0 P: 14	R: 3 E: 0 K: 0 S: 11 H: 2 LOB: 0 BB: 1 P: 24	R: 0 E: 0 K: 0 S: 5 H: 0 LOB: 0 BB: 0 P: 8	R: 0 E: 0 K: 1 S: 10 H: 0 LOB: 0 BB: 0 P: 15	R: 1 E: 0 K: 1 S: 9 H: 1 LOB: 0 BB: 0 P: 15	R: 0 E: 0 K: 1 S: 15 H: 1 LOB: 1 BB: 0 P: 22	R: 0 E: 0 K: 0 S: 10 H: 1 LOB: 1 BB: 0 P: 15	1B: 7 2B: 2 3B: 0 HR: 2 SF: 1 SAC: 0 DP: 1 HBP: 0						

TOP

Washington Nationals @ New York Yankees

Yankee Stadium, Bronx, NY

Wed Jun 13 2018, 7:10 PM - 10:26 PM EDT

Att. 45,030 - Cloudy - 77 F

livebaseballscorecards.com

AB	31
R	5
H	10
RBI	5
BB	2
SO	4
LOB	8

PITCHER	IP	WLS	BF	H	R	ER	SO	BB	IBB	HBP	BLK	WP	HR	S	P	ERA	WHIP
55 Sonny Gray, R (1, 1) ERA: 4.98	5.0		20	7	4	4	1	2	0	0	0	0	1	51	89	7.20	1.800
45 Chasen Shreve, L (6, 1) ERA: 4.18	2.0	L	7	1	1	1	2	0	0	0	0	0	1	19	30	4.50	0.500
30 David Robertson, R (8, 1) ERA: 3.82	1.0		3	1	0	0	1	0	0	0	0	0	0	15	22	0.00	1.000
56 Jonathan Holder, R (9, 1) ERA: 2.38	1.0		4	1	0	0	0	0	0	0	0	0	0	10	15	0.00	1.000

PITCHER	IP	WLS	BF	H	R	ER	SO	BB	IBB	HBP	BLK	WP	HR	S	P	ERA	WHIP

BOTTOM

Washington Nationals @ New York Yankees

Yankee Stadium, Bronx, NY

Wed Jun 13 2018, 7:10 PM - 10:26 PM EDT

Att. 45,030 - Cloudy - 77 F

livebaseballscorecards.com

Batter	1	2	3	4	5	6	7	8	9	AB	R	H	RBI	BB	SO	LOB
11 Brett Gardner, L (1, 7) OBP: 0.357, SLG: 0.394	B SI 95 B SI 96 C SI 95 B SI 95 X SI 95 3-1 99 E 99 S 99 SF8 1B		B SI 94 B CH 87 B SI 95 C SI 94 X SI 95 3-1 ① G1-3		C SI 94 B CH 88 F SI 94 F SI 96 F SL 82 F SI 96 X SI 96 1-2 ① G1-3		B KC 78 C SI 94 B KC 80 X SI 94 2-1 ③ G1-3 2-3			4	1	1	0	0	0	1
99 Aaron Judge, R (1, 9) OBP: 0.393, SLG: 0.562	B SI 96 C SI 96 F SL 84 B SI 96 X SL 83 2-2 ① SF8 1-H		B SI 96 B SL 83 B SI 96 C SI 95 F SI 96 X CU 79 3-2 18 G6-3 27 1B 2B		F SI 97 C SI 97 S SL 83 0-3 ② K			S SI 96 B CH 86 B CH 87 F SI 97 X FF 97 2-2 ① F9		3	1	1	1	0	1	0
18 Didi Gregorius, L (1, 6) OBP: 0.322, SLG: 0.472	B SI 95 B SI 96 X SI 96 2-0 ② G4-3		F SI 90 B CH 89 X SI 94 1-1 ② G6-3 2-3		B SI 96 B CH 89 B SI 96 B SI 95 4-0 27 CS BB			C SI 95 B FF 95 B CH 87 B CH 86 B SI 97 4-1 27 1B BB		2	0	0	0	2	0	1
27 Giancarlo Stanton, R (1, 10) OBP: 0.321, SLG: 0.480	C SL 84 X SI 96 0-1 1B		B SI 97 X SI 95 1-0 3-H 1B		C SL 83 0-1 ③ CS 1-2	S FF 93 S SL 85 C FF 94 0-3 ① K		1 SAFE B SI 96 X CU 84 1-0 1-2 1B		4	0	3	1	0	1	0
31 Aaron Hicks, S (1, 8) OBP: 0.343, SLG: 0.418	C CU 78 B FC 90 1 SAFE X SI 95 1-1 ③ G4-3		C SI 95 B CH 88 S SI 96 B SI 95 1 SAFE B SL 83 F SI 95 X SI 96 3-2 ③ F8			S SL 85 F FF 94 B FF 93 B SL 85 S SL 84 2-3 ② K		S CH 86 B FF 96 B FF 96 S CH 85 S CH 86 2-3 ② K		4	0	0	0	0	2	4
41 Miguel Andujar, R (1, 5) OBP: 0.332, SLG: 0.538		C CU 76 B SI 94 F SI 95 B FC 89 F SI 96 X SI 97 2-2 ① G3		X SI 93 0-0 ① G6-3	F SL 85 F SL 85 B FF 92 B FF 93 B FF 92 S FF 94 3-3 ③ K			F CU 85 F FF 97 D CH 86 B FF 96 X CH 85 2-2 ③ F7		4	0	0	0	0	1	2
33 Greg Bird, L (1, 3) OBP: 0.267, SLG: 0.500		B SI 94 C CU 76 X FC 89 1-1 HR	B SI 94 C SI 94 C CH 87 B SI 95 B SI 95 F SI 95 F SI 95 X SL 81 3-2 ② G3-1				B FF 92 B FF 92 C FF 94 S SL 83 B FF 93 F FF 92 X SL 84 3-2 11 WP 2B		C FF 94 B FF 94 T FF 93 B FF 94 S FF 94 2-3 ① K	4	1	2	1	0	1	0
28 Austin Romine, R (1, 2) OBP: 0.400, SLG: 0.571		C SI 95 T SI 96 X SI 95 0-2 ② G6-3	C SI 96 S SL 83 S SL 83 0-3 ③ K				L SL 84 X SL 85 0-1 ① G6-3		B FF 94 B FF 93 X FF 93 2-0 ② L3	4	0	0	0	0	1	1
25 Gleyber Torres, R (1, 4) OBP: 0.357, SLG: 0.569		C CU 76 C SI 95 B FC 90 B SI 95 S CU 80 2-3 ③ K			C SI 94 X SI 93 0-1 HR		C SL 85 B SL 85 F FF 92 S SL 87 1-3 ② K		C FF 94 F FF 95 X FF 94 0-2 ③ P4	4	1	1	1	0	2	1
Inning Stats	R: 1 E: 0 K: 0 S: 10 H: 2 LOB: 1 BB: 0 P: 18	R: 1 E: 0 K: 1 S: 12 H: 1 LOB: 0 BB: 0 P: 17	R: 1 E: 0 K: 0 S: 12 H: 2 LOB: 1 BB: 0 P: 23	R: 0 E: 0 K: 1 S: 9 H: 0 LOB: 0 BB: 0 P: 12	R: 1 E: 0 K: 1 S: 12 H: 1 LOB: 0 BB: 1 P: 17	R: 0 E: 0 K: 3 S: 9 H: 0 LOB: 0 BB: 0 P: 14	R: 0 E: 0 K: 1 S: 11 H: 1 LOB: 1 BB: 0 P: 17	R: 0 E: 0 K: 1 S: 11 H: 1 LOB: 2 BB: 1 P: 22	R: 0 E: 0 K: 1 S: 7 H: 0 LOB: 0 BB: 0 P: 11	1B: 4 2B: 2 3B: 0 HR: 2 SF: 1 SAC: 0 DP: 0 HBP: 0						

	AB	33
	R	4
	H	8
	RBI	4
	BB	2
	SO	9
	LOB	10

WP: 1 PA: 37
PB: 0
SB: 1
CS: 1

PITCHER		IP	WLS	BF	H	R	ER	SO	BB	IBB	HBP	BLK	WP	HR	S	P	ERA	WHIP
23 Erick Fedde, R ERA: 5.91	(1, 1)	5.0		21	6	4	4	3	1	0	0	0	0	2	55	87	7.20	1.400
60 Justin Miller, R ERA:	(6, 1)	1.2	W	6	1	0	0	4	0	0	0	0	0	0	18	27	0.00	0.600
36 Sammy Solís, L ERA: 3.38	(7, 1)	0.1	H	1	0	0	0	0	0	0	0	0	1	0	2	4	0.00	0.000
44 Ryan Madson, R ERA: 3.8	(8, 1)	1.0	H	5	1	0	0	1	1	0	0	0	0	0	11	22	0.00	2.000
62 Sean Doolittle, L ERA: 1.47	(9, 1)	1.0	S	3	0	0	0	1	0	0	0	0	0	0	7	11	0.00	0.000

PITCHER	IP	WLS	BF	H	R	ER	SO	BB	IBB	HBP	BLK	WP	HR	S	P	ERA	WHIP

Batter	1	2	3	4	5	6	7	8	9	AB	R	H	RBI	BB	SO	LOB
5 Matt Duffy, R (1, 5) OBP: 0.354, SLG: 0.425	X FF 93 0-0 HR		X CU 81 0-0 40 1B 40 1B 1-2 1B		C SI 96 X SI 96 0-1 ③ G6-3			B KC 84 B KC 84 B FF 99 C FF 98 F FF 98 F FF 99 X FF 98 3-2 ① G6-3		4	1	2	1	0	0	0
9 Jake Bauers, L (1, 3) OBP: 0.364, SLG: 0.483	B FF 94 S CH 87 S CH 88 F FF 95 S CU 83 1-3 ① K		S CH 87 X FF 95 0-1 ② F9			B SI 92 B CU 79 S SI 92 B CH 85 B SI 94 4-1 18 WP 18 1B BB		C KC 86 C FF 99 F SV 89 S SV 88 0-3 ② K		3	1	0	0	1	2	2
40 Wilson Ramos, R (1, 2) OBP: 0.327, SLG: 0.440 8 Rob Refsnyder, R (8, PR) OBP: 0.323, SLG: 0.291 45 Jesús Sucre, R (8, 2) OBP: 0.243, SLG: 0.217	C CU 82 B SI 95 S CU 82 S CU 82 1-3 ② K		F CU 82 F FF 95 D CU 81 X CU 82 1-2 ③ 1-H 2-H 1B			S CU 82 S SI 95 B SV 96 D CU 82 F SI 96 S CU 83 2-3 ① K		C KC 85 C KC 85 B FF 100 B SV 88 B SV 89 B KC 85 4-2 BB		3 0 0	0 0 0	1 0 0	1 0 0	1 0 0	2 0 0	1 0 0
44 C.J. Cron, R (1, 10) OBP: 0.326, SLG: 0.463	B FF 95 S FF 94 F SI 95 F FF 96 B CU 82 S CU 83 2-3 ③ K			C FF 92 S FF 94 S CU 82 0-3 ① K		S SI 96 D CU 84 S FF 95 1 SAFE F CU 83 F CU 83 F FF 95 S CU 82 1-3 ② K		B KC 84 S FF 98 S FF 97 B FF 99 S SV 88 2-3 ③ K		4	0	0	0	0	4	2
18 Joey Wendle, L (1, 4) OBP: 0.322, SLG: 0.374 21 Christian Arroyo, R (9, PH) OBP: 0.357, SLG: 0.420		B SI 93 B CU 81 X FF 94 2-0 ① G3		C CU 81 B SI 94 C CU 81 B FF 95 S CU 82 2-3 ② K		S CU 81 B FF 95 X CH 86 1-1 1 S 1-H 1B			B FF 98 F FF 96 S FF 97 S SL 89 1-3 ① K	3 1	0 0	1 0	1 0	0 0	1 1	0 0
1 Willy Adames, R (1, 6) OBP: 0.250, SLG: 0.385		B CU 82 S CU 82 X CH 87 1-1 ② G5-3		B FF 95 C CU 81 X CH 87 1-1 1B		1 SAFE D CU 81 S CU 81 F SI 95 D CU 84 B SI 95 F CU 82 F CU 82 S FF 95 3-3 ③ K 1-2			B FF 99 C FF 98 B FF 99 C FF 100 C SL 88 2-3 ② K	4	0	1	0	0	2	1
0 Mallex Smith, L (1, 8) OBP: 0.349, SLG: 0.380		C SI 93 B FF 95 X SI 95 1-1 ③ G3-1		B CU 81 1 SAFE S CH 87 B SI 94 1 SAFE 1 SAFE S CH 87 S FF 95 2-3 ③ K			C FF 96 B FF 97 X FF 96 1-1 ① G5-3		S FF 100 S FF 100 F FF 102 B FF 101 X FF 100 1-2 ③ F7	4	0	0	0	0	1	1
27 Carlos Gómez, R (1, 9) OBP: 0.256, SLG: 0.330			B CU 82 X CH 86 1-0 ① F8		F FF 93 X SI 95 0-1 ① G6-3		X SL 87 0-0 10 CS 2B			3	0	1	0	0	0	0
10 Johnny Field, R (1, 7) OBP: 0.285, SLG: 0.446			C FF 94 B FF 94 B CU 82 B CH 86 B CU 81 4-1 5 1B 40 1B BB		C FF 93 F FF 94 S CU 83 0-3 ② K		F FF 96 C FF 97 B FF 96 B FF 97 B FF 97 F FF 97 F FF 97 S FF 97 3-3 ②③ K 2-3			2	1	0	0	1	2	1
Inning Stats	R: 1 E: 0 K: 3 S: 12 H: 1 LOB: 0 BB: 0 P: 16	R: 0 E: 0 K: 0 S: 5 H: 0 LOB: 0 BB: 0 P: 9	R: 1 E: 0 K: 0 S: 8 H: 2 LOB: 2 BB: 1 P: 14	R: 0 E: 0 K: 3 S: 11 H: 1 LOB: 1 BB: 0 P: 16	R: 0 E: 0 K: 1 S: 7 H: 0 LOB: 0 BB: 0 P: 7	R: 1 E: 0 K: 3 S: 18 H: 1 LOB: 1 BB: 1 P: 29	R: 0 E: 0 K: 1 S: 8 H: 1 LOB: 0 BB: 0 P: 12	R: 0 E: 0 K: 2 S: 13 H: 0 LOB: 1 BB: 1 P: 22	R: 0 E: 0 K: 2 S: 10 H: 0 LOB: 0 BB: 0 P: 14	1B: 4 2B: 1 3B: 0 HR: 1 SF: 0 SAC: 0 DP: 0 HBP: 0						

PITCHER	IP	WLS	BF	H	R	ER	SO	BB	IBB	HBP	BLK	WP	HR	S	P	ERA	WHIP
65 Domingo Germán, R (1, 1) ERA: 5.23	6.0	W	24	5	3	3	10	2	0	0	0	1	1	61	91	4.50	1.167
57 Chad Green, R (7, 1) ERA: 2.36	1.0	H	3	1	0	0	1	0	0	0	0	0	0	8	12	0.00	1.000
68 Dellin Betances, R (8, 1) ERA: 3.3	1.0	H	4	0	0	0	2	1	0	0	0	0	0	13	22	0.00	1.000
54 Aroldis Chapman, L (9, 1) ERA: 1.21	1.0	S	3	0	0	0	2	0	0	0	0	0	0	10	14	0.00	0.000

PITCHER	IP	WLS	BF	H	R	ER	SO	BB	IBB	HBP	BLK	WP	HR	S	P	ERA	WHIP

TOP

Tampa Bay Rays @ New York Yankees

Yankee Stadium, Bronx, NY

Thu Jun 14 2018, 7:10 PM - 9:59 PM EDT

Att. 45,066 - Partly Cloudy - 82 F

livebaseballscorecards.com

AB	31
R	3
H	6
RBI	3
BB	3
SO	15
LOB	8

WP: 1 PB: 0 SB: 1 CS: 1 PA: 34

BOTTOM

Tampa Bay Rays @ New York Yankees
Yankee Stadium, Bronx, NY
Thu Jun 14 2018, 7:10 PM - 9:59 PM EDT
Att. 45,066 - Partly Cloudy - 82 F

livebaseballscorecards.com

Batter	1	2	3	4	5	6	7	8	9	AB	R	H	RBI	BB	SO	LOB
31 Aaron Hicks, S (1, 8) OBP: 0.341, SLG: 0.431	F FF 96 B FF 96 B CH 88 B FF 96 C FF 97 X FF 96 3-2 ① L9		C FF 92 F CU 78 B FF 96 F FF 96 B CU 79 B CH 89 F FF 96 C FF 95 3-3 ① K		X CH 88 0-0 HR		S SL 86 B FF 90 X CH 83 1-1 ① F7			4	1	1	1	0	1	0
99 Aaron Judge, R (1, 9) OBP: 0.394, SLG: 0.561	B FF 97 F CH 90 S CH 90 S CU 80 1-3 ② K		C CU 80 C FF 95 B FF 97 B CH 89 S CU 81 2-3 ② K		B FF 96 X CH 90 1-0 27 WP 25 HR 1B		F SL 84 C SL 88 B SL 86 X SL 83 1-2 27 G5-4-3 1B			4	1	2	0	0	2	0
27 Giancarlo Stanton, R (1, 7) OBP: 0.317, SLG: 0.472	X CH 87 0-0 ③ G5-3		C FF 89 S FF 96 S CU 79 0-3 ③ K		C FF 95 D CH 88 S CU 82 S CU 81 1-3 ② K 1-2		S SL 84 S SL 86 F FF 90 1 SAFE B SL 87 X SL 87 1-2 ②③ G5-4-3 1-2f			4	0	0	0	0	2	2
24 Gary Sánchez, R (1, 2) OBP: 0.297, SLG: 0.431		C FF 95 S CU 82 S CU 82 0-3 ① K		B CH 89 B FF 93 B CH 89 S FF 95 B FF 95 4-1 41 FC5-4 BB	B CH 88 B FF 96 B FF 95 C FF 95 B FF 96 4-1 25 HR BB			B SL 82 C SL 84 B FF 89 B SL 85 X SL 85 3-1 ① P5		2	1	0	0	2	1	0
25 Gleyber Torres, R (1, 4) OBP: 0.355, SLG: 0.580		C FF 96 B CH 90 B CH 89 S CH 88 S CU 83 2-3 ② K2-3		B FF 94 B CH 89 B FF 95 C FF 96 X FF 95 3-1 ① L8	T FF 96 D SL 88 B FF 96 B CH 88 F FF 96 F CU 80 X FF 96 3-2 1-H 2-H HR			B SL 86 B CH 82 B SL 85 C SL 83 C SL 84 C SL 84 3-3 ② K		4	1	1	3	0	2	1
41 Miguel Andujar, R (1, 5) OBP: 0.330, SLG: 0.538		B CH 89 C FF 98 B CH 90 B FF 97 X FF 98 3-1 74 BB 2B		C FF 96 B FF 97 X CH 89 1-1 ② FC5-4 26 1B 1-2f	B FF 96 X CH 89 1-0 ③ G6-3			B CU 79 B CH 81 C SL 86 C SL 85 B CU 81 F SL 84 F SL 82 S SL 84 3-3 ③ K		4	0	1	0	0	1	1
26 Tyler Austin, R (1, 10) OBP: 0.280, SLG: 0.471		B CH 87 B FF 95 S CH 88 B FF 95 B FF 96 4-1 74 BB BB		X FF 96 0-0 1-3 1B		B SL 87 B FF 90 X CH 83 2-0 ① G1-3				2	0	1	0	1	0	0
74 Ronald Torreyes, R (1, 6) OBP: 0.343, SLG: 0.415		B FF 97 B CH 89 C FF 96 B FF 96 F FF 96 F FF 97 D CU 82 4-2 1-2 2-3 BB		B FF 97 B FF 96 C FF 95 X FF 97 2-1 ③ G3		B FF 91 B CH 84 S CH 82 B SL 88 C FF 91 X SL 88 3-2 ② G5-3			2	0	0	0	1	0	2
14 Neil Walker, S (1, 3) OBP: 0.277, SLG: 0.292		B CH 92 C FF 97 B CU 81 B FF 97 F CH 90 S CH 90 3-3 ③ K			B FF 94 S CH 88 C CH 89 B CU 84 B FF 96 F CH 89 F FF 96 X FF 96 3-2 ① G5-3		C CH 84 B SL 89 S SL 88 S SL 84 1-3 ③ K2-3			3	0	0	0	0	2	3
Inning Stats	R: 0 E: 0 K: 1 S: 7 H: 0 LOB: 0 BB: 0 P: 11	R: 0 E: 0 K: 3 S: 15 H: 1 LOB: 3 BB: 2 P: 31	R: 0 E: 0 K: 3 S: 11 H: 0 LOB: 0 BB: 0 P: 16	R: 0 K: 0 S: 8 H: 1 LOB: 2 BB: 1 P: 18	R: 4 E: 0 K: 1 S: 16 H: 3 LOB: 0 BB: 1 P: 29	R: 0 E: 0 K: 1 S: 7 H: 0 LOB: 0 BB: 0 P: 13	R: 0 E: 0 K: 0 S: 9 H: 1 LOB: 0 BB: 0 P: 12	R: 0 E: 0 K: 2 S: 10 H: 0 LOB: 0 BB: 0 P: 19		1B: 3 2B: 1 3B: 0 HR: 2 SF: 0 SAC: 0 DP: 1 HBP: 0						

	AB	29
	R	4
	H	6
	RBI	4
	BB	4
	SO	11
	LOB	9

WP: 1 PA: 33
PB: 0
SB: 0
CS: 0

PITCHER		IP	WLS	BF	H	R	ER	SO	BB	IBB	HBP	BLK	WP	HR	S	P	ERA	WHIP
4 Blake Snell, L ERA: 2.58	(1, 1)	5.0	L	24	5	4	4	8	4	0	0	0	1	2	57	105	7.20	1.800
38 Vidal Nuño, L ERA: 1.35	(6, 1)	3.0		9	1	0	0	3	0	0	0	0	0	0	26	44	0.00	0.333

PITCHER	IP	WLS	BF	H	R	ER	SO	BB	IBB	HBP	BLK	WP	HR	S	P	ERA	WHIP

Batter	1	2	3	4	5	6	7	8	9	AB	R	H	RBI	BB	SO	LOB
5 Matt Duffy, R (1, 10) OBP: 0.352, SLG: 0.419	T FF 97 B FF 97 B CU 85 B FF 98 B FF 98 4-1 40 G3-6-1 BB		F FF 97 B CU 82 B FF 97 C CU 83 F FF 95 X CU 83 2-2 ③ G6-3		S CU 86 B FF 96 1 SAFE F FF 95 X FF 96 1-2 ② FC4-6 1-2f			F FF 97 F FF 97 X FF 99 0-2 ① G3		3	0	0	0	1	0	1
9 Jake Bauers, L (1, 3) OBP: 0.324, SLG: 0.424	F FF 97 B CH 87 1 SAFE F CH 88 F FF 97 S CU 85 1-3 ① K			S CH 87 B C FF 96 F CU 83 B FF 96 T CH 87 2-2 ① K	X CH 87 0-0 ③ G4-3			B FF 99 C FF 98 B FF 99 S FF 99 C SV 87 2-3 ② K		4	0	0	0	0	3	2
40 Wilson Ramos, R (1, 2) OBP: 0.326, SLG: 0.437	B FF 97 S FF 97 F FF 97 1 SAFE D CU 86 X FF 97 2-2 ② ③ G3-6-1 1-2f			C CU 83 F FF 95 B CU 85 X CU 83 1-2 1 1B 18 G4-3 1B		B FC 86 S FC 84 B FF 92 X FF 93 2-1 ① G4-3		C KC 84 F FF 100 F FF 100 B SV 88 C SV 88 1-3 ③ K		4	0	1	0	0	1	1
18 Joey Wendle, L (1, 4) OBP: 0.316, SLG: 0.366		B FF 96 S CU 85 S CU 84 F CU 84 B FF 97 S CU 86 2-3 ① K2-3		X CU 85 0-0 ② G4-3 1-2		C FF 92 F FF 92 X CH 84 0-2 ② F7			C FF 91 B CU 79 B SL 83 F FF 92 X SL 84 2-2 ① L8	4	0	0	0	0	1	1
1 Willy Adames, R (1, 6) OBP: 0.313, SLG: 0.393		B FF 97 C FF 96 C FF 96 F FF 97 B FF 96 B CU 85 B FF 97 4-2 BB		B CU 84 D CU 84 F FF 96 F FF 95 F FF 96 X CU 84 2-2 0 BB 2-3 1B		C FF 93 F FF 93 B SL 82 F FF 93 B FF 94 F FF 94 B FC 87 B FF 94 4-2 0 CS BB			F SL 86 B SL 84 F SL 85 B FF 92 B SL 82 F SL 84 C SL 83 3-3 ② K	2	0	1	0	2	1	0
0 Mallex Smith, L (1, 8) OBP: 0.352, SLG: 0.379		L FF 95 S CH 89 S CH 89 0-3 ② K		B CH 87 S CH 87 C CH 89 D CH 90 B FF 96 B CH 87 4-2 1-2 BB		C CH 85 1 SAFE 1 SAFE B CH 85 S FF 93 B CH 85 2-2 ③ CS 1-2	X FC 91 0-0 1B		F CU 79 B CH 85 B FF 92 X CH 84 2-1 ③ G6-3	3	0	1	0	1	1	1
21 Christian Arroyo, R (1, 5) OBP: 0.339, SLG: 0.396		1 SAFE C FF 97 1 SAFE D CU 84 B CU 82 T FF 96 S FF 96 2-3 ③ K		S CU 84 C CU 83 F FF 95 B FF 96 S CU 84 1-3 ③ K			C FC 89 1 SAFE X SL 85 0-1 ① F8			3	0	0	0	0	2	5
8 Rob Refsnyder, R (1, 7) OBP: 0.323, SLG: 0.284			B FF 96 B FF 96 S FF 96 B CU 84 F FF 96 B FF 97 4-2 10 G6-3 BB		B FF 95 C FF 94 F CU 82 B CU 84 F FF 95 X CU 82 2-2 ① F9		B FC 92 1 SAFE F FC 90 X SL 86 1-1 ② F7			2	0	0	0	1	0	1
10 Johnny Field, R (1, 9) OBP: 0.286, SLG: 0.444			X FF 95 0-0 ① ② G6-3 1-2f		C CU 83 F CU 81 X FF 95 0-2 5 FC4-6 1B		B KC 83 C SL 88 F FC 91 B KC 82 1 SAFE S SL 87 2-3 ③ K			3	0	1	0	0	1	2
Inning Stats	R: 0 E: 0 K: 1 S: 8 H: 0 LOB: 0 BB: 1 P: 15	R: 0 E: 0 K: 3 S: 13 H: 0 LOB: 1 BB: 1 P: 21	R: 0 E: 0 K: 0 S: 7 H: 0 LOB: 0 BB: 1 P: 13	R: 0 E: 0 K: 2 S: 18 H: 2 LOB: 3 BB: 1 P: 28	R: 0 E: 0 K: 0 S: 11 H: 1 LOB: 1 BB: 0 P: 14	R: 0 E: 0 K: 0 S: 11 H: 0 LOB: 0 BB: 1 P: 19	R: 0 E: 0 K: 1 S: 8 H: 1 LOB: 1 BB: 0 P: 11	R: 0 E: 0 K: 2 S: 10 H: 0 LOB: 0 BB: 0 P: 13	R: 0 E: 0 K: 1 S: 9 H: 0 LOB: 0 BB: 0 P: 16	1B: 4 2B: 0 3B: 0 HR: 0	SF: 0 SAC: 0 DP: 2 HBP: 0	WP: 0 PB: 0 SB: 0 CS: 1	PA: 34			

TOP

Tampa Bay Rays @ New York Yankees

Yankee Stadium, Bronx, NY

Fri Jun 15 2018, 7:11 PM - 9:53 PM EDT

Att. 45,112 - Clear - 74 F

livebaseballscorecards.com

AB	28
R	0
H	4
RBI	0
BB	5
SO	10
LOB	14

PITCHER		IP	WLS	BF	H	R	ER	SO	BB	IBB	HBP	BLK	WP	HR	S	P	ERA	WHIP
38 Jonathan Loáisiga, R ERA:	(1, 1)	5.0	W	20	3	0	0	6	4	0	0	0	0	0	57	91	0.00	1.400
56 Jonathan Holder, R ERA: 2.28	(6, 1)	1.0	H	3	0	0	0	0	1	0	0	0	0	0	11	19	0.00	1.000
30 David Robertson, R ERA: 3.69	(7, 1)	1.0	H	4	1	0	0	1	0	0	0	0	0	0	8	11	0.00	1.000
68 Dellin Betances, R ERA: 3.19	(8, 1)	1.0	H	3	0	0	0	2	0	0	0	0	0	0	10	13	0.00	0.000
43 Adam Warren, R ERA: 2.13	(9, 1)	1.0		3	0	0	0	1	0	0	0	0	0	0	9	16	0.00	0.000

PITCHER	IP	WLS	BF	H	R	ER	SO	BB	IBB	HBP	BLK	WP	HR	S	P	ERA	WHIP

Batter	1	2	3	4	5	6	7	8	9	AB	R	H	RBI	BB	SO	LOB
11 Brett Gardner, L (1, 7) OBP: 0.355, SLG: 0.391	B FF 97 C FF 97 B CU 80 X FF 97 2-1 1B		B FF 95 C FF 96 C FC 92 F FS 90 S FC 92 1-3 ① K		F FF 96 B FC 93 X FC 94 1-1 ②③ G1-6-3 1-2f			X FC 92 0-0 ① G6-3		4	0	1	0	0	1	1
99 Aaron Judge, R (1, 9) OBP: 0.396, SLG: 0.564	F FF 97 S SL 88 F FF 96 B SL 87 1 SAFE S SL 87 1-3 ① K		C SL 87 B FF 96 B FF 97 C FC 95 B FF 97 F FC 95 X SL 88 3-2 ② G5-3			S FC 93 B SL 88 X FC 94 1-1 18 1B 27 SF8 2B		C SL 89 F SL 87 B FF 96 B FC 95 X SL 87 2-2 18 1B 24 2B 1B		4	2	2	0	0	1	1
18 Didi Gregorius, L (1, 6) OBP: 0.328, SLG: 0.489	X FF 96 0-0 ② F7		X CU 81 0-0 HR			F FF 96 X FF 96 0-1 2-3 1B		F FC 93 B FC 92 S FF 97 F FC 93 F FF 96 F FF 97 F FF 97 X FS 88 1-2 24 2B 1-3 1B		4	2	3	1	0	0	1
27 Giancarlo Stanton, R (1, 10) OBP: 0.316, SLG: 0.469	C SL 87 B FF 96 T SL 86 T FF 95 1-2 ③ K		C SL 88 X 0-1 ③ G4-3			B SL 89 X SL 88 1-0 ① SF8 3-H		0-0 24 2B IBB		2	1	0	1	1	1	1
33 Greg Bird, L (1, 3)		C FF 96 B FS 90 X FS 88 1-1 41 E 2B		C FF 95 S FF 96 X FS 87 0-2 ① G1-3		1 SAFE X FC 94 0-0 ② F9		C SI 92 B SL 84 F SI 92 S SL 85 1-3 ② K		4	0	1	0	0	1	4
24 Gary Sánchez, R (1, 2) OBP: 0.296, SLG: 0.433		C FF 96 X SL 87 0-1 ① G1-3		F FF 97 B FC 94 B FC 93 X SL 88 2-1 ② G5-3		B FC 93 S SL 88 T FF 97 X FF 97 1-2 ③ G4-3		C SI 94 B SI 94 D CH 88 X SI 94 2-1 1-H 2-H 3-H 2B		4	0	1	3	0	0	2
31 Aaron Hicks, S (1, 8) OBP: 0.335, SLG: 0.421		B FF 97 F FF 96 X CU 81 1-1 ② P6		L FF 98 L FF 97 F FF 98 B FF 97 X FC 94 1-2 ③ G3-1			X FC 94 0-0 ① G4-3	D SI 94 B CH 86 X SI 94 2-0 ③ G4-3		4	0	0	0	0	0	2
41 Miguel Andujar, R (1, 5) OBP: 0.330, SLG: 0.535		B FF 97 C FF 95 B SL 88 X FF 97 2-1 E4 2-3			F SL 86 F FC 93 B FF 96 X FF 98 1-2 11 G1-6-3 1B		C FF 97 X FC 95 0-1 ② G1-3			3	0	1	0	0	0	1
25 Gleyber Torres, R (1, 4) OBP: 0.349, SLG: 0.569		B FF 96 C SL 89 S SL 88 C FF 98 1-3 ③ K			F FC 94 F FF 98 X SL 88 0-2 ① P2		B FC 90 S FC 94 F FF 98 B SL 88 T SL 87 2-2 ③ K			3	0	0	0	0	2	3
Inning Stats	R: 0 E: 0 K: 2 S: 10 H: 1 LOB: 1 BB: 0 P: 14	R: 0 E: 1 K: 1 S: 11 H: 1 LOB: 2 BB: 0 P: 16	R: 1 E: 0 K: 1 S: 11 H: 1 LOB: 0 BB: 0 P: 15	R: 0 E: 0 K: 0 S: 9 H: 0 LOB: 0 BB: 0 P: 12	R: 0 E: 0 K: 0 S: 8 H: 1 LOB: 0 BB: 0 P: 10	R: 1 E: 0 K: 0 S: 9 H: 2 LOB: 1 BB: 0 P: 12	R: 0 E: 0 K: 1 S: 6 H: 0 LOB: 0 BB: 0 P: 8	R: 3 E: 0 K: 1 S: 17 H: 3 LOB: 1 BB: 1 P: 25		1B: 5 2B: 3 3B: 0 HR: 1 SF: 1 SAC: 0 DP: 1 HBP: 0					

PITCHER		IP	WLS	BF	H	R	ER	SO	BB	IBB	HBP	BLK	WP	HR	S	P	ERA	WHIP
24 Nathan Eovaldi, R ERA: 4.63	(1, 1)	7.1	L	31	8	5	5	5	0	1	0	0	0	1	75	101	6.14	1.091
49 Jonny Venters, L ERA: 4.26	(8, 1)	0.2		3	1	0	0	1	0	0	0	0	0	0	6	11	0.00	1.500

PITCHER	IP	WLS	BF	H	R	ER	SO	BB	IBB	HBP	BLK	WP	HR	S	P	ERA	WHIP

BOTTOM

Tampa Bay Rays @ New York Yankees

Yankee Stadium, Bronx, NY

Fri Jun 15 2018, 7:11 PM - 9:53 PM EDT

Att. 45,112 - Clear - 74 F

livebaseballscorecards.com

AB	32
R	5
H	9
RBI	5
BB	1
SO	6
LOB	16

Batter	1	2	3	4	5	6	7	8	9	AB	R	H	RBI	BB	SO	LOB
5 Matt Duffy, R (1, 5) OBP: 0.350, SLG: 0.429	F FF 98 C FF 98 X FF 98 0-2 ① G1-3		S FF 98 S SL 90 F FF 100 X SL 87 0-2 ③ G3			F FF 99 F SL 89 X SL 89 0-2 ② L4			C FF 91 S FS 84 B FS 84 X FS 83 1-2 HR	4	1	1	1	0	0	0
9 Jake Bauers, L (1, 10) OBP: 0.366, SLG: 0.500	X FF 97 0-0 1 CS 1B			C CH 87 C CH 89 B SL 90 B FF 98 B SL 89 B CH 88 4-2 44 WP BB		C CH 87 C CH 90 B FF 99 B FF 100 S FF 100 2-3 ③ K			F FF 92 C SL 85 F FS 84 F FF 93 B FS 84 F FS 85 F FF 92 X SL 85 1-2 3B	3	0	2	0	1	1	0
1 Willy Adames, R (1, 6) OBP: 0.278, SLG: 0.344	C SL 88 D SL 88 F FF 98 F FF 97 B SL 90 B FF 98 1 SAFE S SL 89 3-3 ②③ K 1-2			**B CH 87** **B CH 87** **1 SAFE** **C SL 89** 1 SAFE C SL 88 X FF 100 2-2 ① P3			B CH 86 X CH 87 1-0 ① F9		B FF 98 F FF 98 B FF 99 X FF 98 2-1 ① G3	4	0	0	0	0	1	3
44 C.J. Cron, R (1, 3) OBP: 0.325, SLG: 0.457		B FF 96 S FF 98 B CH 90 B FF 99 B FF 98 4-1 27 1B BB		B FF 98 B SL 89 S FF 98 C FF 99 C FF 100 2-3 ② K 1-2			F SL 89 F FF 100 S FF 99 0-3 ② K		X SI 99 0-0 ② G1-3	3	0	0	0	1	2	2
18 Joey Wendle, L (1, 4) OBP: 0.315, SLG: 0.364		C SL 90 F SL 90 T SL 89 0-2 ① K		C FF 99 F SL 89 X FF 100 0-2 ③ G5-3			B FF 97 F FF 98 C FF 99 X SL 88 1-2 1B		F SI 100 S FF 101 F FF 102 B FF 101 S SL 89 1-3 ③ K	4	0	1	0	0	2	3
27 Carlos Gómez, R (1, 9) OBP: 0.257, SLG: 0.330		B FF 98 F FF 99 X FF 99 1-1 0 G1-6-3 1-2 1B			S FF 98 B FF 100 F SL 90 X SL 89 1-2 ① P1		T FF 99 F FF 99 F FF 98 S SL 88 0-3 ③ K			3	0	1	0	0	1	1
0 Mallex Smith, L (1, 8) OBP: 0.347, SLG: 0.374		C CH 88 X CH 90 0-1 ②③ G1-6-3 1-2f			C SL 89 F FF 99 B CH 91 S FF 99 1-3 ② K			F CH 86 X CH 90 0-1 ① G3		3	0	0	0	0	1	2
10 Johnny Field, R (1, 7) OBP: 0.280, SLG: 0.434			F FF 96 C SL 88 B SL 88 F SL 87 B CH 91 S FF 99 2-3 ① K		C FF 100 F FF 99 B SL 89 B CH 91 S FF 99 2-3 ③ K			B FF 98 B CH 86 S FF 98 F FF 98 B FF 100 X FF 98 3-2 ② P3		3	0	0	0	0	2	0
45 Jesús Sucre, R (1, 2) OBP: 0.234, SLG: 0.208			B SL 87 S SL 89 X FF 99 1-1 ② F9			B FF 98 F FF 98 X FF 98 1-1 ① F9		X SL 89 0-0 ③ P4		3	0	0	0	0	0	0
Inning Stats	R: 0 E: 0 K: 1 S: 8 H: 1 LOB: 1 BB: 0 P: 11	R: 0 E: 0 K: 1 S: 8 H: 1 LOB: 1 BB: 1 P: 13	R: 0 E: 0 K: 1 S: 10 H: 0 LOB: 0 BB: 0 P: 13	R: 0 E: 0 K: 1 S: 11 H: 0 LOB: 1 BB: 1 P: 19	R: 0 E: 0 K: 2 S: 9 H: 0 LOB: 0 BB: 0 P: 13	R: 0 E: 0 K: 1 S: 8 H: 0 LOB: 0 BB: 0 P: 11	R: 0 E: 0 K: 2 S: 11 H: 1 LOB: 1 BB: 0 P: 13	R: 0 E: 0 K: 0 S: 6 H: 0 LOB: 0 BB: 0 P: 9	R: 1 E: 0 K: 1 S: 17 H: 2 LOB: 1 BB: 0 P: 22	1B: 3 2B: 1 3B: 1 HR: 1	SF: 0 SAC: 0 DP: 2 HBP: 0			WP: 1 PB: 0 SB: 0 CS: 1	PA: 32		

TOP

Tampa Bay Rays @ New York Yankees

Yankee Stadium, Bronx, NY

Sat Jun 16 2018, 1:11 PM - 3:58 PM EDT

Att. 46,249 - Sunny - 81 F

livebaseballscorecards.com

AB	30
R	1
H	5
RBI	1
BB	2
SO	10
LOB	11

PITCHER		IP	WLS	BF	H	R	ER	SO	BB	IBB	HBP	BLK	WP	HR	S	P	ERA	WHIP
40 Luis Severino, R ERA: 2.09	(1, 1)	8.0	W	27	3	0	0	9	2	0	0	0	1	0	71	102	0.00	0.625
45 Chasen Shreve, L ERA: 4.56	(9, 1)	0.0		2	2	1	1	0	0	0	0	0	0	1	10	12	∞	∞
54 Aroldis Chapman, L ERA: 1.17	(9, 1)	1.0	S	3	0	0	0	1	0	0	0	0	0	0	7	10	0.00	0.000

PITCHER		IP	WLS	BF	H	R	ER	SO	BB	IBB	HBP	BLK	WP	HR	S	P	ERA	WHIP

Tampa Bay Rays @ New York Yankees

Yankee Stadium, Bronx, NY

Sat Jun 16 2018, 1:11 PM - 3:58 PM EDT

Att. 46,249 - Sunny - 81 F

BOTTOM

livebaseballscorecards.com

Batter	1	2	3	4	5	6	7	8	9	AB	R	H	RBI	BB	SO	LOB
11 Brett Gardner, L (1, 7) OBP: 0.350, SLG: 0.384	B FF 97 B FF 98 B FF 97 C FF 97 X FF 98 3-1 G6-3 ①	S CU 77 S CU 78 D CU 76 B CU 77 D CH 82 X CU 79 3-2 L8 ③		C FC 88 X CU 77 0-1 L7 ②		B FF 92 C CU 82 X CH 86 1-1 L7 ②				4	0	0	0	0	0	2
99 Aaron Judge, R (1, 10) OBP: 0.397, SLG: 0.571	B FF 99 B SL 88 C SL 88 B FF 99 C FF 99 F FF 100 X SL 88 3-2 2B		B FF 88 F CU 76 B CH 81 X CH 81 2-1 18 1B 2B	B FC 88 B CU 78 C FF 90 F FC 88 B FF 91 X FC 88 3-2 E6		B CU 83 B FF 92 F FF 92 X SL 88 2-1 G1-4-3 ③				4	1	2	0	0	0	0
18 Didi Gregorius, L (1, 6) OBP: 0.327, SLG: 0.485	F FF 99 B FF 99 F FF 99 B FF 99 S FS 88 2-3 K2-3 ②		C CU 79 B FF 90 S CU 79 B CU 78 X FF 91 2-2 33 S 2-H 1B	C FC 88 B FF 92 S CU 80 X CU 78 1-2 P6 ③			C FF 92 C FF 92 B CU 83 F FF 92 B CH 87 S CU 84 2-3 K ①			4	0	1	1	0	2	2
27 Giancarlo Stanton, R (1, 9) OBP: 0.315, SLG: 0.477	B FF 99 F SL 89 X FS 89 1-1 P6 ③		B FF 90 S CH 82 B FF 90 B FC 88 C CH 82 F CU 79 X CH 81 3-2 G5-3 ①		C FC 87 S CH 80 B FF 89 B CU 78 X CH 81 2-2 HR		B FF 92 S SL 88 X FF 92 1-1 P3 ②			4	1	1	1	0	0	2
24 Gary Sánchez, R (1, 2) OBP: 0.295, SLG: 0.443		X FF 98 0-0 P5 ①	B FF 89 C CH 81 C FF 90 D CU 78 F FF 90 F FC 88 F FF 91 S CH 83 2-3 K ②		F FC 87 B SI 90 F FC 87 X FF 90 1-2 HR		C CU 84 B FF 93 B SL 88 F CU 84 S CU 84 2-3 K ③			4	1	1	1	0	2	1
33 Greg Bird, L (1, 3) OBP: 0.294, SLG: 0.500		B FF 89 B FF 89 B FF 89 B FF 89 4-0 31 1B 25 2B BB	D FF 90 B CU 79 F CU 79 C FF 92 B CU 79 F CU 79 B CU 77 4-2 31 BB 2-3 BB		X FC 86 0-0 F8 ①			B CU 80 F CU 82 X FF 92 1-1 41 G5-3-6 31 G4-3 1B		2	1	1	0	2	0	0
31 Aaron Hicks, S (1, 8) OBP: 0.338, SLG: 0.420		B FF 89 B FC 87 X FF 89 2-0 25 2B 1-2 1B	B FF 90 C FF 90 D CH 81 F FC 86 B FC 89 D CH 82 4-2 1-2 BB		F FF 88 T FC 86 F CU 77 B CH 81 X FC 86 1-2 F8 ②			B FF 92 X CH 86 1-0 G4-3 ① 1-2		3	0	1	0	1	0	1
41 Miguel Andujar, R (1, 5) OBP: 0.325, SLG: 0.525		C CH 81 X CU 78 0-1 F7 ②	C FC 88 F CH 82 B FF 91 S FF 91 1-3 K ③		S CU 77 B FC 85 B CH 80 C FC 86 S CU 78 2-3 K ③			B FF 92 X CU 82 1-0 G5-3-6 ② ③ 2-3f		4	0	0	0	0	2	6
25 Gleyber Torres, R (1, 4) OBP: 0.348, SLG: 0.571		S CH 82 B CH 81 B CU 79 B FC 88 X CH 82 3-1 1-3 2-H 2B		C FF 89 B FC 87 F FC 87 T CH 82 1-2 K ①		X FF 92 0-0 G5-3 ①				3	0	1	1	0	1	0
Inning Stats	R: 0 H: 1 E: 0 LOB: 1 K: 1 BB: 0 S: 11 P: 20	R: 1 H: 2 E: 0 LOB: 2 K: 0 BB: 1 S: 9 P: 21	R: 1 H: 2 E: 0 LOB: 3 K: 2 BB: 2 S: 23 P: 41	R: 0 H: 0 E: 1 LOB: 1 K: 1 BB: 0 S: 11 P: 16	R: 2 H: 2 E: 0 LOB: 0 K: 1 BB: 0 S: 14 P: 20	R: 0 H: 0 E: 0 LOB: 0 K: 0 BB: 0 S: 5 P: 8	R: 0 H: 0 E: 0 LOB: 0 K: 2 BB: 0 S: 9 P: 14	R: 0 H: 1 E: 0 LOB: 0 K: 0 BB: 0 S: 4 P: 7		1B: 3 SF: 0 2B: 4 SAC: 0 3B: 0 DP: 1 HR: 2 HBP: 0					WP: 0 PA: 35 PB: 0 SB: 1 CS: 0	

	AB	32
	R	4
	H	8
	RBI	4
	BB	3
	SO	7
	LOB	14

PITCHER		IP	WLS	BF	H	R	ER	SO	BB	IBB	HBP	BLK	WP	HR	S	P	ERA	WHIP
55 Ryne Stanek, R ERA: 2.55	(1, 1)	1.1		5	1	0	0	1	0	0	0	0	0	0	12	21	0.00	0.750
48 Ryan Yarbrough, L ERA: 4.21	(2, 1)	3.2	L	21	6	4	4	4	3	0	0	0	0	2	56	97	9.82	2.455
50 Austin Pruitt, R ERA: 4.22	(6, 1)	3.0		9	1	0	0	2	0	0	0	0	0	0	18	29	0.00	0.333

PITCHER	IP	WLS	BF	H	R	ER	SO	BB	IBB	HBP	BLK	WP	HR	S	P	ERA	WHIP

Tampa Bay Rays @ New York Yankees

Yankee Stadium, Bronx, NY

Sun Jun 17 2018, 2:08 PM - 4:53 PM EDT

Att. 46,400 - Sunny - 90 F

livebaseballscorecards.com

Batter	1	2	3	4	5	6	7	8	9	AB	R	H	RBI	BB	SO	LOB
5 Matt Duffy, R (1, 5) OBP: 0.360, SLG: 0.439	C SI 90 X SI 90 0-1 G6-3	F SL 81 C FC 91 X SL 81 0-2 2-H 3-H 1B			L FC 88 H FC 89 1-1 9 FC3-6 HBP		X CH 83 0-0 1B		B FF 91 F SL 84 X FF 90 1-1 2B	4	0	3	2	0	0	0
9 Jake Bauers, L (1, 3) OBP: 0.348, SLG: 0.450	C FC 91 C SL 79 B SL 80 S SI 92 1-3 K		B B SI 90 B SL 80 B FC 91 4-0 40 G5-4-3 BB		C SI 91 X SL 81 0-1 FC3-6 40 1B 1-2f		C SI 90 F SI 91 F SI 92 S SL 80 0-3 K		S CH 84 B CH 84 B FF 91 X CH 84 2-1 L7	4	0	0	0	1	2	3
40 Wilson Ramos, R (1, 2) OBP: 0.329, SLG: 0.438	S SL 81 S FC 90 B FC 91 B SL 79 X FC 90 2-2 1B		C CH 84 B FC 90 X CH 84 1-1 G5-4-3 1-2f		D CH 84 X FC 90 1-0 1-2 1B		X FC 90 0-0 G5-3			4	0	2	0	0	0	2
44 C.J. Cron, R (1, 10) OBP: 0.321, SLG: 0.450	C SL 79 F FC 91 S CH 85 0-3 K		C FC 90 F FC 91 B CH 83 B FC 89 F FC 90 X CH 83 2-2 G5-3		C FC 90 S FC 90 S FC 90 0-3 K			C FC 88 S FC 88 S FC 88 0-3 K		4	0	0	0	0	3	3
1 Willy Adames, R (1, 4) OBP: 0.275, SLG: 0.333		C SI 91 C FC 89 X SL 79 0-2 11 1B 27 2B 1B		C SI 90 F FC 89 B FC 89 B CH 84 F SI 91 F FC 91 S FC 89 2-3 K	B FC 90 X FC 90 1-0 P6			C FC 88 C SL 79 S FC 89 0-3 K		4	1	1	0	0	2	2
11 Adeiny Hechavarría, R (1, 6) OBP: 0.315, SLG: 0.353		B SI 92 X SL 80 1-0 27 2B 1-3 5 1B 1B		B SI 91 C FC 90 X FC 91 1-1 27 1B 1B		X SI 90 0-0 G5-3		B FC 89 C FC 90 B SL 80 X FC 90 2-1 1B		4	1	3	0	0	0	0
27 Carlos Gómez, R (1, 9) OBP: 0.261, SLG: 0.338		X FC 90 0-0 5 1B 1-3 3-H 2B		B SL 81 S SL 80 F SI 92 B CH 84 B SL 80 X CH 83 3-2 1-3 1B		F FC 89 X FC 88 0-1 P3		F SL 83 1 SAFE B FF 89 S SL 83 S SL 82 1-3 K		4	1	2	1	0	1	1
8 Rob Refsnyder, R (1, 7) OBP: 0.314, SLG: 0.274 0 Mallex Smith, L (9, PH) OBP: 0.346, SLG: 0.372 (9, 8)		C FC 90 F FC 91 B SL 80 X SL 81 1-2 P3		L FC 90 T FC 91 F FC 90 C SL 82 0-3 K		X FC 87 0-0 F8			B CH 84 F CH 82 X SL 84 1-1 G1-3	3 1	0 0	0 0	0 0	0 0	1 0	4 0
10 Johnny Field, R (1, 8) OBP: 0.272, SLG: 0.421 (9, 7)		B FC 91 F FC 91 F CH 85 B SL 81 S FC 92 2-3 K		F FF 91 X FC 91 0-1 L7			C FC 88 B SL 80 F FC 88 S CH 82 1-3 K		C SL 84 X FF 90 0-1 P3	4	0	0	0	0	2	4

TOP	
AB	36
R	3
H	11
RBI	3
BB	1
SO	11
LOB	19

Inning Stats	1	2	3	4	5	6	7	8	9	1B	SF	WP	PA
R	0	3	0	0	0	0	0	0	0	9	0	0	38
E	0	0	0	0	0	0	0	0	0	2B	SAC	0	
K	2	1	0	2	1	0	2	3	0	0	0	PB	0
S	11	14	6	16	8	4	9	11	8	3B	DP	1	SB
H	1	4	0	2	1	0	1	1	1	0	0	0	
LOB	1	1	0	2	2	0	1	1	1	HR	HBP	CS	
BB	0	0	1	0	0	0	0	0	0	0	1	0	
P	14	18	13	22	11	4	10	14	12				

PITCHER		IP	WLS	BF	H	R	ER	SO	BB	IBB	HBP	BLK	WP	HR	S	P	ERA	WHIP
52 CC Sabathia, L ERA: 3.3	(1, 1)	7.2	L	33	10	3	3	10	1	0	1	0	0	0	76	102	3.52	1.435
43 Adam Warren, R ERA: 1.93	(8, 1)	1.1		5	1	0	0	1	0	0	0	0	0	0	11	16	0.00	0.750

PITCHER	IP	WLS	BF	H	R	ER	SO	BB	IBB	HBP	BLK	WP	HR	S	P	ERA	WHIP

BOTTOM

Tampa Bay Rays @ New York Yankees
Yankee Stadium, Bronx, NY
Sun Jun 17 2018, 2:08 PM - 4:53 PM EDT
Att. 46,400 - Sunny - 90 F

livebaseballscorecards.com

Batter	1	2	3	4	5	6	7	8	9	AB	R	H	RBI	BB	SO	LOB
31 Aaron Hicks, S (1, 8) OBP: 0.339, SLG: 0.435	G4-3		P3		HR		1B		P5	5	1	2	1	0	0	1
99 Aaron Judge, R (1, 9) OBP: 0.395, SLG: 0.565	K		G5-3		18 BB		K			3	0	0	0	1	2	1
18 Didi Gregorius, L (1, 6) OBP: 0.333, SLG: 0.496	3B		G3		BB			33 G4-3 27 E 1B		3	0	2	0	1	0	0
27 Giancarlo Stanton, R (1, 7) OBP: 0.318, SLG: 0.475	BB			24 FC5-4 1B	K			K		3	0	1	0	1	2	3
33 Greg Bird, L (1, 10) OBP: 0.292, SLG: 0.485	F7			K		41 G6-4-3 1B		G4-3		4	0	1	0	0	1	4
24 Gary Sánchez, R (1, 2) OBP: 0.294, SLG: 0.440		41 FC6-4 1B		FC5-4		F7		K		4	0	1	0	0	1	3
41 Miguel Andujar, R (1, 5) OBP: 0.319, SLG: 0.516		FC6-4 14 G5-3		K		G6-4-3			K	4	0	0	0	0	2	3
14 Neil Walker, S (1, 3) OBP: 0.276, SLG: 0.286		G5-3			K		K		31 DI BB	3	0	0	0	1	2	1
25 Gleyber Torres, R (1, 4) OBP: 0.341, SLG: 0.557		K			G5-3		G6-3		K	4	0	0	0	0	2	2

	AB	33
	R	1
	H	7
	RBI	1
	BB	4
	SO	12
	LOB	18

Inning Stats										
1	R: 0	H: 1	E: 0	LOB: 2	K: 1	BB: 1	S: 15	P: 24		
2	R: 0	H: 1	E: 0	LOB: 1	K: 1	BB: 0	S: 10	P: 15		
3	R: 0	H: 0	E: 0	LOB: 0	K: 0	BB: 0	S: 6	P: 10		
4	R: 0	H: 1	E: 0	LOB: 1	K: 2	BB: 0	S: 11	P: 16		
5	R: 1	H: 1	E: 0	LOB: 2	K: 2	BB: 2	S: 12	P: 23		
6	R: 0	H: 1	E: 0	LOB: 0	K: 0	BB: 0	S: 7	P: 10		
7	R: 0	H: 1	E: 0	LOB: 1	K: 2	BB: 0	S: 9	P: 14		
8	R: 0	H: 1	E: 1	LOB: 1	K: 2	BB: 0	S: 9	P: 13		
9	R: 0	H: 0	E: 0	LOB: 1	K: 2	BB: 1	S: 8	P: 16		

| | | | | | | | | | |

Batter	1	2	3	4	5	6	7	8	9	AB	R	H	RBI	BB	SO	LOB
31 Aaron Hicks, S (1, 8) OBP: 0.341, SLG: 0.455	B SI 95 X SI 95 1-0 27 1B 2B		B SI 92 C CH 88 F SI 94 X CH 88 1-2 ② G6-3		B CH 88 B SI 95 F SI 95 B SI 95 X SI 94 3-1 1-H HR		C FC 91 1 SAFE B CU 76 C CH 88 F FC 92 B FC 93 S CU 80 2-3 ① K 1-2	C FF 92 1 SAFE B SL 84 D SL 85 B FF 92 X FF 91 3-1 ③ F8		5	2	2	2	0	1	2
99 Aaron Judge, R (1, 9) OBP: 0.395, SLG: 0.558	B SI 95 T FC 88 C FC 87 F CU 79 B SI 96 F FC 88 S FC 88 2-3 ① K		B SI 95 B FC 88 B SI 96 F SI 95 B SI 95 4-1 18 S BB		C FC 88 C SI 95 B SI 96 B FC 90 B FC 89 S SI 96 3-3 ② K		B FF 92 B FF 92 B FC 94 B FF 93 4-0 27 2B BB		C SI 91 B SL 83 X SI 92 1-1 ① G5-3	3	0	0	0	2	2	1
18 Didi Gregorius, L (1, 6) OBP: 0.331, SLG: 0.490	B SI 95 X SI 95 1-0 ② L4		B SI 94 B SI 94 F SI 94 1 SAFE C SI 95 B SI 95 X CH 88 3-2 ③ G4-3 1-2		S FC 89 B CH 88 B CH 87 X SI 96 2-1 27 CS 1B		X SI 94 0-0 ② F4		C SI 92 C SL 83 B SI 93 F SL 83 X SL 83 1-2 ② F9	5	0	1	0	0	0	4
27 Giancarlo Stanton, R (1, 7) OBP: 0.326, SLG: 0.485	B SI 95 B FC 88 X FC 88 2-0 2-H 1B			C SI 94 B CH 86 B FC 89 B FC 89 C SI 96 X SI 95 3-2 25 G5-4-3 1B	1 SAFE 1 SAFE B SI 94 1-0 ③ CS 1-2	B S FC 86 B SI 94 C CU 76 S SI 94 2-3 ① K	B SI 93 B CH 84 B SI 94 X CH 87 3-0 1-3 2-H 2B		B SI 93 B SI 92 X SI 93 2-0 1B	5	0	4	2	0	1	0
25 Gleyber Torres, R (1, 4) OBP: 0.342, SLG: 0.550	S FC 90 C SI 93 B FC 88 F FC 88 1 SAFE X FC 88 1-2 ③ F8			X SI 94 0-0 ①② G5-4-3 1-2f		B FC 87 X FC 87 1-0 33 BB 1B	0-0 IBB		F SI 93 D SI 89 X SI 93 1-1 ③ F8	4	0	1	0	1	0	3
33 Greg Bird, L (1, 3) OBP: 0.303, SLG: 0.471		X SI 94 0-0 ① G4-3		B CH 87 C SI 96 B FC 90 S SI 96 B CU 78 B SI 95 4-2 BB		B FF 92 B FF 92 B FF 91 B FF 91 4-0 1-2 BB	C SI 93 X SI 94 0-1 ③ L8			2	0	0	0	2	0	3
41 Miguel Andujar, R (1, 5) OBP: 0.314, SLG: 0.507		C SI 93 B CH 87 B FC 88 B FC 89 F SI 96 X SI 96 3-2 ② G5-3		B SI 94 C FC 88 C FC 88 C FF 95 1-3 ③ K		X FC 90 0-0 ② P2		C FF 91 B SL 80 B SL 80 F FF 91 F FF 90 B FF 91 F SL 80 X FF 91 3-2 ① F7		4	0	0	0	0	1	3
28 Austin Romine, R (1, 2) OBP: 0.393, SLG: 0.554		F FC 90 B SI 96 B SI 96 F FC 88 X SI 95 2-2 ③ G4-3			B SI 95 C SI 94 B CH 86 F FC 87 F SI 94 X FC 89 2-2 55 FC1-6 1B	B FF 90 B FF 91 C FC 92 X FC 92 2-1 ③ F9		B FF 91 X FF 90 1-0 ② F8		4	0	1	0	0	0	2
55 Sonny Gray, R (1, 1) 56 Jonathan Holder, R (6, 1) 77 Clint Frazier, R (7, PH) OBP: 0.583, SLG: 0.500 30 David Robertson, R (7, 1) 14 Neil Walker, S (8, PH) OBP: 0.280, SLG: 0.286 68 Dellin Betances, R (8, 1) 54 Aroldis Chapman, L (9, 1)			X FF 94 0-0 ① L3		1 SAFE L SI 92 M SI 94 F FC 87 X SI 94 0-2 ① FC1-6 31 HR 1-2f		T FC 90 H FF 91 1-1 31 E 27 2B HBP	C FF 91 B SL 82 B SL 82 F FF 92 B SL 82 B FF 91 4-2 BB		2 0 0 0 0 0 0 0	1 0 1 0 0 0 0 0	0 0 0 0 0 1 0 0	0 0 0 0 0 0 0 0	0 0 0 0 0 0 0 0	0 0 0 0 0 0 0 0	1 0 0 0 0 0 0 0
Inning Stats	R: 1 E: 0 K: 1 S: 12 H: 2 LOB: 1 BB: 0 P: 19	R: 0 E: 0 K: 0 S: 7 H: 0 LOB: 0 BB: 0 P: 12	R: 0 E: 0 K: 0 S: 8 H: 0 LOB: 1 BB: 1 P: 16	R: 0 E: 0 K: 1 S: 9 H: 1 LOB: 1 BB: 1 P: 17	R: 2 E: 0 K: 1 S: 15 H: 3 LOB: 0 BB: 0 P: 26	R: 0 E: 0 K: 1 S: 7 H: 1 LOB: 2 BB: 1 P: 16	R: 1 E: 1 K: 1 S: 9 H: 1 LOB: 3 BB: 2 P: 19	R: 0 E: 0 K: 0 S: 10 H: 0 LOB: 1 BB: 1 P: 21	R: 0 E: 0 K: 0 S: 9 H: 1 LOB: 1 BB: 0 P: 14	1B: 6 2B: 2 3B: 0 HR: 1	SF: 0 SAC: 0 DP: 1 HBP: 1					

PITCHER		IP	WLS	BF	H	R	ER	SO	BB	IBB	HBP	BLK	WP	HR	S	P	ERA	WHIP
23 Erick Fedde, R ERA: 5.63	(1, 1)	5.1	L	23	7	3	3	4	2	0	0	0	0	1	55	97	5.06	1.688
55 Tim Collins, L ERA:	(6, 1)	0.0		1	0	0	0	0	1	0	0	0	0	0	0	4	∞	∞
51 Wander Suero, R ERA: 3.63	(6, 1)	1.0		5	0	1	1	1	1	0	1	0	0	0	8	17	9.00	1.000
36 Sammy Solís, L ERA: 3.28	(7, 1)	0.2		4	1	0	0	0	0	1	0	0	0	0	4	7	0.00	1.500
27 Shawn Kelley, R ERA: 4.11	(8, 1)	1.0		4	0	0	0	0	1	0	0	0	0	0	10	21	0.00	1.000

PITCHER		IP	WLS	BF	H	R	ER	SO	BB	IBB	HBP	BLK	WP	HR	S	P	ERA	WHIP
33 Matt Grace, L ERA: 3.38	(9, 1)	1.0		4	1	0	0	0	0	0	0	0	0	0	9	14	0.00	1.000

TOP

New York Yankees @ Washington Nationals

Nationals Park, Washington, DC

Mon Jun 18 2018, 6:47 PM - 10:12 PM EDT

Att. 42,723 - Partly Cloudy - 88 F

livebaseballscorecards.com

AB	34
R	4
H	9
RBI	4
BB	6
SO	5
LOB	19

BOTTOM

New York Yankees @ Washington Nationals

Nationals Park, Washington, DC

Mon Jun 18 2018, 6:47 PM - 10:12 PM EDT

Att. 42,723 - Partly Cloudy - 88 F

livebaseballscorecards.com

Batter	1	2	3	4	5	6	7	8	9	AB	R	H	RBI	BB	SO	LOB
2 Adam Eaton, L (1, 9) OBP: 0.387, SLG: 0.509	C FF 93 B ST 84 C FF 94 S CU 83 1-3 ① K		B CU 80 X FF 93 1-0 1B		X SI 91 0-0 7 HBP 1B		C FC 94 B FC 93 C KC 83 X KC 85 1-2 ② G3-1		B FF 99 B FF 97 C FF 96 F SL 86 S FF 99 2-3 ② K	5	0	2	0	0	2	2
7 Trea Turner, R (1, 6) OBP: 0.341, SLG: 0.384	S FF 93 B SI 93 S ST 85 B CU 82 F ST 84 S SL 85 2-3 ② K2-3		C SI 93 1 SAFE F SI 93 X CU 83 0-2 ② F9		S ST 87 H SI 93 1-1 1-2 HBP		C KC 84 B KC 84 B FC 92 F KC 84 B KC 84 B KC 82 4-2 34 FC6 BB		C SL 86 B SL 87 C SL 88 B SI 100 F FF 100 X FF 100 2-2 ③ F9	3	0	0	0	1	1	3
34 Bryce Harper, L (1, 8) OBP: 0.351, SLG: 0.469	B SI 91 S CU 82 X CU 82 1-1 ③ G5-3		S SI 92 X SI 92 0-1 ③ G4-3		D CU 83 F SI 91 F SI 91 D CU 83 S CU 84 2-3 ③ K		X FC 94 0-0 ③ FC6 1-2f			4	0	0	0	0	1	4
6 Anthony Rendon, R (1, 5) OBP: 0.350, SLG: 0.455		B ST 83 C SI 94 F SI 93 X CU 82 1-2 14 WP 22 1B 14 G4-6-3 1B		C FF 93 B FF 94 F FF 95 B SI 96 B CU 83 X FF 95 3-2 22 G3 14 SF8 2B		T FF 92 B ST 85 B ST 86 B FF 94 C SI 94 B ST 86 4-2 22 1B BB		B FF 96 S FF 97 F FF 98 B SV 87 C SV 86 2-3 ① K		3	2	2	0	1	1	0
22 Juan Soto, L (1, 7) OBP: 0.411, SLG: 0.602		C FF 94 X CU 83 0-1 14 G4-6-3 14 WP 1 FC4-2-5 1-2 1B		X CU 83 0-0 ① G3 2-3		T CH 88 D CU 83 X SI 90 1-1 1-3 1B		B FF 99 C KC 84 C KC 84 C SV 87 1-3 ② K		4	0	2	0	0	1	1
14 Mark Reynolds, R (1, 3) OBP: 0.321, SLG: 0.535		B SL 82 B FF 94 C CU 81 X SI 94 2-1 ① G4-6-3 1-3 2-H		S ST 86 C ST 85 B FF 94 D ST 86 X ST 86 2-2 ② SF8 3-H		B FC 84 C FF 93 F FF 94 F SL 81 B FF 93 F FF 92 F FC 84 F FF 93 F SL 82 3-3 ① F FF 93 D SL 82 S FC 87 K		S FF 98 B FF 100 S KC 85 B SV 86 F FF 98 C SV 86 2-3 ③ K		3	0	0	2	0	2	3
1 Wilmer Difo, S (1, 4) OBP: 0.303, SLG: 0.343 20 Daniel Murphy, L (6, PH) OBP: 0.174, SLG: 0.182 (7, 4)		C ST 83 S FF 94 D CU 83 B CU 81 X FF 94 2-2 ② FC4-2-5 3-H		B CS 77 S SI 91 F FF 95 F ST 84 F FF 94 F ST 85 S CU 82 1-3 ③ K		1 SAFE C FF 93 S CH 85 S CH 84 0-3 ② K			B FF 97 X FF 98 1-0 2B	2 2	0 0	0 1	0 0	0 0	1 1	1 2
29 Pedro Severino, R (1, 2) OBP: 0.291, SLG: 0.241		F ST 85 C ST 86 B FF 94 S ST 86 1-3 ③ K			C FF 93 C SI 93 X FF 94 0-2 ① G3-1	C FC 86 D SL 82 F FC 86 B FF 93 X FC 84 2-2 ③ P6			S FF 100 B FF 99 C FF 98 B FF 100 B FF 98 F FF 98 S FF 98 3-3 ① K	4	0	0	0	0	2	4
23 Erick Fedde, R (1, 1) 55 Tim Collins, L (6, 1) 51 Wander Suero, R (6, 1) 36 Sammy Solís, R (7, 1) 8 Brian Goodwin, L (7, PH) OBP: 0.308, SLG: 0.279 27 Shawn Kelley, R (8, 1) 33 Matt Grace, L (9, 1) 3 Michael Taylor, R (9, PH) OBP: 0.304, SLG: 0.391			C SI 93 C SI 94 F CU 82 C FF 95 0-3 ① K		F SI 94 C SI 94 S SI 95 0-3 ② K		C KC 83 B FC 93 S KC 84 B KC 85 S KC 85 2-3 ① K		B FF 99 B FF 98 S FF 98 B SL 86 B SL 86 4-1 BB	2 0 0 0 0 1 0 0 0	0 0 0 0 0 0 0 0 0	0 0 0 0 0 0 0 0 0	0 0 0 0 0 0 0 0 1	0 0 0 0 0 0 0 0 0	2 0 0 0 0 1 0 0 0	0 0 0 0 0 0 0 0 0
Inning Stats	R: 0 E: 0 K: 2 S: 9 H: 0 LOB: 0 BB: 0 P: 13	R: 1 E: 0 K: 1 S: 13 H: 2 LOB: 1 BB: 0 P: 19	R: 0 E: 0 K: 1 S: 10 H: 1 LOB: 1 BB: 0 P: 11	R: 1 E: 0 K: 1 S: 14 H: 1 LOB: 0 BB: 0 P: 20	R: 0 E: 0 K: 2 S: 11 H: 1 LOB: 2 BB: 0 P: 14	R: 0 E: 0 K: 2 S: 19 H: 1 LOB: 2 BB: 1 P: 29	R: 0 E: 0 K: 1 S: 9 H: 0 LOB: 1 BB: 1 P: 16	R: 0 E: 0 K: 3 S: 10 H: 0 LOB: 0 BB: 0 P: 15	R: 0 E: 0 K: 2 S: 13 H: 1 LOB: 2 BB: 1 P: 25	1B: 5 2B: 2 3B: 0 HR: 0 SF: 1 SAC: 0 DP: 0 HBP: 1						

	AB	33
	R	2
	H	7
	RBI	2
	BB	3
	SO	15
	LOB	20

WP: 1 PA: 38
PB: 0
SB: 0
CS: 0

PITCHER		IP	WLS	BF	H	R	ER	SO	BB	IBB	HBP	BLK	WP	HR	S	P	ERA	WHIP
55 Sonny Gray, R ERA: 4.89	(1, 1)	5.0	W	23	6	2	2	7	1	0	1	0	1	0	61	86	3.60	1.400
56 Jonathan Holder, R ERA: 2.19	(6, 1)	1.0	H	3	0	0	0	2	0	0	0	0	0	0	15	20	0.00	0.000
30 David Robertson, R ERA: 3.58	(7, 1)	1.0	H	4	0	0	0	1	1	0	0	0	0	0	9	16	0.00	1.000
68 Dellin Betances, R ERA: 3.09	(8, 1)	1.0	H	3	0	0	0	3	0	0	0	0	0	0	10	15	0.00	0.000
54 Aroldis Chapman, L ERA: 1.14	(9, 1)	1.0	S	5	1	0	0	2	1	0	0	0	0	0	13	25	0.00	2.000

PITCHER	IP	WLS	BF	H	R	ER	SO	BB	IBB	HBP	BLK	WP	HR	S	P	ERA	WHIP

Batter	1	2	3	4	5	6	7	8	9	AB	R	H	RBI	BB	SO	LOB
9 Dee Strange-Gordon, L (1, 4) OBP: 0.310, SLG: 0.363	C SI 93 S CU 82 B CU 81 X SI 95 1-2 2 E 17 FC5-6-4 2B		B CU 81 X CH 88 1-0 ② G3			B CU 81 C CH 88 F CU 80 F CU 82 F FF 95 X CU 83 1-2 ② G3-1			C CU 80 B CU 81 X CH 87 1-1 ① G1-3	4	1	1	0	0	0	0
2 Jean Segura, R (1, 6) OBP: 0.358, SLG: 0.483	B FF 96 X CU 81 1-0 FC6 17 FC5-6-4 2-3		C FF 94 C SI 96 S FF 95 0-3 ③ K			B SI 95 X CH 89 1-0 ③ G5-3			C SL 86 F FF 95 B SL 87 F FF 96 S SL 87 1-3 ② K	4	0	0	0	0	2	1
17 Mitch Haniger, R (1, 9) (8, 8) OBP: 0.352, SLG: 0.504	1 SAFE F FF 94 B SI 96 F CH 87 1 SAFE D CU 82 X CU 82 2-2 ① FC5-6-4 23 S 1-2f 3-H			B CU 81 S CH 87 B FF 94 S CU 81 X FF 94 2-2 ① P4			B CH 87 F CH 86 B CU 82 F FF 94 B SI 95 S CH 88 3-3 ① K		C FF 95 B SL 86 B FF 95 B SL 87 X SL 86 3-1 ③ L5	4	0	0	1	0	1	1
23 Nelson Cruz, R (1, 10) OBP: 0.339, SLG: 0.532	D CU 83 1 SAFE F CH 88 D SI 96 S CU 81 B CU 81 1 SAFE S SI 96 3-3 ② K 1-2			C FF 94 S SI 96 C CU 84 0-3 ② K			X FF 95 0-0 HR			3	1	1	1	0	2	1
15 Kyle Seager, L (1, 5) OBP: 0.270, SLG: 0.408	B FF 96 C CH 87 B CH 88 C FF 95 C CU 81 2-3 ③ K			C CU 82 S CU 82 S CU 82 0-3 ③ K2-3			S CU 82 C CH 88 B CU 83 C FF 96 1-3 ② K			3	0	0	0	0	3	1
27 Ryon Healy, R (1, 3) OBP: 0.284, SLG: 0.478		B FF 94 B FF 94 C CU 81 F FF 94 S CU 83 2-3 ① K			F FF 94 B SI 95 F SI 95 X FF 96 1-2 ① F9		S CU 83 F CU 83 X FF 96 0-2 ③ P6			3	0	0	0	0	1	0
4 Denard Span, L (1, 7) OBP: 0.364, SLG: 0.408		C CU 80 C CH 89 B FF 95 F FF 96 B CU 84 F CH 88 X CU 82 2-2 ② L9			B SI 95 C FF 96 X CU 84 1-1 ② L3			B SI 93 S SI 94 B SI 93 C CU 80 F CU 81 S CU 80 2-3 ① K		3	0	0	0	0	1	0
3 Mike Zunino, R (1, 2) OBP: 0.261, SLG: 0.437		B FF 95 S CU 81 C SI 96 X SI 95 1-2 ③ G3			C CU 82 B SI 96 S CH 90 S CU 84 1-3 ③ K			B SL 86 S SL 87 B FF 95 C FF 94 S SL 86 2-3 ② K		3	0	0	0	0	2	0
5 Guillermo Heredia, R (1, 8) OBP: 0.339, SLG: 0.343 16 Ben Gamel, L (8, PH) OBP: 0.368, SLG: 0.403 (8, 9)			C FF 93 S CH 87 X FF 95 0-2 ① F9			C FF 93 B CU 82 B SI 94 C CH 88 B CU 82 X FF 95 3-2 ① F8			B CU 81 B SI 95 S CU 81 X SL 82 2-1 ③ F9	2 1	0 0	0 0	0 0	0 0	0 0	0 0
Inning Stats	R: 1 E: 1 K: 2 S: 13 H: 1 LOB: 1 BB: 0 P: 22	R: 0 E: 0 K: 1 S: 11 H: 0 LOB: 0 BB: 0 P: 16	R: 0 E: 0 K: 1 S: 7 H: 0 LOB: 0 BB: 0 P: 8	R: 0 E: 0 K: 2 S: 9 H: 0 LOB: 0 BB: 0 P: 11	R: 0 E: 0 K: 1 S: 8 H: 0 LOB: 0 BB: 0 P: 11	R: 0 E: 0 K: 0 S: 9 H: 0 LOB: 0 BB: 0 P: 14	R: 1 E: 0 K: 2 S: 10 H: 1 LOB: 0 BB: 0 P: 14	R: 0 E: 0 K: 2 S: 9 H: 0 LOB: 0 BB: 0 P: 15	R: 0 E: 0 K: 1 S: 8 H: 0 LOB: 0 BB: 0 P: 13	1B: 0 2B: 1 3B: 0 HR: 1	SF: 0 SAC: 0 DP: 0 HBP: 0					

PITCHER	IP	WLS	BF	H	R	ER	SO	BB	IBB	HBP	BLK	WP	HR	S	P	ERA	WHIP
65 Domingo Germán, R (1, 1) ERA: 4.77	7.0	W	24	2	2	1	9	0	0	0	0	0	1	67	96	1.29	0.286
67 A.J. Cole, R (8, 1) ERA: 6.17	2.0		6	0	0	0	3	0	0	0	0	0	0	17	28	0.00	0.000

PITCHER	IP	WLS	BF	H	R	ER	SO	BB	IBB	HBP	BLK	WP	HR	S	P	ERA	WHIP

TOP

Seattle Mariners @ New York Yankees

Yankee Stadium, Bronx, NY

Tue Jun 19 2018, 7:10 PM - 9:37 PM EDT

Att. 45,122 - Clear - 88 F

livebaseballscorecards.com

AB	30
R	2
H	2
RBI	2
BB	0
SO	12
LOB	4

1B: 0	SF: 0	WP: 0	PA: 30
2B: 1	SAC: 0	PB: 0	
3B: 0	DP: 0	SB: 1	
HR: 1	HBP: 0	CS: 0	

BOTTOM

Seattle Mariners @ New York Yankees

Yankee Stadium, Bronx, NY

Tue Jun 19 2018, 7:10 PM - 9:37 PM EDT

Att. 45,122 - Clear - 88 F

livebaseballscorecards.com

Batter	1	2	3	4	5	6	7	8	9	AB	R	H	RBI	BB	SO	LOB
31 Aaron Hicks, S (1, 8) OBP: 0.348, SLG: 0.477	C FF 90 S CU 79 S CU 80 0-3 ① K	C FF 90 X FC 87 0-1 27 G6-4-3 1B	1 SAFE X CH 83 0-0 1-H HR	F FF 93 S CH 86 B CH 88 1 SAFE X FF 93 1-2 99 1B 1-3 1B			4	1	3	2	0	1	0
99 Aaron Judge, R (1, 9) OBP: 0.394, SLG: 0.553	S FF 91 B CH 85 C CH 84 F CU 81 C FC 88 1-3 ② K	C FF 92 B CH 84 1 SAFE X FF 92 1-1 ① F9	C FF 91 X FC 87 0-1 ① G5-3	C SL 81 1 SAFE B SL 82 X FF 94 1-1 1-2 3-H 1B			4	0	1	1	0	1	1
27 Giancarlo Stanton, R (1, 10) OBP: 0.325, SLG: 0.493	X CU 79 0-0 HR	C FC 89 1 SAFE X CH 85 0-1 ②③ G6-4-3 1-2f	B FC 88 S FF 91 B FF 91 F FF 91 X FC 87 2-2 ② P5	S SL 83 B SL 81 D FF 92 S FF 94 S CH 86 2-3 ② K			4	1	1	1	0	1	3
18 Didi Gregorius, L (1, 6) OBP: 0.330, SLG: 0.486	T FF 92 F FC 87 B FC 87 X CU 80 1-2 1B	C FF 90 F FF 91 B FF 91 B FC 88 F FF 91 S FC 88 2-3 ① K	F FF 91 S FC 87 B FC 86 F FF 90 S FC 87 1-3 ③ K	F FF 93 S CH 87 D CH 88 B FF 93 F FF 94 X CH 87 2-2 ③ F8			4	0	1	0	0	2	2
24 Gary Sánchez, R (1, 2) OBP: 0.290, SLG: 0.432	B FF 92 F CH 85 X CH 85 1-1 ③ L7	C CU 79 S FF 91 X FC 88 0-2 ② L7	C FF 90 F FC 86 X FF 91 0-2 ① F7	S SL 82 B SL 85 F FF 93 B CH 88 F CH 85 F FF 92 F SL 83 F CH 86 F CH 87 3-3 B FF 92 S CH 84 ① K			4	0	0	0	0	1	1
25 Gleyber Torres, R (1, 4) OBP: 0.346, SLG: 0.566	B FF 89 C CU 78 X CH 84 1-1 33 FC4-5 1B	B CU 80 B CU 77 X CH 84 2-0 ③ G6-3	C FF 90 X CU 80 0-1 ② G6-3	F FF 94 X FF 93 0-1 HR			4	1	2	1	0	0	0
33 Greg Bird, L (1, 3) OBP: 0.300, SLG: 0.451	C FF 91 X FC 87 0-1 ① FC4-5 77 FC6-4 1-2f	C CU 77 S FC 86 B FC 87 F FF 91 B FF 91 B FC 89 F FC 87 B CH 85 4-2 41 HR BB	X CU 78 0-0 ③ L3	C FF 95 S CH 85 B CH 88 S SL 86 1-3 ② K			3	1	0	0	1	1	1
41 Miguel Andujar, R (1, 5) OBP: 0.317, SLG: 0.519	S CU 80 F FC 86 X FC 88 0-2 ② F7	B CH 84 C CH 83 B FC 88 F CH 84 X CU 79 2-2 1-H HR	B CH 84 C FC 86 B CH 82 C FC 86 X FC 86 2-2 31 1B 99 1B	F SL 82 X FF 95 0-1 ③ P4			4	2	2	2	0	0	1
77 Clint Frazier, R (1, 7) OBP: 0.533, SLG: 0.455	B FF 92 F CH 85 B FC 87 B FC 88 X CH 84 3-1 ③ FC6-4 1-2f	B FF 91 X FF 91 1-0 31 HR 1B	S CU 79 C FC 86 C FF 90 0-3 ① K				3	1	1	0	0	1	2
Inning Stats	R: 1 E: 0 K: 2 S: 13 H: 2 LOB: 1 BB: 0 P: 16	R: 0 E: 0 K: 0 S: 9 H: 1 LOB: 1 BB: 0 P: 13	R: 0 E: 0 K: 0 S: 6 H: 1 LOB: 0 BB: 0 P: 7	R: 0 E: 0 K: 1 S: 8 H: 0 LOB: 0 BB: 0 P: 12	R: 4 E: 0 K: 1 S: 18 H: 3 LOB: 0 BB: 1 P: 28	R: 0 E: 0 K: 0 S: 6 H: 0 LOB: 0 BB: 0 P: 6	R: 1 E: 0 K: 2 S: 18 H: 3 LOB: 2 BB: 0 P: 26	R: 1 E: 0 K: 2 S: 15 H: 1 LOB: 0 BB: 0 P: 19		1B: 7 2B: 0 3B: 0 HR: 4	SF: 0 SAC: 0 DP: 1 HBP: 0			WP: 0 PB: 0 SB: 0 CS: 0	PA: 35	

	AB	34
	R	7
	H	11
	RBI	7
	BB	1
	SO	8
	LOB	11

PITCHER		IP	WLS	BF	H	R	ER	SO	BB	IBB	HBP	BLK	WP	HR	S	P	ERA	WHIP
32 Marco Gonzales, L ERA: 3.8	(1, 1)	6.1	L	27	8	6	6	5	1	0	0	0	0	3	66	90	8.53	1.421
52 Nick Rumbelow, R ERA: 3.38	(7, 1)	1.2		8	3	1	1	3	0	0	0	0	0	1	27	37	5.40	1.800

PITCHER	IP	WLS	BF	H	R	ER	SO	BB	IBB	HBP	BLK	WP	HR	S	P	ERA	WHIP

Batter	1	2	3	4	5	6	7	8	9	AB	R	H	RBI	BB	SO	LOB
9 Dee Strange-Gordon, L (1, 4) OBP: 0.312, SLG: 0.364	C FF 96 S CU 86 X CU 85 0-2 17 G4-3 2 1B 1B		C FF 94 B FF 94 F CH 88 B CU 84 F CH 88 F CU 84 S CU 85 2-3 K ①	C FF 93 B FS 84 D FS 85 B FS 85 S FS 84 X FS 85 3-2 2-H 3-H 1B		B FF 91 X FF 91 1-0 G1-3 ②		B FF 93 F CH 85 F CH 84 X FF 94 1-2 G6-3 ③		5	0	2	2	0	1	1
2 Jean Segura, R (1, 6) OBP: 0.359, SLG: 0.480	1 SAFE S CU 86 F FF 96 1 SAFE F FF 95 D CU 87 1 SAFE D CU 86 1 SAFE 2-2 X CU 87 17 G4-3 1-2 1B		F CU 85 F FF 95 F FF 96 F CU 86 B FF 96 B CU 86 T CU 84 2-2 K ②	F FF 92 S FF 92 X FF 93 0-2 F9 ③		B FF 91 C FF 92 S FS 86 B FF 92 B FS 86 F FF 92 F FS 86 B FF 92 4-2 BB			C FF 100 X FF 100 0-1 G6-3 ①	4	0	1	0	1	1	1
17 Mitch Haniger, R (1, 8) (7, 9) OBP: 0.350, SLG: 0.498	D CU 87 B FF 96 C FF 96 S CH 88 F CU 86 B FF 97 F CH 88 X FF 97 3-2 G4-3 ① ② 1-2f 2-3		C FF 96 B CH 88 B FF 97 X FF 96 2-1 1B	C FF 92 F FF 92 B FS 85 B FS 85 X FF 93 2-2 G4-3 ①	1 SAFE X FF 93 0-0 P3 ③				C FF 101 F FF 101 B SI 102 C SL 87 1-3 K ②	5	0	1	0	0	1	3
23 Nelson Cruz, R (1, 10) OBP: 0.336, SLG: 0.524	F CU 86 X FF 96 0-1 F8 ③		1 SAFE S CU 87 B FF 96 S FF 96 B CU 88 B FF 96 F CU 87 X FF 95 3-2 P4 ③	B FS 85 F FF 93 B FF 93 S FF 93 X FF 93 2-2 15 2B 4 SF8 1B			C FC 88 B FC 86 B FF 93 F FC 87 S FF 94 2-3 K ①		F FF 102 F FF 102 B SI 103 X SI 104 1-2 G4-3 ③	5	1	1	0	0	1	2
15 Kyle Seager, L (1, 5) OBP: 0.276, SLG: 0.413		B CU 83 B FF 95 C FF 96 B CU 85 B FF 96 4-1 16 FC5-6 27 1B BB	B CH 85 B CH 86 C FF 94 B FF 94 B FF 95 4-1 4 1B 4 E BB	X FF 92 0-0 1-3 27 1B 2B			C FF 94 B FF 94 B CH 85 X CH 86 2-1 F8 ②			2	2	1	0	2	0	0
4 Denard Span, L (1, 7) OBP: 0.362, SLG: 0.407 5 Guillermo Heredia, R (7, 8) OBP: 0.339, SLG: 0.343		C FF 95 B FF 94 F CH 88 C FF 96 1-3 K ①	X FF 94 0-0 E4 27 FC6-4 1-H 1B	C FF 93 D FS 86 F FF 93 D FS 84 X FS 85 2-2 SF8 ② 3-H			X FF 94 0-0 G6-3 ③			3 0	0 0	1 0	1 0	0 0	1 0	1 0
27 Ryon Healy, R (1, 3) OBP: 0.288, SLG: 0.479		C FF 96 D CU 86 B FF 96 1 SAFE S CU 86 D CU 85 X FF 95 3-2 16 FC5-6 1-2 1B	1 SAFE C FF 94 B FF 95 1 SAFE X CU 86 1-1 FC6-4 16 2B 9 1B ① 1-2f	C FF 93 F FF 92 X FF 93 0-2 2-H 1B				C FC 87 B FF 92 B FF 93 B FC 84 F FF 94 F FF 94 F FC 84 X FF 94 3-2 F9 ①		4	1	2	1	0	0	1
16 Ben Gamel, L (1, 9) (7, 7) OBP: 0.365, SLG: 0.406		B CU 88 D CH 89 C FF 96 X FF 96 2-1 FC5-6 ② 1-2f 2-3	F FF 94 B FF 94 X CH 87 1-1 9 1B 1-3 2B	B FF 93 C FF 93 C FF 92 B FF 93 D FS 86 X FF 93 3-2 F7 ③				F FF 94 C FF 94 B FF 93 S CH 86 1-3 K ②		4	1	1	0	0	1	3
3 Mike Zunino, R (1, 2) OBP: 0.261, SLG: 0.429		B FF 96 B CU 85 C FF 95 B FF 95 F FF 95 X CU 84 3-2 L5 ③	C FF 95 F FF 95 C FF 95 0-3 K ②		C FF 90 X FS 85 0-1 G5-3 ①			F FF 94 B FF 93 S FC 87 F FF 94 H FF 94 2-2 HBP		3	0	0	0	0	1	4
Inning Stats	R: 0 E: 0 K: 0 S: 14 H: 2 LOB: 1 BB: 0 P: 19	R: 0 E: 0 K: 1 S: 12 H: 1 LOB: 2 BB: 1 P: 25	R: 0 E: 0 K: 2 S: 16 H: 1 LOB: 1 BB: 0 P: 25	R: 3 E: 1 K: 1 S: 15 H: 3 LOB: 1 BB: 1 P: 24	R: 2 E: 0 K: 0 S: 16 H: 3 LOB: 1 BB: 0 P: 25	R: 0 E: 0 K: 0 S: 8 H: 0 LOB: 0 BB: 0 P: 10	R: 0 E: 0 K: 1 S: 6 H: 0 LOB: 0 BB: 0 P: 10	R: 0 E: 0 K: 1 S: 14 H: 0 LOB: 1 BB: 0 P: 21	R: 0 E: 0 K: 1 S: 8 H: 0 LOB: 0 BB: 0 P: 10	1B: 8 2B: 2 3B: 0 HR: 0 SF: 1 SAC: 0 DP: 1 HBP: 1						

TOP

Seattle Mariners @ New York Yankees

Yankee Stadium, Bronx, NY

Wed Jun 20 2018, 7:10 PM - 10:37 PM EDT

Att. 46,047 - Cloudy - 79 F

livebaseballscorecards.com

AB	35
R	5
H	10
RBI	4
BB	3
SO	7
LOB	16

WP: 0 PA: 40
PB: 0
SB: 0
CS: 0

PITCHER		IP	WLS	BF	H	R	ER	SO	BB	IBB	HBP	BLK	WP	HR	S	P	ERA	WHIP
38 Jonathan Loáisiga, R ERA: 3.12	(1, 1)	3.2		18	6	3	3	4	2	0	0	0	0	0	51	84	7.36	2.182
45 Chasen Shreve, L ERA: 4.91	(4, 1)	2.0		11	4	2	2	0	1	0	0	0	0	0	29	46	9.00	2.500
56 Jonathan Holder, R ERA: 2.0	(6, 1)	2.1		8	0	0	0	2	0	0	1	0	0	0	21	32	0.00	0.000
54 Aroldis Chapman, L ERA: 1.1	(9, 1)	1.0	W	3	0	0	0	1	0	0	0	0	0	0	8	10	0.00	0.000

PITCHER	IP	WLS	BF	H	R	ER	SO	BB	IBB	HBP	BLK	WP	HR	S	P	ERA	WHIP

BOTTOM

Seattle Mariners @ New York Yankees

Yankee Stadium, Bronx, NY

Wed Jun 20 2018, 7:10 PM - 10:37 PM EDT

Att. 46,047 - Cloudy - 79 F

livebaseballscorecards.com

Batter	1	2	3	4	5	6	7	8	9	AB	R	H	RBI	BB	SO	LOB
31 Aaron Hicks, S (1, 8) OBP: 0.345, SLG: 0.467	S SI 89 F CU 79 B CU 80 B SI 90 F CH 86 B CH 86 S CU 80 3-3 K ①		C CH 85 B SI 90 B CU 80 B CH 85 X SI 91 3-1 G4-3 ①		B CU 80 B CH 85 S CU 80 B CH 87 D SI 91 4-1 99 1B 99 E BB		S SI 96 B SI 97 B SI 96 F SI 96 S SI 97 2-3 K ①		B FF 96 B SI 94 C SI 96 X SI 96 2-1 G4-3 ①	4	1	0	0	1	2	1
99 Aaron Judge, R (1, 9) OBP: 0.397, SLG: 0.558	X SI 90 0-0 18 FC1-6-5-3 2B		C CU 80 C SI 90 B SI 88 F CH 86 S CU 81 1-3 K ②		B CU 81 B CH 85 S CH 86 B SL 82 S CH 86 F CU 80 X CH 86 3-2 E7 1-H 2-H 1B		B SI 95 F SI 96 X SI 95 1-1 2-3 1B		C SL 86 B FF 95 B FF 96 B SL 85 S FF 95 C FF 96 3-3 K ②	5	0	3	1	0	2	0
18 Didi Gregorius, L (1, 6) OBP: 0.328, SLG: 0.482	C CU 79 S CH 86 X CH 86 0-2 FC1-6-5-4 2-3 ②		C FF 92 F CU 81 B SI 92 X CH 86 1-2 G4-3 ③		B CU 78 B CH 85 F CH 85 F CU 80 F CH 87 B CH 85 F CU 79 X FF 90 3-2 F7 ③		B SI 95 F SI 97 X SI 96 1-1 SF7 3-H ②		C SI 95 B SI 95 X CH 89 1-1 27 HR 1B	4	1	1	1	0	0	2
27 Giancarlo Stanton, R (1, 10) OBP: 0.329, SLG: 0.504	C CU 81 B FF 87 F CH 87 S SI 90 1-3 K ③			C SL 82 B CH 86 C SI 90 B CU 82 B CH 87 F SI 90 X SI 90 3-2 24 G5-4-3 1B		H FF 92 1-0 24 HBP HBP	B FC 92 B FF 95 C FF 96 F FF 96 B FC 92 S FC 92 3-3 K ③		C SL 84 F FF 95 X SL 85 0-2 1-H HR	4	1	2	2	0	2	2
25 Gleyber Torres, R (1, 4) OBP: 0.344, SLG: 0.556		B CU 82 C CU 79 B CH 84 F SI 91 B CH 87 X CU 81 3-2 F9 ①		S SI 88 D CU 82 S CH 86 F CH 87 X SI 91 1-2 L9 ①		X FF 93 0-0 F8 ①		B FF 96 C FF 96 B FC 93 B FF 95 B FF 95 4-1 24 HR BB		3	1	0	0	1	0	2
24 Gary Sánchez, R (1, 2) OBP: 0.297, SLG: 0.448		X SI 91 0-0 33 1B 1B		S SI 88 S CH 87 F CH 86 F CU 82 X SI 88 0-2 ②③ G5-4-3 1-2f		B SL 87 B SL 88 H SI 94 3-0 1-2 HBP		C FF 96 B FC 91 X FC 91 1-1 1-H HR		3	1	2	2	0	0	1
33 Greg Bird, L (1, 3) OBP: 0.298, SLG: 0.440		B CU 81 D CU 80 C SI 91 X CH 86 2-1 1-3 1B			B CU 78 C SI 89 B CU 79 S SI 89 T CU 80 2-2 K ①	B FF 95 C FF 94 B FF 95 F FF 94 F FF 95 S FF 95 2-3 K ②		X FF 96 0-0 F7 ①		4	0	1	0	0	2	2
41 Miguel Andujar, R (1, 5) OBP: 0.316, SLG: 0.519		C CH 87 X CH 86 0-1 L5 ②			B SL 83 X SL 82 1-0 99 1B 2B	X FF 95 0-0 F9 ③		F FF 96 B FC 92 F FF 97 S FC 92 1-3 K ②		4	1	1	0	0	1	4
77 Clint Frazier, R (1, 7) OBP: 0.474, SLG: 0.467		C CU 80 C CH 87 B CH 86 S CH 87 1-3 K ③			F CU 80 S CH 86 B CH 85 D CH 87 T CH 87 2-2 K ②		C SI 96 B SI 96 B SI 96 C SI 96 F SI 96 X SI 97 2-2 99 1B 18 SF7 2B	X FF 96 0-0 L9 ③		4	1	1	0	0	2	3
Inning Stats	R: 0 E: 0 S: 11 H: 1 LOB: 1 P: 15	R: 0 E: 0 K: 1 S: 11 H: 2 LOB: 2 BB: 0 P: 17	R: 0 E: 0 K: 1 S: 9 H: 0 LOB: 0 BB: 0 P: 14	R: 0 E: 0 K: 0 S: 13 H: 1 LOB: 0 BB: 0 P: 17	R: 2 E: 1 K: 2 S: 17 H: 2 LOB: 1 BB: 1 P: 32	R: 0 E: 0 K: 1 S: 6 H: 0 LOB: 2 BB: 0 P: 12	R: 1 E: 0 K: 2 S: 14 H: 2 LOB: 1 BB: 0 P: 23	R: 2 E: 0 K: 1 S: 8 H: 1 LOB: 0 BB: 1 P: 14	R: 2 E: 0 K: 1 S: 10 H: 2 LOB: 0 BB: 0 P: 16	1B: 6 2B: 3 3B: 0 HR: 2	SF: 1 SAC: 0 DP: 1 HBP: 2	WP: 0 PB: 0 SB: 0 CS: 0	PA: 40				

	AB	35
	R	7
	H	11
	RBI	6
	BB	2
	SO	11
	LOB	17

PITCHER		IP	WLS	BF	H	R	ER	SO	BB	IBB	HBP	BLK	WP	HR	S	P	ERA	WHIP
34 Félix Hernández, R ERA: 5.14	(1, 1)	5.0		21	6	2	1	6	1	0	0	0	0	0	61	95	1.80	1.400
12 Juan Nicasio, R ERA: 5.16	(6, 1)	1.0	H	5	0	0	0	1	0	0	2	0	0	0	6	12	0.00	0.000
47 James Pazos, L ERA: 1.8	(7, 1)	0.2	H	4	2	1	1	1	0	0	0	0	0	0	11	17	13.50	3.000
48 Alex Colomé, R ERA: 4.45	(7, 1)	1.1	B	6	1	2	2	2	1	0	0	0	0	1	11	20	13.50	1.500
46 Ryan Cook, R ERA: 6.75	(9, 1)	0.2	L	4	2	2	2	1	0	0	0	0	0	1	10	16	27.00	3.000

PITCHER	IP	WLS	BF	H	R	ER	SO	BB	IBB	HBP	BLK	WP	HR	S	P	ERA	WHIP

Batter	1	2	3	4	5	6	7	8	9	AB	R	H	RBI	BB	SO	LOB
9 Dee Strange-Gordon, L (1, 4) OBP: 0.311, SLG: 0.362	B FF 96 F FF 97 L SL 88 B SL 87 F FF 98 F SL 88 X CH 89 2-2 ① F8		B SL 87 B FF 98 F FF 98 F FF 99 X FF 99 2-2 17 G5-3 1B		C FF 97 B CH 89 D SL 90 F FF 98 X SL 89 2-2 ② G4-3 2-3		1 SAFE F FC 92 X KC 86 0-1 ① SH2-3 1-2		F FF 100 F SL 89 S SL 88 0-3 ③ K	4	0	1	0	0	1	3
17 Mitch Haniger, R (1, 8) (8, 9) OBP: 0.345, SLG: 0.491	B SL 88 F FF 98 B FF 98 C SL 86 S SL 88 2-3 ② K		B FF 96 1 SAFE 1 SAFE F SL 89 B FF 96 1 SAFE X SL 92 2-1 ② G5-3 1-2		D SL 88 X FF 98 1-0 ③ L4		C FC 92 S KC 85 D KC 85 C FC 93 1-3 ② K			4	0	0	0	0	2	3
4 Denard Span, L (1, 7) OBP: 0.356, SLG: 0.399	X FF 97 0-0 ③ P6		C FF 97 C SL 89 D SL 90 B SL 87 B FF 98 F SL 90 F FF 99 C FF 99 3-3 ③ K			C FF 96 B SL 87 S SL 87 F FF 98 S SL 87 1-3 ① K	C FC 92 S KC 85 X KC 84 0-2 ③ G4-3			4	0	0	0	0	2	2
23 Nelson Cruz, R (1, 10) OBP: 0.342, SLG: 0.531		C FF 98 B SL 90 B FF 99 B CH 91 B FF 99 4-1 15 HR BB	C SL 86 B SL 88 X FF 97 1-1 2B		B CH 88 C FF 99 S SL 88 B SL 86 X CH 90 2-2 15 1B 16 1B 1B			B FF 98 C FF 99 C KC 86 S SV 88 1-3 ① K		3	2	2	0	1	1	0
15 Kyle Seager, L (1, 5) OBP: 0.279, SLG: 0.424		F FF 98 B FF 99 X CH 90 1-1 1-H HR	S FF 97 X FF 97 0-1 ① F7		C FF 98 S FF 98 F FF 99 X SL 88 0-2 16 1B 1-2 1B			B KC 84 S FF 100 C FF 100 B SV 89 B SV 89 S KC 85 3-3 ② K		4	1	2	2	0	1	1
27 Ryon Healy, R (1, 3) OBP: 0.296, SLG: 0.479 5 Guillermo Heredia, R (8, PR) OBP: 0.339, SLG: 0.343 (8, 8)		C FF 98 S SL 88 F SL 89 X FF 99 0-2 3 G5-4-3 1B	C FF 99 H FF 97 1-1 16 G4-6-3 HBP		S SL 88 S FF 97 F SL 89 X FF 97 0-2 ② F5			B KC 87 B FF 100 B FF 100 B FF 99 4-0 16 CS BB		2 0	0 0	1 0	0 0	1 0	0 0	2 0
16 Ben Gamel, L (1, 9) (8, 3) OBP: 0.362, SLG: 0.401		C FF 98 B FF 98 C SL 90 S SL 89 1-3 ① K	B FF 97 B SL 89 X FF 98 2-0 ② ③ G4-6-3 1-2f		F FF 98 B FF 100 X SL 89 1-1 1-2 2-H 1B			B FF 101 C FF 100 F FF 99 B SV 88 B FF 99 3-2 ③ CS 1-2	C FF 98 B FF 99 X FF 100 1-1 ① P6	4	0	1	1	0	1	3
3 Mike Zunino, R (1, 2) OBP: 0.266, SLG: 0.434 26 Chris Herrmann, L (9, PR) OBP: 0.250, SLG: 0.250		1 SAFE S FF 98 1 SAFE C SL 88 F SL 89 F SL 88 B SL 91 B SL 89 X SL 89 2-2 ② ③ G5-4-3 1-2f			B FF 97 C FF 98 B FF 98 X SL 88 2-1 9 G4-3 2B	S KC 84 D KC 85 C FC 92 X KC 86 1-2 ③ F9			B FF 100 B FF 98 F FF 96 S FF 99 B FF 100 F FF 99 B FF 100 4-2 7 G1-3 BB	3 0	0 0	1 0	0 0	1 0	0 0	3 0
7 Andrew Romine, S (1, 6) OBP: 0.212, SLG: 0.164			S FF 97 B SL 88 C SL 89 B FF 99 X SL 89 2-2 ① F7		B FF 97 B FF 97 B FF 98 C FF 98 F FF 97 F FF 98 S FF 98 3-3 ① K		C FC 94 B KC 84 B FC 92 B FC 93 C FC 93 F FC 93 F FC 93 X FC 92 3-2 9 SH2-3 1B		C FF 100 1 SAFE C FF 100 F FF 102 X SL 88 0-2 ② G1-3 1-2	4	0	1	0	0	1	2
Inning Stats	R: 0 E: 0 K: 1 S: 9 H: 0 LOB: 0 BB: 0 P: 13	R: 2 E: 0 K: 1 S: 15 H: 2 LOB: 0 BB: 1 P: 23	R: 0 E: 0 K: 1 S: 13 H: 1 LOB: 1 BB: 0 P: 22	R: 0 E: 0 K: 0 S: 6 H: 1 LOB: 1 BB: 0 P: 10	R: 0 E: 0 K: 1 S: 10 H: 1 LOB: 1 BB: 0 P: 18	R: 1 E: 0 K: 1 S: 20 H: 3 LOB: 2 BB: 0 P: 25	R: 0 E: 0 K: 1 S: 13 H: 1 LOB: 1 BB: 0 P: 17	R: 0 E: 0 K: 2 S: 8 H: 0 LOB: 1 BB: 1 P: 19	R: 0 E: 0 K: 1 S: 12 H: 0 LOB: 2 BB: 1 P: 17	1B: 6 2B: 2 3B: 0 HR: 1 SF: 0 SAC: 1 DP: 2 HBP: 1						

PITCHER	IP	WLS	BF	H	R	ER	SO	BB	IBB	HBP	BLK	WP	HR	S	P	ERA	WHIP
40 Luis Severino, R (1, 1) ERA: 2.24	5.2	W	25	8	3	3	5	1	0	1	0	0	1	70	107	4.76	1.588
30 David Robertson, R (6, 1) ERA: 3.44	1.1	H	5	1	0	0	1	0	0	0	0	0	0	16	21	0.00	0.750
68 Dellin Betances, R (8, 1) ERA: 3.0	1.0	H	3	0	0	0	2	1	0	0	0	0	0	8	19	0.00	1.000
54 Aroldis Chapman, L (9, 1) ERA: 1.07	1.0	S	4	0	0	0	1	1	0	0	0	0	0	12	17	0.00	1.000

PITCHER	IP	WLS	BF	H	R	ER	SO	BB	IBB	HBP	BLK	WP	HR	S	P	ERA	WHIP

TOP

Seattle Mariners @ New York Yankees

Yankee Stadium, Bronx, NY

Thu Jun 21 2018, 1:12 PM - 4:00 PM EDT

Att. 46,658 - Partly Cloudy - 80 F

livebaseballscorecards.com

AB	32
R	3
H	9
RBI	3
BB	3
SO	9
LOB	19

Seattle Mariners @ New York Yankees

Yankee Stadium, Bronx, NY

Thu Jun 21 2018, 1:12 PM - 4:00 PM EDT

Att. 46,658 - Partly Cloudy - 80 F

livebaseballscorecards.com

BOTTOM

Batter	1	2	3	4	5	6	7	8	9	AB	R	H	RBI	BB	SO	LOB
77 Clint Frazier, R (1, 8) OBP: 0.478, SLG: 0.474	B FF 92 B FF 93 F FF 93 X FF 93 2-1 99 HR 1B	C KC 80 B FF 94 S KC 80 D FC 89 X KC 80 2-2 ② G5-3 1-2		F FF 92 B FF 92 B FF 94 X FF 94 2-1 1B		S SL 85 B FF 92 X SL 86 1-1 ③ F7				4	1	2	0	0	0	1
99 Aaron Judge, R (1, 9) OBP: 0.398, SLG: 0.567	B FF 93 C KC 79 D KC 79 S FF 94 B FF 95 X FF 96 3-2 1-H HR	S KC 81 C FF 96 S FC 89 0-3 ③ K		S KC 80 B FF 94 B KC 80 B FF 96 S FF 96 X FF 97 3-2 ② L9			B FF 92 B SL 85 B SL 84 B FF 92 4-0 18 1B BB			3	1	1	2	1	1	2
27 Giancarlo Stanton, R (1, 7) OBP: 0.325, SLG: 0.496	B FF 96 X FF 96 1-0 ① F8		B FF 93 C FF 93 B FF 95 F FF 95 T FC 90 2-2 ① K	B FF 97 F FF 96 B FF 96 C KC 80 F FC 90 F FF 96 S KC 82 2-3 ③ K			B SI 91 C SL 86 F SL 86 B FF 92 F FF 93 X SL 87 2-2 ① L7			4	0	0	0	0	2	2
18 Didi Gregorius, L (1, 6) OBP: 0.330, SLG: 0.482	C KC 81 S FC 88 S FC 90 0-3 ② K2-3		S FF 97 B FF 97 X KC 81 1-1 ② G3		F FF 92 B FF 93 B FC 86 B FF 93 X FF 94 3-1 1B		1 SAFE B SI 92 S SL 86 F SI 92 X SL 86 1-2 41 FC5-4 1-2 1B			4	0	2	0	0	1	0
25 Gleyber Torres, R (1, 4) OBP: 0.347, SLG: 0.560	F FF 95 X CH 87 0-1 41 HR 1B		C KC 81 X KC 82 0-1 33 BB 2B		D FF 93 B FF 94 S FF 95 F FF 96 F FF 96 B FC 89 S FC 87 3-3 ① K		D SL 87 S SL 86 S SL 86 D SL 85 F FF 92 F FF 92 S SL 87 2-3 ② K			4	1	2	0	0	2	3
41 Miguel Andujar, R (1, 10) OBP: 0.319, SLG: 0.529	B FF 94 X FF 93 1-0 1-H HR		B FF 95 B KC 81 B FF 96 B FF 96 4-0 33 BB BB		B KC 80 C FF 96 F FF 96 S FC 91 1-3 ② K		C SL 86 B SL 86 X SL 86 1-1 ③ FC5-4 1-2f			3	1	1	2	1	1	3
33 Greg Bird, L (1, 3) OBP: 0.295, SLG: 0.423	C FF 94 F FF 96 F FC 90 B KC 83 F FF 96 B FF 96 B FC 90 F FF 96 S FF 96 3-3 ③ K		B KC 79 C FF 95 B FF 96 B FC 89 B FF 96 4-1 1-2 2-3 BB		C FF 96 B FF 97 F KC 81 B FC 89 S FC 89 2-3 ③ K			C FF 93 B FF 93 X CH 85 1-1 ① G3-1		3	0	0	0	1	2	1
28 Austin Romine, R (1, 2) OBP: 0.375, SLG: 0.526		C FF 93 X KC 80 0-1 ① G4-3	B FF 95 F FF 95 B FC 88 F FF 96 B FC 89 T FF 96 3-2 ③ K			X SL 84 0-0 ① P2		B FF 93 X FF 92 1-0 ② F9		4	0	0	0	0	1	3
14 Neil Walker, S (1, 5) OBP: 0.280, SLG: 0.280		F FF 95 B KC 82 B FF 96 B FF 96 B FF 96 4-1 77 WP BB		X KC 76 0-0 ① G6-3		C SI 91 B SI 92 C SL 85 B SI 92 F SL 84 S FF 92 2-3 ② K		C FF 94 B FF 94 C CH 85 X CH 88 1-2 ③ G1-3		3	0	0	0	1	1	0
Inning Stats	R: 4 E: 0 K: 2 S: 18 H: 4 LOB: 0 BB: 0 P: 28	R: 0 E: 0 K: 1 S: 9 H: 0 LOB: 1 BB: 1 P: 15	R: 0 E: 0 K: 2 S: 11 H: 1 LOB: 3 BB: 2 P: 25	R: 0 E: 0 K: 1 S: 11 H: 1 LOB: 1 BB: 0 P: 18	R: 0 E: 0 K: 3 S: 12 H: 1 LOB: 1 BB: 0 P: 21	R: 0 E: 0 K: 1 S: 7 H: 0 LOB: 0 BB: 0 P: 10	R: 0 E: 0 K: 1 S: 14 H: 1 LOB: 2 BB: 1 P: 24	R: 0 E: 0 K: 0 S: 6 H: 0 LOB: 0 BB: 0 P: 9		1B: 5 2B: 1 3B: 0 HR: 2	SF: 0 SAC: 0 DP: 0 HBP: 0					

	AB	32
	R	4
	H	8
	RBI	4
	BB	4
	SO	11
	LOB	15

WP: 1 PB: 0 SB: 0 CS: 0 PA: 36

PITCHER	IP	WLS	BF	H	R	ER	SO	BB	IBB	HBP	BLK	WP	HR	S	P	ERA	WHIP
65 James Paxton, L (1, 1) ERA: 3.72	5.0	L	25	7	4	4	9	3	0	0	0	1	2	61	107	7.20	2.000
60 Chasen Bradford, R (6, 1) ERA: 3.0	2.0		8	1	0	0	2	1	0	0	0	0	0	21	34	0.00	1.000
52 Nick Rumbelow, R (8, 1) ERA: 2.45	1.0		3	0	0	0	0	0	0	0	0	0	0	6	9	0.00	0.000

PITCHER	IP	WLS	BF	H	R	ER	SO	BB	IBB	HBP	BLK	WP	HR	S	P	ERA	WHIP

Batter	1	2	3	4	5	6	7	8	9	AB	R	H	RBI	BB	SO	LOB
11 Brett Gardner, L (1, 7) OBP: 0.351, SLG: 0.385	B FF 97 C FF 98 B FF 98 F FF 97 F FF 98 X FS 90 2-2 E9 27 G6-3 1B	C FC 88 X CU 79 0-1 ③ L7			B FF 87 B FF 89 C FF 89 X FC 84 2-1 ① F8		C SI 94 C ST 80 X ST 83 0-2 27 G1-3 99 1B 1-3 1B		B SI 87 1 SAFE 1 SAFE 1 SAFE B SI 87 B SI 87 C SI 86 1 SAFE C SL 80 3-2 ② ③ X SI 87 G6-3 1-2f	5	0	2	0	0	0	3
99 Aaron Judge, R (1, 10) OBP: 0.399, SLG: 0.564	F FF 99 C SL 88 D SL 89 B SL 89 C SL 89 2-3 ① K		C FC 86 F CH 80 F FC 89 B CH 81 F CU 79 C CH 82 1-3 ① K		B SI 96 B SL 87 F SI 96 B SI 98 S SI 97 B SL 89 4-2 BB		X SI 93 0-0 27 G1-3 1-2 3-H 1B			3	0	1	1	1	2	1
27 Giancarlo Stanton, R (1, 9) OBP: 0.324, SLG: 0.491	B SL 87 F FF 98 D SL 89 X SL 88 2-1 ② G6-3 2-3		C CH 82 B FC 89 F FC 87 B CH 83 B FF 92 F FC 88 F CH 82 B FC 88 4-2 BB		C SI 95 D SI 95 C SL 88 S SL 87 1-3 ② K		D ST 82 C SI 93 S ST 83 X ST 81 1-2 ② G1-3 1-2 2-3			3	0	0	0	1	1	4
18 Didi Gregorius, L (1, 6) OBP: 0.329, SLG: 0.477	B FF 98 F FF 98 B FF 99 F FS 90 B FF 100 F FF 99 F FS 90 B FF 98 4-2 BB		B FC 88 B FF 90 F FF 90 S FC 85 T FC 88 2-2 ② K		B SI 97 F SI 95 B SI 96 B SI 95 X SI 96 3-1 ③ L6		B SI 95 B SI 95 F SI 95 X SI 96 2-1 ③ G4-3			3	0	0	0	1	1	4
24 Gary Sánchez, R (1, 2) OBP: 0.292, SLG: 0.441	C SL 88 X FF 98 0-1 ③ F8		X FC 87 0-0 ③ F8			C SI 95 B SL 87 X SL 86 1-1 ① G5-3		B SI 96 B CU 85 X SI 94 2-0 ① P4		4	0	0	0	0	0	3
31 Aaron Hicks, S (1, 8) OBP: 0.343, SLG: 0.468		C FF 89 B FC 87 F FC 87 B CH 81 F FC 87 F CH 82 B CH 82 F FC 88 F FC 87 3-2 F FF 91 X FC 88 2B	S CH 80 B FF 88 S FF 89 F CH 82 S CU 76 1-3 ① K			X SI 96 0-0 ② F7		B SI 97 F SI 96 B CU 85 F CU 85 X SI 96 2-2 ② L3		4	0	1	0	0	1	0
33 Greg Bird, L (1, 3) OBP: 0.293, SLG: 0.407		C FF 90 B FC 88 S FC 88 D CU 79 S FC 87 2-3 ① K	C FC 86 B FF 89 B FC 86 B FC 87 B FF 91 4-1 41 FC6-4 BB			C FF 98 B SL 88 F SI 97 B SL 90 S FF 97 2-3 ③ K		B FC 87 B SI 96 X SI 96 2-0 ③ F9		3	0	0	0	1	2	1
41 Miguel Andujar, R (1, 5) OBP: 0.318, SLG: 0.525		B CH 81 C FC 88 T FC 88 D CH 82 F FC 89 X FF 91 2-2 ② P3	C CH 82 X FC 88 0-1 ② FC6-4 1-2f				B SI 93 X SI 94 1-0 ① F8		B SL 77 X SL 76 1-0 11 G6-3 1B	4	0	1	0	0	0	2
25 Gleyber Torres, R (1, 4) OBP: 0.350, SLG: 0.554		B FC 88 B CH 82 B FC 88 B FC 86 4-0 BB	X FC 88 0-0 ③ G6-3				B SI 93 B SI 94 B SI 92 B SI 92 4-0 11 1B 99 1B BB		B FF 86 X SL 76 1-0 ① F7	2	1	0	0	2	0	2
Inning Stats	R: 0 E: 1 K: 1 S: 15 H: 1 LOB: 2 BB: 1 P: 25	R: 0 E: 0 K: 1 S: 17 H: 1 LOB: 2 BB: 1 P: 28	R: 0 E: 0 K: 2 S: 13 H: 0 LOB: 1 BB: 1 P: 20	R: 0 E: 0 K: 1 S: 8 H: 0 LOB: 1 BB: 1 P: 13	R: 0 E: 0 K: 1 S: 9 H: 0 LOB: 1 BB: 1 P: 19	R: 0 E: 0 K: 1 S: 6 H: 0 LOB: 0 BB: 0 P: 9	R: 1 E: 0 K: 0 S: 10 H: 2 LOB: 2 BB: 1 P: 18	R: 0 E: 0 K: 0 S: 5 H: 0 LOB: 0 BB: 0 P: 11	R: 0 E: 0 K: 0 S: 5 H: 1 LOB: 0 BB: 0 P: 10	1B: 4 2B: 1 3B: 0 HR: 0 SF: 0 SAC: 0 DP: 1 HBP: 0						

PITCHER		IP	WLS	BF	H	R	ER	SO	BB	IBB	HBP	BLK	WP	HR	S	P	ERA	WHIP
55 Ryne Stanek, R ERA: 2.11	(1, 1)	1.0		5	1	0	0	1	1	0	0	0	0	0	15	25	0.00	2.000
48 Ryan Yarbrough, L ERA: 4.02	(2, 1)	3.1	W	14	1	0	0	4	3	0	0	0	0	0	40	65	0.00	1.200
63 Diego Castillo, R ERA: 0.93	(5, 1)	1.2		6	0	0	0	2	1	0	0	0	0	0	13	24	0.00	0.600
52 Chaz Roe, R ERA: 3.03	(7, 1)	0.2	H	5	2	1	1	0	1	0	0	0	0	0	8	14	13.50	4.500
46 José Alvarado, L ERA: 2.87	(7, 1)	1.1	H	4	0	0	0	0	0	0	0	0	0	0	7	15	0.00	0.000

PITCHER		IP	WLS	BF	H	R	ER	SO	BB	IBB	HBP	BLK	WP	HR	S	P	ERA	WHIP
54 Sergio Romo, R ERA: 5.28	(9, 1)	1.0	S	3	1	0	0	0	0	0	0	0	0	0	5	10	0.00	1.000

TOP

New York Yankees @ Tampa Bay Rays

Tropicana Field, St. Petersburg, FL

Fri Jun 22 2018, 7:12 PM - 10:18 PM EDT

Att. 27,252 - Dome - 72 F

livebaseballscorecards.com

AB	31
R	1
H	5
RBI	1
BB	6
SO	7
LOB	20

PA:	37		
WP:	0		
PB:	0		
SB:	0		
CS:	0		

BOTTOM

New York Yankees @ Tampa Bay Rays

Tropicana Field, St. Petersburg, FL

Fri Jun 22 2018, 7:12 PM - 10:18 PM EDT

Att. 27,252 - Dome - 72 F

livebaseballscorecards.com

Batter	1	2	3	4	5	6	7	8	9	AB	R	H	RBI	BB	SO	LOB
39 Kevin Kiermaier, L (1, 8) OBP: 0.210, SLG: 0.179	G4-3		K	G5-3		BB		G3		4	0	0	0	1	1	2
5 Matt Duffy, R (1, 5) OBP: 0.363, SLG: 0.440	1B		F8		E1	G6-3				4	1	2	0	0	0	3
40 Wilson Ramos, R (1, 2) OBP: 0.344, SLG: 0.452	1B		1B		1B		G5-3			4	0	3	0	0	0	0
44 C.J. Cron, R (1, 10) OBP: 0.312, SLG: 0.447	K		P6		SF9		F7			3	0	0	1	0	1	3
9 Jake Bauers, L (1, 3) OBP: 0.387, SLG: 0.440	BB			F8	G6-3		BB			2	0	0	0	2	0	1
28 Daniel Robertson, R (1, 4) OBP: 0.387, SLG: 0.427	L4			2B		K	BB			3	1	1	0	1	1	3
27 Carlos Gómez, R (1, 9) OBP: 0.272, SLG: 0.336			1B		HBP	1B				3	0	2	0	0	1	2
1 Willy Adames, R (1, 6) OBP: 0.250, SLG: 0.292			K					G4-3		4	0	2	1	0	1	1
10 Johnny Field, R (1, 7) OBP: 0.253, SLG: 0.391			G5-3	FC5-2		K		K2-3		4	0	0	0	0	2	4
Inning Stats	R: 0 E: 0 K: 1 S: 12 H: 2 LOB: 3 BB: 1 P: 21		R: 0 E: 0 K: 1 S: 9 H: 1 LOB: 0 BB: 0 P: 16	R: 0 E: 0 K: 1 S: 9 H: 1 LOB: 1 BB: 0 P: 12	R: 1 E: 0 K: 0 S: 12 H: 2 LOB: 2 BB: 0 P: 18	R: 1 E: 1 K: 0 S: 13 H: 2 LOB: 0 BB: 0 P: 18	R: 0 E: 0 K: 2 S: 18 H: 2 LOB: 3 BB: 1 P: 31	R: 0 E: 0 K: 1 S: 7 H: 0 LOB: 2 BB: 2 P: 17	R: 0 E: 0 K: 1 S: 7 H: 0 LOB: 0 BB: 0 P: 9	1B: 9 2B: 2 3B: 0 HR: 0	SF: 1 SAC: 0 DP: 2 HBP: 1	WP: 0 PB: 0 SB: 0 CS: 1	PA: 37			

	AB	31
	R	2
	H	10
	RBI	2
	BB	4
	SO	7
	LOB	19

PITCHER		IP	WLS	BF	H	R	ER	SO	BB	IBB	HBP	BLK	WP	HR	S	P	ERA	WHIP
52 CC Sabathia, L ERA: 3.18	(1, 1)	5.1	L	25	9	2	1	4	1	0	1	0	0	0	59	92	1.69	1.875
43 Adam Warren, R ERA: 1.84	(6, 1)	0.2		4	1	0	0	1	1	0	0	0	0	0	14	24	0.00	3.000
85 Luis Cessa, R ERA: 3.0	(7, 1)	2.0		8	0	0	0	2	2	0	0	0	0	0	14	26	0.00	1.000

PITCHER	IP	WLS	BF	H	R	ER	SO	BB	IBB	HBP	BLK	WP	HR	S	P	ERA	WHIP

New York Yankees @ Tampa Bay Rays

Tropicana Field, St. Petersburg, FL

Sat Jun 23 2018, 4:12 PM - 6:49 PM EDT

Att. 29,831 - Dome - 72 F

TOP

livebaseballscorecards.com

Batter	1	2	3	4	5	6	7	8	9	AB	R	H	RBI	BB	SO	LOB
11 Brett Gardner, L (1, 7) OBP: 0.345, SLG: 0.378	G4-3		F8			G4-3		K		4	0	0	0	0	1	1
99 Aaron Judge, R (1, 9) OBP: 0.398, SLG: 0.558	K		G5-3			18 1B / 18 PB / BB			F7	3	0	0	0	1	1	1
18 Didi Gregorius, L (1, 6) OBP: 0.331, SLG: 0.477	L9			27 G4-3 / 1B		1-3 / 1B			L7	4	0	2	0	0	0	0
27 Giancarlo Stanton, R (1, 10) OBP: 0.323, SLG: 0.491		31 L8 / 2B		G4-3 1-2f		K			K	4	0	1	0	0	2	3
31 Aaron Hicks, S (1, 8) OBP: 0.339, SLG: 0.461		L8 2-3		K			F8			3	0	0	0	0	1	1
33 Greg Bird, L (1, 3) OBP: 0.295, SLG: 0.398		K			G5-3		41 G4-3 / BB			2	0	0	0	1	1	1
41 Miguel Andujar, R (1, 5) OBP: 0.314, SLG: 0.518		G4-3			L8		G4-3 1-2f			3	0	0	0	0	0	2
28 Austin Romine, R (1, 2) OBP: 0.374, SLG: 0.531			2B		K			K		3	0	1	0	0	2	0
14 Neil Walker, S (1, 4) OBP: 0.275, SLG: 0.275			F7			L9		G3		3	0	0	0	0	0	1
Inning Stats	R: 0 E: 0 K: 1 S: 8 H: 0 LOB: 0 BB: 0 P: 15	R: 0 E: 0 K: 1 S: 10 H: 1 LOB: 1 BB: 0 P: 15	R: 0 E: 0 K: 0 S: 8 H: 1 LOB: 1 BB: 0 P: 18	R: 0 E: 0 K: 1 S: 6 H: 1 LOB: 0 BB: 0 P: 7	R: 0 E: 0 K: 1 S: 7 H: 0 LOB: 0 BB: 0 P: 11	R: 0 E: 0 K: 1 S: 11 H: 1 LOB: 2 BB: 1 P: 20	R: 0 E: 0 K: 0 S: 8 H: 0 LOB: 0 BB: 1 P: 14	R: 0 E: 0 K: 2 S: 8 H: 0 LOB: 0 BB: 0 P: 12	R: 0 E: 0 K: 1 S: 9 H: 0 LOB: 0 BB: 0 P: 14	1B: 2 2B: 2 3B: 0 HR: 0	SF: 0 SAC: 0 DP: 2 HBP: 0			WP: 0 PB: 1 SB: 0 CS: 0		PA: 31	

	AB	29
	R	0
	H	4
	RBI	0
	BB	2
	SO	8
	LOB	10

PITCHER	IP	WLS	BF	H	R	ER	SO	BB	IBB	HBP	BLK	WP	HR	S	P	ERA	WHIP
62 Wilmer Font, R (1, 1) ERA: 6.46	5.2	W	20	3	0	0	4	1	0	0	0	0	0	46	80	0.00	0.706
49 Jonny Venters, L (6, 1) ERA: 3.95	0.0		1	1	0	0	0	0	0	0	0	0	0	1	2	∞	∞
55 Ryne Stanek, R (6, 1) ERA: 1.99	1.1	H	4	0	0	0	1	1	0	0	0	0	0	11	18	0.00	0.750
52 Chaz Roe, R (8, 1) ERA: 2.93	1.0		3	0	0	0	2	0	0	0	0	0	0	8	12	0.00	0.000
54 Sergio Romo, R (9, 1) ERA: 5.1	1.0		3	0	0	0	1	0	0	0	0	0	0	9	14	0.00	0.000

PITCHER	IP	WLS	BF	H	R	ER	SO	BB	IBB	HBP	BLK	WP	HR	S	P	ERA	WHIP

BOTTOM

New York Yankees @ Tampa Bay Rays

Tropicana Field, St. Petersburg, FL

Sat Jun 23 2018, 4:12 PM - 6:49 PM EDT

Att. 29,831 - Dome - 72 F

livebaseballscorecards.com

Batter	1	2	3	4	5	6	7	8	9	AB	R	H	RBI	BB	SO	LOB
39 Kevin Kiermaier, L (1, 8) OBP: 0.227, SLG: 0.186	B FF 93 X FF 93 1-0 9 E 1B	1 SAFE 1 SAFE X SI 93 0-0 ② G4-3 1-2			C SI 92 S ST 84 B ST 84 C SI 93 1-3 ① K		B FF 92 C FF 92 B FS 86 F FF 92 B FF 92 F FF 92 B FF 92 4-2 5 1B BB			3	1	1	0	1	1	1
5 Matt Duffy, R (1, 5) OBP: 0.365, SLG: 0.439	B FF 92 1 SAFE S SI 93 F ST 85 F SI 93 T ST 85 1-2 ① K	B ST 86 B FF 93 B FC 90 C SI 93 B SI 94 4-1 BB			F ST 84 B SI 94 B SI 94 F SI 94 F ST 85 B SI 94 X SI 95 3-2 ② G4-3		B FF 92 F FF 92 D FS 85 X FF 93 2-1 9 BB 1B 1-3			3	0	1	0	1	1	1
9 Jake Bauers, L (1, 10) OBP: 0.394, SLG: 0.453	X SI 90 0-0 E6 2B 1-H	2 SAFE B CU 81 B FF 93 C FF 93 X ST 84 2-1 ③ F7			C CU 80 S ST 84 B FF 94 F ST 84 X SI 94 1-2 ③ G4-3		B SL 86 C FF 92 D FS 85 C SL 85 F FF 93 D FF 87 F SL 86 B FF 93 4-2 BB 1-2			3	0	1	1	1	0	2
40 Wilson Ramos, R (1, 2) OBP: 0.339, SLG: 0.444	B ST 85 S FF 94 F SI 94 B ST 86 X FF 93 2-2 ② G4-3		B SI 92 S SI 93 B SL 85 C SI 93 B ST 84 F SI 94 X SI 94 3-2 ① G5-3			C ST 84 S ST 83 B SI 94 F SI 94 S ST 84 1-3 ① K	B FF 92 F FF 92 D FS 87 S FS 87 D FS 86 S FS 86 3-3 ③ K			4	0	0	0	0	2	4
18 Joey Wendle, L (1, 7) OBP: 0.311, SLG: 0.359 10 Johnny Field, R (7, 9) OBP: 0.258, SLG: 0.395	C CU 81 X FF 93 0-1 ③ P6		B CS 78 B CS 79 C SI 94 X SI 94 2-1 ② G3			B ST 82 X SI 94 1-0 ② F8		F FF 95 X SL 84 0-1 0 2B 1B		3 1	0 0	0 1	0 0	0 0	0 0	1 0
44 C.J. Cron, R (1, 3) OBP: 0.311, SLG: 0.448		C SI 93 S ST 85 F ST 85 B ST 87 B ST 86 X SI 94 2-2 28 2B 2B	B CU 81 B SI 94 C SI 94 F FF 93 S ST 84 2-3 ③ K			X SI 93 0-0 ③ F8		S FF 95 1 SAFE 1 SAFE B FF 96 F FF 96 X FF 95 1-2 ① F9		4	1	1	0	0	1	1
28 Daniel Robertson, R (1, 4) OBP: 0.385, SLG: 0.429		T FF 94 B FF 94 X ST 85 1-1 0 SH1-3 1 1B 2B 2-H	C SI 94 C SI 94 S ST 84 0-3 ① K				S ST 85 S ST 85 B ST 86 S SI 95 1-3 ① K	1 SAFE C FF 96 T FF 96 C FF 97 0-3 ② K		4	1	1	1	0	3	1
0 Mallex Smith, L (1, 9) OBP: 0.341, SLG: 0.364 (7, 7)		X FF 94 0-0 ① SH1-3 2-3	X SI 93 0-0 ② L6				F ST 84 B SI 93 X ST 83 1-1 ② L7	C FF 97 1 SAFE S FF 95 X FF 95 0-2 2B 1-3		3	0	1	0	0	0	0
1 Willy Adames, R (1, 6) OBP: 0.268, SLG: 0.365		B ST 85 B FF 94 X FF 93 2-0 39 G4-3 1B 3-H	C SI 94 S ST 85 B ST 84 B SI 94 F ST 85 F SI 94 B ST 85 C SI 94 3-3 ③ K				F SI 93 S SI 94 X ST 84 0-2 HR	S FF 96 C FF 98 C FF 96 0-3 ③ K		4	1	2	2	0	2	2
Inning Stats	R: 1 H: 2 E: 1 LOB: 1 K: 1 BB: 0 S: 12 P: 16	R: 2 H: 3 E: 0 LOB: 2 K: 0 BB: 1 S: 12 P: 23	R: 0 H: 0 E: 0 LOB: 0 K: 1 BB: 0 S: 9 P: 16	R: 0 H: 0 E: 0 LOB: 0 K: 2 BB: 0 S: 9 P: 12	R: 0 H: 0 E: 0 LOB: 0 K: 1 BB: 0 S: 11 P: 16	R: 0 H: 0 E: 0 LOB: 0 K: 1 BB: 0 S: 6 P: 8	R: 1 H: 2 E: 0 LOB: 3 K: 2 BB: 2 S: 20 P: 35	R: 0 H: 2 E: 0 LOB: 2 K: 2 BB: 0 S: 14 P: 15		1B: 4 SF: 0 2B: 4 SAC: 1 3B: 0 DP: 0 HR: 1 HBP: 0				WP: 0 PA: 36 PB: 0 SB: 0 CS: 0		

	AB	32
	R	4
	H	9
	RBI	4
	BB	3
	SO	10
	LOB	13

PITCHER		IP	WLS	BF	H	R	ER	SO	BB	IBB	HBP	BLK	WP	HR	S	P	ERA	WHIP
55 Sonny Gray, R ERA: 4.93	(1, 1)	6.2	L	27	6	4	4	7	1	0	0	0	0	1	67	101	5.40	1.050
45 Chasen Shreve, L ERA: 4.85	(7, 1)	0.1		4	1	0	0	1	2	0	0	0	0	0	12	25	0.00	9.000
57 Chad Green, R ERA: 2.29	(8, 1)	1.0		5	2	0	0	2	0	0	0	0	0	0	14	15	0.00	2.000

PITCHER	IP	WLS	BF	H	R	ER	SO	BB	IBB	HBP	BLK	WP	HR	S	P	ERA	WHIP

Batter	1	2	3	4	5	6	7	8	9	10	11	12	AB	R	H	RBI	BB	SO	LOB
11 Brett Gardner, L (1, 7) OBP: 0.349, SLG: 0.383	G3		G4-3		18 2B BB		L8		2B			18 G4-3 99 G4-3 1B	5	1	2	0	1	0	1
99 Aaron Judge, R (1, 9) OBP: 0.393, SLG: 0.547	G5-3		G6-3		L8		K		IBB			G4-3 1-2	5	0	0	0	1	1	3
18 Didi Gregorius, L (1, 6) OBP: 0.328, SLG: 0.474	K		F7		27 2B 1-H 2B		G1-3		G6-3			G4-3 2-3	6	1	1	1	0	1	4
27 Giancarlo Stanton, R (1, 10) OBP: 0.335, SLG: 0.517		24 G3-1 41 HR 2B		41 G5-3 24 BB 1B	2-H 2B			HR		24 G6-4-3 1B		IBB	5	2	5	2	1	0	0
24 Gary Sánchez, R (1, 2) 28 Austin Romine, R (10, 2) OBP: 0.370, SLG: 0.524		G3-1 2-3		41 G5-3 1-2 BB	F9	F8	K	K		G6-4-3 1-2f		G5-3	4 1	0 0	0 0	0 0	1 0	3 2	3 0
31 Aaron Hicks, S (1, 8) OBP: 0.336, SLG: 0.452		41 HR BB		K		F8	K			G4-3			4	1	0	0	1	2	2
41 Miguel Andujar, R (1, 5) OBP: 0.312, SLG: 0.524		1-H 3-H HR		G5-3 1-2 2-3		F8	P4				K		5	1	1	3	0	1	2
14 Neil Walker, S (1, 3) 77 Clint Frazier, R (9, PH) OBP: 0.458, SLG: 0.450 33 Greg Bird, L (9, 3) OBP: 0.292, SLG: 0.393		F7		K		K		P6			F9		3 1 1	0 0 0	0 0 0	0 0 0	0 0 0	2 0 0	2 0 0
25 Gleyber Torres, R (1, 4) OBP: 0.346, SLG: 0.545		G5-3			F8	1B		G3			L7		5	0	1	0	0	0	0
Inning Stats	R: 0 H: 0 E: 0 LOB: 0 K: 1 BB: 0 S: 8 P: 12	R: 3 H: 2 E: 0 LOB: 0 K: 0 BB: 1 S: 15 P: 23	R: 0 H: 0 E: 0 LOB: 0 K: 0 BB: 0 S: 10 P: 14	R: 0 H: 1 E: 0 LOB: 2 K: 2 BB: 1 S: 13 P: 22	R: 2 H: 2 E: 0 LOB: 1 K: 0 BB: 1 S: 16 P: 31	R: 0 H: 0 E: 0 LOB: 0 K: 1 BB: 0 S: 11 P: 16	R: 0 H: 1 E: 0 LOB: 1 K: 1 BB: 0 S: 11 P: 16	R: 1 H: 1 E: 0 LOB: 0 K: 2 BB: 0 S: 11 P: 16	R: 0 H: 1 E: 0 LOB: 2 K: 0 BB: 1 S: 11 P: 16	R: 0 H: 1 E: 0 LOB: 0 K: 0 BB: 0 S: 5 P: 9	R: 0 H: 0 E: 0 LOB: 0 K: 1 BB: 0 S: 8 P: 14	R: 0 H: 1 E: 0 LOB: 2 K: 0 BB: 1 S: 7 P: 13	1B: 4 2B: 4 3B: 0 HR: 2	SF: 0 SAC: 0 DP: 1 HBP: 0		WP: 0 PB: 0 SB: 0 CS: 0	PA: 50		

PITCHER		IP	WLS	BF	H	R	ER	SO	BB	IBB	HBP	BLK	WP	HR	S	P	ERA	WHIP
35 Matt Andriese, R ERA: 4.02	(1, 1)	3.0		14	3	3	3	1	2	0	0	0	0	1	37	58	9.00	1.667
46 José Alvarado, L ERA: 3.03	(4, 1)	1.1		5	0	1	1	2	1	0	0	0	0	0	14	25	6.75	0.750
63 Diego Castillo, R ERA: 1.74	(5, 1)	0.2		4	2	1	1	0	0	0	0	0	0	0	11	19	13.50	3.000
38 Vidal Nuño, L ERA: 1.56	(6, 1)	4.0	B	16	3	1	1	4	0	1	0	0	0	1	44	64	2.25	0.750
54 Sergio Romo, R ERA: 4.78	(10, 1)	2.0		6	1	0	0	1	0	0	0	0	0	0	13	23	0.00	0.500

PITCHER		IP	WLS	BF	H	R	ER	SO	BB	IBB	HBP	BLK	WP	HR	S	P	ERA	WHIP
49 Jonny Venters, L ERA: 3.95	(12, 1)	0.0		1	1	0	0	0	0	0	0	0	0	0	1	2	∞	∞
48 Ryan Yarbrough, L ERA: 3.96	(12, 1)	1.0	W	4	0	0	0	0	0	0	1	0	0	0	6	11	0.00	0.000

New York Yankees @ Tampa Bay Rays

Tropicana Field, St. Petersburg, FL

Sun Jun 24 2018, 1:12 PM - 5:28 PM EDT

Att. 23,667 - Dome - 72 F

TOP

livebaseballscorecards.com

AB	45
R	6
H	10
RBI	6
BB	5
SO	8
LOB	19

Batter	1	2	3	4	5	6	7	8	9	10	11	12	AB	R	H	RBI	BB	SO	LOB
39 Kevin Kiermaier, L (1, 8) OBP: 0.236, SLG: 0.219	X FF 92 0-0 5 2B 3B	C CU 81 X CH 89 0-1 ② FC5-6 1-2f	B CH 84 C CH 85 B FF 91 F CH 85 B CU 80 H CU 80 4-2 9 S HBP	B FF 92 B FF 92 S CH 86 X CH 84 2-1 ② G4-3			B FF 98 C FF 98 C FF 98 B FF 100 S SV 87 2-3 ① K			B FF 97 S FF 96 B FF 96 F FF 97 F FF 97 S FF 96 2-3 ② K 1-2		5	1	1	0	0	2	2
5 Matt Duffy, R (1, 10) OBP: 0.364, SLG: 0.438	C CU 81 X SI 95 0-1 27 2B 2B 3-H	S CU 81 X SI 95 0-1 ③ G6-3	F SL 83 B FF 91 1 SAFE B FF 92 F SL 83 F SL 84 X FF 92 2-2 ① P3	F FF 94 F FF 93 S FC 85 0-3 ③ K			B KC 84 B KC 83 B FF 98 B FF 98 4-0 BB			C CF 97 S FF 97 F FF 97 B FF 98 F FF 97 F FF 96 F FF 97 S FF 97 1-3 ③ K		5	1	1	1	1	2	3
9 Jake Bauers, L (1, 3) OBP: 0.389, SLG: 0.525	B CH 88 C CH 88 B FF 94 X CH 88 2-1 ① P5		C FF 93 B FF 92 B SI 93 C CH 86 X FF 93 2-2 27 1B 3B	1 SAFE B CH 83 C CH 85 1 SAFE C SL 84 B FF 92 B SL 84 S SL 84 3-3 ② K 1-2			S FF 92 B FF 92 X CH 84 1-1 ① G4-3		F FF 99 F FF 100 B FF 100 X SV 87 1-2 ② F8		X FF 92 0-0 HR	6	2	2	1	0	1	3
18 Joey Wendle, L (1, 5) OBP: 0.305, SLG: 0.350	B CU 80 S CU 81 F CU 81 F CU 82 X FF 92 1-2 ② F8		B CU 79 C CU 80 X CU 80 1-1 ① L3	X SL 83 0-0 G4-3			B FF 92 B FF 93 B CH 86 C FF 93 S FF 92 C FF 93 3-3 ② K		X KC 86 0-0 L9				5	0	0	0	0	1	4
27 Carlos Gómez, R (1, 9) OBP: 0.279, SLG: 0.344	F CU 82 B FF 95 X CU 82 1-1 2-H 2B		F SI 95 X SI 94 0-1 0 1B 45 2B 1B 3-H	B SL 83 B SL 84 B SL 83 S FF 90 B FF 90 4-1 0 FC4 BB			S FF 94 F FF 93 X FC 85 0-2 ③ F7			C FF 96 B FF 97 S FF 97 T FF 96 1-2 ① K			4	1	2	2	1	1	0
0 Mallex Smith, L (1, 7) OBP: 0.339, SLG: 0.361	B CH 87 X CH 88 1-0 ③ G3		1 SAFE X CH 88 0-0 45 2B 1B 1-2	B CH 85 D CH 83 F SL 84 F FF 90 1 SAFE X CH 83 2-2 ① FC4 11 S 1-2f					X KC 83 0-0 ① L7	C FF 96 S FF 96 B FF 96 F FF 96 F FF 96 S FF 96 1-3 ② K			5	1	1	0	0	1	2
11 Adeiny Hechavarría, R (1, 6) OBP: 0.308, SLG: 0.369		B FF 93 C CU 80 B CU 81 F CH 88 F FF 95 B CU 82 X CH 88 3-2 HR	C CU 80 F FF 92 D CU 81 C CU 81 1-3 ② K	S FF 91 1 SAFE B SL 85 1 SAFE F FF 91 B FF 92 S FF 91 2-3 ② K 1-2					F SL 87 S FC 93 F FC 93 F FC 93 B KC 86 X KC 84 1-2 ② F8	S FF 97 X FF 97 0-1 ③ F9			5	1	1	1	0	2	3
45 Jesús Sucre, R (1, 2) 10 Johnny Field, R (8, PR) OBP: 0.258, SLG: 0.395 40 Wilson Ramos, R (9, 2) OBP: 0.337, SLG: 0.443		B FF 94 B FF 94 F FF 93 F CU 80 X FF 94 2-2 39 FC5-6 1B	F CU 81 F CU 81 F FF 94 X CU 80 0-2 1-H 2-H 2B	C FF 92 D FC 86 X FF 92 1-1 ③ F7					C KC 83 F SL 87 B FC 92 B KC 84 B FC 91 B FC 92 4-2 BB		S FF 96 B FF 96 F FF 96 X SL 88 1-2 ① G4-3		3 0 1	0 0 0	2 0 0	2 0 0	1 0 0	0 0 0	1 0 0
1 Willy Adames, R (1, 4) OBP: 0.262, SLG: 0.339		C CU 80 S SI 95 S FF 95 0-3 ① K	F FF 94 S SI 93 X SI 94 0-2 ③ G1-3			C FF 92 C FF 92 X FF 92 0-2 ① P2			C KC 85 X FC 91 0-1 ③ F9		B FF 97 S FF 97 B FF 97 B FF 97 B FF 97 4-1 39 S BB		4	0	0	0	1	1	3
Inning Stats	R: 2 H: 3 E: 0 LOB: 1 K: 0 BB: 0 S: 12 P: 17	R: 1 H: 2 E: 0 LOB: 1 K: 1 BB: 0 S: 14 P: 19	R: 3 H: 4 E: 0 LOB: 1 K: 1 BB: 0 S: 18 P: 22	R: 0 H: 0 E: 0 LOB: 1 K: 1 BB: 0 S: 10 P: 19	R: 0 H: 0 E: 0 LOB: 0 K: 1 BB: 0 S: 9 P: 18	R: 0 H: 0 E: 0 LOB: 0 K: 1 BB: 0 S: 8 P: 10	R: 0 H: 0 E: 0 LOB: 0 K: 1 BB: 0 S: 8 P: 12	R: 0 H: 0 E: 0 LOB: 1 K: 0 BB: 1 S: 10 P: 15	R: 0 H: 0 E: 0 LOB: 1 K: 1 BB: 1 S: 7 P: 14	R: 0 H: 0 E: 0 LOB: 0 K: 2 BB: 0 S: 10 P: 12	R: 0 H: 0 E: 0 LOB: 1 K: 2 BB: 0 S: 15 P: 23	R: 1 H: 1 E: 0 LOB: 0 K: 0 BB: 0 S: 1 P: 1	1B: 3 2B: 3 3B: 2 HR: 2	SF: 0 SAC: 0 DP: 0 HBP: 1	WP: 0 PB: 0 SB: 3 CS: 0	PA: 48		

PITCHER	IP	WLS	BF	H	R	ER	SO	BB	IBB	HBP	BLK	WP	HR	S	P	ERA	WHIP
65 Domingo Germán, R (1, 1) ERA: 5.4	3.0		19	9	6	6	2	0	0	1	0	0	1	46	64	18.00	3.000
43 Adam Warren, R (4, 1) ERA: 1.65	1.2		6	0	0	0	2	1	0	0	0	0	0	15	28	0.00	0.600
56 Jonathan Holder, R (5, 1) ERA: 1.84	2.1		7	0	0	0	2	0	0	0	0	0	0	18	25	0.00	0.000
30 David Robertson, R (8, 1) ERA: 3.34	1.0		4	0	0	0	1	0	0	0	0	0	0	10	15	0.00	1.000
68 Dellin Betances, R (9, 1) ERA: 2.91	1.0		4	0	0	0	1	1	0	0	0	0	0	7	14	0.00	1.000

PITCHER	IP	WLS	BF	H	R	ER	SO	BB	IBB	HBP	BLK	WP	HR	S	P	ERA	WHIP
57 Chad Green, R (10, 1) ERA: 2.17	2.0		7	0	0	0	4	1	0	0	0	0	0	25	35	0.00	0.500
45 Chasen Shreve, L (12, 1) ERA: 5.19	0.0	L	1	1	1	1	0	0	0	0	0	0	1	1	1	∞	∞

BOTTOM

New York Yankees @ Tampa Bay Rays

Tropicana Field, St. Petersburg, FL

Sun Jun 24 2018, 1:12 PM - 5:28 PM EDT

Att. 23,667 - Dome - 72 F

livebaseballscorecards.com

AB	43
R	7
H	10
RBI	7
BB	4
SO	11
LOB	21

Batter	1	2	3	4	5	6	7	8	9	AB	R	H	RBI	BB	SO	LOB
11 Brett Gardner, L (1, 8) OBP: 0.350, SLG: 0.381	C FF 95 B SI 95 C SI 93 B FF 94 X SI 93 2-2 ① F7	X KC 83 0-0 ③ G3			C SI 94 F SL 86 F FF 95 F SL 86 X KC 85 0-2 ② G5-3			B SL 85 C FF 95 B SL 85 S SL 85 F FF 96 X FF 96 2-2 18 1B 99 BB 27 1B 1B	C FF 95 B FF 96 C SL 86 B SL 86 B FF 94 B FF 95 4-2 99 1B BB	4	1	1	0	1	0	1
99 Aaron Judge, R (1, 9) OBP: 0.396, SLG: 0.558	S FF 94 C FF 96 F FF 96 C FF 96 0-3 ② K		B SL 86 X SL 84 1-0 ① F8		B SL 87 F FF 95 F FF 96 B FF 97 X SL 86 2-2 HR			B CH 84 B CH 84 B SI 94 B CH 84 4-0 18 1B 27 1B 1-2 BB	X FF 95 0-0 1-3 1B	4	2	2	1	1	1	0
18 Didi Gregorius, L (1, 6) OBP: 0.332, SLG: 0.473	B SI 93 B FF 96 S SI 93 B FF 98 F SI 95 D KC 85 4-2 27 BB BB		B FF 94 S SI 93 B FF 94 B KC 80 B FF 94 4-1 BB		F SL 88 B FF 97 B SI 93 B SI 90 S FF 96 X FF 94 3-2 ③ P6			X SL 84 0-0 27 1B 1-2 2-3 1B	S SL 85 F SL 87 C CU 86 0-3 ③ K	3	0	1	0	2	1	2
27 Giancarlo Stanton, R (1, 7) OBP: 0.340, SLG: 0.519	1 SAFE 1 SAFE C FF 93 F FF 95 B FF 94 F FF 95 1 SAFE B SL 86 B FF 96 4-2 B SL 88 1-2 BB		B KC 83 S FF 95 1 SAFE F FF 95 S FF 93 1-3 ② K			X FF 92 0-0 33 G3-6-3 1B		X SL 88 0-0 1-3 2-H 3-H 1B		3	0	2	2	1	1	1
41 Miguel Andujar, R (1, 5) OBP: 0.307, SLG: 0.516	C SL 86 X SL 86 0-1 ③ G1-3		1 SAFE C SL 87 S FF 96 F FF 95 D KC 85 F FF 96 S FF 96 1-3 ③ K			X KC 82 0-0 ① F7		X SL 88 0-0 ① P6		4	0	0	0	0	1	6
33 Greg Bird, L (1, 3) 30 David Robertson, R (6, 1) 68 Dellin Betances, R (7, 1) 54 Aroldis Chapman, L (8, 1)		C SI 93 S SI 93 B FF 94 B SL 88 B FF 95 B SI 94 4-2 25 WP 25 2B BB		F FF 93 F SL 85 F FF 95 B CH 89 S KC 83 1-3 ① K		B SI 95 C FF 95 X SI 90 1-1 ②③ G3-6-3 1-2f		C SI 96 S SI 97 S FF 96 0-3 ② K		2 0 1 0	1 0 0 0	0 0 0 0	0 0 0 0	1 0 1 0	1 0 2 0	1 0 2 0
25 Gleyber Torres, R (1, 4) OBP: 0.344, SLG: 0.544	B FF 92 C SL 86 F FF 95 B FF 95 X SL 86 2-2 28 L8 1-H 2B			C SL 86 X KC 81 0-1 ② F9			B SL 88 B FS 85 T FF 94 S FS 86 B SL 86 S FS 86 3-3 ① K	D SL 90 F SI 96 D SL 91 S SI 98 X CU 84 2-2 ③ L3		4	0	1	1	0	1	2
28 Austin Romine, R (1, 2) OBP: 0.354, SLG: 0.500	B SL 85 C FF 93 X SL 85 1-1 ① L8 2-3		B SL 87 C FF 94 S SL 88 F FF 96 C FF 96 1-3 ③ K				B FF 94 B FF 94 X FF 94 2-0 ② G4-3		C FF 94 S CH 84 B FF 95 X CH 84 1-2 ① F9	4	0	0	0	0	1	1
38 Jonathan Loáisiga, R (1, 1) 14 Neil Walker, S (6, 3) OBP: 0.267, SLG: 0.266	C FF 94 F FF 93 S FF 92 0-3 ② K				C FF 91 F FF 93 F FF 95 S FF 94 0-3 ① K		B FS 86 S FS 86 S FS 85 S FS 87 1-3 ③ K2-3		B FF 95 C FF 94 C FF 96 F FF 96 B CH 85 C CH 86 2-3 ② K	2 2	0 0	0 0	0 0	0 0	2 2	1 0
Inning Stats	R: 0 E: 0 K: 1 S: 14 H: 0 LOB: 2 BB: 2 P: 24	R: 1 E: 0 K: 1 S: 11 H: 1 LOB: 1 BB: 1 P: 18	R: 0 E: 0 K: 2 S: 10 H: 0 LOB: 1 BB: 1 P: 17	R: 0 E: 0 K: 2 S: 10 H: 0 LOB: 0 BB: 0 P: 12	R: 1 E: 0 K: 1 S: 15 H: 1 LOB: 0 BB: 0 P: 20	R: 0 E: 0 K: 0 S: 4 H: 1 LOB: 0 BB: 0 P: 5	R: 0 E: 0 K: 2 S: 7 H: 0 LOB: 0 BB: 0 P: 13	R: 2 E: 0 K: 1 S: 13 H: 3 LOB: 2 BB: 1 P: 21	R: 0 E: 0 K: 2 S: 13 H: 1 LOB: 2 BB: 1 P: 20	1B: 5 2B: 1 3B: 0 HR: 1 SF: 0 SAC: 0 DP: 1 HBP: 0						WP: 1 PB: 0 SB: 0 CS: 0 PA: 39

TOP

New York Yankees @ Philadelphia Phillies

Citizens Bank Park, Philadelphia, PA

Mon Jun 25 2018, 7:10 PM - 10:28 PM EDT

Att. 44,136 - Clear - 80 F

livebaseballscorecards.com

AB	33
R	4
H	7
RBI	4
BB	6
SO	12
LOB	17

PITCHER		IP	WLS	BF	H	R	ER	SO	BB	IBB	HBP	BLK	WP	HR	S	P	ERA	WHIP
28 Vince Velasquez, R ERA: 4.69	(1, 1)	6.0	L	24	3	2	2	7	4	0	0	0	1	1	64	96	3.00	1.167
50 Héctor Neris, R ERA: 5.79	(7, 1)	1.0		3	0	0	0	2	0	0	0	0	0	0	7	13	0.00	0.000
46 Adam Morgan, L ERA: 5.57	(8, 1)	0.0		3	2	2	2	0	1	0	0	0	0	0	5	11	∞	∞
53 Yacksel Ríos, R ERA: 4.35	(8, 1)	1.0		4	1	0	0	1	0	0	0	0	0	0	8	10	0.00	1.000
54 Austin Davis, L ERA: 2.7	(9, 1)	1.0		5	1	0	0	2	1	0	0	0	0	0	13	20	0.00	2.000

PITCHER	IP	WLS	BF	H	R	ER	SO	BB	IBB	HBP	BLK	WP	HR	S	P	ERA	WHIP

Batter	1	2	3	4	5	6	7	8	9	AB	R	H	RBI	BB	SO	LOB
16 César Hernández, S (1, 4) OBP: 0.372, SLG: 0.385	B FF 95 B FF 96 C FF 97 F FF 96 F CH 88 B FF 97 F FF 96 F FF 97 F FF 96 3-3 S FF 88 ① K			C CU 85 B FF 95 B CH 86 C FF 95 S CU 84 2-3 ① K		C FF 96 X FF 95 0-1 ① G4-3 1-2 2-3		B KC 84 B FF 96 B FF 98 C FF 98 X FF 97 3-1 ① P6		4	0	0	0	0	2	3
17 Rhys Hoskins, R (1, 7) OBP: 0.373, SLG: 0.470	B CU 86 B FF 97 B FF 97 C FF 97 X FF 97 3-1 ② P3			C CU 84 B CU 84 F FF 95 C CU 84 1-3 ② K		C FC 92 S KC 85 D KC 85 B FC 92 S KC 85 2-3 ② K2-3		C KC 84 B KC 84 F FF 99 X SV 87 1-2 ② G5-3 1-2		4	0	0	0	0	2	3
37 Odúbel Herrera, L (1, 8) OBP: 0.357, SLG: 0.500	S CU 88 S CU 86 S CU 87 0-3 ③ K			B FF 98 S FF 97 B FF 96 F CU 86 F FF 96 F CU 84 F CH 89 S FF 97 2-3 ③ K		S KC 86 D KC 82 B KC 85 X KC 84 2-2 ③ G4-3		B KC 84 B FF 99 C KC 84 S FF 99 B SV 86 B SV 86 4-2 BB		3	0	0	0	1	2	2
41 Carlos Santana, S (1, 3) OBP: 0.359, SLG: 0.437		B FF 96 C FF 96 F FF 96 X CH 89 1-2 ① G4-3			B CU 85 F FF 94 B FF 95 B CU 82 B FF 95 4-1 5 FC4-6 BB		B FC 92 B FC 92 B FC 91 C FC 92 B FC 91 4-1 5 WP 4 1B BB	X FF 100 0-0 ③ F7		2	1	0	0	2	0	2
5 Nick Williams, L (1, 9) OBP: 0.299, SLG: 0.433		C FF 97 F CH 87 B FF 96 S CU 84 1-3 ② K2-3			C FF 94 X FF 95 0-1 ① FC4-6 4 S 1-2f		C KC 84 B FC 93 C KC 84 B KC 85 S KC 84 2-3 ① K 1-2		S FF 98 F FF 98 S SL 86 0-3 ① K	4	0	0	0	0	3	2
4 Scott Kingery, R (1, 6) OBP: 0.279, SLG: 0.328		X FF 97 0-0 ③ L4			1 SAFE C CU 84 F FF 94 1 SAFE B FF 94 T CU 86 1-2 ② K 1-2		X KC 83 0-0 38 S 2-H 1B		C FF 100 B SL 86 C FF 98 S SI 101 1-3 ② K	4	0	1	1	0	2	1
7 Maikel Franco, R (1, 5) OBP: 0.300, SLG: 0.434			C CU 84 B FF 96 S CU 84 B CU 86 B FF 96 F CU 84 X FF 97 3-2 ① G5-3		C CU 84 X CU 83 0-1 ③ G1-3		1 SAFE C FC 93 C FC 93 S FC 93 0-3 ② K		S SL 88 B SL 87 B SI 101 B SL 86 F FF 100 F FF 102 F SI 102 X SL 88 3-2 HR	4	1	1	1	0	1	2
38 Jorge Alfaro, R (1, 2) OBP: 0.287, SLG: 0.379			F FF 96 T CU 85 B CU 84 S CU 84 1-3 ② K			B CU 85 B FF 95 B FF 96 S FF 96 F FF 95 X FF 96 3-2 16 G4-3 23 BB 1B	B FF 98 S FF 98 S KC 86 C SV 87 1-3 ③ K 1-2		B FF 100 S FF 99 S FF 100 S SI 100 1-3 ③ K	4	0	1	0	0	3	1
28 Vince Velasquez, R (1, 1) 23 Aaron Altherr, R (6, PH) OBP: 0.300, SLG: 0.318 50 Hector Neris, R (7, 1) 46 Adam Morgan, L (8, 1) 53 Yacksel Ríos, R (8, 1) 9 Jesmuel Valentín, S (8, PH) OBP: 0.286, SLG: 0.351 54 Austin Davis, L (9, 1)			F FF 96 S FF 95 X CU 84 0-2 ③ G6-3			D CU 86 S FF 95 F FF 94 D CU 85 B FF 95 F CU 85 B FF 95 4-2 16 G4-3 1-2 BB		B FF 97 B FF 96 C FF 97 B FF 97 B FF 97 4-1 17 G5-3 BB		1 0 0 0 0 0 0	0 0 0 0 0 0 0	0 0 0 0 0 0 0	0 0 0 0 0 1 0	0 1 0 0 0 0 0	0 0 0 0 0 0 0	0 0 0 0 0 0 0
Inning Stats	R: 0 E: 0 K: 2 S: 12 H: 0 LOB: 0 BB: 0 P: 18	R: 0 E: 0 K: 1 S: 7 H: 0 LOB: 0 BB: 0 P: 9	R: 0 E: 0 K: 1 S: 10 H: 0 LOB: 0 BB: 0 P: 14	R: 0 E: 0 K: 3 S: 12 H: 0 LOB: 0 BB: 0 P: 17	R: 0 E: 0 K: 1 S: 8 H: 0 LOB: 1 BB: 1 P: 13	R: 0 E: 0 K: 1 S: 14 H: 1 LOB: 2 BB: 1 P: 25	R: 1 E: 0 K: 3 S: 11 H: 1 LOB: 1 BB: 1 P: 18	R: 0 E: 0 K: 0 S: 9 H: 0 LOB: 2 BB: 2 P: 21	R: 1 E: 0 K: 3 S: 14 H: 1 LOB: 0 BB: 0 P: 19	1B: 2 2B: 0 3B: 0 HR: 1	SF: 0 SAC: 0 DP: 0 HBP: 0	WP: 1 PB: 0 SB: 2 CS: 0	PA: 35				

PITCHER		IP	WLS	BF	H	R	ER	SO	BB	IBB	HBP	BLK	WP	HR	S	P	ERA	WHIP
38 Jonathan Loáisiga, R ERA: 1.93	(1, 1)	5.1	W	19	1	0	0	8	2	0	0	0	0	0	57	86	0.00	0.562
30 David Robertson, R ERA: 3.47	(6, 1)	1.1	H	6	1	1	1	3	1	0	0	0	1	0	14	24	6.75	1.500
68 Dellin Betances, R ERA: 2.83	(7, 1)	1.0	H	5	0	0	0	1	2	0	0	0	0	0	11	24	0.00	2.000
54 Aroldis Chapman, L ERA: 1.29	(8, 1)	1.1	S	5	1	1	1	3	0	0	0	0	0	1	15	20	6.75	0.750

PITCHER	IP	WLS	BF	H	R	ER	SO	BB	IBB	HBP	BLK	WP	HR	S	P	ERA	WHIP

BOTTOM

New York Yankees @ Philadelphia Phillies

Citizens Bank Park, Philadelphia, PA

Mon Jun 25 2018, 7:10 PM - 10:28 PM EDT

Att. 44,136 - Clear - 80 F

livebaseballscorecards.com

AB	30
R	2
H	3
RBI	2
BB	5
SO	15
LOB	16

Batter	1	2	3	4	5	6	7	8	9	AB	R	H	RBI	BB	SO	LOB
31 Aaron Hicks, S (1, 8) OBP: 0.337, SLG: 0.467	B SI 94 B SI 94 X SI 95 2-0 HR		B SI 94 X SL 90 1-0 18 E 99 1B 25 1B 1B	S CU 81 X CU 81 0-1 ② SF9 3-H		B FF 93 X CH 90 1-0 ② G6-3		B SI 94 B SL 84 X SI 94 2-0 ③ G3-1		4	2	2	2	0	0	0
99 Aaron Judge, R (1, 9) OBP: 0.397, SLG: 0.553	X SI 95 0-0 ① G5-3		1 SAFE 1 SAFE C SI 94 X CH 90 0-1 18 E 25 1B 1-2 1B	B SL 89 C SI 94 S CU 82 F CU 81 B SI 94 B SL 91 C SI 93 3-3 ③ K		B FF 94 B CH 89 F CH 90 F FF 93 B FF 90 F SI 90 F SI 91 B SI 91 4-2 BB			C FF 95 S FS 86 S FS 86 0-3 ① K	4	1	1	0	1	2	0
18 Didi Gregorius, L (1, 6) OBP: 0.330, SLG: 0.478	C SI 95 S SL 90 F CH 90 B SL 91 X SI 96 1-2 ② G1-3		X SI 95 0-0 FC4 25 1B 33 1B 1-2 2-3		C SL 88 X CU 80 0-1 HR	B FF 94 S SL 89 X FF 93 1-1 ③ F7			B FS 85 S FS 86 C FF 93 B FF 93 B FS 86 X FS 85 3-2 ② L8	5	2	1	1	0	0	3
27 Giancarlo Stanton, R (1, 7) OBP: 0.341, SLG: 0.517	C SL 91 B SI 93 C SI 96 B CH 90 X SL 91 2-2 25 FC6-4 1B		D SI 94 S SL 90 S SI 94 S SL 92 1-3 ② K		B SL 88 B SI 94 X SL 88 2-0 ① G4-3		B FF 92 X CH 89 1-0 ① 1B		B FF 94 B FF 94 T FS 86 B FF 93 C FF 94 S FS 86 3-3 ③ K	5	0	2	0	0	2	3
25 Gleyber Torres, R (1, 4) OBP: 0.347, SLG: 0.548	D SL 92 B SI 95 X SI 95 2-0 ③ FC6-4 1-2f		B SL 91 X SI 95 1-0 33 1B 1-2 2-H 3-H 1B		B SI 93 C SI 92 X CH 88 1-1 2B		F FF 92 X SL 86 0-1 ② G5-3			4	0	2	2	0	0	1
33 Greg Bird, L (1, 3)		B SI 94 C SL 89 B SI 94 X SL 89 2-1 ① F8	S CU 82 B SL 91 B SI 94 F SL 91 F CU 82 X CH 90 2-2 1-2 2-H 1B		B SL 91 D SI 93 B SL 88 B SI 93 4-0 BB		B FF 92 B FF 92 C SL 87 H SL 85 3-1 41 FC4 HBP			2	0	1	1	1	0	0
41 Miguel Andujar, R (1, 5) OBP: 0.303, SLG: 0.508		C SI 93 S CU 82 B CU 83 B SI 95 S SL 90 2-3 ② K	B SL 89 X SL 89 1-0 ③ L5		F CU 81 X SI 92 0-1 ② L7		X CH 89 0-0 ③ FC4 1-2f			4	0	0	0	0	1	5
28 Austin Romine, R (1, 2) OBP: 0.350, SLG: 0.500		X SI 93 0-0 ③ G4-3		X SI 92 0-0 40 WP 31 SF9 2B	C SL 88 S CU 81 B CU 79 S SL 89 1-3 ③ K			C SL 84 X SI 94 0-1 ① P3		4	1	1	0	0	1	2
40 Luis Severino, R (1, 1) 14 Neil Walker, S (8, PH) OBP: 0.266, SLG: 0.264 43 Adam Warren, R (8, 1) 45 Chasen Shreve, L (9, 1)			X FF 92 0-0 ① F9	B SL 90 L SI 93 M SL 89 F SL 90 B CU 82 S CU 82 2-3 ① K2-3 2-3		S FF 93 S CH 90 B FF 94 S SL 89 1-3 ① K		X SI 94 0-0 ② G1-3		3 1 0 0	0 0 0 0	0 0 0 0	0 0 0 0	2 0 0 0	1 0 0 0

Inning Stats	1	2	3	4	5	6	7	8	9
	R: 1 E: 0 K: 0 S: 10	R: 0 E: 0 K: 1 S: 6	R: 3 E: 1 K: 1 S: 14	R: 1 E: 0 K: 2 S: 11	R: 1 E: 0 K: 1 S: 10	R: 0 E: 0 K: 1 S: 10	R: 0 E: 0 K: 0 S: 5	R: 0 E: 0 K: 0 S: 4	R: 0 E: 0 K: 2 S: 9
	H: 2 LOB: 1 BB: 0 P: 17	H: 0 LOB: 0 BB: 0 P: 10	H: 4 LOB: 0 BB: 0 P: 20	H: 1 LOB: 0 BB: 0 P: 16	H: 2 LOB: 2 BB: 1 P: 18	H: 0 LOB: 1 BB: 1 P: 17	H: 1 LOB: 1 BB: 0 P: 9	H: 0 LOB: 0 BB: 0 P: 6	H: 0 LOB: 0 BB: 0 P: 15

1B: 6	SF: 1	WP: 1	PA: 40
2B: 2	SAC: 0	PB: 0	
3B: 0	DP: 0	SB: 0	
HR: 2	HBP: 1	CS: 0	

PITCHER		IP	WLS	BF	H	R	ER	SO	BB	IBB	HBP	BLK	WP	HR	S	P	ERA	WHIP
49 Jake Arrieta, R ERA: 3.54	(1, 1)	5.0	L	26	9	6	3	5	1	0	0	0	1	2	51	81	5.40	2.000
52 Zac Curtis, L ERA: 2.16	(6, 1)	2.0		8	1	0	0	1	1	0	1	0	0	0	15	26	0.00	1.000
64 Víctor Arano, R ERA: 2.88	(8, 1)	1.0		3	0	0	0	0	0	0	0	0	0	0	4	6	0.00	0.000
50 Héctor Neris, R ERA: 5.59	(9, 1)	1.0		3	0	0	0	2	0	0	0	0	0	0	9	15	0.00	0.000

PITCHER	IP	WLS	BF	H	R	ER	SO	BB	IBB	HBP	BLK	WP	HR	S	P	ERA	WHIP

TOP

New York Yankees @ Philadelphia Phillies

Citizens Bank Park, Philadelphia, PA

Tue Jun 26 2018, 7:08 PM - 9:45 PM EDT

Att. 43,568 - Clear - 78 F

livebaseballscorecards.com

AB	36
R	6
H	10
RBI	6
BB	2
SO	8
LOB	15

Batter	1	2	3	4	5	6	7	8	9	AB	R	H	RBI	BB	SO	LOB
16 César Hernández, S (1, 4) OBP: 0.374, SLG: 0.386	C FF 97 B FF 98 B SL 90 X FF 97 2-1 37 G6-3 1B		X FF 98 0-0 G6-3 ③			C FF 99 B CH 91 B FF 100 X FF 98 2-1 1B		C FF 91 B CH 85 B FF 92 B FF 91 C SL 84 C SL 84 3-3 ② K		4	0	2	0	0	1	1
17 Rhys Hoskins, R (1, 7) OBP: 0.368, SLG: 0.462	S FF 97 F FF 98 1 SAFE D SL 89 1 SAFE D SL 89 1 SAFE S SL 88 2-3 K ①			C FF 99 S SL 91 C FF 100 0-3 K ①		B FF 98 B SL 87 B CH 87 C FF 97 1 SAFE F FF 98 X FF 98 3-2 P2 ②		S SL 85 B SL 85 F FF 92 F SL 85 B FF 92 B SL 84 X SL 84 3-2 F8 ③		4	0	0	0	0	2	2
37 Odúbel Herrera, L (1, 8) OBP: 0.352, SLG: 0.493	C FF 98 C SL 87 B FF 98 F FF 98 X SL 88 1-2 G6-3 1-2f ② ③			F SL 87 F FF 98 S FF 101 0-3 K ②		C FF 96 X FF 98 0-1 L7 ③			F FF 93 S FF 93 X FS 86 0-2 G6-3 ①	4	0	0	0	0	1	2
41 Carlos Santana, S (1, 3) OBP: 0.358, SLG: 0.432		X FF 99 0-0 L3 ①		C FF 98 X FF 99 0-1 P4 ③			S FF 98 F FF 99 C FF 99 0-3 K ①		B FF 93 F SL 86 S FS 88 B FS 88 F FS 86 B FF 93 F FS 87 B FF 92 4-2 5 FC3-6 BB	3	0	0	0	1	1	0
5 Nick Williams, L (1, 9) OBP: 0.294, SLG: 0.424		C FF 98 B SL 88 X CH 90 1-1 G4-3 ②			C FF 97 B CH 90 S FF 98 B FF 99 B CH 91 F FF 98 S FF 98 3-3 K ①		F FF 99 X SL 91 0-1 P5 ②		B FF 93 F FF 92 B FF 94 B FS 86 X FF 93 3-1 FC3-6 4 DI 1-2f ②	4	0	0	0	0	1	1
4 Scott Kingery, R (1, 6) OBP: 0.282, SLG: 0.331		C FF 99 X SL 89 0-1 G6-3 ③			S FF 100 B FF 100 X SL 91 1-1 1B		B FF 99 S FF 99 S FF 100 B FF 100 F FF 99 F FF 100 X FF 100 2-2 15 1B 1B		T FF 93 B FF 93 S FF 93 D FS 87 X FS 87 2-2 L4 1-2 ③	4	0	2	0	0	0	1
15 Andrew Knapp, S (1, 2) OBP: 0.292, SLG: 0.303			C FF 96 C FF 98 B FF 99 F FF 99 B SL 89 B SL 87 X SL 88 3-2 G3 ①		C FF 99 B FF 99 F FF 99 S FF 100 1-3 K ②		X FF 98 0-0 1-3 1B			3	0	1	0	0	1	1
7 Maikel Franco, R (1, 5) OBP: 0.301, SLG: 0.439 52 Zac Curtis, L (6, 1) 23 Aaron Altherr, R (7, PH) OBP: 0.299, SLG: 0.317 64 Víctor Arano, R (8, 1) 50 Héctor Neris, R (9, 1)			C FF 99 B FF 98 S SL 89 B SL 90 F SL 90 B FF 99 F FF 99 X FF 99 3-2 2B		S SL 92 C SL 90 D SL 90 B SL 89 F FF 100 B SL 89 S SL 88 3-3 K ③		C FF 100 F SL 88 S SL 88 0-3 K ③			2 0 1 0 0 0 0	0 0 0 0 0 0 0	1 0 0 0 0 0 0	0 0 0 0 0 0 0	0 0 0 0 0 0 0	1 1 2 0 0 0 0	1 0 2 0 0 0 0
49 Jake Arrieta, R (1, 1) OBP: 0.222, SLG: 0.280 9 Jesmuel Valentín, S (6, 5) OBP: 0.273, SLG: 0.333			C FF 99 C FF 99 D SL 90 S SL 90 1-3 K ②			B FF 98 B FF 97 C FF 98 S FF 98 B FF 99 X SL 88 3-2 F8 ①		C FF 90 S CH 84 B CH 84 X FF 92 1-2 P5 ①		1 2	0 0	0 0	0 0	0 0	1 0	1 0
Inning Stats	R: 0 E: 0 K: 1 S: 9 H: 1 LOB: 0 BB: 0 P: 14	R: 0 E: 0 K: 0 S: 5 H: 0 LOB: 0 BB: 0 P: 6	R: 0 E: 0 K: 1 S: 13 H: 1 LOB: 1 BB: 0 P: 20	R: 0 E: 0 K: 2 S: 8 H: 0 LOB: 0 BB: 0 P: 8	R: 0 E: 0 K: 3 S: 13 H: 1 LOB: 1 BB: 0 P: 21	R: 0 E: 0 K: 0 S: 10 H: 1 LOB: 1 BB: 0 P: 18	R: 0 E: 0 K: 2 S: 14 H: 2 LOB: 2 BB: 0 P: 16	R: 0 E: 0 K: 1 S: 10 H: 0 LOB: 0 BB: 0 P: 17	R: 0 E: 0 K: 0 S: 12 H: 0 LOB: 1 BB: 1 P: 21	1B: 5 2B: 1 3B: 0 HR: 0 SF: 0 SAC: 0 DP: 1 HBP: 0						WP: 0 PB: 0 SB: 0 CS: 0 PA: 33	

BOTTOM

New York Yankees @ Philadelphia Phillies

Citizens Bank Park, Philadelphia, PA

Tue Jun 26 2018, 7:08 PM - 9:45 PM EDT

Att. 43,568 - Clear - 78 F

livebaseballscorecards.com

AB	32
R	0
H	6
RBI	0
BB	1
SO	10
LOB	12

PITCHER		IP	WLS	BF	H	R	ER	SO	BB	IBB	HBP	BLK	WP	HR	S	P	ERA	WHIP
40 Luis Severino, R ERA: 2.1	(1, 1)	7.0	W	26	6	0	0	9	0	0	0	0	0	0	72	103	0.00	0.857
43 Adam Warren, R ERA: 1.56	(8, 1)	1.0		3	0	0	0	1	0	0	0	0	0	0	10	17	0.00	0.000
45 Chasen Shreve, L ERA: 5.0	(9, 1)	1.0		4	0	0	0	0	1	0	0	0	0	0	12	21	0.00	1.000

PITCHER	IP	WLS	BF	H	R	ER	SO	BB	IBB	HBP	BLK	WP	HR	S	P	ERA	WHIP

Batter	1	2	3	4	5	6	7	8	9	AB	R	H	RBI	BB	SO	LOB
11 Brett Gardner, L (1, 7) OBP: 0.348, SLG: 0.376	C FF 94 S FF 95 B FF 95 X FF 95 1-2 G6-3		C FF 94 B SL 90 C FF 95 X CH 84 1-2 G3		B CU 78 B CH 85 B FF 95 C FF 93 F FF 94 F FF 95 F FF 94 B FF 94 4-2 BB			C FF 99 X CH 90 0-1 G4-3		3	0	0	0	1	0	0
27 Giancarlo Stanton, R (1, 9) OBP: 0.337, SLG: 0.510	C FF 96 B FF 94 B FF 94 S SL 88 X FF 96 2-2 F9		S SL 85 X SI 93 0-1 L9		C FF 96 1 SAFE S SL 86 B FF 93 C FF 96 1-3 K			S FF 99 B SL 89 C SL 88 F FF 99 X FF 99 1-2 G4-3		4	0	0	0	0	1	1
31 Aaron Hicks, S (1, 8) OBP: 0.340, SLG: 0.468	F FF 96 S SL 88 X FF 96 0-2 1B		B CU 78 S CH 86 C SL 86 S SL 87 1-3 K			B SL 85 X SL 86 1-0 25 G6-4-3 1B			B FF 100 C FF 99 S FF 98 F FF 99 F FF 99 S SL 91 1-3 K	4	0	2	0	0	2	0
18 Didi Gregorius, L (1, 6) OBP: 0.329, SLG: 0.475	B SI 95 1 SAFE F FF 94 1 SAFE F FF 95 B FF 96 1 SAFE F FF 96 S CH 88 2-3 K			C FF 95 X CH 83 0-1 1B		1 SAFE 1 SAFE X FF 94 0-0 P6			C FF 100 B CH 92 X CH 92 1-1 G1-3	4	0	1	0	0	1	2
25 Gleyber Torres, R (1, 4) OBP: 0.341, SLG: 0.537		F FF 95 C SL 87 X SL 86 0-2 F9		C SI 88 1 SAFE F SL 87 1 SAFE S FF 95 0-3 K		X SL 87 0-0 G6-4-3 1-2f			C FF 98 S SL 87 B FF 98 F SL 89 S SL 87 1-3 K	4	0	0	0	0	2	2
41 Miguel Andujar, R (1, 5) OBP: 0.303, SLG: 0.506		C FF 95 B FF 93 X SL 88 1-1 66 BB 1B		F SI 94 1 SAFE X SI 94 0-1 F8			C SL 87 B FF 93 S SI 93 B FF 94 F SL 88 X FF 95 2-2 G4-3			3	0	1	0	0	0	1
14 Neil Walker, S (1, 3) OBP: 0.261, SLG: 0.259		F SI 94 1 SAFE C CU 79 S CU 77 0-3 K		1 SAFE C CH 86 B CH 84 F FF 96 B SL 87 X CH 82 2-2 L3			C SL 86 B CU 77 X CH 85 1-1 G6-3			3	0	0	0	0	1	2
66 Kyle Higashioka, R (1, 2)		1 SAFE C SL 85 B SL 89 B SL 87 B FF 95 1 SAFE B FF 97 4-1 1-2 BB			F FF 94 C FF 96 B FF 97 X FF 95 1-2 F7		C FF 95 B SL 88 S SL 86 X FF 95 1-2 F8			2	0	0	0	1	0	0
85 Luis Cessa, R (1, 1) 61 Giovanny Gallegos, R (4, 1) 56 Jonathan Holder, R (7, 1) 33 Greg Bird, L (8, PH) OBP: 0.308, SLG: 0.382 65 Domingo Germán, R (8, 1)		C FF 94 F SL 87 S FF 96 0-3 K			C FF 93 X FF 94 0-1 G4-3			C FF 100 B FF 99 C FF 99 C FF 99 1-3 K		1 1 0 1 0	0 0 0 0 0	0 0 0 0 0	0 0 0 0 0	0 0 0 1 0	1 0 0 0 0	2 0 0 0 0
Inning Stats	R: 0 E: 0 K: 1 S: 13 H: 1 LOB: 1 BB: 0 P: 18	R: 0 E: 0 K: 2 S: 12 H: 1 LOB: 2 BB: 1 P: 17	R: 0 E: 0 K: 1 S: 8 H: 0 LOB: 0 BB: 0 P: 10	R: 0 E: 0 K: 1 S: 10 H: 1 LOB: 1 BB: 0 P: 12	R: 0 E: 0 K: 1 S: 12 H: 0 LOB: 1 BB: 1 P: 18	R: 0 E: 0 K: 0 S: 3 H: 1 LOB: 0 BB: 0 P: 4	R: 0 E: 0 K: 0 S: 9 H: 0 LOB: 0 BB: 0 P: 13	R: 0 E: 0 K: 1 S: 9 H: 0 LOB: 0 BB: 0 P: 11	R: 0 E: 0 K: 2 S: 11 H: 0 LOB: 0 BB: 0 P: 14	1B: 4 2B: 0 3B: 0 HR: 0		SF: 0 SAC: 0 DP: 1 HBP: 0		WP: 0 PB: 0 SB: 0 CS: 0	PA: 32	

TOP

New York Yankees @ Philadelphia Phillies

Citizens Bank Park, Philadelphia, PA

Wed Jun 27 2018, 7:07 PM - 9:49 PM EDT

Att. 42,028 - Drizzle - 74 F

livebaseballscorecards.com

AB	30
R	0
H	4
RBI	0
BB	2
SO	9
LOB	10

PITCHER		IP	WLS	BF	H	R	ER	SO	BB	IBB	HBP	BLK	WP	HR	S	P	ERA	WHIP
56 Zach Eflin, R ERA: 3.02	(1, 1)	7.0	W	26	4	0	0	6	2	0	0	0	0	0	67	92	0.00	0.857
58 Seranthony Domínguez, R ERA: 2.1	(8, 1)	2.0	S	6	0	0	0	3	0	0	0	0	0	0	20	25	0.00	0.000

PITCHER		IP	WLS	BF	H	R	ER	SO	BB	IBB	HBP	BLK	WP	HR	S	P	ERA	WHIP

Batter	1	2	3	4	5	6	7	8	9	AB	R	H	RBI	BB	SO	LOB
16 César Hernández, S (1, 4) OBP: 0.378, SLG: 0.393	B FF 94 C FF 93 B SL 84 B CH 86 X FF 94 3-1 41 BB 17 1B 1B	D SL 84 B FF 95 B CH 87 C FF 94 D FF 93 4-1 17 HR BB		C FF 94 C SL 84 F SL 85 B FF 95 C SL 85 1-3 ③ K			F FF 93 X FF 93 0-1 2B			3	1	2	0	1	1	0
17 Rhys Hoskins, R (1, 7) OBP: 0.370, SLG: 0.475	B FF 93 C FF 94 1 SAFE C SL 85 B SL 85 1 SAFE X FF 97 2-2 41 BB 1-2 1B	C FF 96 B SL 86 F FF 97 X SL 87 1-2 1-H 2-H HR			B SL 84 C SL 84 C FF 95 B FF 94 F SL 86 S SL 86 2-3 ① K		F FF 94 F FC 84 S FF 94 0-3 ① K			4	1	2	3	0	2	1
37 Odúbel Herrera, L (1, 8) OBP: 0.348, SLG: 0.486	C SL 83 F SL 84 X SL 84 0-2 ① F7	F CU 83 S CH 88 B CH 88 F FF 96 B SL 86 X CH 88 2-2 ③ G4-3			X FF 96 0-0 ② F7		B FF 93 B CH 86 C FF 94 X CH 86 2-1 ② L7			4	0	0	0	0	0	3
41 Carlos Santana, S (1, 3) OBP: 0.359, SLG: 0.431	B FF 95 F FF 95 C SL 83 B CH 88 B CH 87 B CH 87 4-2 1-2 2-3 BB		F FF 93 C SL 84 F CH 88 F CH 89 B FF 97 F SI 97 B CH 88 X FF 96 2-2 ① F7		C SL 86 B FF 96 B CH 88 X FF 95 2-1 1B		C CH 85 C FF 94 F CH 85 B FF 94 X FF 93 1-2 ③ G3			3	0	1	0	1	0	1
23 Aaron Altherr, R (1, 9) OBP: 0.294, SLG: 0.310	C SL 84 S SL 83 D SL 84 C SL 86 1-3 ② K		B FF 96 X FF 95 1-0 ② F9		D SL 87 B FF 94 B FF 94 C FF 93 F FF 93 X FF 93 3-2 ③ G5-3			S FF 95 S SI 95 B CU 82 B SI 96 B CU 84 X FF 96 3-2 ① L1-3		4	0	0	0	0	1	4
4 Scott Kingery, R (1, 6) OBP: 0.281, SLG: 0.329	C SL 84 F FF 96 F SL 86 S SL 84 0-3 ③ K		B SL 85 F CH 88 B FF 94 X SL 84 2-1 7 WP 1B				F FF 94 C SL 86 X SL 86 0-2 ① G1-3	B CU 81 F CH 88 C CU 82 F CU 83 X SI 96 1-2 ② L4		4	0	1	0	0	1	3
7 Maikel Franco, R (1, 5) OBP: 0.300, SLG: 0.440		C FF 94 S SL 85 B SL 86 B FF 96 B SL 85 X SL 84 3-2 ① G4-3	1 SAFE B SL 84 D SL 85 C SL 84 B FF 94 X SL 83 3-1 ③ G1-3 1-2				B SL 86 F SL 85 B SL 86 B FF 95 F FF 95 X SL 84 3-2 2B	C FF 96 F SI 95 S FF 96 0-3 ③ K		4	0	1	0	0	1	1
38 Jorge Alfaro, R (1, 2) OBP: 0.288, SLG: 0.378		B FF 96 C FF 97 S SL 85 F SL 85 B SL 85 X FF 96 2-2 56 SH2-4 17 HR 1B		C FF 94 F SL 82 F SL 86 F SL 87 S FF 95 0-3 ① K			F SL 84 C FF 95 D SL 86 S SL 86 1-3 ② K			3	1	1	0	0	2	1
56 Zach Eflin, R (1, 1) OBP: 0.200, SLG: 0.350 58 Seranthony Domínguez, R (8, 1)		X FF 95 0-0 ② SH2-4 1-2		C FF 94 B FF 96 F FF 95 F SL 86 S SL 86 1-3 ② K			S FF 95 S SL 86 S SL 86 0-3 ③ K			2	0	0	0	0	2	1
										0	0	0	0	0	0	0
Inning Stats	R: 0 E: 0 K: 2 S: 17 H: 2 LOB: 3 BB: 1 P: 27	R: 3 E: 0 K: 0 S: 16 H: 2 LOB: 0 BB: 1 P: 28	R: 0 E: 0 K: 0 S: 11 H: 1 LOB: 1 BB: 0 P: 19	R: 0 E: 0 K: 3 S: 13 H: 0 LOB: 0 BB: 0 P: 15	R: 0 E: 0 K: 1 S: 10 H: 1 LOB: 1 BB: 0 P: 17	R: 0 E: 0 K: 2 S: 12 H: 1 LOB: 1 BB: 0 P: 16	R: 0 E: 0 K: 1 S: 11 H: 1 LOB: 1 BB: 0 P: 14	R: 0 E: 0 K: 1 S: 10 H: 0 LOB: 0 BB: 0 P: 14		1B: 5 2B: 2 3B: 0 HR: 1 SF: 0 SAC: 1 DP: 0 HBP: 0						

PITCHER		IP	WLS	BF	H	R	ER	SO	BB	IBB	HBP	BLK	WP	HR	S	P	ERA	WHIP
85 Luis Cessa, R ERA: 5.0	(1, 1)	3.0	L	16	5	3	3	2	2	0	0	0	1	1	44	74	9.00	2.333
61 Giovanny Gallegos, R ERA:	(4, 1)	3.0		11	2	0	0	6	0	0	0	0	0	0	35	48	0.00	0.667
56 Jonathan Holder, R ERA: 1.78	(7, 1)	1.0		4	1	0	0	1	0	0	0	0	0	0	11	14	0.00	1.000
65 Domingo Germán, R ERA: 5.32	(8, 1)	1.0		3	0	0	0	1	0	0	0	0	0	0	10	14	0.00	0.000

PITCHER	IP	WLS	BF	H	R	ER	SO	BB	IBB	HBP	BLK	WP	HR	S	P	ERA	WHIP

BOTTOM

New York Yankees @ Philadelphia Phillies

Citizens Bank Park, Philadelphia, PA

Wed Jun 27 2018, 7:07 PM - 9:49 PM EDT

Att. 42,028 - Drizzle - 74 F

livebaseballscorecards.com

AB	31
R	3
H	8
RBI	3
BB	2
SO	10
LOB	15

Batter	1	2	3	4	5	6	7	8	9	AB	R	H	RBI	BB	SO	LOB
50 Mookie Betts, R (1, 9) OBP: 0.426, SLG: 0.678	B SI 89 C SI 88 X CH 83 1-1 ① F8		C SL 81 C SL 81 C FC 90 B SL 82 F FC 91 X SL 82 2-2 16 S 1B		C SL 81 B FC 90 X FC 90 1-1 16 2B 2B		B FC 87 B SL 80 C FC 89 B CH 83 C FC 89 X SL 80 3-2 ③ G1-3			4	1	2	0	0	0	1
16 Andrew Benintendi, L (1, 7) OBP: 0.371, SLG: 0.513	B SI 92 B FC 89 C SI 91 S SL 78 T SI 91 2-2 ② K		B SI 90 1 SAFE C SI 91 B FC 89 B SI 90 B SL 82 4-1 1-2 BB		B SL 81 F SI 92 B FC 90 X SI 92 2-1 28 S 2-H 2B			B FF 96 F FF 97 B FF 96 F FF 96 F FF 96 C FF 96 2-3 ① K		3	0	1	1	1	2	0
28 J.D. Martinez, R (1, 10) OBP: 0.389, SLG: 0.639	F SI 92 S CH 84 B FC 90 X FC 88 1-2 ③ G5-3		X SL 80 0-0 ③ F8		B FC 90 B FC 90 B SL 81 C FC 91 X SL 81 3-1 ③ F9 2-3			B FF 97 C FF 97 F FF 97 X FF 96 1-2 ② L9		4	0	0	0	0	0	3
25 Steve Pearce, R (1, 3) OBP: 0.356, SLG: 0.530		X SI 90 0-0 2 F9 2B	B CH 84 B CH 83 F FC 90 X CH 82 2-1 2 G5-4-3 1B		F FC 88 B CH 82 S SL 81 B SL 80 S FC 91 2-3 ① K			B FF 97 C FF 97 F FF 96 X FF 97 1-2 ③ F8		4	0	2	0	0	1	0
2 Xander Bogaerts, R (1, 6) OBP: 0.337, SLG: 0.504		B FC 87 C SL 79 B FC 88 X SL 80 2-1 ① F9 2-3	F FC 89 B SL 81 S FC 90 B FC 90 X FC 91 2-2 ① ② G5-4-3 1-2f		C SL 79 X FC 90 0-1 ② G4-3				B FF 92 B FF 92 C FF 93 X FF 93 2-1 ① G4-3	4	0	0	0	0	0	2
36 Eduardo Núñez, R (1, 4) OBP: 0.287, SLG: 0.360		X FC 90 0-0 ② P3	C SL 80 B SL 80 X CH 85 1-1 1B		X FC 88 0-0 ③ F8				B FF 92 B FF 93 C FF 93 F FF 93 F FS 86 S FF 93 2-3 ② K	4	0	1	0	0	1	1
11 Rafael Devers, L (1, 5) OBP: 0.284, SLG: 0.425		B SI 91 X SI 91 1-0 ③ L8	B SL 80 F SI 92 X SI 92 1-1 ③ G6-3				C SL 80 S SL 82 S SL 81 0-3 ① K2-3		C FF 92 B FS 86 C FF 93 S FS 86 1-3 ③ K	4	0	0	0	0	2	2
7 Christian Vázquez, R (1, 2) OBP: 0.259, SLG: 0.313			S FC 89 S FC 87 X FC 90 0-2 ① G5-3		C FC 89 X SL 79 0-1 ① L7		C FC 88 F FC 89 S FC 90 0-3 ② K			3	0	0	0	0	1	0
19 Jackie Bradley Jr., L (1, 8) OBP: 0.291, SLG: 0.332			B FC 88 B SL 80 C SI 91 S SL 79 C SL 82 2-3 ② K		B SL 81 B SI 91 C SI 91 C SI 92 F SI 93 X SI 93 2-2 ② F8		F SL 80 H SI 91 1-1 HBP			2	0	0	0	0	1	0
Inning Stats	R: 0 E: 0 K: 1 S: 8 H: 0 LOB: 0 BB: 0 P: 12	R: 0 E: 0 K: 0 S: 5 H: 1 LOB: 1 BB: 0 P: 8	R: 0 E: 0 K: 1 S: 12 H: 1 LOB: 2 BB: 1 P: 20	R: 0 E: 0 K: 0 S: 9 H: 2 LOB: 1 BB: 0 P: 15	R: 1 E: 0 K: 0 S: 12 H: 2 LOB: 1 BB: 0 P: 20	R: 0 E: 0 K: 1 S: 6 H: 0 LOB: 0 BB: 0 P: 8	R: 0 E: 0 K: 2 S: 10 H: 0 LOB: 1 BB: 0 P: 14	R: 0 E: 0 K: 1 S: 10 H: 0 LOB: 0 BB: 0 P: 14	R: 0 E: 0 K: 2 S: 9 H: 0 LOB: 0 BB: 0 P: 14	1B: 3 2B: 3 3B: 0 HR: 0	SF: 0 SAC: 0 DP: 1 HBP: 1			WP: 0 PB: 0 SB: 2 CS: 0	PA: 34	

TOP

Boston Red Sox @ New York Yankees

Yankee Stadium, Bronx, NY

Fri Jun 29 2018, 7:10 PM - 9:50 PM EDT

Att. 47,120 - Clear - 90 F

livebaseballscorecards.com

AB	32
R	1
H	6
RBI	1
BB	1
SO	8
LOB	9

PITCHER		IP	WLS	BF	H	R	ER	SO	BB	IBB	HBP	BLK	WP	HR	S	P	ERA	WHIP
52 CC Sabathia, L ERA: 3.02	(1, 1)	7.0	W	28	6	1	1	5	1	0	1	0	0	0	62	97	1.29	1.000
57 Chad Green, R ERA: 2.11	(8, 1)	1.0		3	0	0	0	1	0	0	0	0	0	0	10	14	0.00	0.000
45 Chasen Shreve, L ERA: 4.82	(9, 1)	1.0		3	0	0	0	2	0	0	0	0	0	0	9	14	0.00	0.000

PITCHER	IP	WLS	BF	H	R	ER	SO	BB	IBB	HBP	BLK	WP	HR	S	P	ERA	WHIP

Batter	1	2	3	4	5	6	7	8	9	AB	R	H	RBI	BB	SO	LOB
31 Aaron Hicks, S (1, 8) OBP: 0.339, SLG: 0.464	B FF 93 X FF 93 1-0 ① F8		B FC 87 C FC 88 X FC 91 1-1 ② G5-3	B FC 87 B SI 95 X FC 90 2-0 ③ F7			B CU 78 C CU 78 X FF 92 1-1 99 HR 1B			4	1	1	0	0	0	1
99 Aaron Judge, R (1, 9) OBP: 0.395, SLG: 0.559	C SI 94 X FC 91 0-1 ② L8		B SI 91 B CH 90 B SI 95 C FF 96 X FF 96 3-1 ③ L8		B SL 85 C SI 91 B CH 88 B FF 94 C FF 94 F SI 94 C FC 91 3-3 ① K		F FF 91 F FF 92 B FF 93 B FF 93 F FF 94 D SL 90 X FF 92 3-2 1-H HR			4	1	1	2	0	1	0
27 Giancarlo Stanton, R (1, 10) OBP: 0.339, SLG: 0.507	B FC 91 S FC 90 B FF 94 F FC 90 F FF 95 B CH 90 B FC 91 4-2 BB			C SI 93 T FC 90 B FF 93 B FC 89 B SI 95 F SI 95 B FC 91 4-2 18 2B 25 SF7 BB	F FF 95 C SI 95 B FF 94 X FC 91 1-2 ② G4-3		B SL 87 F SL 86 F FF 93 B FF 93 F FF 93 F SL 88 F SL 89 X FF 93 2-2 ② F8			2	1	0	0	2	0	0
18 Didi Gregorius, L (1, 6) OBP: 0.328, SLG: 0.476	B FF 94 F FF 94 B FF 95 F FF 94 X FF 95 2-2 ③ F7			X FF 94 0-0 1-3 41 HR 2B	F FC 91 B FC 90 X FF 94 1-1 ③ L5		B CH 86 F FF 91 B FF 93 X FF 92 2-1 ③ G3			4	1	1	0	0	0	1
25 Gleyber Torres, R (1, 4) OBP: 0.344, SLG: 0.549		X FC 86 0-0 41 1B 3B		B FF 92 S FF 95 B SI 95 X FF 92 2-1 ① SF7 3-H		B FF 93 X CH 88 1-0 1B		X SL 86 0-0 ① F9		3	1	2	1	0	0	0
41 Miguel Andujar, R (1, 5) OBP: 0.309, SLG: 0.521		B FF 92 X FC 91 1-0 28 G6-4-3 3-H 1B		C CH 90 X FC 91 0-1 2-H HR		S CH 88 X CH 89 0-1 ① P3		C CU 78 B FF 92 X CU 77 1-1 ② 1B		4	1	3	3	0	0	1
33 Greg Bird, L (1, 3) OBP: 0.315, SLG: 0.452		F FF 94 C FF 95 B FF 94 C SI 94 1-3 ① K		B FF 93 B FF 96 F FF 95 B FF 96 S FF 94 X FF 96 3-2 HR		B FC 90 T FF 90 B SI 91 X FC 89 2-1 ② P4		B CU 77 C CU 75 C FF 92 B CU 78 B FF 92 X CU 77 3-2 HR		4	2	2	2	0	1	2
28 Austin Romine, R (1, 2) OBP: 0.337, SLG: 0.479		B CH 90 F CH 90 X CH 90 1-1 ② ③ G6-4-3 1-2f		X CH 90 0-0 ② G4-3		F CH 89 B FF 93 X CH 89 1-1 ③ F9		C SL 87 B FF 92 F FF 91 F FF 92 X FF 92 1-2 ③ F9		4	0	0	0	0	0	2
11 Brett Gardner, L (1, 7) OBP: 0.348, SLG: 0.375			C FF 94 C FC 89 B FC 88 B SI 95 B FC 90 X SI 96 3-2 ① G5-3	C FC 89 B CH 88 B FF 95 B FC 90 C FF 95 X FF 95 3-2 1B			B FF 89 C FF 90 C CU 76 F FF 91 X FF 93 1-2 ① G4-3			3	0	1	0	0	0	0
Inning Stats	R: 0 E: 0 K: 0 S: 9 H: 0 LOB: 1 BB: 1 P: 16	R: 1 E: 0 K: 1 S: 7 H: 2 LOB: 0 BB: 0 P: 10	R: 0 E: 0 K: 0 S: 7 H: 0 LOB: 0 BB: 0 P: 14	R: 4 E: 0 K: 0 S: 16 H: 4 LOB: 1 BB: 1 P: 30	R: 0 E: 0 K: 1 S: 9 H: 0 LOB: 0 BB: 0 P: 14	R: 0 E: 0 K: 0 S: 7 H: 1 LOB: 1 BB: 0 P: 11	R: 2 E: 0 K: 0 S: 18 H: 2 LOB: 0 BB: 0 P: 27	R: 1 E: 0 K: 0 S: 10 H: 2 LOB: 0 BB: 0 P: 15		1B: 5 2B: 1 3B: 1 HR: 4	SF: 1 SAC: 0 DP: 1 HBP: 0		WP: 0 PB: 0 SB: 0 CS: 0	PA: 35		

PITCHER		IP	WLS	BF	H	R	ER	SO	BB	IBB	HBP	BLK	WP	HR	S	P	ERA	WHIP
57 Eduardo Rodriguez, L ERA: 4.11	(1, 1)	6.0	L	26	7	5	5	2	2	0	0	0	0	2	55	95	7.50	1.500
65 Justin Haley, R ERA: 5.4	(7, 1)	2.0		9	4	3	3	0	0	0	0	0	0	2	28	42	13.50	2.000

PITCHER	IP	WLS	BF	H	R	ER	SO	BB	IBB	HBP	BLK	WP	HR	S	P	ERA	WHIP

BOTTOM

Boston Red Sox @ New York Yankees

Yankee Stadium, Bronx, NY

Fri Jun 29 2018, 7:10 PM - 9:50 PM EDT

Att. 47,120 - Clear - 90 F

livebaseballscorecards.com

AB	32
R	8
H	11
RBI	8
BB	2
SO	2
LOB	7

Batter	1	2	3	4	5	6	7	8	9	AB	R	H	RBI	BB	SO	LOB
50 Mookie Betts, R (1, 9) OBP: 0.431, SLG: 0.679	C SI 95 S CU 84 B CU 84 X SI 96 1-2 ① F9	C SI 93 B ST 84 B SI 93 D ST 85 D FF 93 4-1 16 1B 28 SF9 BB		B FF 93 C FF 91 B FF 92 B FF 93 X FF 92 3-1 1B		C FF 95 B SL 87 F FF 94 B SL 86 B SL 87 B SL 87 4-2 28 1B 1-2 BB		B FF 92 C FF 93 C SL 82 B FF 93 F SL 82 X FF 94 2-2 16 G3 28 1B 2B	C FF 92 B FF 93 C FF 93 F FF 93 B FF 87 B FF 93 S FS 87 3-3 ③ K	4	2	2	0	2	1	1
16 Andrew Benintendi, L (1, 7) OBP: 0.369, SLG: 0.508	C FF 95 B CU 83 C FF 95 F CU 84 F FF 96 X ST 85 1-2 ② G4-3	F SI 91 D FF 94 X CU 82 1-1 18 S 1-3 2-H 1B		B FF 92 C FF 92 1 SAFE F CH 85 F FF 94 S CH 84 1-3 ② K		S FF 95 F FF 95 B SL 86 S FF 96 1-3 ② K		B CH 86 X CH 86 1-0 ① G3 2-3		5	0	1	1	0	2	4
28 J.D. Martinez, R (1, 10) OBP: 0.392, SLG: 0.641	C CU 83 B SI 95 C SI 95 F CU 84 F FF 96 B ST 86 F CU 84 X FF 96 2-2 2 1B 18 BB 11 HR 1B	F SI 92 B SI 92 1 SAFE X SI 93 1-1 ② SF9 3-H		1 SAFE F SL 85 B FF 92 S SL 85 B FF 92 B FF 92 S SL 88 3-3 ③ K		B FF 95 C FF 94 X FF 95 1-1 1-3 2-H 1B		B FF 93 B FC 84 X FF 94 2-0 2 FC6-4 3-H 1B		4	1	3	3	0	1	1
18 Mitch Moreland, L (1, 3) OBP: 0.354, SLG: 0.538 25 Steve Pearce, R (9, 3) OBP: 0.356, SLG: 0.530	C FF 95 B SI 95 B CU 84 S CU 84 F CU 84 B FC 93 B CU 82 4-2 2 1B 11 HR 1-2 BB	B FF 93 D FF 94 1 SAFE B FF 94 F FF 93 S CU 82 F CU 83 X FF 94 3-2 ③ G3-1 1-2			C FF 92 C FF 92 S CH 86 0-3 ① K	X FF 94 0-0 ③ F7		B FF 94 S CH 86 B FF 94 B CH 85 X CH 86 3-1 ② F9		4 0	1 0	0 0	0 0	1 0	1 0	4 0
2 Xander Bogaerts, R (1, 6) OBP: 0.338, SLG: 0.502	X SI 94 0-0 11 HR 1-2 2-3 1B		C SI 92 X ST 84 0-1 36 FC6-4 11 1B 3 F9-2 1B		B CU 80 C FF 92 B SL 86 X SL 85 2-1 ② G5-3		B FF 94 C FF 93 X FF 95 1-1 ① G6-3	C FF 94 F FC 84 X FF 93 0-2 ③ FC6-4 1-2f		5	1	2	0	0	0	1
11 Rafael Devers, L (1, 5) OBP: 0.294, SLG: 0.447	D FF 95 S FF 95 F CU 84 X CU 83 1-2 1-H 2-H 3-H HR		F SI 90 X FF 92 0-1 36 FC6-4 1-2 1B		B CH 86 F SL 85 S FF 92 B FF 92 X CH 86 2-2 1B		C SL 84 S FF 94 B SL 86 X SL 86 1-2 3 HR 2B		X FF 92 0-0 12 WP 12 1B 1B	5	3	5	4	0	0	0
36 Eduardo Núñez, R (1, 4) OBP: 0.283, SLG: 0.354 12 Brock Holt, L (8, 4) OBP: 0.377, SLG: 0.418	B ST 85 B FF 94 C SI 94 F SI 94 F CU 83 X SI 95 2-2 ③ G5-3		B SI 94 F SI 93 X SI 93 1-1 ① FC6-4 1-2f 2-3		S FF 92 S FF 93 S SL 87 0-3 ③ K		C SL 84 C FF 95 D SL 86 F FF 95 S SL 86 1-3 ② K		B FF 92 B FF 91 F FF 92 F FF 92 B FF 92 X FF 93 3-2 1-H 1B	4 1	0 0	0 1	0 1	0 0	2 0	4 0
3 Sandy León, S (1, 2) OBP: 0.297, SLG: 0.409 23 Blake Swihart, S (8, 2) OBP: 0.217, SLG: 0.182		C FF 93 B SI 93 C FF 93 F CU 83 X FF 94 1-2 16 1B 2B	C FF 92 B CH 85 X CH 84 1-1 ②③ F9-2 3-H			C FF 94 F SL 85 F FF 95 F SL 86 T FF 95 0-2 ① K	F FF 95 B FF 94 C SL 84 X SL 86 1-2 2-H HR		C FF 92 C FF 92 B FS 86 T FF 92 1-2 ① K	4 1	2 0	2 0	2 0	0 1	1 1	2 1
19 Jackie Bradley Jr., L (1, 8) OBP: 0.289, SLG: 0.329		S FF 93 X FF 94 0-1 ① L7		C CU 79 B FF 91 X SL 83 1-1 ① F7		B SL 84 B FF 93 X FF 94 2-0 50 S 28 1B 1B	B FF 94 X FF 94 1-0 ③ G6-3		S SL 87 X FF 92 0-1 ② L4	5	1	1	0	0	0	2
Inning Stats	R: 4 E: 0 K: 0 S: 25 H: 3 LOB: 0 BB: 1 P: 36	R: 2 E: 0 K: 0 S: 15 H: 2 LOB: 1 BB: 1 P: 25	R: 0 E: 0 K: 0 S: 8 H: 2 LOB: 1 BB: 0 P: 10	R: 0 E: 0 K: 2 S: 11 H: 1 LOB: 1 BB: 0 P: 19	R: 0 E: 0 K: 2 S: 11 H: 1 LOB: 1 BB: 0 P: 15	R: 1 E: 0 K: 2 S: 14 H: 2 LOB: 2 BB: 1 P: 22	R: 2 E: 0 K: 1 S: 13 H: 2 LOB: 0 BB: 0 P: 18	R: 1 E: 0 K: 0 S: 11 H: 2 LOB: 1 BB: 0 P: 19	R: 1 E: 0 K: 2 S: 13 H: 2 LOB: 1 BB: 0 P: 20	1B: 12 2B: 4 3B: 0 HR: 2	SF: 1 SAC: 0 DP: 1 HBP: 0	WP: 1 PB: 0 SB: 2 CS: 0	PA: 46			

PITCHER		IP	WLS	BF	H	R	ER	SO	BB	IBB	HBP	BLK	WP	HR	S	P	ERA	WHIP
55 Sonny Gray, R ERA: 5.44	(1, 1)	2.1	L	16	7	6	6	0	2	0	0	0	0	1	46	68	23.14	3.857
43 Adam Warren, R ERA: 1.35	(3, 1)	2.2		9	2	0	0	4	0	0	0	0	0	0	24	37	0.00	0.750
61 Giovanny Gallegos, R ERA: 3.86	(6, 1)	2.0		11	4	3	3	3	1	0	0	0	0	1	27	40	13.50	2.500
56 Jonathan Holder, R ERA: 2.01	(8, 1)	1.0		5	2	1	1	0	0	0	0	0	0	0	11	19	9.00	2.000
45 Chasen Shreve, L ERA: 4.97	(9, 1)	1.0		5	2	1	1	2	0	0	0	0	1	0	13	20	9.00	2.000

PITCHER	IP	WLS	BF	H	R	ER	SO	BB	IBB	HBP	BLK	WP	HR	S	P	ERA	WHIP

TOP

Boston Red Sox @ New York Yankees

Yankee Stadium, Bronx, NY

Sat Jun 30 2018, 7:17 PM - 10:32 PM EDT

Att. 47,125 - Clear - 92 F

livebaseballscorecards.com

AB	42
R	11
H	17
RBI	11
BB	3
SO	9
LOB	20

Batter	1	2	3	4	5	6	7	8	9	AB	R	H	RBI	BB	SO	LOB
31 Aaron Hicks, S (1, 8) OBP: 0.337, SLG: 0.458	B SI 99 C SI 97 H SL 84 2-1 27 1B HBP		C CH 86 S SL 79 F SL 80 X FF 94 0-2 ① F8			C CH 86 B FF 93 S SL 80 B SL 81 B CH 89 F CH 88 F FF 98 F FF 98 F FF 99 3-3 ① K		C FF 95 X CU 81 0-1 ③ G3-1		3	0	0	0	0	1	1
99 Aaron Judge, R (1, 9) OBP: 0.390, SLG: 0.552	S CH 89 C SL 82 B SL 81 F SL 81 S FF 99 1-3 ① K		S SI 97 B FF 96 C FF 96 S SL 83 1-3 ② K			B SL 80 C SL 79 B FF 96 F FF 99 B FF 99 S SL 82 3-3 ② K			C SI 92 B SI 90 B SI 90 X CH 87 2-1 ① G5-3	4	0	0	0	0	3	1
27 Giancarlo Stanton, R (1, 10) OBP: 0.338, SLG: 0.503	F FF 100 C SL 84 X FF 99 0-2 1-2 1B		S CH 90 C SL 81 F SL 80 X SL 83 0-2 ③ L6			B SL 83 S CH 89 S CH 91 S FF 99 1-3 ③ K			B SI 93 C SI 92 B SL 87 B SI 88 X SI 91 3-1 ② G6-3	4	0	1	0	0	1	0
25 Gleyber Torres, R (1, 4) OBP: 0.342, SLG: 0.543	C SI 96 S FF 97 S FF 96 0-3 ② K			C CH 86 B SL 81 C FF 94 F SL 81 T FF 97 1-2 ① K			S SI 95 B SL 80 B SL 80 F CH 87 F FF 99 S FF 100 2-3 ① K		B CU 76 X SI 91 1-0 18 FC6 1B	4	0	1	0	0	3	2
18 Didi Gregorius, L (1, 6) OBP: 0.324, SLG: 0.469	B SL 80 F FF 99 X FF 99 1-1 ③ L8			B SL 78 X FF 98 1-0 ② P1			S SL 79 B SL 82 B SL 79 F FF 98 X SL 80 2-2 ② G3-1		C SI 93 D CH 87 B CH 87 C SI 92 X FF 94 2-2 ③ 1-2f FC6	4	0	0	0	0	0	3
41 Miguel Andujar, R (1, 5) OBP: 0.306, SLG: 0.515		C SI 94 S CH 86 B CH 88 X FF 95 1-2 ① P3		B CH 88 X CH 88 1-0 ③ F8			X CH 88 0-0 ③ G4-3			3	0	0	0	0	0	0
29 Brandon Drury, R (1, 3) OBP: 0.300, SLG: 0.346		S CH 86 B SL 80 C SL 80 C SL 80 1-3 ② K			C FF 93 C FF 95 S SL 78 0-3 ① K2-3			B FF 94 B FF 93 C SL 89 C FF 94 S SL 89 2-3 ① K		3	0	0	0	0	3	0
28 Austin Romine, R (1, 2) OBP: 0.340, SLG: 0.474 66 Kyle Higashioka, R (7, 2)		B FF 96 C CH 87 B FF 95 F CH 88 B SL 81 B CH 89 4-2 11 WP BB			C CH 87 F FF 98 X FF 99 0-2 ② G4-3			F FF 94 F FF 96 F FF 95 X SL 90 0-2 ② P4		1 1	0 0	0 0	0 0	1 0	0 0	0 0
11 Brett Gardner, L (1, 7) OBP: 0.348, SLG: 0.373		C FF 98 B FF 100 F FF 99 B SL 82 C FF 100 2-3 ③ 1-2 K			C FF 98 C SL 83 B SL 84 B SL 80 F SL 79 X FF 98 2-2 ③ G5-3			B FF 95 B FF 95 C FF 94 F FF 94 B FF 95 B SL 90 4-2 BB		2	0	0	0	1	1	1
Inning Stats	R: 0 E: 0 K: 2 S: 13 H: 1 LOB: 2 BB: 0 P: 17	R: 0 E: 0 K: 2 S: 11 H: 0 LOB: 1 BB: 1 P: 19	R: 0 E: 0 K: 1 S: 11 H: 0 LOB: 0 BB: 0 P: 12	R: 0 E: 0 K: 1 S: 6 H: 0 LOB: 0 BB: 0 P: 9	R: 0 E: 0 K: 1 S: 10 H: 0 LOB: 0 BB: 0 P: 12	R: 0 E: 0 K: 3 S: 13 H: 0 LOB: 0 BB: 0 P: 20	R: 0 E: 0 K: 1 S: 8 H: 0 LOB: 0 BB: 0 P: 12	R: 0 E: 0 K: 1 S: 11 H: 0 LOB: 1 BB: 1 P: 17	R: 0 E: 0 K: 0 S: 8 H: 1 LOB: 1 BB: 0 P: 16	1B: 2 2B: 0 3B: 0 HR: 0	SF: 0 SAC: 0 DP: 0 HBP: 1					

PITCHER		IP	WLS	BF	H	R	ER	SO	BB	IBB	HBP	BLK	WP	HR	S	P	ERA	WHIP
41 Chris Sale, L ERA: 2.41	(1, 1)	7.0	W	24	1	0	0	11	1	0	1	0	1	0	72	101	0.00	0.286
37 Heath Hembree, R ERA: 3.6	(8, 1)	1.0		4	0	0	0	1	1	0	0	0	0	0	11	17	0.00	1.000
76 Hector Velázquez, R ERA: 2.32	(9, 1)	1.0		4	1	0	0	0	0	0	0	0	0	0	8	16	0.00	1.000

PITCHER	IP	WLS	BF	H	R	ER	SO	BB	IBB	HBP	BLK	WP	HR	S	P	ERA	WHIP

BOTTOM

Boston Red Sox @ New York Yankees

Yankee Stadium, Bronx, NY

Sat Jun 30 2018, 7:17 PM - 10:32 PM EDT

Att. 47,125 - Clear - 92 F

livebaseballscorecards.com

AB	29
R	0
H	2
RBI	0
BB	2
SO	12
LOB	8

1B: 2 2B: 0 3B: 0 HR: 0	SF: 0 SAC: 0 DP: 0 HBP: 1																WP: 1 PB: 0 SB: 0 CS: 0	PA: 32

Batter	1	2	3	4	5	6	7	8	9	AB	R	H	RBI	BB	SO	LOB
50 Mookie Betts, R (1, 9) OBP: 0.430, SLG: 0.673	F FF 98 B FF 97 S SL 87 X FF 98 1-2 ① F8		B CH 87 C FF 98 B CH 89 B SL 86 B CH 87 4-1 ③ 16 1B BB		C FF 98 B SL 88 F CH 88 S SL 86 1-3 ③ K			C KC 84 F FC 92 B SL 89 T FC 91 1-2 ② K		2	0	0	0	1	1	1
25 Steve Pearce, R (7, 9) OBP: 0.352, SLG: 0.524								F FF 98 B FF 97 C FF 98 B FF 99 F FF 99 X FF 99 2-2 ③ G3-1		1	0	0	0	0	1	0
16 Andrew Benintendi, L (1, 7) OBP: 0.367, SLG: 0.505	F FF 98 C FF 99 T FF 99 0-2 ② K		1 SAFE S CH 90 F FF 98 F FF 98 X FF 99 0-2 28 S 1-3 1B			X CH 86 0-0 ① G4-3				4	0	1	0	0	1	0
28 J.D. Martinez, R (1, 10) OBP: 0.391, SLG: 0.634	B SL 86 B FF 97 B CH 88 B FF 97 4-0 BB		B FF 96 B SL 88 F CH 88 C CH 89 B SL 88 F CH 88 S CH 90 3-3 ③ K 1-2			C FF 98 X FF 95 0-1 ② G5-3			S FF 98 S FF 99 T CH 90 0-2 ① K	3	0	0	0	1	2	2
18 Mitch Moreland, L (1, 3) OBP: 0.353, SLG: 0.536 3 Sandy León, S (9, PH) OBP: 0.303, SLG: 0.423	C FF 96 F CH 89 B FF 98 S FF 98 1-3 ③ K			C FF 97 B CH 88 X CH 90 1-1 ① G3		C FF 99 B CH 90 F FF 97 X SL 87 1-2 1B			B FF 101 B FF 100 X FF 100 2-0 ① 23 1B 11 FC5-4 2B	3 1	0 1	1 1	0 0	0 0	1 0	1 0
2 Xander Bogaerts, R (1, 6) OBP: 0.334, SLG: 0.496 23 Blake Swihart, S (7, 4) OBP: 0.226, SLG: 0.192		C FF 98 F FF 97 X FF 99 0-2 ① G6-3		C FF 98 B SL 88 F FF 98 B SL 87 B CH 88 X FF 99 3-2 ② G4-3		S CH 87 S FF 98 S SL 87 0-3 ③ K			B FF 102 F FF 100 B SL 88 C SL 88 F FF 103 B FF 102 X SL 89 3-2 ② 11 FC5-4 2-3 1B	3 1	0 0	0 1	0 0	0 0	1 0	1 0
11 Rafael Devers, L (1, 5) OBP: 0.291, SLG: 0.441		C SL 86 T FF 97 B FF 98 F FF 98 X SL 88 1-2 ② G3		B SL 88 X CH 88 1-0 ③ P6			F FF 95 X CH 86 0-1 ① G6-3		F FF 103 X FF 102 0-1 ② FC5-4 12 FC6 1-2f 3-H	4	0	0	1	0	0	1
12 Brock Holt, L (1, 4) OBP: 0.367, SLG: 0.407 (7, 6)		F FF 98 F FF 98 B FF 99 B FF 98 F FF 99 X SL 89 2-2 ③ G4-3			C FF 96 B SL 85 X FF 97 1-1 ① G5-3		F FF 98 F FF 98 B FF 98 F SL 88 X FF 100 1-2 ② G4-3		C FF 103 B SL 90 C SL 88 X SI 103 1-2 ③ FC6 1-2f	4	0	0	0	0	0	1
7 Christian Vázquez, R (1, 2) OBP: 0.255, SLG: 0.308			B FF 98 X FF 98 1-0 ① L7		B FF 99 B CH 89 B CH 87 C FF 96 F FF 98 X FF 98 3-2 ② F8		X FC 91 0-0 ③ L8			3	0	0	0	0	0	0
19 Jackie Bradley Jr., L (1, 8) OBP: 0.290, SLG: 0.326			B FF 98 S CH 89 F FF 99 S SL 87 1-3 ② K		S CH 88 B FF 98 S CH 89 B FF 99 B SL 88 F FF 97 B FF 97 4-2 BB			C KC 83 B FC 92 F KC 82 B CH 88 B FC 92 S FC 93 3-3 ① K		2	0	0	0	1	2	0
Inning Stats	R: 0 H: 0 E: 0 LOB: 1 K: 2 BB: 1 S: 9 P: 15	R: 0 H: 0 E: 0 LOB: 0 K: 0 BB: 0 S: 11 P: 14	R: 0 H: 1 E: 0 LOB: 2 K: 2 BB: 1 S: 13 P: 22	R: 0 H: 0 E: 0 LOB: 0 K: 0 BB: 0 S: 6 P: 11	R: 0 H: 0 E: 0 LOB: 1 K: 1 BB: 1 S: 11 P: 20	R: 0 H: 1 E: 0 LOB: 1 K: 1 BB: 0 S: 9 P: 10	R: 0 H: 0 E: 0 LOB: 0 K: 0 BB: 0 S: 7 P: 8	R: 0 H: 0 E: 0 LOB: 0 K: 2 BB: 0 S: 10 P: 16	R: 1 H: 2 E: 0 LOB: 1 K: 1 BB: 0 S: 13 P: 19	1B: 3 SF: 0 2B: 1 SAC: 0 3B: 0 DP: 0 HR: 0 HBP: 0						

PITCHER	IP	WLS	BF	H	R	ER	SO	BB	IBB	HBP	BLK	WP	HR	S	P	ERA	WHIP
40 Luis Severino, R (1, 1) ERA: 1.98	6.2	W	25	2	0	0	6	3	0	0	0	0	0	65	99	0.00	0.750
30 David Robertson, R (7, 1) ERA: 3.38	1.0		3	0	0	0	2	0	0	0	0	0	0	7	11	0.00	0.000
68 Dellin Betances, R (8, 1) ERA: 2.78	0.2		2	0	0	0	1	0	0	0	0	0	0	7	9	0.00	0.000
54 Aroldis Chapman, L (9, 1) ERA: 1.51	0.2		4	2	1	1	0	0	0	0	0	0	0	10	16	13.50	3.000

PITCHER	IP	WLS	BF	H	R	ER	SO	BB	IBB	HBP	BLK	WP	HR	S	P	ERA	WHIP

TOP

Boston Red Sox @ New York Yankees

Yankee Stadium, Bronx, NY

Sun Jul 01 2018, 8:09 PM - 11:21 PM EDT

Att. 46,795 - Clear - 91 F

livebaseballscorecards.com

AB	31
R	1
H	4
RBI	1
BB	3
SO	9
LOB	7

WP: 0	PA: 34		
PB: 0			
SB: 1			
CS: 0			

Batter	1	2	3	4	5	6	7	8	9	AB	R	H	RBI	BB	SO	LOB
31 Aaron Hicks, S (1, 8) OBP: 0.346, SLG: 0.502	B SI 91 C FF 92 B KC 77 F FC 89 B CH 85 X SI 92 3-2 ① G5-3	B CH 87 F CH 86 X FF 91 1-1 1-H HR		X KC 79 0-0 HR		F CU 79 B CU 79 C FF 92 B CU 80 B CU 80 B FF 93 4-2 14 FC4-6 99 1B BB		B FF 93 C SI 92 C SI 88 F FF 94 X SI 88 1-2 HR		4	3	3	4	1	0	0
99 Aaron Judge, R (1, 9) OBP: 0.396, SLG: 0.565	F FF 92 B FC 88 B FC 90 S CH 85 X SI 94 2-2 HR	B CH 87 F FC 89 X FC 91 1-1 ② F9		S SL 88 X SL 88 0-1 27 2B 18 SF7 1B		B FF 92 X FF 92 1-0 14 FC4-6 1-2 1B		C SI 92 B SI 93 C SI 93 B CH 86 B SI 90 F CH 86 B CH 86 4-2 29 1B 14 1B BB		4	3	3	1	1	0	0
27 Giancarlo Stanton, R (1, 10) OBP: 0.340, SLG: 0.506 29 Brandon Drury, R (8, PH) OBP: 0.323, SLG: 0.370 (9, 10)	B FC 90 B FC 90 T CH 85 X CH 86 2-1 18 2B 25 HR 1B	C FF 94 B FF 94 X CH 88 1-1 ③ F7		X SL 88 0-0 1-3 2B		S FF 92 B SL 89 B SL 87 C FF 93 F FF 93 X FF 93 2-2 ① F3		X SI 91 0-0 14 1B 1-2 1B		4 1	1 0	2 1	0 0	0 0	0 0	2 0
18 Didi Gregorius, L (1, 6) OBP: 0.324, SLG: 0.473 14 Neil Walker, S (6, PH) OBP: 0.264, SLG: 0.262 (7, 4)	X FC 90 0-0 1-3 25 HR 2B	C SI 91 B FF 92 F FF 93 X KC 80 1-2 ① G1-3	X FF 91 0-0 ② SF7 3-H	X CU 79 0-0 ② FC4-6 25 BB 1-2f 2-3		C SI 92 X FF 91 0-1 41 G5-4-3 1-2 2-H 1B		2 2	1 0	1 1	1 1	0 0	0 0	0 2
25 Gleyber Torres, R (1, 4) OBP: 0.343, SLG: 0.552 (7, 6)	X SI 93 0-0 2-H 3-H HR	S FC 89 B FC 91 C CH 86 F FF 94 F KC 79 F FC 91 F FF 94 S FC 90 1-3 ② K	B FF 92 X FF 92 1-0 ③ F7	B FF 92 F FF 92 D CU 80 B FF 93 B FF 93 4-1 41 FC5-4 1-2 BB		D SI 88 F SI 90 B CH 84 F SI 89 X FF 93 2-2 ① F8		4	1	1	3	1	1	3
41 Miguel Andujar, R (1, 5) OBP: 0.308, SLG: 0.513	C CH 85 B FC 89 X CH 87 1-1 ② G4-3	C CH 86 B FC 89 S CH 86 B SI 94 F FF 94 X CH 86 2-2 1B	C SL 87 B FF 92 X FF 91 1-1 66 F9 33 G6-3 1B	X FF 93 0-0 ③ FC5-4 1-2f		B SI 91 B CH 85 F CH 86 X SI 91 2-1 ②③ G5-4-3 1-2f		5	0	2	0	0	0	5
33 Greg Bird, L (1, 3) OBP: 0.304, SLG: 0.433	B SI 94 C SI 93 T SI 94 B FC 90 X SI 94 2-2 ③ G3-1	F SI 92 B CH 87 F SI 93 F CH 86 S FF 94 1-3 ③ K	C FF 93 X FF 90 0-1 ① G6-3 1-2			B FC 87 X FF 89 1-0 ① P5				4	0	0	0	0	1	2
66 Kyle Higashioka, R (1, 2) OBP: 0.250, SLG: 0.571		F FC 88 F CH 86 B FF 93 C FF 94 1-3 ① K	C CH 84 F KC 80 B FC 89 X FC 89 1-2 HR	C FF 93 B FF 92 S SL 89 X SL 89 1-2 ② F9 2-3		B KC 81 B KC 80 X FC 86 2-0 ② F7				4	1	1	1	0	1	1
11 Brett Gardner, L (1, 7) OBP: 0.347, SLG: 0.371		C FF 94 X SI 94 0-1 31 HR 1B	C KC 81 C SI 92 X KC 80 0-2 ① G3-1	B CU 79 C FF 93 F FF 94 B FF 94 X FF 94 2-2 ③ F9		C KC 82 B FC 87 B FC 88 C KC 81 B FF 92 X KC 82 3-2 ③ G1-3				4	1	1	0	0	0	1
Inning Stats	R: 4 E: 0 K: 0 S: 15 H: 4 LOB: 0 BB: 0 P: 25	R: 2 E: 0 K: 1 S: 11 H: 2 LOB: 0 BB: 0 P: 15	R: 0 E: 0 K: 2 S: 18 H: 1 LOB: 1 BB: 0 P: 23	R: 3 E: 0 K: 0 S: 12 H: 4 LOB: 1 BB: 0 P: 14	R: 0 E: 0 K: 0 S: 11 H: 1 LOB: 1 BB: 0 P: 15	R: 0 E: 0 K: 0 S: 10 H: 1 LOB: 3 BB: 2 P: 21	R: 0 E: 0 K: 0 S: 5 H: 0 LOB: 0 BB: 0 P: 11	R: 2 E: 0 K: 0 S: 15 H: 3 LOB: 1 BB: 1 P: 24		1B: 8 2B: 2 3B: 0 HR: 6 SF: 1 SAC: 0 DP: 1 HBP: 0					WP: 0 PB: 0 SB: 0 CS: 0 PA: 42	

BOTTOM

Boston Red Sox @ New York Yankees

Yankee Stadium, Bronx, NY

Sun Jul 01 2018, 8:09 PM - 11:21 PM EDT

Att. 46,795 - Clear - 91 F

livebaseballscorecards.com

AB	38
R	11
H	16
RBI	11
BB	3
SO	3
LOB	16

PITCHER		IP	WLS	BF	H	R	ER	SO	BB	IBB	HBP	BLK	WP	HR	S	P	ERA	WHIP
24 David Price, L ERA: 4.28	(1, 1)	3.1	L	19	9	8	8	3	0	0	0	0	0	5	51	71	21.60	2.700
65 Justin Haley, R ERA: 4.7	(4, 1)	2.2		14	4	1	1	0	2	0	0	0	0	0	26	42	3.38	2.250
44 Brandon Workman, R ERA: 0.82	(7, 1)	1.0		3	0	0	0	0	0	0	0	0	0	0	5	11	0.00	0.000
76 Hector Velázquez, R ERA: 2.68	(8, 1)	1.0		6	3	2	2	0	1	0	0	0	0	1	15	24	18.00	4.000

PITCHER	IP	WLS	BF	H	R	ER	SO	BB	IBB	HBP	BLK	WP	HR	S	P	ERA	WHIP

Atlanta Braves @ New York Yankees

Yankee Stadium, Bronx, NY

Mon Jul 02 2018, 7:12 PM - 11:02 PM EDT

Att. 43,792 - Clear - 87 F

livebaseballscorecards.com

Batter	1	2	3	4	5	6	7	8	9	10	11	AB	R	H	RBI	BB	SO	LOB
11 Ender Inciarte, L (1, 8) OBP: 0.308, SLG: 0.339	B FF 97 C FF 97 B CH 88 F FF 97 F FF 97 B CU 83 X FF 98 3-2 G4-3 ①		B CH 88 S CH 88 X FF 95 1-1 P6 ②		B FF 91 F CH 85 F CH 85 X FF 93 1-2 1 G3 1B		C FF 96 B SL 88 B FF 97 F FF 97 F FF 97 F FF 98 B FF 97 F FF 98 X FF 96 3-2 F7 ③			C FF 98 S KC 86 F SV 87 C SV 88 0-3 K ②		5	0	1	0	0	1	1
1 Ozzie Albies, S (1, 4) OBP: 0.314, SLG: 0.501	B CU 83 X FF 97 1-0 G4-3 ②		B CH 88 B FF 96 S CH 88 S CH 89 F FF 96 F CH 89 B CU 84 F FF 96 S CH 88 3-3 K ③		B CH 85 1 SAFE S FF 92 F FF 92 X CH 84 1-2 G3 ② 1-2			F FF 96 S FF 96 X FF 97 0-2 P5 ①		S KC 85 F KC 86 B FF 98 B SV 86 B SV 85 B KC 84 4-2 2-3 BB		4	0	0	0	1	1	1
5 Freddie Freeman, L (1, 3) OBP: 0.401, SLG: 0.537	S CU 84 B FF 97 C FF 97 B CU 83 B CU 84 F FF 98 F CU 84 X FF 97 3-2 G6-3 ③			B CU 83 C FF 95 T FF 95 B CU 85 X FF 95 2-2 G3 ① B SL 82 F FF 92 X FF 93 1-1 F8 ③				B FF 97 S FF 96 F FF 97 F FF 98 F FF 97 B FF 98 S FF 96 2-3 K ②	B KC 86 X FF 99 1-0 G4-3 ③		5	0	0	0	0	1	3
22 Nick Markakis, L (1, 10) OBP: 0.389, SLG: 0.489		B FF 96 F FF 97 B FF 96 S CU 84 F CU 83 X FF 97 2-2 1B		B FF 95 C FF 95 F CU 84 B CH 88 F FF 95 B FF 96 X FF 96 3-2 24 2B 2B		C FF 92 X CH 85 0-1 L8 ①		B FF 98 C FF 98 C FF 97 B FF 97 B FF 97 X FF 97 3-2 G4-3 ③			C FC 92 B KC 85 C FC 93 X KC 86 1-2 E4 24 FC5-4	5	1	2	0	0	0	0
24 Kurt Suzuki, R (1, 2) 23 Danny Santana, S (11, PR) OBP: 0.304, SLG: 0.300 25 Tyler Flowers, R (11, 2) OBP: 0.378, SLG: 0.402		B CU 84 X FF 96 1-0 F8 ①		S CU 84 B FF 95 F CU 85 F FF 95 F CU 83 B FF 96 D CU 86 F CU 84 F CU 84 3-2 F FF 85 X CU 83 13 2B 2-H 2B		X FF 93 0-0 1B			B SL 87 C FF 99 F FF 101 F SI 103 S SL 90 1-3 K ①		1 SAFE C FC 92 B SL 89 D SL 88 X FC 92 2-1 FC5-4 ① 13 HR 1-2f	5 0 0	1 1 0	2 0 0	1 0 0	0 0 0	1 0 0	2 0 0
13 Ronald Acuña Jr., R (1, 7) OBP: 0.331, SLG: 0.496		C FF 96 1 SAFE F FF 96 F CU 85 S CU 84 0-3 K ②		C CU 85 B CU 84 X FF 94 1-1 2-H 2B		C FC 87 C FC 85 F FF 93 S FF 92 1-3 K ②			C FF 103 C FF 104 B CH 94 B SI 104 S SL 93 2-3 K ②		B SL 90 F FC 93 1 SAFE C FC 91 F KC 85 F FC 94 X KC 85 1-2 1-H HR	5	1	2	3	0	3	2
8 Charlie Culberson, R (1, 9) OBP: 0.323, SLG: 0.432		L FF 96 D CU 84 S CU 85 D CU 82 F FF 96 B CU 84 F FF 96 X FF 96 3-2 G6-3 ③		F FF 96 B CU 85 C CU 83 2 SAFE T CU 84 1-2 K ②		T FC 86 S FC 84 D FC 83 B FF 92 X FC 84 2-2 F8 ③			F FF 104 B FF 102 C SL 89 B CH 92 F FF 103 B FF 103 C SL 91 3-3 K ③		S KC 84 B FC 91 F SL 87 F SL 86 S KC 82 1-3 K ②	5	0	0	0	0	3	4
17 Johan Camargo, S (1, 5) OBP: 0.358, SLG: 0.448			C FF 95 S CH 88 F FF 95 X CU 83 0-2 HR	B CH 87 S CH 87 B FF 94 S CH 88 X CH 88 2-2 G6-3 ③			C FF 95 B FF 96 S FF 96 X FF 96 1-2 L9 ①			C FF 96 B KC 84 F KC 84 B SV 85 X FF 98 2-2 1 WP 7 SH3-4 1B	C FC 92 C FC 93 X KC 84 0-2 G3-1 ③	5	1	2	1	0	0	2
7 Dansby Swanson, R (1, 6) OBP: 0.297, SLG: 0.413			C FF 96 F CU 84 B CU 85 X FF 96 1-2 G6-3 ①		X SL 83 0-0 F8 ①		X FF 97 0-0 L9 ②			C FF 98 B FF 98 X FF 96 1-1 SH3-4 ① 1-2		3	0	0	0	0	0	0
Inning Stats	R: 0 H: 0 E: 0 LOB: 0 K: 0 BB: 0 S: 10 P: 17	R: 0 H: 1 E: 0 LOB: 1 K: 1 BB: 0 S: 14 P: 20	R: 1 H: 1 E: 0 LOB: 0 K: 1 BB: 0 S: 15 P: 20	R: 2 H: 3 E: 0 LOB: 1 K: 1 BB: 0 S: 23 P: 35	R: 0 H: 1 E: 0 LOB: 1 K: 0 BB: 0 S: 9 P: 12	R: 0 H: 1 E: 0 LOB: 1 K: 1 BB: 0 S: 9 P: 12	R: 0 H: 0 E: 0 LOB: 0 K: 0 BB: 0 S: 10 P: 14	R: 0 H: 0 E: 0 LOB: 0 K: 1 BB: 0 S: 11 P: 16	R: 0 H: 0 E: 0 LOB: 0 K: 3 BB: 0 S: 12 P: 18	R: 0 H: 1 E: 0 LOB: 2 K: 1 BB: 1 S: 12 P: 20	R: 2 H: 1 E: 1 LOB: 1 K: 1 BB: 0 S: 17 P: 22	1B: 4 SF: 0 2B: 3 SAC: 1 3B: 0 DP: 0 HR: 2 HBP: 0						

PITCHER		IP	WLS	BF	H	R	ER	SO	BB	IBB	HBP	BLK	WP	HR	S	P	ERA	WHIP
38 Jonathan Loáisiga, R ERA: 3.0	(1, 1)	4.0		17	5	3	3	3	0	0	0	0	0	1	62	92	6.75	1.250
56 Jonathan Holder, R ERA: 1.89	(5, 1)	2.0		8	2	0	0	1	0	0	0	0	0	0	18	24	0.00	1.000
57 Chad Green, R ERA: 2.01	(7, 1)	2.0		6	0	0	0	1	0	0	0	0	0	0	21	30	0.00	0.000
54 Aroldis Chapman, L ERA: 1.47	(9, 1)	1.0		3	0	0	0	3	0	0	0	0	0	0	12	18	0.00	0.000
68 Dellin Betances, R ERA: 2.7	(10, 1)	1.0		5	1	0	0	1	1	0	0	0	1	0	12	20	0.00	2.000

PITCHER		IP	WLS	BF	H	R	ER	SO	BB	IBB	HBP	BLK	WP	HR	S	P	ERA	WHIP
30 David Robertson, R ERA: 3.52	(11, 1)	1.0	L	5	1	2	1	1	0	0	0	0	0	1	17	22	9.00	1.000

AB	42
R	5
H	9
RBI	5
BB	1
SO	10
LOB	15

WP: 1	PA: 44		
PB: 0			
SB: 0			
CS: 0			

Batter	1	2	3	4	5	6	7	8	9	10	11	AB	R	H	RBI	BB	SO	LOB
11 Brett Gardner, L (1, 7) OBP: 0.346, SLG: 0.365	B FF 89 C FF 90 B FS 85 S FS 85 B FC 86 F FS 84 X FC 88 3-2 G3-1 ①		X CU 78 0-0 F7 ①		C FF 91 B FF 92 B FS 84 C FF 90 B FF 90 B CH 74 4-2 99 BB BB		B SI 95 C SI 95 D SI 94 B SI 96 B FF 95 4-1 18 G6-3 1-2 BB		C FF 95 B FF 95 X SL 88 1-1 G4-6-3 ①② 1-2f		B FC 91 C FC 91 S FC 91 T FC 90 1-2 K ②	4	0	0	0	2	1	2
99 Aaron Judge, R (1, 9) OBP: 0.398, SLG: 0.570	C FF 90 C SL 84 X FC 86 0-2 HR		C FF 92 S FS 80 B FS 82 B SI 92 S FS 85 2-3 K ② 2-3		C FC 89 B FF 92 B SI 92 B FC 90 B FF 90 4-1 1-2 2-3 BB		B FF 96 X FF 96 1-0 L9 ①		C CU 79 B CU 78 S SL 89 F FF 96 B CU 79 B FF 96 S CU 80 3-3 K2-3 ③		B FC 91 B FF 97 B FC 91 B FF 98 4-0 18 DI BB	4	1	1	1	2	2	3
18 Didi Gregorius, L (1, 6) OBP: 0.321, SLG: 0.468	S CU 78 B FS 85 B SI 92 F FS 85 X CH 73 2-2 P5 ②		B CH 72 X CU 80 1-0 G4-3 ③ 3-H		D CU 79 X FF 92 1-0 SF8 ② 3-H		B SI 96 B SI 95 X FF 96 2-0 G6-3 ②③ 1-2f			C SL 88 X SL 87 0-1 31 2B 1B	F FC 92 C FC 92 F FC 92 B FC 91 S FC 92 1-3 K ③ 1-2	5	0	1	1	0	1	3
27 Giancarlo Stanton, R (1, 10) OBP: 0.338, SLG: 0.502	B FF 91 F FF 91 S SI 90 S SI 92 1-3 K ③			X FF 89 0-0 41 G4-3 1B	B SL 84 X FC 89 1-0 P3 ③			C FF 93 F FF 95 S FC 91 0-3 K ①		D FF 94 F FF 94 F FF 93 D CU 79 S CU 79 2-3 K ①		5	0	1	0	0	3	3
31 Aaron Hicks, S (1, 8) OBP: 0.347, SLG: 0.509		C FF 90 F FS 85 X CH 76 0-2 G4-3 ①		B FF 90 1 SAFE B FF 89 B FS 85 C FS 83 X FC 88 3-1 F8 ①		S CU 81 C FS 82 X CH 70 0-2 F8 ①		X FF 93 0-0 41 F9 2B		B CU 78 B CU 77 F FF 94 F FF 94 X FF 95 2-2 1-3 2B		5	0	2	0	0	0	1
41 Miguel Andujar, R (1, 5) OBP: 0.309, SLG: 0.509		C FC 89 F SL 82 B FS 80 B FS 87 B FC 89 X FS 84 3-2 33 G4-3 1B		1 SAFE B SI 90 1 SAFE B SI 90 C FC 88 F FF 90 1 SAFE X CH 77 2-2 G4-3 ② 1-2		C CU 80 X SL 84 0-1 G6-3 ②		B FC 92 F FC 92 X FC 93 1-1 F9 ② 2-3		0-0 IBB		4	0	1	0	1	0	2
33 Greg Bird, L (1, 3) OBP: 0.308, SLG: 0.426		1 SAFE 1 SAFE C FF 89 1 SAFE B FF 91 D FF 90 X FS 83 2-1 G4-3 ② 1-2		B CU 79 C FF 92 C FF 92 S FF 92 1-3 K ③		B FS 86 B FS 85 C FF 91 X FF 91 2-1 1B				C FF 95 F SL 88 S SI 95 0-3 K ②		4	0	1	0	1	2	5
66 Kyle Higashioka, R (1, 2) OBP: 0.182, SLG: 0.400 14 Neil Walker, S (8, PH) OBP: 0.262, SLG: 0.261 28 Austin Romine, R (9, 2) OBP: 0.336, SLG: 0.469		F FF 90 B FF 92 2 SAFE C FC 87 D CU 77 X FC 89 2-2 F8 ③			X FC 88 0-0 G5-3 ①	B FF 92 1 SAFE F FF 91 C FF 92 B FF 92 T SI 92 2-2 K ③		B FF 94 B FF 95 S FC 92 F FC 93 B FF 95 S FC 91 3-3 K ③		C CU 78 T FF 95 D CU 79 S FF 95 1-3 K ③		3 1 1	0 0 0	0 0 0	0 0 0	0 0 0	1 1 1	2 2 3
25 Gleyber Torres, R (1, 4) OBP: 0.353, SLG: 0.560			S SL 82 B SL 82 X FC 89 1-1 99 WP 18 WP 2B		B FF 91 C FF 91 B SL 82 F FS 82 X SI 93 2-2 E7 99 BB 18 SF8 1B		B FF 96 F FF 95 B FS 87 B FS 86 B SI 95 4-1 11 BB BB		C CU 77 X FF 95 0-1 11 G4-6-3 1B		C FC 92 F FC 91 B FF 97 X FF 97 1-2 P4 ①	4	2	3	0	1	0	0
Inning Stats	R: 1 E: 0 K: 1 S: 13 H: 1 LOB: 0 BB: 0 P: 19	R: 0 E: 0 K: 0 S: 11 H: 1 LOB: 1 BB: 0 P: 18	R: 1 E: 0 K: 1 S: 7 H: 1 LOB: 0 BB: 0 P: 11	R: 0 E: 0 K: 1 S: 9 H: 1 LOB: 1 BB: 0 P: 15	R: 1 E: 1 K: 0 S: 9 H: 1 LOB: 2 BB: 2 P: 21	R: 0 E: 0 K: 1 S: 10 H: 1 LOB: 1 BB: 0 P: 14	R: 0 E: 0 K: 0 S: 4 H: 0 LOB: 1 BB: 2 P: 15	R: 0 E: 0 K: 2 S: 9 H: 1 LOB: 2 BB: 1 P: 13	R: 0 E: 0 K: 1 S: 8 H: 1 LOB: 0 BB: 0 P: 12	R: 0 E: 0 K: 3 S: 14 H: 2 LOB: 3 BB: 1 P: 19	R: 0 E: 0 K: 2 S: 10 H: 0 LOB: 1 BB: 1 P: 17	1B: 6 2B: 3 3B: 0 HR: 1	SF: 1 SAC: 0 DP: 2 HBP: 0	WP: 2 PB: 0 SB: 0 CS: 0	PA: 48			

PITCHER	IP	WLS	BF	H	R	ER	SO	BB	IBB	HBP	BLK	WP	HR	S	P	ERA	WHIP
19 Aníbal Sánchez, R (1, 1) ERA: 2.89	6.0		26	6	3	3	4	2	0	0	0	2	1	59	98	4.50	1.333
39 Sam Freeman, L (7, 1) ERA: 4.89	1.0		4	0	0	0	0	2	0	0	0	0	0	4	15	0.00	2.000
58 Dan Winkler, R (8, 1) ERA: 2.34	1.0		5	1	0	0	2	0	1	0	0	0	0	9	13	0.00	1.000
63 Jesse Biddle, L (9, 1) ERA: 2.59	2.0	W	9	3	0	0	4	0	1	0	0	0	0	22	31	0.00	1.500
33 A.J. Minter, L (11, 1) ERA: 2.75	1.0	S	4	0	0	0	2	1	0	0	0	0	0	10	17	0.00	1.000

PITCHER	IP	WLS	BF	H	R	ER	SO	BB	IBB	HBP	BLK	WP	HR	S	P	ERA	WHIP

BOTTOM

Atlanta Braves @ New York Yankees

Yankee Stadium, Bronx, NY

Mon Jul 02 2018, 7:12 PM - 11:02 PM EDT

Att. 43,792 - Clear - 87 F

livebaseballscorecards.com

AB	40
R	3
H	10
RBI	2
BB	7
SO	12
LOB	26

Atlanta Braves @ New York Yankees

Yankee Stadium, Bronx, NY

Tue Jul 03 2018, 7:11 PM - 10:56 PM EDT

Att. 45,448 - Cloudy - 84 F

TOP

livebaseballscorecards.com

Batter	1	2	3	4	5	6	7	8	9	AB	R	H	RBI	BB	SO	LOB
11 Ender Inciarte, L (1, 8) OBP: 0.312, SLG: 0.350	C SI 94 S FF 94 B FF 95 X CH 89 1-2 5 S 1B		T SI 95 B CU 82 F FF 95 B CU 84 B SI 96 B CU 82 4-2 BB		C FF 93 F SI 94 X CU 81 0-2 1-H HR	C FF 94 X FF 95 0-1 ③ L6		F FF 92 F FF 93 F FS 85 F FF 92 D SL 88 B FF 92 T FS 86 2-2 ② K		4	1	2	2	1	1	2
1 Ozzie Albies, S (1, 4) OBP: 0.315, SLG: 0.508	F SI 95 1 SAFE B CH 88 F CU 81 1 SAFE F FF 86 B CU 81 S CU 82 2-3 ① K		X CH 88 0-0 ② P4		X CU 80 0-0 HR		F FF 91 X CH 85 0-1 5 FC6 1B	X FS 86 0-0 ③ G5-3		5	1	2	1	0	1	4
5 Freddie Freeman, L (1, 3) OBP: 0.398, SLG: 0.532	1 SAFE B CU 80 C CU 80 B FF 96 X CU 81 2-1 ② F7 1-2		X CH 88 0-0 ③ F9		F SI 94 F FF 95 X FF 95 0-2 13 1B 22 1B 1B		X SL 84 0-0 ① FC6 22 HR 1-2f		F FF 100 S FF 101 F FF 102 F SL 90 B SL 89 S FF 103 1-3 ① K	5	1	1	0	0	1	3
22 Nick Markakis, L (1, 9) OBP: 0.392, SLG: 0.498	C SI 95 B CU 79 S CU 81 X CU 83 1-2 F8			B SI 92 B CU 81 C FF 93 B SI 93 C CU 82 D SI 95 4-2 BB	C SI 94 C CU 81 X CU 82 0-2 13 1B 1-2 1B		B FF 91 C FF 92 C SL 84 F FF 91 F FF 93 B SL 86 1 SAFE 1 SAFE B SL 86 3-2 F SL 85 X SL 86 1-H HR		C SL 89 B FF 102 B FF 102 C SL 88 F FF 102 B FF 103 S SL 89 3-3 ② K	4	1	2	2	1	1	1
24 Kurt Suzuki, R (1, 10) OBP: 0.350, SLG: 0.480		B FF 93 B FF 94 X FF 94 2-0 17 BLK 1B		C FF 94 B SI 95 X SI 95 1-1 ① F7	C SL 86 D SL 85 C SL 85 C SL 84 1-3 ② K		B SL 86 X SL 84 1-0 ② F9		X CH 91 0-0 ③ F9	5	0	1	0	0	1	3
13 Ronald Acuña Jr., R (1, 7) OBP: 0.329, SLG: 0.489		C FF 95 S CU 83 S CU 82 0-3 ① K		X SI 94 0-0 ② F7	B FF 95 C FF 94 D SL 88 C SL 85 B SL 87 X SL 86 3-2 1-2 2-3 1B		B FF 91 F FF 91 B SL 86 B SL 85 X FF 92 3-1 ③ F8			4	0	1	0	0	1	2
25 Tyler Flowers, R (1, 2) OBP: 0.367, SLG: 0.388		B FF 93 C CU 80 B SI 95 C CU 80 C SI 95 2-3 ② K		B FF 92 C FF 94 T CH 89 C FF 95 1-3 ③ K	B SL 86 B FF 95 S SL 86 B FF 95 S SL 86 F SL 86 F SL 85 S SL 86 3-3 ③ K			C FF 92 B SL 86 B SL 85 F SL 85 S FF 92 2-3 ① K		4	0	0	0	0	4	5
17 Johan Camargo, S (1, 5) OBP: 0.361, SLG: 0.447	B CH 88 F SI 94 S CH 89 F FF 96 F SI 96 B CU 82 F CH 90 C CU 82 2-3 ③ K 1-2			B SI 92 B CH 86 C FF 92 B CH 87 B FF 93 4-1 11 HR BB	B CU 79 B FF 93 C FF 93 F CU 81 B FF 94 S CU 81 3-3 ① K			C FF 92 B FF 93 B CH 86 X CH 85 2-1 7 1B 1B		3	1	1	0	1	2	1
7 Dansby Swanson, R (1, 6) OBP: 0.296, SLG: 0.410			B CU 82 X FF 92 1-0 ① G2-3		B FF 93 C CH 86 B CH 86 1 SAFE F FF 93 B CU 81 C CU 81 3-3 ① K	F FF 95 T FF 96 S SL 85 0-3 ② K2-3		1 SAFE C SL 87 F SL 86 1 SAFE F FF 92 1 SAFE F SL 85 B SL 85 X FF 93 1-2 1-2 1B		4	0	1	0	0	2	1
Inning Stats	R: 0 E: 0 K: 1 S: 12 H: 1 LOB: 1 BB: 0 P: 18	R: 0 E: 0 K: 3 S: 13 H: 1 LOB: 1 BB: 0 P: 19	R: 0 E: 0 K: 0 S: 5 H: 0 LOB: 1 BB: 1 P: 10	R: 0 E: 0 K: 1 S: 8 H: 0 LOB: 1 BB: 1 P: 14	R: 3 E: 0 K: 3 S: 25 H: 5 LOB: 3 BB: 1 P: 39	R: 0 E: 0 K: 2 S: 8 H: 0 LOB: 0 BB: 0 P: 11	R: 2 E: 0 K: 0 S: 12 H: 2 LOB: 0 BB: 0 P: 19	R: 0 E: 0 K: 2 S: 16 H: 2 LOB: 2 BB: 0 P: 23	R: 0 E: 0 K: 2 S: 10 H: 0 LOB: 0 BB: 0 P: 14	1B: 8 2B: 0 3B: 0 HR: 3 SF: 0 SAC: 0 DP: 0 HBP: 0						

	AB	38
	R	5
	H	11
	RBI	5
	BB	3
	SO	14
	LOB	22

WP: 0 PB: 0 SB: 1 CS: 0 PA: 41

PITCHER	IP	WLS	BF	H	R	ER	SO	BB	IBB	HBP	BLK	WP	HR	S	P	ERA	WHIP
65 Domingo Germán, R (1, 1) ERA: 5.37	4.1		22	6	3	3	6	3	0	0	1	0	2	52	82	6.23	2.077
67 A.J. Cole, R (5, 1) ERA: 5.76	1.2	W	6	1	0	0	4	0	0	0	0	0	0	19	29	0.00	0.600
43 Adam Warren, R (7, 1) ERA: 2.11	1.1	H	8	4	2	2	1	0	0	0	0	0	1	22	34	13.50	3.000
45 Chasen Shreve, L (8, 1) ERA: 4.85	0.2	H	2	0	0	0	1	0	0	0	0	0	0	6	8	0.00	0.000
54 Aroldis Chapman, L (9, 1) ERA: 1.43	1.0	S	3	0	0	0	2	0	0	0	0	0	0	10	14	0.00	0.000

PITCHER	IP	WLS	BF	H	R	ER	SO	BB	IBB	HBP	BLK	WP	HR	S	P	ERA	WHIP

Batter	1	2	3	4	5	6	7	8	9	AB	R	H	RBI	BB	SO	LOB
11 Brett Gardner, L (1, 7) OBP: 0.347, SLG: 0.367	C FF 92 B FF 94 F FF 93 F SL 81 X CU 78 1-2 ① L1-3	B FF 94 B FF 94 C FF 94 C SL 84 B SL 81 X FF 93 3-2 ③ G3		X FF 94 0-0 99 1B 18 WP 2B		C CU 79 X SL 84 0-1 ① G6-3		C FF 93 B CH 86 B FF 94 B FF 92 B FF 94 4-1 99 FC6-4 BB		4	1	1	0	1	0	1
99 Aaron Judge, R (1, 10) OBP: 0.401, SLG: 0.570	B FF 95 X FF 93 1-0 ② F9		B CU 75 F FF 94 B CU 77 B CH 87 B FF 94 4-1 18 S 31 BB 29 BB BB	F SL 87 B SL 88 X SL 87 1-1 18 WP 18 S 2-3 1B		X CU 82 0-0 27 WP 1B		C FF 93 S FF 94 B SI 94 1 SAFE B FF 94 X SI 94 2-2 ② FC6-4 1-2f 27 HR		4	2	2	0	1	0	1
27 Giancarlo Stanton, R (1, 9) OBP: 0.339, SLG: 0.509	C FF 96 B FF 93 B FF 93 B CU 78 S CU 78 F FF 94 X FF 94 3-2 31 HR 1B		B FF 93 1 SAFE X CH 86 1-0 ① L7	S FF 95 1 SAFE D SL 88 B SL 88 F FF 94 S SL 89 2-3 ① K		F FF 94 C FF 93 B SL 86 D SL 86 F CU 83 F SL 88 B FF 94 T FF 95 3-2 ② K 1-2		B SL 86 X FF 95 1-0 1-H HR		5	2	2	2	0	2	4
31 Aaron Hicks, S (1, 8) OBP: 0.351, SLG: 0.519	B CU 76 B FF 93 X FF 95 2-0 1-H HR		B FF 88 B CH 87 S FF 88 C FF 94 F CU 78 F FF 93 1 SAFE D FF 93 B FF 93 4-2 29 BB 41 BB 66 BB 1-2 BB	D SL 85 F SL 88 F FF 94 S SL 89 1-3 ② K		C SL 87 D CH 87 B CH 87 B SL 86 B SL 85 4-1 BB		B FF 94 B FF 94 F FF 94 B FF 94 C SL 83 X FF 94 3-2 ③ F8		3	2	1	2	2	1	2
18 Didi Gregorius, L (1, 6) OBP: 0.318, SLG: 0.462	X SL 83 0-0 ③ G3		S FF 93 F CU 76 F FF 95 B SL 82 F FF 94 1 SAFE S SL 82 1-3 ② K 2-3	F CU 84 D FF 95 F SL 87 B SL 88 F SL 87 X FF 94 2-2 ③ F8 1-3 3-H		F FF 94 X FF 94 0-1 ③ P6				4	0	0	0	0	1	5
41 Miguel Andujar, R (1, 5) OBP: 0.312, SLG: 0.511		B FF 91 F FF 93 B FF 93 T FF 93 F FF 93 S FF 94 2-3 ① K	B FF 93 B FF 93 D CH 88 B CH 85 4-0 66 BB 29 BB 1-2 BB	F SL 84 B FF 94 B FF 94 B SL 86 X FF 93 3-1 29 G4-3 2B			B FF 92 B FF 93 F FF 93 T FF 93 X FF 94 2-2 ① F7			3	0	1	0	1	1	0
29 Brandon Drury, R (1, 3) OBP: 0.314, SLG: 0.333 25 Gleyber Torres, R (8, 4) OBP: 0.353, SLG: 0.560		C CU 76 X CH 85 0-1 ② G3	F CU 76 B CH 88 B FF 94 B CH 86 B FF 94 4-1 66 BB 1-2 2-3 3-H BB	C FF 94 C FF 93 F SL 87 B FF 93 F FF 94 X CU 84 1-2 ① G4-3 2-3			C FF 92 X SL 85 0-1 ② G1-3			3 0	0 0	0 0	1 0	1 0	0 0	1 0
66 Kyle Higashioka, R (1, 2) OBP: 0.267, SLG: 0.615		B FF 94 X FF 93 1-0 HR	B SL 87 D FF 96 B FF 94 C FF 94 B FF 94 4-1 1-2 2-3 3-H BB	B FF 94 D CU 81 C SL 86 C FF 93 F SL 86 D SL 88 S CU 82 3-3 ② K			C SL 85 C FF 92 B FF 94 C FF 94 1-3 ③ K			3	1	1	2	1	2	1
14 Neil Walker, S (1, 4) OBP: 0.262, SLG: 0.256 (8, 3)		B CU 78 C CU 78 B FF 93 F FF 94 B CU 80 B FF 94 4-2 BB	F FF 94 B FF 96 D SL 88 X FF 95 2-1 ③ L3	F FF 94 F FF 93 F CU 82 F CU 83 T FF 94 0-2 ③ K				C FF 91 X FF 93 0-1 ① G6-3		3	0	0	0	1	1	4
Inning Stats	R: 2 E: 0 K: 0 S: 11 H: 2 LOB: 0 BB: 0 P: 18	R: 1 E: 0 K: 1 S: 12 H: 1 LOB: 1 BB: 1 P: 22	R: 2 E: 0 K: 1 S: 15 H: 0 LOB: 3 BB: 5 P: 39	R: 1 E: 0 LOB: 2 K: 2 S: 13 H: 2 LOB: 1 BB: 0 P: 19	R: 0 E: 0 K: 2 S: 16 H: 1 LOB: 1 BB: 0 P: 23	R: 0 E: 0 K: 1 S: 11 H: 1 LOB: 2 BB: 1 P: 18	R: 0 E: 0 K: 1 S: 8 H: 0 LOB: 0 BB: 0 P: 11	R: 2 E: 0 K: 0 S: 10 H: 1 LOB: 0 BB: 1 P: 20		1B: 3 2B: 2 3B: 0 HR: 3	SF: 0 SAC: 0 DP: 0 HBP: 0			WP: 2 PB: 0 SB: 2 CS: 0	PA: 40	

PITCHER		IP	WLS	BF	H	R	ER	SO	BB	IBB	HBP	BLK	WP	HR	S	P	ERA	WHIP
15 Sean Newcomb, L ERA: 3.1	(1, 1)	2.2	L	16	3	5	5	2	5	0	0	0	0	2	35	70	16.88	3.000
64 Luke Jackson, R ERA: 3.38	(3, 1)	3.0		14	4	1	1	5	1	0	0	0	2	0	40	62	3.00	1.667
61 Evan Phillips, R ERA: 7.71	(6, 1)	2.1		10	1	2	2	1	2	0	0	0	0	1	21	38	7.71	1.286

PITCHER	IP	WLS	BF	H	R	ER	SO	BB	IBB	HBP	BLK	WP	HR	S	P	ERA	WHIP

BOTTOM

Atlanta Braves @ New York Yankees

Yankee Stadium, Bronx, NY

Tue Jul 03 2018, 7:11 PM - 10:56 PM EDT

Att. 45,448 - Cloudy - 84 F

livebaseballscorecards.com

AB	32
R	8
H	8
RBI	7
BB	8
SO	8
LOB	19

Batter	1	2	3	4	5	6	7	8	9	AB	R	H	RBI	BB	SO	LOB
11 Ender Inciarte, L (1, 8) OBP: 0.316, SLG: 0.352	C FC 88 X SI 89 0-1 5 FC3-6 1B	X SL 79 0-0 ③ L8			C SI 90 C SL 80 F FC 92 B SL 81 F SL 80 F SI 81 F SI 92 B FC 91 B FC 94 4-2 B SL 81 1 1B 23 G4-3 BB		C FF 96 F FF 96 B FF 96 F FF 96 F SL 87 B FF 95 F FF 96 X FF 96 2-2 24 S 1 1B 1B		C FF 92 B CH 85 X CH 85 1-1 ① G1-3	4	1	2	0	1	0	1
1 Ozzie Albies, S (1, 4) OBP: 0.319, SLG: 0.510	B FC 86 X FC 87 1-0 ① F8		B FC 88 X CH 83 1-0 ① F8		S FC 90 X FC 89 0-1 23 G4-3 1-3 1B		F FF 96 B FF 95 1 SAFE F FF 96 F FF 95 D SL 88 X FF 97 2-2 24 S 1-2 1B		F FF 92 B FF 93 B FC 85 X CH 86 2-1 22 DI 1B	5	0	3	0	0	0	1
5 Freddie Freeman, L (1, 3) OBP: 0.399, SLG: 0.530 23 Danny Santana, S (4, 7) OBP: 0.269, SLG: 0.261	B SL 79 D SL 78 X SI 89 2-0 ② FC3-6 24 BB 22 HBP 1-2f		C SI 90 B SL 81 F FF 92 H SI 91 2-2 22 G4-6-3 HBP		F FC 90 B FC 90 F SL 79 X FC 91 1-2 ② G4-3 1-2 3-H		C FF 96 X FF 96 0-1 ① F7		X FF 92 0-0 ② F9	1 3	0 0	0 0	0 1	0 0	0 0	1 4
22 Nick Markakis, L (1, 9) OBP: 0.389, SLG: 0.493	C SI 90 C SI 90 H SI 90 1-2 24 BB 1-2 HBP		C SL 79 B SL 80 C FC 92 X SL 81 1-2 ② ③ G4-6-3 1-2f		X SL 80 0-0 ③ L8		C FF 96 F FF 96 B FF 96 F FF 97 X FF 96 1-2 ② F7		C FF 93 B CH 85 C FF 92 B FF 93 X FF 94 2-2 ③ G6-3 1-2	4	0	0	0	0	0	5
24 Kurt Suzuki, R (1, 2) OBP: 0.348, SLG: 0.473	B SL 81 B FC 86 C SL 79 B FC 88 D SL 80 4-1 1-2 2-3 BB			C SI 90 F FC 87 B FC 90 F SI 92 S CH 84 1-3 ① K		C SL 78 B SL 80 F FC 88 S SL 81 1-3 ① K	B FF 97 B FF 96 X FF 96 2-0 ③ L9 1-2 2-3			3	0	0	0	1	2	2
13 Ronald Acuña Jr., R (1, 10) OBP: 0.321, SLG: 0.476	S FC 89 B FC 88 F SL 79 S FC 88 1-3 ③ K			C SL 79 B SL 80 X FC 89 1-1 ② F7		C SL 80 B FC 90 S FC 90 B SL 80 F FC 91 F CH 84 S FC 90 2-3 ② K		S FF 96 S KC 84 B FF 98 B SV 85 S SV 87 2-3 ① K		4	0	0	0	0	3	3
17 Johan Camargo, S (1, 5) OBP: 0.363, SLG: 0.460		C FC 88 X FC 88 0-1 ① G5-3		B SI 91 B CH 83 F FC 89 B FC 89 S SL 80 B SL 80 4-2 BB		X FC 91 0-0 HR		C KC 84 S FF 99 F SV 87 F SV 89 B SV 88 F FF 98 S FF 99 1-3 ② K		3	1	1	1	1	1	0
8 Charlie Culberson, R (1, 7) OBP: 0.327, SLG: 0.447 (4, 3)		C FC 87 X FC 88 0-1 ② G5-3		C FC 90 X FC 91 0-1 ③ G3		S FC 89 B SL 81 X FC 90 1-1 2B		C FF 98 S KC 84 B FF 99 F FF 98 B SV 86 X KC 84 2-2 2B		4	0	2	0	0	0	1
7 Dansby Swanson, R (1, 6) OBP: 0.296, SLG: 0.408		C FC 89 F FC 88 F FC 90 B SL 80 B SL 80 F FC 90 B FC 89 X FC 89 3-2 1B			B FC 88 C FC 88 F FC 90 C SL 80 1-3 ① K	B SL 80 C SL 79 C FC 90 F FC 90 D SL 82 F SI 93 D CH 85 F FC 91 X SL 80 3-2 ③ G4-3		S KC 84 X FF 99 0-1 ③ G1-3		4	0	1	0	0	1	2
Inning Stats	R: 0 E: 0 K: 1 S: 10 H: 1 LOB: 3 BB: 1 P: 19	R: 0 E: 0 K: 0 S: 10 H: 1 LOB: 1 BB: 0 P: 13	R: 0 E: 0 K: 0 S: 6 H: 0 LOB: 0 BB: 0 P: 10	R: 0 E: 0 K: 1 S: 10 H: 0 LOB: 1 BB: 1 P: 16	R: 1 E: 0 K: 1 S: 15 H: 1 LOB: 1 BB: 1 P: 21	R: 1 E: 0 K: 2 S: 17 H: 2 LOB: 0 BB: 0 P: 24	R: 0 E: 0 K: 0 S: 17 H: 2 LOB: 2 BB: 0 P: 24	R: 0 E: 0 K: 2 S: 15 H: 1 LOB: 1 BB: 0 P: 20	R: 0 E: 0 K: 0 S: 8 H: 1 LOB: 1 BB: 0 P: 13	1B: 6 2B: 2 3B: 0 HR: 1 SF: 0 SAC: 0 DP: 1 HBP: 2						

PITCHER		IP	WLS	BF	H	R	ER	SO	BB	IBB	HBP	BLK	WP	HR	S	P	ERA	WHIP
52 CC Sabathia, L ERA: 3.02	(1, 1)	6.0	W	27	5	2	2	5	3	0	2	0	0	1	68	103	3.00	1.333
57 Chad Green, R ERA: 1.96	(7, 1)	1.0	H	5	2	0	0	0	0	0	0	0	0	0	17	24	0.00	2.000
68 Dellin Betances, R ERA: 2.63	(8, 1)	1.0		4	1	0	0	2	0	0	0	0	0	0	15	20	0.00	1.000
56 Jonathan Holder, R ERA: 1.83	(9, 1)	1.0		4	1	0	0	0	0	0	0	0	0	0	8	13	0.00	1.000

PITCHER	IP	WLS	BF	H	R	ER	SO	BB	IBB	HBP	BLK	WP	HR	S	P	ERA	WHIP

TOP

Atlanta Braves @ New York Yankees

Yankee Stadium, Bronx, NY

Wed Jul 04 2018, 1:10 PM - 4:16 PM EDT

Att. 46,658 - Cloudy - 89 F

livebaseballscorecards.com

AB	35
R	2
H	9
RBI	2
BB	3
SO	7
LOB	20

WP: 0	PA: 40		
PB: 0			
SB: 2			
CS: 0			

Batter	1	2	3	4	5	6	7	8	9	AB	R	H	RBI	BB	SO	LOB
11 Brett Gardner, L (1, 7) OBP: 0.346, SLG: 0.363	B FF 89 C FF 90 C FF 90 C FF 91 1-3 ① K		B CU 73 X SI 85 1-0 ① F9 B SL 83 C FF 93 C FF 93 S FF 94 1-3 ② K	C CU 74 B FF 90 B FF 90 B SI 90 B SI 90 4-1 1-2 BB B SL 80 S SL 81 B SI 91 B SI 90 S FF 93 S FF 93 3-3 ③ K			B FF 93 B FF 93 C FF 92 X FF 93 2-1 ① G4-3 B SL 84 C SL 83 B FF 96 X FF 94 2-1 HR			3	0	0	0	1	1	1
99 Aaron Judge, R (1, 9) OBP: 0.399, SLG: 0.575	S FF 91 C FF 92 C FF 92 0-3 ② K									4	1	1	1	0	3	3
31 Aaron Hicks, S (1, 8) OBP: 0.354, SLG: 0.515	C FF 91 S CH 84 S SL 82 0-3 ③ K		B CU 73 B SI 91 D CH 86 C FF 92 B FF 93 4-1 1-2 27 HR BB	B FF 86 B FF 87 B CH 82 B FF 87 4-0 18 G3 27 S BB			C SL 83 C SL 84 X SL 85 0-2 ② F7			2	1	0	0	2	1	0
27 Giancarlo Stanton, R (1, 10) OBP: 0.338, SLG: 0.515		C SL 79 F FF 92 B FF 92 X FF 93 1-2 ① G3-1 S FF 94 F FF 94 X FF 94 0-2 1-H 2-H HR		B FF 90 1 SAFE 1 SAFE S SL 79 S SL 80 S SL 78 1-3 ① K		B FF 96 S SL 85 B SL 85 S SL 85 S SL 85 2-3 ③ K			4	1	1	3	0	2	1
18 Didi Gregorius, L (1, 6) OBP: 0.320, SLG: 0.466		C CU 74 F SI 91 X FF 93 0-2 33 1B 2B B SI 90 S CU 74 B SI 86 F CH 84 F SL 82 B SL 82 X CH 85 3-2 ③ L9		2 SAFE B CU 73 D CH 84 2 SAFE F SI 88 F FF 90 D SL 78 X SI 90 3-2 2-3 ② G3			C SI 96 B CH 88 B SI 97 X SI 97 2-1 29 G6-3 1B		4	1	2	0	0	0	1
25 Gleyber Torres, R (1, 4) OBP: 0.350, SLG: 0.555 29 Brandon Drury, R (5, 5) OBP: 0.297, SLG: 0.313		B SL 82 B SL 83 B SL 83 C FF 92 C SI 91 S SL 84 3-3 ② K		C SL 81 F SL 81 B FF 91 F SI 89 S SI 91 1-3 ① K B SI 91 S FF 91 F FF 91 S SL 81 1-3 ③ K			F FF 98 B SL 86 1 SAFE S SL 86 B SL 87 X SI 98 2-2 ① ② G6-3 1-2f			2	0	0	0	0	2	1
										2	0	0	0	0	1	2
33 Greg Bird, L (1, 3) OBP: 0.306, SLG: 0.419		B FF 92 B FF 92 F CH 85 F FF 92 B FF 93 F FF 93 X CH 85 3-2 2-H 1B		B CU 73 C CU 72 X FF 90 1-1 ② F8	C FF 96 S SL 87 B SL 84 S SL 84 X FF 95 1-2 ① L7			F SI 98 S SI 99 F SI 98 B SL 98 B SL 87 B SI 97 F SI 98 X SI 97 3-2 ③ L3-1		4	0	1	1	0	0	0
66 Kyle Higashioka, R (1, 2) OBP: 0.278, SLG: 0.750		B SI 92 B FF 93 S FF 93 B FF 93 F FF 92 S SI 92 3-3 ③ K		B SL 82 B SL 82 X FF 92 2-0 HR	B FF 95 B FF 94 S SL 84 B FF 95 F FF 94 C SL 82 3-3 ② K					3	1	1	1	0	2	1
14 Neil Walker, S (1, 5) OBP: 0.268, SLG: 0.259 (5, 4)			B FF 91 B FF 91 X FF 92 2-0 31 BB 27 HR 1B S SI 90 B FF 91 F SL 80 F FF 92 B SL 81 B SL 81 B SI 91 4-2 11 BB BB		F FF 96 B SL 83 S SL 85 S SL 85 1-3 ③ K				2	1	1	0	1	1	0
Inning Stats	R: 0 E: 0 K: 3 S: 9 H: 0 LOB: 0 BB: 0 P: 10	R: 1 E: 0 K: 2 S: 16 H: 2 LOB: 1 BB: 0 P: 26	R: 3 E: 0 K: 1 S: 13 H: 2 LOB: 0 BB: 1 P: 24	R: 1 E: 0 K: 2 S: 14 H: 1 LOB: 2 BB: 2 P: 29	R: 0 E: 0 K: 2 S: 9 H: 0 LOB: 1 BB: 1 P: 18	R: 0 E: 0 K: 1 S: 10 H: 0 LOB: 0 BB: 0 P: 15	R: 1 E: 0 K: 1 S: 10 H: 1 LOB: 0 BB: 0 P: 16	R: 0 E: 0 K: 0 S: 10 H: 1 LOB: 0 BB: 0 P: 17		1B: 3 2B: 1 3B: 0 HR: 3 SF: 0 SAC: 0 DP: 1 HBP: 0						

PITCHER		IP	WLS	BF	H	R	ER	SO	BB	IBB	HBP	BLK	WP	HR	S	P	ERA	WHIP
49 Julio Teheran, R ERA: 4.47	(1, 1)	5.0	L	24	5	5	5	10	4	0	0	0	0	2	61	107	9.00	1.800
53 Luiz Gohara, L ERA: 6.62	(6, 1)	2.0		7	1	1	1	3	0	0	0	0	0	1	20	31	4.50	0.500
38 Arodys Vizcaíno, R ERA: 1.76	(8, 1)	1.0		3	1	0	0	0	0	0	0	0	0	0	10	17	0.00	1.000

PITCHER	IP	WLS	BF	H	R	ER	SO	BB	IBB	HBP	BLK	WP	HR	S	P	ERA	WHIP

BOTTOM

Atlanta Braves @ New York Yankees

Yankee Stadium, Bronx, NY

Wed Jul 04 2018, 1:10 PM - 4:16 PM EDT

Att. 46,658 - Cloudy - 89 F

livebaseballscorecards.com

AB	30
R	6
H	7
RBI	6
BB	4
SO	13
LOB	10

WP: 0 PB: 0 SB: 1 CS: 0 PA: 34

Batter	1	2	3	4	5	6	7	8	9	AB	R	H	RBI	BB	SO	LOB
11 Brett Gardner, L (1, 7) OBP: 0.347, SLG: 0.364	C SI 88 B SI 89 B CH 83 B SI 90 S SI 88 X SI 89 3-2 31 G4-3 99 S 1B		C SI 85 C SI 86 F SI 86 X CH 81 0-2 ① G3		B SI 86 B CU 77 X SI 87 2-0 31 BB 99 E 1-2 1B		C SI 92 C SI 93 T SI 92 0-2 ① K		B FF 90 C CH 79 B SL 83 X CH 77 2-1 ② L9	5	0	2	0	0	1	1
99 Aaron Judge, R (1, 9) OBP: 0.394, SLG: 0.566	C SI 89 C SI 88 B SL 83 S SL 85 1-3 ① K 1-2		B SI 86 B SI 89 C SI 88 S SI 86 B SI 89 S SI 88 3-3 ② K2-3		B CH 85 S SI 86 C SI 86 X SI 88 1-2 E5 31 BB 1-2 2-3		F FF 90 B FF 91 C FF 92 F FF 93 S FC 85 1-3 ② K		B FF 91 F FF 91 B FF 91 B FF 90 C FF 91 F CH 79 F FF 91 F CH 78 X FF 90 3-2 ③ F9	5	0	0	0	0	3	4
31 Aaron Hicks, S (1, 8) OBP: 0.356, SLG: 0.525	T CU 78 C SI 88 B SL 84 X SI 89 1-2 ② G4-3 2-3		B SI 87 C CU 78 B CH 82 F CU 78 X SI 87 2-2 HR		C SI 88 B SI 88 F CU 76 D SL 83 B SI 88 B SI 88 4-2 BB 1-2 2-3 3-H		B CU 76 C FF 92 F FF 92 D CU 76 F FF 92 F FF 92 X FC 83 2-2 ③ G3			3	1	1	2	1	0	2
27 Giancarlo Stanton, R (1, 10) OBP: 0.337, SLG: 0.511	C SI 89 B SL 83 B SI 88 B SI 90 F SI 88 B SI 90 4-2 BB		B SL 83 B SI 88 F SI 88 B SI 89 C SI 87 S SL 83 3-3 ③ K		B SI 94 B FC 88 B SI 94 S SI 95 T SI 95 C SI 96 3-3 ② K			C SI 95 C CU 79 S SI 95 0-3 ① K		3	0	0	0	1	3	3
18 Didi Gregorius, L (1, 6) OBP: 0.316, SLG: 0.460	C SI 88 F SI 88 C SI 89 0-3 ③ K			B SI 86 X SI 87 1-0 ① G4-3	B SI 95 F SI 95 C SI 95 D CU 79 X SI 95 2-2 ③ L7			C SI 95 B SI 96 S CU 80 F CU 80 X SI 96 1-2 ② G4-3		4	0	0	0	0	1	5
41 Miguel Andujar, R (1, 5) OBP: 0.311, SLG: 0.507		B SI 85 F SI 87 F SI 85 B SI 88 B SL 84 F SI 88 F SI 88 S SL 84 3-3 ① K		C SI 87 B SI 87 F SL 81 F SI 87 B SI 88 X SI 89 2-2 ② G5-3		X SI 94 0-0 ① G5-3		C SI 94 F SI 94 F SI 95 B SI 94 X SI 96 1-2 33 BB 1B		4	0	1	0	0	1	0
33 Greg Bird, L (1, 3) OBP: 0.304, SLG: 0.407		C SI 89 B SI 87 X SI 86 1-1 ② F8		C SI 88 B CU 77 C CU 77 B CH 83 F SL 83 B SL 82 S SI 89 3-3 ③ K		B SI 94 X SI 94 1-0 ② F8		B SI 95 F SI 96 D CU 80 B SI 95 B SI 94 4-1 1-2 BB		3	0	0	0	1	1	0
28 Austin Romine, R (1, 2) OBP: 0.342, SLG: 0.465		C SI 87 B SL 84 F SI 87 B SI 89 B SL 82 B SI 88 4-2 BB			B SI 86 X SI 86 1-0 99 E 11 1B 31 BB 1B	C SI 94 C FC 89 B FC 89 F SI 94 F SI 94 B SI 94 B SI 94 X SI 94 3-2 ③ P3		C SI 94 C CU 80 B SI 94 F CU 81 C SI 96 1-3 ③ K		3	1	1	0	1	1	2
14 Neil Walker, S (1, 4) OBP: 0.268, SLG: 0.254		F SI 88 B SI 88 B SL 83 X SI 88 2-1 ③ G3			C SI 87 B SI 86 D SI 87 B SI 87 S SI 86 X SI 87 3-2 ① L8		C SI 91 B CH 78 B FC 84 F SI 92 F SI 93 F FC 84 F SI 92 F FC 85 F SI 92 4-2 B SI 94 F SI 91 F SI 92 B FC 84 BB		B FF 89 C CH 78 X FF 91 1-1 ① G6-3	3	0	0	0	1	0	2
Inning Stats	R: 0 E: 0 K: 2 S: 14 H: 1 LOB: 2 BB: 1 P: 23	R: 0 E: 0 K: 1 S: 11 H: 0 LOB: 1 BB: 1 P: 21	R: 1 E: 0 K: 2 S: 13 H: 1 LOB: 0 BB: 0 P: 21	R: 0 E: 0 K: 1 S: 9 H: 0 LOB: 0 BB: 0 P: 15	R: 1 E: 1 K: 1 S: 16 H: 2 LOB: 3 BB: 1 P: 32	R: 0 E: 0 K: 0 S: 7 H: 0 LOB: 0 BB: 0 P: 11	R: 0 E: 0 K: 2 S: 21 H: 0 LOB: 1 BB: 1 P: 28	R: 0 E: 0 K: 2 S: 16 H: 1 LOB: 2 BB: 1 P: 23	R: 0 E: 0 K: 0 S: 10 H: 0 LOB: 0 BB: 0 P: 16	1B: 4 2B: 0 3B: 0 HR: 1 SF: 0 SAC: 0 DP: 0 HBP: 0						

TOP

New York Yankees @ Toronto Blue Jays

Rogers Centre, Toronto, ON

Fri Jul 06 2018, 7:09 PM - 10:14 PM EDT

Att. 37,254 - Clear - 73 F

livebaseballscorecards.com

AB	33
R	2
H	5
RBI	2
BB	5
SO	11
LOB	19

WP: 0 PA: 38
PB: 0
SB: 1
CS: 0

PITCHER		IP	WLS	BF	H	R	ER	SO	BB	IBB	HBP	BLK	WP	HR	S	P	ERA	WHIP
43 Sam Gaviglio, R ERA: 3.81	(1, 1)	4.1		21	4	2	1	6	3	0	0	0	0	1	57	101	2.08	1.615
31 Joe Biagini, R ERA: 6.18	(5, 1)	1.2	W	5	0	0	0	1	0	0	0	0	0	0	13	22	0.00	0.000
62 Aaron Loup, L ERA: 3.9	(7, 1)	0.1	H	2	0	0	0	1	1	0	0	0	0	0	12	16	0.00	3.000
22 Seunghwan Oh, R ERA: 3.15	(7, 1)	0.2	H	2	0	0	0	1	0	0	0	0	0	0	9	12	0.00	0.000
77 John Axford, R ERA: 4.17	(8, 1)	1.0	H	5	1	0	0	2	1	0	0	0	0	0	16	23	0.00	2.000

PITCHER		IP	WLS	BF	H	R	ER	SO	BB	IBB	HBP	BLK	WP	HR	S	P	ERA	WHIP
36 Tyler Clippard, R ERA: 3.02	(9, 1)	1.0		3	0	0	0	0	0	0	0	0	0	0	10	16	0.00	0.000

BOTTOM

New York Yankees @ Toronto Blue Jays

Rogers Centre, Toronto, ON

Fri Jul 06 2018, 7:09 PM - 10:14 PM EDT

Att. 37,254 - Clear - 73 F

livebaseballscorecards.com

Batter	1	2	3	4	5	6	7	8	9	AB	R	H	RBI	BB	SO	LOB
18 Curtis Granderson, L (1, 10) OBP: 0.353, SLG: 0.449	B FF 93 C FF 94 C ST 84 S ST 85 1-3 ① **K**	C FF 94 1 SAFE 1 SAFE S SI 93 B ST 87 D SI 94 F SI 94 F ST 85 B ST 84 3-2 X CU 81 1-H 14 HR 26 1B 1B	C CH 79 1 SAFE X SI 91 0-1 ③ **G6-3**			B CH 79 B SI 90 X SI 89 2-0 ① **L9**		C SI 90 X CH 78 0-1 ② **P2**		5	1	1	1	0	1	2
37 Teoscar Hernández, R (1, 7) OBP: 0.310, SLG: 0.512	S SI 95 B ST 85 X SI 94 1-1 ② **G5-3**	B SI 93 C FF 93 1 SAFE B FF 93 C ST 84 S SI 92 2-3 ② **K**		B CU 79 C FF 91 S CH 80 B CH 80 X SI 91 2-2 ① **G5-3**		X FF 91 0-0 ② **F8**		D CU 80 F CH 79 B CH 79 X CU 79 2-1 3-H 2B		5	0	1	1	0	1	1
26 Yangervis Solarte, S (1, 5) OBP: 0.314, SLG: 0.455	B ST 84 C FF 94 B ST 85 B ST 84 B FF 94 4-1 11 1B 14 WP BB	1 SAFE B FF 93 C FF 93 X SI 91 1-1 14 HR 1-2 1B		B CH 80 B SI 89 S CH 80 X CH 79 2-1 E5 14 1B 1B		B SI 90 F SI 90 S CH 78 X CH 79 1-2 1B		B FF 92 B FF 91 X FF 91 2-0 ③ **G6-3**		4	1	3	0	1	0	1
14 Justin Smoak, S (1, 3) OBP: 0.358, SLG: 0.442	C FF 95 B FF 94 F ST 85 B ST 86 B ST 85 B ST 86 4-2 11 1B 1-2 BB	C FF 94 X ST 86 0-1 1-H 2-H HR		X FF 89 0-0 55 FC6-4 2-3 1B		X SI 89 0-0 ③ **G4-3**				3	1	2	3	1	0	1
11 Kevin Pillar, R (1, 8) OBP: 0.280, SLG: 0.401	C FF 95 B SI 94 X FF 95 1-1 1-2 2-3 1B	C ST 85 H SI 93 1-1 55 S HBP		B FF 90 X CH 80 1-0 ② **F8**			X FF 90 0-0 ① **P3**			3	0	1	0	0	0	2
55 Russell Martin, R (1, 2) OBP: 0.328, SLG: 0.291	C ST 85 C ST 85 B ST 85 B FF 96 S ST 86 2-3 ③ **K**	B FF 92 B SI 91 B FF 93 C FF 93 S SI 90 F FC 89 S ST 85 3-3 ③ **K** 1-2		C SI 90 F CH 80 B SI 90 F SI 90 B FF 92 F CH 80 X SI 91 2-2 ③ **FC6-4** 1-2f			B FF 88 B CU 79 C CH 78 X FF 90 2-1 ② **F9**			4	0	0	0	0	2	6
15 Randal Grichuk, R (1, 9) OBP: 0.271, SLG: 0.441		B ST 84 B FF 92 B SI 94 C FF 94 X FF 94 3-1 1 G4-3 29 1B 2B	X FF 91 0-0 ① **F9**	C FF 90 S CH 78 B FF 90 F CH 79 F CH 79 X CU 82 1-2 ① **G6-3**			F FF 91 B CU 79 F CH 79 F FF 91 B CH 79 S CU 82 2-3 ③ **K**			4	1	1	0	0	1	0
1 Aledmys Díaz, R (1, 6) OBP: 0.276, SLG: 0.388		X SI 94 0-0 ① **G4-3** 2-3	S FF 92 F CU 80 B CU 80 B FF 91 B CH 81 X FF 93 3-2 ② **L8**	B CH 80 C FF 91 B SI 90 X CH 80 2-1 ② **P3**				X CH 78 0-0 29 G4-3 37 2B 2B		4	1	1	0	0	0	1
29 Devon Travis, R (1, 4) OBP: 0.287, SLG: 0.375		B SI 95 B SI 94 X SI 94 2-0 18 WP 18 1B 3-H 1B	C CU 80 T SI 90 B CU 83 B SI 89 B CH 81 B SI 90 4-2 **BB**	B FF 90 X FF 91 1-0 ③ **L9**				F SI 88 X SI 91 0-1 ① **G4-3** 2-3		3	1	1	1	1	0	1
Inning Stats	R: 0 E: 0 K: 2 S: 13 H: 1 LOB: 3 BB: 2 P: 26	R: 5 E: 0 K: 2 S: 21 H: 5 LOB: 1 BB: 0 P: 36	R: 0 E: 0 K: 0 S: 8 H: 0 LOB: 1 BB: 1 P: 15	R: 0 E: 1 K: 0 S: 12 H: 2 LOB: 2 BB: 0 P: 19	R: 0 E: 0 K: 0 S: 8 H: 0 LOB: 0 BB: 0 P: 12	R: 0 E: 0 K: 0 S: 6 H: 1 LOB: 1 BB: 0 P: 9	R: 0 E: 0 K: 1 S: 7 H: 0 LOB: 0 BB: 0 P: 11	R: 1 E: 0 K: 0 S: 8 H: 2 LOB: 1 BB: 0 P: 12		1B: 7 2B: 3 3B: 0 HR: 1 SF: 0 SAC: 0 DP: 0 HBP: 1					WP: 2 PB: 0 SB: 1 CS: 0 PA: 39	

	AB	35
	R	6
	H	11
	RBI	6
	BB	3
	SO	5
	LOB	15

PITCHER		IP	WLS	BF	H	R	ER	SO	BB	IBB	HBP	BLK	WP	HR	S	P	ERA	WHIP
55 Sonny Gray, R ERA: 5.85	(1, 1)	2.0	L	15	6	5	5	4	2	0	1	0	2	1	34	62	22.50	4.000
61 David Hale, R ERA: 4.61	(3, 1)	5.2		23	5	1	1	1	1	0	0	0	0	0	48	75	1.59	1.059
45 Chasen Shreve, L ERA: 4.8	(8, 1)	0.1		1	0	0	0	0	0	0	0	0	0	0	1	3	0.00	0.000

PITCHER	IP	WLS	BF	H	R	ER	SO	BB	IBB	HBP	BLK	WP	HR	S	P	ERA	WHIP

Batter	1	2	3	4	5	6	7	8	9	AB	R	H	RBI	BB	SO	LOB
11 Brett Gardner, L (1, 7) (5, 8) OBP: 0.350, SLG: 0.382	X FF 92 0-0 HR	B FF 93 B FF 93 B SI 90 B FF 92 4-0 27 1B 99 BB BB	B SL 83 X SI 93 1-0 99 PB 1-H 2-H 3B			B CU 78 C CH 84 C CH 86 B FF 94 X CU 82 2-2 ① P4		X SI 90 0-0 ① FC2-5 27 BB 1-2 2-3f	B FF 95 C FF 94 S CU 79 C SI 97 1-3 ③ K	5	2	2	3	1	1	4
99 Aaron Judge, R (1, 9) OBP: 0.396, SLG: 0.573	C FF 93 B FF 93 B SI 91 X FF 93 2-1 HR	D SL 85 S FF 93 F FF 94 1 SAFE B FF 94 B CH 88 F FF 94 B FF 93 4-2 27 1B 1-2 BB	C SI 94 T SL 87 F SL 86 B SL 88 B SI 97 S SL 87 2-3 ③ K 3-H			B FF 94 C CU 84 S CH 88 B FF 94 B CH 84 B CU 84 4-2 BB		C CH 85 C FF 94 B SL 86 D SL 84 B CH 86 S SL 85 3-3 ② K		3	1	1	1	2	2	2
27 Giancarlo Stanton, R (1, 10) OBP: 0.340, SLG: 0.509	C FF 94 B CH 88 B CH 88 B FF 94 C FF 94 B FF 94 4-2 31 BB 29 2B BB	C FF 94 X SL 85 0-1 1-2 2-3 1B		S SL 85 B SI 95 S SI 96 X SI 96 1-2 ① G5-3		C CU 84 S CU 82 F FF 96 D CU 85 S CU 85 1-3 ② K		F FF 94 B FF 94 D SL 84 B FF 96 B CU 81 4-1 77 FC6-4 1-2 2-3 BB		3	1	1	0	2	1	1
31 Aaron Hicks, S (1, 8) OBP: 0.359, SLG: 0.523 77 Clint Frazier, R (5, 7) OBP: 0.423, SLG: 0.409	F CH 87 B SL 85 B CH 87 B FF 91 B FF 93 4-1 29 2B 1-2 BB	C FF 94 F SL 86 B FF 94 B CH 87 F FF 94 F FF 95 S CH 87 2-3 ② K		B SL 85 C CH 88 C SL 85 B SL 85 B SL 86 B CH 88 4-2 41 FC5-4 BB		S CU 84 F FF 95 F CU 83 F FF 95 C FF 94 0-3 ③ K		X SL 83 0-0 ③ FC6-4 1-2f		1 2	1 0	0 0	0 0	2 0	1 1	3 4
41 Miguel Andujar, R (1, 5) OBP: 0.309, SLG: 0.505	T FF 93 C FF 94 F FF 94 T FF 94 0-2 ① K	C FF 94 S FF 94 S FF 94 0-3 ③ K		X SI 92 0-0 ② FC5-4 1-2f			C CU 81 B CH 85 F FF 94 B FF 95 X SI 96 2-2 ① L8		X FF 92 0-0 18 1B 2B	5	1	1	0	0	2	6
18 Didi Gregorius, L (1, 6) OBP: 0.317, SLG: 0.457	B SL 87 S SL 85 B FF 93 F SL 87 F FF 94 F SI 92 B SI 93 S FF 95 3-3 ② K		C FF 92 C FF 91 B SL 87 B FF 92 F SI 90 B SL 88 B FF 94 4-2 33 S 11 3B BB	B SI 92 F SL 84 D SI 95 S SI 93 X CH 89 2-2 ③ G4-3			X CU 81 0-0 ② G3		S CH 86 X FF 94 0-1 66 G6-3 2-H 1B	4	1	1	1	1	1	3
29 Brandon Drury, R (1, 4) OBP: 0.286, SLG: 0.324 12 Tyler Wade, L (9, 4) OBP: 0.158, SLG: 0.143	F FF 94 X CH 86 0-1 1-H 2-H 2B		X FF 93 0-0 ① L9		C SI 94 C SI 95 B SI 95 B SI 96 X CH 89 2-2 ① F7		B CU 82 B CU 82 F FF 92 B CH 88 C FF 92 X FF 95 3-2 ③ G6-3		F SL 82 F CH 86 D SL 84 B CU 81 C CU 81 2-3 ① K	5 0	0 0	1 0	2 0	0 0	1 0	2 0
66 Kyle Higashioka, R (1, 2) OBP: 0.261, SLG: 0.619	S FF 94 B FF 93 F FF 93 X FF 93 1-2 ③ L7		S SI 90 B FF 92 B CH 87 F FF 93 B FF 93 C SI 92 3-3 ② K		B SL 84 S SL 86 C SI 94 B SL 87 B SI 95 X SL 85 3-2 ② P4			X FF 88 0-0 11 FC2-5 33 1B 1B	B CH 85 X FF 93 1-0 ② G6-3 1-2	5	0	1	0	0	1	3
33 Greg Bird, L (1, 3) OBP: 0.315, SLG: 0.405		C FF 91 B SI 91 B FF 93 F FF 93 F FF 93 X SL 86 2-2 ① F7	F FF 92 F SI 90 B FF 92 B FF 93 F FF 94 B FF 92 B FF 94 4-2 11 3B 1-2 BB	B SI 95 S CH 88 B SI 96 F SL 86 S SI 94 2-3 ③ K				X SI 90 0-0 27 BB 11 FC2-5 1-2 1B	B CH 87 B CH 87 S FF 95 B FF 92 D SL 82 4-1 BB	3	1	1	0	2	1	0

Inning Stats																																			
	R: 4		H: 3		R: 0		H: 1		R: 3		H: 1		R: 0		H: 0		R: 0		H: 0		R: 0		H: 0		R: 0		H: 2		R: 1		H: 2		1B: 4		SF: 0		WP: 0		PA: 46
	E: 0		LOB: 1		E: 0		LOB: 3		E: 0		LOB: 2		E: 0		LOB: 1		E: 0		LOB: 1		E: 0		LOB: 0		E: 0		LOB: 3		E: 0		LOB: 2		2B: 2		SAC: 0		PB: 1	
	K: 2		BB: 1		K: 2		BB: 2		K: 2		BB: 2		K: 0		BB: 1		K: 2		BB: 0		K: 0		BB: 0		K: 1		BB: 1		K: 2		BB: 1		3B: 1		DP: 0		SB: 1	
	S: 20		P: 34		S: 17		P: 29		S: 15		P: 29		S: 9		P: 16		S: 9		P: 16		S: 14		P: 21		S: 7		P: 12		S: 8		P: 15		S: 11		P: 19		HR: 2		HBP: 0		CS: 0	

PITCHER		IP	WLS	BF	H	R	ER	SO	BB	IBB	HBP	BLK	WP	HR	S	P	ERA	WHIP
33 J.A. Happ, L ERA: 4.44	(1, 1)	2.2	L	18	4	6	6	5	6	0	0	0	0	2	47	84	20.25	3.750
39 Jake Petricka, R ERA: 4.4	(3, 1)	2.1		9	1	1	0	2	1	0	0	0	0	0	23	40	0.00	0.857
71 Luis Santos, R ERA: 10.8	(6, 1)	2.0		8	1	0	0	2	1	0	0	0	0	0	22	34	0.00	1.000
62 Aaron Loup, L ERA: 3.86	(8, 1)	0.1		2	1	0	0	0	0	0	0	0	0	0	2	2	0.00	3.000
59 Rhiner Cruz, R ERA: 2.7	(8, 1)	1.1		8	2	1	1	2	2	0	0	0	0	0	13	27	6.75	3.000

PITCHER		IP	WLS	BF	H	R	ER	SO	BB	IBB	HBP	BLK	WP	HR	S	P	ERA	WHIP
77 John Axford, R ERA: 4.14	(9, 1)	0.1		1	0	0	0	1	0	0	0	0	0	0	3	4	0.00	0.000

TOP

New York Yankees @ Toronto Blue Jays

Rogers Centre, Toronto, ON

Sat Jul 07 2018, 4:08 PM - 7:38 PM EDT

Att. 44,352 - Sunny - 78 F

livebaseballscorecards.com

AB	36
R	8
H	9
RBI	7
BB	10
SO	12
LOB	28

Batter	1	2	3	4	5	6	7	8	9	AB	R	H	RBI	BB	SO	LOB
18 Curtis Granderson, L (1, 7) OBP: 0.355, SLG: 0.452 37 Teoscar Hernández, R (9, PH) OBP: 0.309, SLG: 0.511	C FF 96 B FF 98 F CH 89 F FF 98 B SL 88 F SL 87 F FF 98 B SL 88 F FF 98 3-2 X CH 86 L8 ①		C CH 85 B CH 88 B SL 86 C SL 87 F FF 98 F SL 88 F FF 98 B CH 89 F FF 98 4-2 F FF 99 B CH 88 26 BB BB		C SL 86 X FF 98 0-1 G6-3 ①		B KC 82 B FC 91 C FC 92 X SL 84 2-1 2B		F SL 84 F FF 92 B FF 92 T FS 86 1-2 K ③	3 1	0 0	1 0	0 0	1 0	0 1	0 0
13 Lourdes Gurriel Jr., R (1, 4) OBP: 0.244, SLG: 0.375	B SL 86 F FF 97 S SL 88 F FF 98 S SL 88 1-3 K ②		S SL 86 C SL 88 1 SAFE S SL 89 0-3 K ①		C FF 98 C CH 89 X FF 97 0-2 26 G1-6-3 1B		C KC 83 B FC 92 B KC 83 D KC 84 X FC 91 3-1 F7 ②			4	0	1	0	0	2	2
26 Yangervis Solarte, S (1, 5) OBP: 0.313, SLG: 0.451	C FF 98 B FF 98 F FF 97 X SL 88 1-2 G4-3 ③		B CH 85 C SL 88 B CH 87 B FF 98 F FF 99 B FF 98 4-2 1-2 BB		C FF 97 X FF 99 0-1 1-2f G1-6-3 ②③		B FC 93 C KC 80 F KC 84 F KC 85 B FC 94 X KC 82 2-2 F7 ③			3	0	0	0	1	0	2
14 Justin Smoak, S (1, 3) OBP: 0.360, SLG: 0.446		C FF 95 B SL 85 X FF 96 1-1 11 HR 1B	F FF 98 C CH 87 B SL 89 C SL 89 1-3 K ②			C FF 92 B FF 93 X CH 85 1-1 8 1B 11 SF8 2B		B FF 96 B FF 96 F FF 97 F FF 98 B FF 99 C KC 85 3-3 K ①		4	2	2	0	0	2	2
8 Kendrys Morales, S (1, 10) OBP: 0.302, SLG: 0.413		C FF 97 F SL 87 S SL 88 0-3 K ①	F SL 88 F SL 89 D CH 88 F SL 90 B FF 99 F SL 89 B SL 88 B SL 89 F SL 88 3-3 F SL 87 S FF 99 K ③			F SL 82 B FF 94 B CH 86 X FC 83 2-1 2-3 1B		F FF 99 F KC 85 F FF 99 F FF 99 B SV 85 F SV 86 B KC 88 F KC 87 F FF 98 2-3 S FF 99 K ②		4	0	1	0	0	3	3
11 Kevin Pillar, R (1, 8) OBP: 0.280, SLG: 0.409		C FF 98 X SL 86 0-1 1-H HR		C FF 97 X SL 88 0-1 G4-3 ①		F FC 87 X FF 93 0-1 SF8 ① 3-H		S KC 85 C KC 84 F FF 99 F FF 100 B FF 98 F KC 86 X SV 86 1-2 L7 ③		3	1	1	3	0	0	0
15 Randal Grichuk, R (1, 9) OBP: 0.271, SLG: 0.454		C SL 86 B FF 98 S SL 89 B SL 89 F CH 89 X SL 86 2-2 P3 ②		S FF 100 B SL 92 X SL 90 1-1 HR		C FF 95 S FF 94 D FC 85 F FF 94 D FC 85 X FC 86 2-2 F7 ②			B FF 97 B FF 96 F FF 97 B FF 96 F FF 96 S SL 88 3-3 K2-3 ①	4	1	1	1	0	1	1
21 Luke Maile, R (1, 2) OBP: 0.324, SLG: 0.375		B FF 98 B FF 98 C FF 98 X FF 99 2-1 1B		B FF 97 F FF 98 B SL 90 F FF 99 F FF 99 B SL 90 F FF 99 X FF 99 3-2 F9 ②		X FF 94 0-0 G4-3 ③			C FF 92 B FF 91 C FF 92 X FS 85 1-2 G1-3 ②	4	0	1	0	0	0	1
1 Aledmys Díaz, R (1, 6) OBP: 0.276, SLG: 0.399		X FF 97 0-0 F9 ③		C SL 89 F FF 99 B SL 88 X FF 100 1-2 F8 ③			X FC 91 0-0 F8 ①		F FF 92 X FS 86 0-1 HR	4	1	1	1	0	0	1
Inning Stats	R: 0 E: 0 K: 1 S: 14 H: 0 LOB: 0 BB: 0 P: 19	R: 2 E: 0 K: 1 S: 14 H: 3 LOB: 1 BB: 0 P: 19	R: 0 E: 0 K: 3 S: 23 H: 0 LOB: 2 BB: 2 P: 35	R: 1 E: 0 K: 0 S: 12 H: 1 LOB: 0 BB: 0 P: 17	R: 0 E: 0 K: 0 S: 7 H: 1 LOB: 0 BB: 0 P: 7	R: 1 E: 0 K: 0 S: 11 H: 2 LOB: 1 BB: 0 P: 16	R: 0 E: 0 K: 0 S: 9 H: 1 LOB: 1 BB: 0 P: 16	R: 0 E: 0 K: 2 S: 17 H: 0 LOB: 0 BB: 0 P: 23	R: 1 E: 0 K: 2 S: 11 H: 1 LOB: 0 BB: 0 P: 16	1B: 4 2B: 2 3B: 0 HR: 3 SF: 1 SAC: 0 DP: 1 HBP: 0						

PITCHER	IP	WLS	BF	H	R	ER	SO	BB	IBB	HBP	BLK	WP	HR	S	P	ERA	WHIP
40 Luis Severino, R (1, 1) ERA: 2.12	5.0	W	21	5	3	3	5	2	0	0	0	0	2	70	97	5.40	1.400
56 Jonathan Holder, R (6, 1) ERA: 2.04	1.0		5	2	1	1	0	0	0	0	0	0	0	11	16	9.00	2.000
30 David Robertson, R (7, 1) ERA: 3.43	1.0	H	4	1	0	0	0	0	0	0	0	0	0	9	16	0.00	1.000
68 Dellin Betances, R (8, 1) ERA: 2.56	1.0	H	3	0	0	0	2	0	0	0	0	0	0	17	23	0.00	0.000
54 Aroldis Chapman, L (9, 1) ERA: 1.42	0.1		1	0	0	0	1	0	0	0	0	0	0	3	6	0.00	0.000

PITCHER	IP	WLS	BF	H	R	ER	SO	BB	IBB	HBP	BLK	WP	HR	S	P	ERA	WHIP
45 Chasen Shreve, L (9, 1) ERA: 4.99	0.2		3	1	1	1	1	0	0	0	0	0	1	8	10	13.50	1.500

BOTTOM

New York Yankees @ Toronto Blue Jays

Rogers Centre, Toronto, ON

Sat Jul 07 2018, 4:08 PM - 7:38 PM EDT

Att. 44,352 - Sunny - 78 F

livebaseballscorecards.com

AB	34
R	5
H	9
RBI	5
BB	2
SO	9
LOB	12

Batter	1	2	3	4	5	6	7	8	9	10	AB	R	H	RBI	BB	SO	LOB
11 Brett Gardner, L (1, 8) OBP: 0.347, SLG: 0.379	B SI 91 S SI 92 F SI 91 X CU 78 1-2 ① F8	D SI 92 C SI 91 X SI 92 1-1 ③ FC6 1-2f			1 SAFE C SI 91 L SI 90 D CU 78 X SI 91 1-2 ① L8		F SI 91 B CU 76 B SI 91 F SI 90 X SI 94 2-2 ③ G5-3			C FF 91 D FS 84 X CH 80 1-1 2-H 1B	5	0	1	1	0	0	3
99 Aaron Judge, R (1, 10) OBP: 0.399, SLG: 0.572	F SI 92 B CH 83 S CH 84 B CH 83 X SI 92 2-2 27 2B 41 G4-3 1B	C SI 91 F SI 91 X SI 92 0-2 ① F9	B SI 92 B CH 84 D CH 85 C CH 84 C SI 92 F CH 84 B SI 93 4-2 27 G5-4-3 1-2 BB			X FC 84 0-0 27 G6-4-3 1B		F CH 80 C FF 92 S FF 92 0-3 ② K	4	1	2	0	1	1	2
27 Giancarlo Stanton, R (1, 9) OBP: 0.341, SLG: 0.510	F SI 92 X SI 90 0-1 41 G4-3 1-3 2B	C CU 78 B CU 78 B CH 83 F CH 84 X SI 92 2-2 1B	D SI 91 X SI 90 1-0 ②③ G5-4-3 1-2f			X FC 85 0-0 ①② G6-4-3 1-2f		D FS 84 F CH 79 B FF 92 F FF 92 D SL 84 F FS 83 F FF 91 S FS 83 3-3 ③ K	5	0	2	0	0	1	5
41 Miguel Andujar, R (1, 5) OBP: 0.305, SLG: 0.498	S CH 83 X SI 92 0-1 ② G4-3 2-3 3-H	B SI 92 C SI 92 X SI 92 1-1 ② F7				C SI 90 F CH 83 B SI 92 S CH 84 1-3 ① K		C FF 92 F FF 93 B FF 90 X FF 92 1-2 ③ L7			4	0	0	1	0	1	2
18 Didi Gregorius, L (1, 6) OBP: 0.317, SLG: 0.454	B SI 92 X SI 90 1-0 ③ P2	B SI 92 F SI 91 C SI 93 F SI 93 D CU 79 1 SAFE F SI 92 F CH 84 F SI 91 2-2 F SI 84 X CU 78 ③ L9				F SI 90 B CU 77 X SI 92 1-1 1B			C FF 92 B FF 92 X FC 82 1-1 ① P3		4	0	1	0	0	0	2
77 Clint Frazier, R (1, 7) OBP: 0.400, SLG: 0.360		B SI 91 B CH 84 S CH 84 X CH 84 2-1 ① F8		B SI 91 B SI 91 B SI 91 F SI 91 F SI 90 B CH 84 4-2 29 G6-4-3 BB		D CH 82 S CH 80 F SI 92 S CU 80 1-3 ② K			B FC 89 F FF 92 B FC 85 F FF 93 B CU 77 S FC 85 3-3 ② K		3	0	0	0	1	2	1
29 Brandon Drury, R (1, 4) OBP: 0.283, SLG: 0.317 14 Neil Walker, S (10, 3) OBP: 0.268, SLG: 0.254		B SI 92 X CH 84 1-0 33 1B 1B		B SI 92 B SI 92 X SI 91 2-0 ①② G6-4-3 1-2f		C SI 91 B CH 83 X SI 92 1-1 ③ F9			B FF 93 B FF 91 F FF 92 B FC 83 X FC 84 3-1 ③ P2		4 0	0 0	1 0	0 0	0 0	0 0	2 0
33 Greg Bird, L (1, 3) OBP: 0.321, SLG: 0.404 12 Tyler Wade, L (10, PR) OBP: 0.158, SLG: 0.143 (10, 4)		C SI 92 X SI 92 0-1 11 FC6 1-2 1B		B SI 92 B SI 92 F SI 91 F SI 92 X CU 77 2-2 ③ G3			C SI 90 F SI 90 B CU 77 S CU 76 1-3 ① K			B CH 78 C CH 80 C FF 91 B FS 83 H FF 92 3-2 28 SH3 11 1B HBP	3 0	0 1	1 0	0 0	0 0	1 0	0 0
28 Austin Romine, R (1, 2) OBP: 0.342, SLG: 0.461		S CH 84 C SI 92 C SI 93 0-3 ② K			X SI 89 0-0 99 BB 1B		F SI 91 F SI 91 B CU 77 B CH 84 F CH 84 T CH 83 2-2 ② K			X CH 80 0-0 ① SH3 1-2	3	0	1	0	0	2	2
Inning Stats	R: 1 E: 0 K: 0 S: 11 H: 2 LOB: 1 BB: 0 P: 15	R: 0 E: 0 K: 1 S: 10 H: 2 LOB: 2 BB: 0 P: 14	R: 0 E: 0 K: 0 S: 16 H: 1 LOB: 1 BB: 0 P: 21	R: 0 E: 0 K: 0 S: 6 H: 0 LOB: 0 BB: 1 P: 14	R: 0 E: 0 K: 0 S: 8 H: 1 LOB: 1 BB: 1 P: 14	R: 0 E: 0 K: 2 S: 10 H: 1 LOB: 1 BB: 0 P: 14	R: 0 E: 0 K: 2 S: 10 H: 0 LOB: 0 BB: 0 P: 15	R: 0 E: 0 K: 0 S: 5 H: 1 LOB: 0 BB: 0 P: 6	R: 0 E: 0 K: 1 S: 7 H: 0 LOB: 0 BB: 0 P: 14	R: 1 E: 0 K: 2 S: 13 H: 1 LOB: 2 BB: 0 P: 20	1B: 8 2B: 1 3B: 0 HR: 0	SF: 0 SAC: 1 DP: 3 HBP: 1					

PITCHER	IP	WLS	BF	H	R	ER	SO	BB	IBB	HBP	BLK	WP	HR	S	P	ERA	WHIP
56 Ryan Borucki, L (1, 1) ERA: 2.25	7.0		28	7	1	1	5	2	0	0	0	0	0	71	107	1.29	1.286
22 Seunghwan Oh, R (8, 1) ERA: 3.0	2.0		6	1	0	0	1	0	0	0	0	0	0	12	20	0.00	0.500
36 Tyler Clippard, R (10, 1) ERA: 3.16	1.0	L	5	1	1	1	2	0	0	1	0	0	0	13	20	9.00	1.000

PITCHER	IP	WLS	BF	H	R	ER	SO	BB	IBB	HBP	BLK	WP	HR	S	P	ERA	WHIP

TOP

New York Yankees @ Toronto Blue Jays

Rogers Centre, Toronto, ON

Sun Jul 08 2018, 1:09 PM - 3:59 PM EDT

Att. 39,866 - Sunny - 77 F

livebaseballscorecards.com

AB	35
R	2
H	9
RBI	2
BB	2
SO	8
LOB	19

1B: 8	SF: 0	WP: 0	PA: 39
2B: 1	SAC: 1	PB: 0	
3B: 0	DP: 3	SB: 0	
HR: 0	HBP: 1	CS: 0	

Batter	1	2	3	4	5	6	7	8	9	10	AB	R	H	RBI	BB	SO	LOB
37 Teoscar Hernández, R (1, 7) OBP: 0.307, SLG: 0.505	X FF 93 0-0 ① P3		C CU 83 X CH 88 0-1 1B		1 SAFE T FF 94 1 SAFE X SI 95 0-1 ① F8		F SL 85 B SL 85 B SL 84 S FF 92 B SL 86 S SL 86 3-3 ② K			C FC 92 B SL 89 S KC 85 B KC 86 B KC 86 F KC 85 X FC 92 3-2 ② G4-3	5	0	1	0	0	1	2
26 Yangervis Solarte, S (1, 5) OBP: 0.309, SLG: 0.444	B SI 94 B SI 94 F SI 95 F FF 94 X FF 94 2-2 ② G6-3		X SI 94 0-0 ③ F8		C SI 95 1 SAFE X CH 85 0-1 ② G3 1-2		B SL 84 B FF 92 C SL 84 F SL 85 F FF 92 F SL 86 X CU 81 2-2 ③ P3			F FC 94 X KC 85 0-1 ③ F7	5	0	0	0	0	0	3
14 Justin Smoak, S (1, 3) OBP: 0.362, SLG: 0.450	X FF 94 0-0 2B			B SI 94 B SI 93 C FF 93 F CH 86 X SI 96 2-2 15 BB 55 BB 1B	C CU 80 D CU 81 X CH 85 1-1 ③ G3-1			C CU 79 B FF 91 B SL 84 F SL 87 B CU 81 X SL 86 3-2 ① G3			4	0	2	0	0	0	1
8 Kendrys Morales, S (1, 10) OBP: 0.305, SLG: 0.428 1 Aledmys Díaz, R (8, PR) OBP: 0.276, SLG: 0.399 (9, 10)	F SI 95 F CU 82 S CU 82 0-3 ③ K			B SI 93 B SI 94 F FF 93 F CU 80 X CU 81 2-2 ① F8		B SI 92 B CU 80 S FF 92 C CU 80 B CU 82 F CU 81 X FF 94 3-2 HR		C SL 84 B CH 86 B FF 92 C CH 85 B CU 82 X SL 84 3-2 11 CS 1B			4 0	1 0	2 0	1 0	0 0	1 0	2 0
11 Kevin Pillar, R (1, 8) OBP: 0.276, SLG: 0.404		C FF 92 S SI 95 X CU 81 0-2 ① G4-3		F CU 80 S SI 96 X SI 96 0-2 ② L8		C CU 81 B CU 82 B FF 93 B SI 94 C FF 94 F CU 81 S SI 95 3-3 ① K		B FF 93 1 SAFE B SL 87 B FF 91 C FF 92 S SL 87 F SL 86 S SL 86 1-2 3-3 ②③ K			4	0	0	0	0	2	2
55 Russell Martin, R (1, 2) OBP: 0.326, SLG: 0.286	B FF 94 X SI 94 1-0 ② G5-3			B FF 94 S CU 81 1 SAFE B SI 95 S CU 81 B CU 81 B FF 95 4-2 15 BB 1-2 BB		B SI 95 C FF 94 C SI 95 B CU 83 X SI 94 2-2 ② G5-3			B FF 96 F FF 96 X FF 97 1-1 ① F8		3	0	0	0	1	0	0
15 Randal Grichuk, R (1, 9) OBP: 0.270, SLG: 0.446	B CU 82 S FF 94 B FF 93 B CU 80 S FF 94 S FF 95 3-3 ③ K			B CU 80 S FF 94 B FF 94 B CU 81 B FF 95 4-1 1-2 2-3 BB		B FF 94 C FF 94 S FF 94 B FF 95 F SI 93 X CU 83 2-2 ③ G6-3			S FF 96 S FF 98 B FF 96 F FF 97 B FF 97 S FF 97 2-3 ② K		3	0	0	0	1	2	0
13 Lourdes Gurriel Jr., R (1, 6) OBP: 0.245, SLG: 0.380			B SI 93 C CH 84 B CH 85 B FF 93 F FF 93 X CU 81 3-2 ① F7	C FF 94 C FF 95 B CU 84 F FF 96 S CU 84 1-3 ③ K			B FF 91 B SL 83 F FF 91 B SL 85 X FF 92 3-1 2B		B FF 96 X FF 96 1-0 ③ F9		4	0	1	0	0	1	3
29 Devon Travis, R (1, 4) OBP: 0.283, SLG: 0.368 18 Curtis Granderson, L (10, PH) OBP: 0.354, SLG: 0.450			B SI 94 F FF 94 S SI 94 S SI 96 1-3 ② K		B FF 92 B FF 94 C SI 93 F SI 94 X CU 82 2-2 E3 26 G3		F FF 92 T FF 91 B FF 91 S FF 92 1-3 ① K			C KC 82 S KC 85 S KC 85 0-3 ① K2-3	3 1	0 0	0 0	0 0	0 0	2 1	1 0
Inning Stats	R: 0 H: 1 E: 0 LOB: 1 K: 1 BB: 0 S: 8 P: 10	R: 0 H: 0 E: 0 LOB: 0 K: 1 BB: 0 S: 7 P: 11	R: 0 H: 1 E: 0 LOB: 1 K: 1 BB: 0 S: 9 P: 13	R: 0 H: 1 E: 0 LOB: 3 K: 1 BB: 2 S: 16 P: 29	R: 0 H: 1 E: 1 LOB: 1 K: 0 BB: 0 S: 9 P: 12	R: 1 H: 1 E: 0 LOB: 0 K: 1 BB: 0 S: 15 P: 25	R: 0 H: 1 E: 0 LOB: 1 K: 2 BB: 0 S: 13 P: 22	R: 0 H: 1 E: 0 LOB: 1 K: 1 BB: 0 S: 10 P: 19	R: 0 H: 0 E: 0 LOB: 0 K: 1 BB: 0 S: 7 P: 11	R: 0 H: 0 E: 0 LOB: 0 K: 1 BB: 0 S: 9 P: 12	1B: 3 2B: 2 3B: 0 HR: 1	SF: 0 SAC: 0 DP: 0 HBP: 0	WP: 0 PB: 0 SB: 0 CS: 1	PA: 38			

PITCHER	IP	WLS	BF	H	R	ER	SO	BB	IBB	HBP	BLK	WP	HR	S	P	ERA	WHIP
65 Domingo Germán, R (1, 1) ERA: 5.06	6.0		25	4	1	1	5	2	0	0	0	0	1	64	100	1.50	1.000
43 Adam Warren, R (7, 1) ERA: 1.93	2.0		7	2	0	0	3	0	0	0	0	0	0	23	41	0.00	1.000
57 Chad Green, R (9, 1) ERA: 1.91	1.0	W	3	0	0	0	1	0	0	0	0	0	0	7	11	0.00	0.000
30 David Robertson, R (10, 1) ERA: 3.35	1.0	S	3	0	0	0	1	0	0	0	0	0	0	9	12	0.00	0.000

PITCHER	IP	WLS	BF	H	R	ER	SO	BB	IBB	HBP	BLK	WP	HR	S	P	ERA	WHIP

BOTTOM

New York Yankees @ Toronto Blue Jays

Rogers Centre, Toronto, ON

Sun Jul 08 2018, 1:09 PM - 3:59 PM EDT

Att. 39,866 - Sunny - 77 F

livebaseballscorecards.com

AB	36
R	1
H	6
RBI	1
BB	2
SO	10
LOB	14

Batter	1	2	3	4	5	6	7	8	9	AB	R	H	RBI	BB	SO	LOB
31 Aaron Hicks, S (1, 8) OBP: 0.357, SLG: 0.518	B SI 94 X SI 95 1-0 ① G3-1		B CH 86 F SI 93 X SL 83 1-1 ①② G3-2-5 1-2 3-Hf		C SI 93 D SL 81 S SL 83 F SL 82 X SL 82 1-2 1-2 1B		C SI 92 F SL 88 F FF 94 B SL 90 B CH 83 C FF 95 2-3 ② K			4	0	1	0	0	1	2
99 Aaron Judge, R (1, 9) OBP: 0.397, SLG: 0.568	X SI 96 0-0 ② L8		X SL 84 0-0 18 1B 2-H 1B		B SL 84 C SI 94 S SL 83 B SL 83 C SI 94 2-3 ② K		B FF 96 F SL 90 B FF 96 F FF 97 S FF 98 2-3 ③ K			4	1	1	1	0	2	2
18 Didi Gregorius, L (1, 6) OBP: 0.316, SLG: 0.452	C SI 95 F SI 94 B SI 96 F CH 89 B SI 96 B SL 86 F SI 95 X SI 95 3-2 ③ F7		X SI 94 0-0 2-H 1B		D CH 86 B CH 85 X SI 93 2-0 ③ P5			C FF 94 C FF 96 S FF 96 0-3 ① K		4	0	1	1	0	1	2
27 Giancarlo Stanton, R (1, 10) OBP: 0.343, SLG: 0.519		C SI 93 B SI 95 B SI 94 X SI 95 2-1 HR	F SL 83 C SI 94 S SL 84 0-3 ③ K			C SL 91 B FF 91 C FF 97 X SL 94 1-2 77 G5-3 14 1B 1B		B SL 87 B FF 96 F FF 95 X FF 96 2-1 ② P4		4	2	2	1	0	1	1
77 Clint Frazier, R (1, 7) OBP: 0.353, SLG: 0.310		B SI 95 C SL 83 B SI 95 C SI 95 S SI 96 2-3 ① K	B SL 81 F SL 82 F SL 81 C SI 94 1-3 ① K			B SI 92 S SL 82 B FF 94 B SI 93 C FF 91 X SI 91 3-1 ① G5-3 1-2		F FF 95 S SL 87 S FF 97 0-3 ③ K		4	0	0	0	0	3	1
14 Neil Walker, S (1, 3) OBP: 0.269, SLG: 0.256 41 Miguel Andujar, R (9, PH) OBP: 0.307, SLG: 0.500		X SI 95 0-0 ② F8	B SI 93 B CH 85 F SI 92 F SI 93 S SL 84 2-3 ② K			S SL 91 F SL 91 X FF 93 0-2 2-H 1B			B SI 94 X SI 96 1-0 29 G4-3 29 WP 1B	3 1	0 0	1 1	1 0	0 0	1 0	0 0
29 Brandon Drury, R (1, 5) OBP: 0.260, SLG: 0.289		C SI 95 C SI 95 B SI 95 B SI 95 B SI 95 X SI 95 3-2 ③ G4-3	B SL 82 B SL 85 X SI 94 2-0 ③ G6-3			B SL 92 C SI 94 D CU 78 C SI 94 S FF 96 2-3 ② K			C SI 96 S SI 96 F SI 96 X SI 96 0-2 ① G4-3 1-3	4	0	0	0	0	1	2
66 Kyle Higashioka, R (1, 2) OBP: 0.296, SLG: 0.625			X SI 93 0-0 12 1B 31 G3-2-5 2B		B SL 80 B SL 81 B SI 94 C SI 92 B SI 93 4-1 31 1B BB	B SL 89 C FF 93 S SL 92 C FF 96 1-3 ③ K			D SI 97 S SI 97 D SI 96 B SI 96 F SI 95 S SI 95 3-3 ② K	3	0	1	0	1	2	2
12 Tyler Wade, L (1, 4) OBP: 0.171, SLG: 0.158 11 Brett Gardner, L (9, PH) OBP: 0.346, SLG: 0.378			X SI 93 0-0 31 G3-2-5 99 1B 2-3 1B		B SI 92 C SI 92 C SI 93 X SL 82 1-2 ① F7		X SL 87 0-0 ① B3		B SI 96 B SI 95 X SI 96 2-0 ③ G3	3 1	1 0	1 0	0 0	0 0	0 0	1 1
Inning Stats	R: 0 E: 0 K: 0 S: 7 H: 0 LOB: 0 BB: 0 P: 11	R: 1 E: 0 K: 1 S: 9 H: 1 LOB: 0 BB: 0 P: 16	R: 2 E: 0 K: 1 S: 9 H: 4 LOB: 1 BB: 0 P: 10	R: 0 E: 0 K: 2 S: 7 H: 0 LOB: 0 BB: 0 P: 12	R: 0 E: 0 K: 1 S: 12 H: 1 LOB: 2 BB: 1 P: 22	R: 1 E: 0 K: 2 S: 14 H: 2 LOB: 1 BB: 0 P: 21	R: 0 E: 0 K: 2 S: 8 H: 0 LOB: 0 BB: 0 P: 12	R: 0 E: 0 K: 2 S: 8 H: 0 LOB: 0 BB: 0 P: 10	R: 0 E: 0 K: 1 S: 9 H: 1 LOB: 1 BB: 0 P: 15	1B: 7 2B: 2 3B: 0 HR: 1	SF: 0 SAC: 0 DP: 1 HBP: 0			WP: 1 PB: 0 SB: 0 CS: 0	PA: 36	

TOP

New York Yankees @ Baltimore Orioles

Oriole Park at Camden Yards, Baltimore, MD

Mon Jul 09 2018, 4:08 PM - 7:03 PM EDT

Clear - 86 F

livebaseballscorecards.com

AB	35
R	4
H	9
RBI	4
BB	1
SO	12
LOB	14

PITCHER		IP	WLS	BF	H	R	ER	SO	BB	IBB	HBP	BLK	WP	HR	S	P	ERA	WHIP
31 Jimmy Yacabonis, R ERA: 7.15	(1, 1)	5.0		21	6	3	3	5	1	0	0	0	0	1	44	71	5.40	1.400
43 Mike Wright Jr., R ERA: 4.91	(6, 1)	2.0	W	8	2	1	1	4	0	0	0	0	0	0	22	33	4.50	1.000
60 Mychal Givens, R ERA: 4.6	(8, 1)	1.0	H	3	0	0	0	2	0	0	0	0	0	0	8	10	0.00	0.000
53 Zack Britton, L ERA: 4.63	(9, 1)	1.0	S	4	1	0	0	1	0	0	0	0	1	0	9	15	0.00	1.000

PITCHER	IP	WLS	BF	H	R	ER	SO	BB	IBB	HBP	BLK	WP	HR	S	P	ERA	WHIP

BOTTOM

Batter	1	2	3	4	5	6	7	8	9	AB	R	H	RBI	BB	SO	LOB
1 Tim Beckham, R (1, 5) OBP: 0.259, SLG: 0.277	C SI 88 B FC 87 F FC 88 F FC 88 B CH 83 S FC 88 2-3 ① **K**		B SL 80 B FC 90 X FC 90 2-0 ③ **G6-3**		B SL 80 B SI 90 S CH 83 B FC 89 C FC 90 X CH 84 3-2 10 G1-4-3 1B	B FC 87 F FF 93 S FF 94 S FC 83 1-3 ② **K**				4	0	1	0	0	2	3
10 Adam Jones, R (1, 8) OBP: 0.305, SLG: 0.429	B SL 80 B CH 84 C FC 88 F FC 88 X FC 89 2-2 ② **P3**			C FC 89 B FC 87 X CH 84 1-1 ① **G6-3**	X CH 84 0-0 ①② **G1-4-3** 1-2f	S FF 94 F FF 94 D FC 84 X FF 92 1-2 ③ **P3**				4	0	0	0	0	0	3
13 Manny Machado, R (1, 6) OBP: 0.381, SLG: 0.560	B FC 89 B SL 81 F SI 91 X FC 89 2-1 ③ **F9**			X SL 80 0-0 45 HR 2B	B SI 93 F FC 91 B SL 81 B SI 93 C SI 92 X FC 92 3-2 ③ **G6-3**		F FF 94 C SL 86 B SL 86 F SL 85 C SL 86 1-3 ① **K**			4	1	1	0	0	1	0
45 Mark Trumbo, R (1, 10) OBP: 0.326, SLG: 0.483		B SL 80 F FC 90 B FC 90 F SI 92 S CH 85 2-3 ① **K**		F FC 88 D CH 84 X FC 89 1-1 2-H HR		B SI 90 S CH 83 B CH 84 S FC 90 F FC 89 B SI 94 B FC 91 4-2 6 2B 2 HR BB	C FF 94 F FF 95 B SL 86 S SL 86 1-3 ② **K**			3	2	1	2	1	2	0
6 Jonathan Schoop, R (1, 4) OBP: 0.263, SLG: 0.394		X SL 80 0-0 ② **L6**		B FC 89 F FC 87 B SI 91 X FC 89 2-1 16 BB 2 BB 1B		B SI 91 B FC 91 F CH 84 X SI 92 2-1 1-3 2 HR 2B	B SL 87 S SL 86 B FF 96 X SI 95 2-1 2B			4	1	3	0	0	0	0
2 Danny Valencia, R (1, 9) OBP: 0.320, SLG: 0.439 29 Jace Peterson, L (8, 7) OBP: 0.311, SLG: 0.328		B SI 92 F FC 89 X SL 82 1-1 ③ **G6-3**		B SL 80 B SI 90 B FC 88 B SI 91 4-0 16 BB 1-2 BB		S SL 80 B FC 90 X SL 80 1-1 2-H HR	C SL 88 B FF 96 C SL 86 X SL 86 1-2 ③ **G1-3**			3 0	1 0	1 0	3 0	1 0	0 0	1 0
23 Joey Rickard, R (1, 7) OBP: 0.268, SLG: 0.382 (8, 9)			B FC 89 B CH 83 C SI 91 C FC 90 F FC 90 S SL 80 2-3 ① **K**	C FC 89 F SL 81 S SL 80 0-3 ② **K**		X FF 93 0-0 36 S 1B		F FF 94 B FF 95 X SL 85 1-1 16 G4-6-3 1B		4	0	2	0	0	2	2
16 Trey Mancini, R (1, 3) OBP: 0.296, SLG: 0.365			C SL 81 B SL 80 F FC 89 X FC 90 1-2 ② **G1-6-3**	F FC 88 B SL 80 B SL 79 S SI 92 B FC 90 F FC 89 B SL 81 4-2 1-2 2-3 BB		F FF 92 D SL 83 B FC 86 X FF 92 2-1 ① **P3**		C SL 85 1 SAFE X SL 86 0-1 ①② **G4-6-3** 1-2f		3	0	0	0	1	0	2
36 Caleb Joseph, R (1, 2) OBP: 0.218, SLG: 0.317			C FC 90 S FC 89 F SL 81 X FC 90 0-2 2B	B SI 91 S SL 80 B SL 80 B SI 92 F FC 90 X FC 91 3-2 ③ **G5-3**		1 SAFE 1 SAFE B FF 93 C FC 86 1 SAFE B FF 93 B FC 85 T FF 93 F FF 93 4-2 B FC 85 1-2 BB		C FF 95 B FF 96 F FF 95 S SL 86 1-3 ③ **K2-3**		3	0	1	0	1	1	3
Inning Stats	R: 0 E: 0 K: 1 S: 9 H: 0 LOB: 0 BB: 0 P: 15	R: 0 E: 0 K: 1 S: 6 H: 0 LOB: 0 BB: 0 P: 9	R: 0 E: 0 K: 1 S: 12 H: 1 LOB: 1 BB: 0 P: 17	R: 2 E: 0 K: 1 S: 16 H: 3 LOB: 3 BB: 2 P: 31	R: 0 E: 0 K: 0 S: 7 H: 1 LOB: 0 BB: 0 P: 13	R: 3 E: 0 K: 1 S: 19 H: 3 LOB: 2 BB: 2 P: 34	R: 0 E: 0 K: 2 S: 12 H: 1 LOB: 1 BB: 0 P: 17	R: 0 E: 0 K: 1 S: 7 H: 1 LOB: 0 BB: 0 P: 9		1B: 4 2B: 4 3B: 0 HR: 2 SF: 0 SAC: 0 DP: 2 HBP: 0						

PITCHER		IP	WLS	BF	H	R	ER	SO	BB	IBB	HBP	BLK	WP	HR	S	P	ERA	WHIP
52 CC Sabathia, L ERA: 3.34	(1, 1)	5.0	L	24	7	5	5	4	3	0	0	0	0	2	57	99	9.00	2.000
56 Jonathan Holder, R ERA: 1.98	(6, 1)	1.0		5	1	0	0	1	1	0	0	0	0	0	12	20	0.00	2.000
67 A.J. Cole, R ERA: 5.33	(7, 1)	2.0		7	2	0	0	3	0	0	0	0	0	0	19	26	0.00	1.000

PITCHER	IP	WLS	BF	H	R	ER	SO	BB	IBB	HBP	BLK	WP	HR	S	P	ERA	WHIP

New York Yankees @ Baltimore Orioles

Oriole Park at Camden Yards, Baltimore, MD

Mon Jul 09 2018, 4:08 PM - 7:03 PM EDT

Clear - 86 F

livebaseballscorecards.com

AB	32
R	5
H	10
RBI	5
BB	4
SO	8
LOB	14

Batter	1	2	3	4	5	6	7	8	9	AB	R	H	RBI	BB	SO	LOB
11 Brett Gardner, L (1, 8) OBP: 0.352, SLG: 0.397	B FF 92 X FF 92 1-0 99 F9 18 2B 1B	C SL 87 D SL 86 F FF 93 1 SAFE B CH 86 X CH 85 2-2 ② FC6 99 FC6-4 1-2f		D SL 86 B CH 87 X FF 94 2-0 1-H HR		C SL 81 S SL 85 B SL 84 F SL 85 F FF 92 B SL 84 X FF 92 2-2 ③ G4-3		B SL 84 C FF 94 B SL 85 B CH 86 X CH 86 3-1 99 WP 27 E 2-H 2B	F FF 98 C SL 89 F SL 90 F SL 91 X FF 98 0-2 99 1B 2-3 1B	6	3	4	3	0	0	1
99 Aaron Judge, R (1, 10) OBP: 0.399, SLG: 0.566	C FF 93 1 SAFE S SL 86 X SL 90 0-2 ① F9 1-2	B FF 90 F CU 84 X FF 92 1-1 ③ FC6-4 1-2f		S CH 87 S CH 87 B FF 94 X SL 87 1-2 1B			S SL 82 B FF 91 S SL 83 S SL 84 1-3 ① K2-3	B FF 97 F FF 98 B SL 89 F SL 98 F SL 91 B FF 99 B SL 89 4-2 27 E 18 BB 2-3 BB	B FF 98 F FF 98 X FF 98 1-1 1-2 3-H 1B	5	0	2	1	1	1	2
18 Didi Gregorius, L (1, 6) OBP: 0.320, SLG: 0.455 12 Tyler Wade, L (8, PR) OBP: 0.167, SLG: 0.154 (8, 6)	S CH 88 B CH 89 X FF 94 1-1 41 HBP 2-H 2B		C FF 92 S CH 87 X FF 94 0-2 77 CS 27 1B 1B	B CH 87 D CH 86 X CH 85 2-0 ③ G3			B FF 92 S SL 80 X FF 93 1-1 ② G6-3	B FF 98 B FF 98 B FF 99 B FF 98 4-0 27 E 1-2 BB	F FF 93 F FF 92 X SL 85 0-2 ③ F8	4 1	0 0	2 0	1 0	1 0	0 0	1 2
27 Giancarlo Stanton, R (1, 9) OBP: 0.344, SLG: 0.520	X CH 87 0-0 ② G5-3		1 SAFE C CH 87 B CH 85 F FF 92 1 SAFE B CH 87 X FF 94 2-2 1-2 1B		F CH 85 B FF 92 B SL 85 S SL 86 B SL 86 X CH 88 3-2 33 WP 33 1B 2B		C FF 92 B SL 85 F FF 93 B SL 84 S FF 93 2-3 ③ K	B SL 90 X FF 98 1-0 E4 1-2 2-3 3-H		5	1	2	0	0	1	3
33 Greg Bird, L (1, 3) OBP: 0.324, SLG: 0.398	B FF 94 B CH 86 S CH 85 F FF 93 F CH 88 B CH 88 B CH 86 4-2 41 HBP BB		D CH 86 B FF 94 S CH 86 S CH 85 D CH 89 S CH 86 3-3 ① K		B CH 88 X CH 84 1-0 41 FC6-4 2-H 1B			K K		4	0	1	1	1	3	5
41 Miguel Andujar, R (1, 5) OBP: 0.309, SLG: 0.500	S CH 86 F CH 88 H FF 95 1-2 2-3 HBP		B SL 88 S CH 86 F FF 94 B CH 89 F CH 87 F SL 87 F FF 95 S CH 88 2-3 ② K		B SL 81 X FF 90 1-0 ① FC6-4 77 G6-4-3 1-2f			F FF 96 B SL 88 B FF 95 C FF 95 X SL 87 2-2 ② G6-3	X FF 96 0-0 28 2B 2B	4	1	1	0	0	1	3
77 Clint Frazier, R (1, 7) OBP: 0.359, SLG: 0.333	C FF 94 B SL 90 S SL 88 S CH 88 1-3 ③ K		C SL 87 B SL 88 1-1 ③ CS 2-3	F FF 92 B FF 94 F SL 85 B CH 88 S SL 87 2-3 ① K	F FF 90 D SL 82 F FF 92 D SL 83 B FF 92 X FF 91 3-2 ②③ G6-4-3 1-2f			S SL 86 C FF 94 B SL 87 B FF 95 B CH 88 X FF 96 3-2 28 HR 2B	B FF 98 S FF 98 B FF 97 B FF 99 B FF 98 4-1 28 2B BB	4	1	1	0	1	2	4
28 Austin Romine, R (1, 2) OBP: 0.345, SLG: 0.495		B FF 91 X FF 93 1-0 ① P3		S SL 85 F FF 93 B SL 87 F CH 88 X FF 94 1-2 ② P6		C FF 92 B SL 84 F FF 92 F SL 83 F SL 86 C FF 92 1-3 ① K		C FF 95 B SL 87 B FF 96 X FF 95 2-1 2-H HR	X FF 95 0-0 ① 11 1B 99 1B 1-H 2-H 2B	5	2	2	3	0	1	0
14 Neil Walker, S (1, 4) OBP: 0.277, SLG: 0.267		C SL 87 B FF 91 B CH 86 B CH 85 B FF 92 4-1 11 FC6 BB		C FF 93 X CH 85 0-1 11 HR 1B		F FF 92 B FF 93 B CH 82 B FF 92 S FF 92 X FF 92 3-2 ② G6-3		B FF 96 C CH 87 C SL 84 B CH 87 F FF 94 X SI 93 2-2 11 2B 2B	S SL 88 C SL 87 F SL 88 B SL 89 X FF 97 1-2 ② G6-3	4	2	2	0	1	0	1
Inning Stats	R: 1 E: 0 K: 1 S: 15 H: 2 LOB: 3 BB: 1 P: 23	R: 0 E: 0 K: 0 S: 7 H: 0 LOB: 1 BB: 1 P: 15	R: 0 E: 0 K: 2 S: 16 H: 2 LOB: 1 BB: 0 P: 24	R: 2 E: 0 K: 1 S: 14 H: 3 LOB: 1 BB: 0 P: 22	R: 1 E: 0 K: 0 S: 8 H: 2 LOB: 0 BB: 0 P: 16	R: 0 E: 0 K: 1 S: 13 H: 0 LOB: 0 BB: 0 P: 19	R: 0 E: 0 K: 2 S: 8 H: 0 LOB: 0 BB: 0 P: 12	R: 4 E: 1 K: 2 S: 24 H: 4 LOB: 3 BB: 2 P: 47	R: 2 E: 0 K: 0 S: 17 H: 4 LOB: 2 BB: 1 P: 23	1B: 8 2B: 7 3B: 0 HR: 2 SF: 0 SAC: 0 DP: 1 HBP: 1						

PITCHER		IP	WLS	BF	H	R	ER	SO	BB	IBB	HBP	BLK	WP	HR	S	P	ERA	WHIP
32 Yefry Ramírez, R ERA: 3.93	(1, 1)	4.0	L	23	9	4	4	4	2	0	1	0	1	1	56	92	9.00	2.750
52 Ryan Meisinger, R ERA: 3.0	(5, 1)	3.0		8	0	0	0	3	0	0	0	0	0	0	25	39	0.00	0.000
35 Brad Brach, R ERA: 4.63	(8, 1)	0.2		6	4	4	3	1	0	0	0	0	0	1	17	31	40.50	6.000
66 Tanner Scott, L ERA: 6.29	(8, 1)	1.0		10	4	2	2	1	3	0	0	0	1	0	21	36	18.00	7.000
51 Paul Fry, L ERA: 1.69	(9, 1)	0.1		1	0	0	0	0	0	0	0	0	0	0	3	3	0.00	0.000

PITCHER	IP	WLS	BF	H	R	ER	SO	BB	IBB	HBP	BLK	WP	HR	S	P	ERA	WHIP

TOP

New York Yankees @ Baltimore Orioles

Oriole Park at Camden Yards, Baltimore, MD

Mon Jul 09 2018, 7:42 PM - 10:55 PM EDT

Att. 26,340 - Sunny - 84 F

livebaseballscorecards.com

AB	42
R	10
H	17
RBI	9
BB	5
SO	9
LOB	22

WP: 2	PA: 49		
PB: 0			
SB: 0			
CS: 1			

BOTTOM

New York Yankees @ Baltimore Orioles

Oriole Park at Camden Yards, Baltimore, MD

Mon Jul 09 2018, 7:42 PM - 10:55 PM EDT

Att. 26,340 - Sunny - 84 F

livebaseballscorecards.com

Batter	1	2	3	4	5	6	7	8	9	AB	R	H	RBI	BB	SO	LOB
1 Tim Beckham, R (1, 5) OBP: 0.265, SLG: 0.300	B FF 95 F FF 94 X FF 95 1-1 ① L4		B SL 84 B FF 94 B FF 93 B FF 94 4-0 6 FC5-4 BB		1 SAFE F FF 96 F FF 97 F SL 86 S SL 84 0-3 ③ K			X SL 86 0-0 1-H HR		3	1	1	2	1	1	1
6 Jonathan Schoop, R (1, 4) OBP: 0.263, SLG: 0.391	C FF 96 S SL 85 F FF 96 X SL 84 0-2 ② G6-3		X FF 95 0-0 ② FC5-4 1-2f			B FF 94 X FF 94 1-0 13 G6-4-3 1B		B FF 94 X FF 93 1-0 ② G6-3		4	0	1	0	0	0	1
13 Manny Machado, R (1, 6) OBP: 0.379, SLG: 0.555	B FF 96 S SL 85 B SL 85 B SL 84 B SL 84 4-1 BB		F FF 97 S SL 86 D SL 86 X SL 86 1-2 ③ L8			B FF 95 F FF 95 F FF 94 X SL 85 1-2 ①② G6-4-3 1-2f		F FF 94 X SL 86 0-1 ③ G6-3		3	0	0	0	1	0	2
45 Mark Trumbo, R (1, 10) OBP: 0.325, SLG: 0.479	X FF 96 0-0 ③ L9			C FF 94 B SL 85 B SL 84 X CH 86 2-1 2 G6-4-3 1B		C SL 84 B SL 84 C FF 95 B SL 85 B SL 84 S SL 84 3-3 ③ K			B FF 94 B FF 93 X FF 93 2-0 ① G5-3	4	0	1	0	0	1	1
19 Chris Davis, L (1, 3) OBP: 0.233, SLG: 0.284		C FF 95 S SL 84 X SL 84 0-2 29 G4-3 2B		F FF 94 C FF 95 S SL 85 0-3 ① K			B FF 93 B FF 94 F FF 94 B FF 93 C FF 92 F FF 94 B FF 94 4-2 2 G5-4-3 BB		C FF 95 B SL 85 B FF 94 X FF 94 2-1 ② G4-3	3	0	1	0	1	1	1
2 Danny Valencia, R (1, 9) OBP: 0.314, SLG: 0.431		C FF 96 C FF 96 X SL 84 0-2 ① L4		S FF 96 F FF 95 X SL 85 0-2 ②③ G6-4-3 1-2f			X FF 93 0-0 ①② G5-4-3 1-2f		F FF 95 B FF 95 F SL 87 F SL 84 X FF 94 1-2 ③ F7	4	0	0	0	0	0	3
29 Jace Peterson, L (1, 7) OBP: 0.312, SLG: 0.323 16 Trey Mancini, R (9, 7) OBP: 0.296, SLG: 0.365		B FF 96 B FF 96 C CH 85 B FF 96 C FF 95 F SL 84 X FF 95 3-2 ② G4-3 2-3			C FF 92 B FF 96 F FF 96 X CH 88 1-2 ① G4-3		B FF 95 C FF 94 B CH 87 S FF 95 F FF 95 B SL 83 B FF 95 4-2 23 CS BB			2 0	0 0	0 0	0 0	1 0	0 0	1 0
23 Joey Rickard, R (1, 8) OBP: 0.280, SLG: 0.385		B FF 96 F FF 96 C SL 84 F SL 84 B SL 85 B FF 96 F FF 97 X FF 97 3-2 ③ F8			B SL 85 C FF 93 B SL 84 F CH 86 B SL 85 B FF 94 4-2 BB		B SL 84 B FF 94 2-0 ③ CS 1-2	C FF 93 B SL 86 X FF 94 1-1 1 HR 1B		2	1	1	0	1	0	1
15 Chance Sisco, L (1, 2) OBP: 0.308, SLG: 0.290			B FF 92 B FF 94 X FF 94 2-0 ① G3-1		C FF 94 F FF 96 C CH 88 0-3 ② K			F FF 94 C CH 87 F FF 94 B CH 87 F CH 88 F FF 95 B SL 85 X SL 86 2-2 ① F8		3	0	0	0	0	1	2

	AB	28
	R	2
	H	5
	RBI	2
	BB	5
	SO	4
	LOB	13

Inning Stats	1	2	3	4	5	6	7	8	9
	R: 0 E: 0 K: 0 S: 8 H: 0 LOB: 1 BB: 1 P: 13	R: 0 E: 0 K: 0 S: 15 H: 1 LOB: 1 BB: 0 P: 21	R: 0 E: 0 K: 0 S: 5 H: 0 LOB: 1 BB: 1 P: 12	R: 0 E: 0 K: 1 S: 8 H: 1 LOB: 0 BB: 0 P: 10	R: 0 E: 0 K: 2 S: 12 H: 0 LOB: 1 BB: 1 P: 17	R: 0 E: 0 K: 1 S: 7 H: 1 LOB: 0 BB: 0 P: 12	R: 0 E: 0 K: 0 S: 7 H: 0 LOB: 0 BB: 2 P: 17	R: 2 E: 0 K: 0 S: 12 H: 2 LOB: 0 BB: 0 P: 16	R: 0 E: 0 K: 0 S: 7 H: 0 LOB: 0 BB: 0 P: 12

1B: 3 SF: 0 WP: 0 PA: 34
2B: 1 SAC: 0 PB: 0
3B: 0 DP: 3 SB: 0
HR: 1 HBP: 0 CS: 1

PITCHER		IP	WLS	BF	H	R	ER	SO	BB	IBB	HBP	BLK	WP	HR	S	P	ERA	WHIP
85 Luis Cessa, R ERA: 3.0	(1, 1)	6.0	W	22	3	0	0	4	3	0	0	0	0	0	55	85	0.00	1.000
61 Giovanny Gallegos, R ERA: 4.5	(7, 1)	3.0	S	11	2	2	2	0	2	0	0	0	0	1	26	45	6.00	1.333

PITCHER	IP	WLS	BF	H	R	ER	SO	BB	IBB	HBP	BLK	WP	HR	S	P	ERA	WHIP

Batter	1	2	3	4	5	6	7	8	9	AB	R	H	RBI	BB	SO	LOB
11 Brett Gardner, L (1, 7) OBP: 0.348, SLG: 0.392	B SI 91 X FF 90 1-0 ① F7			B SI 91 C CU 80 B CH 84 C FF 93 X CU 82 2-2 ① G6-3		C FF 91 C CH 83 B SL 84 X SI 96 1-2 ① G3-1	B SI 98 B CH 89 X SI 96 2-0 ③ G6-3			4	0	0	0	0	0	2
99 Aaron Judge, R (1, 9) OBP: 0.398, SLG: 0.562	F SI 92 X SI 93 0-1 ② G3-1			C SL 84 B FF 94 C SI 94 X SL 86 1-2 ② G6-3		X SI 93 0-0 31 L3 1B		B FF 95 F FF 95 F FF 96 T FF 98 1-2 ① K		4	0	1	0	0	1	0
31 Aaron Hicks, S (1, 8) OBP: 0.356, SLG: 0.514	B FF 92 B SI 90 B CH 84 C SI 91 F SI 92 X SI 94 3-2 ③ G6-3			B CH 84 F SI 91 C SI 94 S FF 95 1-3 ③ K		B CU 80 F CH 83 B SI 92 X CH 82 2-1 ②③ L3 1-1		B CH 85 S FF 97 X CH 87 1-1 27 G3-6 1B		4	0	1	0	0	1	1
27 Giancarlo Stanton, R (1, 10) OBP: 0.340, SLG: 0.514		C SI 91 B SL 84 F SL 83 B FF 95 S SL 85 2-3 ① K			B SL 83 X SI 90 1-0 ① P2		F SI 91 F CH 84 S SL 85 0-3 ① K	1 SAFE C SL 86 F FF 96 1 SAFE X SI 97 0-2 ②③ G3-6 1-2f		4	0	0	0	0	2	1
18 Didi Gregorius, L (1, 6) OBP: 0.324, SLG: 0.462		B CU 81 C SI 92 B SI 93 X CH 84 2-1 ② G6-3			B SI 91 B SI 92 C FF 94 X CU 82 2-1 41 BB 33 HR 1B		B CU 81 F CU 81 X FF 94 1-1 41 1B 33 SF8 2B		C SI 94 X SI 94 0-1 33 K 1B	4	2	3	0	0	0	0
41 Miguel Andujar, R (1, 5) OBP: 0.311, SLG: 0.498		F CU 83 B FF 95 C SI 93 B CU 82 S SI 94 2-3 ③ K			B SI 92 B SI 92 D CH 84 C SI 91 F SL 84 F SL 85 B SI 94 4-2 33 HR 1-2 BB		X CU 82 0-0 28 BB 14 1B 2-3 1B		F SI 96 S SI 96 D SI 95 S SI 95 1-3 ① K	3	2	1	0	1	2	1
33 Greg Bird, L (1, 3) OBP: 0.322, SLG: 0.421			B SI 89 F CH 82 F FF 92 F CU 81 F FF 94 S FF 95 1-3 ① K		F FF 95 S FF 95 B SI 96 F FF 95 B FF 96 X FF 96 2-2 1-H 2-H HR		X SI 96 0-0 ② SF8 3-H		C SI 96 S SI 96 1 SAFE F SI 94 F SI 96 1 SAFE D SL 82 B SI 95 S SI 96 2-3 ②③ K 1-2	3	1	1	4	0	2	1
28 Austin Romine, R (1, 2) OBP: 0.344, SLG: 0.486			B SI 92 C SI 90 S SL 84 F SL 86 F SI 95 S FF 95 1-3 ② K		S CU 84 X CU 83 0-1 ② G4-3		B SI 97 B SL 83 B SI 94 C SI 94 S SI 96 F SI 97 B SL 83 4-2 14 1B 1-2 BB			2	0	0	0	1	1	0
14 Neil Walker, S (1, 4) OBP: 0.278, SLG: 0.268 12 Tyler Wade, L (7, PR) OBP: 0.167, SLG: 0.154 (7, 4)			C CU 82 B CU 83 B SI 94 X CH 85 2-1 ③ G3		C CH 86 F SI 94 F CU 84 F SI 95 B CH 86 T CH 84 1-2 ③ K		B CH 88 X SI 97 1-0 1-2 2-H 1B			3	0	1	1	0	1	0
										0	0	0	0	0	0	0

Inning Stats	1	2	3	4	5	6	7	8	9
	R: 0 E: 0 K: 0 S: 6	H: 0 LOB: 0 BB: 0 P: 10	R: 0 E: 0 K: 2 S: 8	H: 0 LOB: 0 BB: 0 P: 14	R: 0 E: 0 K: 2 S: 12	H: 0 LOB: 0 BB: 0 P: 16	R: 0 E: 0 K: 1 S: 9	H: 0 LOB: 0 BB: 0 P: 13	R: 3 E: 0 K: 1 S: 17	H: 2 LOB: 0 BB: 1 P: 27	R: 0 E: 0 K: 0 S: 6	H: 1 LOB: 0 BB: 0 P: 9	R: 2 E: 0 K: 1 S: 12	H: 3 LOB: 2 BB: 1 P: 20	R: 0 E: 0 K: 1 S: 8	H: 1 LOB: 0 BB: 0 P: 10	R: 0 E: 0 K: 2 S: 10	H: 1 LOB: 1 BB: 0 P: 13

	1B: 6	SF: 1
	2B: 2	SAC: 0
	3B: 0	DP: 2
	HR: 1	HBP: 0

	WP: 0	PA: 34
	PB: 0	
	SB: 0	
	CS: 0	

PITCHER	IP	WLS	BF	H	R	ER	SO	BB	IBB	HBP	BLK	WP	HR	S	P	ERA	WHIP
54 Andrew Cashner, R (1, 1) ERA: 4.56	6.1		24	5	5	5	7	1	0	0	0	0	1	64	96	7.11	0.947
50 Miguel Castro, R (7, 1) ERA: 3.1	0.2		4	1	0	0	0	1	0	0	0	0	0	6	13	0.00	3.000
60 Mychal Givens, R (8, 1) ERA: 4.5	1.0		3	1	0	0	1	0	0	0	0	0	0	8	10	0.00	1.000
53 Zack Britton, L (9, 1) ERA: 4.26	1.0	W	3	1	0	0	2	0	0	0	0	0	0	10	13	0.00	1.000

PITCHER	IP	WLS	BF	H	R	ER	SO	BB	IBB	HBP	BLK	WP	HR	S	P	ERA	WHIP

TOP

New York Yankees @ Baltimore Orioles

Oriole Park at Camden Yards, Baltimore, MD

Tue Jul 10 2018, 7:08 PM - 10:14 PM EDT

Att. 18,418 - Clear - 92 F

livebaseballscorecards.com

AB	31
R	5
H	8
RBI	5
BB	2
SO	10
LOB	6

BOTTOM

New York Yankees @ Baltimore Orioles

Oriole Park at Camden Yards, Baltimore, MD

Tue Jul 10 2018, 7:08 PM - 10:14 PM EDT

Att. 18,418 - Clear - 92 F

livebaseballscorecards.com

Batter	1	2	3	4	5	6	7	8	9	AB	R	H	RBI	BB	SO	LOB
1 Tim Beckham, R (1, 5) OBP: 0.269, SLG: 0.299	B SL 81 X FF 91 1-0 F9 ①		S FS 86 B FF 91 B FS 87 C SL 83 X FS 88 2-2 1B	B FS 87 B FC 90 F FC 90 B SL 84 B SL 83 4-1 1-2 2-3 BB			C FF 95 B FF 96 F FF 96 F FF 96 F FF 96 F FF 95 X FF 96 1-2 F9 ①		S FF 98 B FF 97 S FF 98 X FF 99 1-2 L9 ①	4	0	1	0	1	0	1
10 Adam Jones, R (1, 8) OBP: 0.307, SLG: 0.432	X FF 91 0-0 F8 ②		C SL 82 1 SAFE X FS 87 0-1 P6 ②	F FS 87 F SL 85 F FS 87 S SL 85 0-3 K ③			C FF 96 X FF 97 0-1 13 HR 1B		C KC 85 F FF 100 X FF 100 0-2 6 1B 1-3 2B	5	1	2	0	0	1	4
13 Manny Machado, R (1, 6) OBP: 0.385, SLG: 0.574	C FF 91 X FS 86 0-1 1B		B FF 91 B FC 89 C SL 84 X FS 86 2-1 F8 ③		X FC 89 0-0 HR		C FF 96 B FF 96 B FF 95 B FF 96 F FF 97 X FF 97 3-2 1-H HR		0-0 6 1B IBB	4	2	3	3	1	0	1
45 Mark Trumbo, R (1, 10) OBP: 0.318, SLG: 0.468	S SL 81 D FS 86 F SL 82 D FS 87 F SL 83 S FS 87 2-3 K ③			C FS 86 S FC 90 B CU 78 B FS 88 C FF 93 2-3 K ①	F FS 86 F SL 83 F FS 87 B SL 85 X FS 87 1-2 L6 ①		X FF 97 0-0 F9 ②		S KC 86 C KC 85 B FF 100 S KC 86 1-3 K ②	5	0	0	0	0	3	4
6 Jonathan Schoop, R (1, 4) OBP: 0.265, SLG: 0.395		C SL 81 B SL 81 F SI 89 X FS 87 1-2 19 G3-1 2B		B FC 90 X FC 90 1-0 F7 ②	F FF 94 S FC 83 X FF 94 0-2 F9 ②		C FF 96 X FF 96 0-1 L4 ③		B KC 86 C KC 85 X FF 98 1-1 1-2 2-3 3-H 1B	5	0	2	1	0	0	0
19 Chris Davis, L (1, 3) OBP: 0.234, SLG: 0.284		B FF 91 S FS 87 2 SAFE S FS 87 X FS 88 1-2 G3-1 ① 2-3		C CU 77 X FS 88 0-1 16 BB 23 2B 1B	B FF 94 X FF 93 1-0 F8 ③			F KC 84 F FC 93 F KC 85 B KC 85 S KC 86 1-3 K2-3 ①		4	1	1	0	0	1	1
16 Trey Mancini, R (1, 7) OBP: 0.296, SLG: 0.362	S SL 84 B SL 86 S FF 93 B SL 85 X SI 89 2-2 G6-3 ②			B FC 90 B FC 89 C SL 83 S SL 84 B SL 84 F SL 84 B FS 89 4-2 1-2 23 2B BB			F FF 95 C FF 97 F FF 96 B SL 88 F FF 97 C FF 96 1-3 K ①	B FC 92 B FC 92 F FC 93 F SL 88 S KC 86 2-3 K2-3 ②		3	1	0	0	1	2	1
23 Joey Rickard, R (1, 9) OBP: 0.279, SLG: 0.389	F FF 92 B FS 88 D SL 86 C SL 84 S FS 88 2-3 K ③			X SL 83 0-0 1 BB 1-H 2-H 2B	C FF 97 X FF 96 0-1 G1-3 ②		C FF 93 B SL 89 F FC 92 F KC 85 X FC 94 1-2 G6-3 ③			4	0	1	2	0	1	1
36 Caleb Joseph, R (1, 2) OBP: 0.219, SLG: 0.309			C FF 90 T FF 88 B SL 82 S FS 86 1-3 K ①	B FS 88 F FC 90 T FC 90 X FS 88 1-2 E5 1 BB	T FF 97 B FF 97 X FF 96 1-1 G6-3 ③				C FF 96 L FF 96 B FF 98 B SV 86 H SV 85 3-2 10 2B 6 1B HBP	3	1	0	0	0	1	1

Inning Stats	1	2	3	4	5	6	7	8	9
	R: 0 E: 0 K: 1 S: 8 H: 1 LOB: 1 BB: 0 P: 11	R: 0 E: 0 K: 1 S: 12 H: 1 LOB: 1 BB: 0 P: 18	R: 0 E: 0 K: 1 S: 10 H: 1 LOB: 1 BB: 0 P: 15	R: 2 E: 1 K: 2 S: 18 H: 2 LOB: 3 BB: 2 P: 30	R: 1 E: 0 K: 0 S: 9 H: 1 LOB: 0 BB: 0 P: 11	R: 0 E: 0 K: 1 S: 9 H: 0 LOB: 0 BB: 0 P: 11	R: 2 E: 0 K: 0 S: 14 H: 2 LOB: 0 BB: 0 P: 18	R: 0 E: 0 K: 2 S: 11 H: 0 LOB: 0 BB: 0 P: 15	R: 1 E: 0 K: 1 S: 13 H: 2 LOB: 3 BB: 1 P: 19

AB	37
R	6
H	10
RBI	6
BB	3
SO	9
LOB	14

	1B: 5	SF: 0	WP: 0	PA: 41
	2B: 3	SAC: 0	PB: 0	
	3B: 0	DP: 0	SB: 0	
	HR: 2	HBP: 1	CS: 0	

PITCHER		IP	WLS	BF	H	R	ER	SO	BB	IBB	HBP	BLK	WP	HR	S	P	ERA	WHIP
19 Masahiro Tanaka, R	(1, 1)	4.1		22	6	3	3	5	2	0	0	0	0	1	53	80	6.23	1.846
ERA: 4.68																		
56 Jonathan Holder, R	(5, 1)	0.2		2	0	0	0	0	0	0	0	0	0	0	4	5	0.00	0.000
ERA: 1.95																		
57 Chad Green, R	(6, 1)	2.0		8	2	2	2	1	0	0	0	0	0	1	23	29	9.00	1.000
ERA: 2.23																		
30 David Robertson, R	(8, 1)	1.0		3	0	0	0	2	0	0	0	0	0	0	11	15	0.00	0.000
ERA: 3.27																		
68 Dellin Betances, R	(9, 1)	0.2	L	6	2	1	1	1	0	1	1	0	0	0	13	19	13.50	3.000
ERA: 2.75																		

PITCHER	IP	WLS	BF	H	R	ER	SO	BB	IBB	HBP	BLK	WP	HR	S	P	ERA	WHIP

New York Yankees @ Baltimore Orioles

Oriole Park at Camden Yards, Baltimore, MD

Wed Jul 11 2018, 7:10 PM - 10:30 PM EDT

Att. 17,808 - Partly Cloudy - 88 F

livebaseballscorecards.com

Batter	1	2	3	4	5	6	7	8	9	AB	R	H	RBI	BB	SO	LOB
11 Brett Gardner, L (1, 7) OBP: 0.349, SLG: 0.388	C FF 90 B SL 80 F FF 91 4-2 18 S BB		C FF 92 B FF 92 C CU 74 B SL 82 B FF 92 F FF 93 B CH 85 4-2 99 1B 18 FC1-2 BB	B SL 81 X CH 84 1-0 ① F7		C SI 94 B SL 91 X CH 82 1-1 ① G6-3	B SI 95 B SI 95 C SI 96 B SL 86 F SI 96 X SI 97 3-2 ③ G3		B SL 76 B SI 87 F SI 88 X SI 88 2-1 18 FC5-4 27 1B 99 BB 1B	3 1	0 1	0 1	0 1	2 0	0 0	3 0
99 Aaron Judge, R (1, 10) OBP: 0.399, SLG: 0.558	F FF 90 S FF 91 X SL 80 0-2 ① F9		C SL 81 1 SAFE S FF 92 X FF 92 0-2 1-3 18 FC1-2 27 1B 1B	X CH 85 0-0 ② F9		B SL 90 C FF 96 B CU 79 F SL 91 B FF 95 B SI 97 4-2 27 BB BB		B SL 86 C SL 85 F FF 96 S SL 87 1-3 ① K	B SI 88 B SI 87 S CH 82 D SI 88 B SI 87 4-1 1-2 18 FC5-4 BB	4	1	1	0	2	1	3
18 Didi Gregorius, L (1, 6) OBP: 0.322, SLG: 0.460	1 SAFE B FF 91 B FF 90 B FF 92 X FF 92 3-0 ② L8 1-2		F CH 84 S FF 92 B SL 82 X FF 93 1-2 ② FC1-2 27 1B 33 HR 1-2 3-H	B FF 94 F SI 92 B SL 81 X CH 86 2-1 ③ G4-3		F SI 95 B SI 95 X CH 92 1-1 ② F7		S CH 92 B SI 96 F SI 96 B SL 86 X SL 86 2-2 27 1B 31 E 2B	F SL 77 X SI 88 0-1 ② FC5-4 27 1B 1-2f 2-3	6	2	1	0	0	0	8
27 Giancarlo Stanton, R (1, 9) OBP: 0.348, SLG: 0.518	S SL 82 S SL 81 C FF 93 0-3 ③ K		S SL 82 S SL 81 X SL 81 0-2 31 BB 33 HR 1-3 2-H 1B		C FF 95 B FF 96 B SL 89 X SL 91 2-1 41 1B 1B	C FF 96 B SL 86 B FF 96 B SL 86 B FF 97 4-1 1-2 BB		S SL 86 C FF 96 D SL 84 D SL 86 X SL 87 2-2 33 BB 31 E 2-3 1B	C SI 87 X CH 81 0-1 1-2 3-H 1B	5	1	4	2	1	1	1
31 Aaron Hicks, S (1, 8) OBP: 0.352, SLG: 0.504		B CU 74 F FF 92 B SI 92 X FF 93 2-1 ① L8	C CH 86 B SI 94 B SL 81 B CH 86 F CH 84 B SL 80 4-2 33 HR 1-2 BB		C SI 93 B SL 88 X SI 91 1-1 ① F8	F SL 87 X SI 96 0-1 ③ G6-3		F SI 88 F CH 82 B SI 88 X SL 76 1-2 FC1 33 BB 1-2 3-H	B SI 86 B SL 74 S SI 87 S SI 87 B SL 75 X SI 87 3-2 ③ F9	5	1	0	0	1	0	6
33 Greg Bird, L (1, 3) OBP: 0.324, SLG: 0.440		B FF 90 C CU 76 S CU 74 F FF 91 F CU 77 B FF 92 B FF 93 F CH 85 F FF 92 3-3 ② F SI 93 S CH 85 K	C FF 93 D CU 77 B FF 92 C FF 93 F FF 94 F SL 81 F CH 85 F FF 93 X CU 77 2-2 1-H 2-H 3-H HR		C SI 96 C FF 95 B FF 96 B SL 90 X CH 84 2-2 ② F8		B SI 95 B SI 95 F SI 94 X SI 96 2-1 ① F7	B SI 88 B SL 77 B SI 88 B SI 88 4-0 1-2 2-3 BB	4	1	1	4	1	1	1
41 Miguel Andujar, R (1, 5) OBP: 0.313, SLG: 0.495		C CU 75 B FF 93 B FF 92 B SL 82 B FF 93 4-1 BB	S SL 82 C FF 94 B FF 95 F SL 82 X SL 82 1-2 ③ F7		B SL 91 F CU 74 C FF 94 F FF 98 B SL 92 B FF 95 X FF 96 3-2 1-2 1B		C SL 88 B SI 95 S FF 96 B SL 87 B FF 97 X SL 86 3-2 ② G5-3	C SI 88 X CH 82 0-1 ② F3	4	0	1	0	1	0	3
28 Austin Romine, R (1, 2) OBP: 0.346, SLG: 0.509 66 Kyle Higashioka, R (8, 2) OBP: 0.296, SLG: 0.625		F FF 92 S SL 80 S SL 81 0-3 ③ K		C FF 91 B CH 85 C SL 81 X SI 92 1-2 12 2B 1B	B SL 90 C SI 94 S FF 96 B CU 76 X FF 96 2-2 ③ F9		X FF 97 0-0 HR	C SL 76 F SI 89 D SL 75 X SI 89 1-2 ③ G6-3		5 0	1 0	2 0	1 0	0 0	1 0	6 0
12 Tyler Wade, L (1, 4) OBP: 0.213, SLG: 0.295			B FF 89 X FF 89 1-0 ① F9	B CH 84 X FF 92 1-0 1-3 2B		C SI 91 B CH 80 C FF 94 B CH 85 F FF 94 X SL 90 2-2 HR	C SL 86 X CH 92 0-1 1B		C SI 87 C SI 88 F SL 76 S SL 75 0-3 ① K	5	1	3	1	0	1	0

Inning Stats	R: 0 E: 0 K: 1 S: 9	H: 0 LOB: 1 BB: 1 P: 16	R: 0 E: 0 K: 2 S: 14	H: 0 LOB: 1 BB: 1 P: 23	R: 5 E: 0 K: 0 S: 26	H: 3 LOB: 0 BB: 2 P: 39	R: 0 E: 0 K: 0 S: 8	H: 2 LOB: 2 BB: 0 P: 13	R: 0 E: 0 K: 0 S: 14	H: 2 LOB: 2 BB: 0 P: 24	R: 1 E: 0 K: 0 S: 13	H: 1 LOB: 2 BB: 2 P: 25	R: 1 E: 0 K: 0 S: 11	H: 2 LOB: 1 BB: 0 P: 19	R: 1 E: 1 K: 1 S: 17	H: 2 LOB: 3 BB: 1 P: 28	R: 1 E: 0 K: 1 S: 14	H: 2 LOB: 2 BB: 1 P: 23	1B: 9 2B: 2 3B: 0 HR: 3	SF: 0 SAC: 0 DP: 0 HBP: 0	WP: 0 PB: 0 SB: 1 CS: 0	PA: 50

PITCHER	IP	WLS	BF	H	R	ER	SO	BB	IBB	HBP	BLK	WP	HR	S	P	ERA	WHIP
37 Dylan Bundy, R (1, 1) ERA: 4.35	4.0	L	21	5	5	5	3	4	0	0	0	0	1	57	91	11.25	2.250
43 Mike Wright Jr., R (5, 1) ERA: 4.96	1.1		8	3	1	1	0	1	0	0	0	0	1	22	39	6.75	3.000
59 Jhan Mariñez, R (6, 1) ERA: 4.5	2.0		11	4	2	1	1	1	0	0	0	0	1	25	43	4.50	2.500
57 Donnie Hart, L (8, 1) ERA: 4.0	1.2		10	2	1	1	1	2	0	0	0	0	0	22	37	5.40	2.400

PITCHER	IP	WLS	BF	H	R	ER	SO	BB	IBB	HBP	BLK	WP	HR	S	P	ERA	WHIP

AB	42
R	9
H	14
RBI	8
BB	8
SO	5
LOB	31

New York Yankees @ Baltimore Orioles

Oriole Park at Camden Yards, Baltimore, MD

Wed Jul 11 2018, 7:10 PM - 10:30 PM EDT

Att. 17,808 - Partly Cloudy - 88 F

livebaseballscorecards.com

BOTTOM

Batter	1	2	3	4	5	6	7	8	9	AB	R	H	RBI	BB	SO	LOB
1 Tim Beckham, R (1, 5) (9, 6) OBP: 0.263, SLG: 0.291	C SI 94 C CU 82 B CU 84 X CU 83 1-2 F9 ①		C SI 96 F SI 91 S CU 84 0-3 K ②			D CU 83 C SI 94 S CU 83 C CU 82 1-3 K ①		B SL 84 S SL 85 X SL 85 1-1 G2-3 1-2 2-3 ①		4	0	0	0	0	2	3
10 Adam Jones, R (1, 8) OBP: 0.303, SLG: 0.427 16 Trey Mancini, R (9, 7) OBP: 0.296, SLG: 0.362	C CU 84 B SI 96 B CH 88 C CU 83 S CU 84 2-3 K ②		C CS 78 B SI 96 C SI 95 X CU 84 1-2 G4-3 ③			F SI 95 B SI 94 X CU 83 1-1 L8 ②		F SL 86 X SL 85 0-1 F9 ②		4 0	0 0	0 0	0 0	0 0	1 0	3 0
13 Manny Machado, R (1, 6) OBP: 0.383, SLG: 0.573 29 Jace Peterson, L (9, 5) OBP: 0.312, SLG: 0.323	C SI 96 S CU 84 B CU 84 B SI 96 F CU 84 B ST 87 X CU 83 3-2 P3 ③			B SI 94 B SI 94 X SI 95 2-0 G1-3 ①		C SI 94 F SI 94 X CU 84 0-2 1-3 2B		B FF 96 B SL 85 F SL 85 X SL 86 2-1 L4 ③		4 0	0 0	1 0	0 0	0 0	0 0	2 0
45 Mark Trumbo, R (1, 10) OBP: 0.313, SLG: 0.459		C SI 94 F SI 94 B CU 83 B CU 83 C SI 96 2-3 K ①		X SI 95 0-0 F9 ②		B CU 83 C SI 94 D CU 84 S CU 84 S CU 83 2-3 K ③			F FF 92 B FF 92 B FF 92 X FS 86 2-1 G6-3 ①	4	0	0	0	0	2	2
6 Jonathan Schoop, R (1, 4) OBP: 0.265, SLG: 0.397		S CU 84 S CU 83 X SI 96 0-2 2 PB 2B		C CS 76 F SI 94 F CU 84 B FF 95 X CU 83 1-2 G1-3 ③			S FF 94 B SL 85 S SL 85 B SL 85 S SL 85 2-3 K ①		F FF 92 F FF 92 B FF 92 B FS 86 B FS 85 F FF 92 S FS 86 3-3 K ②	4	0	1	0	0	2	0
19 Chris Davis, L (1, 3) OBP: 0.234, SLG: 0.281		B SI 96 B CU 84 B CU 84 C FF 96 D CU 85 4-1 2 PB BB			B SI 93 C CU 81 F CU 83 B CU 84 B CU 83 C FF 95 3-3 K ①		X FF 94 0-0 G6-3 ②		C FF 92 B SL 87 S SL 86 B SL 86 S FS 86 2-3 K ③	3	0	0	0	1	2	0
2 Danny Valencia, R (1, 9) OBP: 0.310, SLG: 0.424		B SI 95 C SI 96 F CU 84 F CU 83 B SI 95 B ST 86 S CU 84 3-3 K 1-2 2-3 ②			B CS 76 X SI 94 1-0 G6-3 ②		F FF 95 B FF 95 C SL 84 B SL 85 S SL 84 2-3 K ③			3	0	0	0	0	2	2
23 Joey Rickard, R (1, 7) OBP: 0.280, SLG: 0.388 (9, 8)		C CU 83 X CU 84 0-1 G5-3 ③			B SI 95 C SI 94 B SI 90 S SI 94 S CU 84 2-3 K ③			B SL 84 C FF 93 X SL 84 1-1 1 G2-3 36 1B 1B		3	0	1	0	0	1	2
36 Caleb Joseph, R (1, 2) OBP: 0.229, SLG: 0.317			B SI 94 B SI 93 C SI 94 X SI 94 2-1 G5-3 ①			C SI 93 B SI 94 C CU 82 X CU 82 1-2 13 2B 1B		S SL 85 X FF 94 0-1 1 G2-3 1-2 1B		3	0	2	0	0	0	0

	AB	R	H	RBI	BB	SO	LOB
	32	0	5	0	1	12	14

Inning Stats	1	2	3	4	5	6	7	8	9	1B	SF	WP	PA
R	0	0	0	0	0	0	0	0	0	3	0	0	33
E	0	0	0	0	0	0	0	0	0	2	0	1	
K	1	2	1	0	2	2	2	2	2	2	0	0	
S	10	13	8	6	7	14	7	10	9	3B 0	SAC 0	PB 0	
LOB	0	2	0	0	0	2	0	2	0	HR 0	DP 0	SB 0	
BB	0	1	0	0	0	0	0	0	0		HBP 0	CS 0	
P	16	22	11	9	13	19	11	14	16				
H	0	1	0	0	0	2	0	2	0				

PITCHER		IP	WLS	BF	H	R	ER	SO	BB	IBB	HBP	BLK	WP	HR	S	P	ERA	WHIP
55 Sonny Gray, R	(1, 1)	6.0	W	22	3	0	0	8	1	0	0	0	0	0	58	90	0.00	0.667
ERA: 5.46																		
67 A.J. Cole, R	(7, 1)	2.0		8	2	0	0	2	0	0	0	0	0	0	17	25	0.00	1.000
ERA: 4.97																		
45 Chasen Shreve, L	(9, 1)	1.0		3	0	0	0	2	0	0	0	0	0	0	9	16	0.00	0.000
ERA: 4.83																		

PITCHER	IP	WLS	BF	H	R	ER	SO	BB	IBB	HBP	BLK	WP	HR	S	P	ERA	WHIP

Batter	1	2	3	4	5	6	7	8	9	AB	R	H	RBI	BB	SO	LOB
11 Brett Gardner, L (1, 7) OBP: 0.349, SLG: 0.408	C SI 93 C FC 90 B SI 93 F CU 86 B FC 91 S FF 94 2-3 K		C CU 84 F FC 89 B SI 93 F CU 86 B FC 91 X FC 91 2-2 2-H HR		C FF 92 F CU 85 B FF 93 X CH 87 1-2 G4-3		B FF 93 X FF 93 1-0 F7		B FF 89 C FF 88 B FF 90 B FF 89 X FF 89 3-1 HR	5	2	2	3	0	1	0
99 Aaron Judge, R (1, 9) OBP: 0.397, SLG: 0.556	B FF 94 X CU 85 1-0 F9		X SI 93 0-0 F9		S CU 86 B FF 93 B FF 94 S CU 85 F CU 86 B FF 94 X CU 86 3-2 18 G3-1 2B		X FC 91 0-0 F9		C FF 96 B CU 81 X FF 96 1-1 G6-3	5	0	1	0	0	0	0
18 Didi Gregorius, L (1, 6) OBP: 0.324, SLG: 0.467	B FF 92 B FC 90 F SI 93 F SI 93 X SI 94 2-2 F8			B CH 84 C SI 92 X FC 89 1-1 HR	B FF 94 X CH 86 1-0 G3-1 2-3			B FF 92 B FF 92 B CH 86 B FF 94 4-0 31 2B BB		3	2	1	1	1	0	1
27 Giancarlo Stanton, R (1, 10) OBP: 0.347, SLG: 0.515		C FC 90 X FC 89 0-1 F9		C CU 86 B FF 94 B CU 86 S FC 90 F SI 93 X FC 91 2-2 31 E 31 SH 33 2B 1B	C FF 93 C FF 92 S CU 87 0-3 K			D CU 86 X FC 91 1-0 F9		4	1	1	0	0	1	2
31 Aaron Hicks, S (1, 8) OBP: 0.352, SLG: 0.506		X SI 92 0-0 L8		B FC 90 S CH 85 X CH 86 1-1 SH 33 2B 1-3		B CU 84 X CH 86 1-0 G3		S CH 85 D FF 94 1 SAFE B CH 85 S CH 86 F CH 85 1 SAFE D CU 85 F FF 94 3-2 X CH 87 33 S 33 SF7 1-H 2B		3	1	1	1	0	0	0
33 Greg Bird, L (1, 3) OBP: 0.322, SLG: 0.445		B SI 92 C FC 88 B CH 85 C FC 90 B FC 90 S FC 90 3-3 K		B SI 93 X FC 90 1-0 1-3 3-H 2B		B SI 92 C CU 84 S CH 87 B FF 93 F CH 87 S FC 90 2-3 K		B SI 93 C SL 80 B SL 80 F SI 93 B SL 80 X SI 94 3-2 SF7 2-H		3	0	1	2	0	2	0
41 Miguel Andujar, R (1, 5) OBP: 0.318, SLG: 0.500			X SI 92 0-0 11 HR 2B	S CU 85 B CU 86 B FF 93 D CU 86 B SI 93 4-1 14 L3 BB		X SI 93 0-0 1B		C SL 86 F FF 96 B SL 86 B SL 86 X FF 95 2-2 G5-3		3	1	2	0	1	0	0
28 Austin Romine, R (1, 2) OBP: 0.336, SLG: 0.492			D FC 89 F SI 92 F FC 90 B SI 93 C CU 86 2-3 K	F CU 86 S FF 94 D CU 86 S FC 90 1-3 K		C CU 87 T FF 93 D CU 86 B SI 93 S CU 86 2-3 K			B FF 95 F FF 95 F SL 87 T FF 95 1-2 K	4	0	0	0	0	4	5
14 Neil Walker, S (1, 4) OBP: 0.274, SLG: 0.263 12 Tyler Wade, L (8, 4) OBP: 0.208, SLG: 0.289			F SI 92 C FC 90 F CU 85 B FF 93 S FC 91 1-3 K	X FF 93 0-0 L3 1-1			C CU 84 S CH 85 S CH 87 0-3 K		S FF 90 B FF 88 S CU 75 S CU 75 1-3 K	3 1	0 0	0 0	0 0	0 0	2 1	4 0
Inning Stats	R: 0 E: 0 K: 1 S: 8 H: 0 LOB: 0 BB: 0 P: 13	R: 0 E: 0 K: 1 S: 6 H: 0 LOB: 0 BB: 0 P: 9	R: 2 E: 0 K: 2 S: 13 H: 2 LOB: 0 BB: 0 P: 18	R: 2 E: 1 K: 1 S: 14 H: 3 LOB: 2 BB: 1 P: 24	R: 0 E: 0 K: 1 S: 11 H: 1 LOB: 1 BB: 0 P: 16	R: 0 E: 0 K: 2 S: 9 H: 1 LOB: 1 BB: 0 P: 14	R: 0 E: 0 K: 1 S: 5 H: 0 LOB: 0 BB: 0 P: 6	R: 2 E: 0 K: 0 S: 12 H: 1 LOB: 0 BB: 1 P: 25	R: 1 E: 0 K: 2 S: 10 H: 1 LOB: 0 BB: 0 P: 16	1B: 2 2B: 5 3B: 0 HR: 3 SF: 1 SAC: 1 DP: 1 HBP: 0						

PITCHER		IP	WLS	BF	H	R	ER	SO	BB	IBB	HBP	BLK	WP	HR	S	P	ERA	WHIP
28 Corey Kluber, R ERA: 2.76	(1, 1)	7.1	L	32	8	6	6	9	2	0	0	0	0	2	72	114	7.36	1.364
39 Oliver Pérez, L ERA: 0.75	(8, 1)	0.1		1	0	0	0	0	0	0	0	0	0	0	3	6	0.00	0.000
58 Neil Ramírez, R ERA: 3.32	(8, 1)	0.2		2	0	0	0	1	0	0	0	0	0	0	6	9	0.00	0.000
49 Tyler Olson, L ERA: 7.64	(9, 1)	0.1		2	1	1	1	1	0	0	0	0	0	1	5	9	27.00	3.000
34 Zach McAllister, R ERA: 5.65	(9, 1)	0.1		1	0	0	0	0	0	0	0	0	0	0	2	3	0.00	0.000

PITCHER	IP	WLS	BF	H	R	ER	SO	BB	IBB	HBP	BLK	WP	HR	S	P	ERA	WHIP

TOP

New York Yankees @ Cleveland Indians

Progressive Field, Cleveland, OH

Thu Jul 12 2018, 7:12 PM - 10:17 PM EDT

Att. 31,267 - Cloudy - 77 F

livebaseballscorecards.com

AB	34
R	7
H	9
RBI	7
BB	2
SO	11
LOB	12

Batter	1	2	3	4	5	6	7	8	9	AB	R	H	RBI	BB	SO	LOB
12 Francisco Lindor, S (1, 6) OBP: 0.371, SLG: 0.573	F FF 96 X FF 97 0-1 23 G4-3 11 1B 2B	B FF 96 C CH 88 T FF 96 F CH 89 F SL 89 D SL 88 B CH 90 F SL 87 F SL 85 X FF 97 3-2 ③ L3			X FF 98 0-0 23 G4-6-3 1B		C FC 93 S KC 85 F KC 83 X FC 93 0-2 ② G5-3			4	1	2	0	0	0	1
23 Michael Brantley, L (1, 7) OBP: 0.351, SLG: 0.485	B SL 85 X FF 96 1-0 ① G4-3 2-3	B FF 95 B FF 97 C FF 97 X CH 88 2-1 10 S 17 1B 1B			1 SAFE B SL 85 B FF 95 B FF 96 C FF 96 X FF 96 3-1 ①② G4-6-3 1-2f		C FC 93 B SL 84 B KC 85 X FC 92 2-1 ③ G6-3			4	1	1	0	0	0	2
11 José Ramírez, S (1, 5) OBP: 0.396, SLG: 0.618	D SL 86 T FF 96 D SL 88 B CH 89 X CH 89 3-1 10 CS 3-H 1B	X FF 97 0-0 ① L9			B SL 86 C SL 88 X FF 99 1-1 HR			B FF 97 B FF 97 C FF 97 B FF 96 F FF 97 B KC 84 4-2 BB		3	1	2	2	1	0	1
10 Edwin Encarnación, R (1, 10) OBP: 0.311, SLG: 0.466	B FF 97 C FF 97 X SL 88 1-1 ② 1-2 HR	B SL 87 C FF 97 D SL 87 F FF 98 1 SAFE F FF 98 B SL 89 B FF 98 4-2 17 1B 1-2 BB			S SL 87 S SL 88 T FF 100 0-2 ③ K			F FF 98 X FF 98 0-1 ① P2		3	1	1	1	1	1	1
17 Yonder Alonso, L (1, 3) OBP: 0.326, SLG: 0.439	X FF 95 0-0 1B	C FF 96 C CH 90 D SL 89 F FF 98 D SL 87 B CH 90 X FF 98 3-2 ② 1-3 2-H 1B			X FF 91 0-0 ① L3			C FF 97 C KC 87 X FF 99 0-2 ② L4		4	0	2	1	0	0	1
22 Jason Kipnis, L (1, 4) OBP: 0.310, SLG: 0.362	C FF 95 B CH 89 T FF 96 F FF 96 B SL 87 F FF 98 F SL 87 X FF 98 2-2 ③ F7	F FF 98 S SL 90 F FF 98 X SL 86 0-2 ③ F9			C FF 92 B CH 84 B SL 84 S CH 85 B SL 85 X FF 92 3-2 E4			B FF 97 C FF 98 T FF 98 S SV 87 1-3 ③ K		4	0	0	0	0	1	3
30 Tyler Naquin, L (1, 9) OBP: 0.310, SLG: 0.363 26 Rajai Davis, R (9, PH) OBP: 0.305, SLG: 0.298		X FF 96 0-0 ① G6-3		B FF 94 C FF 96 C SL 87 X FF 97 1-2 ① L8	B SL 85 C FF 92 S SL 84 B FF 91 B SL 84 F SL 84 F FF 91 T FF 92 3-2 ② K			F FF 99 B FF 99 F FF 98 B SL 85 S SL 86 2-3 ① K		3 1	0 0	0 0	0 0	1 0	1 1	1 0
7 Yan Gomes, R (1, 2) OBP: 0.313, SLG: 0.444		C FF 96 B SL 89 F SL 88 B SL 88 B SL 90 F FF 96 X FF 97 3-2 1B		F FF 96 F FF 97 X CH 89 0-2 ② F8	B SL 86 C SL 86 F SL 85 X FF 92 1-2 ③ L1-3			C SL 86 B SL 86 X FF 98 1-1 ② G5-3		4	0	1	0	0	0	1
1 Greg Allen, S (1, 8) OBP: 0.248, SLG: 0.293 6 Brandon Guyer, R (9, PH) OBP: 0.269, SLG: 0.308		T FF 95 F FF 96 F SL 88 F SL 87 B CH 89 X SL 87 1-2 ② L9		B SL 88 F FF 97 F CH 90 B FF 98 B SL 88 F FF 99 F FF 97 X FF 98 3-2 ③ G1-3			X KC 83 0-0 ① G1-3		C CH 88 F FF 100 X SI 100 0-2 ③ P6	3 1	0 0	0 0	0 0	0 0	0 0	1 0
Inning Stats	R: 2 H: 4 E: 0 LOB: 1 K: 0 BB: 0 S: 14 P: 21	R: 0 H: 1 E: 0 LOB: 1 K: 0 BB: 0 S: 16 P: 23	R: 1 H: 2 E: 0 LOB: 1 K: 0 BB: 1 S: 14 P: 23	R: 0 H: 0 E: 0 LOB: 0 K: 0 BB: 0 S: 11 P: 15	R: 1 H: 2 E: 0 LOB: 0 K: 1 BB: 0 S: 8 P: 12	R: 0 H: 0 E: 1 LOB: 1 K: 0 BB: 0 S: 12 P: 19	R: 0 H: 0 E: 0 LOB: 0 K: 0 BB: 0 S: 7 P: 9	R: 0 H: 0 E: 0 LOB: 1 K: 1 BB: 1 S: 10 P: 15	R: 0 H: 0 E: 0 LOB: 0 K: 1 BB: 0 S: 8 P: 11	1B: 6 2B: 1 3B: 0 HR: 2	SF: 0 SAC: 0 DP: 1 HBP: 0					WP: 0 PB: 0 SB: 1 CS: 1	PA: 36

PITCHER	IP	WLS	BF	H	R	ER	SO	BB	IBB	HBP	BLK	WP	HR	S	P	ERA	WHIP
40 Luis Severino, R (1, 1) ERA: 2.31	5.0		22	9	4	4	1	1	0	0	0	0	2	63	94	7.20	2.000
43 Adam Warren, R (6, 1) ERA: 1.85	1.0		4	0	0	0	1	0	0	0	0	0	0	12	19	0.00	0.000
30 David Robertson, R (7, 1) ERA: 3.19	1.0	W	3	0	0	0	0	0	0	0	0	0	0	7	9	0.00	0.000
68 Dellin Betances, R (8, 1) ERA: 2.68	1.0	H	4	0	0	0	1	1	0	0	0	0	0	10	15	0.00	1.000
54 Aroldis Chapman, L (9, 1) ERA: 1.38	1.0	S	3	0	0	0	1	0	0	0	0	0	0	8	11	0.00	0.000

PITCHER	IP	WLS	BF	H	R	ER	SO	BB	IBB	HBP	BLK	WP	HR	S	P	ERA	WHIP

BOTTOM

New York Yankees @ Cleveland Indians

Progressive Field, Cleveland, OH

Thu Jul 12 2018, 7:12 PM - 10:17 PM EDT

Att. 31,267 - Cloudy - 77 F

livebaseballscorecards.com

AB	34
R	4
H	9
RBI	4
BB	2
SO	4
LOB	12

Batter	1	2	3	4	5	6	7	8	9	AB	R	H	RBI	BB	SO	LOB
11 Brett Gardner, L (1, 7) OBP: 0.346, SLG: 0.404	C FF 92 C FF 93 X FF 94 0-2 ① F7		C KC 81 B FF 94 B CH 89 X FF 94 2-1 ③ G3		C CH 87 X KC 80 0-1 ② SF8 1-2 3-H			B FF 92 B SL 80 F SI 92 B SL 77 F SI 92 X SI 92 3-2 ① G6-3 2-H		3	0	0	2	0	0	0
99 Aaron Judge, R (1, 10) OBP: 0.395, SLG: 0.551	B SL 86 X FF 94 1-0 ② G6-3			B FF 93 S SL 84 S SL 83 C FF 94 1-3 ① K	S FF 92 F KC 80 X SL 82 0-2 ③ F8			S SL 88 S SL 87 B SL 88 H FF 96 2-2 31 CS HBP		3	0	0	0	0	1	1
31 Aaron Hicks, S (1, 8) OBP: 0.351, SLG: 0.500	B FF 94 C CH 90 B FF 94 S SL 85 F FF 94 F KC 82 S FF 94 2-3 ③ K			B CH 89 C FF 94 F SL 84 B FF 94 B FF 94 B FF 94 4-2 27 G6-4-3 BB		C KC 80 C SL 84 B KC 82 C KC 80 1-3 ① K		B SL 86 C SL 86 S SL 85 B SL 85 1 SAFE B SL 86 F SI 96 S SL 85 3-3 ②③ K 1-2		3	0	0	0	1	3	1
27 Giancarlo Stanton, R (1, 9) OBP: 0.346, SLG: 0.521		X FF 93 0-0 ① L7		B FF 93 F FF 93 B FF 92 D SL 83 X FF 93 3-1 ②③ G6-4-3 1-2f		B SL 82 B KC 79 C FF 92 C SL 82 X FF 93 2-2 ② G6-3			C FF 93 B KC 84 S FF 94 X FF 94 1-2 HR	4	1	1	1	0	0	1
33 Greg Bird, L (1, 3) OBP: 0.327, SLG: 0.455 77 Clint Frazier, R (9, PR) OBP: 0.375, SLG: 0.353		C FF 93 B SL 85 B CH 89 X FF 94 2-1 ② G4-3			B FF 93 C SL 84 B SL 83 C FF 93 F FF 93 X SL 83 2-2 14 2B 2B	B KC 80 X FF 93 1-0 ③ G4-3			B KC 84 X FF 94 1-0 41 G6-4-3 1B	4 0	1 0	2 0	0 0	0 0	0 0	0 0
41 Miguel Andujar, R (1, 5) OBP: 0.320, SLG: 0.498		C SL 84 B FF 93 X FF 93 1-1 1B			B SL 81 B FF 93 B SL 82 D FF 92 4-0 14 2B 66 WP BB		C X KC 80 0-1 ① G4-3		X FF 94 0-0 ①② G6-4-3 1-2f	3	1	1	0	1	0	1
14 Neil Walker, S (1, 4) OBP: 0.278, SLG: 0.270		B FF 93 S SL 84 B FF 93 S SL 84 B SL 85 S SL 85 3-3 ③ K			X FF 92 0-0 66 WP 11 SF8 2B 1-3 2-H		B SL 84 B FF 92 F FF 90 X FF 92 2-1 ② G1		B FF 94 C FF 93 B KC 84 B FF 94 B FF 93 4-1 BB	3	1	1	1	1	1	1
66 Kyle Higashioka, R (1, 2) OBP: 0.267, SLG: 0.556 18 Didi Gregorius, L (9, PH) OBP: 0.323, SLG: 0.466			C FF 92 C FF 92 X SL 84 0-2 ① F9		C SL 83 B FF 93 S SL 82 S SL 82 1-3 ① K 2-3 3-H		X FF 92 0-0 ③ G6-3		X FF 94 0-0 ③ P6	3 1	0 0	0 0	0 0	0 0	1 0	1 1
12 Tyler Wade, L (1, 6) OBP: 0.235, SLG: 0.333			C KC 80 F CH 88 F FF 93 F SL 85 S FF 94 0-3 ② K		F KC 80 B FF 92 F SL 83 B FF 93 X KC 80 2-2 11 SF8 1B			B FF 92 F FF 93 X FF 93 1-1 11 PB 11 G6-3 2B		3	1	2	0	0	1	0
Inning Stats	R: 0 E: 0 K: 1 S: 9 H: 0 LOB: 0 BB: 0 P: 12	R: 0 E: 0 K: 1 S: 8 H: 1 LOB: 1 BB: 0 P: 14	R: 0 E: 0 K: 1 S: 10 H: 0 LOB: 0 BB: 0 P: 12	R: 0 E: 0 K: 1 S: 7 H: 0 LOB: 0 BB: 1 P: 15	R: 3 E: 0 K: 1 S: 16 H: 3 LOB: 1 BB: 1 P: 25	R: 0 E: 0 K: 1 S: 7 H: 0 LOB: 0 BB: 0 P: 11	R: 0 E: 0 K: 0 S: 5 H: 0 LOB: 0 BB: 0 P: 7	R: 1 E: 0 K: 1 S: 11 H: 1 LOB: 1 BB: 0 P: 20	R: 1 E: 0 K: 0 S: 7 H: 2 LOB: 1 BB: 1 P: 13	1B: 3 2B: 4 3B: 0 HR: 1 SF: 1 SAC: 0 DP: 3 HBP: 1						

PITCHER		IP	WLS	BF	H	R	ER	SO	BB	IBB	HBP	BLK	WP	HR	S	P	ERA	WHIP
57 Shane Bieber, R ERA: 3.53	(1, 1)	7.0	W	27	5	4	3	6	2	0	0	0	1	0	64	99	3.86	1.000
39 Oliver Pérez, L ERA: 0.73	(8, 1)	0.1	H	1	0	0	0	0	0	0	0	0	0	0	3	6	0.00	0.000
58 Neil Ramírez, R ERA: 3.2	(8, 1)	0.2	H	2	0	0	0	1	0	0	1	0	0	0	6	11	0.00	0.000
37 Cody Allen, R ERA: 4.78	(9, 1)	1.0	S	5	2	1	1	0	1	0	0	0	0	1	7	13	9.00	3.000

PITCHER	IP	WLS	BF	H	R	ER	SO	BB	IBB	HBP	BLK	WP	HR	S	P	ERA	WHIP

New York Yankees @ Cleveland Indians

Progressive Field, Cleveland, OH

Fri Jul 13 2018, 7:11 PM - 10:09 PM EDT

Att. 35,078 - Clear - 81 F

TOP

livebaseballscorecards.com

AB	30
R	5
H	7
RBI	4
BB	3
SO	7
LOB	7

WP: 1	PA: 35		
PB: 1			
SB: 0			
CS: 1			

BOTTOM

New York Yankees @ Cleveland Indians

Progressive Field, Cleveland, OH

Fri Jul 13 2018, 7:11 PM - 10:09 PM EDT

Att. 35,078 - Clear - 81 F

livebaseballscorecards.com

Batter	1	2	3	4	5	6	7	8	9	AB	R	H	RBI	BB	SO	LOB
12 Francisco Lindor, S (1, 6) OBP: 0.374, SLG: 0.574	B FF 96 F B SI 95 B CH 88 F FF 94 B CH 87 4-2 11 WP 23 S 11 G3 BB	D CU 82 B FF 94 S CH 87 B FF 94 B CU 80 4-1 23 2B BB		X FF 95 0-0 ③ L7		C FC 84 B FF 92 C FF 92 S FF 94 1-3 ② K		C FS 86 B FF 92 S FF 92 B FF 93 B FS 86 X FF 93 3-2 2B		3	2	1	0	2	1	0
23 Michael Brantley, L (1, 7) OBP: 0.354, SLG: 0.488	B FF 92 B SI 94 1 SAFE F FF 94 F FF 93 D CU 81 D CU 82 4-2 11 G3 11 WP 1-2 BB	F CH 86 X CH 84 0-1 1-H 3-H 2B			C FF 93 B FF 94 F CU 82 B CU 82 F SI 95 X CH 90 2-2 11 3B 1B	C FC 84 B FF 94 X FF 93 1-1 ③ G3		B FF 92 D SI 88 X FF 92 2-0 ③ F8		4	1	2	2	1	0	1
11 José Ramírez, S (1, 5) OBP: 0.399, SLG: 0.624	C FF 95 S CU 82 B CU 83 X FF 97 1-2 ① G3 1-3 2-H	S CU 81 D FF 94 B CU 81 B CH 87 D CU 81 4-1 BB			C CU 81 1 SAFE B CU 81 B SI 94 1 SAFE C CU 80 F CU 82 X CU 79 2-2 17 1B 1-H 3B		C FF 91 B FS 86 X SL 84 1-1 10 BB 1B			3	1	2	2	1	0	1
10 Edwin Encarnación, R (1, 10) OBP: 0.313, SLG: 0.463	C FF 96 B SI 96 B FF 96 S CU 82 B CU 82 S CU 83 3-3 ② K	B FF 93 C FF 94 B FF 93 C CU 81 S SI 94 2-3 ③ K			B FF 94 B FC 84 F FF 93 B FC 83 B FC 85 4-1 30 G6-3 17 1B BB		S FF 93 B FF 92 1 SAFE B FS 86 D FS 85 F FF 92 B FS 86 4-2 1-2 BB			2	0	0	0	2	2	3
17 Yonder Alonso, L (1, 3) OBP: 0.325, SLG: 0.436	C CU 81 B SI 93 D CU 82 T FF 95 C SI 96 2-3 ③ K		C CU 79 F CH 88 S CU 81 0-3 ① K		B CH 85 C FF 94 X CH 85 1-1 30 G6-3 1-2 3-H 1B		F FF 93 S SL 87 F SL 88 F FF 93 F FF 93 D FS 85 S FS 85 1-3 ① K			4	0	1	1	0	3	3
22 Jason Kipnis, L (1, 4) OBP: 0.307, SLG: 0.357		B FF 93 B FF 93 X FF 93 2-0 ① G4-3	B FF 93 B CH 86 X FF 94 2-0 ② F9		B FF 93 B FF 92 C CH 86 C FF 93 S FF 94 2-3 ① K		B SL 87 B FF 92 B FF 93 C FF 92 S FF 92 X FF 92 3-2 ② P3			4	0	0	0	0	1	4
30 Tyler Naquin, L (1, 9) OBP: 0.310, SLG: 0.362 6 Brandon Guyer, R (7, PH) OBP: 0.267, SLG: 0.305 (8, 9)		B FF 94 F FF 94 X SI 94 1-1 7 2B 1B	C FF 93 F SI 95 F FF 94 F CU 81 F CU 81 B FF 94 B SI 95 S CU 83 2-3 ③ K2-3		C FF 94 X FF 94 0-1 ② G6-3 1-2 2-3		B FF 92 B FF 92 F FF 92 S FF 92 X FF 93 2-2 ③ G1-3			3 1	1 0	1 0	0 0	0 0	1 0	2 2
7 Yan Gomes, R (1, 2) OBP: 0.312, SLG: 0.444	B FF 94 1 SAFE C CH 86 B CH 84 1 SAFE X SI 93 2-1 1 G4-3 23 2B 1-H 2B		B FF 93 S CH 88 S CU 82 S CU 82 1-3 ① K		D FC 86 X FF 94 1-0 ③ F8			S FF 90 C FF 91 B FF 92 S FS 85 1-3 ① K		4	1	1	1	0	2	2
1 Greg Allen, S (1, 8) OBP: 0.241, SLG: 0.285		C CU 80 X CH 88 0-1 ② G4-3 2-3		B CH 88 C FF 94 F CU 80 X CU 82 1-2 ② G3		L FF 91 X CH 84 0-1 ① P5		T FF 91 F FF 91 S FS 86 0-3 ② K		4	0	0	0	0	1	1
Inning Stats	R: 1 E: 0 K: 2 S: 13 H: 0 LOB: 1 BB: 2 P: 27	R: 3 E: 0 K: 1 S: 14 H: 3 LOB: 2 BB: 2 P: 29	R: 0 E: 0 K: 2 S: 10 H: 0 LOB: 0 BB: 0 P: 14	R: 0 E: 0 K: 1 S: 7 H: 0 LOB: 0 BB: 0 P: 9	R: 2 E: 0 K: 1 S: 17 H: 3 LOB: 2 BB: 1 P: 29	R: 0 E: 0 K: 1 S: 7 H: 0 LOB: 0 BB: 0 P: 9	R: 0 E: 0 K: 1 S: 16 H: 1 LOB: 2 BB: 1 P: 27	R: 0 E: 0 K: 2 S: 10 H: 1 LOB: 1 BB: 0 P: 16		1B: 4 2B: 3 3B: 1 HR: 0	SF: 0 SAC: 0 DP: 0 HBP: 0			WP: 1 PB: 0 SB: 1 CS: 0	PA: 38	

	AB	32
	R	6
	H	8
	RBI	6
	BB	6
	SO	11
	LOB	19

PITCHER	IP	WLS	BF	H	R	ER	SO	BB	IBB	HBP	BLK	WP	HR	S	P	ERA	WHIP
65 Domingo Germán, R (1, 1) ERA: 5.49	4.0	L	21	5	6	6	6	4	0	0	0	1	0	52	91	13.50	2.250
56 Jonathan Holder, R (5, 1) ERA: 1.85	2.0		8	1	0	0	2	1	0	0	0	0	0	16	26	0.00	1.000
45 Chasen Shreve, L (7, 1) ERA: 4.54	2.0		9	2	0	0	3	1	0	0	0	0	0	26	43	0.00	1.500

PITCHER	IP	WLS	BF	H	R	ER	SO	BB	IBB	HBP	BLK	WP	HR	S	P	ERA	WHIP

New York Yankees @ Cleveland Indians

Progressive Field, Cleveland, OH

Sat Jul 14 2018, 7:17 PM - 10:26 PM EDT

Att. 35,353 - Partly Cloudy - 83 F

livebaseballscorecards.com

TOP

Batter	1	2	3	4	5	6	7	8	9	AB	R	H	RBI	BB	SO	LOB
11 Brett Gardner, L (1, 7) OBP: 0.346, SLG: 0.405	B FF 95 F FF 94 B FF 95 F FF 90 B CU 78 B FF 95 4-2 99 1B 18 HR BB		C FF 93 C FF 94 S CU 77 0-3 ① K		B CU 78 B FF 95 X FF 94 2-0 2B		C SL 78 B SI 94 F SL 81 B SI 94 B SL 82 X SI 94 3-2 ② F7		F FF 90 F SI 91 X FF 91 0-2 ③ L9	4	1	1	0	1	1	2
99 Aaron Judge, R (1, 9) OBP: 0.394, SLG: 0.548	S FF 96 F FF 96 F FF 96 1 SAFE B SL 81 1 SAFE F SL 80 X SL 81 1-2 18 HR 1B		B CU 75 C FF 94 F CH 89 F FF 95 T CU 76 1-2 ② K		C SL 81 F FF 96 S CU 77 0-3 ② K		F SI 95 B SL 85 F SL 86 S SL 86 1-3 ③ K			4	1	1	0	0	3	1
18 Didi Gregorius, L (1, 6) OBP: 0.327, SLG: 0.477	B FF 95 X CH 89 1-0 1-H 2-H HR		C FF 77 S FF 95 F CU 78 F FF 94 B FF 94 X FF 93 1-2 27 1B 1B		C FF 95 B FF 94 X FF 96 1-2 ③ P6			B SI 94 B SI 95 B SI 95 4-0 31 G4-6-3 BB		3	1	2	3	1	0	1
27 Giancarlo Stanton, R (1, 10) OBP: 0.345, SLG: 0.518	C SL 82 X FF 95 0-1 ① G4-3		B SL 80 C FF 94 1 SAFE B SL 80 X FF 93 2-1 1-2 1B			C FF 94 F SL 80 S FF 93 0-3 ① K		B SL 85 S SL 86 S SL 85 F FF 94 F SL 86 S FF 95 1-3 ① K		4	0	1	0	0	2	1
31 Aaron Hicks, S (1, 8) OBP: 0.346, SLG: 0.492	C FF 94 F CU 76 B FF 94 B SL 78 S CH 86 2-3 ② K		F CU 75 B CH 88 B CH 87 F FF 95 S FF 94 2-3 ③ K			B FF 94 B CH 88 F FF 94 B FF 93 X CH 90 3-1 ② F8		C FF 95 B SL 85 1 SAFE C SL 84 F SI 96 F SL 85 B SI 96 1 SAFE 1 SAFE 2-2 ②③ F SL 85 X FF 96 G4-6-3 1-2f		4	0	0	0	0	2	3
33 Greg Bird, L (1, 3) OBP: 0.325, SLG: 0.471	C FF 94 B FF 93 F FF 92 X CH 89 1-2 ③ G1-3			C C FF 94 S FF 95 0-3 ① K		B CU 77 F CH 88 B FF 95 X FF 93 2-1 HR			C FF 88 S CU 74 X CU 74 0-2 ① P2	4	1	1	1	0	1	0
41 Miguel Andujar, R (1, 5) OBP: 0.319, SLG: 0.495		B FF 94 X SL 79 1-0 ① F7		C SL 81 F FF 95 X CU 77 0-2 ② P6		C FF 95 X SL 80 0-1 ③ P4			C SL 79 C SI 90 X FF 89 0-2 28 FC6-4 1B	4	0	1	0	0	0	0
28 Austin Romine, R (1, 2) OBP: 0.333, SLG: 0.492		C FF 95 B FF 96 B FF 94 X FF 95 2-1 ② G6-3		B SL 80 F FF 96 F FF 95 B FF 97 X SL 82 2-2 ③ G5-3			X FF 95 0-0 E4 2B		B SI 88 X SI 90 1-0 ② FC6-4 12 1B 1-2f	4	1	1	0	0	0	1
12 Tyler Wade, L (1, 4) OBP: 0.236, SLG: 0.327		C CU 75 F FF 96 F SL 80 B FF 94 S CU 76 1-3 ③ K			F CH 88 X CU 78 0-1 ① G4-3		S SL 80 B SL 80 C SL 81 B SL 81 S SL 82 2-3 ① K		F CH 83 B SI 90 D CH 82 B SI 90 F SI 89 X SI 90 3-2 1-3 1B	4	0	1	0	0	2	0
Inning Stats	R: 3 E: 0 K: 1 S: 16 H: 2 LOB: 0 BB: 1 P: 25	R: 0 E: 0 K: 1 S: 7 H: 0 LOB: 0 BB: 0 P: 11	R: 0 E: 0 K: 3 S: 17 H: 2 LOB: 2 BB: 0 P: 23	R: 0 E: 0 K: 1 S: 9 H: 0 LOB: 0 BB: 0 P: 11	R: 0 E: 0 K: 1 S: 9 H: 1 LOB: 1 BB: 0 P: 12	R: 1 E: 0 K: 1 S: 9 H: 1 LOB: 0 BB: 0 P: 14	R: 1 E: 1 K: 2 S: 10 H: 1 LOB: 0 BB: 0 P: 16	R: 0 E: 0 K: 1 S: 11 H: 0 LOB: 0 BB: 1 P: 18	R: 0 E: 0 K: 0 S: 13 H: 2 LOB: 2 BB: 0 P: 17	1B: 5 2B: 2 3B: 0 HR: 2 SF: 0 SAC: 0 DP: 1 HBP: 0	WP: 0 PB: 0 SB: 0 CS: 0 PA: 37					

	AB	35
	R	5
	H	9
	RBI	4
	BB	2
	SO	11
	LOB	9

PITCHER		IP	WLS	BF	H	R	ER	SO	BB	IBB	HBP	BLK	WP	HR	S	P	ERA	WHIP
52 Mike Clevinger, R ERA: 3.47	(1, 1)	6.0	L	26	7	5	4	8	1	0	0	0	0	2	68	97	6.00	1.333
39 Oliver Pérez, L ERA: 0.69	(7, 1)	0.2		2	0	0	0	1	0	0	0	0	0	0	6	11	0.00	0.000
58 Neil Ramírez, R ERA: 3.0	(7, 1)	1.1		4	0	0	0	2	1	0	0	0	0	0	14	22	0.00	0.750
49 Tyler Olson, L ERA: 7.5	(9, 1)	0.1		1	0	0	0	0	0	0	0	0	0	0	3	3	0.00	0.000
61 Dan Otero, R ERA: 5.6	(9, 1)	0.2		4	2	0	0	0	0	0	0	0	0	0	10	14	0.00	3.000

PITCHER		IP	WLS	BF	H	R	ER	SO	BB	IBB	HBP	BLK	WP	HR	S	P	ERA	WHIP

BOTTOM

Batter	1	2	3	4	5	6	7	8	9	AB	R	H	RBI	BB	SO	LOB
12 Francisco Lindor, S (1, 6) OBP: 0.370, SLG: 0.568	B FC 87 C FC 86 F SL 81 B FC 88 F FC 89 X SL 81 2-2 ① G6-3		C FC 88 C FC 89 X FC 91 0-2 ① G6-3 1-3			B SI 90 S SL 81 F FC 90 F SL 81 F FC 91 S SL 81 1-3 ① K2-3	B FC 92 C KC 84 B FC 92 S KC 84 X KC 84 2-2 ③ F8			4	0	0	0	0	1	1
23 Michael Brantley, L (1, 7) OBP: 0.353, SLG: 0.485	C FC 91 B SI 90 X SI 91 1-1 ② G4-3		B SI 91 X SI 90 1-0 ② G3 3-H			C SI 91 C SL 82 X SL 82 0-2 10 G5-3 6 1B 11 BB 1B		C FF 96 F KC 86 B FF 98 F FF 98 B SV 86 B SV 87 X FF 98 3-2 ① P6		4	1	1	1	0	0	0
11 José Ramírez, S (1, 5) OBP: 0.400, SLG: 0.630	B SL 79 F SL 81 B FC 89 F FC 90 X SL 81 2-2 HR		X FC 90 0-0 ③ G6-3			B SL 80 B FC 89 C FC 89 F FC 90 F FC 91 F SL 81 B FC 90 D SL 82 4-2 10 G5-3 6 1B BB 1-2		C KC 86 B KC 85 B KC 86 F FF 98 C SV 87 2-3 ② K		3	2	1	1	1	1	0
10 Edwin Encarnación, R (1, 3) OBP: 0.309, SLG: 0.457	C FC 89 B FC 89 F SL 82 B FC 88 B SL 81 S FC 90 3-3 ③ K			B SL 81 F FC 90 B CH 85 C SL 82 B SL 83 X SL 81 3-2 ① G6-3		C FC 89 X FC 90 0-1 ② G5-3 1-2 2-3		B KC 86 S FF 99 B FF 99 B KC 85 F KC 85 S FF 99 3-3 ③ K		4	0	0	0	0	2	2
6 Brandon Guyer, R (1, 9) OBP: 0.274, SLG: 0.306		B FC 88 B SL 80 B FC 90 C FC 92 C FC 90 F FC 90 B FC 90 4-2 BB		C SI 92 F CH 84 B FC 91 F CH 85 X FC 90 1-2 ② G6-3		X FC 90 0-0 27 BB 1B 2-H 3-H			F FF 99 C FF 101 X SI 100 0-2 ① G6-3	3	0	1	2	1	0	0
27 Francisco Mejía, S (1, 10) 1 Greg Allen, S (9, PR) OBP: 0.241, SLG: 0.285		B FC 88 B SL 82 X FC 89 2-0 ① L9		C SL 81 B CH 84 X CH 84 1-1 ③ G4-3		B FC 93 1 SAFE B FC 92 C FC 93 1 SAFE B FC 93 B FC 93 4-1 BB 1-2			T FF 99 B SL 86 B FF 99 B FF 100 B FF 99 4-1 BB	2 0	0 0	0 0	0 0	2 0	0 0	1 0
7 Yan Gomes, R (1, 2) OBP: 0.307, SLG: 0.437		B FC 90 B SL 81 S FC 90 F FC 91 X SL 82 2-2 ② L7			C SL 80 X FC 89 0-1 ① G5-3	D SL 88 S FC 92 F KC 86 B SL 83 S KC 86 2-3 ③ K			1 SAFE C SL 86 F FF 99 T SL 89 0-2 ② K	4	0	0	0	0	2	4
26 Rajai Davis, R (1, 8) OBP: 0.297, SLG: 0.290	C FC 89 B CH 84 C SL 80 B CH 85 X FC 90 2-2 ③ G3				X SI 91 0-0 ② F8		S SL 87 B SL 87 C FC 92 F KC 85 F KC 86 S KC 84 1-3 ① K2-3		B SL 86 B FF 99 C FF 100 X SL 86 2-1 ③ F9	4	0	0	0	0	1	2
9 Erik González, R (1, 4) OBP: 0.333, SLG: 0.429			B FC 88 X FC 89 1-0 12 G6-3 12 S 23 G3 1B		B CH 84 B SL 81 B FC 90 C FC 91 S CH 84 F FC 90 X SL 80 3-2 ③ P4		B FC 93 S SL 85 F SL 85 F KC 85 B KC 86 F KC 84 S KC 83 2-3 ② K			3	1	1	0	0	1	0
Inning Stats	R: 1 H: 1 E: 0 LOB: 0 K: 1 BB: 0 S: 12 P: 20	R: 0 H: 0 E: 0 LOB: 1 K: 0 BB: 1 S: 10 P: 20	R: 1 H: 1 E: 0 LOB: 0 K: 0 BB: 0 S: 6 P: 8	R: 0 H: 0 E: 0 LOB: 0 K: 0 BB: 0 S: 9 P: 14	R: 0 H: 0 E: 0 LOB: 0 K: 0 BB: 0 S: 7 P: 10	R: 2 H: 2 E: 0 LOB: 2 K: 2 BB: 2 S: 19 P: 30	R: 0 H: 0 E: 0 LOB: 0 K: 2 BB: 0 S: 13 P: 18	R: 0 H: 0 E: 0 LOB: 0 K: 2 BB: 0 S: 10 P: 18	R: 0 H: 0 E: 0 LOB: 1 K: 1 BB: 1 S: 9 P: 15	1B: 3 SF: 0 2B: 0 SAC: 0 3B: 0 DP: 0 HR: 1 HBP: 0						PA: 35 WP: 0 PB: 0 SB: 1 CS: 0

PITCHER	IP	WLS	BF	H	R	ER	SO	BB	IBB	HBP	BLK	WP	HR	S	P	ERA	WHIP
52 CC Sabathia, L (1, 1) ERA: 3.51	5.2		23	4	4	4	2	2	0	0	0	0	1	59	92	6.35	1.059
30 David Robertson, R (6, 1) ERA: 3.09	1.1	W	5	0	0	0	3	1	0	0	0	0	0	17	28	0.00	0.750
68 Dellin Betances, R (8, 1) ERA: 2.61	1.0	H	3	0	0	0	2	0	0	0	0	0	0	10	18	0.00	0.000
54 Aroldis Chapman, L (9, 1) ERA: 1.35	1.0	S	4	0	0	0	1	1	0	0	0	0	0	9	15	0.00	1.000

PITCHER	IP	WLS	BF	H	R	ER	SO	BB	IBB	HBP	BLK	WP	HR	S	P	ERA	WHIP

New York Yankees @ Cleveland Indians

Progressive Field, Cleveland, OH

Sat Jul 14 2018, 7:17 PM - 10:26 PM EDT

Att. 35,353 - Partly Cloudy - 83 F

livebaseballscorecards.com

AB	31
R	4
H	4
RBI	4
BB	4
SO	8
LOB	10

New York Yankees @ Cleveland Indians

Progressive Field, Cleveland, OH

Sun Jul 15 2018, 1:11 PM - 4:03 PM EDT

Att. 32,644 - Sunny - 85 F

TOP

livebaseballscorecards.com

Batter	1	2	3	4	5	6	7	8	9	AB	R	H	RBI	BB	SO	LOB
11 Brett Gardner, L (1, 7) OBP: 0.345, SLG: 0.403	F FF 93 X FF 94 0-1 ① P2		C FF 94 B KC 77 B CH 86 X FF 94 2-1 18 1B, 99 WP, 31 1B, 1B	C FF 95 B CH 88 X CH 88 1-1 ③ G4-3			B FF 95 C FF 95 B KC 79 X FF 95 2-1 ② F8			4	1	1	0	0	0	0
99 Aaron Judge, R (1, 10) OBP: 0.392, SLG: 0.544	X FF 93 0-0 ② 27 1B, 1B		S KC 79 C KC 78 F KC 80 S ST 81 0-3 ① K 1-2		B KC 79 S FC 86 F KC 79 S ST 82 1-3 ① K		B KC 80 S FF 95 C FF 96 C KC 81 1-3 ③ K			4	0	1	0	0	3	1
18 Didi Gregorius, L (1, 6) OBP: 0.326, SLG: 0.474	B CH 87 F CH 86 B FC 86 S FF 94 S CH 87 2-3 ② K		C CH 87 X FC 86 0-1 31 1B, 2-3 1B		C FF 96 S KC 80 B ST 80 F KC 81 F CH 90 X KC 81 1-2 ② L8			C FF 97 B FF 96 B CH 91 X CH 90 2-1 ① G1-3		4	0	1	0	0	1	1
27 Giancarlo Stanton, R (1, 9) OBP: 0.346, SLG: 0.518	B KC 78 C KC 78 1 SAFE F FF 94 B KC 82 F KC 80 D ST 83 X SI 95 3-2 31 BB, 1-3 1B		S KC 79 F KC 79 B FF 96 D KC 82 C FF 96 2-3 ② K		B KC 80 C KC 81 X KC 80 1-1 31 S, 1B			C FF 97 B SL 87 B SL 86 F FF 96 B CH 91 S SL 86 3-3 ② K		4	0	2	0	0	2	2
31 Aaron Hicks, S (1, 8) OBP: 0.348, SLG: 0.491	B KC 79 B FC 89 B KC 79 C KC 79 S FC 86 D FC 88 4-2 1-2 BB		B KC 78 X CH 88 1-0 1-2 3-H 1B		B CH 88 B FF 95 C FF 96 F CH 89 B ST 84 X FC 87 3-2 ③ L3 1-2			B FF 96 C CU 84 S CH 91 S FF 97 1-3 ③ K		3	0	1	1	1	1	1
33 Greg Bird, L (1, 3) OBP: 0.317, SLG: 0.457	C KC 79 F KC 80 X KC 81 0-2 ③ G4-3		F FF 95 X KC 78 0-1 ③ F8			B FF 94 C FF 94 X FC 87 1-1 ① P4			B FF 94 C KC 82 C KC 84 S KC 84 1-3 ① K	4	0	0	0	0	1	5
41 Miguel Andujar, R (1, 5) OBP: 0.316, SLG: 0.489		C FC 86 S KC 77 B KC 80 F ST 81 F KC 79 B FF 95 B ST 81 S FF 96 3-3 ① K		C FF 94 S ST 80 X KC 79 0-2 ① L8		X FF 95 0-0 ② G4-3			B FF 95 C FF 95 F FF 95 B FF 95 S KC 85 2-3 ② K	4	0	0	0	0	2	0
66 Kyle Higashioka, R (1, 2) 77 Clint Frazier, R (9, PH) OBP: 0.390, SLG: 0.353		X FF 95 0-0 ② P4		C KC 76 B KC 78 B FF 94 F FF 94 X FC 86 2-2 ② F7		C FF 96 B KC 80 F FC 88 B ST 83 X ST 81 2-2 ③ F8			B KC 84 H FF 94 2-0 HBP	3 0	0 0	0 0	0 0	0 0	0 0	0 0
14 Neil Walker, S (1, 4) OBP: 0.278, SLG: 0.285		C FF 94 B KC 77 F FF 94 B KC 80 S CH 88 2-3 ③ K		C FF 94 X KC 78 0-1 HR			F FF 94 B FF 95 B CH 88 X SI 95 2-1 ① L7		X FF 94 0-0 ③ P4	4	1	1	1	0	1	1

Inning Stats																		
	R: 0	H: 2	R: 0	H: 0	R: 1	H: 3	R: 1	H: 1	R: 0	H: 1	R: 0	H: 0	R: 0	H: 0	R: 0	H: 0	1B: 6	SF: 0	WP: 1	PA: 36
	E: 0	LOB: 3	E: 0	LOB: 0	E: 0	LOB: 2	E: 0	LOB: 0	E: 0	LOB: 1	E: 0	LOB: 0	E: 0	LOB: 0	E: 0	LOB: 1	2B: 0	SAC: 0	PB: 0	
	K: 1	BB: 1	K: 2	BB: 0	K: 2	BB: 0	K: 0	BB: 0	K: 1	BB: 0	K: 0	BB: 0	K: 1	BB: 0	K: 2	BB: 0	3B: 0	DP: 0	SB: 1	
	S: 15	P: 24	S: 9	P: 14	S: 14	P: 19	S: 10	P: 13	S: 13	P: 19	S: 6	P: 9	S: 7	P: 12	S: 8	P: 14	S: 7	P: 12	HR: 1	HBP: 1	CS: 0	

PITCHER	IP	WLS	BF	H	R	ER	SO	BB	IBB	HBP	BLK	WP	HR	S	P	ERA	WHIP
47 Trevor Bauer, R (1, 1) ERA: 2.24	7.0		29	7	2	2	7	1	0	0	0	1	1	74	110	2.57	1.143
59 Carlos Carrasco, R (8, 1) ERA: 4.12	1.0	W	3	0	0	0	2	0	0	0	0	0	0	8	14	0.00	0.000
37 Cody Allen, R (9, 1) ERA: 4.66	1.0	S	4	0	0	0	2	0	0	1	0	0	0	7	12	0.00	0.000

PITCHER	IP	WLS	BF	H	R	ER	SO	BB	IBB	HBP	BLK	WP	HR	S	P	ERA	WHIP

AB	34
R	2
H	7
RBI	2
BB	1
SO	11
LOB	11

BOTTOM

New York Yankees @ Cleveland Indians

Progressive Field, Cleveland, OH

Sun Jul 15 2018, 1:11 PM - 4:03 PM EDT

Att. 32,644 - Sunny - 85 F

livebaseballscorecards.com

Batter	1	2	3	4	5	6	7	8	9	AB	R	H	RBI	BB	SO	LOB
12 Francisco Lindor, S (1, 6) OBP: 0.367, SLG: 0.562	C SL 82 X FS 86 0-1 ① G4-3		B FS 84 X SI 89 1-0 ③ F7		B FS 87 X SL 84 1-0 ② G3-1 2-3		B FF 95 X FF 95 1-0 ③ F9			4	0	0	0	0	0	3
23 Michael Brantley, L (1, 7) OBP: 0.355, SLG: 0.493	B FF 90 C SL 82 X SL 82 1-1 ② L7			C SL 83 B FF 91 B FS 85 B FS 86 B FF 92 4-1 10 HR BB	F FS 88 F FF 93 F SL 86 D SI 90 B FF 93 X SI 90 2-2 ③ G4-3			C FF 94 X FF 94 0-1 HR		3	2	1	1	1	0	1
11 José Ramírez, S (1, 5) OBP: 0.401, SLG: 0.628	C CU 76 B FF 91 C FS 86 T FS 86 1-2 ③ K			T SL 84 S FS 87 C FS 87 0-3 ① K		B FS 87 C SL 83 B FS 87 F SL 84 B FF 93 X FS 89 3-2 17 G6-3 1B		C FF 96 C SL 86 B FF 96 X FF 97 1-2 10 E 10 S 7 SF9 1B		4	1	2	0	0	2	1
10 Edwin Encarnación, R (1, 10) OBP: 0.311, SLG: 0.466 9 Erik González, R (8, PR) OBP: 0.333, SLG: 0.429 (9, 10)		F FC 88 B SL 82 F FS 88 X SL 83 1-2 ① G5-3		1 SAFE 1 SAFE X SL 82 0-0 1-H HR		B FC 90 F FF 94 X FS 87 1-1 ① F8		S FF 96 B FF 96 C FF 96 F FF 96 F FF 97 B SL 86 H FF 96 3-2 7 SF9 17 S 30 WP 1-3 HBP		3 0	1 1	1 0	2 0	0 0	0 0	1 0
17 Yonder Alonso, L (1, 3) OBP: 0.324, SLG: 0.434		C FF 91 F SL 83 B FS 87 B FF 92 S FS 87 2-3 ② K		S FS 85 X FF 91 0-1 1B		X SL 83 0-0 ②③ G6-3 1-2f		F FF 96 F FF 94 B FF 96 B FF 96 C FF 97 2-3 ① 1-2 K		4	0	1	0	0	2	3
22 Jason Kipnis, L (1, 4) OBP: 0.312, SLG: 0.360		X CU 77 0-0 1B		C SL 82 F FS 86 S FF 92 0-3 ② K			C FF 93 F FC 90 B SI 89 X FS 85 1-2 55 FC1-6 1B		0-0 30 WP 30 S IBB	3	0	2	0	1	1	1
55 Roberto Pérez, R (1, 2) OBP: 0.231, SLG: 0.222 26 Rajai Davis, R (7, PR) OBP: 0.297, SLG: 0.290 7 Yan Gomes, R (8, 2) OBP: 0.306, SLG: 0.437		D SL 81 X FF 91 1-0 ③ F9		S SL 82 S SL 83 D FS 87 S FF 92 1-3 ③ K			1 SAFE C SL 83 B SL 85 X FF 93 1-1 ① FC1-6 1 1B 1-2f	F FF 96 S FF 97 X FF 96 0-2 ② SF9 2-3 3-H		3 0 0	0 0 0	0 0 0	0 0 1	0 0 0	1 0 0	3 0 0
30 Tyler Naquin, L (1, 9) OBP: 0.309, SLG: 0.359			C FF 90 B FF 89 S FS 84 B FF 91 F FS 86 X FS 88 2-2 ① G4-3		C SL 82 X FS 86 0-1 12 G3-1 1 SH1-3 1B		1 SAFE C FF 96 1 SAFE B FF 96 X FF 94 1-1 ② F7	B FF 95 S FF 96 F FF 96 B FF 96 B FF 96 F FF 97 F FF 96 C FF 96 3-3 ③ 1-3 3-H K		4	0	1	0	0	1	2
1 Greg Allen, S (1, 8) OBP: 0.245, SLG: 0.288			C CU 76 X SI 90 0-1 ② G1-3		X SL 83 0-0 ① SH1-3 1-2		B FF 96 1 SAFE F FF 96 1 SAFE X FF 95 1-1 1-3 1B			2	0	1	0	0	0	0
Inning Stats	R: 0 H: 0 E: 0 LOB: 0 K: 1 BB: 0 S: 7 P: 9	R: 0 H: 1 E: 0 LOB: 1 K: 1 BB: 0 S: 8 P: 12	R: 0 H: 0 E: 0 LOB: 0 K: 0 BB: 0 S: 7 P: 10	R: 2 H: 2 E: 0 LOB: 1 K: 3 BB: 1 S: 13 P: 18	R: 0 H: 1 E: 0 LOB: 1 K: 0 BB: 0 S: 8 P: 11	R: 0 H: 1 E: 0 LOB: 0 K: 0 BB: 0 S: 6 P: 10	R: 0 H: 2 E: 0 LOB: 2 K: 0 BB: 0 S: 10 P: 15	R: 3 H: 2 E: 0 LOB: 2 K: 2 BB: 1 S: 20 P: 29		1B: 7 SF: 1 2B: 0 SAC: 1 3B: 0 DP: 1 HR: 2 HBP: 1						

	AB	30
	R	5
	H	9
	RBI	4
	BB	2
	SO	7
	LOB	15

WP: 1 PA: 35
PB: 0
SB: 3
CS: 0

PITCHER	IP	WLS	BF	H	R	ER	SO	BB	IBB	HBP	BLK	WP	HR	S	P	ERA	WHIP
19 Masahiro Tanaka, R (1, 1) ERA: 4.54	6.1		25	6	2	2	5	1	0	0	0	0	1	54	77	2.84	1.105
57 Chad Green, R (7, 1) ERA: 2.74	1.2	L	10	3	3	3	2	0	1	1	0	1	1	25	37	16.20	1.800

PITCHER	IP	WLS	BF	H	R	ER	SO	BB	IBB	HBP	BLK	WP	HR	S	P	ERA	WHIP

Batter	1	2	3	4	5	6	7	8	9	AB	R	H	RBI	BB	SO	LOB
9 Brandon Nimmo, L (1, 9) OBP: 0.373, SLG: 0.491	C FF 93 B FF 95 B SI 94 B FF 93 B FF 93 4-1 13 2B BB	B CU 80 B FF 93 C FF 94 C CU 81 S CU 82 2-3 ③ K		F SL 83 B CH 85 S FF 92 B CH 84 S CU 81 2-3 ③ K		B FF 92 B FF 92 X FF 92 2-0 ① 2B		F FF 94 B FF 94 B CH 86 C FF 94 S FF 94 2-3 ② K		4	1	1	0	1	3	2
52 Yoenis Cespedes, R (1, 10) OBP: 0.325, SLG: 0.496	S FF 94 D CU 82 B FF 94 1 SAFE X FF 95 2-1 ① F7		B SI 94 B CU 83 B FF 94 X FF 94 3-0 HR		B FF 91 B SL 85 B SL 86 B FF 91 4-0 4 BB 30 1B BB	C FS 84 B FF 92 S FS 84 B FS 85 B FF 92 X FF 92 3-2 1B		F FF 94 S FF 94 X FF 93 0-2 ③ G5-3		4	2	2	1	1	0	1
13 Asdrúbal Cabrera, S (1, 4) OBP: 0.335, SLG: 0.492	F FF 94 1 SAFE F SI 94 B FF 95 1 SAFE X CU 81 1-2 30 2B 1-H 2B		X FF 95 0-0 ① P6		C FF 91 B FF 92 1 SAFE C FF 93 B FF 94 T FF 92 2-2 ① K	C FF 93 B FF 93 X FF 92 1-1 ② L8			S SI 93 B CU 81 B SI 94 X SI 93 2-1 4 G4-3 4 WP 30 SF8 1B	5	2	2	1	0	1	2
4 Wilmer Flores, R (1, 3) OBP: 0.320, SLG: 0.452	C FF 94 X FF 96 0-1 ② P3		C FF 94 S FF 95 F FF 95 B CU 82 B FF 95 B CU 83 F FF 94 X CU 81 3-2 ② G6-3		C FF 93 B SL 87 F FF 92 F FF 92 B SL 85 B SL 85 B SL 85 4-2 11 BB 30 1B 29 1B 1-2 BB	X FF 93 0-0 ③ F7			B SL 86 B SL 86 X SL 84 2-0 ① G4-3 1-3	4	1	0	0	1	0	3
30 Michael Conforto, L (1, 7) OBP: 0.345, SLG: 0.371	S CU 82 D SI 94 S CH 88 X SI 95 1-2 11 2B 2-H 2B		C FF 94 F CH 89 X FF 94 0-2 ③ F7		C CU 80 B FF 92 X SL 85 1-1 29 1B 11 BB 1 FC3-2 1-2 2-H 1B		F FF 96 B FF 96 B FF 97 F FF 96 X FF 97 1-2 ① G1-3		C CU 81 B CU 79 F CU 81 B CU 79 B CU 80 X CU 79 3-2 ② SF8 3-H	4	1	2	3	0	0	0
11 José Bautista, R (1, 5) OBP: 0.366, SLG: 0.418	C FF 94 S CU 82 X CU 82 0-2 2-H 2B			F FF 92 X FF 93 0-1 ① F8	C SL 86 F FF 92 B SL 85 B SL 87 B SL 85 B SL 84 4-2 1 FC3-2 29 1B 1-2 2-3 BB		F FF 97 B SL 87 B FF 96 F FF 97 F FF 96 X FF 96 3-2 ② L7		S SL 87 B FF 94 S SL 84 B SL 84 F FF 94 B SL 85 C SL 85 3-3 ③ K	4	0	1	1	1	1	0
29 Devin Mesoraco, R (1, 2) OBP: 0.312, SLG: 0.403	S CU 82 X FF 95 0-1 ③ P3			X FF 93 0-0 2B	C SL 85 B SL 86 F FF 93 X SL 85 1-2 1 FC3-2 1-2 2-3 3-H 1B		F FF 96 B SL 87 B SL 86 B FF 96 F FF 96 F FF 97 F FF 96 D SL 87 4-2 BB			3	0	2	1	1	0	1
1 Amed Rosario, R (1, 6) OBP: 0.286, SLG: 0.374		C FF 92 F FF 94 C FF 95 B CU 82 S CU 82 1-3 ① K		B CU 80 D CU 81 C CH 86 B FF 93 F CH 86 C CU 80 3-3 ② K	C FF 92 X FF 91 0-1 ② FC3-2 1-2 2-3 3-Hf		F FF 96 C FF 97 B FF 96 F SL 87 F FF 96 D SL 87 F FF 96 F FF 97 B SL 88 3-2 X FF 96 G6-3			4	0	0	0	0	2	5
23 Matthew den Dekker, L (1, 8)		C FF 93 C CU 81 B FF 94 X CH 88 1-2 ② G4-3		B CU 80 S CH 83 F CU 82 F CH 87 B FF 94 D CU 81 F CH 87 B FF 94 4-2 BB	F FF 93 C FF 93 B FS 85 F FF 93 S FF 94 1-3 ③ K			B FF 93 S CH 86 B FF 94 B FF 93 C FF 92 X CH 86 3-2 ① L9		3	0	0	0	1	1	3
Inning Stats	R: 3 E: 0 K: 0 S: 16 H: 3 LOB: 1 BB: 1 P: 24	R: 0 E: 0 K: 2 S: 10 H: 0 LOB: 0 BB: 0 P: 14	R: 1 E: 0 K: 0 S: 10 H: 1 LOB: 0 BB: 0 P: 16	R: 0 E: 0 K: 2 S: 13 H: 1 LOB: 2 BB: 1 P: 22	R: 2 E: 0 K: 2 S: 19 H: 2 LOB: 3 BB: 3 P: 36	R: 0 E: 0 K: 0 S: 7 H: 2 LOB: 1 BB: 0 P: 13	R: 0 E: 0 K: 0 S: 18 H: 0 LOB: 1 BB: 1 P: 29	R: 0 E: 0 K: 1 S: 9 H: 0 LOB: 0 BB: 0 P: 14	R: 1 E: 0 K: 1 S: 10 H: 1 LOB: 0 BB: 0 P: 20	1B: 4 2B: 5 3B: 0 HR: 1 SF: 1 SAC: 0 DP: 0 HBP: 0						

PITCHER	IP	WLS	BF	H	R	ER	SO	BB	IBB	HBP	BLK	WP	HR	S	P	ERA	WHIP
65 Domingo Germán, R (1, 1) ERA: 5.68	3.2	L	18	5	4	4	3	2	0	0	0	0	1	46	71	9.82	1.909
43 Adam Warren, R (4, 1) ERA: 2.49	1.0		8	2	2	2	2	3	0	0	0	0	0	18	36	18.00	5.000
45 Chasen Shreve, L (5, 1) ERA: 4.37	1.1		5	2	0	0	1	0	0	0	0	0	0	11	18	0.00	1.500
57 Chad Green, R (7, 1) ERA: 2.68	1.0		4	0	0	0	0	1	0	0	0	0	0	18	29	0.00	1.000
56 Jonathan Holder, R (8, 1) ERA: 1.8	1.0		3	0	0	0	1	0	0	0	0	0	0	9	14	0.00	0.000

PITCHER	IP	WLS	BF	H	R	ER	SO	BB	IBB	HBP	BLK	WP	HR	S	P	ERA	WHIP
67 A.J. Cole, R (9, 1) ERA: 5.1	1.0		4	1	1	1	1	0	0	0	0	1	0	10	20	9.00	1.000

TOP

New York Mets @ New York Yankees

Yankee Stadium, Bronx, NY

Fri Jul 20 2018, 7:11 PM - 10:55 PM EDT

Att. 47,175 - Clear - 77 F

livebaseballscorecards.com

AB	35
R	7
H	10
RBI	7
BB	6
SO	8
LOB	17

New York Mets @ New York Yankees

Yankee Stadium, Bronx, NY

Fri Jul 20 2018, 7:11 PM - 10:55 PM EDT

Att. 47,175 - Clear - 77 F

livebaseballscorecards.com

BOTTOM

Batter	1	2	3	4	5	6	7	8	9	AB	R	H	RBI	BB	SO	LOB
11 Brett Gardner, L (1, 7) OBP: 0.342, SLG: 0.399	C FF 98 F FF 98 B SL 93 S SI 98 / 1-3 K ①		B SI 96 B CH 89 C SI 96 F SI 97 X SI 98 / 2-2 99 1B 27 SF8 1B	C CU 80 X FF 96 / 0-1 G3 ③		C CU 80 B SI 93 B SI 94 F CU 79 F FF 95 F CU 81 F FF 93 X SL 87 / 2-2 F7 ②		C SI 95 C CU 81 B SI 96 F SL 92 X SI 95 / 1-2 E6 99 1B 18 2B	C SI 93 F CU 80 X SI 94 / 0-2 FC6 ③ 1-2f	6	2	1	0	0	1	3
99 Aaron Judge, R (1, 10) OBP: 0.395, SLG: 0.545	C SI 99 B SI 98 B SI 98 S SL 93 X SI 99 / 2-2 G5-3 ②		B SI 96 1 SAFE 1 SAFE B SI 96 X SI 96 / 2-0 31 1B 1-3 1B		C CU 82 B SL 90 B SL 89 S SL 90 X SI 96 / 2-2 1B	C FF 93 X SI 93 / 0-1 L3 ③		C SI 95 B SI 95 1 SAFE X SI 95 / 1-1 18 2B 27 G6-3 1-3 1B		5	1	3	0	0	0	1
18 Didi Gregorius, L (1, 6) OBP: 0.330, SLG: 0.479	B SI 98 X SI 96 / 1-0 27 1B 1B		C SI 96 S FF 96 X FF 97 / 0-2 P3 ①		B SI 94 B CH 87 S SI 94 F CH 93 B CH 88 X SI 94 / 3-2 F8 ①		B SI 91 B CH 85 C CU 78 F CH 86 X FF 95 / 2-2 31 FC4-6 27 BB 1B	X SI 94 / 0-0 27 G6-3 1-3 3-H 2B		5	0	3	1	0	0	3
27 Giancarlo Stanton, R (1, 9) OBP: 0.347, SLG: 0.516	C SI 96 B SI 97 1 SAFE C SL 91 1 SAFE X SL 90 / 1-2 1-3 1B		B SI 96 X SL 91 / 1-0 SF8 ② 3-H		S SI 95 F SI 94 B SI 94 B CH 88 F CH 88 S CH 89 / 2-3 K ②		C FF 92 B SI 92 F FF 93 D CU 83 B SI 94 B SL 88 / 4-2 31 FC4-6 1-2 BB	B SI 93 X SI 95 / 1-0 G6-3 ② 2-3 3-H		3	0	1	2	1	1	2
31 Aaron Hicks, S (1, 8) OBP: 0.349, SLG: 0.487	C FF 97 B FF 97 X FF 97 / 1-1 G3 ③		B CH 90 B CH 89 X SI 96 / 2-0 1-2 1B		B CU 81 B CH 88 X SI 94 / 2-0 L7 ③		S CU 80 B CU 80 S CU 80 X CU 81 / 1-2 FC4-6 33 BB ① 1-2f 2-3	B CU 81 B SI 94 / 2-0 IBB		4	0	1	0	1	0	5
24 Gary Sánchez, R (1, 2) OBP: 0.289, SLG: 0.428		B SI 97 S SL 92 X SI 97 / 1-1 G5-3 ①	X SL 91 / 0-0 P4 ③			B SI 94 F SL 86 X CU 81 / 1-1 33 1B 14 2B 1B	B SL 85 F SL 86 C SI 93 T FF 94 / 1-2 K ②	D SL 89 S SL 90 1 SAFE B SI 94 C SL 90 S SL 91 / 2-3 K ③		5	1	1	0	0	2	6
33 Greg Bird, L (1, 3) OBP: 0.320, SLG: 0.451		C SI 98 B FF 99 B FF 98 F FF 98 F SI 98 S SI 98 / 2-3 K ②		C SI 94 B FF 95 S SL 90 X SI 96 / 1-2 G5-3 ①		C CU 79 B CU 79 F SI 94 B FF 97 F FF 96 X SI 94 / 2-2 14 2B 1-2 1B	B CU 80 B CU 79 B CH 88 B SI 92 / 4-0 1-2 BB		C SI 91 F SI 93 F SL 89 B SI 94 F SL 91 F SL 91 B SI 94 F SI 94 B SI 94 / 3-2 F SI 93 F SI 93 X SI 93 G6-3 ①	4	1	1	0	1	1	0
41 Miguel Andujar, R (1, 5) OBP: 0.317, SLG: 0.488		C SI 98 B SL 93 X SL 93 / 1-1 1B		X SL 90 / 0-0 1B		F CU 81 B SI 92 F CU 81 B FF 94 S SL 88 / 2-3 K ①	C CU 80 F SL 86 B FF 95 X CU 82 / 1-2 F9 ③		F SL 89 C SI 92 F SL 90 S SL 90 / 0-3 K ②	5	0	2	0	0	2	5
14 Neil Walker, S (1, 4) OBP: 0.281, SLG: 0.289		B SI 98 B SI 96 B CH 89 C FF 96 X FF 96 / 3-1 F7 ③		F CH 93 B FF 95 F SI 96 B SL 89 S CU 81 / 2-3 K ②		B SI 94 B CU 78 F SI 93 F FF 94 X CU 82 / 2-2 1-H 2-H 2B		B SI 94 B SI 94 X SI 94 / 2-0 G4-3 ①	B SI 93 B SI 93 B SI 93 B SI 90 / 4-0 11 FC6 BB	4	0	1	2	1	1	2
Inning Stats	R: 0 E: 0 K: 1 S: 12 H: 2 LOB: 2 BB: 0 P: 18	R: 0 E: 0 K: 1 S: 10 H: 1 LOB: 1 BB: 0 P: 17	R: 1 E: 0 K: 0 S: 10 H: 3 LOB: 2 BB: 0 P: 17	R: 0 E: 0 K: 1 S: 9 H: 1 LOB: 1 BB: 0 P: 12	R: 0 E: 0 K: 1 S: 11 H: 1 LOB: 1 BB: 0 P: 20	R: 2 E: 0 K: 1 S: 20 H: 3 LOB: 1 BB: 0 P: 29	R: 0 E: 0 K: 1 S: 14 H: 1 LOB: 3 BB: 2 P: 27	R: 2 E: 1 K: 1 S: 12 H: 2 LOB: 2 BB: 1 P: 21	R: 0 E: 0 K: 1 S: 16 H: 0 LOB: 1 BB: 1 P: 23	1B: 12 2B: 2 3B: 0 HR: 0 SF: 1 SAC: 0 DP: 0 HBP: 0						

	AB	41
	R	5
	H	14
	RBI	5
	BB	4
	SO	8
	LOB	27

WP: 0 PB: 0 SB: 0 CS: 0 PA: 46

PITCHER		IP	WLS	BF	H	R	ER	SO	BB	IBB	HBP	BLK	WP	HR	S	P	ERA	WHIP
34 Noah Syndergaard, R ERA: 2.89	(1, 1)	5.0	W	23	8	1	1	4	0	0	0	0	0	0	52	84	1.80	1.600
67 Seth Lugo, R ERA: 2.79	(6, 1)	2.0		12	4	2	2	2	2	0	0	0	0	0	34	56	9.00	3.000
65 Robert Gsellman, R ERA: 4.15	(8, 1)	2.0	S	11	2	2	0	2	1	1	0	0	0	0	28	44	0.00	1.500

PITCHER	IP	WLS	BF	H	R	ER	SO	BB	IBB	HBP	BLK	WP	HR	S	P	ERA	WHIP

Batter	1	2	3	4	5	6	7	8	9	AB	R	H	RBI	BB	SO	LOB
9 Brandon Nimmo, L (1, 9) OBP: 0.374, SLG: 0.485	C FF 94 B CU 83 B SI 94 F SI 94 S CU 83 2-3 K		B CU 82 B SI 91 X SI 90 2-0 G4-3		C CU 83 B CU 81 C SI 94 F CU 82 B CU 83 H SI 92 3-2 HBP		C FF 93 F CH 85 B FF 92 B CH 85 B FF 93 C FF 92 3-3 K		B FF 97 B FF 97 H FF 97 3-0 29 G4-3 HBP 1-2 2-3 3-H	3	0	0	1	0	2	0
13 Asdrúbal Cabrera, S (1, 10) OBP: 0.332, SLG: 0.487 29 Devin Mesoraco, R (7, PH) OBP: 0.309, SLG: 0.399 (7, 10)	C SI 93 C CU 81 B FF 94 X CU 82 1-2 G3			S CU 82 B SI 93 B CU 82 X SI 93 2-1 F9	B SI 90 B FF 93 S SI 90 F CU 82 S ST 85 2-3 K		B FF 92 X FF 91 1-0 L7		F FF 92 B FS 82 X FS 83 1-1 G4-3 1-2f 2-3 3-H	3	0	0	0	0	1	2
										2	0	0	0	0	0	2
4 Wilmer Flores, R (1, 3) OBP: 0.317, SLG: 0.446	C SI 94 B CU 82 C SI 93 T CU 83 1-2 K			C ST 85 F SI 94 B SI 94 B ST 84 X SI 95 2-2 11 BB 1B		C SI 92 S ST 83 F SL 84 X SI 93 0-2 P3		F FF 96 B KC 83 B FF 97 X FF 97 2-1 F9	S FF 92 D FS 85 B FS 84 F FF 93 F SL 85 X FS 86 2-2 G1-3	5	0	1	0	0	1	1
30 Michael Conforto, L (1, 7) OBP: 0.346, SLG: 0.381		X SI 91 0-0 HR		X SI 91 0-0 L4		C CS 75 B CH 83 B CU 82 F CS 80 B ST 85 B SI 90 4-2 11 BB 1 1B BB		C KC 83 F FF 98 C SV 87 0-3 K		3	2	1	1	1	1	1
11 José Bautista, R (1, 5) OBP: 0.368, SLG: 0.413		B SI 94 C CU 82 C CU 82 F CU 82 X SI 94 1-2 G6-3		B SI 93 B SI 94 B SI 94 C SI 93 B ST 86 4-1 26 FC6-4 1-2 BB		B SI 90 C SI 92 D CU 82 B CU 82 B SI 93 4-1 1 1B 23 E 1-2 BB		C FF 98 F FF 98 F SV 87 B SV 85 B FF 99 B FF 99 S KC 85 3-3 K		2	1	0	0	2	1	0
26 Kevin Plawecki, R (1, 2) OBP: 0.358, SLG: 0.398		B SI 94 B CU 82 B SI 94 C SI 93 X SI 94 3-1 F7		F SI 94 D CU 84 B FF 94 X CU 82 2-1 FC6-4 1-2f		S SL 88 D SL 88 C FC 92 F KC 85 D KC 85 B SL 86 S SL 87 3-3 K			B FF 97 C FF 97 C FF 97 B SL 85 B FF 99 B FF 98 4-2 66 BB 1 1B 7 BB BB	3	1	0	0	1	1	4
1 Amed Rosario, R (1, 6) OBP: 0.292, SLG: 0.379		B CU 83 X SI 94 1-0 F9			C FF 92 X SI 92 0-1 23 S 1B	S KC 86 X KC 84 0-1 1-3 2-H 1B			B FF 98 X FF 97 1-0 7 BB 66 BB 9 HBP 1-2 1B	4	1	3	1	0	0	0
23 Matthew den Dekker, L (1, 8) 66 Ty Kelly, S (9, PH) OBP: 0.182, SLG: 0.100			C FF 93 B CU 82 C CU 82 B CU 83 S SI 94 2-3 K		1 SAFE B SI 90 C FF 92 B SI 90 S SI 91 1 SAFE B SI 92 S SI 92 3-3 K 1-2	C FC 93 1 SAFE B FC 92 F FC 91 F KC 86 B KC 86 S FC 93 2-3 K 1-1 3-H			B FF 98 B FF 97 B FF 95 B FF 97 4-0 9 HBP 7 BB 29 G4-3 1-2 2-3 BB	3	0	0	0	0	3	2
										0	1	0	0	1	0	0
7 José Reyes, S (1, 4) OBP: 0.256, SLG: 0.241			C CS 79 S SI 91 B CU 83 C SI 95 1-3 K		F CU 82 C SI 93 X ST 84 0-2 P5		X FF 91 0-0 P6		D SL 86 B FF 97 B FF 96 B FF 97 4-0 29 G4-3 9 HBP 1-2 2-3 3-H BB	3	0	0	1	1	1	1
Inning Stats	R: 0 E: 0 K: 2 S: 9 H: 0 LOB: 0 BB: 0 P: 13	R: 1 E: 0 K: 0 S: 8 H: 1 LOB: 0 BB: 0 P: 13	R: 0 E: 0 K: 2 S: 7 H: 0 LOB: 0 BB: 0 P: 12	R: 0 E: 0 K: 0 S: 9 H: 1 LOB: 2 BB: 1 P: 19	R: 0 E: 0 K: 2 S: 14 H: 1 LOB: 2 BB: 0 P: 22	R: 2 E: 1 K: 2 S: 17 H: 1 LOB: 1 BB: 2 P: 30	R: 0 E: 0 K: 1 S: 5 H: 0 LOB: 0 BB: 0 P: 9	R: 0 E: 0 K: 2 S: 9 H: 0 LOB: 0 BB: 0 P: 14	R: 3 E: 0 K: 0 S: 9 H: 1 LOB: 1 BB: 3 P: 28	1B: 4 2B: 0 3B: 0 HR: 1 SF: 0 SAC: 0 DP: 1 HBP: 2						

PITCHER	IP	WLS	BF	H	R	ER	SO	BB	IBB	HBP	BLK	WP	HR	S	P	ERA	WHIP
55 Sonny Gray, R (1, 1) ERA: 5.34	5.1	W	23	3	3	2	6	3	0	1	0	0	1	54	94	3.38	1.125
30 David Robertson, R (6, 1) ERA: 3.05	0.2	H	3	1	0	0	2	0	0	0	0	0	0	10	15	0.00	1.500
56 Jonathan Holder, R (7, 1) ERA: 1.76	1.0	H	3	0	0	0	1	0	0	0	0	0	0	5	9	0.00	0.000
68 Dellin Betances, R (8, 1) ERA: 2.55	1.0	H	3	0	0	0	2	0	0	0	0	0	0	9	14	0.00	0.000
54 Aroldis Chapman, L (9, 1) ERA: 2.03	0.0		5	1	3	3	0	3	0	1	0	0	0	3	19	∞	∞

PITCHER	IP	WLS	BF	H	R	ER	SO	BB	IBB	HBP	BLK	WP	HR	S	P	ERA	WHIP
45 Chasen Shreve, L (9, 1) ERA: 4.25	1.0	S	2	0	0	0	0	0	0	0	0	0	0	6	9	0.00	0.000

TOP

New York Mets @ New York Yankees

Yankee Stadium, Bronx, NY

Sat Jul 21 2018, 1:13 PM - 4:12 PM EDT

Att. 47,102 - Partly Cloudy - 76 F

livebaseballscorecards.com

AB	31
R	6
H	5
RBI	4
BB	6
SO	11
LOB	13

BOTTOM

Batter	1	2	3	4	5	6	7	8	9	AB	R	H	RBI	BB	SO	LOB
31 Aaron Hicks, S (1, 8) OBP: 0.347, SLG: 0.480	C SI 93 B SI 94 S SI 94 F SI 94 X CU 79 1-2 ① G6-3		B CU 81 B SL 89 B CH 85 B FF 93 4-0 BB	S SL 89 S SL 89 S SI 92 0-3 ③ K		X FF 90 0-0 ③ F8		C FF 95 B FF 95 B FF 94 F SL 85 B FF 95 X FF 95 3-2 ③ G6-3		4	0	0	0	1	1	3
99 Aaron Judge, R (1, 9) OBP: 0.398, SLG: 0.558	X SI 93 0-0 27 FC5-4 1B		X SL 89 0-0 ③ F8		B SI 93 S SL 88 X SL 88 1-1 2B		S SL 81 B FF 90 X FF 90 1-1 HR			4	1	3	1	0	0	1
27 Giancarlo Stanton, R (1, 7) OBP: 0.346, SLG: 0.513	B SI 94 X SL 90 1-0 ② FC5-4 1-2f			B SI 94 B CH 84 B SL 89 X SI 93 3-0 18 3B 1B	B SI 93 C SI 93 B SI 92 C SI 93 B CU 79 F CU 78 X SL 88 3-2 ① G6-3		C FF 92 B SL 81 X CH 82 1-1 ① P4			4	1	1	0	0	0	2
24 Gary Sánchez, R (1, 10) OBP: 0.285, SLG: 0.421	F SI 94 X SL 89 0-1 ③ F8			B SI 92 B SI 92 C SL 88 S SL 89 B SI 93 S SI 92 3-3 ① K	B SI 92 B CU 79 F SI 92 F CH 82 X SI 93 2-2 ② P3		F FF 91 B CH 82 S CH 81 B FF 91 B CH 82 S CH 82 3-3 ② K			4	0	0	0	0	2	3
18 Didi Gregorius, L (1, 6) OBP: 0.329, SLG: 0.482		B SI 94 B CU 78 C SI 95 F CH 84 F SI 95 X SI 94 2-2 ① F8		F CU 79 X SI 94 0-1 41 2B 1-H 3B	S CU 79 B SI 93 S SI 93 F SI 94 F CH 84 F SI 92 X SI 92 1-2 ③ P5		C FF 90 X SL 82 0-1 ③ F9			4	1	1	1	0	0	1
41 Miguel Andujar, R (1, 5) OBP: 0.322, SLG: 0.497		B SI 93 S CH 86 B SI 93 X CH 84 2-1 ② G6-3		B SI 93 S SL 89 X SI 94 1-1 33 2B 3-H 2B		C CH 83 B SI 93 F SI 93 X SI 93 1-2 33 1B 2B		X SI 93 0-0 29 E 28 G4-3 1B		4	3	3	1	0	0	0
33 Greg Bird, L (1, 3) OBP: 0.324, SLG: 0.459		B SI 94 S SI 94 X SI 94 1-1 ③ F7		C CU 79 S SI 93 F SI 93 X CU 79 0-2 28 1B 2-H 2B		B SI 93 X SI 93 1-0 2-H 1B		F FF 93 B SL 86 F SL 85 S FF 94 1-3 ① K		4	1	2	2	0	1	1
29 Brandon Drury, R (1, 4) OBP: 0.259, SLG: 0.286			B SI 94 X SI 94 1-0 ① F7	X SI 93 0-0 ② F9		C FF 89 B SL 80 C FF 90 B FF 91 X CH 82 2-2 ① F9		C FF 94 F SL 85 X SL 86 0-2 E9 28 G4-3 1-3 1B		4	0	1	0	0	0	2
28 Austin Romine, R (1, 2) OBP: 0.331, SLG: 0.484			B SI 94 F SI 94 C SL 89 F CU 80 F SI 93 B FF 94 F SL 89 C SI 94 2-3 ② K	F SI 93 S SI 93 X SI 93 0-2 2-H 1B		F FF 90 S FF 90 X CH 82 0-2 ② L6		S FF 94 X FF 94 0-1 ② G4-3 2-3 3-H		4	0	1	2	0	1	2
Inning Stats	R: 0 E: 0 K: 0 S: 8 H: 1 LOB: 1 BB: 0 P: 10	R: 0 E: 0 K: 0 S: 8 H: 0 LOB: 0 BB: 0 P: 13	R: 0 E: 0 K: 1 S: 8 H: 0 LOB: 1 BB: 1 P: 15	R: 4 E: 0 K: 2 S: 19 H: 5 LOB: 1 BB: 0 P: 26	R: 0 E: 0 K: 0 S: 15 H: 1 LOB: 1 BB: 0 P: 22	R: 1 E: 0 K: 0 S: 11 H: 2 LOB: 1 BB: 0 P: 15	R: 1 E: 0 K: 1 S: 9 H: 1 LOB: 0 BB: 0 P: 14	R: 1 E: 1 K: 1 S: 12 H: 2 LOB: 1 BB: 0 P: 16		1B: 6 2B: 4 3B: 1 HR: 1 SF: 0 SAC: 0 DP: 0 HBP: 0						

PITCHER		IP	WLS	BF	H	R	ER	SO	BB	IBB	HBP	BLK	WP	HR	S	P	ERA	WHIP
32 Steven Matz, L ERA: 3.65	(1, 1)	5.0	L	25	9	5	5	3	1	0	0	0	0	0	62	92	9.00	2.000
63 Tim Peterson, R ERA: 4.5	(6, 1)	2.0		7	1	1	1	1	0	0	0	0	0	1	16	23	4.50	0.500
38 Anthony Swarzak, R ERA: 7.56	(8, 1)	1.0		5	2	1	1	1	0	0	0	0	0	0	12	16	9.00	2.000

PITCHER	IP	WLS	BF	H	R	ER	SO	BB	IBB	HBP	BLK	WP	HR	S	P	ERA	WHIP

New York Mets @ New York Yankees

Yankee Stadium, Bronx, NY

Sat Jul 21 2018, 1:13 PM - 4:12 PM EDT

Att. 47,102 - Partly Cloudy - 76 F

livebaseballscorecards.com

AB	36
R	7
H	12
RBI	7
BB	1
SO	5
LOB	15

WP: 0	PA: 37		
PB: 0			
SB: 0			
CS: 0			

Batter	1	2	3	4	5	6	7	8	9	AB	R	H	RBI	BB	SO	LOB
11 Brett Gardner, L (1, 7) OBP: 0.343, SLG: 0.397	B FF 94 F FF 94 B CH 86 F FF 94 F FF 96 X CU 74 2-2 G3 ①		B CU 80 C FF 91 S FF 91 B FF 93 X CH 87 2-2 G4-3 ①		B CU 81 X CH 86 1-0 G1-3 ③		B FF 94 B SI 95 B SI 96 C SI 94 B SI 96 4-1 18 G3-1 99 BB 27 1B 1-2 BB		B SI 97 B SI 96 C SI 96 C SI 97 X SI 97 2-2 18 SH1-3 99 WP 31 FC5-2 1B	4	1	1	0	1	0	1
99 Aaron Judge, R (1, 9) OBP: 0.398, SLG: 0.554	S SL 88 B FF 96 B SL 87 F SL 89 S CU 75 2-3 K ②		S FF 93 B CH 86 F CH 87 F CH 87 F FF 93 X CU 82 1-2 F9 ②			F FF 92 C FF 92 B CU 81 S CH 87 1-3 K ①	S FF 95 B CU 81 B FF 95 C FF 95 B CU 82 B FF 96 4-2 18 G3-1 27 1B 1-2 2-3 BB		B SI 97 B SI 97 S SI 97 B SI 97 S SI 98 B SI 97 4-2 31 FC5-2 18 SH1-3 1-2 BB	3	1	0	0	2	2	0
18 Didi Gregorius, L (1, 6) OBP: 0.326, SLG: 0.476	C FF 95 X FF 95 0-1 G3-4-1 ③		C FF 92 S FF 93 S FF 93 0-3 K ③			B CU 81 X CH 86 1-0 F8 ②	B SL 76 S SL 76 X SI 88 1-1 G3-1 ② 1-2 2-3 3-H		L SI 97 X SI 98 0-1 SH1-3 ① 1-2 2-3	4	0	0	1	0	1	2
27 Giancarlo Stanton, R (1, 10) OBP: 0.353, SLG: 0.521		B SL 86 S B FF 94 B SL 87 X FF 93 3-1 41 1B 2B		C SL 86 X FF 91 0-1 24 G4-3 1B		C FF 92 B FF 94 B CU 82 B CH 87 F FF 92 X FF 93 3-2 31 E 24 PB 1B	F SL 89 B FF 99 F FF 98 X FF 99 1-2 2-H 3-H 1B		0-0 31 FC5-2 IBB	4	2	4	2	1	0	0
31 Aaron Hicks, S (1, 8) OBP: 0.344, SLG: 0.473		B FF 94 B FF 94 B FF 94 B FF 94 4-0 41 1B BB		F CU 80 F CH 86 S CH 86 1 SAFE 0-3 K ①		F FF 92 B FF 92 F CH 87 B FF 93 X CH 86 2-2 E4 24 PB 24 1B 1-3	F FF 98 D FS 88 D FS 88 S SL 88 B SL 88 F SL 88 C FF 99 3-3 K ③		C SI 98 B SI 98 S SI 98 X CU 84 1-2 FC5-2 ② 1-2 2-3 3-Hf	4	1	0	0	1	2	6
24 Gary Sánchez, R (1, 2) OBP: 0.283, SLG: 0.416		F SL 88 B FF 95 D SL 89 S FF 93 B FF 95 X SL 88 3-2 P4 ①		B FF 92 C CU 81 X CH 86 1-1 G4-3 ②③ 1-2f		B SL 88 F SI 95 S SL 87 X SL 88 1-2 1-H 3-H 1B		S SL 89 X FF 98 0-1 G5-3 ①	B SI 97 C SI 97 X SI 96 1-1 G4-6-3 ③	5	0	1	1	0	0	6
33 Greg Bird, L (1, 3) OBP: 0.322, SLG: 0.454		C FF 94 S CU 73 S CU 76 0-3 K ②			X FF 90 0-0 1B	X SI 96 0-0 G4-3 ③		B SL 88 B SL 87 X FF 98 2-0 P5 ②		4	0	1	0	0	1	3
41 Miguel Andujar, R (1, 5) OBP: 0.324, SLG: 0.497		S SL 87 C FF 95 X CU 75 0-2 1-3 2-H 1B			F SL 86 B CH 87 F CH 86 S FF 93 1-3 K ①		B FF 97 C SL 87 X SL 88 1-1 G6-3 ① F FF 98 B FF 98 B SL 88 X SL 87 2-1 1B		4	0	2	1	0	1	1
14 Neil Walker, S (1, 4) OBP: 0.281, SLG: 0.286 29 Brandon Drury, R (8, PH) OBP: 0.255, SLG: 0.280 (8, 4)		B FF 94 C FF 94 X CH 87 1-1 G6-3 ③			C CU 81 C FF 93 S FF 92 0-3 K ②		B SI 99 B SI 97 B SI 97 B SI 97 4-0 99 BB 11 BB 18 G3-1 BB	X SI 97 0-0 F8 ③		2 1	1 0	0 0	0 0	1 0	1 0	3 1
Inning Stats	R: 0 E: 0 K: 1 S: 9 H: 0 LOB: 0 BB: 0 P: 13	R: 1 E: 0 K: 1 S: 13 H: 2 LOB: 2 BB: 1 P: 24	R: 0 E: 0 K: 1 S: 11 H: 0 LOB: 0 BB: 0 P: 14	R: 0 E: 0 K: 1 S: 7 H: 1 LOB: 0 BB: 0 P: 8	R: 0 E: 0 K: 2 S: 8 H: 1 LOB: 1 BB: 0 P: 10	R: 2 E: 1 K: 1 S: 14 H: 2 LOB: 1 BB: 0 P: 22	R: 3 E: 0 K: 1 S: 14 H: 1 LOB: 1 BB: 3 P: 32	R: 0 E: 0 K: 0 S: 6 H: 1 LOB: 1 BB: 0 P: 10	R: 0 E: 0 K: 0 S: 12 H: 1 LOB: 3 BB: 2 P: 20	1B: 8 2B: 1 3B: 0 HR: 0 SF: 0 SAC: 1 DP: 1 HBP: 0						WP: 1 PB: 1 SB: 0 CS: 0 PA: 42

PITCHER		IP	WLS	BF	H	R	ER	SO	BB	IBB	HBP	BLK	WP	HR	S	P	ERA	WHIP
61 Hunter Wood, R ERA: 2.93	(1, 1)	2.0		9	2	1	1	2	1	0	0	0	0	0	22	37	4.50	1.500
35 Matt Andriese, R ERA: 4.07	(3, 1)	3.2	W	14	3	2	0	5	0	0	0	0	0	0	36	49	0.00	0.818
63 Diego Castillo, R ERA: 4.09	(6, 1)	0.2	H	5	1	2	2	0	2	0	0	0	0	0	7	17	27.00	4.500
57 Jaime Schultz, R ERA: 4.7	(7, 1)	0.0		1	0	0	0	0	1	0	0	0	0	0	2	6	∞	∞
56 Adam Kolarek, L ERA: 9.35	(7, 1)	0.1	H	1	0	0	0	0	0	0	0	0	0	0	2	3	0.00	0.000

PITCHER		IP	WLS	BF	H	R	ER	SO	BB	IBB	HBP	BLK	WP	HR	S	P	ERA	WHIP
55 Ryne Stanek, R ERA: 1.91	(7, 1)	1.0	H	5	2	1	1	1	0	0	0	0	0	0	12	20	9.00	2.000
46 José Alvarado, L ERA: 2.43	(8, 1)	1.1	S	7	1	0	0	0	1	1	0	0	1	0	13	21	0.00	1.500

TOP

New York Yankees @ Tampa Bay Rays

Tropicana Field, St. Petersburg, FL

Mon Jul 23 2018, 7:12 PM - 10:36 PM EDT

Att. 14,670 - Dome - 72 F

livebaseballscorecards.com

AB	35
R	6
H	9
RBI	5
BB	6
SO	8
LOB	23

Batter	1	2	3	4	5	6	7	8	9	AB	R	H	RBI	BB	SO	LOB
39 Kevin Kiermaier, L (1, 8) OBP: 0.258, SLG: 0.286	S FF 97 S FF 98 B FF 98 F SL 90 F FF 97 F FF 98 X FF 99 1-2 ① F7		C CH 84 B FF 97 C SL 89 S FF 98 1-3 ① K		B CH 87 X FF 99 1-0 5 1B 9 HR 1B	B FF 97 X FF 96 1-0 ① P5		C CU 81 B CU 80 B CU 78 F FF 94 X CU 80 2-2 ② G6-3		5	1	1	0	0	1	2
5 Matt Duffy, R (1, 5) OBP: 0.367, SLG: 0.406	B FF 98 C SL 88 F FF 97 F FF 97 C FF 98 1-3 ② K		X SL 86 0-0 ② L9		F FF 96 F SL 89 1 SAFE D SL 90 X SL 88 1-2 1-3 9 HR 1B	S FF 96 F FF 97 B FF 97 X FF 97 1-2 ② FC6-4 1-2f 3-H		S SL 86 B SL 86 F SL 85 B SL 85 X SL 84 2-2 ③ F8		5	1	1	1	0	1	1
9 Jake Bauers, L (1, 3) OBP: 0.355, SLG: 0.500	B FF 97 X FF 98 1-0 26 PB 2B		C FF 98 B CH 81 C SL 88 S FF 98 1-3 ③ K		D CH 88 C SL 89 1 SAFE X SL 89 1-1 1-H 3-H HR	B FF 96 1 SAFE C FF 96 B FF 96 1 SAFE F FF 96 S FF 97 2-3 ③ K				4	2	2	3	0	2	1
26 Ji Man Choi, L (1, 10) OBP: 0.288, SLG: 0.464	B FF 97 C SL 89 S FF 98 B SL 88 B FF 98 F FF 98 X SL 89 3-2 2-H 1B			C SL 88 F FF 97 B SL 88 B FF 98 F FF 98 F FF 98 X FF 99 2-2 28 1B 1B	C CH 81 B CH 76 X FF 95 1-1 ② P5		C SL 81 B FF 90 X FF 91 1-1 18 HBP 1B			4	0	3	0	0	0	0
18 Joey Wendle, L (1, 7) OBP: 0.327, SLG: 0.398	S SL 89 B SL 88 F FF 98 S SL 90 1-3 ③ K			C SL 88 B SL 87 F FF 98 C SL 89 1-3 ① K	X FF 97 0-0 ③ G6-3		C SL 83 1 SAFE B CH 84 B FF 91 F SL 83 H CU 80 3-2 1-2 HBP			3	0	0	0	0	2	2
28 Daniel Robertson, R (1, 4) OBP: 0.383, SLG: 0.417		S FF 98 F FF 95 B SL 89 B SL 88 F FF 98 F FF 97 X SL 87 2-2 1B		S FF 98 F FF 98 B FF 97 X FF 98 1-2 1-2 1B		X FF 96 0-0 HR	D SL 85 C SL 85 B FF 90 B SL 83 S SL 83 S SL 84 3-3 ① K			4	1	3	1	0	1	2
0 Mallex Smith, L (1, 9) OBP: 0.349, SLG: 0.404		C FF 98 F CH 82 B FF 96 S CH 79 1-3 ① K		D CH 89 X CH 84 1-0 ② F8		B FF 94 B CH 82 X CH 82 2-0 1 1B 45 1B 2B	B CH 84 B FF 91 C FF 92 F SL 83 S CH 85 2-3 ② K			4	1	1	0	0	2	5
1 Willy Adames, R (1, 6) OBP: 0.262, SLG: 0.326		1 SAFE C SL 89 B FF 96 1 SAFE S SL 89 S SL 89 1-3 ② K		C FF 99 F SL 91 X SL 90 0-2 ③ F8		S SL 88 D SL 89 S SL 88 X SL 87 1-2 45 1B 5 FC6-4 2-3 1B	C SL 85 S FF 92 S FF 93 0-3 ③ K			4	1	1	0	0	2	5
45 Jesús Sucre, R (1, 2) OBP: 0.259, SLG: 0.243		F FF 98 S SL 88 X SL 88 0-2 ③ G5-3			C SL 88 S SL 90 S SL 89 0-3 ① K	F FF 96 1 SAFE F FF 96 B FF 97 1 SAFE D SL 87 X SL 87 2-2 5 FC6-4 1-3 3-H 1B		B FF 94 S SL 85 S SL 84 F SL 85 S SL 85 1-3 ① K		4	0	1	1	0	2	1
Inning Stats	R: 1 H: 2 E: 0 LOB: 1 K: 2 BB: 0 S: 18 P: 25	R: 0 H: 1 E: 0 LOB: 1 K: 2 BB: 0 S: 14 P: 18	R: 0 H: 0 E: 0 LOB: 0 K: 2 BB: 0 S: 7 P: 9	R: 0 H: 2 E: 0 LOB: 2 K: 1 BB: 0 S: 15 P: 20	R: 3 H: 3 E: 0 LOB: 0 K: 1 BB: 0 S: 12 P: 16	R: 3 H: 4 E: 0 LOB: 1 K: 1 BB: 0 S: 15 P: 24	R: 0 H: 1 E: 0 LOB: 2 K: 3 BB: 0 S: 13 P: 22	R: 0 H: 0 E: 0 LOB: 0 K: 1 BB: 0 S: 10 P: 15		1B: 9 SF: 0 2B: 2 SAC: 0 3B: 0 DP: 0 HR: 2 HBP: 1						

PITCHER		IP	WLS	BF	H	R	ER	SO	BB	IBB	HBP	BLK	WP	HR	S	P	ERA	WHIP
40 Luis Severino, R ERA: 2.63	(1, 1)	5.0	L	26	11	7	6	8	0	0	0	0	0	2	71	96	10.80	2.200
57 Chad Green, R ERA: 2.63	(6, 1)	1.0		4	1	0	0	1	0	0	0	0	0	0	10	16	0.00	1.000
43 Adam Warren, R ERA: 2.39	(7, 1)	1.0		5	1	0	0	3	0	0	1	0	0	0	13	22	0.00	1.000
67 A.J. Cole, R ERA: 4.94	(8, 1)	1.0		3	0	0	0	1	0	0	0	0	0	0	10	15	0.00	0.000

PITCHER	IP	WLS	BF	H	R	ER	SO	BB	IBB	HBP	BLK	WP	HR	S	P	ERA	WHIP

BOTTOM

New York Yankees @ Tampa Bay Rays

Tropicana Field, St. Petersburg, FL

Mon Jul 23 2018, 7:12 PM - 10:36 PM EDT

Att. 14,670 - Dome - 72 F

livebaseballscorecards.com

AB	37
R	7
H	13
RBI	6
BB	0
SO	13
LOB	19

Batter	1	2	3	4	5	6	7	8	9	AB	R	H	RBI	BB	SO	LOB
11 Brett Gardner, L (1, 8) OBP: 0.342, SLG: 0.395	C FF 94 X SI 94 0-1 27 WP 99 1B 18 G6-3 1B	C SI 92 C SL 83 B FS 85 S FS 85 1-3 ② K	B SI 93 C SI 94 D FS 85 B SI 92 2 SAFE X SI 93 3-1 ③ G6-3				C CH 88 B FF 94 B CH 88 F SI 93 B FF 95 X CH 87 3-2 ③ P5			4	1	1	0	0	1	4
99 Aaron Judge, R (1, 9) OBP: 0.397, SLG: 0.550	S SI 93 S SL 88 X SL 88 0-2 18 G6-3 27 WP 1-2 1B	S SL 87 X SI 96 0-1 ③ G6-3				C SI 93 B SI 92 F SL 87 F FS 84 F FS 87 S FS 86 1-3 ① K		S FF 93 S CH 88 B CH 90 S CH 88 1-3 ① K		4	0	1	0	0	2	0
27 Giancarlo Stanton, R (1, 7) OBP: 0.350, SLG: 0.516	F SI 94 S SI 93 S FS 86 0-3 ① K 1-2 2-3			B SI 93 S SL 86 X FS 86 1-1 ① G5-3		B SL 85 X SL 86 1-0 ② F8		C FF 95 C CH 88 B FF 94 B CH 89 B FF 93 S CH 86 3-3 ② K		4	0	0	0	0	2	2
18 Didi Gregorius, L (1, 6) OBP: 0.323, SLG: 0.471	S SI 93 X SI 94 0-1 ② G6-3 2-3 3-H			C SI 93 B FS 86 X SI 94 1-1 ② L8		B SI 92 X SI 92 1-0 ③ P6		B FF 94 B CH 88 F CH 86 F FF 94 S CH 90 2-3 ③ K		4	0	0	1	0	1	1
41 Miguel Andujar, R (1, 5) OBP: 0.326, SLG: 0.500	C SI 95 F SI 94 F SI 95 B FF 96 S FS 87 1-3 ③ K			B SL 87 F SL 88 X SI 94 1-1 ③ G4-3			C SL 84 X SI 90 0-1 33 2B 28 SF9 1B		F FF 93 F CH 88 X FF 92 0-2 14 1B 2B	4	2	2	0	0	1	1
33 Greg Bird, L (1, 10) OBP: 0.326, SLG: 0.462		C SI 92 B SL 86 S SI 94 X SL 84 1-2 29 G5-4-3 1B			X SI 94 0-0 ① L8		D FF 91 X SI 91 1-0 28 SF9 1-3 2B		S CH 88 B CH 88 X CH 86 1-1 ① P3	4	0	2	0	0	0	1
29 Brandon Drury, R (1, 4) OBP: 0.263, SLG: 0.275 12 Tyler Wade, L (5, PR) OBP: 0.228, SLG: 0.315 (5, 4)		C SI 92 F SI 91 B SI 94 D SL 87 X SI 93 2-2 ①② G5-4-3 1-2f			B SI 93 C SL 83 F SI 94 B SI 96 F SI 94 H SI 93 3-2 14 1B 28 G5-3 HBP		B SI 91 F SI 92 S SL 88 D SI 92 B FS 85 S SL 88 3-3 ① K		B CH 85 C CH 86 F CH 87 F CH 87 B FF 95 C CH 87 2-3 ② K	1 2	0 1	0 0	0 0	0 0	0 2	1 3
14 Neil Walker, S (1, 3) OBP: 0.289, SLG: 0.292		B SI 94 S SI 93 F SI 95 S SI 95 1-3 ③ K			B SI 92 X SI 93 1-0 28 G5-3 1-3 1B		0-0 IBB		C SI 94 X SI 94 0-1 2-H 1B	3	0	2	1	1	1	0
28 Austin Romine, R (1, 2) OBP: 0.322, SLG: 0.473			B SI 92 C SI 94 X SI 94 1-1 ① G6-3		B SI 93 B SI 93 B SI 92 C SI 91 S SI 92 X SI 94 3-2 ② G5-3 1-2 3-H		X SI 93 0-0 ② SF9 2-3 3-H		F FF 93 X CH 88 0-1 ③ G4-3	3	0	0	2	0	0	2
Inning Stats	R: 1 E: 0 K: 2 S: 14 H: 2 LOB: 1 BB: 0 P: 15	R: 0 E: 0 K: 1 S: 9 H: 1 LOB: 0 BB: 0 P: 13	R: 0 E: 0 K: 1 S: 7 H: 0 LOB: 0 BB: 0 P: 9	R: 0 E: 0 K: 0 S: 6 H: 0 LOB: 0 BB: 0 P: 9	R: 1 E: 0 K: 0 S: 10 H: 1 LOB: 2 BB: 0 P: 20	R: 0 E: 0 K: 1 S: 7 H: 0 LOB: 0 BB: 0 P: 10	R: 1 E: 0 K: 1 S: 10 H: 2 LOB: 2 BB: 1 P: 17	R: 0 E: 0 K: 3 S: 9 H: 0 LOB: 0 BB: 0 P: 15	R: 1 E: 0 K: 1 S: 13 H: 2 LOB: 1 BB: 0 P: 16	1B: 6 2B: 2 3B: 0 HR: 0 SF: 1 SAC: 0 DP: 1 HBP: 1						

PITCHER		IP	WLS	BF	H	R	ER	SO	BB	IBB	HBP	BLK	WP	HR	S	P	ERA	WHIP
72 Yonny Chirinos, R ERA: 3.78	(1, 1)	6.2	L	27	6	3	3	6	0	1	1	0	1	0	60	87	4.05	0.900
58 Chih-Wei Hu, R ERA: 5.4	(7, 1)	2.1		9	2	1	1	4	0	0	0	0	0	0	25	37	3.86	0.857

PITCHER	IP	WLS	BF	H	R	ER	SO	BB	IBB	HBP	BLK	WP	HR	S	P	ERA	WHIP

TOP

New York Yankees @ Tampa Bay Rays

Tropicana Field, St. Petersburg, FL

Tue Jul 24 2018, 7:11 PM - 9:47 PM EDT

Att. 19,579 - Dome - 72 F

livebaseballscorecards.com

AB	33
R	4
H	8
RBI	4
BB	1
SO	10
LOB	15

WP: 1 PA: 36
PB: 0
SB: 0
CS: 0

Batter	1	2	3	4	5	6	7	8	9	AB	R	H	RBI	BB	SO	LOB
39 Kevin Kiermaier, L (1, 8) OBP: 0.251, SLG: 0.278	B FF 90 B FF 90 F FF 91 S FS 86 S FS 86 2-3 ① K			S CU 77 B FF 91 F FS 86 S SL 84 1-3 ① K		B FF 91 X SL 83 1-0 ②③ G4-6-3 1-2f			C CU 78 B FS 88 F FS 88 F SL 85 X FS 89 1-2 ② G4-3	4	0	0	0	0	2	1
5 Matt Duffy, R (1, 5) OBP: 0.363, SLG: 0.401	B FF 91 S SL 83 B FC 89 B SL 83 X FC 89 3-1 ② L9			C FC 89 B FS 87 T FS 86 C SL 84 1-3 ② K			X FS 87 0-0 ① G6-3		B SL 86 F FC 90 X SI 93 1-1 ③ G6-3	4	0	0	0	0	1	0
9 Jake Bauers, L (1, 7) OBP: 0.349, SLG: 0.490	C CU 76 B FS 87 B SL 84 B FS 86 C FF 91 S SL 84 3-3 ③ K			X FF 91 0-0 ③ G4-3			B FF 91 C FF 92 X FS 87 1-1 ② G3-1			3	0	0	0	0	1	0
44 C.J. Cron, R (1, 3) OBP: 0.331, SLG: 0.477		C FF 91 X SL 83 0-1 ① G6-3			C FC 88 S FS 86 X SL 84 0-2 26 BB 1B		C SL 84 S SL 84 F FF 93 X FF 92 0-2 2B			3	0	2	0	0	0	0
26 Ji Man Choi, L (1, 10) OBP: 0.290, SLG: 0.448		C SL 82 B FS 85 F FS 86 B SL 84 S FS 87 2-3 ② K			C SL 82 B FS 86 F SL 83 B FF 91 B SL 85 D FS 88 4-2 0 G3-6-1 1-2 BB		F FS 88 C SL 84 X FS 87 0-2 ③ G3			2	0	0	0	1	1	1
28 Daniel Robertson, R (1, 4) OBP: 0.379, SLG: 0.412		X FF 90 0-0 ③ G1-3			C FS 85 S FS 87 F FS 87 D SL 85 F SI 91 F FS 88 D FS 88 S SL 85 2-3 ① K			C FF 90 X SI 90 0-1 ① G5-3		3	0	0	0	0	1	2
0 Mallex Smith, L (1, 9) OBP: 0.346, SLG: 0.400		C CU 74 S FS 86 F FS 87 B SL 84 S FS 88 1-3 ① K			X FS 88 0-0 ②③ G3-6-1 1-2f			B CU 77 B FF 92 F FS 87 X FS 86 2-1 ② L7		3	0	0	0	0	1	2
1 Willy Adames, R (1, 6) OBP: 0.255, SLG: 0.316		X FC 89 0-0 ② G1-3				B FC 88 B FC 89 C FC 89 F SL 82 B FS 88 F SL 85 F FS 89 X SL 86 3-2 ① G6-3		S FC 90 C FS 88 B FF 92 B SL 86 S SI 89 2-3 ③ K		3	0	0	0	0	1	0
45 Jesús Sucre, R (1, 2) OBP: 0.261, SLG: 0.245		C SL 82 F SL 83 S FS 87 0-3 ③ K				X FC 89 0-0 39 G4-6-3 1B			C SL 82 B FS 88 F FS 88 X SL 85 1-2 ① G6-3	3	0	1	0	0	1	0
Inning Stats	R: 0 E: 0 K: 2 S: 8 H: 0 LOB: 0 BB: 0 P: 16	R: 0 E: 0 K: 1 S: 6 H: 0 LOB: 0 BB: 0 P: 8	R: 0 E: 0 K: 2 S: 8 H: 0 LOB: 0 BB: 0 P: 9	R: 0 E: 0 K: 2 S: 7 H: 0 LOB: 0 BB: 0 P: 9	R: 0 E: 0 K: 1 S: 12 H: 1 LOB: 1 BB: 1 P: 18	R: 0 E: 0 K: 0 S: 7 H: 1 LOB: 0 BB: 0 P: 11	R: 0 E: 0 K: 0 S: 10 H: 1 LOB: 1 BB: 0 P: 11	R: 0 E: 0 K: 1 S: 7 H: 0 LOB: 0 BB: 0 P: 11	R: 0 E: 0 K: 0 S: 9 H: 0 LOB: 0 BB: 0 P: 12	1B: 2 2B: 1 3B: 0 HR: 0	SF: 0 SAC: 0 DP: 2 HBP: 0			WP: 0 PB: 0 SB: 0 CS: 0	PA: 29		

PITCHER	IP	WLS	BF	H	R	ER	SO	BB	IBB	HBP	BLK	WP	HR	S	P	ERA	WHIP
19 Masahiro Tanaka, R (1, 1) ERA: 4.09	9.0	W	29	3	0	0	9	1	0	0	0	0	0	74	105	0.00	0.444

PITCHER	IP	WLS	BF	H	R	ER	SO	BB	IBB	HBP	BLK	WP	HR	S	P	ERA	WHIP

BOTTOM

New York Yankees @ Tampa Bay Rays

Tropicana Field, St. Petersburg, FL

Tue Jul 24 2018, 7:11 PM - 9:47 PM EDT

Att. 19,579 - Dome - 72 F

livebaseballscorecards.com

AB	28
R	0
H	3
RBI	0
BB	1
SO	9
LOB	6

Batter	1	2	3	4	5	6	7	8	9	AB	R	H	RBI	BB	SO	LOB
15 Whit Merrifield, R (1, 4) OBP: 0.372, SLG: 0.427	B SI 95 B SI 95 C SI 94 X SI 95 2-1 ① G4-3		B CU 84 B SI 93 F SI 94 F SI 94 B CU 84 S CU 84 3-3 ② K 1-2		B ST 86 B FF 94 C FF 94 F FF 93 D ST 87 D ST 86 4-2 7 S BB		B FC 92 B FC 91 C FC 92 X KC 84 2-1 7 S 1B		C FF 93 D FS 86 S FF 93 B FS 85 X FS 86 2-2 ③ 1-2 2-H 1B	4	0	2	0	1	1	2
7 Rosell Herrera, S (1, 9) OBP: 0.273, SLG: 0.316	C CU 82 F FF 95 X SI 95 0-2 ② G2-3		C CU 83 F CU 83 D CU 85 B FF 95 B CU 84 B CU 84 4-2 BB		F FF 94 S CU 84 D CU 84 B SI 93 S CU 84 2-3 ③ K 1-2		C FC 94 C FC 94 B KC 86 S KC 85 1-3 ③ K 1-2			3	0	0	0	1	2	3
Mike Moustakas, L (1, 5) OBP: 0.309, SLG: 0.468	C CU 82 X CU 83 0-1 ③ F9		C CU 84 B SI 94 F CU 83 T CU 83 1-2 ③ K			X FF 92 0-0 13 HR 2B		C SI 96 B SI 96 X SI 96 1-1 ① G5-3		4	1	1	0	0	1	3
13 Salvador Perez, R (1, 2) OBP: 0.263, SLG: 0.420		C SI 93 B CU 83 F SI 94 X CU 83 1-2 ① F8		X SI 92 0-0 ① F8		B SL 87 F FF 92 X SL 86 1-1 2-H HR		C SI 97 S SL 82 B SL 83 B SI 96 B SI 96 C SI 96 3-3 ② K		4	1	1	2	0	1	0
21 Lucas Duda, L (1, 3) OBP: 0.310, SLG: 0.397		B CS 80 B FF 94 C FF 94 B CU 82 X FF 94 3-1 ② G3-1		C FF 89 X CS 77 0-1 ② G3-1		B FF 92 B FF 92 F SL 86 B SL 85 C SL 83 S FF 92 3-3 ① K		X SI 96 0-0 ③ G3-1		4	0	0	0	0	1	0
38 Jorge Bonifacio, R (1, 10) OBP: 0.326, SLG: 0.395		C SI 94 X ST 86 0-1 ③ F9		C ST 82 S ST 84 B CU 82 S ST 86 1-3 ③ K2-3		X SL 86 0-0 ② F8			C FF 93 B FS 86 B FS 85 B FF 93 S FF 93 F FF 94 X FS 86 3-2 4 FC5-6 1B	4	0	1	0	0	1	0
4 Alex Gordon, L (1, 7) OBP: 0.308, SLG: 0.334			C FF 93 B ST 84 B FF 93 F FF 93 F CU 82 S CU 83 2-3 ① K		B FC 90 X FF 93 1-0 ① G1-6-3	C CU 80 B SL 84 S CH 86 S FF 93 1-3 ③ K			B FF 93 F FF 93 S SL 86 D FS 86 X SL 88 2-2 ① FC5-6 27 1B 15 1B 1-2f	4	0	0	0	0	2	1
25 Brian Goodwin, L (1, 8) OBP: 0.345, SLG: 0.392			C FF 94 X SI 94 0-1 27 1B 1B		B FF 91 B FF 92 F FF 92 B SI 90 T FF 93 X FF 94 3-2 27 G3-1 2B		B FC 93 C FC 92 C KC 84 B CH 89 S KC 86 2-3 ① K		B FF 93 C FF 93 S FS 85 S FS 88 1-3 ② K	4	0	2	0	0	2	1
27 Adalberto Mondesi, S (1, 6) OBP: 0.293, SLG: 0.450			B FF 94 F SI 94 1 SAFE B CU 81 X SI 93 2-1 15 S 1-3 1B		X CU 83 0-0 ② G3-1 2-3		B FC 91 B FC 93 B FC 93 C FC 92 S FC 93 S FC 93 3-3 ② K		S FF 93 F FF 93 X FS 86 0-2 15 1B 1-2 1B	4	0	2	0	0	1	1
Inning Stats	R: 0 E: 0 K: 0 S: 7 H: 0 LOB: 0 BB: 0 P: 9	R: 0 E: 0 K: 0 S: 7 H: 0 LOB: 0 BB: 0 P: 11	R: 0 E: 0 K: 3 S: 16 H: 2 LOB: 3 BB: 1 P: 28	R: 0 E: 0 K: 1 S: 6 H: 0 LOB: 0 BB: 0 P: 7	R: 0 E: 0 K: 1 S: 10 H: 1 LOB: 2 BB: 1 P: 20	R: 2 E: 0 K: 2 S: 10 H: 2 LOB: 0 BB: 0 P: 15	R: 0 E: 0 K: 3 S: 11 H: 1 LOB: 1 BB: 0 P: 19	R: 0 E: 0 K: 1 S: 6 H: 0 LOB: 0 BB: 0 P: 10	R: 0 E: 0 K: 1 S: 16 H: 3 LOB: 2 BB: 0 P: 24	1B: 6 2B: 2 3B: 0 HR: 1	SF: 0 SAC: 0 DP: 0 HBP: 0	WP: 0 PB: 0 SB: 3 CS: 0	PA: 37			

PITCHER		IP	WLS	BF	H	R	ER	SO	BB	IBB	HBP	BLK	WP	HR	S	P	ERA	WHIP
55 Sonny Gray, R ERA: 5.08	(1, 1)	5.0	W	20	3	0	0	5	2	0	0	0	0	0	46	75	0.00	1.000
43 Adam Warren, R ERA: 2.96	(6, 1)	1.0		5	2	2	2	2	0	0	0	0	0	1	10	15	18.00	2.000
30 David Robertson, R ERA: 2.98	(7, 1)	1.0		4	1	0	0	3	0	0	0	0	0	0	11	19	0.00	1.000
53 Zack Britton, L ERA: 3.24	(8, 1)	1.0		3	0	0	0	1	0	0	0	0	0	0	6	10	0.00	0.000
45 Chasen Shreve, L ERA: 4.14	(9, 1)	1.0		5	3	0	0	1	0	0	0	0	0	0	16	24	0.00	3.000

PITCHER	IP	WLS	BF	H	R	ER	SO	BB	IBB	HBP	BLK	WP	HR	S	P	ERA	WHIP

TOP

Kansas City Royals @ New York Yankees

Yankee Stadium, Bronx, NY

Thu Jul 26 2018, 7:11 PM - 10:07 PM EDT

Att. 46,965 - Partly Cloudy - 85 F

livebaseballscorecards.com

AB	35
R	2
H	9
RBI	2
BB	2
SO	12
LOB	11

Batter	1	2	3	4	5	6	7	8	9	AB	R	H	RBI	BB	SO	LOB
11 Brett Gardner, L (1, 7) OBP: 0.338, SLG: 0.388	C FF 91 C CU 80 B SL 82 F SI 92 B SL 83 X SI 92 2-2 ① G4-3	B CH 85 C SI 92 C SL 81 X SL 83 1-2 ③ G4-3		C CH 84 X SI 92 0-1 ② G1-3	C SL 79 B SL 83 C FF 91 B SL 82 S FF 92 2-3 ③ K			C FF 94 S SI 93 B SL 86 F FF 94 B SI 94 X SL 86 2-2 41 1B 1B		5	0	1	0	0	1	3
99 Aaron Judge, R (1, 10) OBP: 0.398, SLG: 0.548 41 Miguel Andujar, R (4, PH) OBP: 0.328, SLG: 0.499 (5, 10)	C FF 93 B SI 93 F SL 82 B SL 83 F FF 93 H FF 93 3-2 18 2B 27 SF9 HBP		S FF 91 B SL 81 C SL 81 X SL 82 1-2 31 1B 27 BB 1B	C FF 92 B SL 83 F SL 82 X SL 83 1-2 E6 18 HR 2-3		X FF 94 0-0 ① P4		C SI 92 X SI 92 0-1 18 G4-6-3 1-2 1B		1 3	1 1	1 1	0 0	0 0	0 0	0 1
18 Didi Gregorius, L (1, 6) OBP: 0.323, SLG: 0.478	F SI 91 X SI 91 0-1 27 SF9 25 E 1-3 2B		F CH 84 B SI 92 F FF 92 B SL 82 S SL 84 2-3 ① K	X CH 85 0-0 1-H 3-H HR		C FF 94 F CU 79 B FF 95 X FF 95 1-2 ② L7		X SI 92 0-0 ② ③ G4-6-3 1-2f		5	2	2	3	0	1	3
27 Giancarlo Stanton, R (1, 9) OBP: 0.348, SLG: 0.512	X SI 92 0-0 ② SF9 2-3 3-H		B SL 82 F SI 92 B SL 83 B SL 82 B FF 92 4-1 31 1B 1-2 BB	C FF 91 B SI 91 C SI 91 X SL 82 1-2 ③ G4-3		B CU 77 S FF 94 F FF 94 F FF 95 F CU 79 B CU 78 S CU 78 2-3 ③ K				2	0	0	1	1	1	0
31 Aaron Hicks, S (1, 8) OBP: 0.347, SLG: 0.472	B SI 92 B SL 82 S SL 82 F CH 86 B SL 85 B SL 83 4-2 25 E BB		C SL 82 B FF 92 C FF 91 B SL 84 X SL 81 2-2 25 G6-4-3 1B 1-2 2-3		F FF 90 B CU 79 X FF 90 1-1 25 1B 33 SF7 1B		C SL 87 B FF 96 B FF 96 C SI 94 X SL 89 2-2 ① F8			3	1	2	0	1	0	0
25 Gleyber Torres, R (1, 4) OBP: 0.347, SLG: 0.542	1 SAFE C FF 93 C SL 83 D SL 84 X SL 82 1-2 E6 1-2 3-H		B FF 93 X SL 82 1-0 ② ③ G6-4-3 1-2f		S FF 90 B FF 90 B CU 80 1 SAFE S SL 81 X SL 83 2-2 14 1B 1-3 1B		B FF 97 B SL 87 C FF 97 F SL 89 C FF 99 2-3 ② K			4	0	1	0	0	1	4
33 Greg Bird, L (1, 3) OBP: 0.323, SLG: 0.451	X SI 92 0-0 ③ G3			B SI 91 B SL 81 B SI 90 F SI 88 X SI 89 3-1 ① G3	B SI 91 B SI 89 B SI 89 C SI 90 1 SAFE X SI 90 3-1 ① SF7 3-H		B FF 98 B SI 91 B SI 96 C FF 96 F SI 96 F SL 89 B FF 99 4-2 BB			2	0	0	1	1	0	2
14 Neil Walker, S (1, 5) OBP: 0.295, SLG: 0.300		B SI 90 F CH 84 F SL 81 S SL 84 1-3 ① K2-3		B CH 84 B CH 85 B SI 91 C SI 89 X SI 89 3-1 28 2B 1B	B SI 91 X SI 90 1-0 1-2 1B		B FF 96 B SI 95 B SI 96 C FF 95 X FF 95 3-1 ③ F8			4	1	2	0	0	1	1
28 Austin Romine, R (1, 2) OBP: 0.318, SLG: 0.470		C FF 92 B FF 93 X CU 80 1-1 ② F9		C SL 82 X SL 82 0-1 41 E 18 HR 1-H 2B	B FF 90 F SI 89 S SL 83 S SL 83 1-3 ② K			B SI 94 B FF 93 X SI 93 2-0 ① G4-3		4	1	1	1	0	1	2
Inning Stats	R: 2 E: 1 K: 0 S: 16 H: 1 LOB: 2 BB: 1 P: 26	R: 0 E: 0 K: 1 S: 8 H: 0 LOB: 0 BB: 0 P: 11	R: 0 E: 0 K: 1 S: 11 H: 2 LOB: 2 BB: 1 P: 21	R: 4 E: 1 K: 0 S: 15 H: 3 LOB: 0 BB: 0 P: 23	R: 1 E: 0 K: 2 S: 14 H: 3 LOB: 2 BB: 0 P: 24	R: 0 E: 0 K: 1 S: 9 H: 0 LOB: 0 BB: 0 P: 12	R: 0 E: 0 K: 1 S: 11 H: 0 LOB: 1 BB: 1 P: 22	R: 0 E: 0 K: 0 S: 8 H: 2 LOB: 1 BB: 0 P: 12		1B: 8 2B: 2 3B: 0 HR: 1	SF: 2 SAC: 0 DP: 2 HBP: 1		WP: 0 PB: 0 SB: 0 CS: 0	PA: 39		

BOTTOM

Kansas City Royals @ New York Yankees

Yankee Stadium, Bronx, NY

Thu Jul 26 2018, 7:11 PM - 10:07 PM EDT

Att. 46,965 - Partly Cloudy - 85 F

livebaseballscorecards.com

AB	33
R	7
H	11
RBI	6
BB	3
SO	6
LOB	16

PITCHER		IP	WLS	BF	H	R	ER	SO	BB	IBB	HBP	BLK	WP	HR	S	P	ERA	WHIP
65 Jakob Junis, R ERA: 5.06	(1, 1)	4.2	L	27	9	7	3	3	2	0	1	0	0	1	61	100	5.79	2.357
54 Tim Hill, L ERA: 5.83	(5, 1)	0.1		1	0	0	0	1	0	0	0	0	0	0	3	5	0.00	0.000
50 Jason Adam, R ERA: 4.74	(6, 1)	1.0		3	0	0	0	1	0	0	0	0	0	0	9	12	0.00	0.000
37 Brandon Maurer, R ERA: 13.15	(7, 1)	1.0		4	0	0	0	1	1	0	0	0	0	0	11	22	0.00	1.000
33 Brian Flynn, L ERA: 3.62	(8, 1)	1.0		4	2	0	0	0	0	0	0	0	0	0	8	12	0.00	2.000

PITCHER	IP	WLS	BF	H	R	ER	SO	BB	IBB	HBP	BLK	WP	HR	S	P	ERA	WHIP

Batter	1	2	3	4	5	6	7	8	9	AB	R	H	RBI	BB	SO	LOB
15 Whit Merrifield, R (1, 4) OBP: 0.372, SLG: 0.425	X FF 97 0-0 13 FC6-5 13 S 1B		B FF 96 B FF 96 B FF 97 F FF 97 2 SAFE B SL 90 4-1 7 2B BB		1 SAFE C FF 97 B FF 95 B FF 98 S SL 92 F SL 90 1 SAFE F FF 99 X SL 90 2-2 ① F9		S SL 85 C FF 91 B SL 84 S FF 92 1-3 ① K		F FF 93 S FF 92 B FF 93 B FS 86 X FF 93 2-2 ① G6-3	4	1	1	0	1	1	1
7 Rosell Herrera, S (1, 10) OBP: 0.286, SLG: 0.339	F FF 96 1 SAFE C SL 88 D SL 87 B SL 89 F SL 89 F SL 89 S SL 89 2-3 ① K		F FF 96 B SL 89 X CH 89 1-1 21 FC3-6 1-H 2-H 2B		1 SAFE X FF 97 0-0 13 1B 1-3 2B		B CU 80 C SL 85 B FF 91 X SL 83 2-1 ② G1-3		T SL 84 B FS 85 B FS 86 B FF 92 F FF 93 B FF 93 4-2 ① 13 1B 21 SF8 BB	4	2	2	2	1	1	1
13 Salvador Perez, R (1, 2) OBP: 0.268, SLG: 0.421	1 SAFE S SL 87 S SL 88 X SL 90 0-2 ② FC6-5 1-3		F SL 90 F FF 98 H FF 97 1-2 21 FC3-6 HBP		S SL 90 S SL 88 B FF 99 F SL 89 D SL 89 X FF 99 2-2 21 HR 2-H 3-H 1B		F FF 92 B FF 92 B FF 93 B CH 85 F SL 85 X SL 85 3-2 ③ F9		B FF 93 C FF 93 D FS 84 1 SAFE F FF 93 F FS 86 X FF 92 2-2 38 FC6 1-3 1B	4	1	2	2	0	0	1
21 Lucas Duda, L (1, 3) OBP: 0.308, SLG: 0.408	B FF 98 F FF 98 B CH 90 C SL 88 D SL 87 X SL 87 3-2 ③ G3-1		F SL 88 S FF 98 F FF 98 F SL 87 X FF 99 0-2 ② FC3-6 1-2f 2-3		F SL 89 B FF 97 B CH 86 F FF 97 F SL 87 X FF 97 2-2 1-H HR			B KC 83 C FC 92 C FC 92 F KC 84 B KC 85 C FC 93 2-3 ① K	B FF 93 X FF 93 1-0 ② SF8 3-H	4	1	1	3	0	1	3
38 Jorge Bonifacio, R (1, 9) OBP: 0.319, SLG: 0.375		C FF 97 X FF 96 0-1 ① P2	S SL 88 D SL 88 B FF 99 S SL 89 B FF 99 C SL 87 3-3 ③ K		B FF 91 C FF 91 X FF 92 1-1 ② F8			B SL 85 C SL 88 B FC 92 B KC 82 B FC 91 4-1 4 1B 25 HR BB	C SL 85 S FS 86 X FS 86 0-2 ③ FC6 1-2f	4	1	0	0	1	1	3
4 Alex Gordon, L (1, 7) OBP: 0.310, SLG: 0.337		F FF 96 B FF 98 C FF 99 S FF 98 1-3 ② K		C SL 85 F FF 98 B SL 86 X FF 98 1-2 2 CS 1B	B CU 78 X FF 91 1-0 ③ L9			X FC 92 0-0 25 HR 1-2 1B		4	1	2	0	0	1	0
25 Brian Goodwin, L (1, 8) OBP: 0.341, SLG: 0.423		B CH 88 C FF 96 S CH 84 B SL 88 C FF 98 2-3 ③ K		B FF 96 B FF 96 F FF 97 B CH 88 X FF 98 3-1 ① L9		B FF 91 C CU 78 F FF 91 F CH 86 X FF 91 1-2 ① F7		B KC 84 B FC 92 C FC 93 B KC 83 X FC 92 3-1 1-H 2-H HR		4	1	1	3	0	1	1
2 Alcides Escobar, R (1, 5) OBP: 0.250, SLG: 0.272			C SL 87 B FF 98 X SL 87 1-1 ① G1-3	B FF 97 B FF 97 B FF 98 C FF 97 F FF 98 F FF 99 C SL 87 3-3 ②③ K 1-2		B SL 87 B SL 85 S FF 93 X FF 93 2-1 ② P3		B SL 87 B FC 93 X FC 91 2-0 ② F8	4	0	0	0	0	1	1
27 Adalberto Mondesi, S (1, 6) OBP: 0.302, SLG: 0.464			X FF 98 0-0 7 2B 2B	C SL 88 C SL 87 B SL 90 B FF 98 X SL 88 2-2 7 2B 13 1B 1B		X SL 86 0-0 ③ G4-3		C FC 91 F SL 84 S KC 87 0-3 ③ K	4	2	2	0	0	1	0
Inning Stats	R: 0 E: 0 K: 1 S: 12 H: 1 LOB: 1 BB: 0 P: 17	R: 0 E: 0 K: 2 S: 8 H: 0 LOB: 0 BB: 0 P: 11	R: 2 E: 0 K: 1 S: 16 H: 2 LOB: 2 BB: 1 P: 26	R: 0 E: 0 K: 1 S: 9 H: 1 LOB: 0 BB: 0 P: 16	R: 4 E: 0 K: 0 S: 20 H: 4 LOB: 0 BB: 0 P: 30	R: 0 E: 0 K: 0 S: 7 H: 0 LOB: 0 BB: 0 P: 10	R: 0 E: 0 K: 1 S: 8 H: 0 LOB: 0 BB: 0 P: 14	R: 3 E: 0 K: 2 S: 12 H: 2 LOB: 0 BB: 1 P: 23	R: 1 E: 0 K: 0 S: 13 H: 1 LOB: 1 BB: 1 P: 22	1B: 6 2B: 3 3B: 0 HR: 2 SF: 1 SAC: 0 DP: 0 HBP: 1						

PITCHER	IP	WLS	BF	H	R	ER	SO	BB	IBB	HBP	BLK	WP	HR	S	P	ERA	WHIP
40 Luis Severino, R (1, 1) ERA: 2.94	4.1	L	22	8	6	6	5	1	0	1	0	0	1	62	95	12.46	2.077
43 Adam Warren, R (5, 1) ERA: 2.7	2.2		8	0	0	0	1	0	0	0	0	0	0	18	29	0.00	0.000
30 David Robertson, R (8, 1) ERA: 3.5	1.0		6	2	3	3	2	1	0	0	0	0	1	12	23	27.00	3.000
Chasen Shreve, L (9, 1) ERA: 4.26	1.0		5	1	1	1	0	1	0	0	0	0	0	13	22	9.00	2.000

PITCHER	IP	WLS	BF	H	R	ER	SO	BB	IBB	HBP	BLK	WP	HR	S	P	ERA	WHIP

TOP

Kansas City Royals @ New York Yankees

Yankee Stadium, Bronx, NY

Sat Jul 28 2018, 1:10 PM - 4:16 PM EDT

Att. 46,571 - Cloudy - 85 F

livebaseballscorecards.com

AB	36
R	10
H	11
RBI	10
BB	3
SO	8
LOB	11

WP: 0 PA: 41
PB: 0
SB: 1
CS: 1

BOTTOM

Kansas City Royals @ New York Yankees

Yankee Stadium, Bronx, NY

Sat Jul 28 2018, 1:10 PM - 4:16 PM EDT

Att. 46,571 - Cloudy - 85 F

livebaseballscorecards.com

Batter	1	2	3	4	5	6	7	8	9	AB	R	H	RBI	BB	SO	LOB
31 Aaron Hicks, S (1, 8) OBP: 0.354, SLG: 0.474	X FF 94 0-0 18 FC4-6 1B		C FF 94 B SL 87 B CH 88 B SL 85 B FF 94 4-1 27 FC6 BB		X SL 85 0-0 27 HR 1B	B CH 86 B SI 94 D CH 85 C SI 93 B SI 93 4-1 1-2 BB		C CU 80 F SL 87 B FF 94 B FF 94 S SL 87 2-3 ② K		3	1	2	0	2	1	0
27 Giancarlo Stanton, R (1, 10) OBP: 0.347, SLG: 0.515	B SI 92 X SI 92 1-0 ① F8		C SL 84 B SL 84 X SI 92 1-1 ① FC6 25 WP 1-2f		C SL 85 B FF 94 D SL 86 B SI 94 F SI 93 X FF 96 3-2 1-H HR	C SL 87 X SI 93 0-1 ③ L9		S SL 88 C FF 95 T SL 88 0-2 ③ K		5	1	1	2	0	1	5
18 Didi Gregorius, L (1, 6) OBP: 0.321, SLG: 0.475	B SI 93 B SI 94 X SI 92 2-0 ② FC4-6 1-2f		F FF 95 X SL 86 0-1 ② F7		C SL 86 B CH 89 T SI 94 X FF 95 1-2 ③ G4-3		B SI 93 C CH 85 F SI 93 X SL 86 1-2 25 2B 1B		C FF 94 X CU 80 0-1 ① F8	5	1	1	0	0	0	2
25 Gleyber Torres, R (1, 4) OBP: 0.348, SLG: 0.543	1 SAFE S FF 95 D SL 87 X SL 86 1-1 ③ L9		B FF 95 S FF 95 S FF 95 B FF 96 B SL 87 X SL 84 3-2 ③ L5 2-3			C FF 94 B SL 86 B FF 94 X SI 92 2-1 33 1B 14 1B 1B	F SI 92 X SI 93 0-1 ① 1-H 2B		S FF 94 X SL 88 0-1 ② G5-3	5	1	2	1	0	0	2
33 Greg Bird, L (1, 3) OBP: 0.330, SLG: 0.452		B SI 94 B CH 88 B SI 94 C FF 94 C FF 94 B FF 95 4-2 14 1B 12 G2 BB	B SL 86 F CH 89 B FF 94 X FF 94 2-1 14 G4-6-3 1B		X CH 88 0-0 14 1B 28 G6-4-3 1-2 1B	B CH 85 B SI 93 X SI 93 2-0 ② F7		B FF 94 B FF 94 F SI 93 F SL 88 C FF 94 2-3 ③ K	4	1	2	0	1	1	0
14 Neil Walker, S (1, 5) (8, 9) OBP: 0.303, SLG: 0.308		C SL 86 D CH 88 B SL 83 B FF 92 F FF 94 X FF 94 3-2 12 G2 28 HBP 1-3 1B	C SI 93 F SL 85 X SL 87 0-2 ①② G4-6-3 1-2f		X SL 86 0-0 28 G6-4-3 1-3 2-H 1B	C SI 93 X CH 85 0-1 28 1B 1B				4	0	3	1	0	0	1
28 Austin Romine, R (1, 2) OBP: 0.322, SLG: 0.467		B SL 88 H SI 94 2-0 12 G2 1-2 HBP	B FF 94 X SL 86 1-0 ③ L6			T FF 94 X SI 93 0-1 ①② G6-4-3 1-2f 3-H	C SL 86 X SI 93 0-1 1-3 1B			3	0	1	0	0	0	1
12 Tyler Wade, L (1, 7) OBP: 0.233, SLG: 0.304 41 Miguel Andujar, R (7, PH) (8, 5) OBP: 0.327, SLG: 0.497		B FF 95 C FF 94 F SL 86 X SL 86 1-2 ①② G2 1-2 2-3 3-Hf			C FF 93 F SL 85 B FF 93 B SL 85 S SL 87 2-3 ① K	S CH 89 B CH 88 B FF 95 F SI 93 B SL 87 B FF 94 4-2 38 1B BB	C FF 90 F SL 81 B FF 91 F FF 91 S SI 90 1-3 ③ K2-3			2 1	0 0	0 0	0 0	1 0	1 1	3 2
38 Shane Robinson, R (1, 9) (8, 7) OBP: 0.500, SLG: 0.333 11 Brett Gardner, L (8, PH) (9, 7) OBP: 0.338, SLG: 0.386		F SL 87 B SL 88 B FF 96 D SL 87 X FF 95 3-1 ③ F8	B FF 94 C SI 92 X SI 92 1-1 ② G5-3		C SL 85 X SI 91 0-1 31 BB 1-3 1B		C FF 95 C CU 80 B SL 87 X SL 88 1-2 ① G4-3		3 1	0 0	1 0	0 0	0 0	0 0	2 0
Inning Stats	R: 0 E: 0 K: 0 S: 5 H: 1 LOB: 1 BB: 0 P: 9	R: 0 E: 0 K: 0 S: 10 H: 1 LOB: 2 BB: 1 P: 23	R: 0 E: 1 K: 0 S: 8 H: 0 LOB: 1 BB: 1 P: 16	R: 0 E: 0 K: 0 S: 6 H: 1 LOB: 0 BB: 0 P: 9	R: 2 E: 0 K: 1 S: 12 H: 2 LOB: 0 BB: 0 P: 19	R: 2 E: 0 K: 0 S: 13 H: 4 LOB: 3 BB: 2 P: 23	R: 1 E: 0 K: 1 S: 14 H: 4 LOB: 2 BB: 0 P: 18	R: 0 E: 0 K: 2 S: 9 H: 0 LOB: 0 BB: 0 P: 12	R: 0 E: 0 K: 1 S: 7 H: 0 LOB: 0 BB: 0 P: 9	1B: 11 2B: 1 3B: 0 HR: 1 SF: 0 SAC: 0 DP: 3 HBP: 1						

	AB	36
	R	5
	H	13
	RBI	4
	BB	4
	SO	5
	LOB	18

WP: 1 PA: 41
PB: 0
SB: 0
CS: 0

PITCHER		IP	WLS	BF	H	R	ER	SO	BB	IBB	HBP	BLK	WP	HR	S	P	ERA	WHIP
56 Brad Keller, R ERA: 3.43	(1, 1)	5.2	W	27	9	4	4	1	3	0	1	0	1	1	51	92	6.35	2.118
61 Kevin McCarthy, R ERA: 3.56	(6, 1)	1.0	H	7	4	1	1	0	1	0	0	0	0	0	13	20	9.00	5.000
54 Tim Hill, L ERA: 5.76	(7, 1)	0.1	H	1	0	0	0	1	0	0	0	0	0	0	4	5	0.00	0.000
39 Jason Hammel, R ERA: 6.01	(8, 1)	2.0		6	0	0	0	3	0	0	0	0	0	0	16	21	0.00	0.000

PITCHER	IP	WLS	BF	H	R	ER	SO	BB	IBB	HBP	BLK	WP	HR	S	P	ERA	WHIP

Kansas City Royals @ New York Yankees

Yankee Stadium, Bronx, NY

Sat Jul 28 2018, 7:09 PM - 10:35 PM EDT

Att. 45,043 - Partly Cloudy - 84 F

livebaseballscorecards.com

TOP

Batter	1	2	3	4	5	6	7	8	9	AB	R	H	RBI	BB	SO	LOB
15 Whit Merrifield, R (1, 4) OBP: 0.372, SLG: 0.422	C FC 88 B FC 87 F FC 87 T FC 90 1-2 ① K	D SL 82 X FC 89 1-0 ③ P6			X FC 91 0-0 13 BB, 7 1B, 21 BB 1B	B FC 85 D FC 86 B FF 93 C FF 93 B SL 83 4-1 7 1B BB	C SI 96 B SI 96 B SI 95 X SI 96 2-1 ③ G6-3		C FF 98 F FF 99 F FF 100 C SL 87 0-3 ③ K	5	1	1	0	1	2	6
7 Rosell Herrera, S (1, 9) OBP: 0.298, SLG: 0.350 (7, 8)	B FC 90 B SL 80 C SL 81 S SI 90 S FC 89 2-3 ② K	B SL 80 X FC 90 1-0 ① G5-3			X FC 89 0-0 21 BB, 13 BB 1-2 1B	B FF 96 F FF 96 C FF 97 X FF 96 1-2 2-H 1B		X FF 96 0-0 13 G4-3 1B		5	0	3	1	0	1	0
13 Salvador Perez, R (1, 10) OBP: 0.273, SLG: 0.431	C FC 90 C FC 90 X FC 90 0-2 38 2B 1B	C SL 82 X SI 91 0-1 HR			B SL 80 B FC 90 S SL 81 F FC 91 F FC 89 D SL 82 F FC 91 B FC 89 4-2 21 BB 1-2 2-3 BB	F FF 96 F FF 96 0-1 ③ G5-3		C FF 97 F FF 98 F FF 98 F FF 100 X SV 87 0-2 ① G4-3 1-2		4	1	2	1	1	0	3
38 Jorge Bonifacio, R (1, 7) OBP: 0.313, SLG: 0.376 (7, 9)	X FC 89 0-0 1-3 2B	C FC 90 B CH 84 F CH 84 T FC 91 1-2 ② K			D SL 82 S FC 91 B CH 84 C SL 80 S SL 82 2-3 ② K		F SI 96 B SI 96 F SI 95 S SI 96 1-3 ① K	S KC 86 C FF 99 X SV 87 0-2 ② F9		5	0	1	0	0	3	4
21 Lucas Duda, L (1, 3) OBP: 0.310, SLG: 0.403	H SI 90 1-0 HBP	C SL 81 B SI 90 C SI 91 B SL 83 B SL 83 S SL 81 3-3 ③ K			B SL 81 S SL 81 B SL 81 B SL 82 B SL 80 4-1 1-2 2-3 3-H BB		X SI 95 0-0 ② G6-3	C KC 85 S KC 86 C SV 86 0-3 ③ K		3	0	0	1	1	2	1
17 Hunter Dozier, R (1, 5) OBP: 0.263, SLG: 0.326 27 Adalberto Mondesi, S (8, 6) OBP: 0.310, SLG: 0.471	B SL 80 F FC 89 F FC 90 X FC 91 1-2 ③ G5-3			F FC 89 C SL 80 S SL 81 0-3 ① K	S FC 84 S FC 84 F FF 93 F FF 94 D FC 84 S FC 87 1-3 ③ K		B SI 95 F SI 95 X SI 95 1-1 25 1B, 9 BB 2B		C FF 96 S FF 98 X FF 100 0-2 9 S 1B	4 1	1 0	1 1	0 0	0 0	2 0	6 0
25 Brian Goodwin, L (1, 8) OBP: 0.347, SLG: 0.427 4 Alex Gordon, L (7, 7) OBP: 0.309, SLG: 0.336		B SL 80 B SL 80 B SI 89 C FC 91 X SI 90 3-1 ① F7		C SI 90 S SL 82 T SL 82 0-2 ② K		C FF 92 F CH 84 B FF 92 F CH 84 B CH 84 F FF 93 X CH 85 2-2 2 SH3-4 7 1B 1B	B SI 95 B SI 95 C SI 95 C SI 96 B SI 96 X SI 95 3-2 9 BB, 2 BB 2-3 1B		1 SAFE F FF 100 1 SAFE 1 SAFE B FF 99 B SL 87 S FF 97 S FF 99 2-3 ① K	4 1	1 0	2 0	0 0	0 0	1 1	0 1
2 Alcides Escobar, R (1, 6) OBP: 0.250, SLG: 0.270 (8, 5)		B FC 89 L CH 84 X SL 80 1-1 ② L9		B CH 85 F FC 90 X FC 88 1-1 ③ F7		X FC 87 0-0 ① SH3-4 1-2	D SI 96 B SL 83 B SI 96 D SI 96 4-0 9 BB 1-2 BB		X FF 98 0-0 ② P4	3	0	0	0	1	0	1
9 Drew Butera, R (1, 2) OBP: 0.276, SLG: 0.294		B FC 89 X SI 90 1-0 2B			B FC 88 C FC 88 F FC 90 B FC 91 B SL 82 S FC 91 3-3 ① K	C FC 86 F FF 94 D SL 83 B FC 83 F FF 94 D FC 86 F FC 83 X FF 94 3-2 ② P6	B SI 96 B SI 96 B SI 96 B SI 96 4-0 1-2 2-3 3-H BB		C FF 99 B FF 99 B SL 84 B FF 99 B FF 99 4-1 1-3 BB	3	0	1	1	2	1	1
Inning Stats	R: 0 E: 0 K: 2 S: 13 H: 2 LOB: 3 BB: 0 P: 18	R: 0 E: 0 K: 0 S: 6 H: 1 LOB: 1 BB: 0 P: 12	R: 1 E: 0 K: 2 S: 9 H: 1 LOB: 0 BB: 0 P: 14	R: 0 E: 0 K: 2 S: 8 H: 0 LOB: 0 BB: 0 P: 9	R: 1 E: 0 K: 3 S: 18 H: 2 LOB: 3 BB: 2 P: 32	R: 1 E: 0 K: 0 S: 17 H: 2 LOB: 2 BB: 1 P: 27	R: 1 E: 0 K: 1 S: 11 H: 2 LOB: 3 BB: 2 P: 26	R: 0 E: 0 K: 1 S: 12 H: 1 LOB: 1 BB: 0 P: 12	R: 0 E: 0 K: 2 S: 12 H: 1 LOB: 2 BB: 1 P: 18	1B: 8 2B: 3 3B: 0 HR: 1 SF: 0 SAC: 1 DP: 0 HBP: 1						

	AB	38
	R	4
	H	12
	RBI	4
	BB	6
	SO	13
	LOB	23

WP: 0 PB: 0 SB: 2 CS: 0 PA: 46

PITCHER		IP	WLS	BF	H	R	ER	SO	BB	IBB	HBP	BLK	WP	HR	S	P	ERA	WHIP
52 CC Sabathia, L ERA: 3.53	(1, 1)	4.2		23	6	2	2	8	2	0	1	0	0	1	49	79	3.86	1.714
56 Jonathan Holder, R ERA: 2.11	(5, 1)	1.0		5	1	1	1	1	1	0	0	0	0	0	17	27	9.00	2.000
57 Chad Green, R ERA: 2.61	(6, 1)	0.1	B	2	1	0	0	0	0	0	0	0	0	0	5	6	0.00	3.000
53 Zack Britton, L ERA: 3.57	(7, 1)	1.0		7	2	1	1	1	2	0	0	0	0	0	11	26	9.00	4.000
68 Dellin Betances, R ERA: 2.44	(8, 1)	1.0	W	4	1	0	0	1	0	0	0	0	0	0	12	12	0.00	1.000

PITCHER		IP	WLS	BF	H	R	ER	SO	BB	IBB	HBP	BLK	WP	HR	S	P	ERA	WHIP
54 Aroldis Chapman, L ERA: 1.98	(9, 1)	1.0	S	5	1	0	0	2	1	0	0	0	0	0	12	18	0.00	2.000

BOTTOM

Kansas City Royals @ New York Yankees

Yankee Stadium, Bronx, NY

Sat Jul 28 2018, 7:09 PM - 10:35 PM EDT

Att. 45,043 - Partly Cloudy - 84 F

livebaseballscorecards.com

Batter	1	2	3	4	5	6	7	8	9	AB	R	H	RBI	BB	SO	LOB
11 Brett Gardner, L (1, 8) (7, 7) OBP: 0.341, SLG: 0.386	C FF 92 C FF 93 X FF 94 0-2 18 F8 27 1B 41 1B 1B	B FF 92 B SI 91 B SI 92 B FF 92 4-0 BB		B FF 92 S CH 85 X CH 85 1-1 ③ L9			B SI 90 B SI 91 B SI 91 B SI 91 4-0 BB	C FF 94 C FF 94 B FF 94 X SL 86 2-2 ② G1-3 1-2 2-3		3	1	1	0	2	0	2
27 Giancarlo Stanton, R (1, 9) OBP: 0.345, SLG: 0.511	B FF 92 B FF 91 X FF 92 2-0 41 1B 18 F8 14 SF9 1-2 1B	B SL 84 B FF 91 F FF 91 B FF 92 C SL 82 F SL 83 C SL 82 3-3 ③ K			F FF 92 F CU 77 B SL 83 F FF 92 B FF 91 B SL 82 X FF 92 3-2 ① F7		F SI 91 X SI 91 0-1 ① F9	S SL 89 B SL 89 T FF 95 S FF 96 1-3 ③ K		5	1	1	0	0	2	4
18 Didi Gregorius, L (1, 6) OBP: 0.323, SLG: 0.474	B CU 78 B FF 92 B FF 91 C FF 92 F FF 90 X FF 92 3-2 ① F8 1-2 2-3		B CU 78 B SI 91 B SI 90 C FF 91 B FF 93 4-1 BB		B SL 84 X FF 92 1-0 41 FC5-4 1B		B SL 86 B SI 92 X FF 92 2-0 ② F8			3	0	1	0	1	0	3
41 Miguel Andujar, R (1, 5) OBP: 0.326, SLG: 0.494	F SL 83 B SL 84 B FF 92 X SL 85 2-1 14 SF9 33 HBP 2-3 3-H 1B		C FF 90 B SL 84 B SL 83 X FF 92 2-1 ① F7		X CU 82 0-0 ② FC5-4 1-2f		B SI 91 D SI 92 1 SAFE X SI 91 2-0 ③ F8			4	0	1	1	0	0	3
33 Greg Bird, L (1, 10) OBP: 0.333, SLG: 0.467	C CU 79 1 SAFE F FF 91 B FF 92 B SL 84 H SL 84 3-2 66 FC6-4 1-2 HBP		1 SAFE C FF 92 B FF 91 X FF 92 1-1 ② F8		F CH 81 B CH 80 S CH 82 1 SAFE F FF 90 X CH 82 1-2 ③ L4			B SL 87 X SI 92 1-0 HR		3	1	1	1	0	0	2
14 Neil Walker, S (1, 3) OBP: 0.306, SLG: 0.318	B CU 77 B FF 92 B FF 92 C FF 92 X FF 91 3-1 ② SF9 2-3 3-H		B FF 92 D CH 83 X FF 92 2-0 ③ G4-3			C FF 90 S CH 84 B FF 94 F SL 84 X SL 87 1-2 66 G4-6-3 1B		F SI 91 F SI 92 F FF 92 F CH 85 F SL 86 B FF 93 F SL 86 X SI 93 1-2 28 1B 31 SF7 2B		3	1	2	1	0	0	1
66 Kyle Higashioka, R (1, 2) OBP: 0.205, SLG: 0.417 28 Austin Romine, R (8, PH) OBP: 0.327, SLG: 0.471 (9, 2)	C SL 84 X FF 92 0-1 ③ FC6-4 1-2f			X FF 93 0-0 ① P6		X SI 91 0-0 ①② G4-6-3 1-2f		X SL 87 0-0 11 G1-3 25 BB 2-3 1B		3 1	0 0	0 1	0 0	0 0	0 0	3 0
12 Tyler Wade, L (1, 4) OBP: 0.238, SLG: 0.305 25 Gleyber Torres, R (8, PH) OBP: 0.350, SLG: 0.543 (9, 4)		X SI 92 0-0 ① G6-3		C FF 93 B CH 85 F CH 85 S CU 80 1-3 ② K		B FF 92 B SL 84 X FF 92 2-0 1B		D SL 87 B SL 88 D SL 86 B FF 94 4-0 11 G1-3 1-2 BB		3 0	0 0	1 0	0 0	0 1	1 0	0 0
38 Shane Robinson, R (1, 7) OBP: 0.500, SLG: 0.750 31 Aaron Hicks, S (6, PH) OBP: 0.352, SLG: 0.472 (7, 8)		X FF 92 0-0 ② G6-3		B FF 93 B FF 93 B FF 92 C FF 93 X FF 92 3-1 HR		F FF 90 B SI 91 B FF 92 S SL 87 D SL 87 S SI 91 3-3 ③ K		B SL 87 C FF 94 D SL 88 X FF 95 2-1 ① SF7 3-H		2 1	1 0	1 0	1 1	0 0	0 1	0 1
Inning Stats	R: 2 E: 0 K: 0 S: 15 H: 3 LOB: 2 BB: 0 P: 28	R: 0 E: 0 K: 1 S: 6 H: 0 LOB: 1 BB: 1 P: 13	R: 0 E: 0 K: 0 S: 6 H: 0 LOB: 1 BB: 1 P: 15	R: 1 E: 0 K: 1 S: 8 H: 1 LOB: 0 BB: 0 P: 13	R: 0 E: 0 K: 0 S: 10 H: 1 LOB: 1 BB: 0 P: 15	R: 0 E: 0 K: 1 S: 9 H: 2 LOB: 1 BB: 0 P: 15	R: 0 E: 0 K: 0 S: 4 H: 0 LOB: 1 BB: 1 P: 12	R: 2 E: 0 K: 1 S: 17 H: 3 LOB: 2 BB: 1 P: 28		1B: 7 2B: 1 3B: 0 HR: 2 SF: 2 SAC: 0 DP: 1 HBP: 1			WP: 0 PB: 0 SB: 0 CS: 0 PA: 38		

	AB	R	H	RBI	BB	SO	LOB
	31	5	10	5	4	4	19

PITCHER		IP	WLS	BF	H	R	ER	SO	BB	IBB	HBP	BLK	WP	HR	S	P	ERA	WHIP
49 Heath Fillmyer, R ERA: 3.29	(1, 1)	5.0		23	5	3	3	2	2	0	1	0	0	1	45	84	5.40	1.400
33 Brian Flynn, L ERA: 3.83	(6, 1)	2.0	L	10	4	2	2	1	1	0	0	0	0	1	21	37	9.00	2.500
57 Glenn Sparkman, R ERA: 4.15	(8, 1)	1.0		5	1	0	0	1	1	0	0	0	0	0	9	18	0.00	2.000

PITCHER	IP	WLS	BF	H	R	ER	SO	BB	IBB	HBP	BLK	WP	HR	S	P	ERA	WHIP

Batter	1	2	3	4	5	6	7	8	9	AB	R	H	RBI	BB	SO	LOB
7 Rosell Herrera, S (1, 8) OBP: 0.304, SLG: 0.378	B FF 92 C FF 92 C FF 92 B FF 94 F FF 95 X SL 86 2-2 G4-3 ①		B FF 91 B FF 93 F SI 90 X SI 91 2-1 FC5-4 ② 27 WP 1-2f			C FF 92 S FF 92 F FF 94 B CH 86 B FF 93 X SI 90 2-2 27 G6-3 1B		X FC 91 0-0 HR		4	1	2	1	0	0	1
27 Adalberto Mondesi, S (1, 6) OBP: 0.297, SLG: 0.449	S FF 93 B FF 92 S CH 86 B FF 93 F CH 86 F FF 93 F SL 84 B FF 94 X FF 94 3-2 G4-3 ②		F SI 90 1 SAFE L FF 93 F FF 93 B CH 87 F FF 94 F CH 87 X FF 94 1-2 P2 ③ 1-2			F FF 92 X SI 90 0-1 G6-3 ①② 1-2f		S KC 84 F KC 85 S KC 85 0-3 K2-3 ①		4	0	0	0	0	1	2
13 Salvador Perez, R (1, 10) OBP: 0.276, SLG: 0.441	B CU 77 X FF 93 1-0 1B			X SI 89 0-0 F8 ①		B FF 93 S FF 93 S FF 93 B FF 93 B CH 87 F FF 94 X SI 92 3-2 HR		B SL 88 F FC 93 S KC 84 F SL 87 B KC 85 S KC 85 2-3 K ②		4	1	2	1	0	1	0
15 Whit Merrifield, R (1, 4) OBP: 0.368, SLG: 0.418	F FF 93 F FF 93 S CH 87 0-3 K ③			B SI 89 X FF 92 1-0 P4 ②		C SL 84 B FF 92 C FF 94 F FF 94 X FF 94 1-2 G4-3 ③		C SL 86 B FC 92 X FC 92 1-1 L7 ③		4	0	0	0	0	1	1
17 Hunter Dozier, R (1, 3) OBP: 0.268, SLG: 0.342		B CU 74 C FF 91 B CH 86 X FF 92 2-1 F9 ①		B FF 92 F SL 84 B CH 87 F FF 92 F FF 94 B CH 87 F FF 94 F FF 94 B FF 95 4-2 BB			C FF 96 B SL 87 B FF 96 X FF 96 2-1 HR		F FF 96 B SL 84 B FF 98 S FF 97 F FF 98 C SL 84 2-3 K ①		3	1	1	1	1	1	0
4 Alex Gordon, L (1, 7) OBP: 0.309, SLG: 0.338		B FF 91 F FF 92 X SL 85 1-1 F7 ②		B FF 93 C FF 93 X SL 84 1-1 L7 ③			B FF 96 F FF 97 F FF 96 X FF 97 1-2 2B		B SL 84 S FF 99 C SL 85 S FF 100 1-3 K ②		4	0	1	0	0	1	1
2 Alcides Escobar, R (1, 5) OBP: 0.247, SLG: 0.267		C FF 93 B FF 92 S CH 86 F FF 94 B CH 88 X FF 93 2-2 G4-3 ③			C FF 91 B SI 89 X FF 92 1-1 F9 ①		F FF 96 B SL 88 S FF 96 F FF 97 X SL 87 1-2 G6-3 ①		B FF 98 C FF 97 F FF 98 F CH 91 B SI 100 S SL 87 2-3 K ③	4	0	0	0	0	1	1
14 Brett Phillips, L (1, 9) OBP: 0.259, SLG: 0.250			B FF 91 B FF 93 C FF 92 B FF 93 F FF 92 H FF 94 4-2 7 FC5-4 HBP		C SL 85 X SI 90 0-1 G1-3 ②		C FF 96 B FF 97 C FF 97 F FF 96 S FF 96 1-3 K ②			2	0	0	0	0	1	1
9 Drew Butera, R (1, 2) OBP: 0.270, SLG: 0.287			B FF 92 F FF 92 B FF 92 C FF 93 S FF 94 2-3 K ①		X SI 90 0-0 P2 ③		B FF 97 C FF 97 S FF 97 B FF 97 B FF 96 F FF 97 X FF 96 3-2 P4 ③			3	0	0	0	0	1	2
Inning Stats	R: 0 E: 0 K: 1 S: 14 H: 1 LOB: 1 BB: 0 P: 20	R: 0 E: 0 K: 0 S: 8 H: 0 LOB: 0 BB: 0 P: 13	R: 0 E: 0 K: 1 S: 13 H: 0 LOB: 1 BB: 0 P: 22	R: 0 E: 0 K: 0 S: 9 H: 0 LOB: 1 BB: 1 P: 15	R: 0 E: 0 K: 0 S: 5 H: 0 LOB: 0 BB: 0 P: 6	R: 1 E: 0 K: 0 S: 14 H: 2 LOB: 0 BB: 0 P: 20	R: 1 E: 0 K: 1 S: 17 H: 2 LOB: 1 BB: 0 P: 25	R: 1 E: 0 K: 2 S: 10 H: 1 LOB: 0 BB: 0 P: 13	R: 0 E: 0 K: 3 S: 11 H: 0 LOB: 0 BB: 0 P: 16	1B: 2 2B: 1 3B: 0 HR: 3 SF: 0 SAC: 0 DP: 1 HBP: 1						

PITCHER		IP	WLS	BF	H	R	ER	SO	BB	IBB	HBP	BLK	WP	HR	S	P	ERA	WHIP
34 J.A. Happ, L ERA: 4.05	(1, 1)	6.0	W	22	3	1	1	2	1	0	1	0	1	1	63	96	1.50	0.667
57 Chad Green, R ERA: 2.74	(7, 1)	1.0		5	2	1	1	1	0	0	0	0	0	1	17	25	9.00	2.000
30 David Robertson, R ERA: 3.61	(8, 1)	1.0		4	1	1	1	2	0	0	0	0	0	1	10	13	9.00	1.000
54 Aroldis Chapman, L ERA: 1.93	(9, 1)	1.0	S	3	0	0	0	3	0	0	0	0	0	0	11	16	0.00	0.000

PITCHER	IP	WLS	BF	H	R	ER	SO	BB	IBB	HBP	BLK	WP	HR	S	P	ERA	WHIP

TOP

Kansas City Royals @ New York Yankees

Yankee Stadium, Bronx, NY

Sun Jul 29 2018, 1:11 PM - 4:01 PM EDT

Att. 46,192 - Partly Cloudy - 81 F

livebaseballscorecards.com

AB	32
R	3
H	6
RBI	3
BB	1
SO	8
LOB	9

WP: 1	PA: 34
PB: 0	
SB: 0	
CS: 0	

Batter	1	2	3	4	5	6	7	8	9	AB	R	H	RBI	BB	SO	LOB
11 Brett Gardner, L (1, 7) OBP: 0.343, SLG: 0.386	B FF 90 C FF 91 B CU 76 S FF 90 X FF 93 2-2 G4-3 ①		C FF 90 B CH 82 B CH 80 F FF 90 B FF 92 B FF 90 4-2 27 G6-3 BB		C CH 80 X FF 92 0-1 18 G5-3 27 1B 25 G4-3 1B	F FF 94 B FF 94 B FF 95 S CH 90 B FF 94 F FF 95 S FF 94 3-3 K ①				3	1	1	0	1	1	2
27 Giancarlo Stanton, R (1, 9) OBP: 0.344, SLG: 0.510	B FF 93 C FF 93 S FF 92 F FF 95 X CU 79 1-2 G5-3 ②		B CU 74 F FF 90 1 SAFE B FF 91 1 SAFE B FF 90 S CH 81 X FF 92 3-2 G6-3 ② 1-2		1 SAFE 1 SAFE 1 SAFE F CH 81 1 SAFE F FF 92 X FF 93 0-2 25 G4-3 18 G5-3 33 1B 1-2 1B	B CU 79 X FF 95 1-0 SF8 ② 2-3 3-H				3	1	1	1	0	0	1
18 Didi Gregorius, L (1, 6) OBP: 0.322, SLG: 0.470	B CU 77 B FF 92 B FF 91 B FF 90 4-0 31 E 31 HR BB		F CH 80 F FF 92 S FF 93 0-3 K ③		X SL 78 0-0 G5-3 ① 1-2 2-3	B CH 89 X FF 94 1-0 P5 ③				3	1	0	0	1	1	4
31 Aaron Hicks, S (1, 8) OBP: 0.359, SLG: 0.491	L FF 90 1 SAFE 1 SAFE X CU 76 0-1 1-H HR			C FF 89 C FF 91 B FF 92 F CH 84 X CU 78 1-2 41 1B 2B	B FF 90 B SI 88 S SL 80 F SI 88 B FF 90 B FF 90 4-2 33 1B 25 G4-3 BB		F FF 97 B FF 99 X CH 89 1-1 33 CS 1B			3	2	3	2	1	0	0
25 Gleyber Torres, R (1, 4) OBP: 0.345, SLG: 0.534	B FF 91 B FF 90 F FF 89 B FF 91 F FF 89 F FF 91 F FF 91 S CH 81 3-3 K ③			B SI 90 C CH 80 X CH 81 1-1 L7 ①	C SL 83 B SI 90 C SL 80 X SI 90 1-2 G4-3 ② 1-2 2-3 3-H		C SL 87 F FF 98 C SL 89 0-3 K ①			4	0	0	1	0	2	4
33 Greg Bird, L (1, 3) OBP: 0.332, SLG: 0.462		B FF 90 C CH 81 B FF 89 F FF 89 B CH 80 S CH 81 3-3 K ①		F SI 89 C CU 78 F FF 93 F FF 92 X FF 93 0-2 L9 ② 2-3 3-H	C SL 80 B FF 91 B FF 90 X SL 83 2-1 1B		B FF 98 B CH 90 S FF 98 F FF 97 S FF 100 2-3 K ②③ 1-2			4	0	1	1	0	2	2
41 Miguel Andujar, R (1, 5) OBP: 0.325, SLG: 0.491		C CU 75 F CU 77 F FF 92 F FF 92 X CH 82 0-2 L7 ②		S CU 78 B FF 93 F SI 90 X CU 80 1-2 14 BB 2-H 1B	C CU 77 X FF 94 0-1 L8 ③			B FF 98 B SL 83 X FF 96 2-0 L9 ①		4	0	1	1	0	0	2
14 Neil Walker, S (1, 10) OBP: 0.313, SLG: 0.319		B FF 90 B CH 82 S FF 91 S FF 91 F FF 92 C CU 78 2-3 K ③		B CH 78 B CH 80 1 SAFE B FF 90 C FF 91 B FF 92 4-1 1-2 BB		B FF 93 B FF 94 C FF 93 H CU 77 3-1 28 2B 27 SF8 HBP		X FF 97 0-0 28 G6-4-3 1B		2	1	1	0	1	1	0
28 Austin Romine, R (1, 2) OBP: 0.325, SLG: 0.472			X FF 90 0-0 G4-3 ①	C CH 80 F FF 93 F FF 94 B CH 82 F CH 82 X FF 92 1-2 F9 ③		B CU 77 X FF 93 1-0 27 SF8 1-3 2B		B SL 85 B FF 96 X FF 96 2-0 G6-4-3 ②③ 1-2f		4	0	1	0	0	0	3
Inning Stats	R: 2 E: 1 K: 1 S: 14 H: 1 LOB: 0 BB: 1 P: 24	R: 0 E: 0 K: 2 S: 12 H: 0 LOB: 0 BB: 0 P: 17	R: 0 E: 0 K: 1 S: 9 H: 0 LOB: 1 BB: 1 P: 16	R: 1 E: 0 K: 0 S: 20 H: 2 LOB: 2 BB: 1 P: 28	R: 2 E: 0 K: 0 S: 15 H: 3 LOB: 2 BB: 1 P: 22	R: 1 E: 0 K: 1 S: 8 H: 1 LOB: 1 BB: 0 P: 17	R: 0 E: 0 K: 2 S: 8 H: 1 LOB: 0 BB: 0 P: 11	R: 0 E: 0 K: 0 S: 3 H: 1 LOB: 0 BB: 0 P: 7		1B: 6 2B: 2 3B: 0 HR: 1 SF: 1 SAC: 0 DP: 1 HBP: 1				WP: 0 PB: 0 SB: 0 CS: 1 PA: 36		

BOTTOM

Kansas City Royals @ New York Yankees

Yankee Stadium, Bronx, NY

Sun Jul 29 2018, 1:11 PM - 4:01 PM EDT

Att. 46,192 - Partly Cloudy - 81 F

livebaseballscorecards.com

AB	30
R	6
H	9
RBI	6
BB	4
SO	7
LOB	18

PITCHER		IP	WLS	BF	H	R	ER	SO	BB	IBB	HBP	BLK	WP	HR	S	P	ERA	WHIP
64 Burch Smith, R ERA: 6.0	(1, 1)	4.0	L	20	5	5	5	4	3	0	0	0	0	1	60	90	11.25	2.000
54 Tim Hill, L ERA: 5.64	(5, 1)	0.2		4	1	0	0	0	1	0	0	0	0	0	8	15	0.00	3.000
50 Jason Adam, R ERA: 4.85	(5, 1)	1.1		6	1	1	1	1	0	0	1	0	0	0	10	19	6.75	0.750
37 Brandon Maurer, R ERA: 12.21	(7, 1)	1.0		3	1	0	0	2	0	0	0	0	0	0	8	11	0.00	1.000
43 Wily Peralta, R ERA: 3.38	(8, 1)	1.0		3	1	0	0	0	0	0	0	0	0	0	3	7	0.00	1.000

PITCHER	IP	WLS	BF	H	R	ER	SO	BB	IBB	HBP	BLK	WP	HR	S	P	ERA	WHIP

Baltimore Orioles @ New York Yankees

Yankee Stadium, Bronx, NY

Tue Jul 31 2018, 7:14 PM - 10:21 PM EDT

Att. 46,473 - Partly Cloudy - 80 F

livebaseballscorecards.com

TOP

Batter	1	2	3	4	5	6	7	8	9	AB	R	H	RBI	BB	SO	LOB
1 Tim Beckham, R (1, 6) OBP: 0.289, SLG: 0.330	F8		K			BB		BB		2	1	0	0	2	1	1
29 Jace Peterson, L (1, 4) OBP: 0.324, SLG: 0.346	HBP		K			F7		2B		3	1	1	2	0	1	2
10 Adam Jones, R (1, 8) OBP: 0.314, SLG: 0.433	BB		K			1B		G6-3		3	0	1	0	1	1	2
45 Mark Trumbo, R (1, 10) OBP: 0.311, SLG: 0.427	K			G5-3		K		1B		4	0	1	0	0	2	4
19 Chris Davis, L (1, 3) OBP: 0.242, SLG: 0.302	G4-3			F8		K		K		4	0	0	0	0	2	5
16 Trey Mancini, R (1, 7) OBP: 0.297, SLG: 0.371		G5-3		K			K	K		4	0	0	0	0	3	1
23 Joey Rickard, R (1, 9) OBP: 0.285, SLG: 0.400		P4			K		L7	K	K	4	0	0	0	0	2	0
39 Renato Núñez, R (1, 5) OBP: 0.231, SLG: 0.288		G5-3			61 G6-4-3 1B		K	K	K	4	0	1	0	0	2	0
61 Austin Wynns, R (1, 2) OBP: 0.289, SLG: 0.444			2B		G6-4-3 1-2f			1 BB 29 2B 1B	K	4	1	2	0	0	1	1
Inning Stats	R: 0 E: 0 K: 1 S: 16 H: 0 LOB: 2 BB: 1 P: 31	R: 0 E: 0 K: 0 S: 8 H: 0 LOB: 0 BB: 0 P: 13	R: 0 E: 0 K: 3 S: 13 H: 1 LOB: 1 BB: 0 P: 18	R: 0 E: 0 K: 1 S: 7 H: 0 LOB: 0 BB: 0 P: 10	R: 0 E: 0 K: 1 S: 11 H: 1 LOB: 0 BB: 0 P: 13	R: 0 E: 0 K: 2 S: 11 H: 1 LOB: 2 BB: 1 P: 20	R: 0 E: 0 K: 2 S: 8 H: 0 LOB: 0 BB: 0 P: 11	R: 3 E: 0 K: 2 S: 19 H: 3 LOB: 1 BB: 1 P: 37	R: 0 E: 0 K: 3 S: 9 H: 0 LOB: 0 BB: 0 P: 13	1B: 4 2B: 2 3B: 0 HR: 0	SF: 0 SAC: 0 DP: 1 HBP: 1						

	AB	32
	R	3
	H	6
	RBI	2
	BB	3
	SO	15
	LOB	16

PITCHER		IP	WLS	BF	H	R	ER	SO	BB	IBB	HBP	BLK	WP	HR	S	P	ERA	WHIP
19 Masahiro Tanaka, R ERA: 3.84	(1, 1)	6.0	W	23	3	0	0	8	2	0	1	0	1	0	66	105	0.00	0.833
67 A.J. Cole, R ERA: 5.13	(7, 1)	1.1		7	2	3	2	2	1	0	0	0	0	0	18	32	13.50	2.250
68 Dellin Betances, R ERA: 2.4	(8, 1)	0.2		3	1	0	0	2	0	0	0	0	0	0	9	16	0.00	1.500
54 Aroldis Chapman, L ERA: 1.88	(9, 1)	1.0	S	3	0	0	0	3	0	0	0	0	0	0	9	13	0.00	0.000

PITCHER	IP	WLS	BF	H	R	ER	SO	BB	IBB	HBP	BLK	WP	HR	S	P	ERA	WHIP

Baltimore Orioles @ New York Yankees

Yankee Stadium, Bronx, NY

Tue Jul 31 2018, 7:14 PM - 10:21 PM EDT

Att. 46,473 - Partly Cloudy - 80 F

livebaseballscorecards.com

BOTTOM

Batter	1	2	3	4	5	6	7	8	9	AB	R	H	RBI	BB	SO	LOB
11 Brett Gardner, L (1, 7) OBP: 0.344, SLG: 0.385	C FF 92 B SI 92 B SI 91 B FF 92 F FF 92 B FF 94 4-2 18 BB 25 1B BB		B CH 89 C CH 85 B FF 90 B SI 91 F FF 91 X SI 93 3-2 27 E 27 S 18 1B 1B	B SL 86 B SL 86 X SI 93 2-0 ③ F8		F SI 95 B CH 90 C CH 86 F SI 94 X SI 93 1-2 ① L7				3	2	1	0	1	0	2
27 Giancarlo Stanton, R (1, 9) OBP: 0.343, SLG: 0.506	B SI 92 1 SAFE C FF 93 X FF 92 1-1 ① P4		C SI 91 F CH 86 B FF 93 B CH 86 X SL 89 2-2 E6 18 1B 1-3		H SI 90 1-0 31 BB 18 1B 33 SF8 HBP	X SI 96 0-0 ② FC5-4 1-2f				3	1	0	0	0	0	3
18 Didi Gregorius, L (1, 6) OBP: 0.326, SLG: 0.472	D CH 86 S CH 85 F SI 92 B SL 88 1 SAFE 1 SAFE D CH 87 B CH 87 4-2 25 1B 1-2 BB		B CH 86 F SI 91 X SI 93 1-1 1-2 3-H 1B		X SI 92 0-0 31 BB 41 HR 1-2 1B	F CH 89 B SI 96 B SI 93 B CH 87 C SI 95 X SI 94 3-2 ③ P5				3	1	2	1	1	0	1
31 Aaron Hicks, S (1, 8) OBP: 0.361, SLG: 0.488	C FF 93 S FF 93 S SI 93 0-3 ② K		C SI 93 C FF 94 B FF 93 D SL 88 S CH 88 2-3 ① K		B CH 88 B CH 87 S SI 93 S CH 87 F FF 94 B SI 93 B CH 86 4-2 41 HR 1-2 2-3 BB		S SL 86 B CH 93 B SI 95 B SI 95 B FF 95 4-1 25 G5-4-3 BB			2	1	0	0	2	2	4
25 Gleyber Torres, R (1, 4) OBP: 0.344, SLG: 0.529	B SL 87 D CH 86 S FF 94 F SI 91 B FF 95 X SL 87 3-2 1-3 2-H 1B		X SI 92 0-0 ② P3		X SI 90 0-0 ① P4		X SI 95 0-0 ① ② G5-4-3 1-2f			4	0	1	1	0	0	6
33 Greg Bird, L (1, 3) OBP: 0.325, SLG: 0.455	B SI 92 C FF 92 S CH 86 S FF 93 1-3 ③ K		B SI 93 F CH 88 S FF 92 B FF 93 X SI 93 2-2 ③ F9		B SI 94 B CH 86 X SI 91 2-0 ② SF8 3-H		C SI 95 B SL 87 X CH 92 1-1 ③ F8			3	0	0	1	0	1	4
41 Miguel Andujar, R (1, 5) OBP: 0.324, SLG: 0.497		B FF 92 C SI 90 X FF 92 1-1 ① P4		F SL 87 B SI 90 S CH 88 B FF 94 B SL 88 F FF 94 S SL 89 3-3 ① K	B SI 90 S SL 86 B FF 94 X CH 89 2-1 1-H 2-H HR			S SL 88 B FF 98 B SL 87 F FF 97 S SL 87 2-3 ① K		4	1	1	3	0	2	0
14 Neil Walker, S (1, 10) OBP: 0.308, SLG: 0.314		B SI 91 C FF 93 B FF 91 B SI 91 X FF 92 3-1 ② L7		B CH 85 X CH 88 1-0 ② L4	S CH 87 B SI 94 T SL 86 B FF 92 X CH 88 2-2 ③ G6-3			C FF 98 B SL 88 B FF 98 T FF 97 B SL 86 F FF 98 C SL 87 3-3 ② K		4	0	0	0	0	1	0
66 Kyle Higashioka, R (1, 2) OBP: 0.233, SLG: 0.410		X SL 88 0-0 ③ G5-3		C SI 92 X CH 87 0-1 1B		B SI 96 B SI 95 B SI 94 B SI 96 4-0 27 FC5-4 BB		F SL 88 C SL 88 B FF 98 F FF 98 F SL 88 S SL 88 1-3 ③ K		3	0	1	0	1	1	0
Inning Stats	R: 1 E: 0 K: 2 S: 15 H: 1 LOB: 2 BB: 2 P: 28	R: 0 E: 0 K: 0 S: 5 H: 0 LOB: 0 BB: 0 P: 9	R: 1 E: 1 K: 1 S: 15 H: 2 LOB: 2 BB: 0 P: 25	R: 0 E: 0 K: 1 S: 8 H: 1 LOB: 1 BB: 0 P: 14	R: 4 E: 0 K: 0 S: 11 H: 2 LOB: 0 BB: 1 P: 22	R: 0 E: 0 K: 0 S: 8 H: 0 LOB: 1 BB: 1 P: 16	R: 0 E: 0 K: 0 S: 4 H: 0 LOB: 0 BB: 1 P: 9	R: 0 E: 0 K: 3 S: 12 H: 0 LOB: 0 BB: 0 P: 18		1B: 5 2B: 0 3B: 0 HR: 1 SF: 1 SAC: 0 DP: 1 HBP: 1					

	AB	29
	R	6
	H	6
	RBI	6
	BB	5
	SO	7
	LOB	20

PITCHER		IP	WLS	BF	H	R	ER	SO	BB	IBB	HBP	BLK	WP	HR	S	P	ERA	WHIP
32 Yefry Ramírez, R ERA: 4.59	(1, 1)	5.0	L	26	6	6	6	4	3	0	1	0	0	1	54	98	10.80	1.800
50 Miguel Castro, R ERA: 3.21	(6, 1)	1.0		4	0	0	0	0	1	0	0	0	0	0	8	16	0.00	1.000
59 Jhan Mariñez, R ERA: 3.86	(7, 1)	1.0		3	0	0	0	0	1	0	0	0	0	0	4	9	0.00	1.000
66 Tanner Scott, L ERA: 6.23	(8, 1)	1.0		3	0	0	0	3	0	0	0	0	0	0	12	18	0.00	0.000

PITCHER	IP	WLS	BF	H	R	ER	SO	BB	IBB	HBP	BLK	WP	HR	S	P	ERA	WHIP

Batter	1	2	3	4	5	6	7	8	9	AB	R	H	RBI	BB	SO	LOB
1 Tim Beckham, R (1, 6) OBP: 0.287, SLG: 0.327	B SI 94 C SI 94 S CU 83 B CU 84 S SI 94 2-3 ① K	X CU 82 0-0 10 L9-2-6 29 1B 1B 2-H 3-H	C FC 86 B SI 94 B FC 88 B SI 95 S FF 95 C FF 95 3-3 ③ K			S FF 94 B SI 94 C FC 88 B FF 94 S FC 86 2-3 ② K		B SL 86 X FF 97 1-0 ③ F9		5	0	1	2	0	3	2
29 Jace Peterson, L (1, 9) OBP: 0.326, SLG: 0.348 (8, 5)	C FF 94 B FF 94 X SI 92 1-1 ② F7	C FF 94 S CS 79 1 SAFE B FF 92 X CU 80 1-2 1-2 1B	C FF 92 C FF 93 T FF 94 0-2 ① K			B FF 95 C FC 90 X FC 89 1-1 1B			C FF 91 F CH 85 S CH 85 0-3 ① K	5	0	2	0	0	2	0
10 Adam Jones, R (1, 8) OBP: 0.313, SLG: 0.431	C SI 95 B SI 94 C SI 94 B CU 83 S CU 84 2-3 ③ K	B CU 80 X FF 92 1-0 ②③ L9-2-6 2-2		B FF 94 S FC 88 X SI 93 1-1 ② G4-3		B FF 94 F FF 94 B SI 93 B FF 95 F FF 94 F FC 86 X SI 95 3-2 ③ F8			F FF 93 F FF 94 B SL 81 X FF 93 1-2 2 1B 1B	5	0	1	0	0	1	3
2 Danny Valencia, R (1, 10) OBP: 0.322, SLG: 0.422		B SI 93 X SI 93 1-0 19 BB 16 1B 1B	B SL 87 B SI 92 F SI 90 X ST 82 2-1 ① G6-3	F FF 95 F FF 95 B FF 95 F FF 95 B FC 87 B SI 95 X FF 95 3-2 ③ F8			X FF 94 0-0 ① P4		D FC 85 X FF 93 1-0 1-2 1B	5	1	2	0	0	0	0
19 Chris Davis, L (1, 3) OBP: 0.245, SLG: 0.302		B FF 92 B FF 93 F SI 91 B CU 82 B FF 94 4-1 36 1B 16 1B 39 2B 1-2 BB	B CS 78 C SL 87 B CU 82 B FF 93 X SI 90 3-1 ② G4-3		C FF 94 C FF 93 B FF 94 X FF 94 1-2 36 FC5-4 1B		C FF 94 S FF 95 B CU 81 B FF 95 B FF 94 C FF 94 3-3 ② K		C FF 93 B FC 86 X FF 93 1-1 ② F7	4	1	1	0	1	1	2
16 Trey Mancini, R (1, 7) OBP: 0.301, SLG: 0.382		C SI 94 X CU 82 0-1 36 1B 39 2B 1-2 2-H 1B	F ST 83 B SL 88 S CU 81 X CU 80 1-2 HR		B FC 88 X FF 92 1-0 ① F7		B FF 94 B FC 88 C FF 94 F FC 86 F FF 95 F SI 94 X FC 88 2-2 1B		F FF 93 B FC 85 F FF 94 B FC 84 X FC 86 2-2 ③ F9	5	2	3	2	0	0	3
36 Caleb Joseph, R (1, 2) OBP: 0.272, SLG: 0.360		X SI 94 0-0 39 2B 1 1B 1-2 2-3 1B	B FF 94 C FF 93 B ST 82 B SI 91 B FF 93 4-1 39 1B 28 1B BB		X FF 94 0-0 ② FC5-4 1-2f 39 2B		B SI 92 B FF 96 F SI 94 F SI 93 S FF 96 2-3 ③ K			3	2	1	0	1	1	2
39 Renato Núñez, R (1, 5) OBP: 0.261, SLG: 0.349 23 Joey Rickard, R (8, 9) OBP: 0.285, SLG: 0.400		D CU 83 X FF 93 1-0 1 1B 1-3 2-H 3-H 2B	C SI 93 B CU 82 X SI 93 1-1 28 1B 1-3 1B		C FF 95 B SI 94 S SI 93 X FF 95 1-2 ③ 1-H 2B			C FF 96 F SL 86 B FF 97 X FF 96 1-2 ① G4-3		4 0	1 0	3 0	2 0	0 0	0 0	0 0
28 Breyvic Valera, S (1, 4) OBP: 0.270, SLG: 0.182		C CU 83 F FF 93 D CU 83 S CU 82 1-3 ① K	1 SAFE B SI 92 D SI 92 C SI 92 X FC 87 2-1 1-2 3-H 1B			B SI 91 C FF 92 X FC 89 1-1 ① G6-3		C FF 96 B FS 88 B FF 96 F FF 97 B FF 96 X FF 96 3-2 ② F7		4	0	1	1	0	1	2
Inning Stats	R: 0 E: 0 K: 2 S: 8 H: 0 LOB: 0 BB: 0 P: 13	R: 5 E: 0 K: 1 S: 14 H: 6 LOB: 1 BB: 1 P: 23	R: 2 E: 0 K: 1 S: 15 H: 3 LOB: 2 BB: 1 P: 31	R: 0 E: 0 K: 1 S: 9 H: 0 LOB: 0 BB: 0 P: 13	R: 0 E: 0 K: 0 S: 8 H: 2 LOB: 2 BB: 0 P: 11	R: 0 E: 0 K: 1 S: 11 H: 1 LOB: 1 BB: 0 P: 18	R: 0 E: 0 K: 2 S: 12 H: 1 LOB: 1 BB: 0 P: 19	R: 0 E: 0 K: 0 S: 7 H: 0 LOB: 0 BB: 0 P: 12	R: 0 E: 0 K: 1 S: 12 H: 2 LOB: 2 BB: 0 P: 17	1B: 12 2B: 3 3B: 0 HR: 1 SF: 0 SAC: 0 DP: 1 HBP: 0						

PITCHER		IP	WLS	BF	H	R	ER	SO	BB	IBB	HBP	BLK	WP	HR	S	P	ERA	WHIP
55 Sonny Gray, R ERA: 5.56	(1, 1)	2.2	L	17	8	7	7	3	2	0	0	0	0	1	32	57	23.62	3.750
36 Lance Lynn, R ERA: 4.89	(3, 1)	4.1		17	5	0	0	5	0	0	0	0	0	0	45	71	0.00	1.154
57 Chad Green, R ERA: 2.68	(8, 1)	1.0		3	0	0	0	0	0	0	0	0	0	0	7	12	0.00	0.000
56 Jonathan Holder, R ERA: 2.06	(9, 1)	1.0		5	2	0	0	1	0	0	0	0	0	0	12	17	0.00	2.000

PITCHER	IP	WLS	BF	H	R	ER	SO	BB	IBB	HBP	BLK	WP	HR	S	P	ERA	WHIP

TOP

Baltimore Orioles @ New York Yankees

Yankee Stadium, Bronx, NY

Wed Aug 01 2018, 1:13 PM - 4:58 PM EDT

Att. 47,206 - Partly Cloudy - 84 F

livebaseballscorecards.com

AB	40
R	7
H	15
RBI	7
BB	2
SO	9
LOB	14

WP: 0 PA: 42
PB: 0
SB: 0
CS: 0

Batter	1	2	3	4	5	6	7	8	9	AB	R	H	RBI	BB	SO	LOB
11 Brett Gardner, L (1, 7) OBP: 0.342, SLG: 0.382	B SI 90 B SI 91 X SI 91 2-0 ① P6	C KC 82 B FS 87 B FS 87 X FS 87 2-1 1-2 2-3 1B			B KC 79 F FS 85 X SI 91 1-1 ① P4		B FF 98 B FF 97 B FF 96 C FF 95 X FF 96 3-1 ② L7		C FF 92 F FF 92 F FF 93 X SL 84 0-2 ① F7	5	0	1	0	0	0	0
27 Giancarlo Stanton, R (1, 10) OBP: 0.342, SLG: 0.505	B SI 92 B SI 91 C SI 91 B FS 87 C SI 92 X SI 92 3-2 ② G2	C FS 85 S SI 92 F FS 86 B SI 92 F SI 92 S SI 92 1-3 ③ K			X SI 92 0-0 ② G2-3		C FF 97 B SL 84 S SL 84 F FF 97 B SL 85 X SL 83 2-2 2B		S SL 84 S SL 85 S SL 85 0-3 ② K	5	0	1	0	0	2	3
18 Didi Gregorius, L (1, 6) OBP: 0.330, SLG: 0.473	B KC 80 C FS 87 X FS 86 1-1 1B		B SI 90 C SI 90 F FS 85 F SI 91 X FS 85 1-2 ① L8		C KC 80 B SI 91 X FS 85 1-1 1B		B FS 87 C FF 97 B FS 87 X FF 97 2-1 ③ L8		B SL 84 S FF 92 B FF 92 F FF 92 X SL 85 2-2 31 BB 25 HR 1B	5	1	3	0	0	0	1
31 Aaron Hicks, S (1, 8) OBP: 0.361, SLG: 0.485	C SI 92 S FS 86 D FS 86 D FS 86 B SI 92 S FS 86 3-3 ③ K		C KC 81 S FS 86 B FS 87 C SI 92 1-3 ② K		F FS 86 1 SAFE B FS 86 B FS 87 C SI 91 D FS 86 F SI 93 C SI 92 3-3 ③ K			X FF 95 0-0 33 BB 41 1B 25 BB 1B	C FF 93 S FF 94 F FF 94 B SL 86 B SL 85 B FF 93 B FF 92 4-2 1-2 25 HR BB	4	2	1	0	1	3	2
25 Gleyber Torres, R (1, 4) OBP: 0.348, SLG: 0.554		B SI 91 X SI 91 1-0 HR	B KC 81 C SI 92 F FS 86 F FS 85 B SI 92 B SI 92 S FS 86 3-3 ③ K			X SI 91 0-0 ① F9		B SL 84 B FF 95 B FF 95 B FF 95 4-0 41 1B 33 BB 1-2 BB	C SL 92 B FF 98 S FF 98 B FF 96 F FF 98 X SL 93 2-2 1-H 2-H HR	4	2	2	4	1	1	0
33 Greg Bird, L (1, 3) OBP: 0.327, SLG: 0.450		X SI 91 0-0 11 1B 28 1B 1B		C SI 92 B KC 81 C FS 86 X SI 91 1-2 ① P6		C KC 81 B FS 87 S FS 87 B FS 87 X SI 93 2-2 ② P3		B SI 96 C FF 96 B CH 88 B SI 96 B SI 96 4-1 41 1B 1-2 2-3 BB	B SI 96 C FF 97 F FF 95 B FF 97 F SL 90 X FF 97 2-2 ③ P4	4	0	1	0	1	0	0
41 Miguel Andujar, R (1, 5) OBP: 0.326, SLG: 0.497		C SI 91 S KC 81 F KC 81 S FS 86 0-3 ① K		F KC 80 X SI 91 0-1 E5 28 E		B KC 82 C SI 93 F KC 82 B FS 86 X SI 92 2-2 1B		X FF 96 0-0 14 G6-3 1-2 2-3 3-H 1B		4	0	2	1	0	1	1
28 Austin Romine, R (1, 2) OBP: 0.323, SLG: 0.466		X SI 92 0-0 11 1B 1-2 1B		B SI 90 X SI 91 1-0 E4 38 G6-4-3 1-3		C KC 80 X KC 81 0-1 ③ G6-3		B SL 86 S FF 95 F FF 96 S FF 98 1-3 ① K		4	0	1	0	0	1	5
38 Shane Robinson, R (1, 9) OBP: 0.385, SLG: 0.545 14 Neil Walker, S (8, PH) (9, 9) OBP: 0.307, SLG: 0.312		C SI 92 B SI 91 S FS 86 F FS 86 B SI 92 F FS 87 X SI 92 2-2 ② F8		X SI 91 0-0 ② ③ G6-4-3 1-2f			B FF 97 C FF 98 C FF 96 B FF 98 F FF 97 X SL 86 2-2 ① G6-3	X FF 92 0-0 ② ③ G6-3 1-2f		3 1	0 0	0 0	0 0	0 0	0 0	4 3
Inning Stats	R: 0 E: 0 K: 1 S: 9 H: 1 LOB: 1 BB: 0 P: 18	R: 1 E: 0 K: 2 S: 19 H: 4 LOB: 3 BB: 0 P: 25	R: 0 E: 0 K: 2 S: 11 H: 0 LOB: 0 BB: 0 P: 16	R: 0 E: 2 K: 0 S: 7 H: 0 LOB: 1 BB: 0 P: 9	R: 0 E: 0 K: 1 S: 9 H: 1 LOB: 1 BB: 0 P: 14	R: 0 E: 0 K: 0 S: 9 H: 1 LOB: 1 BB: 0 P: 13	R: 0 E: 0 K: 0 S: 12 H: 1 LOB: 1 BB: 0 P: 21	R: 1 E: 0 K: 1 S: 7 H: 2 LOB: 2 BB: 2 P: 16	R: 3 E: 0 K: 1 S: 21 H: 2 LOB: 0 BB: 1 P: 31	1B: 9 2B: 1 3B: 0 HR: 2 SF: 0 SAC: 0 DP: 2 HBP: 0						WP: 0 PB: 0 SB: 0 CS: 0 PA: 42	

PITCHER		IP	WLS	BF	H	R	ER	SO	BB	IBB	HBP	BLK	WP	HR	S	P	ERA	WHIP
17 Alex Cobb, R ERA: 5.83	(1, 1)	6.0	W	26	7	1	1	6	0	0	0	0	0	1	64	95	1.50	1.167
49 Cody Carroll, R ERA:	(7, 1)	1.0		4	1	0	0	0	0	0	0	0	0	0	12	21	0.00	1.000
60 Mychal Givens, R ERA: 4.92	(8, 1)	0.1		5	2	1	1	1	2	0	0	0	0	0	6	15	27.00	12.000
51 Paul Fry, L ERA: 2.51	(8, 1)	1.1	H	5	1	2	2	1	1	0	0	0	0	0	14	20	13.50	1.500
43 Mike Wright Jr., R ERA: 4.58	(9, 1)	0.1		2	1	1	1	0	0	0	0	0	0	1	8	12	27.00	3.000

PITCHER	IP	WLS	BF	H	R	ER	SO	BB	IBB	HBP	BLK	WP	HR	S	P	ERA	WHIP

BOTTOM

Baltimore Orioles @ New York Yankees

Yankee Stadium, Bronx, NY

Wed Aug 01 2018, 1:13 PM - 4:58 PM EDT

Att. 47,206 - Partly Cloudy - 84 F

livebaseballscorecards.com

AB	39
R	5
H	12
RBI	5
BB	3
SO	8
LOB	19

Batter	1	2	3	4	5	6	7	8	9	AB	R	H	RBI	BB	SO	LOB
31 Aaron Hicks, S (1, 8) OBP: 0.365, SLG: 0.493	B FF 87 F FF 89 S CU 73 B SL 78 F FF 90 X CU 74 2-2 E6 27 1B 18 HR	B FF 90 C SI 89 X FF 90 1-1 HR		B SL 78 D SL 80 C FF 90 D CU 75 B FF 90 4-1 BB			B FF 92 B FC 87 B FF 91 C FF 91 F FF 91 X FF 91 3-2 ① L4		B FF 97 B FF 97 B SI 96 C FF 96 F FF 96 B SL 87 4-2 27 DI BB	3	2	1	1	2	0	0
27 Giancarlo Stanton, R (1, 9) OBP: 0.343, SLG: 0.512	X CU 74 0-0 1-2 18 HR 1B	B SL 79 F SL 78 B FF 89 B FF 88 S SL 78 S SL 77 3-3 ③ K		B FF 87 B SL 79 S CU 77 S CU 77 D SL 79 C FF 91 3-3 ③ K			B FF 92 C FC 88 F KC 81 B FC 88 B FC 88 X FC 89 3-2 HR		B SI 97 S FF 96 F FF 96 D SL 86 F SL 84 B FF 95 X FF 95 3-2 ② SF8 1-2 3-H	4	2	2	2	0	2	2
18 Didi Gregorius, L (1, 6) OBP: 0.330, SLG: 0.487	B FF 87 B SL 79 X FF 88 2-0 1-H 2-H HR	C FF 86 F CU 72 F SL 80 B SL 78 B FF 86 F CU 75 F CU 73 C FF 89 2-3 ① K		B SL 76 F CU 70 B FF 86 F FF 86 F CU 73 X FF 87 2-2 HR			C FF 92 X FF 92 0-1 ② G3-1		F SI 97 X SI 96 0-1 ③ G6-3	5	2	2	4	0	1	1
25 Gleyber Torres, R (1, 4) OBP: 0.347, SLG: 0.547	B FF 90 C FF 88 C CU 75 S FF 88 1-3 ① K	B FF 88 B SL 81 F CU 75 B FF 90 B CU 72 4-1 BB		F SL 77 F FF 89 S CU 76 0-3 ① K			S FF 92 C KC 83 X FF 93 0-2 ③ G4-3			3	0	0	0	1	2	0
41 Miguel Andujar, R (1, 5) OBP: 0.323, SLG: 0.492	C FF 88 X SL 80 0-1 ② P6	B FF 89 X FF 88 1-0 ② L6		B FF 88 C CU 73 S SL 80 C FF 86 1-3 ② K				F FF 97 F SL 87 X SL 87 0-2 ① L7		4	0	0	0	0	1	1
33 Greg Bird, L (1, 3) OBP: 0.326, SLG: 0.446	B SL 79 B SL 79 C SL 78 F FF 88 F SL 79 X FF 88 2-2 1B	S SL 81 1 SAFE L FF 86 S SL 79 0-3 ③ K		B SL 80 C SL 78 F FF 89 S SL 78 1-3 ③ K				X FF 98 0-0 ② F7		4	0	1	0	0	2	1
45 Luke Voit, R (1, 10) OBP: 0.235, SLG: 0.333	C FF 89 B CH 82 X CH 82 1-1 ③ L9			B FF 86 S SL 78 B CU 74 B CU 72 X FF 89 3-1 ① P4		X FF 93 0-0 ① G6-3		B FF 98 C FF 98 B KC 84 X FF 98 2-1 ③ L9		4	0	0	0	0	0	1
28 Austin Romine, R (1, 2) OBP: 0.321, SLG: 0.467		C CU 73 F FF 89 B FF 84 F CU 74 B FF 87 F FF 90 S CU 75 2-3 ① K		C CU 74 X SL 80 0-1 2B		C FF 93 C KC 81 S FC 89 0-3 ② K			F FF 97 S FF 96 F FF 97 S SL 86 0-3 ① K	4	0	1	0	0	3	0
11 Brett Gardner, L (1, 7) OBP: 0.341, SLG: 0.387		C FF 89 B SL 80 C SL 79 B FF 88 C CU 73 2-3 ② K		B FF 88 B SL 77 C CU 73 F FF 87 C SL 80 2-3 ② K		C FF 93 C FF 93 F FF 93 F FF 93 X KC 82 0-2 ③ G3-1			C FF 97 S CH 89 X SL 86 0-2 27 SF8 3B	4	1	1	0	0	2	1
Inning Stats	R: 3 H: 3 E: 1 LOB: 1 K: 1 BB: 0 S: 17 P: 25	R: 1 H: 1 E: 0 LOB: 0 K: 3 BB: 0 S: 13 P: 21	R: 0 H: 0 E: 0 LOB: 1 K: 2 BB: 1 S: 11 P: 18	R: 0 H: 1 E: 0 LOB: 2 K: 2 BB: 1 S: 11 P: 23	R: 1 H: 1 E: 0 LOB: 0 K: 3 BB: 0 S: 13 P: 17	R: 0 H: 0 E: 0 LOB: 0 K: 1 BB: 0 S: 9 P: 9	R: 1 H: 1 E: 0 LOB: 0 K: 0 BB: 0 S: 11 P: 17	R: 0 H: 0 E: 0 LOB: 0 K: 0 BB: 0 S: 6 P: 8	R: 1 H: 1 E: 0 LOB: 1 K: 1 BB: 1 S: 15 P: 22	1B: 2 SF: 1 2B: 1 SAC: 0 3B: 1 DP: 0 HR: 4 HBP: 0						

PITCHER		IP	WLS	BF	H	R	ER	SO	BB	IBB	HBP	BLK	WP	HR	S	P	ERA	WHIP
61 Brian Johnson, L ERA: 3.74	(1, 1)	5.0	W	24	6	5	4	11	2	0	0	0	0	3	65	104	7.20	1.600
44 Brandon Workman, R ERA: 3.05	(6, 1)	2.0		7	1	1	1	1	0	0	0	0	0	1	20	26	4.50	0.500
56 Joe Kelly, R ERA: 4.37	(8, 1)	1.0		3	0	0	0	0	0	0	0	0	0	0	6	8	0.00	0.000
70 Ryan Brasier, R ERA: 1.64	(9, 1)	1.0		5	1	1	1	1	1	0	0	0	0	0	15	22	9.00	2.000

PITCHER	IP	WLS	BF	H	R	ER	SO	BB	IBB	HBP	BLK	WP	HR	S	P	ERA	WHIP

New York Yankees @ Boston Red Sox

Fenway Park, Boston, MA

Thu Aug 02 2018, 7:12 PM - 10:35 PM EDT

Att. 37,317 - Partly Cloudy - 87 F

TOP

livebaseballscorecards.com

AB	35
R	7
H	8
RBI	7
BB	3
SO	13
LOB	7

WP: 0 PA: 39
PB: 0
SB: 0
CS: 0

Batter	1	2	3	4	5	6	7	8	9	AB	R	H	RBI	BB	SO	LOB
50 Mookie Betts, R (1, 9) OBP: 0.431, SLG: 0.654	C FC 89 B SL 81 B FC 89 F SI 92 B FC 90 F FC 89 B SL 80 4-2 25 S BB	B FC 90 B SL 80 B FC 91 C FC 90 B FC 91 4-1 1-2 2-3 3-H BB	1 SAFE 1-0 B FF 94 X FF 94 16 FC1 25 HR 2B C SL 86 3-1 C FF 96 B SL 87 X FF 96 16 1B 2-3 1B	B FF 94 B FF 92 X FF 94 2-0 16 2B 1B	X FF 94 0-0 25 BB 16 1B 28 1B 1B	4	3	4	1	2	0	0
16 Andrew Benintendi, L (1, 7) OBP: 0.380, SLG: 0.505	1 SAFE B SI 91 C FF 92 F SI 91 X SL 79 1-2 L7 ①	B SI 92 F SI 91 F SL 80 D SL 82 D SL 82 X SL 81 3-2 F7 ③	C CH 86 1-2 C FF 96 X FF 96 FC1 25 S 25 HR 2-3 3-H C FF 96 0-2 X FF 96 25 FC6-4 1-3 3-H 1B	C FF 90 F CH 86 X FF 94 0-2 25 HR 1-H 2B	F SL 82 B CH 85 F FF 95 X CH 86 1-2 28 1B 25 BB 1-2 1B	6	2	3	3	0	0	5
25 Steve Pearce, R (1, 3) OBP: 0.389, SLG: 0.583	B FC 90 F FC 90 S FC 90 X FC 91 1-2 F8 ② 1-2	B SL 79 C FC 90 F SL 79 X SL 80 1-2 HR	B FC 88 2-1 B FF 96 S FF 96 D FC 87 X FC 85 1-H HR 3-H 0-0 1-0 ① 1 SAFE X FF 94 FC6-4 1-2H	F FF 92 S SL 84 D SL 85 X SL 84 1-2 2-H HR	D SL 85 B FF 95 B FF 95 C FF 94 B FF 96 4-1 5 L6-4 28 1B 1-2 2-3 BB	5	3	3	6	1	0	3
28 J.D. Martinez, R (1, 10) OBP: 0.395, SLG: 0.643	C FC 91 F SL 82 X FC 91 0-2 G6-3 ③	B FC 89 B FC 89 B SI 92 C FC 89 C FC 90 F FC 91 B FC 91 4-2 36 FC6-4 36 S BB	F FF 94 B FF 93 X FC 85 1-1 5 1B 2B	X FF 93 0-0 5 WP 5 2B 2B	X SL 84 0-0 F8 ②	B SI 96 C SI 96 X SI 96 1-1 1-2 2-3 3-H 1B	5	2	3	1	1	0	1
5 Ian Kinsler, R (1, 4) OBP: 0.307, SLG: 0.408	C SI 89 F SL 82 B FC 90 F CH 83 B FC 90 F FC 89 F SL 80 F FC 89 B SL 81 3-2 X FC 91 12 BB 36 1B 50 BB 1B	X SI 91 0-0 F9 ①	B FF 94 B FF 90 1-0 36 S 2-H 36 2B 1B	F SL 83 B FF 93 D SL 85 F FF 95 F SL 85 X SL 84 2-2 2-H 2B	X FF 93 0-0 F8 ③	B SI 96 C SI 95 X SI 96 1-1 L6-4 ② ③ 2-2	6	2	3	2	0	0	4
36 Eduardo Núñez, R (1, 5) OBP: 0.290, SLG: 0.375	B FC 90 X SL 81 1-0 50 BB 12 BB 1-2 1B	B SI 92 C SL 79 F FC 88 F FC 90 X SL 79 1-2 FC6-4 23 E 1-3 ②	C FF 93 1 SAFE 1 SAFE B FF 92 L FF 94 X SL 82 1-2 19 1-H 2B	X FF 92 0-0 P4 ①	B SL 81 B FF 93 F FF 93 X FF 95 2-1 G4-3 ①	5	1	2	1	0	0	2
23 Blake Swihart, S (1, 2) OBP: 0.288, SLG: 0.304 3 Sandy León, S (6, 2) OBP: 0.267, SLG: 0.333	C FC 90 F FC 90 D SL 82 S FC 90 1-3 K ①	B FC 90 X FC 90 1-0 E1 1-3	C FF 96 F FF 96 S FF 97 0-3 K ①	X FF 95 0-0 P5 ②	C SL 80 X CH 86 0-1 P6 ②	4 1	0 0	0 0	0 0	2 0	2 0	5 0
12 Brock Holt, L (1, 6) OBP: 0.354, SLG: 0.364	C SI 91 B SI 92 B SL 81 B SI 92 B SI 91 4-1 50 BB 1-2 2-3 BB	B SI 92 B SL 81 C SI 92 X SL 80 2-1 F9 ③	B FF 96 F FF 96 S FS 88 X FF 96 1-2 L9 ②	C FF 94 C CH 86 D SL 85 X CH 86 1-2 G6-3 ③	B FF 93 X FF 92 1-0 G4-3 ③	4	0	0	0	1	0	4
19 Jackie Bradley Jr., L (1, 8) OBP: 0.301, SLG: 0.364	F SL 82 F SI 91 D SL 81 C SI 92 1-3 K ②	50 2B 16 FC1 BB X FF 97 0-0 50 1B 16 1B 2-H 2B	B SL 79 B FF 92 S FF 93 C SL 83 S CH 86 2-3 K ①	X SL 81 0-0 G4-1 ①	4	2	1	1	1	2	3
Inning Stats	R: 0 H: 0 E: 0 LOB: 1 K: 0 BB: 1 S: 12 P: 18	R: 1 H: 2 E: 0 LOB: 3 K: 2 BB: 2 S: 19 P: 36	R: 1 H: 1 E: 1 LOB: 2 K: 0 BB: 1 S: 14 P: 23	R: 8 H: 8 E: 0 LOB: 2 K: 1 BB: 1 S: 27 P: 43	R: 1 H: 2 E: 0 LOB: 1 K: 0 BB: 0 S: 10 P: 13	R: 3 H: 3 E: 0 LOB: 0 K: 1 BB: 0 S: 12 P: 17	R: 0 H: 0 E: 0 LOB: 0 K: 0 BB: 0 S: 5 P: 8	R: 1 H: 3 E: 0 LOB: 2 K: 0 BB: 1 S: 10 P: 17		1B: 9 SF: 0 2B: 8 SAC: 0 3B: 0 DP: 1 HR: 3 HBP: 0				WP: 1 PA: 50 PB: 0 SB: 4 CS: 0		

PITCHER		IP	WLS	BF	H	R	ER	SO	BB	IBB	HBP	BLK	WP	HR	S	P	ERA	WHIP
52 CC Sabathia, L ERA: 3.59	(1, 1)	3.0		17	3	2	2	2	4	0	0	0	0	1	45	77	6.00	2.333
56 Jonathan Holder, R ERA: 3.5	(4, 1)	0.0	L	7	5	7	7	0	1	0	0	0	0	1	14	25	∞	∞
57 Chad Green, R ERA: 2.82	(4, 1)	0.2		5	3	1	1	1	0	0	0	0	0	0	12	16	13.50	4.500
85 Luis Cessa, R ERA: 4.5	(4, 1)	3.2		19	7	5	5	1	1	0	0	0	1	1	34	51	12.27	2.182
53 Zack Britton, L ERA: 3.44	(8, 1)	0.2		2	1	0	0	0	0	0	0	0	0	0	4	6	0.00	1.500

PITCHER	IP	WLS	BF	H	R	ER	SO	BB	IBB	HBP	BLK	WP	HR	S	P	ERA	WHIP

BOTTOM

New York Yankees @ Boston Red Sox

Fenway Park, Boston, MA

Thu Aug 02 2018, 7:12 PM - 10:35 PM EDT

Att. 37,317 - Partly Cloudy - 87 F

livebaseballscorecards.com

AB	44
R	15
H	19
RBI	15
BB	6
SO	4
LOB	27

Batter	1	2	3	4	5	6	7	8	9	AB	R	H	RBI	BB	SO	LOB
11 Brett Gardner, L (1, 7) OBP: 0.341, SLG: 0.383	C SI 89 C CH 82 H FF 92 1-2 27 G4-6-3 HBP		C CH 83 B CU 75 F SL 87 C SI 90 1-3 ③ K			B FF 90 X CH 81 1-0 ③ G3			C SI 90 C FF 92 F FF 93 B FF 91 X SI 89 1-2 ③ G6-3	3	0	0	0	0	1	0
27 Giancarlo Stanton, R (1, 9) OBP: 0.340, SLG: 0.508	C SI 91 1 SAFE F SI 90 X SL 87 0-2 ① ② G4-6-3 1-2f			C CU 76 S SI 89 X SI 89 0-2 ① L8			S SI 90 F CH 82 C SL 86 0-3 ① K			3	0	0	0	0	1	1
18 Didi Gregorius, L (1, 6) OBP: 0.328, SLG: 0.484	C SI 90 F FF 92 F SI 91 F SL 88 B FF 93 F CH 84 X CH 84 1-2 ③ P5			C CU 78 X CU 73 0-1 ② L8			B SI 90 F SL 86 F CH 83 S FF 92 1-3 ② K			3	0	0	0	0	1	0
31 Aaron Hicks, S (1, 8) OBP: 0.362, SLG: 0.489		B SI 89 C FF 92 C CH 82 B SL 86 X SI 91 2-2 ① G4-3		S SI 90 B CU 76 B FF 90 X FF 90 2-1 ③ L8			X CH 81 0-0 ③ G3			3	0	0	0	0	0	0
25 Gleyber Torres, R (1, 4) OBP: 0.343, SLG: 0.540		B FF 92 X CH 83 1-0 ② P2			C CU 73 C SL 82 S SL 83 0-3 ① K			C CU 76 B FF 89 B FF 90 F SL 83 F FF 91 S CU 76 2-3 ① K		3	0	0	0	0	2	0
33 Greg Bird, L (1, 3) OBP: 0.321, SLG: 0.439		C SI 92 C FF 92 S FF 93 0-3 ③ K			C CH 82 S CU 76 T SI 89 0-2 ② K			X FF 91 0-0 ② F8		3	0	0	0	0	2	0
41 Miguel Andujar, R (1, 10) OBP: 0.323, SLG: 0.499			C SI 90 X CH 82 0-1 HR		C FF 91 X CU 75 0-1 ③ F7			C FF 92 X CU 76 0-1 ③ G5-3		3	1	1	1	0	0	0
28 Austin Romine, R (1, 2) OBP: 0.315, SLG: 0.458			X SL 86 0-0 ① G3-1			B CU 76 C CU 74 X SI 90 1-1 ① G4-3			C SI 90 X CU 76 0-1 ① L8	3	0	0	0	0	0	0
14 Neil Walker, S (1, 5) OBP: 0.303, SLG: 0.308			C SI 89 B FF 90 F FF 89 C SI 90 1-3 ② K			F SI 90 B CU 78 F CU 76 B SL 84 T CH 81 2-2 ② K			X SI 90 0-0 ② F8	3	0	0	0	0	2	0
Inning Stats	R: 0 E: 0 K: 0 S: 11 H: 0 LOB: 0 BB: 0 P: 13	R: 0 E: 0 K: 1 S: 7 H: 0 LOB: 0 BB: 0 P: 10	R: 1 E: 0 K: 2 S: 9 H: 1 LOB: 0 BB: 0 P: 11	R: 0 E: 0 K: 0 S: 7 H: 0 LOB: 0 BB: 0 P: 9	R: 0 E: 0 K: 2 S: 8 H: 0 LOB: 0 BB: 0 P: 8	R: 0 E: 0 K: 1 S: 6 H: 0 LOB: 0 BB: 0 P: 10	R: 0 E: 0 K: 2 S: 7 H: 0 LOB: 0 BB: 0 P: 8	R: 0 E: 0 K: 1 S: 7 H: 0 LOB: 0 BB: 0 P: 9	R: 0 E: 0 K: 0 S: 7 H: 0 LOB: 0 BB: 0 P: 8	1B: 0 2B: 0 3B: 0 HR: 1	SF: 0 SAC: 0 DP: 1 HBP: 1			WP: 0 PB: 0 SB: 0 CS: 0	PA: 28		

PITCHER	IP	WLS	BF	H	R	ER	SO	BB	IBB	HBP	BLK	WP	HR	S	P	ERA	WHIP
22 Rick Porcello, R (1, 1) ERA: 3.84	9.0	W	28	1	1	1	9	0	0	1	0	0	1	69	86	1.00	0.111

PITCHER	IP	WLS	BF	H	R	ER	SO	BB	IBB	HBP	BLK	WP	HR	S	P	ERA	WHIP

TOP

New York Yankees @ Boston Red Sox

Fenway Park, Boston, MA

Fri Aug 03 2018, 7:11 PM - 9:25 PM EDT

Att. 37,231 - Partly Cloudy - 87 F

livebaseballscorecards.com

AB	27
R	1
H	1
RBI	1
BB	0
SO	9
LOB	1

BOTTOM

New York Yankees @ Boston Red Sox

Fenway Park, Boston, MA

Fri Aug 03 2018, 7:11 PM - 9:25 PM EDT

Att. 37,231 - Partly Cloudy - 87 F

livebaseballscorecards.com

Batter	1	2	3	4	5	6	7	8	9	AB	R	H	RBI	BB	SO	LOB
50 Mookie Betts, R (1, 9) (2, 4) (8, 9) OBP: 0.429, SLG: 0.653	B FF 96 C SL 88 B FF 96 C SL 90 F SL 90 X CH 90 2-2 ① G5-3	S SL 90 X CH 90 0-1 2B		B SL 88 F FF 99 X FF 99 1-1 ③ L8		1 SAFE B KC 83 X FC 91 1-0 ③ FC6-4 1-2f				4	0	1	0	0	0	1
16 Andrew Benintendi, L (1, 7) OBP: 0.381, SLG: 0.506	F FF 96 B SL 89 F FF 96 X SL 88 1-2 25 HR 2B	B FF 96 B FF 98 F SL 90 B CH 89 D SL 91 4-1 25 FC6-4 BB			C FF 97 B CH 90 C FF 98 X FF 97 1-2 ① F8		X KC 85 0-0 ① G3-1			3	1	1	0	1	0	0
25 Steve Pearce, R (1, 3) (2, 9) OBP: 0.392, SLG: 0.600 2 Xander Bogaerts, R (8, 6) OBP: 0.342, SLG: 0.513	B FF 98 X FF 98 1-0 2-H HR	F FF 99 X SL 91 0-1 ③ FC6-4 1-2f			B FF 99 F FF 99 B FF 99 B CH 89 X FF 98 3-1 ② L7		B FC 92 B SL 83 S SL 83 B FC 92 B SL 82 4-1 28 G6-4-3 BB			3 0	1 0	1 0	2 0	1 0	0 0	2 0
28 J.D. Martinez, R (1, 10) OBP: 0.393, SLG: 0.642	B SL 87 B SL 88 C FF 97 S CH 87 F CH 89 X FF 97 2-2 ② F9		F SL 89 S SL 88 B SL 88 F FF 99 B SL 90 X CH 88 2-2 ① G5-3		C CH 85 C FF 97 B SL 90 X FF 98 1-2 18 1B 2B		D KC 86 F FC 92 C FC 90 X SL 85 1-2 ②③ G6-4-3 1-2f			4	1	1	0	0	0	1
5 Ian Kinsler, R (1, 4) OBP: 0.308, SLG: 0.408 18 Mitch Moreland, L (2, 3) OBP: 0.340, SLG: 0.477	B SL 92 C FF 97 F SL 88 B SL 88 B SL 90 B FF 97 4-2 36 S 36 1B BB		X SL 87 0-0 36 FC5-4 1B		C FF 99 X FF 98 0-1 2-H 1B			B FF 95 F FF 95 C CH 88 S CH 89 1-3 ① K		0 3	1 0	0 2	0 1	1 0	0 1	0 0
36 Eduardo Núñez, R (1, 5) OBP: 0.289, SLG: 0.374	B FF 96 C FF 97 B FF 97 X SL 88 2-1 1-H 1B		B FF 97 B SL 91 F CH 88 F FF 99 X SL 89 2-2 ② FC5-4 1-2f		C FF 98 X FF 97 0-1 ③ P6			B FF 97 C FF 96 X CH 89 1-1 ② G5-3		4	0	1	1	0	0	2
12 Brock Holt, L (1, 6) (8, 4) OBP: 0.348, SLG: 0.357	1 SAFE B FF 96 C FF 96 B FF 95 1 SAFE F FF 96 X FF 98 2-2 ③ L8		1 SAFE F FF 98 F FF 99 X CH 88 0-2 ③ G4-3			C SL 87 X CH 86 0-1 ① L9		C FF 97 S CH 90 F CH 91 B FF 96 B CH 90 X CH 90 2-2 ③ L8		4	0	0	0	0	0	2
3 Sandy León, S (1, 2) OBP: 0.263, SLG: 0.328		S FF 95 B FF 96 C SL 90 X FF 96 1-2 ① F8		C SL 90 B SL 89 B CH 90 F FF 99 F SL 89 X FF 98 2-2 ① G6-3		B FF 98 F FF 97 X CH 91 1-1 ② G5-3				3	0	0	0	0	0	0
19 Jackie Bradley Jr., L (1, 8) OBP: 0.302, SLG: 0.362		B SL 90 F CH 89 B CH 90 S FF 98 B FF 98 C CH 89 3-3 ② K		B FF 98 C SL 90 B CH 89 B SL 89 F FF 98 F FF 98 F FF 98 C FF 99 3-3 ② K		C SL 90 B FF 98 F SL 89 B FF 99 B FF 99 F FF 98 F FF 98 F FF 98 B FF 97 4-2 50 FC6-4 BB				2	0	0	0	1	2	0
Inning Stats	R: 3 H: 3 E: 0 LOB: 1 K: 0 BB: 1 S: 19 P: 33	R: 0 H: 1 E: 0 LOB: 2 K: 1 BB: 1 S: 11 P: 19	R: 0 H: 1 E: 0 LOB: 1 K: 0 BB: 0 S: 11 P: 15	R: 0 H: 0 E: 0 LOB: 0 K: 1 BB: 0 S: 11 P: 17	R: 1 H: 2 E: 0 LOB: 1 K: 0 BB: 0 S: 12 P: 17	R: 0 H: 0 E: 0 LOB: 1 K: 0 BB: 1 S: 10 P: 16	R: 0 H: 0 E: 0 LOB: 0 K: 0 BB: 1 S: 5 P: 10	R: 0 H: 0 E: 0 LOB: 0 K: 1 BB: 0 S: 9 P: 13		1B: 3 SF: 0 2B: 3 SAC: 0 3B: 0 DP: 1 HR: 1 HBP: 0					WP: 0 PA: 34 PB: 0 SB: 1 CS: 0	

	AB	30
	R	4
	H	7
	RBI	4
	BB	4
	SO	3
	LOB	8

PITCHER		IP	WLS	BF	H	R	ER	SO	BB	IBB	HBP	BLK	WP	HR	S	P	ERA	WHIP
40 Luis Severino, R ERA: 3.08	(1, 1)	5.2	L	27	7	4	4	2	3	0	0	0	0	1	73	115	6.35	1.765
30 David Robertson, R ERA: 3.51	(6, 1)	1.1		4	0	0	0	0	1	0	0	0	0	0	6	12	0.00	0.750
48 Tommy Kahnle, R ERA: 6.3	(8, 1)	1.0		3	0	0	0	1	0	0	0	0	0	0	9	13	0.00	0.000

PITCHER	IP	WLS	BF	H	R	ER	SO	BB	IBB	HBP	BLK	WP	HR	S	P	ERA	WHIP

Batter	1	2	3	4	5	6	7	8	9	AB	R	H	RBI	BB	SO	LOB
11 Brett Gardner, L (1, 7) OBP: 0.340, SLG: 0.382	B FF 97 C FC 92 X FC 93 1-1 P4			B FC 93 C FC 92 B FS 86 X FC 91 2-1 18 G4-6-3 1B		C FF 97 C FC 92 B FF 96 B FF 95 F FC 93 X FF 97 2-2 P5			C FF 97 C FF 97 C FF 98 0-3 K	4	0	1	0	0	1	1
27 Giancarlo Stanton, R (1, 10) OBP: 0.342, SLG: 0.513	B CU 76 S SL 85 B FC 95 T FC 94 S SL 87 2-3 K			X FC 92 0-0 L8			C SL 87 B FS 88 X FC 92 1-1 2B		S FF 98 S KC 89 B FF 97 X FF 97 1-2 18 2B 2B	4	1	2	0	0	1	1
18 Didi Gregorius, L (1, 6) OBP: 0.327, SLG: 0.484	B FC 93 F FF 99 X FC 94 1-1 P6			X FC 92 0-0 G4-6-3 1-2f			F FF 97 F FC 93 F FF 94 X FF 96 0-2 P3		B KC 85 X KC 85 1-0 25 BB 2-H 2B	4	0	1	1	0	0	2
31 Aaron Hicks, S (1, 8) OBP: 0.363, SLG: 0.485		B FC 92 B FC 92 C FC 93 F FF 98 B FC 94 B FC 94 4-2 25 G6-3 BB			B FS 87 X FF 97 1-0 P6		C FC 92 X FC 94 0-1 L8		B FF 97 B FF 97 B FF 96 C FF 96 B FF 97 4-1 25 BB BB	2	0	0	0	2	0	1
25 Gleyber Torres, R (1, 4) OBP: 0.342, SLG: 0.534		X FC 93 0-0 G6-3 1-2f			C FF 98 B SL 87 F FC 93 F FC 92 F SL 87 B FF 97 F SL 88 X FC 93 2-2 L8		C FF 98 B SL 86 B FF 97 S FF 97 F FC 93 S SL 87 2-3 K		B FF 96 D KC 87 S FF 97 C FF 97 B FF 98 F FF 98 B FF 96 4-2 1-2 2-3 BB	3	0	0	0	1	1	2
33 Greg Bird, L (1, 3) OBP: 0.315, SLG: 0.429		C FF 98 S FF 98 B FF 98 B FF 98 F FC 94 X FF 98 2-2 F8			X FC 92 0-0 G4-3			C FC 90 T CU 76 F FF 97 X FF 96 0-2 F7	F FF 96 B FF 97 B FF 96 X KC 86 2-1 F8	4	0	0	0	0	0	3
41 Miguel Andujar, R (1, 5) OBP: 0.323, SLG: 0.497			F FC 94 B FF 97 S FC 93 S FC 94 1-3 K			B FC 92 X FC 94 1-0 38 FC6-4 1B		C FF 98 C FF 98 B FF 97 B SL 86 B FC 93 F FC 91 X FF 98 3-2 L8		3	0	1	0	0	1	0
28 Austin Romine, R (1, 2) OBP: 0.310, SLG: 0.449			F FF 98 B SL 88 X FC 93 1-1 G6-3			S SL 86 X FC 91 0-1 F9		B FC 94 S SL 85 F FF 100 B FF 98 C FC 90 2-3 K		3	0	0	0	0	1	1
38 Shane Robinson, R (1, 9) OBP: 0.333, SLG: 0.462 14 Neil Walker, S (9, PH) OBP: 0.302, SLG: 0.307			C FC 93 X SL 85 0-1 F9			S SL 85 1 SAFE X SL 85 0-1 FC6-4 1-2f			C FF 96 S KC 87 F FF 97 B FF 96 F KC 87 B KC 86 C KC 86 2-3 K	2 1	0 0	0 0	0 0	0 0	0 1	1 0
Inning Stats	R: 0 E: 0 K: 1 S: 7 H: 0 LOB: 0 BB: 0 P: 11	R: 0 E: 0 K: 0 S: 7 H: 0 LOB: 0 BB: 1 P: 13	R: 0 E: 0 K: 1 S: 7 H: 0 LOB: 0 BB: 0 P: 9	R: 0 E: 0 K: 0 S: 4 H: 1 LOB: 0 BB: 0 P: 6	R: 0 E: 0 K: 0 S: 8 H: 0 LOB: 0 BB: 0 P: 11	R: 0 E: 0 K: 0 S: 9 H: 1 LOB: 1 BB: 0 P: 12	R: 0 E: 0 K: 1 S: 12 H: 1 LOB: 1 BB: 0 P: 15	R: 0 E: 0 K: 1 S: 11 H: 0 LOB: 0 BB: 0 P: 16	R: 1 E: 0 K: 2 S: 18 H: 2 LOB: 3 BB: 2 P: 32	1B: 2 2B: 3 3B: 0 HR: 0 SF: 0 SAC: 0 DP: 2 HBP: 0						

TOP

New York Yankees @ Boston Red Sox

Fenway Park, Boston, MA

Sat Aug 04 2018, 4:07 PM - 6:42 PM EDT

Att. 36,699 - Cloudy - 76 F

livebaseballscorecards.com

AB	30
R	1
H	5
RBI	1
BB	3
SO	6
LOB	12

PITCHER		IP	WLS	BF	H	R	ER	SO	BB	IBB	HBP	BLK	WP	HR	S	P	ERA	WHIP
17 Nathan Eovaldi, R ERA: 3.38	(1, 1)	8.0	W	26	3	0	0	4	1	0	0	0	0	0	65	93	0.00	0.500
46 Craig Kimbrel, R ERA: 2.35	(9, 1)	1.0		7	2	1	1	2	2	0	0	0	0	0	18	32	9.00	4.000

PITCHER		IP	WLS	BF	H	R	ER	SO	BB	IBB	HBP	BLK	WP	HR	S	P	ERA	WHIP

WP: 0 PB: 0 SB: 0 CS: 0 PA: 33

BOTTOM

New York Yankees @ Boston Red Sox

Fenway Park, Boston, MA

Sat Aug 04 2018, 4:07 PM - 6:42 PM EDT

Att. 36,699 - Cloudy - 76 F

livebaseballscorecards.com

Batter	1	2	3	4	5	6	7	8	9	AB	R	H	RBI	BB	SO	LOB
50 Mookie Betts, R (1, 9) OBP: 0.425, SLG: 0.645	C FF 92 B FF 94 B FF 93 X FF 93 2-1 G5-3 ①		B CU 77 C FF 93 F FF 93 F CU 79 B SL 84 S FF 94 2-3 K ②			B FF 96 F FF 96 F SL 87 B SL 87 S FF 96 2-3 K ①		C SL 84 B FF 94 F FF 94 F SL 85 F SL 85 S SL 86 1-3 K ①		4	0	0	0	0	3	0
16 Andrew Benintendi, L (1, 7) OBP: 0.380, SLG: 0.504	B FF 94 X FF 93 1-0 18 PB 18 HR 1B		C FF 93 B FF 93 X FF 94 1-1 L6 ③			B FF 97 S FF 95 S FS 89 F FF 95 X FS 88 1-2 G4-3 ②		S SL 82 F CU 82 S CU 81 0-3 K ②		4	1	1	0	0	1	0
18 Mitch Moreland, L (1, 3) OBP: 0.342, SLG: 0.486	1 SAFE B FF 94 B FF 93 C CU 76 X SL 82 2-1 1-H HR			B FF 92 F FF 92 F FF 93 B FF 91 F CU 79 S FF 91 2-3 K ①		F FF 96 C FF 97 S FS 88 0-3 K ③		B FF 95 C SL 83 B FF 96 B CU 81 S SL 82 F CU 81 B SL 82 4-2 BB		3	1	1	2	1	2	0
28 J.D. Martinez, R (1, 10) OBP: 0.392, SLG: 0.645	C CU 77 F FF 93 F CU 78 X FF 94 0-2 L9 ②			F FF 93 B SL 83 X FF 92 1-1 HR			C SL 85 B SL 85 B SL 85 B SL 85 F SL 86 X FF 95 3-2 F9 ①	D SL 86 F FF 94 F SL 86 F SL 86 S SL 86 1-3 K ③		4	1	1	1	0	1	1
2 Xander Bogaerts, R (1, 6) OBP: 0.342, SLG: 0.510	C FF 94 C FF 93 B CU 81 F FF 93 X CU 79 1-2 F7 ③			B FF 93 C CU 78 B FF 93 B CU 79 B FF 94 4-1 36 G6-4-3 BB			C FF 96 C SL 86 S SL 86 0-3 K ②			2	0	0	0	1	1	0
36 Eduardo Núñez, R (1, 5) OBP: 0.290, SLG: 0.374		X SL 84 0-0 G6-3 ①		B FF 92 1 SAFE B FF 93 C FF 92 B FF 94 F FF 93 F FF 92 F FF 93 F CU 78 3-2 X FF 82 G6-4-3 ②③ 1-2f			S SL 86 B SL 86 B FF 96 X SL 86 2-1 12 1B 3 2B 1B			3	1	1	0	0	0	1
12 Brock Holt, L (1, 4) OBP: 0.348, SLG: 0.356		B FF 94 B FF 94 C FF 92 C FF 92 B CH 85 X FF 92 3-2 G3 ②			B FF 91 C FF 91 S CU 79 B CU 79 B FF 91 X FF 91 3-2 F7 ①		C SI 94 1 SAFE 1 SAFE 1 SAFE T SI 94 X FF 95 0-2 3 2B 1-2 1B			3	0	1	0	0	0	0
3 Sandy León, S (1, 2) OBP: 0.264, SLG: 0.333		B FF 93 B FF 92 B FF 93 C FF 92 F FF 94 F FF 92 F FF 92 X FF 94 3-2 L6 ③			C CU 77 F CU 80 B FF 92 F FF 92 F FF 93 X CU 78 1-2 G6-3 ②		X SI 94 0-0 1-3 2-H 2B			3	0	1	1	0	0	0
19 Jackie Bradley Jr., L (1, 8) OBP: 0.299, SLG: 0.359			F CU 77 X FF 92 0-1 L8 ①		B CU 75 F FF 92 X FF 93 1-1 G4-3 ③		C CU 80 X FF 94 0-1 F8 ③			3	0	0	0	0	0	2
Inning Stats	R: 2 E: 0 K: 0 S: 13 H: 2 LOB: 0 BB: 0 P: 19	R: 0 E: 0 K: 0 S: 9 H: 0 LOB: 0 BB: 0 P: 15	R: 0 E: 0 K: 1 S: 8 H: 0 LOB: 0 BB: 0 P: 11	R: 1 E: 0 K: 1 S: 13 H: 1 LOB: 0 BB: 1 P: 23	R: 0 E: 0 K: 0 S: 10 H: 0 LOB: 0 BB: 0 P: 15	R: 0 E: 0 K: 2 S: 10 H: 0 LOB: 0 BB: 0 P: 13	R: 1 E: 0 K: 1 S: 14 H: 3 LOB: 2 BB: 0 P: 19	R: 0 E: 0 K: 3 S: 15 H: 0 LOB: 1 BB: 1 P: 21		1B: 3 2B: 1 3B: 0 HR: 2	SF: 0 SAC: 0 DP: 1 HBP: 0				WP: 0 PB: 1 SB: 0 CS: 0	PA: 31	

	AB	29
	R	4
	H	6
	RBI	4
	BB	2
	SO	8
	LOB	4

PITCHER		IP	WLS	BF	H	R	ER	SO	BB	IBB	HBP	BLK	WP	HR	S	P	ERA	WHIP
43 Chance Adams, R ERA: 5.4	(1, 1)	5.0	L	18	3	3	3	2	1	0	0	0	0	2	53	83	5.40	0.800
57 Chad Green, R ERA: 2.77	(6, 1)	1.0		3	0	0	0	2	0	0	0	0	0	0	10	13	0.00	0.000
67 A.J. Cole, R ERA: 5.09	(7, 1)	2.0		10	3	1	1	4	1	0	0	0	0	0	29	40	4.50	2.000

PITCHER		IP	WLS	BF	H	R	ER	SO	BB	IBB	HBP	BLK	WP	HR	S	P	ERA	WHIP

Batter	1	2	3	4	5	6	7	8	9	10	AB	R	H	RBI	BB	SO	LOB
31 Aaron Hicks, S (1, 8) OBP: 0.361, SLG: 0.479	B FF 91 F CH 85 B FF 92 B SI 92 X FC 88 3-1 G6-3		B FC 87 F FC 87 S FF 92 B SI 93 F FF 93 B FC 88 F CH 86 X SI 92 3-2 G6-3		C FC 88 F SI 92 X CH 86 0-2 G4-3 2-3		B FF 96 C FF 93 S SL 88 B FF 95 X FF 94 2-2 FC6 18 WP 27 1B 25 SF8 1-3 2-H 3-H		B CH 86 B CH 84 F FF 93 S FF 92 B CU 77 D CH 84 4-2 25 BB BB		4	1	0	1	1	0	2
27 Giancarlo Stanton, R (1, 10) OBP: 0.342, SLG: 0.512	C FC 87 B FF 92 B SI 92 B CH 84 X SI 92 3-1 41 1B 18 HBP 1B		B FC 87 B SI 93 C CH 84 F FC 87 S CH 87 2-3 K		F CH 86 X FC 90 0-1 G6-3		C CU 84 B FF 94 X SL 89 1-1 18 WP 1-2 3-H 1B		D CU 78 X CH 83 1-0 P5		5	0	2	1	0	1	2
18 Didi Gregorius, L (1, 6) OBP: 0.326, SLG: 0.479	H KC 79 1-0 41 1B 1-2 HBP		B SI 94 X SI 92 1-0 F8			C FC 86 X SI 93 0-1 G4-3	B FF 95 F FF 96 F SL 88 B FF 95 B CU 82 F CU 83 S SL 88 3-3 K 1-2 2-3		C CH 83 B FF 92 X FF 92 1-1 F8		4	0	0	0	0	1	3
25 Gleyber Torres, R (1, 4) OBP: 0.343, SLG: 0.530	C FC 88 F FC 88 F SI 94 C FC 88 0-3 K			S CH 82 B CH 83 S CH 83 B FC 88 X SI 93 2-2 L6		B FC 89 B FC 86 F CH 85 B FC 88 F SI 93 B SI 93 4-2 BB	X FF 98 0-0 SF8 3-H		B CU 78 F FF 93 F FF 93 B FF 93 B CU 76 D CU 77 4-2 1-2 BB		2	0	0	1	2	1	2
41 Miguel Andujar, R (1, 5) OBP: 0.322, SLG: 0.493	B CH 86 X FC 90 1-0 1-2 2-3 1B			B FF 92 S CH 84 X CH 86 1-1 G6-3		C CH 86 B SI 93 F FC 89 F CH 87 S CH 87 1-3 K	B SL 87 S FF 98 F FF 99 X FF 99 1-2 G6-3		B FF 92 X FF 92 1-0 F7		5	0	1	0	0	1	4
45 Luke Voit, R (1, 3) OBP: 0.250, SLG: 0.294 33 Greg Bird, L (7, 3) OBP: 0.313, SLG: 0.425	B FC 89 S CH 85 X FC 89 1-1 G1-3			S FC 88 B FF 92 B SI 92 S CH 85 F SI 92 B SI 94 B CH 86 4-2 BB		B FF 92 S SI 92 B FC 89 S CH 86 B CH 88 T CH 86 3-2 K		S SL 88 F FF 97 S SL 88 0-3 K		B KC 84 X FF 97 1-0 F8	2 2	0 0	0 0	0 0	1 0	1 0	4 0
11 Brett Gardner, L (1, 7) OBP: 0.340, SLG: 0.382		B FF 90 S FF 91 X SI 92 1-1 F8		C CH 86 B CH 86 F FC 87 F SI 93 B SI 92 B FC 86 C FC 86 3-3 K			B KC 78 B FC 88 F FC 86 C FF 91 F CH 85 X CH 85 2-2 38 BB 28 BB 31 FC6 1B	B SI 98 C SL 87 X SL 86 1-1 28 G6-3 1B	B FF 96 C FF 97 X KC 87 1-1 F7		5	1	2	0	0	1	1
28 Austin Romine, R (1, 2) OBP: 0.313, SLG: 0.444		B FC 88 S CH 84 S CH 85 B FC 90 X SI 93 2-2 P4			X CH 84 0-0 31 G4-3 38 SH3-4 1B		B FC 88 F CH 86 F CH 85 F FF 92 1 SAFE B FC 88 B SI 92 B SI 93 4-2 31 FC6 38 BB 31 E 1-2 BB	1 SAFE F FF 98 1 SAFE 1 SAFE F FF 98 1 SAFE B FF 96 B FF 98 3-2 B SL 86 F FF 98 X SL 87 G6-3 1-3	C KC 85 B KC 86 S KC 85 S KC 88 1-3 K2-3		4	1	1	0	1	1	1
38 Shane Robinson, R (1, 9) OBP: 0.333, SLG: 0.400		S FF 93 X FC 89 0-1 L8			B CH 83 S FC 88 X CH 84 1-1 SH3-4 1-2		L SL 90 B FF 95 L FF 96 B FF 95 B SL 90 F SL 90 B SL 90 4-2 31 E 27 1B 1-2 2-3 BB	C SL 86 D SL 88 F SL 86 B FF 97 F FF 97 F FF 97 X SL 87 2-2 F9			2	1	0	0	1	0	1
Inning Stats	R: 0 E: 0 K: 1 S: 11 H: 2 LOB: 3 BB: 0 P: 20	R: 0 E: 0 K: 0 S: 7 H: 0 LOB: 0 BB: 0 P: 10	R: 0 E: 0 K: 1 S: 9 H: 0 LOB: 0 BB: 0 P: 15	R: 0 E: 0 K: 1 S: 12 H: 0 LOB: 1 BB: 1 P: 22	R: 0 E: 0 K: 0 S: 8 H: 1 LOB: 1 BB: 0 P: 9	R: 0 E: 0 K: 2 S: 11 H: 0 LOB: 1 BB: 1 P: 19	R: 4 E: 1 K: 1 S: 23 H: 2 LOB: 1 BB: 2 P: 40	R: 0 E: 0 K: 1 S: 14 H: 1 LOB: 1 BB: 0 P: 20	R: 0 E: 0 K: 0 S: 8 H: 0 LOB: 2 BB: 2 P: 19	R: 0 E: 0 K: 1 S: 6 H: 0 LOB: 0 BB: 0 P: 9	1B: 6 2B: 0 3B: 0 HR: 0 SF: 1 SAC: 1 DP: 0 HBP: 1	WP: 1 PB: 0 SB: 0 CS: 0 PA: 44					

PITCHER		IP	WLS	BF	H	R	ER	SO	BB	IBB	HBP	BLK	WP	HR	S	P	ERA	WHIP
24 David Price, L ERA: 3.93	(1, 1)	6.0		26	4	2	2	5	3	0	1	0	0	0	65	108	3.00	1.167
37 Heath Hembree, R ERA: 3.55	(7, 1)	0.1	B	4	1	1	0	1	1	0	0	0	1	0	12	22	0.00	6.000
70 Ryan Brasier, R ERA: 1.42	(7, 1)	1.2		6	1	1	0	1	0	0	0	0	0	0	18	25	0.00	0.600
47 Tyler Thornburg, R ERA: 4.66	(9, 1)	1.0		5	0	0	0	0	2	0	0	0	0	0	8	19	0.00	2.000
32 Matt Barnes, R ERA: 2.25	(10, 1)	1.0	W	3	0	0	0	1	0	0	0	0	0	0	6	9	0.00	0.000

PITCHER	IP	WLS	BF	H	R	ER	SO	BB	IBB	HBP	BLK	WP	HR	S	P	ERA	WHIP

TOP

New York Yankees @ Boston Red Sox

Fenway Park, Boston, MA

Sun Aug 05 2018, 8:12 PM - 12:49 AM EDT
Att. 37,830 - Partly Cloudy - 79 F

livebaseballscorecards.com

AB	35
R	4
H	6
RBI	3
BB	6
SO	8
LOB	20

New York Yankees @ Boston Red Sox

Fenway Park, Boston, MA

Sun Aug 05 2018, 8:12 PM - 12:49 AM EDT

Att. 37,830 - Partly Cloudy - 79 F

livebaseballscorecards.com

BOTTOM

Batter	1	2	3	4	5	6	7	8	9	10	AB	R	H	RBI	BB	SO	LOB
50 Mookie Betts, R (1, 8) OBP: 0.428, SLG: 0.652	G4-3		16 1B 1B		HR		K		25 BB 28 1B BB	16 1B IBB	4	2	2	1	2	1	1
16 Andrew Benintendi, L (1, 7) OBP: 0.381, SLG: 0.506	2B		1-2 1B		K		G4-3		K	1-2 1B	6	0	3	1	0	2	3
25 Steve Pearce, R (1, 10) OBP: 0.386, SLG: 0.583 19 Jackie Bradley Jr., L (9, PR) OBP: 0.299, SLG: 0.359 (10, 10)	K		K		E5		G6-3		28 1B 2 E BB		4 0	0 1	0 0	0 0	1 0	2 0	4 0
28 J.D. Martinez, R (1, 9) OBP: 0.392, SLG: 0.641	K		K		K			HBP	2 E 1B		4	0	1	2	0	3	4
2 Xander Bogaerts, R (1, 6) OBP: 0.343, SLG: 0.507		36 CS 1B		BB		F9		K	E5		4	0	1	0	1	1	2
18 Mitch Moreland, L (1, 3) OBP: 0.336, SLG: 0.478		L6		K		G3		K	K		5	0	0	0	0	3	5
36 Eduardo Núñez, R (1, 5) OBP: 0.291, SLG: 0.374		1-2 1B		K		1B		G5-3		K	5	0	2	0	0	2	2
12 Brock Holt, L (1, 4) OBP: 0.341, SLG: 0.348		L8		L7		G4-3			K	G4-3	5	0	0	0	0	1	3
3 Sandy León, S (1, 2) OBP: 0.273, SLG: 0.333 38 Tony Renda, R (10, PR)			K		K		16 G4-3 16 PB BB		25 BB 28 1B 50 BB BB	50 WP 16 1B 1B	3 0	1 1	1 0	0 0	2 0	2 0	0 0

	AB	40
	R	5
	H	10
	RBI	4
	BB	6
	SO	17
	LOB	24

Inning Stats										
	R: 0 E: 0 K: 2 S: 13	H: 1 LOB: 1 BB: 0 P: 17	R: 0 E: 0 K: 0 S: 9	H: 2 LOB: 1 BB: 0 P: 16	R: 0 E: 0 K: 3 S: 14	H: 2 LOB: 2 BB: 0 P: 24	R: 0 E: 0 K: 2 S: 14	H: 0 LOB: 1 BB: 1 P: 25	R: 1 E: 1 K: 3 S: 12	H: 1 LOB: 1 BB: 0 P: 21
	R: 0 E: 0 K: 0 S: 8	H: 1 LOB: 1 BB: 0 P: 14	R: 0 E: 0 K: 1 S: 11	H: 0 LOB: 1 BB: 1 P: 22	R: 0 E: 0 K: 2 S: 10	H: 0 LOB: 1 BB: 0 P: 20	R: 3 E: 1 K: 3 S: 19	H: 1 LOB: 2 BB: 3 P: 39	R: 1 E: 0 K: 1 S: 11	H: 2 LOB: 2 BB: 1 P: 17

	1B: 8	SF: 0	WP: 1	PA: 47
	2B: 1	SAC: 0	PB: 1	
	3B: 0	DP: 0	SB: 0	
	HR: 1	HBP: 1	CS: 1	

PITCHER	IP	WLS	BF	H	R	ER	SO	BB	IBB	HBP	BLK	WP	HR	S	P	ERA	WHIP
19 Masahiro Tanaka, R (1, 1) ERA: 3.76	4.2		21	6	1	1	9	1	0	0	0	0	1	59	97	1.93	1.500
30 David Robertson, R (5, 1) ERA: 3.42	1.1		5	1	0	0	1	0	0	0	0	0	0	11	20	0.00	0.750
53 Zack Britton, L (7, 1) ERA: 3.26	1.0	H	4	0	0	0	1	1	0	0	0	0	0	11	22	0.00	1.000
68 Dellin Betances, R (8, 1) ERA: 2.35	1.0	H	4	0	0	0	2	0	0	1	0	0	0	10	20	0.00	0.000
54 Aroldis Chapman, L (9, 1) ERA: 2.25	1.0	B	8	1	3	2	3	3	0	0	0	0	0	19	39	18.00	4.000

PITCHER	IP	WLS	BF	H	R	ER	SO	BB	IBB	HBP	BLK	WP	HR	S	P	ERA	WHIP
56 Jonathan Holder, R (10, 1) ERA: 3.65	0.2	L	5	2	1	1	1	0	1	0	0	1	0	11	17	13.50	3.000

Batter	1	2	3	4	5	6	7	8	9	AB	R	H	RBI	BB	SO	LOB
11 Brett Gardner, L (1, 7) OBP: 0.339, SLG: 0.380	B SI 93 B SI 93 C SI 94 B SI 94 C SI 95 C SI 95 3-3 ① K			B SI 93 X FC 89 1-0 ① G4-3	C FC 90 F CU 83 X SI 94 0-2 27 WP 18 1B 1-3 1B		C CU 71 B SI 89 X CU 71 1-1 ② P6		B SI 89 C CU 71 F FF 91 F CU 72 X FF 92 1-2 ① G1-3	5	1	1	0	0	1	1
27 Giancarlo Stanton, R (1, 9) OBP: 0.343, SLG: 0.508 38 Shane Robinson, R (9, 9) OBP: 0.333, SLG: 0.400	C SL 85 C CH 86 B FF 95 B SI 95 X SI 94 2-2 ② G3			F SI 94 B CU 82 B CH 84 B CH 84 B SI 94 4-1 18 2B 31 1B BB	C SI 95 B SL 86 1 SAFE B FC 90 1 SAFE B SL 86 X CH 83 3-1 ② F7 1-2 3-H		B SI 90 F CU 70 B SI 90 B CH 82 F CH 82 B SI 91 4-2 1-2 BB		F FF 92 B FF 91 F FF 91 F CU 72 S CU 71 1-3 ② K	3 0	1 0	0 0	0 0	2 0	1 0	1 0
18 Didi Gregorius, L (1, 6) OBP: 0.329, SLG: 0.482	B CH 85 B CH 84 C SI 94 X SI 94 2-1 ③ G4-3			B SI 94 X SI 93 1-0 31 1B 25 1B 1-3 2B	F CH 83 B SI 94 X FC 91 1-1 2-H 1B		F CH 84 X CU 72 0-1 ③ F9		B CH 80 B SI 90 B SI 90 C FF 88 F SI 89 B CU 70 4-2 31 1B BB	4	1	2	1	1	0	2
31 Aaron Hicks, S (1, 8) OBP: 0.361, SLG: 0.478		B SI 92 B CH 84 C SI 93 X SI 93 2-1 ① L8		X FC 91 0-0 33 F8 25 1B 2-3 3-H 1B	X CU 81 0-0 ③ P3			C FF 97 F FF 98 S SL 87 0-3 ① K	S CU 71 X SI 90 0-1 1-3 1B	5	0	2	1	0	1	1
25 Gleyber Torres, R (1, 4) OBP: 0.344, SLG: 0.539		B SL 84 C SI 93 B CU 83 B SI 94 X SI 94 3-1 ② P3		F SI 95 1 SAFE 1 SAFE F SI 95 X SL 85 0-2 1-2 1B 3-H		S SL 83 B CU 82 F SL 83 B SI 94 F SI 95 S FS 85 2-3 ① K		F FF 97 B SL 84 B SL 79 B FF 97 X FF 95 3-1 HR	B SI 89 B FF 87 X FF 87 2-0 ③ F9	5	1	2	2	0	1	2
33 Greg Bird, L (1, 3) OBP: 0.307, SLG: 0.416		C SI 94 B CH 84 B SI 94 B SI 94 F SI 93 F SI 94 X SI 95 3-2 ③ F8		X SI 94 0-0 ② F8 2-3		B FC 91 B SI 94 S CH 84 F CU 81 B CU 82 F CH 83 X CH 82 3-2 ② F7		C FF 98 X FF 97 0-1 ② F9		4	0	0	0	0	0	2
41 Miguel Andujar, R (1, 10) OBP: 0.321, SLG: 0.489			X SI 93 0-0 ① G5-3	C SL 85 B SI 94 C SI 95 S SI 96 1-3 ③ K		B SL 83 F CH 82 B CU 81 S SI 93 F FS 85 F SL 83 F SI 95 S FS 86 2-3 ③ K2-3		C FF 97 F SL 87 F SL 85 B FF 100 B FF 98 B SL 83 B FF 98 4-2 14 HR BB		3	1	0	0	1	2	2
14 Neil Walker, S (1, 5) OBP: 0.305, SLG: 0.323			C SI 93 X SI 94 0-1 ② G4-3	C SI 93 B CU 82 C CH 83 F SI 95 C SI 94 1-3 ① K			X CU 79 0-0 27 BB 1B	X FF 97 0-0 1-H HR		4	1	2	2	0	1	0
66 Kyle Higashioka, R (1, 2) OBP: 0.234, SLG: 0.395			C SI 93 B SL 84 X SI 94 1-1 ③ L7	X SI 94 0-0 11 1B 27 WP 1B			X SI 92 0-0 ① P3	B SL 85 X FF 96 1-0 ③ F8		4	1	1	0	0	0	1
Inning Stats	R: 0 E: 0 K: 1 S: 8 H: 0 LOB: 0 BB: 0 P: 15	R: 0 E: 0 K: 0 S: 8 H: 0 LOB: 0 BB: 0 P: 16	R: 0 E: 0 K: 0 S: 5 H: 0 LOB: 0 BB: 0 P: 6	R: 2 E: 0 K: 1 S: 11 H: 3 LOB: 2 BB: 1 P: 18	R: 2 E: 0 K: 1 S: 13 H: 3 LOB: 1 BB: 0 P: 18	R: 0 E: 0 K: 2 S: 14 H: 0 LOB: 0 BB: 0 P: 21	R: 0 E: 0 K: 0 S: 8 H: 1 LOB: 2 BB: 1 P: 13	R: 3 E: 0 K: 1 S: 13 H: 2 LOB: 0 BB: 1 P: 21	R: 0 E: 0 K: 1 S: 13 H: 1 LOB: 2 BB: 1 P: 21	1B: 7 2B: 1 3B: 0 HR: 2 SF: 0 SAC: 0 DP: 0 HBP: 0						

PITCHER	IP	WLS	BF	H	R	ER	SO	BB	IBB	HBP	BLK	WP	HR	S	P	ERA	WHIP
68 Dylan Covey, R (1, 1) ERA: 5.58	6.1	L	27	7	4	4	5	1	0	0	0	1	0	61	96	5.68	1.263
70 Luis Avilán, L (7, 1) ERA: 3.51	0.2		3	0	0	0	0	1	0	0	0	0	0	6	11	0.00	1.500
50 Thyago Vieira, R (8, 1) ERA: 10.38	1.0		6	2	3	3	1	1	0	0	0	0	2	13	21	27.00	3.000
24 Matt Davidson, R (9, 1) ERA:	1.0		5	1	0	0	1	1	0	0	0	0	0	13	21	0.00	2.000

PITCHER	IP	WLS	BF	H	R	ER	SO	BB	IBB	HBP	BLK	WP	HR	S	P	ERA	WHIP

TOP

New York Yankees @ Chicago White Sox

Guaranteed Rate Field, Chicago, IL

Mon Aug 06 2018, 7:13 PM - 10:10 PM CDT

Att. 22,084 - Overcast - 76 F

livebaseballscorecards.com

AB	37
R	7
H	10
RBI	6
BB	4
SO	7
LOB	12

WP: 1 PA: 41
PB: 0
SB: 0
CS: 0

Batter	1	2	3	4	5	6	7	8	9	AB	R	H	RBI	BB	SO	LOB
10 Yoán Moncada, S (1, 4) OBP: 0.302, SLG: 0.396	C FF 91 F FF 92 C FC 85 0-3 ① K		S FF 93 B CU 80 F FF 94 X FF 95 1-2 ② P5			B FF 93 S CU 80 C SI 93 B CU 80 F FF 94 F CU 81 F FF 94 F FF 95 B FC 90 3-3 ② K		S CU 80 S CU 80 D CU 80 C CU 80 1-3 ③ K		4	0	0	0	0	3	2
5 Yolmer Sánchez, S (1, 5) OBP: 0.303, SLG: 0.385	B SI 92 B SI 93 B SI 93 C FF 93 B SI 92 4-1 18 1B 79 G3 BB		X SI 94 0-0 ③ G4-3			B SI 93 B SI 91 C FF 93 F SI 93 B FF 95 X FF 94 3-2 ③ G6-3			B FF 94 C FF 94 C FF 94 F CU 80 B CU 79 X CU 79 2-2 18 F7 2B	3	0	1	0	1	0	0
79 José Abreu, R (1, 3) OBP: 0.328, SLG: 0.480	C FF 94 B FC 87 1 SAFE B SI 93 X FC 88 2-1 ② G3 1-2			C CU 77 B FF 91 B FF 94 F FF 94 F FC 87 S FF 95 2-3 ① K			T FF 91 B FF 93 X FC 86 1-1 ① G6-3		C SL 86 C SL 84 X SL 84 0-2 ① F7	4	0	0	0	0	1	2
18 Daniel Palka, L (1, 10) OBP: 0.281, SLG: 0.500	F SI 93 S FF 94 B FF 94 D FC 86 F FC 90 B FF 96 F FF 96 X CU 82 3-2 2-3 1B			X CU 80 0-0 ② F7			B FF 92 B SI 91 C CH 86 B SI 93 F FF 93 S FF 94 3-3 ② K		C FF 95 X CU 81 0-1 ② F7 2-3	4	0	1	0	0	1	1
26 Avisaíl García, R (1, 9) OBP: 0.284, SLG: 0.512	F FF 95 S FF 95 B FF 94 F FF 96 B FC 87 F FF 96 S CU 82 2-3 ③ K			S SI 93 B SI 93 S FF 95 F FF 96 S CU 80 1-3 ③ K			B SI 92 S FF 94 X FF 95 1-1 ③ G6-3		S FF 95 B FF 96 B SL 86 B SL 85 S SL 86 F SL 85 X SL 84 3-2 ③ P6	4	0	0	0	0	2	3
30 Nicky Delmonico, L (1, 7) OBP: 0.333, SLG: 0.377		B SI 89 B SI 91 C CH 85 F SI 93 B SI 94 F FF 94 S FF 95 3-3 ① K			B FF 90 F FF 91 X FF 93 1-1 ① F8			B CU 77 X SI 89 1-0 36 BB 1B		3	0	1	0	0	1	0
7 Tim Anderson, R (1, 6) OBP: 0.292, SLG: 0.402		B FC 88 B SI 93 X SI 94 2-0 ② G4-3			B CU 78 F FF 93 X FF 94 1-1 ② L6			C SI 91 F SI 92 X SI 92 0-2 ① F9		3	0	0	0	0	0	1
36 Kevan Smith, R (1, 2) OBP: 0.351, SLG: 0.330		B FC 88 F FF 94 F FF 94 B FF 94 F FF 95 F FF 94 B CU 79 C SI 95 3-3 ③ K			B CU 80 X SI 93 1-0 ③ G5-3			S SL 84 B SL 83 B SL 86 C SL 83 B SL 85 F SL 95 B FF 94 4-2 1-2 BB		2	0	0	0	1	1	0
15 Adam Engel, R (1, 8) OBP: 0.271, SLG: 0.301			C FC 86 X FF 93 0-1 ① P2			C FC 85 F CU 78 S FF 92 0-3 ① K		F FF 94 F FF 94 S SL 84 0-3 ② K		3	0	0	0	0	2	2
Inning Stats	R: 0 H: 1 E: 0 LOB: 2 K: 2 BB: 1 S: 16 P: 27	R: 0 H: 0 E: 0 LOB: 0 K: 2 BB: 0 S: 10 P: 18	R: 0 H: 0 E: 0 LOB: 0 K: 0 BB: 0 S: 6 P: 7	R: 0 H: 0 E: 0 LOB: 0 K: 2 BB: 0 S: 9 P: 12	R: 0 H: 0 E: 0 LOB: 0 K: 0 BB: 0 S: 5 P: 8	R: 0 H: 0 E: 0 LOB: 0 K: 2 BB: 0 S: 13 P: 19	R: 0 H: 0 E: 0 LOB: 0 K: 1 BB: 0 S: 7 P: 12	R: 0 H: 1 E: 0 LOB: 2 K: 2 BB: 1 S: 13 P: 19	R: 0 H: 1 E: 0 LOB: 1 K: 0 BB: 0 S: 13 P: 18	1B: 2 SF: 0 2B: 1 SAC: 0 3B: 0 DP: 0 HR: 0 HBP: 0						

PITCHER		IP	WLS	BF	H	R	ER	SO	BB	IBB	HBP	BLK	WP	HR	S	P	ERA	WHIP
36 Lance Lynn, R ERA: 4.58	(1, 1)	7.1	W	25	2	0	0	9	1	0	0	0	0	0	70	108	0.00	0.409
67 A.J. Cole, R ERA: 4.86	(8, 1)	1.2		7	1	0	0	2	1	0	0	0	0	0	22	32	0.00	1.200

PITCHER	IP	WLS	BF	H	R	ER	SO	BB	IBB	HBP	BLK	WP	HR	S	P	ERA	WHIP

BOTTOM

New York Yankees @ Chicago White Sox

Guaranteed Rate Field, Chicago, IL

Mon Aug 06 2018, 7:13 PM - 10:10 PM CDT

Att. 22,084 - Overcast - 76 F

livebaseballscorecards.com

AB	30
R	0
H	3
RBI	0
BB	2
SO	11
LOB	11

WP: 0	PA: 32		
PB: 0			
SB: 0			
CS: 0			

Batter	1	2	3	4	5	6	7	8	9	10	11	12	13	AB	R	H	RBI	BB	SO	LOB
31 Aaron Hicks, S (1, 8) OBP: 0.358, SLG: 0.475	B FF 97 X FF 95 1-0 L7		X FF 97 0-0 G3			C FF 95 B CH 84 S CH 85 F FF 98 B SL 84 X FF 96 2-2 27 PB 2B	B FF 97 B CH 85 C FF 97 F CH 86 B FF 98 X FF 98 3-2 G4-3			1 SAFE D CU 79 C FF 95 F CH 86 1 SAFE 1 SAFE S FC 89 1-3 K		X CU 79 0-0 G5-3		6	0	1	0	0	1	2
27 Giancarlo Stanton, R (1, 9) OBP: 0.343, SLG: 0.513	C FF 98 F FF 96 F FF 98 B SL 86 C SL 84 1-3 K		X FF 95 0-0 P3			B FF 97 S FF 97 B FF 98 X FF 97 2-1 2-3 1B		B FF 95 B FF 96 F FF 96 F FF 94 B CH 89 X FF 95 3-2 G6-3		1 SAFE C ST 79 B ST 78 B SI 89 1 SAFE C SI 90 B ST 80 X ST 79 3-2 1-H HR			C SI 91 B SI 91 S SI 91 F CH 83 X SL 85 1-2 P4	6	1	2	2	0	1	0
18 Didi Gregorius, L (1, 6) OBP: 0.329, SLG: 0.477	C FF 97 X CH 86 0-1 G4-3			C FF 95 B CH 84 B CH 85 F FF 96 S SL 84 2-3 K		F FF 97 X FF 98 0-1 P5		S FF 95 B FF 95 F FF 95 B CH 90 X FF 96 2-2 G4-3		B CH 82 S SL 86 B CH 82 B CH 82 F FF 90 F SL 87 F SL 87 B CH 83 4-2 BB			B CU 71 B CU 70 B CH 82 B SI 90 4-0 45 1B 41 1B BB	4	1	0	0	2	1	2
25 Gleyber Torres, R (1, 4) OBP: 0.340, SLG: 0.529		B FF 96 B CH 85 F FF 96 B CH 85 B FF 96 4-1 41 HBP BB		C FF 97 B SL 83 B FF 97 B FF 97 X FF 97 3-1 G5-3		X FF 98 0-0 F8		B CU 86 F FF 94 C CU 86 B CH 89 X FF 94 2-2 G3-1		S ST 79 B SI 89 S ST 78 D ST 78 X FF 91 2-2 F9			B CH 80 1 SAFE C CH 82 F CH 82 1 SAFE F SI 92 F CH 84 D CH 82 S CH 83 2-3 K	5	0	0	0	1	1	4
33 Greg Bird, L (1, 3) OBP: 0.306, SLG: 0.410 45 Luke Voit, R (11, PH) OBP: 0.273, SLG: 0.316 (11, 3)		X FF 96 0-0 P5		B FF 98 B FF 96 B FF 96 B FF 95 4-0 41 BLK BB		B FF 98 F FF 97 F FF 98 F FF 99 S SL 84 1-3 K	X FF 95 0-0 HR		C FF 95 X FF 95 0-1 G5-3		C CU 78 F FC 86 B CU 78 F CU 79 B FC 87 B FC 87 C FC 88 3-3 K		F CH 82 1 SAFE B CH 82 B SI 91 X CH 82 2-1 1-2 41 1B 1B	3	0	0	0	1	1	3
41 Miguel Andujar, R (1, 10) OBP: 0.326, SLG: 0.499		1 SAFE B FF 96 H FF 95 2-0 1-2 HBP		F FF 96 S FF 97 D SL 86 F FF 96 F FF 97 B SL 85 S FF 97 2-3 1-2 K			X FF 97 0-0 F8 1		C CU 86 F SL 87 F CH 90 B FF 95 S CH 91 1-3 K		C CU 78 X CU 79 0-1 14 G5-4-3 1B		D CH 83 X CH 82 1-0 1-2 2-H 1B	5	1	3	2	0	2	1
14 Neil Walker, S (1, 5) OBP: 0.298, SLG: 0.315		S FF 97 F FF 97 F FF 97 D SL 86 S FF 96 1-3 K	B FF 95 C FF 95 S CH 84 B SL 82 F FF 97 C SL 82 2-3 K						C CU 77 B FC 89 S FC 91 F FF 96 S FC 90 1-3 K		D FC 86 X FC 85 1-0 G5-4-3 1-2f		X CU 69 0-0 G3	6	0	0	0	0	3	5
66 Kyle Higashioka, R (1, 2) OBP: 0.231, SLG: 0.396		S SL 85 S SL 85 X FF 97 0-2 F9	X FF 96 0-0 F8				F SL 81 S SL 82 X FF 98 0-2 11 F8 2B			B CU 78 S FC 91 S FC 91 B FC 90 F FC 91 S FC 90 2-3 K		S CU 78 B CU 77 X FC 85 1-1 F8		5	0	1	0	0	1	2
38 Shane Robinson, R (1, 7) OBP: 0.300, SLG: 0.353 11 Brett Gardner, L (7, PH) OBP: 0.339, SLG: 0.378 (7, 7)			C FF 94 S SL 82 X FF 96 0-2 G4-3	C FF 97 S SL 84 F SL 86 B FF 98 F SL 85 F FF 97 X SL 84 1-2 G1-3			B FF 96 F FF 96 B FF 97 X FF 96 2-1 2-3 F8			B FC 91 C CU 79 B SI 95 S FC 90 B FC 89 B FC 91 4-2 27 HR BB			C CU 78 F FC 86 B CU 78 B FC 87 F FC 87 B CU 80 S FC 88 3-3 K	2	0	0	0	0	0	0
														2	1	0	0	1	1	1
Inning Stats	R: 0 E: 0 K: 1 S: 7 H: 0 LOB: 0 BB: 0 P: 9	R: 0 E: 0 K: 1 S: 9 H: 0 LOB: 2 BB: 1 P: 16	R: 0 E: 0 K: 0 S: 5 H: 0 LOB: 0 BB: 0 P: 5	R: 0 E: 0 K: 2 S: 10 H: 0 LOB: 1 BB: 1 P: 21	R: 0 E: 0 K: 1 S: 11 H: 0 LOB: 0 BB: 0 P: 14	R: 0 E: 0 K: 1 S: 13 H: 2 LOB: 2 BB: 0 P: 18	R: 1 E: 0 K: 0 S: 10 H: 2 LOB: 1 BB: 0 P: 15	R: 0 E: 0 K: 0 S: 9 H: 0 LOB: 0 BB: 0 P: 16	R: 0 E: 0 K: 2 S: 10 H: 0 LOB: 0 BB: 0 P: 12	R: 2 E: 0 K: 2 S: 19 H: 1 LOB: 1 BB: 2 P: 35	R: 0 E: 0 K: 1 S: 7 H: 1 LOB: 0 BB: 0 P: 11	R: 0 E: 0 K: 1 S: 7 H: 0 LOB: 0 BB: 0 P: 11	R: 1 E: 0 K: 1 S: 13 H: 2 LOB: 2 BB: 1 P: 23	1B: 4 2B: 2 3B: 0 HR: 2 SF: 0 SAC: 0 DP: 1 HBP: 1	WP: 0 PB: 1 SB: 0 CS: 0 PA: 52						

PITCHER	IP	WLS	BF	H	R	ER	SO	BB	IBB	HBP	BLK	WP	HR	S	P	ERA	WHIP
40 Reynaldo López, R (1, 1) ERA: 4.3	7.0		28	4	1	1	6	2	0	1	1	0	1	65	98	1.29	0.857
37 Juan Minaya, R (8, 1) ERA: 3.6	1.2		5	0	0	0	1	0	0	0	0	0	0	15	23	0.00	0.000
57 Jace Fry, L (9, 1) ERA: 4.67	1.0		4	0	1	1	3	1	0	0	0	0	0	13	21	9.00	1.000
60 Tyler Danish, R (10, 1) ERA: 5.06	0.1		3	1	1	1	0	1	0	0	0	0	1	10	19	27.00	6.000
52 Xavier Cedeño, L (11, 1) ERA: 3.38	2.0		6	1	0	0	2	0	0	0	0	0	0	14	22	0.00	0.500

PITCHER	IP	WLS	BF	H	R	ER	SO	BB	IBB	HBP	BLK	WP	HR	S	P	ERA	WHIP
54 Jeanmar Gómez, R (13, 1) ERA: 5.4	0.1		1	0	0	0	0	0	0	0	0	0	0	4	5	0.00	0.000
70 Luis Avilán, L (13, 1) ERA: 3.71	0.2	L	5	2	1	1	1	1	0	0	0	0	0	9	18	13.50	4.500

TOP

New York Yankees @ Chicago White Sox

Guaranteed Rate Field, Chicago, IL

Tue Aug 07 2018, 7:11 PM - 11:36 PM CDT

Att. 19,643 - Partly Cloudy - 72 F

livebaseballscorecards.com

AB	46
R	4
H	8
RBI	4
BB	5
SO	13
LOB	20

Batter	1	2	3	4	5	6	7	8	9	10	11	12	13	AB	R	H	RBI	BB	SO	LOB
7 Tim Anderson, R (1, 6) OBP: 0.288, SLG: 0.396	B FC 88 X FC 88 1-0 G1-6-3		B SL 80 F FC 89 S CH 85 S FC 90 1-3 K		C SL 81 L SI 92 B CH 85 S FC 90 1-3 K		B SL 86 F SL 82 F KC 84 B FC 93 S SL 86 2-3 K			C SI 95 B SI 96 X SI 98 1-1 G1-3 1-2		B SI 84 S ST 83 X CU 84 1-1 FC9-6 26 BB 1-2f		6	0	0	0	0	3	5
26 Avisaíl García, R (1, 9) OBP: 0.286, SLG: 0.510	B FC 87 C CH 83 S FC 88 S FC 90 1-3 K		X FC 90 0-0 2B 1-3		B CH 86 S FC 90 B FC 90 D CH 85 C SI 92 X FC 91 3-2 L5			S FF 96 S FF 96 S FF 98 0-3 K		C SI 97 B SI 97 X SI 96 1-1 G5-3		B SI 94 1 SAFE B SI 94 B FF 93 B SI 94 4-0 BB 1-2		5	0	1	0	1	2	3
79 José Abreu, R (1, 3) OBP: 0.326, SLG: 0.484	C SL 79 B FC 90 C FC 89 F CH 84 F FC 89 B FC 88 S CH 83 2-3 K		X SL 81 0-0 SF7 3-H		C FC 90 F FC 90 S CH 86 0-3 K			C FF 98 S KC 86 0-3 K		S SI 96 B SI 97 X SI 96 1-1 HR 2-H		S CU 84 X CU 83 0-1 F9		5	1	1	3	0	3	4
24 Matt Davidson, R (1, 10) OBP: 0.326, SLG: 0.443 18 Daniel Palka, L (8, PH) OBP: 0.278, SLG: 0.494 (9, 10)		C FC 87 S FC 88 F FC 89 S SL 80 0-3 K	S FC 90 C SL 82 F FC 89 X FC 90 0-2 L9			B SL 78 F SI 90 B FC 88 S CH 83 S CH 83 2-3 K		F FF 98 B FF 98 S KC 84 F SV 87 F FF 98 B FF 98 C SV 86 2-3 K2-3		B SI 97 S SI 96 F SI 96 B SI 96 X SI 96 2-2 G6-3			C SU 82 B SI 92 X SI 92 2-0 G5-3	3 3	0 0	0 0	0 0	0 0	2 1	1 0
10 Yoán Moncada, S (1, 4) OBP: 0.300, SLG: 0.391	B FC 89 C FC 89 F FC 89 B CH 84 B SL 80 B SL 80 4-2 BB 25 1B			B CH 83 B FC 90 B SI 92 C SL 79 F CH 85 C FC 91 2-3 K		S FC 89 F FC 90 B CH 83 C SL 80 B CH 84 S FC 89 2-3 K			B CH 85 B FF 92 S CH 86 S CH 85 X FF 93 2-2 F7		C CU 81 B SI 94 B CU 84 C SI 95 F CU 83 S CU 84 2-3 K		C SI 83 B FF 94 F ST 87 B ST 87 C SI 93 2-3 K	5	0	0	0	1	4	0
25 Ryan LaMarre, R (1, 7) OBP: 0.325, SLG: 0.327 30 Nicky Delmonico, L (9, PH) OBP: 0.333, SLG: 0.372 (10, 7)	B SL 80 S FC 89 F FC 89 1 SAFE F SL 79 F CH 83 F FC 89 B FC 89 X FC 90 2-2 1B 1-2			C SL 80 S SI 92 S CH 85 0-3 K		B SL 78 C FC 89 B SI 90 C FC 90 B SL 80 X FC 90 3-2 2B		B FF 92 B CH 86 B FF 92 B FF 93 4-0 BB 5 FC4-6		B CU 84 F SI 95 B CU 83 F SI 95 X CU 82 2-2 F8		B SI 93 S SI 93 C CU 83 S SI 92 1-3 K	3 2	0 0	2 0	0 0	1 1	0 0	0 0
5 Yolmer Sánchez, S (1, 5) OBP: 0.300, SLG: 0.380	C SL 80 F SL 82 S FC 89 0-3 K			S CH 85 F FC 91 B SL 81 S FC 90 1-3 K		C FF 96 B FF 97 B FF 96 X FF 97 2-1 P5		1 SAFE X CH 85 0-0 FC4-6 1-2f		B FF 95 C SI 95 F CU 84 F FF 94 C SI 93 1-3 K				5	0	0	0	0	3	4
15 Adam Engel, R (1, 8) OBP: 0.269, SLG: 0.300	F FC 89 S FC 89 B FC 89 F CH 85 X FC 90 1-2 P5				X FC 89 0-0 1B 38 BB		B SL 81 C KC 82 F FC 92 X KC 85 1-2 G6-3		C FC 87 1 SAFE X FC 84 0-1 F9			F CU 83 X CU 83 0-1 F9		5	0	1	0	0	0	3
38 Omar Narváez, L (1, 2) OBP: 0.367, SLG: 0.426			B SL 79 B SI 90 B SI 91 B FC 91 4-0 BB 26 2B 79 SF7		B SI 89 B SL 80 C FC 90 F FC 91 D SL 81 F FC 91 B FC 91 4-2 BB 1-2		B SL 82 B FC 91 C FC 93 X KC 86 2-1 F7			C SI 96 B SI 96 B SI 96 H SI 96 3-1 HBP 79 WP 7 WP 79 HR		F CU 83 C SI 92 B CU 83 F CU 83 B FF 95 X CU 84 2-2 FC9-6 7 1B	2	2	1	0	2	0	0
Inning Stats	R: 0 E: 0 K: 2 S: 9 H: 0 LOB: 0 BB: 0 P: 13	R: 0 E: 0 K: 2 S: 19 H: 1 LOB: 2 BB: 1 P: 26	R: 1 E: 0 K: 1 S: 9 H: 1 LOB: 1 BB: 1 P: 14	R: 0 E: 0 K: 3 S: 10 H: 0 LOB: 0 BB: 0 P: 13	R: 0 E: 0 K: 2 S: 13 H: 1 LOB: 2 BB: 1 P: 21	R: 0 E: 0 K: 2 S: 11 H: 1 LOB: 1 BB: 0 P: 20	R: 0 E: 0 K: 1 S: 8 H: 0 LOB: 0 BB: 0 P: 13	R: 0 E: 0 K: 3 S: 11 H: 0 LOB: 0 BB: 0 P: 13	R: 0 E: 0 K: 0 S: 6 H: 0 LOB: 1 BB: 1 P: 12	R: 2 E: 0 K: 0 S: 10 H: 1 LOB: 0 BB: 0 P: 18	R: 0 E: 0 K: 2 S: 11 H: 0 LOB: 0 BB: 0 P: 16	R: 0 E: 0 K: 0 S: 9 H: 1 LOB: 2 BB: 1 P: 16	R: 0 E: 0 K: 2 S: 7 H: 0 LOB: 0 BB: 0 P: 12	1B: 3 2B: 2 3B: 0 HR: 1	SF: 1 SAC: 0 DP: 0 HBP: 1	WP: 2 PB: 0 SB: 0 CS: 0	PA: 51						

PITCHER		IP	WLS	BF	H	R	ER	SO	BB	IBB	HBP	BLK	WP	HR	S	P	ERA	WHIP
52 CC Sabathia, L ERA: 3.49	(1, 1)	5.2		24	4	1	1	12	3	0	0	0	0	0	69	103	1.59	1.235
57 Chad Green, R ERA: 2.75	(6, 1)	0.1		1	0	0	0	0	0	0	0	0	0	0	2	4	0.00	0.000
30 David Robertson, R ERA: 3.35	(7, 1)	1.0		3	0	0	0	1	0	0	0	0	0	0	8	13	0.00	0.000
68 Dellin Betances, R ERA: 2.3	(8, 1)	1.0		3	0	0	0	3	0	0	0	0	0	0	11	13	0.00	0.000
56 Jonathan Holder, R ERA: 3.57	(9, 1)	1.0		4	0	0	0	0	1	0	0	0	0	0	6	12	0.00	1.000

PITCHER		IP	WLS	BF	H	R	ER	SO	BB	IBB	HBP	BLK	WP	HR	S	P	ERA	WHIP
53 Zack Britton, L ERA: 3.98	(10, 1)	1.0	B	5	1	2	2	0	0	0	1	0	2	1	10	18	18.00	1.000
55 Sonny Gray, R ERA: 5.4	(11, 1)	3.0	W	11	1	0	0	4	1	0	0	0	0	0	27	44	0.00	0.667

BOTTOM

New York Yankees @ Chicago White Sox

Guaranteed Rate Field, Chicago, IL

Tue Aug 07 2018, 7:11 PM - 11:36 PM CDT

Att. 19,643 - Partly Cloudy - 72 F

livebaseballscorecards.com

AB	44
R	3
H	6
RBI	3
BB	5
SO	20
LOB	20

Batter	1	2	3	4	5	6	7	8	9	AB	R	H	RBI	BB	SO	LOB
11 Brett Gardner, L (1, 7) OBP: 0.339, SLG: 0.375	C FF 94 B CU 80 F FF 95 F FF 95 B CU 82 S CH 84 2-3 K	C FF 94 F SL 86 B FF 94 F CH 83 H CU 82 1-2 2-3 27 HR HBP		F SI 91 F CH 81 S CH 82 0-3 K		C SI 91 B CH 85 B SI 90 B SI 90 B SI 90 B SI 90 4-2 27 G6-3 BB		C CU 74 C SI 88 B FF 92 F CU 76 F SI 89 F CH 81 C FF 93 1-3 K		3	1	0	0	1	3	0
27 Giancarlo Stanton, R (1, 10) OBP: 0.343, SLG: 0.517	C FF 96 B SL 79 B SL 88 S CH 84 B CH 84 B CH 84 4-2 33 FC6 BB	B FF 94 B FF 93 B CH 82 F FF 94 F FF 94 X FF 94 3-2 1-H 2-H 3-H HR		C CU 78 C CU 78 B FF 93 C FF 93 1-3 K		1 SAFE C SI 93 1 SAFE B SL 83 X SI 92 1-1 G6-3 1-2		B SI 92 S FF 92 B FF 92 B FF 92 X FF 93 3-1 F7		4	1	1	4	1	1	1
31 Aaron Hicks, S (1, 8) OBP: 0.359, SLG: 0.482	C SI 94 S CH 83 B CU 80 B FF 94 S CH 83 2-3 K	B CH 83 F FF 94 S CH 83 B CH 83 X SI 94 2-2 G4-3			L SI 92 C CH 82 B FF 94 X CU 78 1-2 HR	B CH 85 D CH 85 B CH 84 B SI 90 4-0 BB			B FF 90 F FF 91 B CH 82 F FF 92 B FF 92 C FF 92 3-3 K	4	1	1	1	1	2	1
33 Greg Bird, L (1, 3) OBP: 0.304, SLG: 0.405	B SL 85 C FF 95 F CH 84 1 SAFE F FF 95 F CU 81 B SI 94 X CH 84 2-2 1-2f FC6	X FF 94 0-0 F9			B SI 92 B CH 81 C FF 94 S SL 85 F FF 93 C CH 81 2-3 K	C SI 92 D SL 84 B CH 84 F CH 84 X SI 92 2-2 G4-3			C CU 77 X FF 92 0-1 1B	5	0	1	0	0	1	3
25 Gleyber Torres, R (1, 6) OBP: 0.344, SLG: 0.526		B FF 94 B SL 84 B FF 94 B FF 93 4-0 14 1B 28 1B BB	C SL 83 X SI 93 0-1 28 S 1B		B FF 94 C FF 94 B FF 94 B CH 82 B FF 93 4-1 41 E BB		S SL 82 C CH 86 X SI 90 0-2 F8		C CH 83 B FF 91 B FF 92 B FF 92 C CH 84 1 SAFE S FF 92 3-3 K	3	1	1	0	2	1	1
41 Miguel Andujar, R (1, 5) OBP: 0.324, SLG: 0.494		B FF 93 1 SAFE C SL 85 C SL 85 S SL 85 1-3 K	X FF 92 0-0 F9		C SI 91 D CU 79 F SL 84 X FF 93 1-2 FC6		B SL 85 S SL 82 S SI 91 F CH 85 B SL 88 B CH 85 B SI 93 4-2 14 S BB		B CU 78 X CH 84 1-0 G6-3	4	0	0	0	1	1	4
14 Neil Walker, S (1, 4) OBP: 0.297, SLG: 0.314		B FF 93 C CH 83 F FF 92 X FF 94 1-2 28 1B 38 1B 1-2 1B	1 SAFE C SL 86 X FF 93 0-1 L8		X SL 84 0-0 L4		B FF 89 B FF 90 C FF 91 B CH 84 C FF 91 S FF 92 3-3 K 1-2			4	1	1	0	0	1	4
28 Austin Romine, R (1, 2) OBP: 0.311, SLG: 0.439		2 SAFE B SL 84 B FF 93 C FF 94 S CH 82 X CH 82 2-2 11 HBP 38 1B 27 HR 1-2 2-H 1B	C FF 93 F SL 84 D CU 80 2 SAFE C FF 92 1-3 K 1-2		B FF 92 X CH 82 1-0 L5		F FF 91 B FF 91 B CU 76 F FF 91 C FF 92 2-3 K			4	1	1	1	0	2	4
38 Shane Robinson, R (1, 9) OBP: 0.292, SLG: 0.333		B SI 92 D SL 86 X FF 94 2-0 11 HBP 27 HR 1-2 2-H 1B		F SI 92 B CU 78 C CH 82 X SL 85 1-2 G6-3		X SI 90 0-0 G6-3		F FF 89 B CH 81 B FF 92 X FF 91 2-1 F9		4	1	1	1	0	0	0
Inning Stats	R: 0 E: 0 K: 2 S: 14 H: 0 LOB: 1 BB: 1 P: 24	R: 6 E: 0 K: 1 S: 20 H: 4 LOB: 0 BB: 1 P: 37	R: 0 E: 0 K: 1 S: 8 H: 1 LOB: 1 BB: 0 P: 9	R: 0 E: 0 K: 2 S: 9 H: 0 LOB: 0 BB: 0 P: 11	R: 1 E: 1 K: 1 S: 13 H: 1 LOB: 2 BB: 1 P: 22	R: 0 E: 0 K: 0 S: 8 H: 0 LOB: 2 BB: 2 P: 19	R: 0 E: 0 K: 2 S: 12 H: 0 LOB: 1 BB: 1 P: 21	R: 0 E: 0 K: 1 S: 10 H: 0 LOB: 0 BB: 0 P: 16	R: 0 E: 0 K: 2 S: 9 H: 1 LOB: 1 BB: 0 P: 16	1B: 5 2B: 0 3B: 0 HR: 2	SF: 0 SAC: 0 DP: 0 HBP: 1						

PITCHER	IP	WLS	BF	H	R	ER	SO	BB	IBB	HBP	BLK	WP	HR	S	P	ERA	WHIP
27 Lucas Giolito, R (1, 1) ERA: 6.23	5.0	L	26	6	7	7	7	3	0	1	0	0	2	64	103	12.60	1.800
54 Jeanmar Gómez, R (6, 1) ERA: 4.26	1.1		7	0	0	0	0	3	0	0	0	0	0	14	29	0.00	2.250
53 Héctor Santiago, L (7, 1) ERA: 5.24	2.2		9	1	0	0	5	0	0	0	0	0	0	25	43	0.00	0.375

PITCHER	IP	WLS	BF	H	R	ER	SO	BB	IBB	HBP	BLK	WP	HR	S	P	ERA	WHIP

TOP

New York Yankees @ Chicago White Sox

Guaranteed Rate Field, Chicago, IL

Wed Aug 08 2018, 7:13 PM - 10:16 PM CDT

Att. 27,038 - Cloudy - 79 F

livebaseballscorecards.com

AB	35
R	7
H	7
RBI	7
BB	6
SO	12
LOB	18

Batter	1	2	3	4	5	6	7	8	9	AB	R	H	RBI	BB	SO	LOB
10 Yoán Moncada, S (1, 4) OBP: 0.300, SLG: 0.390	C FF 95 B SL 87 C FF 95 B FF 96 S SL 87 2-3 ① **K**		C SL 88 S SL 88 B SL 87 B FF 97 X SL 88 2-2 ① **G1-3**		B FF 98 B CH 87 B SL 86 C FF 96 X FF 98 3-1 **5 CS 1B**			C FF 96 S FS 88 B FF 96 B FS 88 S FF 96 2-3 ① **K**		4	0	1	0	0	2	0
5 Yolmer Sánchez, S (1, 5) OBP: 0.299, SLG: 0.379	X FF 95 0-0 **79 2B 1B**		C FF 98 B CH 87 B SL 88 X SL 90 2-1 ② **G3**		F FF 96 S FF 97 B FF 97 1-2 ③ **CS** **1-2**	B SL 87 B FF 98 X FF 98 2-0 ① **F8**		C FF 97 S FS 89 B FS 88 B FF 96 S FS 88 2-3 ② **K**		4	1	1	0	0	1	0
79 José Abreu, R (1, 3) OBP: 0.330, SLG: 0.487	C FF 96 B SL 86 1 SAFE X SL 88 1-1 **18 1B** **1-H** **2B**		B SL 89 X CH 87 1-0 ③ **L5**			C FF 98 F FF 96 B SL 88 X FF 97 1-2 **18 FC3-6 1B**		F FF 97 B SL 88 B FF 97 B SL 88 F FF 97 B FF 96 4-2 **18 1B BB**		3	1	2	1	1	0	0
18 Daniel Palka, L (1, 10) OBP: 0.281, SLG: 0.494	B CH 91 B FF 96 X SL 90 2-0 **26 FC5-4 1B** **2-H**			B FF 97 B FF 98 S FF 98 F FF 98 F FF 98 B SL 89 X SL 89 3-2 ① **F8**		C FF 97 B CH 92 X CH 92 1-1 ② **FC3-6** **1-2f**		T FF 97 B FF 96 B FS 88 T FF 98 X FF 96 2-2 **1-3 1B**		4	0	2	1	0	0	1
26 Avisaíl García, R (1, 9) OBP: 0.281, SLG: 0.500	C FF 96 B FF 96 X FF 95 1-1 ② **FC5-4** **1-2f**			B SL 85 S FF 98 S SL 88 B FF 97 S SL 87 2-3 ② **K**		S FF 98 F FF 98 B SL 89 B SL 88 F SL 86 X SL 87 2-2 ③ **F8**		B FF 97 C FF 96 B SL 88 C FF 97 D FF 98 C FF 98 3-3 ③ **K**		4	0	0	0	0	2	4
30 Nicky Delmonico, L (1, 7) OBP: 0.332, SLG: 0.375	C FF 96 T FF 96 S SL 88 0-3 ③ **K**			B FF 98 F SL 89 S CH 89 F FF 98 F SL 87 S CH 90 1-3 ③ **K**			X FF 98 0-0 **7 FC6-5 2B**		B CH 84 C FF 92 S CH 84 B FF 92 X CH 84 2-2 ① **G4-3**	4	0	1	0	0	2	1
7 Tim Anderson, R (1, 6) OBP: 0.288, SLG: 0.402		C FF 95 X FF 97 0-1 ① **G6-3**			F FF 97 B SL 89 B SL 88 F FF 98 X FF 98 2-2 **HR**		F SL 89 X SL 89 0-1 ① **FC6-5** **36 F9** **36 WP** **2-3**		C FF 93 S SL 80 S SL 81 0-3 ② **K**	4	1	1	1	0	1	1
36 Kevan Smith, R (1, 2) OBP: 0.342, SLG: 0.321 38 Omar Narváez, L (9, PH) OBP: 0.370, SLG: 0.429		C FF 96 X FF 95 0-1 ② **F9**			B FF 97 F FF 97 C FF 96 S SL 87 1-3 ① **K**		B FF 96 B FF 97 F FF 97 F FF 95 B SL 90 F SL 88 X FF 97 3-2 ② **F9** **1-3**		B FF 92 C FF 92 B SL 78 F FF 92 F CH 85 F FF 92 F FF 92 X SL 80 2-2 **25 DI 1B**	3 1	0 0	0 1	0 0	0 0	1 0	1 0
15 Adam Engel, R (1, 8) OBP: 0.267, SLG: 0.297 25 Ryan LaMarre, R (9, PH) OBP: 0.322, SLG: 0.324		C FF 97 C SL 88 F FF 94 F SL 87 S SL 86 0-3 ③ **K**			S SL 85 C SL 87 S SL 88 0-3 ② **K**		S SL 90 S SL 88 D SL 88 F SL 90 B FF 99 B SL 89 S FF 98 3-3 ③ **K**		C SL 81 B SL 81 X SL 82 1-1 ③ **L7** **1-2**	3 1	0 0	0 0	0 0	0 0	3 0	1 1
Inning Stats	R: 2 E: 0 K: 2 S: 12 H: 3 LOB: 1 BB: 0 P: 18	R: 0 E: 0 K: 1 S: 9 H: 0 LOB: 0 BB: 0 P: 9	R: 0 E: 0 K: 0 S: 6 H: 0 LOB: 0 BB: 0 P: 11	R: 0 E: 0 K: 2 S: 12 H: 0 LOB: 0 BB: 0 P: 18	R: 1 E: 0 K: 2 S: 13 H: 2 LOB: 0 BB: 0 P: 20	R: 0 E: 0 K: 0 S: 10 H: 1 LOB: 1 BB: 0 P: 16	R: 0 E: 0 K: 1 S: 11 H: 1 LOB: 1 BB: 0 P: 17	R: 0 E: 0 K: 3 S: 14 H: 1 LOB: 2 BB: 1 P: 27	R: 0 E: 0 K: 1 S: 14 H: 1 LOB: 1 BB: 0 P: 19	1B: 6 2B: 2 3B: 0 HR: 1 SF: 0 SAC: 0 DP: 0 HBP: 0						

PITCHER	IP	WLS	BF	H	R	ER	SO	BB	IBB	HBP	BLK	WP	HR	S	P	ERA	WHIP
40 Luis Severino, R (1, 1) ERA: 3.11	7.0	W	27	7	3	3	8	0	0	0	0	1	1	73	109	3.86	1.000
57 Chad Green, R (8, 1) ERA: 2.7	1.0		5	1	0	0	3	1	0	0	0	0	0	14	27	0.00	2.000
56 Jonathan Holder, R (9, 1) ERA: 3.5	1.0		4	1	0	0	1	0	0	0	0	0	0	14	19	0.00	1.000

PITCHER	IP	WLS	BF	H	R	ER	SO	BB	IBB	HBP	BLK	WP	HR	S	P	ERA	WHIP

BOTTOM

New York Yankees @ Chicago White Sox

Guaranteed Rate Field, Chicago, IL

Wed Aug 08 2018, 7:13 PM - 10:16 PM CDT

Att. 27,038 - Cloudy - 79 F

livebaseballscorecards.com

AB	35
R	3
H	9
RBI	3
BB	1
SO	12
LOB	10

Texas Rangers @ New York Yankees

Yankee Stadium, Bronx, NY

Thu Aug 09 2018, 7:11 PM - 9:41 PM EDT

Att. 43,455 - Clear - 87 F

livebaseballscorecards.com

Batter	1	2	3	4	5	6	7	8	9	AB	R	H	RBI	BB	SO	LOB
17 Shin-Soo Choo, L (1, 10) OBP: 0.388, SLG: 0.474	C FF 90 B SI 88 B SL 84 S SI 90 H SI 91 3-2 HBP		H CU 74 1-0 HBP		C FF 93 B SL 84 F FF 92 D SL 85 F SI 91 X FF 93 2-2 2-H 3-H 2B		B SL 85 B FC 92 B FC 91 B FC 92 4-0 12 2B BB		B SL 86 C SL 85 S SL 85 S FF 100 1-3 ② K	2	0	1	2	1	1	2
12 Rougned Odor, L (1, 4) OBP: 0.349, SLG: 0.482	B FF 91 C FF 91 B FF 92 T FF 92 S SL 86 2-3 ① K		X FF 91 0-0 ③ F8		F SI 91 X SL 85 0-1 ② P4		B FC 93 C KC 85 C FC 92 D KC 85 B KC 86 F KC 85 X KC 83 3-2 1-3 2B		B FF 100 C SL 86 S SL 87 S SL 86 1-3 ③ K	5	0	1	0	0	2	5
1 Elvis Andrus, R (1, 6) OBP: 0.327, SLG: 0.415	F FF 91 B FF 92 B FF 92 F SI 90 S FF 92 2-3 ② K			B CH 88 C FF 90 X CH 86 1-1 ① P3	B SL 82 S FF 92 S FF 92 S FF 93 1-3 ③ K		B SL 86 X FC 93 1-0 ③ P3			4	0	0	0	0	2	4
29 Adrián Beltré, R (1, 5) OBP: 0.332, SLG: 0.385	C FF 93 B FF 92 B SL 84 F FF 92 F FF 94 S SL 86 2-3 ③ K			C SI 89 C FF 91 F FF 92 F CH 84 C FF 92 0-3 ② K		B SL 84 X FF 90 1-0 ① P4		X FF 95 0-0 ① F7		4	0	0	0	0	2	1
19 Jurickson Profar, S (1, 3) OBP: 0.340, SLG: 0.458		B FF 90 B CH 88 C FF 90 X CH 84 2-1 ① G6-3		X FF 92 0-0 HR		B SI 89 C FF 91 X CH 86 1-1 1B		C KC 84 S FF 98 B SV 88 X FF 98 1-2 ② F7		4	1	2	1	0	0	0
13 Joey Gallo, L (1, 9) OBP: 0.312, SLG: 0.486		C FF 91 X SL 85 0-1 ② L7		F FF 93 S SL 86 X SL 85 0-2 ③ G4-3		S FF 92 C SL 84 D SL 87 F FF 93 S FF 92 1-3 ② K		C KC 85 S KC 85 C SV 87 0-3 ③ K		4	0	0	0	0	2	1
61 Robinson Chirinos, R (1, 2) OBP: 0.338, SLG: 0.444		C FF 91 B FF 91 S CH 86 S FF 94 1-3 ③ K			C FF 89 F FF 91 B SL 85 B FF 93 B CH 86 B FF 93 4-2 15 SH5-4 5 1B 17 2B BB	C FF 93 1 SAFE B FF 92 C FF 93 S FF 93 1-3 ③ K			C FF 95 B FF 98 B SL 86 S FF 97 B FF 97 B FF 96 4-2 9 FC3-6 5 BB	2	1	0	0	2	2	1
5 Willie Calhoun, L (1, 7) OBP: 0.314, SLG: 0.397			C FF 90 S SL 86 B SL 87 F FF 93 S SL 86 1-3 ① K		B FF 93 C FF 92 S FF 92 X SL 86 1-2 15 SH5-4 17 2B 1B		C FC 93 F SL 84 B KC 86 C KC 83 1-3 ① K		B FF 96 D FF 96 B FF 95 C FF 97 B FF 95 4-1 9 FC3-6 1-2 BB	3	1	1	0	1	2	0
15 Carlos Tocci, R (1, 8) OBP: 0.233, SLG: 0.235 9 Isiah Kiner-Falefa, R (9, PH) OBP: 0.338, SLG: 0.396			B FF 91 B SL 83 B FF 91 C FF 90 F FF 92 X FF 93 3-2 ② G6-3		L FF 92 X FF 91 0-1 ① SH5-4 1-2 2-3		B FC 92 B FC 93 X FC 92 2-0 ② F8		C FF 96 D FF 96 B SL 84 F FF 96 X FF 98 2-2 ① FC3-6 1-2f 2-3	2 1	0 0	0 0	0 0	0 0	0 0	0 2
Inning Stats	R: 0 E: 0 K: 3 S: 12 H: 0 LOB: 1 BB: 0 P: 21	R: 0 E: 0 K: 1 S: 7 H: 0 LOB: 0 BB: 0 P: 10	R: 0 E: 0 K: 1 S: 8 H: 0 LOB: 1 BB: 0 P: 13	R: 1 E: 0 K: 1 S: 11 H: 1 LOB: 0 BB: 0 P: 12	R: 2 E: 0 K: 1 S: 16 H: 2 LOB: 1 BB: 1 P: 24	R: 0 E: 0 K: 2 S: 10 H: 1 LOB: 1 BB: 0 P: 14	R: 0 E: 0 K: 1 S: 9 H: 1 LOB: 2 BB: 1 P: 20	R: 0 E: 0 K: 1 S: 7 H: 0 LOB: 0 BB: 0 P: 8	R: 0 E: 0 K: 2 S: 12 H: 0 LOB: 2 BB: 2 P: 24	1B: 2 2B: 2 3B: 0 HR: 1 SF: 0 SAC: 1 DP: 0 HBP: 2						

PITCHER	IP	WLS	BF	H	R	ER	SO	BB	IBB	HBP	BLK	WP	HR	S	P	ERA	WHIP
34 J.A. Happ, L (1, 1) ERA: 4.07	6.0	W	25	4	3	3	9	1	0	2	0	0	1	64	94	4.50	0.833
30 David Robertson, R (7, 1) ERA: 3.29	1.0		5	1	0	0	1	1	0	0	0	0	0	9	20	0.00	2.000
68 Dellin Betances, R (8, 1) ERA: 2.25	1.0		3	0	0	0	1	0	0	0	0	0	0	7	8	0.00	0.000
54 Aroldis Chapman, L (9, 1) ERA: 2.2	1.0		5	0	0	0	2	2	0	0	0	0	0	12	24	0.00	2.000

PITCHER	IP	WLS	BF	H	R	ER	SO	BB	IBB	HBP	BLK	WP	HR	S	P	ERA	WHIP

TOP	
AB	31
R	3
H	5
RBI	3
BB	4
SO	13
LOB	16

WP: 0 PA: 38
PB: 0
SB: 0
CS: 0

Texas Rangers @ New York Yankees

Yankee Stadium, Bronx, NY

Thu Aug 09 2018, 7:11 PM - 9:41 PM EDT

Att. 43,455 - Clear - 87 F

livebaseballscorecards.com

BOTTOM

Batter	1	2	3	4	5	6	7	8	9	AB	R	H	RBI	BB	SO	LOB
11 Brett Gardner, L (1, 7) OBP: 0.341, SLG: 0.376	C FF 93 B SI 92 F SI 92 F SL 85 B SI 93 X SI 93 2-2 27 G6-4-3 1B		C SI 92 B CU 79 B CH 84 X SI 92 2-1 27 FC6-4 1B		X SI 90 0-0 ① G1-3		X FF 91 0-0 ① F8			4	0	2	0	0	0	0
27 Giancarlo Stanton, R (1, 10) OBP: 0.343, SLG: 0.521	B SI 92 X SI 92 ① ② 1-0 G6-4-3 1-2f		X SI 91 0-0 ② FC6-4 18 1B 1-2f		C SI 91 B SI 92 X SI 91 1-1 HR		C FF 93 B KC 82 F FF 92 F FF 95 B FF 94 S KC 82 2-3 ② K			4	1	1	1	0	1	2
18 Didi Gregorius, L (1, 6) OBP: 0.330, SLG: 0.476	B SI 93 B SI 92 B FF 94 B FF 93 4-0 31 HR BB		X CH 85 0-0 ③ 2-H 1B		C SI 91 F CU 77 X SI 91 0-2 ② G1-3		B FF 94 B KC 81 B FF 93 C FF 95 X FF 94 3-1 ③ P5			3	1	1	0	1	0	0
31 Aaron Hicks, S (1, 8) OBP: 0.360, SLG: 0.489	1 SAFE B SI 91 B CU 78 C SI 92 1 SAFE B FF 94 X SI 93 3-1 1-H HR			C SI 91 C CU 78 B FF 93 B SL 84 B CH 83 X SI 92 3-2 ① G6-3	B SI 90 B SI 90 B SI 92 C SI 91 B SI 91 4-1 BB			X FF 93 0-0 ① F8		3	1	1	2	1	0	0
33 Greg Bird, L (1, 3) OBP: 0.303, SLG: 0.399	C SI 92 C CU 77 B SL 86 F FF 92 B SI 91 S CU 78 2-3 ③ K			C CU 77 B CU 78 B SI 92 B SI 91 B SI 93 4-1 41 HR BB	X SI 90 0-0 ③ G3			C FF 94 B FC 89 F FF 94 X FC 90 1-2 ② G4-3		3	1	0	0	1	1	1
41 Miguel Andujar, R (1, 5) OBP: 0.326, SLG: 0.501		C SI 91 B SL 85 F SI 92 X SI 93 1-2 ① G4-3		X SL 86 0-0 1-H HR		C FF 92 C FC 91 B KC 82 F KC 82 B FC 91 S KC 82 2-3 ① K2-3		X FC 90 0-0 1B		4	1	2	2	0	1	0
14 Neil Walker, S (1, 4) OBP: 0.300, SLG: 0.342		C SI 92 X SI 92 0-1 ② G3-1		C SI 92 B SI 92 X CH 84 1-1 HR		S FF 92 C FF 94 B FF 94 X KC 81 1-2 HR		C FF 92 F FF 94 1 SAFE B FF 94 F FF 94 F CH 85 B FF 94 1 SAFE 1 SAFE 2-3 ③ 1 SAFE S FF 93 K		4	2	2	2	0	1	1
28 Austin Romine, R (1, 2) OBP: 0.306, SLG: 0.431		X SI 92 0-0 ③ G3		B SI 92 B SI 91 F SI 91 B SI 91 X SI 92 3-1 ② G6-3		B FF 93 F FF 93 S FF 94 B FF 95 B KC 82 X FF 94 3-2 ② F9				3	0	0	0	0	0	0
38 Shane Robinson, R (1, 9) OBP: 0.259, SLG: 0.292			B SI 91 X SI 91 1-0 ① G4-3	F SI 92 X SI 92 0-1 ③ G1-3		X FF 93 0-0 ③ F8				3	0	0	0	0	0	0
Inning Stats	R: 2 E: 0 K: 1 S: 11 H: 2 LOB: 0 BB: 1 P: 23	R: 0 E: 0 K: 0 S: 6 H: 0 LOB: 0 BB: 0 P: 7	R: 0 E: 1 K: 0 S: 5 H: 2 LOB: 2 BB: 0 P: 8	R: 3 E: 0 K: 0 S: 11 H: 2 LOB: 0 BB: 1 P: 22	R: 1 E: 0 K: 0 S: 8 H: 1 LOB: 1 BB: 1 P: 13	R: 1 E: 0 K: 1 S: 11 H: 1 LOB: 0 BB: 0 P: 17	R: 0 E: 0 K: 1 S: 7 H: 0 LOB: 0 BB: 0 P: 12	R: 0 E: 0 K: 1 S: 10 H: 1 LOB: 1 BB: 0 P: 13		1B: 4 2B: 0 3B: 0 HR: 5 SF: 0 SAC: 0 DP: 1 HBP: 0						

	AB	31
	R	7
	H	9
	RBI	7
	BB	3
	SO	4
	LOB	4

WP: 0 PA: 34
PB: 0
SB: 0
CS: 0

PITCHER		IP	WLS	BF	H	R	ER	SO	BB	IBB	HBP	BLK	WP	HR	S	P	ERA	WHIP
57 Ariel Jurado, R ERA: 5.66	(1, 1)	5.0	L	23	7	6	6	1	3	0	0	0	0	4	41	73	10.80	2.000
55 Matt Moore, L ERA: 7.43	(6, 1)	3.0		11	2	1	1	3	0	0	0	0	0	1	28	42	3.00	0.667

PITCHER	IP	WLS	BF	H	R	ER	SO	BB	IBB	HBP	BLK	WP	HR	S	P	ERA	WHIP

Texas Rangers @ New York Yankees

Yankee Stadium, Bronx, NY

Fri Aug 10 2018, 7:11 PM - 10:43 PM EDT

Att. 45,198 - Cloudy - 84 F

livebaseballscorecards.com

Batter	1	2	3	4	5	6	7	8	9	AB	R	H	RBI	BB	SO	LOB
17 Shin-Soo Choo, L (1, 9) OBP: 0.389, SLG: 0.475	F7		1B		BB	2B		G3	K	5	1	2	0	1	1	1
12 Rougned Odor, L (1, 4) OBP: 0.352, SLG: 0.482	BB		F7		FC3-6	E6		1B		4	3	2	1	1	0	3
1 Elvis Andrus, R (1, 6) OBP: 0.336, SLG: 0.427	F9			HR	2B	1B		2B		5	2	4	3	0	0	1
29 Adrián Beltré, R (1, 5) OBP: 0.333, SLG: 0.398	G6-3			HR	FC1-4	G5-3		2B		5	1	2	4	0	0	3
19 Jurickson Profar, S (1, 10) OBP: 0.336, SLG: 0.452		G4-3		G1-3	F7		F7	G5-3		5	0	0	0	0	0	2
67 Ronald Guzmán, L (1, 3) OBP: 0.315, SLG: 0.439		G4-3		HR		HR	HR	K		5	3	3	3	0	1	1
5 Willie Calhoun, L (1, 7) OBP: 0.311, SLG: 0.388		K		F9		K	1B		K	4	0	1	0	0	2	0
15 Carlos Tocci, R (7, PR) OBP: 0.230, SLG: 0.232 (7, 8)										1	0	0	0	0	1	0
9 Isiah Kiner-Falefa, R (1, 2) OBP: 0.332, SLG: 0.389			F7	G5-3		G6-3	F8		K	5	0	0	0	0	1	1
18 Drew Robinson, L (1, 8) OBP: 0.293, SLG: 0.256 (7, 7)			K		BB	BB	K		BB	2	2	0	0	3	2	1

| Inning Stats | | | | | | | | | |

Texas Rangers @ New York Yankees

Yankee Stadium, Bronx, NY

Fri Aug 10 2018, 7:11 PM - 10:43 PM EDT

Att. 45,198 - Cloudy - 84 F

livebaseballscorecards.com

BOTTOM

Batter	1	2	3	4	5	6	7	8	9	AB	R	H	RBI	BB	SO	LOB
31 Aaron Hicks, S (1, 8) OBP: 0.358, SLG: 0.483	C FF 94 B FF 94 X CH 88 1-1 G1-3 ①		F FF 94 X FF 95 0-1 F9 ③			C FF 91 B CH 85 B FF 92 B CH 85 C CH 84 X FF 93 3-2 P4 ①	B SI 94 C SI 94 X SI 95 1-1 G6-3 ②		B FF 97 C FF 96 S SL 84 B SL 82 B FF 97 B SL 84 4-2 18 DI BB	4	0	0	0	1	0	1
27 Giancarlo Stanton, R (1, 10) OBP: 0.343, SLG: 0.518	B FF 95 F FF 94 B SL 88 S FF 94 X FF 95 2-2 P4 ②			B FF 93 F SL 88 F FF 93 B CH 87 F SL 89 F FF 94 F FF 95 F KC 82 B FF 95 3-3 S CH 88 K ①		B SL 87 B CH 84 B FF 92 B FF 92 4-0 18 1B 41 2B BB	C SI 95 B FF 95 B FF 95 F FC 92 F CU 86 B CU 83 F CU 85 B FC 93 4-2 BB		C SL 83 B FF 98 C SL 83 S SL 85 1-3 K ①	3	1	0	0	2	2	1
25 Gleyber Torres, R (1, 4) OBP: 0.339, SLG: 0.517	C FF 94 C FF 95 B FF 96 X CH 90 1-2 F8 ③			C FF 93 B SL 88 X FF 93 1-1 F9 ②		C KC 78 B KC 80 S CH 86 X CH 86 1-2 P6 ②	B FF 96 S CU 86 B CU 84 X SI 94 2-1 G1-3 ③		B FF 96 F SL 83 S SL 84 B SL 84 S FF 97 2-3 K ②	5	0	0	0	0	1	3
18 Didi Gregorius, L (1, 6) OBP: 0.333, SLG: 0.478		C FF 94 F FF 95 X FF 95 0-2 G5-3 ①		B KC 78 S FF 93 B SL 87 F FF 93 X FF 95 2-2 1B		S FF 93 F FF 93 X CH 86 0-2 41 2B 45 1B 1-2 1B		B FF 95 S FF 96 B FF 95 F FF 96 X FS 88 2-2 11 WP 41 1B 28 1B 1B	C FF 97 B SL 83 B FF 96 X SL 84 2-1 P5 ③ 1-2	5	2	3	0	0	0	1
41 Miguel Andujar, R (1, 5) OBP: 0.328, SLG: 0.504		X CH 87 0-0 G1-3 ②		C CH 87 X FF 93 0-1 G1-3 ③		B SL 86 B FF 92 S FF 91 X CH 86 2-1 45 1B 1-3 2-H 2B		B FF 96 F FC 92 X SL 85 1-1 11 WP 28 1B 1-2 1B		4	2	2	1	0	0	1
45 Luke Voit, R (1, 3) OBP: 0.269, SLG: 0.304 (9, 9)		B FF 94 F FF 94 B FF 94 X CH 87 2-1 F8 ③			B FF 92 S FF 91 B FF 92 S CH 85 B CH 86 S FF 93 3-3 K ①	S CH 85 X CH 85 0-1 2-H 3-H 1B		F FF 96 C FF 96 B FF 97 F FF 96 F FC 92 B FF 96 F FF 96 F FS 86 X FF 96 2-2 F8 ①		4	0	1	2	0	1	2
11 Brett Gardner, L (1, 7) OBP: 0.340, SLG: 0.382			C FF 93 B FF 93 X FF 93 1-1 P4 ①		B KC 77 F FF 94 X FF 93 1-1 HR	B CH 91 B SI 95 X SI 94 2-0 G3 ③		C FF 96 C FF 96 B FC 92 B FS 90 S FF 96 2-3 K ② 1-2 2-3		4	1	1	1	0	1	3
28 Austin Romine, R (1, 2) OBP: 0.316, SLG: 0.456			B FF 93 X FF 93 1-0 38 S 1B		X CH 85 0-0 G4-3 ②		C CU 84 F CU 82 B FF 94 F CH 91 X CH 88 1-2 HR	S SL 86 D SL 88 F FF 97 F FF 95 X FC 91 1-2 2-H 3-H 1B		4	1	3	3	0	0	0
38 Shane Robinson, R (1, 9) OBP: 0.233, SLG: 0.259 33 Greg Bird, L (8, PH) OBP: 0.302, SLG: 0.397 (9, 3)			S CH 88 D CH 88 X FF 94 1-1 F9 ② 1-2		X FF 93 0-0 F9 ③		X FF 93 0-0 F7 ①	C SI 91 F CH 85 B SL 85 B SI 92 B SL 85 X SI 94 3-2 G5-3 ③		3 1	0 0	0 0	0 0	0 0	0 0	1 1
Inning Stats	R: 0 H: 0 E: 0 LOB: 0 K: 0 BB: 0 S: 8 P: 12	R: 0 H: 0 E: 0 LOB: 0 K: 0 BB: 0 S: 6 P: 8	R: 0 H: 1 E: 0 LOB: 1 K: 0 BB: 0 S: 7 P: 10	R: 0 H: 1 E: 0 LOB: 1 K: 1 BB: 0 S: 14 P: 20	R: 1 H: 1 E: 0 LOB: 0 K: 1 BB: 0 S: 7 P: 11	R: 3 H: 3 E: 0 LOB: 1 K: 0 BB: 1 S: 14 P: 26	R: 1 H: 1 E: 0 LOB: 1 K: 0 BB: 1 S: 13 P: 21	R: 2 H: 3 E: 0 LOB: 1 K: 1 BB: 0 S: 22 P: 33	R: 0 H: 0 E: 0 LOB: 1 K: 2 BB: 1 S: 10 P: 19	1B: 7 SF: 0 2B: 1 SAC: 0 3B: 0 DP: 0 HR: 2 HBP: 0						

	AB	37
	R	7
	H	10
	RBI	7
	BB	3
	SO	5
	LOB	14

PITCHER		IP	WLS	BF	H	R	ER	SO	BB	IBB	HBP	BLK	WP	HR	S	P	ERA	WHIP
36 Mike Minor, L ERA: 4.61	(1, 1)	5.2	W	24	6	4	4	2	1	0	0	0	0	1	55	84	6.35	1.235
32 Eddie Butler, R ERA: 4.67	(6, 1)	1.1		6	1	1	1	0	1	0	0	0	0	1	14	24	6.75	1.500
31 Chris Martin, R ERA: 4.55	(8, 1)	0.2		5	3	2	2	1	0	0	0	0	1	0	19	27	27.00	4.500
44 Cory Gearrin, R ERA: 3.86	(8, 1)	0.1		1	0	0	0	0	0	0	0	0	0	0	3	6	0.00	0.000
62 José Leclerc, R ERA: 2.11	(9, 1)	1.0		4	0	0	0	2	1	0	0	0	0	0	10	19	0.00	1.000

PITCHER	IP	WLS	BF	H	R	ER	SO	BB	IBB	HBP	BLK	WP	HR	S	P	ERA	WHIP

Texas Rangers @ New York Yankees

Yankee Stadium, Bronx, NY

Sat Aug 11 2018, 1:11 PM - 4:26 PM EDT

Att. 45,933 - Drizzle - 75 F

livebaseballscorecards.com

TOP

Batter	1	2	3	4	5	6	7	8	9	AB	R	H	RBI	BB	SO	LOB
17 Shin-Soo Choo, L (1, 9) OBP: 0.391, SLG: 0.479	1-0 12 S 1B		2-1 12 G6-3 1 1B 2B		1-1 ① L9		3-2 1 BB 12 1B 29 BB 1B		1-3 ① K	5	2	3	0	0	1	1
12 Rougned Odor, L (1, 4) OBP: 0.356, SLG: 0.483	3-3 ① K 1-2		1-2 ① G6-3 2-3		4-2 1 S BB		0-1 29 BB 1 BB 19 BLK 1-2 1B		1-1 29 HBP 1-2 1B	4	1	2	0	1	1	2
1 Elvis Andrus, R (1, 6) OBP: 0.337, SLG: 0.424	2-2 ② K		2-2 29 1B 3-H 1B		1-3 ② K 1-2		4-1 19 BLK 29 BB 1-2 2-3 BB		0-2 ② F3	4	0	1	1	1	2	4
29 Adrián Beltré, R (1, 10) OBP: 0.337, SLG: 0.397	2-3 ③ K		2-1 ② 1-2 1B		3-2 ③ K		4-2 19 BLK 1-2 2-3 3-H BB		2-2 1-2 2-3 HBP	3	0	1	1	1	2	2
19 Jurickson Profar, S (1, 5) OBP: 0.332, SLG: 0.446		1-1 ① G4-3	0-2 ③ K			1-2 ① G6-3	1-3 ③ K 1-2 2-3 3-H		3-3 ③ K	5	0	0	0	0	3	6
13 Joey Gallo, L (1, 7) OBP: 0.311, SLG: 0.486		1-1 2B		0-0 ① P5		2-3 ② K		0-2 ① L7		4	0	1	0	0	1	0
61 Robinson Chirinos, R (1, 2) OBP: 0.334, SLG: 0.437		3-3 ② K		3-2 ② L7		3-2 ③ P3		0-3 ② K		4	0	0	0	0	2	1
67 Ronald Guzmán, L (1, 3) OBP: 0.317, SLG: 0.436		4-2 BB		4-0 BB			0-1 ① G4-3	2-1 ③ G4-3		2	0	0	0	2	0	0
15 Carlos Tocci, R (1, 8) OBP: 0.222, SLG: 0.224 9 Isiah Kiner-Falefa, R (9, PH) OBP: 0.334, SLG: 0.389		1-1 ③ L4		1-3 ③ K2-3			1-1 ② G1-3		4-2 29 HBP 12 1B BB	3 0	0 0	0 0	0 0	0 1	1 0	3 0

Inning Stats										
	R: 0	H: 1	R: 0	H: 1	R: 1	H: 3	R: 0	H: 0	R: 0	H: 0
	E: 0	LOB: 1	E: 0	LOB: 2	E: 0	LOB: 1	E: 0	LOB: 1	E: 0	LOB: 0
	K: 3	BB: 0	K: 1	BB: 1	K: 1	BB: 0	K: 1	BB: 1	K: 2	BB: 0
	S: 12	P: 20	S: 11	P: 21	S: 14	P: 21	S: 8	P: 16	S: 12	P: 21

Inning Stats										
	R: 0	H: 0	R: 2	H: 2	R: 0	H: 0	R: 0	H: 1	1B: 6	SF: 0
	E: 0	LOB: 0	E: 0	LOB: 2	E: 0	LOB: 0	E: 0	LOB: 3	2B: 2	SAC: 0
	K: 1	BB: 0	K: 1	BB: 2	K: 1	BB: 0	K: 2	BB: 1	3B: 0	DP: 0
	S: 9	P: 15	S: 16	P: 29	S: 9	P: 11	S: 18	P: 29	HR: 0	HBP: 1

	AB	34
	R	3
	H	8
	RBI	2
	BB	6
	SO	13
	LOB	19

	WP: 0	PA: 41
	PB: 0	
	SB: 2	
	CS: 0	

PITCHER	IP	WLS	BF	H	R	ER	SO	BB	IBB	HBP	BLK	WP	HR	S	P	ERA	WHIP
36 Lance Lynn, R (1, 1) ERA: 4.46	5.0		22	5	1	1	8	3	0	0	0	0	0	57	99	1.80	1.600
30 David Robertson, R (6, 1) ERA: 3.23	1.0	H	3	0	0	0	1	0	0	0	0	0	0	9	15	0.00	0.000
53 Zack Britton, L (7, 1) ERA: 4.5	0.2	H	6	2	2	2	0	2	0	0	0	0	0	13	25	27.00	6.000
68 Dellin Betances, R (7, 1) ERA: 2.19	1.1	W	4	0	0	0	2	0	0	0	1	0	0	12	15	0.00	0.000
54 Aroldis Chapman, L (9, 1) ERA: 2.15	1.0	S	6	1	0	0	2	1	0	1	0	0	0	18	29	0.00	2.000

PITCHER	IP	WLS	BF	H	R	ER	SO	BB	IBB	HBP	BLK	WP	HR	S	P	ERA	WHIP

BOTTOM

Batter	1	2	3	4	5	6	7	8	9	AB	R	H	RBI	BB	SO	LOB
11 Brett Gardner, L (1, 7) OBP: 0.337, SLG: 0.379	C FF 87 S FF 89 B FF 90 C FF 91 1-3 ① K	L CH 81 F CH 81 X FF 91 0-2 ③ F7		B FF 90 X FF 90 1-0 ③ P5			B FF 90 C SL 81 B FF 90 B FF 91 F FF 91 X FF 91 3-2 ① L8			4	0	0	0	0	1	3
27 Giancarlo Stanton, R (1, 10) OBP: 0.346, SLG: 0.525	B FF 89 B FF 91 B FF 91 X FF 90 3-0 HR		B FF 88 C FF 89 B SL 82 X SL 82 2-1 ① F9		B FF 90 S SL 82 F SL 82 B FF 92 B FF 92 F SL 84 F SL 82 B FF 91 4-2 18 G1-6-3 BB		C FC 90 B SL 83 B FC 91 X FC 91 2-1 41 HR 1B			3	2	2	1	1	0	0
18 Didi Gregorius, L (1, 6) OBP: 0.333, SLG: 0.474	B FF 90 X CH 82 1-0 ② G3-1		B CH 84 C FF 90 B FF 91 B FF 91 B FF 90 4-1 BB		X FF 91 0-0 ① ② G1-6-3 1-2f		F FF 94 L FC 89 X FC 90 0-2 ② F9			3	0	0	0	1	0	2
41 Miguel Andujar, R (1, 5) OBP: 0.329, SLG: 0.511	F FF 91 B FF 91 B FF 90 F SL 82 F SL 81 X FF 90 2-2 33 2B 1B		1 SAFE 1 SAFE B FF 90 B FF 90 1 SAFE X FF 91 2-0 ② P4		B FF 92 C FF 91 B FF 91 X SL 83 2-1 ③ G6-3		X FF 94 0-0 1-H HR			4	2	2	2	0	0	1
33 Greg Bird, L (1, 3) OBP: 0.305, SLG: 0.408	B FF 89 D FF 90 1 SAFE X FF 90 2-0 1-H 2B		X FF 91 0-0 ③ F7			F FF 91 B FF 90 X CH 84 1-1 14 1B 2B	C FF 94 B SL 86 B FC 90 X FC 90 2-1 ③ F8			4	1	2	1	0	0	1
25 Gleyber Torres, R (1, 4) OBP: 0.338, SLG: 0.513	B SL 82 X SL 83 1-0 ③ G5-3			C SL 83 X SL 84 0-1 14 FC4-6 1B		C FF 90 C SL 82 F SL 80 S FF 91 0-3 ① K		F SI 86 F SI 86 X SI 85 0-2 ① G6-3		4	0	1	0	0	1	2
14 Neil Walker, S (1, 9) OBP: 0.300, SLG: 0.340		C FF 90 F FF 90 B FF 91 F SL 80 F SL 81 F CH 82 X FF 91 1-2 ① L8		C FF 90 X CH 83 0-1 ① FC4-6 38 BB 1-2f		B SI 91 B FF 89 X CH 77 2-0 2-H 1B		X SI 86 0-0 ② G6-3		4	0	1	1	0	0	1
66 Kyle Higashioka, R (1, 2) OBP: 0.232, SLG: 0.373		B FF 90 B FF 90 B FF 91 C FF 89 D FF 91 4-1 BB		X FF 91 0-0 ② F8		B FF 91 B FF 91 D FF 90 C FF 91 X FF 91 3-1 ② L8		C SI 85 F SI 86 X CH 73 0-2 ③ G5-3		3	0	0	0	1	0	2
38 Shane Robinson, R (1, 8) OBP: 0.242, SLG: 0.241		C FF 90 D SL 83 1 SAFE B FF 89 X FF 90 2-1 ② F9		B SL 85 B SL 84 F FF 91 1 SAFE B FF 89 B FF 90 4-1 1-2 BB		C FF 91 B CH 80 B CH 78 S CH 80 B FF 92 S CH 77 3-3 ③ K				2	0	0	0	1	1	2
Inning Stats	R: 2 E: 0 K: 1 S: 11 H: 3 LOB: 1 BB: 0 P: 21	R: 0 E: 0 K: 0 S: 12 H: 0 LOB: 1 BB: 1 P: 19	R: 0 E: 0 K: 0 S: 5 H: 0 LOB: 1 BB: 1 P: 13	R: 0 E: 0 K: 0 S: 7 H: 1 LOB: 2 BB: 1 P: 12	R: 0 E: 0 K: 0 S: 7 H: 0 LOB: 0 BB: 1 P: 13	R: 1 E: 0 K: 2 S: 12 H: 2 LOB: 1 BB: 0 P: 21	R: 2 E: 0 K: 0 S: 11 H: 2 LOB: 0 BB: 0 P: 18	R: 0 E: 0 K: 0 S: 7 H: 0 LOB: 0 BB: 0 P: 7		1B: 4 2B: 2 3B: 0 HR: 2 SF: 0 SAC: 0 DP: 1 HBP: 0				WP: 0 PB: 0 SB: 0 CS: 0 PA: 35		

PITCHER		IP	WLS	BF	H	R	ER	SO	BB	IBB	HBP	BLK	WP	HR	S	P	ERA	WHIP
48 Drew Hutchison, R ERA: 6.07	(1, 1)	5.1		24	5	3	3	2	4	0	0	0	0	1	48	85	5.06	1.688
54 Jeffrey Springs, L ERA: 1.29	(6, 1)	1.0		4	1	0	0	1	0	0	0	0	0	0	9	20	0.00	1.000
31 Chris Martin, R ERA: 5.08	(7, 1)	0.2	L	4	2	2	2	0	0	0	0	0	0	1	8	12	27.00	3.000
58 Alex Claudio, L ERA: 4.99	(8, 1)	1.0		3	0	0	0	0	0	0	0	0	0	0	7	7	0.00	0.000

PITCHER	IP	WLS	BF	H	R	ER	SO	BB	IBB	HBP	BLK	WP	HR	S	P	ERA	WHIP

Texas Rangers @ New York Yankees

Yankee Stadium, Bronx, NY

Sat Aug 11 2018, 1:11 PM - 4:26 PM EDT

Att. 45,933 - Drizzle - 75 F

livebaseballscorecards.com

AB	31
R	5
H	8
RBI	5
BB	4
SO	3
LOB	14

Texas Rangers @ New York Yankees

Yankee Stadium, Bronx, NY

Sun Aug 12 2018, 1:11 PM - 4:08 PM EDT

Att. 41,304 - Partly Cloudy - 80 F

TOP

livebaseballscorecards.com

Batter	1	2	3	4	5	6	7	8	9	AB	R	H	RBI	BB	SO	LOB
17 Shin-Soo Choo, L (1, 9) OBP: 0.389, SLG: 0.475	C FF 89 S SI 89 B FC 88 B SI 90 F SL 80 S SI 90 2-3 ① K		M SL 82 B SI 90 B FC 88 F FC 88 B SL 82 B SL 81 4-2 1 F8 12 BB BB		C SL 81 S SL 82 B SI 92 C SI 92 1-3 ③ K		X FF 94 0-0 ② G3 1-2		C FF 93 B CH 86 F FF 94 S FF 93 1-3 ② K	4	0	0	0	1	3	1
12 Rougned Odor, L (1, 4) OBP: 0.356, SLG: 0.478	F SI 90 C FC 87 B SL 81 S SL 82 1-3 ② K		B FC 88 1 SAFE S FC 90 B FC 90 S FC 90 B SL 84 B FC 92 4-2 1-2 BB			C FC 90 F SL 80 B SL 82 C SI 92 1-3 ① K	C CU 82 F SI 92 B ST 85 X SI 91 1-2 ③ G6-3		C FF 93 B CH 85 B FF 93 F FF 93 B FF 93 B FF 94 4-2 1 DI BB	3	0	0	0	2	2	1
1 Elvis Andrus, R (1, 6) OBP: 0.335, SLG: 0.423	B FC 88 B SL 78 F FC 88 X FC 88 2-1 ③ G6-3		C SL 80 X FC 90 0-1 ② F8 2-3			B FC 89 B FC 89 C FC 90 F FC 91 F FC 92 B SL 81 F FC 91 X FC 92 3-2 E5		X SI 91 0-0 13 BB 2B	B FF 94 C FF 94 S SL 81 F FF 92 F SL 81 C SL 79 1-3 ③ K 1-2	5	0	1	0	0	1	3
29 Adrián Beltré, R (1, 5) OBP: 0.336, SLG: 0.396		B SI 88 B SI 90 F FC 88 C CH 84 X FC 90 2-2 E5 19 FC4-6	B FC 90 X FC 90 1-0 ③ G4-3			C SL 79 C FC 89 T FC 89 0-2 ② K		C FF 93 B FF 92 S SI 91 B CU 83 B SI 90 X CU 82 3-2 13 BB 1B		4	0	1	0	0	1	3
19 Jurickson Profar, S (1, 3) OBP: 0.331, SLG: 0.442		S FC 88 D SL 79 B FC 89 F CH 84 F FC 88 B SL 79 X FC 90 3-2 ① FC4-6 13 1B 61 G5-3 1-2f	B SL 80 C FC 89 B CH 83 B FC 90 B FC 89 4-1 13 G3-6-3 BB			X FC 89 0-0 ③ G5-3		B FF 93 S FF 93 C FF 93 B FF 93 S CH 85 2-3 ① K		3	0	0	0	1	1	4
61 Robinson Chirinos, R (1, 10) OBP: 0.333, SLG: 0.435		F FC 90 1 SAFE X FC 89 0-1 ② G5-3 1-2	C FC 92 F FC 89 B FC 90 S FC 90 1-3 ① K				B SI 94 B SI 95 C SI 92 X SI 92 2-1 13 2B 9 G6-3 1B	S FF 94 D SL 82 B FF 94 X FF 94 2-1 ② P3		4	1	1	0	0	1	4
13 Joey Gallo, L (1, 7) OBP: 0.315, SLG: 0.490		D SI 91 T SL 81 C FF 91 X SL 81 1-2 9 FC5-4 2-3 1B	F SI 91 S SI 90 B SL 82 X SI 90 1-2 ②③ G3-6-3 1-2f				T FF 95 S CU 83 D CU 84 X CU 83 1-2 9 G6-3 3 1B 1-3 2B	B FF 93 B FF 94 S CH 86 B CH 86 C FF 94 B CH 87 4-2 1-2 2-3 BB		3	1	2	0	1	0	1
9 Isiah Kiner-Falefa, R (1, 2) OBP: 0.330, SLG: 0.383		B SL 80 X FC 89 1-0 ③ FC5-4 1-2f			C FC 89 F FC 88 F FC 89 B SL 81 X FC 90 1-2 ① G6-3		B SI 93 B SI 92 X SI 92 2-0 ① G6-3 2-3 3-H	F FF 94 D SL 82 B FF 94 F FF 94 S FF 95 2-3 ③ K		4	0	0	1	0	1	6
3 Delino DeShields, R (1, 8) OBP: 0.309, SLG: 0.279			C FC 89 C SL 79 C FC 91 0-3 ① K		B FC 90 B FC 90 F FC 91 C FC 91 B FC 93 X FC 91 3-2 ② G6-3		S SI 92 X SI 92 0-1 17 G3 3-H 1B		B FF 92 C FF 92 B FF 92 C FF 93 F FF 93 B FF 94 F FF 92 X FF 94 3-2 ① F9	4	0	1	1	0	1	0

| Inning Stats | | | |

Texas Rangers @ New York Yankees

Yankee Stadium, Bronx, NY

Sun Aug 12 2018, 1:11 PM - 4:08 PM EDT

Att. 41,304 - Partly Cloudy - 80 F

livebaseballscorecards.com

BOTTOM

Batter	1	2	3	4	5	6	7	8	9	AB	R	H	RBI	BB	SO	LOB
31 Aaron Hicks, S (1, 8) OBP: 0.360, SLG: 0.484	X SI 92 0-0 ① G4-3		B SI 93 B SI 93 C SI 94 F SI 94 X SI 94 2-2 27 G4-6-3 1B		B CH 86 F FF 94 X CH 85 1-1 27 1B 41 FC4-6 2-H 3-H 1B	B SI 85 S CH 69 C SI 86 D CH 73 B SI 87 F CH 72 F SI 86 F CH 74 X CH 70 3-2 ② F8				4	1	2	2	0	0	2
27 Giancarlo Stanton, R (1, 10) OBP: 0.348, SLG: 0.532	C FF 92 B SI 94 C SI 94 B CH 85 X SI 94 2-2 HR		C SI 93 B CH 86 B SI 92 F CH 86 B SI 94 X CH 86 3-2 ① ② G4-6-3 1-2f		B CH 85 X SI 92 1-0 41 FC4-6 1-3 1B	B SI 86 X SL 76 1-0 ③ G1-3				4	1	2	1	0	0	3
41 Miguel Andujar, R (1, 5) OBP: 0.326, SLG: 0.506 38 Shane Robinson, R (9, 9) OBP: 0.242, SLG: 0.241	T SI 93 F SI 93 X SI 94 0-2 ② L9		C SI 95 B SI 93 X FF 94 1-1 ③ F7		F SI 94 X SI 94 0-1 ② FC4-6 18 HR 1-2f 3-H		X FF 94 0-0 ① L6			4 0	1 0	0 0	1 0	0 0	0 0	1 0
18 Didi Gregorius, L (1, 6) OBP: 0.334, SLG: 0.481	F FF 93 X FF 94 0-1 1B			B FF 93 X FF 93 1-0 ① G2-3	S FF 94 C FF 94 B SL 83 X SL 86 1-2 1-H HR		B FF 92 C FF 94 F FC 91 B KC 82 X FF 95 2-2 ② F7			4	1	2	2	0	0	0
25 Gleyber Torres, R (1, 4) OBP: 0.333, SLG: 0.505	S SI 93 S SI 93 S SI 93 0-3 ③ K			X SI 94 0-0 ② F8	B SI 93 S SI 93 B SI 93 B CH 86 S SI 94 X SI 94 3-2 ③ G6-3		S FF 95 F KC 83 B FF 95 B KC 81 F FC 92 X KC 82 2-2 ③ F8			4	0	0	0	0	1	1
45 Luke Voit, R (1, 3) OBP: 0.267, SLG: 0.296		X SI 92 0-0 ① G1-3		B SI 93 B SI 93 F SI 93 F SI 93 F CH 86 S FF 93 2-3 ③ K		B SI 92 F SI 93 B SI 93 X SI 93 2-1 28 G2-3 14 1B 11 1B 1B		C FF 91 F FF 94 F FF 94 B FF 95 F FF 95 S KC 83 1-3 ① K2-3		4	1	1	0	0	2	0
14 Neil Walker, S (1, 9) OBP: 0.299, SLG: 0.339 (9, 5)		C SI 93 F SI 93 B SI 93 X SI 94 1-2 ② G4-3			X SI 92 0-0 ① G5-3	C SI 93 F SI 93 X CH 85 0-2 11 1B 28 G2-3 1-2 1B		F FF 92 B FF 94 S CH 87 F FF 94 T FF 95 1-2 ② K		4	0	1	0	0	1	0
28 Austin Romine, R (1, 2) OBP: 0.319, SLG: 0.457		B SI 94 F SI 93 F SI 93 B FF 94 F SI 94 X SI 94 2-2 1B			C SI 94 X SI 92 0-1 11 2B 31 1B 1B	B SI 85 C CH 69 X SI 86 1-1 ① G2-3 1-2 2-3		X FF 95 0-0 ③ F7		4	1	2	0	0	0	2
11 Brett Gardner, L (1, 7) OBP: 0.339, SLG: 0.383		C SI 94 S SI 93 F SI 94 B SL 86 X SI 94 1-2 ③ G3			F SI 93 1 SAFE X SI 93 0-1 31 1B 1-3 2B	B SI 86 B SI 86 C CH 71 F SI 86 X SI 86 2-2 2-3 3-H 1B				3	1	2	1	0	0	1
Inning Stats	R: 1 E: 0 K: 1 S: 12 H: 2 LOB: 1 BB: 0 P: 14	R: 0 E: 0 K: 0 S: 12 H: 1 LOB: 1 BB: 0 P: 16	R: 0 E: 0 K: 0 S: 8 H: 1 LOB: 0 BB: 0 P: 14	R: 0 E: 0 K: 1 S: 6 H: 0 LOB: 0 BB: 0 P: 9	R: 5 E: 0 K: 0 S: 16 H: 5 LOB: 0 BB: 0 P: 22	R: 1 E: 0 K: 0 S: 17 H: 3 LOB: 2 BB: 0 P: 26	R: 0 E: 0 K: 0 S: 8 H: 0 LOB: 0 BB: 0 P: 12	R: 0 E: 0 K: 2 S: 10 H: 0 LOB: 0 BB: 0 P: 12		1B: 9 2B: 1 3B: 0 HR: 2 SF: 0 SAC: 0 DP: 1 HBP: 0					

	AB	35
	R	7
	H	12
	RBI	7
	BB	0
	SO	4
	LOB	10

WP: 0 PB: 0 SB: 0 CS: 0 PA: 35

PITCHER		IP	WLS	BF	H	R	ER	SO	BB	IBB	HBP	BLK	WP	HR	S	P	ERA	WHIP
33 Martín Pérez, L ERA: 6.71	(1, 1)	5.0	L	25	11	7	7	2	0	0	0	0	0	2	59	82	12.60	2.200
58 Alex Claudio, L ERA: 4.89	(6, 1)	1.0		4	1	0	0	0	0	0	0	0	0	0	12	19	0.00	1.000
55 Matt Moore, L ERA: 7.24	(7, 1)	2.0		6	0	0	0	2	0	0	0	0	0	0	18	24	0.00	0.000

PITCHER	IP	WLS	BF	H	R	ER	SO	BB	IBB	HBP	BLK	WP	HR	S	P	ERA	WHIP

Batter	1	2	3	4	5	6	7	8	9	AB	R	H	RBI	BB	SO	LOB
1 Amed Rosario, R (1, 6) OBP: 0.281, SLG: 0.357	C FF 96 B FF 96 B SL 89 B FF 96 X FF 97 3-1 HR	S FF 96 C FF 96 X FF 97 0-2 9 S 1-3 1B		B SL 85 B SL 86 F FF 97 B CH 89 C SL 88 F SL 88 F FF 98 F FF 98 X FF 98 3-2 ② L9			C SL 83 B SL 84 T SL 84 S SL 84 1-3 ① K	B SI 90 S FC 87 C FC 87 S SL 84 1-3 ③ K		5	1	2	1	0	2	0
9 Brandon Nimmo, L (1, 9) OBP: 0.374, SLG: 0.476	C FF 96 X FF 95 0-1 4 G2-3 68 1B 2B	C CH 88 B FF 96 B FF 96 B CH 89 B SL 88 4-1 1-2 BB		S SL 88 C FF 98 S SL 90 0-3 ③ K			C FF 95 B CH 89 X CU 81 1-1 HR		C SI 93 F SI 94 S SI 95 0-3 ① K	4	2	2	1	1	2	0
30 Michael Conforto, L (1, 7) OBP: 0.358, SLG: 0.410	C FF 95 B SL 89 B CH 89 C SL 88 D SL 88 F CH 89 F FF 96 S SL 88 3-3 ① K	F FF 97 S SL 88 D SL 87 F SL 89 B FF 99 S SL 88 2-3 ③ K			C FF 96 B FS 88 B FF 96 F FF 97 B FS 87 F FF 98 X FF 97 3-2 21 CS 1B		F CU 81 B CH 89 X SI 94 1-1 HR		B SI 94 C SI 94 F SI 95 H SI 95 2-2 4 1B 68 E HBP	4	2	2	1	0	2	4
4 Wilmer Flores, R (1, 3) OBP: 0.331, SLG: 0.451	C FF 97 B FF 96 B SL 90 D SL 90 X SL 87 3-1 ② G2-3 2-3		C FF 97 S FF 98 F FF 99 B SL 94 S SL 90 1-3 ① K		B FF 96 B FF 96 X FF 97 2-0 ① P5		C FF 95 B SL 84 C SL 85 F SL 83 B SL 84 B SL 85 F SL 85 F SL 83 B SL 85 4-2 68 1B BB		C SI 96 X SI 95 0-1 68 FC6-4 1-2 1B	4	0	1	0	1	1	2
68 Jeff McNeil, L (1, 4) OBP: 0.359, SLG: 0.411	C FF 97 F SL 86 D SL 88 X SL 88 1-2 21 FC5-4 3-H 1B		F FF 97 C FF 99 B SL 90 B CH 90 F FF 99 X CH 90 2-2 ② G4-3		X FF 96 0-0 ② F7		B SI 91 S FC 88 S CH 84 F FC 88 B FC 87 F FC 88 X FC 88 2-2 1-3 1B		X SI 96 0-0 ② FC6-4 16 1B 21 1B 1-2f 2-H	5	0	2	1	0	0	2
21 Todd Frazier, R (1, 5) OBP: 0.300, SLG: 0.380	X FF 97 0-0 ③ FC5-4 1-2f		F FF 99 S SL 90 X SL 87 0-2 ③ P4		1 SAFE C FF 96 C FF 97 B SL 87 1-2 ③ CS 1-2	L FF 95 C SL 84 X SL 84 0-2 HR	B FC 87 T FC 87 1 SAFE C FC 88 S SL 84 1-3 ② K		B SI 95 X SI 95 1-0 16 1B 1-2 1B	5	1	2	1	0	1	3
16 Austin Jackson, R (1, 8) OBP: 0.341, SLG: 0.369		F FF 96 F FF 97 B FF 96 B SL 90 C CH 90 2-3 ① K		B CH 88 S FF 98 F FF 98 F SL 88 X FF 98 1-2 11 HR 1B		F FF 96 S FF 95 B SL 84 B SL 85 F SL 85 S SL 84 2-3 ① K	B FC 87 C FC 86 X FC 87 1-1 ③ F9		C SI 95 B SI 95 F SI 95 X SL 82 1-2 11 FC6-4 1-2 2-3 1B	5	1	2	0	0	2	2
11 José Bautista, R (1, 10) OBP: 0.335, SLG: 0.368		B SL 88 F FF 98 C FF 97 B FF 96 X SL 89 2-2 ② L9		B SL 89 1 SAFE B FF 98 S SL 90 F FF 99 B SL 89 X FF 100 3-2 1-H HR		S SL 86 F FF 95 B SL 84 F SL 83 S SL 84 1-3 ② K		B FC 87 F FC 86 S SL 84 X SL 83 1-2 ① P5	X SI 96 0-0 ③ FC6-4 1-2f	5	1	1	2	0	1	3
29 Devin Mesoraco, R (1, 2) OBP: 0.302, SLG: 0.381		C FF 97 B SL 90 S SL 86 B SL 90 F FF 98 F CH 89 X SL 85 2-2 1 1B 1B		B SL 88 B SL 87 C FF 97 F CH 89 S CH 90 2-3 ① K		F FF 96 X FF 96 0-1 ③ P3		C SI 90 B FC 86 X FC 86 1-1 ② G5-3		4	0	1	0	0	1	0

Inning Stats																												
	R: 2	H: 3	R: 0	H: 2	R: 0	H: 0	R: 2	H: 2	R: 0	H: 1	R: 1	H: 1	R: 2	H: 3	R: 0	H: 0	R: 1	H: 3	1B: 9	SF: 0	WP: 0	PA: 45
	E: 0	LOB: 1	E: 0	LOB: 3	E: 0	LOB: 0	E: 0	LOB: 0	E: 0	LOB: 0	E: 0	LOB: 0	E: 0	LOB: 2	E: 0	LOB: 0	E: 1	LOB: 0	2B: 1	SAC: 0	PB: 0	
	K: 1	BB: 0	K: 2	BB: 1	K: 1	BB: 0	K: 2	BB: 0	K: 0	BB: 0	K: 2	BB: 0	K: 2	BB: 1	K: 1	BB: 0	K: 1	BB: 0	3B: 0	DP: 0	SB: 1	
	S: 15	P: 25	S: 19	P: 31	S: 11	P: 14	S: 19	P: 28	S: 8	P: 14	S: 13	P: 16	S: 22	P: 33	S: 8	P: 11	S: 13	P: 17	HR: 5	HBP: 1	CS: 1	

PITCHER		IP	WLS	BF	H	R	ER	SO	BB	IBB	HBP	BLK	WP	HR	S	P	ERA	WHIP
40 Luis Severino, R ERA: 3.27	(1, 1)	4.0	L	20	7	4	4	6	1	0	0	0	0	2	64	98	9.00	2.000
57 Chad Green, R ERA: 2.93	(5, 1)	1.0		3	1	0	0	0	0	0	0	0	0	0	8	14	0.00	1.000
67 A.J. Cole, R ERA: 5.58	(6, 1)	1.1		8	3	3	3	3	1	0	0	0	0	3	25	35	20.25	3.000
70 George Kontos, R ERA: 4.39	(7, 1)	1.2		6	1	0	0	2	0	0	0	0	0	0	18	25	0.00	0.600
53 Zack Britton, L ERA: 4.7	(9, 1)	1.0		7	3	1	1	1	0	0	1	0	0	0	13	17	9.00	3.000

PITCHER	IP	WLS	BF	H	R	ER	SO	BB	IBB	HBP	BLK	WP	HR	S	P	ERA	WHIP

TOP

New York Mets @ New York Yankees

Yankee Stadium, Bronx, NY

Mon Aug 13 2018, 7:11 PM - 10:27 PM EDT

Att. 47,233 - Cloudy - 75 F

livebaseballscorecards.com

AB	41
R	8
H	15
RBI	7
BB	2
SO	12
LOB	16

Batter	1	2	3	4	5	6	7	8	9	AB	R	H	RBI	BB	SO	LOB
11 Brett Gardner, L (1, 7) OBP: 0.340, SLG: 0.384	C FF 96 F FF 98 F FF 99 S FF 97 0-3 ① K		C CU 84 F SL 92 B SL 92 F FF 97 B FF 96 B SL 92 B FF 96 4-2 ③ 27 FC5-4 1-2 BB		C CH 89 B CH 90 B CH 88 X CU 82 2-1 18 1B 2B		C CU 73 F FF 90 X FF 90 0-2 ③ L7		B SI 96 C SI 94 F CU 82 B SI 96 B SI 95 X SI 96 3-2 ③ F8	4	1	1	0	1	1	0
27 Giancarlo Stanton, R (1, 10) OBP: 0.347, SLG: 0.528	F FF 98 B SI 97 B SI 97 F SI 97 B SI 98 F SI 98 D CH 92 4-2 31 1B BB		B SI 97 X SI 97 1-0 ① FC5-4 1-2f 2-H 31 1B		B SI 95 F SI 96 B CH 89 S SL 92 F SI 96 B SL 92 S SL 93 3-3 ② K			B FF 96 S SL 91 S CU 82 C SI 95 1-3 ① K		3	1	0	0	1	2	2
18 Didi Gregorius, L (1, 6) OBP: 0.333, SLG: 0.479	D CH 91 F FF 97 D CH 91 F SL 93 F FF 98 T FF 98 2-2 ② K		F CH 90 F CH 90 X FF 97 0-2 ② F8		F CH 88 B CH 90 B SL 92 X CH 88 2-1 2-H 1B			B CU 83 X CU 81 1-0 ② G3		4	0	1	1	0	1	2
31 Aaron Hicks, S (1, 8) OBP: 0.364, SLG: 0.485	X FF 97 0-0 1-2 1B		C CH 90 X FF 97 0-1 2-H 1B		F SI 96 F SL 92 B CH 89 C CH 85 1-3 ③ K			F FF 95 B SL 91 B CU 80 B CH 90 B SI 96 4-1 41 HR BB		3	1	2	1	1	1	1
41 Miguel Andujar, R (1, 5) OBP: 0.326, SLG: 0.511	C SL 93 B FF 97 S SL 92 X FF 97 1-2 ③ F9		C CU 85 F SI 95 X CH 89 0-2 ③ P6			B CH 88 B CH 88 B FF 95 C FF 94 X SI 95 3-1 ① G6-3		B CU 80 X SL 88 1-0 1-H HR		4	1	1	2	0	0	3
33 Greg Bird, L (1, 3) OBP: 0.304, SLG: 0.406		C FF 96 B FF 96 F FF 97 S FF 97 1-3 ① K		C CU 82 C SL 91 S FF 96 0-3 ① K		S CH 90 B FF 95 T FF 95 C FF 96 1-3 ② K		C CU 81 B CU 82 X FF 94 1-1 1B		4	0	1	0	0	3	0
25 Gleyber Torres, R (1, 4) OBP: 0.329, SLG: 0.498		F FF 97 B SL 93 C SL 92 F SI 97 F CH 90 F CH 90 X FF 97 1-2 ② F8		C CU 83 B CH 90 F CH 90 S SL 93 1-3 ② K		C SL 91 F SI 95 S SL 93 0-3 ③ K		C CU 80 X CU 81 0-1 ③ L8		4	0	0	0	0	2	1
14 Neil Walker, S (1, 9) OBP: 0.295, SLG: 0.333		C CU 85 F FF 98 T FF 97 0-2 ③ K		S CH 91 B CH 91 C SL 93 F FF 97 X SL 92 1-2 ③ G3-1			B FF 95 F FF 95 B SL 91 B FF 94 F FF 94 X FF 96 3-2 ① G4-3		C SI 95 B SL 93 C SI 96 B SI 96 B SI 95 X SI 96 3-2 ① F8	4	0	0	0	0	1	0
28 Austin Romine, R (1, 2) OBP: 0.318, SLG: 0.453			B FF 96 B CU 84 S FF 96 X SL 93 2-1 11 BB 27 E 1B		C CU 81 F SI 95 B CH 90 S FF 96 1-3 ① K		C FF 96 B SI 96 F CH 88 S SL 92 1-3 ② K		B SI 95 B SI 93 F SI 96 B SI 95 C SI 95 X SI 95 3-2 ② G3	4	1	1	0	0	2	0
Inning Stats	R: 0 E: 0 K: 2 S: 15 H: 1 LOB: 2 BB: 1 P: 22	R: 0 E: 0 K: 2 S: 12 H: 0 LOB: 0 BB: 0 P: 14	R: 2 E: 1 K: 0 S: 14 H: 2 LOB: 1 BB: 1 P: 21	R: 0 E: 0 K: 2 S: 10 H: 0 LOB: 0 BB: 0 P: 12	R: 1 E: 0 K: 3 S: 14 H: 2 LOB: 1 BB: 0 P: 23	R: 0 E: 0 K: 2 S: 8 H: 0 LOB: 0 BB: 0 P: 12	R: 0 E: 0 K: 1 S: 9 H: 0 LOB: 0 BB: 0 P: 13	R: 2 E: 0 K: 1 S: 10 H: 2 LOB: 1 BB: 1 P: 18	R: 0 E: 0 K: 0 S: 9 H: 0 LOB: 0 BB: 0 P: 18	1B: 5 2B: 1 3B: 0 HR: 1	SF: 0 SAC: 0 DP: 0 HBP: 0			WP: 0 PB: 0 SB: 0 CS: 0	PA: 37		

PITCHER		IP	WLS	BF	H	R	ER	SO	BB	IBB	HBP	BLK	WP	HR	S	P	ERA	WHIP
48 Jacob deGrom, R ERA: 1.81	(1, 1)	6.2	W	27	5	3	2	12	2	0	0	0	0	0	79	114	2.70	1.050
39 Jerry Blevins, L ERA: 3.9	(7, 1)	0.1		1	0	0	0	0	0	0	0	0	0	0	3	3	0.00	0.000
67 Seth Lugo, R ERA: 2.95	(8, 1)	1.0		6	2	2	2	1	1	0	0	0	0	1	10	18	18.00	3.000
65 Robert Gsellman, R ERA: 3.84	(9, 1)	1.0	S	3	0	0	0	0	0	0	0	0	0	0	9	18	0.00	0.000

PITCHER	IP	WLS	BF	H	R	ER	SO	BB	IBB	HBP	BLK	WP	HR	S	P	ERA	WHIP

BOTTOM

New York Mets @ New York Yankees

Yankee Stadium, Bronx, NY

Mon Aug 13 2018, 7:11 PM - 10:27 PM EDT

Att. 47,233 - Cloudy - 75 F

livebaseballscorecards.com

AB	34
R	5
H	7
RBI	4
BB	3
SO	13
LOB	9

Batter	1	2	3	4	5	6	7	8	9	AB	R	H	RBI	BB	SO	LOB
0 Mallex Smith, L (1, 7) OBP: 0.369, SLG: 0.411	C FF 91 F SI 91 B FF 92 B SI 91 F FF 93 B SL 86 B FF 93 4-2 BB		1 SAFE S SI 88 F SI 90 B SL 85 X FF 93 1-2 G6-3 1-2f			C SL 85 S SI 88 B SL 86 F SI 90 F SL 87 B FF 92 S SI 89 2-3 K		B FF 98 X FF 98 1-0 F7		3	0	0	0	1	1	1
5 Matt Duffy, R (1, 5) OBP: 0.351, SLG: 0.376	B FF 93 X FF 92 1-0 F9			B FF 92 B FF 91 B SI 89 C FF 92 F FF 92 F FF 93 F FF 93 B FF 94 4-2 9 CS BB		C SL 86 B CH 86 F FF 93 C CH 87 1-3 K		B KC 86 S KC 86 C KC 84 X FF 98 1-2 G1-3		3	0	0	0	1	1	1
9 Jake Bauers, L (1, 3) OBP: 0.335, SLG: 0.448	F SI 90 X SI 90 0-1 L9			B FF 92 S FF 93 C SL 85 F FF 93 B SL 85 F FF 93 B SI 91 B FF 93 4-2 44 1B 1-2 BB		B FF 93 F SL 88 X SI 90 1-1 G3			F FF 98 B FF 98 F FF 97 C SL 86 1-3 K	3	0	0	0	1	1	1
44 C.J. Cron, R (1, 10) OBP: 0.317, SLG: 0.467	1 SAFE C FF 93 F FF 93 S FF 93 0-3 K			B FF 93 F FF 92 X FF 92 1-1 1-2 1B			C FF 92 X FF 93 0-1 L4		B FF 100 X FF 98 1-0 G1-3	4	0	1	0	0	1	1
18 Joey Wendle, L (1, 4) OBP: 0.344, SLG: 0.415		C SI 89 F SL 86 F FF 93 B SL 85 X SI 90 1-2 G3		C SL 84 X FF 90 0-1 F6			B SL 88 C SI 91 C SL 88 F FF 93 F SL 85 X SI 92 1-2 G4-3		S FF 99 X FF 100 0-1 1B	4	0	1	0	0	0	2
27 Carlos Gómez, R (1, 9) OBP: 0.309, SLG: 0.350		C FF 92 B CH 87 X FF 92 1-1 P4		C FF 92 F FF 93 X FF 94 0-2 L3			H FF 92 1-0 HBP		X FF 100 0-0 L9	3	0	0	0	0	0	3
39 Kevin Kiermaier, L (1, 8) OBP: 0.247, SLG: 0.290		B SI 89 B FF 92 S FF 93 X FF 92 2-1 F7			X SL 87 0-0 P6		C FF 93 D SI 91 B FF 93 F SL 87 F FF 94 S SI 92 2-3 K			3	0	0	0	0	1	1
1 Willy Adames, R (1, 6) OBP: 0.304, SLG: 0.396			C FF 91 C FF 92 B FF 92 B SL 85 F FF 92 B FF 92 F FF 93 F FF 93 F FF 93 4-2 F FF 93 B CH 85 0 G6-3 BB		B CH 88 F FF 92 B CH 87 B FF 92 X FF 92 3-1 P2			X FF 96 0-0 HR		2	1	1	1	1	0	0
45 Jesús Sucre, R (1, 2) OBP: 0.254, SLG: 0.242 43 Michael Pérez, L (8, PH) OBP: 0.368, SLG: 0.514 (8, 2)			B FF 91 X FF 92 1-0 F9		F FF 93 S FF 92 F FF 93 X SL 84 0-2 F8			B KC 85 C FF 97 B KC 85 S FF 97 F SV 86 B FF 97 F KC 84 S FF 98 3-3 K		2 1	0 0	0 0	0 0	0 0	0 1	1 0
Inning Stats	R: 0 E: 0 K: 1 S: 9 H: 0 LOB: 1 BB: 1 P: 14	R: 0 E: 0 K: 0 S: 8 H: 0 LOB: 0 BB: 0 P: 12	R: 0 E: 0 K: 0 S: 11 H: 0 LOB: 0 BB: 1 P: 17	R: 0 E: 0 K: 0 S: 15 H: 1 LOB: 2 BB: 2 P: 24	R: 0 E: 0 K: 0 S: 7 H: 0 LOB: 0 BB: 0 P: 10	R: 0 E: 0 K: 2 S: 10 H: 0 LOB: 0 BB: 0 P: 14	R: 0 E: 0 K: 1 S: 11 H: 0 LOB: 1 BB: 0 P: 15	R: 1 E: 0 K: 1 S: 10 H: 1 LOB: 0 BB: 0 P: 15	R: 0 E: 0 K: 1 S: 7 H: 1 LOB: 1 BB: 0 P: 9	1B: 2 2B: 0 3B: 0 HR: 1 SF: 0 SAC: 0 DP: 1 HBP: 1						

PITCHER		IP	WLS	BF	H	R	ER	SO	BB	IBB	HBP	BLK	WP	HR	S	P	ERA	WHIP
34 J.A. Happ, L ERA: 3.86	(1, 1)	7.0	W	25	1	0	0	4	4	0	1	0	0	0	71	106	0.00	0.714
68 Dellin Betances, R ERA: 2.32	(8, 1)	1.0	H	4	1	1	1	1	0	0	0	0	0	1	10	15	9.00	1.000
54 Aroldis Chapman, L ERA: 2.11	(9, 1)	1.0	S	4	1	0	0	1	0	0	0	0	0	0	7	9	0.00	1.000

PITCHER	IP	WLS	BF	H	R	ER	SO	BB	IBB	HBP	BLK	WP	HR	S	P	ERA	WHIP

TOP

Tampa Bay Rays @ New York Yankees

Yankee Stadium, Bronx, NY

Tue Aug 14 2018, 7:28 PM - 9:58 PM EDT

Att. 40,393 - Cloudy - 76 F

livebaseballscorecards.com

AB	28
R	1
H	3
RBI	1
BB	4
SO	6
LOB	11

WP: 0 PA: 33
PB: 0
SB: 0
CS: 1

Tampa Bay Rays @ New York Yankees

Yankee Stadium, Bronx, NY

Tue Aug 14 2018, 7:28 PM - 9:58 PM EDT

Att. 40,393 - Cloudy - 76 F

livebaseballscorecards.com

Batter	1	2	3	4	5	6	7	8	9	AB	R	H	RBI	BB	SO	LOB
11 Brett Gardner, L (1, 7) OBP: 0.337, SLG: 0.381	C FF 94 B FF 96 C CH 88 F FF 95 F CU 75 B FF 96 S CH 88 2-3 **K** ①	B FF 93 S FC 88 B FC 86 B FF 94 X FF 94 3-1 **L9** ③			B FC 87 F FF 92 B FC 87 B FF 93 X FF 92 3-1 **P6** ①		C SI 90 B SL 77 F SI 90 C FF 93 1-3 **K** ②			4	0	0	0	0	2	0
27 Giancarlo Stanton, R (1, 10) OBP: 0.348, SLG: 0.529	C SL 89 B CU 77 X SL 88 1-1 31 E 31 1B **2B**		B CU 77 S CH 88 B FF 93 C FC 89 S CU 78 2-3 **K** ①		B FF 94 C FF 92 F CU 76 B CH 87 B CH 88 B FC 87 4-2 31 G2-3 **BB**		C SI 89 B CH 83 X CH 84 1-1 **G4-3** ③			3	1	1	0	1	1	0
31 Aaron Hicks, S (1, 8) OBP: 0.365, SLG: 0.484	C FF 95 B FF 94 B CH 87 2 SAFE X CH 88 2-1 33 BB 18 1B **2-H** **1B**		C FF 87 F FF 93 B CH 89 B CH 89 F CU 77 T FF 94 2-2 **K** ②		F FF 91 D CU 76 D FF 91 C FF 91 D CU 77 X CH 86 3-2 **G2-3** ② **1-2**			F SI 89 B FF 91 B CH 81 B CH 82 B SI 91 4-1 18 G4-6-3 **BB**		3	0	1	1	1	1	1
18 Didi Gregorius, L (1, 6) OBP: 0.333, SLG: 0.477	D FF 94 C FF 94 1 SAFE X FF 94 1-1 33 BB **1-2** **1B**		C FC 88 S CU 78 B CU 78 B FF 93 S CU 77 2-3 **K2-3** ③		B FC 86 X FC 86 1-0 **L9** ③			F SI 91 C SI 90 X SL 78 0-2 **G4-6-3** ①② **1-2f**		4	0	1	0	0	1	2
41 Miguel Andujar, R (1, 5) OBP: 0.327, SLG: 0.516 38 Shane Robinson, R (8, PR) OBP: 0.242, SLG: 0.241 (9, 9)	X SL 89 0-0 **L5** ②			B FF 92 B CH 87 F FC 87 B FF 94 F FF 93 S CH 89 3-3 **K** ①		C FF 91 C FF 92 F CU 78 F FF 92 B CH 88 B FF 93 X CU 77 2-2 33 F7 25 FC5-2 **2B**		B FF 91 X CH 83 1-0 33 2B **2B**		4 0	0 1	2 0	0 0	0 0	1 0	2 0
33 Greg Bird, L (1, 3) OBP: 0.307, SLG: 0.409	B FF 95 S CH 88 B CH 86 B FF 94 B CH 88 4-1 **1-2** **2-3** **BB**			B FF 93 C FC 88 C FC 87 B CU 78 B FC 87 S FC 87 3-3 **K** ②		C FC 88 X FF 93 0-1 **F7** ① **2-3**		C SI 90 C SL 78 X SL 79 0-2 **2-H** **2B**		3	0	1	1	1	1	1
25 Gleyber Torres, R (1, 4) OBP: 0.325, SLG: 0.491	C CU 74 D SL 88 X SL 90 1-1 **G5-3** ③			B FF 93 B CU 77 S FC 88 S FF 93 F CU 78 F FF 94 B CU 78 S CH 88 3-3 **K** ③		D CU 78 S CH 87 F CH 87 B FF 93 D CU 76 F FF 94 X CH 86 3-2 **FC5-2** ② **3-H**		C FF 92 B FF 91 S FF 93 C FF 92 1-3 **K** ③		4	0	0	0	0	2	5
14 Neil Walker, S (1, 9) OBP: 0.295, SLG: 0.331 (9, 5)		B FF 92 F FF 92 F CH 88 X FF 94 1-2 **G5-3** ①			B FC 89 B FF 92 B FF 92 C FF 91 B FF 93 4-1 28 HR **BB**	C FF 92 C FF 92 B FF 92 S FF 93 1-3 **K** ③				2	1	0	0	1	1	1
28 Austin Romine, R (1, 2) OBP: 0.318, SLG: 0.467		C FF 93 F FF 93 S CH 89 0-3 **K** ②			X FF 92 0-0 **1-H** **HR**		C SI 89 X CH 83 0-1 **F8** ①			3	1	1	2	0	1	0
Inning Stats	R: 1 E: 1 K: 1 S: 15 H: 3 LOB: 3 BB: 1 P: 26	R: 0 E: 0 K: 1 S: 8 H: 0 LOB: 0 BB: 0 P: 12	R: 0 E: 0 K: 3 S: 10 H: 0 LOB: 0 BB: 0 P: 16	R: 0 E: 0 K: 3 S: 11 H: 0 LOB: 0 BB: 0 P: 20	R: 2 E: 0 K: 0 S: 10 H: 1 LOB: 1 BB: 2 P: 25	R: 0 E: 0 K: 1 S: 14 H: 1 LOB: 1 BB: 0 P: 20	R: 0 E: 0 K: 1 S: 7 H: 0 LOB: 0 BB: 0 P: 9	R: 1 E: 0 K: 1 S: 11 H: 2 LOB: 1 BB: 1 P: 17		1B: 2 2B: 4 3B: 0 HR: 1 SF: 0 SAC: 0 DP: 1 HBP: 0				WP: 0 PB: 0 SB: 0 CS: 0 PA: 34		

BOTTOM

AB	30
R	4
H	7
RBI	4
BB	4
SO	11
LOB	12

PITCHER		IP	WLS	BF	H	R	ER	SO	BB	IBB	HBP	BLK	WP	HR	S	P	ERA	WHIP
61 Hunter Wood, R ERA: 4.1	(1, 1)	1.0	L	7	3	1	1	1	1	0	0	0	0	0	15	26	9.00	4.000
68 Jalen Beeks, L ERA: 8.03	(2, 1)	5.0		19	2	2	2	8	2	0	0	0	0	1	53	93	3.60	0.800
56 Adam Kolarek, L ERA: 6.0	(7, 1)	2.0		8	2	1	1	2	1	0	0	0	0	0	18	26	4.50	1.500

PITCHER	IP	WLS	BF	H	R	ER	SO	BB	IBB	HBP	BLK	WP	HR	S	P	ERA	WHIP

Batter	1	2	3	4	5	6	7	8	9	AB	R	H	RBI	BB	SO	LOB
0 Mallex Smith, L (1, 9) OBP: 0.372, SLG: 0.426	C FF 95 X FF 95 0-1 ① L9		B CU 80 F CU 80 B FF 96 C CU 81 X CU 82 2-2 9 WP 5 1B 26 FC6-4 1B	X SL 83 0-0 1-H HR		B FF 93 F FF 94 X SI 90 1-1 ① G4-3		S SI 92 X SI 92 0-1 9 CS 2B		5	2	3	2	0	0	0
5 Matt Duffy, R (1, 5) OBP: 0.354, SLG: 0.376	F FF 96 B SL 86 B SL 86 B FF 97 B FF 97 4-1 BB		1 SAFE 1 SAFE X FF 94 0-0 26 FC6-4 9 WP 39 1B 1-2 1B	C FF 91 C SL 79 B SL 80 B FF 93 F SL 80 F FF 92 S SL 82 2-3 ② K		C CU 81 B SI 94 F SL 86 S SL 85 1-3 ② K		D SI 93 B FF 92 B SI 92 B SI 92 4-1 9 CS BB		3	1	1	0	2	2	0
9 Jake Bauers, L (1, 3) OBP: 0.332, SLG: 0.439	D CU 82 S FF 97 C FF 97 B FF 97 B CH 88 F FF 95 X FF 96 3-2 ② F7		B SL 81 B FF 96 C SL 84 S SL 85 F SL 85 B FF 96 B SL 85 4-2 26 FC6-4 1-2 2-3 BB	C SL 80 B CH 85 F FF 92 B CH 84 S SL 80 2-3 ③ K		B CU 80 B FF 92 C SI 91 F SI 90 B CU 81 F SI 91 X SI 90 3-2 ③ G6-3		S FF 96 F FF 97 B FF 96 B FS 86 B FF 96 C FF 98 3-3 ②③ K 1-2 2-3		4	0	0	0	1	2	3
18 Joey Wendle, L (1, 4) OBP: 0.340, SLG: 0.409	1 SAFE X FF 96 0-0 ③ F8		B CU 82 F FF 96 F SL 85 S SL 85 1-3 ① K		B CU 83 B SI 96 F SI 92 C ST 85 B ST 86 X SI 92 3-2 ① G1-3		B SI 91 C FF 93 B SI 90 F SI 90 F FF 95 S CU 84 2-3 ① K2-3		C FF 95 X FS 88 0-1 ① G3	5	0	0	0	0	2	4
26 Ji Man Choi, L (1, 10) OBP: 0.299, SLG: 0.454		X FF 94 0-0 ① G6-3	C SL 86 D SL 85 B FF 96 X FF 96 2-1 ② FC6-4 39 1B 1-2f 2-3 3-H		B CU 84 S SI 92 F CU 83 B ST 86 F SI 94 X ST 86 2-2 35 1B 2B		C SI 92 B SI 91 S FF 95 B CU 84 B SI 94 X SI 90 3-2 39 G1-3 1B		C FF 96 X FS 88 0-1 ② L9	5	1	2	1	0	0	2
39 Kevin Kiermaier, L (1, 8) OBP: 0.250, SLG: 0.297		C CU 82 X FF 97 0-1 35 1B 2B	B FF 96 B SL 85 X FF 94 2-0 1-2 3-H 1B		C SI 95 B ST 86 B SI 92 X SL 85 2-1 ② F8		C SI 91 B SI 92 B SI 94 X SI 90 2-1 ② G1-3 1-2		B FF 96 X FF 96 1-0 ③ G4-3	5	1	2	1	0	0	2
1 Willy Adames, R (1, 6) OBP: 0.308, SLG: 0.391		C SL 84 S SL 85 S SL 85 0-3 ② K	C SL 84 F SL 84 B FF 96 S SL 85 1-3 ③ K		B SL 86 F SL 86 F SI 94 D CU 85 B CU 83 B SL 85 4-2 35 1B BB		B CU 82 B SI 92 B FF 91 B SI 94 4-0 BB			2	0	0	0	2	2	3
35 Brandon Lowe, L (1, 7) OBP: 0.192, SLG: 0.087		X FF 96 0-0 2-H 1B	B SL 81 F FF 93 C CH 85 B SL 84 T SL 84 2-2 ① K		F SI 93 F ST 85 D CU 84 X ST 86 1-2 1-3 2-H 1B		B SI 92 X SI 92 1-0 ③ G5-3			4	0	2	2	0	1	2
43 Michael Pérez, L (1, 2) OBP: 0.357, SLG: 0.487		1 SAFE B CU 80 C SL 84 C FF 96 F SL 83 B CH 86 X CH 87 2-2 ③ F9		C CU 81 X FF 96 0-1 0 HR 1B	B SI 91 F FF 92 F CU 84 X SI 92 1-2 ③ L5			S FF 94 X SI 90 0-1 ① G6-3		4	1	1	0	0	0	3
Inning Stats	R: 0 E: 0 K: 0 S: 8 H: 0 LOB: 1 BB: 1 P: 15	R: 1 E: 0 K: 1 S: 11 H: 2 LOB: 1 BB: 0 P: 13	R: 2 E: 0 K: 2 S: 17 H: 3 LOB: 2 BB: 1 P: 29	R: 2 E: 0 K: 3 S: 14 H: 2 LOB: 0 BB: 0 P: 20	R: 1 E: 0 K: 0 S: 17 H: 2 LOB: 2 BB: 1 P: 30	R: 0 E: 0 K: 1 S: 9 H: 0 LOB: 0 BB: 0 P: 14	R: 0 E: 0 K: 1 S: 10 H: 1 LOB: 2 BB: 1 P: 22	R: 0 E: 0 K: 1 S: 8 H: 1 LOB: 1 BB: 1 P: 15	R: 0 E: 0 K: 0 S: 5 H: 0 LOB: 0 BB: 0 P: 6	1B: 7 2B: 3 3B: 0 HR: 1 SF: 0 SAC: 0 DP: 0 HBP: 0				WP: 1 PB: 0 SB: 0 CS: 2 PA: 42		

PITCHER		IP	WLS	BF	H	R	ER	SO	BB	IBB	HBP	BLK	WP	HR	S	P	ERA	WHIP
Luis Cessa, R ERA: 5.6	(1, 1)	3.1	L	19	7	5	5	4	2	0	0	0	1	1	42	65	13.50	2.700
56 Jonathan Holder, R ERA: 3.31	(4, 1)	0.2		2	0	0	0	2	0	0	0	0	0	0	8	12	0.00	0.000
55 Sonny Gray, R ERA: 5.43	(5, 1)	3.1		17	4	1	1	2	3	0	0	0	0	0	41	75	2.70	2.100
57 Chad Green, R ERA: 2.84	(8, 1)	1.2		4	0	0	0	1	0	0	0	0	0	0	8	12	0.00	0.000

PITCHER	IP	WLS	BF	H	R	ER	SO	BB	IBB	HBP	BLK	WP	HR	S	P	ERA	WHIP

TOP

Tampa Bay Rays @ New York Yankees

Yankee Stadium, Bronx, NY

Wed Aug 15 2018, 7:08 PM - 10:26 PM EDT

Att. 42,716 - Partly Cloudy - 88 F

livebaseballscorecards.com

AB	37
R	6
H	11
RBI	6
BB	5
SO	9
LOB	19

BOTTOM

Tampa Bay Rays @ New York Yankees

Yankee Stadium, Bronx, NY

Wed Aug 15 2018, 7:08 PM - 10:26 PM EDT

Att. 42,716 - Partly Cloudy - 88 F

livebaseballscorecards.com

Batter	1	2	3	4	5	6	7	8	9	AB	R	H	RBI	BB	SO	LOB
11 Brett Gardner, L (1, 7) OBP: 0.338, SLG: 0.379	B FF 92 B FF 92 C FF 92 X FF 92 2-1 G6-3		C FF 92 B SL 84 C FF 93 X FS 82 1-2 1B		C FF 89 X CU 74 0-1 G4-3		B FF 88 C FF 89 C FF 90 S CU 75 1-3 K		B SI 97 D SL 87 B SL 88 B SI 98 4-0 27 WP BB	4	0	1	0	1	1	0
27 Giancarlo Stanton, R (1, 10) OBP: 0.347, SLG: 0.528	C FF 93 B FF 93 S SL 85 B SL 84 F FF 92 B FF 93 C SL 84 3-3 K		S SL 84 F FF 93 1 SAFE F SL 85 B FF 93 F FF 93 D SL 85 1 SAFE F FF 92 2-3 S FS 82 K		B FF 89 B FC 86 X FC 87 2-0 31 F9 2B		B FF 90 T FF 90 S CH 82 F FF 92 B CH 82 S CH 82 2-3 K		B SI 98 X SL 89 1-0 F9 1-2 2-3	5	0	1	0	0	3	3
31 Aaron Hicks, S (1, 8) OBP: 0.364, SLG: 0.481	C FF 91 B SL 84 C FF 92 X FS 80 1-2 1B		1 SAFE B FF 93 B FF 92 1 SAFE F FF 92 X FF 92 2-1 G3		B FF 90 F FF 90 F FF 90 F CH 82 X FF 91 1-2 F9 2-3			C FF 89 C FC 86 B FF 91 X CH 82 1-2 G3-1		4	0	1	0	0	0	2
18 Didi Gregorius, L (1, 6) OBP: 0.334, SLG: 0.475	C FF 92 B FF 92 X SL 83 1-1 F9			C FF 92 B FF 91 C FF 91 B FF 91 F FF 91 B FF 92 B FF 92 4-2 14 HBP 33 BB BB	B FF 90 B FF 90 B FF 89 C FF 90 F FF 90 X FF 92 3-2 F8			H CU 72 1-0 41 FC5-4 HBP		2	0	0	0	1	0	2
41 Miguel Andujar, R (1, 5) OBP: 0.329, SLG: 0.525		F FF 91 B SL 84 B FF 92 B FF 93 X FF 92 3-1 HR		D SL 83 X FF 91 1-0 F8		C CH 81 F CH 82 X FC 88 0-2 2B		C FC 87 X FC 88 0-1 FC5-4 1-2f		4	1	2	1	0	0	2
33 Greg Bird, L (1, 3) OBP: 0.306, SLG: 0.404		C FF 92 C FF 93 B FF 92 X FS 81 1-2 G6-3		C FF 92 D FS 81 B FF 91 C FF 92 F FF 92 F FF 92 D FF 93 B FF 92 4-2 14 HBP 1-2 BB		C FF 90 B FF 91 C CU 74 S CU 77 1-3 K		C FF 91 B FF 90 B FF 90 X FF 90 2-1 F7		3	0	0	0	1	1	2
14 Neil Walker, S (1, 9) OBP: 0.298, SLG: 0.328		C FF 93 X SL 84 0-1 G2-3		B SI 91 C SI 91 F ST 80 H ST 82 2-2 1-2 2-3 HBP		F FC 86 F FF 90 D CH 82 F FF 91 B FC 86 X FC 89 2-2 F9			B SI 96 B SI 96 B SL 88 B SI 98 4-0 27 WP 28 G1-3 BB	2	0	0	0	1	0	1
28 Austin Romine, R (1, 2) OBP: 0.312, SLG: 0.457		X FF 91 0-0 P4		C ST 81 F SI 92 C ST 81 0-3 K		B FF 90 F FC 86 X FC 88 1-1 G5-3			C SL 87 X SL 89 0-1 G1-3 1-2	4	0	0	0	0	1	5
74 Ronald Torreyes, R (1, 4) OBP: 0.324, SLG: 0.391			B FF 92 F FF 92 X FF 92 1-1 P3	B ST 80 X SI 91 1-0 G5-3			B FF 88 X FF 88 1-0 P3		X SL 88 0-0 G1-3	4	0	0	0	0	0	4

	AB	R	H	RBI	BB	SO	LOB
	32	1	5	1	4	6	21

Inning Stats	1	2	3	4	5	6	7	8	9
	R: 0 E: 0 K: 1 S: 11 H: 1 LOB: 1 BB: 0 P: 18	R: 1 E: 0 K: 0 S: 8 H: 1 LOB: 0 BB: 0 P: 12	R: 0 E: 0 K: 1 S: 13 H: 1 LOB: 1 BB: 0 P: 19	R: 0 E: 0 K: 1 S: 14 H: 0 LOB: 3 BB: 2 P: 26	R: 0 E: 0 K: 0 S: 10 H: 1 LOB: 1 BB: 0 P: 16	R: 0 E: 0 K: 1 S: 12 H: 1 LOB: 1 BB: 0 P: 16	R: 0 E: 0 K: 2 S: 8 H: 0 LOB: 0 BB: 0 P: 12	R: 0 E: 0 K: 0 S: 7 H: 0 LOB: 1 BB: 0 P: 11	R: 0 E: 0 K: 0 S: 4 H: 0 LOB: 2 BB: 2 P: 13

1B: 2 SF: 0 WP: 1 PA: 38
2B: 2 SAC: 0 PB: 0
3B: 0 DP: 0 SB: 0
HR: 1 HBP: 2 CS: 0

PITCHER		IP	WLS	BF	H	R	ER	SO	BB	IBB	HBP	BLK	WP	HR	S	P	ERA	WHIP
34 Jake Faria, R ERA: 4.84	(1, 1)	3.1		15	3	1	1	2	2	0	0	0	0	1	40	66	2.70	1.500
52 Chaz Roe, R ERA: 3.53	(4, 1)	0.2		3	0	0	0	1	0	0	1	0	0	0	6	9	0.00	0.000
48 Ryan Yarbrough, L ERA: 4.01	(5, 1)	4.0	W	15	2	0	0	3	0	0	1	0	0	0	37	55	0.00	0.500
63 Diego Castillo, R ERA: 3.74	(9, 1)	1.0		5	0	0	0	0	2	0	0	0	1	0	4	13	0.00	2.000

PITCHER	IP	WLS	BF	H	R	ER	SO	BB	IBB	HBP	BLK	WP	HR	S	P	ERA	WHIP

Batter	1	2	3	4	5	6	7	8	9	AB	R	H	RBI	BB	SO	LOB
0 Mallex Smith, L (1, 9) OBP: 0.372, SLG: 0.425	B FS 86 F FF 91 C SL 83 B FF 91 B FS 87 X FS 86 3-2 18 S 18 2B 1B	D SL 84 B FS 88 X SL 84 2-0 ③ G3			F FF 92 F FC 90 B CU 79 B FC 90 F FS 88 B SI 92 X SL 85 3-2 ① G4-3			B FC 93 S SL 83 B FC 92 X SL 85 2-1 18 SH 9 SH1-3 1B	C CH 87 C CH 88 S CH 89 0-3 ③ K	5	2	2	0	0	1	2
18 Joey Wendle, L (1, 5) OBP: 0.342, SLG: 0.414 (9, 4)	B SL 82 X FS 86 1-0 9 1B 29 2B 1-H 2B		C FF 91 X FS 86 0-1 ① G3-1		C FS 88 F FC 90 X FF 94 0-2 9 G3 1B			C KC 85 B FC 94 1 SAFE X KC 85 1-1 SH 26 G3 9 SH1-3 1-3		3	1	2	1	0	0	0
9 Jake Bauers, L (1, 3) OBP: 0.332, SLG: 0.438	C CU 76 X FF 92 0-1 29 2B 2-3 1B		S FF 90 B FS 87 C SL 84 S SL 83 1-3 ② K		1 SAFE 1 SAFE B SL 83 X FS 87 1-0 ②③ G3 1-2			X FC 94 0-0 ① SH1-3 1-2 3-H		3	0	1	1	0	1	1
29 Tommy Pham, R (1, 7) OBP: 0.336, SLG: 0.398	C SL 83 D FS 87 B SL 83 X SL 82 2-1 ① 1-H 3-H 2B		X FF 91 0-0 1B			C FS 87 X SL 84 0-1 ① F8		D SL 85 B KC 86 C SL 89 B FC 93 B KC 83 4-1 26 G3 BB		3	0	2	1	1	0	0
26 Ji Man Choi, L (1, 10) OBP: 0.297, SLG: 0.455	B CU 76 B FS 87 C SL 83 T FS 88 B FF 92 S SL 84 3-3 ② K		X FF 92 0-0 ③ F7			C SL 84 B FF 92 B FS 88 T FS 86 X FC 90 2-2 1 PO 2B		S KC 86 B KC 88 X KC 85 1-1 ② G3 1-2 2-3		4	0	1	0	0	1	4
39 Kevin Kiermaier, L (1, 8) OBP: 0.246, SLG: 0.292	C FS 86 B SL 84 F FF 92 S SL 85 1-3 ③ K			B FF 91 F SL 82 X FS 86 1-1 ① G3-1		F SL 84 S FF 93 D SL 84 B SI 89 X SL 84 2-2 ② G1-3		C KC 84 B FC 94 F FC 94 D KC 86 F KC 85 S KC 85 2-3 ③ K		4	0	0	0	0	2	4
1 Willy Adames, R (1, 6) OBP: 0.313, SLG: 0.396		C SL 81 F FS 86 F FF 91 X SL 84 0-2 ① F7		C FF 89 S SL 82 F FS 86 B FF 91 X FS 87 1-2 2B		F SL 84 D FS 89 B SL 84 2 SAFE 2-1 ③ PO 2-3	C SI 94 B SI 95 S SI 94 B SI 94 F SI 96 X SI 94 2-2 ① G5-3		B FF 96 C FF 96 C CH 91 B CH 91 B FF 98 B FF 98 4-2 35 FC4-6 BB	3	0	1	0	1	0	0
35 Brandon Lowe, L (1, 4) OBP: 0.200, SLG: 0.148 5 Matt Duffy, R (9, 5) OBP: 0.354, SLG: 0.376		X CU 76 0-0 2B		C SL 82 B FF 90 F FS 87 F SL 84 B FF 92 F FS 87 B SI 91 S FS 88 3-3 ② K			X SI 95 0-0 ② G4-3		C CH 89 1 SAFE S FF 97 X CH 90 0-2 ① FC4-6 1-2f	4 0	0 0	1 0	0 0	0 0	1 0	2 0
43 Michael Pérez, L (1, 2) OBP: 0.326, SLG: 0.442		B SL 84 B FS 87 S FS 86 C SL 83 S SL 85 2-3 ② K		B SL 84 C FS 87 F FF 93 S FC 91 1-3 ③ K			C SI 95 B SL 82 S SI 95 S SI 96 1-3 ③ K		B FF 90 1 SAFE X FF 95 1-0 ② F7	4	0	0	0	0	3	3

Inning Stats																															
	R: 2	H: 4	R: 0	H: 1	R: 0	H: 1	R: 0	H: 1	R: 0	H: 1	R: 0	H: 1	R: 0	H: 0	R: 1	H: 1	R: 0	H: 0	1B: 5	SF: 0	WP: 0	PA: 38
	E: 0	LOB: 1	E: 0	LOB: 1	E: 0	LOB: 1	E: 0	LOB: 1	E: 0	LOB: 0	E: 0	LOB: 0	E: 0	LOB: 0	E: 1	LOB: 2	E: 0	LOB: 1	2B: 5	SAC: 2	PB: 0	
	K: 2	BB: 0	K: 1	BB: 0	K: 1	BB: 0	K: 2	BB: 0	K: 0	BB: 0	K: 0	BB: 0	K: 1	BB: 1	K: 1	BB: 1	K: 1	BB: 1	3B: 0	DP: 0	SB: 1	
	S: 14	P: 24	S: 9	P: 13	S: 7	P: 8	S: 14	P: 20	S: 8	P: 12	S: 9	P: 15	S: 8	P: 11	S: 12	P: 22	S: 9	P: 14	HR: 0	HBP: 0	CS: 0	

PITCHER	IP	WLS	BF	H	R	ER	SO	BB	IBB	HBP	BLK	WP	HR	S	P	ERA	WHIP
19 Masahiro Tanaka, R (1, 1) ERA: 4.03	6.0	L	24	9	2	2	6	0	0	0	0	0	0	61	92	3.00	1.500
53 Zack Britton, L (7, 1) ERA: 4.5	1.0		3	0	0	0	1	0	0	0	0	0	0	8	11	0.00	0.000
30 David Robertson, R (8, 1) ERA: 3.17	1.0		6	1	1	0	1	1	0	0	0	0	0	12	22	0.00	2.000
48 Tommy Kahnle, R (9, 1) ERA: 5.73	1.0		4	0	0	0	1	1	0	0	0	0	0	9	14	0.00	1.000

PITCHER	IP	WLS	BF	H	R	ER	SO	BB	IBB	HBP	BLK	WP	HR	S	P	ERA	WHIP

TOP

Tampa Bay Rays @ New York Yankees

Yankee Stadium, Bronx, NY

Thu Aug 16 2018, 1:11 PM - 4:31 PM EDT

Att. 41,033 - Sunny - 89 F

livebaseballscorecards.com

AB	33
R	3
H	10
RBI	3
BB	2
SO	9
LOB	16

Batter	1	2	3	4	5	6	7	8	9	AB	R	H	RBI	BB	SO	LOB
31 Aaron Hicks, S (1, 8) OBP: 0.365, SLG: 0.480	B FF 95 S CH 88 C FF 97 F CU 83 F FF 97 B CU 84 B CU 84 S FF 98 3-3 ① K		B CH 89 S CU 81 B FF 95 B FF 97 B CH 88 4-1 27 FC5-4 1-2 BB			X SI 91 0-0 41 S 1B		C FF 100 B FS 89 C FF 98 X FS 89 1-2 ② FC5-6 27 2B 1-2f		3	1	1	0	1	1	1
27 Giancarlo Stanton, R (1, 10) OBP: 0.348, SLG: 0.532	F FF 98 F FF 98 B CU 84 B CH 88 F CH 88 F FF 98 B FF 98 X FF 98 3-2 2B		B CU 82 F FF 97 F FF 96 X FF 97 1-2 ② FC5-4 41 FC5-4 1-2f 2-3			B SI 90 C ST 80 C ST 80 S ST 82 1-3 ① K		X FF 100 0-0 2-H 2B		4	0	2	1	0	1	3
41 Miguel Andujar, R (1, 5) OBP: 0.326, SLG: 0.520	C FF 96 C FF 95 C FF 96 0-3 ② K		S CU 83 X FF 97 0-1 ③ FC5-4 1-2f			C SI 91 B ST 82 C ST 81 S ST 81 1-3 ② K 1-2		C SL 78 S SL 75 F SL 75 F SL 81 X SL 79 0-2 ③ G6-3		4	0	0	0	0	2	5
18 Didi Gregorius, L (1, 6) OBP: 0.333, SLG: 0.473	C FF 97 S SL 91 F FF 97 S CU 84 0-3 ③ K			C SL 89 S CU 82 X FF 97 0-2 ① G6-3		B SI 98 X SI 98 1-0 ③ F8			B SI 87 B SI 87 C SI 86 X SI 87 2-1 14 BB 25 1B 1B	4	0	1	0	0	1	2
25 Gleyber Torres, R (1, 4) OBP: 0.324, SLG: 0.488		B FF 96 C FF 94 B CH 88 S CH 87 F FF 98 T FF 97 2-2 ① K		B CH 87 B FF 95 X CH 87 2-0 ② F8			F SI 98 S SI 98 B SI 98 F FC 93 F CU 86 B FC 92 F SI 98 B SI 98 S FC 90 3-3 ① K		F SL 80 C SL 77 D SL 78 1 SAFE F SL 78 B SI 86 X SL 77 2-2 14 BB 1-2 1B	4	0	1	0	0	2	0
14 Neil Walker, S (1, 9) OBP: 0.297, SLG: 0.324		C FF 96 B CU 83 C FF 96 F FF 98 X FF 98 1-2 ② G3		X FF 94 0-0 ③ B1-3			S SI 98 S FC 90 B SI 97 X FC 90 1-2 ② L9		B FF 87 B SI 87 B SI 88 B SI 86 4-0 1-2 2-3 BB	3	0	0	0	1	0	0
33 Greg Bird, L (1, 3) OBP: 0.302, SLG: 0.396		B SL 90 C FF 97 B SL 91 B SL 90 F FF 98 F SL 90 X FF 98 3-2 ③ F7			F FF 96 F SL 89 F FF 96 X CU 82 0-2 ① P4		C SI 97 S SI 98 X SI 97 0-2 ③ G3		X SI 90 0-0 ① P5	4	0	0	0	0	0	3
66 Kyle Higashioka, R (1, 2) OBP: 0.241, SLG: 0.377 11 Brett Gardner, L (8, PH) OBP: 0.336, SLG: 0.377 (9, 7)			X FF 96 0-0 27 FC5-4 31 BB 1B		B CU 81 X CH 86 1-0 ② G6-3			B FF 98 B FF 99 B FF 98 C FF 97 C FF 98 F FF 99 F FF 99 F FF 99 X SL 91 3-2 ① F8	C SI 91 B SI 91 F SI 92 S SI 91 1-3 ② K	2 2	0 0	1 0	0 0	0 0	0 1	0 3
38 Shane Robinson, R (1, 7) OBP: 0.229, SLG: 0.226 28 Austin Romine, R (8, PH) OBP: 0.314, SLG: 0.457 (9, 2)			C FF 96 B FF 96 F FF 95 F FF 96 C CU 83 1-3 ① K		F FF 97 S FF 98 B CU 83 B CU 83 C CU 81 2-3 ③ K			B FF 100 B SL 89 C FF 98 X FF 99 2-1 31 FC5-6 1B	S CH 83 B CH 84 S CH 83 S FF 95 1-3 ③ K	2 2	0 0	0 1	0 0	0 1	2 3	1 3
Inning Stats	R: 0 H: 1 E: 0 LOB: 1 K: 3 BB: 0 S: 17 P: 23	R: 0 H: 0 E: 0 LOB: 0 K: 1 BB: 0 S: 12 P: 18	R: 0 H: 1 E: 0 LOB: 2 K: 1 BB: 1 S: 11 P: 17	R: 0 H: 0 E: 0 LOB: 0 K: 0 BB: 0 S: 5 P: 7	R: 0 H: 0 E: 0 LOB: 0 K: 1 BB: 0 S: 8 P: 11	R: 0 H: 1 E: 0 LOB: 1 K: 2 BB: 0 S: 8 P: 11	R: 0 H: 0 E: 0 LOB: 0 K: 1 BB: 0 S: 12 P: 16	R: 1 H: 2 E: 1 LOB: 1 K: 0 BB: 0 S: 17 P: 23	R: 0 H: 2 E: 0 LOB: 3 K: 2 BB: 1 S: 13 P: 23	1B: 5 2B: 2 3B: 0 HR: 0	SF: 0 SAC: 0 DP: 0 HBP: 0			WP: 0 PB: 0 SB: 1 CS: 0	PA: 36		

PITCHER		IP	WLS	BF	H	R	ER	SO	BB	IBB	HBP	BLK	WP	HR	S	P	ERA	WHIP
42 Blake Snell, L ERA: 2.1	(1, 1)	5.0	W	18	2	0	0	6	1	0	0	0	0	0	53	76	0.00	0.600
52 Chaz Roe, R ERA: 3.47	(6, 1)	0.2	H	3	1	0	0	2	0	0	0	0	0	0	7	9	0.00	1.500
46 José Alvarado, L ERA: 2.49	(6, 1)	1.1	H	4	0	0	0	1	0	0	0	0	0	0	13	18	0.00	0.000
55 Ryne Stanek, R ERA: 2.42	(8, 1)	0.2	H	4	2	1	0	0	0	0	0	0	0	0	12	18	0.00	3.000
54 Sergio Romo, R ERA: 3.54	(8, 1)	0.1	H	4	2	0	0	0	1	0	0	0	0	0	11	19	0.00	9.000

PITCHER		IP	WLS	BF	H	R	ER	SO	BB	IBB	HBP	BLK	WP	HR	S	P	ERA	WHIP
56 Adam Kolarek, L ERA: 5.63	(9, 1)	1.0	S	3	0	0	0	2	0	0	0	0	0	0	7	9	0.00	0.000

BOTTOM

Tampa Bay Rays @ New York Yankees

Yankee Stadium, Bronx, NY

Thu Aug 16 2018, 1:11 PM - 4:31 PM EDT

Att. 41,033 - Sunny - 89 F

livebaseballscorecards.com

AB	34
R	1
H	7
RBI	1
BB	2
SO	11
LOB	21

Batter	1	2	3	4	5	6	7	8	9	AB	R	H	RBI	BB	SO	LOB
18 Curtis Granderson, L (1, 9) OBP: 0.336, SLG: 0.424	B FC 89 S FF 91 B SI 91 B FF 92 B FF 92 4-1 29 FC5-4 BB	C FF 90 F SI 90 B FF 92 B CU 80 F FF 94 F FF 95 F FC 88 F FF 95 X CU 79 2-2 ① F7			C FF 90 B SI 90 C FF 93 B CU 81 B FF 92 X FF 94 3-2 29 1B 2B		S KC 86 B KC 87 B KC 86 B KC 83 C FC 92 S KC 86 3-3 ① K			3	1	1	0	1	1	0
29 Devon Travis, R (1, 4) OBP: 0.294, SLG: 0.396	X SI 91	B FF 93 B SI 90 F FF 93 F SI 92 X FF 93 2-2 ② P3			F SI 91 X SI 93 0-1 55 1B 2-H 1B		B FC 92 F SL 88 B FC 91 X SL 87 2-1 ② F7			4	1	1	1	0	0	1
14 Justin Smoak, S (1, 3) OBP: 0.363, SLG: 0.466	S SI 91 C SI 91 F FF 94 B SI 93 B CU 79 B FF 94 B FC 89 4-2 8 1B 11 1B 1-2 BB	B SI 92 C SI 93 F FF 95 B CU 81 F FF 95 C FF 95 2-3 ③ K			B FF 95 X FF 96 1-0 ① F8		S KC 87 B KC 86 C KC 82 S KC 86 1-3 ③ K			3	1	0	0	1	2	1
8 Kendrys Morales, S (1, 10) OBP: 0.330, SLG: 0.409	B CU 77 C SI 93 X SI 93 1-1 11 1B 1 1B 1-2 2-H 1B		B FF 91 F SI 90 C CH 85 F FF 93 F CH 85 B FF 94 X CU 80 2-2 55 G6-3 1B		1 SAFE F FF 96 S FF 96 B FF 95 1 SAFE F FF 96 S FS 87 1-3 ② K					3	1	2	1	0	1	1
55 Russell Martin, R (1, 2) OBP: 0.349, SLG: 0.346	C SI 93 B SI 93 B FC 88 F SI 93 S FF 95 2-3 ② K		B FF 93 B FF 94 F SI 93 C SI 93 F SI 94 B SI 94 X SI 94 3-2 ①② G6-3 1-2f		1 SAFE F FF 96 B FS 87 C FF 96 B FF 96 F FF 96 X FF 96 2-2 1-2 1B					3	0	1	0	0	1	3
11 Kevin Pillar, R (1, 8) OBP: 0.284, SLG: 0.417	B SI 93 F FF 95 X SI 93 1-1 15 BB 1 1B 1-3 2-H 1B		B FF 95 F FF 95 S FC 89 F FF 95 F FF 94 C FC 87 1-3 ③ K		X FF 96 0-0 ③ F8					3	1	1	1	0	1	2
15 Randal Grichuk, R (1, 7) OBP: 0.282, SLG: 0.443	B SI 93 B FF 94 F FF 93 F SI 93 B FC 88 F FF 94 B FC 89 4-2 1 1B 1-2 BB			B FF 90 F FF 91 F SI 90 B FC 85 X FF 93 2-2 ① P4	X FF 95 0-0 ① P5					2	0	0	0	1	0	0
1 Aledmys Díaz, R (1, 5) OBP: 0.291, SLG: 0.453	F FC 88 X SI 93 0-1 1-2 2-H 3-H 1B			C FF 92 S FF 93 B FF 93 B SI 92 C FC 87 2-3 ② K	X FF 96 0-0 ② G5-3					3	0	1	2	0	1	0
7 Richard Urena, S (1, 6) OBP: 0.265, SLG: 0.364	C FF 95 S FF 94 F FF 95 S CU 80 0-3 ③ K			F FF 92 B FF 94 B SI 90 X SI 92 2-1 ③ F7	C FF 96 X FS 89 0-1 ③ L7					3	0	0	0	0	1	2
Inning Stats	R: 4 E: 0 K: 2 S: 21 H: 3 LOB: 2 BB: 3 P: 37	R: 0 E: 0 K: 1 S: 14 H: 0 LOB: 0 BB: 0 P: 20	R: 0 E: 0 K: 1 S: 14 H: 1 LOB: 0 BB: 0 P: 20	R: 0 E: 0 K: 1 S: 8 H: 0 LOB: 0 BB: 0 P: 14	R: 1 E: 0 K: 1 S: 15 H: 3 LOB: 2 BB: 0 P: 22	R: 0 E: 0 K: 0 S: 4 H: 0 LOB: 0 BB: 0 P: 4	R: 0 E: 0 K: 2 S: 8 H: 0 LOB: 0 BB: 0 P: 14			1B: 6 2B: 1 3B: 0 HR: 0 SF: 0 SAC: 0 DP: 1 HBP: 0				WP: 1 PB: 0 SB: 0 CS: 0 PA: 30		

PITCHER		IP	WLS	BF	H	R	ER	SO	BB	IBB	HBP	BLK	WP	HR	S	P	ERA	WHIP
36 Lance Lynn, R ERA: 4.68	(1, 1)	4.0		20	6	5	5	5	3	0	0	0	1	0	62	99	11.25	2.250
57 Chad Green, R ERA: 2.75	(5, 1)	2.0	W	7	1	0	0	1	0	0	0	0	0	0	14	18	0.00	0.500
30 David Robertson, R ERA: 3.11	(7, 1)	1.0	S	3	0	0	0	2	0	0	0	0	0	0	8	14	0.00	0.000

PITCHER	IP	WLS	BF	H	R	ER	SO	BB	IBB	HBP	BLK	WP	HR	S	P	ERA	WHIP

TOP

Toronto Blue Jays @ New York Yankees

Yankee Stadium, Bronx, NY

Fri Aug 17 2018, 7:10 PM - 9:41 PM EDT

Att. 42,121 - Overcast - 83 F

livebaseballscorecards.com

AB	27
R	5
H	7
RBI	5
BB	3
SO	8
LOB	10

BOTTOM

Batter	1	2	3	4	5	6	7	8	9	AB	R	H	RBI	BB	SO	LOB
11 Brett Gardner, L (1, 7) OBP: 0.335, SLG: 0.376	C SI 94 B FF 92 S FC 92 X FC 92 1-2 ① **L8**		B SV 84 C SV 84 B SI 94 X FC 92 2-1 ① **G4-3**	C SI 90 X SI 91 0-1 **1B**		F FF 94 F FF 95 B SL 87 F SI 95 F FF 95 S SL 86 1-3 ③ **K**				4	0	1	0	0	1	0
27 Giancarlo Stanton, R (1, 10) OBP: 0.349, SLG: 0.538	F SV 87 B FC 91 B SI 93 B SI 93 C SI 94 S SI 94 3-3 ② **K**		B SI 93 B SV 85 B SV 83 X SI 92 3-0 **31 G3 1B**	S FF 93 S FC 92 D FC 91 B FC 92 B FC 91 X SV 82 3-2 ③ **P5**			C FF 94 B CU 86 F FF 92 F FF 95 X FF 96 1-2 **HR**			4	1	2	1	0	1	1
31 Aaron Hicks, S (1, 8) OBP: 0.366, SLG: 0.477	B FC 92 F SI 94 B CU 72 F FC 92 B SV 86 B SV 86 4-2 **18 3B BB**		B SV 85 C FC 91 C SI 92 F SI 93 B FC 90 B FC 90 X SI 93 3-2 ② **G3** **1-2**		B CU 77 B SI 96 S CH 88 B SI 96 B FF 96 4-1 **41 1B 25 FC6-4 BB**		S CH 88 C CU 86 B CH 84 B CU 85 B CH 88 F SI 95 S CU 84 3-3 ① **K**			2	2	0	0	2	1	1
18 Didi Gregorius, L (1, 6) OBP: 0.333, SLG: 0.477	C SI 93 F FC 91 F FC 90 B FC 90 B FC 91 X FC 91 2-2 **41 2B** **1-H 3B**		S FC 90 X SI 92 0-1 ③ **G1-3**		C SI 96 X FF 95 0-1 ① **F8**					3	1	1	1	0	0	2
41 Miguel Andujar, R (1, 5) OBP: 0.328, SLG: 0.524	B SI 92 F FC 92 X SV 87 1-1 **3-H 2B**			X SV 85 0-0 ① **F8**	C SI 96 B SI 96 F SI 96 X FF 96 1-2 **25 FC6-4** **1-3 1B**					3	0	2	1	0	0	0
25 Gleyber Torres, R (1, 4) OBP: 0.324, SLG: 0.490	C FC 90 B SI 92 C FC 92 S FC 91 1-3 ③ **K**			C SI 93 B SI 91 B FC 90 B SI 92 C SV 82 F SI 92 F SV 83 F SV 83 X SV 83 3-2 **14 HR 2B**	F SI 96 X SI 96 0-1 ② **FC6-4** **1-2f** **3-H**					3	1	1	1	0	1	2
33 Greg Bird, L (1, 3) OBP: 0.302, SLG: 0.393			C SI 93 X FC 90 0-1 ① **G4-3**	F FC 90 2 SAFE 2 SAFE B SI 92 F FC 91 F SV 86 F FC 89 F SI 92 B FC 91 4-2 **14 HR BB**	C FF 94 D SL 87 C SL 87 X SI 95 1-2 ③ **F7**					2	1	0	0	1	0	1
14 Neil Walker, S (1, 9) OBP: 0.298, SLG: 0.336			B SI 92 B FC 90 C SI 92 X FC 91 2-1 ② **G3**	S FC 90 X FC 90 0-1 **1-H 2-H HR**		X FF 93 0-0 ① **L9**				3	1	1	3	0	0	0
28 Austin Romine, R (1, 2) OBP: 0.309, SLG: 0.450			B SI 92 C SV 84 X SI 93 1-1 ③ **F9**	B SI 91 X SV 82 1-0 ② **G4-3**		C FF 93 S SL 86 S SL 84 0-3 ② **K**				3	0	0	0	0	1	0
Inning Stats	R: 2 E: 0 K: 2 S: 17 H: 2 LOB: 1 BB: 1 P: 29		R: 0 E: 0 K: 0 S: 6 H: 0 LOB: 0 BB: 0 P: 9	R: 0 E: 0 K: 0 S: 10 H: 1 LOB: 1 BB: 0 P: 18	R: 3 E: 0 K: 0 S: 21 H: 3 LOB: 1 BB: 1 P: 32	R: 1 E: 0 K: 0 S: 11 H: 1 LOB: 1 BB: 1 P: 17	R: 0 E: 0 K: 2 S: 9 H: 0 LOB: 0 BB: 0 P: 10	R: 1 E: 0 K: 1 S: 8 H: 1 LOB: 0 BB: 0 P: 12								

PITCHER		IP	WLS	BF	H	R	ER	SO	BB	IBB	HBP	BLK	WP	HR	S	P	ERA	WHIP
6 Marcus Stroman, R ERA: 5.27	(1, 1)	4.0		20	6	5	5	2	2	0	0	0	0	1	54	88	11.25	2.000
31 Joe Biagini, R ERA: 6.47	(5, 1)	0.2	L	4	1	1	1	0	1	0	0	0	0	0	8	13	13.50	3.000
58 Tim Mayza, L ERA: 4.19	(5, 1)	1.1		4	0	0	0	2	0	0	0	0	0	0	12	14	0.00	0.000
71 Luis Santos, R ERA: 6.05	(7, 1)	0.1		2	1	1	1	1	0	0	0	0	0	1	8	12	27.00	3.000

PITCHER	IP	WLS	BF	H	R	ER	SO	BB	IBB	HBP	BLK	WP	HR	S	P	ERA	WHIP

Toronto Blue Jays @ New York Yankees

Yankee Stadium, Bronx, NY

Fri Aug 17 2018, 7:10 PM - 9:41 PM EDT

Att. 42,121 - Overcast - 83 F

livebaseballscorecards.com

AB	27
R	7
H	8
RBI	7
BB	3
SO	5
LOB	7

1B: 3	SF: 0	WP: 0	PA: 30
2B: 2	SAC: 0	PB: 0	
3B: 1	DP: 0	SB: 0	
HR: 2	HBP: 0	CS: 0	

Batter	1	2	3	4	5	6	7	8	9	AB	R	H	RBI	BB	SO	LOB
28 Billy McKinney, L (1, 7) OBP: 0.444, SLG: 0.375	B FF 98 B FF 97 F FF 97 C FF 98 F FF 98 S CH 91 2-3 ① K		B FF 97 C CH 89 B CH 89 B FF 98 C FF 97 F FF 98 B FF 99 4-2 29 L8 BB		B FF 98 D SL 91 S FF 98 C CH 87 B FF 98 F FF 98 F FF 99 F FF 98 F FF 99 3-3 ② C SL 88 K	C FF 92 F FF 92 B FF 93 X CH 85 1-2 ③ E9 1-H 2-H 3-H 1B		B FF 93 X FF 93 1-0 29 FC6-4 1B	4	0	2	2	1	2	2
29 Devon Travis, R (1, 4) OBP: 0.289, SLG: 0.388	B FF 97 F FF 97 F FF 97 B FF 97 X FF 96 2-2 ② P4		C FF 96 B CH 87 F FF 97 D SL 88 F CH 89 B FF 98 F SL 88 1 SAFE X FF 99 3-2 ②③ L8 1-2		C SL 89 B FF 98 X FF 98 1-1 ③ G4-1		C SI 94 B SI 94 X SI 96 1-1 ① G6-3		C SL 84 F SL 84 X SL 84 0-2 ① FC6-4 8 1B 11 2B 1-2f	5	1	0	0	0	0	4
18 Curtis Granderson, L (1, 10) OBP: 0.342, SLG: 0.431 8 Kendrys Morales, S (7, PH) OBP: 0.331, SLG: 0.410 (7, 10)	C FF 98 B FF 98 X SL 88 1-1 1B			B FF 97 B FF 97 C SL 91 C SL 90 B CH 90 B FF 98 4-2 BB		C FF 97 X CH 88 0-1 E7 14 1B 2B	B SI 95 B SI 95 X SI 95 2-0 ② G4-3		B CU 80 X CU 81 1-0 11 2B 1-3 1B	2 2	1 0	2 1	0 0	1 0	0 0	0 0
14 Justin Smoak, S (1, 3) OBP: 0.363, SLG: 0.465	C FF 96 1 SAFE F FF 96 F FF 97 B CH 90 S CH 89 1-3 ③ K			F FF 97 1 SAFE B FF 97 B FF 98 F FF 98 B CH 89 C SL 88 3-3 ① K		B FF 98 X FF 98 1-0 37 1B 9 1B 3-H 1B	F SI 95 B SL 82 B SI 96 X SI 95 2-1 11 FC5-4 1B		B FF 94 B CU 80 B CU 80 C CU 80 S CU 81 S CU 80 3-3 ② K	5	1	2	1	0	3	4
11 Kevin Pillar, R (1, 8) OBP: 0.283, SLG: 0.417		C SL 89 S SL 88 B SL 88 X SL 88 1-2 ① F7		F FF 98 F FF 98 S SL 91 0-3 ② K		S FF 94 B CH 89 F FF 95 F CH 90 F CH 88 B FF 96 X CH 89 2-2 ① L8	B SI 96 F SI 96 X SI 95 1-1 ③ FC5-4 1-2f		C FF 95 X FF 94 0-1 2B 1-3 3-H	5	0	1	1	0	1	3
37 Teoscar Hernández, R (1, 9) OBP: 0.302, SLG: 0.483		S FF 98 F FF 98 F SL 88 F SL 88 S SL 87 0-3 ② K		B SL 90 B SL 89 B CH 90 C FF 98 S FF 100 S SL 92 3-3 ③ K		C FF 96 S FF 95 B FF 96 B CH 90 B FF 97 X FF 94 3-2 7 BB 9 1B 28 1B 1-2 1B		B FF 95 B FF 96 C FF 97 S FF 97 F FF 98 B KC 86 B FF 98 4-2 BB	C SL 84 S SL 84 C SL 83 0-3 ③ K	4	1	1	0	1	3	3
9 Danny Jansen, R (1, 2) OBP: 0.400, SLG: 0.714		C FF 97 X SL 88 0-1 2B			B FF 98 C FF 98 F FF 98 F SL 90 X FF 99 1-2 ① F9	B FF 96 B FF 96 C CH 88 F CH 89 B FF 96 F CH 88 F CH 89 X FF 95 3-2 7 BB 28 1B 1-2 2-H 1B		B FF 97 B KC 86 F FF 98 T KC 84 C KC 86 2-3 ① K		4	1	2	1	0	1	1
1 Aledmys Díaz, R (1, 5) OBP: 0.290, SLG: 0.450		S FF 98 S FF 98 X FF 98 0-2 ③ P3			B SL 91 X FF 97 1-0 7 1B 1B	F FF 96 C CH 89 T FF 96 0-2 ② K		B KC 85 S FF 98 C FF 98 C KC 84 1-3 ② K		4	0	1	0	0	2	4
7 Richard Urena, S (1, 6) OBP: 0.289, SLG: 0.361			C FF 96 S FF 97 S SL 89 0-3 ① K2-3		S FF 98 F FF 98 B FF 98 X SL 90 1-2 1B 1-2	B CH 88 B CH 88 C FF 96 B FF 96 F FF 96 B FF 96 4-2 28 1B 28 E 1-2 2-3 BB		X FF 99 0-0 ③ P5		3	1	1	0	1	1	1
Inning Stats	R: 0 E: 0 K: 2 S: 13 H: 1 LOB: 1 BB: 0 P: 19	R: 0 E: 0 K: 1 S: 13 H: 1 LOB: 1 BB: 0 P: 14	R: 0 E: 0 K: 1 S: 11 H: 0 LOB: 0 BB: 1 P: 18	R: 0 E: 0 K: 3 S: 11 H: 0 LOB: 1 BB: 1 P: 21	R: 0 E: 0 K: 1 S: 17 H: 2 LOB: 2 BB: 0 P: 24	R: 5 E: 2 K: 1 S: 24 H: 5 LOB: 1 BB: 1 P: 38	R: 0 E: 0 K: 0 S: 7 H: 1 LOB: 1 BB: 0 P: 13	R: 0 E: 0 K: 2 S: 10 H: 0 LOB: 1 BB: 1 P: 17	R: 1 E: 0 K: 2 S: 13 H: 3 LOB: 2 BB: 0 P: 18	1B: 10 2B: 3 3B: 0 HR: 0 SF: 0 SAC: 0 DP: 0 HBP: 0						

PITCHER		IP	WLS	BF	H	R	ER	SO	BB	IBB	HBP	BLK	WP	HR	S	P	ERA	WHIP
40 Luis Severino, R ERA: 3.28	(1, 1)	5.0	W	22	6	2	2	8	2	0	0	0	0	0	68	100	3.60	1.600
48 Tommy Kahnle, R ERA: 6.94	(6, 1)	0.2		5	2	0	0	1	1	0	0	0	0	0	18	30	0.00	4.500
56 Jonathan Holder, R ERA: 3.28	(6, 1)	0.1		1	1	3	2	0	0	0	0	0	0	0	3	4	54.00	3.000
53 Zack Britton, L ERA: 4.32	(7, 1)	1.0	H	4	1	0	0	0	0	0	0	0	0	0	7	13	0.00	1.000
68 Dellin Betances, R ERA: 2.28	(8, 1)	1.0	H	4	0	0	0	2	1	0	0	0	0	0	10	17	0.00	1.000

PITCHER		IP	WLS	BF	H	R	ER	SO	BB	IBB	HBP	BLK	WP	HR	S	P	ERA	WHIP
67 A.J. Cole, R ERA: 5.66	(9, 1)	1.0		6	3	1	1	2	0	0	0	0	0	0	13	18	9.00	3.000

TOP

Toronto Blue Jays @ New York Yankees

Yankee Stadium, Bronx, NY

Sat Aug 18 2018, 1:31 PM - 4:58 PM EDT

Att. 44,778 - Cloudy - 86 F

livebaseballscorecards.com

AB	38
R	6
H	13
RBI	5
BB	4
SO	13
LOB	22

Batter	1	2	3	4	5	6	7	8	9	AB	R	H	RBI	BB	SO	LOB
11 Brett Gardner, L (1, 7) OBP: 0.334, SLG: 0.373	B FF 93 F SI 94 B FF 93 B FF 93 C FF 94 F FF 95 F FF 96 B FF 94 4-2 18 S 18 HR BB	X FF 93 0-0 ③ P6		C CU 81 B CH 86 B FF 94 X CH 86 2-1 ② G4-3		B SL 87 B CH 88 C SI 94 F SI 96 F SI 97 C SI 96 2-3 ② K		C SI 95 B SI 95 B CH 87 X CU 84 2-1 ① FC4-6 31 BB 27 HBP 18 SF8 1-2f 2-3		4	2	0	0	1	1	3
27 Giancarlo Stanton, R (1, 10) OBP: 0.351, SLG: 0.544	C FF 92 B SL 82 C FF 94 B FF 92 S SL 84 2-3 ① K		S FF 93 B FF 95 F FF 96 X FF 94 1-2 31 BB 41 2B 1B	B SL 85 B FF 95 X FF 92 2-0 HR		B SL 87 B CH 88 F SI 97 S CH 90 X SL 89 1-2 ③ P4		B CU 84 F CH 88 H FF 94 2-1 31 BB 1-2 HBP		4	2	2	1	0	1	1
31 Aaron Hicks, S (1, 8) OBP: 0.367, SLG: 0.473	C FF 94 B CH 85 X FF 94 1-1 ② L5		B CH 85 B CH 86 B FF 93 C FF 95 B SI 94 4-1 41 2B 1-2 BB	B CU 80 T FF 92 B CH 84 F CH 84 C SL 84 2-3 ③ K			C FF 91 F FF 90 F CH 84 B FF 91 X SL 82 1-2 ① F7	B FF 94 B SI 95 B FF 95 C FF 95 B FF 96 4-1 1-2 2-3 3-H BB		3	1	0	1	2	1	1
18 Didi Gregorius, L (1, 6) OBP: 0.332, SLG: 0.481	B FF 94 F FF 94 B FF 93 S CH 84 X FF 94 2-2 1-H HR		B SL 85 F CH 87 T CH 84 S FF 94 1-3 ① K		B CU 83 C FF 94 B CH 88 B CH 87 S FF 94 X FF 94 3-2 ① G4-3		X FF 91 0-0 ② P4	C SI 96 S FC 90 B FF 95 F FC 89 X FF 96 1-2 ② SF8 3-H		4	1	1	3	0	1	2
41 Miguel Andujar, R (1, 5) OBP: 0.331, SLG: 0.534	B FF 95 B SL 84 X FF 94 2-0 ③ G5-3		C FF 92 F SL 83 X FF 92 0-2 25 E 33 G6-3 1-H 2-H 2B		S FF 95 X CH 87 0-1 HR		C FF 92 F FF 90 B CH 84 X CH 84 1-2 1B	F SI 96 B FC 88 X FC 89 1-1 ③ L7		5	2	3	3	0	0	2
25 Gleyber Torres, R (1, 4) OBP: 0.326, SLG: 0.490		X FF 93 0-0 33 WP 28 SF8 1B	X SL 82 0-0 E4 14 WP 33 G6-3 2-3		B FF 94 C SL 86 F SL 85 X CU 82 1-2 14 WP 33 G1-3 1B		B FF 90 C CH 83 D CH 85 1 SAFE B CU 84 C CU 85 S FF 94 3-3 ③ K			4	1	2	0	0	1	2
33 Greg Bird, L (1, 3) OBP: 0.301, SLG: 0.403		B CH 86 B SI 93 S FF 94 C SI 94 B CU 84 S FF 94 3-3 ① K 1-3	B CH 84 F FF 94 X SL 84 1-1 ② G6-3 1-2 3-H		X SI 94 0-0 ② G1-3 1-2			B CH 84 B CH 85 B FF 93 C FF 94 S FF 93 F FF 94 F FF 95 X FF 95 3-2 HR		4	1	1	2	0	1	3
14 Neil Walker, S (1, 9) OBP: 0.300, SLG: 0.336 38 Shane Robinson, R (8, PR) OBP: 0.229, SLG: 0.226 (9, 9)		F FF 93 B CU 81 B CU 80 F FF 94 B FF 93 F FF 94 B CH 83 4-2 BB	B CH 85 F CH 85 F CH 85 B FF 94 B CH 82 S FF 94 3-3 ③ K 2-3		C SI 95 B CH 90 B SI 97 S CH 88 F SI 97 S SL 87 2-3 ③ K 2-3			X FF 96 0-0 11 FC4-6 66 1B 31 BB 1B		3 0	0 1	1 0	0 0	1 0	2 0	2 0
28 Austin Romine, R (1, 2) OBP: 0.306, SLG: 0.448 66 Kyle Higashioka, R (6, 2) OBP: 0.250, SLG: 0.382		F FF 91 F FF 91 X CU 80 0-2 ② SF8 3-H		F FF 91 B CH 82 F CH 85 S CU 83 1-3 ① K		C SI 94 X SL 85 0-1 ① F9		X CU 84 0-0 11 FC4-6 1-2 1B		1 2	0 0	0 1	1 0	0 0	1 0	0 0
Inning Stats	R: 2 E: 0 K: 1 S: 13 H: 1 LOB: 0 BB: 1 P: 24	R: 1 E: 0 K: 1 S: 11 H: 1 LOB: 1 BB: 1 P: 18	R: 3 E: 1 K: 2 S: 16 H: 2 LOB: 1 BB: 1 P: 26	R: 1 E: 0 K: 2 S: 9 H: 1 LOB: 0 BB: 0 P: 16	R: 1 E: 0 K: 1 S: 13 H: 2 LOB: 1 BB: 0 P: 19	R: 0 E: 0 K: 1 S: 9 H: 0 LOB: 0 BB: 0 P: 12	R: 0 E: 0 K: 1 S: 11 H: 1 LOB: 1 BB: 0 P: 16	R: 3 E: 0 K: 0 S: 17 H: 3 LOB: 2 BB: 1 P: 30		1B: 6 2B: 1 3B: 0 HR: 4 SF: 2 SAC: 0 DP: 0 HBP: 1		WP: 3 PB: 0 SB: 1 CS: 0 PA: 41				

PITCHER	IP	WLS	BF	H	R	ER	SO	BB	IBB	HBP	BLK	WP	HR	S	P	ERA	WHIP
54 Sean Reid-Foley, R (1, 1) ERA: 8.68	4.1	L	24	7	8	6	6	3	0	0	0	2	3	57	96	12.46	2.308
39 Jake Petricka, R (5, 1) ERA: 4.64	1.2		5	0	0	0	2	0	0	0	0	1	0	14	19	0.00	0.000
57 Jaime García, L (7, 1) ERA: 5.96	0.2		3	1	0	0	0	0	0	0	0	0	0	8	10	0.00	1.500
71 Luis Santos, R (7, 1) ERA: 7.2	0.2		6	3	3	3	1	0	0	1	0	0	1	13	23	40.50	4.500
52 Ryan Tepera, R (8, 1) ERA: 3.93	0.2		3	0	0	0	0	1	0	0	0	0	0	7	13	0.00	1.500

PITCHER	IP	WLS	BF	H	R	ER	SO	BB	IBB	HBP	BLK	WP	HR	S	P	ERA	WHIP

BOTTOM

Toronto Blue Jays @ New York Yankees

Yankee Stadium, Bronx, NY

Sat Aug 18 2018, 1:31 PM - 4:58 PM EDT

Att. 44,778 - Cloudy - 86 F

livebaseballscorecards.com

AB	34
R	11
H	11
RBI	11
BB	4
SO	9
LOB	16

Batter	1	2	3	4	5	6	7	8	9	AB	R	H	RBI	BB	SO	LOB
55 Russell Martin, R (1, 5) OBP: 0.350, SLG: 0.345	F FF 89 B CH 85 X FF 92 1-1 ① P6	B FF 92 C SL 85 S FF 92 X FF 93 1-2 1-2 1B			C SL 84 C FF 90 B CH 85 F FF 92 S SL 86 1-3 ① K		C SL 81 F FF 93 B SL 80 S FC 83 1-3 ③ K		B SI 94 D CU 84 F SI 92 B ST 83 C SI 91 F ST 85 B SI 92 4-2 1-2 2-3 BB	4	0	1	0	1	2	0
29 Devon Travis, R (1, 4) OBP: 0.284, SLG: 0.381	F SI 89 S FF 91 F FF 92 F FF 92 B FF 93 F SL 87 X SI 90 1-2 ② L9	B FF 93 C SL 84 S FF 92 S SL 87 1-3 ③ K			B FF 92 F FF 93 S SI 89 B FF 92 X FF 92 2-2 ② P4			C SI 94 X CU 82 0-1 ① G1	X SI 94 0-0 ③ L6	5	0	0	0	0	1	5
15 Randal Grichuk, R (1, 9) OBP: 0.285, SLG: 0.456	B FF 92 B FF 92 B FF 93 X FF 92 3-0 HR		S FF 92 S FF 93 S FF 93 0-3 ① K		B FF 93 C SL 85 F FF 92 F FF 92 B CH 84 S FF 94 2-3 ③ K			C SI 95 C CU 83 B FF 95 B SI 95 X SI 96 2-2 8 G4-3 2B		4	1	2	1	0	2	0
8 Kendrys Morales, S (1, 3) OBP: 0.332, SLG: 0.420	C FF 93 S FF 92 F FF 93 B CH 86 X FF 93 1-2 11 1B 1B		C SL 85 T FF 92 B SL 87 X FF 93 1-2 ② F8			S B SL 84 B FF 92 X SL 85 2-1 HR		C CU 83 X SI 93 0-1 ② G4-3 2-3		4	1	2	1	0	0	1
11 Kevin Pillar, R (1, 8) OBP: 0.285, SLG: 0.420	C SI 89 X CH 86 0-1 1-2 1B		B FF 92 F FF 92 X SL 84 1-1 ③ L9			B FF 91 F FF 91 B FF 92 X SL 85 2-1 1 CS 2B		C CU 84 F SI 94 D CU 84 B ST 88 B SI 92 F CU 84 X SI 95 3-2 ③ P2		4	0	2	0	0	0	1
37 Teoscar Hernández, R (1, 10) OBP: 0.299, SLG: 0.478	B FF 93 B CH 86 S FF 93 S FF 94 B FF 94 S FF 94 3-3 ③ K			C FF 91 B SL 83 S FF 91 F FF 92 X FF 93 1-2 ① F7 X FF 92 0-0 2B		B FF 91 C FF 91 F FF 92 B FF 92 S FF 92 2-3 ① K B SL 78 F SL 78 S FF 91 B FF 91 D SL 77 X SL 82 3-2 ② L7		F SI 94 B CU 84 B SI 94 C SI 92 B ST 87 X SI 92 3-2 ① P2 C ST 86 H SI 95 1-1 55 BB 28 1B HBP	4	0	0	0	0	2	3
9 Danny Jansen, R (1, 2) OBP: 0.421, SLG: 0.706		C FF 91 C CH 88 F FF 92 F SL 85 F FF 92 F FF 92 F SL 86 S CH 86 0-3 ① K								3	0	1	0	0	1	1
1 Aledmys Díaz, R (1, 6) OBP: 0.290, SLG: 0.446		B SI 89 B FF 92 B CH 83 B SI 89 4-0 55 1B BB		B CH 84 B FF 93 S FF 92 B SL 84 X FF 93 3-1 ② F7		B SL 80 S FF 92 1-1 ③ CS 2-3	F FF 91 F SL 80 B FF 92 X FF 93 1-2 ① P6		F SI 95 F SI 94 S ST 87 0-3 ② K	3	0	0	0	1	1	2
28 Billy McKinney, L (1, 7) OBP: 0.385, SLG: 0.333		F FF 92 X FF 93 0-1 ② F7		C FF 92 F SL 87 B FF 94 S FF 93 1-3 ③ K			C FF 92 B FF 92 C FF 91 X FF 92 1-2 ② P5		S SI 93 B SI 93 S CU 84 D CU 85 F SI 93 X CU 84 2-2 1-2 55 BB 1B	4	0	1	0	0	1	2
Inning Stats	R: 1 E: 0 K: 1 S: 18 H: 3 LOB: 2 BB: 0 P: 27	R: 0 E: 0 K: 2 S: 16 H: 1 LOB: 2 BB: 1 P: 22	R: 0 E: 0 K: 1 S: 8 H: 0 LOB: 0 BB: 0 P: 10	R: 0 E: 0 K: 1 S: 10 H: 1 LOB: 1 BB: 0 P: 15	R: 0 E: 0 K: 2 S: 11 H: 0 LOB: 0 BB: 0 P: 16	R: 1 E: 0 K: 1 S: 11 H: 2 LOB: 0 BB: 0 P: 21	R: 0 E: 0 K: 1 S: 9 H: 0 LOB: 0 BB: 0 P: 12	R: 0 E: 0 K: 0 S: 11 H: 1 LOB: 1 BB: 0 P: 16	R: 0 E: 0 K: 1 S: 15 H: 1 LOB: 3 BB: 1 P: 25	1B: 4 2B: 3 3B: 0 HR: 2 SF: 0 SAC: 0 DP: 0 HBP: 1						

PITCHER		IP	WLS	BF	H	R	ER	SO	BB	IBB	HBP	BLK	WP	HR	S	P	ERA	WHIP
34 J.A. Happ, L ERA: 3.84	(1, 1)	5.1	W	24	7	2	2	8	1	0	0	0	0	2	70	103	3.38	1.500
56 Jonathan Holder, R ERA: 3.18	(6, 1)	1.2		4	0	0	0	1	0	0	0	0	0	0	13	20	0.00	0.000
55 Sonny Gray, R ERA: 5.34	(8, 1)	2.0		10	2	0	0	1	1	0	1	0	0	0	26	41	0.00	1.500

PITCHER	IP	WLS	BF	H	R	ER	SO	BB	IBB	HBP	BLK	WP	HR	S	P	ERA	WHIP

TOP

Toronto Blue Jays @ New York Yankees

Yankee Stadium, Bronx, NY

Sun Aug 19 2018, 1:09 PM - 4:26 PM EDT

Att. 43,176 - Cloudy - 72 F

livebaseballscorecards.com

AB	35
R	2
H	9
RBI	2
BB	2
SO	10
LOB	15

BOTTOM

Toronto Blue Jays @ New York Yankees
Yankee Stadium, Bronx, NY
Sun Aug 19 2018, 1:09 PM - 4:26 PM EDT
Att. 43,176 - Cloudy - 72 F

livebaseballscorecards.com

Batter	1	2	3	4	5	6	7	8	9	AB	R	H	RBI	BB	SO	LOB
31 Aaron Hicks, S (1, 8) OBP: 0.370, SLG: 0.472	B SI 91 B SI 90 C CH 84 B SI 92 C CH 84 B CH 84 4-2 41 S 27 BB 41 1B BB	X SI 95 0-0 ① G6-3		X SI 96 0-0 27 G6-4-3 1-2 1B		B FF 92 F FF 94 D SL 86 B FF 94 C FF 94 B FF 93 4-2 27 1B 41 FC4-6 1-2 BB	B CH 84 F CH 83 B FF 90 B FF 90 C FF 89 S FF 90 3-3 ② K			3	2	1	0	2	1	0
27 Giancarlo Stanton, R (1, 10) OBP: 0.353, SLG: 0.543	B SI 92 D SI 93 B SI 92 F CH 85 F SI 93 F CH 85 B SI 93 4-2 41 1B 41 S 18 1B 1-2 BB	B SI 96 B CH 88 B SI 96 B SI 96 4-0 41 G6-4-3 BB		B SI 96 B SI 96 D SI 97 X SI 96 3-0 ②③ G6-4-3 1-2f		B FF 94 B FF 93 D SL 88 S FF 93 X FF 93 3-1 41 FC4-6 1-3 2-H 1B	C FF 89 S CH 82 X CH 84 0-2 ③ G5-3			3	1	1	1	2	0	2
41 Miguel Andujar, R (1, 5) OBP: 0.330, SLG: 0.530	B SI 92 C SI 93 F SI 93 X CU 80 1-2 18 1B 33 HR 1-3 2-H 1B	C SI 96 X SI 96 0-1 ②③ G6-4-3 1-2f			X FF 93 0-0 ① G1-3	D SI 94 F FF 94 B FF 94 S SL 89 X FF 96 2-2 ① FC4-6 74 2B 33 FC3-2 1-2f 3-H		B FF 91 X FF 91 1-0 ① P3		5	1	1	2	0	0	2
18 Didi Gregorius, L (1, 6) OBP: 0.333, SLG: 0.482 74 Ronald Torreyes, R (3, 4) OBP: 0.347, SLG: 0.425	S SI 93 F SI 93 X CU 78 0-2 25 1B 33 HR 1-3 3-H 1B		C SI 96 X SI 95 0-1 33 WP 1B		C SI 93 S SL 85 F SI 94 B FF 95 X SL 84 1-2 66 HBP 33 BB 1B	B FF 92 X FF 93 1-0 33 FC3-2 66 1B 1-3 2B		C CH 79 B FF 91 F FF 91 F FF 91 F FS 82 F FS 82 F CU 74 B FF 91 F FF 90 2-2 ② X CH 79 P4		1 4	1 1	1 3	1 0	0 0	0 0	0 0
25 Gleyber Torres, R (1, 4) (3, 6) OBP: 0.330, SLG: 0.490	B SI 91 S SI 92 S SI 92 F SI 92 1 SAFE B CH 84 X CH 84 2-2 33 HR 1-2 1B		B SI 96 C SI 96 F SI 96 X FF 95 1-2 ① P4		D SL 85 C SI 94 B SI 93 F FF 94 F FF 94 S SL 84 2-3 ② K		0-0 33 FC3-2 66 1B IBB	B CH 78 X FF 91 1-0 33 FC6-5 1B		4	2	2	0	1	1	2
33 Greg Bird, L (1, 3) OBP: 0.303, SLG: 0.414	B SI 92 C SI 94 B CU 80 X SI 93 2-1 1-H 2-H 3-H HR		C SI 96 D CH 89 S SI 97 F SI 96 S CU 83 1-3 ② K 1-2		B SI 93 D SI 94 C SI 93 C SI 93 B FF 94 B SI 92 4-2 66 HBP 1-2 BB	C SL 88 B FF 95 X SL 88 1-1 ② FC3-2 66 1B 1-2 2-3 3-Hf		X FF 91 0-0 ③ FC6-5 1-2f		4	1	1	4	1	1	5
66 Kyle Higashioka, R (1, 2) OBP: 0.266, SLG: 0.379	C SI 92 B CH 85 F CH 84 B SI 92 F SI 93 F SI 92 X CH 84 2-2 ① F8		C SI 96 C CU 81 F FF 95 T FF 96 0-2 ③ K		H FF 92 1-0 38 FC6-4 1-2 2-3 HBP	F FF 94 S SL 85 X SI 95 0-2 1-2 2-H 3-H 1B				3	0	1	2	0	1	1
38 Shane Robinson, R (1, 9) OBP: 0.205, SLG: 0.200	B SI 92 C SI 91 B SI 92 S CH 84 F CH 85 F SI 92 X CU 79 2-2 ② G4-3			F SI 94 X SI 95 0-1 ① F8	B FF 92 C SI 92 X SI 93 1-1 ③ FC6-4 1-2f	B FF 90 B FF 89 C FF 89 B CU 72 C FF 88 F FF 89 X FF 89 3-2 ③ F8				4	0	0	0	0	0	5
11 Brett Gardner, L (1, 7) OBP: 0.333, SLG: 0.371	X SI 94 0-0 ③ F7			C SI 95 B CH 88 C SI 96 F FF 95 B CU 83 X FF 96 2-2 E5 31 1B		B FF 94 S SL 86 X FF 95 1-1 31 BB 27 1B 1B	F FF 90 B CU 72 X FF 89 1-1 ① L7			4	1	1	0	0	0	0

Inning Stats	1	2	3	4	5	6	7	8	9
	R: 6 E: 0 K: 0 S: 28 H: 4 LOB: 0 BB: 2 P: 45	R: 0 E: 0 K: 0 S: 3 H: 0 LOB: 0 BB: 1 P: 7	R: 0 E: 0 K: 2 S: 13 H: 1 LOB: 1 BB: 0 P: 15	R: 0 E: 1 K: 0 S: 8 H: 1 LOB: 1 BB: 0 P: 13	R: 0 E: 0 K: 1 S: 13 H: 1 LOB: 3 BB: 1 P: 22	R: 4 E: 0 K: 0 S: 19 H: 4 LOB: 2 BB: 2 P: 34	R: 0 E: 0 K: 1 S: 8 H: 0 LOB: 0 BB: 0 P: 12	R: 0 E: 0 K: 0 S: 11 H: 1 LOB: 1 BB: 0 P: 15	

AB	35
R	10
H	12
RBI	10
BB	6
SO	4
LOB	17

1B: 10 SF: 0
2B: 1 SAC: 0
3B: 0 DP: 2
HR: 1 HBP: 1

WP: 1 PA: 42
PB: 0
SB: 2
CS: 0

PITCHER		IP	WLS	BF	H	R	ER	SO	BB	IBB	HBP	BLK	WP	HR	S	P	ERA	WHIP
56 Ryan Borucki, L ERA: 4.27	(1, 1)	0.2	L	8	4	6	6	0	2	0	0	0	0	1	27	44	81.00	9.000
31 Joe Biagini, R ERA: 6.1	(1, 1)	3.1		12	2	0	0	2	1	0	0	0	1	0	25	36	0.00	0.900
66 Justin Shafer, R ERA:	(5, 1)	1.0		6	1	0	0	1	1	0	1	0	0	0	13	22	0.00	2.000
58 Tim Mayza, L ERA: 5.85	(6, 1)	0.2		8	4	4	4	0	1	1	0	0	0	0	15	27	54.00	7.500
45 Thomas Pannone, L ERA: 4.15	(6, 1)	1.1		4	0	0	0	1	0	0	0	0	0	0	12	19	0.00	0.000

PITCHER		IP	WLS	BF	H	R	ER	SO	BB	IBB	HBP	BLK	WP	HR	S	P	ERA	WHIP
36 Tyler Clippard, R ERA: 3.63	(8, 1)	1.0		4	1	0	0	0	0	0	0	0	0	0	11	15	0.00	1.000

Batter	1	2	3	4	5	6	7	8	9	10	11	12	AB	R	H	RBI	BB	SO	LOB
11 Brett Gardner, L (1, 7) OBP: 0.335, SLG: 0.370	C SI 92 B FF 93 F FF 93 S CU 79 1-3 K ①		B SI 92 C SI 91 C CH 86 B FF 93 B FF 94 B FF 93 4-2 27 S BB	B CU 79 B SI 92 C FF 91 X FF 92 2-1 F9 ③			B FF 100 C FF 101 F FF 102 B FF 102 X FF 99 2-2 1B		B FF 95 B FF 94 F FF 95 B FF 95 X FF 95 3-1 F9 ③		B FF 95 B FF 94 B FF 95 C FF 94 1 SAFE B SL 89 4-1 33 WP 31 HBP 1-2 BB	4	0	1	0	2	1	4
27 Giancarlo Stanton, R (1, 9) OBP: 0.353, SLG: 0.542	C FF 95 B FF 93 B FF 94 C CU 81 X FF 96 2-2 31 L3 1B		F FF 92 D CU 80 S CH 86 1 SAFE B FF 92 S CU 80 2-3 K ② 1-2		F CU 80 F FF 95 B CH 87 X FF 94 1-2 31 G3 2B		C FF 102 F FF 102 B SL 94 S FF 101 1-3 K ②			C FC 89 S FC 90 B FC 90 F FC 90 B SI 94 X FC 90 2-2 G3 ①		F FF 95 B SL 87 B SL 90 B SL 86 F FF 96 T SL 89 3-2 K ①	6	0	2	0	0	3	4
31 Aaron Hicks, S (1, 8) OBP: 0.367, SLG: 0.466	X SI 93 0-0 L3 ② ③ 1-1		C CH 85 B FF 92 F CH 86 C FF 93 1-3 K ③		B SI 93 X CH 85 1-0 G3 ① 2-3		1 SAFE C FF 100 1 SAFE S FF 101 S FF 102 0-3 K ③			B CU 79 B SI 93 B FF 93 C FF 93 F FC 89 F FF 94 X FC 91 3-2 G4-3 ②		H SL 91 1-0 33 WP HBP 1-2 2-3	5	0	0	0	0	2	4
41 Miguel Andujar, R (1, 5) OBP: 0.328, SLG: 0.526		X FF 93 0-0 F9 ①		C CU 77 F FF 92 B CH 87 X FF 95 1-2 25 1B 14 1B 1B	S CH 85 X FF 93 0-1 L4 ②			B SL 86 X FF 97 1-0 P4 ①		B FC 89 B FC 89 F SI 94 X FC 90 2-1 G6-3 ③		B SL 86 B SL 86 F FF 93 F FF 93 F SL 86 X FF 95 2-2 SF7 ② 3-H	5	1	1	1	0	0	1
33 Greg Bird, L (1, 3) OBP: 0.296, SLG: 0.403		C SI 93 C FF 92 S FF 92 0-3 K ②		C FF 92 B CU 79 B CH 86 X FF 92 2-1 P4 ①	X CU 80 0-0 F9 ③			C FF 97 X FF 96 0-1 G6-3 ②			C CU 80 S FC 90 S CH 87 0-3 K ①	B FF 94 B SL 88 B SL 91 C SL 91 F SL 91 S FF 94 3-3 K ③ 1-2 2-3	6	0	0	0	0	3	4
25 Gleyber Torres, R (1, 6) OBP: 0.331, SLG: 0.489		C FF 95 C CU 80 X SI 93 0-2 28 PB 14 1B 1B		S CU 80 D CU 81 X CU 78 1-1 28 HBP 14 1B 1B 1-2		B FF 92 S CU 77 F FF 93 B FF 92 X CH 85 2-2 G6-3 ①		B CH 88 S CH 87 S CH 86 B CH 86 X FF 97 2-2 F8 ③			B FC 90 C FC 90 B SI 93 B FC 90 X FC 90 3-1 G5-3 ②		5	0	2	0	0	0	0
14 Neil Walker, S (1, 4) OBP: 0.308, SLG: 0.339		X SI 93 0-0 1-2 1B		B FF 93 B CH 85 S CH 86 B FF 94 C FF 92 X CH 86 3-2 28 HBP 1-2 2-H 1B		B CU 78 F CH 85 X FF 94 1-1 L9 ②			C FF 95 B FF 96 B CH 89 B FF 96 B FF 95 4-1 BB		C FC 90 C CH 87 B CH 87 B SI 93 B SI 92 B FC 90 4-2 BB	3	0	2	1	2	0	0
28 Austin Romine, R (1, 2) OBP: 0.304, SLG: 0.439 67 A.J. Cole, R (11, 1) OBP: 0.333, SLG: 1.333 54 Aroldis Chapman, L (12, 1) 48 Tommy Kahnle, R (12, 1)		B CU 80 2 SAFE S CU 79 B FF 94 D CU 82 S CU 81 F FF 93 X CU 80 3-2 G5-3 ③ 2-3		F FF 94 H SI 92 1-1 1-2 2-3 HBP		B FF 94 S CU 79 X CU 79 1-1 G1-3 ③			F FF 95 1 SAFE S FF 95 B SL 88 B FF 96 S FF 96 2-3 K ①		C FC 90 S FF 93 B FC 89 X FC 90 1-2 L4 ③	4 0 0 0 0	0 0 0 0 0	0 0 0 0 0	0 0 0 0 0	1 0 0 0 0	4 0 0 0 0	4 0 0 0 0
19 Masahiro Tanaka, R (1, 1) 45 Luke Voit, R (7, PH) OBP: 0.298, SLG: 0.286 53 Zack Britton, L (7, 1) 68 Dellin Betances, R (8, 1) 74 Ronald Torreyes, R (9, PH) OBP: 0.342, SLG: 0.419 57 Chad Green, L (9, 1) 56 Jonathan Holder, R (10, 1) 66 Kyle Higashioka, R (11, 2) OBP: 0.277, SLG: 0.390			C FF 91 B CU 80 X FF 93 1-1 G3 ①	F SI 92 M SI 91 X SI 91 0-2 F4 ②			B FF 100 C FF 100 B SL 87 B FF 102 S FF 99 S FF 100 3-3 K ①		1 SAFE B FF 96 F FF 96 B SL 88 F FF 96 X FF 96 2-2 L9 ②		B FF 95 X SL 89 1-0 31 HBP 11 BB 41 SF7 1B	2 1 0 0 0 1 0 1	0 0 0 0 0 0 0 1	0 0 0 0 0 0 0 1	0 0 0 0 0 0 0 1	0 1 0 0 0 0 0 0	0 0 0 0 0 0 0 0	3 0 0 0 1 0 0 0

Inning Stats																								
	R: 0 E: 0 K: 1 S: 7	H: 1 LOB: 0 BB: 0 P: 10	R: 0 E: 0 K: 1 S: 12	H: 2 LOB: 2 BB: 0 P: 15	R: 0 E: 0 K: 2 S: 10	H: 0 LOB: 1 BB: 1 P: 18	R: 1 E: 0 K: 0 S: 16	H: 3 LOB: 3 BB: 0 P: 26	R: 0 E: 0 K: 0 S: 7	H: 1 LOB: 0 BB: 0 P: 9	R: 0 E: 0 K: 0 S: 7	H: 0 LOB: 0 BB: 0 P: 11	R: 0 E: 0 K: 3 S: 12	H: 1 LOB: 1 BB: 0 P: 18	R: 0 E: 0 K: 0 S: 6	H: 0 LOB: 0 BB: 0 P: 9	R: 0 E: 0 K: 1 S: 9	H: 0 LOB: 1 BB: 1 P: 20	R: 0 E: 0 K: 0 S: 10	H: 0 LOB: 0 BB: 0 P: 17	R: 0 E: 0 K: 1 S: 10	H: 0 LOB: 1 BB: 1 P: 18	R: 1 E: 0 K: 2 S: 12	H: 1 LOB: 2 BB: 1 P: 26	1B: 8 2B: 2 3B: 0 HR: 0	SF: 1 SAC: 0 DP: 1 HBP: 2	WP: 1 PB: 1 SB: 1 CS: 0	PA: 50

PITCHER		IP	WLS	BF	H	R	ER	SO	BB	IBB	HBP	BLK	WP	HR	S	P	ERA	WHIP
49 Pablo López, R ERA: 4.42	(1, 1)	6.0		26	7	1	1	4	1	0	1	0	0	0	59	89	1.50	1.333
56 Tayron Guerrero, R ERA: 4.5	(7, 1)	1.0		4	1	0	0	3	0	0	0	0	0	0	12	18	0.00	1.000
61 Adam Conley, L ERA: 4.03	(8, 1)	1.0		3	0	0	0	0	0	0	0	0	0	0	6	9	0.00	0.000
71 Drew Steckenrider, R ERA: 3.33	(9, 1)	1.0		4	0	0	0	1	1	0	0	0	0	0	9	20	0.00	1.000
55 Drew Rucinski, R ERA: 3.42	(10, 1)	2.0		7	0	0	0	1	1	0	0	0	0	0	20	35	0.00	0.500

PITCHER		IP	WLS	BF	H	R	ER	SO	BB	IBB	HBP	BLK	WP	HR	S	P	ERA	WHIP
40 Javy Guerra, R ERA: 5.57	(12, 1)	1.0	L	6	1	1	1	2	1	0	1	0	1	0	12	26	9.00	2.000

TOP

New York Yankees @ Miami Marlins

Marlins Park, Miami, FL

Tue Aug 21 2018, 7:11 PM - 11:23 PM EDT

Att. 26,275 - Roof Closed - 76 F

livebaseballscorecards.com

AB	43
R	2
H	9
RBI	2
BB	4
SO	11
LOB	25

York Yankees @ Miami Marlins

Marlins Park, Miami, FL

Tue Aug 21 2018, 7:11 PM - 11:23 PM EDT

Att. 26,275 - Roof Closed - 76 F

livebaseballscorecards.com

Batter	1	2	3	4	5	6	7	8	9	10	11	12	AB	R	H	RBI	BB	SO	LOB
52 Rafael Ortega, L (1, 9) (10, 7) OBP: 0.373, SLG: 0.348	B FF 91 F FF 91 F FS 87 B SL 85 F FF 91 B FS 87 B FS 87 4-2 15 G1-3 BB			B SL 82 B FF 91 C SL 84 X FS 86 2-1 15 1B 32 FC3-2-5 1B		B FS 86 C FF 97 B SL 84 C SL 84 B SI 91 X SL 84 3-2 ① F8		B KC 86 C FF 97 B KC 86 F KC 85 B SV 87 F KC 85 X FF 97 3-2 ③ L7		B FF 93 F FF 93 X CH 86 1-1 E4		B FF 97 C FF 95 F FF 95 F FF 94 F CH 89 F FF 96 D CH 90 X FF 96 2-2 ① F7	5	0	1	0	1	0	2
11 J.T. Realmuto, R (1, 2) OBP: 0.348, SLG: 0.500	S FF 91 B FS 87 1 SAFE S SL 83 F FS 87 F FF 91 1 SAFE X SL 84 1-2 ① P3			B FC 89 1 SAFE F FF 92 1 SAFE S SL 82 S SL 84 1-3 ① K		S FS 88 X SL 83 0-1 ② L7			B FF 96 B FF 96 C FF 96 B FF 96 F FF 96 F FF 97 B FF 97 4-2 15 1B BB	1 SAFE C FF 93 1 SAFE F SL 80 B SL 80 S FF 93 1-3 ③ K		C FF 96 S FF 95 B FF 95 C CH 89 1-3 ② K	5	0	0	0	1	3	4
15 Brian Anderson, R (1, 5) OBP: 0.355, SLG: 0.397	1 SAFE F FC 88 B SL 83 B SL 83 B FS 86 S FC 89 F FF 92 X SL 85 3-2 ②③ G1-3 1-2			X SL 83 0-0 32 FC3-2-5 1-3 1B		C FS 86 F FS 88 B SL 85 S FS 88 1-3 ③ K			X SL 87 0-0 13 IBB 1-3 1B		B FF 94 B SL 83 B C SL 84 D SL 85 4-1 32 1B 2 FC6-2 BB	1 SAFE S FF 95 B CH 89 F FF 96 F FF 95 B CH 91 1 SAFE B FF 96 3-2 ③ CS 1-2	4	0	2	0	1	1	1
32 Derek Dietrich, L (1, 3) OBP: 0.333, SLG: 0.433		C FF 91 C SL 83 X FS 88 0-2 13 L6-3 1B		C SL 84 X SL 83 0-1 ② FC3-2-5 1-2 3-3			B SI 95 B SI 94 B SI 95 C FF 95 X SI 95 3-1 ① G6-3		F FF 97 S FF 96 F FF 96 F FF 97 B FF 97 B FS 88 F FF 97 B FF 97 S FF 98 3-3 ① K		C FF 94 S CU 80 B CU 79 1 SAFE X CU 80 1-2 2 FC6-2 13 IBB 1-3 1B		5	0	2	0	0	1	4
13 Starlin Castro, R (1, 4) OBP: 0.336, SLG: 0.405		X FC 90 0-0 ①② L6-3 1-1		B SL 84 S FS 88 X SL 85 1-1 ③ G6-3			C SI 96 S SI 95 B SI 94 C SI 95 1-3 ② K		0-0 10 FC4-6 1-2 IBB		D SL 84 S SL 82 D SL 83 B SL 84 3-1 2 FC6-2 1-2 IBB		3	0	0	0	2	1	3
44 Austin Dean, R (1, 7) OBP: 0.227, SLG: 0.524 55 Drew Rucinski, R (10, 1) 2 Yadiel Rivera, R (11, PH) OBP: 0.283, SLG: 0.224 40 Javy Guerra, R (12, 1)	C FF 89 B SL 82 X SL 84 1-1 ③ G5-3			X FC 87 0-0 HR			C SI 96 S SI 95 F SI 96 B SI 95 X SI 94 2-2 ③ G2		B FF 97 S FF 96 C FF 97 S FF 97 1-3 ② K		B SL 84 X SL 83 1-0 ① FC6-2 1-2 2-3 3-Hr		4	1	1	1	0	1	3
													0	0	0	0	0	0	0
													1	0	0	0	0	0	3
													0	0	0	0	0	0	0
10 JT Riddle, L (1, 6) OBP: 0.268, SLG: 0.389		C FF 91 B SL 82 X FS 86 1-1 ① L7		B CU 76 B FF 92 C SL 83 S FS 88 X SL 84 2-2 ① P4				C FF 96 C KC 84 F FF 97 X SV 86 0-2 34 SH1-4 1B	B FF 97 S FF 98 B FF 96 F FF 97 X FF 97 2-2 ③ FC4-6 1-2f		F CU 80 F CU 80 B CU 80 S CU 80 1-3 ② K		5	0	1	0	0	1	6
34 Magneuris Sierra, L (1, 8) OBP: 0.156, SLG: 0.182		C SL 83 B SL 84 F FS 86 B FS 88 F SL 85 B FF 91 F SL 84 F SI 90 C SL 84 3-3 ② K		F FF 92 X FS 87 0-1 ② L8				X FF 97 0-0 ① SH1-4 1-2		L CH 84 C FF 93 S CH 84 0-3 ① K	B CU 79 F CU 79 X CU 80 1-1 ③ P5		4	0	0	0	0	2	3
49 Pablo López, L (1, 1) OBP: 0.188, SLG: 0.133 56 Tayron Guerrero, R (7, 1) 61 Adam Conley, L (8, 1) 19 Miguel Rojas, R (8, PH) OBP: 0.309, SLG: 0.354 71 Drew Steckenrider, R (9, 1) 79 Isaac Galloway, R (10, 9) OBP: 0.414, SLG: 0.520		B FF 92 S FS 86 S SL 82 B FS 88 S SL 83 2-3 ③ K		S FF 91 B FS 86 B FS 86 X SL 83 2-1 ③ G5-3				C FF 99 F FF 98 S KC 86 0-3 ② K		B SL 80 S FF 93 B SL 80 S FF 94 B FF 93 C FF 93 3-3 ② K		B FF 96 C FF 97 B FF 95 B FF 95 B FF 96 4-1 15 CS BB	2 0 0 1 0 4	0 0 0 0 0 1	0 0 0 0 0 1	0 0 0 1 0 1	0 0 0 1 0 1	1 0 0 1 0 0	0 0 0 1 0 0
Inning Stats	R: 0 E: 0 K: 0 S: 12 H: 0 LOB: 0 BB: 1 P: 20	R: 0 E: 0 K: 0 S: 6 H: 1 LOB: 0 BB: 0 P: 7	R: 0 E: 2 K: 2 S: 11 H: 0 LOB: 0 BB: 0 P: 17	R: 0 E: 0 K: 1 S: 10 H: 2 LOB: 2 BB: 0 P: 14	R: 1 E: 0 K: 0 S: 8 H: 1 LOB: 0 BB: 0 P: 12	R: 0 E: 0 K: 1 S: 8 H: 0 LOB: 0 BB: 0 P: 12	R: 0 E: 0 K: 1 S: 8 H: 0 LOB: 0 BB: 0 P: 14	R: 0 E: 0 K: 1 S: 12 H: 1 LOB: 1 BB: 0 P: 15	R: 0 E: 0 K: 2 S: 16 H: 1 LOB: 3 BB: 2 P: 26	R: 0 E: 1 K: 3 S: 11 H: 0 LOB: 1 BB: 0 P: 16	R: 0 E: 0 K: 1 S: 11 H: 1 LOB: 3 BB: 2 P: 22	R: 0 E: 0 K: 1 S: 13 H: 0 LOB: 0 BB: 1 P: 23	1B: 6 2B: 1 3B: 0 HR: 1	SF: 0 SAC: 1 DP: 1 HBP: 0	WP: 0 PB: 0 SB: 0 CS: 1	PA: 48

PITCHER	IP	WLS	BF	H	R	ER	SO	BB	IBB	HBP	BLK	WP	HR	S	P	ERA	WHIP
19 Masahiro Tanaka, R (1, 1) ERA: 3.9	6.0		21	4	1	1	4	1	0	0	0	0	1	55	82	1.50	0.833
53 Zack Britton, L (7, 1) ERA: 4.15	1.0		3	0	0	0	1	0	0	0	0	0	0	8	14	0.00	0.000
68 Dellin Betances, R (8, 1) ERA: 2.24	1.0		4	1	0	0	1	0	0	0	0	0	0	12	15	0.00	1.000
57 Chad Green, R (9, 1) ERA: 2.7	1.0		6	1	0	0	2	1	1	0	0	0	0	16	26	0.00	2.000
56 Jonathan Holder, R (10, 1) ERA: 3.12	1.0		4	0	0	0	3	0	0	0	0	0	0	11	16	0.00	0.000

PITCHER	IP	WLS	BF	H	R	ER	SO	BB	IBB	HBP	BLK	WP	HR	S	P	ERA	WHIP
67 A.J. Cole, R (11, 1) ERA: 5.53	1.0	W	6	1	0	0	1	1	1	0	0	0	0	11	22	0.00	2.000
54 Aroldis Chapman, L (12, 1) ERA: 2.11	0.0		1	0	0	0	0	1	0	0	0	0	0	1	5	∞	∞
48 Tommy Kahnle, R ERA: 6.39	1.0	S	2	0	0	0	1	0	0	0	0	0	0	12	18	0.00	0.000

BOTTOM

AB	40
R	1
H	7
RBI	1
BB	6
SO	13
LOB	30

Batter	1	2	3	4	5	6	7	8	9	AB	R	H	RBI	BB	SO	LOB
11 Brett Gardner, L (1, 7) OBP: 0.336, SLG: 0.369	B FF 90 X FF 91 1-0 ① F7		C FF 90 B CH 84 B FF 91 C FF 91 F CH 84 X CH 84 2-2 ③ P4			C FF 89 C SL 80 X CH 82 0-2 31 1B, 27 S, 14 SF8, 1B	1 SAFE 1 SAFE B FF 94 B FF 94 B FF 95 B FF 95 4-0 27 1B, 27 WP 1-2 BB		B FF 92 B FF 91 B FF 92 C FF 92 X FF 91 3-1 ②③ G3-6-3 1-2f	4	1	1	0	1	0	2
27 Giancarlo Stanton, R (1, 9) OBP: 0.354, SLG: 0.541	B FF 91 B SL 82 B FF 91 B FF 91 4-0 BB			F CH 83 B FF 90 B CH 83 S CH 83 B FF 92 S CH 84 3-3 ① K		**B FF 91** **C FF 90** **F SL 81** 1 SAFE 1 SAFE B FF 91 B SL 82 S CH 83 3-3 ① K 1-2	B FF 99 B FF 100 X FF 100 2-0 1B 1-3 2-H			3	0	1	1	1	2	1
31 Aaron Hicks, S (1, 8) OBP: 0.368, SLG: 0.464	C FF 91 S CH 84 D CH 84 T FF 91 1-2 ② K			B SL 82 C FF 91 B CH 83 C CH 83 B CH 83 B FF 92 4-2 BB		C FF 90 2 SAFE B CH 84 2 SAFE B FF 90 B FF 90 X FF 91 3-1 14 SF8 2-3 1B	C FF 101 B FF 100 B FF 100 B FF 100 F FF 100 C FF 101 3-3 ③ K			3	1	1	0	1	2	3
41 Miguel Andujar, R (1, 5) OBP: 0.327, SLG: 0.523	C SL 82 B FF 92 1 SAFE B FF 90 F CH 84 F FF 92 X CH 85 2-2 ③ G1-3			F FF 90 1 SAFE F FF 91 D SL 82 S CH 83 1-3 ② K		B CH 83 D FF 91 2-0 IBB		F FF 100 B SL 85 X FF 100 1-1 ① G4-3		3	0	0	0	1	1	2
14 Neil Walker, S (1, 4) OBP: 0.308, SLG: 0.343		X FF 90 0-0 ① P4		C FF 90 X FF 90 0-1 1-H 2B		C FF 93 X CH 86 0-1 ② SF8 2-3 3-H		B FF 100 B FF 98 C FF 100 F FF 99 F FF 98 X FF 101 2-2 ② F7		3	0	1	2	0	0	0
25 Gleyber Torres, R (1, 6) OBP: 0.328, SLG: 0.482		C FF 90 X SL 79 0-1 ② F8		F CH 82 D SL 80 C FF 90 F SL 81 S FF 90 1-3 ③ K		S CH 85 X FF 94 0-1 ③ F9		B FF 101 X FF 102 1-0 ③ F9		4	0	0	0	0	1	3
33 Greg Bird, L (1, 3) OBP: 0.292, SLG: 0.397		C FF 90 B CH 83 F FF 91 B FF 91 S CH 84 2-3 ③ K		B FF 88 B FF 88 F FF 89 B CH 81 C CH 82 X CH 82 3-2 ① G1-3			B FF 94 F FF 95 S CH 87 B SL 89 F SL 91 B FF 96 X FF 96 3-2 ① G3		B FF 90 S FF 90 B SL 83 F FF 90 F FF 93 X FF 92 2-2 ① G4-3	4	0	0	0	0	1	0
28 Austin Romine, R (1, 2) OBP: 0.303, SLG: 0.435			F SL 80 B FF 90 S CH 84 S CH 82 1-3 ① K		C FF 90 B FF 90 X CH 82 1-1 ② G5-3		C FF 95 B FF 96 F SL 88 S CH 87 1-3 ② K		C FF 90 X CU 80 0-1 74 1B, 1B	4	0	1	0	0	2	0
36 Lance Lynn, S (1, 1) 48 Tommy Kahnle, R (6, 1) 45 Luke Voit, R (7, PH) OBP: 0.281, SLG: 0.310 43 Chance Adams, R (7, 1) 67 A.J. Cole, R (8, 1) OBP: 0.333, SLG: 1.333 74 Ronald Torreyes, R (9, PH) OBP: 0.351, SLG: 0.427			B FF 91 C FF 91 S CH 82 C FF 90 1-3 ② K		C FF 90 B SL 80 S FF 90 F FF 89 F CH 83 F FF 90 B FF 90 C FF 90 2-3 ③ K		B SL 89 X FF 95 1-0 27 WP, 11 BB, 27 1B, 1B		C FF 92 X SL 87 0-1 11 G3-6-3, 1B 1-2	2 0 1 0 0 0	0 0 1 0 0 1	0 0 1 0 0 0	0 0 0 0 0 0	2 0 0 0 0 0	0 0 0 0 0 0	0 0 0 0 0 0
Inning Stats	R: 0 E: 0 K: 1 S: 8 H: 0 LOB: 1 BB: 1 P: 16	R: 0 E: 0 K: 1 S: 6 H: 0 LOB: 0 BB: 0 P: 8	R: 0 E: 0 K: 2 S: 10 H: 0 LOB: 0 BB: 0 P: 14	R: 1 E: 0 K: 3 S: 14 H: 1 LOB: 1 BB: 1 P: 23	R: 0 E: 0 K: 1 S: 11 H: 0 LOB: 0 BB: 0 P: 17	R: 1 E: 0 K: 1 S: 12 H: 2 LOB: 2 BB: 1 P: 20	R: 1 E: 0 K: 2 S: 12 H: 2 LOB: 2 BB: 1 P: 26	R: 0 E: 0 K: 0 S: 7 H: 0 LOB: 0 BB: 0 P: 11	R: 0 E: 0 K: 0 S: 10 H: 2 LOB: 1 BB: 0 P: 15	1B: 6 2B: 1 3B: 0 HR: 0 SF: 1 SAC: 0 DP: 1 HBP: 0						

PITCHER		IP	WLS	BF	H	R	ER	SO	BB	IBB	HBP	BLK	WP	HR	S	P	ERA	WHIP
36 Trevor Richards, R ERA: 4.23	(1, 1)	5.1		22	3	2	2	9	2	1	0	0	0	0	57	94	3.38	0.938
66 Jarlín García, L ERA: 4.98	(6, 1)	0.2	W	2	0	0	0	0	0	0	0	0	0	0	4	4	0.00	0.000
61 Adam Conley, L ERA: 4.19	(7, 1)	0.2	H	4	1	1	1	1	1	0	0	0	0	0	8	17	13.50	3.000
56 Tayron Guerrero, R ERA: 4.38	(7, 1)	1.1	H	5	1	0	0	1	0	0	0	0	1	0	11	20	0.00	0.750
40 Javy Guerra, R ERA: 5.32	(9, 1)	1.0		4	2	0	0	0	0	0	0	0	0	0	10	15	0.00	2.000

PITCHER	IP	WLS	BF	H	R	ER	SO	BB	IBB	HBP	BLK	WP	HR	S	P	ERA	WHIP

TOP

New York Yankees @ Miami Marlins

Marlins Park, Miami, FL

Wed Aug 22 2018, 7:10 PM - 10:36 PM EDT

Att. 25,547 - Roof Closed - 75 F

livebaseballscorecards.com

AB	32
R	3
H	7
RBI	3
BB	4
SO	11
LOB	11

WP: 1 PA: 37
PB: 0
SB: 1
CS: 0

Batter	1	2	3	4	5	6	7	8	9	AB	R	H	RBI	BB	SO	LOB
52 Rafael Ortega, L (1, 9) OBP: 0.375, SLG: 0.340 79 Isaac Galloway, R (9, 9) OBP: 0.414, SLG: 0.520	C FF 92 F FF 92 F FF 93 C FF 94 0-3 ① K		C FF 94 F FF 94 B FF 93 B FC 89 F FF 94 F FF 94 B FF 94 B SI 95 4-2 11 FC5-4 BB		B SI 91 B SI 91 C FF 93 X FF 94 2-1 11 G4-6-3 1B	C FF 94 B FF 94 C CH 88 S CH 88 1-3 ② K		C FF 93 X SL 87 0-1 ① G3-1		4	0	1	0	1	2	1
										0	0	0	0	0	0	0
11 J.T. Realmuto, R (1, 2) OBP: 0.347, SLG: 0.495	B SI 91 C FF 94 F SI 93 B FC 89 B FF 94 T FF 94 3-2 ② K		B FF 95 F SI 94 B SI 92 1 SAFE X SI 94 2-1 ② FC5-4 1-2f		F FF 94 B SI 91 B SI 92 X SI 93 2-1 ②③ G4-6-3 1-2f	C FF 94 B FF 94 B FF 93 F CH 88 F CH 88 B SL 85 F CH 89 S FF 94 3-3 ③ K		B FF 93 B SL 85 F FF 93 C SL 84 B SL 85 B FF 94 4-2 15 1B 13 1B BB		4	1	0	0	1	2	3
15 Brian Anderson, R (1, 5) OBP: 0.357, SLG: 0.398	B SI 94 S SI 94 F FF 95 X FC 88 1-2 E1		X SI 93 0-0 ③ G6-3			C FF 91 S FF 92 B CU 79 B FF 94 X SI 93 2-2 32 G3-1 13 1B 44 1B 1B	B FF 94 F FF 93 F CU 80 B FF 93 B SL 86 B FF 93 4-2 13 E 13 BB 32 FC4-6 BB	S SL 84 F FF 93 B SL 84 B SL 84 B FF 93 X FF 92 3-2 32 F9 13 1B 1-2 1B		4	2	2	0	1	0	1
13 Starlin Castro, R (1, 4) OBP: 0.338, SLG: 0.405	B SI 92 S FF 94 B FC 86 X SI 93 2-1 ③ G4-3			B CU 80 B SI 91 X SI 93 2-0 ① F9		B SI 91 F SI 92 D SI 92 S SI 93 X SI 92 2-2 32 G3-1 19 HR 1-2 1B	C FF 94 B SL 86 S SL 86 B SL 86 B FF 95 B FF 93 4-2 E2 32 FC4-6 1-3 BB	B FF 94 B FF 93 X FF 93 2-0 1-2 2-H 1B		4	1	2	1	1	0	1
32 Derek Dietrich, L (1, 3) OBP: 0.332, SLG: 0.433 40 Javy Guerra, R (9, 1)		C FF 92 B FF 93 B FC 88 F FF 94 X FF 94 2-2 ① F7		X SI 92 0-0 44 1B 2B		X SI 92 0-0 ① G3-1 1-2 2-3	F CU 81 X FF 94 0-1 ① FC4-6 44 E 1-2f 3-H	F SL 85 C FF 93 X SL 86 0-2 ② F9 2-3		5	0	1	1	0	0	5
										0	0	0	0	0	0	0
44 Austin Dean, R (1, 7) OBP: 0.296, SLG: 0.538		C FF 94 B FF 94 C FC 88 X FF 94 1-2 1B		B SI 92 B SI 93 F SI 94 B FC 88 F FF 94 X SI 94 3-2 2-3 1B		T FF 94 D CU 82 B FF 94 C FF 94 F FF 95 X CU 81 2-2 19 HR 3-H 1B	1 SAFE F FF 94 B SL 85 X SL 86 1-1 FC6 19 G4-6-3 1-2	D SL 84 C SL 83 F SL 83 F SL 81 X SL 82 1-2 ③ F7		5	1	3	1	0	0	3
19 Miguel Rojas, R (1, 6) OBP: 0.305, SLG: 0.361 (9, 3)	B SI 91 F FF 94 F SI 93 S SI 93 1-3 ② K		F SI 93 B FF 96 B SI 95 1 SAFE X SI 94 2-1 ② P4		B SI 92 S FF 94 F FF 94 F SI 92 X FF 95 1-2 1-H 2-H HR	B FF 95 F FF 93 B SL 86 X SL 84 2-1 ②③ G4-6-3 1-2f				4	1	1	3	0	1	5
34 Magneuris Sierra, L (1, 8) OBP: 0.173, SLG: 0.198	F FF 94 B FF 93 S FF 95 T FF 94 1-2 ③ K		F FF 95 B FF 95 F FF 96 F FF 96 S CU 81 1-3 ③ K		L FF 93 B FF 94 B FF 93 F FF 93 F FF 93 X CU 81 2-2 2 2B 1B			L FF 92 C FF 92 B FF 94 X FF 93 1-2 10 HR 1B		4	2	2	0	0	2	3
36 Trevor Richards, R (1, 1) OBP: 0.115, SLG: 0.080 66 Jarlin Garcia, L (6, 1) 2 Yadiel Rivera, R (6, PH) OBP: 0.288, SLG: 0.238 61 Adam Conley, L (7, 1) 56 Tayron Guerrero, R (7, 1) 10 JT Riddle, L (8, PH) OBP: 0.271, SLG: 0.405 (9, 6)			C FF 91 F SI 92 S FF 94 0-3 ① K		S FF 91 F FF 93 B FF 94 X FF 93 1-2 ① G3-1	X FF 93 0-0 1-H 2B		X FF 94 0-0 1-H HR		2 0 1 0 0 1	0 0 0 0 0 1	0 0 1 0 0 1	0 0 1 0 0 2	1 0 0 0 0 0	0 0 0 0 0 0	0 0 0 0 0 0
Inning Stats	R: 0 E: 1 K: 2 S: 12 H: 0 LOB: 1 BB: 0 P: 18	R: 0 E: 0 K: 2 S: 12 H: 1 LOB: 1 BB: 0 P: 17	R: 0 E: 0 K: 1 S: 10 H: 0 LOB: 1 BB: 1 P: 16	R: 0 E: 0 K: 1 S: 11 H: 2 LOB: 2 BB: 0 P: 19	R: 0 E: 0 K: 0 S: 7 H: 1 LOB: 0 BB: 0 P: 12	R: 5 E: 0 K: 2 S: 28 H: 6 LOB: 1 BB: 0 P: 41	R: 1 E: 2 K: 0 S: 10 H: 0 LOB: 1 BB: 2 P: 21	R: 3 E: 0 K: 0 S: 19 H: 4 LOB: 2 BB: 1 P: 30		1B: 10 2B: 2 3B: 0 HR: 2 SF: 0 SAC: 0 DP: 2 HBP: 0		WP: 0 PB: 0 SB: 0 CS: 0 PA: 42			

PITCHER		IP	WLS	BF	H	R	ER	SO	BB	IBB	HBP	BLK	WP	HR	S	P	ERA	WHIP
36 Lance Lynn, R ERA: 4.84	(1, 1)	5.1	L	26	9	5	5	6	1	0	0	0	0	1	71	110	8.44	1.875
48 Tommy Kahnle, R ERA: 6.08	(6, 1)	0.2		3	1	0	0	2	0	0	0	0	0	0	9	13	0.00	1.500
43 Chance Adams, R ERA: 8.1	(7, 1)	1.2		12	4	4	3	0	3	0	0	0	0	1	25	46	16.20	4.200
67 A.J. Cole, R ERA: 5.48	(8, 1)	0.1		1	0	0	0	0	0	0	0	0	0	0	4	5	0.00	0.000

PITCHER	IP	WLS	BF	H	R	ER	SO	BB	IBB	HBP	BLK	WP	HR	S	P	ERA	WHIP

BOTTOM

New York Yankees @ Miami Marlins

Marlins Park, Miami, FL

Wed Aug 22 2018, 7:10 PM - 10:36 PM EDT

Att. 25,547 - Roof Closed - 75 F

livebaseballscorecards.com

AB	38
R	9
H	14
RBI	9
BB	4
SO	8
LOB	22

MIAMI

Batter	1	2	3	4	5	6	7	8	9	10	AB	R	H	RBI	BB	SO	LOB
11 Brett Gardner, L (1, 7) OBP: 0.335, SLG: 0.367	B SI 92 B SI 92 F SI 91 C SI 92 X FS 86 2-2 ① G4-3		C KC 81 C KC 83 B FS 87 X FS 87 1-2 ② G4-3		B KC 82 B KC 82 B SI 93 C SI 92 F SI 93 X SI 92 3-2 ② L8		B SL 87 C FF 95 B SL 88 C SL 91 B FF 96 X SL 92 3-2 ③ G3-1		B SL 89 C FF 97 B SL 89 C SL 89 F FF 97 F FF 97 X FF 97 2-2 31 L3 1B		5	0	1	0	0	0	2
27 Giancarlo Stanton, R (1, 10) OBP: 0.357, SLG: 0.539	B SI 92 F SI 92 B KC 83 B KC 82 C SI 93 B FS 86 4-2 41 E 41 1B BB		C KC 83 C SI 93 B KC 83 B FS 87 B KC 83 F SI 94 B FS 87 4-2 BB		S KC 83 B SI 94 X KC 83 1-1 ③ F9			B FF 93 B SL 87 B FF 95 C FF 95 B SL 88 4-1 14 1B 25 1B 41 1B BB	C FF 97 B FF 98 F FF 97 F SL 90 D SL 90 1 SAFE B SL 89 F FF 97 X SL 88 3-2 ① F7		2	1	0	0	3	0	1
31 Aaron Hicks, S (1, 8) OBP: 0.364, SLG: 0.458	B FS 86 S FS 86 B FS 86 C SI 92 F FS 86 C SI 92 2-3 ② K		D FS 87 X SI 92 1-0 ③ L9			C SI 92 B KC 83 B FS 87 F SI 91 B FS 87 F SI 93 X FS 87 3-2 ① G4-3		X FF 90 0-0 ① P6	C SL 89 X FF 97 0-1 ② ③ L3 1-1		5	0	0	0	0	1	4
41 Miguel Andujar, R (1, 5) OBP: 0.328, SLG: 0.521 38 Shane Robinson, R (10, 9) OBP: 0.205, SLG: 0.200	F SI 92 X KC 82 0-1 E8 1-3 1B			C SI 92 B KC 82 B SI 92 F SI 93 S FS 88 2-3 ① K		F SI 93 B KC 84 F FS 88 B KC 85 B SI 94 F SI 93 X SI 92 3-2 ② G3-1		D SL 82 X FF 91 1-0 14 1B 25 1B 1-2 1B	B FF 97 X FF 97 1-0 ① G4-3	5 1 2 0 0 1 0 0 0 0 0 0 0 0	5	1	2	0	0	1	0
14 Neil Walker, S (1, 9) OBP: 0.312, SLG: 0.358 (10, 5)	B FS 86 F FS 86 C SI 91 F FS 86 S SI 92 1-3 ③ K			C KC 82 B FS 87 X FS 87 1-1 45 HR 1B		C SI 92 B FS 87 F SI 93 F KC 83 B FS 87 S FS 86 2-3 ③ K		B SL 81 C FF 91 F SL 82 X SL 82 1-2 28 BB 25 1B 1-2 2-3 1B	B FF 97 F FF 97 B SL 85 B FF 97 C FF 97 F FF 96 F FF 96 X FS 88 3-2 HR	5	2	3	1	0	2	2
25 Gleyber Torres, R (1, 6) OBP: 0.331, SLG: 0.481		B SI 91 B FS 87 C SI 91 B SI 92 B SI 92 4-1 45 G4-6-3 BB		D KC 82 X SI 92 1-0 ② F9			B SL 88 S SL 87 B FF 95 B SL 88 C FF 94 F FF 96 X FF 96 3-2 ① P5	B SL 84 C SL 83 B FF 95 S SL 84 B FF 96 X FF 96 3-2 28 BB 1-2 2-H 3-H 1B	B SL 84 C SL 83 B SL 84 B FF 97 B FF 96 4-1 45 E 45 S 45 HR BB	3	1	1	2	2	0	1
45 Luke Voit, R (1, 3) OBP: 0.324, SLG: 0.529	C SI 91 B SI 92 1 SAFE F SI 91 B SI 92 X SI 92 2-2 ① ② G4-6-3 1-2f			C SI 92 X KC 82 0-1 1-H HR			C FF 95 X SI 94 0-1 28 E 1B	B FF 96 F FF 95 F FF 96 F FF 97 F SL 86 S FF 97 1-3 ② K	B FF 97 B SL 82 1 SAFE S FF 96 C FF 96 B FF 97 X FF 96 3-2 1-H HR	5	2	3	4	0	1	3
28 Austin Romine, R (1, 2) OBP: 0.300, SLG: 0.426	C SI 93 S KC 83 F SI 93 C SI 92 0-3 ③ K			X SI 93 0-0 ③ L4			S SL 90 F SL 90 X SL 89 0-2 FC6 1-2	B SL 88 2 SAFE D SL 87 B FF 96 C FF 96 F FF 95 B FF 96 4-2 1-2 2-3 BB	C SL 83 F FF 97 B SL 87 B SL 86 F SL 84 F FF 97 S FF 96 2-3 ② K	4	0	0	0	1	2	1
74 Ronald Torreyes, R (1, 4) OBP: 0.329, SLG: 0.400			C SI 92 B KC 82 F KC 82 B FS 87 S KC 83 2-3 ① K		X SI 92 0-0 ① P4		B FF 95 F FF 95 F SL 89 F SL 89 S FF 95 1-3 ② K	B SL 89 F SL 95 S FF 97 F FF 96 F FF 97 F SL 88 X FF 98 1-2 ③ P3	F FF 95 F FF 97 S FF 96 0-3 ③ K	5	0	0	0	0	3	5
Inning Stats	R: 0 E: 1 K: 2 S: 15 H: 1 LOB: 2 BB: 1 P: 24	R: 0 E: 0 K: 1 S: 8 H: 0 LOB: 0 BB: 1 P: 14	R: 0 E: 0 K: 1 S: 10 H: 0 LOB: 1 BB: 1 P: 18	R: 2 E: 0 K: 1 S: 9 H: 2 LOB: 0 BB: 0 P: 13	R: 0 E: 0 K: 0 S: 6 H: 0 LOB: 0 BB: 0 P: 10	R: 0 E: 0 K: 1 S: 13 H: 0 LOB: 0 BB: 0 P: 21	R: 0 E: 1 K: 1 S: 16 H: 1 LOB: 2 BB: 0 P: 23	R: 2 E: 0 K: 1 S: 22 H: 3 LOB: 3 BB: 2 P: 37	R: 0 E: 0 K: 0 S: 12 H: 1 LOB: 0 BB: 0 P: 17	R: 3 E: 0 K: 2 S: 18 H: 2 LOB: 0 BB: 1 P: 31	1B: 7 2B: 1 3B: 0 HR: 3 SF: 0 SAC: 0 DP: 2 HBP: 0						

PITCHER		IP	WLS	BF	H	R	ER	SO	BB	IBB	HBP	BLK	WP	HR	S	P	ERA	WHIP
17 Alex Cobb, R ERA: 5.0	(1, 1)	6.0		23	3	2	2	6	3	0	0	0	0	1	61	100	3.00	1.000
43 Mike Wright Jr., R ERA: 5.15	(7, 1)	1.0		6	1	1	1	1	1	0	0	0	0	0	17	28	9.00	2.000
51 Paul Fry, L ERA: 3.22	(8, 1)	0.1	H	3	2	0	0	0	0	0	0	0	0	0	5	7	0.00	6.000
60 Mychal Givens, R ERA: 4.6	(8, 1)	0.2	B	4	1	1	1	1	1	0	0	0	0	0	16	25	13.50	3.000
66 Tanner Scott, L ERA: 5.98	(9, 1)	1.0		3	1	0	0	0	0	0	0	0	0	0	12	17	0.00	1.000

PITCHER		IP	WLS	BF	H	R	ER	SO	BB	IBB	HBP	BLK	WP	HR	S	P	ERA	WHIP
49 Cody Carroll, R ERA: 6.75	(10, 1)	1.0	L	6	2	3	3	2	1	0	0	0	0	2	18	31	27.00	3.000

TOP

New York Yankees @ Baltimore Orioles

Oriole Park at Camden Yards, Baltimore, MD

Fri Aug 24 2018, 7:09 PM - 10:36 PM EDT

Att. 27,150 - Clear - 80 F

livebaseballscorecards.com

AB	39
R	7
H	10
RBI	7
BB	6
SO	10
LOB	19

1B: 7	SF: 0	WP: 0	PA: 45
2B: 1	SAC: 0	PB: 0	
3B: 0	DP: 2	SB: 1	
HR: 3	HBP: 0	CS: 0	

Batter	1	2	3	4	5	6	7	8	9	10	AB	R	H	RBI	BB	SO	LOB
3 Cedric Mullins, L (1, 8) OBP: 0.396, SLG: 0.543	B FC 89 C FC 88 L SL 81 X FC 91 1-2 10 F8 34 1B 19 1B 1B	C SL 81 B SL 80 S FC 89 C FC 89 1-3 ③ K			B FC 88 B FC 88 B FC 89 C FC 90 B SI 91 4-1 34 1B BB		1 SAFE B FC 94 B FC 92 C FC 93 C FC 93 B FC 93 X FC 92 3-2 ② G2-3 1-2		B FF 96 B FF 96 B FF 96 C FF 95 S FF 97 S FF 96 3-3 ② K		4	1	1	0	1	2	1
34 Jonathan Villar, S (1, 4) OBP: 0.324, SLG: 0.396	X FC 89 0-0 10 F8 19 1B 1-2 1B		C FC 88 F SI 90 T FC 89 0-2 ① K		S FC 88 B FC 89 F FC 88 F FC 91 B FC 89 X SL 81 2-2 1-2 1B		B FC 93 X FC 93 1-0 2-H HR		C FF 97 S FF 96 C FF 96 0-3 ③ K		5	2	3	2	0	2	0
10 Adam Jones, R (1, 9) OBP: 0.316, SLG: 0.430	B FC 88 F FC 90 X SL 81 1-1 ① F8 1-2 2-3		B FC 89 C FC 90 C CH 84 F FC 90 X FC 89 1-2 1B		X FC 90 0-0 ② F7		B SL 86 F SL 84 S KC 83 X KC 82 1-2 ③ L7			C SI 96 X SI 96 0-1 16 G6-4-3 1B	5	0	2	0	0	0	4
16 Trey Mancini, R (1, 10) OBP: 0.298, SLG: 0.382	S FC 90 B SL 80 B FC 88 D SL 82 B SL 80 4-1 19 1B BB		B FC 88 S FC 89 T FC 89 C SL 80 1-3 ② K		X FC 90 0-0 ③ G4-3			C FF 97 S FF 99 F FF 98 B KC 86 X KC 85 1-2 ① G5-3		D SI 97 S SI 96 S SI 97 D SI 97 X SI 97 2-2 ①② G6-4-3 1-2f	4	0	0	0	1	1	4
19 Chris Davis, L (1, 3) OBP: 0.245, SLG: 0.317	F SI 91 C FC 93 X SL 82 0-2 1-3 2-H 3-H 1B		C FC 92 D FC 92 F SI 90 C FC 92 1-3 ③ K			F FC 89 F SL 79 S SL 80 0-3 ① K		B KC 85 X FF 98 1-0 1 1B 1B		F SI 96 X SI 96 0-1 HR	5	1	3	3	0	2	1
1 Tim Beckham, R (1, 6) OBP: 0.281, SLG: 0.350	S FC 89 S FC 90 F FC 90 B SL 82 S FC 90 1-3 ② K			B SL 80 X FC 89 1-0 ① F8		C SL 80 C SL 79 S FC 89 0-3 ② K		X FF 99 0-0 1-2 1B		C SI 97 X SI 96 0-1 ③ G3	5	0	1	0	0	2	2
39 Renato Núñez, R (1, 5) OBP: 0.309, SLG: 0.371	C FC 89 C SL 82 D FC 90 S FC 90 1-3 ③ K			B SL 80 S FC 88 X FC 88 1-1 ② G4-3		C FC 89 X SL 79 0-1 ③ G6-3		C KC 86 F KC 86 F FF 99 S FF 98 0-3 ② K			4	0	0	0	0	2	4
64 John Andreoli, R (1, 7) OBP: 0.294, SLG: 0.200		B FC 88 X FC 88 1-0 ① P2		X FC 89 0-0 ③ P4			C FC 91 X SL 85 0-1 E6 3 G2-3 34 HR	C KC 86 C KC 85 S SV 88 0-3 ③ K			4	1	0	0	0	1	2
61 Austin Wynns, R (1, 2) OBP: 0.284, SLG: 0.422		C FC 88 X FC 88 0-1 ② G6-3		C SL 80 S CH 82 B FC 90 X SL 80 1-2 ① G5-3			1 SAFE L FC 92 C FC 90 F SL 82 1 SAFE F SL 85 S FC 92 0-3 ① K		C FF 95 C FF 96 B FF 96 X FF 97 1-2 ① G4-3		4	0	0	0	0	1	1
Inning Stats	R: 2 E: 0 K: 2 S: 17 H: 3 LOB: 2 BB: 1 P: 25	R: 0 E: 0 K: 1 S: 6 H: 0 LOB: 0 BB: 0 P: 8	R: 0 E: 0 K: 3 S: 13 H: 1 LOB: 1 BB: 0 P: 16	R: 0 E: 0 K: 0 S: 4 H: 0 LOB: 0 BB: 0 P: 6	R: 0 E: 0 K: 0 S: 10 H: 1 LOB: 2 BB: 1 P: 17	R: 0 E: 0 K: 2 S: 8 H: 0 LOB: 0 BB: 0 P: 8	R: 2 E: 1 K: 1 S: 14 H: 1 LOB: 0 BB: 0 P: 19	R: 0 E: 0 K: 2 S: 13 H: 2 LOB: 2 BB: 0 P: 15	R: 0 E: 0 K: 2 S: 9 H: 0 LOB: 0 BB: 0 P: 13	R: 1 E: 0 K: 0 S: 9 H: 2 LOB: 0 BB: 0 P: 11	1B: 8 2B: 0 3B: 0 HR: 2	SF: 0 SAC: 0 DP: 1 HBP: 0	WP: 0 PB: 0 SB: 0 CS: 0	PA: 42			

PITCHER		IP	WLS	BF	H	R	ER	SO	BB	IBB	HBP	BLK	WP	HR	S	P	ERA	WHIP
52 CC Sabathia, L ERA: 3.3	(1, 1)	6.0		25	5	2	2	8	2	0	0	0	0	0	58	80	3.00	1.167
30 David Robertson, R ERA: 3.05	(7, 1)	1.0		5	1	2	0	1	0	0	0	0	0	1	14	19	0.00	1.000
68 Dellin Betances, R ERA: 2.19	(8, 1)	1.0		5	2	0	0	2	0	0	0	0	0	0	13	15	0.00	2.000
57 Chad Green, R ERA: 2.66	(9, 1)	1.0	W	3	0	0	0	2	0	0	0	0	0	0	9	13	0.00	0.000
53 Zack Britton, L ERA: 4.33	(10, 1)	1.0	S	4	2	1	1	0	0	0	0	0	0	1	9	11	9.00	2.000

PITCHER	IP	WLS	BF	H	R	ER	SO	BB	IBB	HBP	BLK	WP	HR	S	P	ERA	WHIP

BOTTOM

New York Yankees @ Baltimore Orioles

Oriole Park at Camden Yards, Baltimore, MD

Fri Aug 24 2018, 7:09 PM - 10:36 PM EDT

Att. 27,150 - Clear - 80 F

livebaseballscorecards.com

AB	40
R	5
H	10
RBI	5
BB	2
SO	13
LOB	19

Batter	1	2	3	4	5	6	7	8	9	AB	R	H	RBI	BB	SO	LOB
11 Brett Gardner, L (1, 7) OBP: 0.335, SLG: 0.373	C SI 93 C SI 94 S SI 94 0-3 ① K		B SI 92 1 SAFE B SI 93 B SI 92 B SI 92 4-0 31 1B 41 HR 1-2 BB	B SL 80 F FF 91 X FF 90 1-1 2-H HR		C SL 81 B SL 81 B FF 90 C SL 80 S SL 81 2-3 ② K		D FF 89 B FF 89 C FF 88 S SL 79 X SL 80 2-2 ③ F8		4	2	1	2	1	2	1
27 Giancarlo Stanton, R (1, 10) OBP: 0.355, SLG: 0.534	B SI 95 B SL 86 C SI 93 B SL 85 S SL 84 B SI 94 4-2 31 2B 41 G6-3 BB		F SI 93 B SL 86 F SL 83 F SL 85 B SI 94 X SL 83 2-2 ① L7	C SL 82 S SL 84 S SL 82 0-3 ② K		B CH 79 B CH 80 F CH 80 X SI 89 2-1 ③ F8			C SL 89 C FF 96 F CU 84 B FF 95 B FF 95 S SL 90 2-3 ① K	4	1	0	0	1	2	2
31 Aaron Hicks, S (1, 8) OBP: 0.366, SLG: 0.471	C SI 93 B SI 94 B SI 92 X SI 93 2-1 1-3 2B		D SL 83 B CH 87 F CH 87 B SI 92 F SI 94 X SI 93 3-2 41 HR 1-3 2-H 1B	B SL 82 X SL 83 1-0 ③ P4			B FF 87 B CU 73 S CH 78 B FF 88 F FF 88 F CH 77 X SL 80 3-2 ① F8		X SL 87 0-0 HR	5	2	3	2	0	0	0
41 Miguel Andujar, R (1, 5) OBP: 0.328, SLG: 0.527	F SI 93 X SL 84 0-1 ② G6-3 3-H		B SI 93 1 SAFE X SL 84 1-0 1-H HR 3-H		B SL 81 S SL 80 B SL 83 F FF 90 X SL 84 2-2 25 1B 45 1B 1B		B SL 79 F CH 79 B SI 88 X CH 79 2-1 ② G5-3		C FF 95 B SL 91 F SL 90 F FF 96 F FF 98 T FF 99 1-2 ② K	5	2	2	4	0	1	1
14 Neil Walker, S (1, 4) OBP: 0.311, SLG: 0.353 74 Ronald Torreyes, R (9, 4) OBP: 0.329, SLG: 0.400	B SL 82 S SI 94 F SI 93 B SL 84 X SI 93 2-2 ③ F7		C SL 85 B SI 93 B CH 87 F CH 88 H SL 84 3-2 HBP		B FF 90 S SL 82 B FF 91 C FF 89 S SL 84 2-3 ① K		C CU 73 B CH 80 X CH 79 1-1 ③ F8		B SI 98 C SL 93 F SL 93 B FF 98 F FF 97 X FF 98 2-2 ③ L6	4 0	0 0	0 0	0 0	0 0	1 0	2 0
25 Gleyber Torres, R (1, 6) OBP: 0.333, SLG: 0.491		C SI 93 B SL 85 B SI 94 B SI 93 X SI 94 3-1 ① G5-3	B SI 92 C SI 92 C SL 84 F SL 84 B SL 83 S SI 93 2-3 ② K		F FF 90 S SL 83 X SL 82 0-2 45 1B 1-3 1B			B CU 72 S CH 79 B FF 87 X CH 78 2-1 HR		4	1	2	1	0	1	1
45 Luke Voit, R (1, 3) OBP: 0.341, SLG: 0.514		B SL 85 S SL 85 C SI 94 B SL 86 C SI 94 2-3 ② K	F SI 93 C SL 84 X SL 84 0-2 ③ L9		F SL 83 X SL 82 0-1 66 G5-4-3 1-2 3-H 1B			B CU 73 B FF 88 C CH 77 B SL 79 B CH 79 4-1 BB		3	0	1	1	1	1	1
66 Kyle Higashioka, R (1, 2) OBP: 0.261, SLG: 0.365		C SI 93 X SL 84 0-1 ③ F9		B SL 83 F SI 92 F SI 93 X SL 83 1-2 ① G6-3	B FF 92 B FF 90 C SL 81 F SL 82 F SL 82 X FF 91 2-2 ②③ G5-4-3 1-2f			S SI 88 B SL 79 S CH 79 S CH 78 1-3 ① K		4	0	0	0	0	1	3
38 Shane Robinson, R (1, 9) OBP: 0.233, SLG: 0.256			C SI 92 C SI 93 X SI 94 0-2 11 BB 31 1B 1B	B SI 92 X SI 93 1-0 11 HR 2B		C FF 89 F CU 75 B SI 89 F SL 81 B FF 90 X CH 78 2-2 ① L4		F FF 88 B FF 89 X CH 78 1-1 ② F8		4	2	2	0	0	0	1
Inning Stats	R: 1 E: 0 K: 1 S: 12 H: 1 LOB: 1 BB: 1 P: 20	R: 0 E: 0 K: 1 S: 7 H: 0 LOB: 0 BB: 0 P: 12	R: 4 E: 0 K: 1 S: 20 H: 3 LOB: 1 BB: 1 P: 35	R: 2 E: 0 K: 1 S: 10 H: 2 LOB: 0 BB: 0 P: 14	R: 1 E: 0 K: 1 S: 15 H: 3 LOB: 1 BB: 0 P: 21	R: 0 E: 0 K: 1 S: 9 H: 0 LOB: 0 BB: 0 P: 15	R: 0 E: 0 K: 0 S: 8 H: 0 LOB: 0 BB: 0 P: 14	R: 1 E: 0 K: 1 S: 11 H: 1 LOB: 1 BB: 1 P: 21	R: 1 E: 0 K: 2 S: 14 H: 1 LOB: 0 BB: 0 P: 19	1B: 5 2B: 2 3B: 0 HR: 4 SF: 0 SAC: 0 DP: 1 HBP: 1						

PITCHER	IP	WLS	BF	H	R	ER	SO	BB	IBB	HBP	BLK	WP	HR	S	P	ERA	WHIP
31 Jimmy Yacabonis, R (1, 1) ERA: 8.38	3.1	L	18	5	6	6	3	2	0	1	0	0	1	43	73	16.20	2.100
52 Ryan Meisinger, R (4, 1) ERA: 4.82	1.2		8	4	2	2	2	0	0	0	0	0	1	21	29	10.80	2.400
63 Sean Gilmartin, L (6, 1) ERA: 3.38	3.0		11	1	1	1	2	1	0	0	0	0	1	28	50	3.00	0.667
43 Mike Wright Jr., R (9, 1) ERA: 5.21	1.0		4	1	1	1	2	0	0	0	0	0	1	14	19	9.00	1.000

PITCHER	IP	WLS	BF	H	R	ER	SO	BB	IBB	HBP	BLK	WP	HR	S	P	ERA	WHIP

TOP

New York Yankees @ Baltimore Orioles

Oriole Park at Camden Yards, Baltimore, MD

Sat Aug 25 2018, 1:08 PM - 4:12 PM EDT

Att. 32,445 - Cloudy - 80 F

livebaseballscorecards.com

AB	37
R	10
H	11
RBI	10
BB	3
SO	9
LOB	12

Batter	1	2	3	4	5	6	7	8	9	AB	R	H	RBI	BB	SO	LOB
3 Cedric Mullins, L (1, 8) OBP: 0.414, SLG: 0.549	C CH 84 B SL 84 B FF 90 F FF 91 S FF 92 2-3 K ①	F SL 84 B FF 92 B FF 92 B FF 92 C FF 92 S FF 94 3-3 K ③			C SL 84 F FF 92 B FF 93 B SL 85 X FF 93 2-2 10 E 1B		X FF 93 0-0 1B		C CU 80 X FF 96 0-1 2-H 1B	5	0	3	1	0	2	2
34 Jonathan Villar, S (1, 4) OBP: 0.320, SLG: 0.390	C FF 91 F FF 91 F FF 92 S CH 86 0-3 K ②		C FF 90 B SL 85 B FF 91 C FF 90 C FF 92 2-3 K ①		F FF 91 X FF 92 0-1 L5 ②		X FF 94 0-0 P2 ③		C SL 83 S CH 87 F SL 83 X FF 96 0-2 G4-3 ③	5	0	0	0	0	2	3
10 Adam Jones, R (1, 9) OBP: 0.313, SLG: 0.427 29 Jace Peterson, L (9, 9) OBP: 0.310, SLG: 0.315	C FF 91 B CH 85 B FF 91 X SL 84 2-1 G5-3 ③		B SL 86 S FF 91 F CH 86 X FF 92 1-2 F9 ②		X SL 87 0-0 E6 1-2			C SL 82 F SL 83 X SL 84 0-2 G6-3 ①		4 0	0 0	0 0	0 0	0 0	0 0	1 0
16 Trey Mancini, R (1, 10) OBP: 0.296, SLG: 0.379		C SL 84 F FF 90 B FF 91 B CH 86 S CH 85 2-3 K ①	F FF 91 X CH 85 0-1 G1-3 ③		F FF 91 D CH 86 T FF 92 F FF 93 S SL 85 1-3 K ③			C FF 93 F SL 84 F SL 84 B SL 83 B FF 96 F CH 86 B SL 84 S CH 86 3-3 K ②		4	0	0	0	0	3	2
19 Chris Davis, L (1, 3) OBP: 0.248, SLG: 0.316		F FF 91 B FF 91 F SL 84 B SI 90 F FF 92 F SL 86 B FF 92 F FF 93 B SI 91 4-2 1 2B 39 1B BB		C FF 92 B SL 87 S FF 93 F FF 93 X SL 88 1-2 G6-3 ①	C FF 92 F SL 86 B SL 88 B FF 94 B FF 94 S FF 94 3-3 K ①			F FF 95 B SL 83 B FF 95 C CU 80 B SL 84 B CH 86 4-2 BB		2	1	0	0	2	1	0
1 Tim Beckham, R (1, 6) OBP: 0.281, SLG: 0.352		F SI 90 C FF 92 F FF 92 D CH 87 F FF 93 X SI 90 1-2 1-3 39 1B 2B		S FF 92 C FF 92 B CH 88 C FF 93 1-3 K ②	T FF 93 B SL 85 C FF 93 B FF 94 X FF 95 2-2 L4 ②			F SL 83 S SL 84 B SL 84 X SL 84 1-2 F8 ③		4	1	1	0	0	1	1
39 Renato Núñez, R (1, 5) OBP: 0.320, SLG: 0.382		C SL 85 X FF 92 0-1 2-H 3-H 64 1B 1B		B SL 85 C CH 86 X FF 92 1-1 1B	C SL 85 F CH 86 T FF 94 0-2 K ③				C SL 81 X FF 94 0-1 64 FC5-4 1B	4	0	3	2	0	1	0
64 John Andreoli, R (1, 7) OBP: 0.286, SLG: 0.211		D SL 83 B FF 92 B SI 89 C FF 91 T FF 92 X FF 93 3-2 1-2 1B		B FF 93 S FF 93 F FF 93 X CH 86 1-2 L9 ③			B SL 82 B FF 91 C SL 82 B FF 94 X FF 93 3-1 G6-3 ①		B FF 94 B CH 85 B FF 93 C FF 93 X FF 92 3-1 1-2f FC5-4 61 WP 3 1B ①	4	1	1	0	0	0	2
61 Austin Wynns, R (1, 2) OBP: 0.268, SLG: 0.397		F FF 92 B CH 86 S FF 91 X FF 93 1-2 F9 ②			C FF 90 X SL 86 0-1 G4-3 ①		B SL 84 F FF 94 S SL 82 X SL 84 1-2 G1-3 ②		S SL 84 B FF 96 B SL 84 B SL 84 C SL 84 F SL 84 F CH 86 T FF 97 3-2 1-2 K ②	4	0	0	0	0	1	3
Inning Stats	R: 0 E: 0 K: 2 S: 9 H: 0 LOB: 0 BB: 0 P: 13	R: 2 E: 0 K: 2 S: 24 H: 3 LOB: 2 BB: 1 P: 38	R: 0 E: 0 K: 1 S: 8 H: 0 LOB: 0 BB: 0 P: 11	R: 0 E: 0 K: 1 S: 12 H: 1 LOB: 1 BB: 0 P: 16	R: 0 E: 1 K: 1 S: 12 H: 1 LOB: 2 BB: 0 P: 15	R: 0 E: 0 K: 2 S: 9 H: 0 LOB: 0 BB: 0 P: 14	R: 0 E: 0 K: 0 S: 7 H: 1 LOB: 1 BB: 0 P: 11	R: 0 E: 0 K: 1 S: 13 H: 0 LOB: 1 BB: 1 P: 21	R: 1 E: 0 K: 1 S: 15 H: 2 LOB: 1 BB: 0 P: 21	1B: 7 2B: 1 3B: 0 HR: 0 SF: 0 SAC: 0 DP: 0 HBP: 0						

PITCHER		IP	WLS	BF	H	R	ER	SO	BB	IBB	HBP	BLK	WP	HR	S	P	ERA	WHIP
34 J.A. Happ, L ERA: 3.8	(1, 1)	6.0	W	25	5	2	2	9	1	0	0	0	0	0	74	107	3.00	1.000
85 Luis Cessa, R ERA: 5.34	(7, 1)	3.0	S	13	3	1	1	2	1	0	0	0	1	0	35	53	3.00	1.333

PITCHER	IP	WLS	BF	H	R	ER	SO	BB	IBB	HBP	BLK	WP	HR	S	P	ERA	WHIP

BOTTOM

New York Yankees @ Baltimore Orioles

Oriole Park at Camden Yards, Baltimore, MD

Sat Aug 25 2018, 1:08 PM - 4:12 PM EDT

Att. 32,445 - Cloudy - 80 F

livebaseballscorecards.com

AB	36
R	3
H	8
RBI	3
BB	2
SO	11
LOB	14

WP: 1 PA: 38
PB: 0
SB: 0
CS: 0

Batter	1	2	3	4	5	6	7	8	9	AB	R	H	RBI	BB	SO	LOB
11 Brett Gardner, L (1, 7) OBP: 0.334, SLG: 0.373	X FF 91 0-0 31 1B 2B	B CH 85 C SI 93 X CU 82 1-1 FC3 27 G6-4-3 1-3 2-H 3-H		X SI 91 0-0 ② FC1-4 27 1B 1-2f 2-3			C CU 80 X CU 78 0-1 ① F9		C SI 97 F SL 85 B CH 91 X SL 83 1-2 ② F7	5	1	1	1	0	0	3
27 Giancarlo Stanton, R (1, 10) OBP: 0.356, SLG: 0.532	B SI 91 B SL 83 C SI 91 F CH 85 B FF 95 B SI 93 4-2 31 1B BB	B SI 93 X SL 85 1-0 ②③ G6-4-3 1-2f		B SL 83 B SI 92 F SI 92 B SL 84 X FF 94 3-1 1-3 3-H 1B			C SI 91 S FF 92 B SL 84 B SL 84 S SL 84 2-3 ② K		B SI 98 C SL 84 C SI 97 B SL 86 B SL 84 S SL 83 3-3 ③ K	4	0	1	1	1	2	2
31 Aaron Hicks, S (1, 8) OBP: 0.368, SLG: 0.471	S CU 80 B SI 92 X CH 84 1-1 41 K 1-3 2-H 1B		S CH 82 C SI 89 B FF 89 B CU 78 X SI 92 2-2 14 G4-3 1B	X CU 79 0-0 ③ P4			B FF 94 C CU 82 B CH 85 B FF 92 S CH 84 S CH 83 3-3 ③ K			4	0	2	1	0	1	2
41 Miguel Andujar, R (1, 5) OBP: 0.330, SLG: 0.526	C FF 91 1 SAFE F FF 92 F FF 92 S SL 86 0-3 ①② K 1-2		S FF 90 1 SAFE B SL 84 F SL 82 B FF 92 F SL 82 F FF 90 1 SAFE X FF 94 2-2 ① P5		C CH 81 C FF 90 X SI 90 0-2 14 CS 1B			F SI 96 F SL 84 F SI 93 F SL 85 X SL 86 0-2 25 1B 1B		4	0	2	0	0	1	3
14 Neil Walker, S (1, 9) OBP: 0.307, SLG: 0.348 38 Shane Robinson, R (8, 9) OBP: 0.233, SLG: 0.256	F CU 80 B FF 93 D CU 80 B SL 86 C CH 86 X SI 92 3-2 ③ F7		X SI 89 0-0 ② G4-3 1-2		B CU 81 F CH 83 B SI 89 X FF 92 2-1 ①② P5 1-2			B SI 93 C SI 96 X SI 93 1-1 ① L7		4 0	0 0	0 0	0 0	0 0	0 0	4 0
25 Gleyber Torres, R (1, 6) OBP: 0.338, SLG: 0.492		B CU 76 X SI 89 1-0 74 1B 28 1B 11 WP 1B	B SL 83 B CH 83 B SL 83 B SI 91 4-0 33 CS BB		C CH 83 X SI 90 0-1 ③ F8			C SL 83 B SI 97 B SI 96 F SL 83 B SI 92 X SI 96 3-2 33 G4-6-3 1-3 1B		3	1	2	0	1	0	0
33 Greg Bird, L (1, 3) OBP: 0.288, SLG: 0.390		C SI 88 B SI 90 B CH 83 S CH 83 F FF 93 D CH 85 F FF 93 X FF 92 3-2 ① F7	S CH 84 B CH 85 1-1 ③ CS 1-2	C FF 91 C FF 92 B CH 81 B FF 94 T CH 83 2-2 ① K		X CU 78 0-0 ① F8		C SI 96 X CH 88 0-1 ②③ G4-6-3 1-2f		4	0	0	0	0	1	3
28 Austin Romine, R (1, 2) OBP: 0.308, SLG: 0.447		C SI 92 1 SAFE S SL 84 X SL 84 0-2 11 WP 74 1B 11 FC3 1-2 1B		B SI 90 B CH 82 B FF 93 C SI 89 F SI 91 X SI 93 3-2 11 FC1-4 74 E 27 1B 1B		X SI 89 0-0 ② F8			C SI 97 X SI 96 0-1 HR	4	3	3	1	0	0	0
74 Ronald Torreyes, R (1, 4) OBP: 0.326, SLG: 0.393		B SL 85 X SI 91 1-0 11 FC3 11 WP 1-2 2-3 1B		C SI 91 D CH 84 B SL 84 X FF 91 2-1 E3 11 FC1-4 1-2		B FF 90 F SI 88 B CH 83 B SL 83 C SI 89 F FF 91 X SI 90 3-2 ③ P1			S SI 97 C SL 86 C SL 86 0-3 ① K	4	0	1	0	0	1	1
Inning Stats	R: 1 E: 0 K: 1 S: 12 H: 2 LOB: 1 BB: 1 P: 20	R: 2 E: 0 K: 0 S: 13 H: 3 LOB: 1 BB: 0 P: 20	R: 0 E: 0 K: 0 S: 10 H: 1 LOB: 1 BB: 1 P: 19	R: 1 E: 1 K: 1 S: 12 H: 2 LOB: 2 BB: 0 P: 22	R: 0 E: 0 K: 0 S: 7 H: 1 LOB: 0 BB: 0 P: 9	R: 0 E: 0 K: 0 S: 6 H: 0 LOB: 0 BB: 0 P: 9	R: 0 E: 0 K: 2 S: 8 H: 0 LOB: 0 BB: 0 P: 13	R: 0 E: 0 K: 0 S: 12 H: 2 LOB: 1 BB: 0 P: 16	R: 1 E: 0 K: 2 S: 11 H: 1 LOB: 0 BB: 0 P: 15	1B: 10 2B: 1 3B: 0 HR: 1 SF: 0 SAC: 0 DP: 2 HBP: 0						

PITCHER	IP	WLS	BF	H	R	ER	SO	BB	IBB	HBP	BLK	WP	HR	S	P	ERA	WHIP
54 Andrew Cashner, R (1, 1) ERA: 4.79	7.0	L	30	9	4	3	4	2	0	0	0	1	0	68	112	3.86	1.571
50 Miguel Castro, R (8, 1) ERA: 4.4	2.0		8	3	1	1	2	0	0	0	0	0	1	23	31	4.50	1.500

PITCHER	IP	WLS	BF	H	R	ER	SO	BB	IBB	HBP	BLK	WP	HR	S	P	ERA	WHIP

TOP

New York Yankees @ Baltimore Orioles

Oriole Park at Camden Yards, Baltimore, MD

Sat Aug 25 2018, 7:06 PM - 9:56 PM EDT
Att. 26,236 - Partly Cloudy - 78 F

livebaseballscorecards.com

AB	36
R	5
H	12
RBI	4
BB	2
SO	6
LOB	18

WP: 1 PA: 39
PB: 0
SB: 0
CS: 2

BOTTOM

Batter	1	2	3	4	5	6	7	8	9	AB	R	H	RBI	BB	SO	LOB
3 Cedric Mullins, L (1, 8) OBP: 0.387, SLG: 0.509	B FF 93 F FF 93 C ST 84 F FF 94 S CU 84 1-3 K ①		X SI 91 0-0 B2-3 ③			B FF 92 X SI 88 1-0 G6-3 ①		C FF 91 X CH 85 0-1 G3 ②		4	0	0	0	0	1	0
14 Craig Gentry, R (1, 9) OBP: 0.301, SLG: 0.310	B FF 94 X FF 94 1-0 G4-3 ②			B FF 92 C FF 92 F FF 94 X FF 93 1-2 G6-3 ①		B FF 93 B SI 90 C FF 94 S FF 94 X FF 94 2-2 G6-3 ②		B FF 92 B SI 92 X FF 91 2-0 2B		4	0	1	0	0	0	0
34 Jonathan Villar, S (1, 6) OBP: 0.316, SLG: 0.386	B SI 92 B SI 94 C FF 94 X ST 84 2-1 G1-3 ③			B FF 94 B SI 91 S SI 91 S FF 94 B CU 83 X FF 94 3-2 G6-3 ②		B SI 92 X SI 91 1-0 G3-1 ③		C CH 85 B CH 86 S FF 93 B SL 80 X CH 85 2-2 F7 ③		4	0	0	0	0	0	1
19 Chris Davis, L (1, 10) OBP: 0.248, SLG: 0.315		B FF 93 C FF 93 X CU 82 1-1 G5-3 ①		X SI 91 0-0 16 2B 1B			C CU 81 B SI 89 C CU 81 S CU 82 1-3 K ①		F FF 93 S CH 89 B CH 89 X FF 94 1-2 F7 ①	4	0	1	0	0	1	0
16 Trey Mancini, R (1, 3) OBP: 0.302, SLG: 0.387		C ST 84 X FF 92 0-1 39 WP 1B		X FF 94 0-0 1-3 2B			B ST 84 B ST 85 C FF 93 B SI 92 B FF 94 4-1 39 BB BB		C FF 96 C CH 88 B CH 89 F CH 90 B FF 95 B CH 89 X FF 95 3-2 64 1B 29 1B 2B	3	1	3	0	1	0	0
39 Renato Núñez, R (1, 5) OBP: 0.318, SLG: 0.374		C FF 93 B ST 85 B ST 86 F FF 94 D ST 86 S CU 85 3-3 K ② 1-2		C ST 85 B ST 86 F FF 94 S ST 85 1-3 K ③			B FF 94 B FF 93 B FF 92 C FF 93 F FF 94 B SL 80 4-2 BB 1-2		C FF 95 B FF 94 S FF 94 S CH 90 1-3 K ②	3	0	0	0	1	3	4
64 John Andreoli, R (1, 7) OBP: 0.280, SLG: 0.217		C FF 94 D CU 85 F FF 93 B ST 85 D ST 85 S ST 85 3-3 K ③			C FF 93 F ST 84 B ST 84 S ST 85 1-3 K ①		C FF 93 B SL 80 F FF 93 S SL 81 1-3 K ②		C FF 94 B FF 95 C CH 88 F FF 94 D CH 90 B CH 89 X FF 95 3-2 36 WP 29 1B 2-3 1B	4	0	1	0	0	3	3
29 Jace Peterson, L (1, 4) OBP: 0.309, SLG: 0.314			X FF 92 0-0 G3 ①		B SI 91 B FF 94 X FF 94 2-0 G4-3 ②		T FF 93 B CH 86 F CH 86 B FF 93 B CH 84 F CH 86 C FF 93 3-3 K ③		C FF 94 X CH 88 0-1 1-2 1B 3-H	4	0	1	1	0	1	2
36 Caleb Joseph, R (1, 2) OBP: 0.253, SLG: 0.330			B FF 92 F FF 92 C FF 94 B ST 84 B FF 94 F FF 94 T FF 94 3-2 K ②		X SI 92 0-0 F9 ③			B FF 91 X FF 92 1-0 G6-3 ①	F FF 97 B KC 84 S KC 85 B SV 89 T FF 98 2-2 K ③ 2-3	4	0	0	0	0	2	2
Inning Stats	R: 0 E: 0 K: 1 S: 7 H: 0 LOB: 0 BB: 0 P: 11	R: 0 E: 0 K: 2 S: 10 H: 1 LOB: 1 BB: 0 P: 17	R: 0 E: 0 K: 1 S: 6 H: 0 LOB: 0 BB: 0 P: 9	R: 0 E: 0 K: 1 S: 11 H: 2 LOB: 2 BB: 0 P: 16	R: 0 E: 0 K: 1 S: 5 H: 0 LOB: 0 BB: 0 P: 8	R: 0 E: 0 K: 0 S: 5 H: 0 LOB: 0 BB: 0 P: 9	R: 0 E: 0 K: 3 S: 13 H: 0 LOB: 2 BB: 2 P: 26	R: 0 E: 0 K: 0 S: 7 H: 1 LOB: 1 BB: 0 P: 12	R: 1 E: 0 K: 2 S: 19 H: 3 LOB: 2 BB: 0 P: 29	1B: 4 2B: 3 3B: 0 HR: 0 SF: 0 SAC: 0 DP: 0 HBP: 0						WP: 2 PB: 0 SB: 0 CS: 0 PA: 36	

PITCHER	IP	WLS	BF	H	R	ER	SO	BB	IBB	HBP	BLK	WP	HR	S	P	ERA	WHIP
55 Sonny Gray, R (1, 1) ERA: 5.05	6.1	W	23	3	0	0	7	1	0	0	0	1	0	48	79	0.00	0.632
56 Jonathan Holder, R (7, 1) ERA: 3.02	1.2		7	1	0	0	2	1	0	0	0	0	0	16	29	0.00	1.200
48 Tommy Kahnle, R (9, 1) ERA: 6.43	0.2		5	3	1	1	1	0	0	0	0	0	0	16	24	13.50	4.500
68 Dellin Betances, R (9, 1) ERA: 2.18	0.1	S	1	0	0	0	1	0	0	0	0	1	0	3	5	0.00	0.000

PITCHER	IP	WLS	BF	H	R	ER	SO	BB	IBB	HBP	BLK	WP	HR	S	P	ERA	WHIP

New York Yankees @ Baltimore Orioles

Oriole Park at Camden Yards, Baltimore, MD

Sat Aug 25 2018, 7:06 PM - 9:56 PM EDT

Att. 26,236 - Partly Cloudy - 78 F

livebaseballscorecards.com

AB	34
R	1
H	7
RBI	1
BB	2
SO	11
LOB	12

New York Yankees @ Baltimore Orioles

Oriole Park at Camden Yards, Baltimore, MD

Sun Aug 26 2018, 8:09 PM - 11:26 PM EDT

Att. 17,343 - Partly Cloudy - 84 F

TOP

livebaseballscorecards.com

Batter	1	2	3	4	5	6	7	8	9	AB	R	H	RBI	BB	SO	LOB
11 Brett Gardner, L (1, 8) OBP: 0.333, SLG: 0.370	B FF 92 B FF 92 F FF 92 B CU 75 X FF 92 3-1 ① F9		B SI 92 1 SAFE B CH 83 X FF 91 2-0 ① F8 D CU 74 1 SAFE C CH 81 C CH 82 1 SAFE 1 SAFE B FF 92 X SL 80 2-2 ③ F9		B FS 88 F FF 96 F FF 97 F SL 84 B FF 97 B FF 97 B FF 96 4-2 1-2 3-H BB		F FF 92 F FF 95 B SL 88 F FF 94 S CH 87 1-3 ① K	4	0	0	0	1	1	2
27 Giancarlo Stanton, R (1, 9) OBP: 0.352, SLG: 0.527	B FF 93 C FF 93 C FF 93 B SL 82 B FF 94 C FF 92 3-3 ② K		B FF 92 S FF 93 S FF 91 1 SAFE D SL 83 T SL 81 2-2 ② K		C SL 82 S SL 81 S FF 93 0-3 ① K	C FF 97 S FF 98 F FF 98 F SL 84 D SL 85 B FF 96 X FF 96 2-2 ③ P2			F SL 88 S FF 91 B SL 88 C SL 87 1-3 ② K	5	0	0	0	0	4	3
31 Aaron Hicks, S (1, 10) OBP: 0.370, SLG: 0.470	C FF 93 C CU 76 F FF 94 F FF 94 B SL 82 S SL 81 1-3 ③ K		S CH 84 B SI 93 D SL 82 X FF 92 2-1 1-2 41 2B 1B		B CU 75 B CU 75 C SI 92 S CH 86 B CH 86 X CH 85 3-2 ② G4-3		C SL 88 B FF 93 B CH 88 B FF 94 F FF 94 B FF 95 4-2 41 FC6 BB		C SL 86 F FF 94 B FF 95 B CH 88 B CH 88 F CH 88 B FF 94 4-2 BB	3	1	1	0	2	1	0
41 Miguel Andujar, R (1, 5) OBP: 0.333, SLG: 0.529		B SL 80 T FF 92 F FF 93 X FF 93 1-2 14 FC3-6 1B	C SL 82 X FF 94 0-1 1-H 2-H 2B		B CU 74 X CH 84 1-0 1B		1 SAFE F FF 94 X SL 87 0-1 ① FC6 1-2f		1 SAFE 1 SAFE X CH 85 0-0 ③ G1	5	0	3	2	0	0	2
14 Neil Walker, S (1, 4) OBP: 0.306, SLG: 0.345		C SI 92 B FF 92 C CU 74 F SI 93 X CU 75 1-2 ① FC3-6 45 HR 1-2f	C CH 82 B SL 82 F FF 92 B SL 81 B FF 91 B CH 84 4-2 BB		B SI 90 C FF 92 X FF 92 1-1 ③ F8		X FF 94 0-0 ② L4			3	1	0	0	1	0	3
25 Gleyber Torres, R (1, 6) OBP: 0.334, SLG: 0.486		S FF 93 D SL 81 D CH 84 B SI 92 S FF 94 X SL 82 3-2 ② L8	C CU 74 B SL 81 B FF 92 C SL 82 S SL 81 2-3 ③ K			F FF 97 F FF 96 S SL 83 0-3 ① K	B FF 92 F SL 88 B FF 93 X SL 88 2-1 ③ F8			4	0	0	0	0	2	4
45 Luke Voit, R (1, 3) OBP: 0.400, SLG: 0.625		X FF 93 0-0 1-H HR		B FF 91 C CH 81 B FF 90 C SL 81 B SL 81 B SL 80 4-2 38 FC6-4 BB		B FF 98 C SL 83 X SL 83 1-1 38 F9 28 BB 11 WP 1B		B SL 86 C CH 86 B FF 90 X FF 92 2-1 28 G4-6-3 1B	3	2	3	2	1	0	0
28 Austin Romine, R (1, 2) OBP: 0.307, SLG: 0.441		C CU 75 S FF 93 B FF 92 S SL 82 1-3 ③ K		C FF 91 T FF 91 B FF 92 S SL 81 1-3 ① K		F FF 97 F FF 97 D SL 85 B FS 87 F FF 96 F SL 85 D SL 85 F FF 97 F FF 96 4-2 F FF 97 F SL 84 B FF 97 11 WP 1-2 BB		C FF 93 F CH 88 F FF 95 B FF 93 X SL 89 1-2 ①② G4-6-3 1-2f	3	0	0	0	1	2	2
38 Shane Robinson, R (1, 7) OBP: 0.234, SLG: 0.256			B CU 75 C CU 75 B FF 92 B FF 92 F FF 92 X FF 93 3-2 31 1B 41 2B 1B	C CH 82 B FF 92 X SL 81 1-1 ② FC6-4 1-2f		C FF 97 D SL 85 C SL 83 X FF 97 1-2 ② F9 2-3		B CH 86 X CH 84 1-0 ③ G5-3	4	1	1	0	0	0	3

	AB	34
	R	5
	H	8
	RBI	4
	BB	6
	SO	10
	LOB	19

Inning Stats																								
	R: 0 E: 0 K: 2 S: 10	H: 0 LOB: 0 BB: 0 P: 17	R: 2 E: 0 K: 1 S: 14	H: 2 LOB: 0 BB: 0 P: 20	R: 2 E: 0 K: 2 S: 16	H: 3 LOB: 2 BB: 1 P: 31	R: 0 E: 0 K: 1 S: 10	H: 0 LOB: 1 BB: 1 P: 18	R: 0 E: 0 K: 1 S: 9	H: 1 LOB: 1 BB: 0 P: 14	R: 1 E: 0 K: 1 S: 24	H: 1 LOB: 2 BB: 2 P: 36	R: 0 E: 0 K: 0 S: 7	H: 0 LOB: 1 BB: 1 P: 13	R: 0 E: 0 K: 0 S: 7	H: 1 LOB: 0 BB: 0 P: 11	R: 0 E: 0 K: 2 S: 11	H: 0 LOB: 1 BB: 1 P: 17	1B: 6 2B: 1 3B: 0 HR: 1	SF: 0 SAC: 0 DP: 1 HBP: 0	WP: 1 PB: 0 SB: 0 CS: 0	PA: 40				

PITCHER		IP	WLS	BF	H	R	ER	SO	BB	IBB	HBP	BLK	WP	HR	S	P	ERA	WHIP
37 Dylan Bundy, R ERA: 5.37	(1, 1)	5.0	L	23	6	4	4	7	2	0	0	0	0	1	59	100	7.20	1.600
49 Cody Carroll, R ERA: 7.0	(6, 1)	1.0		6	1	1	1	1	2	0	0	0	1	0	24	36	9.00	3.000
32 Yefry Ramírez, R ERA: 6.07	(7, 1)	3.0		11	1	0	0	2	2	0	0	0	0	0	25	41	0.00	1.000

PITCHER	IP	WLS	BF	H	R	ER	SO	BB	IBB	HBP	BLK	WP	HR	S	P	ERA	WHIP

BOTTOM

New York Yankees @ Baltimore Orioles

Oriole Park at Camden Yards, Baltimore, MD

Sun Aug 26 2018, 8:09 PM - 11:26 PM EDT

Att. 17,343 - Partly Cloudy - 84 F

livebaseballscorecards.com

Batter	1	2	3	4	5	6	7	8	9	AB	R	H	RBI	BB	SO	LOB
34 Jonathan Villar, S (1, 4) OBP: 0.315, SLG: 0.382	C FF 97 B FF 96 B CH 90 C FF 98 B FF 99 F FF 97 F FF 97 F FF 98 D CH 89 4-2 16 G4-3 16 S BB		X FF 97 0-0 ① B2		X FF 99 0-0 ② SF8 3-H		C FS 88 B FF 96 B FS 88 X FF 96 2-1 ① G6-3		F SL 85 D KC 84 B FC 92 F SL 84 T KC 85 2-2 ② K	3	0	0	1	1	1	3
14 Craig Gentry, R (1, 8) OBP: 0.304, SLG: 0.313	X FF 97 0-0 ① L7		M SL 88 B SL 86 T SL 87 X SL 89 1-2 1-2 2-3 1B		S SL 86 B FF 98 B CH 89 X SL 87 2-1 ③ L7		B FF 96 X FF 97 1-0 16 WP 16 S 1B		X FC 93 0-0 ③ F9	5	0	2	0	0	0	2
16 Trey Mancini, R (1, 10) OBP: 0.301, SLG: 0.393	1 SAFE B SL 90 1 SAFE B CH 88 C FF 98 D SL 91 F FF 98 2 SAFE X SL 91 3-2 ② G4-3 1-3		B FF 98 F FF 97 F FF 97 B FF 98 S FF 98 2-3 ② K			C SL 90 B SL 87 X FF 97 1-1 HR	B SI 94 B SI 95 C SI 97 B SI 95 F SI 94 S SI 95 3-3 ② K 1-3			4	1	1	1	0	2	5
10 Adam Jones, R (1, 9) OBP: 0.311, SLG: 0.423	C FF 98 D SL 90 F FF 96 T FF 98 1-2 ③ K		B SL 89 B FF 100 S FF 99 B FF 99 X FF 98 3-1 ③ F9			F FF 98 F FF 99 F FF 99 B CH 90 S CH 90 1-3 ① K	B SI 95 B SI 95 X SI 95 2-0 ③ G4-3			4	0	0	0	0	2	5
19 Chris Davis, L (1, 3) OBP: 0.246, SLG: 0.312		C FF 98 B FF 98 B SL 89 F FF 98 B CH 90 S SL 87 3-3 ① K		C SL 87 F FF 98 B FF 98 B SL 88 S SL 88 2-3 ① K		C SL 88 X FF 98 0-1 ② F7		S SI 94 X SI 95 0-1 ① G4-3		4	0	0	0	0	2	0
1 Tim Beckham, R (1, 6) OBP: 0.277, SLG: 0.347		B SL 89 C SL 89 F FF 98 F FF 98 B SL 89 B SL 90 F SL 90 X FF 98 3-2 ② G4-3		F FF 98 F FF 99 B SL 88 S CH 90 1-3 ② K		C FF 98 F FF 98 X SL 87 0-2 E6 29 WP 39 1B 29 1B		B SI 94 B SI 95 F SI 96 B SI 95 X SI 95 3-1 ② G5-3		4	1	0	0	0	1	0
39 Renato Núñez, R (1, 5) OBP: 0.317, SLG: 0.371		C FF 98 B CH 91 S CH 90 S FF 98 1-3 ③ K		F FF 98 F CH 90 B SL 90 S SL 89 2-3 ③ K2-3		F FF 95 B FF 95 1 SAFE X FF 96 1-1 29 1B 29 WP 1-2 1B		B SL 83 X SI 95 1-0 ③ G5-3		4	0	1	0	0	2	0
29 Jace Peterson, L (1, 7) OBP: 0.317, SLG: 0.319			B FF 95 B SL 88 C FF 97 B FF 97 X FF 98 3-1 14 1B 36 1B 1B		B SL 89 B FF 97 B FF 96 4-0 36 G4-3 36 S 34 SF8 BB	C FF 96 B FF 96 B FS 89 X FF 96 2-1 36 S 1-3 2-H 1B			C FC 92 S SL 83 S KC 84 0-3 ① K	3	1	2	1	1	1	0
36 Caleb Joseph, R (1, 2) OBP: 0.258, SLG: 0.330			C SL 90 B FF 97 F FF 97 X SL 90 1-2 14 1B 1-2 1B		C FF 97 F FF 97 B SL 90 F FF 99 F CH 90 B SL 88 F SL 91 F FF 98 X FF 98 2-2 ① G4-3 1-3	C FF 97 S FF 97 F FF 96 B FF 98 S FF 97 1-3 ③ K 1-2			B FC 91 B FC 91 B FC 92 B FC 91 4-0 BB	3	0	1	0	1	1	3
Inning Stats	R: 0 E: 0 K: 1 S: 12 H: 0 LOB: 1 BB: 1 P: 20	R: 0 E: 0 K: 2 S: 11 H: 0 LOB: 0 BB: 0 P: 18	R: 0 E: 0 K: 1 S: 14 H: 3 LOB: 3 BB: 0 P: 24	R: 0 E: 0 K: 3 S: 9 H: 0 LOB: 0 BB: 0 P: 14	R: 1 E: 0 K: 0 S: 10 H: 0 LOB: 0 BB: 1 P: 18	R: 2 E: 1 K: 2 S: 19 H: 3 LOB: 2 BB: 0 P: 25	R: 0 E: 0 K: 1 S: 7 H: 1 LOB: 1 BB: 0 P: 15	R: 0 E: 0 K: 0 S: 5 H: 0 LOB: 0 BB: 0 P: 9	R: 0 E: 0 K: 2 S: 7 H: 0 LOB: 1 BB: 1 P: 13	1B: 6 2B: 0 3B: 0 HR: 1 SF: 1 SAC: 0 DP: 0 HBP: 0						

	AB	34
	R	3
	H	7
	RBI	3
	BB	3
	SO	12
	LOB	18

PITCHER		IP	WLS	BF	H	R	ER	SO	BB	IBB	HBP	BLK	WP	HR	S	P	ERA	WHIP
40 Luis Severino, R ERA: 3.27	(1, 1)	5.2	W	24	4	3	2	8	2	0	0	0	0	1	67	107	3.18	1.059
57 Chad Green, R ERA: 2.63	(6, 1)	0.2	H	5	3	0	0	1	0	0	0	0	1	0	11	18	0.00	4.500
53 Zack Britton, L ERA: 4.08	(7, 1)	1.2	H	5	0	0	0	1	0	0	0	0	1	0	9	18	0.00	0.000
30 David Robertson, R ERA: 3.0	(9, 1)	1.0	S	4	0	0	0	2	1	0	0	0	0	0	7	13	0.00	1.000

PITCHER	IP	WLS	BF	H	R	ER	SO	BB	IBB	HBP	BLK	WP	HR	S	P	ERA	WHIP

Batter	1	2	3	4	5	6	7	8	9	AB	R	H	RBI	BB	SO	LOB
5 Yolmer Sánchez, S (1, 5) OBP: 0.311, SLG: 0.379	B FF 92 C FF 92 X FS 87 1-1 G4-3		1 SAFE 1 SAFE 1 SAFE S FS 87 B SL 83 1 SAFE F FS 86 T FS 86 1-2 K		C SL 82 1 SAFE X FS 87 0-1 FC4-6 1-2f		C FF 92 X FS 86 0-1 E7 7 2B 1B		1 SAFE B FF 94 1 SAFE X CU 79 1-0 G4-3 1-3	5	1	1	0	0	1	3
7 Tim Anderson, R (1, 6) OBP: 0.294, SLG: 0.421	S SL 83 B FS 87 T SL 83 S FS 88 1-3 K			C FS 85 X SL 82 0-1 18 HBP 2B	X FF 93 0-0 F9		C SL 85 X FS 89 0-1 26 F9 2-H 2B		S SL 84 D SL 85 D SL 84 S SL 83 X SL 84 2-2 E3 26 S 26 WP 3-H	5	1	2	2	0	1	1
26 Avisaíl García, R (1, 9) OBP: 0.266, SLG: 0.432	S SL 84 F SI 90 B FF 92 B SL 84 B FS 88 F SL 83 S FS 88 3-3 K			B SL 84 S FS 88 F SI 90 X FS 88 1-2 18 HBP 1B		X SL 84 0-0 P6	X FF 94 0-0 F9 2-3		S FF 95 B SL 86 F SL 84 B SL 84 F SL 83 F SL 84 S SL 84 2-3 K 2-H	5	0	1	0	0	2	1
18 Daniel Palka, L (1, 10) OBP: 0.283, SLG: 0.475		C SL 82 X FS 87 0-1 G3-1		B FS 88 F SL 84 H FF 92 2-1 1-2 2-3 HBP		S CU 77 B FF 92 S FS 87 B FF 95 F FS 88 X SL 85 2-2 38 1B 24 BB 10 2B 1B	X SL 85 0-0 F7		D CU 80 D CU 81 B CH 85 X CU 79 3-0 F8	4	1	1	0	0	0	2
24 Matt Davidson, R (1, 3) OBP: 0.322, SLG: 0.445		C FF 91 B FC 90 C SL 82 X FS 88 1-2 G6-3		C SL 85 F FS 89 S SL 87 0-3 K		S SL 84 D FS 87 B FF 91 B SL 83 D FS 88 4-1 38 1B 10 2B 1-2 BB	C CU 78 F FF 94 X SL 87 0-2 F9		B FF 94 X SL 84 1-0 F9	4	1	0	0	1	1	5
38 Omar Narváez, L (1, 2) OBP: 0.380, SLG: 0.441		X FF 91 0-0 2B		F SI 90 C SL 86 D SI 90 B SI 90 S FC 88 2-3 K		C CU 78 X FS 88 0-1 10 2B 30 SF7 1-2 2-3 1B			S FF 94 S CH 87 B CH 88 X CH 88 1-2 G3	4	1	2	0	0	1	3
10 Yoán Moncada, S (1, 4) OBP: 0.302, SLG: 0.397		C SL 83 F FF 91 S FS 88 0-3 K		C SL 85 B FS 89 X FS 88 1-1 G1-6-3		X SI 90 0-0 1-3 2-H 3-H 2B			B FF 93 C FF 93 S CH 86 B FF 94 C CH 87 2-3 K	4	0	1	2	0	2	4
30 Nicky Delmonico, L (1, 7) OBP: 0.314, SLG: 0.404 25 Ryan LaMarre, R (8, 7) OBP: 0.321, SLG: 0.344			C SL 80 S FS 86 B SL 84 S FS 88 1-3 K		S CU 76 B FF 91 B FS 87 X SL 83 2-1 F7	B CU 79 S FS 89 X SL 85 1-1 SF7 3-H		C CH 86 X FF 94 0-1 G3		3 0	0 0	0 0	1 0	0 0	1 0	0 0
15 Adam Engel, R (1, 8) OBP: 0.283, SLG: 0.350			C SL 82 B FF 91 B SL 84 F FS 87 F SL 84 X SL 83 2-2 5 CS 1B		B CU 76 C FF 92 B SL 83 X FS 88 2-1 5 FC4-6 1B	C FF 95 X SL 86 0-1 L7			X SL 84 0-0 5 G4-3 5 E 7 E 1B	4	1	3	0	0	0	1
Inning Stats	R: 0 E: 0 K: 2 S: 9 H: 0 LOB: 0 BB: 0 P: 14	R: 0 E: 0 K: 1 S: 9 H: 1 LOB: 1 BB: 0 P: 10	R: 0 E: 0 K: 2 S: 10 H: 1 LOB: 1 BB: 0 P: 14	R: 0 E: 0 K: 2 S: 14 H: 2 LOB: 3 BB: 0 P: 20	R: 0 E: 0 K: 0 S: 7 H: 1 LOB: 1 BB: 0 P: 11	R: 3 E: 0 K: 0 S: 13 H: 3 LOB: 1 BB: 1 P: 20	R: 1 E: 1 K: 0 S: 9 H: 2 LOB: 1 BB: 0 P: 9	R: 0 E: 0 K: 1 S: 8 H: 0 LOB: 0 BB: 0 P: 11	R: 2 E: 2 K: 1 S: 12 H: 1 LOB: 1 BB: 0 P: 21	1B: 7 2B: 5 3B: 0 HR: 0 SF: 1 SAC: 0 DP: 1 HBP: 1						

PITCHER		IP	WLS	BF	H	R	ER	SO	BB	IBB	HBP	BLK	WP	HR	S	P	ERA	WHIP
19 Masahiro Tanaka, R ERA: 3.97	(1, 1)	7.0	L	32	10	4	4	7	1	0	1	0	0	0	71	98	5.14	1.571
48 Tommy Kahnle, R ERA: 6.0	(8, 1)	1.0		3	0	0	0	1	0	0	0	0	0	0	8	11	0.00	0.000
67 A.J. Cole, R ERA: 5.36	(9, 1)	1.0		6	1	2	0	1	0	0	0	0	1	0	12	21	0.00	1.000

PITCHER	IP	WLS	BF	H	R	ER	SO	BB	IBB	HBP	BLK	WP	HR	S	P	ERA	WHIP

TOP

Chicago White Sox @ New York Yankees

Yankee Stadium, Bronx, NY

Mon Aug 27 2018, 7:11 PM - 10:12 PM EDT

Att. 41,456 - Partly Cloudy - 86 F

livebaseballscorecards.com

AB	38
R	6
H	11
RBI	5
BB	1
SO	9
LOB	20

Batter	1	2	3	4	5	6	7	8	9	AB	R	H	RBI	BB	SO	LOB
31 Aaron Hicks, S (1, 8) OBP: 0.367, SLG: 0.465	C FF 90 B CH 85 B FF 92 S CH 85 B FF 93 X FF 92 3-2 ① F9		S FF 96 F FF 96 F FF 96 X SL 89 0-2 ② FC6-2 27 WP 3-H		C SL 81 S CH 85 X FF 95 0-2 ③ G5-3			C FF 96 B CH 90 F FF 96 B CH 90 B CH 91 F FF 96 X FF 95 3-2 ② F7		4	0	0	0	0	0	1
27 Giancarlo Stanton, R (1, 10) OBP: 0.350, SLG: 0.523	C FF 93 X CH 86 0-1 ② G5-3		B FF 96 S FF 94 B FF 95 C CH 88 C SL 88 2-3 ③ K 1-2			C FF 94 C SL 87 S SL 89 0-3 ① K		X FF 95 0-0 ③ P3		4	0	0	0	0	2	1
41 Miguel Andujar, R (1, 5) OBP: 0.332, SLG: 0.526	B CH 84 X FF 91 1-0 ③ P2			B FF 92 B CH 85 B FF 91 B FF 92 4-0 25 HR BB		X CH 88 0-0 ② P2			X FF 94 0-0 ① L9	3	1	0	0	1	0	0
45 Luke Voit, R (1, 3) OBP: 0.388, SLG: 0.591		B CH 84 B SI 92 B FF 91 C FF 92 F FF 92 X FF 93 3-2 ① F8		F FF 94 B FF 94 1 SAFE B FF 93 B FF 92 F FF 94 1 SAFE X FF 95 3-2 ① F9		S SL 84 S SL 88 B SL 88 F SL 88 X SI 96 1-2 ③ F9			C FF 95 B SL 85 X SL 85 1-1 1B	4	0	1	0	0	0	1
25 Gleyber Torres, R (1, 6) OBP: 0.339, SLG: 0.495		C SL 82 B SL 86 B FF 94 B CH 86 B FF 93 4-1 14 S BB		C FF 93 X CH 85 0-1 1-H HR			B SL 83 B FF 90 B FF 94 C FF 94 B FF 94 4-1 14 BB BB		B FF 94 S FF 94 B FF 94 S FF 95 T FF 94 2-2 ② K	2	1	1	2	2	1	1
14 Neil Walker, S (1, 9) OBP: 0.305, SLG: 0.341		C FF 92 B FF 93 S CH 85 D SL 86 F FF 94 F SL 87 F FF 94 X FF 94 2-2 ② F8 1-2		M SL 84 B FF 94 C FF 90 B SL 87 B FF 92 X SI 92 3-2 ② G6-3			B FF 93 B FF 93 B FF 93 B FF 93 4-0 74 G5-4-3 1-2 BB		C CU 76 B FC 86 B FC 87 B FC 87 X FC 88 3-1 ③ G3	3	0	0	0	1	0	2
66 Kyle Higashioka, R (1, 2) OBP: 0.250, SLG: 0.348		X CH 86 0-0 ③ G6-3		C SL 82 S SL 86 F SL 86 X FF 94 0-2 F9			B SL 82 C SL 83 B FF 93 B SL 85 X FF 94 3-1 ① P2			3	0	0	0	0	0	3
74 Ronald Torreyes, R (1, 4) OBP: 0.326, SLG: 0.414			C FF 90 B CH 85 X CH 84 1-1 31 FC6-2 3B		F FF 90 F SL 84 B FF 91 B SL 85 X SI 91 2-2 ① L8		B FF 95 B FF 94 C FF 92 X FF 94 2-1 ② ③ G5-4-3 1-2f			3	0	1	0	0	0	2
38 Shane Robinson, R (1, 7) OBP: 0.224, SLG: 0.244 11 Brett Gardner, L (8, PH) OBP: 0.332, SLG: 0.369 (9, 7)			F FF 95 F FF 94 X SL 86 0-2 ① G5-3		F FF 90 F FF 90 F SL 84 F SL 85 X FF 95 0-2 ② F7			B FF 95 C FF 94 C FF 95 F FF 95 F FF 96 X CH 90 1-2 ① G5-3		2 1	0 0	0 0	0 0	0 0	0 0	1 0
Inning Stats	R: 0 E: 0 K: 0 S: 6 H: 0 LOB: 0 BB: 0 P: 10	R: 0 E: 0 K: 0 S: 11 H: 0 LOB: 1 BB: 1 P: 20	R: 0 E: 0 K: 1 S: 12 H: 1 LOB: 1 BB: 0 P: 15	R: 2 E: 0 K: 0 S: 12 H: 1 LOB: 0 BB: 1 P: 22	R: 0 E: 0 K: 0 S: 11 H: 0 LOB: 0 BB: 0 P: 13	R: 0 E: 0 K: 1 S: 8 H: 0 LOB: 0 BB: 0 P: 9	R: 0 E: 0 K: 0 S: 5 H: 0 LOB: 1 BB: 2 P: 18	R: 0 E: 0 K: 0 S: 10 H: 0 LOB: 0 BB: 0 P: 14	R: 0 E: 0 K: 1 S: 8 H: 1 LOB: 1 BB: 0 P: 14	1B: 1 2B: 0 3B: 1 HR: 1	SF: 0 SAC: 0 DP: 1 HBP: 0			WP: 1 PB: 0 SB: 1 CS: 0	PA: 33	

PITCHER	IP	WLS	BF	H	R	ER	SO	BB	IBB	HBP	BLK	WP	HR	S	P	ERA	WHIP
55 Carlos Rodón, L (1, 1) ERA: 2.7	7.0	W	26	2	2	2	2	4	0	0	0	1	1	65	107	2.57	0.857
37 Juan Minaya, R (8, 1) ERA: 3.62	1.2	H	6	1	0	0	1	0	0	0	0	0	0	16	23	0.00	0.600
52 Xavier Cedeño, L (9, 1) ERA: 2.96	0.1		1	0	0	0	0	0	0	0	0	0	0	2	5	0.00	0.000

PITCHER	IP	WLS	BF	H	R	ER	SO	BB	IBB	HBP	BLK	WP	HR	S	P	ERA	WHIP

BOTTOM

Chicago White Sox @ New York Yankees

Yankee Stadium, Bronx, NY

Mon Aug 27 2018, 7:11 PM - 10:12 PM EDT

Att. 41,456 - Partly Cloudy - 86 F

livebaseballscorecards.com

AB	29
R	2
H	3
RBI	2
BB	4
SO	3
LOB	12

Batter	1	2	3	4	5	6	7	8	9	AB	R	H	RBI	BB	SO	LOB
5 Yolmer Sánchez, S (1, 5) OBP: 0.312, SLG: 0.379	C FF 90 F FF 91 B FF 91 B CH 86 F FF 93 F FF 93 X CU 80 2-2 E3 26 S		F SI 92 X SI 91 0-1 18 BB 26 E 1B		C SI 91 B CH 84 C FF 93 X FF 94 1-2 ① G4-3	C CH 83 B FF 92 X CH 85 1-1 30 1B 1-3 2-H 1B			C KC 84 T FF 98 S SV 87 0-3 ① K	5	1	2	1	0	1	0
30 Nicky Delmonico, L (1, 7) OBP: 0.316, SLG: 0.404	B SI 92 C FF 93 X FF 93 1-1 F8 ①		1 SAFE B SI 91 B SI 90 X SI 91 2-0 ② L6		F FF 93 B FF 94 B CH 85 X FF 93 2-1 26 2B 1B	F FF 92 X FF 92 0-1 2-H 3-H 1B			X FF 98 0-0 ② L9	5	1	2	2	0	0	2
26 Avisaíl García, R (1, 9) OBP: 0.264, SLG: 0.432	C SI 92 B SI 92 F FF 94 S FF 94 1-3 ② K 1-2		F FF 94 X SI 92 0-1 E5 18 BB 1-2		B SI 92 X SI 92 1-0 1-H 2B	S SL 81 1 SAFE F SL 80 D SL 81 F FF 93 X SL 81 1-2 ③ F8			B KC 84 S KC 84 S KC 84 B SV 87 C SV 86 2-3 ③ K	5	0	1	1	0	2	3
18 Daniel Palka, L (1, 10) OBP: 0.283, SLG: 0.471	B SI 92 B SI 93 C FF 94 F FF 94 S FF 95 2-3 ③ K		B CU 81 B FF 94 B FF 93 B FF 94 4-0 24 FC6-4 1-2 2-3 BB		B SI 93 X SI 93 1-0 ② F7		C SL 77 C FF 92 T FF 91 0-2 ① K			3	0	0	0	1	2	2
24 Matt Davidson, R (1, 3) OBP: 0.321, SLG: 0.446		B SI 89 F FF 92 S SI 92 X FF 94 1-2 38 G3 2B	B SI 93 B SI 93 C FF 94 B FF 95 X FF 94 3-1 ③ FC6-4 1-2f		B SI 93 C SI 93 B SI 93 S SI 94 X SI 94 2-2 ③ G5-3		X FF 93 0-0 ② P3			4	0	1	0	0	0	4
38 Omar Narváez, L (1, 2) OBP: 0.378, SLG: 0.438		F SI 93 X FF 94 0-1 ① G3 2-3		C FF 91 F FC 88 B FF 93 X FF 93 1-2 10 FC6-4 1B		B CH 88 F SI 90 C CU 79 X CU 79 1-2 ① F7	C FF 92 X SL 79 0-1 ③ G4-3			4	0	1	0	0	0	1
7 Tim Anderson, R (1, 6) OBP: 0.291, SLG: 0.418 20 José Rondón, R (9, 6) OBP: 0.311, SLG: 0.544		B SI 92 S SI 92 S SI 92 S SI 93 1-3 ② K		C SI 91 S SI 91 D SI 92 T SI 92 1-2 ① K		F SI 91 B SI 92 X FC 87 1-1 ② F7		C SL 79 F SL 80 X SL 79 0-2 ① L7		4 0	0 0	0 0	0 0	0 0	2 0	2 0
10 Yoán Moncada, S (1, 4) OBP: 0.302, SLG: 0.396		C FF 94 F FF 95 B FF 94 X CU 81 1-2 ③ F9		C FF 94 X FF 94 0-1 ② FC6-4 1-2f		F FF 92 B CU 79 C FC 86 X FF 94 1-2 15 1B 5 1B 1B		B FF 91 X SL 78 1-0 ② F7		4	1	1	0	0	0	2
15 Adam Engel, R (1, 8) OBP: 0.282, SLG: 0.349			C SI 89 B SI 91 B SI 91 F SI 92 X FF 92 2-2 ① G6-3	C SI 93 1 SAFE F FF 94 B FF 94 F FF 94 S SI 93 1-3 ③ K		B SI 92 S FF 94 1 SAFE B FF 95 1 SAFE F FF 94 F SI 94 X SI 93 2-2 5 1B 30 1B 1-2 1B		B SL 80 F FF 92 X SL 81 1-1 ③ F7		4	1	1	0	0	1	1
Inning Stats	R: 0 E: 1 K: 2 S: 13 H: 0 LOB: 1 BB: 0 P: 19	R: 0 E: 0 K: 1 S: 11 H: 1 LOB: 1 BB: 0 P: 14	R: 0 E: 1 K: 0 S: 10 H: 1 LOB: 3 BB: 1 P: 21	R: 0 E: 0 K: 2 S: 12 H: 1 LOB: 1 BB: 0 P: 15	R: 1 E: 0 K: 0 S: 10 H: 2 LOB: 1 BB: 0 P: 17	R: 3 E: 0 K: 0 S: 20 H: 4 LOB: 1 BB: 0 P: 27	R: 0 E: 0 K: 1 S: 6 H: 0 LOB: 0 BB: 0 P: 6	R: 0 E: 0 K: 0 S: 6 H: 0 LOB: 0 BB: 0 P: 8	R: 0 E: 0 K: 2 S: 7 H: 0 LOB: 0 BB: 0 P: 9	1B: 7 2B: 2 3B: 0 HR: 0 SF: 0 SAC: 0 DP: 0 HBP: 0						

PITCHER		IP	WLS	BF	H	R	ER	SO	BB	IBB	HBP	BLK	WP	HR	S	P	ERA	WHIP
36 Lance Lynn, R ERA: 4.84	(1, 1)	5.2		27	7	3	3	5	1	0	0	0	0	0	68	103	4.76	1.412
56 Jonathan Holder, R ERA: 3.05	(6, 1)	2.1		9	2	1	1	1	0	0	0	0	0	0	20	24	3.86	0.857
68 Dellin Betances, R ERA: 2.14	(9, 1)	1.0	W	3	0	0	0	2	0	0	0	0	0	0	7	9	0.00	0.000

PITCHER	IP	WLS	BF	H	R	ER	SO	BB	IBB	HBP	BLK	WP	HR	S	P	ERA	WHIP

TOP

Chicago White Sox @ New York Yankees

Yankee Stadium, Bronx, NY

Tue Aug 28 2018, 7:11 PM - 10:12 PM EDT

Att. 40,015 - Clear - 96 F

livebaseballscorecards.com

AB	38
R	4
H	9
RBI	4
BB	1
SO	8
LOB	17

PA: 39

WP: 0
PB: 0
SB: 1
CS: 0

BOTTOM

Chicago White Sox @ New York Yankees

Yankee Stadium, Bronx, NY

Tue Aug 28 2018, 7:11 PM - 10:12 PM EDT

Att. 40,015 - Clear - 96 F

livebaseballscorecards.com

Batter	1	2	3	4	5	6	7	8	9	AB	R	H	RBI	BB	SO	LOB
11 Brett Gardner, L (1, 7) OBP: 0.331, SLG: 0.373	B FF 89 B FF 90 F FF 88 S FC 88 X FC 87 2-2 ① F7		C KC 78 B SI 90 F CH 82 S KC 79 1-3 ② K			B FF 87 C FC 85 L CH 82 F KC 76 F KC 76 B KC 77 X CH 82 2-2 41 HR 3B	C FF 95 B CU 79 B FC 88 C FC 88 B FC 88 X FC 90 3-2 ③ G6-3			4	1	1	0	0	1	1
27 Giancarlo Stanton, R (1, 9) OBP: 0.349, SLG: 0.520	X FF 91 0-0 ② L8		B FC 87 B FC 87 B SI 90 C FF 90 X SI 90 3-1 ③ G5-3 1-2			X SI 89 0-0 ① P4		C FF 95 B SL 88 C FF 96 X FF 96 1-2 31 HR 1B		4	1	1	0	0	0	2
31 Aaron Hicks, S (1, 8) OBP: 0.368, SLG: 0.472	B FF 89 F FC 89 B CH 84 B CH 84 B FF 90 4-1 BB			B CH 81 B CH 83 X FC 87 2-0 ① G3		B KC 78 F SI 89 B SI 88 X CH 83 2-1 ② P5		B FF 95 B FF 95 1 SAFE B FF 95 C FF 94 F FF 94 X FF 94 3-2 1-H HR		3	1	1	2	1	0	1
41 Miguel Andujar, R (1, 5) OBP: 0.331, SLG: 0.530	B FC 87 B FC 88 X FF 90 2-0 ③ G6-3			X FF 90 0-0 ② F8		C KC 78 X SI 89 0-1 3-H HR		B CU 82 B FC 90 X SI 94 2-0 ① G6-3		4	1	1	2	0	0	1
45 Luke Voit, R (1, 10) OBP: 0.377, SLG: 0.563		B FF 90 S FC 86 S KC 77 F KC 78 S KC 78 1-3 ① K		C KC 77 X SI 88 0-1 ③ G5-3		B KC 78 S FC 85 S KC 76 B EP 68 X KC 76 2-2 25 BB 1B		C SI 95 B CU 85 T SI 94 S FS 88 1-3 ② K		4	0	1	0	0	2	0
25 Gleyber Torres, R (1, 6) OBP: 0.343, SLG: 0.495		C FF 91 C FC 86 B KC 77 B KC 76 B FC 85 F FF 91 X FC 87 3-2 ② L5	B FC 86 S SI 88 C CH 81 B EP 67 F KC 78 F CH 82 B SI 89 F FC 86 B FF 90 4-2 33 L3 BB			D FC 84 B FC 85 B FC 85 B FC 84 4-0 1-2 BB		C SI 95 X CU 84 0-1 33 F 1B		2	0	1	0	2	0	0
33 Greg Bird, L (1, 3) OBP: 0.284, SLG: 0.384		C FF 91 B CH 84 B CH 82 F FC 87 X KC 77 2-2 ③ L9	C SI 90 B SI 90 B CH 81 1 SAFE F CH 80 1 SAFE X CH 81 2-2 ①② L3 1-1			C CU 75 X FC 88 0-1 ③ L9		1 SAFE B SI 95 C SI 94 B FF 96 B SI 96 X SI 96 3-1 ③ P6 1-2		4	0	0	0	0	0	4
28 Austin Romine, R (1, 2) OBP: 0.311, SLG: 0.439			X FF 90 0-0 27 WP 1B		B FC 87 B FC 86 B FF 89 B FF 88 4-0 BB		C CU 76 B CH 84 X FF 93 1-1 ① G5-3		C SI 94 S CU 85 F FS 87 B FS 86 B FC 94 S CU 84 2-3 ① K	3	0	1	0	1	1	0
74 Ronald Torreyes, R (1, 4) OBP: 0.315, SLG: 0.400 14 Neil Walker, S (9, PH) OBP: 0.307, SLG: 0.354			C FC 87 S SI 89 S SI 88 0-3 ① K		C SI 90 B FC 87 B FC 86 S FC 87 F KC 79 F SI 90 X FC 84 2-2 ③ G6-3		B CU 78 F FC 89 B FF 95 C FF 95 S FC 89 2-3 ② K		X SI 94 0-0 HR	3 1	0 1	0 1	0 1	0 0	2 0	2 0

Inning Stats	1	2	3	4	5	6	7	8	9
	R: 0 E: 0 K: 0 S: 6	H: 0 LOB: 1 BB: 1 P: 14	R: 0 E: 0 K: 1 S: 11	H: 0 LOB: 0 BB: 0 P: 17	R: 0 E: 0 K: 2 S: 9	H: 1 LOB: 1 BB: 0 P: 13	R: 0 E: 0 K: 0 S: 4	H: 0 LOB: 0 BB: 0 P: 6	R: 0 E: 0 K: 0 S: 13	H: 0 LOB: 1 BB: 2 P: 25	R: 2 E: 0 K: 0 S: 15	H: 3 LOB: 2 BB: 1 P: 25	R: 0 E: 0 K: 1 S: 8	H: 0 LOB: 0 BB: 0 P: 14	R: 2 E: 1 K: 1 S: 14	H: 3 LOB: 1 BB: 0 P: 24	R: 1 E: 0 K: 1 S: 5	H: 1 LOB: 0 BB: 0 P: 7

	AB	R	H	RBI	BB	SO	LOB
AB	32						
R	5						
H	8						
RBI	5						
BB	4						
SO	6						
LOB	11						

	1B: 4	SF: 0	WP: 1	PA: 36
	2B: 1	SAC: 0	PB: 0	
	3B: 1	DP: 1	SB: 0	
	HR: 3	HBP: 0	CS: 0	

PITCHER		IP	WLS	BF	H	R	ER	SO	BB	IBB	HBP	BLK	WP	HR	S	P	ERA	WHIP
33 James Shields, R ERA: 4.54	(1, 1)	5.2		24	4	2	2	3	4	0	0	0	1	1	56	98	3.18	1.412
57 Jace Fry, L ERA: 3.8	(6, 1)	1.1	H	4	0	0	0	1	0	0	0	0	0	0	10	16	0.00	0.000
37 Juan Minaya, R ERA: 4.18	(8, 1)	0.0	B	2	2	2	2	0	0	0	0	0	0	1	6	10	∞	∞
68 Dylan Covey, R ERA: 5.79	(8, 1)	1.1	L	6	2	1	1	2	0	0	0	0	0	1	13	21	6.75	1.500

PITCHER		IP	WLS	BF	H	R	ER	SO	BB	IBB	HBP	BLK	WP	HR	S	P	ERA	WHIP

Batter	1	2	3	4	5	6	7	8	9	AB	R	H	RBI	BB	SO	LOB
15 Adam Engel, R (1, 8) OBP: 0.279, SLG: 0.345	F FC 88 C SL 80 C FC 89 0-3 ① K	F FC 89 F FC 89 D SL 80 X FC 89 1-2 ③ FC5-4 1-2f			C SI 91 F CH 83 S SL 81 0-3 ① K		1 SAFE S FF 96 F FF 97 B FF 95 B SL 90 X FF 97 2-2 ①② G5-3 1-2			4	0	0	0	0	2	3
20 José Rondón, R (1, 6) OBP: 0.308, SLG: 0.541	B FC 89 C FC 89 F CH 83 F FC 90 B SL 81 F FC 90 B SL 78 S FC 90 3-3 ② K		C SI 90 S CH 83 S SL 81 X FC 90 0-2 ① G5-3		C SL 80 B SI 91 F CH 85 X SL 81 1-2 2B		B FF 97 S FF 96 B SL 90 S FF 97 X FF 96 2-2 ③ L9			4	0	1	0	0	1	0
26 Avisaíl García, R (1, 9) OBP: 0.261, SLG: 0.426	X SL 81 0-0 ③ F8		F FC 90 F CH 84 B SL 79 X FC 90 1-2 ② L3		C FC 89 X CH 84 0-1 ② L8			C FF 95 B SL 85 F SL 85 S SL 84 1-3 ① K		4	0	0	0	0	1	1
36 Kevan Smith, R (1, 2) OBP: 0.326, SLG: 0.328		B FC 89 F SI 91 C CH 83 X FC 89 1-2 30 FC5-4 24 1B 25 2B 1B	B CH 84 X SI 92 1-0 ③ G4-3		X FC 91 0-0 ③ P3			X FF 95 0-0 ② F8		4	1	1	0	0	0	1
24 Matt Davidson, R (1, 3) OBP: 0.321, SLG: 0.443		C FC 89 X SL 80 0-1 30 FC5-4 1-2 1B		B FC 90 F FC 89 F FC 89 B CH 83 S CH 84 2-3 ① K		B SI 90 B CH 82 X FC 89 2-0 ① F9		B SL 85 S SL 85 B SL 84 B SL 85 S SL 85 S SL 85 3-3 ③ K		4	0	1	0	0	2	0
10 Yoán Moncada, S (1, 4) OBP: 0.302, SLG: 0.393		B FC 89 F FC 90 S FC 89 F FC 89 X FC 89 1-2 ① F8		B SI 91 B SL 81 B SI 92 B FC 91 4-0 25 2B BB		B SL 80 X SI 90 1-0 ② F8			C FF 94 S CH 88 F CH 89 S FF 96 0-3 ① K	3	1	0	0	1	1	2
30 Nicky Delmonico, L (1, 10) OBP: 0.311, SLG: 0.396		S SL 81 S SL 80 X SI 92 0-2 ② FC5-4 25 2B 1-2f 2-3		C FC 90 S SL 80 X SL 79 0-2 ② P6		C SL 80 S SL 81 S SL 81 0-3 ③ K			B CH 87 F FF 94 S CH 88 F CH 89 F FF 95 F CH 89 B FF 94 B CH 88 S CH 89 3-3 ② K	4	1	0	0	0	2	3
25 Ryan LaMarre, R (1, 7) OBP: 0.333, SLG: 0.394		C FC 89 T SL 81 X FC 89 0-2 1-H 3-H 2B		B SL 80 X FC 89 1-0 1-H 2B			B FF 95 S FF 96 X FF 97 1-1 HR		B CH 87 C FF 94 X CH 89 1-1 ③ F9	4	1	3	4	0	0	0
5 Yolmer Sánchez, S (1, 5) OBP: 0.314, SLG: 0.378		F SL 79 C SL 79 B FC 89 F FC 90 F SL 79 F FC 89 B FC 89 D SL 80 F SL 80 4-2 F FC 89 B FC 88 15 FC5-4 BB		B SI 90 B FC 88 C SL 79 C SL 80 T FC 90 2-2 ③ K			B FF 97 B FF 97 S FF 96 B FF 97 C FF 97 F FF 97 B FF 97 4-2 15 CS BB			1	0	0	0	2	1	1
Inning Stats	R: 0 E: 0 K: 2 S: 9 H: 0 LOB: 0 BB: 0 P: 12	R: 2 E: 0 K: 0 S: 25 H: 3 LOB: 2 BB: 1 P: 32	R: 0 E: 0 K: 0 S: 8 H: 0 LOB: 0 BB: 0 P: 10	R: 1 E: 0 K: 2 S: 10 H: 1 LOB: 1 BB: 1 P: 19	R: 0 E: 0 K: 1 S: 9 H: 1 LOB: 1 BB: 0 P: 10	R: 0 E: 0 K: 1 S: 5 H: 0 LOB: 0 BB: 0 P: 8	R: 1 E: 0 K: 0 S: 11 H: 1 LOB: 0 BB: 1 P: 20	R: 0 E: 0 K: 2 S: 7 H: 0 LOB: 0 BB: 0 P: 11	R: 0 E: 0 K: 2 S: 12 H: 0 LOB: 0 BB: 0 P: 16	1B: 2 2B: 3 3B: 0 HR: 1 SF: 0 SAC: 0 DP: 0 HBP: 0						

TOP

Chicago White Sox @ New York Yankees

Yankee Stadium, Bronx, NY

Wed Aug 29 2018, 7:09 PM - 10:03 PM EDT

Att. 40,887 - Clear - 93 F

livebaseballscorecards.com

AB	32
R	4
H	6
RBI	4
BB	3
SO	10
LOB	11

PITCHER	IP	WLS	BF	H	R	ER	SO	BB	IBB	HBP	BLK	WP	HR	S	P	ERA	WHIP
52 CC Sabathia, L (1, 1) ERA: 3.36	6.0	L	25	5	3	3	6	2	0	0	0	0	0	66	91	4.50	1.167
57 Chad Green, R (7, 1) ERA: 2.73	1.0		4	1	1	1	0	1	0	0	0	0	1	11	20	9.00	2.000
67 A.J. Cole, R (8, 1) ERA: 5.24	1.0		3	0	0	0	2	0	0	0	0	0	0	7	11	0.00	0.000
48 Tommy Kahnle, R (9, 1) ERA: 5.63	1.0		3	0	0	0	2	0	0	0	0	0	0	12	16	0.00	0.000

PITCHER	IP	WLS	BF	H	R	ER	SO	BB	IBB	HBP	BLK	WP	HR	S	P	ERA	WHIP

BOTTOM

Chicago White Sox @ New York Yankees

Yankee Stadium, Bronx, NY

Wed Aug 29 2018, 7:09 PM - 10:03 PM EDT

Att. 40,887 - Clear - 93 F

livebaseballscorecards.com

Batter	1	2	3	4	5	6	7	8	9	AB	R	H	RBI	BB	SO	LOB
11 Brett Gardner, L (1, 7) OBP: 0.329, SLG: 0.369	B FF 91 B FF 90 X FF 91 2-0 ① L7		B FF 94 C FF 95 B CH 85 S CH 85 B FF 97 X CH 87 3-2 ③ G3		C CU 77 F FF 97 D CU 78 S CH 86 1-3 ② K			C CU 77 B CU 78 B FC 88 X FC 88 2-1 ① G5-3		4	0	0	0	0	1	4
27 Giancarlo Stanton, R (1, 9) OBP: 0.349, SLG: 0.517	F FF 92 B CH 84 B CH 82 B FF 92 X CH 83 3-1 ② L5			F CU 73 C CU 80 B FF 95 S SL 83 1-3 ① K	S FF 98 0-1 ③ 2-1 3-H	B CH 82 B FF 94 F CU 76 F CH 85 B SL 82 B CH 84 4-2 BB		C FC 88 X CU 79 0-1 ② G5-3		3	0	0	0	1	1	0
31 Aaron Hicks, S (1, 8) OBP: 0.365, SLG: 0.467	B FF 91 B CH 82 X FF 92 2-0 ③ L1-6-3			B CH 83 S CH 84 B FF 96 C CU 75 B CH 85 C CH 85 3-3 ② K		F FF 96 X CU 77 0-1 ① F8		C FC 87 B FC 88 X FC 88 1-1 ③ G6-3		4	0	0	0	0	1	1
41 Miguel Andujar, R (1, 10) OBP: 0.331, SLG: 0.528		B FF 91 B FF 92 F FF 93 B SL 80 F FF 93 S CH 82 3-3 ① K		X SL 82 0-0 ③ L5		F CU 75 S FF 96 X SL 84 0-2 ② P3			C CH 84 X FC 88 0-1 14 FC5-4 1B	4	0	1	0	0	1	1
14 Neil Walker, S (1, 5) OBP: 0.307, SLG: 0.352		B FF 91 X CH 83 1-0 ② L9			B CU 73 C FF 95 B CU 76 F CH 83 X CU 76 2-2 28 BB 25 1B 74 1B 1B	B FF 97 X CH 84 1-0 ③ F7			S CU 76 B CU 76 B FF 95 S CH 84 F FC 87 X CU 78 2-2 ① FC5-4 1-2f	4	1	1	0	0	0	2
25 Gleyber Torres, R (1, 6) OBP: 0.345, SLG: 0.495		B FF 95 B FF 93 X FF 93 2-0 ③ F9			D FF 94 D CU 79 1 SAFE X FF 94 2-0 74 1B 28 BB 27 2-1 1-2 1B		B CU 73 C CH 81 B FF 94 B CU 75 C FF 95 X CH 83 3-2 1B		C CU 77 C FC 87 S FF 95 0-3 ② K	4	0	2	0	0	1	1
33 Greg Bird, L (1, 3) OBP: 0.285, SLG: 0.388 45 Luke Voit, R (9, PH) OBP: 0.370, SLG: 0.551			B FF 92 X CH 83 1-0 74 L9 2B		B FF 93 S CH 83 S CU 75 X FF 94 1-2 ① F7		F FF 94 1 SAFE B FF 95 C CU 75 B FF 97 F CH 86 F FF 96 B CU 75 F CH 85 3-2 ① F8 X FF 97		C CH 84 D CU 77 S FF 95 B FF 95 B CH 85 C CU 79 3-3 ③ K	3 1	0 0	1 0	0 0	0 0	0 1	3 1
28 Austin Romine, R (1, 2) OBP: 0.311, SLG: 0.435			C FF 94 S CU 75 S SL 82 0-3 ① K		S CU 74 B SL 81 F CH 83 B FF 95 B CU 74 D SL 80 4-2 74 1B 1-2 2-3 BB		F FF 96 F CU 76 S FF 96 0-3 ② K			2	0	0	0	1	2	2
74 Ronald Torreyes, R (1, 4) OBP: 0.316, SLG: 0.398			D FF 95 C SL 81 X FF 96 1-1 ② L9 2-3		C CU 79 B FF 95 C CU 77 F FF 96 X SL 84 1-2 2-3 3-H 1B		B SL 80 X FF 96 1-0 ③ F8			3	0	1	1	0	0	2

	AB	32
	R	1
	H	6
	RBI	1
	BB	2
	SO	8
	LOB	17

Inning Stats	1	2	3	4	5	6	7	8	9							
	R: 0 E: 0 K: 0 S: 4	H: 0 LOB: 0 BB: 0 P: 11	R: 0 E: 0 K: 1 S: 5	H: 0 LOB: 0 BB: 0 P: 11	R: 0 E: 0 K: 1 S: 9	H: 1 LOB: 1 BB: 0 P: 14	R: 0 E: 0 K: 2 S: 7	H: 0 LOB: 0 BB: 0 P: 11	R: 1 E: 0 K: 1 S: 17	H: 3 LOB: 3 BB: 1 P: 28	R: 0 E: 0 K: 0 S: 8	H: 0 LOB: 1 BB: 1 P: 13	R: 0 E: 0 K: 1 S: 13	H: 1 LOB: 1 BB: 0 P: 20	R: 0 E: 0 K: 0 S: 6	H: 0 LOB: 0 BB: 0 P: 9	R: 0 E: 0 K: 2 S: 12	H: 1 LOB: 1 BB: 0 P: 17	1B: 5 2B: 1 3B: 0 HR: 0	SF: 0 SAC: 0 DP: 0 HBP: 0	WP: 0 PB: 0 SB: 0 CS: 0	PA: 34

PITCHER		IP	WLS	BF	H	R	ER	SO	BB	IBB	HBP	BLK	WP	HR	S	P	ERA	WHIP
40 Reynaldo López, R ERA: 4.51	(1, 1)	7.0	W	28	5	1	1	6	2	0	0	0	0	0	63	108	1.29	1.000
52 Xavier Cedeño, L ERA: 2.84	(8, 1)	1.0	H	3	0	0	0	0	0	0	0	0	0	0	6	9	0.00	0.000
57 Jace Fry, L ERA: 3.71	(9, 1)	1.0	S	4	1	0	0	2	0	0	0	0	0	0	12	17	0.00	1.000

PITCHER	IP	WLS	BF	H	R	ER	SO	BB	IBB	HBP	BLK	WP	HR	S	P	ERA	WHIP

Batter	1	2	3	4	5	6	7	8	9	AB	R	H	RBI	BB	SO	LOB
46 Jeimer Candelario, S (1, 5) OBP: 0.314, SLG: 0.405	B FF 90 B FF 89 F FF 90 S FF 92 X FF 93 2-2 HR	C FF 90 X CH 85 0-1 G6-3 ①	F FF 94 F FF 93 T FF 94 0-2 K ③	B FF 95 C FF 95 X FF 96 1-1 P5 ①	S SI 96 S SI 96 D SI 96 F SI 96 D SL 84 X SI 96 2-2 FC6-4 ③ 1-2f		5	1	1	1	0	1	4
8 Mikie Mahtook, R (1, 7) OBP: 0.283, SLG: 0.348	B SL 84 B FF 91 B FF 91 C FF 91 X FF 93 3-1 P2 ①	B CH 85 B FF 91 X FF 90 2-0 G6-3 ②	C FF 91 B CH 86 F FF 93 B CH 86 X FF 94 2-2 G4-3 ① 1B	B FF 97 F FF 95 B SL 88 F FF 96 S FF 96 2-3 K ②		C FF 97 B KC 84 C KC 84 B SV 86 B FF 99 S KC 86 3-3 K ①	5	0	0	0	0	2	1
9 Nick Castellanos, R (1, 9) OBP: 0.344, SLG: 0.485	B SL 85 B FF 92 F FF 93 B SL 84 F FF 92 C FF 93 3-3 K ②	T FF 92 B SL 86 F FF 93 B SL 85 F CH 87 X FF 94 2-2 G5-3 ③	B SL 85 F FF 93 F FF 93 X CH 86 1-2 41 HR 1B	X FF 95 0-0 F8 ③		B FF 98 B FF 98 B FF 98 B FF 98 4-0 41 HR BB	4	2	1	0	1	1	1
41 Victor Martinez, S (1, 10) OBP: 0.299, SLG: 0.352	C FF 91 B SL 85 F FF 92 B FF 92 X CH 87 2-2 G5-3 ③		B FF 90 F FF 92 B CH 85 X FF 92 2-1 G5-3 ①	C SL 85 B FF 93 X FF 93 1-1 1-H HR	B FC 94 F SL 84 B SI 95 F KC 84 S KC 84 2-3 K ①	C FF 98 B FF 97 B FF 97 F KC 86 X FF 99 2-2 1-H HR	5	2	2	4	0	1	0
28 Niko Goodrum, S (1, 3) OBP: 0.304, SLG: 0.425		C FF 89 C FF 90 X CH 85 0-2 21 F9 60 E 1B	F SL 83 F FF 92 X CH 85 0-2 60 WP 60 S 60 HR 1B	B FF 93 X CH 87 1-0 60 1B 1B	B SL 81 F SL 82 B SI 94 S SL 83 S SL 83 2-3 K ②	B KC 85 C FF 98 X KC 84 1-1 HR	5	2	4	1	0	1	0
60 Ronny Rodríguez, R (1, 6) OBP: 0.254, SLG: 0.320		S FF 91 F CH 85 B CH 86 1 SAFE X FF 92 1-2 FC6 18 FC6-4 1-2	B CH 84 C FF 93 S CH 85 D CH 87 F FF 93 F SL 86 B CH 86 X FF 95 3-2 1-H HR	1 SAFE 1 SAFE B SI 89 B CH 87 B FF 93 C FF 92 X CH 88 3-1 1-2 1B	X FC 92 0-0 F7 ③	S FF 98 B FF 99 C KC 84 B SV 88 S KC 84 2-3 K ②	5	1	2	2	0	1	1
34 James McCann, R (1, 2) OBP: 0.268, SLG: 0.316		B FF 91 S CH 86 B FF 92 F CH 85 F CH 85 S FF 93 2-3 K ①	X CH 87 0-0 21 2B 1B	C FF 95 F FF 96 B FF 95 F SL 87 B FF 96 T FF 96 2-2 K ②		C SI 96 B SI 95 B SI 96 B SI 96 X SI 96 3-1 G6-3 ① C KC 84 B KC 85 B FF 97 C FF 96 F KC 85 F FF 97 B KC 85 S KC 84 3-3 K ③	5	0	1	0	0	3	4
21 JaCoby Jones, R (1, 8) OBP: 0.258, SLG: 0.364		X FF 92 0-0 F9 2-3 ②	C FF 92 B SL 86 X CH 86 1-1 1-3 2B	S FF 96 B FF 96 F FF 97 B FF 96 C FF 96 2-3 K ③		S SI 96 X SI 96 0-1 G1-3 ②	4	0	1	0	0	1	4
18 Dawel Lugo, R (1, 4) OBP: 0.250, SLG: 0.500		X CH 85 0-0 FC6-4 ③ 1-2f	B SL 85 C FF 93 F CH 86 X CH 85 1-2 G4-3 ②	X FF 94 0-0 2B		B SI 96 S SI 96 F SI 96 S SL 84 1-3 K 46 FC6-4	4	0	1	0	0	1	4
Inning Stats	R: 1 H: 1 E: 0 LOB: 0 K: 1 BB: 0 S: 11 P: 21	R: 0 H: 1 E: 1 LOB: 2 K: 1 BB: 0 S: 12 P: 15	R: 0 H: 0 E: 0 LOB: 0 K: 0 BB: 0 S: 7 P: 11	R: 2 H: 4 E: 0 LOB: 2 K: 1 BB: 0 S: 19 P: 26	R: 2 H: 4 E: 0 LOB: 2 K: 2 BB: 0 S: 18 P: 30	R: 0 H: 1 E: 0 LOB: 1 K: 1 BB: 0 S: 7 P: 10	R: 0 H: 0 E: 0 LOB: 0 K: 2 BB: 0 S: 7 P: 11	R: 0 H: 0 E: 0 LOB: 1 K: 1 BB: 0 S: 11 P: 17	R: 3 H: 2 E: 0 LOB: 0 K: 3 BB: 1 S: 16 P: 31	1B: 6 SF: 0 2B: 2 SAC: 0 3B: 0 DP: 0 HR: 5 HBP: 0						

PITCHER		IP	WLS	BF	H	R	ER	SO	BB	IBB	HBP	BLK	WP	HR	S	P	ERA	WHIP
34 J.A. Happ, L ERA: 4.0	(1, 1)	4.1		24	10	5	5	3	0	0	0	0	1	3	60	92	10.38	2.308
57 Chad Green, R ERA: 2.66	(5, 1)	1.2		6	1	0	0	3	0	0	0	0	0	0	14	21	0.00	0.600
30 David Robertson, R ERA: 2.95	(7, 1)	1.0		3	0	0	0	2	0	0	0	0	0	0	7	11	0.00	0.000
53 Zack Britton, L ERA: 3.94	(8, 1)	1.0	H	4	0	0	0	1	0	0	0	0	1	0	11	17	0.00	0.000
68 Dellin Betances, R ERA: 2.59	(9, 1)	1.0	L	6	2	3	3	3	1	0	0	0	0	2	16	31	27.00	3.000

PITCHER	IP	WLS	BF	H	R	ER	SO	BB	IBB	HBP	BLK	WP	HR	S	P	ERA	WHIP

TOP

Detroit Tigers @ New York Yankees

Yankee Stadium, Bronx, NY

Thu Aug 30 2018, 7:09 PM - 10:39 PM EDT

Att. 37,195 - Clear - 89 F

livebaseballscorecards.com

AB	42
R	8
H	13
RBI	8
BB	1
SO	12
LOB	19

WP: 2	PA: 43		
PB: 0			
SB: 1			
CS: 0			

Batter	1	2	3	4	5	6	7	8	9	AB	R	H	RBI	BB	SO	LOB
31 Aaron Hicks, S (1, 8) OBP: 0.365, SLG: 0.466	C SI 90 B SI 92 S CH 85 B CH 86 X SL 88 2-2 ① G1-3		B CH 85 S CH 86 D SI 93 1 SAFE X SL 86 2-1 ② 1-3 27 HR 1B		B SL 85 F SI 93 F SI 94 B SI 94 X SI 94 2-2 41 1B 27 BB 41 E 1B		C SI 93 B CH 89 F SI 92 F CH 89 B SI 94 X SI 94 2-2 ① F9		B ST 83 B FC 89 B SI 95 C SI 94 C SI 95 F SI 96 C FF 97 3-3 ② K	5	2	2	0	0	1	0
27 Giancarlo Stanton, R (1, 10) OBP: 0.351, SLG: 0.525	C FF 93 B CH 87 X CH 86 1-1 ② G6-3		B SI 92 F SL 87 B CH 87 B FF 94 X CH 87 3-1 1-H HR		B SI 93 F CH 88 B SI 94 D CH 88 B SI 94 4-2 41 E 1-2 BB		B SL 90 C SI 95 S CH 88 F SI 95 B SL 91 X CH 90 2-2 45 HR 2B		X ST 82 0-0 ③ L8	4	2	2	2	1	0	0
41 Miguel Andujar, R (1, 5) OBP: 0.330, SLG: 0.525	B SI 93 B CH 86 X SI 94 2-0 ③ G5-3		F SL 87 B SI 93 B SI 92 S SL 88 B SI 94 S SL 89 3-3 ③ K		B SL 85 X SI 94 1-0 E5 45 G6-4-3 1-2 2-H 1B		C SI 95 F SI 95 B SL 92 S SL 91 1-3 ② K			4	0	1	0	0	2	1
45 Luke Voit, R (1, 3) OBP: 0.379, SLG: 0.604		X SI 91 0-0 ① G5-3		B CH 85 B CH 86 X SI 93 2-0 25 HR 1B	B SL 84 B SL 84 F SI 94 X SI 96 2-1 ②③ G6-4-3 1-2f		X SI 94 0-0 2-H HR			4	2	2	2	0	0	2
25 Gleyber Torres, R (1, 6) OBP: 0.349, SLG: 0.507		C FF 91 C SL 85 B SL 86 S CH 87 1-3 ② K	B SL 85 B CH 86 B SI 92 C SI 92 C SI 94 F SL 87 X SI 95 3-2 1-H HR		T SI 94 B CU 80 B SL 88 X SI 95 2-1 11 WP 66 BB 1B		F SI 94 S SL 89 B SL 91 X SI 95 1-2 ③ 1B			4	1	3	2	0	1	0
14 Neil Walker, S (1, 4) OBP: 0.309, SLG: 0.352		C FF 93 C SL 86 F SI 93 B SL 88 F CH 88 X SL 87 1-2 1B	B FF 93 F FF 92 B SL 87 B SL 88 C SI 95 B SI 95 4-2 38 G4-6-3 BB		C SI 95 B SI 95 F SI 95 1 SAFE 1 SAFE X CU 82 1-2 ① F7		C SI 92 C SI 92 B SL 87 B SL 86 X SL 87 2-2 ① G3		3	0	1	0	1	0	1
66 Kyle Higashioka, R (1, 2) OBP: 0.250, SLG: 0.333		C SI 94 B SI 94 X SI 94 1-1 ③ L8	1 SAFE X SL 86 0-0 ① P3		B SI 95 1 SAFE B SL 85 B SI 96 B SI 94 4-0 11 WP 1-2 BB		S SL 87 C SI 93 S SL 86 0-3 ② K			3	0	0	0	1	1	2
38 Shane Robinson, R (1, 9) OBP: 0.208, SLG: 0.224			F SI 92 B SL 84 C SL 87 X SI 94 1-2 ① G4-3	B SL 87 1 SAFE X SI 93 1-0 ②③ G4-6-3 1-2f		B SI 94 F SI 94 C CU 81 S SL 87 1-3 ② K		S SL 86 F SL 86 C SI 92 0-3 ③ K		4	0	0	0	0	2	3
11 Brett Gardner, L (1, 7) OBP: 0.328, SLG: 0.368			B SL 89 B SI 94 F SI 94 F SI 94 X SI 90 2-2 31 1B 1B		B SI 93 F SI 93 B SL 88 C SL 82 B SL 86 X SL 90 3-2 ① L7	C FF 91 C FF 92 B SL 83 S SL 85 1-3 ③ K 1-2 2-3			C SI 94 B SI 94 F SI 95 F SI 94 B FC 92 X FC 91 2-2 ① P6	4	0	1	0	0	1	2
Inning Stats	R: 0 E: 0 K: 0 S: 6 H: 0 LOB: 0 BB: 0 P: 11	R: 0 E: 0 K: 1 S: 11 H: 1 LOB: 1 BB: 0 P: 14	R: 2 E: 0 K: 1 S: 13 H: 3 LOB: 0 BB: 0 P: 24	R: 2 E: 0 K: 0 S: 9 H: 2 LOB: 0 BB: 1 P: 19	R: 1 E: 1 K: 0 S: 11 H: 2 LOB: 1 BB: 1 P: 23	R: 0 E: 0 K: 2 S: 11 H: 1 LOB: 2 BB: 1 P: 20	R: 2 E: 0 K: 1 S: 15 H: 3 LOB: 1 BB: 0 P: 21	R: 0 E: 0 K: 2 S: 9 H: 0 LOB: 0 BB: 0 P: 11	R: 0 E: 0 K: 1 S: 9 H: 0 LOB: 0 BB: 0 P: 14	1B: 8 2B: 1 3B: 0 HR: 3 SF: 0 SAC: 0 DP: 2 HBP: 0						

PITCHER		IP	WLS	BF	H	R	ER	SO	BB	IBB	HBP	BLK	WP	HR	S	P	ERA	WHIP
38 Francisco Liriano, L ERA: 4.96	(1, 1)	4.1		20	7	5	4	2	2	0	0	0	0	2	47	85	8.31	2.077
54 Drew VerHagen, R ERA: 5.06	(5, 1)	1.1		6	2	0	0	1	1	0	0	0	0	0	11	22	0.00	2.250
68 Daniel Stumpf, L ERA: 5.81	(6, 1)	0.1		1	0	0	0	1	0	0	0	0	1	0	3	4	0.00	0.000
58 Victor Alcántara, R ERA: 2.95	(7, 1)	1.0		5	3	2	2	1	0	0	0	0	0	1	15	21	18.00	3.000
30 Alex Wilson, R ERA: 3.78	(8, 1)	1.0	W	3	0	0	0	2	0	0	0	0	0	0	9	11	0.00	0.000

PITCHER		IP	WLS	BF	H	R	ER	SO	BB	IBB	HBP	BLK	WP	HR	S	P	ERA	WHIP
61 Shane Greene, R ERA: 3.98	(9, 1)	1.0	S	3	0	0	0	1	0	0	0	0	0	0	9	14	0.00	0.000

BOTTOM

Detroit Tigers @ New York Yankees

Yankee Stadium, Bronx, NY

Thu Aug 30 2018, 7:09 PM - 10:39 PM EDT

Att. 37,195 - Clear - 89 F

livebaseballscorecards.com

AB	35
R	7
H	12
RBI	6
BB	3
SO	8
LOB	11

Detroit Tigers @ New York Yankees

Yankee Stadium, Bronx, NY

Fri Aug 31 2018, 7:09 PM - 10:19 PM EDT

Att. 41,026 - Drizzle - 73 F

livebaseballscorecards.com

Batter	1	2	3	4	5	6	7	8	9	AB	R	H	RBI	BB	SO	LOB
46 Jeimer Candelario, S (1, 5) OBP: 0.313, SLG: 0.403	X FF 96 0-0 ① L8		B SL 85 1 SAFE C FF 98 B SL 90 S CH 90 S SL 88 2-3 ② K		B SL 89 F FF 99 S CH 89 D SL 87 T FF 98 2-2 ② K		B FF 92 1 SAFE F FF 92 X FF 93 1-1 8 1B 1-2 1B		B SL 82 C KC 83 S KC 84 S KC 84 1-3 ① K 1-2	5	0	1	0	0	3	4
37 James Adduci, L (1, 3) OBP: 0.316, SLG: 0.429 8 Mikie Mahtook, R (7, PH) OBP: 0.291, SLG: 0.353 (7, 7)	C FF 96 B FF 96 F SL 87 B FF 98 X CH 92 2-2 ② F7		1 SAFE F FF 98 B FF 98 F FF 99 S FF 100 1-3 ③ K		X SL 89 0-0 1-H 3B 3-H		B SI 95 X SI 96 1-0 ③ 1-3 1B 2-H		C SL 87 B KC 85 C FC 94 D KC 85 F KC 84 D SL 87 D KC 86 4-2 BB	3 1	0 0	1 1	2 1	0 1	1 0	1 0
9 Nick Castellanos, R (1, 9) OBP: 0.343, SLG: 0.483	F FF 97 B FF 96 S CH 90 B FF 97 S CH 91 2-3 ③ K			X SL 86 0-0 ① G4-3	C FF 99 D CH 90 F FF 98 F FF 99 S FF 98 1-3 ③ K			X SI 94 0-0 28 BB 41 1B 60 SF8 1B	C FC 92 B SI 92 F SL 84 S KC 84 1-3 ② K	5	1	1	0	0	3	3
41 Victor Martinez, S (1, 10) OBP: 0.301, SLG: 0.353 22 Victor Reyes, S (8, PR) OBP: 0.229, SLG: 0.251 (8, 10)		B FF 97 C FF 98 X FF 98 1-1 1B		C FF 97 B SL 88 B CH 90 F SL 89 X SL 88 2-2 ② L7		F SL 87 F FF 97 X SL 91 0-2 ① G4-3		B SI 94 S SI 95 B SI 95 B SI 95 F SI 95 X SI 95 3-2 60 SF8 28 BB 1-2 1B	S SI 95 C KC 83 S KC 83 0-3 ③ K	4 1	0 0	2 0	0 0	0 0	0 1	0 2
28 Niko Goodrum, S (1, 7) OBP: 0.305, SLG: 0.432 (7, 3)		B FF 96 X FF 96 1-0 ① L8		B SL 89 C FF 98 F FF 98 F FF 99 B CH 92 X FF 100 2-2 HR		F FF 96 B CH 91 B CH 90 S CH 90 S SL 90 2-3 ② K		F SI 95 D SI 94 B SI 97 B SI 96 B SI 96 4-1 60 SF8 1-2 2-3 BB		3	1	1	1	1	1	1
60 Ronny Rodríguez, R (1, 6) OBP: 0.246, SLG: 0.312		B FF 95 F SL 89 F SL 89 S SL 91 1-3 ② K		S SL 88 F FF 98 B SL 90 S SL 88 1-3 ③ K		B SL 87 C CH 89 S SL 90 B SL 88 X SL 88 2-2 ③ G6-3		B SI 96 B SI 95 C FF 96 X SI 96 2-1 ① SF8 1-2 2-3 3-H		3	0	0	1	0	2	1
34 James McCann, R (1, 2) OBP: 0.268, SLG: 0.318		S FF 98 B FF 97 F CH 90 D SL 90 F CH 90 F FF 96 B CH 90 C CH 90 3-3 ③ K			S FF 96 B FF 98 X CH 90 1-1 18 1B 37 3B 2B		B FF 93 C FF 93 X SL 81 1-1 ① P4		D SI 96 F SI 95 F SI 94 S SL 82 1-3 ② K	4	1	1	0	0	2	4
21 JaCoby Jones, R (1, 8) OBP: 0.258, SLG: 0.363			F FF 97 B SL 90 F CH 91 B SL 89 B FF 98 F SL 90 X FF 97 3-2 ① L4		C FF 96 F SL 88 S FF 97 0-3 ① K		X SL 80 0-0 46 1B 8 1B 1B		D SI 95 S SI 96 X SI 94 1-1 ③ L8	4	1	1	0	0	1	4
18 Dawel Lugo, R (1, 4) OBP: 0.500, SLG: 0.625			C FF 99 B SL 91 B SL 86 F FF 98 B SL 89 X CH 90 3-2 1B		C FF 98 F SL 89 F SL 90 B FF 98 F FF 97 X SL 90 1-2 37 3B 2-3 1B		1 SAFE F FF 93 F FF 93 1 SAFE X FF 92 0-2 ② L9		B FC 92 C FC 92 C SL 80 X KC 85 1-2 46 PB 1B	4	1	3	0	0	0	1
Inning Stats	R: 0 E: 0 K: 1 S: 7 H: 0 LOB: 0 BB: 0 P: 11	R: 0 E: 0 K: 2 S: 11 H: 1 LOB: 1 BB: 0 P: 17	R: 0 E: 0 K: 2 S: 13 H: 1 LOB: 1 BB: 0 P: 22	R: 1 E: 0 K: 1 S: 11 H: 1 LOB: 0 BB: 0 P: 16	R: 2 E: 0 K: 3 S: 18 H: 3 LOB: 1 BB: 0 P: 23	R: 0 E: 0 K: 1 S: 9 H: 0 LOB: 0 BB: 0 P: 13	R: 1 E: 0 K: 0 S: 9 H: 3 LOB: 2 BB: 0 P: 12	R: 1 E: 0 K: 1 S: 13 H: 2 LOB: 3 BB: 1 P: 24	R: 0 E: 0 K: 3 S: 15 H: 1 LOB: 2 BB: 1 P: 22	1B: 9 2B: 1 3B: 1 HR: 1	SF: 1 SAC: 0 DP: 0 HBP: 0						

TOP	
AB	37
R	5
H	12
RBI	5
BB	2
SO	14
LOB	21

PITCHER		IP	WLS	BF	H	R	ER	SO	BB	IBB	HBP	BLK	WP	HR	S	P	ERA	WHIP
40 Luis Severino, R ERA: 3.32	(1, 1)	6.0		24	6	3	3	10	0	0	0	0	0	1	69	102	4.50	1.000
56 Jonathan Holder, R ERA: 3.18	(7, 1)	0.2	H	4	2	1	1	0	0	0	0	0	0	0	8	10	13.50	3.000
53 Zack Britton, L ERA: 4.06	(7, 1)	1.1	W	7	3	1	1	1	1	0	0	0	0	0	14	26	6.75	3.000
30 David Robertson, R ERA: 2.9	(9, 1)	1.0	S	5	1	0	0	3	1	0	0	0	0	0	15	22	0.00	2.000

PITCHER	IP	WLS	BF	H	R	ER	SO	BB	IBB	HBP	BLK	WP	HR	S	P	ERA	WHIP

WP: 0	PA: 40
PB: 1	
SB: 0	
CS: 0	

BOTTOM

Detroit Tigers @ New York Yankees

Yankee Stadium, Bronx, NY

Fri Aug 31 2018, 7:09 PM - 10:19 PM EDT

Att. 41,026 - Drizzle - 73 F

Batter	1	2	3	4	5	6	7	8	9	AB	R	H	RBI	BB	SO	LOB
11 Brett Gardner, L (1, 7) OBP: 0.330, SLG: 0.378	C FF 91 F FF 91 C SL 87 0-3 ① K			C CU 79 F FF 92 F FF 92 F FF 92 B CU 80 F CH 87 B FF 91 S CU 82 2-3 ① K		B SL 86 B SL 87 1 SAFE X FF 92 2-0 1-H HR		B FF 95 C FF 94 B CH 90 X FF 95 2-1 45 BB 25 1B 2B		4	2	2	2	0	2	0
27 Giancarlo Stanton, R (1, 10) OBP: 0.350, SLG: 0.522	C FF 92 C SL 87 B FF 92 S FF 92 1-3 ② K			F SL 87 B FF 92 B FF 92 B SL 87 B SL 88 4-1 41 FC6-4 BB		F CU 81 B SL 87 B SL 87 B SL 87 C FF 91 X SL 87 3-2 ② F8		B SL 87 B FF 95 C SL 87 C FF 96 S FF 96 2-3 ① K		3	0	0	0	1	2	1
31 Aaron Hicks, S (1, 8) OBP: 0.366, SLG: 0.473	B FF 92 B FF 92 B FF 92 C FF 92 C SL 88 X FF 93 3-2 ③ F8			B CH 87 L FF 91 1 SAFE B CU 80 C FF 92 B FF 92 S SL 86 3-3 ② K		T CH 88 X FF 91 0-1 HR		D CH 90 B CH 89 C CH 89 C FF 95 B FF 96 B SL 88 4-2 45 BB 25 1B BB		3	2	1	1	1	1	1
41 Miguel Andujar, R (1, 5) OBP: 0.329, SLG: 0.529 38 Shane Robinson, R (9, 9) OBP: 0.208, SLG: 0.224		S SL 86 B FF 91 X FF 92 1-1 ① L9		S SL 87 X SL 87 0-1 ③ FC6-4 1-2f		C SL 88 X FF 92 0-1 HR		D SL 87 S SL 85 F SL 86 F SL 86 B FF 95 S SL 86 2-3 ② K		4 0	1 0	1 0	1 0	0 0	1 0	3 0
45 Luke Voit, R (1, 3) OBP: 0.371, SLG: 0.571		B CU 81 C SL 86 X SL 86 1-1 ② G1-3			C FF 91 F FF 90 S SL 87 0-3 ① K	F SL 86 S SL 86 B SL 86 F SL 87 B SL 86 F SL 88 X FF 92 2-2 ③ G6-3		D SL 86 F SL 86 S FF 95 F SL 88 B FF 95 F FF 94 F SL 86 D SL 87 D SL 87 1-2 2-3 4-2 25 1B 28 1B BB		3	1	0	0	1	1	0
25 Gleyber Torres, R (1, 6) OBP: 0.351, SLG: 0.507		B SL 87 B FF 92 X SL 87 2-0 ③ G6-3			C CU 81 B FF 92 C FF 92 C SL 88 1-3 ② K		F SL 83 B SL 84 B SI 89 F SL 84 F FF 90 B SI 89 X SL 84 3-2 1B	T SL 87 X SL 87 0-1 1-3 2-H 3-H 28 1B 1B		4	0	2	2	0	1	0
14 Neil Walker, S (1, 9) OBP: 0.308, SLG: 0.349 (9, 5)			B FF 92 S SL 86 S CH 87 X SL 87 1-2 ① L8		C CU 81 X FF 92 0-1 ③ F8		B SI 88 X SI 88 1-0 ① P5	B SI 93 B SL 87 B SI 93 3-0 28 1B IBB		3	0	0	0	1	0	1
28 Austin Romine, R (1, 2) OBP: 0.310, SLG: 0.432			F FF 92 F SL 87 X CU 79 0-2 ② G5-3			F FF 93 B FF 92 X SL 88 1-1 E4 74 FC6-4	C SL 84 F SI 88 F SL 83 S FF 88 0-3 ② K	B SL 86 C FF 93 X SL 88 1-1 1-2 2-3 3-H 1B		4	0	1	1	0	1	1
74 Ronald Torreyes, R (1, 4) OBP: 0.303, SLG: 0.381			S SL 86 X SL 86 0-1 ③ G1-3			X SL 86 0-0 ① FC6-4 11 HR 1-2f	B SL 84 F SI 89 S SL 82 F SL 83 X SL 83 1-2 ③ L7	X SL 86 0-0 ③ G5-3		4	1	0	0	0	0	5
Inning Stats	R: 0 E: 0 K: 2 S: 9 H: 0 LOB: 0 BB: 0 P: 13	R: 0 E: 0 K: 0 S: 5 H: 0 LOB: 0 BB: 0 P: 9	R: 0 E: 0 K: 0 S: 8 H: 0 LOB: 0 BB: 0 P: 9	R: 0 E: 0 K: 2 S: 12 H: 0 LOB: 1 BB: 1 P: 21	R: 0 E: 0 K: 2 S: 8 H: 0 LOB: 0 BB: 0 P: 9	R: 4 E: 1 K: 0 S: 16 H: 3 LOB: 0 BB: 0 P: 24	R: 0 E: 0 K: 1 S: 13 H: 1 LOB: 1 BB: 0 P: 18	R: 3 E: 0 K: 2 S: 21 H: 3 LOB: 3 BB: 3 P: 39		1B: 3 2B: 1 3B: 0 HR: 3 SF: 0 SAC: 0 DP: 0 HBP: 0	WP: 0 PB: 0 SB: 0 CS: 0 PA: 36					

livebaseballscorecards.com

AB	32
R	7
H	7
RBI	7
BB	4
SO	9
LOB	12

PITCHER	IP	WLS	BF	H	R	ER	SO	BB	IBB	HBP	BLK	WP	HR	S	P	ERA	WHIP
27 Jordan Zimmermann, R (1, 1) ERA: 4.22	6.0		23	3	4	1	6	1	0	0	0	0	3	58	85	1.50	0.667
19 Louis Coleman, R (7, 1) ERA: 3.5	1.0		4	1	0	0	1	0	0	0	0	0	0	13	18	0.00	1.000
77 Joe Jiménez, R (8, 1) ERA: 4.58	0.2	L	5	1	3	3	2	2	0	0	0	0	0	16	30	40.50	4.500
30 Alex Wilson, R (8, 1) ERA: 3.76	0.1	B	4	2	0	0	0	0	1	0	0	0	0	5	9	0.00	6.000

PITCHER	IP	WLS	BF	H	R	ER	SO	BB	IBB	HBP	BLK	WP	HR	S	P	ERA	WHIP

Detroit Tigers @ New York Yankees

Yankee Stadium, Bronx, NY

Sat Sep 01 2018, 4:10 PM - 7:08 PM EDT

Att. 42,816 - Sunny - 78 F

TOP

livebaseballscorecards.com

Batter	1	2	3	4	5	6	7	8	9	AB	R	H	RBI	BB	SO	LOB
8 Mikie Mahtook, R (1, 7) OBP: 0.291, SLG: 0.350	F FF 92 C FF 92 B FS 88 X FF 92 1-2 9 1B, 37 1B 41 SF7 1B	B FC 88 C SL 82 X SL 82 1-1 ① F7	C FF 90 B FF 91 S FS 86 B SL 84 S FS 88 2-3 ② K	B SL 86 B SI 89 S SL 86 C FF 95 S FS 89 2-3 ② K	4	1	1	0	0	2	2
37 James Adduci, L (1, 3) OBP: 0.322, SLG: 0.431	X SL 83 0-0 9 1B 1-2 1B	C FF 91 S FS 88 B FF 91 S FF 93 1-3 ② K	X SL 81 0-0 1B	F FS 88 S FS 88 D SI 90 F FF 95 D SI 91 D FF 95 S SI 89 3-3 ③ K	4	0	2	0	0	2	2
9 Nick Castellanos, R (1, 9) OBP: 0.346, SLG: 0.484	S SL 83 X SL 83 0-1 1-2 2-3 1B	C FF 92 B FS 88 B FF 92 B FS 88 B SL 85 4-1 BB	X SL 83 0-0 ③ G3-1	B FF 93 B SL 80 X FF 93 2-0 41 G4-6-3 1B	3	0	2	0	1	0	1
41 Victor Martinez, S (1, 10) OBP: 0.298, SLG: 0.351	C SL 84 S FS 88 B FF 93 D SI 90 X SL 86 2-2 ① SF7 3-H	D FS 88 D FF 91 C SL 81 X SL 82 2-1 ③ P4	C SI 90 B FS 87 B SL 84 F SL 84 F FS 88 X FS 88 2-2 ① F8	C SL 79 X CH 85 0-1 ①② G4-6-3 1-2f	3	0	0	1	0	0	2
28 Niko Goodrum, S (1, 5) OBP: 0.305, SLG: 0.430	C SL 83 S FS 88 S FS 89 0-3 ② K	X CU 76 0-0 60 SH2-3 1B	F FF 91 F FS 86 B FF 91 B FS 87 X FF 92 2-2 ② G6-3	C FF 94 F FF 93 S FF 93 0-3 ③ K	4	0	1	0	0	2	2
60 Ronny Rodríguez, R (1, 6) OBP: 0.243, SLG: 0.307 46 Jeimer Candelario, S (9, PH) OBP: 0.313, SLG: 0.402	B SL 84 C FF 93 X SL 83 1-1 ③ F7	1 SAFE 1 SAFE X SL 82 0-0 ① SH2-3 1-2	X FF 92 0-0 ③ L7	B KC 84 C KC 83 F FF 98 F SV 88 S SV 87 1-3 ① K	2 1	0 0	0 0	0 0	0 0	0 1	2 0
17 Grayson Greiner, R (1, 2) OBP: 0.313, SLG: 0.294	B FF 91 X FF 91 1-0 ① G6-3	S SL 82 X FS 88 0-1 ② G5-3	C SL 83 S SL 82 B FS 88 X FF 93 1-2 21 1B 2B	C KC 84 S KC 85 B SV 86 B FF 98 X KC 84 2-2 ② G3-1	4	0	1	0	0	0	1
21 JaCoby Jones, R (1, 8) OBP: 0.261, SLG: 0.365	C FF 92 X SL 83 0-1 ② F7	F SL 84 B SL 84 S FS 88 F FS 88 F FF 92 B SL 85 F FS 89 C FF 93 2-3 ③ K	B SL 83 B FS 88 X SL 84 2-0 18 S 2-3 1B	X KC 84 0-0 1B	4	0	2	0	0	1	1
18 Dawel Lugo, R (1, 4) OBP: 0.333, SLG: 0.417	C FF 92 X FF 92 0-1 ③ L9	C SL 82 X SL 82 0-1 ① G6-3	C SL 85 F FF 94 F FS 89 X SL 87 0-2 ① G3 1-2	C FF 98 F FF 99 X SV 89 0-2 ③ G4-3	4	0	0	0	0	0	3

Inning Stats	1	2	3	4	5	6	7	8	9
	R: 1 E: 0 K: 1 S: 14	R: 0 E: 0 K: 0 S: 5	R: 0 E: 0 K: 1 S: 8	R: 0 E: 0 K: 1 S: 10	R: 0 E: 0 K: 1 S: 7	R: 0 E: 0 K: 0 S: 8	R: 0 E: 0 K: 2 S: 15	R: 0 E: 0 K: 1 S: 6	R: 0 E: 0 K: 1 S: 11
	H: 3 LOB: 2 BB: 0 P: 18	H: 0 LOB: 0 BB: 0 P: 6	H: 0 LOB: 1 BB: 1 P: 16	H: 1 LOB: 1 BB: 0 P: 12	H: 1 LOB: 1 BB: 0 P: 9	H: 0 LOB: 0 BB: 0 P: 12	H: 2 LOB: 2 BB: 0 P: 23	H: 1 LOB: 0 BB: 0 P: 8	H: 1 LOB: 1 BB: 0 P: 14

1B: 8	SF: 1
2B: 1	SAC: 1
3B: 0	DP: 1
HR: 0	HBP: 0

WP: 0	PA: 36
PB: 0	
SB: 1	
CS: 0	

AB	33
R	1
H	9
RBI	1
BB	1
SO	8
LOB	16

PITCHER	IP	WLS	BF	H	R	ER	SO	BB	IBB	HBP	BLK	WP	HR	S	P	ERA	WHIP
19 Masahiro Tanaka, R (1, 1) ERA: 3.83	7.0	W	29	7	1	1	6	1	0	0	0	0	0	67	96	1.29	1.143
56 Jonathan Holder, R (8, 1) ERA: 3.12	1.0	H	3	1	0	0	1	0	0	0	0	0	0	6	8	0.00	1.000
68 Dellin Betances, R (9, 1) ERA: 2.54	1.0	S	4	1	0	0	1	0	0	0	0	0	0	11	14	0.00	1.000

PITCHER	IP	WLS	BF	H	R	ER	SO	BB	IBB	HBP	BLK	WP	HR	S	P	ERA	WHIP

BOTTOM

Batter	1	2	3	4	5	6	7	8	9	AB	R	H	RBI	BB	SO	LOB
26 Andrew McCutchen, R (1, 9) OBP: 0.357, SLG: 0.412	B FF 90 F FF 89 C SL 84 C SL 84 1-3 K ①			C SL 85 F FF 90 B SL 85 F CU 76 F FF 91 F SL 82 S CH 86 1-3 K ①	B CU 80 H SI 93 2-0 1-2 2-3 HBP			X SI 93 0-0 G5-3 ①		3	0	0	0	0	2	0
27 Giancarlo Stanton, R (1, 10) OBP: 0.348, SLG: 0.518	F FF 91 F SL 85 B CU 79 C FF 91 1-3 K ②			B CH 86 B FF 91 X SL 84 2-0 L3 ②	X SI 95 0-0 P3 ③			F SI 94 B SL 88 B SI 92 S CH 88 C SI 94 2-3 K ②		4	0	0	0	0	2	3
31 Aaron Hicks, S (1, 8) OBP: 0.368, SLG: 0.472	B CU 76 X FF 92 1-0 L8 ③			B CU 77 C FF 92 F SL 84 F CH 87 F FF 91 B FF 90 S SL 85 2-3 K ③		C FF 94 B CH 86 B SL 80 C FF 94 F CH 88 X FF 95 2-2 24 L5-3 1B		B CH 89 C SI 94 B CH 88 B SI 94 B SI 94 4-1 41 E BB		3	0	1	0	1	1	0
41 Miguel Andujar, R (1, 5) OBP: 0.329, SLG: 0.526 29 Adeiny Hechavarría, R (9, 6) OBP: 0.287, SLG: 0.342		C FF 91 S CH 85 B SL 86 F SL 86 B CH 85 F SL 85 X FF 92 2-2 F9 ①			B CH 85 B FF 90 B FF 91 B FF 89 4-0 25 HR BB	F FF 95 X SL 80 0-1 L5 ①		D SI 94 1 SAFE X SI 93 1-0 E5 24 FC5-4 1-2		3 0	1 0	0 0	0 0	1 0	0 0	2 0
24 Gary Sánchez, R (1, 2) OBP: 0.279, SLG: 0.410		B SL 85 C SI 92 X SL 85 1-1 G5-3 ②			B SL 83 X FF 91 1-0 F7 ①	B CH 87 1 SAFE B FF 95 B CH 86 C FF 95 1 SAFE F FF 94 X SL 82 3-2 L5-3 ②③ 1-1		B SI 93 F SI 94 F SI 94 X SL 91 1-2 FC5-4 ③ 1-2f		4	0	0	0	0	0	4
25 Gleyber Torres, R (1, 6) OBP: 0.351, SLG: 0.515 (9, 4)		S SI 91 B CU 75 F FF 90 B SL 85 F SL 86 C FF 92 2-3 K ③			B SI 90 X SL 84 1-0 1-H HR		B FF 93 B SL 80 F FF 93 C FF 93 F SL 82 S CH 87 2-3 K ①			3	1	1	2	0	2	0
45 Luke Voit, R (1, 3) OBP: 0.385, SLG: 0.561 12 Tyler Wade, L (7, PR) OBP: 0.238, SLG: 0.305 (8, 4) (9, 5)			C FF 91 S CU 76 F SL 85 B FF 92 S CU 75 1-3 K ①		B SI 92 F CH 84 S CU 76 F CU 76 B CH 84 F SL 83 B CU 80 B SI 94 4-2 26 HBP 11 BB BB		C SL 81 B FF 93 B SL 82 F FF 95 B CH 88 B FF 96 4-2 14 G3-1 14 S BB			1 0	0 0	0 0	0 0	2 0	1 0	0 0
14 Neil Walker, S (1, 4) OBP: 0.306, SLG: 0.345 (8, 3)			C FF 91 B FF 91 X SL 86 1-1 L8 ②		X SI 94 0-0 F7 ②		C FF 93 F FF 93 F FF 94 F SL 86 F FF 94 1 SAFE F FF 94 1 SAFE 1 SAFE 1-2 D CH 87 F SL 85 F FF 95 X CH 86 G3-1 ② 1-3			3	0	0	0	0	0	2
11 Brett Gardner, L (1, 7) OBP: 0.330, SLG: 0.376			C SL 85 S FF 91 B SL 85 C SL 84 1-3 K ③		B CU 79 C SI 94 B SI 96 C SL 85 F SL 85 B FF 94 F SL 84 B SI 95 4-2 26 HBP 1-2 BB		D SL 85 B FF 95 S FF 95 C SL 85 S FF 94 2-3 K ③			2	0	0	0	1	2	2
Inning Stats	R: 0 E: 0 K: 2 S: 7 H: 0 LOB: 0 BB: 0 P: 10	R: 0 E: 0 K: 1 S: 11 H: 0 LOB: 0 BB: 0 P: 16	R: 0 E: 0 K: 2 S: 9 H: 0 LOB: 0 BB: 0 P: 12	R: 0 E: 0 K: 2 S: 12 H: 0 LOB: 0 BB: 0 P: 17	R: 2 E: 0 K: 0 S: 12 H: 1 LOB: 3 BB: 3 P: 28	R: 0 E: 0 K: 0 S: 9 H: 1 LOB: 0 BB: 0 P: 14	R: 0 E: 0 K: 2 S: 18 H: 0 LOB: 2 BB: 1 P: 27	R: 0 E: 1 K: 1 S: 9 H: 0 LOB: 2 BB: 1 P: 17		1B: 1 2B: 1 3B: 0 HR: 1	SF: 0 SAC: 0 DP: 1 HBP: 1		WP: 0 PB: 0 SB: 1 CS: 0	PA: 32	

PITCHER		IP	WLS	BF	H	R	ER	SO	BB	IBB	HBP	BLK	WP	HR	S	P	ERA	WHIP
44 Daniel Norris, L ERA: 5.49	(1, 1)	4.1	L	15	1	2	2	7	1	0	0	0	0	1	41	63	4.15	0.462
54 Drew VerHagen, R ERA: 4.99	(5, 1)	0.2		5	0	0	0	0	2	0	1	0	0	0	10	20	0.00	3.000
45 Buck Farmer, R ERA: 4.77	(6, 1)	1.1		5	1	0	0	1	1	0	0	0	0	0	15	26	0.00	1.500
68 Daniel Stumpf, L ERA: 5.68	(7, 1)	0.2		2	0	0	0	1	0	0	0	0	0	0	12	15	0.00	0.000
58 Victor Alcántara, R ERA: 2.82	(8, 1)	1.0		5	0	0	0	1	1	0	0	0	0	0	9	17	0.00	1.000

PITCHER	IP	WLS	BF	H	R	ER	SO	BB	IBB	HBP	BLK	WP	HR	S	P	ERA	WHIP

Detroit Tigers @ New York Yankees

Yankee Stadium, Bronx, NY

Sat Sep 01 2018, 4:10 PM - 7:08 PM EDT

Att. 42,816 - Sunny - 78 F

livebaseballscorecards.com

AB	26
R	2
H	2
RBI	2
BB	5
SO	10
LOB	13

Batter	1	2	3	4	5	6	7	8	9	AB	R	H	RBI	BB	SO	LOB
46 Jeimer Candelario, S (1, 5) OBP: 0.311, SLG: 0.398	C FF 91 F FF 92 B CH 84 B CU 81 X SI 93 2-2 G1-3	B SI 94 D SI 94 B FC 89 B SI 92 4-0 21 G4-6-3 BB		B FF 94 C FF 94 S FF 95 F FF 96 F CU 80 F FF 95 F FC 92 B FF 96 F CU 82 2-3 S CU 81 K		F SI 93 S CU 83 B CU 84 B SI 92 F ST 84 F ST 84 S ST 86 2-3 K	1 SAFE B CU 81 S SI 90 B SI 91 B SI 90 F SI 91 S ST 85 3-3 1-2 K		4	0	0	0	1	3	3
21 JaCoby Jones, R (1, 8) OBP: 0.263, SLG: 0.373	B SI 92 B SI 92 S FF 93 F SI 93 X FF 95 2-2 28 1B 3B	B SI 94 B SI 95 X SI 96 2-0 G4-6-3 1-2f		F FC 88 X SI 93 0-1 9 HR 2H 3H 2B		B ST 86 S FF 95 S FF 94 T ST 85 1-2 K			C SI 92 B CU 79 X SI 92 1-1 L9	5	2	2	2	0	1	3
9 Nick Castellanos, R (1, 10) OBP: 0.348, SLG: 0.492	F SI 92 B SI 93 S FC 87 B FC 90 S FF 96 2-3 K		B FC 84 F SI 92 F FF 92 B FF 92 X SI 93 2-2 L6	X CU 80 0-0 2H HR			C FF 94 B ST 86 X FF 95 1-1 8 FC5 28 BB 1B		B SI 93 F FF 95 X CU 81 1-1 34 BB 60 1B 2B	5	2	3	2	0	1	1
28 Niko Goodrum, S (1, 3) OBP: 0.306, SLG: 0.429	B SI 95 B FF 95 C FF 95 X FF 96 2-1 3H 1B		C CH 85 F FF 94 B CH 85 X FF 95 1-2 L9	B FF 93 C CH 88 B CH 89 S CH 87 F FF 96 F CH 87 S CH 88 2-3 K			B CU 83 D SI 92 B SI 91 C FF 94 B SI 92 4-1 60 FC5 8 FC5 1-2 BB		B CU 77 X SI 93 1-0 G6-3	4	0	1	1	1	1	1
8 Mikie Mahtook, R (1, 7) OBP: 0.288, SLG: 0.341	B FF 95 1 SAFE S FF 95 C FF 95 B FF 95 S FF 95 2-3 K		B FC 87 B SI 93 F SI 93 F SI 94 C FF 95 2-3 K		F FF 94 B FF 94 X ST 84 1-1 G5-3		B SI 92 C SI 93 B SI 92 F SI 92 F ST 84 B ST 85 X SI 92 3-2 FC5 60 FC5 1-2 2-3f		D SI 93 B SI 93 B SL 87 B SI 92 4-0 34 BB 60 1B BB	4	1	0	0	1	2	3
34 James McCann, R (1, 2) OBP: 0.270, SLG: 0.317		C FF 91 L FC 86 B FF 93 C SI 91 1-3 K		C SI 90 F SI 91 S FF 94 0-3 K	C FF 94 S ST 85 B ST 87 X FF 95 1-2 60 G4-6-3 1B		D ST 86 D SI 92 X SI 92 2-0 F7		C CU 80 S FF 95 B FF 95 B SI 92 D CU 80 B SI 94 4-2 60 1B 18 1B 1-2 2-3 BB	4	1	1	0	1	2	2
60 Ronny Rodríguez, R (1, 6) OBP: 0.255, SLG: 0.318		C FF 93 B SI 92 X FC 88 1-1 18 1B 22 2B 1B		B FF 94 X SI 93 1-0 18 1B 22 2B 1B	X SI 93 0-0 G4-6-3 1-2f		B ST 85 F ST 84 C ST 85 X ST 86 1-2 FC5 1-2 2-3		B SI 92 X SI 91 1-0 18 1B 1-2 2-H 3-H 1B	5	2	3	2	0	0	3
18 Dawel Lugo, R (1, 4) OBP: 0.412, SLG: 0.471		X FF 94 0-0 22 2B 1-2 1B		B SI 92 S SI 92 B SI 93 1 SAFE X SI 93 2-1 22 2B 21 2B 1-2 1B		F FF 94 F SI 91 B ST 85 F ST 84 B ST 86 X ST 84 2-2 G4-3		X FF 93 0-0 G1-3	B CU 78 X SI 92 1-0 1-2 2-H 1B	5	1	3	1	0	0	0
22 Victor Reyes, S (1, 9) OBP: 0.245, SLG: 0.294		C SI 94 X SI 94 0-1 1-3 2-H 2B		B FF 95 F FF 94 B FF 95 F SI 93 F FF 95 X FF 95 2-2 21 2B 1-3 2-H 2B		B CU 82 B SI 91 X FF 94 2-0 HR		C FF 93 F CU 83 B ST 86 F ST 86 X ST 84 1-2 46 K 1B	C SI 94 C CU 80 S SL 86 0-3 K	5	2	4	3	0	1	2
Inning Stats	R: 1 E: 0 K: 2 S: 14 H: 2 LOB: 1 BB: 0 P: 24	R: 1 E: 0 K: 1 S: 9 H: 3 LOB: 2 BB: 1 P: 17	R: 0 E: 0 K: 1 S: 9 H: 0 LOB: 0 BB: 0 P: 14	R: 5 E: 0 K: 3 S: 26 H: 5 LOB: 0 BB: 0 P: 35	R: 0 E: 0 K: 0 S: 6 H: 1 LOB: 0 BB: 0 P: 8	R: 1 E: 0 K: 2 S: 13 H: 1 LOB: 0 BB: 0 P: 20	R: 0 E: 0 K: 0 S: 11 H: 1 LOB: 2 BB: 1 P: 22	R: 0 E: 0 K: 1 S: 8 H: 1 LOB: 0 BB: 0 P: 12	R: 3 E: 0 K: 1 S: 12 H: 3 LOB: 2 BB: 2 P: 25	1B: 10 2B: 4 3B: 1 HR: 2 SF: 0 SAC: 0 DP: 2 HBP: 0	WP: 0 PB: 0 SB: 0 CS: 0 PA: 45					

PITCHER		IP	WLS	BF	H	R	ER	SO	BB	IBB	HBP	BLK	WP	HR	S	P	ERA	WHIP
36 Lance Lynn, R ERA: 5.1	(1, 1)	3.2	L	20	9	6	6	6	1	0	0	0	0	0	52	82	14.73	2.727
48 Tommy Kahnle, R ERA: 6.06	(4, 1)	0.1		2	1	1	1	1	0	0	0	0	0	1	6	8	27.00	3.000
55 Sonny Gray, R ERA: 4.96	(5, 1)	4.0		15	4	1	1	3	1	0	0	0	0	1	38	62	2.25	1.250
71 Stephen Tarpley, L ERA: 27.0	(9, 1)	1.0		8	3	3	3	1	2	0	0	0	0	0	12	25	27.00	5.000

PITCHER	IP	WLS	BF	H	R	ER	SO	BB	IBB	HBP	BLK	WP	HR	S	P	ERA	WHIP

TOP

Detroit Tigers @ New York Yankees

Yankee Stadium, Bronx, NY

Sun Sep 02 2018, 1:10 PM - 4:50 PM EDT

Att. 43,721 - Cloudy - 82 F

livebaseballscorecards.com

AB	41
R	11
H	17
RBI	11
BB	4
SO	11
LOB	18

Batter	1	2	3	4	5	6	7	8	9	AB	R	H	RBI	BB	SO	LOB
26 Andrew McCutchen, R (1, 9) OBP: 0.355, SLG: 0.409	C FF 92 X FF 93 0-1 ① P4	B SI 93 F SI 92 B FF 92 B CH 81 F SI 90 F SL 82 F SL 82 F FF 92 X CH 80 3-2 ③ F8			B SI 92 C SL 80 X SI 91 1-1 ② F9			C FF 90 B SI 87 F SI 87 B SL 84 F SL 84 H SI 87 3-2 31 BB, 41 1B HBP	B ST 81 B SI 94 B SI 92 C SI 93 S SI 93 X SI 93 3-2 ② G4-3	4	1	0	0	0	0	0
31 Aaron Hicks, S (1, 8) OBP: 0.370, SLG: 0.478	C SI 93 C SI 93 B SL 81 B FF 93 B SL 81 X SI 92 3-2 HR	S SL 81 B CU 72 B SL 80 F SI 92 X SI 92 2-2 ① F9			S SL 81 F SL 81 B FF 93 B FF 93 S FF 93 2-3 ③ K			B SI 88 B SI 86 B FF 89 C FF 90 B SI 88 4-1 24 FC5, 41 1B 1-2 BB	B SI 94 B SI 94 B SI 92 B SI 94 4-0 24 BB, 25 1B, 41 1B BB	3	2	1	1	2	1	0
41 Miguel Andujar, R (1, 5) OBP: 0.333, SLG: 0.530	B CH 81 X SL 81 1-0 24 1B 2B	X FF 92 0-0 ② P2				B SL 82 B CH 81 B SI 91 C SI 91 C SL 81 B SI 91 4-2 BB		C SI 88 X SL 83 0-1 25 BB, 24 FC5, 14 1B 1-2 2-H 1B	D ST 80 F SI 92 X SI 93 1-1 24 BB, 25 1B 1-2 1B	4	3	3	1	1	0	0
24 Gary Sánchez, R (1, 10) OBP: 0.281, SLG: 0.407	F FF 93 X FF 93 0-1 45 1B 2-H 1B		B FF 91 C SL 81 X FF 91 1-1 ③ G6-3			B FF 93 C SL 83 F SI 90 S FF 93 1-3 ① K		B SI 88 C FF 89 X SI 88 1-1 ① FC5, 14 1B, 25 BB 1-2 2-3f	C SI 94 F FC 90 F ST 82 B FF 95 B FF 95 B FC 86 F SI 94 B SI 96 4-2 25 1B 1-2 2-3 BB	4	0	1	1	1	1	3
25 Gleyber Torres, R (1, 4) (9, 6) OBP: 0.351, SLG: 0.511	B SL 80 B FF 92 C SL 80 S FF 93 S FF 94 2-3 ② K			B FF 90 F FF 89 B SL 80 C SL 81 F FF 92 X SL 81 2-2 ① G5-3		C SL 80 S FF 92 X SL 83 0-2 ② F7		B SI 89 B SI 89 B FF 89 C FF 88 B SI 88 4-1 14 1B 1-2 2-3 BB	X SI 95 0-0 1-3 2-H 3-H 1B	4	0	1	2	1	1	2
45 Luke Voit, R (1, 3) OBP: 0.386, SLG: 0.597	C SI 92 S FF 93 B SL 81 F SL 80 X FF 93 1-2 1-3 1B			B FF 92 B CH 82 X SI 91 2-0 HR	B SL 81 F FF 93 S FF 93 B FF 94 S SL 83 2-3 ③ K			S SI 92 F SI 91 B SI 93 F SI 93 S CH 88 1-3 ② K	B ST 82 F SI 92 F ST 82 B ST 81 C SI 94 2-3 ③ K	5	1	2	1	0	3	6
28 Austin Romine, R (1, 2) OBP: 0.306, SLG: 0.426 14 Neil Walker, S (8, PH) OBP: 0.308, SLG: 0.347 (9, 4)	C SL 82 F FF 94 B SL 82 F SL 83 B FF 94 S SI 92 2-3 ③ K			S FF 92 F SI 92 B SL 81 B FF 93 S SL 81 2-3 ② K			C FF 92 S SL 87 B SI 92 S SL 87 1-3 ① K	S SI 92 F SI 92 B SI 93 X SI 94 1-2 2-3 3-H 1B		3 1	0 0	0 1	0 1	3 0	2 0
29 Adeiny Hechavarría, R (1, 6) OBP: 0.284, SLG: 0.338 33 Greg Bird, L (8, PH) OBP: 0.284, SLG: 0.386 66 Kyle Higashioka, R (9, 2) OBP: 0.250, SLG: 0.333		B FF 90 F FF 90 X SI 92 1-1 ① L6		C SL 81 F CH 81 B FF 93 X FF 93 1-2 ③ F7			X FF 92 0-0 ② G1-3	C SI 93 X SI 93 0-1 ③ F9		3 1 0	0 0 0	0 0 0	0 0 0	0 0 0	0 3 0	0 0 0
11 Brett Gardner, L (1, 7) OBP: 0.327, SLG: 0.373		C SI 91 B SL 82 X SI 92 1-1 ② G4-3			C SL 80 X SI 90 0-1 ① P4			B SI 92 C SI 92 C SI 92 B SL 85 F SI 92 X SL 86 2-2 ③ L7	C SI 92 F FC 89 C SI 93 0-3 ① K	4	0	0	0	0	1	0
Inning Stats	R: 2 E: 0 K: 2 S: 19 H: 4 LOB: 2 BB: 0 P: 28	R: 0 E: 0 K: 0 S: 10 H: 0 LOB: 0 BB: 0 P: 15	R: 0 E: 0 K: 0 S: 6 H: 0 LOB: 0 BB: 0 P: 9	R: 1 E: 0 K: 1 S: 11 H: 1 LOB: 0 BB: 0 P: 18	R: 0 E: 0 K: 1 S: 7 H: 0 LOB: 0 BB: 0 P: 10	R: 0 E: 0 K: 2 S: 11 H: 0 LOB: 1 BB: 1 P: 18	R: 0 E: 0 K: 1 S: 8 H: 0 LOB: 0 BB: 0 P: 11	R: 2 E: 0 K: 1 S: 19 H: 2 LOB: 3 BB: 2 P: 33	R: 2 E: 0 K: 2 S: 16 H: 2 LOB: 2 BB: 2 P: 30	1B: 6 2B: 1 3B: 0 HR: 2 SF: 0 SAC: 0 DP: 0 HBP: 1						

BOTTOM

Detroit Tigers @ New York Yankees

Yankee Stadium, Bronx, NY

Sun Sep 02 2018, 1:10 PM - 4:50 PM EDT

Att. 43,721 - Cloudy - 82 F

livebaseballscorecards.com

AB	36
R	7
H	9
RBI	7
BB	5
SO	10
LOB	16

PITCHER		IP	WLS	BF	H	R	ER	SO	BB	IBB	HBP	BLK	WP	HR	S	P	ERA	WHIP
48 Matthew Boyd, L ERA: 4.24	(1, 1)	6.0	W	24	5	3	3	6	1	0	0	0	0	2	64	98	4.50	1.000
30 Alex Wilson, R ERA: 3.69	(7, 1)	1.0		3	0	0	0	1	0	0	0	0	0	0	8	11	0.00	0.000
19 Louis Coleman, R ERA: 3.89	(8, 1)	0.1		5	1	2	2	0	2	0	1	0	0	0	9	21	54.00	9.000
58 Victor Alcántara, R ERA: 2.74	(8, 1)	0.2	H	3	1	0	0	1	0	0	0	0	0	0	10	12	0.00	1.500
61 Shane Greene, R ERA: 4.23	(9, 1)	1.0		7	2	2	2	2	2	0	0	0	0	0	16	30	18.00	4.000

PITCHER	IP	WLS	BF	H	R	ER	SO	BB	IBB	HBP	BLK	WP	HR	S	P	ERA	WHIP

WP: 0 PA: 42
PB: 0
SB: 0
CS: 0

New York Yankees @ Oakland Athletics

Oakland Coliseum, Oakland, CA

Mon Sep 03 2018, 1:09 PM - 4:12 PM PDT

Att. 40,546 - Sunny - 67 F

TOP

livebaseballscorecards.com

Batter	1	2	3	4	5	6	7	8	9	AB	R	H	RBI	BB	SO	LOB
26 Andrew McCutchen, R (1, 9) OBP: 0.355, SLG: 0.408	C SI 90 B SI 94 F SI 94 B SI 94 X CH 86 2-2 31 E 31 S 31 SF8 1B	C FC 88 X SI 93 0-1 ③ G5-3			1 SAFE 1 SAFE B FC 87 B CH 85 C SI 92 F SI 92 X SI 91 2-2 ② ③ F8 1-2			C SI 97 X SI 98 0-1 ① G6-3		4	1	1	0	0	0	2
27 Giancarlo Stanton, R (1, 10) OBP: 0.345, SLG: 0.514	1 SAFE C SI 93 S SI 93 D SI 94 1 SAFE X KC 83 1-2 ① P4	X CH 82 0-0 ① L1				B SI 98 F FF 97 C FC 94 S FC 93 1-3 ① K		C FF 99 F SI 96 B SI 99 S SL 91 1-3 ② K		4	0	0	0	0	2	1
31 Aaron Hicks, S (1, 8) OBP: 0.369, SLG: 0.476	C FF 91 X CH 84 0-1 ② SF8 1-H	B SI 92 C CH 84 B CH 84 F CH 84 C SI 91 2-3 ② K				C FF 97 B CH 88 F FC 93 C FF 97 1-3 ② K		B SI 98 B FF 98 B SI 97 C FF 97 D SI 97 4-1 41 BB BB		2	0	0	1	1	2	0
41 Miguel Andujar, R (1, 5) OBP: 0.333, SLG: 0.527	B FC 90 C SI 93 F FC 90 F KC 83 B KC 84 F SI 93 F CH 87 F CH 87 F KC 82 2-3 S FC 88 K	B KC 78 S FC 87 X FC 89 1-1 ③ G6-3				T FF 97 F SI 97 F FC 92 F FC 91 B CU 81 S CU 81 1-3 ③ K		B SI 95 B SI 98 B SI 98 B SI 98 4-0 1-2 BB		3	0	0	0	1	2	0
24 Gary Sánchez, R (1, 2) OBP: 0.281, SLG: 0.402		B SI 91 B FC 88 B FC 89 B SI 90 4-0 45 HR BB	C SI 89 C SI 91 X CH 85 0-2 ① G5-3				B FF 87 C FF 91 F FF 91 B CU 77 S FF 91 2-3 K 25 BB	B SI 96 B SI 98 C SI 96 S SL 88 F SI 98 F SL 87 F SI 98 S SL 86 2-3 ③ K		3	1	0	0	1	2	2
25 Gleyber Torres, R (1, 4) (7, 6) OBP: 0.350, SLG: 0.507		C SI 91 B FC 87 X FC 88 1-1 ① F7	X FC 88 0-0 ② G1				C FF 86 B FC 87 F FF 89 B B B 4-2 1-2 BB		B B SI 97 S FF 97 X SI 98 2-1 ① G6-3	3	0	0	0	1	0	1
45 Luke Voit, R (1, 3) OBP: 0.378, SLG: 0.621		B SI 93 D FC 85 F SI 91 B FC 89 F SI 91 X SI 93 3-2 1-H HR	C FC 87 C KC 80 B KC 83 C SI 92 1-3 ③ K				B C S B C 2-3 ① K		F FF 96 B SI 98 F SI 97 X SL 90 1-2 ② F9	4	1	1	2	0	2	2
29 Adeiny Hechavarría, R (1, 6) OBP: 0.286, SLG: 0.340 14 Neil Walker, S (7, PH) OBP: 0.306, SLG: 0.345 (7, 4)		C SI 92 C FC 88 B SI 93 F KC 82 B KC 81 B SI 93 X SI 92 3-2 ② G6-3			B FC 87 X SI 91 1-0 11 FC4-6 1B		B CU 76 D CU 78 F FC 90 B FC 91 C FF 94 T FF 93 3-2 ② K		C FF 96 F FC 94 B SL 89 X FC 94 1-2 ③ L5	2 2	0 0	1 0	0 0	0 0	0 1	0 2
11 Brett Gardner, L (1, 7) OBP: 0.327, SLG: 0.375		B SI 91 S CH 83 S CH 86 B CH 86 X CH 84 2-2 2B			F SI 92 B FC 88 1 SAFE 1 SAFE X CH 85 1-1 ① FC4-6 26 CS 1-2f		B FF 94 F FC 93 B FC 92 B FF 94 X FF 94 3-1 ③ F7			3	0	1	0	0	0	3

Inning Stats																		
	R: 1	H: 1	R: 2	H: 2	R: 0	H: 0	R: 0	H: 0	R: 0	H: 1	R: 0	H: 0	R: 0	H: 0	R: 0	H: 0	1B: 2	SF: 1
	E: 0	LOB: 0	E: 0	LOB: 1	E: 0	LOB: 0	E: 0	LOB: 0	E: 0	LOB: 0	E: 0	LOB: 0	E: 0	LOB: 2	E: 0	LOB: 0	2B: 1	SAC: 0
	K: 1	BB: 0	K: 0	BB: 1	K: 1	BB: 0	K: 0	BB: 0	K: 0	BB: 0	K: 3	BB: 0	K: 3	BB: 1	K: 2	BB: 2	3B: 0	DP: 0
	S: 16	P: 21	S: 14	P: 27	S: 6	P: 9	S: 7	P: 8	S: 6	P: 10	S: 11	P: 14	S: 13	P: 27	S: 12	P: 23	HR: 1	HBP: 0

	AB	30
	R	3
	H	4
	RBI	3
	BB	4
	SO	11
	LOB	13

	R: 0	H: 0	WP: 0	PA: 35
	E: 0	LOB: 0	PB: 1	
	K: 0	BB: 0	SB: 1	
	S: 8	P: 12	CS: 1	

PITCHER		IP	WLS	BF	H	R	ER	SO	BB	IBB	HBP	BLK	WP	HR	S	P	ERA	WHIP
53 Trevor Cahill, R ERA: 3.6	(1, 1)	5.0	W	19	4	3	2	3	1	0	0	0	0	1	49	75	3.60	1.000
62 Lou Trivino, R ERA: 2.15	(6, 1)	1.0	H	3	0	0	0	3	0	0	0	0	0	0	11	14	0.00	0.000
36 Yusmeiro Petit, R ERA: 3.29	(7, 1)	0.1	H	3	0	0	0	2	1	0	0	0	0	0	8	16	0.00	3.000
52 Ryan Buchter, L ERA: 2.9	(7, 1)	0.2	H	2	0	0	0	1	0	0	0	0	0	0	5	11	0.00	0.000
32 Jeurys Familia, R ERA: 2.73	(8, 1)	1.0	H	5	0	0	0	2	2	0	0	0	0	0	12	23	0.00	2.000

PITCHER		IP	WLS	BF	H	R	ER	SO	BB	IBB	HBP	BLK	WP	HR	S	P	ERA	WHIP
39 Blake Treinen, R ERA: 0.91	(9, 1)	1.0	S	3	0	0	0	0	0	0	0	0	0	0	8	12	0.00	0.000

BOTTOM

New York Yankees @ Oakland Athletics

Oakland Coliseum, Oakland, CA

Mon Sep 03 2018, 1:09 PM - 4:12 PM PDT

Att. 40,546 - Sunny - 67 F

livebaseballscorecards.com

Batter	1	2	3	4	5	6	7	8	9	AB	R	H	RBI	BB	SO	LOB
10 Marcus Semien, R (1, 6) OBP: 0.325, SLG: 0.387	C SI 88 B FC 87 C FC 88 B SL 81 F FC 88 F FC 89 X SL 79 2-2 ① F7	B FC 86 B CH 83 B SI 90 B FC 89 4-0 26 2B BB		F FC 89 X CH 84 0-1 8 1B 2B		C FF 95 F FF 96 B FF 93 S SL 87 1-3 ① K		F CU 86 C FF 95 F FF 96 B FF 96 D CU 86 F FF 96 S CU 86 2-3 ③ K		4	2	1	0	1	2	1
26 Matt Chapman, R (1, 5) OBP: 0.365, SLG: 0.526	C FF 90 B SL 80 B SI 91 B CH 83 X SI 91 3-1 8 2 1B 1B	X FC 88 0-0 ① 1-H 2B		B SL 84 C SL 82 S X SL 83 1-2 ② P4		C FF 95 C FF 97 B FF 97 B FF 97 C FF 96 2-3 ② K				4	1	2	1	0	1	1
8 Jed Lowrie, S (1, 4) OBP: 0.360, SLG: 0.470	C FC 89 F FC 89 B FC 88 X FC 89 1-2 25 1B 2 1B 28 BB 1-2 1B	C FC 90 S SL 80 F FC 87 B SL 80 X FC 89 1-2 ② P6		B CU 79 X FF 93 1-0 25 FC5 2 BB 2-H 1B		C FF 97 B FS 88 B FF 97 X FF 96 2-1 ③ P5				4	1	2	1	0	0	0
2 Khris Davis, R (1, 10) OBP: 0.325, SLG: 0.541	B FC 89 F FC 90 B FC 90 X FC 90 2-1 28 BB 25 1B 20 E 1-2 2-H 1B	C SL 80 B FC 89 F SL 78 C SL 80 1-3 ③ K		1 SAFE C FF 93 B SL 84 B SL 84 B SL 84 D SL 84 4-1 25 FC5 1-2 BB			C FF 95 C FF 96 B FF 95 S FF 96 1-3 ① K			3	1	1	1	1	2	0
25 Stephen Piscotty, R (1, 9) OBP: 0.320, SLG: 0.475	C SL 80 X FC 89 0-1 20 E 28 BB 1-2 2-3 1B	X SI 89 0-0 28 PB 2B		X SL 83 0-0 ③ FC5 1-2 2-3f			C FF 95 F CU 86 S CU 86 0-3 ② K			4	0	2	0	0	1	2
28 Matt Olson, L (1, 3) OBP: 0.323, SLG: 0.441	B SI 90 S SL 81 F SL 81 B SL 81 B SI 92 F SI 92 D SL 82 4-2 20 E BB 1-2 2-3 3-H	C FF 90 C SI 90 S FF 90 0-3 ① K 2-3		C FF 93 B FF 94 S CU 80 B CU 78 X CU 80 2-2 ① G4-3			B FF 95 S FF 95 S CH 89 S FF 95 1-3 ③ K			3	0	0	1	1	2	1
18 Chad Pinder, R (1, 7) OBP: 0.334, SLG: 0.423	S FC 89 S FC 89 S SL 80 0-3 ② K	B FC 88 S FC 89 S SL 80 S SL 79 1-3 ② K		B FF 94 B SL 83 F FF 94 B FF 93 X FF 93 3-1 ② F7				F FF 94 X CU 85 0-1 ① L7		4	0	0	0	0	2	4
20 Mark Canha, R (1, 8) OBP: 0.323, SLG: 0.445 22 Ramón Laureano, R (6, 8) OBP: 0.375, SLG: 0.486	C SL 80 B FC 90 S SL 81 X SL 80 1-2 E5 1-2 2-3 3-H	X SL 79 0-0 ③ P5		C SL 84 C FF 94 X SL 84 0-2 HR				C CU 84 B CU 83 X FF 95 1-1 ② F8		3 1	1 0	1 0	1 0	0 0	0 0	3 0
21 Jonathan Lucroy, R (1, 2) OBP: 0.292, SLG: 0.326	C SL 78 F FC 89 X SL 79 0-2 ③ L8			B FC 88 X FC 88 1-0 ① P3	C SL 86 F FF 94 X FF 95 0-2 ③ L9			C FF 95 X CU 85 0-1 2B		4	0	1	0	0	0	3
Inning Stats	R: 3 E: 1 K: 1 S: 26 H: 4 LOB: 3 BB: 1 P: 39	R: 1 E: 0 K: 1 S: 8 H: 1 LOB: 0 BB: 1 P: 14	R: 0 E: 0 K: 2 S: 8 H: 1 LOB: 1 BB: 0 P: 9	R: 1 E: 0 K: 0 S: 9 H: 2 LOB: 2 BB: 1 P: 16	R: 1 E: 0 K: 0 S: 11 H: 1 LOB: 0 BB: 0 P: 16	R: 0 E: 0 K: 2 S: 8 H: 0 LOB: 0 BB: 0 P: 13	R: 0 E: 0 K: 3 S: 9 H: 0 LOB: 0 BB: 0 P: 11	R: 0 E: 0 K: 1 S: 11 H: 1 LOB: 1 BB: 0 P: 14		1B: 5 2B: 4 3B: 0 HR: 1	SF: 0 SAC: 0 DP: 0 HBP: 0					WP: 0 PB: 1 SB: 0 CS: 0	PA: 37

	AB	34
	R	6
	H	10
	RBI	5
	BB	3
	SO	10
	LOB	15

PITCHER		IP	WLS	BF	H	R	ER	SO	BB	IBB	HBP	BLK	WP	HR	S	P	ERA	WHIP
52 CC Sabathia, L ERA: 3.54	(1, 1)	3.1	L	19	7	5	4	4	2	0	0	0	0	0	45	66	10.80	2.700
67 A.J. Cole, R ERA: 5.24	(4, 1)	1.2		8	2	1	1	0	1	0	0	0	0	1	17	28	5.40	1.800
57 Chad Green, R ERA: 2.62	(6, 1)	1.0		3	0	0	0	2	0	0	0	0	0	0	8	13	0.00	0.000
38 Jonathan Loáisiga, R ERA: 2.7	(7, 1)	2.0		7	1	0	0	4	0	0	0	0	0	0	20	25	0.00	0.500

PITCHER	IP	WLS	BF	H	R	ER	SO	BB	IBB	HBP	BLK	WP	HR	S	P	ERA	WHIP

Batter	1	2	3	4	5	6	7	8	9	AB	R	H	RBI	BB	SO	LOB
11 Brett Gardner, L (1, 7) OBP: 0.328, SLG: 0.375	C FF 96 B CH 91 B FF 97 F FF 96 F FF 97 S SL 90 2-3 K2-3			B FC 87 X CH 84 1-0 L9		F FF 92 F FC 88 D CU 78 1 SAFE 1-2 PO 1-2	C FC 90 B FF 93 B FC 90 F FF 93 B CU 81 X FF 93 3-2 26 BB 27 1B 31 BB 1B	C SI 94 C CH 83 B SI 92 1 SAFE X SI 93 1-2 FC4-6 27 S 31 1B 1-2f	C SI 86 C SI 86 D SL 76 B SL 77 B SL 76 X SI 86 3-2 1-3 2-H 1B	5	2	2	1	0	1	1
27 Giancarlo Stanton, R (1, 10) OBP: 0.344, SLG: 0.511	B SI 96 X FF 97 1-0 F9			B SI 92 B SL 82 C FF 94 X SI 93 2-1 G5-3			B SI 96 1 SAFE X SI 96 1-0 31 BB 26 BB 1-2 1B	B CH 84 B FF 93 B CH 83 C SI 94 F CH 84 C FF 96 3-3 1-2 K	S SI 92 B SI 93 1 SAFE F SI 93 B FF 93 B SL 85 S SL 86 3-3 K	5	0	1	0	0	2	3
26 Andrew McCutchen, R (1, 9) OBP: 0.356, SLG: 0.406	B FF 97 F FF 96 X SI 96 1-1 G4-3			C FC 88 C SL 83 B FF 94 S FC 86 1-3 K			B SI 97 F SI 97 S SI 97 F SI 97 F SI 98 B SI 97 B SI 97 B SI 96 4-2 31 BB 1-2 2-3 BB	B SI 96 D SI 94 B SI 94 C FF 94 D CH 84 4-1 31 1B BB		2	0	0	0	2	1	0
31 Aaron Hicks, S (1, 8) OBP: 0.370, SLG: 0.475		B SI 90 B CH 82 F FF 92 X CH 81 2-1 L3			X FC 86 0-0 B5-3		D SI 97 B SL 89 B FF 98 C FF 97 C FF 98 F FF 98 B SI 98 4-2 1-2 2-3 3-H BB	C CH 82 B CH 85 B SI 94 C CH 85 X FF 96 2-2 1-3 2-H 1B		3	0	1	2	1	0	0
41 Miguel Andujar, R (1, 5) OBP: 0.331, SLG: 0.523 29 Adeiny Hechavarría, R (8, 6) OBP: 0.288, SLG: 0.353		X FF 92 0-0 F8			B FF 93 B SL 82 X FC 88 2-0 E5 24 G6-4-3		B SI 97 C SL 89 S SI 98 F SI 97 F SI 97 B SL 89 F SL 88 S SI 98 2-3 K		S FC 84 S FF 94 X FF 95 0-2 HR	3 1	0 1	0 1	0 1	0 0	1 0	3 0
24 Gary Sánchez, R (1, 2) OBP: 0.280, SLG: 0.400		B FF 92 B SL 80 X SL 83 2-0 F8			B SI 92 F FC 87 1 SAFE B SI 90 B SI 91 X SL 84 3-1 G6-4-3 1-2f		B SI 97 C SI 98 S SI 97 S SI 97 1-3 K		B FC 86 B FF 96 C FF 95 B FC 86 X FF 95 3-1 11 WP 14 BB 11 1B 1B	4	1	1	0	0	1	4
14 Neil Walker, S (1, 4) OBP: 0.305, SLG: 0.342 (8, 5)			B FF 90 C FF 92 B CH 84 F FF 93 F FF 92 S SL 83 2-3 K			C FF 93 F FC 87 B CU 74 X FF 92 1-2 E6 45 G5-4-3	D CH 80 X CH 82 1-0 P5		B FF 94 B FF 95 B FF 94 C FF 93 B FF 93 4-1 11 1B 11 WP 1-2 BB	3	0	0	0	1	1	3
45 Luke Voit, R (1, 3) OBP: 0.372, SLG: 0.643			X FF 91 0-0 F9			B SL 81 S FC 88 X FC 86 1-1 G5-4-3 1-2f		C CH 79 X CH 81 0-1 HR	S FF 95 S FC 86 S FF 96 0-3	4	1	1	1	0	1	3
25 Gleyber Torres, R (1, 6) OBP: 0.352, SLG: 0.506 (8, 4)			B FF 94 B SL 83 C FF 93 F FF 93 F SL 84 S FC 86 2-3 K			B FF 94 F FC 88 F FC 85 X CU 73 1-2 11 PO 1B		B SI 94 B SI 92 B SI 92 B SI 93 4-0 11 FC4-6 BB	F FF 95 S FC 84 F FF 94 D FC 84 S FC 84 1-3 K	3	0	1	0	1	2	2

Inning Stats																								
	R: 0	H: 0		R: 0	H: 0		R: 0	H: 0		R: 0	H: 0		R: 0	H: 0		R: 0	H: 1		R: 1	H: 2		R: 2	H: 2	
	E: 0	LOB: 0		E: 0	LOB: 0		E: 0	LOB: 0		E: 0	LOB: 0		E: 1	LOB: 0		E: 0	LOB: 3		E: 0	LOB: 2		E: 0	LOB: 2	
	K: 1	BB: 0		K: 0	BB: 0		K: 2	BB: 0		K: 1	BB: 0		K: 0	BB: 0		S: 10	P: 14		K: 2	BB: 2		K: 1	BB: 2	
	S: 7	P: 11		S: 4	P: 8		S: 9	P: 13		S: 6	P: 10		S: 4	P: 9					S: 21	P: 37		S: 12	P: 26	

	R: 2	H: 3		1B: 6	SF: 0		WP: 1	PA: 39
	E: 0	LOB: 2		2B: 0	SAC: 0		PB: 0	
	K: 3	BB: 1		3B: 0	DP: 2		SB: 1	
	S: 19	P: 33		HR: 2	HBP: 0		CS: 0	

PITCHER		IP	WLS	BF	H	R	ER	SO	BB	IBB	HBP	BLK	WP	HR	S	P	ERA	WHIP
16 Liam Hendriks, R ERA: 7.24	(1, 1)	1.0		3	0	0	0	1	0	0	0	0	0	0	7	11	0.00	0.000
33 Daniel Mengden, R ERA: 4.26	(2, 1)	4.2		15	1	0	0	3	0	0	0	0	0	0	31	51	0.00	0.214
52 Ryan Buchter, L ERA: 3.16	(6, 1)	0.1	H	1	1	1	1	0	0	0	0	0	0	0	5	9	27.00	3.000
32 Jeurys Familia, R ERA: 2.7	(7, 1)	0.2	B	5	1	0	0	2	2	0	0	0	0	0	17	29	0.00	4.500
56 Fernando Rodney, R ERA: 2.86	(7, 1)	1.1	L	7	2	2	2	1	2	0	0	0	0	1	13	28	13.50	3.000

PITCHER		IP	WLS	BF	H	R	ER	SO	BB	IBB	HBP	BLK	WP	HR	S	P	ERA	WHIP
15 Emilio Pagán, R ERA: 4.25	(9, 1)	0.2		5	2	2	2	2	1	0	0	0	0	1	13	21	27.00	4.500
63 Dean Kiekhefer, L ERA:	(9, 1)	0.0		1	1	0	0	0	0	0	0	0	1	0	3	6	∞	∞
44 Chris Hatcher, R ERA: 4.08	(9, 1)	0.1		1	0	0	0	1	0	0	0	0	0	0	3	6	0.00	0.000

TOP

New York Yankees @ Oakland Athletics

Oakland Coliseum, Oakland, CA

Tue Sep 04 2018, 7:09 PM - 10:19 PM PDT

Att. 17,536 - Clear - 63 F

livebaseballscorecards.com

AB	33
R	5
H	8
RBI	5
BB	5
SO	10
LOB	19

Batter	1	2	3	4	5	6	7	8	9	AB	R	H	RBI	BB	SO	LOB
10 Marcus Semien, R (1, 6) OBP: 0.322, SLG: 0.384	C FF 90 X FF 90 0-1 G1-3 ①		C SL 84 F FF 92 B FF 92 S CH 85 1-3 K ③			B FF 92 B CH 85 B FF 93 C FF 92 S FF 93 X FF 93 3-2 F7 ③			B FF 96 S FF 96 B FF 96 X FF 95 2-1 L7 ①	4	0	0	0	0	1	0
26 Matt Chapman, R (1, 5) OBP: 0.364, SLG: 0.524	C FF 90 C FF 91 B FF 93 S CH 86 1-3 K ②			C SL 83 F FF 90 F FF 92 B CH 86 F SL 85 X SL 83 1-2 G4-3 ①			C FF 91 B CH 85 B FF 92 B FF 91 C FF 92 F FF 92 F FF 92 X FF 93 3-2 2 BB 1B		B FF 97 B FF 96 C FF 96 C KC 85 C SV 86 2-3 K ②	4	0	1	0	0	2	0
8 Jed Lowrie, S (1, 4) OBP: 0.358, SLG: 0.466	B FF 91 X FF 93 1-0 P3 ③			F FF 92 B FF 92 S SL 83 B SL 84 F FF 92 F FF 93 B FF 93 S FF 94 3-3 K ②			B SL 83 F SL 83 F FC 94 F KC 84 B SI 92 S KC 86 2-3 K ①		S FF 97 C FF 97 B KC 88 X FF 98 1-2 G4-3 ③	4	0	0	0	0	2	1
2 Khris Davis, R (1, 10) OBP: 0.325, SLG: 0.539		C FF 90 B FF 91 F FF 92 S FF 93 1-3 K ①		F FF 93 B FF 91 B CH 87 S FF 93 F FF 93 C FF 94 2-3 K ③			1 SAFE B SL 86 F SL 86 B SL 86 S FC 93 B FC 93 F SL 86 D KC 85 4-2 1-2 BB			2	0	0	0	1	2	0
25 Stephen Piscotty, R (1, 9) OBP: 0.322, SLG: 0.481		C FF 92 X FF 92 0-1 HR			H FF 92 1-0 20 G4-6-3 HBP		C FC 93 C SL 87 F KC 82 S SL 86 0-3 K ②			2	1	1	1	0	1	2
28 Matt Olson, L (1, 3) OBP: 0.322, SLG: 0.439		X FF 92 0-0 F7 ②			C SL 85 D SI 90 X SL 85 1-1 F8 ①		S KC 83 B KC 84 C SI 93 D KC 82 S KC 86 2-3 K ③			3	0	0	0	0	1	3
20 Mark Canha, R (1, 7) OBP: 0.320, SLG: 0.441		B FF 92 B CH 85 C FF 92 X FF 92 2-1 F8 ③			B FF 93 F FF 92 X CH 86 1-1 G4-6-3 ②③ 1-2f			B SI 93 C SI 93 X SI 94 1-1 G5-3 ①		3	0	0	0	0	0	1
22 Ramón Laureano, R (1, 8) OBP: 0.373, SLG: 0.472			C FF 91 B SL 84 B FF 91 B CH 85 B FF 91 4-1 21 G4-6-3 BB			F FF 90 B CH 85 X FF 91 1-1 F7 ①		B SI 94 B SI 93 C SI 94 X SI 94 2-1 G6-3 ②		2	0	0	0	1	0	0
21 Jonathan Lucroy, R (1, 2) OBP: 0.290, SLG: 0.323			B FF 92 1 SAFE C FF 92 X FF 92 1-1 G4-6-3 ①② 1-2f			C FF 92 B SL 84 X FF 91 1-1 L8 ②		C SI 94 B SI 94 B SI 95 X SI 94 2-1 F8 ③		3	0	0	0	0	0	1
Inning Stats	R: 0 E: 0 K: 1 S: 6 H: 0 LOB: 0 BB: 0 P: 8	R: 1 E: 0 K: 1 S: 8 H: 1 LOB: 0 BB: 0 P: 11	R: 0 E: 0 K: 1 S: 6 H: 0 LOB: 0 BB: 1 P: 12	R: 0 E: 0 K: 2 S: 14 H: 0 LOB: 0 BB: 0 P: 20	R: 0 E: 0 K: 0 S: 4 H: 0 LOB: 0 BB: 0 P: 7	R: 0 E: 0 K: 0 S: 7 H: 0 LOB: 0 BB: 0 P: 12	R: 0 E: 0 K: 3 S: 19 H: 1 LOB: 2 BB: 1 P: 30	R: 0 E: 0 K: 0 S: 6 H: 0 LOB: 0 BB: 0 P: 11	R: 0 E: 0 K: 1 S: 8 H: 0 LOB: 0 BB: 0 P: 13	1B: 1 2B: 0 3B: 0 HR: 1 SF: 0 SAC: 0 DP: 2 HBP: 1	WP: 0 PB: 0 SB: 0 CS: 0 PA: 30					

PITCHER	IP	WLS	BF	H	R	ER	SO	BB	IBB	HBP	BLK	WP	HR	S	P	ERA	WHIP
34 J.A. Happ, L (1, 1) ERA: 3.9	6.0		20	2	1	1	5	1	0	1	0	0	1	50	78	1.50	0.500
30 David Robertson, R (7, 1) ERA: 2.85	1.0	W	4	0	0	0	3	1	0	0	0	0	0	14	22	0.00	1.000
53 Zack Britton, L (8, 1) ERA: 3.94	1.0	H	3	0	0	0	0	0	0	0	0	0	0	6	11	0.00	0.000
68 Dellin Betances, R (9, 1) ERA: 2.5	1.0		3	0	0	0	1	0	0	0	0	0	0	8	13	0.00	0.000

PITCHER	IP	WLS	BF	H	R	ER	SO	BB	IBB	HBP	BLK	WP	HR	S	P	ERA	WHIP

BOTTOM

New York Yankees @ Oakland Athletics

Oakland Coliseum, Oakland, CA

Tue Sep 04 2018, 7:09 PM - 10:19 PM PDT

Att. 17,536 - Clear - 63 F

livebaseballscorecards.com

AB	27
R	1
H	2
RBI	1
BB	2
SO	9
LOB	8

Batter	1	2	3	4	5	6	7	8	9	AB	R	H	RBI	BB	SO	LOB
11 Brett Gardner, L (1, 7) OBP: 0.325, SLG: 0.372	C FF 90 B CH 85 B FF 91 B SL 88 X FF 90 3-1 ① F9		C FF 89 B SI 90 F SL 87 F CU 74 X CU 75 1-2 ① G4-3			B SL 87 C FF 90 C CU 73 B CU 75 F CH 85 F CH 82 F SI 89 C CH 81 2-3 ① K		C FF 96 F FC 93 B CU 81 F FF 98 F FC 92 B CU 81 X FF 98 2-2 ① G6-3		4	0	0	0	0	1	0
27 Giancarlo Stanton, R (1, 10) OBP: 0.344, SLG: 0.511	T FF 91 S FF 92 X FF 92 0-2 ② 26 F8 2B		S CU 73 F FF 90 B SL 83 X SL 82 1-2 ② F8			C SI 89 F CH 84 S CH 85 0-3 ② K		B SI 98 F FF 98 C CU 81 B FC 93 S FC 93 2-3 ② K		4	0	1	0	0	2	0
26 Andrew McCutchen, R (1, 9) OBP: 0.354, SLG: 0.404 12 Tyler Wade, L (7, 9) OBP: 0.234, SLG: 0.300	X FF 91 0-0 ② F8 2-3		C SL 83 F CH 83 S FF 91 0-3 ③ K			B CU 74 B CH 84 B SI 89 C FF 88 S CH 84 S CH 84 3-3 ③ K		X FF 96 0-0 ③ G4-3		3 1	0 0	0 0	0 0	0 0	2 0	1 0
31 Aaron Hicks, S (1, 8) OBP: 0.373, SLG: 0.475	C SL 88 B FF 91 B CU 73 B CU 73 C D 4-2 ① 45 FC5 24 BB BB			C SI 88 C SI 90 X FF 89 0-2 ② 24 G5-4-3 1B			C SI 89 B CU 73 B CU 73 C SL 88 B SL 88 B SL 88 4-2 ① 24 HR BB		B FF 92 T CH 84 C SI 92 B SL 84 C CH 86 2-3 ① K	2	1	1	0	2	1	0
24 Gary Sánchez, R (1, 2) OBP: 0.283, SLG: 0.411	1 SAFE C D 1 SAFE B B T F B 4-2 ① 45 FC5 1-2 BB			C SL 83 C CU 73 1 SAFE X FF 91 0-2 ① ② G5-4-3 1-2f			C SL 86 F SL 82 B CH 85 D CU 75 F SI 90 B SI 90 X CH 85 3-2 ① 1-H HR		B SL 84 B CH 85 B SI 92 C SI 91 C SL 83 X SI 92 3-2 ② G5-3	3	1	1	2	1	0	1
45 Luke Voit, R (1, 3) OBP: 0.366, SLG: 0.622	B FF 91 C FF 92 F FF 92 F FF 92 D CU 74 X CU 75 2-2 ③ FC5 1-2 2-3f			B SL 83 F SI 91 X SI 90 1-1 ③ G6-3			B FC 85 X FC 86 1-0 ① F7		X SI 92 0-0 1B	4	0	1	0	0	0	3
14 Neil Walker, S (1, 5) OBP: 0.305, SLG: 0.341		C FF 89 X CU 73 0-1 ① G3-1			B FF 89 F CH 83 S CH 84 F CH 83 B CU 76 X CH 84 2-2 ① G6-3		C CH 80 B FF 89 B FF 89 B FF 89 X CH 80 3-1 1B		B SI 91 X CH 85 1-0 ③ G3	4	0	1	0	0	0	1
29 Adeiny Hechavarría, R (1, 6) OBP: 0.285, SLG: 0.349		C FF 88 C CU 73 F FF 91 F FF 92 F FF 90 S CH 83 0-3 ② K			X SL 81 0-0 ② F9		S FF 89 D CU 77 S FF 89 D CU 77 B FC 85 F FC 85 X FF 90 3-2 ② F9			3	0	0	0	0	1	1
25 Gleyber Torres, R (1, 4) OBP: 0.349, SLG: 0.501		X SL 83 0-0 ③ G6-3			B CU 73 B SL 82 C SI 88 X CH 83 2-1 ③ F9		S FC 84 C FF 90 D CU 77 X CU 76 1-2 ③ P4			3	0	0	0	0	0	1
Inning Stats	R: 0 E: 0 K: 0 S: 15 H: 1 LOB: 3 BB: 2 P: 28	R: 0 E: 0 K: 1 S: 9 H: 0 LOB: 0 BB: 0 P: 9	R: 0 E: 0 K: 1 S: 10 H: 0 LOB: 0 BB: 0 P: 12	R: 0 E: 0 K: 0 S: 8 H: 1 LOB: 0 BB: 0 P: 9	R: 0 E: 0 K: 0 S: 7 H: 0 LOB: 0 BB: 0 P: 11	R: 0 E: 0 K: 3 S: 12 H: 0 LOB: 0 BB: 0 P: 17	R: 2 E: 0 K: 0 S: 16 H: 2 LOB: 1 BB: 1 P: 31	R: 0 E: 0 K: 1 S: 9 H: 0 LOB: 0 BB: 0 P: 13	R: 0 E: 0 K: 1 S: 8 H: 1 LOB: 1 BB: 0 P: 14	1B: 3 2B: 1 3B: 0 HR: 1 SF: 0 SAC: 0 DP: 1 HBP: 0						

PITCHER		IP	WLS	BF	H	R	ER	SO	BB	IBB	HBP	BLK	WP	HR	S	P	ERA	WHIP
50 Mike Fiers, R ERA: 3.36	(1, 1)	6.0	W	23	3	2	2	5	3	0	0	0	0	1	67	99	3.00	1.000
36 Yusmeiro Petit, R ERA: 3.25	(7, 1)	1.0		4	1	0	0	0	0	0	0	0	0	0	10	18	0.00	1.000
62 Lou Trivino, R ERA: 2.12	(8, 1)	1.0		3	0	0	0	1	0	0	0	0	0	0	9	13	0.00	0.000
61 Cory Gearrin, R ERA: 3.71	(9, 1)	1.0		4	1	0	0	1	0	0	0	0	0	0	8	14	0.00	1.000

PITCHER	IP	WLS	BF	H	R	ER	SO	BB	IBB	HBP	BLK	WP	HR	S	P	ERA	WHIP

TOP

New York Yankees @ Oakland Athletics

Oakland Coliseum, Oakland, CA

Wed Sep 05 2018, 7:18 PM - 10:10 PM PDT

Att. 21,004 - Cloudy - 61 F

livebaseballscorecards.com

AB	31
R	2
H	5
RBI	2
BB	3
SO	7
LOB	8

WP: 0 PA: 34
PB: 0
SB: 0
CS: 0

BOTTOM

New York Yankees @ Oakland Athletics

Oakland Coliseum, Oakland, CA

Wed Sep 05 2018, 7:18 PM - 10:10 PM PDT

Att. 21,004 - Cloudy - 61 F

livebaseballscorecards.com

Batter	1	2	3	4	5	6	7	8	9	AB	R	H	RBI	BB	SO	LOB
22 Ramón Laureano, R (1, 8) OBP: 0.375, SLG: 0.494	C FF 95 X FF 94 0-1 8 PB 8 1B 2B	C FF 96 C SL 89 B CH 90 S FF 97 1-3 ③ K		C SL 80 B FF 92 X SL 81 1-1 ① FC5-4 26 G3 1-2f 2-3		C SL 84 B FF 93 F FF 93 X SL 84 1-2 26 2B 2B		C CH 87 F FF 94 T FF 95 0-2 ③ K		5	2	2	0	0	2	3
26 Matt Chapman, R (1, 5) OBP: 0.365, SLG: 0.525	F FF 96 S SL 89 B SL 87 D SL 87 X CH 89 2-2 ① G6-3		C SL 87 S SL 88 B CH 89 B CH 91 B FF 97 F CH 89 F SL 90 B FF 97 4-2 2 G5-3 8 1B 25 1B BB	1 SAFE 1 SAFE C SL 80 B FF 91 S SL 81 X FF 92 1-2 ② G3 1-2 3-H		X SL 83 0-0 2-H 2B				3	1	1	2	1	0	2
8 Jed Lowrie, S (1, 4) OBP: 0.359, SLG: 0.467	B FF 96 B FF 95 S CH 90 B FF 98 X CH 90 3-1 2 2B 28 WP 2-H 1B		X SL 88 0-0 2 G5-3 25 1B 1-2 1B	X FF 92 0-0 ③ F7		X FF 94 0-0 ③ F7				4	2	2	1	0	0	2
2 Khris Davis, R (1, 10) OBP: 0.326, SLG: 0.543	C FF 97 B FF 96 X FF 97 1-1 28 WP 28 2B 1-3 2B		F SL 86 B FF 96 C SL 91 F CH 90 F CH 80 B SL 89 X CH 89 2-2 ① G5-3 1-2 2-3		X FF 94 0-0 28 G6-3 2B		C SL 81 F FF 92 C SL 81 0-3 ① K			4	1	2	0	0	1	2
28 Matt Olson, L (1, 3) OBP: 0.321, SLG: 0.439	F CH 89 B FF 98 B SL 89 X FF 96 2-1 25 PB 25 WP 2-H 3-H 2B		C SL 88 B SL 88 F CH 88 B FF 98 S SL 87 2-3 ② K		B CU 78 C FF 94 X SL 83 1-1 ① G6-3 2-3		B FF 94 B CU 79 F FF 92 B CH 84 X CH 83 3-1 ② G4-3			4	1	1	1	0	1	3
25 Stephen Piscotty, R (1, 9) OBP: 0.321, SLG: 0.479	B SL 88 S SL 86 B SL 88 S CH 90 B SL 86 S CH 89 3-3 ② K 2-H		D SL 87 X CH 90 1-0 2-H 3-H 1B		F SL 81 S SL 85 D SL 85 X SL 84 1-2 ② F8		S SL 84 F FF 92 X SL 84 0-2 ③ L9			4	0	1	2	0	1	1
10 Marcus Semien, R (1, 6) OBP: 0.322, SLG: 0.383	B FF 96 B FF 95 C SL 88 X SL 87 2-1 ③ G6-3		X SL 78 0-0 ③ L7		B SL 83 F SL 82 C SL 83 D SL 84 X FF 95 2-2 ③ L9			X SI 90 0-0 1B		4	0	1	0	0	0	2
18 Chad Pinder, R (1, 7) OBP: 0.333, SLG: 0.420		C FF 95 X CH 89 0-1 ① L8		X FF 91 0-0 22 FC5-4 19 BB 26 G3 1B		C SL 82 S SL 82 B SL 83 S FF 92 1-3 ① K		C SI 90 S CU 78 F CU 78 F CU 78 B FF 93 D SI 90 S SI 90 2-3 ① K		4	1	1	0	0	2	1
19 Josh Phegley, R (1, 2) OBP: 0.247, SLG: 0.364		X FF 95 0-0 ② F7		B SL 81 B SL 80 B FF 92 B FF 92 4-0 22 FC5-4 1-2 BB		S SL 82 B FF 92 B SL 83 B SL 82 F FF 93 X SL 81 3-2 ② P6		C FF 92 F SI 91 C CU 78 0-3 ② K		3	0	0	0	1	1	1
Inning Stats	R: 4 H: 4 E: 0 LOB: 0 K: 1 BB: 0 S: 16 P: 29	R: 0 H: 0 E: 0 LOB: 0 K: 1 BB: 0 S: 6 P: 7	R: 2 H: 2 E: 0 LOB: 1 K: 1 BB: 1 S: 15 P: 24	R: 1 H: 1 E: 0 LOB: 1 K: 0 BB: 1 S: 7 P: 13	R: 0 H: 1 E: 0 LOB: 1 K: 0 BB: 0 S: 9 P: 13	R: 1 H: 2 E: 0 LOB: 1 K: 1 BB: 0 S: 11 P: 16	R: 0 H: 0 E: 0 LOB: 0 K: 1 BB: 0 S: 8 P: 11	R: 0 H: 1 E: 0 LOB: 1 K: 3 BB: 0 S: 12 P: 14		1B: 5 SF: 0 2B: 6 SAC: 0 3B: 0 DP: 0 HR: 0 HBP: 0						

	AB	35
	R	8
	H	11
	RBI	6
	BB	2
	SO	8
	LOB	17

| | | | | | |

Batter	1	2	3	4	5	6	7	8	9	AB	R	H	RBI	BB	SO	LOB
26 Andrew McCutchen, R (1, 9) OBP: 0.355, SLG: 0.409	X FF 93 0-0 ① F8		D KC 80 B FF 94 S FF 93 X KC 82 2-1 1-H HR		B FF 94 B FF 94 B FF 95 B FF 95 4-0 BB			B FF 92 C FF 92 F CH 84 X FF 93 1-2 ① F7		3	1	1	2	1	0	0
27 Giancarlo Stanton, R (1, 10) OBP: 0.341, SLG: 0.507	C FF 93 C KC 81 S FF 95 0-3 ② K		F FF 95 S FF 95 F FF 96 F FC 90 S KC 83 0-3 ① K		C KC 82 B FF 94 D KC 81 S FF 95 F FC 89 T FF 96 2-2 ② K			S SL 86 B SL 88 S FF 93 X FF 92 1-2 ② L9		4	0	0	0	0	3	2
31 Aaron Hicks, S (1, 8) OBP: 0.370, SLG: 0.470	C FF 94 F FF 95 B FF 94 B FC 89 X FC 89 2-2 ③ P3		C KC 81 S KC 83 F FF 94 B KC 83 F KC 83 C FF 94 1-3 ② K		F KC 82 F FF 95 B FC 90 D KC 82 D KC 82 F FC 90 X FF 95 3-2 ③ P4			C CU 82 B CH 87 X CH 85 1-1 ③ G1-3		4	0	0	0	0	1	2
24 Gary Sánchez, R (1, 2) OBP: 0.280, SLG: 0.404		C KC 78 B FF 93 C FF 94 S FC 89 1-3 ① K	F FF 94 B FF 95 B FF 95 S KC 82 S KC 83 2-3 ③ K			F FF 93 B KC 81 X FF 94 1-1 ① P3			B SL 83 B FF 89 X SL 83 2-0 ① L7	4	0	0	0	0	2	0
41 Miguel Andujar, R (1, 5) OBP: 0.329, SLG: 0.520 18 Didi Gregorius, L (6, 6) OBP: 0.333, SLG: 0.481		B FF 93 C FF 94 S KC 82 B KC 82 X FC 89 2-2 ② G5-3		X FF 92 0-0 ① L9		C KC 80 B FF 95 F FF 95 X FC 89 1-2 ② G6-3			F SI 91 F SI 90 F SL 86 B FF 89 B CH 84 F FF 90 F CH 84 X SL 85 2-2 ② G4-3	3 1	0 0	0 0	0 0	0 0	0 0	0 0
45 Luke Voit, R (1, 3) OBP: 0.372, SLG: 0.615		B FF 94 F FF 94 S FF 95 F FF 95 X FC 88 1-2 25 HR 1B		C FF 94 B FF 93 B FF 94 S FF 94 S KC 82 2-3 ② K		F FF 95 S KC 82 F FF 96 S KC 82 0-3 ③ K			B SL 85 F SI 90 F SL 86 B FF 91 X SI 91 2-2 1B	4	1	2	0	0	2	0
25 Gleyber Torres, R (1, 4) OBP: 0.348, SLG: 0.507		S FF 94 B FF 94 F KC 81 B FF 95 X FC 88 2-2 1-H HR		S KC 81 B FF 95 S FF 95 F FF 96 X KC 82 1-2 ③ L9			C FF 95 B SL 85 F SL 86 S FF 95 1-3 ① K		B SL 84 C SL 85 C SL 85 B SL 85 F FF 91 S SL 85 2-3 ③ K	4	1	1	2	0	2	1
29 Adeiny Hechavarría, R (1, 6) OBP: 0.286, SLG: 0.349 (6, 5)		C FF 95 X FF 94 0-1 ③ F8			F FF 93 S KC 81 X KC 82 0-2 11 SH1-3 1B		F FF 94 B SL 85 B FF 94 F FF 95 B SL 86 S SL 86 3-3 ② K			3	0	1	0	0	1	0
11 Brett Gardner, L (1, 7) OBP: 0.326, SLG: 0.373			B FF 93 X FF 92 1-0 26 HR 1B		X FF 93 0-0 ① SH1-3 1-2		B FF 96 X FF 96 1-0 ③ L8			2	1	1	0	0	0	0
Inning Stats	R: 0 E: 0 K: 1 S: 7 H: 0 LOB: 0 BB: 0 P: 9	R: 2 E: 0 K: 1 S: 15 H: 2 LOB: 0 BB: 0 P: 21	R: 2 E: 0 K: 3 S: 16 H: 2 LOB: 0 BB: 0 P: 22	R: 0 E: 0 K: 1 S: 8 H: 0 LOB: 0 BB: 0 P: 11	R: 0 E: 0 K: 1 S: 12 H: 1 LOB: 2 BB: 1 P: 21	R: 0 E: 0 K: 1 S: 9 H: 0 LOB: 0 BB: 0 P: 11	R: 0 E: 0 K: 2 S: 7 H: 0 LOB: 0 BB: 0 P: 12	R: 0 E: 0 K: 0 S: 8 H: 0 LOB: 0 BB: 0 P: 11	R: 0 E: 0 K: 1 S: 14 H: 1 LOB: 1 BB: 0 P: 22	1B: 4 2B: 0 3B: 0 HR: 2 SF: 0 SAC: 1 DP: 0 HBP: 0						

PITCHER	IP	WLS	BF	H	R	ER	SO	BB	IBB	HBP	BLK	WP	HR	S	P	ERA	WHIP
65 James Paxton, L (1, 1) ERA: 3.83	6.0	L	24	5	4	4	8	1	0	0	0	0	2	67	95	6.00	1.000
46 Ryan Cook, R (7, 1) ERA: 5.56	1.0		3	0	0	0	2	0	0	0	0	0	0	7	12	0.00	0.000
43 Adam Warren, R (8, 1) ERA: 3.48	1.0		3	0	0	0	0	0	0	0	0	0	0	8	11	0.00	0.000
60 Chasen Bradford, R (9, 1) ERA: 3.26	1.0		4	1	0	0	1	0	0	0	0	0	0	14	22	0.00	1.000

PITCHER	IP	WLS	BF	H	R	ER	SO	BB	IBB	HBP	BLK	WP	HR	S	P	ERA	WHIP

TOP

New York Yankees @ Seattle Mariners

Safeco Field, Seattle, WA

Fri Sep 07 2018, 7:10 PM - 9:42 PM PDT

Att. 32,195 - Roof Closed - 67 F

livebaseballscorecards.com

AB	32
R	4
H	6
RBI	4
BB	1
SO	11
LOB	5

WP: 0 PA: 34
PB: 0
SB: 0
CS: 0

BOTTOM

New York Yankees @ Seattle Mariners

Safeco Field, Seattle, WA

Fri Sep 07 2018, 7:10 PM - 9:42 PM PDT

Att. 32,195 - Roof Closed - 67 F

Batter	1	2	3	4	5	6	7	8	9	AB	R	H	RBI	BB	SO	LOB
17 Mitch Haniger, R (1, 9) OBP: 0.363, SLG: 0.487	G5-3		G4-3			K			K	4	0	0	0	0	2	1
2 Jean Segura, R (1, 6) OBP: 0.346, SLG: 0.430	L7			K		2-3 1B			22 FC5-6 BB	3	0	1	0	1	1	0
22 Robinson Canó, L (1, 4) OBP: 0.367, SLG: 0.442	1B			G6-3		K			FC5-6 1-2f	4	0	1	0	0	1	3
23 Nelson Cruz, R (1, 10) OBP: 0.350, SLG: 0.534	K			F7			G6-3		F9	4	0	0	0	0	1	2
4 Denard Span, L (1, 7) OBP: 0.351, SLG: 0.445		G4-3			K		K			3	0	0	0	0	2	0
27 Ryon Healy, R (1, 3) OBP: 0.281, SLG: 0.442		G6-3			F7		K			3	0	0	0	0	1	0
15 Kyle Seager, L (1, 5) OBP: 0.265, SLG: 0.391		F8			G4-3			K		3	0	0	0	0	1	0
3 Mike Zunino, R (1, 2) OBP: 0.246, SLG: 0.398			K			2 1B 2B		G4-3		3	0	1	0	0	1	0
9 Dee Strange-Gordon, L (1, 8) OBP: 0.291, SLG: 0.335			G4-3			K		G3		3	0	0	0	0	1	1
Inning Stats	R: 0 E: 0 K: 1 S: 8 H: 1 LOB: 1 BB: 0 P: 11	R: 0 E: 0 K: 0 S: 8 H: 0 LOB: 0 BB: 0 P: 12	R: 0 E: 0 K: 1 S: 10 H: 0 LOB: 0 BB: 0 P: 12	R: 0 E: 0 K: 1 S: 5 H: 0 LOB: 0 BB: 0 P: 8	R: 0 E: 0 K: 1 S: 10 H: 0 LOB: 0 BB: 0 P: 15	R: 0 E: 0 K: 3 S: 14 H: 2 LOB: 2 BB: 0 P: 17	R: 0 E: 0 K: 2 S: 11 H: 0 LOB: 0 BB: 0 P: 13	R: 0 E: 0 K: 1 S: 8 H: 0 LOB: 0 BB: 0 P: 14	R: 0 E: 0 K: 1 S: 9 H: 0 LOB: 1 BB: 1 P: 18	1B: 2 2B: 1 3B: 0 HR: 0 SF: 0 SAC: 0 DP: 0 HBP: 0						

livebaseballscorecards.com

AB	30
R	0
H	3
RBI	0
BB	1
SO	11
LOB	7

WP: 0 PA: 31
PB: 0
SB: 0
CS: 0

PITCHER	IP	WLS	BF	H	R	ER	SO	BB	IBB	HBP	BLK	WP	HR	S	P	ERA	WHIP
19 Masahiro Tanaka, R (1, 1) ERA: 3.61	8.0	W	27	3	0	0	10	0	0	0	0	0	0	74	102	0.00	0.375
30 David Robertson, R (9, 1) ERA: 2.8	1.0		4	0	0	0	1	1	0	0	0	0	0	9	18	0.00	1.000

PITCHER	IP	WLS	BF	H	R	ER	SO	BB	IBB	HBP	BLK	WP	HR	S	P	ERA	WHIP

Batter	1	2	3	4	5	6	7	8	9	AB	R	H	RBI	BB	SO	LOB
26 Andrew McCutchen, R (1, 9) OBP: 0.356, SLG: 0.415	C SI 89 B SI 90 S CU 79 X CH 85 1-2 HR	F SI 90 B CU 78 1 SAFE F SI 88 B CU 79 B SI 89 X CU 79 3-2 ③ G5-3			1 SAFE C SI 89 C SI 89 F CU 80 B FF 89 B SI 90 B SI 90 F CU 79 F SI 90 4-2 F SI 90 D CU 80 27 SF9 27 PB 31 L6-5 1-2 BB		C FF 89 S FF 90 X FF 89 0-2 ③ L9			3	1	1	1	1	0	1
27 Giancarlo Stanton, R (1, 10) OBP: 0.339, SLG: 0.505	B SI 90 X CU 80 1-0 ① G5-3		C SI 89 C SI 90 F CU 80 B SI 90 B CH 86 C FF 90 2-3 ① K		C FC 89 B FC 89 F FF 93 B FF 93 B FC 90 X FC 90 3-2 ① SF9 1-3 2-H			C FF 95 B FF 95 F FC 92 T FF 95 1-2 ① K		3	0	0	1	0	2	0
31 Aaron Hicks, S (1, 8) OBP: 0.367, SLG: 0.466	C FF 91 C CH 85 B CU 81 S CU 80 1-3 ② K		B CU 79 F CU 79 B FF 91 B CU 80 S SI 90 X SI 90 3-2 ② G4-3		C SL 84 X FC 90 0-1 ②③ L6-5 3-3			C FF 95 F FC 92 F FC 91 B FC 92 B FC 92 C FF 96 2-3 ② K		4	0	0	0	0	2	1
45 Luke Voit, R (1, 3) OBP: 0.367, SLG: 0.593	C SI 91 B FC 85 F SI 91 B CU 80 B CU 80 B SI 90 4-2 41 1B BB		X SI 90 0-0 ③ G6-3			X FC 89 0-0 ① G1-3		C FC 92 S FC 92 B FF 95 S FC 92 1-3 ③ K		3	0	0	0	1	1	0
41 Miguel Andujar, R (1, 5) OBP: 0.332, SLG: 0.521 12 Tyler Wade, L (9, PR) OBP: 0.234, SLG: 0.300 14 Neil Walker, S (9, 5) OBP: 0.305, SLG: 0.341	C CU 78 X SI 90 0-1 1-2 1B			C CU 78 B SI 90 X SI 89 1-1 18 G4-6-3 1B		B SL 86 S SL 83 S FF 94 T FF 94 1-2 ② K			H FF 95 1-0 29 1B 25 SF9 HBP	3 0 0	0 1 0	2 0 0	0 0 0	0 0 0	1 0 0	0 0 0
18 Didi Gregorius, L (1, 6) OBP: 0.331, SLG: 0.478 29 Adeiny Hechavarría, R (7, 6) OBP: 0.288, SLG: 0.352	B SI 90 F SI 90 X CH 83 1-1 ③ G4-3			C SI 90 B CU 79 F SI 88 X CU 79 1-2 ①② G4-6-3 1-2f		C FF 93 B FC 90 B SL 84 X FF 93 2-1 ③ F7			B FF 94 X FF 94 1-0 28 S 1-3 1B	3 1	0 0	0 1	0 0	0 0	0 0	3 0
25 Gleyber Torres, R (1, 4) OBP: 0.350, SLG: 0.508		X SI 90 0-0 28 G5-4-3 1B		C CU 80 B SI 91 X CH 85 1-1 28 FC5-4 1B			B FF 89 F FC 87 T FF 90 S FF 90 1-3 ① K		F SL 86 S SL 85 F SL 86 X SL 86 0-2 ① SF9 3-H	3	0	2	1	0	1	0
28 Austin Romine, R (1, 2) OBP: 0.305, SLG: 0.436		B CU 78 X SI 88 1-0 ①② G5-4-3 1-2f		B CU 79 D SI 90 X SI 90 2-0 ③ FC5-4 1-2f			C FC 88 F FF 89 F FF 90 B FF 90 F FF 89 F FF 91 B FC 89 X FF 90 2-2 HR		1 SAFE C FF 92 S SL 84 S SL 86 0-3 ② K 1-2	4	1	1	1	0	1	3
11 Brett Gardner, L (1, 7) OBP: 0.327, SLG: 0.372		B FF 91 B SI 89 B SI 89 C SI 90 X SI 90 3-1 1B			B SI 89 B CU 78 B CU 77 B SI 88 4-0 27 PB 26 S 27 SF9 BB		T FF 90 X CH 84 0-1 ② G1-3		C SI 89 B SI 87 B SI 89 C SL 79 S CU 74 2-3 ③ K2-3	3	1	1	0	1	1	2
Inning Stats	R: 1 E: 0 K: 1 S: 13 H: 2 LOB: 2 BB: 1 P: 21	R: 0 E: 0 K: 0 S: 7 H: 2 LOB: 1 BB: 0 P: 14	R: 0 E: 0 K: 1 S: 8 H: 0 LOB: 0 BB: 0 P: 13	R: 0 E: 0 K: 0 S: 8 H: 2 LOB: 1 BB: 0 P: 13	R: 1 E: 0 K: 0 S: 11 H: 0 LOB: 0 BB: 2 P: 22	R: 0 E: 0 K: 1 S: 6 H: 0 LOB: 0 BB: 0 P: 9	R: 1 E: 0 K: 1 S: 14 H: 1 LOB: 0 BB: 0 P: 17	R: 0 E: 0 K: 3 S: 10 H: 0 LOB: 0 BB: 0 P: 14	R: 1 E: 0 K: 2 S: 11 H: 1 LOB: 2 BB: 0 P: 15	1B: 6 2B: 1 3B: 0 HR: 2 SF: 2 SAC: 0 DP: 3 HBP: 1						

PITCHER	IP	WLS	BF	H	R	ER	SO	BB	IBB	HBP	BLK	WP	HR	S	P	ERA	WHIP
34 Félix Hernández, R (1, 1) ERA: 5.46	4.0		19	6	2	1	2	3	0	0	0	0	1	42	75	2.25	2.250
37 Shawn Armstrong, R (5, 1) ERA:	2.0		5	0	0	0	1	0	0	0	0	0	0	11	17	0.00	0.000
50 Nick Vincent, R (7, 1) ERA: 4.2	1.0	L	4	1	1	1	1	0	0	0	0	0	1	14	17	9.00	1.000
48 Alex Colomé, R (8, 1) ERA: 3.39	1.0		3	0	0	0	3	0	0	0	0	0	0	10	14	0.00	0.000
46 Ryan Cook, R (9, 1) ERA: 6.0	0.2		4	1	1	1	1	0	0	1	0	0	0	8	10	13.50	1.500

PITCHER	IP	WLS	BF	H	R	ER	SO	BB	IBB	HBP	BLK	WP	HR	S	P	ERA	WHIP
33 Zach Duke, L (9, 1) ERA: 4.34	0.1		1	0	0	0	1	0	0	0	0	0	0	3	5	0.00	0.000

TOP

New York Yankees @ Seattle Mariners

Safeco Field, Seattle, WA

Sat Sep 08 2018, 6:11 PM - 8:59 PM PDT

Att. 38,733 - Cloudy - 70 F

livebaseballscorecards.com

AB	30
R	4
H	8
RBI	4
BB	3
SO	9
LOB	10

BOTTOM

New York Yankees @ Seattle Mariners

Safeco Field, Seattle, WA

Sat Sep 08 2018, 6:11 PM - 8:59 PM PDT

Att. 38,733 - Cloudy - 70 F

livebaseballscorecards.com

Batter	1	2	3	4	5	6	7	8	9	AB	R	H	RBI	BB	SO	LOB
17 Mitch Haniger, R (1, 8) OBP: 0.362, SLG: 0.487	B FF 92 C FF 92 X FF 93 1-1 L9 ①		B FC 89 X FF 94 1-0 P3 ②		1 SAFE C FF 94 B FC 88 B FF 95 2-1 CS ③ 1-2	C FC 85 B FC 88 B SI 94 X FC 87 2-1 P3 ①			C FF 95 C KC 84 B SV 86 X FF 98 1-2 23 BB 2B	4	0	1	0	0	0	0
2 Jean Segura, R (1, 6) OBP: 0.343, SLG: 0.426	B FF 93 B FF 94 F FF 94 X SI 93 2-1 E1		B FC 87 F SI 91 B FC 87 X SI 93 2-1 G4-3 ③			C FF 94 B SI 92 X SI 92 1-1 L9 ②			B KC 84 F FF 98 F KC 84 S SV 86 1-3 K ①	4	0	0	0	0	1	1
22 Robinson Canó, L (1, 3) OBP: 0.366, SLG: 0.436 45 Kristopher Negrón, R (9, PR) OBP: 0.333, SLG: 0.333	S SI 93 B FF 93 F SI 92 X CU 80 1-2 G1-3 ②			C FF 93 X CU 80 0-1 P5 ①		X SI 93 0-0 L5 ③			H KC 85 1-0 23 BB HBP	3 0	0 0	0 0	0 0	0 0	0 0	1 0
23 Nelson Cruz, R (1, 10) OBP: 0.350, SLG: 0.530 7 Andrew Romine, S (9, PR) OBP: 0.263, SLG: 0.227	B FF 95 X FF 94 1-0 G5-3 ③			C FF 93 C FF 95 B CU 81 S SI 92 1-3 K ②			B SI 94 C SI 94 F SI 94 B SI 96 B SI 97 X SI 94 3-2 F8 ①		B KC 84 S FF 98 B KC 84 B KC 84 C KC 82 B FF 98 4-2 1-2 2-3 BB	3 0	0 0	0 0	0 0	1 0	1 0	1 0
4 Denard Span, L (1, 7) OBP: 0.348, SLG: 0.441		F FF 92 X FF 93 0-1 G4-3 ①		B SI 92 C FC 88 F SI 92 S CU 79 1-3 K ③			B SL 81 C SI 95 X SI 94 1-1 G3 ②		C KC 85 B FF 97 F FF 97 F SV 88 F SV 87 F FF 98 T FF 98 1-2 K ②	4	0	0	0	0	2	3
15 Kyle Seager, L (1, 5) OBP: 0.265, SLG: 0.390		C FF 94 B FC 89 S FF 94 F FF 95 B CU 82 B FF 94 X FC 87 3-2 L5 ②			B SI 89 X SI 90 1-0 16 FC5-4 1B		C SL 80 C SI 96 B SI 94 C SL 81 1-3 K ③		F KC 84 S SV 88 B SV 87 T SV 87 1-2 K ③	4	0	1	0	0	2	3
16 Ben Gamel, L (1, 9) OBP: 0.352, SLG: 0.380	C SI 93 B FC 88 B FF 94 B SI 92 X SI 93 3-1 G6-3 ③				C SI 92 B SI 93 B SI 94 B SI 93 X SI 94 3-1 FC5-4 ① 3 G5-3 9 1B 1-2f			C FC 91 S KC 82 B KC 84 F KC 83 F KC 83 F KC 84 B SI 93 F KC 84 B KC 83 3-3 K ①		3	1	0	0	1	1
3 Mike Zunino, R (1, 2) OBP: 0.247, SLG: 0.406			X FF 92 0-0 HR		1 SAFE B FF 95 B FC 89 X SI 94 2-0 G5-3 ② 1-2			C SL 85 B FC 93 C KC 82 B KC 83 S SL 82 2-3 K ②		3	1	1	1	0	1	1
9 Dee Strange-Gordon, L (1, 4) OBP: 0.291, SLG: 0.335			B FF 92 B FF 92 B FF 92 C FF 91 C FF 92 X FF 93 3-2 G5-3 ①		B FF 95 F FF 95 B FF 94 B FF 95 X FF 95 3-1 17 CS 2-H 1B			C FC 92 B KC 81 S KC 83 S KC 84 1-3 K2-3 ③		3	0	1	1	0	1	0
Inning Stats	R: 0 E: 1 K: 0 S: 8 H: 0 LOB: 1 BB: 0 P: 13	R: 0 E: 0 K: 0 S: 8 H: 0 LOB: 0 BB: 0 P: 14	R: 1 E: 0 K: 0 S: 7 H: 1 LOB: 0 BB: 0 P: 13	R: 0 E: 0 K: 2 S: 8 H: 0 LOB: 0 BB: 0 P: 10	R: 1 E: 0 K: 0 S: 7 H: 2 LOB: 0 BB: 0 P: 18	R: 0 E: 0 K: 0 S: 5 H: 0 LOB: 0 BB: 0 P: 8	R: 0 E: 0 K: 1 S: 8 H: 0 LOB: 0 BB: 0 P: 13	R: 0 E: 0 K: 3 S: 15 H: 0 LOB: 0 BB: 0 P: 21	R: 0 E: 0 K: 3 S: 17 H: 1 LOB: 3 BB: 1 P: 26	1B: 2 2B: 1 3B: 0 HR: 1 SF: 0 SAC: 0 DP: 0 HBP: 1	WP: 0 PB: 0 SB: 0 CS: 1 PA: 34					

	AB	31
	R	2
	H	4
	RBI	2
	BB	1
	SO	9
	LOB	11

PITCHER	IP	WLS	BF	H	R	ER	SO	BB	IBB	HBP	BLK	WP	HR	S	P	ERA	WHIP
36 Lance Lynn, R (1, 1) ERA: 5.01	6.0	W	21	3	2	2	2	0	0	0	0	0	1	43	76	3.00	0.500
53 Zack Britton, L (7, 1) ERA: 3.82	1.0	H	3	0	0	0	1	0	0	0	0	0	0	8	13	0.00	0.000
30 David Robertson, R (8, 1) ERA: 2.76	1.0	H	3	0	0	0	3	0	0	0	0	0	0	15	21	0.00	0.000
68 Dellin Betances, R (9, 1) ERA: 2.45	1.0	S	6	1	0	0	3	1	0	1	0	0	0	17	26	0.00	2.000

PITCHER	IP	WLS	BF	H	R	ER	SO	BB	IBB	HBP	BLK	WP	HR	S	P	ERA	WHIP

Batter	1	2	3	4	5	6	7	8	9	AB	R	H	RBI	BB	SO	LOB
26 Andrew McCutchen, R (1, 9) OBP: 0.356, SLG: 0.412	B SI 88 X SI 88 1-0 ① F8	C SL 83 F SI 90 1 SAFE S FC 84 0-3 ③ K		C SL 84 B FC 88 B SI 92 C SL 84 B SL 83 B FC 84 4-2 1-2 2-3 3-H BB			C FC 89 X FC 87 0-1 ① G6-3		B SL 90 S FF 98 C FF 99 H FF 99 2-2 HBP	3	0	0	1	1	1	2
27 Giancarlo Stanton, R (1, 7) OBP: 0.338, SLG: 0.504	B FC 85 X SI 89 1-0 41 2B 2B		C SL 81 X SI 90 0-1 ① P6	B SI 91 F FC 87 B SL 82 C SI 92 X SI 92 2-2 ③ G4-3			B FC 88 C FF 91 F FF 90 B FF 90 F FF 91 T FF 90 2-2 ② K		F FF 98 X FF 98 0-1 ③ F9	5	1	1	0	0	1	4
41 Miguel Andujar, R (1, 10) OBP: 0.333, SLG: 0.523	C SL 82 X SI 90 0-1 2-H 2B		B SI 89 F CH 80 F FC 86 X SI 90 1-2 ② F7		S FC 86 T FC 86 F SI 90 F SL 82 B FC 86 X SL 83 1-2 24 G6-4-3 1B		C FC 89 F SI 92 X FF 91 0-2 ③ P5			4	0	2	1	0	0	0
24 Gary Sánchez, R (1, 2) OBP: 0.279, SLG: 0.400 12 Tyler Wade, L (8, PR) OBP: 0.234, SLG: 0.300 28 Austin Romine, R (8, 2) OBP: 0.305, SLG: 0.436	C FC 86 B SL 82 S SI 89 D SL 81 X SL 81 2-2 ② G5-3		X FC 86 0-0 ③ F9		C FC 87 F SI 91 X SI 91 0-2 ① ② G6-4-3 1-2f			B FF 94 C FF 95 B FF 95 B FF 95 B FF 95 4-1 25 WP 45 WP BB		3 0 0	0 0 0	0 0 0	0 0 0	1 0 0	0 0 0	2 0 0
14 Neil Walker, S (1, 5) OBP: 0.304, SLG: 0.340	C FC 85 F FC 86 B FF 89 S SL 80 1-3 ③ K2-3			F CH 82 F SI 90 B CH 83 B FC 85 B SL 79 F FC 87 F CH 84 F FF 91 X FC 84 3-2 25 1B 45 1B 26 BB 1B	C FC 86 B CH 82 F CH 84 C FF 92 1-3 ③ K			C FF 94 1 SAFE B FC 90 C FC 89 S FC 90 1-3 ① K	4	1	1	0	0	3	2
45 Luke Voit, R (1, 3)		F SI 89 B SI 89 X SI 89 1-1 E6 29 F9		S FC 86 B FC 86 X SI 90 1-1 26 BB 25 1B 1-2 1B		B FF 94 B FC 90 C FC 87 F FF 95 X FF 94 2-2 2B		C FC 90 B FC 92 B FC 91 F FF 96 X FC 91 2-2 ② F9 1-2		4	0	2	0	0	0	1
25 Gleyber Torres, R (1, 4) OBP: 0.349, SLG: 0.505		C SL 82 S SL 83 B SL 82 X SI 89 1-2 ① L6		B SL 82 F SL 83 X SI 89 1-1 26 BB 1-2 2-3 1B		S FC 90 F FF 94 S SL 83 0-3 ① K		B FC 93 C FC 91 C FC 92 F FF 96 B FC 93 X FC 93 2-2 ③ G5-3 2-3		4	0	1	0	0	1	4
29 Adeiny Hechavarría, R (1, 6) OBP: 0.285, SLG: 0.348 18 Didi Gregorius, L (9, PH) OBP: 0.330, SLG: 0.477		C FC 86 B FF 90 F SL 82 X FF 91 1-2 ② F9 2-3		S SL 82 S SL 82 S SL 82 0-3 ① K		X FF 94 0-0 ② F8			C FF 97 X SL 89 0-1 ① G4-3	3 1	0 0	0 0	0 0	0 0	1 0	5 0
11 Brett Gardner, L (1, 8) OBP: 0.327, SLG: 0.370		B SI 90 B CH 83 B FC 85 C SI 89 C FC 86 B CH 83 4-2 BB		X SL 80 0-0 ② P5		F SI 89 B SI 89 F SL 78 F SI 88 X SI 90 1-2 ③ G4-3			B FF 98 B FF 97 C FF 96 C FF 98 S SL 91 2-3 ② K	3	0	0	0	1	1	4
Inning Stats	R: 1 E: 0 K: 1 S: 10 H: 2 LOB: 1 BB: 0 P: 15	R: 0 E: 1 K: 1 S: 13 H: 0 LOB: 2 BB: 1 P: 20	R: 0 E: 0 K: 0 S: 6 H: 0 LOB: 0 BB: 0 P: 7	R: 1 E: 0 K: 1 S: 19 H: 3 LOB: 3 BB: 1 P: 30	R: 0 E: 0 K: 1 S: 11 H: 1 LOB: 0 BB: 0 P: 13	R: 0 E: 0 K: 1 S: 11 H: 1 LOB: 1 BB: 0 P: 14	R: 0 E: 0 K: 1 S: 9 H: 0 LOB: 0 BB: 0 P: 11	R: 0 E: 0 K: 1 S: 11 H: 0 LOB: 2 BB: 1 P: 20	R: 0 E: 0 K: 1 S: 9 H: 0 LOB: 1 BB: 0 P: 13	1B: 4 2B: 3 3B: 0 HR: 0 SF: 0 SAC: 0 DP: 1 HBP: 1						

PITCHER	IP	WLS	BF	H	R	ER	SO	BB	IBB	HBP	BLK	WP	HR	S	P	ERA	WHIP
31 Erasmo Ramírez, R (1, 1) ERA: 5.31	5.0		23	6	2	2	4	2	0	0	0	0	0	59	85	3.60	1.600
37 Shawn Armstrong, R (6, 1) ERA:	0.2		3	1	0	0	1	0	0	0	0	0	0	7	9	0.00	1.500
33 Zach Duke, L (6, 1) ERA: 4.3	0.1		1	0	0	0	0	0	0	0	0	0	0	4	5	0.00	0.000
50 Nick Vincent, R (7, 1) ERA: 4.11	1.0		3	0	0	0	1	0	0	0	0	0	0	9	11	0.00	0.000
48 Alex Colomé, R (8, 1) ERA: 3.34	1.0	W	4	0	0	0	1	1	0	0	0	2	0	11	20	0.00	1.000

PITCHER	IP	WLS	BF	H	R	ER	SO	BB	IBB	HBP	BLK	WP	HR	S	P	ERA	WHIP
39 Edwin Díaz, R (9, 1) ERA: 1.84	1.0	S	4	0	0	0	1	0	0	1	0	0	0	9	13	0.00	0.000

TOP

New York Yankees @ Seattle Mariners

Safeco Field, Seattle, WA

Sun Sep 09 2018, 1:11 PM - 4:15 PM PDT

Att. 34,917 - Partly Cloudy - 70 F

livebaseballscorecards.com

AB	34
R	2
H	7
RBI	2
BB	3
SO	8
LOB	24

WP: 2	PA: 38		
PB: 0			
SB: 0			
CS: 0			

BOTTOM

New York Yankees @ Seattle Mariners

Safeco Field, Seattle, WA

Sun Sep 09 2018, 1:11 PM - 4:15 PM PDT

Att. 34,917 - Partly Cloudy - 70 F

livebaseballscorecards.com

Batter	1	2	3	4	5	6	7	8	9	AB	R	H	RBI	BB	SO	LOB
17 Mitch Haniger, R (1, 9) OBP: 0.361, SLG: 0.484	B SI 87 C SI 89 B SL 78 C SI 89 F SL 79 S FC 86 2-3 ① K	F SL 81 C SL 79 X SL 80 0-2 ① FC5 2 G6-4-3 1-2 2-3f			C SL 79 B SL 79 B FC 89 B CH 84 F SI 91 C SL 80 3-3 ① K			B KC 83 B FF 95 B FF 96 B FF 96 4-0 SH5-3 2 22 FC6 2 S BB		3	1	0	0	1	2	3
2 Jean Segura, R (1, 6) OBP: 0.342, SLG: 0.424	C SI 89 X CH 82 0-1 ② L6	B FC 89 C SL 80 X FC 89 1-1 ② ③ G6-4-3 1-2f			B SL 80 C FC 90 B SL 80 X FC 89 2-1 ② F7			C FF 97 B FF 98 X KC 85 1-1 ① SH5-3 1-3		3	0	0	0	0	0	3
22 Robinson Canó, L (1, 4) OBP: 0.368, SLG: 0.437	B FC 91 F SI 90 X SI 90 1-1 23 1B 27 1B 1B		S SL 78 S SL 81 B FC 90 F SL 80 S SL 81 1-3 ① K		F SL 81 B FC 92 C SI 90 D SL 83 F FC 92 B FC 92 3-2 ③ CS 1-2	F SL 79 B SL 79 X SI 89 1-1 1B		F FF 98 X FF 98 0-1 FC6 3-H		4	1	2	1	0	1	0
23 Nelson Cruz, R (1, 10) OBP: 0.349, SLG: 0.528	X SL 79 0-0 27 1B 10 1B 1-2 1B		C FF 91 B FC 87 F FC 89 X FC 90 1-2 ② G5-3			C FF 95 C FF 95 B FF 97 1 SAFE B FF 96 S FF 96 2-3 ① K		C KC 85 T FF 98 C SV 88 0-3 ② K		4	1	1	0	0	2	2
27 Ryon Healy, R (1, 3) OBP: 0.281, SLG: 0.440	C FC 88 S SL 80 D SL 79 X FC 89 1-2 10 1B 1-2 2-H 1B		C SL 79 S SL 82 S SL 82 0-3 ③ K2-3			1 SAFE F FF 96 B FF 96 B SL 88 X FF 96 2-1 ② L9		T KC 84 B FF 98 B FF 98 F KC 84 C FF 98 2-3 ③ K		4	0	1	1	0	2	2
10 Cameron Maybin, R (1, 7) OBP: 0.323, SLG: 0.330 4 Denard Span, L (6, PH) OBP: 0.347, SLG: 0.440 (7, 7)	F SL 80 X FC 89 0-1 1-2 2-H 1B			X FF 89 0-0 ① P4		C FF 96 C FS 88 B FF 96 S FF 96 1-3 ③ K				2 1	0 0	1 0	1 0	0 0	0 1	0 1
45 Kristopher Negrón, R (1, 5) OBP: 0.200, SLG: 0.200 20 Daniel Vogelbach, L (7, PH) OBP: 0.338, SLG: 0.328 1 Gordon Beckham, R (8, 5) OBP: 0.282, SLG: 0.250	B FC 88 F FC 89 S FC 88 X SL 79 1-2 ③ F8			C SI 89 B SL 78 X FC 87 1-1 ② B1-3			F FF 95 B FF 96 C FF 96 X FF 97 1-2 ① F8			2 1 0	0 0 0	0 0 0	0 0 0	0 0 0	0 0 0	2 0 0
36 David Freitas, R (1, 2) OBP: 0.283, SLG: 0.310		B SI 89 F FC 87 C FC 89 B SL 80 F SL 80 X FC 90 2-2 17 FC5 5 BB 1B		C SI 91 X SL 80 0-1 ③ G6-3			C FF 97 B SL 88 S FF 97 B SL 88 S FF 98 2-3 ② K		3	0	1	0	0	1	0
5 Guillermo Heredia, R (1, 8) OBP: 0.299, SLG: 0.309		L FC 89 B FC 89 B FC 88 B CH 84 B FC 89 4-1 17 FC5 1-2 BB			F FC 89 F CH 83 B FF 90 B FC 89 B SL 81 F FC 90 X FC 89 3-2 22 CS 1B			B FF 97 C FF 96 C FF 97 B FF 97 B FF 96 F FF 96 F FF 96 F FF 97 X FF 95 3-2 ③ L9		2	0	1	0	1	0	0
Inning Stats	R: 2 E: 0 K: 1 S: 17 H: 4 LOB: 2 BB: 0 P: 22	R: 0 E: 0 K: 0 S: 10 H: 1 LOB: 1 BB: 1 P: 17	R: 0 E: 0 K: 2 S: 11 H: 0 LOB: 0 BB: 0 P: 13	R: 0 E: 0 K: 0 S: 5 H: 0 LOB: 0 BB: 0 P: 6	R: 0 E: 0 K: 1 S: 12 H: 1 LOB: 0 BB: 0 P: 23	R: 0 E: 0 K: 2 S: 10 H: 1 LOB: 1 BB: 0 P: 16	R: 0 E: 0 K: 1 S: 12 H: 0 LOB: 0 BB: 0 P: 18	R: 1 E: 0 K: 2 S: 10 H: 0 LOB: 1 BB: 1 P: 17		1B: 7 2B: 0 3B: 0 HR: 0 SF: 0 SAC: 1 DP: 1 HBP: 0					

	AB	29
	R	3
	H	7
	RBI	3
	BB	2
	SO	9
	LOB	13

PITCHER		IP	WLS	BF	H	R	ER	SO	BB	IBB	HBP	BLK	WP	HR	S	P	ERA	WHIP
52 CC Sabathia, L ERA: 3.54	(1, 1)	5.0		21	7	2	2	4	1	0	0	0	0	0	57	84	3.60	1.600
57 Chad Green, R ERA: 2.54	(6, 1)	2.0		6	0	0	0	3	0	0	0	0	0	0	20	31	0.00	0.000
68 Dellin Betances, R ERA: 2.56	(8, 1)	1.0	L	5	0	1	1	2	1	0	0	0	0	0	10	17	9.00	1.000

PITCHER	IP	WLS	BF	H	R	ER	SO	BB	IBB	HBP	BLK	WP	HR	S	P	ERA	WHIP

WP: 0 PA: 33
PB: 0
SB: 1
CS: 1

New York Yankees @ Minnesota Twins

Target Field, Minneapolis, MN

Mon Sep 10 2018, 7:11 PM - 10:49 PM CDT

Att. 21,565 - Partly Cloudy - 76 F

TOP

livebaseballscorecards.com

Batter	1	2	3	4	5	6	7	8	9	AB	R	H	RBI	BB	SO	LOB
26 Andrew McCutchen, R (1, 9) OBP: 0.359, SLG: 0.413	B FF 94 B SI 93 B SI 95 C FF 94 B SI 95 4-1 41 G5-4-3 31 1B BB		B SI 94 B SL 85 F SI 96 X SI 95 2-1 31 G3-1 1B		B CU 81 1 SAFE B SL 86 C SI 96 1 SAFE B SL 85 B SI 96 4-1 31 G3-1 1-2 BB		B CU 85 C FF 97 B CU 82 B FF 97 1 SAFE F FF 96 D FF 96 4-2 31 41 2B BB BB F SL 90 B SL 90 B SL 90 X SL 88 2-1 SF8 2-3 3-H		C FS 86 X FS 86 0-1 FC6-4 1-2f	2	1	1	1	3	0	1
31 Aaron Hicks, S (1, 8) OBP: 0.369, SLG: 0.464	F SI 95 B SI 90 B SI 95 1 SAFE B FF 95 X SI 91 3-1 41 G5-4-3 1-2 1B		B FF 94 B CU 80 F SI 94 D CH 85 1 SAFE X CH 85 3-1 G3-1 1-2		B FF 94 B CH 87 B SI 94 C SI 91 X SI 93 3-1 G3-1 1-2 2-3		B CU 85 C FF 97 B CU 82 1 SAFE B FF 97 C CU 84 D CU 86 B FF 96 4-2 41 2B 1-2 BB B CU 85 B CU 87 B FF 96 B FF 96 4-0 1-2 BB B CU 86 B CU 83 F FF 96 2-0 27 2B 1-H 2-H 2B K SL 90 0-0 L5		X FS 86 0-0 F7	4	1	1	0	2	0	4
41 Miguel Andujar, R (1, 5) OBP: 0.331, SLG: 0.521	S CU 81 B CU 82 B SI 95 X SL 86 2-1 G5-4-3 1-2f 2-3		B SI 94 D CU 81 X SI 95 2-0 F8		D CU 83 F CU 81 X SI 94 1-1 L7				C CU 80 B FF 94 F FS 85 X FF 94 1-2 G4-3	6	1	1	2	0	0	9
27 Giancarlo Stanton, R (1, 10) OBP: 0.339, SLG: 0.504	B SI 96 S CU 82 S SL 87 D SL 87 D SL 87 F SI 96 C SI 96 3-3 K			B CU 81 C CU 81 S SI 94 S SL 87 1-3 K		B SI 93 S CU 82 B CH 85 F SI 94 X SL 85 2-2 L5 B FF 98 C CU 85 X CU 84 1-1 18 2B 2-H 2B		C FF 95 B FF 96 B FF 95 B FF 94 B FF 92 4-1 24 2B BB		4	1	1	1	1	2	1
18 Didi Gregorius, L (1, 6) OBP: 0.331, SLG: 0.477 29 Adeiny Hechavarría, R (8, 6) OBP: 0.285, SLG: 0.348		B FF 94 C FF 94 S FF 95 X FF 95 1-2 E6 33 G1-3		B FF 94 B CU 83 B CH 87 C FF 95 F FF 94 B SL 86 4-2 24 G5-3 BB		F FF 96 B SL 85 S SL 85 B SL 87 B SL 86 C FF 96 3-3 K2-3	F SL 82 X SL 82 0-1 24 1B 25 1B 2-H 2B	F SL 83 X FF 95 0-1 P6		4 0	1 0	1 0	1 0	1 0	1 0	1 0
24 Gary Sánchez, R (1, 2) OBP: 0.284, SLG: 0.418		B SI 95 B SI 94 C SI 94 C CU 81 S SL 87 2-3 K		C SI 94 D SI 93 X SI 94 1-1 G5-3 1-2		F SI 95 B CU 81 F SI 94 B SL 86 F SL 87 X SI 95 2-2 HR	B CU 84 S SL 90 X SL 90 1-1 25 1B 33 BB 26 SF8 2-3 1B	B FF 94 C FF 94 X SL 85 1-1 1-3 2B		5	2	3	1	0	1	2
33 Greg Bird, L (1, 3) OBP: 0.286, SLG: 0.382		C FF 95 B FF 95 1 SAFE S CH 87 B FF 93 F CU 82 1 SAFE X SI 96 2-2 G1-3 1-2		S CH 87 X CH 86 0-1 G4-3		B FF 96 C FF 95 C FF 95 B SL 87 B CH 88 B SI 95 4-2 25 BB BB	B FF 97 B FF 97 S FF 97 B CH 90 C FF 97 D FF 92 4-2 26 SF8 25 1B 1-2 BB	C FF 95 S FF 95 F FF 96 S FF 96 0-3 K		3	0	0	0	2	1	4
25 Gleyber Torres, R (1, 4) OBP: 0.349, SLG: 0.503		C SI 94 C SL 85 D CU 81 B SI 95 X SI 95 2-2 G5-3			C SI 92 C SI 93 B CU 81 F SL 84 X SL 85 1-2 L8	B FF 94 B FF 94 F FF 94 B FF 94 B FF 94 4-1 1-2 BB	S SL 90 F SL 91 X FF 96 0-2 31 BB 1-2 2-3 3-H 1B	S SL 87 B SL 87 C FF 94 X FF 95 1-2 F9		4	0	1	1	1	0	3
11 Brett Gardner, L (1, 7) OBP: 0.327, SLG: 0.370			C FF 94 C CU 81 S SL 85 0-3 K		C SI 94 B FF 94 B FF 95 F FF 95 B SI 94 X SI 94 3-2 31 G3-1 26 BB 1B	C FF 95 B FF 94 B CU 77 F FF 95 F FF 95 X CU 79 2-2 F8	D FF 96 B FF 96 B SI 95 C FF 96 F FF 96 T FF 96 3-2 K		C FF 93 C CU 81 B FF 95 X FS 82 1-2 26 FC6-4 1B	5	0	2	0	0	2	5

Inning Stats	1	2	3	4	5	6	7	8	9
	R: 0 E: 0 K: 1 S: 9 H: 1 LOB: 1 BB: 1 P: 21	R: 0 E: 1 K: 1 S: 13 H: 0 LOB: 1 BB: 0 P: 20	R: 0 E: 0 K: 1 S: 8 H: 1 LOB: 1 BB: 0 P: 15	R: 0 E: 0 K: 1 S: 9 H: 0 LOB: 1 BB: 1 P: 15	R: 0 E: 0 K: 0 S: 12 H: 1 LOB: 2 BB: 1 P: 24	R: 1 E: 0 K: 1 S: 17 H: 1 LOB: 2 BB: 2 P: 34	R: 6 E: 0 K: 1 S: 22 H: 5 LOB: 3 BB: 4 P: 47	R: 0 E: 0 K: 1 S: 12 H: 1 LOB: 2 BB: 1 P: 18	R: 0 E: 0 K: 0 S: 9 H: 1 LOB: 1 BB: 0 P: 11

| | | | |

BOTTOM

New York Yankees @ Minnesota Twins

Target Field, Minneapolis, MN

Mon Sep 10 2018, 7:11 PM - 10:49 PM CDT

Att. 21,565 - Partly Cloudy - 76 F

livebaseballscorecards.com

Batter	1	2	3	4	5	6	7	8	9	AB	R	H	RBI	BB	SO	LOB
7 Joe Mauer, L (1, 3) OBP: 0.340, SLG: 0.365	B FF 91 B FF 89 F FF 91 C FF 92 X FF 93 2-2 ① F8		C FF 90 C SL 85 B SL 86 X FF 92 1-2 ① G3-1		C SL 86 B SL 87 C FF 93 C FF 94 1-3 ③ K			C FF 95 B FF 95 B CH 86 X FF 95 2-1 ① G5-3		4	0	0	0	0	1	1
11 Jorge Polanco, S (1, 6) OBP: 0.329, SLG: 0.403	C FF 91 C FF 92 B FF 91 B CH 88 X FF 92 2-2 36 WP 1B		B SL 83 F FF 91 B CH 85 F FF 91 F FF 93 F FF 93 F SL 86 X FF 93 2-2 ② L9			B SL 84 B FF 92 C FF 92 X FF 93 2-1 ① G5-3		C FF 96 B SL 84 C FF 97 F SL 83 B SL 84 X FF 97 2-2 24 1B 36 2B 1B		4	1	2	0	0	0	0
24 Logan Forsythe, R (1, 4) OBP: 0.316, SLG: 0.306	B FF 91 B FF 92 F FF 92 F FF 91 1 SAFE X FF 93 2-2 ② P3		C SL 83 B FF 92 X FF 92 1-1 ③ F8			C FF 92 F FF 92 B FF 92 B SL 85 X FF 93 2-2 1B		C FF 96 C SL 84 F SL 85 F SL 86 B FF 95 X FF 96 1-2 36 2B 23 G6-3 1B		4	1	2	0	0	0	1
36 Robbie Grossman, S (1, 9) OBP: 0.350, SLG: 0.373	C FF 92 B CH 86 X FF 92 1-1 ③ F9 1-2			C SL 84 C SL 84 B FF 93 B FF 94 X SL 84 2-2 64 G6-4-3 1B		B FF 93 B CH 86 C FF 93 C FF 94 2-3 ② K		D SL 81 B CH 86 C FF 97 C CH 86 D SL 81 X CH 85 3-2 26 WP 1-3 2-H 2B		4	0	2	1	0	1	2
23 Mitch Garver, R (1, 2) OBP: 0.330, SLG: 0.404		B FF 90 B CH 87 F FF 90 C FF 91 F FF 93 B CH 88 X FF 94 3-2 60 1B 1B		1 SAFE B CH 86 B FF 92 C FF 93 S FF 93 B FF 94 F FF 94 1 SAFE S SL 82 3-3 ① K		X FF 93 0-0 ③ L8		D SL 87 B FF 97 B FF 96 C FF 96 X FF 97 3-1 ② G6-3 3-H		4	0	1	1	0	1	3
64 Willians Astudillo, R (1, 10) OBP: 0.293, SLG: 0.550 26 Max Kepler, L (8, PH) OBP: 0.319, SLG: 0.414 (9, 10)		B FF 92 B FF 92 X FF 92 2-0 ① F9		X CH 86 0-0 ② ③ G6-4-3 1-2f			C FF 94 B SL 84 B FF 96 X FF 96 2-1 ① G6-3	B FF 97 C FF 97 C CH 87 B FF 97 F CH 88 B CH 88 S CH 88 3-3 ③ K 2-3		3 1	0 0	0 0	0 0	0 0	0 1	2 1
60 Jake Cave, L (1, 8) OBP: 0.306, SLG: 0.472		C FF 92 X SL 84 0-1 1-2 1B			C FF 90 X SL 85 0-1 ① G3		F FF 96 C FF 98 B SL 83 S SL 83 1-3 ② K		B FF 93 F CH 87 X FF 93 1-1 ① G6-3	4	0	1	0	0	1	0
51 Johnny Field, R (1, 7) OBP: 0.231, SLG: 0.330		C FF 92 F CH 85 F FF 93 X FF 93 0-2 ② F9			X FF 91 0-0 ② L5		X FF 96 0-0 1B		C SL 83 S FF 94 C FF 93 0-3 ② K	4	0	1	0	0	1	2
40 Gregorio Petit, R (1, 5) OBP: 0.371, SLG: 0.323		X FF 93 0-0 ③ L7			C FF 91 B SL 84 B CH 84 F FF 91 F FF 94 X FF 93 2-2 2B		C FF 96 X SL 85 0-1 ③ G6-3		F FF 94 X FF 92 0-1 ③ P6	4	0	1	0	0	0	3

	AB	36
	R	2
	H	10
	RBI	2
	BB	0
	SO	6
	LOB	15

Inning Stats										
	R: 0 E: 0 K: 0 S: 11	H: 1 LOB: 1 BB: 0 P: 18	R: 0 E: 0 K: 0 S: 12	H: 2 LOB: 2 BB: 0 P: 17	R: 0 E: 0 K: 0 S: 11	H: 0 LOB: 0 BB: 0 P: 15	R: 0 E: 0 K: 1 S: 8	H: 1 LOB: 0 BB: 0 P: 13	R: 0 E: 0 K: 1 S: 10	H: 1 LOB: 1 BB: 0 P: 13
	R: 0 E: 0 K: 1 S: 9	H: 1 LOB: 1 BB: 0 P: 15	R: 0 E: 0 K: 1 S: 8	H: 1 LOB: 1 BB: 0 P: 11	R: 2 E: 0 K: 1 S: 20	H: 3 LOB: 1 BB: 0 P: 34	R: 0 E: 0 K: 1 S: 7	H: 0 LOB: 0 BB: 0 P: 8	1B: 8 2B: 2 3B: 0 HR: 0	SF: 0 SAC: 0 DP: 1 HBP: 0

WP: 2 PA: 36
PB: 0
SB: 0
CS: 0

PITCHER		IP	WLS	BF	H	R	ER	SO	BB	IBB	HBP	BLK	WP	HR	S	P	ERA	WHIP
34 J.A. Happ, L ERA: 3.75	(1, 1)	6.0	W	23	6	0	0	3	0	0	0	0	1	0	61	91	0.00	1.000
85 Luis Cessa, R ERA: 5.35	(7, 1)	2.0		10	4	2	2	2	0	0	0	0	1	0	28	45	9.00	2.000
56 Jonathan Holder, R ERA: 3.15	(9, 1)	1.0		3	0	0	0	1	0	0	0	0	0	0	7	8	0.00	0.000

PITCHER	IP	WLS	BF	H	R	ER	SO	BB	IBB	HBP	BLK	WP	HR	S	P	ERA	WHIP

New York Yankees @ Minnesota Twins

Target Field, Minneapolis, MN

Tue Sep 11 2018, 7:17 PM - 10:20 PM CDT

Att. 20,343 - Partly Cloudy - 82 F

TOP

livebaseballscorecards.com

Batter	1	2	3	4	5	6	7	8	9	AB	R	H	RBI	BB	SO	LOB
26 Andrew McCutchen, R (1, 9) OBP: 0.362, SLG: 0.413	C KC 81 B FF 94 B FF 94 C FF 93 X KC 85 2-2 41 G6-4-3 1B		B SI 93 B SI 93 B SI 92 C SI 93 B SI 93 4-1 31 CS BB			B SI 90 B FF 92 B SI 89 C SI 90 B SI 90 4-1 31 FC6-5 BB	B SI 96 B SI 96 F SI 96 B SL 84 X SI 95 3-1 ③ P3			2	0	1	0	2	0	0
31 Aaron Hicks, S (1, 8) OBP: 0.366, SLG: 0.459	B SI 93 X SI 93 1-0 ① F7		C SI 91 1 SAFE B SI 92 1-1 ③ CS 1-2	B SI 90 C SI 91 B CH 87 X SI 91 2-1 ① G6-3		C SI 92 B CH 88 C SI 93 B SI 93 B SI 92 X SI 93 3-2 ① FC6-5 27 BB 41 1B 18 HR 1-2f		C SL 85 X CU 80 0-1 ① G5-3		4	1	0	0	0	0	2
41 Miguel Andujar, R (1, 5) OBP: 0.333, SLG: 0.521	C SI 93 1 SAFE B SI 94 F SI 94 D KC 84 X SI 94 2-2 ②③ G6-4-3 1-2f			F SI 91 F SL 87 B FF 93 B SI 93 X CU 78 2-2 18 BB 27 BB 1B		B SI 93 C SI 93 X SI 93 1-1 27 BB 18 HR 1-2 1B		B SI 95 X SL 85 1-0 ② P6		4	1	2	0	0	0	1
27 Giancarlo Stanton, R (1, 7) OBP: 0.340, SLG: 0.502		B KC 84 F SI 94 C FF 95 S KC 74 1-3 ① K		C SL 88 B SI 93 B SI 92 D SL 87 B SI 94 4-1 18 BB 1-2 BB		C SL 90 D CU 78 C CU 81 B SL 89 B SI 94 B SL 91 4-2 18 HR 1-2 2-3 BB		B SI 95 C SI 95 S SL 84 X CU 80 1-2 ③ G1		2	1	0	0	2	1	0
18 Didi Gregorius, L (1, 6) OBP: 0.334, SLG: 0.489		B FF 96 B CH 80 F FF 94 X SI 94 2-1 24 SF7 3B		B SI 94 B SI 92 B CH 88 B SI 91 4-0 24 G6-4-3 1-2 2-3 BB		B FF 95 F CH 86 X FF 95 1-1 1-H 2-H 3-H HR			C CH 79 X SI 89 0-1 ① G1-3	3	2	2	4	1	0	0
24 Gary Sánchez, R (1, 10) OBP: 0.281, SLG: 0.414		B FF 94 X SI 93 1-0 ② SF7 3-H		B SI 93 S SL 87 S SI 94 F SL 87 X SI 94 1-2 ②③ G6-4-3 1-2f		S FF 95 F SL 90 S FF 96 0-3 ② K			C SL 78 S SL 81 S FF 91 0-3 ② K	3	0	0	1	0	2	3
45 Luke Voit, R (1, 3) OBP: 0.367, SLG: 0.580		C KC 84 B KC 82 B FF 94 T FF 94 F FF 95 B FF 94 X KC 79 3-2 ③ G5-3			F CU 77 C SL 88 B SL 88 B CU 81 H SI 94 3-2 28 G4-6-3 HBP	B SL 88 C CU 78 B CU 79 C FF 94 S FF 96 2-3 ③ K			F SL 80 B CH 79 F SI 91 S CH 78 1-3 ③ K	3	0	0	0	0	2	0
28 Austin Romine, R (1, 2) OBP: 0.302, SLG: 0.430			B FF 93 S SI 91 X SI 92 1-1 ① G1-3		C SI 92 X SI 92 0-1 ①② G4-6-3 1-2f		C SI 94 F SI 95 X SL 83 0-2 ① F8			3	0	0	0	0	0	1
25 Gleyber Torres, R (1, 4) OBP: 0.347, SLG: 0.499			F SI 92 X SI 92 0-1 ② G4-3		X SI 93 0-0 ③ P4		C SI 95 B CU 82 S SI 95 X SL 83 1-2 ② L7			3	0	0	0	0	0	0
Inning Stats	R: 0 E: 0 K: 0 S: 7 H: 1 LOB: 0 BB: 0 P: 12	R: 1 E: 0 K: 1 S: 10 H: 1 LOB: 0 BB: 0 P: 17	R: 0 E: 0 K: 0 S: 6 H: 0 LOB: 0 BB: 1 P: 12	R: 0 E: 0 K: 0 S: 10 H: 1 LOB: 2 BB: 2 P: 23	R: 0 E: 0 K: 0 S: 5 H: 0 LOB: 0 BB: 0 P: 8	R: 4 E: 0 K: 2 S: 16 H: 2 LOB: 0 BB: 2 P: 31	R: 0 E: 0 K: 0 S: 8 H: 0 LOB: 0 BB: 0 P: 12	R: 0 E: 0 K: 0 S: 6 H: 0 LOB: 0 BB: 0 P: 8	R: 0 E: 0 K: 2 S: 8 H: 0 LOB: 0 BB: 0 P: 9	1B: 3 2B: 0 3B: 1 HR: 1 SF: 1 SAC: 0 DP: 3 HBP: 1						

	AB	27
	R	5
	H	5
	RBI	5
	BB	5
	SO	5
	LOB	7

PITCHER		IP	WLS	BF	H	R	ER	SO	BB	IBB	HBP	BLK	WP	HR	S	P	ERA	WHIP
21 Tyler Duffey, R ERA: 8.57	(1, 1)	2.0		7	2	1	1	1	0	0	0	0	0	0	17	29	4.50	1.000
53 Kohl Stewart, R ERA: 5.47	(3, 1)	3.1	W	15	2	3	3	0	5	0	1	0	0	0	29	63	8.10	2.100
65 Trevor May, R ERA: 3.93	(6, 1)	0.2		3	1	1	1	2	0	0	0	0	0	1	8	11	13.50	1.500
55 Taylor Rogers, L ERA: 2.92	(7, 1)	2.0		6	0	0	0	0	0	0	0	0	0	0	14	20	0.00	0.000
39 Trevor Hildenberger, R ERA: 4.14	(9, 1)	1.0		3	0	0	0	2	0	0	0	0	0	0	8	9	0.00	0.000

PITCHER	IP	WLS	BF	H	R	ER	SO	BB	IBB	HBP	BLK	WP	HR	S	P	ERA	WHIP

WP: 0	PB: 0	SB: 0	CS: 1
PA: 35			

Batter	1	2	3	4	5	6	7	8	9	AB	R	H	RBI	BB	SO	LOB
7 Joe Mauer, L (1, 3) OBP: 0.343, SLG: 0.374	B FF 94 B FF 94 C FF 95 X FF 95 2-1 G6-3 ①		B SI 89 B FF 93 F FF 94 B SI 92 B FF 94 4-1 24 BB 11 1B 60 PB BB	B FF 98 S FF 97 B FF 97 C CH 89 S CU 87 2-3 K ②	B FF 96 C FF 96 C FF 97 D CH 90 B CH 90 X FF 97 3-2 1-H 2-H 3-H HR		B FF 94 B FF 94 X FF 93 2-0 24 FC6-4 1B		4	2	2	4	1	1	1
11 Jorge Polanco, S (1, 6) OBP: 0.335, SLG: 0.411	B CU 82 F FF 95 X FF 95 1-1 L6 ②		S SI 92 D SI 92 X SI 90 1-1 60 PB 24 BB 60 1B 1-2 1B	B CU 87 C FF 97 F CH 90 X CU 88 1-2 2-H 2B	B CH 91 C FF 97 F CH 90 B CH 91 F CH 90 B FF 95 F FF 96 X FF 96 3-2 24 G6-4-3 1B		B SI 92 C SI 92 X CH 86 1-1 L4 ②		5	1	3	1	0	0	1
24 Logan Forsythe, R (1, 4) OBP: 0.315, SLG: 0.302	C FF 95 B ST 85 C ST 84 F ST 88 F ST 86 X CU 85 2-2 G6-3 ③		B FF 94 C SI 94 B ST 84 F SI 93 B CU 83 B CU 81 4-2 60 PB 60 1B 1-2 2-3 BB	C FF 98 F FF 97 B FF 97 B CU 87 F FF 97 C FF 97 2-3 K ③	C FF 96 X CH 89 0-1 G6-4-3 ②③ 1-2f		F FF 95 B CH 87 X CH 87 1-1 FC6-4 ③ 1-2f		4	1	0	0	1	1	3
36 Robbie Grossman, S (1, 7) OBP: 0.353, SLG: 0.372		C FF 94 F CU 82 X CU 83 0-2 L8 ①	S SI 91 C SI 91 S ST 85 0-3 K ①		C FF 95 B CH 88 S CH 88 B FF 96 B CH 90 B FF 96 4-2 31 BB 60 1B 26 BB BB	C FF 95 S CH 90 F FF 97 F CH 90 B FF 95 B FF 96 X FF 96 2-2 26 2B 1B		B SI 93 B SI 92 B SI 93 C FF 94 F FF 94 F SI 94 F FF 93 B SI 93 4-2 60 FC4-6 BB	3	1	1	0	2	1	3
60 Jake Cave, L (1, 8) OBP: 0.308, SLG: 0.470		C CU 80 X SI 92 0-1 G4-3 ②	C CU 82 S CU 84 D CU 85 F CU 83 B FF 93 D CU 85 X CU 83 3-2 31 S 1-H 2-H 3-H 1B		B FF 97 C FF 96 1 SAFE X CH 88 1-1 26 BB 31 BB 64 1B 1-2 1B	C FF 95 F FF 96 C CH 89 0-3 K ①		C SL 88 B SI 94 X SL 88 1-1 FC4-6 ① 31 G6-3 1-2f	5	1	2	2	0	1	2
31 Tyler Austin, R (1, 10) OBP: 0.293, SLG: 0.497		F FF 96 B ST 86 B ST 86 F FF 95 X ST 87 2-2 26 1B 1B	B FF 93 C SI 93 B CU 80 X ST 82 2-1 F8 ② 1-2		C FF 97 C FF 95 B CU 88 D CU 86 B CU 86 B FF 96 4-2 64 1B 26 BB 7 HR 1-2 2-3 BB	S CH 88 C FF 95 B FF 96 S FF 96 1-3 K ②		B SI 94 C SI 94 B FF 95 F SI 94 X FF 94 2-2 G6-3 ② 1-2	4	1	1	0	1	1	3
26 Max Kepler, L (1, 9) OBP: 0.322, SLG: 0.416		B SI 92 X SI 92 1-0 16 BB 1-3 1B	C FF 94 C CU 81 B FF 93 S CU 82 1-3 K ③		B FF 95 B FF 95 B FF 95 B FF 95 4-0 64 1B 7 HR 1-2 2-3 3-H BB	X FF 95 0-0 1-3 2B		C SL 90 X SL 88 0-1 F7 ③	4	1	2	1	1	1	2
16 Ehire Adrianza, S (1, 5) OBP: 0.304, SLG: 0.373		D ST 85 B SI 92 1 SAFE B SI 92 B FF 94 4-0 64 FC6-4 1-2 BB		F FF 97 B FF 98 S CH 88 X FF 97 1-2 64 G5-3 11 2B 1B	S CH 87 C CH 88 D CU 87 F CH 88 S FF 95 1-3 K ①	D CH 89 X FF 96 1-0 F7 ③			3	1	1	0	1	1	5
64 Willians Astudillo, R (1, 2) OBP: 0.289, SLG: 0.523		C ST 85 X ST 85 0-1 FC6-4 ③ 1-2f		X CU 87 0-0 G5-3 ① 1-2	B CU 86 F FF 95 X FF 95 1-1 7 HR 1-2 2-3 3-H 1B		X SI 93 0-0 L9 ①		4	1	1	1	0	0	4
Inning Stats	R: 0 E: 0 K: 0 S: 8 H: 0 LOB: 0 BB: 0 P: 13	R: 0 E: 0 K: 0 S: 11 H: 2 LOB: 3 BB: 1 P: 18	R: 3 E: 0 K: 2 S: 17 H: 2 LOB: 1 BB: 2 P: 32	R: 1 E: 0 K: 2 S: 14 H: 2 LOB: 1 BB: 0 P: 20	R: 6 E: 0 K: 1 S: 22 H: 4 LOB: 0 BB: 3 P: 43	R: 0 E: 0 K: 2 S: 13 H: 2 LOB: 2 BB: 0 P: 17	R: 0 E: 0 K: 0 S: 6 H: 1 LOB: 1 BB: 0 P: 10	R: 0 E: 0 K: 0 S: 11 H: 0 LOB: 1 BB: 1 P: 18		1B: 10 2B: 2 3B: 0 HR: 1 SF: 0 SAC: 0 DP: 1 HBP: 0					WP: 0 PB: 1 SB: 1 CS: 0 PA: 43	

PITCHER		IP	WLS	BF	H	R	ER	SO	BB	IBB	HBP	BLK	WP	HR	S	P	ERA	WHIP
55 Sonny Gray, R ERA: 4.99	(1, 1)	3.0	L	16	4	3	2	2	3	0	0	0	0	0	36	63	6.00	2.333
38 Jonathan Loáisiga, R ERA: 5.06	(4, 1)	1.1		11	4	6	6	3	3	0	0	0	0	0	26	47	40.50	5.250
48 Tommy Kahnle, R ERA: 5.89	(5, 1)	1.2		8	4	1	1	2	0	0	0	0	0	1	23	33	5.40	2.400
71 Stephen Tarpley, L ERA: 7.36	(7, 1)	2.0		8	1	0	0	0	1	0	0	0	0	0	17	28	0.00	1.000

PITCHER	IP	WLS	BF	H	R	ER	SO	BB	IBB	HBP	BLK	WP	HR	S	P	ERA	WHIP

BOTTOM

New York Yankees @ Minnesota Twins

Target Field, Minneapolis, MN

Tue Sep 11 2018, 7:17 PM - 10:20 PM CDT

Att. 20,343 - Partly Cloudy - 82 F

livebaseballscorecards.com

AB	36
R	10
H	13
RBI	9
BB	7
SO	7
LOB	24

Batter	1	2	3	4	5	6	7	8	9	AB	R	H	RBI	BB	SO	LOB
26 Andrew McCutchen, R (1, 9) OBP: 0.359, SLG: 0.410	C FF 91 B FF 91 B FF 90 B FF 91 C FF 90 F FF 91 X FF 91 3-2 G5-3		F FF 92 B FF 93 B SL 86 S SL 84 F FF 93 B SL 84 S SL 84 3-3 K			B FC 87 B SL 85 F FF 91 C SL 85 X FF 92 2-2 F7		B SL 78 B CH 78 C SI 89 C SL 77 B SL 79 S CH 79 3-3 K		4	0	0	0	0	2	1
31 Aaron Hicks, S (1, 8) OBP: 0.363, SLG: 0.455	F FF 92 B CU 74 F FF 91 F FF 92 F FF 93 F FF 93 F FF 94 B CU 75 X FF 93 2-2 P4			C FS 84 S FS 85 B FF 93 X FF 93 1-2 G4-3		B FF 94 S FF 93 B FF 94 F FS 85 F FF 95 X FF 94 2-2 F8			C SI 89 B SI 90 X SI 91 1-1 L9	4	0	0	0	0	0	0
41 Miguel Andujar, R (1, 5) OBP: 0.332, SLG: 0.518	S SL 85 F SL 85 F FS 86 B SL 84 B FS 85 B CU 75 X SL 84 3-2 G4-3			B FS 86 B SL 84 F FS 84 X SL 87 2-1 L8			C CU 73 X FS 84 0-1 G1-3		B SI 89 C SL 79 F CH 78 X SL 79 1-2 18 DI 1B	4	0	1	0	0	0	0
27 Giancarlo Stanton, R (1, 7) OBP: 0.339, SLG: 0.499		F FF 92 B FF 91 S FS 86 B SL 85 B SL 83 B FF 92 4-2 24 FC5-4 BB		S FF 94 F FF 93 B SL 87 F SL 86 B FF 93 S FS 86 2-3 K			B FF 92 X FF 92 1-0 P4		B SI 91 1 SAFE B SL 78 X SL 79 2-0 L9	3	0	0	0	1	1	1
18 Didi Gregorius, L (1, 6) OBP: 0.331, SLG: 0.485		B FS 87 T FS 87 X FF 91 1-1 P4			B FS 85 B FS 85 C FF 93 C FS 85 X FS 84 2-2 G1-3		C FF 92 B FS 84 X FS 86 1-1 F7		B SI 90 B SI 90 S CH 79 X SI 89 2-1 G3-1 1-2	4	0	0	0	0	0	2
24 Gary Sánchez, R (1, 2) OBP: 0.281, SLG: 0.411		C SL 85 B SL 84 X FS 86 1-1 FC5-4 1-2f			S SL 86 B SL 85 B SL 84 B FF 93 B FS 85 4-1 45 S BB			C FS 85 B FS 84 B SL 82 C FS 84 S FS 86 2-3 K		2	0	0	0	1	1	1
45 Luke Voit, R (1, 10) OBP: 0.366, SLG: 0.567		B SL 85 S SL 84 F FF 92 D SL 85 S SL 85 2-3 K			B FC 86 S SL 88 X FS 85 1-1 L7 1-2			C FF 93 B SL 85 B SL 83 B SL 86 B SL 84 4-1 33 2B BB		2	1	0	0	1	1	2
33 Greg Bird, L (1, 3) OBP: 0.286, SLG: 0.385			B FS 84 F FF 91 B FF 92 X FS 85 2-1 F9		B FF 94 C FF 93 S FF 93 D FS 85 T FF 94 2-2 K			X FF 93 0-0 1-H 2B		3	0	1	1	0	1	1
25 Gleyber Torres, R (1, 4) OBP: 0.344, SLG: 0.495			B SL 83 B SL 83 B FF 92 F FF 92 X FS 86 3-1 F7			C FC 87 B FC 87 X SL 86 1-1 F8		C SI 94 B SL 83 F SI 94 S CU 80 1-3 K		3	0	0	0	0	1	1
Inning Stats	R: 0 E: 0 K: 0 S: 15 H: 0 LOB: 0 BB: 0 P: 23	R: 0 E: 0 K: 1 S: 9 H: 0 LOB: 1 BB: 1 P: 17	R: 0 E: 0 K: 1 S: 8 H: 0 LOB: 0 BB: 0 P: 16	R: 0 E: 0 K: 1 S: 9 H: 0 LOB: 0 BB: 0 P: 14	R: 0 E: 0 K: 1 S: 9 H: 0 LOB: 1 BB: 1 P: 18	R: 0 E: 0 K: 0 S: 9 H: 0 LOB: 0 BB: 0 P: 14	R: 0 E: 0 K: 0 S: 5 H: 0 LOB: 0 BB: 0 P: 7	R: 1 E: 0 K: 3 S: 11 H: 1 LOB: 1 BB: 1 P: 21	R: 0 E: 0 K: 0 S: 8 H: 1 LOB: 1 BB: 0 P: 14	1B: 1 2B: 1 3B: 0 HR: 0	SF: 0 SAC: 0 DP: 0 HBP: 0	WP: 0 PB: 0 SB: 1 CS: 0	PA: 32			

TOP

New York Yankees @ Minnesota Twins

Target Field, Minneapolis, MN

Wed Sep 12 2018, 7:12 PM - 9:57 PM CDT

Att. 24,134 - Clear - 83 F

livebaseballscorecards.com

AB	29
R	1
H	2
RBI	1
BB	3
SO	7
LOB	9

PITCHER		IP	WLS	BF	H	R	ER	SO	BB	IBB	HBP	BLK	WP	HR	S	P	ERA	WHIP
12 Jake Odorizzi, R ERA: 4.41	(1, 1)	7.1	W	26	1	1	1	5	3	0	0	0	0	0	69	120	1.23	0.545
55 Taylor Rogers, L ERA: 2.9	(8, 1)	0.1	H	1	0	0	0	1	0	0	0	0	0	0	3	4	0.00	0.000
39 Trevor Hildenberger, R ERA: 4.06	(8, 1)	1.1	S	5	1	0	0	1	0	0	0	0	0	0	11	20	0.00	0.750

PITCHER	IP	WLS	BF	H	R	ER	SO	BB	IBB	HBP	BLK	WP	HR	S	P	ERA	WHIP

Batter	1	2	3	4	5	6	7	8	9	AB	R	H	RBI	BB	SO	LOB
7 Joe Mauer, L (1, 3) OBP: 0.345, SLG: 0.375	C FF 96 B FF 98 F CH 91 B SL 88 F SL 90 X FF 98 2-2 11 G1-6-3 1B			B SL 88 B SL 86 B CH 89 C FF 97 C FF 98 X SL 88 3-2 ① G6-3		C FF 98 B FF 97 F FF 97 F FF 98 B SL 86 F SL 88 X FF 99 2-2 11 WP 2-3 1B		C SI 95 B SI 95 X SL 81 1-1 ① G3-1		4	0	2	0	0	0	0
11 Jorge Polanco, S (1, 6) OBP: 0.329, SLG: 0.404	B FF 97 C FF 97 X SL 88 1-1 ①② G1-6-3 1-2f			B SL 88 B SL 87 X CH 90 2-0 ② F9		B SL 86 B SL 86 F FF 100 1 SAFE B CH 92 S SL 87 F SL 88 1 SAFE F FF 100 3-3 ② S FF 99 K 1-2		B SI 97 F SI 95 B SL 81 B SI 94 F SI 95 S SI 96 3-3 ② K		4	0	0	0	0	2	3
20 Eddie Rosario, L (1, 10) OBP: 0.323, SLG: 0.479	B FF 99 S CH 91 S SL 90 B FF 99 B CH 90 S SL 89 3-3 ③ K			C FF 98 B FF 98 B SL 87 X CH 92 2-1 ③ F8		F KC 85 F KC 85 B SI 96 F KC 86 X FC 95 1-2 ③ G1-3		S SI 96 S SL 80 X SL 81 0-2 ③ G4-3		4	0	0	0	0	1	2
36 Robbie Grossman, S (1, 7) OBP: 0.351, SLG: 0.369		B FF 97 B CH 91 C FF 98 B CH 90 X FF 99 3-1 ① L6			C FF 98 X SL 86 0-1 ① F8		B FC 94 S SL 82 C FC 94 F SL 84 B SL 84 S KC 85 2-3 ① K			3	0	0	0	0	1	0
24 Logan Forsythe, R (1, 4) OBP: 0.312, SLG: 0.299		B SL 90 F FF 99 B SL 89 C CH 88 B SL 89 F CH 89 S FF 98 3-3 ② K			B SL 85 C CH 90 B SL 86 S CH 90 S FF 99 2-3 ② K		C SL 85 T FC 92 B SL 84 X FC 92 1-2 ② G4-3			3	0	0	0	0	2	0
60 Jake Cave, L (1, 8) OBP: 0.308, SLG: 0.473		X FF 98 0-0 ③ G4-3			C CH 91 B FF 98 S SL 88 S SL 87 1-3 ③ K		B SI 95 C SL 82 B SI 93 X FC 93 2-1 64 1B 2B			3	1	1	0	0	1	0
23 Mitch Garver, R (1, 2) OBP: 0.330, SLG: 0.404 64 Willians Astudillo, R (3, 2) OBP: 0.292, SLG: 0.511			F SL 87 X SL 88 0-1 ① G6-3			C FF 96 F SL 86 B SL 86 X SL 86 1-2 ① G6-3	C SL 86 X SL 88 0-1 26 2B 2-H 1B			0 3	0 1	0 1	0 1	0 0	0 0	0 0
26 Max Kepler, L (1, 9) OBP: 0.324, SLG: 0.420			C FF 98 X CH 90 0-1 ② G3			B FF 97 B CH 90 B FF 99 C FF 98 X FF 98 3-1 16 2B 1B	C SL 83 B FC 93 X KC 83 1-1 1-H 2B			3	1	2	1	0	0	0
16 Ehire Adrianza, S (1, 5) OBP: 0.304, SLG: 0.376			X FF 98 0-0 ③ G6-3			1 SAFE F FF 98 X CH 89 0-1 7 1B 1-H 2B	B KC 84 F SL 83 D FC 92 F FC 93 D KC 85 F FC 93 F FC 93 S KC 84 3-3 ③ K			3	0	1	1	0	1	1
Inning Stats	R: 0 E: 0 K: 1 S: 9 H: 1 LOB: 0 BB: 0 P: 15	R: 0 E: 0 K: 1 S: 7 H: 0 LOB: 0 BB: 0 P: 13	R: 0 E: 0 K: 0 S: 5 H: 0 LOB: 0 BB: 0 P: 5	R: 0 E: 0 K: 0 S: 6 H: 0 LOB: 0 BB: 0 P: 13	R: 0 E: 0 K: 2 S: 8 H: 0 LOB: 0 BB: 0 P: 11	R: 1 E: 0 K: 1 S: 21 H: 3 LOB: 2 BB: 0 P: 31	R: 2 E: 0 K: 2 S: 18 H: 3 LOB: 1 BB: 0 P: 27	R: 0 E: 0 K: 1 S: 8 H: 0 LOB: 0 BB: 0 P: 12		1B: 4 2B: 3 3B: 0 HR: 0	SF: 0 SAC: 0 DP: 1 HBP: 0			WP: 1 PB: 0 SB: 0 CS: 0	PA: 30	

PITCHER		IP	WLS	BF	H	R	ER	SO	BB	IBB	HBP	BLK	WP	HR	S	P	ERA	WHIP
40 Luis Severino, R ERA: 3.46	(1, 1)	5.2	L	20	4	1	1	5	0	0	0	0	1	0	52	83	1.59	0.706
30 David Robertson, R ERA: 2.98	(6, 1)	1.1		7	3	2	2	2	0	0	0	0	0	0	22	32	13.50	2.250
53 Zack Britton, L ERA: 3.71	(8, 1)	1.0		3	0	0	0	1	0	0	0	0	0	0	8	12	0.00	0.000

PITCHER	IP	WLS	BF	H	R	ER	SO	BB	IBB	HBP	BLK	WP	HR	S	P	ERA	WHIP

BOTTOM

New York Yankees @ Minnesota Twins

Target Field, Minneapolis, MN

Wed Sep 12 2018, 7:12 PM - 9:57 PM CDT

Att. 24,134 - Clear - 83 F

livebaseballscorecards.com

AB	30
R	3
H	7
RBI	3
BB	0
SO	8
LOB	6

Batter	1	2	3	4	5	6	7	8	9	AB	R	H	RBI	BB	SO	LOB
28 Billy McKinney, L (1, 7) OBP: 0.371, SLG: 0.532	C FF 93 F FF 93 B FF 92 S FS 88 1-3 K2-3 ①		X SL 84 0-0 P4 ②		D FS 89 F FS 88 S FS 88 S FS 88 1-3 K ②		C CH 86 B FF 95 X CH 86 1-1 FC3-6 ② 1-2f 2-3		D SL 80 B FF 95 S CH 86 F FF 95 F SL 85 B FF 97 X CH 86 3-2 G3 ③	5	0	0	0	0	2	7
13 Lourdes Gurriel Jr., R (1, 6) OBP: 0.311, SLG: 0.428	X FF 92 0-0 L5 ②		C SL 83 S FS 87 S FS 86 0-3 K ③		F SL 85 S FS 88 B FF 94 C FS 89 1-3 K ③		S SL 85 B FF 94 B SL 84 C SL 84 B FF 96 S SL 84 3-3 K ③			4	0	0	0	0	3	5
15 Randal Grichuk, R (1, 9) OBP: 0.301, SLG: 0.478	B SL 83 B SL 83 C FF 93 F FS 87 F SL 84 B FF 93 F FS 88 B FS 89 4-2 BB			C SL 82 S FS 87 B FF 91 F FS 86 X FS 86 1-2 G6-3 ①		F FS 87 B FF 91 B SL 84 S FS 88 C FF 94 2-3 K ①		C SL 83 S SL 83 S FF 94 0-3 K ①		3	0	0	0	1	2	0
68 Rowdy Tellez, L (1, 3) OBP: 0.407, SLG: 0.769	C SL 82 D FS 89 F FF 92 1 SAFE 1 SAFE X FS 88 1-2 G6-3 ③			F SL 83 B FS 87 S FS 86 F SL 84 B FF 92 X FS 87 2-2 G4-3 ②		X FF 94 0-0 1B		C CU 80 B CH 86 X CH 86 1-1 G3-1 ②		4	0	1	0	0	0	1
37 Teoscar Hernández, R (1, 10) OBP: 0.299, SLG: 0.473		S FF 91 S FF 90 B SL 84 S SL 83 1-3 K ①		C FS 86 X FS 86 0-1 2B		F FF 93 S FF 91 S SL 86 0-3 K ②		C FF 94 S SL 84 B SL 84 S SL 84 1-3 K ③		4	0	1	0	0	3	1
11 Kevin Pillar, R (1, 8) OBP: 0.272, SLG: 0.405 67 Jonathan Davis, R (8, 8) OBP: 0.167, SLG: 0.167		C FF 92 F SL 83 B FS 89 F FF 91 X SL 83 1-2 F9 ②		S SL 84 X SL 84 0-1 F7 ③		C FF 93 X FF 93 0-1 L4 ③			S SL 84 S SL 84 B SL 84 S SL 85 1-3 K ①	3 1	0 0	0 0	0 0	0 0	0 1	2 0
1 Aledmys Díaz, R (1, 5) OBP: 0.290, SLG: 0.447 7 Richard Urena, S (9, PH) OBP: 0.311, SLG: 0.386		S SL 82 F FF 90 B FS 88 X SL 84 1-2 G6-3 ③			X SL 82 0-0 2B		B SL 82 S FF 95 S SL 83 F SL 84 X SL 84 1-2 G5-3 ①		C CH 85 X SL 84 0-1 21 1B	3 1	0 0	1 1	0 0	0 0	0 0	0 0
29 Devon Travis, R (1, 4) OBP: 0.280, SLG: 0.391 70 Reese McGuire, L (9, PH) OBP: 0.300, SLG: 0.333			B FF 91 C FF 92 B FS 87 S SL 84 S FS 87 2-3 K ①		S SL 84 B FF 92 X SL 84 1-1 P3 ①		B FF 95 F FF 93 X FF 96 1-1 28 FC3-6 2B		F SL 84 B CH 85 X FF 95 1-1 P6 ②	3 1	0 0	1 0	0 0	0 0	1 0	1 1
21 Luke Maile, R (1, 2) OBP: 0.339, SLG: 0.374			B FF 93 C SL 83 B FS 88 B FF 93 C SL 84 F FF 93 X FF 93 3-2 1B		C FF 94 D FS 89 C SL 85 D SI 90 B SL 85 B SL 86 4-2 BB		D SL 85 S SL 84 B FF 94 B FF 94 B FF 92 4-1 28 FC3-6 BB		B FF 95 B CH 85 C SL 84 X CH 86 2-1 1-2 1B	2	0	2	0	2	0	0
Inning Stats	R: 0 E: 0 K: 1 S: 11 H: 0 LOB: 1 BB: 1 P: 17	R: 0 E: 0 K: 1 S: 10 H: 0 LOB: 0 BB: 0 P: 13	R: 0 E: 0 K: 2 S: 11 H: 1 LOB: 1 BB: 0 P: 16	R: 0 E: 0 K: 0 S: 12 H: 1 LOB: 1 BB: 0 P: 15	R: 0 E: 0 K: 2 S: 11 H: 1 LOB: 2 BB: 1 P: 18	R: 0 E: 0 K: 2 S: 9 H: 1 LOB: 1 BB: 0 P: 11	R: 0 E: 0 K: 1 S: 12 H: 1 LOB: 2 BB: 1 P: 22	R: 0 E: 0 K: 2 S: 8 H: 0 LOB: 0 BB: 0 P: 10	R: 0 E: 0 K: 1 S: 13 H: 2 LOB: 2 BB: 0 P: 20	1B: 4 2B: 3 3B: 0 HR: 0 SF: 0 SAC: 0 DP: 0 HBP: 0						

PITCHER	IP	WLS	BF	H	R	ER	SO	BB	IBB	HBP	BLK	WP	HR	S	P	ERA	WHIP
19 Masahiro Tanaka, R (1, 1) ERA: 3.47	6.0	W	24	4	0	0	8	2	0	0	0	0	0	64	90	0.00	1.000
85 Luis Cessa, R (7, 1) ERA: 4.93	3.0	S	13	3	0	0	4	1	0	0	0	0	0	33	52	0.00	1.333

PITCHER	IP	WLS	BF	H	R	ER	SO	BB	IBB	HBP	BLK	WP	HR	S	P	ERA	WHIP

TOP

Toronto Blue Jays @ New York Yankees

Yankee Stadium, Bronx, NY

Fri Sep 14 2018, 7:11 PM - 10:16 PM EDT

Att. 40,138 - Cloudy - 73 F

livebaseballscorecards.com

AB	34
R	0
H	7
RBI	0
BB	3
SO	12
LOB	18

WP: 0 PA: 37
PB: 0
SB: 0
CS: 0

Batter	1	2	3	4	5	6	7	8	9	AB	R	H	RBI	BB	SO	LOB
26 Andrew McCutchen, R (1, 9) (8, 7) OBP: 0.365, SLG: 0.421	C FF 86 S FF 87 X CH 76 0-2 31 1B 2B	B CU 75 B CH 77 B FF 88 B FF 88 4-0 BB	B SI 92 B SI 91 B FF 91 B FF 92 4-0 27 1B 1-2 2-3 BB		C FF 91 X FF 92 0-1 HR		B SI 95 F SI 94 C SI 95 B CU 81 X SI 95 2-2 27 G6-4-3 1B			3	2	3	1	2	0	0
27 Giancarlo Stanton, R (1, 10) OBP: 0.340, SLG: 0.497	S CH 76 B CH 76 B FF 88 B CH 75 B FF 89 4-1 31 1B 18 G4-3 BB	C FF 89 B FF 90 X CH 78 1-1 ① P5	S SI 92 X FF 93 0-1 1-3 2-H 3-H 1B		B FF 93 S FC 89 S FC 89 X FF 94 1-2 ① F8		S FC 92 X FC 91 0-1 ①② G6-4-3 1-2f			4	1	1	2	1	0	2
31 Aaron Hicks, S (1, 8) OBP: 0.363, SLG: 0.453 99 Aaron Judge, R (8, 9) OBP: 0.398, SLG: 0.548	S CH 76 X FF 89 0-1 18 G4-3 25 1B 1-3 2-H 1B	X CU 78 0-0 ② L8	C CH 86 B SI 93 X SI 92 1-1 ③ G6-3		X SI 93 0-0 ② F7		B CU 80 C CU 79 B CH 88 C SI 95 F CU 81 B CH 88 F SI 95 B SI 96 4-2 BB			4 0	1 0	1 0	1 0	1 0	0 0	3 0
41 Miguel Andujar, R (1, 5) OBP: 0.331, SLG: 0.515 74 Ronald Torreyes, R (9, 5) OBP: 0.303, SLG: 0.381	D CU 75 B CH 76 X FF 88 2-0 ① P3 C CH 75 S CH 76 S CH 77 0-3 ③ K	C SI 92 S CU 79 F CU 80 F CU 80 X CU 80 0-2 G5-3	B FC 88 F FC 89 B FC 89 F FC 90 B SI 93 X SI 93 3-2 1B		F SI 96 F SI 95 X CH 89 0-2 ③ F8					5 0	0 0	1 0	0 0	1 0	4 0
18 Didi Gregorius, L (1, 6) OBP: 0.332, SLG: 0.489	F CH 76 X CH 76 0-1 ② G4-3 2-3 3-H	C CU 75 H FF 88 1-1 45 BB 11 1B HBP	B CH 86 F CH 86 C FF 92 X SI 94 1-2 ② L8		B SI 92 C FC 88 B SI 91 T SI 92 F FC 87 X SI 91 2-2 ③ G4-3			B FF 93 C FF 91 B CH 83 X CH 83 2-1 HR		4	2	1	2	0	0	2
25 Gleyber Torres, R (1, 4) OBP: 0.346, SLG: 0.495 12 Tyler Wade, L (8, PH) (9, 4) OBP: 0.231, SLG: 0.295	B FF 89 S FF 89 B FF 88 F FF 89 X FF 89 2-2 24 1B 45 2B 3-H 1B	C CH 77 X CH 77 0-1 ① P4	B SI 93 C SI 93 F FF 92 X SI 93 1-2 45 BB 24 1B 1B		T FC 88 X FC 88 0-1 ① G5-3			C FF 93 C FF 94 F CH 86 C FF 93 0-3 ① K		4 1	1 0	2 0	1 0	0 1	0 0	1 0
24 Gary Sánchez, R (1, 2) OBP: 0.289, SLG: 0.419 66 Kyle Higashioka, R (8, PR) (9, 2) OBP: 0.250, SLG: 0.333	C CH 78 X FC 85 0-1 45 2B 1-2 1B	C CU 77 S CH 77 F CH 77 S CH 77 0-3 ② K	D CU 80 B SI 93 C SI 92 X FF 92 2-1 45 BB 1-2 1B		B FF 93 B FC 89 B SI 91 B SI 92 4-1 11 FC6 BB			B SL 80 B SL 81 F FF 92 C FF 92 X CH 84 2-2 45 E 11 SF8-4-3 2B		4 0	1 1	3 0	0 0	1 0	1 0	1 0
45 Luke Voit, R (1, 3) OBP: 0.377, SLG: 0.570	D CH 77 F CH 76 B CH 76 D CH 78 X FF 89 3-1 1-H 2-H 2B	B FF 89 B CH 77 B FF 89 F FF 88 F FC 84 D CH 78 4-2 26 BB 11 1B 27 1B 1-2 BB	B SI 92 B SI 92 B FF 92 C SI 92 B SI 92 4-1 1-2 2-3 BB		F FF 92 B SI 93 F FC 88 X FC 88 1-2 ② L6			S SL 80 F FF 94 X SL 84 0-2 E6 11 SF8-4-3 2-3		3	1	1	2	2	0	2
11 Brett Gardner, L (1, 7) (8, 8) OBP: 0.326, SLG: 0.369	X CH 76 0-0 ③ P2	C CH 78 X CH 78 0-1 26 BB 27 1B 1-2 2-H 1B	C FF 92 F CH 86 B CU 80 B CH 85 F SI 93 S FF 92 2-3 ③ K		C SI 92 X FC 87 0-1 ③ FC6 1-2f			C CH 82 C CU 75 B FF 93 B FF 93 X CU 79 2-2 ②③ SF8-4-3 1-1 3-H		4	1	1	2	0	1	5
Inning Stats	R: 5 E: 0 K: 0 S: 17 H: 5 LOB: 1 BB: 1 P: 28	R: 0 E: 0 K: 1 S: 6 H: 0 LOB: 1 BB: 1 P: 11	R: 3 E: 0 K: 1 S: 15 H: 2 LOB: 2 BB: 2 P: 25	R: 0 E: 0 K: 1 S: 18 H: 2 LOB: 3 BB: 1 P: 28	R: 1 E: 0 K: 0 S: 13 H: 2 LOB: 1 BB: 0 P: 19	R: 0 E: 0 K: 0 S: 8 H: 0 LOB: 1 BB: 1 P: 13	R: 0 E: 0 K: 0 S: 12 H: 1 LOB: 1 BB: 1 P: 18	R: 2 E: 1 K: 1 S: 15 H: 2 LOB: 1 BB: 0 P: 21		1B: 9 2B: 4 3B: 0 HR: 2 SF: 1 SAC: 0 DP: 2 HBP: 1				

PITCHER		IP	WLS	BF	H	R	ER	SO	BB	IBB	HBP	BLK	WP	HR	S	P	ERA	WHIP
25 Marco Estrada, R ERA: 5.75	(1, 1)	2.2	L	18	6	8	8	2	3	0	1	0	0	0	34	55	27.00	3.375
65 Taylor Guerrieri, R ERA: 1.35	(3, 1)	1.1		9	3	0	0	1	2	0	0	0	0	0	22	37	0.00	3.750
66 Justin Shafer, R ERA: 3.24	(5, 1)	2.0		9	2	1	1	0	1	0	0	0	0	1	21	32	4.50	1.500
31 Joe Biagini, R ERA: 5.7	(7, 1)	1.0		4	1	0	0	0	1	0	0	0	0	0	12	18	0.00	2.000
22 David Paulino, R ERA: 3.38	(8, 1)	1.0		5	2	2	1	1	0	0	0	0	0	1	15	21	9.00	2.000

PITCHER	IP	WLS	BF	H	R	ER	SO	BB	IBB	HBP	BLK	WP	HR	S	P	ERA	WHIP

BOTTOM

Toronto Blue Jays @ New York Yankees

Yankee Stadium, Bronx, NY

Fri Sep 14 2018, 7:11 PM - 10:16 PM EDT

Att. 40,138 - Cloudy - 73 F

livebaseballscorecards.com

AB	36
R	11
H	14
RBI	11
BB	7
SO	4
LOB	20

WP: 0	PA: 45		
PB: 0			
SB: 0			
CS: 0			

Toronto Blue Jays @ New York Yankees

Yankee Stadium, Bronx, NY

Sat Sep 15 2018, 4:09 PM - 8:03 PM EDT

Att. 43,130 - Partly Cloudy - 82 F

livebaseballscorecards.com

Batter	1	2	3	4	5	6	7	8	9	AB	R	H	RBI	BB	SO	LOB
13 Lourdes Gurriel Jr., R (1, 6) OBP: 0.309, SLG: 0.423	F8	1B		K		L8	G1-3			5	0	1	1	0	1	2
14 Justin Smoak, S (1, 3) OBP: 0.355, SLG: 0.468	G6-3	K		2B		K		G4-6-3	1B	5	0	2	0	0	2	2
8 Kendrys Morales, S (1, 10) OBP: 0.337, SLG: 0.453	G5-3		P3	K			15 2B 37 FC4-2	G4-6-3		5	0	1	0	0	1	2
15 Randal Grichuk, R (1, 9) OBP: 0.305, SLG: 0.497		HR	HR		G6-3		37 FC4-2 1 1B	K		5	3	3	2	0	1	0
11 Kevin Pillar, R (1, 8) OBP: 0.276, SLG: 0.413		F8	HR		9 E 1B		37 FC4-2 1 1B		K	4	2	2	1	1	1	0
37 Teoscar Hernández, R (1, 7) 28 Billy McKinney, L (9, 7) OBP: 0.302, SLG: 0.474 OBP: 0.371, SLG: 0.532		9 1B 9 WP 1 1B	1B	F7			FC4-2 1 1B 7 1B		G6-4-3 1B	5 0	2 0	3 0	0 0	0 0	0 0	4 0
9 Danny Jansen, R (1, 2) OBP: 0.347, SLG: 0.391		1 1B 13 1B	P3	E5 1 FC6-4			K		G6-4-3	5	1	1	0	0	1	6
1 Aledmys Díaz, R (1, 5) OBP: 0.292, SLG: 0.447		13 1B	F8	FC6-4			7 1B			4	0	2	3	0	0	3
7 Richard Urena, S (1, 4) OBP: 0.308, SLG: 0.377		K	K		P6					4	0	1	1	0	2	2

TOP	
AB	42
R	8
H	16
RBI	8
BB	1
SO	9
LOB	21

Inning Stats	1	2	3	4	5	6	7	8	9
	R: 0 E: 0 K: 0 S: 4	H: 0 LOB: 0 BB: 0 P: 6	R: 3 E: 0 K: 2 S: 21	H: 5 LOB: 2 BB: 0 P: 28	R: 2 E: 0 K: 0 S: 16	H: 3 LOB: 1 BB: 0 P: 23	R: 0 E: 0 K: 3 S: 17	H: 1 LOB: 1 BB: 0 P: 24	R: 0 E: 1 K: 0 S: 10	H: 1 LOB: 2 BB: 0 P: 18	R: 0 E: 0 K: 1 S: 9	H: 0 LOB: 0 BB: 0 P: 13	R: 3 E: 0 K: 1 S: 21	H: 4 LOB: 2 BB: 1 P: 36	R: 0 E: 0 K: 1 S: 7	H: 1 LOB: 0 BB: 0 P: 9	R: 0 E: 0 K: 1 S: 8	H: 1 LOB: 0 BB: 0 P: 9

1B: 11	SF: 0	WP: 1	PA: 43
2B: 2	SAC: 0	PB: 0	
3B: 0	DP: 2	SB: 0	
HR: 3	HBP: 0	CS: 0	

PITCHER		IP	WLS	BF	H	R	ER	SO	BB	IBB	HBP	BLK	WP	HR	S	P	ERA	WHIP
52 CC Sabathia, L ERA: 3.8	(1, 1)	2.1	L	14	7	5	5	2	0	0	0	0	1	3	37	50	19.29	3.000
57 Chad Green, R ERA: 2.45	(3, 1)	2.1		10	3	0	0	3	0	0	0	0	0	0	28	44	0.00	1.286
56 Jonathan Holder, R ERA: 3.08	(5, 1)	1.1		5	0	0	0	1	0	0	0	0	0	0	12	18	0.00	0.000
48 Tommy Kahnle, R ERA: 7.11	(7, 1)	0.2		6	3	3	3	1	1	0	0	0	0	0	19	33	40.50	6.000
71 Stephen Tarpley, L ERA: 6.75	(7, 1)	0.1		2	1	0	0	0	0	0	0	0	0	0	2	3	0.00	3.000

PITCHER		IP	WLS	BF	H	R	ER	SO	BB	IBB	HBP	BLK	WP	HR	S	P	ERA	WHIP
68 Dellin Betances, R ERA: 2.52	(8, 1)	1.0		3	1	0	0	1	0	0	0	0	0	0	7	9	0.00	1.000
53 Zack Britton, L ERA: 3.6	(9, 1)	1.0		3	1	0	0	1	0	0	0	0	0	0	8	9	0.00	1.000

Batter	1	2	3	4	5	6	7	8	9	AB	R	H	RBI	BB	SO	LOB
26 Andrew McCutchen, R (1, 9) (7, 7) OBP: 0.363, SLG: 0.419	C FF 94 C FF 94 B FF 95 B FF 94 C FF 95 2-3 K ①		C FF 94 B SL 86 X SL 85 1-1 18 G1-3 27 G1-3 1B		C FF 94 C FF 95 T SL 84 0-2 K ①	S SI 93 C SI 93 T FF 94 0-2 K ③	F FF 90 C FF 92 B FS 83 B FF 91 F CH 78 F FF 91 F CH 78 F FF 92 S SL 82 2-3 K2-3 ③			5	0	1	0	0	4	3
27 Giancarlo Stanton, R (1, 10) OBP: 0.338, SLG: 0.500	B FF 95 C SL 84 F FF 95 B SL 83 S SL 84 2-3 K ②		S FF 94 B SL 83 F FF 93 X SL 84 1-2 G1-3 ① 1-2		B FF 96 F FF 94 B SL 84 C SL 84 S FF 95 2-3 K ②		X SI 92 0-0 HR	B SL 81 C SL 80 S FS 82 B FF 90 C SL 81 2-3 K ①		5	1	1	1	0	3	1
31 Aaron Hicks, S (1, 8) OBP: 0.364, SLG: 0.450	C FF 94 B CH 87 F CH 88 F FF 95 S SL 82 1-3 K ③		B FF 94 S SL 84 D CH 86 B FF 94 C FF 94 F FF 95 B SL 84 4-2 18 G1-3 BB		B FF 95 C SI 95 X FF 96 1-1 P5 ③		F FF 89 B CH 77 F FF 89 B SL 81 B CH 78 C FF 90 3-3 K ①	B FF 91 B FF 90 B CH 79 C FF 90 B FF 91 4-1 18 WP BB		3	0	0	0	2	2	0
18 Didi Gregorius, L (1, 6) OBP: 0.335, SLG: 0.502		B FF 94 B SI 95 B SI 95 B FF 94 4-0 25 1B 24 BB BB	B FF 95 S FF 93 S FF 94 F FF 94 X SL 84 1-2 G1-3 ② 1-2 2-3			B SI 95 C SI 95 F SI 97 X SI 95 1-2 HR	C FF 90 B SL 81 F FF 90 X FF 92 1-2 HR	C FF 91 B FS 84 S FF 91 F FF 92 B FS 83 X FF 92 2-2 P5 ② 1-2		4	2	2	2	1	0	3
24 Gary Sánchez, R (1, 2) OBP: 0.288, SLG: 0.413		C SL 84 D SL 84 B FF 92 B FF 92 B FF 92 4-1 25 1B 1-2 BB	B FF 94 F FF 94 B SL 83 T FF 93 B FF 92 C FF 95 3-3 K ③			C SI 96 X SL 88 0-1 G6-3 ①	F SL 82 S CH 79 B SL 82 X SL 83 1-2 G1-4-3 ②	F FF 97 F FF 98 S FF 99 0-3 K ③		4	0	0	0	1	2	3
25 Gleyber Torres, R (1, 4) OBP: 0.349, SLG: 0.497		B FF 92 F FF 91 D SL 83 D FF 92 F FF 92 X FF 92 3-2 1-2 2-3 1B		C FF 95 C FF 94 S FF 94 0-3 K ①	S SL 87 C SI 98 H SI 97 1-2 41 WP 45 1B HBP	F FF 92 X FF 90 0-1 45 BB 41 HR 2B			F FF 97 X FF 99 0-1 F8 ①	4	1	2	0	0	1	0
14 Neil Walker, S (1, 5) (7, 9) OBP: 0.305, SLG: 0.336		C FF 94 B SL 84 S FF 95 S SL 85 1-3 K ①		B FF 95 S FF 95 B FF 95 S FF 96 B FF 95 B FF 97 4-2 BB	B SI 96 S SL 86 B SI 95 X SI 96 2-1 L8 ②	B FF 91 B FF 90 C FF 90 F FF 91 B SL 84 F FF 92 B FF 92 4-2 45 BB 41 HR BB			B FF 97 C FF 98 B FF 100 X FF 98 2-1 G4-3 ②	3	1	0	0	2	1	4
45 Luke Voit, R (1, 3) OBP: 0.378, SLG: 0.557		F SL 83 S FF 94 D SL 84 C SL 83 1-3 K ②		F FF 94 F FF 93 X FF 94 0-2 F9 ②	X SI 97 0-0 41 WP 1-2 1B	S FF 91 S CH 77 B FS 82 B FS 81 B CU 76 B FF 91 4-2 41 HR 1-2 2-3 BB			S SL 89 B SL 88 T FF 99 B SL 89 C FF 99 2-3 K ③	4	1	1	0	1	2	4
11 Brett Gardner, L (1, 7) OBP: 0.325, SLG: 0.368 41 Miguel Andujar, R (6, PH) (7, 5) OBP: 0.333, SLG: 0.522		C FF 94 T FF 94 S FF 95 0-3 K ③		B FF 93 B FF 93 X FF 93 2-0 L8 ③	B SI 93 F FF 94 D SL 88 S SI 95 B FF 96 D SL 89 4-2 1-2 2-3 BB	X FF 91 0-0 1-H 2-H 3-H HR				2 1	0 1	0 1	0 4	0 1	1 0	4 0
Inning Stats	R: 0 E: 0 K: 3 S: 10 H: 0 LOB: 0 BB: 0 P: 15	R: 0 E: 0 K: 3 S: 13 H: 1 LOB: 3 BB: 2 P: 26	R: 0 E: 0 K: 1 S: 15 H: 1 LOB: 2 BB: 1 P: 25	R: 0 E: 0 K: 1 S: 9 H: 0 LOB: 1 BB: 1 P: 15	R: 0 E: 0 K: 2 S: 8 H: 0 LOB: 0 BB: 0 P: 11	R: 1 E: 0 K: 1 S: 15 H: 2 LOB: 3 BB: 1 P: 23	R: 6 E: 0 K: 2 S: 25 H: 4 LOB: 0 BB: 2 P: 40	R: 0 E: 0 K: 2 S: 11 H: 0 LOB: 1 BB: 1 P: 19	R: 0 E: 0 K: 1 S: 7 H: 0 LOB: 0 BB: 0 P: 11	1B: 3 2B: 1 3B: 0 HR: 4 SF: 0 SAC: 0 DP: 0 HBP: 1						

PITCHER		IP	WLS	BF	H	R	ER	SO	BB	IBB	HBP	BLK	WP	HR	S	P	ERA	WHIP
54 Sean Reid-Foley, R ERA: 5.54	(1, 1)	5.0	W	21	2	0	0	10	4	0	0	0	0	0	55	92	0.00	1.200
39 Jake Petricka, R ERA: 5.13	(6, 1)	0.2		5	2	1	1	0	0	0	1	0	0	1	10	14	13.50	3.000
58 Tim Mayza, L ERA: 3.69	(6, 1)	0.0		1	0	0	0	0	1	0	0	0	1	0	2	6	∞	∞
52 Ryan Tepera, R ERA: 3.84	(6, 1)	0.1	H	2	1	1	1	1	0	0	0	0	0	1	4	4	27.00	3.000
24 Danny Barnes, R ERA: 5.92	(7, 1)	0.2		5	2	1	1	1	1	0	0	0	0	1	14	23	13.50	4.500

PITCHER		IP	WLS	BF	H	R	ER	SO	BB	IBB	HBP	BLK	WP	HR	S	P	ERA	WHIP
36 Tyler Clippard, R ERA: 3.9	(7, 1)	1.0		6	1	4	4	2	2	0	0	0	1	1	18	32	36.00	3.000
51 Ken Giles, R ERA: 5.16	(8, 1)	1.1	S	4	0	0	0	2	0	0	0	0	0	0	10	14	0.00	0.000

BOTTOM

Toronto Blue Jays @ New York Yankees

Yankee Stadium, Bronx, NY

Sat Sep 15 2018, 4:09 PM - 8:03 PM EDT

Att. 43,130 - Partly Cloudy - 82 F

livebaseballscorecards.com

AB	35
R	7
H	8
RBI	7
BB	8
SO	16
LOB	22

Batter	1	2	3	4	5	6	7	8	9	AB	R	H	RBI	BB	SO	LOB
28 Billy McKinney, L (1, 7) (8, 3) (9, 7) OBP: 0.355, SLG: 0.506	C FF 91 S SI 91 B FF 93 F FF 94 X CU 80 1-2 ① G4-3		F FF 94 S FF 94 B FF 94 F FF 95 S CU 81 1-3 ② K		B CU 79 B FF 94 C FF 92 C CU 81 F FF 95 B CU 80 X CU 80 3-2 ③ P5 1-2			F FF 96 F FF 98 S SV 87 0-3 ① K		4	0	0	0	0	2	3
14 Justin Smoak, S (1, 3) OBP: 0.354, SLG: 0.466 11 Kevin Pillar, R (8, PR) OBP: 0.276, SLG: 0.413 (8, 8)	C SI 92 B FC 88 B CH 85 B SI 92 F SI 92 C FC 91 3-3 ② K		C CU 81 S FF 94 D CU 82 B FF 95 B CU 80 C CU 82 3-3 ③ K			F SL 81 X KC 83 0-1 ① G3-1		F FF 98 X SV 87 0-1 68 1B 15 2B 1-3 1B		4 0	0 1	1 0	0 0	0 0	2 0	1 0
8 Kendrys Morales, S (1, 10) OBP: 0.339, SLG: 0.452 67 Jonathan Davis, R (6, PR) OBP: 0.167, SLG: 0.167 (6, 10) 68 Rowdy Tellez, L (8, PH) OBP: 0.429, SLG: 0.778 (8, 10) (9, 3)	C SI 90 X SI 90 0-1 ③ G5-3			B SI 89 B FF 92 F FF 93 B FF 94 S SI 90 F SI 91 B CU 79 4-2 BB		B SL 81 B KC 81 B SI 92 B FC 93 4-0 BB		S FF 99 B FF 98 B FF 98 F KC 86 X SV 87 2-2 15 2B 26 FC1-2-5-1 1-2 3-H 1B		1 0 1	0 0 0	0 0 1	0 0 1	2 0 0	0 0 0	0 0 0
15 Randal Grichuk, R (1, 8) OBP: 0.304, SLG: 0.497 (8, 9)		F FC 88 F CU 78 B FF 92 S FF 94 1-3 ① K		B FC 89 S SI 92 S SI 92 B FF 96 S FF 95 2-3 ① K		1 SAFE B FC 92 S FC 93 1 SAFE F FC 92 X FC 92 1-2 ② F8		B KC 86 X KC 86 1-0 1-3 2-H 2B		4	0	1	1	0	2	2
26 Yangervis Solarte, S (1, 5) OBP: 0.285, SLG: 0.391 1 Aledmys Díaz, R (8, PR) OBP: 0.292, SLG: 0.447 (8, 5)		B FC 89 F SI 92 B FF 93 F FF 94 X FF 94 2-2 ② G4-3		X FF 95 0-0 ② P2		C FC 92 B FC 94 B KC 83 1 SAFE S KC 83 D KC 84 C KC 86 3-3 ③ K		B KC 86 B FF 98 S KC 85 X KC 85 2-1 ② FC1-2-5-1 3-H		4 0	0 0	0 0	0 0	0 0	1 0	5 0
37 Teoscar Hernández, R (1, 9) OBP: 0.300, SLG: 0.470 (8, 7) 51 Ken Giles, R (9, 1)		X FC 88 0-0 ③ F7		D CU 82 C SI 92 F FF 94 B FC 90 F SI 94 B SI 93 F CU 82 F FF 96 S FF 96 3-3 ③ K			B SL 88 X FC 92 1-0 ① P3	C KC 85 S FF 98 X FF 98 0-2 ③ F8		4 0	0 0	0 0	0 0	0 0	1 0	3 0
7 Richard Urena, S (1, 6) OBP: 0.304, SLG: 0.369			X FC 90 0-0 29 G5-3 70 2B 1B		B FF 92 S FF 92 F FF 92 S FF 94 1-3 ① K		S KC 84 S KC 84 B KC 84 X KC 84 1-2 ② G3		C SI 94 X SI 94 0-1 ① G4-3	4	1	1	0	0	1	0
29 Devon Travis, R (1, 4) OBP: 0.280, SLG: 0.389			B FF 93 S SI 91 1 SAFE X SI 91 1-1 ① G5-3 1-2		C FF 92 B SI 91 X FC 87 1-1 28 WP 1B		B FC 92 X SL 86 1-0 ③ F8		B SI 95 F SI 95 B SI 96 S SI 96 B SI 97 X SI 96 3-2 ② L7	4	0	1	0	0	0	1
70 Reese McGuire, L (1, 2) OBP: 0.357, SLG: 0.462			B SI 92 C SI 92 F FF 94 F FF 95 X CU 81 1-2 2-H 2B		X SI 90 0-0 ② L8			F FF 95 X KC 84 0-1 14 1B 68 1B 1B	C SI 96 B SL 82 S SI 95 B SI 94 X SI 95 2-2 ③ G1-3	4	1	2	1	0	0	1
Inning Stats	R: 0 E: 0 K: 1 S: 9 H: 0 LOB: 0 BB: 0 P: 13	R: 0 E: 0 K: 1 S: 7 H: 0 LOB: 0 BB: 0 P: 10	R: 1 E: 0 K: 2 S: 14 H: 2 LOB: 1 BB: 0 P: 20	R: 0 E: 0 K: 2 S: 13 H: 0 LOB: 1 BB: 1 P: 22	R: 0 E: 0 K: 1 S: 10 H: 1 LOB: 1 BB: 0 P: 15	R: 0 E: 0 K: 1 S: 8 H: 0 LOB: 1 BB: 1 P: 16	R: 0 E: 0 K: 0 S: 5 H: 0 LOB: 0 BB: 0 P: 8	R: 2 E: 0 K: 1 S: 16 H: 4 LOB: 2 BB: 0 P: 21	R: 0 E: 0 K: 0 S: 8 H: 0 LOB: 0 BB: 0 P: 13	1B: 5 2B: 2 3B: 0 HR: 0 SF: 0 SAC: 0 DP: 0 HBP: 0						WP: 1 PB: 0 SB: 0 CS: 0 PA: 36	

PITCHER		IP	WLS	BF	H	R	ER	SO	BB	IBB	HBP	BLK	WP	HR	S	P	ERA	WHIP
36 Lance Lynn, R ERA: 4.9	(1, 1)	5.0		19	3	1	1	7	1	0	0	0	1	0	53	80	1.80	0.800
30 David Robertson, R ERA: 2.89	(6, 1)	2.0	H	7	0	0	0	1	1	0	0	0	0	0	13	24	0.00	0.500
68 Dellin Betances, R ERA: 2.77	(8, 1)	1.0	L	7	4	2	2	1	0	0	0	0	0	0	16	21	18.00	4.000
53 Zack Britton, L ERA: 3.5	(9, 1)	1.0		3	0	0	0	0	0	0	0	0	0	0	8	13	0.00	0.000

PITCHER	IP	WLS	BF	H	R	ER	SO	BB	IBB	HBP	BLK	WP	HR	S	P	ERA	WHIP

TOP

Toronto Blue Jays @ New York Yankees

Yankee Stadium, Bronx, NY

Sun Sep 16 2018, 1:11 PM - 3:59 PM EDT

Att. 41,758 - Sunny - 84 F

livebaseballscorecards.com

AB	34
R	3
H	7
RBI	3
BB	2
SO	9
LOB	16

BOTTOM

Toronto Blue Jays @ New York Yankees

Yankee Stadium, Bronx, NY

Sun Sep 16 2018, 1:11 PM - 3:59 PM EDT

Att. 41,758 - Sunny - 84 F

livebaseballscorecards.com

Batter	1	2	3	4	5	6	7	8	9	AB	R	H	RBI	BB	SO	LOB
26 Andrew McCutchen, R (1, 9) OBP: 0.362, SLG: 0.423	C FF 88 X FF 88 0-1 HR		C FF 87 F FF 86 B CU 69 B CH 82 S CH 82 2-3 ① K			C FF 86 B CU 70 B FF 86 F CH 80 B CU 69 F FF 87 F FF 86 S CU 70 3-3 ① K		B CU 75 B FF 92 X FF 91 2-0 ② G6-3		4	1	1	1	0	2	0
27 Giancarlo Stanton, R (1, 10) OBP: 0.341, SLG: 0.501	B FF 89 S CH 82 B FF 89 B FF 89 B CH 83 4-1 31 1B 18 SF8 BB		C FF 89 B CU 72 C FF 88 X CH 82 1-2 31 L4-3 1B			F FF 89 B CH 81 S FF 87 X FF 87 1-2 ② P4		F FF 92 B SI 92 B FC 88 X FC 85 2-1 E7 1B		3	1	2	0	1	0	0
31 Aaron Hicks, S (1, 8) OBP: 0.363, SLG: 0.448	C FF 88 S FF 89 X FF 90 0-2 1-3 1B		B CU 69 C FF 88 F FF 88 X FF 89 1-2 ② ③ L4-3 1-1			C CU 69 F CU 69 S CU 71 0-3 ③ K		C CU 74 B FS 86 D FS 84 C FC 87 S FS 85 2-3 ③ K		4	0	1	0	0	2	2
41 Miguel Andujar, R (1, 5) OBP: 0.332, SLG: 0.519 29 Adeiny Hechavarría, R (8, 5) OBP: 0.285, SLG: 0.348 14 Neil Walker, S (9, PH) OBP: 0.305, SLG: 0.335	B FF 88 F CH 82 C FF 90 1 SAFE X FF 89 1-2 ① P3			C FF 86 S CU 70 B FF 88 F FF 88 T CH 81 1-2 ① K			B CH 81 F CH 81 X FF 88 1-1 ① P3		F FF 98 B FF 98 X FF 99 1-1 ① F9	3 0 1	0 0 0	0 0 0	0 0 0	0 0 0	1 0 0	2 0 0
18 Didi Gregorius, L (1, 6) OBP: 0.336, SLG: 0.502	D CU 72 F FF 88 D CU 71 X FF 88 2-1 ② SF8 3-H			B CU 69 C FF 88 X FF 87 1-1 ② F7			B FF 88 B FF 87 B FF 86 C FF 88 B CU 70 4-1 25 1B BB		C FF 98 F FF 99 X FF 99 0-2 1B	2	0	1	1	1	0	0
25 Gleyber Torres, R (1, 4) OBP: 0.348, SLG: 0.495	1 SAFE S CH 83 F FF 88 X CH 82 0-2 ③ F9			C FF 86 T FF 88 X CH 83 0-2 ③ F9			1 SAFE S CH 82 B FF 88 X CH 81 1-1 45 FC6-4 1-2 1B		C SL 88 S SL 88 S SL 87 0-3 ② K	4	0	1	0	0	1	2
24 Gary Sánchez, R (1, 2) OBP: 0.284, SLG: 0.408		C FF 86 X CH 82 0-1 ① G5-3		B FF 89 C FF 88 F FF 88 F FF 88 F CU 72 S CH 82 1-3 ① K			X CH 81 0-0 ② F8		C FF 99 S SL 88 S FF 100 0-3 ③ K	4	0	0	0	0	2	3
45 Luke Voit, R (1, 3) OBP: 0.368, SLG: 0.540		B FF 87 B FF 88 B CH 80 C FF 87 S CH 82 X CH 81 3-2 ② F8		C CU 69 X FF 88 0-1 ② F9			F FF 87 B FF 89 B CU 68 F CH 82 X CH 82 2-2 ③ FC6-4 1-2f			3	0	0	0	0	0	2
11 Brett Gardner, L (1, 7) OBP: 0.323, SLG: 0.366		C FF 88 F FF 88 B CU 70 F FF 87 B CU 70 B FF 89 S FF 87 3-3 ③ K		C CU 70 B FF 88 X FF 86 1-1 ③ G4-3				C SI 92 B FS 87 C SI 92 B FS 86 X SI 91 2-2 ① F7		3	0	0	0	0	1	0

Inning Stats																																			
	R: 2 E: 0 K: 0 S: 14	H: 2 LOB: 1 BB: 1 P: 21	R: 0 E: 0 K: 1 S: 9	H: 0 LOB: 0 BB: 0 P: 15	R: 0 E: 0 K: 1 S: 9	H: 1 LOB: 0 BB: 0 P: 13	R: 0 E: 0 K: 1 S: 9	H: 0 LOB: 0 BB: 0 P: 11	R: 0 E: 0 K: 1 S: 9	H: 0 LOB: 0 BB: 0 P: 11	R: 0 E: 0 K: 2 S: 11	H: 0 LOB: 0 BB: 0 P: 15	R: 0 E: 0 K: 0 S: 9	H: 1 LOB: 2 BB: 1 P: 17	R: 0 E: 1 K: 1 S: 9	H: 1 LOB: 1 BB: 0 P: 17	R: 0 E: 0 K: 2 S: 11	H: 1 LOB: 1 BB: 0 P: 12	1B: 5 2B: 1 3B: 0 HR: 1	SF: 1 SAC: 0 DP: 1 HBP: 0	WP: 0 PB: 0 SB: 0 CS: 0	PA: 34

PITCHER		IP	WLS	BF	H	R	ER	SO	BB	IBB	HBP	BLK	WP	HR	S	P	ERA	WHIP
45 Thomas Pannone, L ERA: 3.77	(1, 1)	7.0	W	26	4	2	2	6	2	0	0	0	0	1	70	103	2.57	0.857
62 Mark Leiter Jr., R ERA: 5.82	(8, 1)	1.0	H	4	1	0	0	1	0	0	0	0	0	0	9	17	0.00	1.000
51 Ken Giles, R ERA: 5.05	(9, 1)	1.0	S	4	1	0	0	2	0	0	0	0	0	0	11	12	0.00	1.000

PITCHER	IP	WLS	BF	H	R	ER	SO	BB	IBB	HBP	BLK	WP	HR	S	P	ERA	WHIP

Batter	1	2	3	4	5	6	7	8	9	AB	R	H	RBI	BB	SO	LOB
5 Ian Kinsler, R (1, 4) OBP: 0.307, SLG: 0.392	X FF 91 0-0 ① F8		C FF 91 B FF 91 F CH 83 F FF 92 F FF 92 X CH 84 1-2 28 PB 25 BLK 28 SF9 1B		C FF 92 X FF 92 0-1 ② L8		C FF 96 B SL 87 B FF 96 X FF 95 2-1 ③ G4-3		B SI 94 X SI 94 1-0 ②③ G1-4-3 1-2f	5	1	1	0	0	0	2
25 Steve Pearce, R (1, 3) OBP: 0.391, SLG: 0.531 16 Andrew Benintendi, L (8, PH) OBP: 0.362, SLG: 0.466 (8, 7)	B FF 92 B FF 91 B FF 92 B FF 91 4-0 BB		B SL 83 F FF 92 B CH 85 F FF 92 B SL 85 B CH 83 4-2 28 SF9 28 PB 1-2 BB		C SL 83 S CH 83 F CH 86 X FF 92 0-2 ③ P5			B FC 92 B FC 92 C FC 93 B SL 83 X FC 93 3-1 ① G3-1		1 1	0 0	0 0	0 0	2 0	0 0	0 0
28 J.D. Martinez, R (1, 9) OBP: 0.397, SLG: 0.630	B FF 92 C FF 92 X FF 93 1-1 ② F9		F FF 93 B FF 92 B FF 91 X FF 93 2-1 ① SF9 1-3 2-H			C SL 83 X FF 90 0-1 ① P4		S FC 92 X SL 88 0-1 3B		3	0	1	1	0	0	1
2 Xander Bogaerts, R (1, 6) OBP: 0.358, SLG: 0.519	B FF 91 C CH 84 F FF 92 S FF 93 1-3 ③ K		F FF 93 X FF 93 0-1 ② F8			C FF 91 B CH 85 C FF 91 F FF 93 B FF 93 B CH 84 X FF 93 3-2 36 1B 2B		C FC 93 B FC 94 X SL 86 1-1 ② P3		4	0	1	0	0	1	3
36 Eduardo Núñez, R (1, 10) OBP: 0.286, SLG: 0.386		B FF 92 F FF 90 F FF 91 F CH 84 S FF 92 1-3 ① K	F FF 93 B CH 86 X FF 91 1-1 ③ F8			B FF 92 F FF 92 F FF 92 B FF 92 F SL 84 F FF 92 X FF 92 2-2 2-3 1B		D SL 90 F SL 86 X SL 83 1-1 ③ F7		4	0	1	0	0	1	2
0 Brandon Phillips, R (1, 5) OBP: 0.231, SLG: 0.364		C FF 93 B FF 93 S FF 93 B FF 92 S CH 86 2-3 ② K		B SL 82 B FF 91 S FF 90 F FF 91 S FF 93 2-3 ① K		B FF 93 B CH 84 X FF 93 2-0 ② P4			C SI 94 F SI 94 S SI 93 0-3 ① K2-3	4	0	0	0	0	3	2
12 Brock Holt, L (1, 7) OBP: 0.349, SLG: 0.382 (8, 3)		C FF 92 S SL 86 B SL 84 B FF 93 X FF 93 2-2 7 BB 1B	C FF 92 B FF 92 X SL 84 1-1 ② L9		C SL 84 S SL 86 S SL 86 0-3 ③ K				C SI 94 B SL 80 B SI 94 B SI 94 B SI 95 4-1 7 E 7 FC5 59 E BB	3	1	1	0	1	1	2
7 Christian Vázquez, R (1, 2) OBP: 0.256, SLG: 0.293 30 Tzu-Wei Lin, L (9, PR) OBP: 0.283, SLG: 0.271		1 SAFE F FF 91 B FF 92 B CH 84 B FF 92 S FF 93 B FF 94 4-2 1-2 BB	B FF 91 B FF 90 F FF 92 F FF 91 X FF 93 2-2 ③ P3				B FF 94 C FF 95 B FF 96 F FF 96 X FF 96 2-2 ① L8		C SI 96 D SI 95 X SI 97 1-1 FC5 59 E 1-3	3 0	0 0	0 0	0 0	1 0	0 0	1 0
19 Jackie Bradley Jr., L (1, 8) OBP: 0.309, SLG: 0.397 59 Sam Travis, R (9, PH) OBP: 0.217, SLG: 0.190 23 Blake Swihart, S (9, PR) OBP: 0.278, SLG: 0.294		S SL 84 B SL 86 X SI 91 1-1 ③ G4-3			F FF 92 S SI 89 F FF 91 S SL 86 0-3 ① K		X FF 96 0-0 ② F9		B SI 94 B SI 95 F SI 95 C SI 95 D SI 94 F SI 94 X SI 96 3-2 E1 5 G1-4-3 1-2 3-H	3 1 0	0 0 0	0 0 0	0 1 0	0 0 0	1 0 0	2 1 0
Inning Stats	R: 0 E: 0 K: 1 S: 6 H: 0 LOB: 1 BB: 1 P: 12	R: 0 E: 0 K: 2 S: 14 H: 1 LOB: 2 BB: 1 P: 24	R: 1 E: 0 K: 0 S: 13 H: 1 LOB: 1 BB: 1 P: 21	R: 0 E: 0 K: 1 S: 8 H: 0 LOB: 0 BB: 0 P: 13	R: 0 E: 0 K: 1 S: 10 H: 0 LOB: 0 BB: 0 P: 10	R: 0 E: 0 K: 1 S: 15 H: 2 LOB: 2 BB: 0 P: 22	R: 0 E: 0 K: 0 S: 6 H: 0 LOB: 0 BB: 0 P: 10	R: 0 E: 0 K: 0 S: 8 H: 1 LOB: 1 BB: 0 P: 13	R: 1 E: 2 K: 1 S: 11 H: 0 LOB: 2 BB: 1 P: 20	1B: 3 2B: 1 3B: 1 HR: 0 SF: 1 SAC: 0 DP: 1 HBP: 0						WP: 0 PB: 1 SB: 0 CS: 0 PA: 37	

PITCHER		IP	WLS	BF	H	R	ER	SO	BB	IBB	HBP	BLK	WP	HR	S	P	ERA	WHIP
34 J.A. Happ, L ERA: 3.62	(1, 1)	6.0		25	4	1	0	6	3	0	0	1	0	0	66	102	0.00	1.167
57 Chad Green, R ERA: 2.42	(7, 1)	1.0	W	3	0	0	0	0	0	0	0	0	0	0	6	10	0.00	0.000
30 David Robertson, R ERA: 2.85	(8, 1)	1.0	H	4	1	0	0	0	0	0	0	0	0	0	8	13	0.00	1.000
53 Zack Britton, L ERA: 3.41	(9, 1)	1.0	S	5	0	1	0	1	1	0	0	0	0	0	11	20	0.00	1.000

PITCHER	IP	WLS	BF	H	R	ER	SO	BB	IBB	HBP	BLK	WP	HR	S	P	ERA	WHIP

TOP

Boston Red Sox @ New York Yankees

Yankee Stadium, Bronx, NY

Tue Sep 18 2018, 7:09 PM - 10:21 PM EDT

Att. 38,695 - Cloudy - 72 F

livebaseballscorecards.com

AB	32
R	2
H	5
RBI	2
BB	4
SO	7
LOB	16

BOTTOM

Boston Red Sox @ New York Yankees

Yankee Stadium, Bronx, NY

Tue Sep 18 2018, 7:09 PM - 10:21 PM EDT

Att. 38,695 - Cloudy - 72 F

livebaseballscorecards.com

Batter	1	2	3	4	5	6	7	8	9	AB	R	H	RBI	BB	SO	LOB
26 Andrew McCutchen, R (1, 7) OBP: 0.362, SLG: 0.421	C FF 99 B FF 98 B FC 94 F FF 99 S FF 99 2-3 ① **K**		B FF 95 B SL 87 D FC 91 C FF 98 C FC 93 F FF 98 F FC 91 F FC 90 B FC 91 4-2 99 G6-4-3 1-2 BB			X FC 93 0-0 ① **L8**	B SL 85 C SL 82 B FF 95 S FF 96 X FF 96 2-2 ③ **F7**			3	0	0	0	1	1	1
99 Aaron Judge, R (1, 9) OBP: 0.395, SLG: 0.543	B FF 100 X FF 99 1-0 ② **L9**		X FC 94 0-0 ② ③ **G6-4-3** 1-2f			S FF 98 X FF 97 0-1 ② **F9** 2-3		B CU 83 C CU 81 B CU 81 S SL 85 B CH 85 S SL 86 3-3 ① **K**		4	0	0	0	0	1	3
18 Didi Gregorius, L (1, 6) OBP: 0.337, SLG: 0.500	B FC 94 X FC 94 1-0 ③ **G4-3**			B FF 97 F FF 98 S FC 91 S FF 97 1-3 ① **K**		B FF 99 B FC 94 C FC 97 S FC 96 F FF 100 H FC 96 3-2 **HBP**		C CH 84 H SL 86 1-1 **HBP**		2	0	0	0	0	1	0
27 Giancarlo Stanton, R (1, 10) OBP: 0.339, SLG: 0.497		B FF 97 C SL 88 X FF 97 1-1 ① **G1-3**		S SL 88 B FF 97 X SL 88 1-1 ② **G6-3**		B FF 97 B SL 87 F SL 88 S FC 93 B FF 98 F SL 88 S FF 97 3-3 ③ **K**		B CU 80 B CU 78 T SL 84 1 SAFE F SL 84 B CH 84 F CH 82 X CU 81 3-2 ② **F9**		4	0	0	0	0	1	3
31 Aaron Hicks, S (1, 8) OBP: 0.364, SLG: 0.448		B FF 100 X FC 95 1-0 **1B**		C CU 81 X FF 93 0-1 ③ **L5**			B KC 82 B KC 82 B KC 81 C FF 93 D KC 83 4-1 24 S 14 HR BB	B CU 80 F FF 91 F SL 86 B CH 81 F FF 90 T CH 82 2-2 ③ **K**		3	1	1	0	1	1	1
41 Miguel Andujar, R (1, 5) OBP: 0.330, SLG: 0.516 29 Adeiny Hechavarría, R (9, 5) OBP: 0.285, SLG: 0.348		X FC 94 0-0 ② **F9**			C FC 94 C SL 84 B FF 98 B FF 96 F FC 92 X SL 87 2-2 ① **P3**		1 SAFE F FC 86 D FC 88 B FF 92 1 SAFE B KC 78 X FC 87 3-1 ① **P3**			3 0	0 0	0 0	0 0	0 0	0 0	2 0
24 Gary Sánchez, R (1, 2) OBP: 0.285, SLG: 0.405		C FF 96 B FC 93 B FF 97 F FC 93 S FF 97 2-3 ③ **K**			X SL 87 0-0 ② **G1-3**		1 SAFE B KC 81 C FC 89 S KC 81 B KC 81 B FF 93 D KC 83 4-2 14 HR 1-2 BB			2	1	0	0	1	1	1
14 Neil Walker, S (1, 3) OBP: 0.307, SLG: 0.346			B FS 89 C FF 98 B FC 94 B FS 88 B FC 94 4-1 26 BB BB		C FF 99 F FC 93 S FC 94 0-3 ③ **K**		F FF 97 B FF 96 B FF 96 B SL 82 C SI 95 X SL 83 3-2 1-H 2-H HR			2	1	1	3	1	1	0
25 Gleyber Torres, R (1, 4) OBP: 0.348, SLG: 0.496			B FF 98 C FF 98 B FF 96 S FC 94 F FF 97 F FC 93 B FF 96 F FF 98 X FC 92 3-2 ① **F7**			B SL 87 F SL 86 B FF 97 X FC 92 2-1 99 F9 2B	B SL 82 X FF 96 1-0 ② **P3**			3	0	1	0	0	0	1
Inning Stats	R: 0 E: 0 K: 1 S: 5 H: 0 LOB: 0 BB: 0 P: 9	R: 0 E: 0 K: 1 S: 7 H: 1 LOB: 1 BB: 0 P: 11	R: 0 E: 0 K: 0 S: 13 H: 0 LOB: 1 BB: 2 P: 24	R: 0 E: 0 K: 1 S: 7 H: 0 LOB: 0 BB: 0 P: 9	R: 0 E: 0 K: 1 S: 8 H: 0 LOB: 0 BB: 0 P: 10	R: 0 E: 0 K: 1 S: 12 H: 1 LOB: 2 BB: 0 P: 20	R: 3 E: 0 K: 0 S: 12 H: 1 LOB: 0 BB: 2 P: 29	R: 0 E: 0 K: 2 S: 12 H: 0 LOB: 1 BB: 0 P: 21		1B: 1 2B: 1 3B: 0 HR: 1 SF: 0 SAC: 0 DP: 1 HBP: 2					WP: 0 PB: 0 SB: 1 CS: 0 PA: 32	

PITCHER	IP	WLS	BF	H	R	ER	SO	BB	IBB	HBP	BLK	WP	HR	S	P	ERA	WHIP
17 Nathan Eovaldi, R (1, 1) ERA: 3.98	6.0		22	2	0	0	5	2	0	1	0	0	0	52	83	0.00	0.667
44 Brandon Workman, R (7, 1) ERA: 2.77	0.1	L	3	0	2	2	0	2	0	0	0	0	0	5	16	54.00	6.000
70 Ryan Brasier, R (7, 1) ERA: 1.8	0.2	B	3	1	1	1	0	0	0	0	0	0	1	7	13	13.50	1.500
67 William Cuevas, R (8, 1) ERA: 4.35	1.0		4	0	0	0	2	0	0	1	0	0	0	12	21	0.00	0.000

PITCHER	IP	WLS	BF	H	R	ER	SO	BB	IBB	HBP	BLK	WP	HR	S	P	ERA	WHIP

AB	26
R	3
H	3
RBI	3
BB	4
SO	7
LOB	12

Boston Red Sox @ New York Yankees

Yankee Stadium, Bronx, NY

Wed Sep 19 2018, 7:10 PM - 10:26 PM EDT

Att. 43,297 - Partly Cloudy - 78 F

livebaseballscorecards.com

TOP

Batter	1	2	3	4	5	6	7	8	9	AB	R	H	RBI	BB	SO	LOB
50 Mookie Betts, R (1, 10) OBP: 0.429, SLG: 0.614	B FF 95 B CH 89 B FF 96 B FF 95 4-0 28 1B BB		C SL 91 B SL 87 S SL 88 B SL 87 B CH 92 F SL 88 X SL 91 3-2 ② G5-3		C SL 89 B FF 98 D SL 91 F CH 91 B FF 98 S FF 98 3-3 ② K		C SL 87 D SL 86 F FF 96 D SL 88 F FF 98 F SL 88 C SL 86 2-3 ③ K		B FF 94 B CH 91 C FF 94 B FF 95 F FF 94 X FF 94 3-2 ②③ G6-4-3 1-2f	4	0	0	0	1	2	5
16 Andrew Benintendi, L (1, 7) OBP: 0.361, SLG: 0.464 23 Blake Swihart, S (7, 9) OBP: 0.282, SLG: 0.299	B FF 95 1 SAFE B FF 95 S CH 89 S CH 90 X FF 97 2-2 ① L8		B FF 97 B CH 92 C FF 98 X FF 98 2-1 ③ G4-3		X FF 99 0-0 ③ G3-1			C FF 91 B FF 92 X CH 85 1-1 1B		3 1	0 0	0 1	0 0	0 0	0 0	2 0
28 J.D. Martinez, R (1, 9) OBP: 0.400, SLG: 0.632 0 Brandon Phillips, R (7, 4) OBP: 0.214, SLG: 0.333	C FF 95 1 SAFE B FF 96 X CH 90 1-1 2 WP 1-3 1B			B SL 82 B FF 98 X SL 88 2-0 1B		F CH 88 X FF 98 0-1 1B		S FF 93 F FF 93 D SL 81 X FF 93 1-2 ① P4		3 1	0 0	3 0	0 0	0 0	0 0	0 1
2 Xander Bogaerts, R (1, 6) OBP: 0.356, SLG: 0.515 30 Tzu-Wei Lin, L (7, 6) OBP: 0.278, SLG: 0.265	C FF 98 S SL 87 B SL 85 X SL 86 1-2 ② P6 1-2			D X FF 97 1-0 ① P6		B CH 88 C SL 87 B SL 86 F CH 87 F FF 98 X CH 89 2-2 ① P5		C FF 93 F FF 93 B FF 92 C FF 93 1-3 ② K		3 1	0 0	0 0	0 0	0 0	0 1	4 1
18 Mitch Moreland, L (1, 3) OBP: 0.317, SLG: 0.435	B SL 88 B FF 97 S CH 90 X CH 90 2-1 ③ G1-3			B FF 97 C FF 97 B SL 87 F FF 98 B CH 88 S SL 87 3-3 ② K		C FF 98 T FF 98 F CH 90 D CH 90 D SL 90 D CH 90 S FF 98 3-3 ② K		F FF 93 S FF 92 B FF 93 X FF 92 1-2 ③ F8		4	0	0	0	0	2	5
5 Ian Kinsler, R (1, 4) OBP: 0.305, SLG: 0.390 59 Sam Travis, R (7, 7) OBP: 0.217, SLG: 0.190 12 Brock Holt, L (8, 7) OBP: 0.351, SLG: 0.384		C FF 96 X FF 94 0-1 ① P4		1 SAFE X FF 98 0-0 ③ P4		C SL 88 S FF 99 F FF 97 D SL 88 D SL 87 X FF 98 2-2 ③ P5			B FF 94 B FF 96 C FF 95 B FF 95 X FF 95 3-1 19 BB 36 1B 1B	3 0 1	0 0 0	0 0 1	0 0 0	0 0 0	0 0 0	2 0 0
36 Eduardo Núñez, R (1, 5) OBP: 0.288, SLG: 0.389 7 Christian Vázquez, R (9, PR) OBP: 0.256, SLG: 0.293		X FF 97 0-0 ② L6			C SL 87 X SL 87 0-1 3 1B 2B		B FF 98 B FF 98 C CH 88 B FF 97 X FF 97 3-1 ① L8		B FF 95 X CH 90 1-0 19 BB 1-2 1B	4 0	1 0	2 0	0 0	0 0	0 0	0 0
3 Sandy León, S (1, 2) OBP: 0.240, SLG: 0.287		C FF 96 C SL 86 S SL 86 0-3 ③ K2-3			B SL 89 F FF 98 X SL 88 1-1 2-H 1B		F FF 98 B FF 98 F FF 98 B FF 98 X CH 89 2-2 ② P5		B FF 92 X CH 90 1-0 ① F4	4	0	1	1	0	1	2
19 Jackie Bradley Jr., L (1, 8) OBP: 0.310, SLG: 0.397			C FF 96 F SL 90 S CH 90 0-3 ① K		C FF 98 X FF 100 0-1 ① L7		F CH 87 B FF 98 B CH 89 B FF 98 X FF 97 3-1 1B		C FF 95 B SL 87 C SL 86 D CU 83 B SL 84 B FF 94 4-2 50 G6-4-3 1-2 2-3 BB	3	0	1	0	1	1	1
Inning Stats	R: 0 E: 0 K: 0 S: 10 H: 1 LOB: 2 BB: 1 P: 20	R: 0 E: 0 K: 1 S: 6 H: 0 LOB: 0 BB: 0 P: 6	R: 0 E: 0 K: 1 S: 9 H: 0 LOB: 0 BB: 0 P: 14	R: 0 E: 0 K: 1 S: 6 H: 1 LOB: 1 BB: 0 P: 12	R: 1 E: 0 K: 1 S: 10 H: 2 LOB: 1 BB: 0 P: 14	R: 0 E: 0 K: 1 S: 14 H: 1 LOB: 1 BB: 0 P: 21	R: 0 E: 0 K: 1 S: 12 H: 1 LOB: 1 BB: 0 P: 22	R: 0 E: 0 K: 1 S: 11 H: 1 LOB: 1 BB: 0 P: 15	R: 0 E: 0 K: 0 S: 9 H: 2 LOB: 3 BB: 1 P: 21	1B: 8 2B: 1 3B: 0 HR: 0 SF: 0 SAC: 0 DP: 1 HBP: 0						

AB	35
R	1
H	9
RBI	1
BB	2
SO	7
LOB	23

WP: 1 PA: 37
PB: 0
SB: 0
CS: 0

PITCHER		IP	WLS	BF	H	R	ER	SO	BB	IBB	HBP	BLK	WP	HR	S	P	ERA	WHIP
40 Luis Severino, R ERA: 3.38	(1, 1)	7.0	W	28	6	1	1	6	1	0	0	0	1	0	67	109	1.29	1.000
56 Jonathan Holder, R ERA: 3.03	(8, 1)	1.0		4	1	0	0	1	0	0	0	0	0	0	11	15	0.00	1.000
61 Justus Sheffield, L ERA:	(9, 1)	1.0		5	2	0	0	0	1	0	0	0	0	0	9	21	0.00	3.000

PITCHER	IP	WLS	BF	H	R	ER	SO	BB	IBB	HBP	BLK	WP	HR	S	P	ERA	WHIP

BOTTOM

Boston Red Sox @ New York Yankees

Yankee Stadium, Bronx, NY

Wed Sep 19 2018, 7:10 PM - 10:26 PM EDT

Att. 43,297 - Partly Cloudy - 78 F

Batter	1	2	3	4	5	6	7	8	9	AB	R	H	RBI	BB	SO	LOB
26 Andrew McCutchen, R (1, 7) OBP: 0.364, SLG: 0.420	B SI 90 B CH 84 B SI 90 B SI 91 4-0 31 G5-3 BB	C FC 89 B SI 94 B SI 94 B FF 94 B FC 90 4-1 99 E 1-2 2-3 BB		B CH 86 C FC 89 X CH 86 1-1 G5-3 ②		C FF 99 F FF 100 F CH 85 X FF 99 0-2 99 1B 31 3B 1B		X SL 86 0-0 ① G1-3 1-2 2-3		3	1	1	0	2	0	2
99 Aaron Judge, R (1, 10) OBP: 0.393, SLG: 0.539 33 Greg Bird, L (8, PH) OBP: 0.285, SLG: 0.383 (9, 10)	C FC 89 B FF 92 C FF 92 B FC 90 F SI 93 X CH 85 2-2 ① L4	X FC 90 0-0 E5 1-3 2-H 3-H		F CH 87 S FF 93 B SI 94 X SI 94 1-2 ③ G1-3		S SL 89 F FF 100 B KC 86 X SI 101 1-2 31 3B 1-3 1B		C FF 91 F FF 92 X SI 91 0-2 ② G1-3 2-3 3-H		4 1	1 0	1 0	0 1	0 0	0 0	2 1
31 Aaron Hicks, S (1, 8) OBP: 0.364, SLG: 0.452	X FC 90 0-0 ② G5-3 1-2	B CH 85 T SI 92 F SI 94 B FC 89 F SI 94 X CH 86 2-2 ③ L9			B FC 88 X CH 85 1-0 ① L7	B CH 89 C KC 85 B CH 88 F FF 100 X SL 88 2-2 1-H 3-H 3B		B CH 83 C FF 92 X FF 91 1-1 3-H 1B		5	0	2	3	0	0	3
27 Giancarlo Stanton, R (1, 9) OBP: 0.336, SLG: 0.493 12 Tyler Wade, L (9, 9) OBP: 0.231, SLG: 0.295	B FF 93 B FC 89 C FF 93 F FF 93 C SI 94 2-3 ③ K		B CH 87 X CH 87 1-0 ① G5-3		F FF 93 C FC 90 F SI 93 X FF 94 0-2 ② P3	S SI 89 B SI 90 S CH 84 S CH 86 1-3 ③ K		C CU 81 B CH 83 B FF 92 B CH 82 C SL 86 C CU 81 3-3 ③ K		5 0	0 0	0 0	0 0	0 0	3 0	3 0
18 Didi Gregorius, L (1, 6) OBP: 0.335, SLG: 0.496		C FF 92 X FF 92 0-1 ① F7	C FF 93 B FC 88 B FF 94 F FF 94 B SI 94 X FF 94 3-2 ② P5		B FC 91 F FF 93 F FF 93 X SI 94 1-2 ③ G3		B CH 84 X SI 88 1-0 ① L8			4	0	0	0	0	0	0
41 Miguel Andujar, R (1, 5) OBP: 0.331, SLG: 0.524		C CH 86 B CH 88 F CH 86 X SI 93 1-2 HR	X FC 91 0-0 2B			F CH 84 B SI 90 X CH 86 1-1 ① F7	C SL 82 F CH 83 B SI 89 F CH 84 X CH 85 1-2 ② F7			4	1	2	1	0	0	0
24 Gary Sánchez, R (1, 2) OBP: 0.287, SLG: 0.402		B FC 90 C FC 90 B FF 93 S CH 87 B SI 95 B CH 88 4-2 26 BB 45 1B 99 E BB	C FC 90 F SI 93 F FC 90 X SI 95 0-2 ③ L8			B FC 89 B FC 88 B FC 89 C SI 93 B CH 87 4-1 45 HR BB	C SL 83 X SI 90 0-1 ③ F9			2	2	0	0	2	0	1
45 Luke Voit, R (1, 3) OBP: 0.390, SLG: 0.615		C CH 88 X FC 90 0-1 26 BB 99 E 1-2 1B		S CH 86 F CH 86 X FF 93 0-2 HR		C FC 88 S CH 86 B FC 91 F SI 93 D CH 88 X CH 88 2-2 1-H HR		B FF 92 X SL 86 1-0 26 G1-3 25 1B 33 G1-3 1B		4	4	4	3	0	0	0
25 Gleyber Torres, R (1, 4) OBP: 0.347, SLG: 0.494 74 Ronald Torreyes, R (9, 4) OBP: 0.303, SLG: 0.381		C FC 91 F CH 88 S FC 91 0-3 ② K		X FC 90 0-0 ① F9		F FF 98 B FF 100 S CH 86 F FF 99 B CH 87 B KC 85 X CH 86 3-2 ② G5-3		C CU 79 B CH 82 X CH 83 1-1 33 G1-3 26 G1-3 31 1B 1-2 1B		4 0	1 0	1 0	0 0	0 0	1 0	2 0
Inning Stats	R: 0 E: 0 K: 1 S: 8 H: 0 LOB: 1 BB: 1 P: 16	R: 3 E: 1 K: 1 S: 18 H: 2 LOB: 2 BB: 2 P: 29	R: 0 E: 0 K: 0 S: 9 H: 1 LOB: 1 BB: 0 P: 13	R: 1 E: 0 K: 0 S: 9 H: 1 LOB: 0 BB: 0 P: 11	R: 0 E: 0 K: 0 S: 8 H: 0 LOB: 0 BB: 0 P: 10	R: 4 E: 0 K: 1 S: 24 H: 4 LOB: 1 BB: 1 P: 38	R: 0 E: 0 K: 0 S: 7 H: 0 LOB: 0 BB: 0 P: 9	R: 2 E: 0 K: 1 S: 12 H: 3 LOB: 1 BB: 0 P: 18		1B: 6 2B: 1 3B: 1 HR: 3 SF: 0 SAC: 0 DP: 0 HBP: 0						

livebaseballscorecards.com

AB	36
R	10
H	11
RBI	8
BB	4
SO	4
LOB	14

WP: 0 PB: 0 SB: 0 CS: 0 PA: 40

PITCHER		IP	WLS	BF	H	R	ER	SO	BB	IBB	HBP	BLK	WP	HR	S	P	ERA	WHIP
24 David Price, L ERA: 3.53	(1, 1)	5.1	L	26	5	6	4	2	4	0	0	0	0	3	59	93	6.75	1.688
56 Joe Kelly, R ERA: 4.45	(6, 1)	0.1		4	3	2	2	0	0	0	0	0	0	0	14	20	54.00	9.000
76 Hector Velázquez, R ERA: 3.19	(6, 1)	1.1		4	0	0	0	1	0	0	0	0	0	0	10	13	0.00	0.000
67 William Cuevas, R ERA: 5.56	(8, 1)	1.0		6	3	2	2	1	0	0	0	0	0	0	12	18	18.00	3.000

PITCHER	IP	WLS	BF	H	R	ER	SO	BB	IBB	HBP	BLK	WP	HR	S	P	ERA	WHIP

Boston Red Sox @ New York Yankees

Yankee Stadium, Bronx, NY

Thu Sep 20 2018, 7:12 PM - 11:12 PM EDT

Att. 47,351 - Cloudy - 69 F

TOP

livebaseballscorecards.com

Batter	1	2	3	4	5	6	7	8	9	AB	R	H	RBI	BB	SO	LOB
50 Mookie Betts, R (1, 10) OBP: 0.432, SLG: 0.625	C FF 91 B FF 91 B FS 88 S SL 83 X FF 92 2-2 16 G3-1 28 1B 2B	F SL 85 F FS 88 X FF 93 0-2 2-H 3-H 1B			C SL 83 B SL 84 C FS 88 B SL 83 F SL 84 X SL 84 2-2 16 1B 28 G6-4-3 2B		C FF 97 B FF 97 S FF 97 C KC 86 1-3 ①	C SL 85 B FF 98 X SL 84 1-1 1-H 2-H HR		5	3	4	5	0	1	1
16 Andrew Benintendi, L (1, 7) OBP: 0.362, SLG: 0.466	B FS 88 F FS 87 F FF 91 X FS 88 1-2 ① G3-1 2-3	1 SAFE B SI 91 F FS 86 B SL 84 1 SAFE C FS 87 X FS 88 2-2 ③ G1-3			C FS 88 X SI 92 0-1 28 G6-4-3 2-3 1B		B KC 85 X FF 98 1-0 2 E 1-3 2B	B SL 80 B FF 92 B FF 92 B FF 92 4-0 BB		4	1	2	0	1	0	2
28 J.D. Martinez, R (1, 9) OBP: 0.400, SLG: 0.629	F FF 93 B FF 93 B SL 85 B SL 84 S FS 88 X FS 89 3-2 2 E 2 S 3-H 1B	C SL 82 B FF 91 B SL 84 S FF 89 X SL 85 2-2 ① G5-3			F FC 94 B FC 94 D KC 85 F FC 93 F FC 95 F KC 85 X KC 85 2-2 ① ② G6-4-3 1-2f 3-H		0-0 2 E IBB	1 SAFE B FF 92 X FF 93 1-0 ③ F9		4	0	1	1	1	0	2
2 Xander Bogaerts, R (1, 6) OBP: 0.353, SLG: 0.511	C FF 92 B SL 82 B FF 92 C SL 83 1 SAFE 1 SAFE F SL 84 1 SAFE F FF 92 3-3 D FS 87 S FS 88 ② K 1-3	S SL 83 X FF 91 0-1 ② G6-3			C FC 93 B FC 93 B SL 86 F FC 92 S KC 84 2-3 ③ K		S KC 86 F KC 86 F SV 88 B SV 90 X KC 86 1-2 ② SF8 1-3 2-H 3-H		C FF 95 S FF 95 B SL 84 X SL 85 1-2 ① F7	4	0	0	1	0	2	1
12 Brock Holt, L (1, 4) OBP: 0.352, SLG: 0.393	B FS 88 C SL 84 S SL 85 F SL 83 F FF 94 F SL 84 D FS 89 S SL 84 2-3 ③ K	C CU 78 X FF 91 0-1 HR				C FF 94 F FF 95 B FF 96 S FF 96 1-3 ① K	F FF 98 C KC 86 B FF 99 B SV 88 S FF 88 2-3 ③ K		B FF 92 B SL 86 C FF 93 B SL 86 B FF 93 4-1 BB	4	1	1	1	1	3	2
11 Rafael Devers, L (1, 5) OBP: 0.296, SLG: 0.415		C FF 91 F FS 86 F SL 83 B FS 88 F SL 84 B FF 93 F FS 88 F FS 88 X SL 84 2-2 19 G3 23 1B 50 1B 1B	X FS 88 0-0 ③ G6-3			B FF 96 B FS 88 F FF 96 F FF 96 T FF 97 2-2 ② K		X FF 99 0-0 19 BB 50 HR 1B	C SL 86 B SL 87 F SI 92 S SI 92 1-3 ② K	5	2	2	0	0	2	1
23 Blake Swihart, S (1, 3) OBP: 0.283, SLG: 0.299 25 Steve Pearce, R (8, PH) OBP: 0.389, SLG: 0.528 18 Mitch Moreland, L (8, 3) OBP: 0.317, SLG: 0.434		X SI 91 0-0 19 G3 50 1B 1-2 1B	C CU 75 S FS 86 X FS 86 0-2 ① G3			B FF 96 B FS 88 B FF 95 C FF 95 C FF 96 S FF 96 3-3 ③ K		C FF 99 B FF 100 F FF 98 F SL 86 B SL 86 B FF 100 F FF 98 F SL 86 3-2 X FF 100 ① L7	C FF 95 S SL 87 F SL 87 F SI 94 C SI 93 0-3 ③ K	3 1 1	1 0 0	1 0 0	0 0 0	0 0 1	1 0 1	0 1 1
19 Jackie Bradley Jr., L (1, 8) OBP: 0.312, SLG: 0.403		X FS 89 0-0 ① G3 1-2 2-3	C SL 82 B FS 87 X FS 87 1-1 ② G4-3				B FF 94 X FS 87 1-0 HR	B FF 99 B FF 100 1 SAFE S FF 98 B FF 99 1 SAFE B FF 97 4-1 1-2 50 HR BB		3	2	1	1	1	0	2
7 Christian Vázquez, R (1, 2) OBP: 0.257, SLG: 0.294 30 Tzu-Wei Lin, L (7, PR) OBP: 0.278, SLG: 0.265 3 Sandy León, S (7, 2) OBP: 0.239, SLG: 0.286		B FF 89 C SL 84 C FF 94 S SL 86 1-3 ② K	C CU 76 S SL 83 F SL 84 B SI 89 X SL 83 1-2 ③ F8				B FF 96 C FF 96 F FF 96 F FF 96 X FF 96 1-2 16 2B 2 SF8 1B	B FF 97 B FF 97 C SL 85 S SL 86 S SL 86 2-3 ② K		3 0 1	0 1 0	1 0 0	0 0 0	0 0 1	1 0 2	2 0 2

	AB	38
	R	11
	H	13
	RBI	9
	BB	4
	SO	12
	LOB	17

Inning Stats	1	2	3	4	5	6	7	8	9
	R: 1 H: 2 E: 1 LOB: 1 K: 2 BB: 0 S: 20 P: 31	R: 2 H: 3 E: 0 LOB: 1 K: 1 BB: 0 S: 18 P: 23	R: 1 H: 1 E: 0 LOB: 0 K: 0 BB: 0 S: 8 P: 10	R: 0 H: 0 E: 0 LOB: 0 K: 0 BB: 0 S: 9 P: 11	R: 1 H: 2 E: 0 LOB: 0 K: 1 BB: 0 S: 14 P: 20	R: 0 H: 0 E: 0 LOB: 0 K: 3 BB: 0 S: 9 P: 15	R: 3 H: 3 E: 1 LOB: 1 K: 2 BB: 1 S: 16 P: 23	R: 3 H: 2 E: 0 LOB: 1 K: 1 BB: 2 S: 15 P: 30	R: 0 H: 0 E: 0 LOB: 1 K: 2 BB: 1 S: 12 P: 18

1B: 7	SF: 1	WP: 0	PA: 43
2B: 3	SAC: 0	PB: 0	
3B: 0	DP: 1	SB: 1	
HR: 3	HBP: 0	CS: 0	

PITCHER		IP	WLS	BF	H	R	ER	SO	BB	IBB	HBP	BLK	WP	HR	S	P	ERA	WHIP
19 Masahiro Tanaka, R	(1, 1)	4.0		20	8	5	5	3	0	0	0	0	0	1	61	83	11.25	2.000
ERA: 3.67																		
30 David Robertson, R	(5, 1)	1.0		2	0	0	0	1	0	0	0	0	0	0	8	12	0.00	0.000
ERA: 2.81																		
57 Chad Green, R	(6, 1)	1.0	L	5	2	2	2	3	0	0	0	0	0	1	14	22	18.00	2.000
ERA: 2.64																		
68 Dellin Betances, R	(7, 1)	1.0		5	1	1	0	2	0	1	0	0	0	0	11	16	0.00	1.000
ERA: 2.73																		
54 Aroldis Chapman, L	(8, 1)	0.2		5	2	3	3	1	1	0	0	0	0	1	14	24	40.50	4.500
ERA: 2.64																		

PITCHER		IP	WLS	BF	H	R	ER	SO	BB	IBB	HBP	BLK	WP	HR	S	P	ERA	WHIP
56 Jonathan Holder, R	(8, 1)	0.1		2	0	0	0	0	1	0	0	0	0	0	1	6	0.00	3.000
ERA: 3.02																		
67 A.J. Cole, R	(9, 1)	0.1		1	0	0	0	0	0	0	0	0	0	0	3	4	0.00	0.000
ERA: 5.21																		
71 Stephen Tarpley, L	(9, 1)	0.2		3	0	0	0	2	1	0	0	0	0	0	9	14	0.00	1.500
ERA: 5.79																		

Batter	1	2	3	4	5	6	7	8	9	AB	R	H	RBI	BB	SO	LOB
26 Andrew McCutchen, R (1, 7) OBP: 0.367, SLG: 0.425	B FF 92 C FF 93 B FF 94 C FC 89 B SI 94 B SI 94 4-2 31 CS BB	B FC 87 B FC 89 C FF 94 C FC 90 X SI 94 2-2 1B		B FF 95 B CH 88 C FC 89 B CH 88 B FF 94 4-1 31 BB 99 BB 27 HR BB		C KN 78 B KN 79 F KN 78 X KN 79 1-2 ② G5-3			C FF 99 X FF 98 0-1 3B	3	1	2	0	2	0	0
99 Aaron Judge, R (1, 9) OBP: 0.391, SLG: 0.534	F FC 89 B CH 88 C CH 87 B FF 94 B SI 94 S FC 89 3-3 ① K	B CH 88 F CH 86 B FF 94 C FC 89 B SI 94 X FC 89 3-2 ③ L9		S SI 92 F SI 92 B FF 91 F FF 93 B CH 88 B FC 89 F SI 93 F FC 89 F SI 93 4-2 B SI 94 31 BB 27 HR 1-2 BB		B KN 79 C KN 79 B CU 68 S KN 79 B KN 78 X KN 79 3-2 ③ P4			F FF 98 D KC 88 C KC 87 B KC 87 S FF 98 2-3 ① K	4	1	0	0	1	2	3
31 Aaron Hicks, S (1, 8) OBP: 0.365, SLG: 0.452	C FC 89 D CH 88 B SI 94 F CH 88 B SI 95 F SI 95 X FC 90 3-2 ② 1-2 2B		C SI 92 S FF 93 B FF 94 S CH 88 1-3 ① K	C CH 88 B SI 92 C CH 88 B FF 93 B FF 93 B CH 88 4-2 27 HR 1-2 2-3 BB			B KN 76 C KN 78 S KN 78 F KN 78 B CU 68 F KN 77 X KN 77 2-2 ① P3		B FF 99 X FF 98 1-0 ② P5	4	1	1	0	1	1	1
27 Giancarlo Stanton, R (1, 10) OBP: 0.338, SLG: 0.497	B FF 94 F SL 85 B FC 87 B FF 94 F SI 93 B SI 94 4-2 BB		C SI 94 B FF 94 B SI 94 C SI 94 F FF 94 F FC 86 B FF 93 B SI 95 4-2 18 1B BB	C FF 93 X SL 88 0-1 1-H 2-H 3-H HR			B KN 78 X KN 78 1-0 ② G5-3		B KC 87 S KC 87 B FF 98 S KC 88 S KC 87 2-3 ③ K	3	1	1	4	2	1	1
18 Didi Gregorius, L (1, 6) OBP: 0.336, SLG: 0.496	S FF 94 B FC 87 F FF 93 X FC 88 1-2 ③ F9		X FF 94 0-0 1-2 1B	X FF 93 0-0 ③ F9			C KN 77 X KN 78 0-1 1B			4	0	2	0	0	0	2
41 Miguel Andujar, R (1, 5) OBP: 0.329, SLG: 0.520		C FF 92 X CH 85 0-1 ① F9	D CH 88 B CH 88 F CH 88 B SI 93 X CH 89 3-1 ② F7		C KN 77 F KN 78 X KN 79 0-2 ① G4-3		S KN 77 X KN 77 0-1 ③ F7			4	0	0	0	0	0	3
24 Gary Sánchez, R (1, 2) OBP: 0.287, SLG: 0.398		C FF 94 B CH 87 B CH 87 B SI 94 B FF 94 4-1 45 HR BB	C CH 88 F FF 92 T SI 93 0-2 ③ K		B KN 78 C KN 77 B KN 77 C KN 77 F KN 78 B KN 79 S KN 78 3-3 ② K			C FF 98 F SL 86 X SL 86 0-2 ① F7		3	1	0	0	1	2	2
45 Luke Voit, R (1, 3) OBP: 0.385, SLG: 0.630		B FC 88 X FF 93 1-0 1-H HR		S SI 92 B SI 93 F SI 93 X SI 93 1-2 ① L7	S KN 78 X KN 79 0-1 ③ L4			F FF 97 B SI 97 B FF 96 S FF 97 S FF 97 2-3 ② K		4	1	1	2	0	1	0
25 Gleyber Torres, R (1, 4) OBP: 0.344, SLG: 0.489		C CH 89 F FF 94 S FF 95 0-3 ② K		B CH 88 X CH 88 1-0 ② F8		C KN 76 S KN 76 S KN 79 0-3 ① K		C SL 84 B FF 98 B FF 97 F FF 96 X FF 96 2-2 ③ G4-3		4	0	0	0	0	2	0
Inning Stats	R: 0 E: 0 K: 1 S: 14 H: 1 LOB: 2 P: 29	R: 2 E: 0 K: 1 S: 13 H: 2 LOB: 1 BB: 1 P: 23	R: 0 E: 0 K: 2 S: 13 H: 1 LOB: 2 BB: 1 P: 21	R: 4 E: 0 K: 0 S: 16 H: 1 LOB: 0 BB: 3 P: 30	R: 0 E: 0 K: 1 S: 9 H: 0 LOB: 0 BB: 0 P: 12	R: 0 E: 0 K: 1 S: 9 H: 0 LOB: 0 BB: 0 P: 13	R: 0 E: 0 K: 0 S: 10 H: 1 LOB: 1 BB: 0 P: 13	R: 0 E: 0 K: 1 S: 9 H: 0 LOB: 0 BB: 0 P: 13	R: 0 E: 0 K: 2 S: 9 H: 1 LOB: 1 BB: 0 P: 14	1B: 3 2B: 1 3B: 1 HR: 2 SF: 0 SAC: 0 DP: 0 HBP: 0						

PITCHER		IP	WLS	BF	H	R	ER	SO	BB	IBB	HBP	BLK	WP	HR	S	P	ERA	WHIP
57 Eduardo Rodriguez, L ERA: 3.79	(1, 1)	3.2		21	4	5	5	4	7	0	0	0	0	1	53	100	12.27	3.000
37 Heath Hembree, R ERA: 4.29	(4, 1)	0.1		2	1	1	1	0	0	0	0	0	0	1	3	3	27.00	3.000
35 Steven Wright, R ERA: 2.7	(5, 1)	3.0	W	10	1	0	0	2	0	0	0	0	0	0	28	38	0.00	0.333
70 Ryan Brasier, R ERA: 1.74	(8, 1)	1.0		3	0	0	0	1	0	0	0	0	0	0	9	13	0.00	0.000
46 Craig Kimbrel, R ERA: 2.25	(9, 1)	1.0		4	1	0	0	2	0	0	0	0	0	0	9	14	0.00	1.000

PITCHER	IP	WLS	BF	H	R	ER	SO	BB	IBB	HBP	BLK	WP	HR	S	P	ERA	WHIP

BOTTOM

Boston Red Sox @ New York Yankees

Yankee Stadium, Bronx, NY

Thu Sep 20 2018, 7:12 PM - 11:12 PM EDT

Att. 47,351 - Cloudy - 69 F

livebaseballscorecards.com

AB	33
R	6
H	7
RBI	6
BB	7
SO	9
LOB	12

Batter	1	2	3	4	5	6	7	8	9	AB	R	H	RBI	BB	SO	LOB
3 Cedric Mullins, L (1, 8) OBP: 0.354, SLG: 0.435	C FC 89 C SL 80 X FC 90 0-2 G6-3		B SL 80 B FC 90 C FC 90 X SL 81 2-1 ② F8		B FC 89 T FC 89 F FC 90 D SL 81 F FC 90 D SL 81 B FC 89 4-2 23 1B 10 1B BB		C FF 96 B CH 89 B FF 97 B FF 97 C FF 96 X FF 97 3-2 62 E 62 S 2 1B 1B	X CU 80 0-0 62 HR 1B		4	3	2	0	1	0	0
23 Joey Rickard, R (1, 7) OBP: 0.296, SLG: 0.402 62 DJ Stewart, L (7, PH) OBP: 0.304, SLG: 0.550 (7, 7)	C FC 90 B CH 84 B FC 89 B FC 90 B FC 88 4-1 BB		X FC 90 0-0 ③ B2-3		C SL 79 X FC 90 0-1 10 1B 1-2 2-3 1B		B FF 96 C FF 96 1 SAFE S FF 97 B FF 96 S CH 89 2-3 ① K 1-3	X KC 83 0-0 1-H HR		2 2	0 1	1 1	0 2	1 0	0 1	0 1
2 Jonathan Villar, S (1, 4) OBP: 0.324, SLG: 0.394	L SL 80 B SL 80 S FC 90 X SL 81 1-2 ② L9			S FC 89 B CH 82 X SL 81 1-1 10 G6-4-3 1B	X FC 89 0-0 ② L3		D SI 94 S SI 94 B SI 94 S SI 94 X SI 95 2-2 10 S 3-H 1B	C FC 94 F FC 94 B KC 86 B KC 87 X KC 86 2-2 ③ G4-3		5	0	2	1	0	0	4
10 Adam Jones, R (1, 9) OBP: 0.314, SLG: 0.424	C FC 90 F FC 90 B FC 91 F FC 90 T SL 80 1-2 ③ K			X CH 83 0-0 ① ② G6-4-3 1-2f	B FC 90 S SL 81 X FC 90 1-1 1-2 2-H 3-H 1B		1 SAFE B SI 96 F SI 96 X SL 82 1-1 ② F9 1-2		S KC 84 B KC 86 X FF 98 1-1 ① F8	5	0	1	2	0	1	3
16 Trey Mancini, R (1, 10) OBP: 0.298, SLG: 0.413		C FC 90 B CH 84 X FC 89 1-1 ① G5-3		C FC 88 X FC 90 0-1 19 BB 1B	F FC 91 D CH 83 B FC 90 D CH 84 C FC 90 X FC 90 3-2 ③ G6-3		C SI 95 B SI 93 S SI 94 D SI 94 X SI 94 2-2 ③ G4-3		X FF 97 0-0 1B	5	0	2	0	0	0	3
19 Chris Davis, L (1, 3) OBP: 0.246, SLG: 0.299		B FF 89 B FF 91 C FC 91 S SL 81 S FC 94 2-3 ② K		C FC 91 B FC 92 B SL 82 T FC 91 B SL 82 B SL 82 4-2 1-2 BB		B FC 90 B FC 89 F FC 91 C FC 91 C SL 80 2-3 ① K		S FF 92 B SI 91 B SI 91 S FF 91 S SL 84 2-3 ① K	C FF 97 C FF 98 B FF 99 B SV 86 S SV 86 2-3 ② K	4	0	0	0	1	4	1
1 Tim Beckham, R (1, 6) OBP: 0.279, SLG: 0.352		B FC 90 B SL 80 X FC 90 2-0 1B		B FC 89 F FC 90 B SL 81 X FC 90 2-1 ③ F9		F FC 90 B CH 84 X FC 90 1-1 ② G5-3		B SL 84 F FF 93 B SL 84 B SL 84 B FF 94 4-1 39 HR BB	C KC 83 X FF 98 0-1 ③ L9	4	1	1	0	1	0	3
39 Renato Núñez, R (1, 5) OBP: 0.307, SLG: 0.386		C FC 90 C FC 91 D SL 82 B FC 92 S FC 89 2-3 ③ K			F FC 88 X CH 83 0-1 23 1B 61 G5-3 10 1B 1B	B CH 83 F FC 90 B CH 82 T CH 84 S FC 90 2-3 ③ K		C SL 84 X FF 94 0-1 1-H HR		4	2	2	2	0	2	1
61 Austin Wynns, R (1, 2) OBP: 0.270, SLG: 0.392			F FC 89 S CH 83 B FC 90 F FC 90 B CH 83 X FC 90 2-2 ① F8		C SL 80 B FC 89 X FC 89 1-1 ① G5-3 1-2		B FF 96 B FF 96 X FF 96 2-0 HR	C SL 84 B SL 84 S SL 84 X SL 84 1-2 ② P4		4	1	1	1	0	0	1

Inning Stats	1	2	3	4	5	6	7	8	9
	R: 0 E: 0 K: 1 S: 11	H: 0 LOB: 1 BB: 1 P: 17	R: 0 E: 0 K: 2 S: 9	H: 1 LOB: 1 BB: 0 P: 16	R: 0 E: 0 K: 0 S: 7	H: 0 LOB: 0 BB: 0 P: 11	R: 0 E: 0 K: 0 S: 9	H: 2 LOB: 2 BB: 1 P: 16	R: 2 E: 0 K: 0 S: 15	H: 3 LOB: 2 BB: 1 P: 24	R: 0 E: 0 K: 2 S: 8	H: 0 LOB: 0 BB: 0 P: 13	R: 2 E: 1 K: 1 S: 15	H: 3 LOB: 1 BB: 0 P: 27	R: 4 E: 0 K: 1 S: 14	H: 3 LOB: 0 BB: 1 P: 23	R: 0 E: 0 K: 1 S: 8	H: 1 LOB: 1 BB: 0 P: 11

	1B: 10	SF: 0	WP: 0	PA: 43
	2B: 0	SAC: 0	PB: 0	
	3B: 0	DP: 1	SB: 2	
	HR: 3	HBP: 0	CS: 0	

PITCHER		IP	WLS	BF	H	R	ER	SO	BB	IBB	HBP	BLK	WP	HR	S	P	ERA	WHIP
52 CC Sabathia, L ERA: 3.77	(1, 1)	6.0	W	26	6	2	2	5	3	0	0	0	0	0	59	97	3.00	1.500
38 Jonathan Loáisiga, R ERA: 5.82	(7, 1)	0.1		3	2	2	2	1	0	0	0	0	0	1	7	14	54.00	6.000
53 Zack Britton, L ERA: 3.35	(7, 1)	0.2	H	3	1	0	0	0	0	0	0	0	0	0	8	13	0.00	1.500
71 Stephen Tarpley, L ERA: 5.4	(8, 1)	0.1		1	0	0	0	1	0	0	0	0	0	0	3	5	0.00	0.000
67 A.J. Cole, R ERA: 5.74	(8, 1)	0.1		4	2	2	2	0	1	0	0	0	0	1	7	12	54.00	9.000

PITCHER		IP	WLS	BF	H	R	ER	SO	BB	IBB	HBP	BLK	WP	HR	S	P	ERA	WHIP
30 David Robertson, R ERA: 2.93	(8, 1)	0.1	H	2	1	2	2	0	0	0	0	0	0	1	4	6	54.00	3.000
68 Dellin Betances, R ERA: 2.69	(9, 1)	1.0	S	4	1	0	0	1	0	0	0	0	0	0	8	11	0.00	1.000

TOP

Baltimore Orioles @ New York Yankees

Yankee Stadium, Bronx, NY

Fri Sep 21 2018, 7:09 PM - 10:44 PM EDT

Att. 39,903 - Cloudy - 73 F

livebaseballscorecards.com

AB	39
R	8
H	13
RBI	8
BB	4
SO	8
LOB	17

BOTTOM

Baltimore Orioles @ New York Yankees

Yankee Stadium, Bronx, NY

Fri Sep 21 2018, 7:09 PM - 10:44 PM EDT

Att. 39,903 - Cloudy - 73 F

livebaseballscorecards.com

Batter	1	2	3	4	5	6	7	8	9	AB	R	H	RBI	BB	SO	LOB
31 Aaron Hicks, S (1, 8) OBP: 0.369, SLG: 0.460	B FF 92 F SI 92 B SL 89 F FF 93 B FF 94 B FF 92 4-2 26 G5-4-3 99 1B 18 HR BB	X CH 86 0-0 ③ F8		1 SAFE 1 SAFE B FF 91 B FF 92 B CH 85 F FF 92 1 SAFE X FF 92 3-1 1-H HR			C SI 87 B SI 88 X SI 88 1-1 99 BB 26 1B 1B	B FF 92 B FF 92 B FF 92 B FF 92 4-0 99 2B BB		3	4	2	2	2	0	2
99 Aaron Judge, R (1, 9) OBP: 0.394, SLG: 0.536	S FF 93 B SL 88 B CH 86 S CH 87 1 SAFE F FF 95 X FF 95 2-2 26 G5-4-3 1-2 1B		C SL 86 C CH 85 C FF 93 0-3 ① K	X FF 91 0-0 ③ G6-3			B FF 96 D SL 83 F FF 96 B FF 96 C FF 96 B FF 96 4-2 26 1B 18 FC1-2-5-1 1-2 BB	F FF 92 X SL 85 0-1 1-H 2B		4	0	2	1	1	1	0
26 Andrew McCutchen, R (1, 10) OBP: 0.366, SLG: 0.423	C SL 90 F CH 85 B SL 90 X CH 87 1-2 ① ② G5-4-3 1-2f 2-3		B FF 93 B FF 93 B FF 92 C FF 93 F FF 94 F SL 89 X FF 95 3-2 ② P6		B SL 80 C FF 91 B SL 82 B SL 81 X FF 90 3-1 ① P5		C FF 96 X SL 84 0-1 18 FC1-2-5-1 45 1B 1-3 2-H 1B	D SL 84 C SL 84 X SL 85 1-1 ③ G6-3		5	1	1	1	0	0	3
18 Didi Gregorius, L (1, 6) OBP: 0.335, SLG: 0.500	C CH 87 C SL 89 B FF 95 B SL 90 D CH 89 F SL 90 F FF 96 X SL 90 3-2 3-H HR		B CH 88 C CH 86 F FF 95 S CH 87 1-3 ③ K		C FF 91 B CH 85 B SL 83 B FF 90 F FF 92 S SL 82 3-3 ② K		F FF 96 C FF 97 F FF 95 F SL 84 X FF 96 0-2 ① FC1-2-5-1 45 1B 1-3 3-H			4	2	1	2	0	2	2
45 Luke Voit, R (1, 3) OBP: 0.381, SLG: 0.616	S FF 94 B FF 95 F SL 91 B FF 94 T FF 95 2-2 ③ K			C SL 88 B CH 85 B SL 87 S SL 88 X FF 94 2-2 ① F9	C SL 82 S SL 83 B SL 83 S SL 82 1-3 ③ K		D SL 84 X SL 82 1-0 2-H 3-H 1B			4	0	1	2	0	2	0
14 Neil Walker, S (1, 5) OBP: 0.310, SLG: 0.348		B FF 91 S CH 85 B FF 92 B FF 93 B FF 92 4-1 11 1B BB		B SL 88 C FF 93 B FF 93 X CH 86 2-1 25 1B 2B		F FF 90 S FF 91 B SL 84 B SL 83 F SL 83 F FF 93 X SL 82 2-2 ① F8	F FF 95 C FF 96 D SL 84 F FF 96 B FS 86 S SL 83 2-3 ② K			3	1	1	0	1	1	1
25 Gleyber Torres, R (1, 4) OBP: 0.345, SLG: 0.488		F SL 90 C CH 87 X FF 94 0-2 ① F8		B SL 90 B FF 91 X SL 88 2-0 28 PB 28 S 28 G5-3 2-H 1B		C SL 84 B FF 91 B SL 84 F SL 83 B FF 92 D SL 84 4-2 28 PB BB	B FF 95 C FF 95 S SL 84 X FF 94 1-2 ③ G6-3			3	1	1	1	1	0	2
28 Austin Romine, R (1, 2) OBP: 0.297, SLG: 0.423		F SL 88 B SL 87 F CH 84 D SL 88 X SL 91 2-2 ② F7		F FF 93 B SL 92 1 SAFE F SL 89 B FF 93 B FF 95 X CH 87 3-2 ② G5-3 1-H		F FF 92 B FF 91 B SL 84 B FF 91 X SL 81 3-2 ② F7 1-2		B SL 83 B FF 90 C FF 91 F FF 91 X FF 92 2-2 ① G3-1		4	0	0	1	0	0	2
11 Brett Gardner, L (1, 7) OBP: 0.325, SLG: 0.366		B FF 92 B FF 93 C SL 89 F FF 95 X FF 96 2-2 1-2 1B		C CH 85 B FF 93 B CH 86 B SL 87 B FF 94 4-1 31 HR BB		C SI 87 2 SAFE B SI 87 C SI 88 C SI 88 1-3 ③ K		B SL 84 F FF 92 F FF 92 X SL 84 1-2 ② G2-3		3	1	1	0	1	1	1
Inning Stats	R: 2 E: 0 K: 1 S: 17 H: 2 LOB: 0 BB: 1 P: 29	R: 0 E: 0 K: 0 S: 11 H: 1 LOB: 2 BB: 1 P: 19	R: 0 E: 0 K: 2 S: 10 H: 0 LOB: 0 BB: 0 P: 14	R: 4 E: 0 K: 0 S: 13 H: 3 LOB: 0 BB: 1 P: 29	R: 0 E: 0 K: 2 S: 8 H: 0 LOB: 0 BB: 0 P: 15	R: 0 E: 0 K: 1 S: 13 H: 0 LOB: 1 BB: 1 P: 23	R: 3 E: 0 K: 1 S: 19 H: 3 LOB: 1 BB: 1 P: 28	R: 1 E: 0 K: 0 S: 10 H: 1 LOB: 1 BB: 1 P: 18		1B: 6 2B: 2 3B: 0 HR: 2 SF: 0 SAC: 0 DP: 1 HBP: 0				WP: 0 PB: 2 SB: 1 CS: 0 PA: 39		

	AB	33
	R	10
	H	10
	RBI	10
	BB	6
	SO	7
	LOB	13

PITCHER		IP	WLS	BF	H	R	ER	SO	BB	IBB	HBP	BLK	WP	HR	S	P	ERA	WHIP
32 Yefry Ramírez, R ERA: 6.07	(1, 1)	3.2	L	19	6	6	6	3	3	0	0	0	0	2	50	90	14.73	2.455
52 Ryan Meisinger, R ERA: 5.0	(4, 1)	2.0		7	0	0	0	2	1	0	0	0	0	0	19	35	0.00	0.500
57 Donnie Hart, L ERA: 5.4	(6, 1)	0.1		2	1	1	1	1	0	0	0	0	0	0	5	7	27.00	3.000
49 Cody Carroll, R ERA: 8.1	(7, 1)	1.0		6	2	2	2	1	1	0	0	0	0	0	17	25	18.00	3.000
51 Paul Fry, L ERA: 3.73	(8, 1)	1.0		5	1	1	1	0	1	0	0	0	0	0	10	18	9.00	2.000

PITCHER	IP	WLS	BF	H	R	ER	SO	BB	IBB	HBP	BLK	WP	HR	S	P	ERA	WHIP

Batter	1	2	3	4	5	6	7	8	9	10	11	AB	R	H	RBI	BB	SO	LOB
3 Cedric Mullins, L (1, 8) OBP: 0.353, SLG: 0.431	C FF 92 B FF 93 S FF 93 F FF 94 F FF 95 B FF 96 X FF 95 2-2 ① F9		F SI 93 B SI 93 F SI 93 F CU 80 X CU 80 1-2 ② E2 1-H 3-H		C SI 92 S CU 80 B FF 95 D CU 81 F FF 95 F FF 95 B CU 82 X FF 95 3-2 62 1B 1-3 1B		S FF 94 B FF 96 C FF 96 C SL 84 1-3 ① K		B SI 95 D SI 94 B SI 95 F SI 94 C SI 94 F SI 95 X SI 95 3-2 ③ G6-3 1-2		B CH 90 C FF 95 B CH 89 B FF 94 X FF 95 3-1 1B	6	0	2	1	0	1	2
62 DJ Stewart, L (1, 7) OBP: 0.357, SLG: 0.583 34 John Andreoli, R (10, PR) OBP: 0.263, SLG: 0.245 (10, 7)	C FF 95 F FF 95 B FF 95 B CU 81 F CU 82 F FF 96 F CU 81 B SI 95 B FF 95 4-2 2 CS BB		C SI 93 B FF 95 X CU 80 1-1 ③ F7		F FF 95 X FF 96 0-1 10 FC5 2 BB 1-3 3-H 1B		B SL 83 S SL 83 X FF 96 1-1 ② G1-3			X FF 91 0-0 2 1B 2B	1 SAFE C FF 94 C FF 94 B FF 94 C CH 89 C CH 89 1-3 ③ K	4 1	0 0	2 0	1 0	1 0	0 1	1 1
2 Jonathan Villar, S (1, 6) OBP: 0.327, SLG: 0.395	B SI 93 B SI 93 1 SAFE C SI 93 B SI 93 F SI 94 C FF 95 3-3 ② ③ K 1-2			B FC 88 B SI 91 X SI 92 2-0 16 G6-3 1B	B FF 95 S FF 94 B CU 83 B SI 94 F FF 95 B FC 90 4-2 10 FC5 1-2 BB		C SL 86 B SL 86 B SL 85 C FF 97 F FF 98 F SL 85 S SL 85 2-3 ③ K			S SL 81 B SL 80 F FF 92 F FF 92 D SL 81 F FF 92 F FF 92 X FF 92 2-2 10 S 2-3 1B		4	0	2	0	1	2	1
10 Adam Jones, R (1, 9) OBP: 0.312, SLG: 0.420		S FF 93 F FF 94 C FF 92 0-3 ① K		L SI 92 1 SAFE 1 SAFE F SI 91 X FC 86 0-2 ① P6	X FC 89 0-0 ③ FC5 1-2 2-3f			B KC 84 S KC 84 S KC 83 F FF 98 B FF 98 F KC 85 F KC 85 B SV 86 S KC 85 3-3 ① K		D SL 83 B FF 92 C FF 93 C FF 92 X FF 93 2-2 ① G6-3 1-2	5	0	0	0	0	2	6
16 Trey Mancini, R (1, 3) OBP: 0.299, SLG: 0.413		B FF 94 B FC 87 B FF 94 C FF 94 X SI 94 3-1 ② G5-3		1 SAFE C SI 93 X SI 94 0-1 ② G6-3 1-2		X FF 94 0-0 2B		C KC 85 B FF 98 C FF 98 S FF 99 1-3 ② K		0-0 IBB	4	0	1	0	1	1	1
19 Chris Davis, L (1, 10) OBP: 0.243, SLG: 0.296		B FF 94 C FF 94 B CU 81 B FF 94 X FF 94 3-1 ③ L4		B FF 93 B FF 94 B FF 94 C FF 93 C FF 94 S FF 96 3-3 ③ K		C FF 95 B FF 96 S FF 96 B FF 97 F FF 98 T FF 97 2-2 ① K		C FF 98 B KC 85 B KC 83 C KC 83 B FF 98 C KC 83 3-3 ③ K		C SL 80 F FF 92 X SL 80 0-2 ② L3	5	0	0	0	0	3	5
28 Breyvic Valera, S (1, 4) OBP: 0.300, SLG: 0.230			C FF 90 B FF 92 C SI 91 X FF 93 1-2 36 PB 12 1B 3 E 1B		X SI 91 0-0 ① G6-3	C FF 96 B FF 97 X FF 96 1-1 ② F8			C SI 93 B SI 93 S SI 94 T SI 94 1-2 ① K	B SL 81 B CH 84 X FF 91 2-0 ③ P4		5	1	1	0	0	1	4
12 Stevie Wilkerson, S (1, 5) OBP: 0.333, SLG: 0.333			C SI 92 X SI 93 0-1 3 E2 3 E1 1-2 1B		B FF 92 B SI 92 C SI 92 X SI 92 2-1 36 1B 2B	C FF 97 F FF 96 B FF 96 B FF 97 B FF 96 F FF 96 B FF 97 4-2 BB			F SI 95 S SI 94 B SI 94 S SI 94 1-3 ② K		X FF 95 0-0 ① F7	4	0	2	0	1	1	0
36 Caleb Joseph, R (1, 2) OBP: 0.253, SLG: 0.319 29 Jace Peterson, L (9, PR) OBP: 0.313, SLG: 0.330 61 Austin Wynns, R (9, 2) OBP: 0.267, SLG: 0.388			B CU 80 1 SAFE S SI 92 S SI 92 B FF 95 B FF 96 F SI 93 S SI 94 3-3 ① K 2-3		X SI 93 0-0 ② 3 1B 62 1B 2-H 1B	X FF 96 0-0 ③ F9			B SI 94 B SI 95 F SI 95 S SI 95 X SI 94 2-2 3 S 1B		B FF 95 B CH 89 C FF 95 B FF 95 F FF 96 X FF 96 3-2 ② L8	4 0 1	1 0 0	2 0 0	0 0 0	0 0 0	1 0 0	4 0 0
Inning Stats	R: 0 H: 0 E: 0 LOB: 1 K: 1 BB: 1 S: 13 P: 22	R: 0 H: 0 E: 0 LOB: 0 K: 1 BB: 0 S: 7 P: 13	R: 1 H: 2 E: 1 LOB: 1 K: 1 BB: 0 S: 15 P: 21	R: 0 H: 1 E: 0 LOB: 1 K: 1 BB: 0 S: 9 P: 14	R: 1 H: 4 E: 0 LOB: 3 K: 0 BB: 1 S: 14 P: 23	R: 0 H: 1 E: 0 LOB: 2 K: 1 BB: 1 S: 11 P: 18	R: 0 H: 0 E: 0 LOB: 0 K: 2 BB: 0 S: 10 P: 14	R: 0 H: 0 E: 0 LOB: 0 K: 3 BB: 0 S: 12 P: 19	R: 0 H: 1 E: 0 LOB: 2 K: 2 BB: 0 S: 13 P: 20	R: 0 H: 2 E: 0 LOB: 3 K: 0 BB: 1 S: 14 P: 20	R: 0 H: 1 E: 0 LOB: 1 K: 1 BB: 0 S: 10 P: 17	1B: 9 2B: 4 3B: 0 HR: 0	SF: 0 SAC: 0 DP: 1 HBP: 0						

PITCHER	IP	WLS	BF	H	R	ER	SO	BB	IBB	HBP	BLK	WP	HR	S	P	ERA	WHIP
36 Lance Lynn, R (1, 1) ERA: 4.8	5.0		22	7	2	1	4	2	0	0	0	0	0	58	93	1.80	1.800
57 Chad Green, R (6, 1) ERA: 2.6	1.0		5	1	0	0	1	1	0	0	0	0	0	11	18	0.00	2.000
54 Aroldis Chapman, L (7, 1) ERA: 2.59	1.0		3	0	0	0	2	0	0	0	0	0	0	10	14	0.00	0.000
68 Dellin Betances, R (8, 1) ERA: 2.64	1.0		3	0	0	0	3	0	0	0	0	0	0	12	19	0.00	0.000
53 Zack Britton, L (9, 1) ERA: 3.26	1.0		4	1	0	0	2	0	0	0	0	0	0	13	20	0.00	1.000

PITCHER	IP	WLS	BF	H	R	ER	SO	BB	IBB	HBP	BLK	WP	HR	S	P	ERA	WHIP
56 Jonathan Holder, R (10, 1) ERA: 2.97	1.0		6	2	0	0	0	0	1	0	0	0	0	14	20	0.00	2.000
48 Tommy Kahnle, R (11, 1) ERA: 6.75	1.0	W	4	1	0	0	1	0	0	0	0	0	0	10	17	0.00	1.000

TOP

Baltimore Orioles @ New York Yankees

Yankee Stadium, Bronx, NY

Sat Sep 22 2018, 4:11 PM - 8:02 PM EDT

Att. 40,185 - Cloudy - 71 F

livebaseballscorecards.com

AB	43
R	2
H	12
RBI	2
BB	4
SO	13
LOB	25

1B: 9	SF: 0	WP: 0	PA: 47
2B: 4	SAC: 0	PB: 1	
3B: 0	DP: 1	SB: 2	
HR: 0	HBP: 0	CS: 1	

Batter	1	2	3	4	5	6	7	8	9	10	11	AB	R	H	RBI	BB	SO	LOB
26 Andrew McCutchen, R (1, 7) OBP: 0.364, SLG: 0.420	C FF 92 B FF 92 S SL 82 B FF 90 B SL 81 F FF 90 F FF 92 F FF 91 S FF 92 3-3 K ①		B SL 80 S SL 81 B FF 92 X CH 83 2-1 L8 ①		B FF 90 S FF 91 B FF 92 F SL 80 B SL 80 B FF 92 4-2 99 BB BB		B SI 95 B SL 87 B SI 96 C SI 95 F SL 85 X SL 86 3-2 FC5-2 ② 2-H			F FF 94 X FF 95 0-1 L8 ②		4	0	0	0	1	1	1
99 Aaron Judge, R (1, 9) OBP: 0.394, SLG: 0.532	B CU 72 B FF 93 C FF 92 B SL 80 B FF 93 4-1 BB		F FF 92 B FF 91 F CU 72 B FF 91 B FF 93 S SL 82 3-3 K ②		B CU 71 B SL 80 F FF 92 B FF 92 F SL 79 B SL 80 4-2 1-2 BB		1 SAFE B SL 85 S SI 97 B SI 95 X SL 85 2-1 G1-3 ③			B SL 87 S FF 96 F FF 96 S FF 96 1-3 K ③		3	0	0	0	2	2	1
18 Didi Gregorius, L (1, 6) OBP: 0.336, SLG: 0.498	C FF 93 B CH 85 X CH 84 1-1 P6 ②		B SI 94 B SI 93 L FF 94 B CU 72 B FF 92 4-1 BB		X CH 84 0-0 F7 ②			C SL 89 X FF 97 0-1 L5 ①			B FF 90 X FF 90 1-0 31 2B 1B	4	1	1	0	1	0	3
27 Giancarlo Stanton, R (1, 10) OBP: 0.336, SLG: 0.493	C FF 94 B FF 91 B SL 82 S SL 82 B SL 82 X SL 80 3-2 G1-3 ③		C FF 92 X SL 81 0-1 F9 ③		F SL 80 B SL 81 S FF 91 C SL 81 1-3 K ③			C FF 98 F FF 98 B FF 98 X FF 98 1-2 G1-3 ②			B SL 84 B FF 91 F SL 83 S FF 91 S SL 82 2-3 K ①	5	0	0	0	0	2	5
31 Aaron Hicks, S (1, 8) OBP: 0.369, SLG: 0.468		C FF 92 F SI 93 X SL 82 0-2 HR		C CU 72 B CU 71 C FF 91 X FF 89 1-2 P6 ①		B SI 97 B CH 88 X SI 96 2-0 F8 ①		B FF 98 B FF 98 S FF 98 F FF 97 B SL 89 S SL 88 3-3 K ③			B SL 83 C FF 91 S SL 84 F SL 84 B FF 92 X SL 83 2-2 1-H 2B	5	1	2	2	0	1	0
41 Miguel Andujar, R (1, 5) OBP: 0.330, SLG: 0.521	C SL 81 B FF 91 C CH 85 B SL 82 X FF 93 2-2 1B ①			B CH 83 X CH 82 1-0 2B		C SL 86 S SL 87 F SL 87 B SL 87 B SI 98 F SL 84 X SI 97 2-2 F9 ②			B FF 92 B FF 93 F FF 93 X FF 94 2-1 G4-3 ①		4	0	2	0	0	0	0
45 Luke Voit, R (1, 3) OBP: 0.377, SLG: 0.629	X FF 92 0-0 HR			B FF 89 C FF 91 2 SAFE B FF 90 X SL 79 2-1 F7 ②		B SL 86 F SI 98 B SI 97 C SL 83 B SL 84 S SL 84 3-3 K ③			B FF 94 C SL 83 S FF 94 S FF 95 1-3 K ②		4	1	1	1	0	2	1
24 Gary Sánchez, R (1, 2) OBP: 0.284, SLG: 0.393	B CU 72 B FF 92 B FF 91 F FF 92 S FF 92 C SL 82 3-3 K ②			F SL 81 D SL 80 C SL 79 C FF 95 1-3 K ③			B SI 97 C SL 81 B SL 83 X SI 94 2-1 G5-3 ①		B FF 96 X SL 85 1-0 G6-3 ③		4	0	0	0	0	2	1
25 Gleyber Torres, R (1, 4) OBP: 0.344, SLG: 0.488	C CU 71 S SL 82 B SL 81 X FF 90 1-2 F8 ③				B FF 90 F CH 83 X CH 82 1-1 L7 ①		C SL 84 B SI 98 B SI 96 X SL 83 2-1 26 PB 26 FC5-2 2B			S FF 93 B FF 96 B SL 86 B FF 94 C FF 93 F FF 93 F FF 95 X FF 95 3-2 F8 ①		4	0	1	0	0	0	0
Inning Stats	R: 0 E: 0 K: 1 S: 12 H: 0 LOB: 1 BB: 1 P: 23	R: 2 E: 0 K: 1 S: 13 H: 3 LOB: 0 BB: 0 P: 19	R: 0 E: 0 K: 1 S: 8 H: 0 LOB: 1 BB: 1 P: 17	R: 0 E: 0 K: 1 S: 9 H: 1 LOB: 1 BB: 0 P: 14	R: 0 E: 0 K: 1 S: 10 H: 0 LOB: 2 BB: 2 P: 20	R: 0 E: 0 K: 1 S: 9 H: 0 LOB: 0 BB: 0 P: 16	R: 0 E: 0 K: 0 S: 9 H: 1 LOB: 1 BB: 0 P: 18	R: 0 E: 0 K: 1 S: 8 H: 0 LOB: 0 BB: 0 P: 12	R: 0 E: 0 K: 1 S: 6 H: 0 LOB: 0 BB: 0 P: 10	R: 0 E: 0 K: 1 S: 10 H: 0 LOB: 0 BB: 0 P: 14	R: 1 E: 0 K: 1 S: 8 H: 2 LOB: 1 BB: 0 P: 13	1B: 2 2B: 3 3B: 0 HR: 2 SF: 0 SAC: 0 DP: 0 HBP: 0				WP: 0 PB: 1 SB: 0 CS: 0	PA: 41		

PITCHER		IP	WLS	BF	H	R	ER	SO	BB	IBB	HBP	BLK	WP	HR	S	P	ERA	WHIP
41 David Hess, R ERA: 5.14	(1, 1)	5.0		22	4	2	2	5	4	0	0	0	0	2	52	93	3.60	1.600
50 Miguel Castro, R ERA: 3.96	(6, 1)	2.0		7	1	0	0	1	0	0	0	0	0	0	18	34	0.00	0.500
66 Tanner Scott, L ERA: 5.47	(8, 1)	1.0		3	0	0	0	1	0	0	0	0	0	0	8	12	0.00	0.000
60 Mychal Givens, R ERA: 4.21	(9, 1)	2.0		6	0	0	0	2	0	0	0	0	0	0	16	24	0.00	0.000
51 Paul Fry, L ERA: 3.98	(11, 1)	0.1	L	3	2	1	1	1	0	0	0	0	0	0	8	13	27.00	6.000

PITCHER	IP	WLS	BF	H	R	ER	SO	BB	IBB	HBP	BLK	WP	HR	S	P	ERA	WHIP

BOTTOM

Baltimore Orioles @ New York Yankees

Yankee Stadium, Bronx, NY

Sat Sep 22 2018, 4:11 PM - 8:02 PM EDT

Att. 40,185 - Cloudy - 71 F

livebaseballscorecards.com

AB	37
R	3
H	7
RBI	3
BB	4
SO	10
LOB	12

Batter	1	2	3	4	5	6	7	8	9	AB	R	H	RBI	BB	SO	LOB
3 Cedric Mullins, L (1, 8) OBP: 0.342, SLG: 0.415	C FF 91 B FF 92 S FF 91 S FF 92 1-3 ① K		B FF 92 C FF 92 B FF 92 F FF 92 1 SAFE F FF 93 B CH 85 X FF 93 3-2 ① F7		B FF 91 C FF 91 B FF 91 F FF 91 X FF 93 2-2 ① F8	F FF 93 B FF 95 S FF 94 F FF 93 F FF 93 F CH 89 S CH 86 1-3 ③ K		B FF 96 X CH 86 1-0 ③ G3		5	0	0	0	0	2	2
28 Breyvic Valera, S (1, 4) OBP: 0.301, SLG: 0.266 12 Stevie Wilkerson, S (5, 4) OBP: 0.310, SLG: 0.308	B FF 92 C FF 91 F FF 93 B FF 93 B CH 86 S FF 92 3-3 ② K		C FF 92 B SL 84 S FF 92 X FF 93 1-2 ② F8		C FF 92 B FF 92 B FF 92 B FF 92 X FF 93 3-1 2 FC3-2 3B		C CU 78 X CH 87 0-1 ① G1-3		B CH 84 F CH 84 S FF 95 B SL 83 X SL 84 2-2 ① F8	3 2	0 0	1 0	0 0	0 0	1 0	1 0
2 Jonathan Villar, S (1, 6) OBP: 0.326, SLG: 0.391	C FF 93 B FF 93 F FF 93 B FF 93 F FF 93 S CH 86 2-3 ③ K		1 SAFE 1 SAFE C SL 82 B FF 93 B CH 84 1 SAFE B FF 93 F FF 92 B FF 94 4-2 1-2 BB		F FF 93 C FF 92 F FF 93 F FF 93 F FF 93 D CH 88 F FF 94 X SL 83 1-2 ② FC3-2 16 CS 3-H		B CU 79 X CH 85 1-0 ② G4-3		C FF 96 B CH 87 C CH 87 S FF 96 1-3 ② K	4	0	0	0	1	2	1
16 Trey Mancini, R (1, 3) OBP: 0.300, SLG: 0.415		C FF 89 X FF 90 0-1 ① F7	C FF 94 S CH 86 D SI 89 S FF 94 1-3 ③ K		B SL 83 1 SAFE F FF 92 F FF 93 B CH 86 2-2 ③ CS 1-2	S SL 84 S SL 83 X SL 83 0-2 1 HR 2B	B FF 95 B SL 84 C SL 85 X FF 96 2-1 1B		X FF 97 0-0 ③ G6-3	5	1	2	0	0	1	2
1 Tim Beckham, R (1, 10) OBP: 0.281, SLG: 0.370		C FF 91 B FF 92 B CH 85 X FF 92 2-1 HR		C FF 90 X FF 91 0-1 ① F8		F SL 83 C SL 82 D SL 83 D SL 83 X SL 84 2-2 2-H HR	S SL 83 X FF 95 0-1 ③ G4-3			4	2	2	3	0	0	1
39 Renato Núñez, R (1, 5) OBP: 0.311, SLG: 0.407 29 Jace Peterson, L (8, 5) OBP: 0.313, SLG: 0.330		C FF 92 C FF 93 X FF 93 0-2 ② G6-3		B SL 83 X FF 91 1-0 61 1B 2B		S FF 94 B SL 85 S SL 83 B SL 84 F FF 95 B SL 83 X SL 83 3-2 HR		C SL 82 F FF 95 S SL 84 0-3 ① K2-3		4 0	1 0	2 0	1 0	0 0	1 0	0 0
23 Joey Rickard, R (1, 7) OBP: 0.305, SLG: 0.419		F FF 90 B SI 90 C SI 90 B CH 85 F FF 92 F SL 82 F FF 92 F FF 93 X SI 89 2-2 2B		C SL 82 C FF 90 T SL 84 0-2 ② K		X FF 92 0-0 61 G6-3 62 SF9 2B		B SL 84 C SL 83 C SL 85 X SL 85 1-2 62 2B 1B		4	2	3	0	0	1	1
61 Austin Wynns, R (1, 2) OBP: 0.267, SLG: 0.382		C FF 93 B FF 92 B FF 93 S CH 86 F FF 93 S CH 87 2-3 ③ K		F FF 93 F FF 94 B FF 93 X CH 87 1-2 2-3 1B		B FF 93 D CH 88 B FF 94 C FF 93 C FF 92 X CH 88 3-2 ① G6-3 2-3		1 SAFE C FF 96 F SL 84 S SL 86 0-3 ② K		4	0	1	0	0	2	3
34 John Andreoli, R (1, 9) OBP: 0.271, SLG: 0.241 62 DJ Stewart, L (6, PH) OBP: 0.367, SLG: 0.640 (6, 9)			B FF 90 C FF 90 F FF 91 F FF 92 B CH 86 B CH 86 B FF 92 4-2 2 BB BB	C FF 93 F FF 94 B FF 95 B SL 86 B FF 94 S FF 94 3-3 ③ K		B CH 87 B CH 86 F CH 87 C FF 93 X CH 87 2-2 ② SF9 3-H		X CU 81 0-0 1-H 2B		1 1	0 0	0 1	0 2	1 0	1 0	2 0

Baltimore Orioles @ New York Yankees

Yankee Stadium, Bronx, NY

Sun Sep 23 2018, 1:09 PM - 4:27 PM EDT

Att. 43,606 - Cloudy - 64 F

TOP

livebaseballscorecards.com

AB	37
R	6
H	12
RBI	6
BB	2
SO	11
LOB	13

Inning Stats	1	2	3	4	5	6	7	8	9
	R: 0 E: 0 K: 3 S: 10	R: 1 E: 0 K: 1 S: 18	R: 0 E: 0 K: 1 S: 15	R: 0 E: 0 K: 2 S: 12	R: 0 E: 0 K: 0 S: 14	R: 4 E: 0 K: 1 S: 23	R: 0 E: 0 K: 0 S: 7	R: 1 E: 0 K: 2 S: 11	R: 0 E: 0 K: 1 S: 7
	H: 0 LOB: 0 BB: 0 P: 16	H: 2 LOB: 1 BB: 0 P: 24	H: 0 LOB: 2 BB: 2 P: 28	H: 2 LOB: 2 BB: 0 P: 17	H: 1 LOB: 0 BB: 0 P: 22	H: 4 LOB: 0 BB: 0 P: 34	H: 1 LOB: 1 BB: 0 P: 10	H: 2 LOB: 1 BB: 0 P: 13	H: 0 LOB: 0 BB: 0 P: 10

1B: 3 SF: 1 WP: 0 PA: 41
2B: 5 SAC: 0 PB: 0
3B: 1 DP: 0 SB: 0
HR: 3 HBP: 0 CS: 1

PITCHER		IP	WLS	BF	H	R	ER	SO	BB	IBB	HBP	BLK	WP	HR	S	P	ERA	WHIP
34 J.A. Happ, L ERA: 3.57	(1, 1)	5.0		21	5	1	1	7	2	0	0	0	0	1	69	107	1.80	1.400
67 A.J. Cole, R ERA: 6.32	(6, 1)	0.0	L	3	3	3	3	0	0	0	0	0	0	2	10	15	∞	∞
48 Tommy Kahnle, R ERA: 6.86	(6, 1)	1.0		4	1	1	1	1	0	0	0	0	0	0	13	19	9.00	1.000
85 Luis Cessa, R ERA: 4.79	(7, 1)	3.0		12	3	1	1	3	0	0	0	0	0	0	25	33	3.00	1.000

PITCHER	IP	WLS	BF	H	R	ER	SO	BB	IBB	HBP	BLK	WP	HR	S	P	ERA	WHIP

Baltimore Orioles @ New York Yankees

Yankee Stadium, Bronx, NY

Sun Sep 23 2018, 1:09 PM - 4:27 PM EDT

Att. 43,606 - Cloudy - 64 F

livebaseballscorecards.com

BOTTOM

Batter	1	2	3	4	5	6	7	8	9	AB	R	H	RBI	BB	SO	LOB
26 Andrew McCutchen, R (1, 7) OBP: 0.364, SLG: 0.418 74 Ronald Torreyes, R (8, 4) OBP: 0.303, SLG: 0.381	S SI 90 F SI 92 B SI 92 B SI 92 B SL 88 B FF 93 4-2 45 BB 27 BB 25 SF9 BB	C SL 90 S FF 96 B SL 91 X SL 89 1-2 ② G4-3			X FF 90 0-0 ① G5-3		F FF 95 B FF 97 B FF 96 C SL 87 F FF 96 F SL 86 B SL 88 S SL 86 3-3 ③ K			3	1	0	0	1	1	1
										0	0	0	0	0	0	0
27 Giancarlo Stanton, R (1, 9) OBP: 0.337, SLG: 0.492 (8, 7)	B FF 92 D SL 89 C FF 92 F SL 89 B FF 94 F FF 96 F FF 95 D SL 91 4-2 25 SF9 45 BB 41 1B 1-2 BB	F SL 91 B FF 96 X SL 90 1-1 ③ G3-1			C FF 90 X SL 82 0-1 ② G4-3			B FF 95 B FF 95 F FF 94 B SL 83 F FF 95 X FF 96 3-2 45 BLK 1B		3	1	1	0	1	0	0
45 Luke Voit, R (1, 10) OBP: 0.373, SLG: 0.613	B FF 94 B SL 89 C FF 94 B FF 92 B FF 93 4-1 41 1B 24 1B 1-2 2-3 BB		F FF 92 B FF 93 B SL 88 X SL 89 2-1 ① P3		S SL 82 X FF 90 0-1 ③ L8			F FF 94 B FF 97 X SL 84 1-1 ① G5-3 1-2		3	1	0	0	1	0	1
25 Gleyber Torres, R (1, 4) OBP: 0.341, SLG: 0.484 (8, 6)	D FF 94 X FF 94 1-0 ① SF9 2-3 3-H		S SL 89 B FF 90 X FF 94 1-1 ② F9			B FF 90 C FF 90 B FF 90 F SL 82 F SL 82 F SL 82 X SL 82 2-2 ① G4-3		S SL 84 B FF 96 F FF 94 F SL 85 F SL 84 B FF 95 D SL 84 F SL 84 S FF 95 3-3 ② K		3	0	0	1	0	1	1
41 Miguel Andujar, R (1, 5) OBP: 0.331, SLG: 0.523	X FF 93 0-0 24 1B 1-2 3-H 1B		C SL 90 X SL 88 0-1 2B			C SL 82 B SL 83 B FF 91 B FF 90 X FF 90 3-1 ② P5		F SL 83 B FF 95 B FF 96 X FF 96 2-1 ③ L8		4	0	2	1	0	0	1
14 Neil Walker, S (1, 3) OBP: 0.306, SLG: 0.344	B CU 76 F SL 90 F FF 95 D SL 91 B FF 95 F FF 94 S SI 94 3-3 ② K		B CU 77 B SL 88 S SL 89 B SI 93 X SL 89 3-1 ③ G3			B SL 82 B FF 91 C FF 91 F SL 82 B SL 82 C FF 90 3-3 ③ K			B FF 93 B FF 94 C FF 94 F FF 94 B FF 95 X FF 95 3-2 ① F7	4	0	0	0	0	2	3
24 Gary Sánchez, R (1, 2) OBP: 0.283, SLG: 0.391	X SL 91 0-0 1-3 2-H 1B		F FF 93 B CU 76 F SL 89 S FF 95 1-3 ① K				C FF 96 S SL 90 B FF 96 F SL 88 C SL 89 1-3 K		F FF 95 X FF 95 0-1 ② P4	4	0	1	1	0	2	0
29 Adeiny Hechavarría, R (1, 6) OBP: 0.283, SLG: 0.345 31 Aaron Hicks, S (7, PH) OBP: 0.369, SLG: 0.467 (8, 8)	C SL 91 X FF 95 0-1 ③ L9		F SL 90 B SI 94 S SL 89 B SL 88 B SL 88 S SL 88 3-3 ② K				B SL 90 F FF 96 B SL 89 B SL 87 B FF 96 4-1 BB		C FF 96 B CH 86 X FF 95 1-1 ③ G4-3	2	0	0	0	0	1	2
										1	0	0	0	1	0	0
11 Brett Gardner, L (1, 8) OBP: 0.324, SLG: 0.364 99 Aaron Judge, R (7, PH) OBP: 0.393, SLG: 0.531 (8, 9)		C CU 75 F SL 89 B SI 92 B FF 95 S SL 90 2-3 ① K		X SI 93 0-0 ③ G4-3			B FF 97 S SL 87 F FF 96 S SL 89 1-3 ② K			2	0	0	0	0	1	0
										1	0	0	0	0	1	1

| Inning Stats | | | | | | | | | |

Batter	1	2	3	4	5	6	7	8	9	AB	R	H	RBI	BB	SO	LOB
26 Andrew McCutchen, R (1, 7) OBP: 0.364, SLG: 0.425	C FF 99 B SL 91 B SI 99 B FF 99 C FF 99 F FF 100 C SL 92 3-3 ① K		B FF 94 B FF 94 S FF 94 C FF 93 B FF 95 X FF 93 3-2 HR		C FC 86 B CH 81 S CH 82 F CH 82 F FC 88 B CH 81 B FC 86 X CH 82 3-2 ② F8		B FC 86 C FC 86 B CH 82 F FC 86 B FF 90 F FC 87 X CH 81 3-2 99 2B 2B		F FF 94 B CU 81 B CU 80 C FF 97 B FF 96 X FF 96 3-2 ② G4-3	5	2	2	1	0	1	0
99 Aaron Judge, R (1, 9) OBP: 0.395, SLG: 0.532	S SI 101 F SI 101 B SL 92 X SL 93 1-2 ② P3		C FF 94 B SL 86 C FF 95 B CU 76 B FF 94 F SL 85 F SL 86 B FF 93 4-2 31 FC6-4 BB		B CH 81 B CH 82 C FC 87 F FC 88 B FC 90 B CH 83 4-2 11 PB 11 1B BB		F CH 81 C SI 90 B FF 92 D CH 81 B CH 82 X FC 89 3-2 2-H 2B		S FF 94 C FF 96 S FF 96 0-3 ③ K	3	1	1	1	2	1	0
31 Aaron Hicks, S (1, 8) OBP: 0.368, SLG: 0.465 11 Brett Gardner, L (4, 8) OBP: 0.324, SLG: 0.365	C SI 100 X SI 101 0-1 ③ G3		C FF 93 B CH 87 X FF 94 1-1 ② FC6-4 1-2f		B FC 87 B FF 91 X FF 90 2-0 27 2B 1-H 1B		M CU 76 D CU 75 X FF 91 1-1 ② G5-3			2	0	0	0	0	0	1
										2	1	1	1	0	0	1
27 Giancarlo Stanton, R (1, 10) OBP: 0.336, SLG: 0.492		C SL 90 B SI 99 B SL 91 F FF 99 B SI 100 X SL 91 3-2 ① F7	B FF 95 S FF 94 B FF 93 C SL 86 D CU 76 X FF 94 3-2 ③ G5-3		B CH 81 C SI 90 X CH 82 1-1 ③ 1-H 2B		D FF 89 F FC 86 X FC 88 1-1 ③ G4-3			4	0	1	1	0	0	2
45 Luke Voit, R (1, 3) OBP: 0.370, SLG: 0.610		B SI 100 S SI 99 F SI 100 F SL 92 F FF 100 S SL 91 1-3 ② K		X FF 88 0-0 2B		X CU 74 0-0 ① G5-3		X FC 86 0-0 ① G4-3		4	0	1	0	0	1	0
41 Miguel Andujar, R (1, 5) OBP: 0.330, SLG: 0.521 14 Neil Walker, S (9, 5) OBP: 0.306, SLG: 0.344		B SI 100 C SL 90 B SI 99 X SI 100 2-1 24 WP 25 1B 1B		C CH 80 X FC 86 0-1 ① G1-3		B FC 87 C FF 90 S FC 88 F CU 76 B CH 82 F FF 92 F FC 89 S CU 76 2-3 ② K		B FF 88 S FC 84 S CH 80 B CH 81 B FC 88 F CH 80 X FF 90 3-2 ② G5-3		4	0	1	0	0	1	1
										0	0	0	0	0	0	0
25 Gleyber Torres, R (1, 4) OBP: 0.345, SLG: 0.484		B SI 98 X SI 98 1-0 24 WP 1-2 1B		X FC 88 0-0 ② F7		C FC 88 S FC 89 F FF 92 B FF 93 H CU 78 2-2 24 FC6-4 HBP		B CU 76 B CH 80 C FF 89 C FF 89 B FC 89 F FF 90 F FF 90 F CH 80 B FC 88 4-2 BB		2	0	1	0	1	0	1
24 Gary Sánchez, R (1, 2) OBP: 0.280, SLG: 0.386		B SL 91 S SI 98 C SI 88 F SI 99 S SL 90 1-3 ③ K 1-2 2-3		B FC 88 C CH 82 X FC 88 1-1 ③ G3		C FC 88 F FC 86 X CH 81 0-2 ③ FC6-4 1-2f		C CU 75 S CH 81 S CH 81 0-3 ③ K		4	0	0	0	0	2	5
29 Adeiny Hechavarría, R (1, 6) OBP: 0.280, SLG: 0.340			F FF 94 X SL 87 0-1 ① L8		C FF 88 X FC 87 0-1 ① F8		C FC 84 F FC 86 B CH 79 S CH 81 1-3 ① K		B FF 94 F FF 94 S FF 96 S CU 80 1-3 ① K2-3	4	0	0	0	0	2	0
Inning Stats	R: 0 E: 0 K: 1 S: 9 H: 0 LOB: 0 BB: 0 P: 13	R: 0 E: 0 K: 2 S: 15 H: 2 LOB: 2 BB: 0 P: 23	R: 1 E: 0 K: 0 S: 14 H: 1 LOB: 1 BB: 1 P: 25	R: 0 E: 0 K: 0 S: 6 H: 1 LOB: 1 BB: 0 P: 7	R: 2 E: 0 K: 0 S: 12 H: 2 LOB: 1 BB: 1 P: 22	R: 0 E: 0 K: 1 S: 13 H: 0 LOB: 1 BB: 0 P: 17	R: 1 E: 0 K: 1 S: 14 H: 2 LOB: 1 BB: 0 P: 23	R: 0 E: 0 K: 1 S: 13 H: 0 LOB: 1 BB: 1 P: 20	R: 0 E: 0 K: 2 S: 9 H: 0 LOB: 0 BB: 0 P: 13	1B: 3 2B: 4 3B: 0 HR: 1 SF: 0 SAC: 0 DP: 0 HBP: 1						

TOP

New York Yankees @ Tampa Bay Rays

Tropicana Field, St. Petersburg, FL

Mon Sep 24 2018, 7:12 PM - 10:11 PM EDT

Att. 13,832 - Dome - 72 F

livebaseballscorecards.com

AB	34
R	4
H	8
RBI	4
BB	3
SO	8
LOB	11

PITCHER		IP	WLS	BF	H	R	ER	SO	BB	IBB	HBP	BLK	WP	HR	S	P	ERA	WHIP
63 Diego Castillo, R ERA: 3.13	(1, 1)	2.0		8	2	0	0	3	0	0	0	0	1	0	24	36	0.00	1.000
61 Hunter Wood, R ERA: 3.72	(3, 1)	1.0		5	1	1	1	0	1	0	0	0	0	1	14	25	9.00	2.000
48 Ryan Yarbrough, L ERA: 3.93	(4, 1)	5.0	L	22	5	3	3	3	2	0	1	0	0	0	58	89	5.40	1.400
57 Jaime Schultz, R ERA: 4.55	(9, 1)	1.0		3	0	0	0	2	0	0	0	0	0	0	9	13	0.00	0.000

PITCHER	IP	WLS	BF	H	R	ER	SO	BB	IBB	HBP	BLK	WP	HR	S	P	ERA	WHIP

New York Yankees @ Tampa Bay Rays

Tropicana Field, St. Petersburg, FL

Mon Sep 24 2018, 7:12 PM - 10:11 PM EDT

Att. 13,832 - Dome - 72 F

BOTTOM

livebaseballscorecards.com

Batter	1	2	3	4	5	6	7	8	9	AB	R	H	RBI	BB	SO	LOB
0 Mallex Smith, L (1, 8) OBP: 0.369, SLG: 0.407	C FF 90 X FF 91 0-1 F8 ①		C SI 91 F FF 94 B FF 95 B SI 91 B CU 84 B CU 83 4-2 5 G5-3 5 E BB		S FF 96 C FF 96 T FF 96 0-2 K ③		C FF 96 1 SAFE B FF 98 C SL 86 S SL 87 1-3 K ③			3	0	0	0	1	2	1
5 Matt Duffy, R (1, 5) OBP: 0.360, SLG: 0.366	B FF 92 B FF 93 B FF 92 B FF 92 4-0 26 BB BB		C CU 83 1 SAFE 1 SAFE S FF 94 B FF 93 F CU 83 B SI 92 X FF 94 2-2 G5-3 ② 1-3			C FC 92 B SL 84 C FC 92 B FC 92 B KC 85 F FC 93 F FC 93 F FC 92 F FC 93 4-2 B FC 92 29 FC5-4 26 PB BB		F FF 95 F FF 96 B FF 97 X KC 84 1-2 G6-3 ①		2	0	0	0	2	0	1
26 Ji Man Choi, L (1, 10) OBP: 0.356, SLG: 0.508	B SL 79 1 SAFE F FF 92 B FF 92 1 SAFE D CH 85 B FF 92 4-1 1-2 BB		D CU 83 C CU 83 B FF 94 S FF 94 D CU 84 X CU 83 3-2 G5-3 ③			1 SAFE B SL 84 B KC 83 B SL 81 B FC 93 4-0 29 FC5-4 1-2 BB		S FF 98 X FF 97 0-1 P5 ②		2	0	0	0	2	0	1
29 Tommy Pham, R (1, 7) OBP: 0.360, SLG: 0.456	B SL 81 C SL 80 C FF 92 C FF 93 1-3 K ②			X CS 77 0-0 18 PB 35 G6-3 2B		F FC 92 B FC 93 X SL 87 1-1 FC5-4 ① 1-2f 2-3		C FF 98 B KC 85 C KC 83 X SV 86 1-2 G5-3 ③		4	1	1	0	0	1	4
18 Joey Wendle, L (1, 6) OBP: 0.356, SLG: 0.437	B FF 92 C SL 80 C FF 92 X SL 80 1-2 L9 ③			S FF 92 D CU 82 B FF 92 X CU 82 2-1 35 G6-3 2-3 1B		C KC 86 B FC 93 F FC 93 F FC 93 S KC 86 1-3 K ②			B SI 94 C SI 93 S SI 94 S SL 81 1-3 K ①	4	0	1	0	0	2	4
35 Brandon Lowe, L (1, 4) OBP: 0.328, SLG: 0.472 27 Carlos Gómez, R (9, PH) OBP: 0.301, SLG: 0.342		F FF 93 F SL 86 S SL 85 0-3 K ①		S CU 83 1 SAFE D CU 83 X FF 93 1-1 G6-3 ①② 1-2f 3-H		B SL 82 S KC 84 B KC 83 B KC 83 C FC 92 F KC 82 X FC 92 3-2 F8 ③			C SI 96 F SI 94 B SI 95 S SI 95 1-3 K ②	3 1	0 0	0 0	0 0	0 0	1 1	3 0
17 Austin Meadows, L (1, 9) OBP: 0.322, SLG: 0.458 44 C.J. Cron, R (9, PH) OBP: 0.326, SLG: 0.493		C SL 86 B SI 92 X SI 93 1-1 G4-3 ②		B FF 93 B SI 90 F SI 91 F FF 94 B CU 85 S FF 94 3-3 K ③			C FF 98 C FF 98 B SL 87 S SL 85 1-3 K ①		C SI 95 S SI 94 F SI 95 S SL 83 0-3 K	3 1	0 0	0 0	0 0	0 0	2 1	0 0
9 Jake Bauers, L (1, 3) OBP: 0.313, SLG: 0.384		C FF 93 C SI 92 B CU 80 X SL 86 1-2 G4-3 ③			T FF 95 C FF 95 B FF 96 C FF 97 1-3 K ①		B FF 96 C FF 97 B FF 97 C SL 85 X SL 86 2-2 P5 ②		C SI 94 S SI 94 F SI 95 X SL 82 0-2 P5 ③	4	0	0	0	0	1	1
19 Nick Ciuffo, L (1, 2) OBP: 0.270, SLG: 0.313 1 Willy Adames, R (7, PH) OBP: 0.342, SLG: 0.410 31 Adam Moore, R (8, 2) OBP: 0.222, SLG: 0.333			C FF 93 B ST 82 B FF 94 C SI 90 S CU 84 2-3 K ①		C FF 96 B FF 96 C FS 88 S FF 96 1-3 K ②		C SL 85 B FF 97 B FF 97 C SL 84 B SL 86 B FF 96 4-2 BB			2 0 0	0 0 0	0 0 0	0 0 0	0 1 0	2 0 0	0 0 0
Inning Stats	R: 0 E: 0 K: 1 S: 9 H: 0 LOB: 2 BB: 2 P: 19	R: 0 E: 0 K: 1 S: 8 H: 0 LOB: 0 BB: 0 P: 10	R: 0 E: 1 K: 1 S: 12 H: 0 LOB: 1 BB: 1 P: 23	R: 1 E: 0 K: 1 S: 8 H: 2 LOB: 0 BB: 0 P: 14	R: 0 E: 0 K: 3 S: 9 H: 0 LOB: 0 BB: 0 P: 11	R: 0 E: 0 K: 1 S: 16 H: 0 LOB: 2 BB: 2 P: 29	R: 0 E: 0 K: 2 S: 11 H: 0 LOB: 1 BB: 1 P: 19	R: 0 E: 0 K: 0 S: 8 H: 0 LOB: 0 BB: 0 P: 10	R: 0 E: 0 K: 3 S: 14 H: 0 LOB: 1 BB: 0 P: 16	1B: 1 2B: 1 3B: 0 HR: 0 SF: 0 SAC: 0 DP: 1 HBP: 0						

	AB	29
	R	1
	H	2
	RBI	0
	BB	6
	SO	13
	LOB	15

WP: 1 PB: 2 SB: 0 CS: 0 PA: 35

PITCHER		IP	WLS	BF	H	R	ER	SO	BB	IBB	HBP	BLK	WP	HR	S	P	ERA	WHIP
56 Jonathan Holder, R ERA: 2.92	(1, 1)	1.0		5	0	0	0	1	2	0	0	0	0	0	9	19	0.00	2.000
71 Stephen Tarpley, L ERA: 4.5	(2, 1)	1.0		3	0	0	0	1	0	0	0	0	0	0	8	10	0.00	0.000
55 Sonny Gray, R ERA: 4.98	(3, 1)	2.0	W	8	2	1	1	2	1	0	0	0	0	0	20	37	4.50	1.500
57 Chad Green, R ERA: 2.57	(5, 1)	1.0	H	3	0	0	0	3	0	0	0	0	0	0	9	11	0.00	0.000
30 David Robertson, R ERA: 2.88	(6, 1)	1.0	H	5	0	0	0	1	2	0	0	0	0	0	16	29	0.00	2.000
54 Aroldis Chapman, L ERA: 2.54	(7, 1)	1.0	H	4	0	0	0	2	1	0	0	0	0	0	11	19	0.00	1.000
68 Dellin Betances, R ERA: 2.6	(8, 1)	1.0	H	3	0	0	0	0	0	0	0	0	0	0	8	10	0.00	0.000
53 Zack Britton, L ERA: 3.18	(9, 1)	1.0	S	4	0	0	0	3	0	0	0	0	1	0	14	16	0.00	0.000

Batter	1	2	3	4	5	6	7	8	9	AB	R	H	RBI	BB	SO	LOB
26 Andrew McCutchen, R (1, 7) OBP: 0.367, SLG: 0.425	C FF 92 B SL 84 X SL 84 1-1 45 CS 1B		B FF 94 B SL 86 B FF 93 B FF 93 4-0 45 2B 14 BB BB	H FF 91 1-0 HBP		C CH 87 B CU 76 B SI 93 C CH 88 F CU 77 X FF 94 2-2 ② F8		C SL 88 C SL 90 B CH 88 B SL 88 B FF 94 B FF 92 4-2 BB		2	1	1	0	2	0	0
99 Aaron Judge, R (1, 9) OBP: 0.393, SLG: 0.528	F FF 92 C FF 93 B SL 85 S FF 93 1-3 ① K		B SL 85 C FF 92 F SL 85 F FF 93 B FF 93 D SL 85 X FF 94 3-2 ① L1	B CU 79 S CH 88 S CH 87 C CU 78 1-3 ② K		B FF 93 X FC 89 1-0 45 BB 1B		C SL 88 X FF 91 0-1 ② F8		5	0	1	0	0	2	5
45 Luke Voit, R (1, 3) OBP: 0.371, SLG: 0.606	B SL 85 1 SAFE S FF 92 C SL 86 B FF 93 D FS 82 1 SAFE F SL 84 S FF 92 3-3 ②③ K 1-2		S SL 86 F SL 88 D CH 84 X SL 86 1-2 14 BB 41 SF9 2B 1-3 3-H	F CU 77 X SI 93 0-1 ③ G4-3		B FF 90 C CU 77 S FC 89 B CU 78 B FF 93 B FC 88 4-2 BB 1-2		F SL 89 B CH 85 F FF 92 B CH 87 S CH 87 2-3 ③ K		4	1	1	1	1	2	3
27 Giancarlo Stanton, R (1, 10) OBP: 0.337, SLG: 0.493		C FF 92 B FF 92 X SL 85 1-1 ① G6-3 0-0 14 BB 24 HR IBB			B CU 77 F CH 88 B FF 93 X CU 78 2-1 14 G6-3 24 1B 2B	B CU 78 D SI 93 S FC 88 D CH 88 F FC 89 F CU 78 S CH 88 3-3 ③ K			S SL 85 F SL 87 B FF 89 S SL 85 1-3 ① K	4	2	1	0	1	2	2
14 Neil Walker, S (1, 4) OBP: 0.307, SLG: 0.349 12 Tyler Wade, L (9, 4) OBP: 0.231, SLG: 0.295		F FF 92 F FF 93 B FF 92 B FS 81 F FF 93 B FS 82 X FF 93 3-2 41 FC6-2/5 3B	B FF 91 B CH 88 B CH 87 B FF 92 4-0 24 HR BB 1-2 2-3 3-H		D CH 87 F CH 88 F FF 92 X CH 88 1-2 ① G6-3 2-3		B FF 91 B FF 91 B FF 93 C FF 92 X FF 93 3-1 ① G6-3		B FF 90 X SL 85 1-0 ② P4	4 0	1 0	1 0	1 0	1 0	0 0	1 0
41 Miguel Andujar, R (1, 5) OBP: 0.329, SLG: 0.525		X SL 86 0-0 ② FC6-2-5 3-H	X FF 91 0-0 ② SF9 3-H		C CU 77 F FF 93 X FC 89 0-2 ② P1		B SL 87 C SL 88 X FF 93 1-1 ② F7		F SL 86 S SL 88 F SL 87 F SL 87 X FF 90 0-2 HR	4	1	1	2	0	0	2
24 Gary Sánchez, R (1, 2) OBP: 0.285, SLG: 0.397		S SL 84 S SL 85 F SL 84 X FF 92 0-2 ③ P3	B CU 79 B CH 89 S FF 92 B FF 93 X FF 92 3-1 1-H 2-H HR		X CH 90 0-0 3-H 1B		B FF 91 B SL 90 F SI 93 F SL 88 B CH 89 F FF 94 B FF 94 4-2 BB		B FF 90 F SL 86 F CU 82 B SL 86 X SL 84 2-2 ③ F7	4	1	2	4	1	0	1
29 Adeiny Hechavarría, R (1, 6) OBP: 0.279, SLG: 0.350			B SL 83 X FF 92 1-0 HR B CH 88 C CU 89 X CU 77 1-1 ③ G6-3		S CU 77 S CU 77 B CU 78 X SI 93 1-2 ③ G4-3		F SL 87 S SL 88 B CH 87 B CH 86 F FF 92 F SL 88 X SL 89 2-2 ③ L8			4	1	1	1	0	0	2
11 Brett Gardner, L (1, 8) OBP: 0.324, SLG: 0.368			B FF 92 X FF 92 1-0 45 2B 3B B FF 92 X FF 92 1-0 ① F8			B FF 91 C CU 76 B CU 79 F FF 92 F FF 92 X CU 76 2-2 ① G4-3		B FF 91 S CH 85 F CH 86 B CH 87 F FF 93 B CH 86 S CH 86 3-3 ① K		4	1	1	0	0	1	0
Inning Stats	R: 0 E: 0 K: 2 S: 9 H: 1 LOB: 1 BB: 0 P: 14	R: 0 E: 0 K: 0 S: 11 H: 1 LOB: 1 BB: 0 P: 15	R: 7 E: 0 K: 0 S: 14 H: 4 LOB: 0 BB: 3 P: 32	R: 0 E: 0 K: 1 S: 6 H: 0 LOB: 1 BB: 0 P: 9	R: 1 E: 0 K: 0 S: 12 H: 2 LOB: 1 BB: 0 P: 16	R: 0 E: 0 K: 1 S: 15 H: 1 LOB: 2 BB: 1 P: 27	R: 0 E: 0 K: 0 S: 12 H: 0 LOB: 1 BB: 1 P: 22	R: 0 E: 0 K: 2 S: 11 H: 0 LOB: 1 BB: 1 P: 20	R: 1 E: 0 K: 1 S: 12 H: 1 LOB: 0 BB: 0 P: 16	1B: 3 2B: 3 3B: 2 HR: 3 SF: 1 SAC: 0 DP: 1 HBP: 1						

PITCHER		IP	WLS	BF	H	R	ER	SO	BB	IBB	HBP	BLK	WP	HR	S	P	ERA	WHIP
34 Jake Faria, R ERA: 5.4	(1, 1)	2.1	L	11	4	3	3	2	1	0	0	0	0	1	26	44	11.57	2.143
36 Andrew Kittredge, R ERA: 7.18	(3, 1)	0.0		2	1	0	0	0	0	1	0	0	0	0	3	4	∞	∞
68 Jalen Beeks, L ERA: 5.51	(3, 1)	3.2		18	4	5	5	2	2	0	1	0	0	1	38	65	12.27	1.636
58 Chih-Wei Hu, R ERA: 4.5	(7, 1)	2.0		8	0	0	0	2	2	0	0	0	0	0	23	42	0.00	1.000
38 Vidal Nuño, L ERA: 1.69	(9, 1)	1.0		4	1	1	1	1	0	0	0	0	0	1	12	16	9.00	1.000

PITCHER	IP	WLS	BF	H	R	ER	SO	BB	IBB	HBP	BLK	WP	HR	S	P	ERA	WHIP

New York Yankees @ Tampa Bay Rays

Tropicana Field, St. Petersburg, FL

Tue Sep 25 2018, 7:11 PM - 10:24 PM EDT

Att. 10,953 - Dome - 72 F

TOP

livebaseballscorecards.com

AB	35
R	9
H	10
RBI	9
BB	6
SO	7
LOB	16

WP: 0 PA: 43
PB: 0
SB: 0
CS: 1

New York Yankees @ Tampa Bay Rays

Tropicana Field, St. Petersburg, FL

Tue Sep 25 2018, 7:11 PM - 10:24 PM EDT

Att. 10,953 - Dome - 72 F

BOTTOM

livebaseballscorecards.com

Batter	1	2	3	4	5	6	7	8	9	AB	R	H	RBI	BB	SO	LOB
0 Mallex Smith, L (1, 9) OBP: 0.366, SLG: 0.403	C FF 95 B FF 96 S FF 96 B FF 98 F FF 97 F FF 97 B SL 86 F FF 97 T FF 96 3-2 **K** ①	S FF 98 F CH 90 B FF 99 F FF 98 T FF 99 1-2 **K** ③		C CH 90 B CH 90 F FF 97 B CH 91 X FF 98 2-2 **G4-3** ③			S SI 91 F SI 92 B SL 86 B SL 86 C SL 85 2-3 **K** ②			4	0	0	0	0	3	3
18 Joey Wendle, L (1, 5) OBP: 0.355, SLG: 0.438 11 Andrew Velazquez, S (8, 5) OBP: 0.429, SLG: 0.333	X FF 96 0-0 **G4-3** ②		B FF 94 B FF 95 F FF 96 C FF 96 X SL 88 2-2 26 BB, 35 2B **2B**		F CH 86 B SL 88 F FF 99 F CH 88 F FF 98 B CH 89 X FF 98 2-2 **G6-3** ①		C SL 87 S SI 92 B SL 86 X SL 85 1-2 **L7** ③			4 0	1 0	1 0	0 0	0 0	0 0	0 0
29 Tommy Pham, R (1, 7) OBP: 0.361, SLG: 0.457 17 Austin Meadows, L (9, 7) OBP: 0.322, SLG: 0.458	B FF 97 X FF 97 1-0 **2B**	H FF 96 1-0 26 BB, 35 2B **HBP**			C CH 86 B SL 88 B CH 88 F FF 98 S FF 98 2-3 **K** ②			B CU 83 C FF 95 F SI 96 C CU 83 1-3 **K** ①		3 0	1 0	1 0	0 0	0 0	2 0	0 0
26 Ji Man Choi, L (1, 3) OBP: 0.357, SLG: 0.505 9 Jake Bauers, L (4, 3) OBP: 0.311, SLG: 0.382	C SL 88 C SL 90 B SL 88 X FF 98 1-2 **F7** ③		B FF 96 C SL 87 B SL 88 B CH 89 B FF 96 4-1 35 2B **1-2** **2-3** **BB**		C FF 98 B FF 98 B CH 89 F CH 88 S FF 98 2-3 **K** ③			X FF 96 0-0 **F8** ②		1 2	0 0	0 0	0 0	1 0	0 1	1 0
35 Brandon Lowe, L (1, 4) OBP: 0.349, SLG: 0.505		B CH 86 C SL 88 S SL 89 B SL 89 B FF 98 B SL 87 4-2 44 FC4-6 **BB**	B SL 89 B FF 96 C FF 98 F FF 98 X FF 98 2-2 **1-H** **2-H** **3-H** **2B** ①			X FF 96 0-0 39 F9 **2B**		B SI 91 S SI 91 C CU 84 F FF 96 X SI 92 1-2 **1B**		3	0	3	2	1	0	0
44 C.J. Cron, R (1, 10) OBP: 0.323, SLG: 0.489		X FF 97 0-0 **FC4-6** 31 E, 1 BB **1-2f** ①	B SL 88 S SL 87 S FF 96 B FF 96 X SL 87 2-2 **L6** ②			C CH 88 F FF 94 B FF 94 S FF 95 1-3 **K** ①		F FF 96 B FF 96 B CU 83 D CU 82 X FF 96 3-1 **P3** ③		4	0	0	0	0	1	4
39 Kevin Kiermaier, L (1, 8) OBP: 0.281, SLG: 0.372		S SL 89 S FF 97 B FF 98 F SL 89 S FF 98 1-3 **K** ②	B SL 89 F FF 98 B FF 96 X CH 89 2-1 **G3** ③			B CH 88 X CH 88 1-0 **F9** **2-3** ②			S CU 81 S FF 94 S FF 93 0-3 **K** ①	4	0	0	0	0	2	3
1 Willy Adames, R (1, 6) OBP: 0.341, SLG: 0.405		B SL 89 C CH 88 S FF 98 D CH 90 B FF 97 D CH 90 4-2 31 E **1-2** **BB**		C FF 98 B SL 87 F SL 89 F FF 98 S CH 90 1-3 **K** ①		C CH 89 S FF 96 B FF 96 C FF 97 1-3 **K** ③			F FF 94 F SI 96 C SI 95 0-3 **K** ②	3	0	0	0	1	3	1
31 Adam Moore, R (1, 2) OBP: 0.154, SLG: 0.231		X SL 90 0-0 **E6** **1-2** **2-3**		B FF 98 S SL 87 S FF 97 S SL 88 1-3 **K** ②			S SL 85 C FF 95 F SL 84 F FF 95 B CH 90 S SL 86 1-3 **K** ①		B CU 84 C CU 82 S CH 89 B CU 83 F SI 96 F CU 84 S SI 96 2-3 **K2-3** ③	4	0	0	0	0	3	2
Inning Stats	R: 0 H: 1 E: 0 LOB: 1 K: 1 BB: 0 S: 11 P: 16	R: 0 H: 0 E: 1 LOB: 3 K: 2 BB: 2 S: 14 P: 24	R: 2 H: 2 E: 0 LOB: 1 K: 0 BB: 1 S: 12 P: 25	R: 0 H: 0 E: 0 LOB: 0 K: 2 BB: 0 S: 10 P: 14	R: 0 H: 0 E: 0 LOB: 0 K: 2 BB: 0 S: 11 P: 17	R: 0 H: 1 E: 0 LOB: 1 K: 2 BB: 0 S: 8 P: 11	R: 0 H: 0 E: 0 LOB: 0 K: 2 BB: 0 S: 11 P: 15	R: 0 H: 1 E: 0 LOB: 1 K: 1 BB: 0 S: 10 P: 15	R: 0 H: 0 E: 0 LOB: 0 K: 3 BB: 0 S: 11 P: 13	1B: 1 SF: 0 2B: 4 SAC: 0 3B: 0 DP: 0 HR: 0 HBP: 1					WP: 0 PA: 36 PB: 0 SB: 0 CS: 0	

	AB	32
	R	2
	H	5
	RBI	2
	BB	3
	SO	15
	LOB	14

PITCHER		IP	WLS	BF	H	R	ER	SO	BB	IBB	HBP	BLK	WP	HR	S	P	ERA	WHIP
40 Luis Severino, R ERA: 3.39	(1, 1)	5.0	W	23	4	2	2	7	3	0	1	0	0	0	59	97	3.60	1.400
48 Tommy Kahnle, R ERA: 6.45	(6, 1)	1.1		4	0	0	0	3	0	0	0	0	0	0	12	16	0.00	0.000
71 Stephen Tarpley, L ERA: 4.05	(7, 1)	0.2		2	0	0	0	1	0	0	0	0	0	0	6	9	0.00	0.000
65 Domingo Germán, R ERA: 5.55	(8, 1)	2.0		7	1	0	0	4	0	0	0	0	0	0	21	28	0.00	0.500

PITCHER	IP	WLS	BF	H	R	ER	SO	BB	IBB	HBP	BLK	WP	HR	S	P	ERA	WHIP

New York Yankees @ Tampa Bay Rays

Tropicana Field, St. Petersburg, FL

Wed Sep 26 2018, 7:12 PM - 11:02 PM EDT

Att. 11,325 - Dome - 72 F

TOP

livebaseballscorecards.com

Batter	1	2	3	4	5	6	7	8	9	AB	R	H	RBI	BB	SO	LOB
26 Andrew McCutchen, R (1, 7) OBP: 0.369, SLG: 0.426	C FF 98 B SL 91 C SL 91 B FS 89 X FF 98 2-2 27 BB 14 HR 1B		C SL 89 C SL 89 X FF 95 0-2 ① G5-3		B SI 94 F SL 86 B SL 91 B SI 94 C SI 94 B SI 95 4-2 45 1B 99 1B BB		B SI 99 B SI 98 C SI 97 F SI 97 C SI 98 2-3 ② K		C SL 78 X SL 77 0-1 99 1B 45 1B 1-2 2-3 1B	4	2	2	0	1	1	0
99 Aaron Judge, R (1, 10) OBP: 0.395, SLG: 0.527	B FF 98 C FF 97 B FF 98 S FF 99 F FF 99 S FF 100 2-3 ① K		B FF 96 B SL 90 C SI 94 B SL 90 S SI 96 B SI 96 4-2 45 1B BB		B FF 94 F SI 92 X SI 94 1-1 45 1B 1-2 1B		C SI 99 B SI 98 S FC 89 B FC 90 B FC 89 T SI 99 3-2 ③ K		B SL 79 F FF 86 X SL 76 1-1 45 1B 27 1B 1-2 2-3 3-H 1B	4	1	2	1	1	2	1
45 Luke Voit, R (1, 3) OBP: 0.378, SLG: 0.606	B SL 90 S FF 98 D SL 91 1 SAFE T FF 98 S SL 90 2-3 ② K		S SI 89 F SL 88 B FF 96 B FS 86 X SL 90 2-2 1-2		S SI 93 S SI 95 D SL 91 F SI 94 F SI 90 B FF 96 F SI 96 X SI 96 2-2 27 G5-4-3 1-2 2-3 1B			C FF 95 F FF 95 B CU 80 B CU 76 X FF 95 2-2 ① F8	B SL 78 B SL 77 X SI 85 2-0 12 F9 27 1B 1-3 2-H 3-H 1B	5	0	3	2	0	1	1
27 Giancarlo Stanton, R (1, 9) OBP: 0.337, SLG: 0.491	S FF 98 D SL 90 B SL 90 B FF 98 F FF 98 B FF 99 4-2 14 HR 1-2 BB		X SL 89 0-0 ② F4		B SI 94 X SL 88 1-0 ② ③ G5-4-3 1-2f			C FF 96 B FF 95 X CU 76 1-1 ② F7	B SL 79 B SL 79 X SL 78 2-0 1-2 3-H 1B	4	1	1	1	1	0	5
14 Neil Walker, S (1, 4) OBP: 0.309, SLG: 0.358 12 Tyler Wade, L (8, PR) OBP: 0.227, SLG: 0.290 (8, 4)	B FF 98 F FF 98 D FS 88 X FF 97 2-1 1-H 2-H HR		C SI 93 D FS 87 C SI 94 B SL 89 X SI 96 2-2 ③ F7			B SI 90 F SI 90 B SI 90 F SI 90 S FF 93 2-3 ① K		H SL 85 1-0 HBP	C SI 86 D CH 80 C SL 78 F SL 75 D CH 81 D CH 81 F SL 78 X SL 80 3-2 ② F9 2-3	3 1	1 0	1 0	3 0	0 0	1 0	2 2
41 Miguel Andujar, R (1, 5) OBP: 0.327, SLG: 0.520	S FF 99 F SL 89 B SL 91 X SL 90 1-2 ③ F8			C SI 94 S SI 95 B SI 94 S SL 92 1-3 ① K		C ST 82 B ST 82 B ST 82 F ST 82 S ST 81 2-3 K		B SL 78 1 SAFE F SL 78 X FF 87 1-1 ③ G6-3	X SL 78 0-0 ③ P5	5	0	0	0	0	2	3
24 Gary Sánchez, R (1, 2) OBP: 0.284, SLG: 0.393		F SI 94 S SL 87 F FF 91 B FF 93 F SI 94 C SL 91 1-3 ① K		B SL 89 C SL 88 S SL 91 B FF 96 F SL 90 F FF 97 B FF 97 F SL 90 X SL 90 3-2 ② F7		C ST 82 C ST 81 F ST 82 X ST 82 0-2 ② P3			B SL 78 C SL 79 B SL 76 B FF 86 C SL 77 F SL 78 B SL 78 4-2 26 1B 11 1B 99 1B BB	3	1	0	0	1	1	1
29 Adeiny Hechavarría, R (1, 6) OBP: 0.277, SLG: 0.347 33 Greg Bird, L (6, PH) OBP: 0.285, SLG: 0.383 25 Gleyber Torres, R (6, PH) OBP: 0.343, SLG: 0.482 (6, 6)		C SI 93 F SI 93 B FF 92 S SL 91 1-3 ② K		C SI 95 B SL 90 X SI 95 1-1 ③ G5-3		B SI 96 F SI 97 C SI 98 F SI 98 S FC 88 1-3 ③ K			F FF 87 F CH 80 F SL 78 B SL 76 B SI 86 S SL 77 2-3 ① K	2 0 2	0 0 0	0 0 0	0 0 0	0 0 0	1 0 2	0 0 2
11 Brett Gardner, L (1, 8) OBP: 0.323, SLG: 0.367		B SI 94 B SI 93 B SI 89 C FF 93 X SI 93 3-1 ③ L8			C SI 94 B SI 94 X SI 94 1-1 ① F7		C SI 98 B FC 88 B SI 98 F SI 96 B SI 98 C FC 87 3-3 ① K		B CH 81 B SL 79 C SL 80 F SI 86 X CH 81 2-2 99 1B 26 1B 45 1B 1-2 1B	4	1	1	0	0	1	0

Inning Stats	1	2	3	4	5	6	7	8	9
	R: 3 E: 0 K: 2 S: 17	H: 2 LOB: 0 BB: 1 P: 30	R: 0 E: 0 K: 2 S: 10	H: 0 LOB: 0 BB: 0 P: 15	R: 0 E: 0 K: 0 S: 12	H: 1 LOB: 2 BB: 1 P: 20	R: 0 E: 0 K: 1 S: 11	H: 0 LOB: 0 BB: 0 P: 16	R: 0 E: 0 K: 0 S: 13	H: 2 LOB: 2 BB: 1 P: 22	R: 0 E: 0 K: 3 S: 14	H: 0 LOB: 1 BB: 0 P: 19	R: 0 E: 0 K: 3 S: 9	H: 0 LOB: 0 BB: 0 P: 17	R: 0 E: 0 K: 0 S: 7	H: 0 LOB: 1 BB: 0 P: 12	R: 4 E: 0 K: 1 S: 22	H: 5 LOB: 2 BB: 1 P: 38

	AB	R	H	RBI	BB	SO	LOB
AB	37						
R	7						
H	10						
RBI	7						
BB	4						
SO	12						
LOB	17						

1B: 9 SF: 0
2B: 0 SAC: 0
3B: 0 DP: 1
HR: 1 HBP: 1

WP: 0 PA: 42
PB: 1
SB: 0
CS: 0

PITCHER		IP	WLS	BF	H	R	ER	SO	BB	IBB	HBP	BLK	WP	HR	S	P	ERA	WHIP
55 Ryne Stanek, R ERA: 3.08	(1, 1)	1.0		6	2	3	3	2	1	0	0	0	0	1	17	30	27.00	3.000
72 Yonny Chirinos, R ERA: 3.51	(2, 1)	4.0	W	16	3	0	0	3	2	0	0	0	0	0	46	73	0.00	1.250
56 Adam Kolarek, L ERA: 3.74	(6, 1)	0.1	H	1	0	0	0	1	0	0	0	0	0	0	3	5	0.00	0.000
52 Chaz Roe, R ERA: 3.49	(6, 1)	0.1	H	2	0	0	0	1	0	0	0	0	0	0	7	9	0.00	0.000
46 José Alvarado, L ERA: 2.26	(6, 1)	1.1	H	4	0	0	0	4	0	0	0	0	0	0	13	22	0.00	0.000

PITCHER		IP	WLS	BF	H	R	ER	SO	BB	IBB	HBP	BLK	WP	HR	S	P	ERA	WHIP
61 Hunter Wood, R ERA: 3.66	(8, 1)	0.2	H	2	0	0	0	0	0	0	0	0	0	0	5	8	0.00	0.000
38 Vidal Nuño, L ERA: 1.69	(8, 1)	0.0		1	0	0	0	0	0	0	1	0	0	0	0	1	∞	∞
54 Sergio Romo, R ERA: 4.13	(8, 1)	1.1	S	10	5	4	4	1	1	0	0	0	0	0	24	41	27.00	4.500

Batter	1	2	3	4	5	6	7	8	9	AB	R	H	RBI	BB	SO	LOB
0 Mallex Smith, L (1, 9) (4, 8) OBP: 0.364, SLG: 0.401	C SL 80 B FF 90 X FS 86 1-1 5 S 18 1B 1B	X FF 91 0-0 ① F7		C SL 82 F FF 92 D SI 89 X CU 77 1-2 ②③ G1-6-3 1-2f		S FF 95 S FF 96 B FF 95 1-2 ③ CS 1-2	B FF 97 F FF 96 C FF 98 F FF 97 F FF 100 S SL 87 1-3 ① K	B FF 94 F FF 95 C SL 85 X SL 84 1-2 ② FC6 35 E 1-2f 2-3		5	1	1	0	0	1	4
5 Matt Duffy, R (1, 5) OBP: 0.361, SLG: 0.366 35 Brandon Lowe, L (2, 4) OBP: 0.346, SLG: 0.496	F FF 90 1 SAFE B SL 82 1 SAFE B FC 88 1 SAFE D SL 84 B FS 88 4-1 44 FC1 18 1B 44 E 1-2 BB	C FF 92 B SL 82 X SL 83 1-1 ② L9			S FS 86 B FS 87 F SL 81 B FS 88 B SL 82 F FS 88 F SL 83 X FS 88 3-2 44 F8 29 BB 1B		B FF 98 S FF 98 S SL 86 S SL 87 1-3 ② K	3 SAFE X SL 85 0-0 ③ G1-3 1-2 3-H		0 4	1 0	0 1	0 0	1 1	0 1	0 1
18 Joey Wendle, L (1, 4) OBP: 0.354, SLG: 0.436 (2, 5)	B FS 87 F FF 91 S SL 84 X FF 91 1-2 44 E 1 1B 1-2 2-H 1B	C CU 76 B FS 84 F SL 82 X SL 83 1-2 ③ F7			1 SAFE C SL 79 X FF 92 0-1 ① F7		B FF 98 B FF 97 F FF 97 X FF 96 2-1 ③ P6			4	1	1	1	0	0	1
29 Tommy Pham, R (1, 7) OBP: 0.364, SLG: 0.464	C FF 92 S FS 88 S FS 89 0-3 ① K		X FF 91 0-0 HR		C SL 80 1 SAFE B SL 80 C FF 92 1 SAFE B SL 81 F FF 93 1 SAFE B FF 92 4-2 B SL 80 1-2 BB			S SL 81 B SL 83 B FC 92 B SL 82 B FC 92 4-1 44 2B BB		2	2	1	1	2	1	2
44 C.J. Cron, R (1, 10) OBP: 0.323, SLG: 0.489 11 Andrew Velazquez, S (8, PR) OBP: 0.429, SLG: 0.333 (9, 10)	D SL 84 X FS 88 1-0 FC1 1 1B 39 HBP 1-3 2-H		B FF 92 S FS 86 B SL 82 T FS 86 X FS 86 2-2 ① F7		X FF 92 0-0 ② F8 2-3			C SL 82 S FC 92 D KC 84 F KC 83 B FC 91 B KC 81 X FC 92 3-2 17 PB 1 FC5 2B 1-H		4 0	0 1	1 0	1 0	0 0	0 0	3 0
39 Kevin Kiermaier, L (1, 8) OBP: 0.282, SLG: 0.370 17 Austin Meadows, L (4, 9) OBP: 0.318, SLG: 0.452	C FS 87 F SL 83 B FF 92 D SI 89 H SL 84 3-2 1 1B 1-2 HBP		B CU 78 F FF 91 C FF 92 X FS 86 1-2 ② L8		C FF 92 B FF 91 F CH 84 B SL 81 F FF 92 B FF 92 F CH 83 F FF 91 X SL 79 3-2 ③ L8			B KC 84 B KC 84 C FC 92 F SL 83 C KC 84 2-3 ① K 2-3		1 2	0 0	0 0	0 0	0 0	0 1	0 3
1 Willy Adames, R (1, 6) OBP: 0.343, SLG: 0.407	B SL 84 C FS 88 X FS 88 1-1 1-2 2-3 3-H 1B		S SL 82 F FS 89 B SL 82 F FF 93 B FS 88 F FC 89 S SL 84 2-3 ③ K			F FF 94 S FF 96 B FF 96 X FF 96 1-2 0 CS 1B		B FC 91 X SL 82 1-0 FC5 9 1B 19 1B 3-H		4	1	2	2	0	1	0
9 Jake Bauers, L (1, 3) OBP: 0.313, SLG: 0.383	C FS 88 C SL 84 B FS 89 S FF 94 1-3 ② K			F CU 76 F FF 92 X FF 92 0-2 19 FC1-6 1B		B FF 95 F FF 96 C FF 96 1 SAFE B FF 96 S FF 96 2-3 ① K		1 SAFE 1 SAFE B KC 81 C KC 84 C FC 94 X KC 84 1-2 0 FC6 19 1B 35 E 1-3 1B		4	1	2	0	0	2	4
19 Nick Ciuffo, L (1, 2) OBP: 0.268, SLG: 0.306	C SL 84 B FS 89 S FS 87 F FS 88 B FS 87 B SL 84 C SL 84 3-3 ③ K			B CU 75 B FF 91 1 SAFE C SL 81 X FS 87 2-1 ① FC1-6 0 G1-6-3 1-2f		1 SAFE T FF 95 B FF 95 1 SAFE S FF 95 S FF 96 1-3 ② K		X FC 93 0-0 0 FC6 1-2 3-H 1B		4	0	1	1	0	2	5
Inning Stats	R: 3 E: 1 K: 3 S: 21 H: 3 LOB: 3 BB: 1 P: 36	R: 0 E: 0 K: 0 S: 6 H: 0 LOB: 0 BB: 0 P: 8	R: 1 E: 0 K: 1 S: 12 H: 1 LOB: 0 BB: 0 P: 17	R: 0 E: 0 K: 0 S: 8 H: 1 LOB: 0 BB: 0 P: 11	R: 0 E: 0 K: 0 S: 17 H: 1 LOB: 2 BB: 1 P: 27	R: 0 E: 0 K: 2 S: 11 H: 1 LOB: 0 BB: 0 P: 16	R: 0 E: 0 K: 2 S: 10 H: 0 LOB: 0 BB: 0 P: 14	R: 4 E: 1 K: 1 S: 17 H: 3 LOB: 2 BB: 1 P: 29		1B: 8 2B: 1 3B: 0 HR: 1	SF: 0 SAC: 0 DP: 1 HBP: 1			WP: 0 PB: 1 SB: 1 CS: 1	PA: 39	

PITCHER		IP	WLS	BF	H	R	ER	SO	BB	IBB	HBP	BLK	WP	HR	S	P	ERA	WHIP
19 Masahiro Tanaka, R ERA: 3.75	(1, 1)	4.0	L	20	6	4	3	4	1	0	1	0	0	1	52	80	6.75	1.750
56 Jonathan Holder, R ERA: 2.88	(5, 1)	1.0		4	0	0	0	0	1	0	0	0	0	0	12	19	0.00	1.000
57 Chad Green, R ERA: 2.53	(6, 1)	1.0		3	1	0	0	2	0	0	0	0	0	0	11	16	0.00	1.000
54 Aroldis Chapman, L ERA: 2.49	(7, 1)	1.0		3	0	0	0	2	0	0	0	0	0	0	10	14	0.00	0.000
30 David Robertson, R ERA: 3.26	(8, 1)	0.1		6	3	4	3	1	1	0	0	0	0	0	13	24	81.00	12.000

PITCHER		IP	WLS	BF	H	R	ER	SO	BB	IBB	HBP	BLK	WP	HR	S	P	ERA	WHIP
61 Justus Sheffield, L ERA:	(8, 1)	0.2		2	0	0	0	0	0	0	0	0	0	0	4	5	0.00	0.000

BOTTOM

New York Yankees @ Tampa Bay Rays

Tropicana Field, St. Petersburg, FL

Wed Sep 26 2018, 7:12 PM - 11:02 PM EDT

Att. 11,325 - Dome - 72 F

livebaseballscorecards.com

AB	34
R	8
H	10
RBI	6
BB	3
SO	9
LOB	23

Batter	1	2	3	4	5	6	7	8	9	AB	R	H	RBI	BB	SO	LOB
11 Brett Gardner, L (1, 8) OBP: 0.326, SLG: 0.374	C FF 94 B FF 95 F SL 86 F FF 96 F CU 81 B CU 81 X CU 81 2-2 27 BB 14 WP 2B	X FF 92 0-0 ③ G4-3		C CU 81 X CU 82 0-1 ① FC4-6 45 S 45 2B 1-2f 2-3		S FF 92 B CH 81 B SL 83 S SL 84 D CH 82 X SL 85 3-2 99 SF9 1-H 3B		C CU 73 B CH 86 B CH 86 T FF 96 B CU 77 B FF 96 4-2 BB		4	3	2	1	1	0	2
99 Aaron Judge, R (1, 9) OBP: 0.392, SLG: 0.525 33 Greg Bird, L (7, 3) OBP: 0.284, SLG: 0.382	C FF 95 F FF 96 B FF 97 B CU 82 F SL 87 S FF 96 2-3 ① K	X SL 87 0-0 ① G5-3	S SL 87 1 SAFE 1 SAFE X SL 86 0-1 ② SF8 3-H		B FF 93 S SL 84 B SL 83 X FF 92 2-1 ② SF9 3-H		F FF 95 B FF 95 B CH 86 X FF 96 2-1 ② L7		2	0	0	2	0	1	1
									1	0	0	0	0	0	1
45 Luke Voit, R (1, 3) OBP: 0.395, SLG: 0.644 74 Ronald Torreyes, R (7, 5) OBP: 0.300, SLG: 0.378	B SL 88 F SL 89 B FF 96 F SL 87 B FF 96 F SL 87 B SL 87 4-2 14 WP 27 BB 41 HR BB	S SL 87 S FF 91 B CU 81 F FF 92 X CU 82 1-2 14 G3 27 BB 1B	S FF 90 1 SAFE B CU 81 X SL 87 1-1 1-H 2B		B FF 91 B FF 91 C SL 81 X FF 90 2-1 HR		B FF 95 F FF 94 F FF 94 D CU 77 X SL 88 2-2 ③ L7		3	2	3	2	1	0	0
									1	0	0	0	0	0	1
27 Giancarlo Stanton, R (1, 7) OBP: 0.341, SLG: 0.502	B SL 88 B SL 85 C SL 87 B FF 96 D SL 88 4-1 14 WP 41 HR 1-2 2-3 BB	C SL 88 B FF 91 F SL 87 B SL 87 B FF 92 B SL 87 4-2 14 G3 1-2 BB	C SL 87 B SL 88 B FF 91 S SL 88 S FF 92 2-3 ③ K		C SL 82 B SL 83 B SL 84 X SL 82 2-1 HR			B SI 89 F SI 87 B SI 88 X CH 81 2-1 HR	3	3	2	2	2	1	1
14 Neil Walker, S (1, 5) OBP: 0.306, SLG: 0.354 12 Tyler Wade, L (7, 9) OBP: 0.224, SLG: 0.286	C FF 96 S SL 86 B CU 82 F CU 82 S FF 95 1-3 ② K 1-2 2-3 3-H	X FF 92 0-0 ② G3 1-2 2-3		C FF 91 S CH 83 B CH 83 B SL 86 S SL 86 2-3 ① K	X FF 92 0-0 ③ F7			S SI 89 B ST 78 C SI 90 C SI 90 1-3 ① K	4	0	0	0	0	2	4
									1	0	0	0	0	1	0
41 Miguel Andujar, R (1, 10) OBP: 0.328, SLG: 0.525 66 Kyle Higashioka, R (9, PH) OBP: 0.247, SLG: 0.329 (9, 10)	C FF 96 X SL 87 0-1 2-H 3-H HR	C SL 88 B FF 92 X SL 89 1-1 ③ G6-3		X FF 92 0-0 25 G5-4-3 1B		B CH 89 X CH 86 1-0 ① F8		C ST 78 B SI 88 B CH 80 B SI 89 X SI 89 3-1 ② F9	4	1	2	3	0	0	2
									1	0	0	0	0	0	0
25 Gleyber Torres, R (1, 4) OBP: 0.342, SLG: 0.479	S FF 91 B SL 86 B FF 91 X SL 87 2-1 ③ L9		T FF 90 X FF 90 0-1 28 PB 28 1B 1B	B SL 86 B SL 87 F SL 85 F FF 92 X CH 82 2-2 ②③ G5-4-3 1-2f		C SI 93 F CH 87 B CH 86 F CH 87 B SI 94 X CH 84 2-2 ② G5-3		F SI 88 F SI 89 B CH 79 B ST 78 F SI 90 B FF 89 S CH 81 3-3 ③ K	5	1	1	0	0	1	1
28 Austin Romine, R (1, 2) OBP: 0.296, SLG: 0.420		C FF 91 B FF 91 B SL 88 F FF 92 C FF 92 2-3 ① K	C SL 87 B FF 91 T SL 88 B FF 91 F SL 88 F FF 92 X CU 82 2-2 11 FC4-6 29 1B 99 SF8 1-H 1B		B FF 93 C SL 85 S FF 92 S SL 85 1-3 ① K	C SI 92 B CH 86 F SI 92 B SI 93 F CH 85 S FF 94 2-3 ③ K			4	1	1	1	0	3	0
29 Adeiny Hechavarría, R (1, 6) OBP: 0.280, SLG: 0.349		F FF 93 X FF 92 0-1 ② F9	X SL 86 0-0 11 FC4-6 1-2 1B		X FF 92 0-0 11 3B 1B		B CU 79 B FF 94 B FF 94 C FF 93 F FF 93 S FF 94 3-3 ① K		4	1	2	0	0	1	0
Inning Stats	R: 4 E: 0 K: 2 S: 21 H: 2 LOB: 0 BB: 2 P: 36	R: 0 E: 0 K: 1 S: 6 H: 0 LOB: 0 BB: 0 P: 8	R: 0 E: 0 K: 0 S: 10 H: 1 LOB: 2 BB: 1 P: 16	R: 3 E: 0 K: 1 S: 17 H: 4 LOB: 1 BB: 0 P: 22	R: 0 E: 0 K: 1 S: 7 H: 1 LOB: 0 BB: 0 P: 11	R: 4 E: 0 K: 1 S: 14 H: 4 LOB: 0 BB: 0 P: 24	R: 0 E: 0 K: 1 S: 9 H: 0 LOB: 0 BB: 0 P: 14	R: 0 E: 0 K: 1 S: 10 H: 0 LOB: 1 BB: 1 P: 21	R: 1 E: 0 K: 2 S: 11 H: 1 LOB: 0 BB: 0 P: 20	1B: 6 2B: 2 3B: 1 HR: 4 SF: 2 SAC: 0 DP: 1 HBP: 0						

PITCHER		IP	WLS	BF	H	R	ER	SO	BB	IBB	HBP	BLK	WP	HR	S	P	ERA	WHIP
57 Jaime Schultz, R ERA: 5.64	(1, 1)	0.2	L	6	2	4	4	2	2	0	0	0	1	1	19	32	54.00	6.000
50 Austin Pruitt, R ERA: 4.75	(1, 1)	3.1		16	5	3	3	2	1	0	0	0	0	0	35	50	8.10	1.800
36 Andrew Kittredge, R ERA: 7.75	(5, 1)	2.0		10	5	4	4	2	0	0	0	0	0	2	21	35	18.00	2.500
58 Chih-Wei Hu, R ERA: 4.15	(7, 1)	1.0		3	0	0	0	1	0	0	0	0	0	0	9	14	0.00	0.000
61 Hunter Wood, R ERA: 3.57	(8, 1)	1.0		4	0	0	0	1	1	0	0	0	0	0	10	21	0.00	1.000

PITCHER		IP	WLS	BF	H	R	ER	SO	BB	IBB	HBP	BLK	WP	HR	S	P	ERA	WHIP
60 Hoby Milner, L ERA: 7.71	(9, 1)	1.0		4	1	1	1	2	0	0	0	0	0	1	11	20	9.00	1.000

TOP

New York Yankees @ Tampa Bay Rays

Tropicana Field, St. Petersburg, FL

Thu Sep 27 2018, 1:13 PM - 4:00 PM EDT

Att. 12,349 - Dome - 72 F

livebaseballscorecards.com

AB	37
R	12
H	13
RBI	11
BB	4
SO	10
LOB	13

1B: 6	SF: 2	WP: 1	PA: 43
2B: 2	SAC: 0	PB: 1	
3B: 1	DP: 1	SB: 1	
HR: 4	HBP: 0	CS: 0	

Batter	1	2	3	4	5	6	7	8	9	AB	R	H	RBI	BB	SO	LOB
0 Mallex Smith, L (1, 8) OBP: 0.361, SLG: 0.397	C SI 87 F SI 87 X SL 78 0-2 ① F7			B SL 78 F SI 88 C SI 88 X SL 80 1-2 ① L8		B FF 94 S SL 81 F SL 81 F SL 82 D SL 82 X CH 85 2-2 ① FC6-4 29 WP 1-2f		B SL 85 B FF 95 T FF 94 S CH 87 B SL 84 X CH 86 3-2 ③ G5-3		4	0	0	0	0	0	1
29 Tommy Pham, R (1, 7) OBP: 0.363, SLG: 0.461	C SL 78 B FC 87 C FC 86 S FC 86 1-3 ② K			B FC 87 C SL 79 B SL 80 B FC 88 S FC 87 F FC 89 S FC 86 3-3 ② K		D SL 84 C SL 83 C SL 83 B SL 82 S SL 84 2-3 ② K 1-2			B CU 84 B FF 96 B FF 96 C FF 95 C FF 96 B FF 96 4-2 BB	3	0	0	0	1	3	1
18 Joey Wendle, L (1, 5) OBP: 0.354, SLG: 0.435 11 Andrew Velazquez, S (8, 5) OBP: 0.375, SLG: 0.286	X SI 88 0-0 ③ G4-3			C SL 81 F SL 81 X FC 91 0-2 1B		C SL 81 B SL 82 B FF 95 S SL 81 S SL 84 2-3 ③ K2-3			C FF 96 C FF 96 B FF 96 B CH 88 S FF 96 2-3 ① K	3 1	0 0	1 0	0 0	0 0	1 1	1 1
44 C.J. Cron, R (1, 10) OBP: 0.322, SLG: 0.493		B FC 87 B FC 87 X FC 87 2-0 ① P4		B FC 88 T FC 88 F FC 87 B FC 88 F FC 88 S FC 88 2-3 ③ K			X FF 94 0-0 HR		C CU 84 F CU 83 B FF 96 F FF 96 F CU 84 S CU 83 1-3 ② K	4	1	1	1	0	2	2
35 Brandon Lowe, L (1, 4) OBP: 0.336, SLG: 0.479		C SL 80 B SI 90 X SI 88 1-1 ② G6-3			X SI 87 0-0 ① G4-3		C SL 82 B SL 82 B FF 95 S SL 82 S FF 95 2-3 ① K		C FF 95 B CH 89 B CH 88 X FF 95 2-1 ③ F7	4	0	0	0	0	1	1
1 Willy Adames, R (1, 6) OBP: 0.340, SLG: 0.402		C SL 80 B CH 81 S FC 87 F FC 88 C SL 78 1-3 ③ K			B FC 87 X FC 88 1-0 ② G5-3		C SL 83 S SL 84 X SL 84 0-2 ② L8			3	0	0	0	0	1	0
9 Jake Bauers, L (1, 3) OBP: 0.313, SLG: 0.381			C SI 87 C SL 78 X SL 80 0-2 ① F9		H SI 88 1-0 HBP		C SL 84 B CH 87 S CH 87 C SL 83 1-3 ③ K			2	0	0	0	0	1	0
27 Carlos Gómez, R (1, 9) OBP: 0.299, SLG: 0.339			F SL 79 S FC 86 B SL 79 T FC 88 1-2 ② K		B FC 87 X FC 87 1-0 ③ P3			B SL 83 X SL 83 1-0 ① L6		3	0	0	0	0	1	1
45 Jesús Sucre, R (1, 2) OBP: 0.251, SLG: 0.257			C FC 87 X FC 88 0-1 ③ P6			H FC 92 1-0 0 FC6-4 HBP		C SL 83 B SL 84 F SL 83 B FF 95 S SL 84 2-3 ② K		2	0	0	0	0	1	0
Inning Stats	R: 0 E: 0 K: 1 S: 7 H: 0 LOB: 0 BB: 0 P: 8	R: 0 E: 0 K: 1 S: 7 H: 0 LOB: 0 BB: 0 P: 11	R: 0 E: 0 K: 1 S: 8 H: 0 LOB: 0 BB: 0 P: 9	R: 0 E: 0 K: 2 S: 14 H: 1 LOB: 1 BB: 0 P: 20	R: 0 E: 0 K: 0 S: 3 H: 0 LOB: 1 BB: 0 P: 6	R: 0 E: 0 K: 2 S: 10 H: 0 LOB: 1 BB: 0 P: 17	R: 1 E: 0 K: 2 S: 10 H: 1 LOB: 0 BB: 0 P: 13	R: 0 E: 0 K: 1 S: 7 H: 0 LOB: 0 BB: 0 P: 13	R: 0 E: 0 K: 2 S: 12 H: 0 LOB: 1 BB: 1 P: 21	1B: 1 2B: 0 3B: 0 HR: 1	SF: 0 SAC: 0 DP: 0 HBP: 2	WP: 1 PB: 0 SB: 0 CS: 0	PA: 32				

PITCHER		IP	WLS	BF	H	R	ER	SO	BB	IBB	HBP	BLK	WP	HR	S	P	ERA	WHIP
52 CC Sabathia, L ERA: 3.65	(1, 1)	5.0	W	18	1	0	0	5	0	0	2	0	0	0	39	55	0.00	0.200
85 Luis Cessa, R ERA: 4.67	(6, 1)	3.0	H	10	1	1	1	5	0	0	0	0	1	1	27	42	3.00	0.333
38 Jonathan Loáisiga, R ERA: 5.56	(9, 1)	1.0		4	0	0	0	2	1	0	0	0	0	0	12	21	0.00	1.000

PITCHER	IP	WLS	BF	H	R	ER	SO	BB	IBB	HBP	BLK	WP	HR	S	P	ERA	WHIP

BOTTOM

New York Yankees @ Tampa Bay Rays

Tropicana Field, St. Petersburg, FL

Thu Sep 27 2018, 1:13 PM - 4:00 PM EDT

Att. 12,349 - Dome - 72 F

livebaseballscorecards.com

AB	29
R	1
H	2
RBI	1
BB	1
SO	12
LOB	8

Batter	1	2	3	4	5	6	7	8	9	AB	R	H	RBI	BB	SO	LOB
26 Andrew McCutchen, R (1, 7) OBP: 0.368, SLG: 0.424	C FF 88 X SL 76 0-1 ① L5		B CU 73 B CU 74 C SL 77 C FF 89 B CU 76 S SL 78 3-3 ② K	C FF 87 C FF 89 B FF 89 F SL 85 B CU 76 X CU 79 2-2 99 1B 31 HR 2-H 1B		X FF 89 0-0 ① G5-3	B FF 100 B KC 86 S FF 99 C FF 99 X FF 100 2-2 ③ FC4-6 1-2f			5	1	1	1	0	1	2
99 Aaron Judge, R (1, 9) OBP: 0.394, SLG: 0.532	C FF 90 X FF 90 0-1 ② F9		B FF 90 B SL 77 B SL 79 C FF 89 S CU 75 B SL 78 4-2 31 1B 27 1B BB	B FF 90 C SL 85 C SI 89 X CU 77 1-2 31 HR 1B		C FF 90 B KC 80 F FF 90 C FF 91 1-3 ② K		X FF 91 0-0 HR		4	3	2	1	1	1	0
31 Aaron Hicks, S (1, 8) OBP: 0.368, SLG: 0.470	C FF 89 B CH 82 B SL 77 X SL 78 2-1 ③ P3		C FF 88 F SL 79 1 SAFE 1 SAFE D CU 75 X FF 89 1-2 27 1B 1-2 1B	D CH 80 X FF 90 1-0 1-H 2-H HR		B KC 80 C KC 81 C SI 91 F FC 88 C SI 93 1-3 ③ K		X FF 91 0-0 ① F9		5	1	2	3	0	1	0
27 Giancarlo Stanton, R (1, 10) OBP: 0.341, SLG: 0.501		F FF 88 B CH 83 B FF 89 F SL 77 X SL 78 2-2 ① F8	S SL 78 B FF 90 F SL 79 X SL 78 1-2 1-3 2-H 1B	B SL 87 X SL 87 1-0 1B			C KC 78 C SI 90 B FF 91 B KC 80 S KC 81 2-3 ① K	C CH 83 B CH 84 S CH 82 F FF 90 F FF 90 F CH 84 X CH 83 1-2 ② F9		5	0	2	1	0	1	0
45 Luke Voit, R (1, 3) OBP: 0.395, SLG: 0.655		B CU 74 B CU 74 B FF 91 C FF 90 B SL 77 4-1 18 FC4-6 BB	B SL 77 C SL 78 C FF 90 D CU 74 B SL 78 F FF 90 X FF 90 3-2 ③ F9	X FF 91 0-0 ② F9			X FF 90 0-0 HR	S FF 91 B FF 90 B CH 82 C CH 83 F FF 90 F FF 91 F FF 91 B CH 82 S CH 83 3-3 ③ K		4	1	1	1	1	1	3
18 Didi Gregorius, L (1, 6) OBP: 0.335, SLG: 0.495		B FF 89 F FF 90 F FF 90 F SL 78 D SL 79 F FF 90 F FF 90 B FF 89 X SL 78 3-2 ② FC4-6 1-2f		L8 F FF 92 D SL 86 B SL 86 X SL 86 2-1 ③ F9			C KC 80 B FC 86 S KC 80 B FF 91 X FF 90 2-2 24 FC6 41 BB 24 E 1B		C FF 90 B SL 84 X FF 89 1-1 ① L9	5	1	1	0	0	0	2
41 Miguel Andujar, R (1, 5) OBP: 0.328, SLG: 0.525		B SL 77 1 SAFE B FF 90 F SL 76 S CU 75 1 SAFE X FF 91 2-2 ③ L9		C SL 85 F CU 79 X CU 77 0-2 25 2B 2B	B SI 90 C FF 89 B KC 81 F KC 80 B FF 92 X FF 92 3-2 ① L3		C FF 91 B KC 80 F KC 81 F KC 82 F FF 92 D KC 82 B FF 92 B KC 81 4-2 24 E 1-2 BB		F CH 83 B FF 90 X FF 90 1-1 ② P3	4	1	1	0	1	0	1
24 Gary Sánchez, R (1, 2) OBP: 0.288, SLG: 0.407			B CU 73 B FF 88 X FF 88 2-0 HR	S SL 85 B CH 82 B SL 87 B SL 84 C SL 84 B CU 77 4-2 25 2B BB	C KC 80 S FF 91 F KC 82 S FF 92 0-3 ② K		B KC 84 B CH 87 B FF 99 C FF 99 X FF 100 3-1 FC6 26 FC4-6 1-3 2-H		C CH 83 B FF 90 X CH 83 1-1 2B	4	2	2	1	1	1	1
25 Gleyber Torres, R (1, 4) OBP: 0.340, SLG: 0.478			C SL 78 B CU 74 C SL 78 S FF 88 1-3 ① K	B FF 90 S SL 85 F SL 84 X FF 89 1-2 26 1B 1-H 2-H 2B	B KC 80 B FF 92 S FF 92 C FF 92 X KC 81 2-2 ③ G6-3		B KC 88 S KC 86 D CH 90 C KC 87 C KC 86 2-3 ② K		F CH 83 F CH 84 S CH 84 0-3 ③ K	5	1	1	2	0	3	3

Inning Stats	1	2	3	4	5	6	7	8	9	1B: 6	SF: 0	WP: 0	PA: 45
	R: 0 E: 0 K: 0 S: 6 H: 0 LOB: 0 BB: 0 P: 8	R: 0 E: 0 K: 0 S: 13 H: 0 LOB: 1 BB: 1 P: 24	R: 2 E: 0 K: 2 S: 19 H: 3 LOB: 2 BB: 1 P: 34	R: 6 E: 0 K: 0 S: 22 H: 6 LOB: 1 BB: 1 P: 37	R: 0 E: 0 K: 1 S: 10 H: 0 LOB: 0 BB: 0 P: 15	R: 0 E: 0 K: 2 S: 8 H: 0 LOB: 0 BB: 0 P: 10	R: 2 E: 1 K: 2 S: 19 H: 2 LOB: 2 BB: 1 P: 34	R: 1 E: 0 K: 1 S: 14 H: 1 LOB: 0 BB: 0 P: 18	R: 0 E: 0 K: 1 S: 9 H: 1 LOB: 1 BB: 0 P: 12	2B: 3 3B: 0 HR: 4	SAC: 0 DP: 0 HBP: 0	PB: 0 SB: 0 CS: 0	

PITCHER		IP	WLS	BF	H	R	ER	SO	BB	IBB	HBP	BLK	WP	HR	S	P	ERA	WHIP
61 Brian Johnson, L ERA: 4.17	(1, 1)	3.0	L	14	3	2	2	2	2	0	0	0	0	1	38	66	6.00	1.667
67 William Cuevas, R ERA: 7.41	(4, 1)	0.1		8	6	6	6	0	1	0	0	0	0	1	19	32	162.00	21.000
37 Heath Hembree, R ERA: 4.27	(4, 1)	0.2		2	0	0	0	0	0	0	0	0	0	0	3	5	0.00	0.000
31 Drew Pomeranz, L ERA: 6.16	(5, 1)	2.1		10	2	2	1	4	1	0	0	0	0	1	29	44	3.86	1.286
56 Joe Kelly, R ERA: 4.45	(7, 1)	0.2		3	0	0	0	1	0	0	0	0	0	0	8	15	0.00	0.000

PITCHER		IP	WLS	BF	H	R	ER	SO	BB	IBB	HBP	BLK	WP	HR	S	P	ERA	WHIP
66 Bobby Poyner, L ERA: 2.53	(8, 1)	2.0		8	2	1	1	2	0	0	0	0	0	1	23	30	4.50	1.000

TOP

New York Yankees @ Boston Red Sox

Fenway Park, Boston, MA

Fri Sep 28 2018, 7:11 PM - 10:38 PM EDT

Att. 36,779 - Cloudy - 60 F

livebaseballscorecards.com

AB	41
R	11
H	13
RBI	10
BB	4
SO	9
LOB	12

Batter	1	2	3	4	5	6	7	8	9	AB	R	H	RBI	BB	SO	LOB
50 Mookie Betts, R (1, 8) (9, 9) OBP: 0.438, SLG: 0.641	C FF 90 C FF 91 F FF 92 C FF 92 0-3 ① K			C FF 92 B CH 87 B FF 93 B FF 92 B FF 94 4-1 16 1B BB		C FF 93 B SL 87 B FF 93 C CH 87 X FF 93 2-2 16 2B 25 HR 1B		C FF 96 B KC 83 C KC 83 B FF 96 B KC 84 B FF 97 4-2 28 1B 25 1B BB	C SI 94 D SI 95 X SI 96 1-1 FC6 2 BB 1-3	3	2	1	0	2	1	1
16 Andrew Benintendi, L (1, 7) OBP: 0.364, SLG: 0.464	B FF 92 S SL 84 B SI 90 C FF 92 S FF 92 2-3 ② K			B SI 91 X SI 90 1-0 25 FC6-4 1-3 1B		X SL 84 0-0 25 HR 1-3 2B		C KC 84 F FF 98 F SV 86 S SV 87 0-3 ① K	F SI 94 X SL 82 0-1 ② L6	5	1	2	0	0	2	3
28 J.D. Martinez, R (1, 9) OBP: 0.402, SLG: 0.626 30 Tzu-Wei Lin, L (9, 8) OBP: 0.324, SLG: 0.410 7 Christian Vázquez, R (9, PH) OBP: 0.258, SLG: 0.286	B FF 93 X FF 93 1-0 ③ F7			F FF 93 X CH 88 0-1 ① F9		B FF 94 X FF 94 1-0 ② P3		C KC 84 S FF 97 X FF 97 0-2 11 BB 25 1B 1-2 1B	B SI 95 B SI 96 B SI 95 C SI 95 C SI 95 D SI 95 4-2 2 BB BB	4 0 0	0 0 0	1 0 0	0 0 0	0 0 1	0 0 0	4 0 0
2 Xander Bogaerts, R (1, 6) OBP: 0.359, SLG: 0.514		C FF 90 B FF 92 C FF 92 B SI 88 F FF 93 X FF 94 2-2 ① F8		C FF 92 F FF 94 S CH 86 0-3 ② K		B FF 94 D CH 87 B FF 94 B FF 94 4-0 25 HR BB		B FF 97 C KC 84 B FF 97 F KC 85 X KC 85 2-2 ② F5	B SI 96 B SI 95 C SI 95 B SI 95 B SI 96 4-1 1-2 2-3 3-H BB	3	1	0	1	2	1	4
25 Steve Pearce, R (1, 3) OBP: 0.378, SLG: 0.512		S FF 92 S CH 88 F FF 93 C FF 94 0-3 ② K		B CH 88 C FF 94 B FF 94 X FF 95 2-1 ③ FC6-4 1-2f		X FF 94 0-0 1-H 2-H 3-H HR		C KC 84 X FF 98 0-1 11 BB 1-2 2-H 1B	B SI 96 D SI 95 C SI 95 D FF 95 C FF 96 X FF 95 3-2 ③ G5-3	5	1	2	5	0	1	5
11 Rafael Devers, L (1, 5) OBP: 0.300, SLG: 0.437		B FF 94 B SL 86 X FF 93 2-0 ③ F8			B FF 92 S SL 86 X SI 90 1-1 ① G6-3	C SL 84 B SL 87 F SI 92 X SL 87 1-2 ③ G6-3		B SV 83 B KC 84 B KC 83 C FF 96 B FF 97 4-1 1-2 2-3 BB		3	0	0	0	1	0	0
36 Eduardo Núñez, R (1, 10) OBP: 0.286, SLG: 0.386			B FF 92 S FF 92 F FF 93 B FF 92 F SL 85 X FF 94 2-2 ① G4-3		C FF 93 F FF 94 X CH 87 0-2 ② G3		C FF 95 B FF 95 B FF 96 X FF 95 2-1 ① L8	F FF 97 F KC 85 B SV 86 F SV 85 X SV 86 1-2 ③ L4		4	0	0	0	0	0	3
5 Ian Kinsler, R (1, 4) OBP: 0.299, SLG: 0.380			F FF 92 B FF 92 X FF 91 1-1 ② L7		C FF 94 B SL 85 B FF 92 B FF 92 F FF 92 F FF 93 F FF 94 C FF 95 3-3 ③ K		F FF 96 F FF 96 F FF 96 B FF 96 F FF 96 F FF 96 F FF 95 X SL 87 1-2 ② F9		B SI 95 B SI 94 B SI 94 B SI 94 4-0 59 FC5-4 BB	3	0	0	0	1	1	0
23 Blake Swihart, S (1, 2) OBP: 0.289, SLG: 0.328 59 Sam Travis, R (9, PH) OBP: 0.235, SLG: 0.344			C FF 92 B FF 94 F CH 88 S FF 93 1-3 ③ K			C FF 92 F FF 93 B SI 88 S CH 87 1-3 ① K	S FF 95 F FS 89 B FF 96 B FF 96 S FF 96 2-3 ③ K		D SI 95 C SI 95 D SI 94 X SI 95 2-1 ① FC5-4 50 E 50 FC6 2 BB 1-2f	3 1	0 1	0 0	0 0	0 0	3 0	0 1
Inning Stats	R: 0 E: 0 K: 2 S: 8 H: 0 LOB: 0 BB: 0 P: 11	R: 0 E: 0 K: 1 S: 9 H: 0 LOB: 0 BB: 0 P: 13	R: 0 E: 0 K: 1 S: 9 H: 0 LOB: 0 BB: 0 P: 13	R: 0 E: 0 K: 1 S: 9 H: 1 LOB: 2 BB: 1 P: 16	R: 0 E: 0 K: 1 S: 10 H: 0 LOB: 0 BB: 0 P: 14	R: 4 E: 0 K: 1 S: 12 H: 3 LOB: 0 BB: 1 P: 21	R: 0 E: 0 K: 1 S: 12 H: 0 LOB: 0 BB: 0 P: 17	R: 1 E: 0 K: 1 S: 19 H: 2 LOB: 3 BB: 2 P: 30	R: 1 E: 1 K: 0 S: 12 H: 0 LOB: 3 BB: 3 P: 30	1B: 4 2B: 1 3B: 0 HR: 1 SF: 0 SAC: 0 DP: 0 HBP: 0	WP: 0 PB: 0 SB: 0 CS: 0 PA: 41					

BOTTOM

New York Yankees @ Boston Red Sox

Fenway Park, Boston, MA

Fri Sep 28 2018, 7:11 PM - 10:38 PM EDT

Att. 36,779 - Cloudy - 60 F

livebaseballscorecards.com

AB	34
R	6
H	6
RBI	6
BB	7
SO	9
LOB	21

PITCHER		IP	WLS	BF	H	R	ER	SO	BB	IBB	HBP	BLK	WP	HR	S	P	ERA	WHIP
34 J.A. Happ, L ERA: 3.65	(1, 1)	6.0	W	24	4	4	4	7	2	0	0	0	0	1	57	88	6.00	1.000
57 Chad Green, R ERA: 2.5	(7, 1)	1.0		3	0	0	0	1	0	0	0	0	0	0	12	17	0.00	0.000
68 Dellin Betances, R ERA: 2.7	(8, 1)	1.0		7	2	1	1	1	2	0	0	0	0	0	19	30	9.00	4.000
53 Zack Britton, L ERA: 3.1	(9, 1)	1.0		7	0	1	0	0	3	0	0	0	0	0	12	30	0.00	3.000

PITCHER	IP	WLS	BF	H	R	ER	SO	BB	IBB	HBP	BLK	WP	HR	S	P	ERA	WHIP

New York Yankees @ Boston Red Sox

Fenway Park, Boston, MA

Sat Sep 29 2018, 1:08 PM - 4:46 PM EDT

Att. 36,375 - Partly Cloudy - 70 F

livebaseballscorecards.com

TOP

Batter	1	2	3	4	5	6	7	8	9	AB	R	H	RBI	BB	SO	LOB
11 Brett Gardner, L (1, 7) (5, 8) OBP: 0.324, SLG: 0.371	C FF 98 C CU 80 B FF 99 B FC 92 B FS 93 X FF 99 3-2 E5 27 2B		X FF 94 0-0 ① L7	C FC 86 F FC 86 B FF 92 B FC 86 F FF 94 B FC 88 B FF 95 4-2 BB		C FF 93 C FF 94 B FF 96 F FF 94 F FF 95 F SL 90 X SL 89 1-2 ① F7		B CU 75 B SI 91 C SI 91 F CH 86 X FF 92 2-2 ② G1-3		4	1	0	0	1	0	1
26 Andrew McCutchen, R (1, 9) (5, 7) OBP: 0.368, SLG: 0.424	F FF 98 1 SAFE F FC 93 S FF 96 0-3 ① K		B FF 93 B FF 93 X FF 94 2-0 31 G1-4-3 1-2 1B	C FC 88 F CH 87 F FF 93 S CH 87 0-3 ③ K		B CU 82 X SL 89 1-0 ② L8		F SI 91 X SI 91 0-1 12 FC6 1B		5	0	2	0	0	2	2
31 Aaron Hicks, S (1, 8) OBP: 0.368, SLG: 0.470 12 Tyler Wade, L (5, PR) (5, 9) OBP: 0.217, SLG: 0.277	B FF 97 B FS 87 F FC 91 F FS 84 1 SAFE C FC 92 2-3 ② K		X CH 87 0-0 ② G1-4-3 1-2 2-3		X FF 90 0-0 18 FC4-6 27 1B 41 2B 1B	B SL 88 B FF 94 C FF 94 F FF 94 S FF 95 2-3 ③ K		B SI 90 C SI 91 D CH 82 X SI 91 2-1 ③ FC6 1-2f		3	0	1	0	0	1	3
										2	1	0	0	0	1	1
27 Giancarlo Stanton, R (1, 10) OBP: 0.343, SLG: 0.509 66 Kyle Higashioka, R (9, PH) (9, 10) OBP: 0.244, SLG: 0.324	C FF 98 C FF 96 F SL 85 B FF 97 X FC 90 1-2 1-H 2B		S FF 94 B CH 88 S FF 94 B SI 94 C FC 91 2-3 ③ K		C FF 92 1 SAFE B FF 90 B FF 91 X FC 87 2-1 18 FC4-6 1-2 1B		B KN 78 S KN 78 F KN 80 B KN 81 X KN 80 2-2 HR		C SI 88 B CH 84 B CH 85 B SL 84 X SI 90 3-1 ① F7	4	1	3	2	0	1	2
										1	0	0	0	0	0	0
18 Didi Gregorius, L (1, 6) OBP: 0.335, SLG: 0.494 29 Adeiny Hechavarría, R (5, 6) OBP: 0.278, SLG: 0.347	C FC 90 F FF 95 D FS 86 F FC 90 D CU 78 S FF 98 2-3 ③ K			C FF 92 B SL 84 X FF 94 1-1 33 2B 1B	X KC 80 0-0 ① FC4-6 41 2B 1-2f 2-3		B KN 76 C KN 77 F KN 77 F KN 78 S CU 70 1-3 ① K2-3		F SI 90 X SI 91 0-1 ② F9	3	2	1	0	0	1	3
										2	0	0	0	0	1	0
41 Miguel Andujar, R (1, 5) OBP: 0.329, SLG: 0.527		X FF 96 0-0 ① G4-3		B CH 86 X CH 86 1-0 ① F8	B KC 79 X KC 80 1-0 28 E 1-H 3-H 2B		X KN 76 0-0 ② F7		X SL 80 0-0 2B	5	1	2	2	0	0	1
33 Greg Bird, L (1, 3) OBP: 0.286, SLG: 0.386		B FF 97 B FC 90 F FF 98 B CU 79 F FF 99 X FC 92 3-2 ② G4-3		S FF 91 B FF 90 S SL 86 F FF 93 F CH 84 X SI 92 1-2 28 G6-3 25 HR 1-H 2B	B FF 91 S FC 88 F KC 80 F FC 88 S KC 81 1-3 ② K		B KN 76 X KN 77 1-0 1B		C SL 77 B SI 89 D SL 77 B SI 90 F SI 88 F SI 89 S FF 90 3-3 ③ K	5	1	2	1	0	2	3
28 Austin Romine, R (1, 2) OBP: 0.295, SLG: 0.417		B SL 85 S FF 98 F FF 98 B FS 88 C FF 99 2-3 ③ K		B CH 87 X CH 88 1-0 ② G6-3 2-3	C FC 89 B FC 87 X KC 78 1-1 E8 2-H 1B		C KN 78 F KN 78 T KN 69 0-2 ③ K			4	0	1	1	0	2	2
25 Gleyber Torres, R (1, 4) OBP: 0.342, SLG: 0.485 74 Ronald Torreyes, R (5, 4) OBP: 0.297, SLG: 0.374			B FF 93 C FF 93 B SI 92 F SI 94 B FF 93 F SI 93 B FC 88 4-2 31 G1-4-3 26 1B BB	S FF 94 B SI 94 X SI 94 1-1 3-H HR	B FF 91 F FF 92 S FC 89 C FF 91 1-3 ③ K			C SI 88 F CU 74 B CH 84 B CH 86 B CU 76 F SI 89 X SI 90 3-2 ① G5-3		2	1	1	2	1	1	2
										1	0	0	0	0	0	0

	AB	41
	R	8
	H	13
	RBI	8
	BB	2
	SO	12
	LOB	20

Inning Stats	1	2	3	4	5	6	7	8	9
	R: 1 E: 1 K: 3 S: 17	R: 0 E: 0 K: 1 S: 7	R: 0 E: 0 K: 1 S: 9	R: 3 E: 0 K: 1 S: 18	R: 3 E: 1 K: 2 S: 14	R: 0 E: 0 K: 1 S: 10	R: 1 E: 0 K: 2 S: 12	R: 0 E: 0 K: 0 S: 11	R: 0 E: 0 K: 1 S: 9
	H: 1 LOB: 1 BB: 0 P: 25	H: 0 LOB: 0 BB: 0 P: 12	H: 1 LOB: 2 BB: 1 P: 17	H: 3 LOB: 1 BB: 1 P: 27	H: 4 LOB: 2 BB: 0 P: 20	H: 0 LOB: 0 BB: 0 P: 14	H: 2 LOB: 1 BB: 0 P: 16	H: 1 LOB: 1 BB: 0 P: 18	H: 1 LOB: 1 BB: 0 P: 15

| | | | | | | | | | |

BOTTOM

New York Yankees @ Boston Red Sox

Fenway Park, Boston, MA

Sat Sep 29 2018, 1:08 PM - 4:46 PM EDT

Att. 36,375 - Partly Cloudy - 70 F

livebaseballscorecards.com

Batter	1	2	3	4	5	6	7	8	9	AB	R	H	RBI	BB	SO	LOB
16 Andrew Benintendi, L (1, 7) OBP: 0.366, SLG: 0.465 30 Tzu-Wei Lin, L (7, 8) OBP: 0.329, SLG: 0.429	B FF 94 C FF 95 S SI 95 F SI 96 F SI 91 X SI 96 1-2 12 1B 1B	T SL 86 C SL 86 B SI 92 B SL 86 B CU 79 X SL 86 3-2 ② F8 1-2 2-3		B FF 94 B FF 93 F FF 94 X FF 95 2-1 2-H 1B			C FF 94 B FF 94 B SI 90 F FF 94 F FF 94 X FF 94 2-2 ① G4-3		X FF 91 0-0 12 HR 2B	3 2	0 1	2 1	1 0	0 0	0 0	2 0
12 Brock Holt, L (1, 6) OBP: 0.359, SLG: 0.407	C FF 95 C CH 89 B SI 90 1 SAFE B CU 83 X SI 96 2-2 1-3 1B	B SL 87 B SI 93 C FF 95 B SI 94 C SL 89 F SL 86 F SL 88 S SI 93 3-3 ③ K		B FF 93 B FF 93 C FF 94 S FF 95 X FF 95 2-2 ③ P5			B FF 95 B SI 91 C FF 94 C SI 91 B FF 94 C FF 94 3-3 ② K		C FF 91 B CH 85 X FF 92 1-1 2-H HR	5	1	2	2	0	2	3
28 J.D. Martinez, R (1, 10) OBP: 0.401, SLG: 0.624 59 Sam Travis, R (5, PH) OBP: 0.243, SLG: 0.343 (6, 10)	F FF 96 F CU 83 S SI 96 0-3 ① K		F FF 94 F CU 80 B FF 95 C SI 93 1-3 ① K		C FF 92 B SI 92 S FF 93 B CU 81 B FF 94 T FF 94 3-2 ① K		F FF 93 S SL 88 C SL 87 0-3 ③ K		S SL 82 C SL 81 F SL 79 X FF 92 0-2 5 DI 1B	2 3	0 0	0 1	0 0	0 0	2 2	2 0
11 Rafael Devers, L (1, 5) OBP: 0.299, SLG: 0.434 0 Brandon Phillips, R (8, PH) OBP: 0.280, SLG: 0.286 (9, 5)	F SI 96 F SI 91 F CU 83 1 SAFE C CU 82 0-3 ② K		B FF 94 B FF 94 F FF 93 X FF 94 2-1 ② G4-3		C FF 92 C FF 94 B SI 92 B CU 81 F FF 93 S FF 95 3-3 ② K			B FF 96 S FF 95 B FF 97 B FF 97 B FF 96 4-1 5 BB 18 1B 23 G4-3 BB	C SL 81 D SL 82 T FF 92 D SL 80 B SL 82 S FF 93 3-3 ① K	3 1	0 1	0 0	0 1	0 1	2 1	2 1
18 Mitch Moreland, L (1, 3) OBP: 0.323, SLG: 0.431	C CU 82 B CU 82 X SI 91 1-1 ③ F7		B FF 94 B FF 93 B FF 94 B FF 93 4-0 5 FC5-4 BB		X FF 93 0-0 ③ P5			C CH 87 X FF 96 0-1 23 G4-3 1-2 5 BB 1B	C FF 97 S SL 84 F SL 88 F FF 99 S SL 86 0-3 ② K	4	0	1	0	1	1	3
5 Ian Kinsler, R (1, 4) OBP: 0.304, SLG: 0.383		B CU 83 B FF 94 B SI 95 B FF 94 4-0 19 S 19 2B BB	C FC 90 C FF 94 F FF 96 X SI 92 0-2 ③ FC5-4 1-2f			F FF 95 B ST 84 B ST 85 F FF 94 X ST 83 2-2 19 G4-3 2B		B FF 95 B FF 94 C FF 96 C CH 89 B CH 88 B FF 96 4-2 23 G4-3 1-2 2-3 BB	B FF 98 B FF 97 B SL 84 C FF 98 B FF 96 4-1 1-2 BB	2	1	1	0	3	0	1
19 Jackie Bradley Jr., L (1, 8) OBP: 0.311, SLG: 0.399 (7, 9)	1 SAFE C FF 94 B SI 94 S CH 88 F SI 91 1 SAFE B CU 82 X CH 89 2-2 16 S 1-H 2B		C FC 86 B FF 93 B FF 92 F FF 93 B SI 94 F SI 94 X FF 94 3-2 ① G4-3			B CU 83 C FF 93 D CU 82 F SI 90 X SI 92 2-2 ① G4-3 2-3		B FF 96 B FF 97 B FF 96 C FF 95 F FF 96 X FF 96 3-2 ① F7	B FF 96 C SL 84 C SL 86 D FF 100 S SL 86 2-3 ③ K	5	0	1	1	0	1	6
23 Blake Swihart, S (1, 9) OBP: 0.288, SLG: 0.332 (7, 7)	S CU 82 B FF 96 F CU 82 S FF 96 1-3 ① K		X FC 89 0-0 16 1B 2B		C SL 85 F FF 93 B CU 83 S ST 83 1-3 ② K		B CH 88 C FF 97 F CH 89 X CH 90 1-2 ② G4-3 1-2 2-3 3-H			4	1	1	1	0	2	4
7 Christian Vázquez, R (1, 2) OBP: 0.257, SLG: 0.283	H SI 96 1-0 16 S HBP		C FF 94 S FF 94 B SI 92 T FC 88 1-2 ② K		F SI 94 X ST 83 0-1 ③ L9		C FF 97 B FF 97 F FF 95 D CH 90 B FF 97 X FF 96 3-2 ③ L1-3			3	0	0	0	0	1	4
Inning Stats	R: 0 E: 0 K: 2 S: 17 H: 2 LOB: 2 BB: 0 P: 21	R: 1 E: 0 K: 2 S: 15 H: 1 LOB: 2 BB: 1 P: 29	R: 0 E: 0 K: 1 S: 9 H: 0 LOB: 1 BB: 1 P: 16	R: 1 E: 0 K: 1 S: 13 H: 2 LOB: 1 BB: 0 P: 21	R: 0 E: 0 K: 2 S: 7 H: 0 LOB: 0 BB: 0 P: 13	R: 0 E: 0 K: 1 S: 11 H: 1 LOB: 1 BB: 0 P: 16	R: 0 E: 0 K: 2 S: 10 H: 0 LOB: 0 BB: 0 P: 15	R: 1 E: 0 K: 0 S: 14 H: 1 LOB: 2 BB: 2 P: 29	R: 2 E: 0 K: 3 S: 19 H: 3 LOB: 2 BB: 1 P: 29	1B: 5 2B: 4 3B: 0 HR: 1 SF: 0 SAC: 0 DP: 0 HBP: 1	WP: 0 PB: 0 SB: 3 CS: 0 PA: 43					

	AB	37
	R	5
	H	10
	RBI	5
	BB	5
	SO	14
	LOB	28

PITCHER	IP	WLS	BF	H	R	ER	SO	BB	IBB	HBP	BLK	WP	HR	S	P	ERA	WHIP
65 Domingo Germán, R (1, 1) ERA: 5.57	1.1		9	3	1	1	3	1	0	1	0	0	0	24	36	6.75	3.000
71 Stephen Tarpley, L (2, 1) ERA: 3.68	0.2		2	0	0	0	1	0	0	0	0	0	0	8	14	0.00	0.000
36 Lance Lynn, R (3, 1) ERA: 4.77	3.0	W	12	2	1	1	4	1	0	0	0	0	0	29	50	3.00	1.000
55 Sonny Gray, R (6, 1) ERA: 4.9	2.0		7	1	0	0	3	0	0	0	0	0	0	21	31	0.00	0.500
48 Tommy Kahnle, R (8, 1) ERA: 6.56	1.0		6	1	1	1	0	2	0	0	0	0	0	14	29	9.00	3.000

PITCHER	IP	WLS	BF	H	R	ER	SO	BB	IBB	HBP	BLK	WP	HR	S	P	ERA	WHIP
56 Jonathan Holder, R (9, 1) ERA: 3.14	0.1		4	3	2	2	1	0	0	0	0	0	1	10	14	54.00	9.000
54 Aroldis Chapman, L (9, 1) ERA: 2.45	0.2	S	3	0	0	0	2	1	0	0	0	0	0	9	15	0.00	1.500

TOP

New York Yankees @ Boston Red Sox

Fenway Park, Boston, MA

Sun Sep 30 2018, 3:08 PM - 6:27 PM EDT

Att. 36,201 - Partly Cloudy - 68 F

livebaseballscorecards.com

Batter	1	2	3	4	5	6	7	8	9	AB	R	H	RBI	BB	SO	LOB
11 Brett Gardner, L (1, 7) (6, 8) OBP: 0.322, SLG: 0.368	B SI 89 X SI 90 1-0 F9		D CH 91 C FF 98 B FF 98 S CH 90 B FF 98 F KC 87 S FF 97 3-3 K		C FF 94 C FF 93 B FF 94 B FC 88 F SI 93 S CH 84 2-3 K		B FF 96 F FF 97 C CH 88 X FF 96 1-2 L5			4	0	0	0	0	2	3
99 Aaron Judge, R (1, 9) OBP: 0.392, SLG: 0.528 74 Ronald Torreyes, R (6, 6) OBP: 0.294, SLG: 0.370	B SL 88 B SL 87 C SL 86 C FF 91 X CH 82 2-2 G4-3		B FF 99 B FF 100 F FF 99 B KC 88 T CH 90 X KC 88 3-2 G4-3 1-2f		B FF 94 C FC 89 S FF 95 B CH 88 B CH 88 C FC 89 3-3 K			C KC 79 B FF 91 F FF 92 S KC 81 1-3 K		3 1	0 0	0 0	0 0	1 1	2 0
31 Aaron Hicks, S (1, 8) OBP: 0.366, SLG: 0.467 12 Tyler Wade, L (6, 9) OBP: 0.214, SLG: 0.273	B SI 91 C SI 91 C FF 92 F CU 77 B CU 73 B SI 91 X CH 83 3-2 G3-1			F CH 82 S FF 90 B CU 75 F FF 91 X CH 83 1-2 G1-3		S FF 97 B FS 90 S FS 89 S KC 87 1-3 K		C FF 91 B FC 88 C KC 81 B KC 83 F FF 91 B FF 93 X KC 82 3-2 G6-3		3 1	0 0	0 0	0 0	1 0	0 0
41 Miguel Andujar, R (1, 10) OBP: 0.328, SLG: 0.527		C FF 92 B CU 73 S CU 76 B SI 89 B CU 77 F CU 77 X FF 91 3-2 G3-1		B CH 81 X CH 81 1-0 45 HR 2B	X KC 87 0-0 G6-3			C KC 81 B CH 84 F FF 92 T KC 83 1-2 K		4	1	1	0	0	1	0
45 Luke Voit, R (1, 3) OBP: 0.398, SLG: 0.671		B FF 92 S SL 85 B SL 84 S SL 86 B FF 92 C SL 87 3-3 K		X CH 82 0-0 2-H HR	B FF 97 X FS 90 1-0 24 WP 1B				F FF 97 B FF 98 S FF 98 F KC 86 B FF 98 F FF 98 C FF 98 2-3 K	4	1	2	2	0	2	0
24 Gary Sánchez, R (1, 2) OBP: 0.291, SLG: 0.406 66 Kyle Higashioka, R (6, 2) OBP: 0.241, SLG: 0.319		C SI 91 B CU 77 S FF 92 B SL 87 F SL 85 B CU 72 F SL 85 B FF 91 4-2 BB		F FF 90 H FF 91 1-1 HBP	D KC 87 B FS 91 C KC 84 S KC 86 S FF 98 2-3 K 1-2				C KC 86 S FF 99 S KC 88 0-3 K2-3	1 1	0 0	0 0	0 0	1 0	1 1	1 0
25 Gleyber Torres, R (1, 4) OBP: 0.340, SLG: 0.480		B FF 88 S SL 84 C CU 75 D SL 86 S CU 74 2-3 K		B CU 75 S FF 90 F CH 82 B FF 90 S FF 90 2-3 K			X FF 97 0-0 F7		C KC 87 B KC 86 F FF 98 B FF 99 F FF 98 S FF 98 2-3 K	4	0	0	0	0	3	2
14 Neil Walker, S (1, 5) (6, 7) OBP: 0.309, SLG: 0.354			X FF 97 0-0 29 BB 1B	C CU 75 F CH 83 B FF 90 S FF 90 1-3 K			C SI 98 S CH 90 B CH 91 F SL 85 B SL 87 B FF 96 B CH 89 4-2 BB			2	0	1	0	1	1	1
29 Adeiny Hechavarría, R (1, 6) (6, 5) OBP: 0.279, SLG: 0.345			C KC 85 B KC 86 D KC 85 F FF 98 B KC 86 B CH 90 4-2 99 G4-3 1-2 BB		B FF 92 X FC 87 1-0 P3		B SL 84 F FF 97 F FF 97 S SL 86 1-3 K			2	0	0	0	1	1	1

	AB	30
	R	2
	H	4
	RBI	2
	BB	3
	SO	15
	LOB	10

Inning Stats	1	2	3	4	5	6	7	8	9	1B: 2	SF: 0	WP: 1	PA: 34
	R: 0 E: 0 K: 0 S: 8	R: 0 E: 0 K: 2 S: 14	R: 0 E: 0 K: 1 S: 10	R: 2 E: 0 K: 2 S: 13	R: 0 E: 0 K: 2 S: 8	R: 0 E: 0 K: 2 S: 8	R: 0 E: 0 K: 1 S: 10	R: 0 E: 0 K: 2 S: 10	R: 0 E: 0 K: 3 S: 12	2B: 1 3B: 0 HR: 1	SAC: 0 DP: 1 HBP: 1	PB: 0 SB: 0 CS: 0	
	H: 0 LOB: 0 BB: 0 P: 14	H: 0 LOB: 1 BB: 1 P: 26	H: 1 LOB: 1 BB: 1 P: 20	H: 2 LOB: 1 BB: 0 P: 19	H: 0 LOB: 1 BB: 0 P: 14	H: 1 LOB: 1 BB: 0 P: 12	H: 0 LOB: 1 BB: 1 P: 16	H: 0 LOB: 0 BB: 0 P: 15	H: 0 LOB: 0 BB: 0 P: 16				

PITCHER		IP	WLS	BF	H	R	ER	SO	BB	IBB	HBP	BLK	WP	HR	S	P	ERA	WHIP
22 Rick Porcello, R ERA: 4.28	(1, 1)	2.0		7	0	0	0	2	1	0	0	0	0	0	22	40	0.00	0.500
56 Joe Kelly, R ERA: 4.39	(3, 1)	1.0		4	1	0	0	1	1	0	0	0	0	0	10	20	0.00	2.000
66 Bobby Poyner, L ERA: 3.22	(4, 1)	1.0		6	2	2	2	2	0	0	1	0	0	1	13	19	18.00	2.000
57 Eduardo Rodriguez, L ERA: 3.82	(5, 1)	1.0	W	3	0	0	0	2	0	0	0	0	0	0	8	14	0.00	0.000
32 Matt Barnes, R ERA: 3.65	(6, 1)	1.0		4	1	0	0	2	0	0	0	0	1	0	8	12	0.00	1.000

PITCHER		IP	WLS	BF	H	R	ER	SO	BB	IBB	HBP	BLK	WP	HR	S	P	ERA	WHIP
70 Ryan Brasier, R ERA: 1.6	(7, 1)	1.0		4	0	0	0	1	1	0	0	0	0	0	10	16	0.00	1.000
31 Drew Pomeranz, L ERA: 6.08	(8, 1)	1.0		3	0	0	0	2	0	0	0	0	0	0	10	15	0.00	0.000
46 Craig Kimbrel, R ERA: 2.74	(9, 1)	1.0		3	0	0	0	3	0	0	0	0	0	0	12	16	0.00	0.000

Batter	1	2	3	4	5	6	7	8	9	AB	R	H	RBI	BB	SO	LOB
50 Mookie Betts, R (1, 9) OBP: 0.438, SLG: 0.640	C FF 96 C SL 86 X SL 85 0-2 12 1B 12 E 1B	C FF 97 X FF 97 0-1 ① P6		B FF 96 B SL 86 B FF 95 C FF 95 S FF 94 F FF 95 B FF 96 4-2 12 BB 28 HR BB	C FF 94 F SI 92 S SL 87 0-3 ③ K		C CU 79 B CU 80 C FF 94 F CU 80 S CU 80 1-3 ② K			2	1	1	0	0	0	1
30 Tzu-Wei Lin, L (3, 8) OBP: 0.329, SLG: 0.415 (5, 6)										2	1	0	0	1	2	2
12 Brock Holt, L (1, 7) OBP: 0.362, SLG: 0.411 (5, 9)	B FF 96 X CH 87 1-0 E9 28 1B 18 2B 1-H 1B	1 SAFE B FF 97 X FF 97 1-0 2 HR 1-H 2B		B FF 95 B SL 85 B FF 94 B FF 94 4-0 28 HR 1-2 BB		C SL 86 B FF 92 F SL 85 S SL 84 1-3 ① K	B FF 94 C FF 94 C CU 80 F CU 80 S CU 81 1-3 ③ K			4	3	2	1	1	2	1
28 J.D. Martinez, R (1, 10) OBP: 0.402, SLG: 0.629	C FF 97 X FF 96 0-1 18 2B 36 E 2-3 1B	B FF 97 F FF 95 T CH 89 S CH 89 1-3 ② K		F CH 88 X CH 89 0-1 1-H 2-H HR		F SI 92 B CH 86 F SI 91 S CU 79 1-3 ② K2-3		B FF 93 F FF 92 B CU 81 F FF 93 F FF 93 X CU 79 2-2 ① F8		3	2	2	3	0	1	1
0 Brandon Phillips, R (6, PH) OBP: 0.259, SLG: 0.261 (7, 4)										2	0	0	0	0	1	0
2 Xander Bogaerts, R (1, 6) OBP: 0.360, SLG: 0.522	C FF 97 B SL 86 X SL 85 1-1 ① P3	F FF 98 X FF 97 0-1 2-H HR		B FF 94 C CH 90 C SL 84 F SL 84 B FF 94 X SL 84 2-2 18 WP 2B		C CU 78 F SI 92 B FF 94 B SL 85 B SL 86 F SI 93 C SI 92 3-3 K 36 BB 18 BB		F CU 82 B FF 94 S CU 82 B FF 92 B CU 81 F FF 93 T CU 80 3-2 ② K		3	1	2	2	0	0	2
23 Blake Swihart, S (4, PR) OBP: 0.285, SLG: 0.328 (5, 7)										2	0	0	0	0	2	0
18 Mitch Moreland, L (1, 3) OBP: 0.325, SLG: 0.433	B SL 82 B CH 87 X CH 88 2-0 36 E 5 FC6-4 1-3 3-H 2B	C CU 85 B CU 83 B FF 96 F CH 88 F CU 85 F FF 96 X CH 89 2-2 ③ G1-3		B SL 83 C SL 83 F FF 93 B FF 93 F SL 84 X SL 83 2-2 ② P5 2-3		C FF 93 B SI 92 B SL 86 C SI 92 B SI 92 4-2 36 BB 1-2 BB		B FF 93 C CU 79 B FF 92 B FF 92 X FF 92 3-1 2B		3	1	1	1	1	0	1
59 Sam Travis, R (6, PR) OBP: 0.263, SLG: 0.389 (7, 3)										1	0	1	0	0	0	0
36 Eduardo Núñez, R (1, 5) OBP: 0.289, SLG: 0.388	X SL 85 0-0 E1 5 FC6-4 2-3 3-H 1B	C FF 96 X CU 83 0-1 3 G3-5-1 1B		X SL 84 0-0 ③ G3-1		C SL 84 B FF 94 B SL 86 C FF 94 F SL 84 D SL 85 D SL 85 4-2 1-2 2-3 BB		B FF 93 C CU 80 C FF 93 F FF 94 B CU 81 S FF 93 2-3 ③ K		3	0	2	0	1	0	2
11 Rafael Devers, L (6, PR) OBP: 0.298, SLG: 0.433 (7, 5)										1	0	0	0	0	1	1
5 Ian Kinsler, R (1, 4) OBP: 0.301, SLG: 0.380	X FC 91 0-0 ② FC6-4 1-2f 3-H	C FF 97 F FF 96 B FF 97 F CU 85 B CU 83 S FF 97 2-3 ① K		C SI 91 X SI 92 0-1 ① G6-3	T SL 85 F SL 84 B SL 83 X SL 83 1-2 ③ F8					4	0	0	1	0	1	5
70 Ryan Brasier, R (7, 1)										0	0	0	0	0	0	0
31 Drew Pomeranz, R (8, 1)										0	0	0	0	0	0	0
46 Craig Kimbrel, R (9, 1)										0	0	0	0	0	0	0
3 Sandy León, S (1, 2) OBP: 0.232, SLG: 0.279	B FC 93 S SL 82 C FC 92 D KC 84 S FC 92 2-3 ③ K	C FF 96 D CH 90 B CU 85 F CH 89 F FF 96 X CH 90 2-2 ②③ G3-5-1 1-2f		B FF 92 X SI 91 1-0 ② G5-3			B CU 78 C FF 94 C CU 80 F CU 78 X CU 80 1-2 ① F9			4	0	0	0	0	1	2
19 Jackie Bradley Jr., L (1, 8) OBP: 0.314, SLG: 0.403 (3, 9) (5, 8)	B FF 96 S FF 96 B CU 84 C FF 97 F FF 97 B CH 90 F FF 98 X FF 98 3-2 12 2B 1B			C SL 84 C SL 86 B SL 85 B FF 94 X FF 92 2-2 ① G4-3	B FF 93 F SL 86 B SL 86 F SI 92 B SI 92 B SL 86 4-2 BB		C FF 95 S CU 81 B CU 80 B CU 79 F CU 79 X CU 79 2-2 2B			3	1	2	0	1	0	0
Inning Stats	R: 4 E: 2 K: 1 S: 14 H: 5 LOB: 1 BB: 0 P: 20	R: 3 E: 0 K: 1 S: 18 H: 3 LOB: 0 BB: 0 P: 25	R: 0 E: 0 K: 1 S: 10 H: 1 LOB: 0 BB: 0 P: 14	R: 3 E: 0 K: 0 S: 17 H: 2 LOB: 2 BB: 2 P: 31	R: 0 E: 0 K: 1 S: 8 H: 0 LOB: 1 BB: 1 P: 13	R: 0 E: 0 K: 3 S: 18 H: 0 LOB: 3 BB: 2 P: 32	R: 0 E: 0 K: 2 S: 16 H: 1 LOB: 1 BB: 0 P: 21	R: 0 E: 0 K: 2 S: 14 H: 1 LOB: 1 BB: 0 P: 24		1B: 6 2B: 5 3B: 0 HR: 2 SF: 0 SAC: 0 DP: 1 HBP: 0				WP: 1 PB: 1 SB: 0 CS: 0 PA: 42		

PITCHER		IP	WLS	BF	H	R	ER	SO	BB	IBB	HBP	BLK	WP	HR	S	P	ERA	WHIP
85 Luis Cessa, R ERA: 5.24	(1, 1)	0.1	L	6	5	4	3	0	0	0	0	0	0	0	10	14	81.00	15.000
30 David Robertson, R ERA: 3.23	(1, 1)	0.2		2	0	0	0	1	0	0	0	0	0	0	4	6	0.00	0.000
38 Jonathan Loáisiga, R ERA: 5.11	(2, 1)	2.0		9	4	3	0	2	0	0	0	0	0	1	28	39	0.00	2.000
61 Justus Sheffield, L ERA: 10.13	(4, 1)	1.0		7	2	3	3	0	2	0	0	0	1	1	17	31	27.00	4.000
71 Stephen Tarpley, L ERA: 3.0	(5, 1)	1.2		8	0	0	0	4	2	0	0	0	0	0	20	34	0.00	1.200

PITCHER		IP	WLS	BF	H	R	ER	SO	BB	IBB	HBP	BLK	WP	HR	S	P	ERA	WHIP
67 A.J. Cole, R ERA: 6.14	(6, 1)	1.1		6	1	0	0	2	1	0	0	0	0	0	22	32	0.00	1.500
43 Chance Adams, R ERA: 7.04	(8, 1)	1.0		4	1	0	0	2	0	0	0	0	0	0	14	24	0.00	1.000

BOTTOM

New York Yankees @ Boston Red Sox

Fenway Park, Boston, MA

Sun Sep 30 2018, 3:08 PM - 6:27 PM EDT

Att. 36,201 - Partly Cloudy - 68 F

livebaseballscorecards.com

AB	37
R	10
H	13
RBI	8
BB	5
SO	11
LOB	18

Oakland Athletics @ New York Yankees

Yankee Stadium, Bronx, NY

Wed Oct 03 2018, 8:09 PM - 11:33 PM EDT

Att. 49,620 - Partly Cloudy - 70 F

livebaseballscorecards.com

Batter	1	2	3	4	5	6	7	8	9	AB	R	H	RBI	BB	SO	LOB
Nick Martini, L (1, 7) OBP: 0.250, SLG: 0.250 20 Mark Canha, R (9, PH)	C FF 96 F FF 97 C FF 99 0-3 ① K		1 SAFE C SL 88 X FF 98 0-1 ② FC3-6 1-2f		C SL 88 F FF 97 F FF 99 B CH 92 X FF 99 1-2 1-2 1B		C FC 93 B KC 86 B FC 93 S FC 92 S KC 85 2-3 ③ K		C FF 98 F FF 99 F SL 90 S SI 101 0-3 ② K	4 1	0 0	1 0	0 0	0 0	2 1	1 1
26 Matt Chapman, R (1, 5) OBP: 0.200, SLG: 0.200	C FF 98 X SL 90 0-1 ② G5-3		C CH 89 B FF 99 B SL 88 B CH 90 C CH 88 F SL 89 X FF 98 3-2 ③ L9		C KC 86 B FF 99 X KC 86 1-1 ① L9			B SI 94 C SI 94 X SI 94 1-1 8 FC5-4 1B	C SL 87 B FF 100 C FF 100 X SI 100 1-2 ③ G3-1 1-2	5	0	1	0	0	0	4
8 Jed Lowrie, S (1, 4)	B FF 97 B FF 98 F FF 97 F FF 98 T FF 99 2-2 ③ K			X FF 98 0-0 ① F7	B KC 86 B KC 85 X FF 98 2-0 ② F8			C SI 96 X SI 94 0-1 ① FC5-4 2 HR 1-2f		4	1	0	0	0	1	3
2 Khris Davis, R (1, 10) OBP: 0.250, SLG: 1.000		C FF 98 B SL 89 F SL 87 F SL 86 S SL 86 1-3 ① K		B SL 86 B CH 90 F SL 89 X SL 88 2-1 E5 22 BB 28 BB	B KC 87 C KC 86 B FF 98 S KC 87 S KC 88 2-3 ③ K			X SI 95 0-0 1-H HR		4	1	1	2	0	2	2
28 Matt Olson, L (1, 3)		B FF 97 C SL 86 B FF 98 C SL 88 F FF 98 B SL 88 F SL 86 F FF 98 B FF 98 4-2 BB		B SL 88 B FF 98 F CH 89 C FF 99 B FF 100 B SL 89 4-2 1-2 22 BB BB		F FF 98 C FF 98 B SV 88 B SV 87 F KC 84 X FF 99 2-2 ① G3		B SI 95 X SI 95 1-0 ② G4-3		2	0	0	0	2	0	0
25 Stephen Piscotty, R (1, 9)		C SL 85 B FF 97 F SL 86 B FF 97 B SL 86 C SL 87 3-3 ② K		F CH 89 B SL 88 F FF 99 B SL 89 X SL 88 2-2 ② F9		C KC 84 S KC 85 B SV 89 S KC 86 1-3 ② K		B SI 95 B SI 95 B SI 96 B SI 95 4-0 BB		3	0	0	0	1	2	3
22 Ramón Laureano, R (1, 8)		B SL 84 S CH 89 B SL 88 B CH 89 F FF 98 F CH 89 S SL 87 3-3 ③ K		C SL 87 S SL 87 D SL 89 B CH 91 B FF 98 B CH 90 4-2 1-2 2-3 BB		F KC 84 S KC 86 B FF 99 C FF 98 1-3 ③ K		X SI 95 0-0 ③ G4-3		3	0	0	0	1	2	2
10 Marcus Semien, R (1, 6) OBP: 0.500, SLG: 0.333			F FF 98 B SL 89 B SL 90 B CH 89 F FF 98 B FF 97 4-2 FC3-6 BB	C FF 98 F FF 98 D SL 88 S FF 100 1-3 ③ K			B FC 92 C FC 92 X KC 83 1-1 ① L5		B FF 97 F FF 97 B FF 99 X FF 99 2-1 26 DI 1B	3	0	1	0	1	1	3
21 Jonathan Lucroy, R (1, 2) OBP: 0.250, SLG: 0.250			1 SAFE C SL 88 F CH 89 S SL 90 0-3 ① K		X SL 87 0-0 1B		B FC 93 B FC 92 F FC 93 X FC 92 2-1 ② L7		C FF 100 B SL 85 C FF 100 F SL 88 T SL 87 1-2 ① K	4	0	1	0	0	2	2

Inning Stats										
	R: 0 E: 0 K: 2 S: 8	H: 0 LOB: 0 BB: 0 P: 10	R: 0 E: 0 K: 3 S: 16	H: 0 LOB: 1 BB: 1 P: 27	R: 0 E: 0 K: 1 S: 11	H: 0 LOB: 1 BB: 1 P: 18	R: 0 E: 1 K: 1 S: 13	H: 0 LOB: 3 BB: 2 P: 26	R: 0 E: 0 K: 1 S: 11	H: 2 LOB: 2 BB: 0 P: 17
	R: 0 E: 0 K: 2 S: 10	H: 0 LOB: 0 BB: 0 P: 14	R: 0 E: 0 K: 1 S: 7	H: 0 LOB: 0 BB: 0 P: 12	R: 2 E: 0 K: 0 S: 7	H: 2 LOB: 1 BB: 1 P: 13	R: 0 E: 0 K: 2 S: 13	H: 1 LOB: 1 BB: 0 P: 17	1B: 4 2B: 0 3B: 0 HR: 1	SF: 0 SAC: 0 DP: 0 HBP: 0	WP: 0 PB: 0 SB: 0 CS: 0	PA: 38

PITCHER	IP	WLS	BF	H	R	ER	SO	BB	IBB	HBP	BLK	WP	HR	S	P	ERA	WHIP
40 Luis Severino, R (1, 1) ERA:	4.0		19	2	0	0	7	4	0	0	0	0	0	53	87	0.00	1.500
68 Dellin Betances, R (5, 1) ERA:	2.0	W	6	0	0	0	3	0	0	0	0	0	0	16	25	0.00	0.000
30 David Robertson, R (7, 1) ERA:	1.0		3	0	0	0	1	0	0	0	0	0	0	7	12	0.00	0.000
53 Zack Britton, L (8, 1) ERA: 18.0	1.0		6	2	2	2	0	1	0	0	0	0	1	7	13	18.00	3.000
54 Aroldis Chapman, L (9, 1) ERA:	1.0		4	1	0	0	2	0	0	0	0	0	0	13	17	0.00	1.000

PITCHER	IP	WLS	BF	H	R	ER	SO	BB	IBB	HBP	BLK	WP	HR	S	P	ERA	WHIP

TOP

AB	33
R	2
H	5
RBI	2
BB	5
SO	13
LOB	21

BOTTOM

Oakland Athletics @ New York Yankees

Yankee Stadium, Bronx, NY

Wed Oct 03 2018, 8:09 PM - 11:33 PM EDT

Att. 49,620 - Partly Cloudy - 70 F

livebaseballscorecards.com

Batter	1	2	3	4	5	6	7	8	9	AB	R	H	RBI	BB	SO	LOB
26 Andrew McCutchen, R (1, 7) 11 Brett Gardner, L (8, 7)	C FF 96 B FF 97 B SL 91 B FF 97 B FF 96 4-1 99 HR BB		B FF 97 C FC 91 B FC 91 X FF 98 2-1 ① G6-3		B SL 82 C SL 82 B SL 82 C FF 91 B SL 82 X SL 80 3-2 ③ P6		C FC 94 X SI 97 0-1 ② G5-3			3 0	1 0	0 0	0 0	1 0	0 0	1 0
99 Aaron Judge, R (1, 9) OBP: 0.750, SLG: 2.000	C SI 94 B SI 95 1 SAFE B SI 96 X FF 96 2-1 1-H HR		S SI 98 C SI 98 S FC 91 0-3 ② K			C SI 94 X SI 95 0-1 31 2B 2B	B SI 98 B FC 94 S SI 98 B SI 97 B SI 98 4-1 BB			3	2	2	2	1	1	0
31 Aaron Hicks, S (1, 8) OBP: 0.250, SLG: 0.500	C FF 96 B SL 90 S SL 89 F FF 97 B FF 97 B SL 90 X SL 87 3-2 ① L3		S FC 93 B FC 93 B FF 96 C FC 93 X FF 98 2-2 ③ G1-3			D CH 84 X SI 95 1-0 27 WP 45 3B 2-H 2B	F FC 94 1 SAFE B SL 88 C SI 95 F SL 87 1 SAFE X FF 97 1-2 ③ P5			4	1	1	1	0	0	1
27 Giancarlo Stanton, R (1, 10) OBP: 0.500, SLG: 1.333	B SL 89 B SL 90 S FF 98 F FF 96 F SI 96 B SL 90 F SI 96 S SI 96 3-3 ② K			B FC 92 B FC 92 X FF 97 2-0 ① L9		B SI 95 B SI 98 D FC 94 C SI 97 F SI 98 F SI 98 F SI 98 B SL 91 4-2 45 S 45 3B 2-3 BB		C SL 89 B SI 97 S SI 98 X SL 90 1-2 HR		3	2	1	1	1	1	0
45 Luke Voit, R (1, 3) OBP: 0.250, SLG: 0.750 14 Neil Walker, S (9, 3)	X SL 91 0-0 ③ F8			B FC 93 B FC 92 C FC 91 F SI 97 F CU 80 B FC 92 C FC 92 3-3 ② K		D SI 97 B SI 98 F SI 97 S SI 96 B SI 97 F SI 96 F SI 96 F SI 96 X SL 90 3-2 18 SF7 1-H 3-H 3B			B SI 96 S SL 88 F SI 96 S SI 96 1-3 ① K	4 0	1 0	1 0	2 0	0 0	2 0	0 0
18 Didi Gregorius, L (1, 6) OBP: 0.250, SLG: 0.333		B CU 81 X SI 100 1-0 24 G6-4-3 41 BB 1B		C SI 98 F FC 92 S CU 81 0-3 ③ K2-3		X FC 95 0-0 ① SF7 3-H		B SL 89 F SI 97 X FS 93 1-1 ② G6-3		3	0	1	1	0	1	0
41 Miguel Andujar, R (1, 5) OBP: 1.000, SLG: 1.000 29 Adeiny Hechavarría, R (6, 5)		D FC 95 B FC 92 1 SAFE B FF 99 B FF 98 4-0 24 G6-4-3 1-2 BB	S FF 91 X SL 81 0-1 24 FC4-6 1B			C SI 97 X FC 92 0-1 ② G1-3		B SI 98 B SL 87 X SI 95 2-0 ③ L6		1 2	0 0	1 0	0 0	1 0	0 0	0 0
24 Gary Sánchez, R (1, 2)		B SI 99 C SI 98 S FC 94 B FF 99 X FC 94 2-2 ①② G6-4-3 1-2f 2-3	B SL 82 B SL 81 X FF 91 2-0 ① FC4-6 1-2f			X SI 98 0-0 ③ G6-3				3	0	0	0	0	0	3
25 Gleyber Torres, R (1, 4)		S FC 92 S FC 95 D FC 93 F FF 100 S CU 83 1-3 ③ K	C SL 82 F FF 92 X SL 81 0-2 ② L7				C SI 96 B SI 97 B FC 93 T SI 96 F SI 97 X SL 90 2-2 ① L6			3	0	0	0	0	1	2
Inning Stats	R: 2 E: 0 K: 1 S: 13 H: 1 LOB: 0 BB: 1 P: 25	R: 0 E: 0 K: 1 S: 8 H: 1 LOB: 1 BB: 1 P: 16	R: 0 E: 0 K: 1 S: 8 H: 0 LOB: 0 BB: 0 P: 12	R: 0 E: 0 K: 2 S: 8 H: 0 LOB: 0 BB: 0 P: 13	R: 0 E: 0 K: 0 S: 9 H: 1 LOB: 1 BB: 0 P: 14	R: 4 E: 0 K: 0 S: 17 H: 3 LOB: 0 BB: 1 P: 25	R: 0 E: 0 K: 0 S: 11 H: 0 LOB: 1 BB: 1 P: 18	R: 1 E: 0 K: 1 S: 9 H: 1 LOB: 0 BB: 0 P: 14		1B: 2 2B: 2 3B: 1 HR: 2 SF: 1 SAC: 0 DP: 1 HBP: 0				WP: 1 PB: 0 SB: 1 CS: 0 PA: 34		

	AB	29
	R	7
	H	7
	RBI	7
	BB	4
	SO	6
	LOB	7

PITCHER	IP	WLS	BF	H	R	ER	SO	BB	IBB	HBP	BLK	WP	HR	S	P	ERA	WHIP
16 Liam Hendriks, R (1, 1) ERA: 18.0	1.0	L	5	1	2	2	1	1	0	0	0	0	1	13	25	18.00	2.000
62 Lou Trivino, R (2, 1) ERA:	3.0		10	1	0	0	4	1	0	0	0	0	0	24	41	0.00	0.667
31 Shawn Kelley, R (5, 1) ERA:	1.0		4	1	0	0	0	0	0	0	0	0	0	9	14	0.00	1.000
56 Fernando Rodney, R (6, 1) ERA:	0.0		2	2	2	2	0	0	0	0	0	0	0	3	4	∞	∞
39 Blake Treinen, R (6, 1) ERA: 13.5	2.0		10	2	3	3	0	2	0	0	0	1	1	28	43	13.50	2.000

PITCHER	IP	WLS	BF	H	R	ER	SO	BB	IBB	HBP	BLK	WP	HR	S	P	ERA	WHIP
32 Jeurys Familia, R (8, 1) ERA:	1.0		3	0	0	0	1	0	0	0	0	0	0	6	10	0.00	0.000

Batter	1	2	3	4	5	6	7	8	9	AB	R	H	RBI	BB	SO	LOB
26 Andrew McCutchen, R (1, 7) OBP: 0.222, SLG: 0.125	S FF 95 S FF 94 B SL 80 C SL 81 1-3 K ①		X SL 81 0-0 L9 ②		B FF 92 X SI 93 1-0 F9 ③		C FF 91 B FC 88 B KC 79 X FF 93 2-1 11 WP 99 1B 45 FC5-4 1B	B KC 86 B KC 87 C FF 99 B FF 98 F FF 99 X FF 99 3-2 F9 ③		5	1	1	0	0	1	2
99 Aaron Judge, R (1, 9) OBP: 0.667, SLG: 1.500	B SL 78 F SI 93 C SL 81 F FF 95 F FF 95 C SL 81 1-3 K ②		C SI 95 B FF 93 X FF 96 1-1 FC4 ③ 1-2f			F SL 78 B FF 91 B SL 79 B CH 86 X SI 94 3-1 11 FC6-4 1B	1 SAFE 1 SAFE C FC 85 S KC 80 X FC 86 0-2 45 FC5-4 11 WP 1-2 1B		C KC 86 B KC 88 X KC 87 1-1 HR	5	1	3	1	0	1	1
31 Aaron Hicks, S (1, 8) OBP: 0.500, SLG: 0.600 11 Brett Gardner, L (4, PR) (4, 8)	C CH 86 B SL 80 C SL 81 B SL 82 B FF 96 D CH 87 4-2 BB			C SI 90 C SL 78 B FF 92 F SL 82 B CH 87 F SL 79 F FF 94 F FF 94 B SL 83 3-2 F FF 85 X FF 91 18 1B 1B		B FF 95 C FF 95 X SL 81 1-1 FC6-4 27 1B 45 1B 1-2f	C FF 96 B KC 87 B KC 85 F FF 98 D KC 88 F KC 86 B FF 97 4-2 45 FC5-4 1-2 2-3 BB		B FF 97 C FF 98 S FF 96 B FF 98 S FF 98 2-3 K ①	1 2	0 1	1 0	0 0	1 1	0 1	0 1
27 Giancarlo Stanton, R (1, 10) OBP: 0.333, SLG: 0.625	S SL 81 B FF 95 B FF 95 B FF 96 S CH 89 F SL 81 F FF 97 S CH 90 3-3 K ③			F CH 89 F FF 93 S SL 80 0-3 K ①		S FF 95 X FF 96 0-1 45 1B 18 FC4-6 1-2 1B	S FF 97 F FF 97 D KC 88 F KC 86 S KC 87 1-3 K ①		C KC 88 C FF 99 C KC 88 0-3 K ②	5	1	1	0	0	4	5
45 Luke Voit, R (1, 3) OBP: 0.333, SLG: 0.556		B SL 76 X FF 94 1-0 41 G4-6-3 1B		C SL 80 S SL 80 D SL 81 C SL 79 1-3 K ②		X SI 98 0-0 18 FC4-6 1-3 2-H 1B	B KC 87 F KC 87 B FF 97 X KC 86 2-1 FC5-4 1-2f 2-3 3-H		S FF 99 B FF 98 B FF 98 F FF 98 S FF 98 2-3 K ③	5	0	2	2	0	2	3
18 Didi Gregorius, L (1, 6) OBP: 0.250, SLG: 0.286		B FF 95 F FF 95 F SL 79 F FF 96 S SL 82 1-3 K ①		F SL 78 X FF 96 0-1 1-2 1B		T SL 85 F FF 97 F FF 98 D SL 84 F SL 84 D SL 85 B FF 96 X SI 97 3-2 FC4-6 ② 24 BB 41 WP 1-2f 3-H	B FF 97 D KC 88 F KC 86 X KC 87 2-1 G4-3 ③			4	0	1	1	0	1	4
41 Miguel Andujar, R (1, 5) OBP: 0.500, SLG: 0.250		B CH 89 C SL 79 X SI 93 1-1 G4-6-3 ② ③ 1-2f		B SI 94 F SI 94 F SL 81 B CH 88 S CH 89 2-3 K ③		B SL 84 1 SAFE B FF 96 B SL 83 C FF 95 S SL 84 B FF 96 4-2 24 BB 1-2 BB		C FF 91 S CU 75 B CU 75 B CU 77 B CU 77 X FF 94 3-2 G1-3 ①		3	0	0	0	1	1	3
24 Gary Sánchez, R (1, 2)			B CH 86 C CH 88 C SL 81 F SL 80 B FF 94 C FF 96 2-3 K ①		F SI 90 S SL 80 X SL 78 0-2 G4-3 ①	B KC 79 B FF 91 B FC 85 B FF 92 4-0 1-2 2-3 BB		B FF 93 B FF 93 C FF 92 B SL 86 C SL 86 X SL 87 3-2 L5 ②		3	0	0	0	1	1	0
25 Gleyber Torres, R (1, 4) OBP: 0.286, SLG: 0.167			B SI 92 B SI 94 S CH 88 B FF 94 B CH 89 4-1 99 FC4 BB		B CH 84 B CH 86 C SI 94 X SI 93 2-1 G1-3 ②	S FC 86 B FC 87 B FF 92 B FC 87 C FF 91 S KC 80 3-3 K ③		C FF 93 F FF 94 X CU 77 0-2 1B		3	0	1	0	1	1	3

Inning Stats	1	2	3	4	5	6	7	8	9
	R: 0 E: 0 K: 3 S: 15 H: 0 LOB: 1 BB: 1 P: 24	R: 0 E: 0 K: 1 S: 7 H: 1 LOB: 0 BB: 0 P: 10	R: 0 E: 0 K: 1 S: 8 H: 0 LOB: 1 BB: 1 P: 15	R: 0 E: 0 K: 3 S: 19 H: 2 LOB: 2 BB: 0 P: 25	R: 0 E: 0 K: 0 S: 6 H: 0 LOB: 0 BB: 0 P: 9	R: 2 E: 0 K: 1 S: 17 H: 3 LOB: 3 BB: 2 P: 35	R: 1 E: 0 K: 1 S: 16 H: 2 LOB: 2 BB: 1 P: 27	R: 0 E: 0 K: 0 S: 12 H: 1 LOB: 1 BB: 0 P: 21	R: 1 E: 0 K: 3 S: 11 H: 1 LOB: 0 BB: 0 P: 16

PITCHER		IP	WLS	BF	H	R	ER	SO	BB	IBB	HBP	BLK	WP	HR	S	P	ERA	WHIP
41 Chris Sale, L ERA: 3.38	(1, 1)	5.1	W	22	5	2	2	8	2	0	0	0	0	0	61	93	3.38	1.312
70 Ryan Brasier, R ERA:	(6, 1)	0.1		3	1	0	0	0	1	0	0	0	1	0	8	15	0.00	6.000
44 Brandon Workman, R ERA: 27.0	(6, 1)	0.1	H	4	2	1	1	1	1	0	0	0	0	0	8	17	27.00	9.000
32 Matt Barnes, R ERA:	(7, 1)	1.0	H	4	0	0	0	1	1	0	0	0	1	0	11	20	0.00	1.000
22 Rick Porcello, R ERA:	(8, 1)	0.2	H	3	1	0	0	0	0	0	0	0	0	0	9	15	0.00	1.500

PITCHER		IP	WLS	BF	H	R	ER	SO	BB	IBB	HBP	BLK	WP	HR	S	P	ERA	WHIP
46 Craig Kimbrel, R ERA: 6.75	(8, 1)	1.1	S	5	1	1	1	3	0	0	0	0	0	1	14	22	6.75	0.750

TOP

New York Yankees @ Boston Red Sox

Fenway Park, Boston, MA

Fri Oct 05 2018, 7:34 PM - 11:14 PM EDT

Att. 39,059 - Partly Cloudy - 54 F

livebaseballscorecards.com

AB	36
R	4
H	10
RBI	4
BB	5
SO	13
LOB	22

1B: 9	SF: 0	WP: 2	PA: 41
2B: 0	SAC: 0	PB: 0	
3B: 0	DP: 1	SB: 0	
HR: 1	HBP: 0	CS: 0	

BOTTOM

New York Yankees @ Boston Red Sox

Fenway Park, Boston, MA

Fri Oct 05 2018, 7:34 PM - 11:14 PM EDT

Att. 39,059 - Partly Cloudy - 54 F

livebaseballscorecards.com

Batter	1	2	3	4	5	6	7	8	9	AB	R	H	RBI	BB	SO	LOB
50 Mookie Betts, R (1, 9) OBP: 0.500, SLG: 0.667	C FF 92 B FF 92 F FF 92 S FF 93 1-3 ① K		B SL 83 B CH 84 C FF 90 B FF 91 C FF 91 X FF 93 3-2 16 1B 25 1B 2B	0-0 IBB		B FF 94 1 SAFE C FF 95 F FF 95 1 SAFE B FF 95 F SI 94 C FC 89 2-3 ③ K				3	1	1	0	1	2	1
16 Andrew Benintendi, L (1, 7) OBP: 0.500, SLG: 0.500	F FF 93 X SL 85 0-1 25 S 28 HR 1B		B SL 84 X FF 92 1-0 28 F9 25 1B 2 SF9 2-3 1B	C FF 97 F FF 96 F FF 97 X FF 96 0-2 ③ G5-3			C SI 94 B SL 81 B SI 95 X SI 94 2-1 ① G4-3			4	2	2	0	0	0	2
25 Steve Pearce, R (1, 3) OBP: 0.500, SLG: 0.333 18 Mitch Moreland, L (8, 3)	B CH 86 B FF 93 B CH 88 B FF 92 4-0 28 HR 1-2 BB		1 SAFE X FF 95 0-0 1-2 3-H 1B		F SI 92 B SI 93 B FC 88 X FF 94 2-1 ① G5-3		C SI 94 C SL 81 S SL 81 0-3 ② K			3 0	1 0	1 0	1 0	1 0	1 0	0 0
28 J.D. Martinez, R (1, 10) OBP: 0.500, SLG: 1.250	B FF 93 D SI 89 X FF 94 2-0 1-H 2-H HR		C FF 95 S FF 96 D FF 96 X FF 97 1-2 ① F9 2-3		B SI 94 X SI 94 1-0 ② L3		B SI 96 B SI 96 X SI 97 2-0 1B			4	1	2	3	0	0	2
2 Xander Bogaerts, R (1, 6) OBP: 0.250, SLG: 0.333	C FF 92 C FF 92 B CH 88 B FF 93 X FF 93 2-2 ② P3		C FF 96 B FF 96 X FF 96 1-1 ② SF9 3-H		C FF 94 S CU 81 B CU 82 F FF 94 X FC 88 1-2 1B		F SI 96 X SI 95 0-1 ③ G1-3			3	0	1	1	0	0	1
36 Eduardo Núñez, R (1, 5)	C FF 92 B FF 92 F FF 91 B FF 92 X CH 87 2-2 ③ L9		B FF 94 F FF 95 S SL 87 X FF 96 1-2 ③ P4		C SI 93 B FC 87 1 SAFE X SI 92 1-1 ③ G1-4-3			S SL 86 B SL 86 B KC 84 B FC 92 C FC 90 S FC 92 3-3 ① K		4	0	0	0	0	1	2
5 Ian Kinsler, R (1, 4) OBP: 0.250, SLG: 0.250		F FF 92 B FF 91 B FF 92 F FF 92 B FF 92 S FF 92 3-3 ① K	F FF 94 B FF 94 F FF 96 X FF 97 1-2 3 SH1-3 1B			C SI 91 F FF 94 S FF 92 0-3 ① K		F FC 92 F FC 91 B FC 92 F SL 86 B SL 87 T FC 92 2-2 ② K		4	0	1	0	0	3	0
3 Sandy León, S (1, 2)		B FF 91 C FF 91 X FF 92 1-1 ② F7	1 SAFE S FF 96 X FF 95 0-1 ① SH1-3 1-2			B FC 88 F FF 94 F SI 93 B SI 94 X SI 94 2-2 ② G3-1		C FC 92 S KC 85 X KC 83 0-2 ③ F7		3	0	0	0	0	0	0
19 Jackie Bradley Jr., L (1, 8)		F FF 92 T SI 91 B SI 90 X SI 90 1-2 ③ G1-3	F FF 95 X FF 96 0-1 ② P6			B SI 92 B SI 92 B SI 93 B FF 94 4-0 BB				2	0	0	0	1	0	1
Inning Stats	R: 3 E: 0 K: 1 S: 12 H: 2 LOB: 0 BB: 1 P: 23	R: 0 E: 0 K: 1 S: 8 H: 0 LOB: 0 BB: 0 P: 13	R: 2 E: 0 K: 0 S: 13 H: 3 LOB: 1 BB: 0 P: 20	R: 0 E: 0 K: 0 S: 11 H: 1 LOB: 2 BB: 1 P: 12	R: 0 E: 0 K: 0 S: 9 H: 1 LOB: 1 BB: 0 P: 14	R: 0 E: 0 K: 2 S: 10 H: 0 LOB: 1 BB: 1 P: 18	R: 0 E: 0 K: 1 S: 8 H: 1 LOB: 1 BB: 0 P: 12	R: 0 E: 0 K: 2 S: 10 H: 0 LOB: 0 BB: 0 P: 15		1B: 6 2B: 1 3B: 0 HR: 1 SF: 1 SAC: 1 DP: 0 HBP: 0				WP: 0 PB: 0 SB: 1 CS: 0 PA: 35	

	AB	30
	R	5
	H	8
	RBI	5
	BB	3
	SO	7
	LOB	9

PITCHER		IP	WLS	BF	H	R	ER	SO	BB	IBB	HBP	BLK	WP	HR	S	P	ERA	WHIP
34 J.A. Happ, L ERA: 22.5	(1, 1)	2.0	L	11	4	5	5	2	1	0	0	0	0	1	24	44	22.50	2.500
57 Chad Green, R ERA:	(3, 1)	2.0		9	2	0	0	0	0	1	0	0	0	0	20	24	0.00	1.000
36 Lance Lynn, R ERA:	(5, 1)	2.0		8	1	0	0	2	1	0	0	0	0	0	19	32	0.00	1.000
53 Zack Britton, L ERA: 9.0	(7, 1)	1.0		4	1	0	0	1	0	0	0	0	0	0	8	12	0.00	1.000
30 David Robertson, R ERA:	(8, 1)	1.0		3	0	0	0	2	0	0	0	0	0	0	10	15	0.00	0.000

PITCHER	IP	WLS	BF	H	R	ER	SO	BB	IBB	HBP	BLK	WP	HR	S	P	ERA	WHIP

Batter	1	2	3	4	5	6	7	8	9	AB	R	H	RBI	BB	SO	LOB
26 Andrew McCutchen, R (1, 7) OBP: 0.214, SLG: 0.154	B SI 92 B FF 91 C SI 91 S FF 91 B SI 92 X FF 92 3-2 G5-3	S FF 92 X FF 93 0-1 1-3 2-H 1B			C FF 96 C FF 96 B SL 86 S SL 84 1-3 K	S CH 88 B CH 88 S CH 88 F FF 94 B CH 88 T FC 89 2-2 K		C FF 93 1 SAFE F FF 94 B FF 97 X CU 82 1-2 1-2f G6-4-3		5	0	1	1	0	2	3
99 Aaron Judge, R (1, 9) OBP: 0.643, SLG: 1.417	F FF 93 T FC 90 B CH 87 X FC 91 1-2 HR	C KC 86 X FF 99 0-1 L9			S SL 85 F SI 96 X CH 89 0-2 E5		B CH 87 C CH 87 C SI 93 X CH 88 1-2 27 FC5-4 45 BB 24 HR 1B		B FF 93 B FF 94 C FF 94 B FF 95 C FF 94 D CU 83 4-2 27 G5-3 45 BB BB	4	2	2	1	1	0	2
45 Luke Voit, R (1, 3) OBP: 0.429, SLG: 0.455 14 Neil Walker, S (9, PR) (9, 3)	X FC 91 0-0 G5-3		X KC 87 0-0 F9		D SL 84 S SL 85 D SL 85 B SI 97 F FF 96 B CH 90 4-2 BB		B FC 88 B FC 87 B FF 93 S FF 94 S SI 93 B CH 88 4-2 27 FC5-4 1-2 BB		B FF 94 B CU 81 B CU 81 F FF 93 B FF 93 4-1 27 G5-3 1-2 BB	2	0	0	0	3	0	0
										0	0	0	0	0	0	0
27 Giancarlo Stanton, R (1, 10) OBP: 0.286, SLG: 0.462	B CH 87 F CH 86 F FF 91 F SI 94 B CH 87 B FF 93 X SI 94 3-2 F8		C KC 88 C KC 87 X KC 87 0-2 1B		F FF 96 F FF 96 S FF 96 0-3 K		S CH 88 F SI 94 X SI 93 0-2 FC5-4 1-2f 2-3 24 HR		B FF 94 S FF 93 B FF 93 B FF 94 T FF 93 F FF 94 X FF 94 3-2 G5-3 1-2 2-3f	5	1	1	0	0	1	6
24 Gary Sánchez, R (1, 2) OBP: 0.250, SLG: 0.727		B CH 86 C FC 89 X FC 90 1-1 HR	B KC 87 C CH 88 C FF 99 S FF 100 1-3 K		B SL 84 F FF 96 F SL 84 S FF 97 1-3 K		B CH 87 B FF 93 S CH 87 X SI 93 2-1 1-H 3-H HR		S CU 82 S CU 84 B FF 95 B FF 95 X CU 80 2-2 L7	5	2	2	4	0	2	5
18 Didi Gregorius, L (1, 6) OBP: 0.167, SLG: 0.182		B FF 93 C SI 93 F CH 87 X SI 93 1-2 G4-3	C FF 100 F FF 100 X FF 101 0-2 F8			C KC 78 F KC 80 B KC 79 F FF 91 C KC 81 1-3 K	X FF 93 0-0 G5-3			4	0	0	0	0	1	1
41 Miguel Andujar, R (1, 5) OBP: 0.444, SLG: 0.286 29 Adeiny Hechavarría, R (6, 5)		B SI 94 X CH 86 1-0 G5-3		C FF 98 X FF 99 0-1 G3-1		F KC 80 C FF 92 X FF 92 0-2 25 1B 1B	C FF 94 X CH 88 0-1 G6-3			3	0	1	0	0	0	0
										1	0	0	0	0	0	0
25 Gleyber Torres, R (1, 4) OBP: 0.364, SLG: 0.222		B CH 87 B FF 93 B FC 90 C FF 93 B CH 86 4-1 11 BB 26 1B BB		B KC 88 X FF 99 1-0 F9		X FF 90 0-0 1-2 1B		B FF 94 C FF 94 F FF 94 S CU 84 1-3 K2-3		3	1	1	0	1	1	0
11 Brett Gardner, L (1, 8)		C FF 93 B SI 93 F SI 92 B FF 95 F FF 94 F SI 93 B CH 86 B SI 93 4-2 26 1B 1-2 BB		B FF 98 C FF 99 B FF 99 C FF 98 F CH 87 B FF 100 F FF 99 X FF 98 3-2 G6-3		B SI 92 B FF 94 B FF 94 C FF 93 X FF 94 3-1 F6		B FF 95 C FF 95 C FF 96 B FF 97 F FF 95 B CU 84 B CU 81 4-2 26 G6-4-3 BB	2	0	0	0	2	0	2
Inning Stats	R: 1 E: 0 K: 0 S: 11 H: 1 LOB: 0 BB: 0 P: 18	R: 2 E: 0 K: 0 S: 15 H: 2 LOB: 2 BB: 2 P: 26	R: 0 E: 0 K: 1 S: 10 H: 1 LOB: 1 BB: 0 P: 11	R: 0 E: 0 K: 0 S: 8 H: 0 LOB: 0 BB: 0 P: 12	R: 0 E: 1 K: 3 S: 14 H: 0 LOB: 2 BB: 1 P: 20	R: 0 E: 0 K: 2 S: 14 H: 2 LOB: 2 BB: 0 P: 20	R: 3 E: 0 K: 0 S: 13 H: 2 LOB: 0 BB: 1 P: 20	R: 0 E: 0 K: 1 S: 9 H: 0 LOB: 1 BB: 1 P: 15	R: 0 E: 0 K: 0 S: 10 H: 0 LOB: 2 BB: 2 P: 23	1B: 5 2B: 0 3B: 0 HR: 3	SF: 0 SAC: 0 DP: 2 HBP: 0					

PITCHER		IP	WLS	BF	H	R	ER	SO	BB	IBB	HBP	BLK	WP	HR	S	P	ERA	WHIP
24 David Price, L ERA: 16.2	(1, 1)	1.2	L	10	3	3	3	0	2	0	0	0	0	2	24	42	16.20	3.000
56 Joe Kelly, R ERA:	(2, 1)	2.1		8	1	0	0	1	0	0	0	0	0	0	20	25	0.00	0.429
70 Ryan Brasier, R ERA:	(5, 1)	1.0		5	0	0	0	3	1	0	0	0	0	0	14	20	0.00	1.000
44 Brandon Workman, R ERA: 13.5	(6, 1)	0.1		3	2	0	0	1	0	0	0	0	0	0	8	9	0.00	6.000
57 Eduardo Rodriguez, L ERA: 16.2	(6, 1)	1.2		8	2	3	3	1	1	0	0	0	0	1	19	31	16.20	1.800

PITCHER		IP	WLS	BF	H	R	ER	SO	BB	IBB	HBP	BLK	WP	HR	S	P	ERA	WHIP
37 Heath Hembree, R ERA:	(8, 1)	2.0		7	0	0	0	1	3	0	0	0	0	0	19	38	0.00	1.500

TOP

New York Yankees @ Boston Red Sox

Fenway Park, Boston, MA

Sat Oct 06 2018, 8:17 PM - 11:46 PM EDT

Att. 39,151 - Cloudy - 62 F

livebaseballscorecards.com

AB	34
R	6
H	8
RBI	6
BB	7
SO	7
LOB	19

WP: 0 PB: 0 SB: 0 CS: 0 PA: 41

Batter	1	2	3	4	5	6	7	8	9	AB	R	H	RBI	BB	SO	LOB
50 Mookie Betts, R (1, 9) OBP: 0.250, SLG: 0.286	C SL 82 B FF 91 F FS 87 F FS 89 B SL 84 X FS 88 2-2 ① F7		1 SAFE B FS 88 C SL 86 B SI 92 1 SAFE D FC 92 X SL 84 3-1 ② P6		B CU 77 S SL 84 X FS 88 1-1 ③ L8			B SI 95 C SI 95 C SI 96 B SL 80 X SI 97 2-2 ① G5-3		4	0	0	0	0	0	1
16 Andrew Benintendi, L (1, 7) OBP: 0.375, SLG: 0.286	C FF 91 B FS 87 B SI 90 X FS 88 2-1 ② L8		B FS 85 B FS 88 1 SAFE C SL 84 X FS 89 2-1 ③ G4-3			C FF 97 F FF 97 X SV 87 0-2 ① G3		C SI 97 B SI 96 B SL 82 B SI 95 C SI 96 D SI 94 4-2 28 FC6-4 BB		3	0	0	0	1	0	1
28 J.D. Martinez, R (1, 10) OBP: 0.375, SLG: 0.750	S SL 83 F FF 91 B SL 84 X FS 88 1-2 1B			C FS 86 S FS 88 X SL 85 0-2 ① F9		S KC 84 F SL 87 X FF 99 0-2 ② G4-3		1 SAFE 1 SAFE F SI 95 B SI 95 1 SAFE X SI 96 1-1 ② FC6-4 2 FC6-4 1-2f		4	0	1	0	0	0	1
2 Xander Bogaerts, R (1, 6) OBP: 0.250, SLG: 0.714	C CU 74 F SL 81 X SL 82 0-2 ③ L8			X FF 91 0-0 HR		C KC 84 F FF 98 X KC 86 0-2 ③ G5-3		X SI 96 0-0 ③ FC6-4 1-2f		4	1	1	1	0	0	2
18 Mitch Moreland, L (1, 3) OBP: 0.333, SLG: 0.333 25 Steve Pearce, R (8, 3) OBP: 0.600, SLG: 0.333		B SI 91 F SL 82 X FS 84 1-1 ① G4-3		B FS 85 C SL 84 B FS 88 S FS 88 S FS 89 2-3 ② K			B KC 82 C KC 83 F FF 96 X SV 85 1-2 5 2B 1B		C FF 96 B FF 97 B FF 97 B FF 96 B FF 96 4-1 5 G6-4-3 BB	3 0	1 0	1 0	0 0	0 1	1 0	0 0
36 Eduardo Núñez, R (1, 5)		T FC 89 X FS 88 0-1 ② L8		B FS 88 B SL 85 B FS 87 B FF 92 4-0 BB			B FF 96 X FF 96 1-0 ① F9		C FF 97 C FF 96 F SL 87 F SL 86 C FF 99 0-3 ① K	3	0	0	0	1	1	2
5 Ian Kinsler, R (1, 4) OBP: 0.250, SLG: 0.375		B FC 89 B SL 82 B FF 91 C FF 91 S SL 85 F FF 92 S FS 88 3-3 ③ K		C SL 83 1 SAFE B FF 91 B SL 85 C FF 92 S FS 88 2-3 ③ K			B FF 97 C FF 96 C KC 83 B FF 98 F KC 84 X KC 84 2-2 11 S 1-H 2B		B FF 98 X FF 98 1-0 ② ③ G6-4-3 1-2f	4	0	1	1	0	2	2
3 Sandy León, S (1, 2) 11 Rafael Devers, L (7, PH) 7 Christian Vázquez, R (8, 2)			C SL 82 S FS 88 B FS 89 B SL 84 X FS 88 2-2 ① G6-3		C CU 75 S FS 87 B FF 92 B FS 88 F SL 85 X FS 88 2-2 ① G5-3		F FF 98 B FF 98 F FF 98 T SV 88 1-2 ② K 2-3			2 1 0	0 0 0	0 0 0	0 0 0	0 0 0	0 1 0	0 1 0
19 Jackie Bradley Jr., L (1, 8) OBP: 0.333, SLG: 0.200			X FS 85 0-0 1B		B SL 83 C FS 87 F SL 87 B FF 92 B CU 79 F SL 85 S FS 88 3-3 ② K		B FF 98 S KC 85 X FF 97 1-1 ③ G4-3			3	0	1	0	0	1	1
Inning Stats	R: 0 E: 0 K: 0 S: 12 H: 1 LOB: 1 BB: 0 P: 17	R: 0 E: 0 K: 1 S: 8 H: 0 LOB: 0 BB: 0 P: 12	R: 0 E: 0 K: 0 S: 8 H: 1 LOB: 1 BB: 1 P: 15	R: 1 E: 0 K: 2 S: 10 H: 1 LOB: 1 BB: 1 P: 18	R: 0 E: 0 K: 1 S: 10 H: 0 LOB: 0 BB: 0 P: 16	R: 0 E: 0 K: 0 S: 9 H: 0 LOB: 0 BB: 0 P: 9	R: 1 E: 0 K: 1 S: 13 H: 2 LOB: 1 BB: 0 P: 19	R: 0 E: 0 K: 0 S: 8 H: 0 LOB: 1 BB: 1 P: 15	R: 0 E: 0 K: 1 S: 7 H: 0 LOB: 0 BB: 1 P: 12	1B: 3 2B: 1 3B: 0 HR: 1 SF: 0 SAC: 0 DP: 1 HBP: 0						

PITCHER	IP	WLS	BF	H	R	ER	SO	BB	IBB	HBP	BLK	WP	HR	S	P	ERA	WHIP
19 Masahiro Tanaka, R (1, 1) ERA: 1.8	5.0	W	19	3	1	1	4	1	0	0	0	0	1	48	78	1.80	0.800
68 Dellin Betances, R (6, 1) ERA: 2.25	2.0	H	8	2	1	1	1	0	0	0	0	0	0	22	28	4.50	1.000
53 Zack Britton, L (8, 1) ERA: 6.0	1.0		4	0	0	0	0	1	0	0	0	0	0	8	15	0.00	1.000
54 Aroldis Chapman, L (9, 1) ERA:	1.0		3	0	0	0	1	1	0	0	0	0	0	7	12	0.00	1.000

PITCHER	IP	WLS	BF	H	R	ER	SO	BB	IBB	HBP	BLK	WP	HR	S	P	ERA	WHIP

BOTTOM

New York Yankees @ Boston Red Sox

Fenway Park, Boston, MA

Sat Oct 06 2018, 8:17 PM - 11:46 PM EDT

Att. 39,151 - Cloudy - 62 F

livebaseballscorecards.com

AB	31
R	2
H	5
RBI	2
BB	3
SO	6
LOB	11

Boston Red Sox @ New York Yankees

Yankee Stadium, Bronx, NY

Mon Oct 08 2018, 7:42 PM - 11:24 PM EDT

Att. 49,657 - Drizzle - 66 F

TOP

livebaseballscorecards.com

Batter	1	2	3	4	5	6	7	8	9	AB	R	H	RBI	BB	SO	LOB
50 Mookie Betts, R (1, 9) (8, 8) OBP: 0.357, SLG: 0.333	F8		1B	BB	G5-3		G6-3	1B		5	2	2	2	1	0	1
16 Andrew Benintendi, L (1, 7) OBP: 0.538, SLG: 0.500 23 Blake Swihart, S (8, PH) (8, 9)	F8		1B	2B	BB		BB	K		3 1	2 0	2 0	3 0	2 0	0 1	0 2
28 J.D. Martinez, R (1, 10) OBP: 0.429, SLG: 0.636	BB		SF7	G5-3	BB		1B	FC6-4		3	0	1	2	2	0	3
2 Xander Bogaerts, R (1, 6) OBP: 0.286, SLG: 0.538	F8		1B	1B	P5		P3		G5-3	6	1	2	0	0	0	5
11 Rafael Devers, L (1, 5) OBP: 0.286, SLG: 0.286		1B	FC4-6	P4	G3			1B	G6-3	6	2	2	1	0	0	3
25 Steve Pearce, R (1, 3) OBP: 0.444, SLG: 0.286 5 Ian Kinsler, R (7, 4) OBP: 0.400, SLG: 0.444		K	F8	1B	K			1B	HR	4 1	1 2	1 1	1 0	0 1	2 0	2 0
12 Brock Holt, L (1, 4) (7, 3) OBP: 0.667, SLG: 1.667	G4-3		3B	G6-3	G3			2B	HR	6	3	4	5	0	0	1
7 Christian Vázquez, R (1, 2) OBP: 0.333, SLG: 0.333		1B		1B			F8	G3	L9	6	1	2	1	0	0	3
19 Jackie Bradley Jr., L (1, 8) (8, 7) OBP: 0.455, SLG: 0.375		K		BB	F7		2B	BB		3	2	1	0	2	1	1

	AB	R	H	RBI	BB	SO	LOB
	44	16	18	15	8	4	21

Inning Stats	1	2	3	4	5	6	7	8	9
	R: 0 E: 0 K: 0 S: 8	R: 1 E: 0 K: 2 S: 19	R: 2 E: 0 K: 0 S: 12	R: 7 E: 0 K: 0 S: 18	R: 0 E: 0 K: 0 S: 8	R: 0 E: 0 K: 1 S: 10	R: 1 E: 0 K: 0 S: 14	R: 3 E: 0 K: 1 S: 16	R: 2 E: 0 K: 0 S: 10
	H: 0 LOB: 1 BB: 1 P: 15	H: 2 LOB: 1 BB: 0 P: 29	H: 3 LOB: 1 BB: 0 P: 20	H: 6 LOB: 1 BB: 2 P: 34	H: 0 LOB: 2 BB: 2 P: 17	H: 0 LOB: 0 BB: 0 P: 15	H: 2 LOB: 2 BB: 1 P: 23	H: 4 LOB: 2 BB: 1 P: 31	H: 1 LOB: 0 BB: 1 P: 18

1B: 13	SF: 1	WP: 1
2B: 3	SAC: 0	PB: 0
3B: 1	DP: 0	SB: 2
HR: 1	HBP: 0	CS: 0
		PA: 53

PITCHER		IP	WLS	BF	H	R	ER	SO	BB	IBB	HBP	BLK	WP	HR	S	P	ERA	WHIP
40 Luis Severino, R ERA: 7.71	(1, 1)	3.0	L	18	7	6	6	2	2	0	0	0	0	0	41	70	18.00	3.000
36 Lance Lynn, R ERA: 11.57	(4, 1)	0.1		4	2	1	1	0	1	0	0	0	0	0	8	16	27.00	9.000
57 Chad Green, R ERA: 2.45	(4, 1)	1.2		9	2	3	3	0	2	0	0	0	0	0	16	29	16.20	2.400
56 Jonathan Holder, R ERA: 4.5	(6, 1)	2.0		9	2	1	1	1	1	0	0	0	0	0	24	38	4.50	1.500
71 Stephen Tarpley, L ERA: 27.0	(8, 1)	1.0		8	4	3	3	1	1	0	0	0	1	0	16	31	27.00	5.000

PITCHER		IP	WLS	BF	H	R	ER	SO	BB	IBB	HBP	BLK	WP	HR	S	P	ERA	WHIP
28 Austin Romine, R ERA: 18.0	(9, 1)	1.0		5	1	2	2	0	1	0	0	0	0	1	10	18	18.00	2.000

BOTTOM

Batter	1	2	3	4	5	6	7	8	9	AB	R	H	RBI	BB	SO	LOB
26 Andrew McCutchen, R (1, 7) OBP: 0.167, SLG: 0.118	C FF 99 C FC 93 B FF 99 B FS 90 B FC 93 X FC 94 3-2 ① G5-3		1 SAFE S FF 98 X FC 95 0-1 ② F9		X FF 98 0-0 ③ L6			B FF 93 F FF 94 B FF 94 B FF 94 S FF 92 X FF 95 3-2 ② P4		4	0	0	0	0	0	1
99 Aaron Judge, R (1, 9) OBP: 0.556, SLG: 1.125	C FC 94 S FF 99 B FF 100 B FS 88 F FC 95 F FC 94 F FF 100 F FC 95 X FF 101 2-2 ② L9		F FC 95 X FC 92 0-1 ③ FC6-4 1-2f			X FF 98 0-0 1B		C FF 95 B CU 82 S FF 94 F FF 95 B FF 96 S FF 94 2-3 ③ K		4	0	1	0	0	1	1
45 Luke Voit, R (1, 3) OBP: 0.412, SLG: 0.429 14 Neil Walker, S (9, 3)	S SL 87 S SL 87 S FF 100 0-3 ③ K			B FF 99 B FF 99 X FF 99 2-0 27 1B 18 FC4-6 1B		B CU 84 B FC 91 F FC 92 F FC 92 B FF 96 F FC 91 S FF 97 3-3 ① K			B FF 93 S FF 94 C FF 94 B CH 88 C FC 89 2-3 ① K	3 1	1 0	1 0	0 0	0 0	2 1	1 0
27 Giancarlo Stanton, R (1, 10) OBP: 0.333, SLG: 0.471		B FF 98 F FF 99 B FF 99 F FC 95 F FF 99 X FF 99 2-2 24 G6-3 18 SH1-3 1B		X FF 96 0-0 18 FC4-6 1-3 1B		S SL 85 D SL 84 S SL 85 X FF 97 1-2 ② L7			X CH 88 0-0 ② G5-3	4	0	2	0	0	0	1
18 Didi Gregorius, L (1, 6) OBP: 0.143, SLG: 0.154 29 Adeiny Hechavarría, R (9, PH)		X FC 92 0-0 ① SH1-3 1-2		C FC 93 S FC 91 X FF 97 0-2 ① FC4-6 1-2f 3-H		X FF 98 0-0 ③ F7			C FF 94 B FF 94 B CH 89 F FF 94 B FC 89 B FF 94 4-2 24 DI BB	2 0	0 0	0 0	1 0	0 1	0 0	2 0
24 Gary Sánchez, R (1, 2) OBP: 0.188, SLG: 0.533		S FF 98 S SL 85 F FF 97 X SL 84 0-2 ② G6-3 2-3		1 SAFE C FC 92 B FC 93 C SL 85 S SL 86 1-3 ② K			F FF 99 B FF 97 S SL 86 B FF 97 F FC 91 C FF 100 2-3 ① K		C CH 89 S CH 88 X CH 88 0-2 ③ G6-3 1-2	4	0	0	0	0	2	3
41 Miguel Andujar, R (1, 5) OBP: 0.333, SLG: 0.200		X FF 101 0-0 ③ G4-3		C FF 99 S FC 93 B FF 97 X FC 93 1-2 ③ G4-3			F FF 100 S FC 94 F SL 86 B FF 98 S SL 85 1-3 ② K			3	0	0	0	0	1	2
25 Gleyber Torres, R (1, 4) OBP: 0.357, SLG: 0.250			B FF 100 F FF 100 F FF 100 X SL 87 1-2 11 FC4-6 1B		C FF 98 B FS 88 X FC 93 1-1 ① L3		C FC 94 B FS 89 S FC 93 X FF 100 1-2 ③ G4-3			3	0	1	0	0	0	0
11 Brett Gardner, L (1, 8)			B FF 99 B FC 92 B FF 97 C FF 98 F FF 98 F FC 91 X FF 98 3-2 ① FC4-6 99 FC6-4 1-2f		C CU 81 C FC 96 F FC 93 B FS 88 X SL 89 1-2 ② G4-3			C FF 93 C FF 94 X FF 95 0-2 ① P4		3	0	0	0	0	0	1
Inning Stats	R: 0 E: 0 K: 1 S: 13 H: 0 LOB: 0 BB: 0 P: 18	R: 0 E: 0 K: 0 S: 10 H: 1 LOB: 1 BB: 0 P: 12	R: 0 E: 0 K: 0 S: 11 H: 1 LOB: 1 BB: 0 P: 15	R: 1 E: 0 K: 1 S: 11 H: 2 LOB: 1 BB: 0 P: 15	R: 0 E: 0 K: 0 S: 7 H: 0 LOB: 0 BB: 0 P: 9	R: 0 E: 0 K: 1 S: 9 H: 1 LOB: 1 BB: 0 P: 13	R: 0 E: 0 K: 2 S: 11 H: 0 LOB: 0 BB: 0 P: 15	R: 0 E: 0 K: 1 S: 10 H: 0 LOB: 0 BB: 0 P: 15	R: 0 E: 0 K: 1 S: 9 H: 0 LOB: 1 BB: 1 P: 15	1B: 5 2B: 0 3B: 0 HR: 0	SF: 0 SAC: 1 DP: 0 HBP: 0			WP: 0 PB: 0 SB: 0 CS: 0	PA: 33		

PITCHER		IP	WLS	BF	H	R	ER	SO	BB	IBB	HBP	BLK	WP	HR	S	P	ERA	WHIP
17 Nathan Eovaldi, R ERA: 1.29	(1, 1)	7.0	W	26	5	1	1	5	0	0	0	0	0	0	72	97	1.29	0.714
37 Heath Hembree, R ERA:	(8, 1)	1.0		3	0	0	0	1	0	0	0	0	0	0	10	15	0.00	0.000
57 Eduardo Rodriguez, L ERA: 10.13	(9, 1)	1.0		4	0	0	0	1	1	0	0	0	0	0	9	15	0.00	1.000

PITCHER	IP	WLS	BF	H	R	ER	SO	BB	IBB	HBP	BLK	WP	HR	S	P	ERA	WHIP

Boston Red Sox @ New York Yankees

Yankee Stadium, Bronx, NY

Mon Oct 08 2018, 7:42 PM - 11:24 PM EDT

Att. 49,657 - Drizzle - 66 F

livebaseballscorecards.com

AB	31
R	1
H	5
RBI	1
BB	1
SO	7
LOB	12

Batter	1	2	3	4	5	6	7	8	9	AB	R	H	RBI	BB	SO	LOB
50 Mookie Betts, R (1, 9) OBP: 0.316, SLG: 0.250	B SI 91 B SI 90 F SI 90 F FC 89 X FC 90 2-2 ① G6-3	C SL 82 F FC 91 X SL 83 0-2 ③ F9		C SI 94 S SL 82 S SL 83 0-3 ① K		C FC 92 F FC 91 B FC 92 S SL 85 1-3 ③ K		C KC 85 C SV 88 F SV 88 C SV 88 0-0 IBB		4	0	0	0	1	2	1
16 Andrew Benintendi, L (1, 7) OBP: 0.444, SLG: 0.357	X SI 90 0-0 ② G3		H SI 90 1-0 25 1B, 28 SF8 HBP	B SI 94 B FF 94 C FF 94 F SI 94 S SL 82 2-3 ② K			S KC 81 C FC 92 T FC 92 0-2 ① K	C KC 85 C SV 88 F SV 88 C SV 88 0-3 ③ K		4	1	0	0	0	3	3
25 Steve Pearce, R (1, 3) OBP: 0.429, SLG: 0.333	F FC 90 C SL 82 X SL 82 0-2 2 BB, 28 1B, 1B		F FC 90 B FC 89 B FC 89 F CH 84 F FC 90 X FC 91 2-2 5 WP, 2 G1-3, 5 2B 1-3 1B	B SI 95 X SI 94 1-0 ③ G6-3			B SL 83 B KC 82 C KC 83 B FC 91 S FC 92 F FC 92 F FC 92 S KC 84 3-3 ② K		C FF 100 F FF 100 X SI 101 0-2 ① F9	5	1	2	0	0	1	0
28 J.D. Martinez, R (1, 10) OBP: 0.421, SLG: 0.571	B SL 83 B SL 82 F CH 84 F FC 90 X FC 91 2-2 2 BB 1-2 1B		S FC 90 B FC 91 X FC 91 1-1 ① SF8 3-H	B SI 92 B SI 93 C SI 94 B SI 93 F SI 94 F SI 94 X SI 94 3-2 ① G6-3			S SL 86 B SL 85 B CH 87 C SL 81 B KC 85 F KC 84 B FC 92 4-2 2 WP, BB		X FF 101 0-0 ② G6-3	3	0	1	1	1	0	0
2 Xander Bogaerts, R (1, 6) OBP: 0.316, SLG: 0.471	B FC 90 C FC 91 D SL 83 B FC 90 B FC 90 4-1 1-2, 2-3 BB		B FC 91 C CH 85 C FC 90 B SL 84 D CH 85 X SL 82 3-2 ② G1-3 1-2	B SI 94 X SI 94 1-0 1B			F KC 84 B FF 93 S SV 87 X SV 88 1-2 ③ G6-3 1-2		C FF 101 B SL 90 B SL 88 S FF 99 B FF 102 C SL 88 3-3 ③ K	4	0	1	0	1	1	2
5 Ian Kinsler, R (1, 4) OBP: 0.357, SLG: 0.462	X FC 92 0-0 ③ F7		B CH 84 B SL 82 S SL 82 X SI 92 2-1 36 1B, 2B 2-H	1 SAFE 1 SAFE F SI 93 F SI 94 S SL 80 0-3 ② K				C KC 84 B SV 86 C SV 86 F FF 98 S FF 98 1-3 ① K		4	1	1	1	0	2	4
36 Eduardo Núñez, R (1, 5) OBP: 0.250, SLG: 0.273		B FC 89 X SL 82 1-0 ① F9	X FC 90 0-0 1B 2-H	X SI 93 0-0 ③ L9				C KC 85 B FF 99 X KC 85 1-1 19 E, 2B		4	0	2	1	0	0	1
19 Jackie Bradley Jr., L (1, 8) OBP: 0.333, SLG: 0.250		B SI 90 B SL 81 C FC 92 C FC 92 S SL 83 2-3 ② K	C SI 90 C SL 82 X SI 92 0-2 ③ G3			F KC 81 C KC 84 X FC 93 0-2 ① G5-3		S KC 85 S KC 86 F SV 87 F FF 100 X SV 89 0-2 E3, 7 S 2-3		4	0	0	0	0	1	2
7 Christian Vázquez, R (1, 2) OBP: 0.400, SLG: 0.667		B FC 91 B SI 92 B SI 91 C FC 91 B FC 90 4-1 BB		B SI 92 C SI 94 B SI 94 X SI 94 2-1 HR		B KC 81 C FC 91 C FC 92 B KC 85 C FC 93 2-3 ② K		C KC 85 F FF 98 B SV 88 S SV 88 1-3 ② K 1-2		3	1	1	1	1	2	2
Inning Stats	R: 0 H: 2 E: 0 LOB: 3 K: 0 BB: 1 S: 12 P: 20	R: 0 H: 0 E: 0 LOB: 1 K: 1 BB: 1 S: 8 P: 15	R: 3 H: 3 E: 0 LOB: 1 K: 0 BB: 0 S: 15 P: 24	R: 1 H: 1 E: 0 LOB: 0 K: 2 BB: 0 S: 9 P: 14	R: 0 H: 1 E: 0 LOB: 1 K: 1 BB: 0 S: 9 P: 13	R: 0 H: 0 E: 0 LOB: 0 K: 2 BB: 0 S: 9 P: 12	R: 0 H: 0 E: 0 LOB: 1 K: 2 BB: 1 S: 14 P: 22	R: 0 H: 1 E: 1 LOB: 3 K: 3 BB: 1 S: 18 P: 21	R: 0 H: 0 E: 0 LOB: 0 K: 1 BB: 0 S: 7 P: 10	1B: 5 SF: 1 2B: 2 SAC: 0 3B: 0 DP: 0 HR: 1 HBP: 1						

TOP

Boston Red Sox @ New York Yankees

Yankee Stadium, Bronx, NY

Tue Oct 09 2018, 8:09 PM - 11:33 PM EDT

Att. 49,641 - Clear - 72 F

livebaseballscorecards.com

AB	35
R	4
H	8
RBI	4
BB	4
SO	12
LOB	15

PITCHER		IP	WLS	BF	H	R	ER	SO	BB	IBB	HBP	BLK	WP	HR	S	P	ERA	WHIP
52 CC Sabathia, L ERA: 9.0	(1, 1)	3.0	L	17	5	3	3	1	2	0	1	0	1	0	35	59	9.00	2.333
53 Zack Britton, L ERA: 5.4	(4, 1)	2.0		8	2	1	1	3	0	0	0	0	0	1	18	27	4.50	1.000
30 David Robertson, R ERA:	(6, 1)	1.2		6	0	0	0	4	1	0	0	0	0	0	20	30	0.00	0.600
68 Dellin Betances, R ERA: 1.69	(7, 1)	1.1		7	1	0	0	3	0	1	0	0	1	0	21	25	0.00	0.750
54 Aroldis Chapman, L ERA:	(9, 1)	1.0		3	0	0	0	1	0	0	0	0	0	0	7	10	0.00	0.000

PITCHER	IP	WLS	BF	H	R	ER	SO	BB	IBB	HBP	BLK	WP	HR	S	P	ERA	WHIP

Batter	1	2	3	4	5	6	7	8	9	AB	R	H	RBI	BB	SO	LOB
31 Aaron Hicks, S (1, 8) OBP: 0.300, SLG: 0.333	X SI 88 0-0 ① F8		C SI 89 F FF 94 X SL 86 0-2 ③ P5		S CU 78 F FF 93 F CH 84 F FF 92 B SL 88 B CH 83 F CU 78 B SL 86 X CH 83 3-2 ③ P4			C SL 79 S CH 86 C SL 83 0-3 ③ K		4	0	0	0	0	1	1
99 Aaron Judge, R (1, 9) OBP: 0.500, SLG: 0.947	C SI 90 S FF 92 B SL 88 X SL 87 1-2 ② G6-3			C SI 89 C FF 91 B SL 86 X FF 92 1-2 ① F9		B FF 96 B KC 86 C KC 86 S FF 98 B KC 88 F FF 97 X FF 97 3-2 ① G6-3			B KC 87 B KC 87 B FF 98 B FF 98 4-0 45 BB 18 1B 14 HBP BB	3	1	0	0	1	0	0
18 Didi Gregorius, L (1, 6) OBP: 0.222, SLG: 0.294	C SI 89 S FF 92 S FF 92 0-3 ③ K			X SL 86 0-0 27 G4-3 2B		F KC 86 B FF 97 C FF 97 B FF 97 X KC 87 2-2 ② P5			C KC 86 B FF 98 S KC 87 X FF 98 1-2 14 HBP 45 BB 24 SF7 1-2 1B	4	1	2	0	0	1	0
27 Giancarlo Stanton, R (1, 10) OBP: 0.273, SLG: 0.381		S SI 89 F SI 90 X CU 76 0-2 ① G5-3		B SI 90 B SI 91 X SI 91 2-0 ② G4-3 2-3		B KC 87 X KC 87 1-0 ③ G6-3			C KC 86 S KC 87 B FF 98 S KC 87 1-3 ① K	4	0	0	0	0	1	3
45 Luke Voit, R (1, 3) OBP: 0.381, SLG: 0.353 29 Adeiny Hechavarría, R (9, PR)		X SL 86 0-0 ② G5-3		C SL 86 B FF 92 F FF 91 X CU 76 1-2 ③ G5-3			C SL 83 S SL 87 B SL 86 B FF 97 F FF 96 F FF 97 X SL 85 2-2 ① F9		D KC 88 B FF 98 B KC 88 B FF 99 4-0 14 HBP 1-2 2-3 BB	3 0	0 0	0 0	0 0	1 0	0 0	1 0
14 Neil Walker, S (1, 5) OBP: 0.400, SLG: 0.250		X SI 89 0-0 1B			C FF 89 B FF 92 B CU 74 S FF 91 X FF 92 2-2 ① L8		F CH 88 F CH 88 B SL 85 S FF 97 1-3 ② K		H KC 87 1-0 1-2 2-3 3-H HBP	3	0	1	1	0	1	0
24 Gary Sánchez, R (1, 2) OBP: 0.200, SLG: 0.556	B SL 84 C SL 85 C CU 74 X FF 93 1-2 ③ G6-3				F SL 85 B FF 91 X CU 74 1-1 25 1B 11 SF7 2B		F SI 97 F FF 96 X FF 97 0-2 ③ P4		S FF 98 S FF 98 D KC 88 F FF 97 B KC 86 B FF 99 X FF 98 3-2 ② SF7 3-H	3	1	1	1	0	0	1
25 Gleyber Torres, R (1, 4) OBP: 0.333, SLG: 0.250			B FF 90 F FF 91 X SL 84 1-1 ① L7		B FF 92 S SL 83 B FF 91 S SL 83 B CU 75 X SL 86 3-2 2-3 1B			C CH 88 B FF 94 B SL 81 X CH 88 2-1 ① F8	D KC 86 C FF 96 S FF 97 X KC 86 1-2 ③ G5-3	4	0	1	0	0	0	2
11 Brett Gardner, L (1, 7) 26 Andrew McCutchen, R (8, PH) OBP: 0.158, SLG: 0.111 (9, 7)			C SI 89 B FF 92 C FF 91 F FF 92 X CH 82 1-2 ② G4-3		F FF 91 X FF 92 0-1 ② SF7 3-H			C SI 96 B SL 83 S CH 89 B SL 84 B FF 96 X CH 91 3-2 ② G5-3		1 1	0 0	0 0	1 0	0 0	0 0	0 0
Inning Stats	R: 0 E: 0 K: 1 S: 7 H: 0 LOB: 0 BB: 0 P: 8	R: 0 E: 0 K: 0 S: 8 H: 1 LOB: 1 BB: 0 P: 9	R: 0 E: 0 K: 0 S: 9 H: 0 LOB: 0 BB: 0 P: 11	R: 0 E: 0 K: 0 S: 8 H: 1 LOB: 1 BB: 0 P: 12	R: 1 E: 0 K: 0 S: 16 H: 2 LOB: 1 BB: 0 P: 25	R: 0 E: 0 K: 0 S: 8 H: 0 LOB: 0 BB: 0 P: 14	R: 0 E: 0 K: 1 S: 11 H: 0 LOB: 0 BB: 0 P: 14	R: 0 E: 0 K: 1 S: 8 H: 0 LOB: 0 BB: 0 P: 13	R: 2 E: 0 K: 1 S: 13 H: 1 LOB: 2 BB: 2 P: 28	1B: 3 2B: 2 3B: 0 HR: 0 SF: 2 SAC: 0 DP: 0 HBP: 1						

PITCHER		IP	WLS	BF	H	R	ER	SO	BB	IBB	HBP	BLK	WP	HR	S	P	ERA	WHIP
22 Rick Porcello, R ERA: 1.59	(1, 1)	5.0	W	19	4	1	1	1	0	0	0	0	0	0	48	65	1.80	0.800
32 Matt Barnes, R ERA:	(6, 1)	1.0	H	3	0	0	0	0	0	0	0	0	0	0	8	14	0.00	0.000
70 Ryan Brasier, R ERA:	(7, 1)	1.0	H	3	0	0	0	1	0	0	0	0	0	0	11	14	0.00	0.000
41 Chris Sale, L ERA: 2.84	(8, 1)	1.0	H	3	0	0	0	1	0	0	0	0	0	0	8	13	0.00	0.000
46 Craig Kimbrel, R ERA: 11.57	(9, 1)	1.0	S	7	1	2	2	1	2	0	1	0	0	0	13	28	18.00	3.000

PITCHER	IP	WLS	BF	H	R	ER	SO	BB	IBB	HBP	BLK	WP	HR	S	P	ERA	WHIP

BOTTOM

Boston Red Sox @ New York Yankees

Yankee Stadium, Bronx, NY

Tue Oct 09 2018, 8:09 PM - 11:33 PM EDT

Att. 49,641 - Clear - 72 F

livebaseballscorecards.com

AB	30
R	3
H	5
RBI	3
BB	2
SO	4
LOB	8

WP: 0 PA: 35
PB: 0
SB: 0
CS: 0